

GOMOS Level 2 Daily Report

SUMMARY

[1. General Info](#)

[2. Summary of processed GOM_NL_2P products](#)

[3. Level 2 Quality information per product](#)

[3.1 Plot of level 2 quality information per product \(time dependant\)](#)

[3.2 Plot of level 2 quality information per product \(world map\)](#)

[4. Level 1 Quality information per product \(stored on level 2 products\)](#)

[4.1 Plot of level 1 quality information per product \(time dependant\)](#)

[4.1.1 Plot of level 1 quality information per product \(time dependant\): ASCENDING](#)

[4.1.2 Plot of level 1 quality information per product \(time dependant\): DESCENDING](#)

[4.2 Plot of level 1 quality information per product \(world map\)](#)

[4.2.1 Plot of level 1 quality information per product \(world map\): ASCENDING](#)

[4.2.2 Plot of level 1 quality information per product \(world map\): DESCENDING](#)

[5. Ozone profiles based on quality statistics and other trace gas profiles](#)

[5.1 Ozone statistics based on quality of products](#)

[5.2 Plot ozone profiles for all STD \(dark without errors\)](#)

[5.3 Plot ozone profiles where STD < 20% \(dark without errors\)](#)

[5.4. Plot ozone profiles where STD < 10% \(dark without errors\)](#)

[5.5. Plot ozone profiles where STD < 5% \(dark without errors\)](#)

[5.6 Plot NO2 profiles for all STD \(dark without errors\)](#)

[5.7 Plot NO3 profiles for all STD \(dark without errors\)](#)

[5.8 Plot H2O profiles \(only for occultations of stars 1,2,3,4,13,14,16,26,63 dark without errors\) for all STD](#)

[6. Auxiliary Data Files used for the production reported in section 2](#)

This report presents the daily analysis on parameters extracted from GOMOS level 2 data (GOM_NL__2P). It is intended to monitor some important parameters that will impact the quality of these products. A list of level 2 products (and content) that have arrived during the reporting day to the PCF is also given.

Item	Value
Time of report generation	20APR2013 01:05:40
Data source version	GOMOS/6.01
Start time of products	30-11-2003 (30NOV2003 00:00:00)
Stop time of products	01-12-2003 (01DEC2003 00:00:00)
Store outputs in DB	Yes
Nb of level 2 prods	462
Nb of prods with errors	0

2. Summary of processed GOM_NL__2P products.

Nr	Filename	UTC Start time	Limb	Duration	Star Id	Star Name	Star Mag	Star Temp	Nb Meas	Orbit	Prod. error
1	GOM_NL__2PRFIN20031130_000007_000000362022_00073_09145_9260.N1	30-NOV-2003 00:00:07	Bright	36.000	3	16Alp Boo	-0.050000	4250.0	72	9145	No
2	GOM_NL__2PRFIN20031130_000332_000000722022_00073_09145_9261.N1	30-NOV-2003 00:03:32	Bright	71.500	96	68Del Leo	2.5600	9300.0	143	9145	No
3	GOM_NL__2PRFIN20031130_000837_000002112022_00073_09145_9262.N1	30-NOV-2003 00:08:37	Straylight	211.00	51	41Gam1Leo	2.0100	4500.0	422	9145	No
4	GOM_NL__2PRFIN20031130_001412_000000482022_00073_09145_9263.N1	30-NOV-2003 00:14:12	Twilight	47.500	106	9Bet Crv	2.6480	5600.0	95	9145	No
5	GOM_NL__2PRFIN20031130_001617_000000432022_00073_09145_9264.N1	30-NOV-2003 00:16:17	Dark	42.500	123	lot Cen	2.7500	10200.	85	9145	No
6	GOM_NL__2PRFIN20031130_002025_000000402022_00073_09145_9265.N1	30-NOV-2003 00:20:25	Dark	39.500	77	Eps Cen	2.3030	28000.	79	9145	No
7	GOM_NL__2PRFIN20031130_002244_000000482022_00073_09145_9266.N1	30-NOV-2003 00:22:44	Dark	48.000	20	Bet Cru	1.2530	30000.	96	9145	No
8	GOM_NL__2PRFIN20031130_002355_000000472022_00074_09146_9254.N1	30-NOV-2003 00:23:55	Dark	46.500	12	Alp1Cru	0.77500	30000.	93	9146	No
9	GOM_NL__2PRFIN20031130_003114_000000472022_00074_09146_9255.N1	30-NOV-2003 00:31:14	Dark	47.000	41	Eps Car	1.8600	4100.0	94	9146	No
10	GOM_NL__2PRFIN20031130_003308_000000512022_00074_09146_9256.N1	30-NOV-2003 00:33:08	Dark	51.000	34	Gam2Vel	1.7930	23000.	102	9146	No
11	GOM_NL__2PRFIN20031130_003635_000000582022_00074_09146_9257.N1	30-NOV-2003 00:36:35	Dark	58.000	2	Alp Car	-0.73600	7000.0	116	9146	No
12	GOM_NL__2PRFIN20031130_003822_000000622022_00074_09146_9258.N1	30-NOV-2003 00:38:22	Dark	61.500	117	Pi Pup	2.7060	3800.0	123	9146	No
13	GOM_NL__2PRFIN20031130_004048_000000732022_00074_09146_9259.N1	30-NOV-2003 00:40:48	Dark	73.000	88	31Eta CMa	2.4480	20000.	146	9146	No
14	GOM_NL__2PRFIN20031130_004255_000000852022_00074_09146_9260.N1	30-NOV-2003 00:42:55	Dark	84.500	37	25Del CMa	1.8300	5900.0	169	9146	No
15	GOM_NL__2PRFIN20031130_004823_000000752022_00074_09146_9261.N1	30-NOV-2003 00:48:23	Straylight	75.000	47	2Bet CMa	1.9760	28000.	150	9146	No
16	GOM_NL__2PRFIN20031130_005058_000000482022_00074_09146_9262.N1	30-NOV-2003 00:50:58	Straylight	48.000	165	34Gam Eri	2.9500	3200.0	96	9146	No
17	GOM_NL__2PRFIN20031130_005235_000000682022_00074_09146_9263.N1	30-NOV-2003 00:52:35	Straylight	68.000	7	19Bet Ori	0.10000	14000.	136	9146	No
18	GOM_NL__2PRFIN20031130_005600_000000642022_00074_09146_9264.N1	30-NOV-2003 00:56:00	Tw_i_and_stray	64.000	72	34Del Ori	2.2500	30000.	128	9146	No
19	GOM_NL__2PRFIN20031130_005831_000000662022_00074_09146_9265.N1	30-NOV-2003 00:58:31	Tw_i_and_stray	66.000	27	24Gam Ori	1.6360	26000.	132	9146	No
20	GOM_NL__2PRFIN20031130_010041_000000562022_00074_09146_9266.N1	30-NOV-2003 01:00:41	Bright	55.500	13	87Alp Tau	0.86700	3800.0	111	9146	No
21	GOM_NL__2PRFIN20031130_010213_000000422022_00074_09146_9267.N1	30-NOV-2003 01:02:13	Bright	41.500	146	25Eta Tau	2.8730	15200.	83	9146	No
22	GOM_NL__2PRFIN20031130_010437_000000402022_00074_09146_9268.N1	30-NOV-2003 01:04:37	Bright	39.500	150	44Zet Per	2.8900	28000.	79	9146	No
23	GOM_NL__2PRFIN20031130_010648_000000382022_00074_09146_9269.N1	30-NOV-2003 01:06:48	Bright	38.000	79	26Bet Per	2.3100	13100.	76	9146	No
24	GOM_NL__2PRFIN20031130_010903_000000382022_00074_09146_9270.N1	30-NOV-2003 01:09:03	Bright	37.500	175	39Del Per	3.0100	19400.	75	9146	No
25	GOM_NL__2PRFIN20031130_011021_000000372022_00074_09146_9271.N1	30-NOV-2003 01:10:21	Bright	37.000	160	23Gam Per	2.9300	4700.0	74	9146	No
26	GOM_NL__2PRFIN20031130_011235_000000372022_00074_09146_9272.N1	30-NOV-2003 01:12:35	Bright	36.500	110	37Del Cas	2.6780	8900.0	73	9146	No
27	GOM_NL__2PRFIN20031130_012022_000000392022_00074_09146_9273.N1	30-NOV-2003 01:20:22	Bright	38.500	49	1Alp UMi	1.9900	6300.0	77	9146	No
28	GOM_NL__2PRFIN20031130_012459_000000422022_00074_09146_9274.N1	30-NOV-2003 01:24:59	Bright	41.500	60	7Bet UMi	2.0810	3950.0	83	9146	No
29	GOM_NL__2PRFIN20031130_012710_000000482022_00074_09146_9275.N1	30-NOV-2003 01:27:10	Bright	47.500	36	50Alp UMa	1.8000	6300.0	95	9146	No
30	GOM_NL__2PRFIN20031130_012846_000000462022_00074_09146_9276.N1	30-NOV-2003 01:28:46	Bright	46.000	82	48Bet UMa	2.3650	10600.	92	9146	No
31	GOM_NL__2PRFIN20031130_013041_000000382022_00074_09146_9277.N1	30-NOV-2003 01:30:41	Bright	37.500	55	79Zet UMa	2.0600	10200.	75	9146	No
32	GOM_NL__2PRFIN20031130_013220_000000362022_00074_09146_9278.N1	30-NOV-2003 01:32:20	Bright	36.000	39	85Eta UMa	1.8540	24000.	72	9146	No
33	GOM_NL__2PRFIN20031130_013511_000000372022_00074_09146_9279.N1	30-NOV-2003 01:35:11	Bright	36.500	180	27Gam Boo	3.0400	8000.0	73	9146	No
34	GOM_NL__2PRFIN20031130_013812_000000352022_00074_09146_9280.N1	30-NOV-2003 01:38:12	Bright	35.000	83		2.3780	11000.	70	9146	No
35	GOM_NL__2PRFIN20031130_014043_000000362022_00074_09146_9281.N1	30-NOV-2003 01:40:43	Bright	36.000	3	16Alp Boo	-0.050000	4250.0	72	9146	No
36	GOM_NL__2PRFIN20031130_014409_000000712022_00074_09146_9282.N1	30-NOV-2003 01:44:09	Bright	70.500	96	68Del Leo	2.5600	9300.0	141	9146	No
37	GOM_NL__2PRFIN20031130_014916_000002362022_00074_09146_9283.N1	30-NOV-2003 01:49:16	Straylight	235.50	51	41Gam1Leo	2.0100	4500.0	471	9146	No
38	GOM_NL__2PRFIN20031130_015451_000000442022_00074_09146_9284.N1	30-NOV-2003 01:54:51	Twilight	44.000	106	9Bet Crv	2.6480	5600.0	88	9146	No
39	GOM_NL__2PRFIN20031130_020322_000000412022_00074_09146_9285.N1	30-NOV-2003 02:03:22	Dark	40.500	20	Bet Cru	1.2530	30000.	81	9146	No
40	GOM_NL__2PRFIN20031130_020434_000000422022_00075_09147_9255.N1	30-NOV-2003 02:04:34	Dark	42.000	12	Alp1Cru	0.77500	30000.	84	9147	No
41	GOM_NL__2PRFIN20031130_021150_000000462022_00075_09147_9256.N1	30-NOV-2003 02:11:50	Dark	45.500	41	Eps Car	1.8600	4100.0	91	9147	No
42	GOM_NL__2PRFIN20031130_021345_000000582022_00075_09147_9257.N1	30-NOV-2003 02:13:45	Dark	57.500	34	Gam2Vel	1.7930	23000.	115	9147	No

43	GOM_NL__2PRFIN20031130_021714_000000582022_00075_09147_9258.N1	30-NOV-2003 02:17:14	Dark	58.000	2	Alp Car	-0.73600	7000.0	116	9147	No
44	GOM_NL__2PRFIN20031130_021900_000000602022_00075_09147_9259.N1	30-NOV-2003 02:19:00	Dark	60.000	117	Pi Pup	2.7060	3800.0	120	9147	No
45	GOM_NL__2PRFIN20031130_022125_000000732022_00075_09147_9260.N1	30-NOV-2003 02:21:25	Dark	72.500	88	31Eta CMa	2.4480	20000.	145	9147	No
46	GOM_NL__2PRFIN20031130_022332_000000872022_00075_09147_9261.N1	30-NOV-2003 02:23:32	Dark	86.500	37	25Del CMa	1.8300	5900.0	173	9147	No
47	GOM_NL__2PRFIN20031130_022859_000000722022_00075_09147_9262.N1	30-NOV-2003 02:28:59	Straylight	71.500	47	2Bet CMa	1.9760	28000.	143	9147	No
48	GOM_NL__2PRFIN20031130_023135_000000462022_00075_09147_9263.N1	30-NOV-2003 02:31:35	Straylight	45.500	165	34Gam Eri	2.9500	3200.0	91	9147	No
49	GOM_NL__2PRFIN20031130_023312_000000652022_00075_09147_9264.N1	30-NOV-2003 02:33:12	Straylight	64.500	7	19Bet Ori	0.10000	14000.	129	9147	No
50	GOM_NL__2PRFIN20031130_023636_000000652022_00075_09147_9265.N1	30-NOV-2003 02:36:36	Tw_i_and_stray	64.500	72	34Del Ori	2.2500	30000.	129	9147	No
51	GOM_NL__2PRFIN20031130_023906_000000672022_00075_09147_9266.N1	30-NOV-2003 02:39:06	Tw_i_and_stray	67.000	27	24Gam Ori	1.6360	26000.	134	9147	No
52	GOM_NL__2PRFIN20031130_024117_000000522022_00075_09147_9267.N1	30-NOV-2003 02:41:17	Bright	52.000	13	87Alp Tau	0.86700	3800.0	104	9147	No
53	GOM_NL__2PRFIN20031130_024249_000000402022_00075_09147_9268.N1	30-NOV-2003 02:42:49	Bright	40.000	146	25Eta Tau	2.8730	15200.	80	9147	No
54	GOM_NL__2PRFIN20031130_024513_000000402022_00075_09147_9269.N1	30-NOV-2003 02:45:13	Bright	40.000	150	44Zet Per	2.8900	28000.	80	9147	No
55	GOM_NL__2PRFIN20031130_024724_000000392022_00075_09147_9270.N1	30-NOV-2003 02:47:24	Bright	39.000	79	26Bet Per	2.3100	13100.	78	9147	No
56	GOM_NL__2PRFIN20031130_024939_000000382022_00075_09147_9271.N1	30-NOV-2003 02:49:39	Bright	37.500	175	39Del Per	3.0100	19400.	75	9147	No
57	GOM_NL__2PRFIN20031130_025057_000000382022_00075_09147_9272.N1	30-NOV-2003 02:50:57	Bright	38.000	160	23Gam Per	2.9300	4700.0	76	9147	No
58	GOM_NL__2PRFIN20031130_025311_000000382022_00075_09147_9273.N1	30-NOV-2003 02:53:11	Bright	37.500	110	37Del Cas	2.6780	8900.0	75	9147	No
59	GOM_NL__2PRFIN20031130_030058_000000382022_00075_09147_9274.N1	30-NOV-2003 03:00:58	Bright	38.000	49	1Alp UMi	1.9900	6300.0	76	9147	No
60	GOM_NL__2PRFIN20031130_030535_000000422022_00075_09147_9275.N1	30-NOV-2003 03:05:35	Bright	42.000	60	7Bet UMi	2.0810	3950.0	84	9147	No
61	GOM_NL__2PRFIN20031130_030745_000000462022_00075_09147_9276.N1	30-NOV-2003 03:07:45	Bright	46.000	36	50Alp UMa	1.8000	6300.0	92	9147	No
62	GOM_NL__2PRFIN20031130_030922_000000472022_00075_09147_9277.N1	30-NOV-2003 03:09:22	Bright	47.000	82	48Bet UMa	2.3650	10600.	94	9147	No
63	GOM_NL__2PRFIN20031130_031117_000000542022_00075_09147_9278.N1	30-NOV-2003 03:11:17	Bright	54.000	55	79Zet UMa	2.0600	10200.	108	9147	No
64	GOM_NL__2PRFIN20031130_031256_000000532022_00075_09147_9279.N1	30-NOV-2003 03:12:56	Bright	53.000	39	85Eta UMa	1.8540	24000.	106	9147	No
65	GOM_NL__2PRFIN20031130_031547_000000372022_00075_09147_9280.N1	30-NOV-2003 03:15:47	Bright	37.000	180	27Gam Boo	3.0400	8000.0	74	9147	No
66	GOM_NL__2PRFIN20031130_031848_000000372022_00075_09147_9281.N1	30-NOV-2003 03:18:48	Bright	36.500	83		2.3780	11000.	73	9147	No
67	GOM_NL__2PRFIN20031130_032119_000000372022_00075_09147_9282.N1	30-NOV-2003 03:21:19	Bright	36.500	3	16Alp Boo	-0.050000	4250.0	73	9147	No
68	GOM_NL__2PRFIN20031130_032445_000000702022_00075_09147_9283.N1	30-NOV-2003 03:24:45	Bright	70.000	96	68Del Leo	2.5600	9300.0	140	9147	No
69	GOM_NL__2PRFIN20031130_032955_0000002442022_00075_09147_9284.N1	30-NOV-2003 03:29:55	Straylight	243.50	51	41Gam1Leo	2.0100	4500.0	487	9147	No
70	GOM_NL__2PRFIN20031130_033527_000000512022_00075_09147_9285.N1	30-NOV-2003 03:35:27	Twilight	51.000	106	9Bet Crv	2.6480	5600.0	102	9147	No
71	GOM_NL__2PRFIN20031130_033732_000000432022_00075_09147_9286.N1	30-NOV-2003 03:37:32	Dark	43.000	123	lot Cen	2.7500	10200.	86	9147	No
72	GOM_NL__2PRFIN20031130_034137_000000412022_00075_09147_9287.N1	30-NOV-2003 03:41:37	Dark	41.000	77	Eps Cen	2.3030	28000.	82	9147	No
73	GOM_NL__2PRFIN20031130_034358_000000422022_00075_09147_9288.N1	30-NOV-2003 03:43:58	Dark	42.000	20	Bet Cru	1.2530	30000.	84	9147	No
74	GOM_NL__2PRFIN20031130_034509_000000412022_00076_09148_9255.N1	30-NOV-2003 03:45:09	Dark	40.500	12	Alp1Cru	0.77500	30000.	81	9148	No
75	GOM_NL__2PRFIN20031130_035227_000000492022_00076_09148_9256.N1	30-NOV-2003 03:52:27	Dark	48.500	41	Eps Car	1.8600	4100.0	97	9148	No
76	GOM_NL__2PRFIN20031130_035422_000000562022_00076_09148_9257.N1	30-NOV-2003 03:54:22	Dark	55.500	34	Gam2Vel	1.7930	23000.	111	9148	No
77	GOM_NL__2PRFIN20031130_035750_000000552022_00076_09148_9258.N1	30-NOV-2003 03:57:50	Dark	55.000	2	Alp Car	-0.73600	7000.0	110	9148	No
78	GOM_NL__2PRFIN20031130_035936_000000662022_00076_09148_9259.N1	30-NOV-2003 03:59:36	Dark	66.000	117	Pi Pup	2.7060	3800.0	132	9148	No
79	GOM_NL__2PRFIN20031130_040202_000000752022_00076_09148_9260.N1	30-NOV-2003 04:02:02	Dark	75.000	88	31Eta CMa	2.4480	20000.	150	9148	No
80	GOM_NL__2PRFIN20031130_040409_000000862022_00076_09148_9261.N1	30-NOV-2003 04:04:09	Dark	85.500	37	25Del CMa	1.8300	5900.0	171	9148	No
81	GOM_NL__2PRFIN20031130_040935_000000712022_00076_09148_9262.N1	30-NOV-2003 04:09:35	Straylight	70.500	47	2Bet CMa	1.9760	28000.	141	9148	No
82	GOM_NL__2PRFIN20031130_041210_000000502022_00076_09148_9263.N1	30-NOV-2003 04:12:10	Straylight	49.500	165	34Gam Eri	2.9500	3200.0	99	9148	No
83	GOM_NL__2PRFIN20031130_041347_000000602022_00076_09148_9264.N1	30-NOV-2003 04:13:47	Straylight	60.000	7	19Bet Ori	0.10000	14000.	120	9148	No
84	GOM_NL__2PRFIN20031130_041711_000000652022_00076_09148_9265.N1	30-NOV-2003 04:17:11	Tw_i_and_stray	65.000	72	34Del Ori	2.2500	30000.	130	9148	No
85	GOM_NL__2PRFIN20031130_041941_000000652022_00076_09148_9266.N1	30-NOV-2003 04:19:41	Tw_i_and_stray	64.500	27	24Gam Ori	1.6360	26000.	129	9148	No
86	GOM_NL__2PRFIN20031130_042153_000000582022_00076_09148_9267.N1	30-NOV-2003 04:21:53	Bright	58.000	13	87Alp Tau	0.86700	3800.0	116	9148	No
87	GOM_NL__2PRFIN20031130_042325_000000422022_00076_09148_9268.N1	30-NOV-2003 04:23:25	Bright	42.000	146	25Eta Tau	2.8730	15200.	84	9148	No
88	GOM_NL__2PRFIN20031130_042549_000000422022_00076_09148_9269.N1	30-NOV-2003 04:25:49	Bright	41.500	150	44Zet Per	2.8900	28000.	83	9148	No
89	GOM_NL__2PRFIN20031130_042800_000000392022_00076_09148_9270.N1	30-NOV-2003 04:28:00	Bright	38.500	79	26Bet Per	2.3100	13100.	77	9148	No
90	GOM_NL__2PRFIN20031130_043015_000000382022_00076_09148_9271.N1	30-NOV-2003 04:30:15	Bright	38.000	175	39Del Per	3.0100	19400.	76	9148	No
91	GOM_NL__2PRFIN20031130_043133_000000372022_00076_09148_9272.N1	30-NOV-2003 04:31:33	Bright	37.000	160	23Gam Per	2.9300	4700.0	74	9148	No
92	GOM_NL__2PRFIN20031130_043347_000000372022_00076_09148_9273.N1	30-NOV-2003 04:33:47	Bright	37.000	110	37Del Cas	2.6780	8900.0	74	9148	No
93	GOM_NL__2PRFIN20031130_044135_000000402022_00076_09148_9274.N1	30-NOV-2003 04:41:35	Bright	39.500	49	1Alp UMi	1.9900	6300.0	79	9148	No
94	GOM_NL__2PRFIN20031130_044614_000000402022_00076_09148_9275.N1	30-NOV-2003 04:46:14	Bright	39.500	60	7Bet UMi	2.0810	3950.0	79	9148	No
95	GOM_NL__2PRFIN20031130_044821_000000472022_00076_09148_9276.N1	30-NOV-2003 04:48:21	Bright	46.500	36	50Alp UMa	1.8000	6300.0	93	9148	No
96	GOM_NL__2PRFIN20031130_044958_000000442022_00076_09148_9277.N1	30-NOV-2003 04:49:58	Bright	43.500	82	48Bet UMa	2.3650	10600.	87	9148	No
97	GOM_NL__2PRFIN20031130_045153_000000372022_00076_09148_9278.N1	30-NOV-2003 04:51:53	Bright	36.500	55	79Zet UMa	2.0600	10200.	73	9148	No
98	GOM_NL__2PRFIN20031130_045332_000000372022_00076_09148_9279.N1	30-NOV-2003 04:53:32	Bright	37.000	39	85Eta UMa	1.8540	24000.	74	9148	No
99	GOM_NL__2PRFIN20031130_045624_000000462022_00076_09148_9280.N1	30-NOV-2003 04:56:24	Bright	46.000	180	27Gam Boo	3.0400	8000.0	92	9148	No
100	GOM_NL__2PRFIN20031130_045925_000000352022_00076_09148_9281.N1	30-NOV-2003 04:59:25	Bright	34.500	83		2.3780	11000.	69	9148	No
101	GOM_NL__2PRFIN20031130_050155_000000362022_00076_09148_9282.N1	30-NOV-2003 05:01:55	Bright	35.500	3	16Alp Boo	-0.050000	4250.0	71	9148	No

102	GOM_NL__2PRFIN20031130_050522_000000692022_00076_09148_9283.N1	30-NOV-2003 05:05:22	Bright	68.500	96	68Del Leo	2.5600	9300.0	137	9148	No
103	GOM_NL__2PRFIN20031130_051034_000002552022_00076_09148_9284.N1	30-NOV-2003 05:10:34	Straylight	255.00	51	41Gam1Leo	2.0100	4500.0	510	9148	No
104	GOM_NL__2PRFIN20031130_051604_000000482022_00076_09148_9285.N1	30-NOV-2003 05:16:04	Twilight	48.000	106	9Bet Crv	2.6480	5600.0	96	9148	No
105	GOM_NL__2PRFIN20031130_051809_000000432022_00076_09148_9286.N1	30-NOV-2003 05:18:09	Dark	42.500	123	1ot Cen	2.7500	10200.	85	9148	No
106	GOM_NL__2PRFIN20031130_052214_000000402022_00076_09148_9287.N1	30-NOV-2003 05:22:14	Dark	39.500	77	Eps Cen	2.3030	28000.	79	9148	No
107	GOM_NL__2PRFIN20031130_052434_000000462022_00076_09148_9288.N1	30-NOV-2003 05:24:34	Dark	46.000	20	Bet Cru	1.2530	30000.	92	9148	No
108	GOM_NL__2PRFIN20031130_052546_000000492022_00077_09149_9255.N1	30-NOV-2003 05:25:46	Dark	49.000	12	Alp1Cru	0.77500	30000.	98	9149	No
109	GOM_NL__2PRFIN20031130_053303_000000492022_00077_09149_9256.N1	30-NOV-2003 05:33:03	Dark	49.000	41	Eps Car	1.8600	4100.0	98	9149	No
110	GOM_NL__2PRFIN20031130_053459_000000512022_00077_09149_9257.N1	30-NOV-2003 05:34:59	Dark	50.500	34	Gam2Vel	1.7930	23000.	101	9149	No
111	GOM_NL__2PRFIN20031130_053826_000000532022_00077_09149_9258.N1	30-NOV-2003 05:38:26	Dark	53.000	2	Alp Car	-0.73600	7000.0	106	9149	No
112	GOM_NL__2PRFIN20031130_054013_000000632022_00077_09149_9259.N1	30-NOV-2003 05:40:13	Dark	63.000	117	Pi Pup	2.7060	3800.0	126	9149	No
113	GOM_NL__2PRFIN20031130_054239_000000712022_00077_09149_9260.N1	30-NOV-2003 05:42:39	Dark	70.500	88	31Eta CMa	2.4480	20000.	141	9149	No
114	GOM_NL__2PRFIN20031130_054446_000000832022_00077_09149_9261.N1	30-NOV-2003 05:44:46	Dark	82.500	37	25Del CMa	1.8300	5900.0	165	9149	No
115	GOM_NL__2PRFIN20031130_055011_000000712022_00077_09149_9262.N1	30-NOV-2003 05:50:11	Straylight	71.000	47	2Bet CMa	1.9760	28000.	142	9149	No
116	GOM_NL__2PRFIN20031130_055247_000000492022_00077_09149_9263.N1	30-NOV-2003 05:52:47	Straylight	48.500	165	34Gam Eri	2.9500	3200.0	97	9149	No
117	GOM_NL__2PRFIN20031130_055423_000000612022_00077_09149_9264.N1	30-NOV-2003 05:54:23	Straylight	61.000	7	19Bet Ori	0.10000	14000.	122	9149	No
118	GOM_NL__2PRFIN20031130_055747_000000632022_00077_09149_9265.N1	30-NOV-2003 05:57:47	Tw_i_and_stray	63.000	72	34Del Ori	2.2500	30000.	126	9149	No
119	GOM_NL__2PRFIN20031130_060016_000000662022_00077_09149_9266.N1	30-NOV-2003 06:00:16	Tw_i_and_stray	65.500	27	24Gam Ori	1.6360	26000.	131	9149	No
120	GOM_NL__2PRFIN20031130_060228_000000562022_00077_09149_9267.N1	30-NOV-2003 06:02:28	Bright	55.500	13	87Alp Tau	0.86700	3800.0	111	9149	No
121	GOM_NL__2PRFIN20031130_060400_000000422022_00077_09149_9268.N1	30-NOV-2003 06:04:00	Bright	41.500	146	25Eta Tau	2.8730	15200.	83	9149	No
122	GOM_NL__2PRFIN20031130_060624_000000422022_00077_09149_9269.N1	30-NOV-2003 06:06:24	Bright	41.500	150	44Zet Per	2.8900	28000.	83	9149	No
123	GOM_NL__2PRFIN20031130_060836_000000402022_00077_09149_9270.N1	30-NOV-2003 06:08:36	Bright	39.500	79	26Bet Per	2.3100	13100.	79	9149	No
124	GOM_NL__2PRFIN20031130_061051_000000392022_00077_09149_9271.N1	30-NOV-2003 06:10:51	Bright	38.500	175	39Del Per	3.0100	19400.	77	9149	No
125	GOM_NL__2PRFIN20031130_061208_000000362022_00077_09149_9272.N1	30-NOV-2003 06:12:08	Bright	36.000	160	23Gam Per	2.9300	4700.0	72	9149	No
126	GOM_NL__2PRFIN20031130_061423_000000382022_00077_09149_9273.N1	30-NOV-2003 06:14:23	Bright	38.000	110	37Del Cas	2.6780	8900.0	76	9149	No
127	GOM_NL__2PRFIN20031130_062211_000000372022_00077_09149_9274.N1	30-NOV-2003 06:22:11	Bright	37.000	49	1Alp UMi	1.9900	6300.0	74	9149	No
128	GOM_NL__2PRFIN20031130_062650_000000362022_00077_09149_9275.N1	30-NOV-2003 06:26:50	Bright	35.500	60	7Bet UMi	2.0810	3950.0	71	9149	No
129	GOM_NL__2PRFIN20031130_062857_000000472022_00077_09149_9276.N1	30-NOV-2003 06:28:57	Bright	46.500	36	50Alp UMa	1.8000	6300.0	93	9149	No
130	GOM_NL__2PRFIN20031130_063034_000000512022_00077_09149_9277.N1	30-NOV-2003 06:30:34	Bright	50.500	82	48Bet UMa	2.3650	10600.	101	9149	No
131	GOM_NL__2PRFIN20031130_063229_000000542022_00077_09149_9278.N1	30-NOV-2003 06:32:29	Bright	54.000	55	79Zet UMa	2.0600	10200.	108	9149	No
132	GOM_NL__2PRFIN20031130_063408_000000362022_00077_09149_9279.N1	30-NOV-2003 06:34:08	Bright	36.000	39	85Eta UMa	1.8540	24000.	72	9149	No
133	GOM_NL__2PRFIN20031130_063700_000000522022_00077_09149_9280.N1	30-NOV-2003 06:37:00	Bright	52.000	180	27Gam Boo	3.0400	8000.0	104	9149	No
134	GOM_NL__2PRFIN20031130_064001_000000362022_00077_09149_9281.N1	30-NOV-2003 06:40:01	Bright	35.500	83		2.3780	11000.	71	9149	No
135	GOM_NL__2PRFIN20031130_064231_000000362022_00077_09149_9282.N1	30-NOV-2003 06:42:31	Bright	36.000	3	16Alp Boo	-0.050000	4250.0	72	9149	No
136	GOM_NL__2PRFIN20031130_064559_000000672022_00077_09149_9283.N1	30-NOV-2003 06:45:59	Bright	66.500	96	68Del Leo	2.5600	9300.0	133	9149	No
137	GOM_NL__2PRFIN20031130_065113_000002552022_00077_09149_9284.N1	30-NOV-2003 06:51:13	Straylight	255.00	51	41Gam1Leo	2.0100	4500.0	510	9149	No
138	GOM_NL__2PRFIN20031130_065640_000000512022_00077_09149_9285.N1	30-NOV-2003 06:56:40	Twilight	50.500	106	9Bet Crv	2.6480	5600.0	101	9149	No
139	GOM_NL__2PRFIN20031130_065845_000000432022_00077_09149_9286.N1	30-NOV-2003 06:58:45	Dark	42.500	123	1ot Cen	2.7500	10200.	85	9149	No
140	GOM_NL__2PRFIN20031130_070250_000000412022_00077_09149_9287.N1	30-NOV-2003 07:02:50	Dark	41.000	77	Eps Cen	2.3030	28000.	82	9149	No
141	GOM_NL__2PRFIN20031130_070511_000000412022_00077_09149_9288.N1	30-NOV-2003 07:05:11	Dark	41.000	20	Bet Cru	1.2530	30000.	82	9149	No
142	GOM_NL__2PRFIN20031130_070622_000000432022_00078_09150_9256.N1	30-NOV-2003 07:06:22	Dark	43.000	12	Alp1Cru	0.77500	30000.	86	9150	No
143	GOM_NL__2PRFIN20031130_070902_000000422022_00078_09150_9257.N1	30-NOV-2003 07:09:02	Dark	41.500	124	The Car	2.7640	30000.	83	9150	No
144	GOM_NL__2PRFIN20031130_071340_000000472022_00078_09150_9258.N1	30-NOV-2003 07:13:40	Dark	47.000	41	Eps Car	1.8600	4100.0	94	9150	No
145	GOM_NL__2PRFIN20031130_071535_000000522022_00078_09150_9259.N1	30-NOV-2003 07:15:35	Dark	51.500	34	Gam2Vel	1.7930	23000.	103	9150	No
146	GOM_NL__2PRFIN20031130_071902_000000522022_00078_09150_9260.N1	30-NOV-2003 07:19:02	Dark	51.500	2	Alp Car	-0.73600	7000.0	103	9150	No
147	GOM_NL__2PRFIN20031130_072050_000000642022_00078_09150_9261.N1	30-NOV-2003 07:20:50	Dark	64.000	117	Pi Pup	2.7060	3800.0	128	9150	No
148	GOM_NL__2PRFIN20031130_072440_000000702022_00078_09150_9262.N1	30-NOV-2003 07:24:40	Dark	70.000	23	21Eps CMa	1.5020	26000.	140	9150	No
149	GOM_NL__2PRFIN20031130_072651_000000752022_00078_09150_9263.N1	30-NOV-2003 07:26:51	Straylight	75.000	179	24Omi2CMa	3.0320	24000.	150	9150	No
150	GOM_NL__2PRFIN20031130_073114_000001072022_00078_09150_9264.N1	30-NOV-2003 07:31:14	Straylight	107.00	1	9Alp CMa	-1.4400	11000.	214	9150	No
151	GOM_NL__2PRFIN20031130_073459_000000702022_00078_09150_9265.N1	30-NOV-2003 07:34:59	Straylight	69.500	7	19Bet Ori	0.10000	14000.	139	9150	No
152	GOM_NL__2PRFIN20031130_073807_000000642022_00078_09150_9266.N1	30-NOV-2003 07:38:07	Tw_i_and_stray	64.000	30	46Eps Ori	1.6940	30000.	128	9150	No
153	GOM_NL__2PRFIN20031130_074052_000000642022_00078_09150_9267.N1	30-NOV-2003 07:40:52	Tw_i_and_stray	64.000	27	24Gam Ori	1.6360	26000.	128	9150	No
154	GOM_NL__2PRFIN20031130_074304_000000542022_00078_09150_9268.N1	30-NOV-2003 07:43:04	Bright	53.500	13	87Alp Tau	0.86700	3800.0	107	9150	No
155	GOM_NL__2PRFIN20031130_074436_000000412022_00078_09150_9269.N1	30-NOV-2003 07:44:36	Bright	41.000	146	25Eta Tau	2.8730	15200.	82	9150	No
156	GOM_NL__2PRFIN20031130_074700_000000392022_00078_09150_9270.N1	30-NOV-2003 07:47:00	Bright	39.000	150	44Zet Per	2.8900	28000.	78	9150	No
157	GOM_NL__2PRFIN20031130_074911_000000392022_00078_09150_9271.N1	30-NOV-2003 07:49:11	Bright	38.500	79	26Bet Per	2.3100	13100.	77	9150	No
158	GOM_NL__2PRFIN20031130_075127_000000392022_00078_09150_9272.N1	30-NOV-2003 07:51:27	Bright	38.500	175	39Del Per	3.0100	19400.	77	9150	No
159	GOM_NL__2PRFIN20031130_075245_000000372022_00078_09150_9273.N1	30-NOV-2003 07:52:45	Bright	37.000	160	23Gam Per	2.9300	4700.0	74	9150	No
160	GOM_NL__2PRFIN20031130_075459_000000372022_00078_09150_9274.N1	30-NOV-2003 07:54:59	Bright	37.000	110	37Del Cas	2.6780	8900.0	74	9150	No

161	GOM_NL__2PRFIN20031130_080247_000000372022_00078_09150_9275.N1	30-NOV-2003 08:02:47	Bright	37.000	49	1Alp UMi	1.9900	6300.0	74	9150	No
162	GOM_NL__2PRFIN20031130_080726_000000362022_00078_09150_9276.N1	30-NOV-2003 08:07:26	Bright	35.500	60	7Bet UMi	2.0810	3950.0	71	9150	No
163	GOM_NL__2PRFIN20031130_080932_000000452022_00078_09150_9277.N1	30-NOV-2003 08:09:32	Bright	45.000	36	50Alp UMa	1.8000	6300.0	90	9150	No
164	GOM_NL__2PRFIN20031130_081444_000000362022_00078_09150_9278.N1	30-NOV-2003 08:14:44	Bright	36.000	39	85Eta UMa	1.8540	24000.	72	9150	No
165	GOM_NL__2PRFIN20031130_081736_000000522022_00078_09150_9279.N1	30-NOV-2003 08:17:36	Bright	52.000	180	27Gam Boo	3.0400	8000.0	104	9150	No
166	GOM_NL__2PRFIN20031130_082037_000000352022_00078_09150_9280.N1	30-NOV-2003 08:20:37	Bright	35.000	83		2.3780	11000.	70	9150	No
167	GOM_NL__2PRFIN20031130_082308_000000362022_00078_09150_9281.N1	30-NOV-2003 08:23:08	Bright	36.000	3	16Alp Boo	-0.050000	4250.0	72	9150	No
168	GOM_NL__2PRFIN20031130_082635_000000672022_00078_09150_9282.N1	30-NOV-2003 08:26:35	Bright	67.000	96	68Del Leo	2.5600	9300.0	134	9150	No
169	GOM_NL__2PRFIN20031130_083153_000002552022_00078_09150_9283.N1	30-NOV-2003 08:31:53	Straylight	255.00	51	41Gam1Leo	2.0100	4500.0	510	9150	No
170	GOM_NL__2PRFIN20031130_083717_000000492022_00078_09150_9284.N1	30-NOV-2003 08:37:17	Twilight	48.500	106	9Bet Crv	2.6480	5600.0	97	9150	No
171	GOM_NL__2PRFIN20031130_083921_000000412022_00078_09150_9285.N1	30-NOV-2003 08:39:21	Dark	41.000	123	lot Cen	2.7500	10200.	82	9150	No
172	GOM_NL__2PRFIN20031130_084326_000000392022_00078_09150_9286.N1	30-NOV-2003 08:43:26	Dark	38.500	77	Eps Cen	2.3030	28000.	77	9150	No
173	GOM_NL__2PRFIN20031130_084506_000000462022_00078_09150_9287.N1	30-NOV-2003 08:45:06	Dark	45.500	10	Bet Cen	0.61000	28000.	91	9150	No
174	GOM_NL__2PRFIN20031130_084939_000000402022_00079_09151_9256.N1	30-NOV-2003 08:49:39	Dark	39.500	124	The Car	2.7640	30000.	79	9151	No
175	GOM_NL__2PRFIN20031130_085417_000000482022_00079_09151_9257.N1	30-NOV-2003 08:54:17	Dark	48.000	41	Eps Car	1.8600	4100.0	96	9151	No
176	GOM_NL__2PRFIN20031130_085612_000000522022_00079_09151_9258.N1	30-NOV-2003 08:56:12	Dark	51.500	34	Gam2Vel	1.7930	23000.	103	9151	No
177	GOM_NL__2PRFIN20031130_085939_000000522022_00079_09151_9259.N1	30-NOV-2003 08:59:39	Dark	51.500	2	Alp Car	-0.73600	7000.0	103	9151	No
178	GOM_NL__2PRFIN20031130_090126_000000632022_00079_09151_9260.N1	30-NOV-2003 09:01:26	Dark	63.000	117	Pi Pup	2.7060	3800.0	126	9151	No
179	GOM_NL__2PRFIN20031130_090516_000000712022_00079_09151_9261.N1	30-NOV-2003 09:05:16	Dark	71.000	23	21Eps CMa	1.5020	26000.	142	9151	No
180	GOM_NL__2PRFIN20031130_090728_000000782022_00079_09151_9262.N1	30-NOV-2003 09:07:28	Straylight	77.500	179	24Omi2CMa	3.0320	24000.	155	9151	No
181	GOM_NL__2PRFIN20031130_091150_000000952022_00079_09151_9263.N1	30-NOV-2003 09:11:50	Straylight	95.000	1	9Alp CMa	-1.4400	11000.	190	9151	No
182	GOM_NL__2PRFIN20031130_091535_000000702022_00079_09151_9264.N1	30-NOV-2003 09:15:35	Straylight	70.000	7	19Bet Ori	0.10000	14000.	140	9151	No
183	GOM_NL__2PRFIN20031130_091842_000000662022_00079_09151_9265.N1	30-NOV-2003 09:18:42	Tw_i_and_stray	66.000	30	46Eps Ori	1.6940	30000.	132	9151	No
184	GOM_NL__2PRFIN20031130_092127_000000612022_00079_09151_9266.N1	30-NOV-2003 09:21:27	Tw_i_and_stray	60.500	27	24Gam Ori	1.6360	26000.	121	9151	No
185	GOM_NL__2PRFIN20031130_092339_000000572022_00079_09151_9267.N1	30-NOV-2003 09:23:39	Bright	57.000	13	87Alp Tau	0.86700	3800.0	114	9151	No
186	GOM_NL__2PRFIN20031130_092511_000000412022_00079_09151_9268.N1	30-NOV-2003 09:25:11	Bright	40.500	146	25Eta Tau	2.8730	15200.	81	9151	No
187	GOM_NL__2PRFIN20031130_092735_000000412022_00079_09151_9269.N1	30-NOV-2003 09:27:35	Bright	41.000	150	44Zet Per	2.8900	28000.	82	9151	No
188	GOM_NL__2PRFIN20031130_092947_000000402022_00079_09151_9270.N1	30-NOV-2003 09:29:47	Bright	39.500	79	26Bet Per	2.3100	13100.	79	9151	No
189	GOM_NL__2PRFIN20031130_093202_000000402022_00079_09151_9271.N1	30-NOV-2003 09:32:02	Bright	39.500	175	39Del Per	3.0100	19400.	79	9151	No
190	GOM_NL__2PRFIN20031130_093320_000000382022_00079_09151_9272.N1	30-NOV-2003 09:33:20	Bright	37.500	160	23Gam Per	2.9300	4700.0	75	9151	No
191	GOM_NL__2PRFIN20031130_093535_000000392022_00079_09151_9273.N1	30-NOV-2003 09:35:35	Bright	38.500	110	37Del Cas	2.6780	8900.0	77	9151	No
192	GOM_NL__2PRFIN20031130_094323_000000392022_00079_09151_9274.N1	30-NOV-2003 09:43:23	Bright	38.500	49	1Alp UMi	1.9900	6300.0	77	9151	No
193	GOM_NL__2PRFIN20031130_094802_000000402022_00079_09151_9275.N1	30-NOV-2003 09:48:02	Bright	39.500	60	7Bet UMi	2.0810	3950.0	79	9151	No
194	GOM_NL__2PRFIN20031130_095008_000000482022_00079_09151_9276.N1	30-NOV-2003 09:50:08	Bright	48.000	36	50Alp UMa	1.8000	6300.0	96	9151	No
195	GOM_NL__2PRFIN20031130_095520_000000362022_00079_09151_9277.N1	30-NOV-2003 09:55:20	Bright	35.500	39	85Eta UMa	1.8540	24000.	71	9151	No
196	GOM_NL__2PRFIN20031130_095812_000000352022_00079_09151_9278.N1	30-NOV-2003 09:58:12	Bright	35.000	180	27Gam Boo	3.0400	8000.0	70	9151	No
197	GOM_NL__2PRFIN20031130_100113_000000352022_00079_09151_9279.N1	30-NOV-2003 10:01:13	Bright	34.500	83		2.3780	11000.	69	9151	No
198	GOM_NL__2PRFIN20031130_100344_000000362022_00079_09151_9280.N1	30-NOV-2003 10:03:44	Bright	35.500	3	16Alp Boo	-0.050000	4250.0	71	9151	No
199	GOM_NL__2PRFIN20031130_100712_000000712022_00079_09151_9281.N1	30-NOV-2003 10:07:12	Bright	71.000	96	68Del Leo	2.5600	9300.0	142	9151	No
200	GOM_NL__2PRFIN20031130_101231_000002372022_00079_09151_9282.N1	30-NOV-2003 10:12:31	Straylight	236.50	51	41Gam1Leo	2.0100	4500.0	473	9151	No
201	GOM_NL__2PRFIN20031130_101754_000000492022_00079_09151_9283.N1	30-NOV-2003 10:17:54	Twilight	48.500	106	9Bet Crv	2.6480	5600.0	97	9151	No
202	GOM_NL__2PRFIN20031130_101958_000000412022_00079_09151_9284.N1	30-NOV-2003 10:19:58	Dark	41.000	123	lot Cen	2.7500	10200.	82	9151	No
203	GOM_NL__2PRFIN20031130_102402_000000382022_00079_09151_9285.N1	30-NOV-2003 10:24:02	Dark	38.000	77	Eps Cen	2.3030	28000.	76	9151	No
204	GOM_NL__2PRFIN20031130_102542_000000452022_00079_09151_9286.N1	30-NOV-2003 10:25:42	Dark	44.500	10	Bet Cen	0.61000	28000.	89	9151	No
205	GOM_NL__2PRFIN20031130_103015_000000412022_00080_09152_9256.N1	30-NOV-2003 10:30:15	Dark	41.000	124	The Car	2.7640	30000.	82	9152	No
206	GOM_NL__2PRFIN20031130_103453_000000582022_00080_09152_9257.N1	30-NOV-2003 10:34:53	Dark	58.000	41	Eps Car	1.8600	4100.0	116	9152	No
207	GOM_NL__2PRFIN20031130_103649_000000522022_00080_09152_9258.N1	30-NOV-2003 10:36:49	Dark	52.000	34	Gam2Vel	1.7930	23000.	104	9152	No
208	GOM_NL__2PRFIN20031130_104016_000000512022_00080_09152_9259.N1	30-NOV-2003 10:40:16	Dark	50.500	2	Alp Car	-0.73600	7000.0	101	9152	No
209	GOM_NL__2PRFIN20031130_104203_000000622022_00080_09152_9260.N1	30-NOV-2003 10:42:03	Dark	62.000	117	Pi Pup	2.7060	3800.0	124	9152	No
210	GOM_NL__2PRFIN20031130_104553_000000692022_00080_09152_9261.N1	30-NOV-2003 10:45:53	Dark	68.500	23	21Eps CMa	1.5020	26000.	137	9152	No
211	GOM_NL__2PRFIN20031130_104804_000000792022_00080_09152_9262.N1	30-NOV-2003 10:48:04	Straylight	78.500	179	24Omi2CMa	3.0320	24000.	157	9152	No
212	GOM_NL__2PRFIN20031130_105226_000000972022_00080_09152_9263.N1	30-NOV-2003 10:52:26	Straylight	96.500	1	9Alp CMa	-1.4400	11000.	193	9152	No
213	GOM_NL__2PRFIN20031130_105611_000000662022_00080_09152_9264.N1	30-NOV-2003 10:56:11	Straylight	65.500	7	19Bet Ori	0.10000	14000.	131	9152	No
214	GOM_NL__2PRFIN20031130_105918_000000652022_00080_09152_9265.N1	30-NOV-2003 10:59:18	Tw_i_and_stray	65.000	30	46Eps Ori	1.6940	30000.	130	9152	No
215	GOM_NL__2PRFIN20031130_110203_000000612022_00080_09152_9266.N1	30-NOV-2003 11:02:03	Tw_i_and_stray	60.500	27	24Gam Ori	1.6360	26000.	121	9152	No
216	GOM_NL__2PRFIN20031130_110415_000000542022_00080_09152_9267.N1	30-NOV-2003 11:04:15	Bright	53.500	13	87Alp Tau	0.86700	3800.0	107	9152	No
217	GOM_NL__2PRFIN20031130_110548_000000412022_00080_09152_9268.N1	30-NOV-2003 11:05:48	Bright	41.000	146	25Eta Tau	2.8730	15200.	82	9152	No
218	GOM_NL__2PRFIN20031130_110811_000000402022_00080_09152_9269.N1	30-NOV-2003 11:08:11	Bright	39.500	150	44Zet Per	2.8900	28000.	79	9152	No
219	GOM_NL__2PRFIN20031130_111023_000000382022_00080_09152_9270.N1	30-NOV-2003 11:10:23	Bright	37.500	79	26Bet Per	2.3100	13100.	75	9152	No

220	GOM_NL__2PRFIN20031130_111238_000000392022_00080_09152_9271.N1	30-NOV-2003 11:12:38	Bright	38.500	175	39Del Per	3.0100	19400.	77	9152	No
221	GOM_NL__2PRFIN20031130_111356_000000382022_00080_09152_9272.N1	30-NOV-2003 11:13:56	Bright	38.000	160	23Gam Per	2.9300	4700.0	76	9152	No
222	GOM_NL__2PRFIN20031130_111612_000000372022_00080_09152_9273.N1	30-NOV-2003 11:16:12	Bright	37.000	110	37Del Cas	2.6780	8900.0	74	9152	No
223	GOM_NL__2PRFIN20031130_112359_000000382022_00080_09152_9274.N1	30-NOV-2003 11:23:59	Bright	37.500	49	1Alp UMi	1.9900	6300.0	75	9152	No
224	GOM_NL__2PRFIN20031130_112838_000000382022_00080_09152_9275.N1	30-NOV-2003 11:28:38	Bright	38.000	60	7Bet UMi	2.0810	3950.0	76	9152	No
225	GOM_NL__2PRFIN20031130_113043_000000422022_00080_09152_9276.N1	30-NOV-2003 11:30:43	Bright	42.000	36	50Alp UMa	1.8000	6300.0	84	9152	No
226	GOM_NL__2PRFIN20031130_113556_000000372022_00080_09152_9277.N1	30-NOV-2003 11:35:56	Bright	37.000	39	85Eta UMa	1.8540	24000.	74	9152	No
227	GOM_NL__2PRFIN20031130_113849_000000362022_00080_09152_9278.N1	30-NOV-2003 11:38:49	Bright	35.500	180	27Gam Boo	3.0400	8000.0	71	9152	No
228	GOM_NL__2PRFIN20031130_114149_000000352022_00080_09152_9279.N1	30-NOV-2003 11:41:49	Bright	35.000	83		2.3780	11000.	70	9152	No
229	GOM_NL__2PRFIN20031130_114420_000000362022_00080_09152_9280.N1	30-NOV-2003 11:44:20	Bright	36.000	3	16Alp Boo	-0.050000	4250.0	72	9152	No
230	GOM_NL__2PRFIN20031130_114749_000000702022_00080_09152_9281.N1	30-NOV-2003 11:47:49	Bright	70.000	96	68Del Leo	2.5600	9300.0	140	9152	No
231	GOM_NL__2PRFIN20031130_115311_000002552022_00080_09152_9282.N1	30-NOV-2003 11:53:11	Straylight	255.00	51	41Gam1Leo	2.0100	4500.0	510	9152	No
232	GOM_NL__2PRFIN20031130_115831_000000482022_00080_09152_9283.N1	30-NOV-2003 11:58:31	Twilight	47.500	106	9Bet Crv	2.6480	5600.0	95	9152	No
233	GOM_NL__2PRFIN20031130_120034_000000422022_00080_09152_9284.N1	30-NOV-2003 12:00:34	Dark	41.500	123	1ot Cen	2.7500	10200.	83	9152	No
234	GOM_NL__2PRFIN20031130_120438_000000402022_00080_09152_9285.N1	30-NOV-2003 12:04:38	Dark	39.500	77	Eps Cen	2.3030	28000.	79	9152	No
235	GOM_NL__2PRFIN20031130_120618_000000452022_00080_09152_9286.N1	30-NOV-2003 12:06:18	Dark	44.500	10	Bet Cen	0.61000	28000.	89	9152	No
236	GOM_NL__2PRFIN20031130_121052_000000412022_00081_09153_9256.N1	30-NOV-2003 12:10:52	Dark	40.500	124	The Car	2.7640	30000.	81	9153	No
237	GOM_NL__2PRFIN20031130_121530_000000452022_00081_09153_9257.N1	30-NOV-2003 12:15:30	Dark	45.000	41	Eps Car	1.8600	4100.0	90	9153	No
238	GOM_NL__2PRFIN20031130_121726_000000502022_00081_09153_9258.N1	30-NOV-2003 12:17:26	Dark	50.000	34	Gam2Vel	1.7930	23000.	100	9153	No
239	GOM_NL__2PRFIN20031130_122052_000000532022_00081_09153_9259.N1	30-NOV-2003 12:20:52	Dark	53.000	2	Alp Car	-0.73600	7000.0	106	9153	No
240	GOM_NL__2PRFIN20031130_122240_000000652022_00081_09153_9260.N1	30-NOV-2003 12:22:40	Dark	64.500	117	Pi Pup	2.7060	3800.0	129	9153	No
241	GOM_NL__2PRFIN20031130_122631_000000692022_00081_09153_9261.N1	30-NOV-2003 12:26:31	Dark	69.000	23	21Eps CMa	1.5020	26000.	138	9153	No
242	GOM_NL__2PRFIN20031130_122841_000000792022_00081_09153_9262.N1	30-NOV-2003 12:28:41	Straylight	78.500	179	24Omi2CMa	3.0320	24000.	157	9153	No
243	GOM_NL__2PRFIN20031130_123302_000000932022_00081_09153_9263.N1	30-NOV-2003 12:33:02	Straylight	92.500	1	9Alp CMa	-1.4400	11000.	185	9153	No
244	GOM_NL__2PRFIN20031130_123647_000000632022_00081_09153_9264.N1	30-NOV-2003 12:36:47	Straylight	63.000	7	19Bet Ori	0.10000	14000.	126	9153	No
245	GOM_NL__2PRFIN20031130_123953_000000632022_00081_09153_9265.N1	30-NOV-2003 12:39:53	Tw_i_and_stray	62.500	30	46Eps Ori	1.6940	30000.	125	9153	No
246	GOM_NL__2PRFIN20031130_124238_000000602022_00081_09153_9266.N1	30-NOV-2003 12:42:38	Tw_i_and_stray	60.000	27	24Gam Ori	1.6360	26000.	120	9153	No
247	GOM_NL__2PRFIN20031130_124451_000000522022_00081_09153_9267.N1	30-NOV-2003 12:44:51	Bright	52.000	13	87Alp Tau	0.86700	3800.0	104	9153	No
248	GOM_NL__2PRFIN20031130_124624_000000392022_00081_09153_9268.N1	30-NOV-2003 12:46:24	Bright	39.000	146	25Eta Tau	2.8730	15200.	78	9153	No
249	GOM_NL__2PRFIN20031130_124847_000000402022_00081_09153_9269.N1	30-NOV-2003 12:48:47	Bright	40.000	150	44Zet Per	2.8900	28000.	80	9153	No
250	GOM_NL__2PRFIN20031130_125059_000000392022_00081_09153_9270.N1	30-NOV-2003 12:50:59	Bright	39.000	79	26Bet Per	2.3100	13100.	78	9153	No
251	GOM_NL__2PRFIN20031130_125314_000000372022_00081_09153_9271.N1	30-NOV-2003 12:53:14	Bright	37.000	175	39Del Per	3.0100	19400.	74	9153	No
252	GOM_NL__2PRFIN20031130_125432_000000382022_00081_09153_9272.N1	30-NOV-2003 12:54:32	Bright	37.500	160	23Gam Per	2.9300	4700.0	75	9153	No
253	GOM_NL__2PRFIN20031130_125648_000000362022_00081_09153_9273.N1	30-NOV-2003 12:56:48	Bright	35.500	110	37Del Cas	2.6780	8900.0	71	9153	No
254	GOM_NL__2PRFIN20031130_130435_000000382022_00081_09153_9274.N1	30-NOV-2003 13:04:35	Bright	38.000	49	1Alp UMi	1.9900	6300.0	76	9153	No
255	GOM_NL__2PRFIN20031130_130914_000000342022_00081_09153_9275.N1	30-NOV-2003 13:09:14	Bright	34.000	60	7Bet UMi	2.0810	3950.0	68	9153	No
256	GOM_NL__2PRFIN20031130_131119_000000452022_00081_09153_9276.N1	30-NOV-2003 13:11:19	Bright	45.000	36	50Alp UMa	1.8000	6300.0	90	9153	No
257	GOM_NL__2PRFIN20031130_131632_000000362022_00081_09153_9277.N1	30-NOV-2003 13:16:32	Bright	36.000	39	85Eta UMa	1.8540	24000.	72	9153	No
258	GOM_NL__2PRFIN20031130_131925_000000362022_00081_09153_9278.N1	30-NOV-2003 13:19:25	Bright	35.500	180	27Gam Boo	3.0400	8000.0	71	9153	No
259	GOM_NL__2PRFIN20031130_132225_000000352022_00081_09153_9279.N1	30-NOV-2003 13:22:25	Bright	35.000	83		2.3780	11000.	70	9153	No
260	GOM_NL__2PRFIN20031130_132456_000000352022_00081_09153_9280.N1	30-NOV-2003 13:24:56	Bright	34.500	3	16Alp Boo	-0.050000	4250.0	69	9153	No
261	GOM_NL__2PRFIN20031130_132826_000000722022_00081_09153_9281.N1	30-NOV-2003 13:28:26	Bright	71.500	96	68Del Leo	2.5600	9300.0	143	9153	No
262	GOM_NL__2PRFIN20031130_133350_000002552022_00081_09153_9282.N1	30-NOV-2003 13:33:50	Straylight	255.00	51	41Gam1Leo	2.0100	4500.0	510	9153	No
263	GOM_NL__2PRFIN20031130_133907_000000492022_00081_09153_9283.N1	30-NOV-2003 13:39:07	Twilight	49.000	106	9Bet Crv	2.6480	5600.0	98	9153	No
264	GOM_NL__2PRFIN20031130_134515_000000392022_00081_09153_9284.N1	30-NOV-2003 13:45:15	Dark	38.500	77	Eps Cen	2.3030	28000.	77	9153	No
265	GOM_NL__2PRFIN20031130_134654_000000452022_00081_09153_9285.N1	30-NOV-2003 13:46:54	Dark	45.000	10	Bet Cen	0.61000	28000.	90	9153	No
266	GOM_NL__2PRFIN20031130_135128_000000402022_00082_09154_9256.N1	30-NOV-2003 13:51:28	Dark	39.500	124	The Car	2.7640	30000.	79	9154	No
267	GOM_NL__2PRFIN20031130_135607_000000482022_00082_09154_9257.N1	30-NOV-2003 13:56:07	Dark	47.500	41	Eps Car	1.8600	4100.0	95	9154	No
268	GOM_NL__2PRFIN20031130_135803_000000502022_00082_09154_9258.N1	30-NOV-2003 13:58:03	Dark	50.000	34	Gam2Vel	1.7930	23000.	100	9154	No
269	GOM_NL__2PRFIN20031130_140129_000000582022_00082_09154_9259.N1	30-NOV-2003 14:01:29	Dark	58.000	2	Alp Car	-0.73600	7000.0	116	9154	No
270	GOM_NL__2PRFIN20031130_140317_000000702022_00082_09154_9260.N1	30-NOV-2003 14:03:17	Dark	70.000	117	Pi Pup	2.7060	3800.0	140	9154	No
271	GOM_NL__2PRFIN20031130_140707_000000722022_00082_09154_9261.N1	30-NOV-2003 14:07:07	Dark	71.500	23	21Eps CMa	1.5020	26000.	143	9154	No
272	GOM_NL__2PRFIN20031130_140918_000000742022_00082_09154_9262.N1	30-NOV-2003 14:09:18	Straylight	74.000	179	24Omi2CMa	3.0320	24000.	148	9154	No
273	GOM_NL__2PRFIN20031130_141339_000000982022_00082_09154_9263.N1	30-NOV-2003 14:13:39	Straylight	98.000	1	9Alp CMa	-1.4400	11000.	196	9154	No
274	GOM_NL__2PRFIN20031130_141723_000000602022_00082_09154_9264.N1	30-NOV-2003 14:17:23	Straylight	60.000	7	19Bet Ori	0.10000	14000.	120	9154	No
275	GOM_NL__2PRFIN20031130_142029_000000642022_00082_09154_9265.N1	30-NOV-2003 14:20:29	Tw_i_and_stray	64.000	30	46Eps Ori	1.6940	30000.	128	9154	No
276	GOM_NL__2PRFIN20031130_142314_000000642022_00082_09154_9266.N1	30-NOV-2003 14:23:14	Tw_i_and_stray	64.000	27	24Gam Ori	1.6360	26000.	128	9154	No
277	GOM_NL__2PRFIN20031130_142526_000000562022_00082_09154_9267.N1	30-NOV-2003 14:25:26	Bright	55.500	13	87Alp Tau	0.86700	3800.0	111	9154	No
278	GOM_NL__2PRFIN20031130_142700_000000402022_00082_09154_9268.N1	30-NOV-2003 14:27:00	Bright	40.000	146	25Eta Tau	2.8730	15200.	80	9154	No

279	GOM_NL__2PRFIN20031130_142923_000000402022_00082_09154_9269.N1	30-NOV-2003 14:29:23	Bright	40.000	150	44Zet Per	2.8900	28000.	80	9154	No
280	GOM_NL__2PRFIN20031130_143135_000000382022_00082_09154_9270.N1	30-NOV-2003 14:31:35	Bright	37.500	79	26Bet Per	2.3100	13100.	75	9154	No
281	GOM_NL__2PRFIN20031130_143349_000000372022_00082_09154_9271.N1	30-NOV-2003 14:33:49	Bright	36.500	175	39Del Per	3.0100	19400.	73	9154	No
282	GOM_NL__2PRFIN20031130_143508_000000372022_00082_09154_9272.N1	30-NOV-2003 14:35:08	Bright	37.000	160	23Gam Per	2.9300	4700.0	74	9154	No
283	GOM_NL__2PRFIN20031130_143725_000000372022_00082_09154_9273.N1	30-NOV-2003 14:37:25	Bright	37.000	110	37Del Cas	2.6780	8900.0	74	9154	No
284	GOM_NL__2PRFIN20031130_144511_000000392022_00082_09154_9274.N1	30-NOV-2003 14:45:11	Bright	38.500	49	1Alp UMi	1.9900	6300.0	77	9154	No
285	GOM_NL__2PRFIN20031130_144950_000000382022_00082_09154_9275.N1	30-NOV-2003 14:49:50	Bright	38.000	60	7Bet UMi	2.0810	3950.0	76	9154	No
286	GOM_NL__2PRFIN20031130_145154_000000482022_00082_09154_9276.N1	30-NOV-2003 14:51:54	Bright	47.500	36	50Alp UMa	1.8000	6300.0	95	9154	No
287	GOM_NL__2PRFIN20031130_145707_000000532022_00082_09154_9277.N1	30-NOV-2003 14:57:07	Bright	53.000	39	85Eta UMa	1.8540	24000.	106	9154	No
288	GOM_NL__2PRFIN20031130_145959_000000402022_00082_09154_9278.N1	30-NOV-2003 14:59:59	Bright	39.500	180	27Gam Boo	3.0400	8000.0	79	9154	No
289	GOM_NL__2PRFIN20031130_150301_000000362022_00082_09154_9279.N1	30-NOV-2003 15:03:01	Bright	36.000	83		2.3780	11000.	72	9154	No
290	GOM_NL__2PRFIN20031130_150532_000000362022_00082_09154_9280.N1	30-NOV-2003 15:05:32	Bright	36.000	3	16Alp Boo	-0.050000	4250.0	72	9154	No
291	GOM_NL__2PRFIN20031130_150902_000000712022_00082_09154_9281.N1	30-NOV-2003 15:09:02	Bright	71.000	96	68Del Leo	2.5600	9300.0	142	9154	No
292	GOM_NL__2PRFIN20031130_151429_0000002542022_00082_09154_9282.N1	30-NOV-2003 15:14:29	Straylight	253.50	51	41Gam1Leo	2.0100	4500.0	507	9154	No
293	GOM_NL__2PRFIN20031130_151944_000000472022_00082_09154_9283.N1	30-NOV-2003 15:19:44	Twilight	47.000	106	9Bet Crv	2.6480	5600.0	94	9154	No
294	GOM_NL__2PRFIN20031130_152146_000000402022_00082_09154_9284.N1	30-NOV-2003 15:21:46	Dark	39.500	123	1ot Cen	2.7500	10200.	79	9154	No
295	GOM_NL__2PRFIN20031130_152549_000000412022_00082_09154_9285.N1	30-NOV-2003 15:25:49	Dark	41.000	77	Eps Cen	2.3030	28000.	82	9154	No
296	GOM_NL__2PRFIN20031130_152730_000000452022_00082_09154_9286.N1	30-NOV-2003 15:27:30	Dark	45.000	10	Bet Cen	0.61000	28000.	90	9154	No
297	GOM_NL__2PRFIN20031130_153204_000000412022_00083_09155_9256.N1	30-NOV-2003 15:32:04	Dark	40.500	124	The Car	2.7640	30000.	81	9155	No
298	GOM_NL__2PRFIN20031130_153642_000000482022_00083_09155_9257.N1	30-NOV-2003 15:36:42	Dark	47.500	41	Eps Car	1.8600	4100.0	95	9155	No
299	GOM_NL__2PRFIN20031130_153839_000000522022_00083_09155_9258.N1	30-NOV-2003 15:38:39	Dark	52.000	34	Gam2Vel	1.7930	23000.	104	9155	No
300	GOM_NL__2PRFIN20031130_154205_000000582022_00083_09155_9259.N1	30-NOV-2003 15:42:05	Dark	58.000	2	Alp Car	-0.73600	7000.0	116	9155	No
301	GOM_NL__2PRFIN20031130_154351_000000682022_00083_09155_9260.N1	30-NOV-2003 15:43:51	Dark	67.500	117	Pi Pup	2.7060	3800.0	135	9155	No
302	GOM_NL__2PRFIN20031130_154743_000000732022_00083_09155_9261.N1	30-NOV-2003 15:47:43	Dark	72.500	23	21Eps CMa	1.5020	26000.	145	9155	No
303	GOM_NL__2PRFIN20031130_154954_000000752022_00083_09155_9262.N1	30-NOV-2003 15:49:54	Straylight	74.500	179	24Omi2CMa	3.0320	24000.	149	9155	No
304	GOM_NL__2PRFIN20031130_155414_000001032022_00083_09155_9263.N1	30-NOV-2003 15:54:14	Straylight	103.00	1	9Alp CMa	-1.4400	11000.	206	9155	No
305	GOM_NL__2PRFIN20031130_155758_000000612022_00083_09155_9264.N1	30-NOV-2003 15:57:58	Straylight	60.500	7	19Bet Ori	0.10000	14000.	121	9155	No
306	GOM_NL__2PRFIN20031130_160104_000000682022_00083_09155_9265.N1	30-NOV-2003 16:01:04	Tw_i_and_stray	67.500	30	46Eps Ori	1.6940	30000.	135	9155	No
307	GOM_NL__2PRFIN20031130_160348_000000622022_00083_09155_9266.N1	30-NOV-2003 16:03:48	Tw_i_and_stray	61.500	27	24Gam Ori	1.6360	26000.	123	9155	No
308	GOM_NL__2PRFIN20031130_160601_000000562022_00083_09155_9267.N1	30-NOV-2003 16:06:01	Bright	56.000	13	87Alp Tau	0.86700	3800.0	112	9155	No
309	GOM_NL__2PRFIN20031130_160734_000000402022_00083_09155_9268.N1	30-NOV-2003 16:07:34	Bright	39.500	146	25Eta Tau	2.8730	15200.	79	9155	No
310	GOM_NL__2PRFIN20031130_160958_000000402022_00083_09155_9269.N1	30-NOV-2003 16:09:58	Bright	39.500	150	44Zet Per	2.8900	28000.	79	9155	No
311	GOM_NL__2PRFIN20031130_161211_000000392022_00083_09155_9270.N1	30-NOV-2003 16:12:11	Bright	38.500	79	26Bet Per	2.3100	13100.	77	9155	No
312	GOM_NL__2PRFIN20031130_161425_000000392022_00083_09155_9271.N1	30-NOV-2003 16:14:25	Bright	39.000	175	39Del Per	3.0100	19400.	78	9155	No
313	GOM_NL__2PRFIN20031130_161544_000000392022_00083_09155_9272.N1	30-NOV-2003 16:15:44	Bright	38.500	160	23Gam Per	2.9300	4700.0	77	9155	No
314	GOM_NL__2PRFIN20031130_161800_000000382022_00083_09155_9273.N1	30-NOV-2003 16:18:00	Bright	38.000	110	37Del Cas	2.6780	8900.0	76	9155	No
315	GOM_NL__2PRFIN20031130_162546_000000382022_00083_09155_9274.N1	30-NOV-2003 16:25:46	Bright	38.000	49	1Alp UMi	1.9900	6300.0	76	9155	No
316	GOM_NL__2PRFIN20031130_163023_000000432022_00083_09155_9275.N1	30-NOV-2003 16:30:23	Bright	42.500	60	7Bet UMi	2.0810	3950.0	85	9155	No
317	GOM_NL__2PRFIN20031130_163230_000000472022_00083_09155_9276.N1	30-NOV-2003 16:32:30	Bright	47.000	36	50Alp UMa	1.8000	6300.0	94	9155	No
318	GOM_NL__2PRFIN20031130_163407_000000472022_00083_09155_9277.N1	30-NOV-2003 16:34:07	Bright	46.500	82	48Bet UMa	2.3650	10600.	93	9155	No
319	GOM_NL__2PRFIN20031130_163539_000000412022_00083_09155_9278.N1	30-NOV-2003 16:35:39	Bright	41.000	32	77Eps UMa	1.7630	11000.	82	9155	No
320	GOM_NL__2PRFIN20031130_163743_000000362022_00083_09155_9279.N1	30-NOV-2003 16:37:43	Bright	35.500	39	85Eta UMa	1.8540	24000.	71	9155	No
321	GOM_NL__2PRFIN20031130_164036_000000362022_00083_09155_9280.N1	30-NOV-2003 16:40:36	Bright	35.500	180	27Gam Boo	3.0400	8000.0	71	9155	No
322	GOM_NL__2PRFIN20031130_164337_000000362022_00083_09155_9281.N1	30-NOV-2003 16:43:37	Bright	35.500	83		2.3780	11000.	71	9155	No
323	GOM_NL__2PRFIN20031130_164608_000000362022_00083_09155_9282.N1	30-NOV-2003 16:46:08	Bright	36.000	3	16Alp Boo	-0.050000	4250.0	72	9155	No
324	GOM_NL__2PRFIN20031130_164939_000000712022_00083_09155_9283.N1	30-NOV-2003 16:49:39	Bright	70.500	96	68Del Leo	2.5600	9300.0	141	9155	No
325	GOM_NL__2PRFIN20031130_165508_0000002552022_00083_09155_9284.N1	30-NOV-2003 16:55:08	Straylight	255.00	51	41Gam1Leo	2.0100	4500.0	510	9155	No
326	GOM_NL__2PRFIN20031130_170222_000000432022_00083_09155_9285.N1	30-NOV-2003 17:02:22	Dark	43.000	123	1ot Cen	2.7500	10200.	86	9155	No
327	GOM_NL__2PRFIN20031130_170626_000000422022_00083_09155_9286.N1	30-NOV-2003 17:06:26	Dark	41.500	77	Eps Cen	2.3030	28000.	83	9155	No
328	GOM_NL__2PRFIN20031130_170806_000000442022_00083_09155_9287.N1	30-NOV-2003 17:08:06	Dark	44.000	10	Bet Cen	0.61000	28000.	88	9155	No
329	GOM_NL__2PRFIN20031130_170959_000000522022_00084_09156_9276.N1	30-NOV-2003 17:09:59	Dark	51.500	12	Alp1Cru	0.77500	30000.	103	9156	No
330	GOM_NL__2PRFIN20031130_171240_000000422022_00084_09156_9277.N1	30-NOV-2003 17:12:40	Dark	41.500	124	The Car	2.7640	30000.	83	9156	No
331	GOM_NL__2PRFIN20031130_171718_000000462022_00084_09156_9278.N1	30-NOV-2003 17:17:18	Dark	45.500	41	Eps Car	1.8600	4100.0	91	9156	No
332	GOM_NL__2PRFIN20031130_171916_000000592022_00084_09156_9279.N1	30-NOV-2003 17:19:16	Dark	59.000	34	Gam2Vel	1.7930	23000.	118	9156	No
333	GOM_NL__2PRFIN20031130_172241_000000582022_00084_09156_9280.N1	30-NOV-2003 17:22:41	Dark	58.000	2	Alp Car	-0.73600	7000.0	116	9156	No
334	GOM_NL__2PRFIN20031130_172430_000000702022_00084_09156_9281.N1	30-NOV-2003 17:24:30	Dark	70.000	117	Pi Pup	2.7060	3800.0	140	9156	No
335	GOM_NL__2PRFIN20031130_172820_000000782022_00084_09156_9282.N1	30-NOV-2003 17:28:20	Dark	77.500	23	21Eps CMa	1.5020	26000.	155	9156	No
336	GOM_NL__2PRFIN20031130_173030_000000762022_00084_09156_9283.N1	30-NOV-2003 17:30:30	Straylight	76.000	179	24Omi2CMa	3.0320	24000.	152	9156	No
337	GOM_NL__2PRFIN20031130_173451_000000922022_00084_09156_9284.N1	30-NOV-2003 17:34:51	Straylight	92.000	1	9Alp CMa	-1.4400	11000.	184	9156	No

338	GOM_NL__2PRFIN20031130_173834_000000602022_00084_09156_9285.N1	30-NOV-2003 17:38:34	Straylight	59.500	7	19Bet Ori	0.10000	14000.	119	9156	No
339	GOM_NL__2PRFIN20031130_174140_000000682022_00084_09156_9286.N1	30-NOV-2003 17:41:40	Tw_i_and_stray	67.500	30	46Eps Ori	1.6940	30000.	135	9156	No
340	GOM_NL__2PRFIN20031130_174424_000000672022_00084_09156_9287.N1	30-NOV-2003 17:44:24	Tw_i_and_stray	66.500	27	24Gam Ori	1.6360	26000.	133	9156	No
341	GOM_NL__2PRFIN20031130_174637_000000552022_00084_09156_9288.N1	30-NOV-2003 17:46:37	Bright	54.500	13	87Alp Tau	0.86700	3800.0	109	9156	No
342	GOM_NL__2PRFIN20031130_174811_000000402022_00084_09156_9289.N1	30-NOV-2003 17:48:11	Bright	40.000	146	25Eta Tau	2.8730	15200.	80	9156	No
343	GOM_NL__2PRFIN20031130_175033_000000412022_00084_09156_9290.N1	30-NOV-2003 17:50:33	Bright	41.000	150	44Zet Per	2.8900	28000.	82	9156	No
344	GOM_NL__2PRFIN20031130_175246_000000392022_00084_09156_9291.N1	30-NOV-2003 17:52:46	Bright	38.500	79	26Bet Per	2.3100	13100.	77	9156	No
345	GOM_NL__2PRFIN20031130_175500_000000392022_00084_09156_9292.N1	30-NOV-2003 17:55:00	Bright	38.500	175	39Del Per	3.0100	19400.	77	9156	No
346	GOM_NL__2PRFIN20031130_175619_000000382022_00084_09156_9293.N1	30-NOV-2003 17:56:19	Bright	38.000	160	23Gam Per	2.9300	4700.0	76	9156	No
347	GOM_NL__2PRFIN20031130_175836_000000392022_00084_09156_9294.N1	30-NOV-2003 17:58:36	Bright	38.500	110	37Del Cas	2.6780	8900.0	77	9156	No
348	GOM_NL__2PRFIN20031130_180622_000000382022_00084_09156_9295.N1	30-NOV-2003 18:06:22	Bright	38.000	49	1Alp UMi	1.9900	6300.0	76	9156	No
349	GOM_NL__2PRFIN20031130_181059_000000432022_00084_09156_9296.N1	30-NOV-2003 18:10:59	Bright	42.500	60	7Bet UMi	2.0810	3950.0	85	9156	No
350	GOM_NL__2PRFIN20031130_181305_000000472022_00084_09156_9297.N1	30-NOV-2003 18:13:05	Bright	47.000	36	50Alp UMa	1.8000	6300.0	94	9156	No
351	GOM_NL__2PRFIN20031130_181442_000000492022_00084_09156_9298.N1	30-NOV-2003 18:14:42	Bright	48.500	82	48Bet UMa	2.3650	10600.	97	9156	No
352	GOM_NL__2PRFIN20031130_181613_000000442022_00084_09156_9299.N1	30-NOV-2003 18:16:13	Bright	43.500	32	77Eps UMa	1.7630	11000.	87	9156	No
353	GOM_NL__2PRFIN20031130_181819_000000402022_00084_09156_9300.N1	30-NOV-2003 18:18:19	Bright	39.500	39	85Eta UMa	1.8540	24000.	79	9156	No
354	GOM_NL__2PRFIN20031130_182110_000000402022_00084_09156_9301.N1	30-NOV-2003 18:21:10	Bright	39.500	180	27Gam Boo	3.0400	8000.0	79	9156	No
355	GOM_NL__2PRFIN20031130_182413_000000392022_00084_09156_9302.N1	30-NOV-2003 18:24:13	Bright	39.000	83		2.3780	11000.	78	9156	No
356	GOM_NL__2PRFIN20031130_182644_000000372022_00084_09156_9303.N1	30-NOV-2003 18:26:44	Bright	37.000	3	16Alp Boo	-0.050000	4250.0	74	9156	No
357	GOM_NL__2PRFIN20031130_183016_000000722022_00084_09156_9304.N1	30-NOV-2003 18:30:16	Bright	72.000	96	68Del Leo	2.5600	9300.0	144	9156	No
358	GOM_NL__2PRFIN20031130_183548_000002552022_00084_09156_9305.N1	30-NOV-2003 18:35:48	Straylight	255.00	51	41Gam1Leo	2.0100	4500.0	510	9156	No
359	GOM_NL__2PRFIN20031130_184256_000000432022_00084_09156_9306.N1	30-NOV-2003 18:42:56	Dark	43.000	123	1ot Cen	2.7500	10200.	86	9156	No
360	GOM_NL__2PRFIN20031130_184702_000000402022_00084_09156_9307.N1	30-NOV-2003 18:47:02	Dark	40.000	77	Eps Cen	2.3030	28000.	80	9156	No
361	GOM_NL__2PRFIN20031130_184842_000000432022_00084_09156_9308.N1	30-NOV-2003 18:48:42	Dark	43.000	10	Bet Cen	0.61000	28000.	86	9156	No
362	GOM_NL__2PRFIN20031130_185033_000000512022_00085_09157_9276.N1	30-NOV-2003 18:50:33	Dark	50.500	12	Alp1Cru	0.77500	30000.	101	9157	No
363	GOM_NL__2PRFIN20031130_185317_000000412022_00085_09157_9277.N1	30-NOV-2003 18:53:17	Dark	40.500	124	The Car	2.7640	30000.	81	9157	No
364	GOM_NL__2PRFIN20031130_185756_000000572022_00085_09157_9278.N1	30-NOV-2003 18:57:56	Dark	56.500	41	Eps Car	1.8600	4100.0	113	9157	No
365	GOM_NL__2PRFIN20031130_185953_000000552022_00085_09157_9279.N1	30-NOV-2003 18:59:53	Dark	54.500	34	Gam2Vel	1.7930	23000.	109	9157	No
366	GOM_NL__2PRFIN20031130_190318_000000532022_00085_09157_9280.N1	30-NOV-2003 19:03:18	Dark	52.500	2	Alp Car	-0.73600	7000.0	105	9157	No
367	GOM_NL__2PRFIN20031130_190507_000000632022_00085_09157_9281.N1	30-NOV-2003 19:05:07	Dark	63.000	117	Pi Pup	2.7060	3800.0	126	9157	No
368	GOM_NL__2PRFIN20031130_190855_000000752022_00085_09157_9282.N1	30-NOV-2003 19:08:55	Dark	74.500	23	21Eps CMa	1.5020	26000.	149	9157	No
369	GOM_NL__2PRFIN20031130_191107_000000732022_00085_09157_9283.N1	30-NOV-2003 19:11:07	Straylight	72.500	179	24Omi2CMa	3.0320	24000.	145	9157	No
370	GOM_NL__2PRFIN20031130_191526_000000922022_00085_09157_9284.N1	30-NOV-2003 19:15:26	Straylight	91.500	1	9Alp CMa	-1.4400	11000.	183	9157	No
371	GOM_NL__2PRFIN20031130_191909_000000602022_00085_09157_9285.N1	30-NOV-2003 19:19:09	Straylight	60.000	7	19Bet Ori	0.10000	14000.	120	9157	No
372	GOM_NL__2PRFIN20031130_192214_000000672022_00085_09157_9286.N1	30-NOV-2003 19:22:14	Tw_i_and_stray	67.000	30	46Eps Ori	1.6940	30000.	134	9157	No
373	GOM_NL__2PRFIN20031130_192458_000000652022_00085_09157_9287.N1	30-NOV-2003 19:24:58	Tw_i_and_stray	65.000	27	24Gam Ori	1.6360	26000.	130	9157	No
374	GOM_NL__2PRFIN20031130_192712_000000572022_00085_09157_9288.N1	30-NOV-2003 19:27:12	Bright	56.500	13	87Alp Tau	0.86700	3800.0	113	9157	No
375	GOM_NL__2PRFIN20031130_192847_000000412022_00085_09157_9289.N1	30-NOV-2003 19:28:47	Bright	41.000	146	25Eta Tau	2.8730	15200.	82	9157	No
376	GOM_NL__2PRFIN20031130_193109_000000412022_00085_09157_9290.N1	30-NOV-2003 19:31:09	Bright	41.000	150	44Zet Per	2.8900	28000.	82	9157	No
377	GOM_NL__2PRFIN20031130_193322_000000392022_00085_09157_9291.N1	30-NOV-2003 19:33:22	Bright	38.500	79	26Bet Per	2.3100	13100.	77	9157	No
378	GOM_NL__2PRFIN20031130_193536_000000382022_00085_09157_9292.N1	30-NOV-2003 19:35:36	Bright	38.000	175	39Del Per	3.0100	19400.	76	9157	No
379	GOM_NL__2PRFIN20031130_193655_000000382022_00085_09157_9293.N1	30-NOV-2003 19:36:55	Bright	38.000	160	23Gam Per	2.9300	4700.0	76	9157	No
380	GOM_NL__2PRFIN20031130_193912_000000392022_00085_09157_9294.N1	30-NOV-2003 19:39:12	Bright	39.000	110	37Del Cas	2.6780	8900.0	78	9157	No
381	GOM_NL__2PRFIN20031130_194658_000000382022_00085_09157_9295.N1	30-NOV-2003 19:46:58	Bright	38.000	49	1Alp UMi	1.9900	6300.0	76	9157	No
382	GOM_NL__2PRFIN20031130_195137_000000402022_00085_09157_9296.N1	30-NOV-2003 19:51:37	Bright	39.500	60	7Bet UMi	2.0810	3950.0	79	9157	No
383	GOM_NL__2PRFIN20031130_195341_000000462022_00085_09157_9297.N1	30-NOV-2003 19:53:41	Bright	46.000	36	50Alp UMa	1.8000	6300.0	92	9157	No
384	GOM_NL__2PRFIN20031130_195517_000000482022_00085_09157_9298.N1	30-NOV-2003 19:55:17	Bright	48.000	82	48Bet UMa	2.3650	10600.	96	9157	No
385	GOM_NL__2PRFIN20031130_195649_000000432022_00085_09157_9299.N1	30-NOV-2003 19:56:49	Bright	43.000	32	77Eps UMa	1.7630	11000.	86	9157	No
386	GOM_NL__2PRFIN20031130_195855_000000392022_00085_09157_9300.N1	30-NOV-2003 19:58:55	Bright	39.000	39	85Eta UMa	1.8540	24000.	78	9157	No
387	GOM_NL__2PRFIN20031130_200146_000000412022_00085_09157_9301.N1	30-NOV-2003 20:01:46	Bright	41.000	180	27Gam Boo	3.0400	8000.0	82	9157	No
388	GOM_NL__2PRFIN20031130_200449_000000512022_00085_09157_9302.N1	30-NOV-2003 20:04:49	Bright	51.000	83		2.3780	11000.	102	9157	No
389	GOM_NL__2PRFIN20031130_200720_000000372022_00085_09157_9303.N1	30-NOV-2003 20:07:20	Bright	37.000	3	16Alp Boo	-0.050000	4250.0	74	9157	No
390	GOM_NL__2PRFIN20031130_201052_000000722022_00085_09157_9304.N1	30-NOV-2003 20:10:52	Bright	71.500	96	68Del Leo	2.5600	9300.0	143	9157	No
391	GOM_NL__2PRFIN20031130_201627_000002552022_00085_09157_9305.N1	30-NOV-2003 20:16:27	Straylight	255.00	51	41Gam1Leo	2.0100	4500.0	510	9157	No
392	GOM_NL__2PRFIN20031130_202335_000000402022_00085_09157_9306.N1	30-NOV-2003 20:23:35	Dark	40.000	123	1ot Cen	2.7500	10200.	80	9157	No
393	GOM_NL__2PRFIN20031130_202738_000000402022_00085_09157_9307.N1	30-NOV-2003 20:27:38	Dark	40.000	77	Eps Cen	2.3030	28000.	80	9157	No
394	GOM_NL__2PRFIN20031130_202918_000000512022_00085_09157_9308.N1	30-NOV-2003 20:29:18	Dark	50.500	10	Bet Cen	0.61000	28000.	101	9157	No
395	GOM_NL__2PRFIN20031130_203111_000000412022_00086_09158_9393.N1	30-NOV-2003 20:31:11	Dark	40.500	12	Alp1Cru	0.77500	30000.	81	9158	No
396	GOM_NL__2PRFIN20031130_203353_000000412022_00086_09158_9394.N1	30-NOV-2003 20:33:53	Dark	40.500	124	The Car	2.7640	30000.	81	9158	No

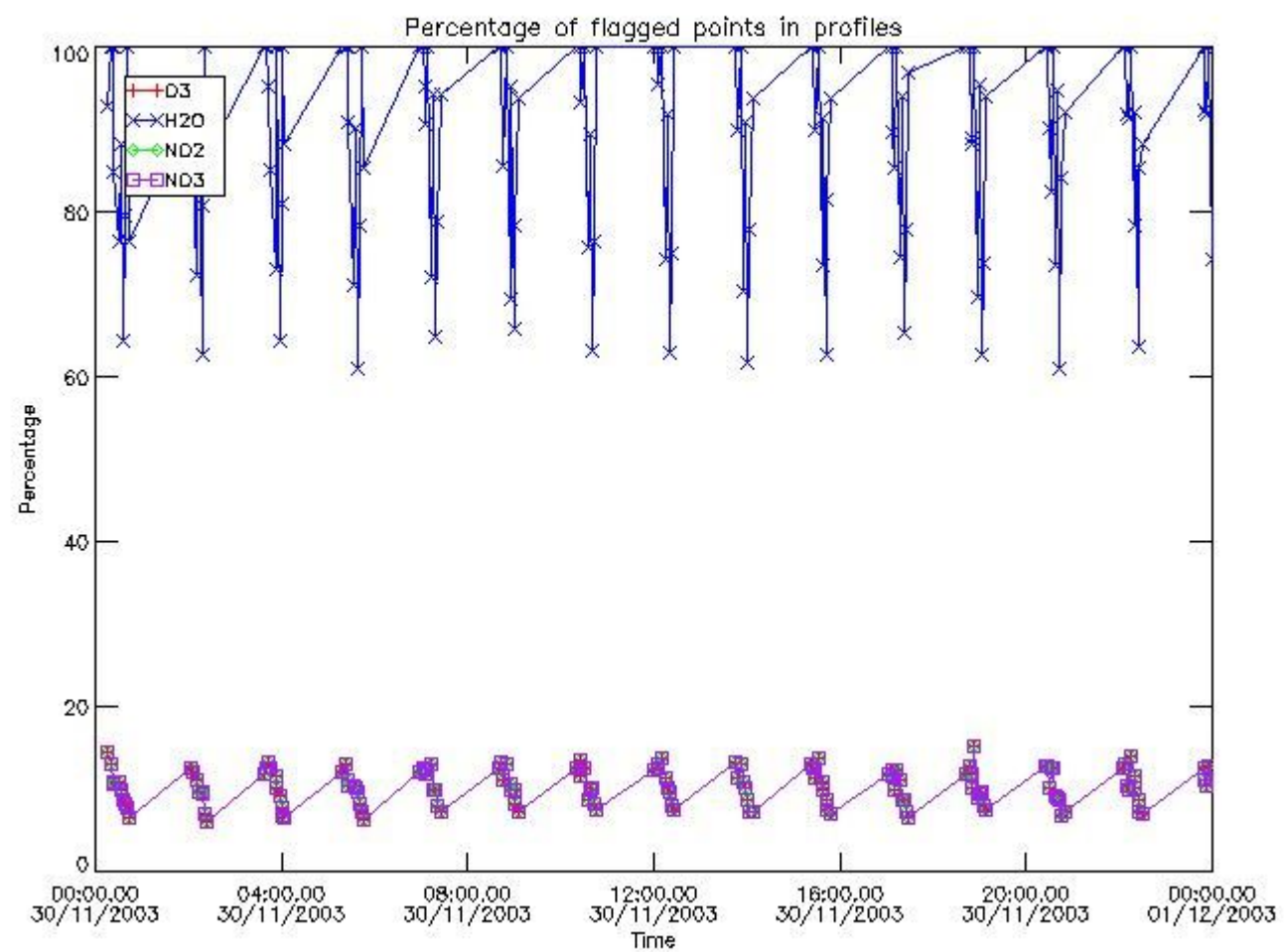
397	GOM_NL__2PRFIN20031130_203830_000000552022_00086_09158_9395.N1	30-NOV-2003 20:38:30	Dark	55.000	41	Eps Car	1.8600	4100.0	110	9158	No
398	GOM_NL__2PRFIN20031130_204030_000000572022_00086_09158_9396.N1	30-NOV-2003 20:40:30	Dark	56.500	34	Gam2Vel	1.7930	23000.	113	9158	No
399	GOM_NL__2PRFIN20031130_204355_000000582022_00086_09158_9397.N1	30-NOV-2003 20:43:55	Dark	58.000	2	Alp Car	-0.73600	7000.0	116	9158	No
400	GOM_NL__2PRFIN20031130_204542_000000762022_00086_09158_9398.N1	30-NOV-2003 20:45:42	Dark	76.000	117	Pi Pup	2.7060	3800.0	152	9158	No
401	GOM_NL__2PRFIN20031130_204933_000000702022_00086_09158_9399.N1	30-NOV-2003 20:49:33	Dark	70.000	23	21Eps CMa	1.5020	26000.	140	9158	No
402	GOM_NL__2PRFIN20031130_205144_000000752022_00086_09158_9400.N1	30-NOV-2003 20:51:44	Straylight	75.000	179	24Omi2CMa	3.0320	24000.	150	9158	No
403	GOM_NL__2PRFIN20031130_205602_000000932022_00086_09158_9401.N1	30-NOV-2003 20:56:02	Straylight	92.500	1	9Alp CMa	-1.4400	11000.	185	9158	No
404	GOM_NL__2PRFIN20031130_205946_000000622022_00086_09158_9402.N1	30-NOV-2003 20:59:46	Straylight	62.000	7	19Bet Ori	0.10000	14000.	124	9158	No
405	GOM_NL__2PRFIN20031130_210250_000000642022_00086_09158_9403.N1	30-NOV-2003 21:02:50	Tw_i_and_stray	63.500	30	46Eps Ori	1.6940	30000.	127	9158	No
406	GOM_NL__2PRFIN20031130_210534_000000632022_00086_09158_9404.N1	30-NOV-2003 21:05:34	Tw_i_and_stray	62.500	27	24Gam Ori	1.6360	26000.	125	9158	No
407	GOM_NL__2PRFIN20031130_210748_000000582022_00086_09158_9405.N1	30-NOV-2003 21:07:48	Bright	58.000	13	87Alp Tau	0.86700	3800.0	116	9158	No
408	GOM_NL__2PRFIN20031130_210923_000000402022_00086_09158_9406.N1	30-NOV-2003 21:09:23	Bright	39.500	146	25Eta Tau	2.8730	15200.	79	9158	No
409	GOM_NL__2PRFIN20031130_211145_000000422022_00086_09158_9407.N1	30-NOV-2003 21:11:45	Bright	41.500	150	44Zet Per	2.8900	28000.	83	9158	No
410	GOM_NL__2PRFIN20031130_211358_000000382022_00086_09158_9408.N1	30-NOV-2003 21:13:58	Bright	37.500	79	26Bet Per	2.3100	13100.	75	9158	No
411	GOM_NL__2PRFIN20031130_211611_000000392022_00086_09158_9409.N1	30-NOV-2003 21:16:11	Bright	39.000	175	39Del Per	3.0100	19400.	78	9158	No
412	GOM_NL__2PRFIN20031130_211731_000000382022_00086_09158_9410.N1	30-NOV-2003 21:17:31	Bright	38.000	160	23Gam Per	2.9300	4700.0	76	9158	No
413	GOM_NL__2PRFIN20031130_211949_000000382022_00086_09158_9411.N1	30-NOV-2003 21:19:49	Bright	37.500	110	37Del Cas	2.6780	8900.0	75	9158	No
414	GOM_NL__2PRFIN20031130_212733_000000392022_00086_09158_9412.N1	30-NOV-2003 21:27:33	Bright	39.000	49	1Alp UMi	1.9900	6300.0	78	9158	No
415	GOM_NL__2PRFIN20031130_213214_000000352022_00086_09158_9413.N1	30-NOV-2003 21:32:14	Bright	34.500	60	7Bet UMi	2.0810	3950.0	69	9158	No
416	GOM_NL__2PRFIN20031130_213416_000000472022_00086_09158_9414.N1	30-NOV-2003 21:34:16	Bright	47.000	36	50Alp UMa	1.8000	6300.0	94	9158	No
417	GOM_NL__2PRFIN20031130_213553_000000482022_00086_09158_9415.N1	30-NOV-2003 21:35:53	Bright	47.500	82	48Bet UMa	2.3650	10600.	95	9158	No
418	GOM_NL__2PRFIN20031130_213725_000000442022_00086_09158_9416.N1	30-NOV-2003 21:37:25	Bright	43.500	32	77Eps UMa	1.7630	11000.	87	9158	No
419	GOM_NL__2PRFIN20031130_213931_000000392022_00086_09158_9417.N1	30-NOV-2003 21:39:31	Bright	39.000	39	85Eta UMa	1.8540	24000.	78	9158	No
420	GOM_NL__2PRFIN20031130_214223_000000362022_00086_09158_9418.N1	30-NOV-2003 21:42:23	Bright	36.000	180	27Gam Boo	3.0400	8000.0	72	9158	No
421	GOM_NL__2PRFIN20031130_214524_000000512022_00086_09158_9419.N1	30-NOV-2003 21:45:24	Bright	51.000	83		2.3780	11000.	102	9158	No
422	GOM_NL__2PRFIN20031130_214756_000000372022_00086_09158_9420.N1	30-NOV-2003 21:47:56	Bright	36.500	3	16Alp Boo	-0.050000	4250.0	73	9158	No
423	GOM_NL__2PRFIN20031130_215129_000000712022_00086_09158_9421.N1	30-NOV-2003 21:51:29	Bright	71.000	96	68Del Leo	2.5600	9300.0	142	9158	No
424	GOM_NL__2PRFIN20031130_215707_000002552022_00086_09158_9422.N1	30-NOV-2003 21:57:07	Straylight	255.00	51	41Gam1Leo	2.0100	4500.0	510	9158	No
425	GOM_NL__2PRFIN20031130_220411_000000412022_00086_09158_9423.N1	30-NOV-2003 22:04:11	Dark	40.500	123	lot Cen	2.7500	10200.	81	9158	No
426	GOM_NL__2PRFIN20031130_220815_000000392022_00086_09158_9424.N1	30-NOV-2003 22:08:15	Dark	39.000	77	Eps Cen	2.3030	28000.	78	9158	No
427	GOM_NL__2PRFIN20031130_220954_000000502022_00086_09158_9425.N1	30-NOV-2003 22:09:54	Dark	49.500	10	Bet Cen	0.61000	28000.	99	9158	No
428	GOM_NL__2PRFIN20031130_221146_000000522022_00087_09159_9394.N1	30-NOV-2003 22:11:46	Dark	52.000	12	Alp1Cru	0.77500	30000.	104	9159	No
429	GOM_NL__2PRFIN20031130_221429_000000402022_00087_09159_9395.N1	30-NOV-2003 22:14:29	Dark	40.000	124	The Car	2.7640	30000.	80	9159	No
430	GOM_NL__2PRFIN20031130_221909_000000452022_00087_09159_9396.N1	30-NOV-2003 22:19:09	Dark	44.500	41	Eps Car	1.8600	4100.0	89	9159	No
431	GOM_NL__2PRFIN20031130_222107_000000512022_00087_09159_9397.N1	30-NOV-2003 22:21:07	Dark	50.500	34	Gam2Vel	1.7930	23000.	101	9159	No
432	GOM_NL__2PRFIN20031130_222431_000000582022_00087_09159_9398.N1	30-NOV-2003 22:24:31	Dark	58.000	2	Alp Car	-0.73600	7000.0	116	9159	No
433	GOM_NL__2PRFIN20031130_222620_000000722022_00087_09159_9399.N1	30-NOV-2003 22:26:20	Dark	71.500	117	Pi Pup	2.7060	3800.0	143	9159	No
434	GOM_NL__2PRFIN20031130_223010_000000722022_00087_09159_9400.N1	30-NOV-2003 22:30:10	Dark	72.000	23	21Eps CMa	1.5020	26000.	144	9159	No
435	GOM_NL__2PRFIN20031130_223221_000000732022_00087_09159_9401.N1	30-NOV-2003 22:32:21	Straylight	72.500	179	24Omi2CMa	3.0320	24000.	145	9159	No
436	GOM_NL__2PRFIN20031130_223638_000001002022_00087_09159_9402.N1	30-NOV-2003 22:36:38	Straylight	99.500	1	9Alp CMa	-1.4400	11000.	199	9159	No
437	GOM_NL__2PRFIN20031130_224022_000000612022_00087_09159_9403.N1	30-NOV-2003 22:40:22	Straylight	61.000	7	19Bet Ori	0.10000	14000.	122	9159	No
438	GOM_NL__2PRFIN20031130_224326_000000652022_00087_09159_9404.N1	30-NOV-2003 22:43:26	Tw_i_and_stray	65.000	30	46Eps Ori	1.6940	30000.	130	9159	No
439	GOM_NL__2PRFIN20031130_224610_000000622022_00087_09159_9405.N1	30-NOV-2003 22:46:10	Tw_i_and_stray	61.500	27	24Gam Ori	1.6360	26000.	123	9159	No
440	GOM_NL__2PRFIN20031130_224824_000000572022_00087_09159_9406.N1	30-NOV-2003 22:48:24	Bright	56.500	13	87Alp Tau	0.86700	3800.0	113	9159	No
441	GOM_NL__2PRFIN20031130_224957_000000412022_00087_09159_9407.N1	30-NOV-2003 22:49:57	Bright	40.500	146	25Eta Tau	2.8730	15200.	81	9159	No
442	GOM_NL__2PRFIN20031130_225218_000000432022_00087_09159_9408.N1	30-NOV-2003 22:52:18	Bright	43.000	150	44Zet Per	2.8900	28000.	86	9159	No
443	GOM_NL__2PRFIN20031130_225434_000000372022_00087_09159_9409.N1	30-NOV-2003 22:54:34	Bright	36.500	79	26Bet Per	2.3100	13100.	73	9159	No
444	GOM_NL__2PRFIN20031130_225645_000000412022_00087_09159_9410.N1	30-NOV-2003 22:56:45	Bright	41.000	175	39Del Per	3.0100	19400.	82	9159	No
445	GOM_NL__2PRFIN20031130_225807_000000382022_00087_09159_9411.N1	30-NOV-2003 22:58:07	Bright	37.500	160	23Gam Per	2.9300	4700.0	75	9159	No
446	GOM_NL__2PRFIN20031130_230025_000000372022_00087_09159_9412.N1	30-NOV-2003 23:00:25	Bright	37.000	110	37Del Cas	2.6780	8900.0	74	9159	No
447	GOM_NL__2PRFIN20031130_230807_000000412022_00087_09159_9413.N1	30-NOV-2003 23:08:07	Bright	40.500	49	1Alp UMi	1.9900	6300.0	81	9159	No
448	GOM_NL__2PRFIN20031130_231249_000000402022_00087_09159_9414.N1	30-NOV-2003 23:12:49	Bright	40.000	60	7Bet UMi	2.0810	3950.0	80	9159	No
449	GOM_NL__2PRFIN20031130_231452_000000422022_00087_09159_9415.N1	30-NOV-2003 23:14:52	Bright	42.000	36	50Alp UMa	1.8000	6300.0	84	9159	No
450	GOM_NL__2PRFIN20031130_231628_000000482022_00087_09159_9416.N1	30-NOV-2003 23:16:28	Bright	48.000	82	48Bet UMa	2.3650	10600.	96	9159	No
451	GOM_NL__2PRFIN20031130_231803_000000422022_00087_09159_9417.N1	30-NOV-2003 23:18:03	Bright	41.500	32	77Eps UMa	1.7630	11000.	83	9159	No
452	GOM_NL__2PRFIN20031130_232007_000000392022_00087_09159_9418.N1	30-NOV-2003 23:20:07	Bright	38.500	39	85Eta UMa	1.8540	24000.	77	9159	No
453	GOM_NL__2PRFIN20031130_232259_000000372022_00087_09159_9419.N1	30-NOV-2003 23:22:59	Bright	36.500	180	27Gam Boo	3.0400	8000.0	73	9159	No
454	GOM_NL__2PRFIN20031130_232601_000000382022_00087_09159_9420.N1	30-NOV-2003 23:26:01	Bright	37.500	83		2.3780	11000.	75	9159	No
455	GOM_NL__2PRFIN20031130_232832_000000372022_00087_09159_9421.N1	30-NOV-2003 23:28:32	Bright	36.500	3	16Alp Boo	-0.050000	4250.0	73	9159	No

456	GOM_NL__2PRFIN20031130_233206_000000742022_00087_09159_9422.N1	30-NOV-2003 23:32:06	Bright	73.500	96	68Del Leo	2.5600	9300.0	147	9159	No
457	GOM_NL__2PRFIN20031130_233746_000002552022_00087_09159_9423.N1	30-NOV-2003 23:37:46	Straylight	255.00	51	41Gam1Leo	2.0100	4500.0	510	9159	No
458	GOM_NL__2PRFIN20031130_234850_000000412022_00087_09159_9424.N1	30-NOV-2003 23:48:50	Dark	41.000	77	Eps Cen	2.3030	28000.	82	9159	No
459	GOM_NL__2PRFIN20031130_235030_000000462022_00087_09159_9425.N1	30-NOV-2003 23:50:30	Dark	45.500	10	Bet Cen	0.61000	28000.	91	9159	No
460	GOM_NL__2PRFIN20031130_235224_000000492022_00088_09160_9402.N1	30-NOV-2003 23:52:24	Dark	49.000	12	Alp1Cru	0.77500	30000.	98	9160	No
461	GOM_NL__2PRFIN20031130_235506_000000402022_00088_09160_9403.N1	30-NOV-2003 23:55:06	Dark	40.000	124	The Car	2.7640	30000.	80	9160	No
462	GOM_NL__2PRFIN20031130_235945_000000452022_00088_09160_9404.N1	30-NOV-2003 23:59:45	Dark	45.000	41	Eps Car	1.8600	4100.0	90	9160	No

3. Quality information per product

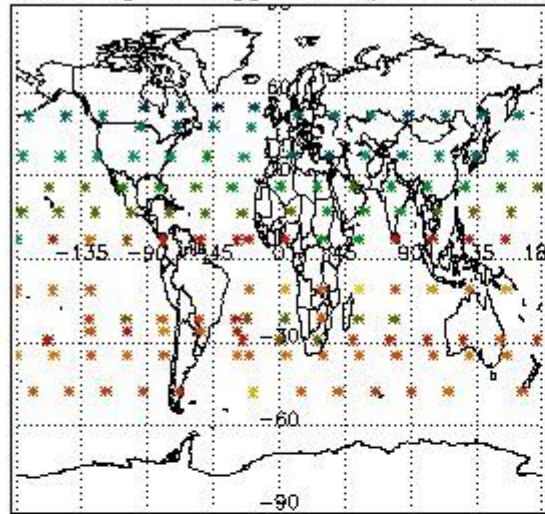
In this section it is plotted some information contained in the Quality Summary data set of the level 2 products. Only products in dark limb conditions and without errors (error flag in the MPH set to "0") are used.

3.1 Plot quality information per product (time dependant)

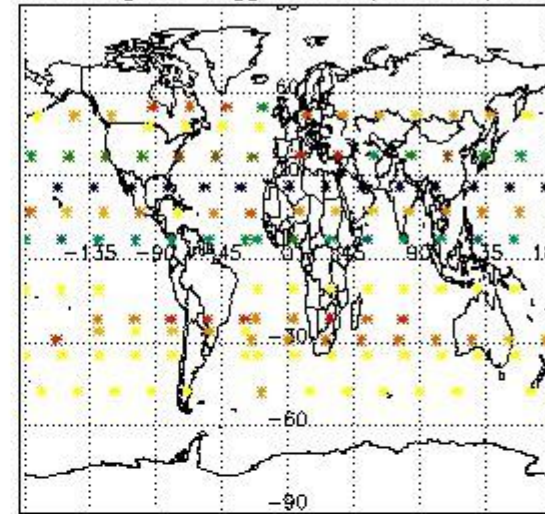


3.2 Plot quality information per product (world map)

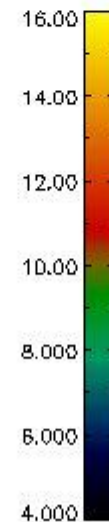
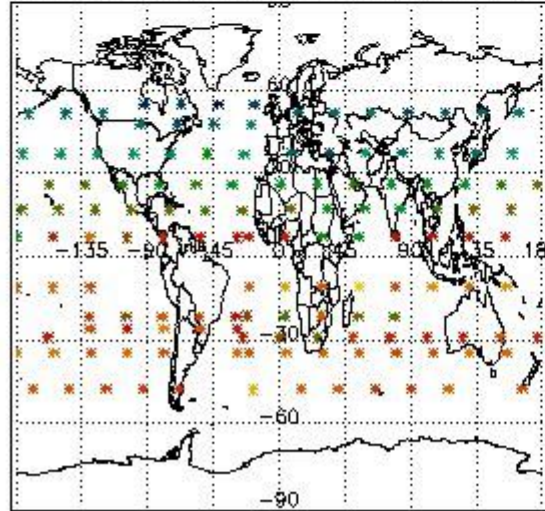
Percentage of flagged data per O3 profile



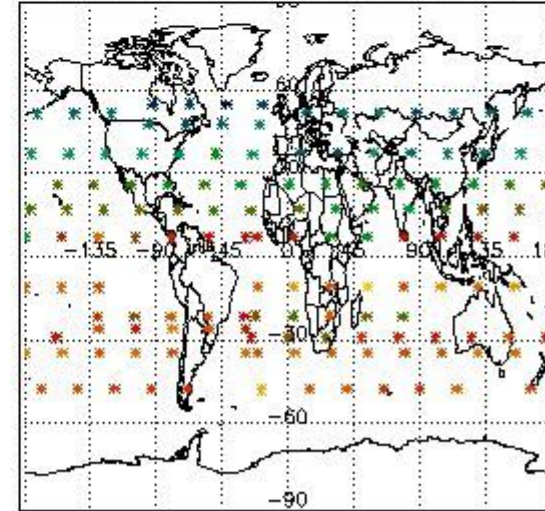
Percentage of flagged data per H2O profile



Percentage of flagged data per NO2 profile



Percentage of flagged data per NO3 profile

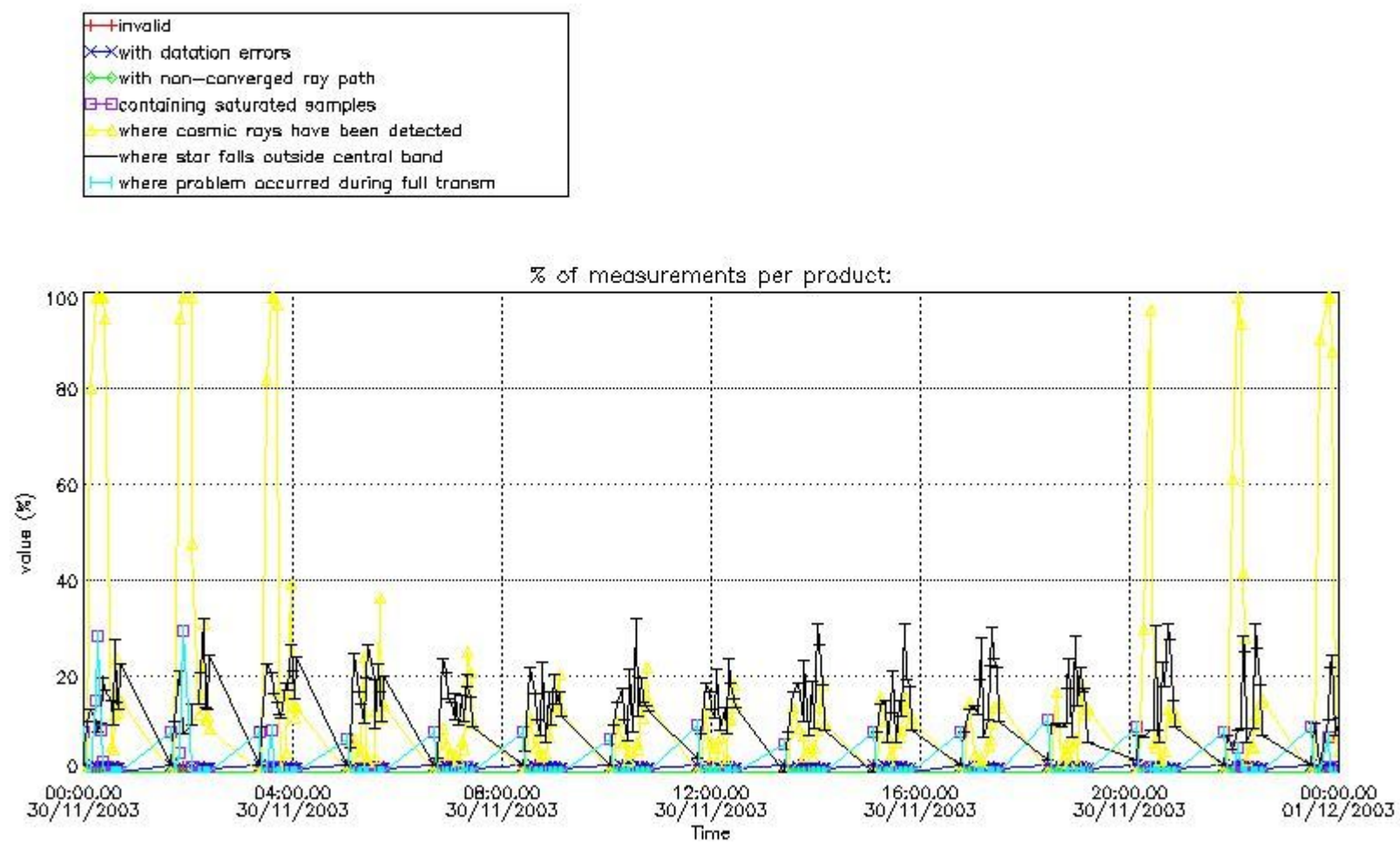


4. Level 1 quality information per product

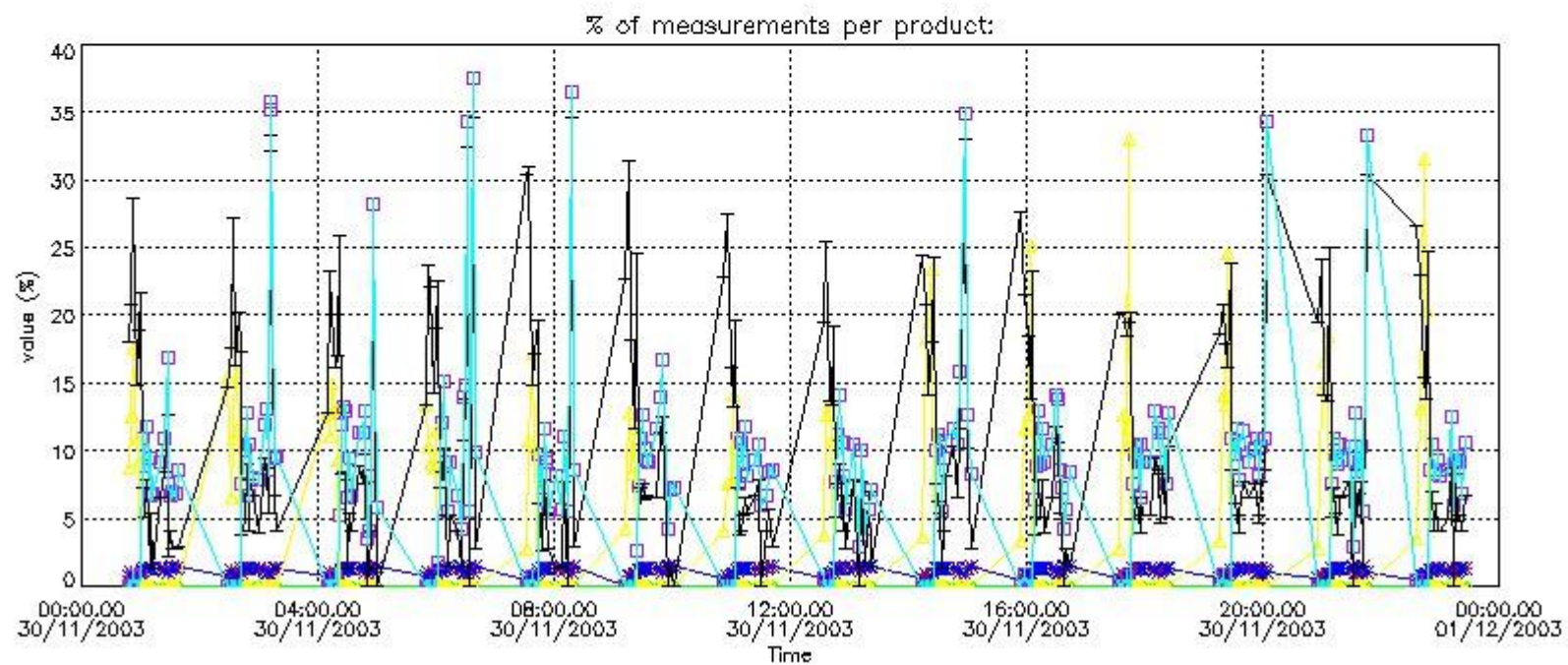
In this section it is plotted some information contained in the Quality Summary data set of the level 2 products that comes from the level 1b processing. Products without errors (error flag in the MPH set to "0") are used.

4.1 Plot quality information per product (time dependant) coming from level 1b processing

4.1.1 Plot level 1 quality information per product (time dependant): ENVISAT ASCENDING passes



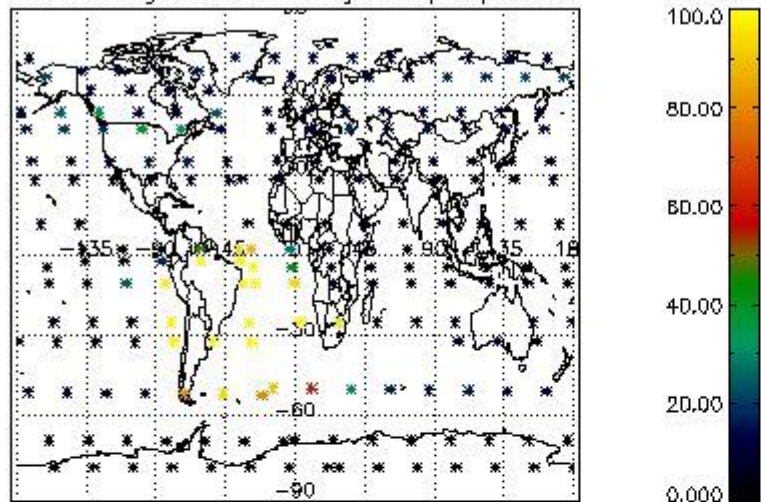
4.1.2 Plot level 1 quality information per product (time dependant): ENVI SAT DESCENDING passes



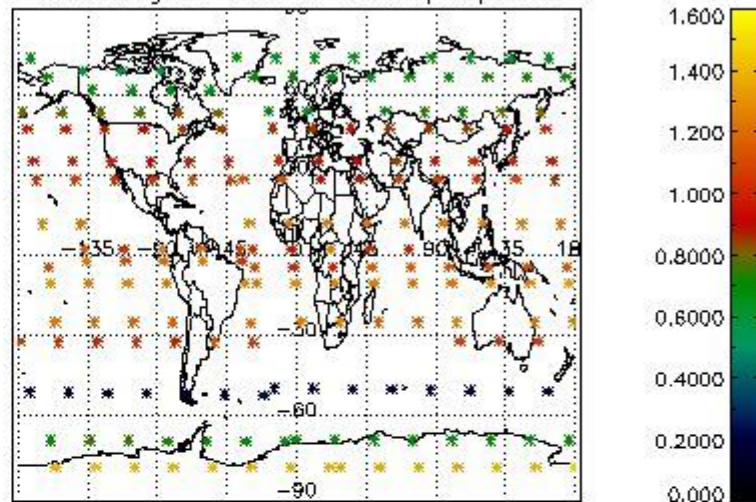
4.2 Plot quality information per product coming from level 1b processing (world map)

4.2.1 Plot level 1 quality information per product (world map): ENVISAT ASCENDING passes

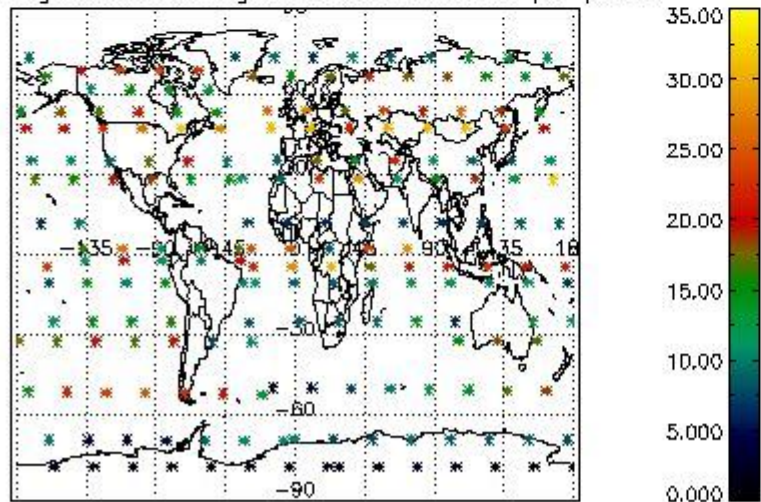
Percentage of cosmic ray hits per profile



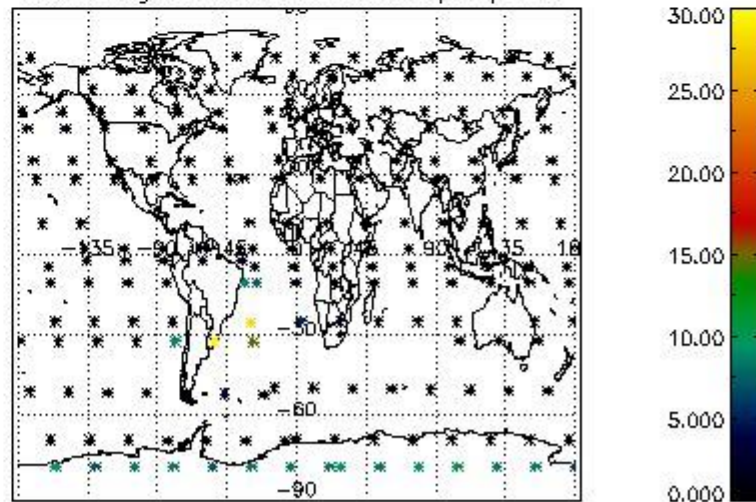
Percentage of datation errors per profile



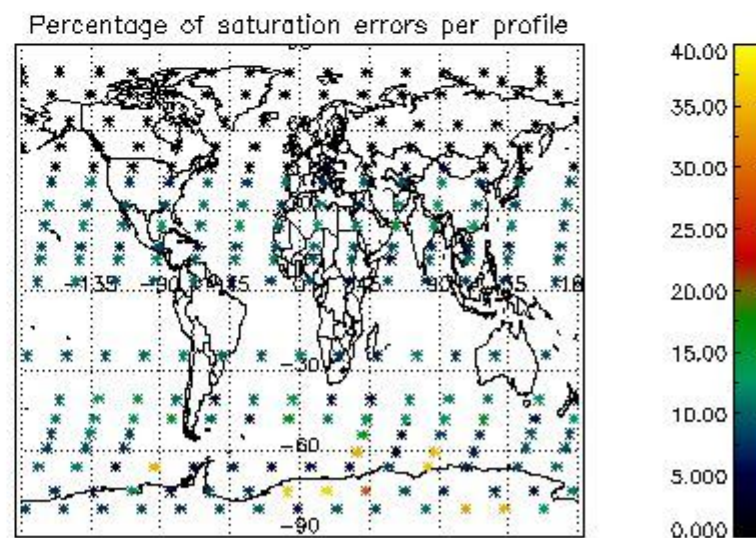
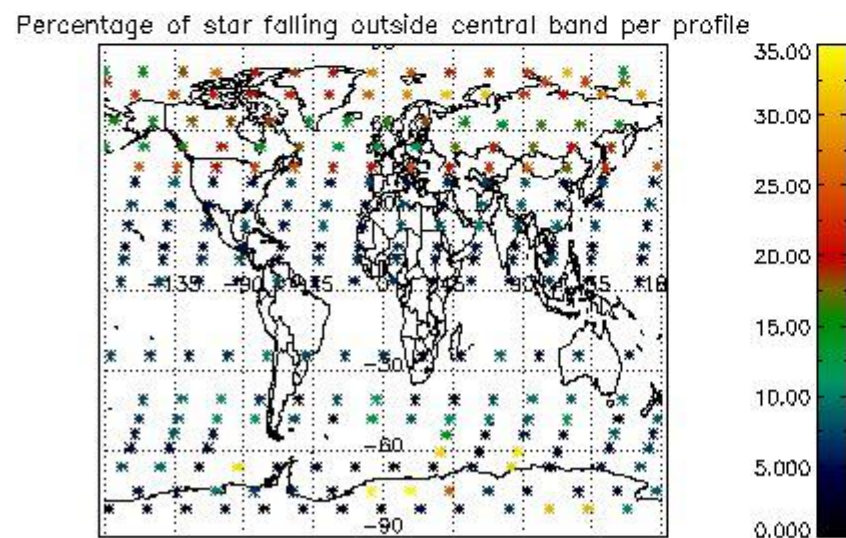
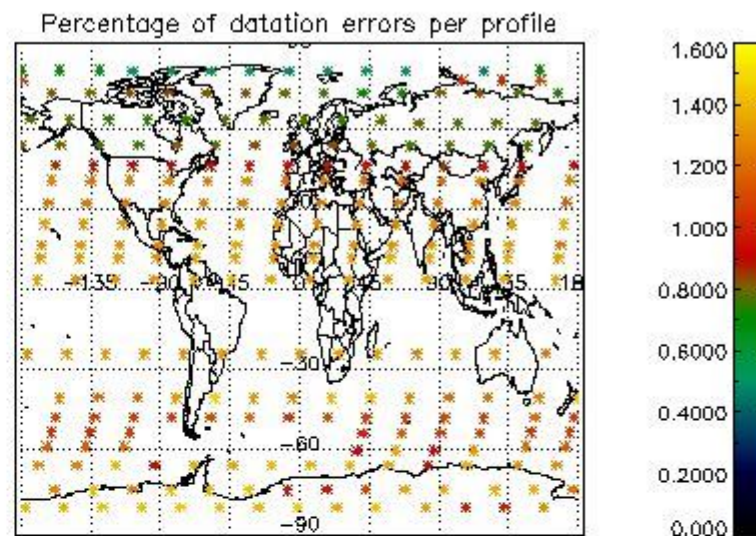
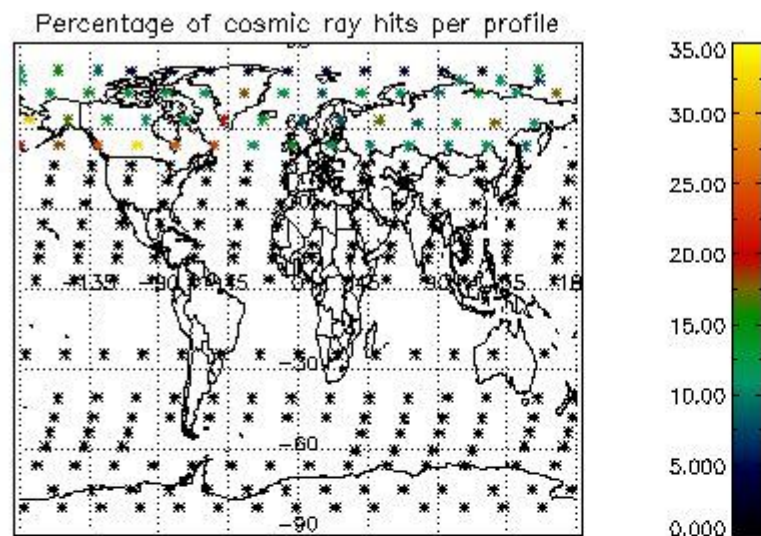
Percentage of star falling outside central band per profile



Percentage of saturation errors per profile



4.2.2 Plot level 1 quality information per product (world map): ENVISAT DESCENDING passes



5. Trace gas profiles

5.1 Ozone statistics based on quality of products

The final quality of the products can be "measured" using the STD (Standard Deviation) attached to every point profile. This information is written to the parameter GOM_NL__2P/NL_LOCAL_SPECIES_DENSITY/o3_std of the level 2 products. The table below shows the statistics for given STD ranges.

The statistics are given with respect to the overall valid production:

- Products without fatal errors: GOM_NL__2P/MPH/PRODUCT_ERR=0
- Valid point profile: GOM_NL__2P/NL_LOCAL_SPECIES_DENSITY/pcd(0)=0

The 'Criteria' is applied to valid points of dark limb products:

- Products in dark limb illumination condition: GOM_NL__2P/NL_SUMMARY_QUALITY/obs_ill_cond=0
- Products without fatal errors: GOM_NL__2P/MPH/PRODUCT_ERR=0
- Valid point profile: GOM_NL__2P/NL_LOCAL_SPECIES_DENSITY/pcd(0)=0

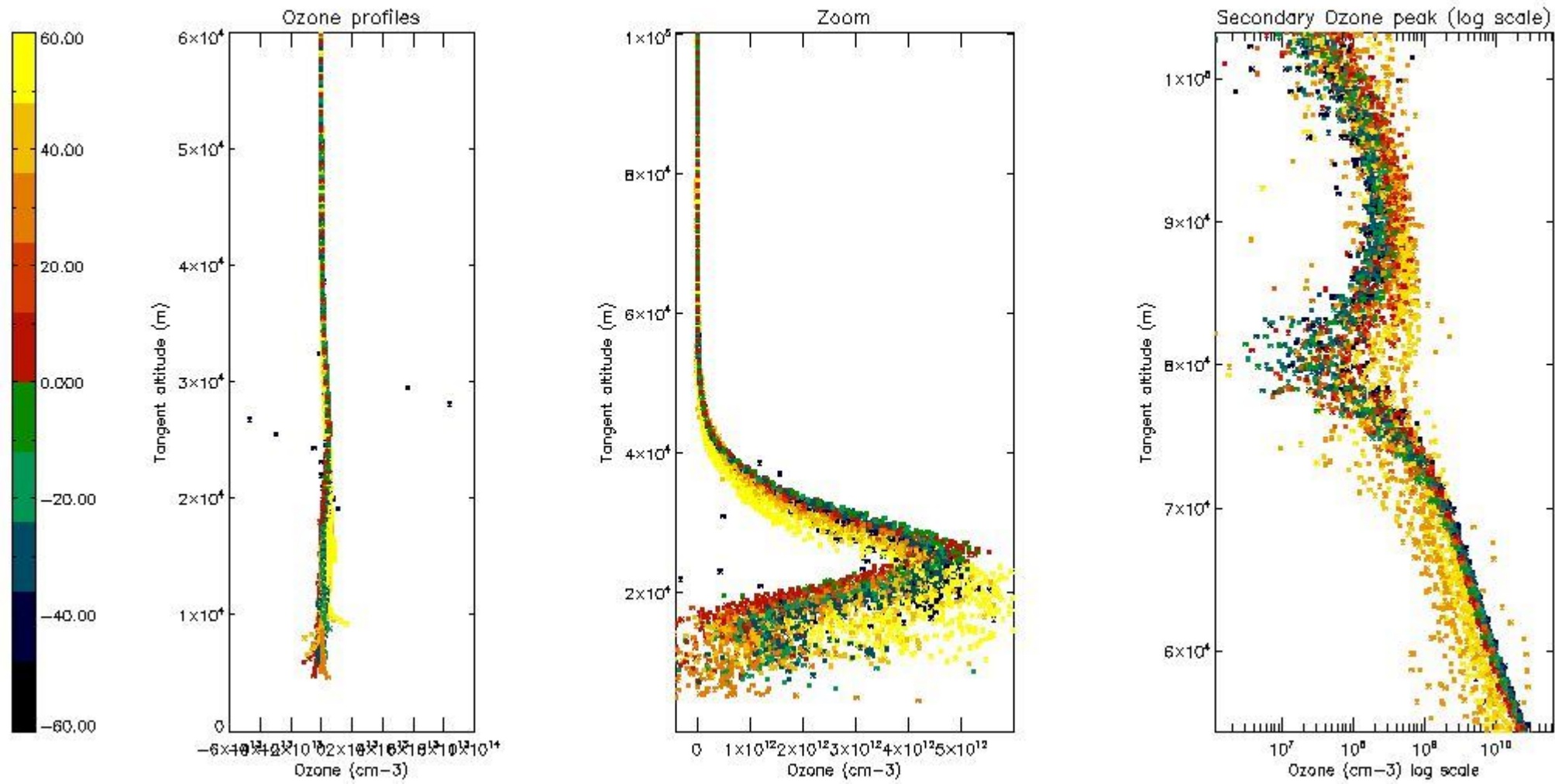
So, the table below shows the percentage of dark limb and valid observations for each criteria with respect to the overall valid daily observations.

Criteria	% of total production
All STD	28
STD < 20	17

STD < 10	15
STD < 5	11

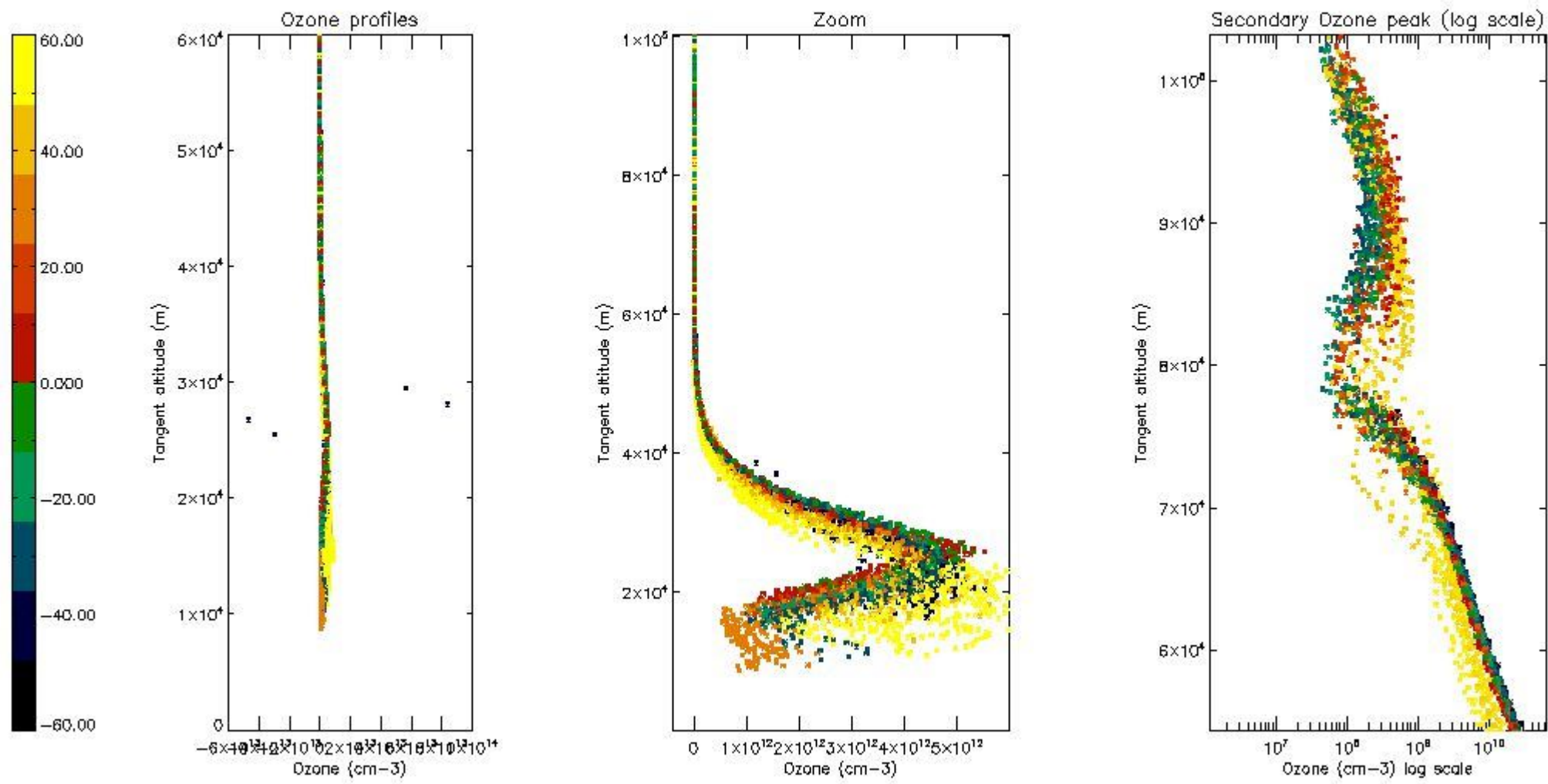
5.2 Plot ozone profiles for all STD (dark without errors)

The colorbar represents the latitude.



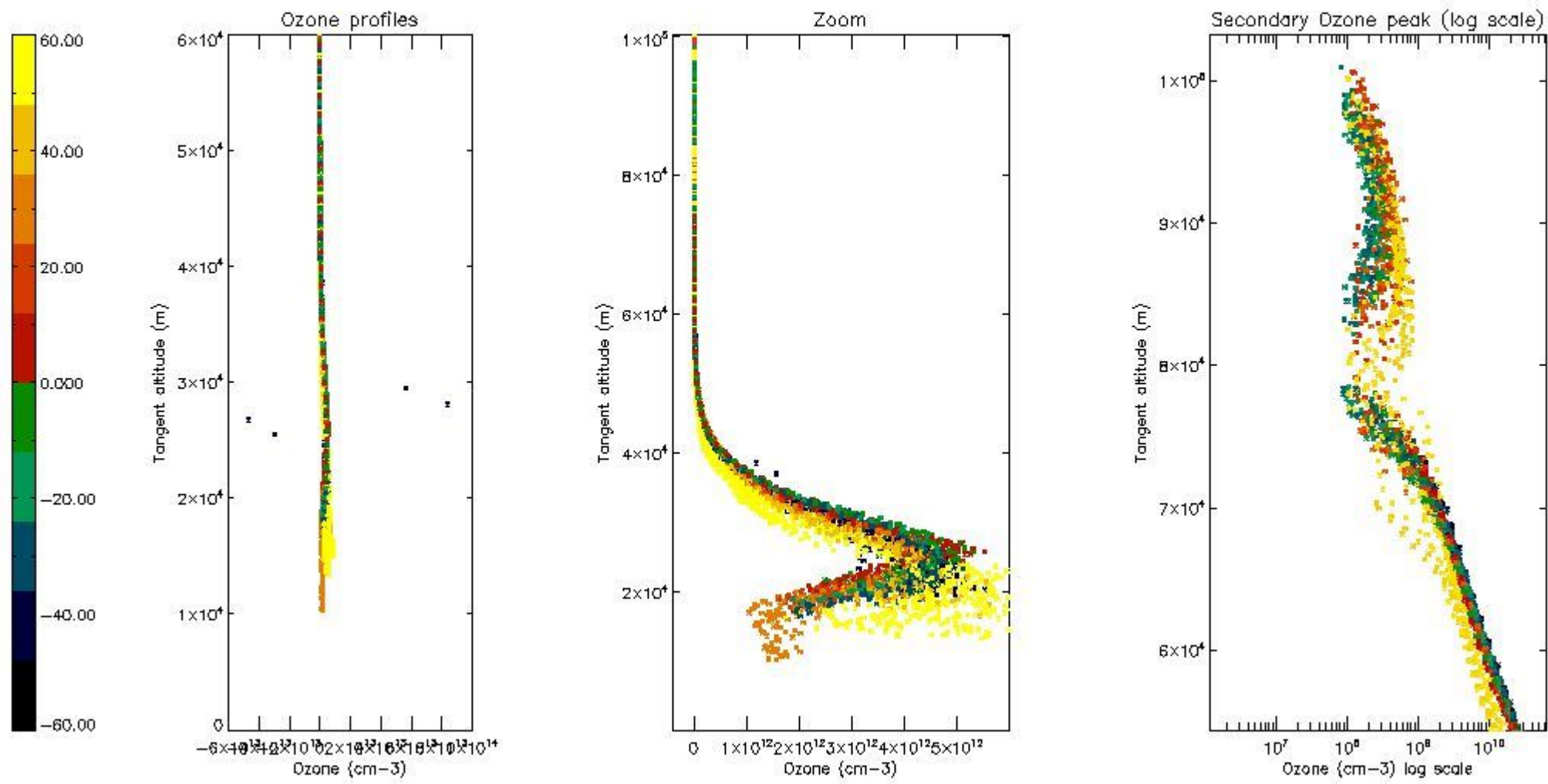
5.3 Plot ozone profiles where STD < 20% (dark without errors)

The colorbar represents the latitude.



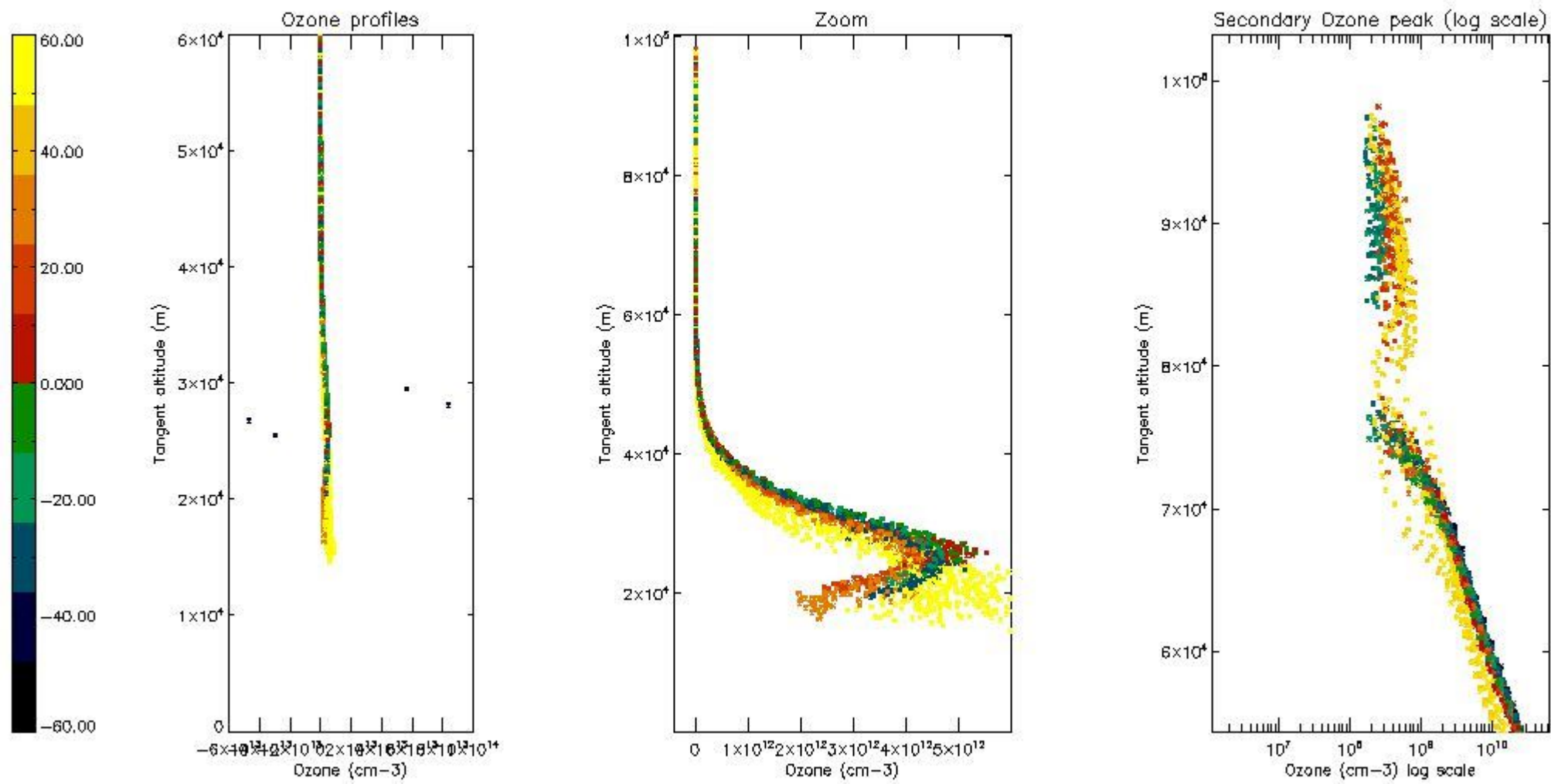
5.4 Plot ozone profiles where STD < 10% (dark without errors)

The colorbar represents the latitude.



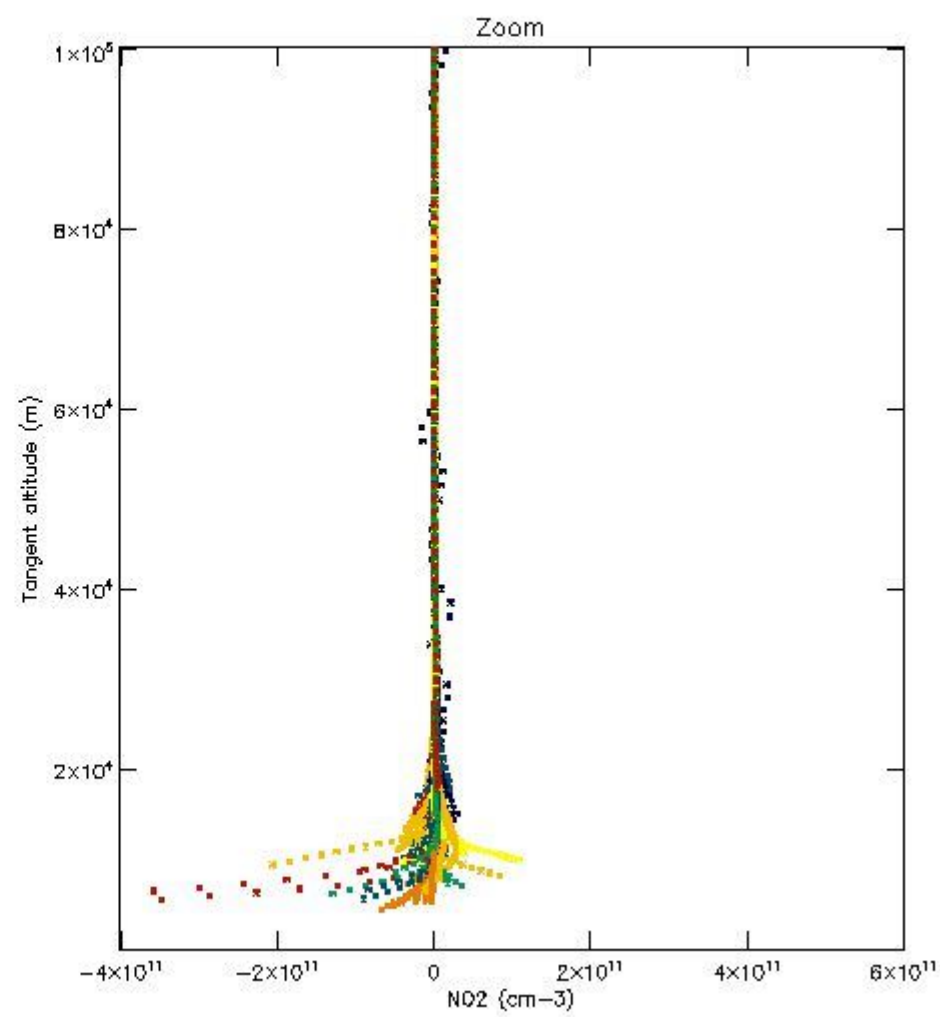
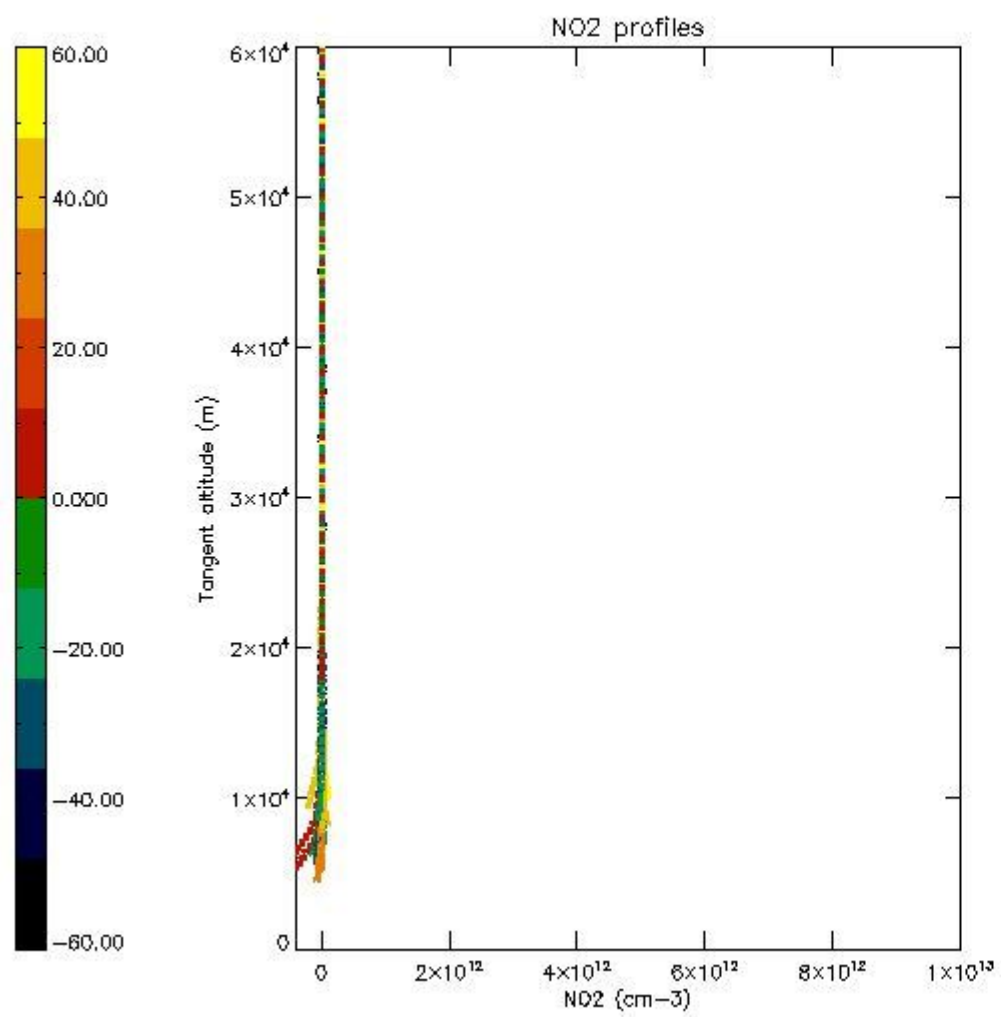
5.5 Plot ozone profiles where $STD < 5\%$ (dark without errors)

The colorbar represents the latitude.



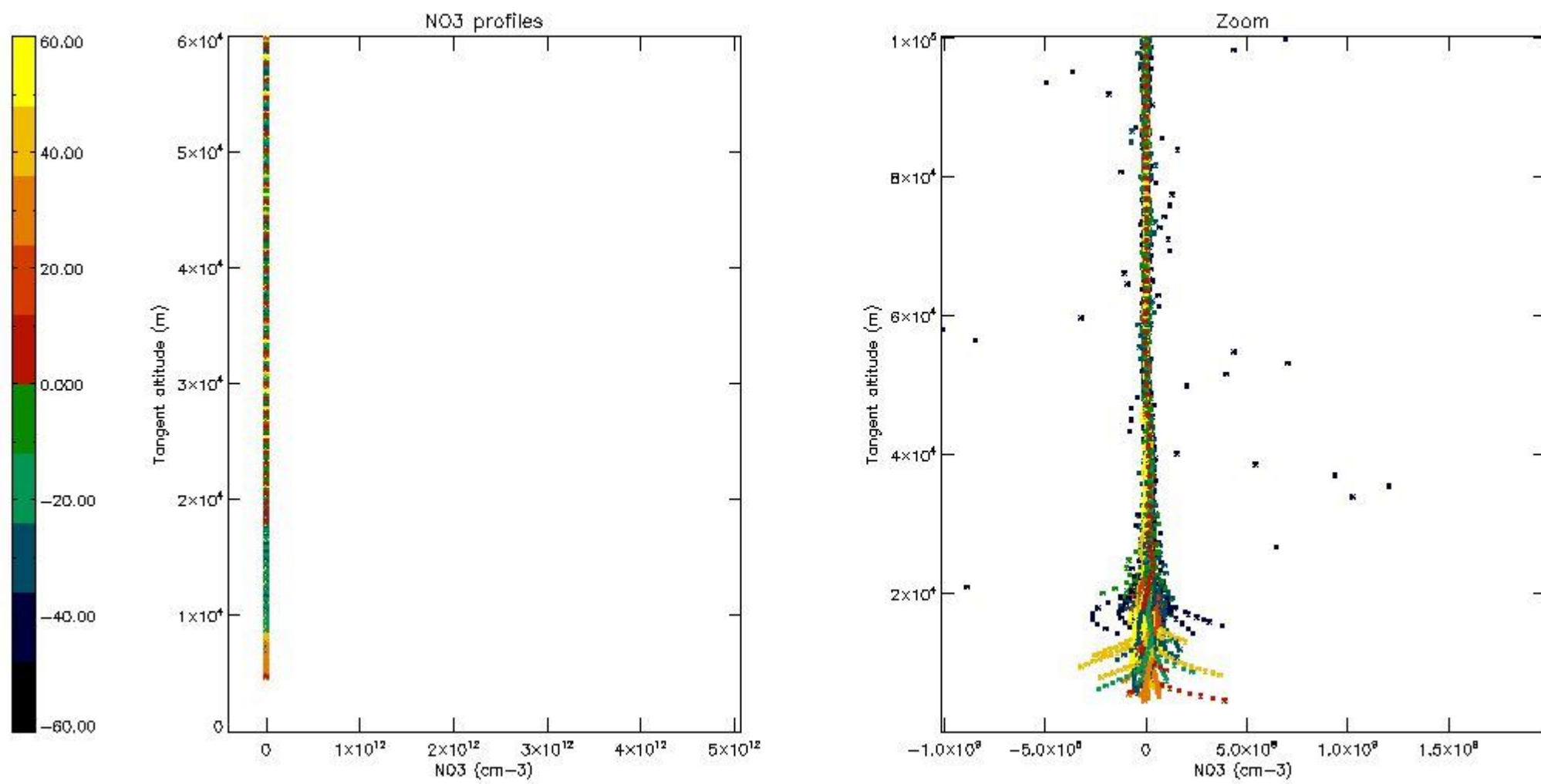
5.6 Plot NO₂ profiles for all STD (dark without errors)

The colorbar represents the latitude.



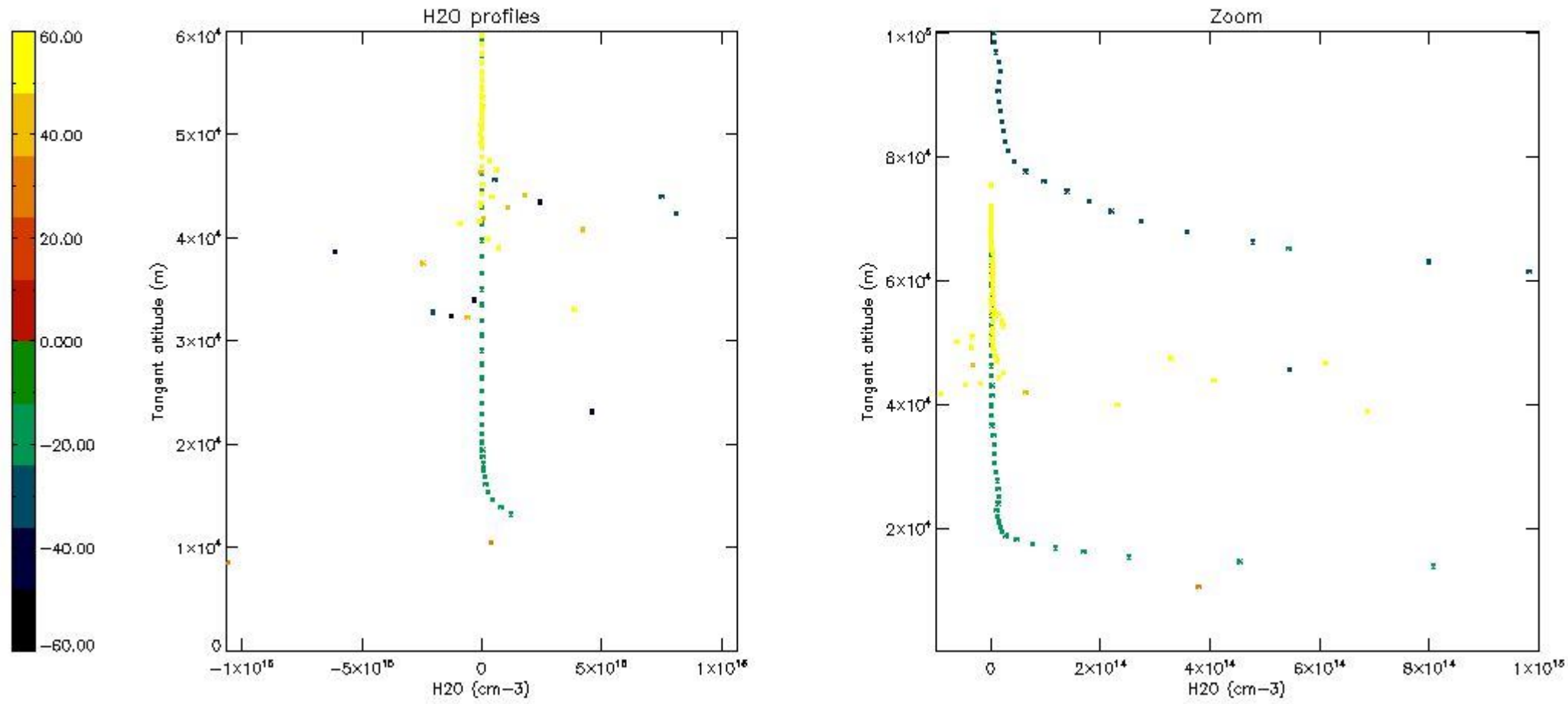
5.7 Plot NO3 profiles for all STD (dark without errors)

The colorbar represents the latitude.



5.8 Plot H2O profiles for all STD (only for occultations of stars 1,2,3,4,13,14,16,26,63 dark without errors)

The colorbar represents the latitude.



6. Auxiliary Data Files used for the production reported in section 2

The number reported in the third column indicates since which file (see list in section 2) the corresponding auxiliary file has been used. The fourth column is the date of those product files.

Type	Auxiliary Filename	Used since product	Used since product date
INST_PHYS_CHARACTERISTICS	GOM_INS_AXVIEC20091111_143220_20030716_120000_20500101_000000	1	30-NOV-2003 00:00:07
LEVEL-2_PROC_CONFIG	GOM_PR2_AXVIEC20091111_152718_20020301_000000_20500101_000000	1	30-NOV-2003 00:00:07
CROSS_SECTIONS_FILE	GOM_CRS_AXVIEC20091111_154832_20020301_000000_20500101_000000	1	30-NOV-2003 00:00:07

GOMOS Level 2 Daily Report

SUMMARY

[1. General Info](#)

[2. Summary of processed GOM_NL_2P products](#)

[3. Level 2 Quality information per product](#)

[3.1 Plot of level 2 quality information per product \(time dependant\)](#)

[3.2 Plot of level 2 quality information per product \(world map\)](#)

[4. Level 1 Quality information per product \(stored on level 2 products\)](#)

[4.1 Plot of level 1 quality information per product \(time dependant\)](#)

[4.1.1 Plot of level 1 quality information per product \(time dependant\): ASCENDING](#)

[4.1.2 Plot of level 1 quality information per product \(time dependant\): DESCENDING](#)

[4.2 Plot of level 1 quality information per product \(world map\)](#)

[4.2.1 Plot of level 1 quality information per product \(world map\): ASCENDING](#)

[4.2.2 Plot of level 1 quality information per product \(world map\): DESCENDING](#)

[5. Ozone profiles based on quality statistics and other trace gas profiles](#)

[5.1 Ozone statistics based on quality of products](#)

[5.2 Plot ozone profiles for all STD \(dark without errors\)](#)

[5.3 Plot ozone profiles where STD < 20% \(dark without errors\)](#)

[5.4. Plot ozone profiles where STD < 10% \(dark without errors\)](#)

[5.5. Plot ozone profiles where STD < 5% \(dark without errors\)](#)

[5.6 Plot NO2 profiles for all STD \(dark without errors\)](#)

[5.7 Plot NO3 profiles for all STD \(dark without errors\)](#)

[5.8 Plot H2O profiles \(only for occultations of stars 1,2,3,4,13,14,16,26,63 dark without errors\) for all STD](#)

[6. Auxiliary Data Files used for the production reported in section 2](#)

This report presents the daily analysis on parameters extracted from GOMOS level 2 data (GOM_NL__2P). It is intended to monitor some important parameters that will impact the quality of these products. A list of level 2 products (and content) that have arrived during the reporting day to the PCF is also given.

Item	Value
Time of report generation	20APR2013 01:05:40
Data source version	GOMOS/6.01
Start time of products	30-11-2003 (30NOV2003 00:00:00)
Stop time of products	01-12-2003 (01DEC2003 00:00:00)
Store outputs in DB	Yes
Nb of level 2 prods	462
Nb of prods with errors	0

2. Summary of processed GOM_NL__2P products.

Nr	Filename	UTC Start time	Limb	Duration	Star Id	Star Name	Star Mag	Star Temp	Nb Meas	Orbit	Prod. error
1	GOM_NL__2PRFIN20031130_000007_000000362022_00073_09145_9260.N1	30-NOV-2003 00:00:07	Bright	36.000	3	16Alp Boo	-0.050000	4250.0	72	9145	No
2	GOM_NL__2PRFIN20031130_000332_000000722022_00073_09145_9261.N1	30-NOV-2003 00:03:32	Bright	71.500	96	68Del Leo	2.5600	9300.0	143	9145	No
3	GOM_NL__2PRFIN20031130_000837_000002112022_00073_09145_9262.N1	30-NOV-2003 00:08:37	Straylight	211.00	51	41Gam1Leo	2.0100	4500.0	422	9145	No
4	GOM_NL__2PRFIN20031130_001412_000000482022_00073_09145_9263.N1	30-NOV-2003 00:14:12	Twilight	47.500	106	9Bet Crv	2.6480	5600.0	95	9145	No
5	GOM_NL__2PRFIN20031130_001617_000000432022_00073_09145_9264.N1	30-NOV-2003 00:16:17	Dark	42.500	123	lot Cen	2.7500	10200.	85	9145	No
6	GOM_NL__2PRFIN20031130_002025_000000402022_00073_09145_9265.N1	30-NOV-2003 00:20:25	Dark	39.500	77	Eps Cen	2.3030	28000.	79	9145	No
7	GOM_NL__2PRFIN20031130_002244_000000482022_00073_09145_9266.N1	30-NOV-2003 00:22:44	Dark	48.000	20	Bet Cru	1.2530	30000.	96	9145	No
8	GOM_NL__2PRFIN20031130_002355_000000472022_00074_09146_9254.N1	30-NOV-2003 00:23:55	Dark	46.500	12	Alp1Cru	0.77500	30000.	93	9146	No
9	GOM_NL__2PRFIN20031130_003114_000000472022_00074_09146_9255.N1	30-NOV-2003 00:31:14	Dark	47.000	41	Eps Car	1.8600	4100.0	94	9146	No
10	GOM_NL__2PRFIN20031130_003308_000000512022_00074_09146_9256.N1	30-NOV-2003 00:33:08	Dark	51.000	34	Gam2Vel	1.7930	23000.	102	9146	No
11	GOM_NL__2PRFIN20031130_003635_000000582022_00074_09146_9257.N1	30-NOV-2003 00:36:35	Dark	58.000	2	Alp Car	-0.73600	7000.0	116	9146	No
12	GOM_NL__2PRFIN20031130_003822_000000622022_00074_09146_9258.N1	30-NOV-2003 00:38:22	Dark	61.500	117	Pi Pup	2.7060	3800.0	123	9146	No
13	GOM_NL__2PRFIN20031130_004048_000000732022_00074_09146_9259.N1	30-NOV-2003 00:40:48	Dark	73.000	88	31Eta CMa	2.4480	20000.	146	9146	No
14	GOM_NL__2PRFIN20031130_004255_000000852022_00074_09146_9260.N1	30-NOV-2003 00:42:55	Dark	84.500	37	25Del CMa	1.8300	5900.0	169	9146	No
15	GOM_NL__2PRFIN20031130_004823_000000752022_00074_09146_9261.N1	30-NOV-2003 00:48:23	Straylight	75.000	47	2Bet CMa	1.9760	28000.	150	9146	No
16	GOM_NL__2PRFIN20031130_005058_000000482022_00074_09146_9262.N1	30-NOV-2003 00:50:58	Straylight	48.000	165	34Gam Eri	2.9500	3200.0	96	9146	No
17	GOM_NL__2PRFIN20031130_005235_000000682022_00074_09146_9263.N1	30-NOV-2003 00:52:35	Straylight	68.000	7	19Bet Ori	0.10000	14000.	136	9146	No
18	GOM_NL__2PRFIN20031130_005600_000000642022_00074_09146_9264.N1	30-NOV-2003 00:56:00	Tw_i_and_stray	64.000	72	34Del Ori	2.2500	30000.	128	9146	No
19	GOM_NL__2PRFIN20031130_005831_000000662022_00074_09146_9265.N1	30-NOV-2003 00:58:31	Tw_i_and_stray	66.000	27	24Gam Ori	1.6360	26000.	132	9146	No
20	GOM_NL__2PRFIN20031130_010041_000000562022_00074_09146_9266.N1	30-NOV-2003 01:00:41	Bright	55.500	13	87Alp Tau	0.86700	3800.0	111	9146	No
21	GOM_NL__2PRFIN20031130_010213_000000422022_00074_09146_9267.N1	30-NOV-2003 01:02:13	Bright	41.500	146	25Eta Tau	2.8730	15200.	83	9146	No
22	GOM_NL__2PRFIN20031130_010437_000000402022_00074_09146_9268.N1	30-NOV-2003 01:04:37	Bright	39.500	150	44Zet Per	2.8900	28000.	79	9146	No
23	GOM_NL__2PRFIN20031130_010648_000000382022_00074_09146_9269.N1	30-NOV-2003 01:06:48	Bright	38.000	79	26Bet Per	2.3100	13100.	76	9146	No
24	GOM_NL__2PRFIN20031130_010903_000000382022_00074_09146_9270.N1	30-NOV-2003 01:09:03	Bright	37.500	175	39Del Per	3.0100	19400.	75	9146	No
25	GOM_NL__2PRFIN20031130_011021_000000372022_00074_09146_9271.N1	30-NOV-2003 01:10:21	Bright	37.000	160	23Gam Per	2.9300	4700.0	74	9146	No
26	GOM_NL__2PRFIN20031130_011235_000000372022_00074_09146_9272.N1	30-NOV-2003 01:12:35	Bright	36.500	110	37Del Cas	2.6780	8900.0	73	9146	No
27	GOM_NL__2PRFIN20031130_012022_000000392022_00074_09146_9273.N1	30-NOV-2003 01:20:22	Bright	38.500	49	1Alp UMi	1.9900	6300.0	77	9146	No
28	GOM_NL__2PRFIN20031130_012459_000000422022_00074_09146_9274.N1	30-NOV-2003 01:24:59	Bright	41.500	60	7Bet UMi	2.0810	3950.0	83	9146	No
29	GOM_NL__2PRFIN20031130_012710_000000482022_00074_09146_9275.N1	30-NOV-2003 01:27:10	Bright	47.500	36	50Alp UMa	1.8000	6300.0	95	9146	No
30	GOM_NL__2PRFIN20031130_012846_000000462022_00074_09146_9276.N1	30-NOV-2003 01:28:46	Bright	46.000	82	48Bet UMa	2.3650	10600.	92	9146	No
31	GOM_NL__2PRFIN20031130_013041_000000382022_00074_09146_9277.N1	30-NOV-2003 01:30:41	Bright	37.500	55	79Zet UMa	2.0600	10200.	75	9146	No
32	GOM_NL__2PRFIN20031130_013220_000000362022_00074_09146_9278.N1	30-NOV-2003 01:32:20	Bright	36.000	39	85Eta UMa	1.8540	24000.	72	9146	No
33	GOM_NL__2PRFIN20031130_013511_000000372022_00074_09146_9279.N1	30-NOV-2003 01:35:11	Bright	36.500	180	27Gam Boo	3.0400	8000.0	73	9146	No
34	GOM_NL__2PRFIN20031130_013812_000000352022_00074_09146_9280.N1	30-NOV-2003 01:38:12	Bright	35.000	83		2.3780	11000.	70	9146	No
35	GOM_NL__2PRFIN20031130_014043_000000362022_00074_09146_9281.N1	30-NOV-2003 01:40:43	Bright	36.000	3	16Alp Boo	-0.050000	4250.0	72	9146	No
36	GOM_NL__2PRFIN20031130_014409_000000712022_00074_09146_9282.N1	30-NOV-2003 01:44:09	Bright	70.500	96	68Del Leo	2.5600	9300.0	141	9146	No
37	GOM_NL__2PRFIN20031130_014916_000002362022_00074_09146_9283.N1	30-NOV-2003 01:49:16	Straylight	235.50	51	41Gam1Leo	2.0100	4500.0	471	9146	No
38	GOM_NL__2PRFIN20031130_015451_000000442022_00074_09146_9284.N1	30-NOV-2003 01:54:51	Twilight	44.000	106	9Bet Crv	2.6480	5600.0	88	9146	No
39	GOM_NL__2PRFIN20031130_020322_000000412022_00074_09146_9285.N1	30-NOV-2003 02:03:22	Dark	40.500	20	Bet Cru	1.2530	30000.	81	9146	No
40	GOM_NL__2PRFIN20031130_020434_000000422022_00075_09147_9255.N1	30-NOV-2003 02:04:34	Dark	42.000	12	Alp1Cru	0.77500	30000.	84	9147	No
41	GOM_NL__2PRFIN20031130_021150_000000462022_00075_09147_9256.N1	30-NOV-2003 02:11:50	Dark	45.500	41	Eps Car	1.8600	4100.0	91	9147	No
42	GOM_NL__2PRFIN20031130_021345_000000582022_00075_09147_9257.N1	30-NOV-2003 02:13:45	Dark	57.500	34	Gam2Vel	1.7930	23000.	115	9147	No

43	GOM_NL__2PRFIN20031130_021714_000000582022_00075_09147_9258.N1	30-NOV-2003 02:17:14	Dark	58.000	2	Alp Car	-0.73600	7000.0	116	9147	No
44	GOM_NL__2PRFIN20031130_021900_000000602022_00075_09147_9259.N1	30-NOV-2003 02:19:00	Dark	60.000	117	Pi Pup	2.7060	3800.0	120	9147	No
45	GOM_NL__2PRFIN20031130_022125_000000732022_00075_09147_9260.N1	30-NOV-2003 02:21:25	Dark	72.500	88	31Eta CMa	2.4480	20000.	145	9147	No
46	GOM_NL__2PRFIN20031130_022332_000000872022_00075_09147_9261.N1	30-NOV-2003 02:23:32	Dark	86.500	37	25Del CMa	1.8300	5900.0	173	9147	No
47	GOM_NL__2PRFIN20031130_022859_000000722022_00075_09147_9262.N1	30-NOV-2003 02:28:59	Straylight	71.500	47	2Bet CMa	1.9760	28000.	143	9147	No
48	GOM_NL__2PRFIN20031130_023135_000000462022_00075_09147_9263.N1	30-NOV-2003 02:31:35	Straylight	45.500	165	34Gam Eri	2.9500	3200.0	91	9147	No
49	GOM_NL__2PRFIN20031130_023312_000000652022_00075_09147_9264.N1	30-NOV-2003 02:33:12	Straylight	64.500	7	19Bet Ori	0.10000	14000.	129	9147	No
50	GOM_NL__2PRFIN20031130_023636_000000652022_00075_09147_9265.N1	30-NOV-2003 02:36:36	Tw_i_and_stray	64.500	72	34Del Ori	2.2500	30000.	129	9147	No
51	GOM_NL__2PRFIN20031130_023906_000000672022_00075_09147_9266.N1	30-NOV-2003 02:39:06	Tw_i_and_stray	67.000	27	24Gam Ori	1.6360	26000.	134	9147	No
52	GOM_NL__2PRFIN20031130_024117_000000522022_00075_09147_9267.N1	30-NOV-2003 02:41:17	Bright	52.000	13	87Alp Tau	0.86700	3800.0	104	9147	No
53	GOM_NL__2PRFIN20031130_024249_000000402022_00075_09147_9268.N1	30-NOV-2003 02:42:49	Bright	40.000	146	25Eta Tau	2.8730	15200.	80	9147	No
54	GOM_NL__2PRFIN20031130_024513_000000402022_00075_09147_9269.N1	30-NOV-2003 02:45:13	Bright	40.000	150	44Zet Per	2.8900	28000.	80	9147	No
55	GOM_NL__2PRFIN20031130_024724_000000392022_00075_09147_9270.N1	30-NOV-2003 02:47:24	Bright	39.000	79	26Bet Per	2.3100	13100.	78	9147	No
56	GOM_NL__2PRFIN20031130_024939_000000382022_00075_09147_9271.N1	30-NOV-2003 02:49:39	Bright	37.500	175	39Del Per	3.0100	19400.	75	9147	No
57	GOM_NL__2PRFIN20031130_025057_000000382022_00075_09147_9272.N1	30-NOV-2003 02:50:57	Bright	38.000	160	23Gam Per	2.9300	4700.0	76	9147	No
58	GOM_NL__2PRFIN20031130_025311_000000382022_00075_09147_9273.N1	30-NOV-2003 02:53:11	Bright	37.500	110	37Del Cas	2.6780	8900.0	75	9147	No
59	GOM_NL__2PRFIN20031130_030058_000000382022_00075_09147_9274.N1	30-NOV-2003 03:00:58	Bright	38.000	49	1Alp UMi	1.9900	6300.0	76	9147	No
60	GOM_NL__2PRFIN20031130_030535_000000422022_00075_09147_9275.N1	30-NOV-2003 03:05:35	Bright	42.000	60	7Bet UMi	2.0810	3950.0	84	9147	No
61	GOM_NL__2PRFIN20031130_030745_000000462022_00075_09147_9276.N1	30-NOV-2003 03:07:45	Bright	46.000	36	50Alp UMa	1.8000	6300.0	92	9147	No
62	GOM_NL__2PRFIN20031130_030922_000000472022_00075_09147_9277.N1	30-NOV-2003 03:09:22	Bright	47.000	82	48Bet UMa	2.3650	10600.	94	9147	No
63	GOM_NL__2PRFIN20031130_031117_000000542022_00075_09147_9278.N1	30-NOV-2003 03:11:17	Bright	54.000	55	79Zet UMa	2.0600	10200.	108	9147	No
64	GOM_NL__2PRFIN20031130_031256_000000532022_00075_09147_9279.N1	30-NOV-2003 03:12:56	Bright	53.000	39	85Eta UMa	1.8540	24000.	106	9147	No
65	GOM_NL__2PRFIN20031130_031547_000000372022_00075_09147_9280.N1	30-NOV-2003 03:15:47	Bright	37.000	180	27Gam Boo	3.0400	8000.0	74	9147	No
66	GOM_NL__2PRFIN20031130_031848_000000372022_00075_09147_9281.N1	30-NOV-2003 03:18:48	Bright	36.500	83		2.3780	11000.	73	9147	No
67	GOM_NL__2PRFIN20031130_032119_000000372022_00075_09147_9282.N1	30-NOV-2003 03:21:19	Bright	36.500	3	16Alp Boo	-0.050000	4250.0	73	9147	No
68	GOM_NL__2PRFIN20031130_032445_000000702022_00075_09147_9283.N1	30-NOV-2003 03:24:45	Bright	70.000	96	68Del Leo	2.5600	9300.0	140	9147	No
69	GOM_NL__2PRFIN20031130_032955_0000002442022_00075_09147_9284.N1	30-NOV-2003 03:29:55	Straylight	243.50	51	41Gam1Leo	2.0100	4500.0	487	9147	No
70	GOM_NL__2PRFIN20031130_033527_000000512022_00075_09147_9285.N1	30-NOV-2003 03:35:27	Twilight	51.000	106	9Bet Crv	2.6480	5600.0	102	9147	No
71	GOM_NL__2PRFIN20031130_033732_000000432022_00075_09147_9286.N1	30-NOV-2003 03:37:32	Dark	43.000	123	lot Cen	2.7500	10200.	86	9147	No
72	GOM_NL__2PRFIN20031130_034137_000000412022_00075_09147_9287.N1	30-NOV-2003 03:41:37	Dark	41.000	77	Eps Cen	2.3030	28000.	82	9147	No
73	GOM_NL__2PRFIN20031130_034358_000000422022_00075_09147_9288.N1	30-NOV-2003 03:43:58	Dark	42.000	20	Bet Cru	1.2530	30000.	84	9147	No
74	GOM_NL__2PRFIN20031130_034509_000000412022_00076_09148_9255.N1	30-NOV-2003 03:45:09	Dark	40.500	12	Alp1Cru	0.77500	30000.	81	9148	No
75	GOM_NL__2PRFIN20031130_035227_000000492022_00076_09148_9256.N1	30-NOV-2003 03:52:27	Dark	48.500	41	Eps Car	1.8600	4100.0	97	9148	No
76	GOM_NL__2PRFIN20031130_035422_000000562022_00076_09148_9257.N1	30-NOV-2003 03:54:22	Dark	55.500	34	Gam2Vel	1.7930	23000.	111	9148	No
77	GOM_NL__2PRFIN20031130_035750_000000552022_00076_09148_9258.N1	30-NOV-2003 03:57:50	Dark	55.000	2	Alp Car	-0.73600	7000.0	110	9148	No
78	GOM_NL__2PRFIN20031130_035936_000000662022_00076_09148_9259.N1	30-NOV-2003 03:59:36	Dark	66.000	117	Pi Pup	2.7060	3800.0	132	9148	No
79	GOM_NL__2PRFIN20031130_040202_000000752022_00076_09148_9260.N1	30-NOV-2003 04:02:02	Dark	75.000	88	31Eta CMa	2.4480	20000.	150	9148	No
80	GOM_NL__2PRFIN20031130_040409_000000862022_00076_09148_9261.N1	30-NOV-2003 04:04:09	Dark	85.500	37	25Del CMa	1.8300	5900.0	171	9148	No
81	GOM_NL__2PRFIN20031130_040935_000000712022_00076_09148_9262.N1	30-NOV-2003 04:09:35	Straylight	70.500	47	2Bet CMa	1.9760	28000.	141	9148	No
82	GOM_NL__2PRFIN20031130_041210_000000502022_00076_09148_9263.N1	30-NOV-2003 04:12:10	Straylight	49.500	165	34Gam Eri	2.9500	3200.0	99	9148	No
83	GOM_NL__2PRFIN20031130_041347_000000602022_00076_09148_9264.N1	30-NOV-2003 04:13:47	Straylight	60.000	7	19Bet Ori	0.10000	14000.	120	9148	No
84	GOM_NL__2PRFIN20031130_041711_000000652022_00076_09148_9265.N1	30-NOV-2003 04:17:11	Tw_i_and_stray	65.000	72	34Del Ori	2.2500	30000.	130	9148	No
85	GOM_NL__2PRFIN20031130_041941_000000652022_00076_09148_9266.N1	30-NOV-2003 04:19:41	Tw_i_and_stray	64.500	27	24Gam Ori	1.6360	26000.	129	9148	No
86	GOM_NL__2PRFIN20031130_042153_000000582022_00076_09148_9267.N1	30-NOV-2003 04:21:53	Bright	58.000	13	87Alp Tau	0.86700	3800.0	116	9148	No
87	GOM_NL__2PRFIN20031130_042325_000000422022_00076_09148_9268.N1	30-NOV-2003 04:23:25	Bright	42.000	146	25Eta Tau	2.8730	15200.	84	9148	No
88	GOM_NL__2PRFIN20031130_042549_000000422022_00076_09148_9269.N1	30-NOV-2003 04:25:49	Bright	41.500	150	44Zet Per	2.8900	28000.	83	9148	No
89	GOM_NL__2PRFIN20031130_042800_000000392022_00076_09148_9270.N1	30-NOV-2003 04:28:00	Bright	38.500	79	26Bet Per	2.3100	13100.	77	9148	No
90	GOM_NL__2PRFIN20031130_043015_000000382022_00076_09148_9271.N1	30-NOV-2003 04:30:15	Bright	38.000	175	39Del Per	3.0100	19400.	76	9148	No
91	GOM_NL__2PRFIN20031130_043133_000000372022_00076_09148_9272.N1	30-NOV-2003 04:31:33	Bright	37.000	160	23Gam Per	2.9300	4700.0	74	9148	No
92	GOM_NL__2PRFIN20031130_043347_000000372022_00076_09148_9273.N1	30-NOV-2003 04:33:47	Bright	37.000	110	37Del Cas	2.6780	8900.0	74	9148	No
93	GOM_NL__2PRFIN20031130_044135_000000402022_00076_09148_9274.N1	30-NOV-2003 04:41:35	Bright	39.500	49	1Alp UMi	1.9900	6300.0	79	9148	No
94	GOM_NL__2PRFIN20031130_044614_000000402022_00076_09148_9275.N1	30-NOV-2003 04:46:14	Bright	39.500	60	7Bet UMi	2.0810	3950.0	79	9148	No
95	GOM_NL__2PRFIN20031130_044821_000000472022_00076_09148_9276.N1	30-NOV-2003 04:48:21	Bright	46.500	36	50Alp UMa	1.8000	6300.0	93	9148	No
96	GOM_NL__2PRFIN20031130_044958_000000442022_00076_09148_9277.N1	30-NOV-2003 04:49:58	Bright	43.500	82	48Bet UMa	2.3650	10600.	87	9148	No
97	GOM_NL__2PRFIN20031130_045153_000000372022_00076_09148_9278.N1	30-NOV-2003 04:51:53	Bright	36.500	55	79Zet UMa	2.0600	10200.	73	9148	No
98	GOM_NL__2PRFIN20031130_045332_000000372022_00076_09148_9279.N1	30-NOV-2003 04:53:32	Bright	37.000	39	85Eta UMa	1.8540	24000.	74	9148	No
99	GOM_NL__2PRFIN20031130_045624_000000462022_00076_09148_9280.N1	30-NOV-2003 04:56:24	Bright	46.000	180	27Gam Boo	3.0400	8000.0	92	9148	No
100	GOM_NL__2PRFIN20031130_045925_000000352022_00076_09148_9281.N1	30-NOV-2003 04:59:25	Bright	34.500	83		2.3780	11000.	69	9148	No
101	GOM_NL__2PRFIN20031130_050155_000000362022_00076_09148_9282.N1	30-NOV-2003 05:01:55	Bright	35.500	3	16Alp Boo	-0.050000	4250.0	71	9148	No

102	GOM_NL__2PRFIN20031130_050522_000000692022_00076_09148_9283.N1	30-NOV-2003 05:05:22	Bright	68.500	96	68Del Leo	2.5600	9300.0	137	9148	No
103	GOM_NL__2PRFIN20031130_051034_000002552022_00076_09148_9284.N1	30-NOV-2003 05:10:34	Straylight	255.00	51	41Gam1Leo	2.0100	4500.0	510	9148	No
104	GOM_NL__2PRFIN20031130_051604_000000482022_00076_09148_9285.N1	30-NOV-2003 05:16:04	Twilight	48.000	106	9Bet Crv	2.6480	5600.0	96	9148	No
105	GOM_NL__2PRFIN20031130_051809_000000432022_00076_09148_9286.N1	30-NOV-2003 05:18:09	Dark	42.500	123	1ot Cen	2.7500	10200.	85	9148	No
106	GOM_NL__2PRFIN20031130_052214_000000402022_00076_09148_9287.N1	30-NOV-2003 05:22:14	Dark	39.500	77	Eps Cen	2.3030	28000.	79	9148	No
107	GOM_NL__2PRFIN20031130_052434_000000462022_00076_09148_9288.N1	30-NOV-2003 05:24:34	Dark	46.000	20	Bet Cru	1.2530	30000.	92	9148	No
108	GOM_NL__2PRFIN20031130_052546_000000492022_00077_09149_9255.N1	30-NOV-2003 05:25:46	Dark	49.000	12	Alp1Cru	0.77500	30000.	98	9149	No
109	GOM_NL__2PRFIN20031130_053303_000000492022_00077_09149_9256.N1	30-NOV-2003 05:33:03	Dark	49.000	41	Eps Car	1.8600	4100.0	98	9149	No
110	GOM_NL__2PRFIN20031130_053459_000000512022_00077_09149_9257.N1	30-NOV-2003 05:34:59	Dark	50.500	34	Gam2Vel	1.7930	23000.	101	9149	No
111	GOM_NL__2PRFIN20031130_053826_000000532022_00077_09149_9258.N1	30-NOV-2003 05:38:26	Dark	53.000	2	Alp Car	-0.73600	7000.0	106	9149	No
112	GOM_NL__2PRFIN20031130_054013_000000632022_00077_09149_9259.N1	30-NOV-2003 05:40:13	Dark	63.000	117	Pi Pup	2.7060	3800.0	126	9149	No
113	GOM_NL__2PRFIN20031130_054239_000000712022_00077_09149_9260.N1	30-NOV-2003 05:42:39	Dark	70.500	88	31Eta CMa	2.4480	20000.	141	9149	No
114	GOM_NL__2PRFIN20031130_054446_000000832022_00077_09149_9261.N1	30-NOV-2003 05:44:46	Dark	82.500	37	25Del CMa	1.8300	5900.0	165	9149	No
115	GOM_NL__2PRFIN20031130_055011_000000712022_00077_09149_9262.N1	30-NOV-2003 05:50:11	Straylight	71.000	47	2Bet CMa	1.9760	28000.	142	9149	No
116	GOM_NL__2PRFIN20031130_055247_000000492022_00077_09149_9263.N1	30-NOV-2003 05:52:47	Straylight	48.500	165	34Gam Eri	2.9500	3200.0	97	9149	No
117	GOM_NL__2PRFIN20031130_055423_000000612022_00077_09149_9264.N1	30-NOV-2003 05:54:23	Straylight	61.000	7	19Bet Ori	0.10000	14000.	122	9149	No
118	GOM_NL__2PRFIN20031130_055747_000000632022_00077_09149_9265.N1	30-NOV-2003 05:57:47	Tw_i_and_stray	63.000	72	34Del Ori	2.2500	30000.	126	9149	No
119	GOM_NL__2PRFIN20031130_060016_000000662022_00077_09149_9266.N1	30-NOV-2003 06:00:16	Tw_i_and_stray	65.500	27	24Gam Ori	1.6360	26000.	131	9149	No
120	GOM_NL__2PRFIN20031130_060228_000000562022_00077_09149_9267.N1	30-NOV-2003 06:02:28	Bright	55.500	13	87Alp Tau	0.86700	3800.0	111	9149	No
121	GOM_NL__2PRFIN20031130_060400_000000422022_00077_09149_9268.N1	30-NOV-2003 06:04:00	Bright	41.500	146	25Eta Tau	2.8730	15200.	83	9149	No
122	GOM_NL__2PRFIN20031130_060624_000000422022_00077_09149_9269.N1	30-NOV-2003 06:06:24	Bright	41.500	150	44Zet Per	2.8900	28000.	83	9149	No
123	GOM_NL__2PRFIN20031130_060836_000000402022_00077_09149_9270.N1	30-NOV-2003 06:08:36	Bright	39.500	79	26Bet Per	2.3100	13100.	79	9149	No
124	GOM_NL__2PRFIN20031130_061051_000000392022_00077_09149_9271.N1	30-NOV-2003 06:10:51	Bright	38.500	175	39Del Per	3.0100	19400.	77	9149	No
125	GOM_NL__2PRFIN20031130_061208_000000362022_00077_09149_9272.N1	30-NOV-2003 06:12:08	Bright	36.000	160	23Gam Per	2.9300	4700.0	72	9149	No
126	GOM_NL__2PRFIN20031130_061423_000000382022_00077_09149_9273.N1	30-NOV-2003 06:14:23	Bright	38.000	110	37Del Cas	2.6780	8900.0	76	9149	No
127	GOM_NL__2PRFIN20031130_062211_000000372022_00077_09149_9274.N1	30-NOV-2003 06:22:11	Bright	37.000	49	1Alp UMi	1.9900	6300.0	74	9149	No
128	GOM_NL__2PRFIN20031130_062650_000000362022_00077_09149_9275.N1	30-NOV-2003 06:26:50	Bright	35.500	60	7Bet UMi	2.0810	3950.0	71	9149	No
129	GOM_NL__2PRFIN20031130_062857_000000472022_00077_09149_9276.N1	30-NOV-2003 06:28:57	Bright	46.500	36	50Alp UMa	1.8000	6300.0	93	9149	No
130	GOM_NL__2PRFIN20031130_063034_000000512022_00077_09149_9277.N1	30-NOV-2003 06:30:34	Bright	50.500	82	48Bet UMa	2.3650	10600.	101	9149	No
131	GOM_NL__2PRFIN20031130_063229_000000542022_00077_09149_9278.N1	30-NOV-2003 06:32:29	Bright	54.000	55	79Zet UMa	2.0600	10200.	108	9149	No
132	GOM_NL__2PRFIN20031130_063408_000000362022_00077_09149_9279.N1	30-NOV-2003 06:34:08	Bright	36.000	39	85Eta UMa	1.8540	24000.	72	9149	No
133	GOM_NL__2PRFIN20031130_063700_000000522022_00077_09149_9280.N1	30-NOV-2003 06:37:00	Bright	52.000	180	27Gam Boo	3.0400	8000.0	104	9149	No
134	GOM_NL__2PRFIN20031130_064001_000000362022_00077_09149_9281.N1	30-NOV-2003 06:40:01	Bright	35.500	83		2.3780	11000.	71	9149	No
135	GOM_NL__2PRFIN20031130_064231_000000362022_00077_09149_9282.N1	30-NOV-2003 06:42:31	Bright	36.000	3	16Alp Boo	-0.050000	4250.0	72	9149	No
136	GOM_NL__2PRFIN20031130_064559_000000672022_00077_09149_9283.N1	30-NOV-2003 06:45:59	Bright	66.500	96	68Del Leo	2.5600	9300.0	133	9149	No
137	GOM_NL__2PRFIN20031130_065113_000002552022_00077_09149_9284.N1	30-NOV-2003 06:51:13	Straylight	255.00	51	41Gam1Leo	2.0100	4500.0	510	9149	No
138	GOM_NL__2PRFIN20031130_065640_000000512022_00077_09149_9285.N1	30-NOV-2003 06:56:40	Twilight	50.500	106	9Bet Crv	2.6480	5600.0	101	9149	No
139	GOM_NL__2PRFIN20031130_065845_000000432022_00077_09149_9286.N1	30-NOV-2003 06:58:45	Dark	42.500	123	1ot Cen	2.7500	10200.	85	9149	No
140	GOM_NL__2PRFIN20031130_070250_000000412022_00077_09149_9287.N1	30-NOV-2003 07:02:50	Dark	41.000	77	Eps Cen	2.3030	28000.	82	9149	No
141	GOM_NL__2PRFIN20031130_070511_000000412022_00077_09149_9288.N1	30-NOV-2003 07:05:11	Dark	41.000	20	Bet Cru	1.2530	30000.	82	9149	No
142	GOM_NL__2PRFIN20031130_070622_000000432022_00078_09150_9256.N1	30-NOV-2003 07:06:22	Dark	43.000	12	Alp1Cru	0.77500	30000.	86	9150	No
143	GOM_NL__2PRFIN20031130_070902_000000422022_00078_09150_9257.N1	30-NOV-2003 07:09:02	Dark	41.500	124	The Car	2.7640	30000.	83	9150	No
144	GOM_NL__2PRFIN20031130_071340_000000472022_00078_09150_9258.N1	30-NOV-2003 07:13:40	Dark	47.000	41	Eps Car	1.8600	4100.0	94	9150	No
145	GOM_NL__2PRFIN20031130_071535_000000522022_00078_09150_9259.N1	30-NOV-2003 07:15:35	Dark	51.500	34	Gam2Vel	1.7930	23000.	103	9150	No
146	GOM_NL__2PRFIN20031130_071902_000000522022_00078_09150_9260.N1	30-NOV-2003 07:19:02	Dark	51.500	2	Alp Car	-0.73600	7000.0	103	9150	No
147	GOM_NL__2PRFIN20031130_072050_000000642022_00078_09150_9261.N1	30-NOV-2003 07:20:50	Dark	64.000	117	Pi Pup	2.7060	3800.0	128	9150	No
148	GOM_NL__2PRFIN20031130_072440_000000702022_00078_09150_9262.N1	30-NOV-2003 07:24:40	Dark	70.000	23	21Eps CMa	1.5020	26000.	140	9150	No
149	GOM_NL__2PRFIN20031130_072651_000000752022_00078_09150_9263.N1	30-NOV-2003 07:26:51	Straylight	75.000	179	24Omi2CMa	3.0320	24000.	150	9150	No
150	GOM_NL__2PRFIN20031130_073114_000001072022_00078_09150_9264.N1	30-NOV-2003 07:31:14	Straylight	107.00	1	9Alp CMa	-1.4400	11000.	214	9150	No
151	GOM_NL__2PRFIN20031130_073459_000000702022_00078_09150_9265.N1	30-NOV-2003 07:34:59	Straylight	69.500	7	19Bet Ori	0.10000	14000.	139	9150	No
152	GOM_NL__2PRFIN20031130_073807_000000642022_00078_09150_9266.N1	30-NOV-2003 07:38:07	Tw_i_and_stray	64.000	30	46Eps Ori	1.6940	30000.	128	9150	No
153	GOM_NL__2PRFIN20031130_074052_000000642022_00078_09150_9267.N1	30-NOV-2003 07:40:52	Tw_i_and_stray	64.000	27	24Gam Ori	1.6360	26000.	128	9150	No
154	GOM_NL__2PRFIN20031130_074304_000000542022_00078_09150_9268.N1	30-NOV-2003 07:43:04	Bright	53.500	13	87Alp Tau	0.86700	3800.0	107	9150	No
155	GOM_NL__2PRFIN20031130_074436_000000412022_00078_09150_9269.N1	30-NOV-2003 07:44:36	Bright	41.000	146	25Eta Tau	2.8730	15200.	82	9150	No
156	GOM_NL__2PRFIN20031130_074700_000000392022_00078_09150_9270.N1	30-NOV-2003 07:47:00	Bright	39.000	150	44Zet Per	2.8900	28000.	78	9150	No
157	GOM_NL__2PRFIN20031130_074911_000000392022_00078_09150_9271.N1	30-NOV-2003 07:49:11	Bright	38.500	79	26Bet Per	2.3100	13100.	77	9150	No
158	GOM_NL__2PRFIN20031130_075127_000000392022_00078_09150_9272.N1	30-NOV-2003 07:51:27	Bright	38.500	175	39Del Per	3.0100	19400.	77	9150	No
159	GOM_NL__2PRFIN20031130_075245_000000372022_00078_09150_9273.N1	30-NOV-2003 07:52:45	Bright	37.000	160	23Gam Per	2.9300	4700.0	74	9150	No
160	GOM_NL__2PRFIN20031130_075459_000000372022_00078_09150_9274.N1	30-NOV-2003 07:54:59	Bright	37.000	110	37Del Cas	2.6780	8900.0	74	9150	No

161	GOM_NL__2PRFIN20031130_080247_000000372022_00078_09150_9275.N1	30-NOV-2003 08:02:47	Bright	37.000	49	1Alp UMi	1.9900	6300.0	74	9150	No
162	GOM_NL__2PRFIN20031130_080726_000000362022_00078_09150_9276.N1	30-NOV-2003 08:07:26	Bright	35.500	60	7Bet UMi	2.0810	3950.0	71	9150	No
163	GOM_NL__2PRFIN20031130_080932_000000452022_00078_09150_9277.N1	30-NOV-2003 08:09:32	Bright	45.000	36	50Alp UMa	1.8000	6300.0	90	9150	No
164	GOM_NL__2PRFIN20031130_081444_000000362022_00078_09150_9278.N1	30-NOV-2003 08:14:44	Bright	36.000	39	85Eta UMa	1.8540	24000.	72	9150	No
165	GOM_NL__2PRFIN20031130_081736_000000522022_00078_09150_9279.N1	30-NOV-2003 08:17:36	Bright	52.000	180	27Gam Boo	3.0400	8000.0	104	9150	No
166	GOM_NL__2PRFIN20031130_082037_000000352022_00078_09150_9280.N1	30-NOV-2003 08:20:37	Bright	35.000	83		2.3780	11000.	70	9150	No
167	GOM_NL__2PRFIN20031130_082308_000000362022_00078_09150_9281.N1	30-NOV-2003 08:23:08	Bright	36.000	3	16Alp Boo	-0.050000	4250.0	72	9150	No
168	GOM_NL__2PRFIN20031130_082635_000000672022_00078_09150_9282.N1	30-NOV-2003 08:26:35	Bright	67.000	96	68Del Leo	2.5600	9300.0	134	9150	No
169	GOM_NL__2PRFIN20031130_083153_000002552022_00078_09150_9283.N1	30-NOV-2003 08:31:53	Straylight	255.00	51	41Gam1Leo	2.0100	4500.0	510	9150	No
170	GOM_NL__2PRFIN20031130_083717_000000492022_00078_09150_9284.N1	30-NOV-2003 08:37:17	Twilight	48.500	106	9Bet Crv	2.6480	5600.0	97	9150	No
171	GOM_NL__2PRFIN20031130_083921_000000412022_00078_09150_9285.N1	30-NOV-2003 08:39:21	Dark	41.000	123	lot Cen	2.7500	10200.	82	9150	No
172	GOM_NL__2PRFIN20031130_084326_000000392022_00078_09150_9286.N1	30-NOV-2003 08:43:26	Dark	38.500	77	Eps Cen	2.3030	28000.	77	9150	No
173	GOM_NL__2PRFIN20031130_084506_000000462022_00078_09150_9287.N1	30-NOV-2003 08:45:06	Dark	45.500	10	Bet Cen	0.61000	28000.	91	9150	No
174	GOM_NL__2PRFIN20031130_084939_000000402022_00079_09151_9256.N1	30-NOV-2003 08:49:39	Dark	39.500	124	The Car	2.7640	30000.	79	9151	No
175	GOM_NL__2PRFIN20031130_085417_000000482022_00079_09151_9257.N1	30-NOV-2003 08:54:17	Dark	48.000	41	Eps Car	1.8600	4100.0	96	9151	No
176	GOM_NL__2PRFIN20031130_085612_000000522022_00079_09151_9258.N1	30-NOV-2003 08:56:12	Dark	51.500	34	Gam2Vel	1.7930	23000.	103	9151	No
177	GOM_NL__2PRFIN20031130_085939_000000522022_00079_09151_9259.N1	30-NOV-2003 08:59:39	Dark	51.500	2	Alp Car	-0.73600	7000.0	103	9151	No
178	GOM_NL__2PRFIN20031130_090126_000000632022_00079_09151_9260.N1	30-NOV-2003 09:01:26	Dark	63.000	117	Pi Pup	2.7060	3800.0	126	9151	No
179	GOM_NL__2PRFIN20031130_090516_000000712022_00079_09151_9261.N1	30-NOV-2003 09:05:16	Dark	71.000	23	21Eps CMa	1.5020	26000.	142	9151	No
180	GOM_NL__2PRFIN20031130_090728_000000782022_00079_09151_9262.N1	30-NOV-2003 09:07:28	Straylight	77.500	179	24Omi2CMa	3.0320	24000.	155	9151	No
181	GOM_NL__2PRFIN20031130_091150_000000952022_00079_09151_9263.N1	30-NOV-2003 09:11:50	Straylight	95.000	1	9Alp CMa	-1.4400	11000.	190	9151	No
182	GOM_NL__2PRFIN20031130_091535_000000702022_00079_09151_9264.N1	30-NOV-2003 09:15:35	Straylight	70.000	7	19Bet Ori	0.10000	14000.	140	9151	No
183	GOM_NL__2PRFIN20031130_091842_000000662022_00079_09151_9265.N1	30-NOV-2003 09:18:42	Tw_i_and_stray	66.000	30	46Eps Ori	1.6940	30000.	132	9151	No
184	GOM_NL__2PRFIN20031130_092127_000000612022_00079_09151_9266.N1	30-NOV-2003 09:21:27	Tw_i_and_stray	60.500	27	24Gam Ori	1.6360	26000.	121	9151	No
185	GOM_NL__2PRFIN20031130_092339_000000572022_00079_09151_9267.N1	30-NOV-2003 09:23:39	Bright	57.000	13	87Alp Tau	0.86700	3800.0	114	9151	No
186	GOM_NL__2PRFIN20031130_092511_000000412022_00079_09151_9268.N1	30-NOV-2003 09:25:11	Bright	40.500	146	25Eta Tau	2.8730	15200.	81	9151	No
187	GOM_NL__2PRFIN20031130_092735_000000412022_00079_09151_9269.N1	30-NOV-2003 09:27:35	Bright	41.000	150	44Zet Per	2.8900	28000.	82	9151	No
188	GOM_NL__2PRFIN20031130_092947_000000402022_00079_09151_9270.N1	30-NOV-2003 09:29:47	Bright	39.500	79	26Bet Per	2.3100	13100.	79	9151	No
189	GOM_NL__2PRFIN20031130_093202_000000402022_00079_09151_9271.N1	30-NOV-2003 09:32:02	Bright	39.500	175	39Del Per	3.0100	19400.	79	9151	No
190	GOM_NL__2PRFIN20031130_093320_000000382022_00079_09151_9272.N1	30-NOV-2003 09:33:20	Bright	37.500	160	23Gam Per	2.9300	4700.0	75	9151	No
191	GOM_NL__2PRFIN20031130_093535_000000392022_00079_09151_9273.N1	30-NOV-2003 09:35:35	Bright	38.500	110	37Del Cas	2.6780	8900.0	77	9151	No
192	GOM_NL__2PRFIN20031130_094323_000000392022_00079_09151_9274.N1	30-NOV-2003 09:43:23	Bright	38.500	49	1Alp UMi	1.9900	6300.0	77	9151	No
193	GOM_NL__2PRFIN20031130_094802_000000402022_00079_09151_9275.N1	30-NOV-2003 09:48:02	Bright	39.500	60	7Bet UMi	2.0810	3950.0	79	9151	No
194	GOM_NL__2PRFIN20031130_095008_000000482022_00079_09151_9276.N1	30-NOV-2003 09:50:08	Bright	48.000	36	50Alp UMa	1.8000	6300.0	96	9151	No
195	GOM_NL__2PRFIN20031130_095520_000000362022_00079_09151_9277.N1	30-NOV-2003 09:55:20	Bright	35.500	39	85Eta UMa	1.8540	24000.	71	9151	No
196	GOM_NL__2PRFIN20031130_095812_000000352022_00079_09151_9278.N1	30-NOV-2003 09:58:12	Bright	35.000	180	27Gam Boo	3.0400	8000.0	70	9151	No
197	GOM_NL__2PRFIN20031130_100113_000000352022_00079_09151_9279.N1	30-NOV-2003 10:01:13	Bright	34.500	83		2.3780	11000.	69	9151	No
198	GOM_NL__2PRFIN20031130_100344_000000362022_00079_09151_9280.N1	30-NOV-2003 10:03:44	Bright	35.500	3	16Alp Boo	-0.050000	4250.0	71	9151	No
199	GOM_NL__2PRFIN20031130_100712_000000712022_00079_09151_9281.N1	30-NOV-2003 10:07:12	Bright	71.000	96	68Del Leo	2.5600	9300.0	142	9151	No
200	GOM_NL__2PRFIN20031130_101231_000002372022_00079_09151_9282.N1	30-NOV-2003 10:12:31	Straylight	236.50	51	41Gam1Leo	2.0100	4500.0	473	9151	No
201	GOM_NL__2PRFIN20031130_101754_000000492022_00079_09151_9283.N1	30-NOV-2003 10:17:54	Twilight	48.500	106	9Bet Crv	2.6480	5600.0	97	9151	No
202	GOM_NL__2PRFIN20031130_101958_000000412022_00079_09151_9284.N1	30-NOV-2003 10:19:58	Dark	41.000	123	lot Cen	2.7500	10200.	82	9151	No
203	GOM_NL__2PRFIN20031130_102402_000000382022_00079_09151_9285.N1	30-NOV-2003 10:24:02	Dark	38.000	77	Eps Cen	2.3030	28000.	76	9151	No
204	GOM_NL__2PRFIN20031130_102542_000000452022_00079_09151_9286.N1	30-NOV-2003 10:25:42	Dark	44.500	10	Bet Cen	0.61000	28000.	89	9151	No
205	GOM_NL__2PRFIN20031130_103015_000000412022_00080_09152_9256.N1	30-NOV-2003 10:30:15	Dark	41.000	124	The Car	2.7640	30000.	82	9152	No
206	GOM_NL__2PRFIN20031130_103453_000000582022_00080_09152_9257.N1	30-NOV-2003 10:34:53	Dark	58.000	41	Eps Car	1.8600	4100.0	116	9152	No
207	GOM_NL__2PRFIN20031130_103649_000000522022_00080_09152_9258.N1	30-NOV-2003 10:36:49	Dark	52.000	34	Gam2Vel	1.7930	23000.	104	9152	No
208	GOM_NL__2PRFIN20031130_104016_000000512022_00080_09152_9259.N1	30-NOV-2003 10:40:16	Dark	50.500	2	Alp Car	-0.73600	7000.0	101	9152	No
209	GOM_NL__2PRFIN20031130_104203_000000622022_00080_09152_9260.N1	30-NOV-2003 10:42:03	Dark	62.000	117	Pi Pup	2.7060	3800.0	124	9152	No
210	GOM_NL__2PRFIN20031130_104553_000000692022_00080_09152_9261.N1	30-NOV-2003 10:45:53	Dark	68.500	23	21Eps CMa	1.5020	26000.	137	9152	No
211	GOM_NL__2PRFIN20031130_104804_000000792022_00080_09152_9262.N1	30-NOV-2003 10:48:04	Straylight	78.500	179	24Omi2CMa	3.0320	24000.	157	9152	No
212	GOM_NL__2PRFIN20031130_105226_000000972022_00080_09152_9263.N1	30-NOV-2003 10:52:26	Straylight	96.500	1	9Alp CMa	-1.4400	11000.	193	9152	No
213	GOM_NL__2PRFIN20031130_105611_000000662022_00080_09152_9264.N1	30-NOV-2003 10:56:11	Straylight	65.500	7	19Bet Ori	0.10000	14000.	131	9152	No
214	GOM_NL__2PRFIN20031130_105918_000000652022_00080_09152_9265.N1	30-NOV-2003 10:59:18	Tw_i_and_stray	65.000	30	46Eps Ori	1.6940	30000.	130	9152	No
215	GOM_NL__2PRFIN20031130_110203_000000612022_00080_09152_9266.N1	30-NOV-2003 11:02:03	Tw_i_and_stray	60.500	27	24Gam Ori	1.6360	26000.	121	9152	No
216	GOM_NL__2PRFIN20031130_110415_000000542022_00080_09152_9267.N1	30-NOV-2003 11:04:15	Bright	53.500	13	87Alp Tau	0.86700	3800.0	107	9152	No
217	GOM_NL__2PRFIN20031130_110548_000000412022_00080_09152_9268.N1	30-NOV-2003 11:05:48	Bright	41.000	146	25Eta Tau	2.8730	15200.	82	9152	No
218	GOM_NL__2PRFIN20031130_110811_000000402022_00080_09152_9269.N1	30-NOV-2003 11:08:11	Bright	39.500	150	44Zet Per	2.8900	28000.	79	9152	No
219	GOM_NL__2PRFIN20031130_111023_000000382022_00080_09152_9270.N1	30-NOV-2003 11:10:23	Bright	37.500	79	26Bet Per	2.3100	13100.	75	9152	No

220	GOM_NL__2PRFIN20031130_111238_000000392022_00080_09152_9271.N1	30-NOV-2003 11:12:38	Bright	38.500	175	39Del Per	3.0100	19400.	77	9152	No
221	GOM_NL__2PRFIN20031130_111356_000000382022_00080_09152_9272.N1	30-NOV-2003 11:13:56	Bright	38.000	160	23Gam Per	2.9300	4700.0	76	9152	No
222	GOM_NL__2PRFIN20031130_111612_000000372022_00080_09152_9273.N1	30-NOV-2003 11:16:12	Bright	37.000	110	37Del Cas	2.6780	8900.0	74	9152	No
223	GOM_NL__2PRFIN20031130_112359_000000382022_00080_09152_9274.N1	30-NOV-2003 11:23:59	Bright	37.500	49	1Alp UMi	1.9900	6300.0	75	9152	No
224	GOM_NL__2PRFIN20031130_112838_000000382022_00080_09152_9275.N1	30-NOV-2003 11:28:38	Bright	38.000	60	7Bet UMi	2.0810	3950.0	76	9152	No
225	GOM_NL__2PRFIN20031130_113043_000000422022_00080_09152_9276.N1	30-NOV-2003 11:30:43	Bright	42.000	36	50Alp UMa	1.8000	6300.0	84	9152	No
226	GOM_NL__2PRFIN20031130_113556_000000372022_00080_09152_9277.N1	30-NOV-2003 11:35:56	Bright	37.000	39	85Eta UMa	1.8540	24000.	74	9152	No
227	GOM_NL__2PRFIN20031130_113849_000000362022_00080_09152_9278.N1	30-NOV-2003 11:38:49	Bright	35.500	180	27Gam Boo	3.0400	8000.0	71	9152	No
228	GOM_NL__2PRFIN20031130_114149_000000352022_00080_09152_9279.N1	30-NOV-2003 11:41:49	Bright	35.000	83		2.3780	11000.	70	9152	No
229	GOM_NL__2PRFIN20031130_114420_000000362022_00080_09152_9280.N1	30-NOV-2003 11:44:20	Bright	36.000	3	16Alp Boo	-0.050000	4250.0	72	9152	No
230	GOM_NL__2PRFIN20031130_114749_000000702022_00080_09152_9281.N1	30-NOV-2003 11:47:49	Bright	70.000	96	68Del Leo	2.5600	9300.0	140	9152	No
231	GOM_NL__2PRFIN20031130_115311_000002552022_00080_09152_9282.N1	30-NOV-2003 11:53:11	Straylight	255.00	51	41Gam1Leo	2.0100	4500.0	510	9152	No
232	GOM_NL__2PRFIN20031130_115831_000000482022_00080_09152_9283.N1	30-NOV-2003 11:58:31	Twilight	47.500	106	9Bet Crv	2.6480	5600.0	95	9152	No
233	GOM_NL__2PRFIN20031130_120034_000000422022_00080_09152_9284.N1	30-NOV-2003 12:00:34	Dark	41.500	123	1ot Cen	2.7500	10200.	83	9152	No
234	GOM_NL__2PRFIN20031130_120438_000000402022_00080_09152_9285.N1	30-NOV-2003 12:04:38	Dark	39.500	77	Eps Cen	2.3030	28000.	79	9152	No
235	GOM_NL__2PRFIN20031130_120618_000000452022_00080_09152_9286.N1	30-NOV-2003 12:06:18	Dark	44.500	10	Bet Cen	0.61000	28000.	89	9152	No
236	GOM_NL__2PRFIN20031130_121052_000000412022_00081_09153_9256.N1	30-NOV-2003 12:10:52	Dark	40.500	124	The Car	2.7640	30000.	81	9153	No
237	GOM_NL__2PRFIN20031130_121530_000000452022_00081_09153_9257.N1	30-NOV-2003 12:15:30	Dark	45.000	41	Eps Car	1.8600	4100.0	90	9153	No
238	GOM_NL__2PRFIN20031130_121726_000000502022_00081_09153_9258.N1	30-NOV-2003 12:17:26	Dark	50.000	34	Gam2Vel	1.7930	23000.	100	9153	No
239	GOM_NL__2PRFIN20031130_122052_000000532022_00081_09153_9259.N1	30-NOV-2003 12:20:52	Dark	53.000	2	Alp Car	-0.73600	7000.0	106	9153	No
240	GOM_NL__2PRFIN20031130_122240_000000652022_00081_09153_9260.N1	30-NOV-2003 12:22:40	Dark	64.500	117	Pi Pup	2.7060	3800.0	129	9153	No
241	GOM_NL__2PRFIN20031130_122631_000000692022_00081_09153_9261.N1	30-NOV-2003 12:26:31	Dark	69.000	23	21Eps CMa	1.5020	26000.	138	9153	No
242	GOM_NL__2PRFIN20031130_122841_000000792022_00081_09153_9262.N1	30-NOV-2003 12:28:41	Straylight	78.500	179	24Omi2CMa	3.0320	24000.	157	9153	No
243	GOM_NL__2PRFIN20031130_123302_000000932022_00081_09153_9263.N1	30-NOV-2003 12:33:02	Straylight	92.500	1	9Alp CMa	-1.4400	11000.	185	9153	No
244	GOM_NL__2PRFIN20031130_123647_000000632022_00081_09153_9264.N1	30-NOV-2003 12:36:47	Straylight	63.000	7	19Bet Ori	0.10000	14000.	126	9153	No
245	GOM_NL__2PRFIN20031130_123953_000000632022_00081_09153_9265.N1	30-NOV-2003 12:39:53	Tw_i_and_stray	62.500	30	46Eps Ori	1.6940	30000.	125	9153	No
246	GOM_NL__2PRFIN20031130_124238_000000602022_00081_09153_9266.N1	30-NOV-2003 12:42:38	Tw_i_and_stray	60.000	27	24Gam Ori	1.6360	26000.	120	9153	No
247	GOM_NL__2PRFIN20031130_124451_000000522022_00081_09153_9267.N1	30-NOV-2003 12:44:51	Bright	52.000	13	87Alp Tau	0.86700	3800.0	104	9153	No
248	GOM_NL__2PRFIN20031130_124624_000000392022_00081_09153_9268.N1	30-NOV-2003 12:46:24	Bright	39.000	146	25Eta Tau	2.8730	15200.	78	9153	No
249	GOM_NL__2PRFIN20031130_124847_000000402022_00081_09153_9269.N1	30-NOV-2003 12:48:47	Bright	40.000	150	44Zet Per	2.8900	28000.	80	9153	No
250	GOM_NL__2PRFIN20031130_125059_000000392022_00081_09153_9270.N1	30-NOV-2003 12:50:59	Bright	39.000	79	26Bet Per	2.3100	13100.	78	9153	No
251	GOM_NL__2PRFIN20031130_125314_000000372022_00081_09153_9271.N1	30-NOV-2003 12:53:14	Bright	37.000	175	39Del Per	3.0100	19400.	74	9153	No
252	GOM_NL__2PRFIN20031130_125432_000000382022_00081_09153_9272.N1	30-NOV-2003 12:54:32	Bright	37.500	160	23Gam Per	2.9300	4700.0	75	9153	No
253	GOM_NL__2PRFIN20031130_125648_000000362022_00081_09153_9273.N1	30-NOV-2003 12:56:48	Bright	35.500	110	37Del Cas	2.6780	8900.0	71	9153	No
254	GOM_NL__2PRFIN20031130_130435_000000382022_00081_09153_9274.N1	30-NOV-2003 13:04:35	Bright	38.000	49	1Alp UMi	1.9900	6300.0	76	9153	No
255	GOM_NL__2PRFIN20031130_130914_000000342022_00081_09153_9275.N1	30-NOV-2003 13:09:14	Bright	34.000	60	7Bet UMi	2.0810	3950.0	68	9153	No
256	GOM_NL__2PRFIN20031130_131119_000000452022_00081_09153_9276.N1	30-NOV-2003 13:11:19	Bright	45.000	36	50Alp UMa	1.8000	6300.0	90	9153	No
257	GOM_NL__2PRFIN20031130_131632_000000362022_00081_09153_9277.N1	30-NOV-2003 13:16:32	Bright	36.000	39	85Eta UMa	1.8540	24000.	72	9153	No
258	GOM_NL__2PRFIN20031130_131925_000000362022_00081_09153_9278.N1	30-NOV-2003 13:19:25	Bright	35.500	180	27Gam Boo	3.0400	8000.0	71	9153	No
259	GOM_NL__2PRFIN20031130_132225_000000352022_00081_09153_9279.N1	30-NOV-2003 13:22:25	Bright	35.000	83		2.3780	11000.	70	9153	No
260	GOM_NL__2PRFIN20031130_132456_000000352022_00081_09153_9280.N1	30-NOV-2003 13:24:56	Bright	34.500	3	16Alp Boo	-0.050000	4250.0	69	9153	No
261	GOM_NL__2PRFIN20031130_132826_000000722022_00081_09153_9281.N1	30-NOV-2003 13:28:26	Bright	71.500	96	68Del Leo	2.5600	9300.0	143	9153	No
262	GOM_NL__2PRFIN20031130_133350_000002552022_00081_09153_9282.N1	30-NOV-2003 13:33:50	Straylight	255.00	51	41Gam1Leo	2.0100	4500.0	510	9153	No
263	GOM_NL__2PRFIN20031130_133907_000000492022_00081_09153_9283.N1	30-NOV-2003 13:39:07	Twilight	49.000	106	9Bet Crv	2.6480	5600.0	98	9153	No
264	GOM_NL__2PRFIN20031130_134515_000000392022_00081_09153_9284.N1	30-NOV-2003 13:45:15	Dark	38.500	77	Eps Cen	2.3030	28000.	77	9153	No
265	GOM_NL__2PRFIN20031130_134654_000000452022_00081_09153_9285.N1	30-NOV-2003 13:46:54	Dark	45.000	10	Bet Cen	0.61000	28000.	90	9153	No
266	GOM_NL__2PRFIN20031130_135128_000000402022_00082_09154_9256.N1	30-NOV-2003 13:51:28	Dark	39.500	124	The Car	2.7640	30000.	79	9154	No
267	GOM_NL__2PRFIN20031130_135607_000000482022_00082_09154_9257.N1	30-NOV-2003 13:56:07	Dark	47.500	41	Eps Car	1.8600	4100.0	95	9154	No
268	GOM_NL__2PRFIN20031130_135803_000000502022_00082_09154_9258.N1	30-NOV-2003 13:58:03	Dark	50.000	34	Gam2Vel	1.7930	23000.	100	9154	No
269	GOM_NL__2PRFIN20031130_140129_000000582022_00082_09154_9259.N1	30-NOV-2003 14:01:29	Dark	58.000	2	Alp Car	-0.73600	7000.0	116	9154	No
270	GOM_NL__2PRFIN20031130_140317_000000702022_00082_09154_9260.N1	30-NOV-2003 14:03:17	Dark	70.000	117	Pi Pup	2.7060	3800.0	140	9154	No
271	GOM_NL__2PRFIN20031130_140707_000000722022_00082_09154_9261.N1	30-NOV-2003 14:07:07	Dark	71.500	23	21Eps CMa	1.5020	26000.	143	9154	No
272	GOM_NL__2PRFIN20031130_140918_000000742022_00082_09154_9262.N1	30-NOV-2003 14:09:18	Straylight	74.000	179	24Omi2CMa	3.0320	24000.	148	9154	No
273	GOM_NL__2PRFIN20031130_141339_000000982022_00082_09154_9263.N1	30-NOV-2003 14:13:39	Straylight	98.000	1	9Alp CMa	-1.4400	11000.	196	9154	No
274	GOM_NL__2PRFIN20031130_141723_000000602022_00082_09154_9264.N1	30-NOV-2003 14:17:23	Straylight	60.000	7	19Bet Ori	0.10000	14000.	120	9154	No
275	GOM_NL__2PRFIN20031130_142029_000000642022_00082_09154_9265.N1	30-NOV-2003 14:20:29	Tw_i_and_stray	64.000	30	46Eps Ori	1.6940	30000.	128	9154	No
276	GOM_NL__2PRFIN20031130_142314_000000642022_00082_09154_9266.N1	30-NOV-2003 14:23:14	Tw_i_and_stray	64.000	27	24Gam Ori	1.6360	26000.	128	9154	No
277	GOM_NL__2PRFIN20031130_142526_000000562022_00082_09154_9267.N1	30-NOV-2003 14:25:26	Bright	55.500	13	87Alp Tau	0.86700	3800.0	111	9154	No
278	GOM_NL__2PRFIN20031130_142700_000000402022_00082_09154_9268.N1	30-NOV-2003 14:27:00	Bright	40.000	146	25Eta Tau	2.8730	15200.	80	9154	No

279	GOM_NL__2PRFIN20031130_142923_000000402022_00082_09154_9269.N1	30-NOV-2003 14:29:23	Bright	40.000	150	44Zet Per	2.8900	28000.	80	9154	No
280	GOM_NL__2PRFIN20031130_143135_000000382022_00082_09154_9270.N1	30-NOV-2003 14:31:35	Bright	37.500	79	26Bet Per	2.3100	13100.	75	9154	No
281	GOM_NL__2PRFIN20031130_143349_000000372022_00082_09154_9271.N1	30-NOV-2003 14:33:49	Bright	36.500	175	39Del Per	3.0100	19400.	73	9154	No
282	GOM_NL__2PRFIN20031130_143508_000000372022_00082_09154_9272.N1	30-NOV-2003 14:35:08	Bright	37.000	160	23Gam Per	2.9300	4700.0	74	9154	No
283	GOM_NL__2PRFIN20031130_143725_000000372022_00082_09154_9273.N1	30-NOV-2003 14:37:25	Bright	37.000	110	37Del Cas	2.6780	8900.0	74	9154	No
284	GOM_NL__2PRFIN20031130_144511_000000392022_00082_09154_9274.N1	30-NOV-2003 14:45:11	Bright	38.500	49	1Alp UMi	1.9900	6300.0	77	9154	No
285	GOM_NL__2PRFIN20031130_144950_000000382022_00082_09154_9275.N1	30-NOV-2003 14:49:50	Bright	38.000	60	7Bet UMi	2.0810	3950.0	76	9154	No
286	GOM_NL__2PRFIN20031130_145154_000000482022_00082_09154_9276.N1	30-NOV-2003 14:51:54	Bright	47.500	36	50Alp UMa	1.8000	6300.0	95	9154	No
287	GOM_NL__2PRFIN20031130_145707_000000532022_00082_09154_9277.N1	30-NOV-2003 14:57:07	Bright	53.000	39	85Eta UMa	1.8540	24000.	106	9154	No
288	GOM_NL__2PRFIN20031130_145959_000000402022_00082_09154_9278.N1	30-NOV-2003 14:59:59	Bright	39.500	180	27Gam Boo	3.0400	8000.0	79	9154	No
289	GOM_NL__2PRFIN20031130_150301_000000362022_00082_09154_9279.N1	30-NOV-2003 15:03:01	Bright	36.000	83		2.3780	11000.	72	9154	No
290	GOM_NL__2PRFIN20031130_150532_000000362022_00082_09154_9280.N1	30-NOV-2003 15:05:32	Bright	36.000	3	16Alp Boo	-0.050000	4250.0	72	9154	No
291	GOM_NL__2PRFIN20031130_150902_000000712022_00082_09154_9281.N1	30-NOV-2003 15:09:02	Bright	71.000	96	68Del Leo	2.5600	9300.0	142	9154	No
292	GOM_NL__2PRFIN20031130_151429_0000002542022_00082_09154_9282.N1	30-NOV-2003 15:14:29	Straylight	253.50	51	41Gam1Leo	2.0100	4500.0	507	9154	No
293	GOM_NL__2PRFIN20031130_151944_000000472022_00082_09154_9283.N1	30-NOV-2003 15:19:44	Twilight	47.000	106	9Bet Crv	2.6480	5600.0	94	9154	No
294	GOM_NL__2PRFIN20031130_152146_000000402022_00082_09154_9284.N1	30-NOV-2003 15:21:46	Dark	39.500	123	1ot Cen	2.7500	10200.	79	9154	No
295	GOM_NL__2PRFIN20031130_152549_000000412022_00082_09154_9285.N1	30-NOV-2003 15:25:49	Dark	41.000	77	Eps Cen	2.3030	28000.	82	9154	No
296	GOM_NL__2PRFIN20031130_152730_000000452022_00082_09154_9286.N1	30-NOV-2003 15:27:30	Dark	45.000	10	Bet Cen	0.61000	28000.	90	9154	No
297	GOM_NL__2PRFIN20031130_153204_000000412022_00083_09155_9256.N1	30-NOV-2003 15:32:04	Dark	40.500	124	The Car	2.7640	30000.	81	9155	No
298	GOM_NL__2PRFIN20031130_153642_000000482022_00083_09155_9257.N1	30-NOV-2003 15:36:42	Dark	47.500	41	Eps Car	1.8600	4100.0	95	9155	No
299	GOM_NL__2PRFIN20031130_153839_000000522022_00083_09155_9258.N1	30-NOV-2003 15:38:39	Dark	52.000	34	Gam2Vel	1.7930	23000.	104	9155	No
300	GOM_NL__2PRFIN20031130_154205_000000582022_00083_09155_9259.N1	30-NOV-2003 15:42:05	Dark	58.000	2	Alp Car	-0.73600	7000.0	116	9155	No
301	GOM_NL__2PRFIN20031130_154351_000000682022_00083_09155_9260.N1	30-NOV-2003 15:43:51	Dark	67.500	117	Pi Pup	2.7060	3800.0	135	9155	No
302	GOM_NL__2PRFIN20031130_154743_000000732022_00083_09155_9261.N1	30-NOV-2003 15:47:43	Dark	72.500	23	21Eps CMa	1.5020	26000.	145	9155	No
303	GOM_NL__2PRFIN20031130_154954_000000752022_00083_09155_9262.N1	30-NOV-2003 15:49:54	Straylight	74.500	179	24Omi2CMa	3.0320	24000.	149	9155	No
304	GOM_NL__2PRFIN20031130_155414_000001032022_00083_09155_9263.N1	30-NOV-2003 15:54:14	Straylight	103.00	1	9Alp CMa	-1.4400	11000.	206	9155	No
305	GOM_NL__2PRFIN20031130_155758_000000612022_00083_09155_9264.N1	30-NOV-2003 15:57:58	Straylight	60.500	7	19Bet Ori	0.10000	14000.	121	9155	No
306	GOM_NL__2PRFIN20031130_160104_000000682022_00083_09155_9265.N1	30-NOV-2003 16:01:04	Tw_i_and_stray	67.500	30	46Eps Ori	1.6940	30000.	135	9155	No
307	GOM_NL__2PRFIN20031130_160348_000000622022_00083_09155_9266.N1	30-NOV-2003 16:03:48	Tw_i_and_stray	61.500	27	24Gam Ori	1.6360	26000.	123	9155	No
308	GOM_NL__2PRFIN20031130_160601_000000562022_00083_09155_9267.N1	30-NOV-2003 16:06:01	Bright	56.000	13	87Alp Tau	0.86700	3800.0	112	9155	No
309	GOM_NL__2PRFIN20031130_160734_000000402022_00083_09155_9268.N1	30-NOV-2003 16:07:34	Bright	39.500	146	25Eta Tau	2.8730	15200.	79	9155	No
310	GOM_NL__2PRFIN20031130_160958_000000402022_00083_09155_9269.N1	30-NOV-2003 16:09:58	Bright	39.500	150	44Zet Per	2.8900	28000.	79	9155	No
311	GOM_NL__2PRFIN20031130_161211_000000392022_00083_09155_9270.N1	30-NOV-2003 16:12:11	Bright	38.500	79	26Bet Per	2.3100	13100.	77	9155	No
312	GOM_NL__2PRFIN20031130_161425_000000392022_00083_09155_9271.N1	30-NOV-2003 16:14:25	Bright	39.000	175	39Del Per	3.0100	19400.	78	9155	No
313	GOM_NL__2PRFIN20031130_161544_000000392022_00083_09155_9272.N1	30-NOV-2003 16:15:44	Bright	38.500	160	23Gam Per	2.9300	4700.0	77	9155	No
314	GOM_NL__2PRFIN20031130_161800_000000382022_00083_09155_9273.N1	30-NOV-2003 16:18:00	Bright	38.000	110	37Del Cas	2.6780	8900.0	76	9155	No
315	GOM_NL__2PRFIN20031130_162546_000000382022_00083_09155_9274.N1	30-NOV-2003 16:25:46	Bright	38.000	49	1Alp UMi	1.9900	6300.0	76	9155	No
316	GOM_NL__2PRFIN20031130_163023_000000432022_00083_09155_9275.N1	30-NOV-2003 16:30:23	Bright	42.500	60	7Bet UMi	2.0810	3950.0	85	9155	No
317	GOM_NL__2PRFIN20031130_163230_000000472022_00083_09155_9276.N1	30-NOV-2003 16:32:30	Bright	47.000	36	50Alp UMa	1.8000	6300.0	94	9155	No
318	GOM_NL__2PRFIN20031130_163407_000000472022_00083_09155_9277.N1	30-NOV-2003 16:34:07	Bright	46.500	82	48Bet UMa	2.3650	10600.	93	9155	No
319	GOM_NL__2PRFIN20031130_163539_000000412022_00083_09155_9278.N1	30-NOV-2003 16:35:39	Bright	41.000	32	77Eps UMa	1.7630	11000.	82	9155	No
320	GOM_NL__2PRFIN20031130_163743_000000362022_00083_09155_9279.N1	30-NOV-2003 16:37:43	Bright	35.500	39	85Eta UMa	1.8540	24000.	71	9155	No
321	GOM_NL__2PRFIN20031130_164036_000000362022_00083_09155_9280.N1	30-NOV-2003 16:40:36	Bright	35.500	180	27Gam Boo	3.0400	8000.0	71	9155	No
322	GOM_NL__2PRFIN20031130_164337_000000362022_00083_09155_9281.N1	30-NOV-2003 16:43:37	Bright	35.500	83		2.3780	11000.	71	9155	No
323	GOM_NL__2PRFIN20031130_164608_000000362022_00083_09155_9282.N1	30-NOV-2003 16:46:08	Bright	36.000	3	16Alp Boo	-0.050000	4250.0	72	9155	No
324	GOM_NL__2PRFIN20031130_164939_000000712022_00083_09155_9283.N1	30-NOV-2003 16:49:39	Bright	70.500	96	68Del Leo	2.5600	9300.0	141	9155	No
325	GOM_NL__2PRFIN20031130_165508_0000002552022_00083_09155_9284.N1	30-NOV-2003 16:55:08	Straylight	255.00	51	41Gam1Leo	2.0100	4500.0	510	9155	No
326	GOM_NL__2PRFIN20031130_170222_000000432022_00083_09155_9285.N1	30-NOV-2003 17:02:22	Dark	43.000	123	1ot Cen	2.7500	10200.	86	9155	No
327	GOM_NL__2PRFIN20031130_170626_000000422022_00083_09155_9286.N1	30-NOV-2003 17:06:26	Dark	41.500	77	Eps Cen	2.3030	28000.	83	9155	No
328	GOM_NL__2PRFIN20031130_170806_000000442022_00083_09155_9287.N1	30-NOV-2003 17:08:06	Dark	44.000	10	Bet Cen	0.61000	28000.	88	9155	No
329	GOM_NL__2PRFIN20031130_170959_000000522022_00084_09156_9276.N1	30-NOV-2003 17:09:59	Dark	51.500	12	Alp1Cru	0.77500	30000.	103	9156	No
330	GOM_NL__2PRFIN20031130_171240_000000422022_00084_09156_9277.N1	30-NOV-2003 17:12:40	Dark	41.500	124	The Car	2.7640	30000.	83	9156	No
331	GOM_NL__2PRFIN20031130_171718_000000462022_00084_09156_9278.N1	30-NOV-2003 17:17:18	Dark	45.500	41	Eps Car	1.8600	4100.0	91	9156	No
332	GOM_NL__2PRFIN20031130_171916_000000592022_00084_09156_9279.N1	30-NOV-2003 17:19:16	Dark	59.000	34	Gam2Vel	1.7930	23000.	118	9156	No
333	GOM_NL__2PRFIN20031130_172241_000000582022_00084_09156_9280.N1	30-NOV-2003 17:22:41	Dark	58.000	2	Alp Car	-0.73600	7000.0	116	9156	No
334	GOM_NL__2PRFIN20031130_172430_000000702022_00084_09156_9281.N1	30-NOV-2003 17:24:30	Dark	70.000	117	Pi Pup	2.7060	3800.0	140	9156	No
335	GOM_NL__2PRFIN20031130_172820_000000782022_00084_09156_9282.N1	30-NOV-2003 17:28:20	Dark	77.500	23	21Eps CMa	1.5020	26000.	155	9156	No
336	GOM_NL__2PRFIN20031130_173030_000000762022_00084_09156_9283.N1	30-NOV-2003 17:30:30	Straylight	76.000	179	24Omi2CMa	3.0320	24000.	152	9156	No
337	GOM_NL__2PRFIN20031130_173451_000000922022_00084_09156_9284.N1	30-NOV-2003 17:34:51	Straylight	92.000	1	9Alp CMa	-1.4400	11000.	184	9156	No

338	GOM_NL__2PRFIN20031130_173834_000000602022_00084_09156_9285.N1	30-NOV-2003 17:38:34	Straylight	59.500	7	19Bet Ori	0.10000	14000.	119	9156	No
339	GOM_NL__2PRFIN20031130_174140_000000682022_00084_09156_9286.N1	30-NOV-2003 17:41:40	Tw_i_and_stray	67.500	30	46Eps Ori	1.6940	30000.	135	9156	No
340	GOM_NL__2PRFIN20031130_174424_000000672022_00084_09156_9287.N1	30-NOV-2003 17:44:24	Tw_i_and_stray	66.500	27	24Gam Ori	1.6360	26000.	133	9156	No
341	GOM_NL__2PRFIN20031130_174637_000000552022_00084_09156_9288.N1	30-NOV-2003 17:46:37	Bright	54.500	13	87Alp Tau	0.86700	3800.0	109	9156	No
342	GOM_NL__2PRFIN20031130_174811_000000402022_00084_09156_9289.N1	30-NOV-2003 17:48:11	Bright	40.000	146	25Eta Tau	2.8730	15200.	80	9156	No
343	GOM_NL__2PRFIN20031130_175033_000000412022_00084_09156_9290.N1	30-NOV-2003 17:50:33	Bright	41.000	150	44Zet Per	2.8900	28000.	82	9156	No
344	GOM_NL__2PRFIN20031130_175246_000000392022_00084_09156_9291.N1	30-NOV-2003 17:52:46	Bright	38.500	79	26Bet Per	2.3100	13100.	77	9156	No
345	GOM_NL__2PRFIN20031130_175500_000000392022_00084_09156_9292.N1	30-NOV-2003 17:55:00	Bright	38.500	175	39Del Per	3.0100	19400.	77	9156	No
346	GOM_NL__2PRFIN20031130_175619_000000382022_00084_09156_9293.N1	30-NOV-2003 17:56:19	Bright	38.000	160	23Gam Per	2.9300	4700.0	76	9156	No
347	GOM_NL__2PRFIN20031130_175836_000000392022_00084_09156_9294.N1	30-NOV-2003 17:58:36	Bright	38.500	110	37Del Cas	2.6780	8900.0	77	9156	No
348	GOM_NL__2PRFIN20031130_180622_000000382022_00084_09156_9295.N1	30-NOV-2003 18:06:22	Bright	38.000	49	1Alp UMi	1.9900	6300.0	76	9156	No
349	GOM_NL__2PRFIN20031130_181059_000000432022_00084_09156_9296.N1	30-NOV-2003 18:10:59	Bright	42.500	60	7Bet UMi	2.0810	3950.0	85	9156	No
350	GOM_NL__2PRFIN20031130_181305_000000472022_00084_09156_9297.N1	30-NOV-2003 18:13:05	Bright	47.000	36	50Alp UMa	1.8000	6300.0	94	9156	No
351	GOM_NL__2PRFIN20031130_181442_000000492022_00084_09156_9298.N1	30-NOV-2003 18:14:42	Bright	48.500	82	48Bet UMa	2.3650	10600.	97	9156	No
352	GOM_NL__2PRFIN20031130_181613_000000442022_00084_09156_9299.N1	30-NOV-2003 18:16:13	Bright	43.500	32	77Eps UMa	1.7630	11000.	87	9156	No
353	GOM_NL__2PRFIN20031130_181819_000000402022_00084_09156_9300.N1	30-NOV-2003 18:18:19	Bright	39.500	39	85Eta UMa	1.8540	24000.	79	9156	No
354	GOM_NL__2PRFIN20031130_182110_000000402022_00084_09156_9301.N1	30-NOV-2003 18:21:10	Bright	39.500	180	27Gam Boo	3.0400	8000.0	79	9156	No
355	GOM_NL__2PRFIN20031130_182413_000000392022_00084_09156_9302.N1	30-NOV-2003 18:24:13	Bright	39.000	83		2.3780	11000.	78	9156	No
356	GOM_NL__2PRFIN20031130_182644_000000372022_00084_09156_9303.N1	30-NOV-2003 18:26:44	Bright	37.000	3	16Alp Boo	-0.050000	4250.0	74	9156	No
357	GOM_NL__2PRFIN20031130_183016_000000722022_00084_09156_9304.N1	30-NOV-2003 18:30:16	Bright	72.000	96	68Del Leo	2.5600	9300.0	144	9156	No
358	GOM_NL__2PRFIN20031130_183548_000002552022_00084_09156_9305.N1	30-NOV-2003 18:35:48	Straylight	255.00	51	41Gam1Leo	2.0100	4500.0	510	9156	No
359	GOM_NL__2PRFIN20031130_184256_000000432022_00084_09156_9306.N1	30-NOV-2003 18:42:56	Dark	43.000	123	1ot Cen	2.7500	10200.	86	9156	No
360	GOM_NL__2PRFIN20031130_184702_000000402022_00084_09156_9307.N1	30-NOV-2003 18:47:02	Dark	40.000	77	Eps Cen	2.3030	28000.	80	9156	No
361	GOM_NL__2PRFIN20031130_184842_000000432022_00084_09156_9308.N1	30-NOV-2003 18:48:42	Dark	43.000	10	Bet Cen	0.61000	28000.	86	9156	No
362	GOM_NL__2PRFIN20031130_185033_000000512022_00085_09157_9276.N1	30-NOV-2003 18:50:33	Dark	50.500	12	Alp1Cru	0.77500	30000.	101	9157	No
363	GOM_NL__2PRFIN20031130_185317_000000412022_00085_09157_9277.N1	30-NOV-2003 18:53:17	Dark	40.500	124	The Car	2.7640	30000.	81	9157	No
364	GOM_NL__2PRFIN20031130_185756_000000572022_00085_09157_9278.N1	30-NOV-2003 18:57:56	Dark	56.500	41	Eps Car	1.8600	4100.0	113	9157	No
365	GOM_NL__2PRFIN20031130_185953_000000552022_00085_09157_9279.N1	30-NOV-2003 18:59:53	Dark	54.500	34	Gam2Vel	1.7930	23000.	109	9157	No
366	GOM_NL__2PRFIN20031130_190318_000000532022_00085_09157_9280.N1	30-NOV-2003 19:03:18	Dark	52.500	2	Alp Car	-0.73600	7000.0	105	9157	No
367	GOM_NL__2PRFIN20031130_190507_000000632022_00085_09157_9281.N1	30-NOV-2003 19:05:07	Dark	63.000	117	Pi Pup	2.7060	3800.0	126	9157	No
368	GOM_NL__2PRFIN20031130_190855_000000752022_00085_09157_9282.N1	30-NOV-2003 19:08:55	Dark	74.500	23	21Eps CMa	1.5020	26000.	149	9157	No
369	GOM_NL__2PRFIN20031130_191107_000000732022_00085_09157_9283.N1	30-NOV-2003 19:11:07	Straylight	72.500	179	24Omi2CMa	3.0320	24000.	145	9157	No
370	GOM_NL__2PRFIN20031130_191526_000000922022_00085_09157_9284.N1	30-NOV-2003 19:15:26	Straylight	91.500	1	9Alp CMa	-1.4400	11000.	183	9157	No
371	GOM_NL__2PRFIN20031130_191909_000000602022_00085_09157_9285.N1	30-NOV-2003 19:19:09	Straylight	60.000	7	19Bet Ori	0.10000	14000.	120	9157	No
372	GOM_NL__2PRFIN20031130_192214_000000672022_00085_09157_9286.N1	30-NOV-2003 19:22:14	Tw_i_and_stray	67.000	30	46Eps Ori	1.6940	30000.	134	9157	No
373	GOM_NL__2PRFIN20031130_192458_000000652022_00085_09157_9287.N1	30-NOV-2003 19:24:58	Tw_i_and_stray	65.000	27	24Gam Ori	1.6360	26000.	130	9157	No
374	GOM_NL__2PRFIN20031130_192712_000000572022_00085_09157_9288.N1	30-NOV-2003 19:27:12	Bright	56.500	13	87Alp Tau	0.86700	3800.0	113	9157	No
375	GOM_NL__2PRFIN20031130_192847_000000412022_00085_09157_9289.N1	30-NOV-2003 19:28:47	Bright	41.000	146	25Eta Tau	2.8730	15200.	82	9157	No
376	GOM_NL__2PRFIN20031130_193109_000000412022_00085_09157_9290.N1	30-NOV-2003 19:31:09	Bright	41.000	150	44Zet Per	2.8900	28000.	82	9157	No
377	GOM_NL__2PRFIN20031130_193322_000000392022_00085_09157_9291.N1	30-NOV-2003 19:33:22	Bright	38.500	79	26Bet Per	2.3100	13100.	77	9157	No
378	GOM_NL__2PRFIN20031130_193536_000000382022_00085_09157_9292.N1	30-NOV-2003 19:35:36	Bright	38.000	175	39Del Per	3.0100	19400.	76	9157	No
379	GOM_NL__2PRFIN20031130_193655_000000382022_00085_09157_9293.N1	30-NOV-2003 19:36:55	Bright	38.000	160	23Gam Per	2.9300	4700.0	76	9157	No
380	GOM_NL__2PRFIN20031130_193912_000000392022_00085_09157_9294.N1	30-NOV-2003 19:39:12	Bright	39.000	110	37Del Cas	2.6780	8900.0	78	9157	No
381	GOM_NL__2PRFIN20031130_194658_000000382022_00085_09157_9295.N1	30-NOV-2003 19:46:58	Bright	38.000	49	1Alp UMi	1.9900	6300.0	76	9157	No
382	GOM_NL__2PRFIN20031130_195137_000000402022_00085_09157_9296.N1	30-NOV-2003 19:51:37	Bright	39.500	60	7Bet UMi	2.0810	3950.0	79	9157	No
383	GOM_NL__2PRFIN20031130_195341_000000462022_00085_09157_9297.N1	30-NOV-2003 19:53:41	Bright	46.000	36	50Alp UMa	1.8000	6300.0	92	9157	No
384	GOM_NL__2PRFIN20031130_195517_000000482022_00085_09157_9298.N1	30-NOV-2003 19:55:17	Bright	48.000	82	48Bet UMa	2.3650	10600.	96	9157	No
385	GOM_NL__2PRFIN20031130_195649_000000432022_00085_09157_9299.N1	30-NOV-2003 19:56:49	Bright	43.000	32	77Eps UMa	1.7630	11000.	86	9157	No
386	GOM_NL__2PRFIN20031130_195855_000000392022_00085_09157_9300.N1	30-NOV-2003 19:58:55	Bright	39.000	39	85Eta UMa	1.8540	24000.	78	9157	No
387	GOM_NL__2PRFIN20031130_200146_000000412022_00085_09157_9301.N1	30-NOV-2003 20:01:46	Bright	41.000	180	27Gam Boo	3.0400	8000.0	82	9157	No
388	GOM_NL__2PRFIN20031130_200449_000000512022_00085_09157_9302.N1	30-NOV-2003 20:04:49	Bright	51.000	83		2.3780	11000.	102	9157	No
389	GOM_NL__2PRFIN20031130_200720_000000372022_00085_09157_9303.N1	30-NOV-2003 20:07:20	Bright	37.000	3	16Alp Boo	-0.050000	4250.0	74	9157	No
390	GOM_NL__2PRFIN20031130_201052_000000722022_00085_09157_9304.N1	30-NOV-2003 20:10:52	Bright	71.500	96	68Del Leo	2.5600	9300.0	143	9157	No
391	GOM_NL__2PRFIN20031130_201627_000002552022_00085_09157_9305.N1	30-NOV-2003 20:16:27	Straylight	255.00	51	41Gam1Leo	2.0100	4500.0	510	9157	No
392	GOM_NL__2PRFIN20031130_202335_000000402022_00085_09157_9306.N1	30-NOV-2003 20:23:35	Dark	40.000	123	1ot Cen	2.7500	10200.	80	9157	No
393	GOM_NL__2PRFIN20031130_202738_000000402022_00085_09157_9307.N1	30-NOV-2003 20:27:38	Dark	40.000	77	Eps Cen	2.3030	28000.	80	9157	No
394	GOM_NL__2PRFIN20031130_202918_000000512022_00085_09157_9308.N1	30-NOV-2003 20:29:18	Dark	50.500	10	Bet Cen	0.61000	28000.	101	9157	No
395	GOM_NL__2PRFIN20031130_203111_000000412022_00086_09158_9393.N1	30-NOV-2003 20:31:11	Dark	40.500	12	Alp1Cru	0.77500	30000.	81	9158	No
396	GOM_NL__2PRFIN20031130_203353_000000412022_00086_09158_9394.N1	30-NOV-2003 20:33:53	Dark	40.500	124	The Car	2.7640	30000.	81	9158	No

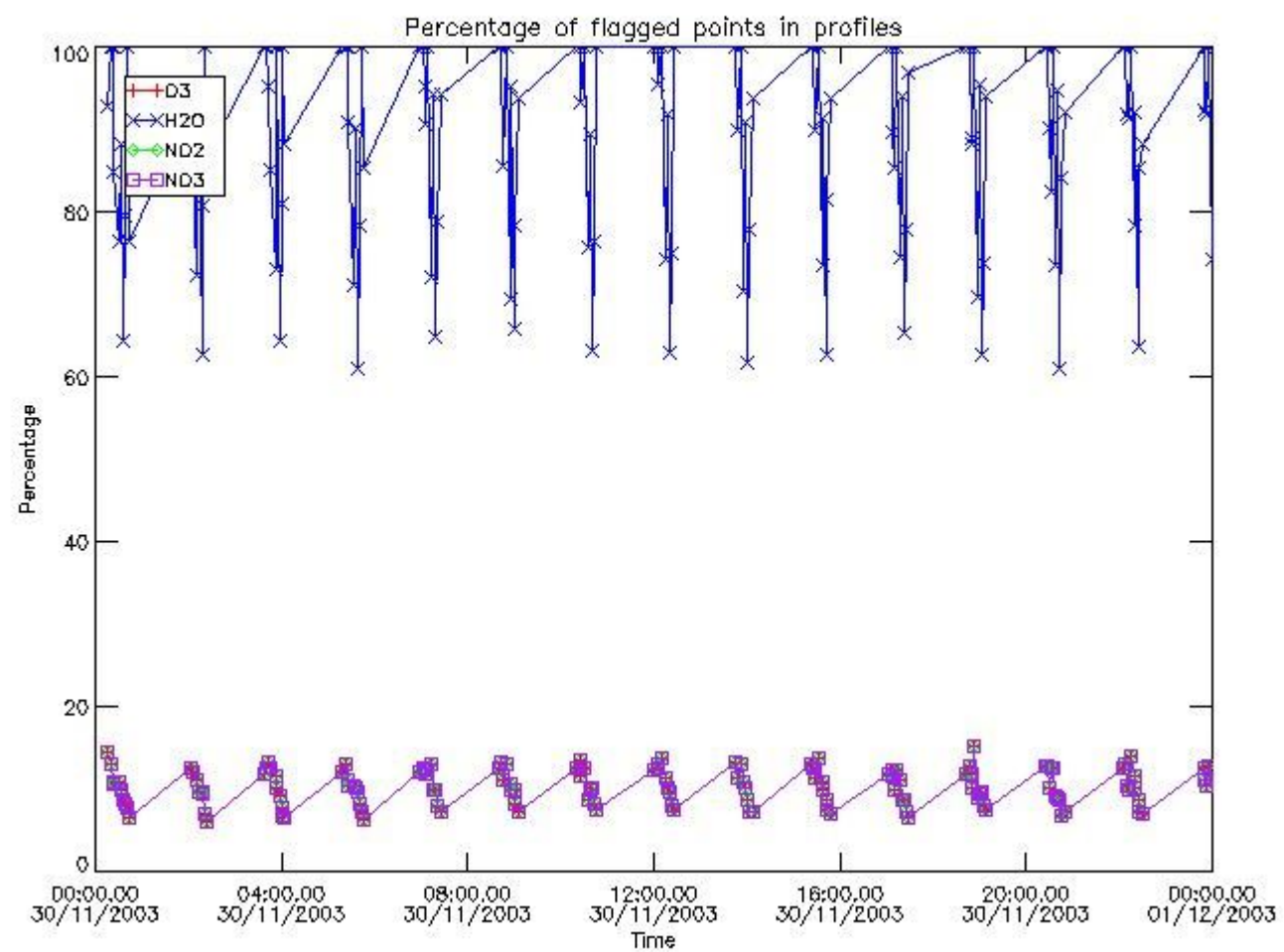
397	GOM_NL__2PRFIN20031130_203830_000000552022_00086_09158_9395.N1	30-NOV-2003 20:38:30	Dark	55.000	41	Eps Car	1.8600	4100.0	110	9158	No
398	GOM_NL__2PRFIN20031130_204030_000000572022_00086_09158_9396.N1	30-NOV-2003 20:40:30	Dark	56.500	34	Gam2Vel	1.7930	23000.	113	9158	No
399	GOM_NL__2PRFIN20031130_204355_000000582022_00086_09158_9397.N1	30-NOV-2003 20:43:55	Dark	58.000	2	Alp Car	-0.73600	7000.0	116	9158	No
400	GOM_NL__2PRFIN20031130_204542_000000762022_00086_09158_9398.N1	30-NOV-2003 20:45:42	Dark	76.000	117	Pi Pup	2.7060	3800.0	152	9158	No
401	GOM_NL__2PRFIN20031130_204933_000000702022_00086_09158_9399.N1	30-NOV-2003 20:49:33	Dark	70.000	23	21Eps CMa	1.5020	26000.	140	9158	No
402	GOM_NL__2PRFIN20031130_205144_000000752022_00086_09158_9400.N1	30-NOV-2003 20:51:44	Straylight	75.000	179	24Omi2CMa	3.0320	24000.	150	9158	No
403	GOM_NL__2PRFIN20031130_205602_000000932022_00086_09158_9401.N1	30-NOV-2003 20:56:02	Straylight	92.500	1	9Alp CMa	-1.4400	11000.	185	9158	No
404	GOM_NL__2PRFIN20031130_205946_000000622022_00086_09158_9402.N1	30-NOV-2003 20:59:46	Straylight	62.000	7	19Bet Ori	0.10000	14000.	124	9158	No
405	GOM_NL__2PRFIN20031130_210250_000000642022_00086_09158_9403.N1	30-NOV-2003 21:02:50	Tw_i_and_stray	63.500	30	46Eps Ori	1.6940	30000.	127	9158	No
406	GOM_NL__2PRFIN20031130_210534_000000632022_00086_09158_9404.N1	30-NOV-2003 21:05:34	Tw_i_and_stray	62.500	27	24Gam Ori	1.6360	26000.	125	9158	No
407	GOM_NL__2PRFIN20031130_210748_000000582022_00086_09158_9405.N1	30-NOV-2003 21:07:48	Bright	58.000	13	87Alp Tau	0.86700	3800.0	116	9158	No
408	GOM_NL__2PRFIN20031130_210923_000000402022_00086_09158_9406.N1	30-NOV-2003 21:09:23	Bright	39.500	146	25Eta Tau	2.8730	15200.	79	9158	No
409	GOM_NL__2PRFIN20031130_211145_000000422022_00086_09158_9407.N1	30-NOV-2003 21:11:45	Bright	41.500	150	44Zet Per	2.8900	28000.	83	9158	No
410	GOM_NL__2PRFIN20031130_211358_000000382022_00086_09158_9408.N1	30-NOV-2003 21:13:58	Bright	37.500	79	26Bet Per	2.3100	13100.	75	9158	No
411	GOM_NL__2PRFIN20031130_211611_000000392022_00086_09158_9409.N1	30-NOV-2003 21:16:11	Bright	39.000	175	39Del Per	3.0100	19400.	78	9158	No
412	GOM_NL__2PRFIN20031130_211731_000000382022_00086_09158_9410.N1	30-NOV-2003 21:17:31	Bright	38.000	160	23Gam Per	2.9300	4700.0	76	9158	No
413	GOM_NL__2PRFIN20031130_211949_000000382022_00086_09158_9411.N1	30-NOV-2003 21:19:49	Bright	37.500	110	37Del Cas	2.6780	8900.0	75	9158	No
414	GOM_NL__2PRFIN20031130_212733_000000392022_00086_09158_9412.N1	30-NOV-2003 21:27:33	Bright	39.000	49	1Alp UMi	1.9900	6300.0	78	9158	No
415	GOM_NL__2PRFIN20031130_213214_000000352022_00086_09158_9413.N1	30-NOV-2003 21:32:14	Bright	34.500	60	7Bet UMi	2.0810	3950.0	69	9158	No
416	GOM_NL__2PRFIN20031130_213416_000000472022_00086_09158_9414.N1	30-NOV-2003 21:34:16	Bright	47.000	36	50Alp UMa	1.8000	6300.0	94	9158	No
417	GOM_NL__2PRFIN20031130_213553_000000482022_00086_09158_9415.N1	30-NOV-2003 21:35:53	Bright	47.500	82	48Bet UMa	2.3650	10600.	95	9158	No
418	GOM_NL__2PRFIN20031130_213725_000000442022_00086_09158_9416.N1	30-NOV-2003 21:37:25	Bright	43.500	32	77Eps UMa	1.7630	11000.	87	9158	No
419	GOM_NL__2PRFIN20031130_213931_000000392022_00086_09158_9417.N1	30-NOV-2003 21:39:31	Bright	39.000	39	85Eta UMa	1.8540	24000.	78	9158	No
420	GOM_NL__2PRFIN20031130_214223_000000362022_00086_09158_9418.N1	30-NOV-2003 21:42:23	Bright	36.000	180	27Gam Boo	3.0400	8000.0	72	9158	No
421	GOM_NL__2PRFIN20031130_214524_000000512022_00086_09158_9419.N1	30-NOV-2003 21:45:24	Bright	51.000	83		2.3780	11000.	102	9158	No
422	GOM_NL__2PRFIN20031130_214756_000000372022_00086_09158_9420.N1	30-NOV-2003 21:47:56	Bright	36.500	3	16Alp Boo	-0.050000	4250.0	73	9158	No
423	GOM_NL__2PRFIN20031130_215129_000000712022_00086_09158_9421.N1	30-NOV-2003 21:51:29	Bright	71.000	96	68Del Leo	2.5600	9300.0	142	9158	No
424	GOM_NL__2PRFIN20031130_215707_000002552022_00086_09158_9422.N1	30-NOV-2003 21:57:07	Straylight	255.00	51	41Gam1Leo	2.0100	4500.0	510	9158	No
425	GOM_NL__2PRFIN20031130_220411_000000412022_00086_09158_9423.N1	30-NOV-2003 22:04:11	Dark	40.500	123	lot Cen	2.7500	10200.	81	9158	No
426	GOM_NL__2PRFIN20031130_220815_000000392022_00086_09158_9424.N1	30-NOV-2003 22:08:15	Dark	39.000	77	Eps Cen	2.3030	28000.	78	9158	No
427	GOM_NL__2PRFIN20031130_220954_000000502022_00086_09158_9425.N1	30-NOV-2003 22:09:54	Dark	49.500	10	Bet Cen	0.61000	28000.	99	9158	No
428	GOM_NL__2PRFIN20031130_221146_000000522022_00087_09159_9394.N1	30-NOV-2003 22:11:46	Dark	52.000	12	Alp1Cru	0.77500	30000.	104	9159	No
429	GOM_NL__2PRFIN20031130_221429_000000402022_00087_09159_9395.N1	30-NOV-2003 22:14:29	Dark	40.000	124	The Car	2.7640	30000.	80	9159	No
430	GOM_NL__2PRFIN20031130_221909_000000452022_00087_09159_9396.N1	30-NOV-2003 22:19:09	Dark	44.500	41	Eps Car	1.8600	4100.0	89	9159	No
431	GOM_NL__2PRFIN20031130_222107_000000512022_00087_09159_9397.N1	30-NOV-2003 22:21:07	Dark	50.500	34	Gam2Vel	1.7930	23000.	101	9159	No
432	GOM_NL__2PRFIN20031130_222431_000000582022_00087_09159_9398.N1	30-NOV-2003 22:24:31	Dark	58.000	2	Alp Car	-0.73600	7000.0	116	9159	No
433	GOM_NL__2PRFIN20031130_222620_000000722022_00087_09159_9399.N1	30-NOV-2003 22:26:20	Dark	71.500	117	Pi Pup	2.7060	3800.0	143	9159	No
434	GOM_NL__2PRFIN20031130_223010_000000722022_00087_09159_9400.N1	30-NOV-2003 22:30:10	Dark	72.000	23	21Eps CMa	1.5020	26000.	144	9159	No
435	GOM_NL__2PRFIN20031130_223221_000000732022_00087_09159_9401.N1	30-NOV-2003 22:32:21	Straylight	72.500	179	24Omi2CMa	3.0320	24000.	145	9159	No
436	GOM_NL__2PRFIN20031130_223638_000001002022_00087_09159_9402.N1	30-NOV-2003 22:36:38	Straylight	99.500	1	9Alp CMa	-1.4400	11000.	199	9159	No
437	GOM_NL__2PRFIN20031130_224022_000000612022_00087_09159_9403.N1	30-NOV-2003 22:40:22	Straylight	61.000	7	19Bet Ori	0.10000	14000.	122	9159	No
438	GOM_NL__2PRFIN20031130_224326_000000652022_00087_09159_9404.N1	30-NOV-2003 22:43:26	Tw_i_and_stray	65.000	30	46Eps Ori	1.6940	30000.	130	9159	No
439	GOM_NL__2PRFIN20031130_224610_000000622022_00087_09159_9405.N1	30-NOV-2003 22:46:10	Tw_i_and_stray	61.500	27	24Gam Ori	1.6360	26000.	123	9159	No
440	GOM_NL__2PRFIN20031130_224824_000000572022_00087_09159_9406.N1	30-NOV-2003 22:48:24	Bright	56.500	13	87Alp Tau	0.86700	3800.0	113	9159	No
441	GOM_NL__2PRFIN20031130_224957_000000412022_00087_09159_9407.N1	30-NOV-2003 22:49:57	Bright	40.500	146	25Eta Tau	2.8730	15200.	81	9159	No
442	GOM_NL__2PRFIN20031130_225218_000000432022_00087_09159_9408.N1	30-NOV-2003 22:52:18	Bright	43.000	150	44Zet Per	2.8900	28000.	86	9159	No
443	GOM_NL__2PRFIN20031130_225434_000000372022_00087_09159_9409.N1	30-NOV-2003 22:54:34	Bright	36.500	79	26Bet Per	2.3100	13100.	73	9159	No
444	GOM_NL__2PRFIN20031130_225645_000000412022_00087_09159_9410.N1	30-NOV-2003 22:56:45	Bright	41.000	175	39Del Per	3.0100	19400.	82	9159	No
445	GOM_NL__2PRFIN20031130_225807_000000382022_00087_09159_9411.N1	30-NOV-2003 22:58:07	Bright	37.500	160	23Gam Per	2.9300	4700.0	75	9159	No
446	GOM_NL__2PRFIN20031130_230025_000000372022_00087_09159_9412.N1	30-NOV-2003 23:00:25	Bright	37.000	110	37Del Cas	2.6780	8900.0	74	9159	No
447	GOM_NL__2PRFIN20031130_230807_000000412022_00087_09159_9413.N1	30-NOV-2003 23:08:07	Bright	40.500	49	1Alp UMi	1.9900	6300.0	81	9159	No
448	GOM_NL__2PRFIN20031130_231249_000000402022_00087_09159_9414.N1	30-NOV-2003 23:12:49	Bright	40.000	60	7Bet UMi	2.0810	3950.0	80	9159	No
449	GOM_NL__2PRFIN20031130_231452_000000422022_00087_09159_9415.N1	30-NOV-2003 23:14:52	Bright	42.000	36	50Alp UMa	1.8000	6300.0	84	9159	No
450	GOM_NL__2PRFIN20031130_231628_000000482022_00087_09159_9416.N1	30-NOV-2003 23:16:28	Bright	48.000	82	48Bet UMa	2.3650	10600.	96	9159	No
451	GOM_NL__2PRFIN20031130_231803_000000422022_00087_09159_9417.N1	30-NOV-2003 23:18:03	Bright	41.500	32	77Eps UMa	1.7630	11000.	83	9159	No
452	GOM_NL__2PRFIN20031130_232007_000000392022_00087_09159_9418.N1	30-NOV-2003 23:20:07	Bright	38.500	39	85Eta UMa	1.8540	24000.	77	9159	No
453	GOM_NL__2PRFIN20031130_232259_000000372022_00087_09159_9419.N1	30-NOV-2003 23:22:59	Bright	36.500	180	27Gam Boo	3.0400	8000.0	73	9159	No
454	GOM_NL__2PRFIN20031130_232601_000000382022_00087_09159_9420.N1	30-NOV-2003 23:26:01	Bright	37.500	83		2.3780	11000.	75	9159	No
455	GOM_NL__2PRFIN20031130_232832_000000372022_00087_09159_9421.N1	30-NOV-2003 23:28:32	Bright	36.500	3	16Alp Boo	-0.050000	4250.0	73	9159	No

456	GOM_NL__2PRFIN20031130_233206_000000742022_00087_09159_9422.N1	30-NOV-2003 23:32:06	Bright	73.500	96	68Del Leo	2.5600	9300.0	147	9159	No
457	GOM_NL__2PRFIN20031130_233746_000002552022_00087_09159_9423.N1	30-NOV-2003 23:37:46	Straylight	255.00	51	41Gam1Leo	2.0100	4500.0	510	9159	No
458	GOM_NL__2PRFIN20031130_234850_000000412022_00087_09159_9424.N1	30-NOV-2003 23:48:50	Dark	41.000	77	Eps Cen	2.3030	28000.	82	9159	No
459	GOM_NL__2PRFIN20031130_235030_000000462022_00087_09159_9425.N1	30-NOV-2003 23:50:30	Dark	45.500	10	Bet Cen	0.61000	28000.	91	9159	No
460	GOM_NL__2PRFIN20031130_235224_000000492022_00088_09160_9402.N1	30-NOV-2003 23:52:24	Dark	49.000	12	Alp1Cru	0.77500	30000.	98	9160	No
461	GOM_NL__2PRFIN20031130_235506_000000402022_00088_09160_9403.N1	30-NOV-2003 23:55:06	Dark	40.000	124	The Car	2.7640	30000.	80	9160	No
462	GOM_NL__2PRFIN20031130_235945_000000452022_00088_09160_9404.N1	30-NOV-2003 23:59:45	Dark	45.000	41	Eps Car	1.8600	4100.0	90	9160	No

3. Quality information per product

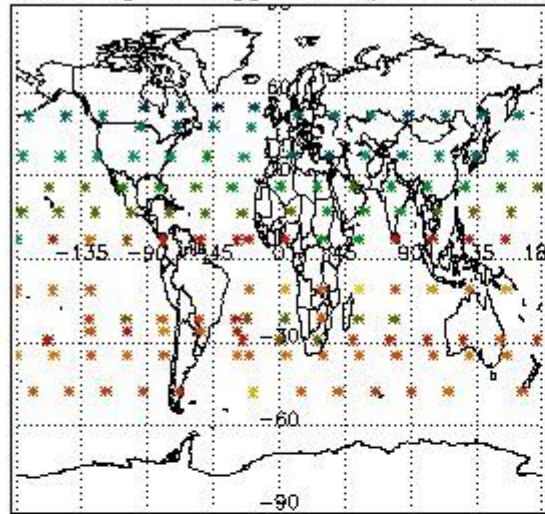
In this section it is plotted some information contained in the Quality Summary data set of the level 2 products. Only products in dark limb conditions and without errors (error flag in the MPH set to "0") are used.

3.1 Plot quality information per product (time dependant)

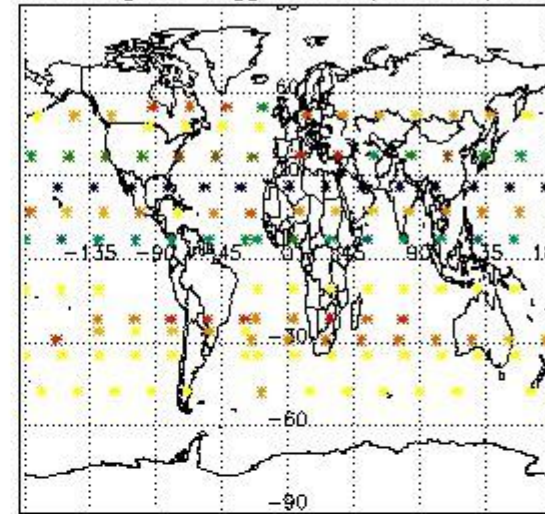


3.2 Plot quality information per product (world map)

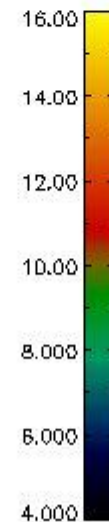
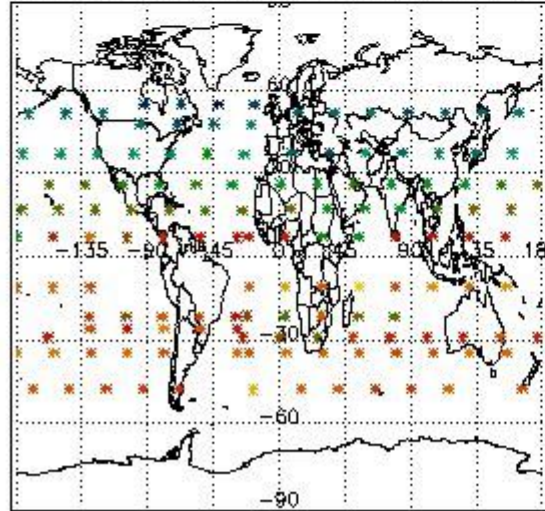
Percentage of flagged data per O3 profile



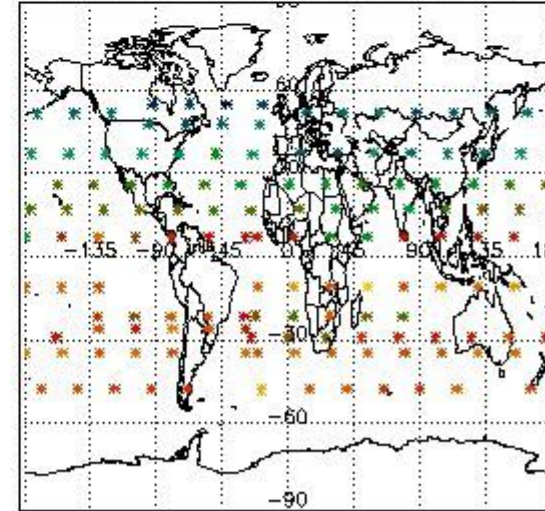
Percentage of flagged data per H2O profile



Percentage of flagged data per NO2 profile



Percentage of flagged data per NO3 profile

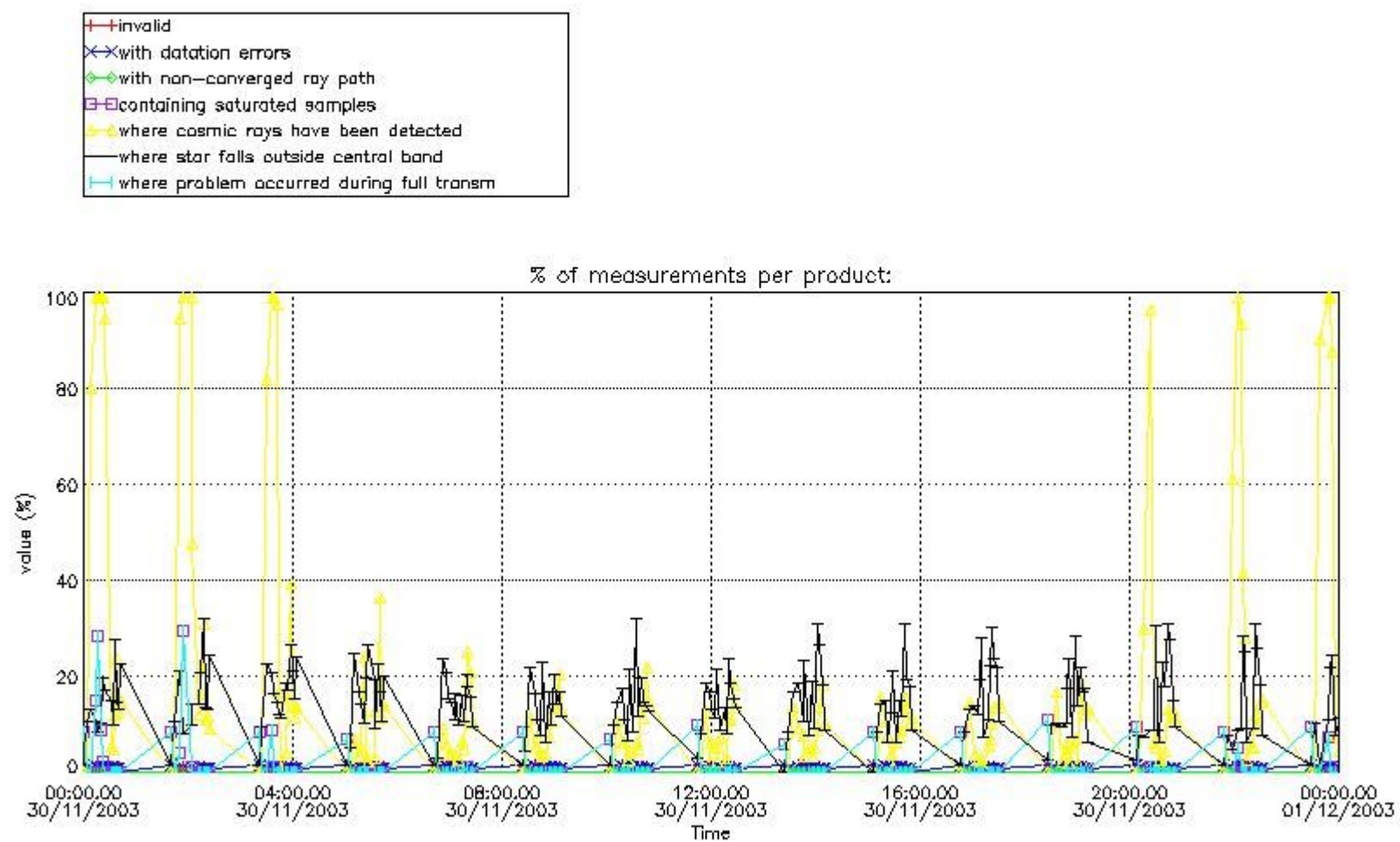


4. Level 1 quality information per product

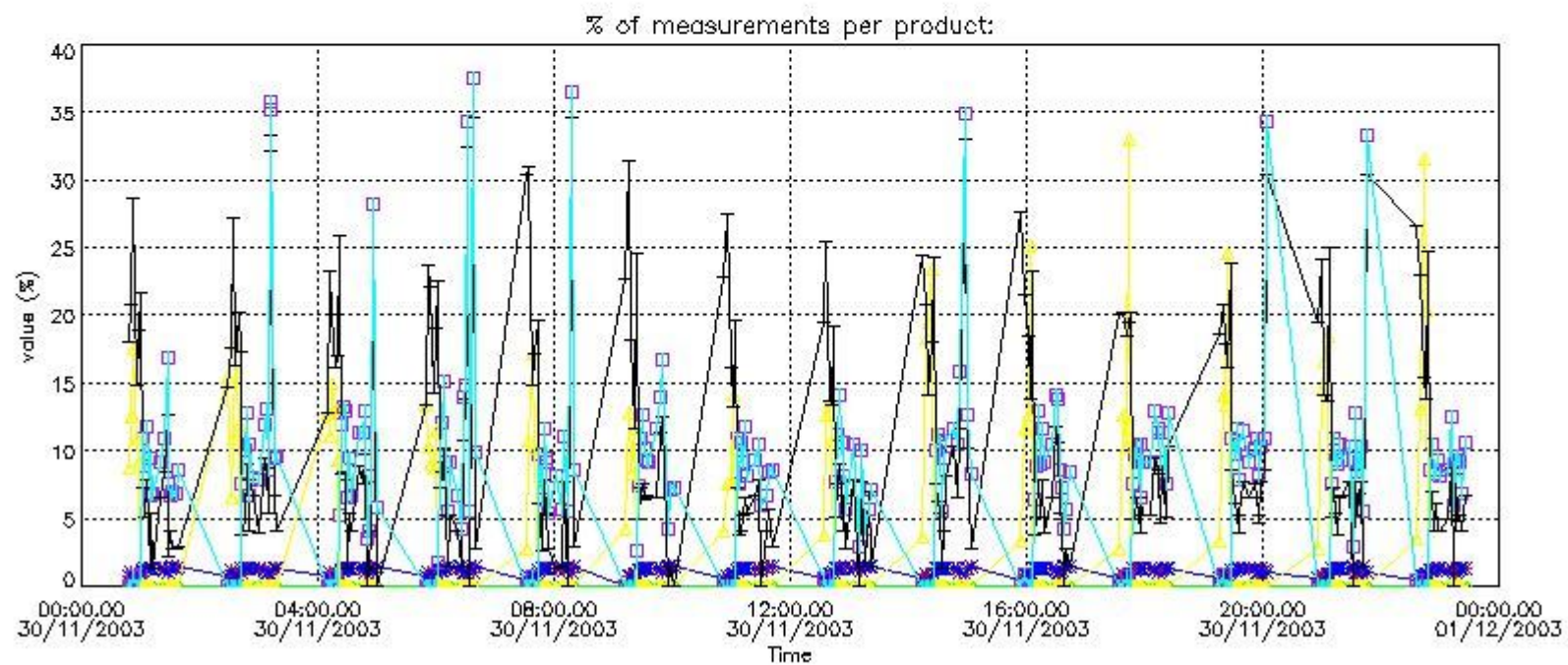
In this section it is plotted some information contained in the Quality Summary data set of the level 2 products that comes from the level 1b processing. Products without errors (error flag in the MPH set to "0") are used.

4.1 Plot quality information per product (time dependant) coming from level 1b processing

4.1.1 Plot level 1 quality information per product (time dependant): ENVISAT ASCENDING passes



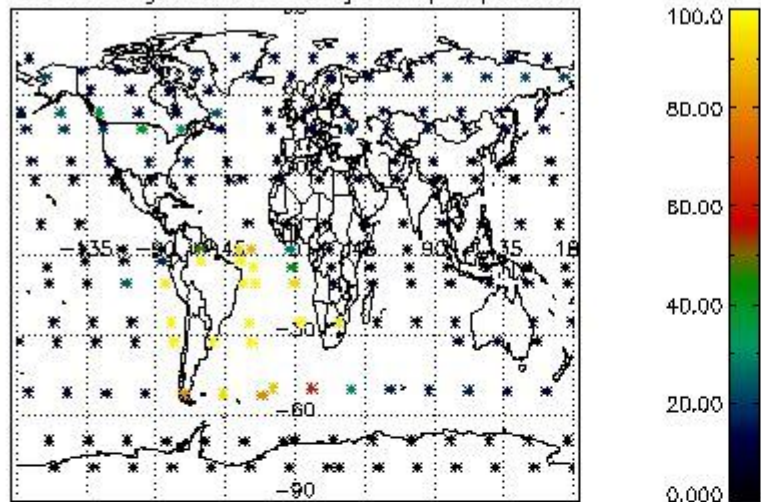
4.1.2 Plot level 1 quality information per product (time dependant): ENVI SAT DESCENDING passes



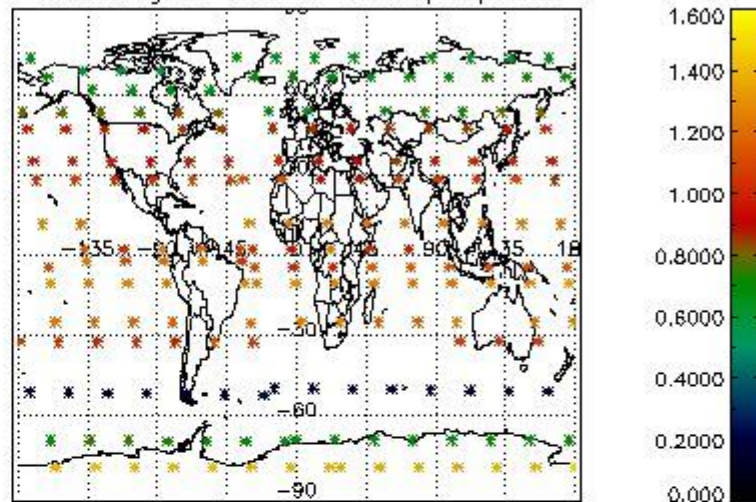
4.2 Plot quality information per product coming from level 1b processing (world map)

4.2.1 Plot level 1 quality information per product (world map): ENVI SAT ASCENDING passes

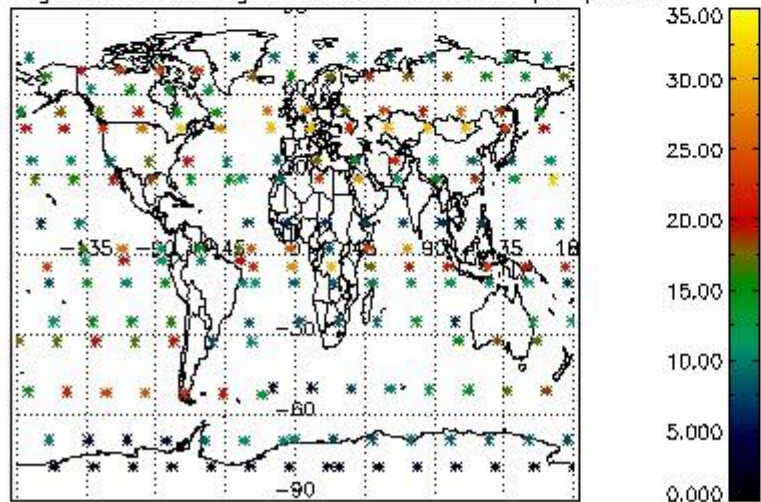
Percentage of cosmic ray hits per profile



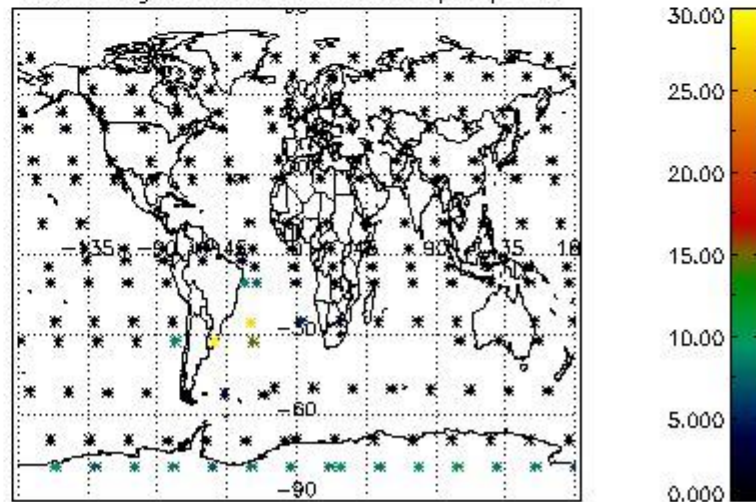
Percentage of datation errors per profile



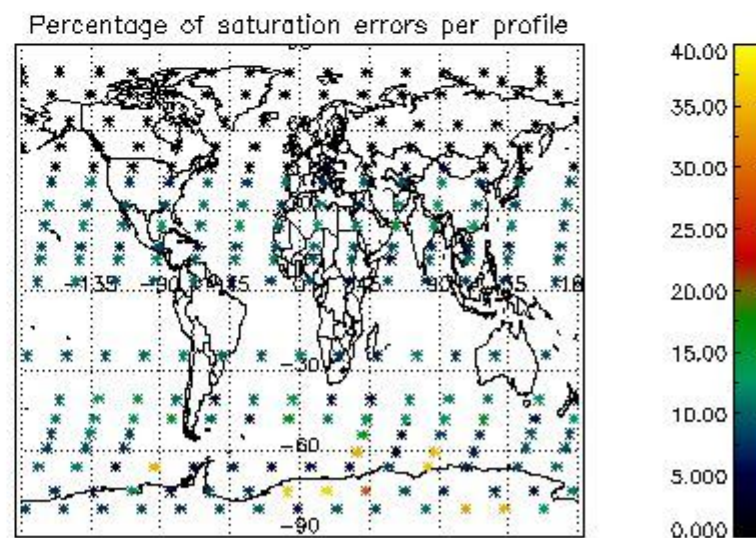
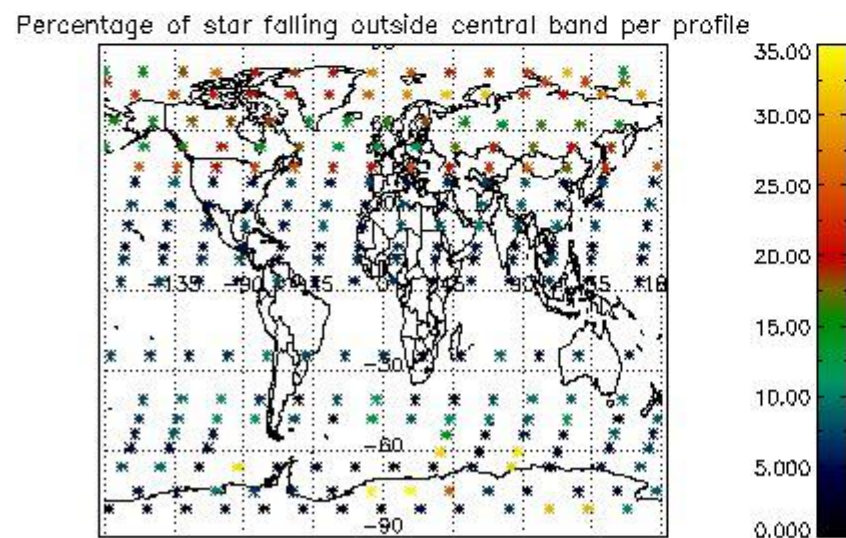
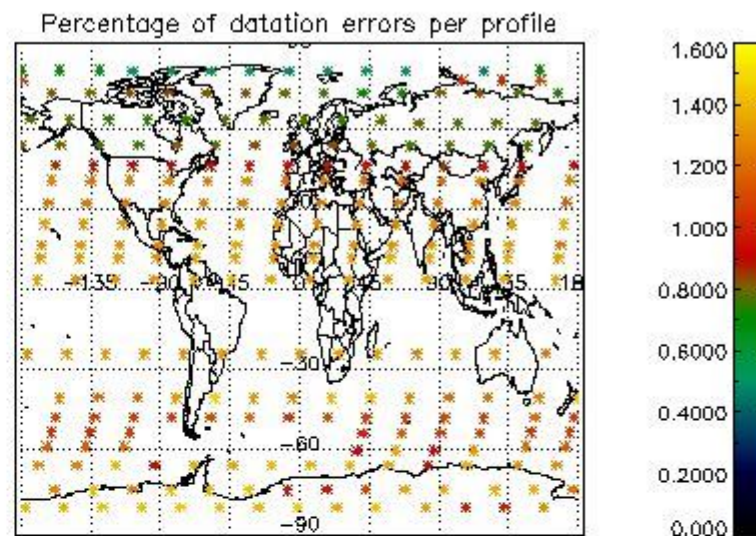
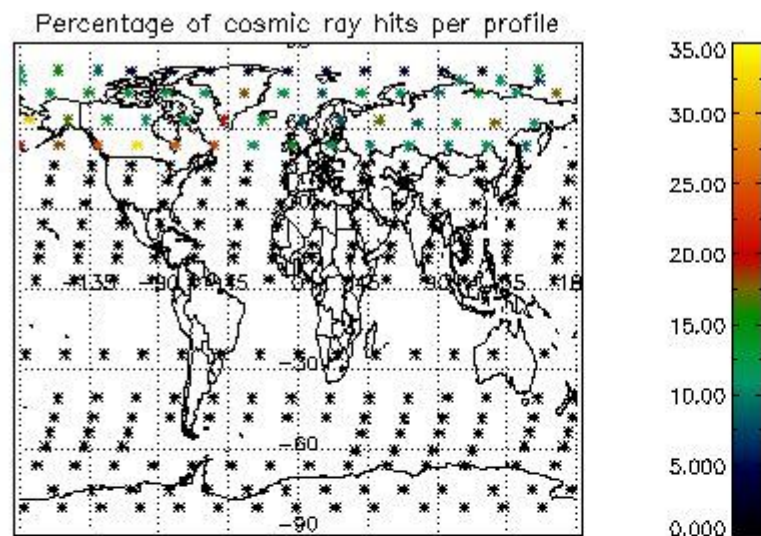
Percentage of star falling outside central band per profile



Percentage of saturation errors per profile



4.2.2 Plot level 1 quality information per product (world map): ENVISAT DESCENDING passes



5. Trace gas profiles

5.1 Ozone statistics based on quality of products

The final quality of the products can be "measured" using the STD (Standard Deviation) attached to every point profile. This information is written to the parameter GOM_NL__2P/NL_LOCAL_SPECIES_DENSITY/o3_std of the level 2 products. The table below shows the statistics for given STD ranges.

The statistics are given with respect to the overall valid production:

- Products without fatal errors: GOM_NL__2P/MPH/PRODUCT_ERR=0
- Valid point profile: GOM_NL__2P/NL_LOCAL_SPECIES_DENSITY/pcd(0)=0

The 'Criteria' is applied to valid points of dark limb products:

- Products in dark limb illumination condition: GOM_NL__2P/NL_SUMMARY_QUALITY/obs_ill_cond=0
- Products without fatal errors: GOM_NL__2P/MPH/PRODUCT_ERR=0
- Valid point profile: GOM_NL__2P/NL_LOCAL_SPECIES_DENSITY/pcd(0)=0

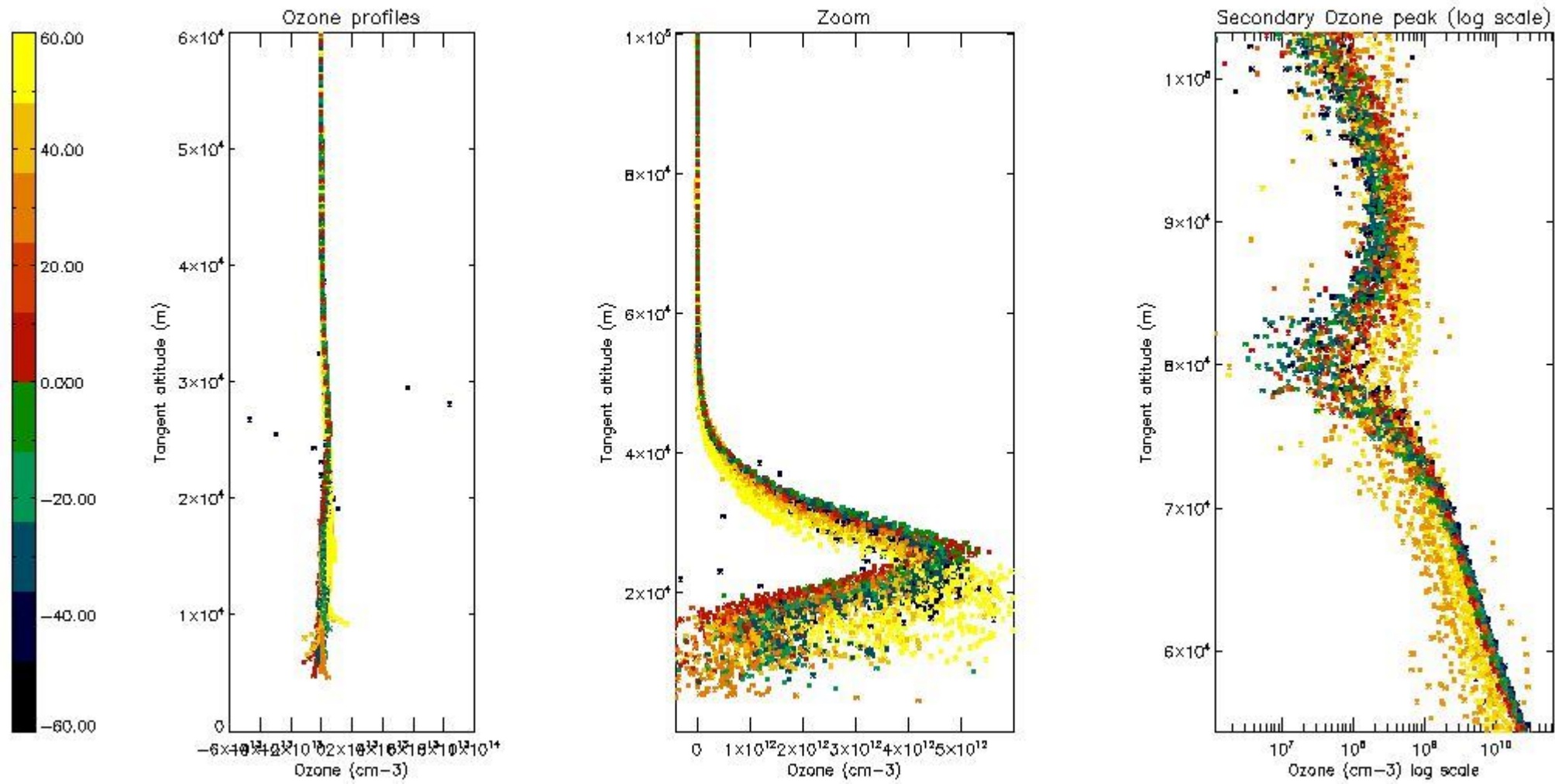
So, the table below shows the percentage of dark limb and valid observations for each criteria with respect to the overall valid daily observations.

Criteria	% of total production
All STD	28
STD < 20	17

STD < 10	15
STD < 5	11

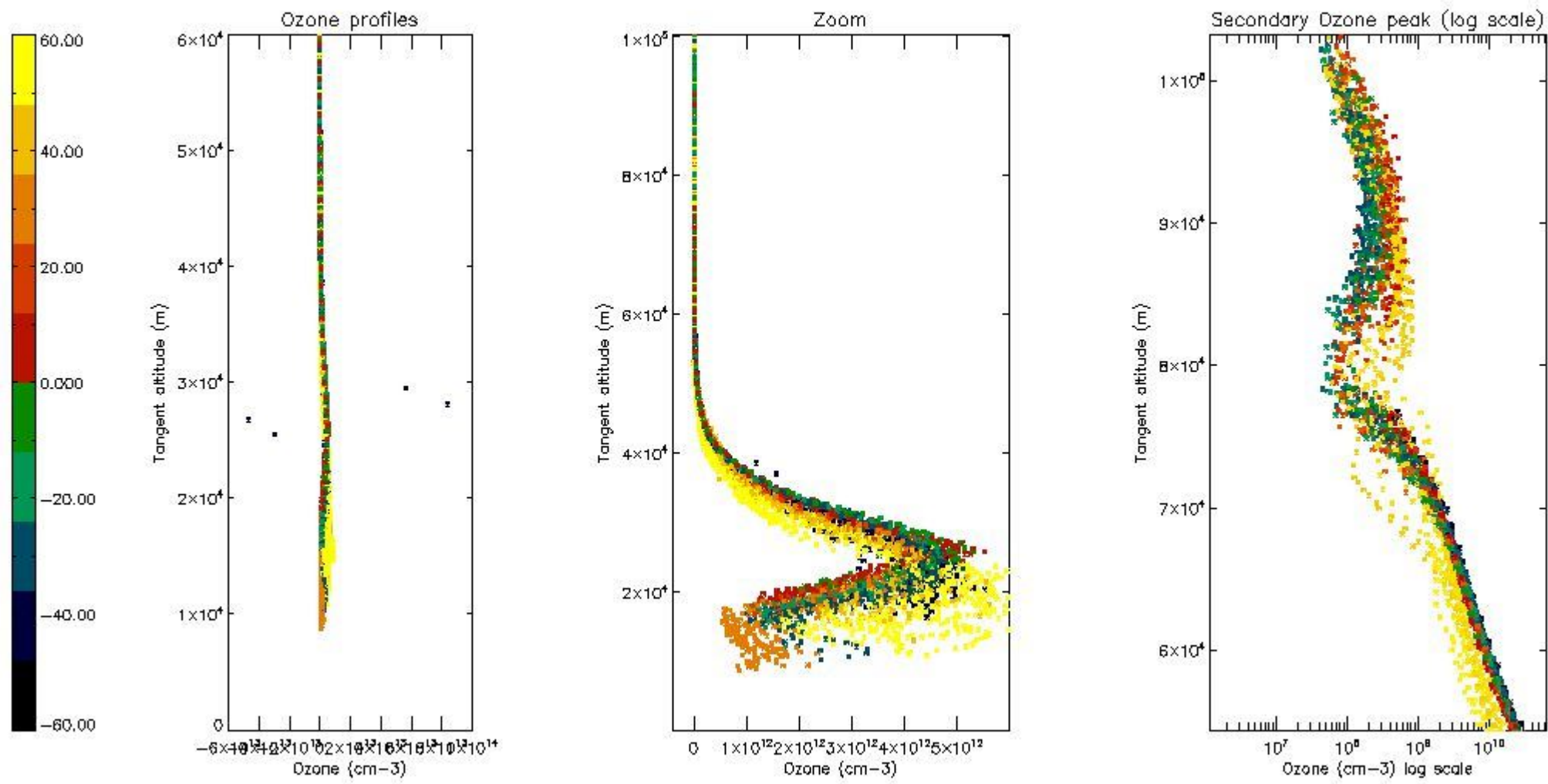
5.2 Plot ozone profiles for all STD (dark without errors)

The colorbar represents the latitude.



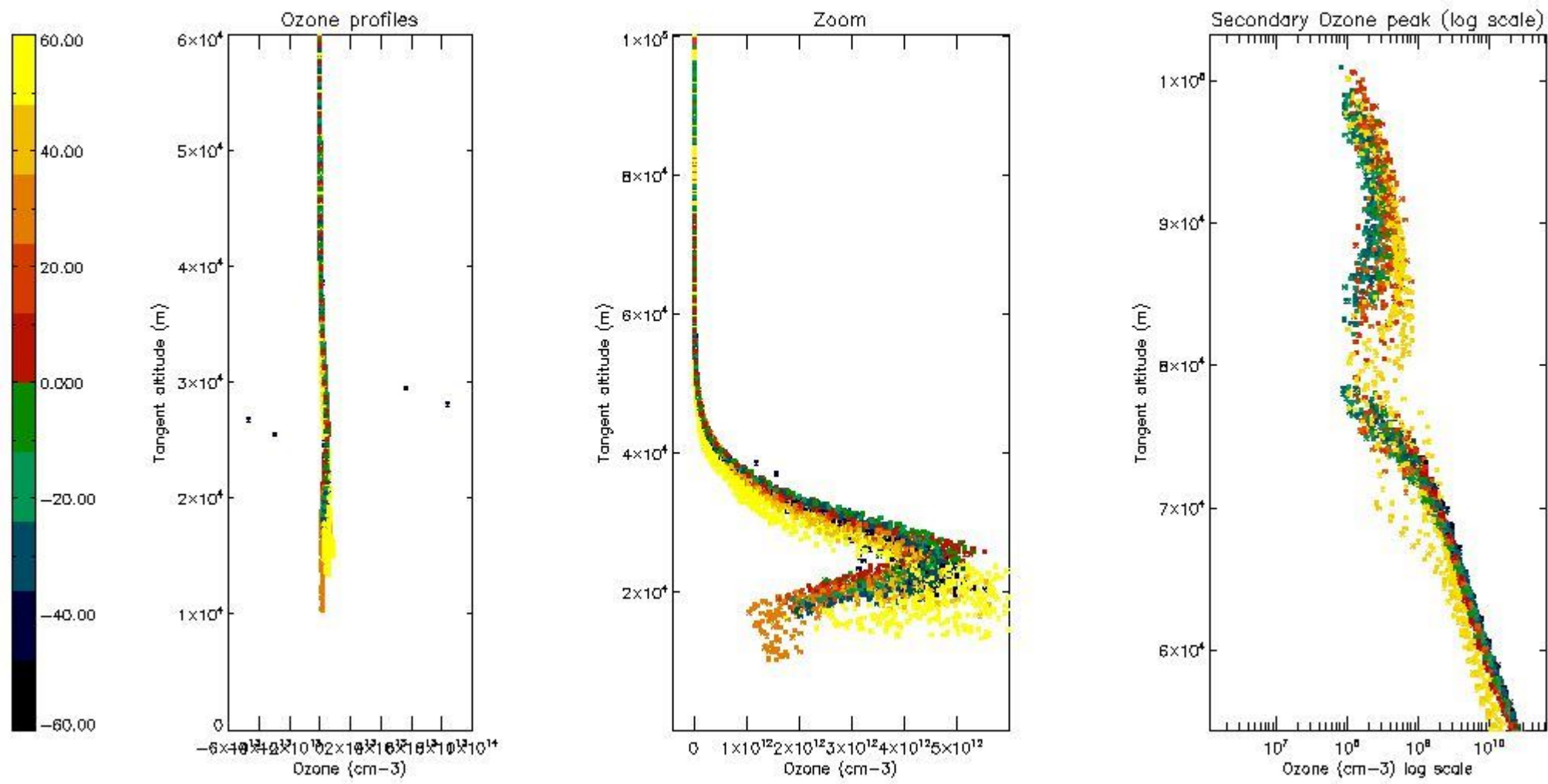
5.3 Plot ozone profiles where STD < 20% (dark without errors)

The colorbar represents the latitude.



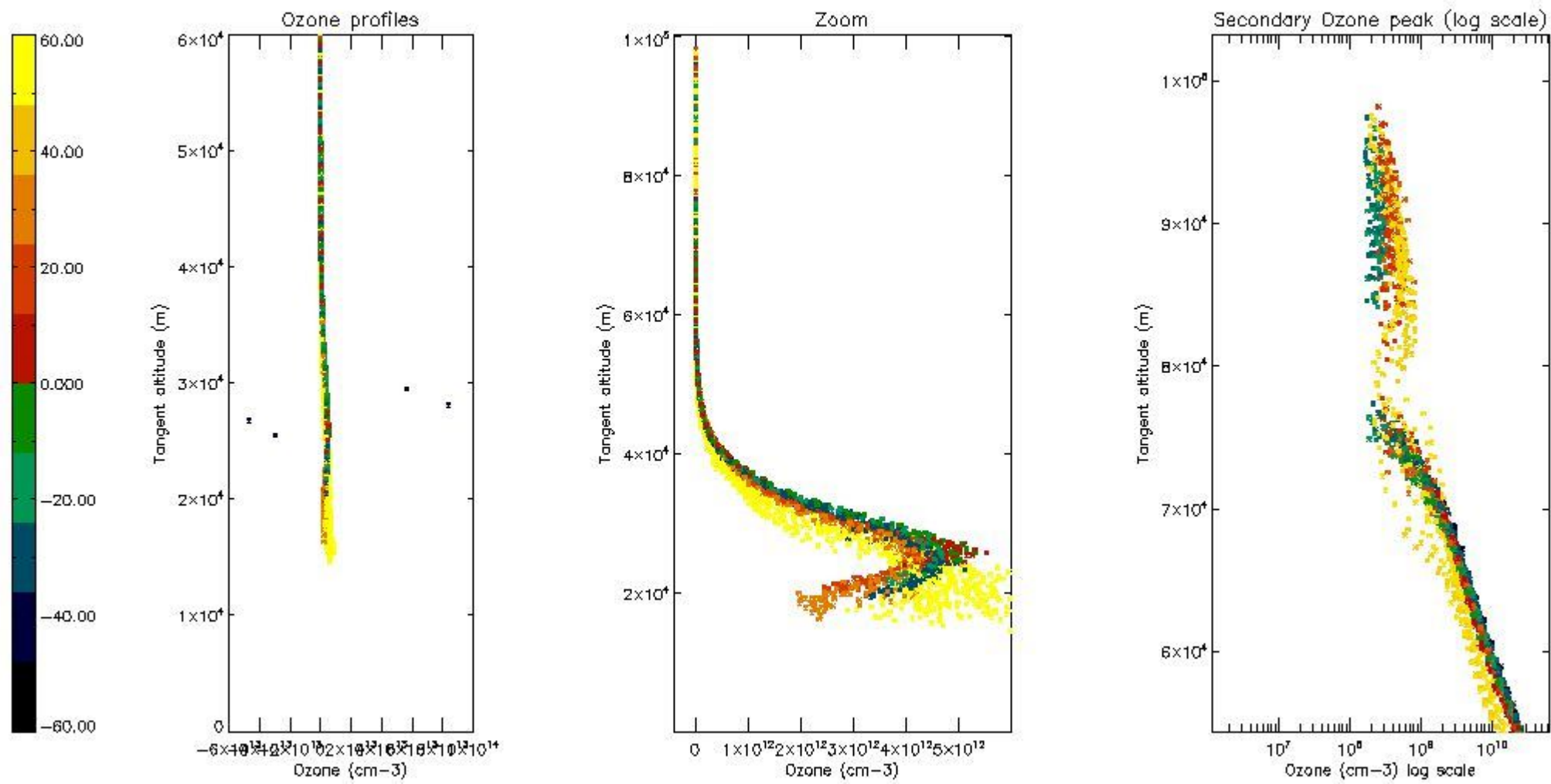
5.4 Plot ozone profiles where STD < 10% (dark without errors)

The colorbar represents the latitude.



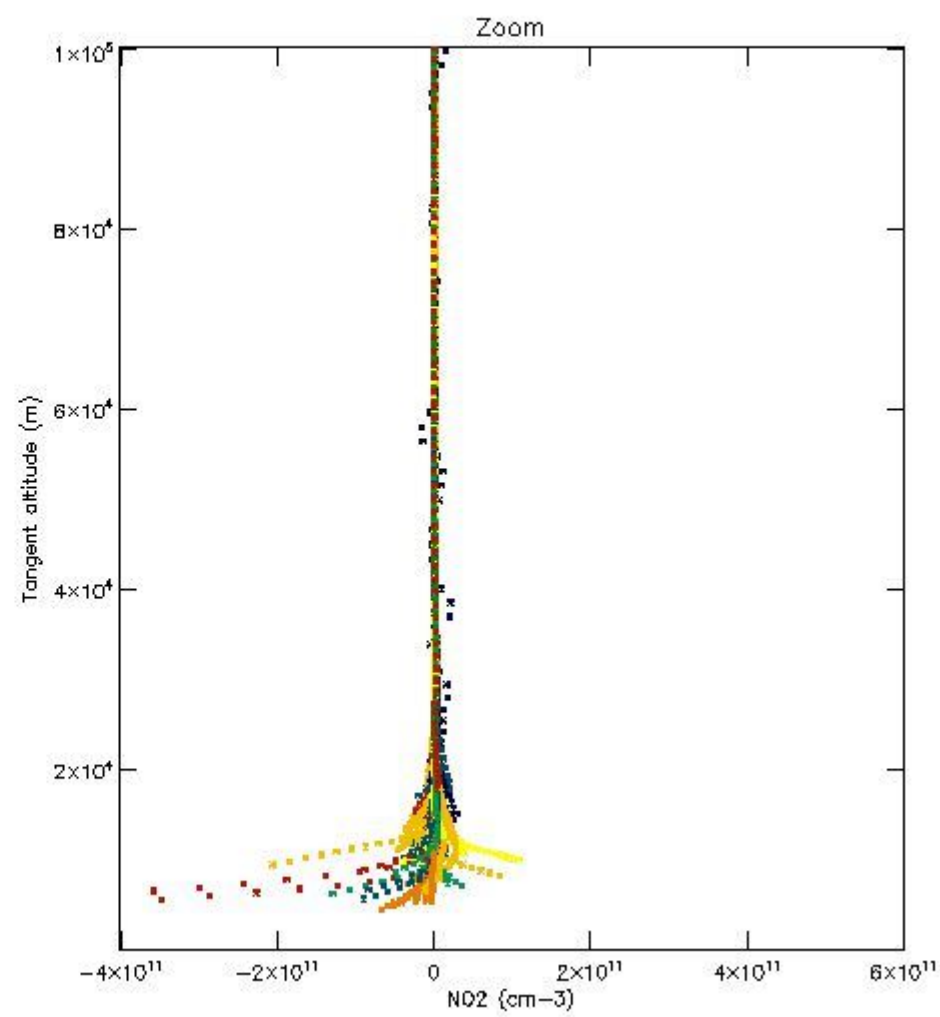
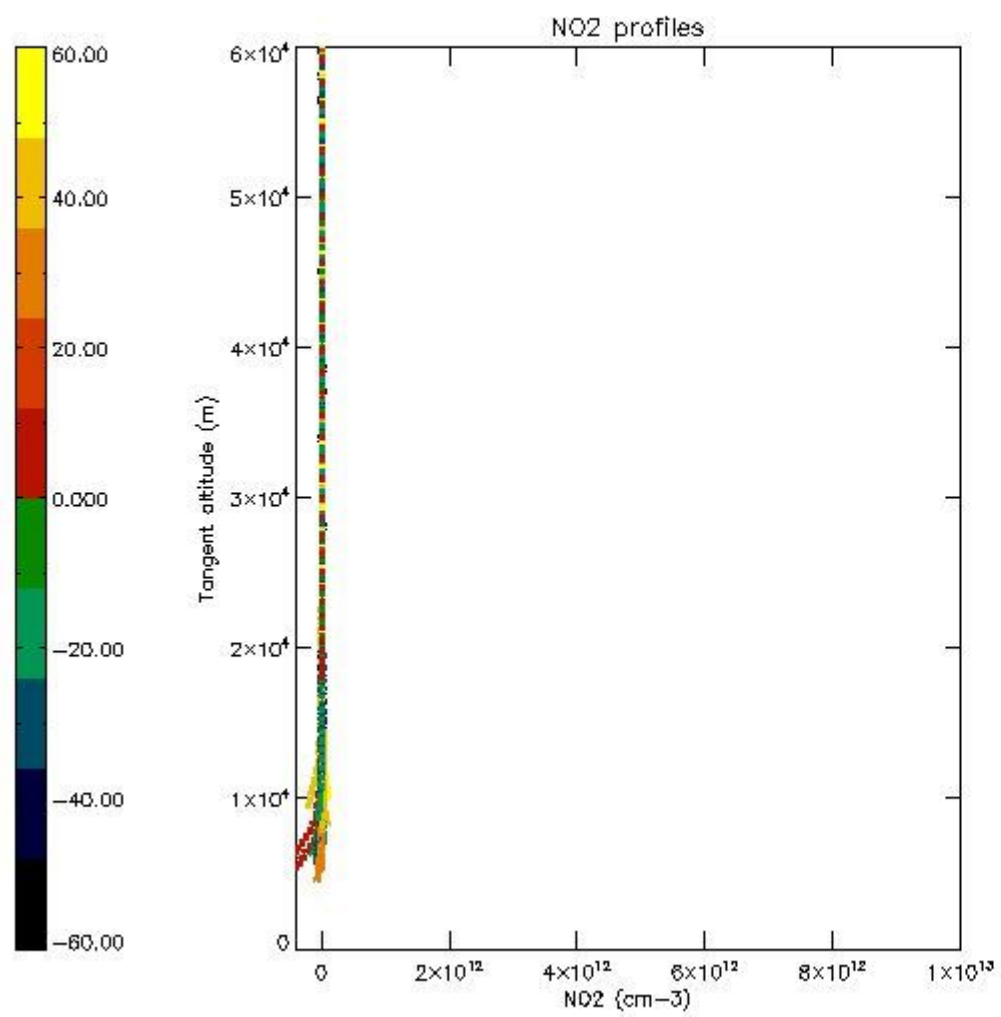
5.5 Plot ozone profiles where STD < 5% (dark without errors)

The colorbar represents the latitude.



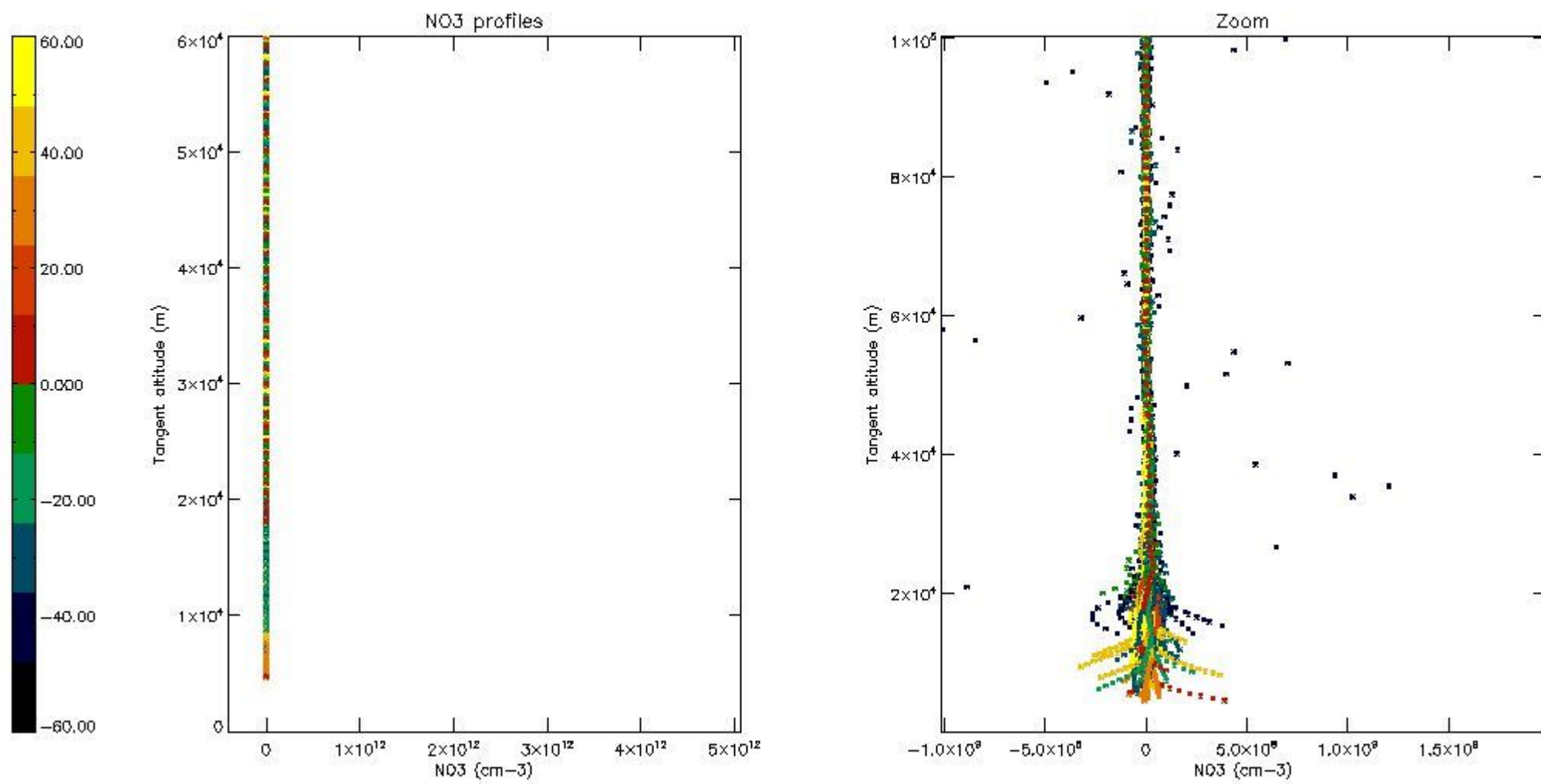
5.6 Plot NO₂ profiles for all STD (dark without errors)

The colorbar represents the latitude.



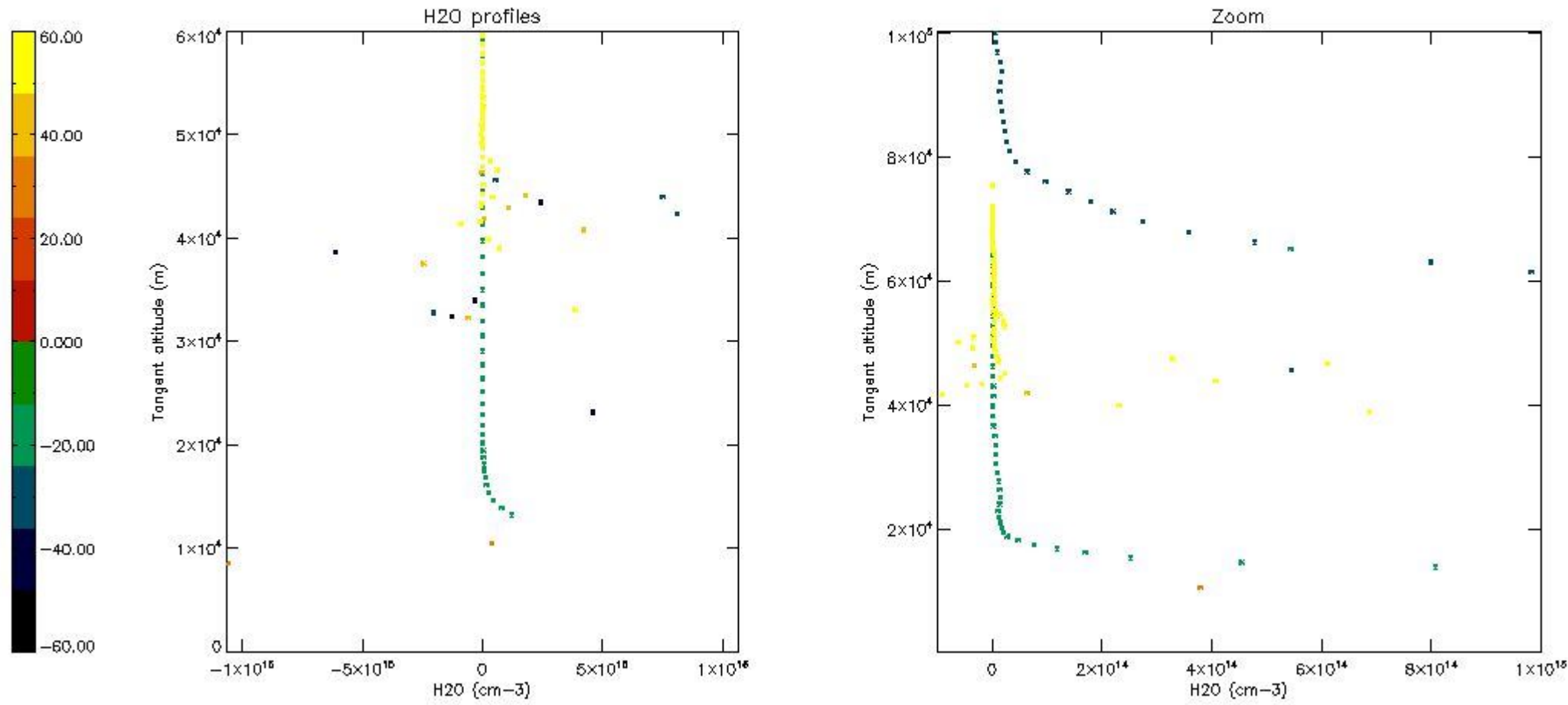
5.7 Plot NO3 profiles for all STD (dark without errors)

The colorbar represents the latitude.



5.8 Plot H2O profiles for all STD (only for occultations of stars 1,2,3,4,13,14,16,26,63 dark without errors)

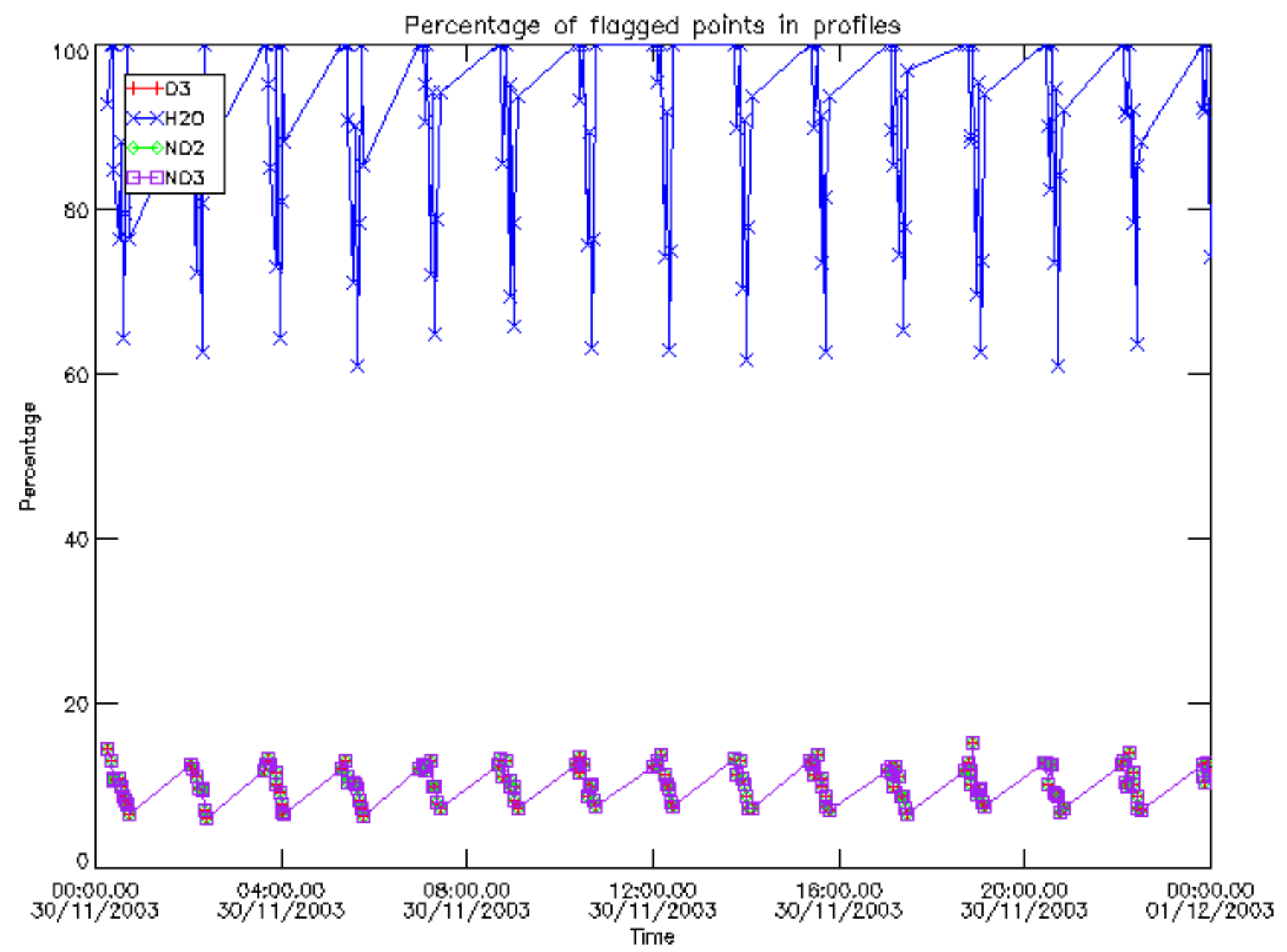
The colorbar represents the latitude.



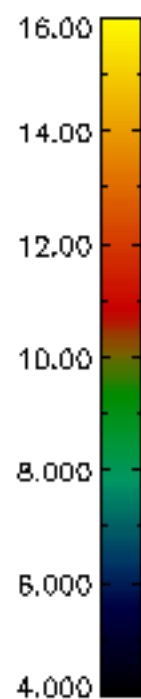
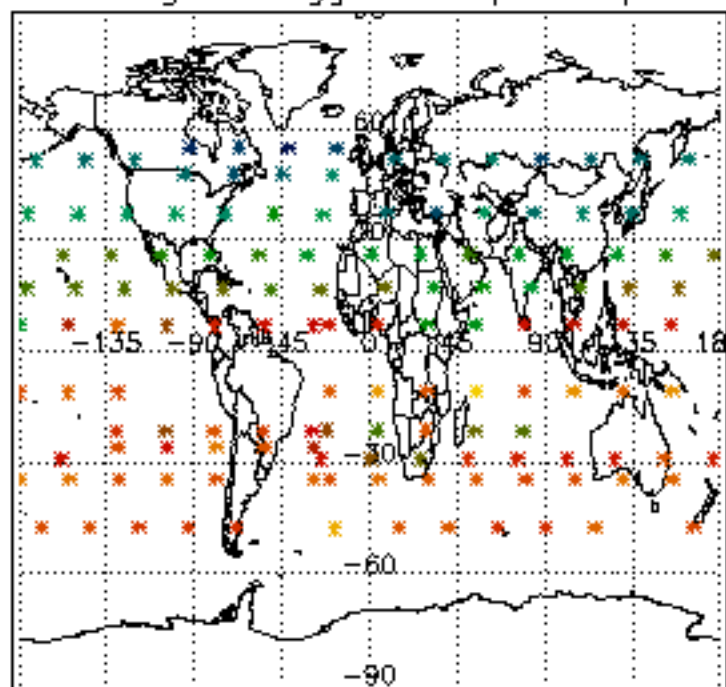
6. Auxiliary Data Files used for the production reported in section 2

The number reported in the third column indicates since which file (see list in section 2) the corresponding auxiliary file has been used. The fourth column is the date of those product files.

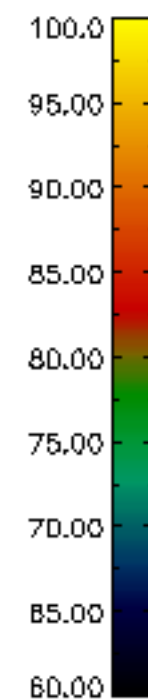
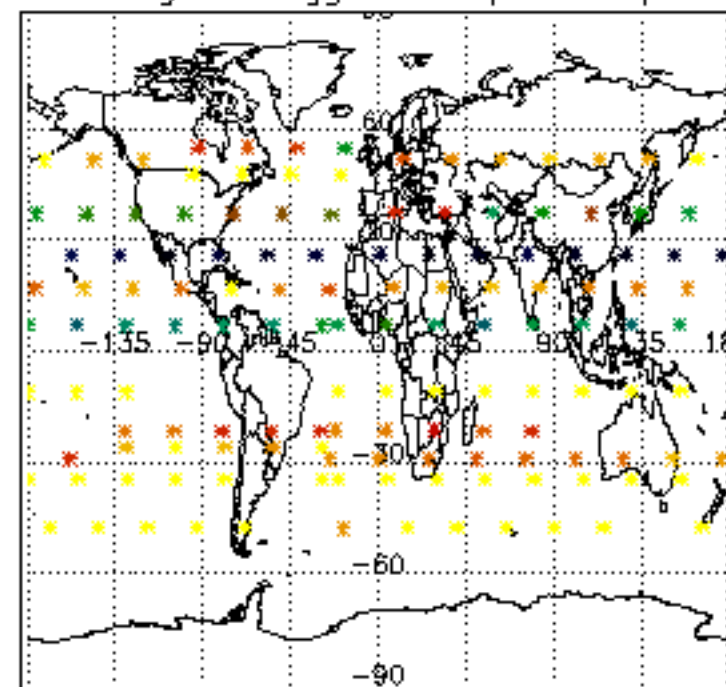
Type	Auxiliary Filename	Used since product	Used since product date
INST_PHYS_CHARACTERISTICS	GOM_INS_AXVIEC20091111_143220_20030716_120000_20500101_000000	1	30-NOV-2003 00:00:07
LEVEL-2_PROC_CONFIG	GOM_PR2_AXVIEC20091111_152718_20020301_000000_20500101_000000	1	30-NOV-2003 00:00:07
CROSS_SECTIONS_FILE	GOM_CRS_AXVIEC20091111_154832_20020301_000000_20500101_000000	1	30-NOV-2003 00:00:07



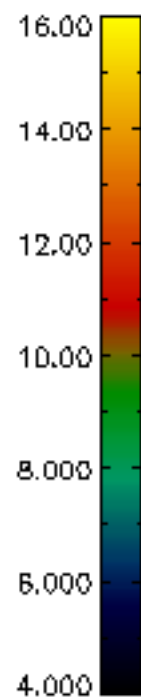
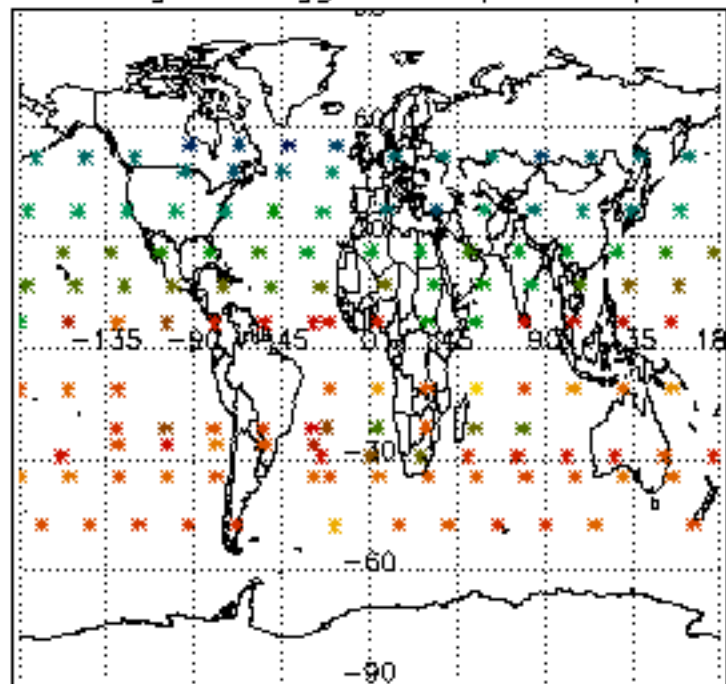
Percentage of flagged data per D3 profile



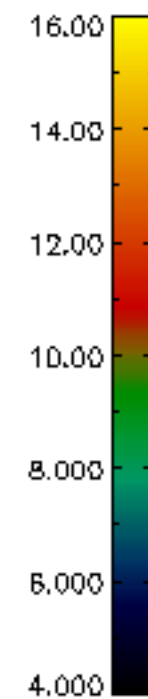
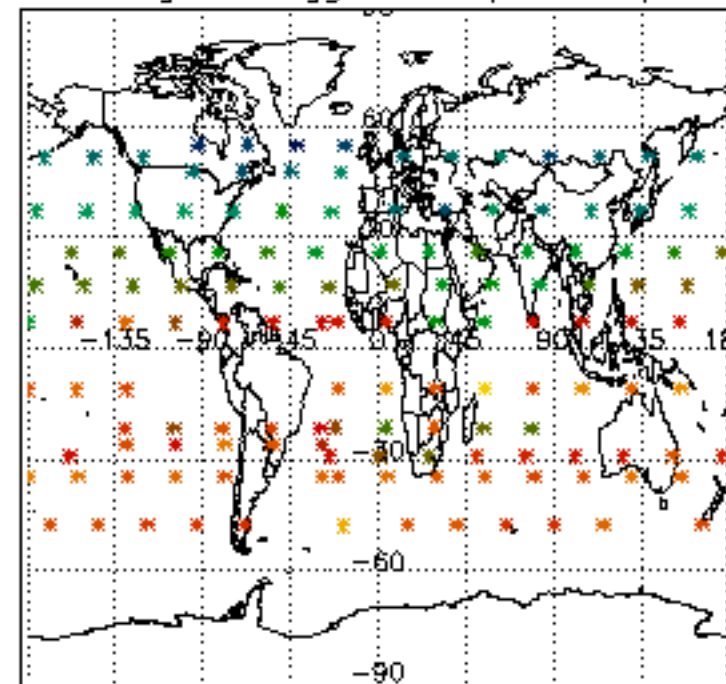
Percentage of flagged data per H2O profile

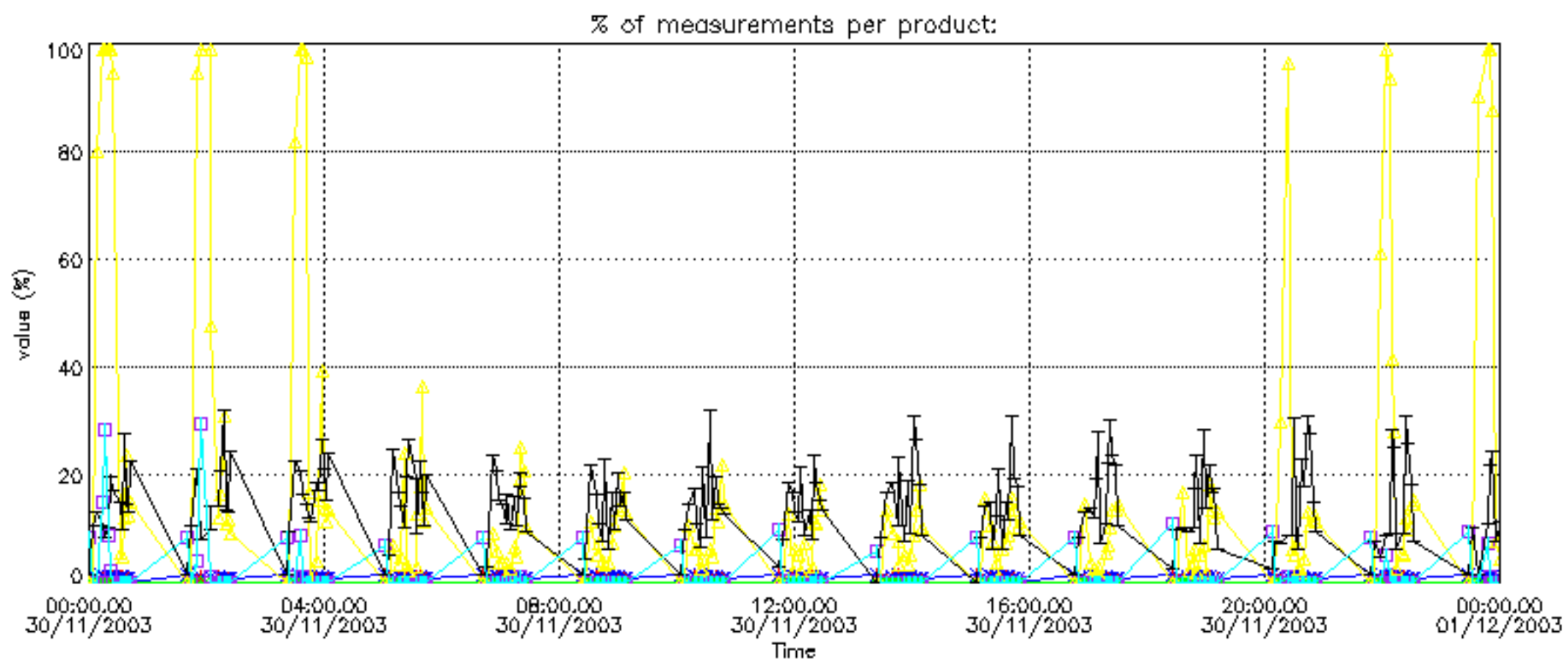


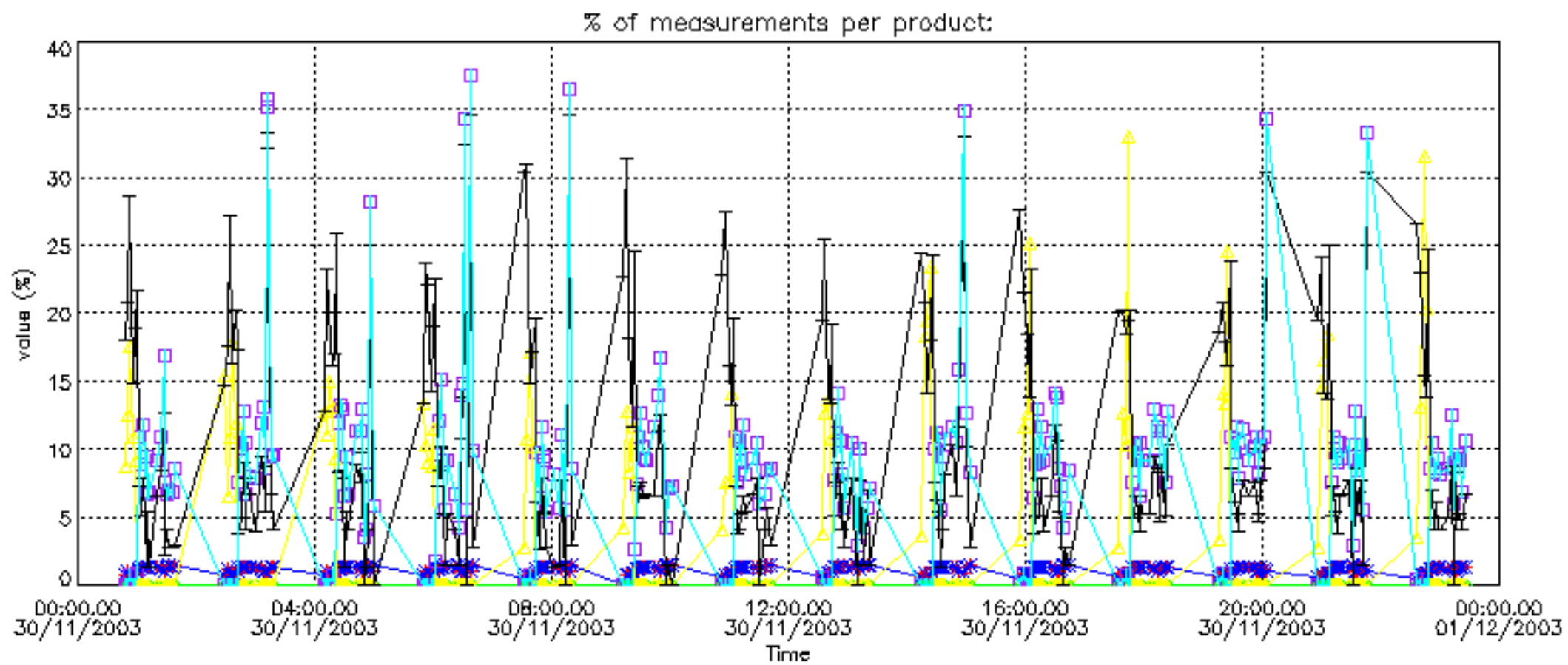
Percentage of flagged data per NO2 profile



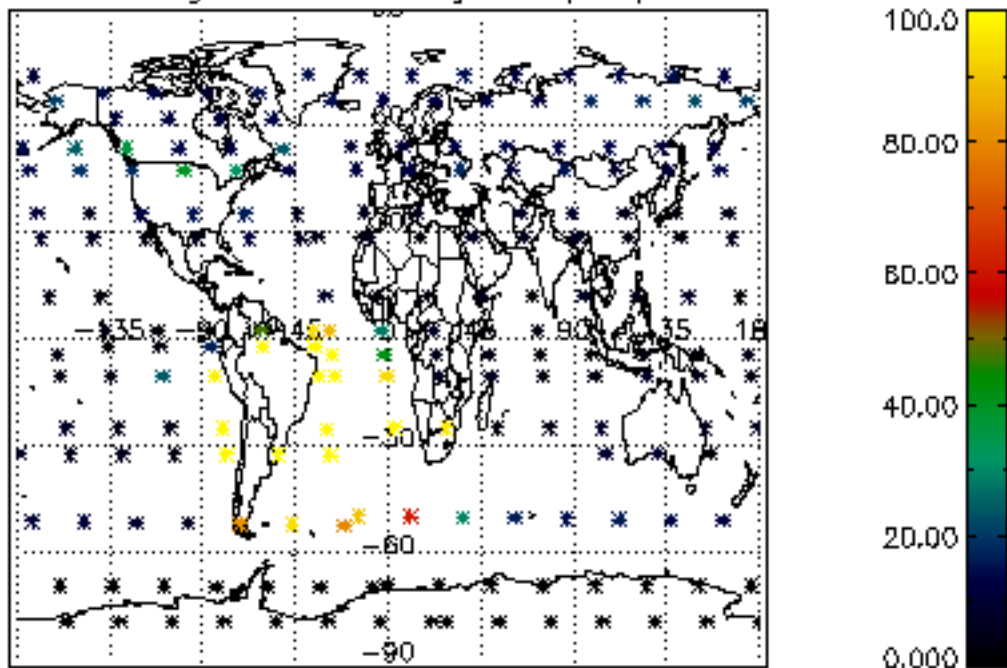
Percentage of flagged data per NO3 profile



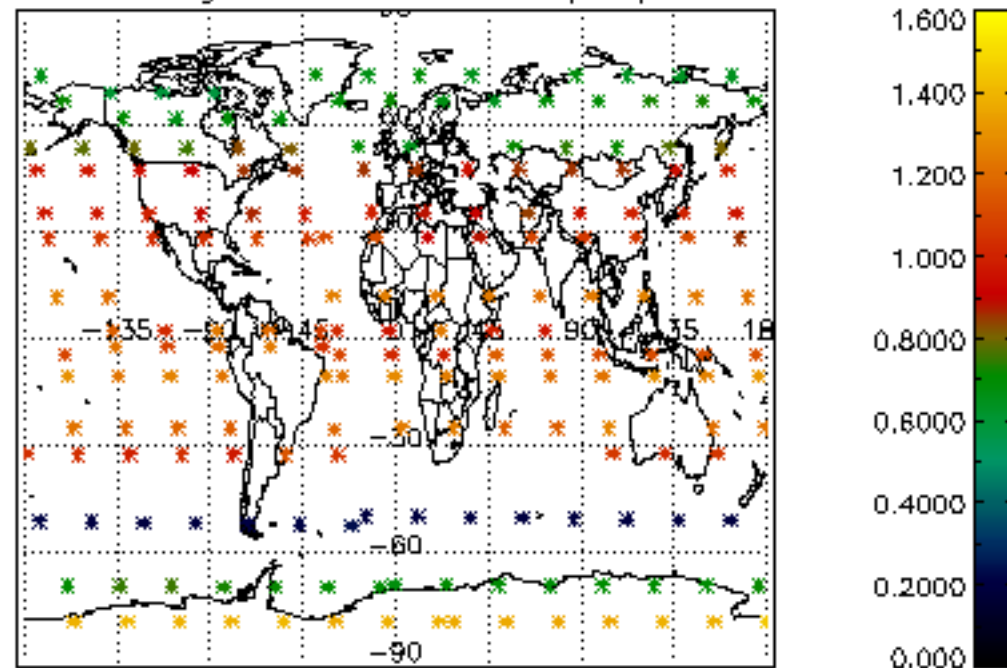




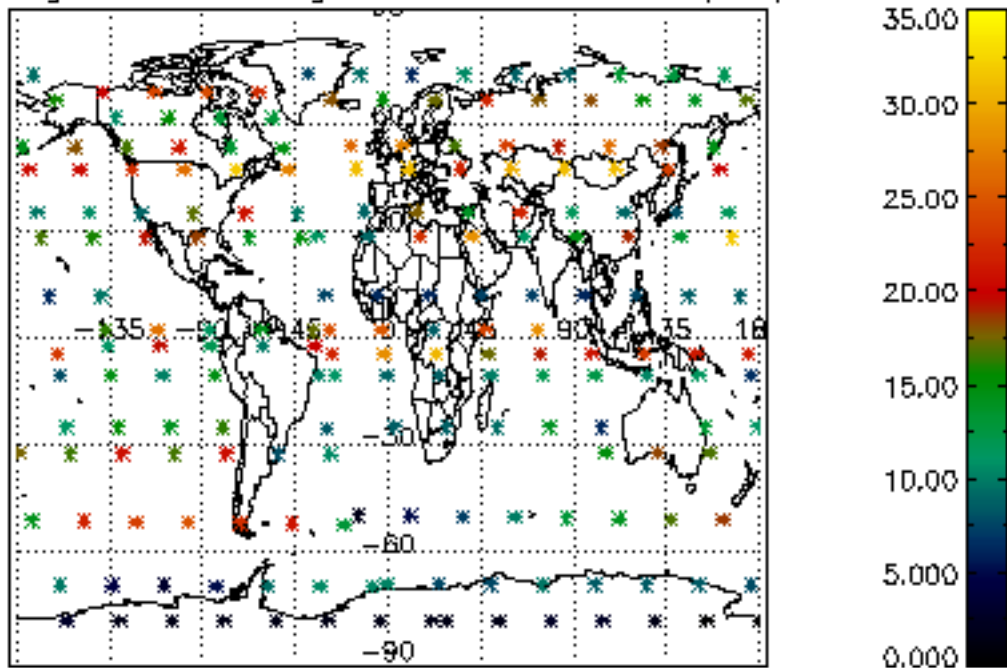
Percentage of cosmic ray hits per profile



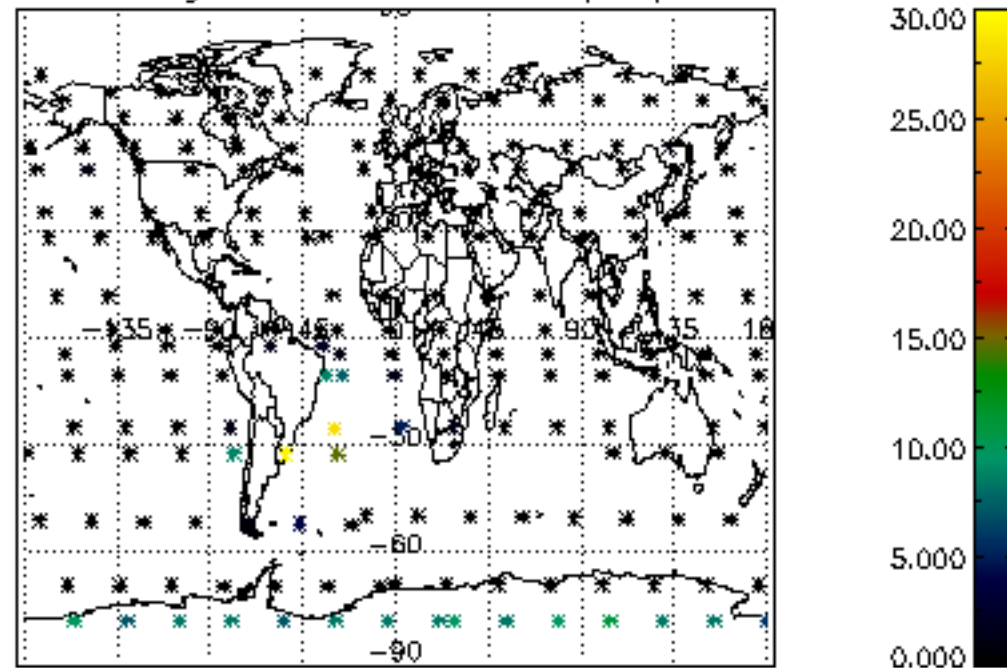
Percentage of datation errors per profile



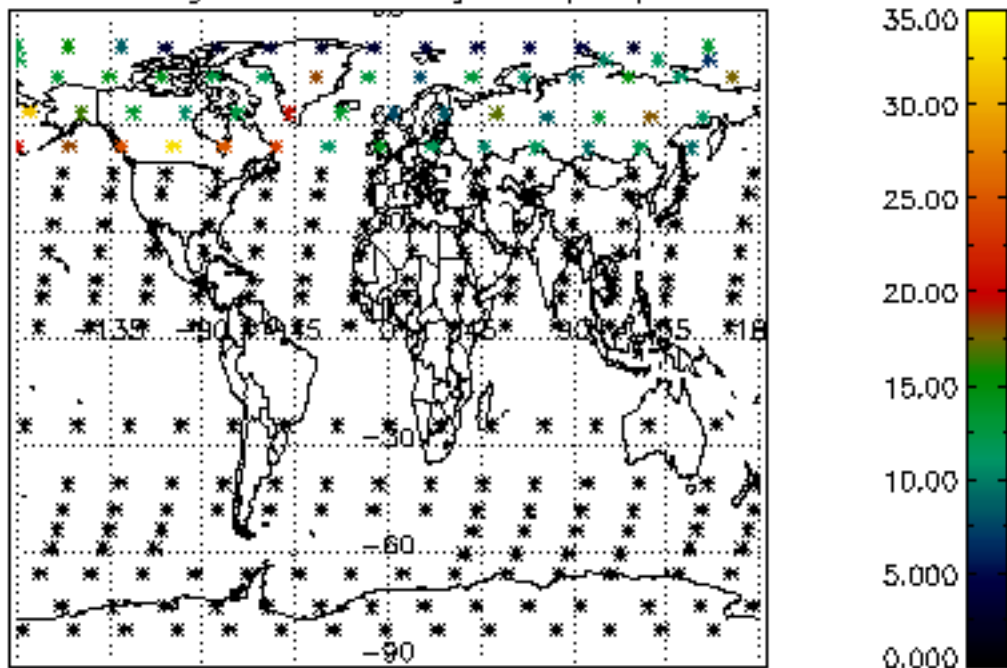
Percentage of star falling outside central band per profile



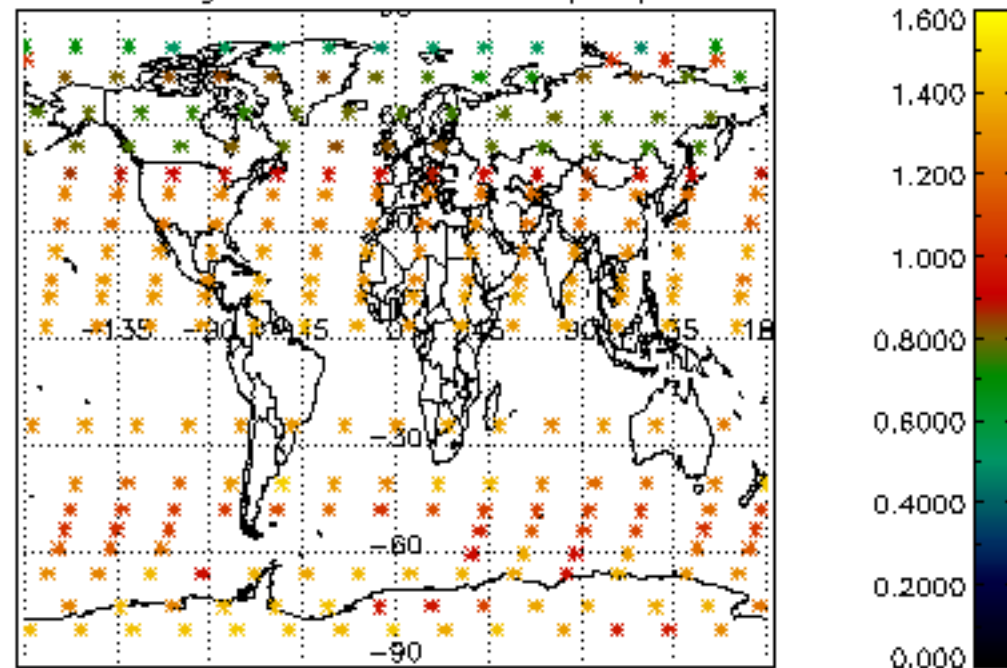
Percentage of saturation errors per profile



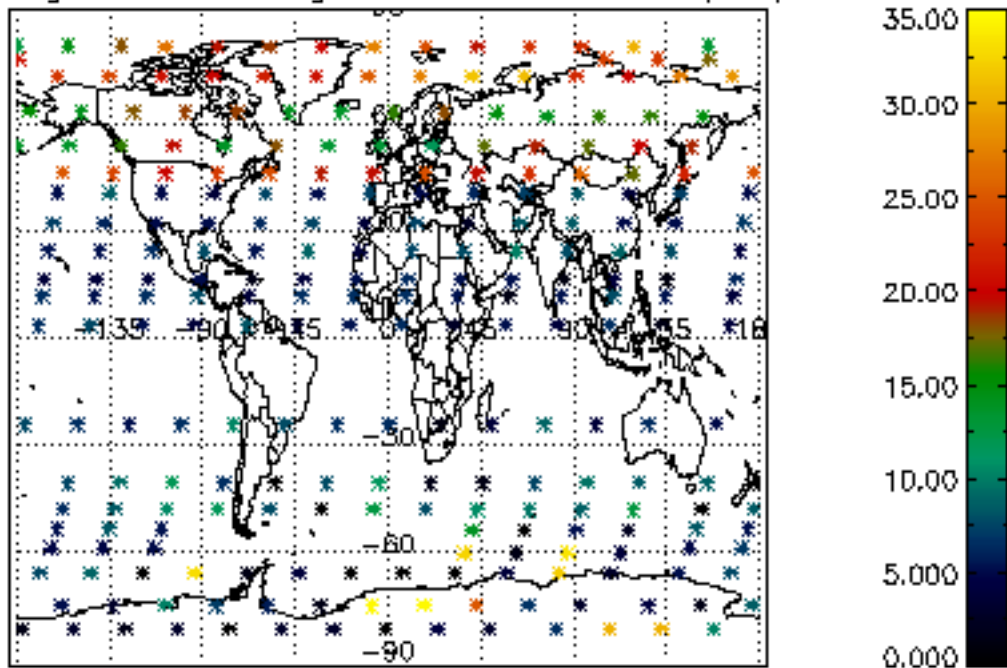
Percentage of cosmic ray hits per profile



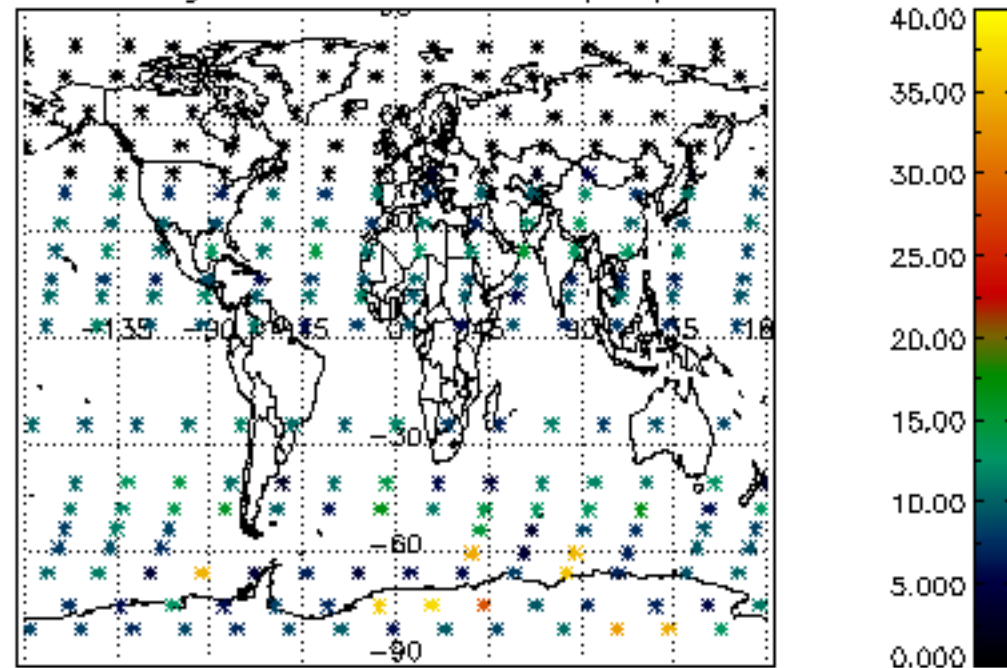
Percentage of datation errors per profile

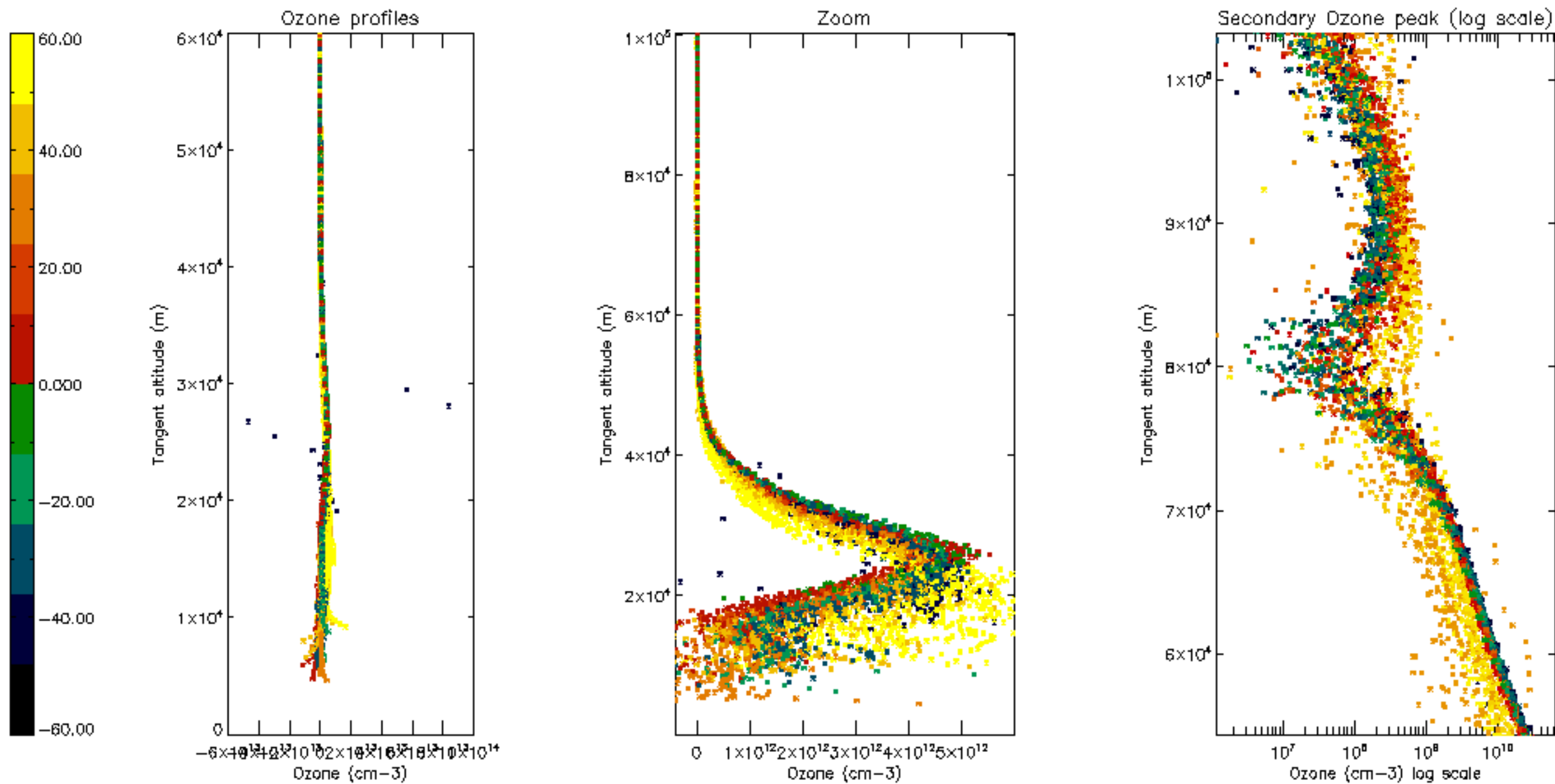


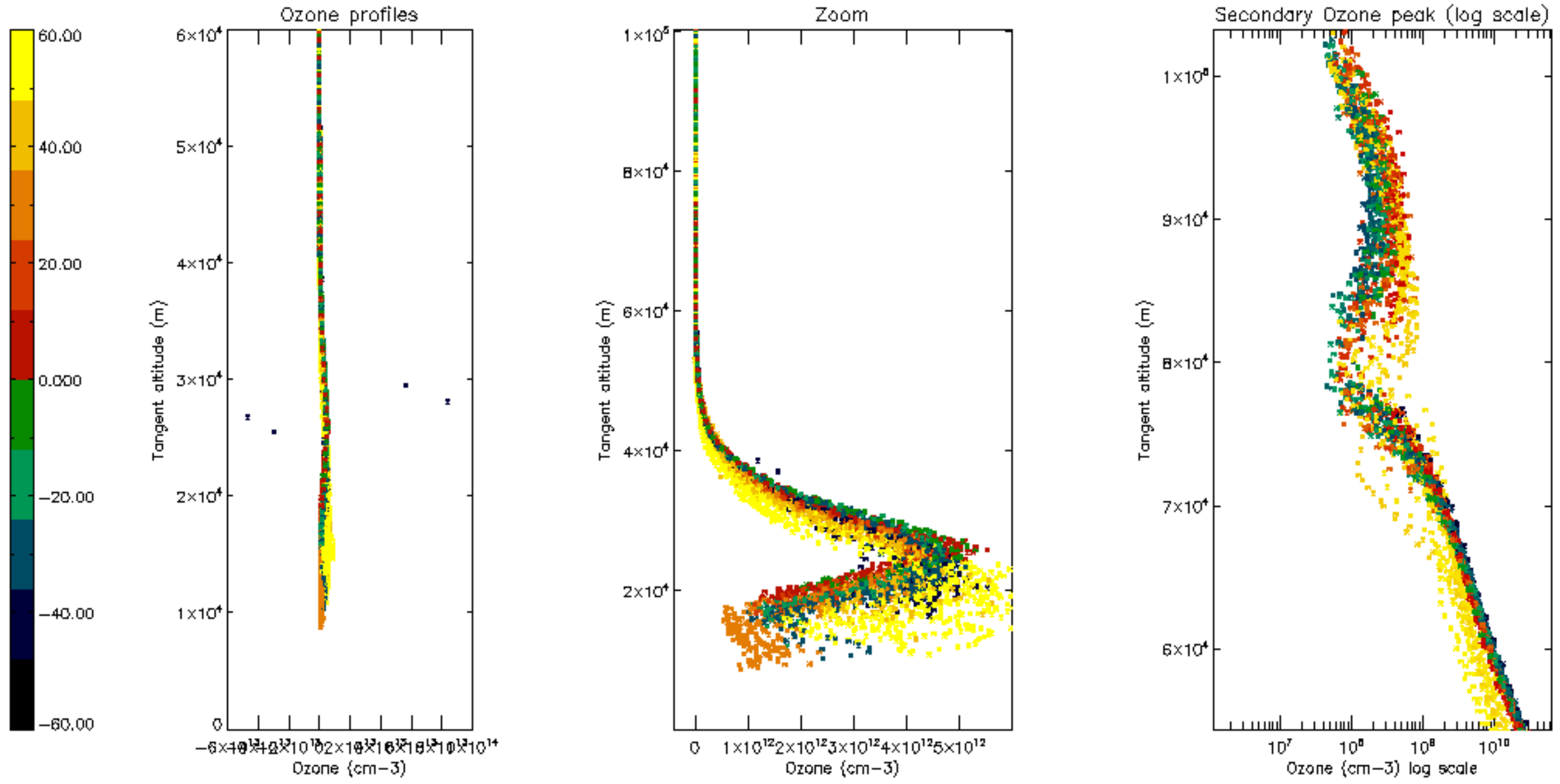
Percentage of star falling outside central band per profile

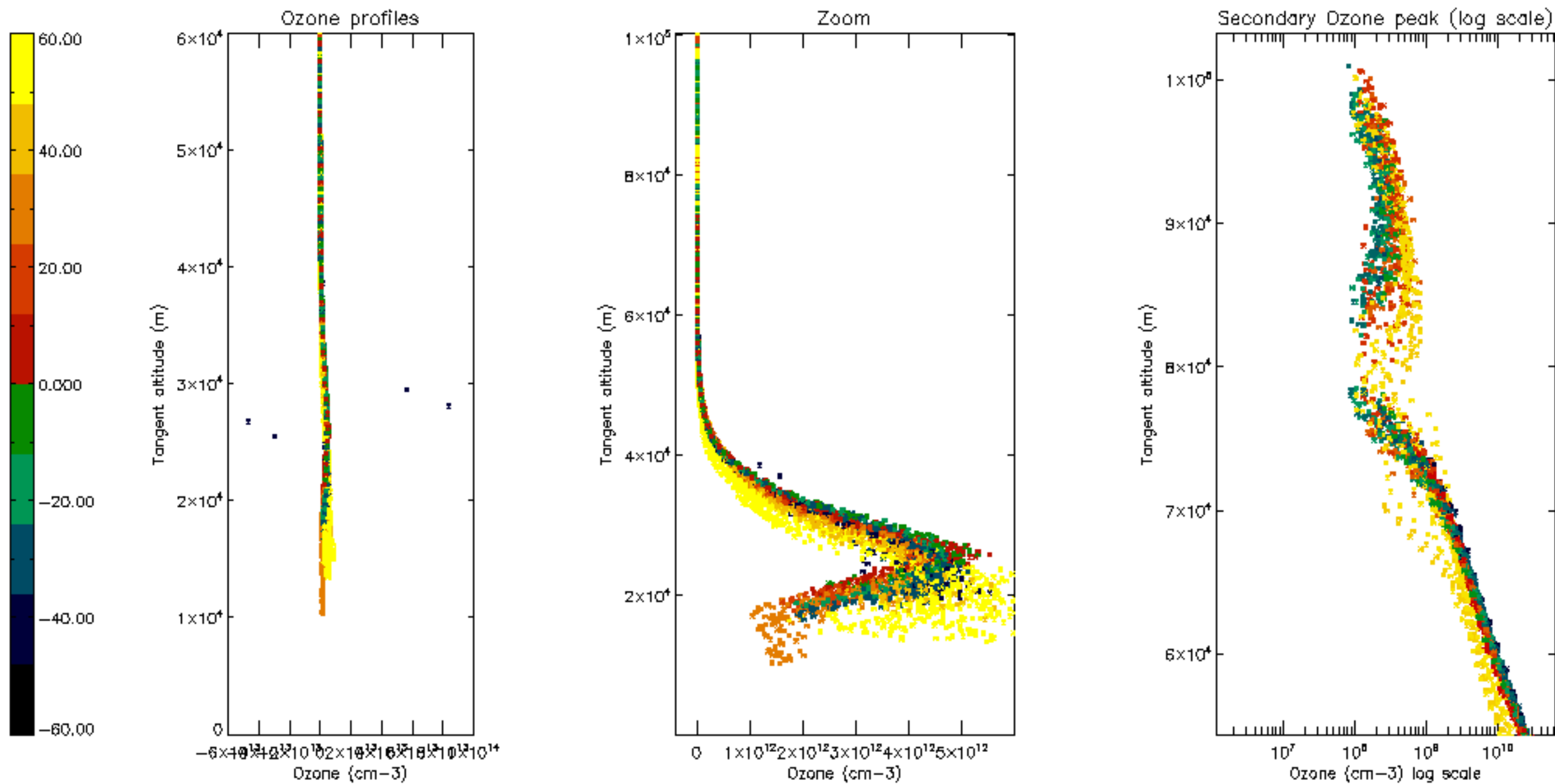


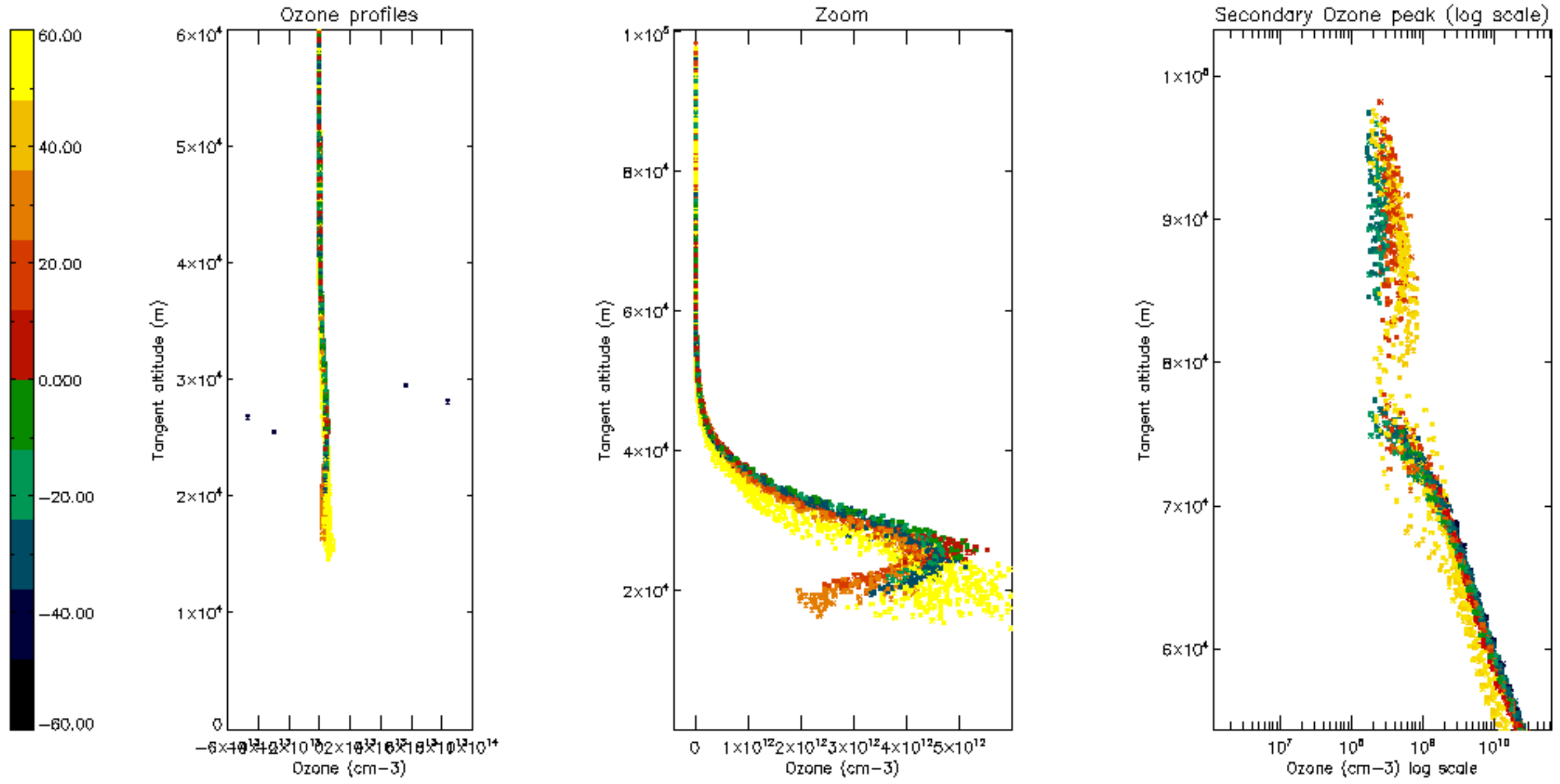
Percentage of saturation errors per profile

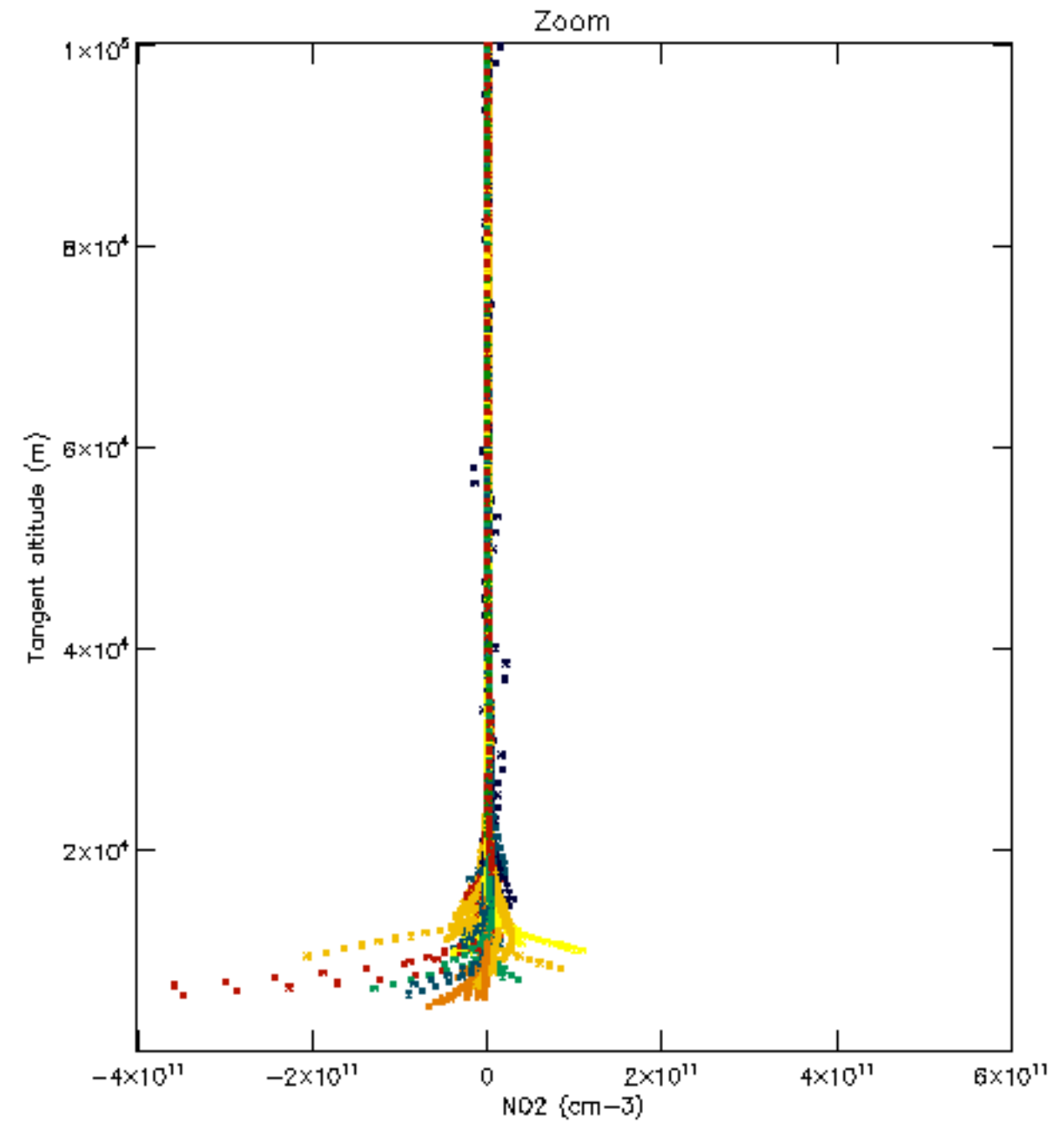
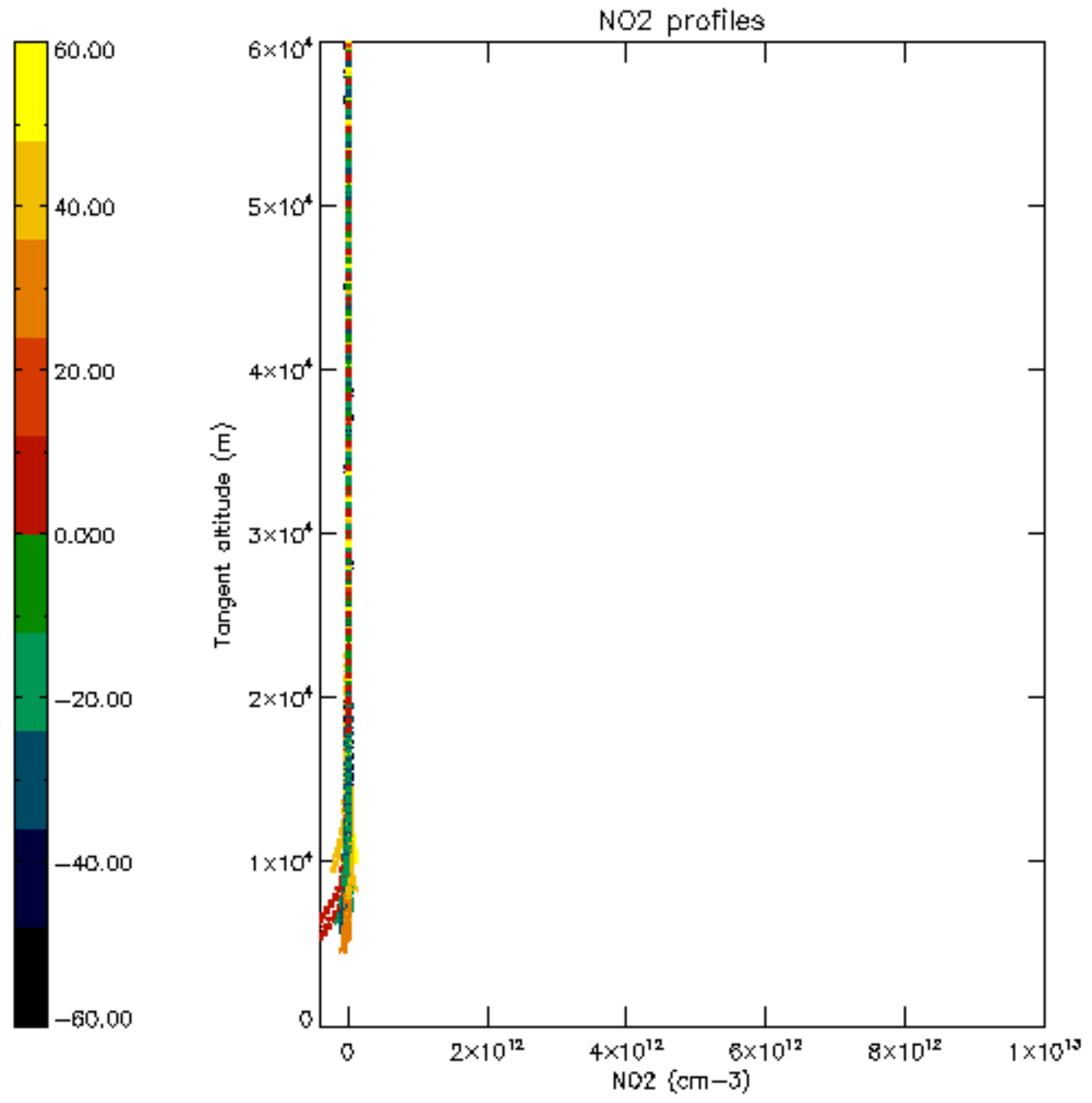


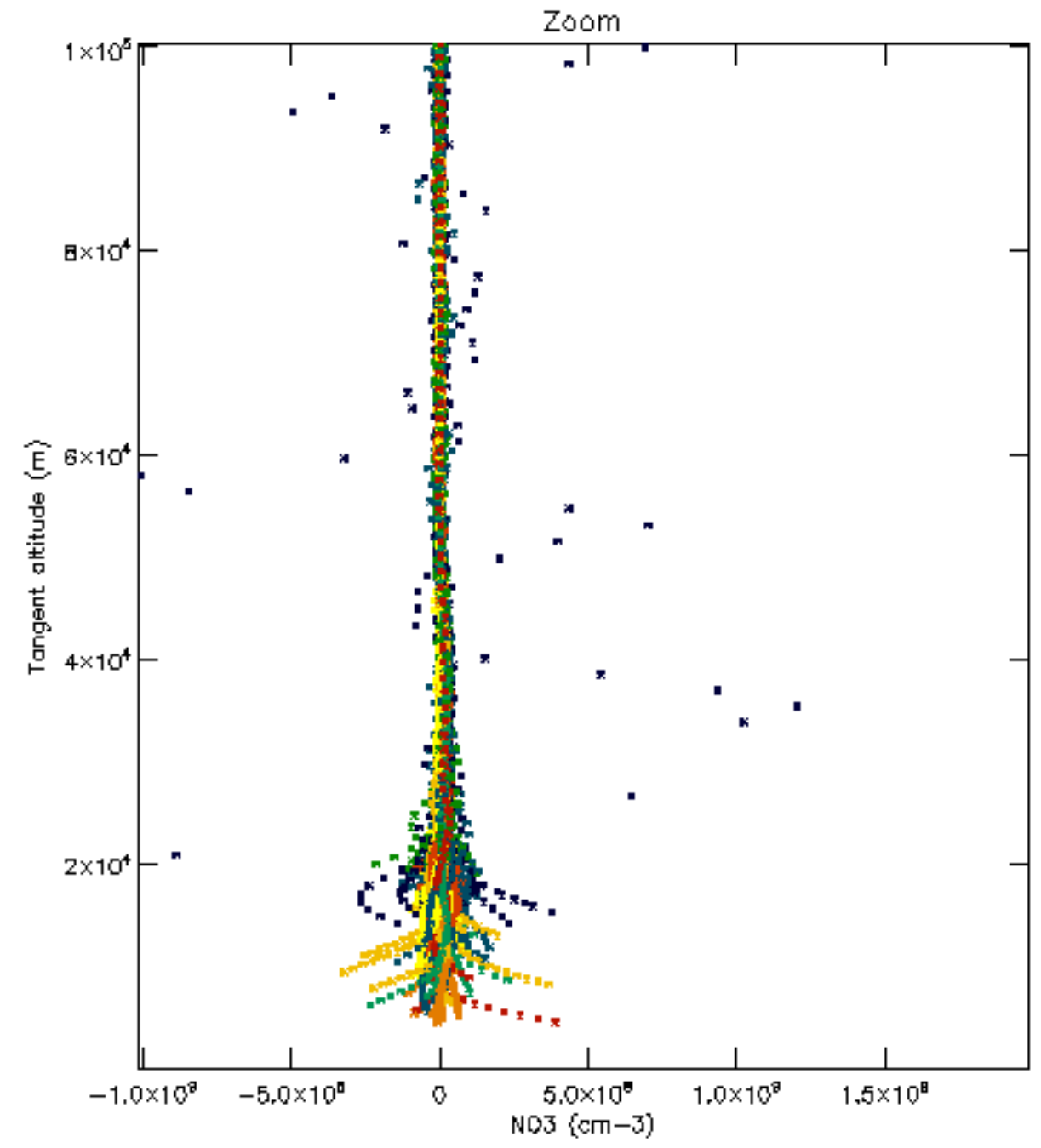
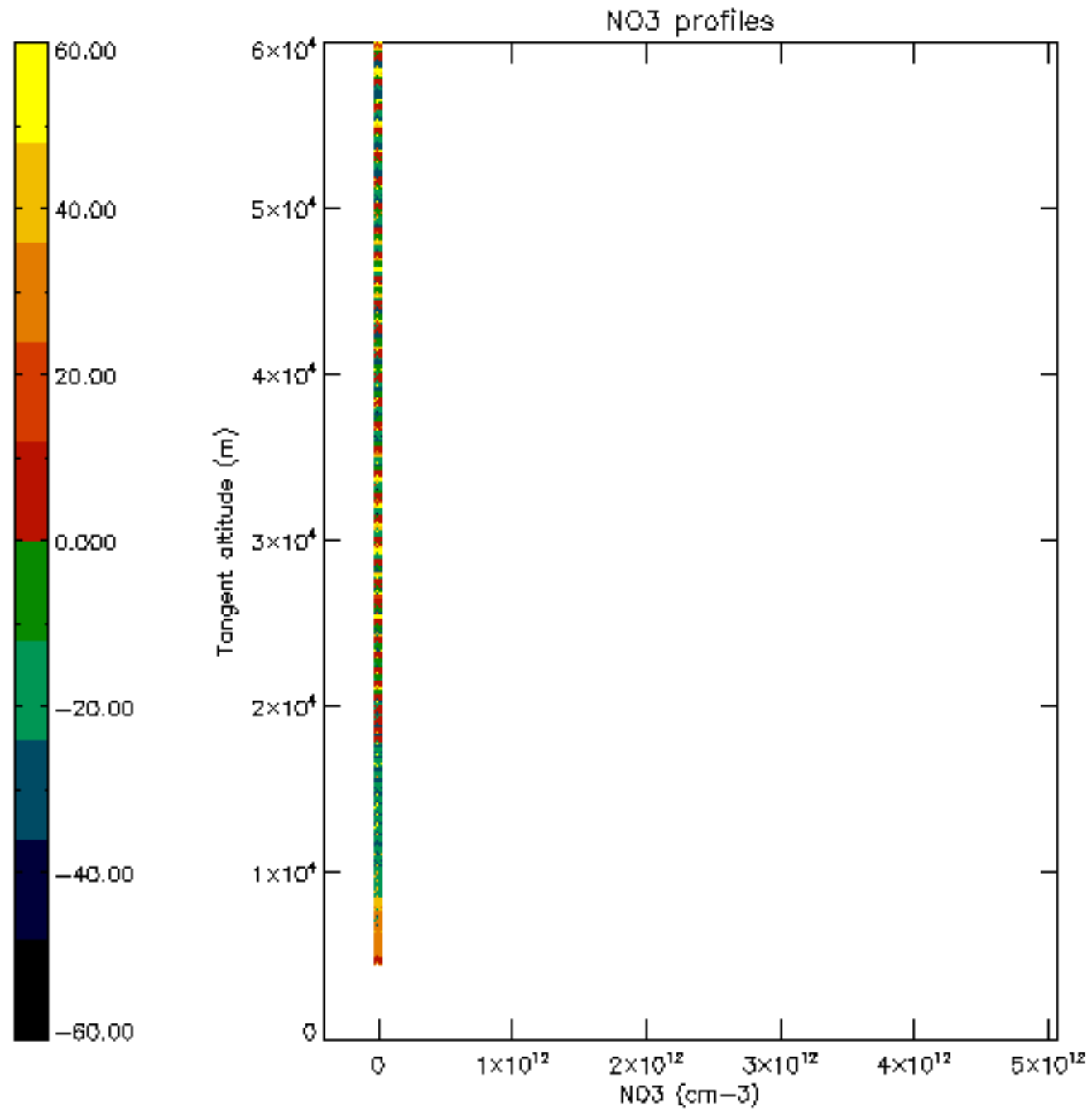


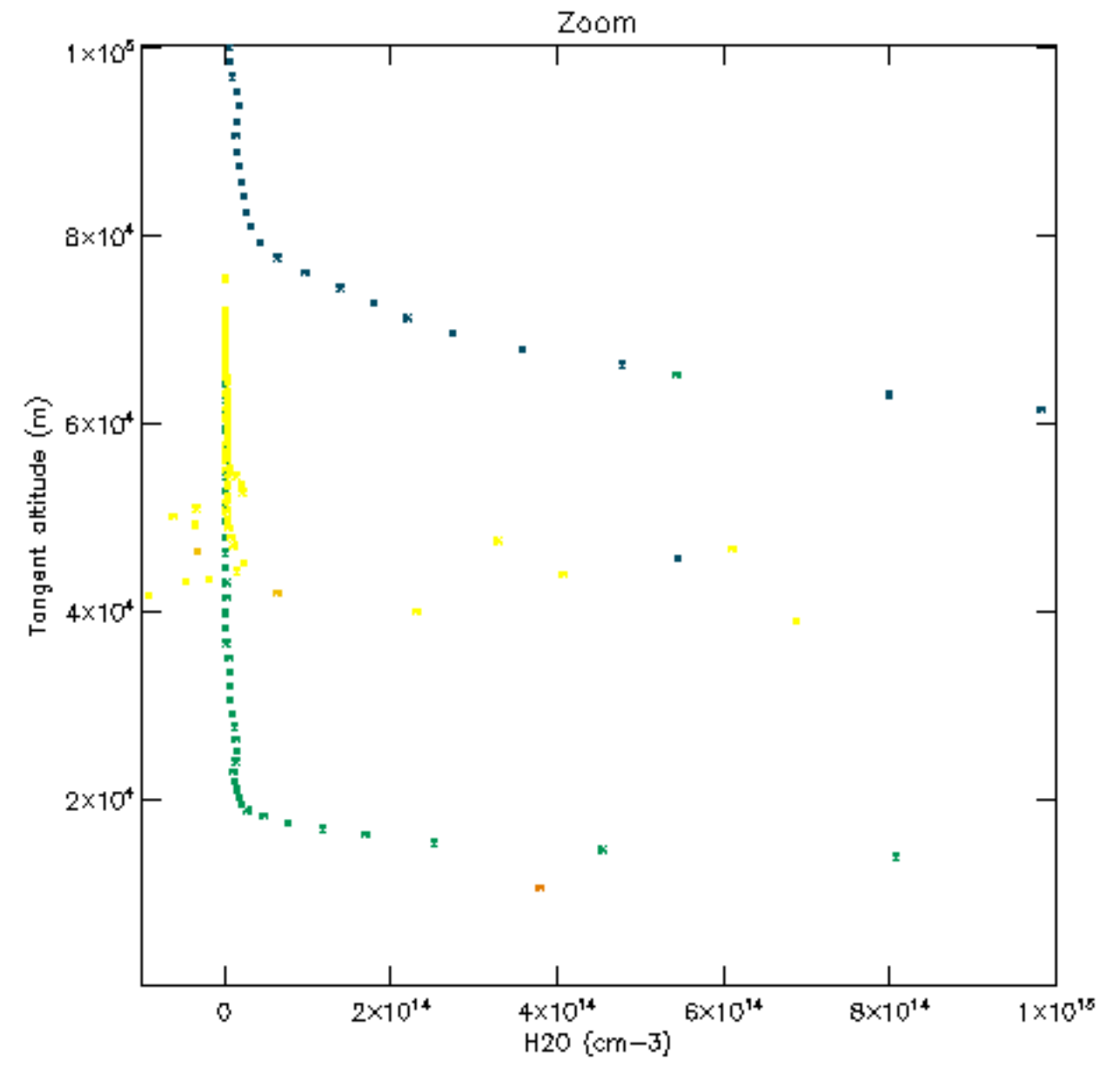
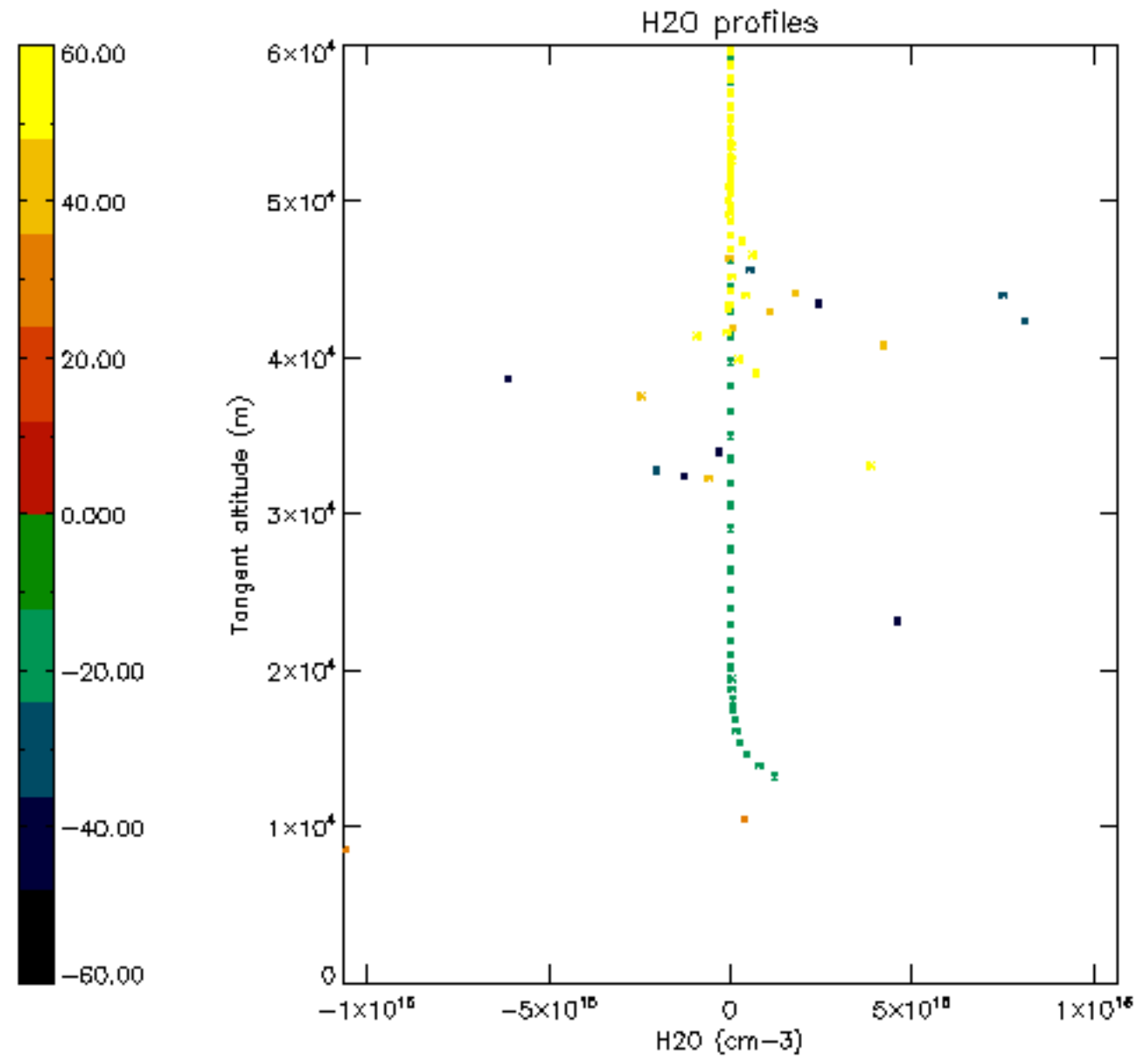


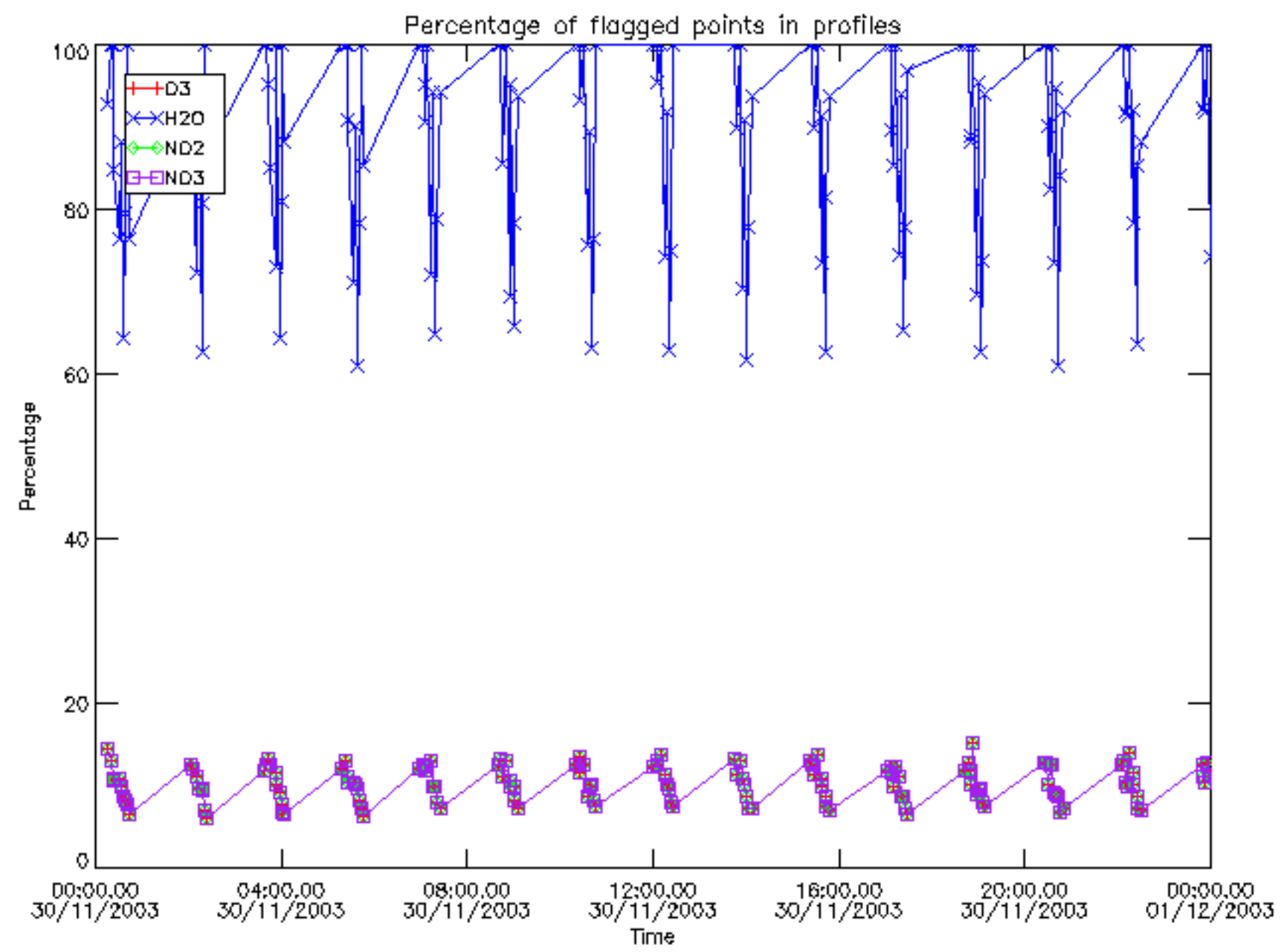




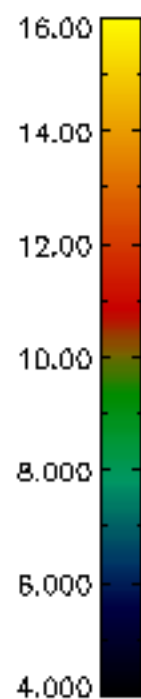
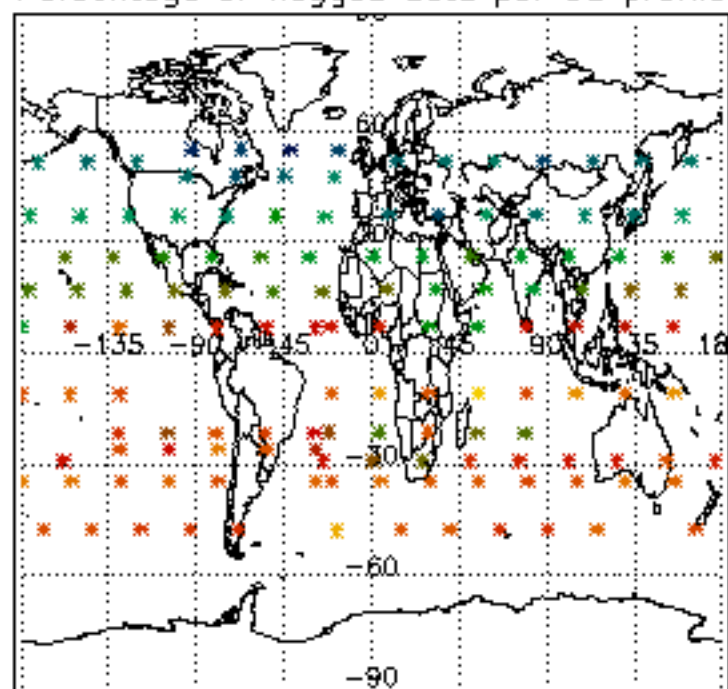




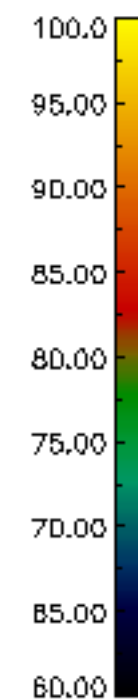
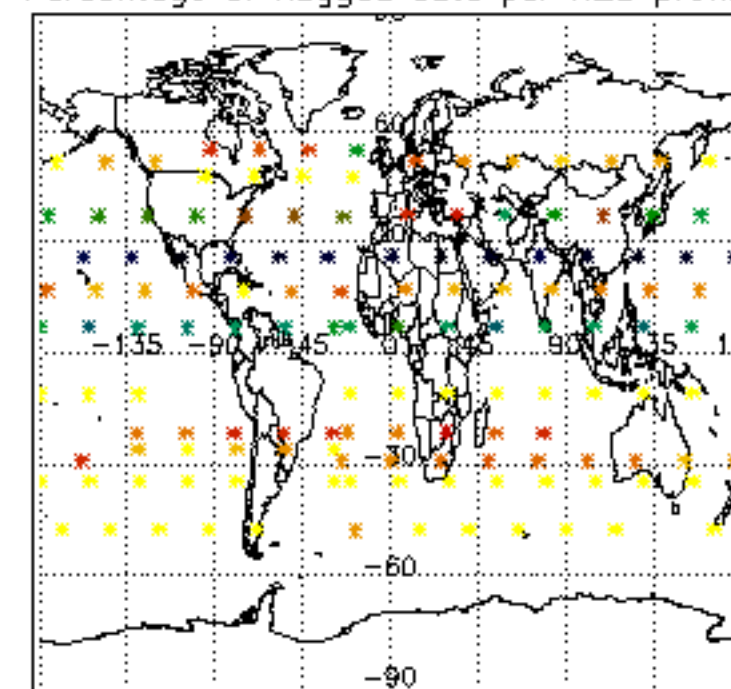




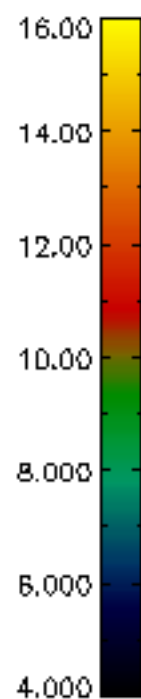
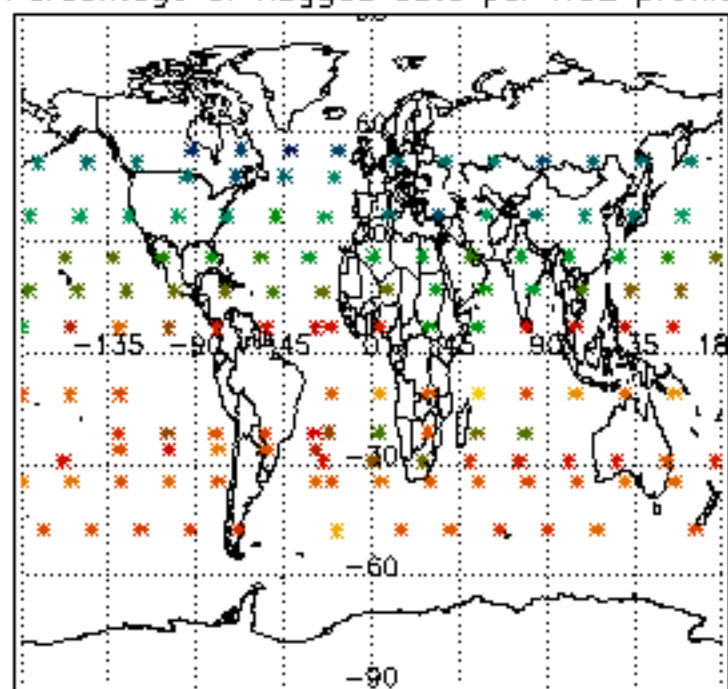
Percentage of flagged data per D3 profile



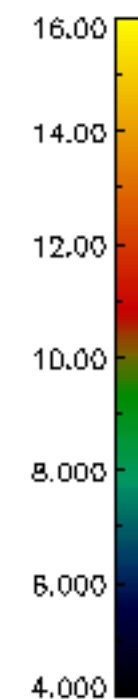
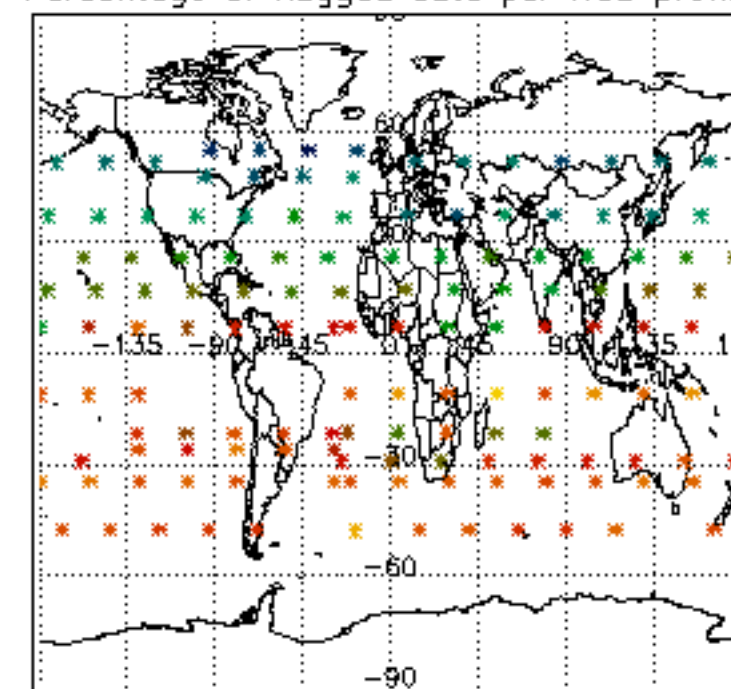
Percentage of flagged data per H2O profile

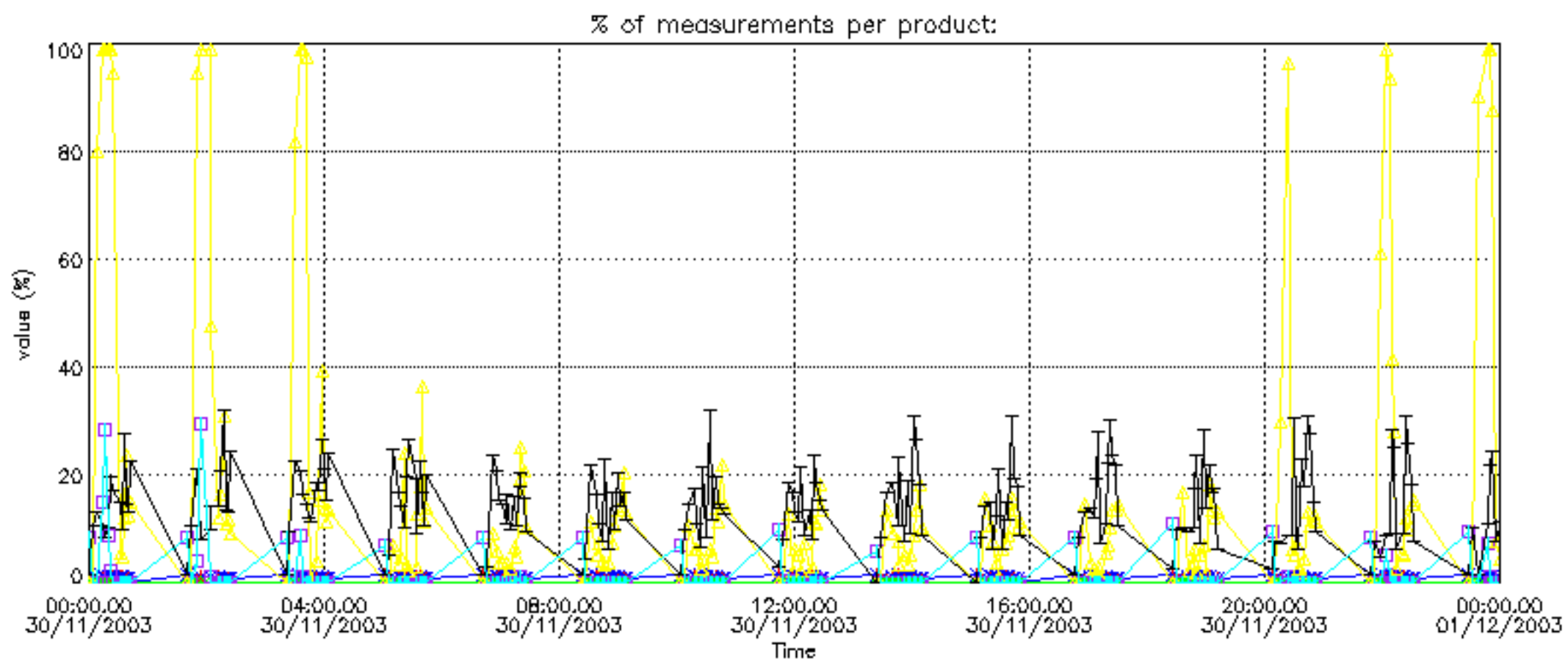


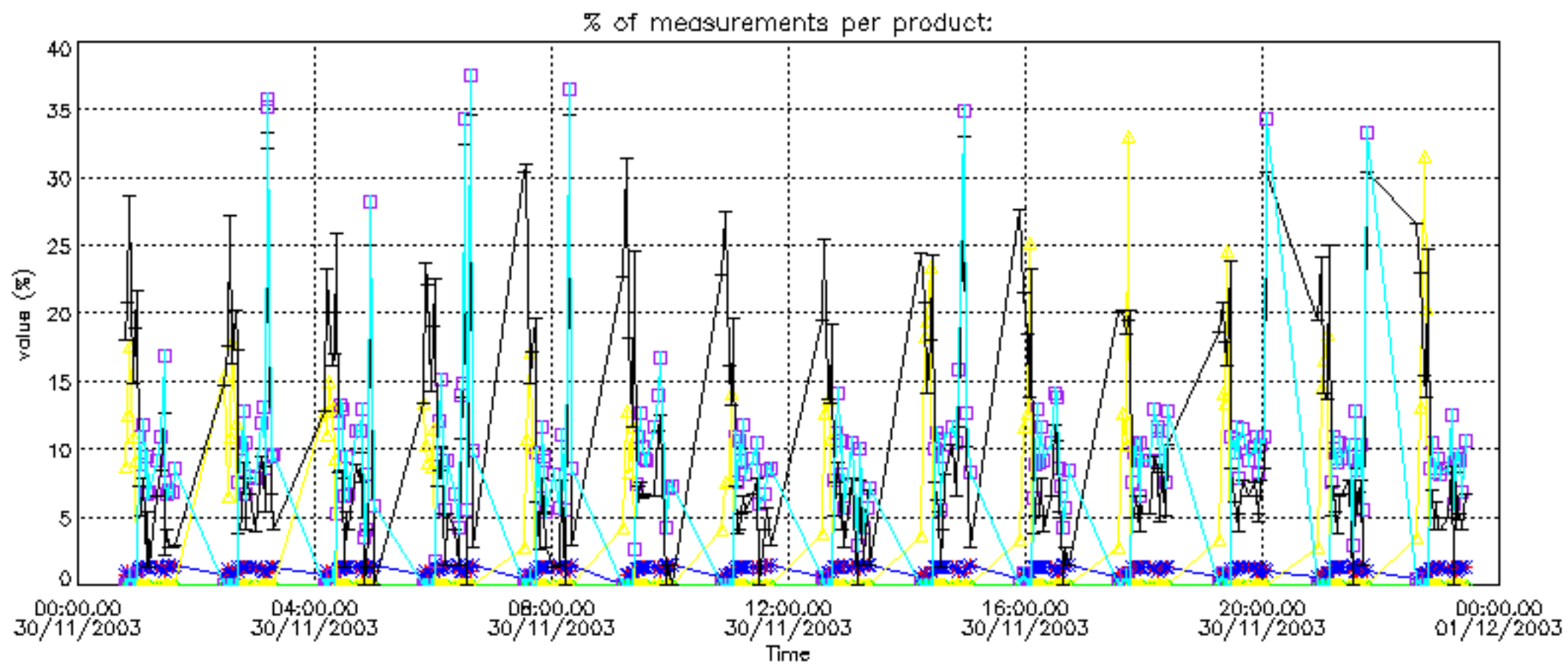
Percentage of flagged data per NO2 profile



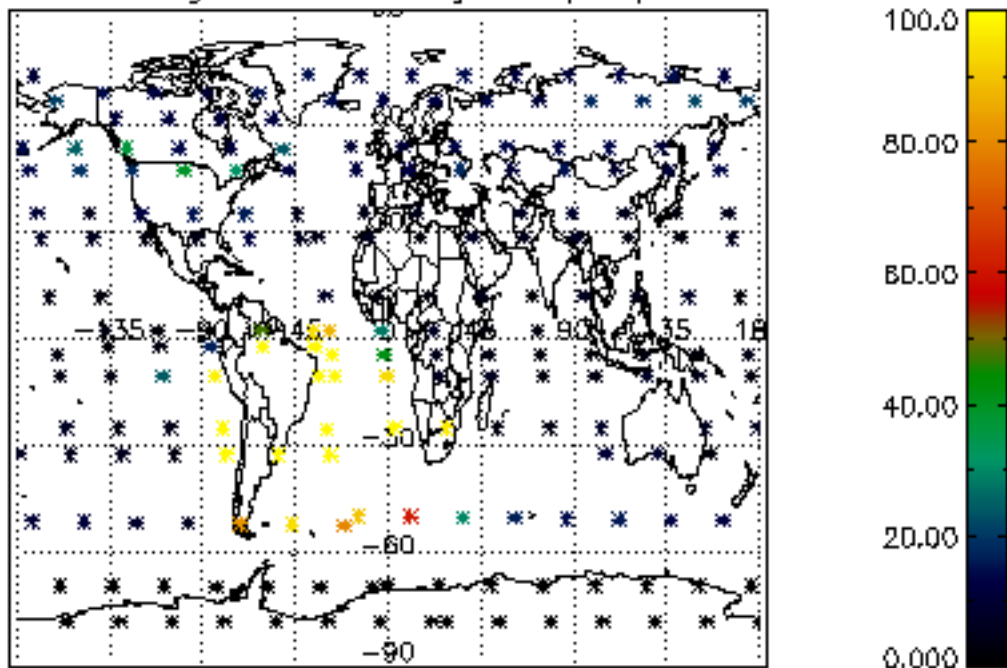
Percentage of flagged data per NO3 profile



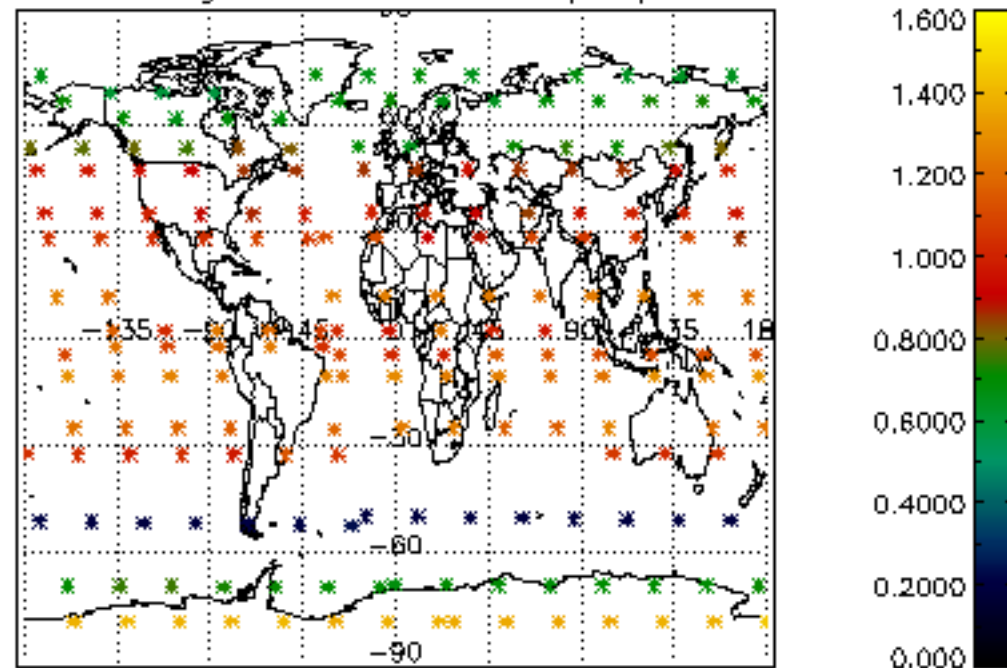




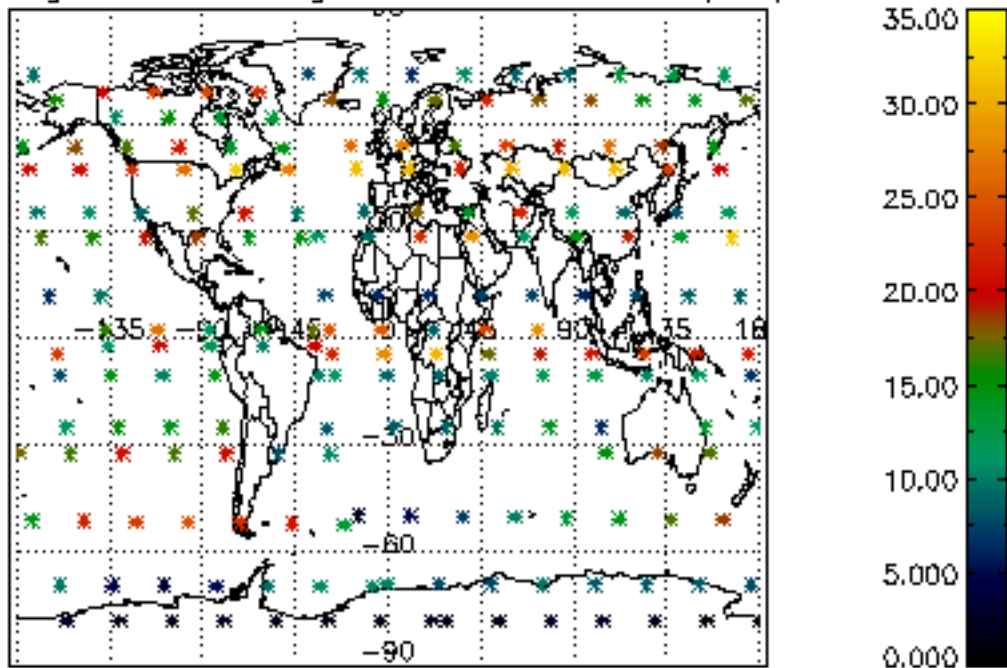
Percentage of cosmic ray hits per profile



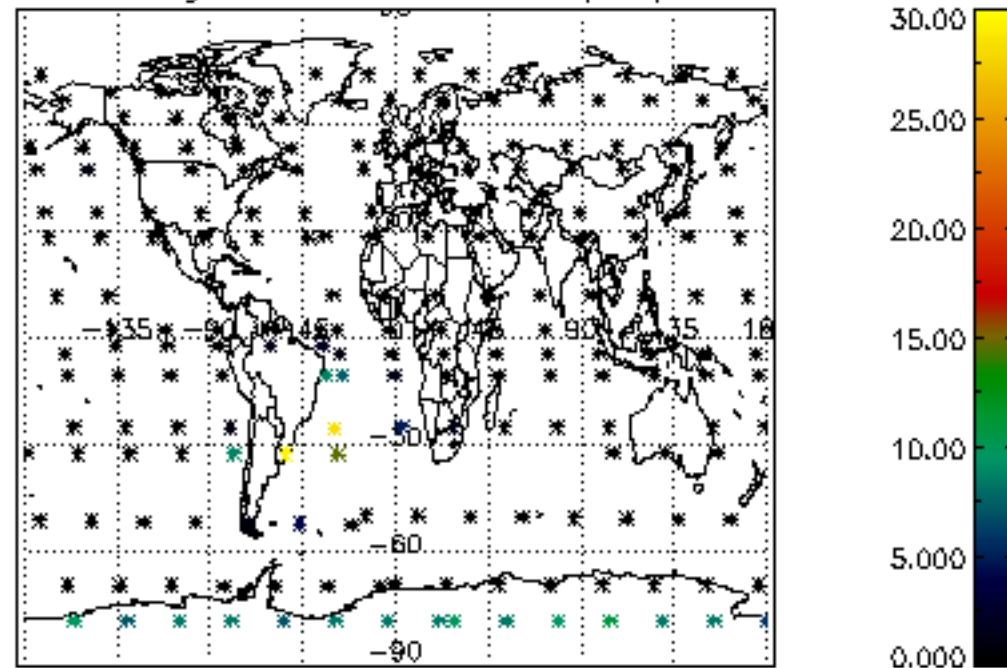
Percentage of datation errors per profile



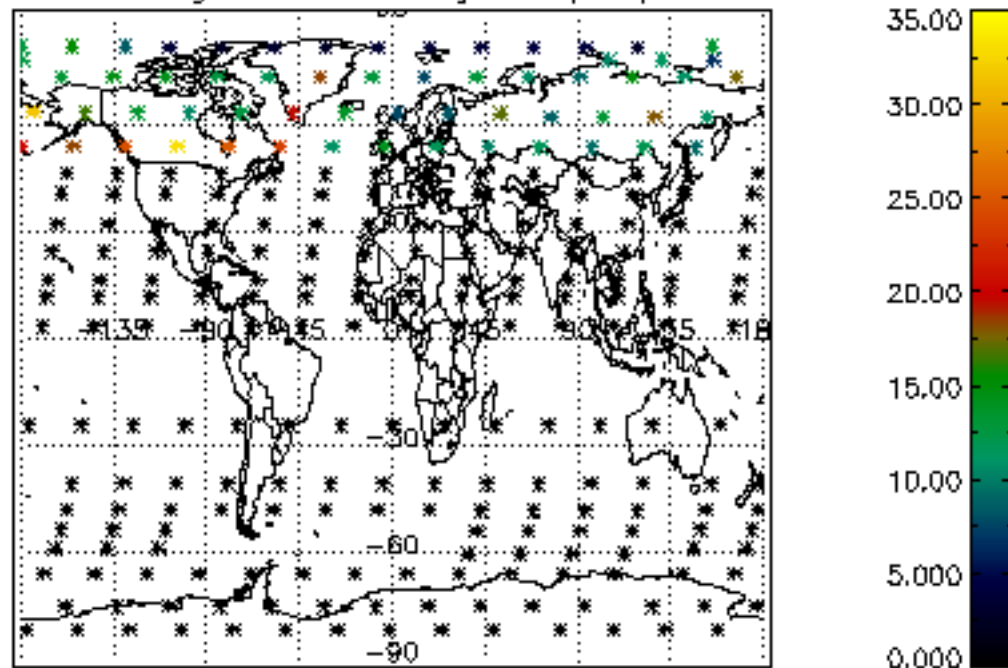
Percentage of star falling outside central band per profile



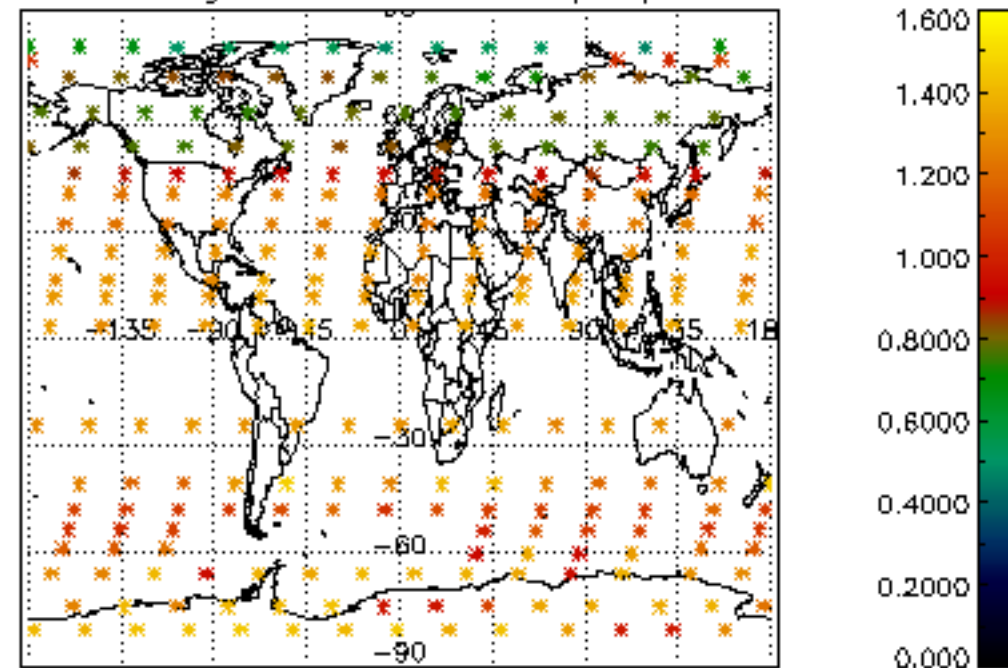
Percentage of saturation errors per profile



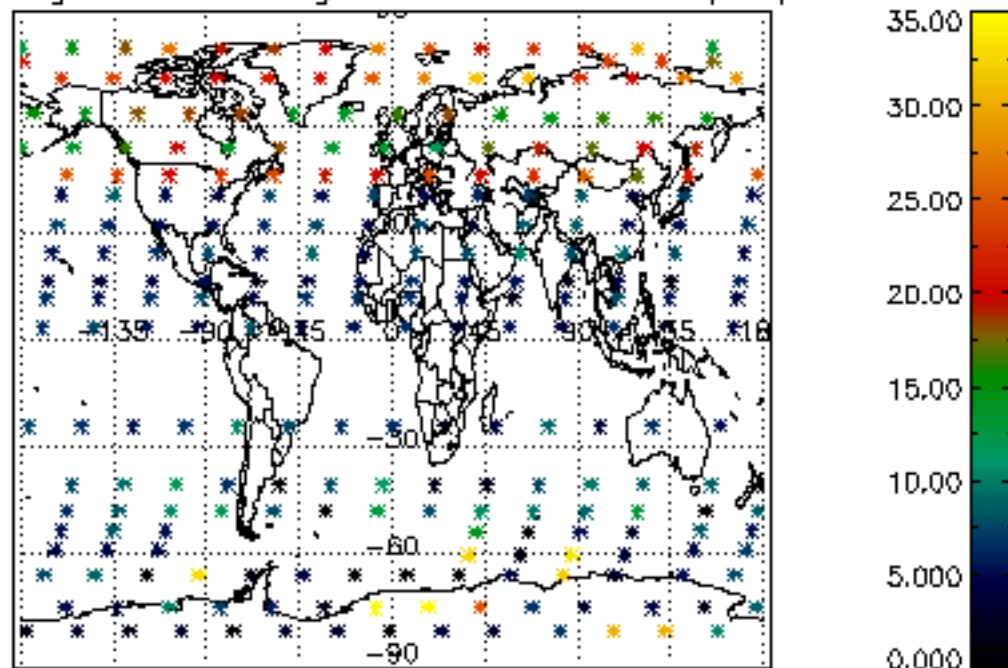
Percentage of cosmic ray hits per profile



Percentage of datation errors per profile



Percentage of star falling outside central band per profile



Percentage of saturation errors per profile

