

GOMOS Level 2 Daily Report

SUMMARY

[1. General Info](#)

[2. Summary of processed GOM_NL_2P products](#)

[3. Level 2 Quality information per product](#)

[3.1 Plot of level 2 quality information per product \(time dependant\)](#)

[3.2 Plot of level 2 quality information per product \(world map\)](#)

[4. Level 1 Quality information per product \(stored on level 2 products\)](#)

[4.1 Plot of level 1 quality information per product \(time dependant\)](#)

[4.1.1 Plot of level 1 quality information per product \(time dependant\): ASCENDING](#)

[4.1.2 Plot of level 1 quality information per product \(time dependant\): DESCENDING](#)

[4.2 Plot of level 1 quality information per product \(world map\)](#)

[4.2.1 Plot of level 1 quality information per product \(world map\): ASCENDING](#)

[4.2.2 Plot of level 1 quality information per product \(world map\): DESCENDING](#)

[5. Ozone profiles based on quality statistics and other trace gas profiles](#)

[5.1 Ozone statistics based on quality of products](#)

[5.2 Plot ozone profiles for all STD \(dark without errors\)](#)

[5.3 Plot ozone profiles where STD < 20% \(dark without errors\)](#)

[5.4. Plot ozone profiles where STD < 10% \(dark without errors\)](#)

[5.5. Plot ozone profiles where STD < 5% \(dark without errors\)](#)

[5.6 Plot NO2 profiles for all STD \(dark without errors\)](#)

[5.7 Plot NO3 profiles for all STD \(dark without errors\)](#)

[5.8 Plot H2O profiles \(only for occultations of stars 1,2,3,4,13,14,16,26,63 dark without errors\) for all STD](#)

[6. Auxiliary Data Files used for the production reported in section 2](#)

This report presents the daily analysis on parameters extracted from GOMOS level 2 data (GOM_NL__2P). It is intended to monitor some important parameters that will impact the quality of these products. A list of level 2 products (and content) that have arrived during the reporting day to the PCF is also given.

Item	Value
Time of report generation	20APR2013 01:01:26
Data source version	GOMOS/6.01
Start time of products	29-11-2003 (29NOV2003 00:00:00)
Stop time of products	30-11-2003 (30NOV2003 00:00:00)
Store outputs in DB	Yes
Nb of level 2 prods	474
Nb of prods with errors	0

2. Summary of processed GOM_NL__2P products.

Nr	Filename	UTC Start time	Limb	Duration	Star Id	Star Name	Star Mag	Star Temp	Nb Meas	Orbit	Prod. error
1	GOM_NL__2PRFIN20031129_000007_000000382022_00059_09131_9228.N1	29-NOV-2003 00:00:07	Bright	38.000	175	39Del Per	3.0100	19400.	76	9131	No
2	GOM_NL__2PRFIN20031129_000215_000000492022_00059_09131_9229.N1	29-NOV-2003 00:02:15	Bright	49.000	6	13Alp Aur	0.080000	3400.0	98	9131	No
3	GOM_NL__2PRFIN20031129_000403_000000392022_00059_09131_9230.N1	29-NOV-2003 00:04:03	Bright	38.500	76	27Gam Cas	2.3000	30000.	77	9131	No
4	GOM_NL__2PRFIN20031129_001123_000000372022_00059_09131_9231.N1	29-NOV-2003 00:11:23	Bright	36.500	49	1Alp UMi	1.9900	6300.0	73	9131	No
5	GOM_NL__2PRFIN20031129_001602_000000392022_00059_09131_9232.N1	29-NOV-2003 00:16:02	Bright	39.000	60	7Bet UMi	2.0810	3950.0	78	9131	No
6	GOM_NL__2PRFIN20031129_001816_000000452022_00059_09131_9233.N1	29-NOV-2003 00:18:16	Bright	44.500	36	50Alp UMa	1.8000	6300.0	89	9131	No
7	GOM_NL__2PRFIN20031129_001953_000000472022_00059_09131_9234.N1	29-NOV-2003 00:19:53	Bright	46.500	82	48Bet UMa	2.3650	10600.	93	9131	No
8	GOM_NL__2PRFIN20031129_002143_000000372022_00059_09131_9235.N1	29-NOV-2003 00:21:43	Bright	37.000	55	79Zet UMa	2.0600	10200.	74	9131	No
9	GOM_NL__2PRFIN20031129_002320_000000422022_00059_09131_9236.N1	29-NOV-2003 00:23:20	Bright	41.500	39	85Eta UMa	1.8540	24000.	83	9131	No
10	GOM_NL__2PRFIN20031129_002610_000000352022_00059_09131_9237.N1	29-NOV-2003 00:26:10	Bright	35.000	180	27Gam Boo	3.0400	8000.0	70	9131	No
11	GOM_NL__2PRFIN20031129_002910_000000352022_00059_09131_9238.N1	29-NOV-2003 00:29:10	Bright	34.500	83		2.3780	11000.	69	9131	No
12	GOM_NL__2PRFIN20031129_003141_000000362022_00059_09131_9239.N1	29-NOV-2003 00:31:41	Bright	36.000	3	16Alp Boo	-0.050000	4250.0	72	9131	No
13	GOM_NL__2PRFIN20031129_003459_000000662022_00059_09131_9240.N1	29-NOV-2003 00:34:59	Bright	66.000	96	68Del Leo	2.5600	9300.0	132	9131	No
14	GOM_NL__2PRFIN20031129_003935_000001802022_00059_09131_9241.N1	29-NOV-2003 00:39:35	Straylight	179.50	51	41Gam1Leo	2.0100	4500.0	359	9131	No
15	GOM_NL__2PRFIN20031129_004454_000000472022_00059_09131_9242.N1	29-NOV-2003 00:44:54	Twilight	46.500	100	4Gam Crv	2.5800	13100.	93	9131	No
16	GOM_NL__2PRFIN20031129_004751_000000412022_00059_09131_9243.N1	29-NOV-2003 00:47:51	Twilight	41.000	123	lot Cen	2.7500	10200.	82	9131	No
17	GOM_NL__2PRFIN20031129_005200_000000382022_00059_09131_9244.N1	29-NOV-2003 00:52:00	Dark	37.500	77	Eps Cen	2.3030	28000.	75	9131	No
18	GOM_NL__2PRFIN20031129_005419_000000422022_00059_09131_9245.N1	29-NOV-2003 00:54:19	Dark	41.500	20	Bet Cru	1.2530	30000.	83	9131	No
19	GOM_NL__2PRFIN20031129_005530_000000492022_00060_09132_9211.N1	29-NOV-2003 00:55:30	Dark	48.500	12	Alp1Cru	0.77500	30000.	97	9132	No
20	GOM_NL__2PRFIN20031129_005807_000000402022_00060_09132_9212.N1	29-NOV-2003 00:58:07	Dark	39.500	124	The Car	2.7640	30000.	79	9132	No
21	GOM_NL__2PRFIN20031129_005948_000000412022_00060_09132_9213.N1	29-NOV-2003 00:59:48	Dark	41.000	159	Ups Car	2.9200	7200.0	82	9132	No
22	GOM_NL__2PRFIN20031129_010242_000000472022_00060_09132_9214.N1	29-NOV-2003 01:02:42	Dark	47.000	41	Eps Car	1.8600	4100.0	94	9132	No
23	GOM_NL__2PRFIN20031129_010433_000000512022_00060_09132_9215.N1	29-NOV-2003 01:04:33	Dark	51.000	34	Gam2Vel	1.7930	23000.	102	9132	No
24	GOM_NL__2PRFIN20031129_010612_000000592022_00060_09132_9216.N1	29-NOV-2003 01:06:12	Dark	59.000	70	Zet Pup	2.2460	39000.	118	9132	No
25	GOM_NL__2PRFIN20031129_010807_000000562022_00060_09132_9217.N1	29-NOV-2003 01:08:07	Dark	55.500	2	Alp Car	-0.73600	7000.0	111	9132	No
26	GOM_NL__2PRFIN20031129_010948_000000642022_00060_09132_9218.N1	29-NOV-2003 01:09:48	Dark	64.000	117	Pi Pup	2.7060	3800.0	128	9132	No
27	GOM_NL__2PRFIN20031129_011212_000000782022_00060_09132_9219.N1	29-NOV-2003 01:12:12	Dark	78.000	88	31Eta CMa	2.4480	20000.	156	9132	No
28	GOM_NL__2PRFIN20031129_011537_000000392022_00060_09132_9220.N1	29-NOV-2003 01:15:37	Straylight	39.000	157	The1Eri	2.9060	9300.0	78	9132	No
29	GOM_NL__2PRFIN20031129_012026_000001012022_00060_09132_9221.N1	29-NOV-2003 01:20:26	Straylight	101.00	1	9Alp CMa	-1.4400	11000.	202	9132	No
30	GOM_NL__2PRFIN20031129_012355_000000672022_00060_09132_9222.N1	29-NOV-2003 01:23:55	Straylight	67.000	56	53Kap Ori	2.0650	30000.	134	9132	No
31	GOM_NL__2PRFIN20031129_012728_000000692022_00060_09132_9223.N1	29-NOV-2003 01:27:28	Twilight	68.500	30	46Eps Ori	1.6940	30000.	137	9132	No
32	GOM_NL__2PRFIN20031129_013017_000000672022_00060_09132_9224.N1	29-NOV-2003 01:30:17	Twilight	66.500	27	24Gam Ori	1.6360	26000.	133	9132	No
33	GOM_NL__2PRFIN20031129_013312_000000392022_00060_09132_9225.N1	29-NOV-2003 01:33:12	Bright	38.500	105	6Bet Ari	2.6450	8900.0	77	9132	No
34	GOM_NL__2PRFIN20031129_013618_000000422022_00060_09132_9226.N1	29-NOV-2003 01:36:18	Bright	41.500	150	44Zet Per	2.8900	28000.	83	9132	No
35	GOM_NL__2PRFIN20031129_013826_000000382022_00060_09132_9227.N1	29-NOV-2003 01:38:26	Bright	38.000	79	26Bet Per	2.3100	13100.	76	9132	No
36	GOM_NL__2PRFIN20031129_014044_000000392022_00060_09132_9228.N1	29-NOV-2003 01:40:44	Bright	39.000	175	39Del Per	3.0100	19400.	78	9132	No
37	GOM_NL__2PRFIN20031129_014251_000000522022_00060_09132_9229.N1	29-NOV-2003 01:42:51	Bright	51.500	6	13Alp Aur	0.080000	3400.0	103	9132	No
38	GOM_NL__2PRFIN20031129_014440_000000352022_00060_09132_9230.N1	29-NOV-2003 01:44:40	Bright	34.500	76	27Gam Cas	2.3000	30000.	69	9132	No
39	GOM_NL__2PRFIN20031129_015200_000000372022_00060_09132_9231.N1	29-NOV-2003 01:52:00	Bright	36.500	49	1Alp UMi	1.9900	6300.0	73	9132	No
40	GOM_NL__2PRFIN20031129_015638_000000402022_00060_09132_9232.N1	29-NOV-2003 01:56:38	Bright	40.000	60	7Bet UMi	2.0810	3950.0	80	9132	No
41	GOM_NL__2PRFIN20031129_015852_000000472022_00060_09132_9233.N1	29-NOV-2003 01:58:52	Bright	46.500	36	50Alp UMa	1.8000	6300.0	93	9132	No
42	GOM_NL__2PRFIN20031129_020028_000000462022_00060_09132_9234.N1	29-NOV-2003 02:00:28	Bright	46.000	82	48Bet UMa	2.3650	10600.	92	9132	No

43	GOM_NL__2PRFIN20031129_020219_000000392022_00060_09132_9235.N1	29-NOV-2003 02:02:19	Bright	39.000	55	79Zet UMa	2.0600	10200.	78	9132	No
44	GOM_NL__2PRFIN20031129_020356_000000532022_00060_09132_9236.N1	29-NOV-2003 02:03:56	Bright	53.000	39	85Eta UMa	1.8540	24000.	106	9132	No
45	GOM_NL__2PRFIN20031129_020646_000000522022_00060_09132_9237.N1	29-NOV-2003 02:06:46	Bright	52.000	180	27Gam Boo	3.0400	8000.0	104	9132	No
46	GOM_NL__2PRFIN20031129_020946_000000372022_00060_09132_9238.N1	29-NOV-2003 02:09:46	Bright	36.500	83		2.3780	11000.	73	9132	No
47	GOM_NL__2PRFIN20031129_021217_000000362022_00060_09132_9239.N1	29-NOV-2003 02:12:17	Bright	35.500	3	16Alp Boo	-0.050000	4250.0	71	9132	No
48	GOM_NL__2PRFIN20031129_021535_000000692022_00060_09132_9240.N1	29-NOV-2003 02:15:35	Bright	68.500	96	68Del Leo	2.5600	9300.0	137	9132	No
49	GOM_NL__2PRFIN20031129_022014_000001782022_00060_09132_9241.N1	29-NOV-2003 02:20:14	Straylight	178.00	51	41Gam1Leo	2.0100	4500.0	356	9132	No
50	GOM_NL__2PRFIN20031129_022532_000000462022_00060_09132_9242.N1	29-NOV-2003 02:25:32	Twilight	45.500	100	4Gam Crv	2.5800	13100.	91	9132	No
51	GOM_NL__2PRFIN20031129_022827_000000392022_00060_09132_9243.N1	29-NOV-2003 02:28:27	Twilight	39.000	123	lot Cen	2.7500	10200.	78	9132	No
52	GOM_NL__2PRFIN20031129_023236_000000422022_00060_09132_9244.N1	29-NOV-2003 02:32:36	Dark	42.000	77	Eps Cen	2.3030	28000.	84	9132	No
53	GOM_NL__2PRFIN20031129_023455_000000412022_00060_09132_9245.N1	29-NOV-2003 02:34:55	Dark	40.500	20	Bet Cru	1.2530	30000.	81	9132	No
54	GOM_NL__2PRFIN20031129_023606_000000412022_00061_09133_9211.N1	29-NOV-2003 02:36:06	Dark	40.500	12	Alp1Cru	0.77500	30000.	81	9133	No
55	GOM_NL__2PRFIN20031129_023843_000000412022_00061_09133_9212.N1	29-NOV-2003 02:38:43	Dark	41.000	124	The Car	2.7640	30000.	82	9133	No
56	GOM_NL__2PRFIN20031129_024023_000000422022_00061_09133_9213.N1	29-NOV-2003 02:40:23	Dark	42.000	159	Ups Car	2.9200	7200.0	84	9133	No
57	GOM_NL__2PRFIN20031129_024318_000000462022_00061_09133_9214.N1	29-NOV-2003 02:43:18	Dark	46.000	41	Eps Car	1.8600	4100.0	92	9133	No
58	GOM_NL__2PRFIN20031129_024509_000000492022_00061_09133_9215.N1	29-NOV-2003 02:45:09	Dark	49.000	34	Gam2Vel	1.7930	23000.	98	9133	No
59	GOM_NL__2PRFIN20031129_024648_000000602022_00061_09133_9216.N1	29-NOV-2003 02:46:48	Dark	60.000	70	Zet Pup	2.2460	39000.	120	9133	No
60	GOM_NL__2PRFIN20031129_024843_000000592022_00061_09133_9217.N1	29-NOV-2003 02:48:43	Dark	59.000	2	Alp Car	-0.73600	7000.0	118	9133	No
61	GOM_NL__2PRFIN20031129_025024_000000612022_00061_09133_9218.N1	29-NOV-2003 02:50:24	Dark	60.500	117	Pi Pup	2.7060	3800.0	121	9133	No
62	GOM_NL__2PRFIN20031129_025248_000000732022_00061_09133_9219.N1	29-NOV-2003 02:52:48	Dark	72.500	88	31Eta CMa	2.4480	20000.	145	9133	No
63	GOM_NL__2PRFIN20031129_025613_000000382022_00061_09133_9220.N1	29-NOV-2003 02:56:13	Straylight	38.000	157	The1Eri	2.9060	9300.0	76	9133	No
64	GOM_NL__2PRFIN20031129_030102_000000992022_00061_09133_9221.N1	29-NOV-2003 03:01:02	Straylight	99.000	1	9Alp CMa	-1.4400	11000.	198	9133	No
65	GOM_NL__2PRFIN20031129_030431_000000682022_00061_09133_9222.N1	29-NOV-2003 03:04:31	Straylight	68.000	56	53Kap Ori	2.0650	30000.	136	9133	No
66	GOM_NL__2PRFIN20031129_030803_000000662022_00061_09133_9223.N1	29-NOV-2003 03:08:03	Twilight	66.000	30	46Eps Ori	1.6940	30000.	132	9133	No
67	GOM_NL__2PRFIN20031129_031052_000000662022_00061_09133_9224.N1	29-NOV-2003 03:10:52	Twilight	66.000	27	24Gam Ori	1.6360	26000.	132	9133	No
68	GOM_NL__2PRFIN20031129_031348_000000392022_00061_09133_9225.N1	29-NOV-2003 03:13:48	Bright	38.500	105	6Bet Ari	2.6450	8900.0	77	9133	No
69	GOM_NL__2PRFIN20031129_031653_000000412022_00061_09133_9226.N1	29-NOV-2003 03:16:53	Bright	40.500	150	44Zet Per	2.8900	28000.	81	9133	No
70	GOM_NL__2PRFIN20031129_031902_000000392022_00061_09133_9227.N1	29-NOV-2003 03:19:02	Bright	38.500	79	26Bet Per	2.3100	13100.	77	9133	No
71	GOM_NL__2PRFIN20031129_032119_000000392022_00061_09133_9228.N1	29-NOV-2003 03:21:19	Bright	38.500	175	39Del Per	3.0100	19400.	77	9133	No
72	GOM_NL__2PRFIN20031129_032326_000000502022_00061_09133_9229.N1	29-NOV-2003 03:23:26	Bright	50.000	6	13Alp Aur	0.080000	3400.0	100	9133	No
73	GOM_NL__2PRFIN20031129_032516_000000382022_00061_09133_9230.N1	29-NOV-2003 03:25:16	Bright	38.000	76	27Gam Cas	2.3000	30000.	76	9133	No
74	GOM_NL__2PRFIN20031129_033236_000000362022_00061_09133_9231.N1	29-NOV-2003 03:32:36	Bright	35.500	49	1Alp UMi	1.9900	6300.0	71	9133	No
75	GOM_NL__2PRFIN20031129_033714_000000402022_00061_09133_9232.N1	29-NOV-2003 03:37:14	Bright	39.500	60	7Bet UMi	2.0810	3950.0	79	9133	No
76	GOM_NL__2PRFIN20031129_033927_000000462022_00061_09133_9233.N1	29-NOV-2003 03:39:27	Bright	45.500	36	50Alp UMa	1.8000	6300.0	91	9133	No
77	GOM_NL__2PRFIN20031129_034104_000000462022_00061_09133_9234.N1	29-NOV-2003 03:41:04	Bright	45.500	82	48Bet UMa	2.3650	10600.	91	9133	No
78	GOM_NL__2PRFIN20031129_034255_000000372022_00061_09133_9235.N1	29-NOV-2003 03:42:55	Bright	36.500	55	79Zet UMa	2.0600	10200.	73	9133	No
79	GOM_NL__2PRFIN20031129_034432_000000362022_00061_09133_9236.N1	29-NOV-2003 03:44:32	Bright	36.000	39	85Eta UMa	1.8540	24000.	72	9133	No
80	GOM_NL__2PRFIN20031129_034723_000000522022_00061_09133_9237.N1	29-NOV-2003 03:47:23	Bright	52.000	180	27Gam Boo	3.0400	8000.0	104	9133	No
81	GOM_NL__2PRFIN20031129_035022_000000362022_00061_09133_9238.N1	29-NOV-2003 03:50:22	Bright	36.000	83		2.3780	11000.	72	9133	No
82	GOM_NL__2PRFIN20031129_035253_000000362022_00061_09133_9239.N1	29-NOV-2003 03:52:53	Bright	35.500	3	16Alp Boo	-0.050000	4250.0	71	9133	No
83	GOM_NL__2PRFIN20031129_035612_000000672022_00061_09133_9240.N1	29-NOV-2003 03:56:12	Bright	66.500	96	68Del Leo	2.5600	9300.0	133	9133	No
84	GOM_NL__2PRFIN20031129_040052_000001982022_00061_09133_9241.N1	29-NOV-2003 04:00:52	Straylight	198.00	51	41Gam1Leo	2.0100	4500.0	396	9133	No
85	GOM_NL__2PRFIN20031129_040608_000000482022_00061_09133_9242.N1	29-NOV-2003 04:06:08	Twilight	47.500	100	4Gam Crv	2.5800	13100.	95	9133	No
86	GOM_NL__2PRFIN20031129_040904_000000432022_00061_09133_9243.N1	29-NOV-2003 04:09:04	Twilight	43.000	123	lot Cen	2.7500	10200.	86	9133	No
87	GOM_NL__2PRFIN20031129_041312_000000392022_00061_09133_9244.N1	29-NOV-2003 04:13:12	Dark	39.000	77	Eps Cen	2.3030	28000.	78	9133	No
88	GOM_NL__2PRFIN20031129_041532_000000412022_00061_09133_9245.N1	29-NOV-2003 04:15:32	Dark	41.000	20	Bet Cru	1.2530	30000.	82	9133	No
89	GOM_NL__2PRFIN20031129_041643_000000512022_00062_09134_0154.N1	29-NOV-2003 04:16:43	Dark	50.500	12	Alp1Cru	0.77500	30000.	101	9134	No
90	GOM_NL__2PRFIN20031129_055835_000000382022_00063_09135_9212.N1	29-NOV-2003 05:58:35	Dark	37.500	112	Alp Mus	2.6880	26000.	75	9135	No
91	GOM_NL__2PRFIN20031129_055957_000000402022_00063_09135_9213.N1	29-NOV-2003 05:59:57	Dark	40.000	124	The Car	2.7640	30000.	80	9135	No
92	GOM_NL__2PRFIN20031129_060138_000000402022_00063_09135_9214.N1	29-NOV-2003 06:01:38	Dark	39.500	159	Ups Car	2.9200	7200.0	79	9135	No
93	GOM_NL__2PRFIN20031129_060432_000000482022_00063_09135_9215.N1	29-NOV-2003 06:04:32	Dark	48.000	41	Eps Car	1.8600	4100.0	96	9135	No
94	GOM_NL__2PRFIN20031129_060624_000000532022_00063_09135_9216.N1	29-NOV-2003 06:06:24	Dark	53.000	34	Gam2Vel	1.7930	23000.	106	9135	No
95	GOM_NL__2PRFIN20031129_060804_000000602022_00063_09135_9217.N1	29-NOV-2003 06:08:04	Dark	59.500	70	Zet Pup	2.2460	39000.	119	9135	No
96	GOM_NL__2PRFIN20031129_060957_000000502022_00063_09135_9218.N1	29-NOV-2003 06:09:57	Dark	49.500	2	Alp Car	-0.73600	7000.0	99	9135	No
97	GOM_NL__2PRFIN20031129_061138_000000652022_00063_09135_9219.N1	29-NOV-2003 06:11:38	Dark	65.000	117	Pi Pup	2.7060	3800.0	130	9135	No
98	GOM_NL__2PRFIN20031129_061403_000000692022_00063_09135_9220.N1	29-NOV-2003 06:14:03	Dark	68.500	88	31Eta CMa	2.4480	20000.	137	9135	No
99	GOM_NL__2PRFIN20031129_061725_000000402022_00063_09135_9221.N1	29-NOV-2003 06:17:25	Straylight	40.000	157	The1Eri	2.9060	9300.0	80	9135	No
100	GOM_NL__2PRFIN20031129_062214_000000992022_00063_09135_9222.N1	29-NOV-2003 06:22:14	Straylight	98.500	1	9Alp CMa	-1.4400	11000.	197	9135	No
101	GOM_NL__2PRFIN20031129_062602_000000642022_00063_09135_9223.N1	29-NOV-2003 06:26:02	Straylight	63.500	7	19Bet Ori	0.10000	14000.	127	9135	No

102	GOM_NL__2PRFIN20031129_062915_000000702022_00063_09135_9224.N1	29-NOV-2003 06:29:15	Twilight	69.500	30	46Eps Ori	1.6940	30000.	139	9135	No
103	GOM_NL__2PRFIN20031129_063203_000000692022_00063_09135_9225.N1	29-NOV-2003 06:32:03	Twilight	68.500	27	24Gam Ori	1.6360	26000.	137	9135	No
104	GOM_NL__2PRFIN20031129_063411_000000542022_00063_09135_9226.N1	29-NOV-2003 06:34:11	Bright	54.000	13	87Alp Tau	0.86700	3800.0	108	9135	No
105	GOM_NL__2PRFIN20031129_063541_000000402022_00063_09135_9227.N1	29-NOV-2003 06:35:41	Bright	40.000	146	25Eta Tau	2.8730	15200.	80	9135	No
106	GOM_NL__2PRFIN20031129_063805_000000412022_00063_09135_9228.N1	29-NOV-2003 06:38:05	Bright	40.500	150	44Zet Per	2.8900	28000.	81	9135	No
107	GOM_NL__2PRFIN20031129_064014_000000392022_00063_09135_9229.N1	29-NOV-2003 06:40:14	Bright	38.500	79	26Bet Per	2.3100	13100.	77	9135	No
108	GOM_NL__2PRFIN20031129_064231_000000382022_00063_09135_9230.N1	29-NOV-2003 06:42:31	Bright	38.000	175	39Del Per	3.0100	19400.	76	9135	No
109	GOM_NL__2PRFIN20031129_064437_000000522022_00063_09135_9231.N1	29-NOV-2003 06:44:37	Bright	52.000	6	13Alp Aur	0.080000	3400.0	104	9135	No
110	GOM_NL__2PRFIN20031129_064629_000000372022_00063_09135_9232.N1	29-NOV-2003 06:46:29	Bright	36.500	76	27Gam Cas	2.3000	30000.	73	9135	No
111	GOM_NL__2PRFIN20031129_065349_000000382022_00063_09135_9233.N1	29-NOV-2003 06:53:49	Bright	37.500	49	1Alp UMi	1.9900	6300.0	75	9135	No
112	GOM_NL__2PRFIN20031129_065827_000000392022_00063_09135_9234.N1	29-NOV-2003 06:58:27	Bright	39.000	60	7Bet UMi	2.0810	3950.0	78	9135	No
113	GOM_NL__2PRFIN20031129_070039_000000462022_00063_09135_9235.N1	29-NOV-2003 07:00:39	Bright	45.500	36	50Alp UMa	1.8000	6300.0	91	9135	No
114	GOM_NL__2PRFIN20031129_070216_000000462022_00063_09135_9236.N1	29-NOV-2003 07:02:16	Bright	45.500	82	48Bet UMa	2.3650	10600.	91	9135	No
115	GOM_NL__2PRFIN20031129_070407_000000502022_00063_09135_9237.N1	29-NOV-2003 07:04:07	Bright	50.000	55	79Zet UMa	2.0600	10200.	100	9135	No
116	GOM_NL__2PRFIN20031129_070545_000000372022_00063_09135_9238.N1	29-NOV-2003 07:05:45	Bright	37.000	39	85Eta UMa	1.8540	24000.	74	9135	No
117	GOM_NL__2PRFIN20031129_070836_000000352022_00063_09135_9239.N1	29-NOV-2003 07:08:36	Bright	34.500	180	27Gam Boo	3.0400	8000.0	69	9135	No
118	GOM_NL__2PRFIN20031129_071136_000000352022_00063_09135_9240.N1	29-NOV-2003 07:11:36	Bright	35.000	83		2.3780	11000.	70	9135	No
119	GOM_NL__2PRFIN20031129_071407_000000352022_00063_09135_9241.N1	29-NOV-2003 07:14:07	Bright	35.000	3	16Alp Boo	-0.050000	4250.0	70	9135	No
120	GOM_NL__2PRFIN20031129_071726_000000632022_00063_09135_9242.N1	29-NOV-2003 07:17:26	Bright	63.000	96	68Del Leo	2.5600	9300.0	126	9135	No
121	GOM_NL__2PRFIN20031129_072210_000001832022_00063_09135_9243.N1	29-NOV-2003 07:22:10	Straylight	182.50	51	41Gam1Leo	2.0100	4500.0	365	9135	No
122	GOM_NL__2PRFIN20031129_072722_000000502022_00063_09135_9244.N1	29-NOV-2003 07:27:22	Twilight	49.500	100	4Gam Crv	2.5800	13100.	99	9135	No
123	GOM_NL__2PRFIN20031129_073018_000000412022_00063_09135_9245.N1	29-NOV-2003 07:30:18	Twilight	41.000	123	1ot Cen	2.7500	10200.	82	9135	No
124	GOM_NL__2PRFIN20031129_073425_000000392022_00063_09135_9246.N1	29-NOV-2003 07:34:25	Dark	38.500	77	Eps Cen	2.3030	28000.	77	9135	No
125	GOM_NL__2PRFIN20031129_073645_000000442022_00063_09135_9247.N1	29-NOV-2003 07:36:45	Dark	44.000	20	Bet Cru	1.2530	30000.	88	9135	No
126	GOM_NL__2PRFIN20031129_073756_000000462022_00064_09136_9232.N1	29-NOV-2003 07:37:56	Dark	46.000	12	Alp1Cru	0.77500	30000.	92	9136	No
127	GOM_NL__2PRFIN20031129_073912_000000382022_00064_09136_9233.N1	29-NOV-2003 07:39:12	Dark	37.500	112	Alp Mus	2.6880	26000.	75	9136	No
128	GOM_NL__2PRFIN20031129_074033_000000402022_00064_09136_9234.N1	29-NOV-2003 07:40:33	Dark	39.500	124	The Car	2.7640	30000.	79	9136	No
129	GOM_NL__2PRFIN20031129_074214_000000402022_00064_09136_9235.N1	29-NOV-2003 07:42:14	Dark	40.000	159	Ups Car	2.9200	7200.0	80	9136	No
130	GOM_NL__2PRFIN20031129_074508_000000482022_00064_09136_9236.N1	29-NOV-2003 07:45:08	Dark	48.000	41	Eps Car	1.8600	4100.0	96	9136	No
131	GOM_NL__2PRFIN20031129_074700_000000542022_00064_09136_9237.N1	29-NOV-2003 07:47:00	Dark	53.500	34	Gam2Vel	1.7930	23000.	107	9136	No
132	GOM_NL__2PRFIN20031129_074840_000000582022_00064_09136_9238.N1	29-NOV-2003 07:48:40	Dark	58.000	70	Zet Pup	2.2460	39000.	116	9136	No
133	GOM_NL__2PRFIN20031129_075033_000000502022_00064_09136_9239.N1	29-NOV-2003 07:50:33	Dark	50.000	2	Alp Car	-0.73600	7000.0	100	9136	No
134	GOM_NL__2PRFIN20031129_075215_000000592022_00064_09136_9240.N1	29-NOV-2003 07:52:15	Dark	58.500	117	Pi Pup	2.7060	3800.0	117	9136	No
135	GOM_NL__2PRFIN20031129_075440_000000722022_00064_09136_9241.N1	29-NOV-2003 07:54:40	Dark	72.000	88	31Eta CMa	2.4480	20000.	144	9136	No
136	GOM_NL__2PRFIN20031129_075801_000000402022_00064_09136_9242.N1	29-NOV-2003 07:58:01	Straylight	39.500	157	The1Eri	2.9060	9300.0	79	9136	No
137	GOM_NL__2PRFIN20031129_080250_000001062022_00064_09136_9243.N1	29-NOV-2003 08:02:50	Straylight	105.50	1	9Alp CMa	-1.4400	11000.	211	9136	No
138	GOM_NL__2PRFIN20031129_080638_000000622022_00064_09136_9244.N1	29-NOV-2003 08:06:38	Straylight	61.500	7	19Bet Ori	0.10000	14000.	123	9136	No
139	GOM_NL__2PRFIN20031129_080950_000000712022_00064_09136_9245.N1	29-NOV-2003 08:09:50	Twilight	71.000	30	46Eps Ori	1.6940	30000.	142	9136	No
140	GOM_NL__2PRFIN20031129_081238_000000662022_00064_09136_9246.N1	29-NOV-2003 08:12:38	Twilight	66.000	27	24Gam Ori	1.6360	26000.	132	9136	No
141	GOM_NL__2PRFIN20031129_081446_000000562022_00064_09136_9247.N1	29-NOV-2003 08:14:46	Bright	56.000	13	87Alp Tau	0.86700	3800.0	112	9136	No
142	GOM_NL__2PRFIN20031129_081616_000000412022_00064_09136_9248.N1	29-NOV-2003 08:16:16	Bright	41.000	146	25Eta Tau	2.8730	15200.	82	9136	No
143	GOM_NL__2PRFIN20031129_081841_000000402022_00064_09136_9249.N1	29-NOV-2003 08:18:41	Bright	39.500	150	44Zet Per	2.8900	28000.	79	9136	No
144	GOM_NL__2PRFIN20031129_082050_000000382022_00064_09136_9250.N1	29-NOV-2003 08:20:50	Bright	38.000	79	26Bet Per	2.3100	13100.	76	9136	No
145	GOM_NL__2PRFIN20031129_082307_000000392022_00064_09136_9251.N1	29-NOV-2003 08:23:07	Bright	38.500	175	39Del Per	3.0100	19400.	77	9136	No
146	GOM_NL__2PRFIN20031129_082512_000000472022_00064_09136_9252.N1	29-NOV-2003 08:25:12	Bright	47.000	6	13Alp Aur	0.080000	3400.0	94	9136	No
147	GOM_NL__2PRFIN20031129_082705_000000362022_00064_09136_9253.N1	29-NOV-2003 08:27:05	Bright	36.000	76	27Gam Cas	2.3000	30000.	72	9136	No
148	GOM_NL__2PRFIN20031129_083425_000000382022_00064_09136_9254.N1	29-NOV-2003 08:34:25	Bright	37.500	49	1Alp UMi	1.9900	6300.0	75	9136	No
149	GOM_NL__2PRFIN20031129_083903_000000382022_00064_09136_9255.N1	29-NOV-2003 08:39:03	Bright	38.000	60	7Bet UMi	2.0810	3950.0	76	9136	No
150	GOM_NL__2PRFIN20031129_084114_000000462022_00064_09136_9256.N1	29-NOV-2003 08:41:14	Bright	45.500	36	50Alp UMa	1.8000	6300.0	91	9136	No
151	GOM_NL__2PRFIN20031129_084251_000000452022_00064_09136_9257.N1	29-NOV-2003 08:42:51	Bright	45.000	82	48Bet UMa	2.3650	10600.	90	9136	No
152	GOM_NL__2PRFIN20031129_084443_000000392022_00064_09136_9258.N1	29-NOV-2003 08:44:43	Bright	39.000	55	79Zet UMa	2.0600	10200.	78	9136	No
153	GOM_NL__2PRFIN20031129_084620_000000352022_00064_09136_9259.N1	29-NOV-2003 08:46:20	Bright	35.000	39	85Eta UMa	1.8540	24000.	70	9136	No
154	GOM_NL__2PRFIN20031129_084912_000000342022_00064_09136_9260.N1	29-NOV-2003 08:49:12	Bright	33.500	180	27Gam Boo	3.0400	8000.0	67	9136	No
155	GOM_NL__2PRFIN20031129_085212_000000352022_00064_09136_9261.N1	29-NOV-2003 08:52:12	Bright	34.500	83		2.3780	11000.	69	9136	No
156	GOM_NL__2PRFIN20031129_085443_000000352022_00064_09136_9262.N1	29-NOV-2003 08:54:43	Bright	34.500	3	16Alp Boo	-0.050000	4250.0	69	9136	No
157	GOM_NL__2PRFIN20031129_085802_000000682022_00064_09136_9263.N1	29-NOV-2003 08:58:02	Bright	68.000	96	68Del Leo	2.5600	9300.0	136	9136	No
158	GOM_NL__2PRFIN20031129_090248_000001982022_00064_09136_9264.N1	29-NOV-2003 09:02:48	Straylight	197.50	51	41Gam1Leo	2.0100	4500.0	395	9136	No
159	GOM_NL__2PRFIN20031129_090759_000000492022_00064_09136_9265.N1	29-NOV-2003 09:07:59	Twilight	48.500	100	4Gam Crv	2.5800	13100.	97	9136	No
160	GOM_NL__2PRFIN20031129_091054_000000422022_00064_09136_9266.N1	29-NOV-2003 09:10:54	Twilight	42.000	123	1ot Cen	2.7500	10200.	84	9136	No

161	GOM_NL__2PRFIN20031129_091501_000000382022_00064_09136_9267.N1	29-NOV-2003 09:15:01	Dark	37.500	77	Eps Cen	2.3030	28000.	75	9136	No
162	GOM_NL__2PRFIN20031129_091721_000000472022_00064_09136_9268.N1	29-NOV-2003 09:17:21	Dark	46.500	20	Bet Cru	1.2530	30000.	93	9136	No
163	GOM_NL__2PRFIN20031129_091832_000000402022_00065_09137_9232.N1	29-NOV-2003 09:18:32	Dark	40.000	12	Alp1Cru	0.77500	30000.	80	9137	No
164	GOM_NL__2PRFIN20031129_091948_000000382022_00065_09137_9233.N1	29-NOV-2003 09:19:48	Dark	38.000	112	Alp Mus	2.6880	26000.	76	9137	No
165	GOM_NL__2PRFIN20031129_092110_000000402022_00065_09137_9234.N1	29-NOV-2003 09:21:10	Dark	39.500	124	The Car	2.7640	30000.	79	9137	No
166	GOM_NL__2PRFIN20031129_092251_000000402022_00065_09137_9235.N1	29-NOV-2003 09:22:51	Dark	39.500	159	Ups Car	2.9200	7200.0	79	9137	No
167	GOM_NL__2PRFIN20031129_092545_000000482022_00065_09137_9236.N1	29-NOV-2003 09:25:45	Dark	47.500	41	Eps Car	1.8600	4100.0	95	9137	No
168	GOM_NL__2PRFIN20031129_092737_000000512022_00065_09137_9237.N1	29-NOV-2003 09:27:37	Dark	50.500	34	Gam2Vel	1.7930	23000.	101	9137	No
169	GOM_NL__2PRFIN20031129_092918_000000582022_00065_09137_9238.N1	29-NOV-2003 09:29:18	Dark	57.500	70	Zet Pup	2.2460	39000.	115	9137	No
170	GOM_NL__2PRFIN20031129_093109_000000492022_00065_09137_9239.N1	29-NOV-2003 09:31:09	Dark	49.000	2	Alp Car	-0.73600	7000.0	98	9137	No
171	GOM_NL__2PRFIN20031129_093252_000000642022_00065_09137_9240.N1	29-NOV-2003 09:32:52	Dark	63.500	117	Pi Pup	2.7060	3800.0	127	9137	No
172	GOM_NL__2PRFIN20031129_093516_000000712022_00065_09137_9241.N1	29-NOV-2003 09:35:16	Dark	71.000	88	31Eta CMa	2.4480	20000.	142	9137	No
173	GOM_NL__2PRFIN20031129_093838_000000402022_00065_09137_9242.N1	29-NOV-2003 09:38:38	Straylight	40.000	157	The1Eri	2.9060	9300.0	80	9137	No
174	GOM_NL__2PRFIN20031129_094326_000001002022_00065_09137_9243.N1	29-NOV-2003 09:43:26	Straylight	100.00	1	9Alp CMa	-1.4400	11000.	200	9137	No
175	GOM_NL__2PRFIN20031129_094714_000000682022_00065_09137_9244.N1	29-NOV-2003 09:47:14	Straylight	67.500	7	19Bet Ori	0.10000	14000.	135	9137	No
176	GOM_NL__2PRFIN20031129_095025_000000672022_00065_09137_9245.N1	29-NOV-2003 09:50:25	Tw_i_and_stray	66.500	30	46Eps Ori	1.6940	30000.	133	9137	No
177	GOM_NL__2PRFIN20031129_095313_000000682022_00065_09137_9246.N1	29-NOV-2003 09:53:13	Tw_i_and_stray	67.500	27	24Gam Ori	1.6360	26000.	135	9137	No
178	GOM_NL__2PRFIN20031129_095522_000000582022_00065_09137_9247.N1	29-NOV-2003 09:55:22	Bright	57.500	13	87Alp Tau	0.86700	3800.0	115	9137	No
179	GOM_NL__2PRFIN20031129_095652_000000412022_00065_09137_9248.N1	29-NOV-2003 09:56:52	Bright	40.500	146	25Eta Tau	2.8730	15200.	81	9137	No
180	GOM_NL__2PRFIN20031129_095916_000000402022_00065_09137_9249.N1	29-NOV-2003 09:59:16	Bright	39.500	150	44Zet Per	2.8900	28000.	79	9137	No
181	GOM_NL__2PRFIN20031129_100126_000000372022_00065_09137_9250.N1	29-NOV-2003 10:01:26	Bright	37.000	79	26Bet Per	2.3100	13100.	74	9137	No
182	GOM_NL__2PRFIN20031129_100343_000000372022_00065_09137_9251.N1	29-NOV-2003 10:03:43	Bright	37.000	175	39Del Per	3.0100	19400.	74	9137	No
183	GOM_NL__2PRFIN20031129_100547_000000522022_00065_09137_9252.N1	29-NOV-2003 10:05:47	Bright	52.000	6	13Alp Aur	0.080000	3400.0	104	9137	No
184	GOM_NL__2PRFIN20031129_100741_000000372022_00065_09137_9253.N1	29-NOV-2003 10:07:41	Bright	37.000	76	27Gam Cas	2.3000	30000.	74	9137	No
185	GOM_NL__2PRFIN20031129_101500_000000372022_00065_09137_9254.N1	29-NOV-2003 10:15:00	Bright	36.500	49	1Alp UMi	1.9900	6300.0	73	9137	No
186	GOM_NL__2PRFIN20031129_101939_000000382022_00065_09137_9255.N1	29-NOV-2003 10:19:39	Bright	37.500	60	7Bet UMi	2.0810	3950.0	75	9137	No
187	GOM_NL__2PRFIN20031129_102150_000000472022_00065_09137_9256.N1	29-NOV-2003 10:21:50	Bright	46.500	36	50Alp UMa	1.8000	6300.0	93	9137	No
188	GOM_NL__2PRFIN20031129_102327_000000452022_00065_09137_9257.N1	29-NOV-2003 10:23:27	Bright	44.500	82	48Bet UMa	2.3650	10600.	89	9137	No
189	GOM_NL__2PRFIN20031129_102519_000000362022_00065_09137_9258.N1	29-NOV-2003 10:25:19	Bright	35.500	55	79Zet UMa	2.0600	10200.	71	9137	No
190	GOM_NL__2PRFIN20031129_102656_000000382022_00065_09137_9259.N1	29-NOV-2003 10:26:56	Bright	38.000	39	85Eta UMa	1.8540	24000.	76	9137	No
191	GOM_NL__2PRFIN20031129_102948_000000362022_00065_09137_9260.N1	29-NOV-2003 10:29:48	Bright	35.500	180	27Gam Boo	3.0400	8000.0	71	9137	No
192	GOM_NL__2PRFIN20031129_103248_000000352022_00065_09137_9261.N1	29-NOV-2003 10:32:48	Bright	34.500	83		2.3780	11000.	69	9137	No
193	GOM_NL__2PRFIN20031129_103519_000000352022_00065_09137_9262.N1	29-NOV-2003 10:35:19	Bright	34.500	3	16Alp Boo	-0.050000	4250.0	69	9137	No
194	GOM_NL__2PRFIN20031129_103839_000000682022_00065_09137_9263.N1	29-NOV-2003 10:38:39	Bright	68.000	96	68Del Leo	2.5600	9300.0	136	9137	No
195	GOM_NL__2PRFIN20031129_104327_000002182022_00065_09137_9264.N1	29-NOV-2003 10:43:27	Straylight	217.50	51	41Gam1Leo	2.0100	4500.0	435	9137	No
196	GOM_NL__2PRFIN20031129_104836_000000502022_00065_09137_9265.N1	29-NOV-2003 10:48:36	Tw_i_and_stray	49.500	100	4Gam Crv	2.5800	13100.	99	9137	No
197	GOM_NL__2PRFIN20031129_105130_000000392022_00065_09137_9266.N1	29-NOV-2003 10:51:30	Twilight	39.000	123	lot Cen	2.7500	10200.	78	9137	No
198	GOM_NL__2PRFIN20031129_105537_000000392022_00065_09137_9267.N1	29-NOV-2003 10:55:37	Dark	39.000	77	Eps Cen	2.3030	28000.	78	9137	No
199	GOM_NL__2PRFIN20031129_105758_000000382022_00065_09137_9268.N1	29-NOV-2003 10:57:58	Dark	38.000	20	Bet Cru	1.2530	30000.	76	9137	No
200	GOM_NL__2PRFIN20031129_105908_000000382022_00066_09138_9232.N1	29-NOV-2003 10:59:08	Dark	38.000	12	Alp1Cru	0.77500	30000.	76	9138	No
201	GOM_NL__2PRFIN20031129_110024_000000382022_00066_09138_9233.N1	29-NOV-2003 11:00:24	Dark	38.000	112	Alp Mus	2.6880	26000.	76	9138	No
202	GOM_NL__2PRFIN20031129_110146_000000402022_00066_09138_9234.N1	29-NOV-2003 11:01:46	Dark	39.500	124	The Car	2.7640	30000.	79	9138	No
203	GOM_NL__2PRFIN20031129_110327_000000402022_00066_09138_9235.N1	29-NOV-2003 11:03:27	Dark	39.500	159	Ups Car	2.9200	7200.0	79	9138	No
204	GOM_NL__2PRFIN20031129_110622_000000562022_00066_09138_9236.N1	29-NOV-2003 11:06:22	Dark	55.500	41	Eps Car	1.8600	4100.0	111	9138	No
205	GOM_NL__2PRFIN20031129_110813_000000502022_00066_09138_9237.N1	29-NOV-2003 11:08:13	Dark	49.500	34	Gam2Vel	1.7930	23000.	99	9138	No
206	GOM_NL__2PRFIN20031129_110954_000000562022_00066_09138_9238.N1	29-NOV-2003 11:09:54	Dark	56.000	70	Zet Pup	2.2460	39000.	112	9138	No
207	GOM_NL__2PRFIN20031129_111146_000000502022_00066_09138_9239.N1	29-NOV-2003 11:11:46	Dark	50.000	2	Alp Car	-0.73600	7000.0	100	9138	No
208	GOM_NL__2PRFIN20031129_111329_000000652022_00066_09138_9240.N1	29-NOV-2003 11:13:29	Dark	64.500	117	Pi Pup	2.7060	3800.0	129	9138	No
209	GOM_NL__2PRFIN20031129_111553_000000702022_00066_09138_9241.N1	29-NOV-2003 11:15:53	Dark	70.000	88	31Eta CMa	2.4480	20000.	140	9138	No
210	GOM_NL__2PRFIN20031129_111914_000000372022_00066_09138_9242.N1	29-NOV-2003 11:19:14	Straylight	36.500	157	The1Eri	2.9060	9300.0	73	9138	No
211	GOM_NL__2PRFIN20031129_112402_000000962022_00066_09138_9243.N1	29-NOV-2003 11:24:02	Straylight	96.000	1	9Alp CMa	-1.4400	11000.	192	9138	No
212	GOM_NL__2PRFIN20031129_112750_000000622022_00066_09138_9244.N1	29-NOV-2003 11:27:50	Straylight	62.000	7	19Bet Ori	0.10000	14000.	124	9138	No
213	GOM_NL__2PRFIN20031129_113101_000000682022_00066_09138_9245.N1	29-NOV-2003 11:31:01	Tw_i_and_stray	67.500	30	46Eps Ori	1.6940	30000.	135	9138	No
214	GOM_NL__2PRFIN20031129_113349_000000662022_00066_09138_9246.N1	29-NOV-2003 11:33:49	Tw_i_and_stray	66.000	27	24Gam Ori	1.6360	26000.	132	9138	No
215	GOM_NL__2PRFIN20031129_113558_000000562022_00066_09138_9247.N1	29-NOV-2003 11:35:58	Bright	56.000	13	87Alp Tau	0.86700	3800.0	112	9138	No
216	GOM_NL__2PRFIN20031129_113728_000000402022_00066_09138_9248.N1	29-NOV-2003 11:37:28	Bright	40.000	146	25Eta Tau	2.8730	15200.	80	9138	No
217	GOM_NL__2PRFIN20031129_113952_000000402022_00066_09138_9249.N1	29-NOV-2003 11:39:52	Bright	40.000	150	44Zet Per	2.8900	28000.	80	9138	No
218	GOM_NL__2PRFIN20031129_114202_000000392022_00066_09138_9250.N1	29-NOV-2003 11:42:02	Bright	38.500	79	26Bet Per	2.3100	13100.	77	9138	No
219	GOM_NL__2PRFIN20031129_114418_000000372022_00066_09138_9251.N1	29-NOV-2003 11:44:18	Bright	36.500	175	39Del Per	3.0100	19400.	73	9138	No

220	GOM_NL__2PRFIN20031129_114623_000000552022_00066_09138_9252.N1	29-NOV-2003 11:46:23	Bright	55.000	6	13Alp Aur	0.080000	3400.0	110	9138	No
221	GOM_NL__2PRFIN20031129_114818_000000372022_00066_09138_9253.N1	29-NOV-2003 11:48:18	Bright	37.000	76	27Gam Cas	2.3000	30000.	74	9138	No
222	GOM_NL__2PRFIN20031129_115536_000000372022_00066_09138_9254.N1	29-NOV-2003 11:55:36	Bright	37.000	49	1Alp UMi	1.9900	6300.0	74	9138	No
223	GOM_NL__2PRFIN20031129_120015_000000382022_00066_09138_9255.N1	29-NOV-2003 12:00:15	Bright	37.500	60	7Bet UMi	2.0810	3950.0	75	9138	No
224	GOM_NL__2PRFIN20031129_120226_000000452022_00066_09138_9256.N1	29-NOV-2003 12:02:26	Bright	45.000	36	50Alp UMa	1.8000	6300.0	90	9138	No
225	GOM_NL__2PRFIN20031129_120403_000000462022_00066_09138_9257.N1	29-NOV-2003 12:04:03	Bright	46.000	82	48Bet UMa	2.3650	10600.	92	9138	No
226	GOM_NL__2PRFIN20031129_120555_000000392022_00066_09138_9258.N1	29-NOV-2003 12:05:55	Bright	39.000	55	79Zet UMa	2.0600	10200.	78	9138	No
227	GOM_NL__2PRFIN20031129_120732_000000392022_00066_09138_9259.N1	29-NOV-2003 12:07:32	Bright	38.500	39	85Eta UMa	1.8540	24000.	77	9138	No
228	GOM_NL__2PRFIN20031129_121324_000000352022_00066_09138_9260.N1	29-NOV-2003 12:13:24	Bright	34.500	83		2.3780	11000.	69	9138	No
229	GOM_NL__2PRFIN20031129_121554_000000352022_00066_09138_9261.N1	29-NOV-2003 12:15:54	Bright	35.000	3	16Alp Boo	-0.050000	4250.0	70	9138	No
230	GOM_NL__2PRFIN20031129_121915_000000782022_00066_09138_9262.N1	29-NOV-2003 12:19:15	Bright	78.000	96	68Del Leo	2.5600	9300.0	156	9138	No
231	GOM_NL__2PRFIN20031129_122406_000001882022_00066_09138_9263.N1	29-NOV-2003 12:24:06	Straylight	187.50	51	41Gam1Leo	2.0100	4500.0	375	9138	No
232	GOM_NL__2PRFIN20031129_122913_000000482022_00066_09138_9264.N1	29-NOV-2003 12:29:13	Twi_and_stray	48.000	100	4Gam Crv	2.5800	13100.	96	9138	No
233	GOM_NL__2PRFIN20031129_123207_000000402022_00066_09138_9265.N1	29-NOV-2003 12:32:07	Twilight	39.500	123	1ot Cen	2.7500	10200.	79	9138	No
234	GOM_NL__2PRFIN20031129_123613_000000372022_00066_09138_9266.N1	29-NOV-2003 12:36:13	Dark	37.000	77	Eps Cen	2.3030	28000.	74	9138	No
235	GOM_NL__2PRFIN20031129_123834_000000392022_00066_09138_9267.N1	29-NOV-2003 12:38:34	Dark	38.500	20	Bet Cru	1.2530	30000.	77	9138	No
236	GOM_NL__2PRFIN20031129_123945_000000462022_00067_09139_9232.N1	29-NOV-2003 12:39:45	Dark	45.500	12	Alp1Cru	0.77500	30000.	91	9139	No
237	GOM_NL__2PRFIN20031129_124100_000000372022_00067_09139_9233.N1	29-NOV-2003 12:41:00	Dark	36.500	112	Alp Mus	2.6880	26000.	73	9139	No
238	GOM_NL__2PRFIN20031129_124223_000000402022_00067_09139_9234.N1	29-NOV-2003 12:42:23	Dark	40.000	124	The Car	2.7640	30000.	80	9139	No
239	GOM_NL__2PRFIN20031129_124404_000000382022_00067_09139_9235.N1	29-NOV-2003 12:44:04	Dark	38.000	159	Ups Car	2.9200	7200.0	76	9139	No
240	GOM_NL__2PRFIN20031129_124659_000000442022_00067_09139_9236.N1	29-NOV-2003 12:46:59	Dark	44.000	41	Eps Car	1.8600	4100.0	88	9139	No
241	GOM_NL__2PRFIN20031129_124851_000000492022_00067_09139_9237.N1	29-NOV-2003 12:48:51	Dark	49.000	34	Gam2Vel	1.7930	23000.	98	9139	No
242	GOM_NL__2PRFIN20031129_125032_000000562022_00067_09139_9238.N1	29-NOV-2003 12:50:32	Dark	56.000	70	Zet Pup	2.2460	39000.	112	9139	No
243	GOM_NL__2PRFIN20031129_125223_000000462022_00067_09139_9239.N1	29-NOV-2003 12:52:23	Dark	45.500	2	Alp Car	-0.73600	7000.0	91	9139	No
244	GOM_NL__2PRFIN20031129_125406_000000712022_00067_09139_9240.N1	29-NOV-2003 12:54:06	Dark	71.000	117	Pi Pup	2.7060	3800.0	142	9139	No
245	GOM_NL__2PRFIN20031129_125630_000000742022_00067_09139_9241.N1	29-NOV-2003 12:56:30	Dark	74.000	88	31Eta CMa	2.4480	20000.	148	9139	No
246	GOM_NL__2PRFIN20031129_125950_000000392022_00067_09139_9242.N1	29-NOV-2003 12:59:50	Straylight	39.000	157	The1Eri	2.9060	9300.0	78	9139	No
247	GOM_NL__2PRFIN20031129_130438_000001062022_00067_09139_9243.N1	29-NOV-2003 13:04:38	Straylight	106.00	1	9Alp CMa	-1.4400	11000.	212	9139	No
248	GOM_NL__2PRFIN20031129_130826_000000642022_00067_09139_9244.N1	29-NOV-2003 13:08:26	Straylight	63.500	7	19Bet Ori	0.10000	14000.	127	9139	No
249	GOM_NL__2PRFIN20031129_131136_000000642022_00067_09139_9245.N1	29-NOV-2003 13:11:36	Twi_and_stray	64.000	30	46Eps Ori	1.6940	30000.	128	9139	No
250	GOM_NL__2PRFIN20031129_131424_000000622022_00067_09139_9246.N1	29-NOV-2003 13:14:24	Twi_and_stray	62.000	27	24Gam Ori	1.6360	26000.	124	9139	No
251	GOM_NL__2PRFIN20031129_131633_000000562022_00067_09139_9247.N1	29-NOV-2003 13:16:33	Bright	55.500	13	87Alp Tau	0.86700	3800.0	111	9139	No
252	GOM_NL__2PRFIN20031129_131804_000000392022_00067_09139_9248.N1	29-NOV-2003 13:18:04	Bright	39.000	146	25Eta Tau	2.8730	15200.	78	9139	No
253	GOM_NL__2PRFIN20031129_132028_000000392022_00067_09139_9249.N1	29-NOV-2003 13:20:28	Bright	39.000	150	44Zet Per	2.8900	28000.	78	9139	No
254	GOM_NL__2PRFIN20031129_132238_000000372022_00067_09139_9250.N1	29-NOV-2003 13:22:38	Bright	36.500	79	26Bet Per	2.3100	13100.	73	9139	No
255	GOM_NL__2PRFIN20031129_132455_000000382022_00067_09139_9251.N1	29-NOV-2003 13:24:55	Bright	37.500	175	39Del Per	3.0100	19400.	75	9139	No
256	GOM_NL__2PRFIN20031129_132658_000000492022_00067_09139_9252.N1	29-NOV-2003 13:26:58	Bright	49.000	6	13Alp Aur	0.080000	3400.0	98	9139	No
257	GOM_NL__2PRFIN20031129_132854_000000382022_00067_09139_9253.N1	29-NOV-2003 13:28:54	Bright	37.500	76	27Gam Cas	2.3000	30000.	75	9139	No
258	GOM_NL__2PRFIN20031129_133613_000000372022_00067_09139_9254.N1	29-NOV-2003 13:36:13	Bright	36.500	49	1Alp UMi	1.9900	6300.0	73	9139	No
259	GOM_NL__2PRFIN20031129_134051_000000352022_00067_09139_9255.N1	29-NOV-2003 13:40:51	Bright	35.000	60	7Bet UMi	2.0810	3950.0	70	9139	No
260	GOM_NL__2PRFIN20031129_134301_000000452022_00067_09139_9256.N1	29-NOV-2003 13:43:01	Bright	44.500	36	50Alp UMa	1.8000	6300.0	89	9139	No
261	GOM_NL__2PRFIN20031129_134438_000000462022_00067_09139_9257.N1	29-NOV-2003 13:44:38	Bright	45.500	82	48Bet UMa	2.3650	10600.	91	9139	No
262	GOM_NL__2PRFIN20031129_134631_000000372022_00067_09139_9258.N1	29-NOV-2003 13:46:31	Bright	37.000	55	79Zet UMa	2.0600	10200.	74	9139	No
263	GOM_NL__2PRFIN20031129_134808_000000462022_00067_09139_9259.N1	29-NOV-2003 13:48:08	Bright	45.500	39	85Eta UMa	1.8540	24000.	91	9139	No
264	GOM_NL__2PRFIN20031129_135100_000000352022_00067_09139_9260.N1	29-NOV-2003 13:51:00	Bright	35.000	180	27Gam Boo	3.0400	8000.0	70	9139	No
265	GOM_NL__2PRFIN20031129_135400_000000502022_00067_09139_9261.N1	29-NOV-2003 13:54:00	Bright	50.000	83		2.3780	11000.	100	9139	No
266	GOM_NL__2PRFIN20031129_135631_000000352022_00067_09139_9262.N1	29-NOV-2003 13:56:31	Bright	34.500	3	16Alp Boo	-0.050000	4250.0	69	9139	No
267	GOM_NL__2PRFIN20031129_135952_000000682022_00067_09139_9263.N1	29-NOV-2003 13:59:52	Bright	67.500	96	68Del Leo	2.5600	9300.0	135	9139	No
268	GOM_NL__2PRFIN20031129_140444_000002032022_00067_09139_9264.N1	29-NOV-2003 14:04:44	Straylight	202.50	51	41Gam1Leo	2.0100	4500.0	405	9139	No
269	GOM_NL__2PRFIN20031129_140949_000000482022_00067_09139_9265.N1	29-NOV-2003 14:09:49	Twi_and_stray	48.000	100	4Gam Crv	2.5800	13100.	96	9139	No
270	GOM_NL__2PRFIN20031129_141243_000000412022_00067_09139_9266.N1	29-NOV-2003 14:12:43	Dark	40.500	123	1ot Cen	2.7500	10200.	81	9139	No
271	GOM_NL__2PRFIN20031129_141650_000000402022_00067_09139_9267.N1	29-NOV-2003 14:16:50	Dark	39.500	77	Eps Cen	2.3030	28000.	79	9139	No
272	GOM_NL__2PRFIN20031129_141910_000000492022_00067_09139_9268.N1	29-NOV-2003 14:19:10	Dark	48.500	20	Bet Cru	1.2530	30000.	97	9139	No
273	GOM_NL__2PRFIN20031129_142021_000000492022_00068_09140_9232.N1	29-NOV-2003 14:20:21	Dark	49.000	12	Alp1Cru	0.77500	30000.	98	9140	No
274	GOM_NL__2PRFIN20031129_142300_000000392022_00068_09140_9233.N1	29-NOV-2003 14:23:00	Dark	39.000	124	The Car	2.7640	30000.	78	9140	No
275	GOM_NL__2PRFIN20031129_142440_000000392022_00068_09140_9234.N1	29-NOV-2003 14:24:40	Dark	39.000	159	Ups Car	2.9200	7200.0	78	9140	No
276	GOM_NL__2PRFIN20031129_142736_000000452022_00068_09140_9235.N1	29-NOV-2003 14:27:36	Dark	45.000	41	Eps Car	1.8600	4100.0	90	9140	No
277	GOM_NL__2PRFIN20031129_142928_000000512022_00068_09140_9236.N1	29-NOV-2003 14:29:28	Dark	51.000	34	Gam2Vel	1.7930	23000.	102	9140	No
278	GOM_NL__2PRFIN20031129_143109_000000572022_00068_09140_9237.N1	29-NOV-2003 14:31:09	Dark	56.500	70	Zet Pup	2.2460	39000.	113	9140	No

279	GOM_NL__2PRFIN20031129_143300_00000582022_00068_09140_9238.N1	29-NOV-2003 14:33:00	Dark	57.500	2	Alp Car	-0.73600	7000.0	115	9140	No
280	GOM_NL__2PRFIN20031129_143443_000000712022_00068_09140_9239.N1	29-NOV-2003 14:34:43	Dark	70.500	117	Pi Pup	2.7060	3800.0	141	9140	No
281	GOM_NL__2PRFIN20031129_143707_000000692022_00068_09140_9240.N1	29-NOV-2003 14:37:07	Dark	69.000	88	31Eta CMa	2.4480	20000.	138	9140	No
282	GOM_NL__2PRFIN20031129_144027_000000392022_00068_09140_9241.N1	29-NOV-2003 14:40:27	Straylight	39.000	157	The1Eri	2.9060	9300.0	78	9140	No
283	GOM_NL__2PRFIN20031129_144515_000001042022_00068_09140_9242.N1	29-NOV-2003 14:45:15	Straylight	103.50	1	9Alp CMa	-1.4400	11000.	207	9140	No
284	GOM_NL__2PRFIN20031129_144902_000000612022_00068_09140_9243.N1	29-NOV-2003 14:49:02	Straylight	60.500	7	19Bet Ori	0.10000	14000.	121	9140	No
285	GOM_NL__2PRFIN20031129_145212_000000652022_00068_09140_9244.N1	29-NOV-2003 14:52:12	Tw_i_and_stray	64.500	30	46Eps Ori	1.6940	30000.	129	9140	No
286	GOM_NL__2PRFIN20031129_145459_000000632022_00068_09140_9245.N1	29-NOV-2003 14:54:59	Tw_i_and_stray	63.000	27	24Gam Ori	1.6360	26000.	126	9140	No
287	GOM_NL__2PRFIN20031129_145709_000000532022_00068_09140_9246.N1	29-NOV-2003 14:57:09	Bright	53.000	13	87Alp Tau	0.86700	3800.0	106	9140	No
288	GOM_NL__2PRFIN20031129_145840_000000392022_00068_09140_9247.N1	29-NOV-2003 14:58:40	Bright	38.500	146	25Eta Tau	2.8730	15200.	77	9140	No
289	GOM_NL__2PRFIN20031129_150104_000000402022_00068_09140_9248.N1	29-NOV-2003 15:01:04	Bright	39.500	150	44Zet Per	2.8900	28000.	79	9140	No
290	GOM_NL__2PRFIN20031129_150313_000000382022_00068_09140_9249.N1	29-NOV-2003 15:03:13	Bright	38.000	79	26Bet Per	2.3100	13100.	76	9140	No
291	GOM_NL__2PRFIN20031129_150530_000000392022_00068_09140_9250.N1	29-NOV-2003 15:05:30	Bright	38.500	175	39Del Per	3.0100	19400.	77	9140	No
292	GOM_NL__2PRFIN20031129_150646_000000382022_00068_09140_9251.N1	29-NOV-2003 15:06:46	Bright	38.000	160	23Gam Per	2.9300	4700.0	76	9140	No
293	GOM_NL__2PRFIN20031129_150859_000000382022_00068_09140_9252.N1	29-NOV-2003 15:08:59	Bright	38.000	110	37Del Cas	2.6780	8900.0	76	9140	No
294	GOM_NL__2PRFIN20031129_151647_000000372022_00068_09140_9253.N1	29-NOV-2003 15:16:47	Bright	37.000	49	1Alp UMi	1.9900	6300.0	74	9140	No
295	GOM_NL__2PRFIN20031129_152126_000000392022_00068_09140_9254.N1	29-NOV-2003 15:21:26	Bright	38.500	60	7Bet UMi	2.0810	3950.0	77	9140	No
296	GOM_NL__2PRFIN20031129_152336_000000472022_00068_09140_9255.N1	29-NOV-2003 15:23:36	Bright	46.500	36	50Alp UMa	1.8000	6300.0	93	9140	No
297	GOM_NL__2PRFIN20031129_152513_000000482022_00068_09140_9256.N1	29-NOV-2003 15:25:13	Bright	48.000	82	48Bet UMa	2.3650	10600.	96	9140	No
298	GOM_NL__2PRFIN20031129_152706_000000392022_00068_09140_9257.N1	29-NOV-2003 15:27:06	Bright	39.000	55	79Zet UMa	2.0600	10200.	78	9140	No
299	GOM_NL__2PRFIN20031129_152844_000000532022_00068_09140_9258.N1	29-NOV-2003 15:28:44	Bright	53.000	39	85Eta UMa	1.8540	24000.	106	9140	No
300	GOM_NL__2PRFIN20031129_153134_000000522022_00068_09140_9259.N1	29-NOV-2003 15:31:34	Bright	52.000	180	27Gam Boo	3.0400	8000.0	104	9140	No
301	GOM_NL__2PRFIN20031129_153435_000000362022_00068_09140_9260.N1	29-NOV-2003 15:34:35	Bright	35.500	83		2.3780	11000.	71	9140	No
302	GOM_NL__2PRFIN20031129_153706_000000372022_00068_09140_9261.N1	29-NOV-2003 15:37:06	Bright	36.500	3	16Alp Boo	-0.050000	4250.0	73	9140	No
303	GOM_NL__2PRFIN20031129_154028_000000702022_00068_09140_9262.N1	29-NOV-2003 15:40:28	Bright	69.500	96	68Del Leo	2.5600	9300.0	139	9140	No
304	GOM_NL__2PRFIN20031129_154523_000002222022_00068_09140_9263.N1	29-NOV-2003 15:45:23	Straylight	221.50	51	41Gam1Leo	2.0100	4500.0	443	9140	No
305	GOM_NL__2PRFIN20031129_155318_000000412022_00068_09140_9264.N1	29-NOV-2003 15:53:18	Dark	41.000	123	lot Cen	2.7500	10200.	82	9140	No
306	GOM_NL__2PRFIN20031129_155725_000000392022_00068_09140_9265.N1	29-NOV-2003 15:57:25	Dark	38.500	77	Eps Cen	2.3030	28000.	77	9140	No
307	GOM_NL__2PRFIN20031129_155945_000000412022_00068_09140_9266.N1	29-NOV-2003 15:59:45	Dark	40.500	20	Bet Cru	1.2530	30000.	81	9140	No
308	GOM_NL__2PRFIN20031129_160054_000000452022_00069_09141_9232.N1	29-NOV-2003 16:00:54	Dark	44.500	12	Alp1Cru	0.77500	30000.	89	9141	No
309	GOM_NL__2PRFIN20031129_160334_000000422022_00069_09141_9233.N1	29-NOV-2003 16:03:34	Dark	41.500	124	The Car	2.7640	30000.	83	9141	No
310	GOM_NL__2PRFIN20031129_160513_000000442022_00069_09141_9234.N1	29-NOV-2003 16:05:13	Dark	43.500	159	Ups Car	2.9200	7200.0	87	9141	No
311	GOM_NL__2PRFIN20031129_160808_000000472022_00069_09141_9235.N1	29-NOV-2003 16:08:08	Dark	47.000	41	Eps Car	1.8600	4100.0	94	9141	No
312	GOM_NL__2PRFIN20031129_161004_000000522022_00069_09141_9236.N1	29-NOV-2003 16:10:04	Dark	52.000	34	Gam2Vel	1.7930	23000.	104	9141	No
313	GOM_NL__2PRFIN20031129_161144_000000602022_00069_09141_9237.N1	29-NOV-2003 16:11:44	Dark	60.000	70	Zet Pup	2.2460	39000.	120	9141	No
314	GOM_NL__2PRFIN20031129_161332_000000582022_00069_09141_9238.N1	29-NOV-2003 16:13:32	Dark	58.000	2	Alp Car	-0.73600	7000.0	116	9141	No
315	GOM_NL__2PRFIN20031129_161518_000000652022_00069_09141_9239.N1	29-NOV-2003 16:15:18	Dark	65.000	117	Pi Pup	2.7060	3800.0	130	9141	No
316	GOM_NL__2PRFIN20031129_161743_000000742022_00069_09141_9240.N1	29-NOV-2003 16:17:43	Dark	73.500	88	31Eta CMa	2.4480	20000.	147	9141	No
317	GOM_NL__2PRFIN20031129_162100_000000422022_00069_09141_9241.N1	29-NOV-2003 16:21:00	Straylight	41.500	157	The1Eri	2.9060	9300.0	83	9141	No
318	GOM_NL__2PRFIN20031129_162550_000001102022_00069_09141_9242.N1	29-NOV-2003 16:25:50	Straylight	109.50	1	9Alp CMa	-1.4400	11000.	219	9141	No
319	GOM_NL__2PRFIN20031129_162934_000000702022_00069_09141_9243.N1	29-NOV-2003 16:29:34	Straylight	69.500	7	19Bet Ori	0.10000	14000.	139	9141	No
320	GOM_NL__2PRFIN20031129_163247_000000692022_00069_09141_9244.N1	29-NOV-2003 16:32:47	Tw_i_and_stray	68.500	30	46Eps Ori	1.6940	30000.	137	9141	No
321	GOM_NL__2PRFIN20031129_163534_000000672022_00069_09141_9245.N1	29-NOV-2003 16:35:34	Tw_i_and_stray	66.500	27	24Gam Ori	1.6360	26000.	133	9141	No
322	GOM_NL__2PRFIN20031129_163744_000000552022_00069_09141_9246.N1	29-NOV-2003 16:37:44	Bright	54.500	13	87Alp Tau	0.86700	3800.0	109	9141	No
323	GOM_NL__2PRFIN20031129_163914_000000422022_00069_09141_9247.N1	29-NOV-2003 16:39:14	Bright	41.500	146	25Eta Tau	2.8730	15200.	83	9141	No
324	GOM_NL__2PRFIN20031129_164139_000000402022_00069_09141_9248.N1	29-NOV-2003 16:41:39	Bright	39.500	150	44Zet Per	2.8900	28000.	79	9141	No
325	GOM_NL__2PRFIN20031129_164348_000000382022_00069_09141_9249.N1	29-NOV-2003 16:43:48	Bright	38.000	79	26Bet Per	2.3100	13100.	76	9141	No
326	GOM_NL__2PRFIN20031129_164605_000000392022_00069_09141_9250.N1	29-NOV-2003 16:46:05	Bright	38.500	175	39Del Per	3.0100	19400.	77	9141	No
327	GOM_NL__2PRFIN20031129_164722_000000392022_00069_09141_9251.N1	29-NOV-2003 16:47:22	Bright	38.500	160	23Gam Per	2.9300	4700.0	77	9141	No
328	GOM_NL__2PRFIN20031129_164934_000000382022_00069_09141_9252.N1	29-NOV-2003 16:49:34	Bright	37.500	110	37Del Cas	2.6780	8900.0	75	9141	No
329	GOM_NL__2PRFIN20031129_165723_000000402022_00069_09141_9253.N1	29-NOV-2003 16:57:23	Bright	39.500	49	1Alp UMi	1.9900	6300.0	79	9141	No
330	GOM_NL__2PRFIN20031129_170202_000000382022_00069_09141_9254.N1	29-NOV-2003 17:02:02	Bright	38.000	60	7Bet UMi	2.0810	3950.0	76	9141	No
331	GOM_NL__2PRFIN20031129_170412_000000482022_00069_09141_9255.N1	29-NOV-2003 17:04:12	Bright	48.000	36	50Alp UMa	1.8000	6300.0	96	9141	No
332	GOM_NL__2PRFIN20031129_170548_000000482022_00069_09141_9256.N1	29-NOV-2003 17:05:48	Bright	48.000	82	48Bet UMa	2.3650	10600.	96	9141	No
333	GOM_NL__2PRFIN20031129_170742_000000402022_00069_09141_9257.N1	29-NOV-2003 17:07:42	Bright	40.000	55	79Zet UMa	2.0600	10200.	80	9141	No
334	GOM_NL__2PRFIN20031129_170920_000000362022_00069_09141_9258.N1	29-NOV-2003 17:09:20	Bright	36.000	39	85Eta UMa	1.8540	24000.	72	9141	No
335	GOM_NL__2PRFIN20031129_171210_000000522022_00069_09141_9259.N1	29-NOV-2003 17:12:10	Bright	52.000	180	27Gam Boo	3.0400	8000.0	104	9141	No
336	GOM_NL__2PRFIN20031129_171512_000000512022_00069_09141_9260.N1	29-NOV-2003 17:15:12	Bright	51.000	83		2.3780	11000.	102	9141	No
337	GOM_NL__2PRFIN20031129_171742_000000362022_00069_09141_9261.N1	29-NOV-2003 17:17:42	Bright	36.000	3	16Alp Boo	-0.050000	4250.0	72	9141	No

338	GOM_NL__2PRFIN20031129_172105_000000692022_00069_09141_9262.N1	29-NOV-2003 17:21:05	Bright	68.500	96	68Del Leo	2.5600	9300.0	137	9141	No
339	GOM_NL__2PRFIN20031129_172602_000002122022_00069_09141_9263.N1	29-NOV-2003 17:26:02	Straylight	212.00	51	41Gam1Leo	2.0100	4500.0	424	9141	No
340	GOM_NL__2PRFIN20031129_173355_000000442022_00069_09141_9264.N1	29-NOV-2003 17:33:55	Dark	43.500	123	lot Cen	2.7500	10200.	87	9141	No
341	GOM_NL__2PRFIN20031129_173801_000000392022_00069_09141_9265.N1	29-NOV-2003 17:38:01	Dark	39.000	77	Eps Cen	2.3030	28000.	78	9141	No
342	GOM_NL__2PRFIN20031129_174021_000000452022_00069_09141_9266.N1	29-NOV-2003 17:40:21	Dark	45.000	20	Bet Cru	1.2530	30000.	90	9141	No
343	GOM_NL__2PRFIN20031129_174130_000000522022_00070_09142_9232.N1	29-NOV-2003 17:41:30	Dark	52.000	12	Alp1Cru	0.77500	30000.	104	9142	No
344	GOM_NL__2PRFIN20031129_174409_000000432022_00070_09142_9233.N1	29-NOV-2003 17:44:09	Dark	43.000	124	The Car	2.7640	30000.	86	9142	No
345	GOM_NL__2PRFIN20031129_174551_000000422022_00070_09142_9234.N1	29-NOV-2003 17:45:51	Dark	41.500	159	Ups Car	2.9200	7200.0	83	9142	No
346	GOM_NL__2PRFIN20031129_174848_000000462022_00070_09142_9235.N1	29-NOV-2003 17:48:48	Dark	46.000	41	Eps Car	1.8600	4100.0	92	9142	No
347	GOM_NL__2PRFIN20031129_175041_000000552022_00070_09142_9236.N1	29-NOV-2003 17:50:41	Dark	54.500	34	Gam2Vel	1.7930	23000.	109	9142	No
348	GOM_NL__2PRFIN20031129_175221_000000602022_00070_09142_9237.N1	29-NOV-2003 17:52:21	Dark	60.000	70	Zet Pup	2.2460	39000.	120	9142	No
349	GOM_NL__2PRFIN20031129_175409_000000582022_00070_09142_9238.N1	29-NOV-2003 17:54:09	Dark	58.000	2	Alp Car	-0.73600	7000.0	116	9142	No
350	GOM_NL__2PRFIN20031129_175555_000000662022_00070_09142_9239.N1	29-NOV-2003 17:55:55	Dark	65.500	117	Pi Pup	2.7060	3800.0	131	9142	No
351	GOM_NL__2PRFIN20031129_175820_000000802022_00070_09142_9240.N1	29-NOV-2003 17:58:20	Dark	80.000	88	31Eta CMa	2.4480	20000.	160	9142	No
352	GOM_NL__2PRFIN20031129_180137_000000392022_00070_09142_9241.N1	29-NOV-2003 18:01:37	Straylight	39.000	157	The1Eri	2.9060	9300.0	78	9142	No
353	GOM_NL__2PRFIN20031129_180626_000001142022_00070_09142_9242.N1	29-NOV-2003 18:06:26	Straylight	113.50	1	9Alp CMa	-1.4400	11000.	227	9142	No
354	GOM_NL__2PRFIN20031129_181012_000000642022_00070_09142_9243.N1	29-NOV-2003 18:10:12	Straylight	63.500	7	19Bet Ori	0.10000	14000.	127	9142	No
355	GOM_NL__2PRFIN20031129_181322_000000672022_00070_09142_9244.N1	29-NOV-2003 18:13:22	Tw_i_and_stray	67.000	30	46Eps Ori	1.6940	30000.	134	9142	No
356	GOM_NL__2PRFIN20031129_181609_000000682022_00070_09142_9245.N1	29-NOV-2003 18:16:09	Tw_i_and_stray	68.000	27	24Gam Ori	1.6360	26000.	136	9142	No
357	GOM_NL__2PRFIN20031129_181819_000000612022_00070_09142_9246.N1	29-NOV-2003 18:18:19	Bright	61.000	13	87Alp Tau	0.86700	3800.0	122	9142	No
358	GOM_NL__2PRFIN20031129_181950_000000402022_00070_09142_9247.N1	29-NOV-2003 18:19:50	Bright	39.500	146	25Eta Tau	2.8730	15200.	79	9142	No
359	GOM_NL__2PRFIN20031129_182214_000000402022_00070_09142_9248.N1	29-NOV-2003 18:22:14	Bright	39.500	150	44Zet Per	2.8900	28000.	79	9142	No
360	GOM_NL__2PRFIN20031129_182425_000000382022_00070_09142_9249.N1	29-NOV-2003 18:24:25	Bright	37.500	79	26Bet Per	2.3100	13100.	75	9142	No
361	GOM_NL__2PRFIN20031129_182641_000000392022_00070_09142_9250.N1	29-NOV-2003 18:26:41	Bright	39.000	175	39Del Per	3.0100	19400.	78	9142	No
362	GOM_NL__2PRFIN20031129_182757_000000392022_00070_09142_9251.N1	29-NOV-2003 18:27:57	Bright	38.500	160	23Gam Per	2.9300	4700.0	77	9142	No
363	GOM_NL__2PRFIN20031129_183011_000000382022_00070_09142_9252.N1	29-NOV-2003 18:30:11	Bright	38.000	110	37Del Cas	2.6780	8900.0	76	9142	No
364	GOM_NL__2PRFIN20031129_183759_000000392022_00070_09142_9253.N1	29-NOV-2003 18:37:59	Bright	38.500	49	1Alp UMi	1.9900	6300.0	77	9142	No
365	GOM_NL__2PRFIN20031129_184235_000000402022_00070_09142_9254.N1	29-NOV-2003 18:42:35	Bright	39.500	60	7Bet UMi	2.0810	3950.0	79	9142	No
366	GOM_NL__2PRFIN20031129_184447_000000472022_00070_09142_9255.N1	29-NOV-2003 18:44:47	Bright	46.500	36	50Alp UMa	1.8000	6300.0	93	9142	No
367	GOM_NL__2PRFIN20031129_184623_000000472022_00070_09142_9256.N1	29-NOV-2003 18:46:23	Bright	47.000	82	48Bet UMa	2.3650	10600.	94	9142	No
368	GOM_NL__2PRFIN20031129_184818_000000372022_00070_09142_9257.N1	29-NOV-2003 18:48:18	Bright	37.000	55	79Zet UMa	2.0600	10200.	74	9142	No
369	GOM_NL__2PRFIN20031129_184956_000000392022_00070_09142_9258.N1	29-NOV-2003 18:49:56	Bright	38.500	39	85Eta UMa	1.8540	24000.	77	9142	No
370	GOM_NL__2PRFIN20031129_185246_000000372022_00070_09142_9259.N1	29-NOV-2003 18:52:46	Bright	37.000	180	27Gam Boo	3.0400	8000.0	74	9142	No
371	GOM_NL__2PRFIN20031129_185547_000000382022_00070_09142_9260.N1	29-NOV-2003 18:55:47	Bright	37.500	83		2.3780	11000.	75	9142	No
372	GOM_NL__2PRFIN20031129_185818_000000372022_00070_09142_9261.N1	29-NOV-2003 18:58:18	Bright	37.000	3	16Alp Boo	-0.050000	4250.0	74	9142	No
373	GOM_NL__2PRFIN20031129_190142_000000692022_00070_09142_9262.N1	29-NOV-2003 19:01:42	Bright	69.000	96	68Del Leo	2.5600	9300.0	138	9142	No
374	GOM_NL__2PRFIN20031129_190641_000002152022_00070_09142_9263.N1	29-NOV-2003 19:06:41	Straylight	214.50	51	41Gam1Leo	2.0100	4500.0	429	9142	No
375	GOM_NL__2PRFIN20031129_191430_000000412022_00070_09142_9264.N1	29-NOV-2003 19:14:30	Dark	40.500	123	lot Cen	2.7500	10200.	81	9142	No
376	GOM_NL__2PRFIN20031129_191837_000000402022_00070_09142_9265.N1	29-NOV-2003 19:18:37	Dark	39.500	77	Eps Cen	2.3030	28000.	79	9142	No
377	GOM_NL__2PRFIN20031129_192057_000000412022_00070_09142_9266.N1	29-NOV-2003 19:20:57	Dark	41.000	20	Bet Cru	1.2530	30000.	82	9142	No
378	GOM_NL__2PRFIN20031129_192208_000000412022_00071_09143_9232.N1	29-NOV-2003 19:22:08	Dark	41.000	12	Alp1Cru	0.77500	30000.	82	9143	No
379	GOM_NL__2PRFIN20031129_192445_000000462022_00071_09143_9233.N1	29-NOV-2003 19:24:45	Dark	45.500	124	The Car	2.7640	30000.	91	9143	No
380	GOM_NL__2PRFIN20031129_192628_000000422022_00071_09143_9234.N1	29-NOV-2003 19:26:28	Dark	41.500	159	Ups Car	2.9200	7200.0	83	9143	No
381	GOM_NL__2PRFIN20031129_192924_000000502022_00071_09143_9235.N1	29-NOV-2003 19:29:24	Dark	50.000	41	Eps Car	1.8600	4100.0	100	9143	No
382	GOM_NL__2PRFIN20031129_193118_000000522022_00071_09143_9236.N1	29-NOV-2003 19:31:18	Dark	51.500	34	Gam2Vel	1.7930	23000.	103	9143	No
383	GOM_NL__2PRFIN20031129_193258_000000632022_00071_09143_9237.N1	29-NOV-2003 19:32:58	Dark	63.000	70	Zet Pup	2.2460	39000.	126	9143	No
384	GOM_NL__2PRFIN20031129_193447_000000522022_00071_09143_9238.N1	29-NOV-2003 19:34:47	Dark	51.500	2	Alp Car	-0.73600	7000.0	103	9143	No
385	GOM_NL__2PRFIN20031129_193632_000000642022_00071_09143_9239.N1	29-NOV-2003 19:36:32	Dark	64.000	117	Pi Pup	2.7060	3800.0	128	9143	No
386	GOM_NL__2PRFIN20031129_193858_000000762022_00071_09143_9240.N1	29-NOV-2003 19:38:58	Dark	75.500	88	31Eta CMa	2.4480	20000.	151	9143	No
387	GOM_NL__2PRFIN20031129_194213_000000402022_00071_09143_9241.N1	29-NOV-2003 19:42:13	Straylight	39.500	157	The1Eri	2.9060	9300.0	79	9143	No
388	GOM_NL__2PRFIN20031129_194702_000001082022_00071_09143_9242.N1	29-NOV-2003 19:47:02	Straylight	107.50	1	9Alp CMa	-1.4400	11000.	215	9143	No
389	GOM_NL__2PRFIN20031129_195047_000000622022_00071_09143_9243.N1	29-NOV-2003 19:50:47	Straylight	61.500	7	19Bet Ori	0.10000	14000.	123	9143	No
390	GOM_NL__2PRFIN20031129_195358_000000692022_00071_09143_9244.N1	29-NOV-2003 19:53:58	Tw_i_and_stray	69.000	30	46Eps Ori	1.6940	30000.	138	9143	No
391	GOM_NL__2PRFIN20031129_195645_000000662022_00071_09143_9245.N1	29-NOV-2003 19:56:45	Tw_i_and_stray	65.500	27	24Gam Ori	1.6360	26000.	131	9143	No
392	GOM_NL__2PRFIN20031129_195855_000000572022_00071_09143_9246.N1	29-NOV-2003 19:58:55	Bright	56.500	13	87Alp Tau	0.86700	3800.0	113	9143	No
393	GOM_NL__2PRFIN20031129_200024_000000432022_00071_09143_9247.N1	29-NOV-2003 20:00:24	Bright	42.500	146	25Eta Tau	2.8730	15200.	85	9143	No
394	GOM_NL__2PRFIN20031129_200250_000000402022_00071_09143_9248.N1	29-NOV-2003 20:02:50	Bright	40.000	150	44Zet Per	2.8900	28000.	80	9143	No
395	GOM_NL__2PRFIN20031129_200500_000000382022_00071_09143_9249.N1	29-NOV-2003 20:05:00	Bright	38.000	79	26Bet Per	2.3100	13100.	76	9143	No
396	GOM_NL__2PRFIN20031129_200717_000000372022_00071_09143_9250.N1	29-NOV-2003 20:07:17	Bright	36.500	175	39Del Per	3.0100	19400.	73	9143	No

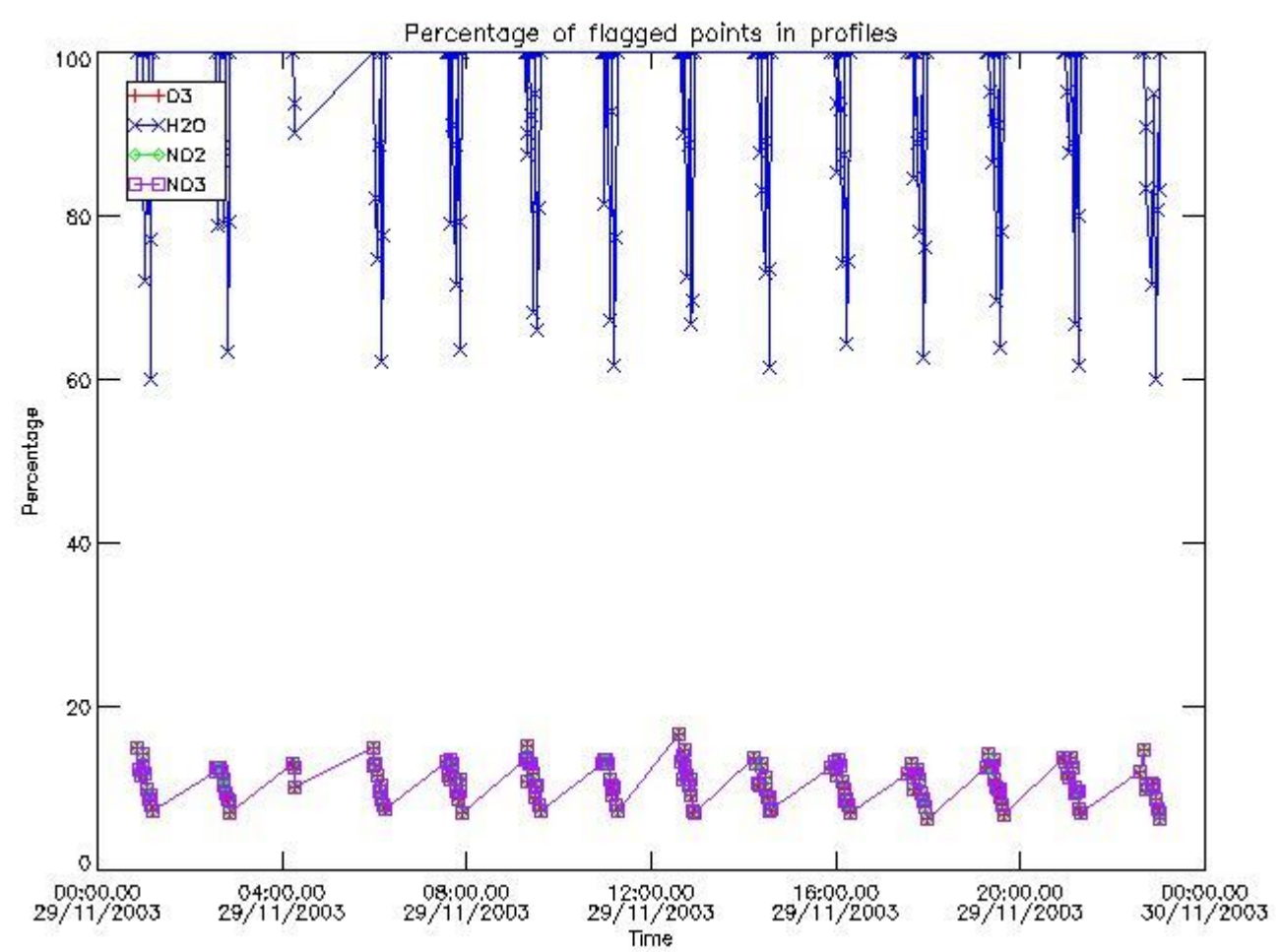
397	GOM_NL__2PRFIN20031129_200833_000000382022_00071_09143_9251.N1	29-NOV-2003 20:08:33	Bright	37.500	160	23Gam Per	2.9300	4700.0	75	9143	No
398	GOM_NL__2PRFIN20031129_201046_000000382022_00071_09143_9252.N1	29-NOV-2003 20:10:46	Bright	38.000	110	37Del Cas	2.6780	8900.0	76	9143	No
399	GOM_NL__2PRFIN20031129_201835_000000412022_00071_09143_9253.N1	29-NOV-2003 20:18:35	Bright	40.500	49	1Alp UMi	1.9900	6300.0	81	9143	No
400	GOM_NL__2PRFIN20031129_202313_000000412022_00071_09143_9254.N1	29-NOV-2003 20:23:13	Bright	40.500	60	7Bet UMi	2.0810	3950.0	81	9143	No
401	GOM_NL__2PRFIN20031129_202523_000000472022_00071_09143_9255.N1	29-NOV-2003 20:25:23	Bright	46.500	36	50Alp UMa	1.8000	6300.0	93	9143	No
402	GOM_NL__2PRFIN20031129_202659_000000482022_00071_09143_9256.N1	29-NOV-2003 20:26:59	Bright	47.500	82	48Bet UMa	2.3650	10600.	95	9143	No
403	GOM_NL__2PRFIN20031129_202853_000000402022_00071_09143_9257.N1	29-NOV-2003 20:28:53	Bright	39.500	55	79Zet UMa	2.0600	10200.	79	9143	No
404	GOM_NL__2PRFIN20031129_203032_000000402022_00071_09143_9258.N1	29-NOV-2003 20:30:32	Bright	39.500	39	85Eta UMa	1.8540	24000.	79	9143	No
405	GOM_NL__2PRFIN20031129_203323_000000422022_00071_09143_9259.N1	29-NOV-2003 20:33:23	Bright	41.500	180	27Gam Boo	3.0400	8000.0	83	9143	No
406	GOM_NL__2PRFIN20031129_203624_000000362022_00071_09143_9260.N1	29-NOV-2003 20:36:24	Bright	36.000	83		2.3780	11000.	72	9143	No
407	GOM_NL__2PRFIN20031129_203854_000000372022_00071_09143_9261.N1	29-NOV-2003 20:38:54	Bright	37.000	3	16Alp Boo	-0.050000	4250.0	74	9143	No
408	GOM_NL__2PRFIN20031129_204218_000000702022_00071_09143_9262.N1	29-NOV-2003 20:42:18	Bright	70.000	96	68Del Leo	2.5600	9300.0	140	9143	No
409	GOM_NL__2PRFIN20031129_204719_000002322022_00071_09143_9263.N1	29-NOV-2003 20:47:19	Straylight	232.00	51	41Gam1Leo	2.0100	4500.0	464	9143	No
410	GOM_NL__2PRFIN20031129_205507_000000412022_00071_09143_9264.N1	29-NOV-2003 20:55:07	Dark	40.500	123	1ot Cen	2.7500	10200.	81	9143	No
411	GOM_NL__2PRFIN20031129_205914_000000392022_00071_09143_9265.N1	29-NOV-2003 20:59:14	Dark	38.500	77	Eps Cen	2.3030	28000.	77	9143	No
412	GOM_NL__2PRFIN20031129_210134_000000432022_00071_09143_9266.N1	29-NOV-2003 21:01:34	Dark	43.000	20	Bet Cru	1.2530	30000.	86	9143	No
413	GOM_NL__2PRFIN20031129_210244_000000452022_00072_09144_9233.N1	29-NOV-2003 21:02:44	Dark	45.000	12	Alp1Cru	0.77500	30000.	90	9144	No
414	GOM_NL__2PRFIN20031129_210523_000000412022_00072_09144_9234.N1	29-NOV-2003 21:05:23	Dark	41.000	124	The Car	2.7640	30000.	82	9144	No
415	GOM_NL__2PRFIN20031129_210704_000000412022_00072_09144_9235.N1	29-NOV-2003 21:07:04	Dark	41.000	159	Ups Car	2.9200	7200.0	82	9144	No
416	GOM_NL__2PRFIN20031129_211001_000000552022_00072_09144_9236.N1	29-NOV-2003 21:10:01	Dark	54.500	41	Eps Car	1.8600	4100.0	109	9144	No
417	GOM_NL__2PRFIN20031129_211155_000000512022_00072_09144_9237.N1	29-NOV-2003 21:11:55	Dark	50.500	34	Gam2Vel	1.7930	23000.	101	9144	No
418	GOM_NL__2PRFIN20031129_211335_000000582022_00072_09144_9238.N1	29-NOV-2003 21:13:35	Dark	58.000	70	Zet Pup	2.2460	39000.	116	9144	No
419	GOM_NL__2PRFIN20031129_211524_000000532022_00072_09144_9239.N1	29-NOV-2003 21:15:24	Dark	52.500	2	Alp Car	-0.73600	7000.0	105	9144	No
420	GOM_NL__2PRFIN20031129_211708_000000682022_00072_09144_9240.N1	29-NOV-2003 21:17:08	Dark	68.000	117	Pi Pup	2.7060	3800.0	136	9144	No
421	GOM_NL__2PRFIN20031129_211935_000000732022_00072_09144_9241.N1	29-NOV-2003 21:19:35	Dark	72.500	88	31Eta CMa	2.4480	20000.	145	9144	No
422	GOM_NL__2PRFIN20031129_212249_000000412022_00072_09144_9242.N1	29-NOV-2003 21:22:49	Straylight	40.500	157	The1Eri	2.9060	9300.0	81	9144	No
423	GOM_NL__2PRFIN20031129_212738_000001162022_00072_09144_9243.N1	29-NOV-2003 21:27:38	Straylight	116.00	1	9Alp CMa	-1.4400	11000.	232	9144	No
424	GOM_NL__2PRFIN20031129_213124_000000602022_00072_09144_9244.N1	29-NOV-2003 21:31:24	Straylight	60.000	7	19Bet Ori	0.10000	14000.	120	9144	No
425	GOM_NL__2PRFIN20031129_213433_000000652022_00072_09144_9245.N1	29-NOV-2003 21:34:33	Tw_i_and_stray	64.500	30	46Eps Ori	1.6940	30000.	129	9144	No
426	GOM_NL__2PRFIN20031129_213720_000000652022_00072_09144_9246.N1	29-NOV-2003 21:37:20	Tw_i_and_stray	64.500	27	24Gam Ori	1.6360	26000.	129	9144	No
427	GOM_NL__2PRFIN20031129_213931_000000562022_00072_09144_9247.N1	29-NOV-2003 21:39:31	Bright	55.500	13	87Alp Tau	0.86700	3800.0	111	9144	No
428	GOM_NL__2PRFIN20031129_214059_000000432022_00072_09144_9248.N1	29-NOV-2003 21:40:59	Bright	43.000	146	25Eta Tau	2.8730	15200.	86	9144	No
429	GOM_NL__2PRFIN20031129_214326_000000402022_00072_09144_9249.N1	29-NOV-2003 21:43:26	Bright	39.500	150	44Zet Per	2.8900	28000.	79	9144	No
430	GOM_NL__2PRFIN20031129_214537_000000372022_00072_09144_9250.N1	29-NOV-2003 21:45:37	Bright	36.500	79	26Bet Per	2.3100	13100.	73	9144	No
431	GOM_NL__2PRFIN20031129_214752_000000382022_00072_09144_9251.N1	29-NOV-2003 21:47:52	Bright	38.000	175	39Del Per	3.0100	19400.	76	9144	No
432	GOM_NL__2PRFIN20031129_214909_000000382022_00072_09144_9252.N1	29-NOV-2003 21:49:09	Bright	37.500	160	23Gam Per	2.9300	4700.0	75	9144	No
433	GOM_NL__2PRFIN20031129_215123_000000382022_00072_09144_9253.N1	29-NOV-2003 21:51:23	Bright	37.500	110	37Del Cas	2.6780	8900.0	75	9144	No
434	GOM_NL__2PRFIN20031129_215910_000000412022_00072_09144_9254.N1	29-NOV-2003 21:59:10	Bright	41.000	49	1Alp UMi	1.9900	6300.0	82	9144	No
435	GOM_NL__2PRFIN20031129_220347_000000422022_00072_09144_9255.N1	29-NOV-2003 22:03:47	Bright	41.500	60	7Bet UMi	2.0810	3950.0	83	9144	No
436	GOM_NL__2PRFIN20031129_220559_000000482022_00072_09144_9256.N1	29-NOV-2003 22:05:59	Bright	48.000	36	50Alp UMa	1.8000	6300.0	96	9144	No
437	GOM_NL__2PRFIN20031129_220735_000000472022_00072_09144_9257.N1	29-NOV-2003 22:07:35	Bright	47.000	82	48Bet UMa	2.3650	10600.	94	9144	No
438	GOM_NL__2PRFIN20031129_220930_000000392022_00072_09144_9258.N1	29-NOV-2003 22:09:30	Bright	38.500	55	79Zet UMa	2.0600	10200.	77	9144	No
439	GOM_NL__2PRFIN20031129_221108_000000382022_00072_09144_9259.N1	29-NOV-2003 22:11:08	Bright	38.000	39	85Eta UMa	1.8540	24000.	76	9144	No
440	GOM_NL__2PRFIN20031129_221357_000000382022_00072_09144_9260.N1	29-NOV-2003 22:13:57	Bright	37.500	180	27Gam Boo	3.0400	8000.0	75	9144	No
441	GOM_NL__2PRFIN20031129_221700_000000362022_00072_09144_9261.N1	29-NOV-2003 22:17:00	Bright	35.500	83		2.3780	11000.	71	9144	No
442	GOM_NL__2PRFIN20031129_221930_000000372022_00072_09144_9262.N1	29-NOV-2003 22:19:30	Bright	36.500	3	16Alp Boo	-0.050000	4250.0	73	9144	No
443	GOM_NL__2PRFIN20031129_222255_000000702022_00072_09144_9263.N1	29-NOV-2003 22:22:55	Bright	69.500	96	68Del Leo	2.5600	9300.0	139	9144	No
444	GOM_NL__2PRFIN20031129_222758_000002222022_00072_09144_9264.N1	29-NOV-2003 22:27:58	Straylight	222.00	51	41Gam1Leo	2.0100	4500.0	444	9144	No
445	GOM_NL__2PRFIN20031129_223543_000000422022_00072_09144_9265.N1	29-NOV-2003 22:35:43	Dark	42.000	123	1ot Cen	2.7500	10200.	84	9144	No
446	GOM_NL__2PRFIN20031129_223950_000000382022_00072_09144_9266.N1	29-NOV-2003 22:39:50	Dark	38.000	77	Eps Cen	2.3030	28000.	76	9144	No
447	GOM_NL__2PRFIN20031129_224208_000000492022_00072_09144_9267.N1	29-NOV-2003 22:42:08	Dark	49.000	20	Bet Cru	1.2530	30000.	98	9144	No
448	GOM_NL__2PRFIN20031129_224320_000000522022_00073_09145_9233.N1	29-NOV-2003 22:43:20	Dark	51.500	12	Alp1Cru	0.77500	30000.	103	9145	No
449	GOM_NL__2PRFIN20031129_225037_000000482022_00073_09145_9234.N1	29-NOV-2003 22:50:37	Dark	48.000	41	Eps Car	1.8600	4100.0	96	9145	No
450	GOM_NL__2PRFIN20031129_225232_000000502022_00073_09145_9235.N1	29-NOV-2003 22:52:32	Dark	49.500	34	Gam2Vel	1.7930	23000.	99	9145	No
451	GOM_NL__2PRFIN20031129_225600_000000582022_00073_09145_9236.N1	29-NOV-2003 22:56:00	Dark	58.000	2	Alp Car	-0.73600	7000.0	116	9145	No
452	GOM_NL__2PRFIN20031129_225743_000000682022_00073_09145_9237.N1	29-NOV-2003 22:57:43	Dark	67.500	117	Pi Pup	2.7060	3800.0	135	9145	No
453	GOM_NL__2PRFIN20031129_230011_000000742022_00073_09145_9238.N1	29-NOV-2003 23:00:11	Dark	73.500	88	31Eta CMa	2.4480	20000.	147	9145	No
454	GOM_NL__2PRFIN20031129_230219_000000812022_00073_09145_9239.N1	29-NOV-2003 23:02:19	Dark	80.500	37	25Del CMa	1.8300	5900.0	161	9145	No
455	GOM_NL__2PRFIN20031129_230746_000000742022_00073_09145_9240.N1	29-NOV-2003 23:07:46	Straylight	74.000	47	2Bet CMa	1.9760	28000.	148	9145	No

456	GOM_NL__2PRFIN20031129_231021_000000502022_00073_09145_9241.N1	29-NOV-2003 23:10:21	Straylight	50.000	165	34Gam Ori	2.9500	3200.0	100	9145	No
457	GOM_NL__2PRFIN20031129_231159_000000632022_00073_09145_9242.N1	29-NOV-2003 23:11:59	Straylight	62.500	7	19Bet Ori	0.10000	14000.	125	9145	No
458	GOM_NL__2PRFIN20031129_231524_000000662022_00073_09145_9243.N1	29-NOV-2003 23:15:24	Twilight_stray	65.500	72	34Del Ori	2.2500	30000.	131	9145	No
459	GOM_NL__2PRFIN20031129_231755_000000682022_00073_09145_9244.N1	29-NOV-2003 23:17:55	Twilight_stray	67.500	27	24Gam Ori	1.6360	26000.	135	9145	No
460	GOM_NL__2PRFIN20031129_232006_000000532022_00073_09145_9245.N1	29-NOV-2003 23:20:06	Bright	52.500	13	87Alp Tau	0.86700	3800.0	105	9145	No
461	GOM_NL__2PRFIN20031129_232135_000000432022_00073_09145_9246.N1	29-NOV-2003 23:21:35	Bright	42.500	146	25Eta Tau	2.8730	15200.	85	9145	No
462	GOM_NL__2PRFIN20031129_232401_000000402022_00073_09145_9247.N1	29-NOV-2003 23:24:01	Bright	40.000	150	44Zet Per	2.8900	28000.	80	9145	No
463	GOM_NL__2PRFIN20031129_232612_000000382022_00073_09145_9248.N1	29-NOV-2003 23:26:12	Bright	37.500	79	26Bet Per	2.3100	13100.	75	9145	No
464	GOM_NL__2PRFIN20031129_232828_000000382022_00073_09145_9249.N1	29-NOV-2003 23:28:28	Bright	38.000	175	39Del Per	3.0100	19400.	76	9145	No
465	GOM_NL__2PRFIN20031129_232945_000000382022_00073_09145_9250.N1	29-NOV-2003 23:29:45	Bright	38.000	160	23Gam Per	2.9300	4700.0	76	9145	No
466	GOM_NL__2PRFIN20031129_233159_000000382022_00073_09145_9251.N1	29-NOV-2003 23:31:59	Bright	38.000	110	37Del Cas	2.6780	8900.0	76	9145	No
467	GOM_NL__2PRFIN20031129_233946_000000392022_00073_09145_9252.N1	29-NOV-2003 23:39:46	Bright	38.500	49	1Alp UMi	1.9900	6300.0	77	9145	No
468	GOM_NL__2PRFIN20031129_234426_000000402022_00073_09145_9253.N1	29-NOV-2003 23:44:26	Bright	39.500	60	7Bet UMi	2.0810	3950.0	79	9145	No
469	GOM_NL__2PRFIN20031129_234634_000000432022_00073_09145_9254.N1	29-NOV-2003 23:46:34	Bright	43.000	36	50Alp UMa	1.8000	6300.0	86	9145	No
470	GOM_NL__2PRFIN20031129_234810_000000472022_00073_09145_9255.N1	29-NOV-2003 23:48:10	Bright	46.500	82	48Bet UMa	2.3650	10600.	93	9145	No
471	GOM_NL__2PRFIN20031129_235005_000000392022_00073_09145_9256.N1	29-NOV-2003 23:50:05	Bright	39.000	55	79Zet UMa	2.0600	10200.	78	9145	No
472	GOM_NL__2PRFIN20031129_235144_000000372022_00073_09145_9257.N1	29-NOV-2003 23:51:44	Bright	37.000	39	85Eta UMa	1.8540	24000.	74	9145	No
473	GOM_NL__2PRFIN20031129_235435_000000362022_00073_09145_9258.N1	29-NOV-2003 23:54:35	Bright	36.000	180	27Gam Boo	3.0400	8000.0	72	9145	No
474	GOM_NL__2PRFIN20031129_235736_000000362022_00073_09145_9259.N1	29-NOV-2003 23:57:36	Bright	35.500	83		2.3780	11000.	71	9145	No

3. Quality information per product

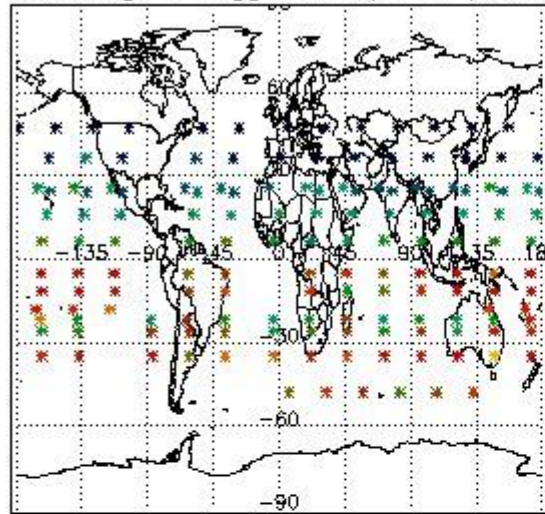
In this section it is plotted some information contained in the Quality Summary data set of the level 2 products. Only products in dark limb conditions and without errors (error flag in the MPH set to "0") are used.

3.1 Plot quality information per product (time dependant)

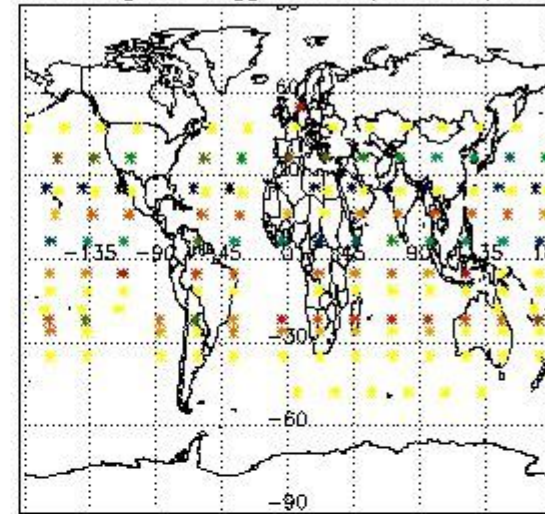


3.2 Plot quality information per product (world map)


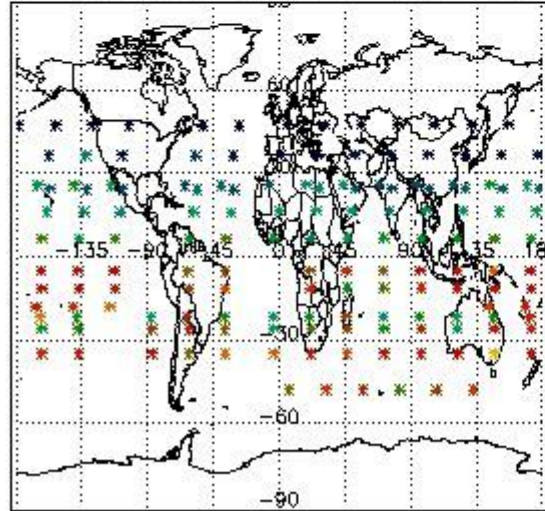
Percentage of flagged data per O3 profile



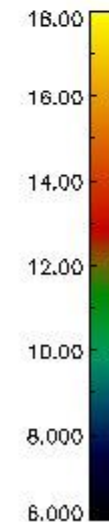
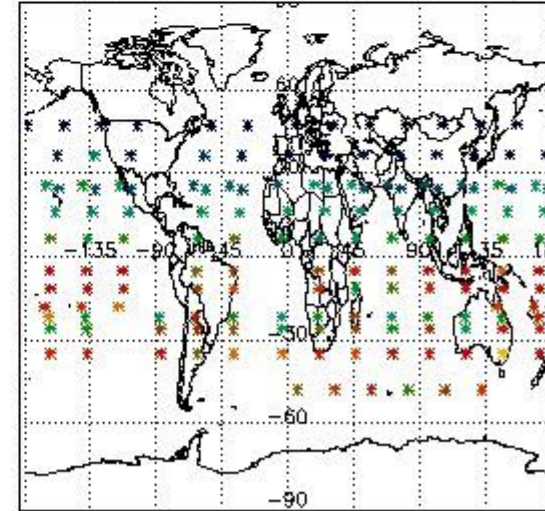
Percentage of flagged data per H2O profile



Percentage of flagged data per NO2 profile



Percentage of flagged data per NO3 profile

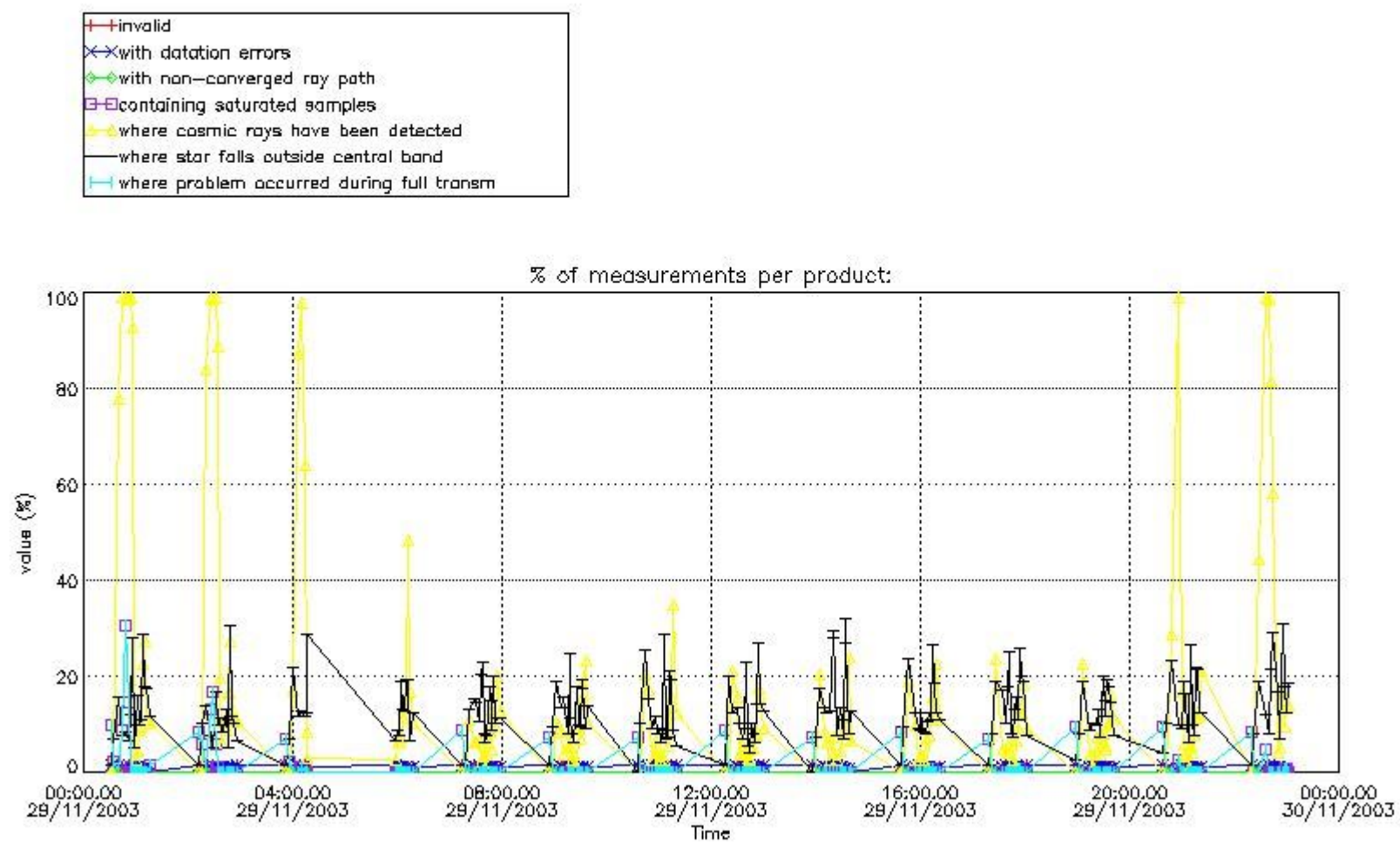


4. Level 1 quality information per product

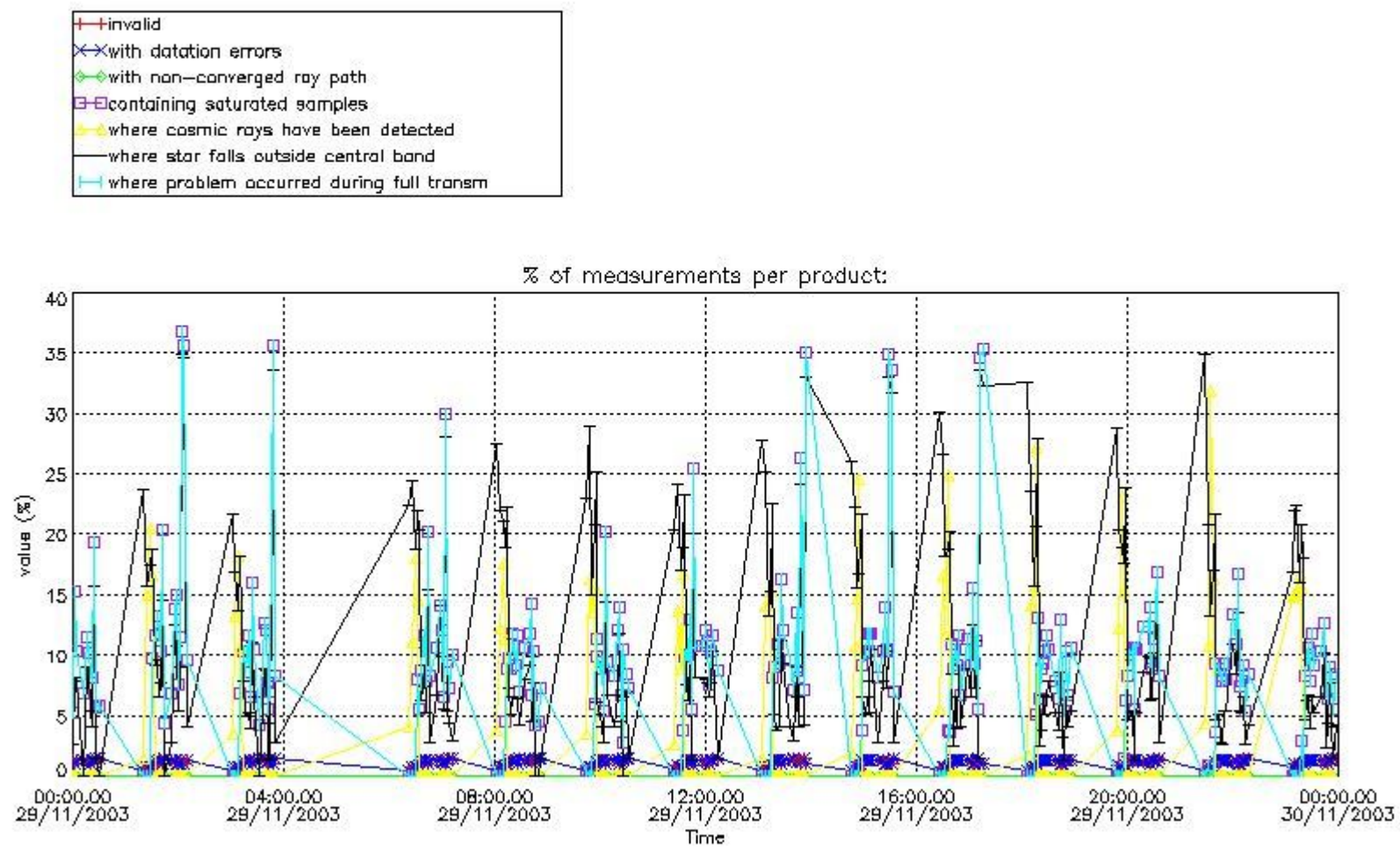
In this section it is plotted some information contained in the Quality Summary data set of the level 2 products that comes from the level 1b processing. Products without errors (error flag in the MPH set to "0") are used.

4.1 Plot quality information per product (time dependant) coming from level 1b processing

4.1.1 Plot level 1 quality information per product (time dependant): ENVISAT ASCENDING passes

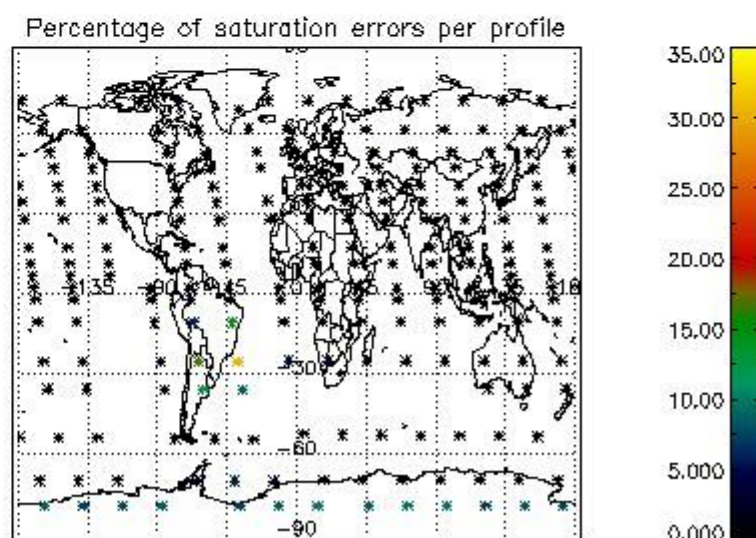
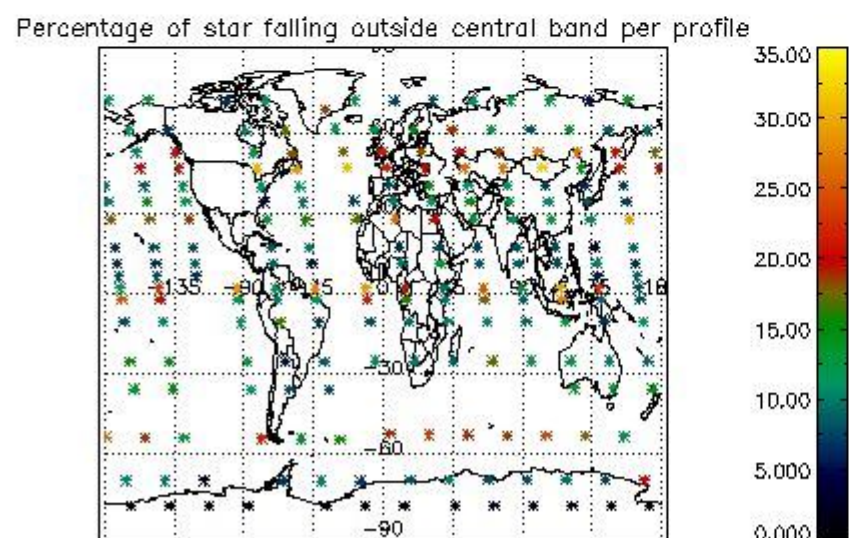
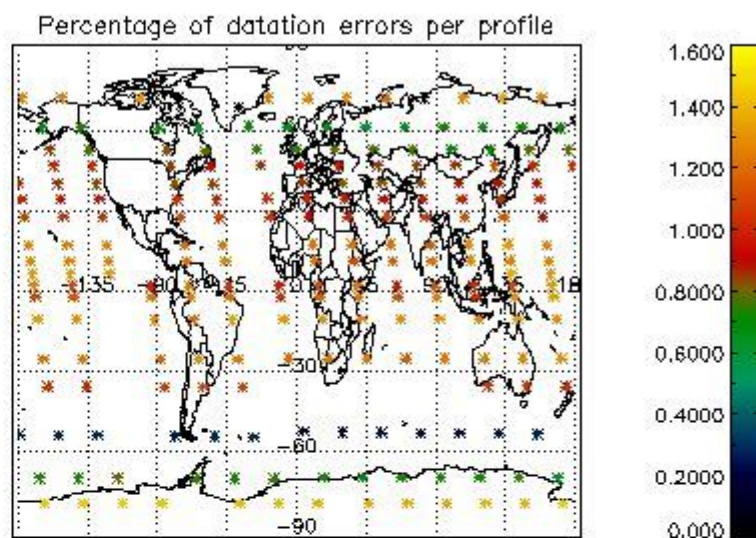
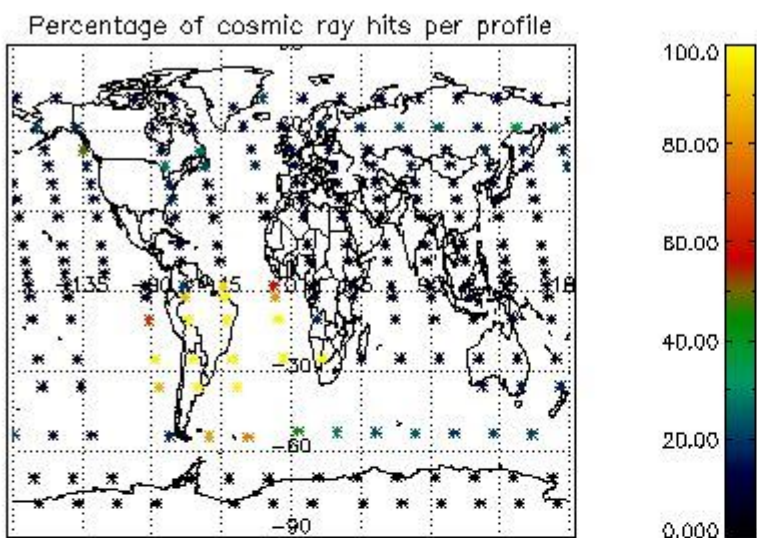


4.1.2 Plot level 1 quality information per product (time dependant): ENVISAT DESCENDING passes

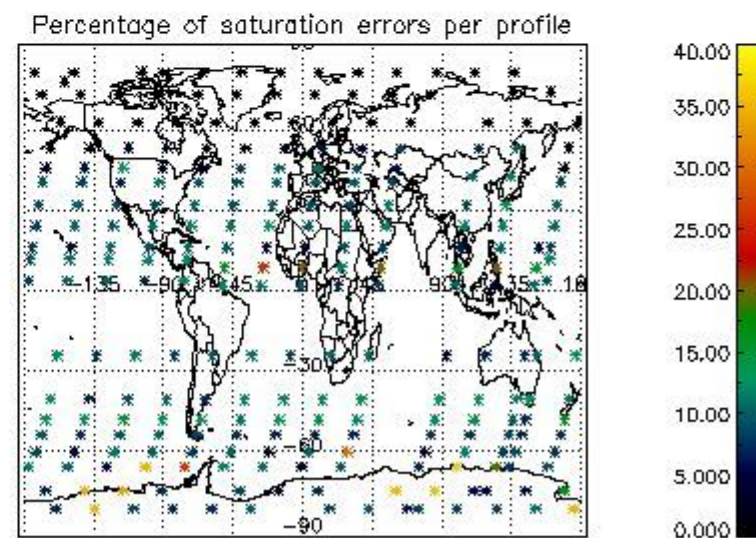
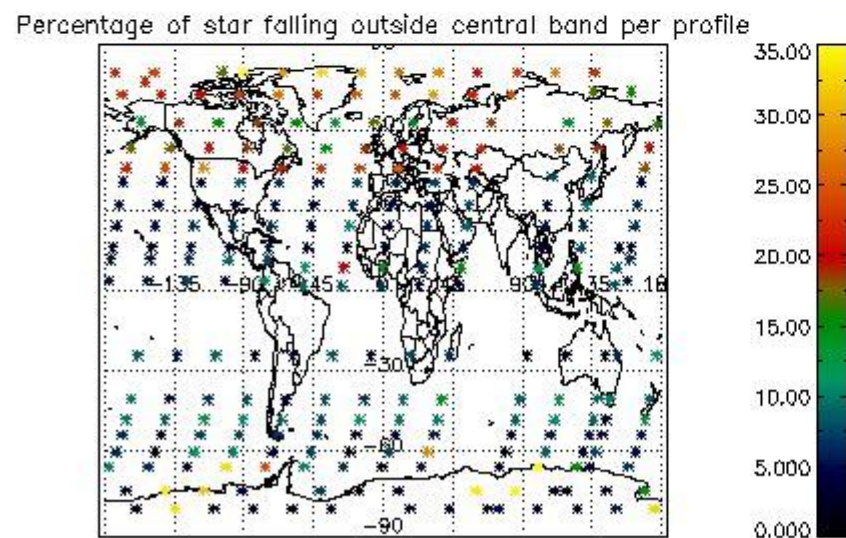
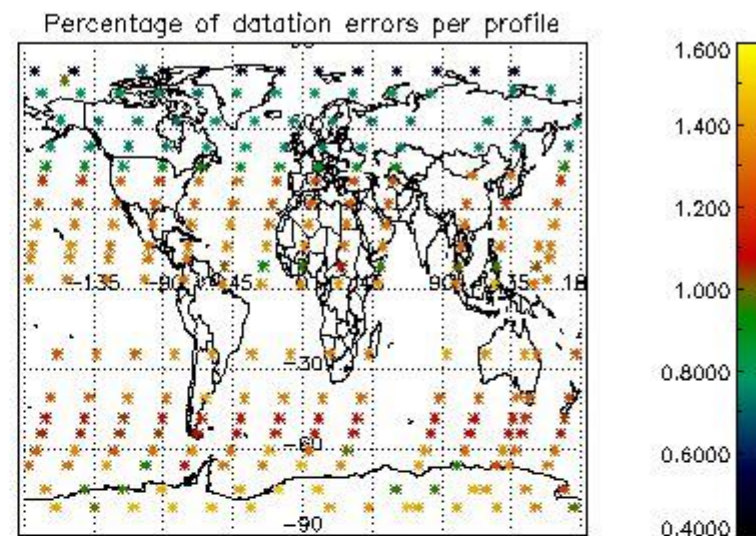
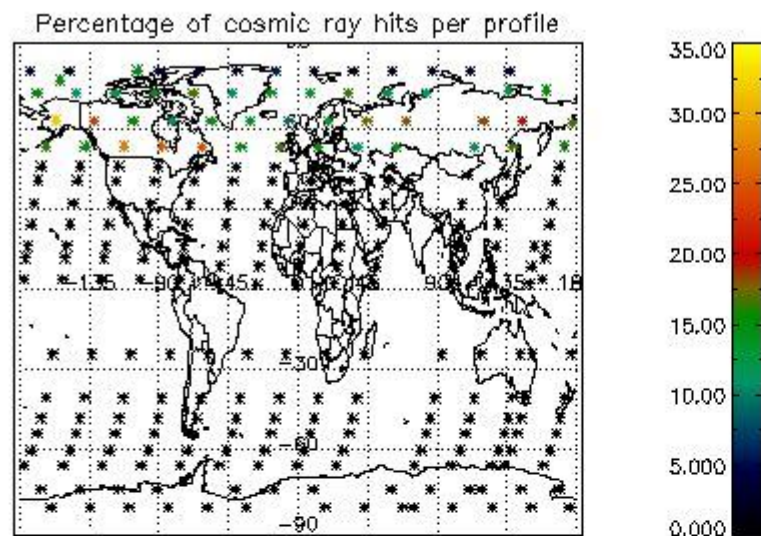


4.2 Plot quality information per product coming from level 1b processing (world map)

4.2.1 Plot level 1 quality information per product (world map): ENVISAT ASCENDING passes



4.2.2 Plot level 1 quality information per product (world map): ENVISAT DESCENDING passes



5. Trace gas profiles

5.1 Ozone statistics based on quality of products

The final quality of the products can be "measured" using the STD (Standard Deviation) attached to every point profile. This information is written to the parameter GOM_NL__2P/NL_LOCAL_SPECIES_DENSITY/o3_std of the level 2 products. The table below shows the statistics for given STD ranges.

The statistics are given with respect to the overall valid production:

- Products without fatal errors: GOM_NL__2P/MPH/PRODUCT_ERR=0
- Valid point profile: GOM_NL__2P/NL_LOCAL_SPECIES_DENSITY/pcd(0)=0

The 'Criteria' is applied to valid points of dark limb products:

- Products in dark limb illumination condition: GOM_NL__2P/NL_SUMMARY_QUALITY/obs_ill_cond=0
- Products without fatal errors: GOM_NL__2P/MPH/PRODUCT_ERR=0
- Valid point profile: GOM_NL__2P/NL_LOCAL_SPECIES_DENSITY/pcd(0)=0

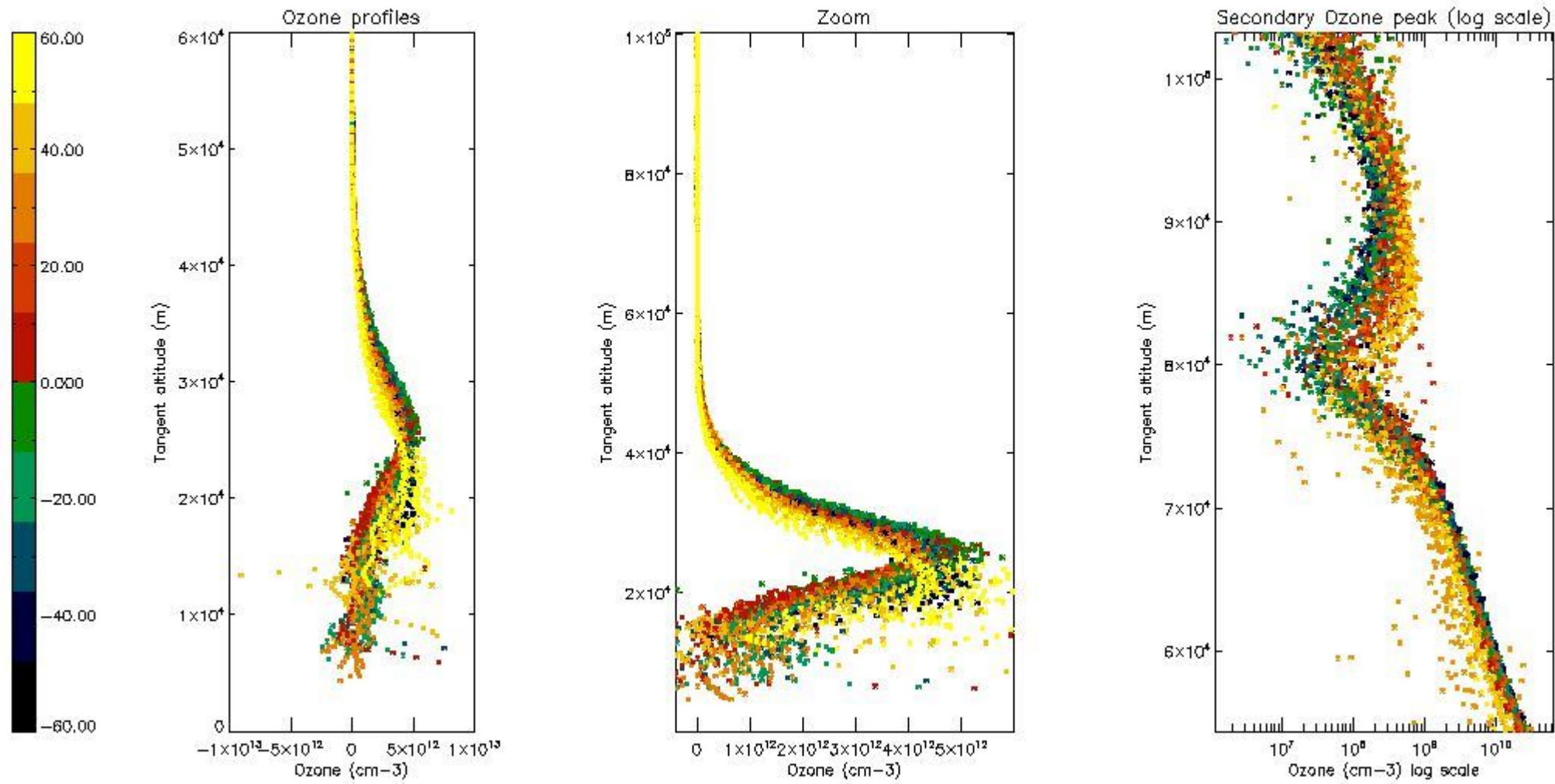
So, the table below shows the percentage of dark limb and valid observations for each criteria with respect to the overall valid daily observations.

Criteria	% of total production
All STD	31
STD < 20	19

STD < 10	17
STD < 5	13

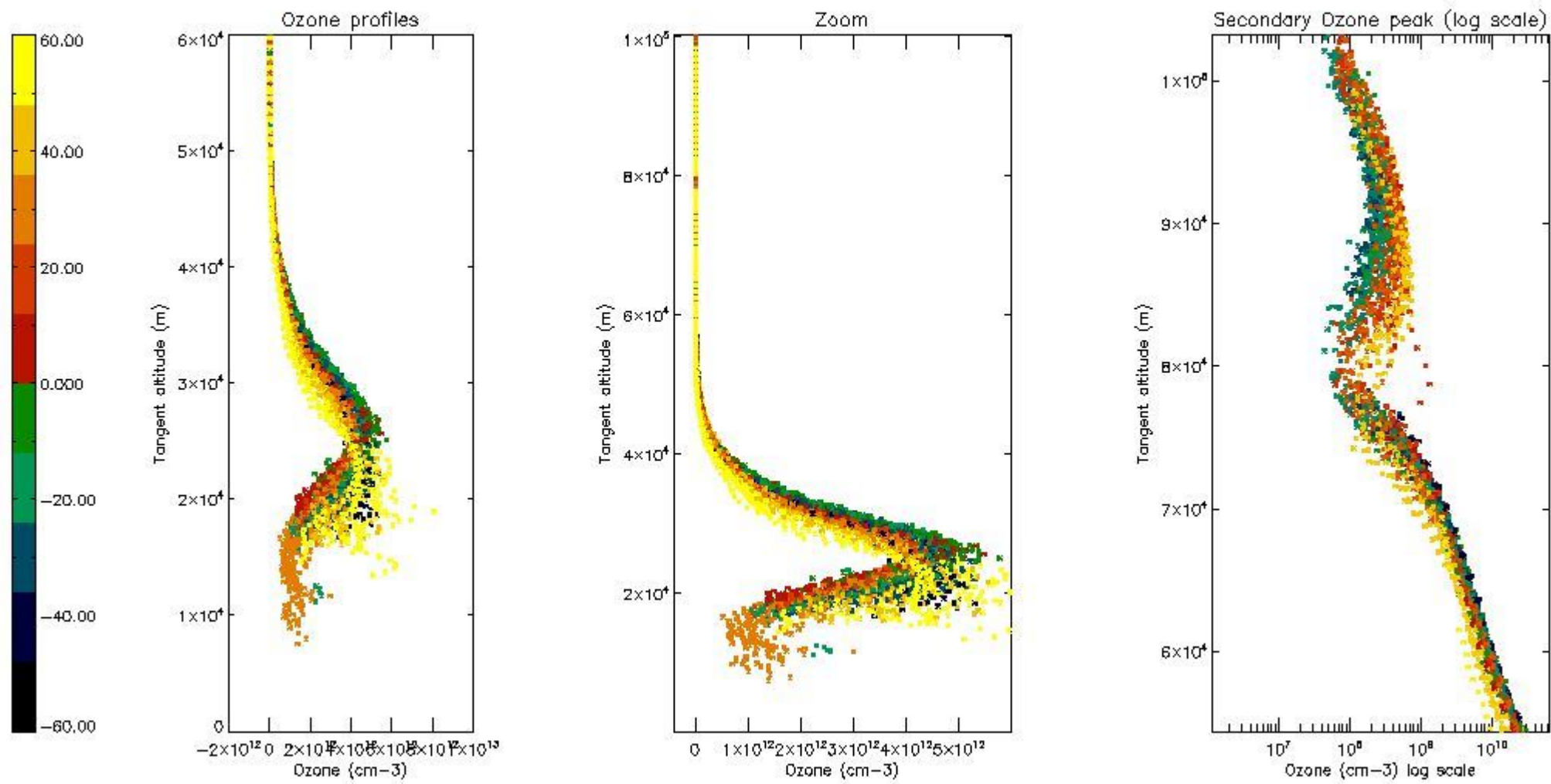
5.2 Plot ozone profiles for all STD (dark without errors)

The colorbar represents the latitude.



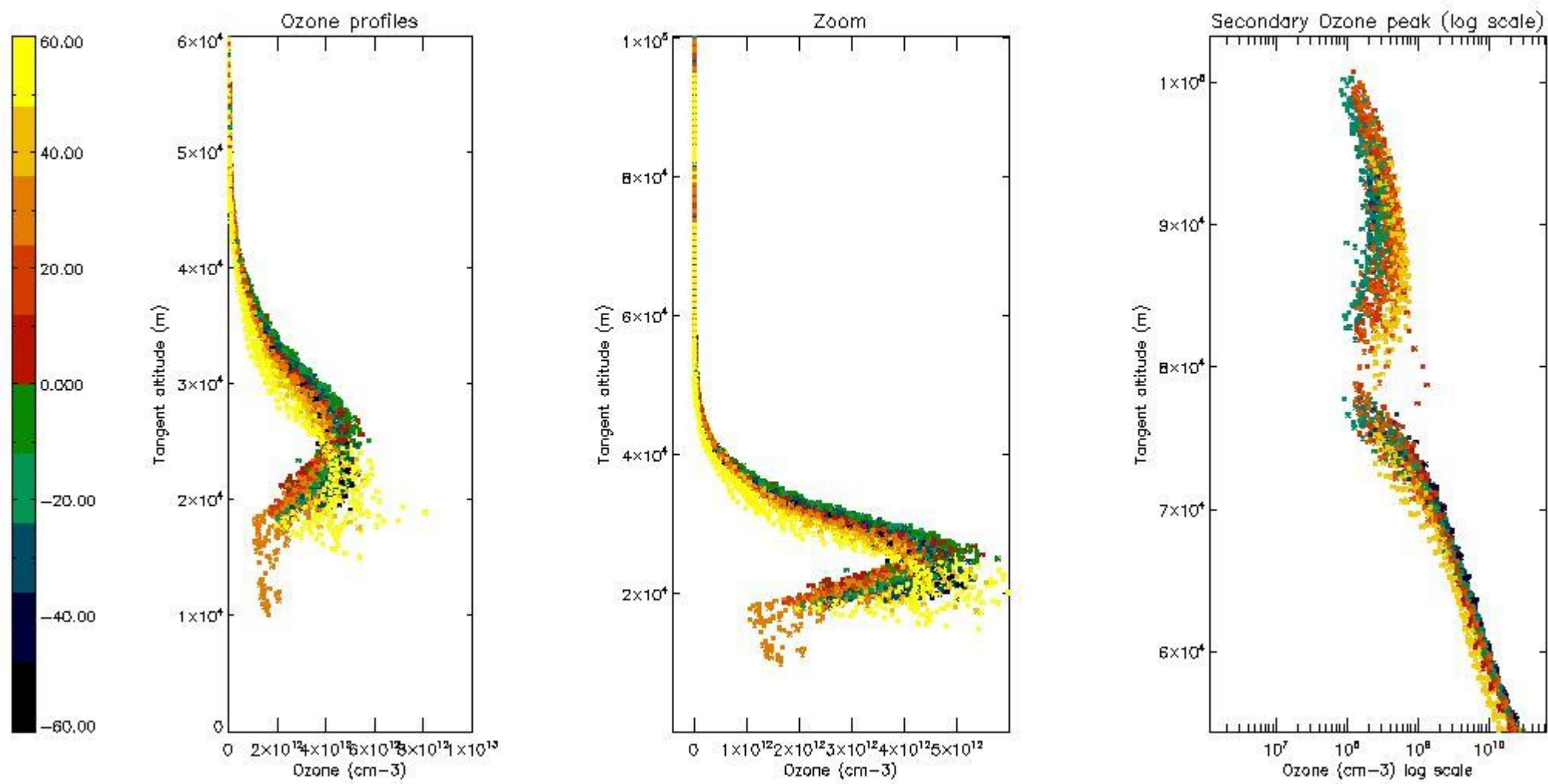
5.3 Plot ozone profiles where STD < 20% (dark without errors)

The colorbar represents the latitude.



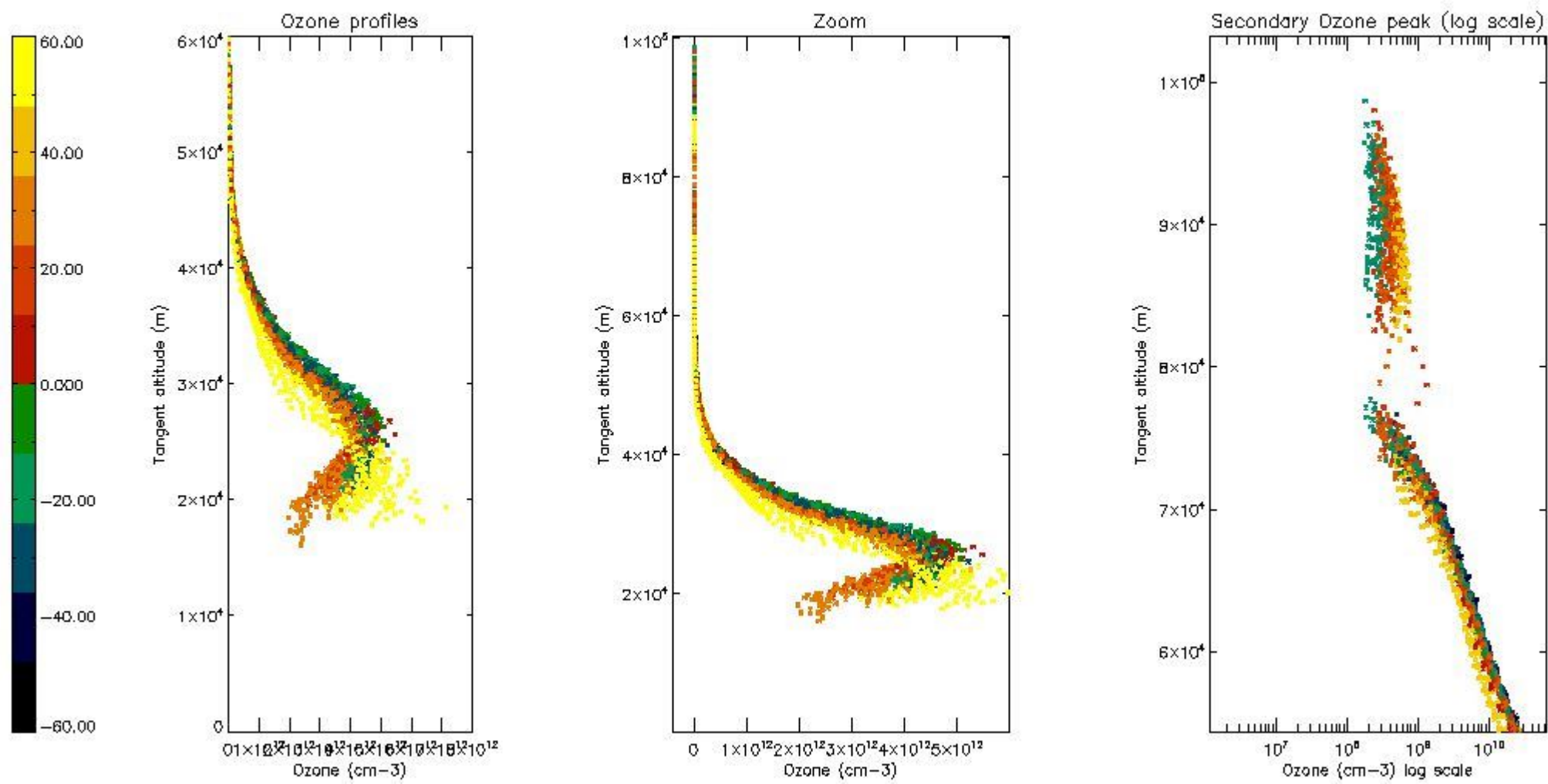
5.4 Plot ozone profiles where STD < 10% (dark without errors)

The colorbar represents the latitude.



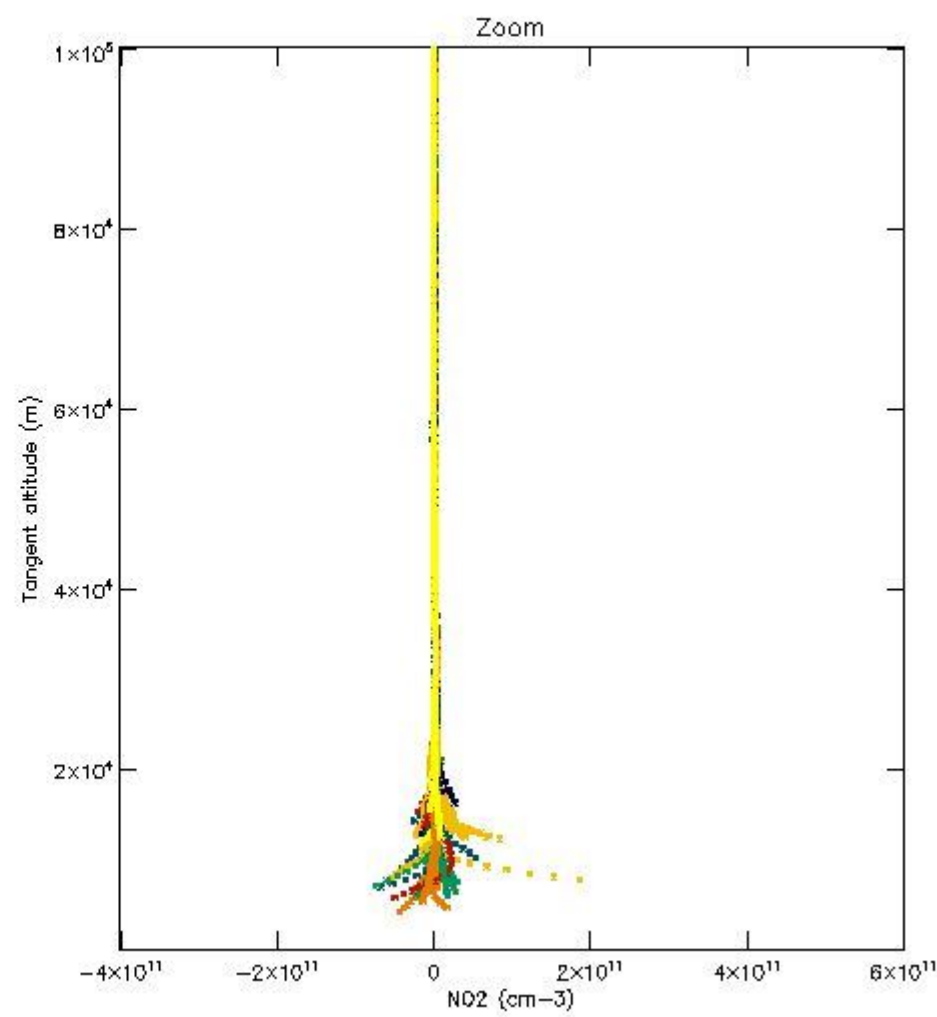
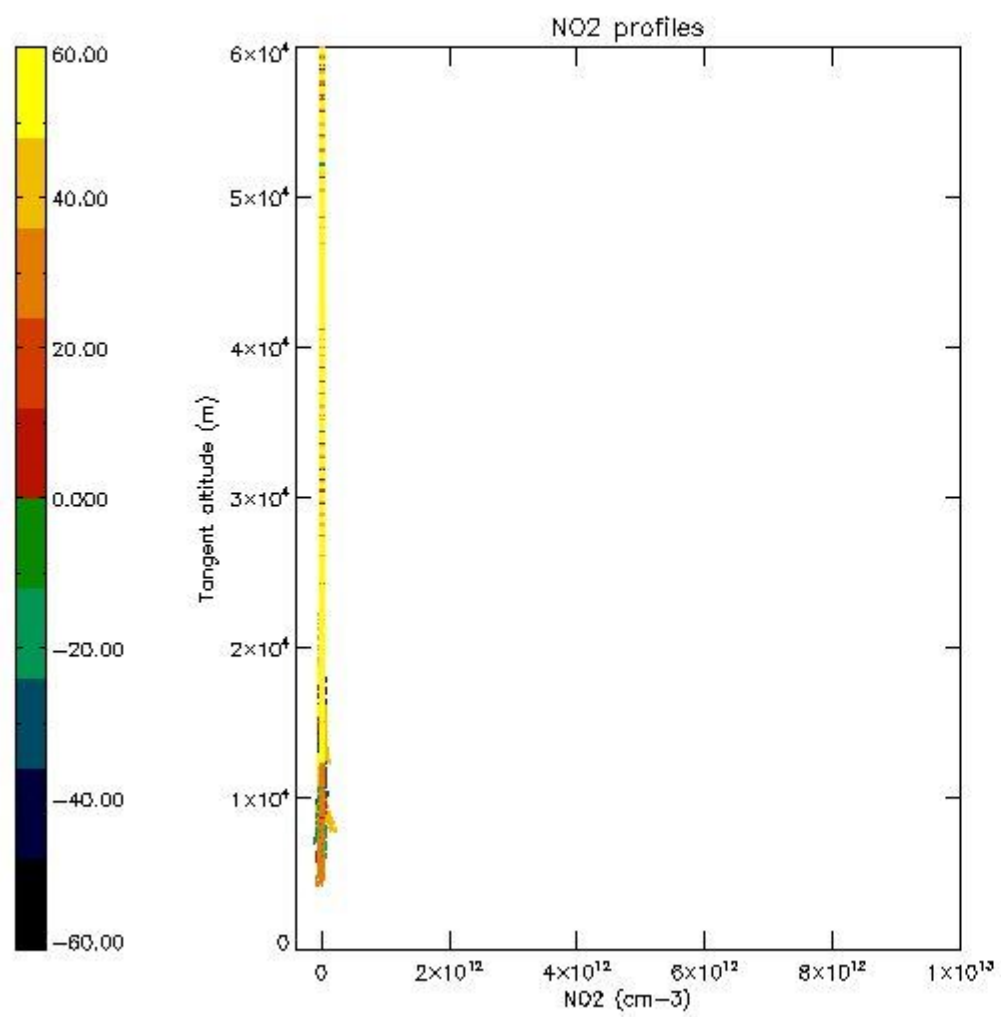
5.5 Plot ozone profiles where STD < 5% (dark without errors)

The colorbar represents the latitude.



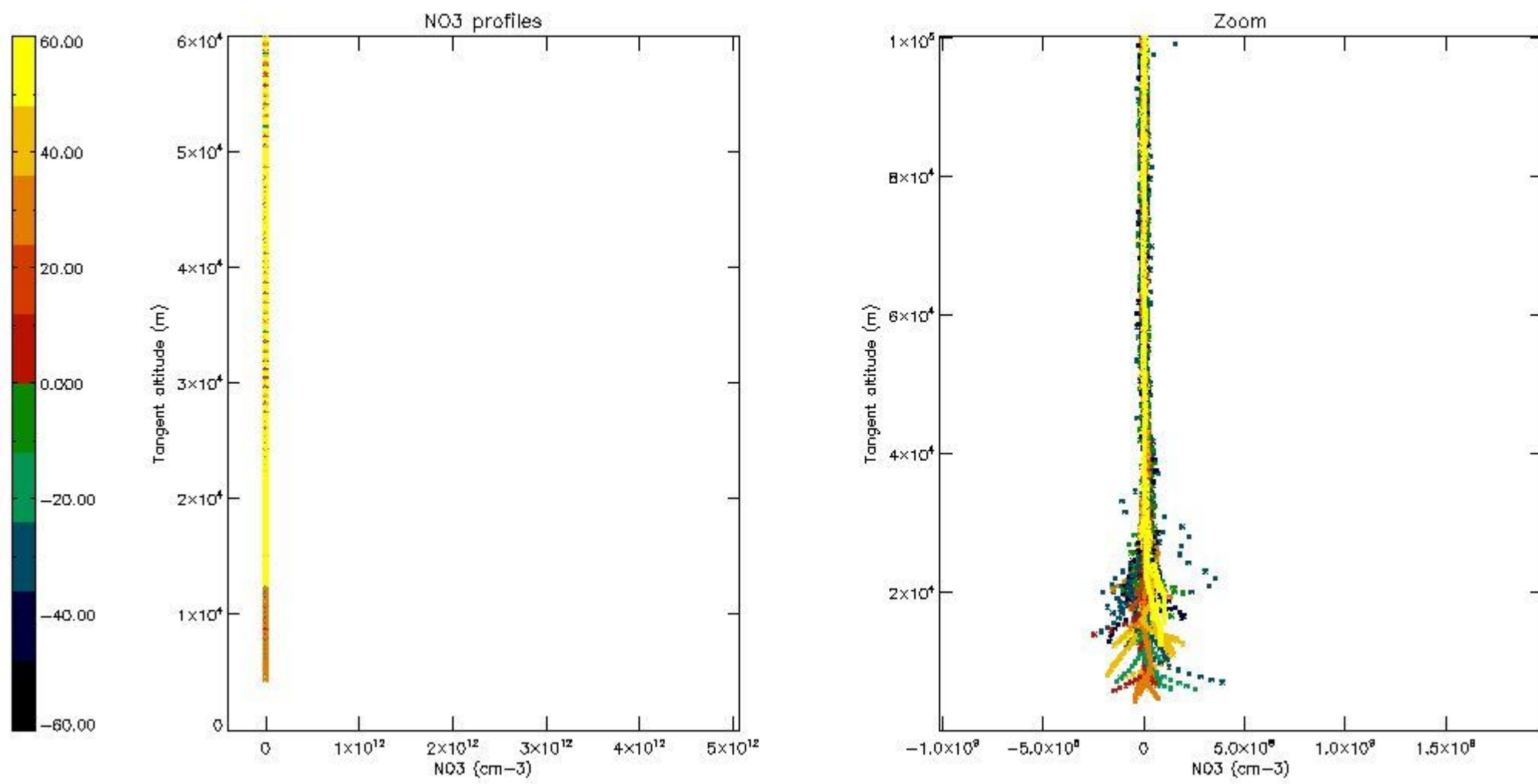
5.6 Plot NO₂ profiles for all STD (dark without errors)

The colorbar represents the latitude.



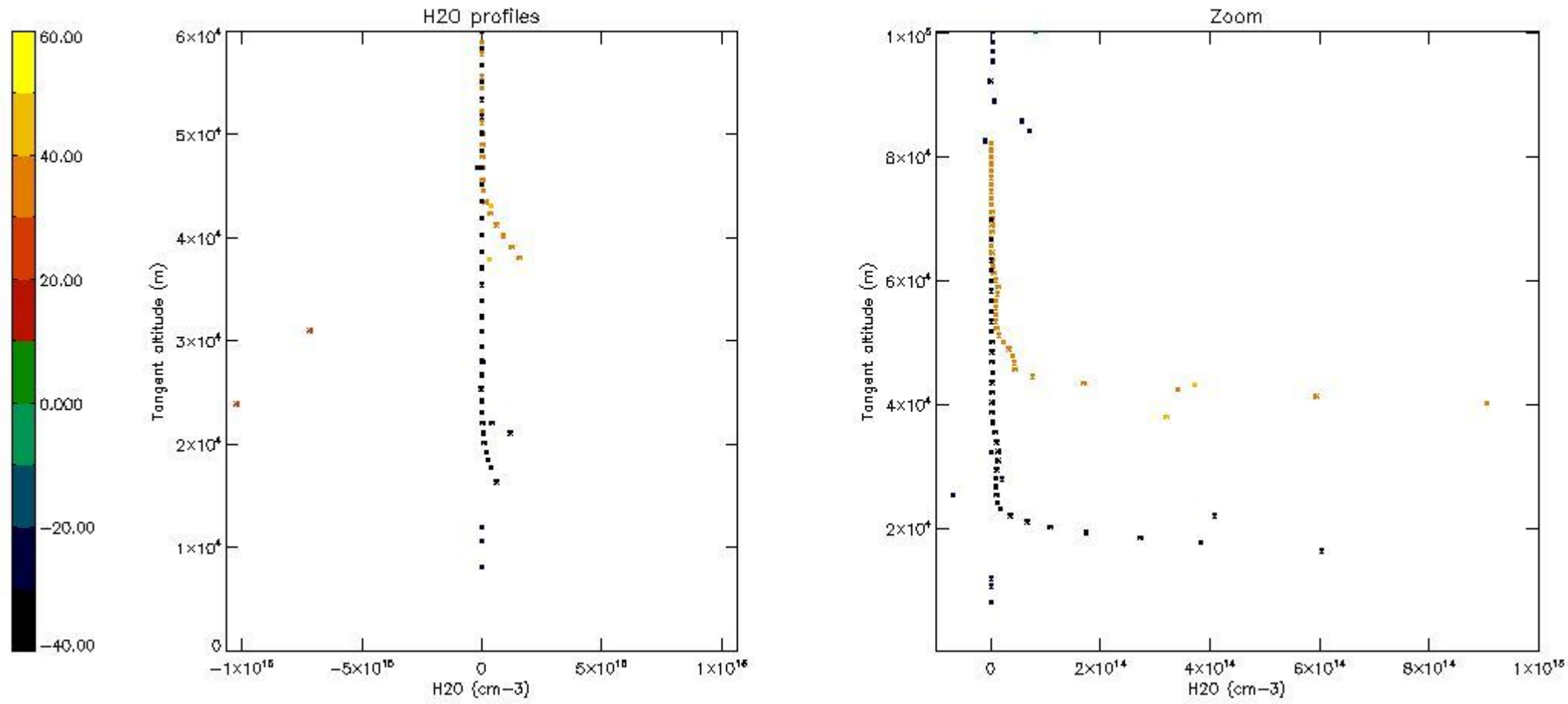
5.7 Plot NO3 profiles for all STD (dark without errors)

The colorbar represents the latitude.



5.8 Plot H₂O profiles for all STD (only for occultations of stars 1,2,3,4,13,14,16,26,63 dark without errors)

The colorbar represents the latitude.



6. Auxiliary Data Files used for the production reported in section 2

The number reported in the third column indicates since which file (see list in section 2) the corresponding auxiliary file has been used. The fourth column is the date of those product files.

Type	Auxiliary Filename	Used since product	Used since product date
INST_PHYS_CHARACTERISTICS	GOM_INS_AXVIEC20091111_143220_20030716_120000_20500101_000000	1	29-NOV-2003 00:00:07
LEVEL-2_PROC_CONFIG	GOM_PR2_AXVIEC20091111_152718_20020301_000000_20500101_000000	1	29-NOV-2003 00:00:07
CROSS_SECTIONS_FILE	GOM_CRS_AXVIEC20091111_154832_20020301_000000_20500101_000000	1	29-NOV-2003 00:00:07

GOMOS Level 2 Daily Report

SUMMARY

[1. General Info](#)

[2. Summary of processed GOM_NL_2P products](#)

[3. Level 2 Quality information per product](#)

[3.1 Plot of level 2 quality information per product \(time dependant\)](#)

[3.2 Plot of level 2 quality information per product \(world map\)](#)

[4. Level 1 Quality information per product \(stored on level 2 products\)](#)

[4.1 Plot of level 1 quality information per product \(time dependant\)](#)

[4.1.1 Plot of level 1 quality information per product \(time dependant\): ASCENDING](#)

[4.1.2 Plot of level 1 quality information per product \(time dependant\): DESCENDING](#)

[4.2 Plot of level 1 quality information per product \(world map\)](#)

[4.2.1 Plot of level 1 quality information per product \(world map\): ASCENDING](#)

[4.2.2 Plot of level 1 quality information per product \(world map\): DESCENDING](#)

[5. Ozone profiles based on quality statistics and other trace gas profiles](#)

[5.1 Ozone statistics based on quality of products](#)

[5.2 Plot ozone profiles for all STD \(dark without errors\)](#)

[5.3 Plot ozone profiles where STD < 20% \(dark without errors\)](#)

[5.4. Plot ozone profiles where STD < 10% \(dark without errors\)](#)

[5.5. Plot ozone profiles where STD < 5% \(dark without errors\)](#)

[5.6 Plot NO2 profiles for all STD \(dark without errors\)](#)

[5.7 Plot NO3 profiles for all STD \(dark without errors\)](#)

[5.8 Plot H2O profiles \(only for occultations of stars 1,2,3,4,13,14,16,26,63 dark without errors\) for all STD](#)

[6. Auxiliary Data Files used for the production reported in section 2](#)

This report presents the daily analysis on parameters extracted from GOMOS level 2 data (GOM_NL__2P). It is intended to monitor some important parameters that will impact the quality of these products. A list of level 2 products (and content) that have arrived during the reporting day to the PCF is also given.

Item	Value
Time of report generation	20APR2013 01:01:26
Data source version	GOMOS/6.01
Start time of products	29-11-2003 (29NOV2003 00:00:00)
Stop time of products	30-11-2003 (30NOV2003 00:00:00)
Store outputs in DB	Yes
Nb of level 2 prods	474
Nb of prods with errors	0

2. Summary of processed GOM_NL__2P products.

Nr	Filename	UTC Start time	Limb	Duration	Star Id	Star Name	Star Mag	Star Temp	Nb Meas	Orbit	Prod. error
1	GOM_NL__2PRFIN20031129_000007_000000382022_00059_09131_9228.N1	29-NOV-2003 00:00:07	Bright	38.000	175	39Del Per	3.0100	19400.	76	9131	No
2	GOM_NL__2PRFIN20031129_000215_000000492022_00059_09131_9229.N1	29-NOV-2003 00:02:15	Bright	49.000	6	13Alp Aur	0.080000	3400.0	98	9131	No
3	GOM_NL__2PRFIN20031129_000403_000000392022_00059_09131_9230.N1	29-NOV-2003 00:04:03	Bright	38.500	76	27Gam Cas	2.3000	30000.	77	9131	No
4	GOM_NL__2PRFIN20031129_001123_000000372022_00059_09131_9231.N1	29-NOV-2003 00:11:23	Bright	36.500	49	1Alp UMi	1.9900	6300.0	73	9131	No
5	GOM_NL__2PRFIN20031129_001602_000000392022_00059_09131_9232.N1	29-NOV-2003 00:16:02	Bright	39.000	60	7Bet UMi	2.0810	3950.0	78	9131	No
6	GOM_NL__2PRFIN20031129_001816_000000452022_00059_09131_9233.N1	29-NOV-2003 00:18:16	Bright	44.500	36	50Alp UMa	1.8000	6300.0	89	9131	No
7	GOM_NL__2PRFIN20031129_001953_000000472022_00059_09131_9234.N1	29-NOV-2003 00:19:53	Bright	46.500	82	48Bet UMa	2.3650	10600.	93	9131	No
8	GOM_NL__2PRFIN20031129_002143_000000372022_00059_09131_9235.N1	29-NOV-2003 00:21:43	Bright	37.000	55	79Zet UMa	2.0600	10200.	74	9131	No
9	GOM_NL__2PRFIN20031129_002320_000000422022_00059_09131_9236.N1	29-NOV-2003 00:23:20	Bright	41.500	39	85Eta UMa	1.8540	24000.	83	9131	No
10	GOM_NL__2PRFIN20031129_002610_000000352022_00059_09131_9237.N1	29-NOV-2003 00:26:10	Bright	35.000	180	27Gam Boo	3.0400	8000.0	70	9131	No
11	GOM_NL__2PRFIN20031129_002910_000000352022_00059_09131_9238.N1	29-NOV-2003 00:29:10	Bright	34.500	83		2.3780	11000.	69	9131	No
12	GOM_NL__2PRFIN20031129_003141_000000362022_00059_09131_9239.N1	29-NOV-2003 00:31:41	Bright	36.000	3	16Alp Boo	-0.050000	4250.0	72	9131	No
13	GOM_NL__2PRFIN20031129_003459_000000662022_00059_09131_9240.N1	29-NOV-2003 00:34:59	Bright	66.000	96	68Del Leo	2.5600	9300.0	132	9131	No
14	GOM_NL__2PRFIN20031129_003935_000001802022_00059_09131_9241.N1	29-NOV-2003 00:39:35	Straylight	179.50	51	41Gam1Leo	2.0100	4500.0	359	9131	No
15	GOM_NL__2PRFIN20031129_004454_000000472022_00059_09131_9242.N1	29-NOV-2003 00:44:54	Twilight	46.500	100	4Gam Crv	2.5800	13100.	93	9131	No
16	GOM_NL__2PRFIN20031129_004751_000000412022_00059_09131_9243.N1	29-NOV-2003 00:47:51	Twilight	41.000	123	lot Cen	2.7500	10200.	82	9131	No
17	GOM_NL__2PRFIN20031129_005200_000000382022_00059_09131_9244.N1	29-NOV-2003 00:52:00	Dark	37.500	77	Eps Cen	2.3030	28000.	75	9131	No
18	GOM_NL__2PRFIN20031129_005419_000000422022_00059_09131_9245.N1	29-NOV-2003 00:54:19	Dark	41.500	20	Bet Cru	1.2530	30000.	83	9131	No
19	GOM_NL__2PRFIN20031129_005530_000000492022_00060_09132_9211.N1	29-NOV-2003 00:55:30	Dark	48.500	12	Alp1Cru	0.77500	30000.	97	9132	No
20	GOM_NL__2PRFIN20031129_005807_000000402022_00060_09132_9212.N1	29-NOV-2003 00:58:07	Dark	39.500	124	The Car	2.7640	30000.	79	9132	No
21	GOM_NL__2PRFIN20031129_005948_000000412022_00060_09132_9213.N1	29-NOV-2003 00:59:48	Dark	41.000	159	Ups Car	2.9200	7200.0	82	9132	No
22	GOM_NL__2PRFIN20031129_010242_000000472022_00060_09132_9214.N1	29-NOV-2003 01:02:42	Dark	47.000	41	Eps Car	1.8600	4100.0	94	9132	No
23	GOM_NL__2PRFIN20031129_010433_000000512022_00060_09132_9215.N1	29-NOV-2003 01:04:33	Dark	51.000	34	Gam2Vel	1.7930	23000.	102	9132	No
24	GOM_NL__2PRFIN20031129_010612_000000592022_00060_09132_9216.N1	29-NOV-2003 01:06:12	Dark	59.000	70	Zet Pup	2.2460	39000.	118	9132	No
25	GOM_NL__2PRFIN20031129_010807_000000562022_00060_09132_9217.N1	29-NOV-2003 01:08:07	Dark	55.500	2	Alp Car	-0.73600	7000.0	111	9132	No
26	GOM_NL__2PRFIN20031129_010948_000000642022_00060_09132_9218.N1	29-NOV-2003 01:09:48	Dark	64.000	117	Pi Pup	2.7060	3800.0	128	9132	No
27	GOM_NL__2PRFIN20031129_011212_000000782022_00060_09132_9219.N1	29-NOV-2003 01:12:12	Dark	78.000	88	31Eta CMa	2.4480	20000.	156	9132	No
28	GOM_NL__2PRFIN20031129_011537_000000392022_00060_09132_9220.N1	29-NOV-2003 01:15:37	Straylight	39.000	157	The1Eri	2.9060	9300.0	78	9132	No
29	GOM_NL__2PRFIN20031129_012026_000001012022_00060_09132_9221.N1	29-NOV-2003 01:20:26	Straylight	101.00	1	9Alp CMa	-1.4400	11000.	202	9132	No
30	GOM_NL__2PRFIN20031129_012355_000000672022_00060_09132_9222.N1	29-NOV-2003 01:23:55	Straylight	67.000	56	53Kap Ori	2.0650	30000.	134	9132	No
31	GOM_NL__2PRFIN20031129_012728_000000692022_00060_09132_9223.N1	29-NOV-2003 01:27:28	Twilight	68.500	30	46Eps Ori	1.6940	30000.	137	9132	No
32	GOM_NL__2PRFIN20031129_013017_000000672022_00060_09132_9224.N1	29-NOV-2003 01:30:17	Twilight	66.500	27	24Gam Ori	1.6360	26000.	133	9132	No
33	GOM_NL__2PRFIN20031129_013312_000000392022_00060_09132_9225.N1	29-NOV-2003 01:33:12	Bright	38.500	105	6Bet Ari	2.6450	8900.0	77	9132	No
34	GOM_NL__2PRFIN20031129_013618_000000422022_00060_09132_9226.N1	29-NOV-2003 01:36:18	Bright	41.500	150	44Zet Per	2.8900	28000.	83	9132	No
35	GOM_NL__2PRFIN20031129_013826_000000382022_00060_09132_9227.N1	29-NOV-2003 01:38:26	Bright	38.000	79	26Bet Per	2.3100	13100.	76	9132	No
36	GOM_NL__2PRFIN20031129_014044_000000392022_00060_09132_9228.N1	29-NOV-2003 01:40:44	Bright	39.000	175	39Del Per	3.0100	19400.	78	9132	No
37	GOM_NL__2PRFIN20031129_014251_000000522022_00060_09132_9229.N1	29-NOV-2003 01:42:51	Bright	51.500	6	13Alp Aur	0.080000	3400.0	103	9132	No
38	GOM_NL__2PRFIN20031129_014440_000000352022_00060_09132_9230.N1	29-NOV-2003 01:44:40	Bright	34.500	76	27Gam Cas	2.3000	30000.	69	9132	No
39	GOM_NL__2PRFIN20031129_015200_000000372022_00060_09132_9231.N1	29-NOV-2003 01:52:00	Bright	36.500	49	1Alp UMi	1.9900	6300.0	73	9132	No
40	GOM_NL__2PRFIN20031129_015638_000000402022_00060_09132_9232.N1	29-NOV-2003 01:56:38	Bright	40.000	60	7Bet UMi	2.0810	3950.0	80	9132	No
41	GOM_NL__2PRFIN20031129_015852_000000472022_00060_09132_9233.N1	29-NOV-2003 01:58:52	Bright	46.500	36	50Alp UMa	1.8000	6300.0	93	9132	No
42	GOM_NL__2PRFIN20031129_020028_000000462022_00060_09132_9234.N1	29-NOV-2003 02:00:28	Bright	46.000	82	48Bet UMa	2.3650	10600.	92	9132	No

43	GOM_NL__2PRFIN20031129_020219_000000392022_00060_09132_9235.N1	29-NOV-2003 02:02:19	Bright	39.000	55	79Zet UMa	2.0600	10200.	78	9132	No
44	GOM_NL__2PRFIN20031129_020356_000000532022_00060_09132_9236.N1	29-NOV-2003 02:03:56	Bright	53.000	39	85Eta UMa	1.8540	24000.	106	9132	No
45	GOM_NL__2PRFIN20031129_020646_000000522022_00060_09132_9237.N1	29-NOV-2003 02:06:46	Bright	52.000	180	27Gam Boo	3.0400	8000.0	104	9132	No
46	GOM_NL__2PRFIN20031129_020946_000000372022_00060_09132_9238.N1	29-NOV-2003 02:09:46	Bright	36.500	83		2.3780	11000.	73	9132	No
47	GOM_NL__2PRFIN20031129_021217_000000362022_00060_09132_9239.N1	29-NOV-2003 02:12:17	Bright	35.500	3	16Alp Boo	-0.050000	4250.0	71	9132	No
48	GOM_NL__2PRFIN20031129_021535_000000692022_00060_09132_9240.N1	29-NOV-2003 02:15:35	Bright	68.500	96	68Del Leo	2.5600	9300.0	137	9132	No
49	GOM_NL__2PRFIN20031129_022014_000001782022_00060_09132_9241.N1	29-NOV-2003 02:20:14	Straylight	178.00	51	41Gam1Leo	2.0100	4500.0	356	9132	No
50	GOM_NL__2PRFIN20031129_022532_000000462022_00060_09132_9242.N1	29-NOV-2003 02:25:32	Twilight	45.500	100	4Gam Crv	2.5800	13100.	91	9132	No
51	GOM_NL__2PRFIN20031129_022827_000000392022_00060_09132_9243.N1	29-NOV-2003 02:28:27	Twilight	39.000	123	lot Cen	2.7500	10200.	78	9132	No
52	GOM_NL__2PRFIN20031129_023236_000000422022_00060_09132_9244.N1	29-NOV-2003 02:32:36	Dark	42.000	77	Eps Cen	2.3030	28000.	84	9132	No
53	GOM_NL__2PRFIN20031129_023455_000000412022_00060_09132_9245.N1	29-NOV-2003 02:34:55	Dark	40.500	20	Bet Cru	1.2530	30000.	81	9132	No
54	GOM_NL__2PRFIN20031129_023606_000000412022_00061_09133_9211.N1	29-NOV-2003 02:36:06	Dark	40.500	12	Alp1Cru	0.77500	30000.	81	9133	No
55	GOM_NL__2PRFIN20031129_023843_000000412022_00061_09133_9212.N1	29-NOV-2003 02:38:43	Dark	41.000	124	The Car	2.7640	30000.	82	9133	No
56	GOM_NL__2PRFIN20031129_024023_000000422022_00061_09133_9213.N1	29-NOV-2003 02:40:23	Dark	42.000	159	Ups Car	2.9200	7200.0	84	9133	No
57	GOM_NL__2PRFIN20031129_024318_000000462022_00061_09133_9214.N1	29-NOV-2003 02:43:18	Dark	46.000	41	Eps Car	1.8600	4100.0	92	9133	No
58	GOM_NL__2PRFIN20031129_024509_000000492022_00061_09133_9215.N1	29-NOV-2003 02:45:09	Dark	49.000	34	Gam2Vel	1.7930	23000.	98	9133	No
59	GOM_NL__2PRFIN20031129_024648_000000602022_00061_09133_9216.N1	29-NOV-2003 02:46:48	Dark	60.000	70	Zet Pup	2.2460	39000.	120	9133	No
60	GOM_NL__2PRFIN20031129_024843_000000592022_00061_09133_9217.N1	29-NOV-2003 02:48:43	Dark	59.000	2	Alp Car	-0.73600	7000.0	118	9133	No
61	GOM_NL__2PRFIN20031129_025024_000000612022_00061_09133_9218.N1	29-NOV-2003 02:50:24	Dark	60.500	117	Pi Pup	2.7060	3800.0	121	9133	No
62	GOM_NL__2PRFIN20031129_025248_000000732022_00061_09133_9219.N1	29-NOV-2003 02:52:48	Dark	72.500	88	31Eta CMa	2.4480	20000.	145	9133	No
63	GOM_NL__2PRFIN20031129_025613_000000382022_00061_09133_9220.N1	29-NOV-2003 02:56:13	Straylight	38.000	157	The1Eri	2.9060	9300.0	76	9133	No
64	GOM_NL__2PRFIN20031129_030102_000000992022_00061_09133_9221.N1	29-NOV-2003 03:01:02	Straylight	99.000	1	9Alp CMa	-1.4400	11000.	198	9133	No
65	GOM_NL__2PRFIN20031129_030431_000000682022_00061_09133_9222.N1	29-NOV-2003 03:04:31	Straylight	68.000	56	53Kap Ori	2.0650	30000.	136	9133	No
66	GOM_NL__2PRFIN20031129_030803_000000662022_00061_09133_9223.N1	29-NOV-2003 03:08:03	Twilight	66.000	30	46Eps Ori	1.6940	30000.	132	9133	No
67	GOM_NL__2PRFIN20031129_031052_000000662022_00061_09133_9224.N1	29-NOV-2003 03:10:52	Twilight	66.000	27	24Gam Ori	1.6360	26000.	132	9133	No
68	GOM_NL__2PRFIN20031129_031348_000000392022_00061_09133_9225.N1	29-NOV-2003 03:13:48	Bright	38.500	105	6Bet Ari	2.6450	8900.0	77	9133	No
69	GOM_NL__2PRFIN20031129_031653_000000412022_00061_09133_9226.N1	29-NOV-2003 03:16:53	Bright	40.500	150	44Zet Per	2.8900	28000.	81	9133	No
70	GOM_NL__2PRFIN20031129_031902_000000392022_00061_09133_9227.N1	29-NOV-2003 03:19:02	Bright	38.500	79	26Bet Per	2.3100	13100.	77	9133	No
71	GOM_NL__2PRFIN20031129_032119_000000392022_00061_09133_9228.N1	29-NOV-2003 03:21:19	Bright	38.500	175	39Del Per	3.0100	19400.	77	9133	No
72	GOM_NL__2PRFIN20031129_032326_000000502022_00061_09133_9229.N1	29-NOV-2003 03:23:26	Bright	50.000	6	13Alp Aur	0.080000	3400.0	100	9133	No
73	GOM_NL__2PRFIN20031129_032516_000000382022_00061_09133_9230.N1	29-NOV-2003 03:25:16	Bright	38.000	76	27Gam Cas	2.3000	30000.	76	9133	No
74	GOM_NL__2PRFIN20031129_033236_000000362022_00061_09133_9231.N1	29-NOV-2003 03:32:36	Bright	35.500	49	1Alp UMi	1.9900	6300.0	71	9133	No
75	GOM_NL__2PRFIN20031129_033714_000000402022_00061_09133_9232.N1	29-NOV-2003 03:37:14	Bright	39.500	60	7Bet UMi	2.0810	3950.0	79	9133	No
76	GOM_NL__2PRFIN20031129_033927_000000462022_00061_09133_9233.N1	29-NOV-2003 03:39:27	Bright	45.500	36	50Alp UMa	1.8000	6300.0	91	9133	No
77	GOM_NL__2PRFIN20031129_034104_000000462022_00061_09133_9234.N1	29-NOV-2003 03:41:04	Bright	45.500	82	48Bet UMa	2.3650	10600.	91	9133	No
78	GOM_NL__2PRFIN20031129_034255_000000372022_00061_09133_9235.N1	29-NOV-2003 03:42:55	Bright	36.500	55	79Zet UMa	2.0600	10200.	73	9133	No
79	GOM_NL__2PRFIN20031129_034432_000000362022_00061_09133_9236.N1	29-NOV-2003 03:44:32	Bright	36.000	39	85Eta UMa	1.8540	24000.	72	9133	No
80	GOM_NL__2PRFIN20031129_034723_000000522022_00061_09133_9237.N1	29-NOV-2003 03:47:23	Bright	52.000	180	27Gam Boo	3.0400	8000.0	104	9133	No
81	GOM_NL__2PRFIN20031129_035022_000000362022_00061_09133_9238.N1	29-NOV-2003 03:50:22	Bright	36.000	83		2.3780	11000.	72	9133	No
82	GOM_NL__2PRFIN20031129_035253_000000362022_00061_09133_9239.N1	29-NOV-2003 03:52:53	Bright	35.500	3	16Alp Boo	-0.050000	4250.0	71	9133	No
83	GOM_NL__2PRFIN20031129_035612_000000672022_00061_09133_9240.N1	29-NOV-2003 03:56:12	Bright	66.500	96	68Del Leo	2.5600	9300.0	133	9133	No
84	GOM_NL__2PRFIN20031129_040052_000001982022_00061_09133_9241.N1	29-NOV-2003 04:00:52	Straylight	198.00	51	41Gam1Leo	2.0100	4500.0	396	9133	No
85	GOM_NL__2PRFIN20031129_040608_000000482022_00061_09133_9242.N1	29-NOV-2003 04:06:08	Twilight	47.500	100	4Gam Crv	2.5800	13100.	95	9133	No
86	GOM_NL__2PRFIN20031129_040904_000000432022_00061_09133_9243.N1	29-NOV-2003 04:09:04	Twilight	43.000	123	lot Cen	2.7500	10200.	86	9133	No
87	GOM_NL__2PRFIN20031129_041312_000000392022_00061_09133_9244.N1	29-NOV-2003 04:13:12	Dark	39.000	77	Eps Cen	2.3030	28000.	78	9133	No
88	GOM_NL__2PRFIN20031129_041532_000000412022_00061_09133_9245.N1	29-NOV-2003 04:15:32	Dark	41.000	20	Bet Cru	1.2530	30000.	82	9133	No
89	GOM_NL__2PRFIN20031129_041643_000000512022_00062_09134_0154.N1	29-NOV-2003 04:16:43	Dark	50.500	12	Alp1Cru	0.77500	30000.	101	9134	No
90	GOM_NL__2PRFIN20031129_055835_000000382022_00063_09135_9212.N1	29-NOV-2003 05:58:35	Dark	37.500	112	Alp Mus	2.6880	26000.	75	9135	No
91	GOM_NL__2PRFIN20031129_055957_000000402022_00063_09135_9213.N1	29-NOV-2003 05:59:57	Dark	40.000	124	The Car	2.7640	30000.	80	9135	No
92	GOM_NL__2PRFIN20031129_060138_000000402022_00063_09135_9214.N1	29-NOV-2003 06:01:38	Dark	39.500	159	Ups Car	2.9200	7200.0	79	9135	No
93	GOM_NL__2PRFIN20031129_060432_000000482022_00063_09135_9215.N1	29-NOV-2003 06:04:32	Dark	48.000	41	Eps Car	1.8600	4100.0	96	9135	No
94	GOM_NL__2PRFIN20031129_060624_000000532022_00063_09135_9216.N1	29-NOV-2003 06:06:24	Dark	53.000	34	Gam2Vel	1.7930	23000.	106	9135	No
95	GOM_NL__2PRFIN20031129_060804_000000602022_00063_09135_9217.N1	29-NOV-2003 06:08:04	Dark	59.500	70	Zet Pup	2.2460	39000.	119	9135	No
96	GOM_NL__2PRFIN20031129_060957_000000502022_00063_09135_9218.N1	29-NOV-2003 06:09:57	Dark	49.500	2	Alp Car	-0.73600	7000.0	99	9135	No
97	GOM_NL__2PRFIN20031129_061138_000000652022_00063_09135_9219.N1	29-NOV-2003 06:11:38	Dark	65.000	117	Pi Pup	2.7060	3800.0	130	9135	No
98	GOM_NL__2PRFIN20031129_061403_000000692022_00063_09135_9220.N1	29-NOV-2003 06:14:03	Dark	68.500	88	31Eta CMa	2.4480	20000.	137	9135	No
99	GOM_NL__2PRFIN20031129_061725_000000402022_00063_09135_9221.N1	29-NOV-2003 06:17:25	Straylight	40.000	157	The1Eri	2.9060	9300.0	80	9135	No
100	GOM_NL__2PRFIN20031129_062214_000000992022_00063_09135_9222.N1	29-NOV-2003 06:22:14	Straylight	98.500	1	9Alp CMa	-1.4400	11000.	197	9135	No
101	GOM_NL__2PRFIN20031129_062602_000000642022_00063_09135_9223.N1	29-NOV-2003 06:26:02	Straylight	63.500	7	19Bet Ori	0.10000	14000.	127	9135	No

102	GOM_NL__2PRFIN20031129_062915_000000702022_00063_09135_9224.N1	29-NOV-2003 06:29:15	Twilight	69.500	30	46Eps Ori	1.6940	30000.	139	9135	No
103	GOM_NL__2PRFIN20031129_063203_000000692022_00063_09135_9225.N1	29-NOV-2003 06:32:03	Twilight	68.500	27	24Gam Ori	1.6360	26000.	137	9135	No
104	GOM_NL__2PRFIN20031129_063411_000000542022_00063_09135_9226.N1	29-NOV-2003 06:34:11	Bright	54.000	13	87Alp Tau	0.86700	3800.0	108	9135	No
105	GOM_NL__2PRFIN20031129_063541_000000402022_00063_09135_9227.N1	29-NOV-2003 06:35:41	Bright	40.000	146	25Eta Tau	2.8730	15200.	80	9135	No
106	GOM_NL__2PRFIN20031129_063805_000000412022_00063_09135_9228.N1	29-NOV-2003 06:38:05	Bright	40.500	150	44Zet Per	2.8900	28000.	81	9135	No
107	GOM_NL__2PRFIN20031129_064014_000000392022_00063_09135_9229.N1	29-NOV-2003 06:40:14	Bright	38.500	79	26Bet Per	2.3100	13100.	77	9135	No
108	GOM_NL__2PRFIN20031129_064231_000000382022_00063_09135_9230.N1	29-NOV-2003 06:42:31	Bright	38.000	175	39Del Per	3.0100	19400.	76	9135	No
109	GOM_NL__2PRFIN20031129_064437_000000522022_00063_09135_9231.N1	29-NOV-2003 06:44:37	Bright	52.000	6	13Alp Aur	0.080000	3400.0	104	9135	No
110	GOM_NL__2PRFIN20031129_064629_000000372022_00063_09135_9232.N1	29-NOV-2003 06:46:29	Bright	36.500	76	27Gam Cas	2.3000	30000.	73	9135	No
111	GOM_NL__2PRFIN20031129_065349_000000382022_00063_09135_9233.N1	29-NOV-2003 06:53:49	Bright	37.500	49	1Alp UMi	1.9900	6300.0	75	9135	No
112	GOM_NL__2PRFIN20031129_065827_000000392022_00063_09135_9234.N1	29-NOV-2003 06:58:27	Bright	39.000	60	7Bet UMi	2.0810	3950.0	78	9135	No
113	GOM_NL__2PRFIN20031129_070039_000000462022_00063_09135_9235.N1	29-NOV-2003 07:00:39	Bright	45.500	36	50Alp UMa	1.8000	6300.0	91	9135	No
114	GOM_NL__2PRFIN20031129_070216_000000462022_00063_09135_9236.N1	29-NOV-2003 07:02:16	Bright	45.500	82	48Bet UMa	2.3650	10600.	91	9135	No
115	GOM_NL__2PRFIN20031129_070407_000000502022_00063_09135_9237.N1	29-NOV-2003 07:04:07	Bright	50.000	55	79Zet UMa	2.0600	10200.	100	9135	No
116	GOM_NL__2PRFIN20031129_070545_000000372022_00063_09135_9238.N1	29-NOV-2003 07:05:45	Bright	37.000	39	85Eta UMa	1.8540	24000.	74	9135	No
117	GOM_NL__2PRFIN20031129_070836_000000352022_00063_09135_9239.N1	29-NOV-2003 07:08:36	Bright	34.500	180	27Gam Boo	3.0400	8000.0	69	9135	No
118	GOM_NL__2PRFIN20031129_071136_000000352022_00063_09135_9240.N1	29-NOV-2003 07:11:36	Bright	35.000	83		2.3780	11000.	70	9135	No
119	GOM_NL__2PRFIN20031129_071407_000000352022_00063_09135_9241.N1	29-NOV-2003 07:14:07	Bright	35.000	3	16Alp Boo	-0.050000	4250.0	70	9135	No
120	GOM_NL__2PRFIN20031129_071726_000000632022_00063_09135_9242.N1	29-NOV-2003 07:17:26	Bright	63.000	96	68Del Leo	2.5600	9300.0	126	9135	No
121	GOM_NL__2PRFIN20031129_072210_000001832022_00063_09135_9243.N1	29-NOV-2003 07:22:10	Straylight	182.50	51	41Gam1Leo	2.0100	4500.0	365	9135	No
122	GOM_NL__2PRFIN20031129_072722_000000502022_00063_09135_9244.N1	29-NOV-2003 07:27:22	Twilight	49.500	100	4Gam Crv	2.5800	13100.	99	9135	No
123	GOM_NL__2PRFIN20031129_073018_000000412022_00063_09135_9245.N1	29-NOV-2003 07:30:18	Twilight	41.000	123	1ot Cen	2.7500	10200.	82	9135	No
124	GOM_NL__2PRFIN20031129_073425_000000392022_00063_09135_9246.N1	29-NOV-2003 07:34:25	Dark	38.500	77	Eps Cen	2.3030	28000.	77	9135	No
125	GOM_NL__2PRFIN20031129_073645_000000442022_00063_09135_9247.N1	29-NOV-2003 07:36:45	Dark	44.000	20	Bet Cru	1.2530	30000.	88	9135	No
126	GOM_NL__2PRFIN20031129_073756_000000462022_00064_09136_9232.N1	29-NOV-2003 07:37:56	Dark	46.000	12	Alp1Cru	0.77500	30000.	92	9136	No
127	GOM_NL__2PRFIN20031129_073912_000000382022_00064_09136_9233.N1	29-NOV-2003 07:39:12	Dark	37.500	112	Alp Mus	2.6880	26000.	75	9136	No
128	GOM_NL__2PRFIN20031129_074033_000000402022_00064_09136_9234.N1	29-NOV-2003 07:40:33	Dark	39.500	124	The Car	2.7640	30000.	79	9136	No
129	GOM_NL__2PRFIN20031129_074214_000000402022_00064_09136_9235.N1	29-NOV-2003 07:42:14	Dark	40.000	159	Ups Car	2.9200	7200.0	80	9136	No
130	GOM_NL__2PRFIN20031129_074508_000000482022_00064_09136_9236.N1	29-NOV-2003 07:45:08	Dark	48.000	41	Eps Car	1.8600	4100.0	96	9136	No
131	GOM_NL__2PRFIN20031129_074700_000000542022_00064_09136_9237.N1	29-NOV-2003 07:47:00	Dark	53.500	34	Gam2Vel	1.7930	23000.	107	9136	No
132	GOM_NL__2PRFIN20031129_074840_000000582022_00064_09136_9238.N1	29-NOV-2003 07:48:40	Dark	58.000	70	Zet Pup	2.2460	39000.	116	9136	No
133	GOM_NL__2PRFIN20031129_075033_000000502022_00064_09136_9239.N1	29-NOV-2003 07:50:33	Dark	50.000	2	Alp Car	-0.73600	7000.0	100	9136	No
134	GOM_NL__2PRFIN20031129_075215_000000592022_00064_09136_9240.N1	29-NOV-2003 07:52:15	Dark	58.500	117	Pi Pup	2.7060	3800.0	117	9136	No
135	GOM_NL__2PRFIN20031129_075440_000000722022_00064_09136_9241.N1	29-NOV-2003 07:54:40	Dark	72.000	88	31Eta CMa	2.4480	20000.	144	9136	No
136	GOM_NL__2PRFIN20031129_075801_000000402022_00064_09136_9242.N1	29-NOV-2003 07:58:01	Straylight	39.500	157	The1Eri	2.9060	9300.0	79	9136	No
137	GOM_NL__2PRFIN20031129_080250_000001062022_00064_09136_9243.N1	29-NOV-2003 08:02:50	Straylight	105.50	1	9Alp CMa	-1.4400	11000.	211	9136	No
138	GOM_NL__2PRFIN20031129_080638_000000622022_00064_09136_9244.N1	29-NOV-2003 08:06:38	Straylight	61.500	7	19Bet Ori	0.10000	14000.	123	9136	No
139	GOM_NL__2PRFIN20031129_080950_000000712022_00064_09136_9245.N1	29-NOV-2003 08:09:50	Twilight	71.000	30	46Eps Ori	1.6940	30000.	142	9136	No
140	GOM_NL__2PRFIN20031129_081238_000000662022_00064_09136_9246.N1	29-NOV-2003 08:12:38	Twilight	66.000	27	24Gam Ori	1.6360	26000.	132	9136	No
141	GOM_NL__2PRFIN20031129_081446_000000562022_00064_09136_9247.N1	29-NOV-2003 08:14:46	Bright	56.000	13	87Alp Tau	0.86700	3800.0	112	9136	No
142	GOM_NL__2PRFIN20031129_081616_000000412022_00064_09136_9248.N1	29-NOV-2003 08:16:16	Bright	41.000	146	25Eta Tau	2.8730	15200.	82	9136	No
143	GOM_NL__2PRFIN20031129_081841_000000402022_00064_09136_9249.N1	29-NOV-2003 08:18:41	Bright	39.500	150	44Zet Per	2.8900	28000.	79	9136	No
144	GOM_NL__2PRFIN20031129_082050_000000382022_00064_09136_9250.N1	29-NOV-2003 08:20:50	Bright	38.000	79	26Bet Per	2.3100	13100.	76	9136	No
145	GOM_NL__2PRFIN20031129_082307_000000392022_00064_09136_9251.N1	29-NOV-2003 08:23:07	Bright	38.500	175	39Del Per	3.0100	19400.	77	9136	No
146	GOM_NL__2PRFIN20031129_082512_000000472022_00064_09136_9252.N1	29-NOV-2003 08:25:12	Bright	47.000	6	13Alp Aur	0.080000	3400.0	94	9136	No
147	GOM_NL__2PRFIN20031129_082705_000000362022_00064_09136_9253.N1	29-NOV-2003 08:27:05	Bright	36.000	76	27Gam Cas	2.3000	30000.	72	9136	No
148	GOM_NL__2PRFIN20031129_083425_000000382022_00064_09136_9254.N1	29-NOV-2003 08:34:25	Bright	37.500	49	1Alp UMi	1.9900	6300.0	75	9136	No
149	GOM_NL__2PRFIN20031129_083903_000000382022_00064_09136_9255.N1	29-NOV-2003 08:39:03	Bright	38.000	60	7Bet UMi	2.0810	3950.0	76	9136	No
150	GOM_NL__2PRFIN20031129_084114_000000462022_00064_09136_9256.N1	29-NOV-2003 08:41:14	Bright	45.500	36	50Alp UMa	1.8000	6300.0	91	9136	No
151	GOM_NL__2PRFIN20031129_084251_000000452022_00064_09136_9257.N1	29-NOV-2003 08:42:51	Bright	45.000	82	48Bet UMa	2.3650	10600.	90	9136	No
152	GOM_NL__2PRFIN20031129_084443_000000392022_00064_09136_9258.N1	29-NOV-2003 08:44:43	Bright	39.000	55	79Zet UMa	2.0600	10200.	78	9136	No
153	GOM_NL__2PRFIN20031129_084620_000000352022_00064_09136_9259.N1	29-NOV-2003 08:46:20	Bright	35.000	39	85Eta UMa	1.8540	24000.	70	9136	No
154	GOM_NL__2PRFIN20031129_084912_000000342022_00064_09136_9260.N1	29-NOV-2003 08:49:12	Bright	33.500	180	27Gam Boo	3.0400	8000.0	67	9136	No
155	GOM_NL__2PRFIN20031129_085212_000000352022_00064_09136_9261.N1	29-NOV-2003 08:52:12	Bright	34.500	83		2.3780	11000.	69	9136	No
156	GOM_NL__2PRFIN20031129_085443_000000352022_00064_09136_9262.N1	29-NOV-2003 08:54:43	Bright	34.500	3	16Alp Boo	-0.050000	4250.0	69	9136	No
157	GOM_NL__2PRFIN20031129_085802_000000682022_00064_09136_9263.N1	29-NOV-2003 08:58:02	Bright	68.000	96	68Del Leo	2.5600	9300.0	136	9136	No
158	GOM_NL__2PRFIN20031129_090248_000001982022_00064_09136_9264.N1	29-NOV-2003 09:02:48	Straylight	197.50	51	41Gam1Leo	2.0100	4500.0	395	9136	No
159	GOM_NL__2PRFIN20031129_090759_000000492022_00064_09136_9265.N1	29-NOV-2003 09:07:59	Twilight	48.500	100	4Gam Crv	2.5800	13100.	97	9136	No
160	GOM_NL__2PRFIN20031129_091054_000000422022_00064_09136_9266.N1	29-NOV-2003 09:10:54	Twilight	42.000	123	1ot Cen	2.7500	10200.	84	9136	No

161	GOM_NL__2PRFIN20031129_091501_000000382022_00064_09136_9267.N1	29-NOV-2003 09:15:01	Dark	37.500	77	Eps Cen	2.3030	28000.	75	9136	No
162	GOM_NL__2PRFIN20031129_091721_000000472022_00064_09136_9268.N1	29-NOV-2003 09:17:21	Dark	46.500	20	Bet Cru	1.2530	30000.	93	9136	No
163	GOM_NL__2PRFIN20031129_091832_000000402022_00065_09137_9232.N1	29-NOV-2003 09:18:32	Dark	40.000	12	Alp1Cru	0.77500	30000.	80	9137	No
164	GOM_NL__2PRFIN20031129_091948_000000382022_00065_09137_9233.N1	29-NOV-2003 09:19:48	Dark	38.000	112	Alp Mus	2.6880	26000.	76	9137	No
165	GOM_NL__2PRFIN20031129_092110_000000402022_00065_09137_9234.N1	29-NOV-2003 09:21:10	Dark	39.500	124	The Car	2.7640	30000.	79	9137	No
166	GOM_NL__2PRFIN20031129_092251_000000402022_00065_09137_9235.N1	29-NOV-2003 09:22:51	Dark	39.500	159	Ups Car	2.9200	7200.0	79	9137	No
167	GOM_NL__2PRFIN20031129_092545_000000482022_00065_09137_9236.N1	29-NOV-2003 09:25:45	Dark	47.500	41	Eps Car	1.8600	4100.0	95	9137	No
168	GOM_NL__2PRFIN20031129_092737_000000512022_00065_09137_9237.N1	29-NOV-2003 09:27:37	Dark	50.500	34	Gam2Vel	1.7930	23000.	101	9137	No
169	GOM_NL__2PRFIN20031129_092918_000000582022_00065_09137_9238.N1	29-NOV-2003 09:29:18	Dark	57.500	70	Zet Pup	2.2460	39000.	115	9137	No
170	GOM_NL__2PRFIN20031129_093109_000000492022_00065_09137_9239.N1	29-NOV-2003 09:31:09	Dark	49.000	2	Alp Car	-0.73600	7000.0	98	9137	No
171	GOM_NL__2PRFIN20031129_093252_000000642022_00065_09137_9240.N1	29-NOV-2003 09:32:52	Dark	63.500	117	Pi Pup	2.7060	3800.0	127	9137	No
172	GOM_NL__2PRFIN20031129_093516_000000712022_00065_09137_9241.N1	29-NOV-2003 09:35:16	Dark	71.000	88	31Eta CMa	2.4480	20000.	142	9137	No
173	GOM_NL__2PRFIN20031129_093838_000000402022_00065_09137_9242.N1	29-NOV-2003 09:38:38	Straylight	40.000	157	The1Eri	2.9060	9300.0	80	9137	No
174	GOM_NL__2PRFIN20031129_094326_000001002022_00065_09137_9243.N1	29-NOV-2003 09:43:26	Straylight	100.00	1	9Alp CMa	-1.4400	11000.	200	9137	No
175	GOM_NL__2PRFIN20031129_094714_000000682022_00065_09137_9244.N1	29-NOV-2003 09:47:14	Straylight	67.500	7	19Bet Ori	0.10000	14000.	135	9137	No
176	GOM_NL__2PRFIN20031129_095025_000000672022_00065_09137_9245.N1	29-NOV-2003 09:50:25	Tw_i_and_stray	66.500	30	46Eps Ori	1.6940	30000.	133	9137	No
177	GOM_NL__2PRFIN20031129_095313_000000682022_00065_09137_9246.N1	29-NOV-2003 09:53:13	Tw_i_and_stray	67.500	27	24Gam Ori	1.6360	26000.	135	9137	No
178	GOM_NL__2PRFIN20031129_095522_000000582022_00065_09137_9247.N1	29-NOV-2003 09:55:22	Bright	57.500	13	87Alp Tau	0.86700	3800.0	115	9137	No
179	GOM_NL__2PRFIN20031129_095652_000000412022_00065_09137_9248.N1	29-NOV-2003 09:56:52	Bright	40.500	146	25Eta Tau	2.8730	15200.	81	9137	No
180	GOM_NL__2PRFIN20031129_095916_000000402022_00065_09137_9249.N1	29-NOV-2003 09:59:16	Bright	39.500	150	44Zet Per	2.8900	28000.	79	9137	No
181	GOM_NL__2PRFIN20031129_100126_000000372022_00065_09137_9250.N1	29-NOV-2003 10:01:26	Bright	37.000	79	26Bet Per	2.3100	13100.	74	9137	No
182	GOM_NL__2PRFIN20031129_100343_000000372022_00065_09137_9251.N1	29-NOV-2003 10:03:43	Bright	37.000	175	39Del Per	3.0100	19400.	74	9137	No
183	GOM_NL__2PRFIN20031129_100547_000000522022_00065_09137_9252.N1	29-NOV-2003 10:05:47	Bright	52.000	6	13Alp Aur	0.080000	3400.0	104	9137	No
184	GOM_NL__2PRFIN20031129_100741_000000372022_00065_09137_9253.N1	29-NOV-2003 10:07:41	Bright	37.000	76	27Gam Cas	2.3000	30000.	74	9137	No
185	GOM_NL__2PRFIN20031129_101500_000000372022_00065_09137_9254.N1	29-NOV-2003 10:15:00	Bright	36.500	49	1Alp UMi	1.9900	6300.0	73	9137	No
186	GOM_NL__2PRFIN20031129_101939_000000382022_00065_09137_9255.N1	29-NOV-2003 10:19:39	Bright	37.500	60	7Bet UMi	2.0810	3950.0	75	9137	No
187	GOM_NL__2PRFIN20031129_102150_000000472022_00065_09137_9256.N1	29-NOV-2003 10:21:50	Bright	46.500	36	50Alp UMa	1.8000	6300.0	93	9137	No
188	GOM_NL__2PRFIN20031129_102327_000000452022_00065_09137_9257.N1	29-NOV-2003 10:23:27	Bright	44.500	82	48Bet UMa	2.3650	10600.	89	9137	No
189	GOM_NL__2PRFIN20031129_102519_000000362022_00065_09137_9258.N1	29-NOV-2003 10:25:19	Bright	35.500	55	79Zet UMa	2.0600	10200.	71	9137	No
190	GOM_NL__2PRFIN20031129_102656_000000382022_00065_09137_9259.N1	29-NOV-2003 10:26:56	Bright	38.000	39	85Eta UMa	1.8540	24000.	76	9137	No
191	GOM_NL__2PRFIN20031129_102948_000000362022_00065_09137_9260.N1	29-NOV-2003 10:29:48	Bright	35.500	180	27Gam Boo	3.0400	8000.0	71	9137	No
192	GOM_NL__2PRFIN20031129_103248_000000352022_00065_09137_9261.N1	29-NOV-2003 10:32:48	Bright	34.500	83		2.3780	11000.	69	9137	No
193	GOM_NL__2PRFIN20031129_103519_000000352022_00065_09137_9262.N1	29-NOV-2003 10:35:19	Bright	34.500	3	16Alp Boo	-0.050000	4250.0	69	9137	No
194	GOM_NL__2PRFIN20031129_103839_000000682022_00065_09137_9263.N1	29-NOV-2003 10:38:39	Bright	68.000	96	68Del Leo	2.5600	9300.0	136	9137	No
195	GOM_NL__2PRFIN20031129_104327_000002182022_00065_09137_9264.N1	29-NOV-2003 10:43:27	Straylight	217.50	51	41Gam1Leo	2.0100	4500.0	435	9137	No
196	GOM_NL__2PRFIN20031129_104836_000000502022_00065_09137_9265.N1	29-NOV-2003 10:48:36	Tw_i_and_stray	49.500	100	4Gam Crv	2.5800	13100.	99	9137	No
197	GOM_NL__2PRFIN20031129_105130_000000392022_00065_09137_9266.N1	29-NOV-2003 10:51:30	Twilight	39.000	123	lot Cen	2.7500	10200.	78	9137	No
198	GOM_NL__2PRFIN20031129_105537_000000392022_00065_09137_9267.N1	29-NOV-2003 10:55:37	Dark	39.000	77	Eps Cen	2.3030	28000.	78	9137	No
199	GOM_NL__2PRFIN20031129_105758_000000382022_00065_09137_9268.N1	29-NOV-2003 10:57:58	Dark	38.000	20	Bet Cru	1.2530	30000.	76	9137	No
200	GOM_NL__2PRFIN20031129_105908_000000382022_00066_09138_9232.N1	29-NOV-2003 10:59:08	Dark	38.000	12	Alp1Cru	0.77500	30000.	76	9138	No
201	GOM_NL__2PRFIN20031129_110024_000000382022_00066_09138_9233.N1	29-NOV-2003 11:00:24	Dark	38.000	112	Alp Mus	2.6880	26000.	76	9138	No
202	GOM_NL__2PRFIN20031129_110146_000000402022_00066_09138_9234.N1	29-NOV-2003 11:01:46	Dark	39.500	124	The Car	2.7640	30000.	79	9138	No
203	GOM_NL__2PRFIN20031129_110327_000000402022_00066_09138_9235.N1	29-NOV-2003 11:03:27	Dark	39.500	159	Ups Car	2.9200	7200.0	79	9138	No
204	GOM_NL__2PRFIN20031129_110622_000000562022_00066_09138_9236.N1	29-NOV-2003 11:06:22	Dark	55.500	41	Eps Car	1.8600	4100.0	111	9138	No
205	GOM_NL__2PRFIN20031129_110813_000000502022_00066_09138_9237.N1	29-NOV-2003 11:08:13	Dark	49.500	34	Gam2Vel	1.7930	23000.	99	9138	No
206	GOM_NL__2PRFIN20031129_110954_000000562022_00066_09138_9238.N1	29-NOV-2003 11:09:54	Dark	56.000	70	Zet Pup	2.2460	39000.	112	9138	No
207	GOM_NL__2PRFIN20031129_111146_000000502022_00066_09138_9239.N1	29-NOV-2003 11:11:46	Dark	50.000	2	Alp Car	-0.73600	7000.0	100	9138	No
208	GOM_NL__2PRFIN20031129_111329_000000652022_00066_09138_9240.N1	29-NOV-2003 11:13:29	Dark	64.500	117	Pi Pup	2.7060	3800.0	129	9138	No
209	GOM_NL__2PRFIN20031129_111553_000000702022_00066_09138_9241.N1	29-NOV-2003 11:15:53	Dark	70.000	88	31Eta CMa	2.4480	20000.	140	9138	No
210	GOM_NL__2PRFIN20031129_111914_000000372022_00066_09138_9242.N1	29-NOV-2003 11:19:14	Straylight	36.500	157	The1Eri	2.9060	9300.0	73	9138	No
211	GOM_NL__2PRFIN20031129_112402_000000962022_00066_09138_9243.N1	29-NOV-2003 11:24:02	Straylight	96.000	1	9Alp CMa	-1.4400	11000.	192	9138	No
212	GOM_NL__2PRFIN20031129_112750_000000622022_00066_09138_9244.N1	29-NOV-2003 11:27:50	Straylight	62.000	7	19Bet Ori	0.10000	14000.	124	9138	No
213	GOM_NL__2PRFIN20031129_113101_000000682022_00066_09138_9245.N1	29-NOV-2003 11:31:01	Tw_i_and_stray	67.500	30	46Eps Ori	1.6940	30000.	135	9138	No
214	GOM_NL__2PRFIN20031129_113349_000000662022_00066_09138_9246.N1	29-NOV-2003 11:33:49	Tw_i_and_stray	66.000	27	24Gam Ori	1.6360	26000.	132	9138	No
215	GOM_NL__2PRFIN20031129_113558_000000562022_00066_09138_9247.N1	29-NOV-2003 11:35:58	Bright	56.000	13	87Alp Tau	0.86700	3800.0	112	9138	No
216	GOM_NL__2PRFIN20031129_113728_000000402022_00066_09138_9248.N1	29-NOV-2003 11:37:28	Bright	40.000	146	25Eta Tau	2.8730	15200.	80	9138	No
217	GOM_NL__2PRFIN20031129_113952_000000402022_00066_09138_9249.N1	29-NOV-2003 11:39:52	Bright	40.000	150	44Zet Per	2.8900	28000.	80	9138	No
218	GOM_NL__2PRFIN20031129_114202_000000392022_00066_09138_9250.N1	29-NOV-2003 11:42:02	Bright	38.500	79	26Bet Per	2.3100	13100.	77	9138	No
219	GOM_NL__2PRFIN20031129_114418_000000372022_00066_09138_9251.N1	29-NOV-2003 11:44:18	Bright	36.500	175	39Del Per	3.0100	19400.	73	9138	No

220	GOM_NL__2PRFIN20031129_114623_000000552022_00066_09138_9252.N1	29-NOV-2003 11:46:23	Bright	55.000	6	13Alp Aur	0.080000	3400.0	110	9138	No
221	GOM_NL__2PRFIN20031129_114818_000000372022_00066_09138_9253.N1	29-NOV-2003 11:48:18	Bright	37.000	76	27Gam Cas	2.3000	30000.	74	9138	No
222	GOM_NL__2PRFIN20031129_115536_000000372022_00066_09138_9254.N1	29-NOV-2003 11:55:36	Bright	37.000	49	1Alp UMi	1.9900	6300.0	74	9138	No
223	GOM_NL__2PRFIN20031129_120015_000000382022_00066_09138_9255.N1	29-NOV-2003 12:00:15	Bright	37.500	60	7Bet UMi	2.0810	3950.0	75	9138	No
224	GOM_NL__2PRFIN20031129_120226_000000452022_00066_09138_9256.N1	29-NOV-2003 12:02:26	Bright	45.000	36	50Alp UMa	1.8000	6300.0	90	9138	No
225	GOM_NL__2PRFIN20031129_120403_000000462022_00066_09138_9257.N1	29-NOV-2003 12:04:03	Bright	46.000	82	48Bet UMa	2.3650	10600.	92	9138	No
226	GOM_NL__2PRFIN20031129_120555_000000392022_00066_09138_9258.N1	29-NOV-2003 12:05:55	Bright	39.000	55	79Zet UMa	2.0600	10200.	78	9138	No
227	GOM_NL__2PRFIN20031129_120732_000000392022_00066_09138_9259.N1	29-NOV-2003 12:07:32	Bright	38.500	39	85Eta UMa	1.8540	24000.	77	9138	No
228	GOM_NL__2PRFIN20031129_121324_000000352022_00066_09138_9260.N1	29-NOV-2003 12:13:24	Bright	34.500	83		2.3780	11000.	69	9138	No
229	GOM_NL__2PRFIN20031129_121554_000000352022_00066_09138_9261.N1	29-NOV-2003 12:15:54	Bright	35.000	3	16Alp Boo	-0.050000	4250.0	70	9138	No
230	GOM_NL__2PRFIN20031129_121915_000000782022_00066_09138_9262.N1	29-NOV-2003 12:19:15	Bright	78.000	96	68Del Leo	2.5600	9300.0	156	9138	No
231	GOM_NL__2PRFIN20031129_122406_000001882022_00066_09138_9263.N1	29-NOV-2003 12:24:06	Straylight	187.50	51	41Gam1Leo	2.0100	4500.0	375	9138	No
232	GOM_NL__2PRFIN20031129_122913_000000482022_00066_09138_9264.N1	29-NOV-2003 12:29:13	Twilight	48.000	100	4Gam Crv	2.5800	13100.	96	9138	No
233	GOM_NL__2PRFIN20031129_123207_000000402022_00066_09138_9265.N1	29-NOV-2003 12:32:07	Twilight	39.500	123	1ot Cen	2.7500	10200.	79	9138	No
234	GOM_NL__2PRFIN20031129_123613_000000372022_00066_09138_9266.N1	29-NOV-2003 12:36:13	Dark	37.000	77	Eps Cen	2.3030	28000.	74	9138	No
235	GOM_NL__2PRFIN20031129_123834_000000392022_00066_09138_9267.N1	29-NOV-2003 12:38:34	Dark	38.500	20	Bet Cru	1.2530	30000.	77	9138	No
236	GOM_NL__2PRFIN20031129_123945_000000462022_00067_09139_9232.N1	29-NOV-2003 12:39:45	Dark	45.500	12	Alp1Cru	0.77500	30000.	91	9139	No
237	GOM_NL__2PRFIN20031129_124100_000000372022_00067_09139_9233.N1	29-NOV-2003 12:41:00	Dark	36.500	112	Alp Mus	2.6880	26000.	73	9139	No
238	GOM_NL__2PRFIN20031129_124223_000000402022_00067_09139_9234.N1	29-NOV-2003 12:42:23	Dark	40.000	124	The Car	2.7640	30000.	80	9139	No
239	GOM_NL__2PRFIN20031129_124404_000000382022_00067_09139_9235.N1	29-NOV-2003 12:44:04	Dark	38.000	159	Ups Car	2.9200	7200.0	76	9139	No
240	GOM_NL__2PRFIN20031129_124659_000000442022_00067_09139_9236.N1	29-NOV-2003 12:46:59	Dark	44.000	41	Eps Car	1.8600	4100.0	88	9139	No
241	GOM_NL__2PRFIN20031129_124851_000000492022_00067_09139_9237.N1	29-NOV-2003 12:48:51	Dark	49.000	34	Gam2Vel	1.7930	23000.	98	9139	No
242	GOM_NL__2PRFIN20031129_125032_000000562022_00067_09139_9238.N1	29-NOV-2003 12:50:32	Dark	56.000	70	Zet Pup	2.2460	39000.	112	9139	No
243	GOM_NL__2PRFIN20031129_125223_000000462022_00067_09139_9239.N1	29-NOV-2003 12:52:23	Dark	45.500	2	Alp Car	-0.73600	7000.0	91	9139	No
244	GOM_NL__2PRFIN20031129_125406_000000712022_00067_09139_9240.N1	29-NOV-2003 12:54:06	Dark	71.000	117	Pi Pup	2.7060	3800.0	142	9139	No
245	GOM_NL__2PRFIN20031129_125630_000000742022_00067_09139_9241.N1	29-NOV-2003 12:56:30	Dark	74.000	88	31Eta CMa	2.4480	20000.	148	9139	No
246	GOM_NL__2PRFIN20031129_125950_000000392022_00067_09139_9242.N1	29-NOV-2003 12:59:50	Straylight	39.000	157	The1Eri	2.9060	9300.0	78	9139	No
247	GOM_NL__2PRFIN20031129_130438_000001062022_00067_09139_9243.N1	29-NOV-2003 13:04:38	Straylight	106.00	1	9Alp CMa	-1.4400	11000.	212	9139	No
248	GOM_NL__2PRFIN20031129_130826_000000642022_00067_09139_9244.N1	29-NOV-2003 13:08:26	Straylight	63.500	7	19Bet Ori	0.10000	14000.	127	9139	No
249	GOM_NL__2PRFIN20031129_131136_000000642022_00067_09139_9245.N1	29-NOV-2003 13:11:36	Twilight	64.000	30	46Eps Ori	1.6940	30000.	128	9139	No
250	GOM_NL__2PRFIN20031129_131424_000000622022_00067_09139_9246.N1	29-NOV-2003 13:14:24	Twilight	62.000	27	24Gam Ori	1.6360	26000.	124	9139	No
251	GOM_NL__2PRFIN20031129_131633_000000562022_00067_09139_9247.N1	29-NOV-2003 13:16:33	Bright	55.500	13	87Alp Tau	0.86700	3800.0	111	9139	No
252	GOM_NL__2PRFIN20031129_131804_000000392022_00067_09139_9248.N1	29-NOV-2003 13:18:04	Bright	39.000	146	25Eta Tau	2.8730	15200.	78	9139	No
253	GOM_NL__2PRFIN20031129_132028_000000392022_00067_09139_9249.N1	29-NOV-2003 13:20:28	Bright	39.000	150	44Zet Per	2.8900	28000.	78	9139	No
254	GOM_NL__2PRFIN20031129_132238_000000372022_00067_09139_9250.N1	29-NOV-2003 13:22:38	Bright	36.500	79	26Bet Per	2.3100	13100.	73	9139	No
255	GOM_NL__2PRFIN20031129_132455_000000382022_00067_09139_9251.N1	29-NOV-2003 13:24:55	Bright	37.500	175	39Del Per	3.0100	19400.	75	9139	No
256	GOM_NL__2PRFIN20031129_132658_000000492022_00067_09139_9252.N1	29-NOV-2003 13:26:58	Bright	49.000	6	13Alp Aur	0.080000	3400.0	98	9139	No
257	GOM_NL__2PRFIN20031129_132854_000000382022_00067_09139_9253.N1	29-NOV-2003 13:28:54	Bright	37.500	76	27Gam Cas	2.3000	30000.	75	9139	No
258	GOM_NL__2PRFIN20031129_133613_000000372022_00067_09139_9254.N1	29-NOV-2003 13:36:13	Bright	36.500	49	1Alp UMi	1.9900	6300.0	73	9139	No
259	GOM_NL__2PRFIN20031129_134051_000000352022_00067_09139_9255.N1	29-NOV-2003 13:40:51	Bright	35.000	60	7Bet UMi	2.0810	3950.0	70	9139	No
260	GOM_NL__2PRFIN20031129_134301_000000452022_00067_09139_9256.N1	29-NOV-2003 13:43:01	Bright	44.500	36	50Alp UMa	1.8000	6300.0	89	9139	No
261	GOM_NL__2PRFIN20031129_134438_000000462022_00067_09139_9257.N1	29-NOV-2003 13:44:38	Bright	45.500	82	48Bet UMa	2.3650	10600.	91	9139	No
262	GOM_NL__2PRFIN20031129_134631_000000372022_00067_09139_9258.N1	29-NOV-2003 13:46:31	Bright	37.000	55	79Zet UMa	2.0600	10200.	74	9139	No
263	GOM_NL__2PRFIN20031129_134808_000000462022_00067_09139_9259.N1	29-NOV-2003 13:48:08	Bright	45.500	39	85Eta UMa	1.8540	24000.	91	9139	No
264	GOM_NL__2PRFIN20031129_135100_000000352022_00067_09139_9260.N1	29-NOV-2003 13:51:00	Bright	35.000	180	27Gam Boo	3.0400	8000.0	70	9139	No
265	GOM_NL__2PRFIN20031129_135400_000000502022_00067_09139_9261.N1	29-NOV-2003 13:54:00	Bright	50.000	83		2.3780	11000.	100	9139	No
266	GOM_NL__2PRFIN20031129_135631_000000352022_00067_09139_9262.N1	29-NOV-2003 13:56:31	Bright	34.500	3	16Alp Boo	-0.050000	4250.0	69	9139	No
267	GOM_NL__2PRFIN20031129_135952_000000682022_00067_09139_9263.N1	29-NOV-2003 13:59:52	Bright	67.500	96	68Del Leo	2.5600	9300.0	135	9139	No
268	GOM_NL__2PRFIN20031129_140444_000002032022_00067_09139_9264.N1	29-NOV-2003 14:04:44	Straylight	202.50	51	41Gam1Leo	2.0100	4500.0	405	9139	No
269	GOM_NL__2PRFIN20031129_140949_000000482022_00067_09139_9265.N1	29-NOV-2003 14:09:49	Twilight	48.000	100	4Gam Crv	2.5800	13100.	96	9139	No
270	GOM_NL__2PRFIN20031129_141243_000000412022_00067_09139_9266.N1	29-NOV-2003 14:12:43	Dark	40.500	123	1ot Cen	2.7500	10200.	81	9139	No
271	GOM_NL__2PRFIN20031129_141650_000000402022_00067_09139_9267.N1	29-NOV-2003 14:16:50	Dark	39.500	77	Eps Cen	2.3030	28000.	79	9139	No
272	GOM_NL__2PRFIN20031129_141910_000000492022_00067_09139_9268.N1	29-NOV-2003 14:19:10	Dark	48.500	20	Bet Cru	1.2530	30000.	97	9139	No
273	GOM_NL__2PRFIN20031129_142021_000000492022_00068_09140_9232.N1	29-NOV-2003 14:20:21	Dark	49.000	12	Alp1Cru	0.77500	30000.	98	9140	No
274	GOM_NL__2PRFIN20031129_142300_000000392022_00068_09140_9233.N1	29-NOV-2003 14:23:00	Dark	39.000	124	The Car	2.7640	30000.	78	9140	No
275	GOM_NL__2PRFIN20031129_142440_000000392022_00068_09140_9234.N1	29-NOV-2003 14:24:40	Dark	39.000	159	Ups Car	2.9200	7200.0	78	9140	No
276	GOM_NL__2PRFIN20031129_142736_000000452022_00068_09140_9235.N1	29-NOV-2003 14:27:36	Dark	45.000	41	Eps Car	1.8600	4100.0	90	9140	No
277	GOM_NL__2PRFIN20031129_142928_000000512022_00068_09140_9236.N1	29-NOV-2003 14:29:28	Dark	51.000	34	Gam2Vel	1.7930	23000.	102	9140	No
278	GOM_NL__2PRFIN20031129_143109_000000572022_00068_09140_9237.N1	29-NOV-2003 14:31:09	Dark	56.500	70	Zet Pup	2.2460	39000.	113	9140	No

279	GOM_NL__2PRFIN20031129_143300_00000582022_00068_09140_9238.N1	29-NOV-2003 14:33:00	Dark	57.500	2	Alp Car	-0.73600	7000.0	115	9140	No
280	GOM_NL__2PRFIN20031129_143443_000000712022_00068_09140_9239.N1	29-NOV-2003 14:34:43	Dark	70.500	117	Pi Pup	2.7060	3800.0	141	9140	No
281	GOM_NL__2PRFIN20031129_143707_000000692022_00068_09140_9240.N1	29-NOV-2003 14:37:07	Dark	69.000	88	31Eta CMa	2.4480	20000.	138	9140	No
282	GOM_NL__2PRFIN20031129_144027_000000392022_00068_09140_9241.N1	29-NOV-2003 14:40:27	Straylight	39.000	157	The1Eri	2.9060	9300.0	78	9140	No
283	GOM_NL__2PRFIN20031129_144515_000001042022_00068_09140_9242.N1	29-NOV-2003 14:45:15	Straylight	103.50	1	9Alp CMa	-1.4400	11000.	207	9140	No
284	GOM_NL__2PRFIN20031129_144902_000000612022_00068_09140_9243.N1	29-NOV-2003 14:49:02	Straylight	60.500	7	19Bet Ori	0.10000	14000.	121	9140	No
285	GOM_NL__2PRFIN20031129_145212_000000652022_00068_09140_9244.N1	29-NOV-2003 14:52:12	Tw_i_and_stray	64.500	30	46Eps Ori	1.6940	30000.	129	9140	No
286	GOM_NL__2PRFIN20031129_145459_000000632022_00068_09140_9245.N1	29-NOV-2003 14:54:59	Tw_i_and_stray	63.000	27	24Gam Ori	1.6360	26000.	126	9140	No
287	GOM_NL__2PRFIN20031129_145709_000000532022_00068_09140_9246.N1	29-NOV-2003 14:57:09	Bright	53.000	13	87Alp Tau	0.86700	3800.0	106	9140	No
288	GOM_NL__2PRFIN20031129_145840_000000392022_00068_09140_9247.N1	29-NOV-2003 14:58:40	Bright	38.500	146	25Eta Tau	2.8730	15200.	77	9140	No
289	GOM_NL__2PRFIN20031129_150104_000000402022_00068_09140_9248.N1	29-NOV-2003 15:01:04	Bright	39.500	150	44Zet Per	2.8900	28000.	79	9140	No
290	GOM_NL__2PRFIN20031129_150313_000000382022_00068_09140_9249.N1	29-NOV-2003 15:03:13	Bright	38.000	79	26Bet Per	2.3100	13100.	76	9140	No
291	GOM_NL__2PRFIN20031129_150530_000000392022_00068_09140_9250.N1	29-NOV-2003 15:05:30	Bright	38.500	175	39Del Per	3.0100	19400.	77	9140	No
292	GOM_NL__2PRFIN20031129_150646_000000382022_00068_09140_9251.N1	29-NOV-2003 15:06:46	Bright	38.000	160	23Gam Per	2.9300	4700.0	76	9140	No
293	GOM_NL__2PRFIN20031129_150859_000000382022_00068_09140_9252.N1	29-NOV-2003 15:08:59	Bright	38.000	110	37Del Cas	2.6780	8900.0	76	9140	No
294	GOM_NL__2PRFIN20031129_151647_000000372022_00068_09140_9253.N1	29-NOV-2003 15:16:47	Bright	37.000	49	1Alp UMi	1.9900	6300.0	74	9140	No
295	GOM_NL__2PRFIN20031129_152126_000000392022_00068_09140_9254.N1	29-NOV-2003 15:21:26	Bright	38.500	60	7Bet UMi	2.0810	3950.0	77	9140	No
296	GOM_NL__2PRFIN20031129_152336_000000472022_00068_09140_9255.N1	29-NOV-2003 15:23:36	Bright	46.500	36	50Alp UMa	1.8000	6300.0	93	9140	No
297	GOM_NL__2PRFIN20031129_152513_000000482022_00068_09140_9256.N1	29-NOV-2003 15:25:13	Bright	48.000	82	48Bet UMa	2.3650	10600.	96	9140	No
298	GOM_NL__2PRFIN20031129_152706_000000392022_00068_09140_9257.N1	29-NOV-2003 15:27:06	Bright	39.000	55	79Zet UMa	2.0600	10200.	78	9140	No
299	GOM_NL__2PRFIN20031129_152844_000000532022_00068_09140_9258.N1	29-NOV-2003 15:28:44	Bright	53.000	39	85Eta UMa	1.8540	24000.	106	9140	No
300	GOM_NL__2PRFIN20031129_153134_000000522022_00068_09140_9259.N1	29-NOV-2003 15:31:34	Bright	52.000	180	27Gam Boo	3.0400	8000.0	104	9140	No
301	GOM_NL__2PRFIN20031129_153435_000000362022_00068_09140_9260.N1	29-NOV-2003 15:34:35	Bright	35.500	83		2.3780	11000.	71	9140	No
302	GOM_NL__2PRFIN20031129_153706_000000372022_00068_09140_9261.N1	29-NOV-2003 15:37:06	Bright	36.500	3	16Alp Boo	-0.050000	4250.0	73	9140	No
303	GOM_NL__2PRFIN20031129_154028_000000702022_00068_09140_9262.N1	29-NOV-2003 15:40:28	Bright	69.500	96	68Del Leo	2.5600	9300.0	139	9140	No
304	GOM_NL__2PRFIN20031129_154523_000002222022_00068_09140_9263.N1	29-NOV-2003 15:45:23	Straylight	221.50	51	41Gam1Leo	2.0100	4500.0	443	9140	No
305	GOM_NL__2PRFIN20031129_155318_000000412022_00068_09140_9264.N1	29-NOV-2003 15:53:18	Dark	41.000	123	lot Cen	2.7500	10200.	82	9140	No
306	GOM_NL__2PRFIN20031129_155725_000000392022_00068_09140_9265.N1	29-NOV-2003 15:57:25	Dark	38.500	77	Eps Cen	2.3030	28000.	77	9140	No
307	GOM_NL__2PRFIN20031129_155945_000000412022_00068_09140_9266.N1	29-NOV-2003 15:59:45	Dark	40.500	20	Bet Cru	1.2530	30000.	81	9140	No
308	GOM_NL__2PRFIN20031129_160054_000000452022_00069_09141_9232.N1	29-NOV-2003 16:00:54	Dark	44.500	12	Alp1Cru	0.77500	30000.	89	9141	No
309	GOM_NL__2PRFIN20031129_160334_000000422022_00069_09141_9233.N1	29-NOV-2003 16:03:34	Dark	41.500	124	The Car	2.7640	30000.	83	9141	No
310	GOM_NL__2PRFIN20031129_160513_000000442022_00069_09141_9234.N1	29-NOV-2003 16:05:13	Dark	43.500	159	Ups Car	2.9200	7200.0	87	9141	No
311	GOM_NL__2PRFIN20031129_160808_000000472022_00069_09141_9235.N1	29-NOV-2003 16:08:08	Dark	47.000	41	Eps Car	1.8600	4100.0	94	9141	No
312	GOM_NL__2PRFIN20031129_161004_000000522022_00069_09141_9236.N1	29-NOV-2003 16:10:04	Dark	52.000	34	Gam2Vel	1.7930	23000.	104	9141	No
313	GOM_NL__2PRFIN20031129_161144_000000602022_00069_09141_9237.N1	29-NOV-2003 16:11:44	Dark	60.000	70	Zet Pup	2.2460	39000.	120	9141	No
314	GOM_NL__2PRFIN20031129_161332_000000582022_00069_09141_9238.N1	29-NOV-2003 16:13:32	Dark	58.000	2	Alp Car	-0.73600	7000.0	116	9141	No
315	GOM_NL__2PRFIN20031129_161518_000000652022_00069_09141_9239.N1	29-NOV-2003 16:15:18	Dark	65.000	117	Pi Pup	2.7060	3800.0	130	9141	No
316	GOM_NL__2PRFIN20031129_161743_000000742022_00069_09141_9240.N1	29-NOV-2003 16:17:43	Dark	73.500	88	31Eta CMa	2.4480	20000.	147	9141	No
317	GOM_NL__2PRFIN20031129_162100_000000422022_00069_09141_9241.N1	29-NOV-2003 16:21:00	Straylight	41.500	157	The1Eri	2.9060	9300.0	83	9141	No
318	GOM_NL__2PRFIN20031129_162550_000001102022_00069_09141_9242.N1	29-NOV-2003 16:25:50	Straylight	109.50	1	9Alp CMa	-1.4400	11000.	219	9141	No
319	GOM_NL__2PRFIN20031129_162934_000000702022_00069_09141_9243.N1	29-NOV-2003 16:29:34	Straylight	69.500	7	19Bet Ori	0.10000	14000.	139	9141	No
320	GOM_NL__2PRFIN20031129_163247_000000692022_00069_09141_9244.N1	29-NOV-2003 16:32:47	Tw_i_and_stray	68.500	30	46Eps Ori	1.6940	30000.	137	9141	No
321	GOM_NL__2PRFIN20031129_163534_000000672022_00069_09141_9245.N1	29-NOV-2003 16:35:34	Tw_i_and_stray	66.500	27	24Gam Ori	1.6360	26000.	133	9141	No
322	GOM_NL__2PRFIN20031129_163744_000000552022_00069_09141_9246.N1	29-NOV-2003 16:37:44	Bright	54.500	13	87Alp Tau	0.86700	3800.0	109	9141	No
323	GOM_NL__2PRFIN20031129_163914_000000422022_00069_09141_9247.N1	29-NOV-2003 16:39:14	Bright	41.500	146	25Eta Tau	2.8730	15200.	83	9141	No
324	GOM_NL__2PRFIN20031129_164139_000000402022_00069_09141_9248.N1	29-NOV-2003 16:41:39	Bright	39.500	150	44Zet Per	2.8900	28000.	79	9141	No
325	GOM_NL__2PRFIN20031129_164348_000000382022_00069_09141_9249.N1	29-NOV-2003 16:43:48	Bright	38.000	79	26Bet Per	2.3100	13100.	76	9141	No
326	GOM_NL__2PRFIN20031129_164605_000000392022_00069_09141_9250.N1	29-NOV-2003 16:46:05	Bright	38.500	175	39Del Per	3.0100	19400.	77	9141	No
327	GOM_NL__2PRFIN20031129_164722_000000392022_00069_09141_9251.N1	29-NOV-2003 16:47:22	Bright	38.500	160	23Gam Per	2.9300	4700.0	77	9141	No
328	GOM_NL__2PRFIN20031129_164934_000000382022_00069_09141_9252.N1	29-NOV-2003 16:49:34	Bright	37.500	110	37Del Cas	2.6780	8900.0	75	9141	No
329	GOM_NL__2PRFIN20031129_165723_000000402022_00069_09141_9253.N1	29-NOV-2003 16:57:23	Bright	39.500	49	1Alp UMi	1.9900	6300.0	79	9141	No
330	GOM_NL__2PRFIN20031129_170202_000000382022_00069_09141_9254.N1	29-NOV-2003 17:02:02	Bright	38.000	60	7Bet UMi	2.0810	3950.0	76	9141	No
331	GOM_NL__2PRFIN20031129_170412_000000482022_00069_09141_9255.N1	29-NOV-2003 17:04:12	Bright	48.000	36	50Alp UMa	1.8000	6300.0	96	9141	No
332	GOM_NL__2PRFIN20031129_170548_000000482022_00069_09141_9256.N1	29-NOV-2003 17:05:48	Bright	48.000	82	48Bet UMa	2.3650	10600.	96	9141	No
333	GOM_NL__2PRFIN20031129_170742_000000402022_00069_09141_9257.N1	29-NOV-2003 17:07:42	Bright	40.000	55	79Zet UMa	2.0600	10200.	80	9141	No
334	GOM_NL__2PRFIN20031129_170920_000000362022_00069_09141_9258.N1	29-NOV-2003 17:09:20	Bright	36.000	39	85Eta UMa	1.8540	24000.	72	9141	No
335	GOM_NL__2PRFIN20031129_171210_000000522022_00069_09141_9259.N1	29-NOV-2003 17:12:10	Bright	52.000	180	27Gam Boo	3.0400	8000.0	104	9141	No
336	GOM_NL__2PRFIN20031129_171512_000000512022_00069_09141_9260.N1	29-NOV-2003 17:15:12	Bright	51.000	83		2.3780	11000.	102	9141	No
337	GOM_NL__2PRFIN20031129_171742_000000362022_00069_09141_9261.N1	29-NOV-2003 17:17:42	Bright	36.000	3	16Alp Boo	-0.050000	4250.0	72	9141	No

338	GOM_NL__2PRFIN20031129_172105_000000692022_00069_09141_9262.N1	29-NOV-2003 17:21:05	Bright	68.500	96	68Del Leo	2.5600	9300.0	137	9141	No
339	GOM_NL__2PRFIN20031129_172602_000002122022_00069_09141_9263.N1	29-NOV-2003 17:26:02	Straylight	212.00	51	41Gam1Leo	2.0100	4500.0	424	9141	No
340	GOM_NL__2PRFIN20031129_173355_000000442022_00069_09141_9264.N1	29-NOV-2003 17:33:55	Dark	43.500	123	lot Cen	2.7500	10200.	87	9141	No
341	GOM_NL__2PRFIN20031129_173801_000000392022_00069_09141_9265.N1	29-NOV-2003 17:38:01	Dark	39.000	77	Eps Cen	2.3030	28000.	78	9141	No
342	GOM_NL__2PRFIN20031129_174021_000000452022_00069_09141_9266.N1	29-NOV-2003 17:40:21	Dark	45.000	20	Bet Cru	1.2530	30000.	90	9141	No
343	GOM_NL__2PRFIN20031129_174130_000000522022_00070_09142_9232.N1	29-NOV-2003 17:41:30	Dark	52.000	12	Alp1Cru	0.77500	30000.	104	9142	No
344	GOM_NL__2PRFIN20031129_174409_000000432022_00070_09142_9233.N1	29-NOV-2003 17:44:09	Dark	43.000	124	The Car	2.7640	30000.	86	9142	No
345	GOM_NL__2PRFIN20031129_174551_000000422022_00070_09142_9234.N1	29-NOV-2003 17:45:51	Dark	41.500	159	Ups Car	2.9200	7200.0	83	9142	No
346	GOM_NL__2PRFIN20031129_174848_000000462022_00070_09142_9235.N1	29-NOV-2003 17:48:48	Dark	46.000	41	Eps Car	1.8600	4100.0	92	9142	No
347	GOM_NL__2PRFIN20031129_175041_000000552022_00070_09142_9236.N1	29-NOV-2003 17:50:41	Dark	54.500	34	Gam2Vel	1.7930	23000.	109	9142	No
348	GOM_NL__2PRFIN20031129_175221_000000602022_00070_09142_9237.N1	29-NOV-2003 17:52:21	Dark	60.000	70	Zet Pup	2.2460	39000.	120	9142	No
349	GOM_NL__2PRFIN20031129_175409_000000582022_00070_09142_9238.N1	29-NOV-2003 17:54:09	Dark	58.000	2	Alp Car	-0.73600	7000.0	116	9142	No
350	GOM_NL__2PRFIN20031129_175555_000000662022_00070_09142_9239.N1	29-NOV-2003 17:55:55	Dark	65.500	117	Pi Pup	2.7060	3800.0	131	9142	No
351	GOM_NL__2PRFIN20031129_175820_000000802022_00070_09142_9240.N1	29-NOV-2003 17:58:20	Dark	80.000	88	31Eta CMa	2.4480	20000.	160	9142	No
352	GOM_NL__2PRFIN20031129_180137_000000392022_00070_09142_9241.N1	29-NOV-2003 18:01:37	Straylight	39.000	157	The1Eri	2.9060	9300.0	78	9142	No
353	GOM_NL__2PRFIN20031129_180626_000001142022_00070_09142_9242.N1	29-NOV-2003 18:06:26	Straylight	113.50	1	9Alp CMa	-1.4400	11000.	227	9142	No
354	GOM_NL__2PRFIN20031129_181012_000000642022_00070_09142_9243.N1	29-NOV-2003 18:10:12	Straylight	63.500	7	19Bet Ori	0.10000	14000.	127	9142	No
355	GOM_NL__2PRFIN20031129_181322_000000672022_00070_09142_9244.N1	29-NOV-2003 18:13:22	Tw_i_and_stray	67.000	30	46Eps Ori	1.6940	30000.	134	9142	No
356	GOM_NL__2PRFIN20031129_181609_000000682022_00070_09142_9245.N1	29-NOV-2003 18:16:09	Tw_i_and_stray	68.000	27	24Gam Ori	1.6360	26000.	136	9142	No
357	GOM_NL__2PRFIN20031129_181819_000000612022_00070_09142_9246.N1	29-NOV-2003 18:18:19	Bright	61.000	13	87Alp Tau	0.86700	3800.0	122	9142	No
358	GOM_NL__2PRFIN20031129_181950_000000402022_00070_09142_9247.N1	29-NOV-2003 18:19:50	Bright	39.500	146	25Eta Tau	2.8730	15200.	79	9142	No
359	GOM_NL__2PRFIN20031129_182214_000000402022_00070_09142_9248.N1	29-NOV-2003 18:22:14	Bright	39.500	150	44Zet Per	2.8900	28000.	79	9142	No
360	GOM_NL__2PRFIN20031129_182425_000000382022_00070_09142_9249.N1	29-NOV-2003 18:24:25	Bright	37.500	79	26Bet Per	2.3100	13100.	75	9142	No
361	GOM_NL__2PRFIN20031129_182641_000000392022_00070_09142_9250.N1	29-NOV-2003 18:26:41	Bright	39.000	175	39Del Per	3.0100	19400.	78	9142	No
362	GOM_NL__2PRFIN20031129_182757_000000392022_00070_09142_9251.N1	29-NOV-2003 18:27:57	Bright	38.500	160	23Gam Per	2.9300	4700.0	77	9142	No
363	GOM_NL__2PRFIN20031129_183011_000000382022_00070_09142_9252.N1	29-NOV-2003 18:30:11	Bright	38.000	110	37Del Cas	2.6780	8900.0	76	9142	No
364	GOM_NL__2PRFIN20031129_183759_000000392022_00070_09142_9253.N1	29-NOV-2003 18:37:59	Bright	38.500	49	1Alp UMi	1.9900	6300.0	77	9142	No
365	GOM_NL__2PRFIN20031129_184235_000000402022_00070_09142_9254.N1	29-NOV-2003 18:42:35	Bright	39.500	60	7Bet UMi	2.0810	3950.0	79	9142	No
366	GOM_NL__2PRFIN20031129_184447_000000472022_00070_09142_9255.N1	29-NOV-2003 18:44:47	Bright	46.500	36	50Alp UMa	1.8000	6300.0	93	9142	No
367	GOM_NL__2PRFIN20031129_184623_000000472022_00070_09142_9256.N1	29-NOV-2003 18:46:23	Bright	47.000	82	48Bet UMa	2.3650	10600.	94	9142	No
368	GOM_NL__2PRFIN20031129_184818_000000372022_00070_09142_9257.N1	29-NOV-2003 18:48:18	Bright	37.000	55	79Zet UMa	2.0600	10200.	74	9142	No
369	GOM_NL__2PRFIN20031129_184956_000000392022_00070_09142_9258.N1	29-NOV-2003 18:49:56	Bright	38.500	39	85Eta UMa	1.8540	24000.	77	9142	No
370	GOM_NL__2PRFIN20031129_185246_000000372022_00070_09142_9259.N1	29-NOV-2003 18:52:46	Bright	37.000	180	27Gam Boo	3.0400	8000.0	74	9142	No
371	GOM_NL__2PRFIN20031129_185547_000000382022_00070_09142_9260.N1	29-NOV-2003 18:55:47	Bright	37.500	83		2.3780	11000.	75	9142	No
372	GOM_NL__2PRFIN20031129_185818_000000372022_00070_09142_9261.N1	29-NOV-2003 18:58:18	Bright	37.000	3	16Alp Boo	-0.050000	4250.0	74	9142	No
373	GOM_NL__2PRFIN20031129_190142_000000692022_00070_09142_9262.N1	29-NOV-2003 19:01:42	Bright	69.000	96	68Del Leo	2.5600	9300.0	138	9142	No
374	GOM_NL__2PRFIN20031129_190641_000002152022_00070_09142_9263.N1	29-NOV-2003 19:06:41	Straylight	214.50	51	41Gam1Leo	2.0100	4500.0	429	9142	No
375	GOM_NL__2PRFIN20031129_191430_000000412022_00070_09142_9264.N1	29-NOV-2003 19:14:30	Dark	40.500	123	lot Cen	2.7500	10200.	81	9142	No
376	GOM_NL__2PRFIN20031129_191837_000000402022_00070_09142_9265.N1	29-NOV-2003 19:18:37	Dark	39.500	77	Eps Cen	2.3030	28000.	79	9142	No
377	GOM_NL__2PRFIN20031129_192057_000000412022_00070_09142_9266.N1	29-NOV-2003 19:20:57	Dark	41.000	20	Bet Cru	1.2530	30000.	82	9142	No
378	GOM_NL__2PRFIN20031129_192208_000000412022_00071_09143_9232.N1	29-NOV-2003 19:22:08	Dark	41.000	12	Alp1Cru	0.77500	30000.	82	9143	No
379	GOM_NL__2PRFIN20031129_192445_000000462022_00071_09143_9233.N1	29-NOV-2003 19:24:45	Dark	45.500	124	The Car	2.7640	30000.	91	9143	No
380	GOM_NL__2PRFIN20031129_192628_000000422022_00071_09143_9234.N1	29-NOV-2003 19:26:28	Dark	41.500	159	Ups Car	2.9200	7200.0	83	9143	No
381	GOM_NL__2PRFIN20031129_192924_000000502022_00071_09143_9235.N1	29-NOV-2003 19:29:24	Dark	50.000	41	Eps Car	1.8600	4100.0	100	9143	No
382	GOM_NL__2PRFIN20031129_193118_000000522022_00071_09143_9236.N1	29-NOV-2003 19:31:18	Dark	51.500	34	Gam2Vel	1.7930	23000.	103	9143	No
383	GOM_NL__2PRFIN20031129_193258_000000632022_00071_09143_9237.N1	29-NOV-2003 19:32:58	Dark	63.000	70	Zet Pup	2.2460	39000.	126	9143	No
384	GOM_NL__2PRFIN20031129_193447_000000522022_00071_09143_9238.N1	29-NOV-2003 19:34:47	Dark	51.500	2	Alp Car	-0.73600	7000.0	103	9143	No
385	GOM_NL__2PRFIN20031129_193632_000000642022_00071_09143_9239.N1	29-NOV-2003 19:36:32	Dark	64.000	117	Pi Pup	2.7060	3800.0	128	9143	No
386	GOM_NL__2PRFIN20031129_193858_000000762022_00071_09143_9240.N1	29-NOV-2003 19:38:58	Dark	75.500	88	31Eta CMa	2.4480	20000.	151	9143	No
387	GOM_NL__2PRFIN20031129_194213_000000402022_00071_09143_9241.N1	29-NOV-2003 19:42:13	Straylight	39.500	157	The1Eri	2.9060	9300.0	79	9143	No
388	GOM_NL__2PRFIN20031129_194702_000001082022_00071_09143_9242.N1	29-NOV-2003 19:47:02	Straylight	107.50	1	9Alp CMa	-1.4400	11000.	215	9143	No
389	GOM_NL__2PRFIN20031129_195047_000000622022_00071_09143_9243.N1	29-NOV-2003 19:50:47	Straylight	61.500	7	19Bet Ori	0.10000	14000.	123	9143	No
390	GOM_NL__2PRFIN20031129_195358_000000692022_00071_09143_9244.N1	29-NOV-2003 19:53:58	Tw_i_and_stray	69.000	30	46Eps Ori	1.6940	30000.	138	9143	No
391	GOM_NL__2PRFIN20031129_195645_000000662022_00071_09143_9245.N1	29-NOV-2003 19:56:45	Tw_i_and_stray	65.500	27	24Gam Ori	1.6360	26000.	131	9143	No
392	GOM_NL__2PRFIN20031129_195855_000000572022_00071_09143_9246.N1	29-NOV-2003 19:58:55	Bright	56.500	13	87Alp Tau	0.86700	3800.0	113	9143	No
393	GOM_NL__2PRFIN20031129_200024_000000432022_00071_09143_9247.N1	29-NOV-2003 20:00:24	Bright	42.500	146	25Eta Tau	2.8730	15200.	85	9143	No
394	GOM_NL__2PRFIN20031129_200250_000000402022_00071_09143_9248.N1	29-NOV-2003 20:02:50	Bright	40.000	150	44Zet Per	2.8900	28000.	80	9143	No
395	GOM_NL__2PRFIN20031129_200500_000000382022_00071_09143_9249.N1	29-NOV-2003 20:05:00	Bright	38.000	79	26Bet Per	2.3100	13100.	76	9143	No
396	GOM_NL__2PRFIN20031129_200717_000000372022_00071_09143_9250.N1	29-NOV-2003 20:07:17	Bright	36.500	175	39Del Per	3.0100	19400.	73	9143	No

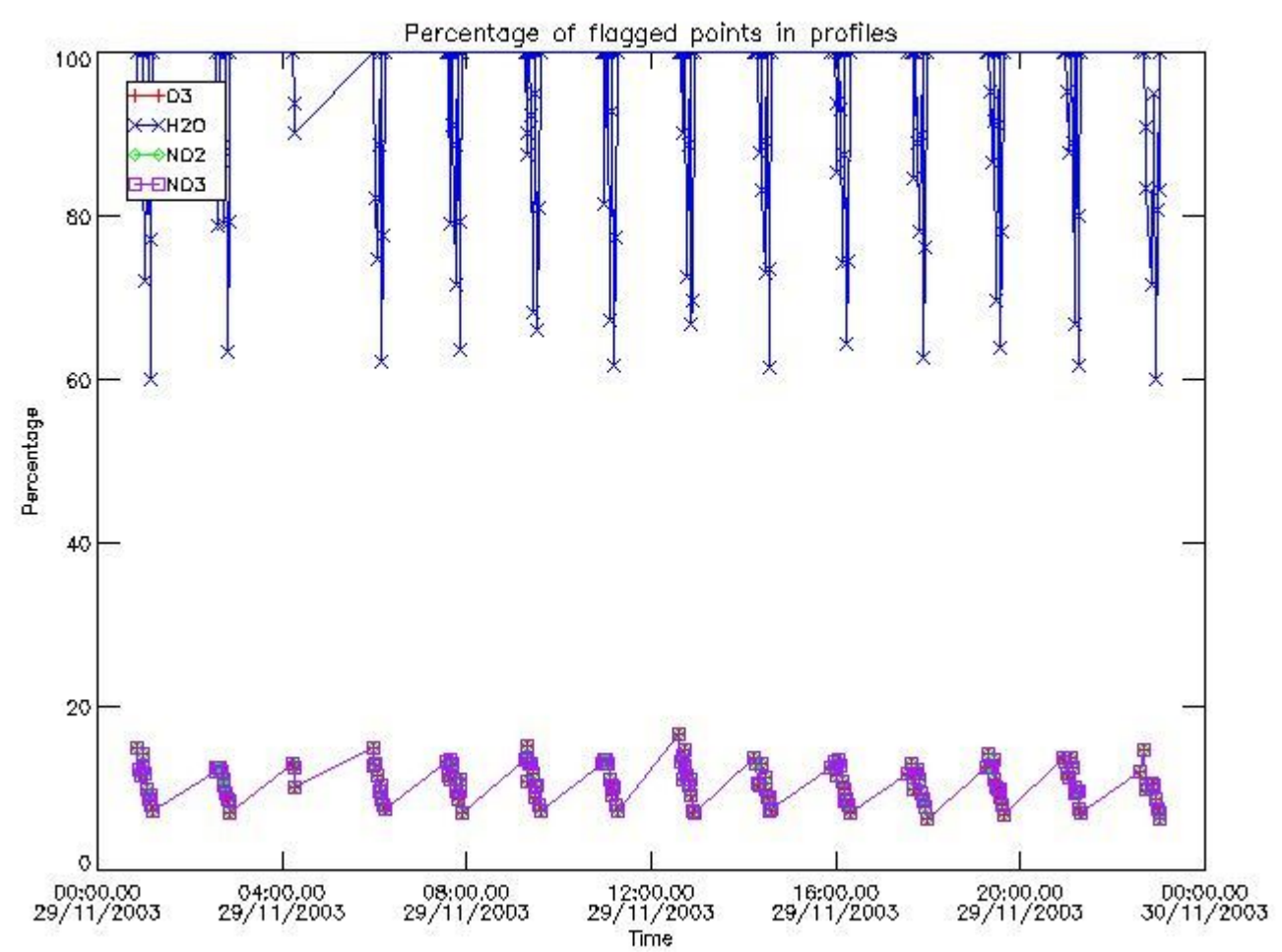
397	GOM_NL__2PRFIN20031129_200833_000000382022_00071_09143_9251.N1	29-NOV-2003 20:08:33	Bright	37.500	160	23Gam Per	2.9300	4700.0	75	9143	No
398	GOM_NL__2PRFIN20031129_201046_000000382022_00071_09143_9252.N1	29-NOV-2003 20:10:46	Bright	38.000	110	37Del Cas	2.6780	8900.0	76	9143	No
399	GOM_NL__2PRFIN20031129_201835_000000412022_00071_09143_9253.N1	29-NOV-2003 20:18:35	Bright	40.500	49	1Alp UMi	1.9900	6300.0	81	9143	No
400	GOM_NL__2PRFIN20031129_202313_000000412022_00071_09143_9254.N1	29-NOV-2003 20:23:13	Bright	40.500	60	7Bet UMi	2.0810	3950.0	81	9143	No
401	GOM_NL__2PRFIN20031129_202523_000000472022_00071_09143_9255.N1	29-NOV-2003 20:25:23	Bright	46.500	36	50Alp UMa	1.8000	6300.0	93	9143	No
402	GOM_NL__2PRFIN20031129_202659_000000482022_00071_09143_9256.N1	29-NOV-2003 20:26:59	Bright	47.500	82	48Bet UMa	2.3650	10600.	95	9143	No
403	GOM_NL__2PRFIN20031129_202853_000000402022_00071_09143_9257.N1	29-NOV-2003 20:28:53	Bright	39.500	55	79Zet UMa	2.0600	10200.	79	9143	No
404	GOM_NL__2PRFIN20031129_203032_000000402022_00071_09143_9258.N1	29-NOV-2003 20:30:32	Bright	39.500	39	85Eta UMa	1.8540	24000.	79	9143	No
405	GOM_NL__2PRFIN20031129_203323_000000422022_00071_09143_9259.N1	29-NOV-2003 20:33:23	Bright	41.500	180	27Gam Boo	3.0400	8000.0	83	9143	No
406	GOM_NL__2PRFIN20031129_203624_000000362022_00071_09143_9260.N1	29-NOV-2003 20:36:24	Bright	36.000	83		2.3780	11000.	72	9143	No
407	GOM_NL__2PRFIN20031129_203854_000000372022_00071_09143_9261.N1	29-NOV-2003 20:38:54	Bright	37.000	3	16Alp Boo	-0.050000	4250.0	74	9143	No
408	GOM_NL__2PRFIN20031129_204218_000000702022_00071_09143_9262.N1	29-NOV-2003 20:42:18	Bright	70.000	96	68Del Leo	2.5600	9300.0	140	9143	No
409	GOM_NL__2PRFIN20031129_204719_000002322022_00071_09143_9263.N1	29-NOV-2003 20:47:19	Straylight	232.00	51	41Gam1Leo	2.0100	4500.0	464	9143	No
410	GOM_NL__2PRFIN20031129_205507_000000412022_00071_09143_9264.N1	29-NOV-2003 20:55:07	Dark	40.500	123	1ot Cen	2.7500	10200.	81	9143	No
411	GOM_NL__2PRFIN20031129_205914_000000392022_00071_09143_9265.N1	29-NOV-2003 20:59:14	Dark	38.500	77	Eps Cen	2.3030	28000.	77	9143	No
412	GOM_NL__2PRFIN20031129_210134_000000432022_00071_09143_9266.N1	29-NOV-2003 21:01:34	Dark	43.000	20	Bet Cru	1.2530	30000.	86	9143	No
413	GOM_NL__2PRFIN20031129_210244_000000452022_00072_09144_9233.N1	29-NOV-2003 21:02:44	Dark	45.000	12	Alp1Cru	0.77500	30000.	90	9144	No
414	GOM_NL__2PRFIN20031129_210523_000000412022_00072_09144_9234.N1	29-NOV-2003 21:05:23	Dark	41.000	124	The Car	2.7640	30000.	82	9144	No
415	GOM_NL__2PRFIN20031129_210704_000000412022_00072_09144_9235.N1	29-NOV-2003 21:07:04	Dark	41.000	159	Ups Car	2.9200	7200.0	82	9144	No
416	GOM_NL__2PRFIN20031129_211001_000000552022_00072_09144_9236.N1	29-NOV-2003 21:10:01	Dark	54.500	41	Eps Car	1.8600	4100.0	109	9144	No
417	GOM_NL__2PRFIN20031129_211155_000000512022_00072_09144_9237.N1	29-NOV-2003 21:11:55	Dark	50.500	34	Gam2Vel	1.7930	23000.	101	9144	No
418	GOM_NL__2PRFIN20031129_211335_000000582022_00072_09144_9238.N1	29-NOV-2003 21:13:35	Dark	58.000	70	Zet Pup	2.2460	39000.	116	9144	No
419	GOM_NL__2PRFIN20031129_211524_000000532022_00072_09144_9239.N1	29-NOV-2003 21:15:24	Dark	52.500	2	Alp Car	-0.73600	7000.0	105	9144	No
420	GOM_NL__2PRFIN20031129_211708_000000682022_00072_09144_9240.N1	29-NOV-2003 21:17:08	Dark	68.000	117	Pi Pup	2.7060	3800.0	136	9144	No
421	GOM_NL__2PRFIN20031129_211935_000000732022_00072_09144_9241.N1	29-NOV-2003 21:19:35	Dark	72.500	88	31Eta CMa	2.4480	20000.	145	9144	No
422	GOM_NL__2PRFIN20031129_212249_000000412022_00072_09144_9242.N1	29-NOV-2003 21:22:49	Straylight	40.500	157	The1Eri	2.9060	9300.0	81	9144	No
423	GOM_NL__2PRFIN20031129_212738_000001162022_00072_09144_9243.N1	29-NOV-2003 21:27:38	Straylight	116.00	1	9Alp CMa	-1.4400	11000.	232	9144	No
424	GOM_NL__2PRFIN20031129_213124_000000602022_00072_09144_9244.N1	29-NOV-2003 21:31:24	Straylight	60.000	7	19Bet Ori	0.10000	14000.	120	9144	No
425	GOM_NL__2PRFIN20031129_213433_000000652022_00072_09144_9245.N1	29-NOV-2003 21:34:33	Tw_i_and_stray	64.500	30	46Eps Ori	1.6940	30000.	129	9144	No
426	GOM_NL__2PRFIN20031129_213720_000000652022_00072_09144_9246.N1	29-NOV-2003 21:37:20	Tw_i_and_stray	64.500	27	24Gam Ori	1.6360	26000.	129	9144	No
427	GOM_NL__2PRFIN20031129_213931_000000562022_00072_09144_9247.N1	29-NOV-2003 21:39:31	Bright	55.500	13	87Alp Tau	0.86700	3800.0	111	9144	No
428	GOM_NL__2PRFIN20031129_214059_000000432022_00072_09144_9248.N1	29-NOV-2003 21:40:59	Bright	43.000	146	25Eta Tau	2.8730	15200.	86	9144	No
429	GOM_NL__2PRFIN20031129_214326_000000402022_00072_09144_9249.N1	29-NOV-2003 21:43:26	Bright	39.500	150	44Zet Per	2.8900	28000.	79	9144	No
430	GOM_NL__2PRFIN20031129_214537_000000372022_00072_09144_9250.N1	29-NOV-2003 21:45:37	Bright	36.500	79	26Bet Per	2.3100	13100.	73	9144	No
431	GOM_NL__2PRFIN20031129_214752_000000382022_00072_09144_9251.N1	29-NOV-2003 21:47:52	Bright	38.000	175	39Del Per	3.0100	19400.	76	9144	No
432	GOM_NL__2PRFIN20031129_214909_000000382022_00072_09144_9252.N1	29-NOV-2003 21:49:09	Bright	37.500	160	23Gam Per	2.9300	4700.0	75	9144	No
433	GOM_NL__2PRFIN20031129_215123_000000382022_00072_09144_9253.N1	29-NOV-2003 21:51:23	Bright	37.500	110	37Del Cas	2.6780	8900.0	75	9144	No
434	GOM_NL__2PRFIN20031129_215910_000000412022_00072_09144_9254.N1	29-NOV-2003 21:59:10	Bright	41.000	49	1Alp UMi	1.9900	6300.0	82	9144	No
435	GOM_NL__2PRFIN20031129_220347_000000422022_00072_09144_9255.N1	29-NOV-2003 22:03:47	Bright	41.500	60	7Bet UMi	2.0810	3950.0	83	9144	No
436	GOM_NL__2PRFIN20031129_220559_000000482022_00072_09144_9256.N1	29-NOV-2003 22:05:59	Bright	48.000	36	50Alp UMa	1.8000	6300.0	96	9144	No
437	GOM_NL__2PRFIN20031129_220735_000000472022_00072_09144_9257.N1	29-NOV-2003 22:07:35	Bright	47.000	82	48Bet UMa	2.3650	10600.	94	9144	No
438	GOM_NL__2PRFIN20031129_220930_000000392022_00072_09144_9258.N1	29-NOV-2003 22:09:30	Bright	38.500	55	79Zet UMa	2.0600	10200.	77	9144	No
439	GOM_NL__2PRFIN20031129_221108_000000382022_00072_09144_9259.N1	29-NOV-2003 22:11:08	Bright	38.000	39	85Eta UMa	1.8540	24000.	76	9144	No
440	GOM_NL__2PRFIN20031129_221357_000000382022_00072_09144_9260.N1	29-NOV-2003 22:13:57	Bright	37.500	180	27Gam Boo	3.0400	8000.0	75	9144	No
441	GOM_NL__2PRFIN20031129_221700_000000362022_00072_09144_9261.N1	29-NOV-2003 22:17:00	Bright	35.500	83		2.3780	11000.	71	9144	No
442	GOM_NL__2PRFIN20031129_221930_000000372022_00072_09144_9262.N1	29-NOV-2003 22:19:30	Bright	36.500	3	16Alp Boo	-0.050000	4250.0	73	9144	No
443	GOM_NL__2PRFIN20031129_222255_000000702022_00072_09144_9263.N1	29-NOV-2003 22:22:55	Bright	69.500	96	68Del Leo	2.5600	9300.0	139	9144	No
444	GOM_NL__2PRFIN20031129_222758_000002222022_00072_09144_9264.N1	29-NOV-2003 22:27:58	Straylight	222.00	51	41Gam1Leo	2.0100	4500.0	444	9144	No
445	GOM_NL__2PRFIN20031129_223543_000000422022_00072_09144_9265.N1	29-NOV-2003 22:35:43	Dark	42.000	123	1ot Cen	2.7500	10200.	84	9144	No
446	GOM_NL__2PRFIN20031129_223950_000000382022_00072_09144_9266.N1	29-NOV-2003 22:39:50	Dark	38.000	77	Eps Cen	2.3030	28000.	76	9144	No
447	GOM_NL__2PRFIN20031129_224208_000000492022_00072_09144_9267.N1	29-NOV-2003 22:42:08	Dark	49.000	20	Bet Cru	1.2530	30000.	98	9144	No
448	GOM_NL__2PRFIN20031129_224320_000000522022_00073_09145_9233.N1	29-NOV-2003 22:43:20	Dark	51.500	12	Alp1Cru	0.77500	30000.	103	9145	No
449	GOM_NL__2PRFIN20031129_225037_000000482022_00073_09145_9234.N1	29-NOV-2003 22:50:37	Dark	48.000	41	Eps Car	1.8600	4100.0	96	9145	No
450	GOM_NL__2PRFIN20031129_225232_000000502022_00073_09145_9235.N1	29-NOV-2003 22:52:32	Dark	49.500	34	Gam2Vel	1.7930	23000.	99	9145	No
451	GOM_NL__2PRFIN20031129_225600_000000582022_00073_09145_9236.N1	29-NOV-2003 22:56:00	Dark	58.000	2	Alp Car	-0.73600	7000.0	116	9145	No
452	GOM_NL__2PRFIN20031129_225743_000000682022_00073_09145_9237.N1	29-NOV-2003 22:57:43	Dark	67.500	117	Pi Pup	2.7060	3800.0	135	9145	No
453	GOM_NL__2PRFIN20031129_230011_000000742022_00073_09145_9238.N1	29-NOV-2003 23:00:11	Dark	73.500	88	31Eta CMa	2.4480	20000.	147	9145	No
454	GOM_NL__2PRFIN20031129_230219_000000812022_00073_09145_9239.N1	29-NOV-2003 23:02:19	Dark	80.500	37	25Del CMa	1.8300	5900.0	161	9145	No
455	GOM_NL__2PRFIN20031129_230746_000000742022_00073_09145_9240.N1	29-NOV-2003 23:07:46	Straylight	74.000	47	2Bet CMa	1.9760	28000.	148	9145	No

456	GOM_NL__2PRFIN20031129_231021_000000502022_00073_09145_9241.N1	29-NOV-2003 23:10:21	Straylight	50.000	165	34Gam Ori	2.9500	3200.0	100	9145	No
457	GOM_NL__2PRFIN20031129_231159_000000632022_00073_09145_9242.N1	29-NOV-2003 23:11:59	Straylight	62.500	7	19Bet Ori	0.10000	14000.	125	9145	No
458	GOM_NL__2PRFIN20031129_231524_000000662022_00073_09145_9243.N1	29-NOV-2003 23:15:24	Twilight_stray	65.500	72	34Del Ori	2.2500	30000.	131	9145	No
459	GOM_NL__2PRFIN20031129_231755_000000682022_00073_09145_9244.N1	29-NOV-2003 23:17:55	Twilight_stray	67.500	27	24Gam Ori	1.6360	26000.	135	9145	No
460	GOM_NL__2PRFIN20031129_232006_000000532022_00073_09145_9245.N1	29-NOV-2003 23:20:06	Bright	52.500	13	87Alp Tau	0.86700	3800.0	105	9145	No
461	GOM_NL__2PRFIN20031129_232135_000000432022_00073_09145_9246.N1	29-NOV-2003 23:21:35	Bright	42.500	146	25Eta Tau	2.8730	15200.	85	9145	No
462	GOM_NL__2PRFIN20031129_232401_000000402022_00073_09145_9247.N1	29-NOV-2003 23:24:01	Bright	40.000	150	44Zet Per	2.8900	28000.	80	9145	No
463	GOM_NL__2PRFIN20031129_232612_000000382022_00073_09145_9248.N1	29-NOV-2003 23:26:12	Bright	37.500	79	26Bet Per	2.3100	13100.	75	9145	No
464	GOM_NL__2PRFIN20031129_232828_000000382022_00073_09145_9249.N1	29-NOV-2003 23:28:28	Bright	38.000	175	39Del Per	3.0100	19400.	76	9145	No
465	GOM_NL__2PRFIN20031129_232945_000000382022_00073_09145_9250.N1	29-NOV-2003 23:29:45	Bright	38.000	160	23Gam Per	2.9300	4700.0	76	9145	No
466	GOM_NL__2PRFIN20031129_233159_000000382022_00073_09145_9251.N1	29-NOV-2003 23:31:59	Bright	38.000	110	37Del Cas	2.6780	8900.0	76	9145	No
467	GOM_NL__2PRFIN20031129_233946_000000392022_00073_09145_9252.N1	29-NOV-2003 23:39:46	Bright	38.500	49	1Alp UMi	1.9900	6300.0	77	9145	No
468	GOM_NL__2PRFIN20031129_234426_000000402022_00073_09145_9253.N1	29-NOV-2003 23:44:26	Bright	39.500	60	7Bet UMi	2.0810	3950.0	79	9145	No
469	GOM_NL__2PRFIN20031129_234634_000000432022_00073_09145_9254.N1	29-NOV-2003 23:46:34	Bright	43.000	36	50Alp UMa	1.8000	6300.0	86	9145	No
470	GOM_NL__2PRFIN20031129_234810_000000472022_00073_09145_9255.N1	29-NOV-2003 23:48:10	Bright	46.500	82	48Bet UMa	2.3650	10600.	93	9145	No
471	GOM_NL__2PRFIN20031129_235005_000000392022_00073_09145_9256.N1	29-NOV-2003 23:50:05	Bright	39.000	55	79Zet UMa	2.0600	10200.	78	9145	No
472	GOM_NL__2PRFIN20031129_235144_000000372022_00073_09145_9257.N1	29-NOV-2003 23:51:44	Bright	37.000	39	85Eta UMa	1.8540	24000.	74	9145	No
473	GOM_NL__2PRFIN20031129_235435_000000362022_00073_09145_9258.N1	29-NOV-2003 23:54:35	Bright	36.000	180	27Gam Boo	3.0400	8000.0	72	9145	No
474	GOM_NL__2PRFIN20031129_235736_000000362022_00073_09145_9259.N1	29-NOV-2003 23:57:36	Bright	35.500	83		2.3780	11000.	71	9145	No

3. Quality information per product

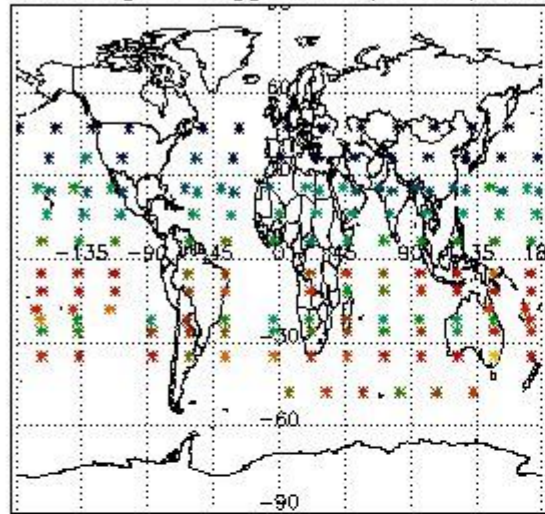
In this section it is plotted some information contained in the Quality Summary data set of the level 2 products. Only products in dark limb conditions and without errors (error flag in the MPH set to "0") are used.

3.1 Plot quality information per product (time dependant)

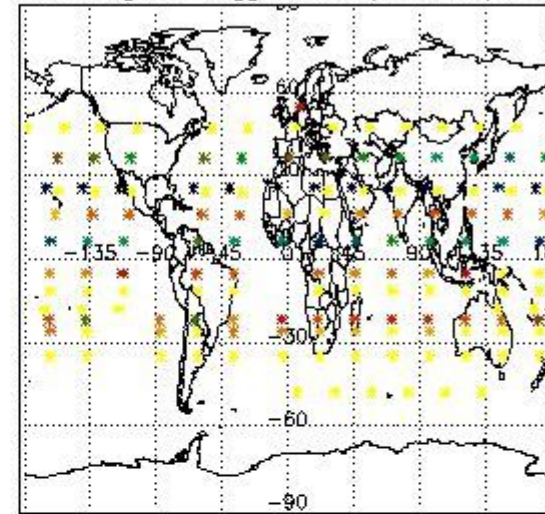


3.2 Plot quality information per product (world map)


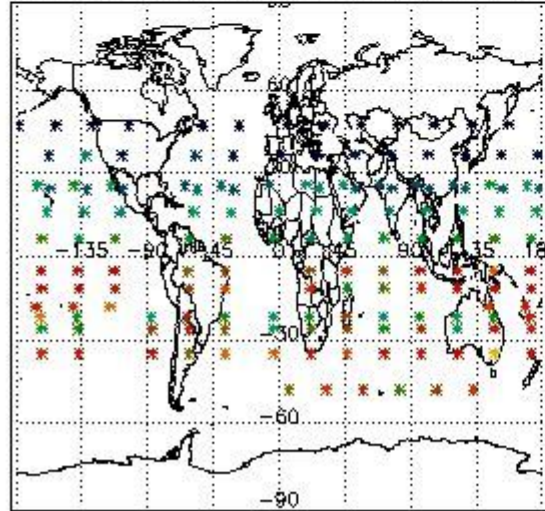
Percentage of flagged data per O3 profile



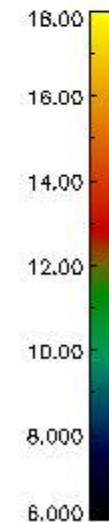
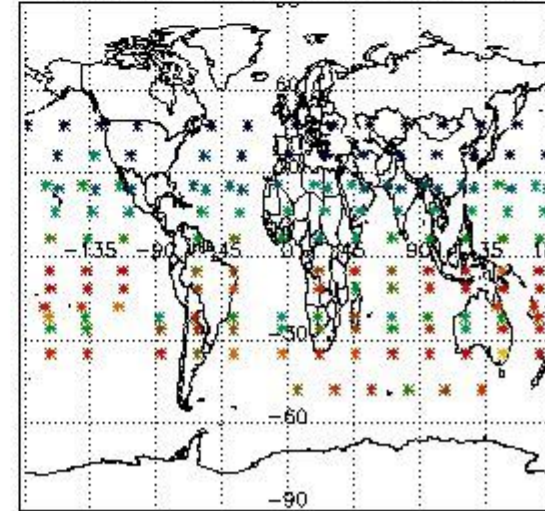
Percentage of flagged data per H2O profile



Percentage of flagged data per NO2 profile



Percentage of flagged data per NO3 profile

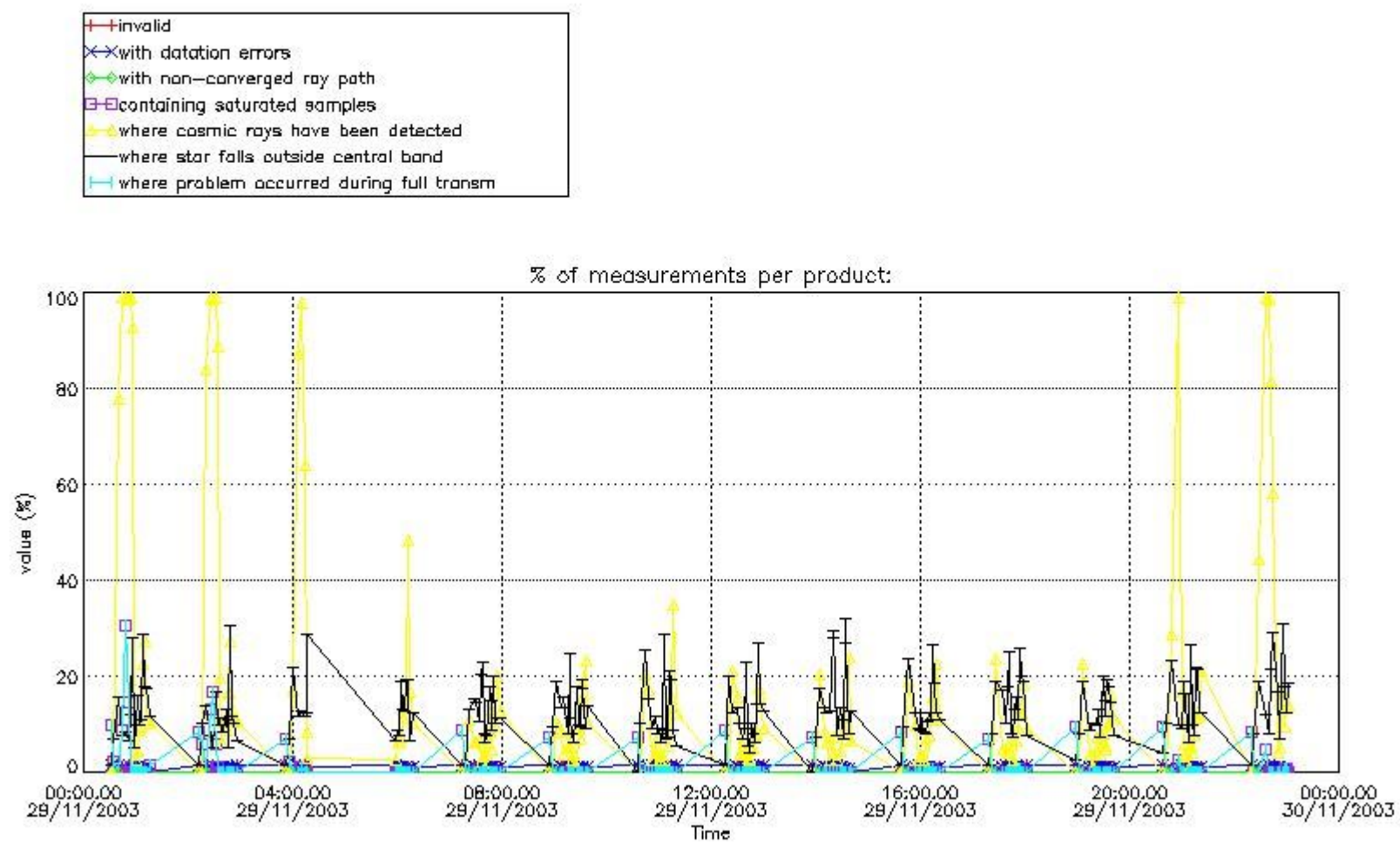


4. Level 1 quality information per product

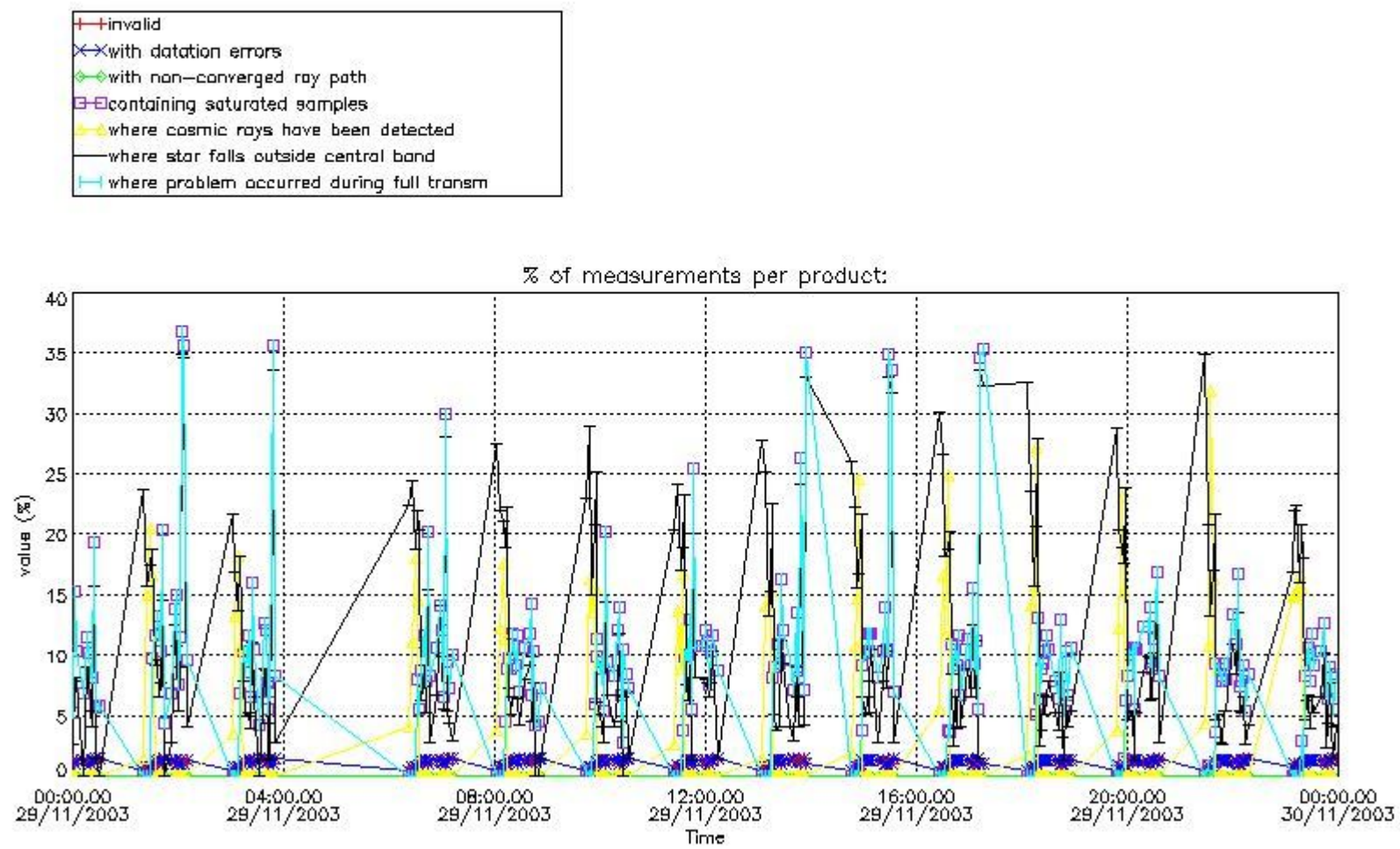
In this section it is plotted some information contained in the Quality Summary data set of the level 2 products that comes from the level 1b processing. Products without errors (error flag in the MPH set to "0") are used.

4.1 Plot quality information per product (time dependant) coming from level 1b processing

4.1.1 Plot level 1 quality information per product (time dependant): ENVISAT ASCENDING passes



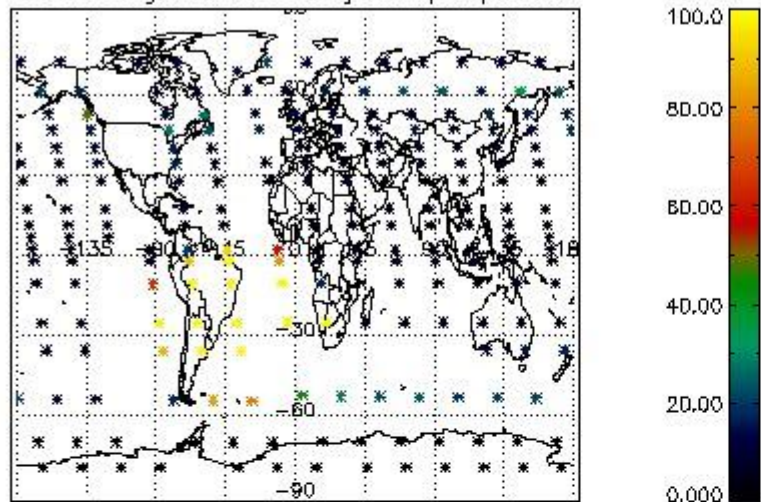
4.1.2 Plot level 1 quality information per product (time dependant): ENVI SAT DESCENDING passes



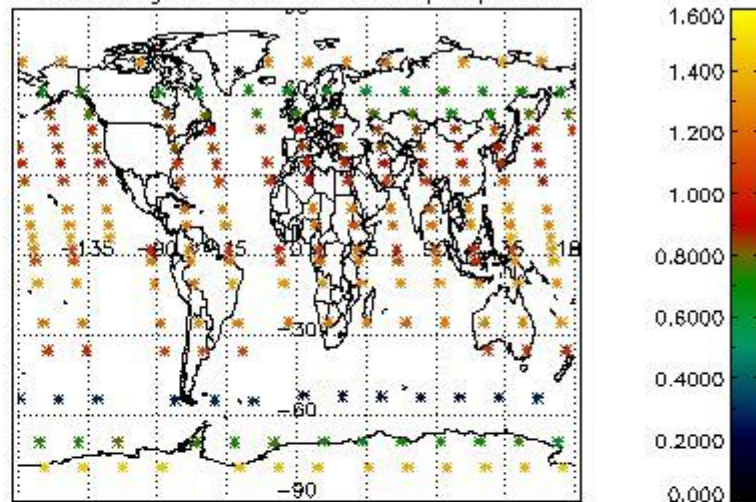
4.2 Plot quality information per product coming from level 1b processing (world map)

4.2.1 Plot level 1 quality information per product (world map): ENVISAT ASCENDING passes

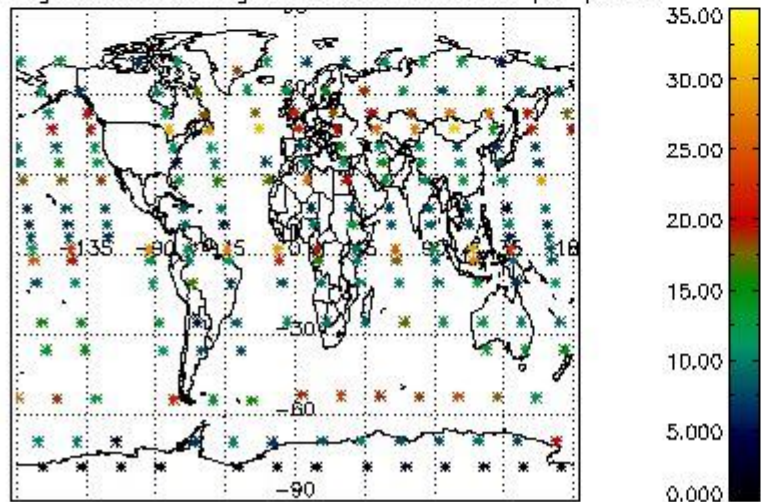
Percentage of cosmic ray hits per profile



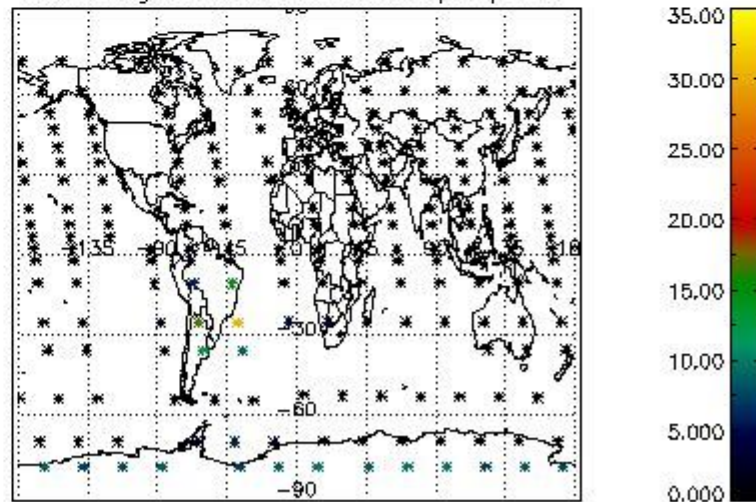
Percentage of datation errors per profile



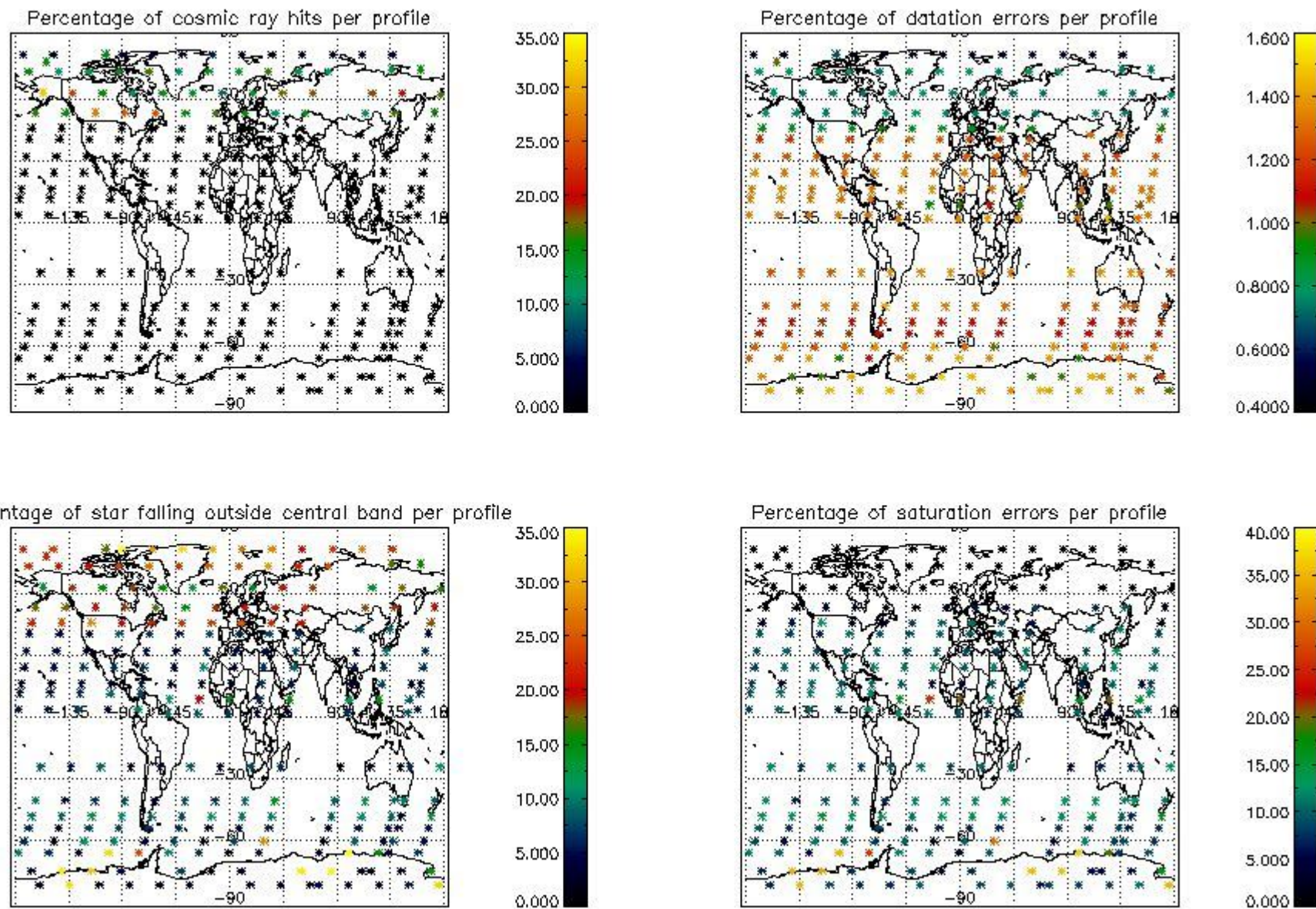
Percentage of star falling outside central band per profile



Percentage of saturation errors per profile



4.2.2 Plot level 1 quality information per product (world map): ENVISAT DESCENDING passes



5. Trace gas profiles

5.1 Ozone statistics based on quality of products

The final quality of the products can be "measured" using the STD (Standard Deviation) attached to every point profile. This information is written to the parameter GOM_NL__2P/NL_LOCAL_SPECIES_DENSITY/o3_std of the level 2 products. The table below shows the statistics for given STD ranges.

The statistics are given with respect to the overall valid production:

- Products without fatal errors: GOM_NL__2P/MPH/PRODUCT_ERR=0
- Valid point profile: GOM_NL__2P/NL_LOCAL_SPECIES_DENSITY/pcd(0)=0

The 'Criteria' is applied to valid points of dark limb products:

- Products in dark limb illumination condition: GOM_NL__2P/NL_SUMMARY_QUALITY/obs_ill_cond=0
- Products without fatal errors: GOM_NL__2P/MPH/PRODUCT_ERR=0
- Valid point profile: GOM_NL__2P/NL_LOCAL_SPECIES_DENSITY/pcd(0)=0

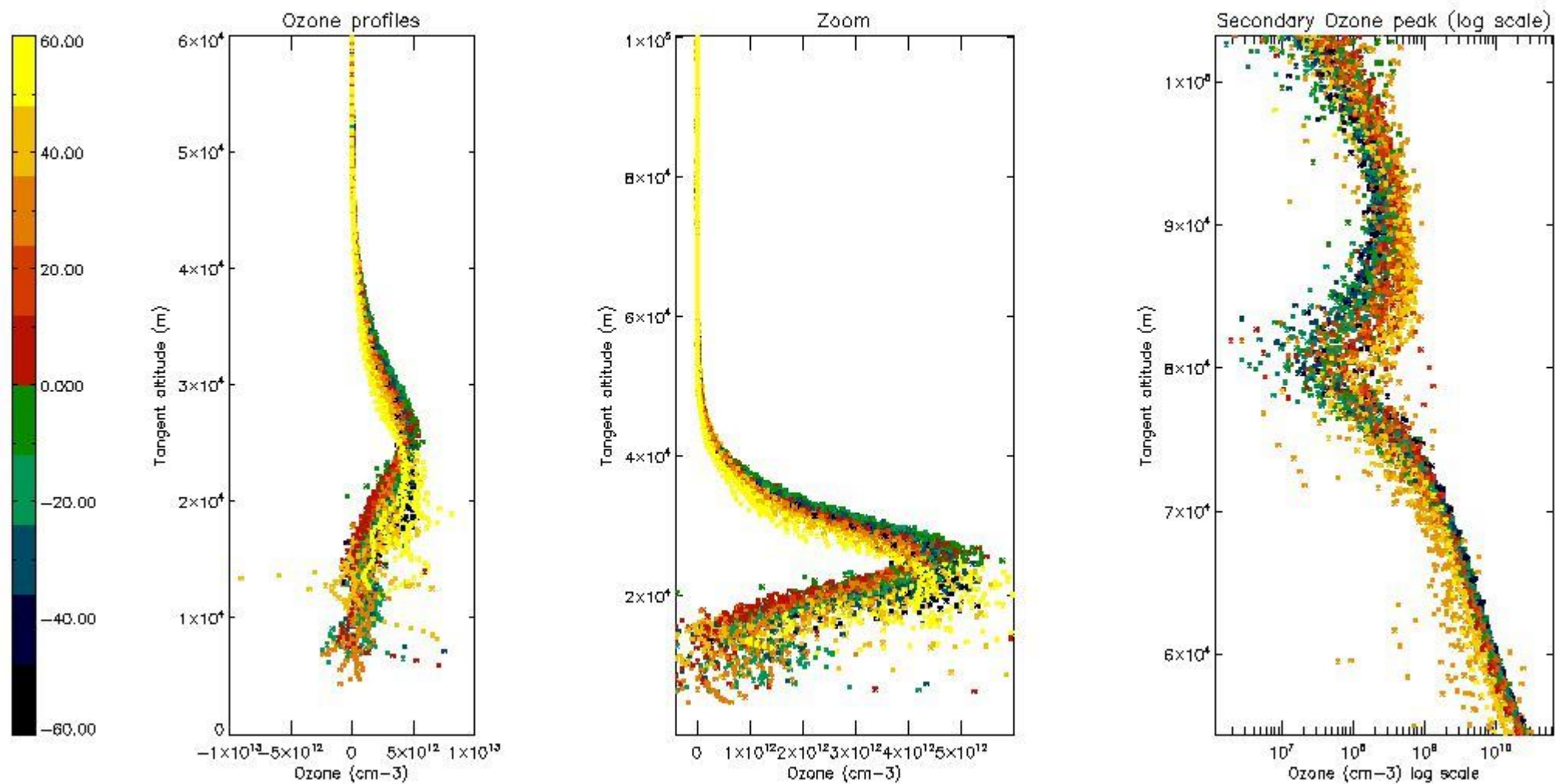
So, the table below shows the percentage of dark limb and valid observations for each criteria with respect to the overall valid daily observations.

Criteria	% of total production
All STD	31
STD < 20	19

STD < 10	17
STD < 5	13

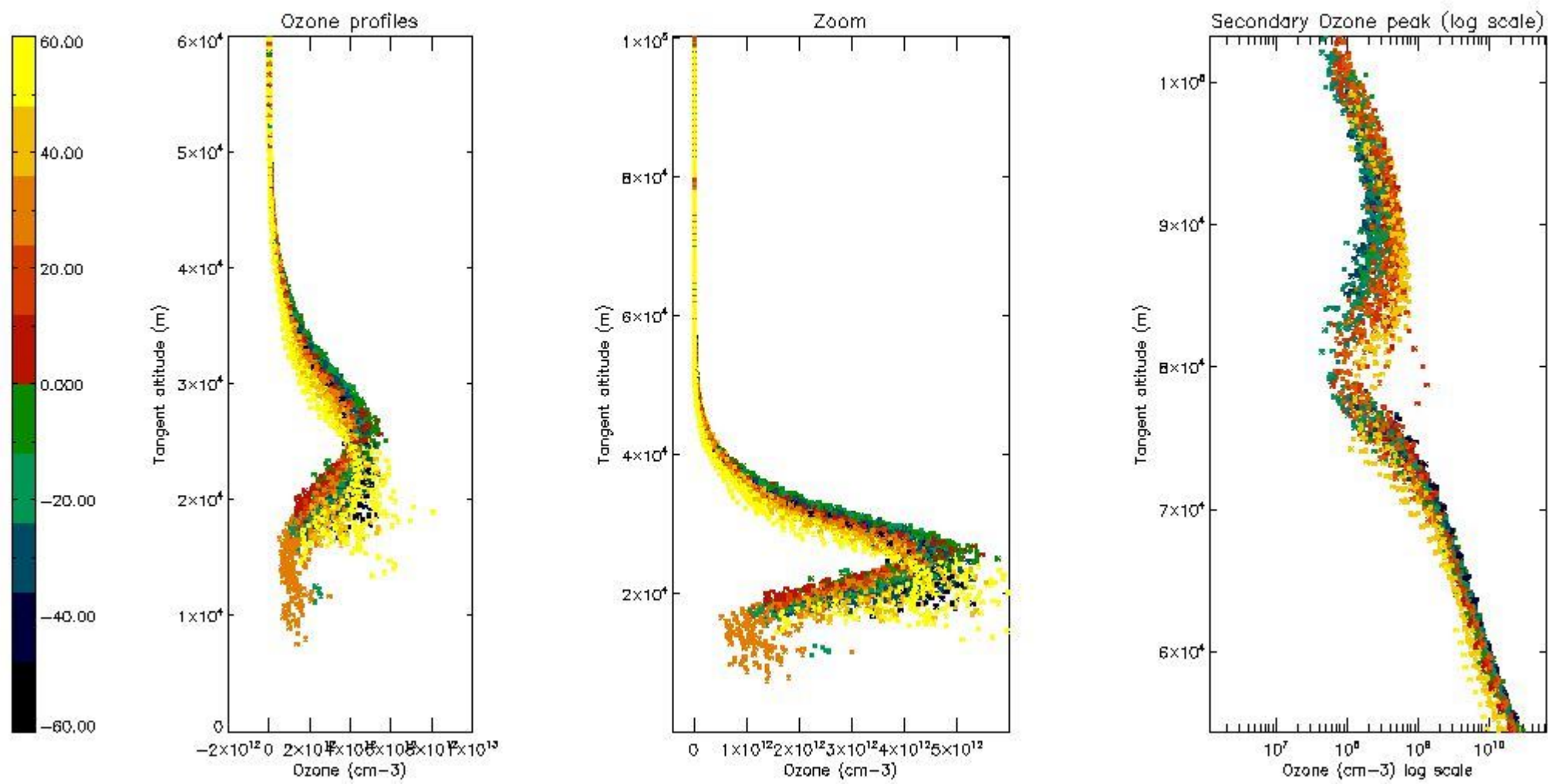
5.2 Plot ozone profiles for all STD (dark without errors)

The colorbar represents the latitude.



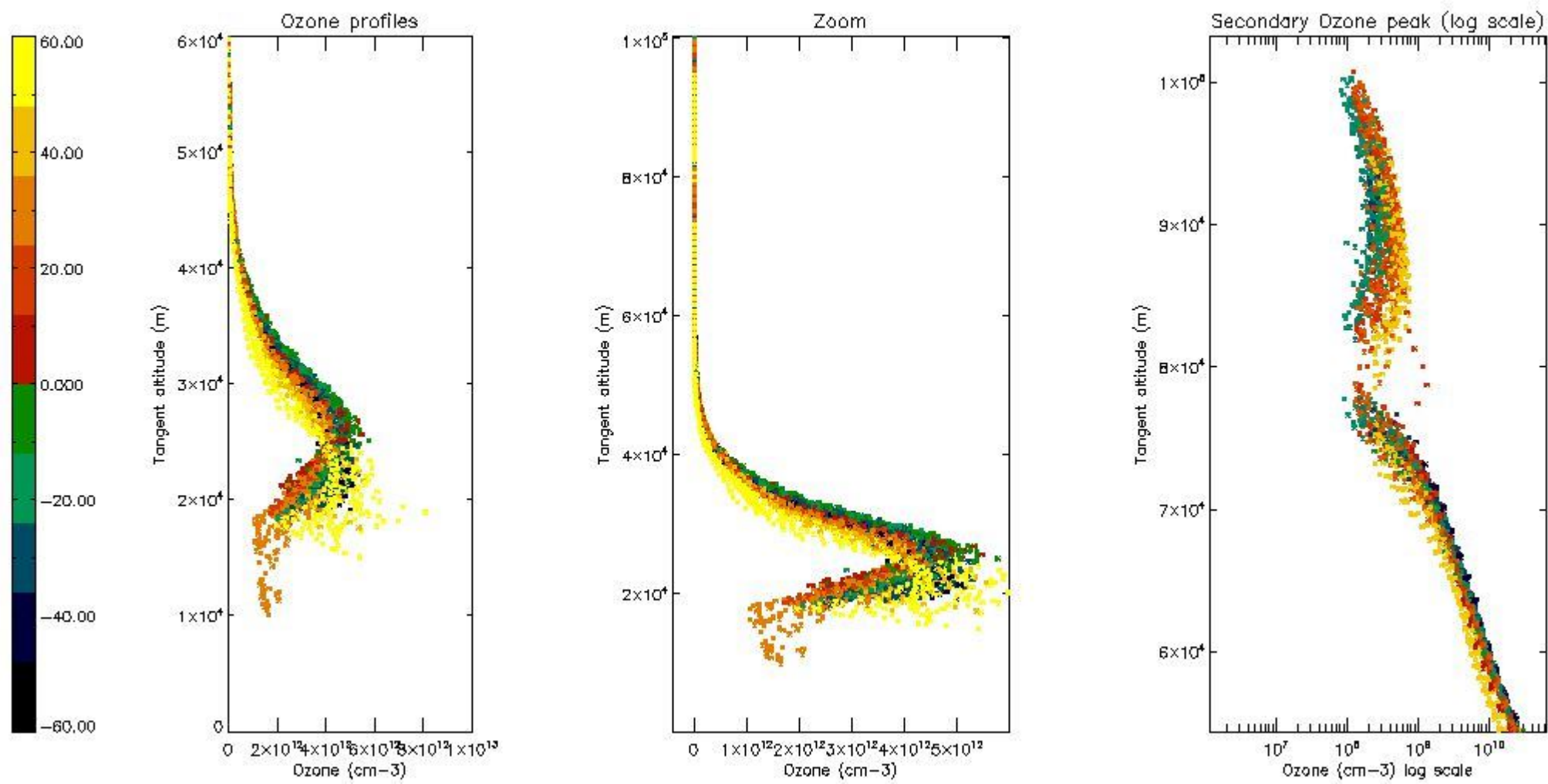
5.3 Plot ozone profiles where STD < 20% (dark without errors)

The colorbar represents the latitude.



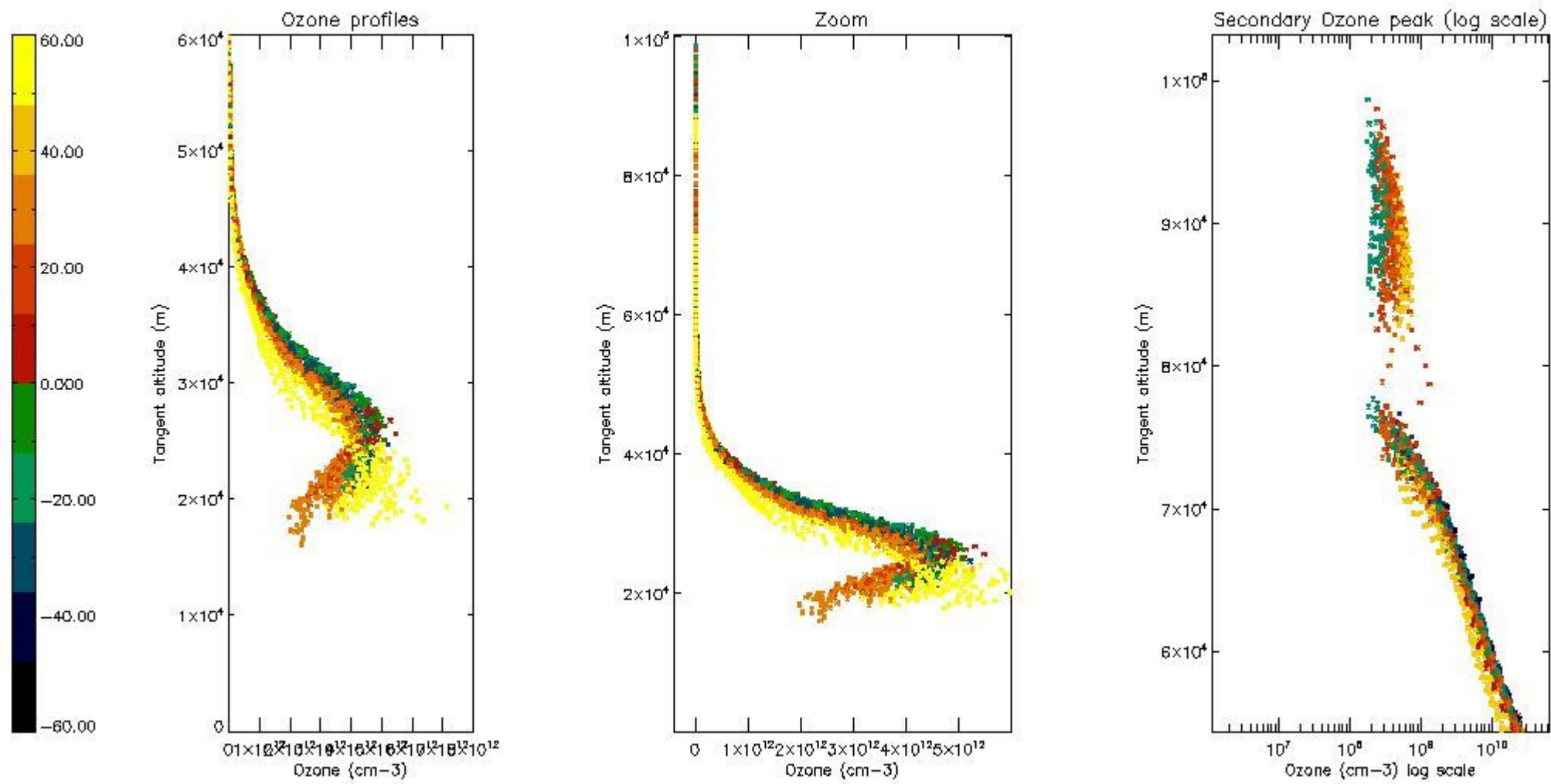
5.4 Plot ozone profiles where STD < 10% (dark without errors)

The colorbar represents the latitude.



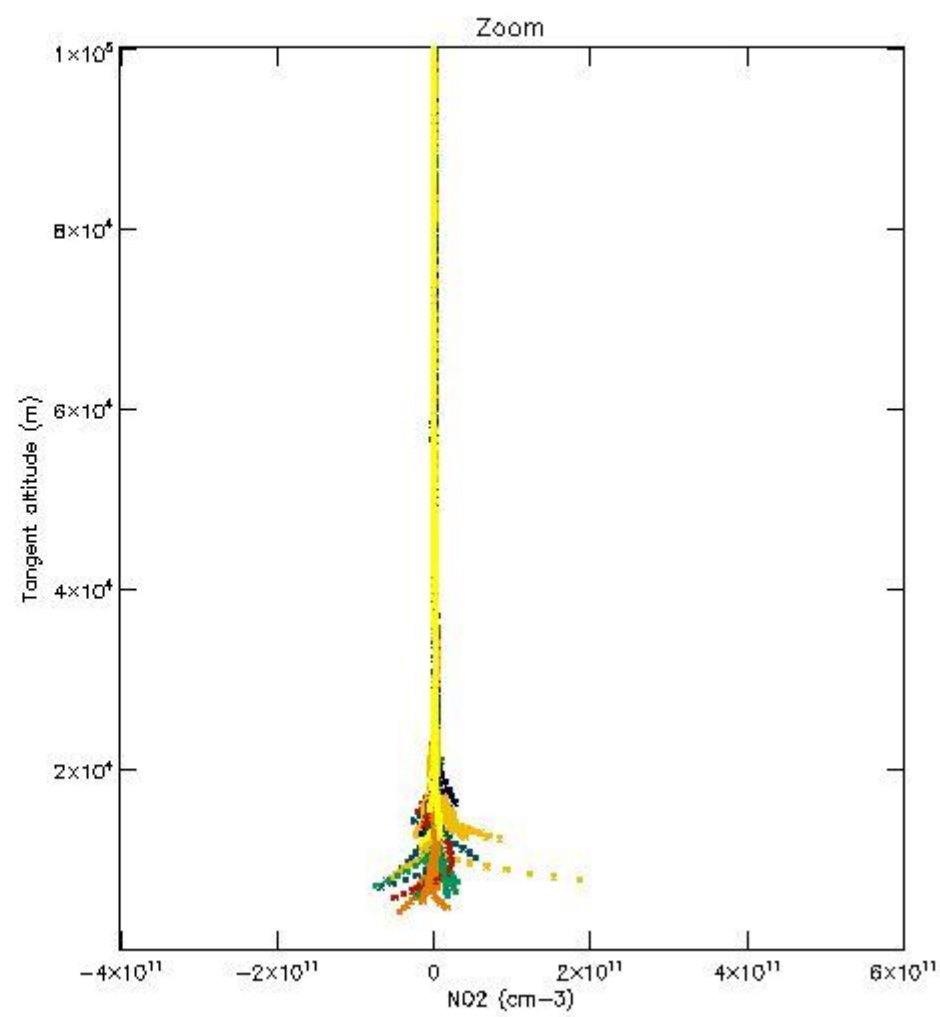
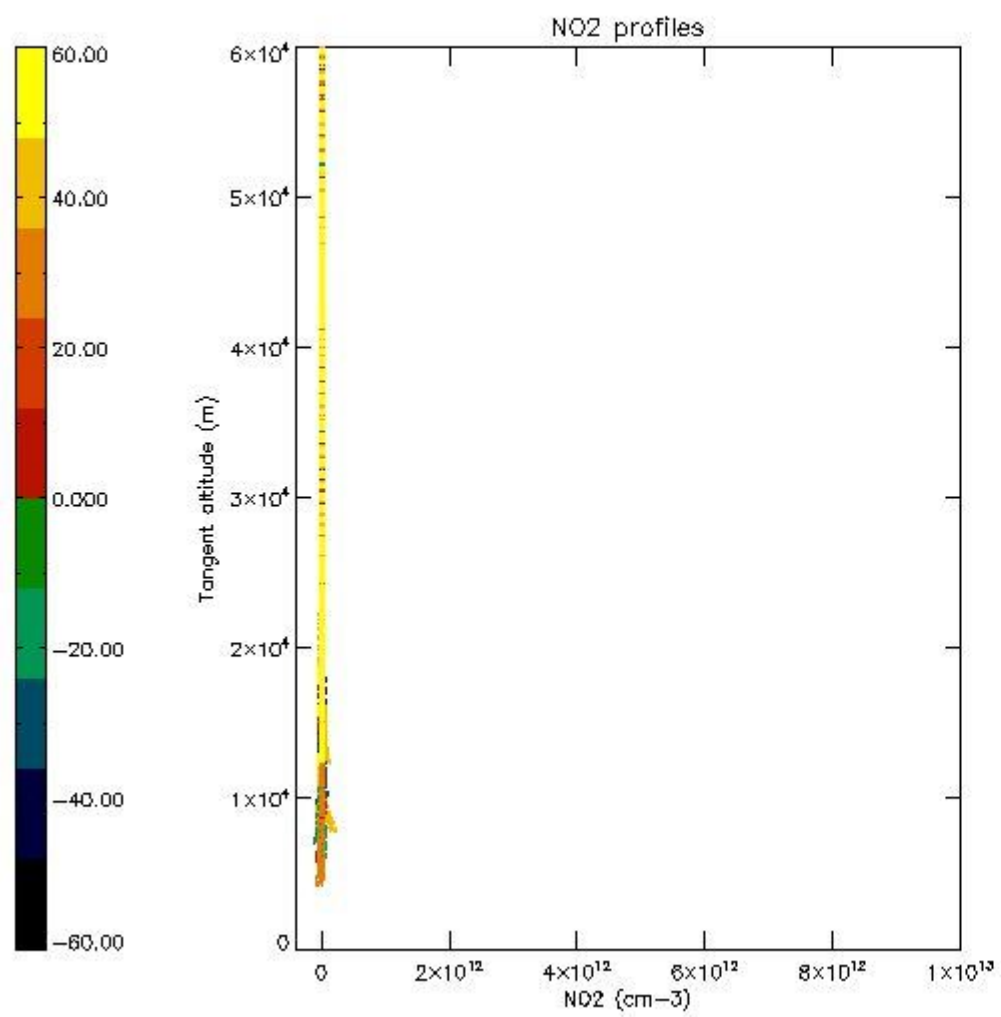
5.5 Plot ozone profiles where STD < 5% (dark without errors)

The colorbar represents the latitude.



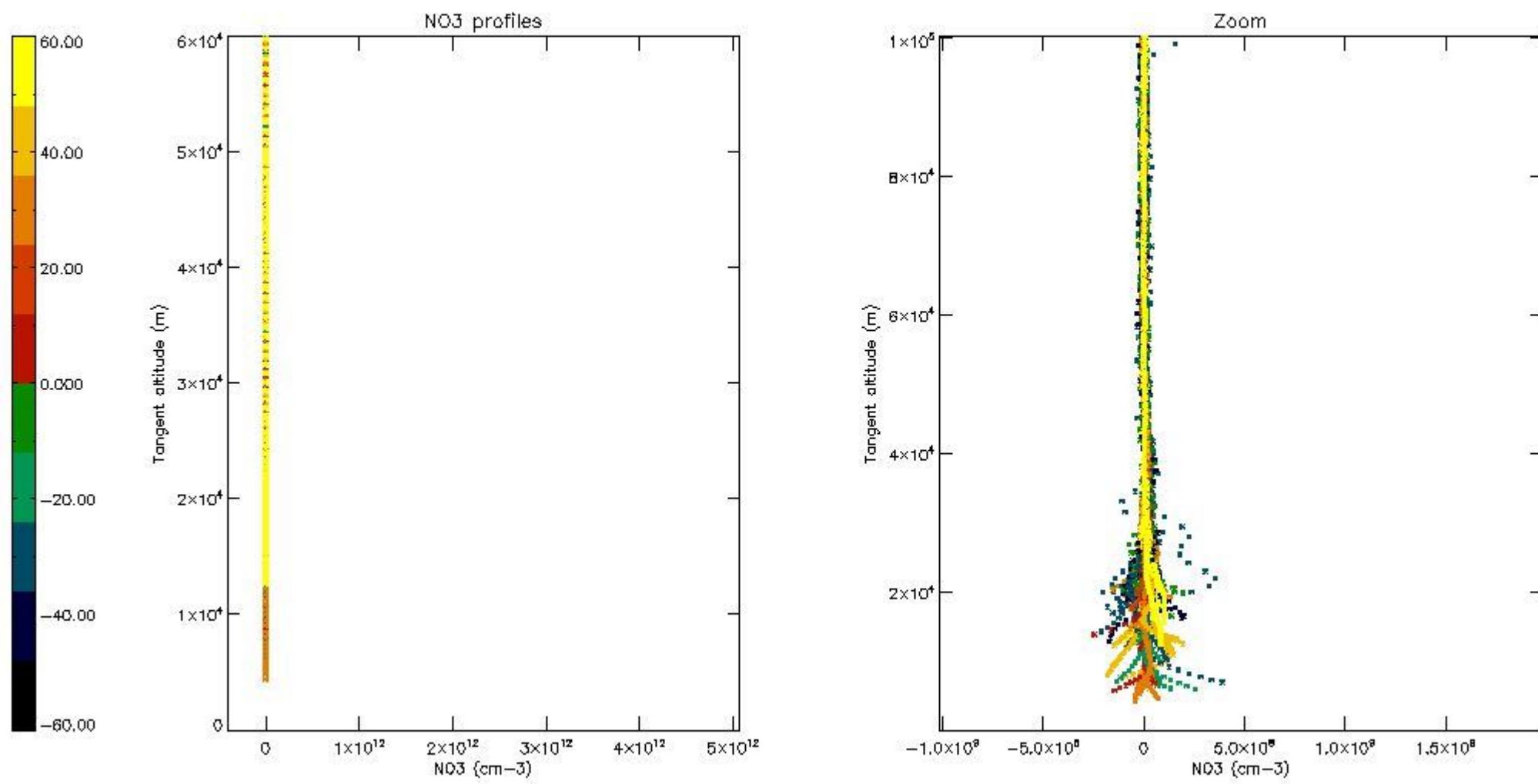
5.6 Plot NO₂ profiles for all STD (dark without errors)

The colorbar represents the latitude.



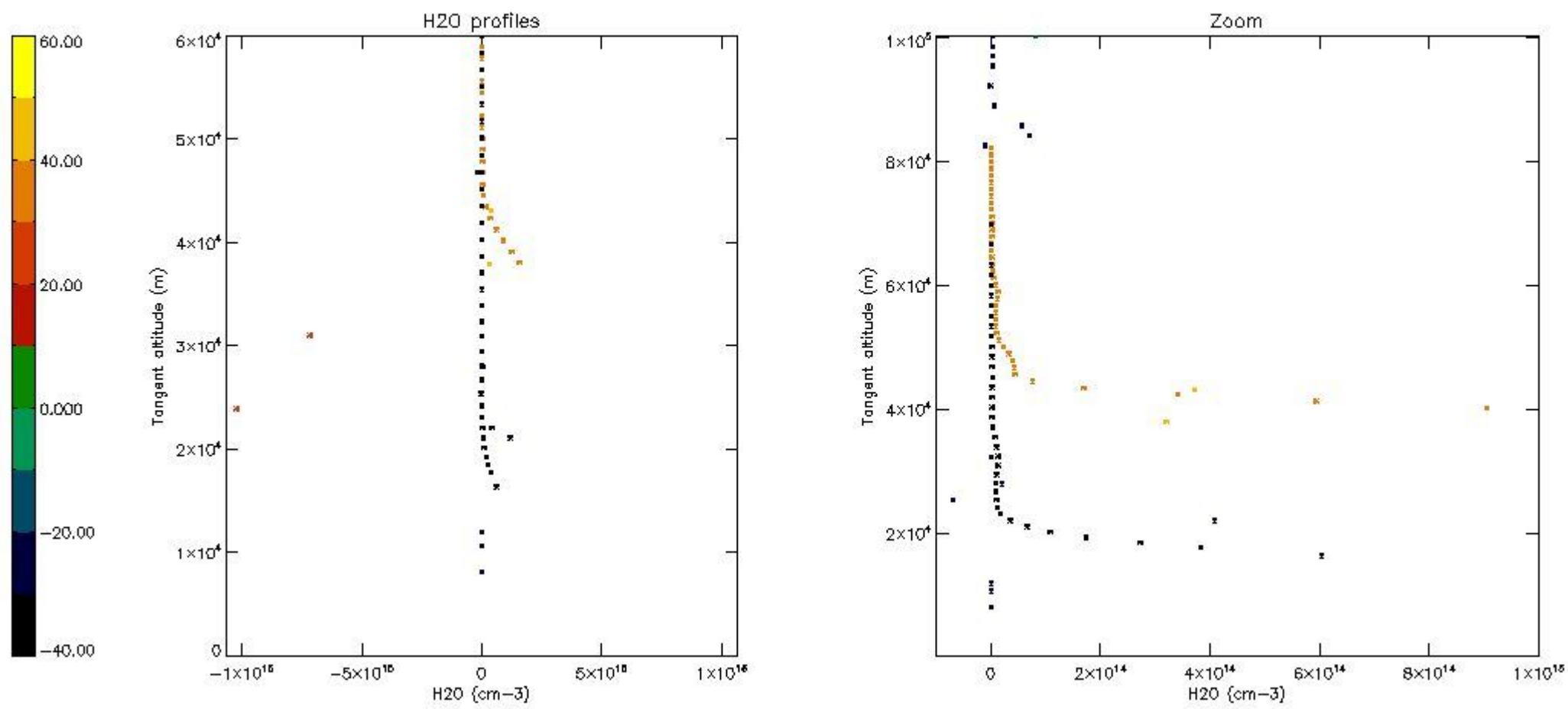
5.7 Plot NO3 profiles for all STD (dark without errors)

The colorbar represents the latitude.



5.8 Plot H₂O profiles for all STD (only for occultations of stars 1,2,3,4,13,14,16,26,63 dark without errors)

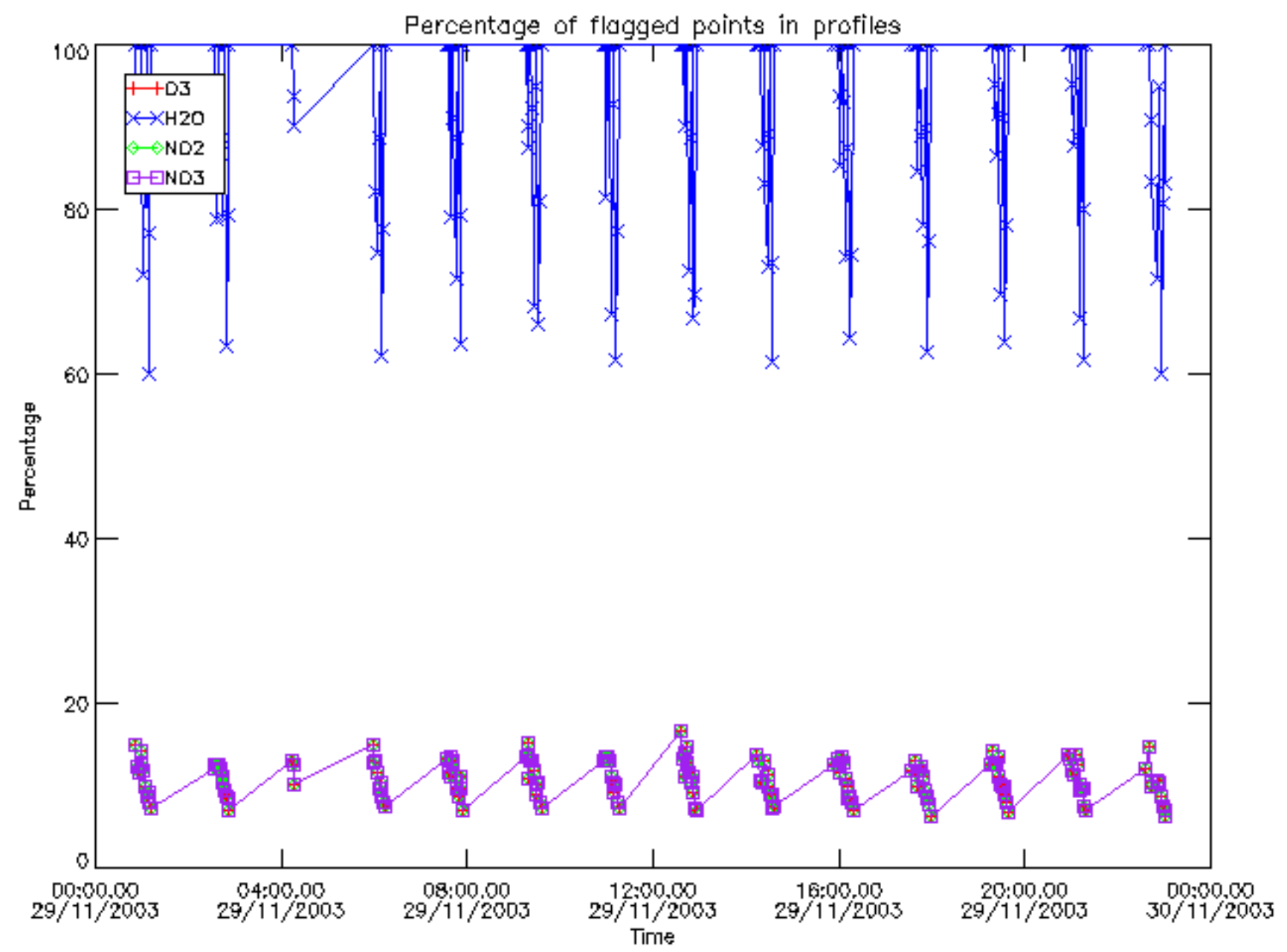
The colorbar represents the latitude.



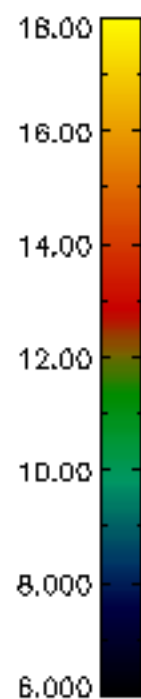
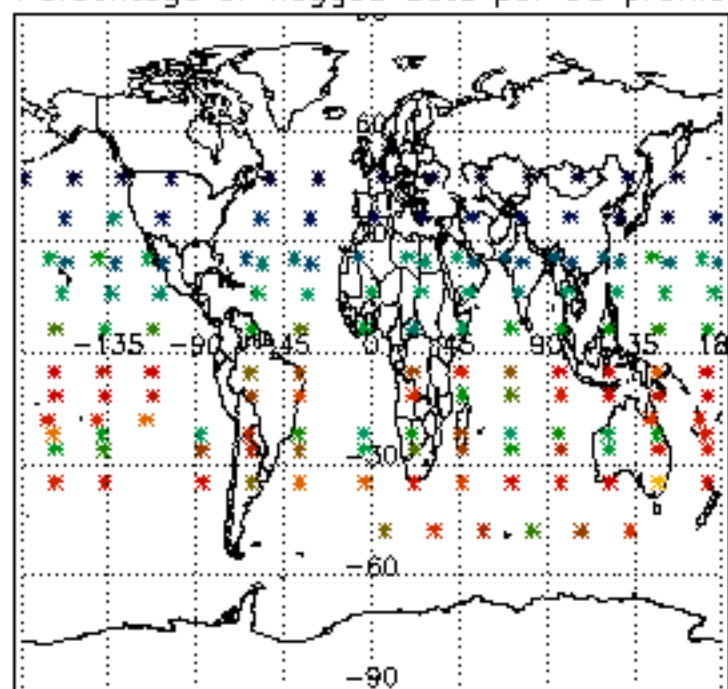
6. Auxiliary Data Files used for the production reported in section 2

The number reported in the third column indicates since which file (see list in section 2) the corresponding auxiliary file has been used. The fourth column is the date of those product files.

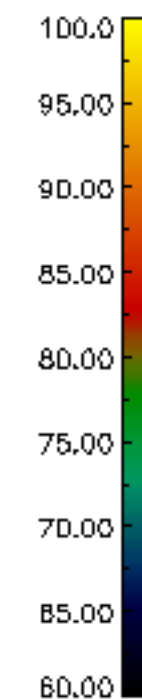
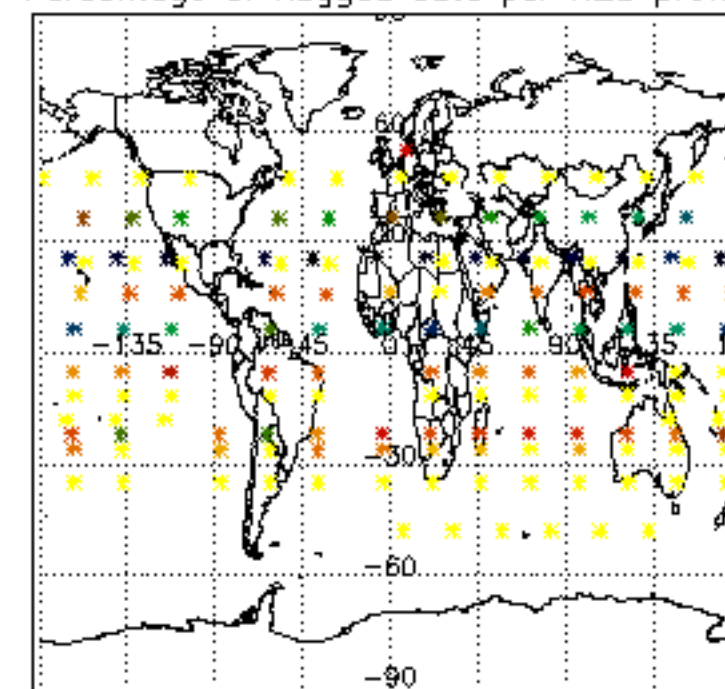
Type	Auxiliary Filename	Used since product	Used since product date
INST_PHYS_CHARACTERISTICS	GOM_INS_AXVIEC20091111_143220_20030716_120000_20500101_000000	1	29-NOV-2003 00:00:07
LEVEL-2_PROC_CONFIG	GOM_PR2_AXVIEC20091111_152718_20020301_000000_20500101_000000	1	29-NOV-2003 00:00:07
CROSS_SECTIONS_FILE	GOM_CRS_AXVIEC20091111_154832_20020301_000000_20500101_000000	1	29-NOV-2003 00:00:07



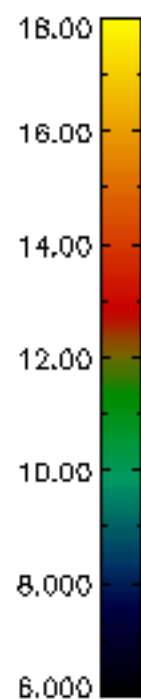
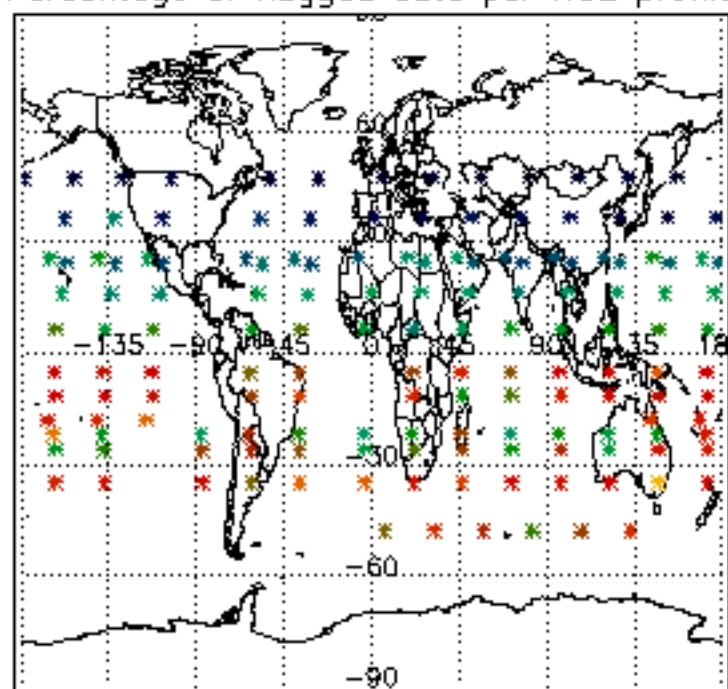
Percentage of flagged data per D3 profile



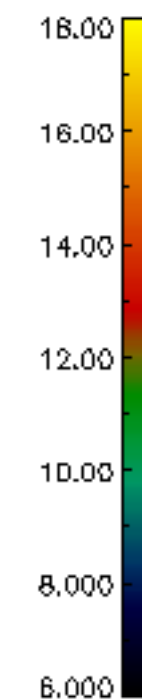
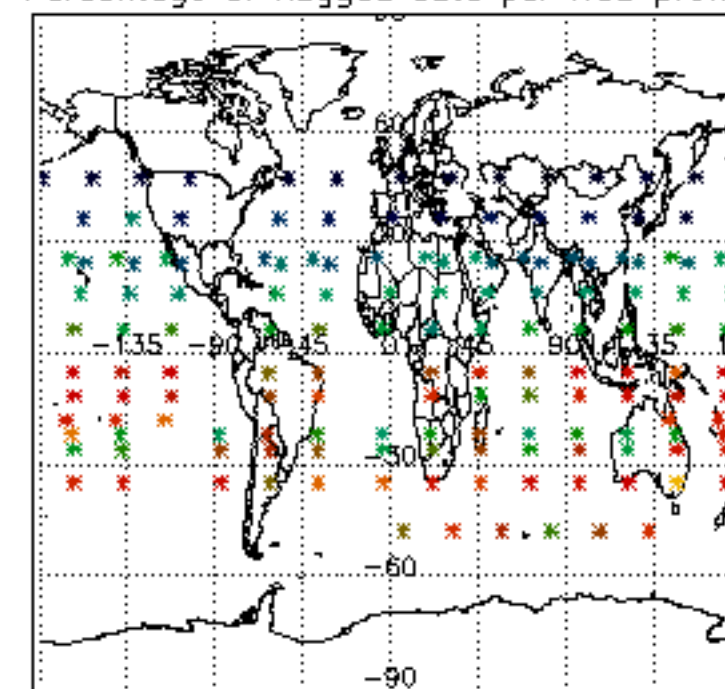
Percentage of flagged data per H2O profile

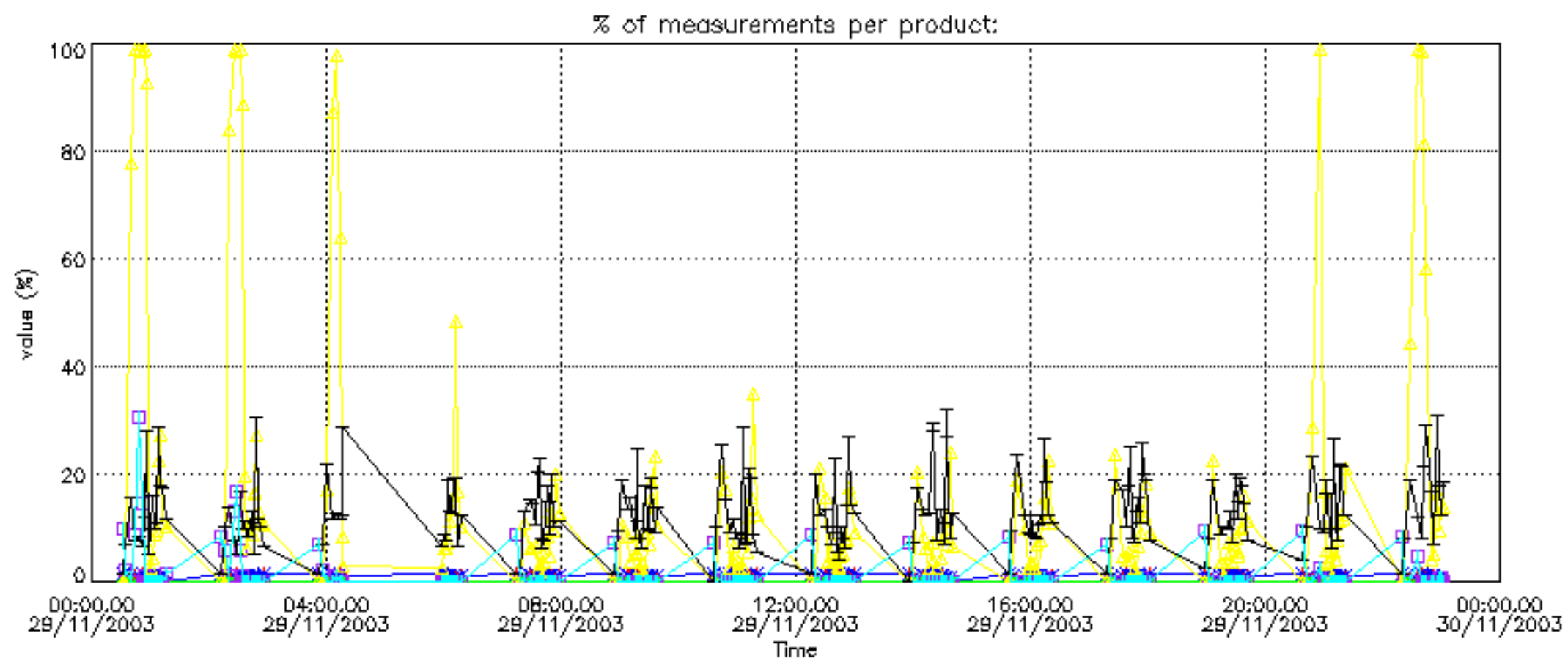
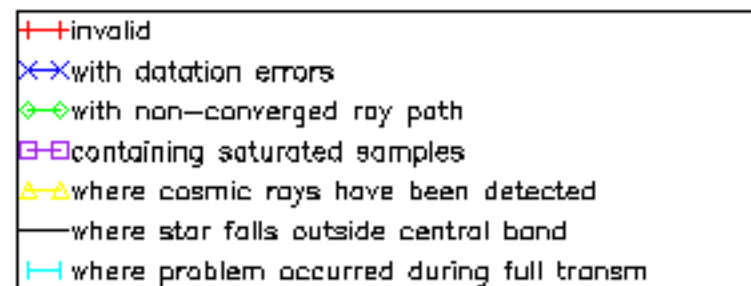


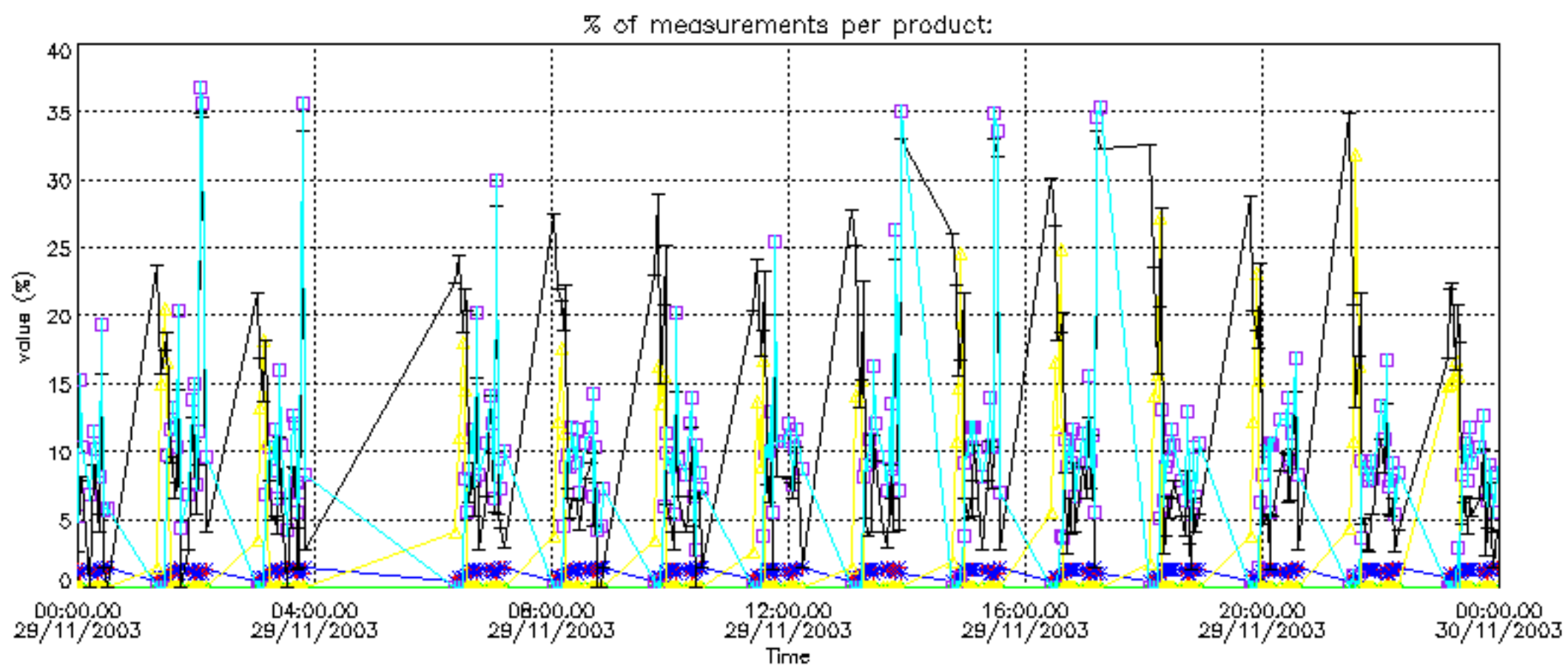
Percentage of flagged data per NO2 profile



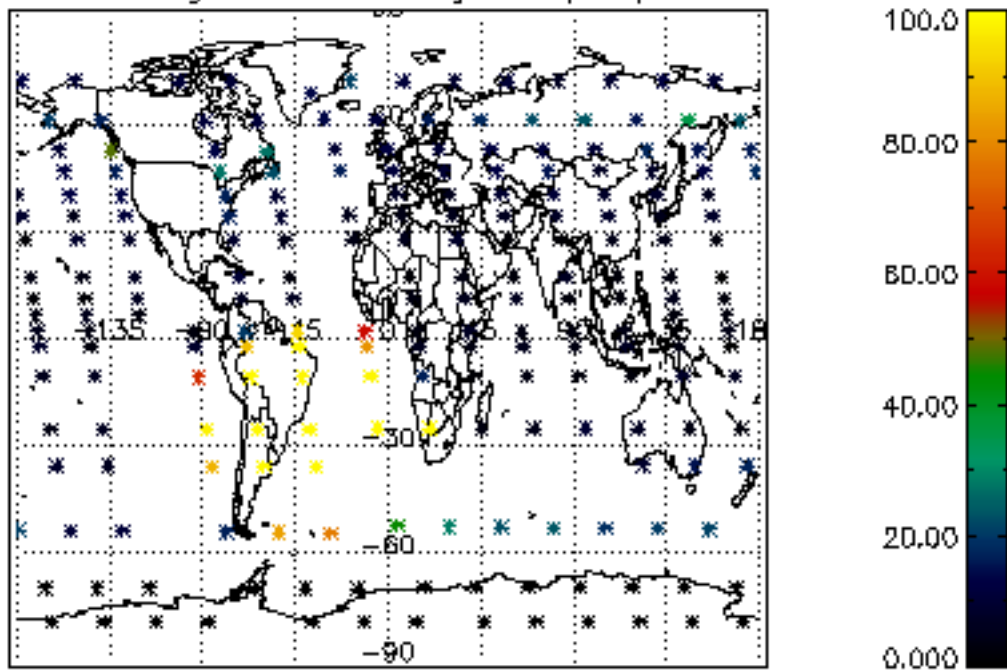
Percentage of flagged data per NO3 profile



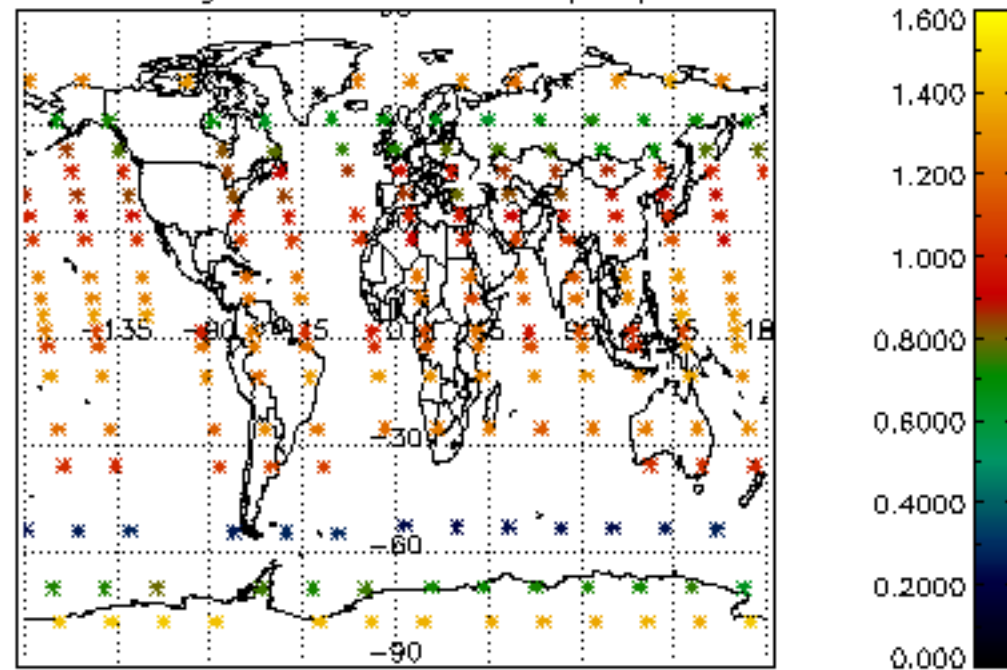




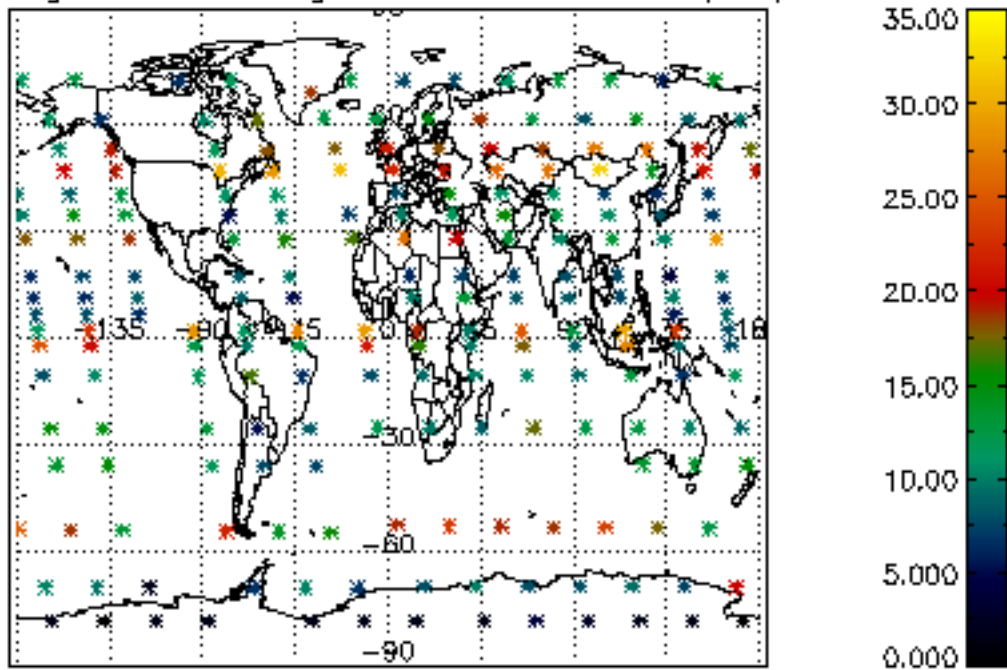
Percentage of cosmic ray hits per profile



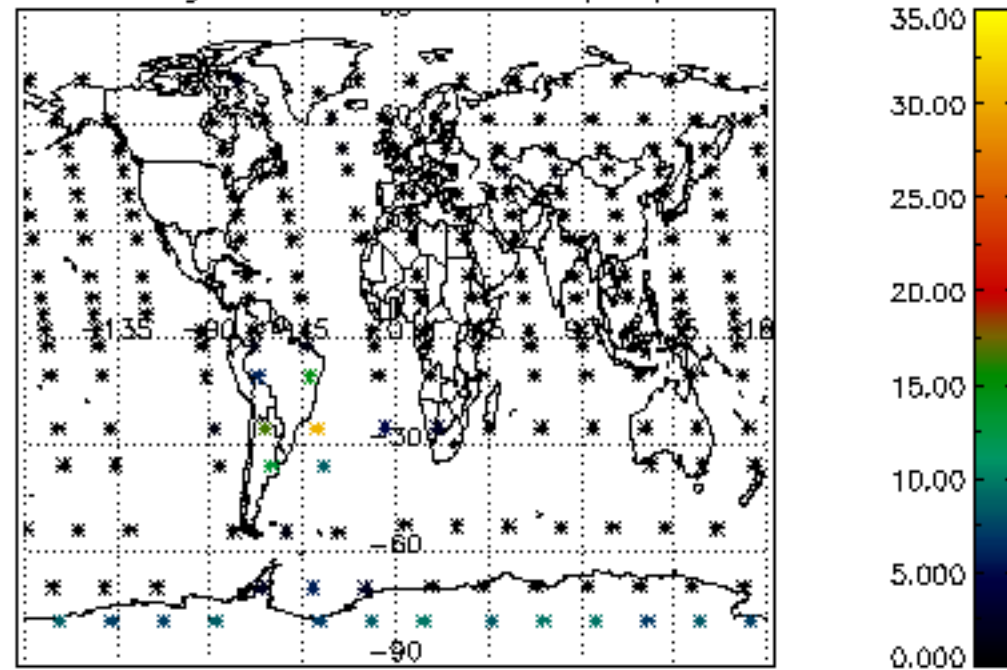
Percentage of datation errors per profile



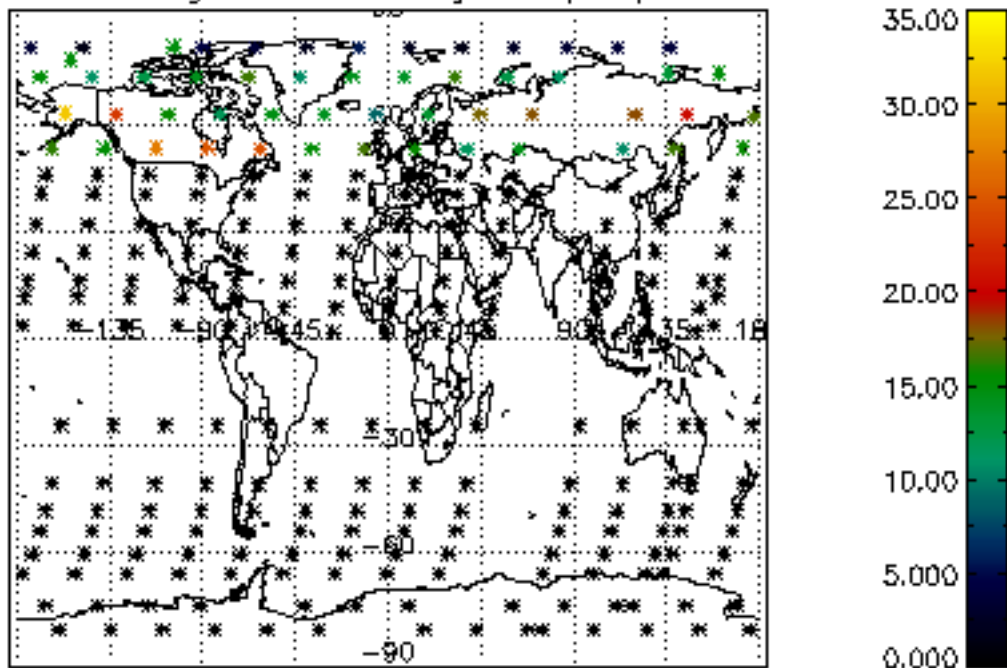
Percentage of star falling outside central band per profile



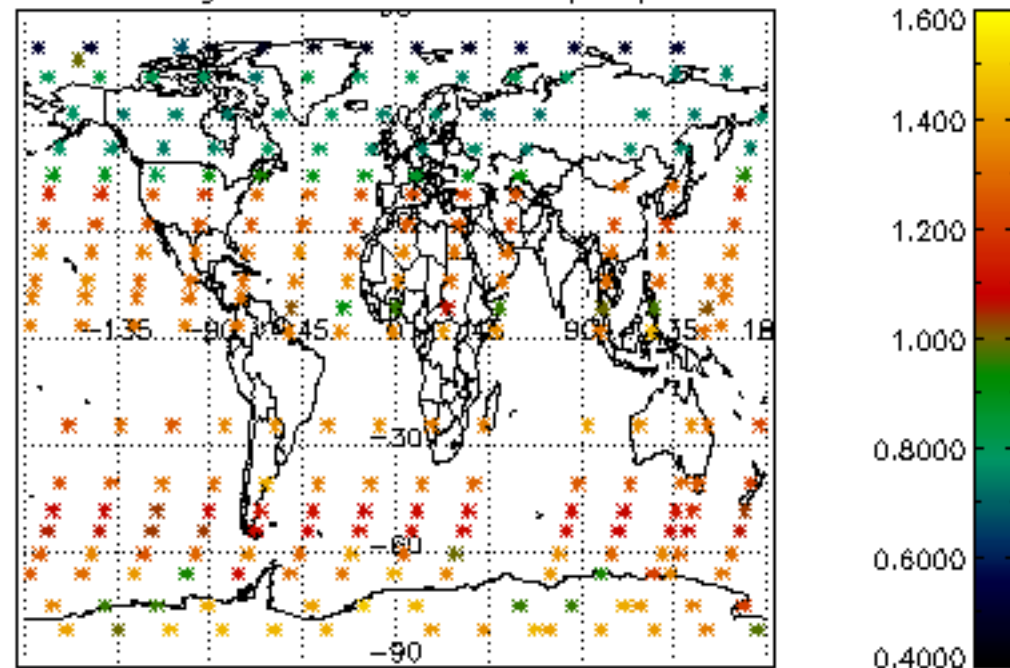
Percentage of saturation errors per profile



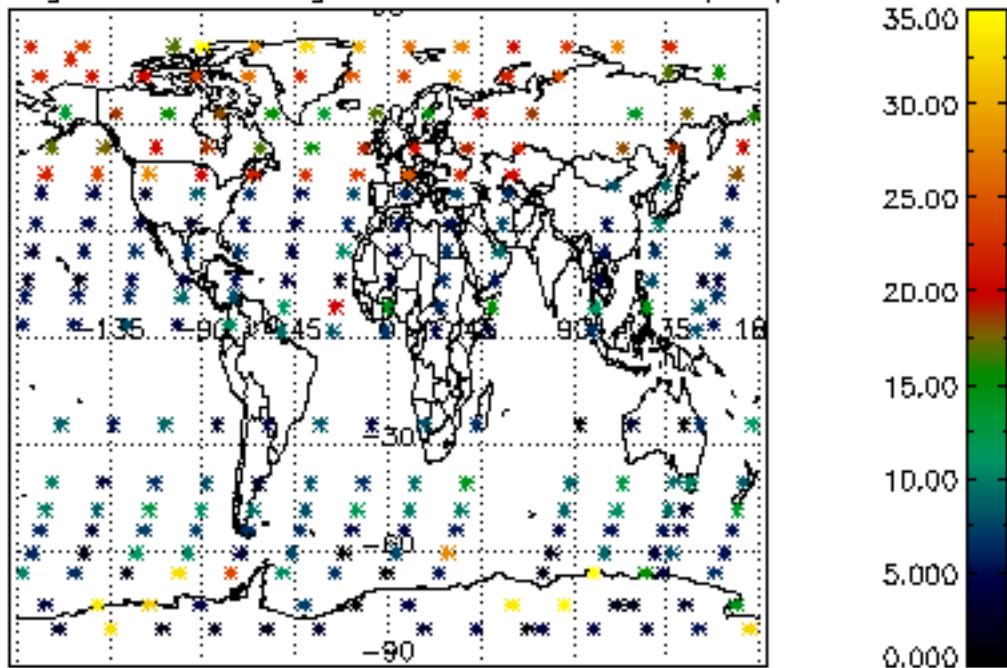
Percentage of cosmic ray hits per profile



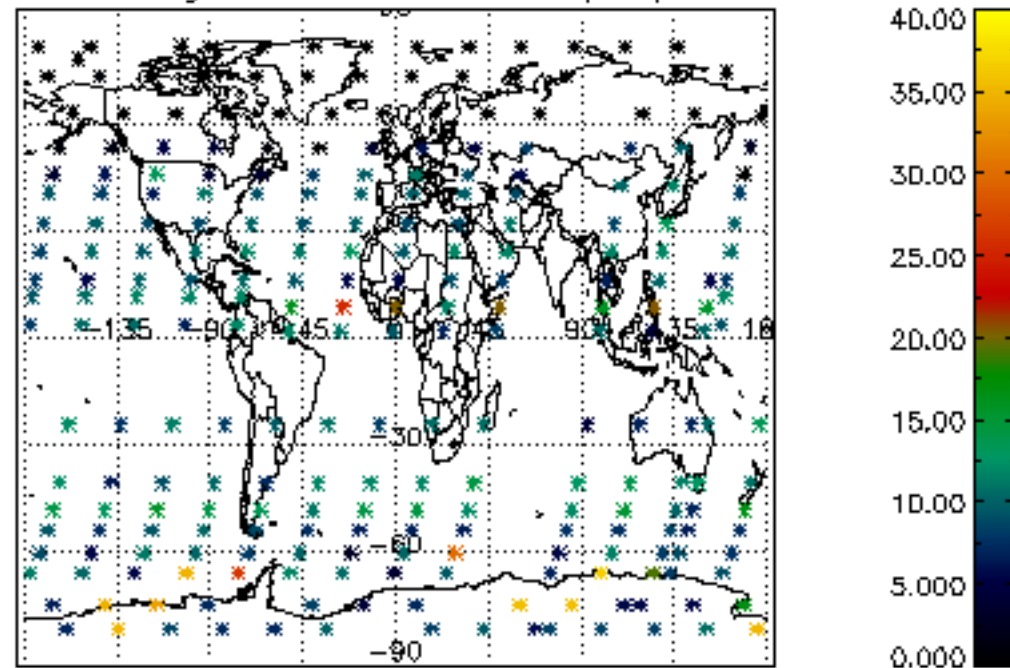
Percentage of datation errors per profile

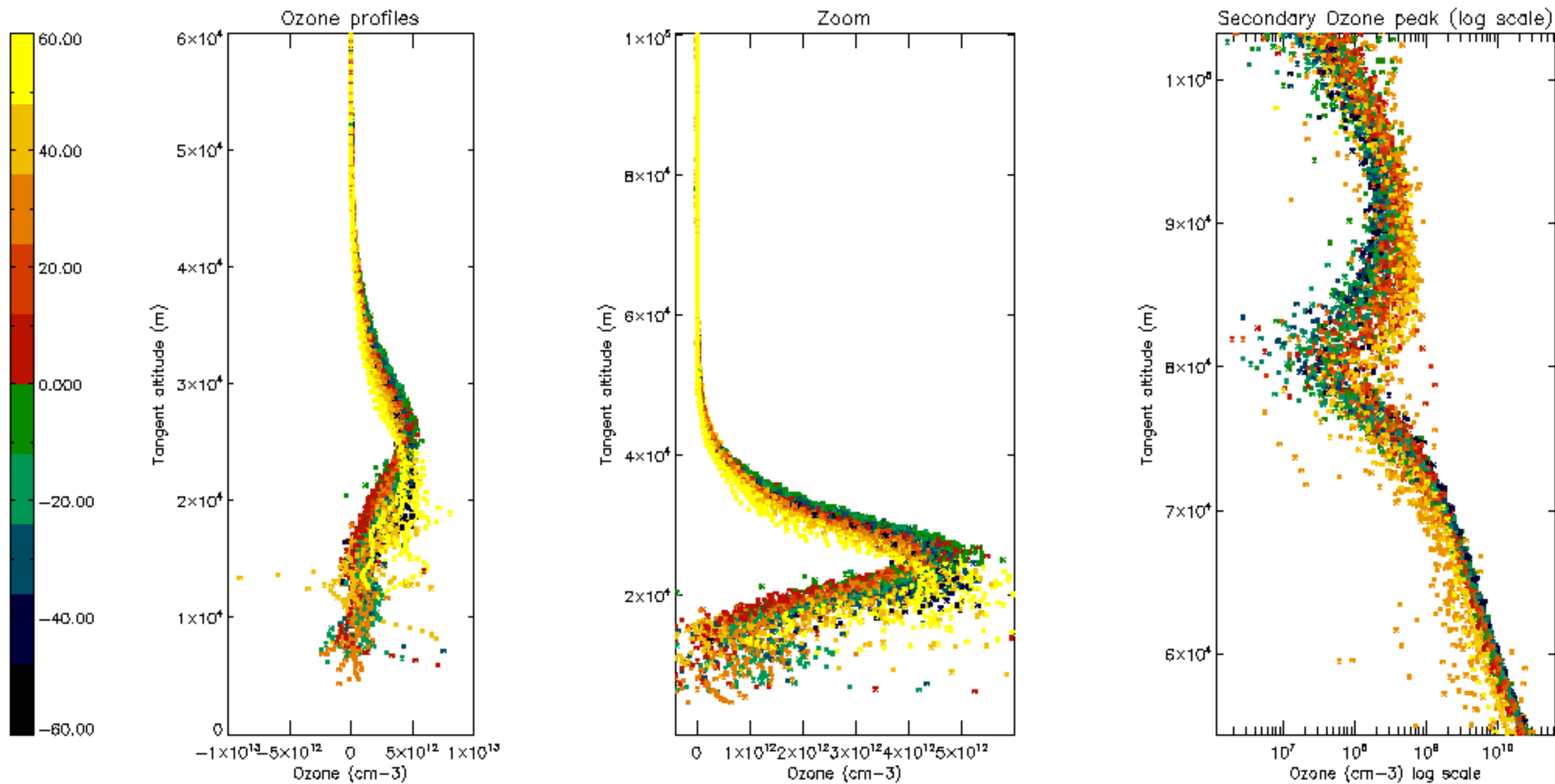


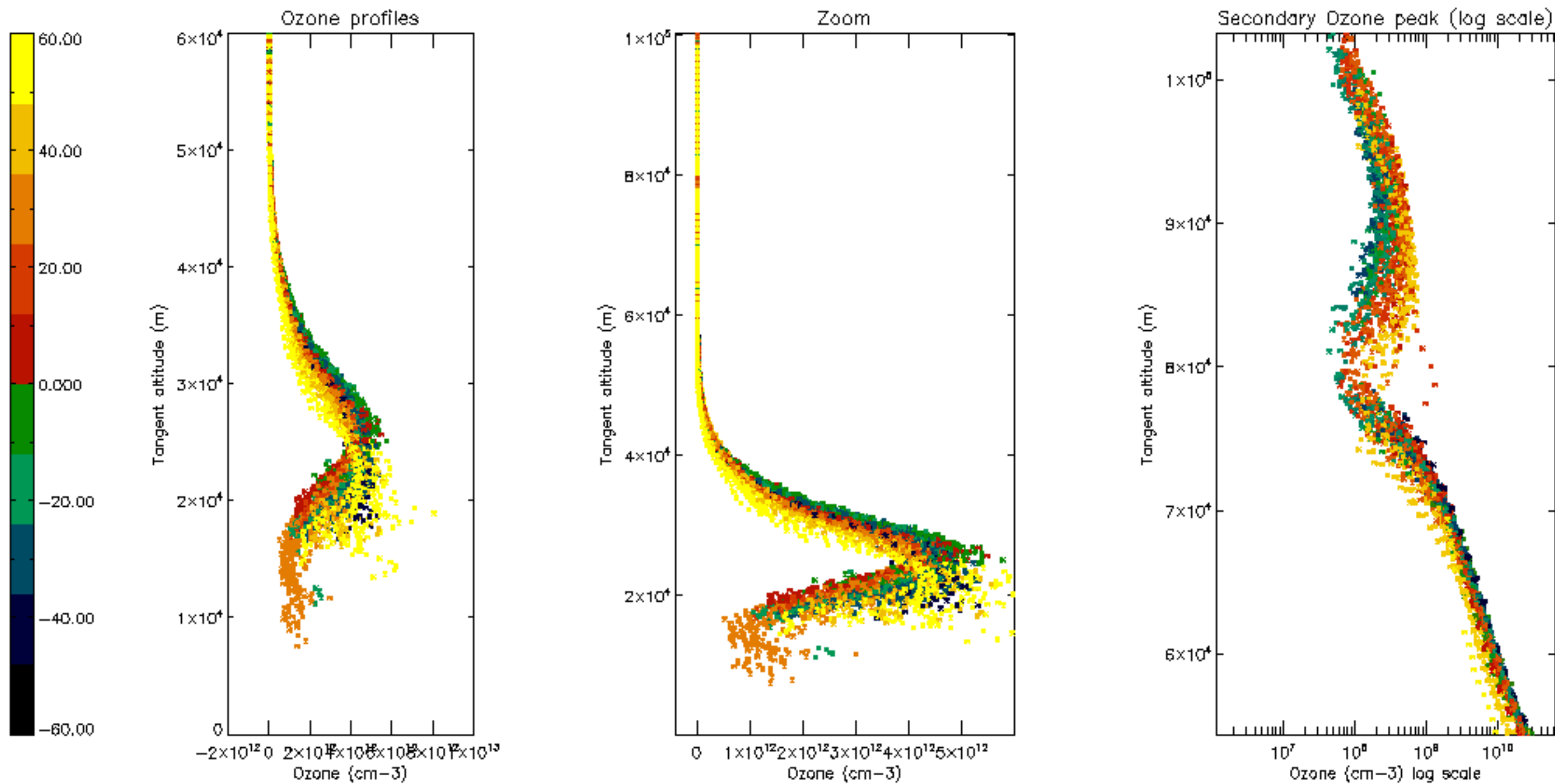
Percentage of star falling outside central band per profile

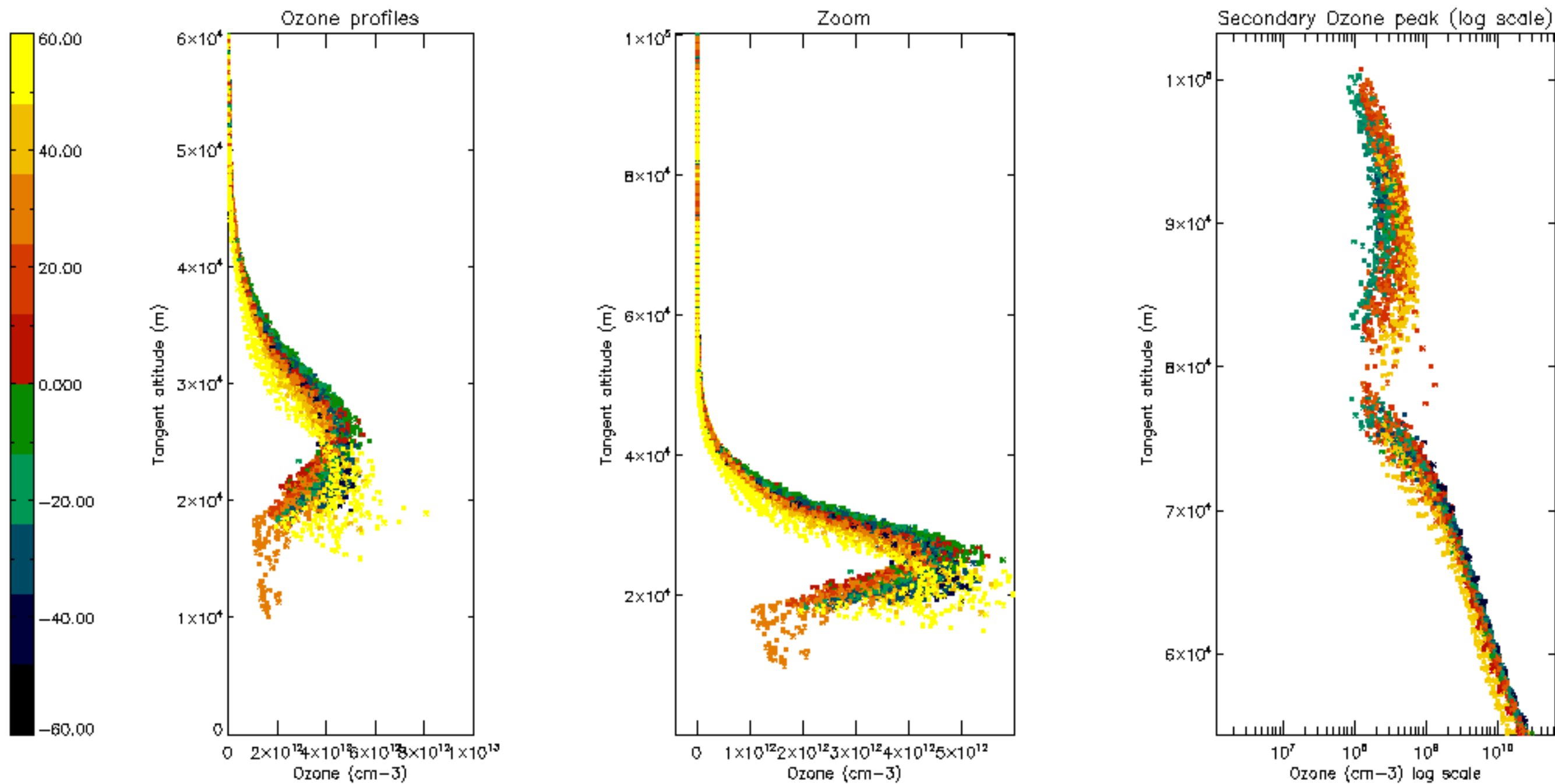


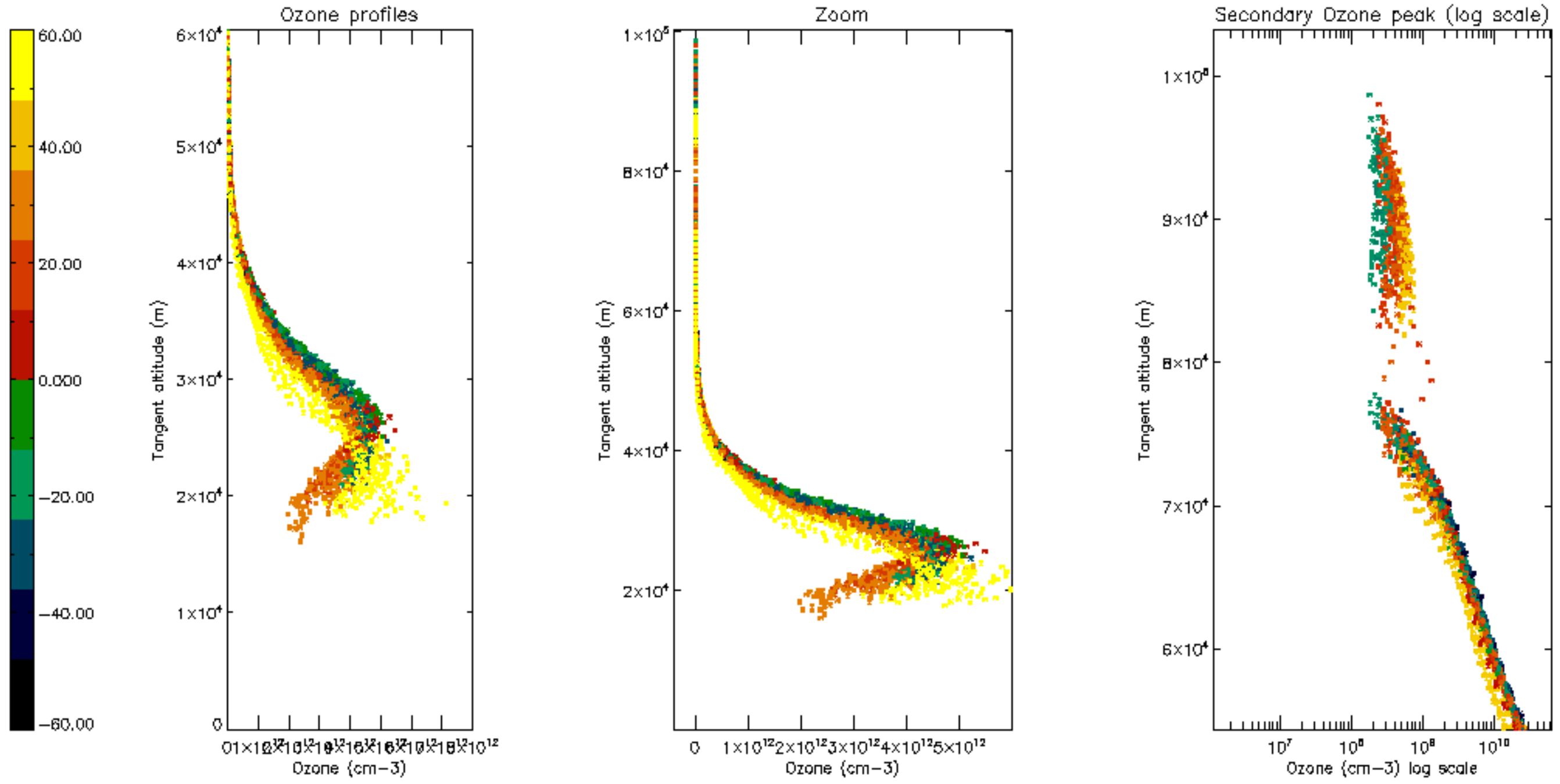
Percentage of saturation errors per profile

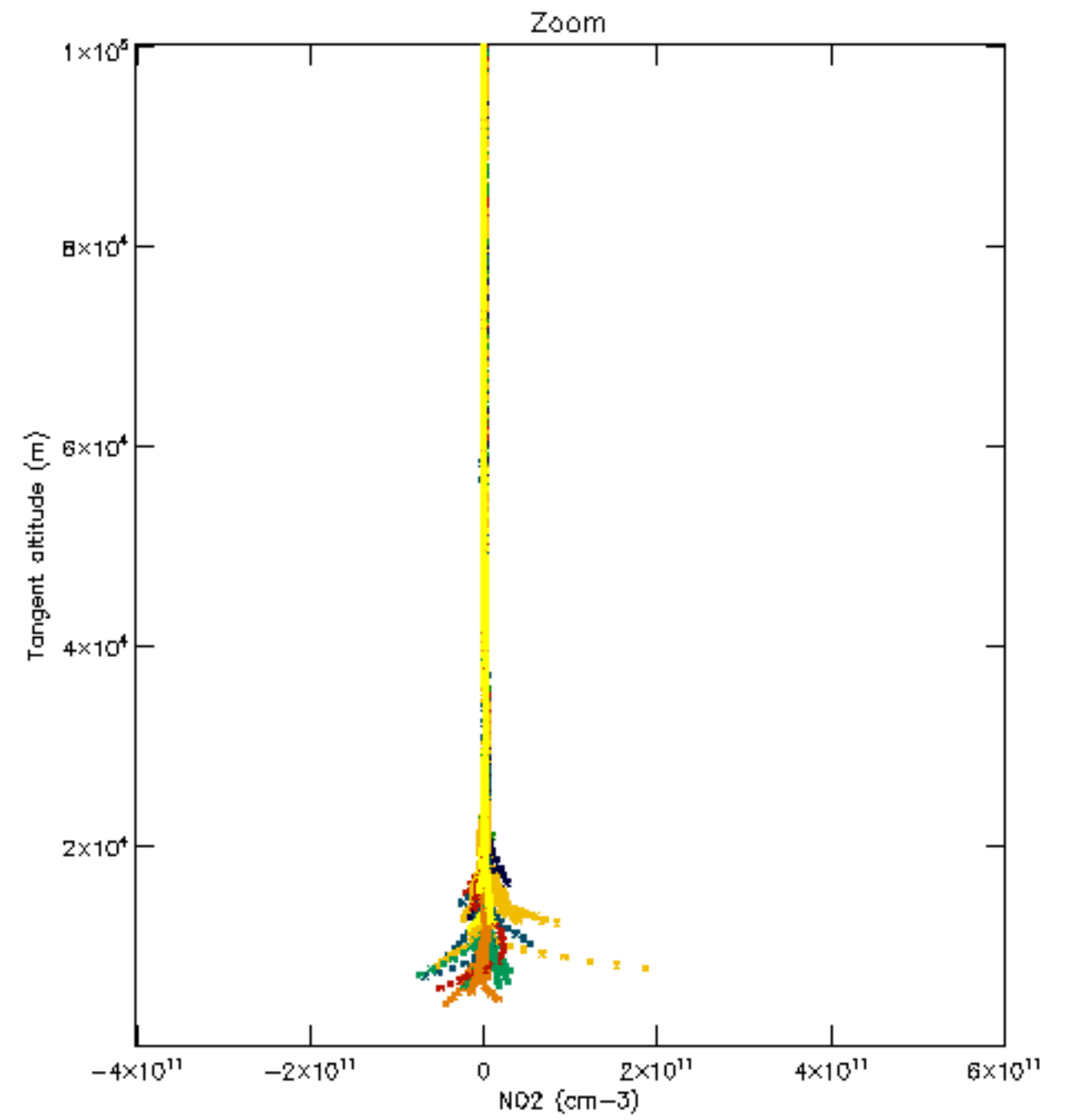
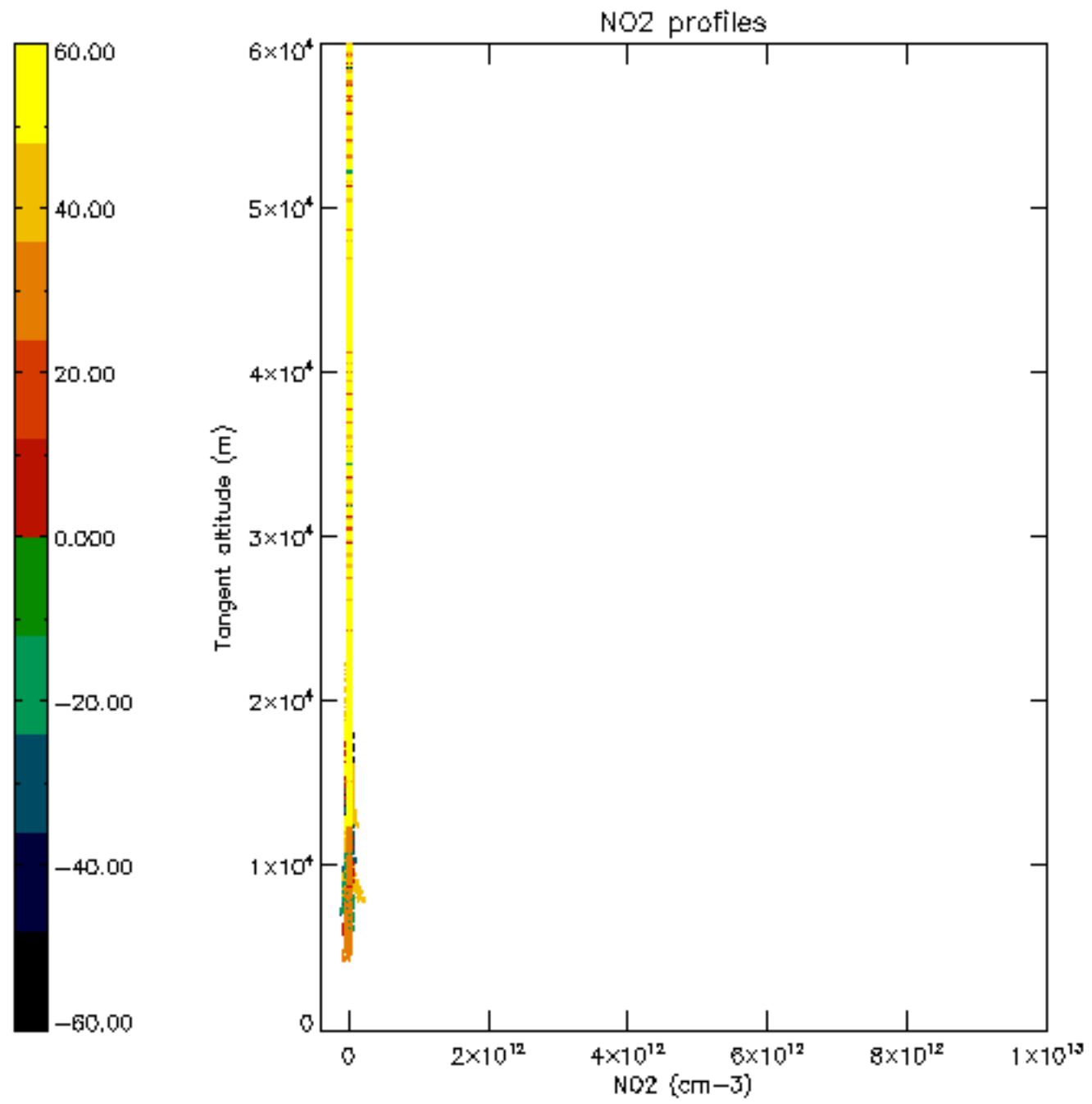


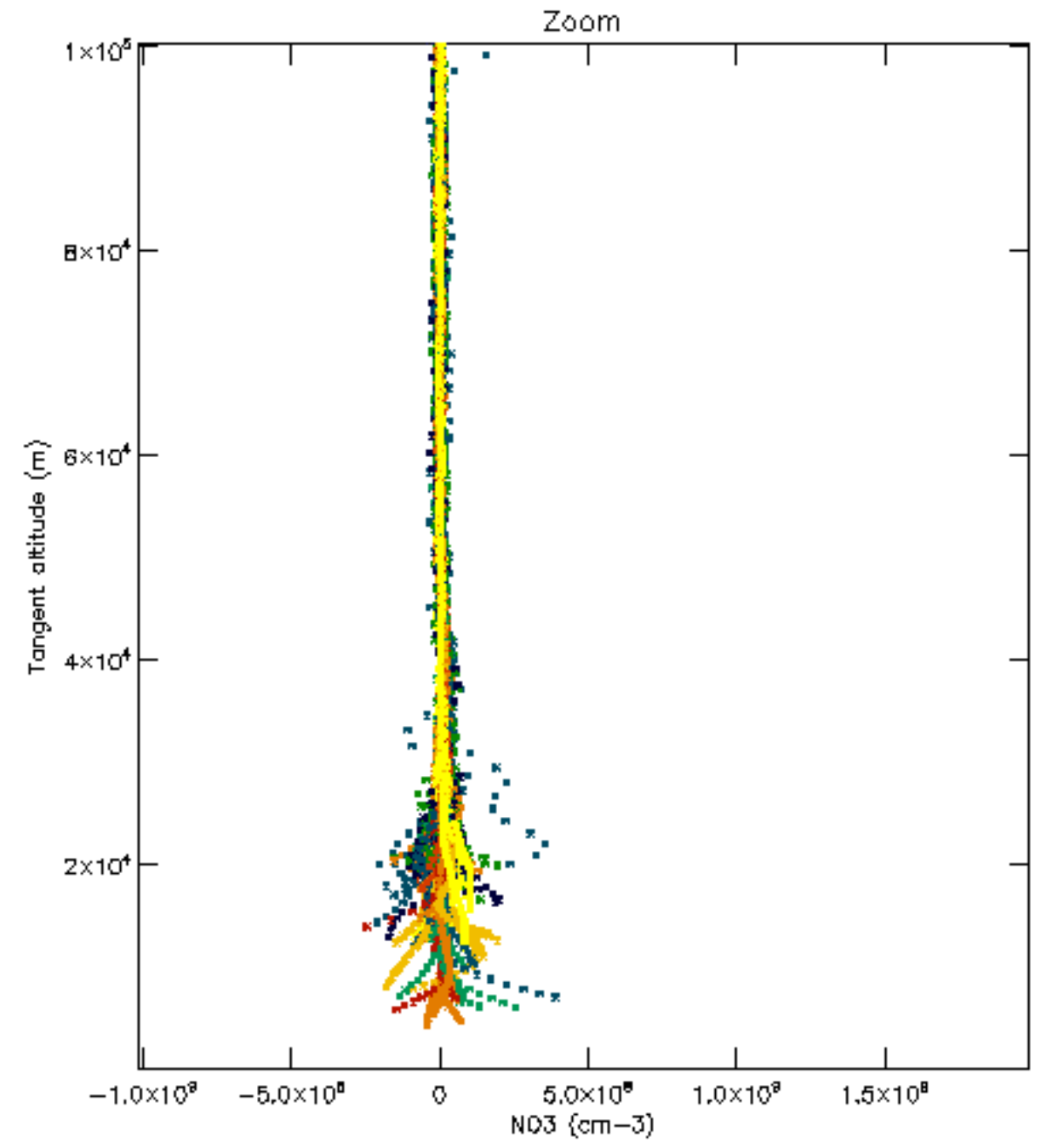
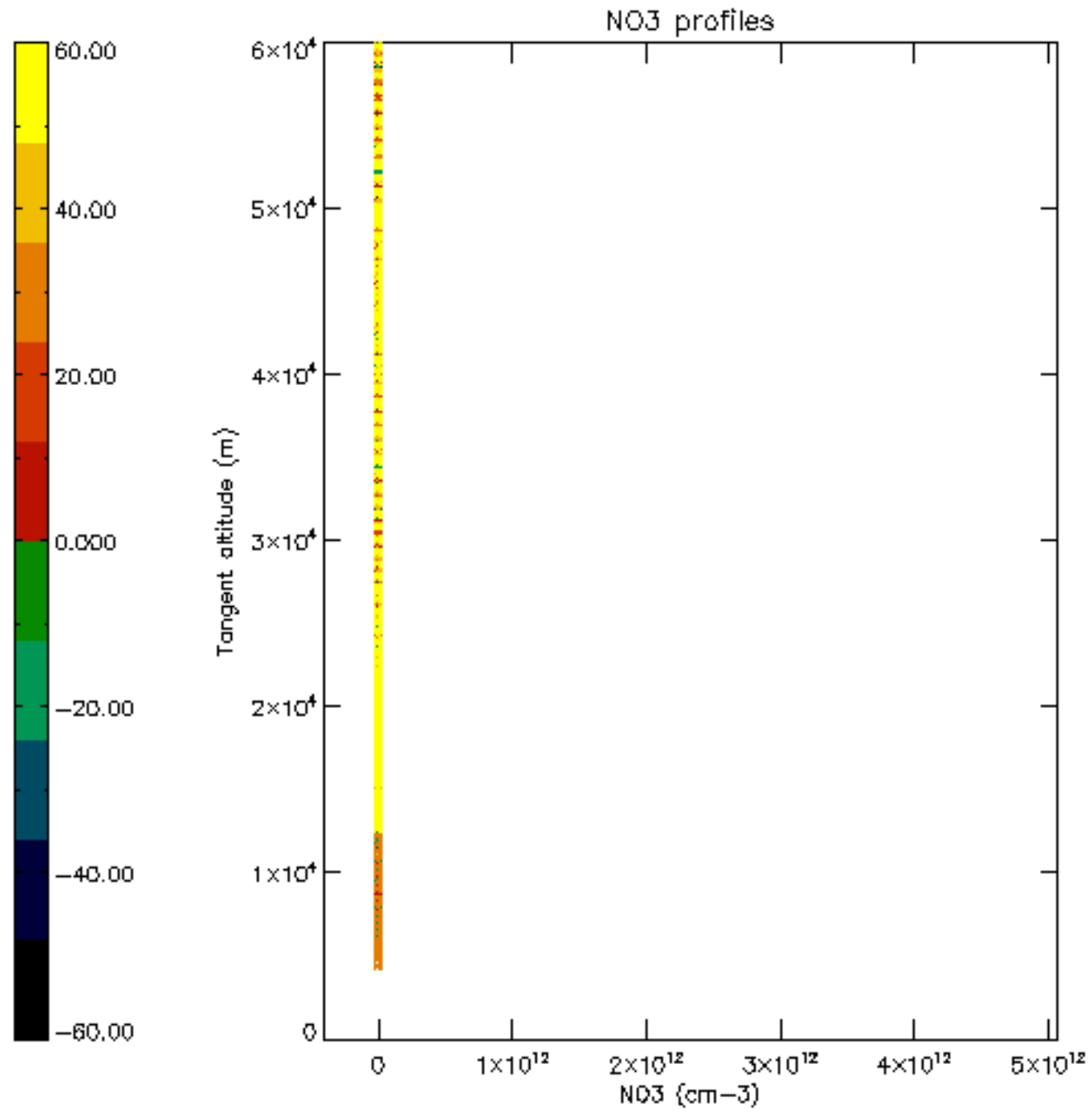


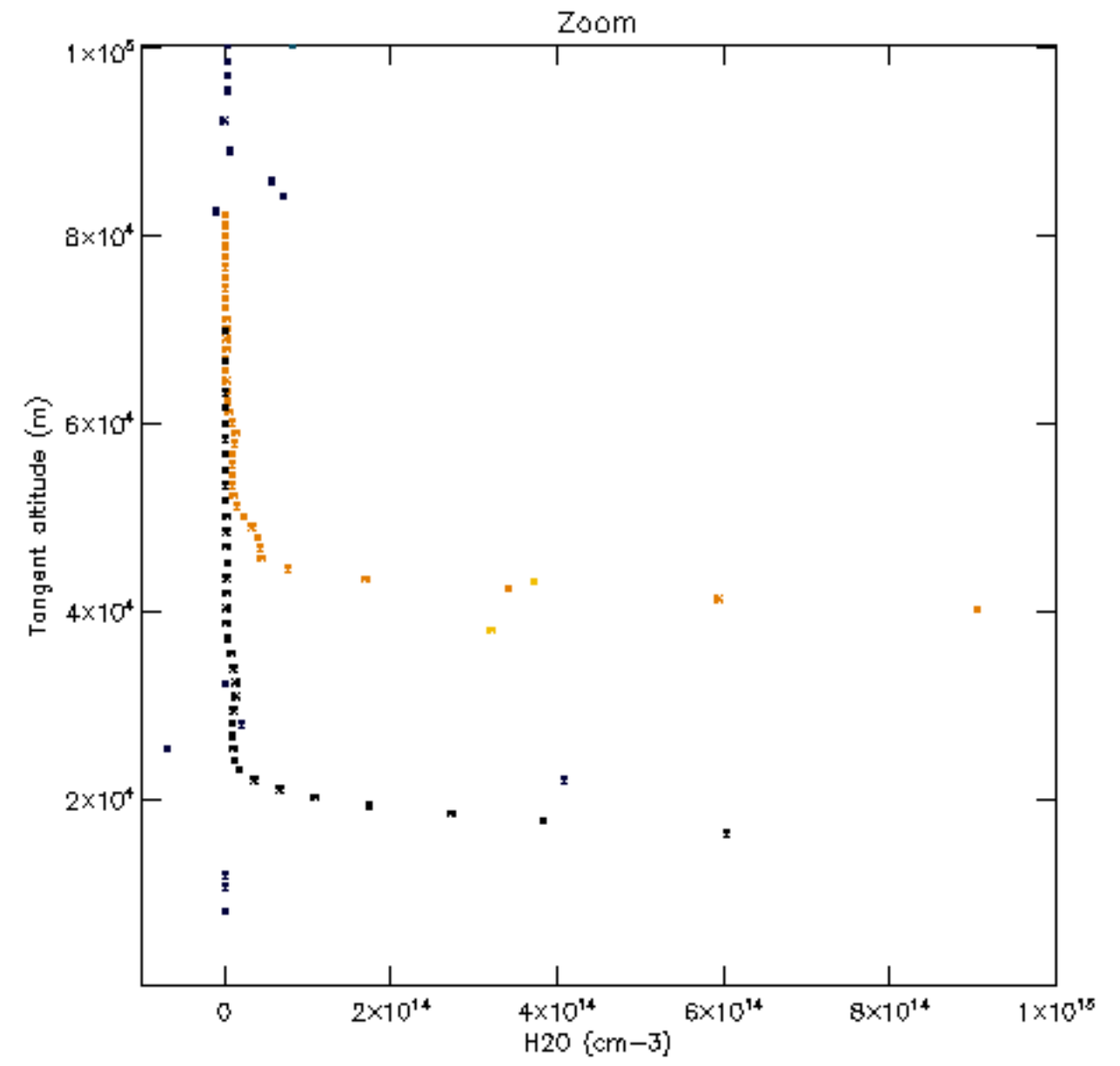
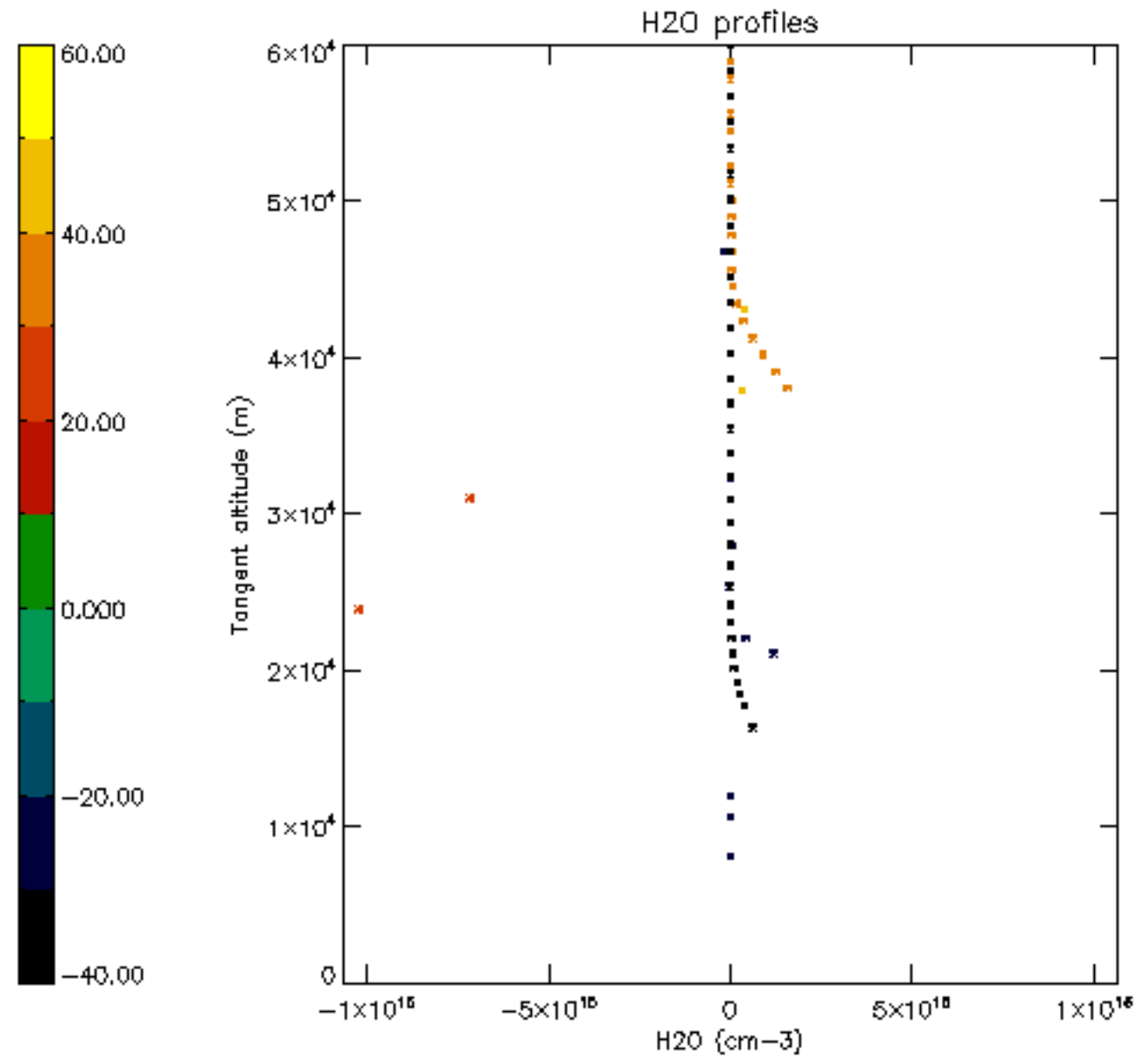


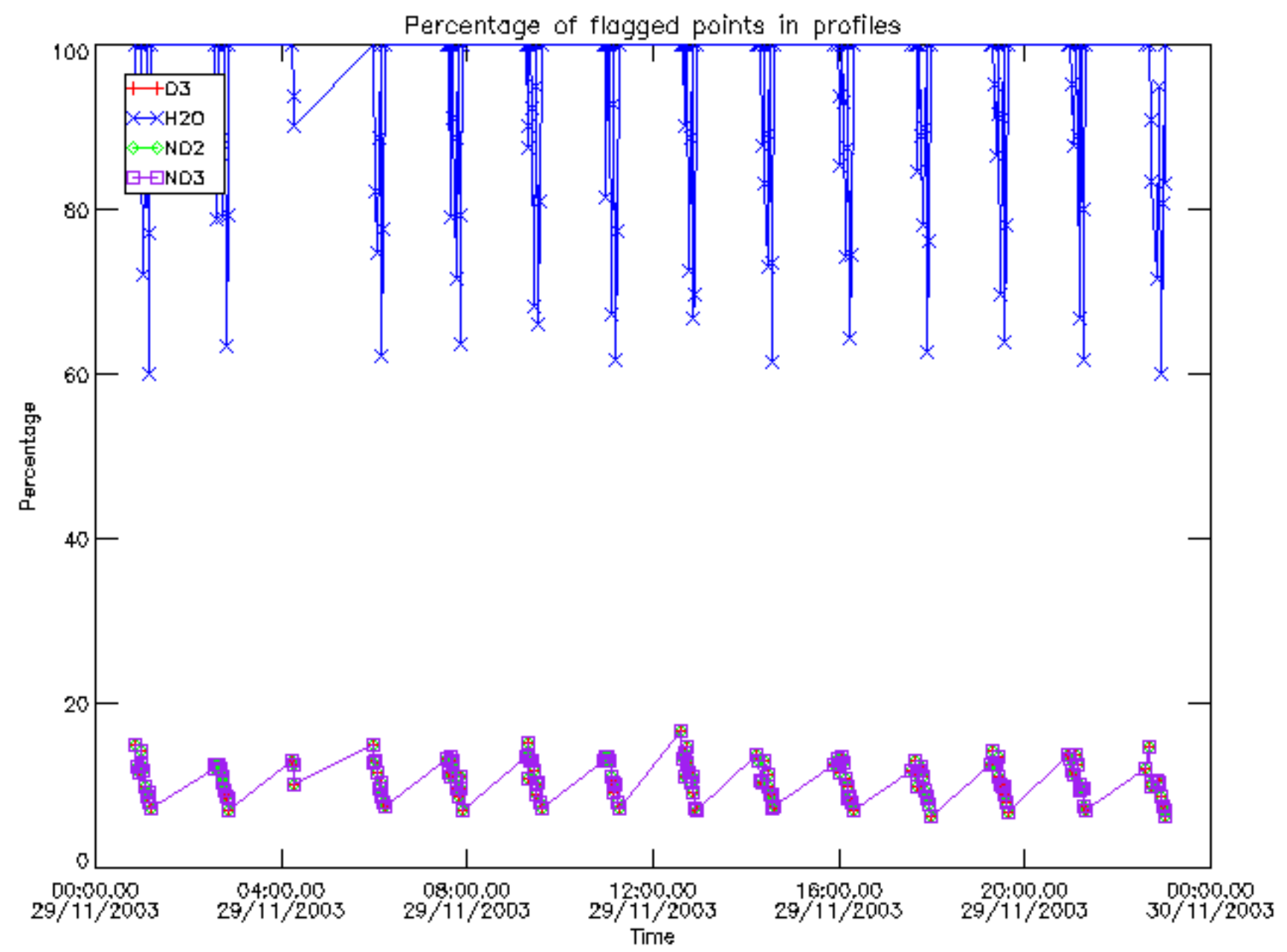




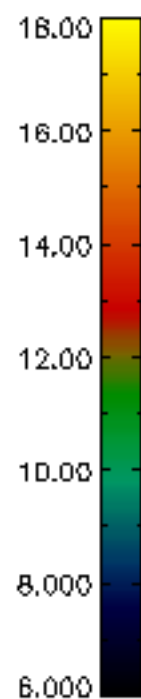
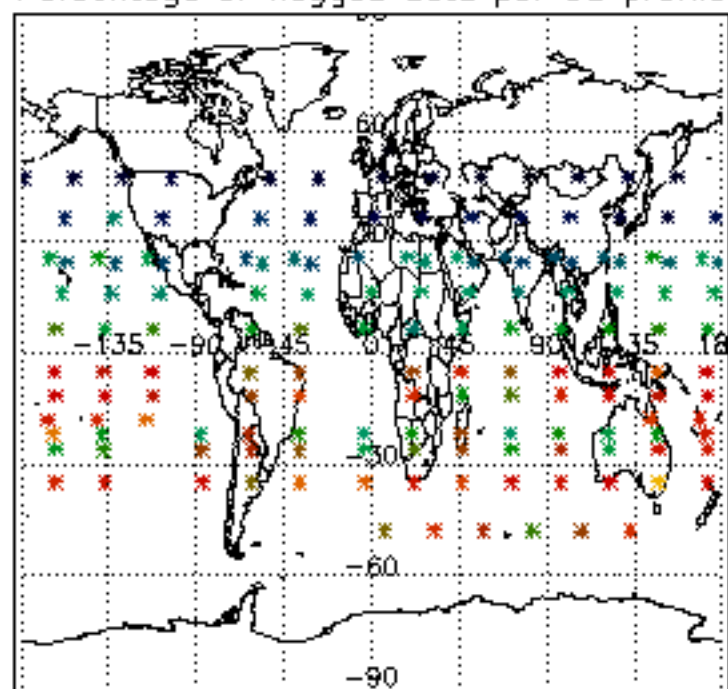




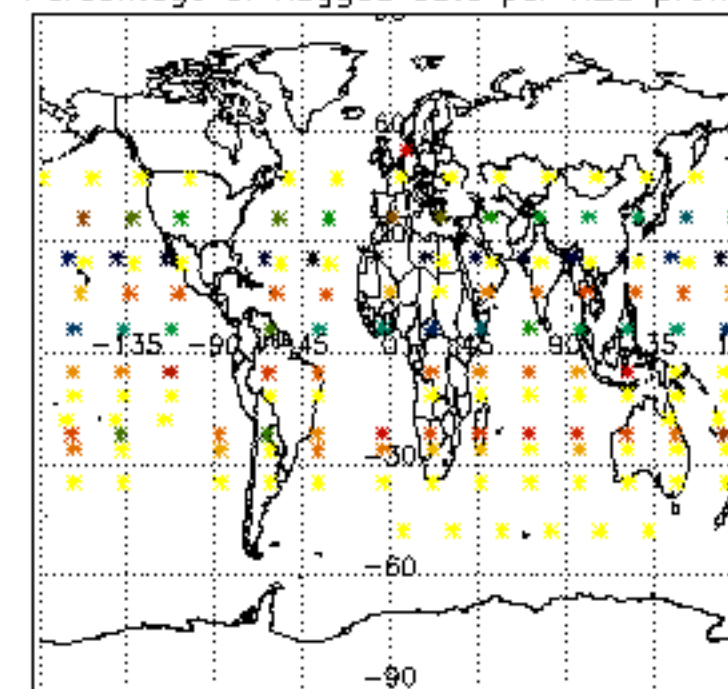




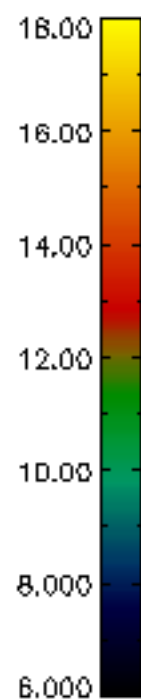
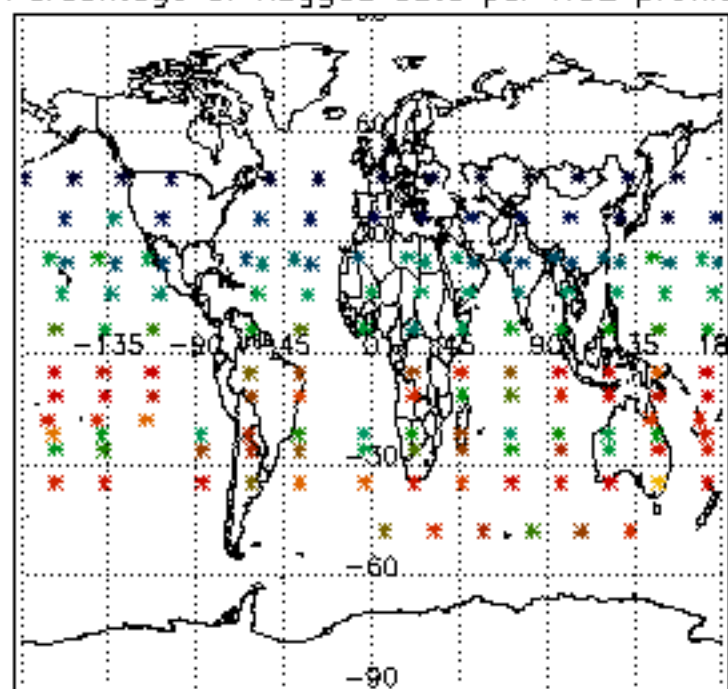
Percentage of flagged data per D3 profile



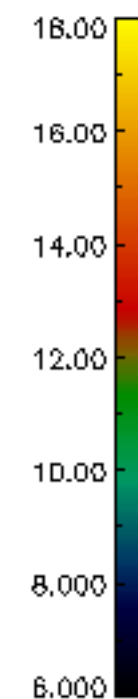
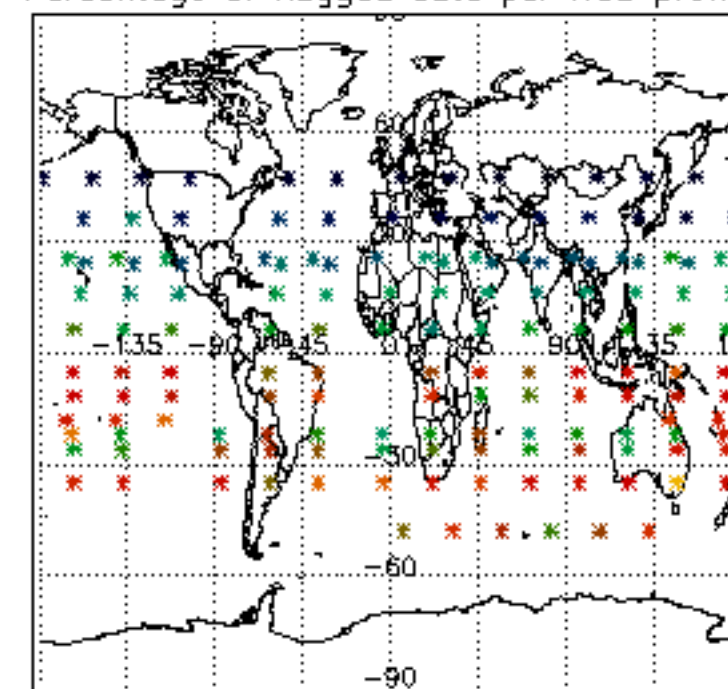
Percentage of flagged data per H2O profile

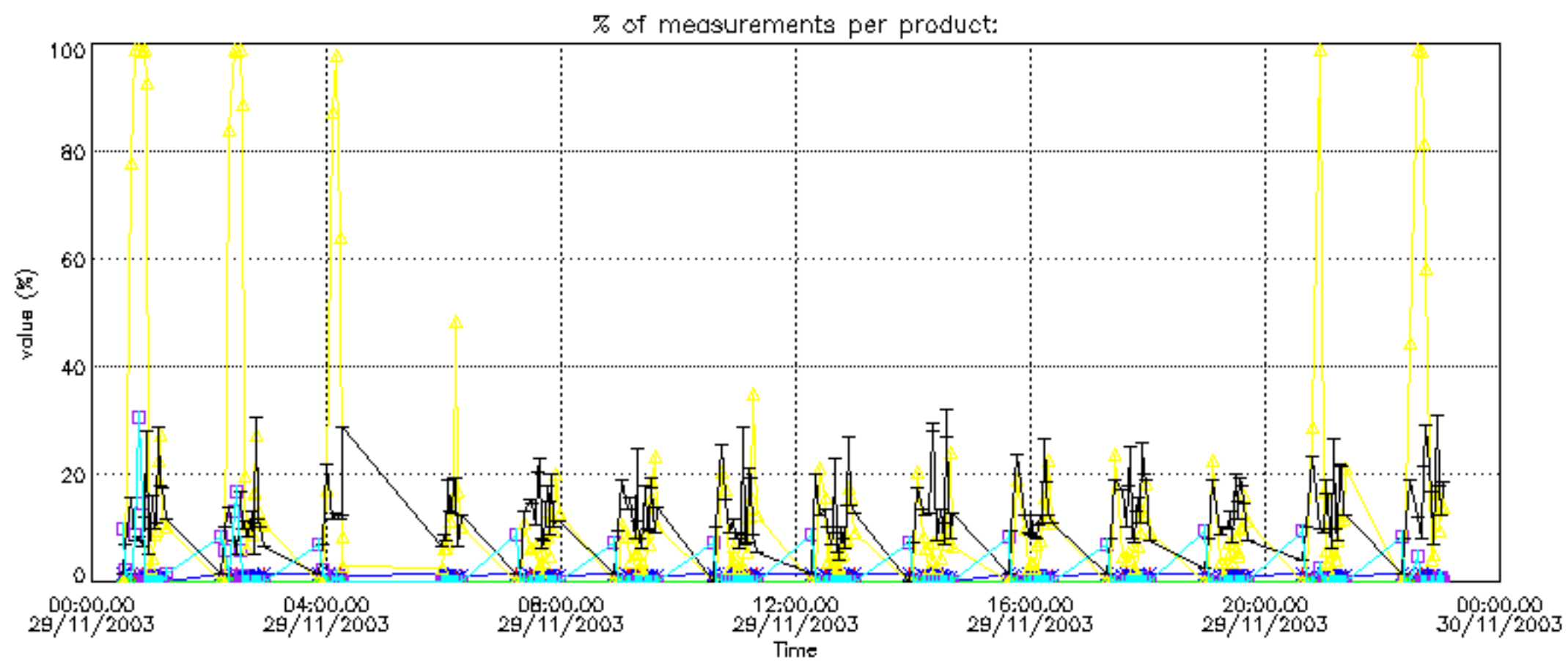


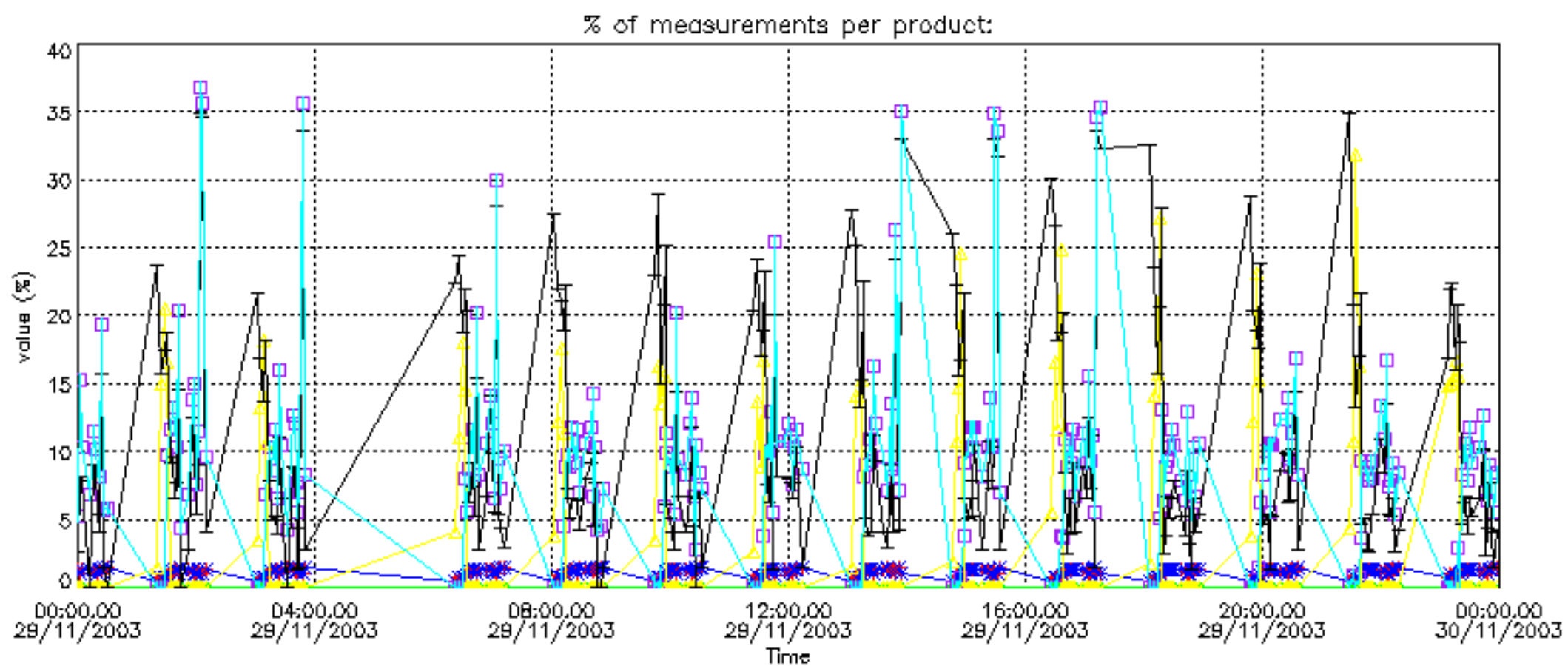
Percentage of flagged data per NO2 profile



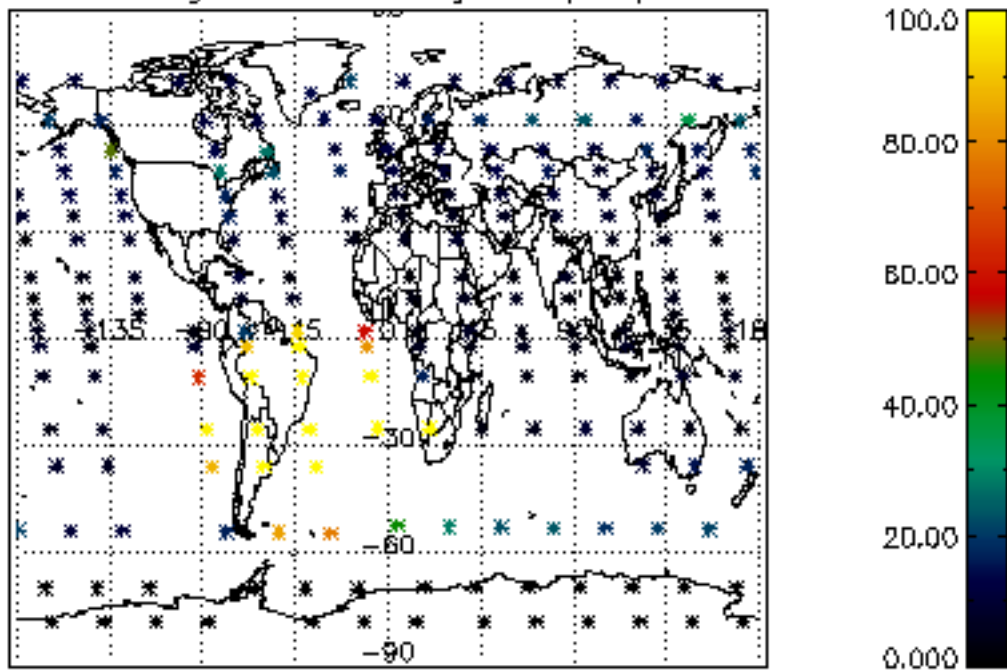
Percentage of flagged data per NO3 profile



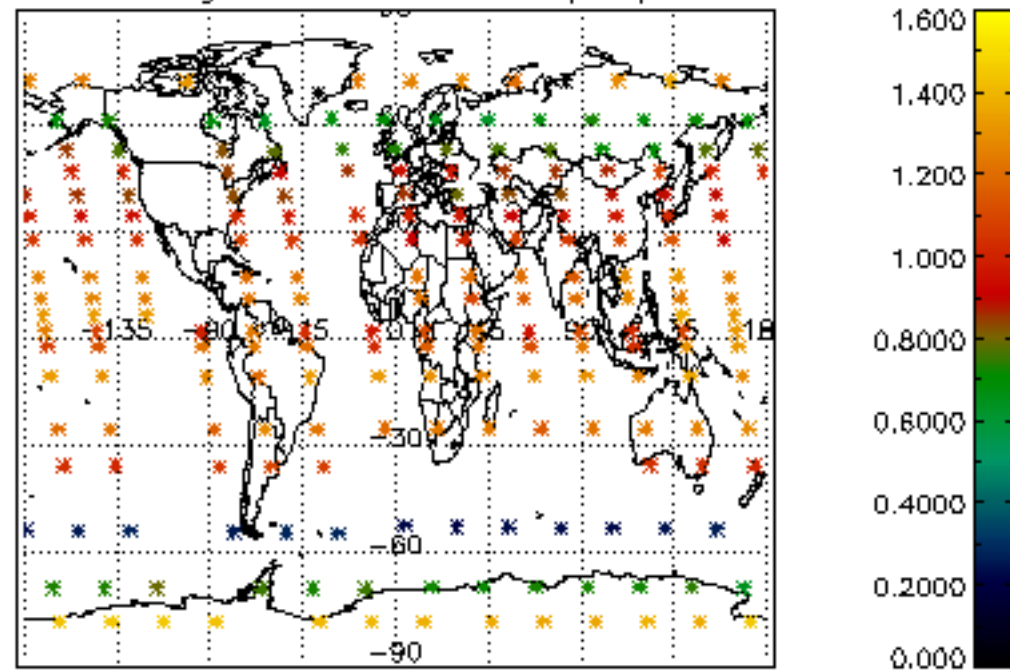




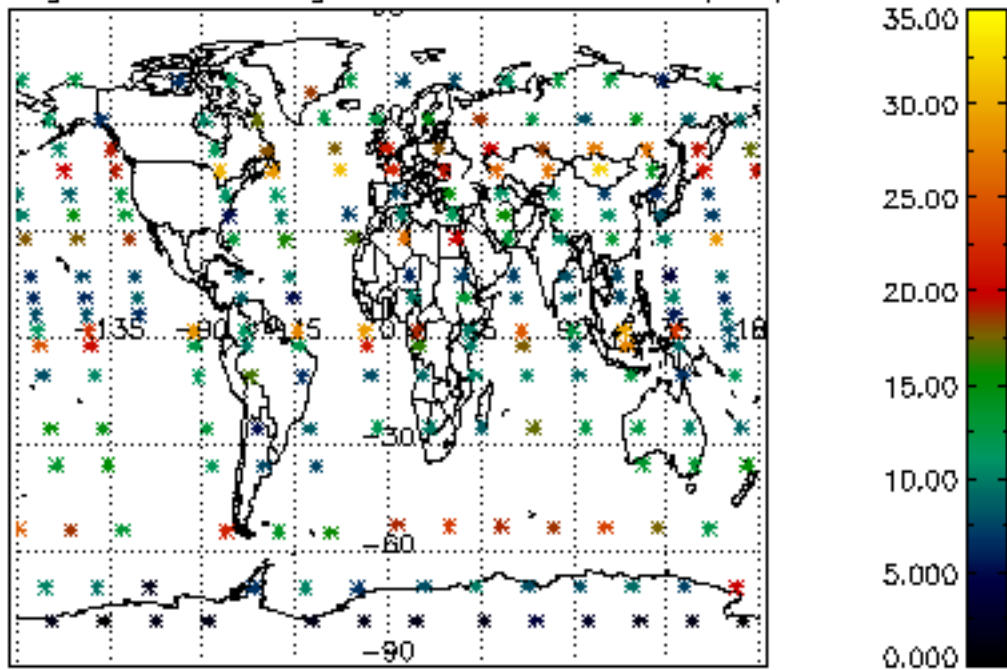
Percentage of cosmic ray hits per profile



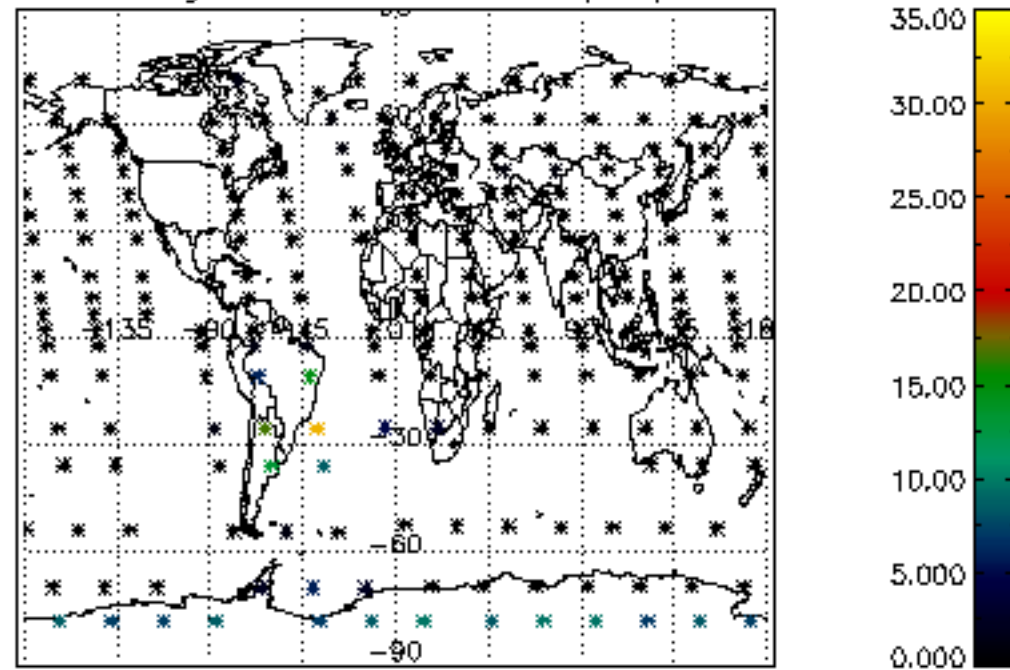
Percentage of datation errors per profile



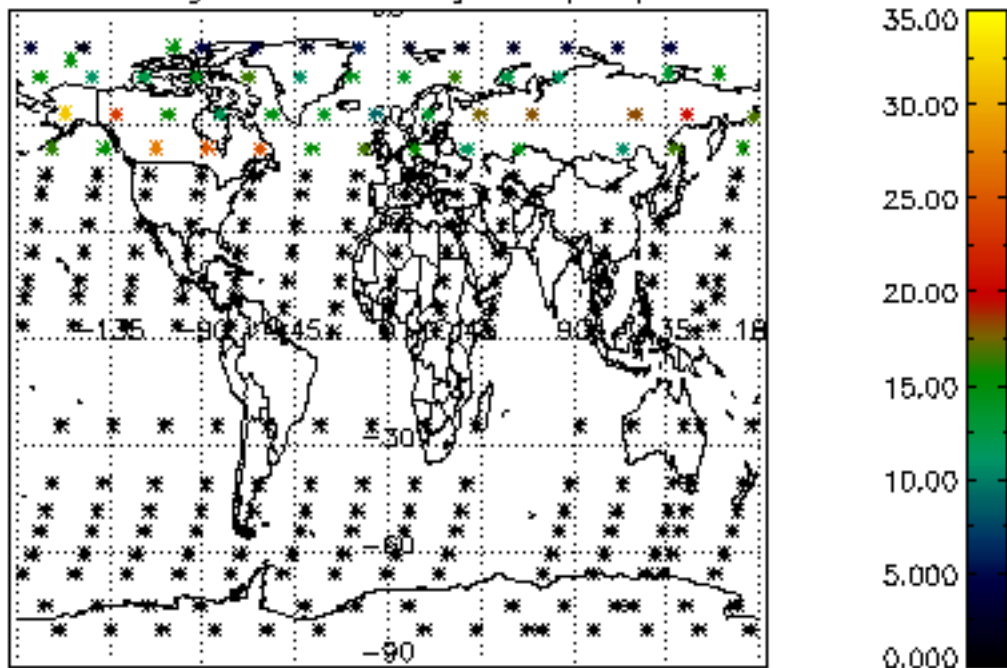
Percentage of star falling outside central band per profile



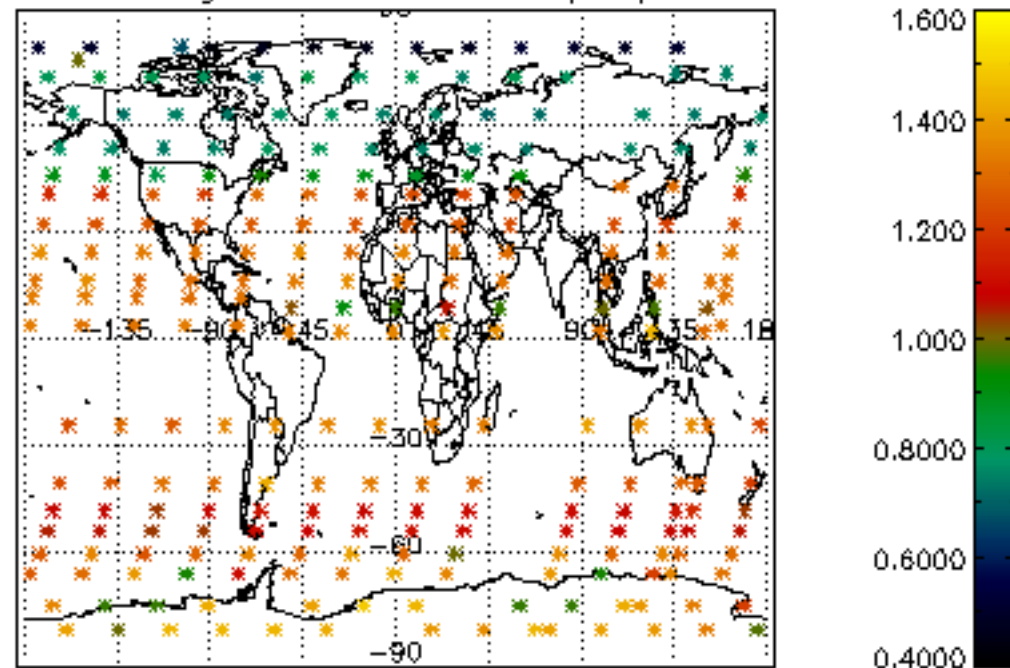
Percentage of saturation errors per profile



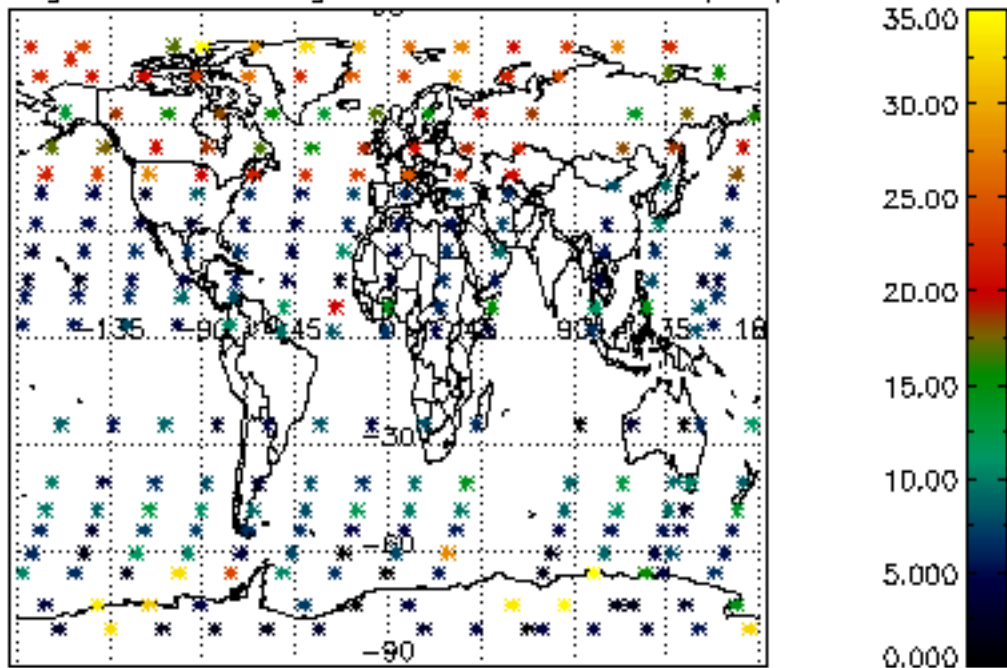
Percentage of cosmic ray hits per profile



Percentage of datation errors per profile



Percentage of star falling outside central band per profile



Percentage of saturation errors per profile

