

GOMOS Level 2 Daily Report

SUMMARY

[1. General Info](#)

[2. Summary of processed GOM_NL_2P products](#)

[3. Level 2 Quality information per product](#)

[3.1 Plot of level 2 quality information per product \(time dependant\)](#)

[3.2 Plot of level 2 quality information per product \(world map\)](#)

[4. Level 1 Quality information per product \(stored on level 2 products\)](#)

[4.1 Plot of level 1 quality information per product \(time dependant\)](#)

[4.1.1 Plot of level 1 quality information per product \(time dependant\): ASCENDING](#)

[4.1.2 Plot of level 1 quality information per product \(time dependant\): DESCENDING](#)

[4.2 Plot of level 1 quality information per product \(world map\)](#)

[4.2.1 Plot of level 1 quality information per product \(world map\): ASCENDING](#)

[4.2.2 Plot of level 1 quality information per product \(world map\): DESCENDING](#)

[5. Ozone profiles based on quality statistics and other trace gas profiles](#)

[5.1 Ozone statistics based on quality of products](#)

[5.2 Plot ozone profiles for all STD \(dark without errors\)](#)

[5.3 Plot ozone profiles where STD < 20% \(dark without errors\)](#)

[5.4. Plot ozone profiles where STD < 10% \(dark without errors\)](#)

[5.5. Plot ozone profiles where STD < 5% \(dark without errors\)](#)

[5.6 Plot NO2 profiles for all STD \(dark without errors\)](#)

[5.7 Plot NO3 profiles for all STD \(dark without errors\)](#)

[5.8 Plot H2O profiles \(only for occultations of stars 1,2,3,4,13,14,16,26,63 dark without errors\) for all STD](#)

[6. Auxiliary Data Files used for the production reported in section 2](#)

This report presents the daily analysis on parameters extracted from GOMOS level 2 data (GOM_NL__2P). It is intended to monitor some important parameters that will impact the quality of these products. A list of level 2 products (and content) that have arrived during the reporting day to the PCF is also given.

Item	Value
Time of report generation	20APR2013 00:57:16
Data source version	GOMOS/6.01
Start time of products	28-11-2003 (28NOV2003 00:00:00)
Stop time of products	29-11-2003 (29NOV2003 00:00:00)
Store outputs in DB	Yes
Nb of level 2 prods	508
Nb of prods with errors	0

2. Summary of processed GOM_NL__2P products.

Nr	Filename	UTC Start time	Limb	Duration	Star Id	Star Name	Star Mag	Star Temp	Nb Meas	Orbit	Prod. error
1	GOM_NL__2PRFIN20031128_000034_000000672022_00045_09117_9205.N1	28-NOV-2003 00:00:34	Dark	67.000	117	Pi Pup	2.7060	3800.0	134	9117	No
2	GOM_NL__2PRFIN20031128_000257_000000762022_00045_09117_9206.N1	28-NOV-2003 00:02:57	Dark	76.000	88	31Eta CMa	2.4480	20000.	152	9117	No
3	GOM_NL__2PRFIN20031128_000635_000000402022_00045_09117_9207.N1	28-NOV-2003 00:06:35	Straylight	40.000	157	The1Eri	2.9060	9300.0	80	9117	No
4	GOM_NL__2PRFIN20031128_001125_000001032022_00045_09117_9208.N1	28-NOV-2003 00:11:25	Straylight	103.00	1	9Alp CMa	-1.4400	11000.	206	9117	No
5	GOM_NL__2PRFIN20031128_001517_000000662022_00045_09117_9209.N1	28-NOV-2003 00:15:17	Straylight	66.000	7	19Bet Ori	0.10000	14000.	132	9117	No
6	GOM_NL__2PRFIN20031128_001836_000000722022_00045_09117_9210.N1	28-NOV-2003 00:18:36	Twilight	71.500	30	46Eps Ori	1.6940	30000.	143	9117	No
7	GOM_NL__2PRFIN20031128_002127_000000662022_00045_09117_9211.N1	28-NOV-2003 00:21:27	Bright	66.000	27	24Gam Ori	1.6360	26000.	132	9117	No
8	GOM_NL__2PRFIN20031128_002409_000000392022_00045_09117_9212.N1	28-NOV-2003 00:24:09	Bright	38.500	105	6Bet Ari	2.6450	8900.0	77	9117	No
9	GOM_NL__2PRFIN20031128_002723_000000422022_00045_09117_9213.N1	28-NOV-2003 00:27:23	Bright	41.500	150	44Zet Per	2.8900	28000.	83	9117	No
10	GOM_NL__2PRFIN20031128_002927_000000392022_00045_09117_9214.N1	28-NOV-2003 00:29:27	Bright	39.000	79	26Bet Per	2.3100	13100.	78	9117	No
11	GOM_NL__2PRFIN20031128_003148_000000392022_00045_09117_9215.N1	28-NOV-2003 00:31:48	Bright	38.500	175	39Del Per	3.0100	19400.	77	9117	No
12	GOM_NL__2PRFIN20031128_003451_000000382022_00045_09117_9216.N1	28-NOV-2003 00:34:51	Bright	38.000	68	18Alp Cas	2.2250	4500.0	76	9117	No
13	GOM_NL__2PRFIN20031128_003608_000000372022_00045_09117_9217.N1	28-NOV-2003 00:36:08	Bright	37.000	74	11Bet Cas	2.2680	6600.0	74	9117	No
14	GOM_NL__2PRFIN20031128_004301_000000382022_00045_09117_9218.N1	28-NOV-2003 00:43:01	Bright	38.000	49	1Alp UMi	1.9900	6300.0	76	9117	No
15	GOM_NL__2PRFIN20031128_004738_000000392022_00045_09117_9219.N1	28-NOV-2003 00:47:38	Bright	38.500	60	7Bet UMi	2.0810	3950.0	77	9117	No
16	GOM_NL__2PRFIN20031128_004958_000000452022_00045_09117_9220.N1	28-NOV-2003 00:49:58	Bright	45.000	36	50Alp UMa	1.8000	6300.0	90	9117	No
17	GOM_NL__2PRFIN20031128_005135_000000452022_00045_09117_9221.N1	28-NOV-2003 00:51:35	Bright	45.000	82	48Bet UMa	2.3650	10600.	90	9117	No
18	GOM_NL__2PRFIN20031128_005320_000000392022_00045_09117_9222.N1	28-NOV-2003 00:53:20	Bright	38.500	55	79Zet UMa	2.0600	10200.	77	9117	No
19	GOM_NL__2PRFIN20031128_005456_000000392022_00045_09117_9223.N1	28-NOV-2003 00:54:56	Bright	39.000	39	85Eta UMa	1.8540	24000.	78	9117	No
20	GOM_NL__2PRFIN20031128_005745_000000362022_00045_09117_9224.N1	28-NOV-2003 00:57:45	Bright	35.500	180	27Gam Boo	3.0400	8000.0	71	9117	No
21	GOM_NL__2PRFIN20031128_010045_000000382022_00045_09117_9225.N1	28-NOV-2003 01:00:45	Bright	38.000	83		2.3780	11000.	76	9117	No
22	GOM_NL__2PRFIN20031128_010315_000000362022_00045_09117_9226.N1	28-NOV-2003 01:03:15	Bright	36.000	3	16Alp Boo	-0.050000	4250.0	72	9117	No
23	GOM_NL__2PRFIN20031128_010626_000000652022_00045_09117_9227.N1	28-NOV-2003 01:06:26	Bright	64.500	96	68Del Leo	2.5600	9300.0	129	9117	No
24	GOM_NL__2PRFIN20031128_011039_000001492022_00045_09117_9228.N1	28-NOV-2003 01:10:39	Twilight	149.00	51	41Gam1Leo	2.0100	4500.0	298	9117	No
25	GOM_NL__2PRFIN20031128_011531_000000442022_00045_09117_9229.N1	28-NOV-2003 01:15:31	Twilight	44.000	163	7Del Crv	2.9450	11000.	88	9117	No
26	GOM_NL__2PRFIN20031128_011711_000000442022_00045_09117_9230.N1	28-NOV-2003 01:17:11	Twilight	43.500	106	9Bet Crv	2.6480	5600.0	87	9117	No
27	GOM_NL__2PRFIN20031128_011925_000000382022_00045_09117_9231.N1	28-NOV-2003 01:19:25	Twilight	38.000	123	1ot Cen	2.7500	10200.	76	9117	No
28	GOM_NL__2PRFIN20031128_012335_000000372022_00045_09117_9232.N1	28-NOV-2003 01:23:35	Dark	37.000	77	Eps Cen	2.3030	28000.	74	9117	No
29	GOM_NL__2PRFIN20031128_012553_000000412022_00045_09117_9233.N1	28-NOV-2003 01:25:53	Dark	40.500	20	Bet Cru	1.2530	30000.	81	9117	No
30	GOM_NL__2PRFIN20031128_012704_000000402022_00046_09118_9198.N1	28-NOV-2003 01:27:04	Dark	39.500	12	Alp1Cru	0.77500	30000.	79	9118	No
31	GOM_NL__2PRFIN20031128_012938_000000412022_00046_09118_9199.N1	28-NOV-2003 01:29:38	Dark	40.500	124	The Car	2.7640	30000.	81	9118	No
32	GOM_NL__2PRFIN20031128_013118_000000392022_00046_09118_9200.N1	28-NOV-2003 01:31:18	Dark	39.000	159	Ups Car	2.9200	7200.0	78	9118	No
33	GOM_NL__2PRFIN20031128_013409_000000482022_00046_09118_9201.N1	28-NOV-2003 01:34:09	Dark	47.500	41	Eps Car	1.8600	4100.0	95	9118	No
34	GOM_NL__2PRFIN20031128_013557_000000592022_00046_09118_9202.N1	28-NOV-2003 01:35:57	Dark	58.500	34	Gam2Vel	1.7930	23000.	117	9118	No
35	GOM_NL__2PRFIN20031128_013733_000000592022_00046_09118_9203.N1	28-NOV-2003 01:37:33	Dark	58.500	70	Zet Pup	2.2460	39000.	117	9118	No
36	GOM_NL__2PRFIN20031128_013936_000000592022_00046_09118_9204.N1	28-NOV-2003 01:39:36	Dark	59.000	2	Alp Car	-0.73600	7000.0	118	9118	No
37	GOM_NL__2PRFIN20031128_014112_000000672022_00046_09118_9205.N1	28-NOV-2003 01:41:12	Dark	67.000	117	Pi Pup	2.7060	3800.0	134	9118	No
38	GOM_NL__2PRFIN20031128_014334_000000722022_00046_09118_9206.N1	28-NOV-2003 01:43:34	Dark	71.500	88	31Eta CMa	2.4480	20000.	143	9118	No
39	GOM_NL__2PRFIN20031128_014712_000000402022_00046_09118_9207.N1	28-NOV-2003 01:47:12	Straylight	39.500	157	The1Eri	2.9060	9300.0	79	9118	No
40	GOM_NL__2PRFIN20031128_015201_000001022022_00046_09118_9208.N1	28-NOV-2003 01:52:01	Straylight	101.50	1	9Alp CMa	-1.4400	11000.	203	9118	No
41	GOM_NL__2PRFIN20031128_015553_000000632022_00046_09118_9209.N1	28-NOV-2003 01:55:53	Straylight	62.500	7	19Bet Ori	0.10000	14000.	125	9118	No
42	GOM_NL__2PRFIN20031128_015912_000000742022_00046_09118_9210.N1	28-NOV-2003 01:59:12	Twilight	73.500	30	46Eps Ori	1.6940	30000.	147	9118	No

43	GOM_NL__2PRFIN20031128_020203_000000682022_00046_09118_9211.N1	28-NOV-2003 02:02:03	Bright	67.500	27	24Gam Ori	1.6360	26000.	135	9118	No
44	GOM_NL__2PRFIN20031128_020445_000000382022_00046_09118_9212.N1	28-NOV-2003 02:04:45	Bright	38.000	105	6Bet Ari	2.6450	8900.0	76	9118	No
45	GOM_NL__2PRFIN20031128_020759_000000412022_00046_09118_9213.N1	28-NOV-2003 02:07:59	Bright	41.000	150	44Zet Per	2.8900	28000.	82	9118	No
46	GOM_NL__2PRFIN20031128_021004_000000402022_00046_09118_9214.N1	28-NOV-2003 02:10:04	Bright	39.500	79	26Bet Per	2.3100	13100.	79	9118	No
47	GOM_NL__2PRFIN20031128_021224_000000382022_00046_09118_9215.N1	28-NOV-2003 02:12:24	Bright	38.000	175	39Del Per	3.0100	19400.	76	9118	No
48	GOM_NL__2PRFIN20031128_021528_000000392022_00046_09118_9216.N1	28-NOV-2003 02:15:28	Bright	38.500	68	18Alp Cas	2.2250	4500.0	77	9118	No
49	GOM_NL__2PRFIN20031128_021644_000000382022_00046_09118_9217.N1	28-NOV-2003 02:16:44	Bright	38.000	74	11Bet Cas	2.2680	6600.0	76	9118	No
50	GOM_NL__2PRFIN20031128_022337_000000362022_00046_09118_9218.N1	28-NOV-2003 02:23:37	Bright	36.000	49	1Alp UMi	1.9900	6300.0	72	9118	No
51	GOM_NL__2PRFIN20031128_022814_000000422022_00046_09118_9219.N1	28-NOV-2003 02:28:14	Bright	41.500	60	7Bet UMi	2.0810	3950.0	83	9118	No
52	GOM_NL__2PRFIN20031128_023033_000000472022_00046_09118_9220.N1	28-NOV-2003 02:30:33	Bright	46.500	36	50Alp UMa	1.8000	6300.0	93	9118	No
53	GOM_NL__2PRFIN20031128_023210_000000472022_00046_09118_9221.N1	28-NOV-2003 02:32:10	Bright	46.500	82	48Bet UMa	2.3650	10600.	93	9118	No
54	GOM_NL__2PRFIN20031128_023356_000000372022_00046_09118_9222.N1	28-NOV-2003 02:33:56	Bright	37.000	55	79Zet UMa	2.0600	10200.	74	9118	No
55	GOM_NL__2PRFIN20031128_023532_000000372022_00046_09118_9223.N1	28-NOV-2003 02:35:32	Bright	37.000	39	85Eta UMa	1.8540	24000.	74	9118	No
56	GOM_NL__2PRFIN20031128_023821_000000362022_00046_09118_9224.N1	28-NOV-2003 02:38:21	Bright	36.000	180	27Gam Boo	3.0400	8000.0	72	9118	No
57	GOM_NL__2PRFIN20031128_024121_000000362022_00046_09118_9225.N1	28-NOV-2003 02:41:21	Bright	36.000	83		2.3780	11000.	72	9118	No
58	GOM_NL__2PRFIN20031128_024351_000000372022_00046_09118_9226.N1	28-NOV-2003 02:43:51	Bright	36.500	3	16Alp Boo	-0.050000	4250.0	73	9118	No
59	GOM_NL__2PRFIN20031128_024703_000000632022_00046_09118_9227.N1	28-NOV-2003 02:47:03	Bright	63.000	96	68Del Leo	2.5600	9300.0	126	9118	No
60	GOM_NL__2PRFIN20031128_025118_000001542022_00046_09118_9228.N1	28-NOV-2003 02:51:18	Twi_and_stray	154.00	51	41Gam1Leo	2.0100	4500.0	308	9118	No
61	GOM_NL__2PRFIN20031128_025608_000000432022_00046_09118_9229.N1	28-NOV-2003 02:56:08	Twi_and_stray	43.000	163	7Del Crv	2.9450	11000.	86	9118	No
62	GOM_NL__2PRFIN20031128_025747_000000462022_00046_09118_9230.N1	28-NOV-2003 02:57:47	Twilight	45.500	106	9Bet Crv	2.6480	5600.0	91	9118	No
63	GOM_NL__2PRFIN20031128_030000_000000432022_00046_09118_9231.N1	28-NOV-2003 03:00:00	Twilight	43.000	123	1ot Cen	2.7500	10200.	86	9118	No
64	GOM_NL__2PRFIN20031128_030410_000000402022_00046_09118_9232.N1	28-NOV-2003 03:04:10	Dark	40.000	77	Eps Cen	2.3030	28000.	80	9118	No
65	GOM_NL__2PRFIN20031128_030628_000000442022_00046_09118_9233.N1	28-NOV-2003 03:06:28	Dark	44.000	20	Bet Cru	1.2530	30000.	88	9118	No
66	GOM_NL__2PRFIN20031128_030739_000000452022_00047_09119_9195.N1	28-NOV-2003 03:07:39	Dark	44.500	12	Alp1Cru	0.77500	30000.	89	9119	No
67	GOM_NL__2PRFIN20031128_031012_000000432022_00047_09119_9196.N1	28-NOV-2003 03:10:12	Dark	42.500	124	The Car	2.7640	30000.	85	9119	No
68	GOM_NL__2PRFIN20031128_031154_000000422022_00047_09119_9197.N1	28-NOV-2003 03:11:54	Dark	41.500	159	Ups Car	2.9200	7200.0	83	9119	No
69	GOM_NL__2PRFIN20031128_031446_000000482022_00047_09119_9198.N1	28-NOV-2003 03:14:46	Dark	47.500	41	Eps Car	1.8600	4100.0	95	9119	No
70	GOM_NL__2PRFIN20031128_031632_000000532022_00047_09119_9199.N1	28-NOV-2003 03:16:32	Dark	52.500	34	Gam2Vel	1.7930	23000.	105	9119	No
71	GOM_NL__2PRFIN20031128_031810_000000602022_00047_09119_9200.N1	28-NOV-2003 03:18:10	Dark	60.000	70	Zet Pup	2.2460	39000.	120	9119	No
72	GOM_NL__2PRFIN20031128_032010_000000592022_00047_09119_9201.N1	28-NOV-2003 03:20:10	Dark	59.000	2	Alp Car	-0.73600	7000.0	118	9119	No
73	GOM_NL__2PRFIN20031128_032147_000000652022_00047_09119_9202.N1	28-NOV-2003 03:21:47	Dark	65.000	117	Pi Pup	2.7060	3800.0	130	9119	No
74	GOM_NL__2PRFIN20031128_032411_000000712022_00047_09119_9203.N1	28-NOV-2003 03:24:11	Dark	71.000	88	31Eta CMa	2.4480	20000.	142	9119	No
75	GOM_NL__2PRFIN20031128_032747_000000402022_00047_09119_9204.N1	28-NOV-2003 03:27:47	Straylight	39.500	157	The1Eri	2.9060	9300.0	79	9119	No
76	GOM_NL__2PRFIN20031128_033237_000001062022_00047_09119_9205.N1	28-NOV-2003 03:32:37	Straylight	106.00	1	9Alp CMa	-1.4400	11000.	212	9119	No
77	GOM_NL__2PRFIN20031128_033629_000000612022_00047_09119_9206.N1	28-NOV-2003 03:36:29	Straylight	61.000	7	19Bet Ori	0.10000	14000.	122	9119	No
78	GOM_NL__2PRFIN20031128_033947_000000692022_00047_09119_9207.N1	28-NOV-2003 03:39:47	Twi_and_stray	69.000	30	46Eps Ori	1.6940	30000.	138	9119	No
79	GOM_NL__2PRFIN20031128_034238_000000682022_00047_09119_9208.N1	28-NOV-2003 03:42:38	Bright	68.000	27	24Gam Ori	1.6360	26000.	136	9119	No
80	GOM_NL__2PRFIN20031128_034521_000000392022_00047_09119_9209.N1	28-NOV-2003 03:45:21	Bright	38.500	105	6Bet Ari	2.6450	8900.0	77	9119	No
81	GOM_NL__2PRFIN20031128_034833_000000422022_00047_09119_9210.N1	28-NOV-2003 03:48:33	Bright	42.000	150	44Zet Per	2.8900	28000.	84	9119	No
82	GOM_NL__2PRFIN20031128_035039_000000402022_00047_09119_9211.N1	28-NOV-2003 03:50:39	Bright	39.500	79	26Bet Per	2.3100	13100.	79	9119	No
83	GOM_NL__2PRFIN20031128_035259_000000392022_00047_09119_9212.N1	28-NOV-2003 03:52:59	Bright	39.000	175	39Del Per	3.0100	19400.	78	9119	No
84	GOM_NL__2PRFIN20031128_035603_000000392022_00047_09119_9213.N1	28-NOV-2003 03:56:03	Bright	39.000	68	18Alp Cas	2.2250	4500.0	78	9119	No
85	GOM_NL__2PRFIN20031128_035720_000000392022_00047_09119_9214.N1	28-NOV-2003 03:57:20	Bright	39.000	74	11Bet Cas	2.2680	6600.0	78	9119	No
86	GOM_NL__2PRFIN20031128_040413_000000382022_00047_09119_9215.N1	28-NOV-2003 04:04:13	Bright	38.000	49	1Alp UMi	1.9900	6300.0	76	9119	No
87	GOM_NL__2PRFIN20031128_040849_000000422022_00047_09119_9216.N1	28-NOV-2003 04:08:49	Bright	41.500	60	7Bet UMi	2.0810	3950.0	83	9119	No
88	GOM_NL__2PRFIN20031128_041109_000000472022_00047_09119_9217.N1	28-NOV-2003 04:11:09	Bright	47.000	36	50Alp UMa	1.8000	6300.0	94	9119	No
89	GOM_NL__2PRFIN20031128_041246_000000662022_00047_09119_9218.N1	28-NOV-2003 04:12:46	Bright	66.000	82	48Bet UMa	2.3650	10600.	132	9119	No
90	GOM_NL__2PRFIN20031128_041432_000000372022_00047_09119_9219.N1	28-NOV-2003 04:14:32	Bright	36.500	55	79Zet UMa	2.0600	10200.	73	9119	No
91	GOM_NL__2PRFIN20031128_041608_000000362022_00047_09119_9220.N1	28-NOV-2003 04:16:08	Bright	36.000	39	85Eta UMa	1.8540	24000.	72	9119	No
92	GOM_NL__2PRFIN20031128_041857_000000352022_00047_09119_9221.N1	28-NOV-2003 04:18:57	Bright	35.000	180	27Gam Boo	3.0400	8000.0	70	9119	No
93	GOM_NL__2PRFIN20031128_042157_000000362022_00047_09119_9222.N1	28-NOV-2003 04:21:57	Bright	36.000	83		2.3780	11000.	72	9119	No
94	GOM_NL__2PRFIN20031128_042427_000000352022_00047_09119_9223.N1	28-NOV-2003 04:24:27	Bright	35.000	3	16Alp Boo	-0.050000	4250.0	70	9119	No
95	GOM_NL__2PRFIN20031128_042739_000000662022_00047_09119_9224.N1	28-NOV-2003 04:27:39	Bright	66.000	96	68Del Leo	2.5600	9300.0	132	9119	No
96	GOM_NL__2PRFIN20031128_043156_000001712022_00047_09119_9225.N1	28-NOV-2003 04:31:56	Twi_and_stray	171.00	51	41Gam1Leo	2.0100	4500.0	342	9119	No
97	GOM_NL__2PRFIN20031128_043644_000000492022_00047_09119_9226.N1	28-NOV-2003 04:36:44	Twi_and_stray	48.500	163	7Del Crv	2.9450	11000.	97	9119	No
98	GOM_NL__2PRFIN20031128_043823_000000512022_00047_09119_9227.N1	28-NOV-2003 04:38:23	Twilight	50.500	106	9Bet Crv	2.6480	5600.0	101	9119	No
99	GOM_NL__2PRFIN20031128_044036_000000432022_00047_09119_9228.N1	28-NOV-2003 04:40:36	Twilight	42.500	123	1ot Cen	2.7500	10200.	85	9119	No
100	GOM_NL__2PRFIN20031128_044447_000000402022_00047_09119_9229.N1	28-NOV-2003 04:44:47	Dark	39.500	77	Eps Cen	2.3030	28000.	79	9119	No
101	GOM_NL__2PRFIN20031128_044705_000000432022_00047_09119_9230.N1	28-NOV-2003 04:47:05	Dark	43.000	20	Bet Cru	1.2530	30000.	86	9119	No

102	GOM_NL__2PRFIN20031128_044815_000000512022_00048_09120_9190.N1	28-NOV-2003 04:48:15	Dark	50.500	12	Alp1Cru	0.77500	30000.	101	9120	No
103	GOM_NL__2PRFIN20031128_045050_000000402022_00048_09120_9191.N1	28-NOV-2003 04:50:50	Dark	39.500	124	The Car	2.7640	30000.	79	9120	No
104	GOM_NL__2PRFIN20031128_045231_000000402022_00048_09120_9192.N1	28-NOV-2003 04:52:31	Dark	40.000	159	Ups Car	2.9200	7200.0	80	9120	No
105	GOM_NL__2PRFIN20031128_045523_000000482022_00048_09120_9193.N1	28-NOV-2003 04:55:23	Dark	48.000	41	Eps Car	1.8600	4100.0	96	9120	No
106	GOM_NL__2PRFIN20031128_045711_000000512022_00048_09120_9194.N1	28-NOV-2003 04:57:11	Dark	50.500	34	Gam2Vel	1.7930	23000.	101	9120	No
107	GOM_NL__2PRFIN20031128_045847_000000592022_00048_09120_9195.N1	28-NOV-2003 04:58:47	Dark	58.500	70	Zet Pup	2.2460	39000.	117	9120	No
108	GOM_NL__2PRFIN20031128_050049_000000522022_00048_09120_9196.N1	28-NOV-2003 05:00:49	Dark	51.500	2	Alp Car	-0.73600	7000.0	103	9120	No
109	GOM_NL__2PRFIN20031128_050225_000000642022_00048_09120_9197.N1	28-NOV-2003 05:02:25	Dark	63.500	117	Pi Pup	2.7060	3800.0	127	9120	No
110	GOM_NL__2PRFIN20031128_050448_000000722022_00048_09120_9198.N1	28-NOV-2003 05:04:48	Dark	72.000	88	31Eta CMa	2.4480	20000.	144	9120	No
111	GOM_NL__2PRFIN20031128_050823_000000382022_00048_09120_9199.N1	28-NOV-2003 05:08:23	Straylight	37.500	157	The1Eri	2.9060	9300.0	75	9120	No
112	GOM_NL__2PRFIN20031128_051313_000001062022_00048_09120_9200.N1	28-NOV-2003 05:13:13	Straylight	106.00	1	9Alp CMa	-1.4400	11000.	212	9120	No
113	GOM_NL__2PRFIN20031128_051705_000000712022_00048_09120_9201.N1	28-NOV-2003 05:17:05	Straylight	70.500	7	19Bet Ori	0.10000	14000.	141	9120	No
114	GOM_NL__2PRFIN20031128_052022_000000712022_00048_09120_9202.N1	28-NOV-2003 05:20:22	Twi_and_stray	71.000	30	46Eps Ori	1.6940	30000.	142	9120	No
115	GOM_NL__2PRFIN20031128_052313_000000672022_00048_09120_9203.N1	28-NOV-2003 05:23:13	Bright	66.500	27	24Gam Ori	1.6360	26000.	133	9120	No
116	GOM_NL__2PRFIN20031128_052556_000000402022_00048_09120_9204.N1	28-NOV-2003 05:25:56	Bright	40.000	105	6Bet Ari	2.6450	8900.0	80	9120	No
117	GOM_NL__2PRFIN20031128_052909_000000422022_00048_09120_9205.N1	28-NOV-2003 05:29:09	Bright	41.500	150	44Zet Per	2.8900	28000.	83	9120	No
118	GOM_NL__2PRFIN20031128_053116_000000392022_00048_09120_9206.N1	28-NOV-2003 05:31:16	Bright	38.500	79	26Bet Per	2.3100	13100.	77	9120	No
119	GOM_NL__2PRFIN20031128_053335_000000392022_00048_09120_9207.N1	28-NOV-2003 05:33:35	Bright	38.500	175	39Del Per	3.0100	19400.	77	9120	No
120	GOM_NL__2PRFIN20031128_053640_000000402022_00048_09120_9208.N1	28-NOV-2003 05:36:40	Bright	39.500	68	18Alp Cas	2.2250	4500.0	79	9120	No
121	GOM_NL__2PRFIN20031128_053756_000000382022_00048_09120_9209.N1	28-NOV-2003 05:37:56	Bright	38.000	74	11Bet Cas	2.2680	6600.0	76	9120	No
122	GOM_NL__2PRFIN20031128_054448_000000392022_00048_09120_9210.N1	28-NOV-2003 05:44:48	Bright	39.000	49	1Alp UMi	1.9900	6300.0	78	9120	No
123	GOM_NL__2PRFIN20031128_054926_000000402022_00048_09120_9211.N1	28-NOV-2003 05:49:26	Bright	39.500	60	7Bet UMi	2.0810	3950.0	79	9120	No
124	GOM_NL__2PRFIN20031128_055144_000000462022_00048_09120_9212.N1	28-NOV-2003 05:51:44	Bright	45.500	36	50Alp UMa	1.8000	6300.0	91	9120	No
125	GOM_NL__2PRFIN20031128_055322_000000432022_00048_09120_9213.N1	28-NOV-2003 05:53:22	Bright	42.500	82	48Bet UMa	2.3650	10600.	85	9120	No
126	GOM_NL__2PRFIN20031128_055508_000000452022_00048_09120_9214.N1	28-NOV-2003 05:55:08	Bright	44.500	55	79Zet UMa	2.0600	10200.	89	9120	No
127	GOM_NL__2PRFIN20031128_055644_000000362022_00048_09120_9215.N1	28-NOV-2003 05:56:44	Bright	36.000	39	85Eta UMa	1.8540	24000.	72	9120	No
128	GOM_NL__2PRFIN20031128_055934_000000522022_00048_09120_9216.N1	28-NOV-2003 05:59:34	Bright	52.000	180	27Gam Boo	3.0400	8000.0	104	9120	No
129	GOM_NL__2PRFIN20031128_060233_000000362022_00048_09120_9217.N1	28-NOV-2003 06:02:33	Bright	35.500	83		2.3780	11000.	71	9120	No
130	GOM_NL__2PRFIN20031128_060504_000000362022_00048_09120_9218.N1	28-NOV-2003 06:05:04	Bright	35.500	3	16Alp Boo	-0.050000	4250.0	71	9120	No
131	GOM_NL__2PRFIN20031128_060816_000000642022_00048_09120_9219.N1	28-NOV-2003 06:08:16	Bright	64.000	96	68Del Leo	2.5600	9300.0	128	9120	No
132	GOM_NL__2PRFIN20031128_061234_000001582022_00048_09120_9220.N1	28-NOV-2003 06:12:34	Twi_and_stray	158.00	51	41Gam1Leo	2.0100	4500.0	316	9120	No
133	GOM_NL__2PRFIN20031128_061721_000000462022_00048_09120_9221.N1	28-NOV-2003 06:17:21	Twi_and_stray	45.500	163	7Del Crv	2.9450	11000.	91	9120	No
134	GOM_NL__2PRFIN20031128_061901_000000482022_00048_09120_9222.N1	28-NOV-2003 06:19:01	Twilight	48.000	106	9Bet Crv	2.6480	5600.0	96	9120	No
135	GOM_NL__2PRFIN20031128_062113_000000412022_00048_09120_9223.N1	28-NOV-2003 06:21:13	Twilight	40.500	123	lot Cen	2.7500	10200.	81	9120	No
136	GOM_NL__2PRFIN20031128_062523_000000382022_00048_09120_9224.N1	28-NOV-2003 06:25:23	Dark	37.500	77	Eps Cen	2.3030	28000.	75	9120	No
137	GOM_NL__2PRFIN20031128_062742_000000402022_00048_09120_9225.N1	28-NOV-2003 06:27:42	Dark	40.000	20	Bet Cru	1.2530	30000.	80	9120	No
138	GOM_NL__2PRFIN20031128_062852_000000502022_00049_09121_9190.N1	28-NOV-2003 06:28:52	Dark	50.000	12	Alp1Cru	0.77500	30000.	100	9121	No
139	GOM_NL__2PRFIN20031128_063126_000000412022_00049_09121_9191.N1	28-NOV-2003 06:31:26	Dark	41.000	124	The Car	2.7640	30000.	82	9121	No
140	GOM_NL__2PRFIN20031128_063306_000000412022_00049_09121_9192.N1	28-NOV-2003 06:33:06	Dark	40.500	159	Ups Car	2.9200	7200.0	81	9121	No
141	GOM_NL__2PRFIN20031128_063600_000000502022_00049_09121_9193.N1	28-NOV-2003 06:36:00	Dark	50.000	41	Eps Car	1.8600	4100.0	100	9121	No
142	GOM_NL__2PRFIN20031128_063748_000000502022_00049_09121_9194.N1	28-NOV-2003 06:37:48	Dark	50.000	34	Gam2Vel	1.7930	23000.	100	9121	No
143	GOM_NL__2PRFIN20031128_063924_000000622022_00049_09121_9195.N1	28-NOV-2003 06:39:24	Dark	62.000	70	Zet Pup	2.2460	39000.	124	9121	No
144	GOM_NL__2PRFIN20031128_064125_000000502022_00049_09121_9196.N1	28-NOV-2003 06:41:25	Dark	49.500	2	Alp Car	-0.73600	7000.0	99	9121	No
145	GOM_NL__2PRFIN20031128_064302_000000632022_00049_09121_9197.N1	28-NOV-2003 06:43:02	Dark	63.000	117	Pi Pup	2.7060	3800.0	126	9121	No
146	GOM_NL__2PRFIN20031128_064525_000000752022_00049_09121_9198.N1	28-NOV-2003 06:45:25	Dark	74.500	88	31Eta CMa	2.4480	20000.	149	9121	No
147	GOM_NL__2PRFIN20031128_064859_000000392022_00049_09121_9199.N1	28-NOV-2003 06:48:59	Straylight	38.500	157	The1Eri	2.9060	9300.0	77	9121	No
148	GOM_NL__2PRFIN20031128_065349_000001042022_00049_09121_9200.N1	28-NOV-2003 06:53:49	Straylight	104.00	1	9Alp CMa	-1.4400	11000.	208	9121	No
149	GOM_NL__2PRFIN20031128_065740_000000722022_00049_09121_9201.N1	28-NOV-2003 06:57:40	Straylight	71.500	7	19Bet Ori	0.10000	14000.	143	9121	No
150	GOM_NL__2PRFIN20031128_070058_000000692022_00049_09121_9202.N1	28-NOV-2003 07:00:58	Twi_and_stray	68.500	30	46Eps Ori	1.6940	30000.	137	9121	No
151	GOM_NL__2PRFIN20031128_070348_000000672022_00049_09121_9203.N1	28-NOV-2003 07:03:48	Bright	66.500	27	24Gam Ori	1.6360	26000.	133	9121	No
152	GOM_NL__2PRFIN20031128_070633_000000402022_00049_09121_9204.N1	28-NOV-2003 07:06:33	Bright	40.000	105	6Bet Ari	2.6450	8900.0	80	9121	No
153	GOM_NL__2PRFIN20031128_070945_000000432022_00049_09121_9205.N1	28-NOV-2003 07:09:45	Bright	42.500	150	44Zet Per	2.8900	28000.	85	9121	No
154	GOM_NL__2PRFIN20031128_071151_000000392022_00049_09121_9206.N1	28-NOV-2003 07:11:51	Bright	39.000	79	26Bet Per	2.3100	13100.	78	9121	No
155	GOM_NL__2PRFIN20031128_071411_000000392022_00049_09121_9207.N1	28-NOV-2003 07:14:11	Bright	39.000	175	39Del Per	3.0100	19400.	78	9121	No
156	GOM_NL__2PRFIN20031128_071716_000000392022_00049_09121_9208.N1	28-NOV-2003 07:17:16	Bright	38.500	68	18Alp Cas	2.2250	4500.0	77	9121	No
157	GOM_NL__2PRFIN20031128_071832_000000392022_00049_09121_9209.N1	28-NOV-2003 07:18:32	Bright	39.000	74	11Bet Cas	2.2680	6600.0	78	9121	No
158	GOM_NL__2PRFIN20031128_072525_000000392022_00049_09121_9210.N1	28-NOV-2003 07:25:25	Bright	39.000	49	1Alp UMi	1.9900	6300.0	78	9121	No
159	GOM_NL__2PRFIN20031128_073002_000000352022_00049_09121_9211.N1	28-NOV-2003 07:30:02	Bright	34.500	60	7Bet UMi	2.0810	3950.0	69	9121	No
160	GOM_NL__2PRFIN20031128_073220_000000462022_00049_09121_9212.N1	28-NOV-2003 07:32:20	Bright	45.500	36	50Alp UMa	1.8000	6300.0	91	9121	No

161	GOM_NL__2PRFIN20031128_073357_000000482022_00049_09121_9213.N1	28-NOV-2003 07:33:57	Bright	47.500	82	48Bet UMa	2.3650	10600.	95	9121	No
162	GOM_NL__2PRFIN20031128_073543_000000542022_00049_09121_9214.N1	28-NOV-2003 07:35:43	Bright	54.000	55	79Zet UMa	2.0600	10200.	108	9121	No
163	GOM_NL__2PRFIN20031128_073720_000000392022_00049_09121_9215.N1	28-NOV-2003 07:37:20	Bright	38.500	39	85Eta UMa	1.8540	24000.	77	9121	No
164	GOM_NL__2PRFIN20031128_074009_000000372022_00049_09121_9216.N1	28-NOV-2003 07:40:09	Bright	37.000	180	27Gam Boo	3.0400	8000.0	74	9121	No
165	GOM_NL__2PRFIN20031128_074309_000000362022_00049_09121_9217.N1	28-NOV-2003 07:43:09	Bright	35.500	83		2.3780	11000.	71	9121	No
166	GOM_NL__2PRFIN20031128_074540_000000372022_00049_09121_9218.N1	28-NOV-2003 07:45:40	Bright	36.500	3	16Alp Boo	-0.050000	4250.0	73	9121	No
167	GOM_NL__2PRFIN20031128_074852_000000682022_00049_09121_9219.N1	28-NOV-2003 07:48:52	Bright	67.500	96	68Del Leo	2.5600	9300.0	135	9121	No
168	GOM_NL__2PRFIN20031128_075312_000001872022_00049_09121_9220.N1	28-NOV-2003 07:53:12	Twilight	186.50	51	41Gam1Leo	2.0100	4500.0	373	9121	No
169	GOM_NL__2PRFIN20031128_075757_000000472022_00049_09121_9221.N1	28-NOV-2003 07:57:57	Twilight	46.500	163	7Del Crv	2.9450	11000.	93	9121	No
170	GOM_NL__2PRFIN20031128_075937_000000462022_00049_09121_9222.N1	28-NOV-2003 07:59:37	Twilight	45.500	106	9Bet Crv	2.6480	5600.0	91	9121	No
171	GOM_NL__2PRFIN20031128_080149_000000442022_00049_09121_9223.N1	28-NOV-2003 08:01:49	Twilight	43.500	123	1ot Cen	2.7500	10200.	87	9121	No
172	GOM_NL__2PRFIN20031128_080559_000000422022_00049_09121_9224.N1	28-NOV-2003 08:05:59	Dark	41.500	77	Eps Cen	2.3030	28000.	83	9121	No
173	GOM_NL__2PRFIN20031128_080817_000000452022_00049_09121_9225.N1	28-NOV-2003 08:08:17	Dark	44.500	20	Bet Cru	1.2530	30000.	89	9121	No
174	GOM_NL__2PRFIN20031128_080928_000000402022_00050_09122_9191.N1	28-NOV-2003 08:09:28	Dark	39.500	12	Alp1Cru	0.77500	30000.	79	9122	No
175	GOM_NL__2PRFIN20031128_081203_000000412022_00050_09122_9192.N1	28-NOV-2003 08:12:03	Dark	41.000	124	The Car	2.7640	30000.	82	9122	No
176	GOM_NL__2PRFIN20031128_081343_000000422022_00050_09122_9193.N1	28-NOV-2003 08:13:43	Dark	41.500	159	Ups Car	2.9200	7200.0	83	9122	No
177	GOM_NL__2PRFIN20031128_081635_000000452022_00050_09122_9194.N1	28-NOV-2003 08:16:35	Dark	44.500	41	Eps Car	1.8600	4100.0	89	9122	No
178	GOM_NL__2PRFIN20031128_081824_000000522022_00050_09122_9195.N1	28-NOV-2003 08:18:24	Dark	51.500	34	Gam2Vel	1.7930	23000.	103	9122	No
179	GOM_NL__2PRFIN20031128_082001_000000592022_00050_09122_9196.N1	28-NOV-2003 08:20:01	Dark	59.000	70	Zet Pup	2.2460	39000.	118	9122	No
180	GOM_NL__2PRFIN20031128_082202_000000522022_00050_09122_9197.N1	28-NOV-2003 08:22:02	Dark	52.000	2	Alp Car	-0.73600	7000.0	104	9122	No
181	GOM_NL__2PRFIN20031128_082339_000000662022_00050_09122_9198.N1	28-NOV-2003 08:23:39	Dark	65.500	117	Pi Pup	2.7060	3800.0	131	9122	No
182	GOM_NL__2PRFIN20031128_082602_000000752022_00050_09122_9199.N1	28-NOV-2003 08:26:02	Dark	75.000	88	31Eta CMa	2.4480	20000.	150	9122	No
183	GOM_NL__2PRFIN20031128_082935_000000392022_00050_09122_9200.N1	28-NOV-2003 08:29:35	Straylight	38.500	157	The1Eri	2.9060	9300.0	77	9122	No
184	GOM_NL__2PRFIN20031128_083425_000001222022_00050_09122_9201.N1	28-NOV-2003 08:34:25	Straylight	122.00	1	9Alp CMa	-1.4400	11000.	244	9122	No
185	GOM_NL__2PRFIN20031128_083816_000000642022_00050_09122_9202.N1	28-NOV-2003 08:38:16	Straylight	63.500	7	19Bet Ori	0.10000	14000.	127	9122	No
186	GOM_NL__2PRFIN20031128_084133_000000722022_00050_09122_9203.N1	28-NOV-2003 08:41:33	Twilight	71.500	30	46Eps Ori	1.6940	30000.	143	9122	No
187	GOM_NL__2PRFIN20031128_084423_000000682022_00050_09122_9204.N1	28-NOV-2003 08:44:23	Bright	67.500	27	24Gam Ori	1.6360	26000.	135	9122	No
188	GOM_NL__2PRFIN20031128_084709_000000412022_00050_09122_9205.N1	28-NOV-2003 08:47:09	Bright	40.500	105	6Bet Ari	2.6450	8900.0	81	9122	No
189	GOM_NL__2PRFIN20031128_085020_000000422022_00050_09122_9206.N1	28-NOV-2003 08:50:20	Bright	41.500	150	44Zet Per	2.8900	28000.	83	9122	No
190	GOM_NL__2PRFIN20031128_085227_000000392022_00050_09122_9207.N1	28-NOV-2003 08:52:27	Bright	39.000	79	26Bet Per	2.3100	13100.	78	9122	No
191	GOM_NL__2PRFIN20031128_085446_000000392022_00050_09122_9208.N1	28-NOV-2003 08:54:46	Bright	38.500	175	39Del Per	3.0100	19400.	77	9122	No
192	GOM_NL__2PRFIN20031128_085753_000000382022_00050_09122_9209.N1	28-NOV-2003 08:57:53	Bright	37.500	68	18Alp Cas	2.2250	4500.0	75	9122	No
193	GOM_NL__2PRFIN20031128_085909_000000372022_00050_09122_9210.N1	28-NOV-2003 08:59:09	Bright	37.000	74	11Bet Cas	2.2680	6600.0	74	9122	No
194	GOM_NL__2PRFIN20031128_090600_000000362022_00050_09122_9211.N1	28-NOV-2003 09:06:00	Bright	35.500	49	1Alp UMi	1.9900	6300.0	71	9122	No
195	GOM_NL__2PRFIN20031128_091038_000000392022_00050_09122_9212.N1	28-NOV-2003 09:10:38	Bright	39.000	60	7Bet UMi	2.0810	3950.0	78	9122	No
196	GOM_NL__2PRFIN20031128_091256_000000462022_00050_09122_9213.N1	28-NOV-2003 09:12:56	Bright	46.000	36	50Alp UMa	1.8000	6300.0	92	9122	No
197	GOM_NL__2PRFIN20031128_091432_000000472022_00050_09122_9214.N1	28-NOV-2003 09:14:32	Bright	47.000	82	48Bet UMa	2.3650	10600.	94	9122	No
198	GOM_NL__2PRFIN20031128_091619_000000392022_00050_09122_9215.N1	28-NOV-2003 09:16:19	Bright	39.000	55	79Zet UMa	2.0600	10200.	78	9122	No
199	GOM_NL__2PRFIN20031128_091756_000000362022_00050_09122_9216.N1	28-NOV-2003 09:17:56	Bright	36.000	39	85Eta UMa	1.8540	24000.	72	9122	No
200	GOM_NL__2PRFIN20031128_092046_000000352022_00050_09122_9217.N1	28-NOV-2003 09:20:46	Bright	35.000	180	27Gam Boo	3.0400	8000.0	70	9122	No
201	GOM_NL__2PRFIN20031128_092345_000000362022_00050_09122_9218.N1	28-NOV-2003 09:23:45	Bright	35.500	83		2.3780	11000.	71	9122	No
202	GOM_NL__2PRFIN20031128_092616_000000362022_00050_09122_9219.N1	28-NOV-2003 09:26:16	Bright	36.000	3	16Alp Boo	-0.050000	4250.0	72	9122	No
203	GOM_NL__2PRFIN20031128_092929_000000632022_00050_09122_9220.N1	28-NOV-2003 09:29:29	Bright	62.500	96	68Del Leo	2.5600	9300.0	125	9122	No
204	GOM_NL__2PRFIN20031128_093350_000001642022_00050_09122_9221.N1	28-NOV-2003 09:33:50	Twilight	163.50	51	41Gam1Leo	2.0100	4500.0	327	9122	No
205	GOM_NL__2PRFIN20031128_093833_000000462022_00050_09122_9222.N1	28-NOV-2003 09:38:33	Twilight	46.000	163	7Del Crv	2.9450	11000.	92	9122	No
206	GOM_NL__2PRFIN20031128_094013_000000502022_00050_09122_9223.N1	28-NOV-2003 09:40:13	Twilight	50.000	106	9Bet Crv	2.6480	5600.0	100	9122	No
207	GOM_NL__2PRFIN20031128_094225_000000442022_00050_09122_9224.N1	28-NOV-2003 09:42:25	Twilight	44.000	123	1ot Cen	2.7500	10200.	88	9122	No
208	GOM_NL__2PRFIN20031128_094635_000000412022_00050_09122_9225.N1	28-NOV-2003 09:46:35	Dark	40.500	77	Eps Cen	2.3030	28000.	81	9122	No
209	GOM_NL__2PRFIN20031128_094854_000000482022_00050_09122_9226.N1	28-NOV-2003 09:48:54	Dark	47.500	20	Bet Cru	1.2530	30000.	95	9122	No
210	GOM_NL__2PRFIN20031128_095004_000000482022_00051_09123_9189.N1	28-NOV-2003 09:50:04	Dark	47.500	12	Alp1Cru	0.77500	30000.	95	9123	No
211	GOM_NL__2PRFIN20031128_095240_000000402022_00051_09123_9190.N1	28-NOV-2003 09:52:40	Dark	40.000	124	The Car	2.7640	30000.	80	9123	No
212	GOM_NL__2PRFIN20031128_095420_000000412022_00051_09123_9191.N1	28-NOV-2003 09:54:20	Dark	40.500	159	Ups Car	2.9200	7200.0	81	9123	No
213	GOM_NL__2PRFIN20031128_095713_000000442022_00051_09123_9192.N1	28-NOV-2003 09:57:13	Dark	44.000	41	Eps Car	1.8600	4100.0	88	9123	No
214	GOM_NL__2PRFIN20031128_095901_000000602022_00051_09123_9193.N1	28-NOV-2003 09:59:01	Dark	60.000	34	Gam2Vel	1.7930	23000.	120	9123	No
215	GOM_NL__2PRFIN20031128_100039_000000582022_00051_09123_9194.N1	28-NOV-2003 10:00:39	Dark	57.500	70	Zet Pup	2.2460	39000.	115	9123	No
216	GOM_NL__2PRFIN20031128_100238_000000552022_00051_09123_9195.N1	28-NOV-2003 10:02:38	Dark	54.500	2	Alp Car	-0.73600	7000.0	109	9123	No
217	GOM_NL__2PRFIN20031128_100416_000000652022_00051_09123_9196.N1	28-NOV-2003 10:04:16	Dark	65.000	117	Pi Pup	2.7060	3800.0	130	9123	No
218	GOM_NL__2PRFIN20031128_100638_000000752022_00051_09123_9197.N1	28-NOV-2003 10:06:38	Dark	74.500	88	31Eta CMa	2.4480	20000.	149	9123	No
219	GOM_NL__2PRFIN20031128_101012_000000422022_00051_09123_9198.N1	28-NOV-2003 10:10:12	Straylight	41.500	157	The1Eri	2.9060	9300.0	83	9123	No

220	GOM_NL__2PRFIN20031128_101501_000001012022_00051_09123_9199.N1	28-NOV-2003 10:15:01	Straylight	101.00	1	9Alp CMa	-1.4400	11000.	202	9123	No
221	GOM_NL__2PRFIN20031128_101852_000000662022_00051_09123_9200.N1	28-NOV-2003 10:18:52	Straylight	65.500	7	19Bet Ori	0.10000	14000.	131	9123	No
222	GOM_NL__2PRFIN20031128_102209_000000682022_00051_09123_9201.N1	28-NOV-2003 10:22:09	Twi_and_stray	68.000	30	46Eps Ori	1.6940	30000.	136	9123	No
223	GOM_NL__2PRFIN20031128_102459_000000722022_00051_09123_9202.N1	28-NOV-2003 10:24:59	Bright	72.000	27	24Gam Ori	1.6360	26000.	144	9123	No
224	GOM_NL__2PRFIN20031128_102746_000000392022_00051_09123_9203.N1	28-NOV-2003 10:27:46	Bright	38.500	105	6Bet Ari	2.6450	8900.0	77	9123	No
225	GOM_NL__2PRFIN20031128_103057_000000422022_00051_09123_9204.N1	28-NOV-2003 10:30:57	Bright	42.000	150	44Zet Per	2.8900	28000.	84	9123	No
226	GOM_NL__2PRFIN20031128_103303_000000402022_00051_09123_9205.N1	28-NOV-2003 10:33:03	Bright	39.500	79	26Bet Per	2.3100	13100.	79	9123	No
227	GOM_NL__2PRFIN20031128_103523_000000402022_00051_09123_9206.N1	28-NOV-2003 10:35:23	Bright	39.500	175	39Del Per	3.0100	19400.	79	9123	No
228	GOM_NL__2PRFIN20031128_103829_000000392022_00051_09123_9207.N1	28-NOV-2003 10:38:29	Bright	38.500	68	18Alp Cas	2.2250	4500.0	77	9123	No
229	GOM_NL__2PRFIN20031128_103946_000000382022_00051_09123_9208.N1	28-NOV-2003 10:39:46	Bright	37.500	74	11Bet Cas	2.2680	6600.0	75	9123	No
230	GOM_NL__2PRFIN20031128_104637_000000382022_00051_09123_9209.N1	28-NOV-2003 10:46:37	Bright	37.500	49	1Alp UMi	1.9900	6300.0	75	9123	No
231	GOM_NL__2PRFIN20031128_105115_000000392022_00051_09123_9210.N1	28-NOV-2003 10:51:15	Bright	38.500	60	7Bet UMi	2.0810	3950.0	77	9123	No
232	GOM_NL__2PRFIN20031128_105331_000000462022_00051_09123_9211.N1	28-NOV-2003 10:53:31	Bright	46.000	36	50Alp UMa	1.8000	6300.0	92	9123	No
233	GOM_NL__2PRFIN20031128_105508_000000442022_00051_09123_9212.N1	28-NOV-2003 10:55:08	Bright	43.500	82	48Bet UMa	2.3650	10600.	87	9123	No
234	GOM_NL__2PRFIN20031128_105656_000000352022_00051_09123_9213.N1	28-NOV-2003 10:56:56	Bright	35.000	55	79Zet UMa	2.0600	10200.	70	9123	No
235	GOM_NL__2PRFIN20031128_105832_000000362022_00051_09123_9214.N1	28-NOV-2003 10:58:32	Bright	36.000	39	85Eta UMa	1.8540	24000.	72	9123	No
236	GOM_NL__2PRFIN20031128_110122_000000372022_00051_09123_9215.N1	28-NOV-2003 11:01:22	Bright	36.500	180	27Gam Boo	3.0400	8000.0	73	9123	No
237	GOM_NL__2PRFIN20031128_110422_000000362022_00051_09123_9216.N1	28-NOV-2003 11:04:22	Bright	35.500	83		2.3780	11000.	71	9123	No
238	GOM_NL__2PRFIN20031128_110652_000000362022_00051_09123_9217.N1	28-NOV-2003 11:06:52	Bright	35.500	3	16Alp Boo	-0.050000	4250.0	71	9123	No
239	GOM_NL__2PRFIN20031128_111006_000000672022_00051_09123_9218.N1	28-NOV-2003 11:10:06	Bright	66.500	96	68Del Leo	2.5600	9300.0	133	9123	No
240	GOM_NL__2PRFIN20031128_111429_000001752022_00051_09123_9219.N1	28-NOV-2003 11:14:29	Twi_and_stray	174.50	51	41Gam1Leo	2.0100	4500.0	349	9123	No
241	GOM_NL__2PRFIN20031128_111911_000000462022_00051_09123_9220.N1	28-NOV-2003 11:19:11	Twi_and_stray	46.000	163	7Del Crv	2.9450	11000.	92	9123	No
242	GOM_NL__2PRFIN20031128_112051_000000462022_00051_09123_9221.N1	28-NOV-2003 11:20:51	Twilight	45.500	106	9Bet Crv	2.6480	5600.0	91	9123	No
243	GOM_NL__2PRFIN20031128_112302_000000412022_00051_09123_9222.N1	28-NOV-2003 11:23:02	Twilight	40.500	123	1ot Cen	2.7500	10200.	81	9123	No
244	GOM_NL__2PRFIN20031128_112711_000000392022_00051_09123_9223.N1	28-NOV-2003 11:27:11	Dark	38.500	77	Eps Cen	2.3030	28000.	77	9123	No
245	GOM_NL__2PRFIN20031128_112930_000000462022_00051_09123_9224.N1	28-NOV-2003 11:29:30	Dark	45.500	20	Bet Cru	1.2530	30000.	91	9123	No
246	GOM_NL__2PRFIN20031128_113041_000000412022_00052_09124_9185.N1	28-NOV-2003 11:30:41	Dark	40.500	12	Alp1Cru	0.77500	30000.	81	9124	No
247	GOM_NL__2PRFIN20031128_113317_000000392022_00052_09124_9186.N1	28-NOV-2003 11:33:17	Dark	38.500	124	The Car	2.7640	30000.	77	9124	No
248	GOM_NL__2PRFIN20031128_113457_000000402022_00052_09124_9187.N1	28-NOV-2003 11:34:57	Dark	40.000	159	Ups Car	2.9200	7200.0	80	9124	No
249	GOM_NL__2PRFIN20031128_113750_000000472022_00052_09124_9188.N1	28-NOV-2003 11:37:50	Dark	46.500	41	Eps Car	1.8600	4100.0	93	9124	No
250	GOM_NL__2PRFIN20031128_113938_000000602022_00052_09124_9189.N1	28-NOV-2003 11:39:38	Dark	59.500	34	Gam2Vel	1.7930	23000.	119	9124	No
251	GOM_NL__2PRFIN20031128_114116_000000592022_00052_09124_9190.N1	28-NOV-2003 11:41:16	Dark	58.500	70	Zet Pup	2.2460	39000.	117	9124	No
252	GOM_NL__2PRFIN20031128_114315_000000582022_00052_09124_9191.N1	28-NOV-2003 11:43:15	Dark	58.000	2	Alp Car	-0.73600	7000.0	116	9124	No
253	GOM_NL__2PRFIN20031128_114453_000000682022_00052_09124_9192.N1	28-NOV-2003 11:44:53	Dark	68.000	117	Pi Pup	2.7060	3800.0	136	9124	No
254	GOM_NL__2PRFIN20031128_114716_000000712022_00052_09124_9193.N1	28-NOV-2003 11:47:16	Dark	71.000	88	31Eta CMa	2.4480	20000.	142	9124	No
255	GOM_NL__2PRFIN20031128_115048_000000402022_00052_09124_9194.N1	28-NOV-2003 11:50:48	Straylight	40.000	157	The1Eri	2.9060	9300.0	80	9124	No
256	GOM_NL__2PRFIN20031128_115537_000001062022_00052_09124_9195.N1	28-NOV-2003 11:55:37	Straylight	105.50	1	9Alp CMa	-1.4400	11000.	211	9124	No
257	GOM_NL__2PRFIN20031128_115928_000000672022_00052_09124_9196.N1	28-NOV-2003 11:59:28	Straylight	66.500	7	19Bet Ori	0.10000	14000.	133	9124	No
258	GOM_NL__2PRFIN20031128_120244_000000722022_00052_09124_9197.N1	28-NOV-2003 12:02:44	Twi_and_stray	72.000	30	46Eps Ori	1.6940	30000.	144	9124	No
259	GOM_NL__2PRFIN20031128_120534_000000672022_00052_09124_9198.N1	28-NOV-2003 12:05:34	Bright	66.500	27	24Gam Ori	1.6360	26000.	133	9124	No
260	GOM_NL__2PRFIN20031128_120823_000000392022_00052_09124_9199.N1	28-NOV-2003 12:08:23	Bright	39.000	105	6Bet Ari	2.6450	8900.0	78	9124	No
261	GOM_NL__2PRFIN20031128_121133_000000412022_00052_09124_9200.N1	28-NOV-2003 12:11:33	Bright	41.000	150	44Zet Per	2.8900	28000.	82	9124	No
262	GOM_NL__2PRFIN20031128_121339_000000392022_00052_09124_9201.N1	28-NOV-2003 12:13:39	Bright	39.000	79	26Bet Per	2.3100	13100.	78	9124	No
263	GOM_NL__2PRFIN20031128_121559_000000382022_00052_09124_9202.N1	28-NOV-2003 12:15:59	Bright	38.000	175	39Del Per	3.0100	19400.	76	9124	No
264	GOM_NL__2PRFIN20031128_121905_000000392022_00052_09124_9203.N1	28-NOV-2003 12:19:05	Bright	39.000	68	18Alp Cas	2.2250	4500.0	78	9124	No
265	GOM_NL__2PRFIN20031128_122022_000000372022_00052_09124_9204.N1	28-NOV-2003 12:20:22	Bright	37.000	74	11Bet Cas	2.2680	6600.0	74	9124	No
266	GOM_NL__2PRFIN20031128_122713_000000382022_00052_09124_9205.N1	28-NOV-2003 12:27:13	Bright	38.000	49	1Alp UMi	1.9900	6300.0	76	9124	No
267	GOM_NL__2PRFIN20031128_123151_000000362022_00052_09124_9206.N1	28-NOV-2003 12:31:51	Bright	35.500	60	7Bet UMi	2.0810	3950.0	71	9124	No
268	GOM_NL__2PRFIN20031128_123407_000000452022_00052_09124_9207.N1	28-NOV-2003 12:34:07	Bright	44.500	36	50Alp UMa	1.8000	6300.0	89	9124	No
269	GOM_NL__2PRFIN20031128_123544_000000442022_00052_09124_9208.N1	28-NOV-2003 12:35:44	Bright	44.000	82	48Bet UMa	2.3650	10600.	88	9124	No
270	GOM_NL__2PRFIN20031128_123732_000000372022_00052_09124_9209.N1	28-NOV-2003 12:37:32	Bright	37.000	55	79Zet UMa	2.0600	10200.	74	9124	No
271	GOM_NL__2PRFIN20031128_123908_000000362022_00052_09124_9210.N1	28-NOV-2003 12:39:08	Bright	36.000	39	85Eta UMa	1.8540	24000.	72	9124	No
272	GOM_NL__2PRFIN20031128_124159_000000352022_00052_09124_9211.N1	28-NOV-2003 12:41:59	Bright	35.000	180	27Gam Boo	3.0400	8000.0	70	9124	No
273	GOM_NL__2PRFIN20031128_124458_000000352022_00052_09124_9212.N1	28-NOV-2003 12:44:58	Bright	34.500	83		2.3780	11000.	69	9124	No
274	GOM_NL__2PRFIN20031128_124729_000000362022_00052_09124_9213.N1	28-NOV-2003 12:47:29	Bright	35.500	3	16Alp Boo	-0.050000	4250.0	71	9124	No
275	GOM_NL__2PRFIN20031128_125042_000000662022_00052_09124_9214.N1	28-NOV-2003 12:50:42	Bright	66.000	96	68Del Leo	2.5600	9300.0	132	9124	No
276	GOM_NL__2PRFIN20031128_125507_000001842022_00052_09124_9215.N1	28-NOV-2003 12:55:07	Twi_and_stray	183.50	51	41Gam1Leo	2.0100	4500.0	367	9124	No
277	GOM_NL__2PRFIN20031128_125948_000000472022_00052_09124_9216.N1	28-NOV-2003 12:59:48	Twi_and_stray	47.000	163	7Del Crv	2.9450	11000.	94	9124	No
278	GOM_NL__2PRFIN20031128_130127_000000492022_00052_09124_9217.N1	28-NOV-2003 13:01:27	Twilight	48.500	106	9Bet Crv	2.6480	5600.0	97	9124	No

279	GOM_NL__2PRFIN20031128_130339_000000412022_00052_09124_9218.N1	28-NOV-2003 13:03:39	Twilight	40.500	123	lot Cen	2.7500	10200.	81	9124	No
280	GOM_NL__2PRFIN20031128_130748_000000392022_00052_09124_9219.N1	28-NOV-2003 13:07:48	Dark	39.000	77	Eps Cen	2.3030	28000.	78	9124	No
281	GOM_NL__2PRFIN20031128_131007_000000382022_00052_09124_9220.N1	28-NOV-2003 13:10:07	Dark	37.500	20	Bet Cru	1.2530	30000.	75	9124	No
282	GOM_NL__2PRFIN20031128_131117_000000492022_00053_09125_9203.N1	28-NOV-2003 13:11:17	Dark	48.500	12	Alp1Cru	0.77500	30000.	97	9125	No
283	GOM_NL__2PRFIN20031128_131353_000000402022_00053_09125_9204.N1	28-NOV-2003 13:13:53	Dark	39.500	124	The Car	2.7640	30000.	79	9125	No
284	GOM_NL__2PRFIN20031128_131534_000000412022_00053_09125_9205.N1	28-NOV-2003 13:15:34	Dark	40.500	159	Ups Car	2.9200	7200.0	81	9125	No
285	GOM_NL__2PRFIN20031128_131827_000000452022_00053_09125_9206.N1	28-NOV-2003 13:18:27	Dark	45.000	41	Eps Car	1.8600	4100.0	90	9125	No
286	GOM_NL__2PRFIN20031128_132015_000000512022_00053_09125_9207.N1	28-NOV-2003 13:20:15	Dark	51.000	34	Gam2Vel	1.7930	23000.	102	9125	No
287	GOM_NL__2PRFIN20031128_132153_000000582022_00053_09125_9208.N1	28-NOV-2003 13:21:53	Dark	57.500	70	Zet Pup	2.2460	39000.	115	9125	No
288	GOM_NL__2PRFIN20031128_132352_000000482022_00053_09125_9209.N1	28-NOV-2003 13:23:52	Dark	48.000	2	Alp Car	-0.73600	7000.0	96	9125	No
289	GOM_NL__2PRFIN20031128_132530_000000642022_00053_09125_9210.N1	28-NOV-2003 13:25:30	Dark	64.000	117	Pi Pup	2.7060	3800.0	128	9125	No
290	GOM_NL__2PRFIN20031128_132753_000000722022_00053_09125_9211.N1	28-NOV-2003 13:27:53	Dark	71.500	88	31Eta CMa	2.4480	20000.	143	9125	No
291	GOM_NL__2PRFIN20031128_133124_000000392022_00053_09125_9212.N1	28-NOV-2003 13:31:24	Straylight	39.000	157	The1Eri	2.9060	9300.0	78	9125	No
292	GOM_NL__2PRFIN20031128_133614_000001092022_00053_09125_9213.N1	28-NOV-2003 13:36:14	Straylight	108.50	1	9Alp CMa	-1.4400	11000.	217	9125	No
293	GOM_NL__2PRFIN20031128_134004_000000602022_00053_09125_9214.N1	28-NOV-2003 13:40:04	Straylight	59.500	7	19Bet Ori	0.10000	14000.	119	9125	No
294	GOM_NL__2PRFIN20031128_134320_000000672022_00053_09125_9215.N1	28-NOV-2003 13:43:20	Twl_and_stray	66.500	30	46Eps Ori	1.6940	30000.	133	9125	No
295	GOM_NL__2PRFIN20031128_134610_000000642022_00053_09125_9216.N1	28-NOV-2003 13:46:10	Bright	63.500	27	24Gam Ori	1.6360	26000.	127	9125	No
296	GOM_NL__2PRFIN20031128_134859_000000372022_00053_09125_9217.N1	28-NOV-2003 13:48:59	Bright	37.000	105	6Bet Ari	2.6450	8900.0	74	9125	No
297	GOM_NL__2PRFIN20031128_135209_000000402022_00053_09125_9218.N1	28-NOV-2003 13:52:09	Bright	39.500	150	44Zet Per	2.8900	28000.	79	9125	No
298	GOM_NL__2PRFIN20031128_135416_000000382022_00053_09125_9219.N1	28-NOV-2003 13:54:16	Bright	38.000	79	26Bet Per	2.3100	13100.	76	9125	No
299	GOM_NL__2PRFIN20031128_135634_000000372022_00053_09125_9220.N1	28-NOV-2003 13:56:34	Bright	37.000	175	39Del Per	3.0100	19400.	74	9125	No
300	GOM_NL__2PRFIN20031128_135844_000000512022_00053_09125_9221.N1	28-NOV-2003 13:58:44	Bright	51.000	6	13Alp Aur	0.080000	3400.0	102	9125	No
301	GOM_NL__2PRFIN20031128_140058_000000382022_00053_09125_9222.N1	28-NOV-2003 14:00:58	Bright	37.500	74	11Bet Cas	2.2680	6600.0	75	9125	No
302	GOM_NL__2PRFIN20031128_140749_000000372022_00053_09125_9223.N1	28-NOV-2003 14:07:49	Bright	37.000	49	1Alp UMi	1.9900	6300.0	74	9125	No
303	GOM_NL__2PRFIN20031128_141227_000000362022_00053_09125_9224.N1	28-NOV-2003 14:12:27	Bright	35.500	60	7Bet UMi	2.0810	3950.0	71	9125	No
304	GOM_NL__2PRFIN20031128_141442_000000452022_00053_09125_9225.N1	28-NOV-2003 14:14:42	Bright	45.000	36	50Alp UMa	1.8000	6300.0	90	9125	No
305	GOM_NL__2PRFIN20031128_141619_000000482022_00053_09125_9226.N1	28-NOV-2003 14:16:19	Bright	47.500	82	48Bet UMa	2.3650	10600.	95	9125	No
306	GOM_NL__2PRFIN20031128_141807_000000372022_00053_09125_9227.N1	28-NOV-2003 14:18:07	Bright	37.000	55	79Zet UMa	2.0600	10200.	74	9125	No
307	GOM_NL__2PRFIN20031128_141944_000000362022_00053_09125_9228.N1	28-NOV-2003 14:19:44	Bright	35.500	39	85Eta UMa	1.8540	24000.	71	9125	No
308	GOM_NL__2PRFIN20031128_142234_000000352022_00053_09125_9229.N1	28-NOV-2003 14:22:34	Bright	35.000	180	27Gam Boo	3.0400	8000.0	70	9125	No
309	GOM_NL__2PRFIN20031128_142534_000000512022_00053_09125_9230.N1	28-NOV-2003 14:25:34	Bright	51.000	83		2.3780	11000.	102	9125	No
310	GOM_NL__2PRFIN20031128_142805_000000352022_00053_09125_9231.N1	28-NOV-2003 14:28:05	Bright	34.500	3	16Alp Boo	-0.050000	4250.0	69	9125	No
311	GOM_NL__2PRFIN20031128_143118_000000662022_00053_09125_9232.N1	28-NOV-2003 14:31:18	Bright	65.500	96	68Del Leo	2.5600	9300.0	131	9125	No
312	GOM_NL__2PRFIN20031128_143545_000001672022_00053_09125_9233.N1	28-NOV-2003 14:35:45	Twl_and_stray	166.50	51	41Gam1Leo	2.0100	4500.0	333	9125	No
313	GOM_NL__2PRFIN20031128_144042_000000442022_00053_09125_9234.N1	28-NOV-2003 14:40:42	Twl_and_stray	44.000	169	46Gam Hya	2.9910	4700.0	88	9125	No
314	GOM_NL__2PRFIN20031128_144204_000000462022_00053_09125_9235.N1	28-NOV-2003 14:42:04	Twilight	45.500	106	9Bet Crv	2.6480	5600.0	91	9125	No
315	GOM_NL__2PRFIN20031128_144415_000000402022_00053_09125_9236.N1	28-NOV-2003 14:44:15	Twilight	39.500	123	lot Cen	2.7500	10200.	79	9125	No
316	GOM_NL__2PRFIN20031128_144823_000000412022_00053_09125_9237.N1	28-NOV-2003 14:48:23	Dark	40.500	77	Eps Cen	2.3030	28000.	81	9125	No
317	GOM_NL__2PRFIN20031128_145005_000000502022_00053_09125_9238.N1	28-NOV-2003 14:50:05	Dark	49.500	10	Bet Cen	0.61000	28000.	99	9125	No
318	GOM_NL__2PRFIN20031128_145429_000000392022_00054_09126_9211.N1	28-NOV-2003 14:54:29	Dark	39.000	124	The Car	2.7640	30000.	78	9126	No
319	GOM_NL__2PRFIN20031128_145609_000000412022_00054_09126_9212.N1	28-NOV-2003 14:56:09	Dark	40.500	159	Ups Car	2.9200	7200.0	81	9126	No
320	GOM_NL__2PRFIN20031128_145903_000000462022_00054_09126_9213.N1	28-NOV-2003 14:59:03	Dark	46.000	41	Eps Car	1.8600	4100.0	92	9126	No
321	GOM_NL__2PRFIN20031128_150051_000000522022_00054_09126_9214.N1	28-NOV-2003 15:00:51	Dark	52.000	34	Gam2Vel	1.7930	23000.	104	9126	No
322	GOM_NL__2PRFIN20031128_150229_000000582022_00054_09126_9215.N1	28-NOV-2003 15:02:29	Dark	58.000	70	Zet Pup	2.2460	39000.	116	9126	No
323	GOM_NL__2PRFIN20031128_150428_000000592022_00054_09126_9216.N1	28-NOV-2003 15:04:28	Dark	59.000	2	Alp Car	-0.73600	7000.0	118	9126	No
324	GOM_NL__2PRFIN20031128_150605_000000682022_00054_09126_9217.N1	28-NOV-2003 15:06:05	Dark	68.000	117	Pi Pup	2.7060	3800.0	136	9126	No
325	GOM_NL__2PRFIN20031128_150829_000000732022_00054_09126_9218.N1	28-NOV-2003 15:08:29	Dark	73.000	88	31Eta CMa	2.4480	20000.	146	9126	No
326	GOM_NL__2PRFIN20031128_151159_000000422022_00054_09126_9219.N1	28-NOV-2003 15:11:59	Straylight	42.000	157	The1Eri	2.9060	9300.0	84	9126	No
327	GOM_NL__2PRFIN20031128_151649_000001042022_00054_09126_9220.N1	28-NOV-2003 15:16:49	Straylight	104.00	1	9Alp CMa	-1.4400	11000.	208	9126	No
328	GOM_NL__2PRFIN20031128_152039_000000662022_00054_09126_9221.N1	28-NOV-2003 15:20:39	Straylight	65.500	7	19Bet Ori	0.10000	14000.	131	9126	No
329	GOM_NL__2PRFIN20031128_152354_000000712022_00054_09126_9222.N1	28-NOV-2003 15:23:54	Twl_and_stray	70.500	30	46Eps Ori	1.6940	30000.	141	9126	No
330	GOM_NL__2PRFIN20031128_152644_000000662022_00054_09126_9223.N1	28-NOV-2003 15:26:44	Bright	65.500	27	24Gam Ori	1.6360	26000.	131	9126	No
331	GOM_NL__2PRFIN20031128_152934_000000402022_00054_09126_9224.N1	28-NOV-2003 15:29:34	Bright	40.000	105	6Bet Ari	2.6450	8900.0	80	9126	No
332	GOM_NL__2PRFIN20031128_153244_000000412022_00054_09126_9225.N1	28-NOV-2003 15:32:44	Bright	41.000	150	44Zet Per	2.8900	28000.	82	9126	No
333	GOM_NL__2PRFIN20031128_153451_000000392022_00054_09126_9226.N1	28-NOV-2003 15:34:51	Bright	39.000	79	26Bet Per	2.3100	13100.	78	9126	No
334	GOM_NL__2PRFIN20031128_153709_000000382022_00054_09126_9227.N1	28-NOV-2003 15:37:09	Bright	38.000	175	39Del Per	3.0100	19400.	76	9126	No
335	GOM_NL__2PRFIN20031128_153919_000000542022_00054_09126_9228.N1	28-NOV-2003 15:39:19	Bright	54.000	6	13Alp Aur	0.080000	3400.0	108	9126	No
336	GOM_NL__2PRFIN20031128_154134_000000392022_00054_09126_9229.N1	28-NOV-2003 15:41:34	Bright	39.000	74	11Bet Cas	2.2680	6600.0	78	9126	No
337	GOM_NL__2PRFIN20031128_154824_000000382022_00054_09126_9230.N1	28-NOV-2003 15:48:24	Bright	38.000	49	1Alp UMi	1.9900	6300.0	76	9126	No

338	GOM_NL__2PRFIN20031128_155302_000000412022_00054_09126_9231.N1	28-NOV-2003 15:53:02	Bright	40.500	60	7Bet UMi	2.0810	3950.0	81	9126	No
339	GOM_NL__2PRFIN20031128_155517_000000482022_00054_09126_9232.N1	28-NOV-2003 15:55:17	Bright	47.500	36	50Alp UMa	1.8000	6300.0	95	9126	No
340	GOM_NL__2PRFIN20031128_155654_000000492022_00054_09126_9233.N1	28-NOV-2003 15:56:54	Bright	48.500	82	48Bet UMa	2.3650	10600.	97	9126	No
341	GOM_NL__2PRFIN20031128_155843_000000402022_00054_09126_9234.N1	28-NOV-2003 15:58:43	Bright	39.500	55	79Zet UMa	2.0600	10200.	79	9126	No
342	GOM_NL__2PRFIN20031128_160020_000000372022_00054_09126_9235.N1	28-NOV-2003 16:00:20	Bright	36.500	39	85Eta UMa	1.8540	24000.	73	9126	No
343	GOM_NL__2PRFIN20031128_160309_000000522022_00054_09126_9236.N1	28-NOV-2003 16:03:09	Bright	52.000	180	27Gam Boo	3.0400	8000.0	104	9126	No
344	GOM_NL__2PRFIN20031128_160609_000000512022_00054_09126_9237.N1	28-NOV-2003 16:06:09	Bright	51.000	83		2.3780	11000.	102	9126	No
345	GOM_NL__2PRFIN20031128_160841_000000362022_00054_09126_9238.N1	28-NOV-2003 16:08:41	Bright	35.500	3	16Alp Boo	-0.050000	4250.0	71	9126	No
346	GOM_NL__2PRFIN20031128_161155_000000652022_00054_09126_9239.N1	28-NOV-2003 16:11:55	Bright	65.000	96	68Del Leo	2.5600	9300.0	130	9126	No
347	GOM_NL__2PRFIN20031128_161623_000002142022_00054_09126_9240.N1	28-NOV-2003 16:16:23	Twilight	213.50	51	41Gam1Leo	2.0100	4500.0	427	9126	No
348	GOM_NL__2PRFIN20031128_162117_000000442022_00054_09126_9241.N1	28-NOV-2003 16:21:17	Twilight	44.000	169	46Gam Hya	2.9910	4700.0	88	9126	No
349	GOM_NL__2PRFIN20031128_162241_000000452022_00054_09126_9242.N1	28-NOV-2003 16:22:41	Twilight	45.000	106	9Bet Crv	2.6480	5600.0	90	9126	No
350	GOM_NL__2PRFIN20031128_162451_000000422022_00054_09126_9243.N1	28-NOV-2003 16:24:51	Twilight	42.000	123	1ot Cen	2.7500	10200.	84	9126	No
351	GOM_NL__2PRFIN20031128_162900_000000402022_00054_09126_9244.N1	28-NOV-2003 16:29:00	Dark	40.000	77	Eps Cen	2.3030	28000.	80	9126	No
352	GOM_NL__2PRFIN20031128_163040_000000472022_00054_09126_9245.N1	28-NOV-2003 16:30:40	Dark	46.500	10	Bet Cen	0.61000	28000.	93	9126	No
353	GOM_NL__2PRFIN20031128_163503_000000442022_00055_09127_9211.N1	28-NOV-2003 16:35:03	Dark	43.500	124	The Car	2.7640	30000.	87	9127	No
354	GOM_NL__2PRFIN20031128_163645_000000412022_00055_09127_9212.N1	28-NOV-2003 16:36:45	Dark	41.000	159	Ups Car	2.9200	7200.0	82	9127	No
355	GOM_NL__2PRFIN20031128_163939_000000502022_00055_09127_9213.N1	28-NOV-2003 16:39:39	Dark	49.500	41	Eps Car	1.8600	4100.0	99	9127	No
356	GOM_NL__2PRFIN20031128_164128_000000502022_00055_09127_9214.N1	28-NOV-2003 16:41:28	Dark	50.000	34	Gam2Vel	1.7930	23000.	100	9127	No
357	GOM_NL__2PRFIN20031128_164306_000000602022_00055_09127_9215.N1	28-NOV-2003 16:43:06	Dark	59.500	70	Zet Pup	2.2460	39000.	119	9127	No
358	GOM_NL__2PRFIN20031128_164504_000000592022_00055_09127_9216.N1	28-NOV-2003 16:45:04	Dark	58.500	2	Alp Car	-0.73600	7000.0	117	9127	No
359	GOM_NL__2PRFIN20031128_164640_000000742022_00055_09127_9217.N1	28-NOV-2003 16:46:40	Dark	73.500	117	Pi Pup	2.7060	3800.0	147	9127	No
360	GOM_NL__2PRFIN20031128_164906_000000742022_00055_09127_9218.N1	28-NOV-2003 16:49:06	Dark	73.500	88	31Eta CMa	2.4480	20000.	147	9127	No
361	GOM_NL__2PRFIN20031128_165235_000000422022_00055_09127_9219.N1	28-NOV-2003 16:52:35	Straylight	41.500	157	The1Eri	2.9060	9300.0	83	9127	No
362	GOM_NL__2PRFIN20031128_165725_000001032022_00055_09127_9220.N1	28-NOV-2003 16:57:25	Straylight	103.00	1	9Alp CMa	-1.4400	11000.	206	9127	No
363	GOM_NL__2PRFIN20031128_170115_000000642022_00055_09127_9221.N1	28-NOV-2003 17:01:15	Straylight	63.500	7	19Bet Ori	0.10000	14000.	127	9127	No
364	GOM_NL__2PRFIN20031128_170430_000000692022_00055_09127_9222.N1	28-NOV-2003 17:04:30	Twilight	69.000	30	46Eps Ori	1.6940	30000.	138	9127	No
365	GOM_NL__2PRFIN20031128_170719_000000712022_00055_09127_9223.N1	28-NOV-2003 17:07:19	Bright	71.000	27	24Gam Ori	1.6360	26000.	142	9127	No
366	GOM_NL__2PRFIN20031128_171011_000000382022_00055_09127_9224.N1	28-NOV-2003 17:10:11	Bright	38.000	105	6Bet Ari	2.6450	8900.0	76	9127	No
367	GOM_NL__2PRFIN20031128_171319_000000412022_00055_09127_9225.N1	28-NOV-2003 17:13:19	Bright	40.500	150	44Zet Per	2.8900	28000.	81	9127	No
368	GOM_NL__2PRFIN20031128_171527_000000392022_00055_09127_9226.N1	28-NOV-2003 17:15:27	Bright	38.500	79	26Bet Per	2.3100	13100.	77	9127	No
369	GOM_NL__2PRFIN20031128_171744_000000402022_00055_09127_9227.N1	28-NOV-2003 17:17:44	Bright	39.500	175	39Del Per	3.0100	19400.	79	9127	No
370	GOM_NL__2PRFIN20031128_171954_000000522022_00055_09127_9228.N1	28-NOV-2003 17:19:54	Bright	51.500	6	13Alp Aur	0.080000	3400.0	103	9127	No
371	GOM_NL__2PRFIN20031128_172210_000000382022_00055_09127_9229.N1	28-NOV-2003 17:22:10	Bright	38.000	74	11Bet Cas	2.2680	6600.0	76	9127	No
372	GOM_NL__2PRFIN20031128_172900_000000392022_00055_09127_9230.N1	28-NOV-2003 17:29:00	Bright	39.000	49	1Alp UMi	1.9900	6300.0	78	9127	No
373	GOM_NL__2PRFIN20031128_173337_000000402022_00055_09127_9231.N1	28-NOV-2003 17:33:37	Bright	40.000	60	7Bet UMi	2.0810	3950.0	80	9127	No
374	GOM_NL__2PRFIN20031128_173553_000000462022_00055_09127_9232.N1	28-NOV-2003 17:35:53	Bright	45.500	36	50Alp UMa	1.8000	6300.0	91	9127	No
375	GOM_NL__2PRFIN20031128_173729_000000482022_00055_09127_9233.N1	28-NOV-2003 17:37:29	Bright	48.000	82	48Bet UMa	2.3650	10600.	96	9127	No
376	GOM_NL__2PRFIN20031128_173919_000000412022_00055_09127_9234.N1	28-NOV-2003 17:39:19	Bright	40.500	55	79Zet UMa	2.0600	10200.	81	9127	No
377	GOM_NL__2PRFIN20031128_174056_000000392022_00055_09127_9235.N1	28-NOV-2003 17:40:56	Bright	39.000	39	85Eta UMa	1.8540	24000.	78	9127	No
378	GOM_NL__2PRFIN20031128_174343_000000392022_00055_09127_9236.N1	28-NOV-2003 17:43:43	Bright	39.000	180	27Gam Boo	3.0400	8000.0	78	9127	No
379	GOM_NL__2PRFIN20031128_174643_000000402022_00055_09127_9237.N1	28-NOV-2003 17:46:43	Bright	39.500	83		2.3780	11000.	79	9127	No
380	GOM_NL__2PRFIN20031128_174916_000000362022_00055_09127_9238.N1	28-NOV-2003 17:49:16	Bright	36.000	3	16Alp Boo	-0.050000	4250.0	72	9127	No
381	GOM_NL__2PRFIN20031128_175231_000000662022_00055_09127_9239.N1	28-NOV-2003 17:52:31	Bright	65.500	96	68Del Leo	2.5600	9300.0	131	9127	No
382	GOM_NL__2PRFIN20031128_175702_000002012022_00055_09127_9240.N1	28-NOV-2003 17:57:02	Twilight	201.00	51	41Gam1Leo	2.0100	4500.0	402	9127	No
383	GOM_NL__2PRFIN20031128_180154_000000432022_00055_09127_9241.N1	28-NOV-2003 18:01:54	Twilight	42.500	169	46Gam Hya	2.9910	4700.0	85	9127	No
384	GOM_NL__2PRFIN20031128_180317_000000452022_00055_09127_9242.N1	28-NOV-2003 18:03:17	Twilight	45.000	106	9Bet Crv	2.6480	5600.0	90	9127	No
385	GOM_NL__2PRFIN20031128_180527_000000412022_00055_09127_9243.N1	28-NOV-2003 18:05:27	Twilight	40.500	123	1ot Cen	2.7500	10200.	81	9127	No
386	GOM_NL__2PRFIN20031128_180935_000000402022_00055_09127_9244.N1	28-NOV-2003 18:09:35	Dark	39.500	77	Eps Cen	2.3030	28000.	79	9127	No
387	GOM_NL__2PRFIN20031128_181117_000000442022_00055_09127_9245.N1	28-NOV-2003 18:11:17	Dark	44.000	10	Bet Cen	0.61000	28000.	88	9127	No
388	GOM_NL__2PRFIN20031128_181541_000000412022_00056_09128_9212.N1	28-NOV-2003 18:15:41	Dark	41.000	124	The Car	2.7640	30000.	82	9128	No
389	GOM_NL__2PRFIN20031128_181720_000000432022_00056_09128_9213.N1	28-NOV-2003 18:17:20	Dark	42.500	159	Ups Car	2.9200	7200.0	85	9128	No
390	GOM_NL__2PRFIN20031128_182016_000000462022_00056_09128_9214.N1	28-NOV-2003 18:20:16	Dark	46.000	41	Eps Car	1.8600	4100.0	92	9128	No
391	GOM_NL__2PRFIN20031128_182205_000000522022_00056_09128_9215.N1	28-NOV-2003 18:22:05	Dark	51.500	34	Gam2Vel	1.7930	23000.	103	9128	No
392	GOM_NL__2PRFIN20031128_182344_000000572022_00056_09128_9216.N1	28-NOV-2003 18:23:44	Dark	56.500	70	Zet Pup	2.2460	39000.	113	9128	No
393	GOM_NL__2PRFIN20031128_182541_000000592022_00056_09128_9217.N1	28-NOV-2003 18:25:41	Dark	59.000	2	Alp Car	-0.73600	7000.0	118	9128	No
394	GOM_NL__2PRFIN20031128_182719_000000662022_00056_09128_9218.N1	28-NOV-2003 18:27:19	Dark	65.500	117	Pi Pup	2.7060	3800.0	131	9128	No
395	GOM_NL__2PRFIN20031128_182943_000000812022_00056_09128_9219.N1	28-NOV-2003 18:29:43	Dark	80.500	88	31Eta CMa	2.4480	20000.	161	9128	No
396	GOM_NL__2PRFIN20031128_183311_000000422022_00056_09128_9220.N1	28-NOV-2003 18:33:11	Straylight	42.000	157	The1Eri	2.9060	9300.0	84	9128	No

397	GOM_NL__2PRFIN20031128_183801_000001042022_00056_09128_9221.N1	28-NOV-2003 18:38:01	Straylight	103.50	1	9Alp CMa	-1.4400	11000.	207	9128	No
398	GOM_NL__2PRFIN20031128_184151_000000662022_00056_09128_9222.N1	28-NOV-2003 18:41:51	Straylight	65.500	7	19Bet Ori	0.10000	14000.	131	9128	No
399	GOM_NL__2PRFIN20031128_184506_000000732022_00056_09128_9223.N1	28-NOV-2003 18:45:06	Tw_i_and_stray	72.500	30	46Eps Ori	1.6940	30000.	145	9128	No
400	GOM_NL__2PRFIN20031128_184755_000000682022_00056_09128_9224.N1	28-NOV-2003 18:47:55	Bright	67.500	27	24Gam Ori	1.6360	26000.	135	9128	No
401	GOM_NL__2PRFIN20031128_185047_000000392022_00056_09128_9225.N1	28-NOV-2003 18:50:47	Bright	39.000	105	6Bet Ari	2.6450	8900.0	78	9128	No
402	GOM_NL__2PRFIN20031128_185354_000000422022_00056_09128_9226.N1	28-NOV-2003 18:53:54	Bright	42.000	150	44Zet Per	2.8900	28000.	84	9128	No
403	GOM_NL__2PRFIN20031128_185602_000000402022_00056_09128_9227.N1	28-NOV-2003 18:56:02	Bright	40.000	79	26Bet Per	2.3100	13100.	80	9128	No
404	GOM_NL__2PRFIN20031128_185820_000000402022_00056_09128_9228.N1	28-NOV-2003 18:58:20	Bright	39.500	175	39Del Per	3.0100	19400.	79	9128	No
405	GOM_NL__2PRFIN20031128_190030_000000552022_00056_09128_9229.N1	28-NOV-2003 19:00:30	Bright	54.500	6	13Alp Aur	0.080000	3400.0	109	9128	No
406	GOM_NL__2PRFIN20031128_190246_000000392022_00056_09128_9230.N1	28-NOV-2003 19:02:46	Bright	39.000	74	11Bet Cas	2.2680	6600.0	78	9128	No
407	GOM_NL__2PRFIN20031128_190935_000000392022_00056_09128_9231.N1	28-NOV-2003 19:09:35	Bright	38.500	49	1Alp UMi	1.9900	6300.0	77	9128	No
408	GOM_NL__2PRFIN20031128_191413_000000412022_00056_09128_9232.N1	28-NOV-2003 19:14:13	Bright	41.000	60	7Bet UMi	2.0810	3950.0	82	9128	No
409	GOM_NL__2PRFIN20031128_191629_000000452022_00056_09128_9233.N1	28-NOV-2003 19:16:29	Bright	45.000	36	50Alp UMa	1.8000	6300.0	90	9128	No
410	GOM_NL__2PRFIN20031128_191806_000000472022_00056_09128_9234.N1	28-NOV-2003 19:18:06	Bright	47.000	82	48Bet UMa	2.3650	10600.	94	9128	No
411	GOM_NL__2PRFIN20031128_191955_000000372022_00056_09128_9235.N1	28-NOV-2003 19:19:55	Bright	36.500	55	79Zet UMa	2.0600	10200.	73	9128	No
412	GOM_NL__2PRFIN20031128_192132_000000392022_00056_09128_9236.N1	28-NOV-2003 19:21:32	Bright	38.500	39	85Eta UMa	1.8540	24000.	77	9128	No
413	GOM_NL__2PRFIN20031128_192421_000000392022_00056_09128_9237.N1	28-NOV-2003 19:24:21	Bright	38.500	180	27Gam Boo	3.0400	8000.0	77	9128	No
414	GOM_NL__2PRFIN20031128_192719_000000402022_00056_09128_9238.N1	28-NOV-2003 19:27:19	Bright	39.500	83		2.3780	11000.	79	9128	No
415	GOM_NL__2PRFIN20031128_192952_000000362022_00056_09128_9239.N1	28-NOV-2003 19:29:52	Bright	36.000	3	16Alp Boo	-0.050000	4250.0	72	9128	No
416	GOM_NL__2PRFIN20031128_193309_000000692022_00056_09128_9240.N1	28-NOV-2003 19:33:09	Bright	68.500	96	68Del Leo	2.5600	9300.0	137	9128	No
417	GOM_NL__2PRFIN20031128_193740_000001812022_00056_09128_9241.N1	28-NOV-2003 19:37:40	Straylight	181.00	51	41Gam1Leo	2.0100	4500.0	362	9128	No
418	GOM_NL__2PRFIN20031128_194230_000000462022_00056_09128_9242.N1	28-NOV-2003 19:42:30	Tw_i_and_stray	45.500	169	46Gam Hya	2.9910	4700.0	91	9128	No
419	GOM_NL__2PRFIN20031128_194353_000000502022_00056_09128_9243.N1	28-NOV-2003 19:43:53	Twilight	49.500	106	9Bet Crv	2.6480	5600.0	99	9128	No
420	GOM_NL__2PRFIN20031128_194603_000000402022_00056_09128_9244.N1	28-NOV-2003 19:46:03	Twilight	40.000	123	1ot Cen	2.7500	10200.	80	9128	No
421	GOM_NL__2PRFIN20031128_195012_000000392022_00056_09128_9245.N1	28-NOV-2003 19:50:12	Dark	39.000	77	Eps Cen	2.3030	28000.	78	9128	No
422	GOM_NL__2PRFIN20031128_195153_000000422022_00056_09128_9246.N1	28-NOV-2003 19:51:53	Dark	42.000	10	Bet Cen	0.61000	28000.	84	9128	No
423	GOM_NL__2PRFIN20031128_195617_000000412022_00057_09129_9210.N1	28-NOV-2003 19:56:17	Dark	40.500	124	The Car	2.7640	30000.	81	9129	No
424	GOM_NL__2PRFIN20031128_195758_000000422022_00057_09129_9211.N1	28-NOV-2003 19:57:58	Dark	41.500	159	Ups Car	2.9200	7200.0	83	9129	No
425	GOM_NL__2PRFIN20031128_200052_000000482022_00057_09129_9212.N1	28-NOV-2003 20:00:52	Dark	47.500	41	Eps Car	1.8600	4100.0	95	9129	No
426	GOM_NL__2PRFIN20031128_200242_000000512022_00057_09129_9213.N1	28-NOV-2003 20:02:42	Dark	51.000	34	Gam2Vel	1.7930	23000.	102	9129	No
427	GOM_NL__2PRFIN20031128_200421_000000612022_00057_09129_9214.N1	28-NOV-2003 20:04:21	Dark	61.000	70	Zet Pup	2.2460	39000.	122	9129	No
428	GOM_NL__2PRFIN20031128_200617_000000532022_00057_09129_9215.N1	28-NOV-2003 20:06:17	Dark	52.500	2	Alp Car	-0.73600	7000.0	105	9129	No
429	GOM_NL__2PRFIN20031128_200757_000000622022_00057_09129_9216.N1	28-NOV-2003 20:07:57	Dark	61.500	117	Pi Pup	2.7060	3800.0	123	9129	No
430	GOM_NL__2PRFIN20031128_201021_000000732022_00057_09129_9217.N1	28-NOV-2003 20:10:21	Dark	73.000	88	31Eta CMa	2.4480	20000.	146	9129	No
431	GOM_NL__2PRFIN20031128_201348_000000412022_00057_09129_9218.N1	28-NOV-2003 20:13:48	Straylight	40.500	157	The1Eri	2.9060	9300.0	81	9129	No
432	GOM_NL__2PRFIN20031128_201838_000001012022_00057_09129_9219.N1	28-NOV-2003 20:18:38	Straylight	100.50	1	9Alp CMa	-1.4400	11000.	201	9129	No
433	GOM_NL__2PRFIN20031128_202227_000000712022_00057_09129_9220.N1	28-NOV-2003 20:22:27	Straylight	71.000	7	19Bet Ori	0.10000	14000.	142	9129	No
434	GOM_NL__2PRFIN20031128_202541_000000692022_00057_09129_9221.N1	28-NOV-2003 20:25:41	Tw_i_and_stray	68.500	30	46Eps Ori	1.6940	30000.	137	9129	No
435	GOM_NL__2PRFIN20031128_202831_000000652022_00057_09129_9222.N1	28-NOV-2003 20:28:31	Tw_i_and_stray	65.000	27	24Gam Ori	1.6360	26000.	130	9129	No
436	GOM_NL__2PRFIN20031128_203123_000000392022_00057_09129_9223.N1	28-NOV-2003 20:31:23	Bright	39.000	105	6Bet Ari	2.6450	8900.0	78	9129	No
437	GOM_NL__2PRFIN20031128_203430_000000402022_00057_09129_9224.N1	28-NOV-2003 20:34:30	Bright	39.500	150	44Zet Per	2.8900	28000.	79	9129	No
438	GOM_NL__2PRFIN20031128_203638_000000392022_00057_09129_9225.N1	28-NOV-2003 20:36:38	Bright	39.000	79	26Bet Per	2.3100	13100.	78	9129	No
439	GOM_NL__2PRFIN20031128_203856_000000392022_00057_09129_9226.N1	28-NOV-2003 20:38:56	Bright	39.000	175	39Del Per	3.0100	19400.	78	9129	No
440	GOM_NL__2PRFIN20031128_204105_000000512022_00057_09129_9227.N1	28-NOV-2003 20:41:05	Bright	51.000	6	13Alp Aur	0.080000	3400.0	102	9129	No
441	GOM_NL__2PRFIN20031128_204323_000000382022_00057_09129_9228.N1	28-NOV-2003 20:43:23	Bright	38.000	74	11Bet Cas	2.2680	6600.0	76	9129	No
442	GOM_NL__2PRFIN20031128_205011_000000392022_00057_09129_9229.N1	28-NOV-2003 20:50:11	Bright	39.000	49	1Alp UMi	1.9900	6300.0	78	9129	No
443	GOM_NL__2PRFIN20031128_205449_000000402022_00057_09129_9230.N1	28-NOV-2003 20:54:49	Bright	40.000	60	7Bet UMi	2.0810	3950.0	80	9129	No
444	GOM_NL__2PRFIN20031128_205705_000000462022_00057_09129_9231.N1	28-NOV-2003 20:57:05	Bright	46.000	36	50Alp UMa	1.8000	6300.0	92	9129	No
445	GOM_NL__2PRFIN20031128_205841_000000482022_00057_09129_9232.N1	28-NOV-2003 20:58:41	Bright	48.000	82	48Bet UMa	2.3650	10600.	96	9129	No
446	GOM_NL__2PRFIN20031128_210031_000000382022_00057_09129_9233.N1	28-NOV-2003 21:00:31	Bright	38.000	55	79Zet UMa	2.0600	10200.	76	9129	No
447	GOM_NL__2PRFIN20031128_210208_000000402022_00057_09129_9234.N1	28-NOV-2003 21:02:08	Bright	40.000	39	85Eta UMa	1.8540	24000.	80	9129	No
448	GOM_NL__2PRFIN20031128_210457_000000372022_00057_09129_9235.N1	28-NOV-2003 21:04:57	Bright	37.000	180	27Gam Boo	3.0400	8000.0	74	9129	No
449	GOM_NL__2PRFIN20031128_210757_000000512022_00057_09129_9236.N1	28-NOV-2003 21:07:57	Bright	51.000	83		2.3780	11000.	102	9129	No
450	GOM_NL__2PRFIN20031128_211028_000000372022_00057_09129_9237.N1	28-NOV-2003 21:10:28	Bright	36.500	3	16Alp Boo	-0.050000	4250.0	73	9129	No
451	GOM_NL__2PRFIN20031128_211345_000000672022_00057_09129_9238.N1	28-NOV-2003 21:13:45	Bright	67.000	96	68Del Leo	2.5600	9300.0	134	9129	No
452	GOM_NL__2PRFIN20031128_211818_000002172022_00057_09129_9239.N1	28-NOV-2003 21:18:18	Straylight	216.50	51	41Gam1Leo	2.0100	4500.0	433	9129	No
453	GOM_NL__2PRFIN20031128_212306_000000442022_00057_09129_9240.N1	28-NOV-2003 21:23:06	Tw_i_and_stray	44.000	169	46Gam Hya	2.9910	4700.0	88	9129	No
454	GOM_NL__2PRFIN20031128_212429_000000482022_00057_09129_9241.N1	28-NOV-2003 21:24:29	Twilight	47.500	106	9Bet Crv	2.6480	5600.0	95	9129	No
455	GOM_NL__2PRFIN20031128_212637_000000432022_00057_09129_9242.N1	28-NOV-2003 21:26:37	Twilight	43.000	123	1ot Cen	2.7500	10200.	86	9129	No

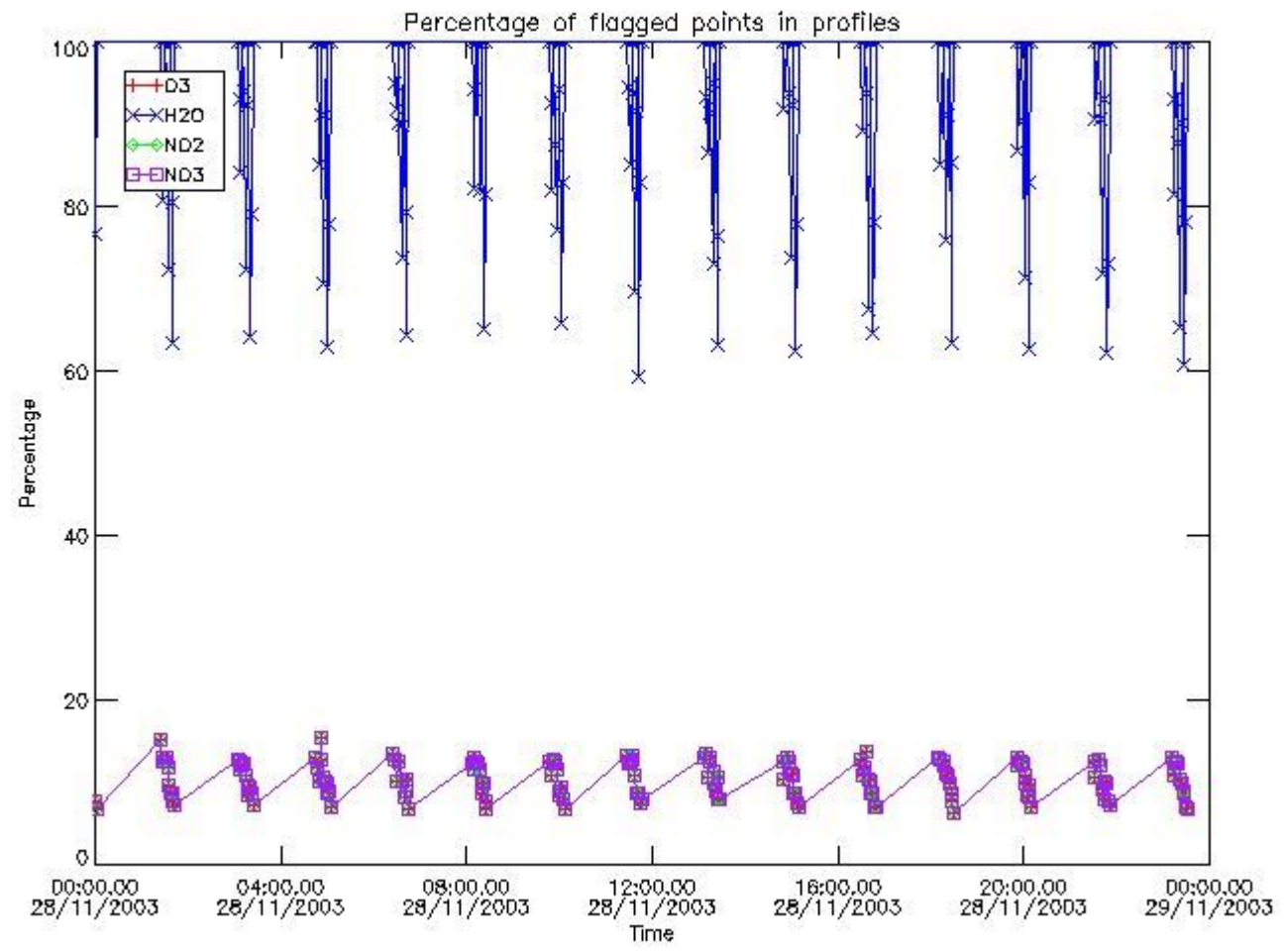
456	GOM_NL__2PRFIN20031128_213047_000000412022_00057_09129_9243.N1	28-NOV-2003 21:30:47	Dark	40.500	77	Eps Cen	2.3030	28000.	81	9129	No
457	GOM_NL__2PRFIN20031128_213229_000000482022_00057_09129_9244.N1	28-NOV-2003 21:32:29	Dark	48.000	10	Bet Cen	0.61000	28000.	96	9129	No
458	GOM_NL__2PRFIN20031128_213654_000000402022_00058_09130_9211.N1	28-NOV-2003 21:36:54	Dark	40.000	124	The Car	2.7640	30000.	80	9130	No
459	GOM_NL__2PRFIN20031128_213834_000000432022_00058_09130_9212.N1	28-NOV-2003 21:38:34	Dark	42.500	159	Ups Car	2.9200	7200.0	85	9130	No
460	GOM_NL__2PRFIN20031128_214128_000000562022_00058_09130_9213.N1	28-NOV-2003 21:41:28	Dark	55.500	41	Eps Car	1.8600	4100.0	111	9130	No
461	GOM_NL__2PRFIN20031128_214319_000000512022_00058_09130_9214.N1	28-NOV-2003 21:43:19	Dark	50.500	34	Gam2Vel	1.7930	23000.	101	9130	No
462	GOM_NL__2PRFIN20031128_214457_000000652022_00058_09130_9215.N1	28-NOV-2003 21:44:57	Dark	64.500	70	Zet Pup	2.2460	39000.	129	9130	No
463	GOM_NL__2PRFIN20031128_214653_000000522022_00058_09130_9216.N1	28-NOV-2003 21:46:53	Dark	52.000	2	Alp Car	-0.73600	7000.0	104	9130	No
464	GOM_NL__2PRFIN20031128_214834_000000662022_00058_09130_9217.N1	28-NOV-2003 21:48:34	Dark	65.500	117	Pi Pup	2.7060	3800.0	131	9130	No
465	GOM_NL__2PRFIN20031128_215058_000000712022_00058_09130_9218.N1	28-NOV-2003 21:50:58	Dark	70.500	88	31Eta CMa	2.4480	20000.	141	9130	No
466	GOM_NL__2PRFIN20031128_215424_000000402022_00058_09130_9219.N1	28-NOV-2003 21:54:24	Straylight	39.500	157	The1Eri	2.9060	9300.0	79	9130	No
467	GOM_NL__2PRFIN20031128_215914_000001012022_00058_09130_9220.N1	28-NOV-2003 21:59:14	Straylight	101.00	1	9Alp CMa	-1.4400	11000.	202	9130	No
468	GOM_NL__2PRFIN20031128_220243_000000702022_00058_09130_9221.N1	28-NOV-2003 22:02:43	Straylight	70.000	56	53Kap Ori	2.0650	30000.	140	9130	No
469	GOM_NL__2PRFIN20031128_220617_000000702022_00058_09130_9222.N1	28-NOV-2003 22:06:17	Tw_i_and_stray	70.000	30	46Eps Ori	1.6940	30000.	140	9130	No
470	GOM_NL__2PRFIN20031128_220906_000000652022_00058_09130_9223.N1	28-NOV-2003 22:09:06	Tw_i_and_stray	65.000	27	24Gam Ori	1.6360	26000.	130	9130	No
471	GOM_NL__2PRFIN20031128_221200_000000362022_00058_09130_9224.N1	28-NOV-2003 22:12:00	Bright	36.000	105	6Bet Ari	2.6450	8900.0	72	9130	No
472	GOM_NL__2PRFIN20031128_221505_000000422022_00058_09130_9225.N1	28-NOV-2003 22:15:05	Bright	41.500	150	44Zet Per	2.8900	28000.	83	9130	No
473	GOM_NL__2PRFIN20031128_221714_000000392022_00058_09130_9226.N1	28-NOV-2003 22:17:14	Bright	39.000	79	26Bet Per	2.3100	13100.	78	9130	No
474	GOM_NL__2PRFIN20031128_221931_000000402022_00058_09130_9227.N1	28-NOV-2003 22:19:31	Bright	39.500	175	39Del Per	3.0100	19400.	79	9130	No
475	GOM_NL__2PRFIN20031128_222140_000000582022_00058_09130_9228.N1	28-NOV-2003 22:21:40	Bright	58.000	6	13Alp Aur	0.080000	3400.0	116	9130	No
476	GOM_NL__2PRFIN20031128_222325_000000392022_00058_09130_9229.N1	28-NOV-2003 22:23:25	Bright	38.500	76	27Gam Cas	2.3000	30000.	77	9130	No
477	GOM_NL__2PRFIN20031128_223047_000000372022_00058_09130_9230.N1	28-NOV-2003 22:30:47	Bright	37.000	49	1Alp UMi	1.9900	6300.0	74	9130	No
478	GOM_NL__2PRFIN20031128_223524_000000412022_00058_09130_9231.N1	28-NOV-2003 22:35:24	Bright	41.000	60	7Bet UMi	2.0810	3950.0	82	9130	No
479	GOM_NL__2PRFIN20031128_223740_000000462022_00058_09130_9232.N1	28-NOV-2003 22:37:40	Bright	46.000	36	50Alp UMa	1.8000	6300.0	92	9130	No
480	GOM_NL__2PRFIN20031128_223917_000000472022_00058_09130_9233.N1	28-NOV-2003 22:39:17	Bright	46.500	82	48Bet UMa	2.3650	10600.	93	9130	No
481	GOM_NL__2PRFIN20031128_224107_000000402022_00058_09130_9234.N1	28-NOV-2003 22:41:07	Bright	39.500	55	79Zet UMa	2.0600	10200.	79	9130	No
482	GOM_NL__2PRFIN20031128_224244_000000402022_00058_09130_9235.N1	28-NOV-2003 22:42:44	Bright	40.000	39	85Eta UMa	1.8540	24000.	80	9130	No
483	GOM_NL__2PRFIN20031128_224533_000000442022_00058_09130_9236.N1	28-NOV-2003 22:45:33	Bright	43.500	180	27Gam Boo	3.0400	8000.0	87	9130	No
484	GOM_NL__2PRFIN20031128_224831_000000392022_00058_09130_9237.N1	28-NOV-2003 22:48:31	Bright	39.000	83		2.3780	11000.	78	9130	No
485	GOM_NL__2PRFIN20031128_225105_000000362022_00058_09130_9238.N1	28-NOV-2003 22:51:05	Bright	36.000	3	16Alp Boo	-0.050000	4250.0	72	9130	No
486	GOM_NL__2PRFIN20031128_225422_000000672022_00058_09130_9239.N1	28-NOV-2003 22:54:22	Bright	67.000	96	68Del Leo	2.5600	9300.0	134	9130	No
487	GOM_NL__2PRFIN20031128_225857_000001932022_00058_09130_9240.N1	28-NOV-2003 22:58:57	Straylight	192.50	51	41Gam1Leo	2.0100	4500.0	385	9130	No
488	GOM_NL__2PRFIN20031128_230418_000000482022_00058_09130_9241.N1	28-NOV-2003 23:04:18	Tw_i_and_stray	48.000	100	4Gam Crv	2.5800	13100.	96	9130	No
489	GOM_NL__2PRFIN20031128_230713_000000422022_00058_09130_9242.N1	28-NOV-2003 23:07:13	Twilight	41.500	123	lot Cen	2.7500	10200.	83	9130	No
490	GOM_NL__2PRFIN20031128_231124_000000392022_00058_09130_9243.N1	28-NOV-2003 23:11:24	Dark	39.000	77	Eps Cen	2.3030	28000.	78	9130	No
491	GOM_NL__2PRFIN20031128_231342_000000432022_00058_09130_9244.N1	28-NOV-2003 23:13:42	Dark	43.000	20	Bet Cru	1.2530	30000.	86	9130	No
492	GOM_NL__2PRFIN20031128_231453_000000472022_00059_09131_9211.N1	28-NOV-2003 23:14:53	Dark	46.500	12	Alp1Cru	0.77500	30000.	93	9131	No
493	GOM_NL__2PRFIN20031128_231730_000000412022_00059_09131_9212.N1	28-NOV-2003 23:17:30	Dark	41.000	124	The Car	2.7640	30000.	82	9131	No
494	GOM_NL__2PRFIN20031128_231910_000000422022_00059_09131_9213.N1	28-NOV-2003 23:19:10	Dark	41.500	159	Ups Car	2.9200	7200.0	83	9131	No
495	GOM_NL__2PRFIN20031128_232205_000000502022_00059_09131_9214.N1	28-NOV-2003 23:22:05	Dark	49.500	41	Eps Car	1.8600	4100.0	99	9131	No
496	GOM_NL__2PRFIN20031128_232355_000000512022_00059_09131_9215.N1	28-NOV-2003 23:23:55	Dark	51.000	34	Gam2Vel	1.7930	23000.	102	9131	No
497	GOM_NL__2PRFIN20031128_232532_000000632022_00059_09131_9216.N1	28-NOV-2003 23:25:32	Dark	63.000	70	Zet Pup	2.2460	39000.	126	9131	No
498	GOM_NL__2PRFIN20031128_232730_000000592022_00059_09131_9217.N1	28-NOV-2003 23:27:30	Dark	59.000	2	Alp Car	-0.73600	7000.0	118	9131	No
499	GOM_NL__2PRFIN20031128_232911_000000732022_00059_09131_9218.N1	28-NOV-2003 23:29:11	Dark	73.000	117	Pi Pup	2.7060	3800.0	146	9131	No
500	GOM_NL__2PRFIN20031128_233134_000000752022_00059_09131_9219.N1	28-NOV-2003 23:31:34	Dark	74.500	88	31Eta CMa	2.4480	20000.	149	9131	No
501	GOM_NL__2PRFIN20031128_233501_000000372022_00059_09131_9220.N1	28-NOV-2003 23:35:01	Straylight	37.000	157	The1Eri	2.9060	9300.0	74	9131	No
502	GOM_NL__2PRFIN20031128_233950_000001122022_00059_09131_9221.N1	28-NOV-2003 23:39:50	Straylight	111.50	1	9Alp CMa	-1.4400	11000.	223	9131	No
503	GOM_NL__2PRFIN20031128_234319_000000662022_00059_09131_9222.N1	28-NOV-2003 23:43:19	Straylight	65.500	56	53Kap Ori	2.0650	30000.	131	9131	No
504	GOM_NL__2PRFIN20031128_234652_000000652022_00059_09131_9223.N1	28-NOV-2003 23:46:52	Tw_i_and_stray	65.000	30	46Eps Ori	1.6940	30000.	130	9131	No
505	GOM_NL__2PRFIN20031128_234941_000000702022_00059_09131_9224.N1	28-NOV-2003 23:49:41	Tw_i_and_stray	69.500	27	24Gam Ori	1.6360	26000.	139	9131	No
506	GOM_NL__2PRFIN20031128_235236_000000372022_00059_09131_9225.N1	28-NOV-2003 23:52:36	Bright	37.000	105	6Bet Ari	2.6450	8900.0	74	9131	No
507	GOM_NL__2PRFIN20031128_235541_000000422022_00059_09131_9226.N1	28-NOV-2003 23:55:41	Bright	41.500	150	44Zet Per	2.8900	28000.	83	9131	No
508	GOM_NL__2PRFIN20031128_235750_000000392022_00059_09131_9227.N1	28-NOV-2003 23:57:50	Bright	38.500	79	26Bet Per	2.3100	13100.	77	9131	No

3. Quality information per product

In this section it is plotted some information contained in the Quality Summary data set of the level 2 products. Only products in dark limb conditions and without errors (error flag in

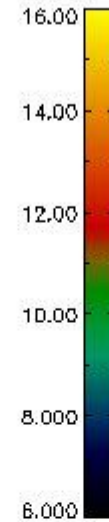
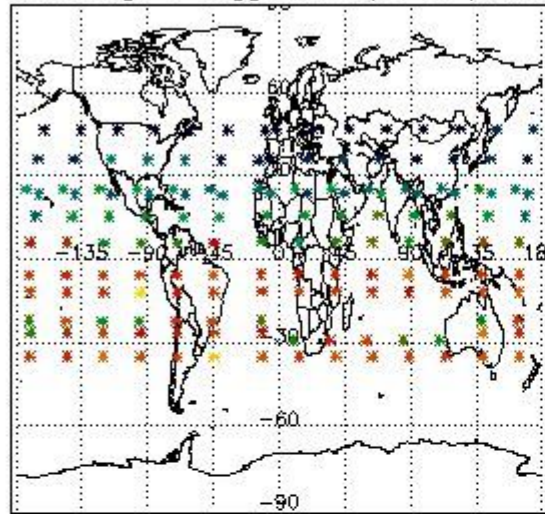
the MPH set to "0") are used.

3.1 Plot quality information per product (time dependant)

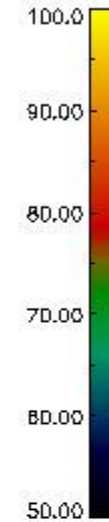
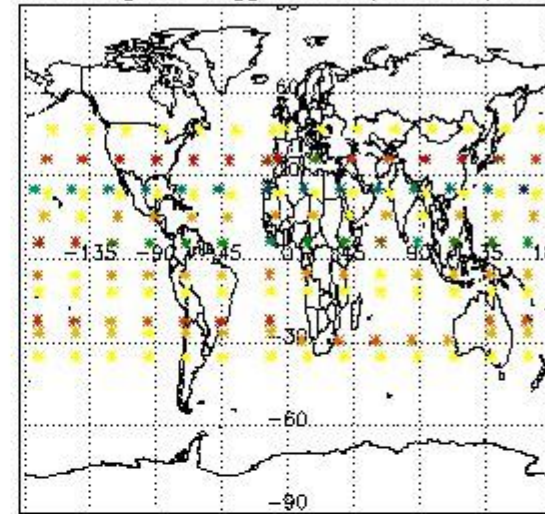


3.2 Plot quality information per product (world map)

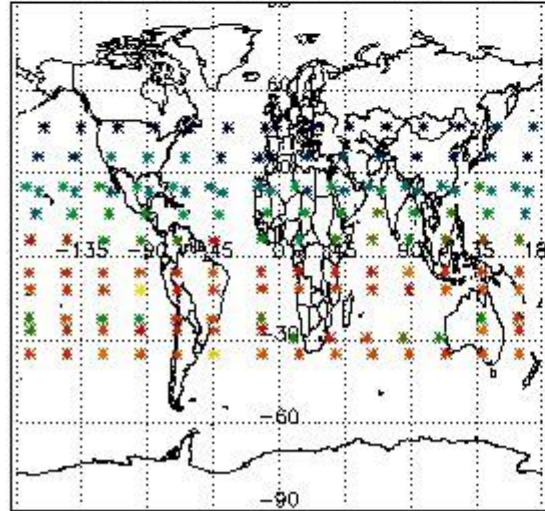
Percentage of flagged data per O3 profile



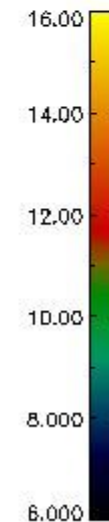
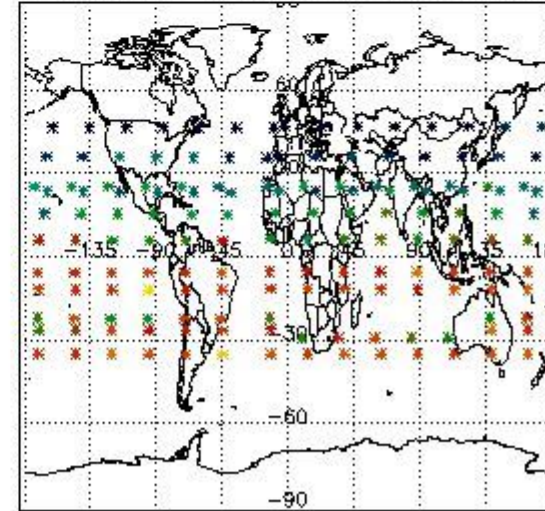
Percentage of flagged data per H2O profile



Percentage of flagged data per NO2 profile



Percentage of flagged data per NO3 profile

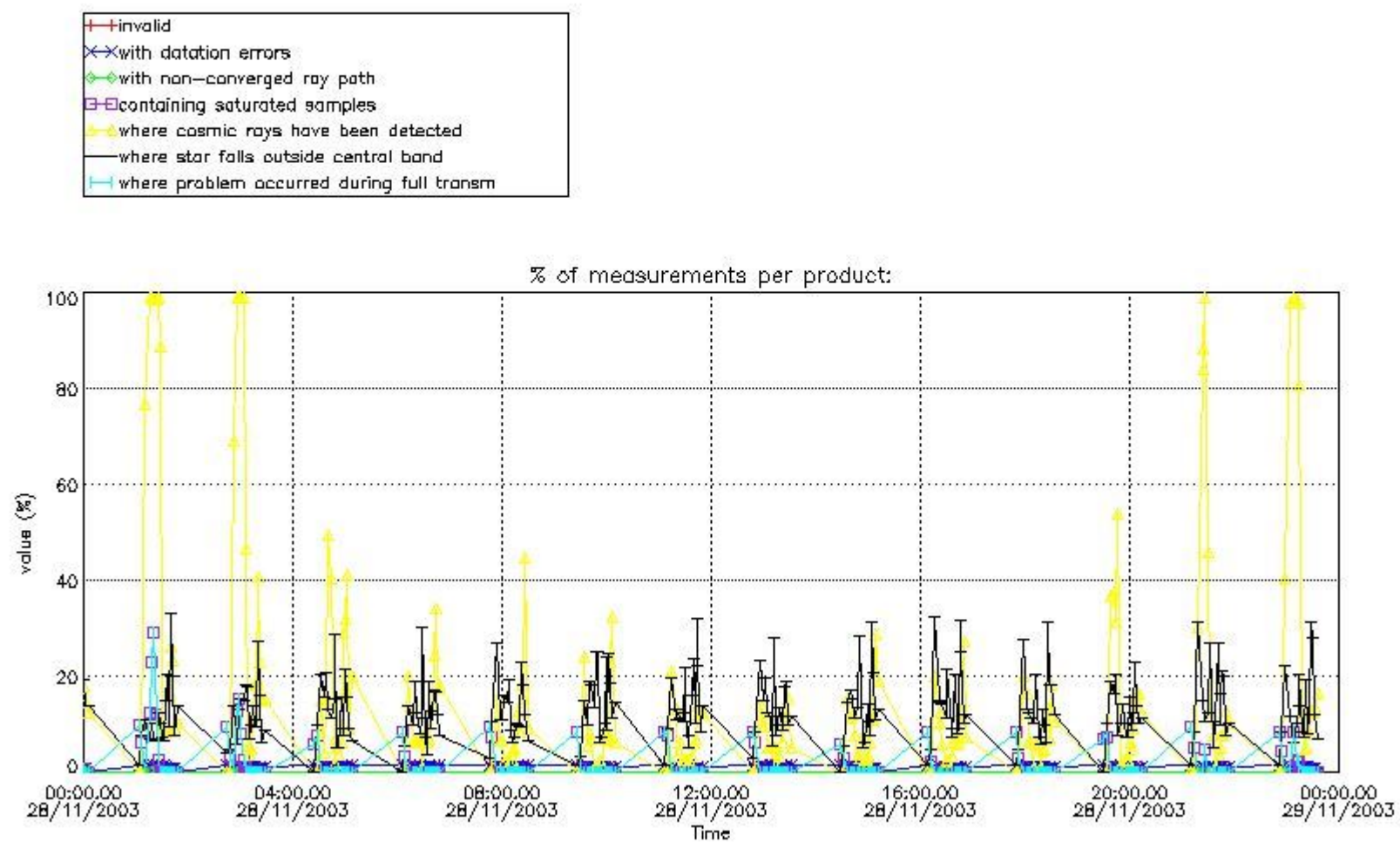


4. Level 1 quality information per product

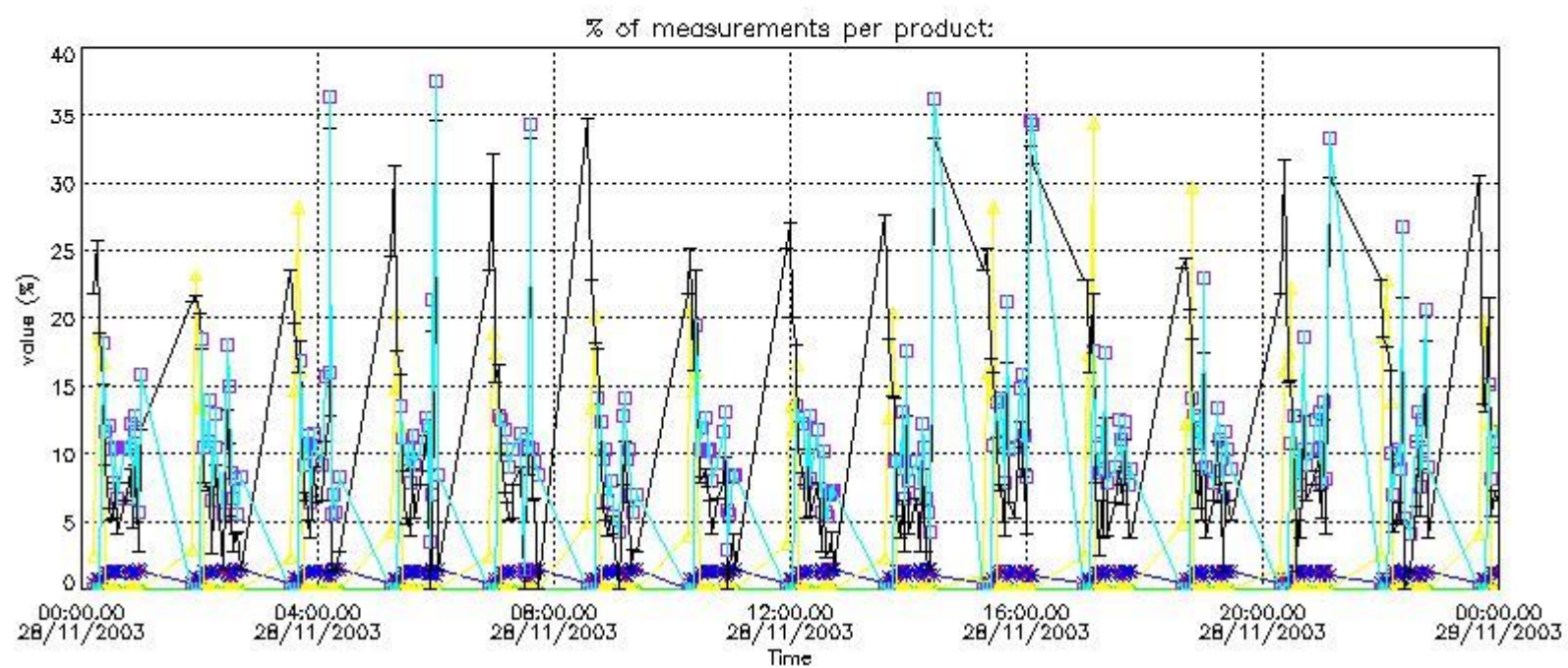
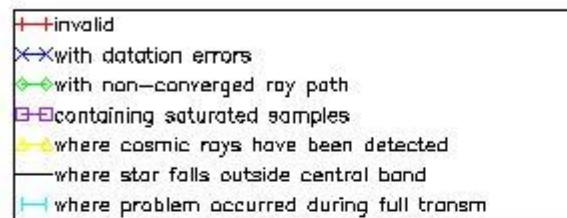
In this section it is plotted some information contained in the Quality Summary data set of the level 2 products that comes from the level 1b processing. Products without errors (error flag in the MPH set to "0") are used.

4.1 Plot quality information per product (time dependant) coming from level 1b processing

4.1.1 Plot level 1 quality information per product (time dependant): ENVISAT ASCENDING passes

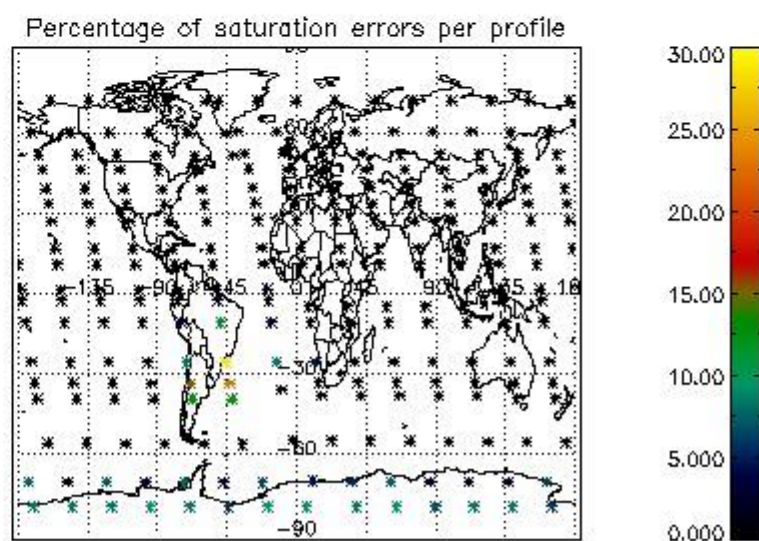
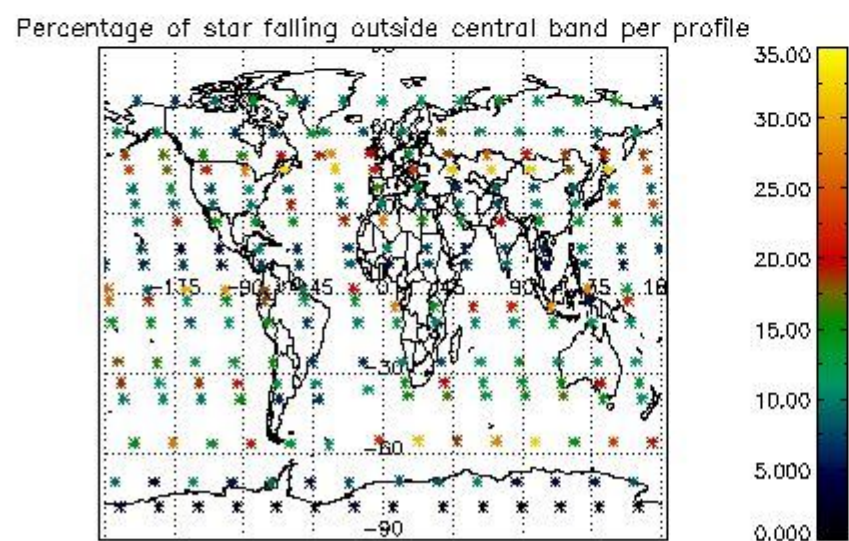
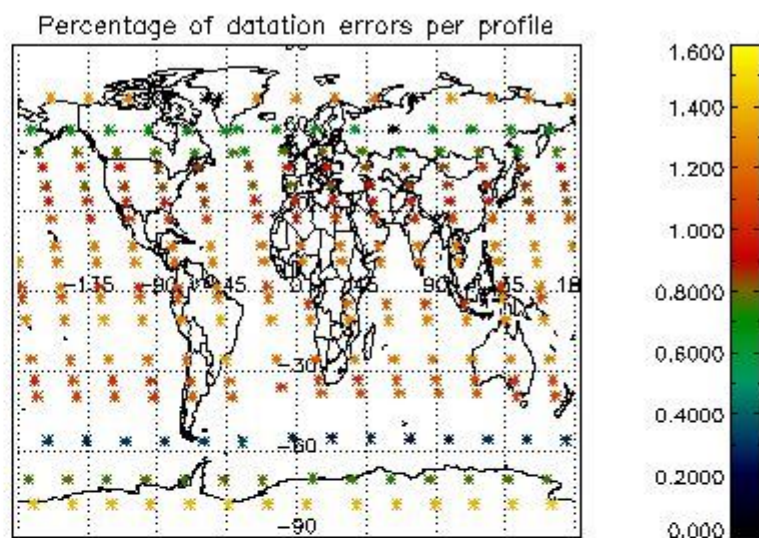
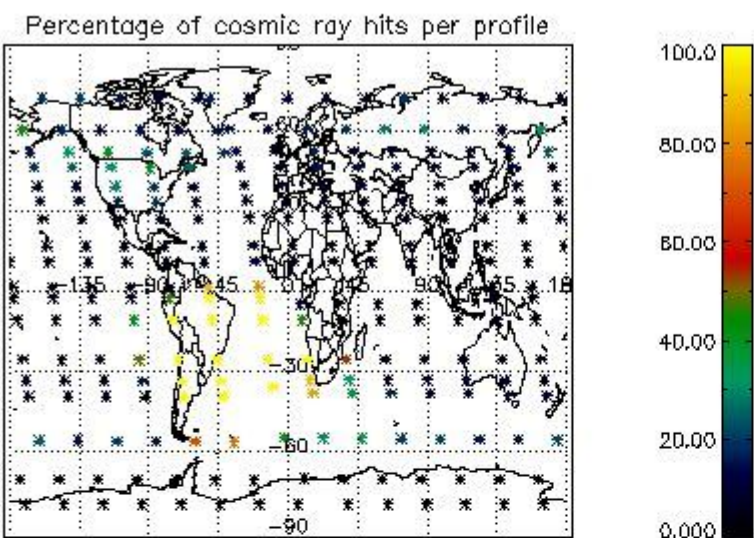


4.1.2 Plot level 1 quality information per product (time dependant): ENVI SAT DESCENDING passes

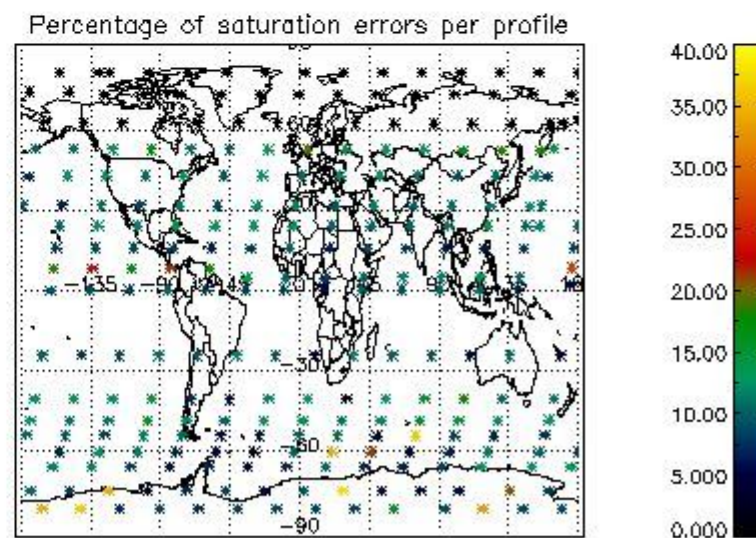
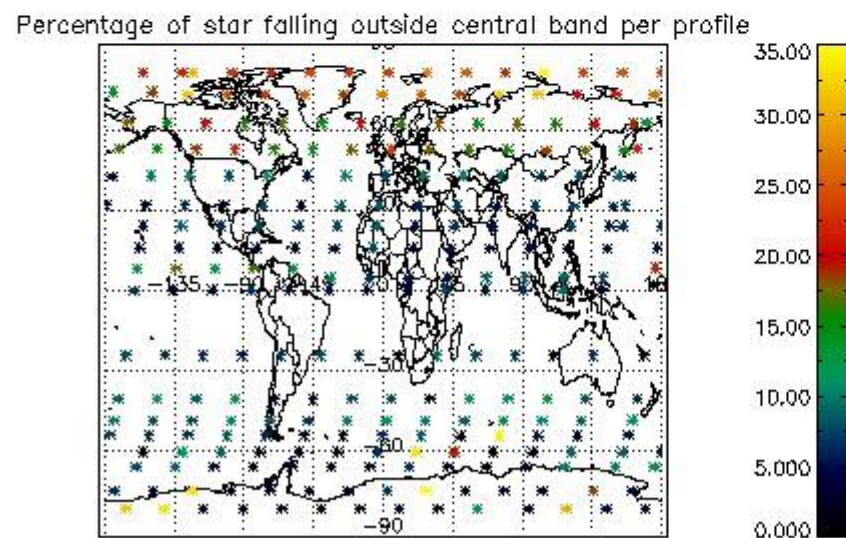
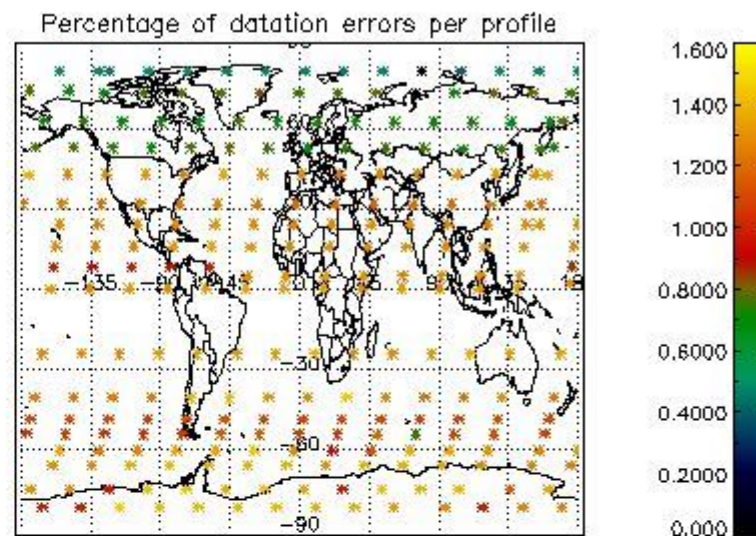
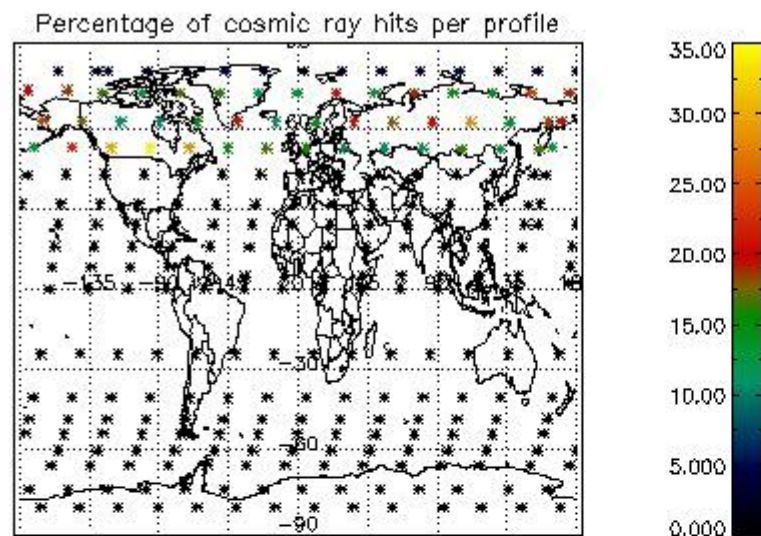


4.2 Plot quality information per product coming from level 1b processing (world map)

4.2.1 Plot level 1 quality information per product (world map): ENVISAT ASCENDING passes



4.2.2 Plot level 1 quality information per product (world map): ENVISAT DESCENDING passes



5. Trace gas profiles

5.1 Ozone statistics based on quality of products

The final quality of the products can be "measured" using the STD (Standard Deviation) attached to every point profile. This information is written to the parameter GOM_NL__2P/NL_LOCAL_SPECIES_DENSITY/o3_std of the level 2 products. The table below shows the statistics for given STD ranges.

The statistics are given with respect to the overall valid production:

- Products without fatal errors: GOM_NL__2P/MPH/PRODUCT_ERR=0
- Valid point profile: GOM_NL__2P/NL_LOCAL_SPECIES_DENSITY/pcd(0)=0

The 'Criteria' is applied to valid points of dark limb products:

- Products in dark limb illumination condition: GOM_NL__2P/NL_SUMMARY_QUALITY/obs_ill_cond=0
- Products without fatal errors: GOM_NL__2P/MPH/PRODUCT_ERR=0
- Valid point profile: GOM_NL__2P/NL_LOCAL_SPECIES_DENSITY/pcd(0)=0

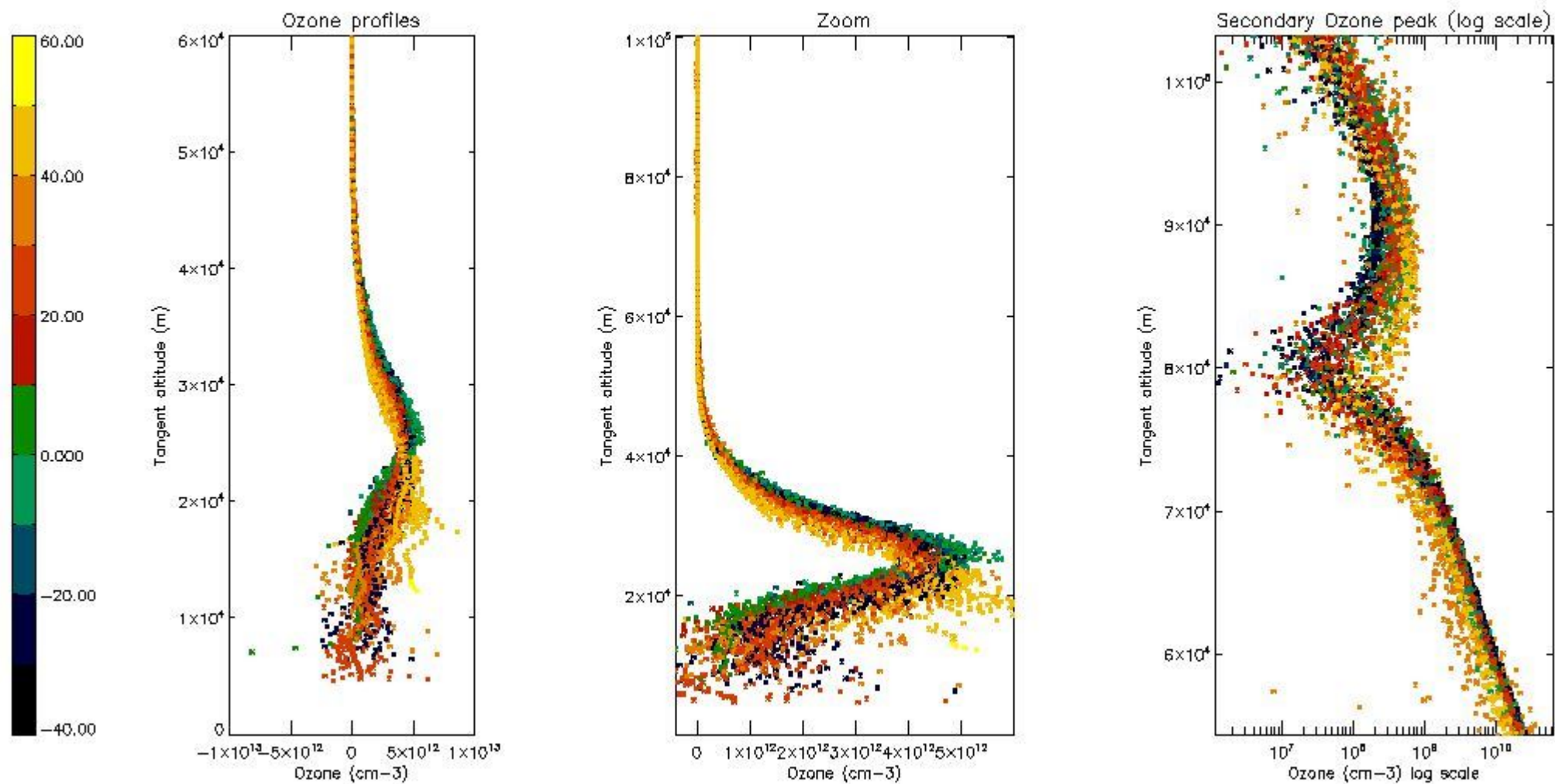
So, the table below shows the percentage of dark limb and valid observations for each criteria with respect to the overall valid daily observations.

Criteria	% of total production
All STD	29
STD < 20	19

STD < 10	16
STD < 5	12

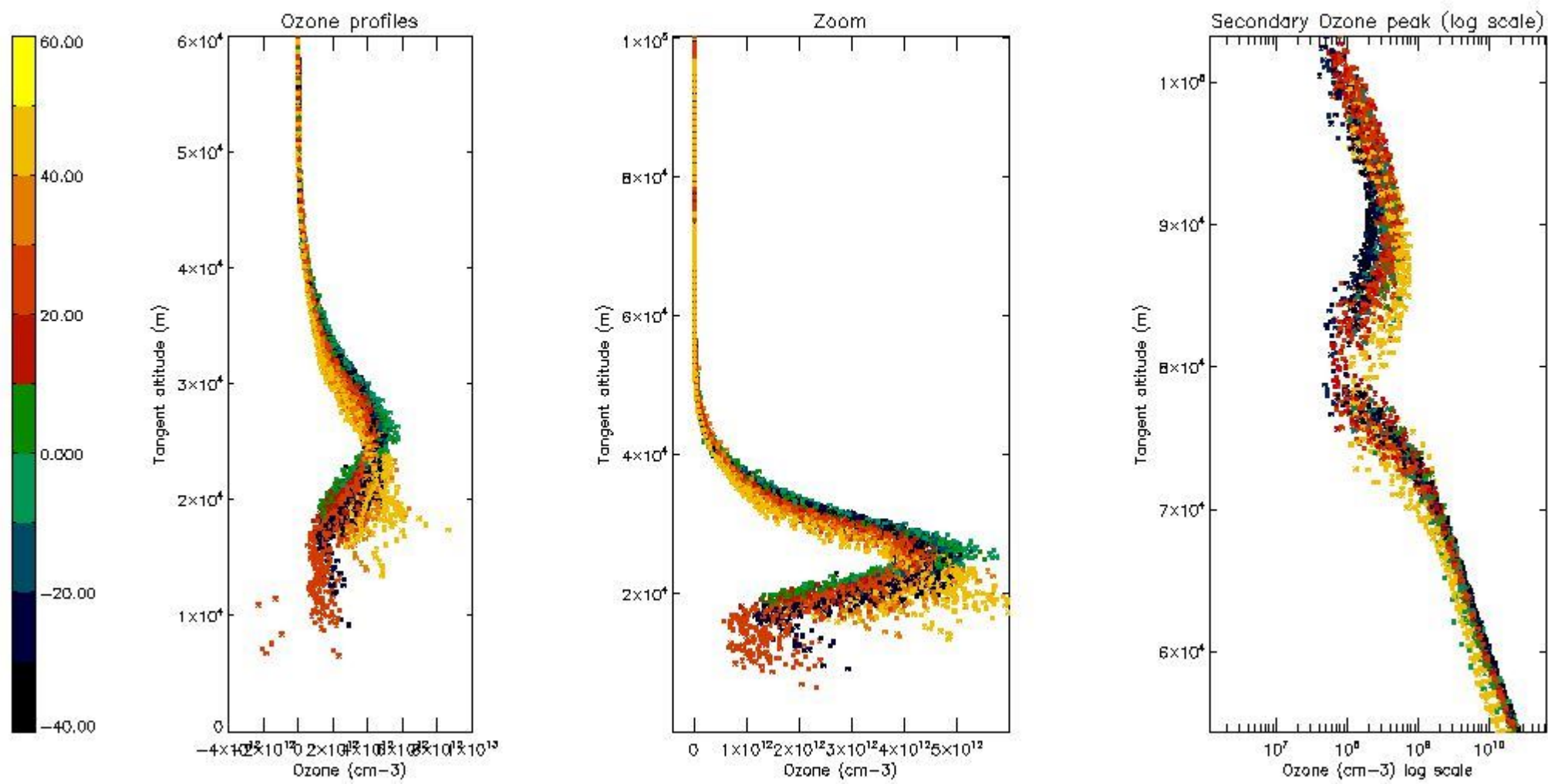
5.2 Plot ozone profiles for all STD (dark without errors)

The colorbar represents the latitude.



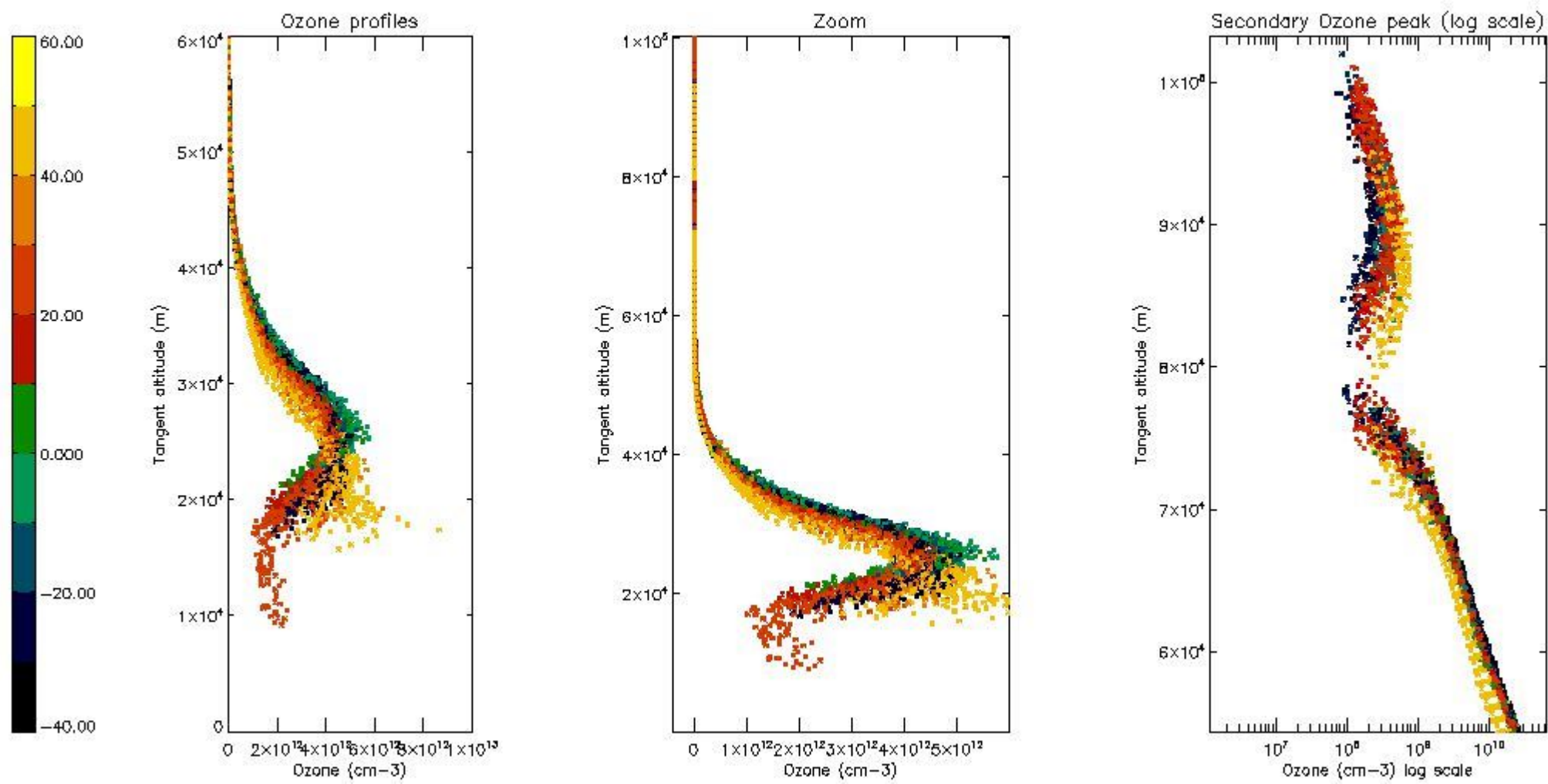
5.3 Plot ozone profiles where STD < 20% (dark without errors)

The colorbar represents the latitude.



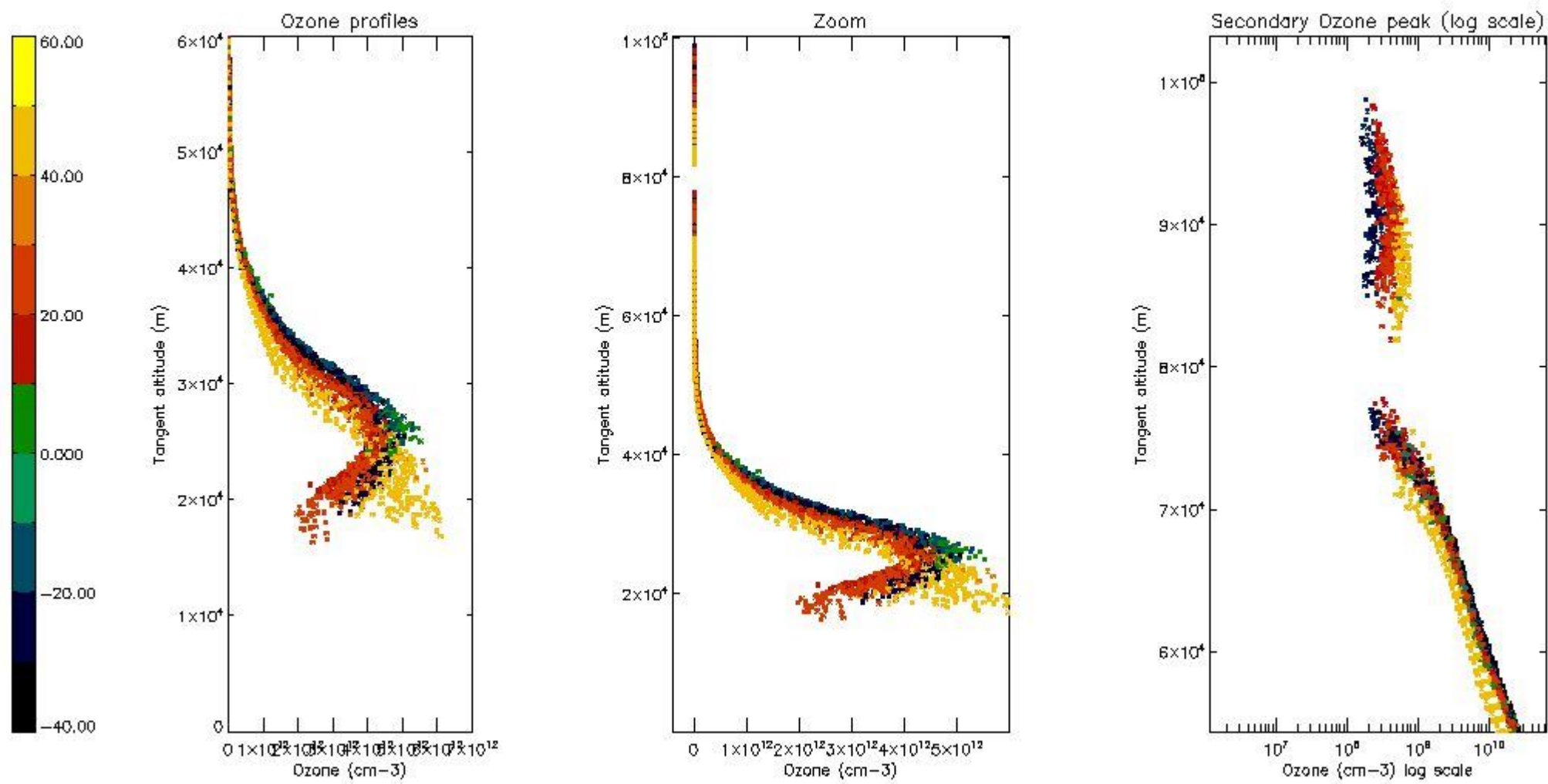
5.4 Plot ozone profiles where STD < 10% (dark without errors)

The colorbar represents the latitude.



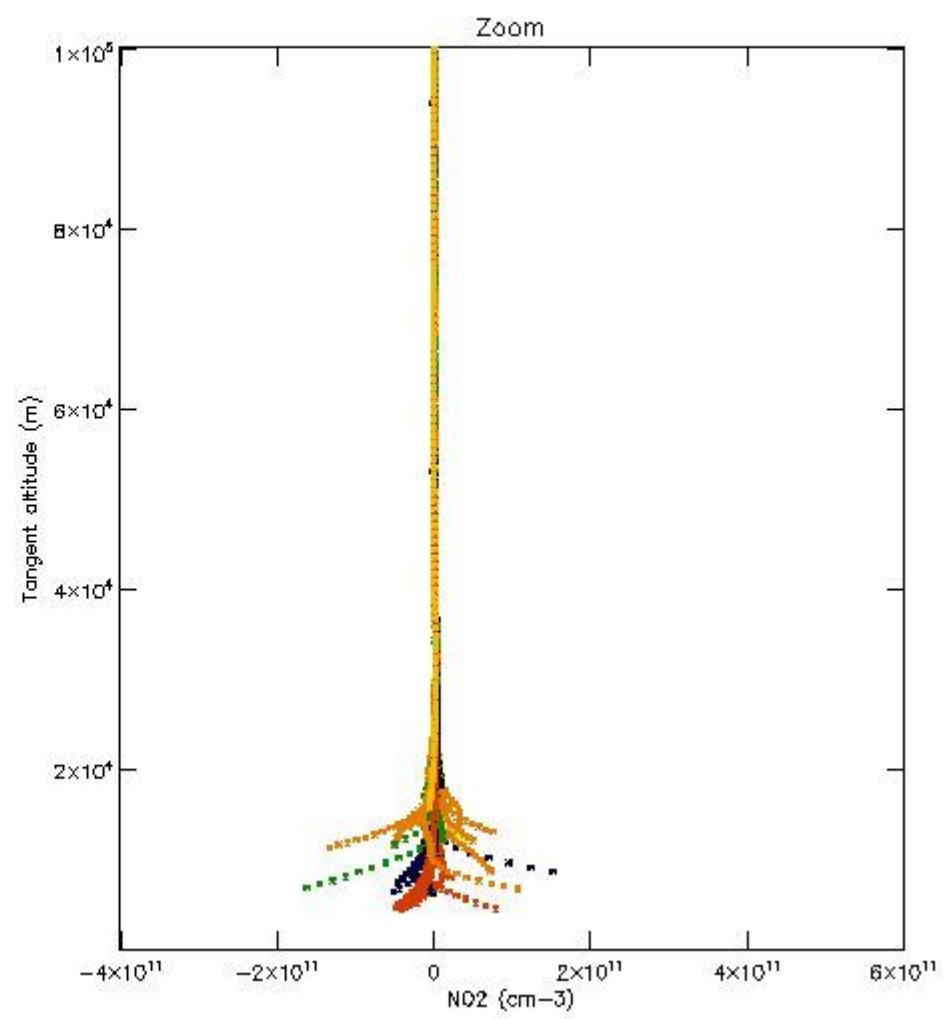
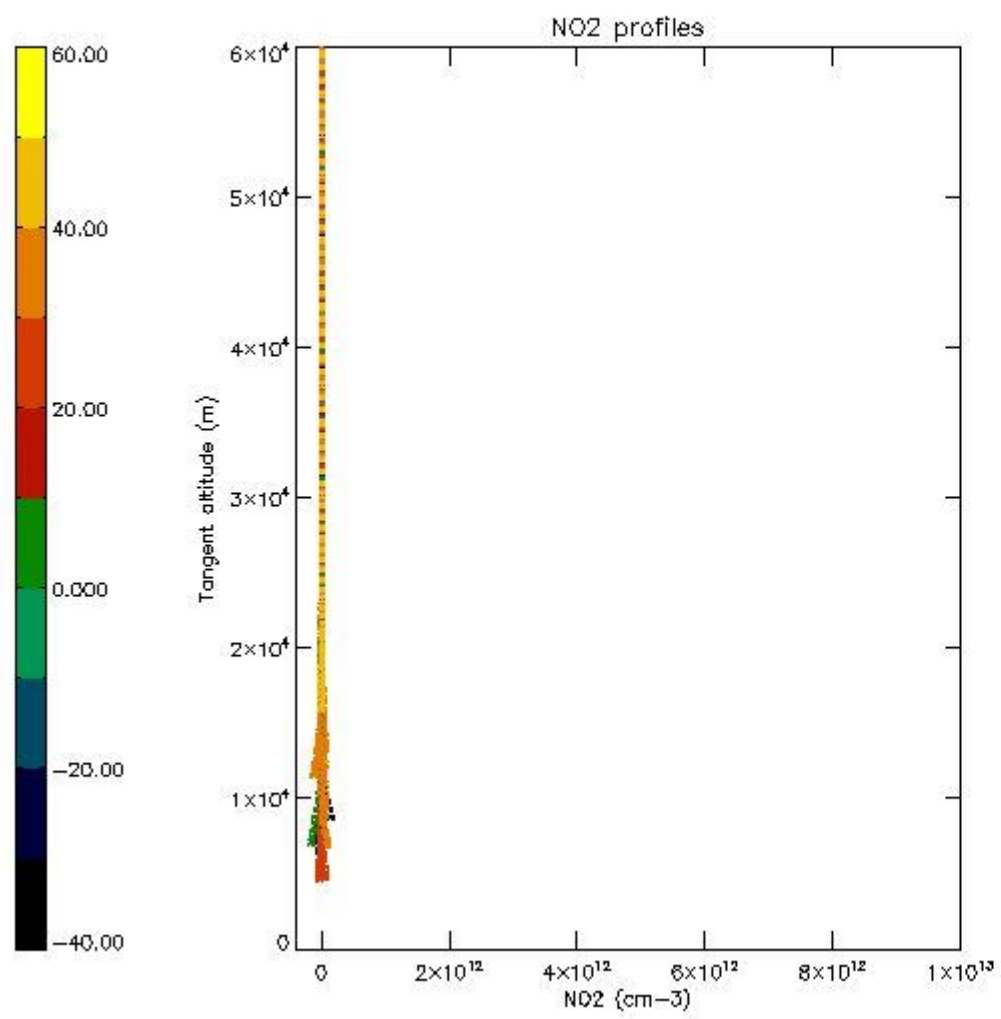
5.5 Plot ozone profiles where STD < 5% (dark without errors)

The colorbar represents the latitude.



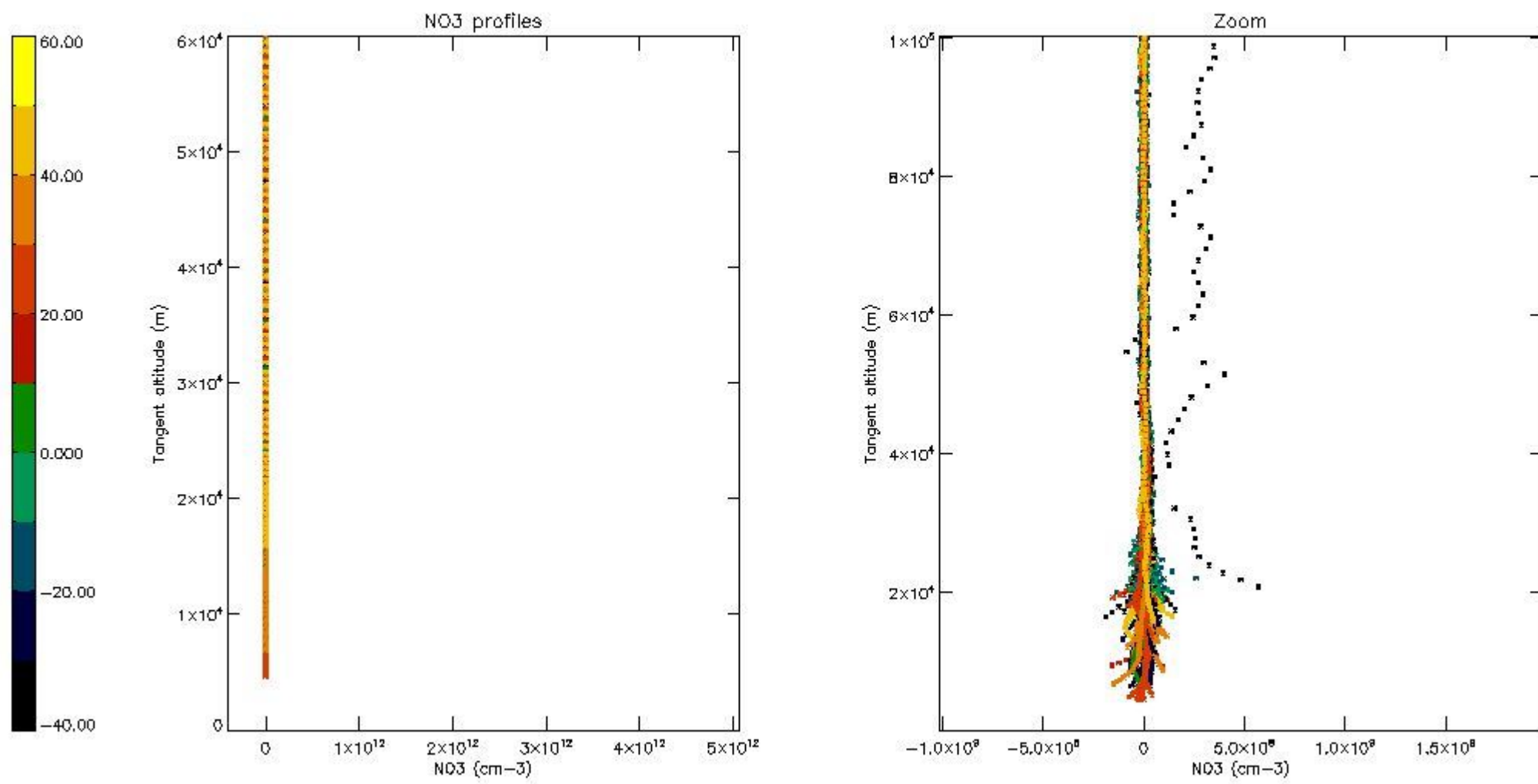
5.6 Plot NO₂ profiles for all STD (dark without errors)

The colorbar represents the latitude.



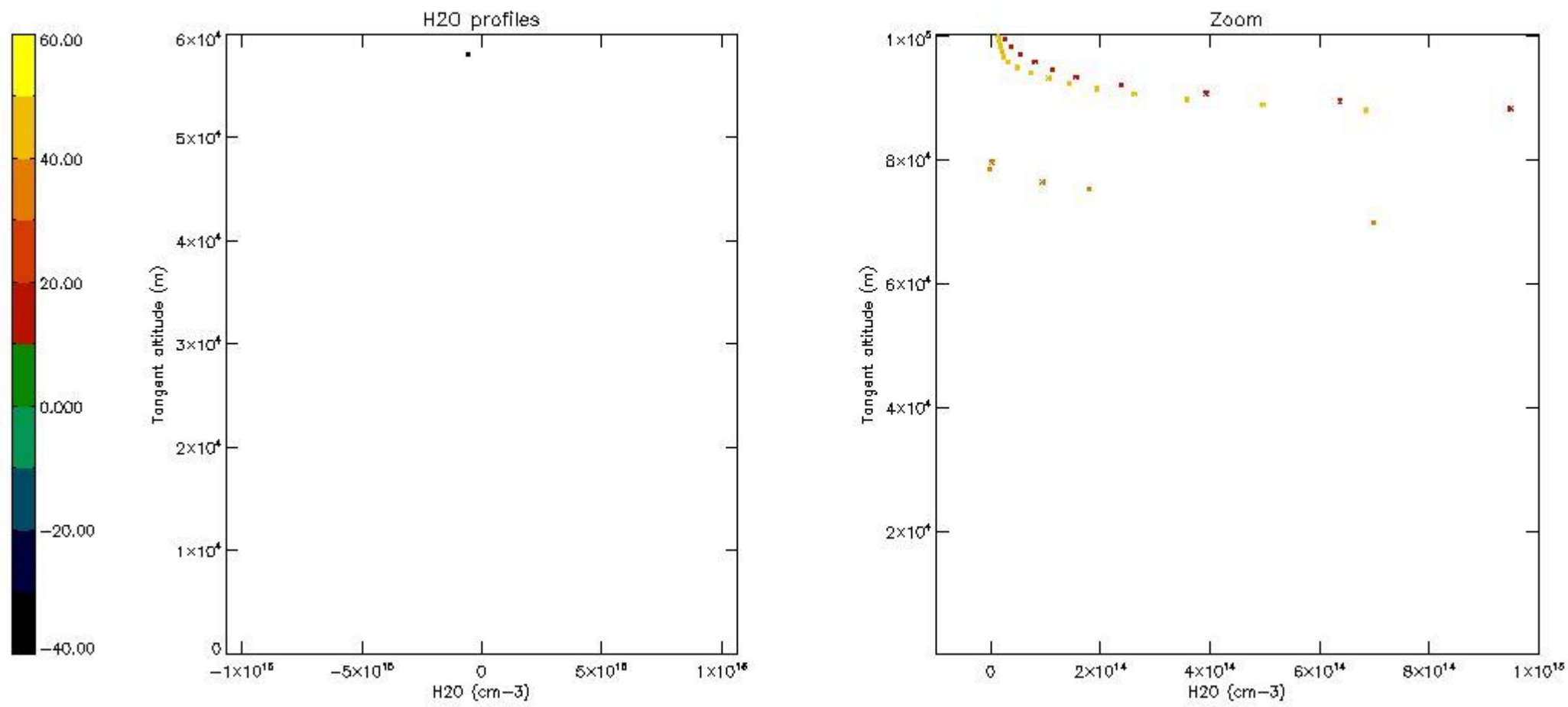
5.7 Plot NO3 profiles for all STD (dark without errors)

The colorbar represents the latitude.



5.8 Plot H₂O profiles for all STD (only for occultations of stars 1,2,3,4,13,14,16,26,63 dark without errors)

The colorbar represents the latitude.



6. Auxiliary Data Files used for the production reported in section 2

The number reported in the third column indicates since which file (see list in section 2) the corresponding auxiliary file has been used. The fourth column is the date of those product files.

Type	Auxiliary Filename	Used since product	Used since product date
INST_PHYS_CHARACTERISTICS	GOM_INS_AXVIEC20091111_143220_20030716_120000_20500101_000000	1	28-NOV-2003 00:00:34
LEVEL-2_PROC_CONFIG	GOM_PR2_AXVIEC20091111_152718_20020301_000000_20500101_000000	1	28-NOV-2003 00:00:34
CROSS_SECTIONS_FILE	GOM_CRS_AXVIEC20091111_154832_20020301_000000_20500101_000000	1	28-NOV-2003 00:00:34

GOMOS Level 2 Daily Report

SUMMARY

[1. General Info](#)

[2. Summary of processed GOM_NL_2P products](#)

[3. Level 2 Quality information per product](#)

[3.1 Plot of level 2 quality information per product \(time dependant\)](#)

[3.2 Plot of level 2 quality information per product \(world map\)](#)

[4. Level 1 Quality information per product \(stored on level 2 products\)](#)

[4.1 Plot of level 1 quality information per product \(time dependant\)](#)

[4.1.1 Plot of level 1 quality information per product \(time dependant\): ASCENDING](#)

[4.1.2 Plot of level 1 quality information per product \(time dependant\): DESCENDING](#)

[4.2 Plot of level 1 quality information per product \(world map\)](#)

[4.2.1 Plot of level 1 quality information per product \(world map\): ASCENDING](#)

[4.2.2 Plot of level 1 quality information per product \(world map\): DESCENDING](#)

[5. Ozone profiles based on quality statistics and other trace gas profiles](#)

[5.1 Ozone statistics based on quality of products](#)

[5.2 Plot ozone profiles for all STD \(dark without errors\)](#)

[5.3 Plot ozone profiles where STD < 20% \(dark without errors\)](#)

[5.4. Plot ozone profiles where STD < 10% \(dark without errors\)](#)

[5.5. Plot ozone profiles where STD < 5% \(dark without errors\)](#)

[5.6 Plot NO2 profiles for all STD \(dark without errors\)](#)

[5.7 Plot NO3 profiles for all STD \(dark without errors\)](#)

[5.8 Plot H2O profiles \(only for occultations of stars 1,2,3,4,13,14,16,26,63 dark without errors\) for all STD](#)

[6. Auxiliary Data Files used for the production reported in section 2](#)

This report presents the daily analysis on parameters extracted from GOMOS level 2 data (GOM_NL__2P). It is intended to monitor some important parameters that will impact the quality of these products. A list of level 2 products (and content) that have arrived during the reporting day to the PCF is also given.

Item	Value
Time of report generation	20APR2013 00:57:16
Data source version	GOMOS/6.01
Start time of products	28-11-2003 (28NOV2003 00:00:00)
Stop time of products	29-11-2003 (29NOV2003 00:00:00)
Store outputs in DB	Yes
Nb of level 2 prods	508
Nb of prods with errors	0

2. Summary of processed GOM_NL__2P products.

Nr	Filename	UTC Start time	Limb	Duration	Star Id	Star Name	Star Mag	Star Temp	Nb Meas	Orbit	Prod. error
1	GOM_NL__2PRFIN20031128_000034_000000672022_00045_09117_9205.N1	28-NOV-2003 00:00:34	Dark	67.000	117	Pi Pup	2.7060	3800.0	134	9117	No
2	GOM_NL__2PRFIN20031128_000257_000000762022_00045_09117_9206.N1	28-NOV-2003 00:02:57	Dark	76.000	88	31Eta CMa	2.4480	20000.	152	9117	No
3	GOM_NL__2PRFIN20031128_000635_000000402022_00045_09117_9207.N1	28-NOV-2003 00:06:35	Straylight	40.000	157	The1Eri	2.9060	9300.0	80	9117	No
4	GOM_NL__2PRFIN20031128_001125_000001032022_00045_09117_9208.N1	28-NOV-2003 00:11:25	Straylight	103.00	1	9Alp CMa	-1.4400	11000.	206	9117	No
5	GOM_NL__2PRFIN20031128_001517_000000662022_00045_09117_9209.N1	28-NOV-2003 00:15:17	Straylight	66.000	7	19Bet Ori	0.10000	14000.	132	9117	No
6	GOM_NL__2PRFIN20031128_001836_000000722022_00045_09117_9210.N1	28-NOV-2003 00:18:36	Twilight	71.500	30	46Eps Ori	1.6940	30000.	143	9117	No
7	GOM_NL__2PRFIN20031128_002127_000000662022_00045_09117_9211.N1	28-NOV-2003 00:21:27	Bright	66.000	27	24Gam Ori	1.6360	26000.	132	9117	No
8	GOM_NL__2PRFIN20031128_002409_000000392022_00045_09117_9212.N1	28-NOV-2003 00:24:09	Bright	38.500	105	6Bet Ari	2.6450	8900.0	77	9117	No
9	GOM_NL__2PRFIN20031128_002723_000000422022_00045_09117_9213.N1	28-NOV-2003 00:27:23	Bright	41.500	150	44Zet Per	2.8900	28000.	83	9117	No
10	GOM_NL__2PRFIN20031128_002927_000000392022_00045_09117_9214.N1	28-NOV-2003 00:29:27	Bright	39.000	79	26Bet Per	2.3100	13100.	78	9117	No
11	GOM_NL__2PRFIN20031128_003148_000000392022_00045_09117_9215.N1	28-NOV-2003 00:31:48	Bright	38.500	175	39Del Per	3.0100	19400.	77	9117	No
12	GOM_NL__2PRFIN20031128_003451_000000382022_00045_09117_9216.N1	28-NOV-2003 00:34:51	Bright	38.000	68	18Alp Cas	2.2250	4500.0	76	9117	No
13	GOM_NL__2PRFIN20031128_003608_000000372022_00045_09117_9217.N1	28-NOV-2003 00:36:08	Bright	37.000	74	11Bet Cas	2.2680	6600.0	74	9117	No
14	GOM_NL__2PRFIN20031128_004301_000000382022_00045_09117_9218.N1	28-NOV-2003 00:43:01	Bright	38.000	49	1Alp UMi	1.9900	6300.0	76	9117	No
15	GOM_NL__2PRFIN20031128_004738_000000392022_00045_09117_9219.N1	28-NOV-2003 00:47:38	Bright	38.500	60	7Bet UMi	2.0810	3950.0	77	9117	No
16	GOM_NL__2PRFIN20031128_004958_000000452022_00045_09117_9220.N1	28-NOV-2003 00:49:58	Bright	45.000	36	50Alp UMa	1.8000	6300.0	90	9117	No
17	GOM_NL__2PRFIN20031128_005135_000000452022_00045_09117_9221.N1	28-NOV-2003 00:51:35	Bright	45.000	82	48Bet UMa	2.3650	10600.	90	9117	No
18	GOM_NL__2PRFIN20031128_005320_000000392022_00045_09117_9222.N1	28-NOV-2003 00:53:20	Bright	38.500	55	79Zet UMa	2.0600	10200.	77	9117	No
19	GOM_NL__2PRFIN20031128_005456_000000392022_00045_09117_9223.N1	28-NOV-2003 00:54:56	Bright	39.000	39	85Eta UMa	1.8540	24000.	78	9117	No
20	GOM_NL__2PRFIN20031128_005745_000000362022_00045_09117_9224.N1	28-NOV-2003 00:57:45	Bright	35.500	180	27Gam Boo	3.0400	8000.0	71	9117	No
21	GOM_NL__2PRFIN20031128_010045_000000382022_00045_09117_9225.N1	28-NOV-2003 01:00:45	Bright	38.000	83		2.3780	11000.	76	9117	No
22	GOM_NL__2PRFIN20031128_010315_000000362022_00045_09117_9226.N1	28-NOV-2003 01:03:15	Bright	36.000	3	16Alp Boo	-0.050000	4250.0	72	9117	No
23	GOM_NL__2PRFIN20031128_010626_000000652022_00045_09117_9227.N1	28-NOV-2003 01:06:26	Bright	64.500	96	68Del Leo	2.5600	9300.0	129	9117	No
24	GOM_NL__2PRFIN20031128_011039_000001492022_00045_09117_9228.N1	28-NOV-2003 01:10:39	Twilight	149.00	51	41Gam1Leo	2.0100	4500.0	298	9117	No
25	GOM_NL__2PRFIN20031128_011531_000000442022_00045_09117_9229.N1	28-NOV-2003 01:15:31	Twilight	44.000	163	7Del Crv	2.9450	11000.	88	9117	No
26	GOM_NL__2PRFIN20031128_011711_000000442022_00045_09117_9230.N1	28-NOV-2003 01:17:11	Twilight	43.500	106	9Bet Crv	2.6480	5600.0	87	9117	No
27	GOM_NL__2PRFIN20031128_011925_000000382022_00045_09117_9231.N1	28-NOV-2003 01:19:25	Twilight	38.000	123	1ot Cen	2.7500	10200.	76	9117	No
28	GOM_NL__2PRFIN20031128_012335_000000372022_00045_09117_9232.N1	28-NOV-2003 01:23:35	Dark	37.000	77	Eps Cen	2.3030	28000.	74	9117	No
29	GOM_NL__2PRFIN20031128_012553_000000412022_00045_09117_9233.N1	28-NOV-2003 01:25:53	Dark	40.500	20	Bet Cru	1.2530	30000.	81	9117	No
30	GOM_NL__2PRFIN20031128_012704_000000402022_00046_09118_9198.N1	28-NOV-2003 01:27:04	Dark	39.500	12	Alp1Cru	0.77500	30000.	79	9118	No
31	GOM_NL__2PRFIN20031128_012938_000000412022_00046_09118_9199.N1	28-NOV-2003 01:29:38	Dark	40.500	124	The Car	2.7640	30000.	81	9118	No
32	GOM_NL__2PRFIN20031128_013118_000000392022_00046_09118_9200.N1	28-NOV-2003 01:31:18	Dark	39.000	159	Ups Car	2.9200	7200.0	78	9118	No
33	GOM_NL__2PRFIN20031128_013409_000000482022_00046_09118_9201.N1	28-NOV-2003 01:34:09	Dark	47.500	41	Eps Car	1.8600	4100.0	95	9118	No
34	GOM_NL__2PRFIN20031128_013557_000000592022_00046_09118_9202.N1	28-NOV-2003 01:35:57	Dark	58.500	34	Gam2Vel	1.7930	23000.	117	9118	No
35	GOM_NL__2PRFIN20031128_013733_000000592022_00046_09118_9203.N1	28-NOV-2003 01:37:33	Dark	58.500	70	Zet Pup	2.2460	39000.	117	9118	No
36	GOM_NL__2PRFIN20031128_013936_000000592022_00046_09118_9204.N1	28-NOV-2003 01:39:36	Dark	59.000	2	Alp Car	-0.73600	7000.0	118	9118	No
37	GOM_NL__2PRFIN20031128_014112_000000672022_00046_09118_9205.N1	28-NOV-2003 01:41:12	Dark	67.000	117	Pi Pup	2.7060	3800.0	134	9118	No
38	GOM_NL__2PRFIN20031128_014334_000000722022_00046_09118_9206.N1	28-NOV-2003 01:43:34	Dark	71.500	88	31Eta CMa	2.4480	20000.	143	9118	No
39	GOM_NL__2PRFIN20031128_014712_000000402022_00046_09118_9207.N1	28-NOV-2003 01:47:12	Straylight	39.500	157	The1Eri	2.9060	9300.0	79	9118	No
40	GOM_NL__2PRFIN20031128_015201_000001022022_00046_09118_9208.N1	28-NOV-2003 01:52:01	Straylight	101.50	1	9Alp CMa	-1.4400	11000.	203	9118	No
41	GOM_NL__2PRFIN20031128_015553_000000632022_00046_09118_9209.N1	28-NOV-2003 01:55:53	Straylight	62.500	7	19Bet Ori	0.10000	14000.	125	9118	No
42	GOM_NL__2PRFIN20031128_015912_000000742022_00046_09118_9210.N1	28-NOV-2003 01:59:12	Twilight	73.500	30	46Eps Ori	1.6940	30000.	147	9118	No

43	GOM_NL__2PRFIN20031128_020203_000000682022_00046_09118_9211.N1	28-NOV-2003 02:02:03	Bright	67.500	27	24Gam Ori	1.6360	26000.	135	9118	No
44	GOM_NL__2PRFIN20031128_020445_000000382022_00046_09118_9212.N1	28-NOV-2003 02:04:45	Bright	38.000	105	6Bet Ari	2.6450	8900.0	76	9118	No
45	GOM_NL__2PRFIN20031128_020759_000000412022_00046_09118_9213.N1	28-NOV-2003 02:07:59	Bright	41.000	150	44Zet Per	2.8900	28000.	82	9118	No
46	GOM_NL__2PRFIN20031128_021004_000000402022_00046_09118_9214.N1	28-NOV-2003 02:10:04	Bright	39.500	79	26Bet Per	2.3100	13100.	79	9118	No
47	GOM_NL__2PRFIN20031128_021224_000000382022_00046_09118_9215.N1	28-NOV-2003 02:12:24	Bright	38.000	175	39Del Per	3.0100	19400.	76	9118	No
48	GOM_NL__2PRFIN20031128_021528_000000392022_00046_09118_9216.N1	28-NOV-2003 02:15:28	Bright	38.500	68	18Alp Cas	2.2250	4500.0	77	9118	No
49	GOM_NL__2PRFIN20031128_021644_000000382022_00046_09118_9217.N1	28-NOV-2003 02:16:44	Bright	38.000	74	11Bet Cas	2.2680	6600.0	76	9118	No
50	GOM_NL__2PRFIN20031128_022337_000000362022_00046_09118_9218.N1	28-NOV-2003 02:23:37	Bright	36.000	49	1Alp UMi	1.9900	6300.0	72	9118	No
51	GOM_NL__2PRFIN20031128_022814_000000422022_00046_09118_9219.N1	28-NOV-2003 02:28:14	Bright	41.500	60	7Bet UMi	2.0810	3950.0	83	9118	No
52	GOM_NL__2PRFIN20031128_023033_000000472022_00046_09118_9220.N1	28-NOV-2003 02:30:33	Bright	46.500	36	50Alp UMa	1.8000	6300.0	93	9118	No
53	GOM_NL__2PRFIN20031128_023210_000000472022_00046_09118_9221.N1	28-NOV-2003 02:32:10	Bright	46.500	82	48Bet UMa	2.3650	10600.	93	9118	No
54	GOM_NL__2PRFIN20031128_023356_000000372022_00046_09118_9222.N1	28-NOV-2003 02:33:56	Bright	37.000	55	79Zet UMa	2.0600	10200.	74	9118	No
55	GOM_NL__2PRFIN20031128_023532_000000372022_00046_09118_9223.N1	28-NOV-2003 02:35:32	Bright	37.000	39	85Eta UMa	1.8540	24000.	74	9118	No
56	GOM_NL__2PRFIN20031128_023821_000000362022_00046_09118_9224.N1	28-NOV-2003 02:38:21	Bright	36.000	180	27Gam Boo	3.0400	8000.0	72	9118	No
57	GOM_NL__2PRFIN20031128_024121_000000362022_00046_09118_9225.N1	28-NOV-2003 02:41:21	Bright	36.000	83		2.3780	11000.	72	9118	No
58	GOM_NL__2PRFIN20031128_024351_000000372022_00046_09118_9226.N1	28-NOV-2003 02:43:51	Bright	36.500	3	16Alp Boo	-0.050000	4250.0	73	9118	No
59	GOM_NL__2PRFIN20031128_024703_000000632022_00046_09118_9227.N1	28-NOV-2003 02:47:03	Bright	63.000	96	68Del Leo	2.5600	9300.0	126	9118	No
60	GOM_NL__2PRFIN20031128_025118_000001542022_00046_09118_9228.N1	28-NOV-2003 02:51:18	Twi_and_stray	154.00	51	41Gam1Leo	2.0100	4500.0	308	9118	No
61	GOM_NL__2PRFIN20031128_025608_000000432022_00046_09118_9229.N1	28-NOV-2003 02:56:08	Twi_and_stray	43.000	163	7Del Crv	2.9450	11000.	86	9118	No
62	GOM_NL__2PRFIN20031128_025747_000000462022_00046_09118_9230.N1	28-NOV-2003 02:57:47	Twilight	45.500	106	9Bet Crv	2.6480	5600.0	91	9118	No
63	GOM_NL__2PRFIN20031128_030000_000000432022_00046_09118_9231.N1	28-NOV-2003 03:00:00	Twilight	43.000	123	1ot Cen	2.7500	10200.	86	9118	No
64	GOM_NL__2PRFIN20031128_030410_000000402022_00046_09118_9232.N1	28-NOV-2003 03:04:10	Dark	40.000	77	Eps Cen	2.3030	28000.	80	9118	No
65	GOM_NL__2PRFIN20031128_030628_000000442022_00046_09118_9233.N1	28-NOV-2003 03:06:28	Dark	44.000	20	Bet Cru	1.2530	30000.	88	9118	No
66	GOM_NL__2PRFIN20031128_030739_000000452022_00047_09119_9195.N1	28-NOV-2003 03:07:39	Dark	44.500	12	Alp1Cru	0.77500	30000.	89	9119	No
67	GOM_NL__2PRFIN20031128_031012_000000432022_00047_09119_9196.N1	28-NOV-2003 03:10:12	Dark	42.500	124	The Car	2.7640	30000.	85	9119	No
68	GOM_NL__2PRFIN20031128_031154_000000422022_00047_09119_9197.N1	28-NOV-2003 03:11:54	Dark	41.500	159	Ups Car	2.9200	7200.0	83	9119	No
69	GOM_NL__2PRFIN20031128_031446_000000482022_00047_09119_9198.N1	28-NOV-2003 03:14:46	Dark	47.500	41	Eps Car	1.8600	4100.0	95	9119	No
70	GOM_NL__2PRFIN20031128_031632_000000532022_00047_09119_9199.N1	28-NOV-2003 03:16:32	Dark	52.500	34	Gam2Vel	1.7930	23000.	105	9119	No
71	GOM_NL__2PRFIN20031128_031810_000000602022_00047_09119_9200.N1	28-NOV-2003 03:18:10	Dark	60.000	70	Zet Pup	2.2460	39000.	120	9119	No
72	GOM_NL__2PRFIN20031128_032010_000000592022_00047_09119_9201.N1	28-NOV-2003 03:20:10	Dark	59.000	2	Alp Car	-0.73600	7000.0	118	9119	No
73	GOM_NL__2PRFIN20031128_032147_000000652022_00047_09119_9202.N1	28-NOV-2003 03:21:47	Dark	65.000	117	Pi Pup	2.7060	3800.0	130	9119	No
74	GOM_NL__2PRFIN20031128_032411_000000712022_00047_09119_9203.N1	28-NOV-2003 03:24:11	Dark	71.000	88	31Eta CMa	2.4480	20000.	142	9119	No
75	GOM_NL__2PRFIN20031128_032747_000000402022_00047_09119_9204.N1	28-NOV-2003 03:27:47	Straylight	39.500	157	The1Eri	2.9060	9300.0	79	9119	No
76	GOM_NL__2PRFIN20031128_033237_000001062022_00047_09119_9205.N1	28-NOV-2003 03:32:37	Straylight	106.00	1	9Alp CMa	-1.4400	11000.	212	9119	No
77	GOM_NL__2PRFIN20031128_033629_000000612022_00047_09119_9206.N1	28-NOV-2003 03:36:29	Straylight	61.000	7	19Bet Ori	0.10000	14000.	122	9119	No
78	GOM_NL__2PRFIN20031128_033947_000000692022_00047_09119_9207.N1	28-NOV-2003 03:39:47	Twi_and_stray	69.000	30	46Eps Ori	1.6940	30000.	138	9119	No
79	GOM_NL__2PRFIN20031128_034238_000000682022_00047_09119_9208.N1	28-NOV-2003 03:42:38	Bright	68.000	27	24Gam Ori	1.6360	26000.	136	9119	No
80	GOM_NL__2PRFIN20031128_034521_000000392022_00047_09119_9209.N1	28-NOV-2003 03:45:21	Bright	38.500	105	6Bet Ari	2.6450	8900.0	77	9119	No
81	GOM_NL__2PRFIN20031128_034833_000000422022_00047_09119_9210.N1	28-NOV-2003 03:48:33	Bright	42.000	150	44Zet Per	2.8900	28000.	84	9119	No
82	GOM_NL__2PRFIN20031128_035039_000000402022_00047_09119_9211.N1	28-NOV-2003 03:50:39	Bright	39.500	79	26Bet Per	2.3100	13100.	79	9119	No
83	GOM_NL__2PRFIN20031128_035259_000000392022_00047_09119_9212.N1	28-NOV-2003 03:52:59	Bright	39.000	175	39Del Per	3.0100	19400.	78	9119	No
84	GOM_NL__2PRFIN20031128_035603_000000392022_00047_09119_9213.N1	28-NOV-2003 03:56:03	Bright	39.000	68	18Alp Cas	2.2250	4500.0	78	9119	No
85	GOM_NL__2PRFIN20031128_035720_000000392022_00047_09119_9214.N1	28-NOV-2003 03:57:20	Bright	39.000	74	11Bet Cas	2.2680	6600.0	78	9119	No
86	GOM_NL__2PRFIN20031128_040413_000000382022_00047_09119_9215.N1	28-NOV-2003 04:04:13	Bright	38.000	49	1Alp UMi	1.9900	6300.0	76	9119	No
87	GOM_NL__2PRFIN20031128_040849_000000422022_00047_09119_9216.N1	28-NOV-2003 04:08:49	Bright	41.500	60	7Bet UMi	2.0810	3950.0	83	9119	No
88	GOM_NL__2PRFIN20031128_041109_000000472022_00047_09119_9217.N1	28-NOV-2003 04:11:09	Bright	47.000	36	50Alp UMa	1.8000	6300.0	94	9119	No
89	GOM_NL__2PRFIN20031128_041246_000000662022_00047_09119_9218.N1	28-NOV-2003 04:12:46	Bright	66.000	82	48Bet UMa	2.3650	10600.	132	9119	No
90	GOM_NL__2PRFIN20031128_041432_000000372022_00047_09119_9219.N1	28-NOV-2003 04:14:32	Bright	36.500	55	79Zet UMa	2.0600	10200.	73	9119	No
91	GOM_NL__2PRFIN20031128_041608_000000362022_00047_09119_9220.N1	28-NOV-2003 04:16:08	Bright	36.000	39	85Eta UMa	1.8540	24000.	72	9119	No
92	GOM_NL__2PRFIN20031128_041857_000000352022_00047_09119_9221.N1	28-NOV-2003 04:18:57	Bright	35.000	180	27Gam Boo	3.0400	8000.0	70	9119	No
93	GOM_NL__2PRFIN20031128_042157_000000362022_00047_09119_9222.N1	28-NOV-2003 04:21:57	Bright	36.000	83		2.3780	11000.	72	9119	No
94	GOM_NL__2PRFIN20031128_042427_000000352022_00047_09119_9223.N1	28-NOV-2003 04:24:27	Bright	35.000	3	16Alp Boo	-0.050000	4250.0	70	9119	No
95	GOM_NL__2PRFIN20031128_042739_000000662022_00047_09119_9224.N1	28-NOV-2003 04:27:39	Bright	66.000	96	68Del Leo	2.5600	9300.0	132	9119	No
96	GOM_NL__2PRFIN20031128_043156_000001712022_00047_09119_9225.N1	28-NOV-2003 04:31:56	Twi_and_stray	171.00	51	41Gam1Leo	2.0100	4500.0	342	9119	No
97	GOM_NL__2PRFIN20031128_043644_000000492022_00047_09119_9226.N1	28-NOV-2003 04:36:44	Twi_and_stray	48.500	163	7Del Crv	2.9450	11000.	97	9119	No
98	GOM_NL__2PRFIN20031128_043823_000000512022_00047_09119_9227.N1	28-NOV-2003 04:38:23	Twilight	50.500	106	9Bet Crv	2.6480	5600.0	101	9119	No
99	GOM_NL__2PRFIN20031128_044036_000000432022_00047_09119_9228.N1	28-NOV-2003 04:40:36	Twilight	42.500	123	1ot Cen	2.7500	10200.	85	9119	No
100	GOM_NL__2PRFIN20031128_044447_000000402022_00047_09119_9229.N1	28-NOV-2003 04:44:47	Dark	39.500	77	Eps Cen	2.3030	28000.	79	9119	No
101	GOM_NL__2PRFIN20031128_044705_000000432022_00047_09119_9230.N1	28-NOV-2003 04:47:05	Dark	43.000	20	Bet Cru	1.2530	30000.	86	9119	No

102	GOM_NL__2PRFIN20031128_044815_000000512022_00048_09120_9190.N1	28-NOV-2003 04:48:15	Dark	50.500	12	Alp1Cru	0.77500	30000.	101	9120	No
103	GOM_NL__2PRFIN20031128_045050_000000402022_00048_09120_9191.N1	28-NOV-2003 04:50:50	Dark	39.500	124	The Car	2.7640	30000.	79	9120	No
104	GOM_NL__2PRFIN20031128_045231_000000402022_00048_09120_9192.N1	28-NOV-2003 04:52:31	Dark	40.000	159	Ups Car	2.9200	7200.0	80	9120	No
105	GOM_NL__2PRFIN20031128_045523_000000482022_00048_09120_9193.N1	28-NOV-2003 04:55:23	Dark	48.000	41	Eps Car	1.8600	4100.0	96	9120	No
106	GOM_NL__2PRFIN20031128_045711_000000512022_00048_09120_9194.N1	28-NOV-2003 04:57:11	Dark	50.500	34	Gam2Vel	1.7930	23000.	101	9120	No
107	GOM_NL__2PRFIN20031128_045847_000000592022_00048_09120_9195.N1	28-NOV-2003 04:58:47	Dark	58.500	70	Zet Pup	2.2460	39000.	117	9120	No
108	GOM_NL__2PRFIN20031128_050049_000000522022_00048_09120_9196.N1	28-NOV-2003 05:00:49	Dark	51.500	2	Alp Car	-0.73600	7000.0	103	9120	No
109	GOM_NL__2PRFIN20031128_050225_000000642022_00048_09120_9197.N1	28-NOV-2003 05:02:25	Dark	63.500	117	Pi Pup	2.7060	3800.0	127	9120	No
110	GOM_NL__2PRFIN20031128_050448_000000722022_00048_09120_9198.N1	28-NOV-2003 05:04:48	Dark	72.000	88	31Eta CMa	2.4480	20000.	144	9120	No
111	GOM_NL__2PRFIN20031128_050823_000000382022_00048_09120_9199.N1	28-NOV-2003 05:08:23	Straylight	37.500	157	The1Eri	2.9060	9300.0	75	9120	No
112	GOM_NL__2PRFIN20031128_051313_000001062022_00048_09120_9200.N1	28-NOV-2003 05:13:13	Straylight	106.00	1	9Alp CMa	-1.4400	11000.	212	9120	No
113	GOM_NL__2PRFIN20031128_051705_000000712022_00048_09120_9201.N1	28-NOV-2003 05:17:05	Straylight	70.500	7	19Bet Ori	0.10000	14000.	141	9120	No
114	GOM_NL__2PRFIN20031128_052022_000000712022_00048_09120_9202.N1	28-NOV-2003 05:20:22	Twi_and_stray	71.000	30	46Eps Ori	1.6940	30000.	142	9120	No
115	GOM_NL__2PRFIN20031128_052313_000000672022_00048_09120_9203.N1	28-NOV-2003 05:23:13	Bright	66.500	27	24Gam Ori	1.6360	26000.	133	9120	No
116	GOM_NL__2PRFIN20031128_052556_000000402022_00048_09120_9204.N1	28-NOV-2003 05:25:56	Bright	40.000	105	6Bet Ari	2.6450	8900.0	80	9120	No
117	GOM_NL__2PRFIN20031128_052909_000000422022_00048_09120_9205.N1	28-NOV-2003 05:29:09	Bright	41.500	150	44Zet Per	2.8900	28000.	83	9120	No
118	GOM_NL__2PRFIN20031128_053116_000000392022_00048_09120_9206.N1	28-NOV-2003 05:31:16	Bright	38.500	79	26Bet Per	2.3100	13100.	77	9120	No
119	GOM_NL__2PRFIN20031128_053335_000000392022_00048_09120_9207.N1	28-NOV-2003 05:33:35	Bright	38.500	175	39Del Per	3.0100	19400.	77	9120	No
120	GOM_NL__2PRFIN20031128_053640_000000402022_00048_09120_9208.N1	28-NOV-2003 05:36:40	Bright	39.500	68	18Alp Cas	2.2250	4500.0	79	9120	No
121	GOM_NL__2PRFIN20031128_053756_000000382022_00048_09120_9209.N1	28-NOV-2003 05:37:56	Bright	38.000	74	11Bet Cas	2.2680	6600.0	76	9120	No
122	GOM_NL__2PRFIN20031128_054448_000000392022_00048_09120_9210.N1	28-NOV-2003 05:44:48	Bright	39.000	49	1Alp UMi	1.9900	6300.0	78	9120	No
123	GOM_NL__2PRFIN20031128_054926_000000402022_00048_09120_9211.N1	28-NOV-2003 05:49:26	Bright	39.500	60	7Bet UMi	2.0810	3950.0	79	9120	No
124	GOM_NL__2PRFIN20031128_055144_000000462022_00048_09120_9212.N1	28-NOV-2003 05:51:44	Bright	45.500	36	50Alp UMa	1.8000	6300.0	91	9120	No
125	GOM_NL__2PRFIN20031128_055322_000000432022_00048_09120_9213.N1	28-NOV-2003 05:53:22	Bright	42.500	82	48Bet UMa	2.3650	10600.	85	9120	No
126	GOM_NL__2PRFIN20031128_055508_000000452022_00048_09120_9214.N1	28-NOV-2003 05:55:08	Bright	44.500	55	79Zet UMa	2.0600	10200.	89	9120	No
127	GOM_NL__2PRFIN20031128_055644_000000362022_00048_09120_9215.N1	28-NOV-2003 05:56:44	Bright	36.000	39	85Eta UMa	1.8540	24000.	72	9120	No
128	GOM_NL__2PRFIN20031128_055934_000000522022_00048_09120_9216.N1	28-NOV-2003 05:59:34	Bright	52.000	180	27Gam Boo	3.0400	8000.0	104	9120	No
129	GOM_NL__2PRFIN20031128_060233_000000362022_00048_09120_9217.N1	28-NOV-2003 06:02:33	Bright	35.500	83		2.3780	11000.	71	9120	No
130	GOM_NL__2PRFIN20031128_060504_000000362022_00048_09120_9218.N1	28-NOV-2003 06:05:04	Bright	35.500	3	16Alp Boo	-0.050000	4250.0	71	9120	No
131	GOM_NL__2PRFIN20031128_060816_000000642022_00048_09120_9219.N1	28-NOV-2003 06:08:16	Bright	64.000	96	68Del Leo	2.5600	9300.0	128	9120	No
132	GOM_NL__2PRFIN20031128_061234_000001582022_00048_09120_9220.N1	28-NOV-2003 06:12:34	Twi_and_stray	158.00	51	41Gam1Leo	2.0100	4500.0	316	9120	No
133	GOM_NL__2PRFIN20031128_061721_000000462022_00048_09120_9221.N1	28-NOV-2003 06:17:21	Twi_and_stray	45.500	163	7Del Crv	2.9450	11000.	91	9120	No
134	GOM_NL__2PRFIN20031128_061901_000000482022_00048_09120_9222.N1	28-NOV-2003 06:19:01	Twilight	48.000	106	9Bet Crv	2.6480	5600.0	96	9120	No
135	GOM_NL__2PRFIN20031128_062113_000000412022_00048_09120_9223.N1	28-NOV-2003 06:21:13	Twilight	40.500	123	lot Cen	2.7500	10200.	81	9120	No
136	GOM_NL__2PRFIN20031128_062523_000000382022_00048_09120_9224.N1	28-NOV-2003 06:25:23	Dark	37.500	77	Eps Cen	2.3030	28000.	75	9120	No
137	GOM_NL__2PRFIN20031128_062742_000000402022_00048_09120_9225.N1	28-NOV-2003 06:27:42	Dark	40.000	20	Bet Cru	1.2530	30000.	80	9120	No
138	GOM_NL__2PRFIN20031128_062852_000000502022_00049_09121_9190.N1	28-NOV-2003 06:28:52	Dark	50.000	12	Alp1Cru	0.77500	30000.	100	9121	No
139	GOM_NL__2PRFIN20031128_063126_000000412022_00049_09121_9191.N1	28-NOV-2003 06:31:26	Dark	41.000	124	The Car	2.7640	30000.	82	9121	No
140	GOM_NL__2PRFIN20031128_063306_000000412022_00049_09121_9192.N1	28-NOV-2003 06:33:06	Dark	40.500	159	Ups Car	2.9200	7200.0	81	9121	No
141	GOM_NL__2PRFIN20031128_063600_000000502022_00049_09121_9193.N1	28-NOV-2003 06:36:00	Dark	50.000	41	Eps Car	1.8600	4100.0	100	9121	No
142	GOM_NL__2PRFIN20031128_063748_000000502022_00049_09121_9194.N1	28-NOV-2003 06:37:48	Dark	50.000	34	Gam2Vel	1.7930	23000.	100	9121	No
143	GOM_NL__2PRFIN20031128_063924_000000622022_00049_09121_9195.N1	28-NOV-2003 06:39:24	Dark	62.000	70	Zet Pup	2.2460	39000.	124	9121	No
144	GOM_NL__2PRFIN20031128_064125_000000502022_00049_09121_9196.N1	28-NOV-2003 06:41:25	Dark	49.500	2	Alp Car	-0.73600	7000.0	99	9121	No
145	GOM_NL__2PRFIN20031128_064302_000000632022_00049_09121_9197.N1	28-NOV-2003 06:43:02	Dark	63.000	117	Pi Pup	2.7060	3800.0	126	9121	No
146	GOM_NL__2PRFIN20031128_064525_000000752022_00049_09121_9198.N1	28-NOV-2003 06:45:25	Dark	74.500	88	31Eta CMa	2.4480	20000.	149	9121	No
147	GOM_NL__2PRFIN20031128_064859_000000392022_00049_09121_9199.N1	28-NOV-2003 06:48:59	Straylight	38.500	157	The1Eri	2.9060	9300.0	77	9121	No
148	GOM_NL__2PRFIN20031128_065349_000001042022_00049_09121_9200.N1	28-NOV-2003 06:53:49	Straylight	104.00	1	9Alp CMa	-1.4400	11000.	208	9121	No
149	GOM_NL__2PRFIN20031128_065740_000000722022_00049_09121_9201.N1	28-NOV-2003 06:57:40	Straylight	71.500	7	19Bet Ori	0.10000	14000.	143	9121	No
150	GOM_NL__2PRFIN20031128_070058_000000692022_00049_09121_9202.N1	28-NOV-2003 07:00:58	Twi_and_stray	68.500	30	46Eps Ori	1.6940	30000.	137	9121	No
151	GOM_NL__2PRFIN20031128_070348_000000672022_00049_09121_9203.N1	28-NOV-2003 07:03:48	Bright	66.500	27	24Gam Ori	1.6360	26000.	133	9121	No
152	GOM_NL__2PRFIN20031128_070633_000000402022_00049_09121_9204.N1	28-NOV-2003 07:06:33	Bright	40.000	105	6Bet Ari	2.6450	8900.0	80	9121	No
153	GOM_NL__2PRFIN20031128_070945_000000432022_00049_09121_9205.N1	28-NOV-2003 07:09:45	Bright	42.500	150	44Zet Per	2.8900	28000.	85	9121	No
154	GOM_NL__2PRFIN20031128_071151_000000392022_00049_09121_9206.N1	28-NOV-2003 07:11:51	Bright	39.000	79	26Bet Per	2.3100	13100.	78	9121	No
155	GOM_NL__2PRFIN20031128_071411_000000392022_00049_09121_9207.N1	28-NOV-2003 07:14:11	Bright	39.000	175	39Del Per	3.0100	19400.	78	9121	No
156	GOM_NL__2PRFIN20031128_071716_000000392022_00049_09121_9208.N1	28-NOV-2003 07:17:16	Bright	38.500	68	18Alp Cas	2.2250	4500.0	77	9121	No
157	GOM_NL__2PRFIN20031128_071832_000000392022_00049_09121_9209.N1	28-NOV-2003 07:18:32	Bright	39.000	74	11Bet Cas	2.2680	6600.0	78	9121	No
158	GOM_NL__2PRFIN20031128_072525_000000392022_00049_09121_9210.N1	28-NOV-2003 07:25:25	Bright	39.000	49	1Alp UMi	1.9900	6300.0	78	9121	No
159	GOM_NL__2PRFIN20031128_073002_000000352022_00049_09121_9211.N1	28-NOV-2003 07:30:02	Bright	34.500	60	7Bet UMi	2.0810	3950.0	69	9121	No
160	GOM_NL__2PRFIN20031128_073220_000000462022_00049_09121_9212.N1	28-NOV-2003 07:32:20	Bright	45.500	36	50Alp UMa	1.8000	6300.0	91	9121	No

161	GOM_NL__2PRFIN20031128_073357_000000482022_00049_09121_9213.N1	28-NOV-2003 07:33:57	Bright	47.500	82	48Bet UMa	2.3650	10600.	95	9121	No
162	GOM_NL__2PRFIN20031128_073543_000000542022_00049_09121_9214.N1	28-NOV-2003 07:35:43	Bright	54.000	55	79Zet UMa	2.0600	10200.	108	9121	No
163	GOM_NL__2PRFIN20031128_073720_000000392022_00049_09121_9215.N1	28-NOV-2003 07:37:20	Bright	38.500	39	85Eta UMa	1.8540	24000.	77	9121	No
164	GOM_NL__2PRFIN20031128_074009_000000372022_00049_09121_9216.N1	28-NOV-2003 07:40:09	Bright	37.000	180	27Gam Boo	3.0400	8000.0	74	9121	No
165	GOM_NL__2PRFIN20031128_074309_000000362022_00049_09121_9217.N1	28-NOV-2003 07:43:09	Bright	35.500	83		2.3780	11000.	71	9121	No
166	GOM_NL__2PRFIN20031128_074540_000000372022_00049_09121_9218.N1	28-NOV-2003 07:45:40	Bright	36.500	3	16Alp Boo	-0.050000	4250.0	73	9121	No
167	GOM_NL__2PRFIN20031128_074852_000000682022_00049_09121_9219.N1	28-NOV-2003 07:48:52	Bright	67.500	96	68Del Leo	2.5600	9300.0	135	9121	No
168	GOM_NL__2PRFIN20031128_075312_000001872022_00049_09121_9220.N1	28-NOV-2003 07:53:12	Twilight	186.50	51	41Gam1Leo	2.0100	4500.0	373	9121	No
169	GOM_NL__2PRFIN20031128_075757_000000472022_00049_09121_9221.N1	28-NOV-2003 07:57:57	Twilight	46.500	163	7Del Crv	2.9450	11000.	93	9121	No
170	GOM_NL__2PRFIN20031128_075937_000000462022_00049_09121_9222.N1	28-NOV-2003 07:59:37	Twilight	45.500	106	9Bet Crv	2.6480	5600.0	91	9121	No
171	GOM_NL__2PRFIN20031128_080149_000000442022_00049_09121_9223.N1	28-NOV-2003 08:01:49	Twilight	43.500	123	1ot Cen	2.7500	10200.	87	9121	No
172	GOM_NL__2PRFIN20031128_080559_000000422022_00049_09121_9224.N1	28-NOV-2003 08:05:59	Dark	41.500	77	Eps Cen	2.3030	28000.	83	9121	No
173	GOM_NL__2PRFIN20031128_080817_000000452022_00049_09121_9225.N1	28-NOV-2003 08:08:17	Dark	44.500	20	Bet Cru	1.2530	30000.	89	9121	No
174	GOM_NL__2PRFIN20031128_080928_000000402022_00050_09122_9191.N1	28-NOV-2003 08:09:28	Dark	39.500	12	Alp1Cru	0.77500	30000.	79	9122	No
175	GOM_NL__2PRFIN20031128_081203_000000412022_00050_09122_9192.N1	28-NOV-2003 08:12:03	Dark	41.000	124	The Car	2.7640	30000.	82	9122	No
176	GOM_NL__2PRFIN20031128_081343_000000422022_00050_09122_9193.N1	28-NOV-2003 08:13:43	Dark	41.500	159	Ups Car	2.9200	7200.0	83	9122	No
177	GOM_NL__2PRFIN20031128_081635_000000452022_00050_09122_9194.N1	28-NOV-2003 08:16:35	Dark	44.500	41	Eps Car	1.8600	4100.0	89	9122	No
178	GOM_NL__2PRFIN20031128_081824_000000522022_00050_09122_9195.N1	28-NOV-2003 08:18:24	Dark	51.500	34	Gam2Vel	1.7930	23000.	103	9122	No
179	GOM_NL__2PRFIN20031128_082001_000000592022_00050_09122_9196.N1	28-NOV-2003 08:20:01	Dark	59.000	70	Zet Pup	2.2460	39000.	118	9122	No
180	GOM_NL__2PRFIN20031128_082202_000000522022_00050_09122_9197.N1	28-NOV-2003 08:22:02	Dark	52.000	2	Alp Car	-0.73600	7000.0	104	9122	No
181	GOM_NL__2PRFIN20031128_082339_000000662022_00050_09122_9198.N1	28-NOV-2003 08:23:39	Dark	65.500	117	Pi Pup	2.7060	3800.0	131	9122	No
182	GOM_NL__2PRFIN20031128_082602_000000752022_00050_09122_9199.N1	28-NOV-2003 08:26:02	Dark	75.000	88	31Eta CMa	2.4480	20000.	150	9122	No
183	GOM_NL__2PRFIN20031128_082935_000000392022_00050_09122_9200.N1	28-NOV-2003 08:29:35	Straylight	38.500	157	The1Eri	2.9060	9300.0	77	9122	No
184	GOM_NL__2PRFIN20031128_083425_000001222022_00050_09122_9201.N1	28-NOV-2003 08:34:25	Straylight	122.00	1	9Alp CMa	-1.4400	11000.	244	9122	No
185	GOM_NL__2PRFIN20031128_083816_000000642022_00050_09122_9202.N1	28-NOV-2003 08:38:16	Straylight	63.500	7	19Bet Ori	0.10000	14000.	127	9122	No
186	GOM_NL__2PRFIN20031128_084133_000000722022_00050_09122_9203.N1	28-NOV-2003 08:41:33	Twilight	71.500	30	46Eps Ori	1.6940	30000.	143	9122	No
187	GOM_NL__2PRFIN20031128_084423_000000682022_00050_09122_9204.N1	28-NOV-2003 08:44:23	Bright	67.500	27	24Gam Ori	1.6360	26000.	135	9122	No
188	GOM_NL__2PRFIN20031128_084709_000000412022_00050_09122_9205.N1	28-NOV-2003 08:47:09	Bright	40.500	105	6Bet Ari	2.6450	8900.0	81	9122	No
189	GOM_NL__2PRFIN20031128_085020_000000422022_00050_09122_9206.N1	28-NOV-2003 08:50:20	Bright	41.500	150	44Zet Per	2.8900	28000.	83	9122	No
190	GOM_NL__2PRFIN20031128_085227_000000392022_00050_09122_9207.N1	28-NOV-2003 08:52:27	Bright	39.000	79	26Bet Per	2.3100	13100.	78	9122	No
191	GOM_NL__2PRFIN20031128_085446_000000392022_00050_09122_9208.N1	28-NOV-2003 08:54:46	Bright	38.500	175	39Del Per	3.0100	19400.	77	9122	No
192	GOM_NL__2PRFIN20031128_085753_000000382022_00050_09122_9209.N1	28-NOV-2003 08:57:53	Bright	37.500	68	18Alp Cas	2.2250	4500.0	75	9122	No
193	GOM_NL__2PRFIN20031128_085909_000000372022_00050_09122_9210.N1	28-NOV-2003 08:59:09	Bright	37.000	74	11Bet Cas	2.2680	6600.0	74	9122	No
194	GOM_NL__2PRFIN20031128_090600_000000362022_00050_09122_9211.N1	28-NOV-2003 09:06:00	Bright	35.500	49	1Alp UMi	1.9900	6300.0	71	9122	No
195	GOM_NL__2PRFIN20031128_091038_000000392022_00050_09122_9212.N1	28-NOV-2003 09:10:38	Bright	39.000	60	7Bet UMi	2.0810	3950.0	78	9122	No
196	GOM_NL__2PRFIN20031128_091256_000000462022_00050_09122_9213.N1	28-NOV-2003 09:12:56	Bright	46.000	36	50Alp UMa	1.8000	6300.0	92	9122	No
197	GOM_NL__2PRFIN20031128_091432_000000472022_00050_09122_9214.N1	28-NOV-2003 09:14:32	Bright	47.000	82	48Bet UMa	2.3650	10600.	94	9122	No
198	GOM_NL__2PRFIN20031128_091619_000000392022_00050_09122_9215.N1	28-NOV-2003 09:16:19	Bright	39.000	55	79Zet UMa	2.0600	10200.	78	9122	No
199	GOM_NL__2PRFIN20031128_091756_000000362022_00050_09122_9216.N1	28-NOV-2003 09:17:56	Bright	36.000	39	85Eta UMa	1.8540	24000.	72	9122	No
200	GOM_NL__2PRFIN20031128_092046_000000352022_00050_09122_9217.N1	28-NOV-2003 09:20:46	Bright	35.000	180	27Gam Boo	3.0400	8000.0	70	9122	No
201	GOM_NL__2PRFIN20031128_092345_000000362022_00050_09122_9218.N1	28-NOV-2003 09:23:45	Bright	35.500	83		2.3780	11000.	71	9122	No
202	GOM_NL__2PRFIN20031128_092616_000000362022_00050_09122_9219.N1	28-NOV-2003 09:26:16	Bright	36.000	3	16Alp Boo	-0.050000	4250.0	72	9122	No
203	GOM_NL__2PRFIN20031128_092929_000000632022_00050_09122_9220.N1	28-NOV-2003 09:29:29	Bright	62.500	96	68Del Leo	2.5600	9300.0	125	9122	No
204	GOM_NL__2PRFIN20031128_093350_000001642022_00050_09122_9221.N1	28-NOV-2003 09:33:50	Twilight	163.50	51	41Gam1Leo	2.0100	4500.0	327	9122	No
205	GOM_NL__2PRFIN20031128_093833_000000462022_00050_09122_9222.N1	28-NOV-2003 09:38:33	Twilight	46.000	163	7Del Crv	2.9450	11000.	92	9122	No
206	GOM_NL__2PRFIN20031128_094013_000000502022_00050_09122_9223.N1	28-NOV-2003 09:40:13	Twilight	50.000	106	9Bet Crv	2.6480	5600.0	100	9122	No
207	GOM_NL__2PRFIN20031128_094225_000000442022_00050_09122_9224.N1	28-NOV-2003 09:42:25	Twilight	44.000	123	1ot Cen	2.7500	10200.	88	9122	No
208	GOM_NL__2PRFIN20031128_094635_000000412022_00050_09122_9225.N1	28-NOV-2003 09:46:35	Dark	40.500	77	Eps Cen	2.3030	28000.	81	9122	No
209	GOM_NL__2PRFIN20031128_094854_000000482022_00050_09122_9226.N1	28-NOV-2003 09:48:54	Dark	47.500	20	Bet Cru	1.2530	30000.	95	9122	No
210	GOM_NL__2PRFIN20031128_095004_000000482022_00051_09123_9189.N1	28-NOV-2003 09:50:04	Dark	47.500	12	Alp1Cru	0.77500	30000.	95	9123	No
211	GOM_NL__2PRFIN20031128_095240_000000402022_00051_09123_9190.N1	28-NOV-2003 09:52:40	Dark	40.000	124	The Car	2.7640	30000.	80	9123	No
212	GOM_NL__2PRFIN20031128_095420_000000412022_00051_09123_9191.N1	28-NOV-2003 09:54:20	Dark	40.500	159	Ups Car	2.9200	7200.0	81	9123	No
213	GOM_NL__2PRFIN20031128_095713_000000442022_00051_09123_9192.N1	28-NOV-2003 09:57:13	Dark	44.000	41	Eps Car	1.8600	4100.0	88	9123	No
214	GOM_NL__2PRFIN20031128_095901_000000602022_00051_09123_9193.N1	28-NOV-2003 09:59:01	Dark	60.000	34	Gam2Vel	1.7930	23000.	120	9123	No
215	GOM_NL__2PRFIN20031128_100039_000000582022_00051_09123_9194.N1	28-NOV-2003 10:00:39	Dark	57.500	70	Zet Pup	2.2460	39000.	115	9123	No
216	GOM_NL__2PRFIN20031128_100238_000000552022_00051_09123_9195.N1	28-NOV-2003 10:02:38	Dark	54.500	2	Alp Car	-0.73600	7000.0	109	9123	No
217	GOM_NL__2PRFIN20031128_100416_000000652022_00051_09123_9196.N1	28-NOV-2003 10:04:16	Dark	65.000	117	Pi Pup	2.7060	3800.0	130	9123	No
218	GOM_NL__2PRFIN20031128_100638_000000752022_00051_09123_9197.N1	28-NOV-2003 10:06:38	Dark	74.500	88	31Eta CMa	2.4480	20000.	149	9123	No
219	GOM_NL__2PRFIN20031128_101012_000000422022_00051_09123_9198.N1	28-NOV-2003 10:10:12	Straylight	41.500	157	The1Eri	2.9060	9300.0	83	9123	No

220	GOM_NL__2PRFIN20031128_101501_000001012022_00051_09123_9199.N1	28-NOV-2003 10:15:01	Straylight	101.00	1	9Alp CMa	-1.4400	11000.	202	9123	No
221	GOM_NL__2PRFIN20031128_101852_000000662022_00051_09123_9200.N1	28-NOV-2003 10:18:52	Straylight	65.500	7	19Bet Ori	0.10000	14000.	131	9123	No
222	GOM_NL__2PRFIN20031128_102209_000000682022_00051_09123_9201.N1	28-NOV-2003 10:22:09	Twi_and_stray	68.000	30	46Eps Ori	1.6940	30000.	136	9123	No
223	GOM_NL__2PRFIN20031128_102459_000000722022_00051_09123_9202.N1	28-NOV-2003 10:24:59	Bright	72.000	27	24Gam Ori	1.6360	26000.	144	9123	No
224	GOM_NL__2PRFIN20031128_102746_000000392022_00051_09123_9203.N1	28-NOV-2003 10:27:46	Bright	38.500	105	6Bet Ari	2.6450	8900.0	77	9123	No
225	GOM_NL__2PRFIN20031128_103057_000000422022_00051_09123_9204.N1	28-NOV-2003 10:30:57	Bright	42.000	150	44Zet Per	2.8900	28000.	84	9123	No
226	GOM_NL__2PRFIN20031128_103303_000000402022_00051_09123_9205.N1	28-NOV-2003 10:33:03	Bright	39.500	79	26Bet Per	2.3100	13100.	79	9123	No
227	GOM_NL__2PRFIN20031128_103523_000000402022_00051_09123_9206.N1	28-NOV-2003 10:35:23	Bright	39.500	175	39Del Per	3.0100	19400.	79	9123	No
228	GOM_NL__2PRFIN20031128_103829_000000392022_00051_09123_9207.N1	28-NOV-2003 10:38:29	Bright	38.500	68	18Alp Cas	2.2250	4500.0	77	9123	No
229	GOM_NL__2PRFIN20031128_103946_000000382022_00051_09123_9208.N1	28-NOV-2003 10:39:46	Bright	37.500	74	11Bet Cas	2.2680	6600.0	75	9123	No
230	GOM_NL__2PRFIN20031128_104637_000000382022_00051_09123_9209.N1	28-NOV-2003 10:46:37	Bright	37.500	49	1Alp UMi	1.9900	6300.0	75	9123	No
231	GOM_NL__2PRFIN20031128_105115_000000392022_00051_09123_9210.N1	28-NOV-2003 10:51:15	Bright	38.500	60	7Bet UMi	2.0810	3950.0	77	9123	No
232	GOM_NL__2PRFIN20031128_105331_000000462022_00051_09123_9211.N1	28-NOV-2003 10:53:31	Bright	46.000	36	50Alp UMa	1.8000	6300.0	92	9123	No
233	GOM_NL__2PRFIN20031128_105508_000000442022_00051_09123_9212.N1	28-NOV-2003 10:55:08	Bright	43.500	82	48Bet UMa	2.3650	10600.	87	9123	No
234	GOM_NL__2PRFIN20031128_105656_000000352022_00051_09123_9213.N1	28-NOV-2003 10:56:56	Bright	35.000	55	79Zet UMa	2.0600	10200.	70	9123	No
235	GOM_NL__2PRFIN20031128_105832_000000362022_00051_09123_9214.N1	28-NOV-2003 10:58:32	Bright	36.000	39	85Eta UMa	1.8540	24000.	72	9123	No
236	GOM_NL__2PRFIN20031128_110122_000000372022_00051_09123_9215.N1	28-NOV-2003 11:01:22	Bright	36.500	180	27Gam Boo	3.0400	8000.0	73	9123	No
237	GOM_NL__2PRFIN20031128_110422_000000362022_00051_09123_9216.N1	28-NOV-2003 11:04:22	Bright	35.500	83		2.3780	11000.	71	9123	No
238	GOM_NL__2PRFIN20031128_110652_000000362022_00051_09123_9217.N1	28-NOV-2003 11:06:52	Bright	35.500	3	16Alp Boo	-0.050000	4250.0	71	9123	No
239	GOM_NL__2PRFIN20031128_111006_000000672022_00051_09123_9218.N1	28-NOV-2003 11:10:06	Bright	66.500	96	68Del Leo	2.5600	9300.0	133	9123	No
240	GOM_NL__2PRFIN20031128_111429_000001752022_00051_09123_9219.N1	28-NOV-2003 11:14:29	Twi_and_stray	174.50	51	41Gam1Leo	2.0100	4500.0	349	9123	No
241	GOM_NL__2PRFIN20031128_111911_000000462022_00051_09123_9220.N1	28-NOV-2003 11:19:11	Twi_and_stray	46.000	163	7Del Crv	2.9450	11000.	92	9123	No
242	GOM_NL__2PRFIN20031128_112051_000000462022_00051_09123_9221.N1	28-NOV-2003 11:20:51	Twilight	45.500	106	9Bet Crv	2.6480	5600.0	91	9123	No
243	GOM_NL__2PRFIN20031128_112302_000000412022_00051_09123_9222.N1	28-NOV-2003 11:23:02	Twilight	40.500	123	1ot Cen	2.7500	10200.	81	9123	No
244	GOM_NL__2PRFIN20031128_112711_000000392022_00051_09123_9223.N1	28-NOV-2003 11:27:11	Dark	38.500	77	Eps Cen	2.3030	28000.	77	9123	No
245	GOM_NL__2PRFIN20031128_112930_000000462022_00051_09123_9224.N1	28-NOV-2003 11:29:30	Dark	45.500	20	Bet Cru	1.2530	30000.	91	9123	No
246	GOM_NL__2PRFIN20031128_113041_000000412022_00052_09124_9185.N1	28-NOV-2003 11:30:41	Dark	40.500	12	Alp1Cru	0.77500	30000.	81	9124	No
247	GOM_NL__2PRFIN20031128_113317_000000392022_00052_09124_9186.N1	28-NOV-2003 11:33:17	Dark	38.500	124	The Car	2.7640	30000.	77	9124	No
248	GOM_NL__2PRFIN20031128_113457_000000402022_00052_09124_9187.N1	28-NOV-2003 11:34:57	Dark	40.000	159	Ups Car	2.9200	7200.0	80	9124	No
249	GOM_NL__2PRFIN20031128_113750_000000472022_00052_09124_9188.N1	28-NOV-2003 11:37:50	Dark	46.500	41	Eps Car	1.8600	4100.0	93	9124	No
250	GOM_NL__2PRFIN20031128_113938_000000602022_00052_09124_9189.N1	28-NOV-2003 11:39:38	Dark	59.500	34	Gam2Vel	1.7930	23000.	119	9124	No
251	GOM_NL__2PRFIN20031128_114116_000000592022_00052_09124_9190.N1	28-NOV-2003 11:41:16	Dark	58.500	70	Zet Pup	2.2460	39000.	117	9124	No
252	GOM_NL__2PRFIN20031128_114315_000000582022_00052_09124_9191.N1	28-NOV-2003 11:43:15	Dark	58.000	2	Alp Car	-0.73600	7000.0	116	9124	No
253	GOM_NL__2PRFIN20031128_114453_000000682022_00052_09124_9192.N1	28-NOV-2003 11:44:53	Dark	68.000	117	Pi Pup	2.7060	3800.0	136	9124	No
254	GOM_NL__2PRFIN20031128_114716_000000712022_00052_09124_9193.N1	28-NOV-2003 11:47:16	Dark	71.000	88	31Eta CMa	2.4480	20000.	142	9124	No
255	GOM_NL__2PRFIN20031128_115048_000000402022_00052_09124_9194.N1	28-NOV-2003 11:50:48	Straylight	40.000	157	The1Eri	2.9060	9300.0	80	9124	No
256	GOM_NL__2PRFIN20031128_115537_000001062022_00052_09124_9195.N1	28-NOV-2003 11:55:37	Straylight	105.50	1	9Alp CMa	-1.4400	11000.	211	9124	No
257	GOM_NL__2PRFIN20031128_115928_000000672022_00052_09124_9196.N1	28-NOV-2003 11:59:28	Straylight	66.500	7	19Bet Ori	0.10000	14000.	133	9124	No
258	GOM_NL__2PRFIN20031128_120244_000000722022_00052_09124_9197.N1	28-NOV-2003 12:02:44	Twi_and_stray	72.000	30	46Eps Ori	1.6940	30000.	144	9124	No
259	GOM_NL__2PRFIN20031128_120534_000000672022_00052_09124_9198.N1	28-NOV-2003 12:05:34	Bright	66.500	27	24Gam Ori	1.6360	26000.	133	9124	No
260	GOM_NL__2PRFIN20031128_120823_000000392022_00052_09124_9199.N1	28-NOV-2003 12:08:23	Bright	39.000	105	6Bet Ari	2.6450	8900.0	78	9124	No
261	GOM_NL__2PRFIN20031128_121133_000000412022_00052_09124_9200.N1	28-NOV-2003 12:11:33	Bright	41.000	150	44Zet Per	2.8900	28000.	82	9124	No
262	GOM_NL__2PRFIN20031128_121339_000000392022_00052_09124_9201.N1	28-NOV-2003 12:13:39	Bright	39.000	79	26Bet Per	2.3100	13100.	78	9124	No
263	GOM_NL__2PRFIN20031128_121559_000000382022_00052_09124_9202.N1	28-NOV-2003 12:15:59	Bright	38.000	175	39Del Per	3.0100	19400.	76	9124	No
264	GOM_NL__2PRFIN20031128_121905_000000392022_00052_09124_9203.N1	28-NOV-2003 12:19:05	Bright	39.000	68	18Alp Cas	2.2250	4500.0	78	9124	No
265	GOM_NL__2PRFIN20031128_122022_000000372022_00052_09124_9204.N1	28-NOV-2003 12:20:22	Bright	37.000	74	11Bet Cas	2.2680	6600.0	74	9124	No
266	GOM_NL__2PRFIN20031128_122713_000000382022_00052_09124_9205.N1	28-NOV-2003 12:27:13	Bright	38.000	49	1Alp UMi	1.9900	6300.0	76	9124	No
267	GOM_NL__2PRFIN20031128_123151_000000362022_00052_09124_9206.N1	28-NOV-2003 12:31:51	Bright	35.500	60	7Bet UMi	2.0810	3950.0	71	9124	No
268	GOM_NL__2PRFIN20031128_123407_000000452022_00052_09124_9207.N1	28-NOV-2003 12:34:07	Bright	44.500	36	50Alp UMa	1.8000	6300.0	89	9124	No
269	GOM_NL__2PRFIN20031128_123544_000000442022_00052_09124_9208.N1	28-NOV-2003 12:35:44	Bright	44.000	82	48Bet UMa	2.3650	10600.	88	9124	No
270	GOM_NL__2PRFIN20031128_123732_000000372022_00052_09124_9209.N1	28-NOV-2003 12:37:32	Bright	37.000	55	79Zet UMa	2.0600	10200.	74	9124	No
271	GOM_NL__2PRFIN20031128_123908_000000362022_00052_09124_9210.N1	28-NOV-2003 12:39:08	Bright	36.000	39	85Eta UMa	1.8540	24000.	72	9124	No
272	GOM_NL__2PRFIN20031128_124159_000000352022_00052_09124_9211.N1	28-NOV-2003 12:41:59	Bright	35.000	180	27Gam Boo	3.0400	8000.0	70	9124	No
273	GOM_NL__2PRFIN20031128_124458_000000352022_00052_09124_9212.N1	28-NOV-2003 12:44:58	Bright	34.500	83		2.3780	11000.	69	9124	No
274	GOM_NL__2PRFIN20031128_124729_000000362022_00052_09124_9213.N1	28-NOV-2003 12:47:29	Bright	35.500	3	16Alp Boo	-0.050000	4250.0	71	9124	No
275	GOM_NL__2PRFIN20031128_125042_000000662022_00052_09124_9214.N1	28-NOV-2003 12:50:42	Bright	66.000	96	68Del Leo	2.5600	9300.0	132	9124	No
276	GOM_NL__2PRFIN20031128_125507_000001842022_00052_09124_9215.N1	28-NOV-2003 12:55:07	Twi_and_stray	183.50	51	41Gam1Leo	2.0100	4500.0	367	9124	No
277	GOM_NL__2PRFIN20031128_125948_000000472022_00052_09124_9216.N1	28-NOV-2003 12:59:48	Twi_and_stray	47.000	163	7Del Crv	2.9450	11000.	94	9124	No
278	GOM_NL__2PRFIN20031128_130127_000000492022_00052_09124_9217.N1	28-NOV-2003 13:01:27	Twilight	48.500	106	9Bet Crv	2.6480	5600.0	97	9124	No

279	GOM_NL__2PRFIN20031128_130339_000000412022_00052_09124_9218.N1	28-NOV-2003 13:03:39	Twilight	40.500	123	lot Cen	2.7500	10200.	81	9124	No
280	GOM_NL__2PRFIN20031128_130748_000000392022_00052_09124_9219.N1	28-NOV-2003 13:07:48	Dark	39.000	77	Eps Cen	2.3030	28000.	78	9124	No
281	GOM_NL__2PRFIN20031128_131007_000000382022_00052_09124_9220.N1	28-NOV-2003 13:10:07	Dark	37.500	20	Bet Cru	1.2530	30000.	75	9124	No
282	GOM_NL__2PRFIN20031128_131117_000000492022_00053_09125_9203.N1	28-NOV-2003 13:11:17	Dark	48.500	12	Alp1Cru	0.77500	30000.	97	9125	No
283	GOM_NL__2PRFIN20031128_131353_000000402022_00053_09125_9204.N1	28-NOV-2003 13:13:53	Dark	39.500	124	The Car	2.7640	30000.	79	9125	No
284	GOM_NL__2PRFIN20031128_131534_000000412022_00053_09125_9205.N1	28-NOV-2003 13:15:34	Dark	40.500	159	Ups Car	2.9200	7200.0	81	9125	No
285	GOM_NL__2PRFIN20031128_131827_000000452022_00053_09125_9206.N1	28-NOV-2003 13:18:27	Dark	45.000	41	Eps Car	1.8600	4100.0	90	9125	No
286	GOM_NL__2PRFIN20031128_132015_000000512022_00053_09125_9207.N1	28-NOV-2003 13:20:15	Dark	51.000	34	Gam2Vel	1.7930	23000.	102	9125	No
287	GOM_NL__2PRFIN20031128_132153_000000582022_00053_09125_9208.N1	28-NOV-2003 13:21:53	Dark	57.500	70	Zet Pup	2.2460	39000.	115	9125	No
288	GOM_NL__2PRFIN20031128_132352_000000482022_00053_09125_9209.N1	28-NOV-2003 13:23:52	Dark	48.000	2	Alp Car	-0.73600	7000.0	96	9125	No
289	GOM_NL__2PRFIN20031128_132530_000000642022_00053_09125_9210.N1	28-NOV-2003 13:25:30	Dark	64.000	117	Pi Pup	2.7060	3800.0	128	9125	No
290	GOM_NL__2PRFIN20031128_132753_000000722022_00053_09125_9211.N1	28-NOV-2003 13:27:53	Dark	71.500	88	31Eta CMa	2.4480	20000.	143	9125	No
291	GOM_NL__2PRFIN20031128_133124_000000392022_00053_09125_9212.N1	28-NOV-2003 13:31:24	Straylight	39.000	157	The1Eri	2.9060	9300.0	78	9125	No
292	GOM_NL__2PRFIN20031128_133614_000001092022_00053_09125_9213.N1	28-NOV-2003 13:36:14	Straylight	108.50	1	9Alp CMa	-1.4400	11000.	217	9125	No
293	GOM_NL__2PRFIN20031128_134004_000000602022_00053_09125_9214.N1	28-NOV-2003 13:40:04	Straylight	59.500	7	19Bet Ori	0.10000	14000.	119	9125	No
294	GOM_NL__2PRFIN20031128_134320_000000672022_00053_09125_9215.N1	28-NOV-2003 13:43:20	Tw_i_and_stray	66.500	30	46Eps Ori	1.6940	30000.	133	9125	No
295	GOM_NL__2PRFIN20031128_134610_000000642022_00053_09125_9216.N1	28-NOV-2003 13:46:10	Bright	63.500	27	24Gam Ori	1.6360	26000.	127	9125	No
296	GOM_NL__2PRFIN20031128_134859_000000372022_00053_09125_9217.N1	28-NOV-2003 13:48:59	Bright	37.000	105	6Bet Ari	2.6450	8900.0	74	9125	No
297	GOM_NL__2PRFIN20031128_135209_000000402022_00053_09125_9218.N1	28-NOV-2003 13:52:09	Bright	39.500	150	44Zet Per	2.8900	28000.	79	9125	No
298	GOM_NL__2PRFIN20031128_135416_000000382022_00053_09125_9219.N1	28-NOV-2003 13:54:16	Bright	38.000	79	26Bet Per	2.3100	13100.	76	9125	No
299	GOM_NL__2PRFIN20031128_135634_000000372022_00053_09125_9220.N1	28-NOV-2003 13:56:34	Bright	37.000	175	39Del Per	3.0100	19400.	74	9125	No
300	GOM_NL__2PRFIN20031128_135844_000000512022_00053_09125_9221.N1	28-NOV-2003 13:58:44	Bright	51.000	6	13Alp Aur	0.080000	3400.0	102	9125	No
301	GOM_NL__2PRFIN20031128_140058_000000382022_00053_09125_9222.N1	28-NOV-2003 14:00:58	Bright	37.500	74	11Bet Cas	2.2680	6600.0	75	9125	No
302	GOM_NL__2PRFIN20031128_140749_000000372022_00053_09125_9223.N1	28-NOV-2003 14:07:49	Bright	37.000	49	1Alp UMi	1.9900	6300.0	74	9125	No
303	GOM_NL__2PRFIN20031128_141227_000000362022_00053_09125_9224.N1	28-NOV-2003 14:12:27	Bright	35.500	60	7Bet UMi	2.0810	3950.0	71	9125	No
304	GOM_NL__2PRFIN20031128_141442_000000452022_00053_09125_9225.N1	28-NOV-2003 14:14:42	Bright	45.000	36	50Alp UMa	1.8000	6300.0	90	9125	No
305	GOM_NL__2PRFIN20031128_141619_000000482022_00053_09125_9226.N1	28-NOV-2003 14:16:19	Bright	47.500	82	48Bet UMa	2.3650	10600.	95	9125	No
306	GOM_NL__2PRFIN20031128_141807_000000372022_00053_09125_9227.N1	28-NOV-2003 14:18:07	Bright	37.000	55	79Zet UMa	2.0600	10200.	74	9125	No
307	GOM_NL__2PRFIN20031128_141944_000000362022_00053_09125_9228.N1	28-NOV-2003 14:19:44	Bright	35.500	39	85Eta UMa	1.8540	24000.	71	9125	No
308	GOM_NL__2PRFIN20031128_142234_000000352022_00053_09125_9229.N1	28-NOV-2003 14:22:34	Bright	35.000	180	27Gam Boo	3.0400	8000.0	70	9125	No
309	GOM_NL__2PRFIN20031128_142534_000000512022_00053_09125_9230.N1	28-NOV-2003 14:25:34	Bright	51.000	83		2.3780	11000.	102	9125	No
310	GOM_NL__2PRFIN20031128_142805_000000352022_00053_09125_9231.N1	28-NOV-2003 14:28:05	Bright	34.500	3	16Alp Boo	-0.050000	4250.0	69	9125	No
311	GOM_NL__2PRFIN20031128_143118_000000662022_00053_09125_9232.N1	28-NOV-2003 14:31:18	Bright	65.500	96	68Del Leo	2.5600	9300.0	131	9125	No
312	GOM_NL__2PRFIN20031128_143545_000001672022_00053_09125_9233.N1	28-NOV-2003 14:35:45	Tw_i_and_stray	166.50	51	41Gam1Leo	2.0100	4500.0	333	9125	No
313	GOM_NL__2PRFIN20031128_144042_000000442022_00053_09125_9234.N1	28-NOV-2003 14:40:42	Tw_i_and_stray	44.000	169	46Gam Hya	2.9910	4700.0	88	9125	No
314	GOM_NL__2PRFIN20031128_144204_000000462022_00053_09125_9235.N1	28-NOV-2003 14:42:04	Twilight	45.500	106	9Bet Crv	2.6480	5600.0	91	9125	No
315	GOM_NL__2PRFIN20031128_144415_000000402022_00053_09125_9236.N1	28-NOV-2003 14:44:15	Twilight	39.500	123	lot Cen	2.7500	10200.	79	9125	No
316	GOM_NL__2PRFIN20031128_144823_000000412022_00053_09125_9237.N1	28-NOV-2003 14:48:23	Dark	40.500	77	Eps Cen	2.3030	28000.	81	9125	No
317	GOM_NL__2PRFIN20031128_145005_000000502022_00053_09125_9238.N1	28-NOV-2003 14:50:05	Dark	49.500	10	Bet Cen	0.61000	28000.	99	9125	No
318	GOM_NL__2PRFIN20031128_145429_000000392022_00054_09126_9211.N1	28-NOV-2003 14:54:29	Dark	39.000	124	The Car	2.7640	30000.	78	9126	No
319	GOM_NL__2PRFIN20031128_145609_000000412022_00054_09126_9212.N1	28-NOV-2003 14:56:09	Dark	40.500	159	Ups Car	2.9200	7200.0	81	9126	No
320	GOM_NL__2PRFIN20031128_145903_000000462022_00054_09126_9213.N1	28-NOV-2003 14:59:03	Dark	46.000	41	Eps Car	1.8600	4100.0	92	9126	No
321	GOM_NL__2PRFIN20031128_150051_000000522022_00054_09126_9214.N1	28-NOV-2003 15:00:51	Dark	52.000	34	Gam2Vel	1.7930	23000.	104	9126	No
322	GOM_NL__2PRFIN20031128_150229_000000582022_00054_09126_9215.N1	28-NOV-2003 15:02:29	Dark	58.000	70	Zet Pup	2.2460	39000.	116	9126	No
323	GOM_NL__2PRFIN20031128_150428_000000592022_00054_09126_9216.N1	28-NOV-2003 15:04:28	Dark	59.000	2	Alp Car	-0.73600	7000.0	118	9126	No
324	GOM_NL__2PRFIN20031128_150605_000000682022_00054_09126_9217.N1	28-NOV-2003 15:06:05	Dark	68.000	117	Pi Pup	2.7060	3800.0	136	9126	No
325	GOM_NL__2PRFIN20031128_150829_000000732022_00054_09126_9218.N1	28-NOV-2003 15:08:29	Dark	73.000	88	31Eta CMa	2.4480	20000.	146	9126	No
326	GOM_NL__2PRFIN20031128_151159_000000422022_00054_09126_9219.N1	28-NOV-2003 15:11:59	Straylight	42.000	157	The1Eri	2.9060	9300.0	84	9126	No
327	GOM_NL__2PRFIN20031128_151649_000001042022_00054_09126_9220.N1	28-NOV-2003 15:16:49	Straylight	104.00	1	9Alp CMa	-1.4400	11000.	208	9126	No
328	GOM_NL__2PRFIN20031128_152039_000000662022_00054_09126_9221.N1	28-NOV-2003 15:20:39	Straylight	65.500	7	19Bet Ori	0.10000	14000.	131	9126	No
329	GOM_NL__2PRFIN20031128_152354_000000712022_00054_09126_9222.N1	28-NOV-2003 15:23:54	Tw_i_and_stray	70.500	30	46Eps Ori	1.6940	30000.	141	9126	No
330	GOM_NL__2PRFIN20031128_152644_000000662022_00054_09126_9223.N1	28-NOV-2003 15:26:44	Bright	65.500	27	24Gam Ori	1.6360	26000.	131	9126	No
331	GOM_NL__2PRFIN20031128_152934_000000402022_00054_09126_9224.N1	28-NOV-2003 15:29:34	Bright	40.000	105	6Bet Ari	2.6450	8900.0	80	9126	No
332	GOM_NL__2PRFIN20031128_153244_000000412022_00054_09126_9225.N1	28-NOV-2003 15:32:44	Bright	41.000	150	44Zet Per	2.8900	28000.	82	9126	No
333	GOM_NL__2PRFIN20031128_153451_000000392022_00054_09126_9226.N1	28-NOV-2003 15:34:51	Bright	39.000	79	26Bet Per	2.3100	13100.	78	9126	No
334	GOM_NL__2PRFIN20031128_153709_000000382022_00054_09126_9227.N1	28-NOV-2003 15:37:09	Bright	38.000	175	39Del Per	3.0100	19400.	76	9126	No
335	GOM_NL__2PRFIN20031128_153919_000000542022_00054_09126_9228.N1	28-NOV-2003 15:39:19	Bright	54.000	6	13Alp Aur	0.080000	3400.0	108	9126	No
336	GOM_NL__2PRFIN20031128_154134_000000392022_00054_09126_9229.N1	28-NOV-2003 15:41:34	Bright	39.000	74	11Bet Cas	2.2680	6600.0	78	9126	No
337	GOM_NL__2PRFIN20031128_154824_000000382022_00054_09126_9230.N1	28-NOV-2003 15:48:24	Bright	38.000	49	1Alp UMi	1.9900	6300.0	76	9126	No

338	GOM_NL__2PRFIN20031128_155302_000000412022_00054_09126_9231.N1	28-NOV-2003 15:53:02	Bright	40.500	60	7Bet UMi	2.0810	3950.0	81	9126	No
339	GOM_NL__2PRFIN20031128_155517_000000482022_00054_09126_9232.N1	28-NOV-2003 15:55:17	Bright	47.500	36	50Alp UMa	1.8000	6300.0	95	9126	No
340	GOM_NL__2PRFIN20031128_155654_000000492022_00054_09126_9233.N1	28-NOV-2003 15:56:54	Bright	48.500	82	48Bet UMa	2.3650	10600.	97	9126	No
341	GOM_NL__2PRFIN20031128_155843_000000402022_00054_09126_9234.N1	28-NOV-2003 15:58:43	Bright	39.500	55	79Zet UMa	2.0600	10200.	79	9126	No
342	GOM_NL__2PRFIN20031128_160020_000000372022_00054_09126_9235.N1	28-NOV-2003 16:00:20	Bright	36.500	39	85Eta UMa	1.8540	24000.	73	9126	No
343	GOM_NL__2PRFIN20031128_160309_000000522022_00054_09126_9236.N1	28-NOV-2003 16:03:09	Bright	52.000	180	27Gam Boo	3.0400	8000.0	104	9126	No
344	GOM_NL__2PRFIN20031128_160609_000000512022_00054_09126_9237.N1	28-NOV-2003 16:06:09	Bright	51.000	83		2.3780	11000.	102	9126	No
345	GOM_NL__2PRFIN20031128_160841_000000362022_00054_09126_9238.N1	28-NOV-2003 16:08:41	Bright	35.500	3	16Alp Boo	-0.050000	4250.0	71	9126	No
346	GOM_NL__2PRFIN20031128_161155_000000652022_00054_09126_9239.N1	28-NOV-2003 16:11:55	Bright	65.000	96	68Del Leo	2.5600	9300.0	130	9126	No
347	GOM_NL__2PRFIN20031128_161623_000002142022_00054_09126_9240.N1	28-NOV-2003 16:16:23	Twilight	213.50	51	41Gam1Leo	2.0100	4500.0	427	9126	No
348	GOM_NL__2PRFIN20031128_162117_000000442022_00054_09126_9241.N1	28-NOV-2003 16:21:17	Twilight	44.000	169	46Gam Hya	2.9910	4700.0	88	9126	No
349	GOM_NL__2PRFIN20031128_162241_000000452022_00054_09126_9242.N1	28-NOV-2003 16:22:41	Twilight	45.000	106	9Bet Crv	2.6480	5600.0	90	9126	No
350	GOM_NL__2PRFIN20031128_162451_000000422022_00054_09126_9243.N1	28-NOV-2003 16:24:51	Twilight	42.000	123	1ot Cen	2.7500	10200.	84	9126	No
351	GOM_NL__2PRFIN20031128_162900_000000402022_00054_09126_9244.N1	28-NOV-2003 16:29:00	Dark	40.000	77	Eps Cen	2.3030	28000.	80	9126	No
352	GOM_NL__2PRFIN20031128_163040_000000472022_00054_09126_9245.N1	28-NOV-2003 16:30:40	Dark	46.500	10	Bet Cen	0.61000	28000.	93	9126	No
353	GOM_NL__2PRFIN20031128_163503_000000442022_00055_09127_9211.N1	28-NOV-2003 16:35:03	Dark	43.500	124	The Car	2.7640	30000.	87	9127	No
354	GOM_NL__2PRFIN20031128_163645_000000412022_00055_09127_9212.N1	28-NOV-2003 16:36:45	Dark	41.000	159	Ups Car	2.9200	7200.0	82	9127	No
355	GOM_NL__2PRFIN20031128_163939_000000502022_00055_09127_9213.N1	28-NOV-2003 16:39:39	Dark	49.500	41	Eps Car	1.8600	4100.0	99	9127	No
356	GOM_NL__2PRFIN20031128_164128_000000502022_00055_09127_9214.N1	28-NOV-2003 16:41:28	Dark	50.000	34	Gam2Vel	1.7930	23000.	100	9127	No
357	GOM_NL__2PRFIN20031128_164306_000000602022_00055_09127_9215.N1	28-NOV-2003 16:43:06	Dark	59.500	70	Zet Pup	2.2460	39000.	119	9127	No
358	GOM_NL__2PRFIN20031128_164504_000000592022_00055_09127_9216.N1	28-NOV-2003 16:45:04	Dark	58.500	2	Alp Car	-0.73600	7000.0	117	9127	No
359	GOM_NL__2PRFIN20031128_164640_000000742022_00055_09127_9217.N1	28-NOV-2003 16:46:40	Dark	73.500	117	Pi Pup	2.7060	3800.0	147	9127	No
360	GOM_NL__2PRFIN20031128_164906_000000742022_00055_09127_9218.N1	28-NOV-2003 16:49:06	Dark	73.500	88	31Eta CMa	2.4480	20000.	147	9127	No
361	GOM_NL__2PRFIN20031128_165235_000000422022_00055_09127_9219.N1	28-NOV-2003 16:52:35	Straylight	41.500	157	The1Eri	2.9060	9300.0	83	9127	No
362	GOM_NL__2PRFIN20031128_165725_000001032022_00055_09127_9220.N1	28-NOV-2003 16:57:25	Straylight	103.00	1	9Alp CMa	-1.4400	11000.	206	9127	No
363	GOM_NL__2PRFIN20031128_170115_000000642022_00055_09127_9221.N1	28-NOV-2003 17:01:15	Straylight	63.500	7	19Bet Ori	0.10000	14000.	127	9127	No
364	GOM_NL__2PRFIN20031128_170430_000000692022_00055_09127_9222.N1	28-NOV-2003 17:04:30	Twilight	69.000	30	46Eps Ori	1.6940	30000.	138	9127	No
365	GOM_NL__2PRFIN20031128_170719_000000712022_00055_09127_9223.N1	28-NOV-2003 17:07:19	Bright	71.000	27	24Gam Ori	1.6360	26000.	142	9127	No
366	GOM_NL__2PRFIN20031128_171011_000000382022_00055_09127_9224.N1	28-NOV-2003 17:10:11	Bright	38.000	105	6Bet Ari	2.6450	8900.0	76	9127	No
367	GOM_NL__2PRFIN20031128_171319_000000412022_00055_09127_9225.N1	28-NOV-2003 17:13:19	Bright	40.500	150	44Zet Per	2.8900	28000.	81	9127	No
368	GOM_NL__2PRFIN20031128_171527_000000392022_00055_09127_9226.N1	28-NOV-2003 17:15:27	Bright	38.500	79	26Bet Per	2.3100	13100.	77	9127	No
369	GOM_NL__2PRFIN20031128_171744_000000402022_00055_09127_9227.N1	28-NOV-2003 17:17:44	Bright	39.500	175	39Del Per	3.0100	19400.	79	9127	No
370	GOM_NL__2PRFIN20031128_171954_000000522022_00055_09127_9228.N1	28-NOV-2003 17:19:54	Bright	51.500	6	13Alp Aur	0.080000	3400.0	103	9127	No
371	GOM_NL__2PRFIN20031128_172210_000000382022_00055_09127_9229.N1	28-NOV-2003 17:22:10	Bright	38.000	74	11Bet Cas	2.2680	6600.0	76	9127	No
372	GOM_NL__2PRFIN20031128_172900_000000392022_00055_09127_9230.N1	28-NOV-2003 17:29:00	Bright	39.000	49	1Alp UMi	1.9900	6300.0	78	9127	No
373	GOM_NL__2PRFIN20031128_173337_000000402022_00055_09127_9231.N1	28-NOV-2003 17:33:37	Bright	40.000	60	7Bet UMi	2.0810	3950.0	80	9127	No
374	GOM_NL__2PRFIN20031128_173553_000000462022_00055_09127_9232.N1	28-NOV-2003 17:35:53	Bright	45.500	36	50Alp UMa	1.8000	6300.0	91	9127	No
375	GOM_NL__2PRFIN20031128_173729_000000482022_00055_09127_9233.N1	28-NOV-2003 17:37:29	Bright	48.000	82	48Bet UMa	2.3650	10600.	96	9127	No
376	GOM_NL__2PRFIN20031128_173919_000000412022_00055_09127_9234.N1	28-NOV-2003 17:39:19	Bright	40.500	55	79Zet UMa	2.0600	10200.	81	9127	No
377	GOM_NL__2PRFIN20031128_174056_000000392022_00055_09127_9235.N1	28-NOV-2003 17:40:56	Bright	39.000	39	85Eta UMa	1.8540	24000.	78	9127	No
378	GOM_NL__2PRFIN20031128_174343_000000392022_00055_09127_9236.N1	28-NOV-2003 17:43:43	Bright	39.000	180	27Gam Boo	3.0400	8000.0	78	9127	No
379	GOM_NL__2PRFIN20031128_174643_000000402022_00055_09127_9237.N1	28-NOV-2003 17:46:43	Bright	39.500	83		2.3780	11000.	79	9127	No
380	GOM_NL__2PRFIN20031128_174916_000000362022_00055_09127_9238.N1	28-NOV-2003 17:49:16	Bright	36.000	3	16Alp Boo	-0.050000	4250.0	72	9127	No
381	GOM_NL__2PRFIN20031128_175231_000000662022_00055_09127_9239.N1	28-NOV-2003 17:52:31	Bright	65.500	96	68Del Leo	2.5600	9300.0	131	9127	No
382	GOM_NL__2PRFIN20031128_175702_000002012022_00055_09127_9240.N1	28-NOV-2003 17:57:02	Twilight	201.00	51	41Gam1Leo	2.0100	4500.0	402	9127	No
383	GOM_NL__2PRFIN20031128_180154_000000432022_00055_09127_9241.N1	28-NOV-2003 18:01:54	Twilight	42.500	169	46Gam Hya	2.9910	4700.0	85	9127	No
384	GOM_NL__2PRFIN20031128_180317_000000452022_00055_09127_9242.N1	28-NOV-2003 18:03:17	Twilight	45.000	106	9Bet Crv	2.6480	5600.0	90	9127	No
385	GOM_NL__2PRFIN20031128_180527_000000412022_00055_09127_9243.N1	28-NOV-2003 18:05:27	Twilight	40.500	123	1ot Cen	2.7500	10200.	81	9127	No
386	GOM_NL__2PRFIN20031128_180935_000000402022_00055_09127_9244.N1	28-NOV-2003 18:09:35	Dark	39.500	77	Eps Cen	2.3030	28000.	79	9127	No
387	GOM_NL__2PRFIN20031128_181117_000000442022_00055_09127_9245.N1	28-NOV-2003 18:11:17	Dark	44.000	10	Bet Cen	0.61000	28000.	88	9127	No
388	GOM_NL__2PRFIN20031128_181541_000000412022_00056_09128_9212.N1	28-NOV-2003 18:15:41	Dark	41.000	124	The Car	2.7640	30000.	82	9128	No
389	GOM_NL__2PRFIN20031128_181720_000000432022_00056_09128_9213.N1	28-NOV-2003 18:17:20	Dark	42.500	159	Ups Car	2.9200	7200.0	85	9128	No
390	GOM_NL__2PRFIN20031128_182016_000000462022_00056_09128_9214.N1	28-NOV-2003 18:20:16	Dark	46.000	41	Eps Car	1.8600	4100.0	92	9128	No
391	GOM_NL__2PRFIN20031128_182205_000000522022_00056_09128_9215.N1	28-NOV-2003 18:22:05	Dark	51.500	34	Gam2Vel	1.7930	23000.	103	9128	No
392	GOM_NL__2PRFIN20031128_182344_000000572022_00056_09128_9216.N1	28-NOV-2003 18:23:44	Dark	56.500	70	Zet Pup	2.2460	39000.	113	9128	No
393	GOM_NL__2PRFIN20031128_182541_000000592022_00056_09128_9217.N1	28-NOV-2003 18:25:41	Dark	59.000	2	Alp Car	-0.73600	7000.0	118	9128	No
394	GOM_NL__2PRFIN20031128_182719_000000662022_00056_09128_9218.N1	28-NOV-2003 18:27:19	Dark	65.500	117	Pi Pup	2.7060	3800.0	131	9128	No
395	GOM_NL__2PRFIN20031128_182943_000000812022_00056_09128_9219.N1	28-NOV-2003 18:29:43	Dark	80.500	88	31Eta CMa	2.4480	20000.	161	9128	No
396	GOM_NL__2PRFIN20031128_183311_000000422022_00056_09128_9220.N1	28-NOV-2003 18:33:11	Straylight	42.000	157	The1Eri	2.9060	9300.0	84	9128	No

397	GOM_NL__2PRFIN20031128_183801_000001042022_00056_09128_9221.N1	28-NOV-2003 18:38:01	Straylight	103.50	1	9Alp CMa	-1.4400	11000.	207	9128	No
398	GOM_NL__2PRFIN20031128_184151_000000662022_00056_09128_9222.N1	28-NOV-2003 18:41:51	Straylight	65.500	7	19Bet Ori	0.10000	14000.	131	9128	No
399	GOM_NL__2PRFIN20031128_184506_000000732022_00056_09128_9223.N1	28-NOV-2003 18:45:06	Tw_i_and_stray	72.500	30	46Eps Ori	1.6940	30000.	145	9128	No
400	GOM_NL__2PRFIN20031128_184755_000000682022_00056_09128_9224.N1	28-NOV-2003 18:47:55	Bright	67.500	27	24Gam Ori	1.6360	26000.	135	9128	No
401	GOM_NL__2PRFIN20031128_185047_000000392022_00056_09128_9225.N1	28-NOV-2003 18:50:47	Bright	39.000	105	6Bet Ari	2.6450	8900.0	78	9128	No
402	GOM_NL__2PRFIN20031128_185354_000000422022_00056_09128_9226.N1	28-NOV-2003 18:53:54	Bright	42.000	150	44Zet Per	2.8900	28000.	84	9128	No
403	GOM_NL__2PRFIN20031128_185602_000000402022_00056_09128_9227.N1	28-NOV-2003 18:56:02	Bright	40.000	79	26Bet Per	2.3100	13100.	80	9128	No
404	GOM_NL__2PRFIN20031128_185820_000000402022_00056_09128_9228.N1	28-NOV-2003 18:58:20	Bright	39.500	175	39Del Per	3.0100	19400.	79	9128	No
405	GOM_NL__2PRFIN20031128_190030_000000552022_00056_09128_9229.N1	28-NOV-2003 19:00:30	Bright	54.500	6	13Alp Aur	0.080000	3400.0	109	9128	No
406	GOM_NL__2PRFIN20031128_190246_000000392022_00056_09128_9230.N1	28-NOV-2003 19:02:46	Bright	39.000	74	11Bet Cas	2.2680	6600.0	78	9128	No
407	GOM_NL__2PRFIN20031128_190935_000000392022_00056_09128_9231.N1	28-NOV-2003 19:09:35	Bright	38.500	49	1Alp UMi	1.9900	6300.0	77	9128	No
408	GOM_NL__2PRFIN20031128_191413_000000412022_00056_09128_9232.N1	28-NOV-2003 19:14:13	Bright	41.000	60	7Bet UMi	2.0810	3950.0	82	9128	No
409	GOM_NL__2PRFIN20031128_191629_000000452022_00056_09128_9233.N1	28-NOV-2003 19:16:29	Bright	45.000	36	50Alp UMa	1.8000	6300.0	90	9128	No
410	GOM_NL__2PRFIN20031128_191806_000000472022_00056_09128_9234.N1	28-NOV-2003 19:18:06	Bright	47.000	82	48Bet UMa	2.3650	10600.	94	9128	No
411	GOM_NL__2PRFIN20031128_191955_000000372022_00056_09128_9235.N1	28-NOV-2003 19:19:55	Bright	36.500	55	79Zet UMa	2.0600	10200.	73	9128	No
412	GOM_NL__2PRFIN20031128_192132_000000392022_00056_09128_9236.N1	28-NOV-2003 19:21:32	Bright	38.500	39	85Eta UMa	1.8540	24000.	77	9128	No
413	GOM_NL__2PRFIN20031128_192421_000000392022_00056_09128_9237.N1	28-NOV-2003 19:24:21	Bright	38.500	180	27Gam Boo	3.0400	8000.0	77	9128	No
414	GOM_NL__2PRFIN20031128_192719_000000402022_00056_09128_9238.N1	28-NOV-2003 19:27:19	Bright	39.500	83		2.3780	11000.	79	9128	No
415	GOM_NL__2PRFIN20031128_192952_000000362022_00056_09128_9239.N1	28-NOV-2003 19:29:52	Bright	36.000	3	16Alp Boo	-0.050000	4250.0	72	9128	No
416	GOM_NL__2PRFIN20031128_193309_000000692022_00056_09128_9240.N1	28-NOV-2003 19:33:09	Bright	68.500	96	68Del Leo	2.5600	9300.0	137	9128	No
417	GOM_NL__2PRFIN20031128_193740_000001812022_00056_09128_9241.N1	28-NOV-2003 19:37:40	Straylight	181.00	51	41Gam1Leo	2.0100	4500.0	362	9128	No
418	GOM_NL__2PRFIN20031128_194230_000000462022_00056_09128_9242.N1	28-NOV-2003 19:42:30	Tw_i_and_stray	45.500	169	46Gam Hya	2.9910	4700.0	91	9128	No
419	GOM_NL__2PRFIN20031128_194353_000000502022_00056_09128_9243.N1	28-NOV-2003 19:43:53	Twilight	49.500	106	9Bet Crv	2.6480	5600.0	99	9128	No
420	GOM_NL__2PRFIN20031128_194603_000000402022_00056_09128_9244.N1	28-NOV-2003 19:46:03	Twilight	40.000	123	1ot Cen	2.7500	10200.	80	9128	No
421	GOM_NL__2PRFIN20031128_195012_000000392022_00056_09128_9245.N1	28-NOV-2003 19:50:12	Dark	39.000	77	Eps Cen	2.3030	28000.	78	9128	No
422	GOM_NL__2PRFIN20031128_195153_000000422022_00056_09128_9246.N1	28-NOV-2003 19:51:53	Dark	42.000	10	Bet Cen	0.61000	28000.	84	9128	No
423	GOM_NL__2PRFIN20031128_195617_000000412022_00057_09129_9210.N1	28-NOV-2003 19:56:17	Dark	40.500	124	The Car	2.7640	30000.	81	9129	No
424	GOM_NL__2PRFIN20031128_195758_000000422022_00057_09129_9211.N1	28-NOV-2003 19:57:58	Dark	41.500	159	Ups Car	2.9200	7200.0	83	9129	No
425	GOM_NL__2PRFIN20031128_200052_000000482022_00057_09129_9212.N1	28-NOV-2003 20:00:52	Dark	47.500	41	Eps Car	1.8600	4100.0	95	9129	No
426	GOM_NL__2PRFIN20031128_200242_000000512022_00057_09129_9213.N1	28-NOV-2003 20:02:42	Dark	51.000	34	Gam2Vel	1.7930	23000.	102	9129	No
427	GOM_NL__2PRFIN20031128_200421_000000612022_00057_09129_9214.N1	28-NOV-2003 20:04:21	Dark	61.000	70	Zet Pup	2.2460	39000.	122	9129	No
428	GOM_NL__2PRFIN20031128_200617_000000532022_00057_09129_9215.N1	28-NOV-2003 20:06:17	Dark	52.500	2	Alp Car	-0.73600	7000.0	105	9129	No
429	GOM_NL__2PRFIN20031128_200757_000000622022_00057_09129_9216.N1	28-NOV-2003 20:07:57	Dark	61.500	117	Pi Pup	2.7060	3800.0	123	9129	No
430	GOM_NL__2PRFIN20031128_201021_000000732022_00057_09129_9217.N1	28-NOV-2003 20:10:21	Dark	73.000	88	31Eta CMa	2.4480	20000.	146	9129	No
431	GOM_NL__2PRFIN20031128_201348_000000412022_00057_09129_9218.N1	28-NOV-2003 20:13:48	Straylight	40.500	157	The1Eri	2.9060	9300.0	81	9129	No
432	GOM_NL__2PRFIN20031128_201838_000001012022_00057_09129_9219.N1	28-NOV-2003 20:18:38	Straylight	100.50	1	9Alp CMa	-1.4400	11000.	201	9129	No
433	GOM_NL__2PRFIN20031128_202227_000000712022_00057_09129_9220.N1	28-NOV-2003 20:22:27	Straylight	71.000	7	19Bet Ori	0.10000	14000.	142	9129	No
434	GOM_NL__2PRFIN20031128_202541_000000692022_00057_09129_9221.N1	28-NOV-2003 20:25:41	Tw_i_and_stray	68.500	30	46Eps Ori	1.6940	30000.	137	9129	No
435	GOM_NL__2PRFIN20031128_202831_000000652022_00057_09129_9222.N1	28-NOV-2003 20:28:31	Tw_i_and_stray	65.000	27	24Gam Ori	1.6360	26000.	130	9129	No
436	GOM_NL__2PRFIN20031128_203123_000000392022_00057_09129_9223.N1	28-NOV-2003 20:31:23	Bright	39.000	105	6Bet Ari	2.6450	8900.0	78	9129	No
437	GOM_NL__2PRFIN20031128_203430_000000402022_00057_09129_9224.N1	28-NOV-2003 20:34:30	Bright	39.500	150	44Zet Per	2.8900	28000.	79	9129	No
438	GOM_NL__2PRFIN20031128_203638_000000392022_00057_09129_9225.N1	28-NOV-2003 20:36:38	Bright	39.000	79	26Bet Per	2.3100	13100.	78	9129	No
439	GOM_NL__2PRFIN20031128_203856_000000392022_00057_09129_9226.N1	28-NOV-2003 20:38:56	Bright	39.000	175	39Del Per	3.0100	19400.	78	9129	No
440	GOM_NL__2PRFIN20031128_204105_000000512022_00057_09129_9227.N1	28-NOV-2003 20:41:05	Bright	51.000	6	13Alp Aur	0.080000	3400.0	102	9129	No
441	GOM_NL__2PRFIN20031128_204323_000000382022_00057_09129_9228.N1	28-NOV-2003 20:43:23	Bright	38.000	74	11Bet Cas	2.2680	6600.0	76	9129	No
442	GOM_NL__2PRFIN20031128_205011_000000392022_00057_09129_9229.N1	28-NOV-2003 20:50:11	Bright	39.000	49	1Alp UMi	1.9900	6300.0	78	9129	No
443	GOM_NL__2PRFIN20031128_205449_000000402022_00057_09129_9230.N1	28-NOV-2003 20:54:49	Bright	40.000	60	7Bet UMi	2.0810	3950.0	80	9129	No
444	GOM_NL__2PRFIN20031128_205705_000000462022_00057_09129_9231.N1	28-NOV-2003 20:57:05	Bright	46.000	36	50Alp UMa	1.8000	6300.0	92	9129	No
445	GOM_NL__2PRFIN20031128_205841_000000482022_00057_09129_9232.N1	28-NOV-2003 20:58:41	Bright	48.000	82	48Bet UMa	2.3650	10600.	96	9129	No
446	GOM_NL__2PRFIN20031128_210031_000000382022_00057_09129_9233.N1	28-NOV-2003 21:00:31	Bright	38.000	55	79Zet UMa	2.0600	10200.	76	9129	No
447	GOM_NL__2PRFIN20031128_210208_000000402022_00057_09129_9234.N1	28-NOV-2003 21:02:08	Bright	40.000	39	85Eta UMa	1.8540	24000.	80	9129	No
448	GOM_NL__2PRFIN20031128_210457_000000372022_00057_09129_9235.N1	28-NOV-2003 21:04:57	Bright	37.000	180	27Gam Boo	3.0400	8000.0	74	9129	No
449	GOM_NL__2PRFIN20031128_210757_000000512022_00057_09129_9236.N1	28-NOV-2003 21:07:57	Bright	51.000	83		2.3780	11000.	102	9129	No
450	GOM_NL__2PRFIN20031128_211028_000000372022_00057_09129_9237.N1	28-NOV-2003 21:10:28	Bright	36.500	3	16Alp Boo	-0.050000	4250.0	73	9129	No
451	GOM_NL__2PRFIN20031128_211345_000000672022_00057_09129_9238.N1	28-NOV-2003 21:13:45	Bright	67.000	96	68Del Leo	2.5600	9300.0	134	9129	No
452	GOM_NL__2PRFIN20031128_211818_000002172022_00057_09129_9239.N1	28-NOV-2003 21:18:18	Straylight	216.50	51	41Gam1Leo	2.0100	4500.0	433	9129	No
453	GOM_NL__2PRFIN20031128_212306_000000442022_00057_09129_9240.N1	28-NOV-2003 21:23:06	Tw_i_and_stray	44.000	169	46Gam Hya	2.9910	4700.0	88	9129	No
454	GOM_NL__2PRFIN20031128_212429_000000482022_00057_09129_9241.N1	28-NOV-2003 21:24:29	Twilight	47.500	106	9Bet Crv	2.6480	5600.0	95	9129	No
455	GOM_NL__2PRFIN20031128_212637_000000432022_00057_09129_9242.N1	28-NOV-2003 21:26:37	Twilight	43.000	123	1ot Cen	2.7500	10200.	86	9129	No

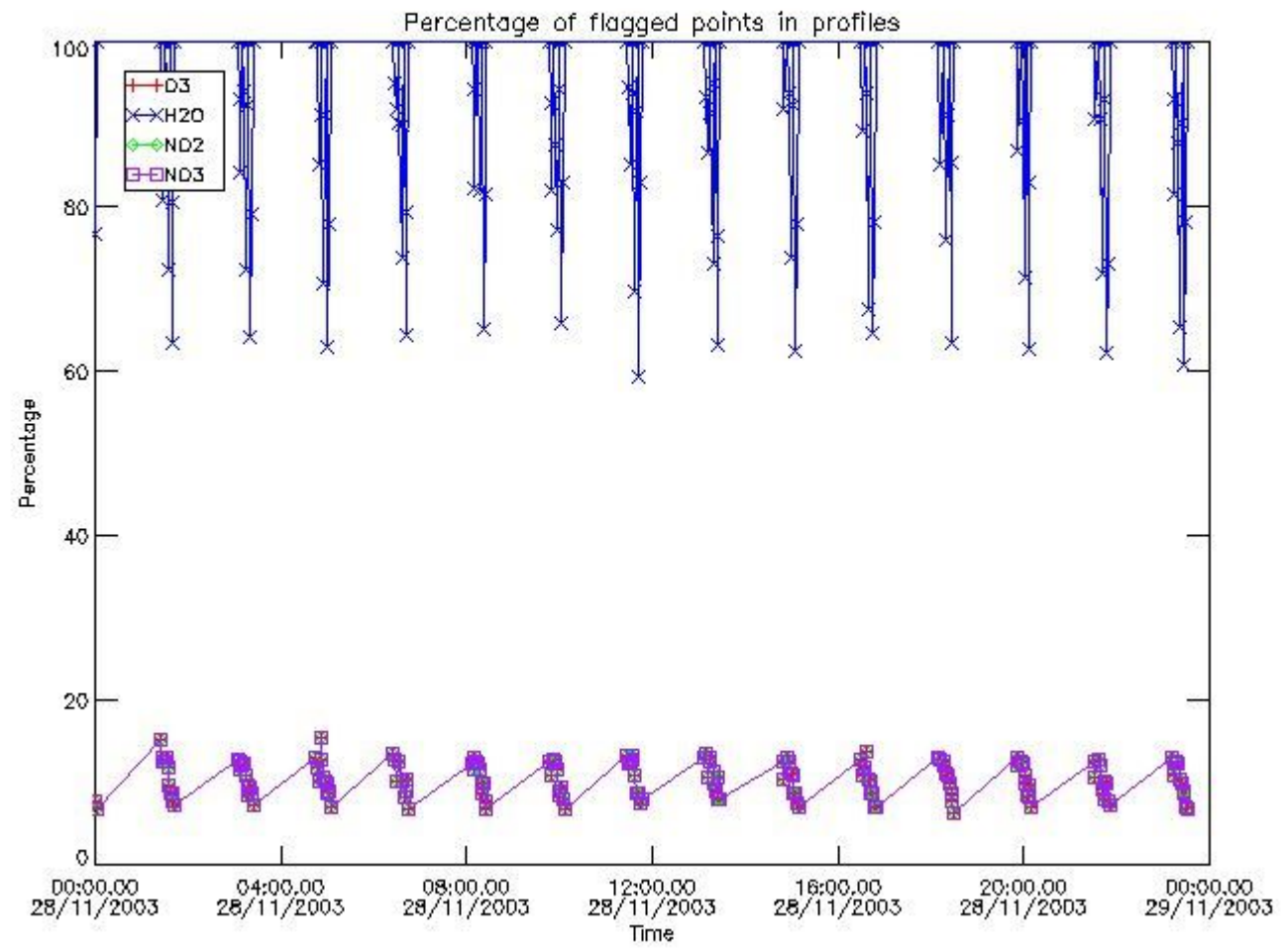
456	GOM_NL__2PRFIN20031128_213047_000000412022_00057_09129_9243.N1	28-NOV-2003 21:30:47	Dark	40.500	77	Eps Cen	2.3030	28000.	81	9129	No
457	GOM_NL__2PRFIN20031128_213229_000000482022_00057_09129_9244.N1	28-NOV-2003 21:32:29	Dark	48.000	10	Bet Cen	0.61000	28000.	96	9129	No
458	GOM_NL__2PRFIN20031128_213654_000000402022_00058_09130_9211.N1	28-NOV-2003 21:36:54	Dark	40.000	124	The Car	2.7640	30000.	80	9130	No
459	GOM_NL__2PRFIN20031128_213834_000000432022_00058_09130_9212.N1	28-NOV-2003 21:38:34	Dark	42.500	159	Ups Car	2.9200	7200.0	85	9130	No
460	GOM_NL__2PRFIN20031128_214128_000000562022_00058_09130_9213.N1	28-NOV-2003 21:41:28	Dark	55.500	41	Eps Car	1.8600	4100.0	111	9130	No
461	GOM_NL__2PRFIN20031128_214319_000000512022_00058_09130_9214.N1	28-NOV-2003 21:43:19	Dark	50.500	34	Gam2Vel	1.7930	23000.	101	9130	No
462	GOM_NL__2PRFIN20031128_214457_000000652022_00058_09130_9215.N1	28-NOV-2003 21:44:57	Dark	64.500	70	Zet Pup	2.2460	39000.	129	9130	No
463	GOM_NL__2PRFIN20031128_214653_000000522022_00058_09130_9216.N1	28-NOV-2003 21:46:53	Dark	52.000	2	Alp Car	-0.73600	7000.0	104	9130	No
464	GOM_NL__2PRFIN20031128_214834_000000662022_00058_09130_9217.N1	28-NOV-2003 21:48:34	Dark	65.500	117	Pi Pup	2.7060	3800.0	131	9130	No
465	GOM_NL__2PRFIN20031128_215058_000000712022_00058_09130_9218.N1	28-NOV-2003 21:50:58	Dark	70.500	88	31Eta CMa	2.4480	20000.	141	9130	No
466	GOM_NL__2PRFIN20031128_215424_000000402022_00058_09130_9219.N1	28-NOV-2003 21:54:24	Straylight	39.500	157	The1Eri	2.9060	9300.0	79	9130	No
467	GOM_NL__2PRFIN20031128_215914_000001012022_00058_09130_9220.N1	28-NOV-2003 21:59:14	Straylight	101.00	1	9Alp CMa	-1.4400	11000.	202	9130	No
468	GOM_NL__2PRFIN20031128_220243_000000702022_00058_09130_9221.N1	28-NOV-2003 22:02:43	Straylight	70.000	56	53Kap Ori	2.0650	30000.	140	9130	No
469	GOM_NL__2PRFIN20031128_220617_000000702022_00058_09130_9222.N1	28-NOV-2003 22:06:17	Tw_i_and_stray	70.000	30	46Eps Ori	1.6940	30000.	140	9130	No
470	GOM_NL__2PRFIN20031128_220906_000000652022_00058_09130_9223.N1	28-NOV-2003 22:09:06	Tw_i_and_stray	65.000	27	24Gam Ori	1.6360	26000.	130	9130	No
471	GOM_NL__2PRFIN20031128_221200_000000362022_00058_09130_9224.N1	28-NOV-2003 22:12:00	Bright	36.000	105	6Bet Ari	2.6450	8900.0	72	9130	No
472	GOM_NL__2PRFIN20031128_221505_000000422022_00058_09130_9225.N1	28-NOV-2003 22:15:05	Bright	41.500	150	44Zet Per	2.8900	28000.	83	9130	No
473	GOM_NL__2PRFIN20031128_221714_000000392022_00058_09130_9226.N1	28-NOV-2003 22:17:14	Bright	39.000	79	26Bet Per	2.3100	13100.	78	9130	No
474	GOM_NL__2PRFIN20031128_221931_000000402022_00058_09130_9227.N1	28-NOV-2003 22:19:31	Bright	39.500	175	39Del Per	3.0100	19400.	79	9130	No
475	GOM_NL__2PRFIN20031128_222140_000000582022_00058_09130_9228.N1	28-NOV-2003 22:21:40	Bright	58.000	6	13Alp Aur	0.080000	3400.0	116	9130	No
476	GOM_NL__2PRFIN20031128_222325_000000392022_00058_09130_9229.N1	28-NOV-2003 22:23:25	Bright	38.500	76	27Gam Cas	2.3000	30000.	77	9130	No
477	GOM_NL__2PRFIN20031128_223047_000000372022_00058_09130_9230.N1	28-NOV-2003 22:30:47	Bright	37.000	49	1Alp UMi	1.9900	6300.0	74	9130	No
478	GOM_NL__2PRFIN20031128_223524_000000412022_00058_09130_9231.N1	28-NOV-2003 22:35:24	Bright	41.000	60	7Bet UMi	2.0810	3950.0	82	9130	No
479	GOM_NL__2PRFIN20031128_223740_000000462022_00058_09130_9232.N1	28-NOV-2003 22:37:40	Bright	46.000	36	50Alp UMa	1.8000	6300.0	92	9130	No
480	GOM_NL__2PRFIN20031128_223917_000000472022_00058_09130_9233.N1	28-NOV-2003 22:39:17	Bright	46.500	82	48Bet UMa	2.3650	10600.	93	9130	No
481	GOM_NL__2PRFIN20031128_224107_000000402022_00058_09130_9234.N1	28-NOV-2003 22:41:07	Bright	39.500	55	79Zet UMa	2.0600	10200.	79	9130	No
482	GOM_NL__2PRFIN20031128_224244_000000402022_00058_09130_9235.N1	28-NOV-2003 22:42:44	Bright	40.000	39	85Eta UMa	1.8540	24000.	80	9130	No
483	GOM_NL__2PRFIN20031128_224533_000000442022_00058_09130_9236.N1	28-NOV-2003 22:45:33	Bright	43.500	180	27Gam Boo	3.0400	8000.0	87	9130	No
484	GOM_NL__2PRFIN20031128_224831_000000392022_00058_09130_9237.N1	28-NOV-2003 22:48:31	Bright	39.000	83		2.3780	11000.	78	9130	No
485	GOM_NL__2PRFIN20031128_225105_000000362022_00058_09130_9238.N1	28-NOV-2003 22:51:05	Bright	36.000	3	16Alp Boo	-0.050000	4250.0	72	9130	No
486	GOM_NL__2PRFIN20031128_225422_000000672022_00058_09130_9239.N1	28-NOV-2003 22:54:22	Bright	67.000	96	68Del Leo	2.5600	9300.0	134	9130	No
487	GOM_NL__2PRFIN20031128_225857_000001932022_00058_09130_9240.N1	28-NOV-2003 22:58:57	Straylight	192.50	51	41Gam1Leo	2.0100	4500.0	385	9130	No
488	GOM_NL__2PRFIN20031128_230418_000000482022_00058_09130_9241.N1	28-NOV-2003 23:04:18	Tw_i_and_stray	48.000	100	4Gam Crv	2.5800	13100.	96	9130	No
489	GOM_NL__2PRFIN20031128_230713_000000422022_00058_09130_9242.N1	28-NOV-2003 23:07:13	Twilight	41.500	123	lot Cen	2.7500	10200.	83	9130	No
490	GOM_NL__2PRFIN20031128_231124_000000392022_00058_09130_9243.N1	28-NOV-2003 23:11:24	Dark	39.000	77	Eps Cen	2.3030	28000.	78	9130	No
491	GOM_NL__2PRFIN20031128_231342_000000432022_00058_09130_9244.N1	28-NOV-2003 23:13:42	Dark	43.000	20	Bet Cru	1.2530	30000.	86	9130	No
492	GOM_NL__2PRFIN20031128_231453_000000472022_00059_09131_9211.N1	28-NOV-2003 23:14:53	Dark	46.500	12	Alp1Cru	0.77500	30000.	93	9131	No
493	GOM_NL__2PRFIN20031128_231730_000000412022_00059_09131_9212.N1	28-NOV-2003 23:17:30	Dark	41.000	124	The Car	2.7640	30000.	82	9131	No
494	GOM_NL__2PRFIN20031128_231910_000000422022_00059_09131_9213.N1	28-NOV-2003 23:19:10	Dark	41.500	159	Ups Car	2.9200	7200.0	83	9131	No
495	GOM_NL__2PRFIN20031128_232205_000000502022_00059_09131_9214.N1	28-NOV-2003 23:22:05	Dark	49.500	41	Eps Car	1.8600	4100.0	99	9131	No
496	GOM_NL__2PRFIN20031128_232355_000000512022_00059_09131_9215.N1	28-NOV-2003 23:23:55	Dark	51.000	34	Gam2Vel	1.7930	23000.	102	9131	No
497	GOM_NL__2PRFIN20031128_232532_000000632022_00059_09131_9216.N1	28-NOV-2003 23:25:32	Dark	63.000	70	Zet Pup	2.2460	39000.	126	9131	No
498	GOM_NL__2PRFIN20031128_232730_000000592022_00059_09131_9217.N1	28-NOV-2003 23:27:30	Dark	59.000	2	Alp Car	-0.73600	7000.0	118	9131	No
499	GOM_NL__2PRFIN20031128_232911_000000732022_00059_09131_9218.N1	28-NOV-2003 23:29:11	Dark	73.000	117	Pi Pup	2.7060	3800.0	146	9131	No
500	GOM_NL__2PRFIN20031128_233134_000000752022_00059_09131_9219.N1	28-NOV-2003 23:31:34	Dark	74.500	88	31Eta CMa	2.4480	20000.	149	9131	No
501	GOM_NL__2PRFIN20031128_233501_000000372022_00059_09131_9220.N1	28-NOV-2003 23:35:01	Straylight	37.000	157	The1Eri	2.9060	9300.0	74	9131	No
502	GOM_NL__2PRFIN20031128_233950_000001122022_00059_09131_9221.N1	28-NOV-2003 23:39:50	Straylight	111.50	1	9Alp CMa	-1.4400	11000.	223	9131	No
503	GOM_NL__2PRFIN20031128_234319_000000662022_00059_09131_9222.N1	28-NOV-2003 23:43:19	Straylight	65.500	56	53Kap Ori	2.0650	30000.	131	9131	No
504	GOM_NL__2PRFIN20031128_234652_000000652022_00059_09131_9223.N1	28-NOV-2003 23:46:52	Tw_i_and_stray	65.000	30	46Eps Ori	1.6940	30000.	130	9131	No
505	GOM_NL__2PRFIN20031128_234941_000000702022_00059_09131_9224.N1	28-NOV-2003 23:49:41	Tw_i_and_stray	69.500	27	24Gam Ori	1.6360	26000.	139	9131	No
506	GOM_NL__2PRFIN20031128_235236_000000372022_00059_09131_9225.N1	28-NOV-2003 23:52:36	Bright	37.000	105	6Bet Ari	2.6450	8900.0	74	9131	No
507	GOM_NL__2PRFIN20031128_235541_000000422022_00059_09131_9226.N1	28-NOV-2003 23:55:41	Bright	41.500	150	44Zet Per	2.8900	28000.	83	9131	No
508	GOM_NL__2PRFIN20031128_235750_000000392022_00059_09131_9227.N1	28-NOV-2003 23:57:50	Bright	38.500	79	26Bet Per	2.3100	13100.	77	9131	No

3. Quality information per product

In this section it is plotted some information contained in the Quality Summary data set of the level 2 products. Only products in dark limb conditions and without errors (error flag in

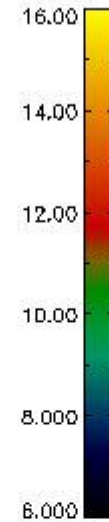
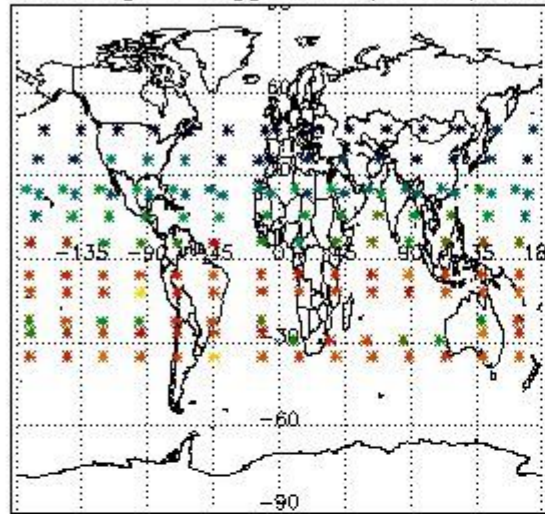
the MPH set to "0") are used.

3.1 Plot quality information per product (time dependant)

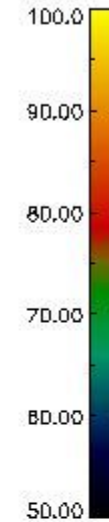
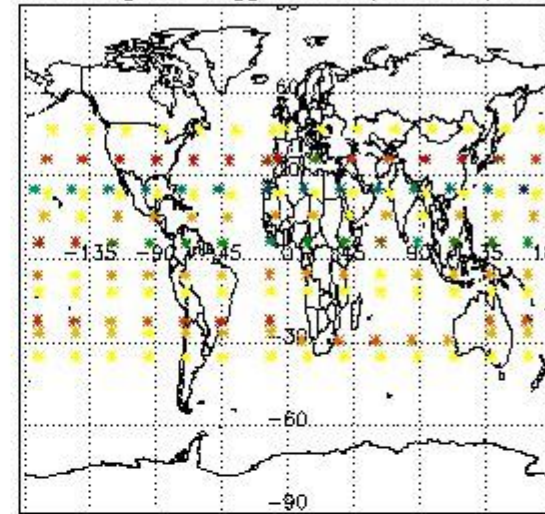


3.2 Plot quality information per product (world map)

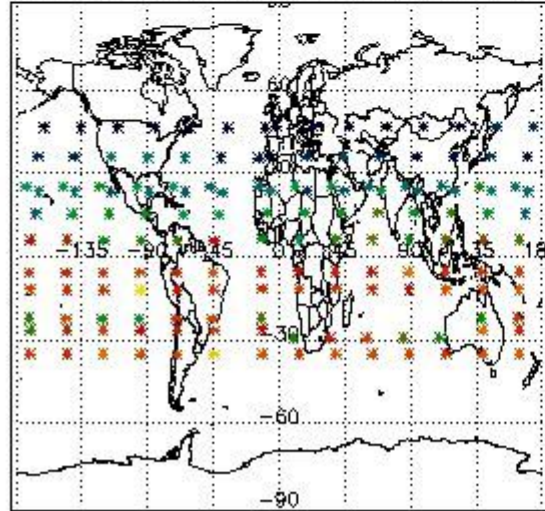
Percentage of flagged data per O3 profile



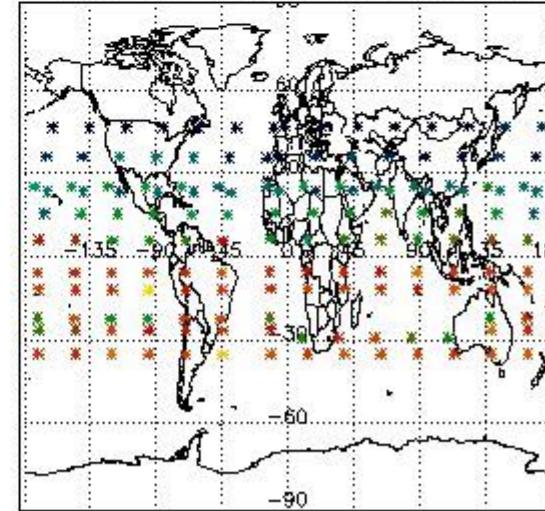
Percentage of flagged data per H2O profile



Percentage of flagged data per NO2 profile



Percentage of flagged data per NO3 profile

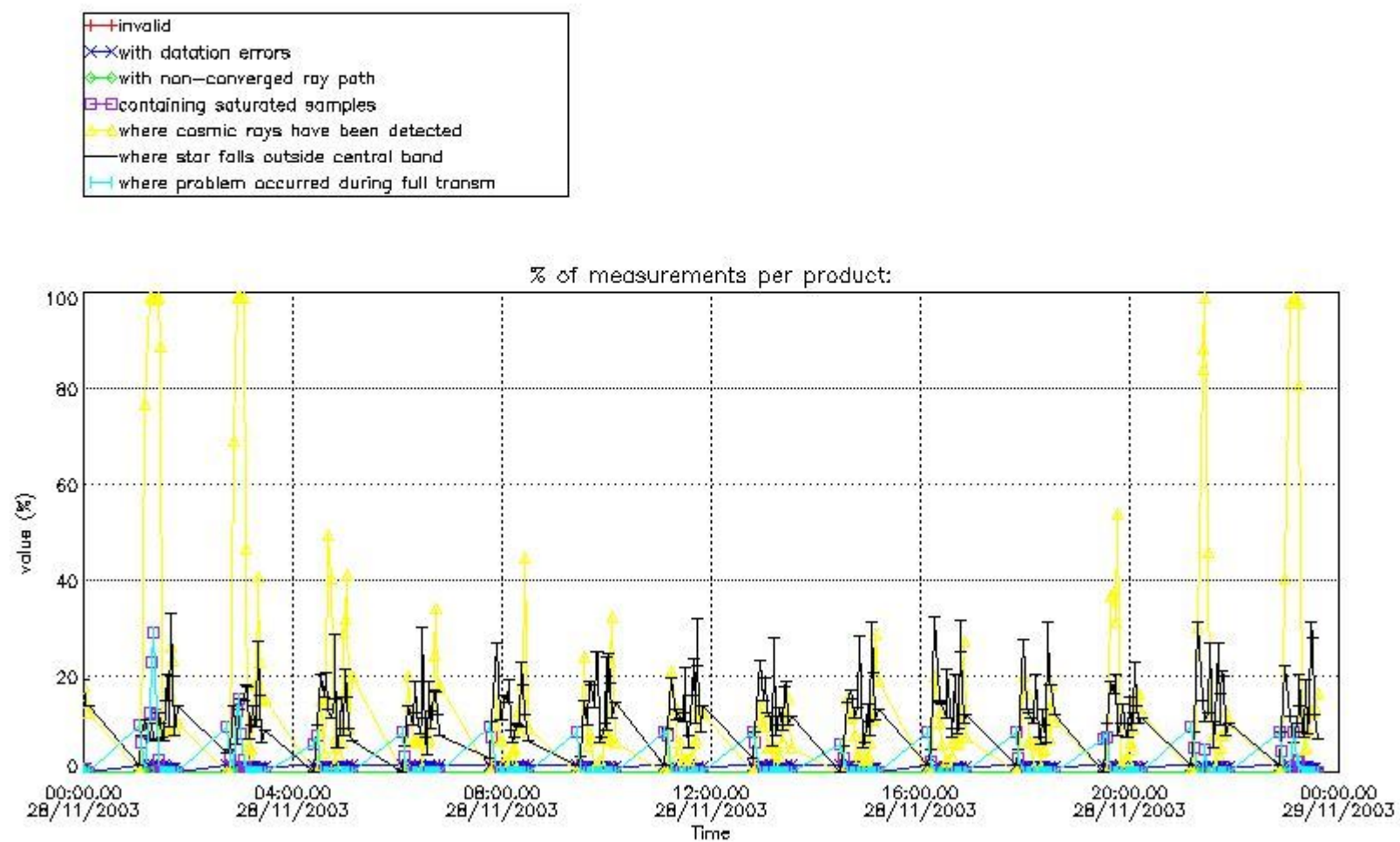


4. Level 1 quality information per product

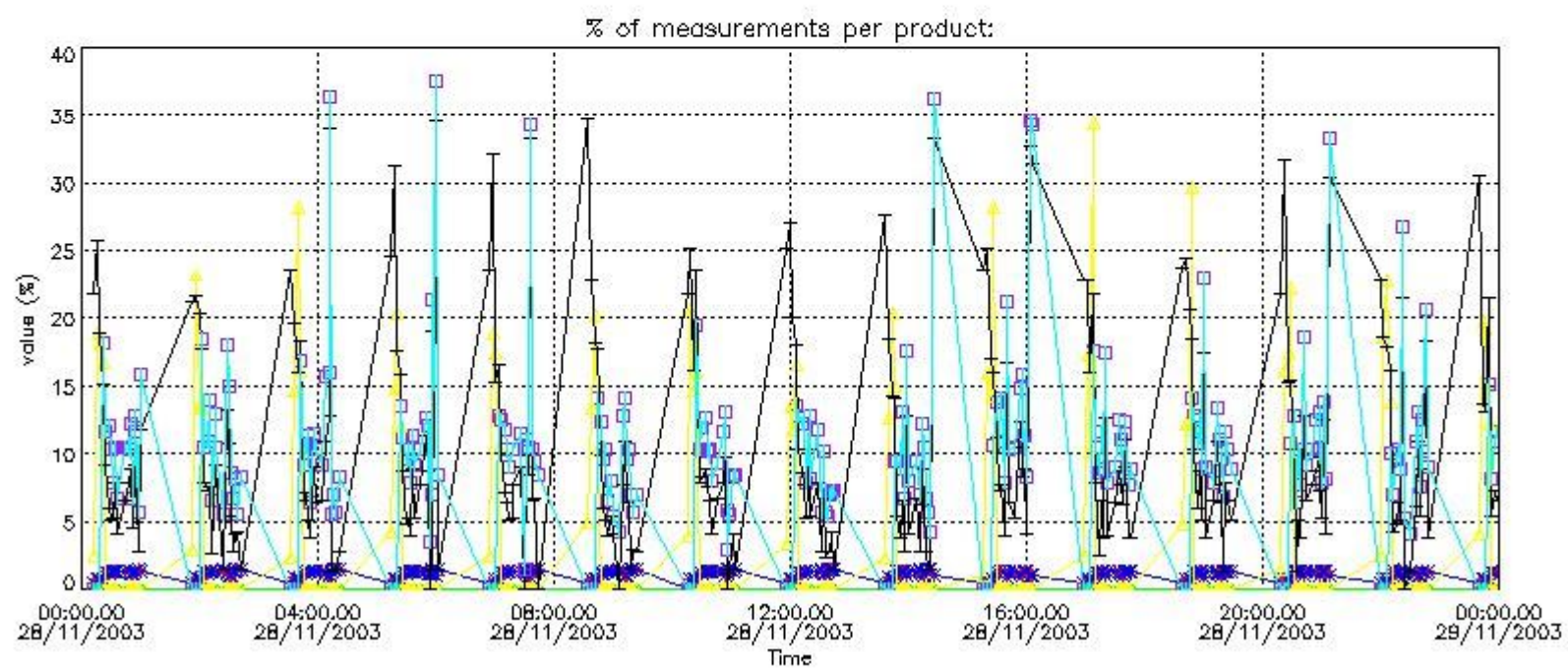
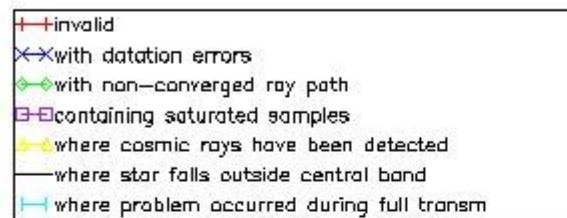
In this section it is plotted some information contained in the Quality Summary data set of the level 2 products that comes from the level 1b processing. Products without errors (error flag in the MPH set to "0") are used.

4.1 Plot quality information per product (time dependant) coming from level 1b processing

4.1.1 Plot level 1 quality information per product (time dependant): ENVISAT ASCENDING passes



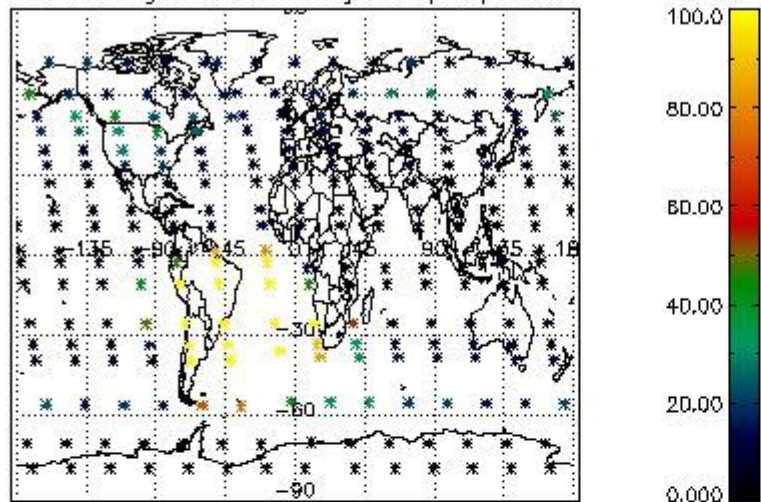
4.1.2 Plot level 1 quality information per product (time dependant): ENVI SAT DESCENDING passes



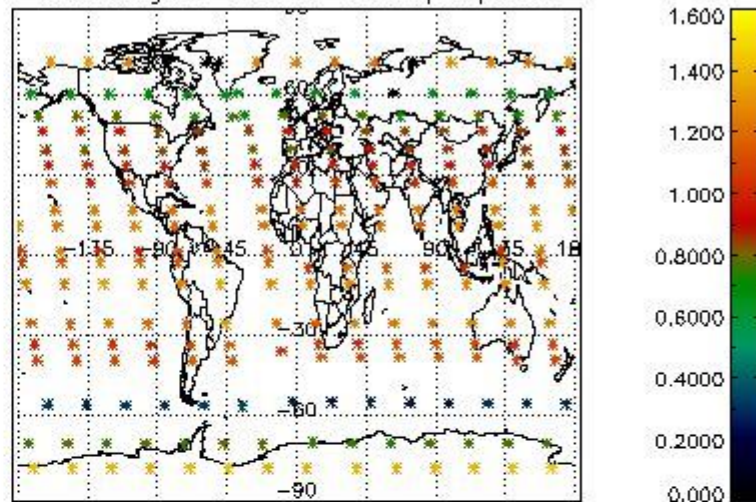
4.2 Plot quality information per product coming from level 1b processing (world map)

4.2.1 Plot level 1 quality information per product (world map): ENVISAT ASCENDING passes

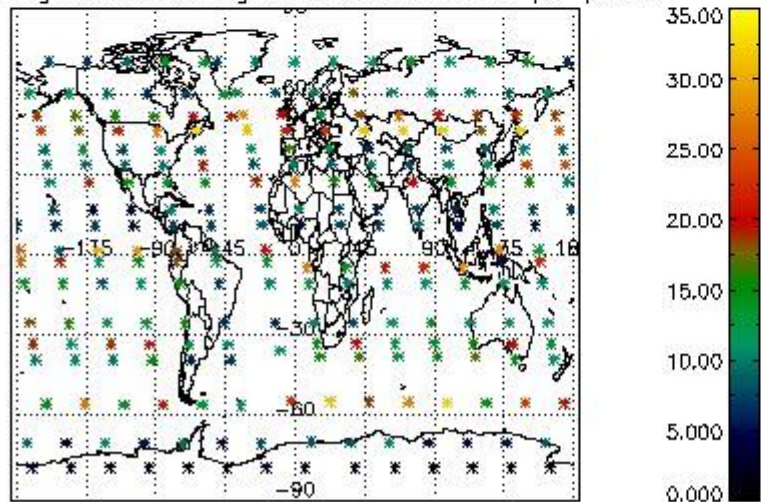
Percentage of cosmic ray hits per profile



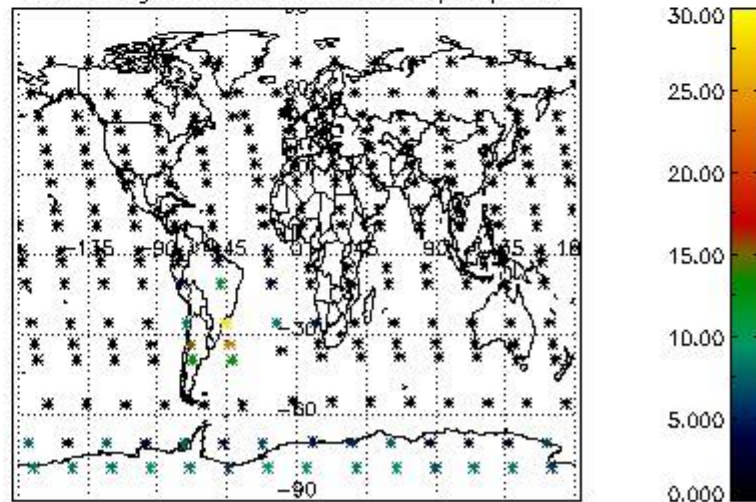
Percentage of datation errors per profile



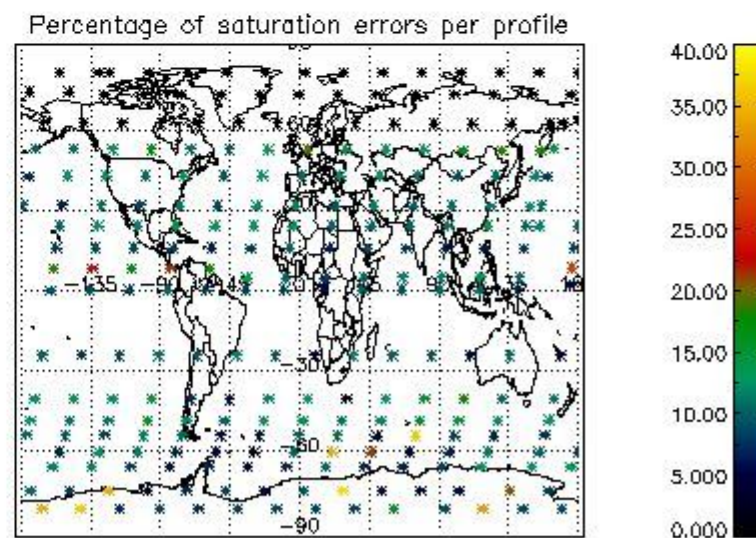
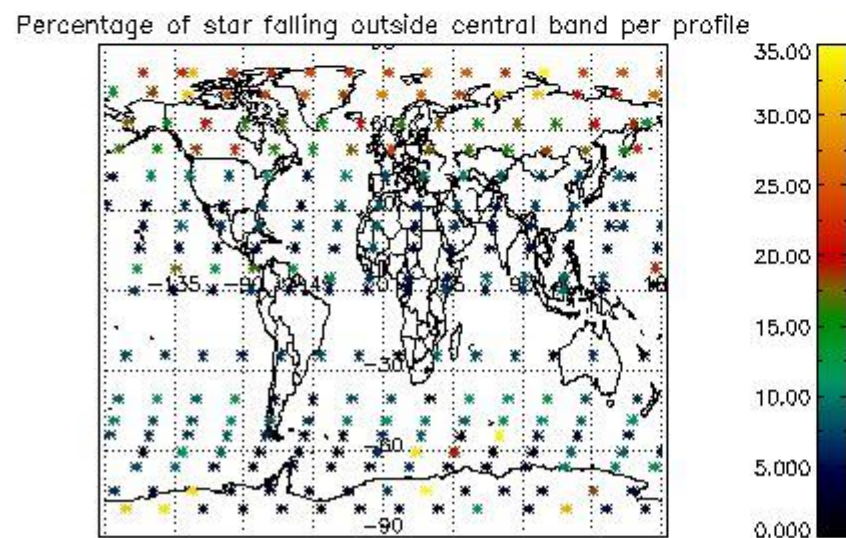
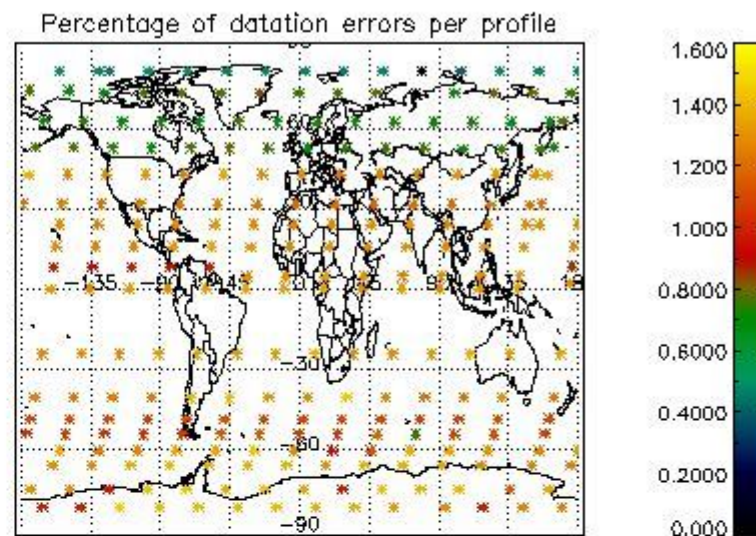
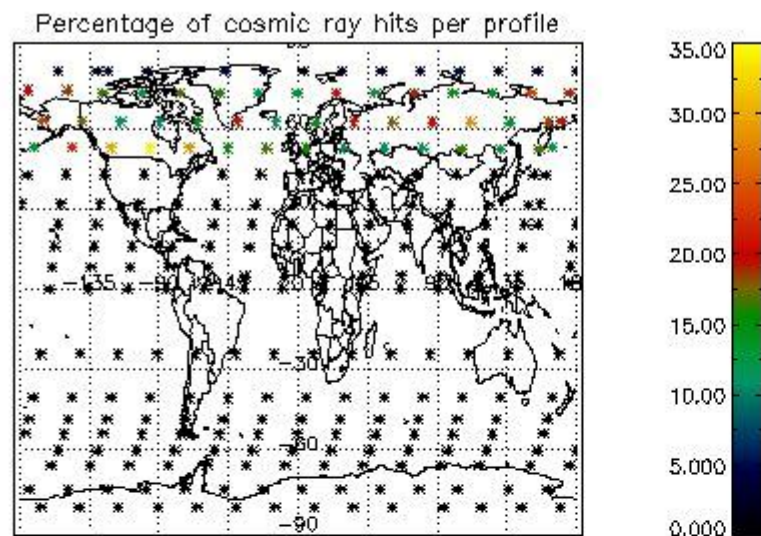
Percentage of star falling outside central band per profile



Percentage of saturation errors per profile



4.2.2 Plot level 1 quality information per product (world map): ENVISAT DESCENDING passes



5. Trace gas profiles

5.1 Ozone statistics based on quality of products

The final quality of the products can be "measured" using the STD (Standard Deviation) attached to every point profile. This information is written to the parameter GOM_NL__2P/NL_LOCAL_SPECIES_DENSITY/o3_std of the level 2 products. The table below shows the statistics for given STD ranges.

The statistics are given with respect to the overall valid production:

- Products without fatal errors: GOM_NL__2P/MPH/PRODUCT_ERR=0
- Valid point profile: GOM_NL__2P/NL_LOCAL_SPECIES_DENSITY/pcd(0)=0

The 'Criteria' is applied to valid points of dark limb products:

- Products in dark limb illumination condition: GOM_NL__2P/NL_SUMMARY_QUALITY/obs_ill_cond=0
- Products without fatal errors: GOM_NL__2P/MPH/PRODUCT_ERR=0
- Valid point profile: GOM_NL__2P/NL_LOCAL_SPECIES_DENSITY/pcd(0)=0

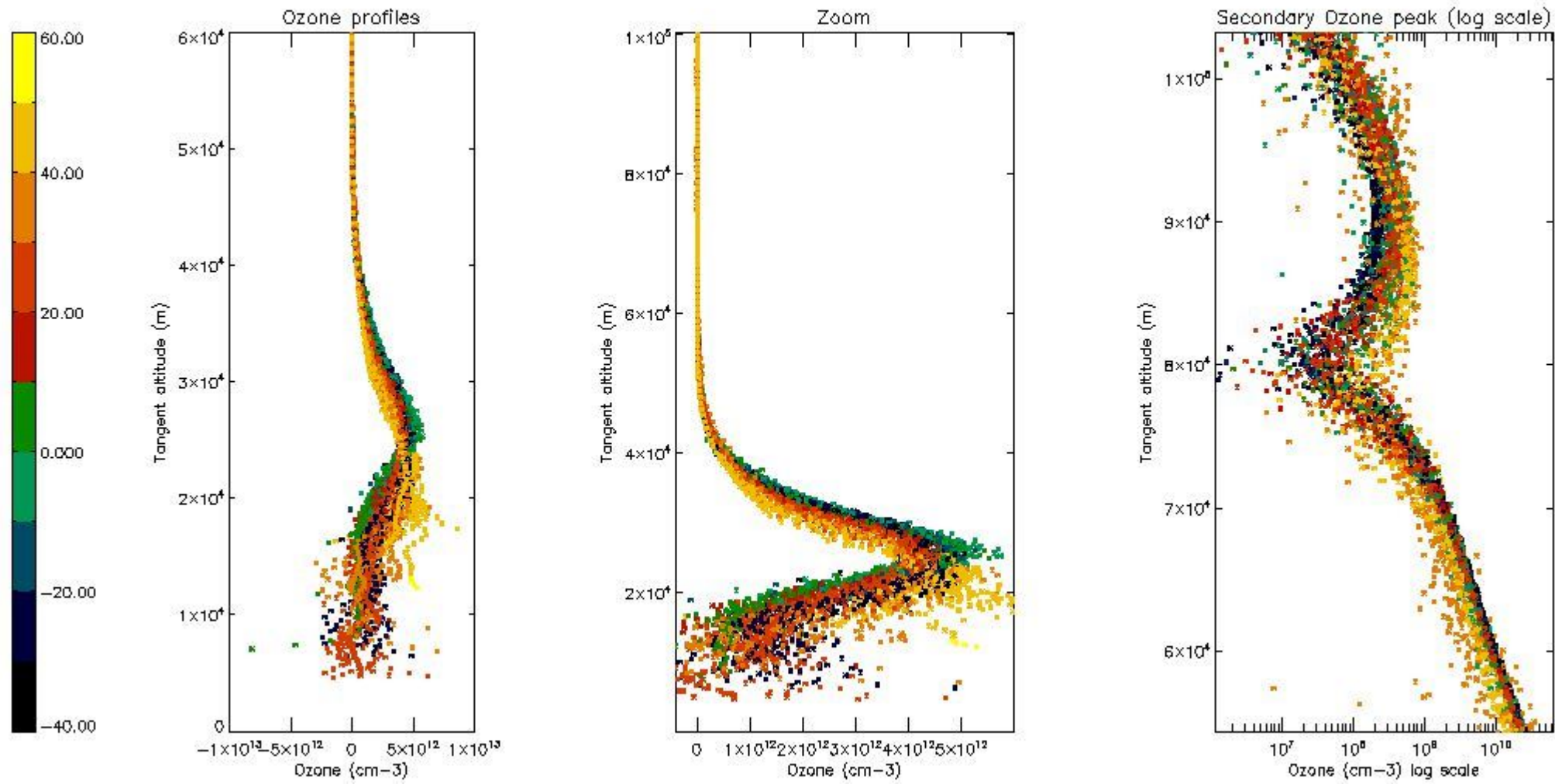
So, the table below shows the percentage of dark limb and valid observations for each criteria with respect to the overall valid daily observations.

Criteria	% of total production
All STD	29
STD < 20	19

STD < 10	16
STD < 5	12

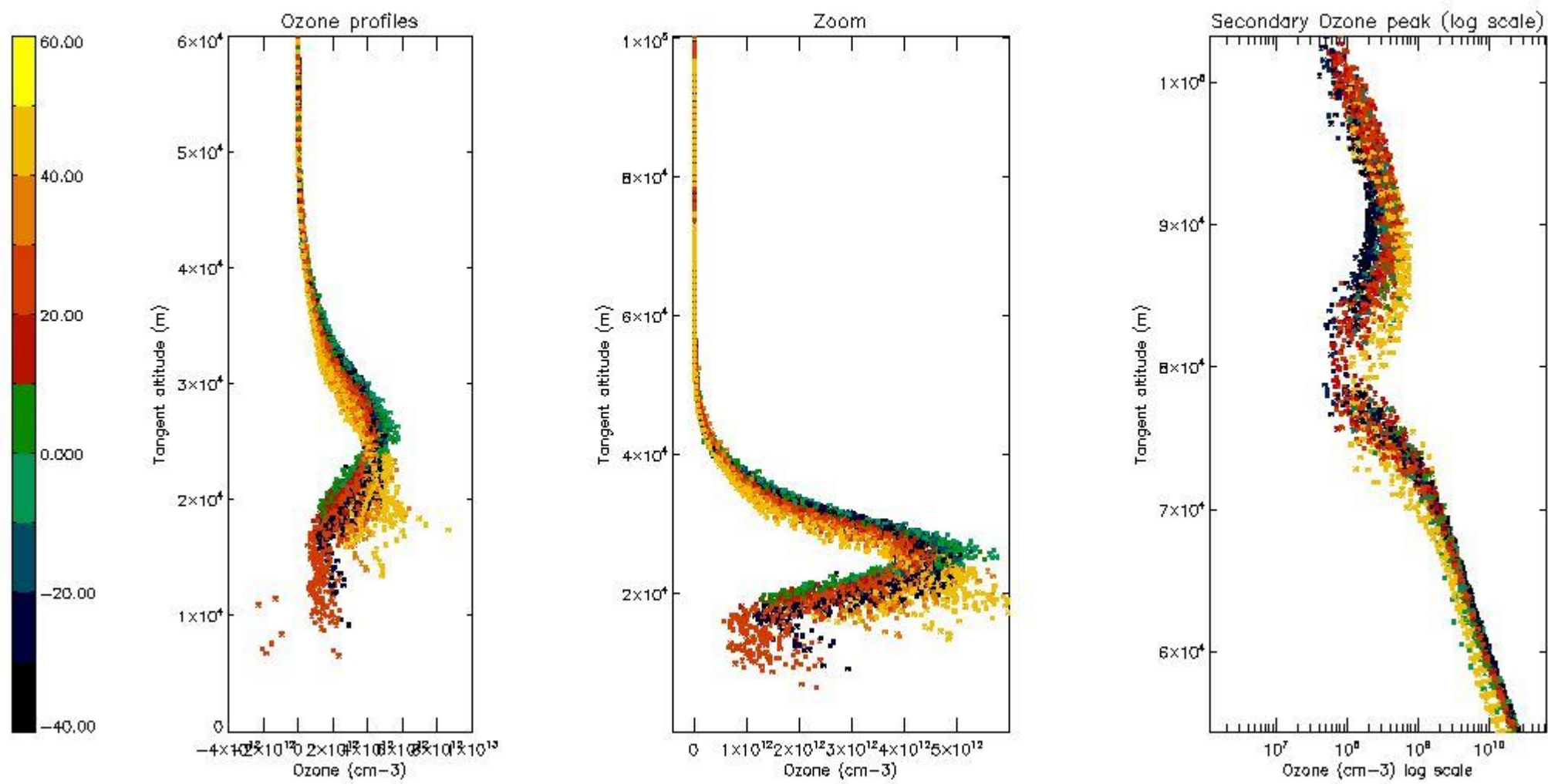
5.2 Plot ozone profiles for all STD (dark without errors)

The colorbar represents the latitude.



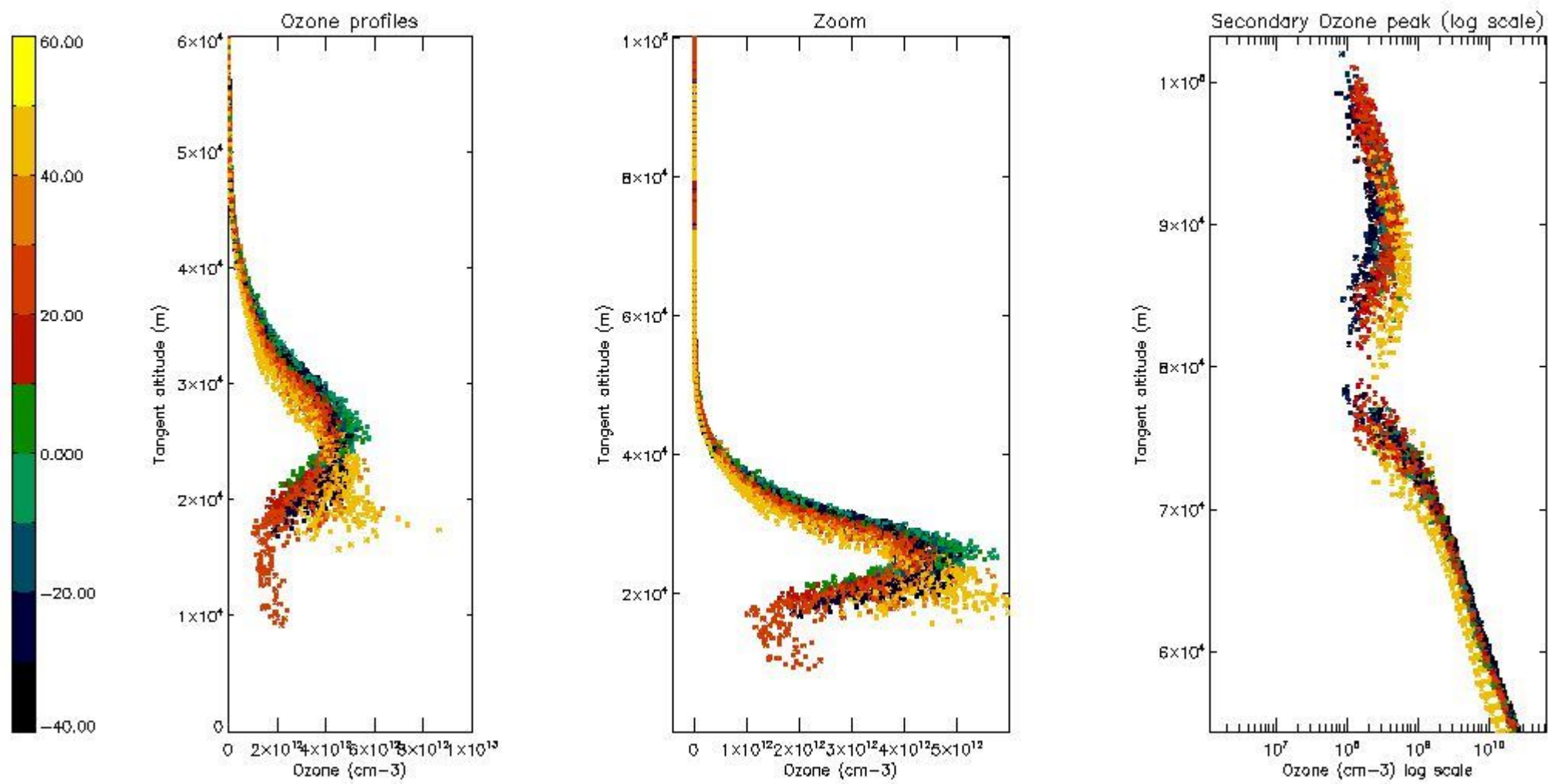
5.3 Plot ozone profiles where STD < 20% (dark without errors)

The colorbar represents the latitude.



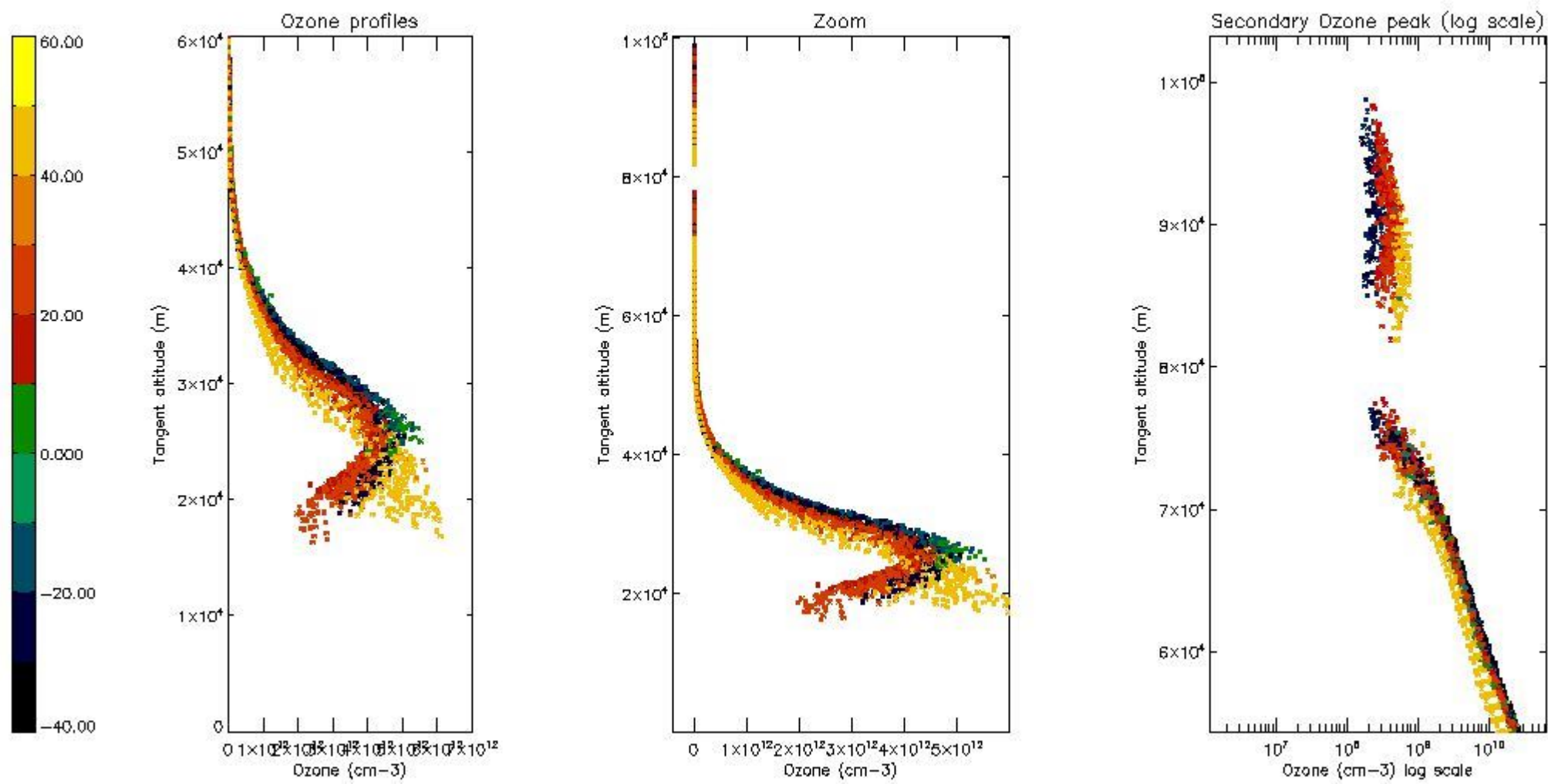
5.4 Plot ozone profiles where STD < 10% (dark without errors)

The colorbar represents the latitude.



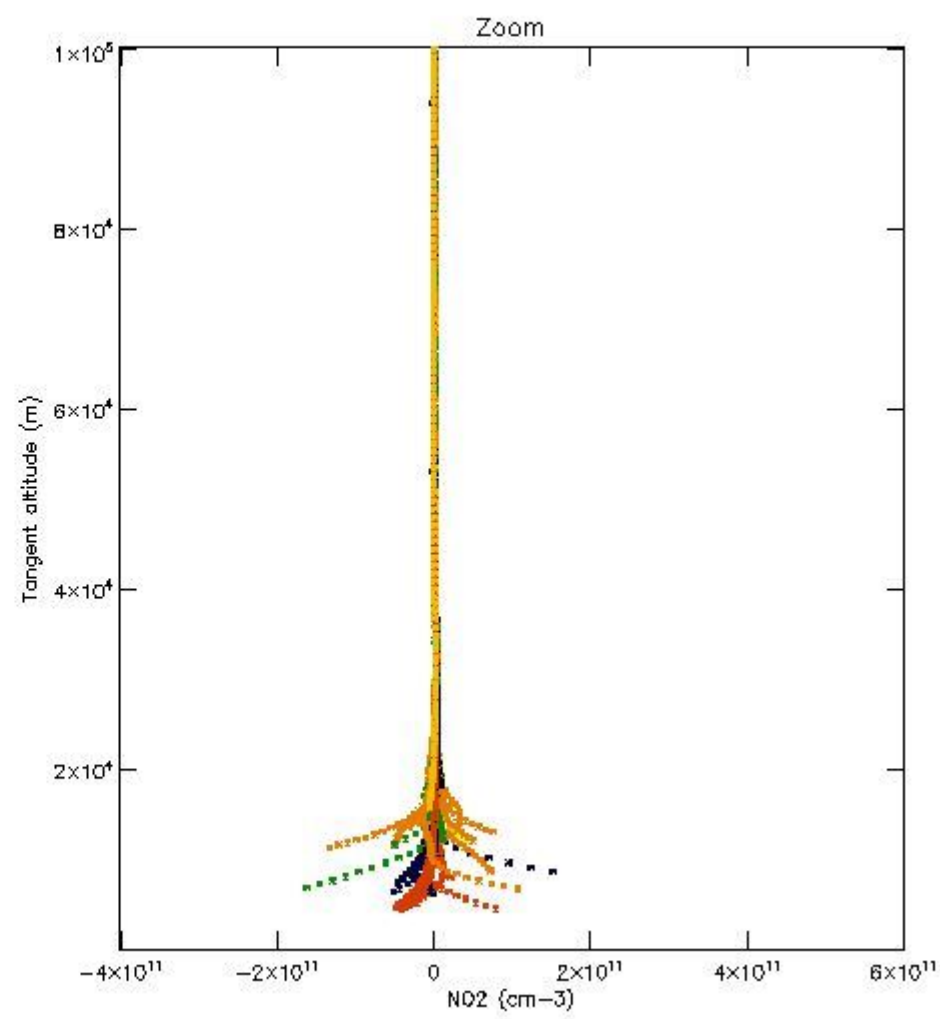
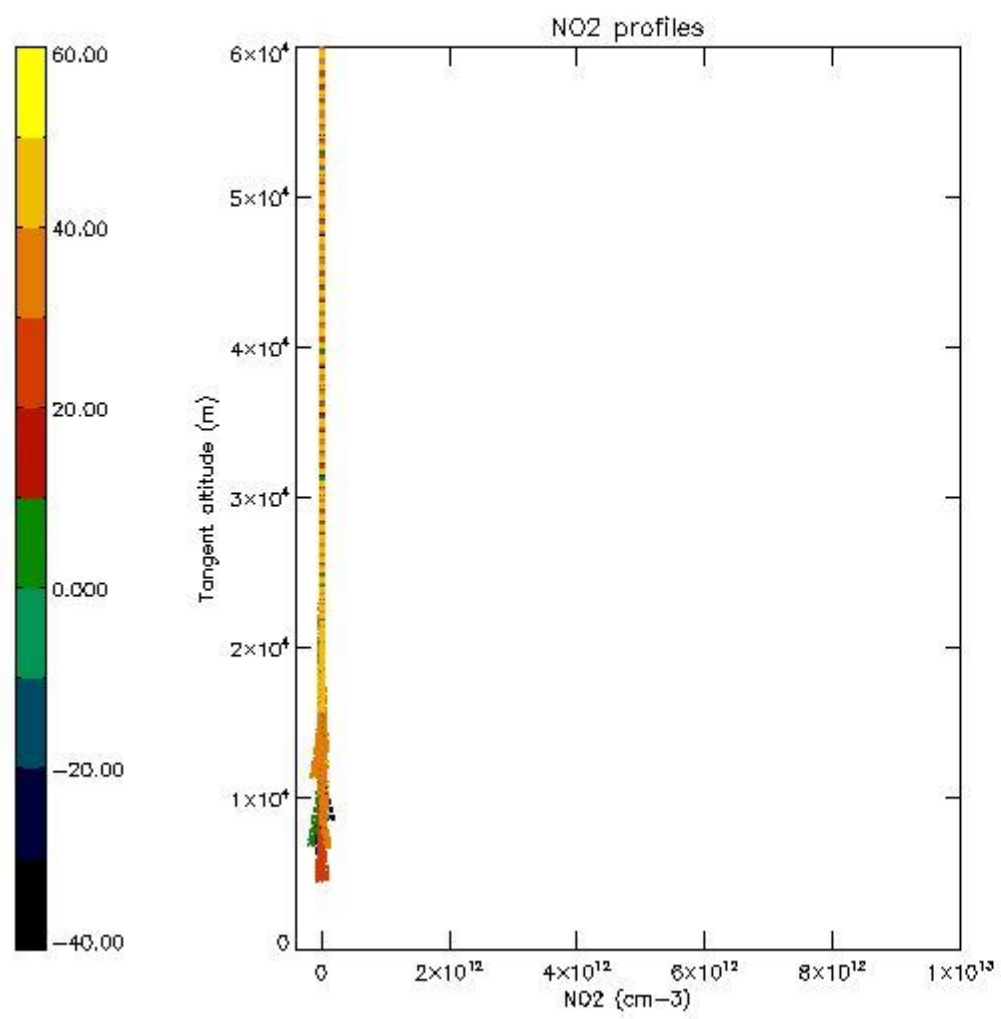
5.5 Plot ozone profiles where STD < 5% (dark without errors)

The colorbar represents the latitude.



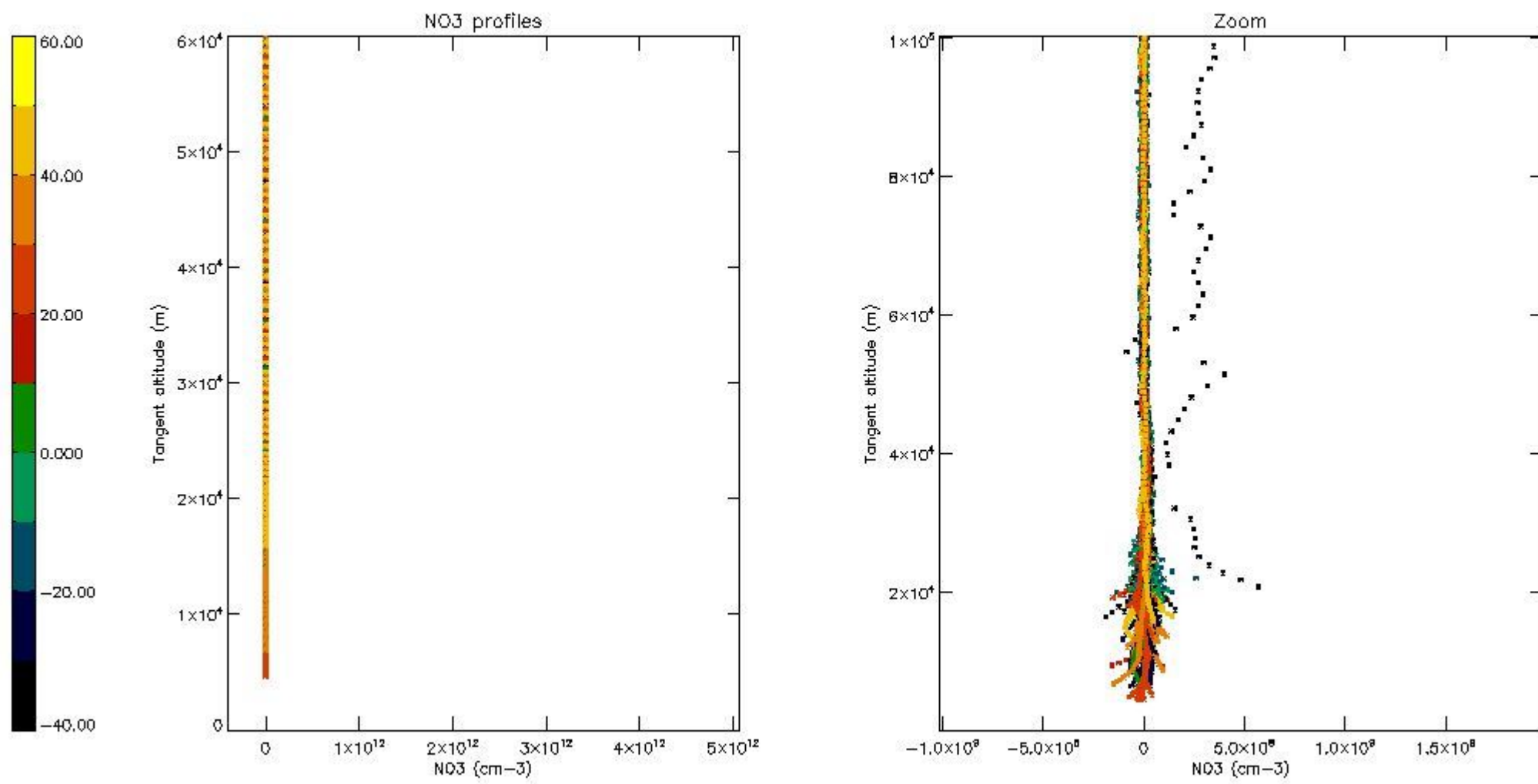
5.6 Plot NO₂ profiles for all STD (dark without errors)

The colorbar represents the latitude.



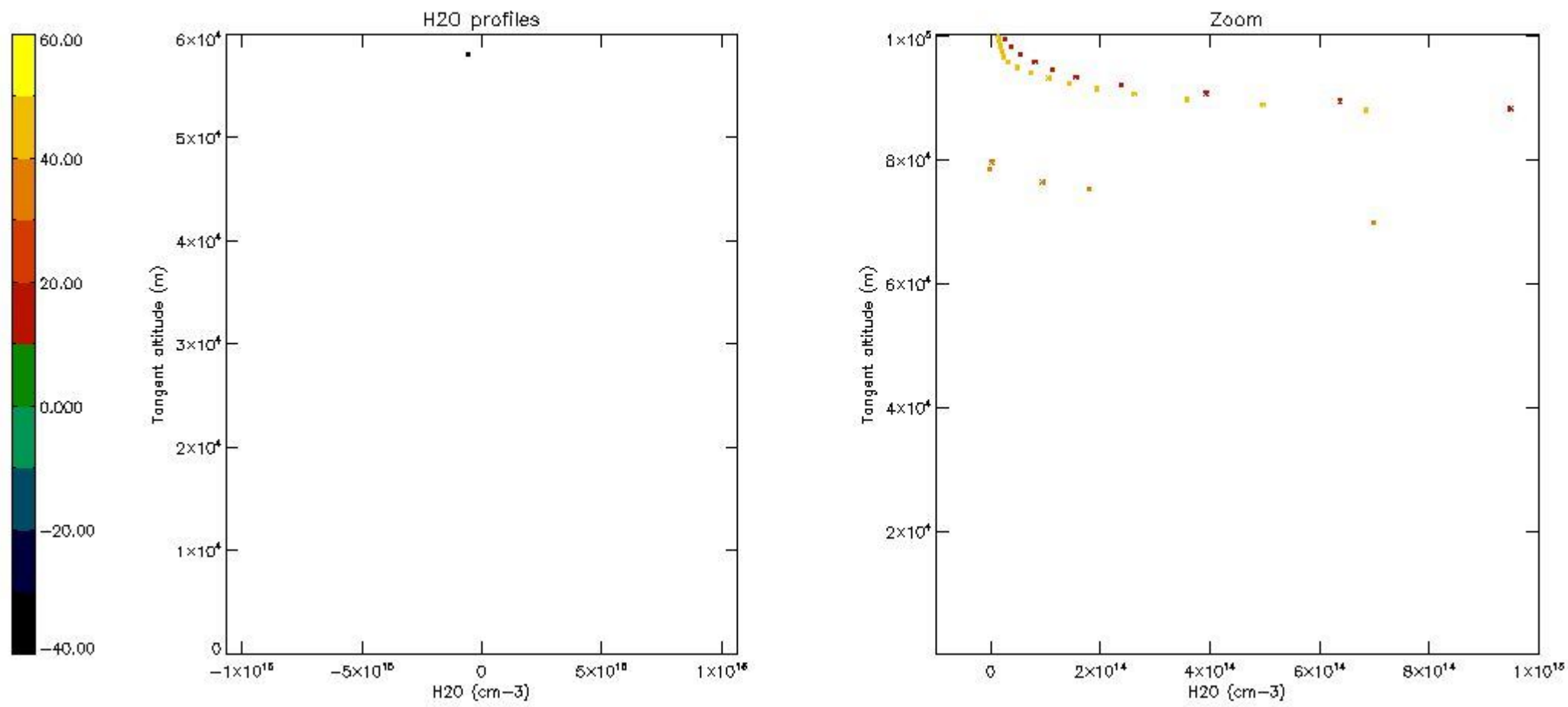
5.7 Plot NO3 profiles for all STD (dark without errors)

The colorbar represents the latitude.



5.8 Plot H₂O profiles for all STD (only for occultations of stars 1,2,3,4,13,14,16,26,63 dark without errors)

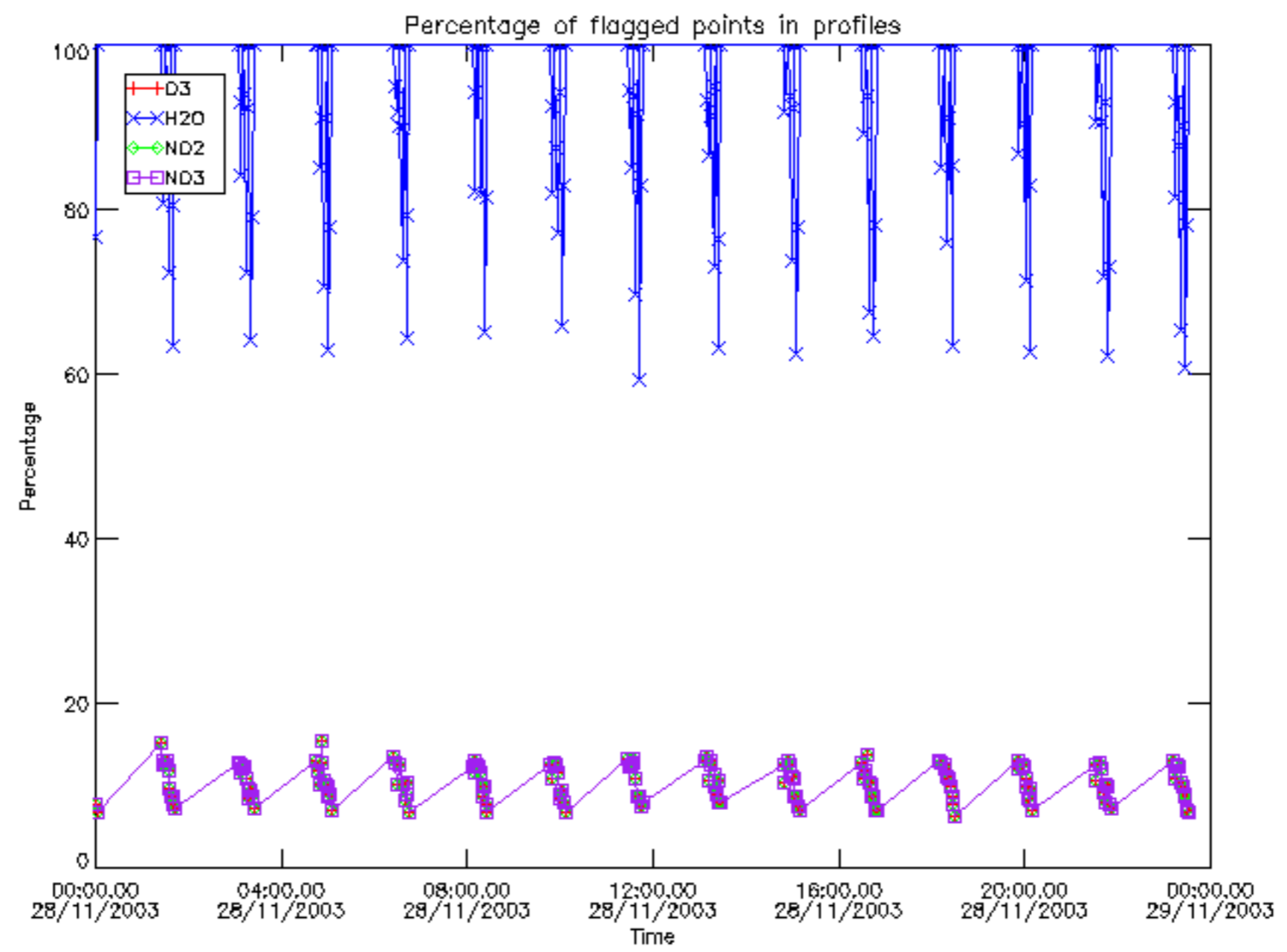
The colorbar represents the latitude.



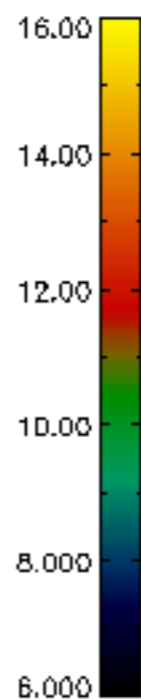
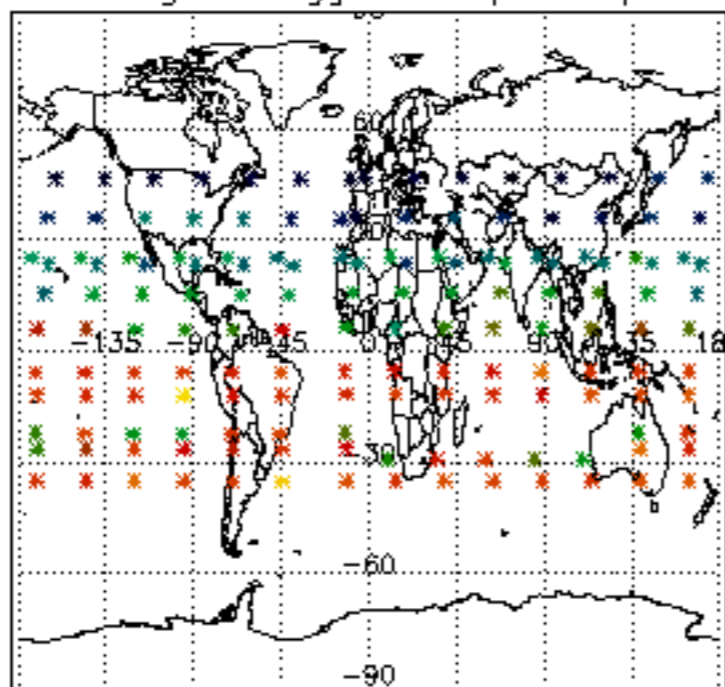
6. Auxiliary Data Files used for the production reported in section 2

The number reported in the third column indicates since which file (see list in section 2) the corresponding auxiliary file has been used. The fourth column is the date of those product files.

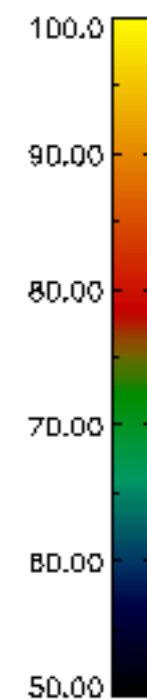
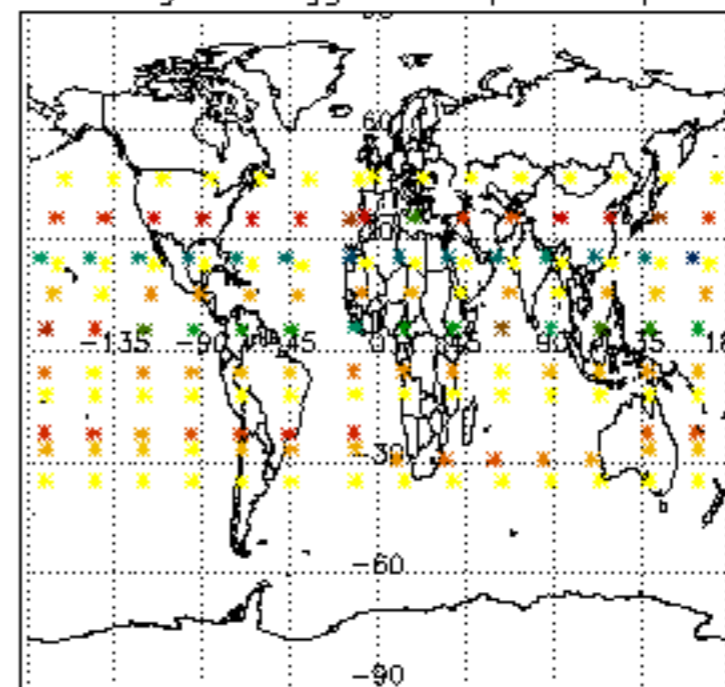
Type	Auxiliary Filename	Used since product	Used since product date
INST_PHYS_CHARACTERISTICS	GOM_INS_AXVIEC20091111_143220_20030716_120000_20500101_000000	1	28-NOV-2003 00:00:34
LEVEL-2_PROC_CONFIG	GOM_PR2_AXVIEC20091111_152718_20020301_000000_20500101_000000	1	28-NOV-2003 00:00:34
CROSS_SECTIONS_FILE	GOM_CRS_AXVIEC20091111_154832_20020301_000000_20500101_000000	1	28-NOV-2003 00:00:34



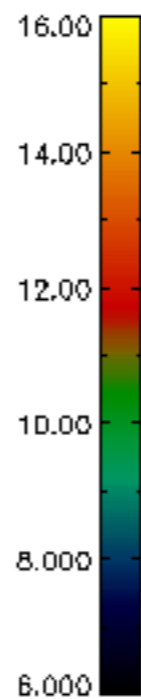
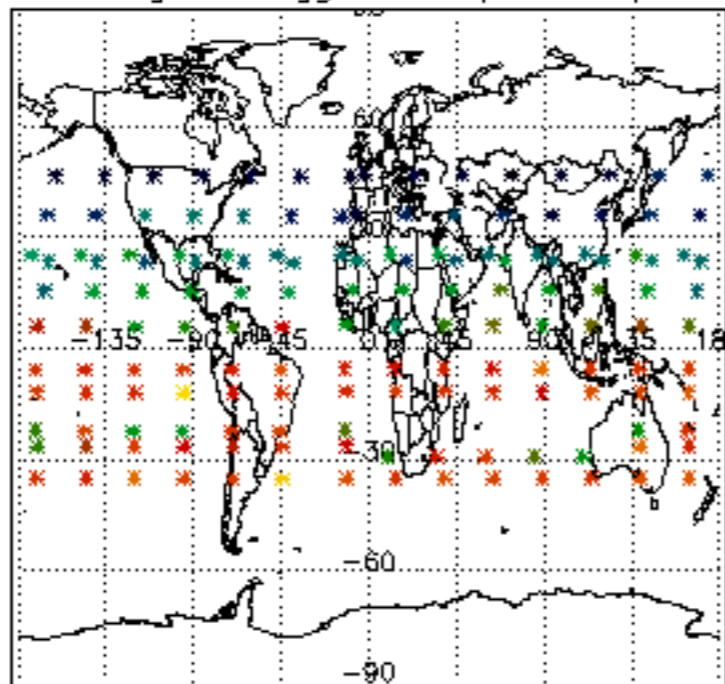
Percentage of flagged data per D3 profile



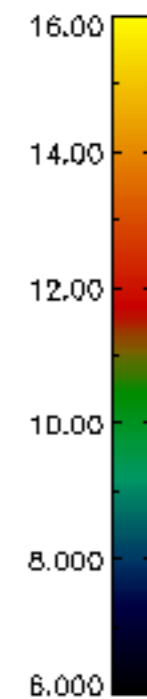
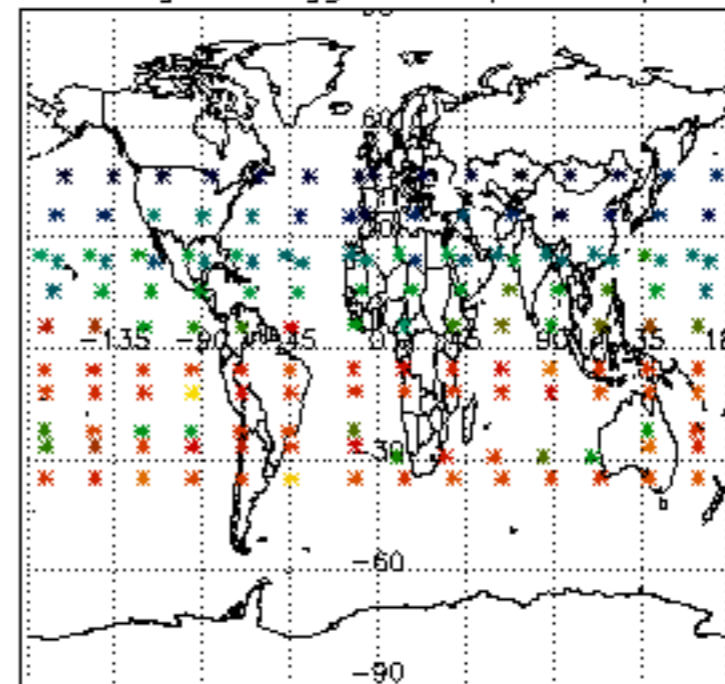
Percentage of flagged data per H2O profile

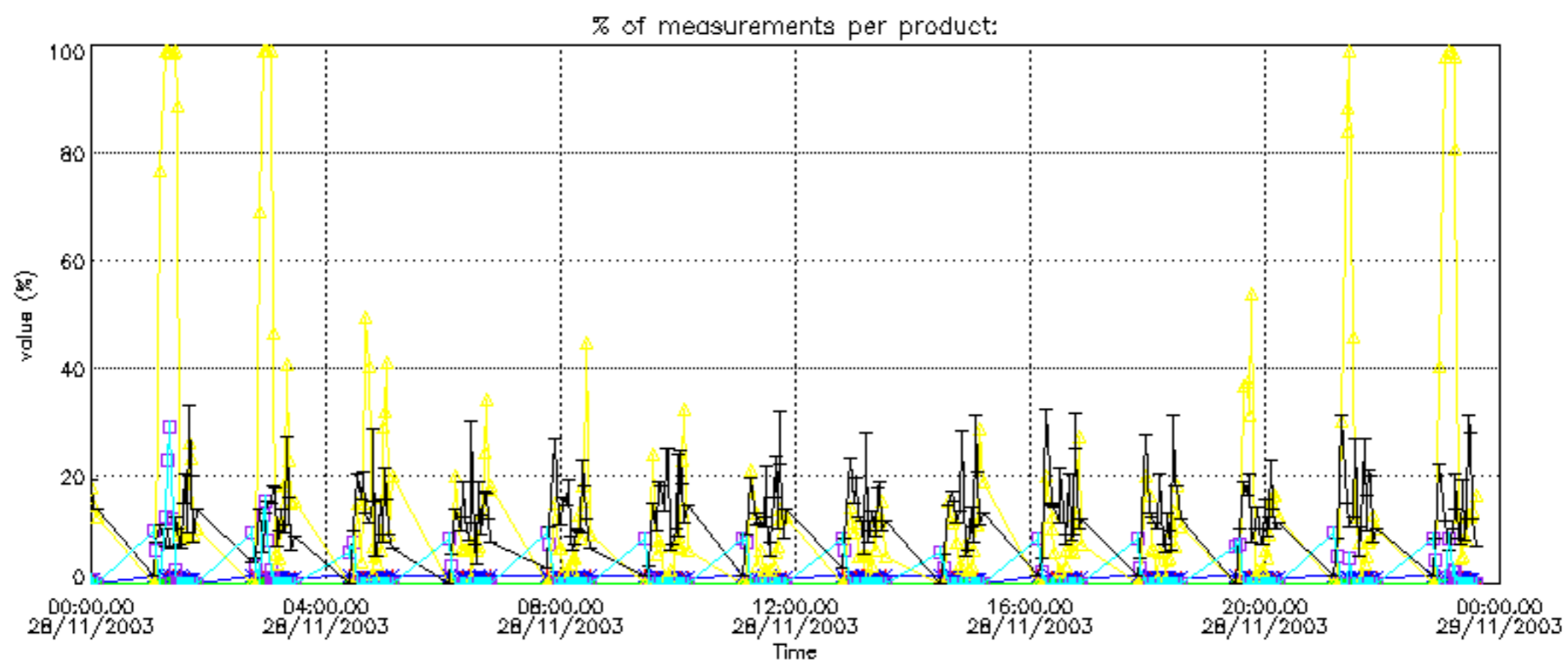
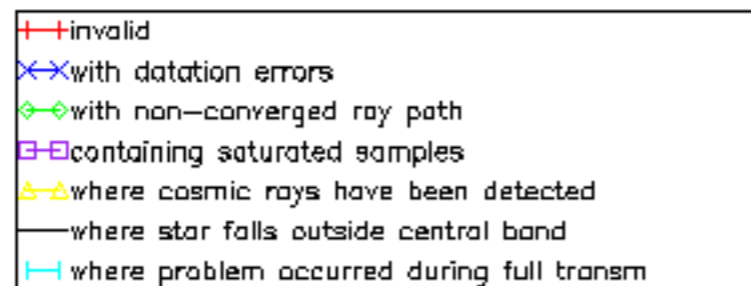


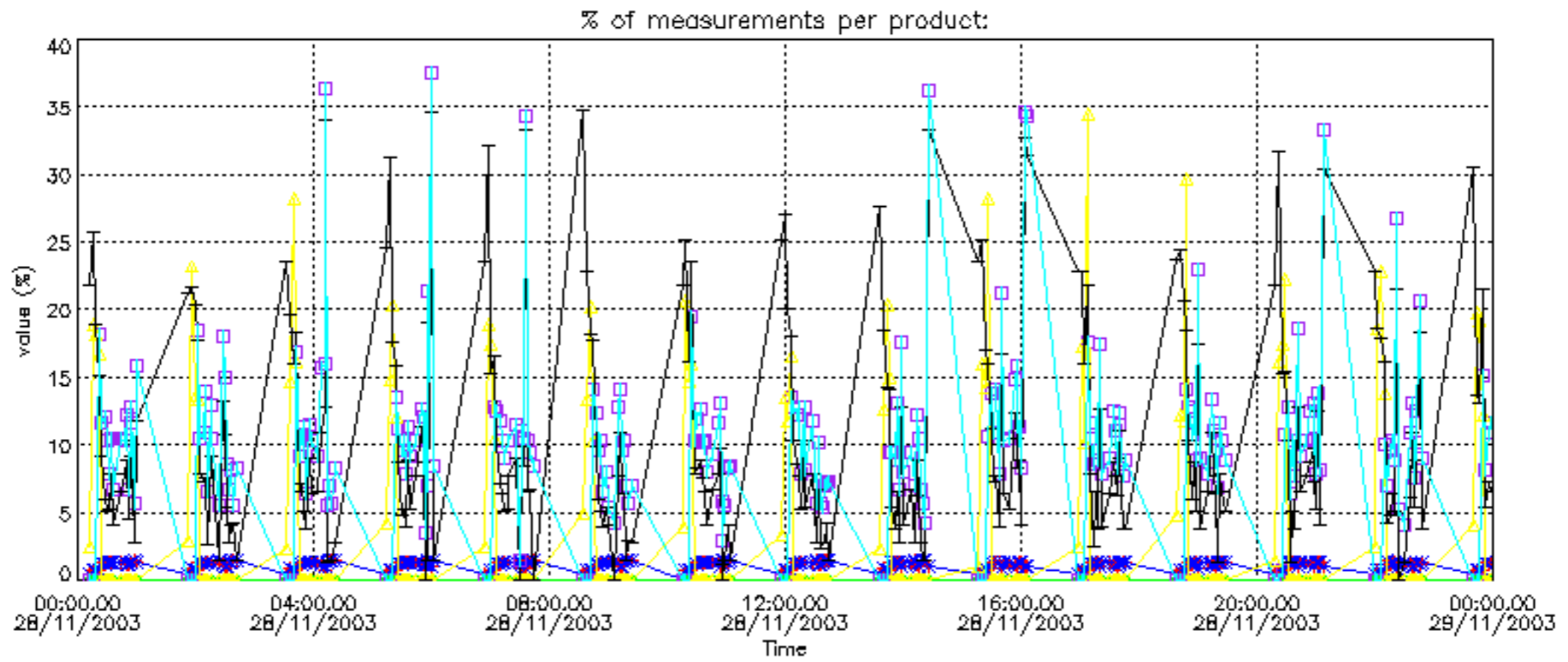
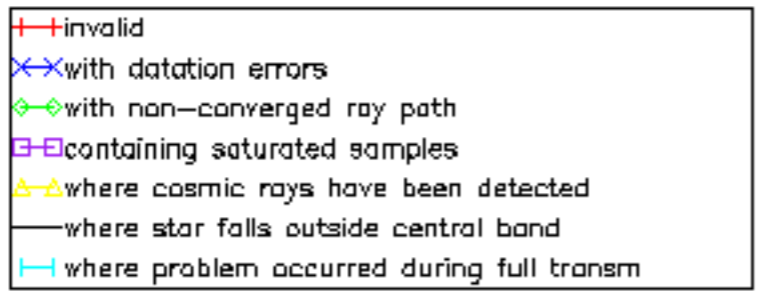
Percentage of flagged data per NO2 profile



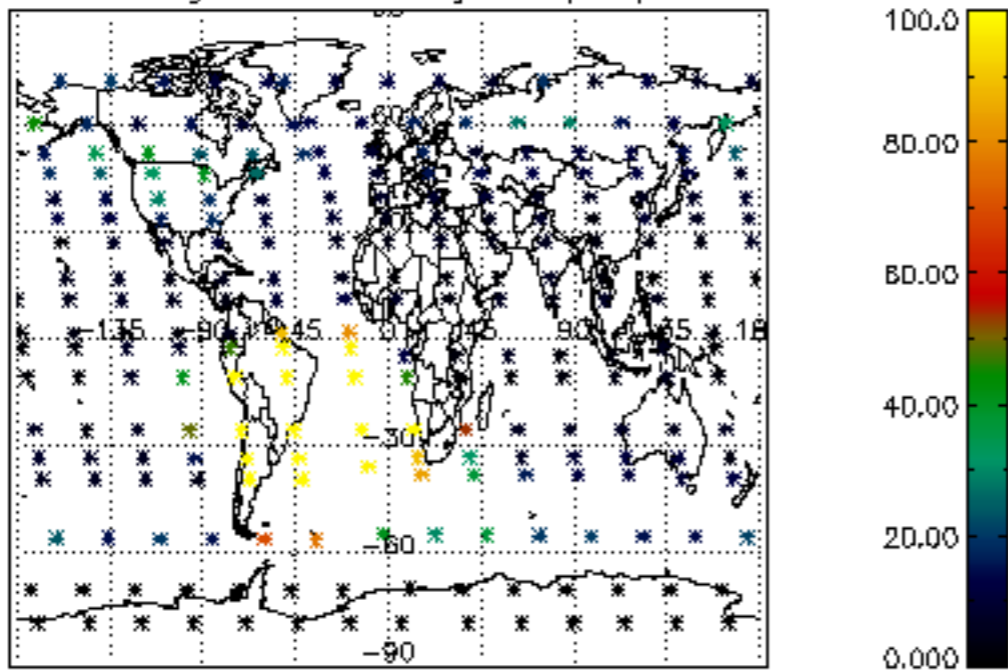
Percentage of flagged data per NO3 profile



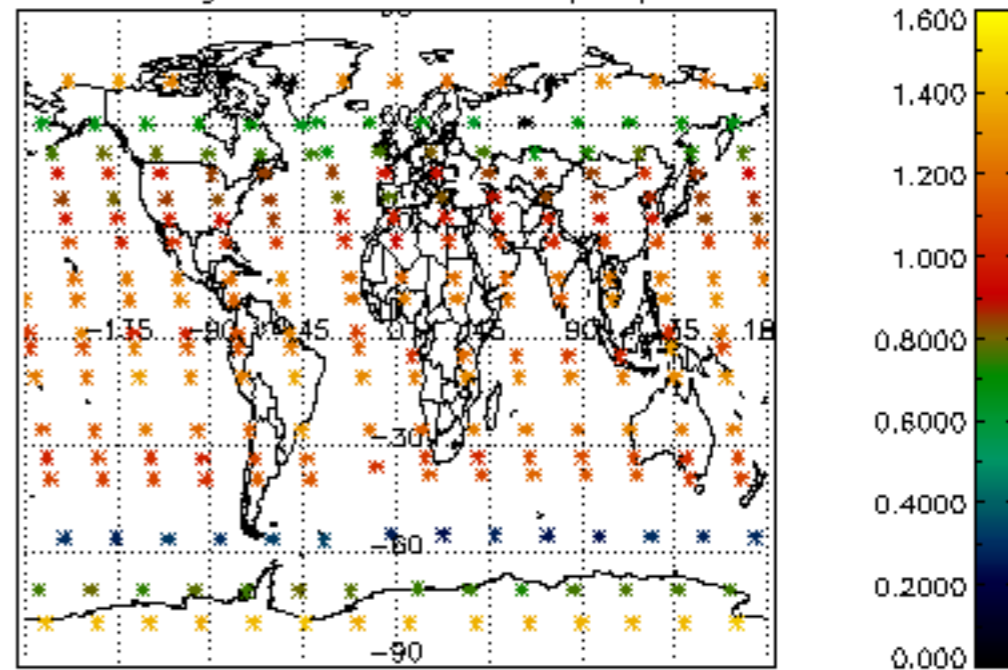




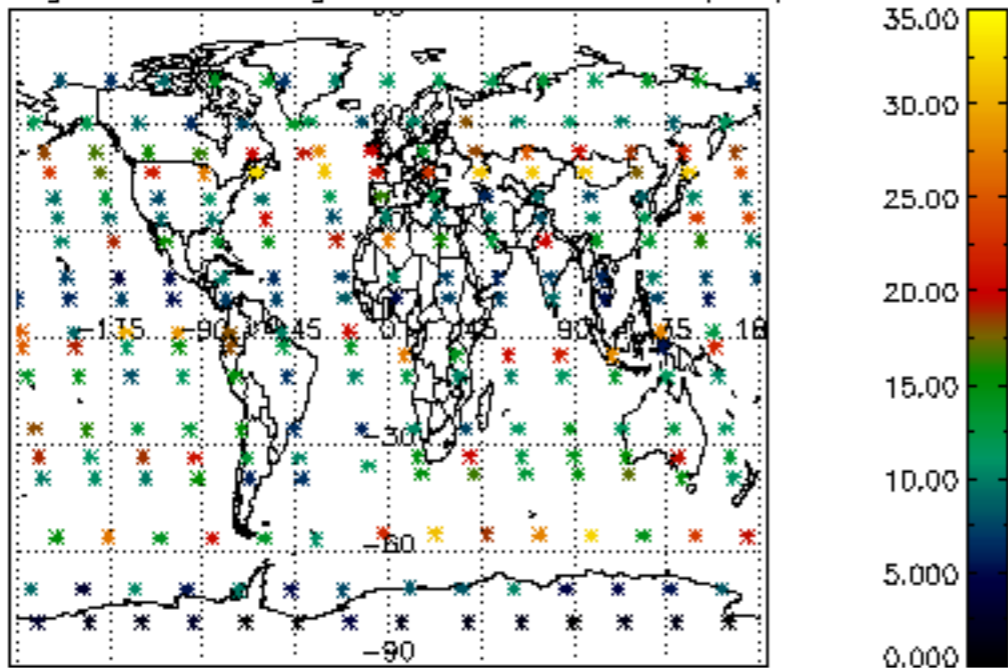
Percentage of cosmic ray hits per profile



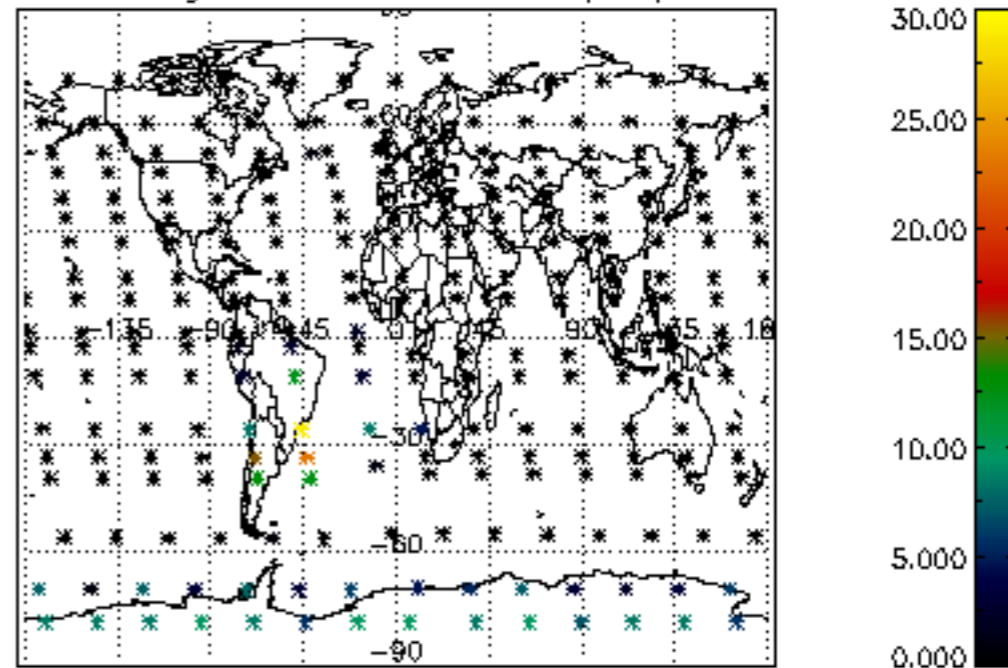
Percentage of datation errors per profile



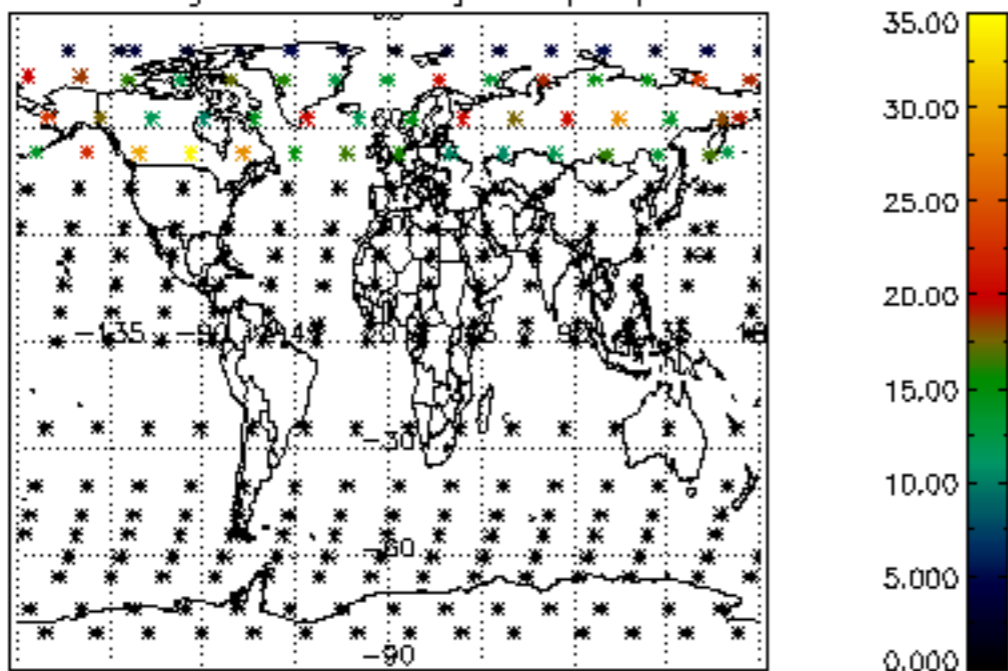
Percentage of star falling outside central band per profile



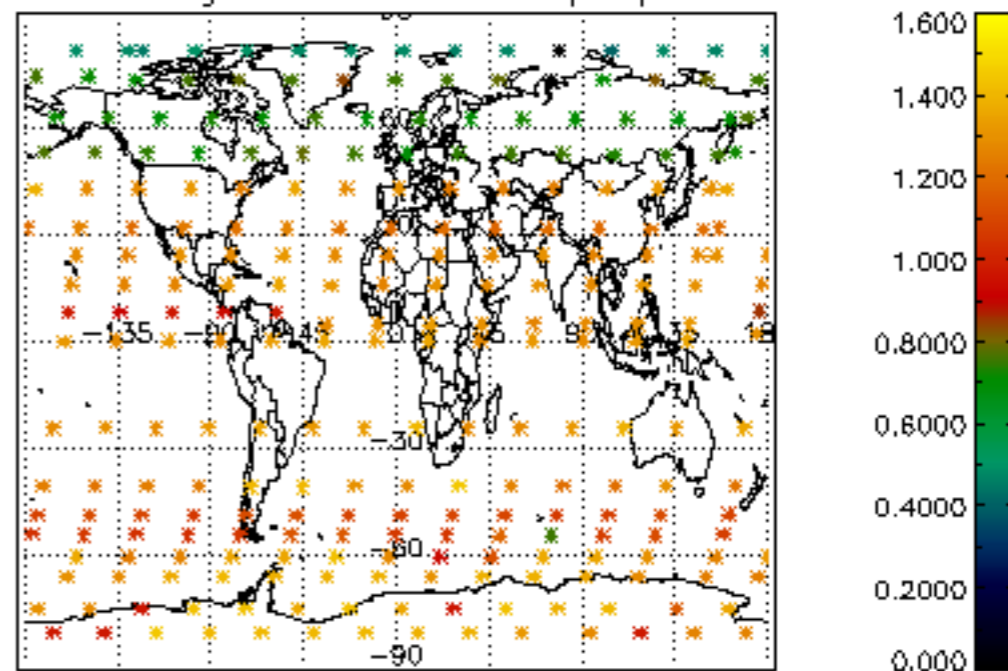
Percentage of saturation errors per profile



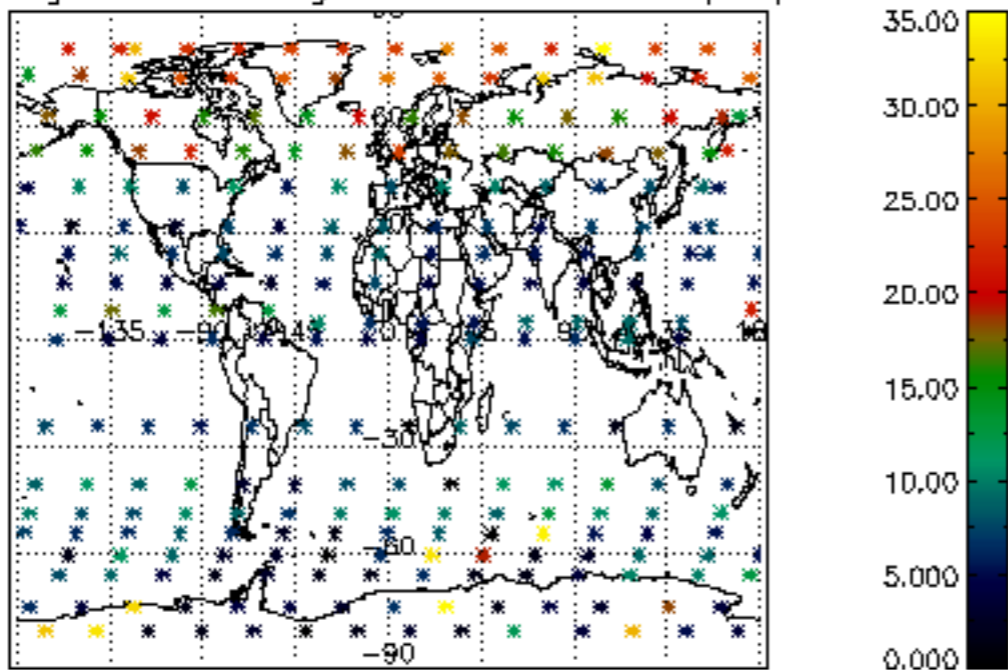
Percentage of cosmic ray hits per profile



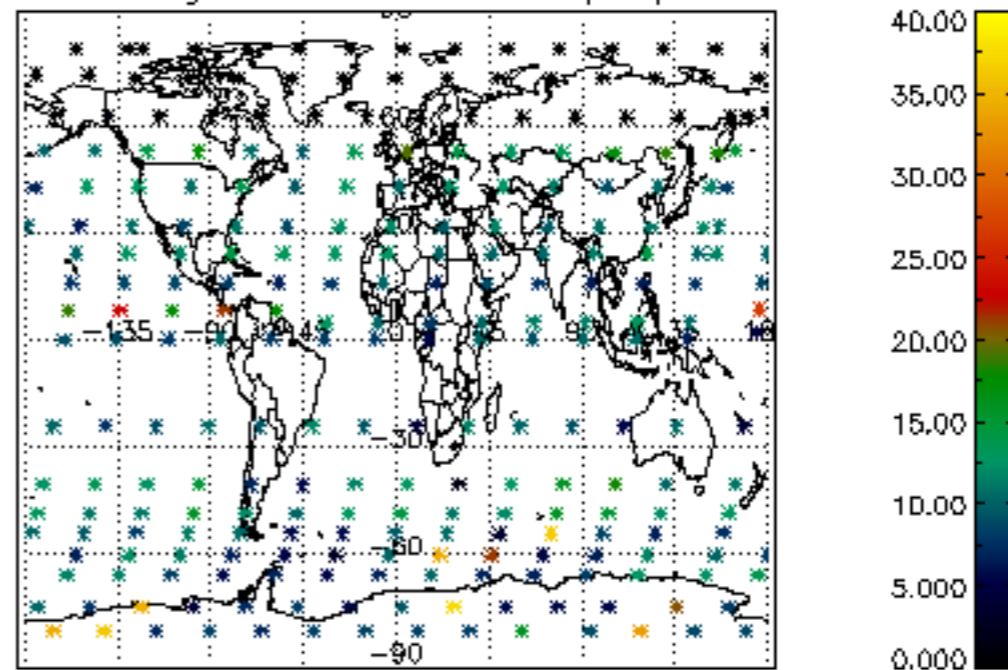
Percentage of datation errors per profile

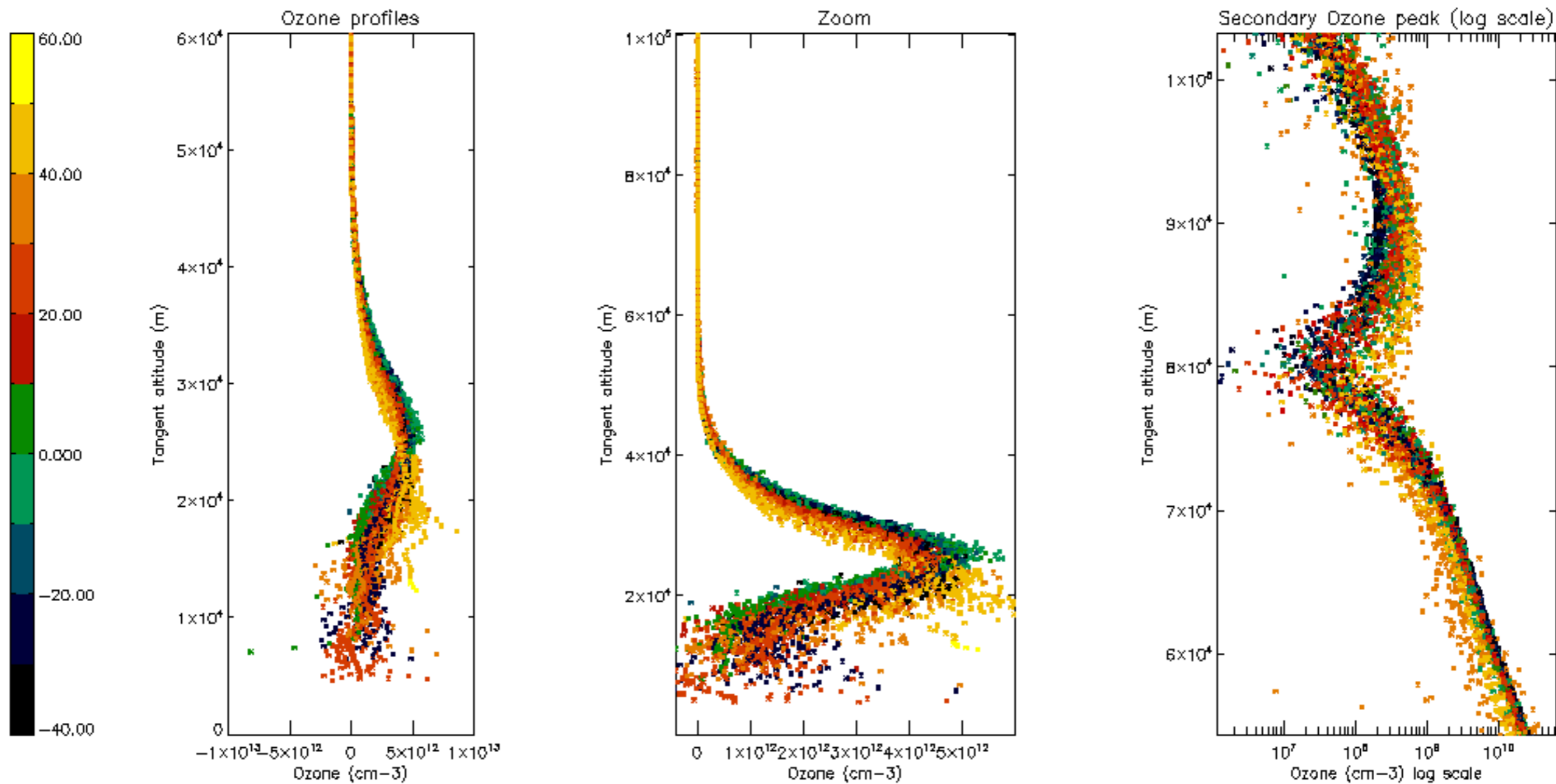


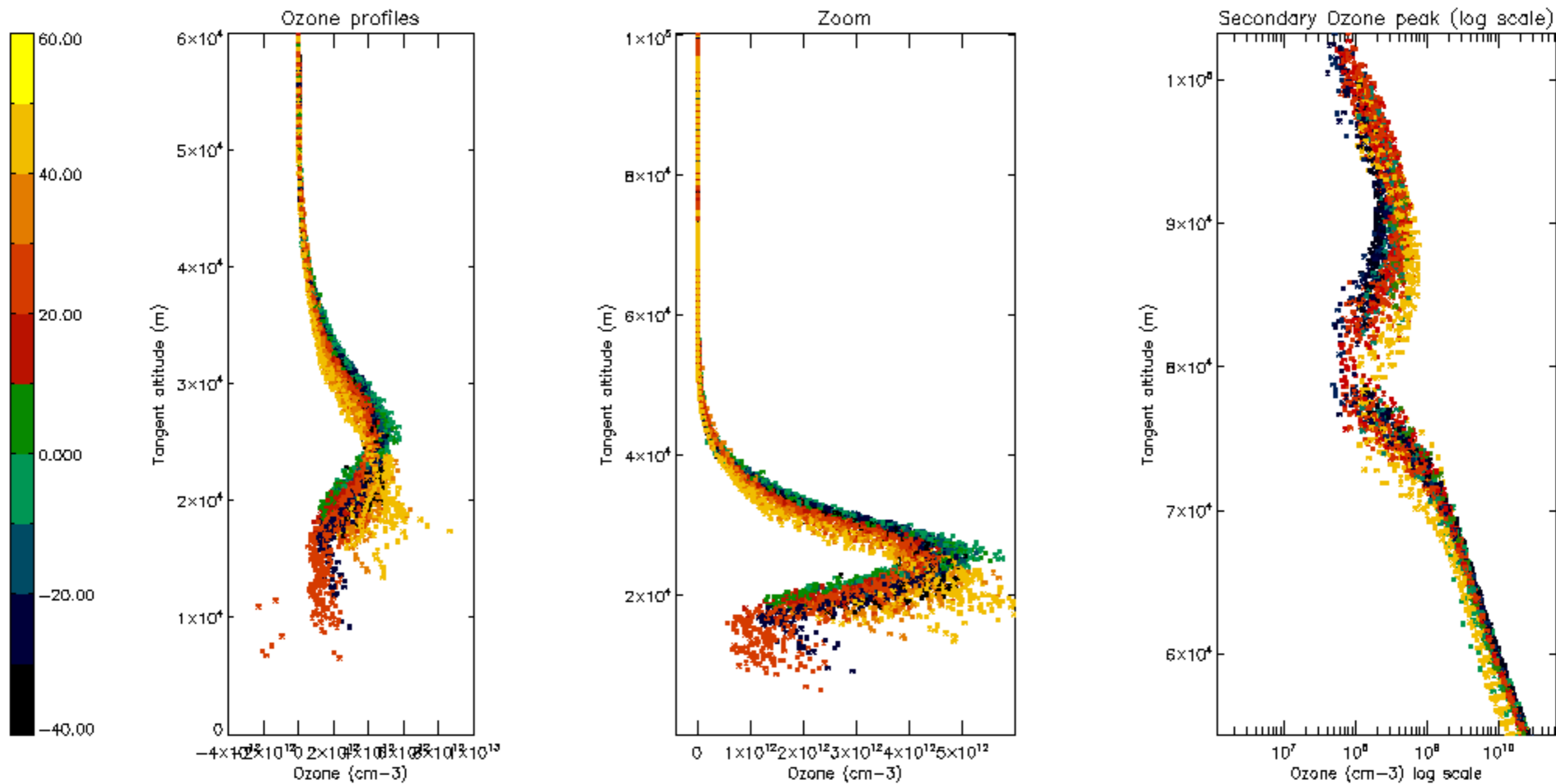
Percentage of star falling outside central band per profile

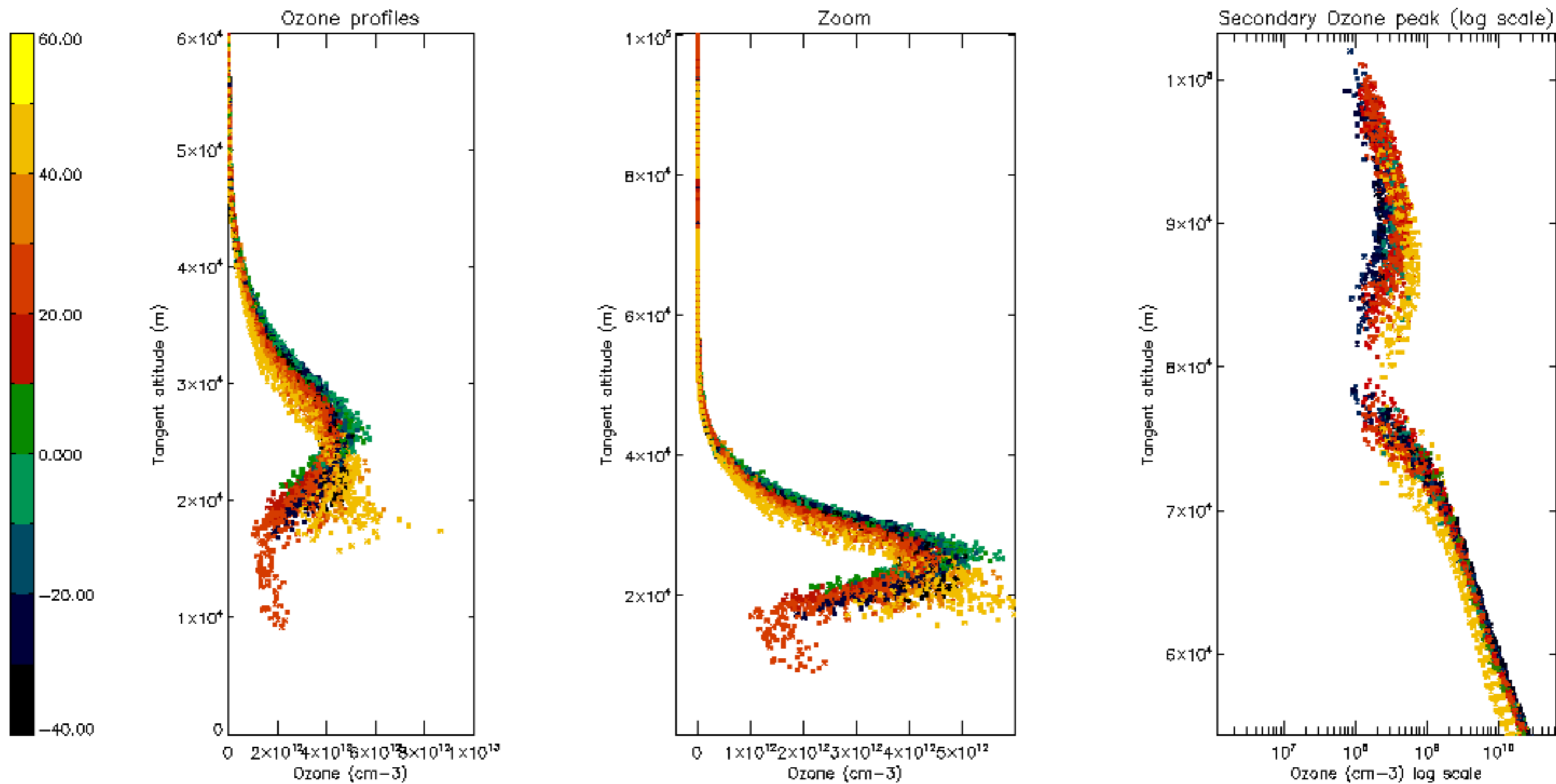


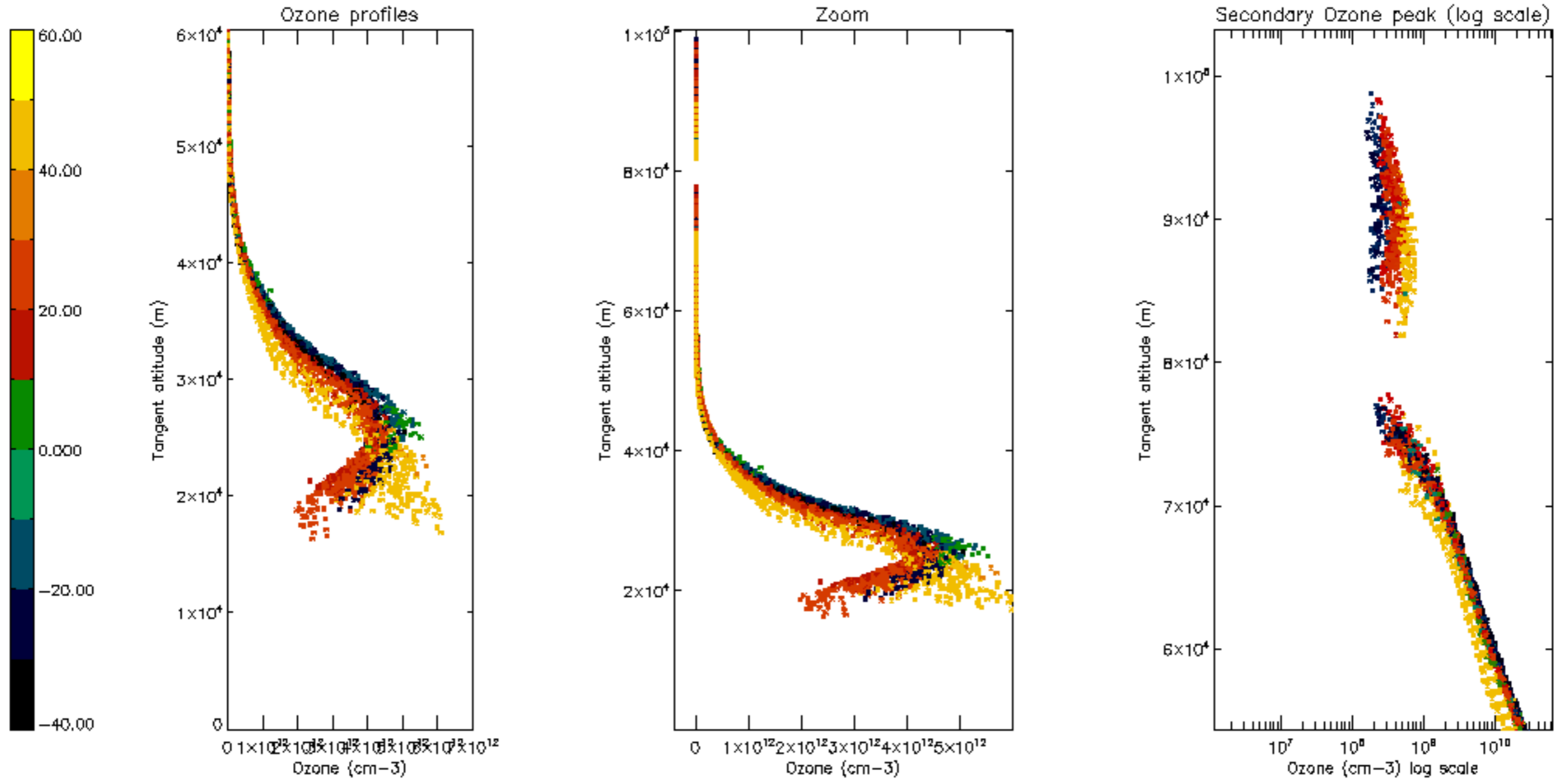
Percentage of saturation errors per profile

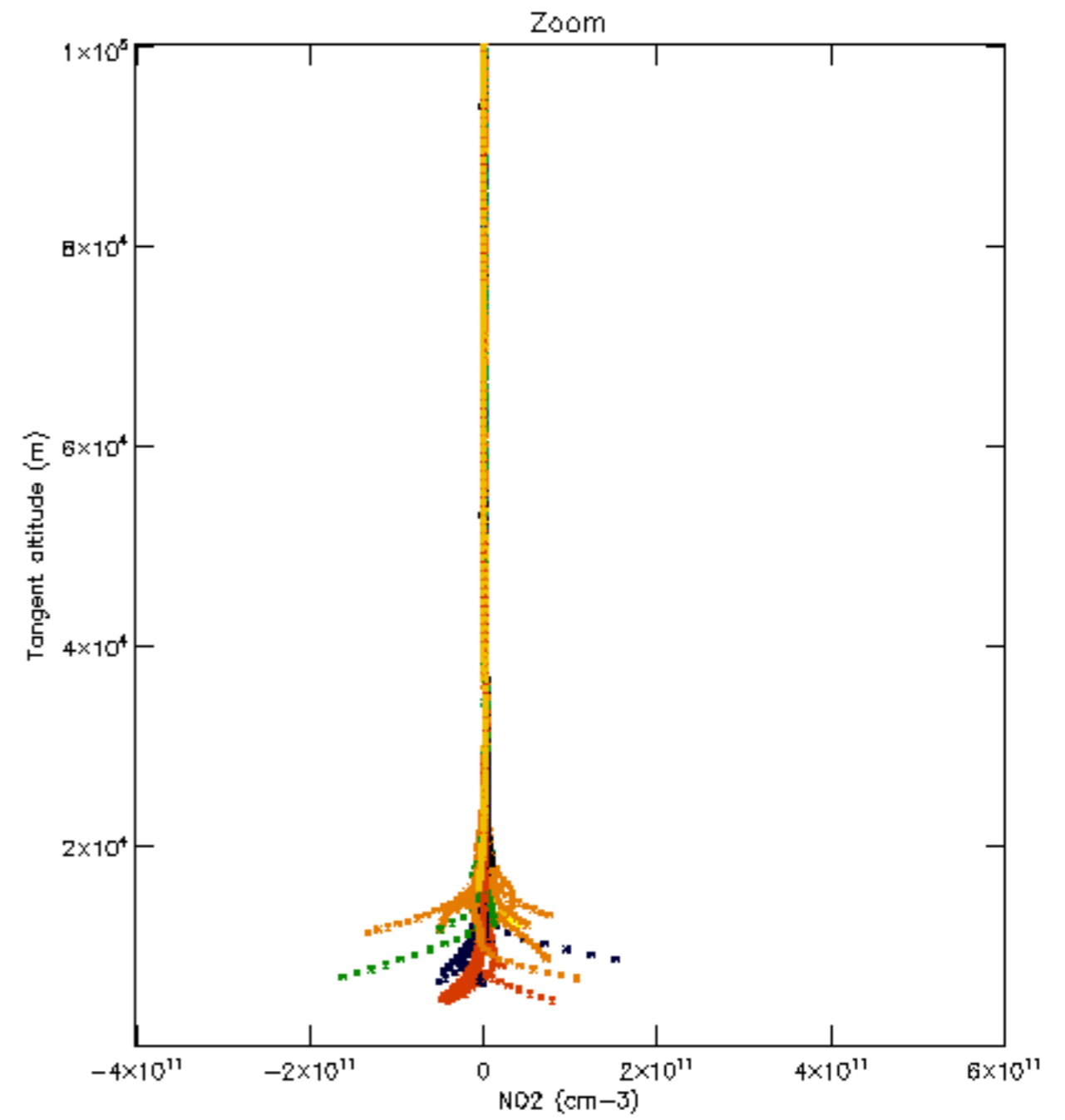
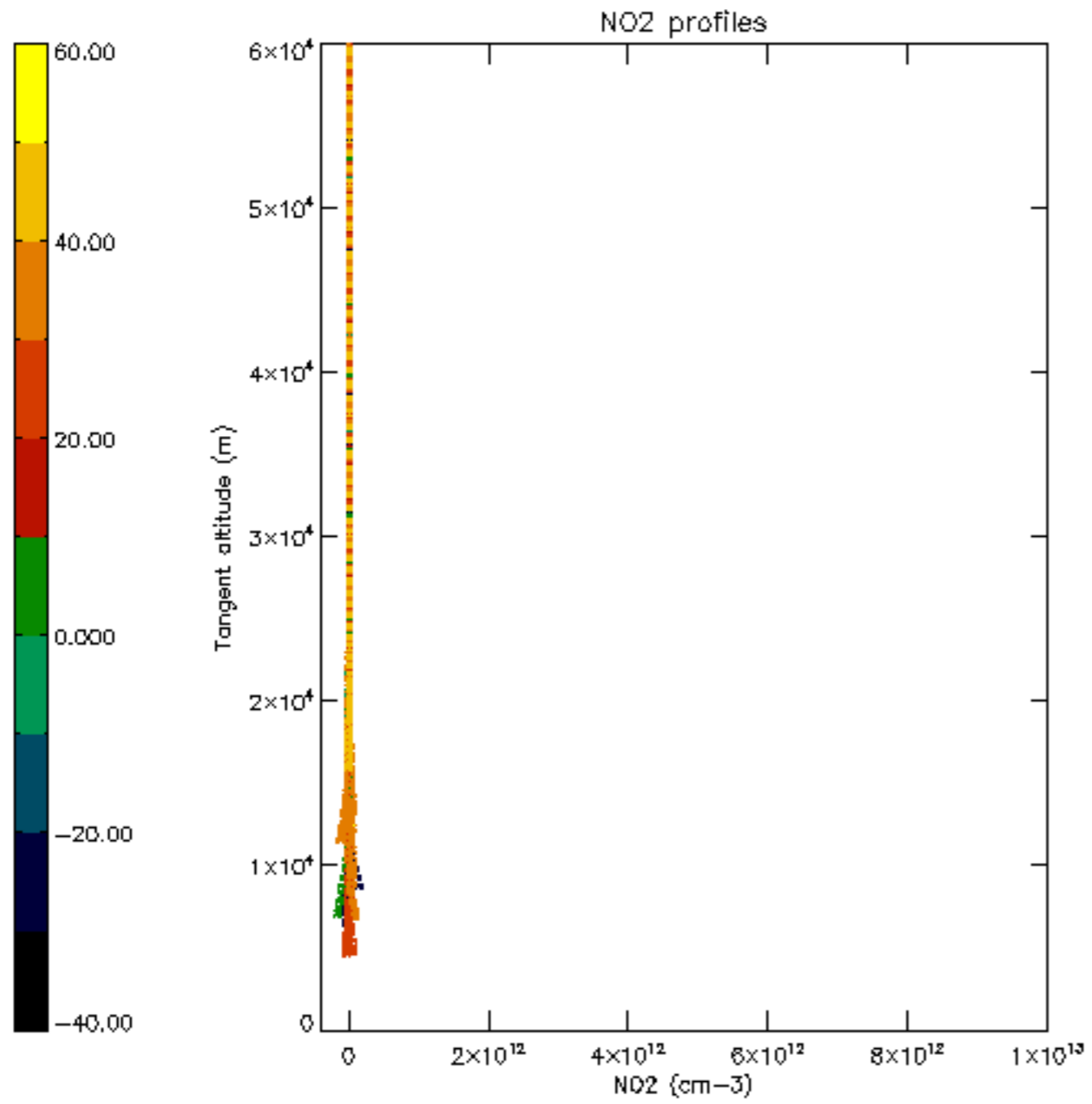


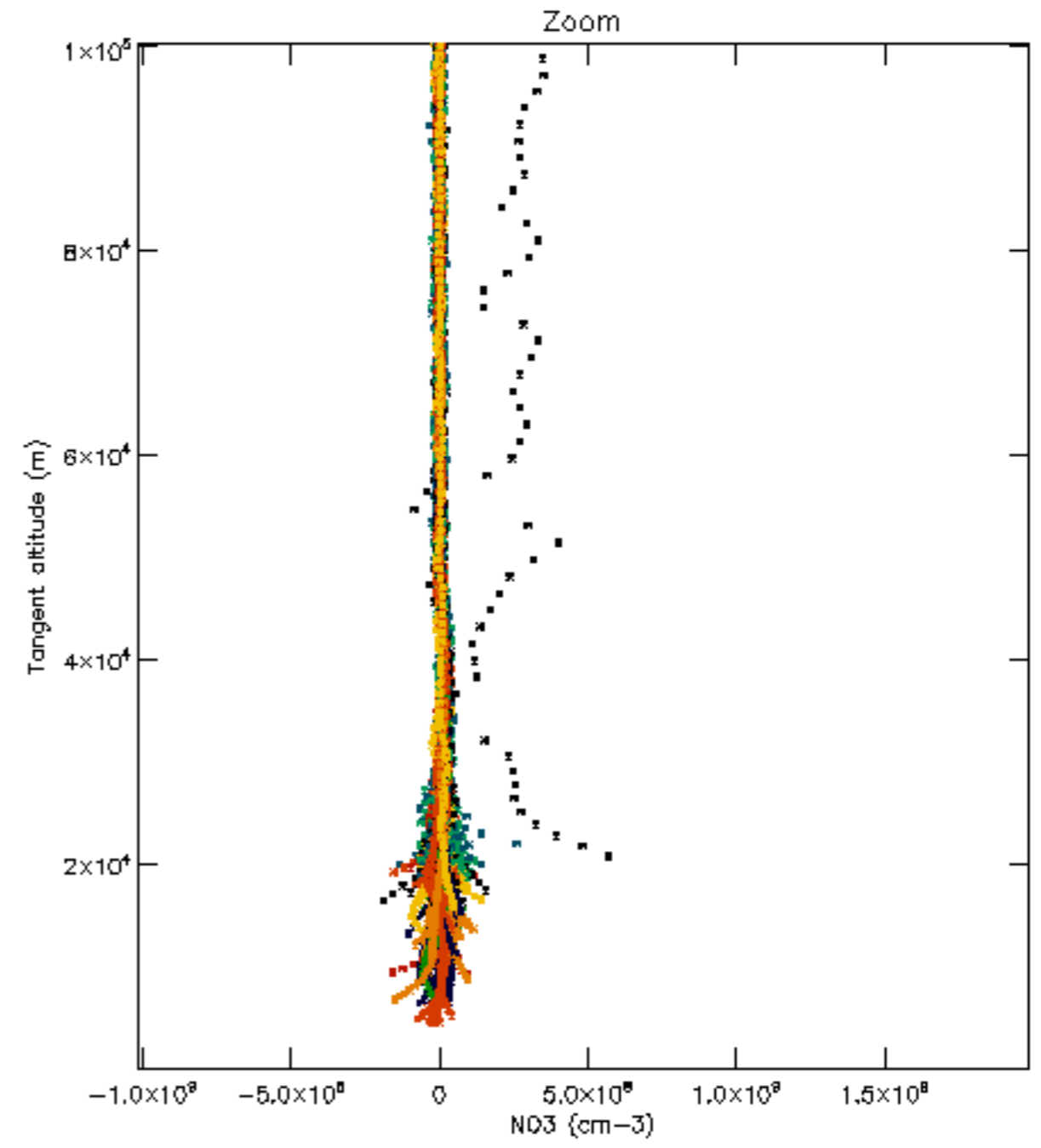
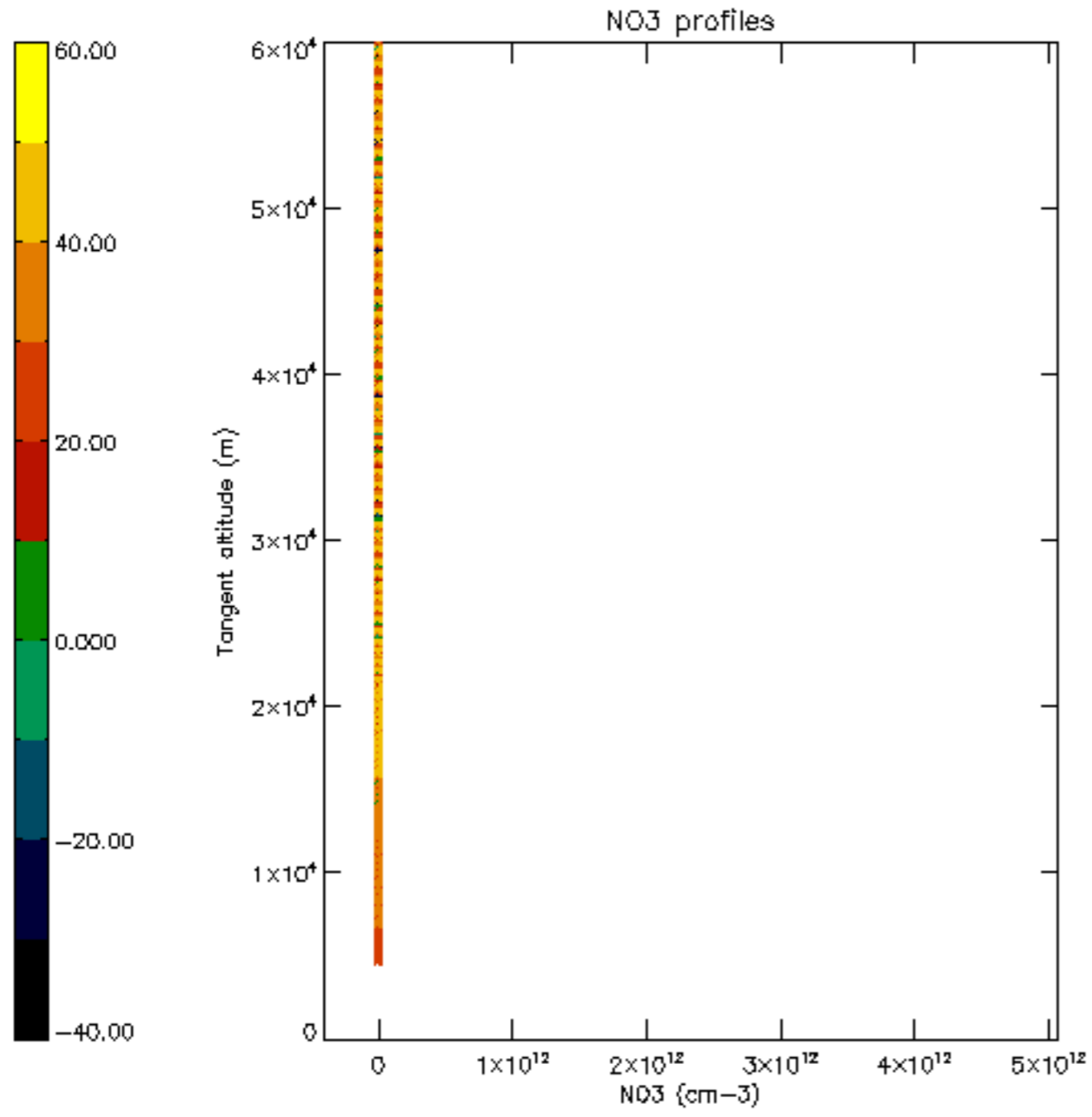


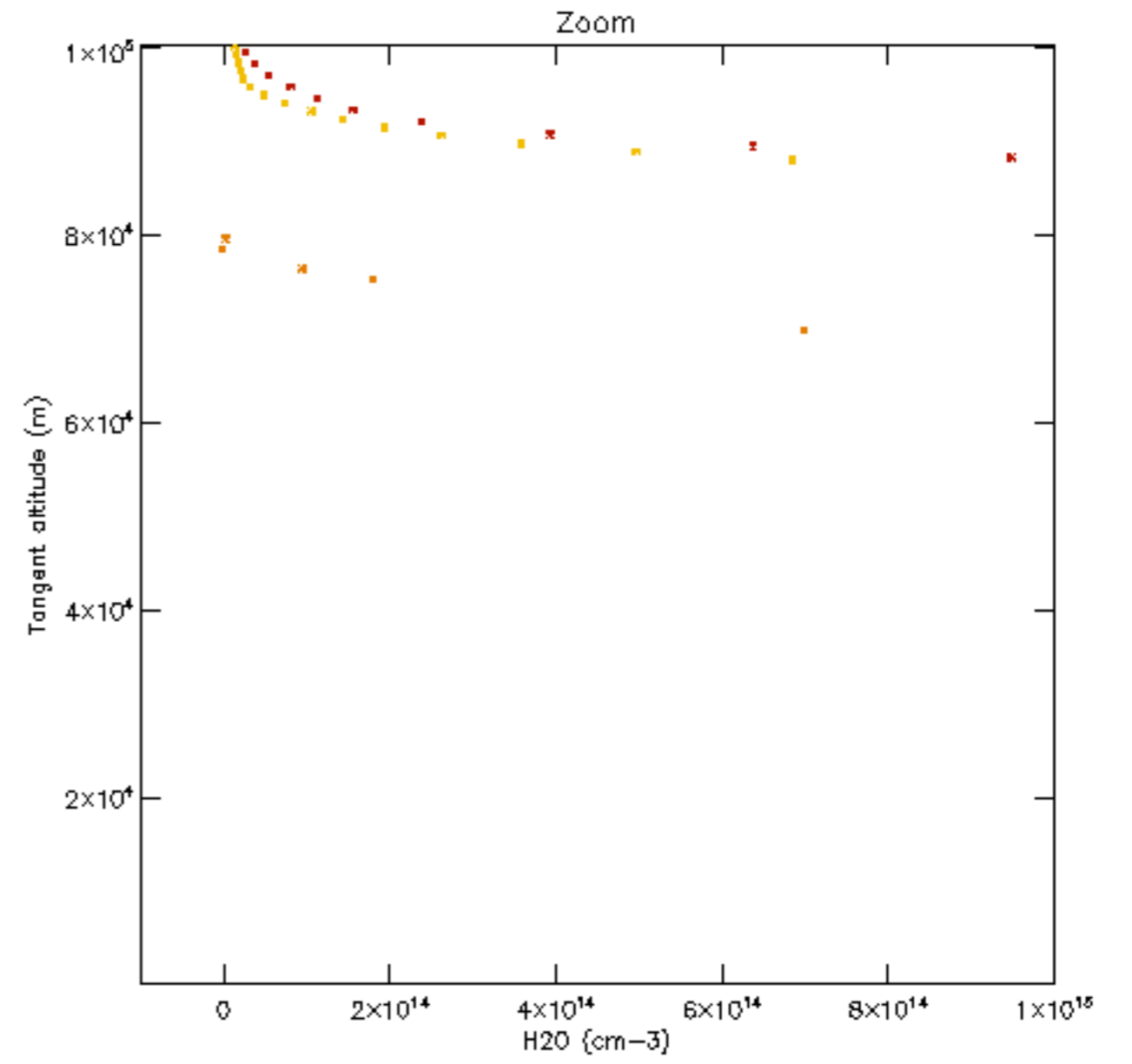
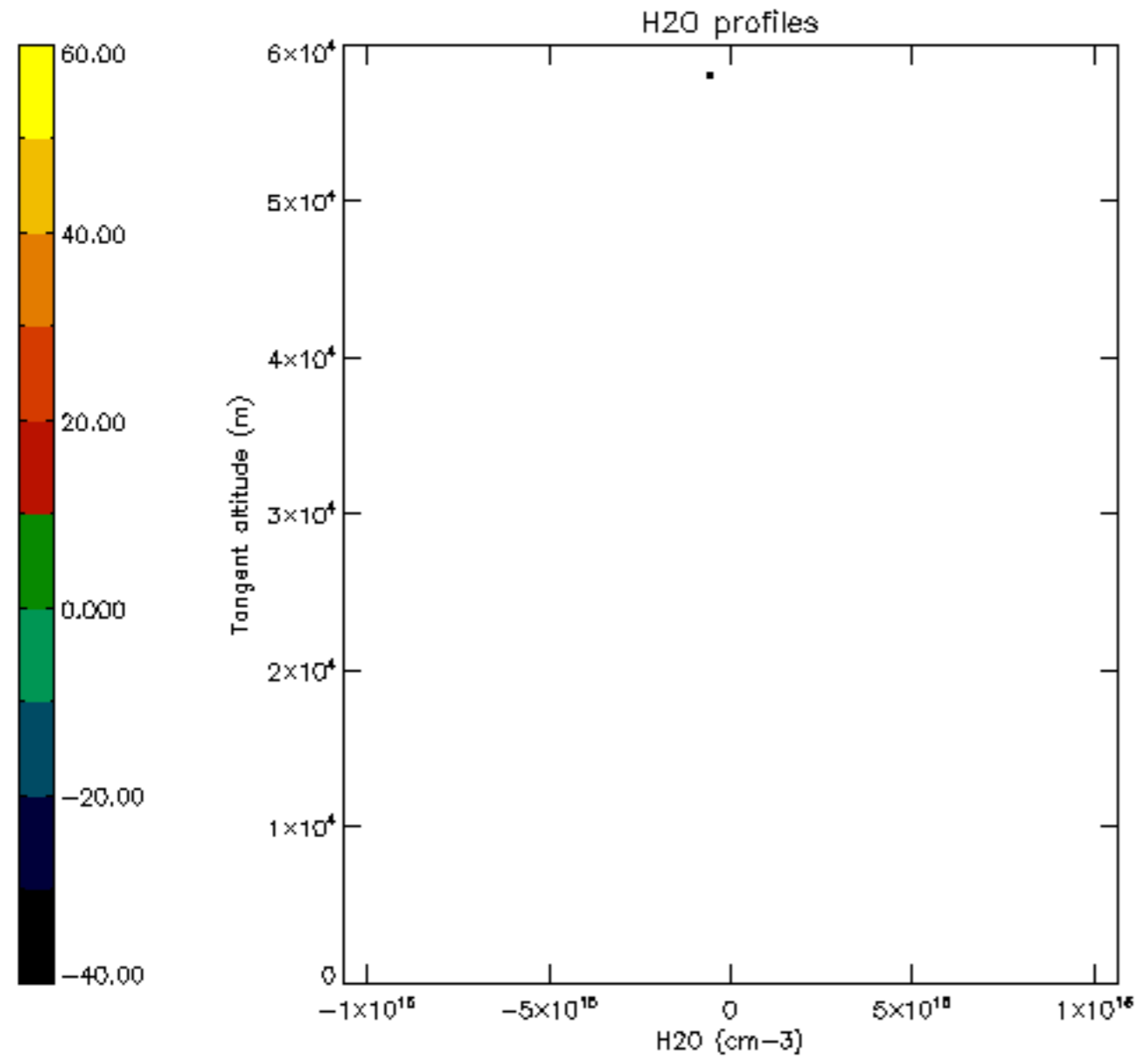


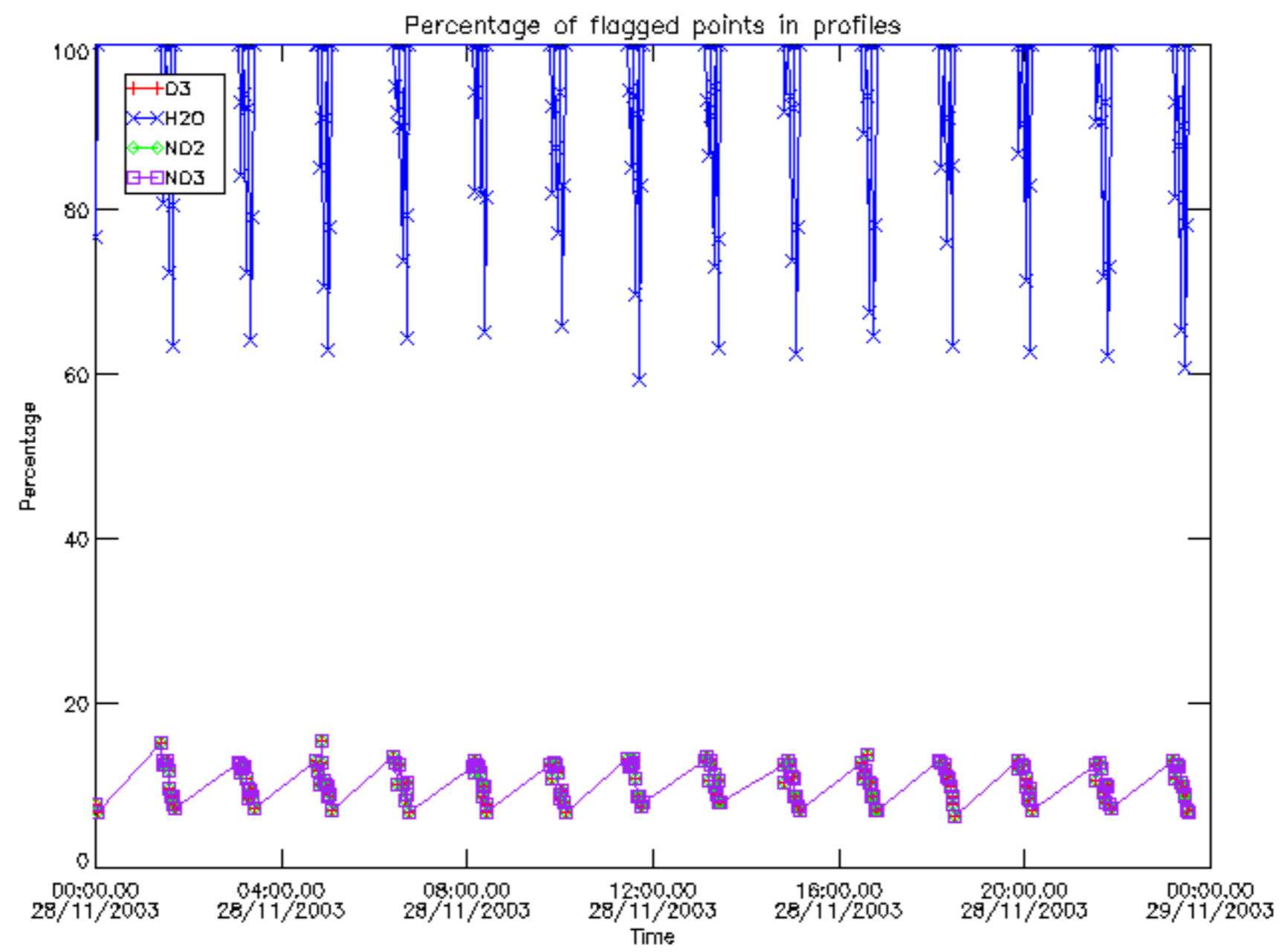




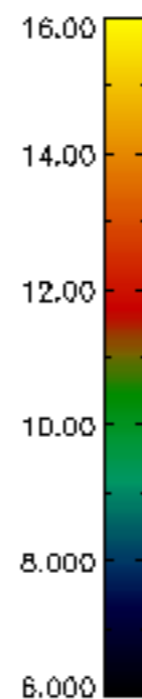
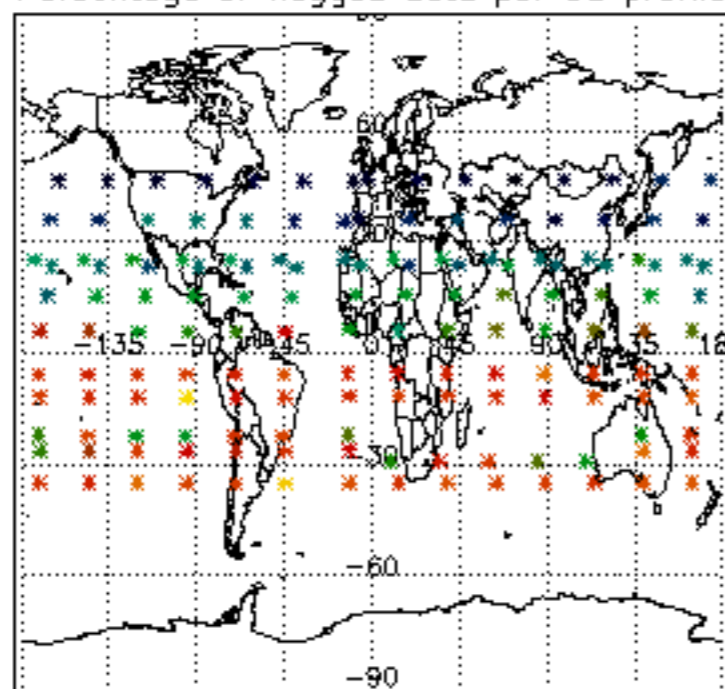




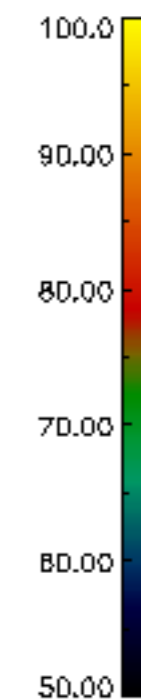
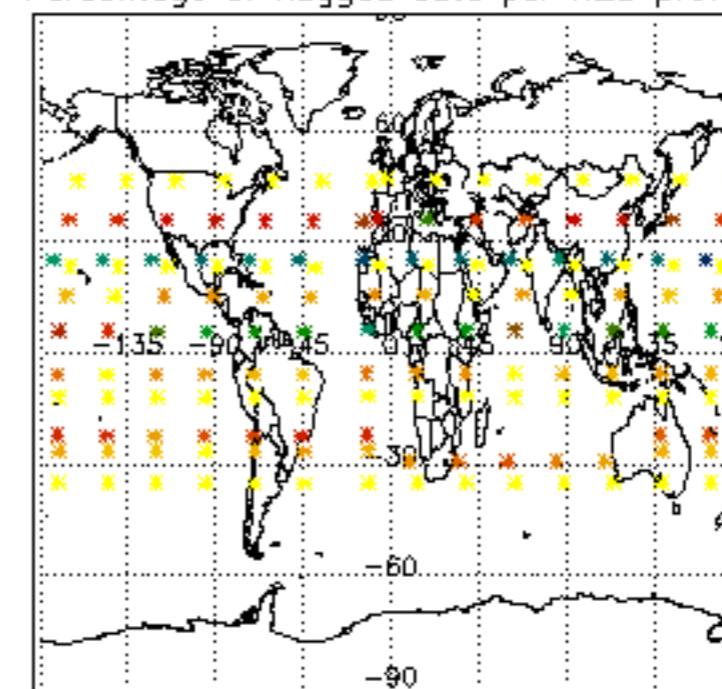




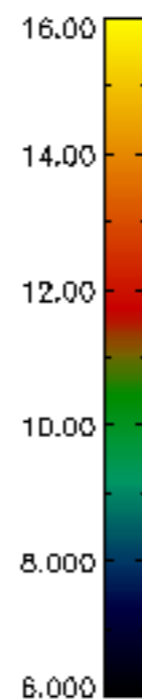
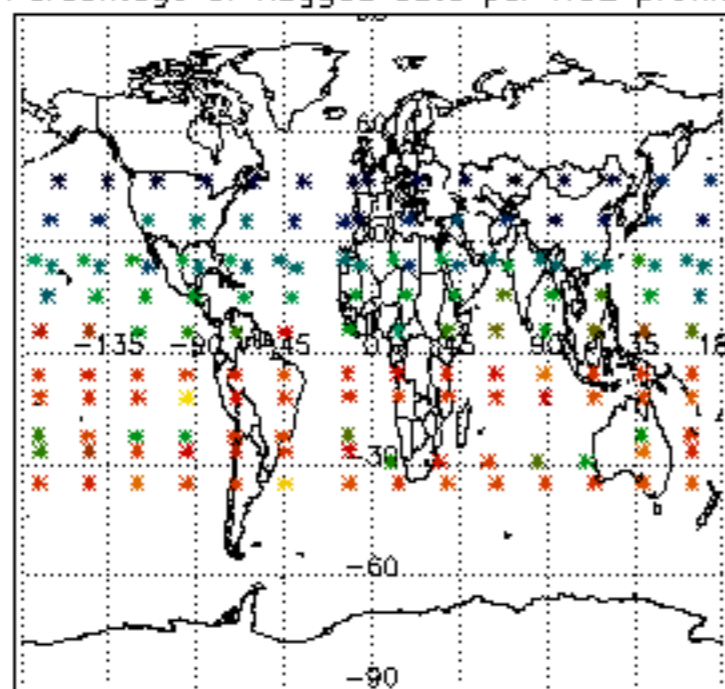
Percentage of flagged data per D3 profile



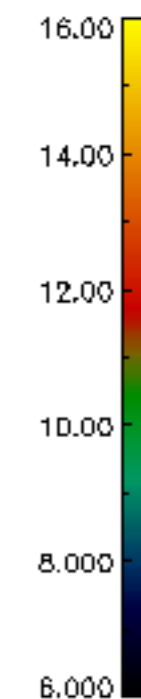
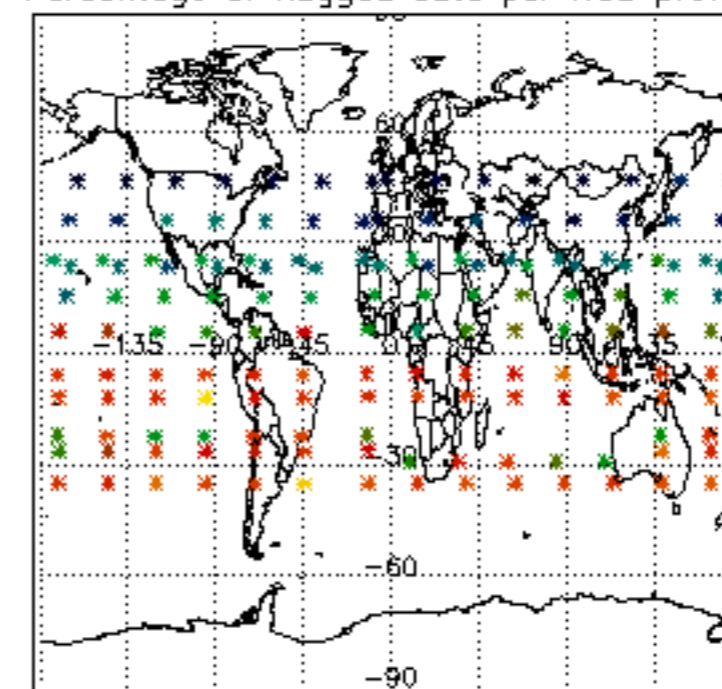
Percentage of flagged data per H2O profile

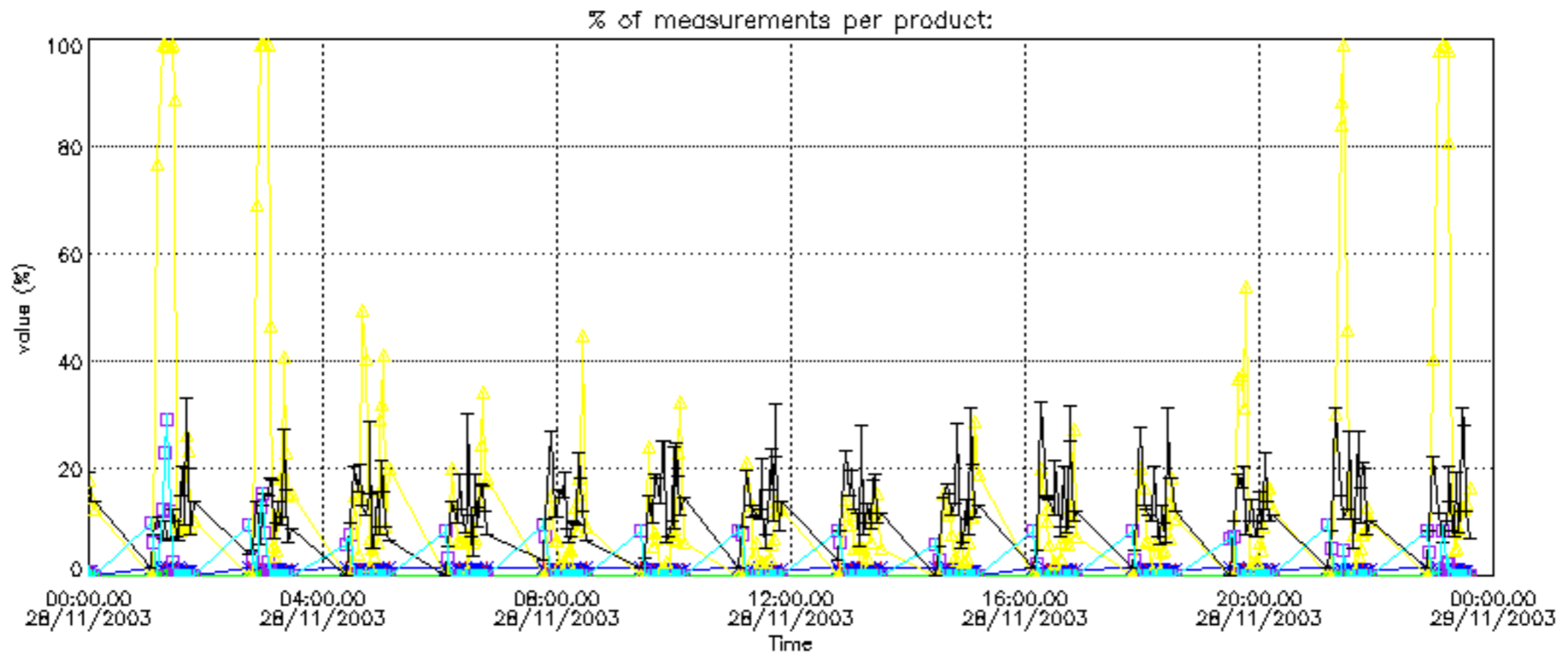
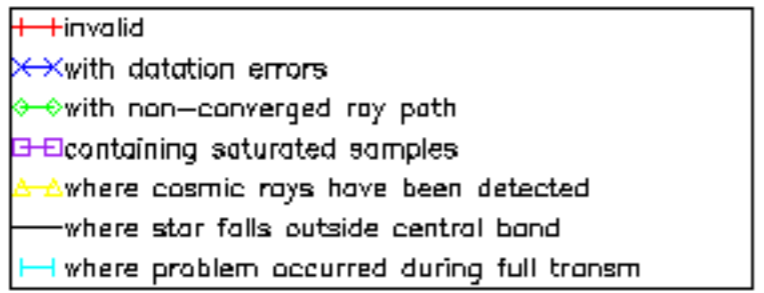


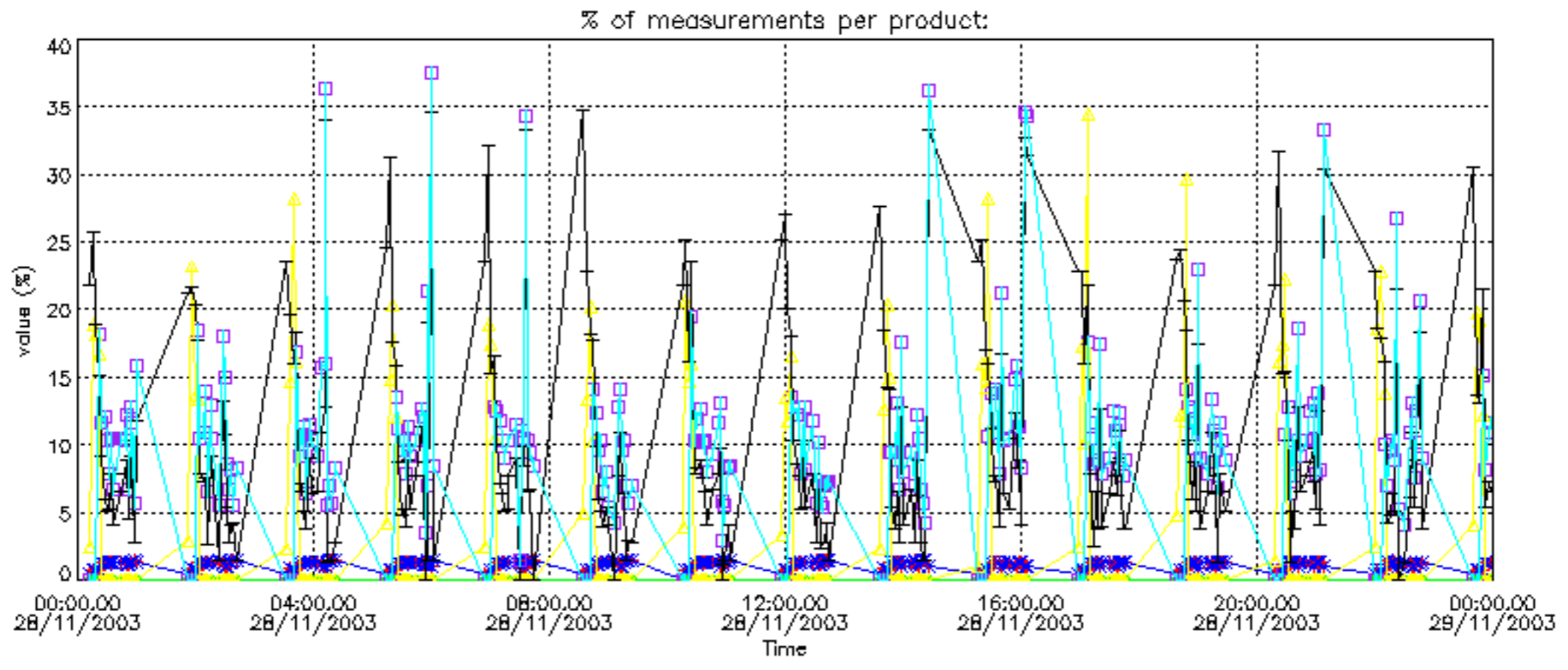
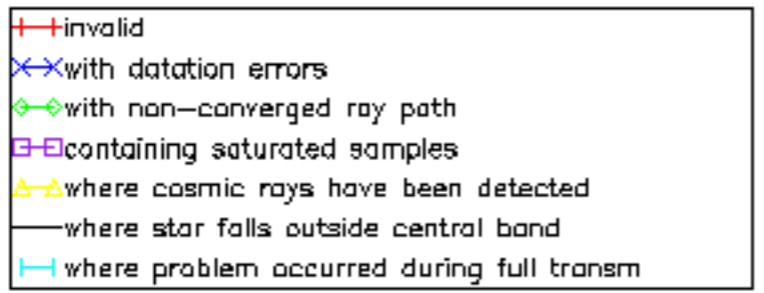
Percentage of flagged data per NO2 profile



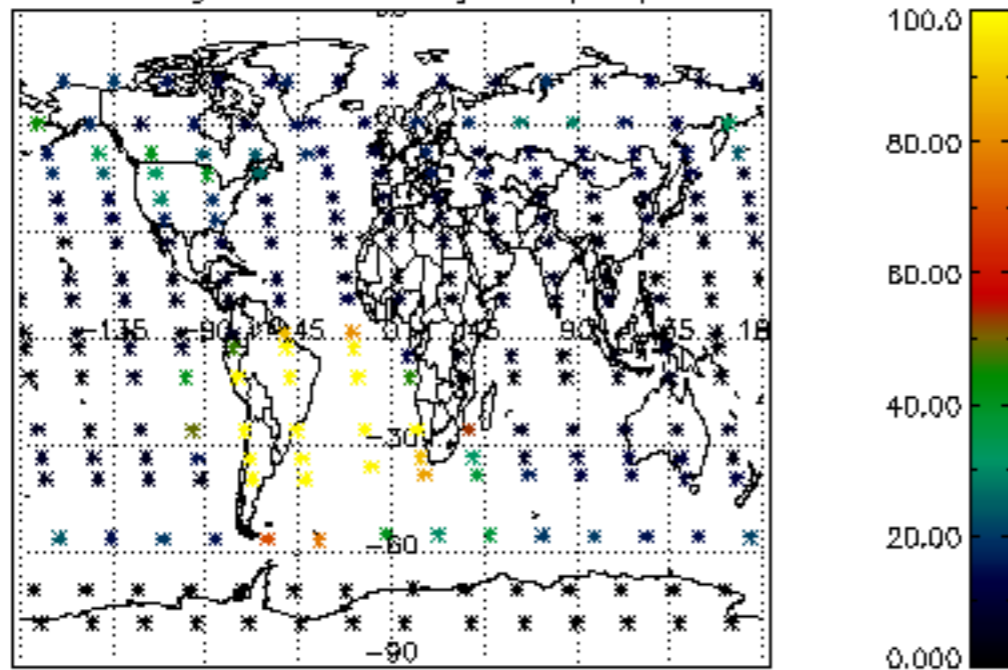
Percentage of flagged data per NO3 profile



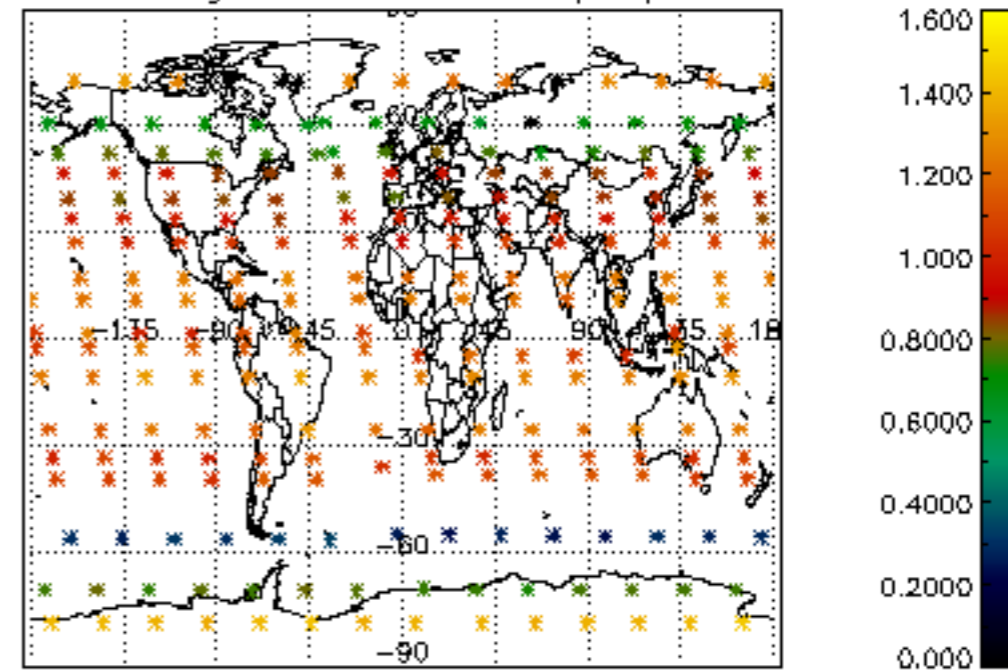




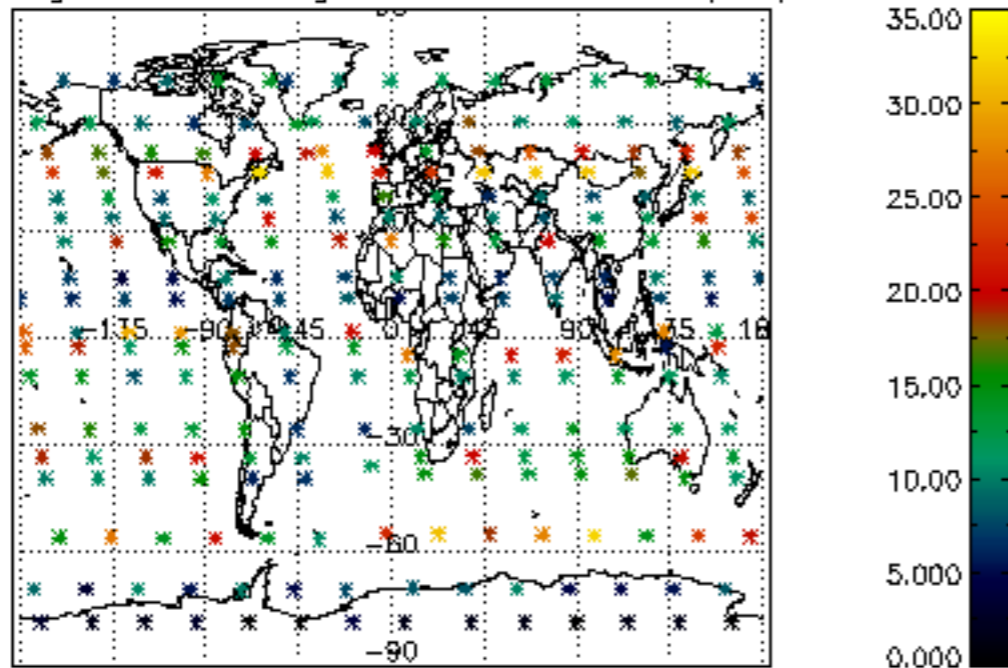
Percentage of cosmic ray hits per profile



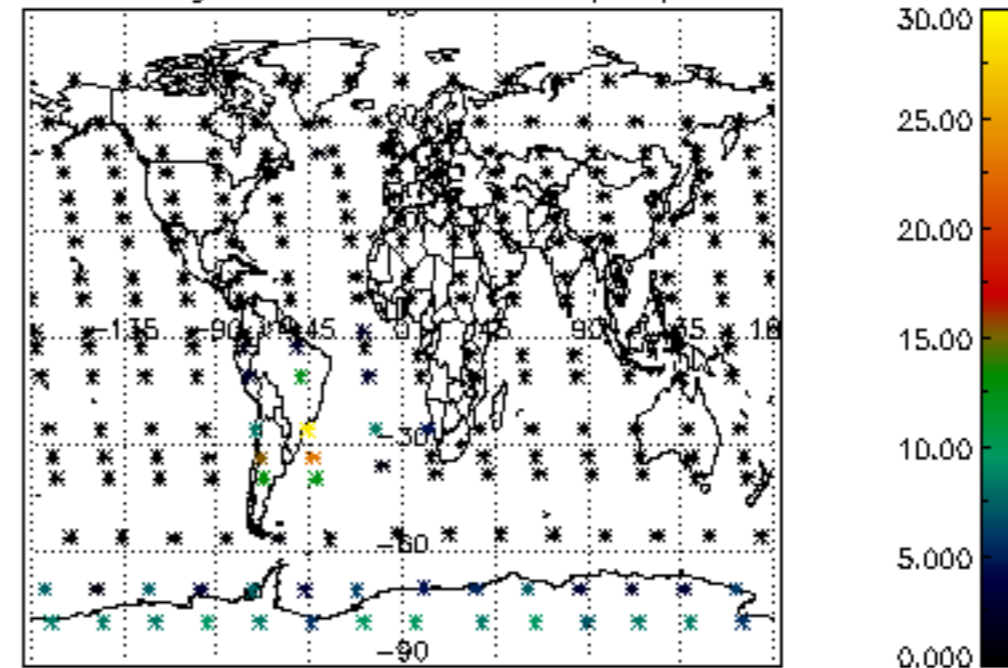
Percentage of datation errors per profile



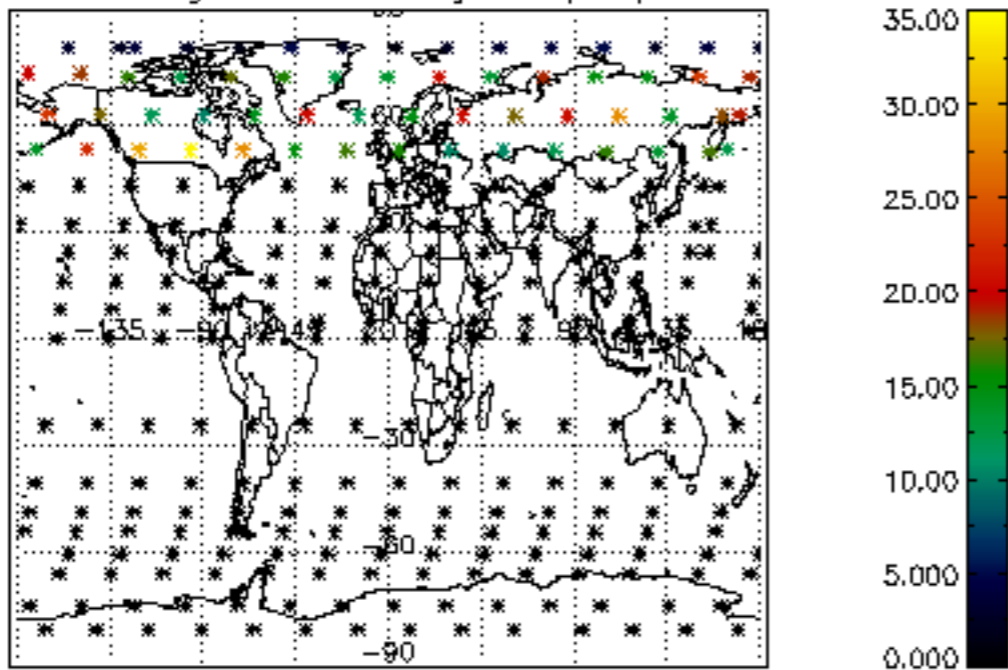
Percentage of star falling outside central band per profile



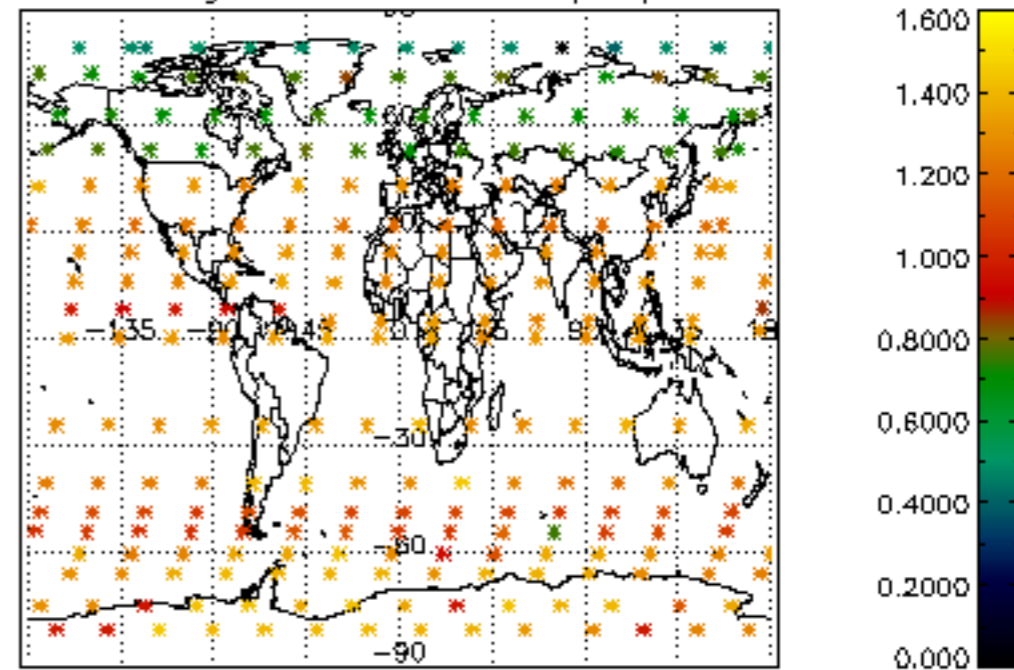
Percentage of saturation errors per profile



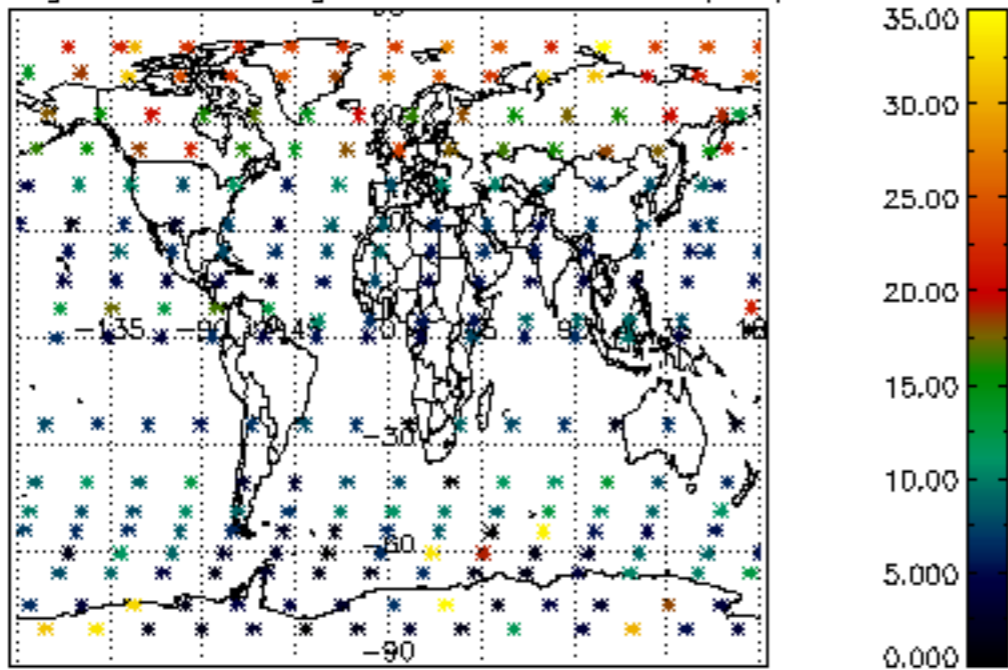
Percentage of cosmic ray hits per profile



Percentage of datation errors per profile



Percentage of star falling outside central band per profile



Percentage of saturation errors per profile

