

GOMOS Level 2 Daily Report

SUMMARY

[1. General Info](#)

[2. Summary of processed GOM_NL_2P products](#)

[3. Level 2 Quality information per product](#)

[3.1 Plot of level 2 quality information per product \(time dependant\)](#)

[3.2 Plot of level 2 quality information per product \(world map\)](#)

[4. Level 1 Quality information per product \(stored on level 2 products\)](#)

[4.1 Plot of level 1 quality information per product \(time dependant\)](#)

[4.1.1 Plot of level 1 quality information per product \(time dependant\): ASCENDING](#)

[4.1.2 Plot of level 1 quality information per product \(time dependant\): DESCENDING](#)

[4.2 Plot of level 1 quality information per product \(world map\)](#)

[4.2.1 Plot of level 1 quality information per product \(world map\): ASCENDING](#)

[4.2.2 Plot of level 1 quality information per product \(world map\): DESCENDING](#)

[5. Ozone profiles based on quality statistics and other trace gas profiles](#)

[5.1 Ozone statistics based on quality of products](#)

[5.2 Plot ozone profiles for all STD \(dark without errors\)](#)

[5.3 Plot ozone profiles where STD < 20% \(dark without errors\)](#)

[5.4. Plot ozone profiles where STD < 10% \(dark without errors\)](#)

[5.5. Plot ozone profiles where STD < 5% \(dark without errors\)](#)

[5.6 Plot NO2 profiles for all STD \(dark without errors\)](#)

[5.7 Plot NO3 profiles for all STD \(dark without errors\)](#)

[5.8 Plot H2O profiles \(only for occultations of stars 1,2,3,4,13,14,16,26,63 dark without errors\) for all STD](#)

[6. Auxiliary Data Files used for the production reported in section 2](#)

This report presents the daily analysis on parameters extracted from GOMOS level 2 data (GOM_NL__2P).
 It is intended to monitor some important parameters that will impact the quality of these products.
 A list of level 2 products (and content) that have arrived during the reporting day to the PCF is also given.

Item	Value
Time of report generation	20APR2013 00:52:51
Data source version	GOMOS/6.01
Start time of products	27-11-2003 (27NOV2003 00:00:00)
Stop time of products	28-11-2003 (28NOV2003 00:00:00)
Store outputs in DB	Yes
Nb of level 2 prods	490
Nb of prods with errors	0

2. Summary of processed GOM_NL__2P products.

Nr	Filename	UTC Start time	Limb	Duration	Star Id	Star Name	Star Mag	Star Temp	Nb Meas	Orbit	Prod. error
1	GOM_NL__2PRFIN20031127_000109_000001512022_00030_09102_9171.N1	27-NOV-2003 00:01:09	Twilight	151.00	51	41Gam1Leo	2.0100	4500.0	302	9102	No
2	GOM_NL__2PRFIN20031127_000710_000000522022_00030_09102_9172.N1	27-NOV-2003 00:07:10	Twilight	51.500	100	4Gam Crv	2.5800	13100.	103	9102	No
3	GOM_NL__2PRFIN20031127_000928_000002552022_00030_09102_9173.N1	27-NOV-2003 00:09:28	Dark	255.00	22	32Alp Leo	1.3600	15200.	510	9102	No
4	GOM_NL__2PRFIN20031127_002031_000000402022_00031_09103_9142.N1	27-NOV-2003 00:20:31	Dark	39.500	124	The Car	2.7640	30000.	79	9103	No
5	GOM_NL__2PRFIN20031127_002211_000000412022_00031_09103_9143.N1	27-NOV-2003 00:22:11	Dark	41.000	159	Ups Car	2.9200	7200.0	82	9103	No
6	GOM_NL__2PRFIN20031127_002501_000000482022_00031_09103_9144.N1	27-NOV-2003 00:25:01	Dark	47.500	41	Eps Car	1.8600	4100.0	95	9103	No
7	GOM_NL__2PRFIN20031127_002643_000000542022_00031_09103_9145.N1	27-NOV-2003 00:26:43	Dark	53.500	34	Gam2Vel	1.7930	23000.	107	9103	No
8	GOM_NL__2PRFIN20031127_002815_000000632022_00031_09103_9146.N1	27-NOV-2003 00:28:15	Dark	62.500	70	Zet Pup	2.2460	39000.	125	9103	No
9	GOM_NL__2PRFIN20031127_003026_000000532022_00031_09103_9147.N1	27-NOV-2003 00:30:26	Dark	52.500	2	Alp Car	-0.73600	7000.0	105	9103	No
10	GOM_NL__2PRFIN20031127_003159_000000652022_00031_09103_9148.N1	27-NOV-2003 00:31:59	Dark	64.500	117	Pi Pup	2.7060	3800.0	129	9103	No
11	GOM_NL__2PRFIN20031127_003419_000000762022_00031_09103_9149.N1	27-NOV-2003 00:34:19	Dark	75.500	88	31Eta CMa	2.4480	20000.	151	9103	No
12	GOM_NL__2PRFIN20031127_003808_000000402022_00031_09103_9150.N1	27-NOV-2003 00:38:08	Straylight	39.500	157	The1Eri	2.9060	9300.0	79	9103	No
13	GOM_NL__2PRFIN20031127_004229_000000792022_00031_09103_9151.N1	27-NOV-2003 00:42:29	Straylight	79.000	47	2Bet CMa	1.9760	28000.	158	9103	No
14	GOM_NL__2PRFIN20031127_004508_000000472022_00031_09103_9152.N1	27-NOV-2003 00:45:08	Straylight	46.500	165	34Gam Eri	2.9500	3200.0	93	9103	No
15	GOM_NL__2PRFIN20031127_004654_000000702022_00031_09103_9153.N1	27-NOV-2003 00:46:54	Straylight	69.500	7	19Bet Ori	0.10000	14000.	139	9103	No
16	GOM_NL__2PRFIN20031127_005021_000000762022_00031_09103_9154.N1	27-NOV-2003 00:50:21	Twilight	76.000	30	46Eps Ori	1.6940	30000.	152	9103	No
17	GOM_NL__2PRFIN20031127_005313_000000702022_00031_09103_9155.N1	27-NOV-2003 00:53:13	Bright	69.500	27	24Gam Ori	1.6360	26000.	139	9103	No
18	GOM_NL__2PRFIN20031127_005542_000000392022_00031_09103_9156.N1	27-NOV-2003 00:55:42	Bright	38.500	105	6Bet Ari	2.6450	8900.0	77	9103	No
19	GOM_NL__2PRFIN20031127_005926_000000382022_00031_09103_9157.N1	27-NOV-2003 00:59:26	Bright	37.500	173	4Bet Tri	3.0040	8900.0	75	9103	No
20	GOM_NL__2PRFIN20031127_010107_000000382022_00031_09103_9158.N1	27-NOV-2003 01:01:07	Bright	37.500	79	26Bet Per	2.3100	13100.	75	9103	No
21	GOM_NL__2PRFIN20031127_010328_000000392022_00031_09103_9159.N1	27-NOV-2003 01:03:28	Bright	39.000	175	39Del Per	3.0100	19400.	78	9103	No
22	GOM_NL__2PRFIN20031127_010624_000000392022_00031_09103_9160.N1	27-NOV-2003 01:06:24	Bright	39.000	68	18Alp Cas	2.2250	4500.0	78	9103	No
23	GOM_NL__2PRFIN20031127_010739_000000382022_00031_09103_9161.N1	27-NOV-2003 01:07:39	Bright	37.500	74	11Bet Cas	2.2680	6600.0	75	9103	No
24	GOM_NL__2PRFIN20031127_011437_000000402022_00031_09103_9162.N1	27-NOV-2003 01:14:37	Bright	40.000	49	1Alp UMi	1.9900	6300.0	80	9103	No
25	GOM_NL__2PRFIN20031127_011914_000000382022_00031_09103_9163.N1	27-NOV-2003 01:19:14	Bright	38.000	60	7Bet UMi	2.0810	3950.0	76	9103	No
26	GOM_NL__2PRFIN20031127_012139_000000382022_00031_09103_9164.N1	27-NOV-2003 01:21:39	Bright	37.500	119	14Eta Dra	2.7270	4700.0	75	9103	No
27	GOM_NL__2PRFIN20031127_012316_000000652022_00031_09103_9165.N1	27-NOV-2003 01:23:16	Bright	65.000	82	48Bet UMa	2.3650	10600.	130	9103	No
28	GOM_NL__2PRFIN20031127_012457_000000382022_00031_09103_9166.N1	27-NOV-2003 01:24:57	Bright	37.500	55	79Zet UMa	2.0600	10200.	75	9103	No
29	GOM_NL__2PRFIN20031127_012631_000000392022_00031_09103_9167.N1	27-NOV-2003 01:26:31	Bright	38.500	39	85Eta UMa	1.8540	24000.	77	9103	No
30	GOM_NL__2PRFIN20031127_012920_000000352022_00031_09103_9168.N1	27-NOV-2003 01:29:20	Bright	35.000	180	27Gam Boo	3.0400	8000.0	70	9103	No
31	GOM_NL__2PRFIN20031127_013219_000000472022_00031_09103_9169.N1	27-NOV-2003 01:32:19	Bright	47.000	83		2.3780	11000.	94	9103	No
32	GOM_NL__2PRFIN20031127_013448_000000372022_00031_09103_9170.N1	27-NOV-2003 01:34:48	Bright	36.500	3	16Alp Boo	-0.050000	4250.0	73	9103	No
33	GOM_NL__2PRFIN20031127_013754_000000622022_00031_09103_9171.N1	27-NOV-2003 01:37:54	Bright	62.000	96	68Del Leo	2.5600	9300.0	124	9103	No
34	GOM_NL__2PRFIN20031127_014147_000001522022_00031_09103_9172.N1	27-NOV-2003 01:41:47	Twilight	151.50	51	41Gam1Leo	2.0100	4500.0	303	9103	No
35	GOM_NL__2PRFIN20031127_014749_000000472022_00031_09103_9173.N1	27-NOV-2003 01:47:49	Twilight	47.000	100	4Gam Crv	2.5800	13100.	94	9103	No
36	GOM_NL__2PRFIN20031127_015010_000002552022_00031_09103_9174.N1	27-NOV-2003 01:50:10	Dark	255.00	22	32Alp Leo	1.3600	15200.	510	9103	No
37	GOM_NL__2PRFIN20031127_020108_000000402022_00032_09104_9140.N1	27-NOV-2003 02:01:08	Dark	40.000	124	The Car	2.7640	30000.	80	9104	No
38	GOM_NL__2PRFIN20031127_020247_000000412022_00032_09104_9141.N1	27-NOV-2003 02:02:47	Dark	40.500	159	Ups Car	2.9200	7200.0	81	9104	No
39	GOM_NL__2PRFIN20031127_020537_000000442022_00032_09104_9142.N1	27-NOV-2003 02:05:37	Dark	44.000	41	Eps Car	1.8600	4100.0	88	9104	No
40	GOM_NL__2PRFIN20031127_020720_000000492022_00032_09104_9143.N1	27-NOV-2003 02:07:20	Dark	49.000	34	Gam2Vel	1.7930	23000.	98	9104	No
41	GOM_NL__2PRFIN20031127_020852_000000632022_00032_09104_9144.N1	27-NOV-2003 02:08:52	Dark	63.000	70	Zet Pup	2.2460	39000.	126	9104	No
42	GOM_NL__2PRFIN20031127_021104_000000592022_00032_09104_9145.N1	27-NOV-2003 02:11:04	Dark	59.000	2	Alp Car	-0.73600	7000.0	118	9104	No

43	GOM_NL__2PRFIN20031127_021236_000000672022_00032_09104_9146.N1	27-NOV-2003 02:12:36	Dark	66.500	117	Pi Pup	2.7060	3800.0	133	9104	No
44	GOM_NL__2PRFIN20031127_021456_000000732022_00032_09104_9147.N1	27-NOV-2003 02:14:56	Dark	73.000	88	31Eta CMa	2.4480	20000.	146	9104	No
45	GOM_NL__2PRFIN20031127_021845_000000402022_00032_09104_9148.N1	27-NOV-2003 02:18:45	Straylight	39.500	157	The1Eri	2.9060	9300.0	79	9104	No
46	GOM_NL__2PRFIN20031127_022305_000000812022_00032_09104_9149.N1	27-NOV-2003 02:23:05	Straylight	80.500	47	2Bet CMa	1.9760	28000.	161	9104	No
47	GOM_NL__2PRFIN20031127_022544_000000522022_00032_09104_9150.N1	27-NOV-2003 02:25:44	Straylight	51.500	165	34Gam Eri	2.9500	3200.0	103	9104	No
48	GOM_NL__2PRFIN20031127_022731_000000672022_00032_09104_9151.N1	27-NOV-2003 02:27:31	Straylight	66.500	7	19Bet Ori	0.10000	14000.	133	9104	No
49	GOM_NL__2PRFIN20031127_023056_000000702022_00032_09104_9152.N1	27-NOV-2003 02:30:56	Tw_i_and_stray	69.500	30	46Eps Ori	1.6940	30000.	139	9104	No
50	GOM_NL__2PRFIN20031127_023349_000000682022_00032_09104_9153.N1	27-NOV-2003 02:33:49	Bright	67.500	27	24Gam Ori	1.6360	26000.	135	9104	No
51	GOM_NL__2PRFIN20031127_023619_000000402022_00032_09104_9154.N1	27-NOV-2003 02:36:19	Bright	39.500	105	6Bet Ari	2.6450	8900.0	79	9104	No
52	GOM_NL__2PRFIN20031127_024002_000000382022_00032_09104_9155.N1	27-NOV-2003 02:40:02	Bright	37.500	173	4Bet Tri	3.0040	8900.0	75	9104	No
53	GOM_NL__2PRFIN20031127_024143_000000382022_00032_09104_9156.N1	27-NOV-2003 02:41:43	Bright	38.000	79	26Bet Per	2.3100	13100.	76	9104	No
54	GOM_NL__2PRFIN20031127_024402_000000412022_00032_09104_9157.N1	27-NOV-2003 02:44:02	Bright	40.500	175	39Del Per	3.0100	19400.	81	9104	No
55	GOM_NL__2PRFIN20031127_024700_000000382022_00032_09104_9158.N1	27-NOV-2003 02:47:00	Bright	37.500	68	18Alp Cas	2.2250	4500.0	75	9104	No
56	GOM_NL__2PRFIN20031127_024815_000000382022_00032_09104_9159.N1	27-NOV-2003 02:48:15	Bright	38.000	74	11Bet Cas	2.2680	6600.0	76	9104	No
57	GOM_NL__2PRFIN20031127_025511_000000412022_00032_09104_9160.N1	27-NOV-2003 02:55:11	Bright	40.500	49	1Alp UMi	1.9900	6300.0	81	9104	No
58	GOM_NL__2PRFIN20031127_025950_000000402022_00032_09104_9161.N1	27-NOV-2003 02:59:50	Bright	39.500	60	7Bet UMi	2.0810	3950.0	79	9104	No
59	GOM_NL__2PRFIN20031127_030214_000000522022_00032_09104_9162.N1	27-NOV-2003 03:02:14	Bright	52.000	119	14Eta Dra	2.7270	4700.0	104	9104	No
60	GOM_NL__2PRFIN20031127_030352_000000462022_00032_09104_9163.N1	27-NOV-2003 03:03:52	Bright	45.500	82	48Bet UMa	2.3650	10600.	91	9104	No
61	GOM_NL__2PRFIN20031127_030532_000000382022_00032_09104_9164.N1	27-NOV-2003 03:05:32	Bright	38.000	55	79Zet UMa	2.0600	10200.	76	9104	No
62	GOM_NL__2PRFIN20031127_030707_000000372022_00032_09104_9165.N1	27-NOV-2003 03:07:07	Bright	37.000	39	85Eta UMa	1.8540	24000.	74	9104	No
63	GOM_NL__2PRFIN20031127_030955_000000512022_00032_09104_9166.N1	27-NOV-2003 03:09:55	Bright	51.000	180	27Gam Boo	3.0400	8000.0	102	9104	No
64	GOM_NL__2PRFIN20031127_031255_000000362022_00032_09104_9167.N1	27-NOV-2003 03:12:55	Bright	35.500	83		2.3780	11000.	71	9104	No
65	GOM_NL__2PRFIN20031127_031525_000000372022_00032_09104_9168.N1	27-NOV-2003 03:15:25	Bright	36.500	3	16Alp Boo	-0.050000	4250.0	73	9104	No
66	GOM_NL__2PRFIN20031127_031830_000000622022_00032_09104_9169.N1	27-NOV-2003 03:18:30	Bright	62.000	96	68Del Leo	2.5600	9300.0	124	9104	No
67	GOM_NL__2PRFIN20031127_032225_000001332022_00032_09104_9170.N1	27-NOV-2003 03:22:25	Tw_i_and_stray	132.50	51	41Gam1Leo	2.0100	4500.0	265	9104	No
68	GOM_NL__2PRFIN20031127_032825_000000452022_00032_09104_9171.N1	27-NOV-2003 03:28:25	Tw_i_and_stray	45.000	100	4Gam Crv	2.5800	13100.	90	9104	No
69	GOM_NL__2PRFIN20031127_033052_000002552022_00032_09104_9172.N1	27-NOV-2003 03:30:52	Dark	255.00	22	32Alp Leo	1.3600	15200.	510	9104	No
70	GOM_NL__2PRFIN20031127_034142_000000422022_00033_09105_9155.N1	27-NOV-2003 03:41:42	Dark	41.500	124	The Car	2.7640	30000.	83	9105	No
71	GOM_NL__2PRFIN20031127_034323_000000412022_00033_09105_9156.N1	27-NOV-2003 03:43:23	Dark	41.000	159	Ups Car	2.9200	7200.0	82	9105	No
72	GOM_NL__2PRFIN20031127_034615_000000482022_00033_09105_9157.N1	27-NOV-2003 03:46:15	Dark	47.500	41	Eps Car	1.8600	4100.0	95	9105	No
73	GOM_NL__2PRFIN20031127_034757_000000542022_00033_09105_9158.N1	27-NOV-2003 03:47:57	Dark	54.000	34	Gam2Vel	1.7930	23000.	108	9105	No
74	GOM_NL__2PRFIN20031127_034931_000000592022_00033_09105_9159.N1	27-NOV-2003 03:49:31	Dark	58.500	70	Zet Pup	2.2460	39000.	117	9105	No
75	GOM_NL__2PRFIN20031127_035141_000000592022_00033_09105_9160.N1	27-NOV-2003 03:51:41	Dark	59.000	2	Alp Car	-0.73600	7000.0	118	9105	No
76	GOM_NL__2PRFIN20031127_035312_000000592022_00033_09105_9161.N1	27-NOV-2003 03:53:12	Dark	58.500	117	Pi Pup	2.7060	3800.0	117	9105	No
77	GOM_NL__2PRFIN20031127_035533_000000742022_00033_09105_9162.N1	27-NOV-2003 03:55:33	Dark	74.000	88	31Eta CMa	2.4480	20000.	148	9105	No
78	GOM_NL__2PRFIN20031127_035920_000000412022_00033_09105_9163.N1	27-NOV-2003 03:59:20	Straylight	41.000	157	The1Eri	2.9060	9300.0	82	9105	No
79	GOM_NL__2PRFIN20031127_040411_000001162022_00033_09105_9164.N1	27-NOV-2003 04:04:11	Straylight	116.00	1	9Alp CMa	-1.4400	11000.	232	9105	No
80	GOM_NL__2PRFIN20031127_040807_000000662022_00033_09105_9165.N1	27-NOV-2003 04:08:07	Straylight	65.500	7	19Bet Ori	0.10000	14000.	131	9105	No
81	GOM_NL__2PRFIN20031127_041132_000000712022_00033_09105_9166.N1	27-NOV-2003 04:11:32	Tw_i_and_stray	71.000	30	46Eps Ori	1.6940	30000.	142	9105	No
82	GOM_NL__2PRFIN20031127_041424_000000772022_00033_09105_9167.N1	27-NOV-2003 04:14:24	Bright	76.500	27	24Gam Ori	1.6360	26000.	153	9105	No
83	GOM_NL__2PRFIN20031127_041652_000000422022_00033_09105_9168.N1	27-NOV-2003 04:16:52	Bright	41.500	105	6Bet Ari	2.6450	8900.0	83	9105	No
84	GOM_NL__2PRFIN20031127_042036_000000412022_00033_09105_9169.N1	27-NOV-2003 04:20:36	Bright	40.500	173	4Bet Tri	3.0040	8900.0	81	9105	No
85	GOM_NL__2PRFIN20031127_042219_000000392022_00033_09105_9170.N1	27-NOV-2003 04:22:19	Bright	38.500	79	26Bet Per	2.3100	13100.	77	9105	No
86	GOM_NL__2PRFIN20031127_042439_000000392022_00033_09105_9171.N1	27-NOV-2003 04:24:39	Bright	39.000	175	39Del Per	3.0100	19400.	78	9105	No
87	GOM_NL__2PRFIN20031127_042736_000000392022_00033_09105_9172.N1	27-NOV-2003 04:27:36	Bright	38.500	68	18Alp Cas	2.2250	4500.0	77	9105	No
88	GOM_NL__2PRFIN20031127_042851_000000392022_00033_09105_9173.N1	27-NOV-2003 04:28:51	Bright	39.000	74	11Bet Cas	2.2680	6600.0	78	9105	No
89	GOM_NL__2PRFIN20031127_043549_000000392022_00033_09105_9174.N1	27-NOV-2003 04:35:49	Bright	38.500	49	1Alp UMi	1.9900	6300.0	77	9105	No
90	GOM_NL__2PRFIN20031127_044026_000000402022_00033_09105_9175.N1	27-NOV-2003 04:40:26	Bright	39.500	60	7Bet UMi	2.0810	3950.0	79	9105	No
91	GOM_NL__2PRFIN20031127_044252_000000382022_00033_09105_9176.N1	27-NOV-2003 04:42:52	Bright	38.000	119	14Eta Dra	2.7270	4700.0	76	9105	No
92	GOM_NL__2PRFIN20031127_044427_000000462022_00033_09105_9177.N1	27-NOV-2003 04:44:27	Bright	46.000	82	48Bet UMa	2.3650	10600.	92	9105	No
93	GOM_NL__2PRFIN20031127_044608_000000542022_00033_09105_9178.N1	27-NOV-2003 04:46:08	Bright	54.000	55	79Zet UMa	2.0600	10200.	108	9105	No
94	GOM_NL__2PRFIN20031127_044743_000000372022_00033_09105_9179.N1	27-NOV-2003 04:47:43	Bright	37.000	39	85Eta UMa	1.8540	24000.	74	9105	No
95	GOM_NL__2PRFIN20031127_045032_000000512022_00033_09105_9180.N1	27-NOV-2003 04:50:32	Bright	51.000	180	27Gam Boo	3.0400	8000.0	102	9105	No
96	GOM_NL__2PRFIN20031127_045332_000000352022_00033_09105_9181.N1	27-NOV-2003 04:53:32	Bright	35.000	83		2.3780	11000.	70	9105	No
97	GOM_NL__2PRFIN20031127_045601_000000352022_00033_09105_9182.N1	27-NOV-2003 04:56:01	Bright	35.000	3	16Alp Boo	-0.050000	4250.0	70	9105	No
98	GOM_NL__2PRFIN20031127_045907_000000642022_00033_09105_9183.N1	27-NOV-2003 04:59:07	Bright	63.500	96	68Del Leo	2.5600	9300.0	127	9105	No
99	GOM_NL__2PRFIN20031127_050303_000001502022_00033_09105_9184.N1	27-NOV-2003 05:03:03	Tw_i_and_stray	149.50	51	41Gam1Leo	2.0100	4500.0	299	9105	No
100	GOM_NL__2PRFIN20031127_050813_000000462022_00033_09105_9185.N1	27-NOV-2003 05:08:13	Tw_i_and_stray	46.000	163	7Del Crv	2.9450	11000.	92	9105	No
101	GOM_NL__2PRFIN20031127_051134_000002552022_00033_09105_9186.N1	27-NOV-2003 05:11:34	Dark	255.00	22	32Alp Leo	1.3600	15200.	510	9105	No

102	GOM_NL__2PRFIN20031127_051838_00000492022_00033_09105_9187.N1	27-NOV-2003 05:18:38	Dark	48.500	20	Bet Cru	1.2530	30000.	97	9105	No
103	GOM_NL__2PRFIN20031127_051946_00000522022_00034_09106_9156.N1	27-NOV-2003 05:19:46	Dark	51.500	12	Alp1Cru	0.77500	30000.	103	9106	No
104	GOM_NL__2PRFIN20031127_052219_00000442022_00034_09106_9157.N1	27-NOV-2003 05:22:19	Dark	43.500	124	The Car	2.7640	30000.	87	9106	No
105	GOM_NL__2PRFIN20031127_052358_00000432022_00034_09106_9158.N1	27-NOV-2003 05:23:58	Dark	43.000	159	Ups Car	2.9200	7200.0	86	9106	No
106	GOM_NL__2PRFIN20031127_052650_00000512022_00034_09106_9159.N1	27-NOV-2003 05:26:50	Dark	50.500	41	Eps Car	1.8600	4100.0	101	9106	No
107	GOM_NL__2PRFIN20031127_052833_00000542022_00034_09106_9160.N1	27-NOV-2003 05:28:33	Dark	54.000	34	Gam2Vel	1.7930	23000.	108	9106	No
108	GOM_NL__2PRFIN20031127_053009_00000642022_00034_09106_9161.N1	27-NOV-2003 05:30:09	Dark	64.000	70	Zet Pup	2.2460	39000.	128	9106	No
109	GOM_NL__2PRFIN20031127_053218_00000512022_00034_09106_9162.N1	27-NOV-2003 05:32:18	Dark	50.500	2	Alp Car	-0.73600	7000.0	101	9106	No
110	GOM_NL__2PRFIN20031127_053349_00000672022_00034_09106_9163.N1	27-NOV-2003 05:33:49	Dark	66.500	117	Pi Pup	2.7060	3800.0	133	9106	No
111	GOM_NL__2PRFIN20031127_053609_00000782022_00034_09106_9164.N1	27-NOV-2003 05:36:09	Dark	77.500	88	31Eta CMa	2.4480	20000.	155	9106	No
112	GOM_NL__2PRFIN20031127_053956_00000422022_00034_09106_9165.N1	27-NOV-2003 05:39:56	Straylight	41.500	157	The1Eri	2.9060	9300.0	83	9106	No
113	GOM_NL__2PRFIN20031127_054448_000001082022_00034_09106_9166.N1	27-NOV-2003 05:44:48	Straylight	108.00	1	9Alp CMa	-1.4400	11000.	216	9106	No
114	GOM_NL__2PRFIN20031127_054843_00000662022_00034_09106_9167.N1	27-NOV-2003 05:48:43	Straylight	66.000	7	19Bet Ori	0.10000	14000.	132	9106	No
115	GOM_NL__2PRFIN20031127_055207_00000682022_00034_09106_9168.N1	27-NOV-2003 05:52:07	Tw_i_and_stray	68.000	30	46Eps Ori	1.6940	30000.	136	9106	No
116	GOM_NL__2PRFIN20031127_055459_00000712022_00034_09106_9169.N1	27-NOV-2003 05:54:59	Bright	70.500	27	24Gam Ori	1.6360	26000.	141	9106	No
117	GOM_NL__2PRFIN20031127_055728_00000412022_00034_09106_9170.N1	27-NOV-2003 05:57:28	Bright	40.500	105	6Bet Ari	2.6450	8900.0	81	9106	No
118	GOM_NL__2PRFIN20031127_060114_00000382022_00034_09106_9171.N1	27-NOV-2003 06:01:14	Bright	37.500	173	4Bet Tri	3.0040	8900.0	75	9106	No
119	GOM_NL__2PRFIN20031127_060254_00000392022_00034_09106_9172.N1	27-NOV-2003 06:02:54	Bright	39.000	79	26Bet Per	2.3100	13100.	78	9106	No
120	GOM_NL__2PRFIN20031127_060515_00000412022_00034_09106_9173.N1	27-NOV-2003 06:05:15	Bright	40.500	175	39Del Per	3.0100	19400.	81	9106	No
121	GOM_NL__2PRFIN20031127_060813_00000402022_00034_09106_9174.N1	27-NOV-2003 06:08:13	Bright	39.500	68	18Alp Cas	2.2250	4500.0	79	9106	No
122	GOM_NL__2PRFIN20031127_060927_00000402022_00034_09106_9175.N1	27-NOV-2003 06:09:27	Bright	40.000	74	11Bet Cas	2.2680	6600.0	80	9106	No
123	GOM_NL__2PRFIN20031127_061625_00000472022_00034_09106_9176.N1	27-NOV-2003 06:16:25	Bright	47.000	49	1Alp UMi	1.9900	6300.0	94	9106	No
124	GOM_NL__2PRFIN20031127_062102_00000382022_00034_09106_9177.N1	27-NOV-2003 06:21:02	Bright	38.000	60	7Bet UMi	2.0810	3950.0	76	9106	No
125	GOM_NL__2PRFIN20031127_062328_00000382022_00034_09106_9178.N1	27-NOV-2003 06:23:28	Bright	37.500	119	14Eta Dra	2.7270	4700.0	75	9106	No
126	GOM_NL__2PRFIN20031127_062503_00000652022_00034_09106_9179.N1	27-NOV-2003 06:25:03	Bright	65.000	82	48Bet UMa	2.3650	10600.	130	9106	No
127	GOM_NL__2PRFIN20031127_062643_00000452022_00034_09106_9180.N1	27-NOV-2003 06:26:43	Bright	44.500	55	79Zet UMa	2.0600	10200.	89	9106	No
128	GOM_NL__2PRFIN20031127_062819_00000382022_00034_09106_9181.N1	27-NOV-2003 06:28:19	Bright	37.500	39	85Eta UMa	1.8540	24000.	75	9106	No
129	GOM_NL__2PRFIN20031127_063108_00000352022_00034_09106_9182.N1	27-NOV-2003 06:31:08	Bright	35.000	180	27Gam Boo	3.0400	8000.0	70	9106	No
130	GOM_NL__2PRFIN20031127_063408_00000362022_00034_09106_9183.N1	27-NOV-2003 06:34:08	Bright	36.000	83		2.3780	11000.	72	9106	No
131	GOM_NL__2PRFIN20031127_063638_00000362022_00034_09106_9184.N1	27-NOV-2003 06:36:38	Bright	35.500	3	16Alp Boo	-0.050000	4250.0	71	9106	No
132	GOM_NL__2PRFIN20031127_063943_00000632022_00034_09106_9185.N1	27-NOV-2003 06:39:43	Bright	63.000	96	68Del Leo	2.5600	9300.0	126	9106	No
133	GOM_NL__2PRFIN20031127_064341_000001322022_00034_09106_9186.N1	27-NOV-2003 06:43:41	Tw_i_and_stray	132.00	51	41Gam1Leo	2.0100	4500.0	264	9106	No
134	GOM_NL__2PRFIN20031127_064849_00000452022_00034_09106_9187.N1	27-NOV-2003 06:48:49	Tw_i_and_stray	44.500	163	7Del Crv	2.9450	11000.	89	9106	No
135	GOM_NL__2PRFIN20031127_065217_000002552022_00034_09106_9188.N1	27-NOV-2003 06:52:17	Dark	255.00	22	32Alp Leo	1.3600	15200.	510	9106	No
136	GOM_NL__2PRFIN20031127_065914_00000412022_00034_09106_9189.N1	27-NOV-2003 06:59:14	Dark	41.000	20	Bet Cru	1.2530	30000.	82	9106	No
137	GOM_NL__2PRFIN20031127_070022_00000482022_00035_09107_9160.N1	27-NOV-2003 07:00:22	Dark	47.500	12	Alp1Cru	0.77500	30000.	95	9107	No
138	GOM_NL__2PRFIN20031127_070255_00000422022_00035_09107_9161.N1	27-NOV-2003 07:02:55	Dark	42.000	124	The Car	2.7640	30000.	84	9107	No
139	GOM_NL__2PRFIN20031127_070436_00000412022_00035_09107_9162.N1	27-NOV-2003 07:04:36	Dark	41.000	159	Ups Car	2.9200	7200.0	82	9107	No
140	GOM_NL__2PRFIN20031127_070728_00000442022_00035_09107_9163.N1	27-NOV-2003 07:07:28	Dark	43.500	41	Eps Car	1.8600	4100.0	87	9107	No
141	GOM_NL__2PRFIN20031127_070911_00000502022_00035_09107_9164.N1	27-NOV-2003 07:09:11	Dark	49.500	34	Gam2Vel	1.7930	23000.	99	9107	No
142	GOM_NL__2PRFIN20031127_071046_00000572022_00035_09107_9165.N1	27-NOV-2003 07:10:46	Dark	56.500	70	Zet Pup	2.2460	39000.	113	9107	No
143	GOM_NL__2PRFIN20031127_071254_00000512022_00035_09107_9166.N1	27-NOV-2003 07:12:54	Dark	50.500	2	Alp Car	-0.73600	7000.0	101	9107	No
144	GOM_NL__2PRFIN20031127_071426_00000652022_00035_09107_9167.N1	27-NOV-2003 07:14:26	Dark	64.500	117	Pi Pup	2.7060	3800.0	129	9107	No
145	GOM_NL__2PRFIN20031127_071647_00000782022_00035_09107_9168.N1	27-NOV-2003 07:16:47	Dark	77.500	88	31Eta CMa	2.4480	20000.	155	9107	No
146	GOM_NL__2PRFIN20031127_072033_00000422022_00035_09107_9169.N1	27-NOV-2003 07:20:33	Straylight	42.000	157	The1Eri	2.9060	9300.0	84	9107	No
147	GOM_NL__2PRFIN20031127_072524_000001082022_00035_09107_9170.N1	27-NOV-2003 07:25:24	Straylight	108.00	1	9Alp CMa	-1.4400	11000.	216	9107	No
148	GOM_NL__2PRFIN20031127_072919_00000742022_00035_09107_9171.N1	27-NOV-2003 07:29:19	Straylight	74.000	7	19Bet Ori	0.10000	14000.	148	9107	No
149	GOM_NL__2PRFIN20031127_073242_00000732022_00035_09107_9172.N1	27-NOV-2003 07:32:42	Tw_i_and_stray	72.500	30	46Eps Ori	1.6940	30000.	145	9107	No
150	GOM_NL__2PRFIN20031127_073534_00000682022_00035_09107_9173.N1	27-NOV-2003 07:35:34	Bright	68.000	27	24Gam Ori	1.6360	26000.	136	9107	No
151	GOM_NL__2PRFIN20031127_073806_00000402022_00035_09107_9174.N1	27-NOV-2003 07:38:06	Bright	40.000	105	6Bet Ari	2.6450	8900.0	80	9107	No
152	GOM_NL__2PRFIN20031127_074150_00000382022_00035_09107_9175.N1	27-NOV-2003 07:41:50	Bright	38.000	173	4Bet Tri	3.0040	8900.0	76	9107	No
153	GOM_NL__2PRFIN20031127_074329_00000392022_00035_09107_9176.N1	27-NOV-2003 07:43:29	Bright	38.500	79	26Bet Per	2.3100	13100.	77	9107	No
154	GOM_NL__2PRFIN20031127_074551_00000402022_00035_09107_9177.N1	27-NOV-2003 07:45:51	Bright	39.500	175	39Del Per	3.0100	19400.	79	9107	No
155	GOM_NL__2PRFIN20031127_074849_00000392022_00035_09107_9178.N1	27-NOV-2003 07:48:49	Bright	39.000	68	18Alp Cas	2.2250	4500.0	78	9107	No
156	GOM_NL__2PRFIN20031127_075004_00000392022_00035_09107_9179.N1	27-NOV-2003 07:50:04	Bright	39.000	74	11Bet Cas	2.2680	6600.0	78	9107	No
157	GOM_NL__2PRFIN20031127_075701_00000372022_00035_09107_9180.N1	27-NOV-2003 07:57:01	Bright	36.500	49	1Alp UMi	1.9900	6300.0	73	9107	No
158	GOM_NL__2PRFIN20031127_080137_00000362022_00035_09107_9181.N1	27-NOV-2003 08:01:37	Bright	35.500	60	7Bet UMi	2.0810	3950.0	71	9107	No
159	GOM_NL__2PRFIN20031127_080404_00000352022_00035_09107_9182.N1	27-NOV-2003 08:04:04	Bright	34.500	119	14Eta Dra	2.7270	4700.0	69	9107	No
160	GOM_NL__2PRFIN20031127_080538_00000652022_00035_09107_9183.N1	27-NOV-2003 08:05:38	Bright	65.000	82	48Bet UMa	2.3650	10600.	130	9107	No

161	GOM_NL__2PRFIN20031127_080719_00000542022_00035_09107_9184.N1	27-NOV-2003 08:07:19	Bright	54.000	55	79Zet UMa	2.0600	10200.	108	9107	No
162	GOM_NL__2PRFIN20031127_080855_00000532022_00035_09107_9185.N1	27-NOV-2003 08:08:55	Bright	53.000	39	85Eta UMa	1.8540	24000.	106	9107	No
163	GOM_NL__2PRFIN20031127_081144_00000362022_00035_09107_9186.N1	27-NOV-2003 08:11:44	Bright	36.000	180	27Gam Boo	3.0400	8000.0	72	9107	No
164	GOM_NL__2PRFIN20031127_081444_00000362022_00035_09107_9187.N1	27-NOV-2003 08:14:44	Bright	35.500	83		2.3780	11000.	71	9107	No
165	GOM_NL__2PRFIN20031127_081713_00000382022_00035_09107_9188.N1	27-NOV-2003 08:17:13	Bright	38.000	3	16Alp Boo	-0.050000	4250.0	76	9107	No
166	GOM_NL__2PRFIN20031127_082020_00000632022_00035_09107_9189.N1	27-NOV-2003 08:20:20	Bright	63.000	96	68Del Leo	2.5600	9300.0	126	9107	No
167	GOM_NL__2PRFIN20031127_082419_000001482022_00035_09107_9190.N1	27-NOV-2003 08:24:19	Twi_and_stray	148.00	51	41Gam1Leo	2.0100	4500.0	296	9107	No
168	GOM_NL__2PRFIN20031127_082925_00000462022_00035_09107_9191.N1	27-NOV-2003 08:29:25	Twi_and_stray	45.500	163	7Del Crv	2.9450	11000.	91	9107	No
169	GOM_NL__2PRFIN20031127_083259_000002552022_00035_09107_9192.N1	27-NOV-2003 08:32:59	Dark	255.00	22	32Alp Leo	1.3600	15200.	510	9107	No
170	GOM_NL__2PRFIN20031127_083950_00000412022_00035_09107_9193.N1	27-NOV-2003 08:39:50	Dark	40.500	20	Bet Cru	1.2530	30000.	81	9107	No
171	GOM_NL__2PRFIN20031127_084100_00000402022_00036_09108_9161.N1	27-NOV-2003 08:41:00	Dark	40.000	12	Alp1Cru	0.77500	30000.	80	9108	No
172	GOM_NL__2PRFIN20031127_084333_00000412022_00036_09108_9162.N1	27-NOV-2003 08:43:33	Dark	40.500	124	The Car	2.7640	30000.	81	9108	No
173	GOM_NL__2PRFIN20031127_084513_00000422022_00036_09108_9163.N1	27-NOV-2003 08:45:13	Dark	41.500	159	Ups Car	2.9200	7200.0	83	9108	No
174	GOM_NL__2PRFIN20031127_084804_00000472022_00036_09108_9164.N1	27-NOV-2003 08:48:04	Dark	47.000	41	Eps Car	1.8600	4100.0	94	9108	No
175	GOM_NL__2PRFIN20031127_084947_00000532022_00036_09108_9165.N1	27-NOV-2003 08:49:47	Dark	52.500	34	Gam2Vel	1.7930	23000.	105	9108	No
176	GOM_NL__2PRFIN20031127_085123_00000602022_00036_09108_9166.N1	27-NOV-2003 08:51:23	Dark	60.000	70	Zet Pup	2.2460	39000.	120	9108	No
177	GOM_NL__2PRFIN20031127_085331_00000512022_00036_09108_9167.N1	27-NOV-2003 08:53:31	Dark	50.500	2	Alp Car	-0.73600	7000.0	101	9108	No
178	GOM_NL__2PRFIN20031127_085503_00000672022_00036_09108_9168.N1	27-NOV-2003 08:55:03	Dark	67.000	117	Pi Pup	2.7060	3800.0	134	9108	No
179	GOM_NL__2PRFIN20031127_085724_00000752022_00036_09108_9169.N1	27-NOV-2003 08:57:24	Dark	74.500	88	31Eta CMa	2.4480	20000.	149	9108	No
180	GOM_NL__2PRFIN20031127_090109_00000412022_00036_09108_9170.N1	27-NOV-2003 09:01:09	Straylight	40.500	157	The1Eri	2.9060	9300.0	81	9108	No
181	GOM_NL__2PRFIN20031127_090600_000001102022_00036_09108_9171.N1	27-NOV-2003 09:06:00	Straylight	110.00	1	9Alp CMa	-1.4400	11000.	220	9108	No
182	GOM_NL__2PRFIN20031127_090954_00000742022_00036_09108_9172.N1	27-NOV-2003 09:09:54	Straylight	74.000	7	19Bet Ori	0.10000	14000.	148	9108	No
183	GOM_NL__2PRFIN20031127_091318_00000722022_00036_09108_9173.N1	27-NOV-2003 09:13:18	Twi_and_stray	71.500	30	46Eps Ori	1.6940	30000.	143	9108	No
184	GOM_NL__2PRFIN20031127_091609_00000762022_00036_09108_9174.N1	27-NOV-2003 09:16:09	Bright	76.000	27	24Gam Ori	1.6360	26000.	152	9108	No
185	GOM_NL__2PRFIN20031127_091843_00000372022_00036_09108_9175.N1	27-NOV-2003 09:18:43	Bright	37.000	105	6Bet Ari	2.6450	8900.0	74	9108	No
186	GOM_NL__2PRFIN20031127_092224_00000412022_00036_09108_9176.N1	27-NOV-2003 09:22:24	Bright	40.500	173	4Bet Tri	3.0040	8900.0	81	9108	No
187	GOM_NL__2PRFIN20031127_092406_00000392022_00036_09108_9177.N1	27-NOV-2003 09:24:06	Bright	38.500	79	26Bet Per	2.3100	13100.	77	9108	No
188	GOM_NL__2PRFIN20031127_092625_00000412022_00036_09108_9178.N1	27-NOV-2003 09:26:25	Bright	41.000	175	39Del Per	3.0100	19400.	82	9108	No
189	GOM_NL__2PRFIN20031127_092925_00000392022_00036_09108_9179.N1	27-NOV-2003 09:29:25	Bright	38.500	68	18Alp Cas	2.2250	4500.0	77	9108	No
190	GOM_NL__2PRFIN20031127_093040_00000382022_00036_09108_9180.N1	27-NOV-2003 09:30:40	Bright	37.500	74	11Bet Cas	2.2680	6600.0	75	9108	No
191	GOM_NL__2PRFIN20031127_093737_00000402022_00036_09108_9181.N1	27-NOV-2003 09:37:37	Bright	39.500	49	1Alp UMi	1.9900	6300.0	79	9108	No
192	GOM_NL__2PRFIN20031127_094213_00000392022_00036_09108_9182.N1	27-NOV-2003 09:42:13	Bright	39.000	60	7Bet UMi	2.0810	3950.0	78	9108	No
193	GOM_NL__2PRFIN20031127_094441_00000372022_00036_09108_9183.N1	27-NOV-2003 09:44:41	Bright	37.000	119	14Eta Dra	2.7270	4700.0	74	9108	No
194	GOM_NL__2PRFIN20031127_094614_00000462022_00036_09108_9184.N1	27-NOV-2003 09:46:14	Bright	45.500	82	48Bet UMa	2.3650	10600.	91	9108	No
195	GOM_NL__2PRFIN20031127_094756_00000372022_00036_09108_9185.N1	27-NOV-2003 09:47:56	Bright	37.000	55	79Zet UMa	2.0600	10200.	74	9108	No
196	GOM_NL__2PRFIN20031127_094932_00000362022_00036_09108_9186.N1	27-NOV-2003 09:49:32	Bright	36.000	39	85Eta UMa	1.8540	24000.	72	9108	No
197	GOM_NL__2PRFIN20031127_095520_00000352022_00036_09108_9187.N1	27-NOV-2003 09:55:20	Bright	35.000	83		2.3780	11000.	70	9108	No
198	GOM_NL__2PRFIN20031127_095750_00000362022_00036_09108_9188.N1	27-NOV-2003 09:57:50	Bright	36.000	3	16Alp Boo	-0.050000	4250.0	72	9108	No
199	GOM_NL__2PRFIN20031127_100057_00000612022_00036_09108_9189.N1	27-NOV-2003 10:00:57	Bright	60.500	96	68Del Leo	2.5600	9300.0	121	9108	No
200	GOM_NL__2PRFIN20031127_100457_000001482022_00036_09108_9190.N1	27-NOV-2003 10:04:57	Twi_and_stray	147.50	51	41Gam1Leo	2.0100	4500.0	295	9108	No
201	GOM_NL__2PRFIN20031127_101003_00000452022_00036_09108_9191.N1	27-NOV-2003 10:10:03	Twi_and_stray	45.000	163	7Del Crv	2.9450	11000.	90	9108	No
202	GOM_NL__2PRFIN20031127_101342_000002552022_00036_09108_9192.N1	27-NOV-2003 10:13:42	Dark	255.00	22	32Alp Leo	1.3600	15200.	510	9108	No
203	GOM_NL__2PRFIN20031127_102026_00000412022_00036_09108_9193.N1	27-NOV-2003 10:20:26	Dark	40.500	20	Bet Cru	1.2530	30000.	81	9108	No
204	GOM_NL__2PRFIN20031127_102134_00000492022_00037_09109_9161.N1	27-NOV-2003 10:21:34	Dark	49.000	12	Alp1Cru	0.77500	30000.	98	9109	No
205	GOM_NL__2PRFIN20031127_102410_00000402022_00037_09109_9162.N1	27-NOV-2003 10:24:10	Dark	40.000	124	The Car	2.7640	30000.	80	9109	No
206	GOM_NL__2PRFIN20031127_102550_00000412022_00037_09109_9163.N1	27-NOV-2003 10:25:50	Dark	40.500	159	Ups Car	2.9200	7200.0	81	9109	No
207	GOM_NL__2PRFIN20031127_102841_00000522022_00037_09109_9164.N1	27-NOV-2003 10:28:41	Dark	52.000	41	Eps Car	1.8600	4100.0	104	9109	No
208	GOM_NL__2PRFIN20031127_103025_00000592022_00037_09109_9165.N1	27-NOV-2003 10:30:25	Dark	58.500	34	Gam2Vel	1.7930	23000.	117	9109	No
209	GOM_NL__2PRFIN20031127_103200_00000602022_00037_09109_9166.N1	27-NOV-2003 10:32:00	Dark	60.000	70	Zet Pup	2.2460	39000.	120	9109	No
210	GOM_NL__2PRFIN20031127_103408_00000512022_00037_09109_9167.N1	27-NOV-2003 10:34:08	Dark	51.000	2	Alp Car	-0.73600	7000.0	102	9109	No
211	GOM_NL__2PRFIN20031127_103540_00000702022_00037_09109_9168.N1	27-NOV-2003 10:35:40	Dark	69.500	117	Pi Pup	2.7060	3800.0	139	9109	No
212	GOM_NL__2PRFIN20031127_103802_00000772022_00037_09109_9169.N1	27-NOV-2003 10:38:02	Dark	76.500	88	31Eta CMa	2.4480	20000.	153	9109	No
213	GOM_NL__2PRFIN20031127_104145_00000402022_00037_09109_9170.N1	27-NOV-2003 10:41:45	Straylight	40.000	157	The1Eri	2.9060	9300.0	80	9109	No
214	GOM_NL__2PRFIN20031127_104636_000001132022_00037_09109_9171.N1	27-NOV-2003 10:46:36	Straylight	112.50	1	9Alp CMa	-1.4400	11000.	225	9109	No
215	GOM_NL__2PRFIN20031127_105031_00000632022_00037_09109_9172.N1	27-NOV-2003 10:50:31	Straylight	63.000	7	19Bet Ori	0.10000	14000.	126	9109	No
216	GOM_NL__2PRFIN20031127_105353_00000702022_00037_09109_9173.N1	27-NOV-2003 10:53:53	Twi_and_stray	70.000	30	46Eps Ori	1.6940	30000.	140	9109	No
217	GOM_NL__2PRFIN20031127_105645_00000742022_00037_09109_9174.N1	27-NOV-2003 10:56:45	Bright	74.000	27	24Gam Ori	1.6360	26000.	148	9109	No
218	GOM_NL__2PRFIN20031127_105920_00000372022_00037_09109_9175.N1	27-NOV-2003 10:59:20	Bright	36.500	105	6Bet Ari	2.6450	8900.0	73	9109	No
219	GOM_NL__2PRFIN20031127_110302_00000392022_00037_09109_9176.N1	27-NOV-2003 11:03:02	Bright	38.500	173	4Bet Tri	3.0040	8900.0	77	9109	No

220	GOM_NL__2PRFIN20031127_110442_000000392022_00037_09109_9177.N1	27-NOV-2003 11:04:42	Bright	39.000	79	26Bet Per	2.3100	13100.	78	9109	No
221	GOM_NL__2PRFIN20031127_110702_000000392022_00037_09109_9178.N1	27-NOV-2003 11:07:02	Bright	38.500	175	39Del Per	3.0100	19400.	77	9109	No
222	GOM_NL__2PRFIN20031127_111002_000000392022_00037_09109_9179.N1	27-NOV-2003 11:10:02	Bright	38.500	68	18Alp Cas	2.2250	4500.0	77	9109	No
223	GOM_NL__2PRFIN20031127_111117_000000382022_00037_09109_9180.N1	27-NOV-2003 11:11:17	Bright	38.000	74	11Bet Cas	2.2680	6600.0	76	9109	No
224	GOM_NL__2PRFIN20031127_111814_000000382022_00037_09109_9181.N1	27-NOV-2003 11:18:14	Bright	37.500	49	1Alp UMi	1.9900	6300.0	75	9109	No
225	GOM_NL__2PRFIN20031127_112251_000000372022_00037_09109_9182.N1	27-NOV-2003 11:22:51	Bright	37.000	60	7Bet UMi	2.0810	3950.0	74	9109	No
226	GOM_NL__2PRFIN20031127_112517_000000382022_00037_09109_9183.N1	27-NOV-2003 11:25:17	Bright	38.000	119	14Eta Dra	2.7270	4700.0	76	9109	No
227	GOM_NL__2PRFIN20031127_112650_000000432022_00037_09109_9184.N1	27-NOV-2003 11:26:50	Bright	42.500	82	48Bet UMa	2.3650	10600.	85	9109	No
228	GOM_NL__2PRFIN20031127_112832_000000372022_00037_09109_9185.N1	27-NOV-2003 11:28:32	Bright	37.000	55	79Zet UMa	2.0600	10200.	74	9109	No
229	GOM_NL__2PRFIN20031127_113008_000000362022_00037_09109_9186.N1	27-NOV-2003 11:30:08	Bright	35.500	39	85Eta UMa	1.8540	24000.	71	9109	No
230	GOM_NL__2PRFIN20031127_113257_000000382022_00037_09109_9187.N1	27-NOV-2003 11:32:57	Bright	37.500	180	27Gam Boo	3.0400	8000.0	75	9109	No
231	GOM_NL__2PRFIN20031127_113557_000000352022_00037_09109_9188.N1	27-NOV-2003 11:35:57	Bright	34.500	83		2.3780	11000.	69	9109	No
232	GOM_NL__2PRFIN20031127_113826_000000352022_00037_09109_9189.N1	27-NOV-2003 11:38:26	Bright	35.000	3	16Alp Boo	-0.050000	4250.0	70	9109	No
233	GOM_NL__2PRFIN20031127_114134_000000642022_00037_09109_9190.N1	27-NOV-2003 11:41:34	Bright	64.000	96	68Del Leo	2.5600	9300.0	128	9109	No
234	GOM_NL__2PRFIN20031127_114535_000001482022_00037_09109_9191.N1	27-NOV-2003 11:45:35	Tw_i_and_stray	148.00	51	41Gam1Leo	2.0100	4500.0	296	9109	No
235	GOM_NL__2PRFIN20031127_115039_000000462022_00037_09109_9192.N1	27-NOV-2003 11:50:39	Tw_i_and_stray	46.000	163	7Del Crv	2.9450	11000.	92	9109	No
236	GOM_NL__2PRFIN20031127_115425_000002552022_00037_09109_9193.N1	27-NOV-2003 11:54:25	Dark	255.00	22	32Alp Leo	1.3600	15200.	510	9109	No
237	GOM_NL__2PRFIN20031127_120103_000000462022_00037_09109_9194.N1	27-NOV-2003 12:01:03	Dark	46.000	20	Bet Cru	1.2530	30000.	92	9109	No
238	GOM_NL__2PRFIN20031127_120213_000000482022_00038_09110_9396.N1	27-NOV-2003 12:02:13	Dark	48.000	12	Alp1Cru	0.77500	30000.	96	9110	No
239	GOM_NL__2PRFIN20031127_120447_000000402022_00038_09110_9397.N1	27-NOV-2003 12:04:47	Dark	40.000	124	The Car	2.7640	30000.	80	9110	No
240	GOM_NL__2PRFIN20031127_120626_000000402022_00038_09110_9398.N1	27-NOV-2003 12:06:26	Dark	40.000	159	Ups Car	2.9200	7200.0	80	9110	No
241	GOM_NL__2PRFIN20031127_120917_000000532022_00038_09110_9399.N1	27-NOV-2003 12:09:17	Dark	53.000	41	Eps Car	1.8600	4100.0	106	9110	No
242	GOM_NL__2PRFIN20031127_121101_000000512022_00038_09110_9400.N1	27-NOV-2003 12:11:01	Dark	50.500	34	Gam2Vel	1.7930	23000.	101	9110	No
243	GOM_NL__2PRFIN20031127_121236_000000682022_00038_09110_9401.N1	27-NOV-2003 12:12:36	Dark	68.000	70	Zet Pup	2.2460	39000.	136	9110	No
244	GOM_NL__2PRFIN20031127_121444_000000582022_00038_09110_9402.N1	27-NOV-2003 12:14:44	Dark	58.000	2	Alp Car	-0.73600	7000.0	116	9110	No
245	GOM_NL__2PRFIN20031127_121617_000000662022_00038_09110_9403.N1	27-NOV-2003 12:16:17	Dark	65.500	117	Pi Pup	2.7060	3800.0	131	9110	No
246	GOM_NL__2PRFIN20031127_121838_000000802022_00038_09110_9404.N1	27-NOV-2003 12:18:38	Dark	80.000	88	31Eta CMa	2.4480	20000.	160	9110	No
247	GOM_NL__2PRFIN20031127_122222_000000402022_00038_09110_9405.N1	27-NOV-2003 12:22:22	Straylight	39.500	157	The1Eri	2.9060	9300.0	79	9110	No
248	GOM_NL__2PRFIN20031127_122712_000001062022_00038_09110_9406.N1	27-NOV-2003 12:27:12	Straylight	105.50	1	9Alp CMa	-1.4400	11000.	211	9110	No
249	GOM_NL__2PRFIN20031127_123107_000000692022_00038_09110_9407.N1	27-NOV-2003 12:31:07	Straylight	68.500	7	19Bet Ori	0.10000	14000.	137	9110	No
250	GOM_NL__2PRFIN20031127_123428_000000712022_00038_09110_9408.N1	27-NOV-2003 12:34:28	Tw_i_and_stray	71.000	30	46Eps Ori	1.6940	30000.	142	9110	No
251	GOM_NL__2PRFIN20031127_123720_000000702022_00038_09110_9409.N1	27-NOV-2003 12:37:20	Bright	70.000	27	24Gam Ori	1.6360	26000.	140	9110	No
252	GOM_NL__2PRFIN20031127_123956_000000392022_00038_09110_9410.N1	27-NOV-2003 12:39:56	Bright	38.500	105	6Bet Ari	2.6450	8900.0	77	9110	No
253	GOM_NL__2PRFIN20031127_124313_000000422022_00038_09110_9411.N1	27-NOV-2003 12:43:13	Bright	42.000	150	44Zet Per	2.8900	28000.	84	9110	No
254	GOM_NL__2PRFIN20031127_124517_000000392022_00038_09110_9412.N1	27-NOV-2003 12:45:17	Bright	39.000	79	26Bet Per	2.3100	13100.	78	9110	No
255	GOM_NL__2PRFIN20031127_124738_000000392022_00038_09110_9413.N1	27-NOV-2003 12:47:38	Bright	38.500	175	39Del Per	3.0100	19400.	77	9110	No
256	GOM_NL__2PRFIN20031127_125038_000000402022_00038_09110_9414.N1	27-NOV-2003 12:50:38	Bright	39.500	68	18Alp Cas	2.2250	4500.0	79	9110	No
257	GOM_NL__2PRFIN20031127_125153_000000382022_00038_09110_9415.N1	27-NOV-2003 12:51:53	Bright	37.500	74	11Bet Cas	2.2680	6600.0	75	9110	No
258	GOM_NL__2PRFIN20031127_125850_000000392022_00038_09110_9416.N1	27-NOV-2003 12:58:50	Bright	38.500	49	1Alp UMi	1.9900	6300.0	77	9110	No
259	GOM_NL__2PRFIN20031127_130326_000000352022_00038_09110_9417.N1	27-NOV-2003 13:03:26	Bright	35.000	60	7Bet UMi	2.0810	3950.0	70	9110	No
260	GOM_NL__2PRFIN20031127_130548_000000452022_00038_09110_9418.N1	27-NOV-2003 13:05:48	Bright	44.500	36	50Alp UMa	1.8000	6300.0	89	9110	No
261	GOM_NL__2PRFIN20031127_130726_000000452022_00038_09110_9419.N1	27-NOV-2003 13:07:26	Bright	44.500	82	48Bet UMa	2.3650	10600.	89	9110	No
262	GOM_NL__2PRFIN20031127_130908_000000402022_00038_09110_9420.N1	27-NOV-2003 13:09:08	Bright	39.500	55	79Zet UMa	2.0600	10200.	79	9110	No
263	GOM_NL__2PRFIN20031127_131044_000000382022_00038_09110_9421.N1	27-NOV-2003 13:10:44	Bright	37.500	39	85Eta UMa	1.8540	24000.	75	9110	No
264	GOM_NL__2PRFIN20031127_131333_000000362022_00038_09110_9422.N1	27-NOV-2003 13:13:33	Bright	35.500	180	27Gam Boo	3.0400	8000.0	71	9110	No
265	GOM_NL__2PRFIN20031127_131633_000000422022_00038_09110_9423.N1	27-NOV-2003 13:16:33	Bright	41.500	83		2.3780	11000.	83	9110	No
266	GOM_NL__2PRFIN20031127_131902_000000362022_00038_09110_9424.N1	27-NOV-2003 13:19:02	Bright	35.500	3	16Alp Boo	-0.050000	4250.0	71	9110	No
267	GOM_NL__2PRFIN20031127_132315_000000552022_00038_09110_9425.N1	27-NOV-2003 13:23:15	Bright	54.500	62	94Bet Leo	2.1360	9700.0	109	9110	No
268	GOM_NL__2PRFIN20031127_132613_000001642022_00038_09110_9426.N1	27-NOV-2003 13:26:13	Tw_i_and_stray	164.00	51	41Gam1Leo	2.0100	4500.0	328	9110	No
269	GOM_NL__2PRFIN20031127_133206_000000502022_00038_09110_9427.N1	27-NOV-2003 13:32:06	Tw_i_and_stray	49.500	100	4Gam Crv	2.5800	13100.	99	9110	No
270	GOM_NL__2PRFIN20031127_133340_000000482022_00038_09110_9428.N1	27-NOV-2003 13:33:40	Dark	47.500	171	2Eps Crv	3.0010	4250.0	95	9110	No
271	GOM_NL__2PRFIN20031127_133908_000000422022_00038_09110_9429.N1	27-NOV-2003 13:39:08	Dark	42.000	64	Gam Cen	2.2000	10600.	84	9110	No
272	GOM_NL__2PRFIN20031127_134140_000000442022_00038_09110_9430.N1	27-NOV-2003 13:41:40	Dark	44.000	20	Bet Cru	1.2530	30000.	88	9110	No
273	GOM_NL__2PRFIN20031127_134249_000000492022_00039_09111_9161.N1	27-NOV-2003 13:42:49	Dark	48.500	12	Alp1Cru	0.77500	30000.	97	9111	No
274	GOM_NL__2PRFIN20031127_134524_000000402022_00039_09111_9162.N1	27-NOV-2003 13:45:24	Dark	39.500	124	The Car	2.7640	30000.	79	9111	No
275	GOM_NL__2PRFIN20031127_134704_000000402022_00039_09111_9163.N1	27-NOV-2003 13:47:04	Dark	39.500	159	Ups Car	2.9200	7200.0	79	9111	No
276	GOM_NL__2PRFIN20031127_134955_000000462022_00039_09111_9164.N1	27-NOV-2003 13:49:55	Dark	45.500	41	Eps Car	1.8600	4100.0	91	9111	No
277	GOM_NL__2PRFIN20031127_135139_000000512022_00039_09111_9165.N1	27-NOV-2003 13:51:39	Dark	50.500	34	Gam2Vel	1.7930	23000.	101	9111	No
278	GOM_NL__2PRFIN20031127_135314_000000572022_00039_09111_9166.N1	27-NOV-2003 13:53:14	Dark	57.000	70	Zet Pup	2.2460	39000.	114	9111	No

279	GOM_NL__2PRFIN20031127_135521_000000462022_00039_09111_9167.N1	27-NOV-2003 13:55:21	Dark	46.000	2	Alp Car	-0.73600	7000.0	92	9111	No
280	GOM_NL__2PRFIN20031127_135654_000000652022_00039_09111_9168.N1	27-NOV-2003 13:56:54	Dark	64.500	117	Pi Pup	2.7060	3800.0	129	9111	No
281	GOM_NL__2PRFIN20031127_135916_000000752022_00039_09111_9169.N1	27-NOV-2003 13:59:16	Dark	75.000	88	31Eta CMa	2.4480	20000.	150	9111	No
282	GOM_NL__2PRFIN20031127_140259_000000372022_00039_09111_9170.N1	27-NOV-2003 14:02:59	Straylight	36.500	157	The1Eri	2.9060	9300.0	73	9111	No
283	GOM_NL__2PRFIN20031127_140749_000001092022_00039_09111_9171.N1	27-NOV-2003 14:07:49	Straylight	108.50	1	9Alp CMa	-1.4400	11000.	217	9111	No
284	GOM_NL__2PRFIN20031127_141143_000000622022_00039_09111_9172.N1	27-NOV-2003 14:11:43	Straylight	62.000	7	19Bet Ori	0.10000	14000.	124	9111	No
285	GOM_NL__2PRFIN20031127_141504_000000732022_00039_09111_9173.N1	27-NOV-2003 14:15:04	Tw_i_and_stray	72.500	30	46Eps Ori	1.6940	30000.	145	9111	No
286	GOM_NL__2PRFIN20031127_141756_000000672022_00039_09111_9174.N1	27-NOV-2003 14:17:56	Bright	66.500	27	24Gam Ori	1.6360	26000.	133	9111	No
287	GOM_NL__2PRFIN20031127_142033_000000382022_00039_09111_9175.N1	27-NOV-2003 14:20:33	Bright	37.500	105	6Bet Ari	2.6450	8900.0	75	9111	No
288	GOM_NL__2PRFIN20031127_142349_000000422022_00039_09111_9176.N1	27-NOV-2003 14:23:49	Bright	41.500	150	44Zet Per	2.8900	28000.	83	9111	No
289	GOM_NL__2PRFIN20031127_142553_000000382022_00039_09111_9177.N1	27-NOV-2003 14:25:53	Bright	38.000	79	26Bet Per	2.3100	13100.	76	9111	No
290	GOM_NL__2PRFIN20031127_142815_000000382022_00039_09111_9178.N1	27-NOV-2003 14:28:15	Bright	38.000	175	39Del Per	3.0100	19400.	76	9111	No
291	GOM_NL__2PRFIN20031127_143114_000000402022_00039_09111_9179.N1	27-NOV-2003 14:31:14	Bright	40.000	68	18Alp Cas	2.2250	4500.0	80	9111	No
292	GOM_NL__2PRFIN20031127_143228_000000392022_00039_09111_9180.N1	27-NOV-2003 14:32:28	Bright	38.500	74	11Bet Cas	2.2680	6600.0	77	9111	No
293	GOM_NL__2PRFIN20031127_143925_000000352022_00039_09111_9181.N1	27-NOV-2003 14:39:25	Bright	34.500	49	1Alp UMi	1.9900	6300.0	69	9111	No
294	GOM_NL__2PRFIN20031127_144402_000000372022_00039_09111_9182.N1	27-NOV-2003 14:44:02	Bright	37.000	60	7Bet UMi	2.0810	3950.0	74	9111	No
295	GOM_NL__2PRFIN20031127_144623_000000452022_00039_09111_9183.N1	27-NOV-2003 14:46:23	Bright	45.000	36	50Alp UMa	1.8000	6300.0	90	9111	No
296	GOM_NL__2PRFIN20031127_144800_000000482022_00039_09111_9184.N1	27-NOV-2003 14:48:00	Bright	47.500	82	48Bet UMa	2.3650	10600.	95	9111	No
297	GOM_NL__2PRFIN20031127_144944_000000392022_00039_09111_9185.N1	27-NOV-2003 14:49:44	Bright	39.000	55	79Zet UMa	2.0600	10200.	78	9111	No
298	GOM_NL__2PRFIN20031127_145120_000000382022_00039_09111_9186.N1	27-NOV-2003 14:51:20	Bright	37.500	39	85Eta UMa	1.8540	24000.	75	9111	No
299	GOM_NL__2PRFIN20031127_145408_000000352022_00039_09111_9187.N1	27-NOV-2003 14:54:08	Bright	35.000	180	27Gam Boo	3.0400	8000.0	70	9111	No
300	GOM_NL__2PRFIN20031127_145707_000000362022_00039_09111_9188.N1	27-NOV-2003 14:57:07	Bright	36.000	83		2.3780	11000.	72	9111	No
301	GOM_NL__2PRFIN20031127_145938_000000362022_00039_09111_9189.N1	27-NOV-2003 14:59:38	Bright	36.000	3	16Alp Boo	-0.050000	4250.0	72	9111	No
302	GOM_NL__2PRFIN20031127_150350_000000732022_00039_09111_9190.N1	27-NOV-2003 15:03:50	Bright	73.000	62	94Bet Leo	2.1360	9700.0	146	9111	No
303	GOM_NL__2PRFIN20031127_150651_000001562022_00039_09111_9191.N1	27-NOV-2003 15:06:51	Tw_i_and_stray	155.50	51	41Gam1Leo	2.0100	4500.0	311	9111	No
304	GOM_NL__2PRFIN20031127_151242_000000462022_00039_09111_9192.N1	27-NOV-2003 15:12:42	Tw_i_and_stray	45.500	100	4Gam Crv	2.5800	13100.	91	9111	No
305	GOM_NL__2PRFIN20031127_151417_000000492022_00039_09111_9193.N1	27-NOV-2003 15:14:17	Dark	48.500	171	2Eps Crv	3.0010	4250.0	97	9111	No
306	GOM_NL__2PRFIN20031127_151945_000000422022_00039_09111_9194.N1	27-NOV-2003 15:19:45	Dark	42.000	64	Gam Cen	2.2000	10600.	84	9111	No
307	GOM_NL__2PRFIN20031127_152215_000000422022_00039_09111_9195.N1	27-NOV-2003 15:22:15	Dark	41.500	20	Bet Cru	1.2530	30000.	83	9111	No
308	GOM_NL__2PRFIN20031127_152326_000000492022_00040_09112_9161.N1	27-NOV-2003 15:23:26	Dark	49.000	12	Alp1Cru	0.77500	30000.	98	9112	No
309	GOM_NL__2PRFIN20031127_152557_000000432022_00040_09112_9162.N1	27-NOV-2003 15:25:57	Dark	42.500	124	The Car	2.7640	30000.	85	9112	No
310	GOM_NL__2PRFIN20031127_152738_000000412022_00040_09112_9163.N1	27-NOV-2003 15:27:38	Dark	41.000	159	Ups Car	2.9200	7200.0	82	9112	No
311	GOM_NL__2PRFIN20031127_153031_000000462022_00040_09112_9164.N1	27-NOV-2003 15:30:31	Dark	46.000	41	Eps Car	1.8600	4100.0	92	9112	No
312	GOM_NL__2PRFIN20031127_153215_000000492022_00040_09112_9165.N1	27-NOV-2003 15:32:15	Dark	49.000	34	Gam2Vel	1.7930	23000.	98	9112	No
313	GOM_NL__2PRFIN20031127_153349_000000592022_00040_09112_9166.N1	27-NOV-2003 15:33:49	Dark	59.000	70	Zet Pup	2.2460	39000.	118	9112	No
314	GOM_NL__2PRFIN20031127_153556_000000592022_00040_09112_9167.N1	27-NOV-2003 15:35:56	Dark	59.000	2	Alp Car	-0.73600	7000.0	118	9112	No
315	GOM_NL__2PRFIN20031127_153729_000000682022_00040_09112_9168.N1	27-NOV-2003 15:37:29	Dark	68.000	117	Pi Pup	2.7060	3800.0	136	9112	No
316	GOM_NL__2PRFIN20031127_153952_000000732022_00040_09112_9169.N1	27-NOV-2003 15:39:52	Dark	72.500	88	31Eta CMa	2.4480	20000.	145	9112	No
317	GOM_NL__2PRFIN20031127_154334_000000382022_00040_09112_9170.N1	27-NOV-2003 15:43:34	Straylight	38.000	157	The1Eri	2.9060	9300.0	76	9112	No
318	GOM_NL__2PRFIN20031127_154824_000001092022_00040_09112_9171.N1	27-NOV-2003 15:48:24	Straylight	109.00	1	9Alp CMa	-1.4400	11000.	218	9112	No
319	GOM_NL__2PRFIN20031127_155218_000000652022_00040_09112_9172.N1	27-NOV-2003 15:52:18	Straylight	65.000	7	19Bet Ori	0.10000	14000.	130	9112	No
320	GOM_NL__2PRFIN20031127_155539_000000722022_00040_09112_9173.N1	27-NOV-2003 15:55:39	Tw_i_and_stray	72.000	30	46Eps Ori	1.6940	30000.	144	9112	No
321	GOM_NL__2PRFIN20031127_155830_000000752022_00040_09112_9174.N1	27-NOV-2003 15:58:30	Bright	75.000	27	24Gam Ori	1.6360	26000.	150	9112	No
322	GOM_NL__2PRFIN20031127_160106_000000412022_00040_09112_9175.N1	27-NOV-2003 16:01:06	Bright	40.500	105	6Bet Ari	2.6450	8900.0	81	9112	No
323	GOM_NL__2PRFIN20031127_160422_000000452022_00040_09112_9176.N1	27-NOV-2003 16:04:22	Bright	45.000	150	44Zet Per	2.8900	28000.	90	9112	No
324	GOM_NL__2PRFIN20031127_160628_000000402022_00040_09112_9177.N1	27-NOV-2003 16:06:28	Bright	39.500	79	26Bet Per	2.3100	13100.	79	9112	No
325	GOM_NL__2PRFIN20031127_160847_000000422022_00040_09112_9178.N1	27-NOV-2003 16:08:47	Bright	41.500	175	39Del Per	3.0100	19400.	83	9112	No
326	GOM_NL__2PRFIN20031127_161150_000000382022_00040_09112_9179.N1	27-NOV-2003 16:11:50	Bright	38.000	68	18Alp Cas	2.2250	4500.0	76	9112	No
327	GOM_NL__2PRFIN20031127_161305_000000412022_00040_09112_9180.N1	27-NOV-2003 16:13:05	Bright	41.000	74	11Bet Cas	2.2680	6600.0	82	9112	No
328	GOM_NL__2PRFIN20031127_162000_000000392022_00040_09112_9181.N1	27-NOV-2003 16:20:00	Bright	38.500	49	1Alp UMi	1.9900	6300.0	77	9112	No
329	GOM_NL__2PRFIN20031127_162437_000000402022_00040_09112_9182.N1	27-NOV-2003 16:24:37	Bright	40.000	60	7Bet UMi	2.0810	3950.0	80	9112	No
330	GOM_NL__2PRFIN20031127_162700_000000462022_00040_09112_9183.N1	27-NOV-2003 16:27:00	Bright	46.000	36	50Alp UMa	1.8000	6300.0	92	9112	No
331	GOM_NL__2PRFIN20031127_162836_000000472022_00040_09112_9184.N1	27-NOV-2003 16:28:36	Bright	46.500	82	48Bet UMa	2.3650	10600.	93	9112	No
332	GOM_NL__2PRFIN20031127_163019_000000392022_00040_09112_9185.N1	27-NOV-2003 16:30:19	Bright	38.500	55	79Zet UMa	2.0600	10200.	77	9112	No
333	GOM_NL__2PRFIN20031127_163155_000000382022_00040_09112_9186.N1	27-NOV-2003 16:31:55	Bright	38.000	39	85Eta UMa	1.8540	24000.	76	9112	No
334	GOM_NL__2PRFIN20031127_163442_000000392022_00040_09112_9187.N1	27-NOV-2003 16:34:42	Bright	38.500	180	27Gam Boo	3.0400	8000.0	77	9112	No
335	GOM_NL__2PRFIN20031127_163743_000000512022_00040_09112_9188.N1	27-NOV-2003 16:37:43	Bright	51.000	83		2.3780	11000.	102	9112	No
336	GOM_NL__2PRFIN20031127_164015_000000362022_00040_09112_9189.N1	27-NOV-2003 16:40:15	Bright	35.500	3	16Alp Boo	-0.050000	4250.0	71	9112	No
337	GOM_NL__2PRFIN20031127_164427_000000512022_00040_09112_9190.N1	27-NOV-2003 16:44:27	Bright	51.000	62	94Bet Leo	2.1360	9700.0	102	9112	No

338	GOM_NL__2PRFIN20031127_164729_000001532022_00040_09112_9191.N1	27-NOV-2003 16:47:29	Twilight	152.50	51	41Gam1Leo	2.0100	4500.0	305	9112	No
339	GOM_NL__2PRFIN20031127_165319_000000462022_00040_09112_9192.N1	27-NOV-2003 16:53:19	Twilight	46.000	100	4Gam Crv	2.5800	13100.	92	9112	No
340	GOM_NL__2PRFIN20031127_165453_000000512022_00040_09112_9193.N1	27-NOV-2003 16:54:53	Dark	50.500	171	2Eps Crv	3.0010	4250.0	101	9112	No
341	GOM_NL__2PRFIN20031127_170020_000000422022_00040_09112_9194.N1	27-NOV-2003 17:00:20	Dark	42.000	64	Gam Cen	2.2000	10600.	84	9112	No
342	GOM_NL__2PRFIN20031127_170251_000000432022_00040_09112_9195.N1	27-NOV-2003 17:02:51	Dark	43.000	20	Bet Cru	1.2530	30000.	86	9112	No
343	GOM_NL__2PRFIN20031127_170401_000000492022_00041_09113_9162.N1	27-NOV-2003 17:04:01	Dark	49.000	12	Alp1Cru	0.77500	30000.	98	9113	No
344	GOM_NL__2PRFIN20031127_170634_000000432022_00041_09113_9163.N1	27-NOV-2003 17:06:34	Dark	43.000	124	The Car	2.7640	30000.	86	9113	No
345	GOM_NL__2PRFIN20031127_170815_000000412022_00041_09113_9164.N1	27-NOV-2003 17:08:15	Dark	41.000	159	Ups Car	2.9200	7200.0	82	9113	No
346	GOM_NL__2PRFIN20031127_171107_000000482022_00041_09113_9165.N1	27-NOV-2003 17:11:07	Dark	47.500	41	Eps Car	1.8600	4100.0	95	9113	No
347	GOM_NL__2PRFIN20031127_171252_000000542022_00041_09113_9166.N1	27-NOV-2003 17:12:52	Dark	54.000	34	Gam2Vel	1.7930	23000.	108	9113	No
348	GOM_NL__2PRFIN20031127_171426_000000602022_00041_09113_9167.N1	27-NOV-2003 17:14:26	Dark	59.500	70	Zet Pup	2.2460	39000.	119	9113	No
349	GOM_NL__2PRFIN20031127_171633_000000582022_00041_09113_9168.N1	27-NOV-2003 17:16:33	Dark	58.000	2	Alp Car	-0.73600	7000.0	116	9113	No
350	GOM_NL__2PRFIN20031127_171807_000000722022_00041_09113_9169.N1	27-NOV-2003 17:18:07	Dark	72.000	117	Pi Pup	2.7060	3800.0	144	9113	No
351	GOM_NL__2PRFIN20031127_172029_000000782022_00041_09113_9170.N1	27-NOV-2003 17:20:29	Dark	78.000	88	31Eta CMa	2.4480	20000.	156	9113	No
352	GOM_NL__2PRFIN20031127_172410_000000402022_00041_09113_9171.N1	27-NOV-2003 17:24:10	Straylight	40.000	157	The1Eri	2.9060	9300.0	80	9113	No
353	GOM_NL__2PRFIN20031127_172900_000001162022_00041_09113_9172.N1	27-NOV-2003 17:29:00	Straylight	115.50	1	9Alp CMa	-1.4400	11000.	231	9113	No
354	GOM_NL__2PRFIN20031127_173254_000000682022_00041_09113_9173.N1	27-NOV-2003 17:32:54	Straylight	67.500	7	19Bet Ori	0.10000	14000.	135	9113	No
355	GOM_NL__2PRFIN20031127_173614_000000692022_00041_09113_9174.N1	27-NOV-2003 17:36:14	Twilight	69.000	30	46Eps Ori	1.6940	30000.	138	9113	No
356	GOM_NL__2PRFIN20031127_173906_000000762022_00041_09113_9175.N1	27-NOV-2003 17:39:06	Bright	76.000	27	24Gam Ori	1.6360	26000.	152	9113	No
357	GOM_NL__2PRFIN20031127_174144_000000402022_00041_09113_9176.N1	27-NOV-2003 17:41:44	Bright	40.000	105	6Bet Ari	2.6450	8900.0	80	9113	No
358	GOM_NL__2PRFIN20031127_174500_000000412022_00041_09113_9177.N1	27-NOV-2003 17:45:00	Bright	41.000	150	44Zet Per	2.8900	28000.	82	9113	No
359	GOM_NL__2PRFIN20031127_174702_000000422022_00041_09113_9178.N1	27-NOV-2003 17:47:02	Bright	41.500	79	26Bet Per	2.3100	13100.	83	9113	No
360	GOM_NL__2PRFIN20031127_174925_000000412022_00041_09113_9179.N1	27-NOV-2003 17:49:25	Bright	40.500	175	39Del Per	3.0100	19400.	81	9113	No
361	GOM_NL__2PRFIN20031127_175227_000000402022_00041_09113_9180.N1	27-NOV-2003 17:52:27	Bright	39.500	68	18Alp Cas	2.2250	4500.0	79	9113	No
362	GOM_NL__2PRFIN20031127_175342_000000392022_00041_09113_9181.N1	27-NOV-2003 17:53:42	Bright	39.000	74	11Bet Cas	2.2680	6600.0	78	9113	No
363	GOM_NL__2PRFIN20031127_180037_000000392022_00041_09113_9182.N1	27-NOV-2003 18:00:37	Bright	39.000	49	1Alp UMi	1.9900	6300.0	78	9113	No
364	GOM_NL__2PRFIN20031127_180513_000000392022_00041_09113_9183.N1	27-NOV-2003 18:05:13	Bright	39.000	60	7Bet UMi	2.0810	3950.0	78	9113	No
365	GOM_NL__2PRFIN20031127_180735_000000452022_00041_09113_9184.N1	27-NOV-2003 18:07:35	Bright	44.500	36	50Alp UMa	1.8000	6300.0	89	9113	No
366	GOM_NL__2PRFIN20031127_180912_000000472022_00041_09113_9185.N1	27-NOV-2003 18:09:12	Bright	46.500	82	48Bet UMa	2.3650	10600.	93	9113	No
367	GOM_NL__2PRFIN20031127_181056_000000402022_00041_09113_9186.N1	27-NOV-2003 18:10:56	Bright	40.000	55	79Zet UMa	2.0600	10200.	80	9113	No
368	GOM_NL__2PRFIN20031127_181231_000000402022_00041_09113_9187.N1	27-NOV-2003 18:12:31	Bright	40.000	39	85Eta UMa	1.8540	24000.	80	9113	No
369	GOM_NL__2PRFIN20031127_181520_000000372022_00041_09113_9188.N1	27-NOV-2003 18:15:20	Bright	36.500	180	27Gam Boo	3.0400	8000.0	73	9113	No
370	GOM_NL__2PRFIN20031127_181820_000000372022_00041_09113_9189.N1	27-NOV-2003 18:18:20	Bright	36.500	83		2.3780	11000.	73	9113	No
371	GOM_NL__2PRFIN20031127_182051_000000362022_00041_09113_9190.N1	27-NOV-2003 18:20:51	Bright	35.500	3	16Alp Boo	-0.050000	4250.0	71	9113	No
372	GOM_NL__2PRFIN20031127_182504_000000732022_00041_09113_9191.N1	27-NOV-2003 18:25:04	Bright	73.000	62	94Bet Leo	2.1360	9700.0	146	9113	No
373	GOM_NL__2PRFIN20031127_182807_000001662022_00041_09113_9192.N1	27-NOV-2003 18:28:07	Twilight	165.50	51	41Gam1Leo	2.0100	4500.0	331	9113	No
374	GOM_NL__2PRFIN20031127_183355_000000492022_00041_09113_9193.N1	27-NOV-2003 18:33:55	Twilight	48.500	100	4Gam Crv	2.5800	13100.	97	9113	No
375	GOM_NL__2PRFIN20031127_183529_000000512022_00041_09113_9194.N1	27-NOV-2003 18:35:29	Dark	51.000	171	2Eps Crv	3.0010	4250.0	102	9113	No
376	GOM_NL__2PRFIN20031127_184056_000000422022_00041_09113_9195.N1	27-NOV-2003 18:40:56	Dark	41.500	64	Gam Cen	2.2000	10600.	83	9113	No
377	GOM_NL__2PRFIN20031127_184325_000000462022_00041_09113_9196.N1	27-NOV-2003 18:43:25	Dark	45.500	20	Bet Cru	1.2530	30000.	91	9113	No
378	GOM_NL__2PRFIN20031127_184437_000000402022_00042_09114_9163.N1	27-NOV-2003 18:44:37	Dark	39.500	12	Alp1Cru	0.77500	30000.	79	9114	No
379	GOM_NL__2PRFIN20031127_184710_000000432022_00042_09114_9164.N1	27-NOV-2003 18:47:10	Dark	42.500	124	The Car	2.7640	30000.	85	9114	No
380	GOM_NL__2PRFIN20031127_184850_000000442022_00042_09114_9165.N1	27-NOV-2003 18:48:50	Dark	44.000	159	Ups Car	2.9200	7200.0	88	9114	No
381	GOM_NL__2PRFIN20031127_185144_000000582022_00042_09114_9166.N1	27-NOV-2003 18:51:44	Dark	58.000	41	Eps Car	1.8600	4100.0	116	9114	No
382	GOM_NL__2PRFIN20031127_185330_000000512022_00042_09114_9167.N1	27-NOV-2003 18:53:30	Dark	50.500	34	Gam2Vel	1.7930	23000.	101	9114	No
383	GOM_NL__2PRFIN20031127_185503_000000612022_00042_09114_9168.N1	27-NOV-2003 18:55:03	Dark	61.000	70	Zet Pup	2.2460	39000.	122	9114	No
384	GOM_NL__2PRFIN20031127_185710_000000542022_00042_09114_9169.N1	27-NOV-2003 18:57:10	Dark	53.500	2	Alp Car	-0.73600	7000.0	107	9114	No
385	GOM_NL__2PRFIN20031127_185844_000000742022_00042_09114_9170.N1	27-NOV-2003 18:58:44	Dark	73.500	117	Pi Pup	2.7060	3800.0	147	9114	No
386	GOM_NL__2PRFIN20031127_190107_000000772022_00042_09114_9171.N1	27-NOV-2003 19:01:07	Dark	77.000	88	31Eta CMa	2.4480	20000.	154	9114	No
387	GOM_NL__2PRFIN20031127_190447_000000392022_00042_09114_9172.N1	27-NOV-2003 19:04:47	Straylight	39.000	157	The1Eri	2.9060	9300.0	78	9114	No
388	GOM_NL__2PRFIN20031127_190936_000001182022_00042_09114_9173.N1	27-NOV-2003 19:09:36	Straylight	117.50	1	9Alp CMa	-1.4400	11000.	235	9114	No
389	GOM_NL__2PRFIN20031127_191330_000000642022_00042_09114_9174.N1	27-NOV-2003 19:13:30	Straylight	63.500	7	19Bet Ori	0.10000	14000.	127	9114	No
390	GOM_NL__2PRFIN20031127_191650_000000732022_00042_09114_9175.N1	27-NOV-2003 19:16:50	Twilight	72.500	30	46Eps Ori	1.6940	30000.	145	9114	No
391	GOM_NL__2PRFIN20031127_191941_000000622022_00042_09114_9176.N1	27-NOV-2003 19:19:41	Bright	62.000	27	24Gam Ori	1.6360	26000.	124	9114	No
392	GOM_NL__2PRFIN20031127_192220_000000392022_00042_09114_9177.N1	27-NOV-2003 19:22:20	Bright	39.000	105	6Bet Ari	2.6450	8900.0	78	9114	No
393	GOM_NL__2PRFIN20031127_192536_000000422022_00042_09114_9178.N1	27-NOV-2003 19:25:36	Bright	41.500	150	44Zet Per	2.8900	28000.	83	9114	No
394	GOM_NL__2PRFIN20031127_192740_000000392022_00042_09114_9179.N1	27-NOV-2003 19:27:40	Bright	39.000	79	26Bet Per	2.3100	13100.	78	9114	No
395	GOM_NL__2PRFIN20031127_193001_000000392022_00042_09114_9180.N1	27-NOV-2003 19:30:01	Bright	39.000	175	39Del Per	3.0100	19400.	78	9114	No
396	GOM_NL__2PRFIN20031127_193302_000000382022_00042_09114_9181.N1	27-NOV-2003 19:33:02	Bright	37.500	68	18Alp Cas	2.2250	4500.0	75	9114	No

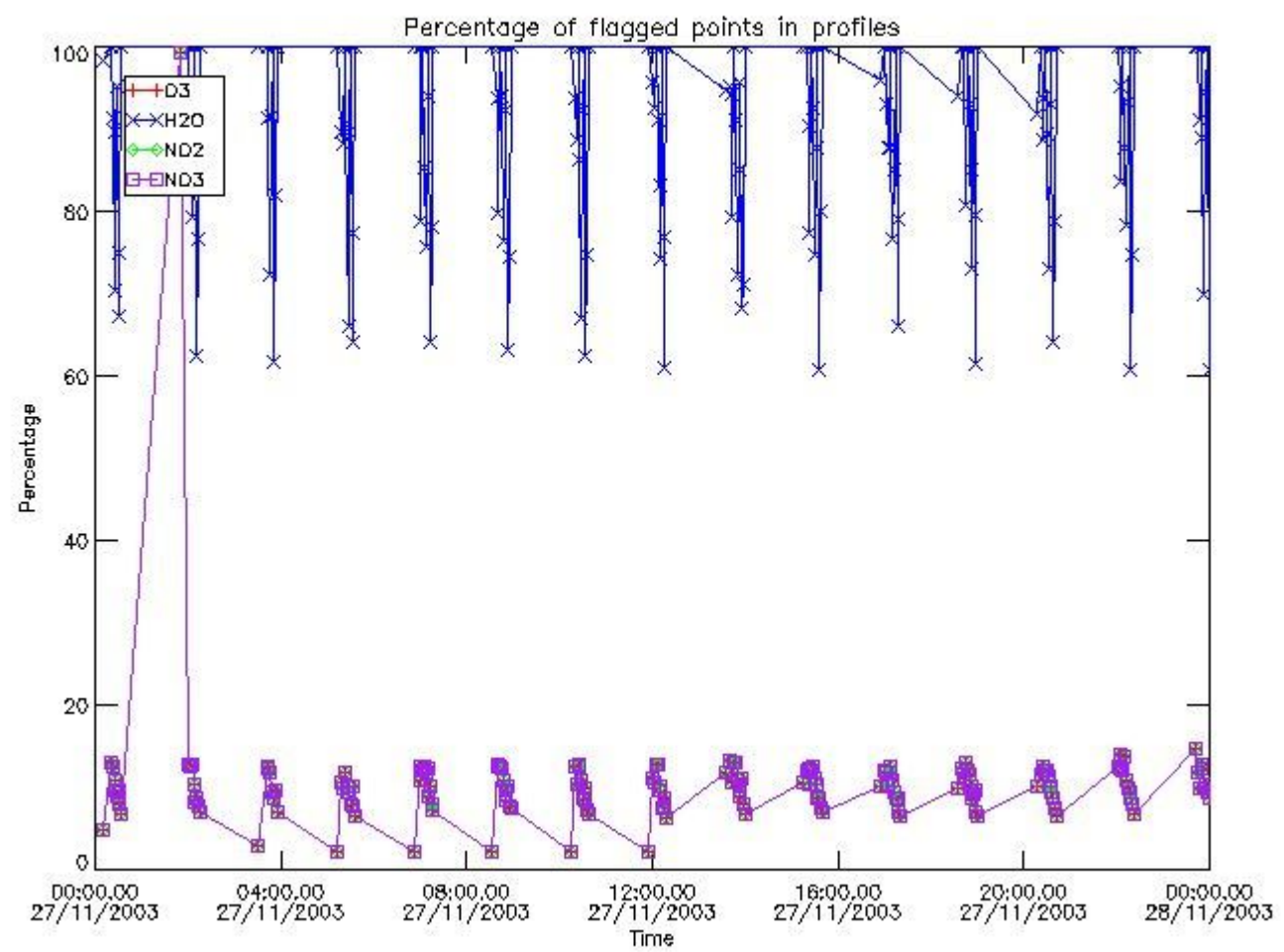
397	GOM_NL__2PRFIN20031127_193418_000000392022_00042_09114_9182.N1	27-NOV-2003 19:34:18	Bright	39.000	74	11Bet Cas	2.2680	6600.0	78	9114	No
398	GOM_NL__2PRFIN20031127_194113_000000392022_00042_09114_9183.N1	27-NOV-2003 19:41:13	Bright	38.500	49	1Alp UMi	1.9900	6300.0	77	9114	No
399	GOM_NL__2PRFIN20031127_194549_000000362022_00042_09114_9184.N1	27-NOV-2003 19:45:49	Bright	35.500	60	7Bet UMi	2.0810	3950.0	71	9114	No
400	GOM_NL__2PRFIN20031127_194811_000000472022_00042_09114_9185.N1	27-NOV-2003 19:48:11	Bright	46.500	36	50Alp UMa	1.8000	6300.0	93	9114	No
401	GOM_NL__2PRFIN20031127_194948_000000462022_00042_09114_9186.N1	27-NOV-2003 19:49:48	Bright	46.000	82	48Bet UMa	2.3650	10600.	92	9114	No
402	GOM_NL__2PRFIN20031127_195132_000000362022_00042_09114_9187.N1	27-NOV-2003 19:51:32	Bright	36.000	55	79Zet UMa	2.0600	10200.	72	9114	No
403	GOM_NL__2PRFIN20031127_195307_000000382022_00042_09114_9188.N1	27-NOV-2003 19:53:07	Bright	38.000	39	85Eta UMa	1.8540	24000.	76	9114	No
404	GOM_NL__2PRFIN20031127_195557_000000362022_00042_09114_9189.N1	27-NOV-2003 19:55:57	Bright	36.000	180	27Gam Boo	3.0400	8000.0	72	9114	No
405	GOM_NL__2PRFIN20031127_195857_000000382022_00042_09114_9190.N1	27-NOV-2003 19:58:57	Bright	37.500	83		2.3780	11000.	75	9114	No
406	GOM_NL__2PRFIN20031127_200127_000000362022_00042_09114_9191.N1	27-NOV-2003 20:01:27	Bright	36.000	3	16Alp Boo	-0.050000	4250.0	72	9114	No
407	GOM_NL__2PRFIN20031127_200540_000000522022_00042_09114_9192.N1	27-NOV-2003 20:05:40	Bright	51.500	62	94Bet Leo	2.1360	9700.0	103	9114	No
408	GOM_NL__2PRFIN20031127_200845_000001612022_00042_09114_9193.N1	27-NOV-2003 20:08:45	Tw_i_and_stray	161.00	51	41Gam1Leo	2.0100	4500.0	322	9114	No
409	GOM_NL__2PRFIN20031127_201432_000000462022_00042_09114_9194.N1	27-NOV-2003 20:14:32	Tw_i_and_stray	46.000	100	4Gam Crv	2.5800	13100.	92	9114	No
410	GOM_NL__2PRFIN20031127_201606_000000502022_00042_09114_9195.N1	27-NOV-2003 20:16:06	Dark	50.000	171	2Eps Crv	3.0010	4250.0	100	9114	No
411	GOM_NL__2PRFIN20031127_202131_000000442022_00042_09114_9196.N1	27-NOV-2003 20:21:31	Dark	44.000	64	Gam Cen	2.2000	10600.	88	9114	No
412	GOM_NL__2PRFIN20031127_202403_000000412022_00042_09114_9197.N1	27-NOV-2003 20:24:03	Dark	41.000	20	Bet Cru	1.2530	30000.	82	9114	No
413	GOM_NL__2PRFIN20031127_202513_000000412022_00043_09115_9185.N1	27-NOV-2003 20:25:13	Dark	40.500	12	Alp1Cru	0.77500	30000.	81	9115	No
414	GOM_NL__2PRFIN20031127_202748_000000422022_00043_09115_9186.N1	27-NOV-2003 20:27:48	Dark	42.000	124	The Car	2.7640	30000.	84	9115	No
415	GOM_NL__2PRFIN20031127_202926_000000432022_00043_09115_9187.N1	27-NOV-2003 20:29:26	Dark	42.500	159	Ups Car	2.9200	7200.0	85	9115	No
416	GOM_NL__2PRFIN20031127_203220_000000452022_00043_09115_9188.N1	27-NOV-2003 20:32:20	Dark	45.000	41	Eps Car	1.8600	4100.0	90	9115	No
417	GOM_NL__2PRFIN20031127_203407_000000502022_00043_09115_9189.N1	27-NOV-2003 20:34:07	Dark	50.000	34	Gam2Vel	1.7930	23000.	100	9115	No
418	GOM_NL__2PRFIN20031127_203542_000000602022_00043_09115_9190.N1	27-NOV-2003 20:35:42	Dark	59.500	70	Zet Pup	2.2460	39000.	119	9115	No
419	GOM_NL__2PRFIN20031127_203746_000000592022_00043_09115_9191.N1	27-NOV-2003 20:37:46	Dark	59.000	2	Alp Car	-0.73600	7000.0	118	9115	No
420	GOM_NL__2PRFIN20031127_203922_000000692022_00043_09115_9192.N1	27-NOV-2003 20:39:22	Dark	68.500	117	Pi Pup	2.7060	3800.0	137	9115	No
421	GOM_NL__2PRFIN20031127_204144_000000792022_00043_09115_9193.N1	27-NOV-2003 20:41:44	Dark	79.000	88	31Eta CMa	2.4480	20000.	158	9115	No
422	GOM_NL__2PRFIN20031127_204523_000000402022_00043_09115_9194.N1	27-NOV-2003 20:45:23	Straylight	40.000	157	The1Eri	2.9060	9300.0	80	9115	No
423	GOM_NL__2PRFIN20031127_205013_000001082022_00043_09115_9195.N1	27-NOV-2003 20:50:13	Straylight	107.50	1	9Alp CMa	-1.4400	11000.	215	9115	No
424	GOM_NL__2PRFIN20031127_205406_000000702022_00043_09115_9196.N1	27-NOV-2003 20:54:06	Straylight	69.500	7	19Bet Ori	0.10000	14000.	139	9115	No
425	GOM_NL__2PRFIN20031127_205725_000000742022_00043_09115_9197.N1	27-NOV-2003 20:57:25	Tw_i_and_stray	74.000	30	46Eps Ori	1.6940	30000.	148	9115	No
426	GOM_NL__2PRFIN20031127_210016_000000722022_00043_09115_9198.N1	27-NOV-2003 21:00:16	Bright	72.000	27	24Gam Ori	1.6360	26000.	144	9115	No
427	GOM_NL__2PRFIN20031127_210256_000000382022_00043_09115_9199.N1	27-NOV-2003 21:02:56	Bright	38.000	105	6Bet Ari	2.6450	8900.0	76	9115	No
428	GOM_NL__2PRFIN20031127_210611_000000412022_00043_09115_9200.N1	27-NOV-2003 21:06:11	Bright	41.000	150	44Zet Per	2.8900	28000.	82	9115	No
429	GOM_NL__2PRFIN20031127_210814_000000422022_00043_09115_9201.N1	27-NOV-2003 21:08:14	Bright	41.500	79	26Bet Per	2.3100	13100.	83	9115	No
430	GOM_NL__2PRFIN20031127_211036_000000562022_00043_09115_9202.N1	27-NOV-2003 21:10:36	Bright	56.000	175	39Del Per	3.0100	19400.	112	9115	No
431	GOM_NL__2PRFIN20031127_211339_000000372022_00043_09115_9203.N1	27-NOV-2003 21:13:39	Bright	36.500	68	18Alp Cas	2.2250	4500.0	73	9115	No
432	GOM_NL__2PRFIN20031127_211454_000000392022_00043_09115_9204.N1	27-NOV-2003 21:14:54	Bright	38.500	74	11Bet Cas	2.2680	6600.0	77	9115	No
433	GOM_NL__2PRFIN20031127_212147_000000412022_00043_09115_9205.N1	27-NOV-2003 21:21:47	Bright	41.000	49	1Alp UMi	1.9900	6300.0	82	9115	No
434	GOM_NL__2PRFIN20031127_212624_000000422022_00043_09115_9206.N1	27-NOV-2003 21:26:24	Bright	41.500	60	7Bet UMi	2.0810	3950.0	83	9115	No
435	GOM_NL__2PRFIN20031127_212846_000000462022_00043_09115_9207.N1	27-NOV-2003 21:28:46	Bright	46.000	36	50Alp UMa	1.8000	6300.0	92	9115	No
436	GOM_NL__2PRFIN20031127_213023_000000472022_00043_09115_9208.N1	27-NOV-2003 21:30:23	Bright	46.500	82	48Bet UMa	2.3650	10600.	93	9115	No
437	GOM_NL__2PRFIN20031127_213208_000000382022_00043_09115_9209.N1	27-NOV-2003 21:32:08	Bright	38.000	55	79Zet UMa	2.0600	10200.	76	9115	No
438	GOM_NL__2PRFIN20031127_213343_000000412022_00043_09115_9210.N1	27-NOV-2003 21:33:43	Bright	40.500	39	85Eta UMa	1.8540	24000.	81	9115	No
439	GOM_NL__2PRFIN20031127_213632_000000372022_00043_09115_9211.N1	27-NOV-2003 21:36:32	Bright	36.500	180	27Gam Boo	3.0400	8000.0	73	9115	No
440	GOM_NL__2PRFIN20031127_213932_000000362022_00043_09115_9212.N1	27-NOV-2003 21:39:32	Bright	36.000	83		2.3780	11000.	72	9115	No
441	GOM_NL__2PRFIN20031127_214202_000000372022_00043_09115_9213.N1	27-NOV-2003 21:42:02	Bright	37.000	3	16Alp Boo	-0.050000	4250.0	74	9115	No
442	GOM_NL__2PRFIN20031127_214513_000000652022_00043_09115_9214.N1	27-NOV-2003 21:45:13	Bright	65.000	96	68Del Leo	2.5600	9300.0	130	9115	No
443	GOM_NL__2PRFIN20031127_214923_000001502022_00043_09115_9215.N1	27-NOV-2003 21:49:23	Tw_i_and_stray	150.00	51	41Gam1Leo	2.0100	4500.0	300	9115	No
444	GOM_NL__2PRFIN20031127_215418_000000492022_00043_09115_9216.N1	27-NOV-2003 21:54:18	Tw_i_and_stray	48.500	163	7Del Crv	2.9450	11000.	97	9115	No
445	GOM_NL__2PRFIN20031127_215558_000000482022_00043_09115_9217.N1	27-NOV-2003 21:55:58	Twilight	48.000	106	9Bet Crv	2.6480	5600.0	96	9115	No
446	GOM_NL__2PRFIN20031127_215809_000000442022_00043_09115_9218.N1	27-NOV-2003 21:58:09	Twilight	43.500	123	1ot Cen	2.7500	10200.	87	9115	No
447	GOM_NL__2PRFIN20031127_220222_000000412022_00043_09115_9219.N1	27-NOV-2003 22:02:22	Dark	41.000	77	Eps Cen	2.3030	28000.	82	9115	No
448	GOM_NL__2PRFIN20031127_220438_000000422022_00043_09115_9220.N1	27-NOV-2003 22:04:38	Dark	41.500	20	Bet Cru	1.2530	30000.	83	9115	No
449	GOM_NL__2PRFIN20031127_220550_000000402022_00044_09116_9186.N1	27-NOV-2003 22:05:50	Dark	40.000	12	Alp1Cru	0.77500	30000.	80	9116	No
450	GOM_NL__2PRFIN20031127_220823_000000432022_00044_09116_9187.N1	27-NOV-2003 22:08:23	Dark	42.500	124	The Car	2.7640	30000.	85	9116	No
451	GOM_NL__2PRFIN20031127_221005_000000412022_00044_09116_9188.N1	27-NOV-2003 22:10:05	Dark	41.000	159	Ups Car	2.9200	7200.0	82	9116	No
452	GOM_NL__2PRFIN20031127_221257_000000472022_00044_09116_9189.N1	27-NOV-2003 22:12:57	Dark	46.500	41	Eps Car	1.8600	4100.0	93	9116	No
453	GOM_NL__2PRFIN20031127_221443_000000522022_00044_09116_9190.N1	27-NOV-2003 22:14:43	Dark	52.000	34	Gam2Vel	1.7930	23000.	104	9116	No
454	GOM_NL__2PRFIN20031127_221619_000000592022_00044_09116_9191.N1	27-NOV-2003 22:16:19	Dark	58.500	70	Zet Pup	2.2460	39000.	117	9116	No
455	GOM_NL__2PRFIN20031127_221822_000000542022_00044_09116_9192.N1	27-NOV-2003 22:18:22	Dark	54.000	2	Alp Car	-0.73600	7000.0	108	9116	No

456	GOM_NL__2PRFIN20031127_221958_000000642022_00044_09116_9193.N1	27-NOV-2003 22:19:58	Dark	63.500	117	Pi Pup	2.7060	3800.0	127	9116	No
457	GOM_NL__2PRFIN20031127_222220_000000762022_00044_09116_9194.N1	27-NOV-2003 22:22:20	Dark	76.000	88	31Eta CMa	2.4480	20000.	152	9116	No
458	GOM_NL__2PRFIN20031127_222559_000000402022_00044_09116_9195.N1	27-NOV-2003 22:25:59	Straylight	40.000	157	The1Eri	2.9060	9300.0	80	9116	No
459	GOM_NL__2PRFIN20031127_223049_000001082022_00044_09116_9196.N1	27-NOV-2003 22:30:49	Straylight	108.00	1	9Alp CMa	-1.4400	11000.	216	9116	No
460	GOM_NL__2PRFIN20031127_223441_000000712022_00044_09116_9197.N1	27-NOV-2003 22:34:41	Straylight	71.000	7	19Bet Ori	0.10000	14000.	142	9116	No
461	GOM_NL__2PRFIN20031127_223801_000000732022_00044_09116_9198.N1	27-NOV-2003 22:38:01	Twilight	73.000	30	46Eps Ori	1.6940	30000.	146	9116	No
462	GOM_NL__2PRFIN20031127_224051_000000672022_00044_09116_9199.N1	27-NOV-2003 22:40:51	Bright	66.500	27	24Gam Ori	1.6360	26000.	133	9116	No
463	GOM_NL__2PRFIN20031127_224332_000000392022_00044_09116_9200.N1	27-NOV-2003 22:43:32	Bright	39.000	105	6Bet Ari	2.6450	8900.0	78	9116	No
464	GOM_NL__2PRFIN20031127_224646_000000432022_00044_09116_9201.N1	27-NOV-2003 22:46:46	Bright	42.500	150	44Zet Per	2.8900	28000.	85	9116	No
465	GOM_NL__2PRFIN20031127_224852_000000382022_00044_09116_9202.N1	27-NOV-2003 22:48:52	Bright	38.000	79	26Bet Per	2.3100	13100.	76	9116	No
466	GOM_NL__2PRFIN20031127_225112_000000402022_00044_09116_9203.N1	27-NOV-2003 22:51:12	Bright	40.000	175	39Del Per	3.0100	19400.	80	9116	No
467	GOM_NL__2PRFIN20031127_225415_000000362022_00044_09116_9204.N1	27-NOV-2003 22:54:15	Bright	36.000	68	18Alp Cas	2.2250	4500.0	72	9116	No
468	GOM_NL__2PRFIN20031127_225531_000000382022_00044_09116_9205.N1	27-NOV-2003 22:55:31	Bright	37.500	74	11Bet Cas	2.2680	6600.0	75	9116	No
469	GOM_NL__2PRFIN20031127_230224_000000392022_00044_09116_9206.N1	27-NOV-2003 23:02:24	Bright	38.500	49	1Alp UMi	1.9900	6300.0	77	9116	No
470	GOM_NL__2PRFIN20031127_230701_000000412022_00044_09116_9207.N1	27-NOV-2003 23:07:01	Bright	41.000	60	7Bet UMi	2.0810	3950.0	82	9116	No
471	GOM_NL__2PRFIN20031127_230922_000000442022_00044_09116_9208.N1	27-NOV-2003 23:09:22	Bright	44.000	36	50Alp UMa	1.8000	6300.0	88	9116	No
472	GOM_NL__2PRFIN20031127_231058_000000472022_00044_09116_9209.N1	27-NOV-2003 23:10:58	Bright	46.500	82	48Bet UMa	2.3650	10600.	93	9116	No
473	GOM_NL__2PRFIN20031127_231244_000000402022_00044_09116_9210.N1	27-NOV-2003 23:12:44	Bright	39.500	55	79Zet UMa	2.0600	10200.	79	9116	No
474	GOM_NL__2PRFIN20031127_231420_000000402022_00044_09116_9211.N1	27-NOV-2003 23:14:20	Bright	40.000	39	85Eta UMa	1.8540	24000.	80	9116	No
475	GOM_NL__2PRFIN20031127_231708_000000372022_00044_09116_9212.N1	27-NOV-2003 23:17:08	Bright	37.000	180	27Gam Boo	3.0400	8000.0	74	9116	No
476	GOM_NL__2PRFIN20031127_232009_000000512022_00044_09116_9213.N1	27-NOV-2003 23:20:09	Bright	51.000	83		2.3780	11000.	102	9116	No
477	GOM_NL__2PRFIN20031127_232239_000000362022_00044_09116_9214.N1	27-NOV-2003 23:22:39	Bright	36.000	3	16Alp Boo	-0.050000	4250.0	72	9116	No
478	GOM_NL__2PRFIN20031127_232550_000000662022_00044_09116_9215.N1	27-NOV-2003 23:25:50	Bright	65.500	96	68Del Leo	2.5600	9300.0	131	9116	No
479	GOM_NL__2PRFIN20031127_233001_000001662022_00044_09116_9216.N1	27-NOV-2003 23:30:01	Twilight	165.50	51	41Gam1Leo	2.0100	4500.0	331	9116	No
480	GOM_NL__2PRFIN20031127_233452_000000462022_00044_09116_9217.N1	27-NOV-2003 23:34:52	Twilight	46.000	163	7Del Crv	2.9450	11000.	92	9116	No
481	GOM_NL__2PRFIN20031127_233635_000000452022_00044_09116_9218.N1	27-NOV-2003 23:36:35	Twilight	45.000	106	9Bet Crv	2.6480	5600.0	90	9116	No
482	GOM_NL__2PRFIN20031127_234258_000000382022_00044_09116_9219.N1	27-NOV-2003 23:42:58	Dark	38.000	77	Eps Cen	2.3030	28000.	76	9116	No
483	GOM_NL__2PRFIN20031127_234516_000000432022_00044_09116_9220.N1	27-NOV-2003 23:45:16	Dark	43.000	20	Bet Cru	1.2530	30000.	86	9116	No
484	GOM_NL__2PRFIN20031127_234626_000000522022_00045_09117_9198.N1	27-NOV-2003 23:46:26	Dark	51.500	12	Alp1Cru	0.77500	30000.	103	9117	No
485	GOM_NL__2PRFIN20031127_234901_000000402022_00045_09117_9199.N1	27-NOV-2003 23:49:01	Dark	40.000	124	The Car	2.7640	30000.	80	9117	No
486	GOM_NL__2PRFIN20031127_235041_000000422022_00045_09117_9200.N1	27-NOV-2003 23:50:41	Dark	41.500	159	Ups Car	2.9200	7200.0	83	9117	No
487	GOM_NL__2PRFIN20031127_235331_000000522022_00045_09117_9201.N1	27-NOV-2003 23:53:31	Dark	52.000	41	Eps Car	1.8600	4100.0	104	9117	No
488	GOM_NL__2PRFIN20031127_235519_000000542022_00045_09117_9202.N1	27-NOV-2003 23:55:19	Dark	53.500	34	Gam2Vel	1.7930	23000.	107	9117	No
489	GOM_NL__2PRFIN20031127_235656_000000602022_00045_09117_9203.N1	27-NOV-2003 23:56:56	Dark	59.500	70	Zet Pup	2.2460	39000.	119	9117	No
490	GOM_NL__2PRFIN20031127_235859_000000592022_00045_09117_9204.N1	27-NOV-2003 23:58:59	Dark	59.000	2	Alp Car	-0.73600	7000.0	118	9117	No

3. Quality information per product

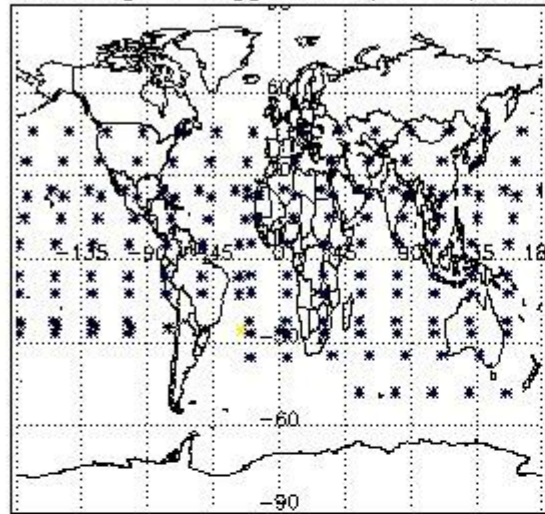
In this section it is plotted some information contained in the Quality Summary data set of the level 2 products. Only products in dark limb conditions and without errors (error flag in the MPH set to "0") are used.

3.1 Plot quality information per product (time dependant)

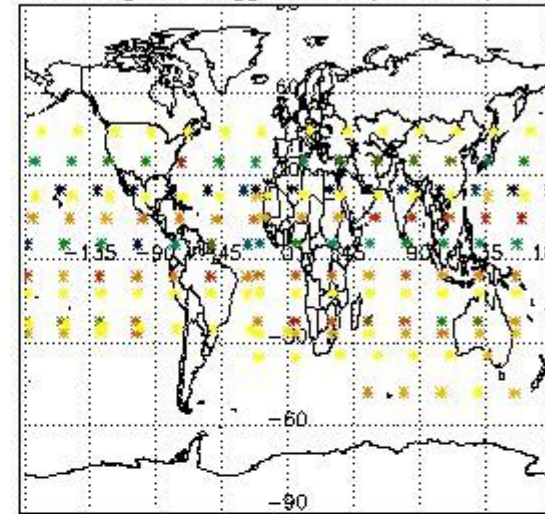


3.2 Plot quality information per product (world map)

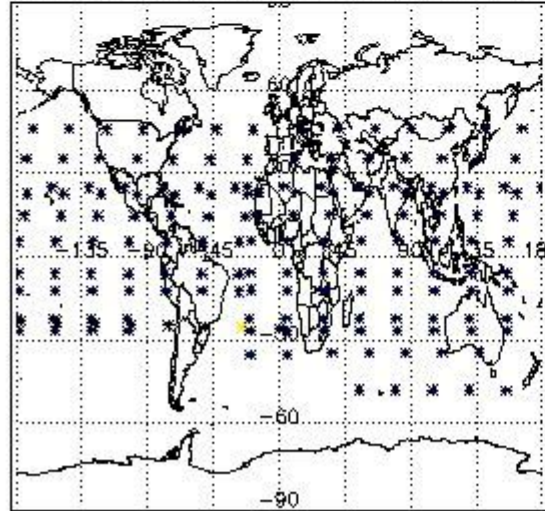
Percentage of flagged data per O3 profile



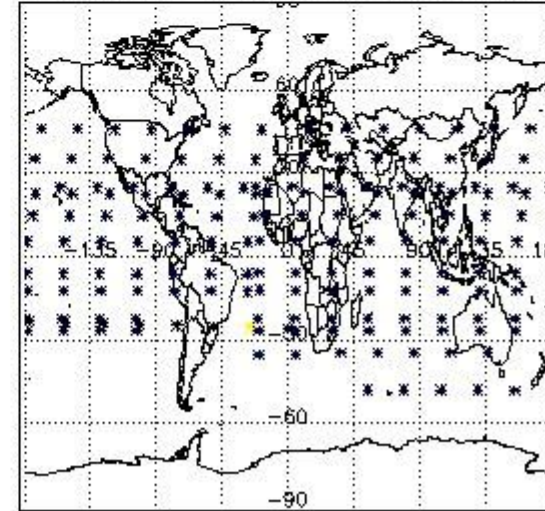
Percentage of flagged data per H2O profile



Percentage of flagged data per NO2 profile



Percentage of flagged data per NO3 profile

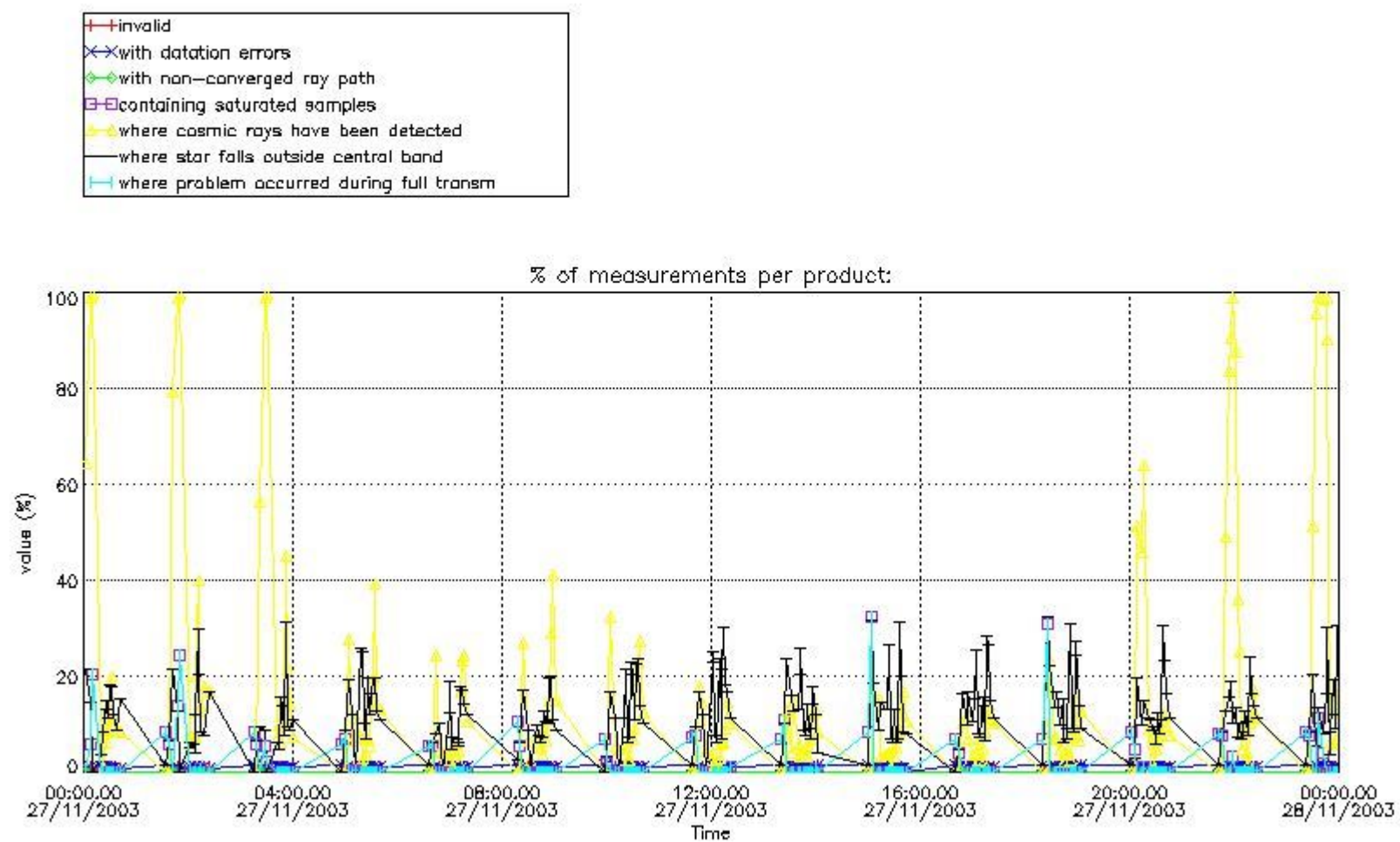


4. Level 1 quality information per product

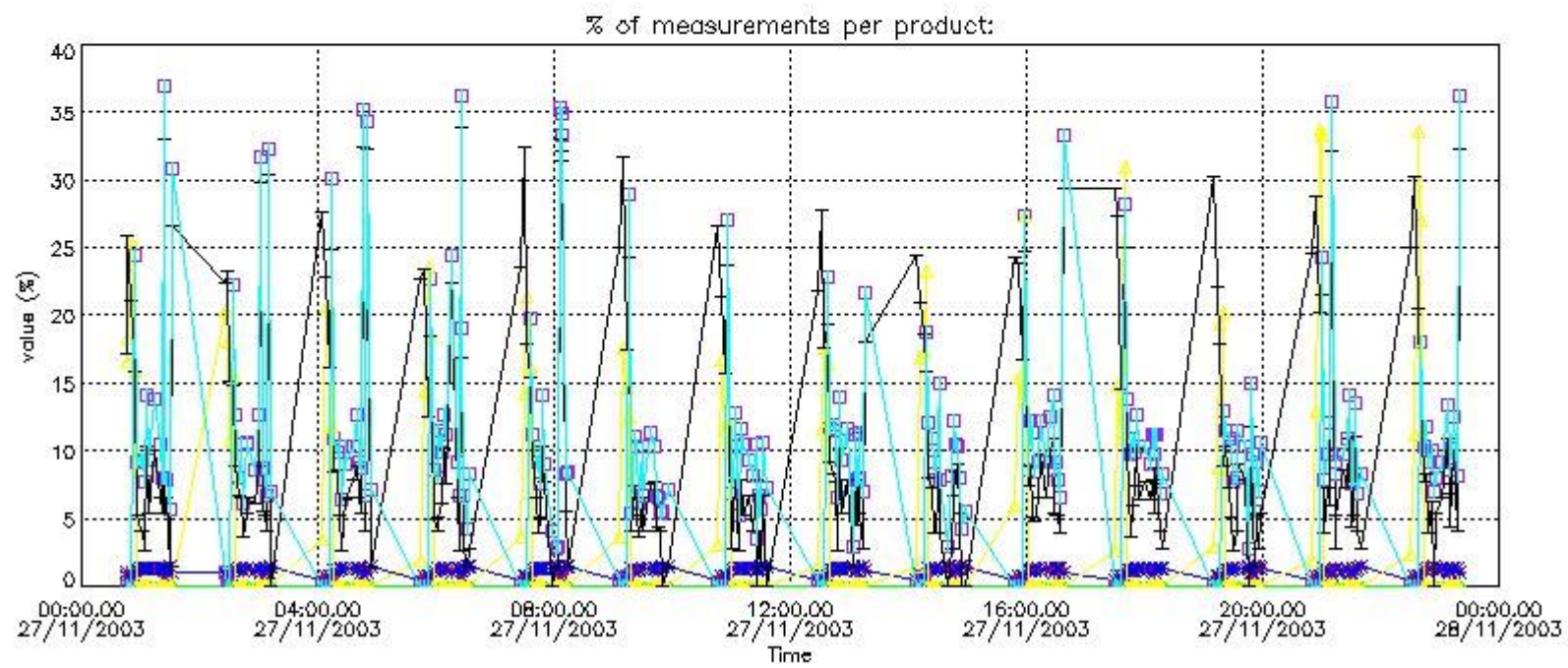
In this section it is plotted some information contained in the Quality Summary data set of the level 2 products that comes from the level 1b processing. Products without errors (error flag in the MPH set to "0") are used.

4.1 Plot quality information per product (time dependant) coming from level 1b processing

4.1.1 Plot level 1 quality information per product (time dependant): ENVISAT ASCENDING passes



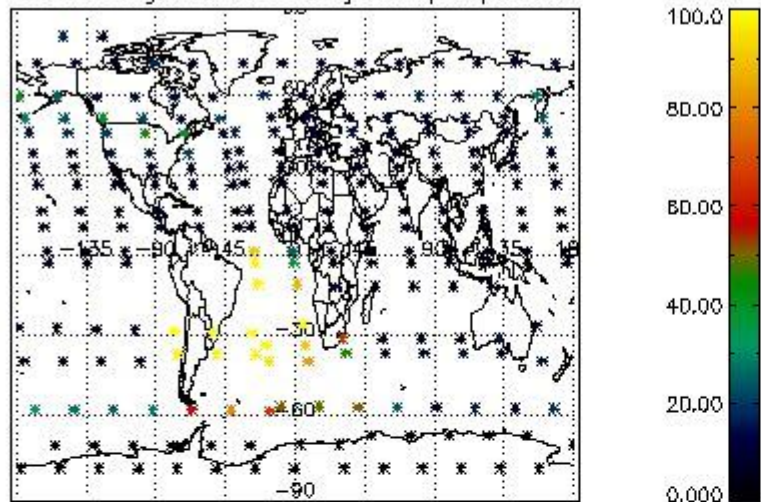
4.1.2 Plot level 1 quality information per product (time dependant): ENVI SAT DESCENDING passes



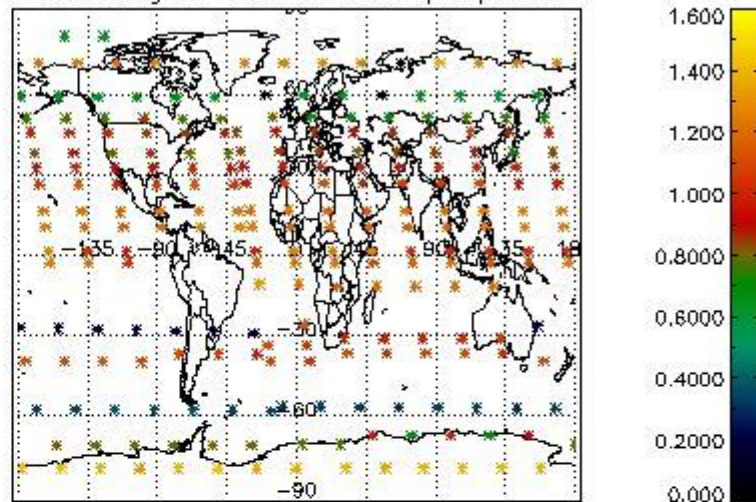
4.2 Plot quality information per product coming from level 1b processing (world map)

4.2.1 Plot level 1 quality information per product (world map): ENVISAT ASCENDING passes

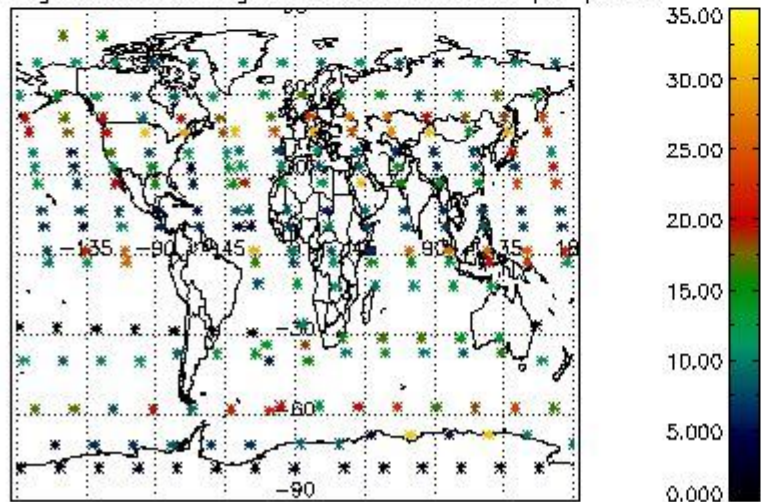
Percentage of cosmic ray hits per profile



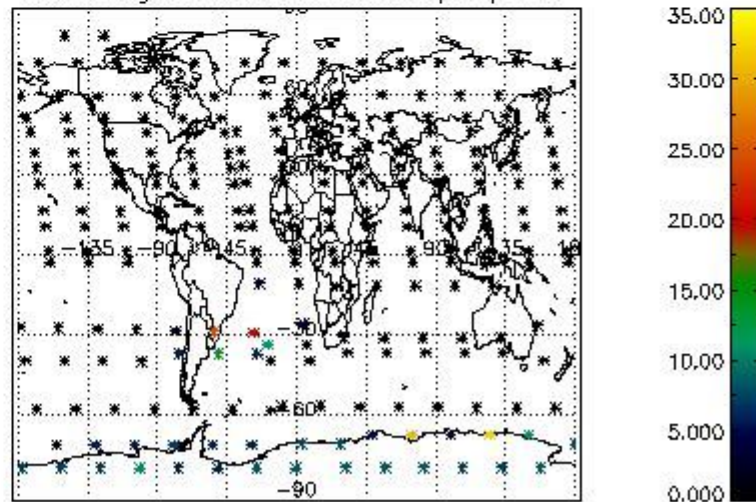
Percentage of datation errors per profile



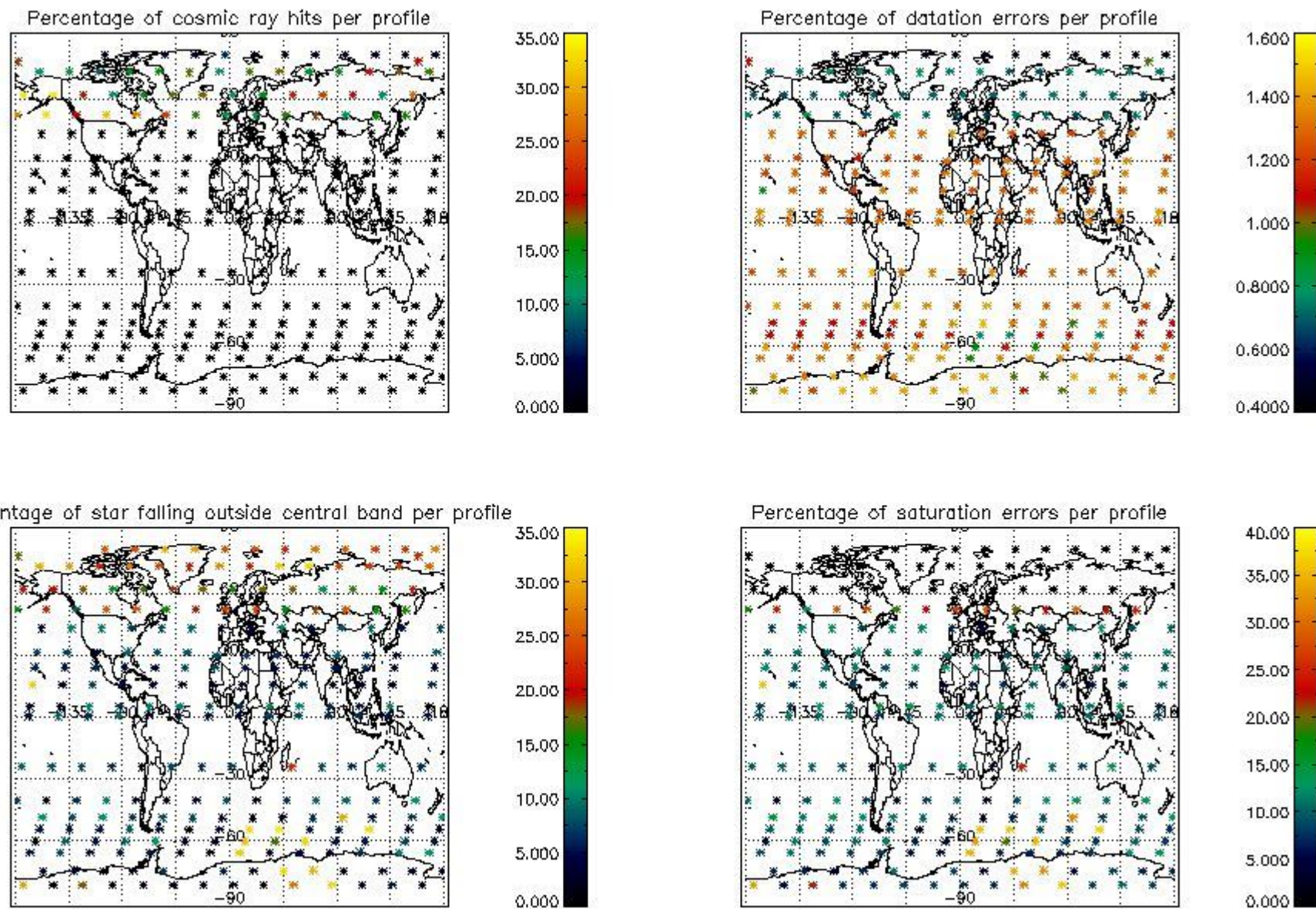
Percentage of star falling outside central band per profile



Percentage of saturation errors per profile



4.2.2 Plot level 1 quality information per product (world map): ENVISAT DESCENDING passes



5. Trace gas profiles

5.1 Ozone statistics based on quality of products

The final quality of the products can be "measured" using the STD (Standard Deviation) attached to every point profile. This information is written to the parameter GOM_NL__2P/NL_LOCAL_SPECIES_DENSITY/o3_std of the level 2 products. The table below shows the statistics for given STD ranges.

The statistics are given with respect to the overall valid production:

- Products without fatal errors: GOM_NL__2P/MPH/PRODUCT_ERR=0
- Valid point profile: GOM_NL__2P/NL_LOCAL_SPECIES_DENSITY/pcd(0)=0

The 'Criteria' is applied to valid points of dark limb products:

- Products in dark limb illumination condition: GOM_NL__2P/NL_SUMMARY_QUALITY/obs_ill_cond=0
- Products without fatal errors: GOM_NL__2P/MPH/PRODUCT_ERR=0
- Valid point profile: GOM_NL__2P/NL_LOCAL_SPECIES_DENSITY/pcd(0)=0

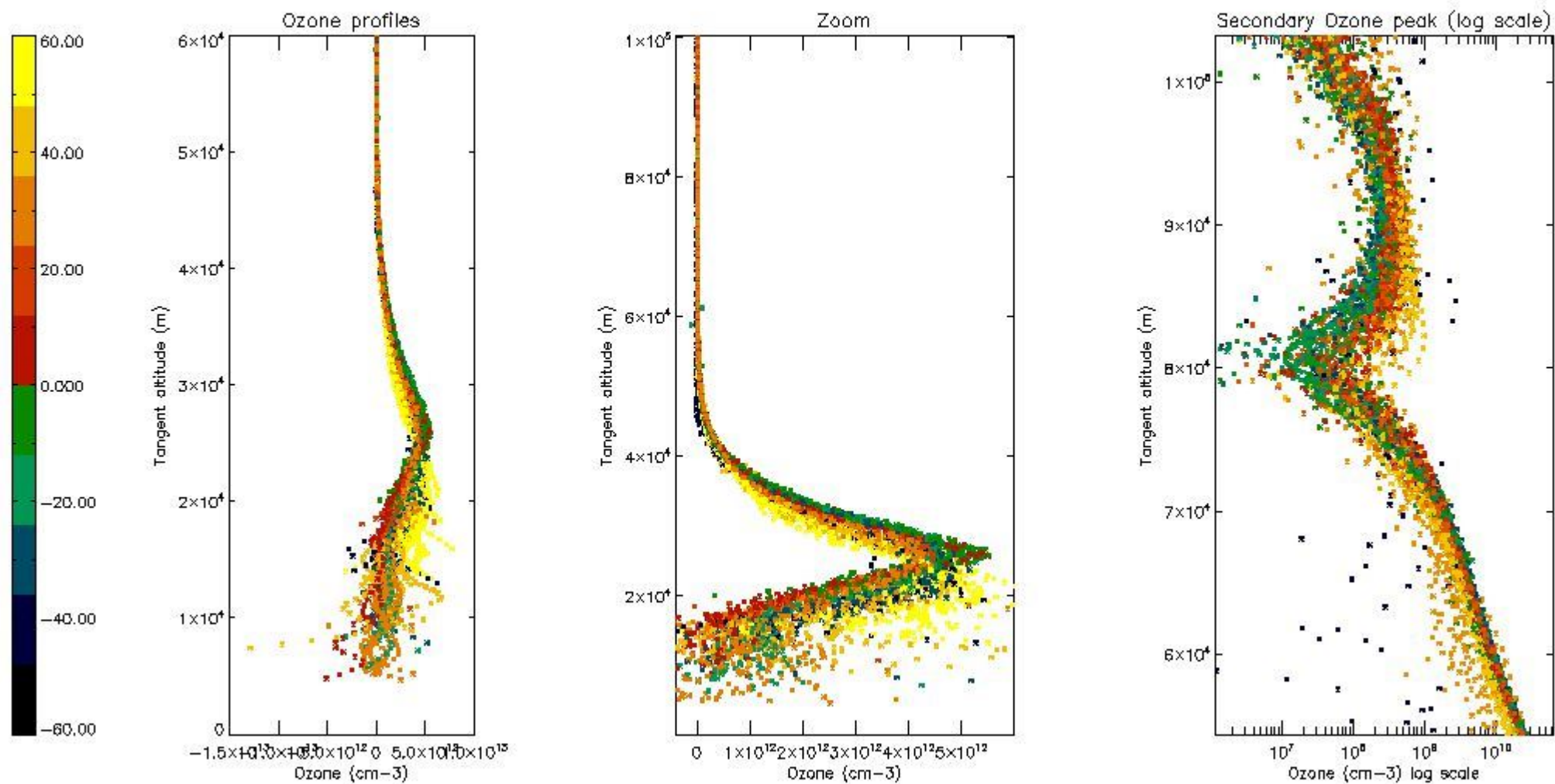
So, the table below shows the percentage of dark limb and valid observations for each criteria with respect to the overall valid daily observations.

Criteria	% of total production
All STD	37
STD < 20	23

STD < 10	20
STD < 5	16

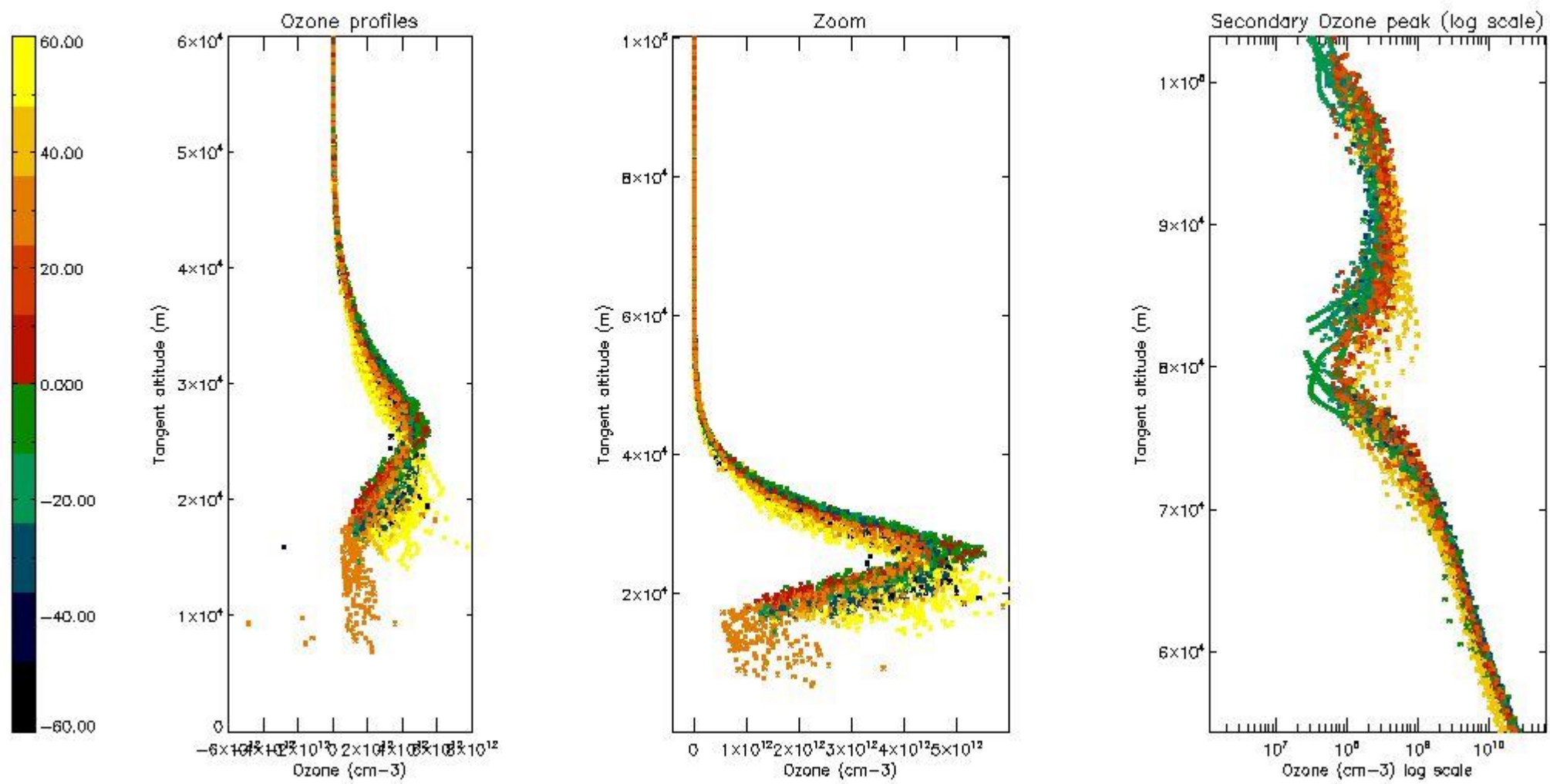
5.2 Plot ozone profiles for all STD (dark without errors)

The colorbar represents the latitude.



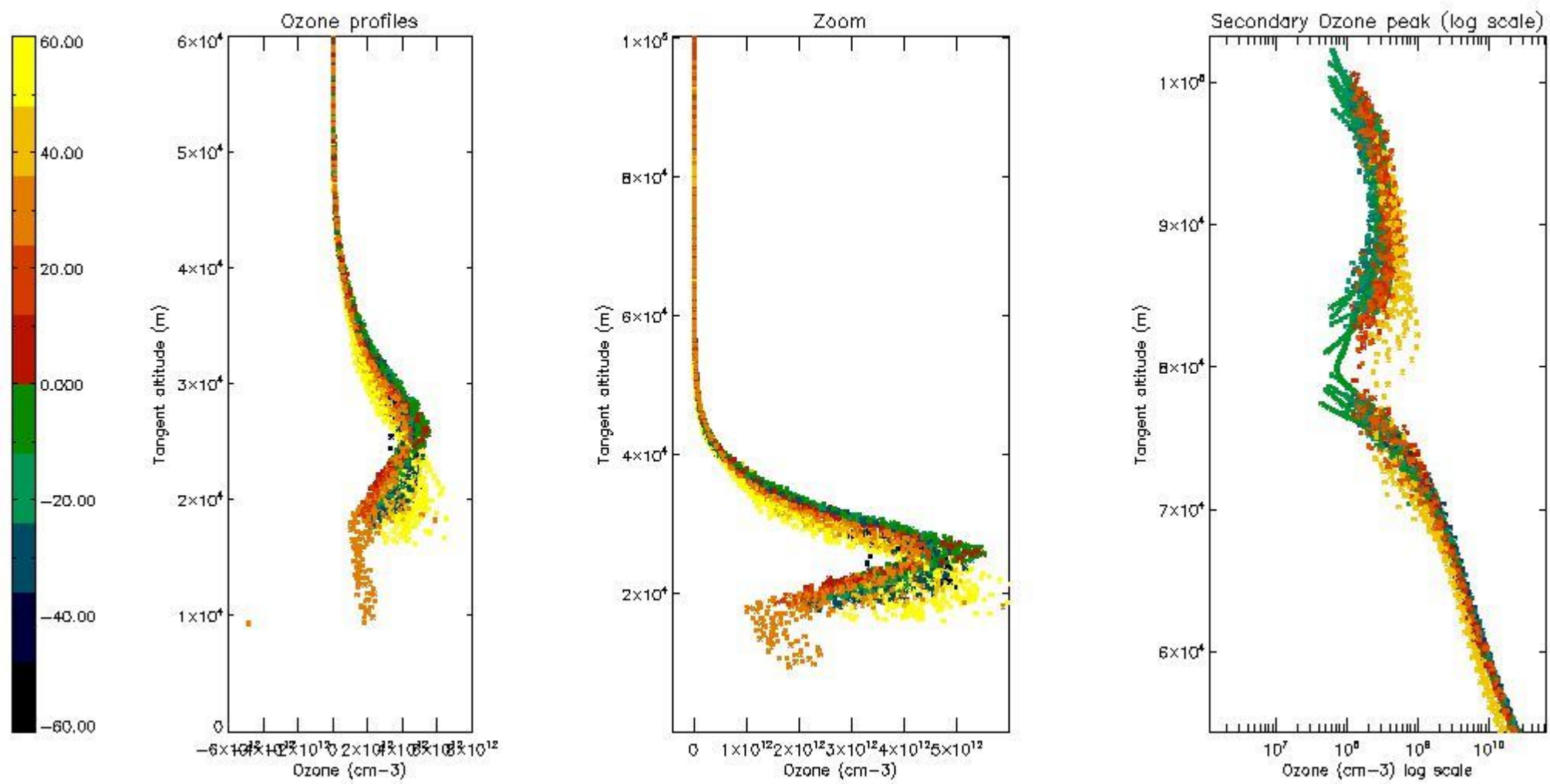
5.3 Plot ozone profiles where STD < 20% (dark without errors)

The colorbar represents the latitude.



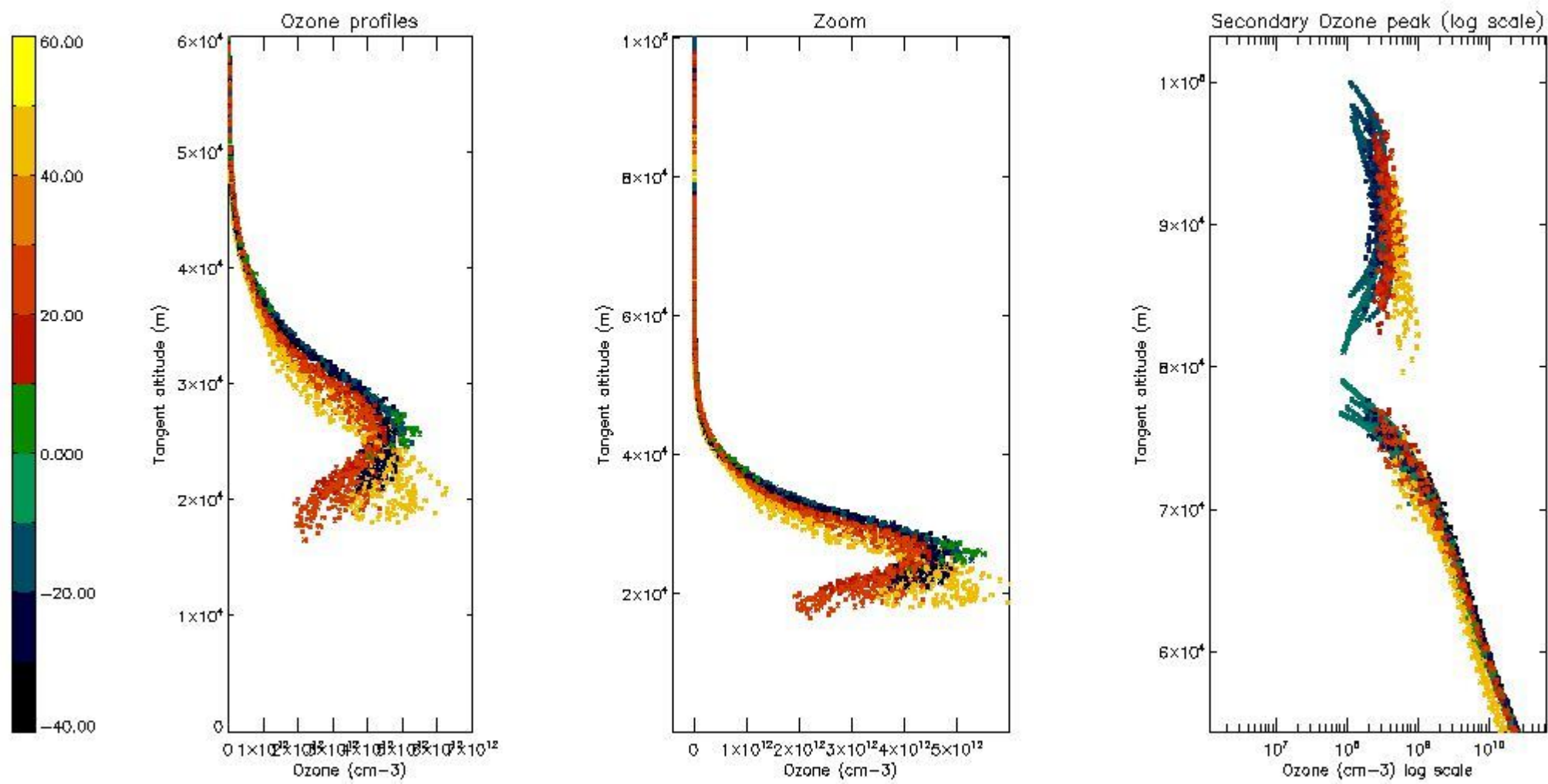
5.4 Plot ozone profiles where STD < 10% (dark without errors)

The colorbar represents the latitude.



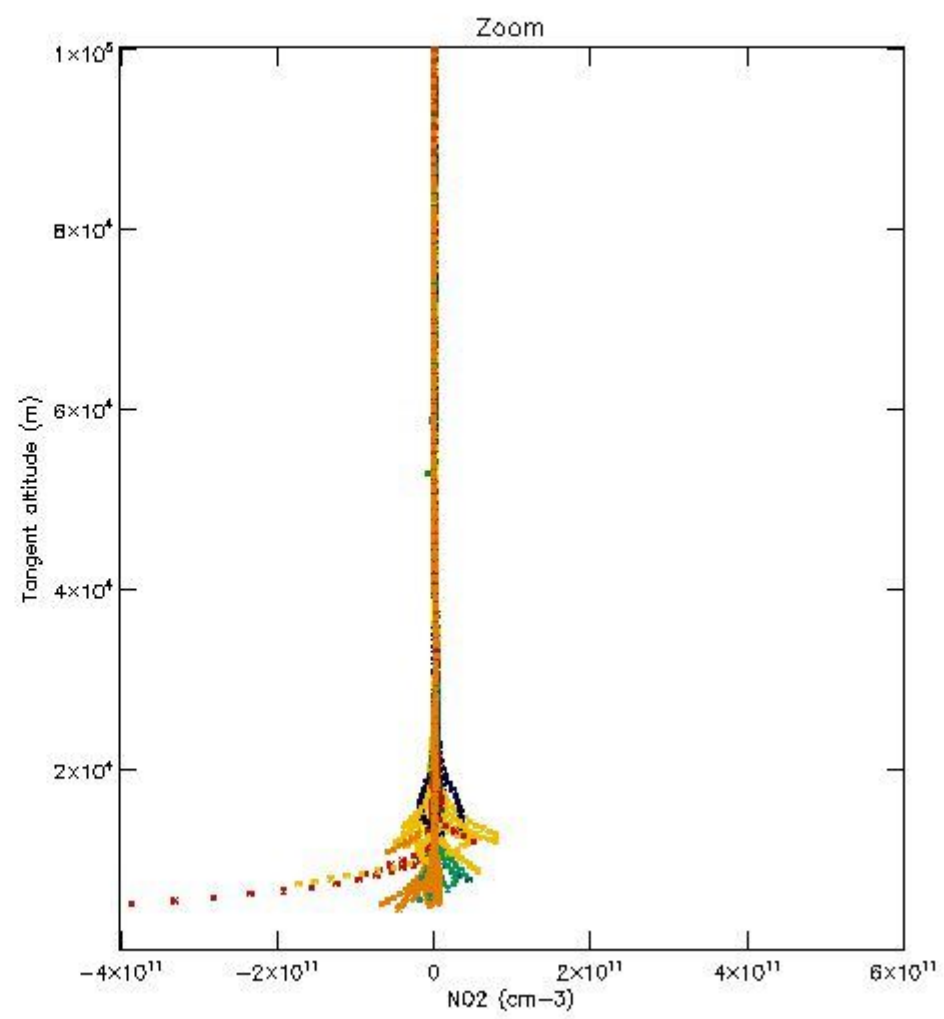
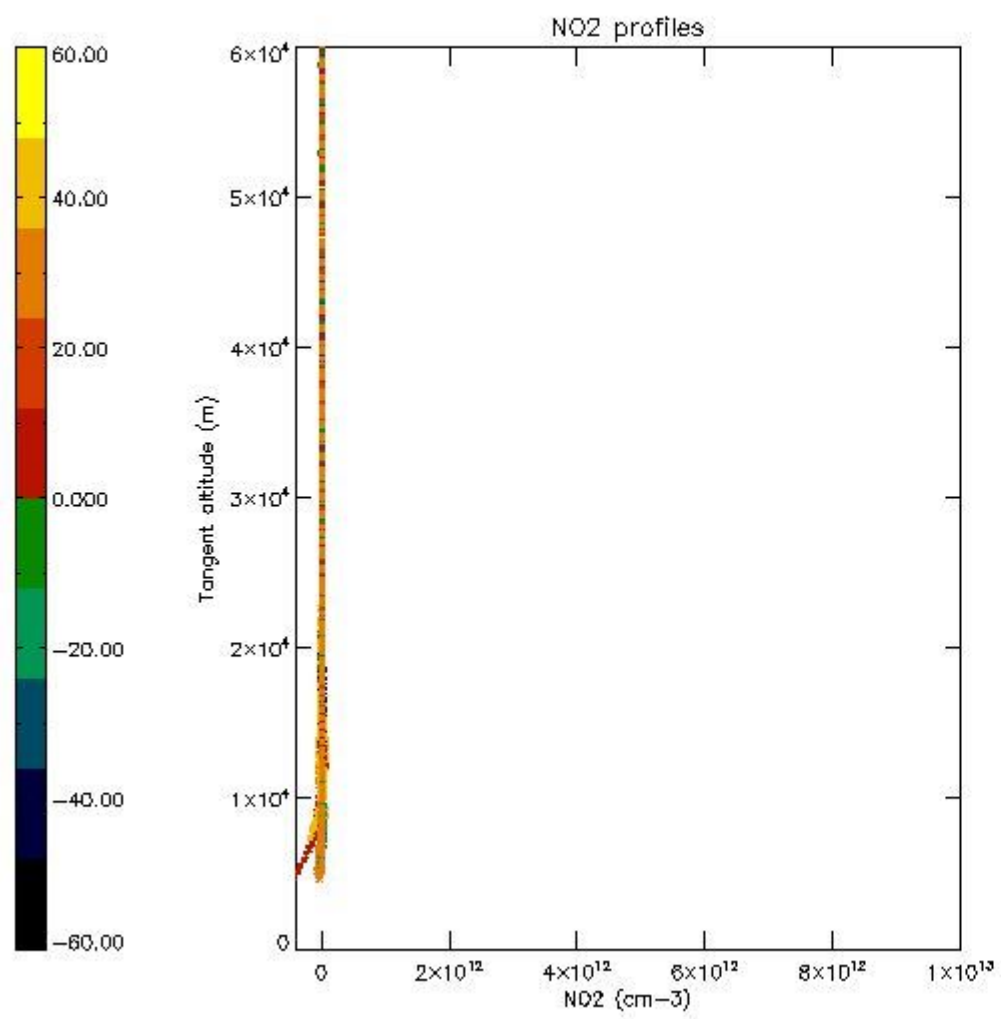
5.5 Plot ozone profiles where STD < 5% (dark without errors)

The colorbar represents the latitude.



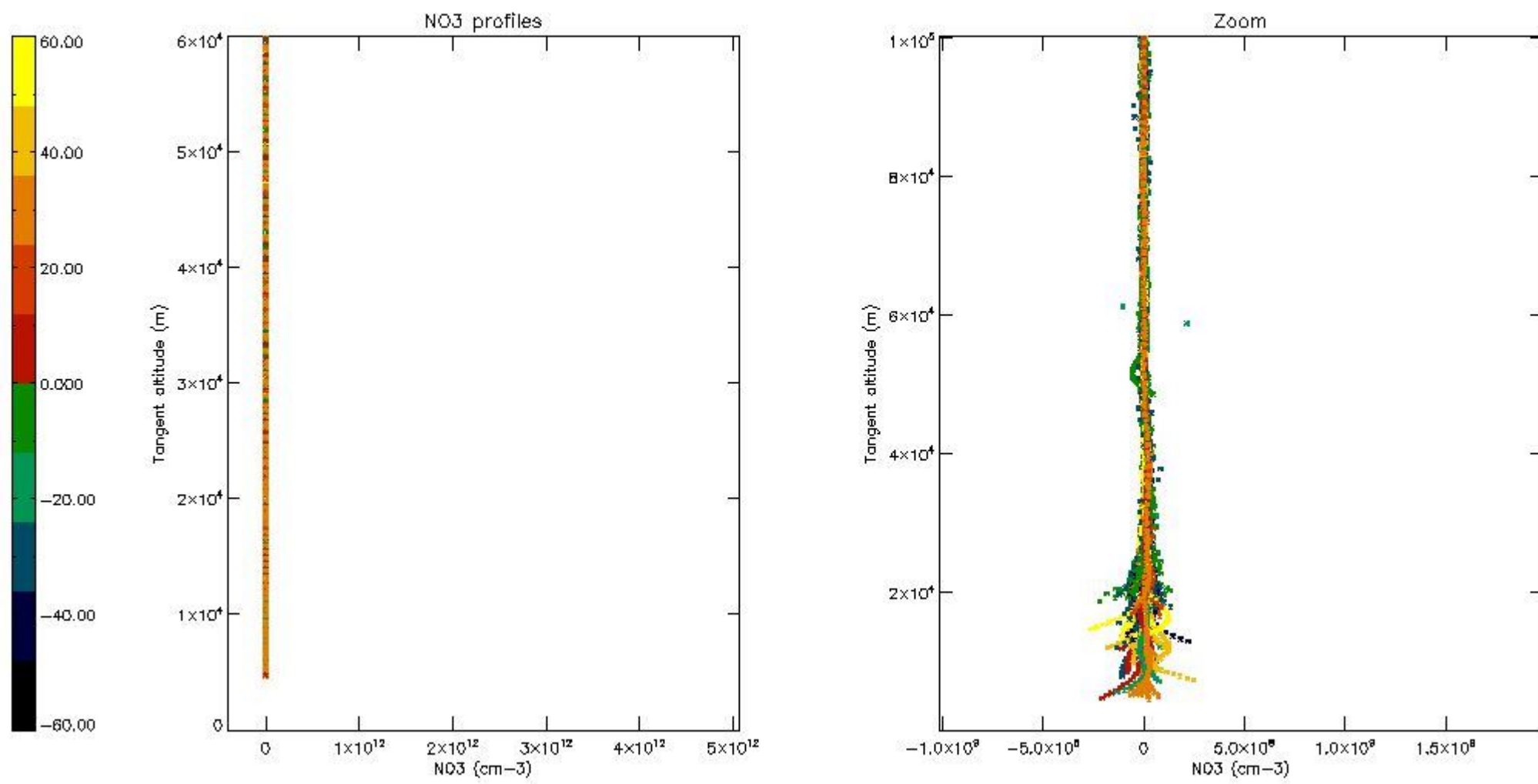
5.6 Plot NO₂ profiles for all STD (dark without errors)

The colorbar represents the latitude.



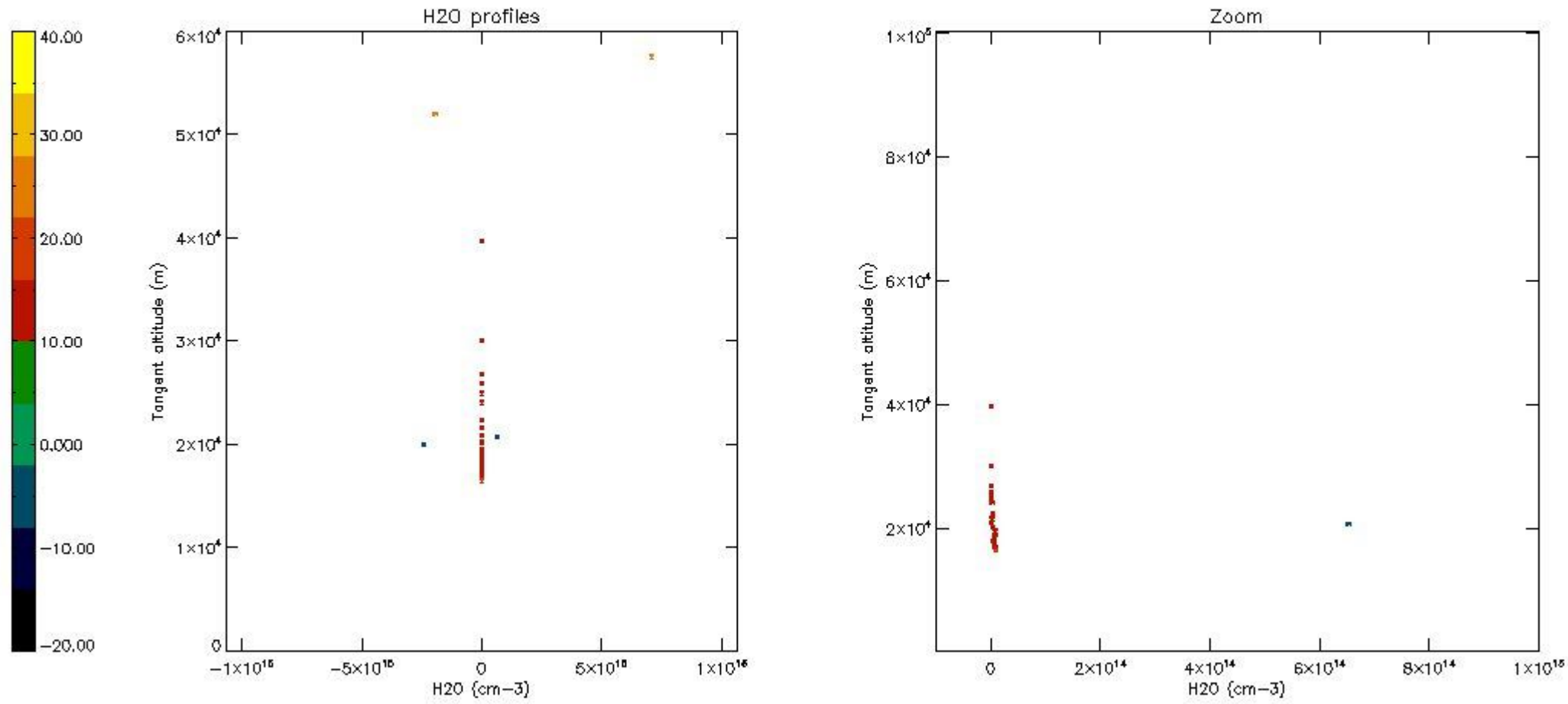
5.7 Plot NO3 profiles for all STD (dark without errors)

The colorbar represents the latitude.



5.8 Plot H2O profiles for all STD (only for occultations of stars 1,2,3,4,13,14,16,26,63 dark without errors)

The colorbar represents the latitude.



6. Auxiliary Data Files used for the production reported in section 2

The number reported in the third column indicates since which file (see list in section 2) the corresponding auxiliary file has been used. The fourth column is the date of those product files.

Type	Auxiliary Filename	Used since product	Used since product date
INST_PHYS_CHARACTERISTICS	GOM_INS_AXVIEC20091111_143220_20030716_120000_20500101_000000	1	27-NOV-2003 00:01:09
LEVEL-2_PROC_CONFIG	GOM_PR2_AXVIEC20091111_152718_20020301_000000_20500101_000000	1	27-NOV-2003 00:01:09
CROSS_SECTIONS_FILE	GOM_CRS_AXVIEC20091111_154832_20020301_000000_20500101_000000	1	27-NOV-2003 00:01:09

GOMOS Level 2 Daily Report

SUMMARY

[1. General Info](#)

[2. Summary of processed GOM_NL_2P products](#)

[3. Level 2 Quality information per product](#)

[3.1 Plot of level 2 quality information per product \(time dependant\)](#)

[3.2 Plot of level 2 quality information per product \(world map\)](#)

[4. Level 1 Quality information per product \(stored on level 2 products\)](#)

[4.1 Plot of level 1 quality information per product \(time dependant\)](#)

[4.1.1 Plot of level 1 quality information per product \(time dependant\): ASCENDING](#)

[4.1.2 Plot of level 1 quality information per product \(time dependant\): DESCENDING](#)

[4.2 Plot of level 1 quality information per product \(world map\)](#)

[4.2.1 Plot of level 1 quality information per product \(world map\): ASCENDING](#)

[4.2.2 Plot of level 1 quality information per product \(world map\): DESCENDING](#)

[5. Ozone profiles based on quality statistics and other trace gas profiles](#)

[5.1 Ozone statistics based on quality of products](#)

[5.2 Plot ozone profiles for all STD \(dark without errors\)](#)

[5.3 Plot ozone profiles where STD < 20% \(dark without errors\)](#)

[5.4. Plot ozone profiles where STD < 10% \(dark without errors\)](#)

[5.5. Plot ozone profiles where STD < 5% \(dark without errors\)](#)

[5.6 Plot NO2 profiles for all STD \(dark without errors\)](#)

[5.7 Plot NO3 profiles for all STD \(dark without errors\)](#)

[5.8 Plot H2O profiles \(only for occultations of stars 1,2,3,4,13,14,16,26,63 dark without errors\) for all STD](#)

[6. Auxiliary Data Files used for the production reported in section 2](#)

This report presents the daily analysis on parameters extracted from GOMOS level 2 data (GOM_NL__2P). It is intended to monitor some important parameters that will impact the quality of these products. A list of level 2 products (and content) that have arrived during the reporting day to the PCF is also given.

Item	Value
Time of report generation	20APR2013 00:52:51
Data source version	GOMOS/6.01
Start time of products	27-11-2003 (27NOV2003 00:00:00)
Stop time of products	28-11-2003 (28NOV2003 00:00:00)
Store outputs in DB	Yes
Nb of level 2 prods	490
Nb of prods with errors	0

2. Summary of processed GOM_NL__2P products.

Nr	Filename	UTC Start time	Limb	Duration	Star Id	Star Name	Star Mag	Star Temp	Nb Meas	Orbit	Prod. error
1	GOM_NL__2PRFIN20031127_000109_000001512022_00030_09102_9171.N1	27-NOV-2003 00:01:09	Twilight	151.00	51	41Gam1Leo	2.0100	4500.0	302	9102	No
2	GOM_NL__2PRFIN20031127_000710_000000522022_00030_09102_9172.N1	27-NOV-2003 00:07:10	Twilight	51.500	100	4Gam Crv	2.5800	13100.	103	9102	No
3	GOM_NL__2PRFIN20031127_000928_000002552022_00030_09102_9173.N1	27-NOV-2003 00:09:28	Dark	255.00	22	32Alp Leo	1.3600	15200.	510	9102	No
4	GOM_NL__2PRFIN20031127_002031_000000402022_00031_09103_9142.N1	27-NOV-2003 00:20:31	Dark	39.500	124	The Car	2.7640	30000.	79	9103	No
5	GOM_NL__2PRFIN20031127_002211_000000412022_00031_09103_9143.N1	27-NOV-2003 00:22:11	Dark	41.000	159	Ups Car	2.9200	7200.0	82	9103	No
6	GOM_NL__2PRFIN20031127_002501_000000482022_00031_09103_9144.N1	27-NOV-2003 00:25:01	Dark	47.500	41	Eps Car	1.8600	4100.0	95	9103	No
7	GOM_NL__2PRFIN20031127_002643_000000542022_00031_09103_9145.N1	27-NOV-2003 00:26:43	Dark	53.500	34	Gam2Vel	1.7930	23000.	107	9103	No
8	GOM_NL__2PRFIN20031127_002815_000000632022_00031_09103_9146.N1	27-NOV-2003 00:28:15	Dark	62.500	70	Zet Pup	2.2460	39000.	125	9103	No
9	GOM_NL__2PRFIN20031127_003026_000000532022_00031_09103_9147.N1	27-NOV-2003 00:30:26	Dark	52.500	2	Alp Car	-0.73600	7000.0	105	9103	No
10	GOM_NL__2PRFIN20031127_003159_000000652022_00031_09103_9148.N1	27-NOV-2003 00:31:59	Dark	64.500	117	Pi Pup	2.7060	3800.0	129	9103	No
11	GOM_NL__2PRFIN20031127_003419_000000762022_00031_09103_9149.N1	27-NOV-2003 00:34:19	Dark	75.500	88	31Eta CMa	2.4480	20000.	151	9103	No
12	GOM_NL__2PRFIN20031127_003808_000000402022_00031_09103_9150.N1	27-NOV-2003 00:38:08	Straylight	39.500	157	The1Eri	2.9060	9300.0	79	9103	No
13	GOM_NL__2PRFIN20031127_004229_000000792022_00031_09103_9151.N1	27-NOV-2003 00:42:29	Straylight	79.000	47	2Bet CMa	1.9760	28000.	158	9103	No
14	GOM_NL__2PRFIN20031127_004508_000000472022_00031_09103_9152.N1	27-NOV-2003 00:45:08	Straylight	46.500	165	34Gam Eri	2.9500	3200.0	93	9103	No
15	GOM_NL__2PRFIN20031127_004654_000000702022_00031_09103_9153.N1	27-NOV-2003 00:46:54	Straylight	69.500	7	19Bet Ori	0.10000	14000.	139	9103	No
16	GOM_NL__2PRFIN20031127_005021_000000762022_00031_09103_9154.N1	27-NOV-2003 00:50:21	Twilight	76.000	30	46Eps Ori	1.6940	30000.	152	9103	No
17	GOM_NL__2PRFIN20031127_005313_000000702022_00031_09103_9155.N1	27-NOV-2003 00:53:13	Bright	69.500	27	24Gam Ori	1.6360	26000.	139	9103	No
18	GOM_NL__2PRFIN20031127_005542_000000392022_00031_09103_9156.N1	27-NOV-2003 00:55:42	Bright	38.500	105	6Bet Ari	2.6450	8900.0	77	9103	No
19	GOM_NL__2PRFIN20031127_005926_000000382022_00031_09103_9157.N1	27-NOV-2003 00:59:26	Bright	37.500	173	4Bet Tri	3.0040	8900.0	75	9103	No
20	GOM_NL__2PRFIN20031127_010107_000000382022_00031_09103_9158.N1	27-NOV-2003 01:01:07	Bright	37.500	79	26Bet Per	2.3100	13100.	75	9103	No
21	GOM_NL__2PRFIN20031127_010328_000000392022_00031_09103_9159.N1	27-NOV-2003 01:03:28	Bright	39.000	175	39Del Per	3.0100	19400.	78	9103	No
22	GOM_NL__2PRFIN20031127_010624_000000392022_00031_09103_9160.N1	27-NOV-2003 01:06:24	Bright	39.000	68	18Alp Cas	2.2250	4500.0	78	9103	No
23	GOM_NL__2PRFIN20031127_010739_000000382022_00031_09103_9161.N1	27-NOV-2003 01:07:39	Bright	37.500	74	11Bet Cas	2.2680	6600.0	75	9103	No
24	GOM_NL__2PRFIN20031127_011437_000000402022_00031_09103_9162.N1	27-NOV-2003 01:14:37	Bright	40.000	49	1Alp UMi	1.9900	6300.0	80	9103	No
25	GOM_NL__2PRFIN20031127_011914_000000382022_00031_09103_9163.N1	27-NOV-2003 01:19:14	Bright	38.000	60	7Bet UMi	2.0810	3950.0	76	9103	No
26	GOM_NL__2PRFIN20031127_012139_000000382022_00031_09103_9164.N1	27-NOV-2003 01:21:39	Bright	37.500	119	14Eta Dra	2.7270	4700.0	75	9103	No
27	GOM_NL__2PRFIN20031127_012316_000000652022_00031_09103_9165.N1	27-NOV-2003 01:23:16	Bright	65.000	82	48Bet UMa	2.3650	10600.	130	9103	No
28	GOM_NL__2PRFIN20031127_012457_000000382022_00031_09103_9166.N1	27-NOV-2003 01:24:57	Bright	37.500	55	79Zet UMa	2.0600	10200.	75	9103	No
29	GOM_NL__2PRFIN20031127_012631_000000392022_00031_09103_9167.N1	27-NOV-2003 01:26:31	Bright	38.500	39	85Eta UMa	1.8540	24000.	77	9103	No
30	GOM_NL__2PRFIN20031127_012920_000000352022_00031_09103_9168.N1	27-NOV-2003 01:29:20	Bright	35.000	180	27Gam Boo	3.0400	8000.0	70	9103	No
31	GOM_NL__2PRFIN20031127_013219_000000472022_00031_09103_9169.N1	27-NOV-2003 01:32:19	Bright	47.000	83		2.3780	11000.	94	9103	No
32	GOM_NL__2PRFIN20031127_013448_000000372022_00031_09103_9170.N1	27-NOV-2003 01:34:48	Bright	36.500	3	16Alp Boo	-0.050000	4250.0	73	9103	No
33	GOM_NL__2PRFIN20031127_013754_000000622022_00031_09103_9171.N1	27-NOV-2003 01:37:54	Bright	62.000	96	68Del Leo	2.5600	9300.0	124	9103	No
34	GOM_NL__2PRFIN20031127_014147_000001522022_00031_09103_9172.N1	27-NOV-2003 01:41:47	Twilight	151.50	51	41Gam1Leo	2.0100	4500.0	303	9103	No
35	GOM_NL__2PRFIN20031127_014749_000000472022_00031_09103_9173.N1	27-NOV-2003 01:47:49	Twilight	47.000	100	4Gam Crv	2.5800	13100.	94	9103	No
36	GOM_NL__2PRFIN20031127_015010_000002552022_00031_09103_9174.N1	27-NOV-2003 01:50:10	Dark	255.00	22	32Alp Leo	1.3600	15200.	510	9103	No
37	GOM_NL__2PRFIN20031127_020108_000000402022_00032_09104_9140.N1	27-NOV-2003 02:01:08	Dark	40.000	124	The Car	2.7640	30000.	80	9104	No
38	GOM_NL__2PRFIN20031127_020247_000000412022_00032_09104_9141.N1	27-NOV-2003 02:02:47	Dark	40.500	159	Ups Car	2.9200	7200.0	81	9104	No
39	GOM_NL__2PRFIN20031127_020537_000000442022_00032_09104_9142.N1	27-NOV-2003 02:05:37	Dark	44.000	41	Eps Car	1.8600	4100.0	88	9104	No
40	GOM_NL__2PRFIN20031127_020720_000000492022_00032_09104_9143.N1	27-NOV-2003 02:07:20	Dark	49.000	34	Gam2Vel	1.7930	23000.	98	9104	No
41	GOM_NL__2PRFIN20031127_020852_000000632022_00032_09104_9144.N1	27-NOV-2003 02:08:52	Dark	63.000	70	Zet Pup	2.2460	39000.	126	9104	No
42	GOM_NL__2PRFIN20031127_021104_000000592022_00032_09104_9145.N1	27-NOV-2003 02:11:04	Dark	59.000	2	Alp Car	-0.73600	7000.0	118	9104	No

43	GOM_NL__2PRFIN20031127_021236_000000672022_00032_09104_9146.N1	27-NOV-2003 02:12:36	Dark	66.500	117	Pi Pup	2.7060	3800.0	133	9104	No
44	GOM_NL__2PRFIN20031127_021456_000000732022_00032_09104_9147.N1	27-NOV-2003 02:14:56	Dark	73.000	88	31Eta CMa	2.4480	20000.	146	9104	No
45	GOM_NL__2PRFIN20031127_021845_000000402022_00032_09104_9148.N1	27-NOV-2003 02:18:45	Straylight	39.500	157	The1Eri	2.9060	9300.0	79	9104	No
46	GOM_NL__2PRFIN20031127_022305_000000812022_00032_09104_9149.N1	27-NOV-2003 02:23:05	Straylight	80.500	47	2Bet CMa	1.9760	28000.	161	9104	No
47	GOM_NL__2PRFIN20031127_022544_000000522022_00032_09104_9150.N1	27-NOV-2003 02:25:44	Straylight	51.500	165	34Gam Eri	2.9500	3200.0	103	9104	No
48	GOM_NL__2PRFIN20031127_022731_000000672022_00032_09104_9151.N1	27-NOV-2003 02:27:31	Straylight	66.500	7	19Bet Ori	0.10000	14000.	133	9104	No
49	GOM_NL__2PRFIN20031127_023056_000000702022_00032_09104_9152.N1	27-NOV-2003 02:30:56	Tw_i_and_stray	69.500	30	46Eps Ori	1.6940	30000.	139	9104	No
50	GOM_NL__2PRFIN20031127_023349_000000682022_00032_09104_9153.N1	27-NOV-2003 02:33:49	Bright	67.500	27	24Gam Ori	1.6360	26000.	135	9104	No
51	GOM_NL__2PRFIN20031127_023619_000000402022_00032_09104_9154.N1	27-NOV-2003 02:36:19	Bright	39.500	105	6Bet Ari	2.6450	8900.0	79	9104	No
52	GOM_NL__2PRFIN20031127_024002_000000382022_00032_09104_9155.N1	27-NOV-2003 02:40:02	Bright	37.500	173	4Bet Tri	3.0040	8900.0	75	9104	No
53	GOM_NL__2PRFIN20031127_024143_000000382022_00032_09104_9156.N1	27-NOV-2003 02:41:43	Bright	38.000	79	26Bet Per	2.3100	13100.	76	9104	No
54	GOM_NL__2PRFIN20031127_024402_000000412022_00032_09104_9157.N1	27-NOV-2003 02:44:02	Bright	40.500	175	39Del Per	3.0100	19400.	81	9104	No
55	GOM_NL__2PRFIN20031127_024700_000000382022_00032_09104_9158.N1	27-NOV-2003 02:47:00	Bright	37.500	68	18Alp Cas	2.2250	4500.0	75	9104	No
56	GOM_NL__2PRFIN20031127_024815_000000382022_00032_09104_9159.N1	27-NOV-2003 02:48:15	Bright	38.000	74	11Bet Cas	2.2680	6600.0	76	9104	No
57	GOM_NL__2PRFIN20031127_025511_000000412022_00032_09104_9160.N1	27-NOV-2003 02:55:11	Bright	40.500	49	1Alp UMi	1.9900	6300.0	81	9104	No
58	GOM_NL__2PRFIN20031127_025950_000000402022_00032_09104_9161.N1	27-NOV-2003 02:59:50	Bright	39.500	60	7Bet UMi	2.0810	3950.0	79	9104	No
59	GOM_NL__2PRFIN20031127_030214_000000522022_00032_09104_9162.N1	27-NOV-2003 03:02:14	Bright	52.000	119	14Eta Dra	2.7270	4700.0	104	9104	No
60	GOM_NL__2PRFIN20031127_030352_000000462022_00032_09104_9163.N1	27-NOV-2003 03:03:52	Bright	45.500	82	48Bet UMa	2.3650	10600.	91	9104	No
61	GOM_NL__2PRFIN20031127_030532_000000382022_00032_09104_9164.N1	27-NOV-2003 03:05:32	Bright	38.000	55	79Zet UMa	2.0600	10200.	76	9104	No
62	GOM_NL__2PRFIN20031127_030707_000000372022_00032_09104_9165.N1	27-NOV-2003 03:07:07	Bright	37.000	39	85Eta UMa	1.8540	24000.	74	9104	No
63	GOM_NL__2PRFIN20031127_030955_000000512022_00032_09104_9166.N1	27-NOV-2003 03:09:55	Bright	51.000	180	27Gam Boo	3.0400	8000.0	102	9104	No
64	GOM_NL__2PRFIN20031127_031255_000000362022_00032_09104_9167.N1	27-NOV-2003 03:12:55	Bright	35.500	83		2.3780	11000.	71	9104	No
65	GOM_NL__2PRFIN20031127_031525_000000372022_00032_09104_9168.N1	27-NOV-2003 03:15:25	Bright	36.500	3	16Alp Boo	-0.050000	4250.0	73	9104	No
66	GOM_NL__2PRFIN20031127_031830_000000622022_00032_09104_9169.N1	27-NOV-2003 03:18:30	Bright	62.000	96	68Del Leo	2.5600	9300.0	124	9104	No
67	GOM_NL__2PRFIN20031127_032225_000001332022_00032_09104_9170.N1	27-NOV-2003 03:22:25	Tw_i_and_stray	132.50	51	41Gam1Leo	2.0100	4500.0	265	9104	No
68	GOM_NL__2PRFIN20031127_032825_000000452022_00032_09104_9171.N1	27-NOV-2003 03:28:25	Tw_i_and_stray	45.000	100	4Gam Crv	2.5800	13100.	90	9104	No
69	GOM_NL__2PRFIN20031127_033052_000002552022_00032_09104_9172.N1	27-NOV-2003 03:30:52	Dark	255.00	22	32Alp Leo	1.3600	15200.	510	9104	No
70	GOM_NL__2PRFIN20031127_034142_000000422022_00033_09105_9155.N1	27-NOV-2003 03:41:42	Dark	41.500	124	The Car	2.7640	30000.	83	9105	No
71	GOM_NL__2PRFIN20031127_034323_000000412022_00033_09105_9156.N1	27-NOV-2003 03:43:23	Dark	41.000	159	Ups Car	2.9200	7200.0	82	9105	No
72	GOM_NL__2PRFIN20031127_034615_000000482022_00033_09105_9157.N1	27-NOV-2003 03:46:15	Dark	47.500	41	Eps Car	1.8600	4100.0	95	9105	No
73	GOM_NL__2PRFIN20031127_034757_000000542022_00033_09105_9158.N1	27-NOV-2003 03:47:57	Dark	54.000	34	Gam2Vel	1.7930	23000.	108	9105	No
74	GOM_NL__2PRFIN20031127_034931_000000592022_00033_09105_9159.N1	27-NOV-2003 03:49:31	Dark	58.500	70	Zet Pup	2.2460	39000.	117	9105	No
75	GOM_NL__2PRFIN20031127_035141_000000592022_00033_09105_9160.N1	27-NOV-2003 03:51:41	Dark	59.000	2	Alp Car	-0.73600	7000.0	118	9105	No
76	GOM_NL__2PRFIN20031127_035312_000000592022_00033_09105_9161.N1	27-NOV-2003 03:53:12	Dark	58.500	117	Pi Pup	2.7060	3800.0	117	9105	No
77	GOM_NL__2PRFIN20031127_035533_000000742022_00033_09105_9162.N1	27-NOV-2003 03:55:33	Dark	74.000	88	31Eta CMa	2.4480	20000.	148	9105	No
78	GOM_NL__2PRFIN20031127_035920_000000412022_00033_09105_9163.N1	27-NOV-2003 03:59:20	Straylight	41.000	157	The1Eri	2.9060	9300.0	82	9105	No
79	GOM_NL__2PRFIN20031127_040411_000001162022_00033_09105_9164.N1	27-NOV-2003 04:04:11	Straylight	116.00	1	9Alp CMa	-1.4400	11000.	232	9105	No
80	GOM_NL__2PRFIN20031127_040807_000000662022_00033_09105_9165.N1	27-NOV-2003 04:08:07	Straylight	65.500	7	19Bet Ori	0.10000	14000.	131	9105	No
81	GOM_NL__2PRFIN20031127_041132_000000712022_00033_09105_9166.N1	27-NOV-2003 04:11:32	Tw_i_and_stray	71.000	30	46Eps Ori	1.6940	30000.	142	9105	No
82	GOM_NL__2PRFIN20031127_041424_000000772022_00033_09105_9167.N1	27-NOV-2003 04:14:24	Bright	76.500	27	24Gam Ori	1.6360	26000.	153	9105	No
83	GOM_NL__2PRFIN20031127_041652_000000422022_00033_09105_9168.N1	27-NOV-2003 04:16:52	Bright	41.500	105	6Bet Ari	2.6450	8900.0	83	9105	No
84	GOM_NL__2PRFIN20031127_042036_000000412022_00033_09105_9169.N1	27-NOV-2003 04:20:36	Bright	40.500	173	4Bet Tri	3.0040	8900.0	81	9105	No
85	GOM_NL__2PRFIN20031127_042219_000000392022_00033_09105_9170.N1	27-NOV-2003 04:22:19	Bright	38.500	79	26Bet Per	2.3100	13100.	77	9105	No
86	GOM_NL__2PRFIN20031127_042439_000000392022_00033_09105_9171.N1	27-NOV-2003 04:24:39	Bright	39.000	175	39Del Per	3.0100	19400.	78	9105	No
87	GOM_NL__2PRFIN20031127_042736_000000392022_00033_09105_9172.N1	27-NOV-2003 04:27:36	Bright	38.500	68	18Alp Cas	2.2250	4500.0	77	9105	No
88	GOM_NL__2PRFIN20031127_042851_000000392022_00033_09105_9173.N1	27-NOV-2003 04:28:51	Bright	39.000	74	11Bet Cas	2.2680	6600.0	78	9105	No
89	GOM_NL__2PRFIN20031127_043549_000000392022_00033_09105_9174.N1	27-NOV-2003 04:35:49	Bright	38.500	49	1Alp UMi	1.9900	6300.0	77	9105	No
90	GOM_NL__2PRFIN20031127_044026_000000402022_00033_09105_9175.N1	27-NOV-2003 04:40:26	Bright	39.500	60	7Bet UMi	2.0810	3950.0	79	9105	No
91	GOM_NL__2PRFIN20031127_044252_000000382022_00033_09105_9176.N1	27-NOV-2003 04:42:52	Bright	38.000	119	14Eta Dra	2.7270	4700.0	76	9105	No
92	GOM_NL__2PRFIN20031127_044427_000000462022_00033_09105_9177.N1	27-NOV-2003 04:44:27	Bright	46.000	82	48Bet UMa	2.3650	10600.	92	9105	No
93	GOM_NL__2PRFIN20031127_044608_000000542022_00033_09105_9178.N1	27-NOV-2003 04:46:08	Bright	54.000	55	79Zet UMa	2.0600	10200.	108	9105	No
94	GOM_NL__2PRFIN20031127_044743_000000372022_00033_09105_9179.N1	27-NOV-2003 04:47:43	Bright	37.000	39	85Eta UMa	1.8540	24000.	74	9105	No
95	GOM_NL__2PRFIN20031127_045032_000000512022_00033_09105_9180.N1	27-NOV-2003 04:50:32	Bright	51.000	180	27Gam Boo	3.0400	8000.0	102	9105	No
96	GOM_NL__2PRFIN20031127_045332_000000352022_00033_09105_9181.N1	27-NOV-2003 04:53:32	Bright	35.000	83		2.3780	11000.	70	9105	No
97	GOM_NL__2PRFIN20031127_045601_000000352022_00033_09105_9182.N1	27-NOV-2003 04:56:01	Bright	35.000	3	16Alp Boo	-0.050000	4250.0	70	9105	No
98	GOM_NL__2PRFIN20031127_045907_000000642022_00033_09105_9183.N1	27-NOV-2003 04:59:07	Bright	63.500	96	68Del Leo	2.5600	9300.0	127	9105	No
99	GOM_NL__2PRFIN20031127_050303_000001502022_00033_09105_9184.N1	27-NOV-2003 05:03:03	Tw_i_and_stray	149.50	51	41Gam1Leo	2.0100	4500.0	299	9105	No
100	GOM_NL__2PRFIN20031127_050813_000000462022_00033_09105_9185.N1	27-NOV-2003 05:08:13	Tw_i_and_stray	46.000	163	7Del Crv	2.9450	11000.	92	9105	No
101	GOM_NL__2PRFIN20031127_051134_000002552022_00033_09105_9186.N1	27-NOV-2003 05:11:34	Dark	255.00	22	32Alp Leo	1.3600	15200.	510	9105	No

102	GOM_NL__2PRFIN20031127_051838_000000492022_00033_09105_9187.N1	27-NOV-2003 05:18:38	Dark	48.500	20	Bet Cru	1.2530	30000.	97	9105	No
103	GOM_NL__2PRFIN20031127_051946_000000522022_00034_09106_9156.N1	27-NOV-2003 05:19:46	Dark	51.500	12	Alp1Cru	0.77500	30000.	103	9106	No
104	GOM_NL__2PRFIN20031127_052219_000000442022_00034_09106_9157.N1	27-NOV-2003 05:22:19	Dark	43.500	124	The Car	2.7640	30000.	87	9106	No
105	GOM_NL__2PRFIN20031127_052358_000000432022_00034_09106_9158.N1	27-NOV-2003 05:23:58	Dark	43.000	159	Ups Car	2.9200	7200.0	86	9106	No
106	GOM_NL__2PRFIN20031127_052650_000000512022_00034_09106_9159.N1	27-NOV-2003 05:26:50	Dark	50.500	41	Eps Car	1.8600	4100.0	101	9106	No
107	GOM_NL__2PRFIN20031127_052833_000000542022_00034_09106_9160.N1	27-NOV-2003 05:28:33	Dark	54.000	34	Gam2Vel	1.7930	23000.	108	9106	No
108	GOM_NL__2PRFIN20031127_053009_000000642022_00034_09106_9161.N1	27-NOV-2003 05:30:09	Dark	64.000	70	Zet Pup	2.2460	39000.	128	9106	No
109	GOM_NL__2PRFIN20031127_053218_000000512022_00034_09106_9162.N1	27-NOV-2003 05:32:18	Dark	50.500	2	Alp Car	-0.73600	7000.0	101	9106	No
110	GOM_NL__2PRFIN20031127_053349_000000672022_00034_09106_9163.N1	27-NOV-2003 05:33:49	Dark	66.500	117	Pi Pup	2.7060	3800.0	133	9106	No
111	GOM_NL__2PRFIN20031127_053609_000000782022_00034_09106_9164.N1	27-NOV-2003 05:36:09	Dark	77.500	88	31Eta CMa	2.4480	20000.	155	9106	No
112	GOM_NL__2PRFIN20031127_053956_000000422022_00034_09106_9165.N1	27-NOV-2003 05:39:56	Straylight	41.500	157	The1Eri	2.9060	9300.0	83	9106	No
113	GOM_NL__2PRFIN20031127_054448_000001082022_00034_09106_9166.N1	27-NOV-2003 05:44:48	Straylight	108.00	1	9Alp CMa	-1.4400	11000.	216	9106	No
114	GOM_NL__2PRFIN20031127_054843_000000662022_00034_09106_9167.N1	27-NOV-2003 05:48:43	Straylight	66.000	7	19Bet Ori	0.10000	14000.	132	9106	No
115	GOM_NL__2PRFIN20031127_055207_000000682022_00034_09106_9168.N1	27-NOV-2003 05:52:07	Tw_i_and_stray	68.000	30	46Eps Ori	1.6940	30000.	136	9106	No
116	GOM_NL__2PRFIN20031127_055459_000000712022_00034_09106_9169.N1	27-NOV-2003 05:54:59	Bright	70.500	27	24Gam Ori	1.6360	26000.	141	9106	No
117	GOM_NL__2PRFIN20031127_055728_000000412022_00034_09106_9170.N1	27-NOV-2003 05:57:28	Bright	40.500	105	6Bet Ari	2.6450	8900.0	81	9106	No
118	GOM_NL__2PRFIN20031127_060114_000000382022_00034_09106_9171.N1	27-NOV-2003 06:01:14	Bright	37.500	173	4Bet Tri	3.0040	8900.0	75	9106	No
119	GOM_NL__2PRFIN20031127_060254_000000392022_00034_09106_9172.N1	27-NOV-2003 06:02:54	Bright	39.000	79	26Bet Per	2.3100	13100.	78	9106	No
120	GOM_NL__2PRFIN20031127_060515_000000412022_00034_09106_9173.N1	27-NOV-2003 06:05:15	Bright	40.500	175	39Del Per	3.0100	19400.	81	9106	No
121	GOM_NL__2PRFIN20031127_060813_000000402022_00034_09106_9174.N1	27-NOV-2003 06:08:13	Bright	39.500	68	18Alp Cas	2.2250	4500.0	79	9106	No
122	GOM_NL__2PRFIN20031127_060927_000000402022_00034_09106_9175.N1	27-NOV-2003 06:09:27	Bright	40.000	74	11Bet Cas	2.2680	6600.0	80	9106	No
123	GOM_NL__2PRFIN20031127_061625_000000472022_00034_09106_9176.N1	27-NOV-2003 06:16:25	Bright	47.000	49	1Alp UMi	1.9900	6300.0	94	9106	No
124	GOM_NL__2PRFIN20031127_062102_000000382022_00034_09106_9177.N1	27-NOV-2003 06:21:02	Bright	38.000	60	7Bet UMi	2.0810	3950.0	76	9106	No
125	GOM_NL__2PRFIN20031127_062328_000000382022_00034_09106_9178.N1	27-NOV-2003 06:23:28	Bright	37.500	119	14Eta Dra	2.7270	4700.0	75	9106	No
126	GOM_NL__2PRFIN20031127_062503_000000652022_00034_09106_9179.N1	27-NOV-2003 06:25:03	Bright	65.000	82	48Bet UMa	2.3650	10600.	130	9106	No
127	GOM_NL__2PRFIN20031127_062643_000000452022_00034_09106_9180.N1	27-NOV-2003 06:26:43	Bright	44.500	55	79Zet UMa	2.0600	10200.	89	9106	No
128	GOM_NL__2PRFIN20031127_062819_000000382022_00034_09106_9181.N1	27-NOV-2003 06:28:19	Bright	37.500	39	85Eta UMa	1.8540	24000.	75	9106	No
129	GOM_NL__2PRFIN20031127_063108_000000352022_00034_09106_9182.N1	27-NOV-2003 06:31:08	Bright	35.000	180	27Gam Boo	3.0400	8000.0	70	9106	No
130	GOM_NL__2PRFIN20031127_063408_000000362022_00034_09106_9183.N1	27-NOV-2003 06:34:08	Bright	36.000	83		2.3780	11000.	72	9106	No
131	GOM_NL__2PRFIN20031127_063638_000000362022_00034_09106_9184.N1	27-NOV-2003 06:36:38	Bright	35.500	3	16Alp Boo	-0.050000	4250.0	71	9106	No
132	GOM_NL__2PRFIN20031127_063943_000000632022_00034_09106_9185.N1	27-NOV-2003 06:39:43	Bright	63.000	96	68Del Leo	2.5600	9300.0	126	9106	No
133	GOM_NL__2PRFIN20031127_064341_000001322022_00034_09106_9186.N1	27-NOV-2003 06:43:41	Tw_i_and_stray	132.00	51	41Gam1Leo	2.0100	4500.0	264	9106	No
134	GOM_NL__2PRFIN20031127_064849_000000452022_00034_09106_9187.N1	27-NOV-2003 06:48:49	Tw_i_and_stray	44.500	163	7Del Crv	2.9450	11000.	89	9106	No
135	GOM_NL__2PRFIN20031127_065217_000002552022_00034_09106_9188.N1	27-NOV-2003 06:52:17	Dark	255.00	22	32Alp Leo	1.3600	15200.	510	9106	No
136	GOM_NL__2PRFIN20031127_065914_000000412022_00034_09106_9189.N1	27-NOV-2003 06:59:14	Dark	41.000	20	Bet Cru	1.2530	30000.	82	9106	No
137	GOM_NL__2PRFIN20031127_070022_000000482022_00035_09107_9160.N1	27-NOV-2003 07:00:22	Dark	47.500	12	Alp1Cru	0.77500	30000.	95	9107	No
138	GOM_NL__2PRFIN20031127_070255_000000422022_00035_09107_9161.N1	27-NOV-2003 07:02:55	Dark	42.000	124	The Car	2.7640	30000.	84	9107	No
139	GOM_NL__2PRFIN20031127_070436_000000412022_00035_09107_9162.N1	27-NOV-2003 07:04:36	Dark	41.000	159	Ups Car	2.9200	7200.0	82	9107	No
140	GOM_NL__2PRFIN20031127_070728_000000442022_00035_09107_9163.N1	27-NOV-2003 07:07:28	Dark	43.500	41	Eps Car	1.8600	4100.0	87	9107	No
141	GOM_NL__2PRFIN20031127_070911_000000502022_00035_09107_9164.N1	27-NOV-2003 07:09:11	Dark	49.500	34	Gam2Vel	1.7930	23000.	99	9107	No
142	GOM_NL__2PRFIN20031127_071046_000000572022_00035_09107_9165.N1	27-NOV-2003 07:10:46	Dark	56.500	70	Zet Pup	2.2460	39000.	113	9107	No
143	GOM_NL__2PRFIN20031127_071254_000000512022_00035_09107_9166.N1	27-NOV-2003 07:12:54	Dark	50.500	2	Alp Car	-0.73600	7000.0	101	9107	No
144	GOM_NL__2PRFIN20031127_071426_000000652022_00035_09107_9167.N1	27-NOV-2003 07:14:26	Dark	64.500	117	Pi Pup	2.7060	3800.0	129	9107	No
145	GOM_NL__2PRFIN20031127_071647_000000782022_00035_09107_9168.N1	27-NOV-2003 07:16:47	Dark	77.500	88	31Eta CMa	2.4480	20000.	155	9107	No
146	GOM_NL__2PRFIN20031127_072033_000000422022_00035_09107_9169.N1	27-NOV-2003 07:20:33	Straylight	42.000	157	The1Eri	2.9060	9300.0	84	9107	No
147	GOM_NL__2PRFIN20031127_072524_000001082022_00035_09107_9170.N1	27-NOV-2003 07:25:24	Straylight	108.00	1	9Alp CMa	-1.4400	11000.	216	9107	No
148	GOM_NL__2PRFIN20031127_072919_000000742022_00035_09107_9171.N1	27-NOV-2003 07:29:19	Straylight	74.000	7	19Bet Ori	0.10000	14000.	148	9107	No
149	GOM_NL__2PRFIN20031127_073242_000000732022_00035_09107_9172.N1	27-NOV-2003 07:32:42	Tw_i_and_stray	72.500	30	46Eps Ori	1.6940	30000.	145	9107	No
150	GOM_NL__2PRFIN20031127_073534_000000682022_00035_09107_9173.N1	27-NOV-2003 07:35:34	Bright	68.000	27	24Gam Ori	1.6360	26000.	136	9107	No
151	GOM_NL__2PRFIN20031127_073806_000000402022_00035_09107_9174.N1	27-NOV-2003 07:38:06	Bright	40.000	105	6Bet Ari	2.6450	8900.0	80	9107	No
152	GOM_NL__2PRFIN20031127_074150_000000382022_00035_09107_9175.N1	27-NOV-2003 07:41:50	Bright	38.000	173	4Bet Tri	3.0040	8900.0	76	9107	No
153	GOM_NL__2PRFIN20031127_074329_000000392022_00035_09107_9176.N1	27-NOV-2003 07:43:29	Bright	38.500	79	26Bet Per	2.3100	13100.	77	9107	No
154	GOM_NL__2PRFIN20031127_074551_000000402022_00035_09107_9177.N1	27-NOV-2003 07:45:51	Bright	39.500	175	39Del Per	3.0100	19400.	79	9107	No
155	GOM_NL__2PRFIN20031127_074849_000000392022_00035_09107_9178.N1	27-NOV-2003 07:48:49	Bright	39.000	68	18Alp Cas	2.2250	4500.0	78	9107	No
156	GOM_NL__2PRFIN20031127_075004_000000392022_00035_09107_9179.N1	27-NOV-2003 07:50:04	Bright	39.000	74	11Bet Cas	2.2680	6600.0	78	9107	No
157	GOM_NL__2PRFIN20031127_075701_000000372022_00035_09107_9180.N1	27-NOV-2003 07:57:01	Bright	36.500	49	1Alp UMi	1.9900	6300.0	73	9107	No
158	GOM_NL__2PRFIN20031127_080137_000000362022_00035_09107_9181.N1	27-NOV-2003 08:01:37	Bright	35.500	60	7Bet UMi	2.0810	3950.0	71	9107	No
159	GOM_NL__2PRFIN20031127_080404_000000352022_00035_09107_9182.N1	27-NOV-2003 08:04:04	Bright	34.500	119	14Eta Dra	2.7270	4700.0	69	9107	No
160	GOM_NL__2PRFIN20031127_080538_000000652022_00035_09107_9183.N1	27-NOV-2003 08:05:38	Bright	65.000	82	48Bet UMa	2.3650	10600.	130	9107	No

161	GOM_NL__2PRFIN20031127_080719_00000542022_00035_09107_9184.N1	27-NOV-2003 08:07:19	Bright	54.000	55	79Zet UMa	2.0600	10200.	108	9107	No
162	GOM_NL__2PRFIN20031127_080855_00000532022_00035_09107_9185.N1	27-NOV-2003 08:08:55	Bright	53.000	39	85Eta UMa	1.8540	24000.	106	9107	No
163	GOM_NL__2PRFIN20031127_081144_00000362022_00035_09107_9186.N1	27-NOV-2003 08:11:44	Bright	36.000	180	27Gam Boo	3.0400	8000.0	72	9107	No
164	GOM_NL__2PRFIN20031127_081444_00000362022_00035_09107_9187.N1	27-NOV-2003 08:14:44	Bright	35.500	83		2.3780	11000.	71	9107	No
165	GOM_NL__2PRFIN20031127_081713_00000382022_00035_09107_9188.N1	27-NOV-2003 08:17:13	Bright	38.000	3	16Alp Boo	-0.050000	4250.0	76	9107	No
166	GOM_NL__2PRFIN20031127_082020_00000632022_00035_09107_9189.N1	27-NOV-2003 08:20:20	Bright	63.000	96	68Del Leo	2.5600	9300.0	126	9107	No
167	GOM_NL__2PRFIN20031127_082419_000001482022_00035_09107_9190.N1	27-NOV-2003 08:24:19	Twi_and_stray	148.00	51	41Gam1Leo	2.0100	4500.0	296	9107	No
168	GOM_NL__2PRFIN20031127_082925_00000462022_00035_09107_9191.N1	27-NOV-2003 08:29:25	Twi_and_stray	45.500	163	7Del Crv	2.9450	11000.	91	9107	No
169	GOM_NL__2PRFIN20031127_083259_000002552022_00035_09107_9192.N1	27-NOV-2003 08:32:59	Dark	255.00	22	32Alp Leo	1.3600	15200.	510	9107	No
170	GOM_NL__2PRFIN20031127_083950_00000412022_00035_09107_9193.N1	27-NOV-2003 08:39:50	Dark	40.500	20	Bet Cru	1.2530	30000.	81	9107	No
171	GOM_NL__2PRFIN20031127_084100_00000402022_00036_09108_9161.N1	27-NOV-2003 08:41:00	Dark	40.000	12	Alp1Cru	0.77500	30000.	80	9108	No
172	GOM_NL__2PRFIN20031127_084333_00000412022_00036_09108_9162.N1	27-NOV-2003 08:43:33	Dark	40.500	124	The Car	2.7640	30000.	81	9108	No
173	GOM_NL__2PRFIN20031127_084513_00000422022_00036_09108_9163.N1	27-NOV-2003 08:45:13	Dark	41.500	159	Ups Car	2.9200	7200.0	83	9108	No
174	GOM_NL__2PRFIN20031127_084804_00000472022_00036_09108_9164.N1	27-NOV-2003 08:48:04	Dark	47.000	41	Eps Car	1.8600	4100.0	94	9108	No
175	GOM_NL__2PRFIN20031127_084947_00000532022_00036_09108_9165.N1	27-NOV-2003 08:49:47	Dark	52.500	34	Gam2Vel	1.7930	23000.	105	9108	No
176	GOM_NL__2PRFIN20031127_085123_00000602022_00036_09108_9166.N1	27-NOV-2003 08:51:23	Dark	60.000	70	Zet Pup	2.2460	39000.	120	9108	No
177	GOM_NL__2PRFIN20031127_085331_00000512022_00036_09108_9167.N1	27-NOV-2003 08:53:31	Dark	50.500	2	Alp Car	-0.73600	7000.0	101	9108	No
178	GOM_NL__2PRFIN20031127_085503_00000672022_00036_09108_9168.N1	27-NOV-2003 08:55:03	Dark	67.000	117	Pi Pup	2.7060	3800.0	134	9108	No
179	GOM_NL__2PRFIN20031127_085724_00000752022_00036_09108_9169.N1	27-NOV-2003 08:57:24	Dark	74.500	88	31Eta CMa	2.4480	20000.	149	9108	No
180	GOM_NL__2PRFIN20031127_090109_00000412022_00036_09108_9170.N1	27-NOV-2003 09:01:09	Straylight	40.500	157	The1Eri	2.9060	9300.0	81	9108	No
181	GOM_NL__2PRFIN20031127_090600_000001102022_00036_09108_9171.N1	27-NOV-2003 09:06:00	Straylight	110.00	1	9Alp CMa	-1.4400	11000.	220	9108	No
182	GOM_NL__2PRFIN20031127_090954_00000742022_00036_09108_9172.N1	27-NOV-2003 09:09:54	Straylight	74.000	7	19Bet Ori	0.10000	14000.	148	9108	No
183	GOM_NL__2PRFIN20031127_091318_00000722022_00036_09108_9173.N1	27-NOV-2003 09:13:18	Twi_and_stray	71.500	30	46Eps Ori	1.6940	30000.	143	9108	No
184	GOM_NL__2PRFIN20031127_091609_00000762022_00036_09108_9174.N1	27-NOV-2003 09:16:09	Bright	76.000	27	24Gam Ori	1.6360	26000.	152	9108	No
185	GOM_NL__2PRFIN20031127_091843_00000372022_00036_09108_9175.N1	27-NOV-2003 09:18:43	Bright	37.000	105	6Bet Ari	2.6450	8900.0	74	9108	No
186	GOM_NL__2PRFIN20031127_092224_00000412022_00036_09108_9176.N1	27-NOV-2003 09:22:24	Bright	40.500	173	4Bet Tri	3.0040	8900.0	81	9108	No
187	GOM_NL__2PRFIN20031127_092406_00000392022_00036_09108_9177.N1	27-NOV-2003 09:24:06	Bright	38.500	79	26Bet Per	2.3100	13100.	77	9108	No
188	GOM_NL__2PRFIN20031127_092625_00000412022_00036_09108_9178.N1	27-NOV-2003 09:26:25	Bright	41.000	175	39Del Per	3.0100	19400.	82	9108	No
189	GOM_NL__2PRFIN20031127_092925_00000392022_00036_09108_9179.N1	27-NOV-2003 09:29:25	Bright	38.500	68	18Alp Cas	2.2250	4500.0	77	9108	No
190	GOM_NL__2PRFIN20031127_093040_00000382022_00036_09108_9180.N1	27-NOV-2003 09:30:40	Bright	37.500	74	11Bet Cas	2.2680	6600.0	75	9108	No
191	GOM_NL__2PRFIN20031127_093737_00000402022_00036_09108_9181.N1	27-NOV-2003 09:37:37	Bright	39.500	49	1Alp UMi	1.9900	6300.0	79	9108	No
192	GOM_NL__2PRFIN20031127_094213_00000392022_00036_09108_9182.N1	27-NOV-2003 09:42:13	Bright	39.000	60	7Bet UMi	2.0810	3950.0	78	9108	No
193	GOM_NL__2PRFIN20031127_094441_00000372022_00036_09108_9183.N1	27-NOV-2003 09:44:41	Bright	37.000	119	14Eta Dra	2.7270	4700.0	74	9108	No
194	GOM_NL__2PRFIN20031127_094614_00000462022_00036_09108_9184.N1	27-NOV-2003 09:46:14	Bright	45.500	82	48Bet UMa	2.3650	10600.	91	9108	No
195	GOM_NL__2PRFIN20031127_094756_00000372022_00036_09108_9185.N1	27-NOV-2003 09:47:56	Bright	37.000	55	79Zet UMa	2.0600	10200.	74	9108	No
196	GOM_NL__2PRFIN20031127_094932_00000362022_00036_09108_9186.N1	27-NOV-2003 09:49:32	Bright	36.000	39	85Eta UMa	1.8540	24000.	72	9108	No
197	GOM_NL__2PRFIN20031127_095520_00000352022_00036_09108_9187.N1	27-NOV-2003 09:55:20	Bright	35.000	83		2.3780	11000.	70	9108	No
198	GOM_NL__2PRFIN20031127_095750_00000362022_00036_09108_9188.N1	27-NOV-2003 09:57:50	Bright	36.000	3	16Alp Boo	-0.050000	4250.0	72	9108	No
199	GOM_NL__2PRFIN20031127_100057_00000612022_00036_09108_9189.N1	27-NOV-2003 10:00:57	Bright	60.500	96	68Del Leo	2.5600	9300.0	121	9108	No
200	GOM_NL__2PRFIN20031127_100457_000001482022_00036_09108_9190.N1	27-NOV-2003 10:04:57	Twi_and_stray	147.50	51	41Gam1Leo	2.0100	4500.0	295	9108	No
201	GOM_NL__2PRFIN20031127_101003_00000452022_00036_09108_9191.N1	27-NOV-2003 10:10:03	Twi_and_stray	45.000	163	7Del Crv	2.9450	11000.	90	9108	No
202	GOM_NL__2PRFIN20031127_101342_000002552022_00036_09108_9192.N1	27-NOV-2003 10:13:42	Dark	255.00	22	32Alp Leo	1.3600	15200.	510	9108	No
203	GOM_NL__2PRFIN20031127_102026_00000412022_00036_09108_9193.N1	27-NOV-2003 10:20:26	Dark	40.500	20	Bet Cru	1.2530	30000.	81	9108	No
204	GOM_NL__2PRFIN20031127_102134_00000492022_00037_09109_9161.N1	27-NOV-2003 10:21:34	Dark	49.000	12	Alp1Cru	0.77500	30000.	98	9109	No
205	GOM_NL__2PRFIN20031127_102410_00000402022_00037_09109_9162.N1	27-NOV-2003 10:24:10	Dark	40.000	124	The Car	2.7640	30000.	80	9109	No
206	GOM_NL__2PRFIN20031127_102550_00000412022_00037_09109_9163.N1	27-NOV-2003 10:25:50	Dark	40.500	159	Ups Car	2.9200	7200.0	81	9109	No
207	GOM_NL__2PRFIN20031127_102841_00000522022_00037_09109_9164.N1	27-NOV-2003 10:28:41	Dark	52.000	41	Eps Car	1.8600	4100.0	104	9109	No
208	GOM_NL__2PRFIN20031127_103025_00000592022_00037_09109_9165.N1	27-NOV-2003 10:30:25	Dark	58.500	34	Gam2Vel	1.7930	23000.	117	9109	No
209	GOM_NL__2PRFIN20031127_103200_00000602022_00037_09109_9166.N1	27-NOV-2003 10:32:00	Dark	60.000	70	Zet Pup	2.2460	39000.	120	9109	No
210	GOM_NL__2PRFIN20031127_103408_00000512022_00037_09109_9167.N1	27-NOV-2003 10:34:08	Dark	51.000	2	Alp Car	-0.73600	7000.0	102	9109	No
211	GOM_NL__2PRFIN20031127_103540_00000702022_00037_09109_9168.N1	27-NOV-2003 10:35:40	Dark	69.500	117	Pi Pup	2.7060	3800.0	139	9109	No
212	GOM_NL__2PRFIN20031127_103802_00000772022_00037_09109_9169.N1	27-NOV-2003 10:38:02	Dark	76.500	88	31Eta CMa	2.4480	20000.	153	9109	No
213	GOM_NL__2PRFIN20031127_104145_00000402022_00037_09109_9170.N1	27-NOV-2003 10:41:45	Straylight	40.000	157	The1Eri	2.9060	9300.0	80	9109	No
214	GOM_NL__2PRFIN20031127_104636_000001132022_00037_09109_9171.N1	27-NOV-2003 10:46:36	Straylight	112.50	1	9Alp CMa	-1.4400	11000.	225	9109	No
215	GOM_NL__2PRFIN20031127_105031_00000632022_00037_09109_9172.N1	27-NOV-2003 10:50:31	Straylight	63.000	7	19Bet Ori	0.10000	14000.	126	9109	No
216	GOM_NL__2PRFIN20031127_105353_00000702022_00037_09109_9173.N1	27-NOV-2003 10:53:53	Twi_and_stray	70.000	30	46Eps Ori	1.6940	30000.	140	9109	No
217	GOM_NL__2PRFIN20031127_105645_00000742022_00037_09109_9174.N1	27-NOV-2003 10:56:45	Bright	74.000	27	24Gam Ori	1.6360	26000.	148	9109	No
218	GOM_NL__2PRFIN20031127_105920_00000372022_00037_09109_9175.N1	27-NOV-2003 10:59:20	Bright	36.500	105	6Bet Ari	2.6450	8900.0	73	9109	No
219	GOM_NL__2PRFIN20031127_110302_00000392022_00037_09109_9176.N1	27-NOV-2003 11:03:02	Bright	38.500	173	4Bet Tri	3.0040	8900.0	77	9109	No

220	GOM_NL__2PRFIN20031127_110442_000000392022_00037_09109_9177.N1	27-NOV-2003 11:04:42	Bright	39.000	79	26Bet Per	2.3100	13100.	78	9109	No
221	GOM_NL__2PRFIN20031127_110702_000000392022_00037_09109_9178.N1	27-NOV-2003 11:07:02	Bright	38.500	175	39Del Per	3.0100	19400.	77	9109	No
222	GOM_NL__2PRFIN20031127_111002_000000392022_00037_09109_9179.N1	27-NOV-2003 11:10:02	Bright	38.500	68	18Alp Cas	2.2250	4500.0	77	9109	No
223	GOM_NL__2PRFIN20031127_111117_000000382022_00037_09109_9180.N1	27-NOV-2003 11:11:17	Bright	38.000	74	11Bet Cas	2.2680	6600.0	76	9109	No
224	GOM_NL__2PRFIN20031127_111814_000000382022_00037_09109_9181.N1	27-NOV-2003 11:18:14	Bright	37.500	49	1Alp UMi	1.9900	6300.0	75	9109	No
225	GOM_NL__2PRFIN20031127_112251_000000372022_00037_09109_9182.N1	27-NOV-2003 11:22:51	Bright	37.000	60	7Bet UMi	2.0810	3950.0	74	9109	No
226	GOM_NL__2PRFIN20031127_112517_000000382022_00037_09109_9183.N1	27-NOV-2003 11:25:17	Bright	38.000	119	14Eta Dra	2.7270	4700.0	76	9109	No
227	GOM_NL__2PRFIN20031127_112650_000000432022_00037_09109_9184.N1	27-NOV-2003 11:26:50	Bright	42.500	82	48Bet UMa	2.3650	10600.	85	9109	No
228	GOM_NL__2PRFIN20031127_112832_000000372022_00037_09109_9185.N1	27-NOV-2003 11:28:32	Bright	37.000	55	79Zet UMa	2.0600	10200.	74	9109	No
229	GOM_NL__2PRFIN20031127_113008_000000362022_00037_09109_9186.N1	27-NOV-2003 11:30:08	Bright	35.500	39	85Eta UMa	1.8540	24000.	71	9109	No
230	GOM_NL__2PRFIN20031127_113257_000000382022_00037_09109_9187.N1	27-NOV-2003 11:32:57	Bright	37.500	180	27Gam Boo	3.0400	8000.0	75	9109	No
231	GOM_NL__2PRFIN20031127_113557_000000352022_00037_09109_9188.N1	27-NOV-2003 11:35:57	Bright	34.500	83		2.3780	11000.	69	9109	No
232	GOM_NL__2PRFIN20031127_113826_000000352022_00037_09109_9189.N1	27-NOV-2003 11:38:26	Bright	35.000	3	16Alp Boo	-0.050000	4250.0	70	9109	No
233	GOM_NL__2PRFIN20031127_114134_000000642022_00037_09109_9190.N1	27-NOV-2003 11:41:34	Bright	64.000	96	68Del Leo	2.5600	9300.0	128	9109	No
234	GOM_NL__2PRFIN20031127_114535_000001482022_00037_09109_9191.N1	27-NOV-2003 11:45:35	Tw_i_and_stray	148.00	51	41Gam1Leo	2.0100	4500.0	296	9109	No
235	GOM_NL__2PRFIN20031127_115039_000000462022_00037_09109_9192.N1	27-NOV-2003 11:50:39	Tw_i_and_stray	46.000	163	7Del Crv	2.9450	11000.	92	9109	No
236	GOM_NL__2PRFIN20031127_115425_000002552022_00037_09109_9193.N1	27-NOV-2003 11:54:25	Dark	255.00	22	32Alp Leo	1.3600	15200.	510	9109	No
237	GOM_NL__2PRFIN20031127_120103_000000462022_00037_09109_9194.N1	27-NOV-2003 12:01:03	Dark	46.000	20	Bet Cru	1.2530	30000.	92	9109	No
238	GOM_NL__2PRFIN20031127_120213_000000482022_00038_09110_9396.N1	27-NOV-2003 12:02:13	Dark	48.000	12	Alp1Cru	0.77500	30000.	96	9110	No
239	GOM_NL__2PRFIN20031127_120447_000000402022_00038_09110_9397.N1	27-NOV-2003 12:04:47	Dark	40.000	124	The Car	2.7640	30000.	80	9110	No
240	GOM_NL__2PRFIN20031127_120626_000000402022_00038_09110_9398.N1	27-NOV-2003 12:06:26	Dark	40.000	159	Ups Car	2.9200	7200.0	80	9110	No
241	GOM_NL__2PRFIN20031127_120917_000000532022_00038_09110_9399.N1	27-NOV-2003 12:09:17	Dark	53.000	41	Eps Car	1.8600	4100.0	106	9110	No
242	GOM_NL__2PRFIN20031127_121101_000000512022_00038_09110_9400.N1	27-NOV-2003 12:11:01	Dark	50.500	34	Gam2Vel	1.7930	23000.	101	9110	No
243	GOM_NL__2PRFIN20031127_121236_000000682022_00038_09110_9401.N1	27-NOV-2003 12:12:36	Dark	68.000	70	Zet Pup	2.2460	39000.	136	9110	No
244	GOM_NL__2PRFIN20031127_121444_000000582022_00038_09110_9402.N1	27-NOV-2003 12:14:44	Dark	58.000	2	Alp Car	-0.73600	7000.0	116	9110	No
245	GOM_NL__2PRFIN20031127_121617_000000662022_00038_09110_9403.N1	27-NOV-2003 12:16:17	Dark	65.500	117	Pi Pup	2.7060	3800.0	131	9110	No
246	GOM_NL__2PRFIN20031127_121838_000000802022_00038_09110_9404.N1	27-NOV-2003 12:18:38	Dark	80.000	88	31Eta CMa	2.4480	20000.	160	9110	No
247	GOM_NL__2PRFIN20031127_122222_000000402022_00038_09110_9405.N1	27-NOV-2003 12:22:22	Straylight	39.500	157	The1Eri	2.9060	9300.0	79	9110	No
248	GOM_NL__2PRFIN20031127_122712_000001062022_00038_09110_9406.N1	27-NOV-2003 12:27:12	Straylight	105.50	1	9Alp CMa	-1.4400	11000.	211	9110	No
249	GOM_NL__2PRFIN20031127_123107_000000692022_00038_09110_9407.N1	27-NOV-2003 12:31:07	Straylight	68.500	7	19Bet Ori	0.10000	14000.	137	9110	No
250	GOM_NL__2PRFIN20031127_123428_000000712022_00038_09110_9408.N1	27-NOV-2003 12:34:28	Tw_i_and_stray	71.000	30	46Eps Ori	1.6940	30000.	142	9110	No
251	GOM_NL__2PRFIN20031127_123720_000000702022_00038_09110_9409.N1	27-NOV-2003 12:37:20	Bright	70.000	27	24Gam Ori	1.6360	26000.	140	9110	No
252	GOM_NL__2PRFIN20031127_123956_000000392022_00038_09110_9410.N1	27-NOV-2003 12:39:56	Bright	38.500	105	6Bet Ari	2.6450	8900.0	77	9110	No
253	GOM_NL__2PRFIN20031127_124313_000000422022_00038_09110_9411.N1	27-NOV-2003 12:43:13	Bright	42.000	150	44Zet Per	2.8900	28000.	84	9110	No
254	GOM_NL__2PRFIN20031127_124517_000000392022_00038_09110_9412.N1	27-NOV-2003 12:45:17	Bright	39.000	79	26Bet Per	2.3100	13100.	78	9110	No
255	GOM_NL__2PRFIN20031127_124738_000000392022_00038_09110_9413.N1	27-NOV-2003 12:47:38	Bright	38.500	175	39Del Per	3.0100	19400.	77	9110	No
256	GOM_NL__2PRFIN20031127_125038_000000402022_00038_09110_9414.N1	27-NOV-2003 12:50:38	Bright	39.500	68	18Alp Cas	2.2250	4500.0	79	9110	No
257	GOM_NL__2PRFIN20031127_125153_000000382022_00038_09110_9415.N1	27-NOV-2003 12:51:53	Bright	37.500	74	11Bet Cas	2.2680	6600.0	75	9110	No
258	GOM_NL__2PRFIN20031127_125850_000000392022_00038_09110_9416.N1	27-NOV-2003 12:58:50	Bright	38.500	49	1Alp UMi	1.9900	6300.0	77	9110	No
259	GOM_NL__2PRFIN20031127_130326_000000352022_00038_09110_9417.N1	27-NOV-2003 13:03:26	Bright	35.000	60	7Bet UMi	2.0810	3950.0	70	9110	No
260	GOM_NL__2PRFIN20031127_130548_000000452022_00038_09110_9418.N1	27-NOV-2003 13:05:48	Bright	44.500	36	50Alp UMa	1.8000	6300.0	89	9110	No
261	GOM_NL__2PRFIN20031127_130726_000000452022_00038_09110_9419.N1	27-NOV-2003 13:07:26	Bright	44.500	82	48Bet UMa	2.3650	10600.	89	9110	No
262	GOM_NL__2PRFIN20031127_130908_000000402022_00038_09110_9420.N1	27-NOV-2003 13:09:08	Bright	39.500	55	79Zet UMa	2.0600	10200.	79	9110	No
263	GOM_NL__2PRFIN20031127_131044_000000382022_00038_09110_9421.N1	27-NOV-2003 13:10:44	Bright	37.500	39	85Eta UMa	1.8540	24000.	75	9110	No
264	GOM_NL__2PRFIN20031127_131333_000000362022_00038_09110_9422.N1	27-NOV-2003 13:13:33	Bright	35.500	180	27Gam Boo	3.0400	8000.0	71	9110	No
265	GOM_NL__2PRFIN20031127_131633_000000422022_00038_09110_9423.N1	27-NOV-2003 13:16:33	Bright	41.500	83		2.3780	11000.	83	9110	No
266	GOM_NL__2PRFIN20031127_131902_000000362022_00038_09110_9424.N1	27-NOV-2003 13:19:02	Bright	35.500	3	16Alp Boo	-0.050000	4250.0	71	9110	No
267	GOM_NL__2PRFIN20031127_132315_000000552022_00038_09110_9425.N1	27-NOV-2003 13:23:15	Bright	54.500	62	94Bet Leo	2.1360	9700.0	109	9110	No
268	GOM_NL__2PRFIN20031127_132613_000001642022_00038_09110_9426.N1	27-NOV-2003 13:26:13	Tw_i_and_stray	164.00	51	41Gam1Leo	2.0100	4500.0	328	9110	No
269	GOM_NL__2PRFIN20031127_133206_000000502022_00038_09110_9427.N1	27-NOV-2003 13:32:06	Tw_i_and_stray	49.500	100	4Gam Crv	2.5800	13100.	99	9110	No
270	GOM_NL__2PRFIN20031127_133340_000000482022_00038_09110_9428.N1	27-NOV-2003 13:33:40	Dark	47.500	171	2Eps Crv	3.0010	4250.0	95	9110	No
271	GOM_NL__2PRFIN20031127_133908_000000422022_00038_09110_9429.N1	27-NOV-2003 13:39:08	Dark	42.000	64	Gam Cen	2.2000	10600.	84	9110	No
272	GOM_NL__2PRFIN20031127_134140_000000442022_00038_09110_9430.N1	27-NOV-2003 13:41:40	Dark	44.000	20	Bet Cru	1.2530	30000.	88	9110	No
273	GOM_NL__2PRFIN20031127_134249_000000492022_00039_09111_9161.N1	27-NOV-2003 13:42:49	Dark	48.500	12	Alp1Cru	0.77500	30000.	97	9111	No
274	GOM_NL__2PRFIN20031127_134524_000000402022_00039_09111_9162.N1	27-NOV-2003 13:45:24	Dark	39.500	124	The Car	2.7640	30000.	79	9111	No
275	GOM_NL__2PRFIN20031127_134704_000000402022_00039_09111_9163.N1	27-NOV-2003 13:47:04	Dark	39.500	159	Ups Car	2.9200	7200.0	79	9111	No
276	GOM_NL__2PRFIN20031127_134955_000000462022_00039_09111_9164.N1	27-NOV-2003 13:49:55	Dark	45.500	41	Eps Car	1.8600	4100.0	91	9111	No
277	GOM_NL__2PRFIN20031127_135139_000000512022_00039_09111_9165.N1	27-NOV-2003 13:51:39	Dark	50.500	34	Gam2Vel	1.7930	23000.	101	9111	No
278	GOM_NL__2PRFIN20031127_135314_000000572022_00039_09111_9166.N1	27-NOV-2003 13:53:14	Dark	57.000	70	Zet Pup	2.2460	39000.	114	9111	No

279	GOM_NL__2PRFIN20031127_135521_000000462022_00039_09111_9167.N1	27-NOV-2003 13:55:21	Dark	46.000	2	Alp Car	-0.73600	7000.0	92	9111	No
280	GOM_NL__2PRFIN20031127_135654_000000652022_00039_09111_9168.N1	27-NOV-2003 13:56:54	Dark	64.500	117	Pi Pup	2.7060	3800.0	129	9111	No
281	GOM_NL__2PRFIN20031127_135916_000000752022_00039_09111_9169.N1	27-NOV-2003 13:59:16	Dark	75.000	88	31Eta CMa	2.4480	20000.	150	9111	No
282	GOM_NL__2PRFIN20031127_140259_000000372022_00039_09111_9170.N1	27-NOV-2003 14:02:59	Straylight	36.500	157	The1Eri	2.9060	9300.0	73	9111	No
283	GOM_NL__2PRFIN20031127_140749_000001092022_00039_09111_9171.N1	27-NOV-2003 14:07:49	Straylight	108.50	1	9Alp CMa	-1.4400	11000.	217	9111	No
284	GOM_NL__2PRFIN20031127_141143_000000622022_00039_09111_9172.N1	27-NOV-2003 14:11:43	Straylight	62.000	7	19Bet Ori	0.10000	14000.	124	9111	No
285	GOM_NL__2PRFIN20031127_141504_000000732022_00039_09111_9173.N1	27-NOV-2003 14:15:04	Tw_i_and_stray	72.500	30	46Eps Ori	1.6940	30000.	145	9111	No
286	GOM_NL__2PRFIN20031127_141756_000000672022_00039_09111_9174.N1	27-NOV-2003 14:17:56	Bright	66.500	27	24Gam Ori	1.6360	26000.	133	9111	No
287	GOM_NL__2PRFIN20031127_142033_000000382022_00039_09111_9175.N1	27-NOV-2003 14:20:33	Bright	37.500	105	6Bet Ari	2.6450	8900.0	75	9111	No
288	GOM_NL__2PRFIN20031127_142349_000000422022_00039_09111_9176.N1	27-NOV-2003 14:23:49	Bright	41.500	150	44Zet Per	2.8900	28000.	83	9111	No
289	GOM_NL__2PRFIN20031127_142553_000000382022_00039_09111_9177.N1	27-NOV-2003 14:25:53	Bright	38.000	79	26Bet Per	2.3100	13100.	76	9111	No
290	GOM_NL__2PRFIN20031127_142815_000000382022_00039_09111_9178.N1	27-NOV-2003 14:28:15	Bright	38.000	175	39Del Per	3.0100	19400.	76	9111	No
291	GOM_NL__2PRFIN20031127_143114_000000402022_00039_09111_9179.N1	27-NOV-2003 14:31:14	Bright	40.000	68	18Alp Cas	2.2250	4500.0	80	9111	No
292	GOM_NL__2PRFIN20031127_143228_000000392022_00039_09111_9180.N1	27-NOV-2003 14:32:28	Bright	38.500	74	11Bet Cas	2.2680	6600.0	77	9111	No
293	GOM_NL__2PRFIN20031127_143925_000000352022_00039_09111_9181.N1	27-NOV-2003 14:39:25	Bright	34.500	49	1Alp UMi	1.9900	6300.0	69	9111	No
294	GOM_NL__2PRFIN20031127_144402_000000372022_00039_09111_9182.N1	27-NOV-2003 14:44:02	Bright	37.000	60	7Bet UMi	2.0810	3950.0	74	9111	No
295	GOM_NL__2PRFIN20031127_144623_000000452022_00039_09111_9183.N1	27-NOV-2003 14:46:23	Bright	45.000	36	50Alp UMa	1.8000	6300.0	90	9111	No
296	GOM_NL__2PRFIN20031127_144800_000000482022_00039_09111_9184.N1	27-NOV-2003 14:48:00	Bright	47.500	82	48Bet UMa	2.3650	10600.	95	9111	No
297	GOM_NL__2PRFIN20031127_144944_000000392022_00039_09111_9185.N1	27-NOV-2003 14:49:44	Bright	39.000	55	79Zet UMa	2.0600	10200.	78	9111	No
298	GOM_NL__2PRFIN20031127_145120_000000382022_00039_09111_9186.N1	27-NOV-2003 14:51:20	Bright	37.500	39	85Eta UMa	1.8540	24000.	75	9111	No
299	GOM_NL__2PRFIN20031127_145408_000000352022_00039_09111_9187.N1	27-NOV-2003 14:54:08	Bright	35.000	180	27Gam Boo	3.0400	8000.0	70	9111	No
300	GOM_NL__2PRFIN20031127_145707_000000362022_00039_09111_9188.N1	27-NOV-2003 14:57:07	Bright	36.000	83		2.3780	11000.	72	9111	No
301	GOM_NL__2PRFIN20031127_145938_000000362022_00039_09111_9189.N1	27-NOV-2003 14:59:38	Bright	36.000	3	16Alp Boo	-0.050000	4250.0	72	9111	No
302	GOM_NL__2PRFIN20031127_150350_000000732022_00039_09111_9190.N1	27-NOV-2003 15:03:50	Bright	73.000	62	94Bet Leo	2.1360	9700.0	146	9111	No
303	GOM_NL__2PRFIN20031127_150651_000001562022_00039_09111_9191.N1	27-NOV-2003 15:06:51	Tw_i_and_stray	155.50	51	41Gam1Leo	2.0100	4500.0	311	9111	No
304	GOM_NL__2PRFIN20031127_151242_000000462022_00039_09111_9192.N1	27-NOV-2003 15:12:42	Tw_i_and_stray	45.500	100	4Gam Crv	2.5800	13100.	91	9111	No
305	GOM_NL__2PRFIN20031127_151417_000000492022_00039_09111_9193.N1	27-NOV-2003 15:14:17	Dark	48.500	171	2Eps Crv	3.0010	4250.0	97	9111	No
306	GOM_NL__2PRFIN20031127_151945_000000422022_00039_09111_9194.N1	27-NOV-2003 15:19:45	Dark	42.000	64	Gam Cen	2.2000	10600.	84	9111	No
307	GOM_NL__2PRFIN20031127_152215_000000422022_00039_09111_9195.N1	27-NOV-2003 15:22:15	Dark	41.500	20	Bet Cru	1.2530	30000.	83	9111	No
308	GOM_NL__2PRFIN20031127_152326_000000492022_00040_09112_9161.N1	27-NOV-2003 15:23:26	Dark	49.000	12	Alp1Cru	0.77500	30000.	98	9112	No
309	GOM_NL__2PRFIN20031127_152557_000000432022_00040_09112_9162.N1	27-NOV-2003 15:25:57	Dark	42.500	124	The Car	2.7640	30000.	85	9112	No
310	GOM_NL__2PRFIN20031127_152738_000000412022_00040_09112_9163.N1	27-NOV-2003 15:27:38	Dark	41.000	159	Ups Car	2.9200	7200.0	82	9112	No
311	GOM_NL__2PRFIN20031127_153031_000000462022_00040_09112_9164.N1	27-NOV-2003 15:30:31	Dark	46.000	41	Eps Car	1.8600	4100.0	92	9112	No
312	GOM_NL__2PRFIN20031127_153215_000000492022_00040_09112_9165.N1	27-NOV-2003 15:32:15	Dark	49.000	34	Gam2Vel	1.7930	23000.	98	9112	No
313	GOM_NL__2PRFIN20031127_153349_000000592022_00040_09112_9166.N1	27-NOV-2003 15:33:49	Dark	59.000	70	Zet Pup	2.2460	39000.	118	9112	No
314	GOM_NL__2PRFIN20031127_153556_000000592022_00040_09112_9167.N1	27-NOV-2003 15:35:56	Dark	59.000	2	Alp Car	-0.73600	7000.0	118	9112	No
315	GOM_NL__2PRFIN20031127_153729_000000682022_00040_09112_9168.N1	27-NOV-2003 15:37:29	Dark	68.000	117	Pi Pup	2.7060	3800.0	136	9112	No
316	GOM_NL__2PRFIN20031127_153952_000000732022_00040_09112_9169.N1	27-NOV-2003 15:39:52	Dark	72.500	88	31Eta CMa	2.4480	20000.	145	9112	No
317	GOM_NL__2PRFIN20031127_154334_000000382022_00040_09112_9170.N1	27-NOV-2003 15:43:34	Straylight	38.000	157	The1Eri	2.9060	9300.0	76	9112	No
318	GOM_NL__2PRFIN20031127_154824_000001092022_00040_09112_9171.N1	27-NOV-2003 15:48:24	Straylight	109.00	1	9Alp CMa	-1.4400	11000.	218	9112	No
319	GOM_NL__2PRFIN20031127_155218_000000652022_00040_09112_9172.N1	27-NOV-2003 15:52:18	Straylight	65.000	7	19Bet Ori	0.10000	14000.	130	9112	No
320	GOM_NL__2PRFIN20031127_155539_000000722022_00040_09112_9173.N1	27-NOV-2003 15:55:39	Tw_i_and_stray	72.000	30	46Eps Ori	1.6940	30000.	144	9112	No
321	GOM_NL__2PRFIN20031127_155830_000000752022_00040_09112_9174.N1	27-NOV-2003 15:58:30	Bright	75.000	27	24Gam Ori	1.6360	26000.	150	9112	No
322	GOM_NL__2PRFIN20031127_160106_000000412022_00040_09112_9175.N1	27-NOV-2003 16:01:06	Bright	40.500	105	6Bet Ari	2.6450	8900.0	81	9112	No
323	GOM_NL__2PRFIN20031127_160422_000000452022_00040_09112_9176.N1	27-NOV-2003 16:04:22	Bright	45.000	150	44Zet Per	2.8900	28000.	90	9112	No
324	GOM_NL__2PRFIN20031127_160628_000000402022_00040_09112_9177.N1	27-NOV-2003 16:06:28	Bright	39.500	79	26Bet Per	2.3100	13100.	79	9112	No
325	GOM_NL__2PRFIN20031127_160847_000000422022_00040_09112_9178.N1	27-NOV-2003 16:08:47	Bright	41.500	175	39Del Per	3.0100	19400.	83	9112	No
326	GOM_NL__2PRFIN20031127_161150_000000382022_00040_09112_9179.N1	27-NOV-2003 16:11:50	Bright	38.000	68	18Alp Cas	2.2250	4500.0	76	9112	No
327	GOM_NL__2PRFIN20031127_161305_000000412022_00040_09112_9180.N1	27-NOV-2003 16:13:05	Bright	41.000	74	11Bet Cas	2.2680	6600.0	82	9112	No
328	GOM_NL__2PRFIN20031127_162000_000000392022_00040_09112_9181.N1	27-NOV-2003 16:20:00	Bright	38.500	49	1Alp UMi	1.9900	6300.0	77	9112	No
329	GOM_NL__2PRFIN20031127_162437_000000402022_00040_09112_9182.N1	27-NOV-2003 16:24:37	Bright	40.000	60	7Bet UMi	2.0810	3950.0	80	9112	No
330	GOM_NL__2PRFIN20031127_162700_000000462022_00040_09112_9183.N1	27-NOV-2003 16:27:00	Bright	46.000	36	50Alp UMa	1.8000	6300.0	92	9112	No
331	GOM_NL__2PRFIN20031127_162836_000000472022_00040_09112_9184.N1	27-NOV-2003 16:28:36	Bright	46.500	82	48Bet UMa	2.3650	10600.	93	9112	No
332	GOM_NL__2PRFIN20031127_163019_000000392022_00040_09112_9185.N1	27-NOV-2003 16:30:19	Bright	38.500	55	79Zet UMa	2.0600	10200.	77	9112	No
333	GOM_NL__2PRFIN20031127_163155_000000382022_00040_09112_9186.N1	27-NOV-2003 16:31:55	Bright	38.000	39	85Eta UMa	1.8540	24000.	76	9112	No
334	GOM_NL__2PRFIN20031127_163442_000000392022_00040_09112_9187.N1	27-NOV-2003 16:34:42	Bright	38.500	180	27Gam Boo	3.0400	8000.0	77	9112	No
335	GOM_NL__2PRFIN20031127_163743_000000512022_00040_09112_9188.N1	27-NOV-2003 16:37:43	Bright	51.000	83		2.3780	11000.	102	9112	No
336	GOM_NL__2PRFIN20031127_164015_000000362022_00040_09112_9189.N1	27-NOV-2003 16:40:15	Bright	35.500	3	16Alp Boo	-0.050000	4250.0	71	9112	No
337	GOM_NL__2PRFIN20031127_164427_000000512022_00040_09112_9190.N1	27-NOV-2003 16:44:27	Bright	51.000	62	94Bet Leo	2.1360	9700.0	102	9112	No

338	GOM_NL__2PRFIN20031127_164729_000001532022_00040_09112_9191.N1	27-NOV-2003 16:47:29	Twilight	152.50	51	41Gam1Leo	2.0100	4500.0	305	9112	No
339	GOM_NL__2PRFIN20031127_165319_000000462022_00040_09112_9192.N1	27-NOV-2003 16:53:19	Twilight	46.000	100	4Gam Crv	2.5800	13100.	92	9112	No
340	GOM_NL__2PRFIN20031127_165453_000000512022_00040_09112_9193.N1	27-NOV-2003 16:54:53	Dark	50.500	171	2Eps Crv	3.0010	4250.0	101	9112	No
341	GOM_NL__2PRFIN20031127_170020_000000422022_00040_09112_9194.N1	27-NOV-2003 17:00:20	Dark	42.000	64	Gam Cen	2.2000	10600.	84	9112	No
342	GOM_NL__2PRFIN20031127_170251_000000432022_00040_09112_9195.N1	27-NOV-2003 17:02:51	Dark	43.000	20	Bet Cru	1.2530	30000.	86	9112	No
343	GOM_NL__2PRFIN20031127_170401_000000492022_00041_09113_9162.N1	27-NOV-2003 17:04:01	Dark	49.000	12	Alp1Cru	0.77500	30000.	98	9113	No
344	GOM_NL__2PRFIN20031127_170634_000000432022_00041_09113_9163.N1	27-NOV-2003 17:06:34	Dark	43.000	124	The Car	2.7640	30000.	86	9113	No
345	GOM_NL__2PRFIN20031127_170815_000000412022_00041_09113_9164.N1	27-NOV-2003 17:08:15	Dark	41.000	159	Ups Car	2.9200	7200.0	82	9113	No
346	GOM_NL__2PRFIN20031127_171107_000000482022_00041_09113_9165.N1	27-NOV-2003 17:11:07	Dark	47.500	41	Eps Car	1.8600	4100.0	95	9113	No
347	GOM_NL__2PRFIN20031127_171252_000000542022_00041_09113_9166.N1	27-NOV-2003 17:12:52	Dark	54.000	34	Gam2Vel	1.7930	23000.	108	9113	No
348	GOM_NL__2PRFIN20031127_171426_000000602022_00041_09113_9167.N1	27-NOV-2003 17:14:26	Dark	59.500	70	Zet Pup	2.2460	39000.	119	9113	No
349	GOM_NL__2PRFIN20031127_171633_000000582022_00041_09113_9168.N1	27-NOV-2003 17:16:33	Dark	58.000	2	Alp Car	-0.73600	7000.0	116	9113	No
350	GOM_NL__2PRFIN20031127_171807_000000722022_00041_09113_9169.N1	27-NOV-2003 17:18:07	Dark	72.000	117	Pi Pup	2.7060	3800.0	144	9113	No
351	GOM_NL__2PRFIN20031127_172029_000000782022_00041_09113_9170.N1	27-NOV-2003 17:20:29	Dark	78.000	88	31Eta CMa	2.4480	20000.	156	9113	No
352	GOM_NL__2PRFIN20031127_172410_000000402022_00041_09113_9171.N1	27-NOV-2003 17:24:10	Straylight	40.000	157	The1Eri	2.9060	9300.0	80	9113	No
353	GOM_NL__2PRFIN20031127_172900_000001162022_00041_09113_9172.N1	27-NOV-2003 17:29:00	Straylight	115.50	1	9Alp CMa	-1.4400	11000.	231	9113	No
354	GOM_NL__2PRFIN20031127_173254_000000682022_00041_09113_9173.N1	27-NOV-2003 17:32:54	Straylight	67.500	7	19Bet Ori	0.10000	14000.	135	9113	No
355	GOM_NL__2PRFIN20031127_173614_000000692022_00041_09113_9174.N1	27-NOV-2003 17:36:14	Twilight	69.000	30	46Eps Ori	1.6940	30000.	138	9113	No
356	GOM_NL__2PRFIN20031127_173906_000000762022_00041_09113_9175.N1	27-NOV-2003 17:39:06	Bright	76.000	27	24Gam Ori	1.6360	26000.	152	9113	No
357	GOM_NL__2PRFIN20031127_174144_000000402022_00041_09113_9176.N1	27-NOV-2003 17:41:44	Bright	40.000	105	6Bet Ari	2.6450	8900.0	80	9113	No
358	GOM_NL__2PRFIN20031127_174500_000000412022_00041_09113_9177.N1	27-NOV-2003 17:45:00	Bright	41.000	150	44Zet Per	2.8900	28000.	82	9113	No
359	GOM_NL__2PRFIN20031127_174702_000000422022_00041_09113_9178.N1	27-NOV-2003 17:47:02	Bright	41.500	79	26Bet Per	2.3100	13100.	83	9113	No
360	GOM_NL__2PRFIN20031127_174925_000000412022_00041_09113_9179.N1	27-NOV-2003 17:49:25	Bright	40.500	175	39Del Per	3.0100	19400.	81	9113	No
361	GOM_NL__2PRFIN20031127_175227_000000402022_00041_09113_9180.N1	27-NOV-2003 17:52:27	Bright	39.500	68	18Alp Cas	2.2250	4500.0	79	9113	No
362	GOM_NL__2PRFIN20031127_175342_000000392022_00041_09113_9181.N1	27-NOV-2003 17:53:42	Bright	39.000	74	11Bet Cas	2.2680	6600.0	78	9113	No
363	GOM_NL__2PRFIN20031127_180037_000000392022_00041_09113_9182.N1	27-NOV-2003 18:00:37	Bright	39.000	49	1Alp UMi	1.9900	6300.0	78	9113	No
364	GOM_NL__2PRFIN20031127_180513_000000392022_00041_09113_9183.N1	27-NOV-2003 18:05:13	Bright	39.000	60	7Bet UMi	2.0810	3950.0	78	9113	No
365	GOM_NL__2PRFIN20031127_180735_000000452022_00041_09113_9184.N1	27-NOV-2003 18:07:35	Bright	44.500	36	50Alp UMa	1.8000	6300.0	89	9113	No
366	GOM_NL__2PRFIN20031127_180912_000000472022_00041_09113_9185.N1	27-NOV-2003 18:09:12	Bright	46.500	82	48Bet UMa	2.3650	10600.	93	9113	No
367	GOM_NL__2PRFIN20031127_181056_000000402022_00041_09113_9186.N1	27-NOV-2003 18:10:56	Bright	40.000	55	79Zet UMa	2.0600	10200.	80	9113	No
368	GOM_NL__2PRFIN20031127_181231_000000402022_00041_09113_9187.N1	27-NOV-2003 18:12:31	Bright	40.000	39	85Eta UMa	1.8540	24000.	80	9113	No
369	GOM_NL__2PRFIN20031127_181520_000000372022_00041_09113_9188.N1	27-NOV-2003 18:15:20	Bright	36.500	180	27Gam Boo	3.0400	8000.0	73	9113	No
370	GOM_NL__2PRFIN20031127_181820_000000372022_00041_09113_9189.N1	27-NOV-2003 18:18:20	Bright	36.500	83		2.3780	11000.	73	9113	No
371	GOM_NL__2PRFIN20031127_182051_000000362022_00041_09113_9190.N1	27-NOV-2003 18:20:51	Bright	35.500	3	16Alp Boo	-0.050000	4250.0	71	9113	No
372	GOM_NL__2PRFIN20031127_182504_000000732022_00041_09113_9191.N1	27-NOV-2003 18:25:04	Bright	73.000	62	94Bet Leo	2.1360	9700.0	146	9113	No
373	GOM_NL__2PRFIN20031127_182807_000001662022_00041_09113_9192.N1	27-NOV-2003 18:28:07	Twilight	165.50	51	41Gam1Leo	2.0100	4500.0	331	9113	No
374	GOM_NL__2PRFIN20031127_183355_000000492022_00041_09113_9193.N1	27-NOV-2003 18:33:55	Twilight	48.500	100	4Gam Crv	2.5800	13100.	97	9113	No
375	GOM_NL__2PRFIN20031127_183529_000000512022_00041_09113_9194.N1	27-NOV-2003 18:35:29	Dark	51.000	171	2Eps Crv	3.0010	4250.0	102	9113	No
376	GOM_NL__2PRFIN20031127_184056_000000422022_00041_09113_9195.N1	27-NOV-2003 18:40:56	Dark	41.500	64	Gam Cen	2.2000	10600.	83	9113	No
377	GOM_NL__2PRFIN20031127_184325_000000462022_00041_09113_9196.N1	27-NOV-2003 18:43:25	Dark	45.500	20	Bet Cru	1.2530	30000.	91	9113	No
378	GOM_NL__2PRFIN20031127_184437_000000402022_00042_09114_9163.N1	27-NOV-2003 18:44:37	Dark	39.500	12	Alp1Cru	0.77500	30000.	79	9114	No
379	GOM_NL__2PRFIN20031127_184710_000000432022_00042_09114_9164.N1	27-NOV-2003 18:47:10	Dark	42.500	124	The Car	2.7640	30000.	85	9114	No
380	GOM_NL__2PRFIN20031127_184850_000000442022_00042_09114_9165.N1	27-NOV-2003 18:48:50	Dark	44.000	159	Ups Car	2.9200	7200.0	88	9114	No
381	GOM_NL__2PRFIN20031127_185144_000000582022_00042_09114_9166.N1	27-NOV-2003 18:51:44	Dark	58.000	41	Eps Car	1.8600	4100.0	116	9114	No
382	GOM_NL__2PRFIN20031127_185330_000000512022_00042_09114_9167.N1	27-NOV-2003 18:53:30	Dark	50.500	34	Gam2Vel	1.7930	23000.	101	9114	No
383	GOM_NL__2PRFIN20031127_185503_000000612022_00042_09114_9168.N1	27-NOV-2003 18:55:03	Dark	61.000	70	Zet Pup	2.2460	39000.	122	9114	No
384	GOM_NL__2PRFIN20031127_185710_000000542022_00042_09114_9169.N1	27-NOV-2003 18:57:10	Dark	53.500	2	Alp Car	-0.73600	7000.0	107	9114	No
385	GOM_NL__2PRFIN20031127_185844_000000742022_00042_09114_9170.N1	27-NOV-2003 18:58:44	Dark	73.500	117	Pi Pup	2.7060	3800.0	147	9114	No
386	GOM_NL__2PRFIN20031127_190107_000000772022_00042_09114_9171.N1	27-NOV-2003 19:01:07	Dark	77.000	88	31Eta CMa	2.4480	20000.	154	9114	No
387	GOM_NL__2PRFIN20031127_190447_000000392022_00042_09114_9172.N1	27-NOV-2003 19:04:47	Straylight	39.000	157	The1Eri	2.9060	9300.0	78	9114	No
388	GOM_NL__2PRFIN20031127_190936_000001182022_00042_09114_9173.N1	27-NOV-2003 19:09:36	Straylight	117.50	1	9Alp CMa	-1.4400	11000.	235	9114	No
389	GOM_NL__2PRFIN20031127_191330_000000642022_00042_09114_9174.N1	27-NOV-2003 19:13:30	Straylight	63.500	7	19Bet Ori	0.10000	14000.	127	9114	No
390	GOM_NL__2PRFIN20031127_191650_000000732022_00042_09114_9175.N1	27-NOV-2003 19:16:50	Twilight	72.500	30	46Eps Ori	1.6940	30000.	145	9114	No
391	GOM_NL__2PRFIN20031127_191941_000000622022_00042_09114_9176.N1	27-NOV-2003 19:19:41	Bright	62.000	27	24Gam Ori	1.6360	26000.	124	9114	No
392	GOM_NL__2PRFIN20031127_192220_000000392022_00042_09114_9177.N1	27-NOV-2003 19:22:20	Bright	39.000	105	6Bet Ari	2.6450	8900.0	78	9114	No
393	GOM_NL__2PRFIN20031127_192536_000000422022_00042_09114_9178.N1	27-NOV-2003 19:25:36	Bright	41.500	150	44Zet Per	2.8900	28000.	83	9114	No
394	GOM_NL__2PRFIN20031127_192740_000000392022_00042_09114_9179.N1	27-NOV-2003 19:27:40	Bright	39.000	79	26Bet Per	2.3100	13100.	78	9114	No
395	GOM_NL__2PRFIN20031127_193001_000000392022_00042_09114_9180.N1	27-NOV-2003 19:30:01	Bright	39.000	175	39Del Per	3.0100	19400.	78	9114	No
396	GOM_NL__2PRFIN20031127_193302_000000382022_00042_09114_9181.N1	27-NOV-2003 19:33:02	Bright	37.500	68	18Alp Cas	2.2250	4500.0	75	9114	No

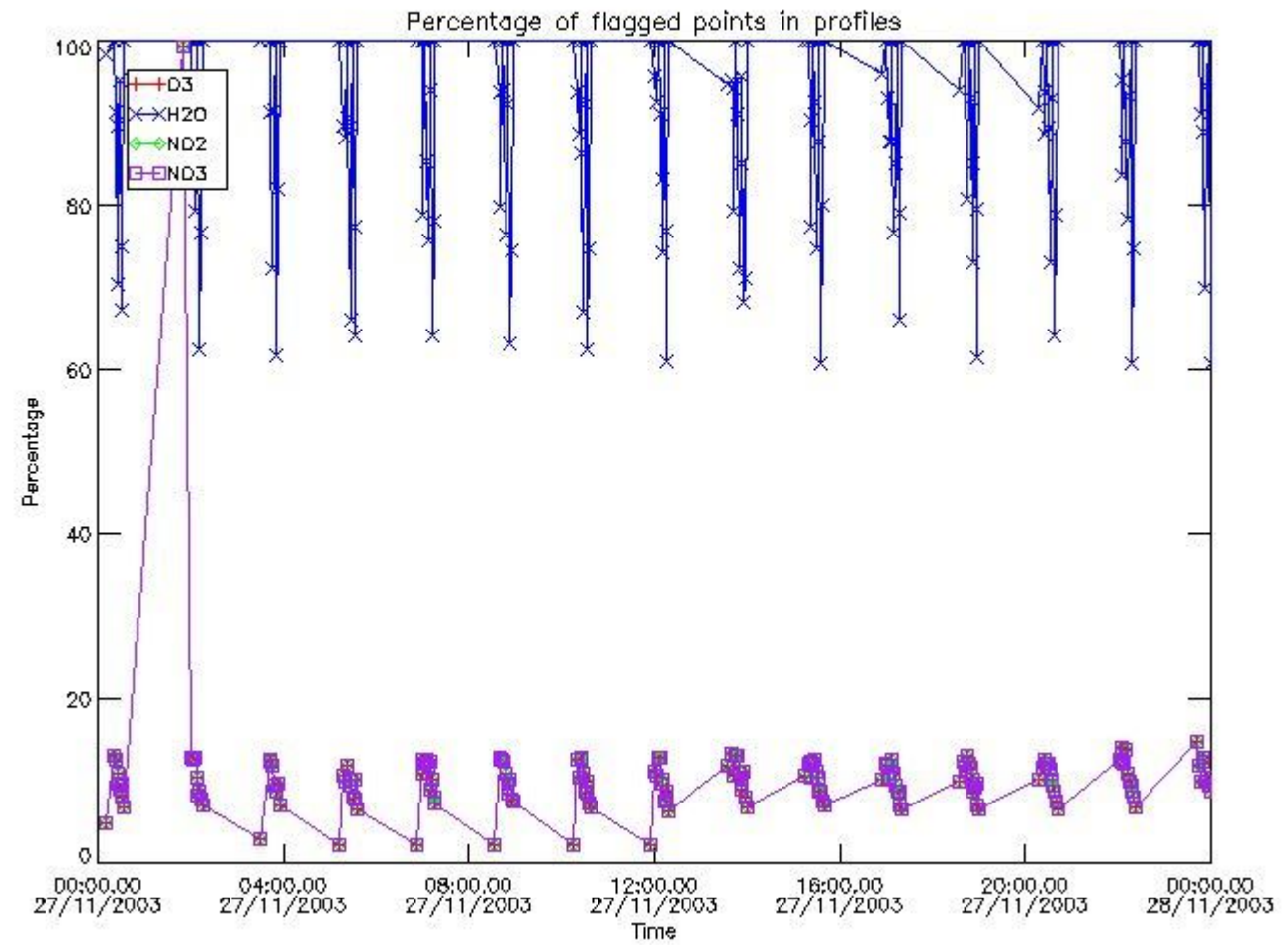
397	GOM_NL__2PRFIN20031127_193418_000000392022_00042_09114_9182.N1	27-NOV-2003 19:34:18	Bright	39.000	74	11Bet Cas	2.2680	6600.0	78	9114	No
398	GOM_NL__2PRFIN20031127_194113_000000392022_00042_09114_9183.N1	27-NOV-2003 19:41:13	Bright	38.500	49	1Alp UMi	1.9900	6300.0	77	9114	No
399	GOM_NL__2PRFIN20031127_194549_000000362022_00042_09114_9184.N1	27-NOV-2003 19:45:49	Bright	35.500	60	7Bet UMi	2.0810	3950.0	71	9114	No
400	GOM_NL__2PRFIN20031127_194811_000000472022_00042_09114_9185.N1	27-NOV-2003 19:48:11	Bright	46.500	36	50Alp UMa	1.8000	6300.0	93	9114	No
401	GOM_NL__2PRFIN20031127_194948_000000462022_00042_09114_9186.N1	27-NOV-2003 19:49:48	Bright	46.000	82	48Bet UMa	2.3650	10600.	92	9114	No
402	GOM_NL__2PRFIN20031127_195132_000000362022_00042_09114_9187.N1	27-NOV-2003 19:51:32	Bright	36.000	55	79Zet UMa	2.0600	10200.	72	9114	No
403	GOM_NL__2PRFIN20031127_195307_000000382022_00042_09114_9188.N1	27-NOV-2003 19:53:07	Bright	38.000	39	85Eta UMa	1.8540	24000.	76	9114	No
404	GOM_NL__2PRFIN20031127_195557_000000362022_00042_09114_9189.N1	27-NOV-2003 19:55:57	Bright	36.000	180	27Gam Boo	3.0400	8000.0	72	9114	No
405	GOM_NL__2PRFIN20031127_195857_000000382022_00042_09114_9190.N1	27-NOV-2003 19:58:57	Bright	37.500	83		2.3780	11000.	75	9114	No
406	GOM_NL__2PRFIN20031127_200127_000000362022_00042_09114_9191.N1	27-NOV-2003 20:01:27	Bright	36.000	3	16Alp Boo	-0.050000	4250.0	72	9114	No
407	GOM_NL__2PRFIN20031127_200540_000000522022_00042_09114_9192.N1	27-NOV-2003 20:05:40	Bright	51.500	62	94Bet Leo	2.1360	9700.0	103	9114	No
408	GOM_NL__2PRFIN20031127_200845_000001612022_00042_09114_9193.N1	27-NOV-2003 20:08:45	Tw_i_and_stray	161.00	51	41Gam1Leo	2.0100	4500.0	322	9114	No
409	GOM_NL__2PRFIN20031127_201432_000000462022_00042_09114_9194.N1	27-NOV-2003 20:14:32	Tw_i_and_stray	46.000	100	4Gam Crv	2.5800	13100.	92	9114	No
410	GOM_NL__2PRFIN20031127_201606_000000502022_00042_09114_9195.N1	27-NOV-2003 20:16:06	Dark	50.000	171	2Eps Crv	3.0010	4250.0	100	9114	No
411	GOM_NL__2PRFIN20031127_202131_000000442022_00042_09114_9196.N1	27-NOV-2003 20:21:31	Dark	44.000	64	Gam Cen	2.2000	10600.	88	9114	No
412	GOM_NL__2PRFIN20031127_202403_000000412022_00042_09114_9197.N1	27-NOV-2003 20:24:03	Dark	41.000	20	Bet Cru	1.2530	30000.	82	9114	No
413	GOM_NL__2PRFIN20031127_202513_000000412022_00043_09115_9185.N1	27-NOV-2003 20:25:13	Dark	40.500	12	Alp1Cru	0.77500	30000.	81	9115	No
414	GOM_NL__2PRFIN20031127_202748_000000422022_00043_09115_9186.N1	27-NOV-2003 20:27:48	Dark	42.000	124	The Car	2.7640	30000.	84	9115	No
415	GOM_NL__2PRFIN20031127_202926_000000432022_00043_09115_9187.N1	27-NOV-2003 20:29:26	Dark	42.500	159	Ups Car	2.9200	7200.0	85	9115	No
416	GOM_NL__2PRFIN20031127_203220_000000452022_00043_09115_9188.N1	27-NOV-2003 20:32:20	Dark	45.000	41	Eps Car	1.8600	4100.0	90	9115	No
417	GOM_NL__2PRFIN20031127_203407_000000502022_00043_09115_9189.N1	27-NOV-2003 20:34:07	Dark	50.000	34	Gam2Vel	1.7930	23000.	100	9115	No
418	GOM_NL__2PRFIN20031127_203542_000000602022_00043_09115_9190.N1	27-NOV-2003 20:35:42	Dark	59.500	70	Zet Pup	2.2460	39000.	119	9115	No
419	GOM_NL__2PRFIN20031127_203746_000000592022_00043_09115_9191.N1	27-NOV-2003 20:37:46	Dark	59.000	2	Alp Car	-0.73600	7000.0	118	9115	No
420	GOM_NL__2PRFIN20031127_203922_000000692022_00043_09115_9192.N1	27-NOV-2003 20:39:22	Dark	68.500	117	Pi Pup	2.7060	3800.0	137	9115	No
421	GOM_NL__2PRFIN20031127_204144_000000792022_00043_09115_9193.N1	27-NOV-2003 20:41:44	Dark	79.000	88	31Eta CMa	2.4480	20000.	158	9115	No
422	GOM_NL__2PRFIN20031127_204523_000000402022_00043_09115_9194.N1	27-NOV-2003 20:45:23	Straylight	40.000	157	The1Eri	2.9060	9300.0	80	9115	No
423	GOM_NL__2PRFIN20031127_205013_000001082022_00043_09115_9195.N1	27-NOV-2003 20:50:13	Straylight	107.50	1	9Alp CMa	-1.4400	11000.	215	9115	No
424	GOM_NL__2PRFIN20031127_205406_000000702022_00043_09115_9196.N1	27-NOV-2003 20:54:06	Straylight	69.500	7	19Bet Ori	0.10000	14000.	139	9115	No
425	GOM_NL__2PRFIN20031127_205725_000000742022_00043_09115_9197.N1	27-NOV-2003 20:57:25	Tw_i_and_stray	74.000	30	46Eps Ori	1.6940	30000.	148	9115	No
426	GOM_NL__2PRFIN20031127_210016_000000722022_00043_09115_9198.N1	27-NOV-2003 21:00:16	Bright	72.000	27	24Gam Ori	1.6360	26000.	144	9115	No
427	GOM_NL__2PRFIN20031127_210256_000000382022_00043_09115_9199.N1	27-NOV-2003 21:02:56	Bright	38.000	105	6Bet Ari	2.6450	8900.0	76	9115	No
428	GOM_NL__2PRFIN20031127_210611_000000412022_00043_09115_9200.N1	27-NOV-2003 21:06:11	Bright	41.000	150	44Zet Per	2.8900	28000.	82	9115	No
429	GOM_NL__2PRFIN20031127_210814_000000422022_00043_09115_9201.N1	27-NOV-2003 21:08:14	Bright	41.500	79	26Bet Per	2.3100	13100.	83	9115	No
430	GOM_NL__2PRFIN20031127_211036_000000562022_00043_09115_9202.N1	27-NOV-2003 21:10:36	Bright	56.000	175	39Del Per	3.0100	19400.	112	9115	No
431	GOM_NL__2PRFIN20031127_211339_000000372022_00043_09115_9203.N1	27-NOV-2003 21:13:39	Bright	36.500	68	18Alp Cas	2.2250	4500.0	73	9115	No
432	GOM_NL__2PRFIN20031127_211454_000000392022_00043_09115_9204.N1	27-NOV-2003 21:14:54	Bright	38.500	74	11Bet Cas	2.2680	6600.0	77	9115	No
433	GOM_NL__2PRFIN20031127_212147_000000412022_00043_09115_9205.N1	27-NOV-2003 21:21:47	Bright	41.000	49	1Alp UMi	1.9900	6300.0	82	9115	No
434	GOM_NL__2PRFIN20031127_212624_000000422022_00043_09115_9206.N1	27-NOV-2003 21:26:24	Bright	41.500	60	7Bet UMi	2.0810	3950.0	83	9115	No
435	GOM_NL__2PRFIN20031127_212846_000000462022_00043_09115_9207.N1	27-NOV-2003 21:28:46	Bright	46.000	36	50Alp UMa	1.8000	6300.0	92	9115	No
436	GOM_NL__2PRFIN20031127_213023_000000472022_00043_09115_9208.N1	27-NOV-2003 21:30:23	Bright	46.500	82	48Bet UMa	2.3650	10600.	93	9115	No
437	GOM_NL__2PRFIN20031127_213208_000000382022_00043_09115_9209.N1	27-NOV-2003 21:32:08	Bright	38.000	55	79Zet UMa	2.0600	10200.	76	9115	No
438	GOM_NL__2PRFIN20031127_213343_000000412022_00043_09115_9210.N1	27-NOV-2003 21:33:43	Bright	40.500	39	85Eta UMa	1.8540	24000.	81	9115	No
439	GOM_NL__2PRFIN20031127_213632_000000372022_00043_09115_9211.N1	27-NOV-2003 21:36:32	Bright	36.500	180	27Gam Boo	3.0400	8000.0	73	9115	No
440	GOM_NL__2PRFIN20031127_213932_000000362022_00043_09115_9212.N1	27-NOV-2003 21:39:32	Bright	36.000	83		2.3780	11000.	72	9115	No
441	GOM_NL__2PRFIN20031127_214202_000000372022_00043_09115_9213.N1	27-NOV-2003 21:42:02	Bright	37.000	3	16Alp Boo	-0.050000	4250.0	74	9115	No
442	GOM_NL__2PRFIN20031127_214513_000000652022_00043_09115_9214.N1	27-NOV-2003 21:45:13	Bright	65.000	96	68Del Leo	2.5600	9300.0	130	9115	No
443	GOM_NL__2PRFIN20031127_214923_000001502022_00043_09115_9215.N1	27-NOV-2003 21:49:23	Tw_i_and_stray	150.00	51	41Gam1Leo	2.0100	4500.0	300	9115	No
444	GOM_NL__2PRFIN20031127_215418_000000492022_00043_09115_9216.N1	27-NOV-2003 21:54:18	Tw_i_and_stray	48.500	163	7Del Crv	2.9450	11000.	97	9115	No
445	GOM_NL__2PRFIN20031127_215558_000000482022_00043_09115_9217.N1	27-NOV-2003 21:55:58	Twilight	48.000	106	9Bet Crv	2.6480	5600.0	96	9115	No
446	GOM_NL__2PRFIN20031127_215809_000000442022_00043_09115_9218.N1	27-NOV-2003 21:58:09	Twilight	43.500	123	1ot Cen	2.7500	10200.	87	9115	No
447	GOM_NL__2PRFIN20031127_220222_000000412022_00043_09115_9219.N1	27-NOV-2003 22:02:22	Dark	41.000	77	Eps Cen	2.3030	28000.	82	9115	No
448	GOM_NL__2PRFIN20031127_220438_000000422022_00043_09115_9220.N1	27-NOV-2003 22:04:38	Dark	41.500	20	Bet Cru	1.2530	30000.	83	9115	No
449	GOM_NL__2PRFIN20031127_220550_000000402022_00044_09116_9186.N1	27-NOV-2003 22:05:50	Dark	40.000	12	Alp1Cru	0.77500	30000.	80	9116	No
450	GOM_NL__2PRFIN20031127_220823_000000432022_00044_09116_9187.N1	27-NOV-2003 22:08:23	Dark	42.500	124	The Car	2.7640	30000.	85	9116	No
451	GOM_NL__2PRFIN20031127_221005_000000412022_00044_09116_9188.N1	27-NOV-2003 22:10:05	Dark	41.000	159	Ups Car	2.9200	7200.0	82	9116	No
452	GOM_NL__2PRFIN20031127_221257_000000472022_00044_09116_9189.N1	27-NOV-2003 22:12:57	Dark	46.500	41	Eps Car	1.8600	4100.0	93	9116	No
453	GOM_NL__2PRFIN20031127_221443_000000522022_00044_09116_9190.N1	27-NOV-2003 22:14:43	Dark	52.000	34	Gam2Vel	1.7930	23000.	104	9116	No
454	GOM_NL__2PRFIN20031127_221619_000000592022_00044_09116_9191.N1	27-NOV-2003 22:16:19	Dark	58.500	70	Zet Pup	2.2460	39000.	117	9116	No
455	GOM_NL__2PRFIN20031127_221822_000000542022_00044_09116_9192.N1	27-NOV-2003 22:18:22	Dark	54.000	2	Alp Car	-0.73600	7000.0	108	9116	No

456	GOM_NL__2PRFIN20031127_221958_000000642022_00044_09116_9193.N1	27-NOV-2003 22:19:58	Dark	63.500	117	Pi Pup	2.7060	3800.0	127	9116	No
457	GOM_NL__2PRFIN20031127_222220_000000762022_00044_09116_9194.N1	27-NOV-2003 22:22:20	Dark	76.000	88	31Eta CMa	2.4480	20000.	152	9116	No
458	GOM_NL__2PRFIN20031127_222559_000000402022_00044_09116_9195.N1	27-NOV-2003 22:25:59	Straylight	40.000	157	The1Eri	2.9060	9300.0	80	9116	No
459	GOM_NL__2PRFIN20031127_223049_000001082022_00044_09116_9196.N1	27-NOV-2003 22:30:49	Straylight	108.00	1	9Alp CMa	-1.4400	11000.	216	9116	No
460	GOM_NL__2PRFIN20031127_223441_000000712022_00044_09116_9197.N1	27-NOV-2003 22:34:41	Straylight	71.000	7	19Bet Ori	0.10000	14000.	142	9116	No
461	GOM_NL__2PRFIN20031127_223801_000000732022_00044_09116_9198.N1	27-NOV-2003 22:38:01	Twilight_stray	73.000	30	46Eps Ori	1.6940	30000.	146	9116	No
462	GOM_NL__2PRFIN20031127_224051_000000672022_00044_09116_9199.N1	27-NOV-2003 22:40:51	Bright	66.500	27	24Gam Ori	1.6360	26000.	133	9116	No
463	GOM_NL__2PRFIN20031127_224332_000000392022_00044_09116_9200.N1	27-NOV-2003 22:43:32	Bright	39.000	105	6Bet Ari	2.6450	8900.0	78	9116	No
464	GOM_NL__2PRFIN20031127_224646_000000432022_00044_09116_9201.N1	27-NOV-2003 22:46:46	Bright	42.500	150	44Zet Per	2.8900	28000.	85	9116	No
465	GOM_NL__2PRFIN20031127_224852_000000382022_00044_09116_9202.N1	27-NOV-2003 22:48:52	Bright	38.000	79	26Bet Per	2.3100	13100.	76	9116	No
466	GOM_NL__2PRFIN20031127_225112_000000402022_00044_09116_9203.N1	27-NOV-2003 22:51:12	Bright	40.000	175	39Del Per	3.0100	19400.	80	9116	No
467	GOM_NL__2PRFIN20031127_225415_000000362022_00044_09116_9204.N1	27-NOV-2003 22:54:15	Bright	36.000	68	18Alp Cas	2.2250	4500.0	72	9116	No
468	GOM_NL__2PRFIN20031127_225531_000000382022_00044_09116_9205.N1	27-NOV-2003 22:55:31	Bright	37.500	74	11Bet Cas	2.2680	6600.0	75	9116	No
469	GOM_NL__2PRFIN20031127_230224_000000392022_00044_09116_9206.N1	27-NOV-2003 23:02:24	Bright	38.500	49	1Alp UMi	1.9900	6300.0	77	9116	No
470	GOM_NL__2PRFIN20031127_230701_000000412022_00044_09116_9207.N1	27-NOV-2003 23:07:01	Bright	41.000	60	7Bet UMi	2.0810	3950.0	82	9116	No
471	GOM_NL__2PRFIN20031127_230922_000000442022_00044_09116_9208.N1	27-NOV-2003 23:09:22	Bright	44.000	36	50Alp UMa	1.8000	6300.0	88	9116	No
472	GOM_NL__2PRFIN20031127_231058_000000472022_00044_09116_9209.N1	27-NOV-2003 23:10:58	Bright	46.500	82	48Bet UMa	2.3650	10600.	93	9116	No
473	GOM_NL__2PRFIN20031127_231244_000000402022_00044_09116_9210.N1	27-NOV-2003 23:12:44	Bright	39.500	55	79Zet UMa	2.0600	10200.	79	9116	No
474	GOM_NL__2PRFIN20031127_231420_000000402022_00044_09116_9211.N1	27-NOV-2003 23:14:20	Bright	40.000	39	85Eta UMa	1.8540	24000.	80	9116	No
475	GOM_NL__2PRFIN20031127_231708_000000372022_00044_09116_9212.N1	27-NOV-2003 23:17:08	Bright	37.000	180	27Gam Boo	3.0400	8000.0	74	9116	No
476	GOM_NL__2PRFIN20031127_232009_000000512022_00044_09116_9213.N1	27-NOV-2003 23:20:09	Bright	51.000	83		2.3780	11000.	102	9116	No
477	GOM_NL__2PRFIN20031127_232239_000000362022_00044_09116_9214.N1	27-NOV-2003 23:22:39	Bright	36.000	3	16Alp Boo	-0.050000	4250.0	72	9116	No
478	GOM_NL__2PRFIN20031127_232550_000000662022_00044_09116_9215.N1	27-NOV-2003 23:25:50	Bright	65.500	96	68Del Leo	2.5600	9300.0	131	9116	No
479	GOM_NL__2PRFIN20031127_233001_000001662022_00044_09116_9216.N1	27-NOV-2003 23:30:01	Twilight_stray	165.50	51	41Gam1Leo	2.0100	4500.0	331	9116	No
480	GOM_NL__2PRFIN20031127_233452_000000462022_00044_09116_9217.N1	27-NOV-2003 23:34:52	Twilight_stray	46.000	163	7Del Crv	2.9450	11000.	92	9116	No
481	GOM_NL__2PRFIN20031127_233635_000000452022_00044_09116_9218.N1	27-NOV-2003 23:36:35	Twilight	45.000	106	9Bet Crv	2.6480	5600.0	90	9116	No
482	GOM_NL__2PRFIN20031127_234258_000000382022_00044_09116_9219.N1	27-NOV-2003 23:42:58	Dark	38.000	77	Eps Cen	2.3030	28000.	76	9116	No
483	GOM_NL__2PRFIN20031127_234516_000000432022_00044_09116_9220.N1	27-NOV-2003 23:45:16	Dark	43.000	20	Bet Cru	1.2530	30000.	86	9116	No
484	GOM_NL__2PRFIN20031127_234626_000000522022_00045_09117_9198.N1	27-NOV-2003 23:46:26	Dark	51.500	12	Alp1Cru	0.77500	30000.	103	9117	No
485	GOM_NL__2PRFIN20031127_234901_000000402022_00045_09117_9199.N1	27-NOV-2003 23:49:01	Dark	40.000	124	The Car	2.7640	30000.	80	9117	No
486	GOM_NL__2PRFIN20031127_235041_000000422022_00045_09117_9200.N1	27-NOV-2003 23:50:41	Dark	41.500	159	Ups Car	2.9200	7200.0	83	9117	No
487	GOM_NL__2PRFIN20031127_235331_000000522022_00045_09117_9201.N1	27-NOV-2003 23:53:31	Dark	52.000	41	Eps Car	1.8600	4100.0	104	9117	No
488	GOM_NL__2PRFIN20031127_235519_000000542022_00045_09117_9202.N1	27-NOV-2003 23:55:19	Dark	53.500	34	Gam2Vel	1.7930	23000.	107	9117	No
489	GOM_NL__2PRFIN20031127_235656_000000602022_00045_09117_9203.N1	27-NOV-2003 23:56:56	Dark	59.500	70	Zet Pup	2.2460	39000.	119	9117	No
490	GOM_NL__2PRFIN20031127_235859_000000592022_00045_09117_9204.N1	27-NOV-2003 23:58:59	Dark	59.000	2	Alp Car	-0.73600	7000.0	118	9117	No

3. Quality information per product

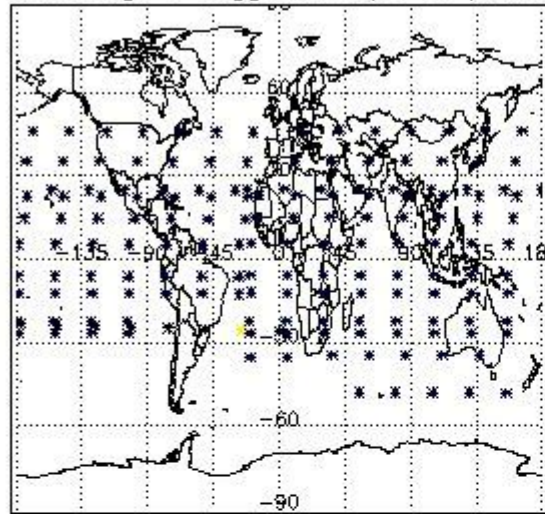
In this section it is plotted some information contained in the Quality Summary data set of the level 2 products. Only products in dark limb conditions and without errors (error flag in the MPH set to "0") are used.

3.1 Plot quality information per product (time dependant)

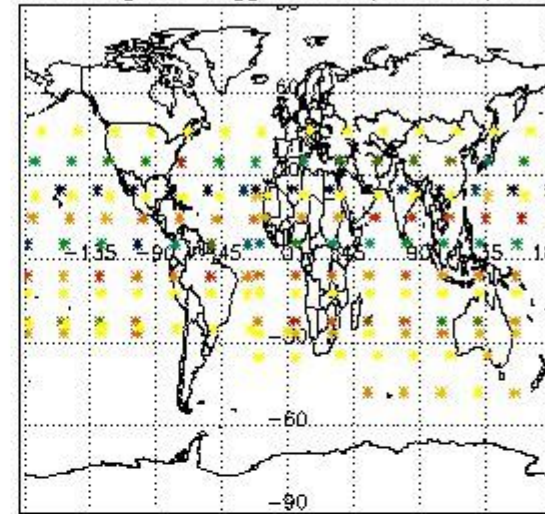


3.2 Plot quality information per product (world map)


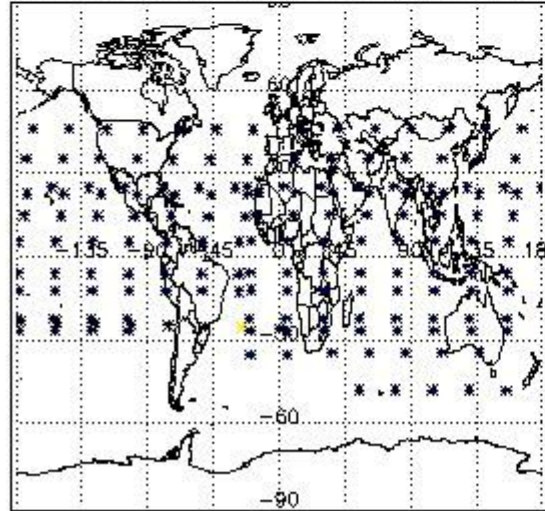
Percentage of flagged data per O3 profile



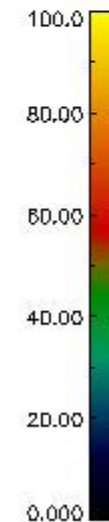
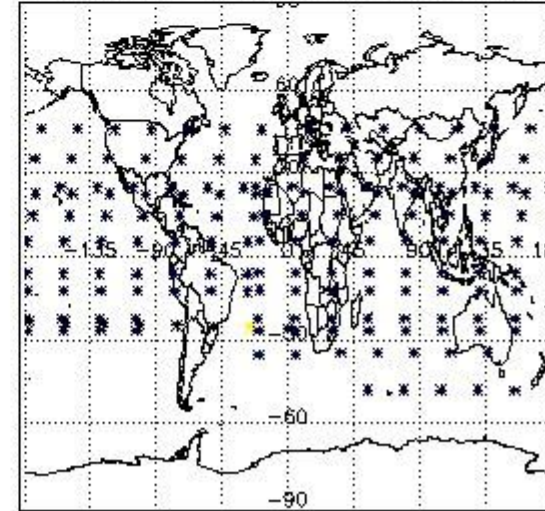
Percentage of flagged data per H2O profile



Percentage of flagged data per NO2 profile



Percentage of flagged data per NO3 profile

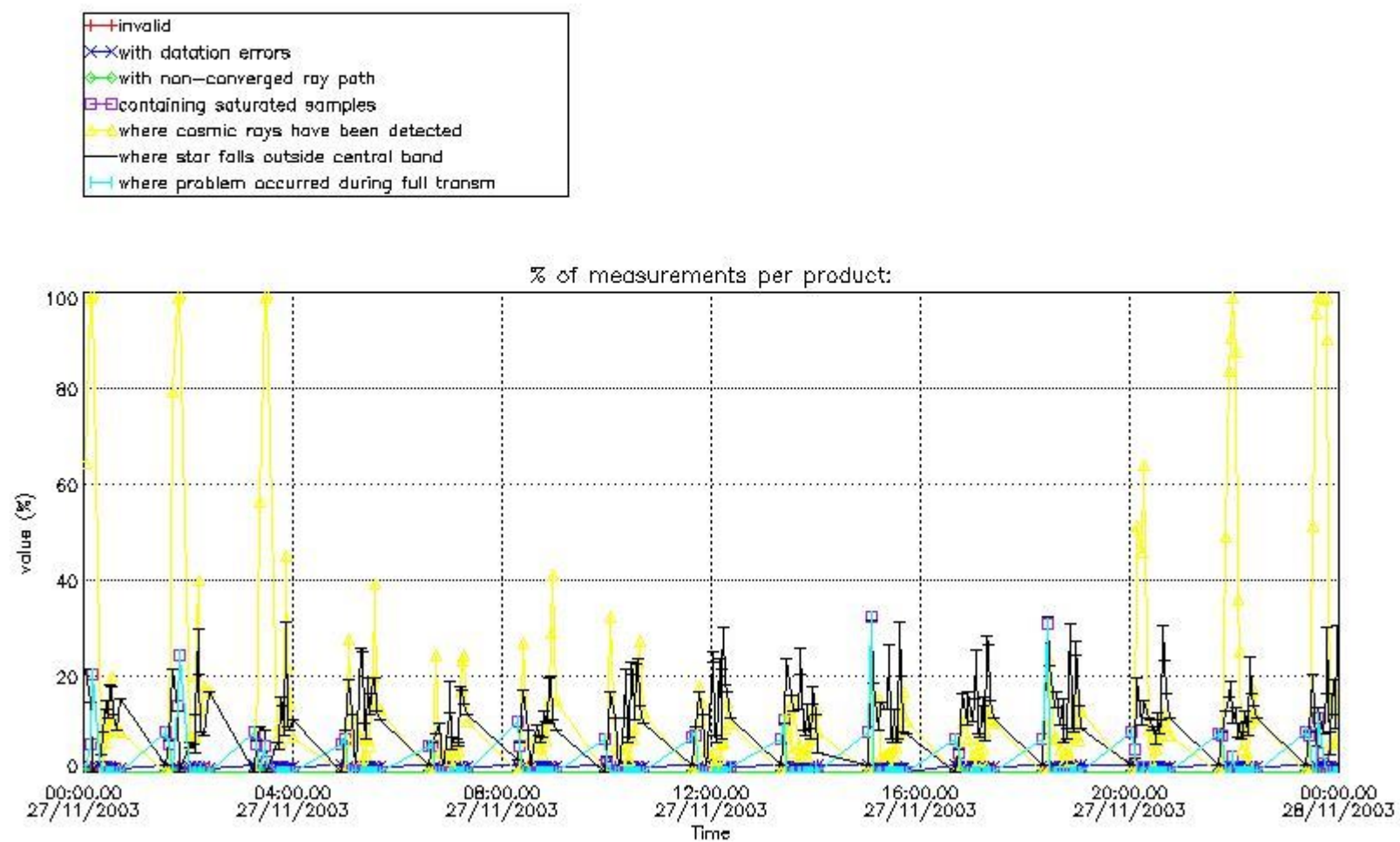


4. Level 1 quality information per product

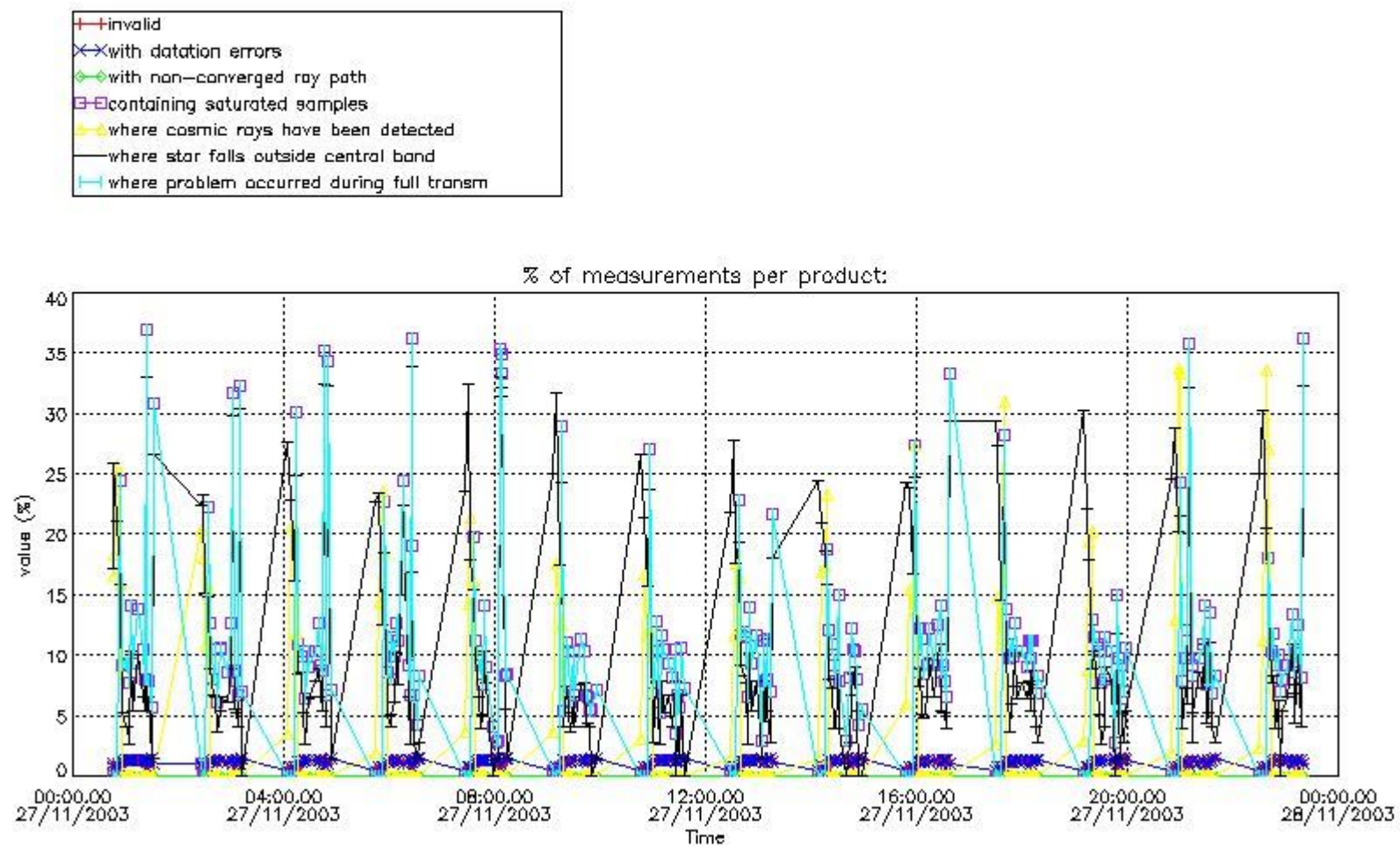
In this section it is plotted some information contained in the Quality Summary data set of the level 2 products that comes from the level 1b processing. Products without errors (error flag in the MPH set to "0") are used.

4.1 Plot quality information per product (time dependant) coming from level 1b processing

4.1.1 Plot level 1 quality information per product (time dependant): ENVISAT ASCENDING passes



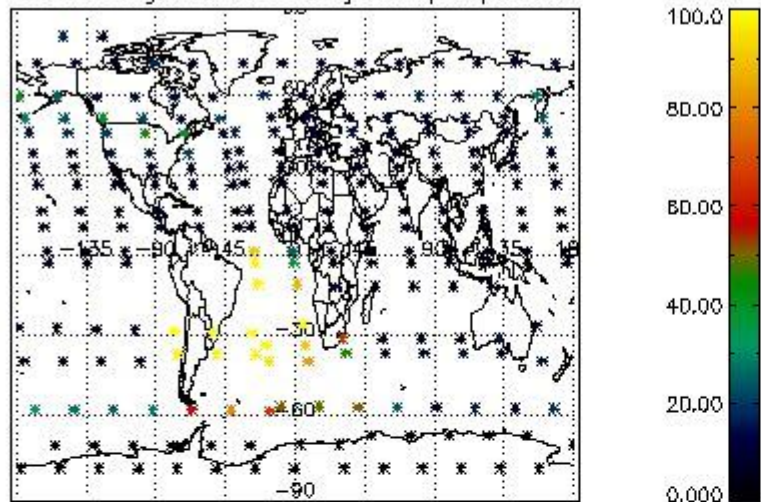
4.1.2 Plot level 1 quality information per product (time dependant): ENVI SAT DESCENDING passes



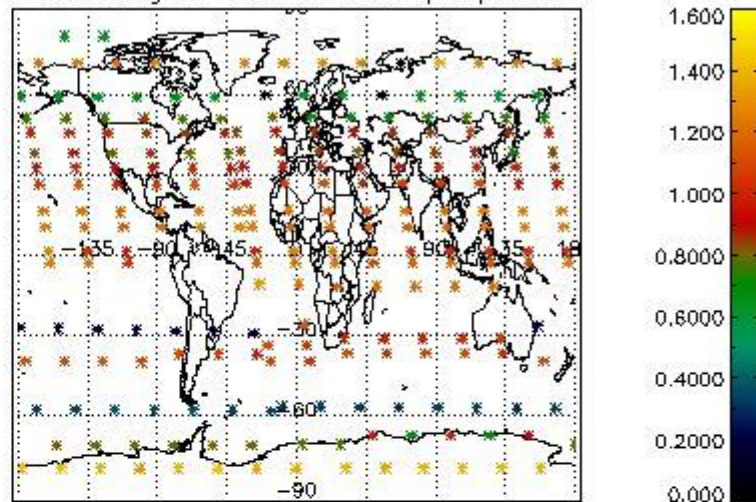
4.2 Plot quality information per product coming from level 1b processing (world map)

4.2.1 Plot level 1 quality information per product (world map): ENVISAT ASCENDING passes

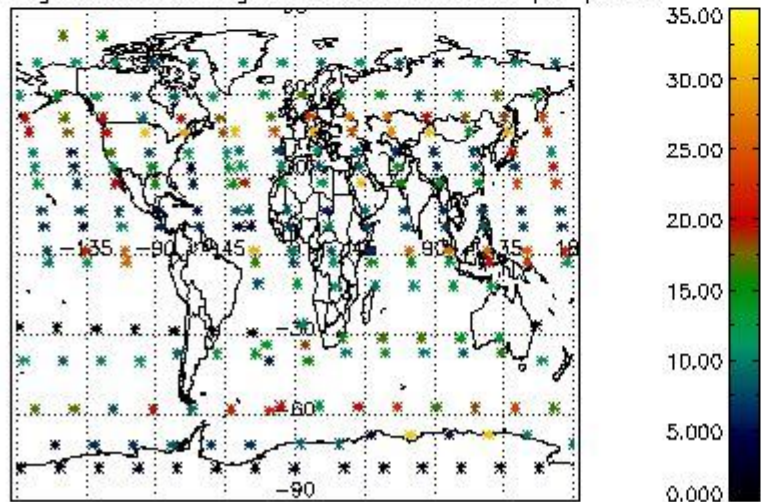
Percentage of cosmic ray hits per profile



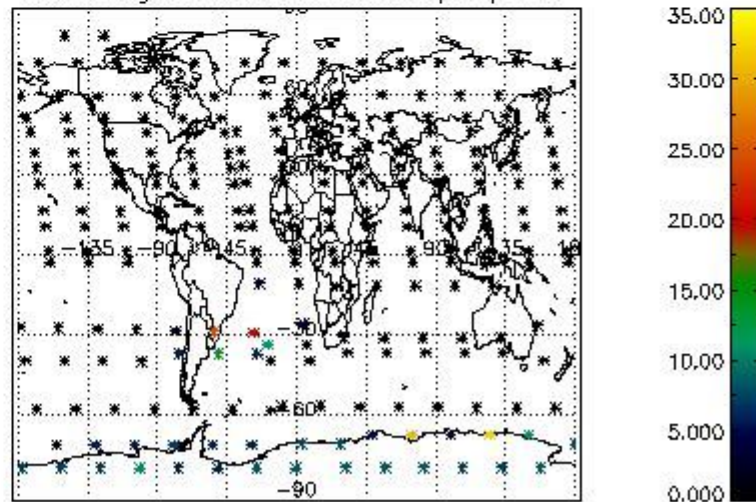
Percentage of datation errors per profile



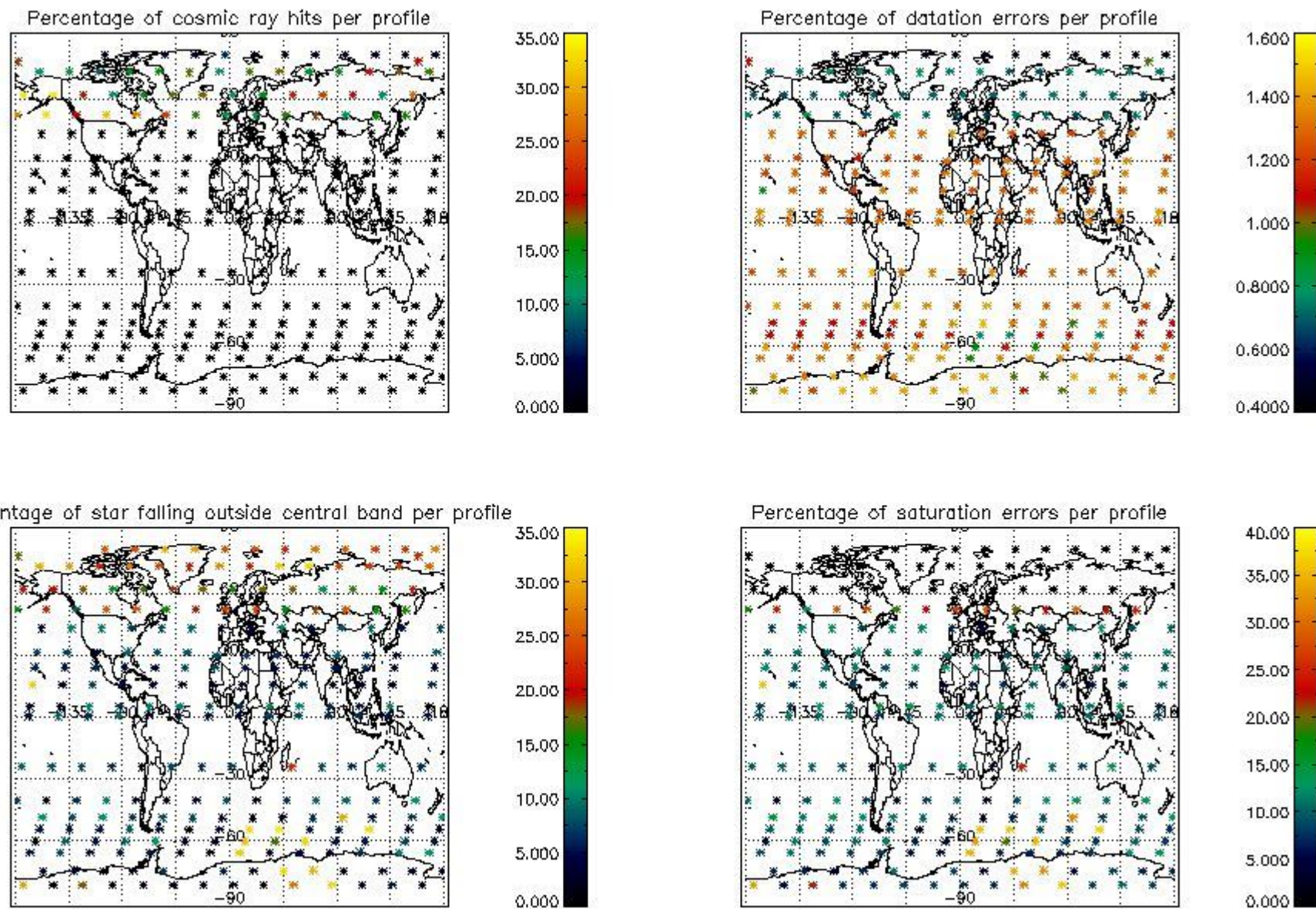
Percentage of star falling outside central band per profile



Percentage of saturation errors per profile



4.2.2 Plot level 1 quality information per product (world map): ENVISAT DESCENDING passes



5. Trace gas profiles

5.1 Ozone statistics based on quality of products

The final quality of the products can be "measured" using the STD (Standard Deviation) attached to every point profile. This information is written to the parameter GOM_NL__2P/NL_LOCAL_SPECIES_DENSITY/o3_std of the level 2 products. The table below shows the statistics for given STD ranges.

The statistics are given with respect to the overall valid production:

- Products without fatal errors: GOM_NL__2P/MPH/PRODUCT_ERR=0
- Valid point profile: GOM_NL__2P/NL_LOCAL_SPECIES_DENSITY/pcd(0)=0

The 'Criteria' is applied to valid points of dark limb products:

- Products in dark limb illumination condition: GOM_NL__2P/NL_SUMMARY_QUALITY/obs_ill_cond=0
- Products without fatal errors: GOM_NL__2P/MPH/PRODUCT_ERR=0
- Valid point profile: GOM_NL__2P/NL_LOCAL_SPECIES_DENSITY/pcd(0)=0

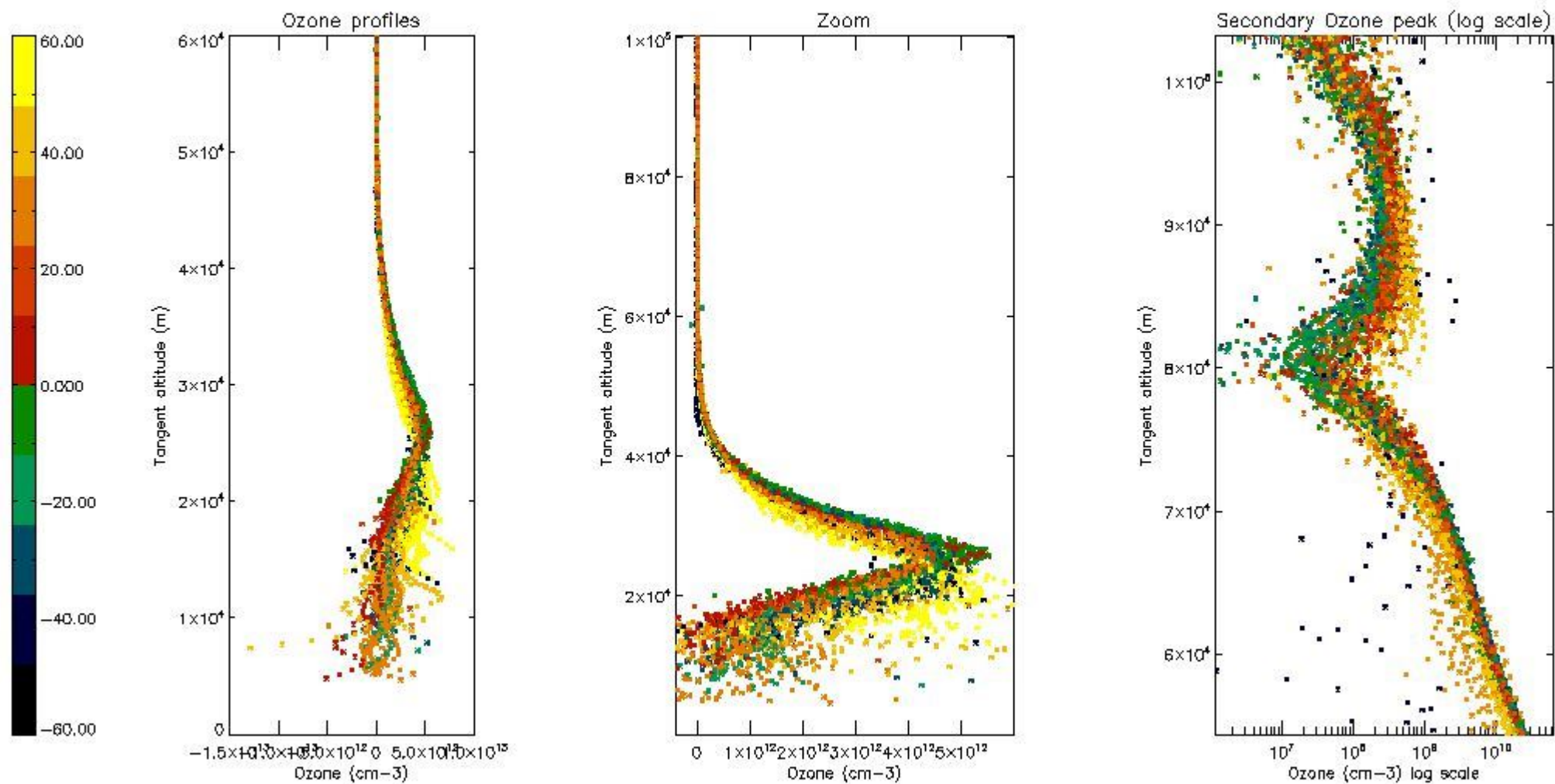
So, the table below shows the percentage of dark limb and valid observations for each criteria with respect to the overall valid daily observations.

Criteria	% of total production
All STD	37
STD < 20	23

STD < 10	20
STD < 5	16

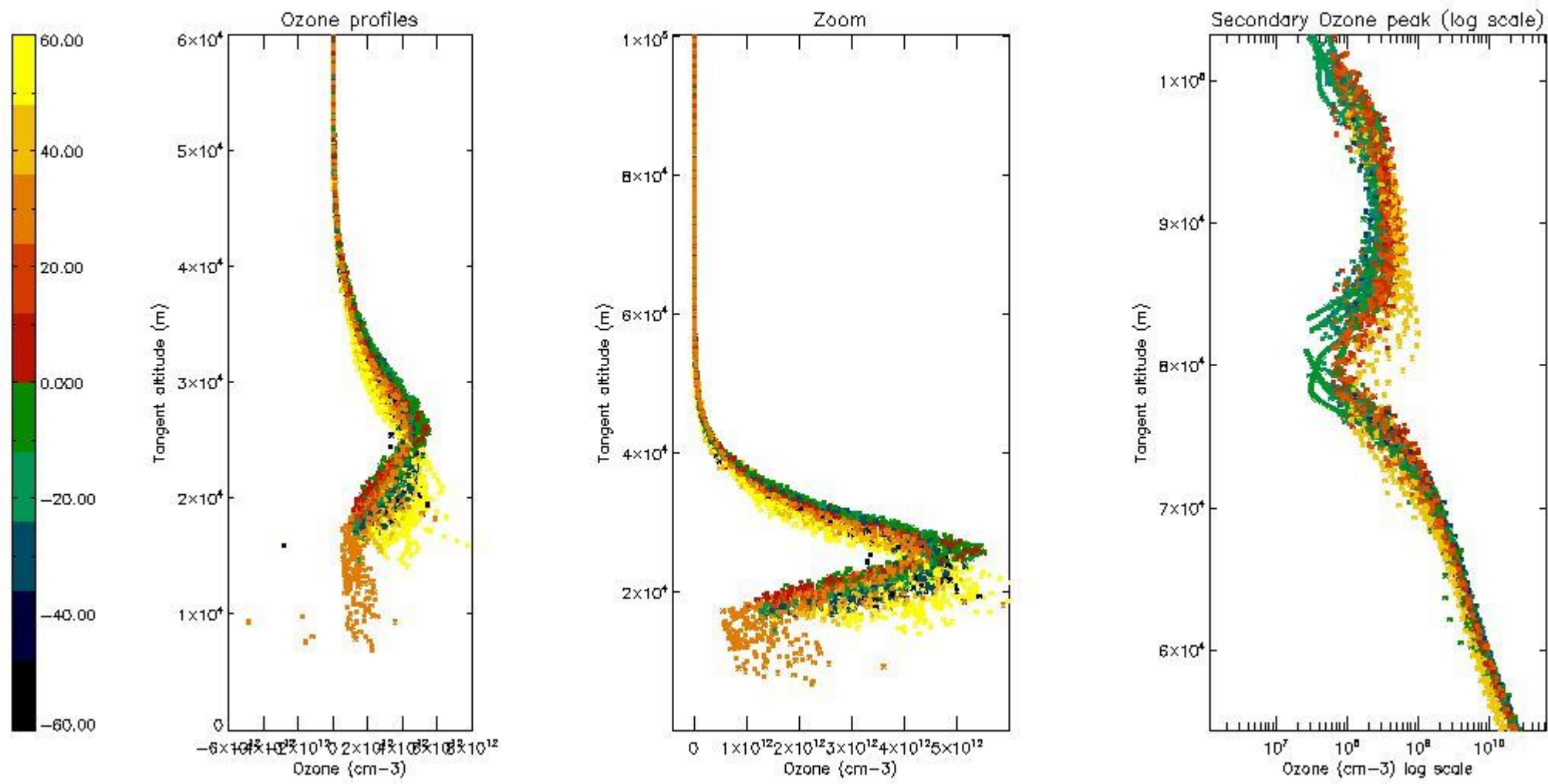
5.2 Plot ozone profiles for all STD (dark without errors)

The colorbar represents the latitude.



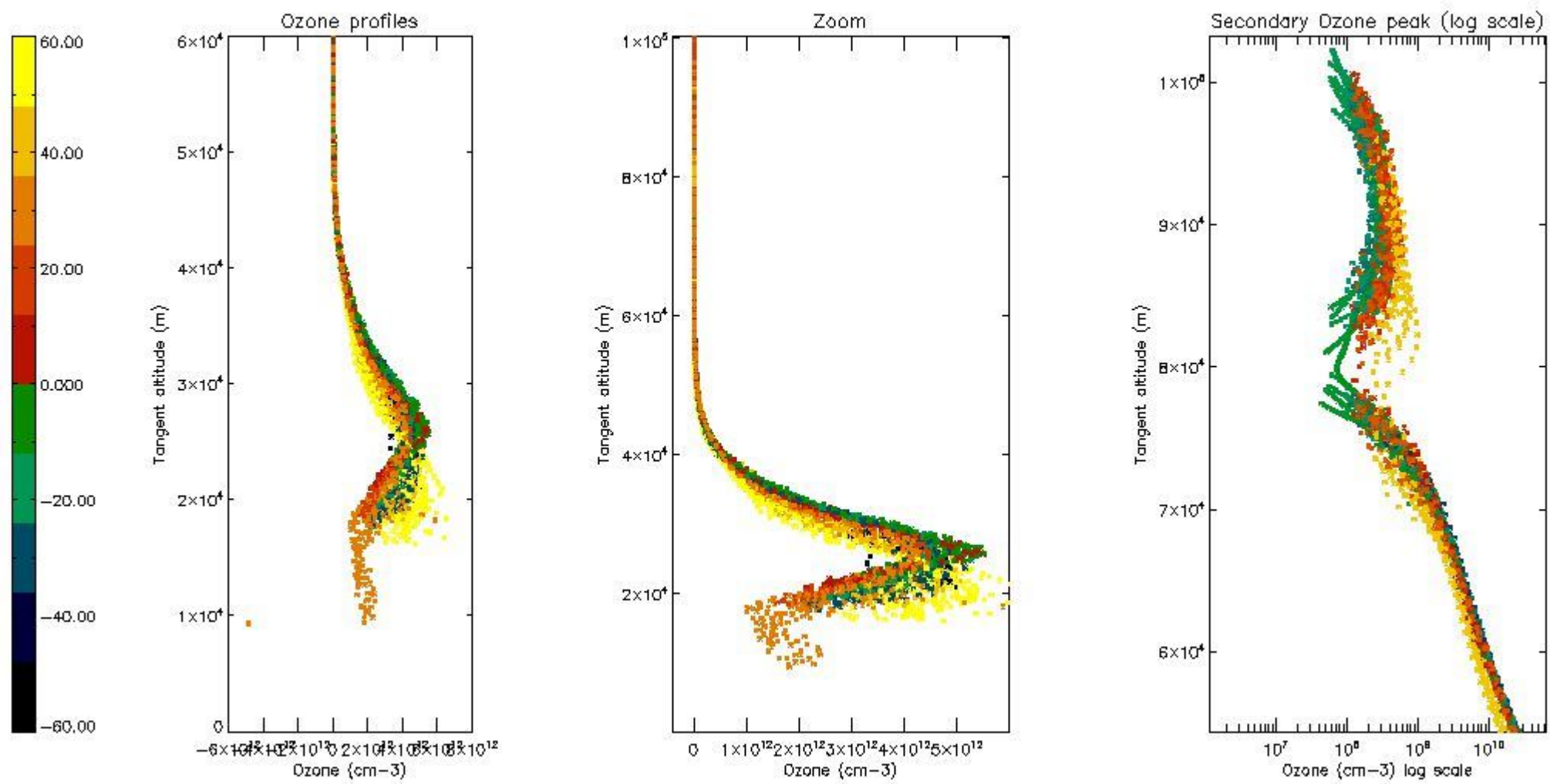
5.3 Plot ozone profiles where STD < 20% (dark without errors)

The colorbar represents the latitude.



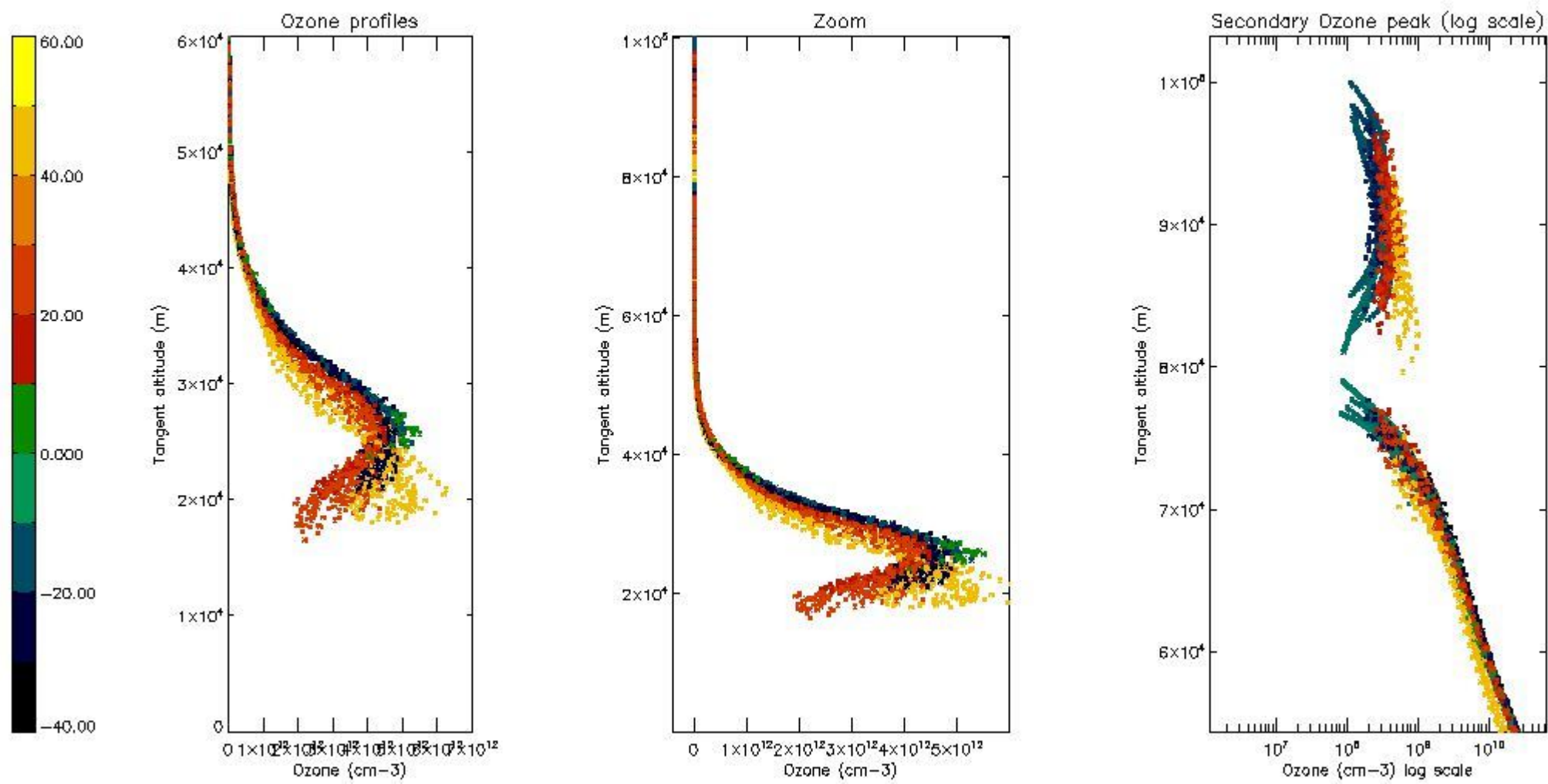
5.4 Plot ozone profiles where $STD < 10\%$ (dark without errors)

The colorbar represents the latitude.



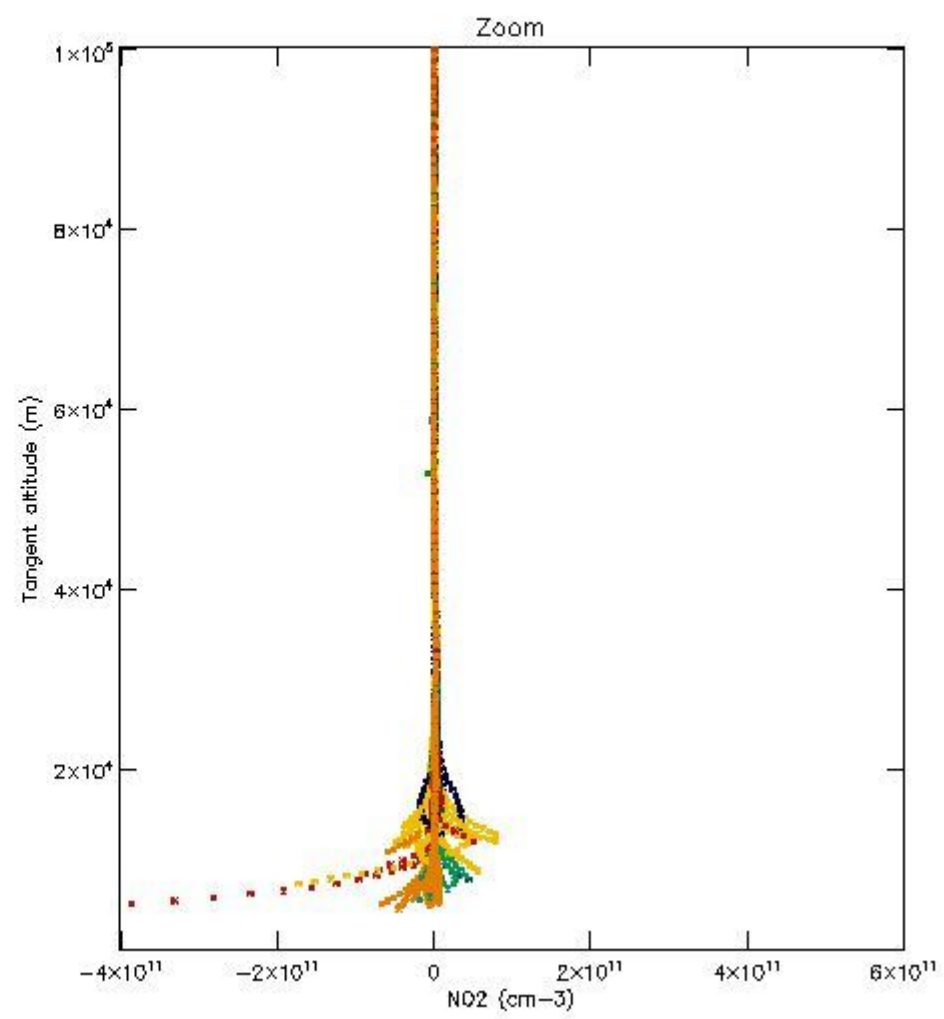
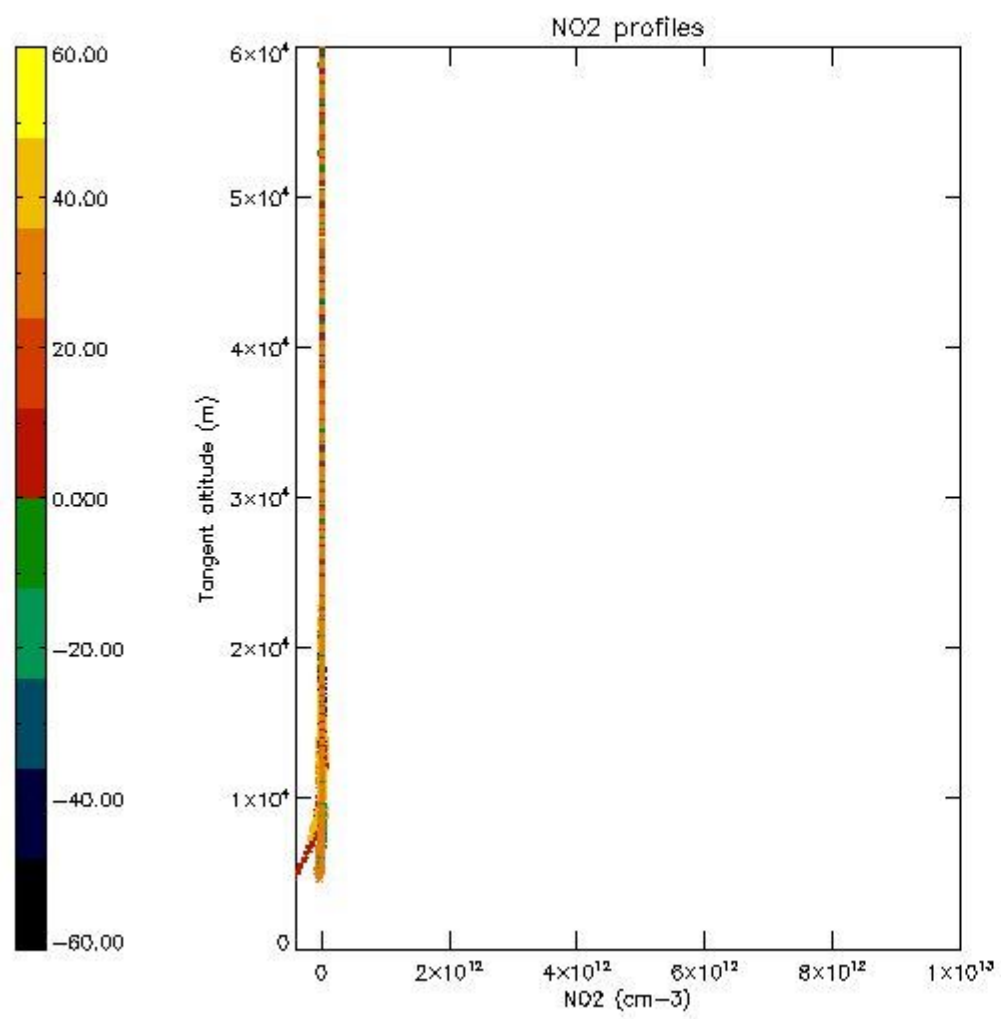
5.5 Plot ozone profiles where STD < 5% (dark without errors)

The colorbar represents the latitude.



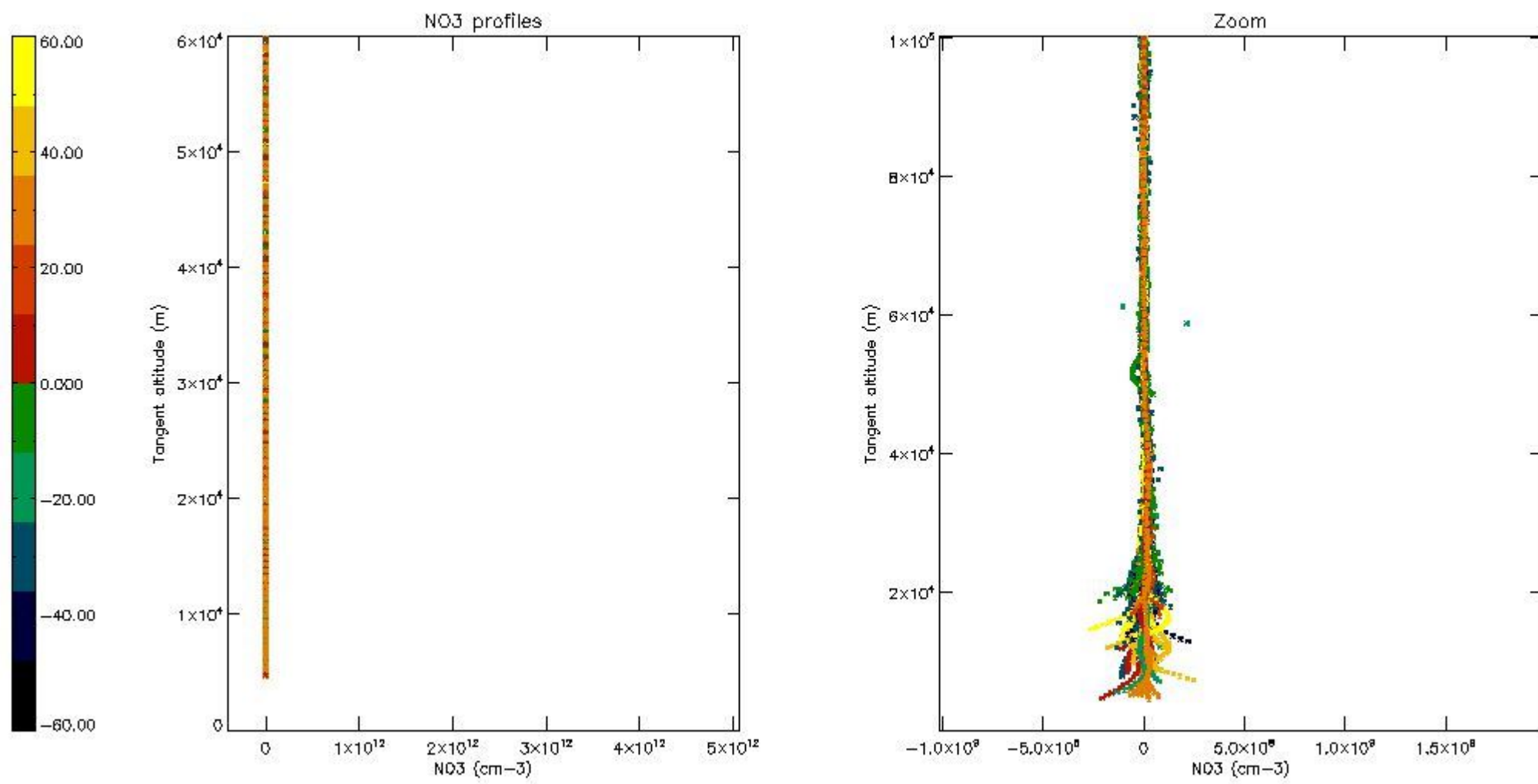
5.6 Plot NO₂ profiles for all STD (dark without errors)

The colorbar represents the latitude.



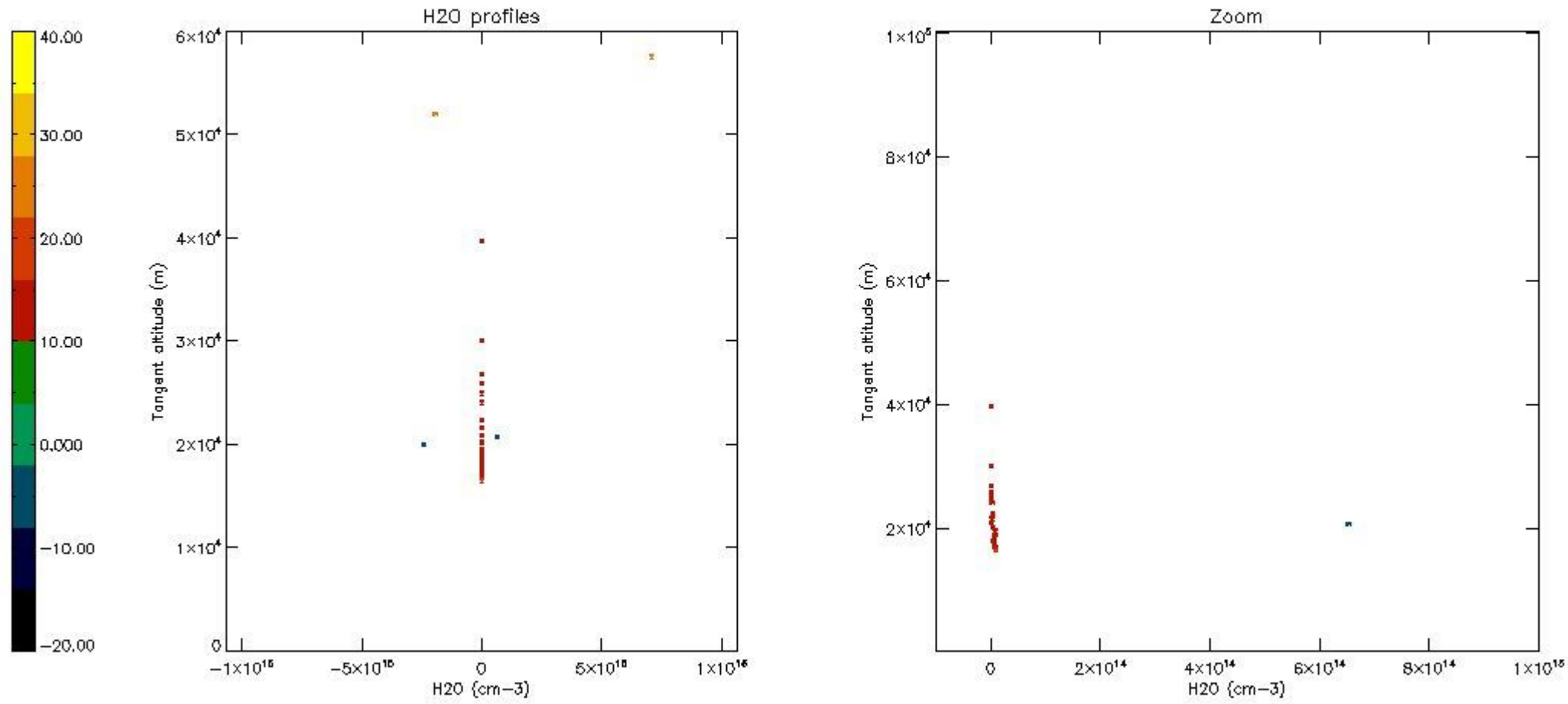
5.7 Plot NO3 profiles for all STD (dark without errors)

The colorbar represents the latitude.



5.8 Plot H2O profiles for all STD (only for occultations of stars 1,2,3,4,13,14,16,26,63 dark without errors)

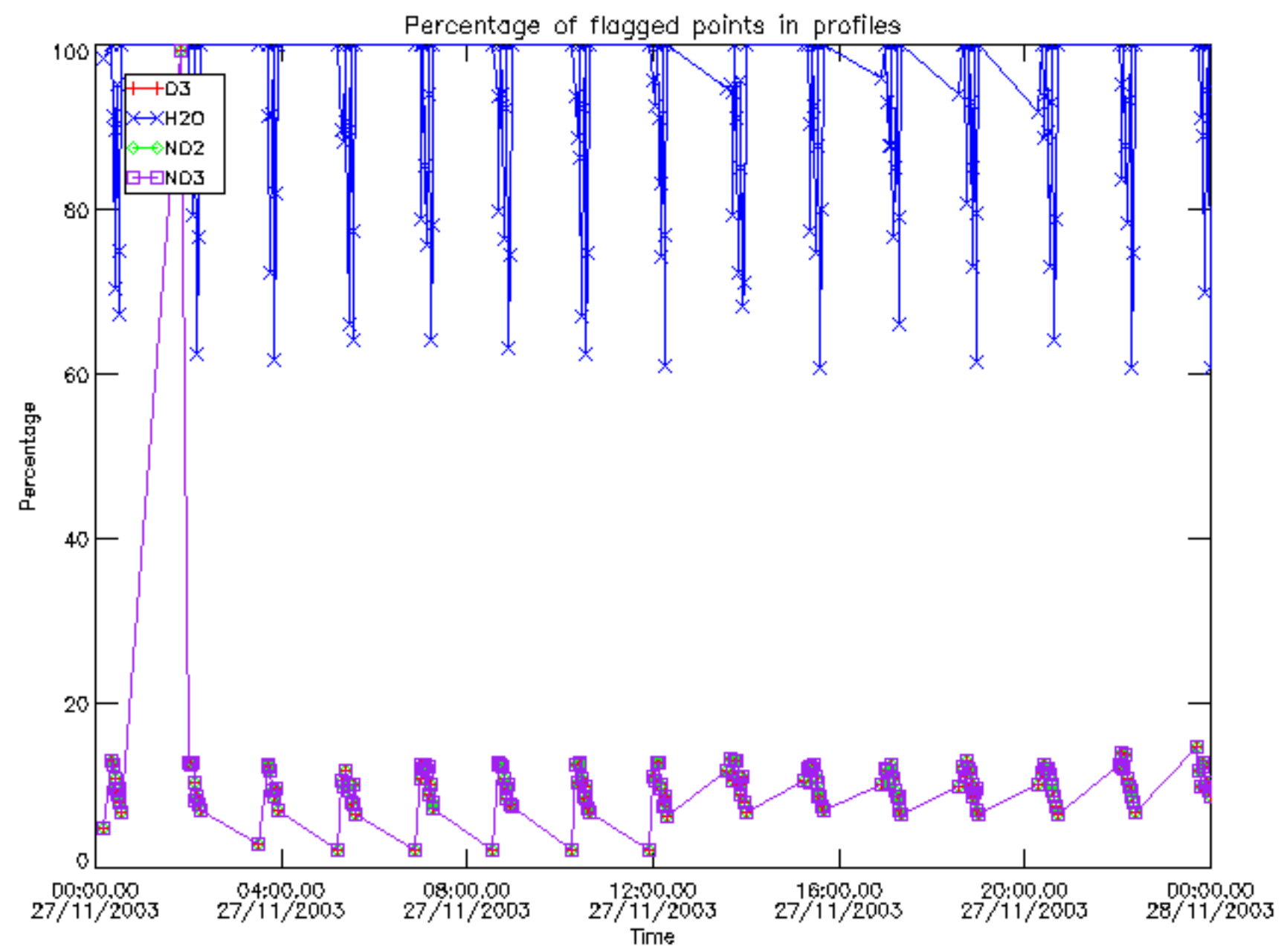
The colorbar represents the latitude.



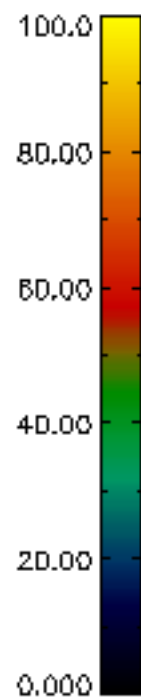
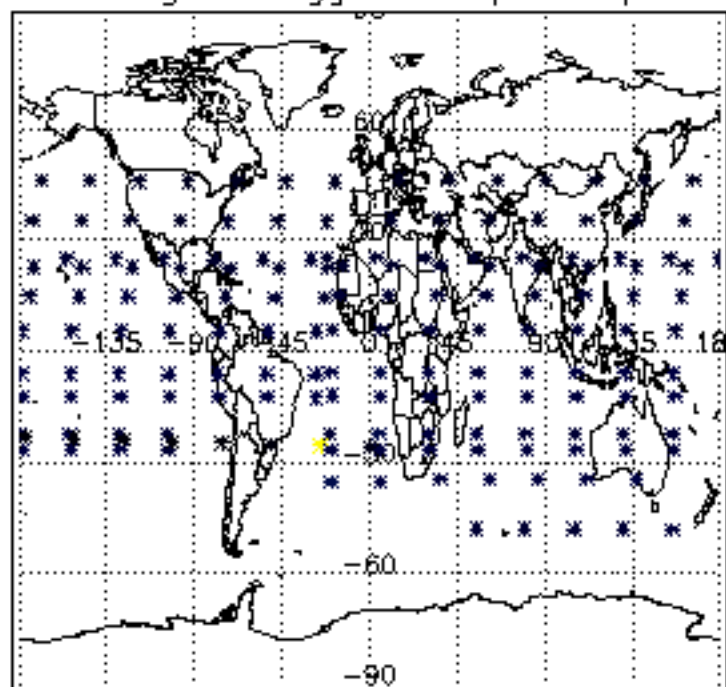
6. Auxiliary Data Files used for the production reported in section 2

The number reported in the third column indicates since which file (see list in section 2) the corresponding auxiliary file has been used. The fourth column is the date of those product files.

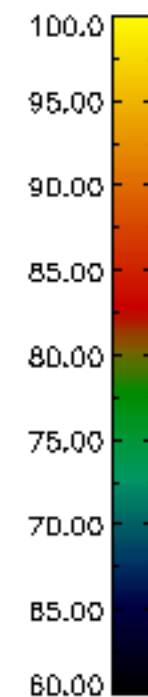
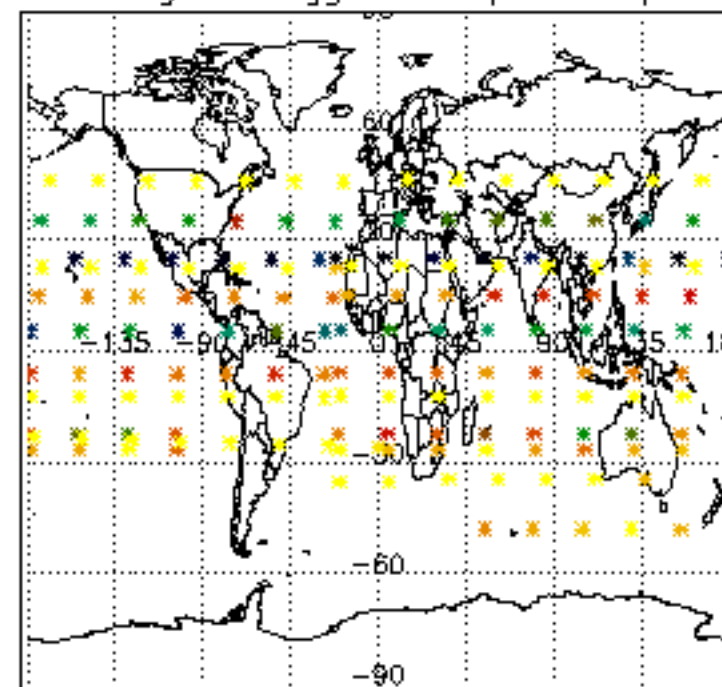
Type	Auxiliary Filename	Used since product	Used since product date
INST_PHYS_CHARACTERISTICS	GOM_INS_AXVIEC20091111_143220_20030716_120000_20500101_000000	1	27-NOV-2003 00:01:09
LEVEL-2_PROC_CONFIG	GOM_PR2_AXVIEC20091111_152718_20020301_000000_20500101_000000	1	27-NOV-2003 00:01:09
CROSS_SECTIONS_FILE	GOM_CRS_AXVIEC20091111_154832_20020301_000000_20500101_000000	1	27-NOV-2003 00:01:09



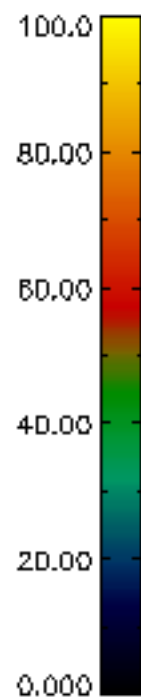
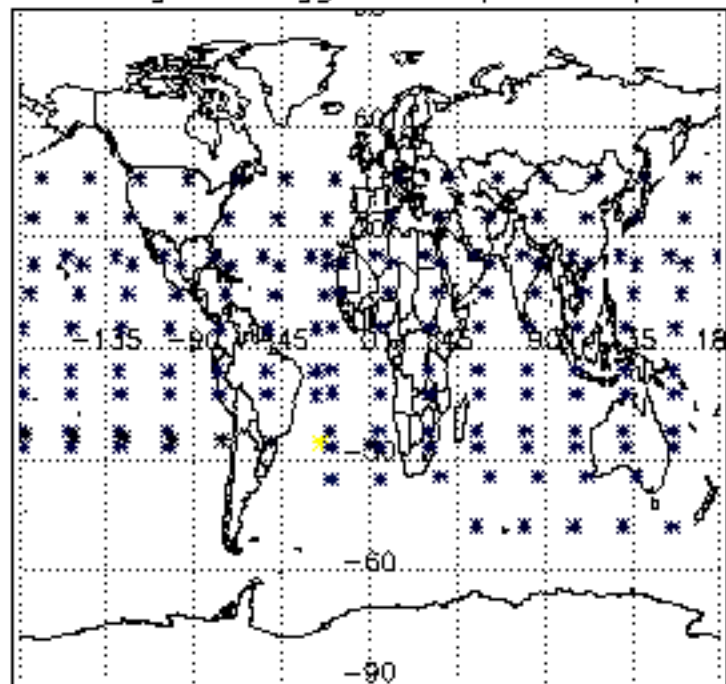
Percentage of flagged data per D3 profile



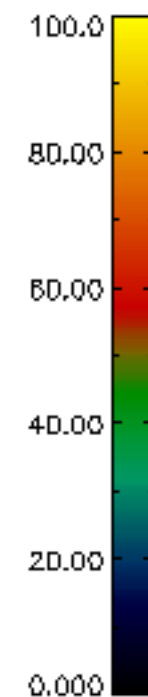
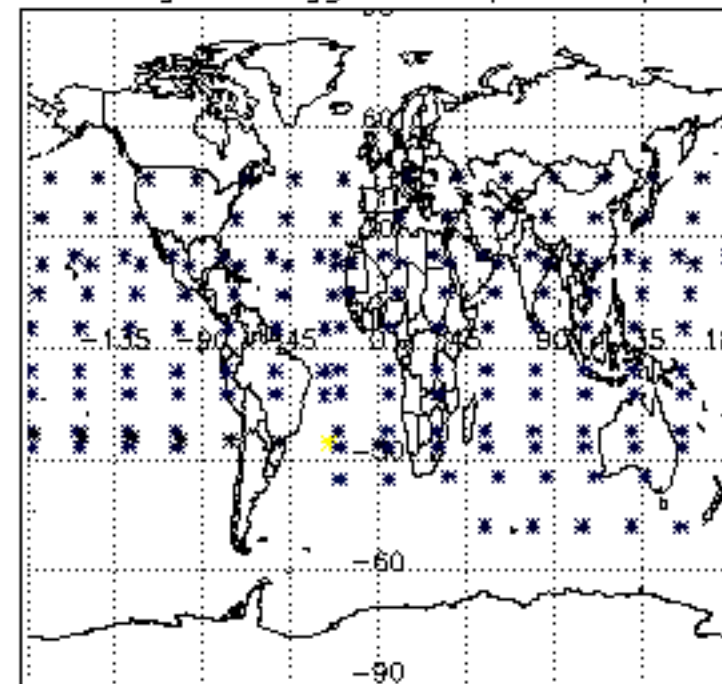
Percentage of flagged data per H2O profile

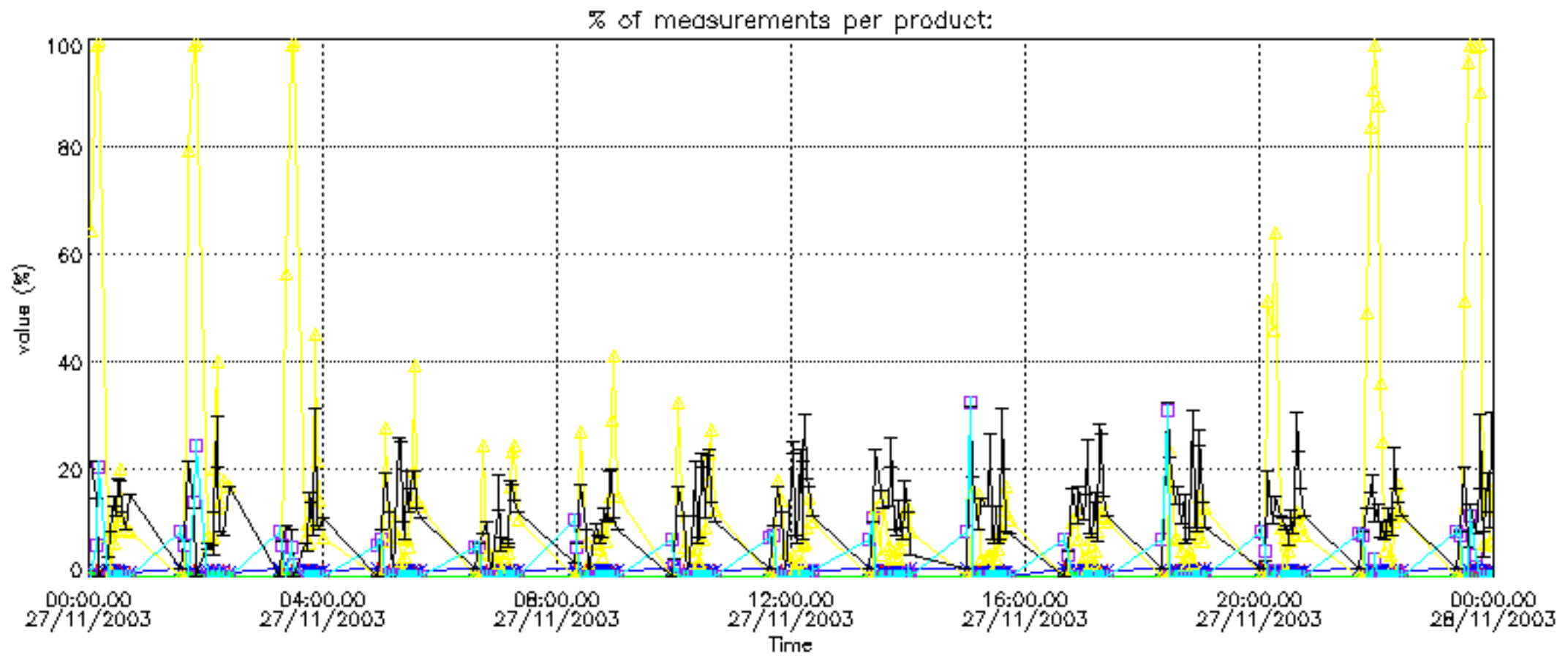


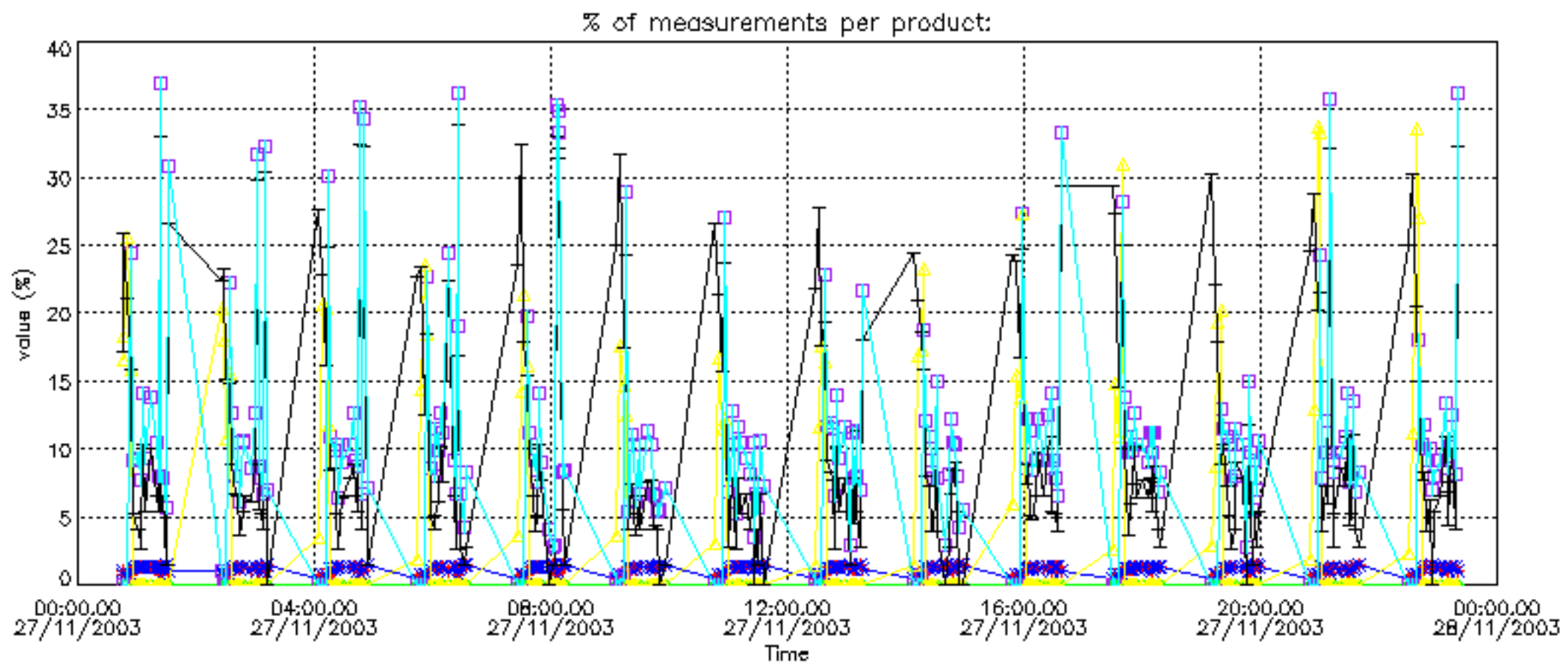
Percentage of flagged data per NO2 profile



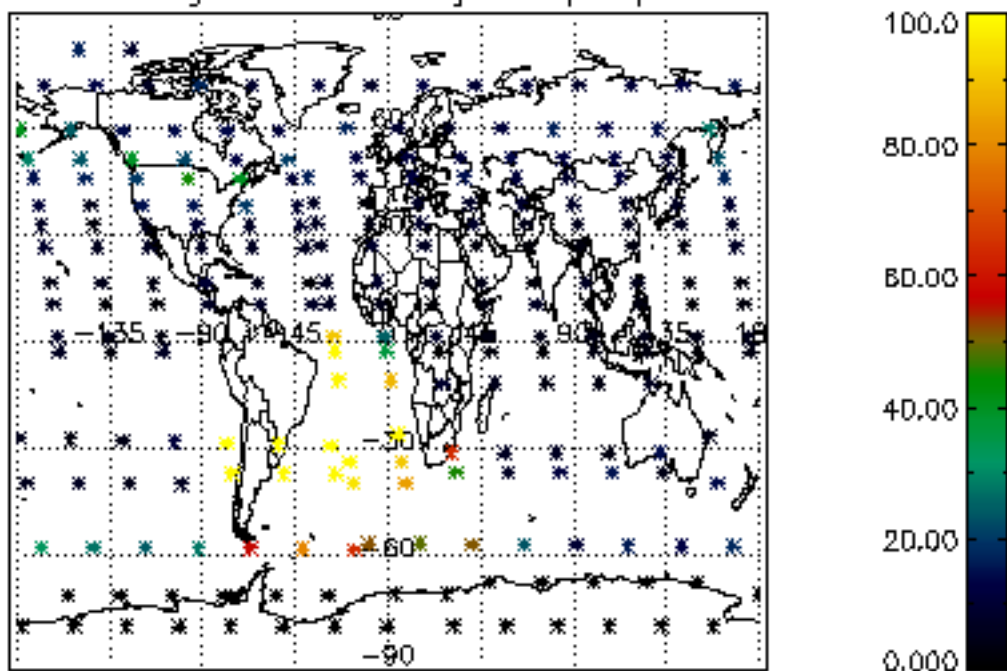
Percentage of flagged data per NO3 profile



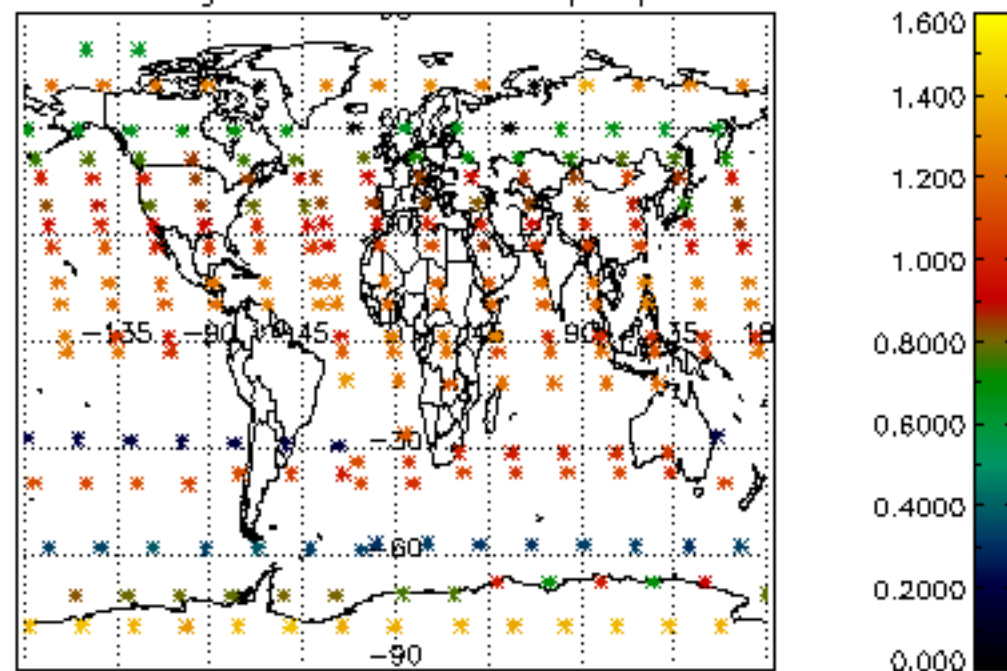




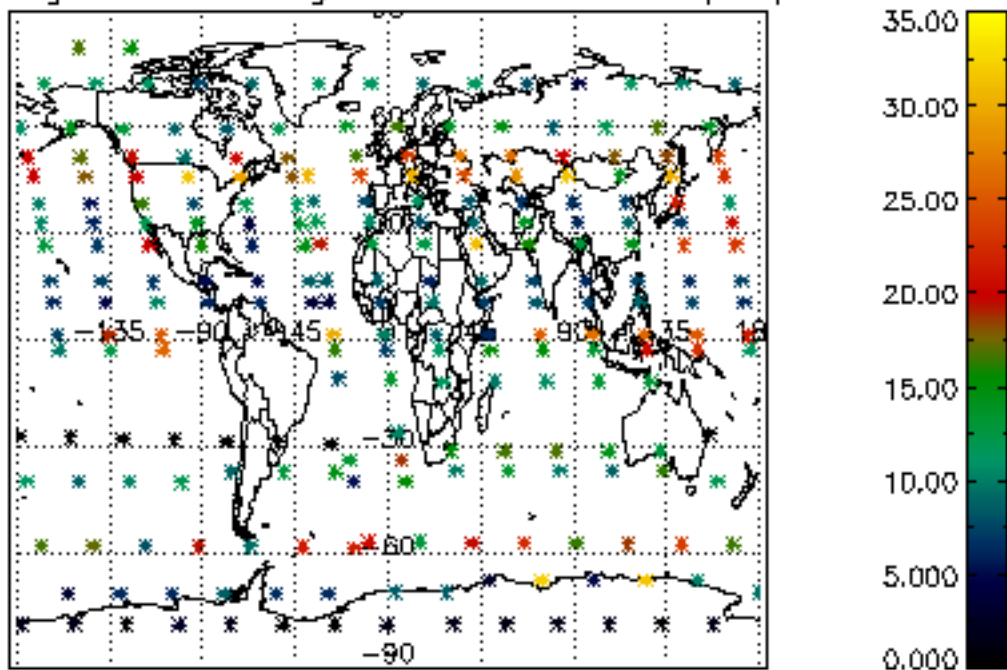
Percentage of cosmic ray hits per profile



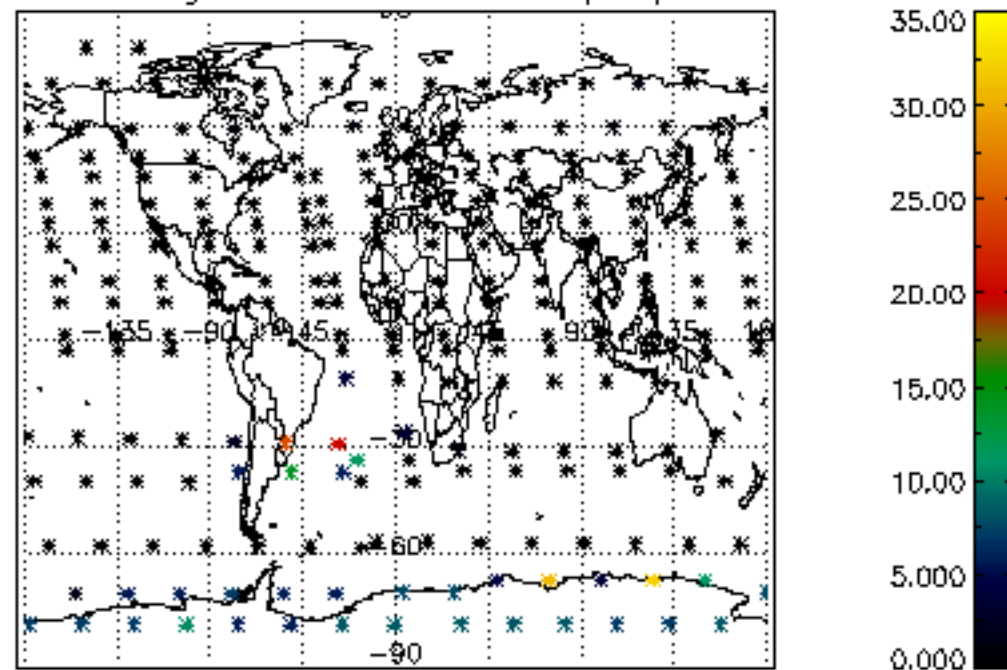
Percentage of datation errors per profile



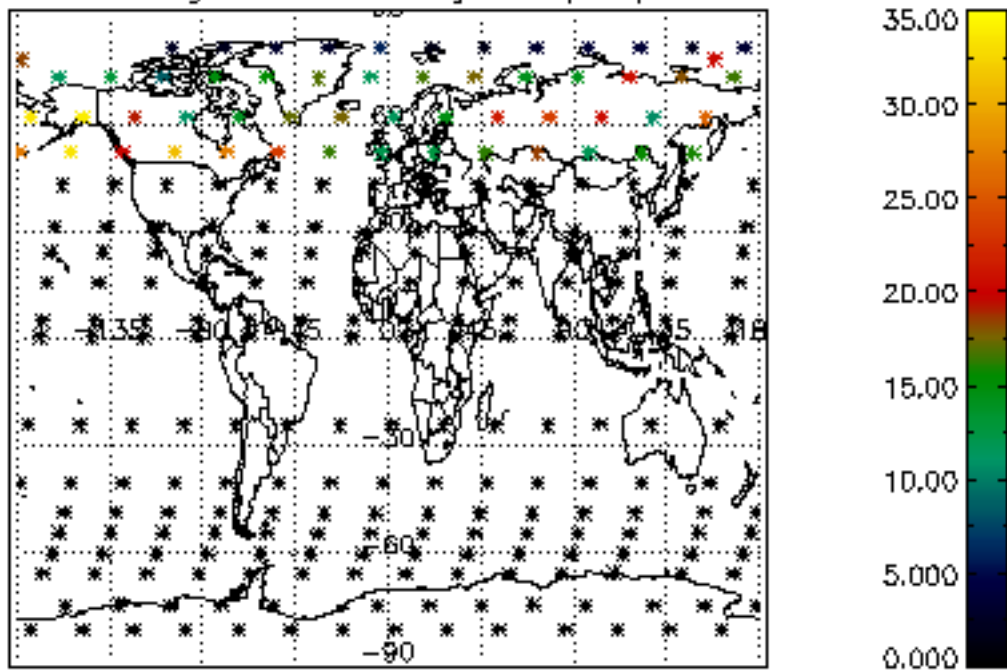
Percentage of star falling outside central band per profile



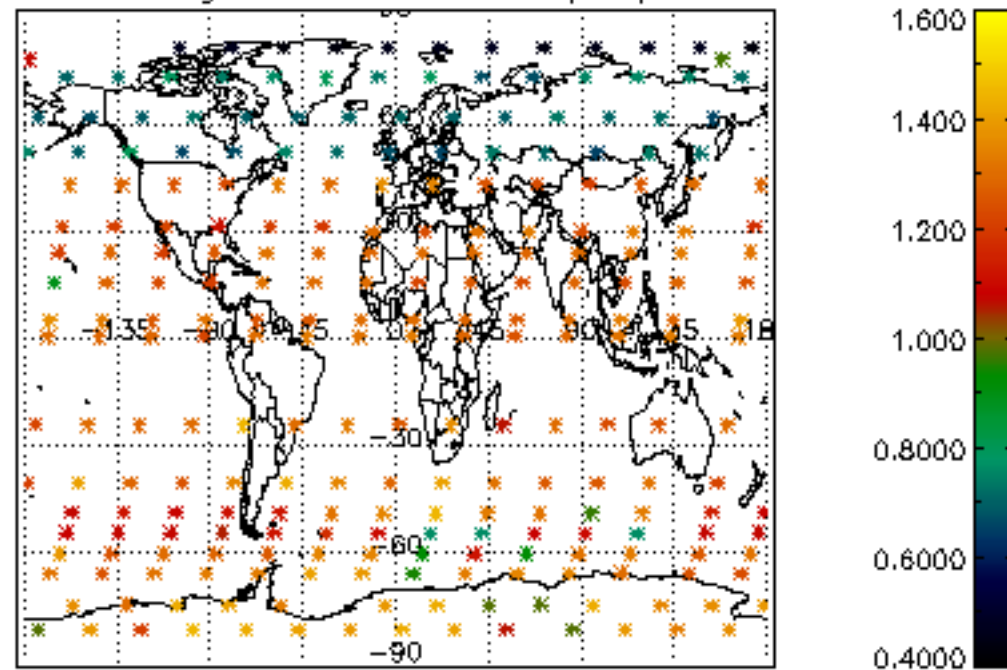
Percentage of saturation errors per profile



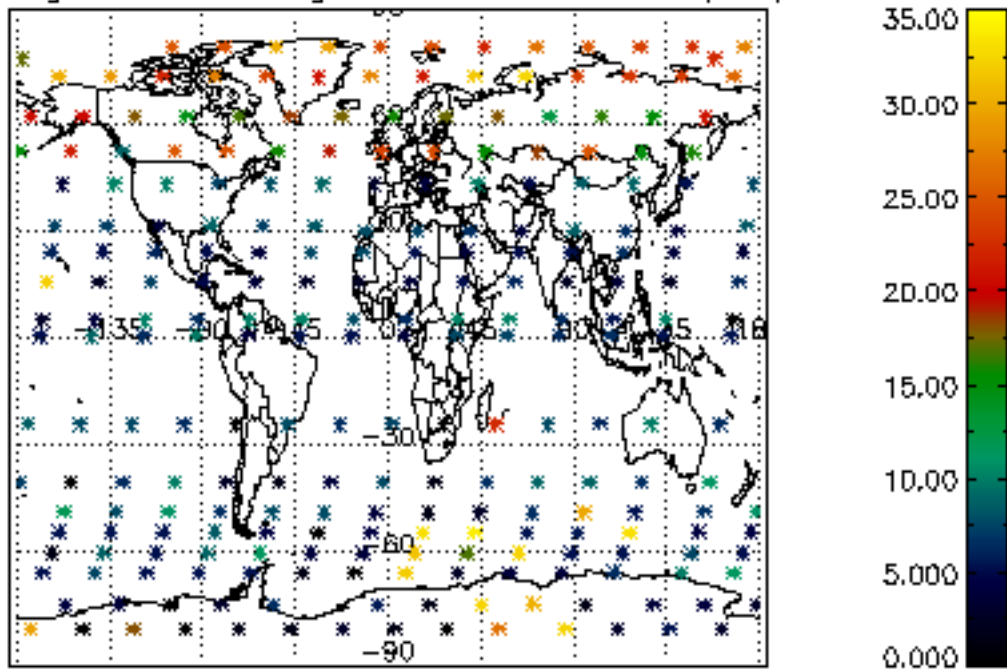
Percentage of cosmic ray hits per profile



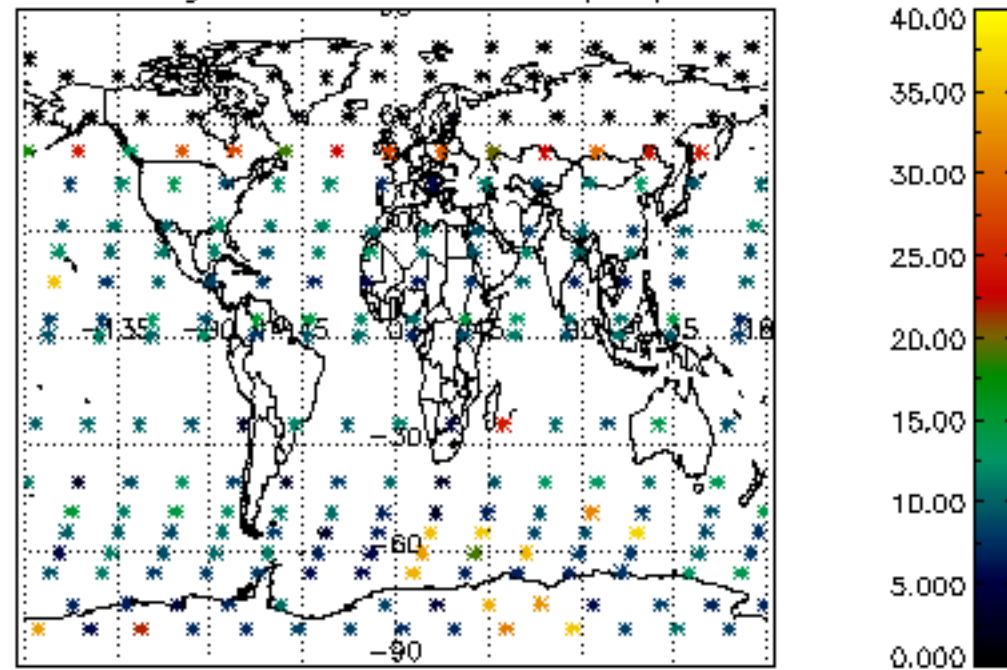
Percentage of datation errors per profile

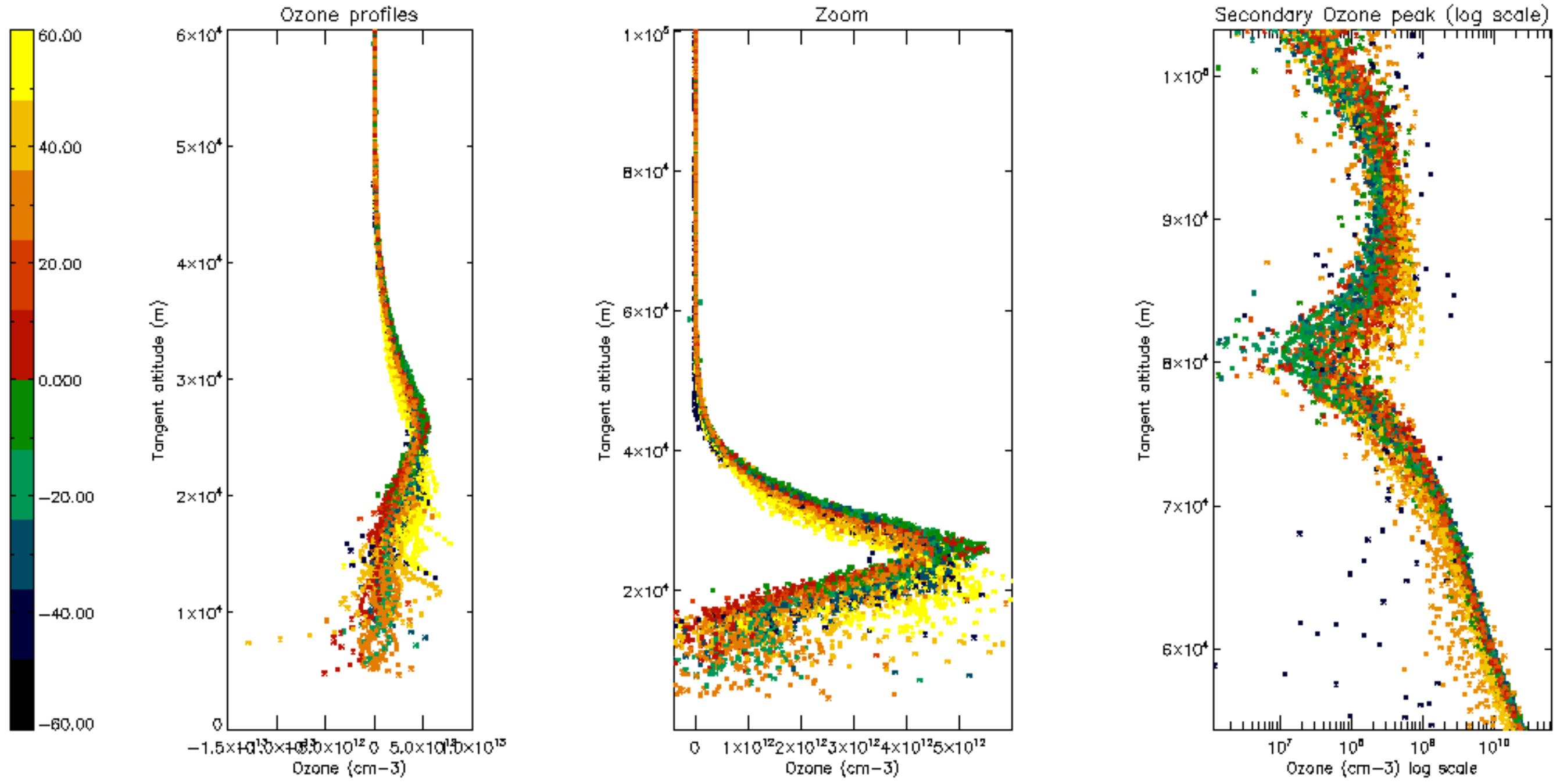


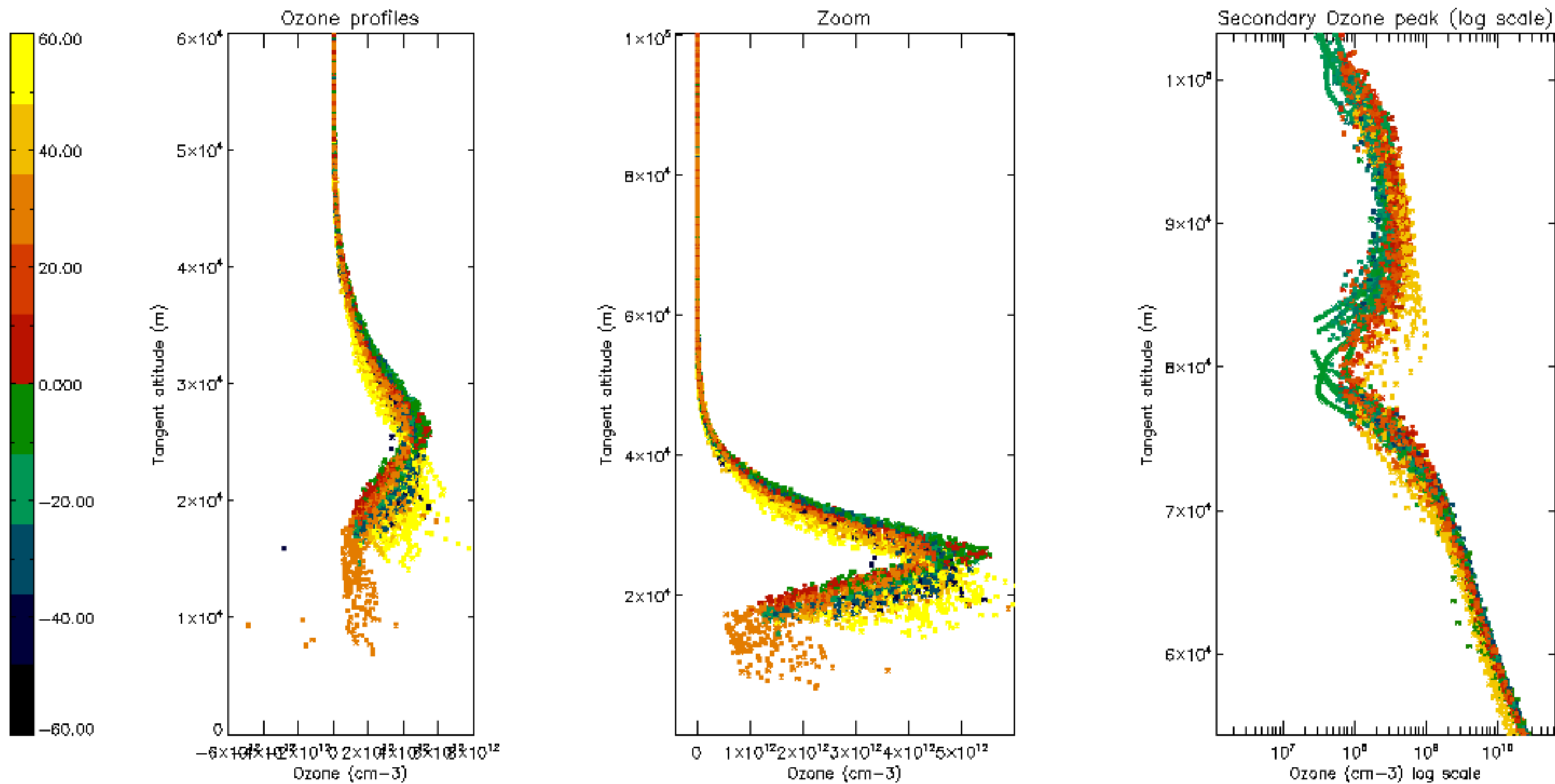
Percentage of star falling outside central band per profile

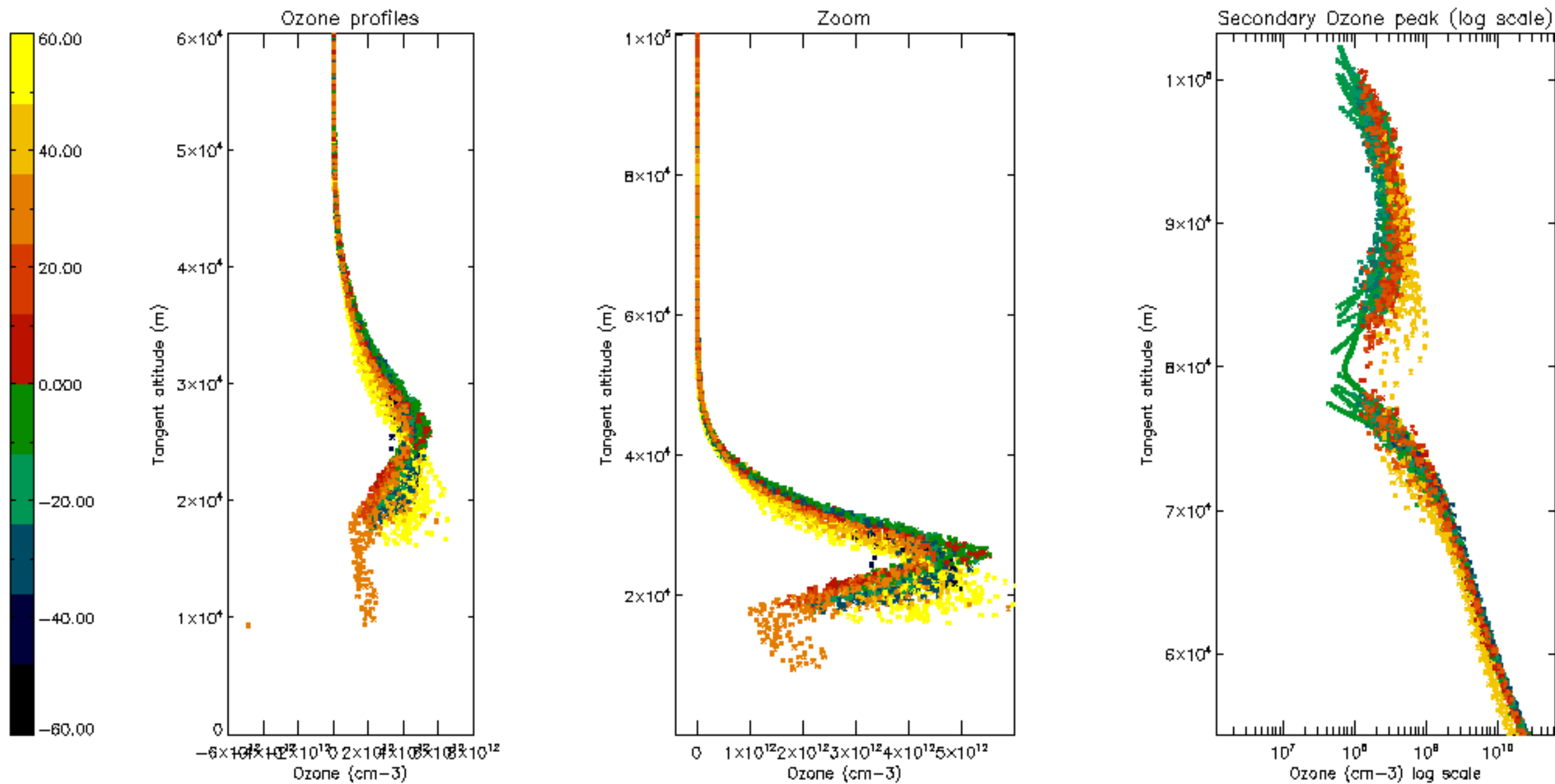


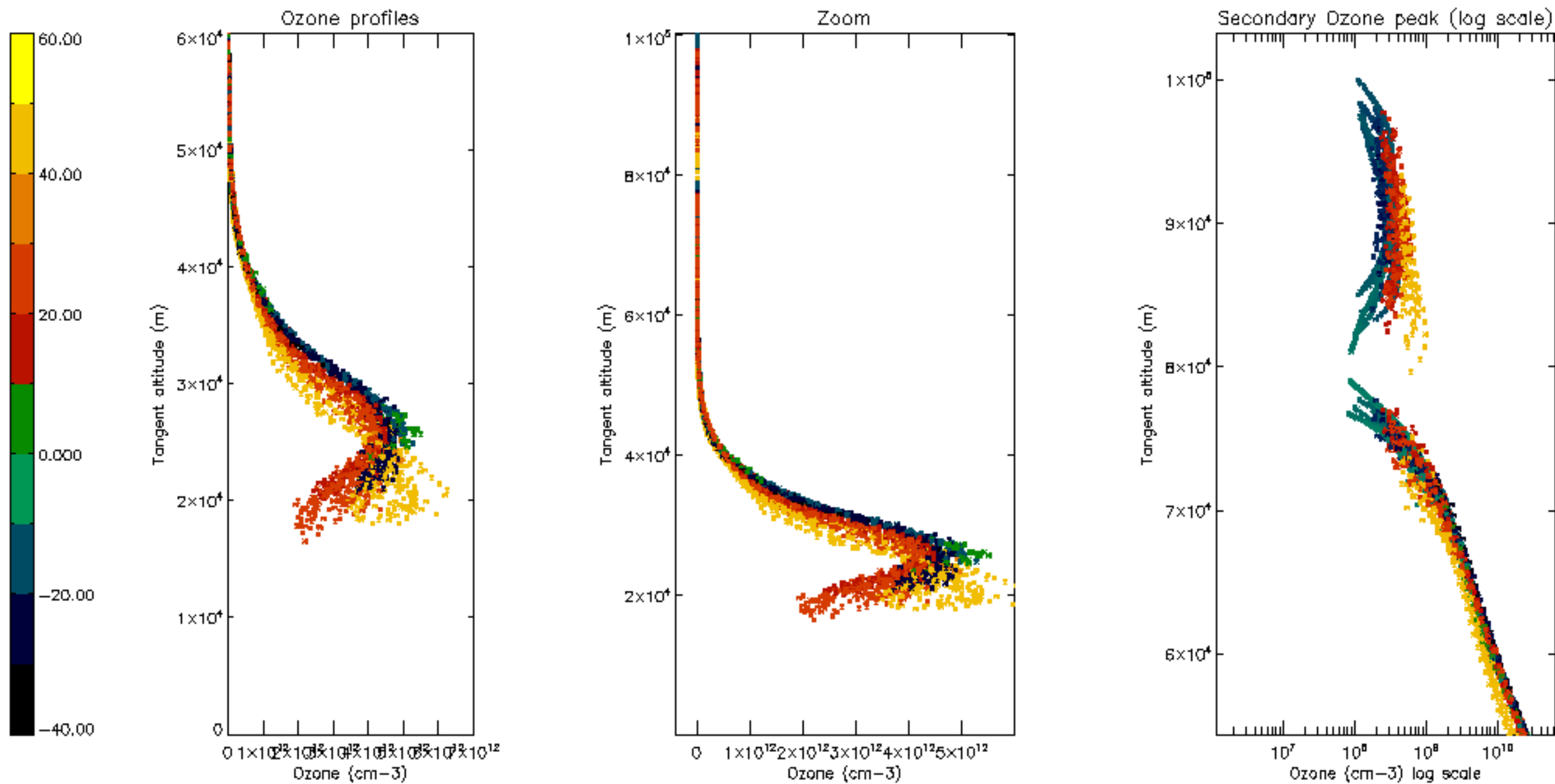
Percentage of saturation errors per profile

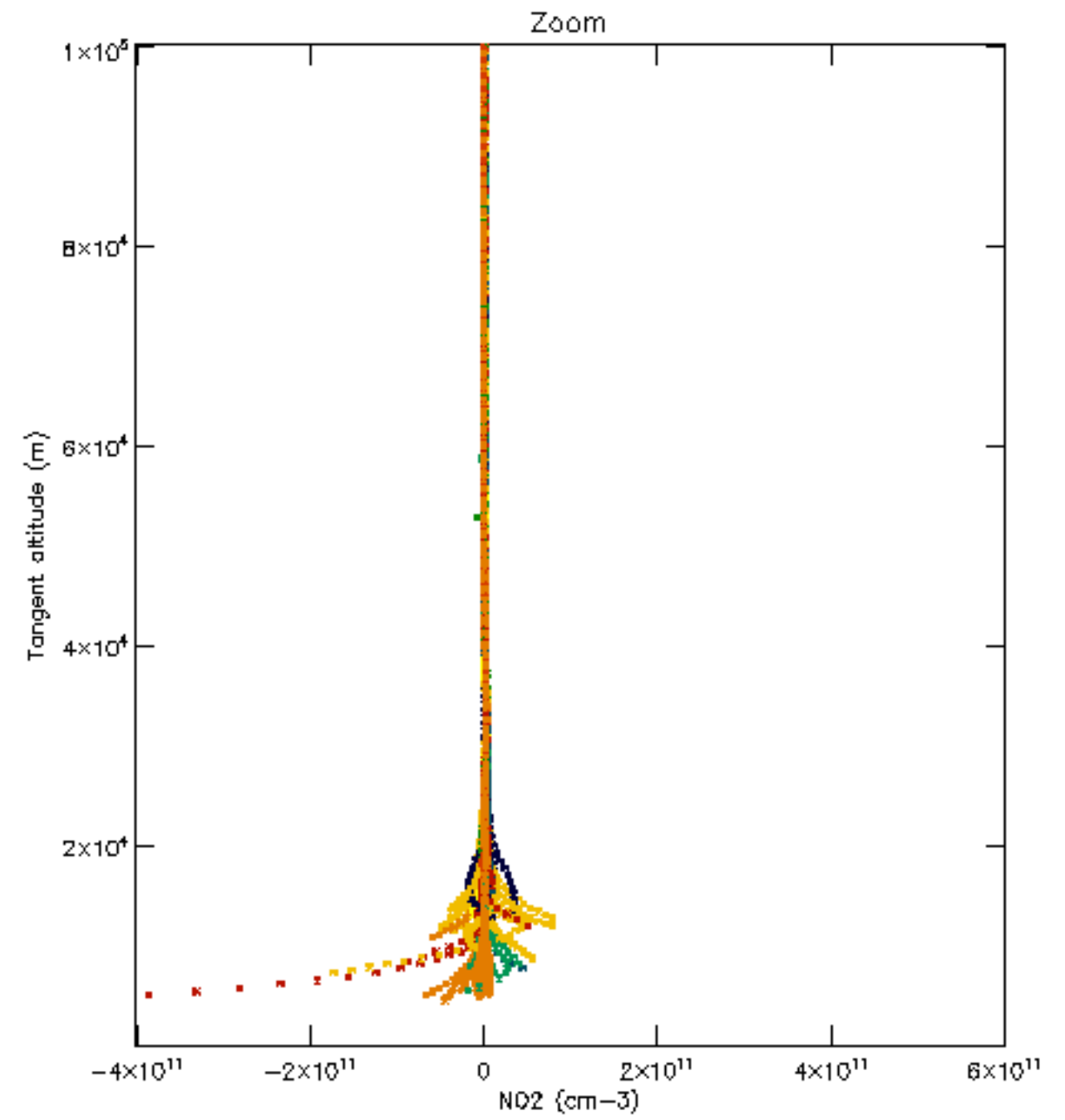
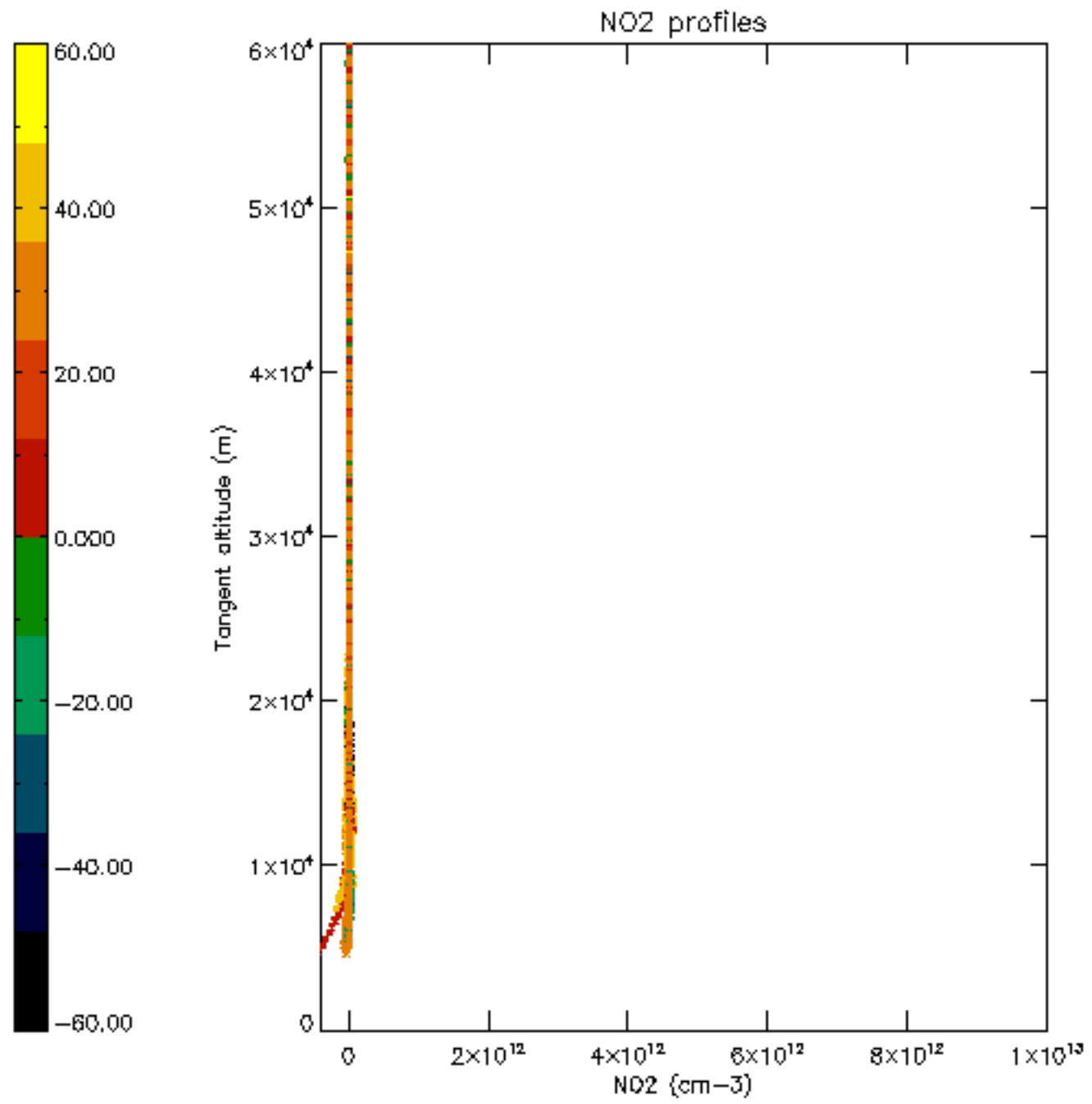


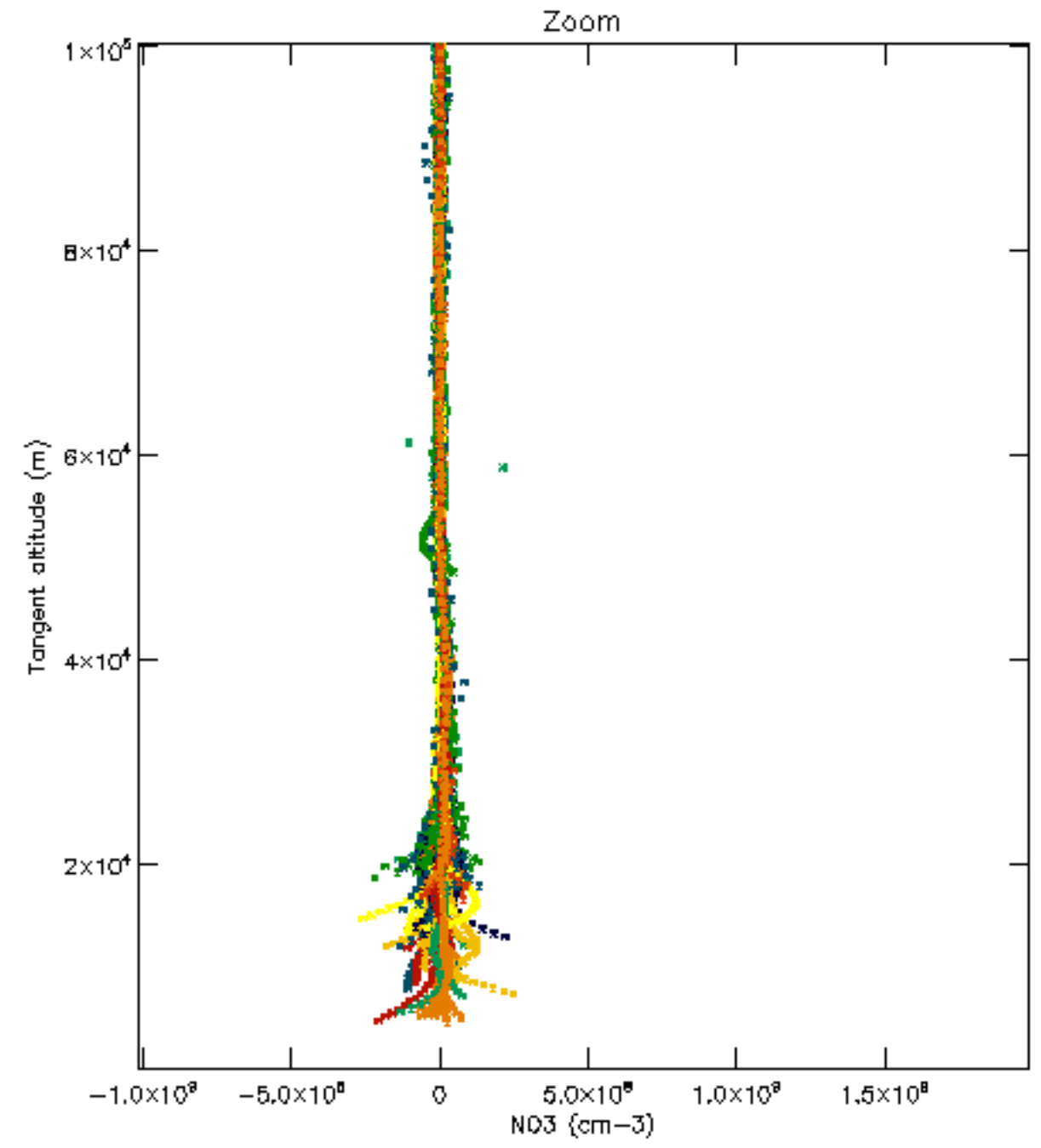
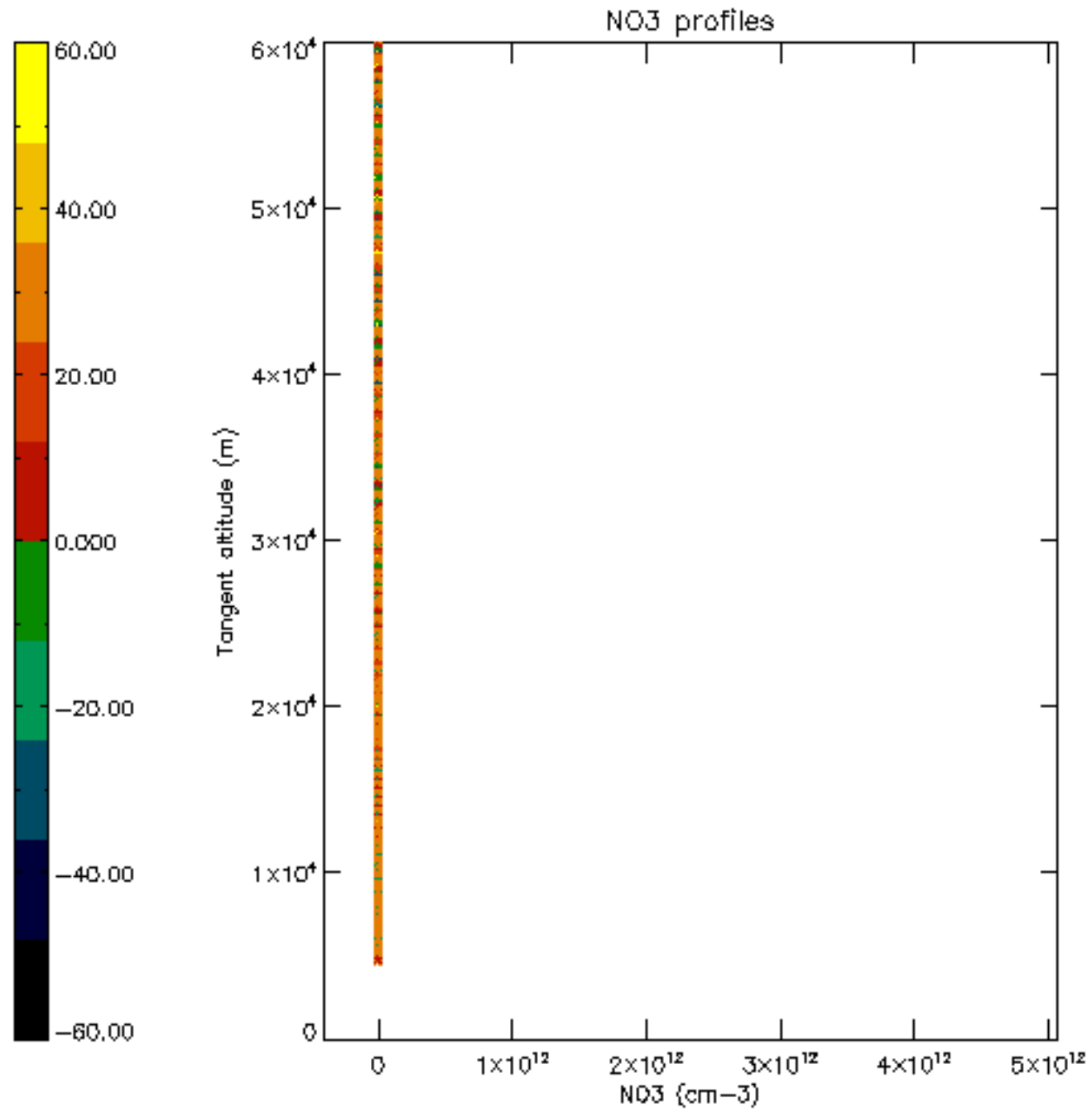


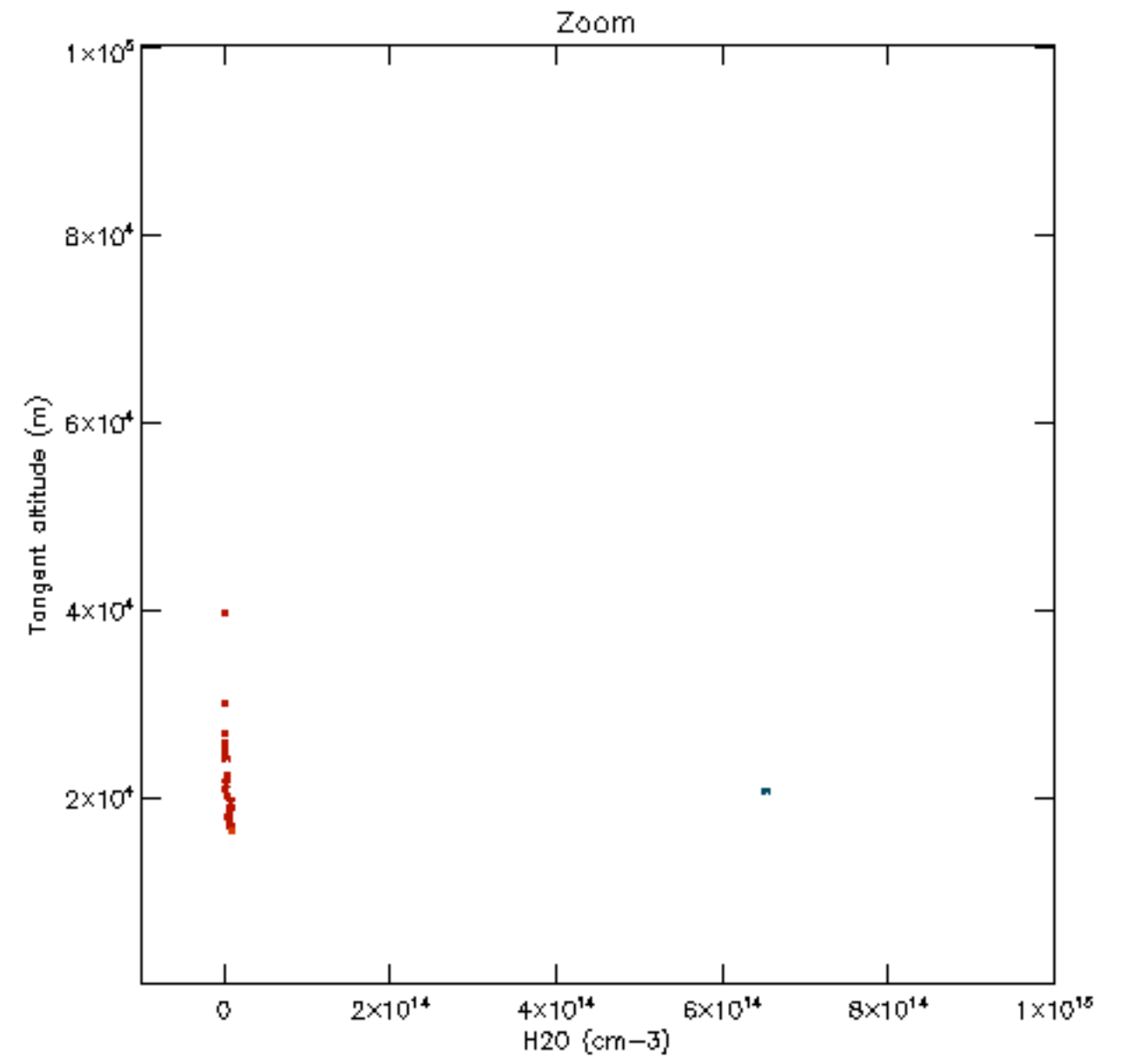
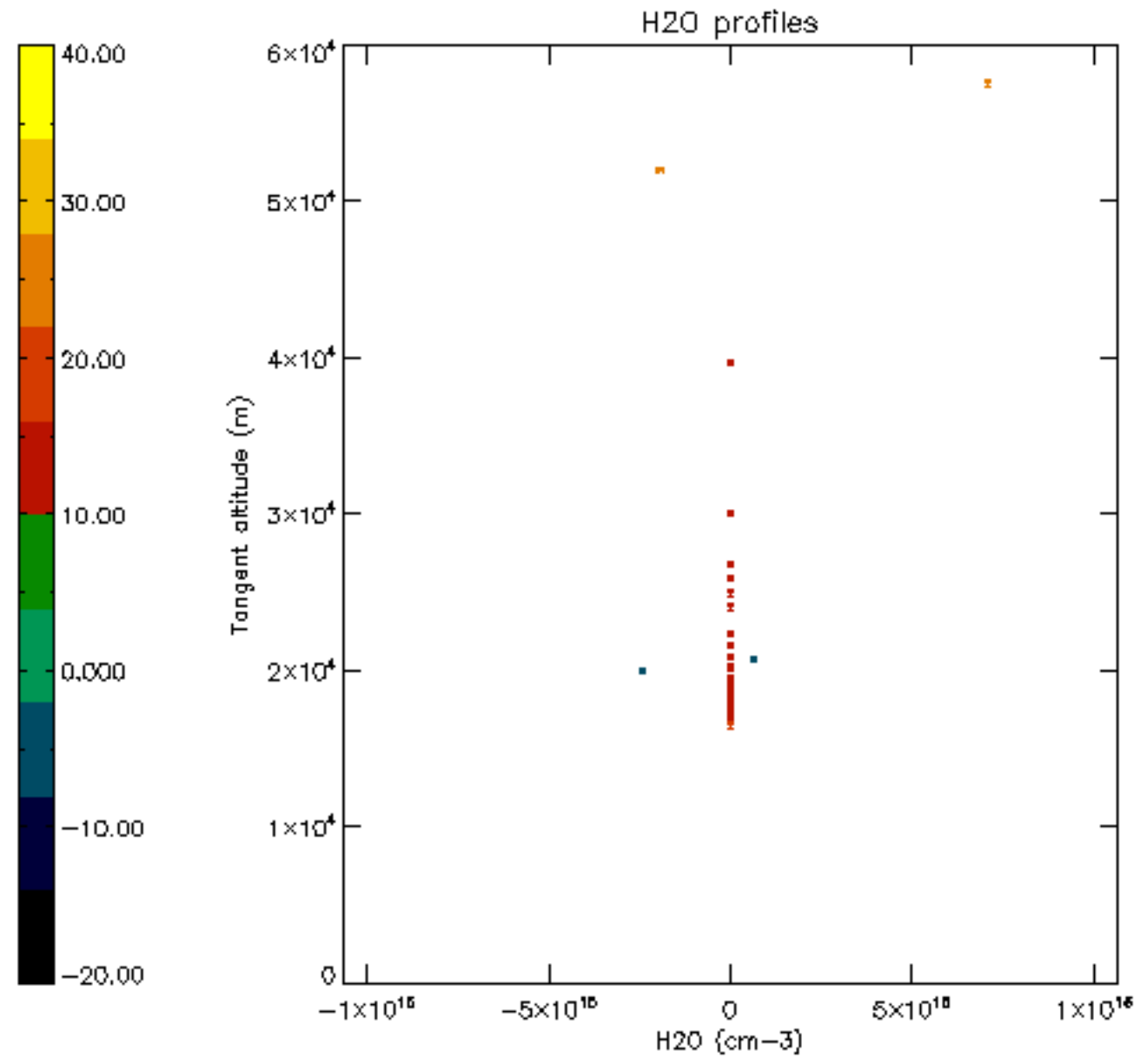


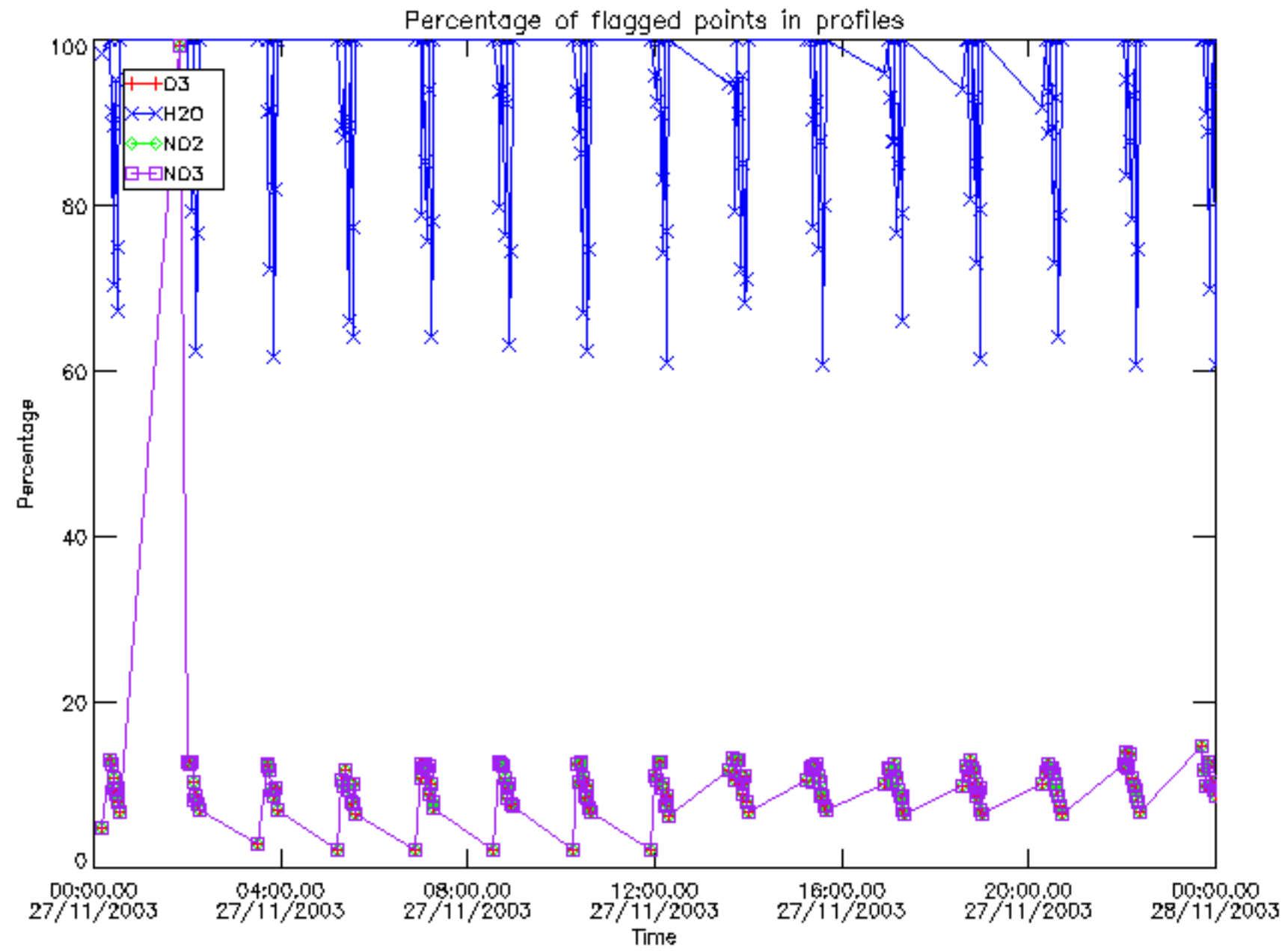




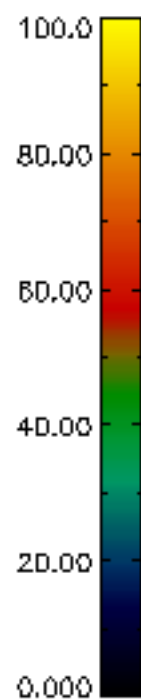
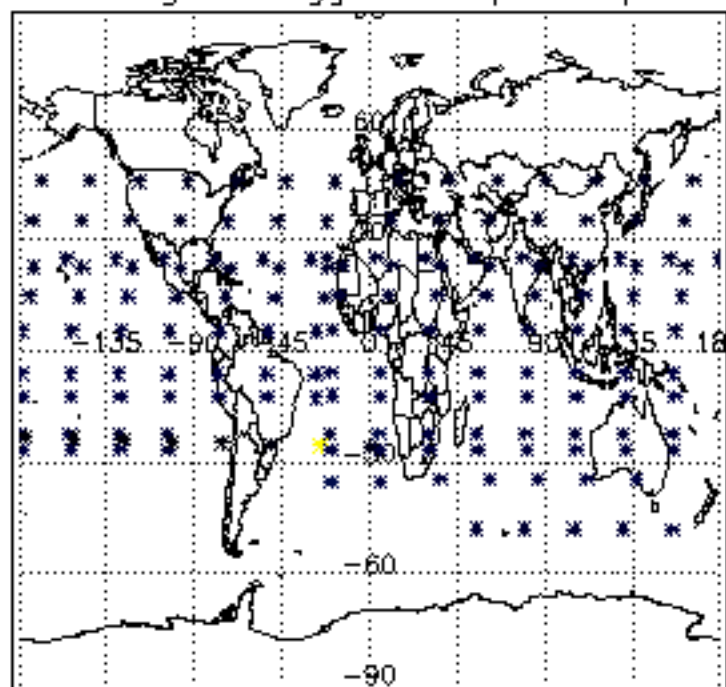




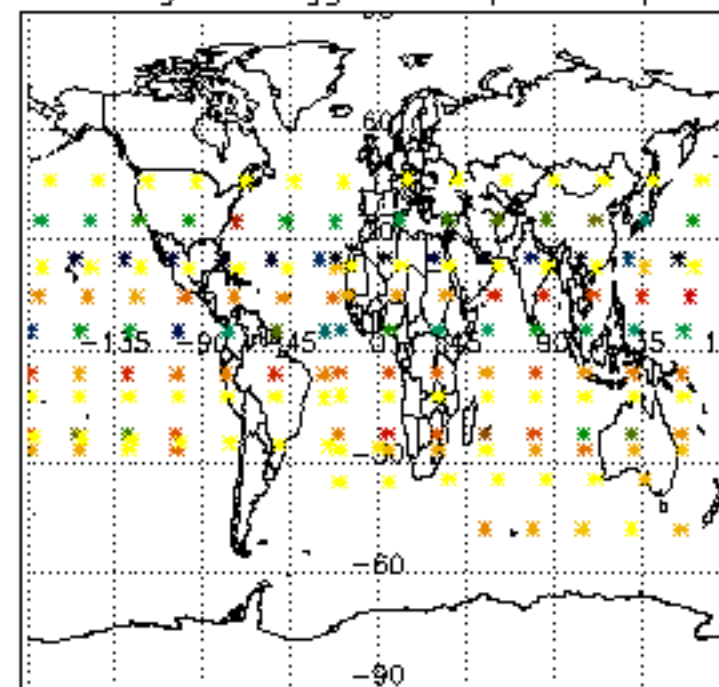




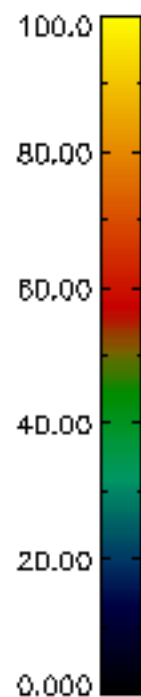
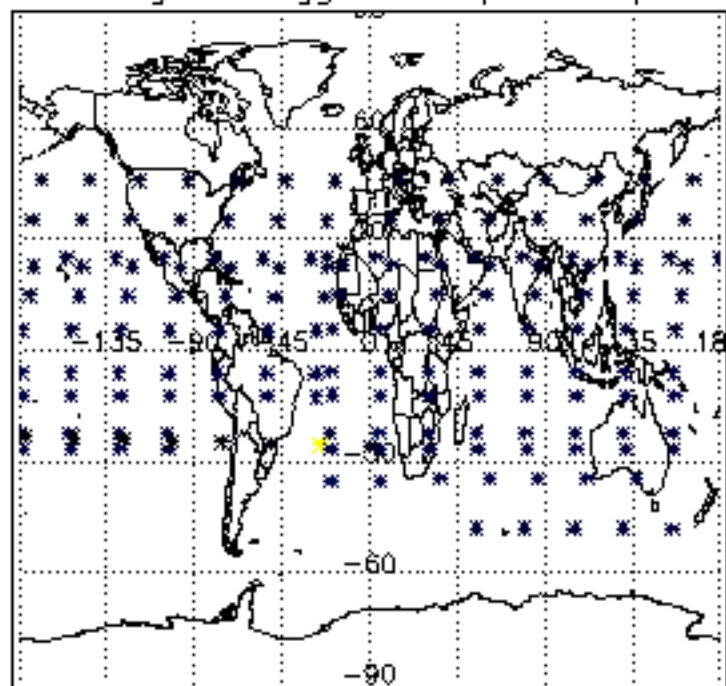
Percentage of flagged data per D3 profile



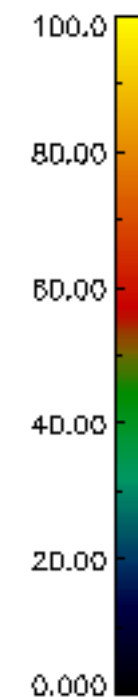
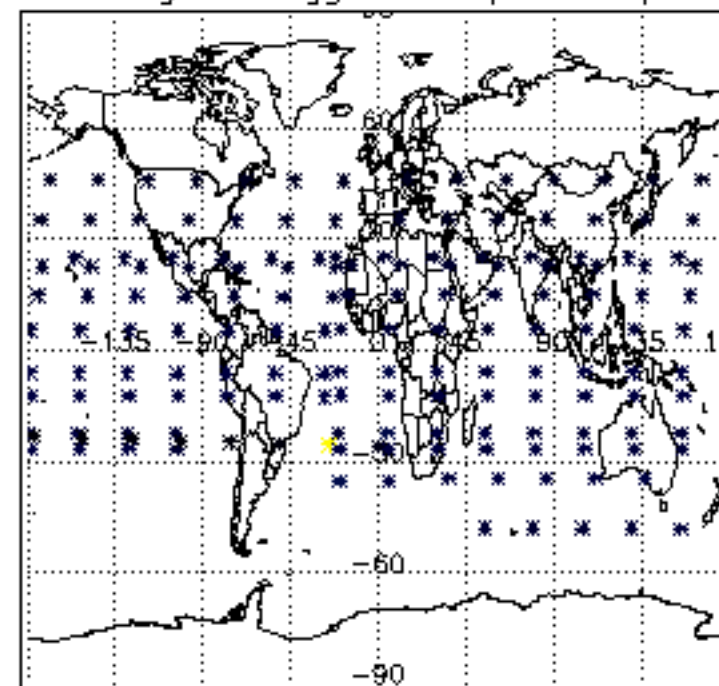
Percentage of flagged data per H2O profile

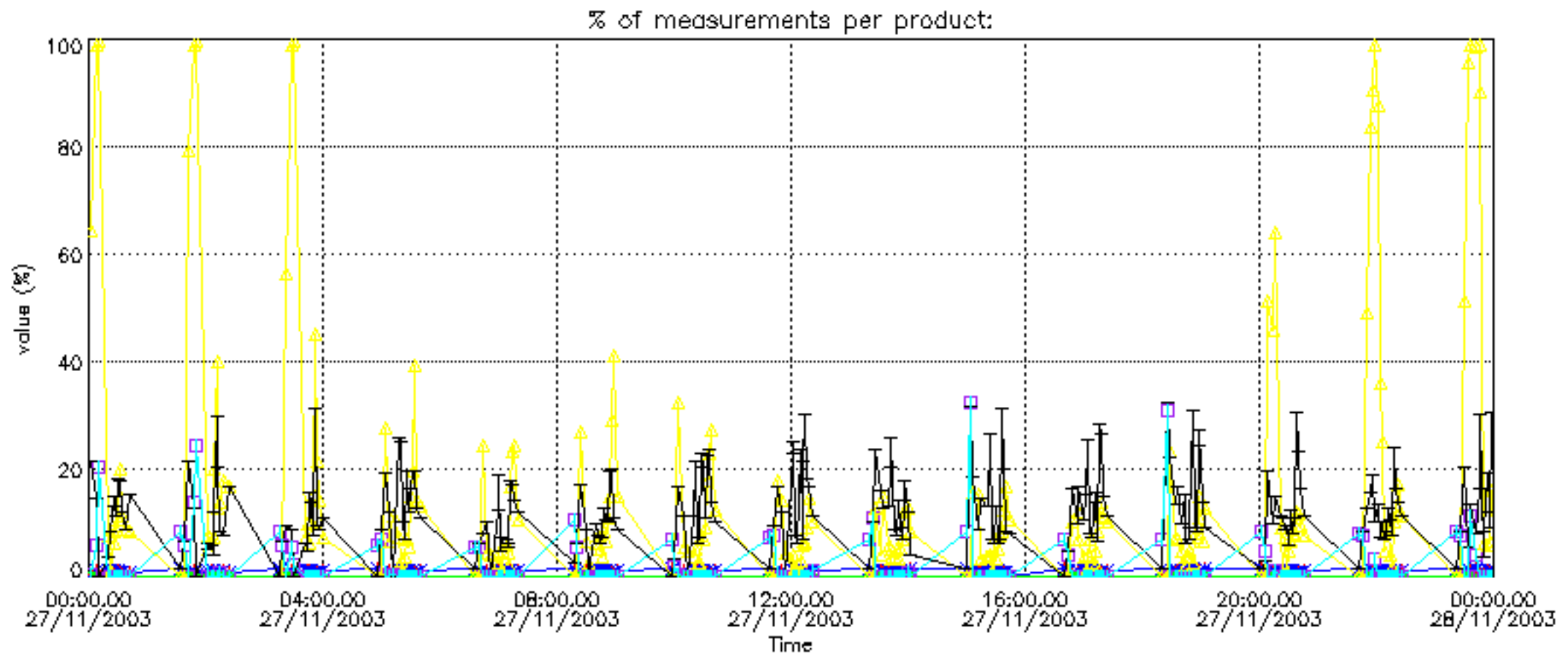


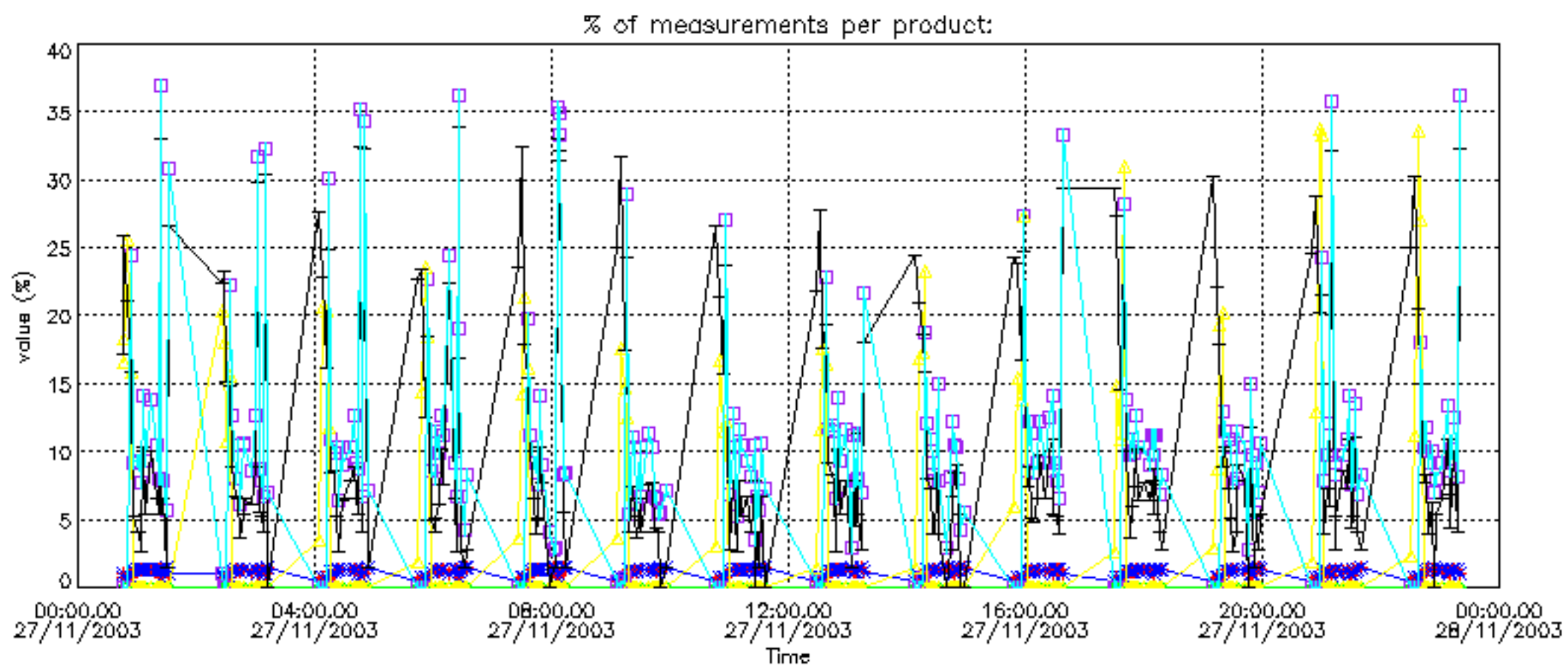
Percentage of flagged data per NO2 profile



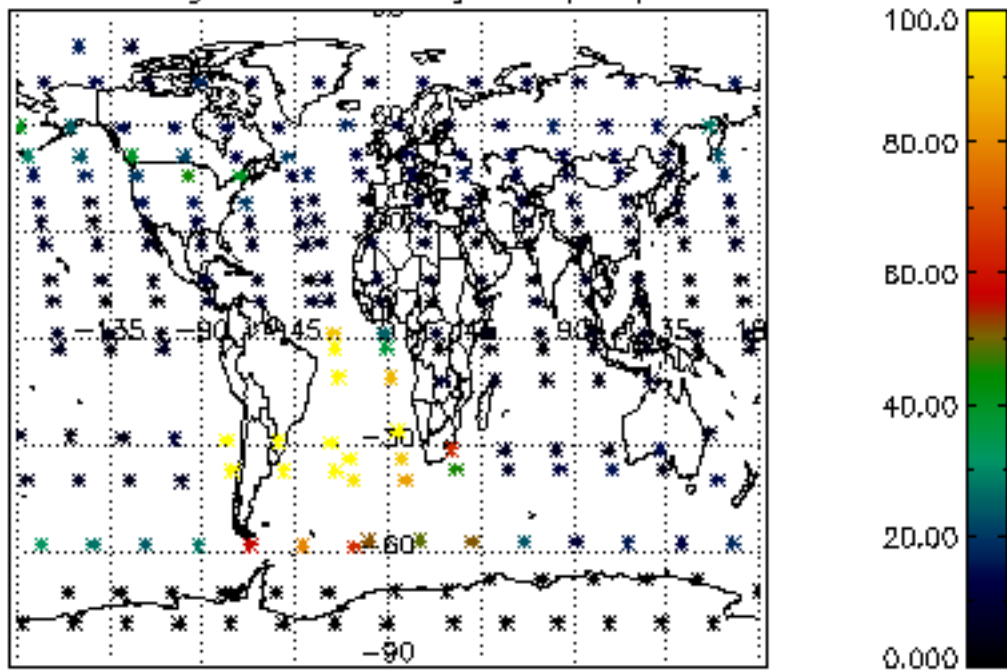
Percentage of flagged data per NO3 profile



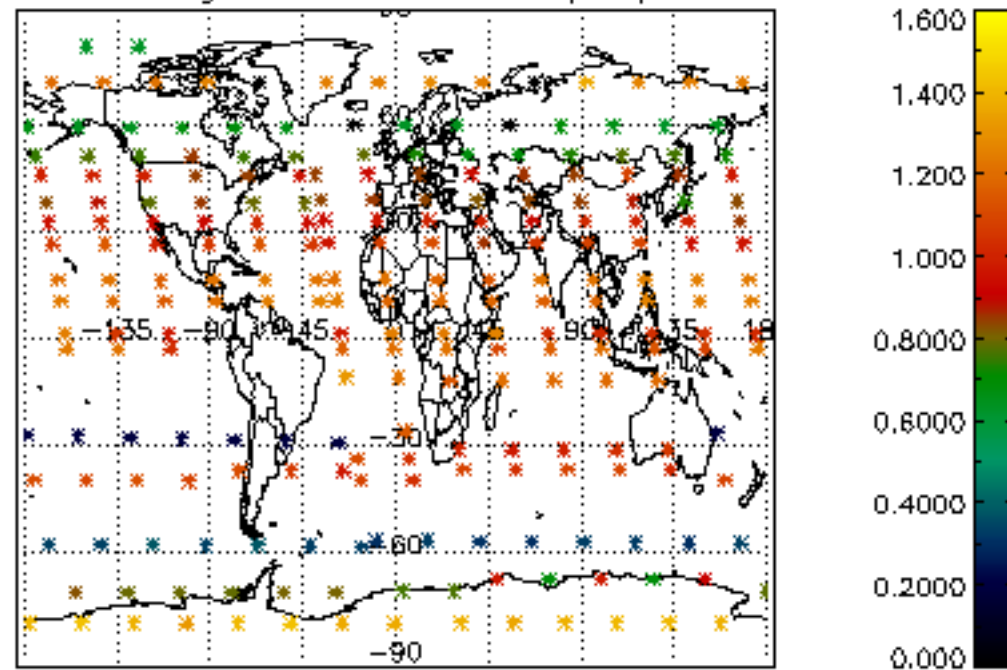




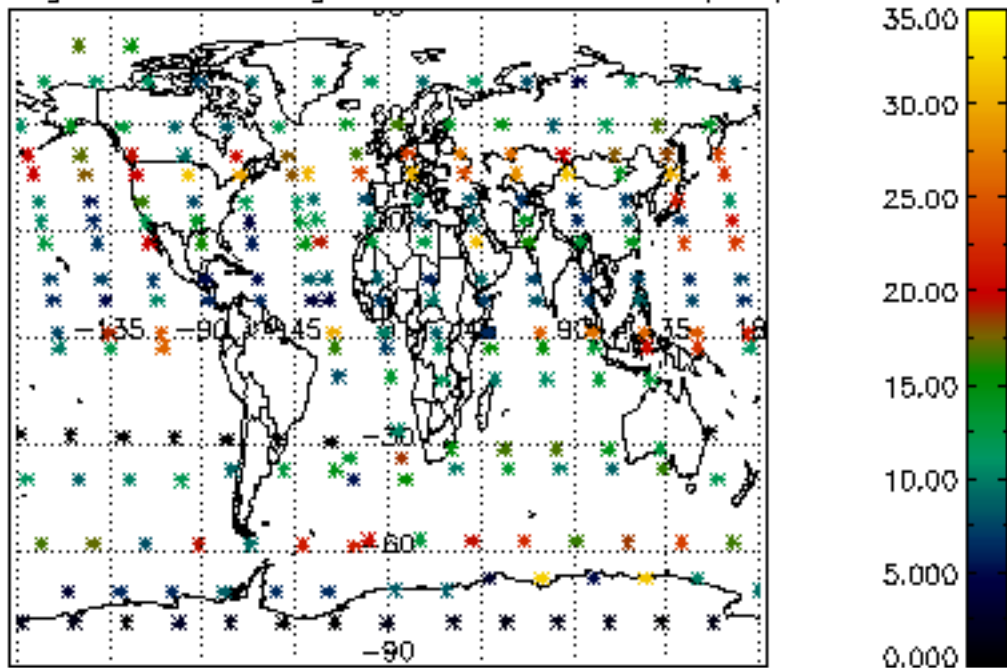
Percentage of cosmic ray hits per profile



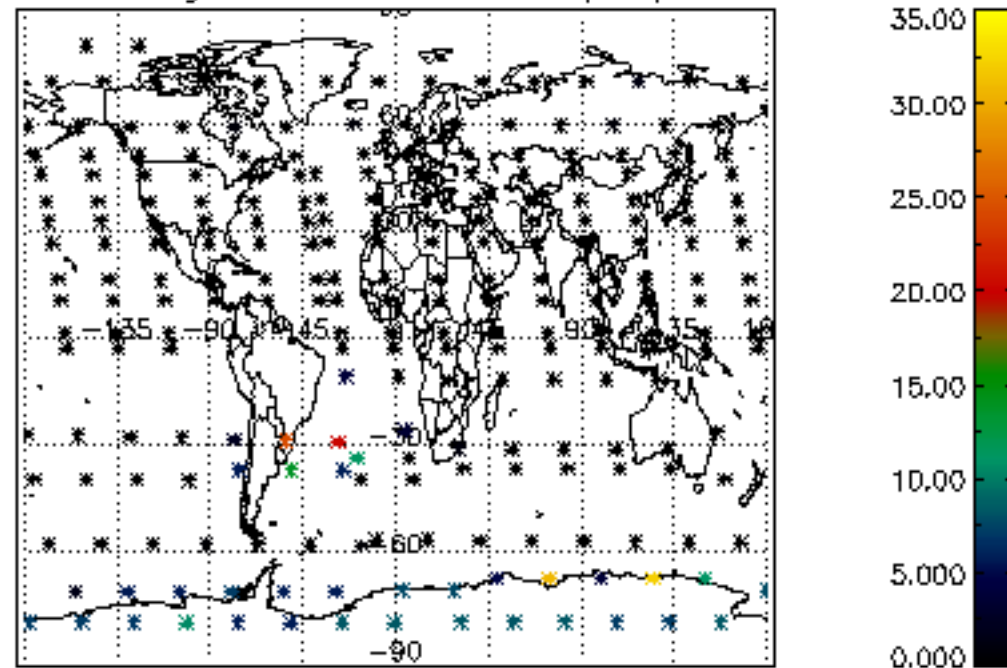
Percentage of datation errors per profile



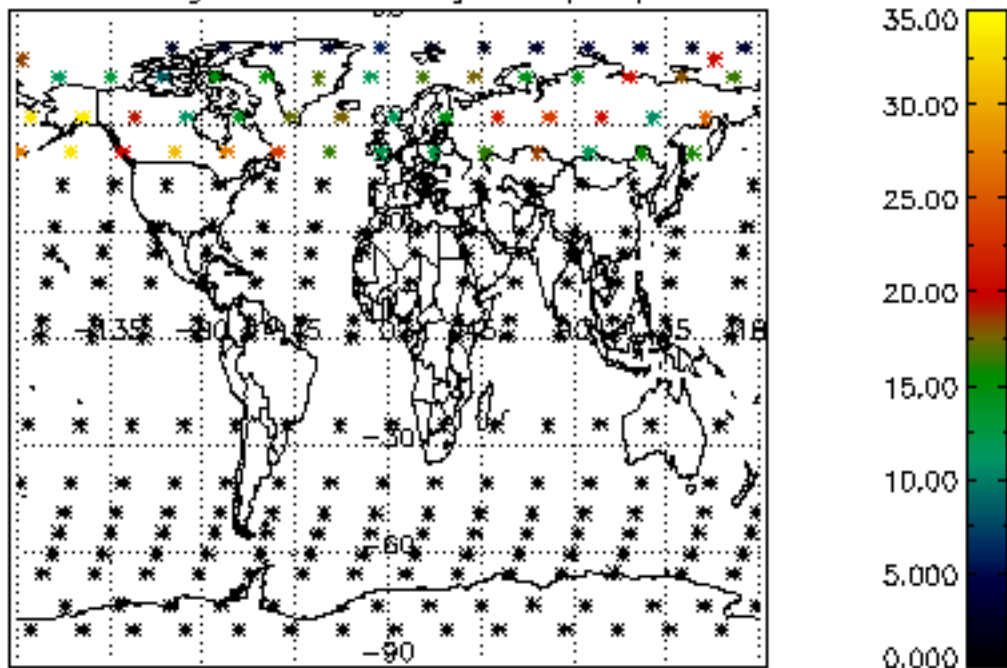
Percentage of star falling outside central band per profile



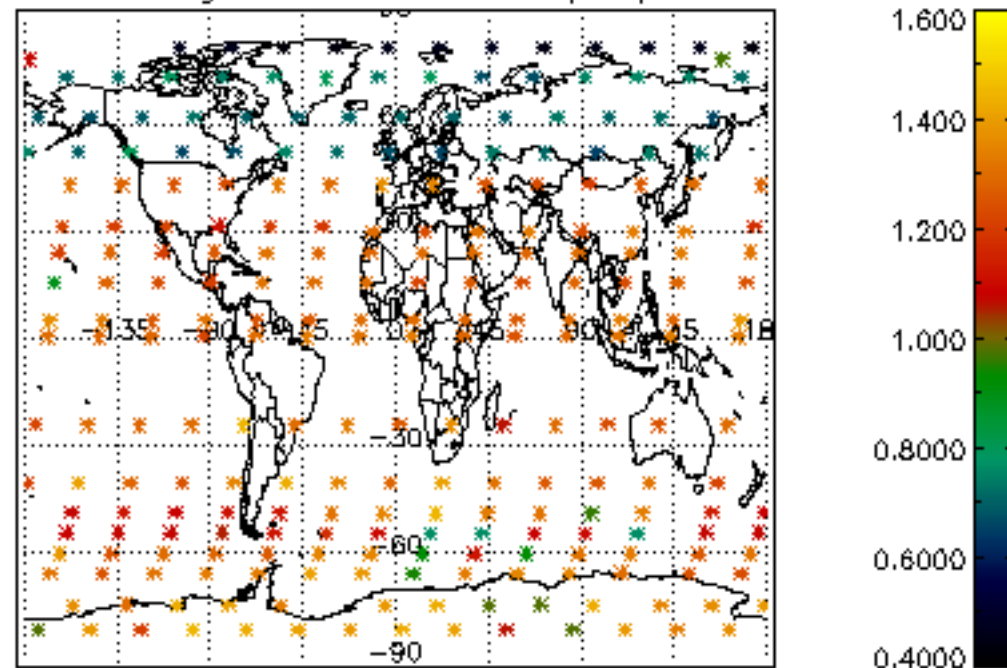
Percentage of saturation errors per profile



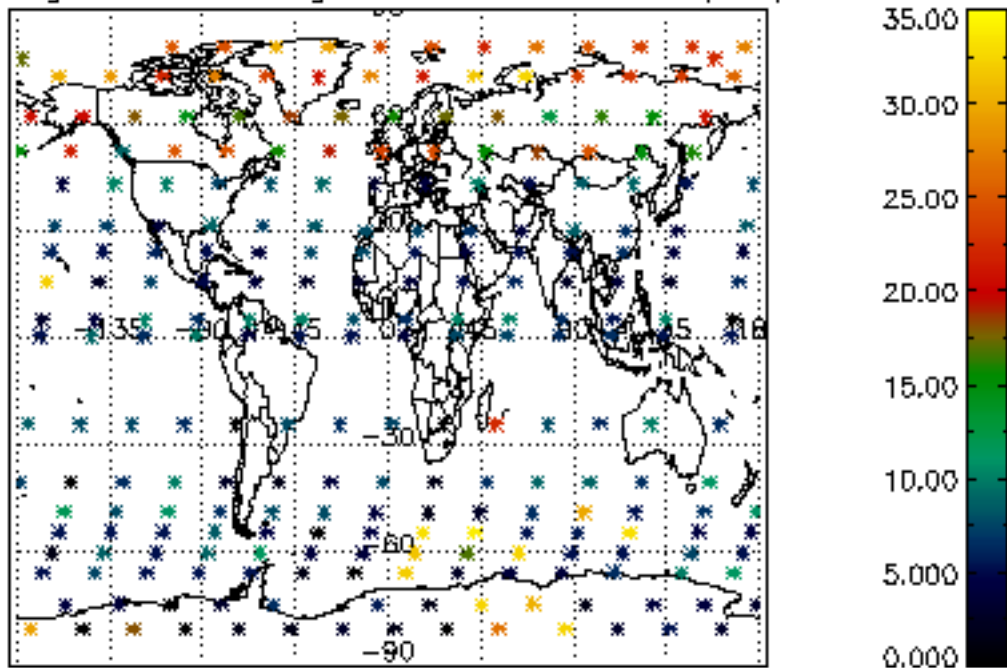
Percentage of cosmic ray hits per profile



Percentage of datation errors per profile



Percentage of star falling outside central band per profile



Percentage of saturation errors per profile

