

GOMOS Level 2 Daily Report

SUMMARY

[1. General Info](#)

[2. Summary of processed GOM_NL_2P products](#)

[3. Level 2 Quality information per product](#)

[3.1 Plot of level 2 quality information per product \(time dependant\)](#)

[3.2 Plot of level 2 quality information per product \(world map\)](#)

[4. Level 1 Quality information per product \(stored on level 2 products\)](#)

[4.1 Plot of level 1 quality information per product \(time dependant\)](#)

[4.1.1 Plot of level 1 quality information per product \(time dependant\): ASCENDING](#)

[4.1.2 Plot of level 1 quality information per product \(time dependant\): DESCENDING](#)

[4.2 Plot of level 1 quality information per product \(world map\)](#)

[4.2.1 Plot of level 1 quality information per product \(world map\): ASCENDING](#)

[4.2.2 Plot of level 1 quality information per product \(world map\): DESCENDING](#)

[5. Ozone profiles based on quality statistics and other trace gas profiles](#)

[5.1 Ozone statistics based on quality of products](#)

[5.2 Plot ozone profiles for all STD \(dark without errors\)](#)

[5.3 Plot ozone profiles where STD < 20% \(dark without errors\)](#)

[5.4. Plot ozone profiles where STD < 10% \(dark without errors\)](#)

[5.5. Plot ozone profiles where STD < 5% \(dark without errors\)](#)

[5.6 Plot NO2 profiles for all STD \(dark without errors\)](#)

[5.7 Plot NO3 profiles for all STD \(dark without errors\)](#)

[5.8 Plot H2O profiles \(only for occultations of stars 1,2,3,4,13,14,16,26,63 dark without errors\) for all STD](#)

[6. Auxiliary Data Files used for the production reported in section 2](#)

This report presents the daily analysis on parameters extracted from GOMOS level 2 data (GOM_NL__2P). It is intended to monitor some important parameters that will impact the quality of these products. A list of level 2 products (and content) that have arrived during the reporting day to the PCF is also given.

Item	Value
Time of report generation	20APR2013 00:48:26
Data source version	GOMOS/6.01
Start time of products	26-11-2003 (26NOV2003 00:00:00)
Stop time of products	27-11-2003 (27NOV2003 00:00:00)
Store outputs in DB	Yes
Nb of level 2 prods	481
Nb of prods with errors	0

2. Summary of processed GOM_NL__2P products.

Nr	Filename	UTC Start time	Limb	Duration	Star Id	Star Name	Star Mag	Star Temp	Nb Meas	Orbit	Prod. error
1	GOM_NL__2PRFIN20031126_000538_000000402022_00016_09088_9131.N1	26-NOV-2003 00:05:38	Bright	39.500	49	1Alp UMi	1.9900	6300.0	79	9088	No
2	GOM_NL__2PRFIN20031126_001014_000000392022_00016_09088_9132.N1	26-NOV-2003 00:10:14	Bright	38.500	60	7Bet UMi	2.0810	3950.0	77	9088	No
3	GOM_NL__2PRFIN20031126_001236_000000382022_00016_09088_9133.N1	26-NOV-2003 00:12:36	Bright	38.000	119	14Eta Dra	2.7270	4700.0	76	9088	No
4	GOM_NL__2PRFIN20031126_001422_000000452022_00016_09088_9134.N1	26-NOV-2003 00:14:22	Bright	45.000	82	48Bet UMa	2.3650	10600.	90	9088	No
5	GOM_NL__2PRFIN20031126_001557_000000392022_00016_09088_9135.N1	26-NOV-2003 00:15:57	Bright	38.500	55	79Zet UMa	2.0600	10200.	77	9088	No
6	GOM_NL__2PRFIN20031126_001731_000000372022_00016_09088_9136.N1	26-NOV-2003 00:17:31	Bright	37.000	39	85Eta UMa	1.8540	24000.	74	9088	No
7	GOM_NL__2PRFIN20031126_002017_000000512022_00016_09088_9137.N1	26-NOV-2003 00:20:17	Bright	51.000	180	27Gam Boo	3.0400	8000.0	102	9088	No
8	GOM_NL__2PRFIN20031126_002316_000000362022_00016_09088_9138.N1	26-NOV-2003 00:23:16	Bright	36.000	83		2.3780	11000.	72	9088	No
9	GOM_NL__2PRFIN20031126_002547_000000362022_00016_09088_9139.N1	26-NOV-2003 00:25:47	Bright	35.500	3	16Alp Boo	-0.050000	4250.0	71	9088	No
10	GOM_NL__2PRFIN20031126_002845_000000622022_00016_09088_9140.N1	26-NOV-2003 00:28:45	Bright	61.500	96	68Del Leo	2.5600	9300.0	123	9088	No
11	GOM_NL__2PRFIN20031126_003221_000001272022_00016_09088_9141.N1	26-NOV-2003 00:32:21	Twilight	126.50	51	41Gam1Leo	2.0100	4500.0	253	9088	No
12	GOM_NL__2PRFIN20031126_003751_000000462022_00016_09088_9142.N1	26-NOV-2003 00:37:51	Twilight	46.000	163	7Del Crv	2.9450	11000.	92	9088	No
13	GOM_NL__2PRFIN20031126_003953_000002532022_00016_09088_9143.N1	26-NOV-2003 00:39:53	Dark	253.00	22	32Alp Leo	1.3600	15200.	506	9088	No
14	GOM_NL__2PRFIN20031126_004703_000000412022_00016_09088_9144.N1	26-NOV-2003 00:47:03	Dark	41.000	99	Del Cen	2.5750	26000.	82	9088	No
15	GOM_NL__2PRFIN20031126_004823_000000412022_00016_09088_9145.N1	26-NOV-2003 00:48:23	Dark	41.000	20	Bet Cru	1.2530	30000.	82	9088	No
16	GOM_NL__2PRFIN20031126_004932_000000412022_00017_09089_9113.N1	26-NOV-2003 00:49:32	Dark	40.500	12	Alp1Cru	0.77500	30000.	81	9089	No
17	GOM_NL__2PRFIN20031126_005202_000000412022_00017_09089_9114.N1	26-NOV-2003 00:52:02	Dark	40.500	124	The Car	2.7640	30000.	81	9089	No
18	GOM_NL__2PRFIN20031126_005629_000000492022_00017_09089_9115.N1	26-NOV-2003 00:56:29	Dark	49.000	41	Eps Car	1.8600	4100.0	98	9089	No
19	GOM_NL__2PRFIN20031126_005808_000000522022_00017_09089_9116.N1	26-NOV-2003 00:58:08	Dark	51.500	34	Gam2Vel	1.7930	23000.	103	9089	No
20	GOM_NL__2PRFIN20031126_005939_000000552022_00017_09089_9117.N1	26-NOV-2003 00:59:39	Dark	54.500	70	Zet Pup	2.2460	39000.	109	9089	No
21	GOM_NL__2PRFIN20031126_010158_000000502022_00017_09089_9118.N1	26-NOV-2003 01:01:58	Dark	49.500	2	Alp Car	-0.73600	7000.0	99	9089	No
22	GOM_NL__2PRFIN20031126_010541_000000782022_00017_09089_9119.N1	26-NOV-2003 01:05:41	Dark	77.500	88	31Eta CMa	2.4480	20000.	155	9089	No
23	GOM_NL__2PRFIN20031126_010943_000000392022_00017_09089_9120.N1	26-NOV-2003 01:09:43	Straylight	38.500	157	The1Eri	2.9060	9300.0	77	9089	No
24	GOM_NL__2PRFIN20031126_011404_000000832022_00017_09089_9121.N1	26-NOV-2003 01:14:04	Straylight	82.500	47	2Bet CMa	1.9760	28000.	165	9089	No
25	GOM_NL__2PRFIN20031126_011643_000000492022_00017_09089_9122.N1	26-NOV-2003 01:16:43	Straylight	49.000	165	34Gam Eri	2.9500	3200.0	98	9089	No
26	GOM_NL__2PRFIN20031126_011834_000000682022_00017_09089_9123.N1	26-NOV-2003 01:18:34	Straylight	68.000	7	19Bet Ori	0.10000	14000.	136	9089	No
27	GOM_NL__2PRFIN20031126_012205_000000742022_00017_09089_9124.N1	26-NOV-2003 01:22:05	Twilight	73.500	30	46Eps Ori	1.6940	30000.	147	9089	No
28	GOM_NL__2PRFIN20031126_012502_000000782022_00017_09089_9125.N1	26-NOV-2003 01:25:02	Bright	77.500	27	24Gam Ori	1.6360	26000.	155	9089	No
29	GOM_NL__2PRFIN20031126_012752_000000412022_00017_09089_9126.N1	26-NOV-2003 01:27:52	Bright	41.000	50	13Alp Ari	2.0070	4250.0	82	9089	No
30	GOM_NL__2PRFIN20031126_013101_000000392022_00017_09089_9127.N1	26-NOV-2003 01:31:01	Bright	38.500	173	4Bet Tri	3.0040	8900.0	77	9089	No
31	GOM_NL__2PRFIN20031126_013246_000000402022_00017_09089_9128.N1	26-NOV-2003 01:32:46	Bright	39.500	79	26Bet Per	2.3100	13100.	79	9089	No
32	GOM_NL__2PRFIN20031126_013510_000000392022_00017_09089_9129.N1	26-NOV-2003 01:35:10	Bright	39.000	175	39Del Per	3.0100	19400.	78	9089	No
33	GOM_NL__2PRFIN20031126_013756_000000402022_00017_09089_9130.N1	26-NOV-2003 01:37:56	Bright	39.500	68	18Alp Cas	2.2250	4500.0	79	9089	No
34	GOM_NL__2PRFIN20031126_013910_000000372022_00017_09089_9131.N1	26-NOV-2003 01:39:10	Bright	37.000	74	11Bet Cas	2.2680	6600.0	74	9089	No
35	GOM_NL__2PRFIN20031126_014614_000000372022_00017_09089_9132.N1	26-NOV-2003 01:46:14	Bright	36.500	49	1Alp UMi	1.9900	6300.0	73	9089	No
36	GOM_NL__2PRFIN20031126_015050_000000382022_00017_09089_9133.N1	26-NOV-2003 01:50:50	Bright	38.000	60	7Bet UMi	2.0810	3950.0	76	9089	No
37	GOM_NL__2PRFIN20031126_015312_000000392022_00017_09089_9134.N1	26-NOV-2003 01:53:12	Bright	39.000	119	14Eta Dra	2.7270	4700.0	78	9089	No
38	GOM_NL__2PRFIN20031126_015457_000000472022_00017_09089_9135.N1	26-NOV-2003 01:54:57	Bright	46.500	82	48Bet UMa	2.3650	10600.	93	9089	No
39	GOM_NL__2PRFIN20031126_015633_000000532022_00017_09089_9136.N1	26-NOV-2003 01:56:33	Bright	52.500	55	79Zet UMa	2.0600	10200.	105	9089	No
40	GOM_NL__2PRFIN20031126_015807_000000372022_00017_09089_9137.N1	26-NOV-2003 01:58:07	Bright	37.000	39	85Eta UMa	1.8540	24000.	74	9089	No
41	GOM_NL__2PRFIN20031126_020052_000000392022_00017_09089_9138.N1	26-NOV-2003 02:00:52	Bright	38.500	180	27Gam Boo	3.0400	8000.0	77	9089	No
42	GOM_NL__2PRFIN20031126_020353_000000372022_00017_09089_9139.N1	26-NOV-2003 02:03:53	Bright	36.500	83		2.3780	11000.	73	9089	No

43	GOM_NL__2PRFIN20031126_020623_000000352022_00017_09089_9140.N1	26-NOV-2003 02:06:23	Bright	35.000	3	16Alp Boo	-0.050000	4250.0	70	9089	No
44	GOM_NL__2PRFIN20031126_020922_000000622022_00017_09089_9141.N1	26-NOV-2003 02:09:22	Bright	61.500	96	68Del Leo	2.5600	9300.0	123	9089	No
45	GOM_NL__2PRFIN20031126_021259_000001342022_00017_09089_9142.N1	26-NOV-2003 02:12:59	Tw_i_and_stray	133.50	51	41Gam1Leo	2.0100	4500.0	267	9089	No
46	GOM_NL__2PRFIN20031126_021828_000000452022_00017_09089_9143.N1	26-NOV-2003 02:18:28	Tw_i_and_stray	45.000	163	7Del Crv	2.9450	11000.	90	9089	No
47	GOM_NL__2PRFIN20031126_022033_000002552022_00017_09089_9144.N1	26-NOV-2003 02:20:33	Dark	254.50	22	32Alp Leo	1.3600	15200.	509	9089	No
48	GOM_NL__2PRFIN20031126_022623_000000472022_00017_09089_9145.N1	26-NOV-2003 02:26:23	Dark	46.500	64	Gam Cen	2.2000	10600.	93	9089	No
49	GOM_NL__2PRFIN20031126_022739_000000412022_00017_09089_9146.N1	26-NOV-2003 02:27:39	Dark	40.500	99	Del Cen	2.5750	26000.	81	9089	No
50	GOM_NL__2PRFIN20031126_022858_000000402022_00017_09089_9147.N1	26-NOV-2003 02:28:58	Dark	39.500	20	Bet Cru	1.2530	30000.	79	9089	No
51	GOM_NL__2PRFIN20031126_023006_000000442022_00018_09090_9242.N1	26-NOV-2003 02:30:06	Dark	44.000	12	Alp1Cru	0.77500	30000.	88	9090	No
52	GOM_NL__2PRFIN20031126_023237_000000432022_00018_09090_9243.N1	26-NOV-2003 02:32:37	Dark	42.500	124	The Car	2.7640	30000.	85	9090	No
53	GOM_NL__2PRFIN20031126_023705_000000482022_00018_09090_9244.N1	26-NOV-2003 02:37:05	Dark	48.000	41	Eps Car	1.8600	4100.0	96	9090	No
54	GOM_NL__2PRFIN20031126_023844_000000512022_00018_09090_9245.N1	26-NOV-2003 02:38:44	Dark	51.000	34	Gam2Vel	1.7930	23000.	102	9090	No
55	GOM_NL__2PRFIN20031126_024013_000000612022_00018_09090_9246.N1	26-NOV-2003 02:40:13	Dark	61.000	70	Zet Pup	2.2460	39000.	122	9090	No
56	GOM_NL__2PRFIN20031126_024234_000000592022_00018_09090_9247.N1	26-NOV-2003 02:42:34	Dark	59.000	2	Alp Car	-0.73600	7000.0	118	9090	No
57	GOM_NL__2PRFIN20031126_024758_000000772022_00018_09090_9248.N1	26-NOV-2003 02:47:58	Dark	76.500	23	21Eps CMa	1.5020	26000.	153	9090	No
58	GOM_NL__2PRFIN20031126_025019_000000402022_00018_09090_9249.N1	26-NOV-2003 02:50:19	Straylight	39.500	157	The1Eri	2.9060	9300.0	79	9090	No
59	GOM_NL__2PRFIN20031126_025511_000001162022_00018_09090_9250.N1	26-NOV-2003 02:55:11	Straylight	116.00	1	9Alp CMa	-1.4400	11000.	232	9090	No
60	GOM_NL__2PRFIN20031126_025910_000000662022_00018_09090_9251.N1	26-NOV-2003 02:59:10	Straylight	65.500	7	19Bet Ori	0.10000	14000.	131	9090	No
61	GOM_NL__2PRFIN20031126_030241_000000762022_00018_09090_9252.N1	26-NOV-2003 03:02:41	Tw_i_and_stray	76.000	30	46Eps Ori	1.6940	30000.	152	9090	No
62	GOM_NL__2PRFIN20031126_030537_000000712022_00018_09090_9253.N1	26-NOV-2003 03:05:37	Bright	70.500	27	24Gam Ori	1.6360	26000.	141	9090	No
63	GOM_NL__2PRFIN20031126_030753_000000392022_00018_09090_9254.N1	26-NOV-2003 03:07:53	Bright	38.500	105	6Bet Ari	2.6450	8900.0	77	9090	No
64	GOM_NL__2PRFIN20031126_031135_000000402022_00018_09090_9255.N1	26-NOV-2003 03:11:35	Bright	39.500	173	4Bet Tri	3.0040	8900.0	79	9090	No
65	GOM_NL__2PRFIN20031126_031321_000000382022_00018_09090_9256.N1	26-NOV-2003 03:13:21	Bright	38.000	79	26Bet Per	2.3100	13100.	76	9090	No
66	GOM_NL__2PRFIN20031126_031546_000000392022_00018_09090_9257.N1	26-NOV-2003 03:15:46	Bright	39.000	175	39Del Per	3.0100	19400.	78	9090	No
67	GOM_NL__2PRFIN20031126_031833_000000372022_00018_09090_9258.N1	26-NOV-2003 03:18:33	Bright	37.000	68	18Alp Cas	2.2250	4500.0	74	9090	No
68	GOM_NL__2PRFIN20031126_031947_000000372022_00018_09090_9259.N1	26-NOV-2003 03:19:47	Bright	37.000	74	11Bet Cas	2.2680	6600.0	74	9090	No
69	GOM_NL__2PRFIN20031126_032650_000000382022_00018_09090_9260.N1	26-NOV-2003 03:26:50	Bright	37.500	49	1Alp UMi	1.9900	6300.0	75	9090	No
70	GOM_NL__2PRFIN20031126_033127_000000392022_00018_09090_9261.N1	26-NOV-2003 03:31:27	Bright	38.500	60	7Bet UMi	2.0810	3950.0	77	9090	No
71	GOM_NL__2PRFIN20031126_033349_000000392022_00018_09090_9262.N1	26-NOV-2003 03:33:49	Bright	38.500	119	14Eta Dra	2.7270	4700.0	77	9090	No
72	GOM_NL__2PRFIN20031126_033533_000000462022_00018_09090_9263.N1	26-NOV-2003 03:35:33	Bright	46.000	82	48Bet UMa	2.3650	10600.	92	9090	No
73	GOM_NL__2PRFIN20031126_033709_000000382022_00018_09090_9264.N1	26-NOV-2003 03:37:09	Bright	38.000	55	79Zet UMa	2.0600	10200.	76	9090	No
74	GOM_NL__2PRFIN20031126_033843_000000362022_00018_09090_9265.N1	26-NOV-2003 03:38:43	Bright	36.000	39	85Eta UMa	1.8540	24000.	72	9090	No
75	GOM_NL__2PRFIN20031126_034130_000000372022_00018_09090_9266.N1	26-NOV-2003 03:41:30	Bright	36.500	180	27Gam Boo	3.0400	8000.0	73	9090	No
76	GOM_NL__2PRFIN20031126_034430_000000362022_00018_09090_9267.N1	26-NOV-2003 03:44:30	Bright	36.000	83		2.3780	11000.	72	9090	No
77	GOM_NL__2PRFIN20031126_034700_000000362022_00018_09090_9268.N1	26-NOV-2003 03:47:00	Bright	35.500	3	16Alp Boo	-0.050000	4250.0	71	9090	No
78	GOM_NL__2PRFIN20031126_034958_000000602022_00018_09090_9269.N1	26-NOV-2003 03:49:58	Bright	60.000	96	68Del Leo	2.5600	9300.0	120	9090	No
79	GOM_NL__2PRFIN20031126_035336_000001292022_00018_09090_9270.N1	26-NOV-2003 03:53:36	Tw_i_and_stray	128.50	51	41Gam1Leo	2.0100	4500.0	257	9090	No
80	GOM_NL__2PRFIN20031126_035904_000000472022_00018_09090_9271.N1	26-NOV-2003 03:59:04	Tw_i_and_stray	47.000	163	7Del Crv	2.9450	11000.	94	9090	No
81	GOM_NL__2PRFIN20031126_040113_000002552022_00018_09090_9272.N1	26-NOV-2003 04:01:13	Dark	255.00	22	32Alp Leo	1.3600	15200.	510	9090	No
82	GOM_NL__2PRFIN20031126_040701_000000432022_00018_09090_9273.N1	26-NOV-2003 04:07:01	Dark	42.500	64	Gam Cen	2.2000	10600.	85	9090	No
83	GOM_NL__2PRFIN20031126_040816_000000412022_00018_09090_9274.N1	26-NOV-2003 04:08:16	Dark	41.000	99	Del Cen	2.5750	26000.	82	9090	No
84	GOM_NL__2PRFIN20031126_040935_000000412022_00018_09090_9275.N1	26-NOV-2003 04:09:35	Dark	40.500	20	Bet Cru	1.2530	30000.	81	9090	No
85	GOM_NL__2PRFIN20031126_041045_000000482022_00019_09091_9114.N1	26-NOV-2003 04:10:45	Dark	48.000	12	Alp1Cru	0.77500	30000.	96	9091	No
86	GOM_NL__2PRFIN20031126_041315_000000412022_00019_09091_9115.N1	26-NOV-2003 04:13:15	Dark	40.500	124	The Car	2.7640	30000.	81	9091	No
87	GOM_NL__2PRFIN20031126_041743_000000452022_00019_09091_9116.N1	26-NOV-2003 04:17:43	Dark	44.500	41	Eps Car	1.8600	4100.0	89	9091	No
88	GOM_NL__2PRFIN20031126_041921_000000502022_00019_09091_9117.N1	26-NOV-2003 04:19:21	Dark	50.000	34	Gam2Vel	1.7930	23000.	100	9091	No
89	GOM_NL__2PRFIN20031126_042053_000000582022_00019_09091_9118.N1	26-NOV-2003 04:20:53	Dark	57.500	70	Zet Pup	2.2460	39000.	115	9091	No
90	GOM_NL__2PRFIN20031126_042309_000000572022_00019_09091_9119.N1	26-NOV-2003 04:23:09	Dark	57.000	2	Alp Car	-0.73600	7000.0	114	9091	No
91	GOM_NL__2PRFIN20031126_042834_000000752022_00019_09091_9120.N1	26-NOV-2003 04:28:34	Dark	75.000	23	21Eps CMa	1.5020	26000.	150	9091	No
92	GOM_NL__2PRFIN20031126_043055_000000412022_00019_09091_9121.N1	26-NOV-2003 04:30:55	Straylight	41.000	157	The1Eri	2.9060	9300.0	82	9091	No
93	GOM_NL__2PRFIN20031126_043547_000001192022_00019_09091_9122.N1	26-NOV-2003 04:35:47	Straylight	118.50	1	9Alp CMa	-1.4400	11000.	237	9091	No
94	GOM_NL__2PRFIN20031126_043946_000000672022_00019_09091_9123.N1	26-NOV-2003 04:39:46	Straylight	67.000	7	19Bet Ori	0.10000	14000.	134	9091	No
95	GOM_NL__2PRFIN20031126_044316_000000742022_00019_09091_9124.N1	26-NOV-2003 04:43:16	Tw_i_and_stray	73.500	30	46Eps Ori	1.6940	30000.	147	9091	No
96	GOM_NL__2PRFIN20031126_044612_000000762022_00019_09091_9125.N1	26-NOV-2003 04:46:12	Bright	75.500	27	24Gam Ori	1.6360	26000.	151	9091	No
97	GOM_NL__2PRFIN20031126_044829_000000382022_00019_09091_9126.N1	26-NOV-2003 04:48:29	Bright	37.500	105	6Bet Ari	2.6450	8900.0	75	9091	No
98	GOM_NL__2PRFIN20031126_045213_000000382022_00019_09091_9127.N1	26-NOV-2003 04:52:13	Bright	38.000	173	4Bet Tri	3.0040	8900.0	76	9091	No
99	GOM_NL__2PRFIN20031126_045357_000000402022_00019_09091_9128.N1	26-NOV-2003 04:53:57	Bright	39.500	79	26Bet Per	2.3100	13100.	79	9091	No
100	GOM_NL__2PRFIN20031126_045621_000000382022_00019_09091_9129.N1	26-NOV-2003 04:56:21	Bright	38.000	175	39Del Per	3.0100	19400.	76	9091	No
101	GOM_NL__2PRFIN20031126_045909_000000382022_00019_09091_9130.N1	26-NOV-2003 04:59:09	Bright	37.500	68	18Alp Cas	2.2250	4500.0	75	9091	No

102	GOM_NL__2PRFIN20031126_050024_000000382022_00019_09091_9131.N1	26-NOV-2003 05:00:24	Bright	38.000	74	11Bet Cas	2.2680	6600.0	76	9091	No
103	GOM_NL__2PRFIN20031126_050727_000000392022_00019_09091_9132.N1	26-NOV-2003 05:07:27	Bright	39.000	49	1Alp UMi	1.9900	6300.0	78	9091	No
104	GOM_NL__2PRFIN20031126_051202_000000392022_00019_09091_9133.N1	26-NOV-2003 05:12:02	Bright	38.500	60	7Bet UMi	2.0810	3950.0	77	9091	No
105	GOM_NL__2PRFIN20031126_051426_000000382022_00019_09091_9134.N1	26-NOV-2003 05:14:26	Bright	38.000	119	14Eta Dra	2.7270	4700.0	76	9091	No
106	GOM_NL__2PRFIN20031126_051609_000000532022_00019_09091_9135.N1	26-NOV-2003 05:16:09	Bright	53.000	82	48Bet UMa	2.3650	10600.	106	9091	No
107	GOM_NL__2PRFIN20031126_051745_000000372022_00019_09091_9136.N1	26-NOV-2003 05:17:45	Bright	37.000	55	79Zet UMa	2.0600	10200.	74	9091	No
108	GOM_NL__2PRFIN20031126_051920_000000372022_00019_09091_9137.N1	26-NOV-2003 05:19:20	Bright	37.000	39	85Eta UMa	1.8540	24000.	74	9091	No
109	GOM_NL__2PRFIN20031126_052207_000000362022_00019_09091_9138.N1	26-NOV-2003 05:22:07	Bright	36.000	180	27Gam Boo	3.0400	8000.0	72	9091	No
110	GOM_NL__2PRFIN20031126_052506_000000372022_00019_09091_9139.N1	26-NOV-2003 05:25:06	Bright	37.000	83		2.3780	11000.	74	9091	No
111	GOM_NL__2PRFIN20031126_052736_000000352022_00019_09091_9140.N1	26-NOV-2003 05:27:36	Bright	35.000	3	16Alp Boo	-0.050000	4250.0	70	9091	No
112	GOM_NL__2PRFIN20031126_053035_000000622022_00019_09091_9141.N1	26-NOV-2003 05:30:35	Bright	61.500	96	68Del Leo	2.5600	9300.0	123	9091	No
113	GOM_NL__2PRFIN20031126_053414_000001202022_00019_09091_9142.N1	26-NOV-2003 05:34:14	Tw_i_and_stray	120.00	51	41Gam1Leo	2.0100	4500.0	240	9091	No
114	GOM_NL__2PRFIN20031126_053941_000000462022_00019_09091_9143.N1	26-NOV-2003 05:39:41	Tw_i_and_stray	45.500	163	7Del Crv	2.9450	11000.	91	9091	No
115	GOM_NL__2PRFIN20031126_054154_000002552022_00019_09091_9144.N1	26-NOV-2003 05:41:54	Dark	255.00	22	32Alp Leo	1.3600	15200.	510	9091	No
116	GOM_NL__2PRFIN20031126_054737_000000412022_00019_09091_9145.N1	26-NOV-2003 05:47:37	Dark	41.000	64	Gam Cen	2.2000	10600.	82	9091	No
117	GOM_NL__2PRFIN20031126_054852_000000412022_00019_09091_9146.N1	26-NOV-2003 05:48:52	Dark	41.000	99	Del Cen	2.5750	26000.	82	9091	No
118	GOM_NL__2PRFIN20031126_055012_000000442022_00019_09091_9147.N1	26-NOV-2003 05:50:12	Dark	44.000	20	Bet Cru	1.2530	30000.	88	9091	No
119	GOM_NL__2PRFIN20031126_055121_000000422022_00020_09092_9114.N1	26-NOV-2003 05:51:21	Dark	42.000	12	Alp1Cru	0.77500	30000.	84	9092	No
120	GOM_NL__2PRFIN20031126_055352_000000402022_00020_09092_9115.N1	26-NOV-2003 05:53:52	Dark	39.500	124	The Car	2.7640	30000.	79	9092	No
121	GOM_NL__2PRFIN20031126_055819_000000562022_00020_09092_9116.N1	26-NOV-2003 05:58:19	Dark	56.000	41	Eps Car	1.8600	4100.0	112	9092	No
122	GOM_NL__2PRFIN20031126_055958_000000572022_00020_09092_9117.N1	26-NOV-2003 05:59:58	Dark	57.000	34	Gam2Vel	1.7930	23000.	114	9092	No
123	GOM_NL__2PRFIN20031126_060130_000000612022_00020_09092_9118.N1	26-NOV-2003 06:01:30	Dark	60.500	70	Zet Pup	2.2460	39000.	121	9092	No
124	GOM_NL__2PRFIN20031126_060347_000000522022_00020_09092_9119.N1	26-NOV-2003 06:03:47	Dark	51.500	2	Alp Car	-0.73600	7000.0	103	9092	No
125	GOM_NL__2PRFIN20031126_060911_000000752022_00020_09092_9120.N1	26-NOV-2003 06:09:11	Dark	75.000	23	21Eps CMa	1.5020	26000.	150	9092	No
126	GOM_NL__2PRFIN20031126_061132_000000392022_00020_09092_9121.N1	26-NOV-2003 06:11:32	Straylight	39.000	157	The1Eri	2.9060	9300.0	78	9092	No
127	GOM_NL__2PRFIN20031126_061623_000001142022_00020_09092_9122.N1	26-NOV-2003 06:16:23	Straylight	114.00	1	9Alp CMa	-1.4400	11000.	228	9092	No
128	GOM_NL__2PRFIN20031126_062022_000000652022_00020_09092_9123.N1	26-NOV-2003 06:20:22	Straylight	65.000	7	19Bet Ori	0.10000	14000.	130	9092	No
129	GOM_NL__2PRFIN20031126_062351_000000732022_00020_09092_9124.N1	26-NOV-2003 06:23:51	Tw_i_and_stray	72.500	30	46Eps Ori	1.6940	30000.	145	9092	No
130	GOM_NL__2PRFIN20031126_062647_000000672022_00020_09092_9125.N1	26-NOV-2003 06:26:47	Bright	67.000	27	24Gam Ori	1.6360	26000.	134	9092	No
131	GOM_NL__2PRFIN20031126_062905_000000372022_00020_09092_9126.N1	26-NOV-2003 06:29:05	Bright	37.000	105	6Bet Ari	2.6450	8900.0	74	9092	No
132	GOM_NL__2PRFIN20031126_063250_000000372022_00020_09092_9127.N1	26-NOV-2003 06:32:50	Bright	37.000	173	4Bet Tri	3.0040	8900.0	74	9092	No
133	GOM_NL__2PRFIN20031126_063433_000000372022_00020_09092_9128.N1	26-NOV-2003 06:34:33	Bright	37.000	79	26Bet Per	2.3100	13100.	74	9092	No
134	GOM_NL__2PRFIN20031126_063657_000000392022_00020_09092_9129.N1	26-NOV-2003 06:36:57	Bright	38.500	175	39Del Per	3.0100	19400.	77	9092	No
135	GOM_NL__2PRFIN20031126_063945_000000392022_00020_09092_9130.N1	26-NOV-2003 06:39:45	Bright	38.500	68	18Alp Cas	2.2250	4500.0	77	9092	No
136	GOM_NL__2PRFIN20031126_064100_000000392022_00020_09092_9131.N1	26-NOV-2003 06:41:00	Bright	38.500	74	11Bet Cas	2.2680	6600.0	77	9092	No
137	GOM_NL__2PRFIN20031126_064803_000000372022_00020_09092_9132.N1	26-NOV-2003 06:48:03	Bright	37.000	49	1Alp UMi	1.9900	6300.0	74	9092	No
138	GOM_NL__2PRFIN20031126_065239_000000392022_00020_09092_9133.N1	26-NOV-2003 06:52:39	Bright	39.000	60	7Bet UMi	2.0810	3950.0	78	9092	No
139	GOM_NL__2PRFIN20031126_065502_000000382022_00020_09092_9134.N1	26-NOV-2003 06:55:02	Bright	38.000	119	14Eta Dra	2.7270	4700.0	76	9092	No
140	GOM_NL__2PRFIN20031126_065644_000000652022_00020_09092_9135.N1	26-NOV-2003 06:56:44	Bright	64.500	82	48Bet UMa	2.3650	10600.	129	9092	No
141	GOM_NL__2PRFIN20031126_065821_000000532022_00020_09092_9136.N1	26-NOV-2003 06:58:21	Bright	53.000	55	79Zet UMa	2.0600	10200.	106	9092	No
142	GOM_NL__2PRFIN20031126_065956_000000382022_00020_09092_9137.N1	26-NOV-2003 06:59:56	Bright	38.000	39	85Eta UMa	1.8540	24000.	76	9092	No
143	GOM_NL__2PRFIN20031126_070243_000000342022_00020_09092_9138.N1	26-NOV-2003 07:02:43	Bright	34.000	180	27Gam Boo	3.0400	8000.0	68	9092	No
144	GOM_NL__2PRFIN20031126_070542_000000362022_00020_09092_9139.N1	26-NOV-2003 07:05:42	Bright	35.500	83		2.3780	11000.	71	9092	No
145	GOM_NL__2PRFIN20031126_070813_000000362022_00020_09092_9140.N1	26-NOV-2003 07:08:13	Bright	35.500	3	16Alp Boo	-0.050000	4250.0	71	9092	No
146	GOM_NL__2PRFIN20031126_071112_000000602022_00020_09092_9141.N1	26-NOV-2003 07:11:12	Bright	60.000	96	68Del Leo	2.5600	9300.0	120	9092	No
147	GOM_NL__2PRFIN20031126_071452_000001402022_00020_09092_9142.N1	26-NOV-2003 07:14:52	Tw_i_and_stray	140.00	51	41Gam1Leo	2.0100	4500.0	280	9092	No
148	GOM_NL__2PRFIN20031126_072018_000000442022_00020_09092_9143.N1	26-NOV-2003 07:20:18	Tw_i_and_stray	43.500	163	7Del Crv	2.9450	11000.	87	9092	No
149	GOM_NL__2PRFIN20031126_072235_000002552022_00020_09092_9144.N1	26-NOV-2003 07:22:35	Dark	255.00	22	32Alp Leo	1.3600	15200.	510	9092	No
150	GOM_NL__2PRFIN20031126_072814_000000432022_00020_09092_9145.N1	26-NOV-2003 07:28:14	Dark	42.500	64	Gam Cen	2.2000	10600.	85	9092	No
151	GOM_NL__2PRFIN20031126_072928_000000422022_00020_09092_9146.N1	26-NOV-2003 07:29:28	Dark	42.000	99	Del Cen	2.5750	26000.	84	9092	No
152	GOM_NL__2PRFIN20031126_073048_000000442022_00020_09092_9147.N1	26-NOV-2003 07:30:48	Dark	43.500	20	Bet Cru	1.2530	30000.	87	9092	No
153	GOM_NL__2PRFIN20031126_073158_000000472022_00021_09093_9116.N1	26-NOV-2003 07:31:58	Dark	47.000	12	Alp1Cru	0.77500	30000.	94	9093	No
154	GOM_NL__2PRFIN20031126_073429_000000402022_00021_09093_9117.N1	26-NOV-2003 07:34:29	Dark	39.500	124	The Car	2.7640	30000.	79	9093	No
155	GOM_NL__2PRFIN20031126_073856_000000482022_00021_09093_9118.N1	26-NOV-2003 07:38:56	Dark	48.000	41	Eps Car	1.8600	4100.0	96	9093	No
156	GOM_NL__2PRFIN20031126_074036_000000502022_00021_09093_9119.N1	26-NOV-2003 07:40:36	Dark	49.500	34	Gam2Vel	1.7930	23000.	99	9093	No
157	GOM_NL__2PRFIN20031126_074207_000000592022_00021_09093_9120.N1	26-NOV-2003 07:42:07	Dark	59.000	70	Zet Pup	2.2460	39000.	118	9093	No
158	GOM_NL__2PRFIN20031126_074423_000000492022_00021_09093_9121.N1	26-NOV-2003 07:44:23	Dark	49.000	2	Alp Car	-0.73600	7000.0	98	9093	No
159	GOM_NL__2PRFIN20031126_074948_000000812022_00021_09093_9122.N1	26-NOV-2003 07:49:48	Dark	81.000	23	21Eps CMa	1.5020	26000.	162	9093	No
160	GOM_NL__2PRFIN20031126_075208_000000402022_00021_09093_9123.N1	26-NOV-2003 07:52:08	Straylight	39.500	157	The1Eri	2.9060	9300.0	79	9093	No

161	GOM_NL__2PRFIN20031126_075659_000001242022_00021_09093_9124.N1	26-NOV-2003 07:56:59	Straylight	123.50	1	9Alp CMa	-1.4400	11000.	247	9093	No
162	GOM_NL__2PRFIN20031126_080058_000000762022_00021_09093_9125.N1	26-NOV-2003 08:00:58	Straylight	76.000	7	19Bet Ori	0.10000	14000.	152	9093	No
163	GOM_NL__2PRFIN20031126_080427_000000752022_00021_09093_9126.N1	26-NOV-2003 08:04:27	Twi_and_stray	75.000	30	46Eps Ori	1.6940	30000.	150	9093	No
164	GOM_NL__2PRFIN20031126_080722_000000712022_00021_09093_9127.N1	26-NOV-2003 08:07:22	Bright	70.500	27	24Gam Ori	1.6360	26000.	141	9093	No
165	GOM_NL__2PRFIN20031126_080942_000000392022_00021_09093_9128.N1	26-NOV-2003 08:09:42	Bright	38.500	105	6Bet Ari	2.6450	8900.0	77	9093	No
166	GOM_NL__2PRFIN20031126_081327_000000362022_00021_09093_9129.N1	26-NOV-2003 08:13:27	Bright	35.500	173	4Bet Tri	3.0040	8900.0	71	9093	No
167	GOM_NL__2PRFIN20031126_081509_000000392022_00021_09093_9130.N1	26-NOV-2003 08:15:09	Bright	38.500	79	26Bet Per	2.3100	13100.	77	9093	No
168	GOM_NL__2PRFIN20031126_081733_000000392022_00021_09093_9131.N1	26-NOV-2003 08:17:33	Bright	38.500	175	39Del Per	3.0100	19400.	77	9093	No
169	GOM_NL__2PRFIN20031126_082022_000000382022_00021_09093_9132.N1	26-NOV-2003 08:20:22	Bright	38.000	68	18Alp Cas	2.2250	4500.0	76	9093	No
170	GOM_NL__2PRFIN20031126_082137_000000392022_00021_09093_9133.N1	26-NOV-2003 08:21:37	Bright	38.500	74	11Bet Cas	2.2680	6600.0	77	9093	No
171	GOM_NL__2PRFIN20031126_082839_000000352022_00021_09093_9134.N1	26-NOV-2003 08:28:39	Bright	35.000	49	1Alp UMi	1.9900	6300.0	70	9093	No
172	GOM_NL__2PRFIN20031126_083315_000000372022_00021_09093_9135.N1	26-NOV-2003 08:33:15	Bright	36.500	60	7Bet UMi	2.0810	3950.0	73	9093	No
173	GOM_NL__2PRFIN20031126_083538_000000382022_00021_09093_9136.N1	26-NOV-2003 08:35:38	Bright	37.500	119	14Eta Dra	2.7270	4700.0	75	9093	No
174	GOM_NL__2PRFIN20031126_083720_000000472022_00021_09093_9137.N1	26-NOV-2003 08:37:20	Bright	47.000	82	48Bet UMa	2.3650	10600.	94	9093	No
175	GOM_NL__2PRFIN20031126_083858_000000532022_00021_09093_9138.N1	26-NOV-2003 08:38:58	Bright	53.000	55	79Zet UMa	2.0600	10200.	106	9093	No
176	GOM_NL__2PRFIN20031126_084032_000000442022_00021_09093_9139.N1	26-NOV-2003 08:40:32	Bright	43.500	39	85Eta UMa	1.8540	24000.	87	9093	No
177	GOM_NL__2PRFIN20031126_084619_000000512022_00021_09093_9140.N1	26-NOV-2003 08:46:19	Bright	51.000	83		2.3780	11000.	102	9093	No
178	GOM_NL__2PRFIN20031126_084849_000000352022_00021_09093_9141.N1	26-NOV-2003 08:48:49	Bright	34.500	3	16Alp Boo	-0.050000	4250.0	69	9093	No
179	GOM_NL__2PRFIN20031126_085148_000000612022_00021_09093_9142.N1	26-NOV-2003 08:51:48	Bright	61.000	96	68Del Leo	2.5600	9300.0	122	9093	No
180	GOM_NL__2PRFIN20031126_085530_000001462022_00021_09093_9143.N1	26-NOV-2003 08:55:30	Twi_and_stray	146.00	51	41Gam1Leo	2.0100	4500.0	292	9093	No
181	GOM_NL__2PRFIN20031126_090055_000000462022_00021_09093_9144.N1	26-NOV-2003 09:00:55	Twi_and_stray	46.000	163	7Del Crv	2.9450	11000.	92	9093	No
182	GOM_NL__2PRFIN20031126_090316_000002552022_00021_09093_9145.N1	26-NOV-2003 09:03:16	Dark	255.00	22	32Alp Leo	1.3600	15200.	510	9093	No
183	GOM_NL__2PRFIN20031126_090851_000000402022_00021_09093_9146.N1	26-NOV-2003 09:08:51	Dark	40.000	64	Gam Cen	2.2000	10600.	80	9093	No
184	GOM_NL__2PRFIN20031126_091005_000000422022_00021_09093_9147.N1	26-NOV-2003 09:10:05	Dark	41.500	99	Del Cen	2.5750	26000.	83	9093	No
185	GOM_NL__2PRFIN20031126_091124_000000462022_00021_09093_9148.N1	26-NOV-2003 09:11:24	Dark	45.500	20	Bet Cru	1.2530	30000.	91	9093	No
186	GOM_NL__2PRFIN20031126_091234_000000462022_00022_09094_9116.N1	26-NOV-2003 09:12:34	Dark	45.500	12	Alp1Cru	0.77500	30000.	91	9094	No
187	GOM_NL__2PRFIN20031126_091506_000000402022_00022_09094_9117.N1	26-NOV-2003 09:15:06	Dark	39.500	124	The Car	2.7640	30000.	79	9094	No
188	GOM_NL__2PRFIN20031126_091933_000000462022_00022_09094_9118.N1	26-NOV-2003 09:19:33	Dark	45.500	41	Eps Car	1.8600	4100.0	91	9094	No
189	GOM_NL__2PRFIN20031126_092113_000000582022_00022_09094_9119.N1	26-NOV-2003 09:21:13	Dark	58.000	34	Gam2Vel	1.7930	23000.	116	9094	No
190	GOM_NL__2PRFIN20031126_092245_000000572022_00022_09094_9120.N1	26-NOV-2003 09:22:45	Dark	56.500	70	Zet Pup	2.2460	39000.	113	9094	No
191	GOM_NL__2PRFIN20031126_092500_000000562022_00022_09094_9121.N1	26-NOV-2003 09:25:00	Dark	56.000	2	Alp Car	-0.73600	7000.0	112	9094	No
192	GOM_NL__2PRFIN20031126_093025_000000762022_00022_09094_9122.N1	26-NOV-2003 09:30:25	Dark	75.500	23	21Eps CMa	1.5020	26000.	151	9094	No
193	GOM_NL__2PRFIN20031126_093245_000000392022_00022_09094_9123.N1	26-NOV-2003 09:32:45	Straylight	39.000	157	The1Eri	2.9060	9300.0	78	9094	No
194	GOM_NL__2PRFIN20031126_093735_000001242022_00022_09094_9124.N1	26-NOV-2003 09:37:35	Straylight	123.50	1	9Alp CMa	-1.4400	11000.	247	9094	No
195	GOM_NL__2PRFIN20031126_094134_000000692022_00022_09094_9125.N1	26-NOV-2003 09:41:34	Straylight	68.500	7	19Bet Ori	0.10000	14000.	137	9094	No
196	GOM_NL__2PRFIN20031126_094502_000000732022_00022_09094_9126.N1	26-NOV-2003 09:45:02	Twi_and_stray	73.000	30	46Eps Ori	1.6940	30000.	146	9094	No
197	GOM_NL__2PRFIN20031126_094758_000000722022_00022_09094_9127.N1	26-NOV-2003 09:47:58	Bright	72.000	27	24Gam Ori	1.6360	26000.	144	9094	No
198	GOM_NL__2PRFIN20031126_095018_000000382022_00022_09094_9128.N1	26-NOV-2003 09:50:18	Bright	37.500	105	6Bet Ari	2.6450	8900.0	75	9094	No
199	GOM_NL__2PRFIN20031126_095403_000000362022_00022_09094_9129.N1	26-NOV-2003 09:54:03	Bright	35.500	173	4Bet Tri	3.0040	8900.0	71	9094	No
200	GOM_NL__2PRFIN20031126_095545_000000392022_00022_09094_9130.N1	26-NOV-2003 09:55:45	Bright	38.500	79	26Bet Per	2.3100	13100.	77	9094	No
201	GOM_NL__2PRFIN20031126_095808_000000392022_00022_09094_9131.N1	26-NOV-2003 09:58:08	Bright	38.500	175	39Del Per	3.0100	19400.	77	9094	No
202	GOM_NL__2PRFIN20031126_100058_000000392022_00022_09094_9132.N1	26-NOV-2003 10:00:58	Bright	39.000	68	18Alp Cas	2.2250	4500.0	78	9094	No
203	GOM_NL__2PRFIN20031126_100213_000000382022_00022_09094_9133.N1	26-NOV-2003 10:02:13	Bright	37.500	74	11Bet Cas	2.2680	6600.0	75	9094	No
204	GOM_NL__2PRFIN20031126_100916_000000372022_00022_09094_9134.N1	26-NOV-2003 10:09:16	Bright	37.000	49	1Alp UMi	1.9900	6300.0	74	9094	No
205	GOM_NL__2PRFIN20031126_101351_000000372022_00022_09094_9135.N1	26-NOV-2003 10:13:51	Bright	36.500	60	7Bet UMi	2.0810	3950.0	73	9094	No
206	GOM_NL__2PRFIN20031126_101615_000000382022_00022_09094_9136.N1	26-NOV-2003 10:16:15	Bright	38.000	119	14Eta Dra	2.7270	4700.0	76	9094	No
207	GOM_NL__2PRFIN20031126_101756_000000472022_00022_09094_9137.N1	26-NOV-2003 10:17:56	Bright	46.500	82	48Bet UMa	2.3650	10600.	93	9094	No
208	GOM_NL__2PRFIN20031126_101934_000000352022_00022_09094_9138.N1	26-NOV-2003 10:19:34	Bright	34.500	55	79Zet UMa	2.0600	10200.	69	9094	No
209	GOM_NL__2PRFIN20031126_102109_000000352022_00022_09094_9139.N1	26-NOV-2003 10:21:09	Bright	34.500	39	85Eta UMa	1.8540	24000.	69	9094	No
210	GOM_NL__2PRFIN20031126_102356_000000512022_00022_09094_9140.N1	26-NOV-2003 10:23:56	Bright	51.000	180	27Gam Boo	3.0400	8000.0	102	9094	No
211	GOM_NL__2PRFIN20031126_102655_000000352022_00022_09094_9141.N1	26-NOV-2003 10:26:55	Bright	34.500	83		2.3780	11000.	69	9094	No
212	GOM_NL__2PRFIN20031126_102926_000000342022_00022_09094_9142.N1	26-NOV-2003 10:29:26	Bright	34.000	3	16Alp Boo	-0.050000	4250.0	68	9094	No
213	GOM_NL__2PRFIN20031126_103225_000000612022_00022_09094_9143.N1	26-NOV-2003 10:32:25	Bright	61.000	96	68Del Leo	2.5600	9300.0	122	9094	No
214	GOM_NL__2PRFIN20031126_103608_000001372022_00022_09094_9144.N1	26-NOV-2003 10:36:08	Twi_and_stray	137.00	51	41Gam1Leo	2.0100	4500.0	274	9094	No
215	GOM_NL__2PRFIN20031126_104132_000000452022_00022_09094_9145.N1	26-NOV-2003 10:41:32	Twi_and_stray	44.500	163	7Del Crv	2.9450	11000.	89	9094	No
216	GOM_NL__2PRFIN20031126_104357_000002552022_00022_09094_9146.N1	26-NOV-2003 10:43:57	Dark	255.00	22	32Alp Leo	1.3600	15200.	510	9094	No
217	GOM_NL__2PRFIN20031126_104928_000000402022_00022_09094_9147.N1	26-NOV-2003 10:49:28	Dark	39.500	64	Gam Cen	2.2000	10600.	79	9094	No
218	GOM_NL__2PRFIN20031126_105042_000000412022_00022_09094_9148.N1	26-NOV-2003 10:50:42	Dark	40.500	99	Del Cen	2.5750	26000.	81	9094	No
219	GOM_NL__2PRFIN20031126_105201_000000462022_00022_09094_9149.N1	26-NOV-2003 10:52:01	Dark	46.000	20	Bet Cru	1.2530	30000.	92	9094	No

220	GOM_NL__2PRFIN20031126_105311_000000392022_00023_09095_9137.N1	26-NOV-2003 10:53:11	Dark	39.000	12	Alp1Cru	0.77500	30000.	78	9095	No
221	GOM_NL__2PRFIN20031126_105542_000000392022_00023_09095_9138.N1	26-NOV-2003 10:55:42	Dark	38.500	124	The Car	2.7640	30000.	77	9095	No
222	GOM_NL__2PRFIN20031126_105721_000000402022_00023_09095_9139.N1	26-NOV-2003 10:57:21	Dark	40.000	159	Ups Car	2.9200	7200.0	80	9095	No
223	GOM_NL__2PRFIN20031126_110009_000000472022_00023_09095_9140.N1	26-NOV-2003 11:00:09	Dark	47.000	41	Eps Car	1.8600	4100.0	94	9095	No
224	GOM_NL__2PRFIN20031126_110149_000000502022_00023_09095_9141.N1	26-NOV-2003 11:01:49	Dark	50.000	34	Gam2Vel	1.7930	23000.	100	9095	No
225	GOM_NL__2PRFIN20031126_110322_000000572022_00023_09095_9142.N1	26-NOV-2003 11:03:22	Dark	57.000	70	Zet Pup	2.2460	39000.	114	9095	No
226	GOM_NL__2PRFIN20031126_110537_000000522022_00023_09095_9143.N1	26-NOV-2003 11:05:37	Dark	52.000	2	Alp Car	-0.73600	7000.0	104	9095	No
227	GOM_NL__2PRFIN20031126_110704_000000622022_00023_09095_9144.N1	26-NOV-2003 11:07:04	Dark	62.000	117	Pi Pup	2.7060	3800.0	124	9095	No
228	GOM_NL__2PRFIN20031126_111321_000000362022_00023_09095_9145.N1	26-NOV-2003 11:13:21	Straylight	36.000	157	The1Eri	2.9060	9300.0	72	9095	No
229	GOM_NL__2PRFIN20031126_111811_000001182022_00023_09095_9146.N1	26-NOV-2003 11:18:11	Straylight	118.00	1	9Alp CMa	-1.4400	11000.	236	9095	No
230	GOM_NL__2PRFIN20031126_112210_000000662022_00023_09095_9147.N1	26-NOV-2003 11:22:10	Straylight	66.000	7	19Bet Ori	0.10000	14000.	132	9095	No
231	GOM_NL__2PRFIN20031126_112538_000000712022_00023_09095_9148.N1	26-NOV-2003 11:25:38	Tw_i_and_stray	71.000	30	46Eps Ori	1.6940	30000.	142	9095	No
232	GOM_NL__2PRFIN20031126_112833_000000812022_00023_09095_9149.N1	26-NOV-2003 11:28:33	Bright	80.500	27	24Gam Ori	1.6360	26000.	161	9095	No
233	GOM_NL__2PRFIN20031126_113054_000000392022_00023_09095_9150.N1	26-NOV-2003 11:30:54	Bright	38.500	105	6Bet Ari	2.6450	8900.0	77	9095	No
234	GOM_NL__2PRFIN20031126_113439_000000362022_00023_09095_9151.N1	26-NOV-2003 11:34:39	Bright	35.500	173	4Bet Tri	3.0040	8900.0	71	9095	No
235	GOM_NL__2PRFIN20031126_113621_000000382022_00023_09095_9152.N1	26-NOV-2003 11:36:21	Bright	38.000	79	26Bet Per	2.3100	13100.	76	9095	No
236	GOM_NL__2PRFIN20031126_113844_000000382022_00023_09095_9153.N1	26-NOV-2003 11:38:44	Bright	38.000	175	39Del Per	3.0100	19400.	76	9095	No
237	GOM_NL__2PRFIN20031126_114135_000000372022_00023_09095_9154.N1	26-NOV-2003 11:41:35	Bright	37.000	68	18Alp Cas	2.2250	4500.0	74	9095	No
238	GOM_NL__2PRFIN20031126_114250_000000382022_00023_09095_9155.N1	26-NOV-2003 11:42:50	Bright	38.000	74	11Bet Cas	2.2680	6600.0	76	9095	No
239	GOM_NL__2PRFIN20031126_114952_000000372022_00023_09095_9156.N1	26-NOV-2003 11:49:52	Bright	36.500	49	1Alp UMi	1.9900	6300.0	73	9095	No
240	GOM_NL__2PRFIN20031126_115427_000000382022_00023_09095_9157.N1	26-NOV-2003 11:54:27	Bright	37.500	60	7Bet UMi	2.0810	3950.0	75	9095	No
241	GOM_NL__2PRFIN20031126_115651_000000382022_00023_09095_9158.N1	26-NOV-2003 11:56:51	Bright	37.500	119	14Eta Dra	2.7270	4700.0	75	9095	No
242	GOM_NL__2PRFIN20031126_115832_000000452022_00023_09095_9159.N1	26-NOV-2003 11:58:32	Bright	44.500	82	48Bet UMa	2.3650	10600.	89	9095	No
243	GOM_NL__2PRFIN20031126_120010_000000392022_00023_09095_9160.N1	26-NOV-2003 12:00:10	Bright	39.000	55	79Zet UMa	2.0600	10200.	78	9095	No
244	GOM_NL__2PRFIN20031126_120145_000000382022_00023_09095_9161.N1	26-NOV-2003 12:01:45	Bright	37.500	39	85Eta UMa	1.8540	24000.	75	9095	No
245	GOM_NL__2PRFIN20031126_120432_000000512022_00023_09095_9162.N1	26-NOV-2003 12:04:32	Bright	51.000	180	27Gam Boo	3.0400	8000.0	102	9095	No
246	GOM_NL__2PRFIN20031126_120732_000000352022_00023_09095_9163.N1	26-NOV-2003 12:07:32	Bright	35.000	83		2.3780	11000.	70	9095	No
247	GOM_NL__2PRFIN20031126_121002_000000342022_00023_09095_9164.N1	26-NOV-2003 12:10:02	Bright	33.500	3	16Alp Boo	-0.050000	4250.0	67	9095	No
248	GOM_NL__2PRFIN20031126_121301_000000612022_00023_09095_9165.N1	26-NOV-2003 12:13:01	Bright	60.500	96	68Del Leo	2.5600	9300.0	121	9095	No
249	GOM_NL__2PRFIN20031126_121645_000001402022_00023_09095_9166.N1	26-NOV-2003 12:16:45	Tw_i_and_stray	139.50	51	41Gam1Leo	2.0100	4500.0	279	9095	No
250	GOM_NL__2PRFIN20031126_122438_000002552022_00023_09095_9167.N1	26-NOV-2003 12:24:38	Dark	255.00	22	32Alp Leo	1.3600	15200.	510	9095	No
251	GOM_NL__2PRFIN20031126_123119_000000422022_00023_09095_9168.N1	26-NOV-2003 12:31:19	Dark	41.500	99	Del Cen	2.5750	26000.	83	9095	No
252	GOM_NL__2PRFIN20031126_123237_000000402022_00023_09095_9169.N1	26-NOV-2003 12:32:37	Dark	39.500	20	Bet Cru	1.2530	30000.	79	9095	No
253	GOM_NL__2PRFIN20031126_123347_000000482022_00024_09096_9137.N1	26-NOV-2003 12:33:47	Dark	47.500	12	Alp1Cru	0.77500	30000.	95	9096	No
254	GOM_NL__2PRFIN20031126_123619_000000402022_00024_09096_9138.N1	26-NOV-2003 12:36:19	Dark	40.000	124	The Car	2.7640	30000.	80	9096	No
255	GOM_NL__2PRFIN20031126_123758_000000382022_00024_09096_9139.N1	26-NOV-2003 12:37:58	Dark	37.500	159	Ups Car	2.9200	7200.0	75	9096	No
256	GOM_NL__2PRFIN20031126_124047_000000502022_00024_09096_9140.N1	26-NOV-2003 12:40:47	Dark	49.500	41	Eps Car	1.8600	4100.0	99	9096	No
257	GOM_NL__2PRFIN20031126_124226_000000492022_00024_09096_9141.N1	26-NOV-2003 12:42:26	Dark	48.500	34	Gam2Vel	1.7930	23000.	97	9096	No
258	GOM_NL__2PRFIN20031126_124359_000000592022_00024_09096_9142.N1	26-NOV-2003 12:43:59	Dark	58.500	70	Zet Pup	2.2460	39000.	117	9096	No
259	GOM_NL__2PRFIN20031126_124614_000000482022_00024_09096_9143.N1	26-NOV-2003 12:46:14	Dark	48.000	2	Alp Car	-0.73600	7000.0	96	9096	No
260	GOM_NL__2PRFIN20031126_124741_000000662022_00024_09096_9144.N1	26-NOV-2003 12:47:41	Dark	65.500	117	Pi Pup	2.7060	3800.0	131	9096	No
261	GOM_NL__2PRFIN20031126_125358_000000392022_00024_09096_9145.N1	26-NOV-2003 12:53:58	Straylight	38.500	157	The1Eri	2.9060	9300.0	77	9096	No
262	GOM_NL__2PRFIN20031126_125848_000001122022_00024_09096_9146.N1	26-NOV-2003 12:58:48	Straylight	112.00	1	9Alp CMa	-1.4400	11000.	224	9096	No
263	GOM_NL__2PRFIN20031126_130246_000000642022_00024_09096_9147.N1	26-NOV-2003 13:02:46	Straylight	64.000	7	19Bet Ori	0.10000	14000.	128	9096	No
264	GOM_NL__2PRFIN20031126_130614_000000732022_00024_09096_9148.N1	26-NOV-2003 13:06:14	Tw_i_and_stray	72.500	30	46Eps Ori	1.6940	30000.	145	9096	No
265	GOM_NL__2PRFIN20031126_130908_000000702022_00024_09096_9149.N1	26-NOV-2003 13:09:08	Bright	69.500	27	24Gam Ori	1.6360	26000.	139	9096	No
266	GOM_NL__2PRFIN20031126_131131_000000382022_00024_09096_9150.N1	26-NOV-2003 13:11:31	Bright	38.000	105	6Bet Ari	2.6450	8900.0	76	9096	No
267	GOM_NL__2PRFIN20031126_131516_000000362022_00024_09096_9151.N1	26-NOV-2003 13:15:16	Bright	35.500	173	4Bet Tri	3.0040	8900.0	71	9096	No
268	GOM_NL__2PRFIN20031126_131658_000000372022_00024_09096_9152.N1	26-NOV-2003 13:16:58	Bright	37.000	79	26Bet Per	2.3100	13100.	74	9096	No
269	GOM_NL__2PRFIN20031126_131921_000000372022_00024_09096_9153.N1	26-NOV-2003 13:19:21	Bright	37.000	175	39Del Per	3.0100	19400.	74	9096	No
270	GOM_NL__2PRFIN20031126_132212_000000372022_00024_09096_9154.N1	26-NOV-2003 13:22:12	Bright	36.500	68	18Alp Cas	2.2250	4500.0	73	9096	No
271	GOM_NL__2PRFIN20031126_132326_000000352022_00024_09096_9155.N1	26-NOV-2003 13:23:26	Bright	34.500	74	11Bet Cas	2.2680	6600.0	69	9096	No
272	GOM_NL__2PRFIN20031126_133028_000000362022_00024_09096_9156.N1	26-NOV-2003 13:30:28	Bright	36.000	49	1Alp UMi	1.9900	6300.0	72	9096	No
273	GOM_NL__2PRFIN20031126_133504_000000372022_00024_09096_9157.N1	26-NOV-2003 13:35:04	Bright	37.000	60	7Bet UMi	2.0810	3950.0	74	9096	No
274	GOM_NL__2PRFIN20031126_133727_000000332022_00024_09096_9158.N1	26-NOV-2003 13:37:27	Bright	33.000	119	14Eta Dra	2.7270	4700.0	66	9096	No
275	GOM_NL__2PRFIN20031126_133908_000000442022_00024_09096_9159.N1	26-NOV-2003 13:39:08	Bright	44.000	82	48Bet UMa	2.3650	10600.	88	9096	No
276	GOM_NL__2PRFIN20031126_134046_000000362022_00024_09096_9160.N1	26-NOV-2003 13:40:46	Bright	35.500	55	79Zet UMa	2.0600	10200.	71	9096	No
277	GOM_NL__2PRFIN20031126_134221_000000372022_00024_09096_9161.N1	26-NOV-2003 13:42:21	Bright	36.500	39	85Eta UMa	1.8540	24000.	73	9096	No
278	GOM_NL__2PRFIN20031126_134509_000000352022_00024_09096_9162.N1	26-NOV-2003 13:45:09	Bright	34.500	180	27Gam Boo	3.0400	8000.0	69	9096	No

279	GOM_NL__2PRFIN20031126_134808_000000342022_00024_09096_9163.N1	26-NOV-2003 13:48:08	Bright	33.500	83		2.3780	11000.	67	9096	No
280	GOM_NL__2PRFIN20031126_135038_000000352022_00024_09096_9164.N1	26-NOV-2003 13:50:38	Bright	35.000	3	16Alp Boo	-0.050000	4250.0	70	9096	No
281	GOM_NL__2PRFIN20031126_135338_000000622022_00024_09096_9165.N1	26-NOV-2003 13:53:38	Bright	61.500	96	68Del Leo	2.5600	9300.0	123	9096	No
282	GOM_NL__2PRFIN20031126_135723_000001392022_00024_09096_9166.N1	26-NOV-2003 13:57:23	Tw_i_and_stray	138.50	51	41Gam1Leo	2.0100	4500.0	277	9096	No
283	GOM_NL__2PRFIN20031126_140519_000002552022_00024_09096_9167.N1	26-NOV-2003 14:05:19	Dark	255.00	22	32Alp Leo	1.3600	15200.	510	9096	No
284	GOM_NL__2PRFIN20031126_141156_000000402022_00024_09096_9168.N1	26-NOV-2003 14:11:56	Dark	39.500	99	Del Cen	2.5750	26000.	79	9096	No
285	GOM_NL__2PRFIN20031126_141314_000000392022_00024_09096_9169.N1	26-NOV-2003 14:13:14	Dark	38.500	20	Bet Cru	1.2530	30000.	77	9096	No
286	GOM_NL__2PRFIN20031126_141424_000000392022_00025_09097_9138.N1	26-NOV-2003 14:14:24	Dark	39.000	12	Alp1Cru	0.77500	30000.	78	9097	No
287	GOM_NL__2PRFIN20031126_141656_000000392022_00025_09097_9139.N1	26-NOV-2003 14:16:56	Dark	38.500	124	The Car	2.7640	30000.	77	9097	No
288	GOM_NL__2PRFIN20031126_141834_000000392022_00025_09097_9140.N1	26-NOV-2003 14:18:34	Dark	39.000	159	Ups Car	2.9200	7200.0	78	9097	No
289	GOM_NL__2PRFIN20031126_142123_000000452022_00025_09097_9141.N1	26-NOV-2003 14:21:23	Dark	45.000	41	Eps Car	1.8600	4100.0	90	9097	No
290	GOM_NL__2PRFIN20031126_142304_000000502022_00025_09097_9142.N1	26-NOV-2003 14:23:04	Dark	49.500	34	Gam2Vel	1.7930	23000.	99	9097	No
291	GOM_NL__2PRFIN20031126_142437_000000562022_00025_09097_9143.N1	26-NOV-2003 14:24:37	Dark	56.000	70	Zet Pup	2.2460	39000.	112	9097	No
292	GOM_NL__2PRFIN20031126_142651_000000572022_00025_09097_9144.N1	26-NOV-2003 14:26:51	Dark	56.500	2	Alp Car	-0.73600	7000.0	113	9097	No
293	GOM_NL__2PRFIN20031126_142818_000000672022_00025_09097_9145.N1	26-NOV-2003 14:28:18	Dark	66.500	117	Pi Pup	2.7060	3800.0	133	9097	No
294	GOM_NL__2PRFIN20031126_143434_000000372022_00025_09097_9146.N1	26-NOV-2003 14:34:34	Straylight	36.500	157	The1Eri	2.9060	9300.0	73	9097	No
295	GOM_NL__2PRFIN20031126_143924_000001302022_00025_09097_9147.N1	26-NOV-2003 14:39:24	Straylight	129.50	1	9Alp CMa	-1.4400	11000.	259	9097	No
296	GOM_NL__2PRFIN20031126_144322_000000652022_00025_09097_9148.N1	26-NOV-2003 14:43:22	Straylight	65.000	7	19Bet Ori	0.10000	14000.	130	9097	No
297	GOM_NL__2PRFIN20031126_144649_000000692022_00025_09097_9149.N1	26-NOV-2003 14:46:49	Tw_i_and_stray	69.000	30	46Eps Ori	1.6940	30000.	138	9097	No
298	GOM_NL__2PRFIN20031126_144944_000000642022_00025_09097_9150.N1	26-NOV-2003 14:49:44	Bright	63.500	27	24Gam Ori	1.6360	26000.	127	9097	No
299	GOM_NL__2PRFIN20031126_145207_000000372022_00025_09097_9151.N1	26-NOV-2003 14:52:07	Bright	37.000	105	6Bet Ari	2.6450	8900.0	74	9097	No
300	GOM_NL__2PRFIN20031126_145551_000000372022_00025_09097_9152.N1	26-NOV-2003 14:55:51	Bright	36.500	173	4Bet Tri	3.0040	8900.0	73	9097	No
301	GOM_NL__2PRFIN20031126_145732_000000382022_00025_09097_9153.N1	26-NOV-2003 14:57:32	Bright	37.500	79	26Bet Per	2.3100	13100.	75	9097	No
302	GOM_NL__2PRFIN20031126_145954_000000402022_00025_09097_9154.N1	26-NOV-2003 14:59:54	Bright	40.000	175	39Del Per	3.0100	19400.	80	9097	No
303	GOM_NL__2PRFIN20031126_150247_000000392022_00025_09097_9155.N1	26-NOV-2003 15:02:47	Bright	38.500	68	18Alp Cas	2.2250	4500.0	77	9097	No
304	GOM_NL__2PRFIN20031126_150401_000000402022_00025_09097_9156.N1	26-NOV-2003 15:04:01	Bright	39.500	74	11Bet Cas	2.2680	6600.0	79	9097	No
305	GOM_NL__2PRFIN20031126_151101_000000382022_00025_09097_9157.N1	26-NOV-2003 15:11:01	Bright	38.000	49	1Alp UMi	1.9900	6300.0	76	9097	No
306	GOM_NL__2PRFIN20031126_151538_000000392022_00025_09097_9158.N1	26-NOV-2003 15:15:38	Bright	38.500	60	7Bet UMi	2.0810	3950.0	77	9097	No
307	GOM_NL__2PRFIN20031126_151802_000000382022_00025_09097_9159.N1	26-NOV-2003 15:18:02	Bright	37.500	119	14Eta Dra	2.7270	4700.0	75	9097	No
308	GOM_NL__2PRFIN20031126_151942_000000452022_00025_09097_9160.N1	26-NOV-2003 15:19:42	Bright	45.000	82	48Bet UMa	2.3650	10600.	90	9097	No
309	GOM_NL__2PRFIN20031126_152121_000000392022_00025_09097_9161.N1	26-NOV-2003 15:21:21	Bright	39.000	55	79Zet UMa	2.0600	10200.	78	9097	No
310	GOM_NL__2PRFIN20031126_152254_000000392022_00025_09097_9162.N1	26-NOV-2003 15:22:54	Bright	39.000	39	85Eta UMa	1.8540	24000.	78	9097	No
311	GOM_NL__2PRFIN20031126_152543_000000362022_00025_09097_9163.N1	26-NOV-2003 15:25:43	Bright	35.500	180	27Gam Boo	3.0400	8000.0	71	9097	No
312	GOM_NL__2PRFIN20031126_152842_000000362022_00025_09097_9164.N1	26-NOV-2003 15:28:42	Bright	35.500	83		2.3780	11000.	71	9097	No
313	GOM_NL__2PRFIN20031126_153113_000000352022_00025_09097_9165.N1	26-NOV-2003 15:31:13	Bright	35.000	3	16Alp Boo	-0.050000	4250.0	70	9097	No
314	GOM_NL__2PRFIN20031126_153414_000000632022_00025_09097_9166.N1	26-NOV-2003 15:34:14	Bright	62.500	96	68Del Leo	2.5600	9300.0	125	9097	No
315	GOM_NL__2PRFIN20031126_153800_000001352022_00025_09097_9167.N1	26-NOV-2003 15:38:00	Tw_i_and_stray	134.50	51	41Gam1Leo	2.0100	4500.0	269	9097	No
316	GOM_NL__2PRFIN20031126_154600_000002552022_00025_09097_9168.N1	26-NOV-2003 15:46:00	Dark	255.00	22	32Alp Leo	1.3600	15200.	510	9097	No
317	GOM_NL__2PRFIN20031126_155228_000000432022_00025_09097_9169.N1	26-NOV-2003 15:52:28	Dark	43.000	99	Del Cen	2.5750	26000.	86	9097	No
318	GOM_NL__2PRFIN20031126_155348_000000492022_00025_09097_9170.N1	26-NOV-2003 15:53:48	Dark	49.000	20	Bet Cru	1.2530	30000.	98	9097	No
319	GOM_NL__2PRFIN20031126_155458_000000492022_00026_09098_9263.N1	26-NOV-2003 15:54:58	Dark	48.500	12	Alp1Cru	0.77500	30000.	97	9098	No
320	GOM_NL__2PRFIN20031126_155730_000000402022_00026_09098_9264.N1	26-NOV-2003 15:57:30	Dark	39.500	124	The Car	2.7640	30000.	79	9098	No
321	GOM_NL__2PRFIN20031126_155907_000000422022_00026_09098_9265.N1	26-NOV-2003 15:59:07	Dark	41.500	159	Ups Car	2.9200	7200.0	83	9098	No
322	GOM_NL__2PRFIN20031126_160158_000000482022_00026_09098_9266.N1	26-NOV-2003 16:01:58	Dark	48.000	41	Eps Car	1.8600	4100.0	96	9098	No
323	GOM_NL__2PRFIN20031126_160339_000000532022_00026_09098_9267.N1	26-NOV-2003 16:03:39	Dark	52.500	34	Gam2Vel	1.7930	23000.	105	9098	No
324	GOM_NL__2PRFIN20031126_160510_000000612022_00026_09098_9268.N1	26-NOV-2003 16:05:10	Dark	61.000	70	Zet Pup	2.2460	39000.	122	9098	No
325	GOM_NL__2PRFIN20031126_160725_000000582022_00026_09098_9269.N1	26-NOV-2003 16:07:25	Dark	58.000	2	Alp Car	-0.73600	7000.0	116	9098	No
326	GOM_NL__2PRFIN20031126_160855_000000672022_00026_09098_9270.N1	26-NOV-2003 16:08:55	Dark	66.500	117	Pi Pup	2.7060	3800.0	133	9098	No
327	GOM_NL__2PRFIN20031126_161508_000000412022_00026_09098_9271.N1	26-NOV-2003 16:15:08	Straylight	40.500	157	The1Eri	2.9060	9300.0	81	9098	No
328	GOM_NL__2PRFIN20031126_161959_000001122022_00026_09098_9272.N1	26-NOV-2003 16:19:59	Straylight	111.50	1	9Alp CMa	-1.4400	11000.	223	9098	No
329	GOM_NL__2PRFIN20031126_162355_000000702022_00026_09098_9273.N1	26-NOV-2003 16:23:55	Straylight	70.000	7	19Bet Ori	0.10000	14000.	140	9098	No
330	GOM_NL__2PRFIN20031126_162724_000000742022_00026_09098_9274.N1	26-NOV-2003 16:27:24	Tw_i_and_stray	73.500	30	46Eps Ori	1.6940	30000.	147	9098	No
331	GOM_NL__2PRFIN20031126_163018_000000722022_00026_09098_9275.N1	26-NOV-2003 16:30:18	Bright	72.000	27	24Gam Ori	1.6360	26000.	144	9098	No
332	GOM_NL__2PRFIN20031126_163242_000000392022_00026_09098_9276.N1	26-NOV-2003 16:32:42	Bright	38.500	105	6Bet Ari	2.6450	8900.0	77	9098	No
333	GOM_NL__2PRFIN20031126_163626_000000372022_00026_09098_9277.N1	26-NOV-2003 16:36:26	Bright	37.000	173	4Bet Tri	3.0040	8900.0	74	9098	No
334	GOM_NL__2PRFIN20031126_163808_000000392022_00026_09098_9278.N1	26-NOV-2003 16:38:08	Bright	39.000	79	26Bet Per	2.3100	13100.	78	9098	No
335	GOM_NL__2PRFIN20031126_164030_000000412022_00026_09098_9279.N1	26-NOV-2003 16:40:30	Bright	40.500	175	39Del Per	3.0100	19400.	81	9098	No
336	GOM_NL__2PRFIN20031126_164323_000000382022_00026_09098_9280.N1	26-NOV-2003 16:43:23	Bright	37.500	68	18Alp Cas	2.2250	4500.0	75	9098	No
337	GOM_NL__2PRFIN20031126_164438_000000382022_00026_09098_9281.N1	26-NOV-2003 16:44:38	Bright	38.000	74	11Bet Cas	2.2680	6600.0	76	9098	No

338	GOM_NL__2PRFIN20031126_165138_000000382022_00026_09098_9282.N1	26-NOV-2003 16:51:38	Bright	38.000	49	1Alp UMi	1.9900	6300.0	76	9098	No
339	GOM_NL__2PRFIN20031126_165614_000000392022_00026_09098_9283.N1	26-NOV-2003 16:56:14	Bright	39.000	60	7Bet UMi	2.0810	3950.0	78	9098	No
340	GOM_NL__2PRFIN20031126_165838_000000392022_00026_09098_9284.N1	26-NOV-2003 16:58:38	Bright	38.500	119	14Eta Dra	2.7270	4700.0	77	9098	No
341	GOM_NL__2PRFIN20031126_170018_000000462022_00026_09098_9285.N1	26-NOV-2003 17:00:18	Bright	45.500	82	48Bet UMa	2.3650	10600.	91	9098	No
342	GOM_NL__2PRFIN20031126_170157_000000372022_00026_09098_9286.N1	26-NOV-2003 17:01:57	Bright	36.500	55	79Zet UMa	2.0600	10200.	73	9098	No
343	GOM_NL__2PRFIN20031126_170331_000000392022_00026_09098_9287.N1	26-NOV-2003 17:03:31	Bright	38.500	39	85Eta UMa	1.8540	24000.	77	9098	No
344	GOM_NL__2PRFIN20031126_170620_000000362022_00026_09098_9288.N1	26-NOV-2003 17:06:20	Bright	36.000	180	27Gam Boo	3.0400	8000.0	72	9098	No
345	GOM_NL__2PRFIN20031126_170919_000000362022_00026_09098_9289.N1	26-NOV-2003 17:09:19	Bright	35.500	83		2.3780	11000.	71	9098	No
346	GOM_NL__2PRFIN20031126_171149_000000362022_00026_09098_9290.N1	26-NOV-2003 17:11:49	Bright	35.500	3	16Alp Boo	-0.050000	4250.0	71	9098	No
347	GOM_NL__2PRFIN20031126_171451_000000872022_00026_09098_9291.N1	26-NOV-2003 17:14:51	Bright	87.000	96	68Del Leo	2.5600	9300.0	174	9098	No
348	GOM_NL__2PRFIN20031126_171838_000001322022_00026_09098_9292.N1	26-NOV-2003 17:18:38	Tw_i_and_stray	131.50	51	41Gam1Leo	2.0100	4500.0	263	9098	No
349	GOM_NL__2PRFIN20031126_172642_000002552022_00026_09098_9293.N1	26-NOV-2003 17:26:42	Dark	255.00	22	32Alp Leo	1.3600	15200.	510	9098	No
350	GOM_NL__2PRFIN20031126_173305_000000432022_00026_09098_9294.N1	26-NOV-2003 17:33:05	Dark	42.500	99	Del Cen	2.5750	26000.	85	9098	No
351	GOM_NL__2PRFIN20031126_173425_000000412022_00026_09098_9295.N1	26-NOV-2003 17:34:25	Dark	40.500	20	Bet Cru	1.2530	30000.	81	9098	No
352	GOM_NL__2PRFIN20031126_173534_000000462022_00027_09099_9369.N1	26-NOV-2003 17:35:34	Dark	45.500	12	Alp1Cru	0.77500	30000.	91	9099	No
353	GOM_NL__2PRFIN20031126_173807_000000402022_00027_09099_9370.N1	26-NOV-2003 17:38:07	Dark	39.500	124	The Car	2.7640	30000.	79	9099	No
354	GOM_NL__2PRFIN20031126_173945_000000422022_00027_09099_9371.N1	26-NOV-2003 17:39:45	Dark	42.000	159	Ups Car	2.9200	7200.0	84	9099	No
355	GOM_NL__2PRFIN20031126_174235_000000482022_00027_09099_9372.N1	26-NOV-2003 17:42:35	Dark	47.500	41	Eps Car	1.8600	4100.0	95	9099	No
356	GOM_NL__2PRFIN20031126_174416_000000512022_00027_09099_9373.N1	26-NOV-2003 17:44:16	Dark	51.000	34	Gam2Vel	1.7930	23000.	102	9099	No
357	GOM_NL__2PRFIN20031126_174549_000000612022_00027_09099_9374.N1	26-NOV-2003 17:45:49	Dark	61.000	70	Zet Pup	2.2460	39000.	122	9099	No
358	GOM_NL__2PRFIN20031126_174802_000000592022_00027_09099_9375.N1	26-NOV-2003 17:48:02	Dark	59.000	2	Alp Car	-0.73600	7000.0	118	9099	No
359	GOM_NL__2PRFIN20031126_174931_000000642022_00027_09099_9376.N1	26-NOV-2003 17:49:31	Dark	63.500	117	Pi Pup	2.7060	3800.0	127	9099	No
360	GOM_NL__2PRFIN20031126_175545_000000422022_00027_09099_9377.N1	26-NOV-2003 17:55:45	Straylight	41.500	157	The1Eri	2.9060	9300.0	83	9099	No
361	GOM_NL__2PRFIN20031126_180035_000001182022_00027_09099_9378.N1	26-NOV-2003 18:00:35	Straylight	117.50	1	9Alp CMa	-1.4400	11000.	235	9099	No
362	GOM_NL__2PRFIN20031126_180432_000000742022_00027_09099_9379.N1	26-NOV-2003 18:04:32	Straylight	73.500	7	19Bet Ori	0.10000	14000.	147	9099	No
363	GOM_NL__2PRFIN20031126_180759_000000732022_00027_09099_9380.N1	26-NOV-2003 18:07:59	Tw_i_and_stray	72.500	30	46Eps Ori	1.6940	30000.	145	9099	No
364	GOM_NL__2PRFIN20031126_181053_000000752022_00027_09099_9381.N1	26-NOV-2003 18:10:53	Bright	75.000	27	24Gam Ori	1.6360	26000.	150	9099	No
365	GOM_NL__2PRFIN20031126_181318_000000392022_00027_09099_9382.N1	26-NOV-2003 18:13:18	Bright	38.500	105	6Bet Ari	2.6450	8900.0	77	9099	No
366	GOM_NL__2PRFIN20031126_181701_000000372022_00027_09099_9383.N1	26-NOV-2003 18:17:01	Bright	37.000	173	4Bet Tri	3.0040	8900.0	74	9099	No
367	GOM_NL__2PRFIN20031126_181844_000000392022_00027_09099_9384.N1	26-NOV-2003 18:18:44	Bright	39.000	79	26Bet Per	2.3100	13100.	78	9099	No
368	GOM_NL__2PRFIN20031126_182106_000000402022_00027_09099_9385.N1	26-NOV-2003 18:21:06	Bright	40.000	175	39Del Per	3.0100	19400.	80	9099	No
369	GOM_NL__2PRFIN20031126_182359_000000402022_00027_09099_9386.N1	26-NOV-2003 18:23:59	Bright	40.000	68	18Alp Cas	2.2250	4500.0	80	9099	No
370	GOM_NL__2PRFIN20031126_182514_000000392022_00027_09099_9387.N1	26-NOV-2003 18:25:14	Bright	39.000	74	11Bet Cas	2.2680	6600.0	78	9099	No
371	GOM_NL__2PRFIN20031126_183214_000000392022_00027_09099_9388.N1	26-NOV-2003 18:32:14	Bright	38.500	49	1Alp UMi	1.9900	6300.0	77	9099	No
372	GOM_NL__2PRFIN20031126_183650_000000392022_00027_09099_9389.N1	26-NOV-2003 18:36:50	Bright	38.500	60	7Bet UMi	2.0810	3950.0	77	9099	No
373	GOM_NL__2PRFIN20031126_183915_000000392022_00027_09099_9390.N1	26-NOV-2003 18:39:15	Bright	39.000	119	14Eta Dra	2.7270	4700.0	78	9099	No
374	GOM_NL__2PRFIN20031126_184054_000000462022_00027_09099_9391.N1	26-NOV-2003 18:40:54	Bright	46.000	82	48Bet UMa	2.3650	10600.	92	9099	No
375	GOM_NL__2PRFIN20031126_184233_000000382022_00027_09099_9392.N1	26-NOV-2003 18:42:33	Bright	37.500	55	79Zet UMa	2.0600	10200.	75	9099	No
376	GOM_NL__2PRFIN20031126_184407_000000402022_00027_09099_9393.N1	26-NOV-2003 18:44:07	Bright	40.000	39	85Eta UMa	1.8540	24000.	80	9099	No
377	GOM_NL__2PRFIN20031126_184656_000000372022_00027_09099_9394.N1	26-NOV-2003 18:46:56	Bright	36.500	180	27Gam Boo	3.0400	8000.0	73	9099	No
378	GOM_NL__2PRFIN20031126_184955_000000372022_00027_09099_9395.N1	26-NOV-2003 18:49:55	Bright	36.500	83		2.3780	11000.	73	9099	No
379	GOM_NL__2PRFIN20031126_185225_000000362022_00027_09099_9396.N1	26-NOV-2003 18:52:25	Bright	36.000	3	16Alp Boo	-0.050000	4250.0	72	9099	No
380	GOM_NL__2PRFIN20031126_185528_000000602022_00027_09099_9397.N1	26-NOV-2003 18:55:28	Bright	59.500	96	68Del Leo	2.5600	9300.0	119	9099	No
381	GOM_NL__2PRFIN20031126_185916_000001392022_00027_09099_9398.N1	26-NOV-2003 18:59:16	Tw_i_and_stray	139.00	51	41Gam1Leo	2.0100	4500.0	278	9099	No
382	GOM_NL__2PRFIN20031126_190723_000002552022_00027_09099_9399.N1	26-NOV-2003 19:07:23	Dark	255.00	22	32Alp Leo	1.3600	15200.	510	9099	No
383	GOM_NL__2PRFIN20031126_191341_000000442022_00027_09099_9400.N1	26-NOV-2003 19:13:41	Dark	43.500	99	Del Cen	2.5750	26000.	87	9099	No
384	GOM_NL__2PRFIN20031126_191501_000000422022_00027_09099_9401.N1	26-NOV-2003 19:15:01	Dark	42.000	20	Bet Cru	1.2530	30000.	84	9099	No
385	GOM_NL__2PRFIN20031126_191610_000000452022_00028_09100_9139.N1	26-NOV-2003 19:16:10	Dark	45.000	12	Alp1Cru	0.77500	30000.	90	9100	No
386	GOM_NL__2PRFIN20031126_191842_000000412022_00028_09100_9140.N1	26-NOV-2003 19:18:42	Dark	41.000	124	The Car	2.7640	30000.	82	9100	No
387	GOM_NL__2PRFIN20031126_192020_000000412022_00028_09100_9141.N1	26-NOV-2003 19:20:20	Dark	41.000	159	Ups Car	2.9200	7200.0	82	9100	No
388	GOM_NL__2PRFIN20031126_192312_000000532022_00028_09100_9142.N1	26-NOV-2003 19:23:12	Dark	52.500	41	Eps Car	1.8600	4100.0	105	9100	No
389	GOM_NL__2PRFIN20031126_192453_000000592022_00028_09100_9143.N1	26-NOV-2003 19:24:53	Dark	58.500	34	Gam2Vel	1.7930	23000.	117	9100	No
390	GOM_NL__2PRFIN20031126_192627_000000602022_00028_09100_9144.N1	26-NOV-2003 19:26:27	Dark	59.500	70	Zet Pup	2.2460	39000.	119	9100	No
391	GOM_NL__2PRFIN20031126_192839_000000522022_00028_09100_9145.N1	26-NOV-2003 19:28:39	Dark	51.500	2	Alp Car	-0.73600	7000.0	103	9100	No
392	GOM_NL__2PRFIN20031126_193008_000000702022_00028_09100_9146.N1	26-NOV-2003 19:30:08	Dark	69.500	117	Pi Pup	2.7060	3800.0	139	9100	No
393	GOM_NL__2PRFIN20031126_193229_000000772022_00028_09100_9147.N1	26-NOV-2003 19:32:29	Dark	77.000	88	31Eta CMa	2.4480	20000.	154	9100	No
394	GOM_NL__2PRFIN20031126_193620_000000412022_00028_09100_9148.N1	26-NOV-2003 19:36:20	Straylight	40.500	157	The1Eri	2.9060	9300.0	81	9100	No
395	GOM_NL__2PRFIN20031126_194041_000000832022_00028_09100_9149.N1	26-NOV-2003 19:40:41	Straylight	82.500	47	2Bet CMa	1.9760	28000.	165	9100	No
396	GOM_NL__2PRFIN20031126_194321_000000462022_00028_09100_9150.N1	26-NOV-2003 19:43:21	Straylight	46.000	165	34Gam Eri	2.9500	3200.0	92	9100	No

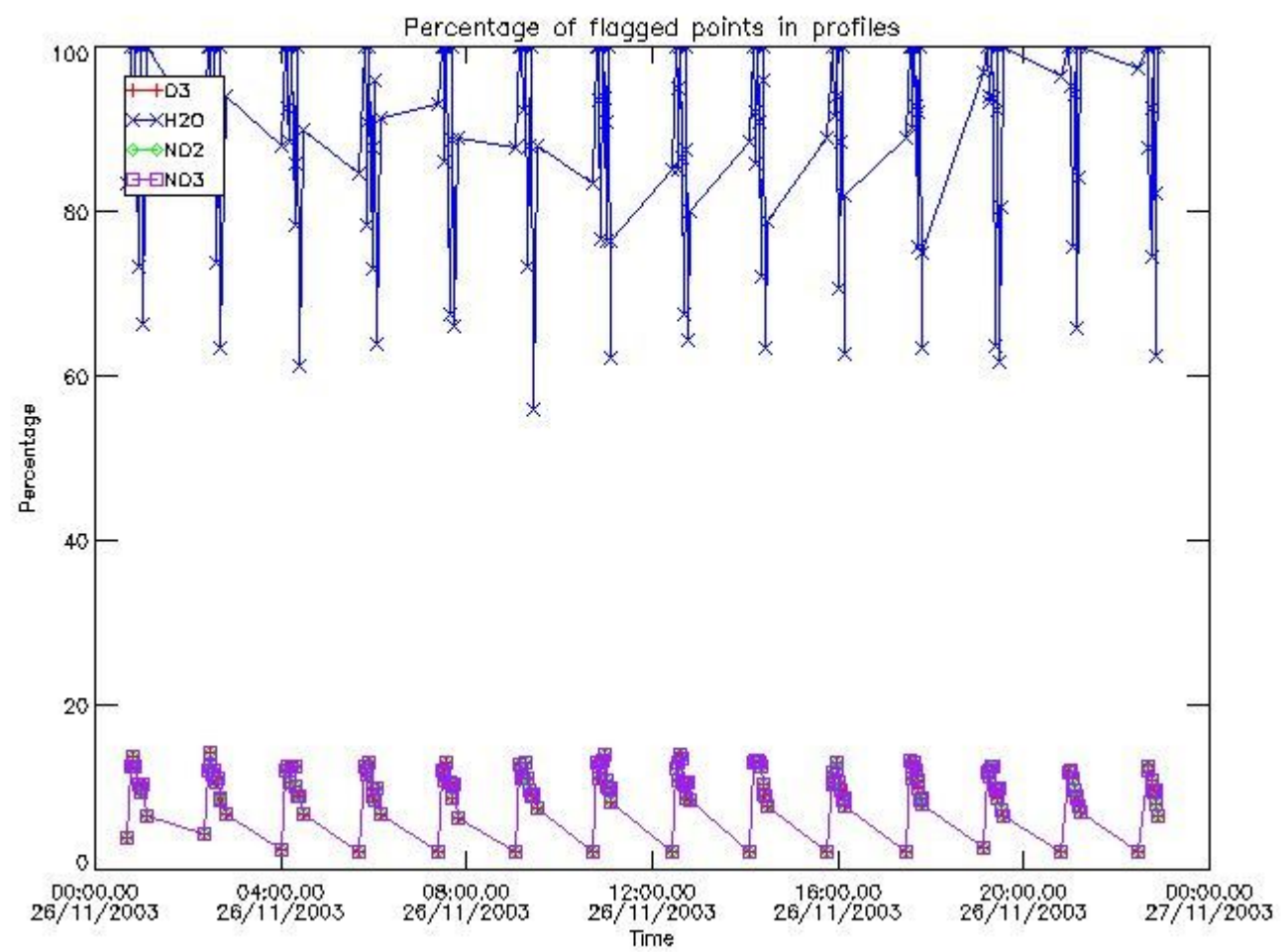
397	GOM_NL__2PRFIN20031126_194508_000000682022_00028_09100_9151.N1	26-NOV-2003 19:45:08	Straylight	67.500	7	19Bet Ori	0.10000	14000.	135	9100	No
398	GOM_NL__2PRFIN20031126_194835_000000702022_00028_09100_9152.N1	26-NOV-2003 19:48:35	Tw_i_and_stray	70.000	30	46Eps Ori	1.6940	30000.	140	9100	No
399	GOM_NL__2PRFIN20031126_195128_000000712022_00028_09100_9153.N1	26-NOV-2003 19:51:28	Bright	71.000	27	24Gam Ori	1.6360	26000.	142	9100	No
400	GOM_NL__2PRFIN20031126_195353_000000392022_00028_09100_9154.N1	26-NOV-2003 19:53:53	Bright	38.500	105	6Bet Ari	2.6450	8900.0	77	9100	No
401	GOM_NL__2PRFIN20031126_195738_000000392022_00028_09100_9155.N1	26-NOV-2003 19:57:38	Bright	38.500	173	4Bet Tri	3.0040	8900.0	77	9100	No
402	GOM_NL__2PRFIN20031126_195919_000000392022_00028_09100_9156.N1	26-NOV-2003 19:59:19	Bright	39.000	79	26Bet Per	2.3100	13100.	78	9100	No
403	GOM_NL__2PRFIN20031126_200140_000000412022_00028_09100_9157.N1	26-NOV-2003 20:01:40	Bright	40.500	175	39Del Per	3.0100	19400.	81	9100	No
404	GOM_NL__2PRFIN20031126_200435_000000362022_00028_09100_9158.N1	26-NOV-2003 20:04:35	Bright	35.500	68	18Alp Cas	2.2250	4500.0	71	9100	No
405	GOM_NL__2PRFIN20031126_200550_000000362022_00028_09100_9159.N1	26-NOV-2003 20:05:50	Bright	36.000	74	11Bet Cas	2.2680	6600.0	72	9100	No
406	GOM_NL__2PRFIN20031126_201248_000000422022_00028_09100_9160.N1	26-NOV-2003 20:12:48	Bright	42.000	49	1Alp UMi	1.9900	6300.0	84	9100	No
407	GOM_NL__2PRFIN20031126_201725_000000362022_00028_09100_9161.N1	26-NOV-2003 20:17:25	Bright	35.500	60	7Bet UMi	2.0810	3950.0	71	9100	No
408	GOM_NL__2PRFIN20031126_201950_000000392022_00028_09100_9162.N1	26-NOV-2003 20:19:50	Bright	39.000	119	14Eta Dra	2.7270	4700.0	78	9100	No
409	GOM_NL__2PRFIN20031126_202129_000000452022_00028_09100_9163.N1	26-NOV-2003 20:21:29	Bright	45.000	82	48Bet UMa	2.3650	10600.	90	9100	No
410	GOM_NL__2PRFIN20031126_202309_000000372022_00028_09100_9164.N1	26-NOV-2003 20:23:09	Bright	36.500	55	79Zet UMa	2.0600	10200.	73	9100	No
411	GOM_NL__2PRFIN20031126_202443_000000372022_00028_09100_9165.N1	26-NOV-2003 20:24:43	Bright	37.000	39	85Eta UMa	1.8540	24000.	74	9100	No
412	GOM_NL__2PRFIN20031126_202731_000000512022_00028_09100_9166.N1	26-NOV-2003 20:27:31	Bright	51.000	180	27Gam Boo	3.0400	8000.0	102	9100	No
413	GOM_NL__2PRFIN20031126_203031_000000372022_00028_09100_9167.N1	26-NOV-2003 20:30:31	Bright	37.000	83		2.3780	11000.	74	9100	No
414	GOM_NL__2PRFIN20031126_203259_000000392022_00028_09100_9168.N1	26-NOV-2003 20:32:59	Bright	38.500	3	16Alp Boo	-0.050000	4250.0	77	9100	No
415	GOM_NL__2PRFIN20031126_203604_000000642022_00028_09100_9169.N1	26-NOV-2003 20:36:04	Bright	64.000	96	68Del Leo	2.5600	9300.0	128	9100	No
416	GOM_NL__2PRFIN20031126_203954_000001512022_00028_09100_9170.N1	26-NOV-2003 20:39:54	Tw_i_and_stray	150.50	51	41Gam1Leo	2.0100	4500.0	301	9100	No
417	GOM_NL__2PRFIN20031126_204559_000000482022_00028_09100_9171.N1	26-NOV-2003 20:45:59	Tw_i_and_stray	48.000	100	4Gam Crv	2.5800	13100.	96	9100	No
418	GOM_NL__2PRFIN20031126_204804_000002552022_00028_09100_9172.N1	26-NOV-2003 20:48:04	Dark	255.00	22	32Alp Leo	1.3600	15200.	510	9100	No
419	GOM_NL__2PRFIN20031126_205917_000000432022_00029_09101_9140.N1	26-NOV-2003 20:59:17	Dark	43.000	124	The Car	2.7640	30000.	86	9101	No
420	GOM_NL__2PRFIN20031126_210058_000000432022_00029_09101_9141.N1	26-NOV-2003 21:00:58	Dark	42.500	159	Ups Car	2.9200	7200.0	85	9101	No
421	GOM_NL__2PRFIN20031126_210348_000000462022_00029_09101_9142.N1	26-NOV-2003 21:03:48	Dark	45.500	41	Eps Car	1.8600	4100.0	91	9101	No
422	GOM_NL__2PRFIN20031126_210530_000000532022_00029_09101_9143.N1	26-NOV-2003 21:05:30	Dark	53.000	34	Gam2Vel	1.7930	23000.	106	9101	No
423	GOM_NL__2PRFIN20031126_210703_000000572022_00029_09101_9144.N1	26-NOV-2003 21:07:03	Dark	56.500	70	Zet Pup	2.2460	39000.	113	9101	No
424	GOM_NL__2PRFIN20031126_210915_000000592022_00029_09101_9145.N1	26-NOV-2003 21:09:15	Dark	59.000	2	Alp Car	-0.73600	7000.0	118	9101	No
425	GOM_NL__2PRFIN20031126_211045_000000662022_00029_09101_9146.N1	26-NOV-2003 21:10:45	Dark	66.000	117	Pi Pup	2.7060	3800.0	132	9101	No
426	GOM_NL__2PRFIN20031126_211305_000000742022_00029_09101_9147.N1	26-NOV-2003 21:13:05	Dark	74.000	88	31Eta CMa	2.4480	20000.	148	9101	No
427	GOM_NL__2PRFIN20031126_211657_000000392022_00029_09101_9148.N1	26-NOV-2003 21:16:57	Straylight	39.000	157	The1Eri	2.9060	9300.0	78	9101	No
428	GOM_NL__2PRFIN20031126_212116_000000832022_00029_09101_9149.N1	26-NOV-2003 21:21:16	Straylight	82.500	47	2Bet CMa	1.9760	28000.	165	9101	No
429	GOM_NL__2PRFIN20031126_212356_000000502022_00029_09101_9150.N1	26-NOV-2003 21:23:56	Straylight	50.000	165	34Gam Eri	2.9500	3200.0	100	9101	No
430	GOM_NL__2PRFIN20031126_212543_000000672022_00029_09101_9151.N1	26-NOV-2003 21:25:43	Straylight	67.000	7	19Bet Ori	0.10000	14000.	134	9101	No
431	GOM_NL__2PRFIN20031126_212909_000000752022_00029_09101_9152.N1	26-NOV-2003 21:29:09	Tw_i_and_stray	74.500	30	46Eps Ori	1.6940	30000.	149	9101	No
432	GOM_NL__2PRFIN20031126_213203_000000762022_00029_09101_9153.N1	26-NOV-2003 21:32:03	Bright	75.500	27	24Gam Ori	1.6360	26000.	151	9101	No
433	GOM_NL__2PRFIN20031126_213428_000000412022_00029_09101_9154.N1	26-NOV-2003 21:34:28	Bright	41.000	105	6Bet Ari	2.6450	8900.0	82	9101	No
434	GOM_NL__2PRFIN20031126_213812_000000392022_00029_09101_9155.N1	26-NOV-2003 21:38:12	Bright	38.500	173	4Bet Tri	3.0040	8900.0	77	9101	No
435	GOM_NL__2PRFIN20031126_213955_000000382022_00029_09101_9156.N1	26-NOV-2003 21:39:55	Bright	37.500	79	26Bet Per	2.3100	13100.	75	9101	No
436	GOM_NL__2PRFIN20031126_214215_000000422022_00029_09101_9157.N1	26-NOV-2003 21:42:15	Bright	42.000	175	39Del Per	3.0100	19400.	84	9101	No
437	GOM_NL__2PRFIN20031126_214512_000000372022_00029_09101_9158.N1	26-NOV-2003 21:45:12	Bright	36.500	68	18Alp Cas	2.2250	4500.0	73	9101	No
438	GOM_NL__2PRFIN20031126_214625_000000412022_00029_09101_9159.N1	26-NOV-2003 21:46:25	Bright	40.500	74	11Bet Cas	2.2680	6600.0	81	9101	No
439	GOM_NL__2PRFIN20031126_215323_000000412022_00029_09101_9160.N1	26-NOV-2003 21:53:23	Bright	40.500	49	1Alp UMi	1.9900	6300.0	81	9101	No
440	GOM_NL__2PRFIN20031126_215800_000000412022_00029_09101_9161.N1	26-NOV-2003 21:58:00	Bright	41.000	60	7Bet UMi	2.0810	3950.0	82	9101	No
441	GOM_NL__2PRFIN20031126_220026_000000392022_00029_09101_9162.N1	26-NOV-2003 22:00:26	Bright	38.500	119	14Eta Dra	2.7270	4700.0	77	9101	No
442	GOM_NL__2PRFIN20031126_220205_000000452022_00029_09101_9163.N1	26-NOV-2003 22:02:05	Bright	45.000	82	48Bet UMa	2.3650	10600.	90	9101	No
443	GOM_NL__2PRFIN20031126_220344_000000402022_00029_09101_9164.N1	26-NOV-2003 22:03:44	Bright	40.000	55	79Zet UMa	2.0600	10200.	80	9101	No
444	GOM_NL__2PRFIN20031126_220517_000000532022_00029_09101_9165.N1	26-NOV-2003 22:05:17	Bright	53.000	39	85Eta UMa	1.8540	24000.	106	9101	No
445	GOM_NL__2PRFIN20031126_220807_000000452022_00029_09101_9166.N1	26-NOV-2003 22:08:07	Bright	45.000	180	27Gam Boo	3.0400	8000.0	90	9101	No
446	GOM_NL__2PRFIN20031126_221107_000000462022_00029_09101_9167.N1	26-NOV-2003 22:11:07	Bright	46.000	83		2.3780	11000.	92	9101	No
447	GOM_NL__2PRFIN20031126_221335_000000392022_00029_09101_9168.N1	26-NOV-2003 22:13:35	Bright	38.500	3	16Alp Boo	-0.050000	4250.0	77	9101	No
448	GOM_NL__2PRFIN20031126_221641_000000632022_00029_09101_9169.N1	26-NOV-2003 22:16:41	Bright	63.000	96	68Del Leo	2.5600	9300.0	126	9101	No
449	GOM_NL__2PRFIN20031126_222031_000001442022_00029_09101_9170.N1	26-NOV-2003 22:20:31	Tw_i_and_stray	144.00	51	41Gam1Leo	2.0100	4500.0	288	9101	No
450	GOM_NL__2PRFIN20031126_222635_000000462022_00029_09101_9171.N1	26-NOV-2003 22:26:35	Tw_i_and_stray	46.000	100	4Gam Crv	2.5800	13100.	92	9101	No
451	GOM_NL__2PRFIN20031126_222846_000002552022_00029_09101_9172.N1	26-NOV-2003 22:28:46	Dark	255.00	22	32Alp Leo	1.3600	15200.	510	9101	No
452	GOM_NL__2PRFIN20031126_223953_000000422022_00030_09102_9141.N1	26-NOV-2003 22:39:53	Dark	42.000	124	The Car	2.7640	30000.	84	9102	No
453	GOM_NL__2PRFIN20031126_224134_000000412022_00030_09102_9142.N1	26-NOV-2003 22:41:34	Dark	41.000	159	Ups Car	2.9200	7200.0	82	9102	No
454	GOM_NL__2PRFIN20031126_224425_000000482022_00030_09102_9143.N1	26-NOV-2003 22:44:25	Dark	47.500	41	Eps Car	1.8600	4100.0	95	9102	No
455	GOM_NL__2PRFIN20031126_224607_000000542022_00030_09102_9144.N1	26-NOV-2003 22:46:07	Dark	53.500	34	Gam2Vel	1.7930	23000.	107	9102	No

456	GOM_NL__2PRFIN20031126_224738_000000602022_00030_09102_9145.N1	26-NOV-2003 22:47:38	Dark	59.500	70	Zet Pup	2.2460	39000.	119	9102	No
457	GOM_NL__2PRFIN20031126_224951_000000542022_00030_09102_9146.N1	26-NOV-2003 22:49:51	Dark	53.500	2	Alp Car	-0.73600	7000.0	107	9102	No
458	GOM_NL__2PRFIN20031126_225122_000000652022_00030_09102_9147.N1	26-NOV-2003 22:51:22	Dark	65.000	117	Pi Pup	2.7060	3800.0	130	9102	No
459	GOM_NL__2PRFIN20031126_225341_000000782022_00030_09102_9148.N1	26-NOV-2003 22:53:41	Dark	77.500	88	31Eta CMa	2.4480	20000.	155	9102	No
460	GOM_NL__2PRFIN20031126_225733_000000392022_00030_09102_9149.N1	26-NOV-2003 22:57:33	Straylight	38.500	157	The1Eri	2.9060	9300.0	77	9102	No
461	GOM_NL__2PRFIN20031126_230153_000000772022_00030_09102_9150.N1	26-NOV-2003 23:01:53	Straylight	76.500	47	2Bet CMa	1.9760	28000.	153	9102	No
462	GOM_NL__2PRFIN20031126_230430_000000512022_00030_09102_9151.N1	26-NOV-2003 23:04:30	Straylight	51.000	165	34Gam Eri	2.9500	3200.0	102	9102	No
463	GOM_NL__2PRFIN20031126_230619_000000682022_00030_09102_9152.N1	26-NOV-2003 23:06:19	Straylight	68.000	7	19Bet Ori	0.10000	14000.	136	9102	No
464	GOM_NL__2PRFIN20031126_230945_000000742022_00030_09102_9153.N1	26-NOV-2003 23:09:45	Tw_i_and_stray	73.500	30	46Eps Ori	1.6940	30000.	147	9102	No
465	GOM_NL__2PRFIN20031126_231239_000000692022_00030_09102_9154.N1	26-NOV-2003 23:12:39	Bright	68.500	27	24Gam Ori	1.6360	26000.	137	9102	No
466	GOM_NL__2PRFIN20031126_231504_000000402022_00030_09102_9155.N1	26-NOV-2003 23:15:04	Bright	40.000	105	6Bet Ari	2.6450	8900.0	80	9102	No
467	GOM_NL__2PRFIN20031126_231848_000000392022_00030_09102_9156.N1	26-NOV-2003 23:18:48	Bright	38.500	173	4Bet Tri	3.0040	8900.0	77	9102	No
468	GOM_NL__2PRFIN20031126_232031_000000382022_00030_09102_9157.N1	26-NOV-2003 23:20:31	Bright	38.000	79	26Bet Per	2.3100	13100.	76	9102	No
469	GOM_NL__2PRFIN20031126_232251_000000402022_00030_09102_9158.N1	26-NOV-2003 23:22:51	Bright	40.000	175	39Del Per	3.0100	19400.	80	9102	No
470	GOM_NL__2PRFIN20031126_232547_000000382022_00030_09102_9159.N1	26-NOV-2003 23:25:47	Bright	38.000	68	18Alp Cas	2.2250	4500.0	76	9102	No
471	GOM_NL__2PRFIN20031126_232703_000000402022_00030_09102_9160.N1	26-NOV-2003 23:27:03	Bright	39.500	74	11Bet Cas	2.2680	6600.0	79	9102	No
472	GOM_NL__2PRFIN20031126_233359_000000392022_00030_09102_9161.N1	26-NOV-2003 23:33:59	Bright	38.500	49	1Alp UMi	1.9900	6300.0	77	9102	No
473	GOM_NL__2PRFIN20031126_233837_000000402022_00030_09102_9162.N1	26-NOV-2003 23:38:37	Bright	39.500	60	7Bet UMi	2.0810	3950.0	79	9102	No
474	GOM_NL__2PRFIN20031126_234103_000000402022_00030_09102_9163.N1	26-NOV-2003 23:41:03	Bright	40.000	119	14Eta Dra	2.7270	4700.0	80	9102	No
475	GOM_NL__2PRFIN20031126_234240_000000462022_00030_09102_9164.N1	26-NOV-2003 23:42:40	Bright	46.000	82	48Bet UMa	2.3650	10600.	92	9102	No
476	GOM_NL__2PRFIN20031126_234420_000000392022_00030_09102_9165.N1	26-NOV-2003 23:44:20	Bright	39.000	55	79Zet UMa	2.0600	10200.	78	9102	No
477	GOM_NL__2PRFIN20031126_234555_000000532022_00030_09102_9166.N1	26-NOV-2003 23:45:55	Bright	53.000	39	85Eta UMa	1.8540	24000.	106	9102	No
478	GOM_NL__2PRFIN20031126_234843_000000362022_00030_09102_9167.N1	26-NOV-2003 23:48:43	Bright	35.500	180	27Gam Boo	3.0400	8000.0	71	9102	No
479	GOM_NL__2PRFIN20031126_235143_000000372022_00030_09102_9168.N1	26-NOV-2003 23:51:43	Bright	36.500	83		2.3780	11000.	73	9102	No
480	GOM_NL__2PRFIN20031126_235411_000000382022_00030_09102_9169.N1	26-NOV-2003 23:54:11	Bright	38.000	3	16Alp Boo	-0.050000	4250.0	76	9102	No
481	GOM_NL__2PRFIN20031126_235717_000000612022_00030_09102_9170.N1	26-NOV-2003 23:57:17	Bright	61.000	96	68Del Leo	2.5600	9300.0	122	9102	No

3. Quality information per product

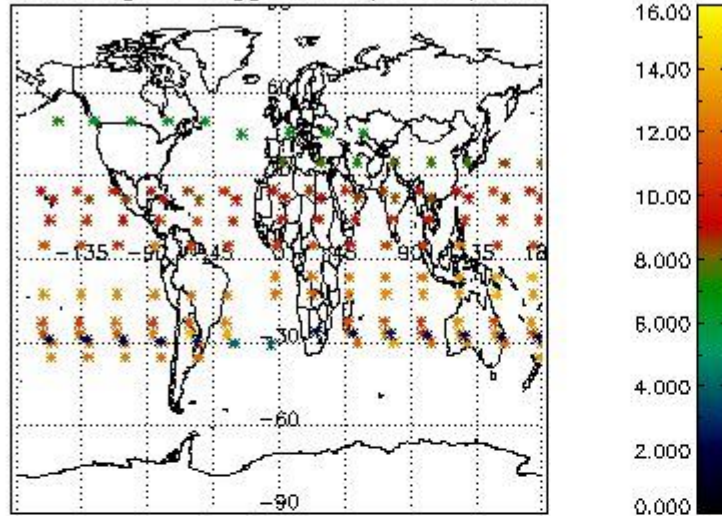
In this section it is plotted some information contained in the Quality Summary data set of the level 2 products. Only products in dark limb conditions and without errors (error flag in the MPH set to "0") are used.

3.1 Plot quality information per product (time dependant)

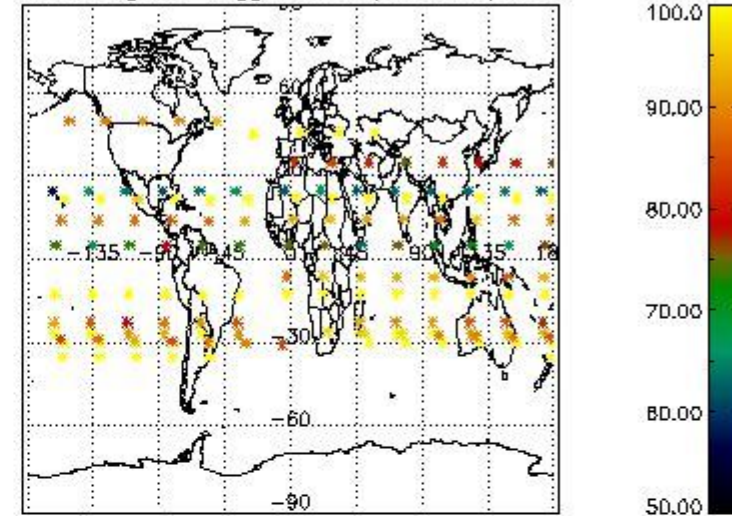


3.2 Plot quality information per product (world map)

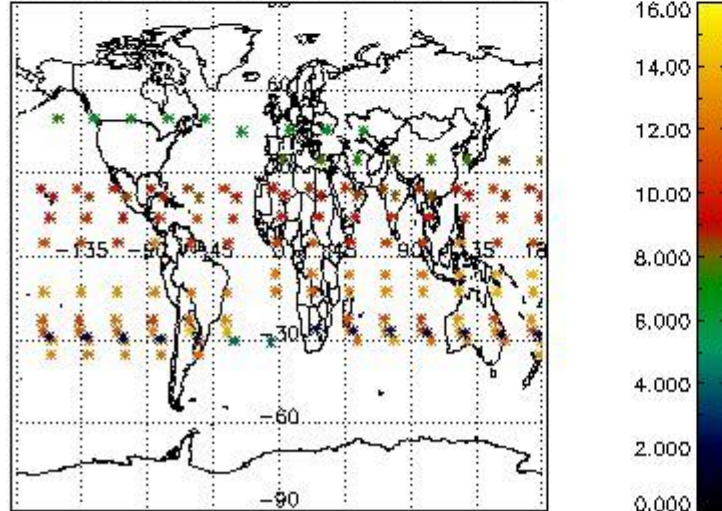
Percentage of flagged data per O3 profile



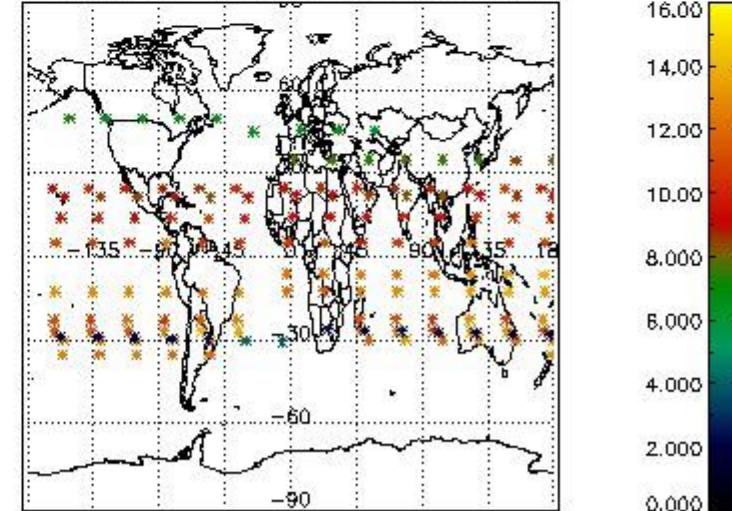
Percentage of flagged data per H2O profile



Percentage of flagged data per NO2 profile



Percentage of flagged data per NO3 profile

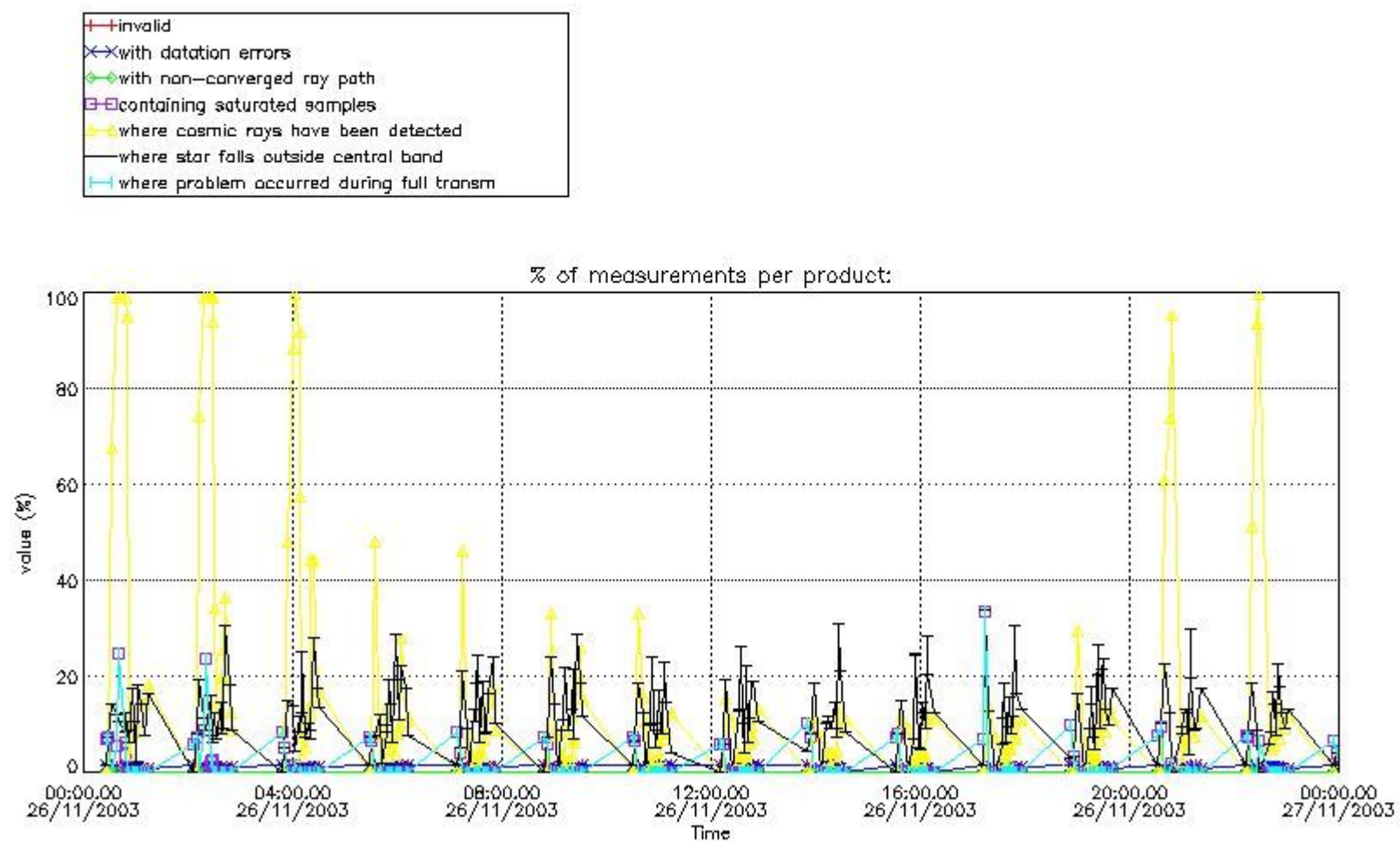


4. Level 1 quality information per product

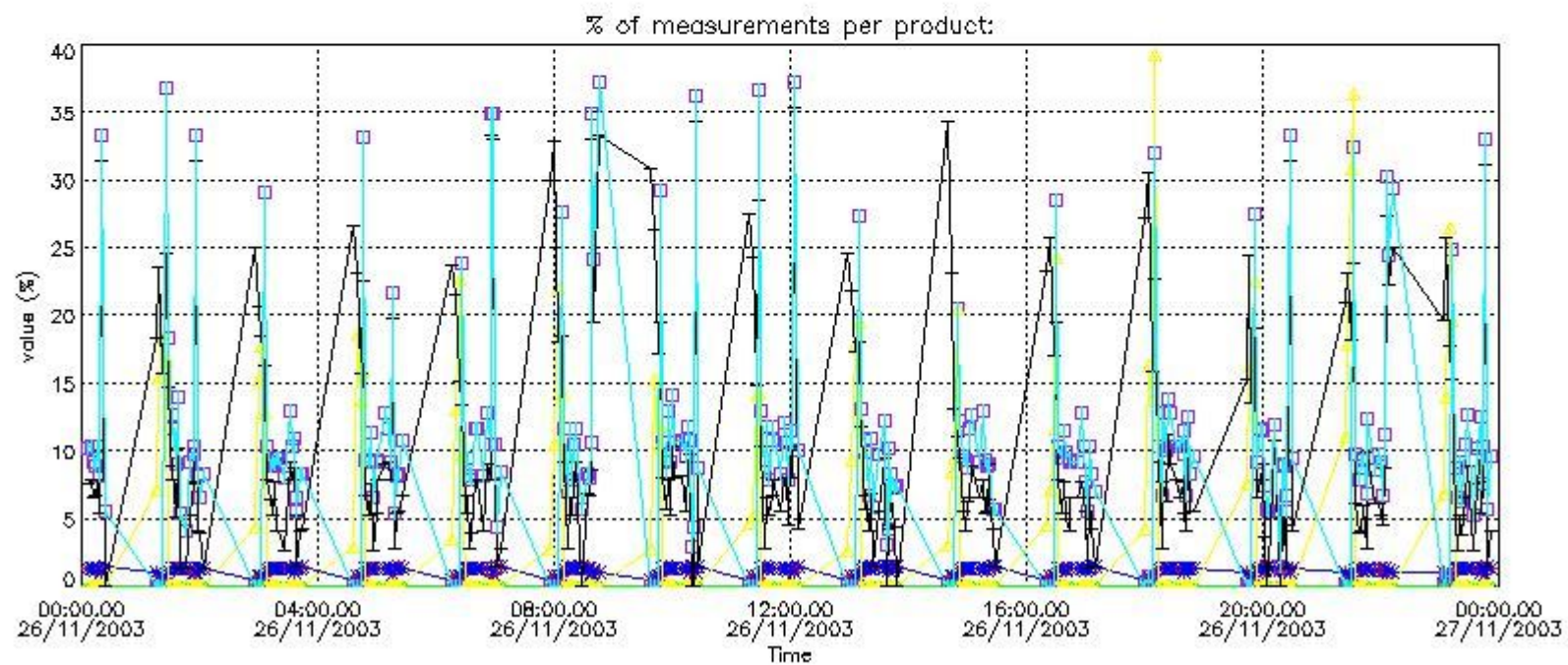
In this section it is plotted some information contained in the Quality Summary data set of the level 2 products that comes from the level 1b processing. Products without errors (error flag in the MPH set to "0") are used.

4.1 Plot quality information per product (time dependant) coming from level 1b processing

4.1.1 Plot level 1 quality information per product (time dependant): ENVISAT ASCENDING passes



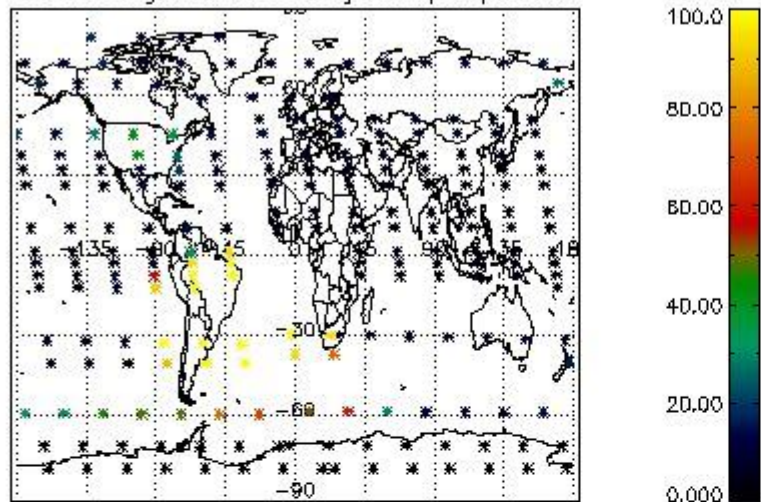
4.1.2 Plot level 1 quality information per product (time dependant): ENVISAT DESCENDING passes



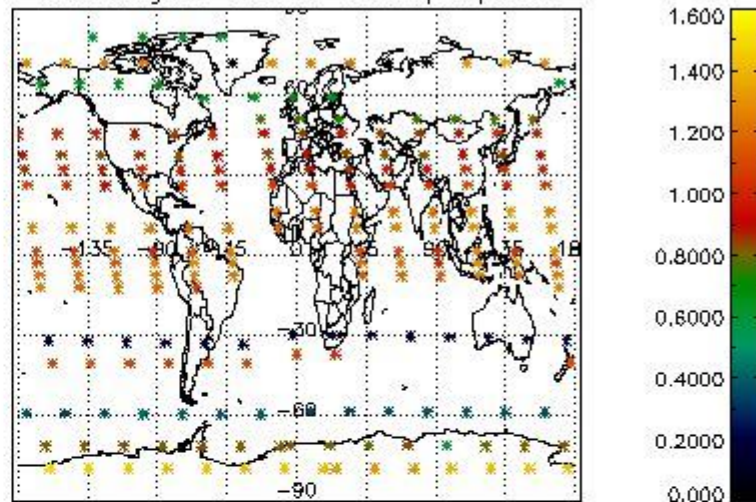
4.2 Plot quality information per product coming from level 1b processing (world map)

4.2.1 Plot level 1 quality information per product (world map): ENVISAT ASCENDING passes

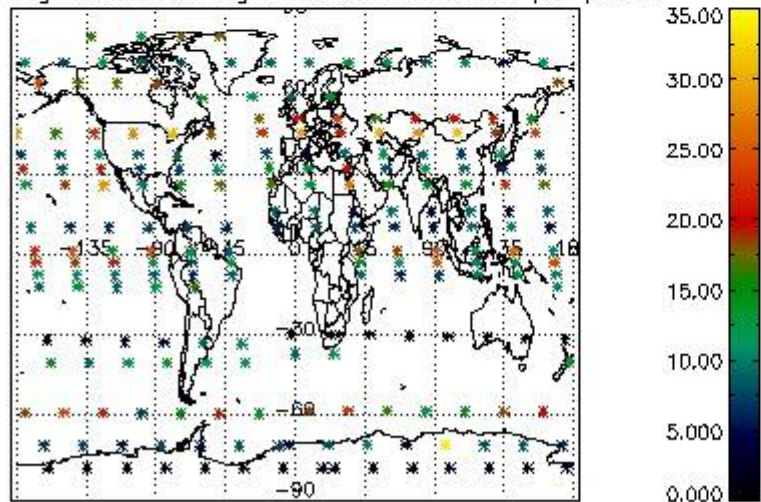
Percentage of cosmic ray hits per profile



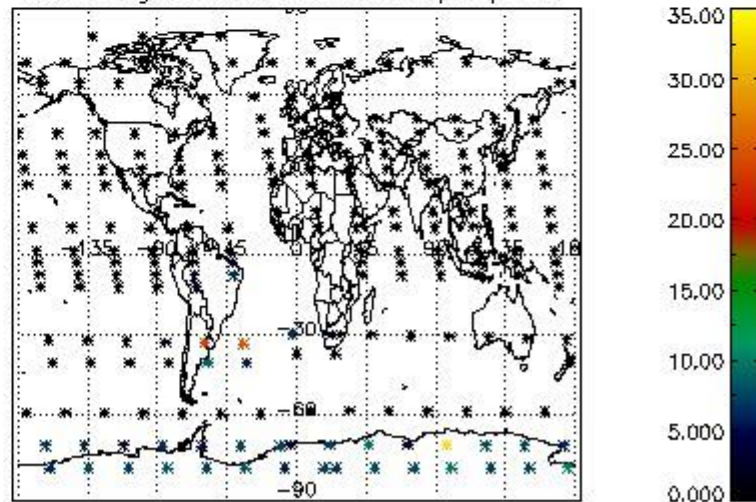
Percentage of datation errors per profile



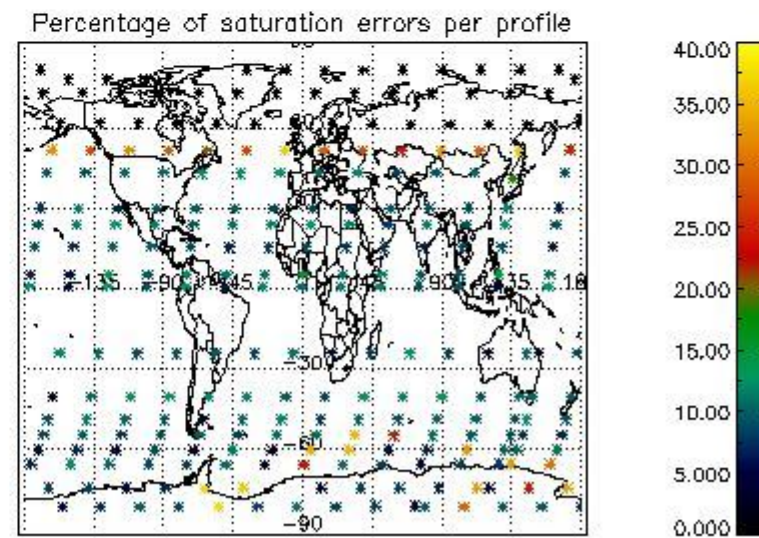
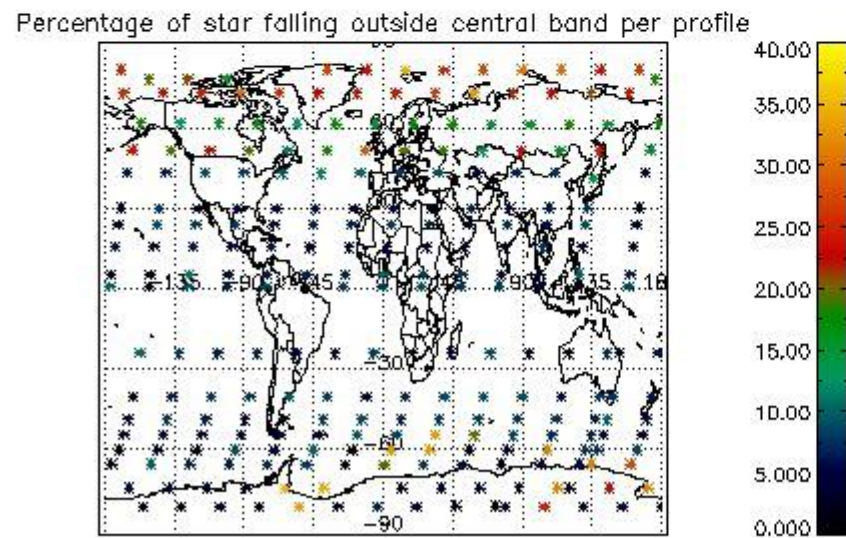
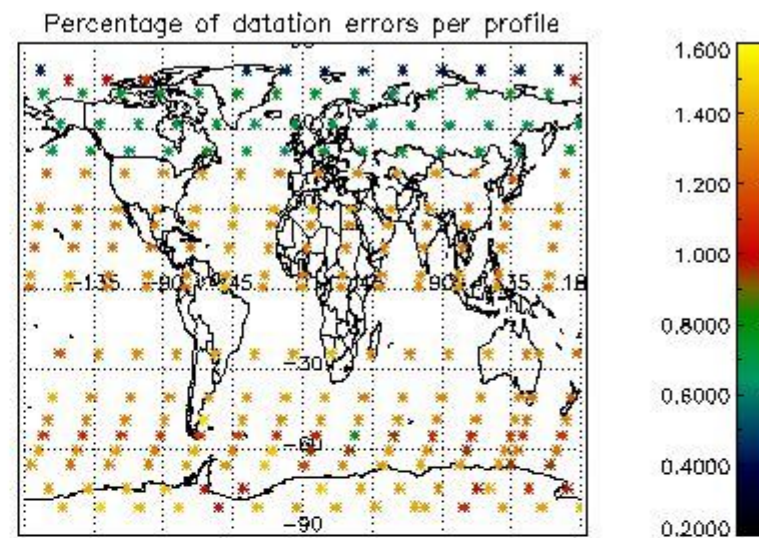
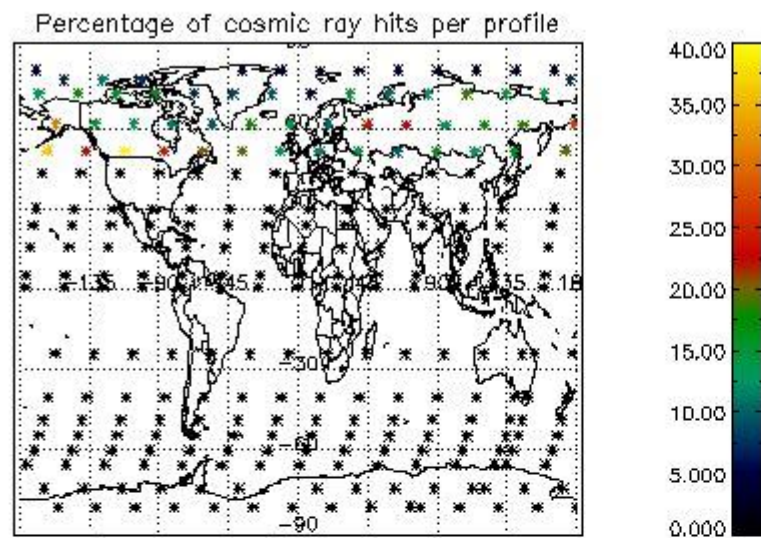
Percentage of star falling outside central band per profile



Percentage of saturation errors per profile



4.2.2 Plot level 1 quality information per product (world map): ENVISAT DESCENDING passes



5. Trace gas profiles

5.1 Ozone statistics based on quality of products

The final quality of the products can be "measured" using the STD (Standard Deviation) attached to every point profile. This information is written to the parameter GOM_NL__2P/NL_LOCAL_SPECIES_DENSITY/o3_std of the level 2 products. The table below shows the statistics for given STD ranges.

The statistics are given with respect to the overall valid production:

- Products without fatal errors: GOM_NL__2P/MPH/PRODUCT_ERR=0
- Valid point profile: GOM_NL__2P/NL_LOCAL_SPECIES_DENSITY/pcd(0)=0

The 'Criteria' is applied to valid points of dark limb products:

- Products in dark limb illumination condition: GOM_NL__2P/NL_SUMMARY_QUALITY/obs_ill_cond=0
- Products without fatal errors: GOM_NL__2P/MPH/PRODUCT_ERR=0
- Valid point profile: GOM_NL__2P/NL_LOCAL_SPECIES_DENSITY/pcd(0)=0

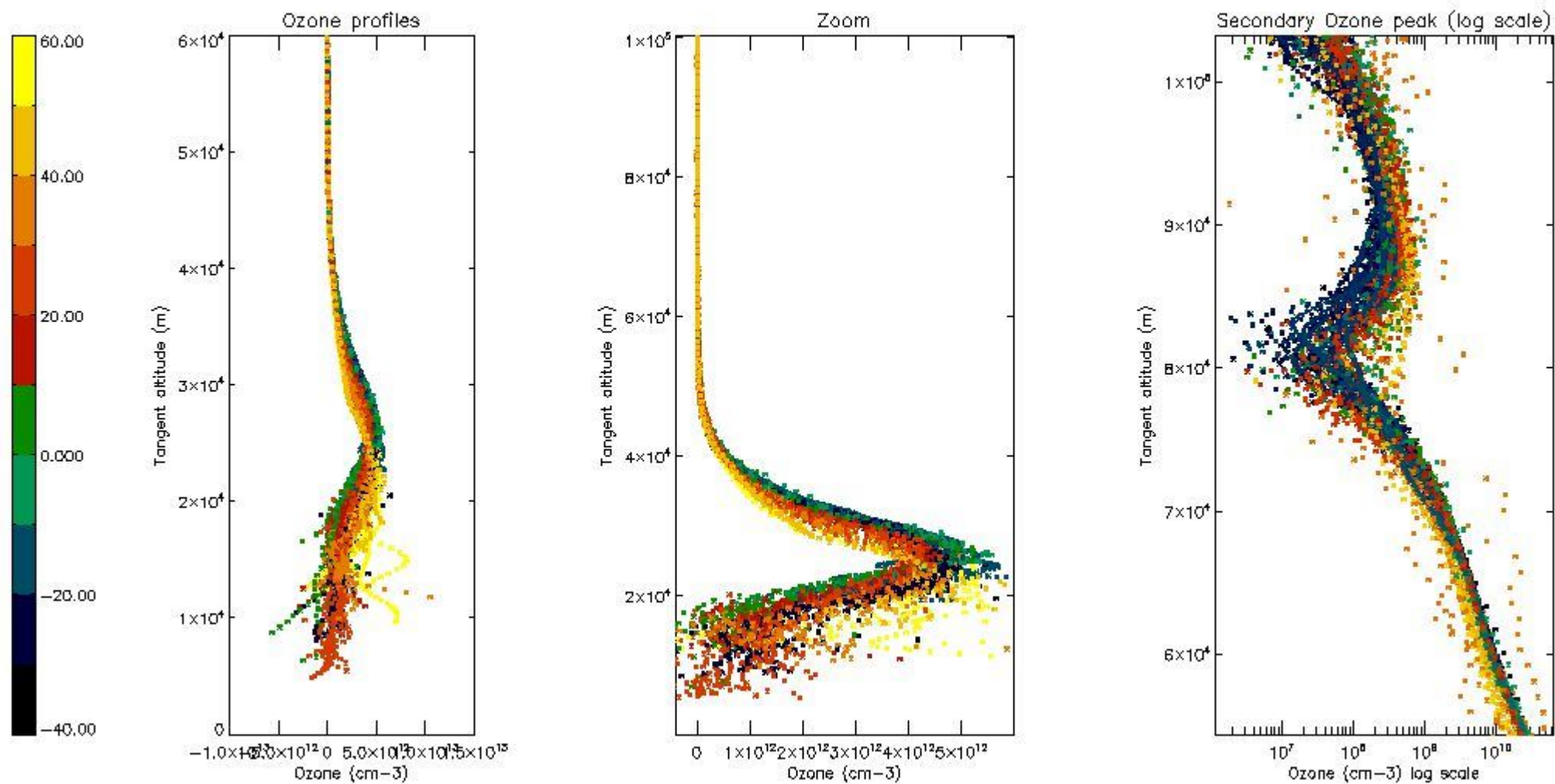
So, the table below shows the percentage of dark limb and valid observations for each criteria with respect to the overall valid daily observations.

Criteria	% of total production
All STD	39
STD < 20	27

STD < 10	24
STD < 5	21

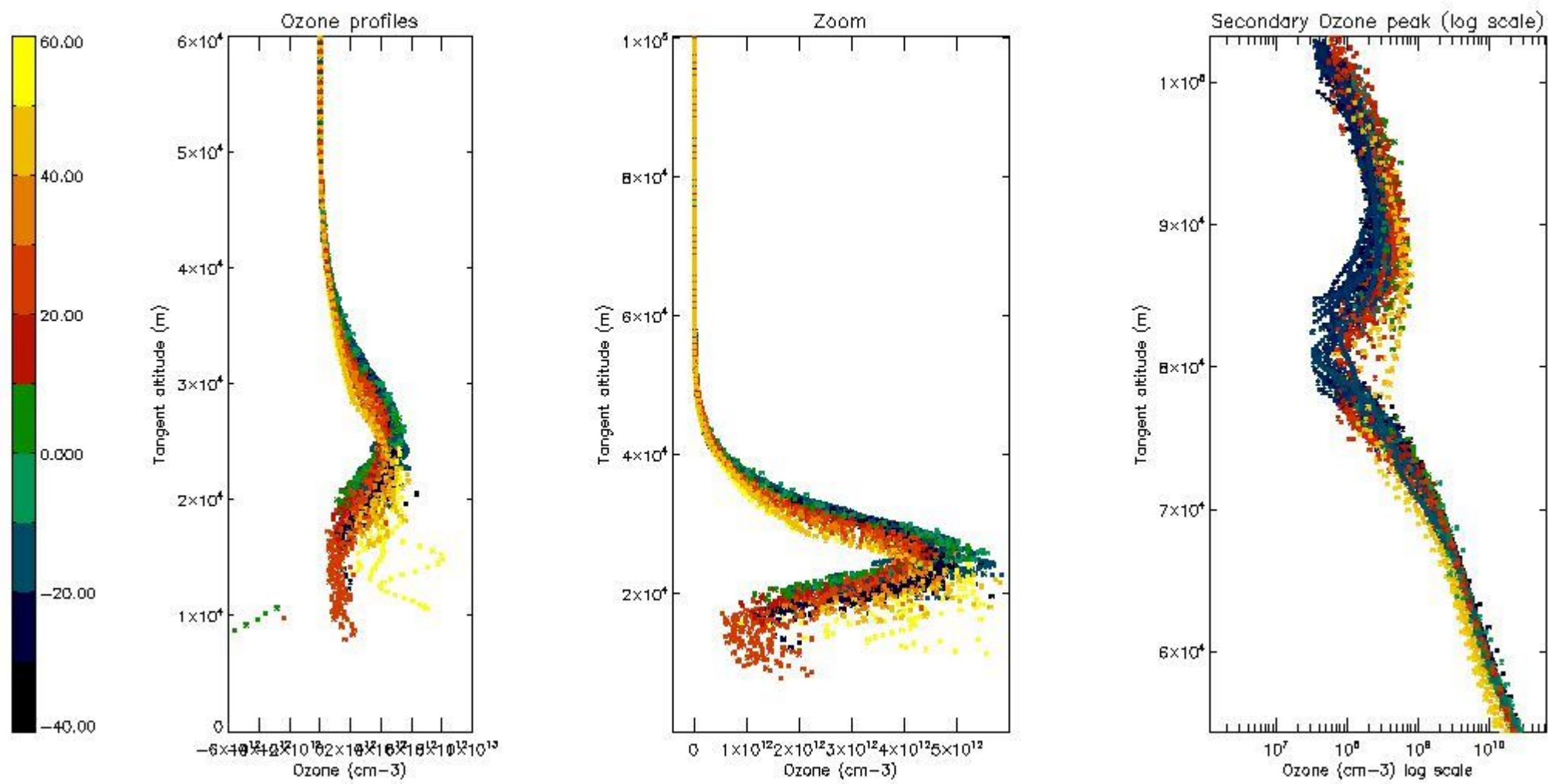
5.2 Plot ozone profiles for all STD (dark without errors)

The colorbar represents the latitude.



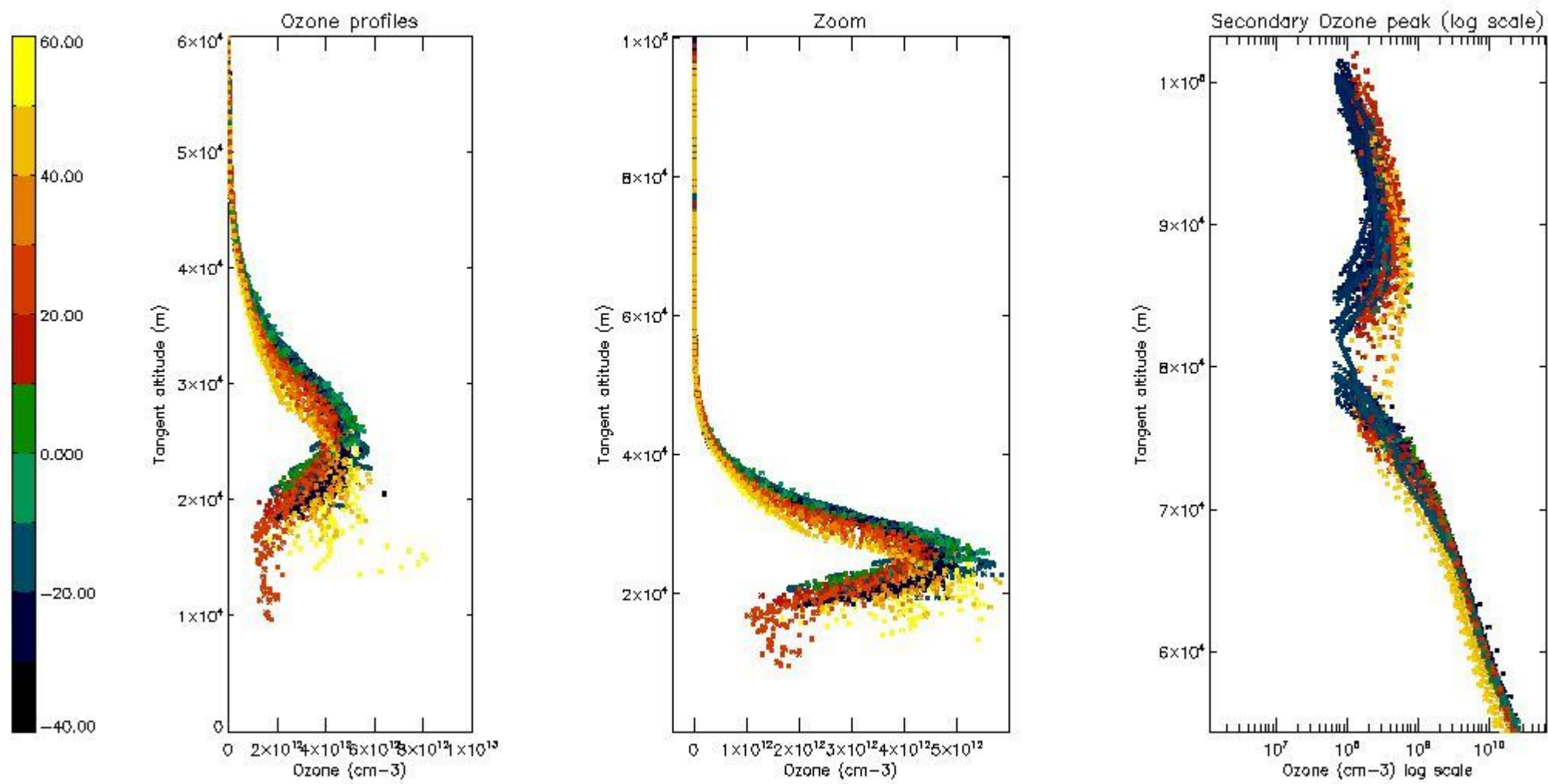
5.3 Plot ozone profiles where STD < 20% (dark without errors)

The colorbar represents the latitude.



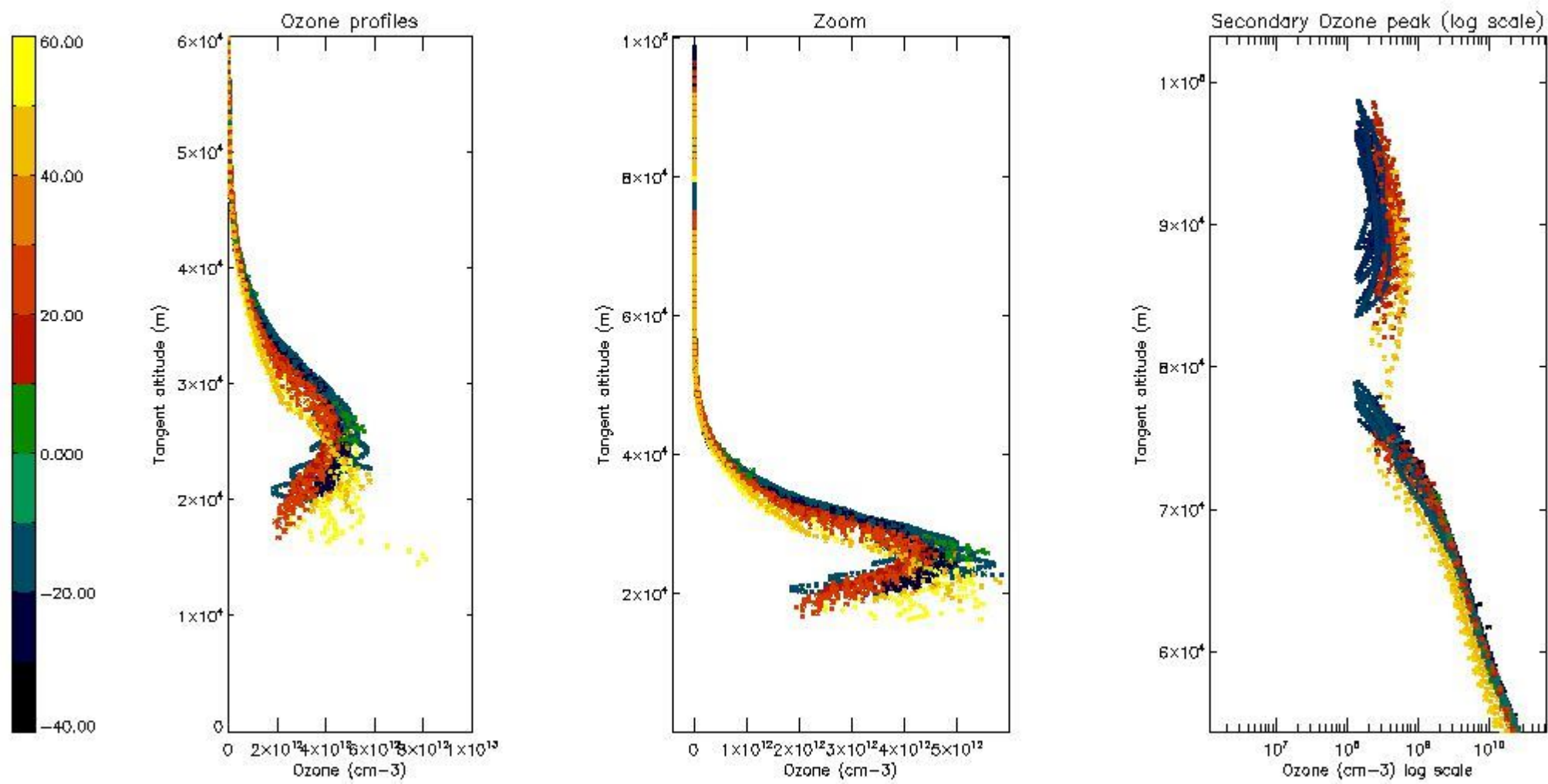
5.4 Plot ozone profiles where STD < 10% (dark without errors)

The colorbar represents the latitude.



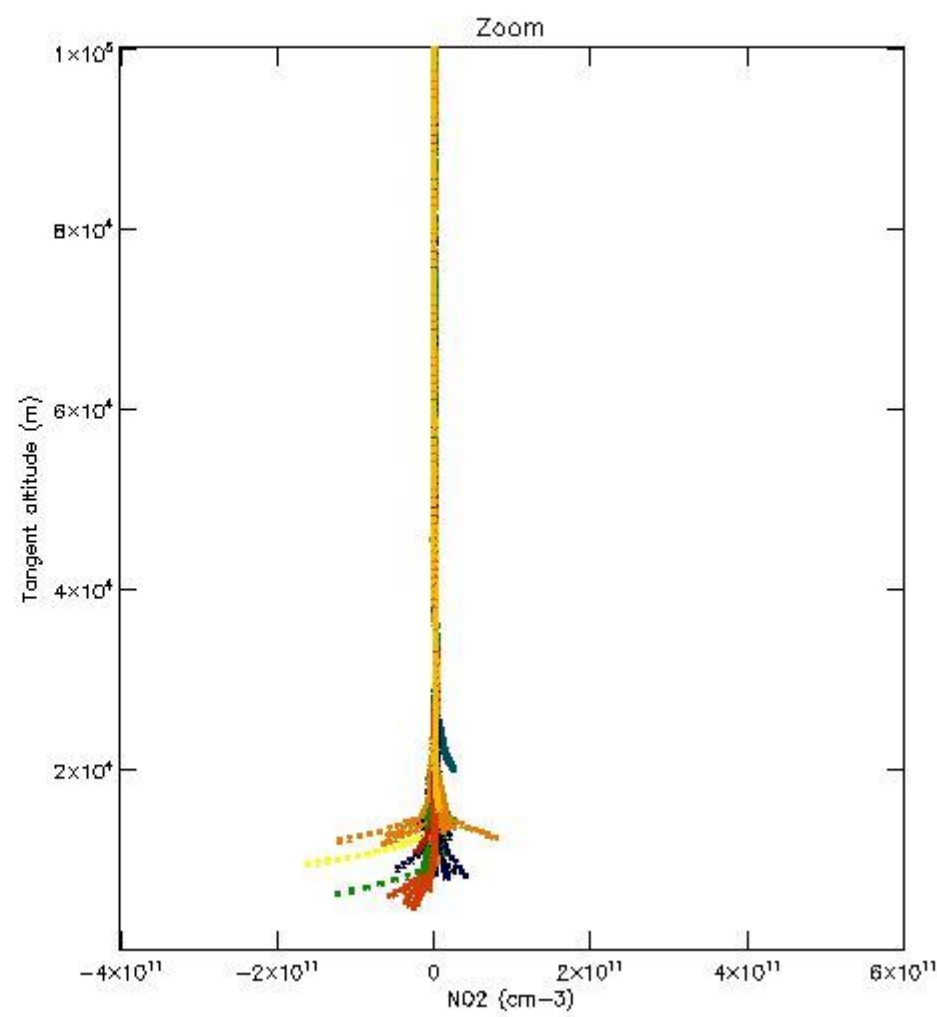
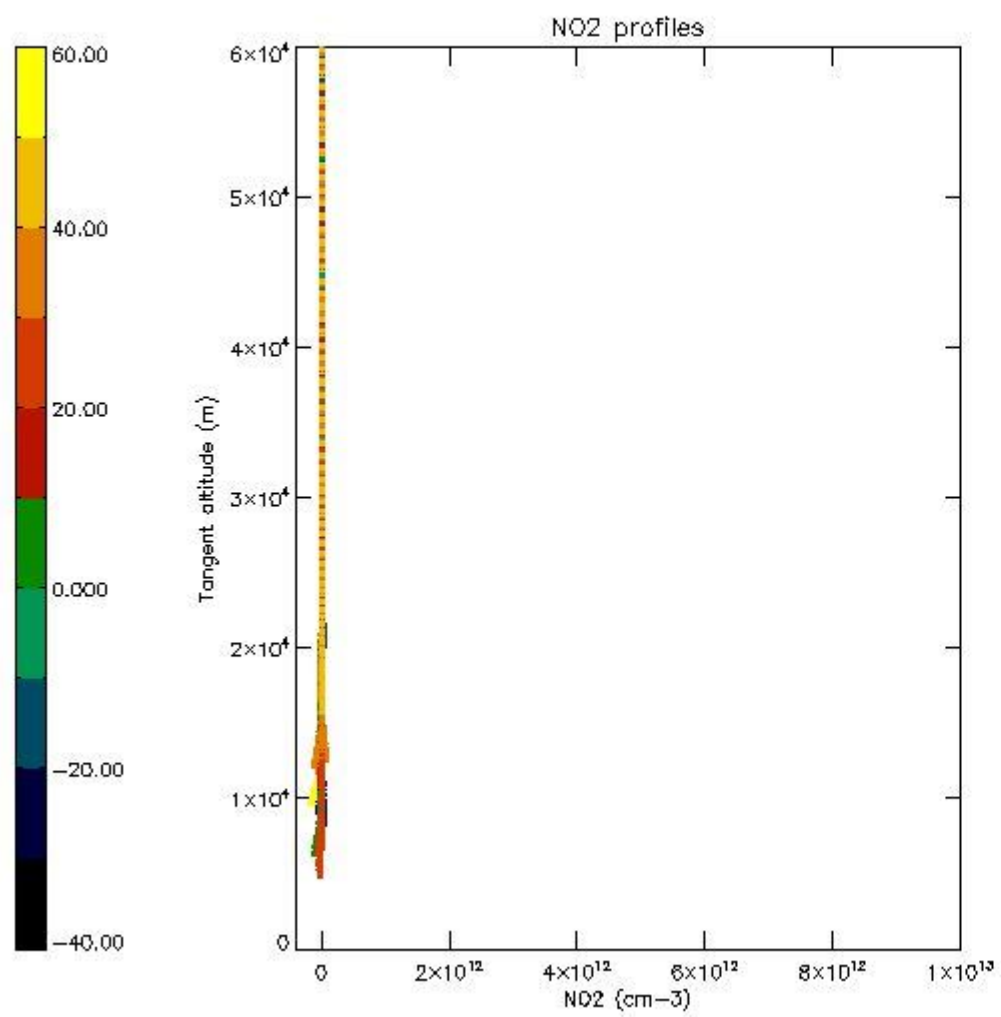
5.5 Plot ozone profiles where STD < 5% (dark without errors)

The colorbar represents the latitude.



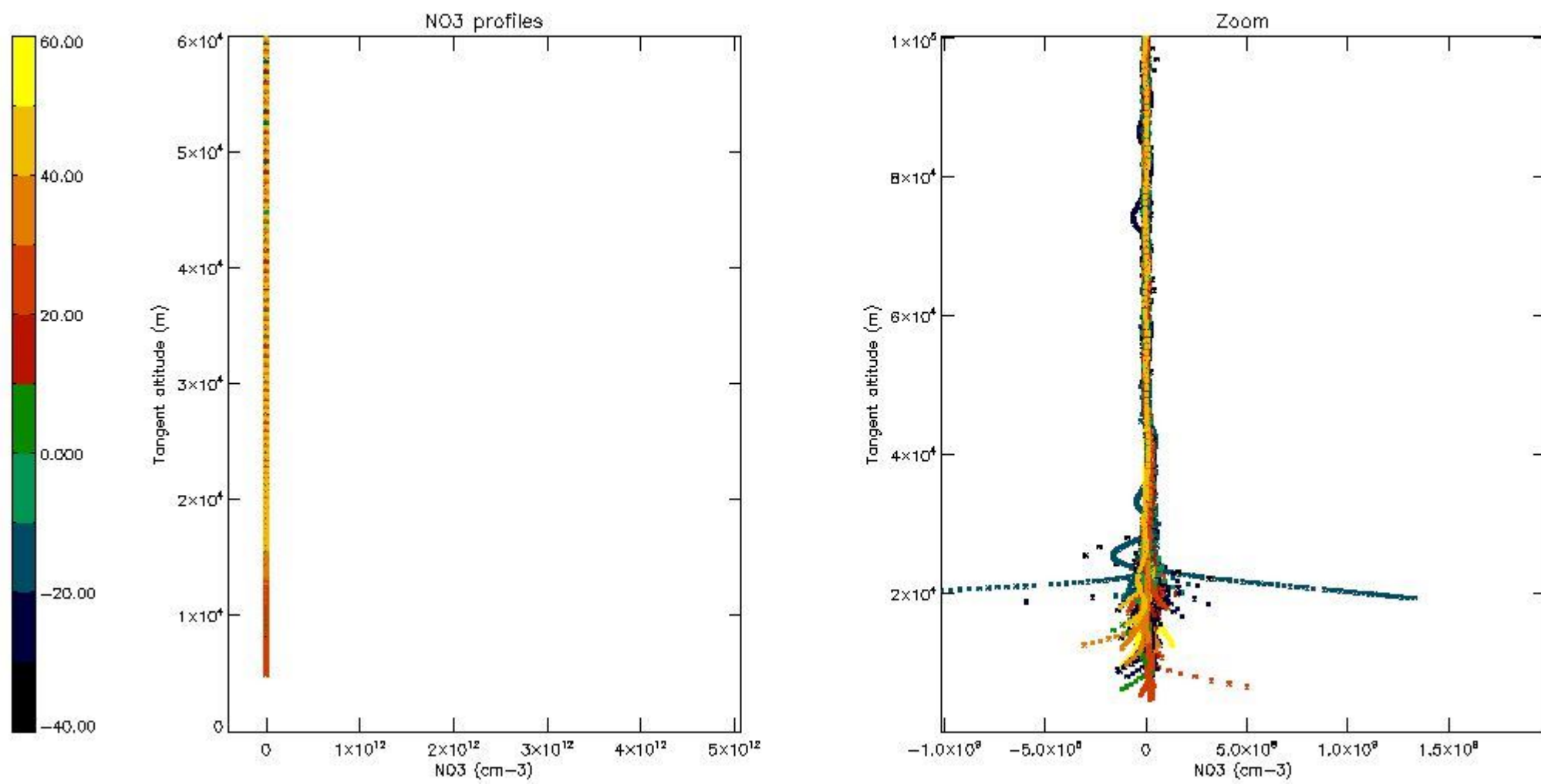
5.6 Plot NO₂ profiles for all STD (dark without errors)

The colorbar represents the latitude.



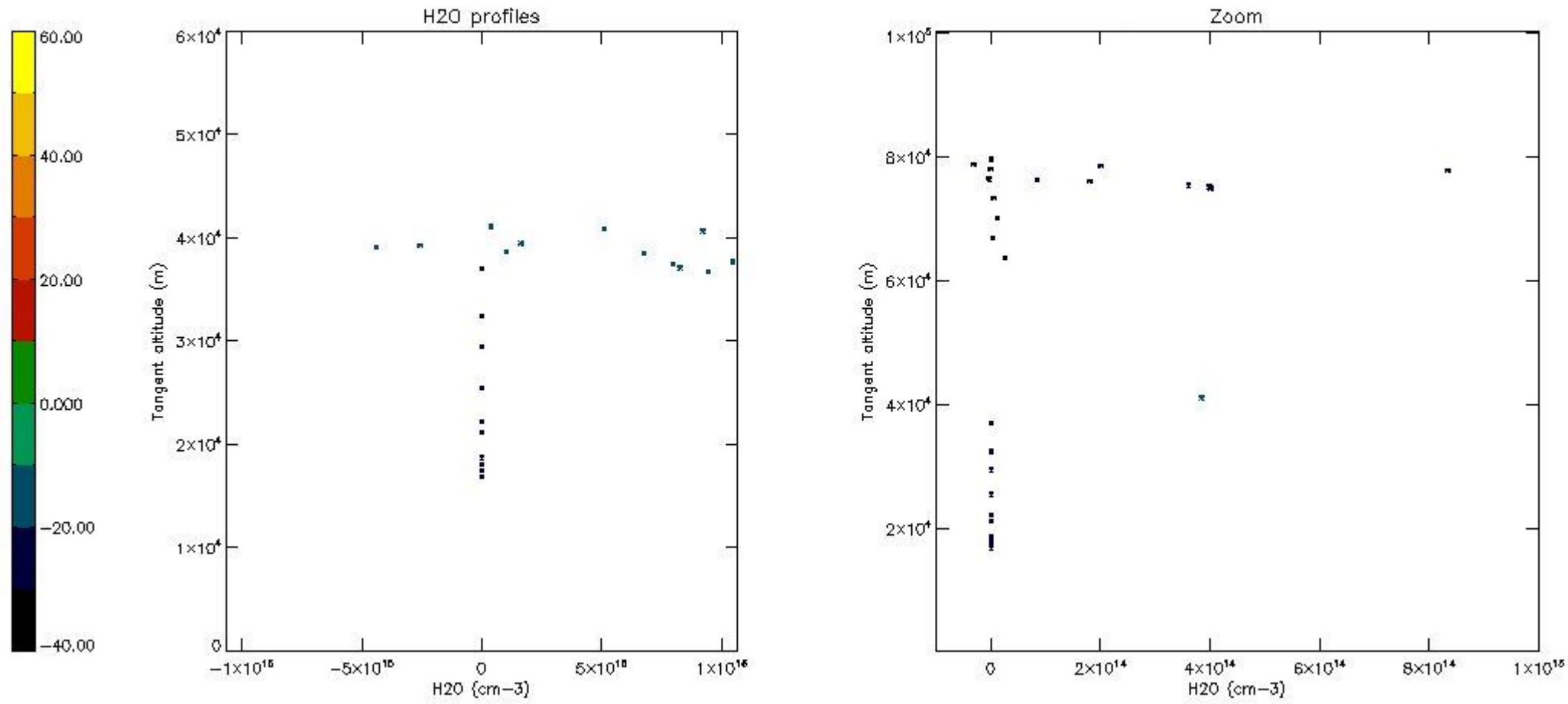
5.7 Plot NO3 profiles for all STD (dark without errors)

The colorbar represents the latitude.



5.8 Plot H2O profiles for all STD (only for occultations of stars 1,2,3,4,13,14,16,26,63 dark without errors)

The colorbar represents the latitude.



6. Auxiliary Data Files used for the production reported in section 2

The number reported in the third column indicates since which file (see list in section 2) the corresponding auxiliary file has been used. The fourth column is the date of those product files.

Type	Auxiliary Filename	Used since product	Used since product date
INST_PHYS_CHARACTERISTICS	GOM_INS_AXVIEC20091111_143220_20030716_120000_20500101_000000	1	26-NOV-2003 00:05:38
LEVEL-2_PROC_CONFIG	GOM_PR2_AXVIEC20091111_152718_20020301_000000_20500101_000000	1	26-NOV-2003 00:05:38
CROSS_SECTIONS_FILE	GOM_CRS_AXVIEC20091111_154832_20020301_000000_20500101_000000	1	26-NOV-2003 00:05:38

GOMOS Level 2 Daily Report

SUMMARY

[1. General Info](#)

[2. Summary of processed GOM_NL_2P products](#)

[3. Level 2 Quality information per product](#)

[3.1 Plot of level 2 quality information per product \(time dependant\)](#)

[3.2 Plot of level 2 quality information per product \(world map\)](#)

[4. Level 1 Quality information per product \(stored on level 2 products\)](#)

[4.1 Plot of level 1 quality information per product \(time dependant\)](#)

[4.1.1 Plot of level 1 quality information per product \(time dependant\): ASCENDING](#)

[4.1.2 Plot of level 1 quality information per product \(time dependant\): DESCENDING](#)

[4.2 Plot of level 1 quality information per product \(world map\)](#)

[4.2.1 Plot of level 1 quality information per product \(world map\): ASCENDING](#)

[4.2.2 Plot of level 1 quality information per product \(world map\): DESCENDING](#)

[5. Ozone profiles based on quality statistics and other trace gas profiles](#)

[5.1 Ozone statistics based on quality of products](#)

[5.2 Plot ozone profiles for all STD \(dark without errors\)](#)

[5.3 Plot ozone profiles where STD < 20% \(dark without errors\)](#)

[5.4. Plot ozone profiles where STD < 10% \(dark without errors\)](#)

[5.5. Plot ozone profiles where STD < 5% \(dark without errors\)](#)

[5.6 Plot NO2 profiles for all STD \(dark without errors\)](#)

[5.7 Plot NO3 profiles for all STD \(dark without errors\)](#)

[5.8 Plot H2O profiles \(only for occultations of stars 1,2,3,4,13,14,16,26,63 dark without errors\) for all STD](#)

[6. Auxiliary Data Files used for the production reported in section 2](#)

This report presents the daily analysis on parameters extracted from GOMOS level 2 data (GOM_NL__2P). It is intended to monitor some important parameters that will impact the quality of these products. A list of level 2 products (and content) that have arrived during the reporting day to the PCF is also given.

Item	Value
Time of report generation	20APR2013 00:48:26
Data source version	GOMOS/6.01
Start time of products	26-11-2003 (26NOV2003 00:00:00)
Stop time of products	27-11-2003 (27NOV2003 00:00:00)
Store outputs in DB	Yes
Nb of level 2 prods	481
Nb of prods with errors	0

2. Summary of processed GOM_NL__2P products.

Nr	Filename	UTC Start time	Limb	Duration	Star Id	Star Name	Star Mag	Star Temp	Nb Meas	Orbit	Prod. error
1	GOM_NL__2PRFIN20031126_000538_000000402022_00016_09088_9131.N1	26-NOV-2003 00:05:38	Bright	39.500	49	1Alp UMi	1.9900	6300.0	79	9088	No
2	GOM_NL__2PRFIN20031126_001014_000000392022_00016_09088_9132.N1	26-NOV-2003 00:10:14	Bright	38.500	60	7Bet UMi	2.0810	3950.0	77	9088	No
3	GOM_NL__2PRFIN20031126_001236_000000382022_00016_09088_9133.N1	26-NOV-2003 00:12:36	Bright	38.000	119	14Eta Dra	2.7270	4700.0	76	9088	No
4	GOM_NL__2PRFIN20031126_001422_000000452022_00016_09088_9134.N1	26-NOV-2003 00:14:22	Bright	45.000	82	48Bet UMa	2.3650	10600.	90	9088	No
5	GOM_NL__2PRFIN20031126_001557_000000392022_00016_09088_9135.N1	26-NOV-2003 00:15:57	Bright	38.500	55	79Zet UMa	2.0600	10200.	77	9088	No
6	GOM_NL__2PRFIN20031126_001731_000000372022_00016_09088_9136.N1	26-NOV-2003 00:17:31	Bright	37.000	39	85Eta UMa	1.8540	24000.	74	9088	No
7	GOM_NL__2PRFIN20031126_002017_000000512022_00016_09088_9137.N1	26-NOV-2003 00:20:17	Bright	51.000	180	27Gam Boo	3.0400	8000.0	102	9088	No
8	GOM_NL__2PRFIN20031126_002316_000000362022_00016_09088_9138.N1	26-NOV-2003 00:23:16	Bright	36.000	83		2.3780	11000.	72	9088	No
9	GOM_NL__2PRFIN20031126_002547_000000362022_00016_09088_9139.N1	26-NOV-2003 00:25:47	Bright	35.500	3	16Alp Boo	-0.050000	4250.0	71	9088	No
10	GOM_NL__2PRFIN20031126_002845_000000622022_00016_09088_9140.N1	26-NOV-2003 00:28:45	Bright	61.500	96	68Del Leo	2.5600	9300.0	123	9088	No
11	GOM_NL__2PRFIN20031126_003221_000001272022_00016_09088_9141.N1	26-NOV-2003 00:32:21	Twilight	126.50	51	41Gam1Leo	2.0100	4500.0	253	9088	No
12	GOM_NL__2PRFIN20031126_003751_000000462022_00016_09088_9142.N1	26-NOV-2003 00:37:51	Twilight	46.000	163	7Del Crv	2.9450	11000.	92	9088	No
13	GOM_NL__2PRFIN20031126_003953_000002532022_00016_09088_9143.N1	26-NOV-2003 00:39:53	Dark	253.00	22	32Alp Leo	1.3600	15200.	506	9088	No
14	GOM_NL__2PRFIN20031126_004703_000000412022_00016_09088_9144.N1	26-NOV-2003 00:47:03	Dark	41.000	99	Del Cen	2.5750	26000.	82	9088	No
15	GOM_NL__2PRFIN20031126_004823_000000412022_00016_09088_9145.N1	26-NOV-2003 00:48:23	Dark	41.000	20	Bet Cru	1.2530	30000.	82	9088	No
16	GOM_NL__2PRFIN20031126_004932_000000412022_00017_09089_9113.N1	26-NOV-2003 00:49:32	Dark	40.500	12	Alp1Cru	0.77500	30000.	81	9089	No
17	GOM_NL__2PRFIN20031126_005202_000000412022_00017_09089_9114.N1	26-NOV-2003 00:52:02	Dark	40.500	124	The Car	2.7640	30000.	81	9089	No
18	GOM_NL__2PRFIN20031126_005629_000000492022_00017_09089_9115.N1	26-NOV-2003 00:56:29	Dark	49.000	41	Eps Car	1.8600	4100.0	98	9089	No
19	GOM_NL__2PRFIN20031126_005808_000000522022_00017_09089_9116.N1	26-NOV-2003 00:58:08	Dark	51.500	34	Gam2Vel	1.7930	23000.	103	9089	No
20	GOM_NL__2PRFIN20031126_005939_000000552022_00017_09089_9117.N1	26-NOV-2003 00:59:39	Dark	54.500	70	Zet Pup	2.2460	39000.	109	9089	No
21	GOM_NL__2PRFIN20031126_010158_000000502022_00017_09089_9118.N1	26-NOV-2003 01:01:58	Dark	49.500	2	Alp Car	-0.73600	7000.0	99	9089	No
22	GOM_NL__2PRFIN20031126_010541_000000782022_00017_09089_9119.N1	26-NOV-2003 01:05:41	Dark	77.500	88	31Eta CMa	2.4480	20000.	155	9089	No
23	GOM_NL__2PRFIN20031126_010943_000000392022_00017_09089_9120.N1	26-NOV-2003 01:09:43	Straylight	38.500	157	The1Eri	2.9060	9300.0	77	9089	No
24	GOM_NL__2PRFIN20031126_011404_000000832022_00017_09089_9121.N1	26-NOV-2003 01:14:04	Straylight	82.500	47	2Bet CMa	1.9760	28000.	165	9089	No
25	GOM_NL__2PRFIN20031126_011643_000000492022_00017_09089_9122.N1	26-NOV-2003 01:16:43	Straylight	49.000	165	34Gam Eri	2.9500	3200.0	98	9089	No
26	GOM_NL__2PRFIN20031126_011834_000000682022_00017_09089_9123.N1	26-NOV-2003 01:18:34	Straylight	68.000	7	19Bet Ori	0.10000	14000.	136	9089	No
27	GOM_NL__2PRFIN20031126_012205_000000742022_00017_09089_9124.N1	26-NOV-2003 01:22:05	Twilight	73.500	30	46Eps Ori	1.6940	30000.	147	9089	No
28	GOM_NL__2PRFIN20031126_012502_000000782022_00017_09089_9125.N1	26-NOV-2003 01:25:02	Bright	77.500	27	24Gam Ori	1.6360	26000.	155	9089	No
29	GOM_NL__2PRFIN20031126_012752_000000412022_00017_09089_9126.N1	26-NOV-2003 01:27:52	Bright	41.000	50	13Alp Ari	2.0070	4250.0	82	9089	No
30	GOM_NL__2PRFIN20031126_013101_000000392022_00017_09089_9127.N1	26-NOV-2003 01:31:01	Bright	38.500	173	4Bet Tri	3.0040	8900.0	77	9089	No
31	GOM_NL__2PRFIN20031126_013246_000000402022_00017_09089_9128.N1	26-NOV-2003 01:32:46	Bright	39.500	79	26Bet Per	2.3100	13100.	79	9089	No
32	GOM_NL__2PRFIN20031126_013510_000000392022_00017_09089_9129.N1	26-NOV-2003 01:35:10	Bright	39.000	175	39Del Per	3.0100	19400.	78	9089	No
33	GOM_NL__2PRFIN20031126_013756_000000402022_00017_09089_9130.N1	26-NOV-2003 01:37:56	Bright	39.500	68	18Alp Cas	2.2250	4500.0	79	9089	No
34	GOM_NL__2PRFIN20031126_013910_000000372022_00017_09089_9131.N1	26-NOV-2003 01:39:10	Bright	37.000	74	11Bet Cas	2.2680	6600.0	74	9089	No
35	GOM_NL__2PRFIN20031126_014614_000000372022_00017_09089_9132.N1	26-NOV-2003 01:46:14	Bright	36.500	49	1Alp UMi	1.9900	6300.0	73	9089	No
36	GOM_NL__2PRFIN20031126_015050_000000382022_00017_09089_9133.N1	26-NOV-2003 01:50:50	Bright	38.000	60	7Bet UMi	2.0810	3950.0	76	9089	No
37	GOM_NL__2PRFIN20031126_015312_000000392022_00017_09089_9134.N1	26-NOV-2003 01:53:12	Bright	39.000	119	14Eta Dra	2.7270	4700.0	78	9089	No
38	GOM_NL__2PRFIN20031126_015457_000000472022_00017_09089_9135.N1	26-NOV-2003 01:54:57	Bright	46.500	82	48Bet UMa	2.3650	10600.	93	9089	No
39	GOM_NL__2PRFIN20031126_015633_000000532022_00017_09089_9136.N1	26-NOV-2003 01:56:33	Bright	52.500	55	79Zet UMa	2.0600	10200.	105	9089	No
40	GOM_NL__2PRFIN20031126_015807_000000372022_00017_09089_9137.N1	26-NOV-2003 01:58:07	Bright	37.000	39	85Eta UMa	1.8540	24000.	74	9089	No
41	GOM_NL__2PRFIN20031126_020052_000000392022_00017_09089_9138.N1	26-NOV-2003 02:00:52	Bright	38.500	180	27Gam Boo	3.0400	8000.0	77	9089	No
42	GOM_NL__2PRFIN20031126_020353_000000372022_00017_09089_9139.N1	26-NOV-2003 02:03:53	Bright	36.500	83		2.3780	11000.	73	9089	No

43	GOM_NL__2PRFIN20031126_020623_000000352022_00017_09089_9140.N1	26-NOV-2003 02:06:23	Bright	35.000	3	16Alp Boo	-0.050000	4250.0	70	9089	No
44	GOM_NL__2PRFIN20031126_020922_000000622022_00017_09089_9141.N1	26-NOV-2003 02:09:22	Bright	61.500	96	68Del Leo	2.5600	9300.0	123	9089	No
45	GOM_NL__2PRFIN20031126_021259_000001342022_00017_09089_9142.N1	26-NOV-2003 02:12:59	Tw_i_and_stray	133.50	51	41Gam1Leo	2.0100	4500.0	267	9089	No
46	GOM_NL__2PRFIN20031126_021828_000000452022_00017_09089_9143.N1	26-NOV-2003 02:18:28	Tw_i_and_stray	45.000	163	7Del Crv	2.9450	11000.	90	9089	No
47	GOM_NL__2PRFIN20031126_022033_000002552022_00017_09089_9144.N1	26-NOV-2003 02:20:33	Dark	254.50	22	32Alp Leo	1.3600	15200.	509	9089	No
48	GOM_NL__2PRFIN20031126_022623_000000472022_00017_09089_9145.N1	26-NOV-2003 02:26:23	Dark	46.500	64	Gam Cen	2.2000	10600.	93	9089	No
49	GOM_NL__2PRFIN20031126_022739_000000412022_00017_09089_9146.N1	26-NOV-2003 02:27:39	Dark	40.500	99	Del Cen	2.5750	26000.	81	9089	No
50	GOM_NL__2PRFIN20031126_022858_000000402022_00017_09089_9147.N1	26-NOV-2003 02:28:58	Dark	39.500	20	Bet Cru	1.2530	30000.	79	9089	No
51	GOM_NL__2PRFIN20031126_023006_000000442022_00018_09090_9242.N1	26-NOV-2003 02:30:06	Dark	44.000	12	Alp1Cru	0.77500	30000.	88	9090	No
52	GOM_NL__2PRFIN20031126_023237_000000432022_00018_09090_9243.N1	26-NOV-2003 02:32:37	Dark	42.500	124	The Car	2.7640	30000.	85	9090	No
53	GOM_NL__2PRFIN20031126_023705_000000482022_00018_09090_9244.N1	26-NOV-2003 02:37:05	Dark	48.000	41	Eps Car	1.8600	4100.0	96	9090	No
54	GOM_NL__2PRFIN20031126_023844_000000512022_00018_09090_9245.N1	26-NOV-2003 02:38:44	Dark	51.000	34	Gam2Vel	1.7930	23000.	102	9090	No
55	GOM_NL__2PRFIN20031126_024013_000000612022_00018_09090_9246.N1	26-NOV-2003 02:40:13	Dark	61.000	70	Zet Pup	2.2460	39000.	122	9090	No
56	GOM_NL__2PRFIN20031126_024234_000000592022_00018_09090_9247.N1	26-NOV-2003 02:42:34	Dark	59.000	2	Alp Car	-0.73600	7000.0	118	9090	No
57	GOM_NL__2PRFIN20031126_024758_000000772022_00018_09090_9248.N1	26-NOV-2003 02:47:58	Dark	76.500	23	21Eps CMa	1.5020	26000.	153	9090	No
58	GOM_NL__2PRFIN20031126_025019_000000402022_00018_09090_9249.N1	26-NOV-2003 02:50:19	Straylight	39.500	157	The1Eri	2.9060	9300.0	79	9090	No
59	GOM_NL__2PRFIN20031126_025511_000001162022_00018_09090_9250.N1	26-NOV-2003 02:55:11	Straylight	116.00	1	9Alp CMa	-1.4400	11000.	232	9090	No
60	GOM_NL__2PRFIN20031126_025910_000000662022_00018_09090_9251.N1	26-NOV-2003 02:59:10	Straylight	65.500	7	19Bet Ori	0.10000	14000.	131	9090	No
61	GOM_NL__2PRFIN20031126_030241_000000762022_00018_09090_9252.N1	26-NOV-2003 03:02:41	Tw_i_and_stray	76.000	30	46Eps Ori	1.6940	30000.	152	9090	No
62	GOM_NL__2PRFIN20031126_030537_000000712022_00018_09090_9253.N1	26-NOV-2003 03:05:37	Bright	70.500	27	24Gam Ori	1.6360	26000.	141	9090	No
63	GOM_NL__2PRFIN20031126_030753_000000392022_00018_09090_9254.N1	26-NOV-2003 03:07:53	Bright	38.500	105	6Bet Ari	2.6450	8900.0	77	9090	No
64	GOM_NL__2PRFIN20031126_031135_000000402022_00018_09090_9255.N1	26-NOV-2003 03:11:35	Bright	39.500	173	4Bet Tri	3.0040	8900.0	79	9090	No
65	GOM_NL__2PRFIN20031126_031321_000000382022_00018_09090_9256.N1	26-NOV-2003 03:13:21	Bright	38.000	79	26Bet Per	2.3100	13100.	76	9090	No
66	GOM_NL__2PRFIN20031126_031546_000000392022_00018_09090_9257.N1	26-NOV-2003 03:15:46	Bright	39.000	175	39Del Per	3.0100	19400.	78	9090	No
67	GOM_NL__2PRFIN20031126_031833_000000372022_00018_09090_9258.N1	26-NOV-2003 03:18:33	Bright	37.000	68	18Alp Cas	2.2250	4500.0	74	9090	No
68	GOM_NL__2PRFIN20031126_031947_000000372022_00018_09090_9259.N1	26-NOV-2003 03:19:47	Bright	37.000	74	11Bet Cas	2.2680	6600.0	74	9090	No
69	GOM_NL__2PRFIN20031126_032650_000000382022_00018_09090_9260.N1	26-NOV-2003 03:26:50	Bright	37.500	49	1Alp UMi	1.9900	6300.0	75	9090	No
70	GOM_NL__2PRFIN20031126_033127_000000392022_00018_09090_9261.N1	26-NOV-2003 03:31:27	Bright	38.500	60	7Bet UMi	2.0810	3950.0	77	9090	No
71	GOM_NL__2PRFIN20031126_033349_000000392022_00018_09090_9262.N1	26-NOV-2003 03:33:49	Bright	38.500	119	14Eta Dra	2.7270	4700.0	77	9090	No
72	GOM_NL__2PRFIN20031126_033533_000000462022_00018_09090_9263.N1	26-NOV-2003 03:35:33	Bright	46.000	82	48Bet UMa	2.3650	10600.	92	9090	No
73	GOM_NL__2PRFIN20031126_033709_000000382022_00018_09090_9264.N1	26-NOV-2003 03:37:09	Bright	38.000	55	79Zet UMa	2.0600	10200.	76	9090	No
74	GOM_NL__2PRFIN20031126_033843_000000362022_00018_09090_9265.N1	26-NOV-2003 03:38:43	Bright	36.000	39	85Eta UMa	1.8540	24000.	72	9090	No
75	GOM_NL__2PRFIN20031126_034130_000000372022_00018_09090_9266.N1	26-NOV-2003 03:41:30	Bright	36.500	180	27Gam Boo	3.0400	8000.0	73	9090	No
76	GOM_NL__2PRFIN20031126_034430_000000362022_00018_09090_9267.N1	26-NOV-2003 03:44:30	Bright	36.000	83		2.3780	11000.	72	9090	No
77	GOM_NL__2PRFIN20031126_034700_000000362022_00018_09090_9268.N1	26-NOV-2003 03:47:00	Bright	35.500	3	16Alp Boo	-0.050000	4250.0	71	9090	No
78	GOM_NL__2PRFIN20031126_034958_000000602022_00018_09090_9269.N1	26-NOV-2003 03:49:58	Bright	60.000	96	68Del Leo	2.5600	9300.0	120	9090	No
79	GOM_NL__2PRFIN20031126_035336_000001292022_00018_09090_9270.N1	26-NOV-2003 03:53:36	Tw_i_and_stray	128.50	51	41Gam1Leo	2.0100	4500.0	257	9090	No
80	GOM_NL__2PRFIN20031126_035904_000000472022_00018_09090_9271.N1	26-NOV-2003 03:59:04	Tw_i_and_stray	47.000	163	7Del Crv	2.9450	11000.	94	9090	No
81	GOM_NL__2PRFIN20031126_040113_000002552022_00018_09090_9272.N1	26-NOV-2003 04:01:13	Dark	255.00	22	32Alp Leo	1.3600	15200.	510	9090	No
82	GOM_NL__2PRFIN20031126_040701_000000432022_00018_09090_9273.N1	26-NOV-2003 04:07:01	Dark	42.500	64	Gam Cen	2.2000	10600.	85	9090	No
83	GOM_NL__2PRFIN20031126_040816_000000412022_00018_09090_9274.N1	26-NOV-2003 04:08:16	Dark	41.000	99	Del Cen	2.5750	26000.	82	9090	No
84	GOM_NL__2PRFIN20031126_040935_000000412022_00018_09090_9275.N1	26-NOV-2003 04:09:35	Dark	40.500	20	Bet Cru	1.2530	30000.	81	9090	No
85	GOM_NL__2PRFIN20031126_041045_000000482022_00019_09091_9114.N1	26-NOV-2003 04:10:45	Dark	48.000	12	Alp1Cru	0.77500	30000.	96	9091	No
86	GOM_NL__2PRFIN20031126_041315_000000412022_00019_09091_9115.N1	26-NOV-2003 04:13:15	Dark	40.500	124	The Car	2.7640	30000.	81	9091	No
87	GOM_NL__2PRFIN20031126_041743_000000452022_00019_09091_9116.N1	26-NOV-2003 04:17:43	Dark	44.500	41	Eps Car	1.8600	4100.0	89	9091	No
88	GOM_NL__2PRFIN20031126_041921_000000502022_00019_09091_9117.N1	26-NOV-2003 04:19:21	Dark	50.000	34	Gam2Vel	1.7930	23000.	100	9091	No
89	GOM_NL__2PRFIN20031126_042053_000000582022_00019_09091_9118.N1	26-NOV-2003 04:20:53	Dark	57.500	70	Zet Pup	2.2460	39000.	115	9091	No
90	GOM_NL__2PRFIN20031126_042309_000000572022_00019_09091_9119.N1	26-NOV-2003 04:23:09	Dark	57.000	2	Alp Car	-0.73600	7000.0	114	9091	No
91	GOM_NL__2PRFIN20031126_042834_000000752022_00019_09091_9120.N1	26-NOV-2003 04:28:34	Dark	75.000	23	21Eps CMa	1.5020	26000.	150	9091	No
92	GOM_NL__2PRFIN20031126_043055_000000412022_00019_09091_9121.N1	26-NOV-2003 04:30:55	Straylight	41.000	157	The1Eri	2.9060	9300.0	82	9091	No
93	GOM_NL__2PRFIN20031126_043547_000001192022_00019_09091_9122.N1	26-NOV-2003 04:35:47	Straylight	118.50	1	9Alp CMa	-1.4400	11000.	237	9091	No
94	GOM_NL__2PRFIN20031126_043946_000000672022_00019_09091_9123.N1	26-NOV-2003 04:39:46	Straylight	67.000	7	19Bet Ori	0.10000	14000.	134	9091	No
95	GOM_NL__2PRFIN20031126_044316_000000742022_00019_09091_9124.N1	26-NOV-2003 04:43:16	Tw_i_and_stray	73.500	30	46Eps Ori	1.6940	30000.	147	9091	No
96	GOM_NL__2PRFIN20031126_044612_000000762022_00019_09091_9125.N1	26-NOV-2003 04:46:12	Bright	75.500	27	24Gam Ori	1.6360	26000.	151	9091	No
97	GOM_NL__2PRFIN20031126_044829_000000382022_00019_09091_9126.N1	26-NOV-2003 04:48:29	Bright	37.500	105	6Bet Ari	2.6450	8900.0	75	9091	No
98	GOM_NL__2PRFIN20031126_045213_000000382022_00019_09091_9127.N1	26-NOV-2003 04:52:13	Bright	38.000	173	4Bet Tri	3.0040	8900.0	76	9091	No
99	GOM_NL__2PRFIN20031126_045357_000000402022_00019_09091_9128.N1	26-NOV-2003 04:53:57	Bright	39.500	79	26Bet Per	2.3100	13100.	79	9091	No
100	GOM_NL__2PRFIN20031126_045621_000000382022_00019_09091_9129.N1	26-NOV-2003 04:56:21	Bright	38.000	175	39Del Per	3.0100	19400.	76	9091	No
101	GOM_NL__2PRFIN20031126_045909_000000382022_00019_09091_9130.N1	26-NOV-2003 04:59:09	Bright	37.500	68	18Alp Cas	2.2250	4500.0	75	9091	No

102	GOM_NL__2PRFIN20031126_050024_000000382022_00019_09091_9131.N1	26-NOV-2003 05:00:24	Bright	38.000	74	11Bet Cas	2.2680	6600.0	76	9091	No
103	GOM_NL__2PRFIN20031126_050727_000000392022_00019_09091_9132.N1	26-NOV-2003 05:07:27	Bright	39.000	49	1Alp UMi	1.9900	6300.0	78	9091	No
104	GOM_NL__2PRFIN20031126_051202_000000392022_00019_09091_9133.N1	26-NOV-2003 05:12:02	Bright	38.500	60	7Bet UMi	2.0810	3950.0	77	9091	No
105	GOM_NL__2PRFIN20031126_051426_000000382022_00019_09091_9134.N1	26-NOV-2003 05:14:26	Bright	38.000	119	14Eta Dra	2.7270	4700.0	76	9091	No
106	GOM_NL__2PRFIN20031126_051609_000000532022_00019_09091_9135.N1	26-NOV-2003 05:16:09	Bright	53.000	82	48Bet UMa	2.3650	10600.	106	9091	No
107	GOM_NL__2PRFIN20031126_051745_000000372022_00019_09091_9136.N1	26-NOV-2003 05:17:45	Bright	37.000	55	79Zet UMa	2.0600	10200.	74	9091	No
108	GOM_NL__2PRFIN20031126_051920_000000372022_00019_09091_9137.N1	26-NOV-2003 05:19:20	Bright	37.000	39	85Eta UMa	1.8540	24000.	74	9091	No
109	GOM_NL__2PRFIN20031126_052207_000000362022_00019_09091_9138.N1	26-NOV-2003 05:22:07	Bright	36.000	180	27Gam Boo	3.0400	8000.0	72	9091	No
110	GOM_NL__2PRFIN20031126_052506_000000372022_00019_09091_9139.N1	26-NOV-2003 05:25:06	Bright	37.000	83		2.3780	11000.	74	9091	No
111	GOM_NL__2PRFIN20031126_052736_000000352022_00019_09091_9140.N1	26-NOV-2003 05:27:36	Bright	35.000	3	16Alp Boo	-0.050000	4250.0	70	9091	No
112	GOM_NL__2PRFIN20031126_053035_000000622022_00019_09091_9141.N1	26-NOV-2003 05:30:35	Bright	61.500	96	68Del Leo	2.5600	9300.0	123	9091	No
113	GOM_NL__2PRFIN20031126_053414_000001202022_00019_09091_9142.N1	26-NOV-2003 05:34:14	Tw_i_and_stray	120.00	51	41Gam1Leo	2.0100	4500.0	240	9091	No
114	GOM_NL__2PRFIN20031126_053941_000000462022_00019_09091_9143.N1	26-NOV-2003 05:39:41	Tw_i_and_stray	45.500	163	7Del Crv	2.9450	11000.	91	9091	No
115	GOM_NL__2PRFIN20031126_054154_000002552022_00019_09091_9144.N1	26-NOV-2003 05:41:54	Dark	255.00	22	32Alp Leo	1.3600	15200.	510	9091	No
116	GOM_NL__2PRFIN20031126_054737_000000412022_00019_09091_9145.N1	26-NOV-2003 05:47:37	Dark	41.000	64	Gam Cen	2.2000	10600.	82	9091	No
117	GOM_NL__2PRFIN20031126_054852_000000412022_00019_09091_9146.N1	26-NOV-2003 05:48:52	Dark	41.000	99	Del Cen	2.5750	26000.	82	9091	No
118	GOM_NL__2PRFIN20031126_055012_000000442022_00019_09091_9147.N1	26-NOV-2003 05:50:12	Dark	44.000	20	Bet Cru	1.2530	30000.	88	9091	No
119	GOM_NL__2PRFIN20031126_055121_000000422022_00020_09092_9114.N1	26-NOV-2003 05:51:21	Dark	42.000	12	Alp1Cru	0.77500	30000.	84	9092	No
120	GOM_NL__2PRFIN20031126_055352_000000402022_00020_09092_9115.N1	26-NOV-2003 05:53:52	Dark	39.500	124	The Car	2.7640	30000.	79	9092	No
121	GOM_NL__2PRFIN20031126_055819_000000562022_00020_09092_9116.N1	26-NOV-2003 05:58:19	Dark	56.000	41	Eps Car	1.8600	4100.0	112	9092	No
122	GOM_NL__2PRFIN20031126_055958_000000572022_00020_09092_9117.N1	26-NOV-2003 05:59:58	Dark	57.000	34	Gam2Vel	1.7930	23000.	114	9092	No
123	GOM_NL__2PRFIN20031126_060130_000000612022_00020_09092_9118.N1	26-NOV-2003 06:01:30	Dark	60.500	70	Zet Pup	2.2460	39000.	121	9092	No
124	GOM_NL__2PRFIN20031126_060347_000000522022_00020_09092_9119.N1	26-NOV-2003 06:03:47	Dark	51.500	2	Alp Car	-0.73600	7000.0	103	9092	No
125	GOM_NL__2PRFIN20031126_060911_000000752022_00020_09092_9120.N1	26-NOV-2003 06:09:11	Dark	75.000	23	21Eps CMa	1.5020	26000.	150	9092	No
126	GOM_NL__2PRFIN20031126_061132_000000392022_00020_09092_9121.N1	26-NOV-2003 06:11:32	Straylight	39.000	157	The1Eri	2.9060	9300.0	78	9092	No
127	GOM_NL__2PRFIN20031126_061623_000001142022_00020_09092_9122.N1	26-NOV-2003 06:16:23	Straylight	114.00	1	9Alp CMa	-1.4400	11000.	228	9092	No
128	GOM_NL__2PRFIN20031126_062022_000000652022_00020_09092_9123.N1	26-NOV-2003 06:20:22	Straylight	65.000	7	19Bet Ori	0.10000	14000.	130	9092	No
129	GOM_NL__2PRFIN20031126_062351_000000732022_00020_09092_9124.N1	26-NOV-2003 06:23:51	Tw_i_and_stray	72.500	30	46Eps Ori	1.6940	30000.	145	9092	No
130	GOM_NL__2PRFIN20031126_062647_000000672022_00020_09092_9125.N1	26-NOV-2003 06:26:47	Bright	67.000	27	24Gam Ori	1.6360	26000.	134	9092	No
131	GOM_NL__2PRFIN20031126_062905_000000372022_00020_09092_9126.N1	26-NOV-2003 06:29:05	Bright	37.000	105	6Bet Ari	2.6450	8900.0	74	9092	No
132	GOM_NL__2PRFIN20031126_063250_000000372022_00020_09092_9127.N1	26-NOV-2003 06:32:50	Bright	37.000	173	4Bet Tri	3.0040	8900.0	74	9092	No
133	GOM_NL__2PRFIN20031126_063433_000000372022_00020_09092_9128.N1	26-NOV-2003 06:34:33	Bright	37.000	79	26Bet Per	2.3100	13100.	74	9092	No
134	GOM_NL__2PRFIN20031126_063657_000000392022_00020_09092_9129.N1	26-NOV-2003 06:36:57	Bright	38.500	175	39Del Per	3.0100	19400.	77	9092	No
135	GOM_NL__2PRFIN20031126_063945_000000392022_00020_09092_9130.N1	26-NOV-2003 06:39:45	Bright	38.500	68	18Alp Cas	2.2250	4500.0	77	9092	No
136	GOM_NL__2PRFIN20031126_064100_000000392022_00020_09092_9131.N1	26-NOV-2003 06:41:00	Bright	38.500	74	11Bet Cas	2.2680	6600.0	77	9092	No
137	GOM_NL__2PRFIN20031126_064803_000000372022_00020_09092_9132.N1	26-NOV-2003 06:48:03	Bright	37.000	49	1Alp UMi	1.9900	6300.0	74	9092	No
138	GOM_NL__2PRFIN20031126_065239_000000392022_00020_09092_9133.N1	26-NOV-2003 06:52:39	Bright	39.000	60	7Bet UMi	2.0810	3950.0	78	9092	No
139	GOM_NL__2PRFIN20031126_065502_000000382022_00020_09092_9134.N1	26-NOV-2003 06:55:02	Bright	38.000	119	14Eta Dra	2.7270	4700.0	76	9092	No
140	GOM_NL__2PRFIN20031126_065644_000000652022_00020_09092_9135.N1	26-NOV-2003 06:56:44	Bright	64.500	82	48Bet UMa	2.3650	10600.	129	9092	No
141	GOM_NL__2PRFIN20031126_065821_000000532022_00020_09092_9136.N1	26-NOV-2003 06:58:21	Bright	53.000	55	79Zet UMa	2.0600	10200.	106	9092	No
142	GOM_NL__2PRFIN20031126_065956_000000382022_00020_09092_9137.N1	26-NOV-2003 06:59:56	Bright	38.000	39	85Eta UMa	1.8540	24000.	76	9092	No
143	GOM_NL__2PRFIN20031126_070243_000000342022_00020_09092_9138.N1	26-NOV-2003 07:02:43	Bright	34.000	180	27Gam Boo	3.0400	8000.0	68	9092	No
144	GOM_NL__2PRFIN20031126_070542_000000362022_00020_09092_9139.N1	26-NOV-2003 07:05:42	Bright	35.500	83		2.3780	11000.	71	9092	No
145	GOM_NL__2PRFIN20031126_070813_000000362022_00020_09092_9140.N1	26-NOV-2003 07:08:13	Bright	35.500	3	16Alp Boo	-0.050000	4250.0	71	9092	No
146	GOM_NL__2PRFIN20031126_071112_000000602022_00020_09092_9141.N1	26-NOV-2003 07:11:12	Bright	60.000	96	68Del Leo	2.5600	9300.0	120	9092	No
147	GOM_NL__2PRFIN20031126_071452_000001402022_00020_09092_9142.N1	26-NOV-2003 07:14:52	Tw_i_and_stray	140.00	51	41Gam1Leo	2.0100	4500.0	280	9092	No
148	GOM_NL__2PRFIN20031126_072018_000000442022_00020_09092_9143.N1	26-NOV-2003 07:20:18	Tw_i_and_stray	43.500	163	7Del Crv	2.9450	11000.	87	9092	No
149	GOM_NL__2PRFIN20031126_072235_000002552022_00020_09092_9144.N1	26-NOV-2003 07:22:35	Dark	255.00	22	32Alp Leo	1.3600	15200.	510	9092	No
150	GOM_NL__2PRFIN20031126_072814_000000432022_00020_09092_9145.N1	26-NOV-2003 07:28:14	Dark	42.500	64	Gam Cen	2.2000	10600.	85	9092	No
151	GOM_NL__2PRFIN20031126_072928_000000422022_00020_09092_9146.N1	26-NOV-2003 07:29:28	Dark	42.000	99	Del Cen	2.5750	26000.	84	9092	No
152	GOM_NL__2PRFIN20031126_073048_000000442022_00020_09092_9147.N1	26-NOV-2003 07:30:48	Dark	43.500	20	Bet Cru	1.2530	30000.	87	9092	No
153	GOM_NL__2PRFIN20031126_073158_000000472022_00021_09093_9116.N1	26-NOV-2003 07:31:58	Dark	47.000	12	Alp1Cru	0.77500	30000.	94	9093	No
154	GOM_NL__2PRFIN20031126_073429_000000402022_00021_09093_9117.N1	26-NOV-2003 07:34:29	Dark	39.500	124	The Car	2.7640	30000.	79	9093	No
155	GOM_NL__2PRFIN20031126_073856_000000482022_00021_09093_9118.N1	26-NOV-2003 07:38:56	Dark	48.000	41	Eps Car	1.8600	4100.0	96	9093	No
156	GOM_NL__2PRFIN20031126_074036_000000502022_00021_09093_9119.N1	26-NOV-2003 07:40:36	Dark	49.500	34	Gam2Vel	1.7930	23000.	99	9093	No
157	GOM_NL__2PRFIN20031126_074207_000000592022_00021_09093_9120.N1	26-NOV-2003 07:42:07	Dark	59.000	70	Zet Pup	2.2460	39000.	118	9093	No
158	GOM_NL__2PRFIN20031126_074423_000000492022_00021_09093_9121.N1	26-NOV-2003 07:44:23	Dark	49.000	2	Alp Car	-0.73600	7000.0	98	9093	No
159	GOM_NL__2PRFIN20031126_074948_000000812022_00021_09093_9122.N1	26-NOV-2003 07:49:48	Dark	81.000	23	21Eps CMa	1.5020	26000.	162	9093	No
160	GOM_NL__2PRFIN20031126_075208_000000402022_00021_09093_9123.N1	26-NOV-2003 07:52:08	Straylight	39.500	157	The1Eri	2.9060	9300.0	79	9093	No

161	GOM_NL__2PRFIN20031126_075659_000001242022_00021_09093_9124.N1	26-NOV-2003 07:56:59	Straylight	123.50	1	9Alp CMa	-1.4400	11000.	247	9093	No
162	GOM_NL__2PRFIN20031126_080058_000000762022_00021_09093_9125.N1	26-NOV-2003 08:00:58	Straylight	76.000	7	19Bet Ori	0.10000	14000.	152	9093	No
163	GOM_NL__2PRFIN20031126_080427_000000752022_00021_09093_9126.N1	26-NOV-2003 08:04:27	Twi_and_stray	75.000	30	46Eps Ori	1.6940	30000.	150	9093	No
164	GOM_NL__2PRFIN20031126_080722_000000712022_00021_09093_9127.N1	26-NOV-2003 08:07:22	Bright	70.500	27	24Gam Ori	1.6360	26000.	141	9093	No
165	GOM_NL__2PRFIN20031126_080942_000000392022_00021_09093_9128.N1	26-NOV-2003 08:09:42	Bright	38.500	105	6Bet Ari	2.6450	8900.0	77	9093	No
166	GOM_NL__2PRFIN20031126_081327_000000362022_00021_09093_9129.N1	26-NOV-2003 08:13:27	Bright	35.500	173	4Bet Tri	3.0040	8900.0	71	9093	No
167	GOM_NL__2PRFIN20031126_081509_000000392022_00021_09093_9130.N1	26-NOV-2003 08:15:09	Bright	38.500	79	26Bet Per	2.3100	13100.	77	9093	No
168	GOM_NL__2PRFIN20031126_081733_000000392022_00021_09093_9131.N1	26-NOV-2003 08:17:33	Bright	38.500	175	39Del Per	3.0100	19400.	77	9093	No
169	GOM_NL__2PRFIN20031126_082022_000000382022_00021_09093_9132.N1	26-NOV-2003 08:20:22	Bright	38.000	68	18Alp Cas	2.2250	4500.0	76	9093	No
170	GOM_NL__2PRFIN20031126_082137_000000392022_00021_09093_9133.N1	26-NOV-2003 08:21:37	Bright	38.500	74	11Bet Cas	2.2680	6600.0	77	9093	No
171	GOM_NL__2PRFIN20031126_082839_000000352022_00021_09093_9134.N1	26-NOV-2003 08:28:39	Bright	35.000	49	1Alp UMi	1.9900	6300.0	70	9093	No
172	GOM_NL__2PRFIN20031126_083315_000000372022_00021_09093_9135.N1	26-NOV-2003 08:33:15	Bright	36.500	60	7Bet UMi	2.0810	3950.0	73	9093	No
173	GOM_NL__2PRFIN20031126_083538_000000382022_00021_09093_9136.N1	26-NOV-2003 08:35:38	Bright	37.500	119	14Eta Dra	2.7270	4700.0	75	9093	No
174	GOM_NL__2PRFIN20031126_083720_000000472022_00021_09093_9137.N1	26-NOV-2003 08:37:20	Bright	47.000	82	48Bet UMa	2.3650	10600.	94	9093	No
175	GOM_NL__2PRFIN20031126_083858_000000532022_00021_09093_9138.N1	26-NOV-2003 08:38:58	Bright	53.000	55	79Zet UMa	2.0600	10200.	106	9093	No
176	GOM_NL__2PRFIN20031126_084032_000000442022_00021_09093_9139.N1	26-NOV-2003 08:40:32	Bright	43.500	39	85Eta UMa	1.8540	24000.	87	9093	No
177	GOM_NL__2PRFIN20031126_084619_000000512022_00021_09093_9140.N1	26-NOV-2003 08:46:19	Bright	51.000	83		2.3780	11000.	102	9093	No
178	GOM_NL__2PRFIN20031126_084849_000000352022_00021_09093_9141.N1	26-NOV-2003 08:48:49	Bright	34.500	3	16Alp Boo	-0.050000	4250.0	69	9093	No
179	GOM_NL__2PRFIN20031126_085148_000000612022_00021_09093_9142.N1	26-NOV-2003 08:51:48	Bright	61.000	96	68Del Leo	2.5600	9300.0	122	9093	No
180	GOM_NL__2PRFIN20031126_085530_000001462022_00021_09093_9143.N1	26-NOV-2003 08:55:30	Twi_and_stray	146.00	51	41Gam1Leo	2.0100	4500.0	292	9093	No
181	GOM_NL__2PRFIN20031126_090055_000000462022_00021_09093_9144.N1	26-NOV-2003 09:00:55	Twi_and_stray	46.000	163	7Del Crv	2.9450	11000.	92	9093	No
182	GOM_NL__2PRFIN20031126_090316_000002552022_00021_09093_9145.N1	26-NOV-2003 09:03:16	Dark	255.00	22	32Alp Leo	1.3600	15200.	510	9093	No
183	GOM_NL__2PRFIN20031126_090851_000000402022_00021_09093_9146.N1	26-NOV-2003 09:08:51	Dark	40.000	64	Gam Cen	2.2000	10600.	80	9093	No
184	GOM_NL__2PRFIN20031126_091005_000000422022_00021_09093_9147.N1	26-NOV-2003 09:10:05	Dark	41.500	99	Del Cen	2.5750	26000.	83	9093	No
185	GOM_NL__2PRFIN20031126_091124_000000462022_00021_09093_9148.N1	26-NOV-2003 09:11:24	Dark	45.500	20	Bet Cru	1.2530	30000.	91	9093	No
186	GOM_NL__2PRFIN20031126_091234_000000462022_00022_09094_9116.N1	26-NOV-2003 09:12:34	Dark	45.500	12	Alp1Cru	0.77500	30000.	91	9094	No
187	GOM_NL__2PRFIN20031126_091506_000000402022_00022_09094_9117.N1	26-NOV-2003 09:15:06	Dark	39.500	124	The Car	2.7640	30000.	79	9094	No
188	GOM_NL__2PRFIN20031126_091933_000000462022_00022_09094_9118.N1	26-NOV-2003 09:19:33	Dark	45.500	41	Eps Car	1.8600	4100.0	91	9094	No
189	GOM_NL__2PRFIN20031126_092113_000000582022_00022_09094_9119.N1	26-NOV-2003 09:21:13	Dark	58.000	34	Gam2Vel	1.7930	23000.	116	9094	No
190	GOM_NL__2PRFIN20031126_092245_000000572022_00022_09094_9120.N1	26-NOV-2003 09:22:45	Dark	56.500	70	Zet Pup	2.2460	39000.	113	9094	No
191	GOM_NL__2PRFIN20031126_092500_000000562022_00022_09094_9121.N1	26-NOV-2003 09:25:00	Dark	56.000	2	Alp Car	-0.73600	7000.0	112	9094	No
192	GOM_NL__2PRFIN20031126_093025_000000762022_00022_09094_9122.N1	26-NOV-2003 09:30:25	Dark	75.500	23	21Eps CMa	1.5020	26000.	151	9094	No
193	GOM_NL__2PRFIN20031126_093245_000000392022_00022_09094_9123.N1	26-NOV-2003 09:32:45	Straylight	39.000	157	The1Eri	2.9060	9300.0	78	9094	No
194	GOM_NL__2PRFIN20031126_093735_000001242022_00022_09094_9124.N1	26-NOV-2003 09:37:35	Straylight	123.50	1	9Alp CMa	-1.4400	11000.	247	9094	No
195	GOM_NL__2PRFIN20031126_094134_000000692022_00022_09094_9125.N1	26-NOV-2003 09:41:34	Straylight	68.500	7	19Bet Ori	0.10000	14000.	137	9094	No
196	GOM_NL__2PRFIN20031126_094502_000000732022_00022_09094_9126.N1	26-NOV-2003 09:45:02	Twi_and_stray	73.000	30	46Eps Ori	1.6940	30000.	146	9094	No
197	GOM_NL__2PRFIN20031126_094758_000000722022_00022_09094_9127.N1	26-NOV-2003 09:47:58	Bright	72.000	27	24Gam Ori	1.6360	26000.	144	9094	No
198	GOM_NL__2PRFIN20031126_095018_000000382022_00022_09094_9128.N1	26-NOV-2003 09:50:18	Bright	37.500	105	6Bet Ari	2.6450	8900.0	75	9094	No
199	GOM_NL__2PRFIN20031126_095403_000000362022_00022_09094_9129.N1	26-NOV-2003 09:54:03	Bright	35.500	173	4Bet Tri	3.0040	8900.0	71	9094	No
200	GOM_NL__2PRFIN20031126_095545_000000392022_00022_09094_9130.N1	26-NOV-2003 09:55:45	Bright	38.500	79	26Bet Per	2.3100	13100.	77	9094	No
201	GOM_NL__2PRFIN20031126_095808_000000392022_00022_09094_9131.N1	26-NOV-2003 09:58:08	Bright	38.500	175	39Del Per	3.0100	19400.	77	9094	No
202	GOM_NL__2PRFIN20031126_100058_000000392022_00022_09094_9132.N1	26-NOV-2003 10:00:58	Bright	39.000	68	18Alp Cas	2.2250	4500.0	78	9094	No
203	GOM_NL__2PRFIN20031126_100213_000000382022_00022_09094_9133.N1	26-NOV-2003 10:02:13	Bright	37.500	74	11Bet Cas	2.2680	6600.0	75	9094	No
204	GOM_NL__2PRFIN20031126_100916_000000372022_00022_09094_9134.N1	26-NOV-2003 10:09:16	Bright	37.000	49	1Alp UMi	1.9900	6300.0	74	9094	No
205	GOM_NL__2PRFIN20031126_101351_000000372022_00022_09094_9135.N1	26-NOV-2003 10:13:51	Bright	36.500	60	7Bet UMi	2.0810	3950.0	73	9094	No
206	GOM_NL__2PRFIN20031126_101615_000000382022_00022_09094_9136.N1	26-NOV-2003 10:16:15	Bright	38.000	119	14Eta Dra	2.7270	4700.0	76	9094	No
207	GOM_NL__2PRFIN20031126_101756_000000472022_00022_09094_9137.N1	26-NOV-2003 10:17:56	Bright	46.500	82	48Bet UMa	2.3650	10600.	93	9094	No
208	GOM_NL__2PRFIN20031126_101934_000000352022_00022_09094_9138.N1	26-NOV-2003 10:19:34	Bright	34.500	55	79Zet UMa	2.0600	10200.	69	9094	No
209	GOM_NL__2PRFIN20031126_102109_000000352022_00022_09094_9139.N1	26-NOV-2003 10:21:09	Bright	34.500	39	85Eta UMa	1.8540	24000.	69	9094	No
210	GOM_NL__2PRFIN20031126_102356_000000512022_00022_09094_9140.N1	26-NOV-2003 10:23:56	Bright	51.000	180	27Gam Boo	3.0400	8000.0	102	9094	No
211	GOM_NL__2PRFIN20031126_102655_000000352022_00022_09094_9141.N1	26-NOV-2003 10:26:55	Bright	34.500	83		2.3780	11000.	69	9094	No
212	GOM_NL__2PRFIN20031126_102926_000000342022_00022_09094_9142.N1	26-NOV-2003 10:29:26	Bright	34.000	3	16Alp Boo	-0.050000	4250.0	68	9094	No
213	GOM_NL__2PRFIN20031126_103225_000000612022_00022_09094_9143.N1	26-NOV-2003 10:32:25	Bright	61.000	96	68Del Leo	2.5600	9300.0	122	9094	No
214	GOM_NL__2PRFIN20031126_103608_000001372022_00022_09094_9144.N1	26-NOV-2003 10:36:08	Twi_and_stray	137.00	51	41Gam1Leo	2.0100	4500.0	274	9094	No
215	GOM_NL__2PRFIN20031126_104132_000000452022_00022_09094_9145.N1	26-NOV-2003 10:41:32	Twi_and_stray	44.500	163	7Del Crv	2.9450	11000.	89	9094	No
216	GOM_NL__2PRFIN20031126_104357_000002552022_00022_09094_9146.N1	26-NOV-2003 10:43:57	Dark	255.00	22	32Alp Leo	1.3600	15200.	510	9094	No
217	GOM_NL__2PRFIN20031126_104928_000000402022_00022_09094_9147.N1	26-NOV-2003 10:49:28	Dark	39.500	64	Gam Cen	2.2000	10600.	79	9094	No
218	GOM_NL__2PRFIN20031126_105042_000000412022_00022_09094_9148.N1	26-NOV-2003 10:50:42	Dark	40.500	99	Del Cen	2.5750	26000.	81	9094	No
219	GOM_NL__2PRFIN20031126_105201_000000462022_00022_09094_9149.N1	26-NOV-2003 10:52:01	Dark	46.000	20	Bet Cru	1.2530	30000.	92	9094	No

220	GOM_NL__2PRFIN20031126_105311_000000392022_00023_09095_9137.N1	26-NOV-2003 10:53:11	Dark	39.000	12	Alp1Cru	0.77500	30000.	78	9095	No
221	GOM_NL__2PRFIN20031126_105542_000000392022_00023_09095_9138.N1	26-NOV-2003 10:55:42	Dark	38.500	124	The Car	2.7640	30000.	77	9095	No
222	GOM_NL__2PRFIN20031126_105721_000000402022_00023_09095_9139.N1	26-NOV-2003 10:57:21	Dark	40.000	159	Ups Car	2.9200	7200.0	80	9095	No
223	GOM_NL__2PRFIN20031126_110009_000000472022_00023_09095_9140.N1	26-NOV-2003 11:00:09	Dark	47.000	41	Eps Car	1.8600	4100.0	94	9095	No
224	GOM_NL__2PRFIN20031126_110149_000000502022_00023_09095_9141.N1	26-NOV-2003 11:01:49	Dark	50.000	34	Gam2Vel	1.7930	23000.	100	9095	No
225	GOM_NL__2PRFIN20031126_110322_000000572022_00023_09095_9142.N1	26-NOV-2003 11:03:22	Dark	57.000	70	Zet Pup	2.2460	39000.	114	9095	No
226	GOM_NL__2PRFIN20031126_110537_000000522022_00023_09095_9143.N1	26-NOV-2003 11:05:37	Dark	52.000	2	Alp Car	-0.73600	7000.0	104	9095	No
227	GOM_NL__2PRFIN20031126_110704_000000622022_00023_09095_9144.N1	26-NOV-2003 11:07:04	Dark	62.000	117	Pi Pup	2.7060	3800.0	124	9095	No
228	GOM_NL__2PRFIN20031126_111321_000000362022_00023_09095_9145.N1	26-NOV-2003 11:13:21	Straylight	36.000	157	The1Eri	2.9060	9300.0	72	9095	No
229	GOM_NL__2PRFIN20031126_111811_000001182022_00023_09095_9146.N1	26-NOV-2003 11:18:11	Straylight	118.00	1	9Alp CMa	-1.4400	11000.	236	9095	No
230	GOM_NL__2PRFIN20031126_112210_000000662022_00023_09095_9147.N1	26-NOV-2003 11:22:10	Straylight	66.000	7	19Bet Ori	0.10000	14000.	132	9095	No
231	GOM_NL__2PRFIN20031126_112538_000000712022_00023_09095_9148.N1	26-NOV-2003 11:25:38	Tw_i_and_stray	71.000	30	46Eps Ori	1.6940	30000.	142	9095	No
232	GOM_NL__2PRFIN20031126_112833_000000812022_00023_09095_9149.N1	26-NOV-2003 11:28:33	Bright	80.500	27	24Gam Ori	1.6360	26000.	161	9095	No
233	GOM_NL__2PRFIN20031126_113054_000000392022_00023_09095_9150.N1	26-NOV-2003 11:30:54	Bright	38.500	105	6Bet Ari	2.6450	8900.0	77	9095	No
234	GOM_NL__2PRFIN20031126_113439_000000362022_00023_09095_9151.N1	26-NOV-2003 11:34:39	Bright	35.500	173	4Bet Tri	3.0040	8900.0	71	9095	No
235	GOM_NL__2PRFIN20031126_113621_000000382022_00023_09095_9152.N1	26-NOV-2003 11:36:21	Bright	38.000	79	26Bet Per	2.3100	13100.	76	9095	No
236	GOM_NL__2PRFIN20031126_113844_000000382022_00023_09095_9153.N1	26-NOV-2003 11:38:44	Bright	38.000	175	39Del Per	3.0100	19400.	76	9095	No
237	GOM_NL__2PRFIN20031126_114135_000000372022_00023_09095_9154.N1	26-NOV-2003 11:41:35	Bright	37.000	68	18Alp Cas	2.2250	4500.0	74	9095	No
238	GOM_NL__2PRFIN20031126_114250_000000382022_00023_09095_9155.N1	26-NOV-2003 11:42:50	Bright	38.000	74	11Bet Cas	2.2680	6600.0	76	9095	No
239	GOM_NL__2PRFIN20031126_114952_000000372022_00023_09095_9156.N1	26-NOV-2003 11:49:52	Bright	36.500	49	1Alp UMi	1.9900	6300.0	73	9095	No
240	GOM_NL__2PRFIN20031126_115427_000000382022_00023_09095_9157.N1	26-NOV-2003 11:54:27	Bright	37.500	60	7Bet UMi	2.0810	3950.0	75	9095	No
241	GOM_NL__2PRFIN20031126_115651_000000382022_00023_09095_9158.N1	26-NOV-2003 11:56:51	Bright	37.500	119	14Eta Dra	2.7270	4700.0	75	9095	No
242	GOM_NL__2PRFIN20031126_115832_000000452022_00023_09095_9159.N1	26-NOV-2003 11:58:32	Bright	44.500	82	48Bet UMa	2.3650	10600.	89	9095	No
243	GOM_NL__2PRFIN20031126_120010_000000392022_00023_09095_9160.N1	26-NOV-2003 12:00:10	Bright	39.000	55	79Zet UMa	2.0600	10200.	78	9095	No
244	GOM_NL__2PRFIN20031126_120145_000000382022_00023_09095_9161.N1	26-NOV-2003 12:01:45	Bright	37.500	39	85Eta UMa	1.8540	24000.	75	9095	No
245	GOM_NL__2PRFIN20031126_120432_000000512022_00023_09095_9162.N1	26-NOV-2003 12:04:32	Bright	51.000	180	27Gam Boo	3.0400	8000.0	102	9095	No
246	GOM_NL__2PRFIN20031126_120732_000000352022_00023_09095_9163.N1	26-NOV-2003 12:07:32	Bright	35.000	83		2.3780	11000.	70	9095	No
247	GOM_NL__2PRFIN20031126_121002_000000342022_00023_09095_9164.N1	26-NOV-2003 12:10:02	Bright	33.500	3	16Alp Boo	-0.050000	4250.0	67	9095	No
248	GOM_NL__2PRFIN20031126_121301_000000612022_00023_09095_9165.N1	26-NOV-2003 12:13:01	Bright	60.500	96	68Del Leo	2.5600	9300.0	121	9095	No
249	GOM_NL__2PRFIN20031126_121645_000001402022_00023_09095_9166.N1	26-NOV-2003 12:16:45	Tw_i_and_stray	139.50	51	41Gam1Leo	2.0100	4500.0	279	9095	No
250	GOM_NL__2PRFIN20031126_122438_000002552022_00023_09095_9167.N1	26-NOV-2003 12:24:38	Dark	255.00	22	32Alp Leo	1.3600	15200.	510	9095	No
251	GOM_NL__2PRFIN20031126_123119_000000422022_00023_09095_9168.N1	26-NOV-2003 12:31:19	Dark	41.500	99	Del Cen	2.5750	26000.	83	9095	No
252	GOM_NL__2PRFIN20031126_123237_000000402022_00023_09095_9169.N1	26-NOV-2003 12:32:37	Dark	39.500	20	Bet Cru	1.2530	30000.	79	9095	No
253	GOM_NL__2PRFIN20031126_123347_000000482022_00024_09096_9137.N1	26-NOV-2003 12:33:47	Dark	47.500	12	Alp1Cru	0.77500	30000.	95	9096	No
254	GOM_NL__2PRFIN20031126_123619_000000402022_00024_09096_9138.N1	26-NOV-2003 12:36:19	Dark	40.000	124	The Car	2.7640	30000.	80	9096	No
255	GOM_NL__2PRFIN20031126_123758_000000382022_00024_09096_9139.N1	26-NOV-2003 12:37:58	Dark	37.500	159	Ups Car	2.9200	7200.0	75	9096	No
256	GOM_NL__2PRFIN20031126_124047_000000502022_00024_09096_9140.N1	26-NOV-2003 12:40:47	Dark	49.500	41	Eps Car	1.8600	4100.0	99	9096	No
257	GOM_NL__2PRFIN20031126_124226_000000492022_00024_09096_9141.N1	26-NOV-2003 12:42:26	Dark	48.500	34	Gam2Vel	1.7930	23000.	97	9096	No
258	GOM_NL__2PRFIN20031126_124359_000000592022_00024_09096_9142.N1	26-NOV-2003 12:43:59	Dark	58.500	70	Zet Pup	2.2460	39000.	117	9096	No
259	GOM_NL__2PRFIN20031126_124614_000000482022_00024_09096_9143.N1	26-NOV-2003 12:46:14	Dark	48.000	2	Alp Car	-0.73600	7000.0	96	9096	No
260	GOM_NL__2PRFIN20031126_124741_000000662022_00024_09096_9144.N1	26-NOV-2003 12:47:41	Dark	65.500	117	Pi Pup	2.7060	3800.0	131	9096	No
261	GOM_NL__2PRFIN20031126_125358_000000392022_00024_09096_9145.N1	26-NOV-2003 12:53:58	Straylight	38.500	157	The1Eri	2.9060	9300.0	77	9096	No
262	GOM_NL__2PRFIN20031126_125848_000001122022_00024_09096_9146.N1	26-NOV-2003 12:58:48	Straylight	112.00	1	9Alp CMa	-1.4400	11000.	224	9096	No
263	GOM_NL__2PRFIN20031126_130246_000000642022_00024_09096_9147.N1	26-NOV-2003 13:02:46	Straylight	64.000	7	19Bet Ori	0.10000	14000.	128	9096	No
264	GOM_NL__2PRFIN20031126_130614_000000732022_00024_09096_9148.N1	26-NOV-2003 13:06:14	Tw_i_and_stray	72.500	30	46Eps Ori	1.6940	30000.	145	9096	No
265	GOM_NL__2PRFIN20031126_130908_000000702022_00024_09096_9149.N1	26-NOV-2003 13:09:08	Bright	69.500	27	24Gam Ori	1.6360	26000.	139	9096	No
266	GOM_NL__2PRFIN20031126_131131_000000382022_00024_09096_9150.N1	26-NOV-2003 13:11:31	Bright	38.000	105	6Bet Ari	2.6450	8900.0	76	9096	No
267	GOM_NL__2PRFIN20031126_131516_000000362022_00024_09096_9151.N1	26-NOV-2003 13:15:16	Bright	35.500	173	4Bet Tri	3.0040	8900.0	71	9096	No
268	GOM_NL__2PRFIN20031126_131658_000000372022_00024_09096_9152.N1	26-NOV-2003 13:16:58	Bright	37.000	79	26Bet Per	2.3100	13100.	74	9096	No
269	GOM_NL__2PRFIN20031126_131921_000000372022_00024_09096_9153.N1	26-NOV-2003 13:19:21	Bright	37.000	175	39Del Per	3.0100	19400.	74	9096	No
270	GOM_NL__2PRFIN20031126_132212_000000372022_00024_09096_9154.N1	26-NOV-2003 13:22:12	Bright	36.500	68	18Alp Cas	2.2250	4500.0	73	9096	No
271	GOM_NL__2PRFIN20031126_132326_000000352022_00024_09096_9155.N1	26-NOV-2003 13:23:26	Bright	34.500	74	11Bet Cas	2.2680	6600.0	69	9096	No
272	GOM_NL__2PRFIN20031126_133028_000000362022_00024_09096_9156.N1	26-NOV-2003 13:30:28	Bright	36.000	49	1Alp UMi	1.9900	6300.0	72	9096	No
273	GOM_NL__2PRFIN20031126_133504_000000372022_00024_09096_9157.N1	26-NOV-2003 13:35:04	Bright	37.000	60	7Bet UMi	2.0810	3950.0	74	9096	No
274	GOM_NL__2PRFIN20031126_133727_000000332022_00024_09096_9158.N1	26-NOV-2003 13:37:27	Bright	33.000	119	14Eta Dra	2.7270	4700.0	66	9096	No
275	GOM_NL__2PRFIN20031126_133908_000000442022_00024_09096_9159.N1	26-NOV-2003 13:39:08	Bright	44.000	82	48Bet UMa	2.3650	10600.	88	9096	No
276	GOM_NL__2PRFIN20031126_134046_000000362022_00024_09096_9160.N1	26-NOV-2003 13:40:46	Bright	35.500	55	79Zet UMa	2.0600	10200.	71	9096	No
277	GOM_NL__2PRFIN20031126_134221_000000372022_00024_09096_9161.N1	26-NOV-2003 13:42:21	Bright	36.500	39	85Eta UMa	1.8540	24000.	73	9096	No
278	GOM_NL__2PRFIN20031126_134509_000000352022_00024_09096_9162.N1	26-NOV-2003 13:45:09	Bright	34.500	180	27Gam Boo	3.0400	8000.0	69	9096	No

279	GOM_NL__2PRFIN20031126_134808_000000342022_00024_09096_9163.N1	26-NOV-2003 13:48:08	Bright	33.500	83		2.3780	11000.	67	9096	No
280	GOM_NL__2PRFIN20031126_135038_000000352022_00024_09096_9164.N1	26-NOV-2003 13:50:38	Bright	35.000	3	16Alp Boo	-0.050000	4250.0	70	9096	No
281	GOM_NL__2PRFIN20031126_135338_000000622022_00024_09096_9165.N1	26-NOV-2003 13:53:38	Bright	61.500	96	68Del Leo	2.5600	9300.0	123	9096	No
282	GOM_NL__2PRFIN20031126_135723_000001392022_00024_09096_9166.N1	26-NOV-2003 13:57:23	Tw_i_and_stray	138.50	51	41Gam1Leo	2.0100	4500.0	277	9096	No
283	GOM_NL__2PRFIN20031126_140519_000002552022_00024_09096_9167.N1	26-NOV-2003 14:05:19	Dark	255.00	22	32Alp Leo	1.3600	15200.	510	9096	No
284	GOM_NL__2PRFIN20031126_141156_000000402022_00024_09096_9168.N1	26-NOV-2003 14:11:56	Dark	39.500	99	Del Cen	2.5750	26000.	79	9096	No
285	GOM_NL__2PRFIN20031126_141314_000000392022_00024_09096_9169.N1	26-NOV-2003 14:13:14	Dark	38.500	20	Bet Cru	1.2530	30000.	77	9096	No
286	GOM_NL__2PRFIN20031126_141424_000000392022_00025_09097_9138.N1	26-NOV-2003 14:14:24	Dark	39.000	12	Alp1Cru	0.77500	30000.	78	9097	No
287	GOM_NL__2PRFIN20031126_141656_000000392022_00025_09097_9139.N1	26-NOV-2003 14:16:56	Dark	38.500	124	The Car	2.7640	30000.	77	9097	No
288	GOM_NL__2PRFIN20031126_141834_000000392022_00025_09097_9140.N1	26-NOV-2003 14:18:34	Dark	39.000	159	Ups Car	2.9200	7200.0	78	9097	No
289	GOM_NL__2PRFIN20031126_142123_000000452022_00025_09097_9141.N1	26-NOV-2003 14:21:23	Dark	45.000	41	Eps Car	1.8600	4100.0	90	9097	No
290	GOM_NL__2PRFIN20031126_142304_000000502022_00025_09097_9142.N1	26-NOV-2003 14:23:04	Dark	49.500	34	Gam2Vel	1.7930	23000.	99	9097	No
291	GOM_NL__2PRFIN20031126_142437_000000562022_00025_09097_9143.N1	26-NOV-2003 14:24:37	Dark	56.000	70	Zet Pup	2.2460	39000.	112	9097	No
292	GOM_NL__2PRFIN20031126_142651_000000572022_00025_09097_9144.N1	26-NOV-2003 14:26:51	Dark	56.500	2	Alp Car	-0.73600	7000.0	113	9097	No
293	GOM_NL__2PRFIN20031126_142818_000000672022_00025_09097_9145.N1	26-NOV-2003 14:28:18	Dark	66.500	117	Pi Pup	2.7060	3800.0	133	9097	No
294	GOM_NL__2PRFIN20031126_143434_000000372022_00025_09097_9146.N1	26-NOV-2003 14:34:34	Straylight	36.500	157	The1Eri	2.9060	9300.0	73	9097	No
295	GOM_NL__2PRFIN20031126_143924_000001302022_00025_09097_9147.N1	26-NOV-2003 14:39:24	Straylight	129.50	1	9Alp CMa	-1.4400	11000.	259	9097	No
296	GOM_NL__2PRFIN20031126_144322_000000652022_00025_09097_9148.N1	26-NOV-2003 14:43:22	Straylight	65.000	7	19Bet Ori	0.10000	14000.	130	9097	No
297	GOM_NL__2PRFIN20031126_144649_000000692022_00025_09097_9149.N1	26-NOV-2003 14:46:49	Tw_i_and_stray	69.000	30	46Eps Ori	1.6940	30000.	138	9097	No
298	GOM_NL__2PRFIN20031126_144944_000000642022_00025_09097_9150.N1	26-NOV-2003 14:49:44	Bright	63.500	27	24Gam Ori	1.6360	26000.	127	9097	No
299	GOM_NL__2PRFIN20031126_145207_000000372022_00025_09097_9151.N1	26-NOV-2003 14:52:07	Bright	37.000	105	6Bet Ari	2.6450	8900.0	74	9097	No
300	GOM_NL__2PRFIN20031126_145551_000000372022_00025_09097_9152.N1	26-NOV-2003 14:55:51	Bright	36.500	173	4Bet Tri	3.0040	8900.0	73	9097	No
301	GOM_NL__2PRFIN20031126_145732_000000382022_00025_09097_9153.N1	26-NOV-2003 14:57:32	Bright	37.500	79	26Bet Per	2.3100	13100.	75	9097	No
302	GOM_NL__2PRFIN20031126_145954_000000402022_00025_09097_9154.N1	26-NOV-2003 14:59:54	Bright	40.000	175	39Del Per	3.0100	19400.	80	9097	No
303	GOM_NL__2PRFIN20031126_150247_000000392022_00025_09097_9155.N1	26-NOV-2003 15:02:47	Bright	38.500	68	18Alp Cas	2.2250	4500.0	77	9097	No
304	GOM_NL__2PRFIN20031126_150401_000000402022_00025_09097_9156.N1	26-NOV-2003 15:04:01	Bright	39.500	74	11Bet Cas	2.2680	6600.0	79	9097	No
305	GOM_NL__2PRFIN20031126_151101_000000382022_00025_09097_9157.N1	26-NOV-2003 15:11:01	Bright	38.000	49	1Alp UMi	1.9900	6300.0	76	9097	No
306	GOM_NL__2PRFIN20031126_151538_000000392022_00025_09097_9158.N1	26-NOV-2003 15:15:38	Bright	38.500	60	7Bet UMi	2.0810	3950.0	77	9097	No
307	GOM_NL__2PRFIN20031126_151802_000000382022_00025_09097_9159.N1	26-NOV-2003 15:18:02	Bright	37.500	119	14Eta Dra	2.7270	4700.0	75	9097	No
308	GOM_NL__2PRFIN20031126_151942_000000452022_00025_09097_9160.N1	26-NOV-2003 15:19:42	Bright	45.000	82	48Bet UMa	2.3650	10600.	90	9097	No
309	GOM_NL__2PRFIN20031126_152121_000000392022_00025_09097_9161.N1	26-NOV-2003 15:21:21	Bright	39.000	55	79Zet UMa	2.0600	10200.	78	9097	No
310	GOM_NL__2PRFIN20031126_152254_000000392022_00025_09097_9162.N1	26-NOV-2003 15:22:54	Bright	39.000	39	85Eta UMa	1.8540	24000.	78	9097	No
311	GOM_NL__2PRFIN20031126_152543_000000362022_00025_09097_9163.N1	26-NOV-2003 15:25:43	Bright	35.500	180	27Gam Boo	3.0400	8000.0	71	9097	No
312	GOM_NL__2PRFIN20031126_152842_000000362022_00025_09097_9164.N1	26-NOV-2003 15:28:42	Bright	35.500	83		2.3780	11000.	71	9097	No
313	GOM_NL__2PRFIN20031126_153113_000000352022_00025_09097_9165.N1	26-NOV-2003 15:31:13	Bright	35.000	3	16Alp Boo	-0.050000	4250.0	70	9097	No
314	GOM_NL__2PRFIN20031126_153414_000000632022_00025_09097_9166.N1	26-NOV-2003 15:34:14	Bright	62.500	96	68Del Leo	2.5600	9300.0	125	9097	No
315	GOM_NL__2PRFIN20031126_153800_000001352022_00025_09097_9167.N1	26-NOV-2003 15:38:00	Tw_i_and_stray	134.50	51	41Gam1Leo	2.0100	4500.0	269	9097	No
316	GOM_NL__2PRFIN20031126_154600_000002552022_00025_09097_9168.N1	26-NOV-2003 15:46:00	Dark	255.00	22	32Alp Leo	1.3600	15200.	510	9097	No
317	GOM_NL__2PRFIN20031126_155228_000000432022_00025_09097_9169.N1	26-NOV-2003 15:52:28	Dark	43.000	99	Del Cen	2.5750	26000.	86	9097	No
318	GOM_NL__2PRFIN20031126_155348_000000492022_00025_09097_9170.N1	26-NOV-2003 15:53:48	Dark	49.000	20	Bet Cru	1.2530	30000.	98	9097	No
319	GOM_NL__2PRFIN20031126_155458_000000492022_00026_09098_9263.N1	26-NOV-2003 15:54:58	Dark	48.500	12	Alp1Cru	0.77500	30000.	97	9098	No
320	GOM_NL__2PRFIN20031126_155730_000000402022_00026_09098_9264.N1	26-NOV-2003 15:57:30	Dark	39.500	124	The Car	2.7640	30000.	79	9098	No
321	GOM_NL__2PRFIN20031126_155907_000000422022_00026_09098_9265.N1	26-NOV-2003 15:59:07	Dark	41.500	159	Ups Car	2.9200	7200.0	83	9098	No
322	GOM_NL__2PRFIN20031126_160158_000000482022_00026_09098_9266.N1	26-NOV-2003 16:01:58	Dark	48.000	41	Eps Car	1.8600	4100.0	96	9098	No
323	GOM_NL__2PRFIN20031126_160339_000000532022_00026_09098_9267.N1	26-NOV-2003 16:03:39	Dark	52.500	34	Gam2Vel	1.7930	23000.	105	9098	No
324	GOM_NL__2PRFIN20031126_160510_000000612022_00026_09098_9268.N1	26-NOV-2003 16:05:10	Dark	61.000	70	Zet Pup	2.2460	39000.	122	9098	No
325	GOM_NL__2PRFIN20031126_160725_000000582022_00026_09098_9269.N1	26-NOV-2003 16:07:25	Dark	58.000	2	Alp Car	-0.73600	7000.0	116	9098	No
326	GOM_NL__2PRFIN20031126_160855_000000672022_00026_09098_9270.N1	26-NOV-2003 16:08:55	Dark	66.500	117	Pi Pup	2.7060	3800.0	133	9098	No
327	GOM_NL__2PRFIN20031126_161508_000000412022_00026_09098_9271.N1	26-NOV-2003 16:15:08	Straylight	40.500	157	The1Eri	2.9060	9300.0	81	9098	No
328	GOM_NL__2PRFIN20031126_161959_000001122022_00026_09098_9272.N1	26-NOV-2003 16:19:59	Straylight	111.50	1	9Alp CMa	-1.4400	11000.	223	9098	No
329	GOM_NL__2PRFIN20031126_162355_000000702022_00026_09098_9273.N1	26-NOV-2003 16:23:55	Straylight	70.000	7	19Bet Ori	0.10000	14000.	140	9098	No
330	GOM_NL__2PRFIN20031126_162724_000000742022_00026_09098_9274.N1	26-NOV-2003 16:27:24	Tw_i_and_stray	73.500	30	46Eps Ori	1.6940	30000.	147	9098	No
331	GOM_NL__2PRFIN20031126_163018_000000722022_00026_09098_9275.N1	26-NOV-2003 16:30:18	Bright	72.000	27	24Gam Ori	1.6360	26000.	144	9098	No
332	GOM_NL__2PRFIN20031126_163242_000000392022_00026_09098_9276.N1	26-NOV-2003 16:32:42	Bright	38.500	105	6Bet Ari	2.6450	8900.0	77	9098	No
333	GOM_NL__2PRFIN20031126_163626_000000372022_00026_09098_9277.N1	26-NOV-2003 16:36:26	Bright	37.000	173	4Bet Tri	3.0040	8900.0	74	9098	No
334	GOM_NL__2PRFIN20031126_163808_000000392022_00026_09098_9278.N1	26-NOV-2003 16:38:08	Bright	39.000	79	26Bet Per	2.3100	13100.	78	9098	No
335	GOM_NL__2PRFIN20031126_164030_000000412022_00026_09098_9279.N1	26-NOV-2003 16:40:30	Bright	40.500	175	39Del Per	3.0100	19400.	81	9098	No
336	GOM_NL__2PRFIN20031126_164323_000000382022_00026_09098_9280.N1	26-NOV-2003 16:43:23	Bright	37.500	68	18Alp Cas	2.2250	4500.0	75	9098	No
337	GOM_NL__2PRFIN20031126_164438_000000382022_00026_09098_9281.N1	26-NOV-2003 16:44:38	Bright	38.000	74	11Bet Cas	2.2680	6600.0	76	9098	No

338	GOM_NL__2PRFIN20031126_165138_000000382022_00026_09098_9282.N1	26-NOV-2003 16:51:38	Bright	38.000	49	1Alp UMi	1.9900	6300.0	76	9098	No
339	GOM_NL__2PRFIN20031126_165614_000000392022_00026_09098_9283.N1	26-NOV-2003 16:56:14	Bright	39.000	60	7Bet UMi	2.0810	3950.0	78	9098	No
340	GOM_NL__2PRFIN20031126_165838_000000392022_00026_09098_9284.N1	26-NOV-2003 16:58:38	Bright	38.500	119	14Eta Dra	2.7270	4700.0	77	9098	No
341	GOM_NL__2PRFIN20031126_170018_000000462022_00026_09098_9285.N1	26-NOV-2003 17:00:18	Bright	45.500	82	48Bet UMa	2.3650	10600.	91	9098	No
342	GOM_NL__2PRFIN20031126_170157_000000372022_00026_09098_9286.N1	26-NOV-2003 17:01:57	Bright	36.500	55	79Zet UMa	2.0600	10200.	73	9098	No
343	GOM_NL__2PRFIN20031126_170331_000000392022_00026_09098_9287.N1	26-NOV-2003 17:03:31	Bright	38.500	39	85Eta UMa	1.8540	24000.	77	9098	No
344	GOM_NL__2PRFIN20031126_170620_000000362022_00026_09098_9288.N1	26-NOV-2003 17:06:20	Bright	36.000	180	27Gam Boo	3.0400	8000.0	72	9098	No
345	GOM_NL__2PRFIN20031126_170919_000000362022_00026_09098_9289.N1	26-NOV-2003 17:09:19	Bright	35.500	83		2.3780	11000.	71	9098	No
346	GOM_NL__2PRFIN20031126_171149_000000362022_00026_09098_9290.N1	26-NOV-2003 17:11:49	Bright	35.500	3	16Alp Boo	-0.050000	4250.0	71	9098	No
347	GOM_NL__2PRFIN20031126_171451_000000872022_00026_09098_9291.N1	26-NOV-2003 17:14:51	Bright	87.000	96	68Del Leo	2.5600	9300.0	174	9098	No
348	GOM_NL__2PRFIN20031126_171838_000001322022_00026_09098_9292.N1	26-NOV-2003 17:18:38	Tw_i_and_stray	131.50	51	41Gam1Leo	2.0100	4500.0	263	9098	No
349	GOM_NL__2PRFIN20031126_172642_000002552022_00026_09098_9293.N1	26-NOV-2003 17:26:42	Dark	255.00	22	32Alp Leo	1.3600	15200.	510	9098	No
350	GOM_NL__2PRFIN20031126_173305_000000432022_00026_09098_9294.N1	26-NOV-2003 17:33:05	Dark	42.500	99	Del Cen	2.5750	26000.	85	9098	No
351	GOM_NL__2PRFIN20031126_173425_000000412022_00026_09098_9295.N1	26-NOV-2003 17:34:25	Dark	40.500	20	Bet Cru	1.2530	30000.	81	9098	No
352	GOM_NL__2PRFIN20031126_173534_000000462022_00027_09099_9369.N1	26-NOV-2003 17:35:34	Dark	45.500	12	Alp1Cru	0.77500	30000.	91	9099	No
353	GOM_NL__2PRFIN20031126_173807_000000402022_00027_09099_9370.N1	26-NOV-2003 17:38:07	Dark	39.500	124	The Car	2.7640	30000.	79	9099	No
354	GOM_NL__2PRFIN20031126_173945_000000422022_00027_09099_9371.N1	26-NOV-2003 17:39:45	Dark	42.000	159	Ups Car	2.9200	7200.0	84	9099	No
355	GOM_NL__2PRFIN20031126_174235_000000482022_00027_09099_9372.N1	26-NOV-2003 17:42:35	Dark	47.500	41	Eps Car	1.8600	4100.0	95	9099	No
356	GOM_NL__2PRFIN20031126_174416_000000512022_00027_09099_9373.N1	26-NOV-2003 17:44:16	Dark	51.000	34	Gam2Vel	1.7930	23000.	102	9099	No
357	GOM_NL__2PRFIN20031126_174549_000000612022_00027_09099_9374.N1	26-NOV-2003 17:45:49	Dark	61.000	70	Zet Pup	2.2460	39000.	122	9099	No
358	GOM_NL__2PRFIN20031126_174802_000000592022_00027_09099_9375.N1	26-NOV-2003 17:48:02	Dark	59.000	2	Alp Car	-0.73600	7000.0	118	9099	No
359	GOM_NL__2PRFIN20031126_174931_000000642022_00027_09099_9376.N1	26-NOV-2003 17:49:31	Dark	63.500	117	Pi Pup	2.7060	3800.0	127	9099	No
360	GOM_NL__2PRFIN20031126_175545_000000422022_00027_09099_9377.N1	26-NOV-2003 17:55:45	Straylight	41.500	157	The1Eri	2.9060	9300.0	83	9099	No
361	GOM_NL__2PRFIN20031126_180035_000001182022_00027_09099_9378.N1	26-NOV-2003 18:00:35	Straylight	117.50	1	9Alp CMa	-1.4400	11000.	235	9099	No
362	GOM_NL__2PRFIN20031126_180432_000000742022_00027_09099_9379.N1	26-NOV-2003 18:04:32	Straylight	73.500	7	19Bet Ori	0.10000	14000.	147	9099	No
363	GOM_NL__2PRFIN20031126_180759_000000732022_00027_09099_9380.N1	26-NOV-2003 18:07:59	Tw_i_and_stray	72.500	30	46Eps Ori	1.6940	30000.	145	9099	No
364	GOM_NL__2PRFIN20031126_181053_000000752022_00027_09099_9381.N1	26-NOV-2003 18:10:53	Bright	75.000	27	24Gam Ori	1.6360	26000.	150	9099	No
365	GOM_NL__2PRFIN20031126_181318_000000392022_00027_09099_9382.N1	26-NOV-2003 18:13:18	Bright	38.500	105	6Bet Ari	2.6450	8900.0	77	9099	No
366	GOM_NL__2PRFIN20031126_181701_000000372022_00027_09099_9383.N1	26-NOV-2003 18:17:01	Bright	37.000	173	4Bet Tri	3.0040	8900.0	74	9099	No
367	GOM_NL__2PRFIN20031126_181844_000000392022_00027_09099_9384.N1	26-NOV-2003 18:18:44	Bright	39.000	79	26Bet Per	2.3100	13100.	78	9099	No
368	GOM_NL__2PRFIN20031126_182106_000000402022_00027_09099_9385.N1	26-NOV-2003 18:21:06	Bright	40.000	175	39Del Per	3.0100	19400.	80	9099	No
369	GOM_NL__2PRFIN20031126_182359_000000402022_00027_09099_9386.N1	26-NOV-2003 18:23:59	Bright	40.000	68	18Alp Cas	2.2250	4500.0	80	9099	No
370	GOM_NL__2PRFIN20031126_182514_000000392022_00027_09099_9387.N1	26-NOV-2003 18:25:14	Bright	39.000	74	11Bet Cas	2.2680	6600.0	78	9099	No
371	GOM_NL__2PRFIN20031126_183214_000000392022_00027_09099_9388.N1	26-NOV-2003 18:32:14	Bright	38.500	49	1Alp UMi	1.9900	6300.0	77	9099	No
372	GOM_NL__2PRFIN20031126_183650_000000392022_00027_09099_9389.N1	26-NOV-2003 18:36:50	Bright	38.500	60	7Bet UMi	2.0810	3950.0	77	9099	No
373	GOM_NL__2PRFIN20031126_183915_000000392022_00027_09099_9390.N1	26-NOV-2003 18:39:15	Bright	39.000	119	14Eta Dra	2.7270	4700.0	78	9099	No
374	GOM_NL__2PRFIN20031126_184054_000000462022_00027_09099_9391.N1	26-NOV-2003 18:40:54	Bright	46.000	82	48Bet UMa	2.3650	10600.	92	9099	No
375	GOM_NL__2PRFIN20031126_184233_000000382022_00027_09099_9392.N1	26-NOV-2003 18:42:33	Bright	37.500	55	79Zet UMa	2.0600	10200.	75	9099	No
376	GOM_NL__2PRFIN20031126_184407_000000402022_00027_09099_9393.N1	26-NOV-2003 18:44:07	Bright	40.000	39	85Eta UMa	1.8540	24000.	80	9099	No
377	GOM_NL__2PRFIN20031126_184656_000000372022_00027_09099_9394.N1	26-NOV-2003 18:46:56	Bright	36.500	180	27Gam Boo	3.0400	8000.0	73	9099	No
378	GOM_NL__2PRFIN20031126_184955_000000372022_00027_09099_9395.N1	26-NOV-2003 18:49:55	Bright	36.500	83		2.3780	11000.	73	9099	No
379	GOM_NL__2PRFIN20031126_185225_000000362022_00027_09099_9396.N1	26-NOV-2003 18:52:25	Bright	36.000	3	16Alp Boo	-0.050000	4250.0	72	9099	No
380	GOM_NL__2PRFIN20031126_185528_000000602022_00027_09099_9397.N1	26-NOV-2003 18:55:28	Bright	59.500	96	68Del Leo	2.5600	9300.0	119	9099	No
381	GOM_NL__2PRFIN20031126_185916_000001392022_00027_09099_9398.N1	26-NOV-2003 18:59:16	Tw_i_and_stray	139.00	51	41Gam1Leo	2.0100	4500.0	278	9099	No
382	GOM_NL__2PRFIN20031126_190723_000002552022_00027_09099_9399.N1	26-NOV-2003 19:07:23	Dark	255.00	22	32Alp Leo	1.3600	15200.	510	9099	No
383	GOM_NL__2PRFIN20031126_191341_000000442022_00027_09099_9400.N1	26-NOV-2003 19:13:41	Dark	43.500	99	Del Cen	2.5750	26000.	87	9099	No
384	GOM_NL__2PRFIN20031126_191501_000000422022_00027_09099_9401.N1	26-NOV-2003 19:15:01	Dark	42.000	20	Bet Cru	1.2530	30000.	84	9099	No
385	GOM_NL__2PRFIN20031126_191610_000000452022_00028_09100_9139.N1	26-NOV-2003 19:16:10	Dark	45.000	12	Alp1Cru	0.77500	30000.	90	9100	No
386	GOM_NL__2PRFIN20031126_191842_000000412022_00028_09100_9140.N1	26-NOV-2003 19:18:42	Dark	41.000	124	The Car	2.7640	30000.	82	9100	No
387	GOM_NL__2PRFIN20031126_192020_000000412022_00028_09100_9141.N1	26-NOV-2003 19:20:20	Dark	41.000	159	Ups Car	2.9200	7200.0	82	9100	No
388	GOM_NL__2PRFIN20031126_192312_000000532022_00028_09100_9142.N1	26-NOV-2003 19:23:12	Dark	52.500	41	Eps Car	1.8600	4100.0	105	9100	No
389	GOM_NL__2PRFIN20031126_192453_000000592022_00028_09100_9143.N1	26-NOV-2003 19:24:53	Dark	58.500	34	Gam2Vel	1.7930	23000.	117	9100	No
390	GOM_NL__2PRFIN20031126_192627_000000602022_00028_09100_9144.N1	26-NOV-2003 19:26:27	Dark	59.500	70	Zet Pup	2.2460	39000.	119	9100	No
391	GOM_NL__2PRFIN20031126_192839_000000522022_00028_09100_9145.N1	26-NOV-2003 19:28:39	Dark	51.500	2	Alp Car	-0.73600	7000.0	103	9100	No
392	GOM_NL__2PRFIN20031126_193008_000000702022_00028_09100_9146.N1	26-NOV-2003 19:30:08	Dark	69.500	117	Pi Pup	2.7060	3800.0	139	9100	No
393	GOM_NL__2PRFIN20031126_193229_000000772022_00028_09100_9147.N1	26-NOV-2003 19:32:29	Dark	77.000	88	31Eta CMa	2.4480	20000.	154	9100	No
394	GOM_NL__2PRFIN20031126_193620_000000412022_00028_09100_9148.N1	26-NOV-2003 19:36:20	Straylight	40.500	157	The1Eri	2.9060	9300.0	81	9100	No
395	GOM_NL__2PRFIN20031126_194041_000000832022_00028_09100_9149.N1	26-NOV-2003 19:40:41	Straylight	82.500	47	2Bet CMa	1.9760	28000.	165	9100	No
396	GOM_NL__2PRFIN20031126_194321_000000462022_00028_09100_9150.N1	26-NOV-2003 19:43:21	Straylight	46.000	165	34Gam Eri	2.9500	3200.0	92	9100	No

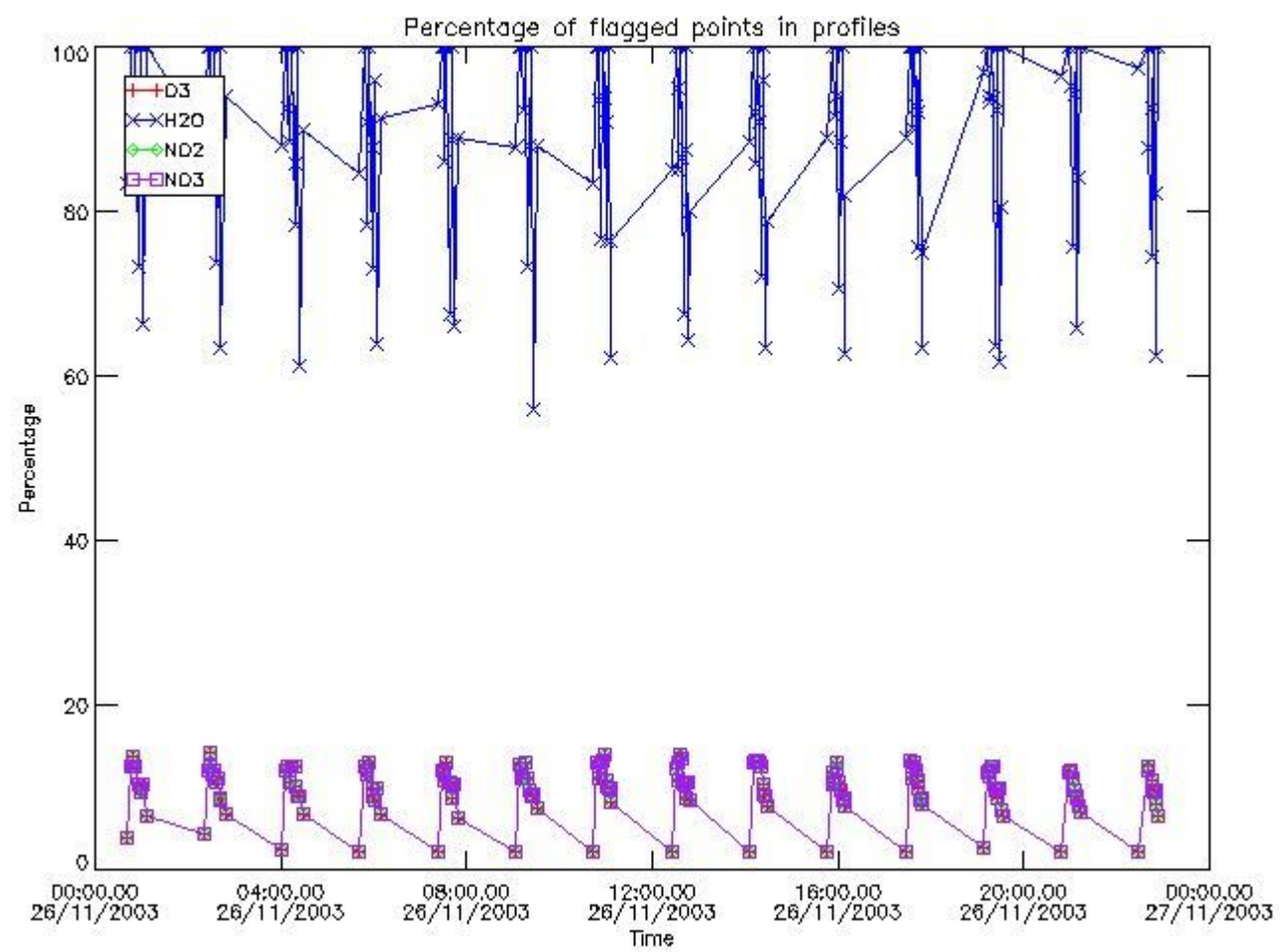
397	GOM_NL__2PRFIN20031126_194508_000000682022_00028_09100_9151.N1	26-NOV-2003 19:45:08	Straylight	67.500	7	19Bet Ori	0.10000	14000.	135	9100	No
398	GOM_NL__2PRFIN20031126_194835_000000702022_00028_09100_9152.N1	26-NOV-2003 19:48:35	Twilight_stray	70.000	30	46Eps Ori	1.6940	30000.	140	9100	No
399	GOM_NL__2PRFIN20031126_195128_000000712022_00028_09100_9153.N1	26-NOV-2003 19:51:28	Bright	71.000	27	24Gam Ori	1.6360	26000.	142	9100	No
400	GOM_NL__2PRFIN20031126_195353_000000392022_00028_09100_9154.N1	26-NOV-2003 19:53:53	Bright	38.500	105	6Bet Ari	2.6450	8900.0	77	9100	No
401	GOM_NL__2PRFIN20031126_195738_000000392022_00028_09100_9155.N1	26-NOV-2003 19:57:38	Bright	38.500	173	4Bet Tri	3.0040	8900.0	77	9100	No
402	GOM_NL__2PRFIN20031126_195919_000000392022_00028_09100_9156.N1	26-NOV-2003 19:59:19	Bright	39.000	79	26Bet Per	2.3100	13100.	78	9100	No
403	GOM_NL__2PRFIN20031126_200140_000000412022_00028_09100_9157.N1	26-NOV-2003 20:01:40	Bright	40.500	175	39Del Per	3.0100	19400.	81	9100	No
404	GOM_NL__2PRFIN20031126_200435_000000362022_00028_09100_9158.N1	26-NOV-2003 20:04:35	Bright	35.500	68	18Alp Cas	2.2250	4500.0	71	9100	No
405	GOM_NL__2PRFIN20031126_200550_000000362022_00028_09100_9159.N1	26-NOV-2003 20:05:50	Bright	36.000	74	11Bet Cas	2.2680	6600.0	72	9100	No
406	GOM_NL__2PRFIN20031126_201248_000000422022_00028_09100_9160.N1	26-NOV-2003 20:12:48	Bright	42.000	49	1Alp UMi	1.9900	6300.0	84	9100	No
407	GOM_NL__2PRFIN20031126_201725_000000362022_00028_09100_9161.N1	26-NOV-2003 20:17:25	Bright	35.500	60	7Bet UMi	2.0810	3950.0	71	9100	No
408	GOM_NL__2PRFIN20031126_201950_000000392022_00028_09100_9162.N1	26-NOV-2003 20:19:50	Bright	39.000	119	14Eta Dra	2.7270	4700.0	78	9100	No
409	GOM_NL__2PRFIN20031126_202129_000000452022_00028_09100_9163.N1	26-NOV-2003 20:21:29	Bright	45.000	82	48Bet UMa	2.3650	10600.	90	9100	No
410	GOM_NL__2PRFIN20031126_202309_000000372022_00028_09100_9164.N1	26-NOV-2003 20:23:09	Bright	36.500	55	79Zet UMa	2.0600	10200.	73	9100	No
411	GOM_NL__2PRFIN20031126_202443_000000372022_00028_09100_9165.N1	26-NOV-2003 20:24:43	Bright	37.000	39	85Eta UMa	1.8540	24000.	74	9100	No
412	GOM_NL__2PRFIN20031126_202731_000000512022_00028_09100_9166.N1	26-NOV-2003 20:27:31	Bright	51.000	180	27Gam Boo	3.0400	8000.0	102	9100	No
413	GOM_NL__2PRFIN20031126_203031_000000372022_00028_09100_9167.N1	26-NOV-2003 20:30:31	Bright	37.000	83		2.3780	11000.	74	9100	No
414	GOM_NL__2PRFIN20031126_203259_000000392022_00028_09100_9168.N1	26-NOV-2003 20:32:59	Bright	38.500	3	16Alp Boo	-0.050000	4250.0	77	9100	No
415	GOM_NL__2PRFIN20031126_203604_000000642022_00028_09100_9169.N1	26-NOV-2003 20:36:04	Bright	64.000	96	68Del Leo	2.5600	9300.0	128	9100	No
416	GOM_NL__2PRFIN20031126_203954_000001512022_00028_09100_9170.N1	26-NOV-2003 20:39:54	Twilight_stray	150.50	51	41Gam1Leo	2.0100	4500.0	301	9100	No
417	GOM_NL__2PRFIN20031126_204559_000000482022_00028_09100_9171.N1	26-NOV-2003 20:45:59	Twilight_stray	48.000	100	4Gam Crv	2.5800	13100.	96	9100	No
418	GOM_NL__2PRFIN20031126_204804_000002552022_00028_09100_9172.N1	26-NOV-2003 20:48:04	Dark	255.00	22	32Alp Leo	1.3600	15200.	510	9100	No
419	GOM_NL__2PRFIN20031126_205917_000000432022_00029_09101_9140.N1	26-NOV-2003 20:59:17	Dark	43.000	124	The Car	2.7640	30000.	86	9101	No
420	GOM_NL__2PRFIN20031126_210058_000000432022_00029_09101_9141.N1	26-NOV-2003 21:00:58	Dark	42.500	159	Ups Car	2.9200	7200.0	85	9101	No
421	GOM_NL__2PRFIN20031126_210348_000000462022_00029_09101_9142.N1	26-NOV-2003 21:03:48	Dark	45.500	41	Eps Car	1.8600	4100.0	91	9101	No
422	GOM_NL__2PRFIN20031126_210530_000000532022_00029_09101_9143.N1	26-NOV-2003 21:05:30	Dark	53.000	34	Gam2Vel	1.7930	23000.	106	9101	No
423	GOM_NL__2PRFIN20031126_210703_000000572022_00029_09101_9144.N1	26-NOV-2003 21:07:03	Dark	56.500	70	Zet Pup	2.2460	39000.	113	9101	No
424	GOM_NL__2PRFIN20031126_210915_000000592022_00029_09101_9145.N1	26-NOV-2003 21:09:15	Dark	59.000	2	Alp Car	-0.73600	7000.0	118	9101	No
425	GOM_NL__2PRFIN20031126_211045_000000662022_00029_09101_9146.N1	26-NOV-2003 21:10:45	Dark	66.000	117	Pi Pup	2.7060	3800.0	132	9101	No
426	GOM_NL__2PRFIN20031126_211305_000000742022_00029_09101_9147.N1	26-NOV-2003 21:13:05	Dark	74.000	88	31Eta CMa	2.4480	20000.	148	9101	No
427	GOM_NL__2PRFIN20031126_211657_000000392022_00029_09101_9148.N1	26-NOV-2003 21:16:57	Straylight	39.000	157	The1Eri	2.9060	9300.0	78	9101	No
428	GOM_NL__2PRFIN20031126_212116_000000832022_00029_09101_9149.N1	26-NOV-2003 21:21:16	Straylight	82.500	47	2Bet CMa	1.9760	28000.	165	9101	No
429	GOM_NL__2PRFIN20031126_212356_000000502022_00029_09101_9150.N1	26-NOV-2003 21:23:56	Straylight	50.000	165	34Gam Eri	2.9500	3200.0	100	9101	No
430	GOM_NL__2PRFIN20031126_212543_000000672022_00029_09101_9151.N1	26-NOV-2003 21:25:43	Straylight	67.000	7	19Bet Ori	0.10000	14000.	134	9101	No
431	GOM_NL__2PRFIN20031126_212909_000000752022_00029_09101_9152.N1	26-NOV-2003 21:29:09	Twilight_stray	74.500	30	46Eps Ori	1.6940	30000.	149	9101	No
432	GOM_NL__2PRFIN20031126_213203_000000762022_00029_09101_9153.N1	26-NOV-2003 21:32:03	Bright	75.500	27	24Gam Ori	1.6360	26000.	151	9101	No
433	GOM_NL__2PRFIN20031126_213428_000000412022_00029_09101_9154.N1	26-NOV-2003 21:34:28	Bright	41.000	105	6Bet Ari	2.6450	8900.0	82	9101	No
434	GOM_NL__2PRFIN20031126_213812_000000392022_00029_09101_9155.N1	26-NOV-2003 21:38:12	Bright	38.500	173	4Bet Tri	3.0040	8900.0	77	9101	No
435	GOM_NL__2PRFIN20031126_213955_000000382022_00029_09101_9156.N1	26-NOV-2003 21:39:55	Bright	37.500	79	26Bet Per	2.3100	13100.	75	9101	No
436	GOM_NL__2PRFIN20031126_214215_000000422022_00029_09101_9157.N1	26-NOV-2003 21:42:15	Bright	42.000	175	39Del Per	3.0100	19400.	84	9101	No
437	GOM_NL__2PRFIN20031126_214512_000000372022_00029_09101_9158.N1	26-NOV-2003 21:45:12	Bright	36.500	68	18Alp Cas	2.2250	4500.0	73	9101	No
438	GOM_NL__2PRFIN20031126_214625_000000412022_00029_09101_9159.N1	26-NOV-2003 21:46:25	Bright	40.500	74	11Bet Cas	2.2680	6600.0	81	9101	No
439	GOM_NL__2PRFIN20031126_215323_000000412022_00029_09101_9160.N1	26-NOV-2003 21:53:23	Bright	40.500	49	1Alp UMi	1.9900	6300.0	81	9101	No
440	GOM_NL__2PRFIN20031126_215800_000000412022_00029_09101_9161.N1	26-NOV-2003 21:58:00	Bright	41.000	60	7Bet UMi	2.0810	3950.0	82	9101	No
441	GOM_NL__2PRFIN20031126_220026_000000392022_00029_09101_9162.N1	26-NOV-2003 22:00:26	Bright	38.500	119	14Eta Dra	2.7270	4700.0	77	9101	No
442	GOM_NL__2PRFIN20031126_220205_000000452022_00029_09101_9163.N1	26-NOV-2003 22:02:05	Bright	45.000	82	48Bet UMa	2.3650	10600.	90	9101	No
443	GOM_NL__2PRFIN20031126_220344_000000402022_00029_09101_9164.N1	26-NOV-2003 22:03:44	Bright	40.000	55	79Zet UMa	2.0600	10200.	80	9101	No
444	GOM_NL__2PRFIN20031126_220517_000000532022_00029_09101_9165.N1	26-NOV-2003 22:05:17	Bright	53.000	39	85Eta UMa	1.8540	24000.	106	9101	No
445	GOM_NL__2PRFIN20031126_220807_000000452022_00029_09101_9166.N1	26-NOV-2003 22:08:07	Bright	45.000	180	27Gam Boo	3.0400	8000.0	90	9101	No
446	GOM_NL__2PRFIN20031126_221107_000000462022_00029_09101_9167.N1	26-NOV-2003 22:11:07	Bright	46.000	83		2.3780	11000.	92	9101	No
447	GOM_NL__2PRFIN20031126_221335_000000392022_00029_09101_9168.N1	26-NOV-2003 22:13:35	Bright	38.500	3	16Alp Boo	-0.050000	4250.0	77	9101	No
448	GOM_NL__2PRFIN20031126_221641_000000632022_00029_09101_9169.N1	26-NOV-2003 22:16:41	Bright	63.000	96	68Del Leo	2.5600	9300.0	126	9101	No
449	GOM_NL__2PRFIN20031126_222031_000001442022_00029_09101_9170.N1	26-NOV-2003 22:20:31	Twilight_stray	144.00	51	41Gam1Leo	2.0100	4500.0	288	9101	No
450	GOM_NL__2PRFIN20031126_222635_000000462022_00029_09101_9171.N1	26-NOV-2003 22:26:35	Twilight_stray	46.000	100	4Gam Crv	2.5800	13100.	92	9101	No
451	GOM_NL__2PRFIN20031126_222846_000002552022_00029_09101_9172.N1	26-NOV-2003 22:28:46	Dark	255.00	22	32Alp Leo	1.3600	15200.	510	9101	No
452	GOM_NL__2PRFIN20031126_223953_000000422022_00030_09102_9141.N1	26-NOV-2003 22:39:53	Dark	42.000	124	The Car	2.7640	30000.	84	9102	No
453	GOM_NL__2PRFIN20031126_224134_000000412022_00030_09102_9142.N1	26-NOV-2003 22:41:34	Dark	41.000	159	Ups Car	2.9200	7200.0	82	9102	No
454	GOM_NL__2PRFIN20031126_224425_000000482022_00030_09102_9143.N1	26-NOV-2003 22:44:25	Dark	47.500	41	Eps Car	1.8600	4100.0	95	9102	No
455	GOM_NL__2PRFIN20031126_224607_000000542022_00030_09102_9144.N1	26-NOV-2003 22:46:07	Dark	53.500	34	Gam2Vel	1.7930	23000.	107	9102	No

456	GOM_NL__2PRFIN20031126_224738_000000602022_00030_09102_9145.N1	26-NOV-2003 22:47:38	Dark	59.500	70	Zet Pup	2.2460	39000.	119	9102	No
457	GOM_NL__2PRFIN20031126_224951_000000542022_00030_09102_9146.N1	26-NOV-2003 22:49:51	Dark	53.500	2	Alp Car	-0.73600	7000.0	107	9102	No
458	GOM_NL__2PRFIN20031126_225122_000000652022_00030_09102_9147.N1	26-NOV-2003 22:51:22	Dark	65.000	117	Pi Pup	2.7060	3800.0	130	9102	No
459	GOM_NL__2PRFIN20031126_225341_000000782022_00030_09102_9148.N1	26-NOV-2003 22:53:41	Dark	77.500	88	31Eta CMa	2.4480	20000.	155	9102	No
460	GOM_NL__2PRFIN20031126_225733_000000392022_00030_09102_9149.N1	26-NOV-2003 22:57:33	Straylight	38.500	157	The1Eri	2.9060	9300.0	77	9102	No
461	GOM_NL__2PRFIN20031126_230153_000000772022_00030_09102_9150.N1	26-NOV-2003 23:01:53	Straylight	76.500	47	2Bet CMa	1.9760	28000.	153	9102	No
462	GOM_NL__2PRFIN20031126_230430_000000512022_00030_09102_9151.N1	26-NOV-2003 23:04:30	Straylight	51.000	165	34Gam Eri	2.9500	3200.0	102	9102	No
463	GOM_NL__2PRFIN20031126_230619_000000682022_00030_09102_9152.N1	26-NOV-2003 23:06:19	Straylight	68.000	7	19Bet Ori	0.10000	14000.	136	9102	No
464	GOM_NL__2PRFIN20031126_230945_000000742022_00030_09102_9153.N1	26-NOV-2003 23:09:45	Tw_i_and_stray	73.500	30	46Eps Ori	1.6940	30000.	147	9102	No
465	GOM_NL__2PRFIN20031126_231239_000000692022_00030_09102_9154.N1	26-NOV-2003 23:12:39	Bright	68.500	27	24Gam Ori	1.6360	26000.	137	9102	No
466	GOM_NL__2PRFIN20031126_231504_000000402022_00030_09102_9155.N1	26-NOV-2003 23:15:04	Bright	40.000	105	6Bet Ari	2.6450	8900.0	80	9102	No
467	GOM_NL__2PRFIN20031126_231848_000000392022_00030_09102_9156.N1	26-NOV-2003 23:18:48	Bright	38.500	173	4Bet Tri	3.0040	8900.0	77	9102	No
468	GOM_NL__2PRFIN20031126_232031_000000382022_00030_09102_9157.N1	26-NOV-2003 23:20:31	Bright	38.000	79	26Bet Per	2.3100	13100.	76	9102	No
469	GOM_NL__2PRFIN20031126_232251_000000402022_00030_09102_9158.N1	26-NOV-2003 23:22:51	Bright	40.000	175	39Del Per	3.0100	19400.	80	9102	No
470	GOM_NL__2PRFIN20031126_232547_000000382022_00030_09102_9159.N1	26-NOV-2003 23:25:47	Bright	38.000	68	18Alp Cas	2.2250	4500.0	76	9102	No
471	GOM_NL__2PRFIN20031126_232703_000000402022_00030_09102_9160.N1	26-NOV-2003 23:27:03	Bright	39.500	74	11Bet Cas	2.2680	6600.0	79	9102	No
472	GOM_NL__2PRFIN20031126_233359_000000392022_00030_09102_9161.N1	26-NOV-2003 23:33:59	Bright	38.500	49	1Alp UMi	1.9900	6300.0	77	9102	No
473	GOM_NL__2PRFIN20031126_233837_000000402022_00030_09102_9162.N1	26-NOV-2003 23:38:37	Bright	39.500	60	7Bet UMi	2.0810	3950.0	79	9102	No
474	GOM_NL__2PRFIN20031126_234103_000000402022_00030_09102_9163.N1	26-NOV-2003 23:41:03	Bright	40.000	119	14Eta Dra	2.7270	4700.0	80	9102	No
475	GOM_NL__2PRFIN20031126_234240_000000462022_00030_09102_9164.N1	26-NOV-2003 23:42:40	Bright	46.000	82	48Bet UMa	2.3650	10600.	92	9102	No
476	GOM_NL__2PRFIN20031126_234420_000000392022_00030_09102_9165.N1	26-NOV-2003 23:44:20	Bright	39.000	55	79Zet UMa	2.0600	10200.	78	9102	No
477	GOM_NL__2PRFIN20031126_234555_000000532022_00030_09102_9166.N1	26-NOV-2003 23:45:55	Bright	53.000	39	85Eta UMa	1.8540	24000.	106	9102	No
478	GOM_NL__2PRFIN20031126_234843_000000362022_00030_09102_9167.N1	26-NOV-2003 23:48:43	Bright	35.500	180	27Gam Boo	3.0400	8000.0	71	9102	No
479	GOM_NL__2PRFIN20031126_235143_000000372022_00030_09102_9168.N1	26-NOV-2003 23:51:43	Bright	36.500	83		2.3780	11000.	73	9102	No
480	GOM_NL__2PRFIN20031126_235411_000000382022_00030_09102_9169.N1	26-NOV-2003 23:54:11	Bright	38.000	3	16Alp Boo	-0.050000	4250.0	76	9102	No
481	GOM_NL__2PRFIN20031126_235717_000000612022_00030_09102_9170.N1	26-NOV-2003 23:57:17	Bright	61.000	96	68Del Leo	2.5600	9300.0	122	9102	No

3. Quality information per product

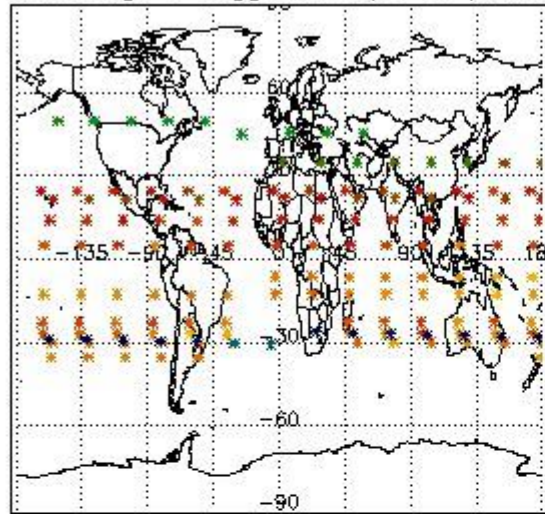
In this section it is plotted some information contained in the Quality Summary data set of the level 2 products. Only products in dark limb conditions and without errors (error flag in the MPH set to "0") are used.

3.1 Plot quality information per product (time dependant)

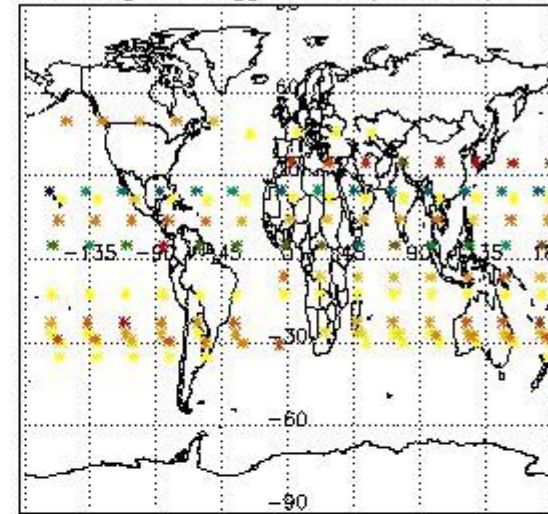


3.2 Plot quality information per product (world map)

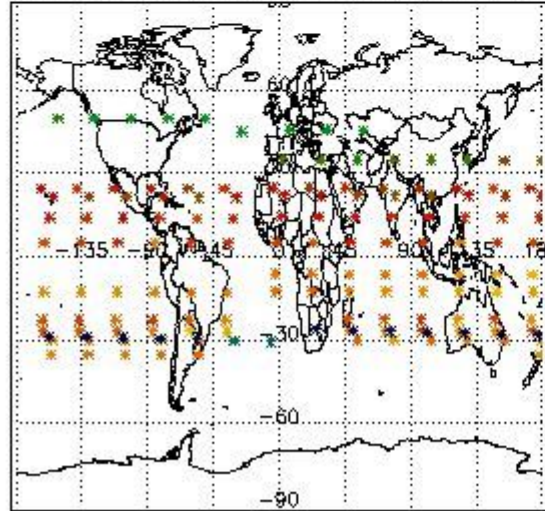
Percentage of flagged data per O3 profile



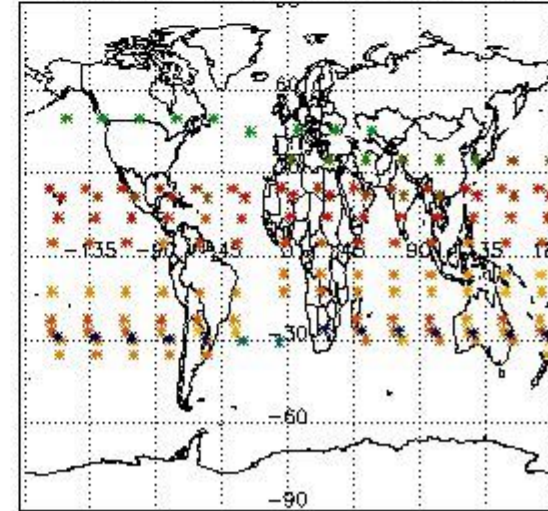
Percentage of flagged data per H2O profile



Percentage of flagged data per NO2 profile



Percentage of flagged data per NO3 profile

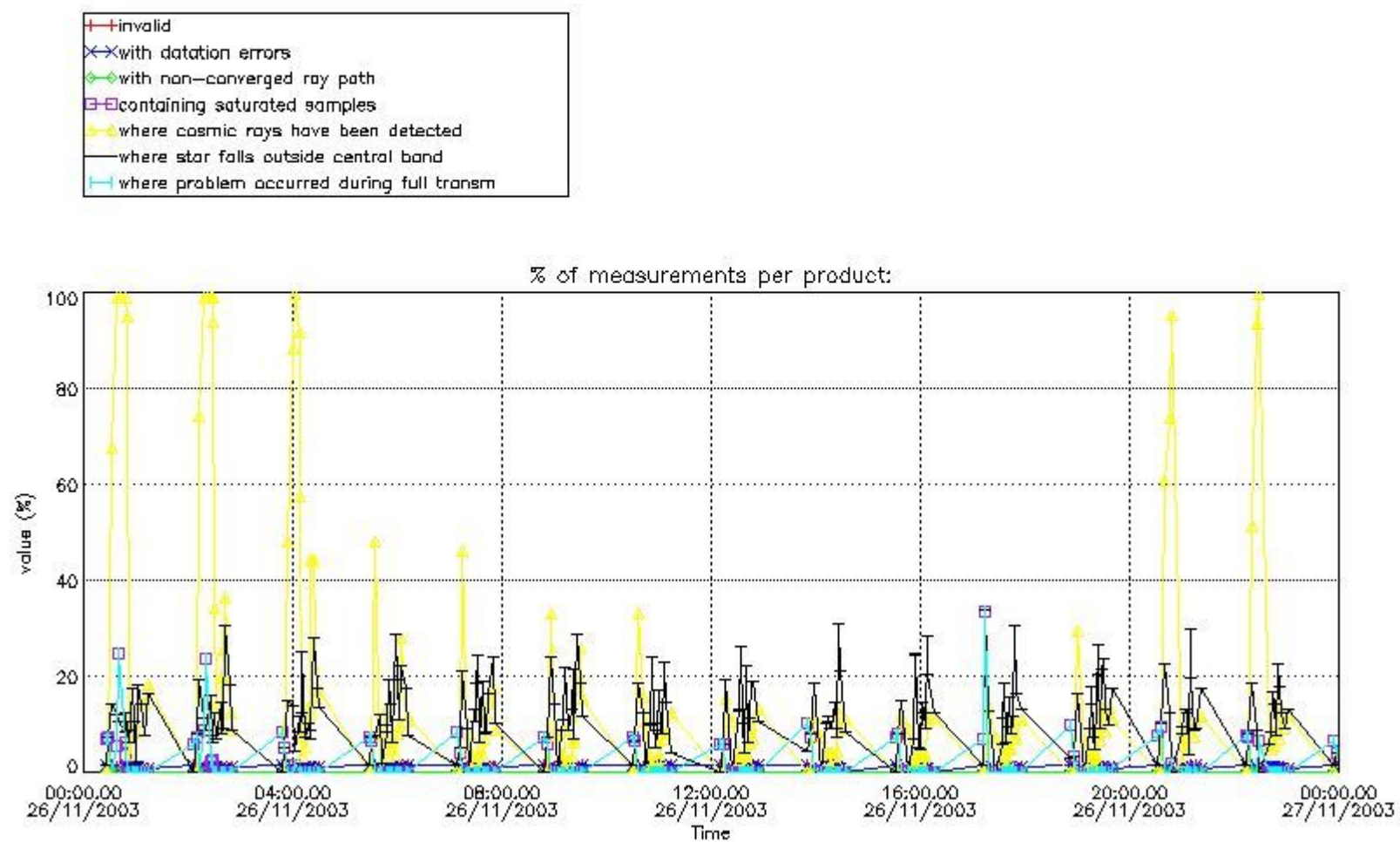


4. Level 1 quality information per product

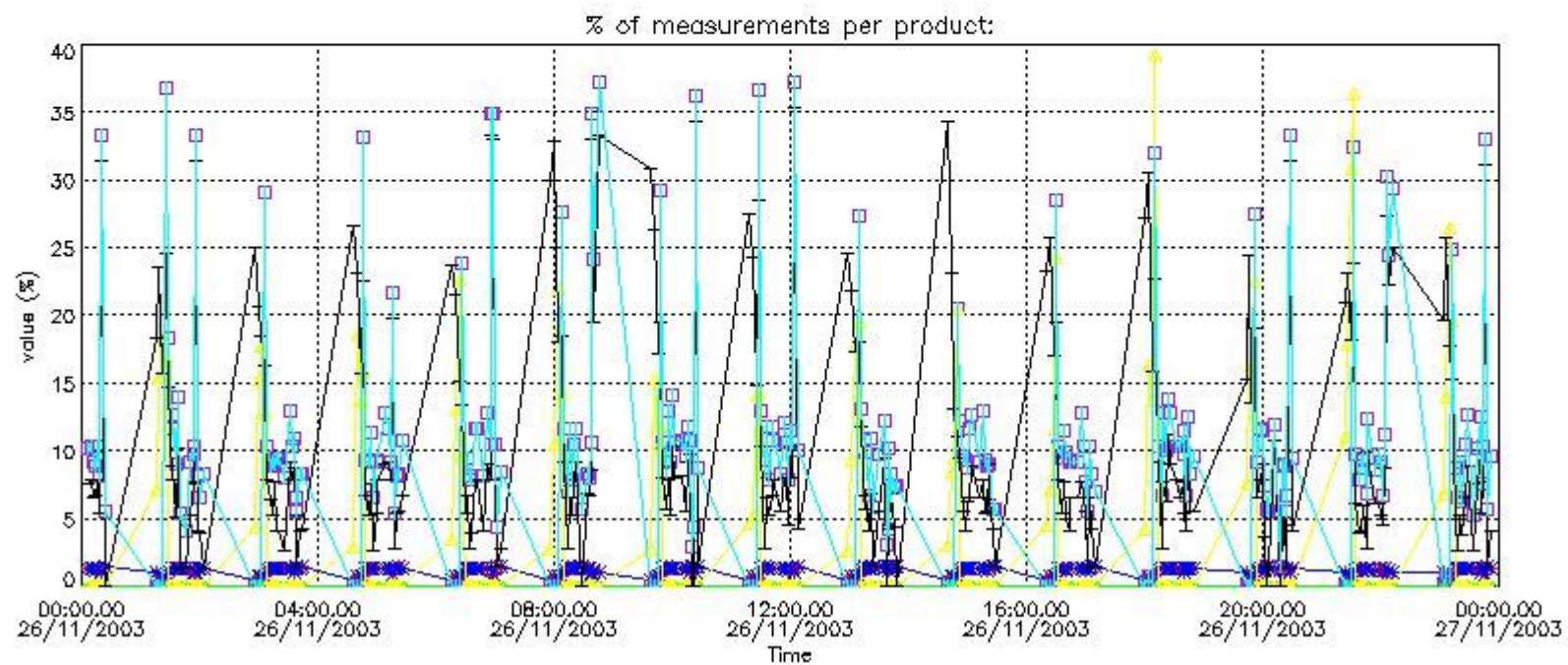
In this section it is plotted some information contained in the Quality Summary data set of the level 2 products that comes from the level 1b processing. Products without errors (error flag in the MPH set to "0") are used.

4.1 Plot quality information per product (time dependant) coming from level 1b processing

4.1.1 Plot level 1 quality information per product (time dependant): ENVISAT ASCENDING passes



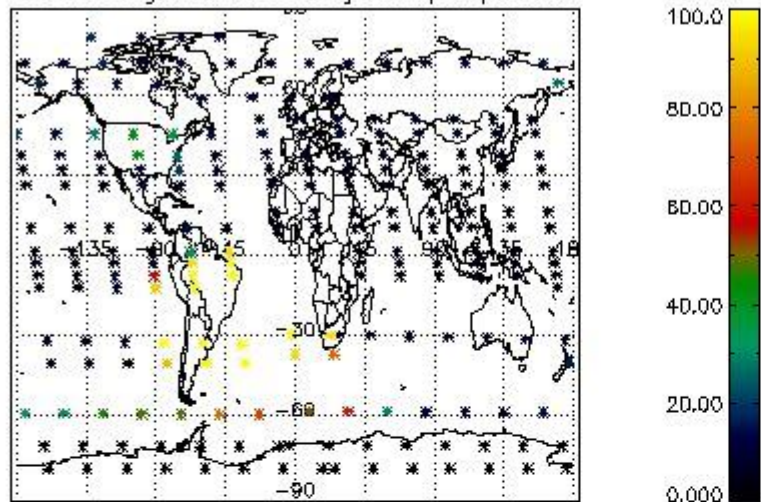
4.1.2 Plot level 1 quality information per product (time dependant): ENVISAT DESCENDING passes



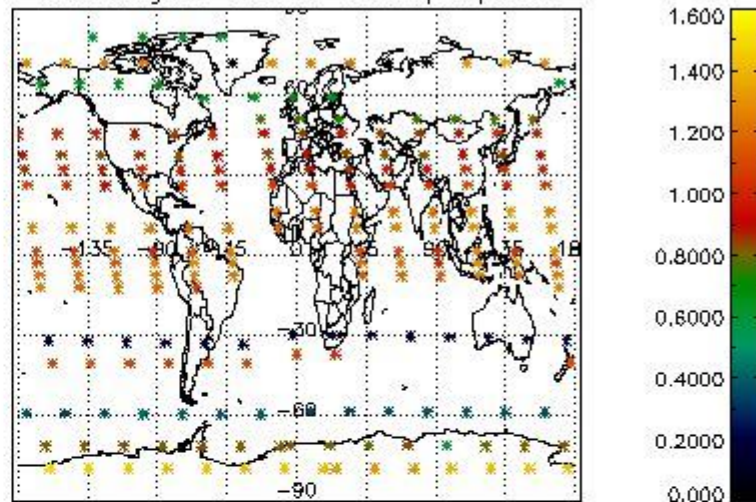
4.2 Plot quality information per product coming from level 1b processing (world map)

4.2.1 Plot level 1 quality information per product (world map): ENVISAT ASCENDING passes

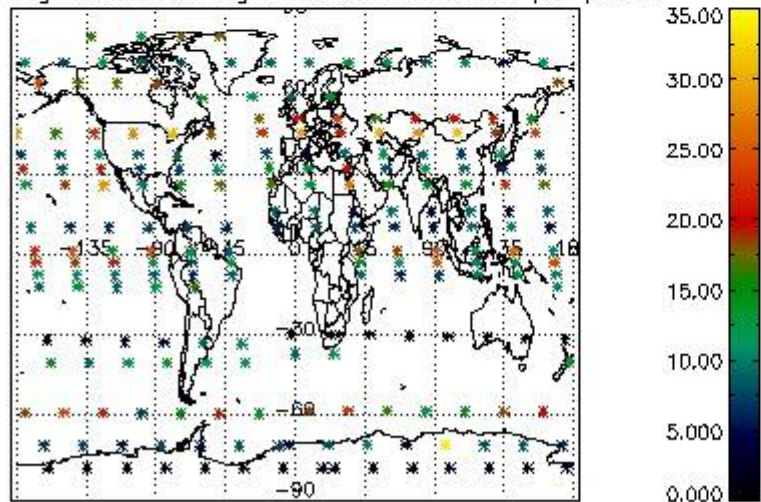
Percentage of cosmic ray hits per profile



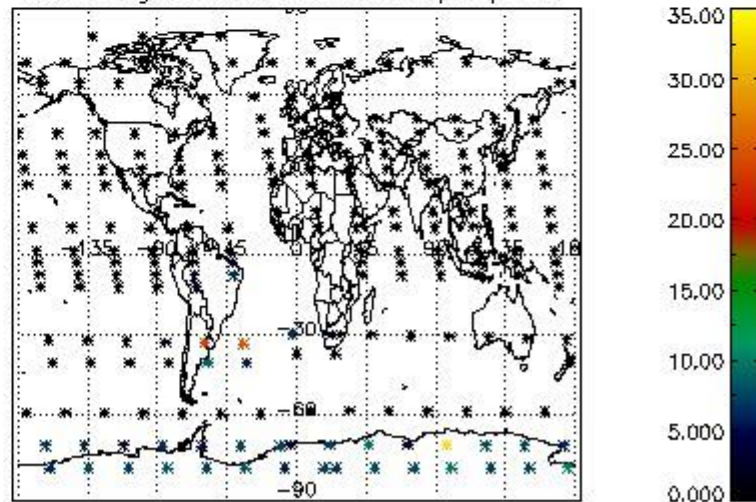
Percentage of datation errors per profile



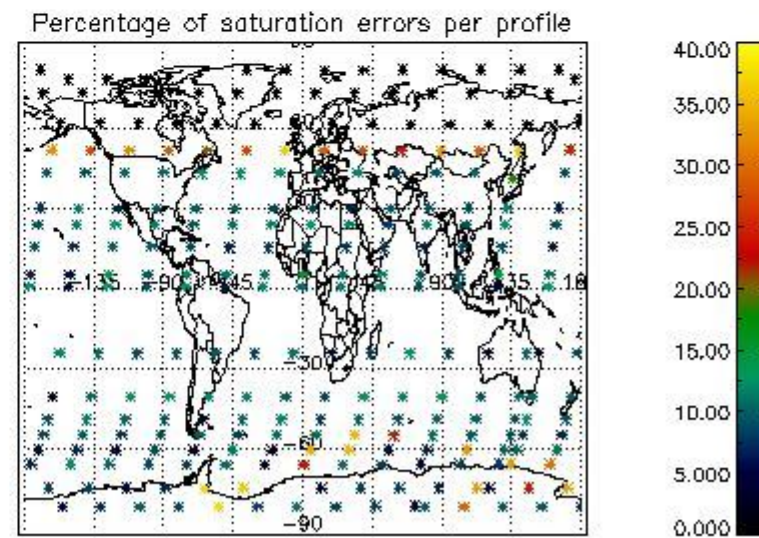
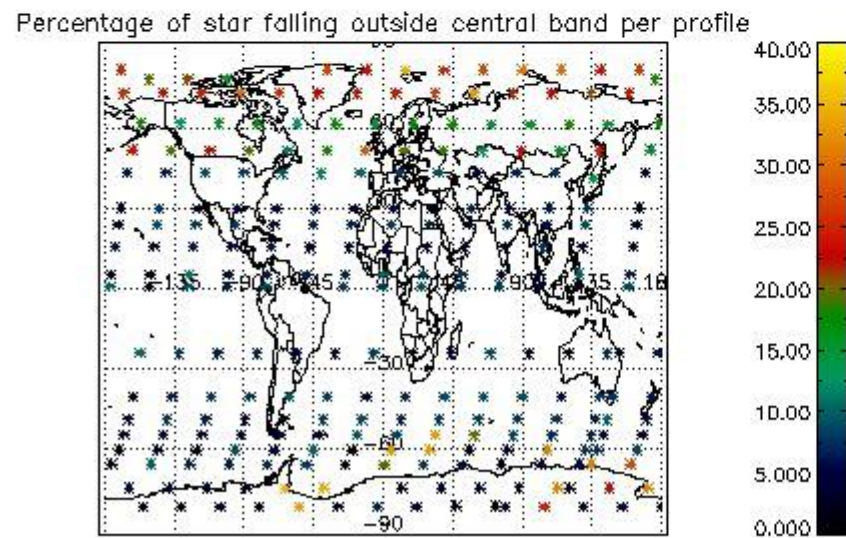
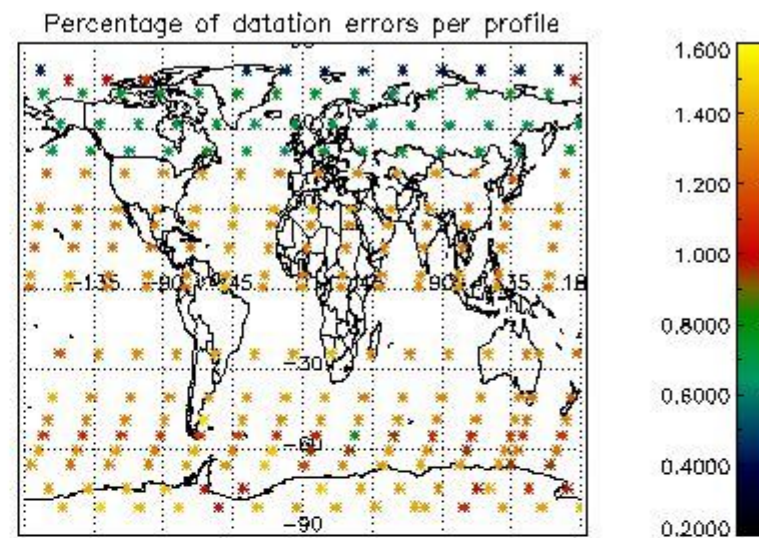
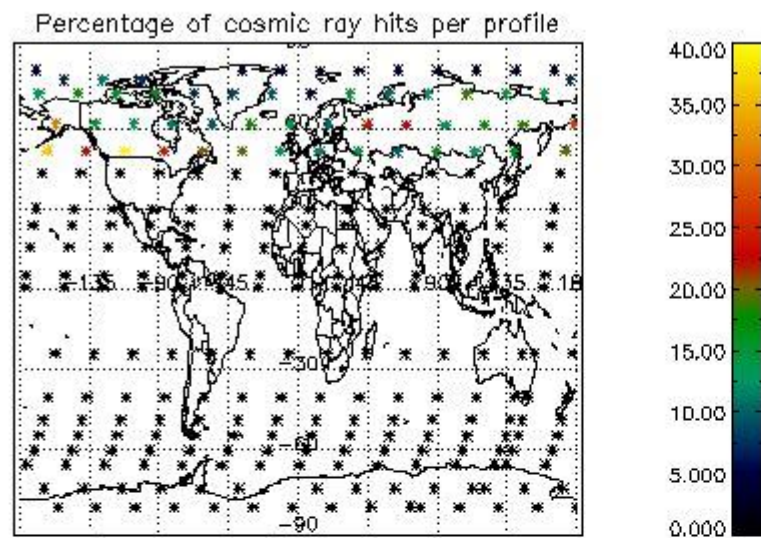
Percentage of star falling outside central band per profile



Percentage of saturation errors per profile



4.2.2 Plot level 1 quality information per product (world map): ENVISAT DESCENDING passes



5. Trace gas profiles

5.1 Ozone statistics based on quality of products

The final quality of the products can be "measured" using the STD (Standard Deviation) attached to every point profile. This information is written to the parameter GOM_NL__2P/NL_LOCAL_SPECIES_DENSITY/o3_std of the level 2 products. The table below shows the statistics for given STD ranges.

The statistics are given with respect to the overall valid production:

- Products without fatal errors: GOM_NL__2P/MPH/PRODUCT_ERR=0
- Valid point profile: GOM_NL__2P/NL_LOCAL_SPECIES_DENSITY/pcd(0)=0

The 'Criteria' is applied to valid points of dark limb products:

- Products in dark limb illumination condition: GOM_NL__2P/NL_SUMMARY_QUALITY/obs_ill_cond=0
- Products without fatal errors: GOM_NL__2P/MPH/PRODUCT_ERR=0
- Valid point profile: GOM_NL__2P/NL_LOCAL_SPECIES_DENSITY/pcd(0)=0

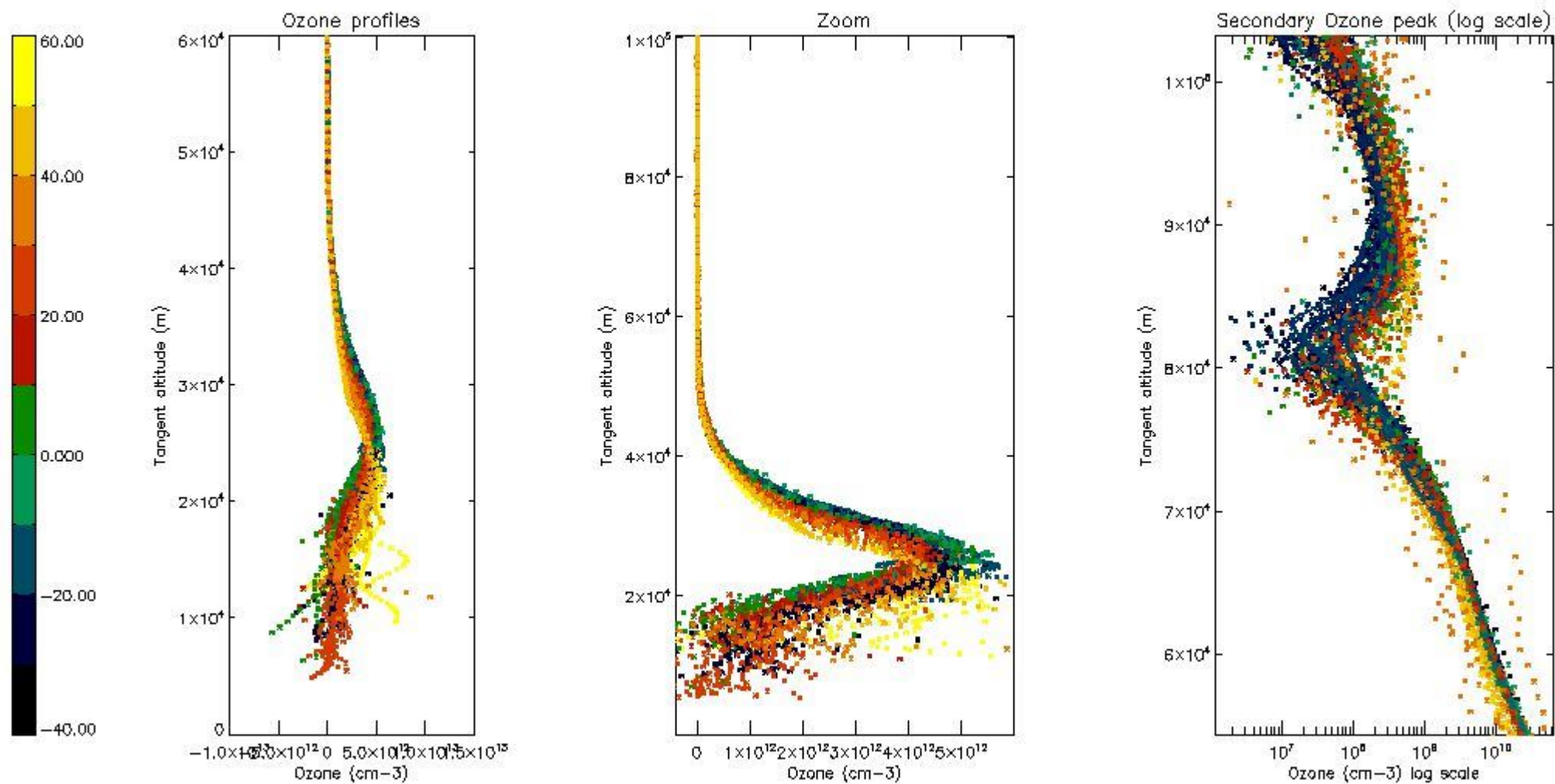
So, the table below shows the percentage of dark limb and valid observations for each criteria with respect to the overall valid daily observations.

Criteria	% of total production
All STD	39
STD < 20	27

STD < 10	24
STD < 5	21

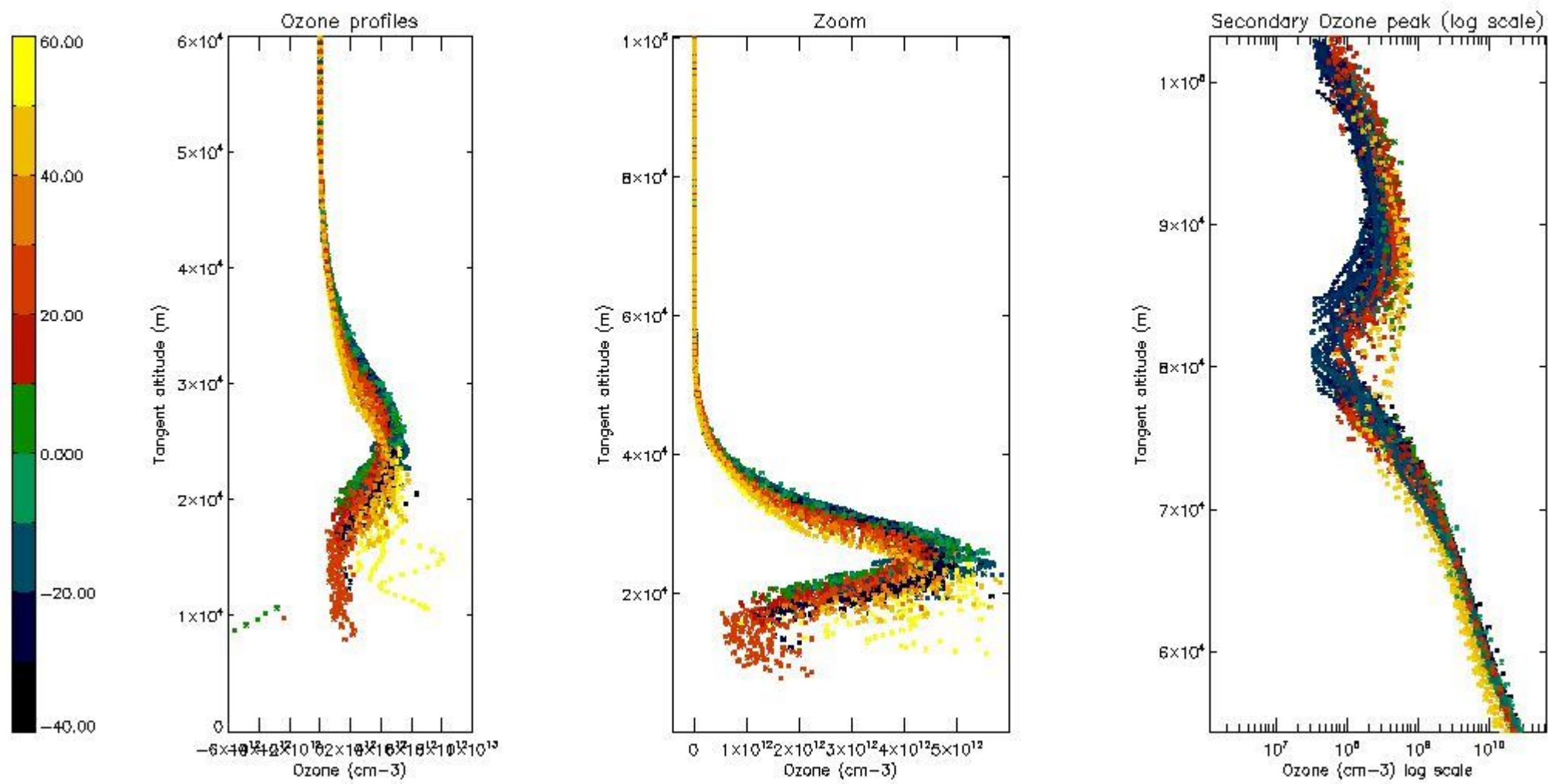
5.2 Plot ozone profiles for all STD (dark without errors)

The colorbar represents the latitude.



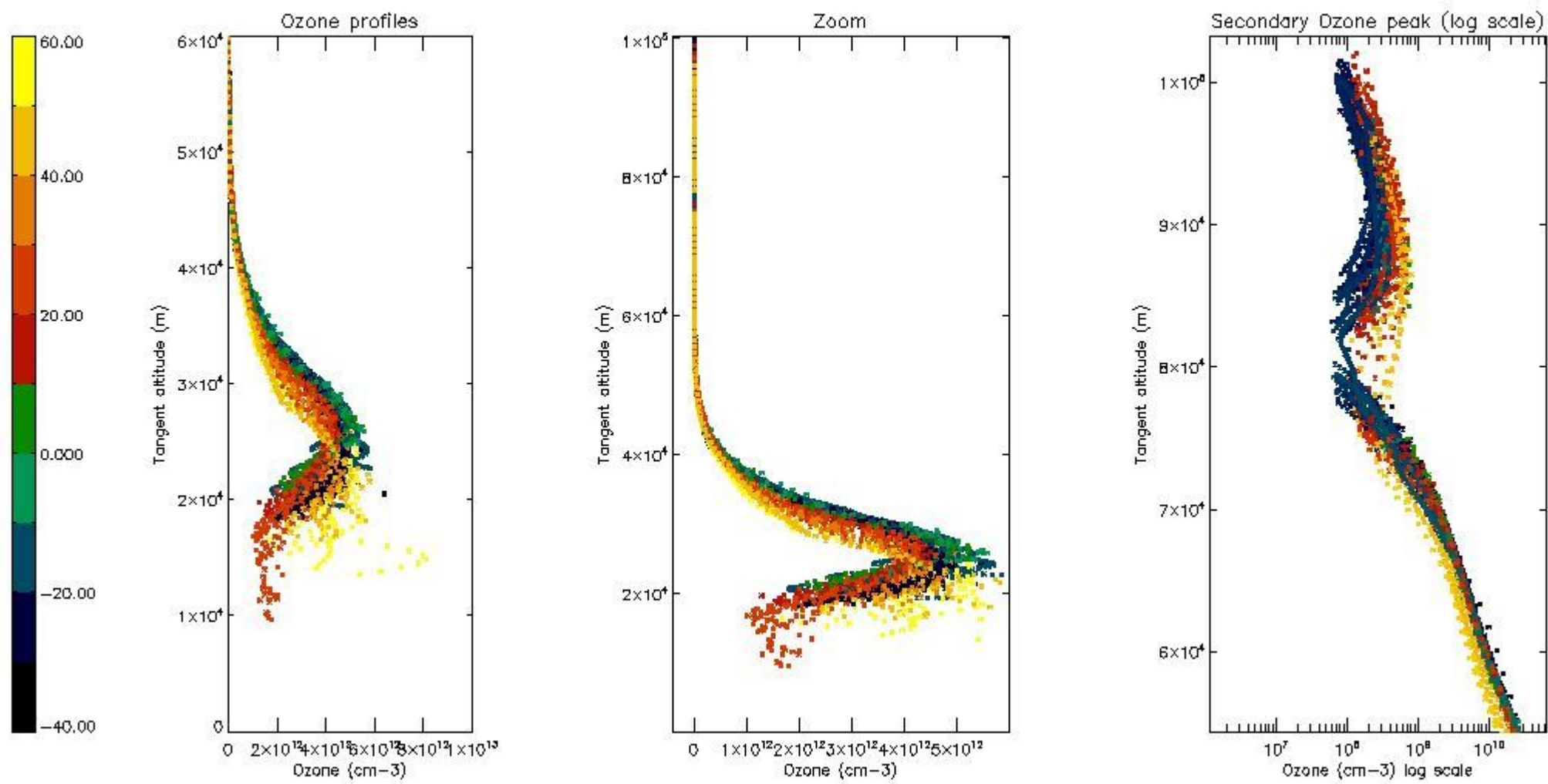
5.3 Plot ozone profiles where STD < 20% (dark without errors)

The colorbar represents the latitude.



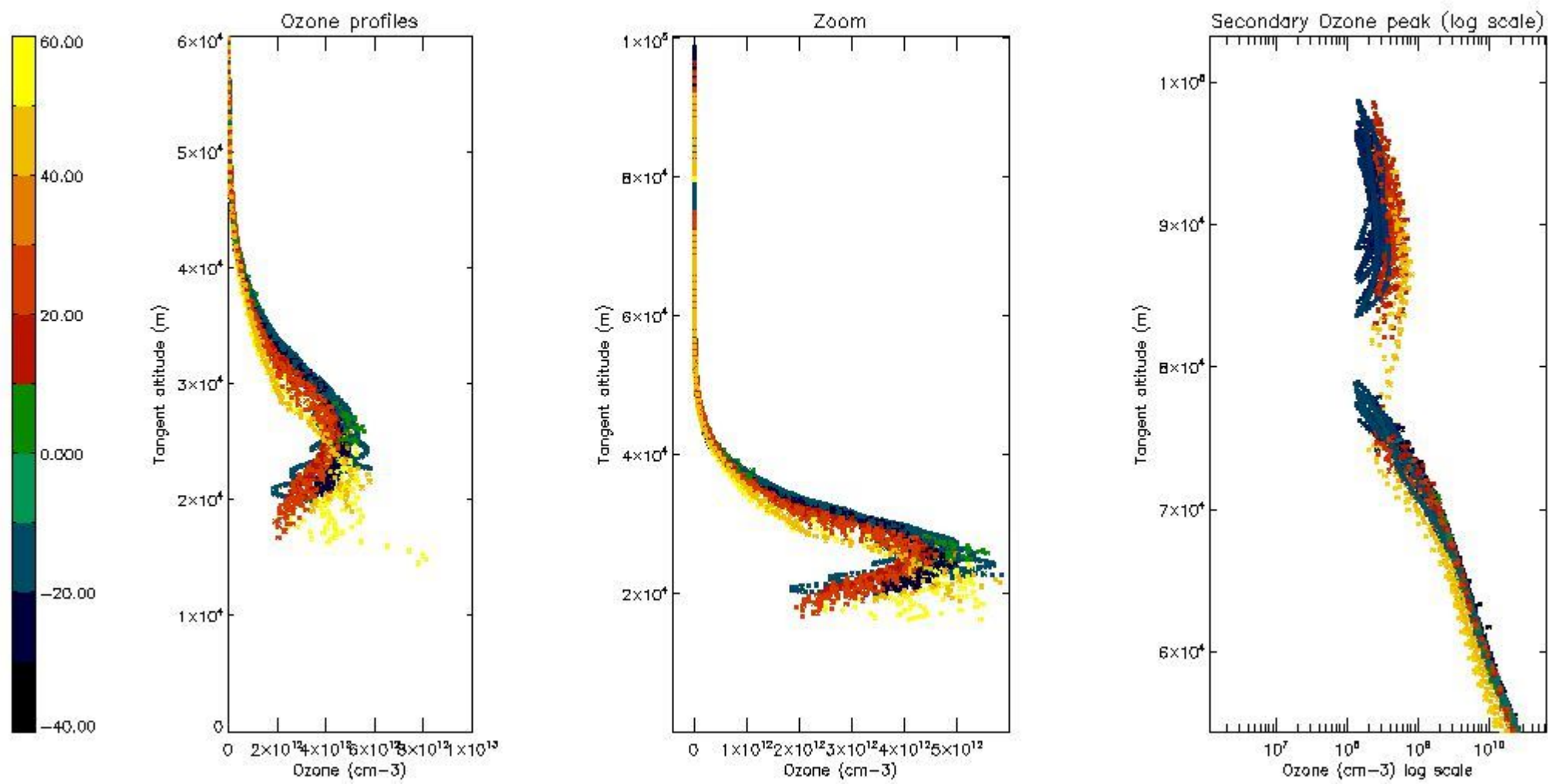
5.4 Plot ozone profiles where STD < 10% (dark without errors)

The colorbar represents the latitude.



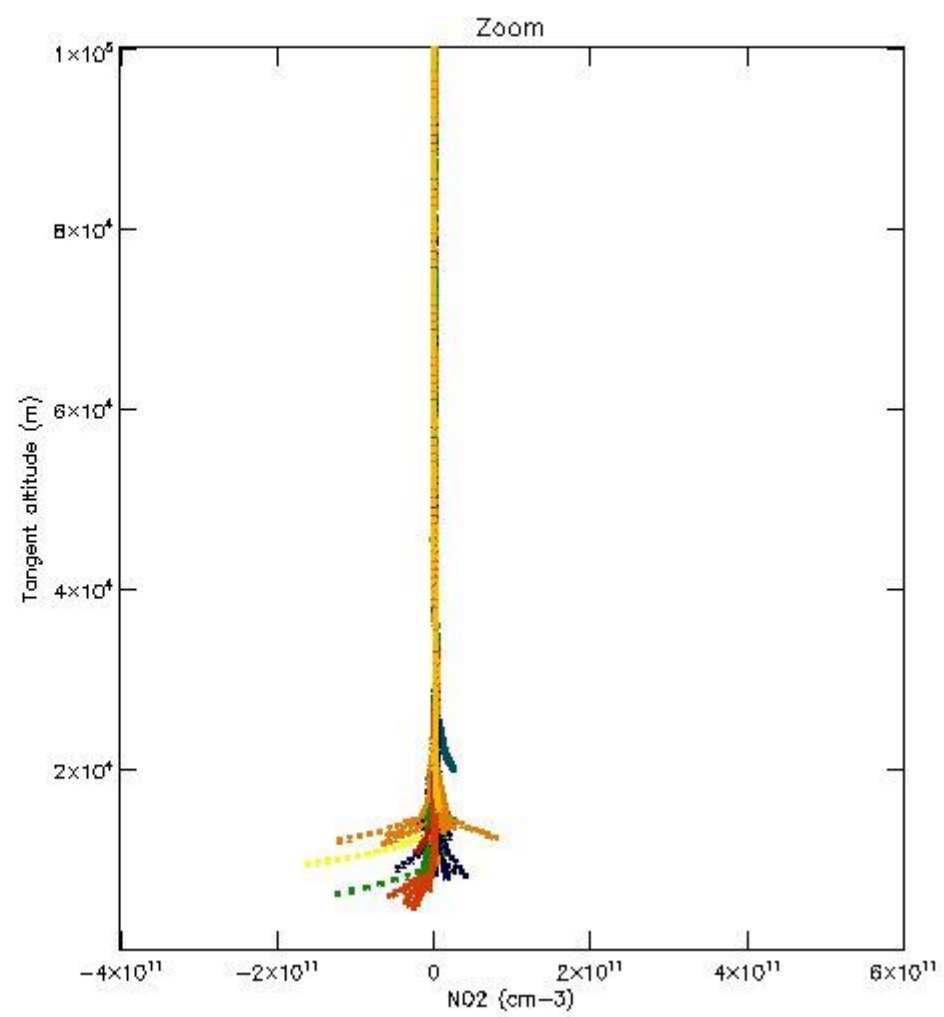
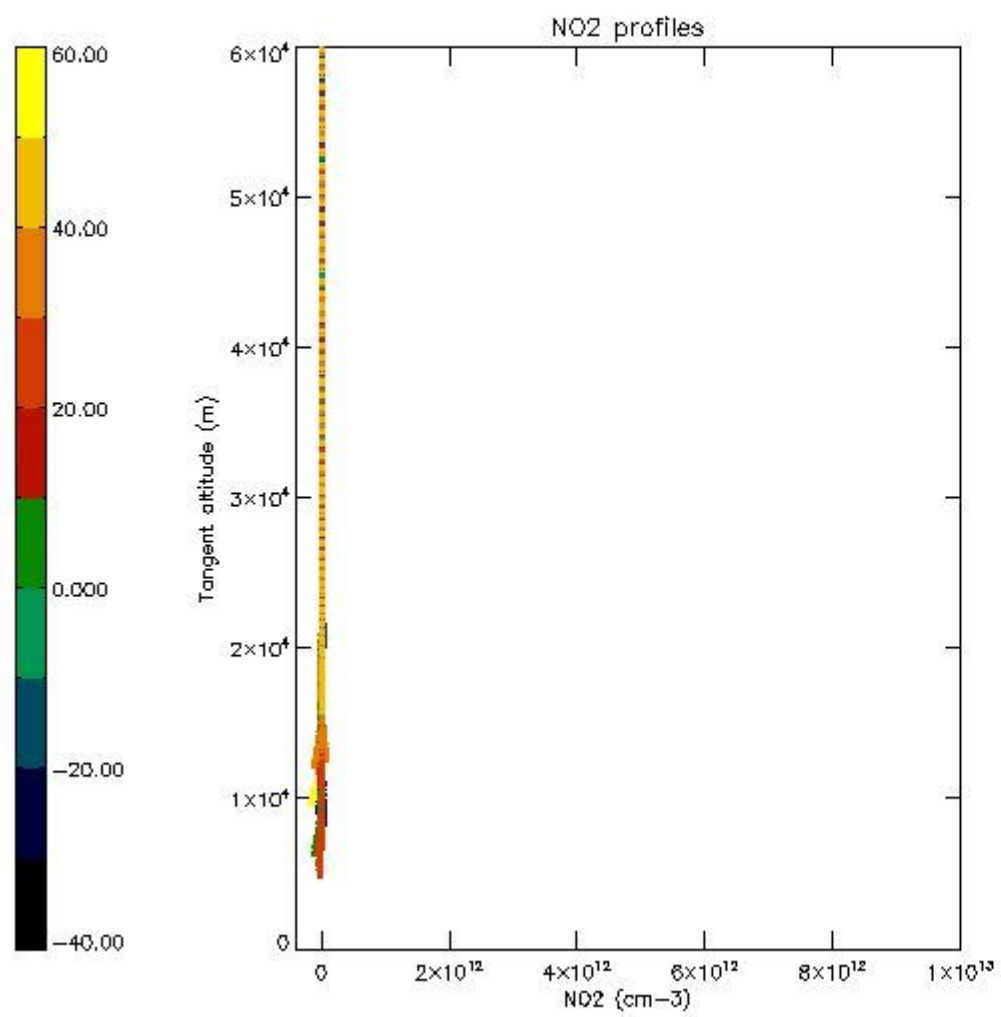
5.5 Plot ozone profiles where STD < 5% (dark without errors)

The colorbar represents the latitude.



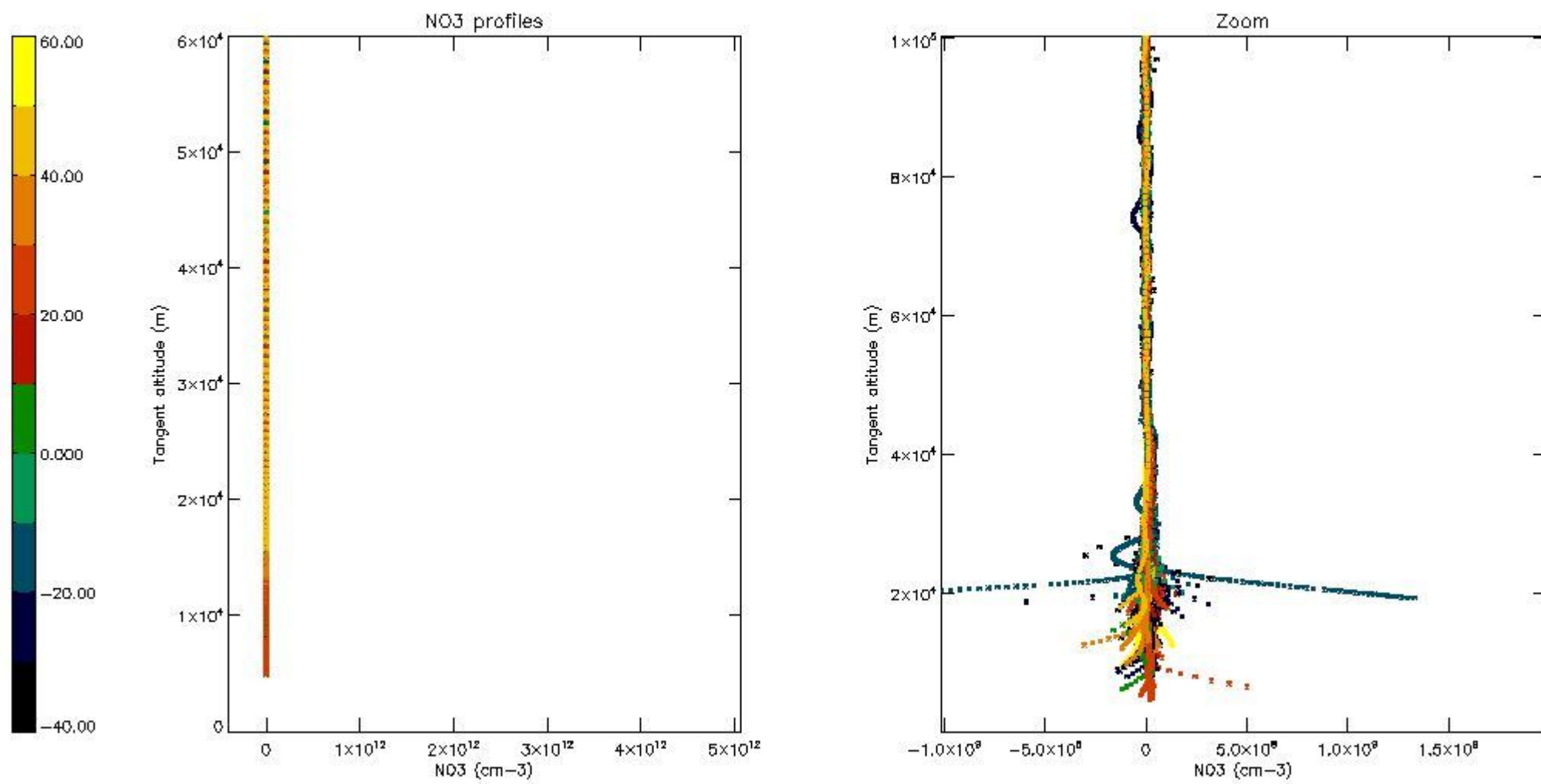
5.6 Plot NO₂ profiles for all STD (dark without errors)

The colorbar represents the latitude.



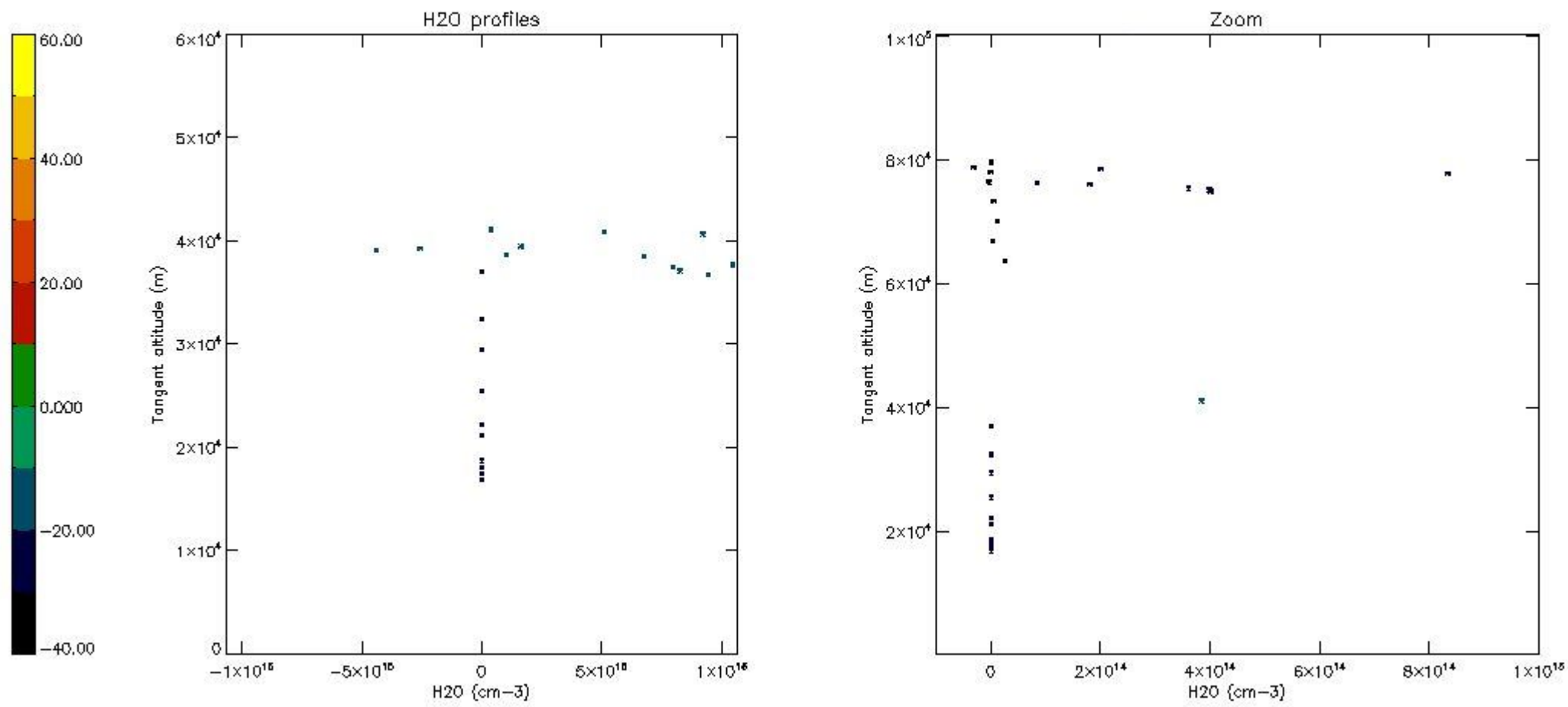
5.7 Plot NO3 profiles for all STD (dark without errors)

The colorbar represents the latitude.



5.8 Plot H2O profiles for all STD (only for occultations of stars 1,2,3,4,13,14,16,26,63 dark without errors)

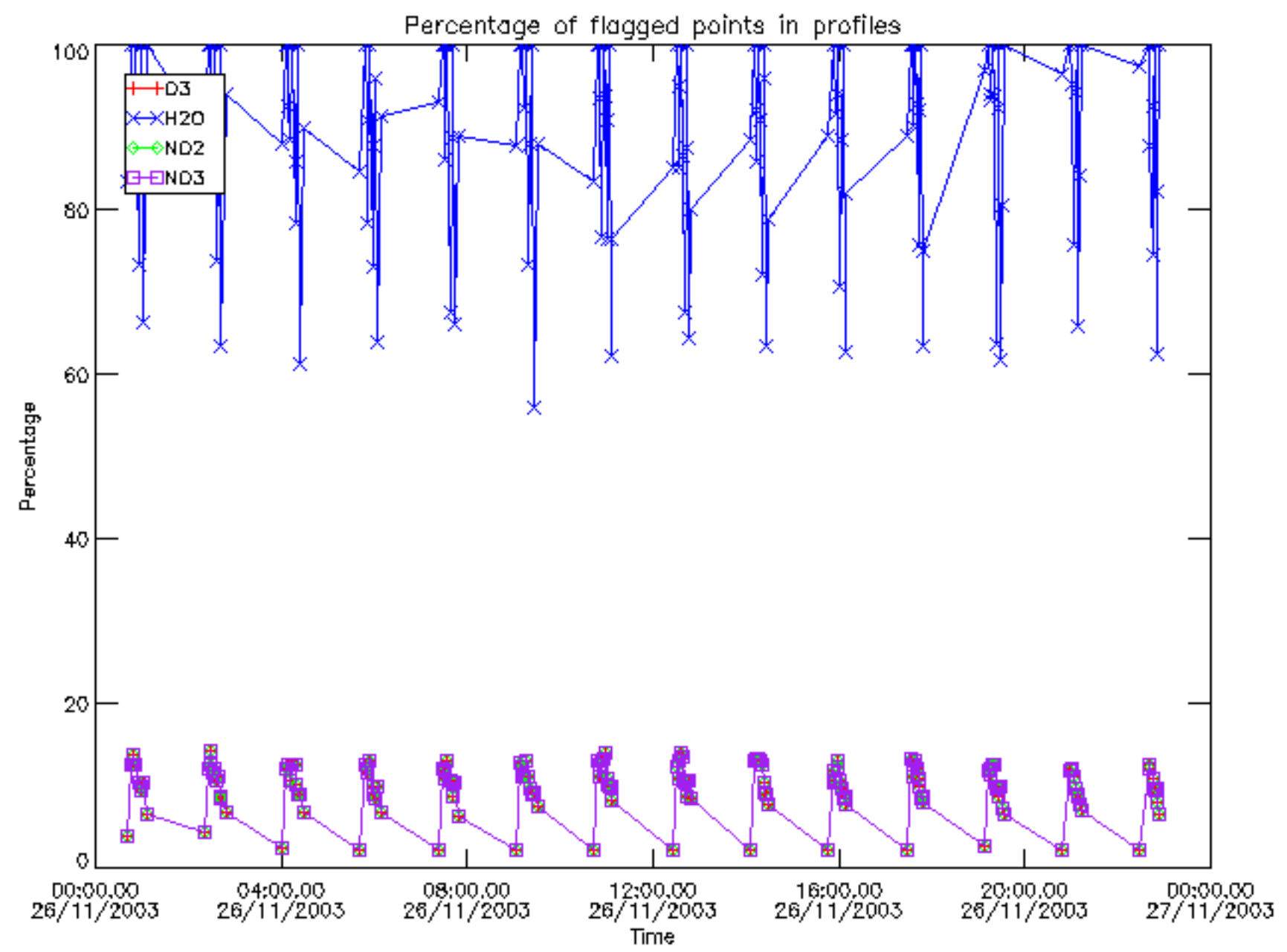
The colorbar represents the latitude.



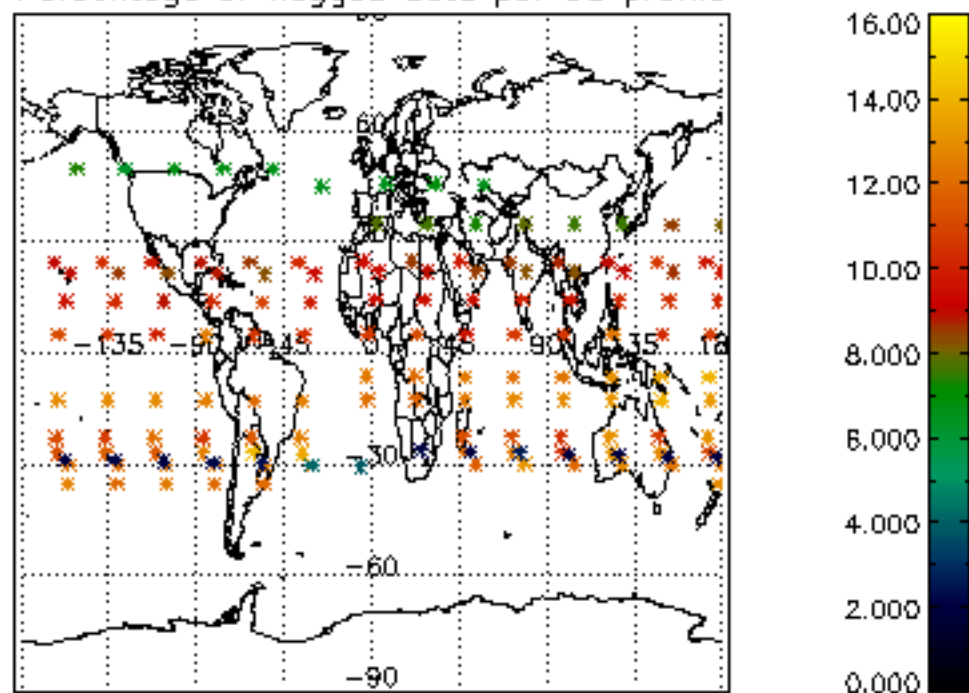
6. Auxiliary Data Files used for the production reported in section 2

The number reported in the third column indicates since which file (see list in section 2) the corresponding auxiliary file has been used. The fourth column is the date of those product files.

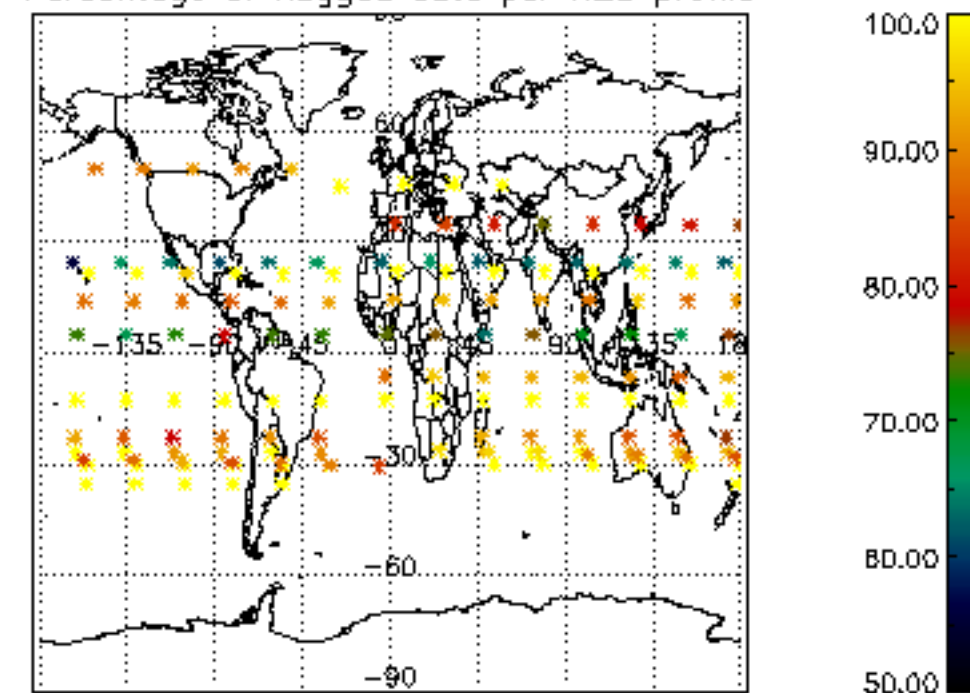
Type	Auxiliary Filename	Used since product	Used since product date
INST_PHYS_CHARACTERISTICS	GOM_INS_AXVIEC20091111_143220_20030716_120000_20500101_000000	1	26-NOV-2003 00:05:38
LEVEL-2_PROC_CONFIG	GOM_PR2_AXVIEC20091111_152718_20020301_000000_20500101_000000	1	26-NOV-2003 00:05:38
CROSS_SECTIONS_FILE	GOM_CRS_AXVIEC20091111_154832_20020301_000000_20500101_000000	1	26-NOV-2003 00:05:38



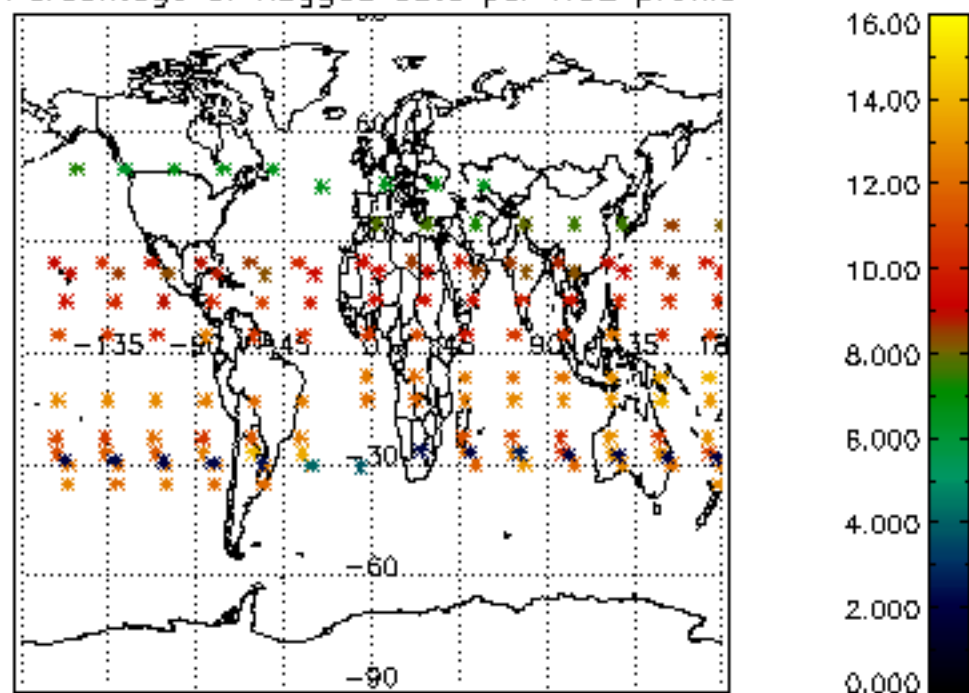
Percentage of flagged data per D3 profile



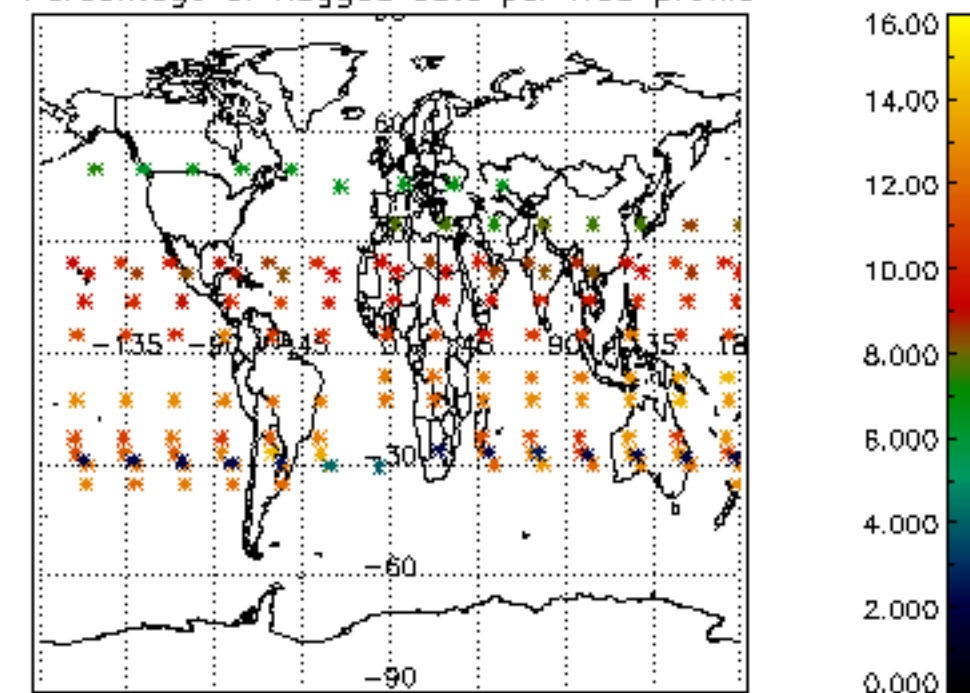
Percentage of flagged data per H2O profile

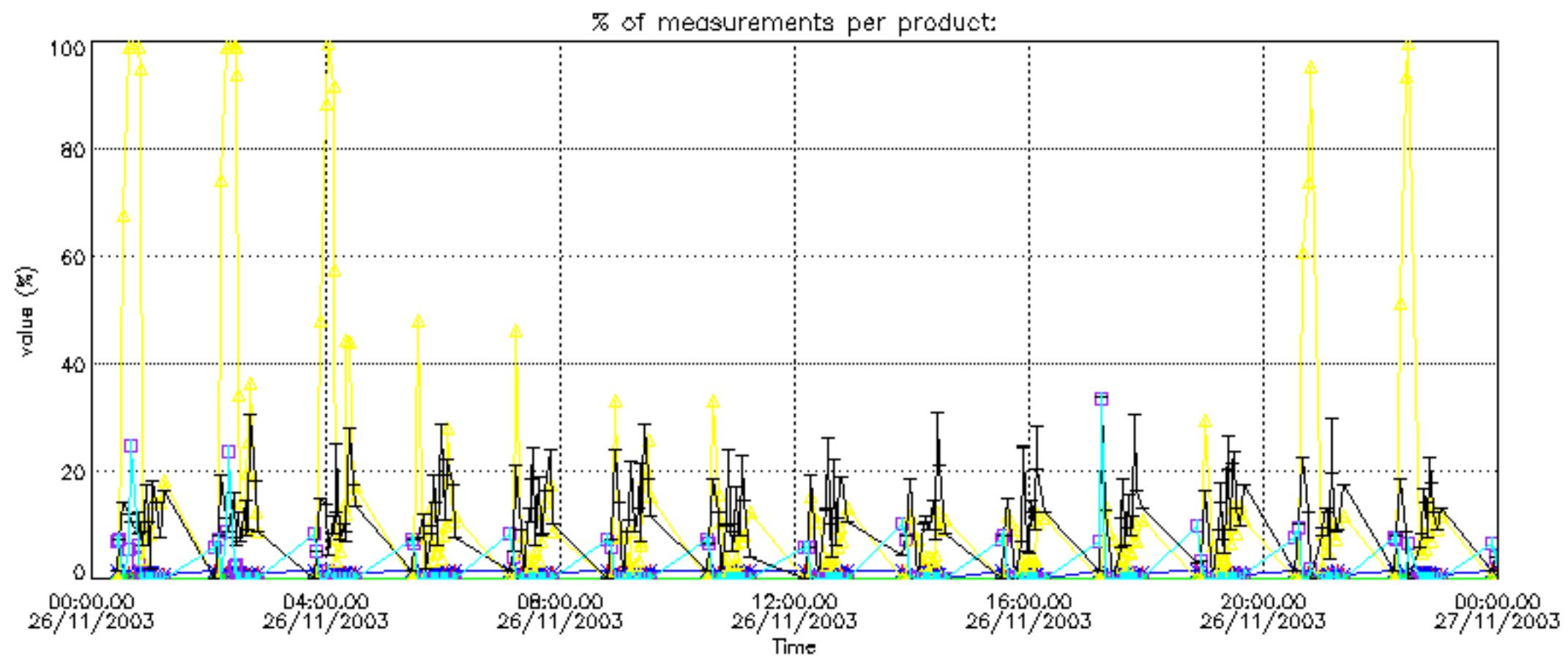
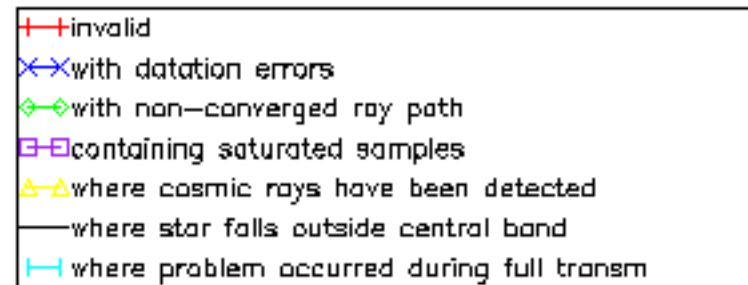


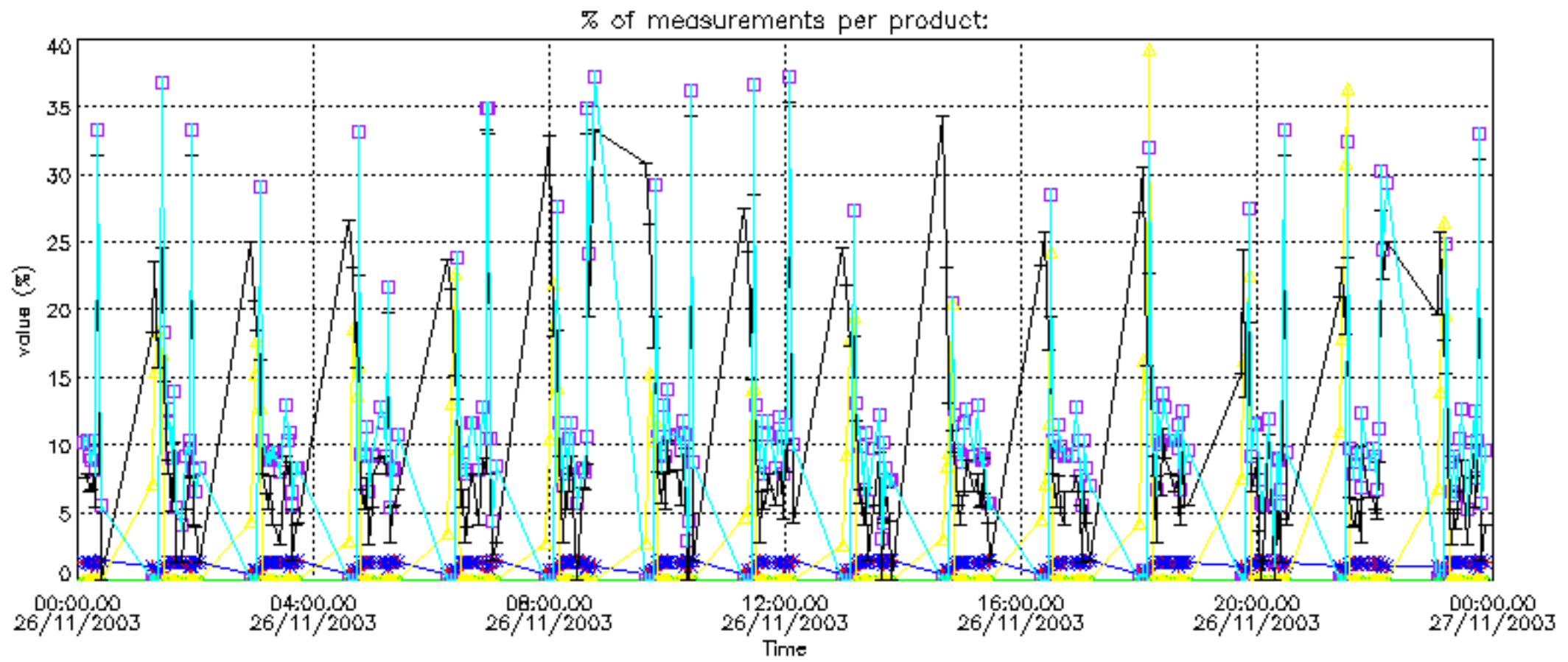
Percentage of flagged data per NO2 profile



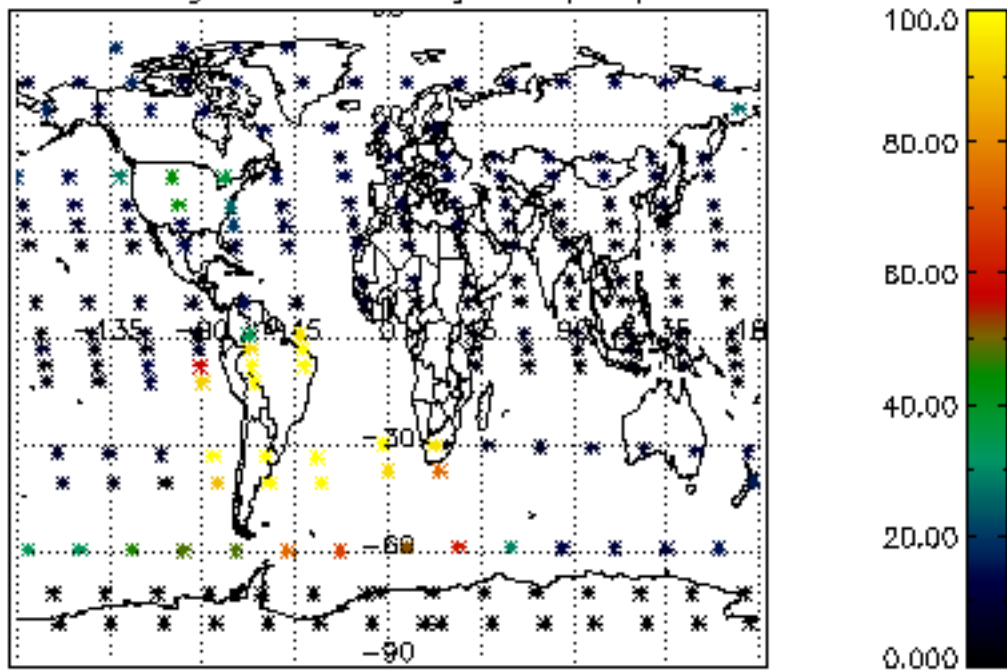
Percentage of flagged data per NO3 profile



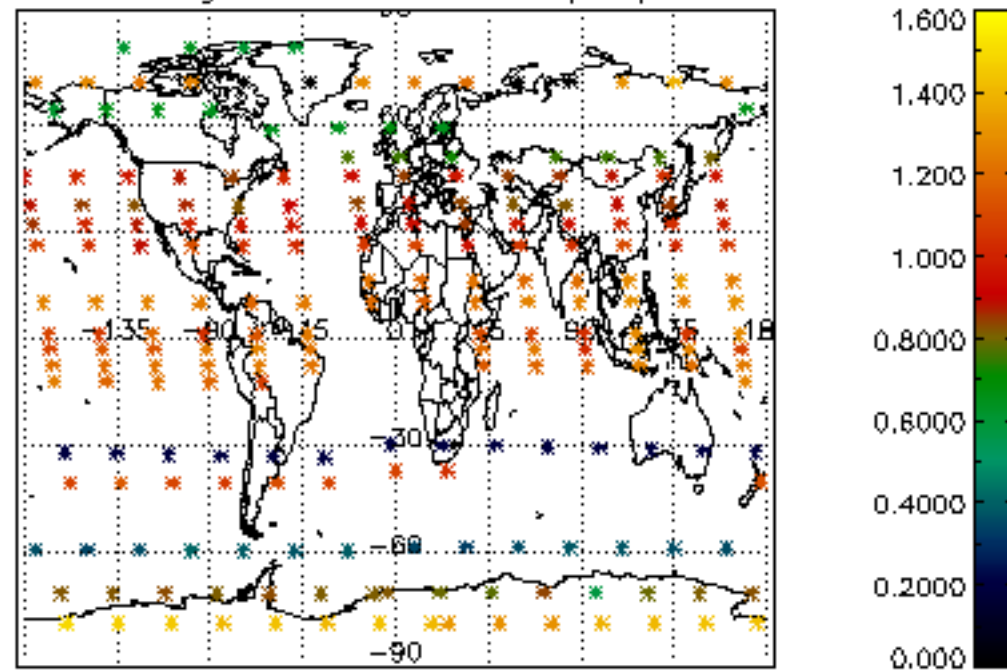




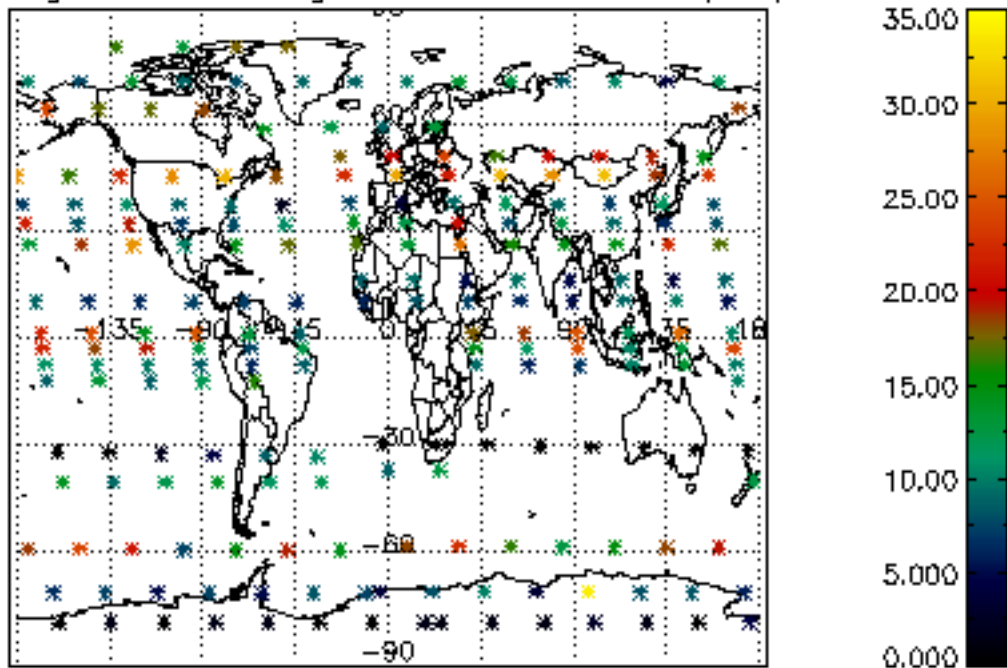
Percentage of cosmic ray hits per profile



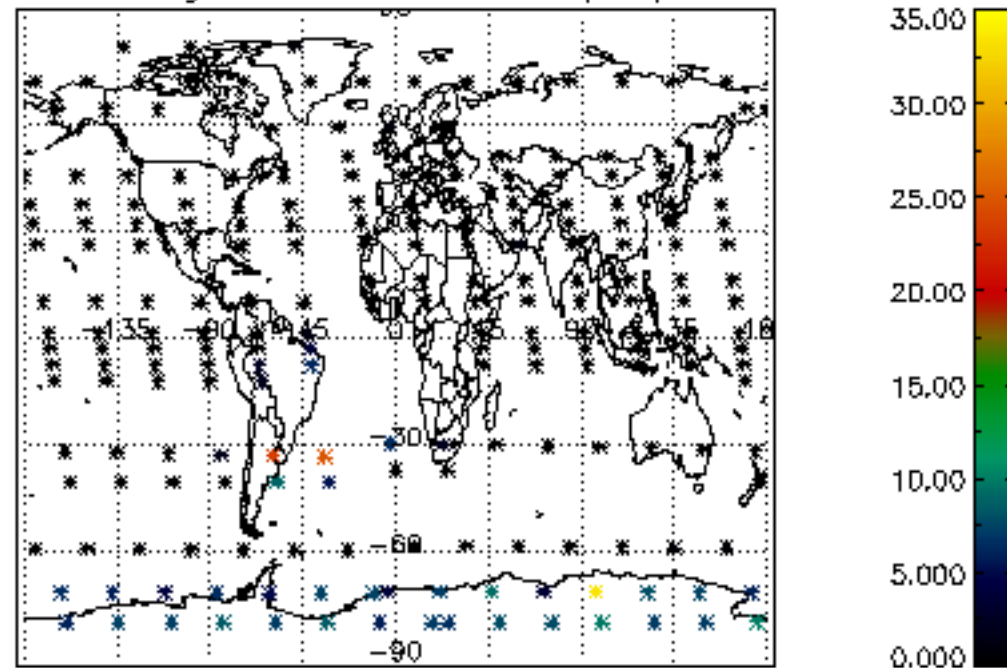
Percentage of datation errors per profile



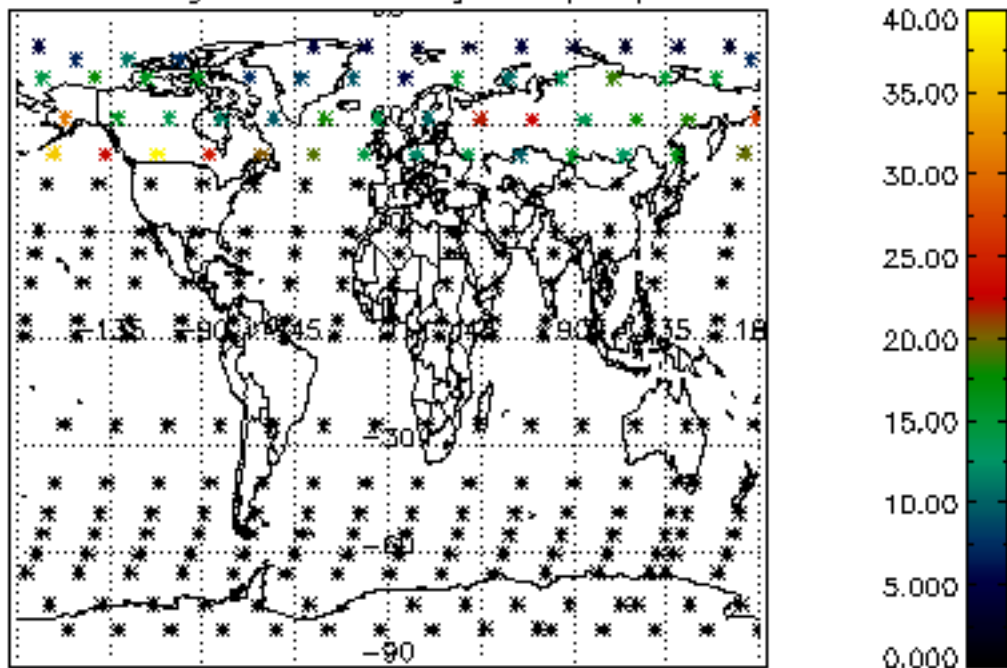
Percentage of star falling outside central band per profile



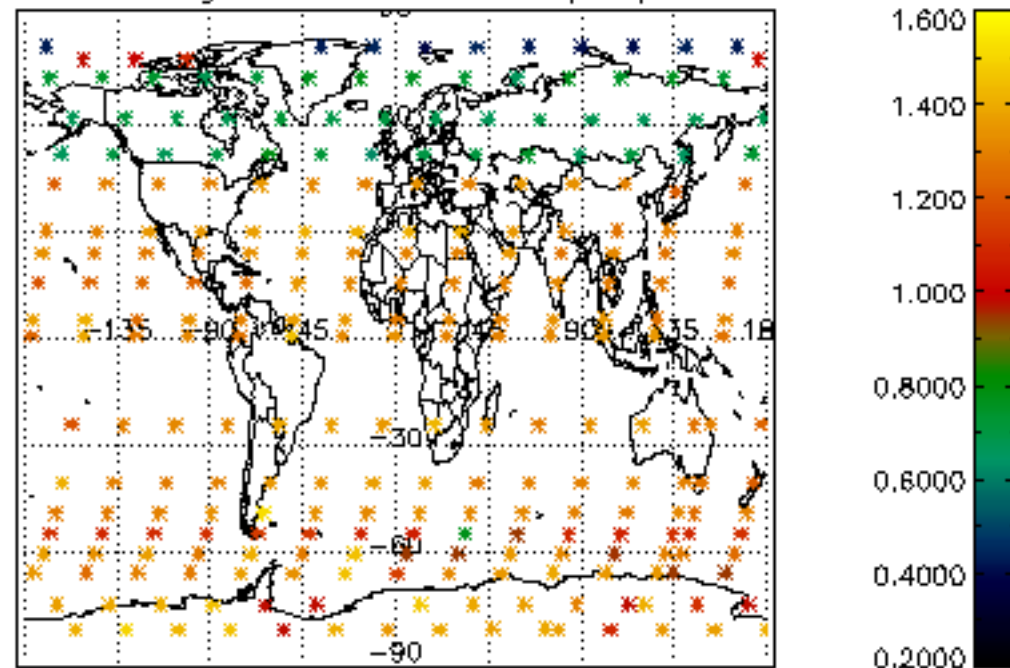
Percentage of saturation errors per profile



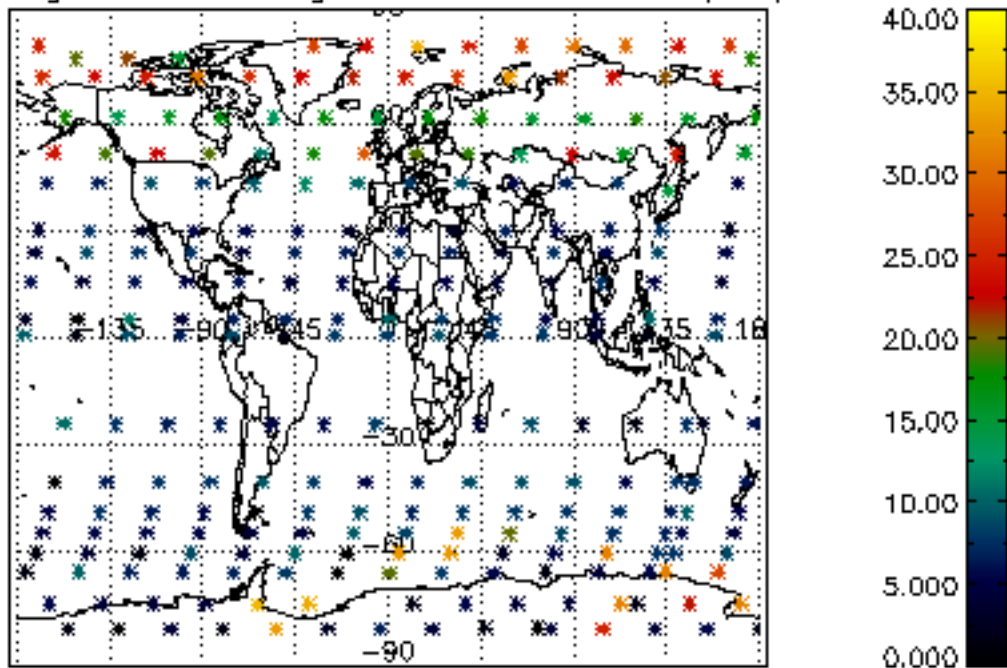
Percentage of cosmic ray hits per profile



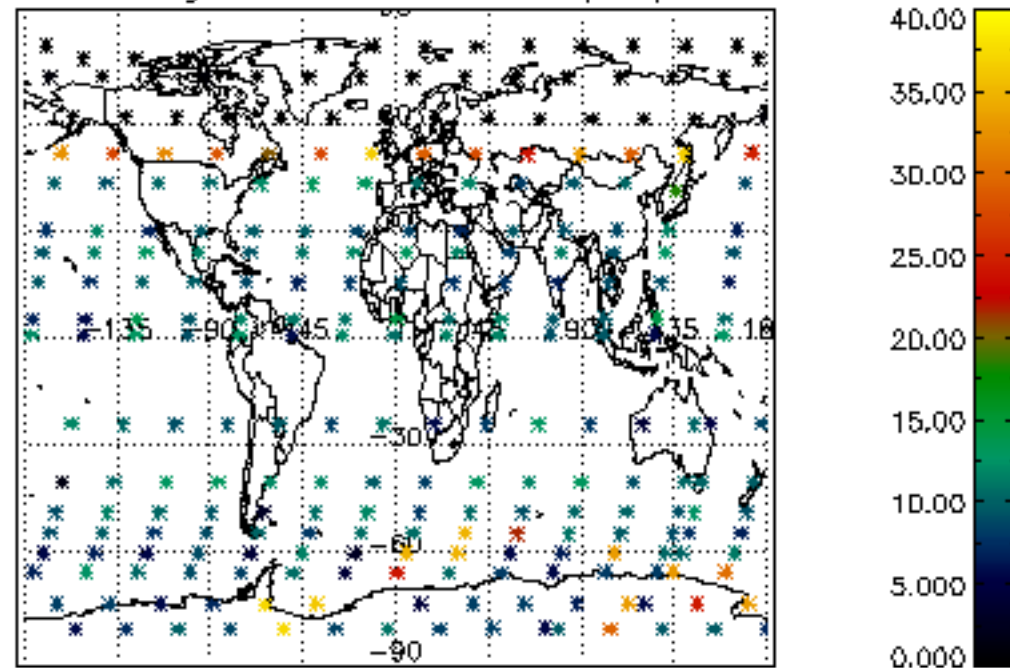
Percentage of datation errors per profile

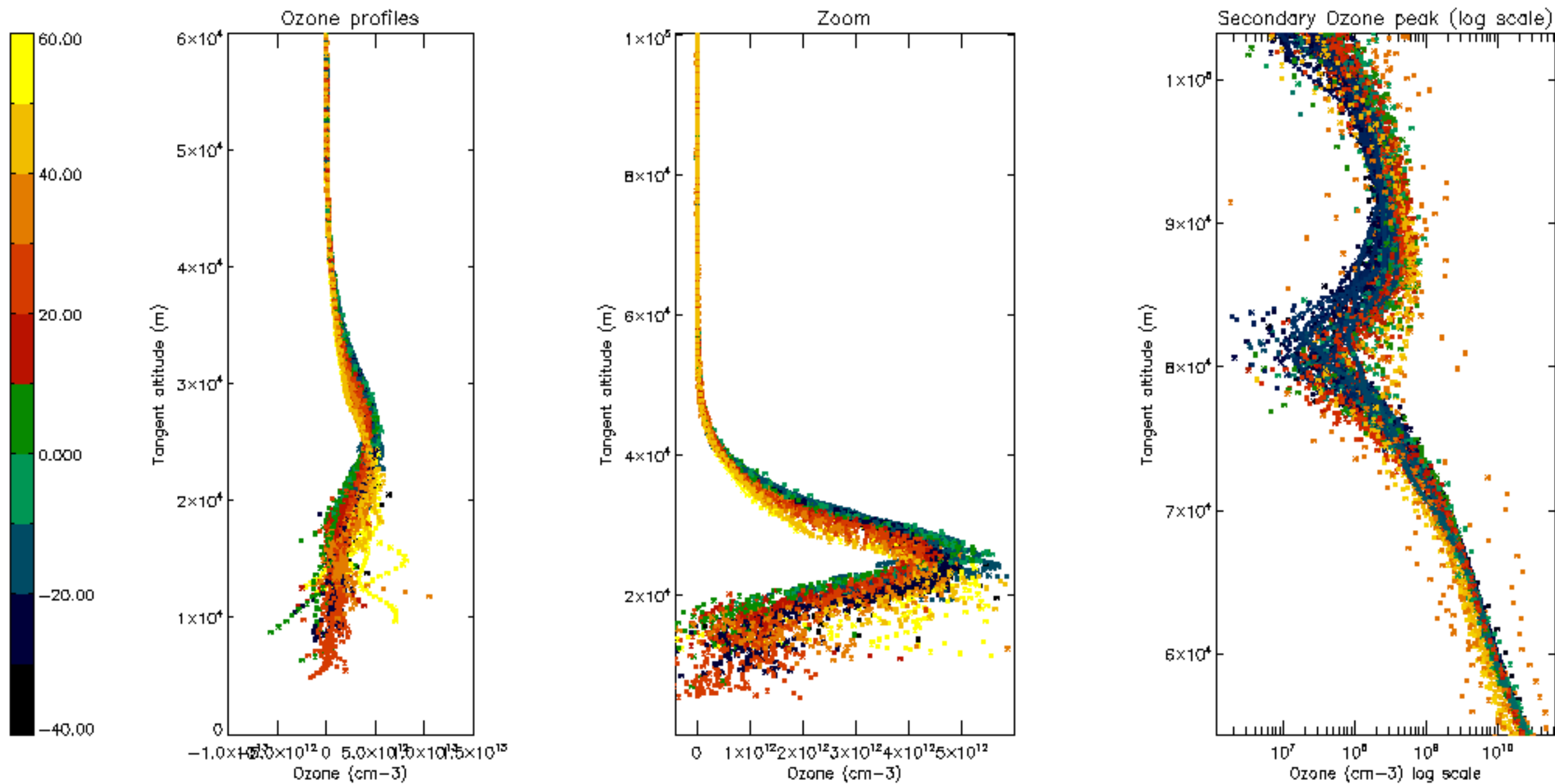


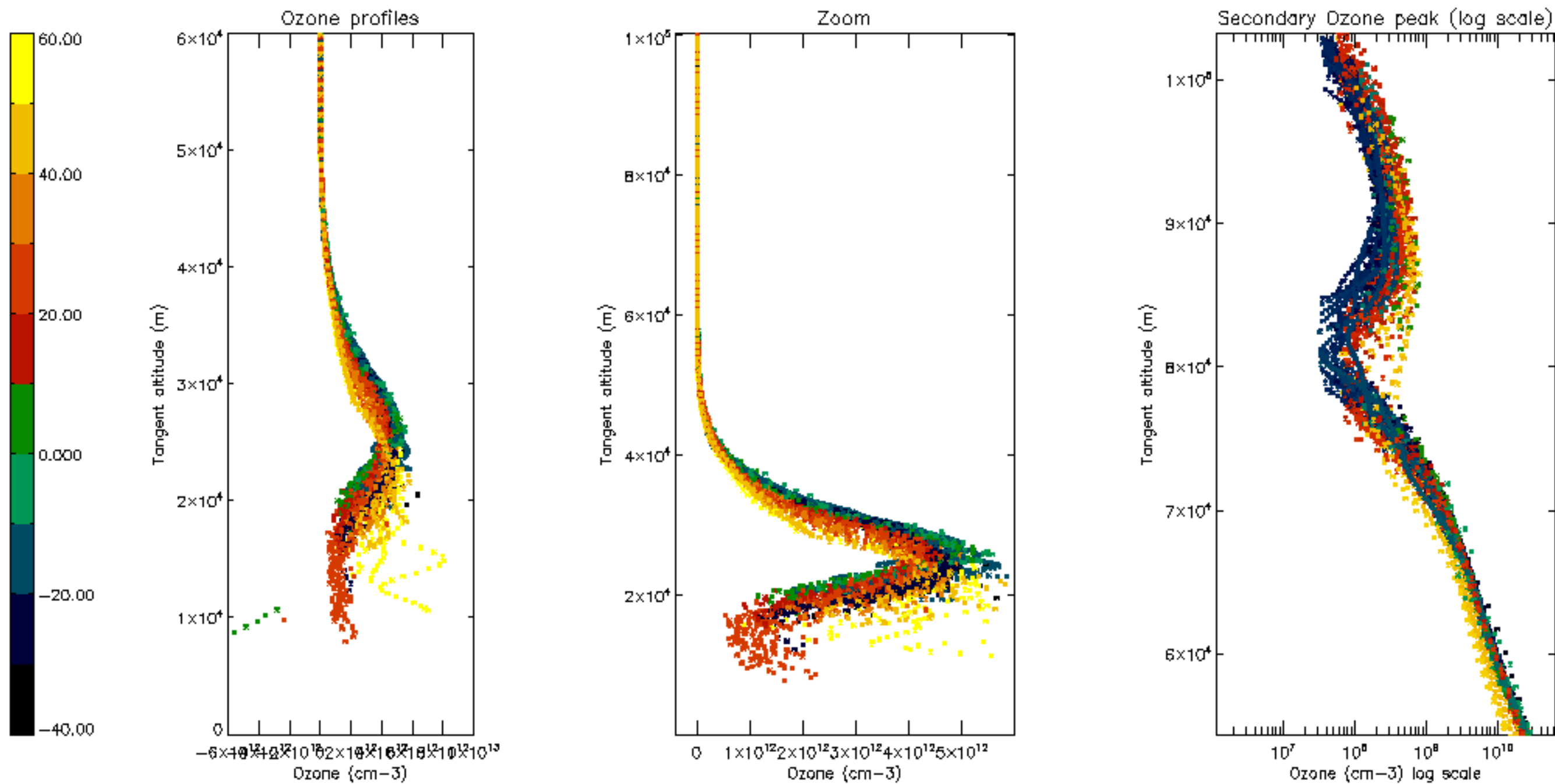
Percentage of star falling outside central band per profile

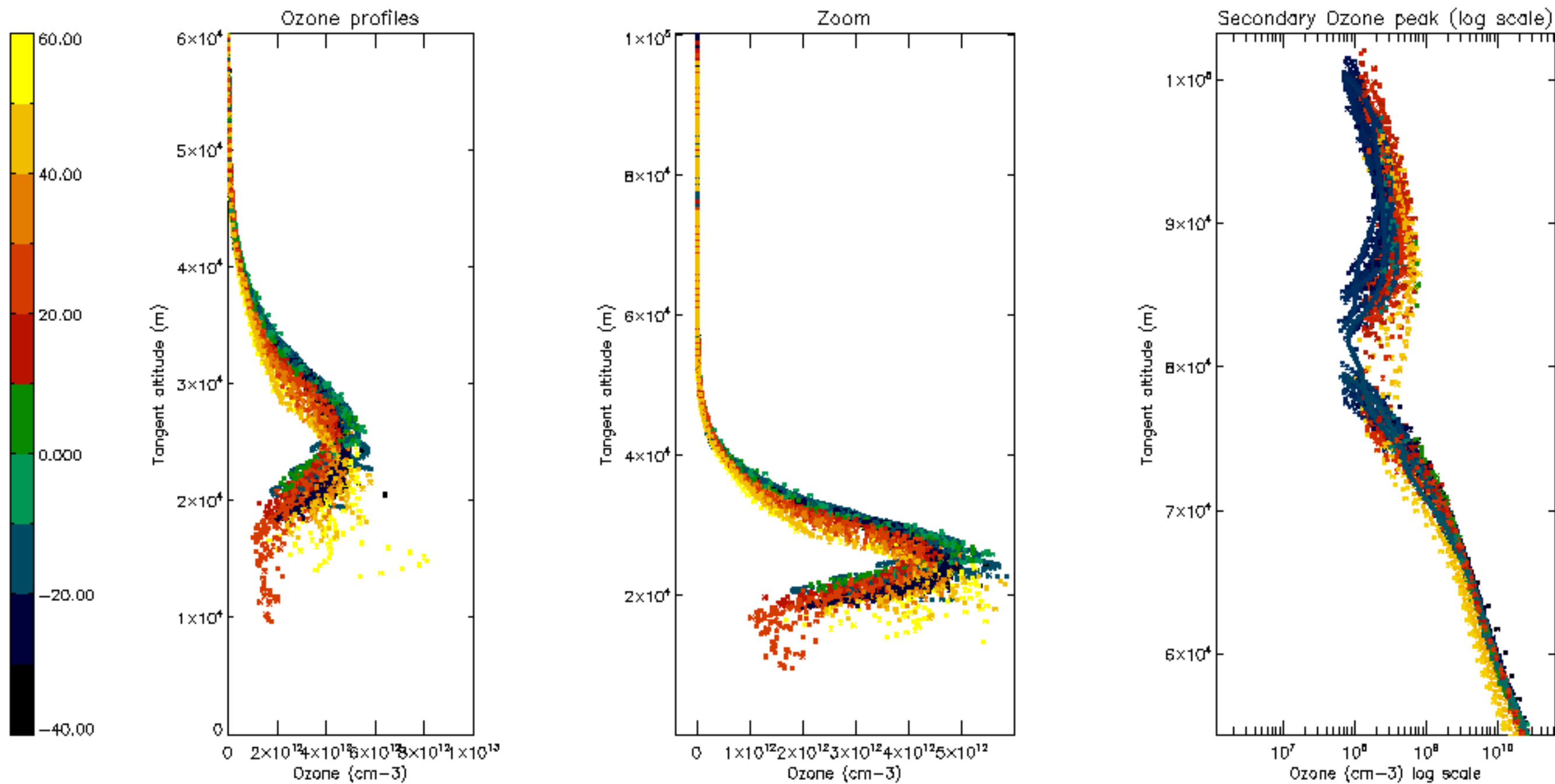


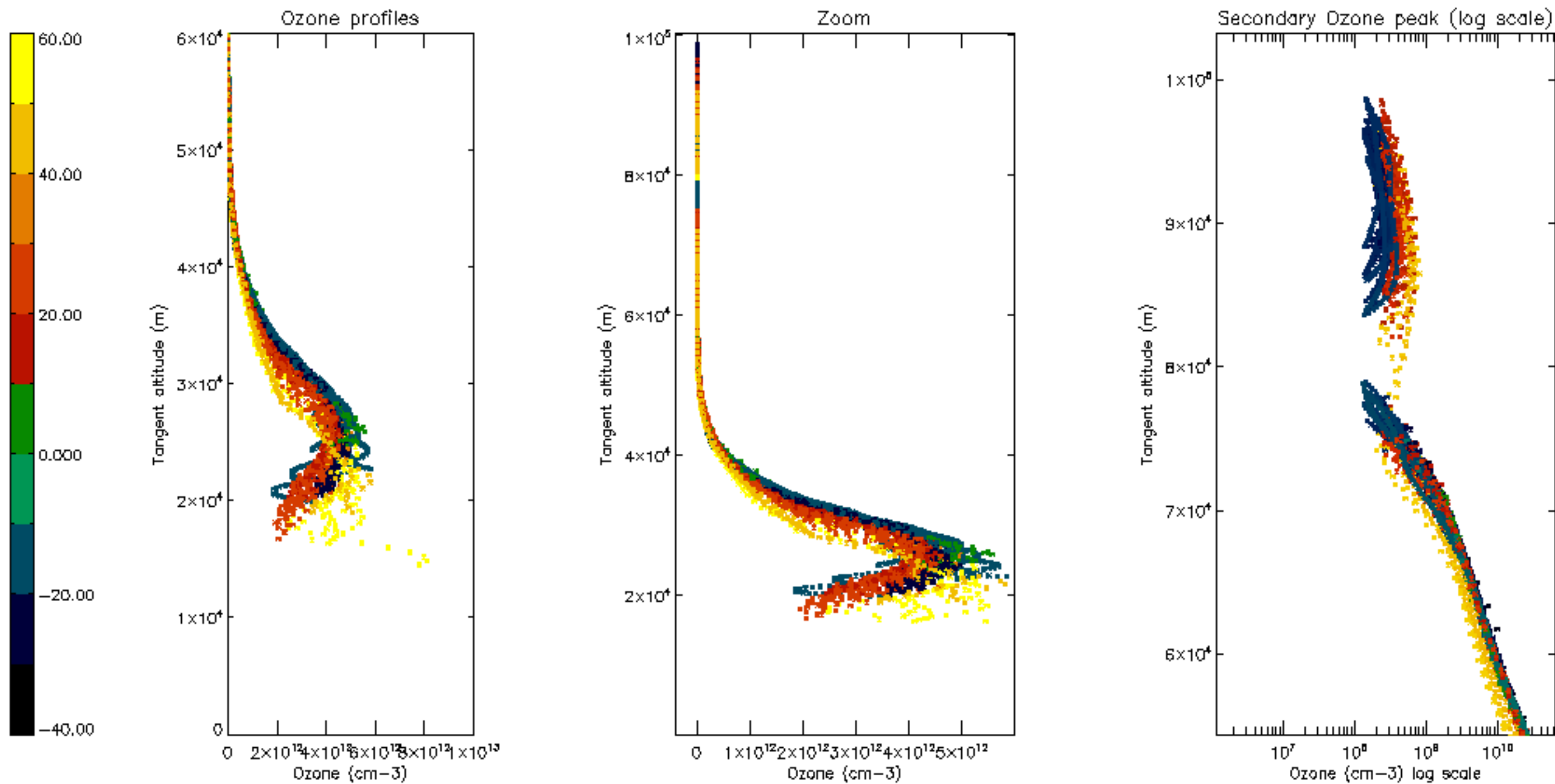
Percentage of saturation errors per profile

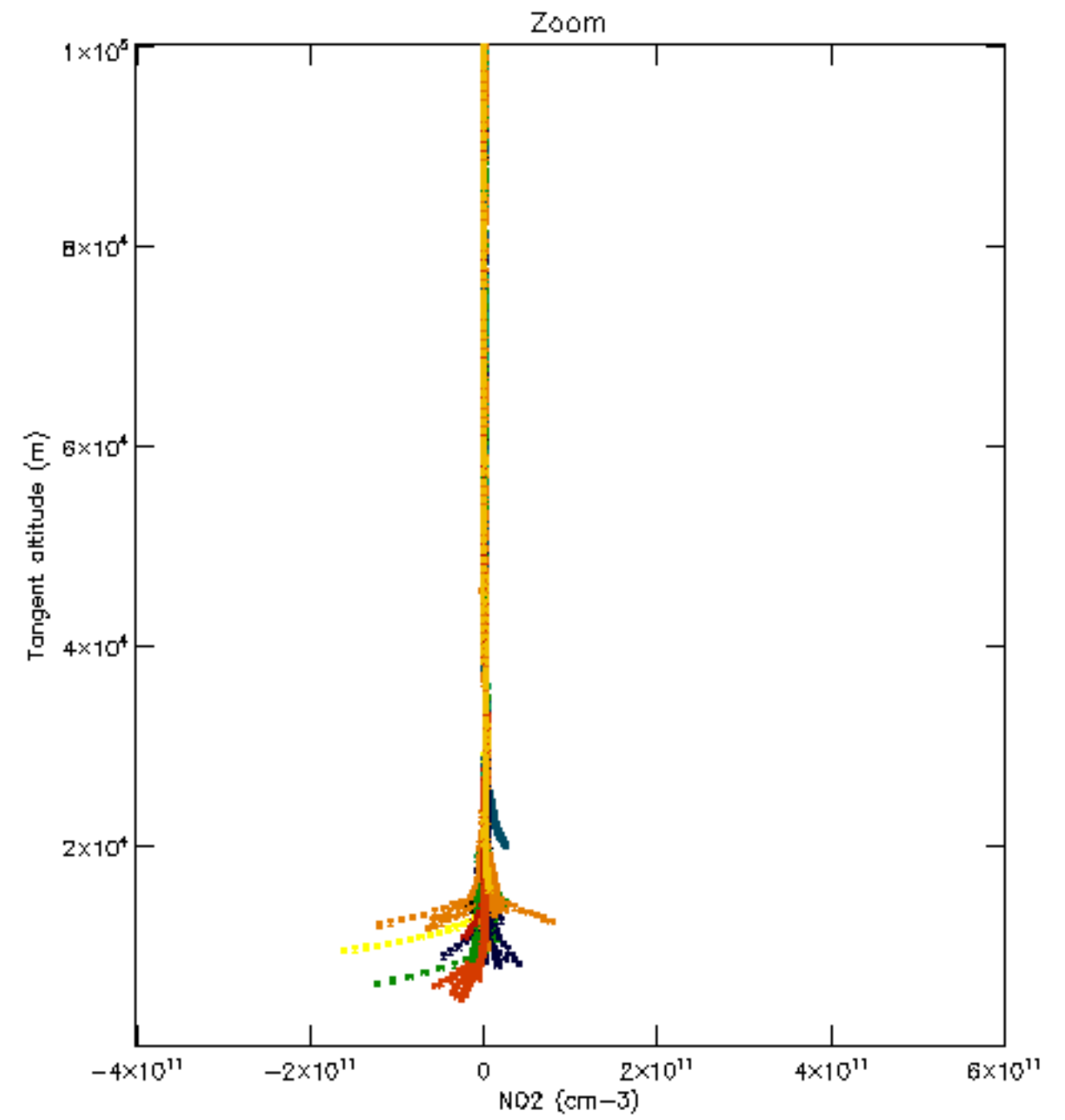
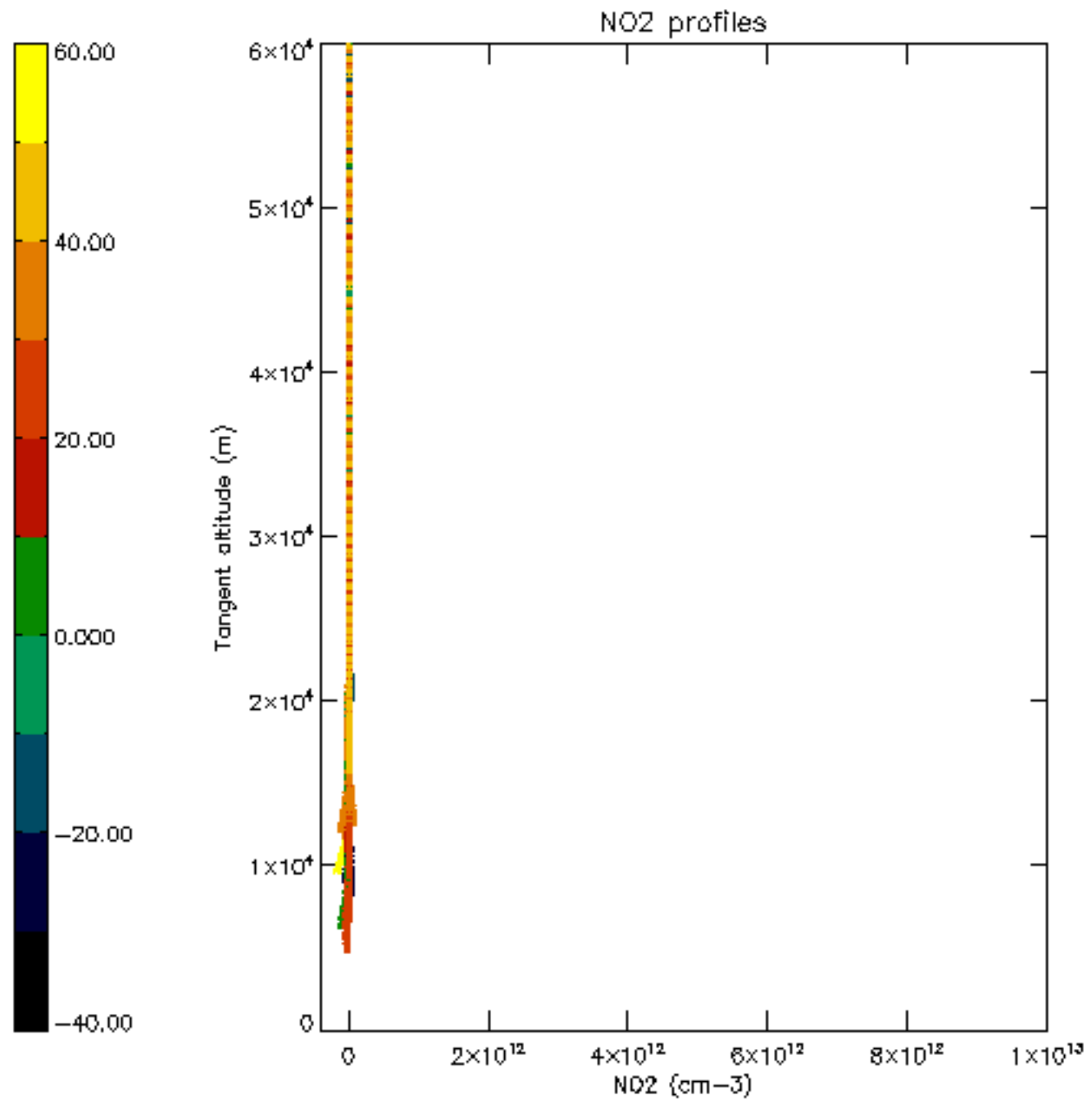


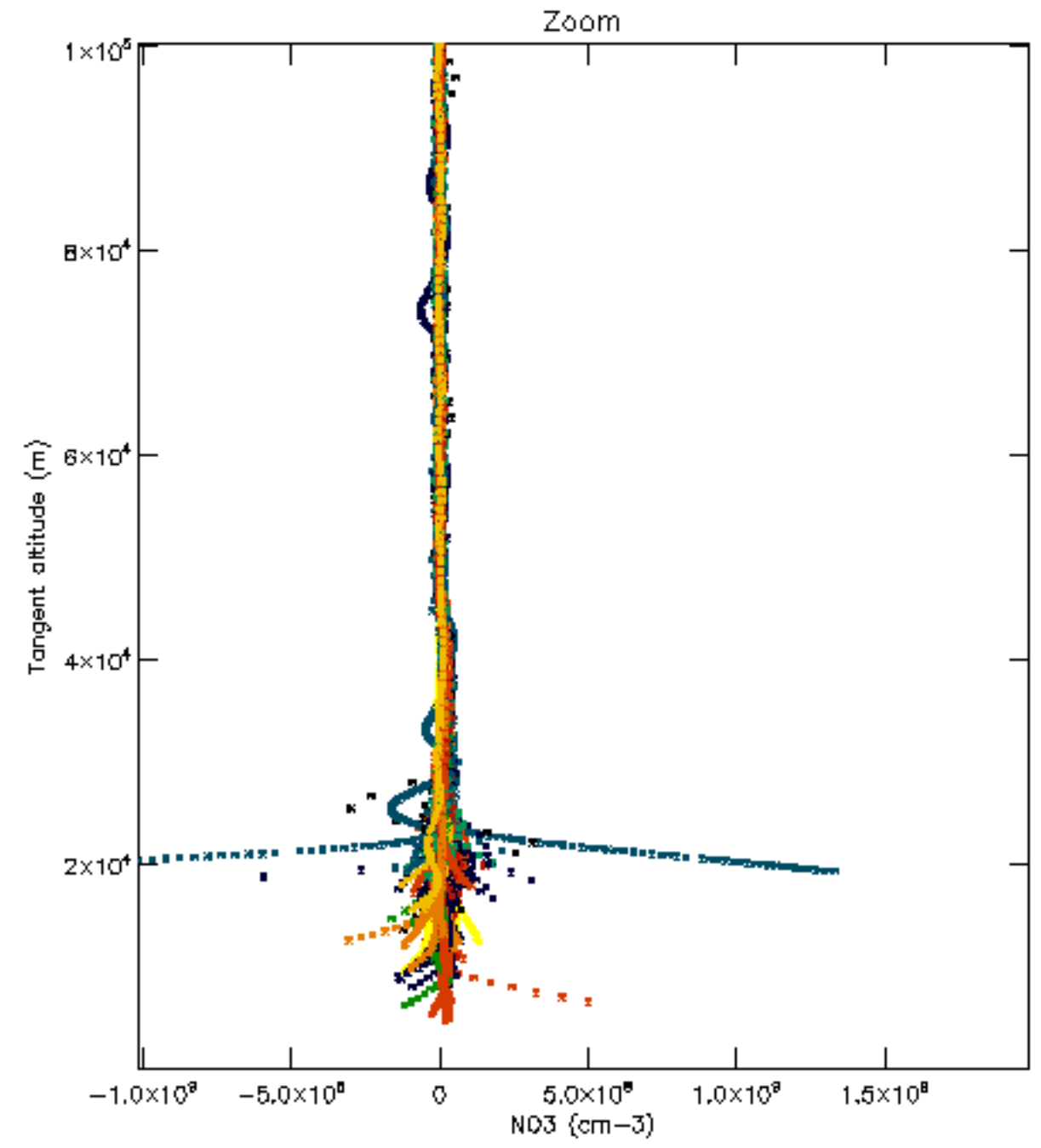
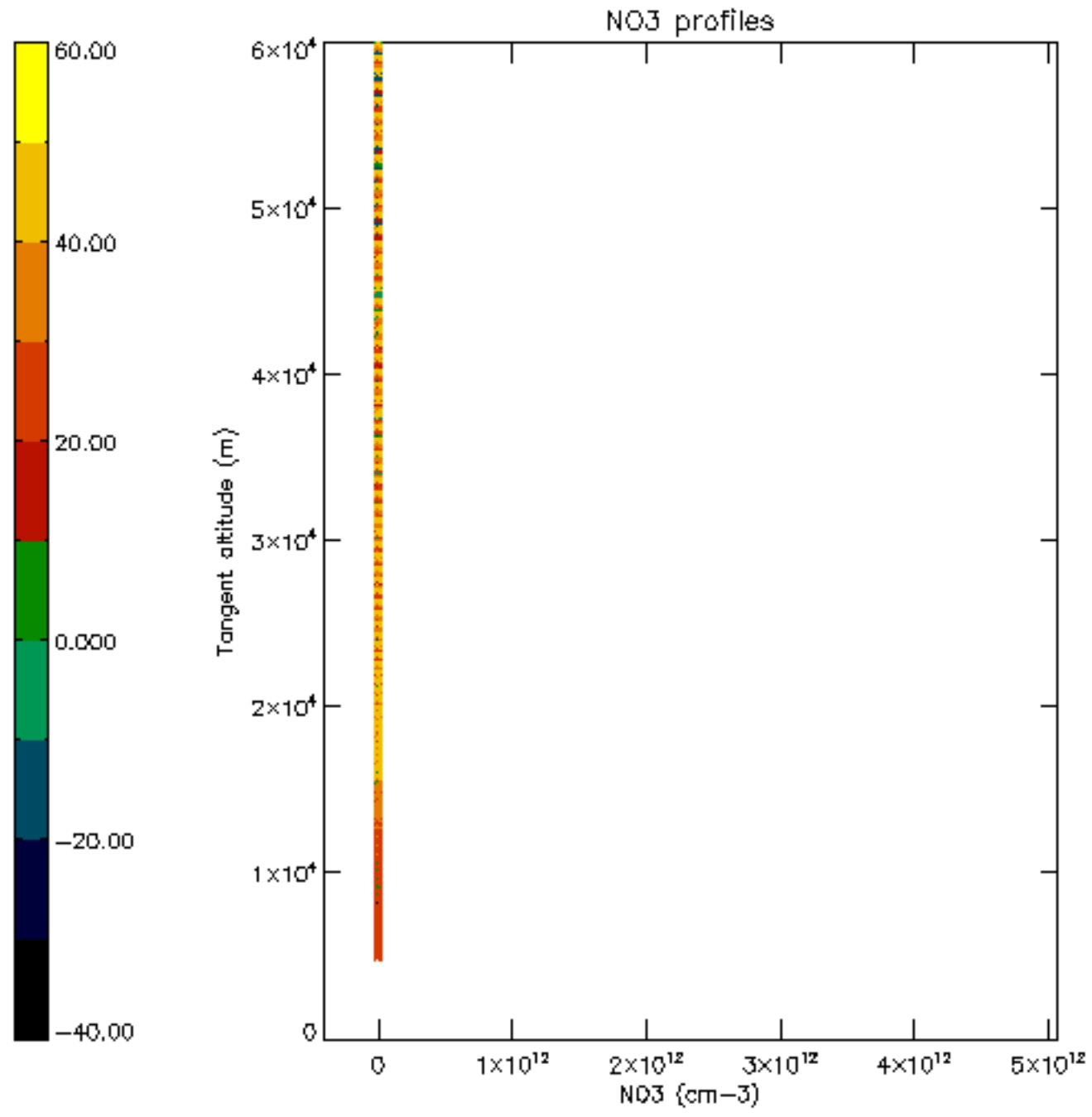


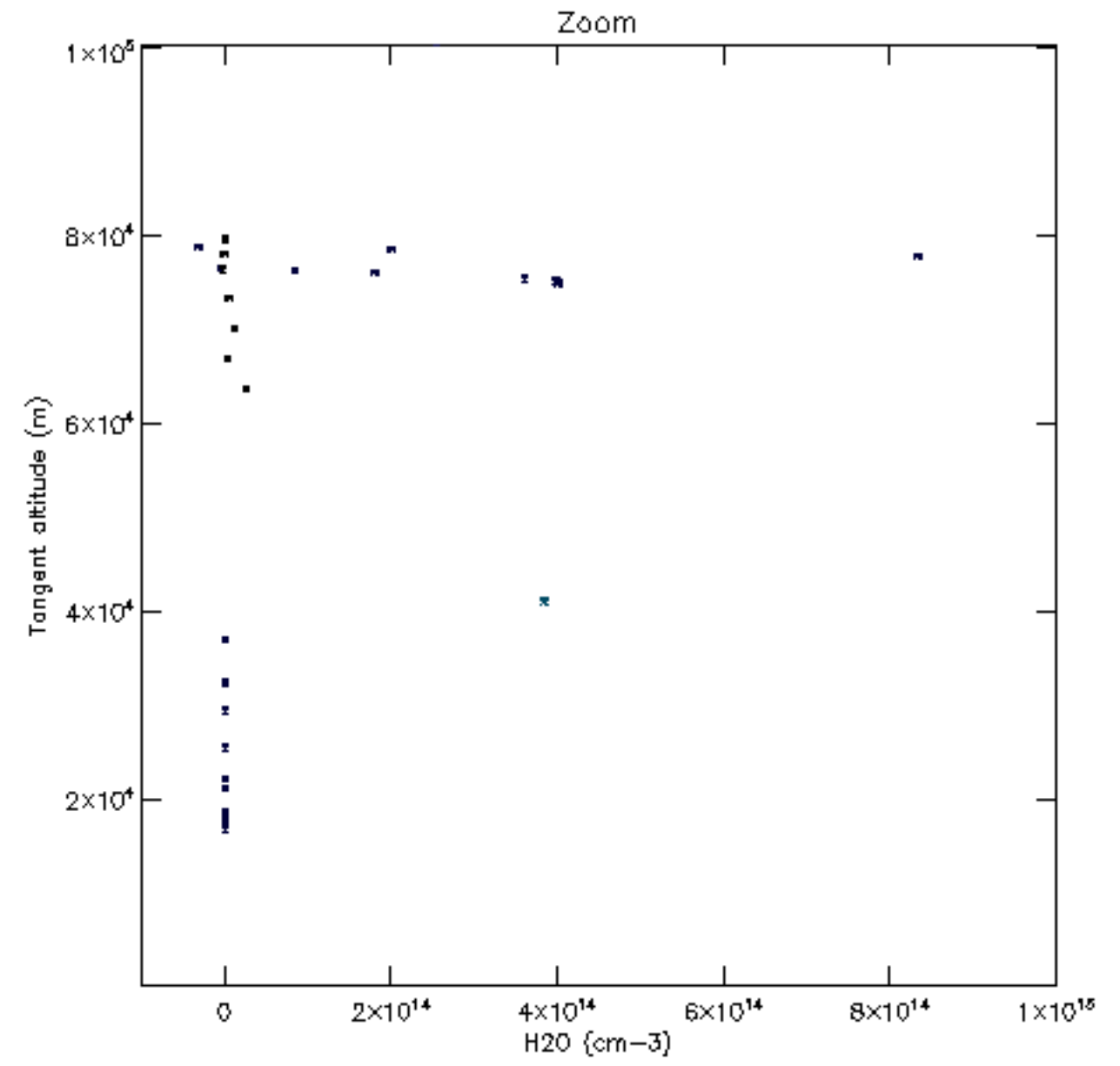
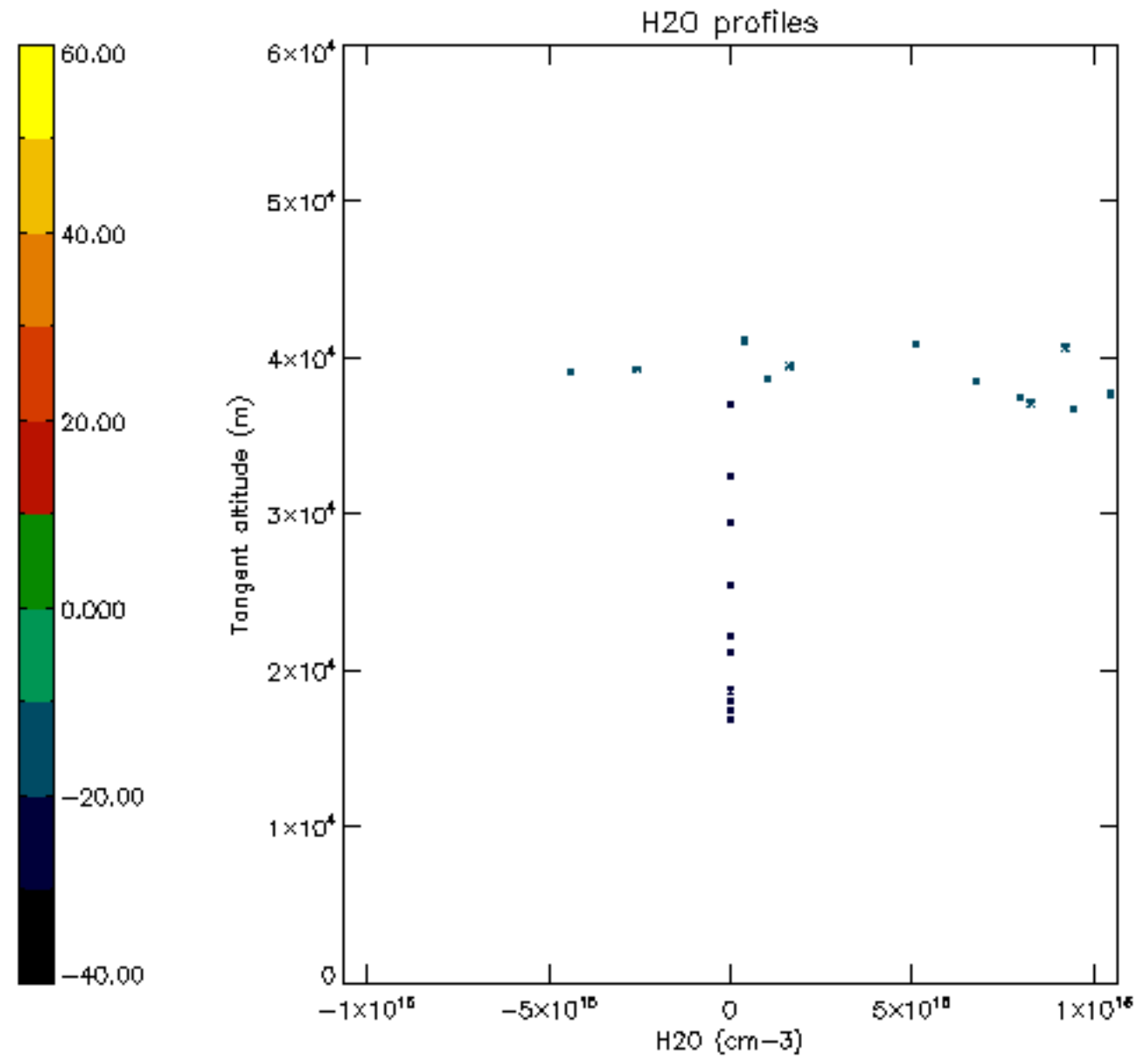


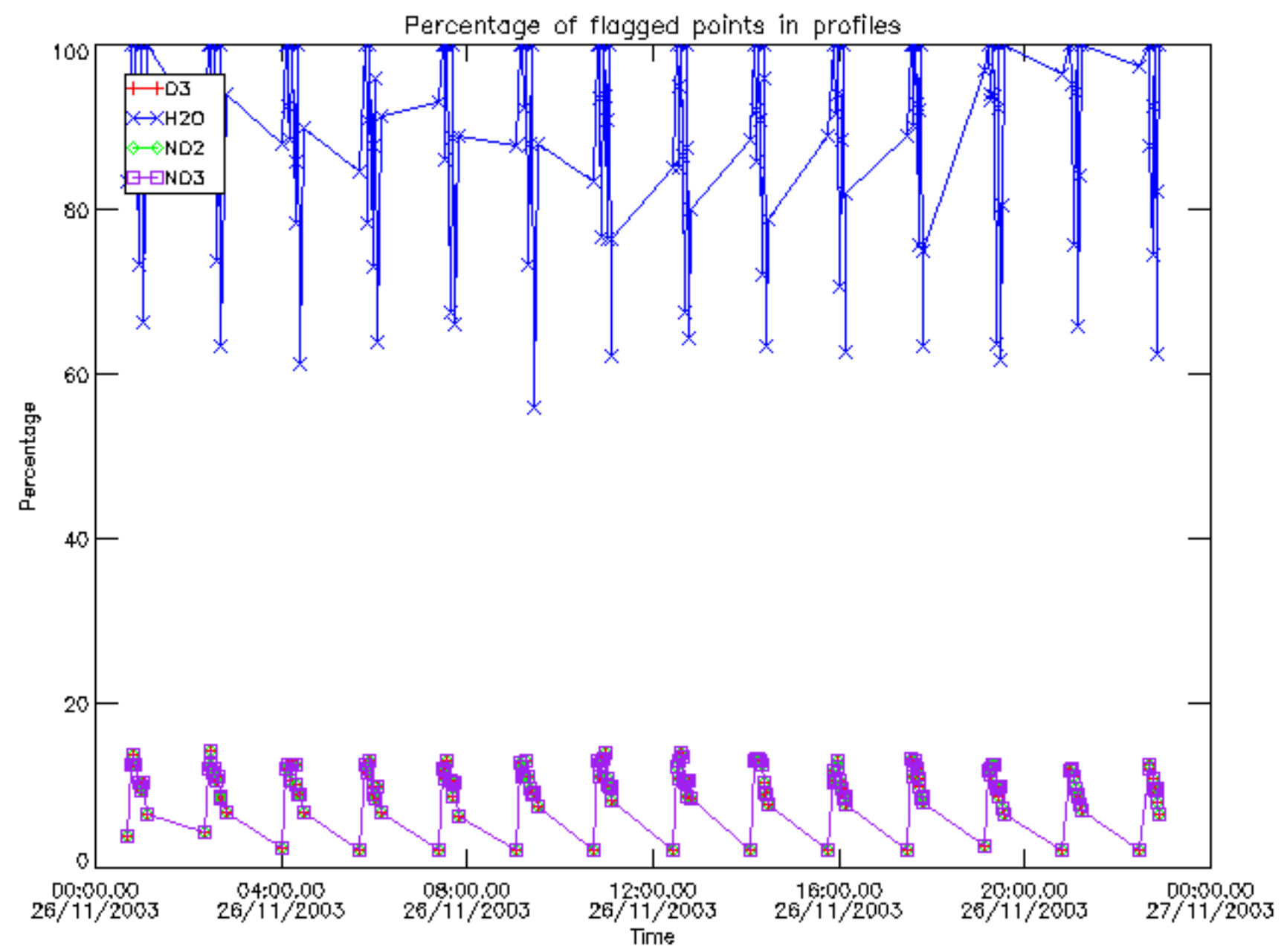




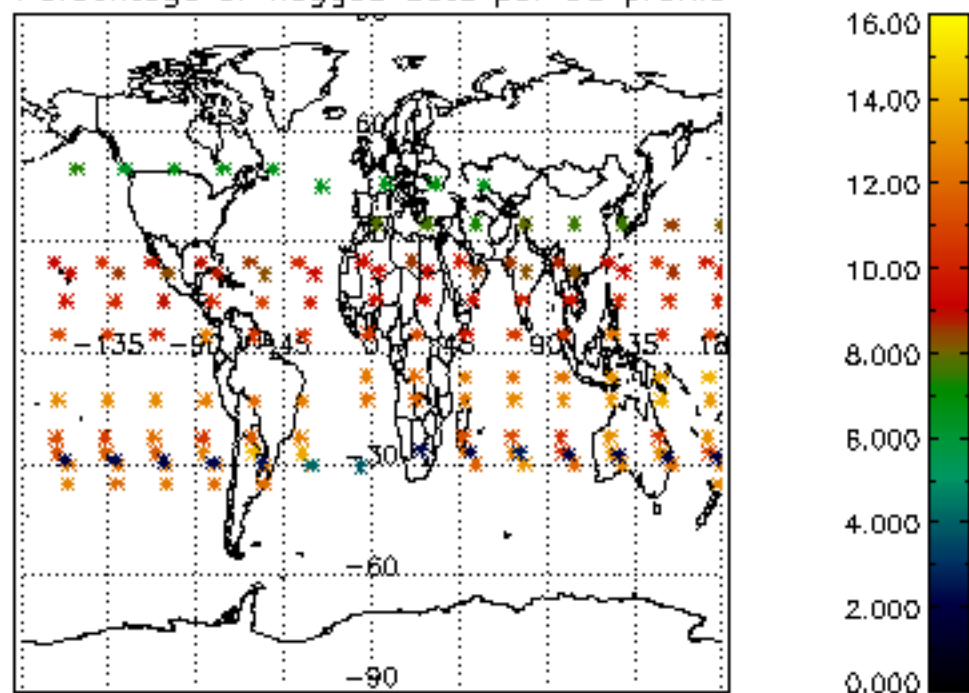




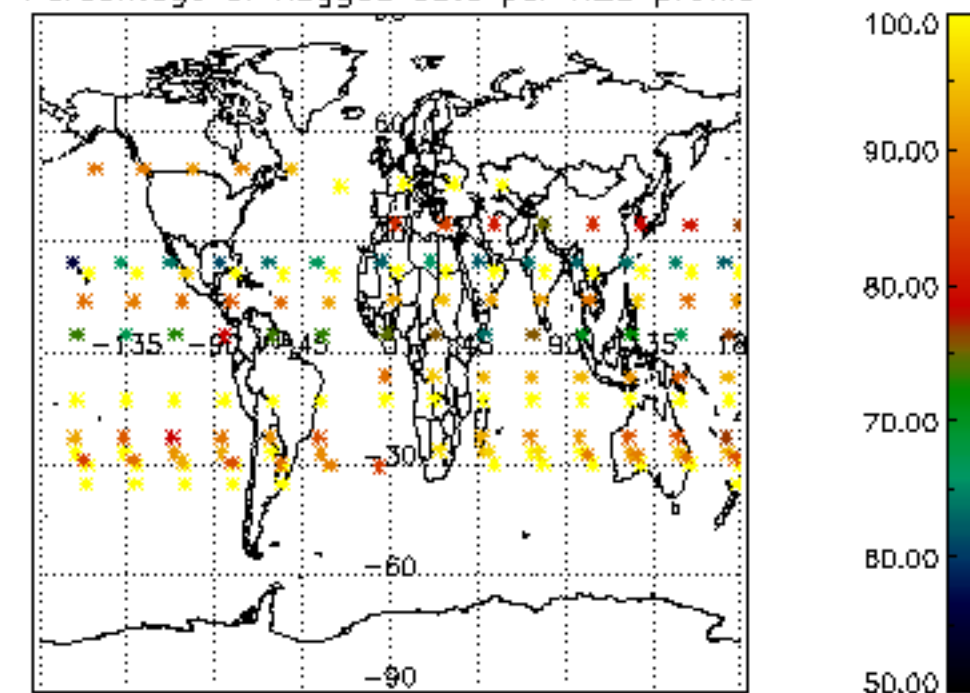




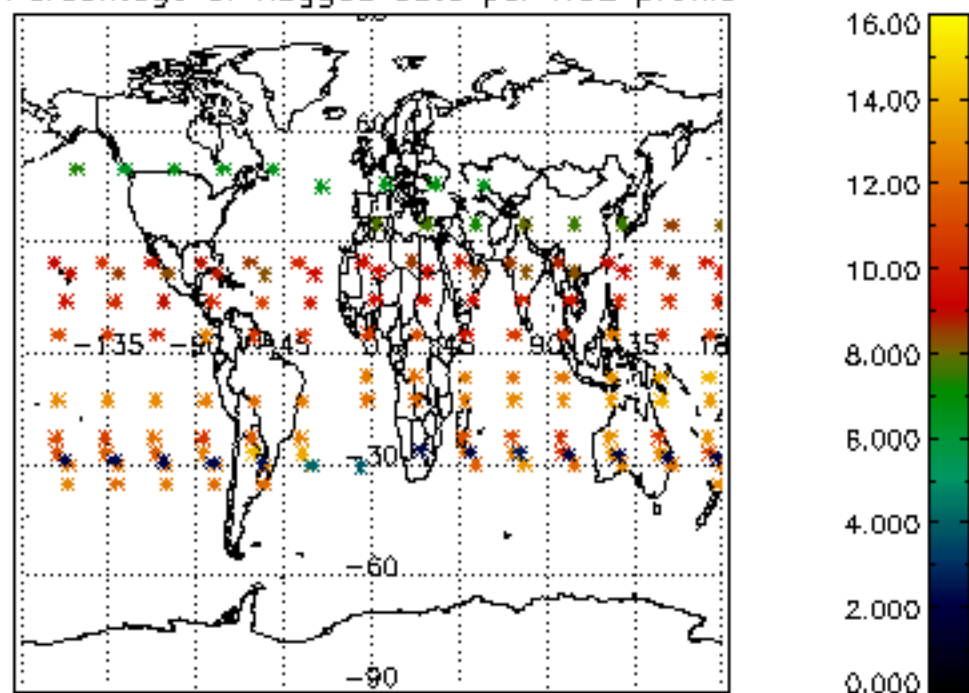
Percentage of flagged data per D3 profile



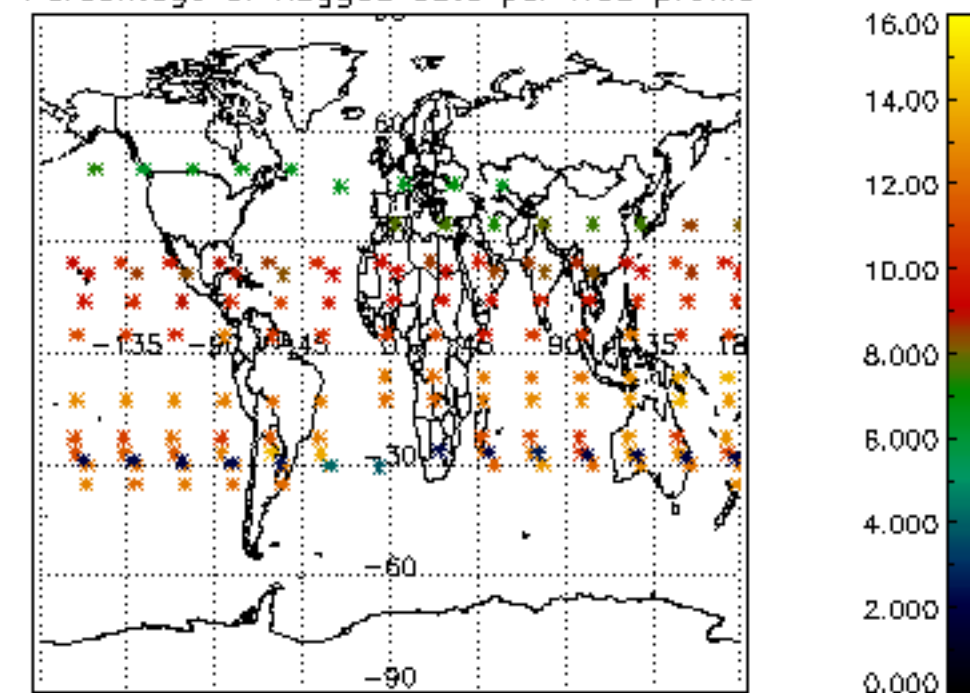
Percentage of flagged data per H2O profile

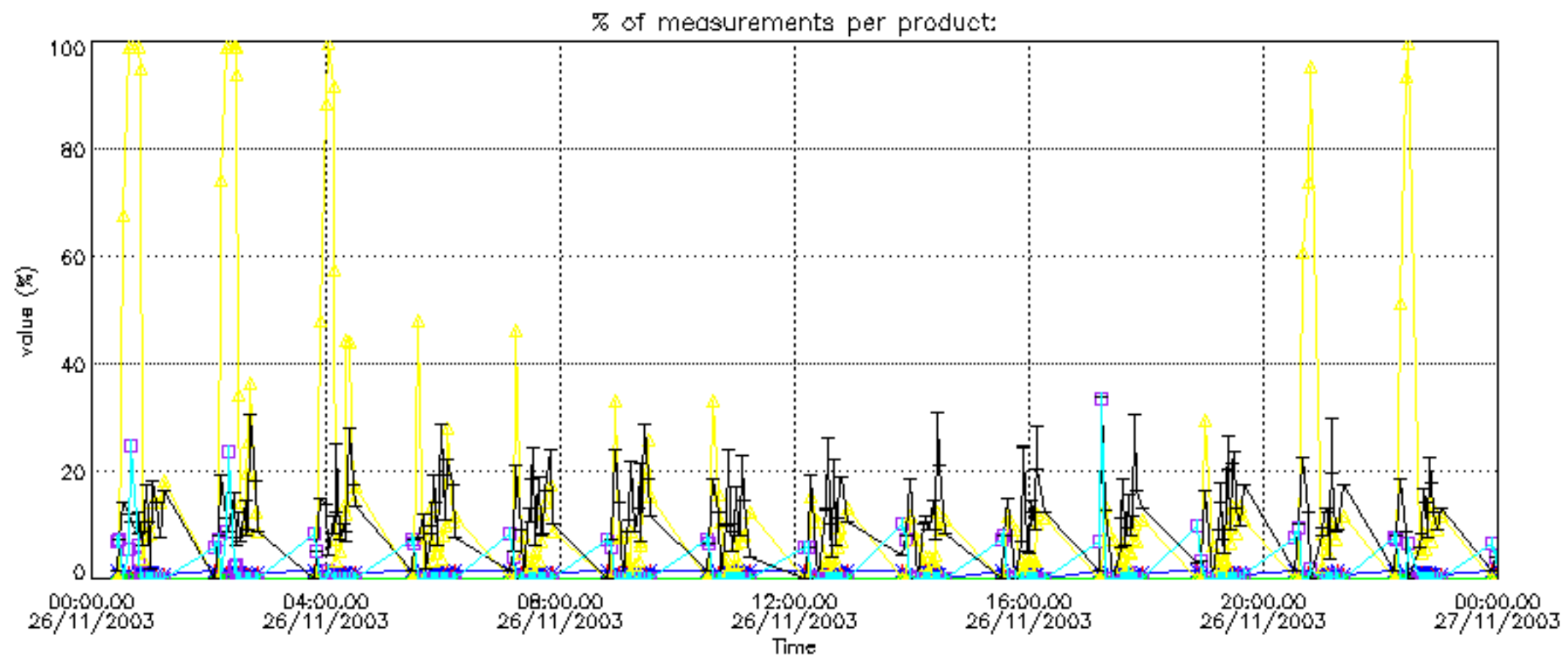
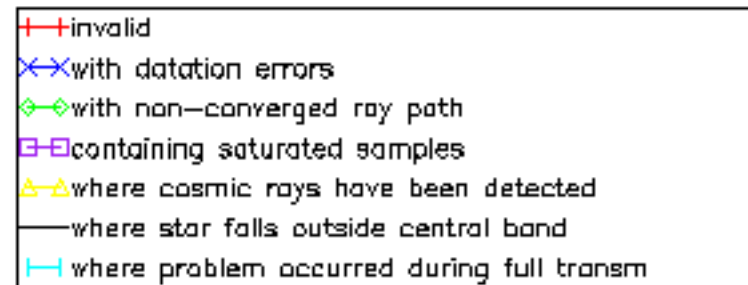


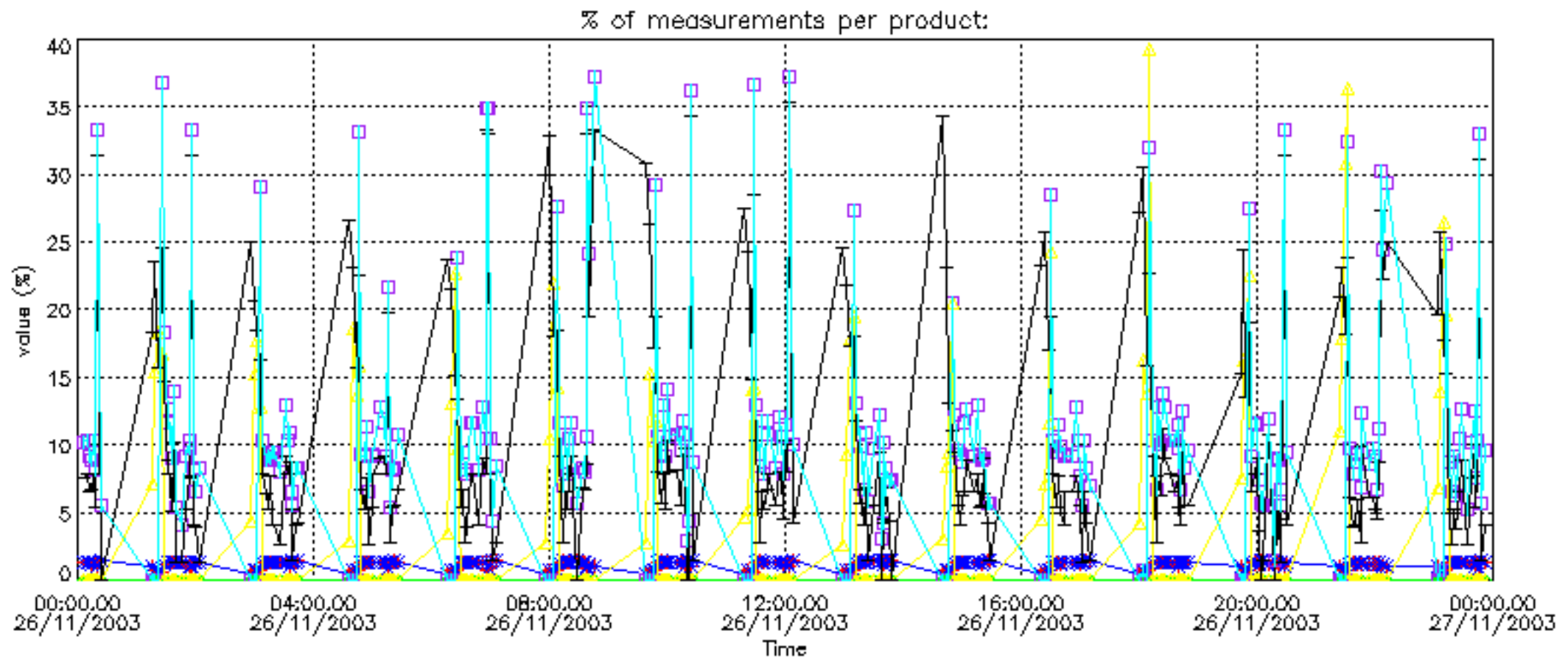
Percentage of flagged data per NO2 profile



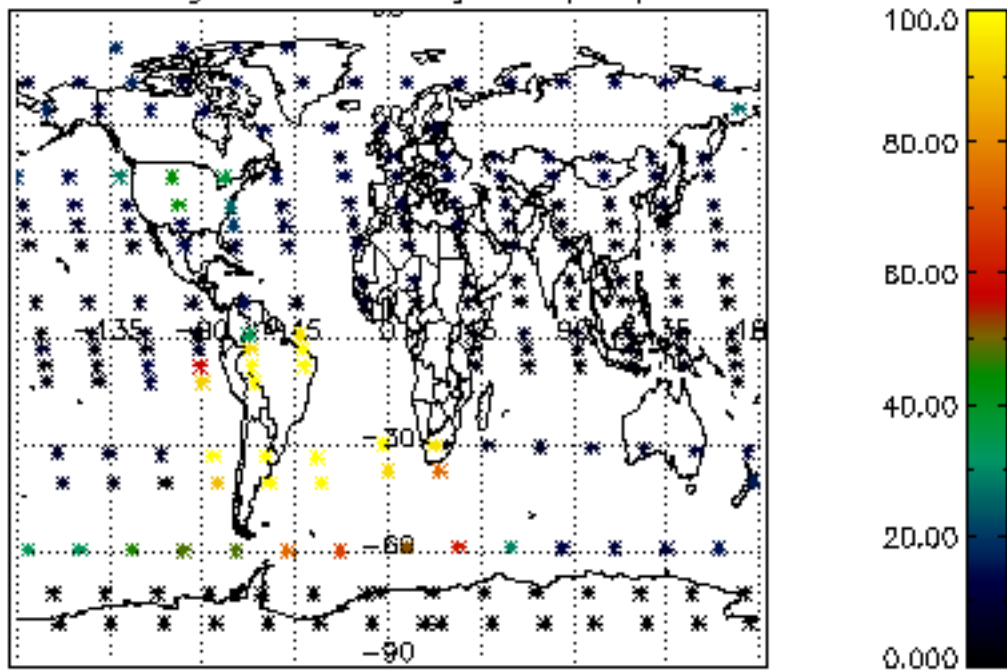
Percentage of flagged data per NO3 profile



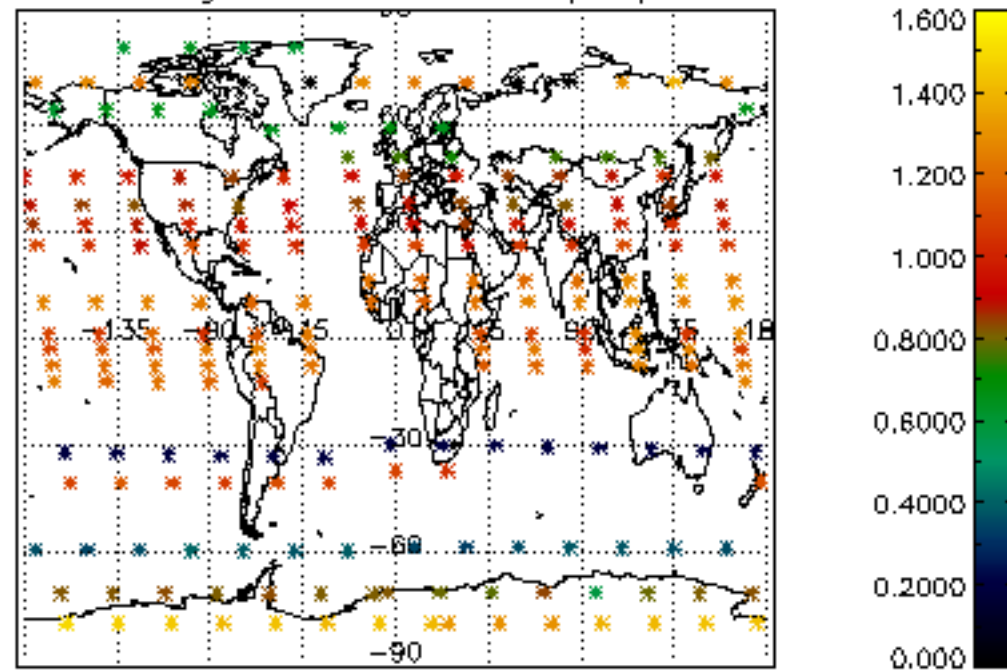




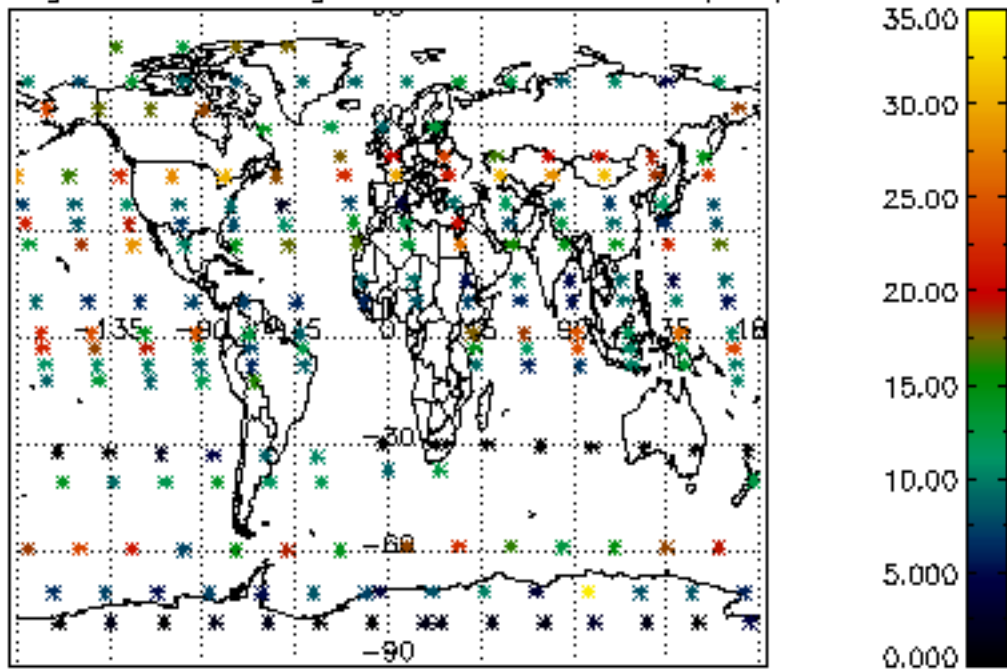
Percentage of cosmic ray hits per profile



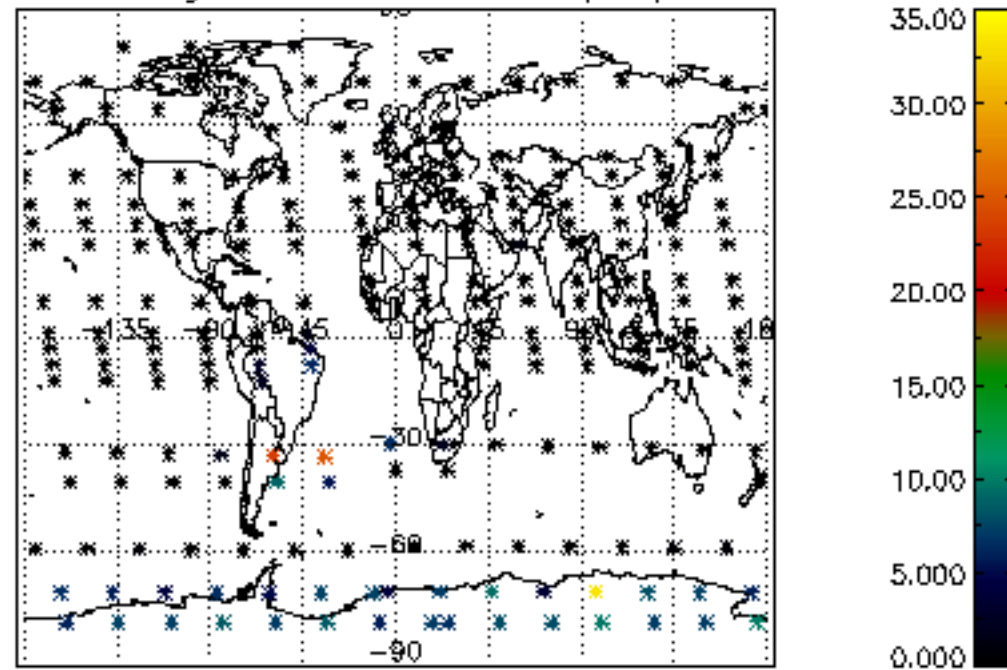
Percentage of datation errors per profile



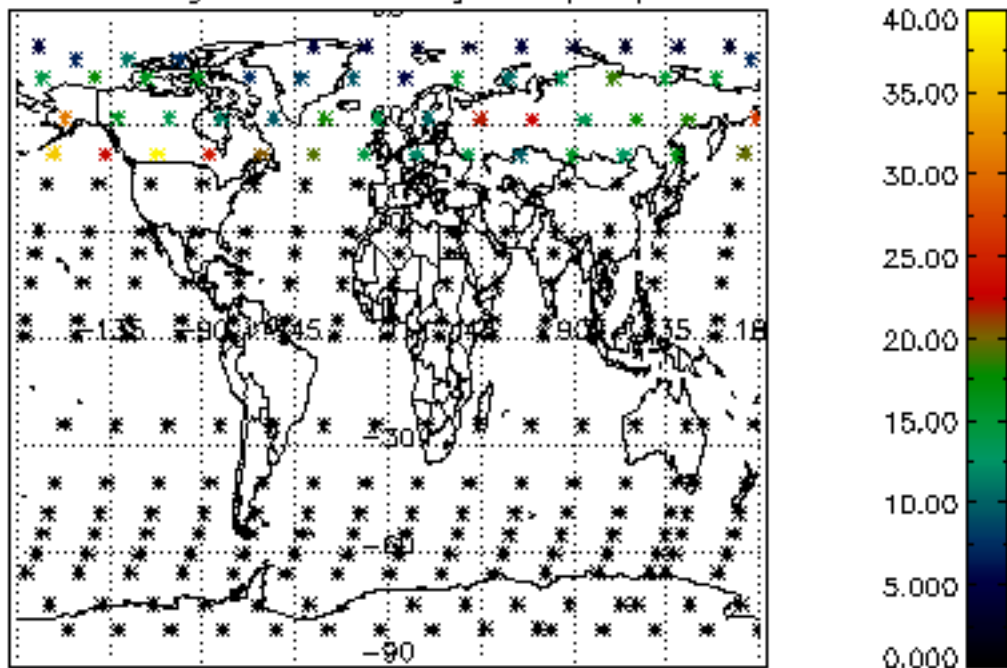
Percentage of star falling outside central band per profile



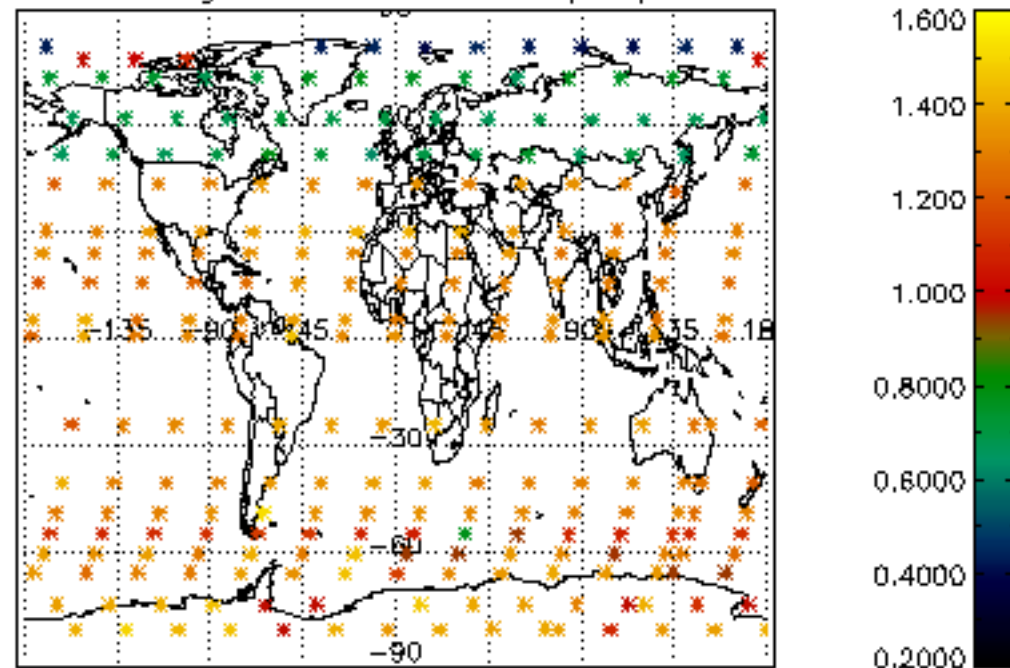
Percentage of saturation errors per profile



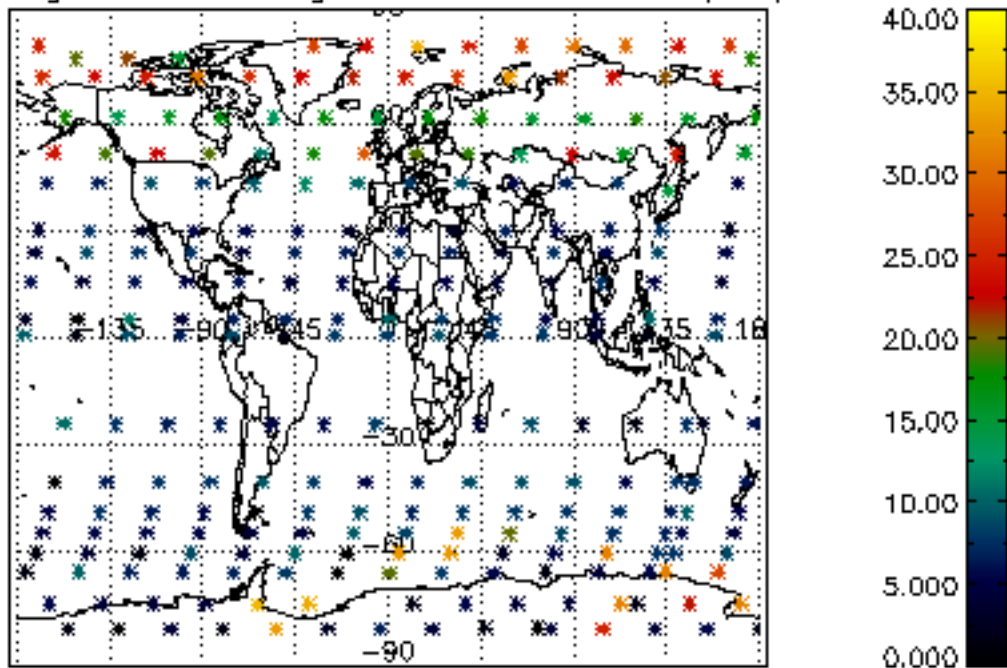
Percentage of cosmic ray hits per profile



Percentage of datation errors per profile



Percentage of star falling outside central band per profile



Percentage of saturation errors per profile

