

GOMOS Level 2 Daily Report

SUMMARY

[1. General Info](#)

[2. Summary of processed GOM_NL_2P products](#)

[3. Level 2 Quality information per product](#)

[3.1 Plot of level 2 quality information per product \(time dependant\)](#)

[3.2 Plot of level 2 quality information per product \(world map\)](#)

[4. Level 1 Quality information per product \(stored on level 2 products\)](#)

[4.1 Plot of level 1 quality information per product \(time dependant\)](#)

[4.1.1 Plot of level 1 quality information per product \(time dependant\): ASCENDING](#)

[4.1.2 Plot of level 1 quality information per product \(time dependant\): DESCENDING](#)

[4.2 Plot of level 1 quality information per product \(world map\)](#)

[4.2.1 Plot of level 1 quality information per product \(world map\): ASCENDING](#)

[4.2.2 Plot of level 1 quality information per product \(world map\): DESCENDING](#)

[5. Ozone profiles based on quality statistics and other trace gas profiles](#)

[5.1 Ozone statistics based on quality of products](#)

[5.2 Plot ozone profiles for all STD \(dark without errors\)](#)

[5.3 Plot ozone profiles where STD < 20% \(dark without errors\)](#)

[5.4. Plot ozone profiles where STD < 10% \(dark without errors\)](#)

[5.5. Plot ozone profiles where STD < 5% \(dark without errors\)](#)

[5.6 Plot NO2 profiles for all STD \(dark without errors\)](#)

[5.7 Plot NO3 profiles for all STD \(dark without errors\)](#)

[5.8 Plot H2O profiles \(only for occultations of stars 1,2,3,4,13,14,16,26,63 dark without errors\) for all STD](#)

[6. Auxiliary Data Files used for the production reported in section 2](#)

This report presents the daily analysis on parameters extracted from GOMOS level 2 data (GOM_NL__2P). It is intended to monitor some important parameters that will impact the quality of these products. A list of level 2 products (and content) that have arrived during the reporting day to the PCF is also given.

Item	Value
Time of report generation	20APR2013 00:44:03
Data source version	GOMOS/6.01
Start time of products	25-11-2003 (25NOV2003 00:00:00)
Stop time of products	26-11-2003 (26NOV2003 00:00:00)
Store outputs in DB	Yes
Nb of level 2 prods	427
Nb of prods with errors	0

2. Summary of processed GOM_NL__2P products.

Nr	Filename	UTC Start time	Limb	Duration	Star Id	Star Name	Star Mag	Star Temp	Nb Meas	Orbit	Prod. error
1	GOM_NL__2PRFIN20031125_000041_000000402022_00002_09074_9073.N1	25-NOV-2003 00:00:41	Straylight	39.500	157	The1Eri	2.9060	9300.0	79	9074	No
2	GOM_NL__2PRFIN20031125_000501_000000842022_00002_09074_9074.N1	25-NOV-2003 00:05:01	Straylight	84.000	47	2Bet CMa	1.9760	28000.	168	9074	No
3	GOM_NL__2PRFIN20031125_000741_000000512022_00002_09074_9075.N1	25-NOV-2003 00:07:41	Straylight	51.000	165	34Gam Eri	2.9500	3200.0	102	9074	No
4	GOM_NL__2PRFIN20031125_000937_000000682022_00002_09074_9076.N1	25-NOV-2003 00:09:37	Straylight	67.500	7	19Bet Ori	0.10000	14000.	135	9074	No
5	GOM_NL__2PRFIN20031125_001316_000000792022_00002_09074_9077.N1	25-NOV-2003 00:13:16	Twilight_stray	78.500	30	46Eps Ori	1.6940	30000.	157	9074	No
6	GOM_NL__2PRFIN20031125_001813_000000392022_00002_09074_9078.N1	25-NOV-2003 00:18:13	Bright	38.500	105	6Bet Ari	2.6450	8900.0	77	9074	No
7	GOM_NL__2PRFIN20031125_002158_000000392022_00002_09074_9079.N1	25-NOV-2003 00:21:58	Bright	38.500	173	4Bet Tri	3.0040	8900.0	77	9074	No
8	GOM_NL__2PRFIN20031125_002348_000000392022_00002_09074_9080.N1	25-NOV-2003 00:23:48	Bright	39.000	79	26Bet Per	2.3100	13100.	78	9074	No
9	GOM_NL__2PRFIN20031125_002615_000000392022_00002_09074_9081.N1	25-NOV-2003 00:26:15	Bright	39.000	175	39Del Per	3.0100	19400.	78	9074	No
10	GOM_NL__2PRFIN20031125_002850_000000412022_00002_09074_9082.N1	25-NOV-2003 00:28:50	Bright	41.000	68	18Alp Cas	2.2250	4500.0	82	9074	No
11	GOM_NL__2PRFIN20031125_003005_000000382022_00002_09074_9083.N1	25-NOV-2003 00:30:05	Bright	38.000	74	11Bet Cas	2.2680	6600.0	76	9074	No
12	GOM_NL__2PRFIN20031125_003715_000000392022_00002_09074_9084.N1	25-NOV-2003 00:37:15	Bright	38.500	49	1Alp UMi	1.9900	6300.0	77	9074	No
13	GOM_NL__2PRFIN20031125_004149_000000402022_00002_09074_9085.N1	25-NOV-2003 00:41:49	Bright	39.500	60	7Bet UMi	2.0810	3950.0	79	9074	No
14	GOM_NL__2PRFIN20031125_004408_000000522022_00002_09074_9086.N1	25-NOV-2003 00:44:08	Bright	52.000	119	14Eta Dra	2.7270	4700.0	104	9074	No
15	GOM_NL__2PRFIN20031125_004603_000000642022_00002_09074_9087.N1	25-NOV-2003 00:46:03	Bright	64.000	82	48Bet UMa	2.3650	10600.	128	9074	No
16	GOM_NL__2PRFIN20031125_004735_000000432022_00002_09074_9088.N1	25-NOV-2003 00:47:35	Bright	43.000	87	64Gam UMa	2.4330	11000.	86	9074	No
17	GOM_NL__2PRFIN20031125_004904_000000392022_00002_09074_9089.N1	25-NOV-2003 00:49:04	Bright	38.500	39	85Eta UMa	1.8540	24000.	77	9074	No
18	GOM_NL__2PRFIN20031125_005152_000000362022_00002_09074_9090.N1	25-NOV-2003 00:51:52	Bright	36.000	180	27Gam Boo	3.0400	8000.0	72	9074	No
19	GOM_NL__2PRFIN20031125_005449_000000402022_00002_09074_9091.N1	25-NOV-2003 00:54:49	Bright	39.500	83		2.3780	11000.	79	9074	No
20	GOM_NL__2PRFIN20031125_005722_000000352022_00002_09074_9092.N1	25-NOV-2003 00:57:22	Bright	35.000	3	16Alp Boo	-0.050000	4250.0	70	9074	No
21	GOM_NL__2PRFIN20031125_010013_000000602022_00002_09074_9093.N1	25-NOV-2003 01:00:13	Bright	60.000	96	68Del Leo	2.5600	9300.0	120	9074	No
22	GOM_NL__2PRFIN20031125_010335_000001232022_00002_09074_9094.N1	25-NOV-2003 01:03:35	Twilight_stray	122.50	51	41Gam1Leo	2.0100	4500.0	245	9074	No
23	GOM_NL__2PRFIN20031125_011032_000001922022_00002_09074_9095.N1	25-NOV-2003 01:10:32	Straylight	191.50	22	32Alp Leo	1.3600	15200.	383	9074	No
24	GOM_NL__2PRFIN20031125_011833_000000412022_00002_09074_9096.N1	25-NOV-2003 01:18:33	Dark	40.500	99	Del Cen	2.5750	26000.	81	9074	No
25	GOM_NL__2PRFIN20031125_011954_000000422022_00002_09074_9097.N1	25-NOV-2003 01:19:54	Dark	42.000	20	Bet Cru	1.2530	30000.	84	9074	No
26	GOM_NL__2PRFIN20031125_012105_000000442022_00003_09075_9086.N1	25-NOV-2003 01:21:05	Dark	43.500	12	Alp1Cru	0.77500	30000.	87	9075	No
27	GOM_NL__2PRFIN20031125_012333_000000392022_00003_09075_9087.N1	25-NOV-2003 01:23:33	Dark	39.000	124	The Car	2.7640	30000.	78	9075	No
28	GOM_NL__2PRFIN20031125_012757_000000482022_00003_09075_9088.N1	25-NOV-2003 01:27:57	Dark	47.500	41	Eps Car	1.8600	4100.0	95	9075	No
29	GOM_NL__2PRFIN20031125_012932_000000502022_00003_09075_9089.N1	25-NOV-2003 01:29:32	Dark	50.000	34	Gam2Vel	1.7930	23000.	100	9075	No
30	GOM_NL__2PRFIN20031125_013325_000000512022_00003_09075_9090.N1	25-NOV-2003 01:33:25	Dark	51.000	2	Alp Car	-0.73600	7000.0	102	9075	No
31	GOM_NL__2PRFIN20031125_013540_000001072022_00003_09075_9091.N1	25-NOV-2003 01:35:40	Dark	106.50	132	15Rho Pup	2.8030	6900.0	213	9075	No
32	GOM_NL__2PRFIN20031125_013845_000000732022_00003_09075_9092.N1	25-NOV-2003 01:38:45	Dark	72.500	23	21Eps CMa	1.5020	26000.	145	9075	No
33	GOM_NL__2PRFIN20031125_014118_000000382022_00003_09075_9093.N1	25-NOV-2003 01:41:18	Straylight	38.000	157	The1Eri	2.9060	9300.0	76	9075	No
34	GOM_NL__2PRFIN20031125_014610_000001402022_00003_09075_9094.N1	25-NOV-2003 01:46:10	Straylight	140.00	1	9Alp CMa	-1.4400	11000.	280	9075	No
35	GOM_NL__2PRFIN20031125_015014_000000742022_00003_09075_9095.N1	25-NOV-2003 01:50:14	Straylight	73.500	7	19Bet Ori	0.10000	14000.	147	9075	No
36	GOM_NL__2PRFIN20031125_015351_000000752022_00003_09075_9096.N1	25-NOV-2003 01:53:51	Twilight_stray	75.000	30	46Eps Ori	1.6940	30000.	150	9075	No
37	GOM_NL__2PRFIN20031125_015851_000000392022_00003_09075_9097.N1	25-NOV-2003 01:58:51	Bright	39.000	105	6Bet Ari	2.6450	8900.0	78	9075	No
38	GOM_NL__2PRFIN20031125_020237_000000372022_00003_09075_9098.N1	25-NOV-2003 02:02:37	Bright	36.500	173	4Bet Tri	3.0040	8900.0	73	9075	No
39	GOM_NL__2PRFIN20031125_020425_000000392022_00003_09075_9099.N1	25-NOV-2003 02:04:25	Bright	38.500	79	26Bet Per	2.3100	13100.	77	9075	No
40	GOM_NL__2PRFIN20031125_020651_000000392022_00003_09075_9100.N1	25-NOV-2003 02:06:51	Bright	38.500	175	39Del Per	3.0100	19400.	77	9075	No
41	GOM_NL__2PRFIN20031125_020929_000000402022_00003_09075_9101.N1	25-NOV-2003 02:09:29	Bright	39.500	68	18Alp Cas	2.2250	4500.0	79	9075	No
42	GOM_NL__2PRFIN20031125_021043_000000382022_00003_09075_9102.N1	25-NOV-2003 02:10:43	Bright	38.000	74	11Bet Cas	2.2680	6600.0	76	9075	No

43	GOM_NL__2PRFIN20031125_021751_000000372022_00003_09075_9103.N1	25-NOV-2003 02:17:51	Bright	37.000	49	1Alp UMi	1.9900	6300.0	74	9075	No
44	GOM_NL__2PRFIN20031125_022226_000000392022_00003_09075_9104.N1	25-NOV-2003 02:22:26	Bright	39.000	60	7Bet UMi	2.0810	3950.0	78	9075	No
45	GOM_NL__2PRFIN20031125_022443_000000422022_00003_09075_9105.N1	25-NOV-2003 02:24:43	Bright	41.500	119	14Eta Dra	2.7270	4700.0	83	9075	No
46	GOM_NL__2PRFIN20031125_022943_000000522022_00003_09075_9106.N1	25-NOV-2003 02:29:43	Bright	52.000	39	85Eta UMa	1.8540	24000.	104	9075	No
47	GOM_NL__2PRFIN20031125_023228_000000362022_00003_09075_9107.N1	25-NOV-2003 02:32:28	Bright	36.000	180	27Gam Boo	3.0400	8000.0	72	9075	No
48	GOM_NL__2PRFIN20031125_023527_000000362022_00003_09075_9108.N1	25-NOV-2003 02:35:27	Bright	36.000	83		2.3780	11000.	72	9075	No
49	GOM_NL__2PRFIN20031125_023759_000000342022_00003_09075_9109.N1	25-NOV-2003 02:37:59	Bright	34.000	3	16Alp Boo	-0.050000	4250.0	68	9075	No
50	GOM_NL__2PRFIN20031125_024050_000000602022_00003_09075_9110.N1	25-NOV-2003 02:40:50	Bright	59.500	96	68Del Leo	2.5600	9300.0	119	9075	No
51	GOM_NL__2PRFIN20031125_024413_000001202022_00003_09075_9111.N1	25-NOV-2003 02:44:13	Twilight	120.00	51	41Gam1Leo	2.0100	4500.0	240	9075	No
52	GOM_NL__2PRFIN20031125_025111_000002002022_00003_09075_9112.N1	25-NOV-2003 02:51:11	Straylight	200.00	22	32Alp Leo	1.3600	15200.	400	9075	No
53	GOM_NL__2PRFIN20031125_025757_000000412022_00003_09075_9113.N1	25-NOV-2003 02:57:57	Dark	41.000	64	Gam Cen	2.2000	10600.	82	9075	No
54	GOM_NL__2PRFIN20031125_025909_000000412022_00003_09075_9114.N1	25-NOV-2003 02:59:09	Dark	41.000	99	Del Cen	2.5750	26000.	82	9075	No
55	GOM_NL__2PRFIN20031125_030032_000000402022_00003_09075_9115.N1	25-NOV-2003 03:00:32	Dark	40.000	20	Bet Cru	1.2530	30000.	80	9075	No
56	GOM_NL__2PRFIN20031125_030142_000000482022_00004_09076_9216.N1	25-NOV-2003 03:01:42	Dark	48.000	12	Alp1Cru	0.77500	30000.	96	9076	No
57	GOM_NL__2PRFIN20031125_030409_000000402022_00004_09076_9217.N1	25-NOV-2003 03:04:09	Dark	40.000	124	The Car	2.7640	30000.	80	9076	No
58	GOM_NL__2PRFIN20031125_030832_000000502022_00004_09076_9218.N1	25-NOV-2003 03:08:32	Dark	50.000	41	Eps Car	1.8600	4100.0	100	9076	No
59	GOM_NL__2PRFIN20031125_031009_000000522022_00004_09076_9219.N1	25-NOV-2003 03:10:09	Dark	52.000	34	Gam2Vel	1.7930	23000.	104	9076	No
60	GOM_NL__2PRFIN20031125_031400_000000592022_00004_09076_9220.N1	25-NOV-2003 03:14:00	Dark	59.000	2	Alp Car	-0.73600	7000.0	118	9076	No
61	GOM_NL__2PRFIN20031125_031617_000001092022_00004_09076_9221.N1	25-NOV-2003 03:16:17	Dark	109.00	132	15Rho Pup	2.8030	6900.0	218	9076	No
62	GOM_NL__2PRFIN20031125_031921_000000732022_00004_09076_9222.N1	25-NOV-2003 03:19:21	Dark	73.000	23	21Eps CMa	1.5020	26000.	146	9076	No
63	GOM_NL__2PRFIN20031125_032153_000000432022_00004_09076_9223.N1	25-NOV-2003 03:21:53	Straylight	42.500	157	The1Eri	2.9060	9300.0	85	9076	No
64	GOM_NL__2PRFIN20031125_032646_000001182022_00004_09076_9224.N1	25-NOV-2003 03:26:46	Straylight	117.50	1	9Alp CMa	-1.4400	11000.	235	9076	No
65	GOM_NL__2PRFIN20031125_033049_000000682022_00004_09076_9225.N1	25-NOV-2003 03:30:49	Straylight	68.000	7	19Bet Ori	0.10000	14000.	136	9076	No
66	GOM_NL__2PRFIN20031125_033426_000000772022_00004_09076_9226.N1	25-NOV-2003 03:34:26	Twilight	76.500	30	46Eps Ori	1.6940	30000.	153	9076	No
67	GOM_NL__2PRFIN20031125_033926_000000402022_00004_09076_9227.N1	25-NOV-2003 03:39:26	Bright	39.500	105	6Bet Ari	2.6450	8900.0	79	9076	No
68	GOM_NL__2PRFIN20031125_034313_000000392022_00004_09076_9228.N1	25-NOV-2003 03:43:13	Bright	38.500	173	4Bet Tri	3.0040	8900.0	77	9076	No
69	GOM_NL__2PRFIN20031125_034500_000000392022_00004_09076_9229.N1	25-NOV-2003 03:45:00	Bright	38.500	79	26Bet Per	2.3100	13100.	77	9076	No
70	GOM_NL__2PRFIN20031125_034726_000000392022_00004_09076_9230.N1	25-NOV-2003 03:47:26	Bright	38.500	175	39Del Per	3.0100	19400.	77	9076	No
71	GOM_NL__2PRFIN20031125_035004_000000402022_00004_09076_9231.N1	25-NOV-2003 03:50:04	Bright	40.000	68	18Alp Cas	2.2250	4500.0	80	9076	No
72	GOM_NL__2PRFIN20031125_035119_000000382022_00004_09076_9232.N1	25-NOV-2003 03:51:19	Bright	38.000	74	11Bet Cas	2.2680	6600.0	76	9076	No
73	GOM_NL__2PRFIN20031125_035827_000000402022_00004_09076_9233.N1	25-NOV-2003 03:58:27	Bright	39.500	49	1Alp UMi	1.9900	6300.0	79	9076	No
74	GOM_NL__2PRFIN20031125_040302_000000382022_00004_09076_9234.N1	25-NOV-2003 04:03:02	Bright	38.000	60	7Bet UMi	2.0810	3950.0	76	9076	No
75	GOM_NL__2PRFIN20031125_040522_000000382022_00004_09076_9235.N1	25-NOV-2003 04:05:22	Bright	38.000	119	14Eta Dra	2.7270	4700.0	76	9076	No
76	GOM_NL__2PRFIN20031125_041019_000000522022_00004_09076_9236.N1	25-NOV-2003 04:10:19	Bright	52.000	39	85Eta UMa	1.8540	24000.	104	9076	No
77	GOM_NL__2PRFIN20031125_041305_000000512022_00004_09076_9237.N1	25-NOV-2003 04:13:05	Bright	51.000	180	27Gam Boo	3.0400	8000.0	102	9076	No
78	GOM_NL__2PRFIN20031125_041604_000000372022_00004_09076_9238.N1	25-NOV-2003 04:16:04	Bright	36.500	83		2.3780	11000.	73	9076	No
79	GOM_NL__2PRFIN20031125_041835_000000352022_00004_09076_9239.N1	25-NOV-2003 04:18:35	Bright	35.000	3	16Alp Boo	-0.050000	4250.0	70	9076	No
80	GOM_NL__2PRFIN20031125_042127_000000582022_00004_09076_9240.N1	25-NOV-2003 04:21:27	Bright	57.500	96	68Del Leo	2.5600	9300.0	115	9076	No
81	GOM_NL__2PRFIN20031125_042451_000001292022_00004_09076_9241.N1	25-NOV-2003 04:24:51	Twilight	128.50	51	41Gam1Leo	2.0100	4500.0	257	9076	No
82	GOM_NL__2PRFIN20031125_043151_000002332022_00004_09076_9242.N1	25-NOV-2003 04:31:51	Dark	232.50	22	32Alp Leo	1.3600	15200.	465	9076	No
83	GOM_NL__2PRFIN20031125_043833_000000452022_00004_09076_9243.N1	25-NOV-2003 04:38:33	Dark	44.500	64	Gam Cen	2.2000	10600.	89	9076	No
84	GOM_NL__2PRFIN20031125_043946_000000432022_00004_09076_9244.N1	25-NOV-2003 04:39:46	Dark	42.500	99	Del Cen	2.5750	26000.	85	9076	No
85	GOM_NL__2PRFIN20031125_044108_000000422022_00004_09076_9245.N1	25-NOV-2003 04:41:08	Dark	42.000	20	Bet Cru	1.2530	30000.	84	9076	No
86	GOM_NL__2PRFIN20031125_044218_000000502022_00005_09077_9087.N1	25-NOV-2003 04:42:18	Dark	50.000	12	Alp1Cru	0.77500	30000.	100	9077	No
87	GOM_NL__2PRFIN20031125_044446_000000412022_00005_09077_9088.N1	25-NOV-2003 04:44:46	Dark	40.500	124	The Car	2.7640	30000.	81	9077	No
88	GOM_NL__2PRFIN20031125_044910_000000572022_00005_09077_9089.N1	25-NOV-2003 04:49:10	Dark	56.500	41	Eps Car	1.8600	4100.0	113	9077	No
89	GOM_NL__2PRFIN20031125_045046_000000502022_00005_09077_9090.N1	25-NOV-2003 04:50:46	Dark	50.000	34	Gam2Vel	1.7930	23000.	100	9077	No
90	GOM_NL__2PRFIN20031125_045439_000000592022_00005_09077_9091.N1	25-NOV-2003 04:54:39	Dark	59.000	2	Alp Car	-0.73600	7000.0	118	9077	No
91	GOM_NL__2PRFIN20031125_045655_000001092022_00005_09077_9092.N1	25-NOV-2003 04:56:55	Dark	109.00	132	15Rho Pup	2.8030	6900.0	218	9077	No
92	GOM_NL__2PRFIN20031125_045959_000000722022_00005_09077_9093.N1	25-NOV-2003 04:59:59	Dark	71.500	23	21Eps CMa	1.5020	26000.	143	9077	No
93	GOM_NL__2PRFIN20031125_050229_000000422022_00005_09077_9094.N1	25-NOV-2003 05:02:29	Straylight	41.500	157	The1Eri	2.9060	9300.0	83	9077	No
94	GOM_NL__2PRFIN20031125_050722_000001192022_00005_09077_9095.N1	25-NOV-2003 05:07:22	Straylight	118.50	1	9Alp CMa	-1.4400	11000.	237	9077	No
95	GOM_NL__2PRFIN20031125_051125_000000682022_00005_09077_9096.N1	25-NOV-2003 05:11:25	Straylight	67.500	7	19Bet Ori	0.10000	14000.	135	9077	No
96	GOM_NL__2PRFIN20031125_051502_000000752022_00005_09077_9097.N1	25-NOV-2003 05:15:02	Twilight	74.500	30	46Eps Ori	1.6940	30000.	149	9077	No
97	GOM_NL__2PRFIN20031125_052002_000000392022_00005_09077_9098.N1	25-NOV-2003 05:20:02	Bright	39.000	105	6Bet Ari	2.6450	8900.0	78	9077	No
98	GOM_NL__2PRFIN20031125_052349_000000392022_00005_09077_9099.N1	25-NOV-2003 05:23:49	Bright	38.500	173	4Bet Tri	3.0040	8900.0	77	9077	No
99	GOM_NL__2PRFIN20031125_052536_000000392022_00005_09077_9100.N1	25-NOV-2003 05:25:36	Bright	39.000	79	26Bet Per	2.3100	13100.	78	9077	No
100	GOM_NL__2PRFIN20031125_052802_000000392022_00005_09077_9101.N1	25-NOV-2003 05:28:02	Bright	39.000	175	39Del Per	3.0100	19400.	78	9077	No
101	GOM_NL__2PRFIN20031125_053042_000000402022_00005_09077_9102.N1	25-NOV-2003 05:30:42	Bright	39.500	68	18Alp Cas	2.2250	4500.0	79	9077	No

102	GOM_NL__2PRFIN20031125_053155_000000382022_00005_09077_9103.N1	25-NOV-2003 05:31:55	Bright	38.000	74	11Bet Cas	2.2680	6600.0	76	9077	No
103	GOM_NL__2PRFIN20031125_053903_000000392022_00005_09077_9104.N1	25-NOV-2003 05:39:03	Bright	38.500	49	1Alp UMi	1.9900	6300.0	77	9077	No
104	GOM_NL__2PRFIN20031125_054338_000000402022_00005_09077_9105.N1	25-NOV-2003 05:43:38	Bright	39.500	60	7Bet UMi	2.0810	3950.0	79	9077	No
105	GOM_NL__2PRFIN20031125_054558_000000382022_00005_09077_9106.N1	25-NOV-2003 05:45:58	Bright	38.000	119	14Eta Dra	2.7270	4700.0	76	9077	No
106	GOM_NL__2PRFIN20031125_055055_000000362022_00005_09077_9107.N1	25-NOV-2003 05:50:55	Bright	35.500	39	85Eta UMa	1.8540	24000.	71	9077	No
107	GOM_NL__2PRFIN20031125_055342_000000432022_00005_09077_9108.N1	25-NOV-2003 05:53:42	Bright	43.000	180	27Gam Boo	3.0400	8000.0	86	9077	No
108	GOM_NL__2PRFIN20031125_055640_000000362022_00005_09077_9109.N1	25-NOV-2003 05:56:40	Bright	36.000	83		2.3780	11000.	72	9077	No
109	GOM_NL__2PRFIN20031125_055910_000000362022_00005_09077_9110.N1	25-NOV-2003 05:59:10	Bright	35.500	3	16Alp Boo	-0.050000	4250.0	71	9077	No
110	GOM_NL__2PRFIN20031125_060203_000000572022_00005_09077_9111.N1	25-NOV-2003 06:02:03	Bright	56.500	96	68Del Leo	2.5600	9300.0	113	9077	No
111	GOM_NL__2PRFIN20031125_060528_000001302022_00005_09077_9112.N1	25-NOV-2003 06:05:28	Tw_i_and_stray	130.00	51	41Gam1Leo	2.0100	4500.0	260	9077	No
112	GOM_NL__2PRFIN20031125_061232_000001992022_00005_09077_9113.N1	25-NOV-2003 06:12:32	Dark	199.00	22	32Alp Leo	1.3600	15200.	398	9077	No
113	GOM_NL__2PRFIN20031125_061910_000000422022_00005_09077_9114.N1	25-NOV-2003 06:19:10	Dark	41.500	64	Gam Cen	2.2000	10600.	83	9077	No
114	GOM_NL__2PRFIN20031125_062023_000000422022_00005_09077_9115.N1	25-NOV-2003 06:20:23	Dark	41.500	99	Del Cen	2.5750	26000.	83	9077	No
115	GOM_NL__2PRFIN20031125_062144_000000432022_00005_09077_9116.N1	25-NOV-2003 06:21:44	Dark	42.500	20	Bet Cru	1.2530	30000.	85	9077	No
116	GOM_NL__2PRFIN20031125_062254_000000462022_00006_09078_9088.N1	25-NOV-2003 06:22:54	Dark	46.000	12	Alp1Cru	0.77500	30000.	92	9078	No
117	GOM_NL__2PRFIN20031125_062523_000000402022_00006_09078_9089.N1	25-NOV-2003 06:25:23	Dark	39.500	124	The Car	2.7640	30000.	79	9078	No
118	GOM_NL__2PRFIN20031125_062947_000000462022_00006_09078_9090.N1	25-NOV-2003 06:29:47	Dark	45.500	41	Eps Car	1.8600	4100.0	91	9078	No
119	GOM_NL__2PRFIN20031125_063123_000000532022_00006_09078_9091.N1	25-NOV-2003 06:31:23	Dark	53.000	34	Gam2Vel	1.7930	23000.	106	9078	No
120	GOM_NL__2PRFIN20031125_063515_000000542022_00006_09078_9092.N1	25-NOV-2003 06:35:15	Dark	53.500	2	Alp Car	-0.73600	7000.0	107	9078	No
121	GOM_NL__2PRFIN20031125_063733_000001082022_00006_09078_9093.N1	25-NOV-2003 06:37:33	Dark	107.50	132	15Rho Pup	2.8030	6900.0	215	9078	No
122	GOM_NL__2PRFIN20031125_064036_000000782022_00006_09078_9094.N1	25-NOV-2003 06:40:36	Dark	77.500	23	21Eps CMa	1.5020	26000.	155	9078	No
123	GOM_NL__2PRFIN20031125_064306_000000402022_00006_09078_9095.N1	25-NOV-2003 06:43:06	Straylight	40.000	157	The1Eri	2.9060	9300.0	80	9078	No
124	GOM_NL__2PRFIN20031125_064758_000001332022_00006_09078_9096.N1	25-NOV-2003 06:47:58	Straylight	133.00	1	9Alp CMa	-1.4400	11000.	266	9078	No
125	GOM_NL__2PRFIN20031125_065201_000000672022_00006_09078_9097.N1	25-NOV-2003 06:52:01	Straylight	67.000	7	19Bet Ori	0.10000	14000.	134	9078	No
126	GOM_NL__2PRFIN20031125_065537_000000792022_00006_09078_9098.N1	25-NOV-2003 06:55:37	Tw_i_and_stray	78.500	30	46Eps Ori	1.6940	30000.	157	9078	No
127	GOM_NL__2PRFIN20031125_070039_000000382022_00006_09078_9099.N1	25-NOV-2003 07:00:39	Bright	38.000	105	6Bet Ari	2.6450	8900.0	76	9078	No
128	GOM_NL__2PRFIN20031125_070425_000000372022_00006_09078_9100.N1	25-NOV-2003 07:04:25	Bright	37.000	173	4Bet Tri	3.0040	8900.0	74	9078	No
129	GOM_NL__2PRFIN20031125_070612_000000392022_00006_09078_9101.N1	25-NOV-2003 07:06:12	Bright	39.000	79	26Bet Per	2.3100	13100.	78	9078	No
130	GOM_NL__2PRFIN20031125_070838_000000392022_00006_09078_9102.N1	25-NOV-2003 07:08:38	Bright	39.000	175	39Del Per	3.0100	19400.	78	9078	No
131	GOM_NL__2PRFIN20031125_071118_000000372022_00006_09078_9103.N1	25-NOV-2003 07:11:18	Bright	37.000	68	18Alp Cas	2.2250	4500.0	74	9078	No
132	GOM_NL__2PRFIN20031125_071232_000000392022_00006_09078_9104.N1	25-NOV-2003 07:12:32	Bright	38.500	74	11Bet Cas	2.2680	6600.0	77	9078	No
133	GOM_NL__2PRFIN20031125_071940_000000382022_00006_09078_9105.N1	25-NOV-2003 07:19:40	Bright	37.500	49	1Alp UMi	1.9900	6300.0	75	9078	No
134	GOM_NL__2PRFIN20031125_072415_000000392022_00006_09078_9106.N1	25-NOV-2003 07:24:15	Bright	38.500	60	7Bet UMi	2.0810	3950.0	77	9078	No
135	GOM_NL__2PRFIN20031125_072635_000000382022_00006_09078_9107.N1	25-NOV-2003 07:26:35	Bright	37.500	119	14Eta Dra	2.7270	4700.0	75	9078	No
136	GOM_NL__2PRFIN20031125_073132_000000522022_00006_09078_9108.N1	25-NOV-2003 07:31:32	Bright	52.000	39	85Eta UMa	1.8540	24000.	104	9078	No
137	GOM_NL__2PRFIN20031125_073418_000000352022_00006_09078_9109.N1	25-NOV-2003 07:34:18	Bright	34.500	180	27Gam Boo	3.0400	8000.0	69	9078	No
138	GOM_NL__2PRFIN20031125_073717_000000352022_00006_09078_9110.N1	25-NOV-2003 07:37:17	Bright	34.500	83		2.3780	11000.	69	9078	No
139	GOM_NL__2PRFIN20031125_073947_000000352022_00006_09078_9111.N1	25-NOV-2003 07:39:47	Bright	34.500	3	16Alp Boo	-0.050000	4250.0	69	9078	No
140	GOM_NL__2PRFIN20031125_074240_000000592022_00006_09078_9112.N1	25-NOV-2003 07:42:40	Bright	58.500	96	68Del Leo	2.5600	9300.0	117	9078	No
141	GOM_NL__2PRFIN20031125_074606_000001272022_00006_09078_9113.N1	25-NOV-2003 07:46:06	Tw_i_and_stray	127.00	51	41Gam1Leo	2.0100	4500.0	254	9078	No
142	GOM_NL__2PRFIN20031125_075312_000002072022_00006_09078_9114.N1	25-NOV-2003 07:53:12	Dark	207.00	22	32Alp Leo	1.3600	15200.	414	9078	No
143	GOM_NL__2PRFIN20031125_075947_000000422022_00006_09078_9115.N1	25-NOV-2003 07:59:47	Dark	41.500	64	Gam Cen	2.2000	10600.	83	9078	No
144	GOM_NL__2PRFIN20031125_080100_000000412022_00006_09078_9116.N1	25-NOV-2003 08:01:00	Dark	41.000	99	Del Cen	2.5750	26000.	82	9078	No
145	GOM_NL__2PRFIN20031125_080221_000000442022_00006_09078_9117.N1	25-NOV-2003 08:02:21	Dark	44.000	20	Bet Cru	1.2530	30000.	88	9078	No
146	GOM_NL__2PRFIN20031125_080331_000000502022_00007_09079_9089.N1	25-NOV-2003 08:03:31	Dark	50.000	12	Alp1Cru	0.77500	30000.	100	9079	No
147	GOM_NL__2PRFIN20031125_094528_000000392022_00008_09080_9090.N1	25-NOV-2003 09:45:28	Dark	38.500	112	Alp Mus	2.6880	26000.	77	9080	No
148	GOM_NL__2PRFIN20031125_095101_000000492022_00008_09080_9091.N1	25-NOV-2003 09:51:01	Dark	48.500	41	Eps Car	1.8600	4100.0	97	9080	No
149	GOM_NL__2PRFIN20031125_095237_000000502022_00008_09080_9092.N1	25-NOV-2003 09:52:37	Dark	49.500	34	Gam2Vel	1.7930	23000.	99	9080	No
150	GOM_NL__2PRFIN20031125_095406_000000572022_00008_09080_9093.N1	25-NOV-2003 09:54:06	Dark	57.000	70	Zet Pup	2.2460	39000.	114	9080	No
151	GOM_NL__2PRFIN20031125_095629_000000582022_00008_09080_9094.N1	25-NOV-2003 09:56:29	Dark	58.000	2	Alp Car	-0.73600	7000.0	116	9080	No
152	GOM_NL__2PRFIN20031125_100149_000000762022_00008_09080_9095.N1	25-NOV-2003 10:01:49	Dark	75.500	23	21Eps CMa	1.5020	26000.	151	9080	No
153	GOM_NL__2PRFIN20031125_100419_000000382022_00008_09080_9096.N1	25-NOV-2003 10:04:19	Straylight	38.000	157	The1Eri	2.9060	9300.0	76	9080	No
154	GOM_NL__2PRFIN20031125_100910_000001182022_00008_09080_9097.N1	25-NOV-2003 10:09:10	Straylight	117.50	1	9Alp CMa	-1.4400	11000.	235	9080	No
155	GOM_NL__2PRFIN20031125_101312_000000652022_00008_09080_9098.N1	25-NOV-2003 10:13:12	Straylight	65.000	7	19Bet Ori	0.10000	14000.	130	9080	No
156	GOM_NL__2PRFIN20031125_101648_000000772022_00008_09080_9099.N1	25-NOV-2003 10:16:48	Tw_i_and_stray	76.500	30	46Eps Ori	1.6940	30000.	153	9080	No
157	GOM_NL__2PRFIN20031125_102152_000000392022_00008_09080_9100.N1	25-NOV-2003 10:21:52	Bright	38.500	105	6Bet Ari	2.6450	8900.0	77	9080	No
158	GOM_NL__2PRFIN20031125_102538_000000372022_00008_09080_9101.N1	25-NOV-2003 10:25:38	Bright	36.500	173	4Bet Tri	3.0040	8900.0	73	9080	No
159	GOM_NL__2PRFIN20031125_102723_000000402022_00008_09080_9102.N1	25-NOV-2003 10:27:23	Bright	39.500	79	26Bet Per	2.3100	13100.	79	9080	No
160	GOM_NL__2PRFIN20031125_102949_000000392022_00008_09080_9103.N1	25-NOV-2003 10:29:49	Bright	39.000	175	39Del Per	3.0100	19400.	78	9080	No

161	GOM_NL__2PRFIN20031125_103231_000000382022_00008_09080_9104.N1	25-NOV-2003 10:32:31	Bright	37.500	68	18Alp Cas	2.2250	4500.0	75	9080	No
162	GOM_NL__2PRFIN20031125_103345_000000372022_00008_09080_9105.N1	25-NOV-2003 10:33:45	Bright	37.000	74	11Bet Cas	2.2680	6600.0	74	9080	No
163	GOM_NL__2PRFIN20031125_104527_000000382022_00008_09080_9106.N1	25-NOV-2003 10:45:27	Bright	38.000	60	7Bet UMi	2.0810	3950.0	76	9080	No
164	GOM_NL__2PRFIN20031125_104748_000000372022_00008_09080_9107.N1	25-NOV-2003 10:47:48	Bright	37.000	119	14Eta Dra	2.7270	4700.0	74	9080	No
165	GOM_NL__2PRFIN20031125_104937_000000462022_00008_09080_9108.N1	25-NOV-2003 10:49:37	Bright	45.500	82	48Bet UMa	2.3650	10600.	91	9080	No
166	GOM_NL__2PRFIN20031125_105110_000000392022_00008_09080_9109.N1	25-NOV-2003 10:51:10	Bright	38.500	55	79Zet UMa	2.0600	10200.	77	9080	No
167	GOM_NL__2PRFIN20031125_105244_000000372022_00008_09080_9110.N1	25-NOV-2003 10:52:44	Bright	37.000	39	85Eta UMa	1.8540	24000.	74	9080	No
168	GOM_NL__2PRFIN20031125_105531_000000352022_00008_09080_9111.N1	25-NOV-2003 10:55:31	Bright	35.000	180	27Gam Boo	3.0400	8000.0	70	9080	No
169	GOM_NL__2PRFIN20031125_105829_000000342022_00008_09080_9112.N1	25-NOV-2003 10:58:29	Bright	34.000	83		2.3780	11000.	68	9080	No
170	GOM_NL__2PRFIN20031125_110100_000000342022_00008_09080_9113.N1	25-NOV-2003 11:01:00	Bright	34.000	3	16Alp Boo	-0.050000	4250.0	68	9080	No
171	GOM_NL__2PRFIN20031125_110353_000000612022_00008_09080_9114.N1	25-NOV-2003 11:03:53	Bright	61.000	96	68Del Leo	2.5600	9300.0	122	9080	No
172	GOM_NL__2PRFIN20031125_110721_000001172022_00008_09080_9115.N1	25-NOV-2003 11:07:21	Tw_i_and_stray	116.50	51	41Gam1Leo	2.0100	4500.0	233	9080	No
173	GOM_NL__2PRFIN20031125_111431_000002052022_00008_09080_9116.N1	25-NOV-2003 11:14:31	Dark	205.00	22	32Alp Leo	1.3600	15200.	410	9080	No
174	GOM_NL__2PRFIN20031125_112059_000000392022_00008_09080_9117.N1	25-NOV-2003 11:20:59	Dark	39.000	64	Gam Cen	2.2000	10600.	78	9080	No
175	GOM_NL__2PRFIN20031125_112213_000000402022_00008_09080_9118.N1	25-NOV-2003 11:22:13	Dark	39.500	99	Del Cen	2.5750	26000.	79	9080	No
176	GOM_NL__2PRFIN20031125_112334_000000462022_00008_09080_9119.N1	25-NOV-2003 11:23:34	Dark	45.500	20	Bet Cru	1.2530	30000.	91	9080	No
177	GOM_NL__2PRFIN20031125_112444_000000402022_00009_09081_9219.N1	25-NOV-2003 11:24:44	Dark	40.000	12	Alp1Cru	0.77500	30000.	80	9081	No
178	GOM_NL__2PRFIN20031125_112604_000000362022_00009_09081_9220.N1	25-NOV-2003 11:26:04	Dark	36.000	112	Alp Mus	2.6880	26000.	72	9081	No
179	GOM_NL__2PRFIN20031125_113137_000000492022_00009_09081_9221.N1	25-NOV-2003 11:31:37	Dark	49.000	41	Eps Car	1.8600	4100.0	98	9081	No
180	GOM_NL__2PRFIN20031125_113314_000000502022_00009_09081_9222.N1	25-NOV-2003 11:33:14	Dark	49.500	34	Gam2Vel	1.7930	23000.	99	9081	No
181	GOM_NL__2PRFIN20031125_113443_000000562022_00009_09081_9223.N1	25-NOV-2003 11:34:43	Dark	56.000	70	Zet Pup	2.2460	39000.	112	9081	No
182	GOM_NL__2PRFIN20031125_113706_000000572022_00009_09081_9224.N1	25-NOV-2003 11:37:06	Dark	56.500	2	Alp Car	-0.73600	7000.0	113	9081	No
183	GOM_NL__2PRFIN20031125_114227_000000762022_00009_09081_9225.N1	25-NOV-2003 11:42:27	Dark	76.000	23	21Eps CMa	1.5020	26000.	152	9081	No
184	GOM_NL__2PRFIN20031125_114455_000000392022_00009_09081_9226.N1	25-NOV-2003 11:44:55	Straylight	38.500	157	The1Eri	2.9060	9300.0	77	9081	No
185	GOM_NL__2PRFIN20031125_114947_000001152022_00009_09081_9227.N1	25-NOV-2003 11:49:47	Straylight	114.50	1	9Alp CMa	-1.4400	11000.	229	9081	No
186	GOM_NL__2PRFIN20031125_115348_000000692022_00009_09081_9228.N1	25-NOV-2003 11:53:48	Straylight	69.000	7	19Bet Ori	0.10000	14000.	138	9081	No
187	GOM_NL__2PRFIN20031125_115723_000000772022_00009_09081_9229.N1	25-NOV-2003 11:57:23	Tw_i_and_stray	76.500	30	46Eps Ori	1.6940	30000.	153	9081	No
188	GOM_NL__2PRFIN20031125_120228_000000372022_00009_09081_9230.N1	25-NOV-2003 12:02:28	Bright	37.000	105	6Bet Ari	2.6450	8900.0	74	9081	No
189	GOM_NL__2PRFIN20031125_120615_000000362022_00009_09081_9231.N1	25-NOV-2003 12:06:15	Bright	36.000	173	4Bet Tri	3.0040	8900.0	72	9081	No
190	GOM_NL__2PRFIN20031125_120800_000000392022_00009_09081_9232.N1	25-NOV-2003 12:08:00	Bright	39.000	79	26Bet Per	2.3100	13100.	78	9081	No
191	GOM_NL__2PRFIN20031125_121025_000000392022_00009_09081_9233.N1	25-NOV-2003 12:10:25	Bright	39.000	175	39Del Per	3.0100	19400.	78	9081	No
192	GOM_NL__2PRFIN20031125_121308_000000402022_00009_09081_9234.N1	25-NOV-2003 12:13:08	Bright	39.500	68	18Alp Cas	2.2250	4500.0	79	9081	No
193	GOM_NL__2PRFIN20031125_121422_000000382022_00009_09081_9235.N1	25-NOV-2003 12:14:22	Bright	38.000	74	11Bet Cas	2.2680	6600.0	76	9081	No
194	GOM_NL__2PRFIN20031125_122603_000000362022_00009_09081_9236.N1	25-NOV-2003 12:26:03	Bright	35.500	60	7Bet UMi	2.0810	3950.0	71	9081	No
195	GOM_NL__2PRFIN20031125_122824_000000382022_00009_09081_9237.N1	25-NOV-2003 12:28:24	Bright	37.500	119	14Eta Dra	2.7270	4700.0	75	9081	No
196	GOM_NL__2PRFIN20031125_123013_000000442022_00009_09081_9238.N1	25-NOV-2003 12:30:13	Bright	44.000	82	48Bet UMa	2.3650	10600.	88	9081	No
197	GOM_NL__2PRFIN20031125_123147_000000382022_00009_09081_9239.N1	25-NOV-2003 12:31:47	Bright	37.500	55	79Zet UMa	2.0600	10200.	75	9081	No
198	GOM_NL__2PRFIN20031125_123321_000000372022_00009_09081_9240.N1	25-NOV-2003 12:33:21	Bright	37.000	39	85Eta UMa	1.8540	24000.	74	9081	No
199	GOM_NL__2PRFIN20031125_123607_000000422022_00009_09081_9241.N1	25-NOV-2003 12:36:07	Bright	42.000	180	27Gam Boo	3.0400	8000.0	84	9081	No
200	GOM_NL__2PRFIN20031125_123906_000000342022_00009_09081_9242.N1	25-NOV-2003 12:39:06	Bright	33.500	83		2.3780	11000.	67	9081	No
201	GOM_NL__2PRFIN20031125_124136_000000342022_00009_09081_9243.N1	25-NOV-2003 12:41:36	Bright	34.000	3	16Alp Boo	-0.050000	4250.0	68	9081	No
202	GOM_NL__2PRFIN20031125_124430_000000612022_00009_09081_9244.N1	25-NOV-2003 12:44:30	Bright	61.000	96	68Del Leo	2.5600	9300.0	122	9081	No
203	GOM_NL__2PRFIN20031125_124759_000001292022_00009_09081_9245.N1	25-NOV-2003 12:47:59	Tw_i_and_stray	128.50	51	41Gam1Leo	2.0100	4500.0	257	9081	No
204	GOM_NL__2PRFIN20031125_125511_000002152022_00009_09081_9246.N1	25-NOV-2003 12:55:11	Dark	214.50	22	32Alp Leo	1.3600	15200.	429	9081	No
205	GOM_NL__2PRFIN20031125_130136_000000412022_00009_09081_9247.N1	25-NOV-2003 13:01:36	Dark	40.500	64	Gam Cen	2.2000	10600.	81	9081	No
206	GOM_NL__2PRFIN20031125_130250_000000412022_00009_09081_9248.N1	25-NOV-2003 13:02:50	Dark	40.500	99	Del Cen	2.5750	26000.	81	9081	No
207	GOM_NL__2PRFIN20031125_130410_000000392022_00009_09081_9249.N1	25-NOV-2003 13:04:10	Dark	39.000	20	Bet Cru	1.2530	30000.	78	9081	No
208	GOM_NL__2PRFIN20031125_130520_000000392022_00010_09082_9090.N1	25-NOV-2003 13:05:20	Dark	39.000	12	Alp1Cru	0.77500	30000.	78	9082	No
209	GOM_NL__2PRFIN20031125_130641_000000382022_00010_09082_9091.N1	25-NOV-2003 13:06:41	Dark	37.500	112	Alp Mus	2.6880	26000.	75	9082	No
210	GOM_NL__2PRFIN20031125_131214_000000452022_00010_09082_9092.N1	25-NOV-2003 13:12:14	Dark	45.000	41	Eps Car	1.8600	4100.0	90	9082	No
211	GOM_NL__2PRFIN20031125_131350_000000502022_00010_09082_9093.N1	25-NOV-2003 13:13:50	Dark	50.000	34	Gam2Vel	1.7930	23000.	100	9082	No
212	GOM_NL__2PRFIN20031125_131520_000000562022_00010_09082_9094.N1	25-NOV-2003 13:15:20	Dark	55.500	70	Zet Pup	2.2460	39000.	111	9082	No
213	GOM_NL__2PRFIN20031125_131743_000000542022_00010_09082_9095.N1	25-NOV-2003 13:17:43	Dark	53.500	2	Alp Car	-0.73600	7000.0	107	9082	No
214	GOM_NL__2PRFIN20031125_132303_000000752022_00010_09082_9096.N1	25-NOV-2003 13:23:03	Dark	74.500	23	21Eps CMa	1.5020	26000.	149	9082	No
215	GOM_NL__2PRFIN20031125_132532_000000402022_00010_09082_9097.N1	25-NOV-2003 13:25:32	Straylight	39.500	157	The1Eri	2.9060	9300.0	79	9082	No
216	GOM_NL__2PRFIN20031125_133023_000001222022_00010_09082_9098.N1	25-NOV-2003 13:30:23	Straylight	121.50	1	9Alp CMa	-1.4400	11000.	243	9082	No
217	GOM_NL__2PRFIN20031125_133425_000000712022_00010_09082_9099.N1	25-NOV-2003 13:34:25	Straylight	70.500	7	19Bet Ori	0.10000	14000.	141	9082	No
218	GOM_NL__2PRFIN20031125_133759_000000722022_00010_09082_9100.N1	25-NOV-2003 13:37:59	Tw_i_and_stray	72.000	30	46Eps Ori	1.6940	30000.	144	9082	No
219	GOM_NL__2PRFIN20031125_134305_000000372022_00010_09082_9101.N1	25-NOV-2003 13:43:05	Bright	37.000	105	6Bet Ari	2.6450	8900.0	74	9082	No

220	GOM_NL__2PRFIN20031125_134651_000000352022_00010_09082_9102.N1	25-NOV-2003 13:46:51	Bright	35.000	173	4Bet Tri	3.0040	8900.0	70	9082	No
221	GOM_NL__2PRFIN20031125_134834_000000402022_00010_09082_9103.N1	25-NOV-2003 13:48:34	Bright	39.500	79	26Bet Per	2.3100	13100.	79	9082	No
222	GOM_NL__2PRFIN20031125_135100_000000392022_00010_09082_9104.N1	25-NOV-2003 13:51:00	Bright	38.500	175	39Del Per	3.0100	19400.	77	9082	No
223	GOM_NL__2PRFIN20031125_135342_000000392022_00010_09082_9105.N1	25-NOV-2003 13:53:42	Bright	39.000	68	18Alp Cas	2.2250	4500.0	78	9082	No
224	GOM_NL__2PRFIN20031125_135457_000000382022_00010_09082_9106.N1	25-NOV-2003 13:54:57	Bright	38.000	74	11Bet Cas	2.2680	6600.0	76	9082	No
225	GOM_NL__2PRFIN20031125_140202_000000402022_00010_09082_9107.N1	25-NOV-2003 14:02:02	Bright	40.000	49	1Alp UMi	1.9900	6300.0	80	9082	No
226	GOM_NL__2PRFIN20031125_140638_000000352022_00010_09082_9108.N1	25-NOV-2003 14:06:38	Bright	34.500	60	7Bet UMi	2.0810	3950.0	69	9082	No
227	GOM_NL__2PRFIN20031125_140858_000000382022_00010_09082_9109.N1	25-NOV-2003 14:08:58	Bright	38.000	119	14Eta Dra	2.7270	4700.0	76	9082	No
228	GOM_NL__2PRFIN20031125_141048_000000452022_00010_09082_9110.N1	25-NOV-2003 14:10:48	Bright	44.500	82	48Bet UMa	2.3650	10600.	89	9082	No
229	GOM_NL__2PRFIN20031125_141221_000000532022_00010_09082_9111.N1	25-NOV-2003 14:12:21	Bright	53.000	55	79Zet UMa	2.0600	10200.	106	9082	No
230	GOM_NL__2PRFIN20031125_141353_000000422022_00010_09082_9112.N1	25-NOV-2003 14:13:53	Bright	41.500	39	85Eta UMa	1.8540	24000.	83	9082	No
231	GOM_NL__2PRFIN20031125_141641_000000382022_00010_09082_9113.N1	25-NOV-2003 14:16:41	Bright	37.500	180	27Gam Boo	3.0400	8000.0	75	9082	No
232	GOM_NL__2PRFIN20031125_141938_000000392022_00010_09082_9114.N1	25-NOV-2003 14:19:38	Bright	38.500	83		2.3780	11000.	77	9082	No
233	GOM_NL__2PRFIN20031125_142211_000000362022_00010_09082_9115.N1	25-NOV-2003 14:22:11	Bright	36.000	3	16Alp Boo	-0.050000	4250.0	72	9082	No
234	GOM_NL__2PRFIN20031125_142505_000000622022_00010_09082_9116.N1	25-NOV-2003 14:25:05	Bright	61.500	96	68Del Leo	2.5600	9300.0	123	9082	No
235	GOM_NL__2PRFIN20031125_142835_000001302022_00010_09082_9117.N1	25-NOV-2003 14:28:35	Tw_i_and_stray	129.50	51	41Gam1Leo	2.0100	4500.0	259	9082	No
236	GOM_NL__2PRFIN20031125_143551_000002142022_00010_09082_9118.N1	25-NOV-2003 14:35:51	Dark	214.00	22	32Alp Leo	1.3600	15200.	428	9082	No
237	GOM_NL__2PRFIN20031125_144211_000000442022_00010_09082_9119.N1	25-NOV-2003 14:42:11	Dark	44.000	64	Gam Cen	2.2000	10600.	88	9082	No
238	GOM_NL__2PRFIN20031125_144324_000000442022_00010_09082_9120.N1	25-NOV-2003 14:43:24	Dark	44.000	99	Del Cen	2.5750	26000.	88	9082	No
239	GOM_NL__2PRFIN20031125_144446_000000472022_00010_09082_9121.N1	25-NOV-2003 14:44:46	Dark	47.000	20	Bet Cru	1.2530	30000.	94	9082	No
240	GOM_NL__2PRFIN20031125_144556_000000512022_00011_09083_9220.N1	25-NOV-2003 14:45:56	Dark	50.500	12	Alp1Cru	0.77500	30000.	101	9083	No
241	GOM_NL__2PRFIN20031125_144716_000000382022_00011_09083_9221.N1	25-NOV-2003 14:47:16	Dark	38.000	112	Alp Mus	2.6880	26000.	76	9083	No
242	GOM_NL__2PRFIN20031125_145251_000000462022_00011_09083_9222.N1	25-NOV-2003 14:52:51	Dark	46.000	41	Eps Car	1.8600	4100.0	92	9083	No
243	GOM_NL__2PRFIN20031125_145426_000000512022_00011_09083_9223.N1	25-NOV-2003 14:54:26	Dark	50.500	34	Gam2Vel	1.7930	23000.	101	9083	No
244	GOM_NL__2PRFIN20031125_145556_000000562022_00011_09083_9224.N1	25-NOV-2003 14:55:56	Dark	56.000	70	Zet Pup	2.2460	39000.	112	9083	No
245	GOM_NL__2PRFIN20031125_145818_000000592022_00011_09083_9225.N1	25-NOV-2003 14:58:18	Dark	59.000	2	Alp Car	-0.73600	7000.0	118	9083	No
246	GOM_NL__2PRFIN20031125_150339_000000782022_00011_09083_9226.N1	25-NOV-2003 15:03:39	Dark	78.000	23	21Eps CMa	1.5020	26000.	156	9083	No
247	GOM_NL__2PRFIN20031125_150604_000000422022_00011_09083_9227.N1	25-NOV-2003 15:06:04	Straylight	41.500	157	The1Eri	2.9060	9300.0	83	9083	No
248	GOM_NL__2PRFIN20031125_151058_000001332022_00011_09083_9228.N1	25-NOV-2003 15:10:58	Straylight	132.50	1	9Alp CMa	-1.4400	11000.	265	9083	No
249	GOM_NL__2PRFIN20031125_151459_000000722022_00011_09083_9229.N1	25-NOV-2003 15:14:59	Straylight	72.000	7	19Bet Ori	0.10000	14000.	144	9083	No
250	GOM_NL__2PRFIN20031125_151833_000000762022_00011_09083_9230.N1	25-NOV-2003 15:18:33	Tw_i_and_stray	75.500	30	46Eps Ori	1.6940	30000.	151	9083	No
251	GOM_NL__2PRFIN20031125_152337_000000412022_00011_09083_9231.N1	25-NOV-2003 15:23:37	Bright	41.000	105	6Bet Ari	2.6450	8900.0	82	9083	No
252	GOM_NL__2PRFIN20031125_152725_000000372022_00011_09083_9232.N1	25-NOV-2003 15:27:25	Bright	37.000	173	4Bet Tri	3.0040	8900.0	74	9083	No
253	GOM_NL__2PRFIN20031125_152911_000000392022_00011_09083_9233.N1	25-NOV-2003 15:29:11	Bright	39.000	79	26Bet Per	2.3100	13100.	78	9083	No
254	GOM_NL__2PRFIN20031125_153136_000000402022_00011_09083_9234.N1	25-NOV-2003 15:31:36	Bright	39.500	175	39Del Per	3.0100	19400.	79	9083	No
255	GOM_NL__2PRFIN20031125_153419_000000392022_00011_09083_9235.N1	25-NOV-2003 15:34:19	Bright	39.000	68	18Alp Cas	2.2250	4500.0	78	9083	No
256	GOM_NL__2PRFIN20031125_153533_000000412022_00011_09083_9236.N1	25-NOV-2003 15:35:33	Bright	40.500	74	11Bet Cas	2.2680	6600.0	81	9083	No
257	GOM_NL__2PRFIN20031125_154237_000000412022_00011_09083_9237.N1	25-NOV-2003 15:42:37	Bright	41.000	49	1Alp UMi	1.9900	6300.0	82	9083	No
258	GOM_NL__2PRFIN20031125_154714_000000382022_00011_09083_9238.N1	25-NOV-2003 15:47:14	Bright	37.500	60	7Bet UMi	2.0810	3950.0	75	9083	No
259	GOM_NL__2PRFIN20031125_154935_000000392022_00011_09083_9239.N1	25-NOV-2003 15:49:35	Bright	38.500	119	14Eta Dra	2.7270	4700.0	77	9083	No
260	GOM_NL__2PRFIN20031125_155124_000000452022_00011_09083_9240.N1	25-NOV-2003 15:51:24	Bright	44.500	82	48Bet UMa	2.3650	10600.	89	9083	No
261	GOM_NL__2PRFIN20031125_155257_000000382022_00011_09083_9241.N1	25-NOV-2003 15:52:57	Bright	37.500	55	79Zet UMa	2.0600	10200.	75	9083	No
262	GOM_NL__2PRFIN20031125_155431_000000372022_00011_09083_9242.N1	25-NOV-2003 15:54:31	Bright	37.000	39	85Eta UMa	1.8540	24000.	74	9083	No
263	GOM_NL__2PRFIN20031125_155715_000000392022_00011_09083_9243.N1	25-NOV-2003 15:57:15	Bright	38.500	180	27Gam Boo	3.0400	8000.0	77	9083	No
264	GOM_NL__2PRFIN20031125_160016_000000362022_00011_09083_9244.N1	25-NOV-2003 16:00:16	Bright	36.000	83		2.3780	11000.	72	9083	No
265	GOM_NL__2PRFIN20031125_160247_000000352022_00011_09083_9245.N1	25-NOV-2003 16:02:47	Bright	34.500	3	16Alp Boo	-0.050000	4250.0	69	9083	No
266	GOM_NL__2PRFIN20031125_160542_000000632022_00011_09083_9246.N1	25-NOV-2003 16:05:42	Bright	62.500	96	68Del Leo	2.5600	9300.0	125	9083	No
267	GOM_NL__2PRFIN20031125_160913_000001242022_00011_09083_9247.N1	25-NOV-2003 16:09:13	Tw_i_and_stray	124.00	51	41Gam1Leo	2.0100	4500.0	248	9083	No
268	GOM_NL__2PRFIN20031125_161631_000002242022_00011_09083_9248.N1	25-NOV-2003 16:16:31	Dark	223.50	22	32Alp Leo	1.3600	15200.	447	9083	No
269	GOM_NL__2PRFIN20031125_162247_000000412022_00011_09083_9249.N1	25-NOV-2003 16:22:47	Dark	40.500	64	Gam Cen	2.2000	10600.	81	9083	No
270	GOM_NL__2PRFIN20031125_162359_000000432022_00011_09083_9250.N1	25-NOV-2003 16:23:59	Dark	43.000	99	Del Cen	2.5750	26000.	86	9083	No
271	GOM_NL__2PRFIN20031125_162522_000000462022_00011_09083_9251.N1	25-NOV-2003 16:25:22	Dark	46.000	20	Bet Cru	1.2530	30000.	92	9083	No
272	GOM_NL__2PRFIN20031125_162631_000000452022_00012_09084_9090.N1	25-NOV-2003 16:26:31	Dark	44.500	12	Alp1Cru	0.77500	30000.	89	9084	No
273	GOM_NL__2PRFIN20031125_162752_000000382022_00012_09084_9091.N1	25-NOV-2003 16:27:52	Dark	38.000	112	Alp Mus	2.6880	26000.	76	9084	No
274	GOM_NL__2PRFIN20031125_163327_000000492022_00012_09084_9092.N1	25-NOV-2003 16:33:27	Dark	48.500	41	Eps Car	1.8600	4100.0	97	9084	No
275	GOM_NL__2PRFIN20031125_163504_000000512022_00012_09084_9093.N1	25-NOV-2003 16:35:04	Dark	50.500	34	Gam2Vel	1.7930	23000.	101	9084	No
276	GOM_NL__2PRFIN20031125_163634_000000572022_00012_09084_9094.N1	25-NOV-2003 16:36:34	Dark	57.000	70	Zet Pup	2.2460	39000.	114	9084	No
277	GOM_NL__2PRFIN20031125_163855_000000592022_00012_09084_9095.N1	25-NOV-2003 16:38:55	Dark	59.000	2	Alp Car	-0.73600	7000.0	118	9084	No
278	GOM_NL__2PRFIN20031125_164416_000000792022_00012_09084_9096.N1	25-NOV-2003 16:44:16	Dark	79.000	23	21Eps CMa	1.5020	26000.	158	9084	No

279	GOM_NL__2PRFIN20031125_164640_00000442022_00012_09084_9097.N1	25-NOV-2003 16:46:40	Straylight	44.000	157	The1Eri	2.9060	9300.0	88	9084	No
280	GOM_NL__2PRFIN20031125_165134_000001222022_00012_09084_9098.N1	25-NOV-2003 16:51:34	Straylight	122.00	1	9Alp CMa	-1.4400	11000.	244	9084	No
281	GOM_NL__2PRFIN20031125_165535_000000752022_00012_09084_9099.N1	25-NOV-2003 16:55:35	Straylight	74.500	7	19Bet Ori	0.10000	14000.	149	9084	No
282	GOM_NL__2PRFIN20031125_165908_000000712022_00012_09084_9100.N1	25-NOV-2003 16:59:08	Tw_i_and_stray	70.500	30	46Eps Ori	1.6940	30000.	141	9084	No
283	GOM_NL__2PRFIN20031125_170415_000000392022_00012_09084_9101.N1	25-NOV-2003 17:04:15	Bright	39.000	105	6Bet Ari	2.6450	8900.0	78	9084	No
284	GOM_NL__2PRFIN20031125_170759_000000412022_00012_09084_9102.N1	25-NOV-2003 17:07:59	Bright	40.500	173	4Bet Tri	3.0040	8900.0	81	9084	No
285	GOM_NL__2PRFIN20031125_170947_000000392022_00012_09084_9103.N1	25-NOV-2003 17:09:47	Bright	38.500	79	26Bet Per	2.3100	13100.	77	9084	No
286	GOM_NL__2PRFIN20031125_171211_000000392022_00012_09084_9104.N1	25-NOV-2003 17:12:11	Bright	38.500	175	39Del Per	3.0100	19400.	77	9084	No
287	GOM_NL__2PRFIN20031125_171455_000000382022_00012_09084_9105.N1	25-NOV-2003 17:14:55	Bright	38.000	68	18Alp Cas	2.2250	4500.0	76	9084	No
288	GOM_NL__2PRFIN20031125_171608_000000392022_00012_09084_9106.N1	25-NOV-2003 17:16:08	Bright	38.500	74	11Bet Cas	2.2680	6600.0	77	9084	No
289	GOM_NL__2PRFIN20031125_172314_000000402022_00012_09084_9107.N1	25-NOV-2003 17:23:14	Bright	40.000	49	1Alp UMi	1.9900	6300.0	80	9084	No
290	GOM_NL__2PRFIN20031125_172750_000000402022_00012_09084_9108.N1	25-NOV-2003 17:27:50	Bright	39.500	60	7Bet UMi	2.0810	3950.0	79	9084	No
291	GOM_NL__2PRFIN20031125_173011_000000382022_00012_09084_9109.N1	25-NOV-2003 17:30:11	Bright	37.500	119	14Eta Dra	2.7270	4700.0	75	9084	No
292	GOM_NL__2PRFIN20031125_173200_000000462022_00012_09084_9110.N1	25-NOV-2003 17:32:00	Bright	45.500	82	48Bet UMa	2.3650	10600.	91	9084	No
293	GOM_NL__2PRFIN20031125_173333_000000402022_00012_09084_9111.N1	25-NOV-2003 17:33:33	Bright	39.500	55	79Zet UMa	2.0600	10200.	79	9084	No
294	GOM_NL__2PRFIN20031125_173506_000000392022_00012_09084_9112.N1	25-NOV-2003 17:35:06	Bright	38.500	39	85Eta UMa	1.8540	24000.	77	9084	No
295	GOM_NL__2PRFIN20031125_173751_000000382022_00012_09084_9113.N1	25-NOV-2003 17:37:51	Bright	38.000	180	27Gam Boo	3.0400	8000.0	76	9084	No
296	GOM_NL__2PRFIN20031125_174050_000000382022_00012_09084_9114.N1	25-NOV-2003 17:40:50	Bright	37.500	83		2.3780	11000.	75	9084	No
297	GOM_NL__2PRFIN20031125_174324_000000352022_00012_09084_9115.N1	25-NOV-2003 17:43:24	Bright	35.000	3	16Alp Boo	-0.050000	4250.0	70	9084	No
298	GOM_NL__2PRFIN20031125_174619_000000772022_00012_09084_9116.N1	25-NOV-2003 17:46:19	Bright	77.000	96	68Del Leo	2.5600	9300.0	154	9084	No
299	GOM_NL__2PRFIN20031125_174951_000001342022_00012_09084_9117.N1	25-NOV-2003 17:49:51	Tw_i_and_stray	134.00	51	41Gam1Leo	2.0100	4500.0	268	9084	No
300	GOM_NL__2PRFIN20031125_175711_000002272022_00012_09084_9118.N1	25-NOV-2003 17:57:11	Dark	227.00	22	32Alp Leo	1.3600	15200.	454	9084	No
301	GOM_NL__2PRFIN20031125_180323_000000432022_00012_09084_9119.N1	25-NOV-2003 18:03:23	Dark	42.500	64	Gam Cen	2.2000	10600.	85	9084	No
302	GOM_NL__2PRFIN20031125_180435_000000442022_00012_09084_9120.N1	25-NOV-2003 18:04:35	Dark	43.500	99	Del Cen	2.5750	26000.	87	9084	No
303	GOM_NL__2PRFIN20031125_180558_000000442022_00012_09084_9121.N1	25-NOV-2003 18:05:58	Dark	43.500	20	Bet Cru	1.2530	30000.	87	9084	No
304	GOM_NL__2PRFIN20031125_180707_000000462022_00013_09085_9241.N1	25-NOV-2003 18:07:07	Dark	45.500	12	Alp1Cru	0.77500	30000.	91	9085	No
305	GOM_NL__2PRFIN20031125_180935_000000432022_00013_09085_9242.N1	25-NOV-2003 18:09:35	Dark	43.000	124	The Car	2.7640	30000.	86	9085	No
306	GOM_NL__2PRFIN20031125_181404_000000572022_00013_09085_9243.N1	25-NOV-2003 18:14:04	Dark	56.500	41	Eps Car	1.8600	4100.0	113	9085	No
307	GOM_NL__2PRFIN20031125_181541_000000512022_00013_09085_9244.N1	25-NOV-2003 18:15:41	Dark	51.000	34	Gam2Vel	1.7930	23000.	102	9085	No
308	GOM_NL__2PRFIN20031125_181710_000000592022_00013_09085_9245.N1	25-NOV-2003 18:17:10	Dark	59.000	70	Zet Pup	2.2460	39000.	118	9085	No
309	GOM_NL__2PRFIN20031125_181931_000000592022_00013_09085_9246.N1	25-NOV-2003 18:19:31	Dark	59.000	2	Alp Car	-0.73600	7000.0	118	9085	No
310	GOM_NL__2PRFIN20031125_182314_000000782022_00013_09085_9247.N1	25-NOV-2003 18:23:14	Dark	78.000	88	31Eta CMa	2.4480	20000.	156	9085	No
311	GOM_NL__2PRFIN20031125_182718_000000422022_00013_09085_9248.N1	25-NOV-2003 18:27:18	Straylight	42.000	157	The1Eri	2.9060	9300.0	84	9085	No
312	GOM_NL__2PRFIN20031125_183139_000000812022_00013_09085_9249.N1	25-NOV-2003 18:31:39	Straylight	81.000	47	2Bet CMa	1.9760	28000.	162	9085	No
313	GOM_NL__2PRFIN20031125_183419_000000502022_00013_09085_9250.N1	25-NOV-2003 18:34:19	Straylight	50.000	165	34Gam Eri	2.9500	3200.0	100	9085	No
314	GOM_NL__2PRFIN20031125_183611_000000762022_00013_09085_9251.N1	25-NOV-2003 18:36:11	Straylight	76.000	7	19Bet Ori	0.10000	14000.	152	9085	No
315	GOM_NL__2PRFIN20031125_183944_000000782022_00013_09085_9252.N1	25-NOV-2003 18:39:44	Tw_i_and_stray	77.500	30	46Eps Ori	1.6940	30000.	155	9085	No
316	GOM_NL__2PRFIN20031125_184241_000000722022_00013_09085_9253.N1	25-NOV-2003 18:42:41	Bright	72.000	27	24Gam Ori	1.6360	26000.	144	9085	No
317	GOM_NL__2PRFIN20031125_184527_000000422022_00013_09085_9254.N1	25-NOV-2003 18:45:27	Bright	41.500	50	13Alp Ari	2.0070	4250.0	83	9085	No
318	GOM_NL__2PRFIN20031125_184835_000000402022_00013_09085_9255.N1	25-NOV-2003 18:48:35	Bright	40.000	173	4Bet Tri	3.0040	8900.0	80	9085	No
319	GOM_NL__2PRFIN20031125_185022_000000392022_00013_09085_9256.N1	25-NOV-2003 18:50:22	Bright	39.000	79	26Bet Per	2.3100	13100.	78	9085	No
320	GOM_NL__2PRFIN20031125_185247_000000382022_00013_09085_9257.N1	25-NOV-2003 18:52:47	Bright	38.000	175	39Del Per	3.0100	19400.	76	9085	No
321	GOM_NL__2PRFIN20031125_185532_000000392022_00013_09085_9258.N1	25-NOV-2003 18:55:32	Bright	38.500	68	18Alp Cas	2.2250	4500.0	77	9085	No
322	GOM_NL__2PRFIN20031125_185646_000000392022_00013_09085_9259.N1	25-NOV-2003 18:56:46	Bright	38.500	74	11Bet Cas	2.2680	6600.0	77	9085	No
323	GOM_NL__2PRFIN20031125_190350_000000392022_00013_09085_9260.N1	25-NOV-2003 19:03:50	Bright	39.000	49	1Alp UMi	1.9900	6300.0	78	9085	No
324	GOM_NL__2PRFIN20031125_190826_000000402022_00013_09085_9261.N1	25-NOV-2003 19:08:26	Bright	39.500	60	7Bet UMi	2.0810	3950.0	79	9085	No
325	GOM_NL__2PRFIN20031125_191048_000000392022_00013_09085_9262.N1	25-NOV-2003 19:10:48	Bright	38.500	119	14Eta Dra	2.7270	4700.0	77	9085	No
326	GOM_NL__2PRFIN20031125_191235_000000462022_00013_09085_9263.N1	25-NOV-2003 19:12:35	Bright	46.000	82	48Bet UMa	2.3650	10600.	92	9085	No
327	GOM_NL__2PRFIN20031125_191409_000000392022_00013_09085_9264.N1	25-NOV-2003 19:14:09	Bright	38.500	55	79Zet UMa	2.0600	10200.	77	9085	No
328	GOM_NL__2PRFIN20031125_191543_000000402022_00013_09085_9265.N1	25-NOV-2003 19:15:43	Bright	40.000	39	85Eta UMa	1.8540	24000.	80	9085	No
329	GOM_NL__2PRFIN20031125_191829_000000382022_00013_09085_9266.N1	25-NOV-2003 19:18:29	Bright	37.500	180	27Gam Boo	3.0400	8000.0	75	9085	No
330	GOM_NL__2PRFIN20031125_192128_000000372022_00013_09085_9267.N1	25-NOV-2003 19:21:28	Bright	37.000	83		2.3780	11000.	74	9085	No
331	GOM_NL__2PRFIN20031125_192359_000000372022_00013_09085_9268.N1	25-NOV-2003 19:23:59	Bright	36.500	3	16Alp Boo	-0.050000	4250.0	73	9085	No
332	GOM_NL__2PRFIN20031125_192655_000000852022_00013_09085_9269.N1	25-NOV-2003 19:26:55	Bright	85.000	96	68Del Leo	2.5600	9300.0	170	9085	No
333	GOM_NL__2PRFIN20031125_193028_000001372022_00013_09085_9270.N1	25-NOV-2003 19:30:28	Tw_i_and_stray	137.00	51	41Gam1Leo	2.0100	4500.0	274	9085	No
334	GOM_NL__2PRFIN20031125_193600_000000492022_00013_09085_9271.N1	25-NOV-2003 19:36:00	Tw_i_and_stray	48.500	163	7Del Crv	2.9450	11000.	97	9085	No
335	GOM_NL__2PRFIN20031125_193752_000002332022_00013_09085_9272.N1	25-NOV-2003 19:37:52	Dark	233.00	22	32Alp Leo	1.3600	15200.	466	9085	No
336	GOM_NL__2PRFIN20031125_194358_000000452022_00013_09085_9273.N1	25-NOV-2003 19:43:58	Dark	45.000	64	Gam Cen	2.2000	10600.	90	9085	No
337	GOM_NL__2PRFIN20031125_194512_000000452022_00013_09085_9274.N1	25-NOV-2003 19:45:12	Dark	45.000	99	Del Cen	2.5750	26000.	90	9085	No

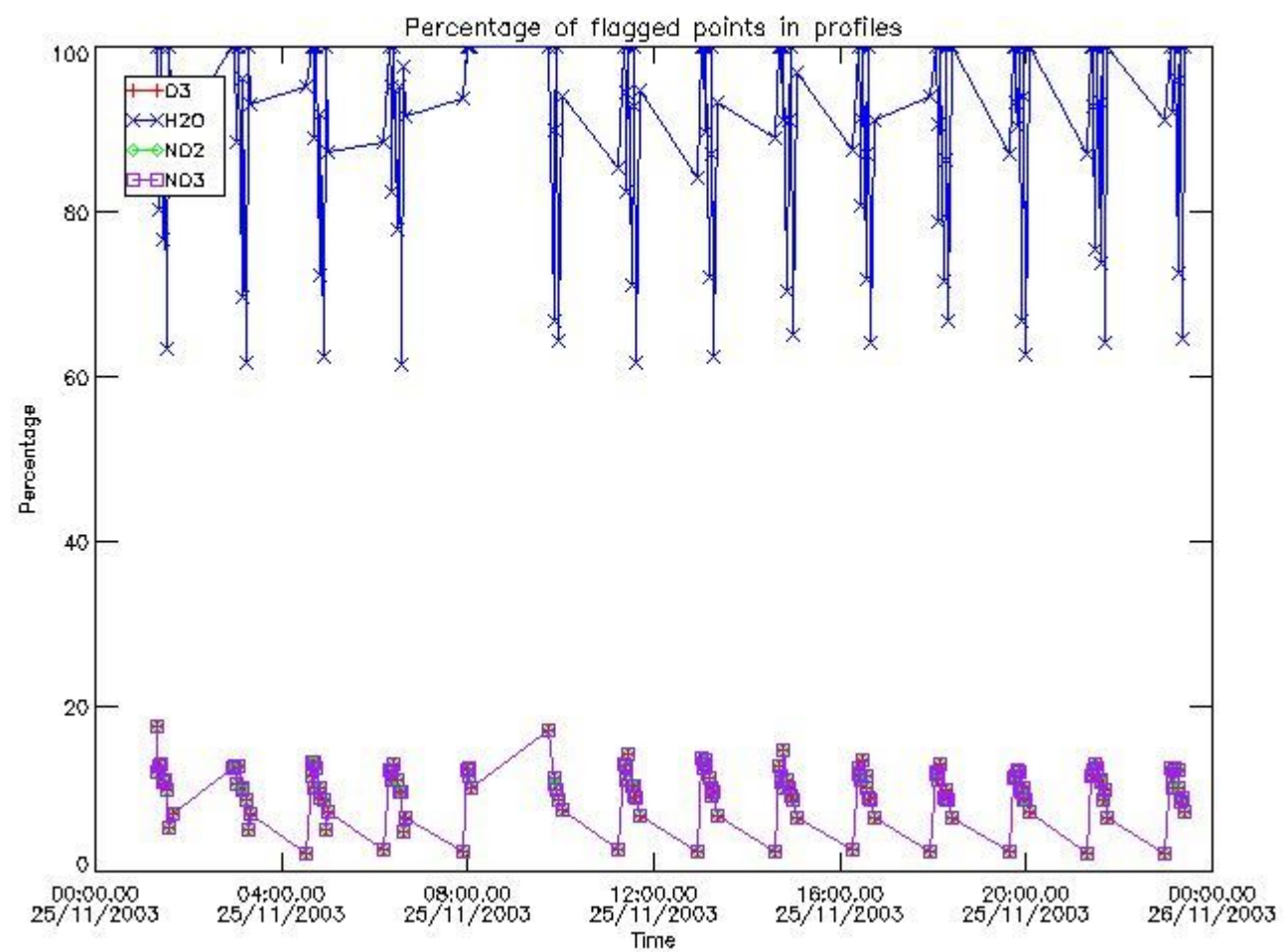
338	GOM_NL__2PRFIN20031125_194633_000000452022_00013_09085_9275.N1	25-NOV-2003 19:46:33	Dark	44.500	20	Bet Cru	1.2530	30000.	89	9085	No
339	GOM_NL__2PRFIN20031125_194743_000000422022_00014_09086_9110.N1	25-NOV-2003 19:47:43	Dark	41.500	12	Alp1Cru	0.77500	30000.	83	9086	No
340	GOM_NL__2PRFIN20031125_195011_000000422022_00014_09086_9111.N1	25-NOV-2003 19:50:11	Dark	42.000	124	The Car	2.7640	30000.	84	9086	No
341	GOM_NL__2PRFIN20031125_195440_000000532022_00014_09086_9112.N1	25-NOV-2003 19:54:40	Dark	53.000	41	Eps Car	1.8600	4100.0	106	9086	No
342	GOM_NL__2PRFIN20031125_195617_000000512022_00014_09086_9113.N1	25-NOV-2003 19:56:17	Dark	50.500	34	Gam2Vel	1.7930	23000.	101	9086	No
343	GOM_NL__2PRFIN20031125_195748_000000592022_00014_09086_9114.N1	25-NOV-2003 19:57:48	Dark	59.000	70	Zet Pup	2.2460	39000.	118	9086	No
344	GOM_NL__2PRFIN20031125_200008_000000582022_00014_09086_9115.N1	25-NOV-2003 20:00:08	Dark	58.000	2	Alp Car	-0.73600	7000.0	116	9086	No
345	GOM_NL__2PRFIN20031125_200351_000000712022_00014_09086_9116.N1	25-NOV-2003 20:03:51	Dark	71.000	88	31Eta CMa	2.4480	20000.	142	9086	No
346	GOM_NL__2PRFIN20031125_200754_000000412022_00014_09086_9117.N1	25-NOV-2003 20:07:54	Straylight	41.000	157	The1Eri	2.9060	9300.0	82	9086	No
347	GOM_NL__2PRFIN20031125_201215_000000852022_00014_09086_9118.N1	25-NOV-2003 20:12:15	Straylight	84.500	47	2Bet CMa	1.9760	28000.	169	9086	No
348	GOM_NL__2PRFIN20031125_201456_000000492022_00014_09086_9119.N1	25-NOV-2003 20:14:56	Straylight	49.000	165	34Gam Eri	2.9500	3200.0	98	9086	No
349	GOM_NL__2PRFIN20031125_201644_000000732022_00014_09086_9120.N1	25-NOV-2003 20:16:44	Straylight	72.500	7	19Bet Ori	0.10000	14000.	145	9086	No
350	GOM_NL__2PRFIN20031125_202019_000000802022_00014_09086_9121.N1	25-NOV-2003 20:20:19	Twi_and_stray	80.000	30	46Eps Ori	1.6940	30000.	160	9086	No
351	GOM_NL__2PRFIN20031125_202316_000000792022_00014_09086_9122.N1	25-NOV-2003 20:23:16	Bright	79.000	27	24Gam Ori	1.6360	26000.	158	9086	No
352	GOM_NL__2PRFIN20031125_202604_000000412022_00014_09086_9123.N1	25-NOV-2003 20:26:04	Bright	41.000	50	13Alp Ari	2.0070	4250.0	82	9086	No
353	GOM_NL__2PRFIN20031125_202911_000000392022_00014_09086_9124.N1	25-NOV-2003 20:29:11	Bright	39.000	173	4Bet Tri	3.0040	8900.0	78	9086	No
354	GOM_NL__2PRFIN20031125_203057_000000402022_00014_09086_9125.N1	25-NOV-2003 20:30:57	Bright	39.500	79	26Bet Per	2.3100	13100.	79	9086	No
355	GOM_NL__2PRFIN20031125_203322_000000392022_00014_09086_9126.N1	25-NOV-2003 20:33:22	Bright	38.500	175	39Del Per	3.0100	19400.	77	9086	No
356	GOM_NL__2PRFIN20031125_203608_000000362022_00014_09086_9127.N1	25-NOV-2003 20:36:08	Bright	36.000	68	18Alp Cas	2.2250	4500.0	72	9086	No
357	GOM_NL__2PRFIN20031125_203721_000000392022_00014_09086_9128.N1	25-NOV-2003 20:37:21	Bright	38.500	74	11Bet Cas	2.2680	6600.0	77	9086	No
358	GOM_NL__2PRFIN20031125_204426_000000392022_00014_09086_9129.N1	25-NOV-2003 20:44:26	Bright	39.000	49	1Alp UMi	1.9900	6300.0	78	9086	No
359	GOM_NL__2PRFIN20031125_204902_000000392022_00014_09086_9130.N1	25-NOV-2003 20:49:02	Bright	39.000	60	7Bet UMi	2.0810	3950.0	78	9086	No
360	GOM_NL__2PRFIN20031125_205124_000000392022_00014_09086_9131.N1	25-NOV-2003 20:51:24	Bright	38.500	119	14Eta Dra	2.7270	4700.0	77	9086	No
361	GOM_NL__2PRFIN20031125_205310_000000462022_00014_09086_9132.N1	25-NOV-2003 20:53:10	Bright	45.500	82	48Bet UMa	2.3650	10600.	91	9086	No
362	GOM_NL__2PRFIN20031125_205445_000000382022_00014_09086_9133.N1	25-NOV-2003 20:54:45	Bright	38.000	55	79Zet UMa	2.0600	10200.	76	9086	No
363	GOM_NL__2PRFIN20031125_205618_000000382022_00014_09086_9134.N1	25-NOV-2003 20:56:18	Bright	37.500	39	85Eta UMa	1.8540	24000.	75	9086	No
364	GOM_NL__2PRFIN20031125_205903_000000512022_00014_09086_9135.N1	25-NOV-2003 20:59:03	Bright	51.000	180	27Gam Boo	3.0400	8000.0	102	9086	No
365	GOM_NL__2PRFIN20031125_210204_000000372022_00014_09086_9136.N1	25-NOV-2003 21:02:04	Bright	36.500	83		2.3780	11000.	73	9086	No
366	GOM_NL__2PRFIN20031125_210435_000000362022_00014_09086_9137.N1	25-NOV-2003 21:04:35	Bright	35.500	3	16Alp Boo	-0.050000	4250.0	71	9086	No
367	GOM_NL__2PRFIN20031125_210732_000000622022_00014_09086_9138.N1	25-NOV-2003 21:07:32	Bright	62.000	96	68Del Leo	2.5600	9300.0	124	9086	No
368	GOM_NL__2PRFIN20031125_211106_000001302022_00014_09086_9139.N1	25-NOV-2003 21:11:06	Twi_and_stray	130.00	51	41Gam1Leo	2.0100	4500.0	260	9086	No
369	GOM_NL__2PRFIN20031125_211638_000000452022_00014_09086_9140.N1	25-NOV-2003 21:16:38	Twi_and_stray	44.500	163	7Del Crv	2.9450	11000.	89	9086	No
370	GOM_NL__2PRFIN20031125_211832_000000242022_00014_09086_9141.N1	25-NOV-2003 21:18:32	Dark	241.50	22	32Alp Leo	1.3600	15200.	483	9086	No
371	GOM_NL__2PRFIN20031125_212436_000000442022_00014_09086_9142.N1	25-NOV-2003 21:24:36	Dark	44.000	64	Gam Cen	2.2000	10600.	88	9086	No
372	GOM_NL__2PRFIN20031125_212548_000000432022_00014_09086_9143.N1	25-NOV-2003 21:25:48	Dark	43.000	99	Del Cen	2.5750	26000.	86	9086	No
373	GOM_NL__2PRFIN20031125_212710_000000422022_00014_09086_9144.N1	25-NOV-2003 21:27:10	Dark	41.500	20	Bet Cru	1.2530	30000.	83	9086	No
374	GOM_NL__2PRFIN20031125_212820_000000392022_00015_09087_9110.N1	25-NOV-2003 21:28:20	Dark	39.000	12	Alp1Cru	0.77500	30000.	78	9087	No
375	GOM_NL__2PRFIN20031125_213049_000000412022_00015_09087_9111.N1	25-NOV-2003 21:30:49	Dark	40.500	124	The Car	2.7640	30000.	81	9087	No
376	GOM_NL__2PRFIN20031125_213517_000000462022_00015_09087_9112.N1	25-NOV-2003 21:35:17	Dark	46.000	41	Eps Car	1.8600	4100.0	92	9087	No
377	GOM_NL__2PRFIN20031125_213654_000000522022_00015_09087_9113.N1	25-NOV-2003 21:36:54	Dark	51.500	34	Gam2Vel	1.7930	23000.	103	9087	No
378	GOM_NL__2PRFIN20031125_213824_000000602022_00015_09087_9114.N1	25-NOV-2003 21:38:24	Dark	59.500	70	Zet Pup	2.2460	39000.	119	9087	No
379	GOM_NL__2PRFIN20031125_214044_000000522022_00015_09087_9115.N1	25-NOV-2003 21:40:44	Dark	52.000	2	Alp Car	-0.73600	7000.0	104	9087	No
380	GOM_NL__2PRFIN20031125_214427_000000772022_00015_09087_9116.N1	25-NOV-2003 21:44:27	Dark	76.500	88	31Eta CMa	2.4480	20000.	153	9087	No
381	GOM_NL__2PRFIN20031125_214831_000000412022_00015_09087_9117.N1	25-NOV-2003 21:48:31	Straylight	41.000	157	The1Eri	2.9060	9300.0	82	9087	No
382	GOM_NL__2PRFIN20031125_215251_000000862022_00015_09087_9118.N1	25-NOV-2003 21:52:51	Straylight	86.000	47	2Bet CMa	1.9760	28000.	172	9087	No
383	GOM_NL__2PRFIN20031125_215531_000000502022_00015_09087_9119.N1	25-NOV-2003 21:55:31	Straylight	50.000	165	34Gam Eri	2.9500	3200.0	100	9087	No
384	GOM_NL__2PRFIN20031125_215722_000000702022_00015_09087_9120.N1	25-NOV-2003 21:57:22	Straylight	69.500	7	19Bet Ori	0.10000	14000.	139	9087	No
385	GOM_NL__2PRFIN20031125_220054_000000752022_00015_09087_9121.N1	25-NOV-2003 22:00:54	Twi_and_stray	75.000	30	46Eps Ori	1.6940	30000.	150	9087	No
386	GOM_NL__2PRFIN20031125_220351_000000802022_00015_09087_9122.N1	25-NOV-2003 22:03:51	Bright	79.500	27	24Gam Ori	1.6360	26000.	159	9087	No
387	GOM_NL__2PRFIN20031125_220640_000000422022_00015_09087_9123.N1	25-NOV-2003 22:06:40	Bright	41.500	50	13Alp Ari	2.0070	4250.0	83	9087	No
388	GOM_NL__2PRFIN20031125_220947_000000392022_00015_09087_9124.N1	25-NOV-2003 22:09:47	Bright	39.000	173	4Bet Tri	3.0040	8900.0	78	9087	No
389	GOM_NL__2PRFIN20031125_221134_000000382022_00015_09087_9125.N1	25-NOV-2003 22:11:34	Bright	38.000	79	26Bet Per	2.3100	13100.	76	9087	No
390	GOM_NL__2PRFIN20031125_221357_000000402022_00015_09087_9126.N1	25-NOV-2003 22:13:57	Bright	40.000	175	39Del Per	3.0100	19400.	80	9087	No
391	GOM_NL__2PRFIN20031125_221644_000000402022_00015_09087_9127.N1	25-NOV-2003 22:16:44	Bright	39.500	68	18Alp Cas	2.2250	4500.0	79	9087	No
392	GOM_NL__2PRFIN20031125_221758_000000372022_00015_09087_9128.N1	25-NOV-2003 22:17:58	Bright	37.000	74	11Bet Cas	2.2680	6600.0	74	9087	No
393	GOM_NL__2PRFIN20031125_222502_000000392022_00015_09087_9129.N1	25-NOV-2003 22:25:02	Bright	39.000	49	1Alp UMi	1.9900	6300.0	78	9087	No
394	GOM_NL__2PRFIN20031125_222938_000000362022_00015_09087_9130.N1	25-NOV-2003 22:29:38	Bright	36.000	60	7Bet UMi	2.0810	3950.0	72	9087	No
395	GOM_NL__2PRFIN20031125_223200_000000382022_00015_09087_9131.N1	25-NOV-2003 22:32:00	Bright	38.000	119	14Eta Dra	2.7270	4700.0	76	9087	No
396	GOM_NL__2PRFIN20031125_223346_000000452022_00015_09087_9132.N1	25-NOV-2003 22:33:46	Bright	45.000	82	48Bet UMa	2.3650	10600.	90	9087	No

397	GOM_NL__2PRFIN20031125_223521_000000382022_00015_09087_9133.N1	25-NOV-2003 22:35:21	Bright	38.000	55	79Zet UMa	2.0600	10200.	76	9087	No
398	GOM_NL__2PRFIN20031125_223654_000000532022_00015_09087_9134.N1	25-NOV-2003 22:36:54	Bright	53.000	39	85Eta UMa	1.8540	24000.	106	9087	No
399	GOM_NL__2PRFIN20031125_223941_000000452022_00015_09087_9135.N1	25-NOV-2003 22:39:41	Bright	45.000	180	27Gam Boo	3.0400	8000.0	90	9087	No
400	GOM_NL__2PRFIN20031125_224239_000000392022_00015_09087_9136.N1	25-NOV-2003 22:42:39	Bright	39.000	83		2.3780	11000.	78	9087	No
401	GOM_NL__2PRFIN20031125_224511_000000372022_00015_09087_9137.N1	25-NOV-2003 22:45:11	Bright	36.500	3	16Alp Boo	-0.050000	4250.0	73	9087	No
402	GOM_NL__2PRFIN20031125_224809_000000642022_00015_09087_9138.N1	25-NOV-2003 22:48:09	Bright	63.500	96	68Del Leo	2.5600	9300.0	127	9087	No
403	GOM_NL__2PRFIN20031125_225143_000001312022_00015_09087_9139.N1	25-NOV-2003 22:51:43	Twilight	130.50	51	41Gam1Leo	2.0100	4500.0	261	9087	No
404	GOM_NL__2PRFIN20031125_225713_000000472022_00015_09087_9140.N1	25-NOV-2003 22:57:13	Twilight	46.500	163	7Del Crv	2.9450	11000.	93	9087	No
405	GOM_NL__2PRFIN20031125_225912_000002552022_00015_09087_9141.N1	25-NOV-2003 22:59:12	Dark	255.00	22	32Alp Leo	1.3600	15200.	510	9087	No
406	GOM_NL__2PRFIN20031125_230510_000000452022_00015_09087_9142.N1	25-NOV-2003 23:05:10	Dark	44.500	64	Gam Cen	2.2000	10600.	89	9087	No
407	GOM_NL__2PRFIN20031125_230627_000000412022_00015_09087_9143.N1	25-NOV-2003 23:06:27	Dark	40.500	99	Del Cen	2.5750	26000.	81	9087	No
408	GOM_NL__2PRFIN20031125_230746_000000442022_00015_09087_9144.N1	25-NOV-2003 23:07:46	Dark	44.000	20	Bet Cru	1.2530	30000.	88	9087	No
409	GOM_NL__2PRFIN20031125_230856_000000512022_00016_09088_9112.N1	25-NOV-2003 23:08:56	Dark	50.500	12	Alp1Cru	0.77500	30000.	101	9088	No
410	GOM_NL__2PRFIN20031125_231126_000000412022_00016_09088_9113.N1	25-NOV-2003 23:11:26	Dark	41.000	124	The Car	2.7640	30000.	82	9088	No
411	GOM_NL__2PRFIN20031125_231553_000000462022_00016_09088_9114.N1	25-NOV-2003 23:15:53	Dark	46.000	41	Eps Car	1.8600	4100.0	92	9088	No
412	GOM_NL__2PRFIN20031125_231731_000000512022_00016_09088_9115.N1	25-NOV-2003 23:17:31	Dark	50.500	34	Gam2Vel	1.7930	23000.	101	9088	No
413	GOM_NL__2PRFIN20031125_231859_000000612022_00016_09088_9116.N1	25-NOV-2003 23:18:59	Dark	60.500	70	Zet Pup	2.2460	39000.	121	9088	No
414	GOM_NL__2PRFIN20031125_232120_000000572022_00016_09088_9117.N1	25-NOV-2003 23:21:20	Dark	57.000	2	Alp Car	-0.73600	7000.0	114	9088	No
415	GOM_NL__2PRFIN20031125_232504_000000772022_00016_09088_9118.N1	25-NOV-2003 23:25:04	Dark	76.500	88	31Eta CMa	2.4480	20000.	153	9088	No
416	GOM_NL__2PRFIN20031125_232906_000000392022_00016_09088_9119.N1	25-NOV-2003 23:29:06	Straylight	38.500	157	The1Eri	2.9060	9300.0	77	9088	No
417	GOM_NL__2PRFIN20031125_233327_000000802022_00016_09088_9120.N1	25-NOV-2003 23:33:27	Straylight	79.500	47	2Bet CMa	1.9760	28000.	159	9088	No
418	GOM_NL__2PRFIN20031125_233606_000000482022_00016_09088_9121.N1	25-NOV-2003 23:36:06	Straylight	48.000	165	34Gam Eri	2.9500	3200.0	96	9088	No
419	GOM_NL__2PRFIN20031125_233757_000000732022_00016_09088_9122.N1	25-NOV-2003 23:37:57	Straylight	72.500	7	19Bet Ori	0.10000	14000.	145	9088	No
420	GOM_NL__2PRFIN20031125_234130_000000762022_00016_09088_9123.N1	25-NOV-2003 23:41:30	Twilight	76.000	30	46Eps Ori	1.6940	30000.	152	9088	No
421	GOM_NL__2PRFIN20031125_234426_000000822022_00016_09088_9124.N1	25-NOV-2003 23:44:26	Bright	81.500	27	24Gam Ori	1.6360	26000.	163	9088	No
422	GOM_NL__2PRFIN20031125_234716_000000412022_00016_09088_9125.N1	25-NOV-2003 23:47:16	Bright	40.500	50	13Alp Ari	2.0070	4250.0	81	9088	No
423	GOM_NL__2PRFIN20031125_235023_000000392022_00016_09088_9126.N1	25-NOV-2003 23:50:23	Bright	38.500	173	4Bet Tri	3.0040	8900.0	77	9088	No
424	GOM_NL__2PRFIN20031125_235209_000000382022_00016_09088_9127.N1	25-NOV-2003 23:52:09	Bright	37.500	79	26Bet Per	2.3100	13100.	75	9088	No
425	GOM_NL__2PRFIN20031125_235434_000000392022_00016_09088_9128.N1	25-NOV-2003 23:54:34	Bright	39.000	175	39Del Per	3.0100	19400.	78	9088	No
426	GOM_NL__2PRFIN20031125_235720_000000402022_00016_09088_9129.N1	25-NOV-2003 23:57:20	Bright	40.000	68	18Alp Cas	2.2250	4500.0	80	9088	No
427	GOM_NL__2PRFIN20031125_235834_000000402022_00016_09088_9130.N1	25-NOV-2003 23:58:34	Bright	39.500	74	11Bet Cas	2.2680	6600.0	79	9088	No

3. Quality information per product

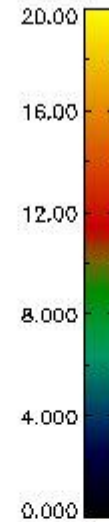
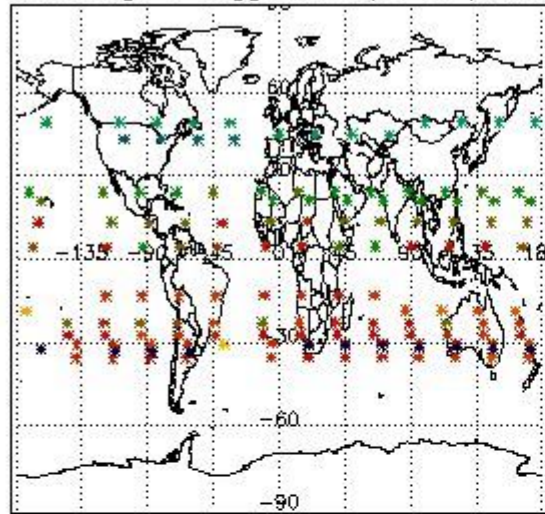
In this section it is plotted some information contained in the Quality Summary data set of the level 2 products. Only products in dark limb conditions and without errors (error flag in the MPH set to "0") are used.

3.1 Plot quality information per product (time dependant)

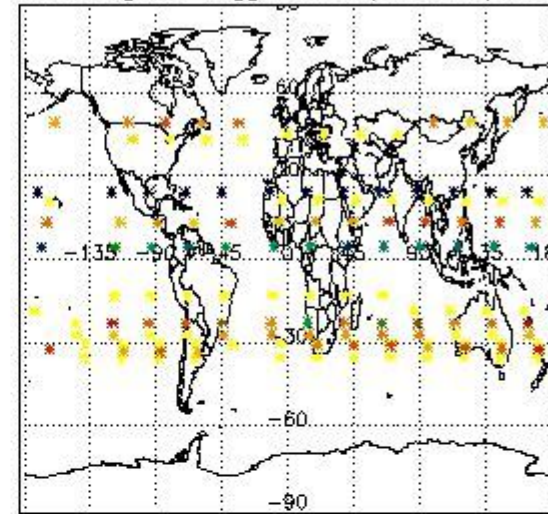


3.2 Plot quality information per product (world map)


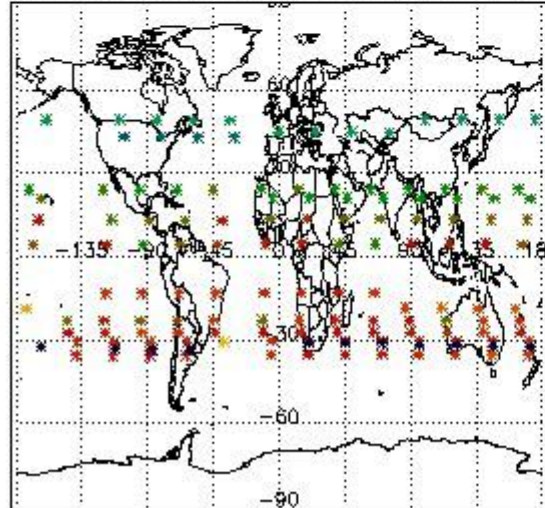
Percentage of flagged data per O3 profile



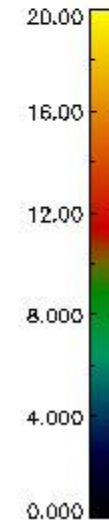
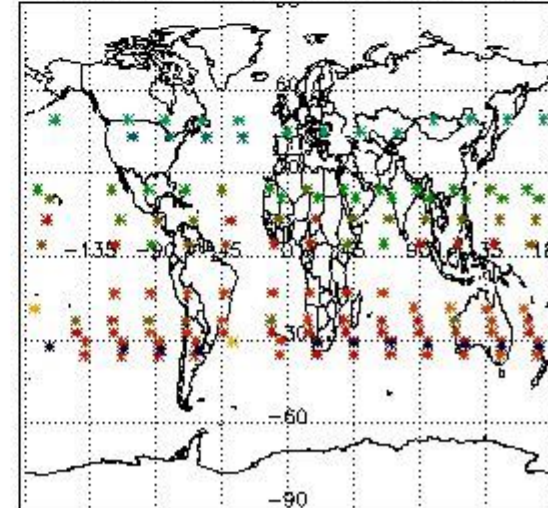
Percentage of flagged data per H2O profile



Percentage of flagged data per NO2 profile



Percentage of flagged data per NO3 profile

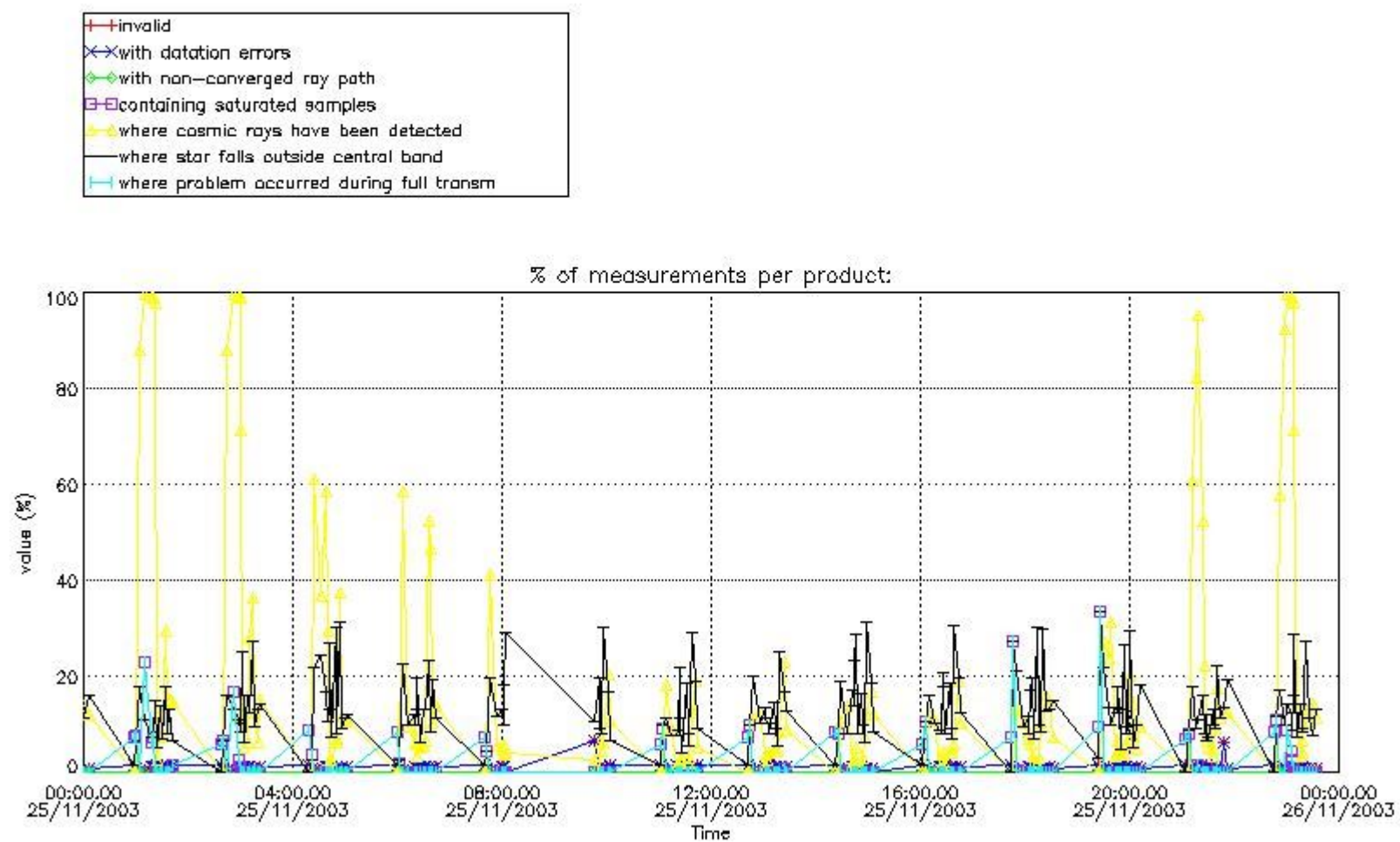


4. Level 1 quality information per product

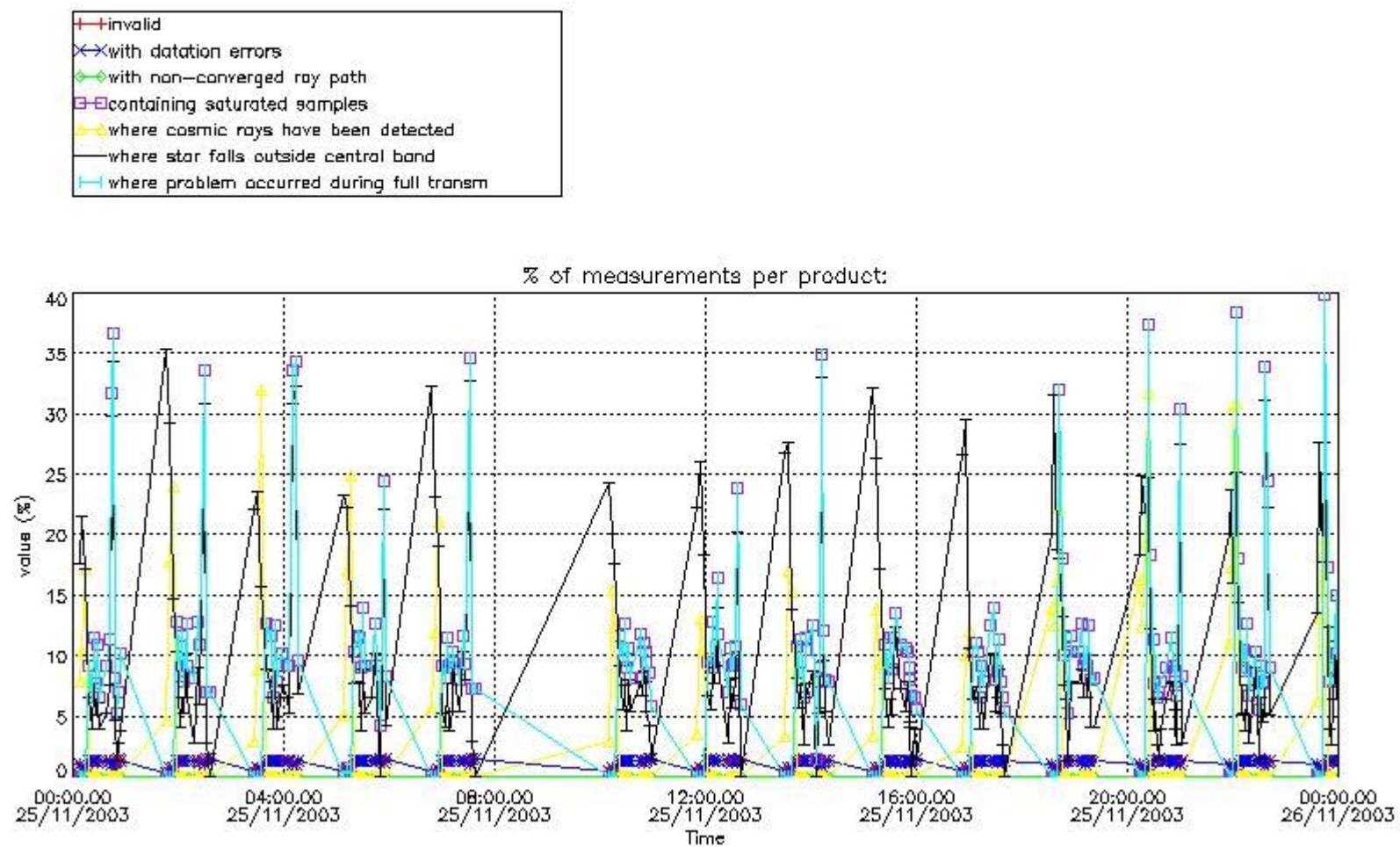
In this section it is plotted some information contained in the Quality Summary data set of the level 2 products that comes from the level 1b processing. Products without errors (error flag in the MPH set to "0") are used.

4.1 Plot quality information per product (time dependant) coming from level 1b processing

4.1.1 Plot level 1 quality information per product (time dependant): ENVISAT ASCENDING passes



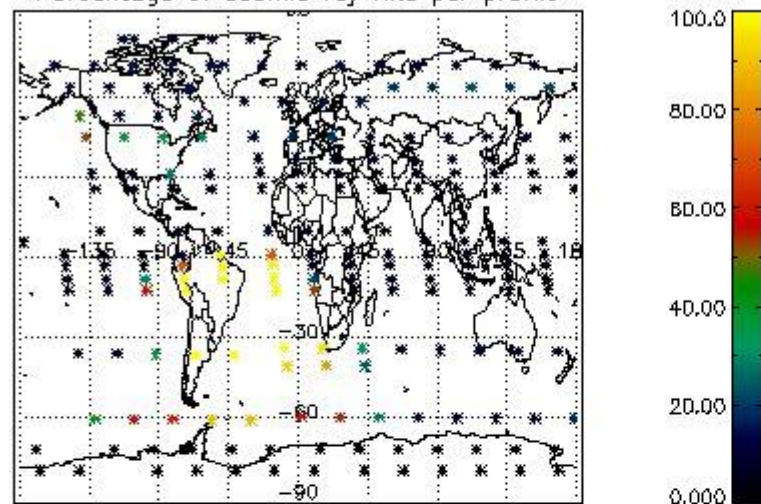
4.1.2 Plot level 1 quality information per product (time dependant): ENVI SAT DESCENDING passes



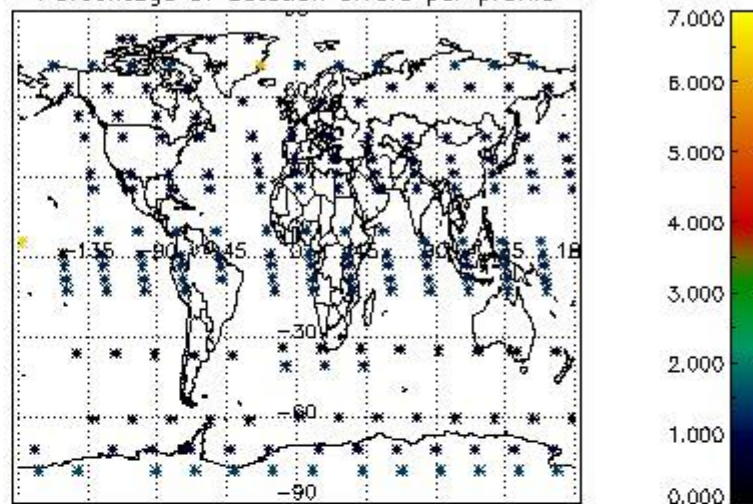
4.2 Plot quality information per product coming from level 1b processing (world map)

4.2.1 Plot level 1 quality information per product (world map): ENVISAT ASCENDING passes

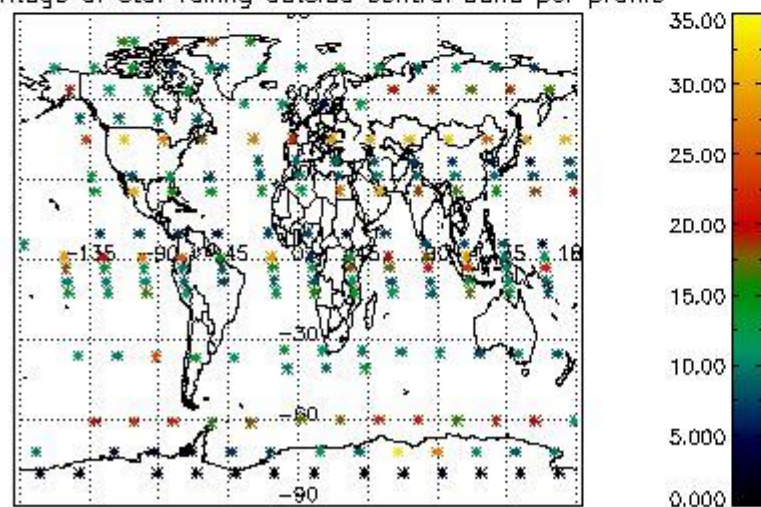
Percentage of cosmic ray hits per profile



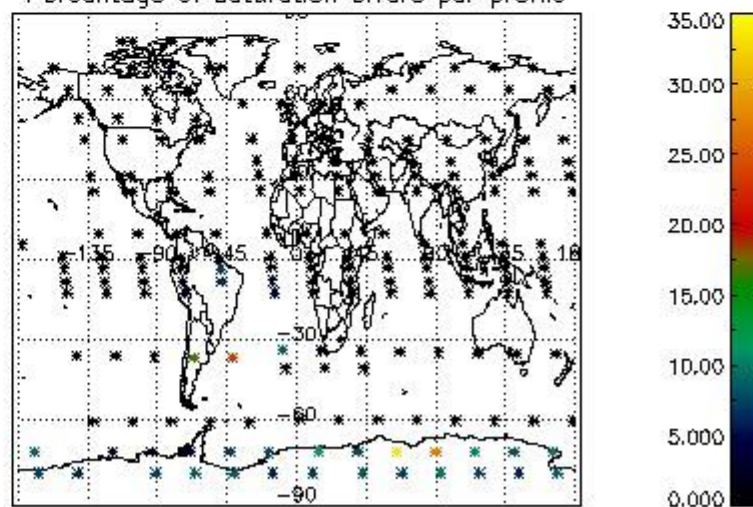
Percentage of datation errors per profile



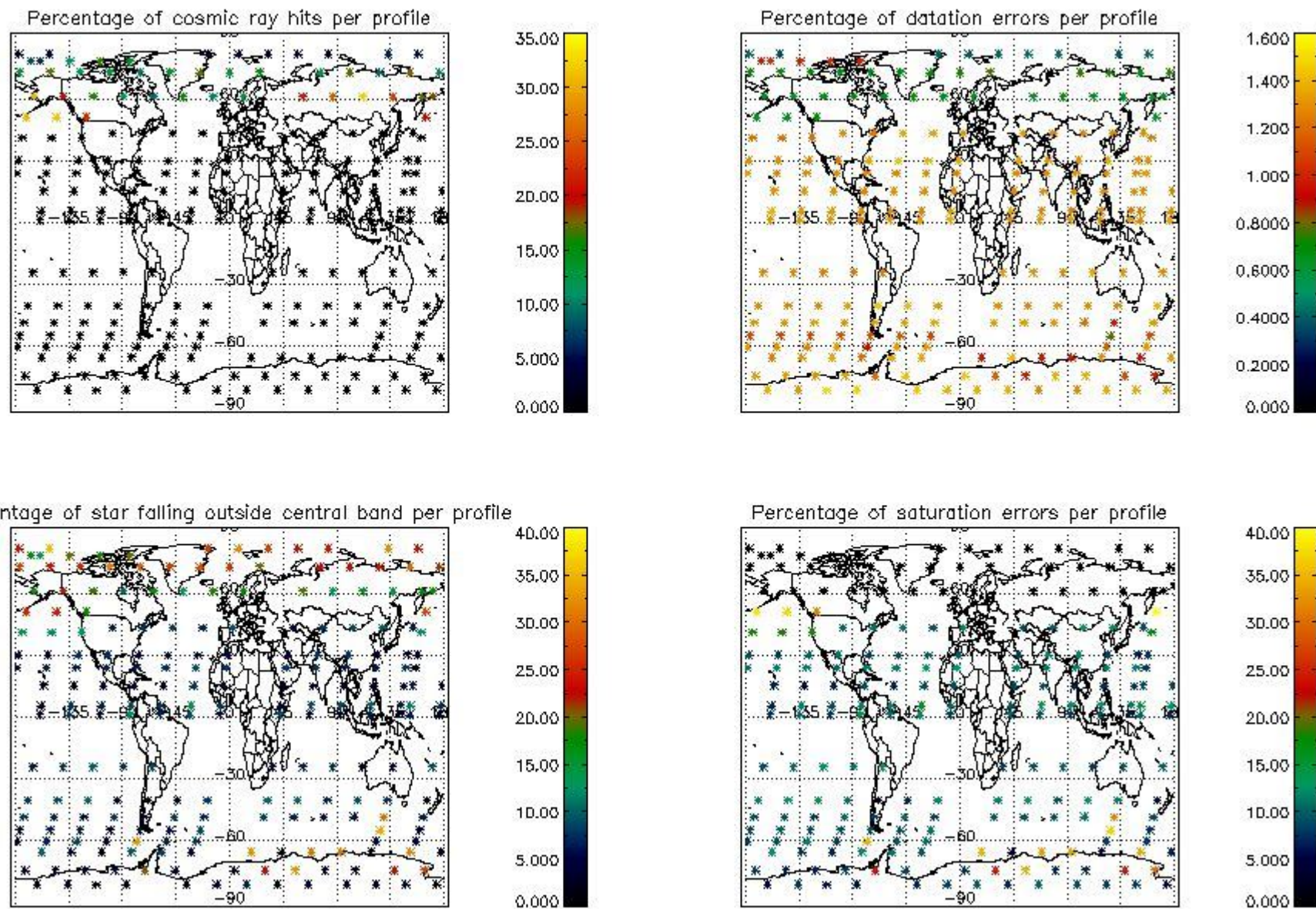
Percentage of star falling outside central band per profile



Percentage of saturation errors per profile



4.2.2 Plot level 1 quality information per product (world map): ENVISAT DESCENDING passes



5. Trace gas profiles

5.1 Ozone statistics based on quality of products

The final quality of the products can be "measured" using the STD (Standard Deviation) attached to every point profile. This information is written to the parameter GOM_NL__2P/NL_LOCAL_SPECIES_DENSITY/o3_std of the level 2 products. The table below shows the statistics for given STD ranges.

The statistics are given with respect to the overall valid production:

- Products without fatal errors: GOM_NL__2P/MPH/PRODUCT_ERR=0
- Valid point profile: GOM_NL__2P/NL_LOCAL_SPECIES_DENSITY/pcd(0)=0

The 'Criteria' is applied to valid points of dark limb products:

- Products in dark limb illumination condition: GOM_NL__2P/NL_SUMMARY_QUALITY/obs_ill_cond=0
- Products without fatal errors: GOM_NL__2P/MPH/PRODUCT_ERR=0
- Valid point profile: GOM_NL__2P/NL_LOCAL_SPECIES_DENSITY/pcd(0)=0

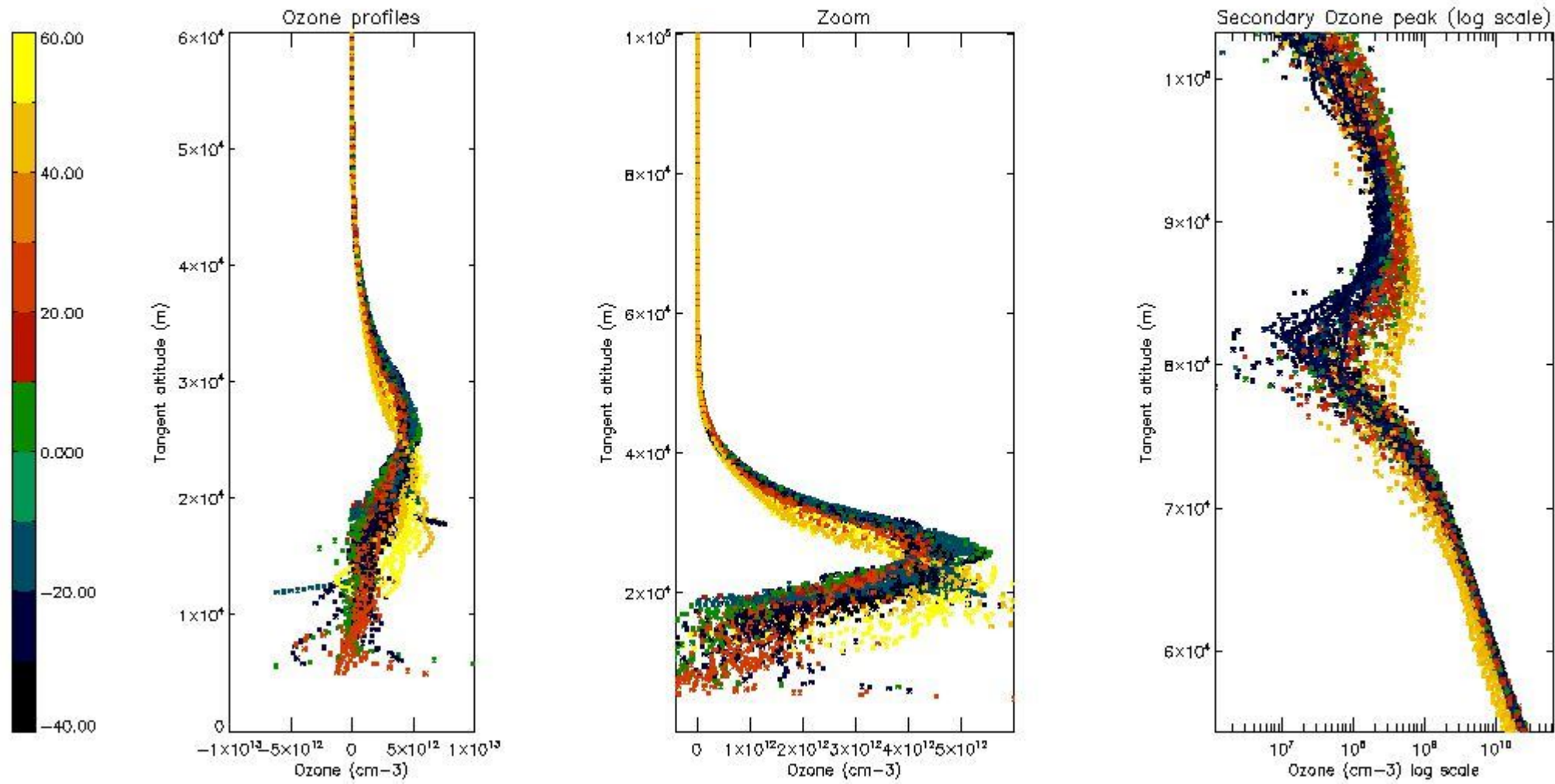
So, the table below shows the percentage of dark limb and valid observations for each criteria with respect to the overall valid daily observations.

Criteria	% of total production
All STD	39
STD < 20	27

STD < 10	25
STD < 5	21

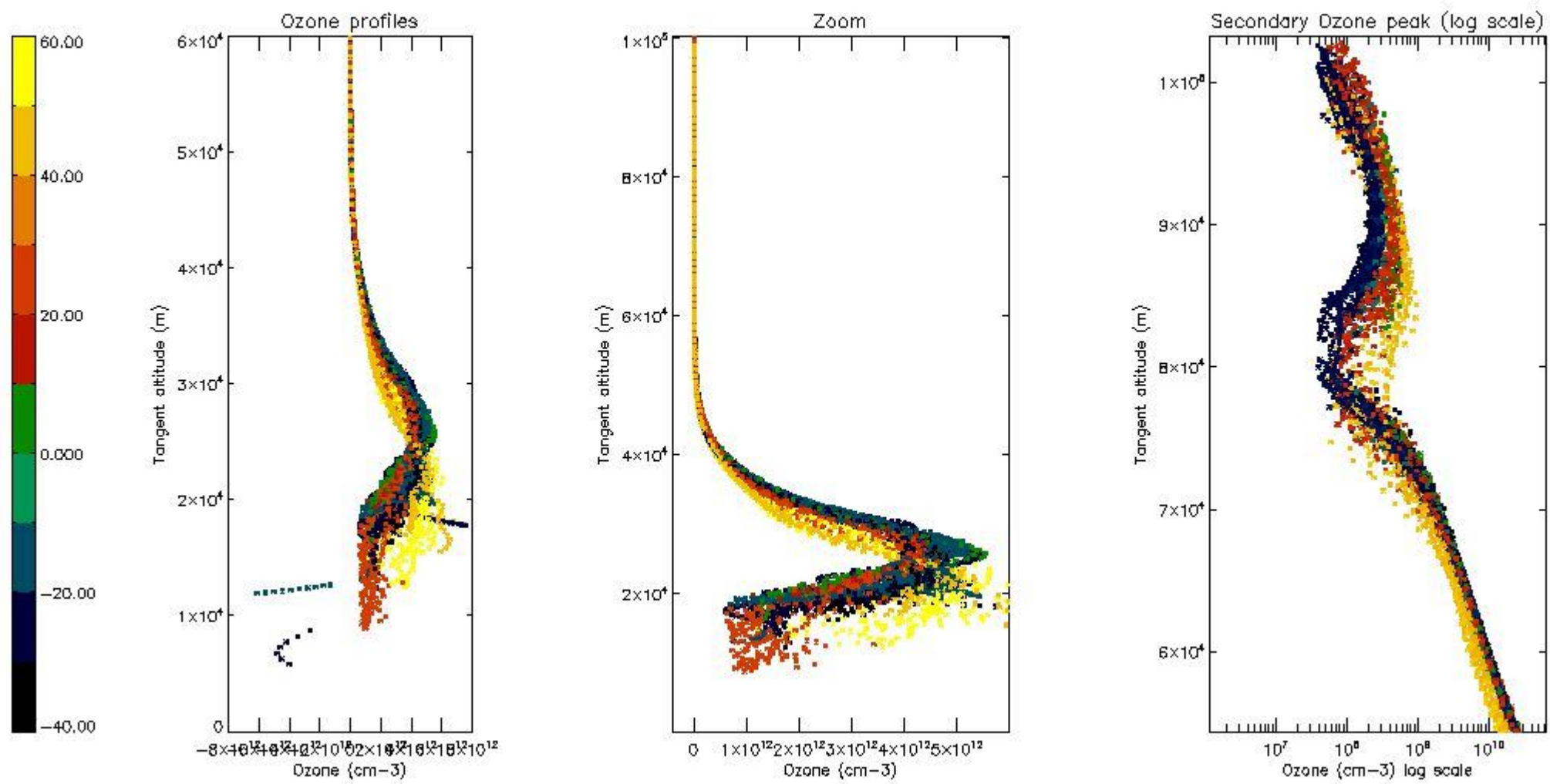
5.2 Plot ozone profiles for all STD (dark without errors)

The colorbar represents the latitude.



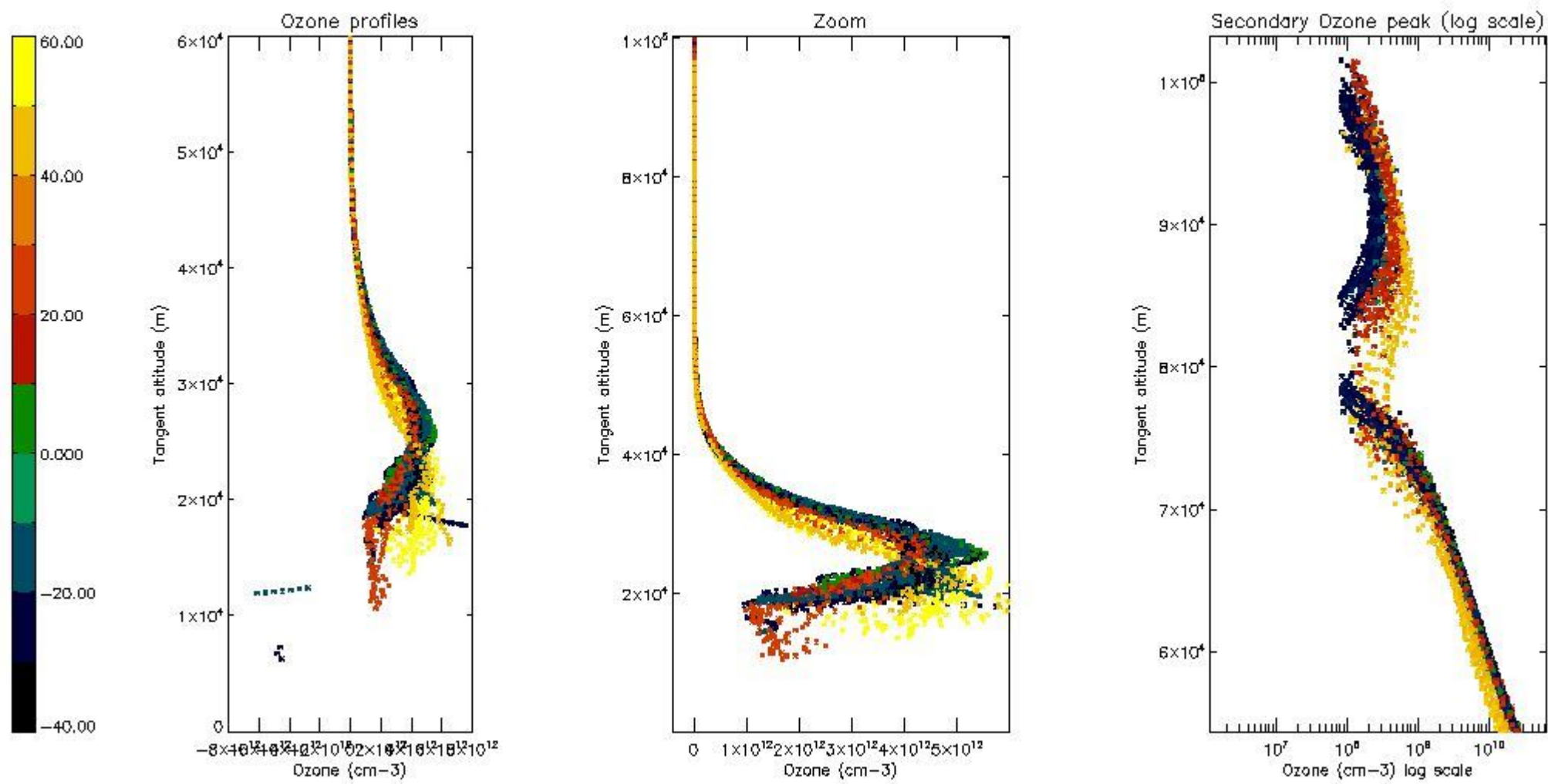
5.3 Plot ozone profiles where STD < 20% (dark without errors)

The colorbar represents the latitude.



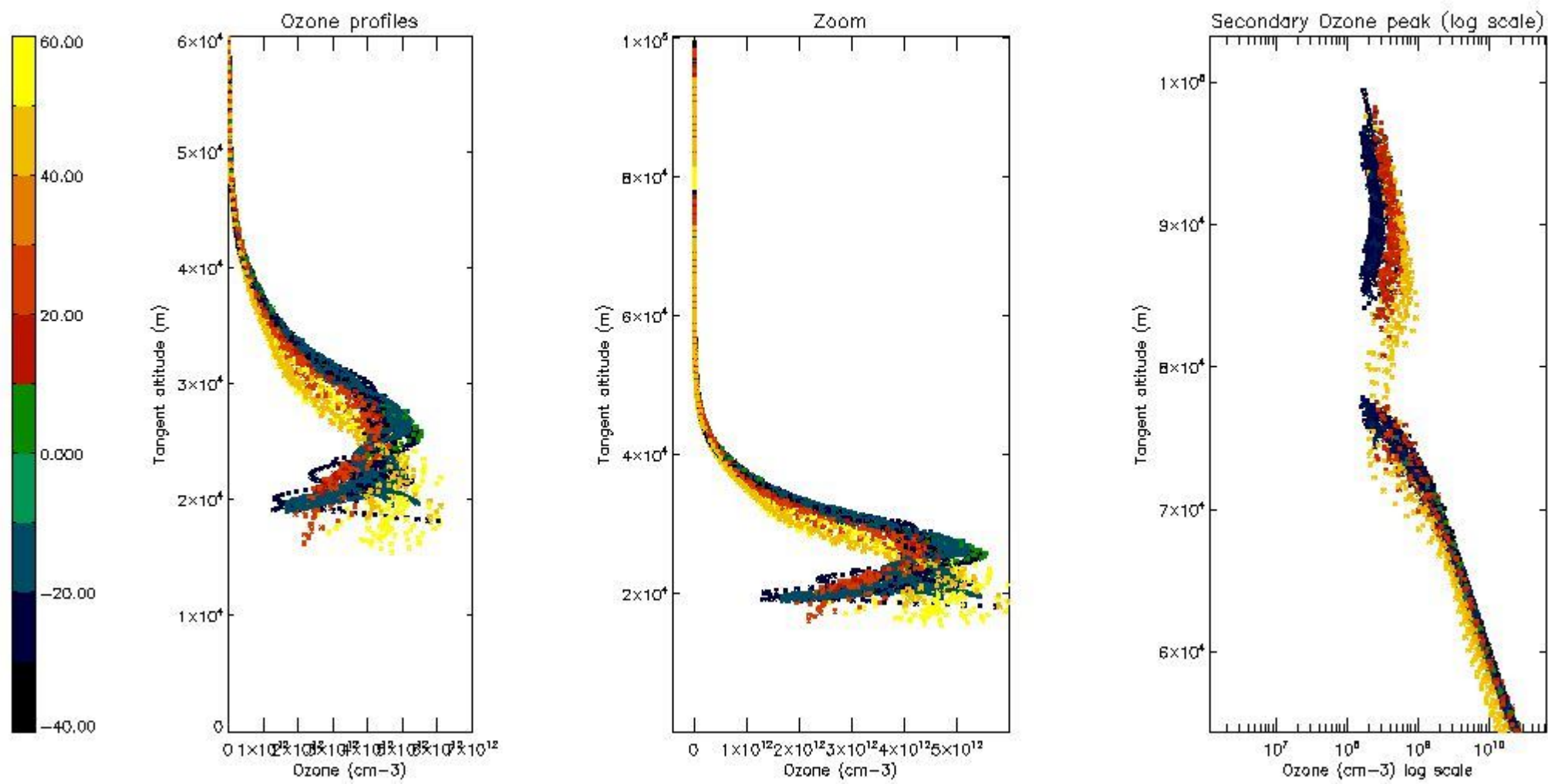
5.4 Plot ozone profiles where STD < 10% (dark without errors)

The colorbar represents the latitude.



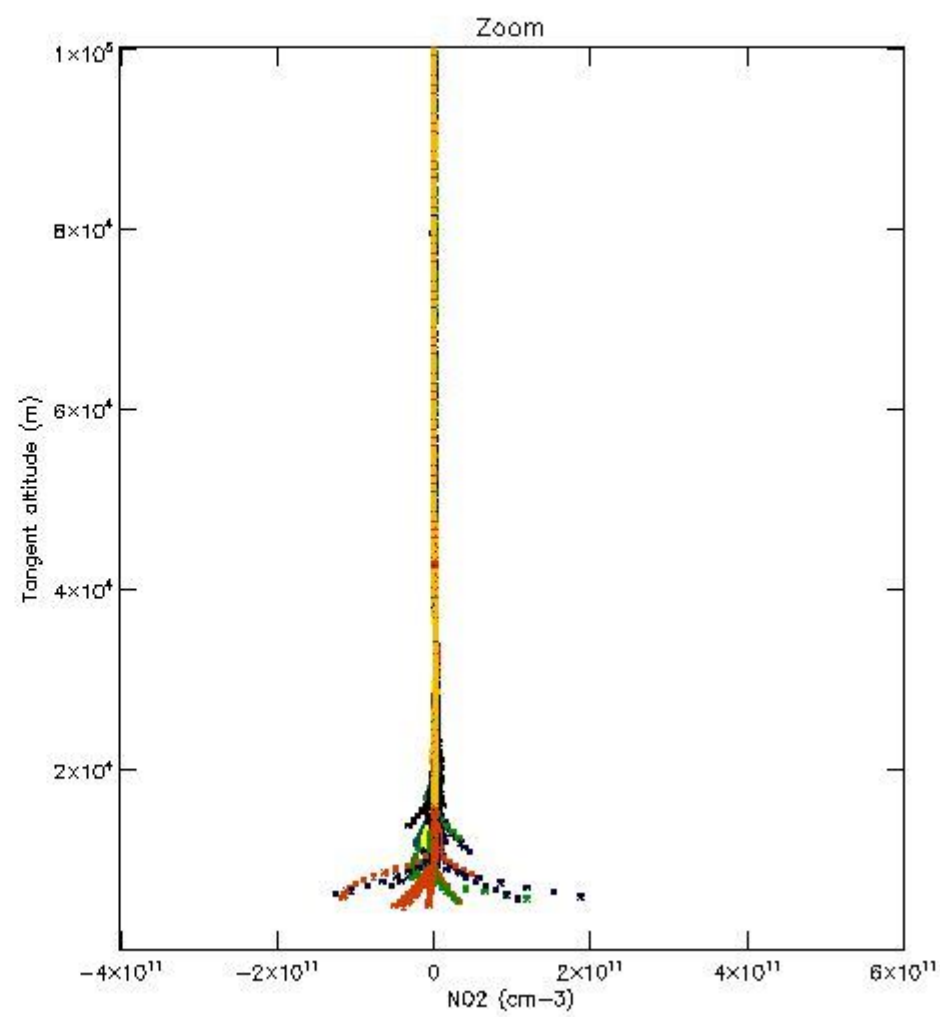
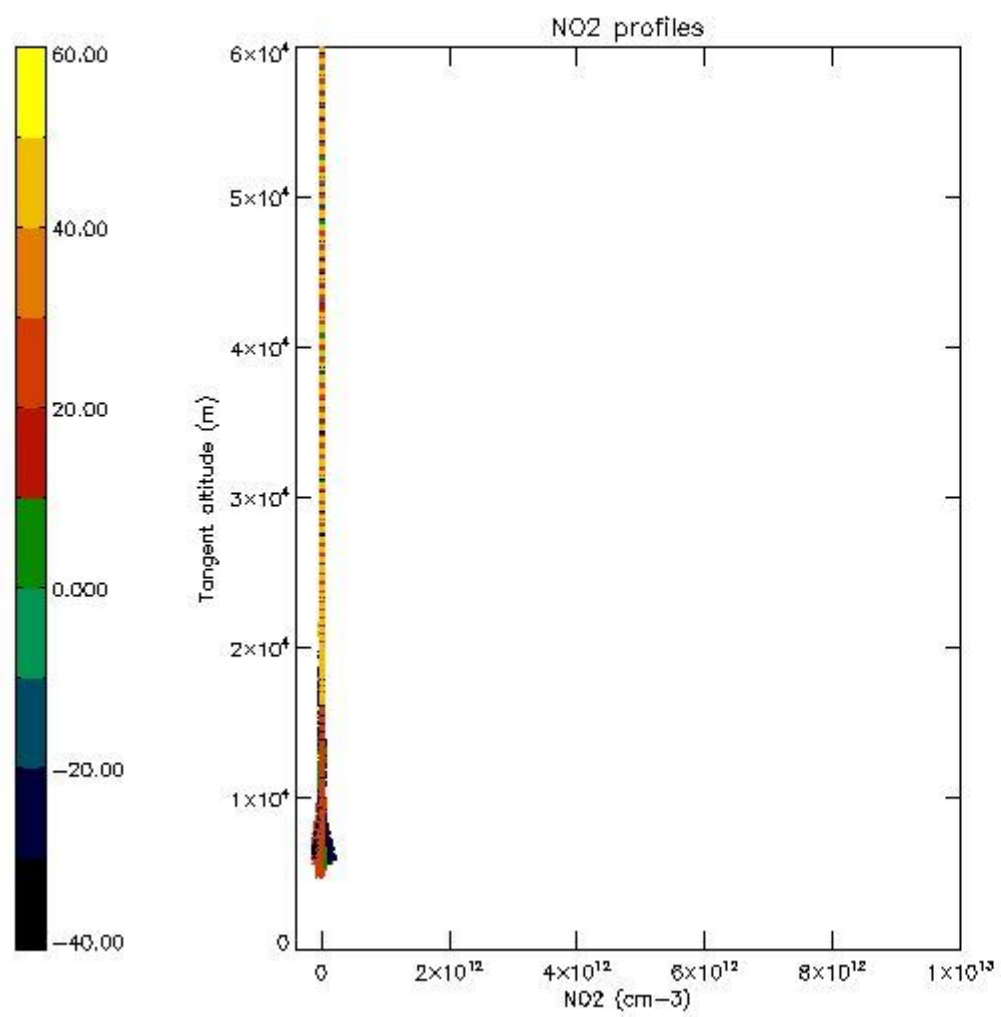
5.5 Plot ozone profiles where STD < 5% (dark without errors)

The colorbar represents the latitude.



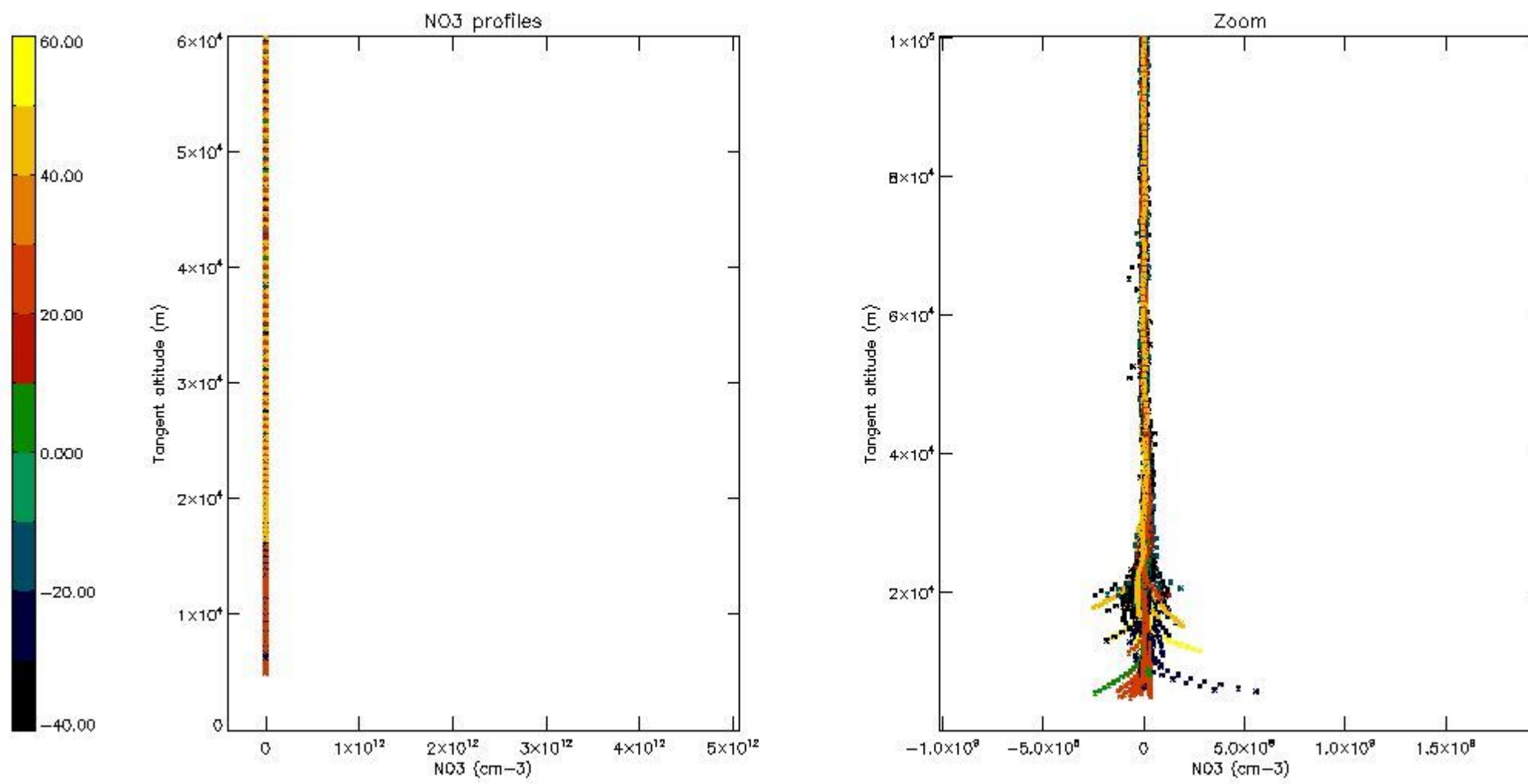
5.6 Plot NO₂ profiles for all STD (dark without errors)

The colorbar represents the latitude.



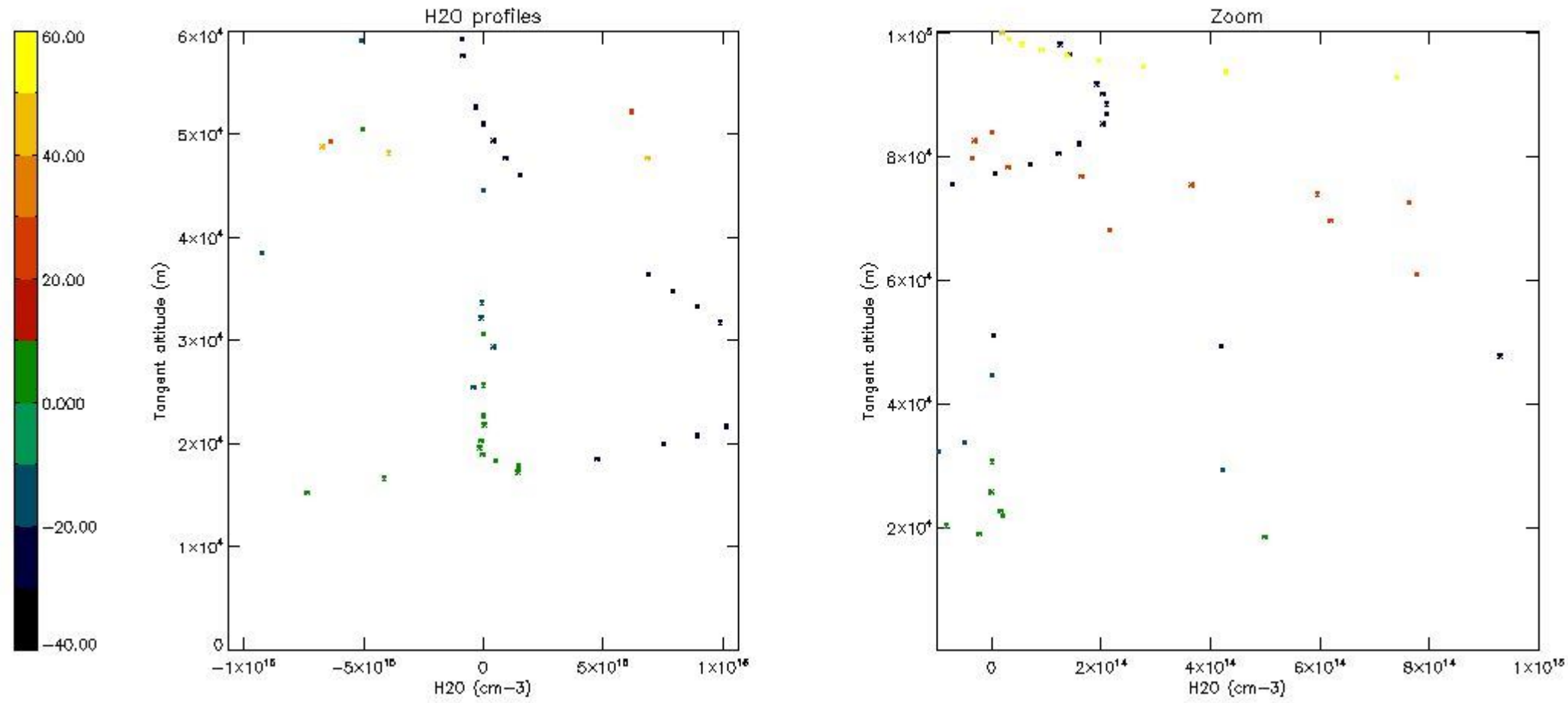
5.7 Plot NO3 profiles for all STD (dark without errors)

The colorbar represents the latitude.



5.8 Plot H2O profiles for all STD (only for occultations of stars 1,2,3,4,13,14,16,26,63 dark without errors)

The colorbar represents the latitude.



6. Auxiliary Data Files used for the production reported in section 2

The number reported in the third column indicates since which file (see list in section 2) the corresponding auxiliary file has been used. The fourth column is the date of those product files.

Type	Auxiliary Filename	Used since product	Used since product date
INST_PHYS_CHARACTERISTICS	GOM_INS_AXVIEC20091111_143220_20030716_120000_20500101_000000	1	25-NOV-2003 00:00:41
LEVEL-2_PROC_CONFIG	GOM_PR2_AXVIEC20091111_152718_20020301_000000_20500101_000000	1	25-NOV-2003 00:00:41
CROSS_SECTIONS_FILE	GOM_CRS_AXVIEC20091111_154832_20020301_000000_20500101_000000	1	25-NOV-2003 00:00:41

GOMOS Level 2 Daily Report

SUMMARY

[1. General Info](#)

[2. Summary of processed GOM_NL_2P products](#)

[3. Level 2 Quality information per product](#)

[3.1 Plot of level 2 quality information per product \(time dependant\)](#)

[3.2 Plot of level 2 quality information per product \(world map\)](#)

[4. Level 1 Quality information per product \(stored on level 2 products\)](#)

[4.1 Plot of level 1 quality information per product \(time dependant\)](#)

[4.1.1 Plot of level 1 quality information per product \(time dependant\): ASCENDING](#)

[4.1.2 Plot of level 1 quality information per product \(time dependant\): DESCENDING](#)

[4.2 Plot of level 1 quality information per product \(world map\)](#)

[4.2.1 Plot of level 1 quality information per product \(world map\): ASCENDING](#)

[4.2.2 Plot of level 1 quality information per product \(world map\): DESCENDING](#)

[5. Ozone profiles based on quality statistics and other trace gas profiles](#)

[5.1 Ozone statistics based on quality of products](#)

[5.2 Plot ozone profiles for all STD \(dark without errors\)](#)

[5.3 Plot ozone profiles where STD < 20% \(dark without errors\)](#)

[5.4. Plot ozone profiles where STD < 10% \(dark without errors\)](#)

[5.5. Plot ozone profiles where STD < 5% \(dark without errors\)](#)

[5.6 Plot NO2 profiles for all STD \(dark without errors\)](#)

[5.7 Plot NO3 profiles for all STD \(dark without errors\)](#)

[5.8 Plot H2O profiles \(only for occultations of stars 1,2,3,4,13,14,16,26,63 dark without errors\) for all STD](#)

[6. Auxiliary Data Files used for the production reported in section 2](#)

This report presents the daily analysis on parameters extracted from GOMOS level 2 data (GOM_NL__2P). It is intended to monitor some important parameters that will impact the quality of these products. A list of level 2 products (and content) that have arrived during the reporting day to the PCF is also given.

Item	Value
Time of report generation	20APR2013 00:44:03
Data source version	GOMOS/6.01
Start time of products	25-11-2003 (25NOV2003 00:00:00)
Stop time of products	26-11-2003 (26NOV2003 00:00:00)
Store outputs in DB	Yes
Nb of level 2 prods	427
Nb of prods with errors	0

2. Summary of processed GOM_NL__2P products.

Nr	Filename	UTC Start time	Limb	Duration	Star Id	Star Name	Star Mag	Star Temp	Nb Meas	Orbit	Prod. error
1	GOM_NL__2PRFIN20031125_000041_000000402022_00002_09074_9073.N1	25-NOV-2003 00:00:41	Straylight	39.500	157	The1Eri	2.9060	9300.0	79	9074	No
2	GOM_NL__2PRFIN20031125_000501_000000842022_00002_09074_9074.N1	25-NOV-2003 00:05:01	Straylight	84.000	47	2Bet CMa	1.9760	28000.	168	9074	No
3	GOM_NL__2PRFIN20031125_000741_000000512022_00002_09074_9075.N1	25-NOV-2003 00:07:41	Straylight	51.000	165	34Gam Eri	2.9500	3200.0	102	9074	No
4	GOM_NL__2PRFIN20031125_000937_000000682022_00002_09074_9076.N1	25-NOV-2003 00:09:37	Straylight	67.500	7	19Bet Ori	0.10000	14000.	135	9074	No
5	GOM_NL__2PRFIN20031125_001316_000000792022_00002_09074_9077.N1	25-NOV-2003 00:13:16	Twilight_stray	78.500	30	46Eps Ori	1.6940	30000.	157	9074	No
6	GOM_NL__2PRFIN20031125_001813_000000392022_00002_09074_9078.N1	25-NOV-2003 00:18:13	Bright	38.500	105	6Bet Ari	2.6450	8900.0	77	9074	No
7	GOM_NL__2PRFIN20031125_002158_000000392022_00002_09074_9079.N1	25-NOV-2003 00:21:58	Bright	38.500	173	4Bet Tri	3.0040	8900.0	77	9074	No
8	GOM_NL__2PRFIN20031125_002348_000000392022_00002_09074_9080.N1	25-NOV-2003 00:23:48	Bright	39.000	79	26Bet Per	2.3100	13100.	78	9074	No
9	GOM_NL__2PRFIN20031125_002615_000000392022_00002_09074_9081.N1	25-NOV-2003 00:26:15	Bright	39.000	175	39Del Per	3.0100	19400.	78	9074	No
10	GOM_NL__2PRFIN20031125_002850_000000412022_00002_09074_9082.N1	25-NOV-2003 00:28:50	Bright	41.000	68	18Alp Cas	2.2250	4500.0	82	9074	No
11	GOM_NL__2PRFIN20031125_003005_000000382022_00002_09074_9083.N1	25-NOV-2003 00:30:05	Bright	38.000	74	11Bet Cas	2.2680	6600.0	76	9074	No
12	GOM_NL__2PRFIN20031125_003715_000000392022_00002_09074_9084.N1	25-NOV-2003 00:37:15	Bright	38.500	49	1Alp UMi	1.9900	6300.0	77	9074	No
13	GOM_NL__2PRFIN20031125_004149_000000402022_00002_09074_9085.N1	25-NOV-2003 00:41:49	Bright	39.500	60	7Bet UMi	2.0810	3950.0	79	9074	No
14	GOM_NL__2PRFIN20031125_004408_000000522022_00002_09074_9086.N1	25-NOV-2003 00:44:08	Bright	52.000	119	14Eta Dra	2.7270	4700.0	104	9074	No
15	GOM_NL__2PRFIN20031125_004603_000000642022_00002_09074_9087.N1	25-NOV-2003 00:46:03	Bright	64.000	82	48Bet UMa	2.3650	10600.	128	9074	No
16	GOM_NL__2PRFIN20031125_004735_000000432022_00002_09074_9088.N1	25-NOV-2003 00:47:35	Bright	43.000	87	64Gam UMa	2.4330	11000.	86	9074	No
17	GOM_NL__2PRFIN20031125_004904_000000392022_00002_09074_9089.N1	25-NOV-2003 00:49:04	Bright	38.500	39	85Eta UMa	1.8540	24000.	77	9074	No
18	GOM_NL__2PRFIN20031125_005152_000000362022_00002_09074_9090.N1	25-NOV-2003 00:51:52	Bright	36.000	180	27Gam Boo	3.0400	8000.0	72	9074	No
19	GOM_NL__2PRFIN20031125_005449_000000402022_00002_09074_9091.N1	25-NOV-2003 00:54:49	Bright	39.500	83		2.3780	11000.	79	9074	No
20	GOM_NL__2PRFIN20031125_005722_000000352022_00002_09074_9092.N1	25-NOV-2003 00:57:22	Bright	35.000	3	16Alp Boo	-0.050000	4250.0	70	9074	No
21	GOM_NL__2PRFIN20031125_010013_000000602022_00002_09074_9093.N1	25-NOV-2003 01:00:13	Bright	60.000	96	68Del Leo	2.5600	9300.0	120	9074	No
22	GOM_NL__2PRFIN20031125_010335_000001232022_00002_09074_9094.N1	25-NOV-2003 01:03:35	Twilight_stray	122.50	51	41Gam1Leo	2.0100	4500.0	245	9074	No
23	GOM_NL__2PRFIN20031125_011032_000001922022_00002_09074_9095.N1	25-NOV-2003 01:10:32	Straylight	191.50	22	32Alp Leo	1.3600	15200.	383	9074	No
24	GOM_NL__2PRFIN20031125_011833_000000412022_00002_09074_9096.N1	25-NOV-2003 01:18:33	Dark	40.500	99	Del Cen	2.5750	26000.	81	9074	No
25	GOM_NL__2PRFIN20031125_011954_000000422022_00002_09074_9097.N1	25-NOV-2003 01:19:54	Dark	42.000	20	Bet Cru	1.2530	30000.	84	9074	No
26	GOM_NL__2PRFIN20031125_012105_000000442022_00003_09075_9086.N1	25-NOV-2003 01:21:05	Dark	43.500	12	Alp1Cru	0.77500	30000.	87	9075	No
27	GOM_NL__2PRFIN20031125_012333_000000392022_00003_09075_9087.N1	25-NOV-2003 01:23:33	Dark	39.000	124	The Car	2.7640	30000.	78	9075	No
28	GOM_NL__2PRFIN20031125_012757_000000482022_00003_09075_9088.N1	25-NOV-2003 01:27:57	Dark	47.500	41	Eps Car	1.8600	4100.0	95	9075	No
29	GOM_NL__2PRFIN20031125_012932_000000502022_00003_09075_9089.N1	25-NOV-2003 01:29:32	Dark	50.000	34	Gam2Vel	1.7930	23000.	100	9075	No
30	GOM_NL__2PRFIN20031125_013325_000000512022_00003_09075_9090.N1	25-NOV-2003 01:33:25	Dark	51.000	2	Alp Car	-0.73600	7000.0	102	9075	No
31	GOM_NL__2PRFIN20031125_013540_000001072022_00003_09075_9091.N1	25-NOV-2003 01:35:40	Dark	106.50	132	15Rho Pup	2.8030	6900.0	213	9075	No
32	GOM_NL__2PRFIN20031125_013845_000000732022_00003_09075_9092.N1	25-NOV-2003 01:38:45	Dark	72.500	23	21Eps CMa	1.5020	26000.	145	9075	No
33	GOM_NL__2PRFIN20031125_014118_000000382022_00003_09075_9093.N1	25-NOV-2003 01:41:18	Straylight	38.000	157	The1Eri	2.9060	9300.0	76	9075	No
34	GOM_NL__2PRFIN20031125_014610_000001402022_00003_09075_9094.N1	25-NOV-2003 01:46:10	Straylight	140.00	1	9Alp CMa	-1.4400	11000.	280	9075	No
35	GOM_NL__2PRFIN20031125_015014_000000742022_00003_09075_9095.N1	25-NOV-2003 01:50:14	Straylight	73.500	7	19Bet Ori	0.10000	14000.	147	9075	No
36	GOM_NL__2PRFIN20031125_015351_000000752022_00003_09075_9096.N1	25-NOV-2003 01:53:51	Twilight_stray	75.000	30	46Eps Ori	1.6940	30000.	150	9075	No
37	GOM_NL__2PRFIN20031125_015851_000000392022_00003_09075_9097.N1	25-NOV-2003 01:58:51	Bright	39.000	105	6Bet Ari	2.6450	8900.0	78	9075	No
38	GOM_NL__2PRFIN20031125_020237_000000372022_00003_09075_9098.N1	25-NOV-2003 02:02:37	Bright	36.500	173	4Bet Tri	3.0040	8900.0	73	9075	No
39	GOM_NL__2PRFIN20031125_020425_000000392022_00003_09075_9099.N1	25-NOV-2003 02:04:25	Bright	38.500	79	26Bet Per	2.3100	13100.	77	9075	No
40	GOM_NL__2PRFIN20031125_020651_000000392022_00003_09075_9100.N1	25-NOV-2003 02:06:51	Bright	38.500	175	39Del Per	3.0100	19400.	77	9075	No
41	GOM_NL__2PRFIN20031125_020929_000000402022_00003_09075_9101.N1	25-NOV-2003 02:09:29	Bright	39.500	68	18Alp Cas	2.2250	4500.0	79	9075	No
42	GOM_NL__2PRFIN20031125_021043_000000382022_00003_09075_9102.N1	25-NOV-2003 02:10:43	Bright	38.000	74	11Bet Cas	2.2680	6600.0	76	9075	No

43	GOM_NL__2PRFIN20031125_021751_000000372022_00003_09075_9103.N1	25-NOV-2003 02:17:51	Bright	37.000	49	1Alp UMi	1.9900	6300.0	74	9075	No
44	GOM_NL__2PRFIN20031125_022226_000000392022_00003_09075_9104.N1	25-NOV-2003 02:22:26	Bright	39.000	60	7Bet UMi	2.0810	3950.0	78	9075	No
45	GOM_NL__2PRFIN20031125_022443_000000422022_00003_09075_9105.N1	25-NOV-2003 02:24:43	Bright	41.500	119	14Eta Dra	2.7270	4700.0	83	9075	No
46	GOM_NL__2PRFIN20031125_022943_000000522022_00003_09075_9106.N1	25-NOV-2003 02:29:43	Bright	52.000	39	85Eta UMa	1.8540	24000.	104	9075	No
47	GOM_NL__2PRFIN20031125_023228_000000362022_00003_09075_9107.N1	25-NOV-2003 02:32:28	Bright	36.000	180	27Gam Boo	3.0400	8000.0	72	9075	No
48	GOM_NL__2PRFIN20031125_023527_000000362022_00003_09075_9108.N1	25-NOV-2003 02:35:27	Bright	36.000	83		2.3780	11000.	72	9075	No
49	GOM_NL__2PRFIN20031125_023759_000000342022_00003_09075_9109.N1	25-NOV-2003 02:37:59	Bright	34.000	3	16Alp Boo	-0.050000	4250.0	68	9075	No
50	GOM_NL__2PRFIN20031125_024050_000000602022_00003_09075_9110.N1	25-NOV-2003 02:40:50	Bright	59.500	96	68Del Leo	2.5600	9300.0	119	9075	No
51	GOM_NL__2PRFIN20031125_024413_000001202022_00003_09075_9111.N1	25-NOV-2003 02:44:13	Twilight	120.00	51	41Gam1Leo	2.0100	4500.0	240	9075	No
52	GOM_NL__2PRFIN20031125_025111_000002002022_00003_09075_9112.N1	25-NOV-2003 02:51:11	Straylight	200.00	22	32Alp Leo	1.3600	15200.	400	9075	No
53	GOM_NL__2PRFIN20031125_025757_000000412022_00003_09075_9113.N1	25-NOV-2003 02:57:57	Dark	41.000	64	Gam Cen	2.2000	10600.	82	9075	No
54	GOM_NL__2PRFIN20031125_025909_000000412022_00003_09075_9114.N1	25-NOV-2003 02:59:09	Dark	41.000	99	Del Cen	2.5750	26000.	82	9075	No
55	GOM_NL__2PRFIN20031125_030032_000000402022_00003_09075_9115.N1	25-NOV-2003 03:00:32	Dark	40.000	20	Bet Cru	1.2530	30000.	80	9075	No
56	GOM_NL__2PRFIN20031125_030142_000000482022_00004_09076_9216.N1	25-NOV-2003 03:01:42	Dark	48.000	12	Alp1Cru	0.77500	30000.	96	9076	No
57	GOM_NL__2PRFIN20031125_030409_000000402022_00004_09076_9217.N1	25-NOV-2003 03:04:09	Dark	40.000	124	The Car	2.7640	30000.	80	9076	No
58	GOM_NL__2PRFIN20031125_030832_000000502022_00004_09076_9218.N1	25-NOV-2003 03:08:32	Dark	50.000	41	Eps Car	1.8600	4100.0	100	9076	No
59	GOM_NL__2PRFIN20031125_031009_000000522022_00004_09076_9219.N1	25-NOV-2003 03:10:09	Dark	52.000	34	Gam2Vel	1.7930	23000.	104	9076	No
60	GOM_NL__2PRFIN20031125_031400_000000592022_00004_09076_9220.N1	25-NOV-2003 03:14:00	Dark	59.000	2	Alp Car	-0.73600	7000.0	118	9076	No
61	GOM_NL__2PRFIN20031125_031617_000001092022_00004_09076_9221.N1	25-NOV-2003 03:16:17	Dark	109.00	132	15Rho Pup	2.8030	6900.0	218	9076	No
62	GOM_NL__2PRFIN20031125_031921_000000732022_00004_09076_9222.N1	25-NOV-2003 03:19:21	Dark	73.000	23	21Eps CMa	1.5020	26000.	146	9076	No
63	GOM_NL__2PRFIN20031125_032153_000000432022_00004_09076_9223.N1	25-NOV-2003 03:21:53	Straylight	42.500	157	The1Eri	2.9060	9300.0	85	9076	No
64	GOM_NL__2PRFIN20031125_032646_000001182022_00004_09076_9224.N1	25-NOV-2003 03:26:46	Straylight	117.50	1	9Alp CMa	-1.4400	11000.	235	9076	No
65	GOM_NL__2PRFIN20031125_033049_000000682022_00004_09076_9225.N1	25-NOV-2003 03:30:49	Straylight	68.000	7	19Bet Ori	0.10000	14000.	136	9076	No
66	GOM_NL__2PRFIN20031125_033426_000000772022_00004_09076_9226.N1	25-NOV-2003 03:34:26	Twilight	76.500	30	46Eps Ori	1.6940	30000.	153	9076	No
67	GOM_NL__2PRFIN20031125_033926_000000402022_00004_09076_9227.N1	25-NOV-2003 03:39:26	Bright	39.500	105	6Bet Ari	2.6450	8900.0	79	9076	No
68	GOM_NL__2PRFIN20031125_034313_000000392022_00004_09076_9228.N1	25-NOV-2003 03:43:13	Bright	38.500	173	4Bet Tri	3.0040	8900.0	77	9076	No
69	GOM_NL__2PRFIN20031125_034500_000000392022_00004_09076_9229.N1	25-NOV-2003 03:45:00	Bright	38.500	79	26Bet Per	2.3100	13100.	77	9076	No
70	GOM_NL__2PRFIN20031125_034726_000000392022_00004_09076_9230.N1	25-NOV-2003 03:47:26	Bright	38.500	175	39Del Per	3.0100	19400.	77	9076	No
71	GOM_NL__2PRFIN20031125_035004_000000402022_00004_09076_9231.N1	25-NOV-2003 03:50:04	Bright	40.000	68	18Alp Cas	2.2250	4500.0	80	9076	No
72	GOM_NL__2PRFIN20031125_035119_000000382022_00004_09076_9232.N1	25-NOV-2003 03:51:19	Bright	38.000	74	11Bet Cas	2.2680	6600.0	76	9076	No
73	GOM_NL__2PRFIN20031125_035827_000000402022_00004_09076_9233.N1	25-NOV-2003 03:58:27	Bright	39.500	49	1Alp UMi	1.9900	6300.0	79	9076	No
74	GOM_NL__2PRFIN20031125_040302_000000382022_00004_09076_9234.N1	25-NOV-2003 04:03:02	Bright	38.000	60	7Bet UMi	2.0810	3950.0	76	9076	No
75	GOM_NL__2PRFIN20031125_040522_000000382022_00004_09076_9235.N1	25-NOV-2003 04:05:22	Bright	38.000	119	14Eta Dra	2.7270	4700.0	76	9076	No
76	GOM_NL__2PRFIN20031125_041019_000000522022_00004_09076_9236.N1	25-NOV-2003 04:10:19	Bright	52.000	39	85Eta UMa	1.8540	24000.	104	9076	No
77	GOM_NL__2PRFIN20031125_041305_000000512022_00004_09076_9237.N1	25-NOV-2003 04:13:05	Bright	51.000	180	27Gam Boo	3.0400	8000.0	102	9076	No
78	GOM_NL__2PRFIN20031125_041604_000000372022_00004_09076_9238.N1	25-NOV-2003 04:16:04	Bright	36.500	83		2.3780	11000.	73	9076	No
79	GOM_NL__2PRFIN20031125_041835_000000352022_00004_09076_9239.N1	25-NOV-2003 04:18:35	Bright	35.000	3	16Alp Boo	-0.050000	4250.0	70	9076	No
80	GOM_NL__2PRFIN20031125_042127_000000582022_00004_09076_9240.N1	25-NOV-2003 04:21:27	Bright	57.500	96	68Del Leo	2.5600	9300.0	115	9076	No
81	GOM_NL__2PRFIN20031125_042451_000001292022_00004_09076_9241.N1	25-NOV-2003 04:24:51	Twilight	128.50	51	41Gam1Leo	2.0100	4500.0	257	9076	No
82	GOM_NL__2PRFIN20031125_043151_000002332022_00004_09076_9242.N1	25-NOV-2003 04:31:51	Dark	232.50	22	32Alp Leo	1.3600	15200.	465	9076	No
83	GOM_NL__2PRFIN20031125_043833_000000452022_00004_09076_9243.N1	25-NOV-2003 04:38:33	Dark	44.500	64	Gam Cen	2.2000	10600.	89	9076	No
84	GOM_NL__2PRFIN20031125_043946_000000432022_00004_09076_9244.N1	25-NOV-2003 04:39:46	Dark	42.500	99	Del Cen	2.5750	26000.	85	9076	No
85	GOM_NL__2PRFIN20031125_044108_000000422022_00004_09076_9245.N1	25-NOV-2003 04:41:08	Dark	42.000	20	Bet Cru	1.2530	30000.	84	9076	No
86	GOM_NL__2PRFIN20031125_044218_000000502022_00005_09077_9087.N1	25-NOV-2003 04:42:18	Dark	50.000	12	Alp1Cru	0.77500	30000.	100	9077	No
87	GOM_NL__2PRFIN20031125_044446_000000412022_00005_09077_9088.N1	25-NOV-2003 04:44:46	Dark	40.500	124	The Car	2.7640	30000.	81	9077	No
88	GOM_NL__2PRFIN20031125_044910_000000572022_00005_09077_9089.N1	25-NOV-2003 04:49:10	Dark	56.500	41	Eps Car	1.8600	4100.0	113	9077	No
89	GOM_NL__2PRFIN20031125_045046_000000502022_00005_09077_9090.N1	25-NOV-2003 04:50:46	Dark	50.000	34	Gam2Vel	1.7930	23000.	100	9077	No
90	GOM_NL__2PRFIN20031125_045439_000000592022_00005_09077_9091.N1	25-NOV-2003 04:54:39	Dark	59.000	2	Alp Car	-0.73600	7000.0	118	9077	No
91	GOM_NL__2PRFIN20031125_045655_000001092022_00005_09077_9092.N1	25-NOV-2003 04:56:55	Dark	109.00	132	15Rho Pup	2.8030	6900.0	218	9077	No
92	GOM_NL__2PRFIN20031125_045959_000000722022_00005_09077_9093.N1	25-NOV-2003 04:59:59	Dark	71.500	23	21Eps CMa	1.5020	26000.	143	9077	No
93	GOM_NL__2PRFIN20031125_050229_000000422022_00005_09077_9094.N1	25-NOV-2003 05:02:29	Straylight	41.500	157	The1Eri	2.9060	9300.0	83	9077	No
94	GOM_NL__2PRFIN20031125_050722_000001192022_00005_09077_9095.N1	25-NOV-2003 05:07:22	Straylight	118.50	1	9Alp CMa	-1.4400	11000.	237	9077	No
95	GOM_NL__2PRFIN20031125_051125_000000682022_00005_09077_9096.N1	25-NOV-2003 05:11:25	Straylight	67.500	7	19Bet Ori	0.10000	14000.	135	9077	No
96	GOM_NL__2PRFIN20031125_051502_000000752022_00005_09077_9097.N1	25-NOV-2003 05:15:02	Twilight	74.500	30	46Eps Ori	1.6940	30000.	149	9077	No
97	GOM_NL__2PRFIN20031125_052002_000000392022_00005_09077_9098.N1	25-NOV-2003 05:20:02	Bright	39.000	105	6Bet Ari	2.6450	8900.0	78	9077	No
98	GOM_NL__2PRFIN20031125_052349_000000392022_00005_09077_9099.N1	25-NOV-2003 05:23:49	Bright	38.500	173	4Bet Tri	3.0040	8900.0	77	9077	No
99	GOM_NL__2PRFIN20031125_052536_000000392022_00005_09077_9100.N1	25-NOV-2003 05:25:36	Bright	39.000	79	26Bet Per	2.3100	13100.	78	9077	No
100	GOM_NL__2PRFIN20031125_052802_000000392022_00005_09077_9101.N1	25-NOV-2003 05:28:02	Bright	39.000	175	39Del Per	3.0100	19400.	78	9077	No
101	GOM_NL__2PRFIN20031125_053042_000000402022_00005_09077_9102.N1	25-NOV-2003 05:30:42	Bright	39.500	68	18Alp Cas	2.2250	4500.0	79	9077	No

102	GOM_NL__2PRFIN20031125_053155_000000382022_00005_09077_9103.N1	25-NOV-2003 05:31:55	Bright	38.000	74	11Bet Cas	2.2680	6600.0	76	9077	No
103	GOM_NL__2PRFIN20031125_053903_000000392022_00005_09077_9104.N1	25-NOV-2003 05:39:03	Bright	38.500	49	1Alp UMi	1.9900	6300.0	77	9077	No
104	GOM_NL__2PRFIN20031125_054338_000000402022_00005_09077_9105.N1	25-NOV-2003 05:43:38	Bright	39.500	60	7Bet UMi	2.0810	3950.0	79	9077	No
105	GOM_NL__2PRFIN20031125_054558_000000382022_00005_09077_9106.N1	25-NOV-2003 05:45:58	Bright	38.000	119	14Eta Dra	2.7270	4700.0	76	9077	No
106	GOM_NL__2PRFIN20031125_055055_000000362022_00005_09077_9107.N1	25-NOV-2003 05:50:55	Bright	35.500	39	85Eta UMa	1.8540	24000.	71	9077	No
107	GOM_NL__2PRFIN20031125_055342_000000432022_00005_09077_9108.N1	25-NOV-2003 05:53:42	Bright	43.000	180	27Gam Boo	3.0400	8000.0	86	9077	No
108	GOM_NL__2PRFIN20031125_055640_000000362022_00005_09077_9109.N1	25-NOV-2003 05:56:40	Bright	36.000	83		2.3780	11000.	72	9077	No
109	GOM_NL__2PRFIN20031125_055910_000000362022_00005_09077_9110.N1	25-NOV-2003 05:59:10	Bright	35.500	3	16Alp Boo	-0.050000	4250.0	71	9077	No
110	GOM_NL__2PRFIN20031125_060203_000000572022_00005_09077_9111.N1	25-NOV-2003 06:02:03	Bright	56.500	96	68Del Leo	2.5600	9300.0	113	9077	No
111	GOM_NL__2PRFIN20031125_060528_000001302022_00005_09077_9112.N1	25-NOV-2003 06:05:28	Tw_i_and_stray	130.00	51	41Gam1Leo	2.0100	4500.0	260	9077	No
112	GOM_NL__2PRFIN20031125_061232_000001992022_00005_09077_9113.N1	25-NOV-2003 06:12:32	Dark	199.00	22	32Alp Leo	1.3600	15200.	398	9077	No
113	GOM_NL__2PRFIN20031125_061910_000000422022_00005_09077_9114.N1	25-NOV-2003 06:19:10	Dark	41.500	64	Gam Cen	2.2000	10600.	83	9077	No
114	GOM_NL__2PRFIN20031125_062023_000000422022_00005_09077_9115.N1	25-NOV-2003 06:20:23	Dark	41.500	99	Del Cen	2.5750	26000.	83	9077	No
115	GOM_NL__2PRFIN20031125_062144_000000432022_00005_09077_9116.N1	25-NOV-2003 06:21:44	Dark	42.500	20	Bet Cru	1.2530	30000.	85	9077	No
116	GOM_NL__2PRFIN20031125_062254_000000462022_00006_09078_9088.N1	25-NOV-2003 06:22:54	Dark	46.000	12	Alp1Cru	0.77500	30000.	92	9078	No
117	GOM_NL__2PRFIN20031125_062523_000000402022_00006_09078_9089.N1	25-NOV-2003 06:25:23	Dark	39.500	124	The Car	2.7640	30000.	79	9078	No
118	GOM_NL__2PRFIN20031125_062947_000000462022_00006_09078_9090.N1	25-NOV-2003 06:29:47	Dark	45.500	41	Eps Car	1.8600	4100.0	91	9078	No
119	GOM_NL__2PRFIN20031125_063123_000000532022_00006_09078_9091.N1	25-NOV-2003 06:31:23	Dark	53.000	34	Gam2Vel	1.7930	23000.	106	9078	No
120	GOM_NL__2PRFIN20031125_063515_000000542022_00006_09078_9092.N1	25-NOV-2003 06:35:15	Dark	53.500	2	Alp Car	-0.73600	7000.0	107	9078	No
121	GOM_NL__2PRFIN20031125_063733_000001082022_00006_09078_9093.N1	25-NOV-2003 06:37:33	Dark	107.50	132	15Rho Pup	2.8030	6900.0	215	9078	No
122	GOM_NL__2PRFIN20031125_064036_000000782022_00006_09078_9094.N1	25-NOV-2003 06:40:36	Dark	77.500	23	21Eps CMa	1.5020	26000.	155	9078	No
123	GOM_NL__2PRFIN20031125_064306_000000402022_00006_09078_9095.N1	25-NOV-2003 06:43:06	Straylight	40.000	157	The1Eri	2.9060	9300.0	80	9078	No
124	GOM_NL__2PRFIN20031125_064758_000001332022_00006_09078_9096.N1	25-NOV-2003 06:47:58	Straylight	133.00	1	9Alp CMa	-1.4400	11000.	266	9078	No
125	GOM_NL__2PRFIN20031125_065201_000000672022_00006_09078_9097.N1	25-NOV-2003 06:52:01	Straylight	67.000	7	19Bet Ori	0.10000	14000.	134	9078	No
126	GOM_NL__2PRFIN20031125_065537_000000792022_00006_09078_9098.N1	25-NOV-2003 06:55:37	Tw_i_and_stray	78.500	30	46Eps Ori	1.6940	30000.	157	9078	No
127	GOM_NL__2PRFIN20031125_070039_000000382022_00006_09078_9099.N1	25-NOV-2003 07:00:39	Bright	38.000	105	6Bet Ari	2.6450	8900.0	76	9078	No
128	GOM_NL__2PRFIN20031125_070425_000000372022_00006_09078_9100.N1	25-NOV-2003 07:04:25	Bright	37.000	173	4Bet Tri	3.0040	8900.0	74	9078	No
129	GOM_NL__2PRFIN20031125_070612_000000392022_00006_09078_9101.N1	25-NOV-2003 07:06:12	Bright	39.000	79	26Bet Per	2.3100	13100.	78	9078	No
130	GOM_NL__2PRFIN20031125_070838_000000392022_00006_09078_9102.N1	25-NOV-2003 07:08:38	Bright	39.000	175	39Del Per	3.0100	19400.	78	9078	No
131	GOM_NL__2PRFIN20031125_071118_000000372022_00006_09078_9103.N1	25-NOV-2003 07:11:18	Bright	37.000	68	18Alp Cas	2.2250	4500.0	74	9078	No
132	GOM_NL__2PRFIN20031125_071232_000000392022_00006_09078_9104.N1	25-NOV-2003 07:12:32	Bright	38.500	74	11Bet Cas	2.2680	6600.0	77	9078	No
133	GOM_NL__2PRFIN20031125_071940_000000382022_00006_09078_9105.N1	25-NOV-2003 07:19:40	Bright	37.500	49	1Alp UMi	1.9900	6300.0	75	9078	No
134	GOM_NL__2PRFIN20031125_072415_000000392022_00006_09078_9106.N1	25-NOV-2003 07:24:15	Bright	38.500	60	7Bet UMi	2.0810	3950.0	77	9078	No
135	GOM_NL__2PRFIN20031125_072635_000000382022_00006_09078_9107.N1	25-NOV-2003 07:26:35	Bright	37.500	119	14Eta Dra	2.7270	4700.0	75	9078	No
136	GOM_NL__2PRFIN20031125_073132_000000522022_00006_09078_9108.N1	25-NOV-2003 07:31:32	Bright	52.000	39	85Eta UMa	1.8540	24000.	104	9078	No
137	GOM_NL__2PRFIN20031125_073418_000000352022_00006_09078_9109.N1	25-NOV-2003 07:34:18	Bright	34.500	180	27Gam Boo	3.0400	8000.0	69	9078	No
138	GOM_NL__2PRFIN20031125_073717_000000352022_00006_09078_9110.N1	25-NOV-2003 07:37:17	Bright	34.500	83		2.3780	11000.	69	9078	No
139	GOM_NL__2PRFIN20031125_073947_000000352022_00006_09078_9111.N1	25-NOV-2003 07:39:47	Bright	34.500	3	16Alp Boo	-0.050000	4250.0	69	9078	No
140	GOM_NL__2PRFIN20031125_074240_000000592022_00006_09078_9112.N1	25-NOV-2003 07:42:40	Bright	58.500	96	68Del Leo	2.5600	9300.0	117	9078	No
141	GOM_NL__2PRFIN20031125_074606_000001272022_00006_09078_9113.N1	25-NOV-2003 07:46:06	Tw_i_and_stray	127.00	51	41Gam1Leo	2.0100	4500.0	254	9078	No
142	GOM_NL__2PRFIN20031125_075312_000002072022_00006_09078_9114.N1	25-NOV-2003 07:53:12	Dark	207.00	22	32Alp Leo	1.3600	15200.	414	9078	No
143	GOM_NL__2PRFIN20031125_075947_000000422022_00006_09078_9115.N1	25-NOV-2003 07:59:47	Dark	41.500	64	Gam Cen	2.2000	10600.	83	9078	No
144	GOM_NL__2PRFIN20031125_080100_000000412022_00006_09078_9116.N1	25-NOV-2003 08:01:00	Dark	41.000	99	Del Cen	2.5750	26000.	82	9078	No
145	GOM_NL__2PRFIN20031125_080221_000000442022_00006_09078_9117.N1	25-NOV-2003 08:02:21	Dark	44.000	20	Bet Cru	1.2530	30000.	88	9078	No
146	GOM_NL__2PRFIN20031125_080331_000000502022_00007_09079_9089.N1	25-NOV-2003 08:03:31	Dark	50.000	12	Alp1Cru	0.77500	30000.	100	9079	No
147	GOM_NL__2PRFIN20031125_094528_000000392022_00008_09080_9090.N1	25-NOV-2003 09:45:28	Dark	38.500	112	Alp Mus	2.6880	26000.	77	9080	No
148	GOM_NL__2PRFIN20031125_095101_000000492022_00008_09080_9091.N1	25-NOV-2003 09:51:01	Dark	48.500	41	Eps Car	1.8600	4100.0	97	9080	No
149	GOM_NL__2PRFIN20031125_095237_000000502022_00008_09080_9092.N1	25-NOV-2003 09:52:37	Dark	49.500	34	Gam2Vel	1.7930	23000.	99	9080	No
150	GOM_NL__2PRFIN20031125_095406_000000572022_00008_09080_9093.N1	25-NOV-2003 09:54:06	Dark	57.000	70	Zet Pup	2.2460	39000.	114	9080	No
151	GOM_NL__2PRFIN20031125_095629_000000582022_00008_09080_9094.N1	25-NOV-2003 09:56:29	Dark	58.000	2	Alp Car	-0.73600	7000.0	116	9080	No
152	GOM_NL__2PRFIN20031125_100149_000000762022_00008_09080_9095.N1	25-NOV-2003 10:01:49	Dark	75.500	23	21Eps CMa	1.5020	26000.	151	9080	No
153	GOM_NL__2PRFIN20031125_100419_000000382022_00008_09080_9096.N1	25-NOV-2003 10:04:19	Straylight	38.000	157	The1Eri	2.9060	9300.0	76	9080	No
154	GOM_NL__2PRFIN20031125_100910_000001182022_00008_09080_9097.N1	25-NOV-2003 10:09:10	Straylight	117.50	1	9Alp CMa	-1.4400	11000.	235	9080	No
155	GOM_NL__2PRFIN20031125_101312_000000652022_00008_09080_9098.N1	25-NOV-2003 10:13:12	Straylight	65.000	7	19Bet Ori	0.10000	14000.	130	9080	No
156	GOM_NL__2PRFIN20031125_101648_000000772022_00008_09080_9099.N1	25-NOV-2003 10:16:48	Tw_i_and_stray	76.500	30	46Eps Ori	1.6940	30000.	153	9080	No
157	GOM_NL__2PRFIN20031125_102152_000000392022_00008_09080_9100.N1	25-NOV-2003 10:21:52	Bright	38.500	105	6Bet Ari	2.6450	8900.0	77	9080	No
158	GOM_NL__2PRFIN20031125_102538_000000372022_00008_09080_9101.N1	25-NOV-2003 10:25:38	Bright	36.500	173	4Bet Tri	3.0040	8900.0	73	9080	No
159	GOM_NL__2PRFIN20031125_102723_000000402022_00008_09080_9102.N1	25-NOV-2003 10:27:23	Bright	39.500	79	26Bet Per	2.3100	13100.	79	9080	No
160	GOM_NL__2PRFIN20031125_102949_000000392022_00008_09080_9103.N1	25-NOV-2003 10:29:49	Bright	39.000	175	39Del Per	3.0100	19400.	78	9080	No

161	GOM_NL__2PRFIN20031125_103231_000000382022_00008_09080_9104.N1	25-NOV-2003 10:32:31	Bright	37.500	68	18Alp Cas	2.2250	4500.0	75	9080	No
162	GOM_NL__2PRFIN20031125_103345_000000372022_00008_09080_9105.N1	25-NOV-2003 10:33:45	Bright	37.000	74	11Bet Cas	2.2680	6600.0	74	9080	No
163	GOM_NL__2PRFIN20031125_104527_000000382022_00008_09080_9106.N1	25-NOV-2003 10:45:27	Bright	38.000	60	7Bet UMi	2.0810	3950.0	76	9080	No
164	GOM_NL__2PRFIN20031125_104748_000000372022_00008_09080_9107.N1	25-NOV-2003 10:47:48	Bright	37.000	119	14Eta Dra	2.7270	4700.0	74	9080	No
165	GOM_NL__2PRFIN20031125_104937_000000462022_00008_09080_9108.N1	25-NOV-2003 10:49:37	Bright	45.500	82	48Bet UMa	2.3650	10600.	91	9080	No
166	GOM_NL__2PRFIN20031125_105110_000000392022_00008_09080_9109.N1	25-NOV-2003 10:51:10	Bright	38.500	55	79Zet UMa	2.0600	10200.	77	9080	No
167	GOM_NL__2PRFIN20031125_105244_000000372022_00008_09080_9110.N1	25-NOV-2003 10:52:44	Bright	37.000	39	85Eta UMa	1.8540	24000.	74	9080	No
168	GOM_NL__2PRFIN20031125_105531_000000352022_00008_09080_9111.N1	25-NOV-2003 10:55:31	Bright	35.000	180	27Gam Boo	3.0400	8000.0	70	9080	No
169	GOM_NL__2PRFIN20031125_105829_000000342022_00008_09080_9112.N1	25-NOV-2003 10:58:29	Bright	34.000	83		2.3780	11000.	68	9080	No
170	GOM_NL__2PRFIN20031125_110100_000000342022_00008_09080_9113.N1	25-NOV-2003 11:01:00	Bright	34.000	3	16Alp Boo	-0.050000	4250.0	68	9080	No
171	GOM_NL__2PRFIN20031125_110353_000000612022_00008_09080_9114.N1	25-NOV-2003 11:03:53	Bright	61.000	96	68Del Leo	2.5600	9300.0	122	9080	No
172	GOM_NL__2PRFIN20031125_110721_000001172022_00008_09080_9115.N1	25-NOV-2003 11:07:21	Tw_i_and_stray	116.50	51	41Gam1Leo	2.0100	4500.0	233	9080	No
173	GOM_NL__2PRFIN20031125_111431_000002052022_00008_09080_9116.N1	25-NOV-2003 11:14:31	Dark	205.00	22	32Alp Leo	1.3600	15200.	410	9080	No
174	GOM_NL__2PRFIN20031125_112059_000000392022_00008_09080_9117.N1	25-NOV-2003 11:20:59	Dark	39.000	64	Gam Cen	2.2000	10600.	78	9080	No
175	GOM_NL__2PRFIN20031125_112213_000000402022_00008_09080_9118.N1	25-NOV-2003 11:22:13	Dark	39.500	99	Del Cen	2.5750	26000.	79	9080	No
176	GOM_NL__2PRFIN20031125_112334_000000462022_00008_09080_9119.N1	25-NOV-2003 11:23:34	Dark	45.500	20	Bet Cru	1.2530	30000.	91	9080	No
177	GOM_NL__2PRFIN20031125_112444_000000402022_00009_09081_9219.N1	25-NOV-2003 11:24:44	Dark	40.000	12	Alp1Cru	0.77500	30000.	80	9081	No
178	GOM_NL__2PRFIN20031125_112604_000000362022_00009_09081_9220.N1	25-NOV-2003 11:26:04	Dark	36.000	112	Alp Mus	2.6880	26000.	72	9081	No
179	GOM_NL__2PRFIN20031125_113137_000000492022_00009_09081_9221.N1	25-NOV-2003 11:31:37	Dark	49.000	41	Eps Car	1.8600	4100.0	98	9081	No
180	GOM_NL__2PRFIN20031125_113314_000000502022_00009_09081_9222.N1	25-NOV-2003 11:33:14	Dark	49.500	34	Gam2Vel	1.7930	23000.	99	9081	No
181	GOM_NL__2PRFIN20031125_113443_000000562022_00009_09081_9223.N1	25-NOV-2003 11:34:43	Dark	56.000	70	Zet Pup	2.2460	39000.	112	9081	No
182	GOM_NL__2PRFIN20031125_113706_000000572022_00009_09081_9224.N1	25-NOV-2003 11:37:06	Dark	56.500	2	Alp Car	-0.73600	7000.0	113	9081	No
183	GOM_NL__2PRFIN20031125_114227_000000762022_00009_09081_9225.N1	25-NOV-2003 11:42:27	Dark	76.000	23	21Eps CMa	1.5020	26000.	152	9081	No
184	GOM_NL__2PRFIN20031125_114455_000000392022_00009_09081_9226.N1	25-NOV-2003 11:44:55	Straylight	38.500	157	The1Eri	2.9060	9300.0	77	9081	No
185	GOM_NL__2PRFIN20031125_114947_000001152022_00009_09081_9227.N1	25-NOV-2003 11:49:47	Straylight	114.50	1	9Alp CMa	-1.4400	11000.	229	9081	No
186	GOM_NL__2PRFIN20031125_115348_000000692022_00009_09081_9228.N1	25-NOV-2003 11:53:48	Straylight	69.000	7	19Bet Ori	0.10000	14000.	138	9081	No
187	GOM_NL__2PRFIN20031125_115723_000000772022_00009_09081_9229.N1	25-NOV-2003 11:57:23	Tw_i_and_stray	76.500	30	46Eps Ori	1.6940	30000.	153	9081	No
188	GOM_NL__2PRFIN20031125_120228_000000372022_00009_09081_9230.N1	25-NOV-2003 12:02:28	Bright	37.000	105	6Bet Ari	2.6450	8900.0	74	9081	No
189	GOM_NL__2PRFIN20031125_120615_000000362022_00009_09081_9231.N1	25-NOV-2003 12:06:15	Bright	36.000	173	4Bet Tri	3.0040	8900.0	72	9081	No
190	GOM_NL__2PRFIN20031125_120800_000000392022_00009_09081_9232.N1	25-NOV-2003 12:08:00	Bright	39.000	79	26Bet Per	2.3100	13100.	78	9081	No
191	GOM_NL__2PRFIN20031125_121025_000000392022_00009_09081_9233.N1	25-NOV-2003 12:10:25	Bright	39.000	175	39Del Per	3.0100	19400.	78	9081	No
192	GOM_NL__2PRFIN20031125_121308_000000402022_00009_09081_9234.N1	25-NOV-2003 12:13:08	Bright	39.500	68	18Alp Cas	2.2250	4500.0	79	9081	No
193	GOM_NL__2PRFIN20031125_121422_000000382022_00009_09081_9235.N1	25-NOV-2003 12:14:22	Bright	38.000	74	11Bet Cas	2.2680	6600.0	76	9081	No
194	GOM_NL__2PRFIN20031125_122603_000000362022_00009_09081_9236.N1	25-NOV-2003 12:26:03	Bright	35.500	60	7Bet UMi	2.0810	3950.0	71	9081	No
195	GOM_NL__2PRFIN20031125_122824_000000382022_00009_09081_9237.N1	25-NOV-2003 12:28:24	Bright	37.500	119	14Eta Dra	2.7270	4700.0	75	9081	No
196	GOM_NL__2PRFIN20031125_123013_000000442022_00009_09081_9238.N1	25-NOV-2003 12:30:13	Bright	44.000	82	48Bet UMa	2.3650	10600.	88	9081	No
197	GOM_NL__2PRFIN20031125_123147_000000382022_00009_09081_9239.N1	25-NOV-2003 12:31:47	Bright	37.500	55	79Zet UMa	2.0600	10200.	75	9081	No
198	GOM_NL__2PRFIN20031125_123321_000000372022_00009_09081_9240.N1	25-NOV-2003 12:33:21	Bright	37.000	39	85Eta UMa	1.8540	24000.	74	9081	No
199	GOM_NL__2PRFIN20031125_123607_000000422022_00009_09081_9241.N1	25-NOV-2003 12:36:07	Bright	42.000	180	27Gam Boo	3.0400	8000.0	84	9081	No
200	GOM_NL__2PRFIN20031125_123906_000000342022_00009_09081_9242.N1	25-NOV-2003 12:39:06	Bright	33.500	83		2.3780	11000.	67	9081	No
201	GOM_NL__2PRFIN20031125_124136_000000342022_00009_09081_9243.N1	25-NOV-2003 12:41:36	Bright	34.000	3	16Alp Boo	-0.050000	4250.0	68	9081	No
202	GOM_NL__2PRFIN20031125_124430_000000612022_00009_09081_9244.N1	25-NOV-2003 12:44:30	Bright	61.000	96	68Del Leo	2.5600	9300.0	122	9081	No
203	GOM_NL__2PRFIN20031125_124759_000001292022_00009_09081_9245.N1	25-NOV-2003 12:47:59	Tw_i_and_stray	128.50	51	41Gam1Leo	2.0100	4500.0	257	9081	No
204	GOM_NL__2PRFIN20031125_125511_000002152022_00009_09081_9246.N1	25-NOV-2003 12:55:11	Dark	214.50	22	32Alp Leo	1.3600	15200.	429	9081	No
205	GOM_NL__2PRFIN20031125_130136_000000412022_00009_09081_9247.N1	25-NOV-2003 13:01:36	Dark	40.500	64	Gam Cen	2.2000	10600.	81	9081	No
206	GOM_NL__2PRFIN20031125_130250_000000412022_00009_09081_9248.N1	25-NOV-2003 13:02:50	Dark	40.500	99	Del Cen	2.5750	26000.	81	9081	No
207	GOM_NL__2PRFIN20031125_130410_000000392022_00009_09081_9249.N1	25-NOV-2003 13:04:10	Dark	39.000	20	Bet Cru	1.2530	30000.	78	9081	No
208	GOM_NL__2PRFIN20031125_130520_000000392022_00010_09082_9090.N1	25-NOV-2003 13:05:20	Dark	39.000	12	Alp1Cru	0.77500	30000.	78	9082	No
209	GOM_NL__2PRFIN20031125_130641_000000382022_00010_09082_9091.N1	25-NOV-2003 13:06:41	Dark	37.500	112	Alp Mus	2.6880	26000.	75	9082	No
210	GOM_NL__2PRFIN20031125_131214_000000452022_00010_09082_9092.N1	25-NOV-2003 13:12:14	Dark	45.000	41	Eps Car	1.8600	4100.0	90	9082	No
211	GOM_NL__2PRFIN20031125_131350_000000502022_00010_09082_9093.N1	25-NOV-2003 13:13:50	Dark	50.000	34	Gam2Vel	1.7930	23000.	100	9082	No
212	GOM_NL__2PRFIN20031125_131520_000000562022_00010_09082_9094.N1	25-NOV-2003 13:15:20	Dark	55.500	70	Zet Pup	2.2460	39000.	111	9082	No
213	GOM_NL__2PRFIN20031125_131743_000000542022_00010_09082_9095.N1	25-NOV-2003 13:17:43	Dark	53.500	2	Alp Car	-0.73600	7000.0	107	9082	No
214	GOM_NL__2PRFIN20031125_132303_000000752022_00010_09082_9096.N1	25-NOV-2003 13:23:03	Dark	74.500	23	21Eps CMa	1.5020	26000.	149	9082	No
215	GOM_NL__2PRFIN20031125_132532_000000402022_00010_09082_9097.N1	25-NOV-2003 13:25:32	Straylight	39.500	157	The1Eri	2.9060	9300.0	79	9082	No
216	GOM_NL__2PRFIN20031125_133023_000001222022_00010_09082_9098.N1	25-NOV-2003 13:30:23	Straylight	121.50	1	9Alp CMa	-1.4400	11000.	243	9082	No
217	GOM_NL__2PRFIN20031125_133425_000000712022_00010_09082_9099.N1	25-NOV-2003 13:34:25	Straylight	70.500	7	19Bet Ori	0.10000	14000.	141	9082	No
218	GOM_NL__2PRFIN20031125_133759_000000722022_00010_09082_9100.N1	25-NOV-2003 13:37:59	Tw_i_and_stray	72.000	30	46Eps Ori	1.6940	30000.	144	9082	No
219	GOM_NL__2PRFIN20031125_134305_000000372022_00010_09082_9101.N1	25-NOV-2003 13:43:05	Bright	37.000	105	6Bet Ari	2.6450	8900.0	74	9082	No

220	GOM_NL__2PRFIN20031125_134651_000000352022_00010_09082_9102.N1	25-NOV-2003 13:46:51	Bright	35.000	173	4Bet Tri	3.0040	8900.0	70	9082	No
221	GOM_NL__2PRFIN20031125_134834_000000402022_00010_09082_9103.N1	25-NOV-2003 13:48:34	Bright	39.500	79	26Bet Per	2.3100	13100.	79	9082	No
222	GOM_NL__2PRFIN20031125_135100_000000392022_00010_09082_9104.N1	25-NOV-2003 13:51:00	Bright	38.500	175	39Del Per	3.0100	19400.	77	9082	No
223	GOM_NL__2PRFIN20031125_135342_000000392022_00010_09082_9105.N1	25-NOV-2003 13:53:42	Bright	39.000	68	18Alp Cas	2.2250	4500.0	78	9082	No
224	GOM_NL__2PRFIN20031125_135457_000000382022_00010_09082_9106.N1	25-NOV-2003 13:54:57	Bright	38.000	74	11Bet Cas	2.2680	6600.0	76	9082	No
225	GOM_NL__2PRFIN20031125_140202_000000402022_00010_09082_9107.N1	25-NOV-2003 14:02:02	Bright	40.000	49	1Alp UMi	1.9900	6300.0	80	9082	No
226	GOM_NL__2PRFIN20031125_140638_000000352022_00010_09082_9108.N1	25-NOV-2003 14:06:38	Bright	34.500	60	7Bet UMi	2.0810	3950.0	69	9082	No
227	GOM_NL__2PRFIN20031125_140858_000000382022_00010_09082_9109.N1	25-NOV-2003 14:08:58	Bright	38.000	119	14Eta Dra	2.7270	4700.0	76	9082	No
228	GOM_NL__2PRFIN20031125_141048_000000452022_00010_09082_9110.N1	25-NOV-2003 14:10:48	Bright	44.500	82	48Bet UMa	2.3650	10600.	89	9082	No
229	GOM_NL__2PRFIN20031125_141221_000000532022_00010_09082_9111.N1	25-NOV-2003 14:12:21	Bright	53.000	55	79Zet UMa	2.0600	10200.	106	9082	No
230	GOM_NL__2PRFIN20031125_141353_000000422022_00010_09082_9112.N1	25-NOV-2003 14:13:53	Bright	41.500	39	85Eta UMa	1.8540	24000.	83	9082	No
231	GOM_NL__2PRFIN20031125_141641_000000382022_00010_09082_9113.N1	25-NOV-2003 14:16:41	Bright	37.500	180	27Gam Boo	3.0400	8000.0	75	9082	No
232	GOM_NL__2PRFIN20031125_141938_000000392022_00010_09082_9114.N1	25-NOV-2003 14:19:38	Bright	38.500	83		2.3780	11000.	77	9082	No
233	GOM_NL__2PRFIN20031125_142211_000000362022_00010_09082_9115.N1	25-NOV-2003 14:22:11	Bright	36.000	3	16Alp Boo	-0.050000	4250.0	72	9082	No
234	GOM_NL__2PRFIN20031125_142505_000000622022_00010_09082_9116.N1	25-NOV-2003 14:25:05	Bright	61.500	96	68Del Leo	2.5600	9300.0	123	9082	No
235	GOM_NL__2PRFIN20031125_142835_000001302022_00010_09082_9117.N1	25-NOV-2003 14:28:35	Tw_i_and_stray	129.50	51	41Gam1Leo	2.0100	4500.0	259	9082	No
236	GOM_NL__2PRFIN20031125_143551_000002142022_00010_09082_9118.N1	25-NOV-2003 14:35:51	Dark	214.00	22	32Alp Leo	1.3600	15200.	428	9082	No
237	GOM_NL__2PRFIN20031125_144211_000000442022_00010_09082_9119.N1	25-NOV-2003 14:42:11	Dark	44.000	64	Gam Cen	2.2000	10600.	88	9082	No
238	GOM_NL__2PRFIN20031125_144324_000000442022_00010_09082_9120.N1	25-NOV-2003 14:43:24	Dark	44.000	99	Del Cen	2.5750	26000.	88	9082	No
239	GOM_NL__2PRFIN20031125_144446_000000472022_00010_09082_9121.N1	25-NOV-2003 14:44:46	Dark	47.000	20	Bet Cru	1.2530	30000.	94	9082	No
240	GOM_NL__2PRFIN20031125_144556_000000512022_00011_09083_9220.N1	25-NOV-2003 14:45:56	Dark	50.500	12	Alp1Cru	0.77500	30000.	101	9083	No
241	GOM_NL__2PRFIN20031125_144716_000000382022_00011_09083_9221.N1	25-NOV-2003 14:47:16	Dark	38.000	112	Alp Mus	2.6880	26000.	76	9083	No
242	GOM_NL__2PRFIN20031125_145251_000000462022_00011_09083_9222.N1	25-NOV-2003 14:52:51	Dark	46.000	41	Eps Car	1.8600	4100.0	92	9083	No
243	GOM_NL__2PRFIN20031125_145426_000000512022_00011_09083_9223.N1	25-NOV-2003 14:54:26	Dark	50.500	34	Gam2Vel	1.7930	23000.	101	9083	No
244	GOM_NL__2PRFIN20031125_145556_000000562022_00011_09083_9224.N1	25-NOV-2003 14:55:56	Dark	56.000	70	Zet Pup	2.2460	39000.	112	9083	No
245	GOM_NL__2PRFIN20031125_145818_000000592022_00011_09083_9225.N1	25-NOV-2003 14:58:18	Dark	59.000	2	Alp Car	-0.73600	7000.0	118	9083	No
246	GOM_NL__2PRFIN20031125_150339_000000782022_00011_09083_9226.N1	25-NOV-2003 15:03:39	Dark	78.000	23	21Eps CMa	1.5020	26000.	156	9083	No
247	GOM_NL__2PRFIN20031125_150604_000000422022_00011_09083_9227.N1	25-NOV-2003 15:06:04	Straylight	41.500	157	The1Eri	2.9060	9300.0	83	9083	No
248	GOM_NL__2PRFIN20031125_151058_000001332022_00011_09083_9228.N1	25-NOV-2003 15:10:58	Straylight	132.50	1	9Alp CMa	-1.4400	11000.	265	9083	No
249	GOM_NL__2PRFIN20031125_151459_000000722022_00011_09083_9229.N1	25-NOV-2003 15:14:59	Straylight	72.000	7	19Bet Ori	0.10000	14000.	144	9083	No
250	GOM_NL__2PRFIN20031125_151833_000000762022_00011_09083_9230.N1	25-NOV-2003 15:18:33	Tw_i_and_stray	75.500	30	46Eps Ori	1.6940	30000.	151	9083	No
251	GOM_NL__2PRFIN20031125_152337_000000412022_00011_09083_9231.N1	25-NOV-2003 15:23:37	Bright	41.000	105	6Bet Ari	2.6450	8900.0	82	9083	No
252	GOM_NL__2PRFIN20031125_152725_000000372022_00011_09083_9232.N1	25-NOV-2003 15:27:25	Bright	37.000	173	4Bet Tri	3.0040	8900.0	74	9083	No
253	GOM_NL__2PRFIN20031125_152911_000000392022_00011_09083_9233.N1	25-NOV-2003 15:29:11	Bright	39.000	79	26Bet Per	2.3100	13100.	78	9083	No
254	GOM_NL__2PRFIN20031125_153136_000000402022_00011_09083_9234.N1	25-NOV-2003 15:31:36	Bright	39.500	175	39Del Per	3.0100	19400.	79	9083	No
255	GOM_NL__2PRFIN20031125_153419_000000392022_00011_09083_9235.N1	25-NOV-2003 15:34:19	Bright	39.000	68	18Alp Cas	2.2250	4500.0	78	9083	No
256	GOM_NL__2PRFIN20031125_153533_000000412022_00011_09083_9236.N1	25-NOV-2003 15:35:33	Bright	40.500	74	11Bet Cas	2.2680	6600.0	81	9083	No
257	GOM_NL__2PRFIN20031125_154237_000000412022_00011_09083_9237.N1	25-NOV-2003 15:42:37	Bright	41.000	49	1Alp UMi	1.9900	6300.0	82	9083	No
258	GOM_NL__2PRFIN20031125_154714_000000382022_00011_09083_9238.N1	25-NOV-2003 15:47:14	Bright	37.500	60	7Bet UMi	2.0810	3950.0	75	9083	No
259	GOM_NL__2PRFIN20031125_154935_000000392022_00011_09083_9239.N1	25-NOV-2003 15:49:35	Bright	38.500	119	14Eta Dra	2.7270	4700.0	77	9083	No
260	GOM_NL__2PRFIN20031125_155124_000000452022_00011_09083_9240.N1	25-NOV-2003 15:51:24	Bright	44.500	82	48Bet UMa	2.3650	10600.	89	9083	No
261	GOM_NL__2PRFIN20031125_155257_000000382022_00011_09083_9241.N1	25-NOV-2003 15:52:57	Bright	37.500	55	79Zet UMa	2.0600	10200.	75	9083	No
262	GOM_NL__2PRFIN20031125_155431_000000372022_00011_09083_9242.N1	25-NOV-2003 15:54:31	Bright	37.000	39	85Eta UMa	1.8540	24000.	74	9083	No
263	GOM_NL__2PRFIN20031125_155715_000000392022_00011_09083_9243.N1	25-NOV-2003 15:57:15	Bright	38.500	180	27Gam Boo	3.0400	8000.0	77	9083	No
264	GOM_NL__2PRFIN20031125_160016_000000362022_00011_09083_9244.N1	25-NOV-2003 16:00:16	Bright	36.000	83		2.3780	11000.	72	9083	No
265	GOM_NL__2PRFIN20031125_160247_000000352022_00011_09083_9245.N1	25-NOV-2003 16:02:47	Bright	34.500	3	16Alp Boo	-0.050000	4250.0	69	9083	No
266	GOM_NL__2PRFIN20031125_160542_000000632022_00011_09083_9246.N1	25-NOV-2003 16:05:42	Bright	62.500	96	68Del Leo	2.5600	9300.0	125	9083	No
267	GOM_NL__2PRFIN20031125_160913_000001242022_00011_09083_9247.N1	25-NOV-2003 16:09:13	Tw_i_and_stray	124.00	51	41Gam1Leo	2.0100	4500.0	248	9083	No
268	GOM_NL__2PRFIN20031125_161631_000002242022_00011_09083_9248.N1	25-NOV-2003 16:16:31	Dark	223.50	22	32Alp Leo	1.3600	15200.	447	9083	No
269	GOM_NL__2PRFIN20031125_162247_000000412022_00011_09083_9249.N1	25-NOV-2003 16:22:47	Dark	40.500	64	Gam Cen	2.2000	10600.	81	9083	No
270	GOM_NL__2PRFIN20031125_162359_000000432022_00011_09083_9250.N1	25-NOV-2003 16:23:59	Dark	43.000	99	Del Cen	2.5750	26000.	86	9083	No
271	GOM_NL__2PRFIN20031125_162522_000000462022_00011_09083_9251.N1	25-NOV-2003 16:25:22	Dark	46.000	20	Bet Cru	1.2530	30000.	92	9083	No
272	GOM_NL__2PRFIN20031125_162631_000000452022_00012_09084_9090.N1	25-NOV-2003 16:26:31	Dark	44.500	12	Alp1Cru	0.77500	30000.	89	9084	No
273	GOM_NL__2PRFIN20031125_162752_000000382022_00012_09084_9091.N1	25-NOV-2003 16:27:52	Dark	38.000	112	Alp Mus	2.6880	26000.	76	9084	No
274	GOM_NL__2PRFIN20031125_163327_000000492022_00012_09084_9092.N1	25-NOV-2003 16:33:27	Dark	48.500	41	Eps Car	1.8600	4100.0	97	9084	No
275	GOM_NL__2PRFIN20031125_163504_000000512022_00012_09084_9093.N1	25-NOV-2003 16:35:04	Dark	50.500	34	Gam2Vel	1.7930	23000.	101	9084	No
276	GOM_NL__2PRFIN20031125_163634_000000572022_00012_09084_9094.N1	25-NOV-2003 16:36:34	Dark	57.000	70	Zet Pup	2.2460	39000.	114	9084	No
277	GOM_NL__2PRFIN20031125_163855_000000592022_00012_09084_9095.N1	25-NOV-2003 16:38:55	Dark	59.000	2	Alp Car	-0.73600	7000.0	118	9084	No
278	GOM_NL__2PRFIN20031125_164416_000000792022_00012_09084_9096.N1	25-NOV-2003 16:44:16	Dark	79.000	23	21Eps CMa	1.5020	26000.	158	9084	No

279	GOM_NL__2PRFIN20031125_164640_00000442022_00012_09084_9097.N1	25-NOV-2003 16:46:40	Straylight	44.000	157	The1Eri	2.9060	9300.0	88	9084	No
280	GOM_NL__2PRFIN20031125_165134_000001222022_00012_09084_9098.N1	25-NOV-2003 16:51:34	Straylight	122.00	1	9Alp CMa	-1.4400	11000.	244	9084	No
281	GOM_NL__2PRFIN20031125_165535_000000752022_00012_09084_9099.N1	25-NOV-2003 16:55:35	Straylight	74.500	7	19Bet Ori	0.10000	14000.	149	9084	No
282	GOM_NL__2PRFIN20031125_165908_000000712022_00012_09084_9100.N1	25-NOV-2003 16:59:08	Twi_and_stray	70.500	30	46Eps Ori	1.6940	30000.	141	9084	No
283	GOM_NL__2PRFIN20031125_170415_000000392022_00012_09084_9101.N1	25-NOV-2003 17:04:15	Bright	39.000	105	6Bet Ari	2.6450	8900.0	78	9084	No
284	GOM_NL__2PRFIN20031125_170759_000000412022_00012_09084_9102.N1	25-NOV-2003 17:07:59	Bright	40.500	173	4Bet Tri	3.0040	8900.0	81	9084	No
285	GOM_NL__2PRFIN20031125_170947_000000392022_00012_09084_9103.N1	25-NOV-2003 17:09:47	Bright	38.500	79	26Bet Per	2.3100	13100.	77	9084	No
286	GOM_NL__2PRFIN20031125_171211_000000392022_00012_09084_9104.N1	25-NOV-2003 17:12:11	Bright	38.500	175	39Del Per	3.0100	19400.	77	9084	No
287	GOM_NL__2PRFIN20031125_171455_000000382022_00012_09084_9105.N1	25-NOV-2003 17:14:55	Bright	38.000	68	18Alp Cas	2.2250	4500.0	76	9084	No
288	GOM_NL__2PRFIN20031125_171608_000000392022_00012_09084_9106.N1	25-NOV-2003 17:16:08	Bright	38.500	74	11Bet Cas	2.2680	6600.0	77	9084	No
289	GOM_NL__2PRFIN20031125_172314_000000402022_00012_09084_9107.N1	25-NOV-2003 17:23:14	Bright	40.000	49	1Alp UMi	1.9900	6300.0	80	9084	No
290	GOM_NL__2PRFIN20031125_172750_000000402022_00012_09084_9108.N1	25-NOV-2003 17:27:50	Bright	39.500	60	7Bet UMi	2.0810	3950.0	79	9084	No
291	GOM_NL__2PRFIN20031125_173011_000000382022_00012_09084_9109.N1	25-NOV-2003 17:30:11	Bright	37.500	119	14Eta Dra	2.7270	4700.0	75	9084	No
292	GOM_NL__2PRFIN20031125_173200_000000462022_00012_09084_9110.N1	25-NOV-2003 17:32:00	Bright	45.500	82	48Bet UMa	2.3650	10600.	91	9084	No
293	GOM_NL__2PRFIN20031125_173333_000000402022_00012_09084_9111.N1	25-NOV-2003 17:33:33	Bright	39.500	55	79Zet UMa	2.0600	10200.	79	9084	No
294	GOM_NL__2PRFIN20031125_173506_000000392022_00012_09084_9112.N1	25-NOV-2003 17:35:06	Bright	38.500	39	85Eta UMa	1.8540	24000.	77	9084	No
295	GOM_NL__2PRFIN20031125_173751_000000382022_00012_09084_9113.N1	25-NOV-2003 17:37:51	Bright	38.000	180	27Gam Boo	3.0400	8000.0	76	9084	No
296	GOM_NL__2PRFIN20031125_174050_000000382022_00012_09084_9114.N1	25-NOV-2003 17:40:50	Bright	37.500	83		2.3780	11000.	75	9084	No
297	GOM_NL__2PRFIN20031125_174324_000000352022_00012_09084_9115.N1	25-NOV-2003 17:43:24	Bright	35.000	3	16Alp Boo	-0.050000	4250.0	70	9084	No
298	GOM_NL__2PRFIN20031125_174619_000000772022_00012_09084_9116.N1	25-NOV-2003 17:46:19	Bright	77.000	96	68Del Leo	2.5600	9300.0	154	9084	No
299	GOM_NL__2PRFIN20031125_174951_000001342022_00012_09084_9117.N1	25-NOV-2003 17:49:51	Twi_and_stray	134.00	51	41Gam1Leo	2.0100	4500.0	268	9084	No
300	GOM_NL__2PRFIN20031125_175711_000002272022_00012_09084_9118.N1	25-NOV-2003 17:57:11	Dark	227.00	22	32Alp Leo	1.3600	15200.	454	9084	No
301	GOM_NL__2PRFIN20031125_180323_000000432022_00012_09084_9119.N1	25-NOV-2003 18:03:23	Dark	42.500	64	Gam Cen	2.2000	10600.	85	9084	No
302	GOM_NL__2PRFIN20031125_180435_000000442022_00012_09084_9120.N1	25-NOV-2003 18:04:35	Dark	43.500	99	Del Cen	2.5750	26000.	87	9084	No
303	GOM_NL__2PRFIN20031125_180558_000000442022_00012_09084_9121.N1	25-NOV-2003 18:05:58	Dark	43.500	20	Bet Cru	1.2530	30000.	87	9084	No
304	GOM_NL__2PRFIN20031125_180707_000000462022_00013_09085_9241.N1	25-NOV-2003 18:07:07	Dark	45.500	12	Alp1Cru	0.77500	30000.	91	9085	No
305	GOM_NL__2PRFIN20031125_180935_000000432022_00013_09085_9242.N1	25-NOV-2003 18:09:35	Dark	43.000	124	The Car	2.7640	30000.	86	9085	No
306	GOM_NL__2PRFIN20031125_181404_000000572022_00013_09085_9243.N1	25-NOV-2003 18:14:04	Dark	56.500	41	Eps Car	1.8600	4100.0	113	9085	No
307	GOM_NL__2PRFIN20031125_181541_000000512022_00013_09085_9244.N1	25-NOV-2003 18:15:41	Dark	51.000	34	Gam2Vel	1.7930	23000.	102	9085	No
308	GOM_NL__2PRFIN20031125_181710_000000592022_00013_09085_9245.N1	25-NOV-2003 18:17:10	Dark	59.000	70	Zet Pup	2.2460	39000.	118	9085	No
309	GOM_NL__2PRFIN20031125_181931_000000592022_00013_09085_9246.N1	25-NOV-2003 18:19:31	Dark	59.000	2	Alp Car	-0.73600	7000.0	118	9085	No
310	GOM_NL__2PRFIN20031125_182314_000000782022_00013_09085_9247.N1	25-NOV-2003 18:23:14	Dark	78.000	88	31Eta CMa	2.4480	20000.	156	9085	No
311	GOM_NL__2PRFIN20031125_182718_000000422022_00013_09085_9248.N1	25-NOV-2003 18:27:18	Straylight	42.000	157	The1Eri	2.9060	9300.0	84	9085	No
312	GOM_NL__2PRFIN20031125_183139_000000812022_00013_09085_9249.N1	25-NOV-2003 18:31:39	Straylight	81.000	47	2Bet CMa	1.9760	28000.	162	9085	No
313	GOM_NL__2PRFIN20031125_183419_000000502022_00013_09085_9250.N1	25-NOV-2003 18:34:19	Straylight	50.000	165	34Gam Eri	2.9500	3200.0	100	9085	No
314	GOM_NL__2PRFIN20031125_183611_000000762022_00013_09085_9251.N1	25-NOV-2003 18:36:11	Straylight	76.000	7	19Bet Ori	0.10000	14000.	152	9085	No
315	GOM_NL__2PRFIN20031125_183944_000000782022_00013_09085_9252.N1	25-NOV-2003 18:39:44	Twi_and_stray	77.500	30	46Eps Ori	1.6940	30000.	155	9085	No
316	GOM_NL__2PRFIN20031125_184241_000000722022_00013_09085_9253.N1	25-NOV-2003 18:42:41	Bright	72.000	27	24Gam Ori	1.6360	26000.	144	9085	No
317	GOM_NL__2PRFIN20031125_184527_000000422022_00013_09085_9254.N1	25-NOV-2003 18:45:27	Bright	41.500	50	13Alp Ari	2.0070	4250.0	83	9085	No
318	GOM_NL__2PRFIN20031125_184835_000000402022_00013_09085_9255.N1	25-NOV-2003 18:48:35	Bright	40.000	173	4Bet Tri	3.0040	8900.0	80	9085	No
319	GOM_NL__2PRFIN20031125_185022_000000392022_00013_09085_9256.N1	25-NOV-2003 18:50:22	Bright	39.000	79	26Bet Per	2.3100	13100.	78	9085	No
320	GOM_NL__2PRFIN20031125_185247_000000382022_00013_09085_9257.N1	25-NOV-2003 18:52:47	Bright	38.000	175	39Del Per	3.0100	19400.	76	9085	No
321	GOM_NL__2PRFIN20031125_185532_000000392022_00013_09085_9258.N1	25-NOV-2003 18:55:32	Bright	38.500	68	18Alp Cas	2.2250	4500.0	77	9085	No
322	GOM_NL__2PRFIN20031125_185646_000000392022_00013_09085_9259.N1	25-NOV-2003 18:56:46	Bright	38.500	74	11Bet Cas	2.2680	6600.0	77	9085	No
323	GOM_NL__2PRFIN20031125_190350_000000392022_00013_09085_9260.N1	25-NOV-2003 19:03:50	Bright	39.000	49	1Alp UMi	1.9900	6300.0	78	9085	No
324	GOM_NL__2PRFIN20031125_190826_000000402022_00013_09085_9261.N1	25-NOV-2003 19:08:26	Bright	39.500	60	7Bet UMi	2.0810	3950.0	79	9085	No
325	GOM_NL__2PRFIN20031125_191048_000000392022_00013_09085_9262.N1	25-NOV-2003 19:10:48	Bright	38.500	119	14Eta Dra	2.7270	4700.0	77	9085	No
326	GOM_NL__2PRFIN20031125_191235_000000462022_00013_09085_9263.N1	25-NOV-2003 19:12:35	Bright	46.000	82	48Bet UMa	2.3650	10600.	92	9085	No
327	GOM_NL__2PRFIN20031125_191409_000000392022_00013_09085_9264.N1	25-NOV-2003 19:14:09	Bright	38.500	55	79Zet UMa	2.0600	10200.	77	9085	No
328	GOM_NL__2PRFIN20031125_191543_000000402022_00013_09085_9265.N1	25-NOV-2003 19:15:43	Bright	40.000	39	85Eta UMa	1.8540	24000.	80	9085	No
329	GOM_NL__2PRFIN20031125_191829_000000382022_00013_09085_9266.N1	25-NOV-2003 19:18:29	Bright	37.500	180	27Gam Boo	3.0400	8000.0	75	9085	No
330	GOM_NL__2PRFIN20031125_192128_000000372022_00013_09085_9267.N1	25-NOV-2003 19:21:28	Bright	37.000	83		2.3780	11000.	74	9085	No
331	GOM_NL__2PRFIN20031125_192359_000000372022_00013_09085_9268.N1	25-NOV-2003 19:23:59	Bright	36.500	3	16Alp Boo	-0.050000	4250.0	73	9085	No
332	GOM_NL__2PRFIN20031125_192655_000000852022_00013_09085_9269.N1	25-NOV-2003 19:26:55	Bright	85.000	96	68Del Leo	2.5600	9300.0	170	9085	No
333	GOM_NL__2PRFIN20031125_193028_000001372022_00013_09085_9270.N1	25-NOV-2003 19:30:28	Twi_and_stray	137.00	51	41Gam1Leo	2.0100	4500.0	274	9085	No
334	GOM_NL__2PRFIN20031125_193600_000000492022_00013_09085_9271.N1	25-NOV-2003 19:36:00	Twi_and_stray	48.500	163	7Del Crv	2.9450	11000.	97	9085	No
335	GOM_NL__2PRFIN20031125_193752_000002332022_00013_09085_9272.N1	25-NOV-2003 19:37:52	Dark	233.00	22	32Alp Leo	1.3600	15200.	466	9085	No
336	GOM_NL__2PRFIN20031125_194358_000000452022_00013_09085_9273.N1	25-NOV-2003 19:43:58	Dark	45.000	64	Gam Cen	2.2000	10600.	90	9085	No
337	GOM_NL__2PRFIN20031125_194512_000000452022_00013_09085_9274.N1	25-NOV-2003 19:45:12	Dark	45.000	99	Del Cen	2.5750	26000.	90	9085	No

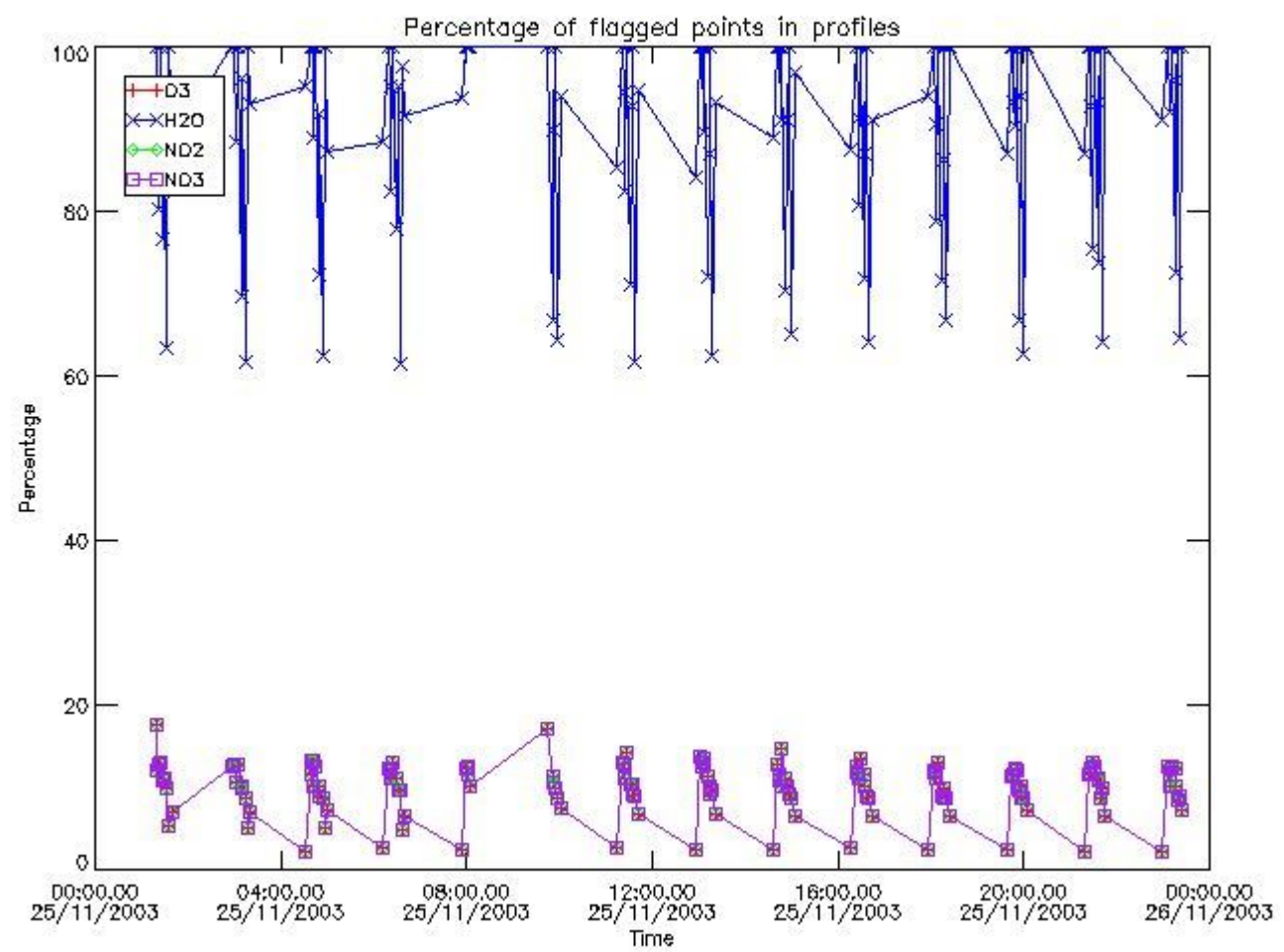
338	GOM_NL__2PRFIN20031125_194633_000000452022_00013_09085_9275.N1	25-NOV-2003 19:46:33	Dark	44.500	20	Bet Cru	1.2530	30000.	89	9085	No
339	GOM_NL__2PRFIN20031125_194743_000000422022_00014_09086_9110.N1	25-NOV-2003 19:47:43	Dark	41.500	12	Alp1Cru	0.77500	30000.	83	9086	No
340	GOM_NL__2PRFIN20031125_195011_000000422022_00014_09086_9111.N1	25-NOV-2003 19:50:11	Dark	42.000	124	The Car	2.7640	30000.	84	9086	No
341	GOM_NL__2PRFIN20031125_195440_000000532022_00014_09086_9112.N1	25-NOV-2003 19:54:40	Dark	53.000	41	Eps Car	1.8600	4100.0	106	9086	No
342	GOM_NL__2PRFIN20031125_195617_000000512022_00014_09086_9113.N1	25-NOV-2003 19:56:17	Dark	50.500	34	Gam2Vel	1.7930	23000.	101	9086	No
343	GOM_NL__2PRFIN20031125_195748_000000592022_00014_09086_9114.N1	25-NOV-2003 19:57:48	Dark	59.000	70	Zet Pup	2.2460	39000.	118	9086	No
344	GOM_NL__2PRFIN20031125_200008_000000582022_00014_09086_9115.N1	25-NOV-2003 20:00:08	Dark	58.000	2	Alp Car	-0.73600	7000.0	116	9086	No
345	GOM_NL__2PRFIN20031125_200351_000000712022_00014_09086_9116.N1	25-NOV-2003 20:03:51	Dark	71.000	88	31Eta CMa	2.4480	20000.	142	9086	No
346	GOM_NL__2PRFIN20031125_200754_000000412022_00014_09086_9117.N1	25-NOV-2003 20:07:54	Straylight	41.000	157	The1Eri	2.9060	9300.0	82	9086	No
347	GOM_NL__2PRFIN20031125_201215_000000852022_00014_09086_9118.N1	25-NOV-2003 20:12:15	Straylight	84.500	47	2Bet CMa	1.9760	28000.	169	9086	No
348	GOM_NL__2PRFIN20031125_201456_000000492022_00014_09086_9119.N1	25-NOV-2003 20:14:56	Straylight	49.000	165	34Gam Eri	2.9500	3200.0	98	9086	No
349	GOM_NL__2PRFIN20031125_201644_000000732022_00014_09086_9120.N1	25-NOV-2003 20:16:44	Straylight	72.500	7	19Bet Ori	0.10000	14000.	145	9086	No
350	GOM_NL__2PRFIN20031125_202019_000000802022_00014_09086_9121.N1	25-NOV-2003 20:20:19	Tw_i_and_stray	80.000	30	46Eps Ori	1.6940	30000.	160	9086	No
351	GOM_NL__2PRFIN20031125_202316_000000792022_00014_09086_9122.N1	25-NOV-2003 20:23:16	Bright	79.000	27	24Gam Ori	1.6360	26000.	158	9086	No
352	GOM_NL__2PRFIN20031125_202604_000000412022_00014_09086_9123.N1	25-NOV-2003 20:26:04	Bright	41.000	50	13Alp Ari	2.0070	4250.0	82	9086	No
353	GOM_NL__2PRFIN20031125_202911_000000392022_00014_09086_9124.N1	25-NOV-2003 20:29:11	Bright	39.000	173	4Bet Tri	3.0040	8900.0	78	9086	No
354	GOM_NL__2PRFIN20031125_203057_000000402022_00014_09086_9125.N1	25-NOV-2003 20:30:57	Bright	39.500	79	26Bet Per	2.3100	13100.	79	9086	No
355	GOM_NL__2PRFIN20031125_203322_000000392022_00014_09086_9126.N1	25-NOV-2003 20:33:22	Bright	38.500	175	39Del Per	3.0100	19400.	77	9086	No
356	GOM_NL__2PRFIN20031125_203608_000000362022_00014_09086_9127.N1	25-NOV-2003 20:36:08	Bright	36.000	68	18Alp Cas	2.2250	4500.0	72	9086	No
357	GOM_NL__2PRFIN20031125_203721_000000392022_00014_09086_9128.N1	25-NOV-2003 20:37:21	Bright	38.500	74	11Bet Cas	2.2680	6600.0	77	9086	No
358	GOM_NL__2PRFIN20031125_204426_000000392022_00014_09086_9129.N1	25-NOV-2003 20:44:26	Bright	39.000	49	1Alp UMi	1.9900	6300.0	78	9086	No
359	GOM_NL__2PRFIN20031125_204902_000000392022_00014_09086_9130.N1	25-NOV-2003 20:49:02	Bright	39.000	60	7Bet UMi	2.0810	3950.0	78	9086	No
360	GOM_NL__2PRFIN20031125_205124_000000392022_00014_09086_9131.N1	25-NOV-2003 20:51:24	Bright	38.500	119	14Eta Dra	2.7270	4700.0	77	9086	No
361	GOM_NL__2PRFIN20031125_205310_000000462022_00014_09086_9132.N1	25-NOV-2003 20:53:10	Bright	45.500	82	48Bet UMa	2.3650	10600.	91	9086	No
362	GOM_NL__2PRFIN20031125_205445_000000382022_00014_09086_9133.N1	25-NOV-2003 20:54:45	Bright	38.000	55	79Zet UMa	2.0600	10200.	76	9086	No
363	GOM_NL__2PRFIN20031125_205618_000000382022_00014_09086_9134.N1	25-NOV-2003 20:56:18	Bright	37.500	39	85Eta UMa	1.8540	24000.	75	9086	No
364	GOM_NL__2PRFIN20031125_205903_000000512022_00014_09086_9135.N1	25-NOV-2003 20:59:03	Bright	51.000	180	27Gam Boo	3.0400	8000.0	102	9086	No
365	GOM_NL__2PRFIN20031125_210204_000000372022_00014_09086_9136.N1	25-NOV-2003 21:02:04	Bright	36.500	83		2.3780	11000.	73	9086	No
366	GOM_NL__2PRFIN20031125_210435_000000362022_00014_09086_9137.N1	25-NOV-2003 21:04:35	Bright	35.500	3	16Alp Boo	-0.050000	4250.0	71	9086	No
367	GOM_NL__2PRFIN20031125_210732_000000622022_00014_09086_9138.N1	25-NOV-2003 21:07:32	Bright	62.000	96	68Del Leo	2.5600	9300.0	124	9086	No
368	GOM_NL__2PRFIN20031125_211106_000001302022_00014_09086_9139.N1	25-NOV-2003 21:11:06	Tw_i_and_stray	130.00	51	41Gam1Leo	2.0100	4500.0	260	9086	No
369	GOM_NL__2PRFIN20031125_211638_000000452022_00014_09086_9140.N1	25-NOV-2003 21:16:38	Tw_i_and_stray	44.500	163	7Del Crv	2.9450	11000.	89	9086	No
370	GOM_NL__2PRFIN20031125_211832_000000242022_00014_09086_9141.N1	25-NOV-2003 21:18:32	Dark	241.50	22	32Alp Leo	1.3600	15200.	483	9086	No
371	GOM_NL__2PRFIN20031125_212436_000000442022_00014_09086_9142.N1	25-NOV-2003 21:24:36	Dark	44.000	64	Gam Cen	2.2000	10600.	88	9086	No
372	GOM_NL__2PRFIN20031125_212548_000000432022_00014_09086_9143.N1	25-NOV-2003 21:25:48	Dark	43.000	99	Del Cen	2.5750	26000.	86	9086	No
373	GOM_NL__2PRFIN20031125_212710_000000422022_00014_09086_9144.N1	25-NOV-2003 21:27:10	Dark	41.500	20	Bet Cru	1.2530	30000.	83	9086	No
374	GOM_NL__2PRFIN20031125_212820_000000392022_00015_09087_9110.N1	25-NOV-2003 21:28:20	Dark	39.000	12	Alp1Cru	0.77500	30000.	78	9087	No
375	GOM_NL__2PRFIN20031125_213049_000000412022_00015_09087_9111.N1	25-NOV-2003 21:30:49	Dark	40.500	124	The Car	2.7640	30000.	81	9087	No
376	GOM_NL__2PRFIN20031125_213517_000000462022_00015_09087_9112.N1	25-NOV-2003 21:35:17	Dark	46.000	41	Eps Car	1.8600	4100.0	92	9087	No
377	GOM_NL__2PRFIN20031125_213654_000000522022_00015_09087_9113.N1	25-NOV-2003 21:36:54	Dark	51.500	34	Gam2Vel	1.7930	23000.	103	9087	No
378	GOM_NL__2PRFIN20031125_213824_000000602022_00015_09087_9114.N1	25-NOV-2003 21:38:24	Dark	59.500	70	Zet Pup	2.2460	39000.	119	9087	No
379	GOM_NL__2PRFIN20031125_214044_000000522022_00015_09087_9115.N1	25-NOV-2003 21:40:44	Dark	52.000	2	Alp Car	-0.73600	7000.0	104	9087	No
380	GOM_NL__2PRFIN20031125_214427_000000772022_00015_09087_9116.N1	25-NOV-2003 21:44:27	Dark	76.500	88	31Eta CMa	2.4480	20000.	153	9087	No
381	GOM_NL__2PRFIN20031125_214831_000000412022_00015_09087_9117.N1	25-NOV-2003 21:48:31	Straylight	41.000	157	The1Eri	2.9060	9300.0	82	9087	No
382	GOM_NL__2PRFIN20031125_215251_000000862022_00015_09087_9118.N1	25-NOV-2003 21:52:51	Straylight	86.000	47	2Bet CMa	1.9760	28000.	172	9087	No
383	GOM_NL__2PRFIN20031125_215531_000000502022_00015_09087_9119.N1	25-NOV-2003 21:55:31	Straylight	50.000	165	34Gam Eri	2.9500	3200.0	100	9087	No
384	GOM_NL__2PRFIN20031125_215722_000000702022_00015_09087_9120.N1	25-NOV-2003 21:57:22	Straylight	69.500	7	19Bet Ori	0.10000	14000.	139	9087	No
385	GOM_NL__2PRFIN20031125_220054_000000752022_00015_09087_9121.N1	25-NOV-2003 22:00:54	Tw_i_and_stray	75.000	30	46Eps Ori	1.6940	30000.	150	9087	No
386	GOM_NL__2PRFIN20031125_220351_000000802022_00015_09087_9122.N1	25-NOV-2003 22:03:51	Bright	79.500	27	24Gam Ori	1.6360	26000.	159	9087	No
387	GOM_NL__2PRFIN20031125_220640_000000422022_00015_09087_9123.N1	25-NOV-2003 22:06:40	Bright	41.500	50	13Alp Ari	2.0070	4250.0	83	9087	No
388	GOM_NL__2PRFIN20031125_220947_000000392022_00015_09087_9124.N1	25-NOV-2003 22:09:47	Bright	39.000	173	4Bet Tri	3.0040	8900.0	78	9087	No
389	GOM_NL__2PRFIN20031125_221134_000000382022_00015_09087_9125.N1	25-NOV-2003 22:11:34	Bright	38.000	79	26Bet Per	2.3100	13100.	76	9087	No
390	GOM_NL__2PRFIN20031125_221357_000000402022_00015_09087_9126.N1	25-NOV-2003 22:13:57	Bright	40.000	175	39Del Per	3.0100	19400.	80	9087	No
391	GOM_NL__2PRFIN20031125_221644_000000402022_00015_09087_9127.N1	25-NOV-2003 22:16:44	Bright	39.500	68	18Alp Cas	2.2250	4500.0	79	9087	No
392	GOM_NL__2PRFIN20031125_221758_000000372022_00015_09087_9128.N1	25-NOV-2003 22:17:58	Bright	37.000	74	11Bet Cas	2.2680	6600.0	74	9087	No
393	GOM_NL__2PRFIN20031125_222502_000000392022_00015_09087_9129.N1	25-NOV-2003 22:25:02	Bright	39.000	49	1Alp UMi	1.9900	6300.0	78	9087	No
394	GOM_NL__2PRFIN20031125_222938_000000362022_00015_09087_9130.N1	25-NOV-2003 22:29:38	Bright	36.000	60	7Bet UMi	2.0810	3950.0	72	9087	No
395	GOM_NL__2PRFIN20031125_223200_000000382022_00015_09087_9131.N1	25-NOV-2003 22:32:00	Bright	38.000	119	14Eta Dra	2.7270	4700.0	76	9087	No
396	GOM_NL__2PRFIN20031125_223346_000000452022_00015_09087_9132.N1	25-NOV-2003 22:33:46	Bright	45.000	82	48Bet UMa	2.3650	10600.	90	9087	No

397	GOM_NL__2PRFIN20031125_223521_000000382022_00015_09087_9133.N1	25-NOV-2003 22:35:21	Bright	38.000	55	79Zet UMa	2.0600	10200.	76	9087	No
398	GOM_NL__2PRFIN20031125_223654_000000532022_00015_09087_9134.N1	25-NOV-2003 22:36:54	Bright	53.000	39	85Eta UMa	1.8540	24000.	106	9087	No
399	GOM_NL__2PRFIN20031125_223941_000000452022_00015_09087_9135.N1	25-NOV-2003 22:39:41	Bright	45.000	180	27Gam Boo	3.0400	8000.0	90	9087	No
400	GOM_NL__2PRFIN20031125_224239_000000392022_00015_09087_9136.N1	25-NOV-2003 22:42:39	Bright	39.000	83		2.3780	11000.	78	9087	No
401	GOM_NL__2PRFIN20031125_224511_000000372022_00015_09087_9137.N1	25-NOV-2003 22:45:11	Bright	36.500	3	16Alp Boo	-0.050000	4250.0	73	9087	No
402	GOM_NL__2PRFIN20031125_224809_000000642022_00015_09087_9138.N1	25-NOV-2003 22:48:09	Bright	63.500	96	68Del Leo	2.5600	9300.0	127	9087	No
403	GOM_NL__2PRFIN20031125_225143_000001312022_00015_09087_9139.N1	25-NOV-2003 22:51:43	Twilight	130.50	51	41Gam1Leo	2.0100	4500.0	261	9087	No
404	GOM_NL__2PRFIN20031125_225713_000000472022_00015_09087_9140.N1	25-NOV-2003 22:57:13	Twilight	46.500	163	7Del Crv	2.9450	11000.	93	9087	No
405	GOM_NL__2PRFIN20031125_225912_000002552022_00015_09087_9141.N1	25-NOV-2003 22:59:12	Dark	255.00	22	32Alp Leo	1.3600	15200.	510	9087	No
406	GOM_NL__2PRFIN20031125_230510_000000452022_00015_09087_9142.N1	25-NOV-2003 23:05:10	Dark	44.500	64	Gam Cen	2.2000	10600.	89	9087	No
407	GOM_NL__2PRFIN20031125_230627_000000412022_00015_09087_9143.N1	25-NOV-2003 23:06:27	Dark	40.500	99	Del Cen	2.5750	26000.	81	9087	No
408	GOM_NL__2PRFIN20031125_230746_000000442022_00015_09087_9144.N1	25-NOV-2003 23:07:46	Dark	44.000	20	Bet Cru	1.2530	30000.	88	9087	No
409	GOM_NL__2PRFIN20031125_230856_000000512022_00016_09088_9112.N1	25-NOV-2003 23:08:56	Dark	50.500	12	Alp1Cru	0.77500	30000.	101	9088	No
410	GOM_NL__2PRFIN20031125_231126_000000412022_00016_09088_9113.N1	25-NOV-2003 23:11:26	Dark	41.000	124	The Car	2.7640	30000.	82	9088	No
411	GOM_NL__2PRFIN20031125_231553_000000462022_00016_09088_9114.N1	25-NOV-2003 23:15:53	Dark	46.000	41	Eps Car	1.8600	4100.0	92	9088	No
412	GOM_NL__2PRFIN20031125_231731_000000512022_00016_09088_9115.N1	25-NOV-2003 23:17:31	Dark	50.500	34	Gam2Vel	1.7930	23000.	101	9088	No
413	GOM_NL__2PRFIN20031125_231859_000000612022_00016_09088_9116.N1	25-NOV-2003 23:18:59	Dark	60.500	70	Zet Pup	2.2460	39000.	121	9088	No
414	GOM_NL__2PRFIN20031125_232120_000000572022_00016_09088_9117.N1	25-NOV-2003 23:21:20	Dark	57.000	2	Alp Car	-0.73600	7000.0	114	9088	No
415	GOM_NL__2PRFIN20031125_232504_000000772022_00016_09088_9118.N1	25-NOV-2003 23:25:04	Dark	76.500	88	31Eta CMa	2.4480	20000.	153	9088	No
416	GOM_NL__2PRFIN20031125_232906_000000392022_00016_09088_9119.N1	25-NOV-2003 23:29:06	Straylight	38.500	157	The1Eri	2.9060	9300.0	77	9088	No
417	GOM_NL__2PRFIN20031125_233327_000000802022_00016_09088_9120.N1	25-NOV-2003 23:33:27	Straylight	79.500	47	2Bet CMa	1.9760	28000.	159	9088	No
418	GOM_NL__2PRFIN20031125_233606_000000482022_00016_09088_9121.N1	25-NOV-2003 23:36:06	Straylight	48.000	165	34Gam Eri	2.9500	3200.0	96	9088	No
419	GOM_NL__2PRFIN20031125_233757_000000732022_00016_09088_9122.N1	25-NOV-2003 23:37:57	Straylight	72.500	7	19Bet Ori	0.10000	14000.	145	9088	No
420	GOM_NL__2PRFIN20031125_234130_000000762022_00016_09088_9123.N1	25-NOV-2003 23:41:30	Twilight	76.000	30	46Eps Ori	1.6940	30000.	152	9088	No
421	GOM_NL__2PRFIN20031125_234426_000000822022_00016_09088_9124.N1	25-NOV-2003 23:44:26	Bright	81.500	27	24Gam Ori	1.6360	26000.	163	9088	No
422	GOM_NL__2PRFIN20031125_234716_000000412022_00016_09088_9125.N1	25-NOV-2003 23:47:16	Bright	40.500	50	13Alp Ari	2.0070	4250.0	81	9088	No
423	GOM_NL__2PRFIN20031125_235023_000000392022_00016_09088_9126.N1	25-NOV-2003 23:50:23	Bright	38.500	173	4Bet Tri	3.0040	8900.0	77	9088	No
424	GOM_NL__2PRFIN20031125_235209_000000382022_00016_09088_9127.N1	25-NOV-2003 23:52:09	Bright	37.500	79	26Bet Per	2.3100	13100.	75	9088	No
425	GOM_NL__2PRFIN20031125_235434_000000392022_00016_09088_9128.N1	25-NOV-2003 23:54:34	Bright	39.000	175	39Del Per	3.0100	19400.	78	9088	No
426	GOM_NL__2PRFIN20031125_235720_000000402022_00016_09088_9129.N1	25-NOV-2003 23:57:20	Bright	40.000	68	18Alp Cas	2.2250	4500.0	80	9088	No
427	GOM_NL__2PRFIN20031125_235834_000000402022_00016_09088_9130.N1	25-NOV-2003 23:58:34	Bright	39.500	74	11Bet Cas	2.2680	6600.0	79	9088	No

3. Quality information per product

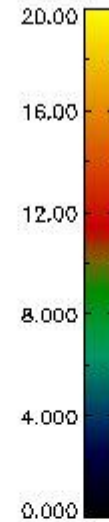
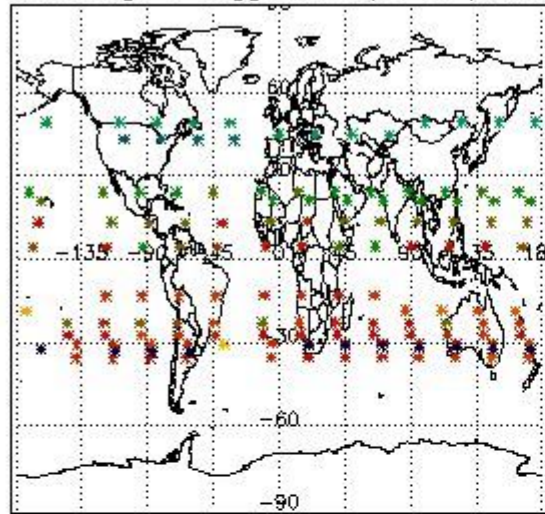
In this section it is plotted some information contained in the Quality Summary data set of the level 2 products. Only products in dark limb conditions and without errors (error flag in the MPH set to "0") are used.

3.1 Plot quality information per product (time dependant)

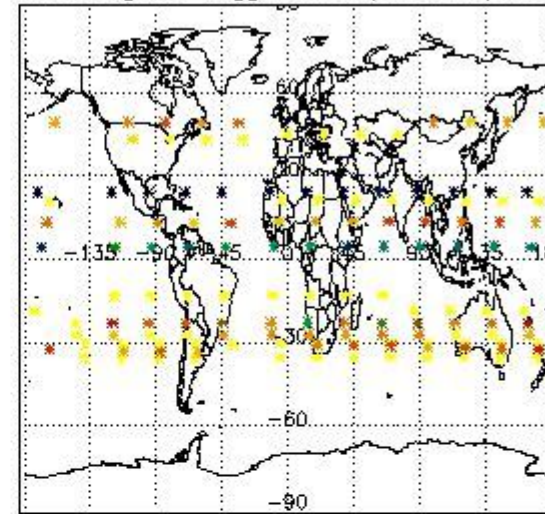


3.2 Plot quality information per product (world map)


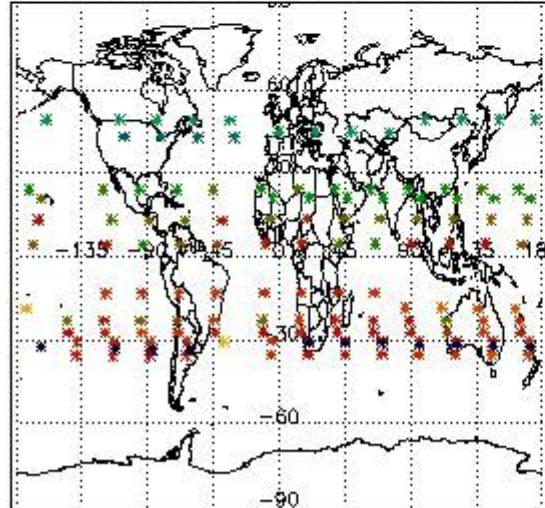
Percentage of flagged data per O3 profile



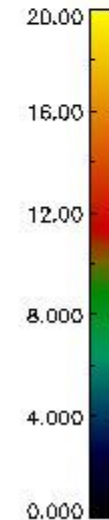
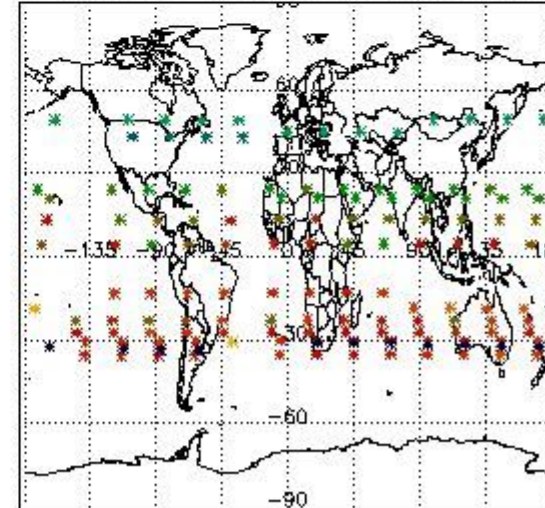
Percentage of flagged data per H2O profile



Percentage of flagged data per NO2 profile



Percentage of flagged data per NO3 profile

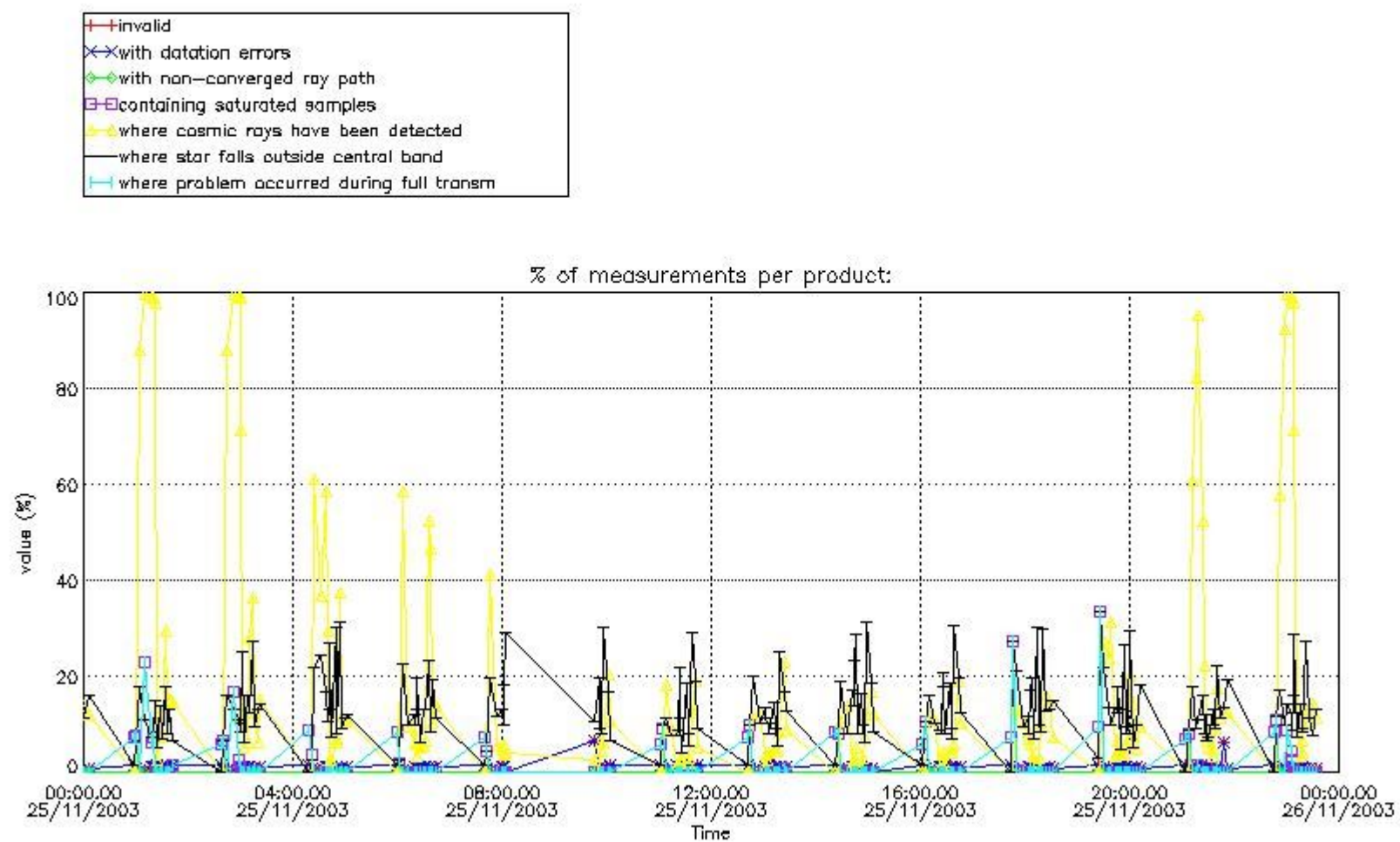


4. Level 1 quality information per product

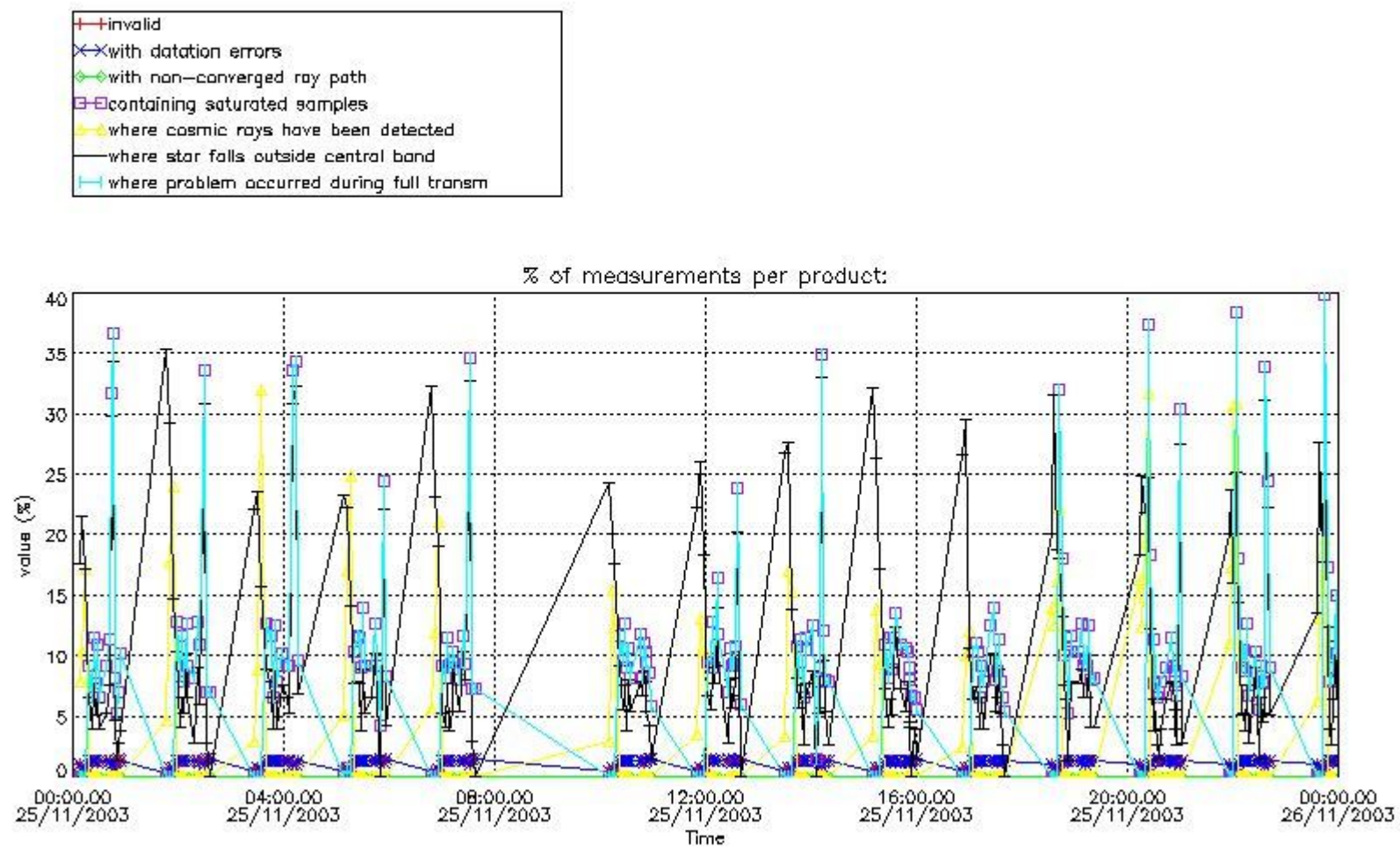
In this section it is plotted some information contained in the Quality Summary data set of the level 2 products that comes from the level 1b processing. Products without errors (error flag in the MPH set to "0") are used.

4.1 Plot quality information per product (time dependant) coming from level 1b processing

4.1.1 Plot level 1 quality information per product (time dependant): ENVISAT ASCENDING passes



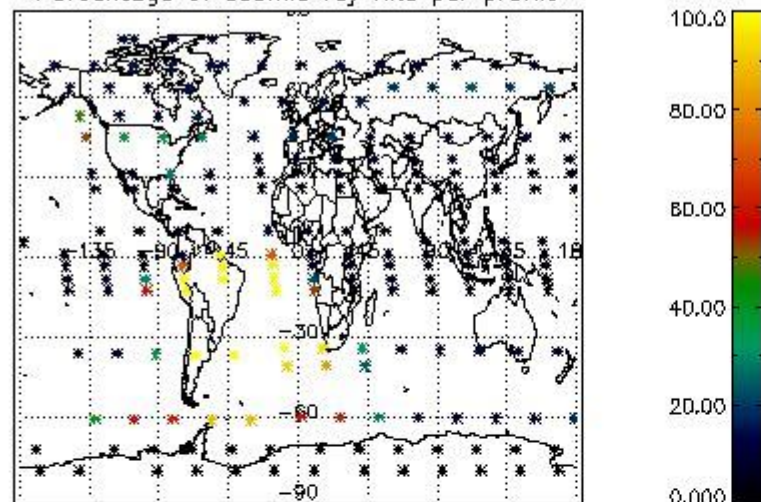
4.1.2 Plot level 1 quality information per product (time dependant): ENVI SAT DESCENDING passes



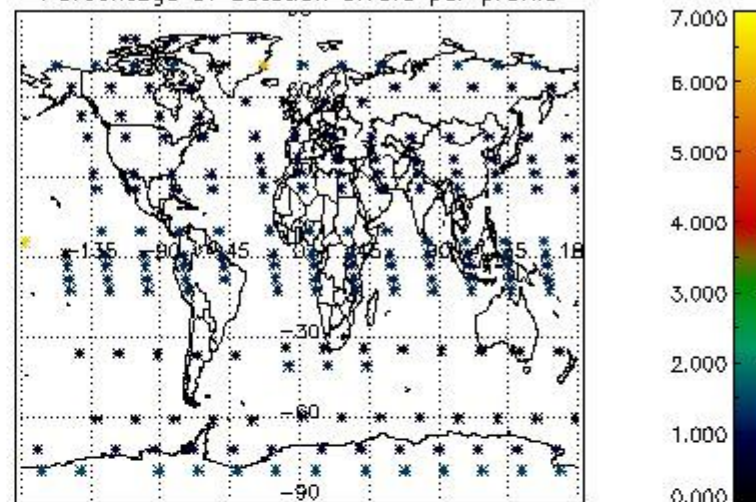
4.2 Plot quality information per product coming from level 1b processing (world map)

4.2.1 Plot level 1 quality information per product (world map): ENVISAT ASCENDING passes

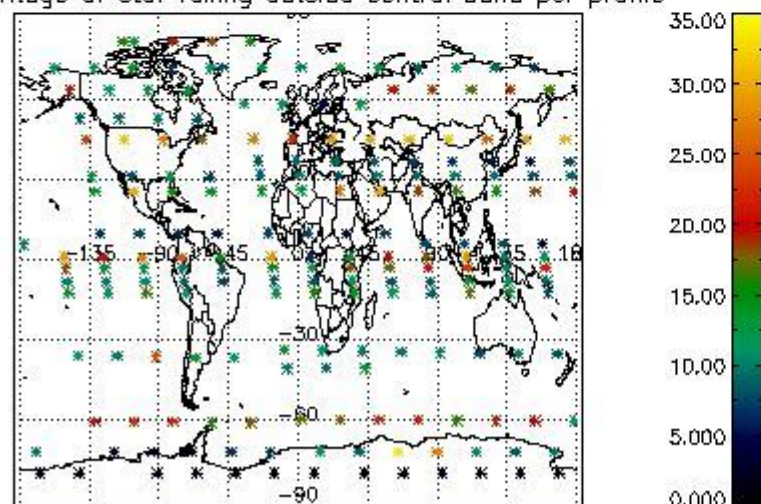
Percentage of cosmic ray hits per profile



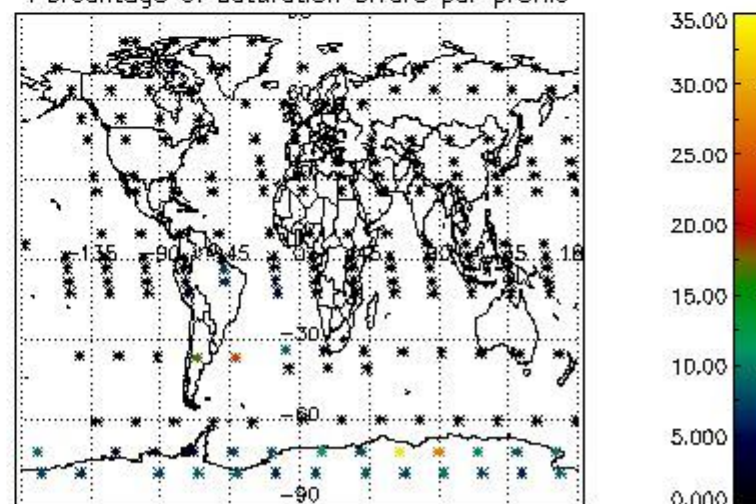
Percentage of datation errors per profile



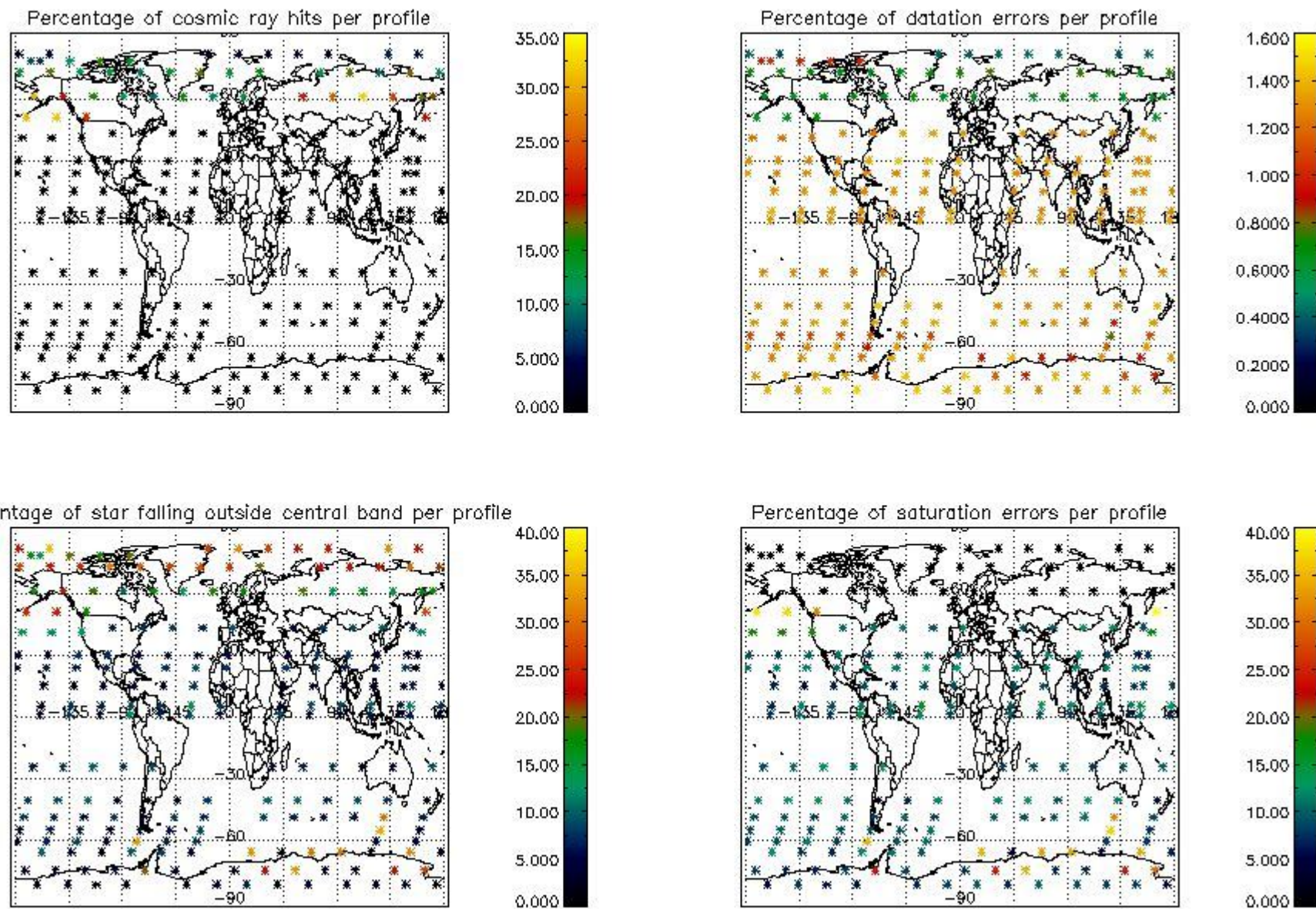
Percentage of star falling outside central band per profile



Percentage of saturation errors per profile



4.2.2 Plot level 1 quality information per product (world map): ENVISAT DESCENDING passes



5. Trace gas profiles

5.1 Ozone statistics based on quality of products

The final quality of the products can be "measured" using the STD (Standard Deviation) attached to every point profile. This information is written to the parameter GOM_NL__2P/NL_LOCAL_SPECIES_DENSITY/o3_std of the level 2 products. The table below shows the statistics for given STD ranges.

The statistics are given with respect to the overall valid production:

- Products without fatal errors: GOM_NL__2P/MPH/PRODUCT_ERR=0
- Valid point profile: GOM_NL__2P/NL_LOCAL_SPECIES_DENSITY/pcd(0)=0

The 'Criteria' is applied to valid points of dark limb products:

- Products in dark limb illumination condition: GOM_NL__2P/NL_SUMMARY_QUALITY/obs_ill_cond=0
- Products without fatal errors: GOM_NL__2P/MPH/PRODUCT_ERR=0
- Valid point profile: GOM_NL__2P/NL_LOCAL_SPECIES_DENSITY/pcd(0)=0

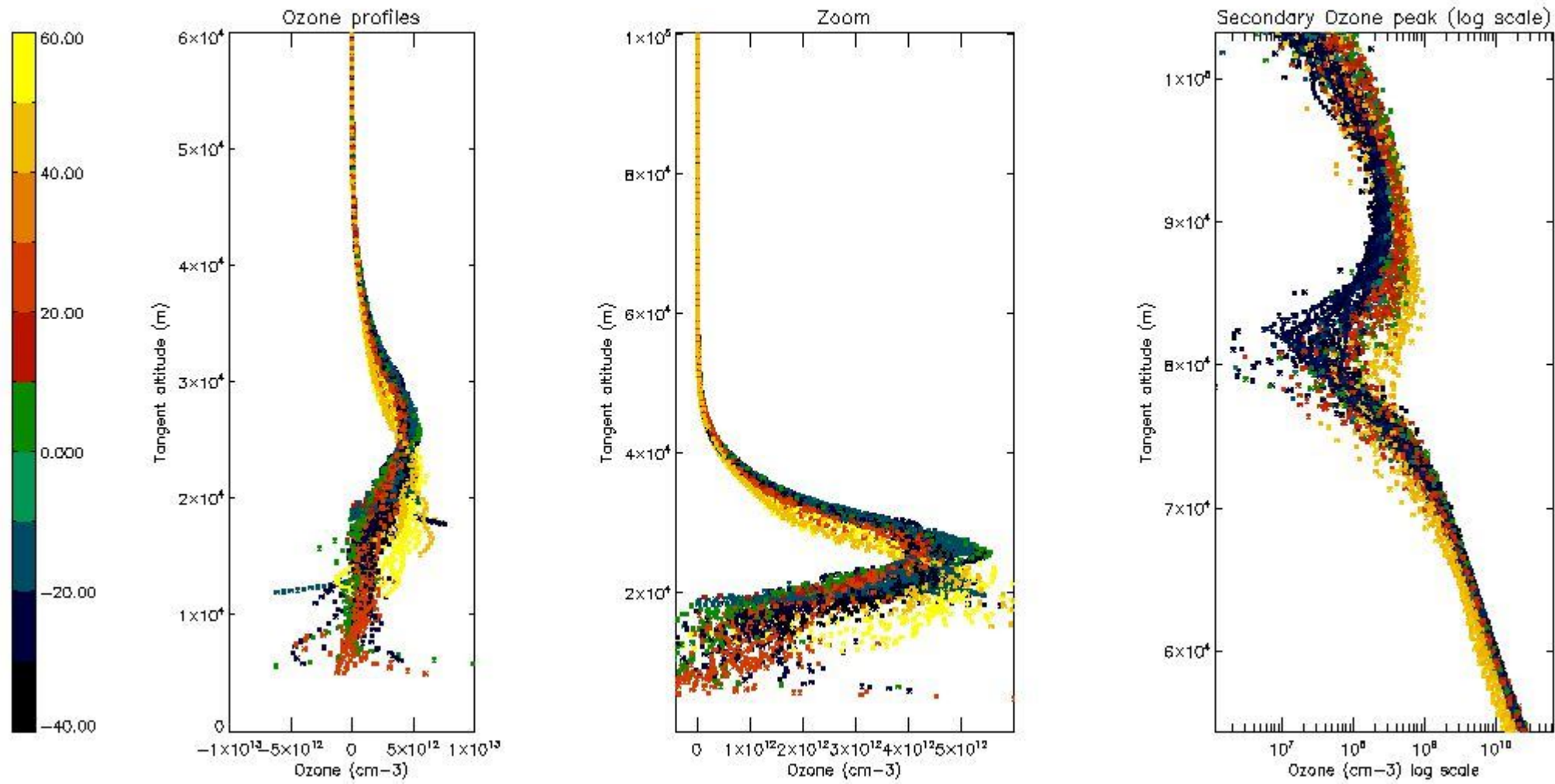
So, the table below shows the percentage of dark limb and valid observations for each criteria with respect to the overall valid daily observations.

Criteria	% of total production
All STD	39
STD < 20	27

STD < 10	25
STD < 5	21

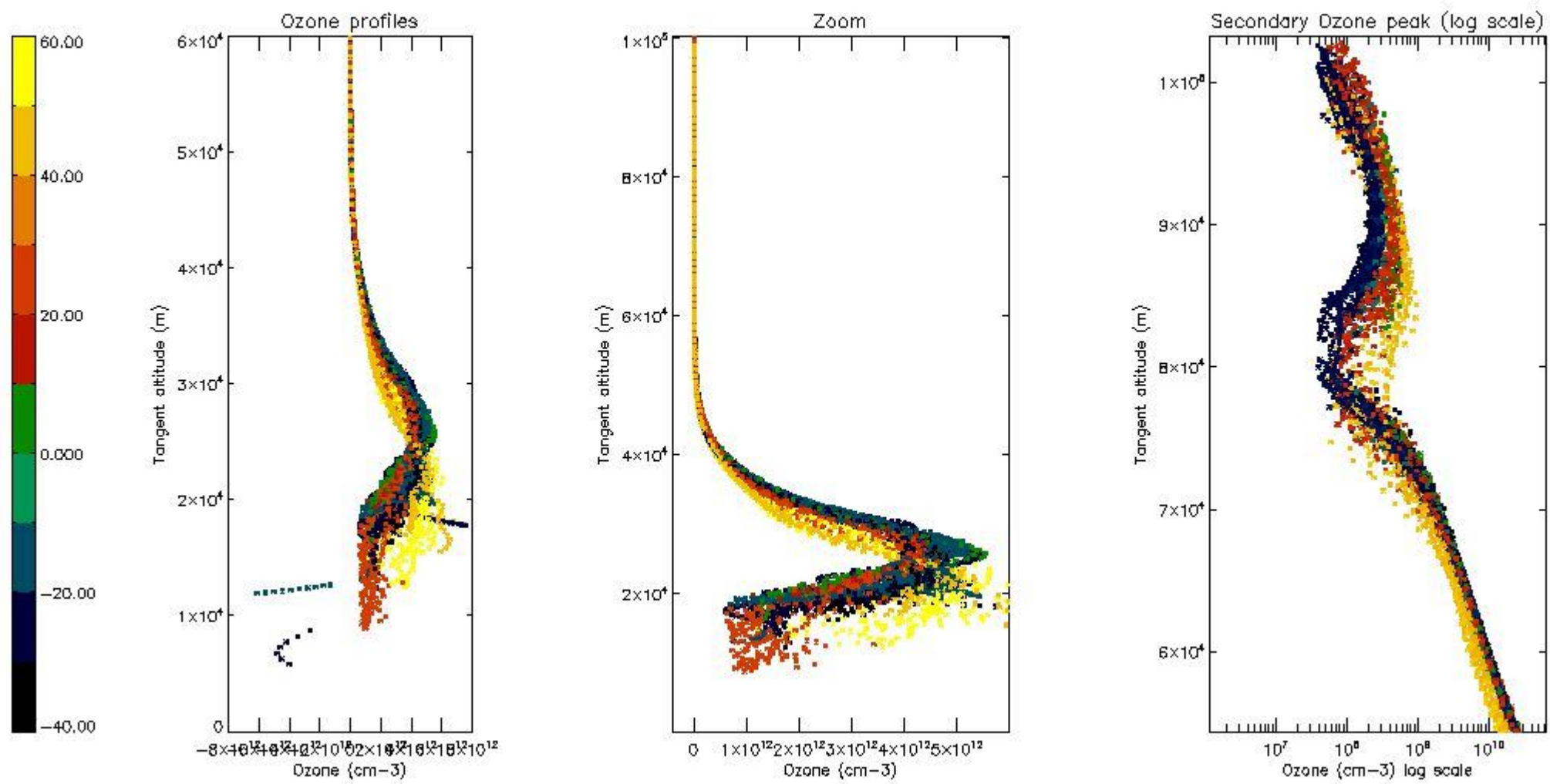
5.2 Plot ozone profiles for all STD (dark without errors)

The colorbar represents the latitude.



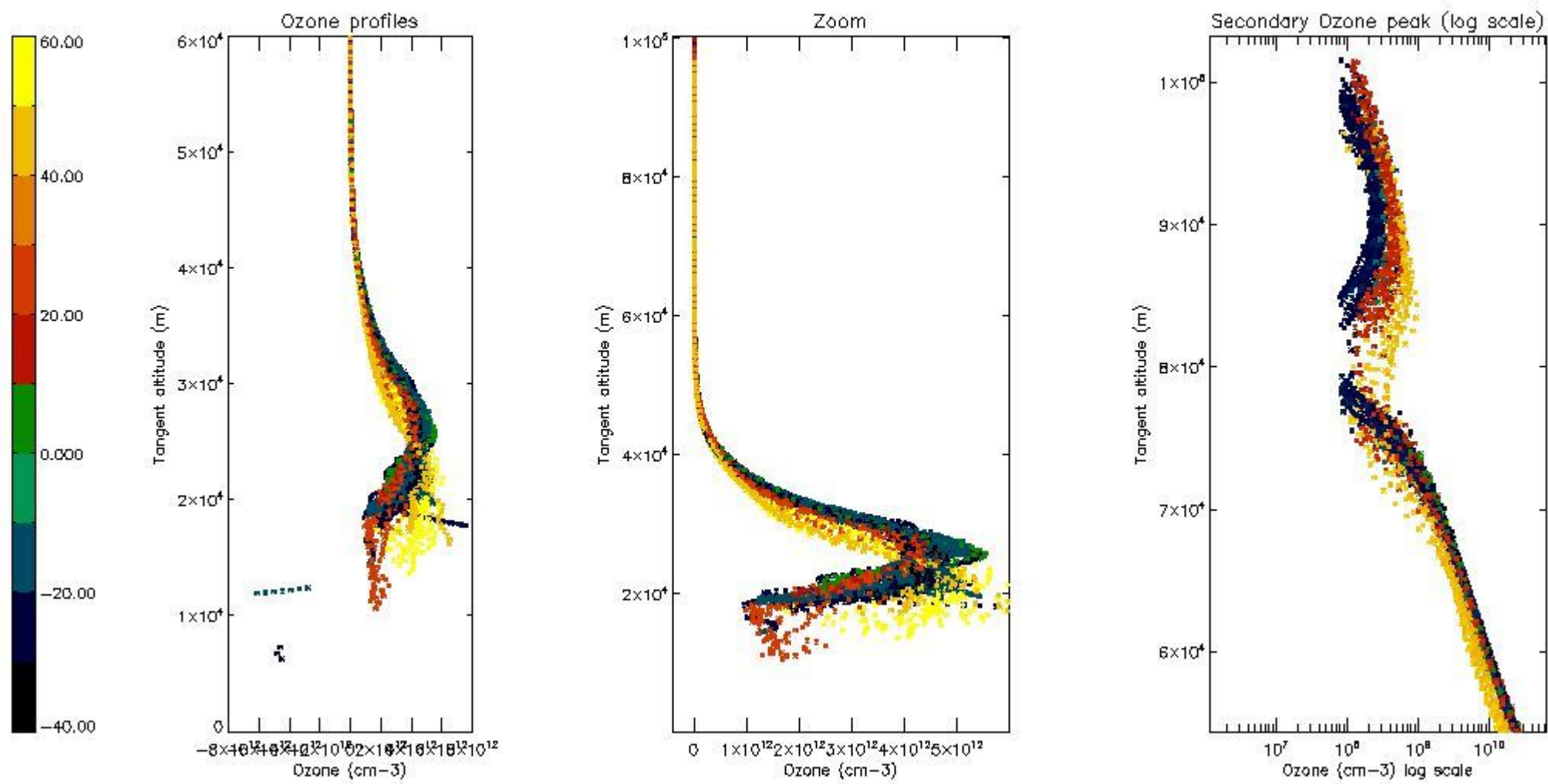
5.3 Plot ozone profiles where STD < 20% (dark without errors)

The colorbar represents the latitude.



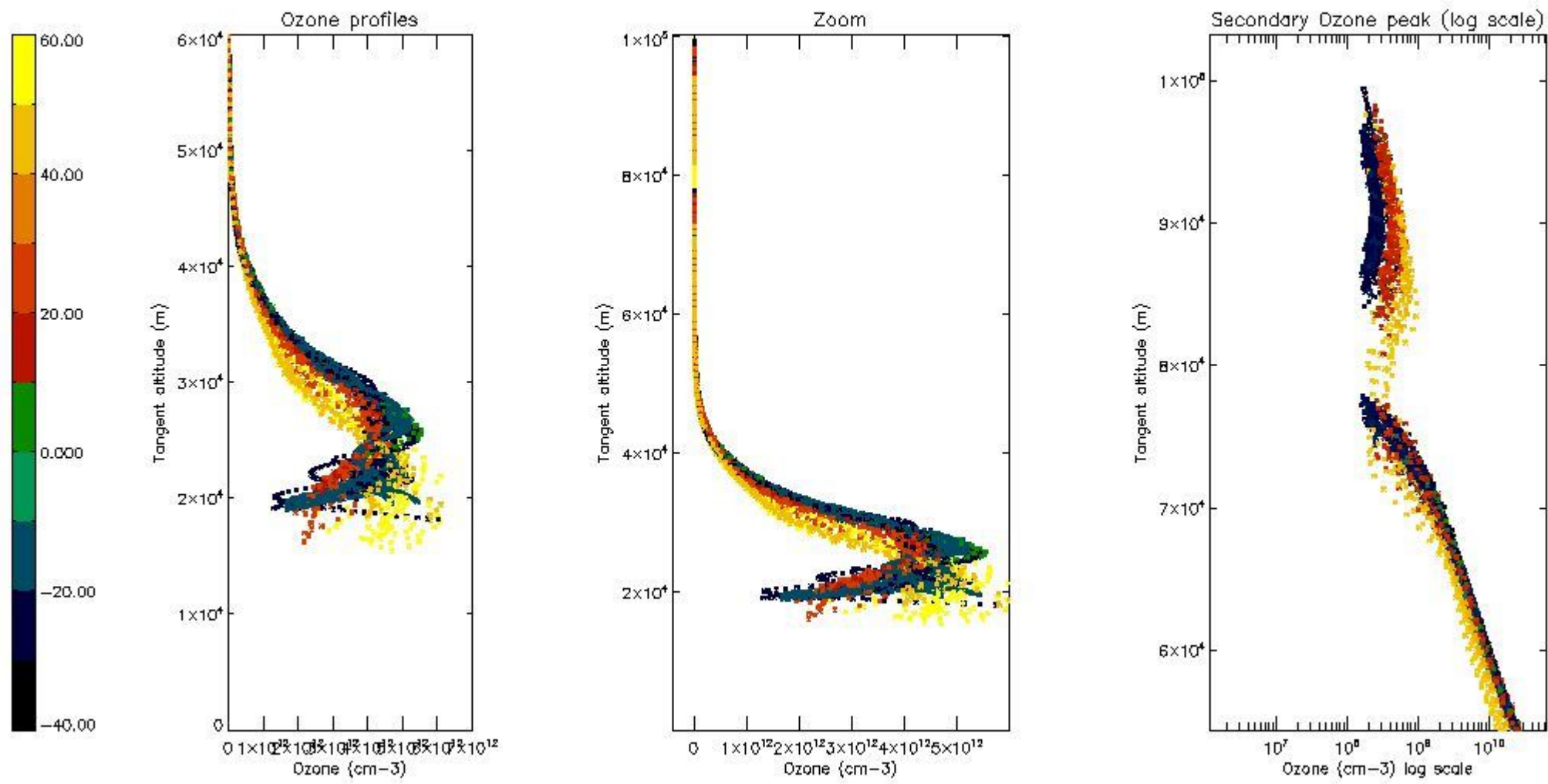
5.4 Plot ozone profiles where STD < 10% (dark without errors)

The colorbar represents the latitude.



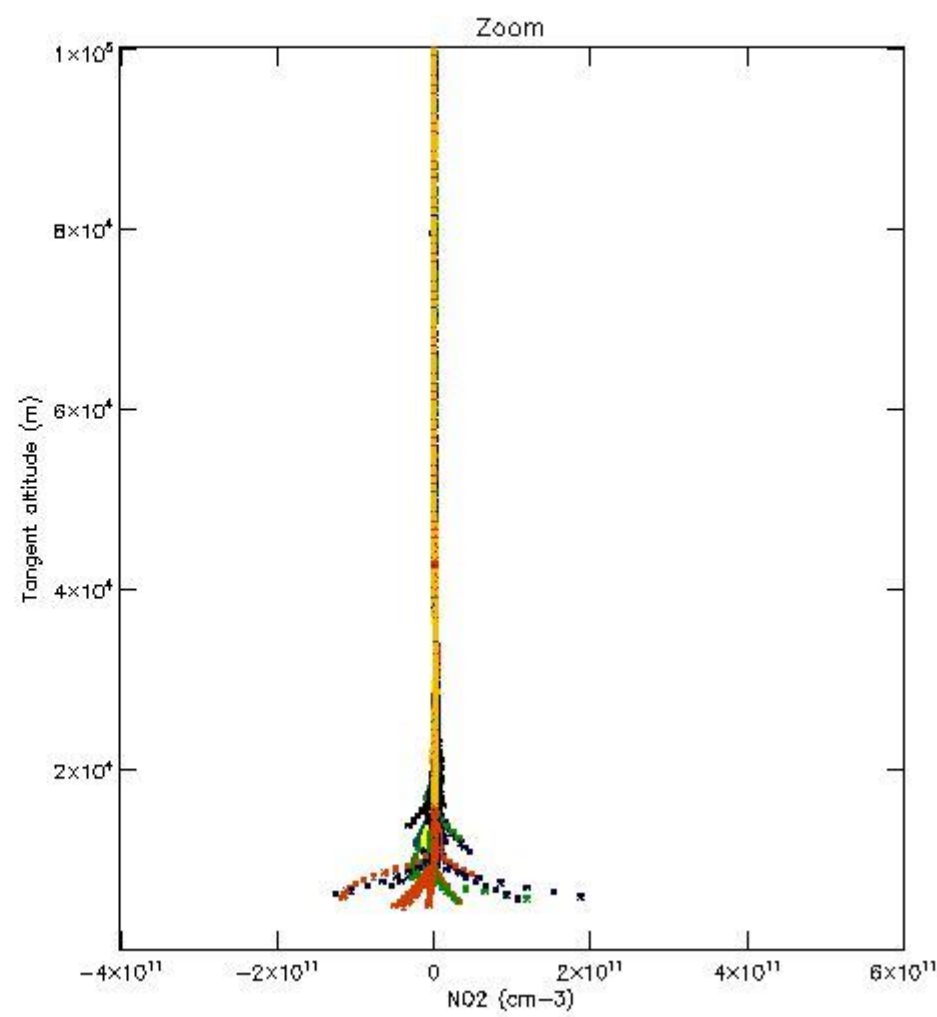
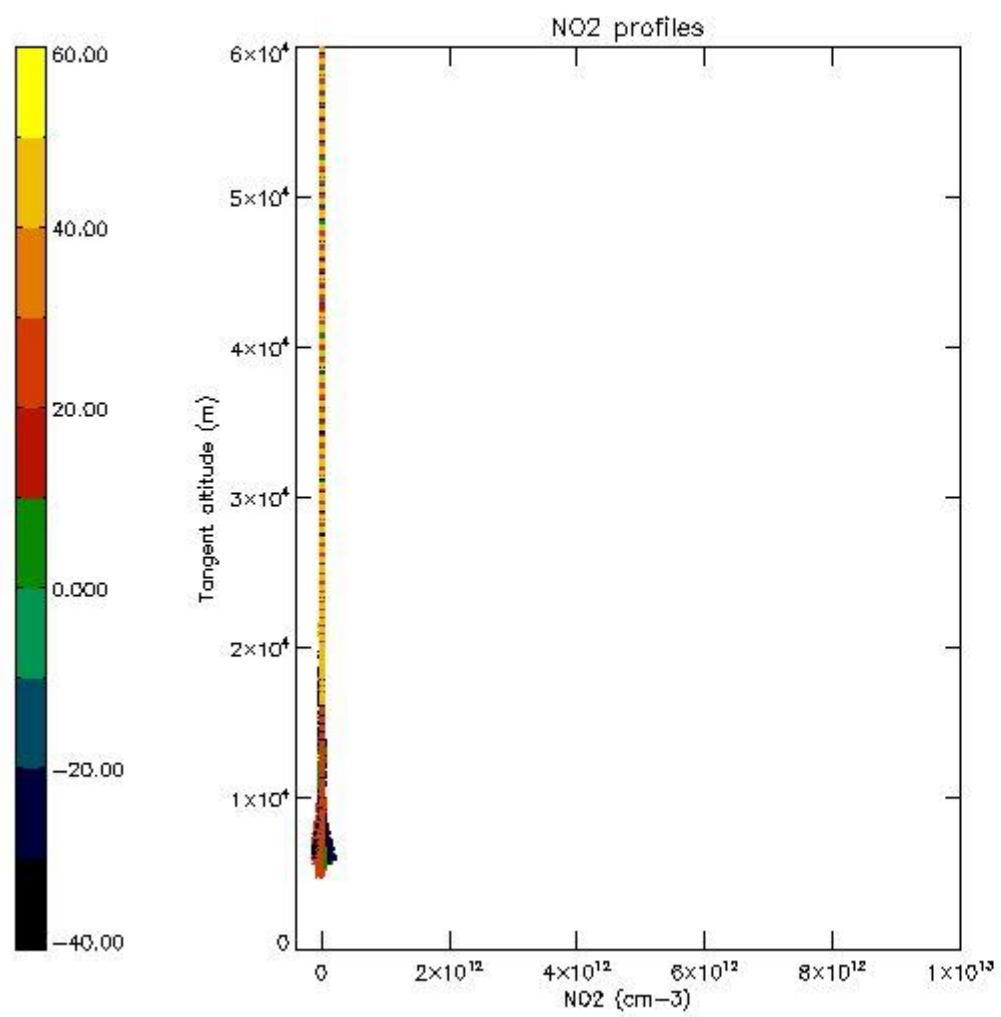
5.5 Plot ozone profiles where STD < 5% (dark without errors)

The colorbar represents the latitude.



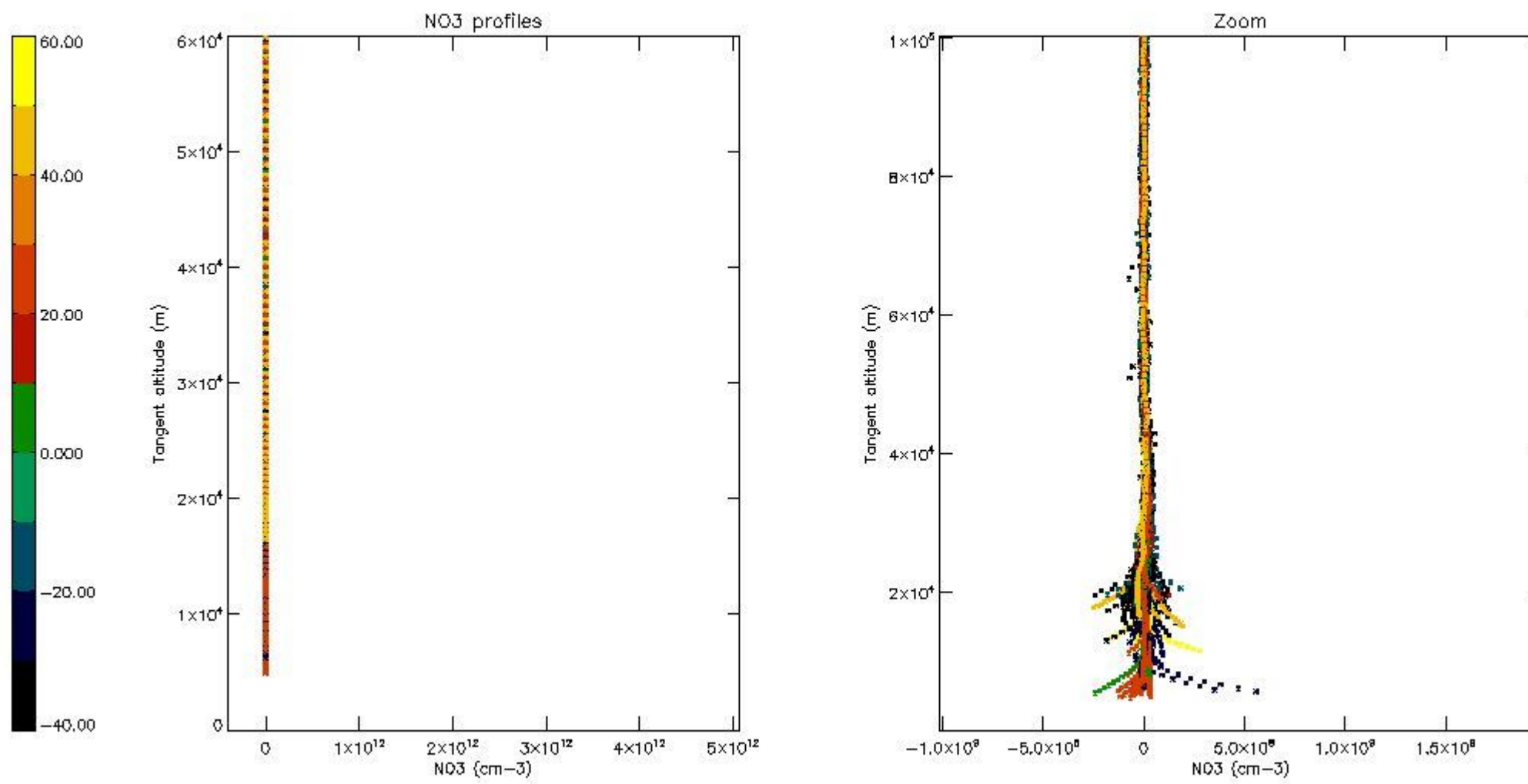
5.6 Plot NO₂ profiles for all STD (dark without errors)

The colorbar represents the latitude.



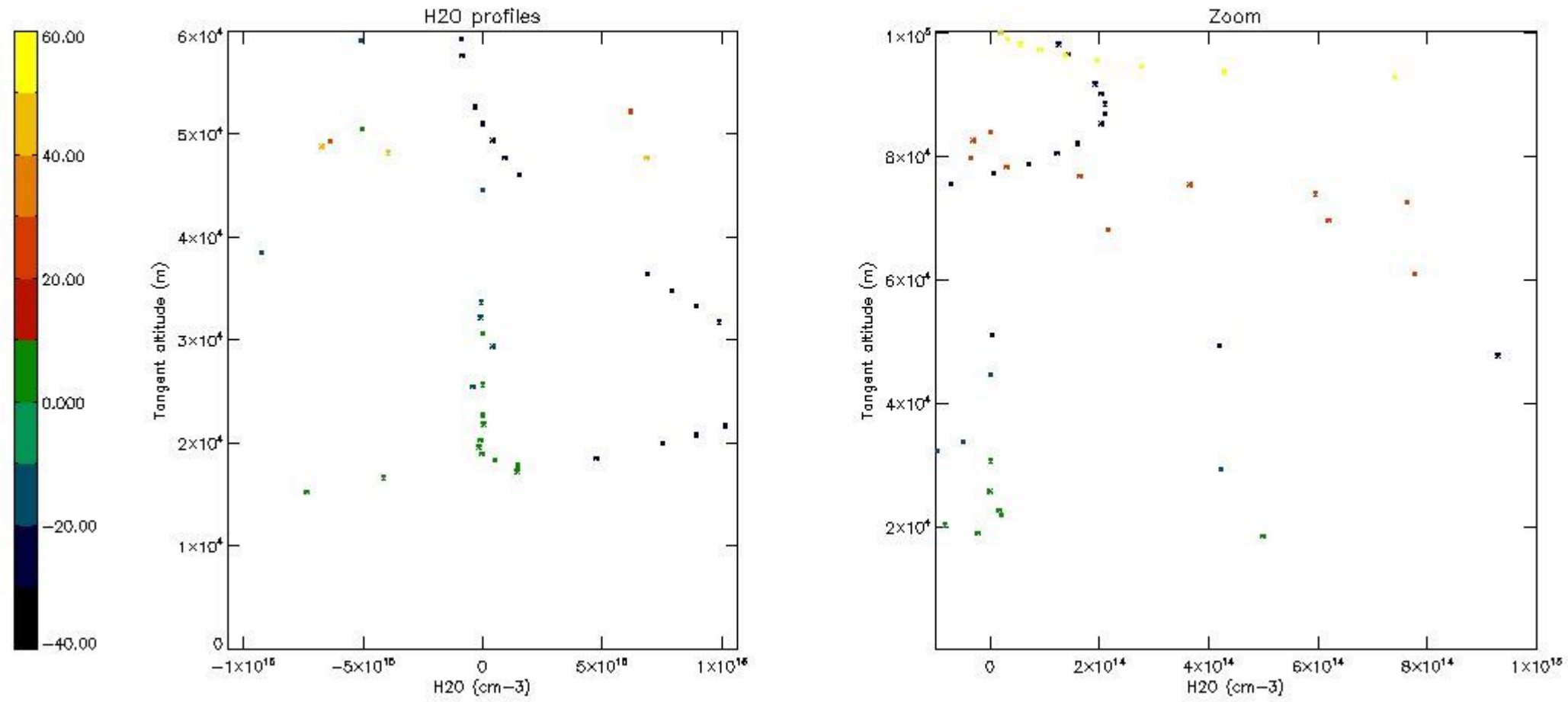
5.7 Plot NO3 profiles for all STD (dark without errors)

The colorbar represents the latitude.



5.8 Plot H2O profiles for all STD (only for occultations of stars 1,2,3,4,13,14,16,26,63 dark without errors)

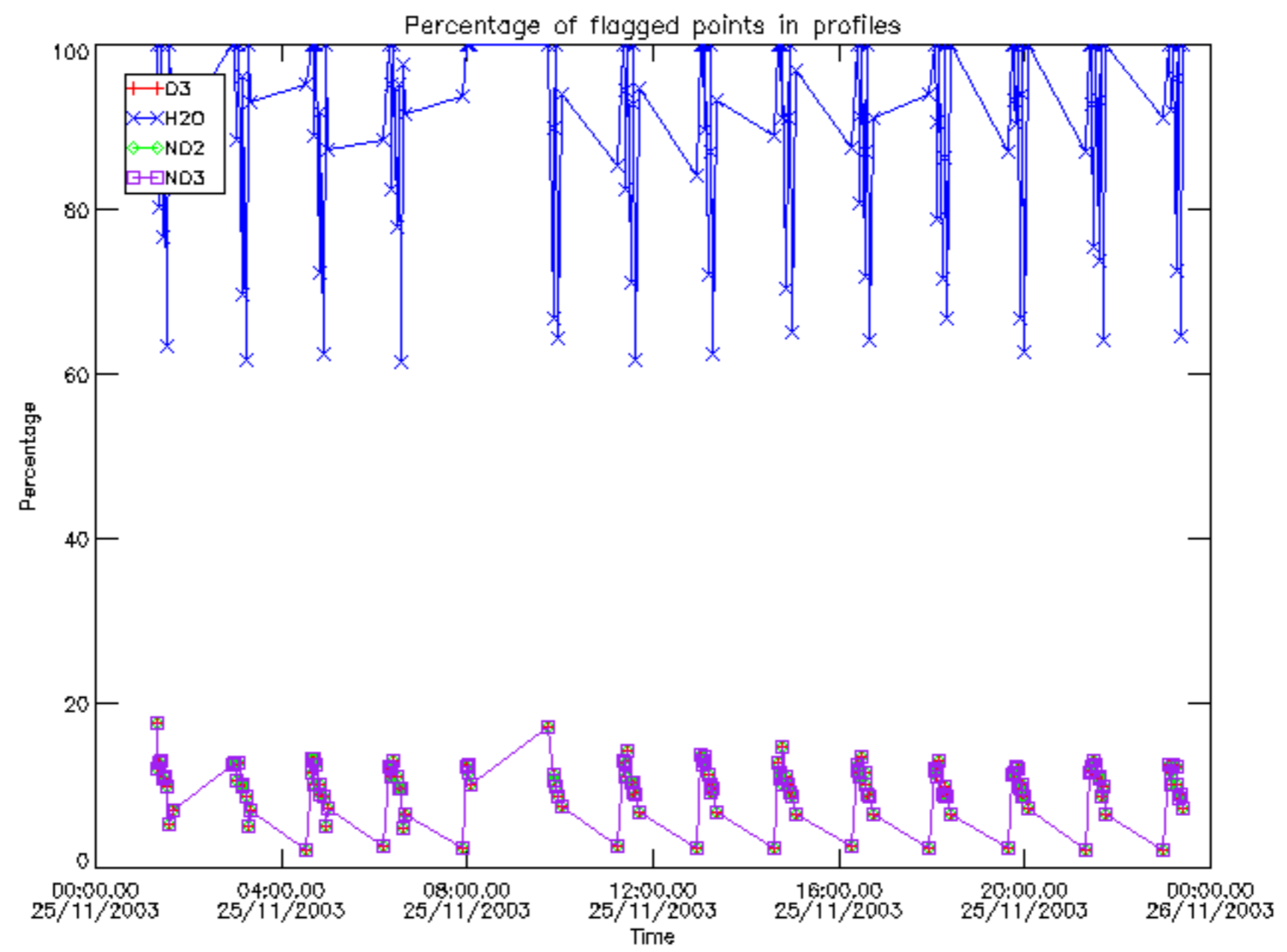
The colorbar represents the latitude.



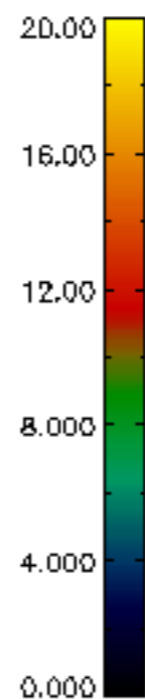
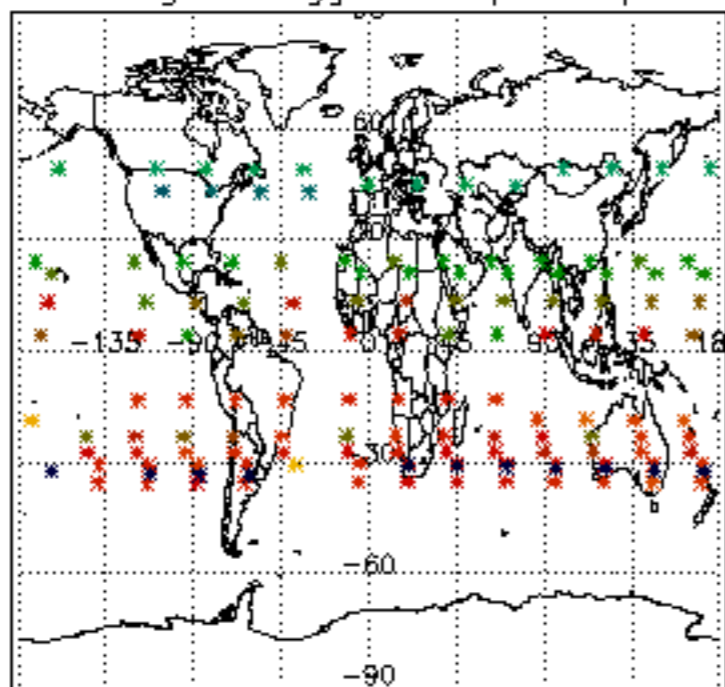
6. Auxiliary Data Files used for the production reported in section 2

The number reported in the third column indicates since which file (see list in section 2) the corresponding auxiliary file has been used. The fourth column is the date of those product files.

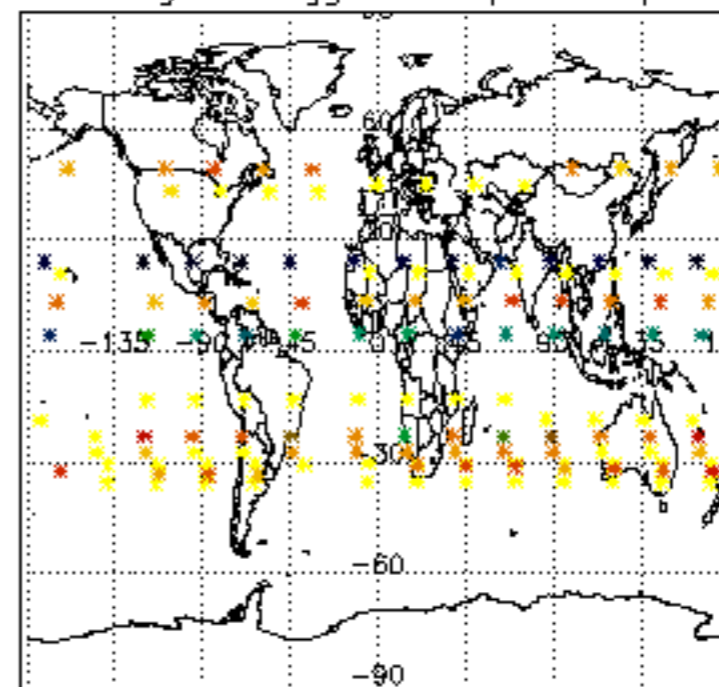
Type	Auxiliary Filename	Used since product	Used since product date
INST_PHYS_CHARACTERISTICS	GOM_INS_AXVIEC20091111_143220_20030716_120000_20500101_000000	1	25-NOV-2003 00:00:41
LEVEL-2_PROC_CONFIG	GOM_PR2_AXVIEC20091111_152718_20020301_000000_20500101_000000	1	25-NOV-2003 00:00:41
CROSS_SECTIONS_FILE	GOM_CRS_AXVIEC20091111_154832_20020301_000000_20500101_000000	1	25-NOV-2003 00:00:41



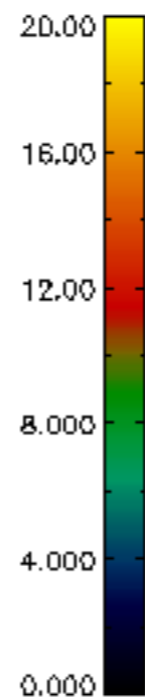
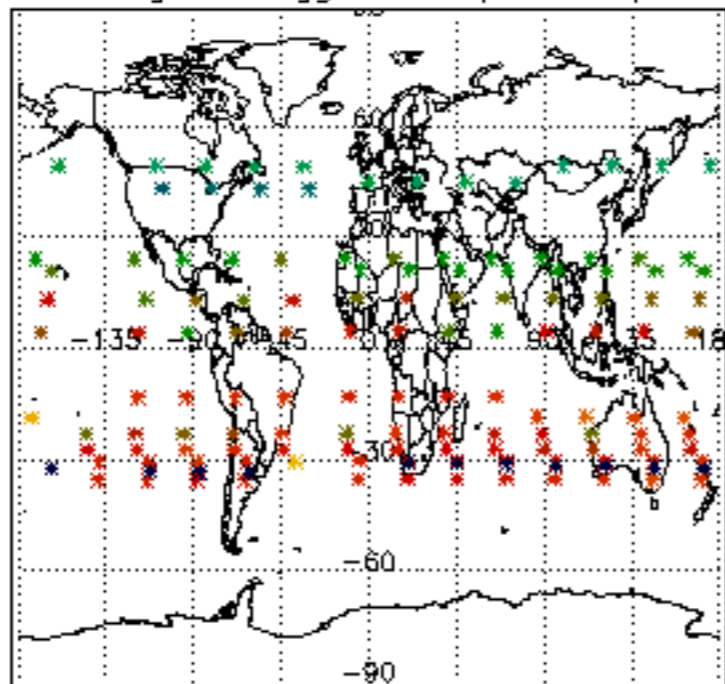
Percentage of flagged data per D3 profile



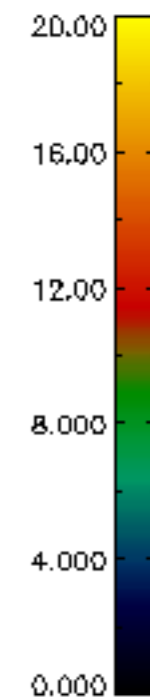
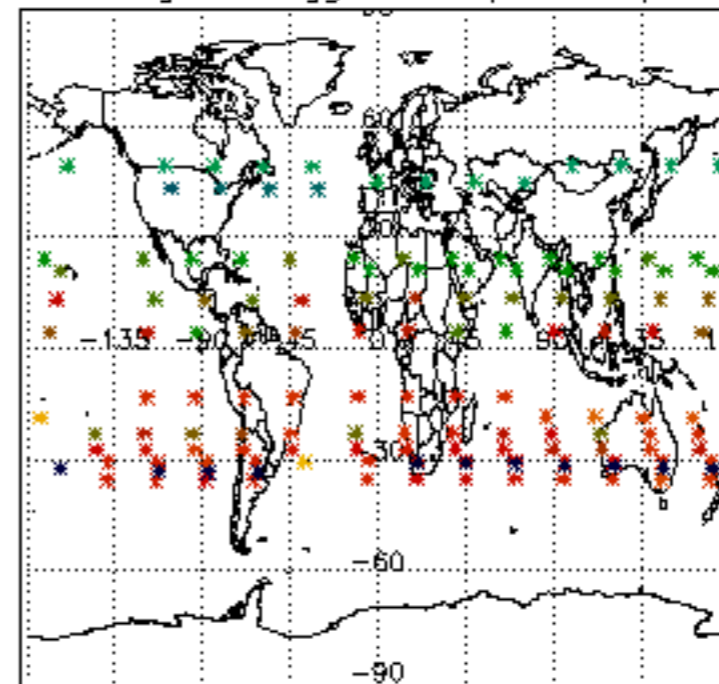
Percentage of flagged data per H2O profile

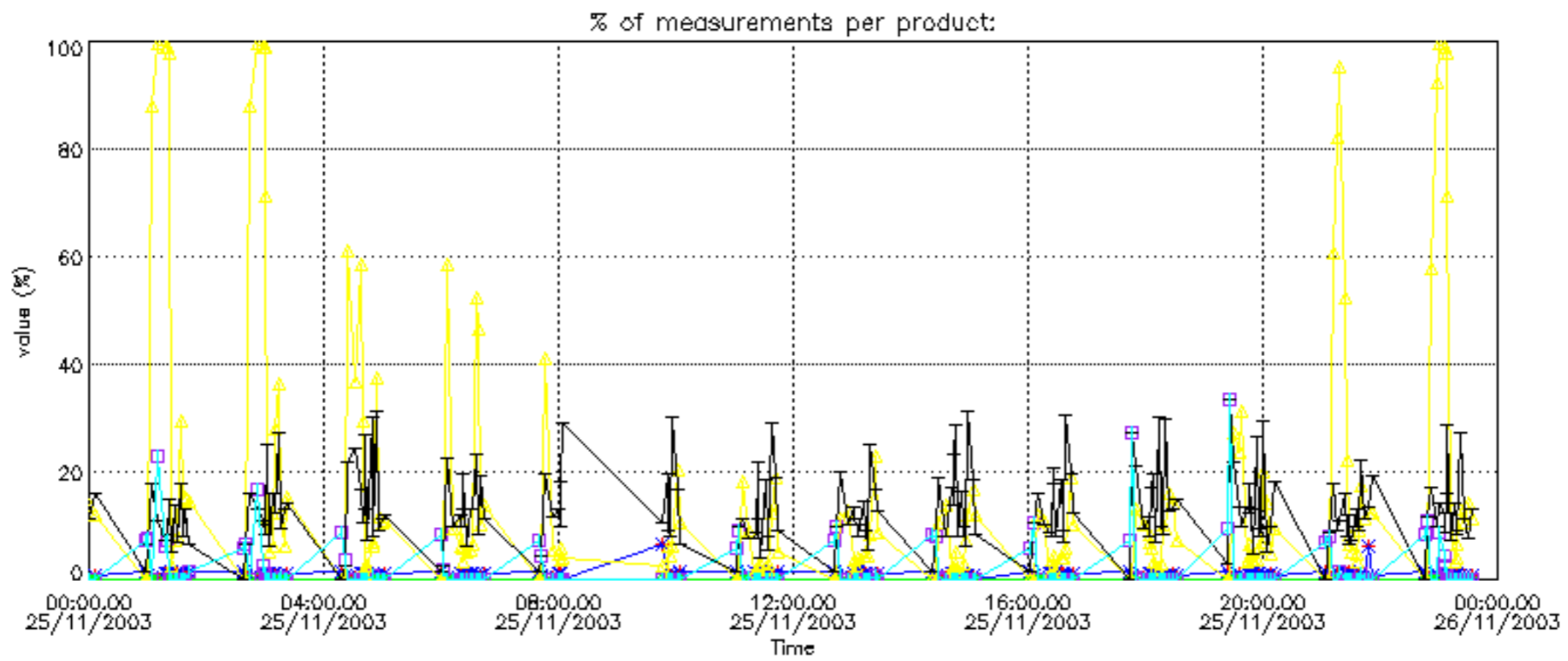


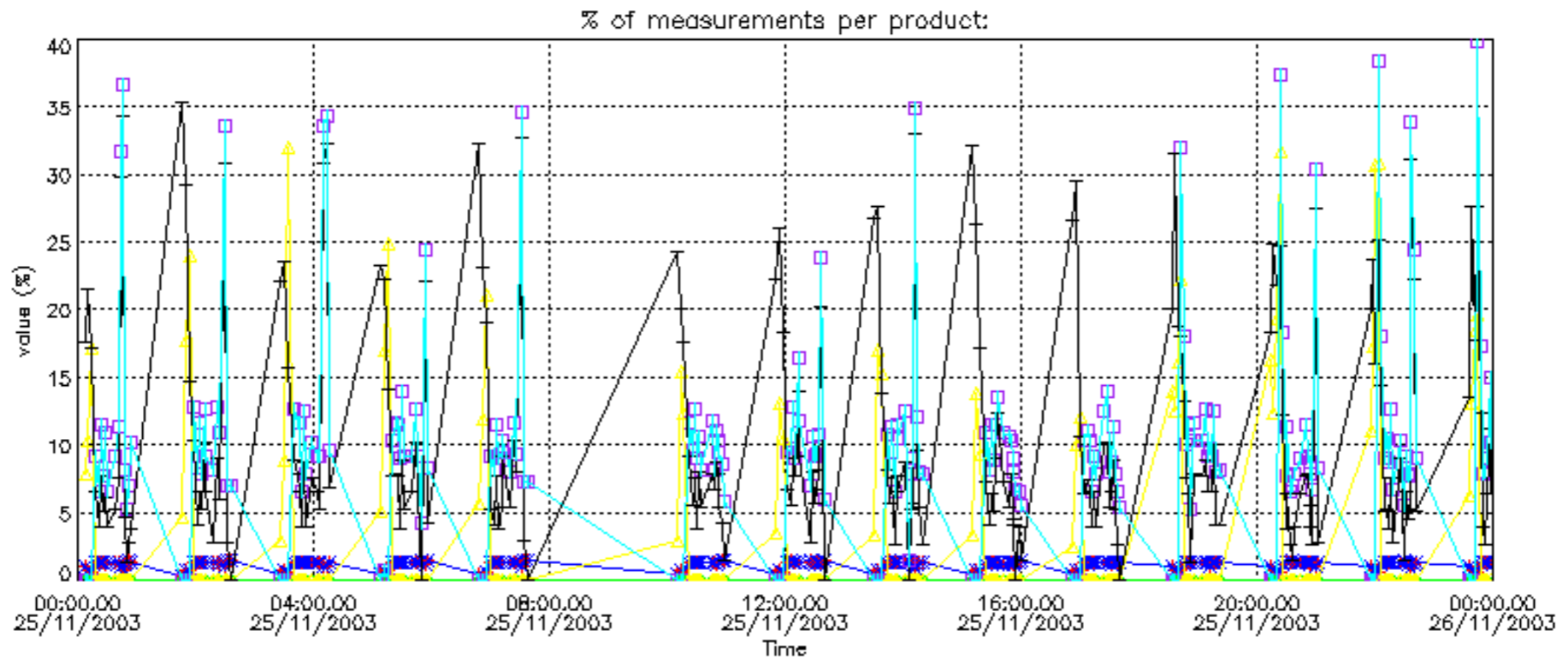
Percentage of flagged data per NO2 profile



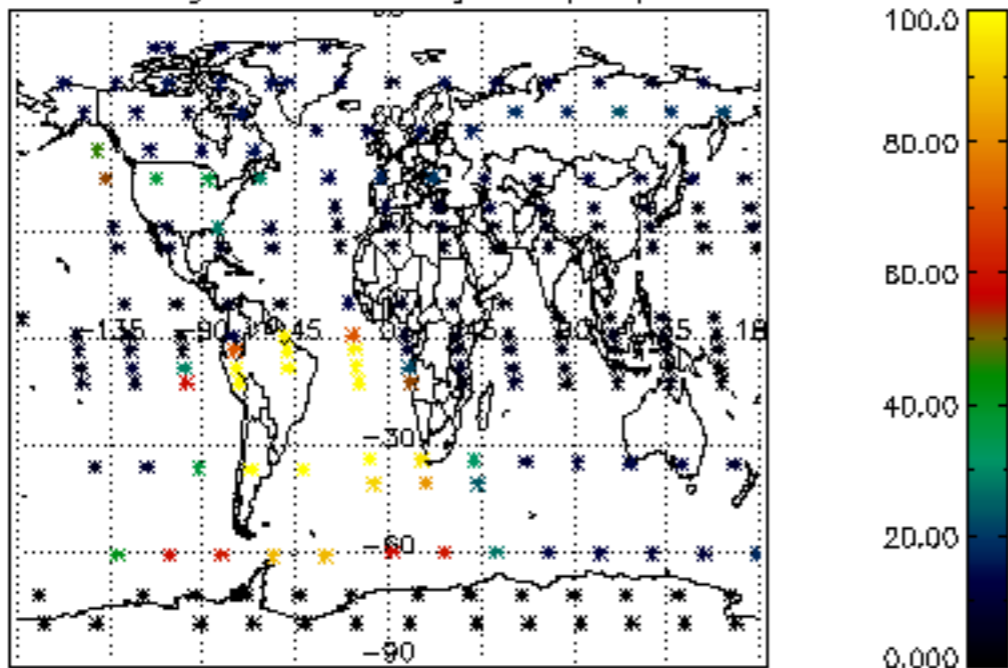
Percentage of flagged data per NO3 profile



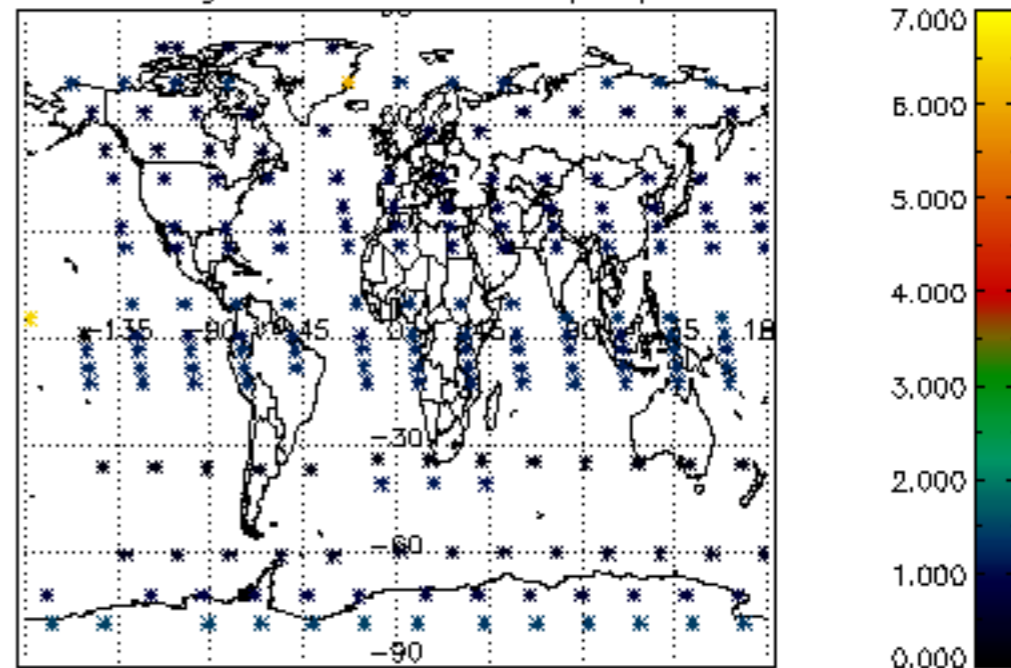




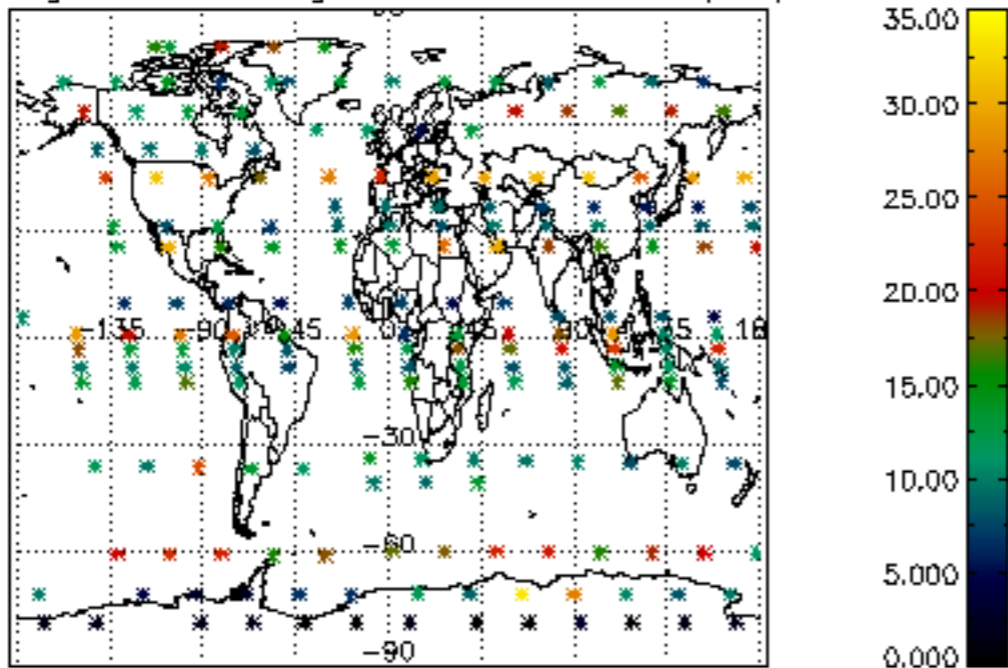
Percentage of cosmic ray hits per profile



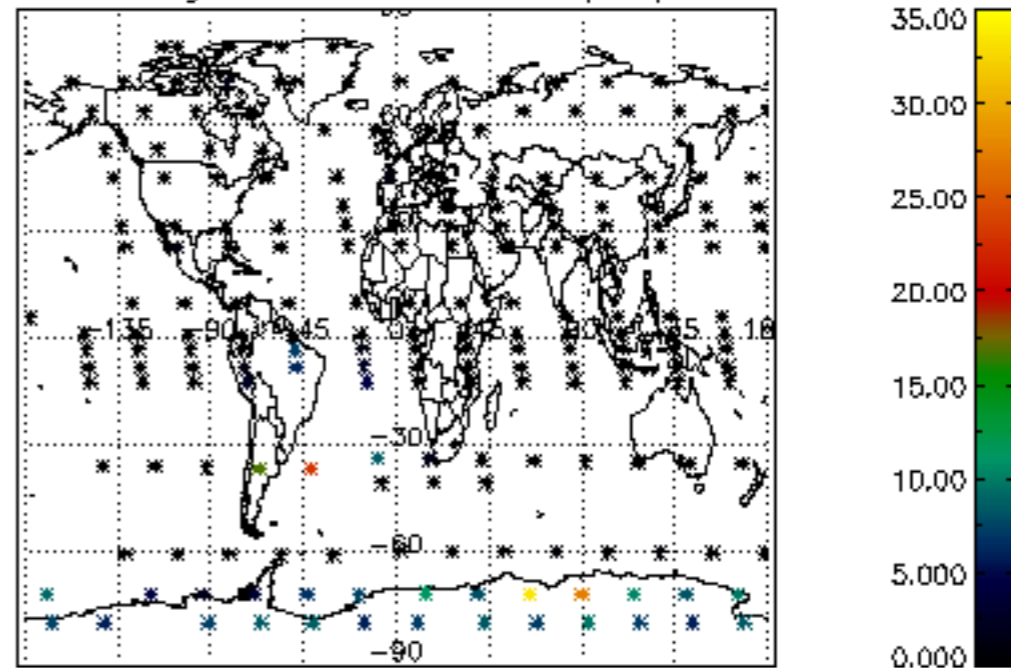
Percentage of datation errors per profile



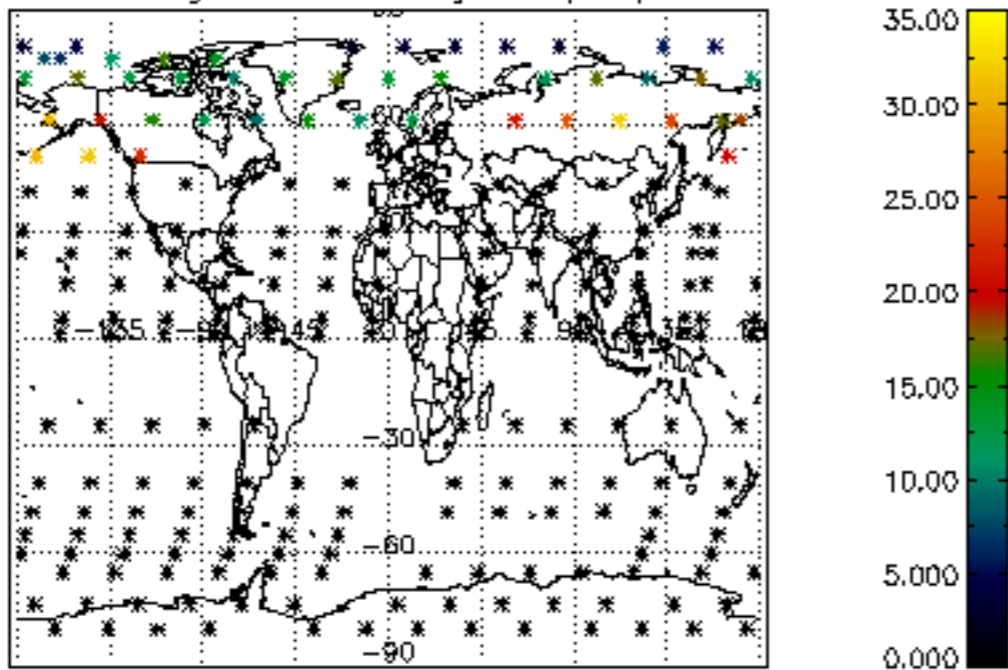
Percentage of star falling outside central band per profile



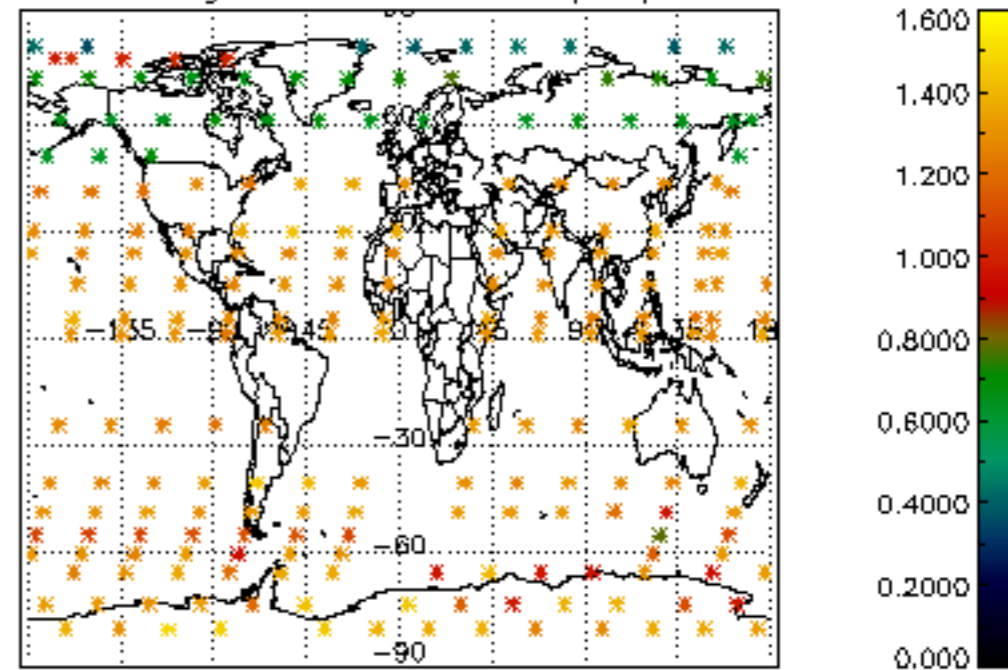
Percentage of saturation errors per profile



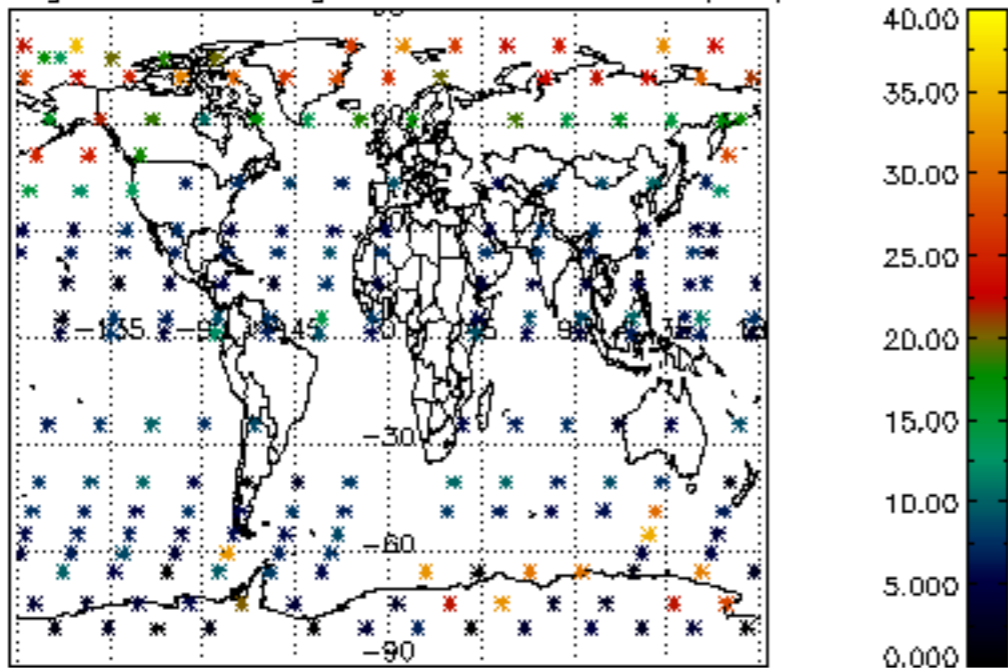
Percentage of cosmic ray hits per profile



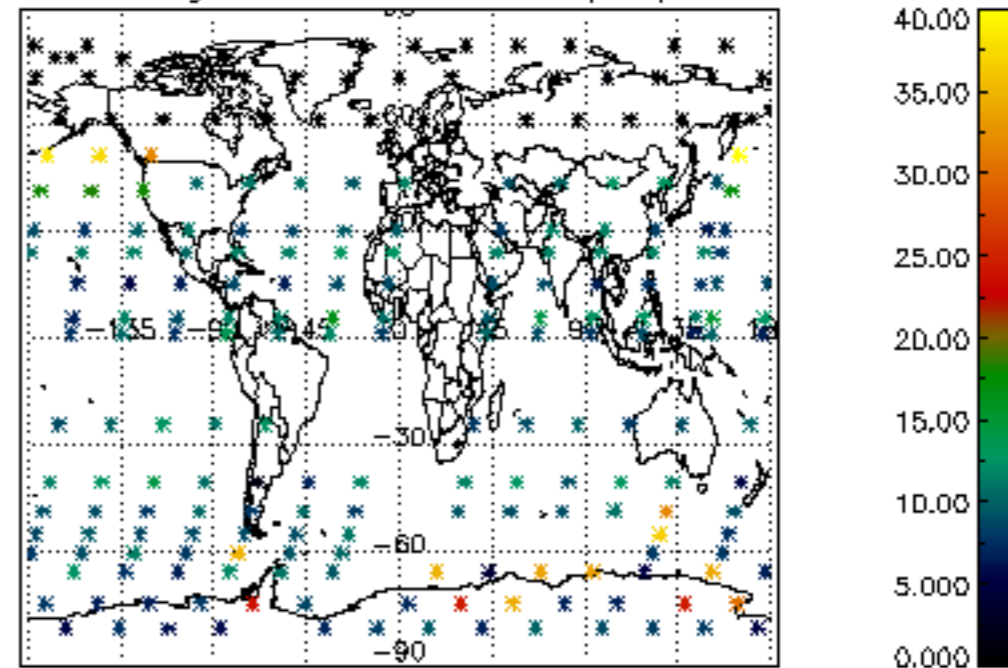
Percentage of datation errors per profile

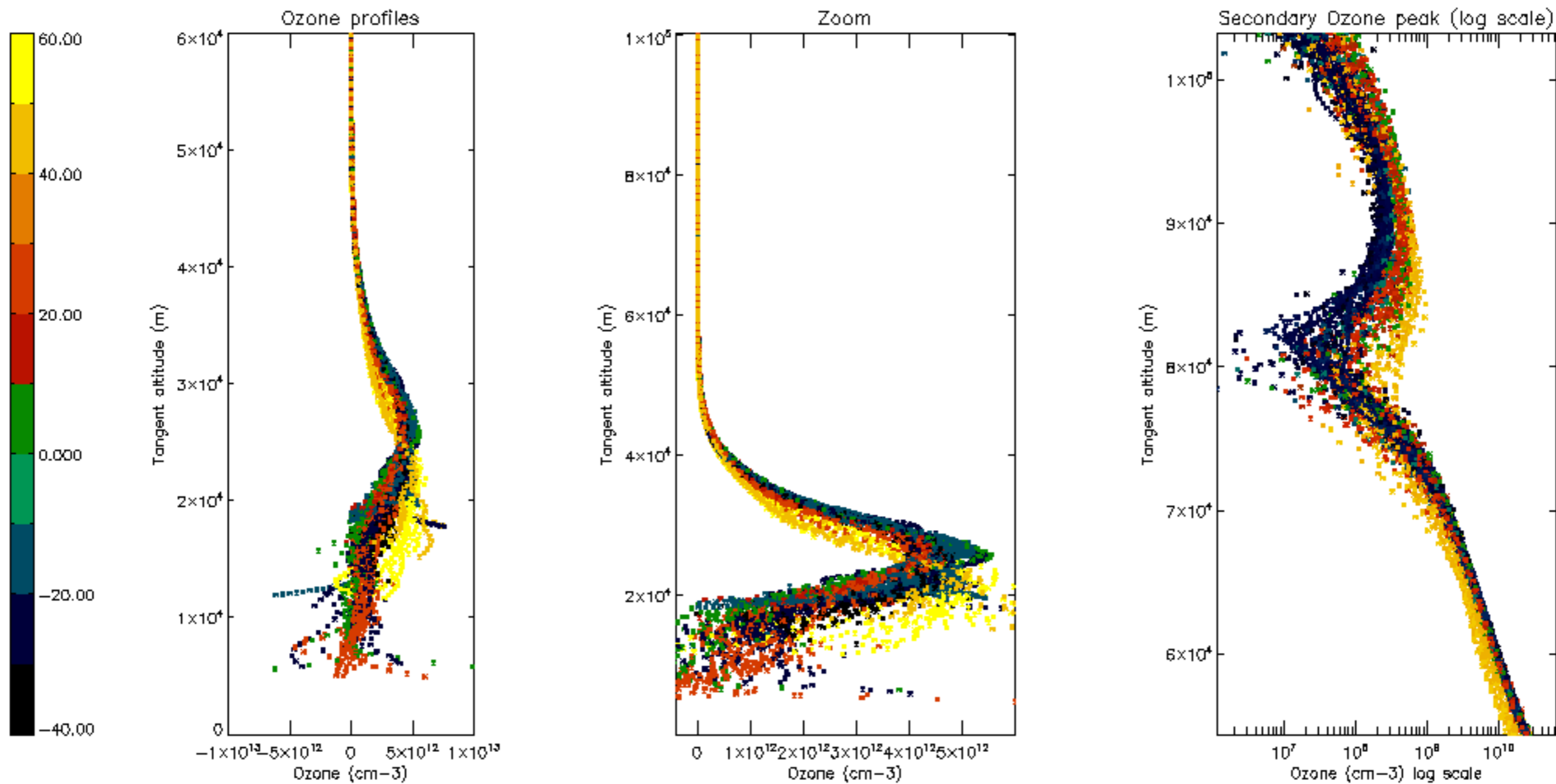


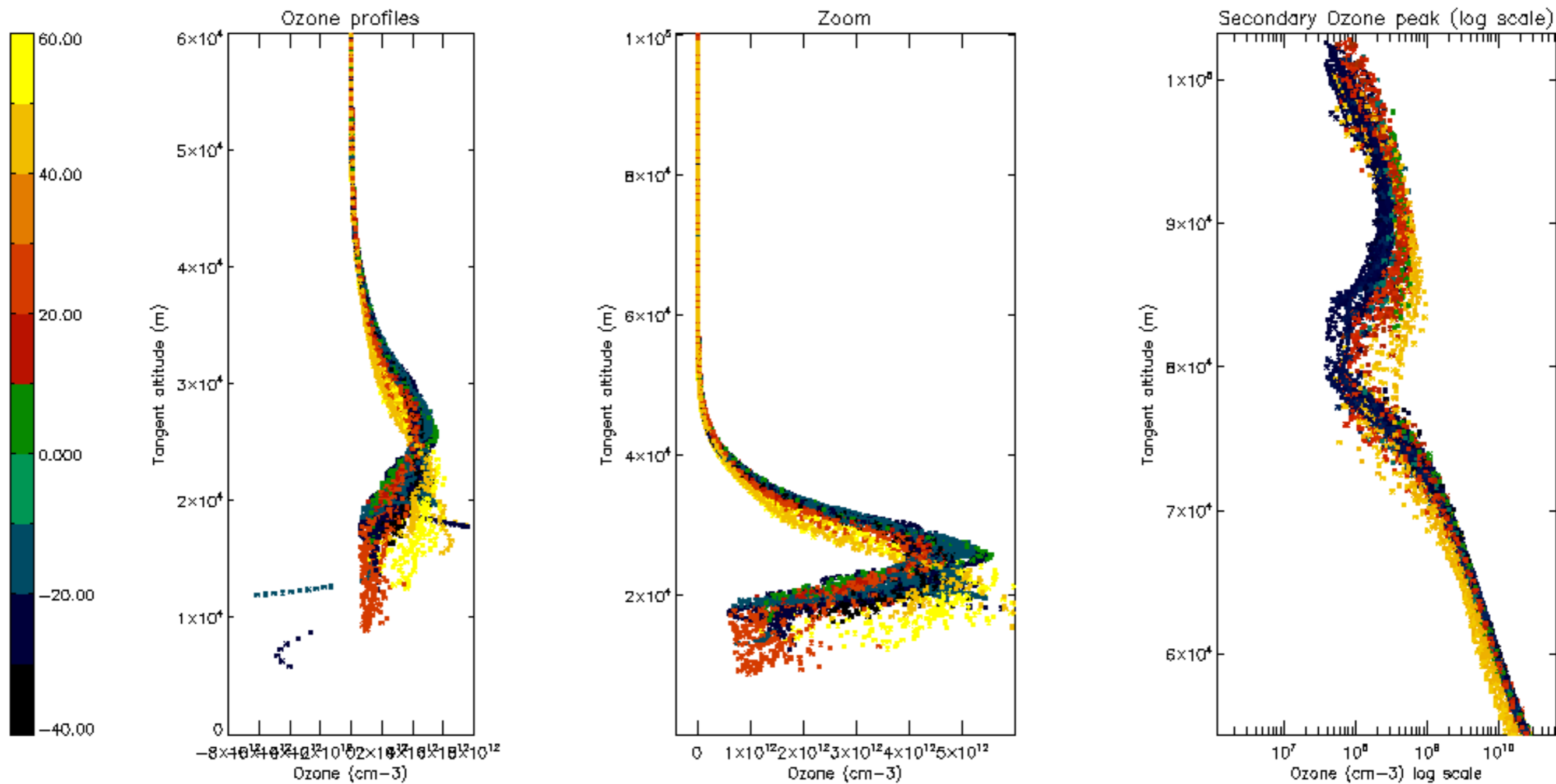
Percentage of star falling outside central band per profile

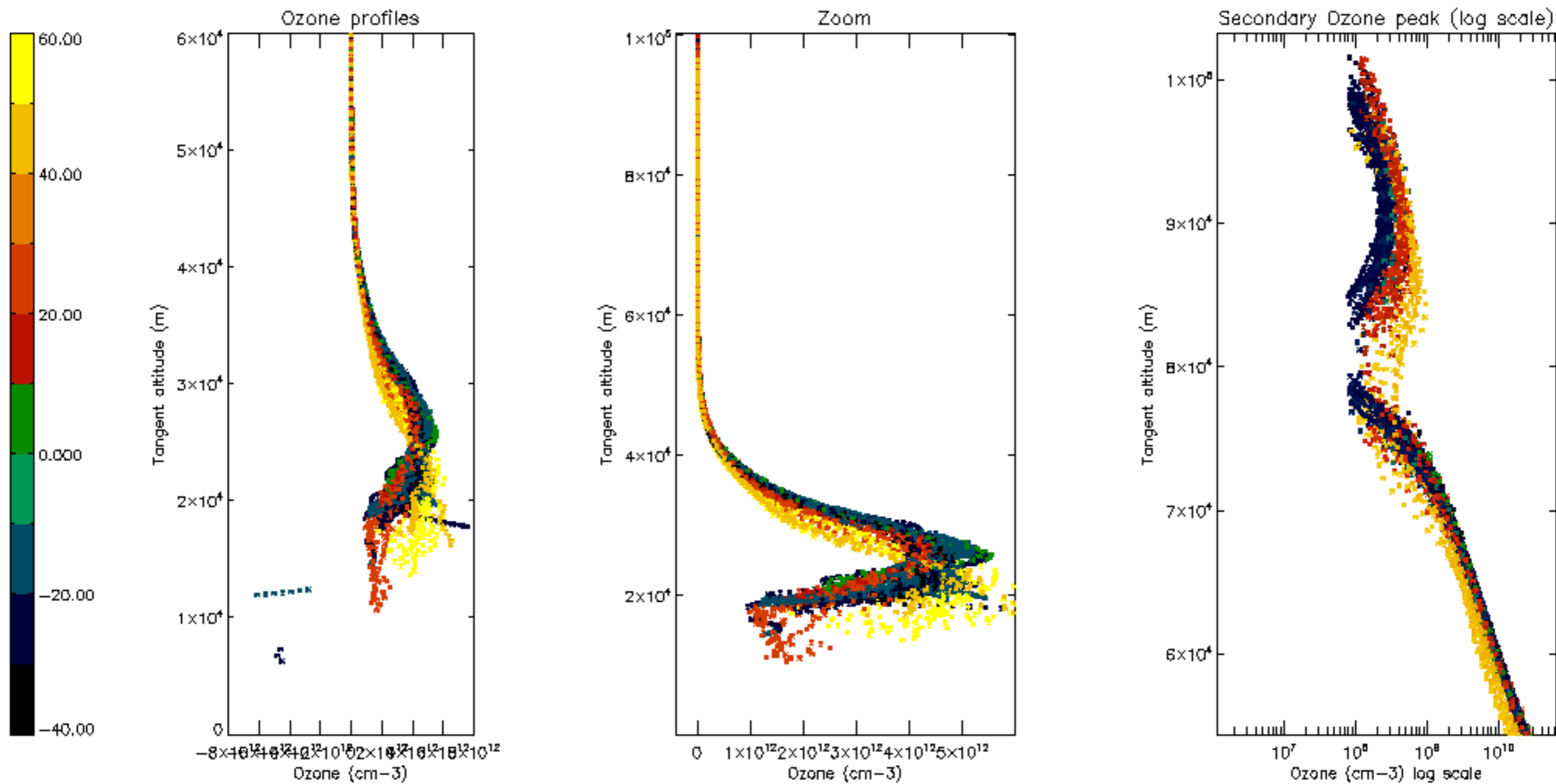


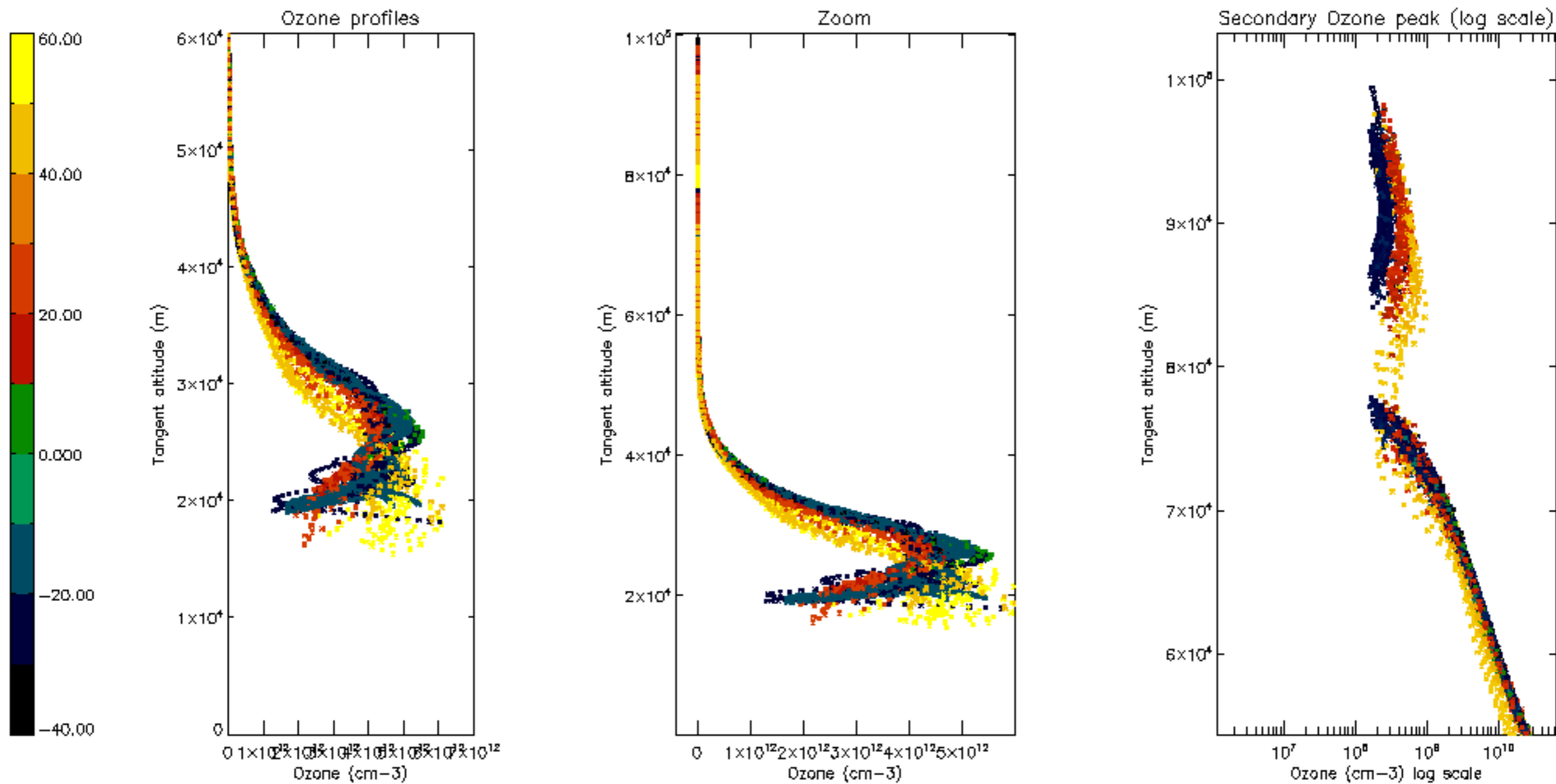
Percentage of saturation errors per profile

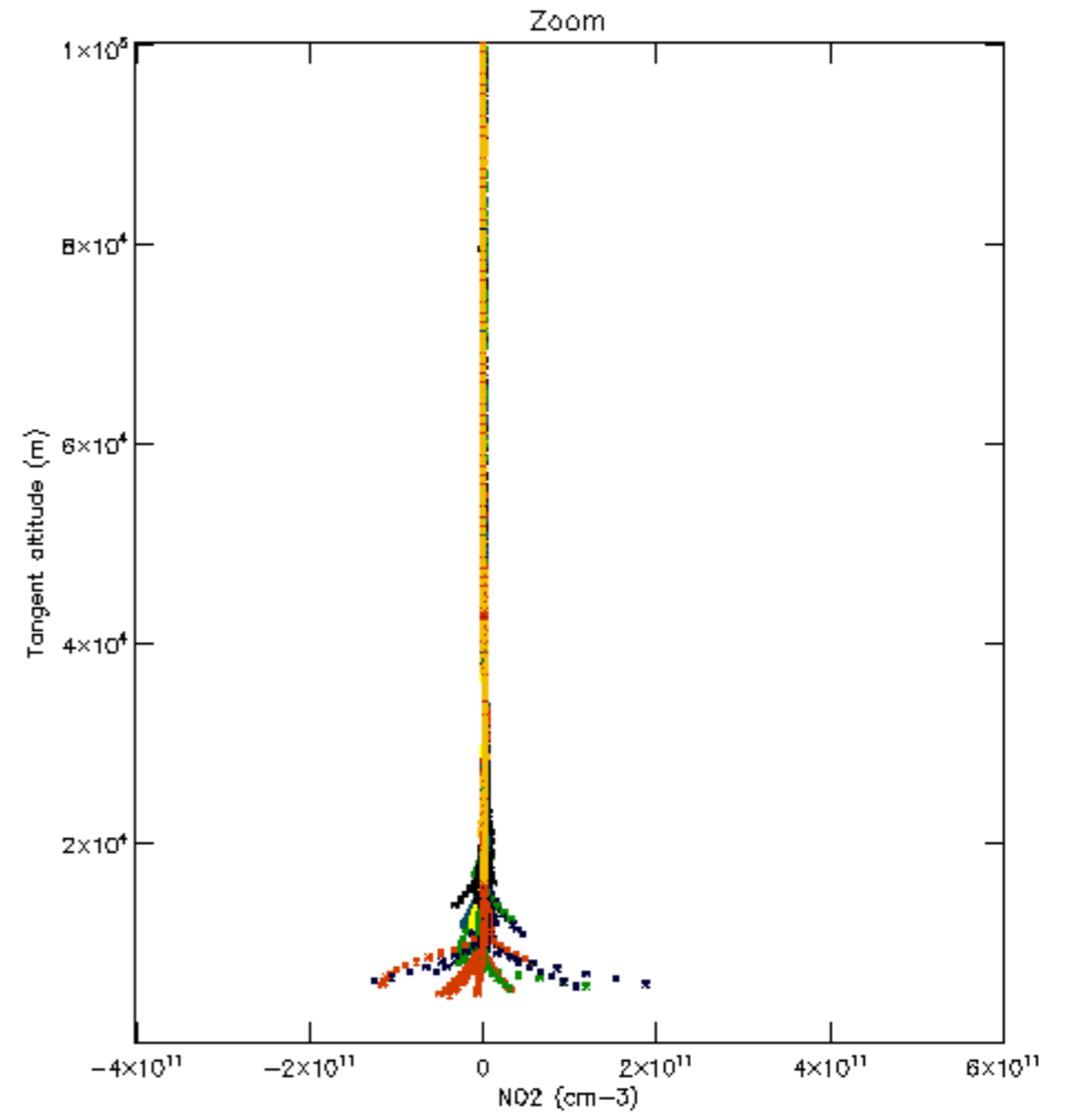
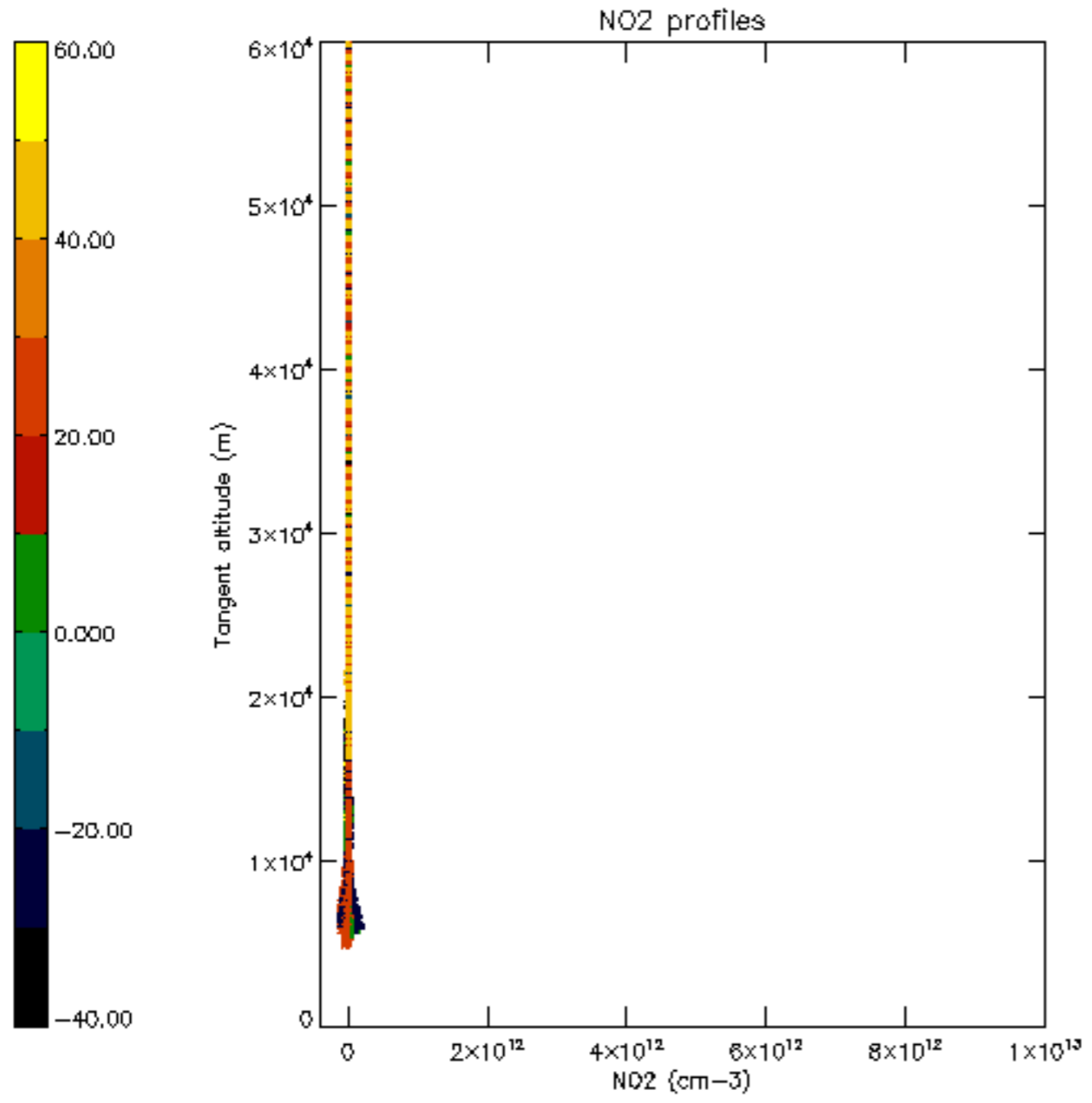


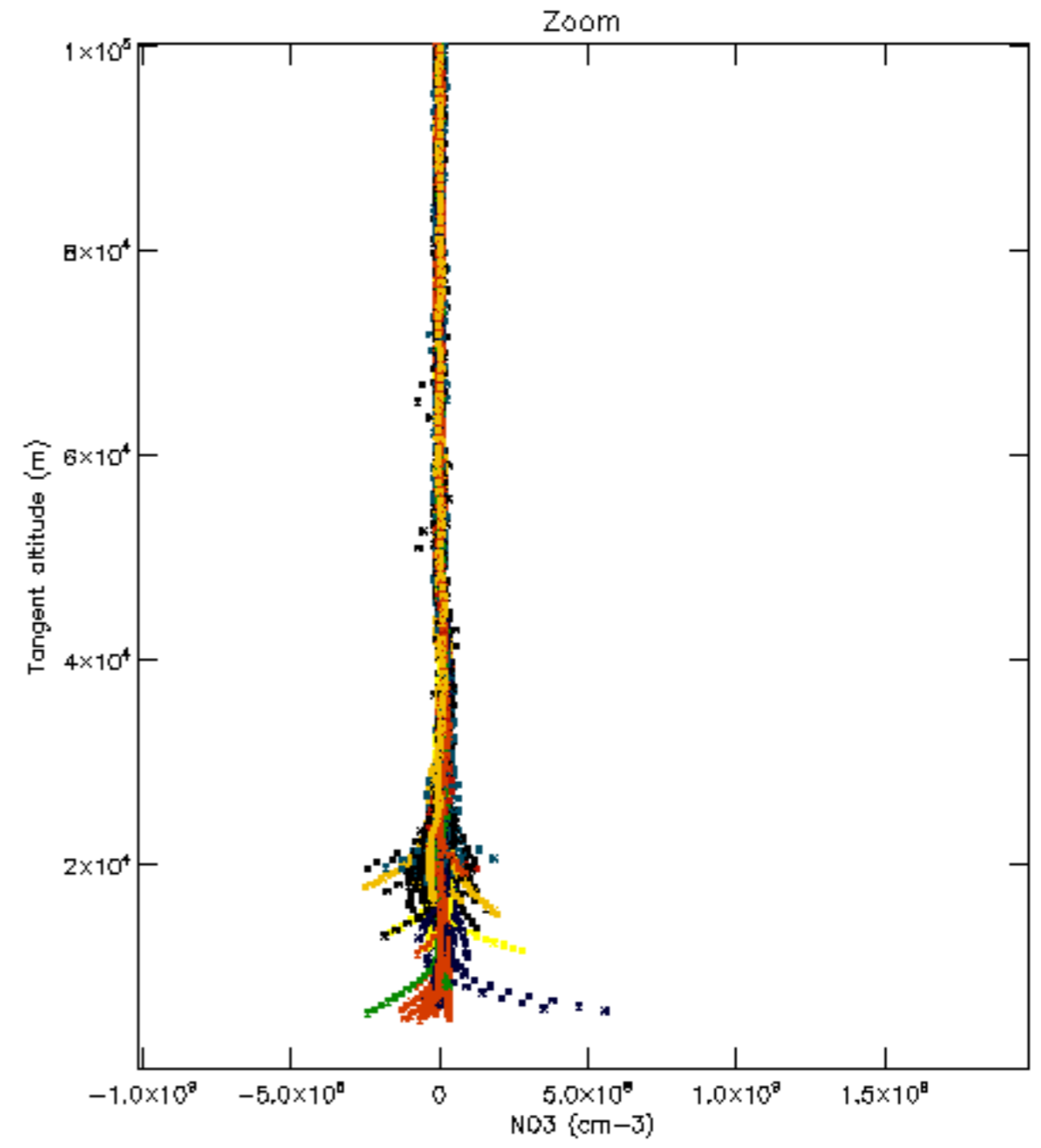
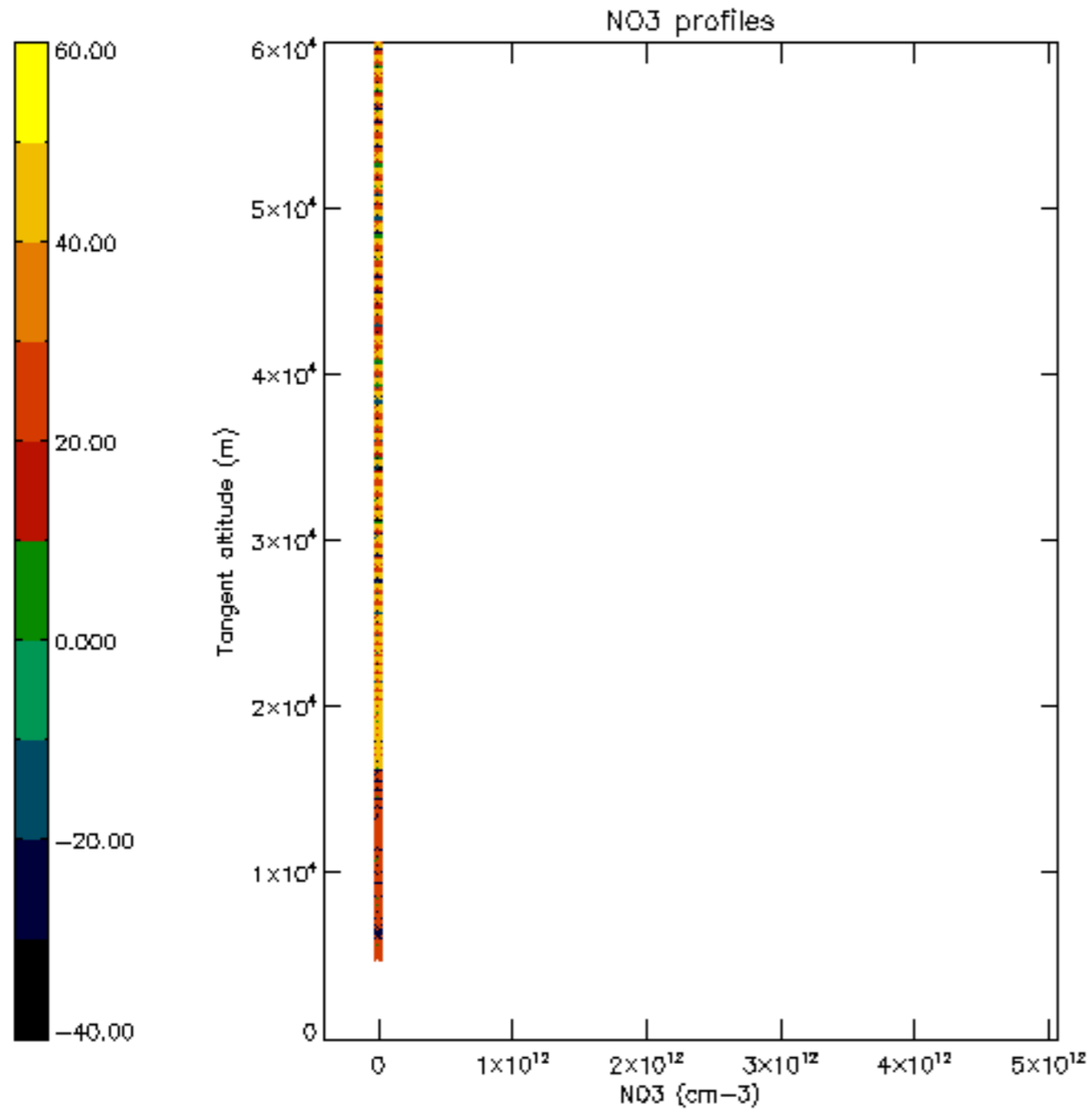


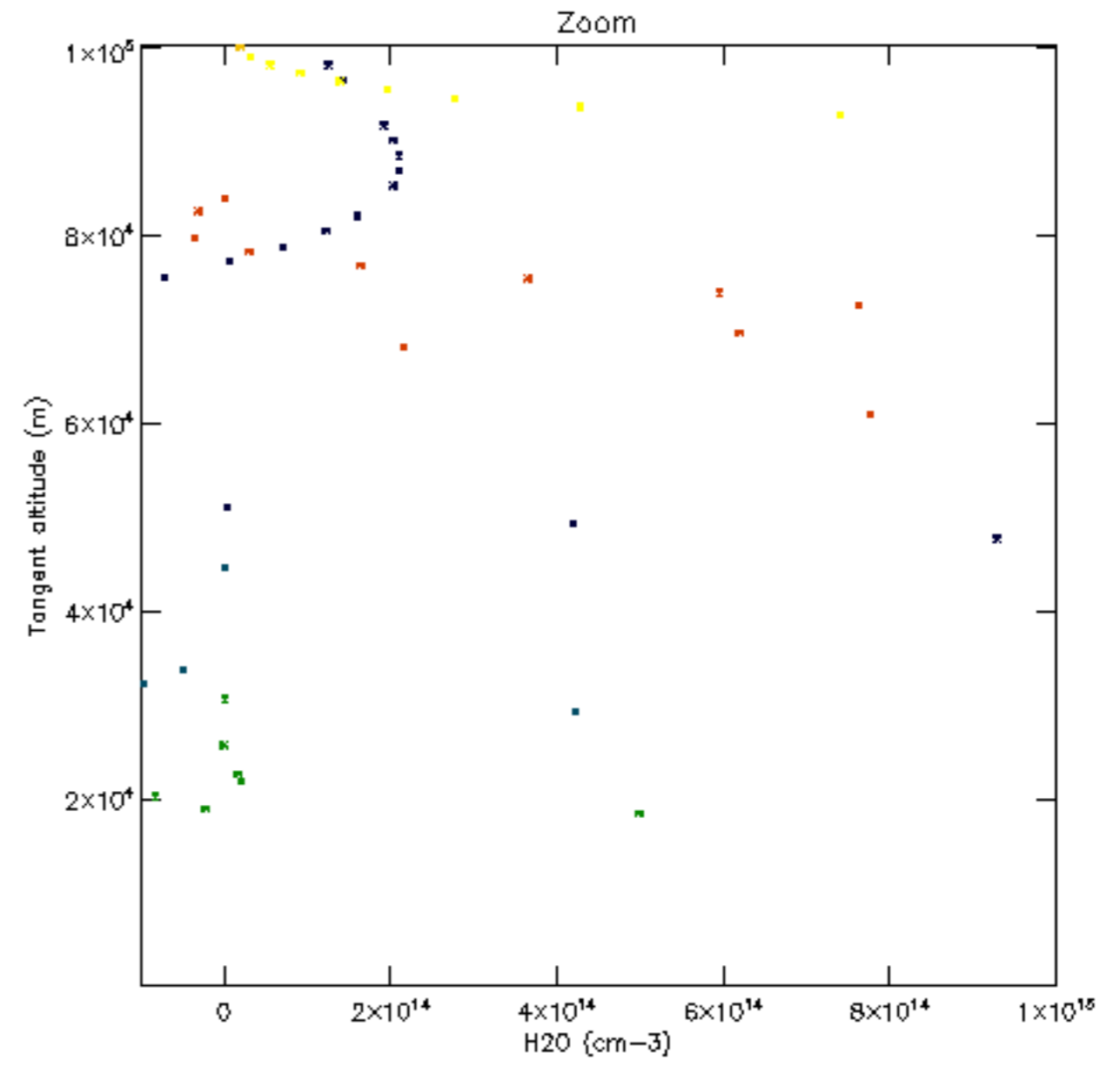
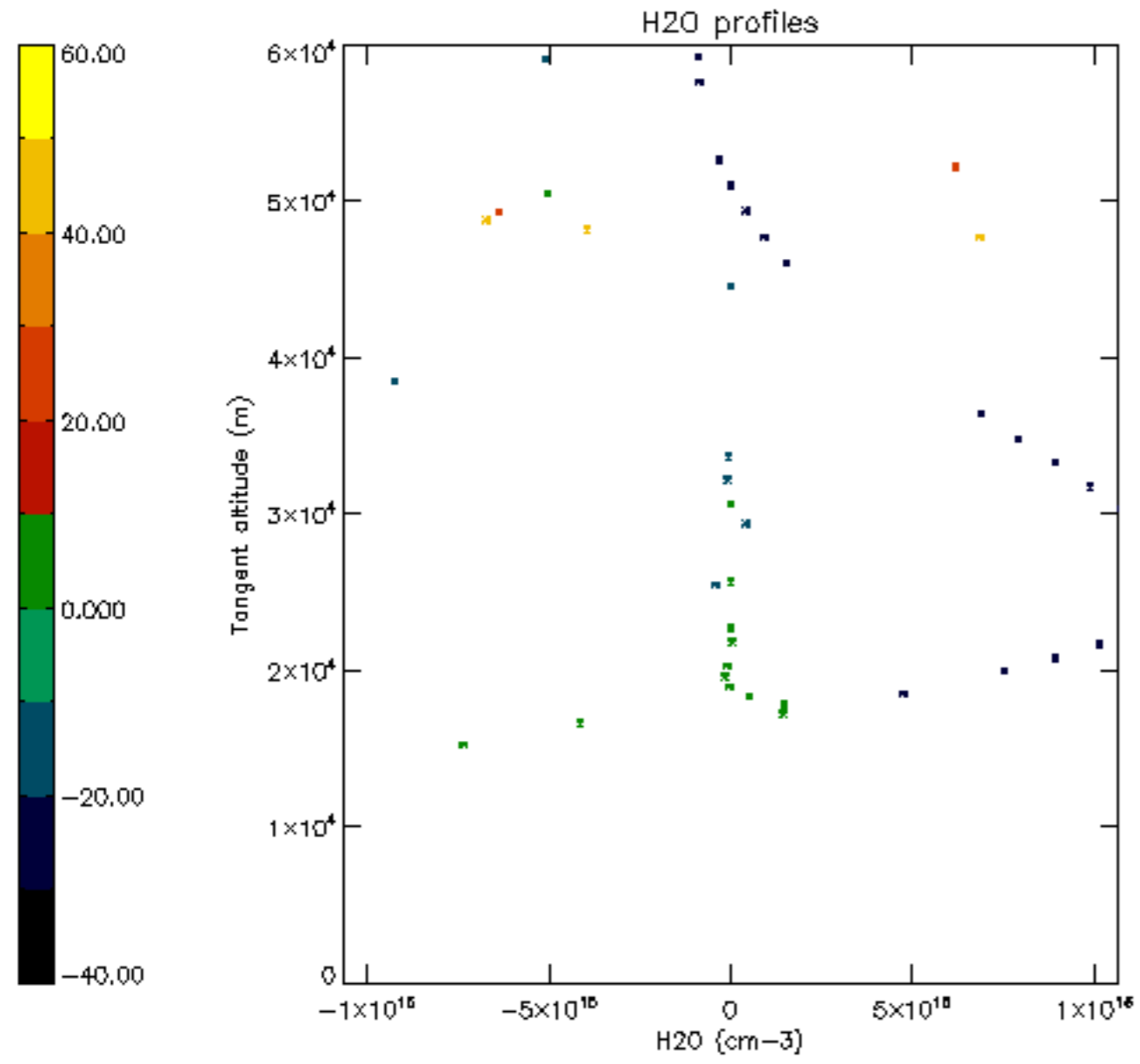


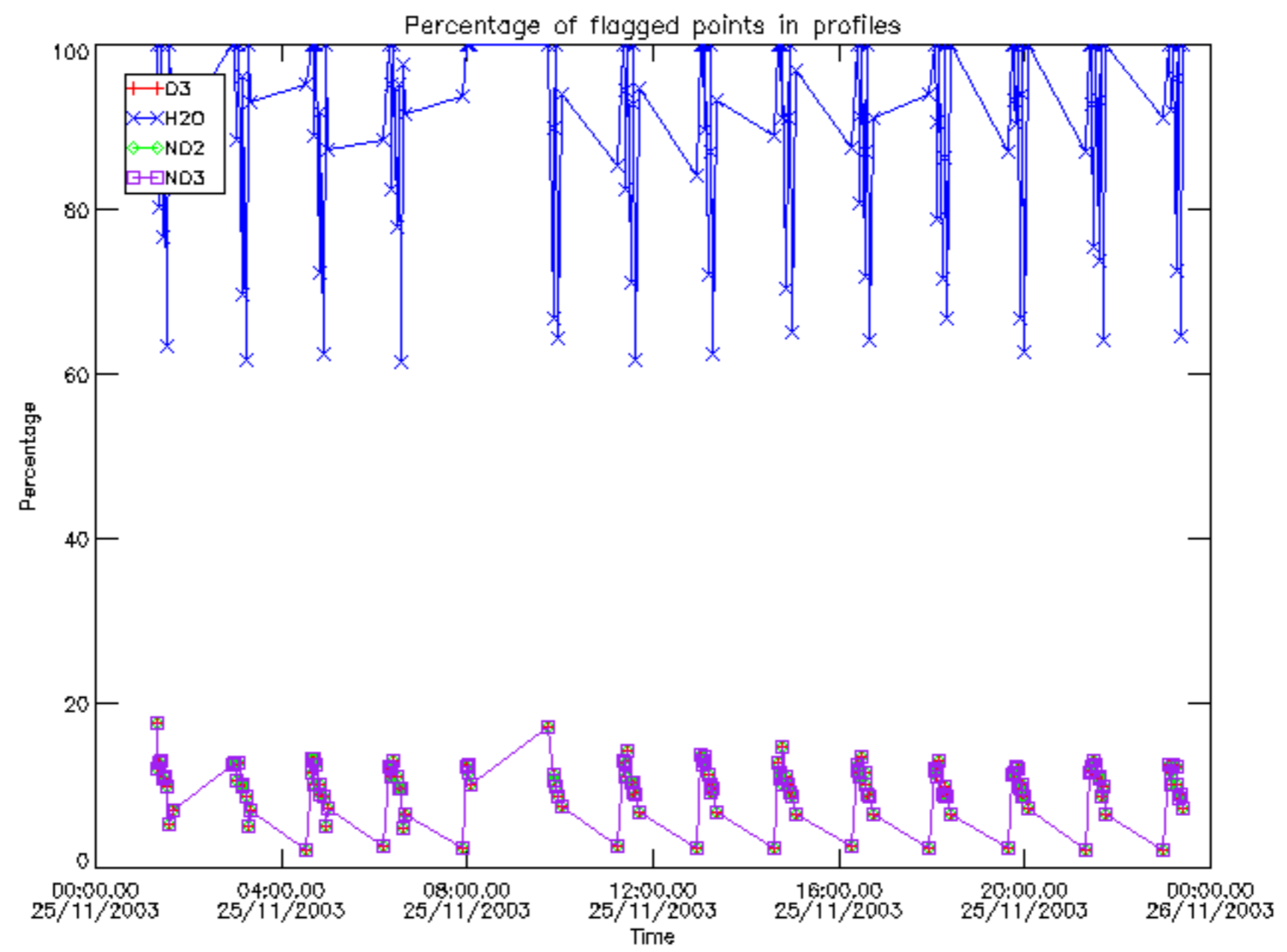




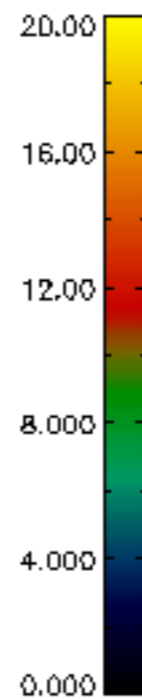
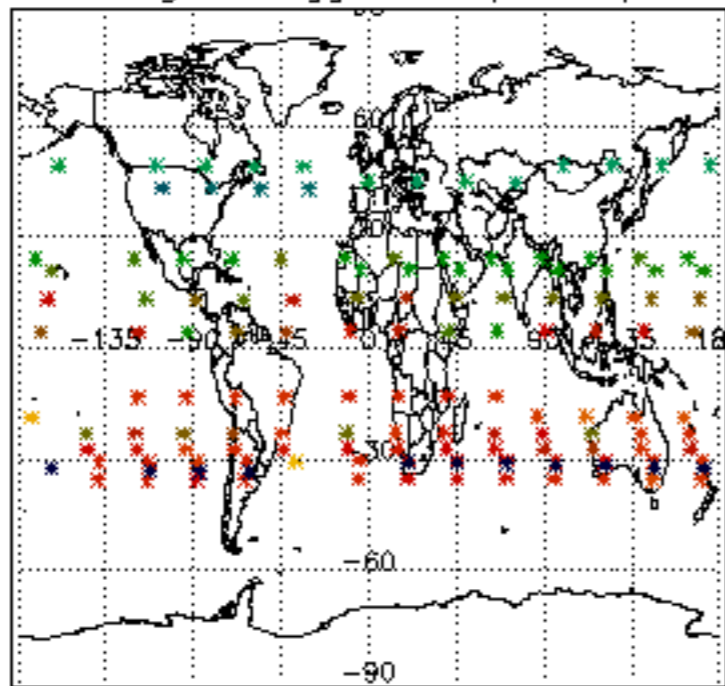




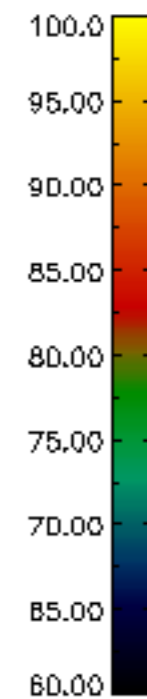
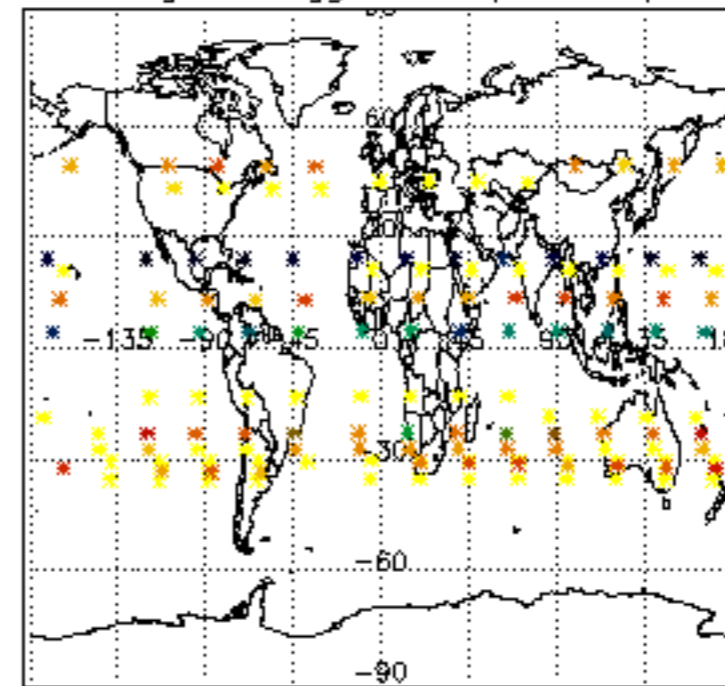




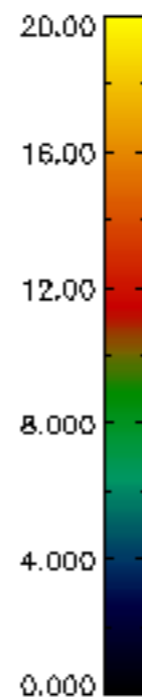
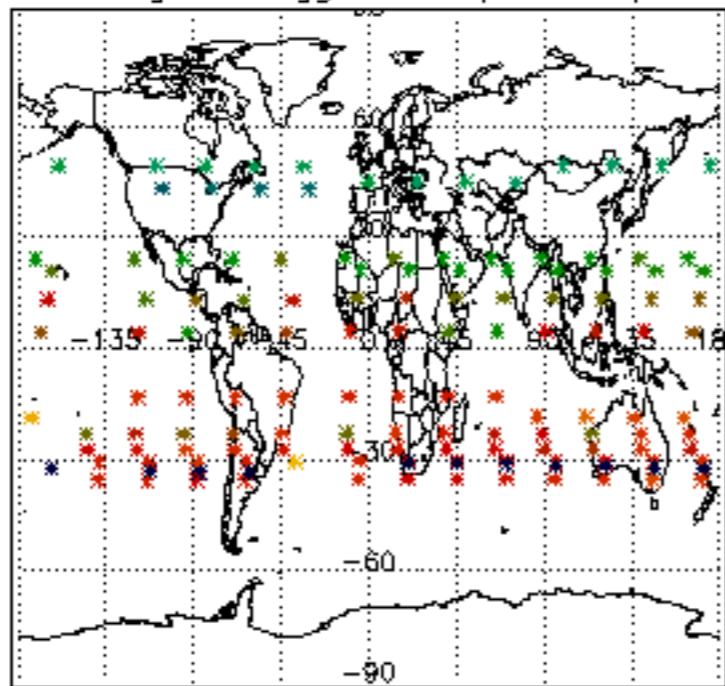
Percentage of flagged data per D3 profile



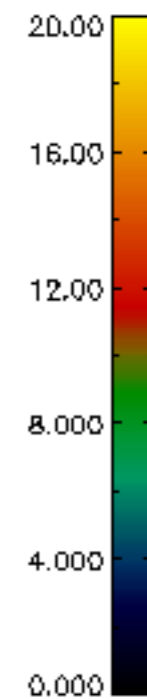
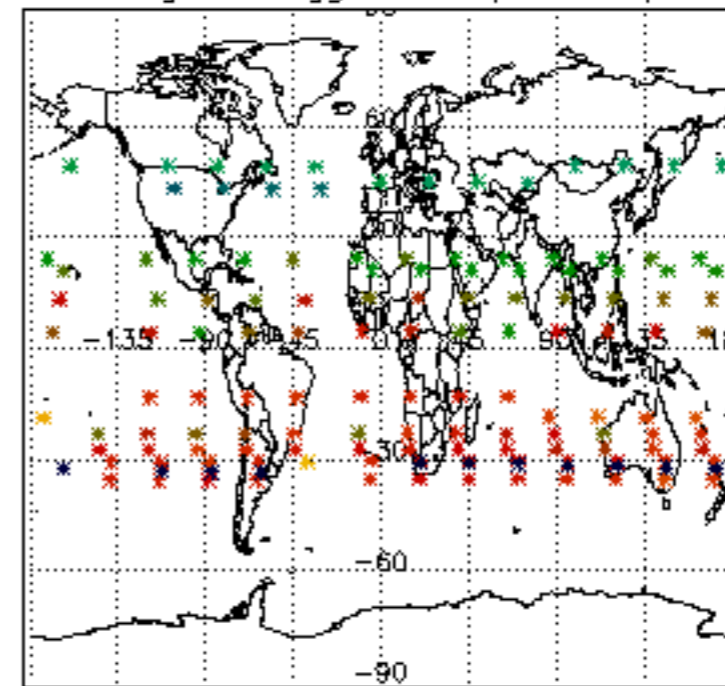
Percentage of flagged data per H2O profile

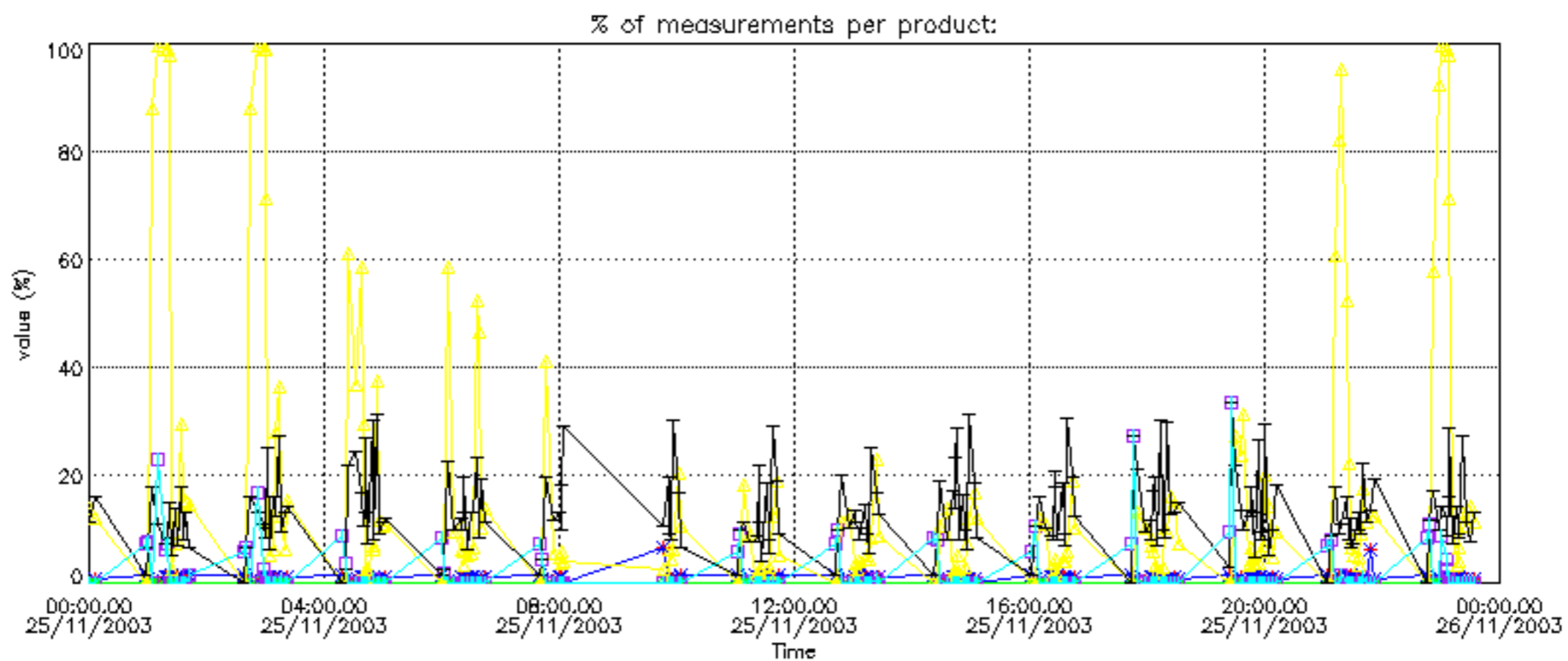


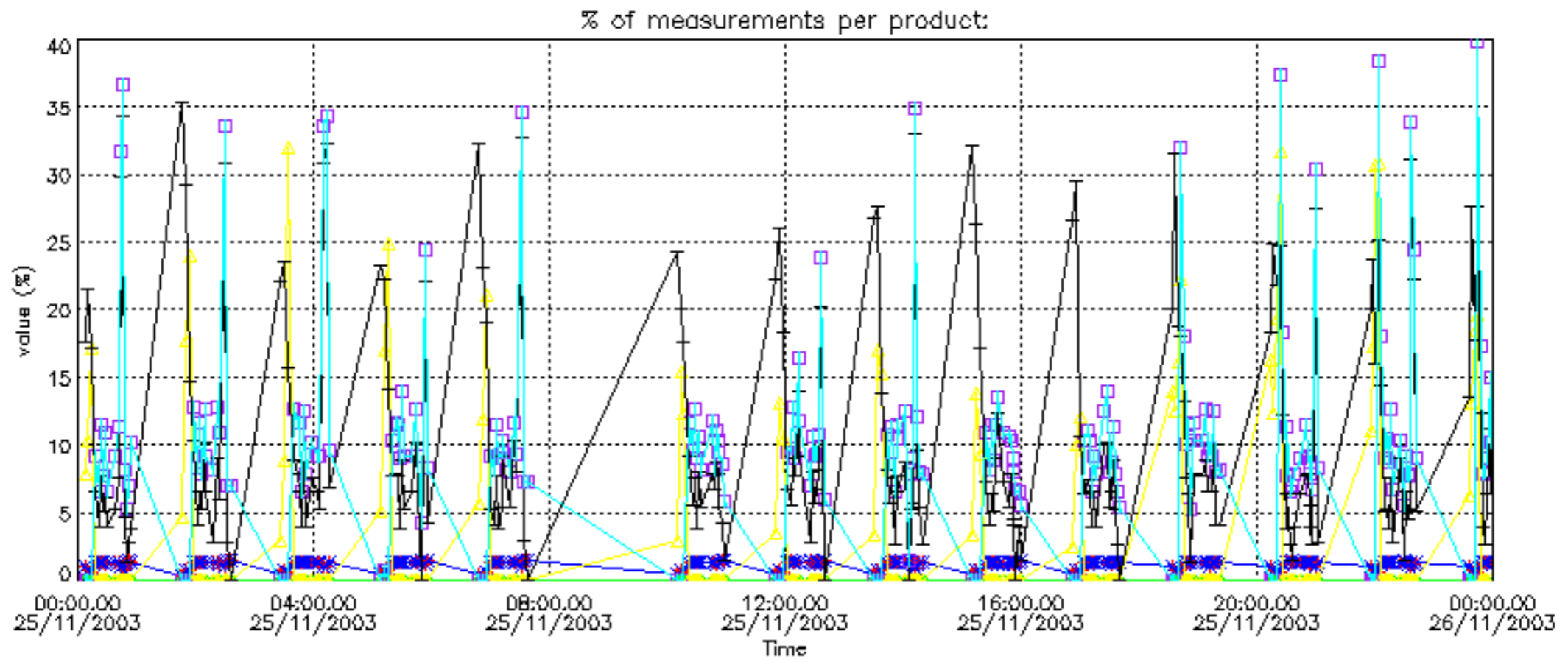
Percentage of flagged data per NO2 profile



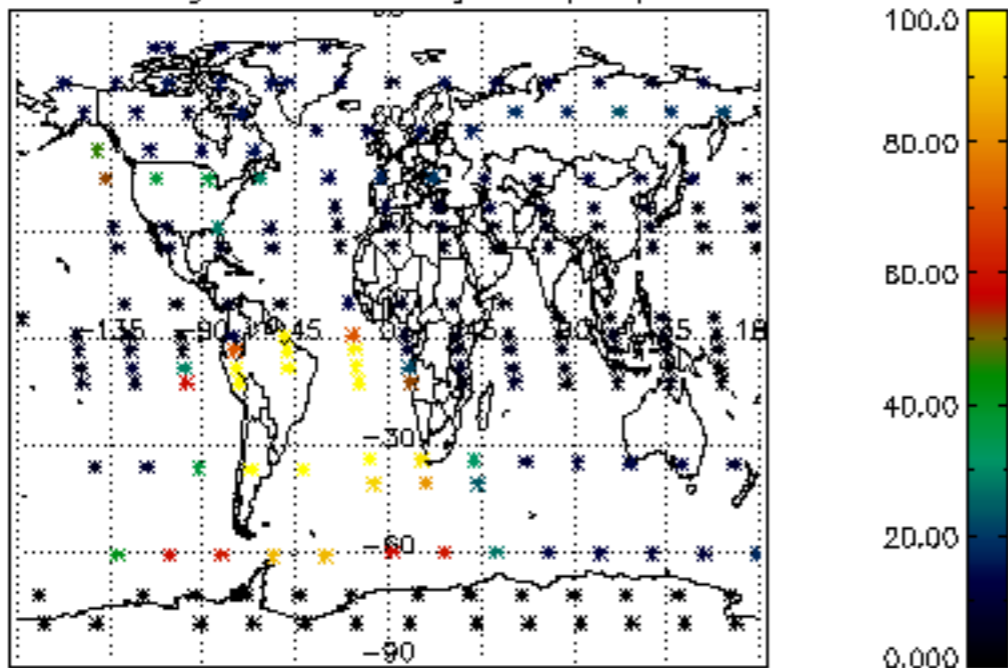
Percentage of flagged data per NO3 profile



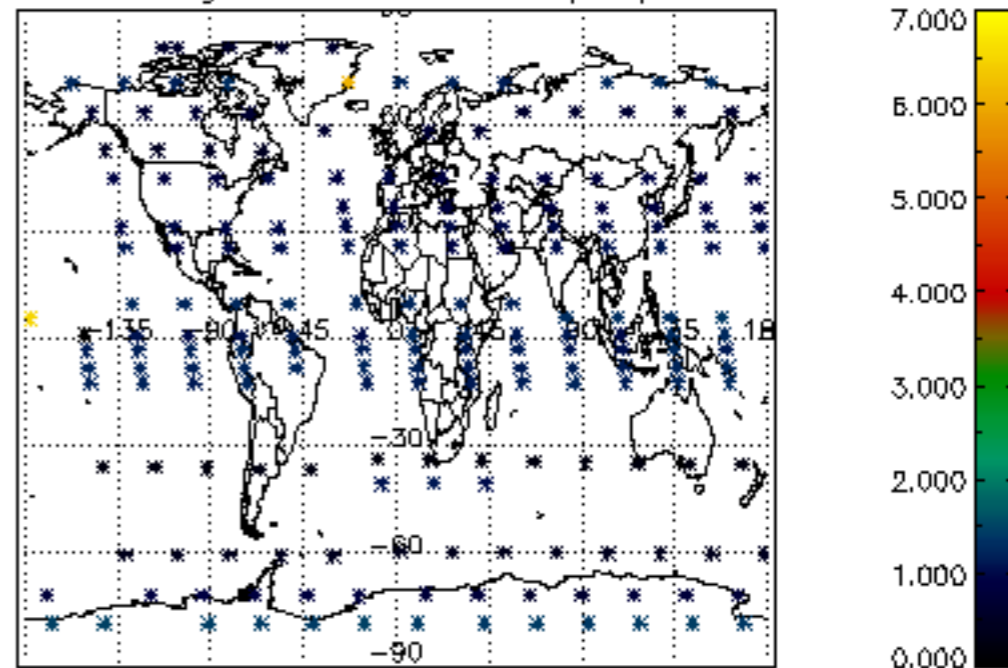




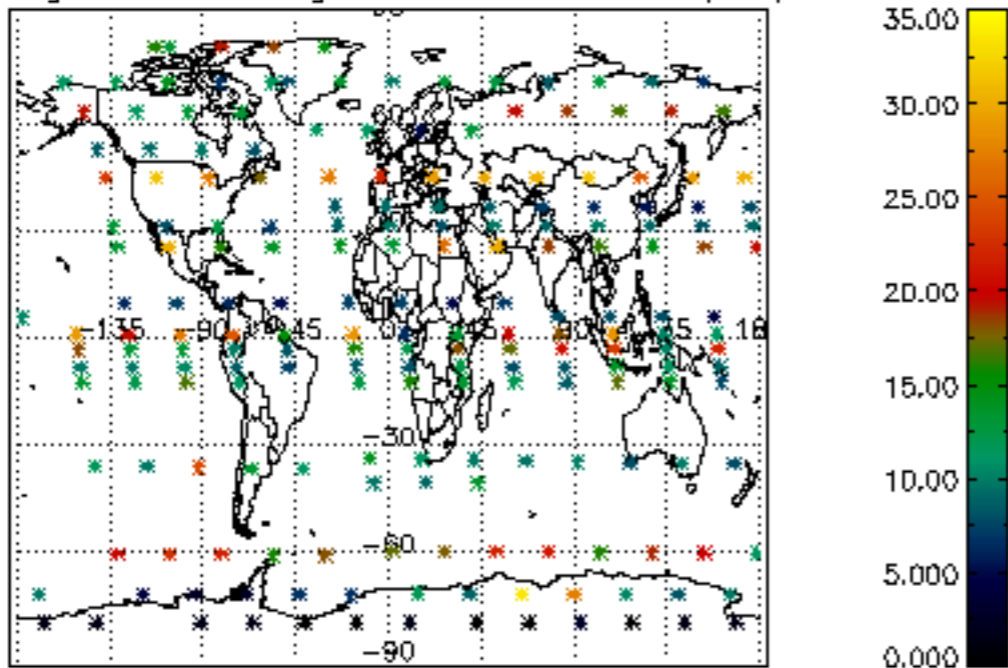
Percentage of cosmic ray hits per profile



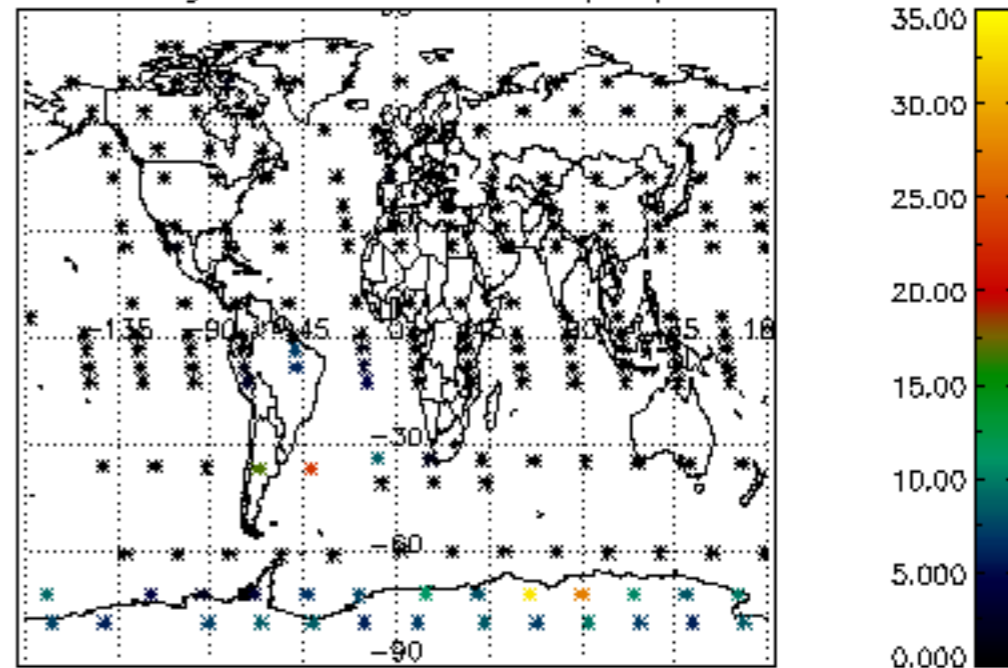
Percentage of datation errors per profile



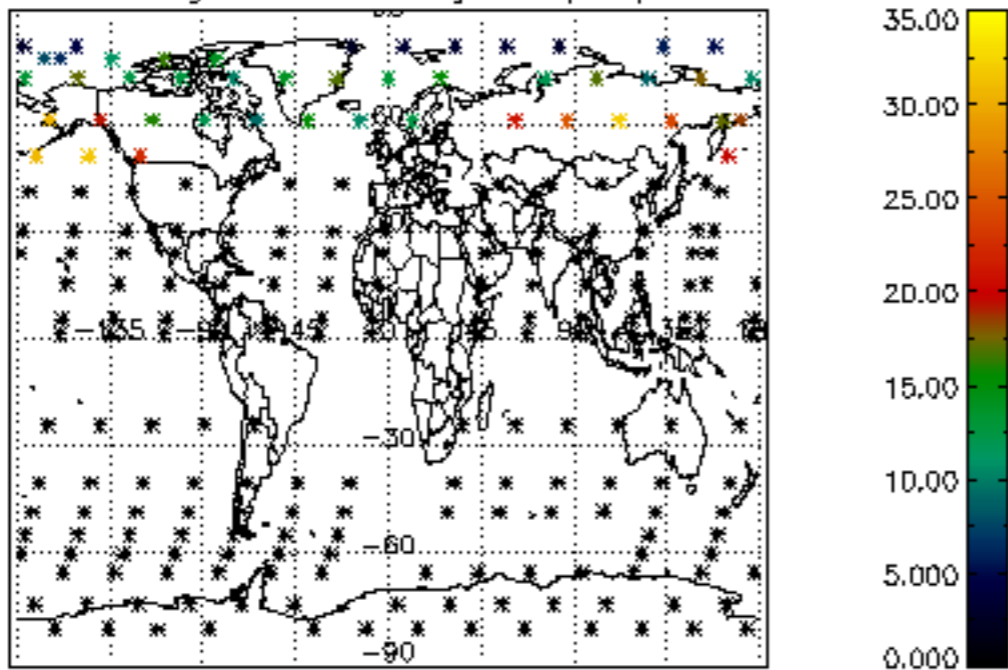
Percentage of star falling outside central band per profile



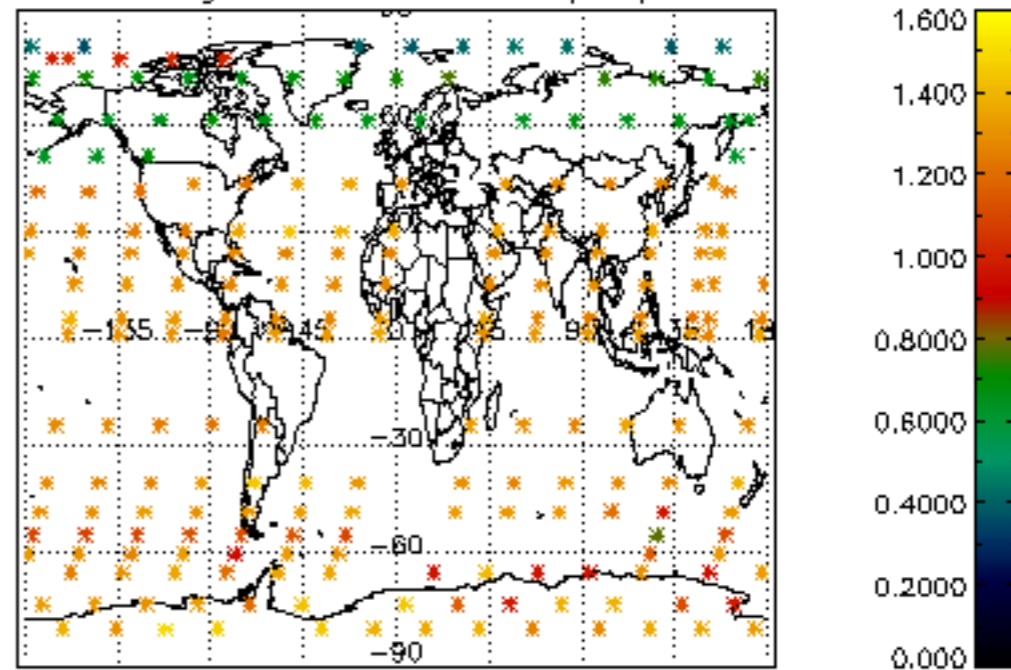
Percentage of saturation errors per profile



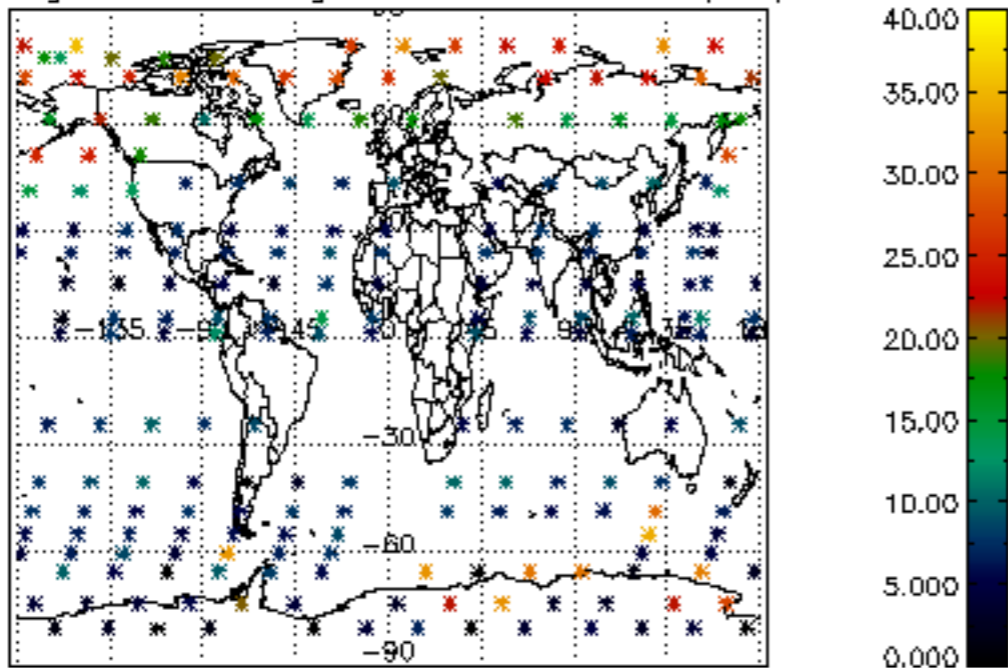
Percentage of cosmic ray hits per profile



Percentage of datation errors per profile



Percentage of star falling outside central band per profile



Percentage of saturation errors per profile

