

GOMOS Level 2 Daily Report

SUMMARY

[1. General Info](#)

[2. Summary of processed GOM_NL_2P products](#)

[3. Level 2 Quality information per product](#)

[3.1 Plot of level 2 quality information per product \(time dependant\)](#)

[3.2 Plot of level 2 quality information per product \(world map\)](#)

[4. Level 1 Quality information per product \(stored on level 2 products\)](#)

[4.1 Plot of level 1 quality information per product \(time dependant\)](#)

[4.1.1 Plot of level 1 quality information per product \(time dependant\): ASCENDING](#)

[4.1.2 Plot of level 1 quality information per product \(time dependant\): DESCENDING](#)

[4.2 Plot of level 1 quality information per product \(world map\)](#)

[4.2.1 Plot of level 1 quality information per product \(world map\): ASCENDING](#)

[4.2.2 Plot of level 1 quality information per product \(world map\): DESCENDING](#)

[5. Ozone profiles based on quality statistics and other trace gas profiles](#)

[5.1 Ozone statistics based on quality of products](#)

[5.2 Plot ozone profiles for all STD \(dark without errors\)](#)

[5.3 Plot ozone profiles where STD < 20% \(dark without errors\)](#)

[5.4. Plot ozone profiles where STD < 10% \(dark without errors\)](#)

[5.5. Plot ozone profiles where STD < 5% \(dark without errors\)](#)

[5.6 Plot NO2 profiles for all STD \(dark without errors\)](#)

[5.7 Plot NO3 profiles for all STD \(dark without errors\)](#)

[5.8 Plot H2O profiles \(only for occultations of stars 1,2,3,4,13,14,16,26,63 dark without errors\) for all STD](#)

[6. Auxiliary Data Files used for the production reported in section 2](#)

This report presents the daily analysis on parameters extracted from GOMOS level 2 data (GOM_NL__2P). It is intended to monitor some important parameters that will impact the quality of these products. A list of level 2 products (and content) that have arrived during the reporting day to the PCF is also given.

Item	Value
Time of report generation	20APR2013 00:40:05
Data source version	GOMOS/6.01
Start time of products	24-11-2003 (24NOV2003 00:00:00)
Stop time of products	25-11-2003 (25NOV2003 00:00:00)
Store outputs in DB	Yes
Nb of level 2 prods	460
Nb of prods with errors	0

2. Summary of processed GOM_NL__2P products.

Nr	Filename	UTC Start time	Limb	Duration	Star Id	Star Name	Star Mag	Star Temp	Nb Meas	Orbit	Prod. error
1	GOM_NL__2PRFIN20031124_000043_000001562021_00488_09059_9064.N1	24-NOV-2003 00:00:43	Straylight	155.50	22	32Alp Leo	1.3600	15200.	311	9059	No
2	GOM_NL__2PRFIN20031124_000819_000000392021_00488_09059_9065.N1	24-NOV-2003 00:08:19	Dark	38.500	64	Gam Cen	2.2000	10600.	77	9059	No
3	GOM_NL__2PRFIN20031124_000930_000000392021_00488_09059_9066.N1	24-NOV-2003 00:09:30	Dark	39.000	99	Del Cen	2.5750	26000.	78	9059	No
4	GOM_NL__2PRFIN20031124_001056_000000402021_00488_09059_9067.N1	24-NOV-2003 00:10:56	Dark	40.000	20	Bet Cru	1.2530	30000.	80	9059	No
5	GOM_NL__2PRFIN20031124_001205_000000492021_00489_09060_0177.N1	24-NOV-2003 00:12:05	Dark	48.500	12	Alp1Cru	0.77500	30000.	97	9060	No
6	GOM_NL__2PRFIN20031124_001430_000000392021_00489_09060_0178.N1	24-NOV-2003 00:14:30	Dark	39.000	124	The Car	2.7640	30000.	78	9060	No
7	GOM_NL__2PRFIN20031124_001851_000000462021_00489_09060_0179.N1	24-NOV-2003 00:18:51	Dark	46.000	41	Eps Car	1.8600	4100.0	92	9060	No
8	GOM_NL__2PRFIN20031124_002020_000000582021_00489_09060_0180.N1	24-NOV-2003 00:20:20	Dark	58.000	34	Gam2Vel	1.7930	23000.	116	9060	No
9	GOM_NL__2PRFIN20031124_002420_000000602021_00489_09060_0181.N1	24-NOV-2003 00:24:20	Dark	60.000	2	Alp Car	-0.73600	7000.0	120	9060	No
10	GOM_NL__2PRFIN20031124_002613_000001162021_00489_09060_0182.N1	24-NOV-2003 00:26:13	Dark	115.50	132	15Rho Pup	2.8030	6900.0	231	9060	No
11	GOM_NL__2PRFIN20031124_002933_000000712021_00489_09060_0183.N1	24-NOV-2003 00:29:33	Dark	70.500	23	21Eps CMa	1.5020	26000.	141	9060	No
12	GOM_NL__2PRFIN20031124_003218_000000372021_00489_09060_0184.N1	24-NOV-2003 00:32:18	Straylight	37.000	157	The1Eri	2.9060	9300.0	74	9060	No
13	GOM_NL__2PRFIN20031124_003709_000001302021_00489_09060_0185.N1	24-NOV-2003 00:37:09	Straylight	129.50	1	9Alp CMa	-1.4400	11000.	259	9060	No
14	GOM_NL__2PRFIN20031124_004118_000000722021_00489_09060_0186.N1	24-NOV-2003 00:41:18	Straylight	71.500	7	19Bet Ori	0.10000	14000.	143	9060	No
15	GOM_NL__2PRFIN20031124_004503_000000792021_00489_09060_0187.N1	24-NOV-2003 00:45:03	Tw_i_and_stray	79.000	30	46Eps Ori	1.6940	30000.	158	9060	No
16	GOM_NL__2PRFIN20031124_004950_000000362021_00489_09060_0188.N1	24-NOV-2003 00:49:50	Bright	35.500	105	6Bet Ari	2.6450	8900.0	71	9060	No
17	GOM_NL__2PRFIN20031124_005338_000000352021_00489_09060_0189.N1	24-NOV-2003 00:53:38	Bright	35.000	173	4Bet Tri	3.0040	8900.0	70	9060	No
18	GOM_NL__2PRFIN20031124_005529_000000372021_00489_09060_0190.N1	24-NOV-2003 00:55:29	Bright	36.500	79	26Bet Per	2.3100	13100.	73	9060	No
19	GOM_NL__2PRFIN20031124_005758_000000382021_00489_09060_0191.N1	24-NOV-2003 00:57:58	Bright	37.500	175	39Del Per	3.0100	19400.	75	9060	No
20	GOM_NL__2PRFIN20031124_010027_000000362021_00489_09060_0192.N1	24-NOV-2003 01:00:27	Bright	36.000	68	18Alp Cas	2.2250	4500.0	72	9060	No
21	GOM_NL__2PRFIN20031124_010140_000000372021_00489_09060_0193.N1	24-NOV-2003 01:01:40	Bright	36.500	74	11Bet Cas	2.2680	6600.0	73	9060	No
22	GOM_NL__2PRFIN20031124_010854_000000372021_00489_09060_0194.N1	24-NOV-2003 01:08:54	Bright	37.000	49	1Alp UMi	1.9900	6300.0	74	9060	No
23	GOM_NL__2PRFIN20031124_011327_000000382021_00489_09060_0195.N1	24-NOV-2003 01:13:27	Bright	37.500	60	7Bet UMi	2.0810	3950.0	75	9060	No
24	GOM_NL__2PRFIN20031124_011544_000000362021_00489_09060_0196.N1	24-NOV-2003 01:15:44	Bright	36.000	119	14Eta Dra	2.7270	4700.0	72	9060	No
25	GOM_NL__2PRFIN20031124_011745_000000442021_00489_09060_0197.N1	24-NOV-2003 01:17:45	Bright	44.000	82	48Bet UMa	2.3650	10600.	88	9060	No
26	GOM_NL__2PRFIN20031124_011917_000000412021_00489_09060_0198.N1	24-NOV-2003 01:19:17	Bright	41.000	87	64Gam UMa	2.4330	11000.	82	9060	No
27	GOM_NL__2PRFIN20031124_012044_000000362021_00489_09060_0199.N1	24-NOV-2003 01:20:44	Bright	36.000	39	85Eta UMa	1.8540	24000.	72	9060	No
28	GOM_NL__2PRFIN20031124_012329_000000342021_00489_09060_0200.N1	24-NOV-2003 01:23:29	Bright	33.500	180	27Gam Boo	3.0400	8000.0	67	9060	No
29	GOM_NL__2PRFIN20031124_012628_000000452021_00489_09060_0201.N1	24-NOV-2003 01:26:28	Bright	45.000	83		2.3780	11000.	90	9060	No
30	GOM_NL__2PRFIN20031124_012858_000000332021_00489_09060_0202.N1	24-NOV-2003 01:28:58	Bright	33.000	3	16Alp Boo	-0.050000	4250.0	66	9060	No
31	GOM_NL__2PRFIN20031124_013144_000000582021_00489_09060_0203.N1	24-NOV-2003 01:31:44	Bright	58.000	96	68Del Leo	2.5600	9300.0	116	9060	No
32	GOM_NL__2PRFIN20031124_013452_000001142021_00489_09060_0204.N1	24-NOV-2003 01:34:52	Tw_i_and_stray	113.50	51	41Gam1Leo	2.0100	4500.0	227	9060	No
33	GOM_NL__2PRFIN20031124_014122_000001672021_00489_09060_0205.N1	24-NOV-2003 01:41:22	Straylight	167.00	22	32Alp Leo	1.3600	15200.	334	9060	No
34	GOM_NL__2PRFIN20031124_014855_000000402021_00489_09060_0206.N1	24-NOV-2003 01:48:55	Dark	39.500	64	Gam Cen	2.2000	10600.	79	9060	No
35	GOM_NL__2PRFIN20031124_015132_000000422021_00489_09060_0207.N1	24-NOV-2003 01:51:32	Dark	41.500	20	Bet Cru	1.2530	30000.	83	9060	No
36	GOM_NL__2PRFIN20031124_015241_000000442021_00490_09061_9038.N1	24-NOV-2003 01:52:41	Dark	44.000	12	Alp1Cru	0.77500	30000.	88	9061	No
37	GOM_NL__2PRFIN20031124_015506_000000382021_00490_09061_9039.N1	24-NOV-2003 01:55:06	Dark	38.000	124	The Car	2.7640	30000.	76	9061	No
38	GOM_NL__2PRFIN20031124_015927_000000472021_00490_09061_9040.N1	24-NOV-2003 01:59:27	Dark	46.500	41	Eps Car	1.8600	4100.0	93	9061	No
39	GOM_NL__2PRFIN20031124_020057_000000492021_00490_09061_9041.N1	24-NOV-2003 02:00:57	Dark	49.000	34	Gam2Vel	1.7930	23000.	98	9061	No
40	GOM_NL__2PRFIN20031124_020457_000000492021_00490_09061_9042.N1	24-NOV-2003 02:04:57	Dark	49.000	2	Alp Car	-0.73600	7000.0	98	9061	No
41	GOM_NL__2PRFIN20031124_020651_000001062021_00490_09061_9043.N1	24-NOV-2003 02:06:51	Dark	106.00	132	15Rho Pup	2.8030	6900.0	212	9061	No
42	GOM_NL__2PRFIN20031124_021010_000000772021_00490_09061_9044.N1	24-NOV-2003 02:10:10	Dark	77.000	23	21Eps CMa	1.5020	26000.	154	9061	No

43	GOM_NL__2PRFIN20031124_021254_000000372021_00490_09061_9045.N1	24-NOV-2003 02:12:54	Straylight	36.500	157	The1Eri	2.9060	9300.0	73	9061	No
44	GOM_NL__2PRFIN20031124_021746_000001212021_00490_09061_9046.N1	24-NOV-2003 02:17:46	Straylight	120.50	1	9Alp CMa	-1.4400	11000.	241	9061	No
45	GOM_NL__2PRFIN20031124_022154_000000702021_00490_09061_9047.N1	24-NOV-2003 02:21:54	Straylight	69.500	7	19Bet Ori	0.10000	14000.	139	9061	No
46	GOM_NL__2PRFIN20031124_022539_000000782021_00490_09061_9048.N1	24-NOV-2003 02:25:39	Tw_i_and_stray	77.500	30	46Eps Ori	1.6940	30000.	155	9061	No
47	GOM_NL__2PRFIN20031124_023027_000000372021_00490_09061_9049.N1	24-NOV-2003 02:30:27	Bright	36.500	105	6Bet Ari	2.6450	8900.0	73	9061	No
48	GOM_NL__2PRFIN20031124_023415_000000352021_00490_09061_9050.N1	24-NOV-2003 02:34:15	Bright	34.500	173	4Bet Tri	3.0040	8900.0	69	9061	No
49	GOM_NL__2PRFIN20031124_023605_000000372021_00490_09061_9051.N1	24-NOV-2003 02:36:05	Bright	36.500	79	26Bet Per	2.3100	13100.	73	9061	No
50	GOM_NL__2PRFIN20031124_023833_000000372021_00490_09061_9052.N1	24-NOV-2003 02:38:33	Bright	37.000	175	39Del Per	3.0100	19400.	74	9061	No
51	GOM_NL__2PRFIN20031124_024104_000000372021_00490_09061_9053.N1	24-NOV-2003 02:41:04	Bright	37.000	68	18Alp Cas	2.2250	4500.0	74	9061	No
52	GOM_NL__2PRFIN20031124_024217_000000372021_00490_09061_9054.N1	24-NOV-2003 02:42:17	Bright	36.500	74	11Bet Cas	2.2680	6600.0	73	9061	No
53	GOM_NL__2PRFIN20031124_024930_000000332021_00490_09061_9055.N1	24-NOV-2003 02:49:30	Bright	32.500	49	1Alp UMi	1.9900	6300.0	65	9061	No
54	GOM_NL__2PRFIN20031124_025403_000000372021_00490_09061_9056.N1	24-NOV-2003 02:54:03	Bright	37.000	60	7Bet UMi	2.0810	3950.0	74	9061	No
55	GOM_NL__2PRFIN20031124_025620_000000372021_00490_09061_9057.N1	24-NOV-2003 02:56:20	Bright	36.500	119	14Eta Dra	2.7270	4700.0	73	9061	No
56	GOM_NL__2PRFIN20031124_025820_000000462021_00490_09061_9058.N1	24-NOV-2003 02:58:20	Bright	46.000	82	48Bet UMa	2.3650	10600.	92	9061	No
57	GOM_NL__2PRFIN20031124_025952_000000592021_00490_09061_9059.N1	24-NOV-2003 02:59:52	Bright	59.000	87	64Gam UMa	2.4330	11000.	118	9061	No
58	GOM_NL__2PRFIN20031124_030121_000000352021_00490_09061_9060.N1	24-NOV-2003 03:01:21	Bright	35.000	39	85Eta UMa	1.8540	24000.	70	9061	No
59	GOM_NL__2PRFIN20031124_030405_000000512021_00490_09061_9061.N1	24-NOV-2003 03:04:05	Bright	51.000	180	27Gam Boo	3.0400	8000.0	102	9061	No
60	GOM_NL__2PRFIN20031124_030704_000000342021_00490_09061_9062.N1	24-NOV-2003 03:07:04	Bright	33.500	83		2.3780	11000.	67	9061	No
61	GOM_NL__2PRFIN20031124_030934_000000342021_00490_09061_9063.N1	24-NOV-2003 03:09:34	Bright	33.500	3	16Alp Boo	-0.050000	4250.0	67	9061	No
62	GOM_NL__2PRFIN20031124_031220_000000572021_00490_09061_9064.N1	24-NOV-2003 03:12:20	Bright	57.000	96	68Del Leo	2.5600	9300.0	114	9061	No
63	GOM_NL__2PRFIN20031124_031530_000001062021_00490_09061_9065.N1	24-NOV-2003 03:15:30	Tw_i_and_stray	105.50	51	41Gam1Leo	2.0100	4500.0	211	9061	No
64	GOM_NL__2PRFIN20031124_032201_000001652021_00490_09061_9066.N1	24-NOV-2003 03:22:01	Straylight	164.50	22	32Alp Leo	1.3600	15200.	329	9061	No
65	GOM_NL__2PRFIN20031124_032931_000000402021_00490_09061_9067.N1	24-NOV-2003 03:29:31	Dark	40.000	64	Gam Cen	2.2000	10600.	80	9061	No
66	GOM_NL__2PRFIN20031124_033043_000000392021_00490_09061_9068.N1	24-NOV-2003 03:30:43	Dark	38.500	99	Del Cen	2.5750	26000.	77	9061	No
67	GOM_NL__2PRFIN20031124_033208_000000442021_00490_09061_9069.N1	24-NOV-2003 03:32:08	Dark	43.500	20	Bet Cru	1.2530	30000.	87	9061	No
68	GOM_NL__2PRFIN20031124_033317_000000492021_00491_09062_0178.N1	24-NOV-2003 03:33:17	Dark	48.500	12	Alp1Cru	0.77500	30000.	97	9062	No
69	GOM_NL__2PRFIN20031124_033543_000000382021_00491_09062_0179.N1	24-NOV-2003 03:35:43	Dark	38.000	124	The Car	2.7640	30000.	76	9062	No
70	GOM_NL__2PRFIN20031124_034004_000000422021_00491_09062_0180.N1	24-NOV-2003 03:40:04	Dark	42.000	41	Eps Car	1.8600	4100.0	84	9062	No
71	GOM_NL__2PRFIN20031124_034134_000000492021_00491_09062_0181.N1	24-NOV-2003 03:41:34	Dark	48.500	34	Gam2Vel	1.7930	23000.	97	9062	No
72	GOM_NL__2PRFIN20031124_034533_000000602021_00491_09062_0182.N1	24-NOV-2003 03:45:33	Dark	60.000	2	Alp Car	-0.73600	7000.0	120	9062	No
73	GOM_NL__2PRFIN20031124_034729_000001112021_00491_09062_0183.N1	24-NOV-2003 03:47:29	Dark	111.00	132	15Rho Pup	2.8030	6900.0	222	9062	No
74	GOM_NL__2PRFIN20031124_035047_000000732021_00491_09062_0184.N1	24-NOV-2003 03:50:47	Dark	73.000	23	21Eps CMa	1.5020	26000.	146	9062	No
75	GOM_NL__2PRFIN20031124_035330_000000392021_00491_09062_0185.N1	24-NOV-2003 03:53:30	Straylight	38.500	157	The1Eri	2.9060	9300.0	77	9062	No
76	GOM_NL__2PRFIN20031124_035822_000001202021_00491_09062_0186.N1	24-NOV-2003 03:58:22	Straylight	119.50	1	9Alp CMa	-1.4400	11000.	239	9062	No
77	GOM_NL__2PRFIN20031124_040230_000000692021_00491_09062_0187.N1	24-NOV-2003 04:02:30	Straylight	68.500	7	19Bet Ori	0.10000	14000.	137	9062	No
78	GOM_NL__2PRFIN20031124_040614_000000812021_00491_09062_0188.N1	24-NOV-2003 04:06:14	Tw_i_and_stray	81.000	30	46Eps Ori	1.6940	30000.	162	9062	No
79	GOM_NL__2PRFIN20031124_041103_000000372021_00491_09062_0189.N1	24-NOV-2003 04:11:03	Bright	36.500	105	6Bet Ari	2.6450	8900.0	73	9062	No
80	GOM_NL__2PRFIN20031124_041451_000000352021_00491_09062_0190.N1	24-NOV-2003 04:14:51	Bright	35.000	173	4Bet Tri	3.0040	8900.0	70	9062	No
81	GOM_NL__2PRFIN20031124_041641_000000372021_00491_09062_0191.N1	24-NOV-2003 04:16:41	Bright	36.500	79	26Bet Per	2.3100	13100.	73	9062	No
82	GOM_NL__2PRFIN20031124_041909_000000382021_00491_09062_0192.N1	24-NOV-2003 04:19:09	Bright	37.500	175	39Del Per	3.0100	19400.	75	9062	No
83	GOM_NL__2PRFIN20031124_042140_000000372021_00491_09062_0193.N1	24-NOV-2003 04:21:40	Bright	37.000	68	18Alp Cas	2.2250	4500.0	74	9062	No
84	GOM_NL__2PRFIN20031124_042253_000000372021_00491_09062_0194.N1	24-NOV-2003 04:22:53	Bright	36.500	74	11Bet Cas	2.2680	6600.0	73	9062	No
85	GOM_NL__2PRFIN20031124_043006_000000392021_00491_09062_0195.N1	24-NOV-2003 04:30:06	Bright	38.500	49	1Alp UMi	1.9900	6300.0	77	9062	No
86	GOM_NL__2PRFIN20031124_043440_000000382021_00491_09062_0196.N1	24-NOV-2003 04:34:40	Bright	37.500	60	7Bet UMi	2.0810	3950.0	75	9062	No
87	GOM_NL__2PRFIN20031124_043657_000000382021_00491_09062_0197.N1	24-NOV-2003 04:36:57	Bright	37.500	119	14Eta Dra	2.7270	4700.0	75	9062	No
88	GOM_NL__2PRFIN20031124_043856_000000442021_00491_09062_0198.N1	24-NOV-2003 04:38:56	Bright	43.500	82	48Bet UMa	2.3650	10600.	87	9062	No
89	GOM_NL__2PRFIN20031124_044028_000000592021_00491_09062_0199.N1	24-NOV-2003 04:40:28	Bright	59.000	87	64Gam UMa	2.4330	11000.	118	9062	No
90	GOM_NL__2PRFIN20031124_044157_000000512021_00491_09062_0200.N1	24-NOV-2003 04:41:57	Bright	50.500	39	85Eta UMa	1.8540	24000.	101	9062	No
91	GOM_NL__2PRFIN20031124_044442_000000512021_00491_09062_0201.N1	24-NOV-2003 04:44:42	Bright	51.000	180	27Gam Boo	3.0400	8000.0	102	9062	No
92	GOM_NL__2PRFIN20031124_044740_000000342021_00491_09062_0202.N1	24-NOV-2003 04:47:40	Bright	33.500	83		2.3780	11000.	67	9062	No
93	GOM_NL__2PRFIN20031124_045010_000000342021_00491_09062_0203.N1	24-NOV-2003 04:50:10	Bright	33.500	3	16Alp Boo	-0.050000	4250.0	67	9062	No
94	GOM_NL__2PRFIN20031124_045257_000000822021_00491_09062_0204.N1	24-NOV-2003 04:52:57	Bright	82.000	96	68Del Leo	2.5600	9300.0	164	9062	No
95	GOM_NL__2PRFIN20031124_045607_000001252021_00491_09062_0205.N1	24-NOV-2003 04:56:07	Tw_i_and_stray	125.00	51	41Gam1Leo	2.0100	4500.0	250	9062	No
96	GOM_NL__2PRFIN20031124_050240_000001692021_00491_09062_0206.N1	24-NOV-2003 05:02:40	Straylight	169.00	22	32Alp Leo	1.3600	15200.	338	9062	No
97	GOM_NL__2PRFIN20031124_051008_000000392021_00491_09062_0207.N1	24-NOV-2003 05:10:08	Dark	38.500	64	Gam Cen	2.2000	10600.	77	9062	No
98	GOM_NL__2PRFIN20031124_051119_000000402021_00491_09062_0208.N1	24-NOV-2003 05:11:19	Dark	39.500	99	Del Cen	2.5750	26000.	79	9062	No
99	GOM_NL__2PRFIN20031124_051244_000000412021_00491_09062_0209.N1	24-NOV-2003 05:12:44	Dark	40.500	20	Bet Cru	1.2530	30000.	81	9062	No
100	GOM_NL__2PRFIN20031124_051354_000000412021_00492_09063_9039.N1	24-NOV-2003 05:13:54	Dark	40.500	12	Alp1Cru	0.77500	30000.	81	9063	No
101	GOM_NL__2PRFIN20031124_051619_000000372021_00492_09063_9040.N1	24-NOV-2003 05:16:19	Dark	37.000	124	The Car	2.7640	30000.	74	9063	No

102	GOM_NL__2PRFIN20031124_052041_000000532021_00492_09063_9041.N1	24-NOV-2003 05:20:41	Dark	53.000	41	Eps Car	1.8600	4100.0	106	9063	No
103	GOM_NL__2PRFIN20031124_052210_000000502021_00492_09063_9042.N1	24-NOV-2003 05:22:10	Dark	50.000	34	Gam2Vel	1.7930	23000.	100	9063	No
104	GOM_NL__2PRFIN20031124_052610_000000582021_00492_09063_9043.N1	24-NOV-2003 05:26:10	Dark	58.000	2	Alp Car	-0.73600	7000.0	116	9063	No
105	GOM_NL__2PRFIN20031124_052807_000001112021_00492_09063_9044.N1	24-NOV-2003 05:28:07	Dark	110.50	132	15Rho Pup	2.8030	6900.0	221	9063	No
106	GOM_NL__2PRFIN20031124_053124_000000792021_00492_09063_9045.N1	24-NOV-2003 05:31:24	Dark	79.000	23	21Eps CMa	1.5020	26000.	158	9063	No
107	GOM_NL__2PRFIN20031124_053406_000000382021_00492_09063_9046.N1	24-NOV-2003 05:34:06	Straylight	38.000	157	The1Eri	2.9060	9300.0	76	9063	No
108	GOM_NL__2PRFIN20031124_053858_000001152021_00492_09063_9047.N1	24-NOV-2003 05:38:58	Straylight	114.50	1	9Alp CMa	-1.4400	11000.	229	9063	No
109	GOM_NL__2PRFIN20031124_054305_000000692021_00492_09063_9048.N1	24-NOV-2003 05:43:05	Straylight	69.000	7	19Bet Ori	0.10000	14000.	138	9063	No
110	GOM_NL__2PRFIN20031124_054649_000000792021_00492_09063_9049.N1	24-NOV-2003 05:46:49	Tw_i_and_stray	79.000	30	46Eps Ori	1.6940	30000.	158	9063	No
111	GOM_NL__2PRFIN20031124_055139_000000372021_00492_09063_9050.N1	24-NOV-2003 05:51:39	Bright	36.500	105	6Bet Ari	2.6450	8900.0	73	9063	No
112	GOM_NL__2PRFIN20031124_055527_000000352021_00492_09063_9051.N1	24-NOV-2003 05:55:27	Bright	35.000	173	4Bet Tri	3.0040	8900.0	70	9063	No
113	GOM_NL__2PRFIN20031124_055717_000000372021_00492_09063_9052.N1	24-NOV-2003 05:57:17	Bright	37.000	79	26Bet Per	2.3100	13100.	74	9063	No
114	GOM_NL__2PRFIN20031124_055945_000000392021_00492_09063_9053.N1	24-NOV-2003 05:59:45	Bright	38.500	175	39Del Per	3.0100	19400.	77	9063	No
115	GOM_NL__2PRFIN20031124_060216_000000362021_00492_09063_9054.N1	24-NOV-2003 06:02:16	Bright	36.000	68	18Alp Cas	2.2250	4500.0	72	9063	No
116	GOM_NL__2PRFIN20031124_060329_000000362021_00492_09063_9055.N1	24-NOV-2003 06:03:29	Bright	36.000	74	11Bet Cas	2.2680	6600.0	72	9063	No
117	GOM_NL__2PRFIN20031124_061042_000000342021_00492_09063_9056.N1	24-NOV-2003 06:10:42	Bright	34.000	49	1Alp UMi	1.9900	6300.0	68	9063	No
118	GOM_NL__2PRFIN20031124_061516_000000362021_00492_09063_9057.N1	24-NOV-2003 06:15:16	Bright	35.500	60	7Bet UMi	2.0810	3950.0	71	9063	No
119	GOM_NL__2PRFIN20031124_061733_000000372021_00492_09063_9058.N1	24-NOV-2003 06:17:33	Bright	36.500	119	14Eta Dra	2.7270	4700.0	73	9063	No
120	GOM_NL__2PRFIN20031124_061932_000000642021_00492_09063_9059.N1	24-NOV-2003 06:19:32	Bright	64.000	82	48Bet UMa	2.3650	10600.	128	9063	No
121	GOM_NL__2PRFIN20031124_062104_000000392021_00492_09063_9060.N1	24-NOV-2003 06:21:04	Bright	38.500	87	64Gam UMa	2.4330	11000.	77	9063	No
122	GOM_NL__2PRFIN20031124_062233_000000522021_00492_09063_9061.N1	24-NOV-2003 06:22:33	Bright	52.000	39	85Eta UMa	1.8540	24000.	104	9063	No
123	GOM_NL__2PRFIN20031124_062518_000000482021_00492_09063_9062.N1	24-NOV-2003 06:25:18	Bright	47.500	180	27Gam Boo	3.0400	8000.0	95	9063	No
124	GOM_NL__2PRFIN20031124_062817_000000342021_00492_09063_9063.N1	24-NOV-2003 06:28:17	Bright	33.500	83		2.3780	11000.	67	9063	No
125	GOM_NL__2PRFIN20031124_063047_000000342021_00492_09063_9064.N1	24-NOV-2003 06:30:47	Bright	33.500	3	16Alp Boo	-0.050000	4250.0	67	9063	No
126	GOM_NL__2PRFIN20031124_063334_000000712021_00492_09063_9065.N1	24-NOV-2003 06:33:34	Bright	71.000	96	68Del Leo	2.5600	9300.0	142	9063	No
127	GOM_NL__2PRFIN20031124_063645_000001212021_00492_09063_9066.N1	24-NOV-2003 06:36:45	Tw_i_and_stray	120.50	51	41Gam1Leo	2.0100	4500.0	241	9063	No
128	GOM_NL__2PRFIN20031124_064320_000001882021_00492_09063_9067.N1	24-NOV-2003 06:43:20	Straylight	188.00	22	32Alp Leo	1.3600	15200.	376	9063	No
129	GOM_NL__2PRFIN20031124_065044_000000392021_00492_09063_9068.N1	24-NOV-2003 06:50:44	Dark	39.000	64	Gam Cen	2.2000	10600.	78	9063	No
130	GOM_NL__2PRFIN20031124_065156_000000392021_00492_09063_9069.N1	24-NOV-2003 06:51:56	Dark	39.000	99	Del Cen	2.5750	26000.	78	9063	No
131	GOM_NL__2PRFIN20031124_065320_000000412021_00492_09063_9070.N1	24-NOV-2003 06:53:20	Dark	40.500	20	Bet Cru	1.2530	30000.	81	9063	No
132	GOM_NL__2PRFIN20031124_065430_000000402021_00493_09064_9039.N1	24-NOV-2003 06:54:30	Dark	40.000	12	Alp1Cru	0.77500	30000.	80	9064	No
133	GOM_NL__2PRFIN20031124_065656_000000392021_00493_09064_9040.N1	24-NOV-2003 06:56:56	Dark	38.500	124	The Car	2.7640	30000.	77	9064	No
134	GOM_NL__2PRFIN20031124_070117_000000422021_00493_09064_9041.N1	24-NOV-2003 07:01:17	Dark	41.500	41	Eps Car	1.8600	4100.0	83	9064	No
135	GOM_NL__2PRFIN20031124_070247_000000492021_00493_09064_9042.N1	24-NOV-2003 07:02:47	Dark	49.000	34	Gam2Vel	1.7930	23000.	98	9064	No
136	GOM_NL__2PRFIN20031124_070646_000000492021_00493_09064_9043.N1	24-NOV-2003 07:06:46	Dark	49.000	2	Alp Car	-0.73600	7000.0	98	9064	No
137	GOM_NL__2PRFIN20031124_070845_000001102021_00493_09064_9044.N1	24-NOV-2003 07:08:45	Dark	109.50	132	15Rho Pup	2.8030	6900.0	219	9064	No
138	GOM_NL__2PRFIN20031124_071201_000000742021_00493_09064_9045.N1	24-NOV-2003 07:12:01	Dark	73.500	23	21Eps CMa	1.5020	26000.	147	9064	No
139	GOM_NL__2PRFIN20031124_071442_000000382021_00493_09064_9046.N1	24-NOV-2003 07:14:42	Straylight	38.000	157	The1Eri	2.9060	9300.0	76	9064	No
140	GOM_NL__2PRFIN20031124_071934_000001182021_00493_09064_9047.N1	24-NOV-2003 07:19:34	Straylight	118.00	1	9Alp CMa	-1.4400	11000.	236	9064	No
141	GOM_NL__2PRFIN20031124_072341_000000682021_00493_09064_9048.N1	24-NOV-2003 07:23:41	Straylight	67.500	7	19Bet Ori	0.10000	14000.	135	9064	No
142	GOM_NL__2PRFIN20031124_072724_000000732021_00493_09064_9049.N1	24-NOV-2003 07:27:24	Tw_i_and_stray	73.000	30	46Eps Ori	1.6940	30000.	146	9064	No
143	GOM_NL__2PRFIN20031124_073215_000000382021_00493_09064_9050.N1	24-NOV-2003 07:32:15	Bright	37.500	105	6Bet Ari	2.6450	8900.0	75	9064	No
144	GOM_NL__2PRFIN20031124_073603_000000362021_00493_09064_9051.N1	24-NOV-2003 07:36:03	Bright	35.500	173	4Bet Tri	3.0040	8900.0	71	9064	No
145	GOM_NL__2PRFIN20031124_073753_000000362021_00493_09064_9052.N1	24-NOV-2003 07:37:53	Bright	36.000	79	26Bet Per	2.3100	13100.	72	9064	No
146	GOM_NL__2PRFIN20031124_074020_000000382021_00493_09064_9053.N1	24-NOV-2003 07:40:20	Bright	37.500	175	39Del Per	3.0100	19400.	75	9064	No
147	GOM_NL__2PRFIN20031124_074253_000000352021_00493_09064_9054.N1	24-NOV-2003 07:42:53	Bright	34.500	68	18Alp Cas	2.2250	4500.0	69	9064	No
148	GOM_NL__2PRFIN20031124_074406_000000362021_00493_09064_9055.N1	24-NOV-2003 07:44:06	Bright	36.000	74	11Bet Cas	2.2680	6600.0	72	9064	No
149	GOM_NL__2PRFIN20031124_075118_000000362021_00493_09064_9056.N1	24-NOV-2003 07:51:18	Bright	35.500	49	1Alp UMi	1.9900	6300.0	71	9064	No
150	GOM_NL__2PRFIN20031124_075552_000000372021_00493_09064_9057.N1	24-NOV-2003 07:55:52	Bright	36.500	60	7Bet UMi	2.0810	3950.0	73	9064	No
151	GOM_NL__2PRFIN20031124_075809_000000532021_00493_09064_9058.N1	24-NOV-2003 07:58:09	Bright	53.000	119	14Eta Dra	2.7270	4700.0	106	9064	No
152	GOM_NL__2PRFIN20031124_080008_000000432021_00493_09064_9059.N1	24-NOV-2003 08:00:08	Bright	42.500	82	48Bet UMa	2.3650	10600.	85	9064	No
153	GOM_NL__2PRFIN20031124_080140_000000402021_00493_09064_9060.N1	24-NOV-2003 08:01:40	Bright	40.000	87	64Gam UMa	2.4330	11000.	80	9064	No
154	GOM_NL__2PRFIN20031124_080309_000000372021_00493_09064_9061.N1	24-NOV-2003 08:03:09	Bright	36.500	39	85Eta UMa	1.8540	24000.	73	9064	No
155	GOM_NL__2PRFIN20031124_080554_000000332021_00493_09064_9062.N1	24-NOV-2003 08:05:54	Bright	33.000	180	27Gam Boo	3.0400	8000.0	66	9064	No
156	GOM_NL__2PRFIN20031124_080853_000000382021_00493_09064_9063.N1	24-NOV-2003 08:08:53	Bright	37.500	83		2.3780	11000.	75	9064	No
157	GOM_NL__2PRFIN20031124_081123_000000332021_00493_09064_9064.N1	24-NOV-2003 08:11:23	Bright	32.500	3	16Alp Boo	-0.050000	4250.0	65	9064	No
158	GOM_NL__2PRFIN20031124_081410_000000542021_00493_09064_9065.N1	24-NOV-2003 08:14:10	Bright	54.000	96	68Del Leo	2.5600	9300.0	108	9064	No
159	GOM_NL__2PRFIN20031124_081722_000001172021_00493_09064_9066.N1	24-NOV-2003 08:17:22	Tw_i_and_stray	117.00	51	41Gam1Leo	2.0100	4500.0	234	9064	No
160	GOM_NL__2PRFIN20031124_082359_000001652021_00493_09064_9067.N1	24-NOV-2003 08:23:59	Straylight	165.00	22	32Alp Leo	1.3600	15200.	330	9064	No

161	GOM_NL__2PRFIN20031124_083121_000000402021_00493_09064_9068.N1	24-NOV-2003 08:31:21	Dark	39.500	64	Gam Cen	2.2000	10600.	79	9064	No
162	GOM_NL__2PRFIN20031124_083232_000000412021_00493_09064_9069.N1	24-NOV-2003 08:32:32	Dark	41.000	99	Del Cen	2.5750	26000.	82	9064	No
163	GOM_NL__2PRFIN20031124_083357_000000412021_00493_09064_9070.N1	24-NOV-2003 08:33:57	Dark	40.500	20	Bet Cru	1.2530	30000.	81	9064	No
164	GOM_NL__2PRFIN20031124_083506_000000422021_00494_09065_9296.N1	24-NOV-2003 08:35:06	Dark	42.000	12	Alp1Cru	0.77500	30000.	84	9065	No
165	GOM_NL__2PRFIN20031124_083730_000000392021_00494_09065_9297.N1	24-NOV-2003 08:37:30	Dark	39.000	124	The Car	2.7640	30000.	78	9065	No
166	GOM_NL__2PRFIN20031124_084152_000000522021_00494_09065_9298.N1	24-NOV-2003 08:41:52	Dark	52.000	41	Eps Car	1.8600	4100.0	104	9065	No
167	GOM_NL__2PRFIN20031124_084323_000000532021_00494_09065_9299.N1	24-NOV-2003 08:43:23	Dark	52.500	34	Gam2Vel	1.7930	23000.	105	9065	No
168	GOM_NL__2PRFIN20031124_084720_000000512021_00494_09065_9300.N1	24-NOV-2003 08:47:20	Dark	50.500	2	Alp Car	-0.73600	7000.0	101	9065	No
169	GOM_NL__2PRFIN20031124_084922_000001092021_00494_09065_9301.N1	24-NOV-2003 08:49:22	Dark	108.50	132	15Rho Pup	2.8030	6900.0	217	9065	No
170	GOM_NL__2PRFIN20031124_085236_000000722021_00494_09065_9302.N1	24-NOV-2003 08:52:36	Dark	72.000	23	21Eps CMa	1.5020	26000.	144	9065	No
171	GOM_NL__2PRFIN20031124_085516_000000392021_00494_09065_9303.N1	24-NOV-2003 08:55:16	Straylight	39.000	157	The1Eri	2.9060	9300.0	78	9065	No
172	GOM_NL__2PRFIN20031124_090009_000001452021_00494_09065_9304.N1	24-NOV-2003 09:00:09	Straylight	145.00	1	9Alp CMa	-1.4400	11000.	290	9065	No
173	GOM_NL__2PRFIN20031124_090416_000000672021_00494_09065_9305.N1	24-NOV-2003 09:04:16	Straylight	66.500	7	19Bet Ori	0.10000	14000.	133	9065	No
174	GOM_NL__2PRFIN20031124_090759_000000742021_00494_09065_9306.N1	24-NOV-2003 09:07:59	Tw_i_and_stray	74.000	30	46Eps Ori	1.6940	30000.	148	9065	No
175	GOM_NL__2PRFIN20031124_091248_000000402021_00494_09065_9307.N1	24-NOV-2003 09:12:48	Bright	40.000	105	6Bet Ari	2.6450	8900.0	80	9065	No
176	GOM_NL__2PRFIN20031124_091637_000000382021_00494_09065_9308.N1	24-NOV-2003 09:16:37	Bright	37.500	173	4Bet Tri	3.0040	8900.0	75	9065	No
177	GOM_NL__2PRFIN20031124_091826_000000392021_00494_09065_9309.N1	24-NOV-2003 09:18:26	Bright	39.000	79	26Bet Per	2.3100	13100.	78	9065	No
178	GOM_NL__2PRFIN20031124_092054_000000402021_00494_09065_9310.N1	24-NOV-2003 09:20:54	Bright	39.500	175	39Del Per	3.0100	19400.	79	9065	No
179	GOM_NL__2PRFIN20031124_092327_000000392021_00494_09065_9311.N1	24-NOV-2003 09:23:27	Bright	39.000	68	18Alp Cas	2.2250	4500.0	78	9065	No
180	GOM_NL__2PRFIN20031124_092440_000000392021_00494_09065_9312.N1	24-NOV-2003 09:24:40	Bright	38.500	74	11Bet Cas	2.2680	6600.0	77	9065	No
181	GOM_NL__2PRFIN20031124_093152_000000352021_00494_09065_9313.N1	24-NOV-2003 09:31:52	Bright	34.500	49	1Alp UMi	1.9900	6300.0	69	9065	No
182	GOM_NL__2PRFIN20031124_093626_000000382021_00494_09065_9314.N1	24-NOV-2003 09:36:26	Bright	38.000	60	7Bet UMi	2.0810	3950.0	76	9065	No
183	GOM_NL__2PRFIN20031124_093844_000000382021_00494_09065_9315.N1	24-NOV-2003 09:38:44	Bright	38.000	119	14Eta Dra	2.7270	4700.0	76	9065	No
184	GOM_NL__2PRFIN20031124_094042_000000442021_00494_09065_9316.N1	24-NOV-2003 09:40:42	Bright	43.500	82	48Bet UMa	2.3650	10600.	87	9065	No
185	GOM_NL__2PRFIN20031124_094214_000000422021_00494_09065_9317.N1	24-NOV-2003 09:42:14	Bright	42.000	87	64Gam UMa	2.4330	11000.	84	9065	No
186	GOM_NL__2PRFIN20031124_094344_000000372021_00494_09065_9318.N1	24-NOV-2003 09:43:44	Bright	37.000	39	85Eta UMa	1.8540	24000.	74	9065	No
187	GOM_NL__2PRFIN20031124_094628_000000362021_00494_09065_9319.N1	24-NOV-2003 09:46:28	Bright	35.500	180	27Gam Boo	3.0400	8000.0	71	9065	No
188	GOM_NL__2PRFIN20031124_094927_000000352021_00494_09065_9320.N1	24-NOV-2003 09:49:27	Bright	35.000	83		2.3780	11000.	70	9065	No
189	GOM_NL__2PRFIN20031124_095157_000000352021_00494_09065_9321.N1	24-NOV-2003 09:51:57	Bright	35.000	3	16Alp Boo	-0.050000	4250.0	70	9065	No
190	GOM_NL__2PRFIN20031124_095446_000000562021_00494_09065_9322.N1	24-NOV-2003 09:54:46	Bright	56.000	96	68Del Leo	2.5600	9300.0	112	9065	No
191	GOM_NL__2PRFIN20031124_095759_000001152021_00494_09065_9323.N1	24-NOV-2003 09:57:59	Tw_i_and_stray	115.00	51	41Gam1Leo	2.0100	4500.0	230	9065	No
192	GOM_NL__2PRFIN20031124_100437_000001652021_00494_09065_9324.N1	24-NOV-2003 10:04:37	Straylight	164.50	22	32Alp Leo	1.3600	15200.	329	9065	No
193	GOM_NL__2PRFIN20031124_101155_000000412021_00494_09065_9325.N1	24-NOV-2003 10:11:55	Dark	41.000	64	Gam Cen	2.2000	10600.	82	9065	No
194	GOM_NL__2PRFIN20031124_101307_000000402021_00494_09065_9326.N1	24-NOV-2003 10:13:07	Dark	40.000	99	Del Cen	2.5750	26000.	80	9065	No
195	GOM_NL__2PRFIN20031124_101431_000000402021_00494_09065_9327.N1	24-NOV-2003 10:14:31	Dark	39.500	20	Bet Cru	1.2530	30000.	79	9065	No
196	GOM_NL__2PRFIN20031124_101540_000000462021_00495_09066_9059.N1	24-NOV-2003 10:15:40	Dark	45.500	12	Alp1Cru	0.77500	30000.	91	9066	No
197	GOM_NL__2PRFIN20031124_101807_000000392021_00495_09066_9060.N1	24-NOV-2003 10:18:07	Dark	39.000	124	The Car	2.7640	30000.	78	9066	No
198	GOM_NL__2PRFIN20031124_102228_000000472021_00495_09066_9061.N1	24-NOV-2003 10:22:28	Dark	46.500	41	Eps Car	1.8600	4100.0	93	9066	No
199	GOM_NL__2PRFIN20031124_102400_000000542021_00495_09066_9062.N1	24-NOV-2003 10:24:00	Dark	53.500	34	Gam2Vel	1.7930	23000.	107	9066	No
200	GOM_NL__2PRFIN20031124_102756_000000512021_00495_09066_9063.N1	24-NOV-2003 10:27:56	Dark	50.500	2	Alp Car	-0.73600	7000.0	101	9066	No
201	GOM_NL__2PRFIN20031124_103000_000001092021_00495_09066_9064.N1	24-NOV-2003 10:30:00	Dark	108.50	132	15Rho Pup	2.8030	6900.0	217	9066	No
202	GOM_NL__2PRFIN20031124_103313_000000782021_00495_09066_9065.N1	24-NOV-2003 10:33:13	Dark	78.000	23	21Eps CMa	1.5020	26000.	156	9066	No
203	GOM_NL__2PRFIN20031124_103553_000000382021_00495_09066_9066.N1	24-NOV-2003 10:35:53	Straylight	38.000	157	The1Eri	2.9060	9300.0	76	9066	No
204	GOM_NL__2PRFIN20031124_104045_000001222021_00495_09066_9067.N1	24-NOV-2003 10:40:45	Straylight	121.50	1	9Alp CMa	-1.4400	11000.	243	9066	No
205	GOM_NL__2PRFIN20031124_104451_000000712021_00495_09066_9068.N1	24-NOV-2003 10:44:51	Straylight	70.500	7	19Bet Ori	0.10000	14000.	141	9066	No
206	GOM_NL__2PRFIN20031124_104834_000000752021_00495_09066_9069.N1	24-NOV-2003 10:48:34	Tw_i_and_stray	75.000	30	46Eps Ori	1.6940	30000.	150	9066	No
207	GOM_NL__2PRFIN20031124_105325_000000392021_00495_09066_9070.N1	24-NOV-2003 10:53:25	Bright	39.000	105	6Bet Ari	2.6450	8900.0	78	9066	No
208	GOM_NL__2PRFIN20031124_105713_000000372021_00495_09066_9071.N1	24-NOV-2003 10:57:13	Bright	37.000	173	4Bet Tri	3.0040	8900.0	74	9066	No
209	GOM_NL__2PRFIN20031124_105903_000000392021_00495_09066_9072.N1	24-NOV-2003 10:59:03	Bright	39.000	79	26Bet Per	2.3100	13100.	78	9066	No
210	GOM_NL__2PRFIN20031124_110130_000000402021_00495_09066_9073.N1	24-NOV-2003 11:01:30	Bright	40.000	175	39Del Per	3.0100	19400.	80	9066	No
211	GOM_NL__2PRFIN20031124_110403_000000382021_00495_09066_9074.N1	24-NOV-2003 11:04:03	Bright	38.000	68	18Alp Cas	2.2250	4500.0	76	9066	No
212	GOM_NL__2PRFIN20031124_110517_000000382021_00495_09066_9075.N1	24-NOV-2003 11:05:17	Bright	38.000	74	11Bet Cas	2.2680	6600.0	76	9066	No
213	GOM_NL__2PRFIN20031124_111702_000000392021_00495_09066_9076.N1	24-NOV-2003 11:17:02	Bright	38.500	60	7Bet UMi	2.0810	3950.0	77	9066	No
214	GOM_NL__2PRFIN20031124_111920_000000392021_00495_09066_9077.N1	24-NOV-2003 11:19:20	Bright	39.000	119	14Eta Dra	2.7270	4700.0	78	9066	No
215	GOM_NL__2PRFIN20031124_112118_000000462021_00495_09066_9078.N1	24-NOV-2003 11:21:18	Bright	45.500	82	48Bet UMa	2.3650	10600.	91	9066	No
216	GOM_NL__2PRFIN20031124_112251_000000422021_00495_09066_9079.N1	24-NOV-2003 11:22:51	Bright	41.500	87	64Gam UMa	2.4330	11000.	83	9066	No
217	GOM_NL__2PRFIN20031124_112420_000000342021_00495_09066_9080.N1	24-NOV-2003 11:24:20	Bright	34.000	39	85Eta UMa	1.8540	24000.	68	9066	No
218	GOM_NL__2PRFIN20031124_112705_000000342021_00495_09066_9081.N1	24-NOV-2003 11:27:05	Bright	34.000	180	27Gam Boo	3.0400	8000.0	68	9066	No
219	GOM_NL__2PRFIN20031124_113004_000000352021_00495_09066_9082.N1	24-NOV-2003 11:30:04	Bright	34.500	83		2.3780	11000.	69	9066	No

220	GOM_NL__2PRFIN20031124_113234_000000352021_00495_09066_9083.N1	24-NOV-2003 11:32:34	Bright	34.500	3	16Alp Boo	-0.050000	4250.0	69	9066	No
221	GOM_NL__2PRFIN20031124_113522_000000602021_00495_09066_9084.N1	24-NOV-2003 11:35:22	Bright	59.500	96	68Del Leo	2.5600	9300.0	119	9066	No
222	GOM_NL__2PRFIN20031124_113836_000001282021_00495_09066_9085.N1	24-NOV-2003 11:38:36	Tw_i_and_stray	127.50	51	41Gam1Leo	2.0100	4500.0	255	9066	No
223	GOM_NL__2PRFIN20031124_114517_000002062021_00495_09066_9086.N1	24-NOV-2003 11:45:17	Straylight	205.50	22	32Alp Leo	1.3600	15200.	411	9066	No
224	GOM_NL__2PRFIN20031124_115232_000000392021_00495_09066_9087.N1	24-NOV-2003 11:52:32	Dark	39.000	64	Gam Cen	2.2000	10600.	78	9066	No
225	GOM_NL__2PRFIN20031124_115344_000000402021_00495_09066_9088.N1	24-NOV-2003 11:53:44	Dark	40.000	99	Del Cen	2.5750	26000.	80	9066	No
226	GOM_NL__2PRFIN20031124_115507_000000402021_00495_09066_9089.N1	24-NOV-2003 11:55:07	Dark	39.500	20	Bet Cru	1.2530	30000.	79	9066	No
227	GOM_NL__2PRFIN20031124_115617_000000382021_00496_09067_9059.N1	24-NOV-2003 11:56:17	Dark	38.000	12	Alp1Cru	0.77500	30000.	76	9067	No
228	GOM_NL__2PRFIN20031124_115843_000000412021_00496_09067_9060.N1	24-NOV-2003 11:58:43	Dark	40.500	124	The Car	2.7640	30000.	81	9067	No
229	GOM_NL__2PRFIN20031124_120305_000000482021_00496_09067_9061.N1	24-NOV-2003 12:03:05	Dark	47.500	41	Eps Car	1.8600	4100.0	95	9067	No
230	GOM_NL__2PRFIN20031124_120437_000000512021_00496_09067_9062.N1	24-NOV-2003 12:04:37	Dark	51.000	34	Gam2Vel	1.7930	23000.	102	9067	No
231	GOM_NL__2PRFIN20031124_120834_000000592021_00496_09067_9063.N1	24-NOV-2003 12:08:34	Dark	59.000	2	Alp Car	-0.73600	7000.0	118	9067	No
232	GOM_NL__2PRFIN20031124_121038_000001042021_00496_09067_9064.N1	24-NOV-2003 12:10:38	Dark	104.00	132	15Rho Pup	2.8030	6900.0	208	9067	No
233	GOM_NL__2PRFIN20031124_121351_000000792021_00496_09067_9065.N1	24-NOV-2003 12:13:51	Dark	78.500	23	21Eps CMa	1.5020	26000.	157	9067	No
234	GOM_NL__2PRFIN20031124_121629_000000382021_00496_09067_9066.N1	24-NOV-2003 12:16:29	Straylight	38.000	157	The1Eri	2.9060	9300.0	76	9067	No
235	GOM_NL__2PRFIN20031124_122121_000001172021_00496_09067_9067.N1	24-NOV-2003 12:21:21	Straylight	116.50	1	9Alp CMa	-1.4400	11000.	233	9067	No
236	GOM_NL__2PRFIN20031124_122528_000000762021_00496_09067_9068.N1	24-NOV-2003 12:25:28	Straylight	76.000	7	19Bet Ori	0.10000	14000.	152	9067	No
237	GOM_NL__2PRFIN20031124_122909_000000752021_00496_09067_9069.N1	24-NOV-2003 12:29:09	Tw_i_and_stray	74.500	30	46Eps Ori	1.6940	30000.	149	9067	No
238	GOM_NL__2PRFIN20031124_123402_000000372021_00496_09067_9070.N1	24-NOV-2003 12:34:02	Bright	37.000	105	6Bet Ari	2.6450	8900.0	74	9067	No
239	GOM_NL__2PRFIN20031124_123750_000000362021_00496_09067_9071.N1	24-NOV-2003 12:37:50	Bright	36.000	173	4Bet Tri	3.0040	8900.0	72	9067	No
240	GOM_NL__2PRFIN20031124_123939_000000382021_00496_09067_9072.N1	24-NOV-2003 12:39:39	Bright	37.500	79	26Bet Per	2.3100	13100.	75	9067	No
241	GOM_NL__2PRFIN20031124_124206_000000392021_00496_09067_9073.N1	24-NOV-2003 12:42:06	Bright	39.000	175	39Del Per	3.0100	19400.	78	9067	No
242	GOM_NL__2PRFIN20031124_124440_000000392021_00496_09067_9074.N1	24-NOV-2003 12:44:40	Bright	39.000	68	18Alp Cas	2.2250	4500.0	78	9067	No
243	GOM_NL__2PRFIN20031124_124553_000000382021_00496_09067_9075.N1	24-NOV-2003 12:45:53	Bright	38.000	74	11Bet Cas	2.2680	6600.0	76	9067	No
244	GOM_NL__2PRFIN20031124_125305_000000382021_00496_09067_9076.N1	24-NOV-2003 12:53:05	Bright	38.000	49	1Alp UMi	1.9900	6300.0	76	9067	No
245	GOM_NL__2PRFIN20031124_125739_000000342021_00496_09067_9077.N1	24-NOV-2003 12:57:39	Bright	34.000	60	7Bet UMi	2.0810	3950.0	68	9067	No
246	GOM_NL__2PRFIN20031124_125957_000000382021_00496_09067_9078.N1	24-NOV-2003 12:59:57	Bright	37.500	119	14Eta Dra	2.7270	4700.0	75	9067	No
247	GOM_NL__2PRFIN20031124_130154_000000452021_00496_09067_9079.N1	24-NOV-2003 13:01:54	Bright	44.500	82	48Bet UMa	2.3650	10600.	89	9067	No
248	GOM_NL__2PRFIN20031124_130327_000000412021_00496_09067_9080.N1	24-NOV-2003 13:03:27	Bright	41.000	87	64Gam UMa	2.4330	11000.	82	9067	No
249	GOM_NL__2PRFIN20031124_130456_000000372021_00496_09067_9081.N1	24-NOV-2003 13:04:56	Bright	36.500	39	85Eta UMa	1.8540	24000.	73	9067	No
250	GOM_NL__2PRFIN20031124_130741_000000342021_00496_09067_9082.N1	24-NOV-2003 13:07:41	Bright	34.000	180	27Gam Boo	3.0400	8000.0	68	9067	No
251	GOM_NL__2PRFIN20031124_131040_000000342021_00496_09067_9083.N1	24-NOV-2003 13:10:40	Bright	34.000	83		2.3780	11000.	68	9067	No
252	GOM_NL__2PRFIN20031124_131310_000000342021_00496_09067_9084.N1	24-NOV-2003 13:13:10	Bright	33.500	3	16Alp Boo	-0.050000	4250.0	67	9067	No
253	GOM_NL__2PRFIN20031124_131559_000000582021_00496_09067_9085.N1	24-NOV-2003 13:15:59	Bright	58.000	96	68Del Leo	2.5600	9300.0	116	9067	No
254	GOM_NL__2PRFIN20031124_131914_000001372021_00496_09067_9086.N1	24-NOV-2003 13:19:14	Tw_i_and_stray	137.00	51	41Gam1Leo	2.0100	4500.0	274	9067	No
255	GOM_NL__2PRFIN20031124_132556_000001632021_00496_09067_9087.N1	24-NOV-2003 13:25:56	Straylight	163.00	22	32Alp Leo	1.3600	15200.	326	9067	No
256	GOM_NL__2PRFIN20031124_133308_000000422021_00496_09067_9088.N1	24-NOV-2003 13:33:08	Dark	42.000	64	Gam Cen	2.2000	10600.	84	9067	No
257	GOM_NL__2PRFIN20031124_133420_000000412021_00496_09067_9089.N1	24-NOV-2003 13:34:20	Dark	40.500	99	Del Cen	2.5750	26000.	81	9067	No
258	GOM_NL__2PRFIN20031124_133544_000000402021_00496_09067_9090.N1	24-NOV-2003 13:35:44	Dark	39.500	20	Bet Cru	1.2530	30000.	79	9067	No
259	GOM_NL__2PRFIN20031124_133654_000000392021_00497_09068_9060.N1	24-NOV-2003 13:36:54	Dark	38.500	12	Alp1Cru	0.77500	30000.	77	9068	No
260	GOM_NL__2PRFIN20031124_133920_000000382021_00497_09068_9061.N1	24-NOV-2003 13:39:20	Dark	38.000	124	The Car	2.7640	30000.	76	9068	No
261	GOM_NL__2PRFIN20031124_134342_000000442021_00497_09068_9062.N1	24-NOV-2003 13:43:42	Dark	43.500	41	Eps Car	1.8600	4100.0	87	9068	No
262	GOM_NL__2PRFIN20031124_134514_000000522021_00497_09068_9063.N1	24-NOV-2003 13:45:14	Dark	51.500	34	Gam2Vel	1.7930	23000.	103	9068	No
263	GOM_NL__2PRFIN20031124_134911_000000462021_00497_09068_9064.N1	24-NOV-2003 13:49:11	Dark	45.500	2	Alp Car	-0.73600	7000.0	91	9068	No
264	GOM_NL__2PRFIN20031124_135115_000001112021_00497_09068_9065.N1	24-NOV-2003 13:51:15	Dark	110.50	132	15Rho Pup	2.8030	6900.0	221	9068	No
265	GOM_NL__2PRFIN20031124_135427_000000802021_00497_09068_9066.N1	24-NOV-2003 13:54:27	Dark	80.000	23	21Eps CMa	1.5020	26000.	160	9068	No
266	GOM_NL__2PRFIN20031124_135706_000000392021_00497_09068_9067.N1	24-NOV-2003 13:57:06	Straylight	39.000	157	The1Eri	2.9060	9300.0	78	9068	No
267	GOM_NL__2PRFIN20031124_140157_000001232021_00497_09068_9068.N1	24-NOV-2003 14:01:57	Straylight	122.50	1	9Alp CMa	-1.4400	11000.	245	9068	No
268	GOM_NL__2PRFIN20031124_140604_000000792021_00497_09068_9069.N1	24-NOV-2003 14:06:04	Straylight	79.000	7	19Bet Ori	0.10000	14000.	158	9068	No
269	GOM_NL__2PRFIN20031124_140945_000000812021_00497_09068_9070.N1	24-NOV-2003 14:09:45	Tw_i_and_stray	80.500	30	46Eps Ori	1.6940	30000.	161	9068	No
270	GOM_NL__2PRFIN20031124_141439_000000372021_00497_09068_9071.N1	24-NOV-2003 14:14:39	Bright	37.000	105	6Bet Ari	2.6450	8900.0	74	9068	No
271	GOM_NL__2PRFIN20031124_141825_000000372021_00497_09068_9072.N1	24-NOV-2003 14:18:25	Bright	37.000	173	4Bet Tri	3.0040	8900.0	74	9068	No
272	GOM_NL__2PRFIN20031124_142013_000000392021_00497_09068_9073.N1	24-NOV-2003 14:20:13	Bright	39.000	79	26Bet Per	2.3100	13100.	78	9068	No
273	GOM_NL__2PRFIN20031124_142241_000000402021_00497_09068_9074.N1	24-NOV-2003 14:22:41	Bright	39.500	175	39Del Per	3.0100	19400.	79	9068	No
274	GOM_NL__2PRFIN20031124_142515_000000412021_00497_09068_9075.N1	24-NOV-2003 14:25:15	Bright	40.500	68	18Alp Cas	2.2250	4500.0	81	9068	No
275	GOM_NL__2PRFIN20031124_142628_000000402021_00497_09068_9076.N1	24-NOV-2003 14:26:28	Bright	39.500	74	11Bet Cas	2.2680	6600.0	79	9068	No
276	GOM_NL__2PRFIN20031124_143339_000000392021_00497_09068_9077.N1	24-NOV-2003 14:33:39	Bright	38.500	49	1Alp UMi	1.9900	6300.0	77	9068	No
277	GOM_NL__2PRFIN20031124_143813_000000392021_00497_09068_9078.N1	24-NOV-2003 14:38:13	Bright	38.500	60	7Bet UMi	2.0810	3950.0	77	9068	No
278	GOM_NL__2PRFIN20031124_144029_000000412021_00497_09068_9079.N1	24-NOV-2003 14:40:29	Bright	41.000	119	14Eta Dra	2.7270	4700.0	82	9068	No

279	GOM_NL__2PRFIN20031124_144229_000000462021_00497_09068_9080.N1	24-NOV-2003 14:42:29	Bright	45.500	82	48Bet UMa	2.3650	10600.	91	9068	No
280	GOM_NL__2PRFIN20031124_144402_000000432021_00497_09068_9081.N1	24-NOV-2003 14:44:02	Bright	43.000	87	64Gam UMa	2.4330	11000.	86	9068	No
281	GOM_NL__2PRFIN20031124_144531_000000392021_00497_09068_9082.N1	24-NOV-2003 14:45:31	Bright	38.500	39	85Eta UMa	1.8540	24000.	77	9068	No
282	GOM_NL__2PRFIN20031124_144815_000000382021_00497_09068_9083.N1	24-NOV-2003 14:48:15	Bright	37.500	180	27Gam Boo	3.0400	8000.0	75	9068	No
283	GOM_NL__2PRFIN20031124_145114_000000372021_00497_09068_9084.N1	24-NOV-2003 14:51:14	Bright	36.500	83		2.3780	11000.	73	9068	No
284	GOM_NL__2PRFIN20031124_145346_000000362021_00497_09068_9085.N1	24-NOV-2003 14:53:46	Bright	35.500	3	16Alp Boo	-0.050000	4250.0	71	9068	No
285	GOM_NL__2PRFIN20031124_145635_000000592021_00497_09068_9086.N1	24-NOV-2003 14:56:35	Bright	59.000	96	68Del Leo	2.5600	9300.0	118	9068	No
286	GOM_NL__2PRFIN20031124_145951_000001242021_00497_09068_9087.N1	24-NOV-2003 14:59:51	Twilight	123.50	51	41Gam1Leo	2.0100	4500.0	247	9068	No
287	GOM_NL__2PRFIN20031124_150635_000001692021_00497_09068_9088.N1	24-NOV-2003 15:06:35	Straylight	169.00	22	32Alp Leo	1.3600	15200.	338	9068	No
288	GOM_NL__2PRFIN20031124_151343_000000422021_00497_09068_9089.N1	24-NOV-2003 15:13:43	Dark	41.500	64	Gam Cen	2.2000	10600.	83	9068	No
289	GOM_NL__2PRFIN20031124_151453_000000432021_00497_09068_9090.N1	24-NOV-2003 15:14:53	Dark	43.000	99	Del Cen	2.5750	26000.	86	9068	No
290	GOM_NL__2PRFIN20031124_151619_000000462021_00497_09068_9091.N1	24-NOV-2003 15:16:19	Dark	46.000	20	Bet Cru	1.2530	30000.	92	9068	No
291	GOM_NL__2PRFIN20031124_151729_000000482021_00498_09069_9061.N1	24-NOV-2003 15:17:29	Dark	47.500	12	Alp1Cru	0.77500	30000.	95	9069	No
292	GOM_NL__2PRFIN20031124_151955_000000402021_00498_09069_9062.N1	24-NOV-2003 15:19:55	Dark	39.500	124	The Car	2.7640	30000.	79	9069	No
293	GOM_NL__2PRFIN20031124_152418_000000502021_00498_09069_9063.N1	24-NOV-2003 15:24:18	Dark	50.000	41	Eps Car	1.8600	4100.0	100	9069	No
294	GOM_NL__2PRFIN20031124_152550_000000522021_00498_09069_9064.N1	24-NOV-2003 15:25:50	Dark	52.000	34	Gam2Vel	1.7930	23000.	104	9069	No
295	GOM_NL__2PRFIN20031124_152947_000000592021_00498_09069_9065.N1	24-NOV-2003 15:29:47	Dark	59.000	2	Alp Car	-0.73600	7000.0	118	9069	No
296	GOM_NL__2PRFIN20031124_153152_000001132021_00498_09069_9066.N1	24-NOV-2003 15:31:52	Dark	112.50	132	15Rho Pup	2.8030	6900.0	225	9069	No
297	GOM_NL__2PRFIN20031124_153503_000000742021_00498_09069_9067.N1	24-NOV-2003 15:35:03	Dark	74.000	23	21Eps CMa	1.5020	26000.	148	9069	No
298	GOM_NL__2PRFIN20031124_153740_000000422021_00498_09069_9068.N1	24-NOV-2003 15:37:40	Straylight	41.500	157	The1Eri	2.9060	9300.0	83	9069	No
299	GOM_NL__2PRFIN20031124_154233_000001202021_00498_09069_9069.N1	24-NOV-2003 15:42:33	Straylight	119.50	1	9Alp CMa	-1.4400	11000.	239	9069	No
300	GOM_NL__2PRFIN20031124_154637_000000792021_00498_09069_9070.N1	24-NOV-2003 15:46:37	Straylight	79.000	7	19Bet Ori	0.10000	14000.	158	9069	No
301	GOM_NL__2PRFIN20031124_155019_000000792021_00498_09069_9071.N1	24-NOV-2003 15:50:19	Twilight	79.000	30	46Eps Ori	1.6940	30000.	158	9069	No
302	GOM_NL__2PRFIN20031124_155511_000000402021_00498_09069_9072.N1	24-NOV-2003 15:55:11	Bright	40.000	105	6Bet Ari	2.6450	8900.0	80	9069	No
303	GOM_NL__2PRFIN20031124_155901_000000362021_00498_09069_9073.N1	24-NOV-2003 15:59:01	Bright	36.000	173	4Bet Tri	3.0040	8900.0	72	9069	No
304	GOM_NL__2PRFIN20031124_160049_000000412021_00498_09069_9074.N1	24-NOV-2003 16:00:49	Bright	40.500	79	26Bet Per	2.3100	13100.	81	9069	No
305	GOM_NL__2PRFIN20031124_160317_000000402021_00498_09069_9075.N1	24-NOV-2003 16:03:17	Bright	39.500	175	39Del Per	3.0100	19400.	79	9069	No
306	GOM_NL__2PRFIN20031124_160549_000000392021_00498_09069_9076.N1	24-NOV-2003 16:05:49	Bright	39.000	68	18Alp Cas	2.2250	4500.0	78	9069	No
307	GOM_NL__2PRFIN20031124_160704_000000412021_00498_09069_9077.N1	24-NOV-2003 16:07:04	Bright	40.500	74	11Bet Cas	2.2680	6600.0	81	9069	No
308	GOM_NL__2PRFIN20031124_161415_000000402021_00498_09069_9078.N1	24-NOV-2003 16:14:15	Bright	39.500	49	1Alp UMi	1.9900	6300.0	79	9069	No
309	GOM_NL__2PRFIN20031124_161849_000000392021_00498_09069_9079.N1	24-NOV-2003 16:18:49	Bright	38.500	60	7Bet UMi	2.0810	3950.0	77	9069	No
310	GOM_NL__2PRFIN20031124_162107_000000402021_00498_09069_9080.N1	24-NOV-2003 16:21:07	Bright	39.500	119	14Eta Dra	2.7270	4700.0	79	9069	No
311	GOM_NL__2PRFIN20031124_162305_000000422021_00498_09069_9081.N1	24-NOV-2003 16:23:05	Bright	42.000	82	48Bet UMa	2.3650	10600.	84	9069	No
312	GOM_NL__2PRFIN20031124_162437_000000422021_00498_09069_9082.N1	24-NOV-2003 16:24:37	Bright	41.500	87	64Gam UMa	2.4330	11000.	83	9069	No
313	GOM_NL__2PRFIN20031124_162606_000000382021_00498_09069_9083.N1	24-NOV-2003 16:26:06	Bright	37.500	39	85Eta UMa	1.8540	24000.	75	9069	No
314	GOM_NL__2PRFIN20031124_162851_000000372021_00498_09069_9084.N1	24-NOV-2003 16:28:51	Bright	36.500	180	27Gam Boo	3.0400	8000.0	73	9069	No
315	GOM_NL__2PRFIN20031124_163150_000000382021_00498_09069_9085.N1	24-NOV-2003 16:31:50	Bright	38.000	83		2.3780	11000.	76	9069	No
316	GOM_NL__2PRFIN20031124_163422_000000362021_00498_09069_9086.N1	24-NOV-2003 16:34:22	Bright	35.500	3	16Alp Boo	-0.050000	4250.0	71	9069	No
317	GOM_NL__2PRFIN20031124_163711_000000602021_00498_09069_9087.N1	24-NOV-2003 16:37:11	Bright	60.000	96	68Del Leo	2.5600	9300.0	120	9069	No
318	GOM_NL__2PRFIN20031124_164028_000001432021_00498_09069_9088.N1	24-NOV-2003 16:40:28	Twilight	142.50	51	41Gam1Leo	2.0100	4500.0	285	9069	No
319	GOM_NL__2PRFIN20031124_164714_000001942021_00498_09069_9089.N1	24-NOV-2003 16:47:14	Straylight	193.50	22	32Alp Leo	1.3600	15200.	387	9069	No
320	GOM_NL__2PRFIN20031124_165419_000000432021_00498_09069_9090.N1	24-NOV-2003 16:54:19	Dark	43.000	64	Gam Cen	2.2000	10600.	86	9069	No
321	GOM_NL__2PRFIN20031124_165531_000000422021_00498_09069_9091.N1	24-NOV-2003 16:55:31	Dark	42.000	99	Del Cen	2.5750	26000.	84	9069	No
322	GOM_NL__2PRFIN20031124_165655_000000442021_00498_09069_9092.N1	24-NOV-2003 16:56:55	Dark	44.000	20	Bet Cru	1.2530	30000.	88	9069	No
323	GOM_NL__2PRFIN20031124_165805_000000402021_00499_09070_9062.N1	24-NOV-2003 16:58:05	Dark	40.000	12	Alp1Cru	0.77500	30000.	80	9070	No
324	GOM_NL__2PRFIN20031124_170029_000000442021_00499_09070_9063.N1	24-NOV-2003 17:00:29	Dark	43.500	124	The Car	2.7640	30000.	87	9070	No
325	GOM_NL__2PRFIN20031124_170454_000000492021_00499_09070_9064.N1	24-NOV-2003 17:04:54	Dark	48.500	41	Eps Car	1.8600	4100.0	97	9070	No
326	GOM_NL__2PRFIN20031124_170627_000000512021_00499_09070_9065.N1	24-NOV-2003 17:06:27	Dark	51.000	34	Gam2Vel	1.7930	23000.	102	9070	No
327	GOM_NL__2PRFIN20031124_171023_000000562021_00499_09070_9066.N1	24-NOV-2003 17:10:23	Dark	56.000	2	Alp Car	-0.73600	7000.0	112	9070	No
328	GOM_NL__2PRFIN20031124_171230_000001112021_00499_09070_9067.N1	24-NOV-2003 17:12:30	Dark	111.00	132	15Rho Pup	2.8030	6900.0	222	9070	No
329	GOM_NL__2PRFIN20031124_171541_000000812021_00499_09070_9068.N1	24-NOV-2003 17:15:41	Dark	80.500	23	21Eps CMa	1.5020	26000.	161	9070	No
330	GOM_NL__2PRFIN20031124_171814_000000452021_00499_09070_9069.N1	24-NOV-2003 17:18:14	Straylight	44.500	157	The1Eri	2.9060	9300.0	89	9070	No
331	GOM_NL__2PRFIN20031124_172237_000000882021_00499_09070_9070.N1	24-NOV-2003 17:22:37	Straylight	87.500	47	2Bet CMa	1.9760	28000.	175	9070	No
332	GOM_NL__2PRFIN20031124_172517_000000502021_00499_09070_9071.N1	24-NOV-2003 17:25:17	Straylight	49.500	165	34Gam Eri	2.9500	3200.0	99	9070	No
333	GOM_NL__2PRFIN20031124_172714_000000712021_00499_09070_9072.N1	24-NOV-2003 17:27:14	Straylight	71.000	7	19Bet Ori	0.10000	14000.	142	9070	No
334	GOM_NL__2PRFIN20031124_173055_000000792021_00499_09070_9073.N1	24-NOV-2003 17:30:55	Twilight	78.500	30	46Eps Ori	1.6940	30000.	157	9070	No
335	GOM_NL__2PRFIN20031124_173550_000000392021_00499_09070_9074.N1	24-NOV-2003 17:35:50	Bright	39.000	105	6Bet Ari	2.6450	8900.0	78	9070	No
336	GOM_NL__2PRFIN20031124_173935_000000402021_00499_09070_9075.N1	24-NOV-2003 17:39:35	Bright	39.500	173	4Bet Tri	3.0040	8900.0	79	9070	No
337	GOM_NL__2PRFIN20031124_174125_000000402021_00499_09070_9076.N1	24-NOV-2003 17:41:25	Bright	39.500	79	26Bet Per	2.3100	13100.	79	9070	No

338	GOM_NL__2PRFIN20031124_174353_000000402021_00499_09070_9077.N1	24-NOV-2003 17:43:53	Bright	39.500	175	39Del Per	3.0100	19400.	79	9070	No
339	GOM_NL__2PRFIN20031124_174627_000000412021_00499_09070_9078.N1	24-NOV-2003 17:46:27	Bright	41.000	68	18Alp Cas	2.2250	4500.0	82	9070	No
340	GOM_NL__2PRFIN20031124_174741_000000392021_00499_09070_9079.N1	24-NOV-2003 17:47:41	Bright	39.000	74	11Bet Cas	2.2680	6600.0	78	9070	No
341	GOM_NL__2PRFIN20031124_175451_000000392021_00499_09070_9080.N1	24-NOV-2003 17:54:51	Bright	38.500	49	1Alp UMi	1.9900	6300.0	77	9070	No
342	GOM_NL__2PRFIN20031124_175926_000000392021_00499_09070_9081.N1	24-NOV-2003 17:59:26	Bright	39.000	60	7Bet UMi	2.0810	3950.0	78	9070	No
343	GOM_NL__2PRFIN20031124_180144_000000382021_00499_09070_9082.N1	24-NOV-2003 18:01:44	Bright	37.500	119	14Eta Dra	2.7270	4700.0	75	9070	No
344	GOM_NL__2PRFIN20031124_180341_000000452021_00499_09070_9083.N1	24-NOV-2003 18:03:41	Bright	45.000	82	48Bet UMa	2.3650	10600.	90	9070	No
345	GOM_NL__2PRFIN20031124_180513_000000432021_00499_09070_9084.N1	24-NOV-2003 18:05:13	Bright	43.000	87	64Gam UMa	2.4330	11000.	86	9070	No
346	GOM_NL__2PRFIN20031124_180642_000000382021_00499_09070_9085.N1	24-NOV-2003 18:06:42	Bright	38.000	39	85Eta UMa	1.8540	24000.	76	9070	No
347	GOM_NL__2PRFIN20031124_181227_000000352021_00499_09070_9086.N1	24-NOV-2003 18:12:27	Bright	35.000	83		2.3780	11000.	70	9070	No
348	GOM_NL__2PRFIN20031124_181458_000000352021_00499_09070_9087.N1	24-NOV-2003 18:14:58	Bright	34.500	3	16Alp Boo	-0.050000	4250.0	69	9070	No
349	GOM_NL__2PRFIN20031124_181748_000000602021_00499_09070_9088.N1	24-NOV-2003 18:17:48	Bright	59.500	96	68Del Leo	2.5600	9300.0	119	9070	No
350	GOM_NL__2PRFIN20031124_182106_000001122021_00499_09070_9089.N1	24-NOV-2003 18:21:06	Tw_i_and_stray	112.00	51	41Gam1Leo	2.0100	4500.0	224	9070	No
351	GOM_NL__2PRFIN20031124_182754_000002062021_00499_09070_9090.N1	24-NOV-2003 18:27:54	Straylight	205.50	22	32Alp Leo	1.3600	15200.	411	9070	No
352	GOM_NL__2PRFIN20031124_183453_000000452021_00499_09070_9091.N1	24-NOV-2003 18:34:53	Dark	44.500	64	Gam Cen	2.2000	10600.	89	9070	No
353	GOM_NL__2PRFIN20031124_183608_000000422021_00499_09070_9092.N1	24-NOV-2003 18:36:08	Dark	41.500	99	Del Cen	2.5750	26000.	83	9070	No
354	GOM_NL__2PRFIN20031124_183729_000000412021_00499_09070_9093.N1	24-NOV-2003 18:37:29	Dark	41.000	20	Bet Cru	1.2530	30000.	82	9070	No
355	GOM_NL__2PRFIN20031124_183839_000000452021_00500_09071_9192.N1	24-NOV-2003 18:38:39	Dark	45.000	12	Alp1Cru	0.77500	30000.	90	9071	No
356	GOM_NL__2PRFIN20031124_184108_000000412021_00500_09071_9193.N1	24-NOV-2003 18:41:08	Dark	40.500	124	The Car	2.7640	30000.	81	9071	No
357	GOM_NL__2PRFIN20031124_184531_000000462021_00500_09071_9194.N1	24-NOV-2003 18:45:31	Dark	46.000	41	Eps Car	1.8600	4100.0	92	9071	No
358	GOM_NL__2PRFIN20031124_184704_000000512021_00500_09071_9195.N1	24-NOV-2003 18:47:04	Dark	51.000	34	Gam2Vel	1.7930	23000.	102	9071	No
359	GOM_NL__2PRFIN20031124_185100_000000532021_00500_09071_9196.N1	24-NOV-2003 18:51:00	Dark	53.000	2	Alp Car	-0.73600	7000.0	106	9071	No
360	GOM_NL__2PRFIN20031124_185309_000001102021_00500_09071_9197.N1	24-NOV-2003 18:53:09	Dark	109.50	132	15Rho Pup	2.8030	6900.0	219	9071	No
361	GOM_NL__2PRFIN20031124_185618_000000822021_00500_09071_9198.N1	24-NOV-2003 18:56:18	Dark	82.000	23	21Eps CMa	1.5020	26000.	164	9071	No
362	GOM_NL__2PRFIN20031124_185850_000000432021_00500_09071_9199.N1	24-NOV-2003 18:58:50	Straylight	43.000	157	The1Eri	2.9060	9300.0	86	9071	No
363	GOM_NL__2PRFIN20031124_190313_000000822021_00500_09071_9200.N1	24-NOV-2003 19:03:13	Straylight	82.000	47	2Bet CMa	1.9760	28000.	164	9071	No
364	GOM_NL__2PRFIN20031124_190556_000000512021_00500_09071_9201.N1	24-NOV-2003 19:05:56	Straylight	51.000	165	34Gam Eri	2.9500	3200.0	102	9071	No
365	GOM_NL__2PRFIN20031124_190750_000000652021_00500_09071_9202.N1	24-NOV-2003 19:07:50	Straylight	65.000	7	19Bet Ori	0.10000	14000.	130	9071	No
366	GOM_NL__2PRFIN20031124_191130_000000762021_00500_09071_9203.N1	24-NOV-2003 19:11:30	Tw_i_and_stray	75.500	30	46Eps Ori	1.6940	30000.	151	9071	No
367	GOM_NL__2PRFIN20031124_191623_000000412021_00500_09071_9204.N1	24-NOV-2003 19:16:23	Bright	40.500	105	6Bet Ari	2.6450	8900.0	81	9071	No
368	GOM_NL__2PRFIN20031124_192012_000000382021_00500_09071_9205.N1	24-NOV-2003 19:20:12	Bright	37.500	173	4Bet Tri	3.0040	8900.0	75	9071	No
369	GOM_NL__2PRFIN20031124_192200_000000392021_00500_09071_9206.N1	24-NOV-2003 19:22:00	Bright	38.500	79	26Bet Per	2.3100	13100.	77	9071	No
370	GOM_NL__2PRFIN20031124_192428_000000392021_00500_09071_9207.N1	24-NOV-2003 19:24:28	Bright	39.000	175	39Del Per	3.0100	19400.	78	9071	No
371	GOM_NL__2PRFIN20031124_192703_000000382021_00500_09071_9208.N1	24-NOV-2003 19:27:03	Bright	38.000	68	18Alp Cas	2.2250	4500.0	76	9071	No
372	GOM_NL__2PRFIN20031124_192817_000000382021_00500_09071_9209.N1	24-NOV-2003 19:28:17	Bright	37.500	74	11Bet Cas	2.2680	6600.0	75	9071	No
373	GOM_NL__2PRFIN20031124_193527_000000392021_00500_09071_9210.N1	24-NOV-2003 19:35:27	Bright	38.500	49	1Alp UMi	1.9900	6300.0	77	9071	No
374	GOM_NL__2PRFIN20031124_194002_000000402021_00500_09071_9211.N1	24-NOV-2003 19:40:02	Bright	39.500	60	7Bet UMi	2.0810	3950.0	79	9071	No
375	GOM_NL__2PRFIN20031124_194218_000000432021_00500_09071_9212.N1	24-NOV-2003 19:42:18	Bright	42.500	119	14Eta Dra	2.7270	4700.0	85	9071	No
376	GOM_NL__2PRFIN20031124_194416_000000452021_00500_09071_9213.N1	24-NOV-2003 19:44:16	Bright	45.000	82	48Bet UMa	2.3650	10600.	90	9071	No
377	GOM_NL__2PRFIN20031124_194548_000000522021_00500_09071_9214.N1	24-NOV-2003 19:45:48	Bright	51.500	87	64Gam UMa	2.4330	11000.	103	9071	No
378	GOM_NL__2PRFIN20031124_194718_000000382021_00500_09071_9215.N1	24-NOV-2003 19:47:18	Bright	38.000	39	85Eta UMa	1.8540	24000.	76	9071	No
379	GOM_NL__2PRFIN20031124_195002_000000392021_00500_09071_9216.N1	24-NOV-2003 19:50:02	Bright	38.500	180	27Gam Boo	3.0400	8000.0	77	9071	No
380	GOM_NL__2PRFIN20031124_195303_000000372021_00500_09071_9217.N1	24-NOV-2003 19:53:03	Bright	37.000	83		2.3780	11000.	74	9071	No
381	GOM_NL__2PRFIN20031124_195534_000000362021_00500_09071_9218.N1	24-NOV-2003 19:55:34	Bright	35.500	3	16Alp Boo	-0.050000	4250.0	71	9071	No
382	GOM_NL__2PRFIN20031124_195823_000000582021_00500_09071_9219.N1	24-NOV-2003 19:58:23	Bright	58.000	96	68Del Leo	2.5600	9300.0	116	9071	No
383	GOM_NL__2PRFIN20031124_200143_000001212021_00500_09071_9220.N1	24-NOV-2003 20:01:43	Tw_i_and_stray	120.50	51	41Gam1Leo	2.0100	4500.0	241	9071	No
384	GOM_NL__2PRFIN20031124_200834_000001772021_00500_09071_9221.N1	24-NOV-2003 20:08:34	Straylight	177.00	22	32Alp Leo	1.3600	15200.	354	9071	No
385	GOM_NL__2PRFIN20031124_201530_000000432021_00500_09071_9222.N1	24-NOV-2003 20:15:30	Dark	42.500	64	Gam Cen	2.2000	10600.	85	9071	No
386	GOM_NL__2PRFIN20031124_201644_000000432021_00500_09071_9223.N1	24-NOV-2003 20:16:44	Dark	42.500	99	Del Cen	2.5750	26000.	85	9071	No
387	GOM_NL__2PRFIN20031124_201807_000000412021_00500_09071_9224.N1	24-NOV-2003 20:18:07	Dark	40.500	20	Bet Cru	1.2530	30000.	81	9071	No
388	GOM_NL__2PRFIN20031124_201917_000000442021_00501_09072_9064.N1	24-NOV-2003 20:19:17	Dark	43.500	12	Alp1Cru	0.77500	30000.	87	9072	No
389	GOM_NL__2PRFIN20031124_202144_000000402021_00501_09072_9065.N1	24-NOV-2003 20:21:44	Dark	40.000	124	The Car	2.7640	30000.	80	9072	No
390	GOM_NL__2PRFIN20031124_202608_000000452021_00501_09072_9066.N1	24-NOV-2003 20:26:08	Dark	45.000	41	Eps Car	1.8600	4100.0	90	9072	No
391	GOM_NL__2PRFIN20031124_202740_000000592021_00501_09072_9067.N1	24-NOV-2003 20:27:40	Dark	58.500	34	Gam2Vel	1.7930	23000.	117	9072	No
392	GOM_NL__2PRFIN20031124_203136_000000592021_00501_09072_9068.N1	24-NOV-2003 20:31:36	Dark	59.000	2	Alp Car	-0.73600	7000.0	118	9072	No
393	GOM_NL__2PRFIN20031124_203346_000001042021_00501_09072_9069.N1	24-NOV-2003 20:33:46	Dark	104.00	132	15Rho Pup	2.8030	6900.0	208	9072	No
394	GOM_NL__2PRFIN20031124_203654_000000722021_00501_09072_9070.N1	24-NOV-2003 20:36:54	Dark	72.000	23	21Eps CMa	1.5020	26000.	144	9072	No
395	GOM_NL__2PRFIN20031124_203927_000000432021_00501_09072_9071.N1	24-NOV-2003 20:39:27	Straylight	42.500	157	The1Eri	2.9060	9300.0	85	9072	No
396	GOM_NL__2PRFIN20031124_204349_000000842021_00501_09072_9072.N1	24-NOV-2003 20:43:49	Straylight	84.000	47	2Bet CMa	1.9760	28000.	168	9072	No

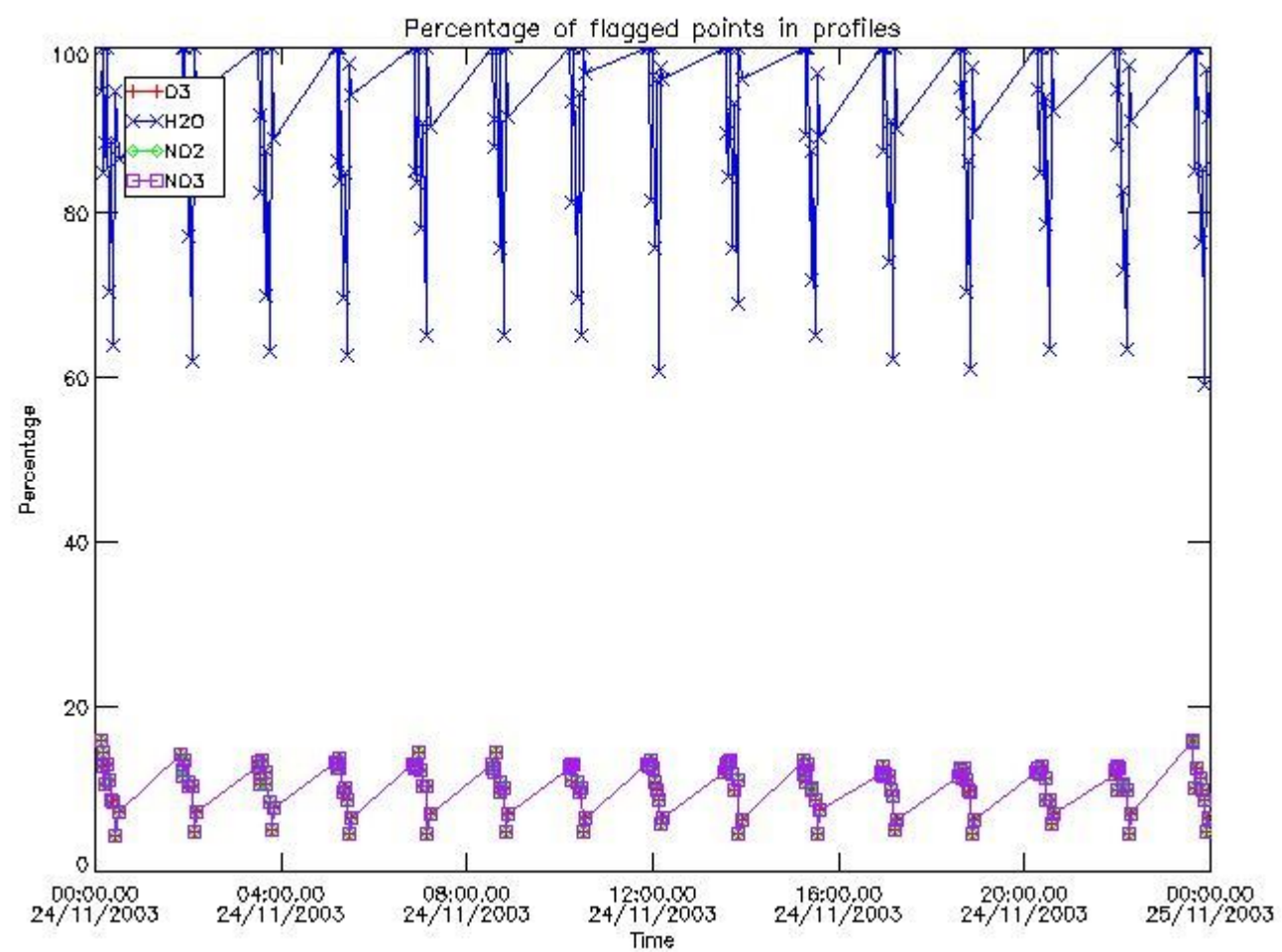
397	GOM_NL__2PRFIN20031124_204632_000000492021_00501_09072_9073.N1	24-NOV-2003 20:46:32	Straylight	49.000	165	34Gam Eri	2.9500	3200.0	98	9072	No
398	GOM_NL__2PRFIN20031124_204825_000000742021_00501_09072_9074.N1	24-NOV-2003 20:48:25	Straylight	74.000	7	19Bet Ori	0.10000	14000.	148	9072	No
399	GOM_NL__2PRFIN20031124_205205_000000752021_00501_09072_9075.N1	24-NOV-2003 20:52:05	Twi_and_stray	74.500	30	46Eps Ori	1.6940	30000.	149	9072	No
400	GOM_NL__2PRFIN20031124_205701_000000392021_00501_09072_9076.N1	24-NOV-2003 20:57:01	Bright	39.000	105	6Bet Ari	2.6450	8900.0	78	9072	No
401	GOM_NL__2PRFIN20031124_210048_000000392021_00501_09072_9077.N1	24-NOV-2003 21:00:48	Bright	38.500	173	4Bet Tri	3.0040	8900.0	77	9072	No
402	GOM_NL__2PRFIN20031124_210237_000000392021_00501_09072_9078.N1	24-NOV-2003 21:02:37	Bright	38.500	79	26Bet Per	2.3100	13100.	77	9072	No
403	GOM_NL__2PRFIN20031124_210504_000000392021_00501_09072_9079.N1	24-NOV-2003 21:05:04	Bright	39.000	175	39Del Per	3.0100	19400.	78	9072	No
404	GOM_NL__2PRFIN20031124_210740_000000372021_00501_09072_9080.N1	24-NOV-2003 21:07:40	Bright	37.000	68	18Alp Cas	2.2250	4500.0	74	9072	No
405	GOM_NL__2PRFIN20031124_210851_000000432021_00501_09072_9081.N1	24-NOV-2003 21:08:51	Bright	42.500	74	11Bet Cas	2.2680	6600.0	85	9072	No
406	GOM_NL__2PRFIN20031124_211604_000000382021_00501_09072_9082.N1	24-NOV-2003 21:16:04	Bright	38.000	49	1Alp UMi	1.9900	6300.0	76	9072	No
407	GOM_NL__2PRFIN20031124_212037_000000402021_00501_09072_9083.N1	24-NOV-2003 21:20:37	Bright	39.500	60	7Bet UMi	2.0810	3950.0	79	9072	No
408	GOM_NL__2PRFIN20031124_212254_000000412021_00501_09072_9084.N1	24-NOV-2003 21:22:54	Bright	40.500	119	14Eta Dra	2.7270	4700.0	81	9072	No
409	GOM_NL__2PRFIN20031124_212451_000000452021_00501_09072_9085.N1	24-NOV-2003 21:24:51	Bright	44.500	82	48Bet UMa	2.3650	10600.	89	9072	No
410	GOM_NL__2PRFIN20031124_212624_000000422021_00501_09072_9086.N1	24-NOV-2003 21:26:24	Bright	42.000	87	64Gam UMa	2.4330	11000.	84	9072	No
411	GOM_NL__2PRFIN20031124_212755_000000372021_00501_09072_9087.N1	24-NOV-2003 21:27:55	Bright	36.500	39	85Eta UMa	1.8540	24000.	73	9072	No
412	GOM_NL__2PRFIN20031124_213040_000000492021_00501_09072_9088.N1	24-NOV-2003 21:30:40	Bright	49.000	180	27Gam Boo	3.0400	8000.0	98	9072	No
413	GOM_NL__2PRFIN20031124_213339_000000382021_00501_09072_9089.N1	24-NOV-2003 21:33:39	Bright	37.500	83		2.3780	11000.	75	9072	No
414	GOM_NL__2PRFIN20031124_213610_000000352021_00501_09072_9090.N1	24-NOV-2003 21:36:10	Bright	35.000	3	16Alp Boo	-0.050000	4250.0	70	9072	No
415	GOM_NL__2PRFIN20031124_213900_000000582021_00501_09072_9091.N1	24-NOV-2003 21:39:00	Bright	58.000	96	68Del Leo	2.5600	9300.0	116	9072	No
416	GOM_NL__2PRFIN20031124_214220_000001252021_00501_09072_9092.N1	24-NOV-2003 21:42:20	Twi_and_stray	125.00	51	41Gam1Leo	2.0100	4500.0	250	9072	No
417	GOM_NL__2PRFIN20031124_214913_000001972021_00501_09072_9093.N1	24-NOV-2003 21:49:13	Straylight	197.00	22	32Alp Leo	1.3600	15200.	394	9072	No
418	GOM_NL__2PRFIN20031124_215608_000000442021_00501_09072_9094.N1	24-NOV-2003 21:56:08	Dark	43.500	64	Gam Cen	2.2000	10600.	87	9072	No
419	GOM_NL__2PRFIN20031124_215720_000000422021_00501_09072_9095.N1	24-NOV-2003 21:57:20	Dark	41.500	99	Del Cen	2.5750	26000.	83	9072	No
420	GOM_NL__2PRFIN20031124_215844_000000402021_00501_09072_9096.N1	24-NOV-2003 21:58:44	Dark	40.000	20	Bet Cru	1.2530	30000.	80	9072	No
421	GOM_NL__2PRFIN20031124_215953_000000512022_00001_09073_9064.N1	24-NOV-2003 21:59:53	Dark	51.000	12	Alp1Cru	0.77500	30000.	102	9073	No
422	GOM_NL__2PRFIN20031124_220220_000000412022_00001_09073_9065.N1	24-NOV-2003 22:02:20	Dark	41.000	124	The Car	2.7640	30000.	82	9073	No
423	GOM_NL__2PRFIN20031124_220644_000000492022_00001_09073_9066.N1	24-NOV-2003 22:06:44	Dark	48.500	41	Eps Car	1.8600	4100.0	97	9073	No
424	GOM_NL__2PRFIN20031124_220818_000000502022_00001_09073_9067.N1	24-NOV-2003 22:08:18	Dark	49.500	34	Gam2Vel	1.7930	23000.	99	9073	No
425	GOM_NL__2PRFIN20031124_221212_000000512022_00001_09073_9068.N1	24-NOV-2003 22:12:12	Dark	51.000	2	Alp Car	-0.73600	7000.0	102	9073	No
426	GOM_NL__2PRFIN20031124_221424_000001112022_00001_09073_9069.N1	24-NOV-2003 22:14:24	Dark	111.00	132	15Rho Pup	2.8030	6900.0	222	9073	No
427	GOM_NL__2PRFIN20031124_221731_000000732022_00001_09073_9070.N1	24-NOV-2003 22:17:31	Dark	73.000	23	21Eps CMa	1.5020	26000.	146	9073	No
428	GOM_NL__2PRFIN20031124_222004_000000422022_00001_09073_9071.N1	24-NOV-2003 22:20:04	Straylight	41.500	157	The1Eri	2.9060	9300.0	83	9073	No
429	GOM_NL__2PRFIN20031124_222425_000000832022_00001_09073_9072.N1	24-NOV-2003 22:24:25	Straylight	82.500	47	2Bet CMa	1.9760	28000.	165	9073	No
430	GOM_NL__2PRFIN20031124_222707_000000482022_00001_09073_9073.N1	24-NOV-2003 22:27:07	Straylight	47.500	165	34Gam Eri	2.9500	3200.0	95	9073	No
431	GOM_NL__2PRFIN20031124_222901_000000682022_00001_09073_9074.N1	24-NOV-2003 22:29:01	Straylight	68.000	7	19Bet Ori	0.10000	14000.	136	9073	No
432	GOM_NL__2PRFIN20031124_223240_000000802022_00001_09073_9075.N1	24-NOV-2003 22:32:40	Twi_and_stray	79.500	30	46Eps Ori	1.6940	30000.	159	9073	No
433	GOM_NL__2PRFIN20031124_223737_000000382022_00001_09073_9076.N1	24-NOV-2003 22:37:37	Bright	38.000	105	6Bet Ari	2.6450	8900.0	76	9073	No
434	GOM_NL__2PRFIN20031124_224123_000000402022_00001_09073_9077.N1	24-NOV-2003 22:41:23	Bright	39.500	173	4Bet Tri	3.0040	8900.0	79	9073	No
435	GOM_NL__2PRFIN20031124_224312_000000392022_00001_09073_9078.N1	24-NOV-2003 22:43:12	Bright	39.000	79	26Bet Per	2.3100	13100.	78	9073	No
436	GOM_NL__2PRFIN20031124_224539_000000402022_00001_09073_9079.N1	24-NOV-2003 22:45:39	Bright	39.500	175	39Del Per	3.0100	19400.	79	9073	No
437	GOM_NL__2PRFIN20031124_224816_000000382022_00001_09073_9080.N1	24-NOV-2003 22:48:16	Bright	37.500	68	18Alp Cas	2.2250	4500.0	75	9073	No
438	GOM_NL__2PRFIN20031124_224929_000000372022_00001_09073_9081.N1	24-NOV-2003 22:49:29	Bright	37.000	74	11Bet Cas	2.2680	6600.0	74	9073	No
439	GOM_NL__2PRFIN20031124_225639_000000352022_00001_09073_9082.N1	24-NOV-2003 22:56:39	Bright	35.000	49	1Alp UMi	1.9900	6300.0	70	9073	No
440	GOM_NL__2PRFIN20031124_230114_000000392022_00001_09073_9083.N1	24-NOV-2003 23:01:14	Bright	39.000	60	7Bet UMi	2.0810	3950.0	78	9073	No
441	GOM_NL__2PRFIN20031124_230332_000000382022_00001_09073_9084.N1	24-NOV-2003 23:03:32	Bright	38.000	119	14Eta Dra	2.7270	4700.0	76	9073	No
442	GOM_NL__2PRFIN20031124_230527_000000452022_00001_09073_9085.N1	24-NOV-2003 23:05:27	Bright	45.000	82	48Bet UMa	2.3650	10600.	90	9073	No
443	GOM_NL__2PRFIN20031124_230700_000000442022_00001_09073_9086.N1	24-NOV-2003 23:07:00	Bright	44.000	87	64Gam UMa	2.4330	11000.	88	9073	No
444	GOM_NL__2PRFIN20031124_230830_000000372022_00001_09073_9087.N1	24-NOV-2003 23:08:30	Bright	37.000	39	85Eta UMa	1.8540	24000.	74	9073	No
445	GOM_NL__2PRFIN20031124_231116_000000372022_00001_09073_9088.N1	24-NOV-2003 23:11:16	Bright	37.000	180	27Gam Boo	3.0400	8000.0	74	9073	No
446	GOM_NL__2PRFIN20031124_231415_000000372022_00001_09073_9089.N1	24-NOV-2003 23:14:15	Bright	36.500	83		2.3780	11000.	73	9073	No
447	GOM_NL__2PRFIN20031124_231646_000000352022_00001_09073_9090.N1	24-NOV-2003 23:16:46	Bright	35.000	3	16Alp Boo	-0.050000	4250.0	70	9073	No
448	GOM_NL__2PRFIN20031124_231936_000000602022_00001_09073_9091.N1	24-NOV-2003 23:19:36	Bright	60.000	96	68Del Leo	2.5600	9300.0	120	9073	No
449	GOM_NL__2PRFIN20031124_232258_000001262022_00001_09073_9092.N1	24-NOV-2003 23:22:58	Twi_and_stray	126.00	51	41Gam1Leo	2.0100	4500.0	252	9073	No
450	GOM_NL__2PRFIN20031124_232952_000001862022_00001_09073_9093.N1	24-NOV-2003 23:29:52	Straylight	186.00	22	32Alp Leo	1.3600	15200.	372	9073	No
451	GOM_NL__2PRFIN20031124_233644_000000422022_00001_09073_9094.N1	24-NOV-2003 23:36:44	Dark	41.500	64	Gam Cen	2.2000	10600.	83	9073	No
452	GOM_NL__2PRFIN20031124_233755_000000432022_00001_09073_9095.N1	24-NOV-2003 23:37:55	Dark	42.500	99	Del Cen	2.5750	26000.	85	9073	No
453	GOM_NL__2PRFIN20031124_233919_000000502022_00001_09073_9096.N1	24-NOV-2003 23:39:19	Dark	50.000	20	Bet Cru	1.2530	30000.	100	9073	No
454	GOM_NL__2PRFIN20031124_234029_000000512022_00002_09074_9066.N1	24-NOV-2003 23:40:29	Dark	50.500	12	Alp1Cru	0.77500	30000.	101	9074	No
455	GOM_NL__2PRFIN20031124_234256_000000412022_00002_09074_9067.N1	24-NOV-2003 23:42:56	Dark	40.500	124	The Car	2.7640	30000.	81	9074	No

456	GOM_NL__2PRFIN20031124_234721_000000452022_00002_09074_9068.N1	24-NOV-2003 23:47:21	Dark	45.000	41	Eps Car	1.8600	4100.0	90	9074	No
457	GOM_NL__2PRFIN20031124_234855_000000522022_00002_09074_9069.N1	24-NOV-2003 23:48:55	Dark	51.500	34	Gam2Vel	1.7930	23000.	103	9074	No
458	GOM_NL__2PRFIN20031124_235249_000000592022_00002_09074_9070.N1	24-NOV-2003 23:52:49	Dark	59.000	2	Alp Car	-0.73600	7000.0	118	9074	No
459	GOM_NL__2PRFIN20031124_235502_000001092022_00002_09074_9071.N1	24-NOV-2003 23:55:02	Dark	109.00	132	15Rho Pup	2.8030	6900.0	218	9074	No
460	GOM_NL__2PRFIN20031124_235808_000000792022_00002_09074_9072.N1	24-NOV-2003 23:58:08	Dark	78.500	23	21Eps CMA	1.5020	26000.	157	9074	No

3. Quality information per product

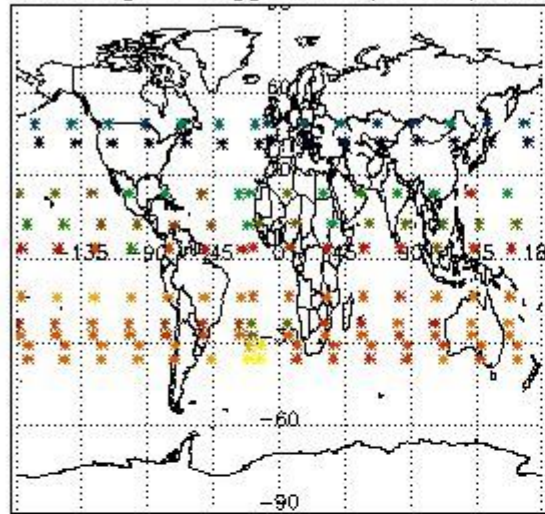
In this section it is plotted some information contained in the Quality Summary data set of the level 2 products. Only products in dark limb conditions and without errors (error flag in the MPH set to "0") are used.

3.1 Plot quality information per product (time dependant)

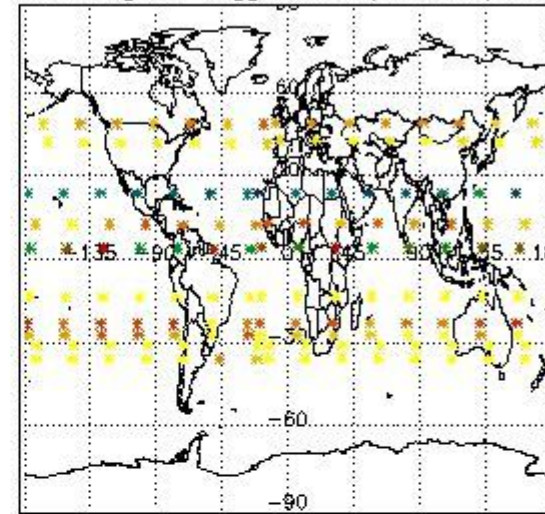


3.2 Plot quality information per product (world map)

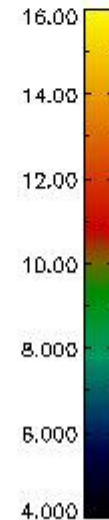
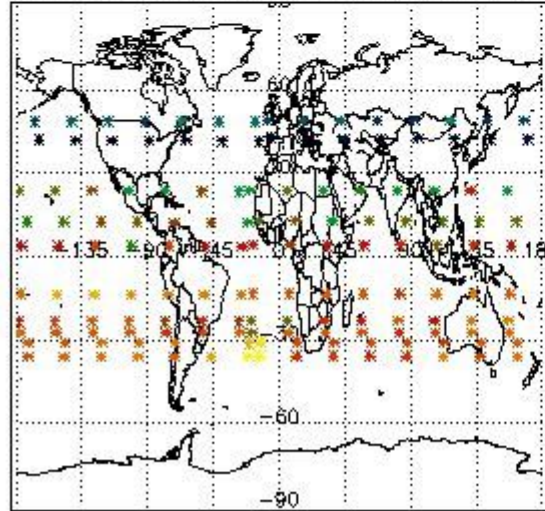
Percentage of flagged data per O3 profile



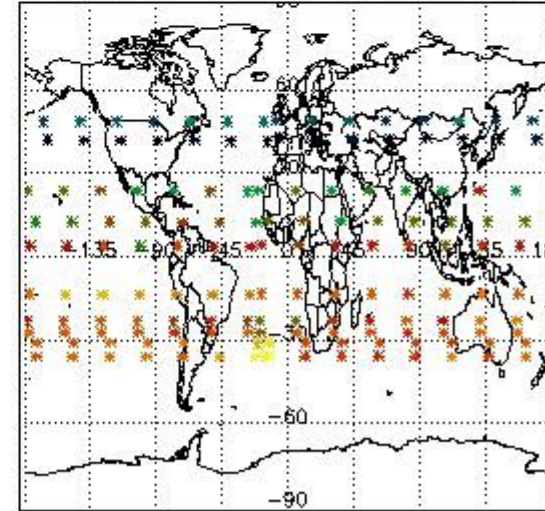
Percentage of flagged data per H2O profile



Percentage of flagged data per NO2 profile



Percentage of flagged data per NO3 profile

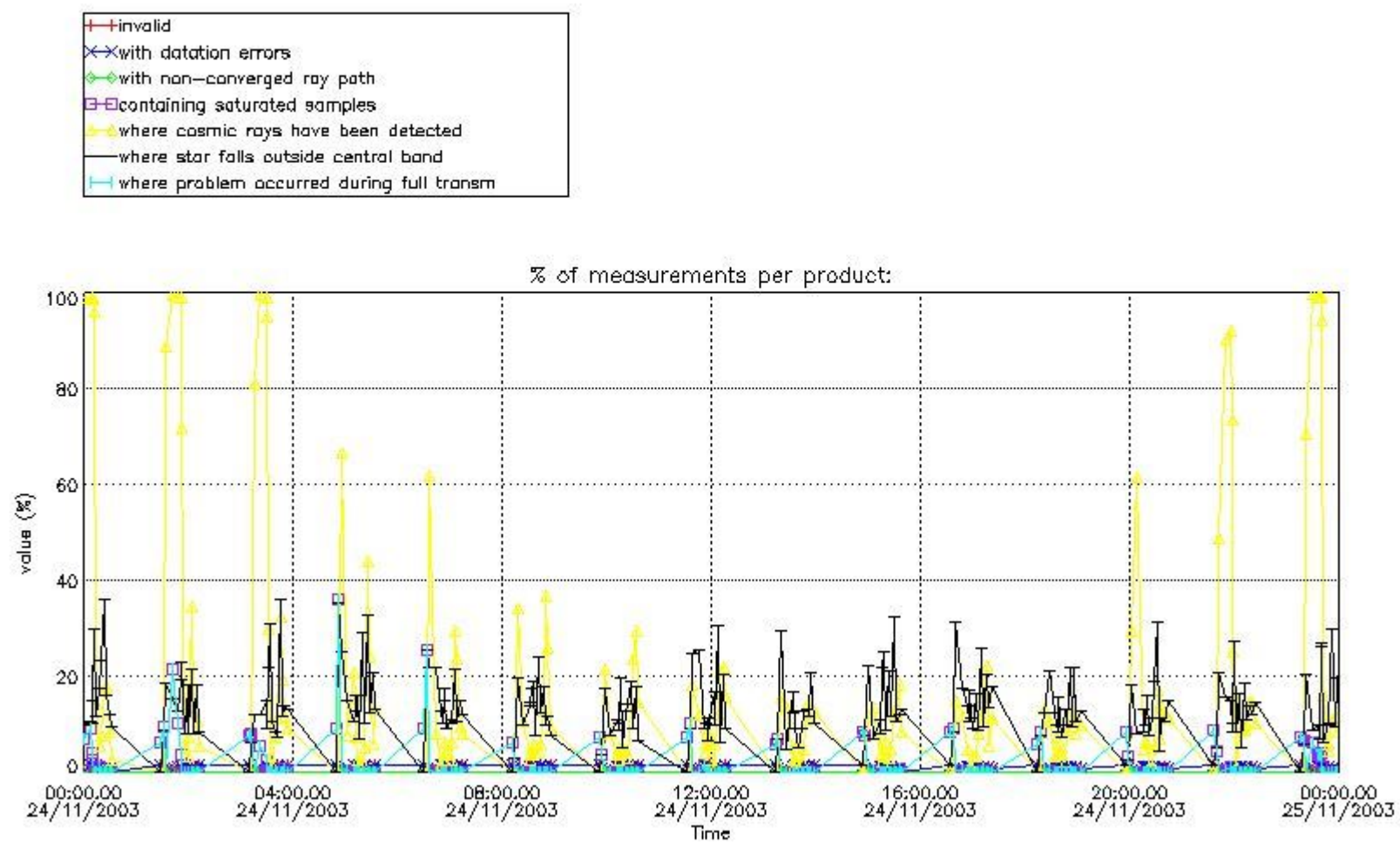


4. Level 1 quality information per product

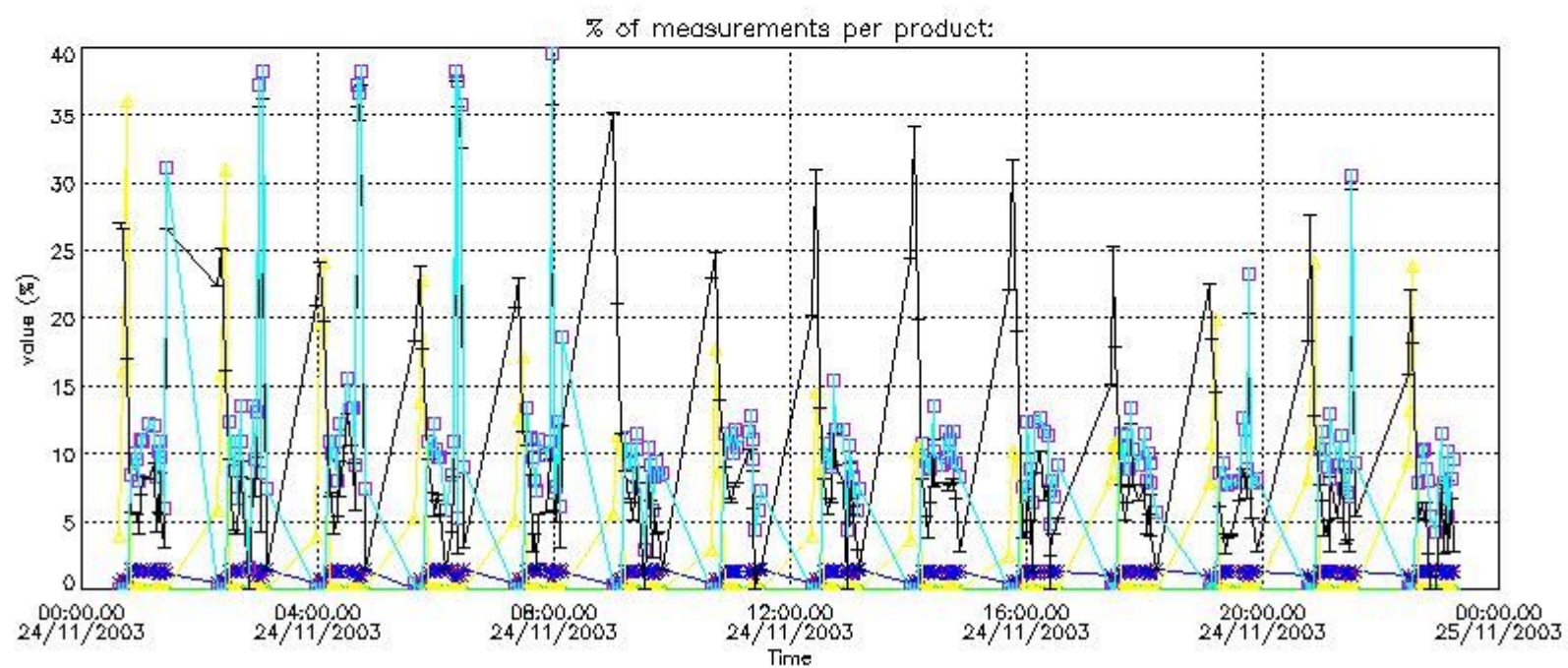
In this section it is plotted some information contained in the Quality Summary data set of the level 2 products that comes from the level 1b processing. Products without errors (error flag in the MPH set to "0") are used.

4.1 Plot quality information per product (time dependant) coming from level 1b processing

4.1.1 Plot level 1 quality information per product (time dependant): ENVISAT ASCENDING passes



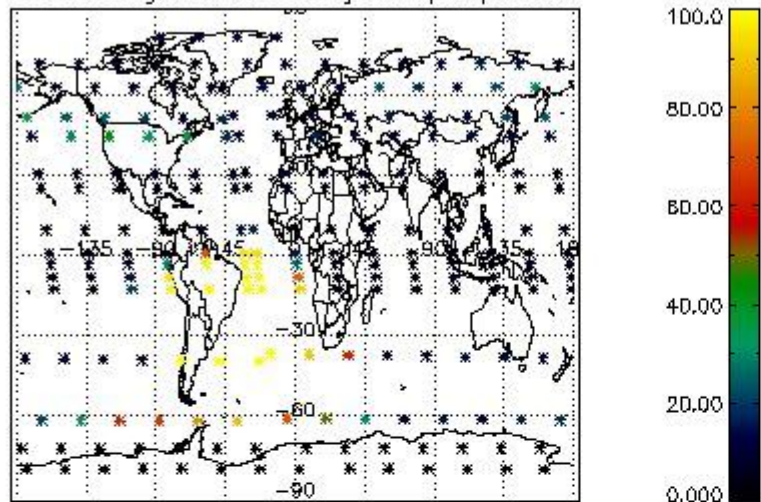
4.1.2 Plot level 1 quality information per product (time dependant): ENVI SAT DESCENDING passes



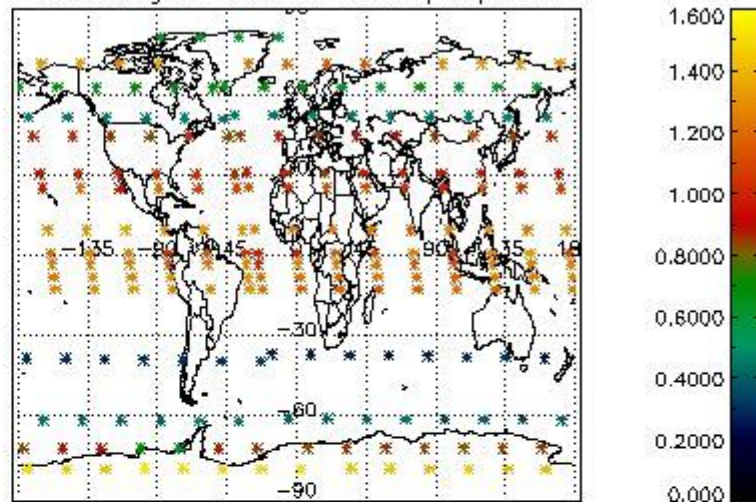
4.2 Plot quality information per product coming from level 1b processing (world map)

4.2.1 Plot level 1 quality information per product (world map): ENVISAT ASCENDING passes

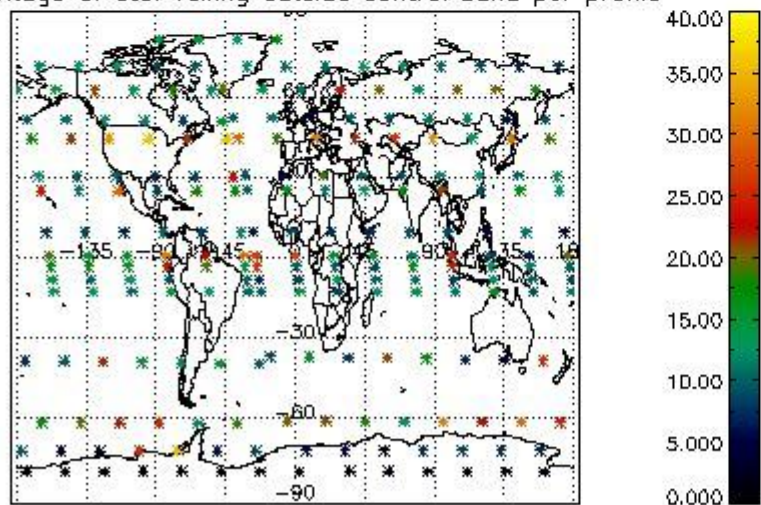
Percentage of cosmic ray hits per profile



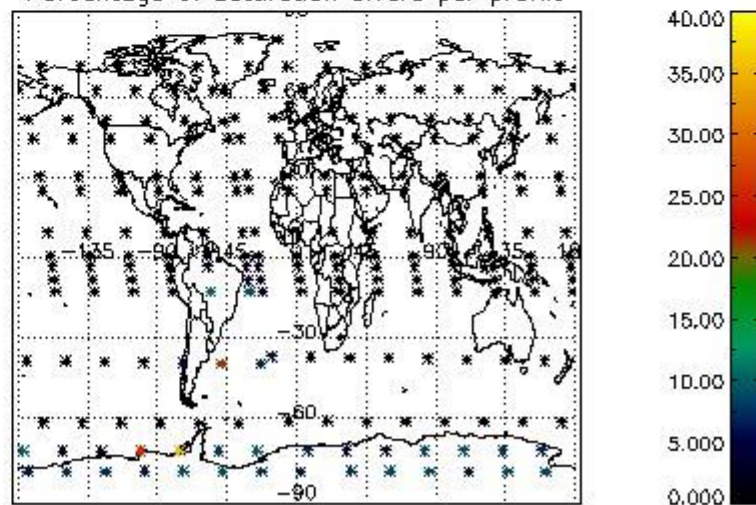
Percentage of datation errors per profile



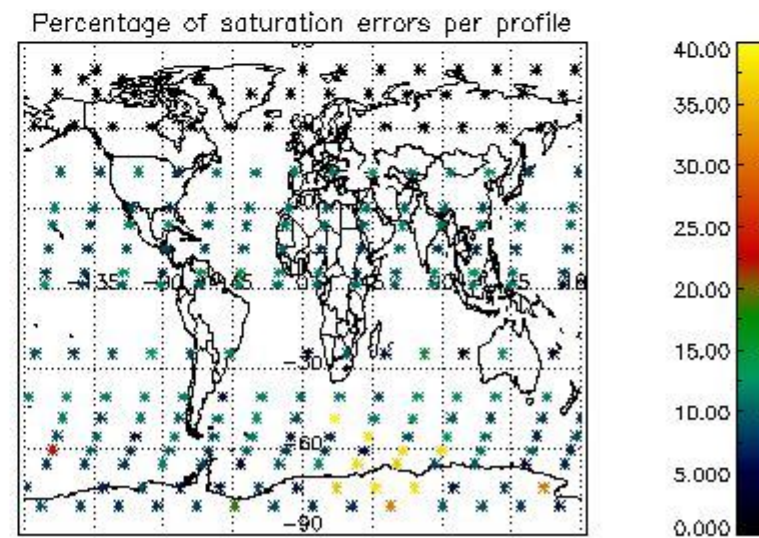
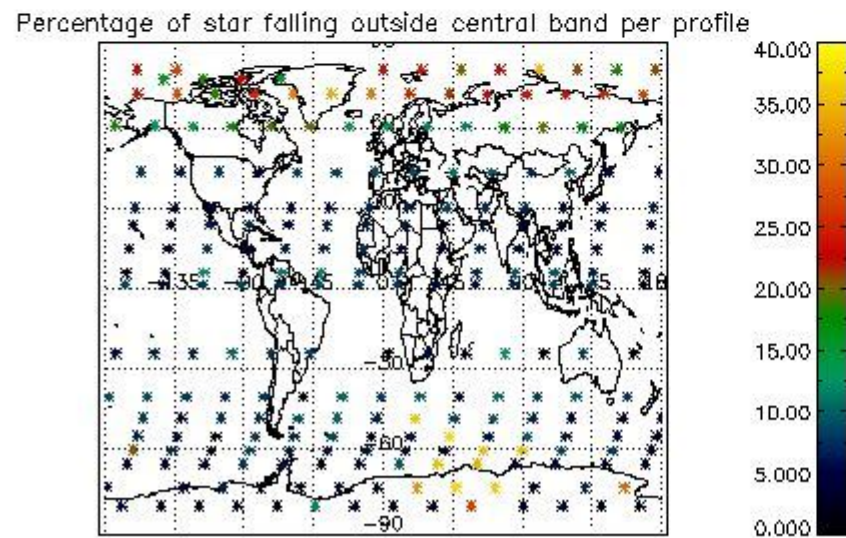
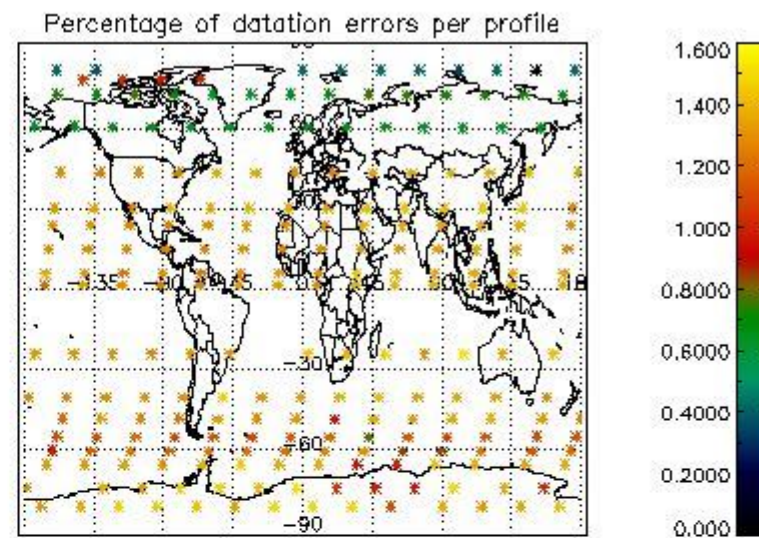
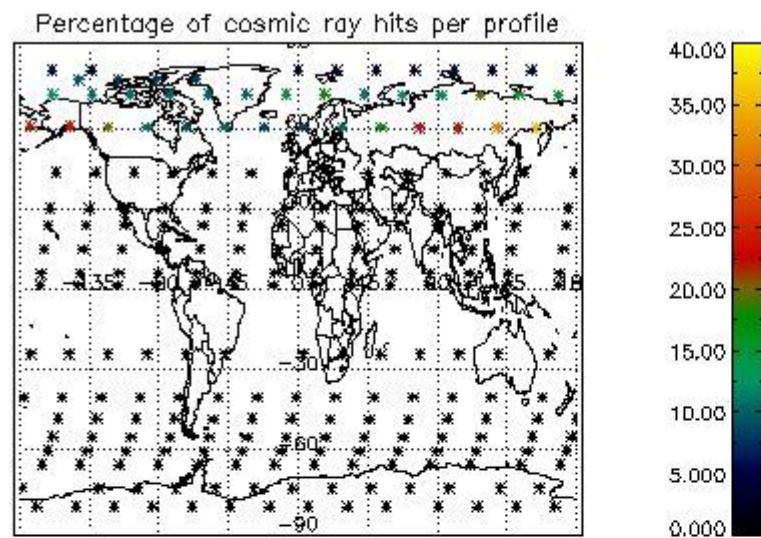
Percentage of star falling outside central band per profile



Percentage of saturation errors per profile



4.2.2 Plot level 1 quality information per product (world map): ENVISAT DESCENDING passes



5. Trace gas profiles

5.1 Ozone statistics based on quality of products

The final quality of the products can be "measured" using the STD (Standard Deviation) attached to every point profile. This information is written to the parameter GOM_NL__2P/NL_LOCAL_SPECIES_DENSITY/o3_std of the level 2 products. The table below shows the statistics for given STD ranges.

The statistics are given with respect to the overall valid production:

- Products without fatal errors: GOM_NL__2P/MPH/PRODUCT_ERR=0
- Valid point profile: GOM_NL__2P/NL_LOCAL_SPECIES_DENSITY/pcd(0)=0

The 'Criteria' is applied to valid points of dark limb products:

- Products in dark limb illumination condition: GOM_NL__2P/NL_SUMMARY_QUALITY/obs_ill_cond=0
- Products without fatal errors: GOM_NL__2P/MPH/PRODUCT_ERR=0
- Valid point profile: GOM_NL__2P/NL_LOCAL_SPECIES_DENSITY/pcd(0)=0

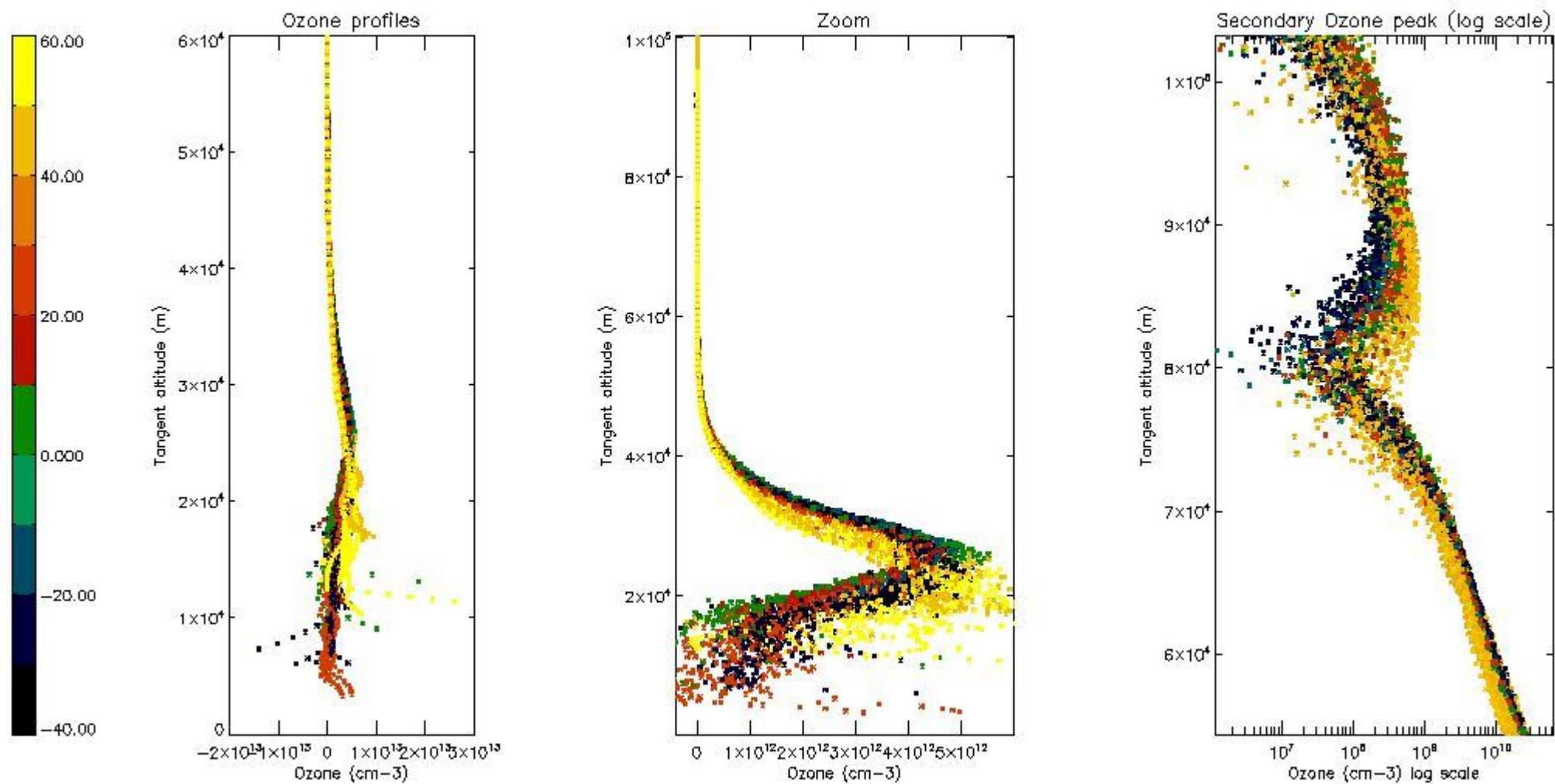
So, the table below shows the percentage of dark limb and valid observations for each criteria with respect to the overall valid daily observations.

Criteria	% of total production
All STD	32
STD < 20	21

STD < 10	19
STD < 5	15

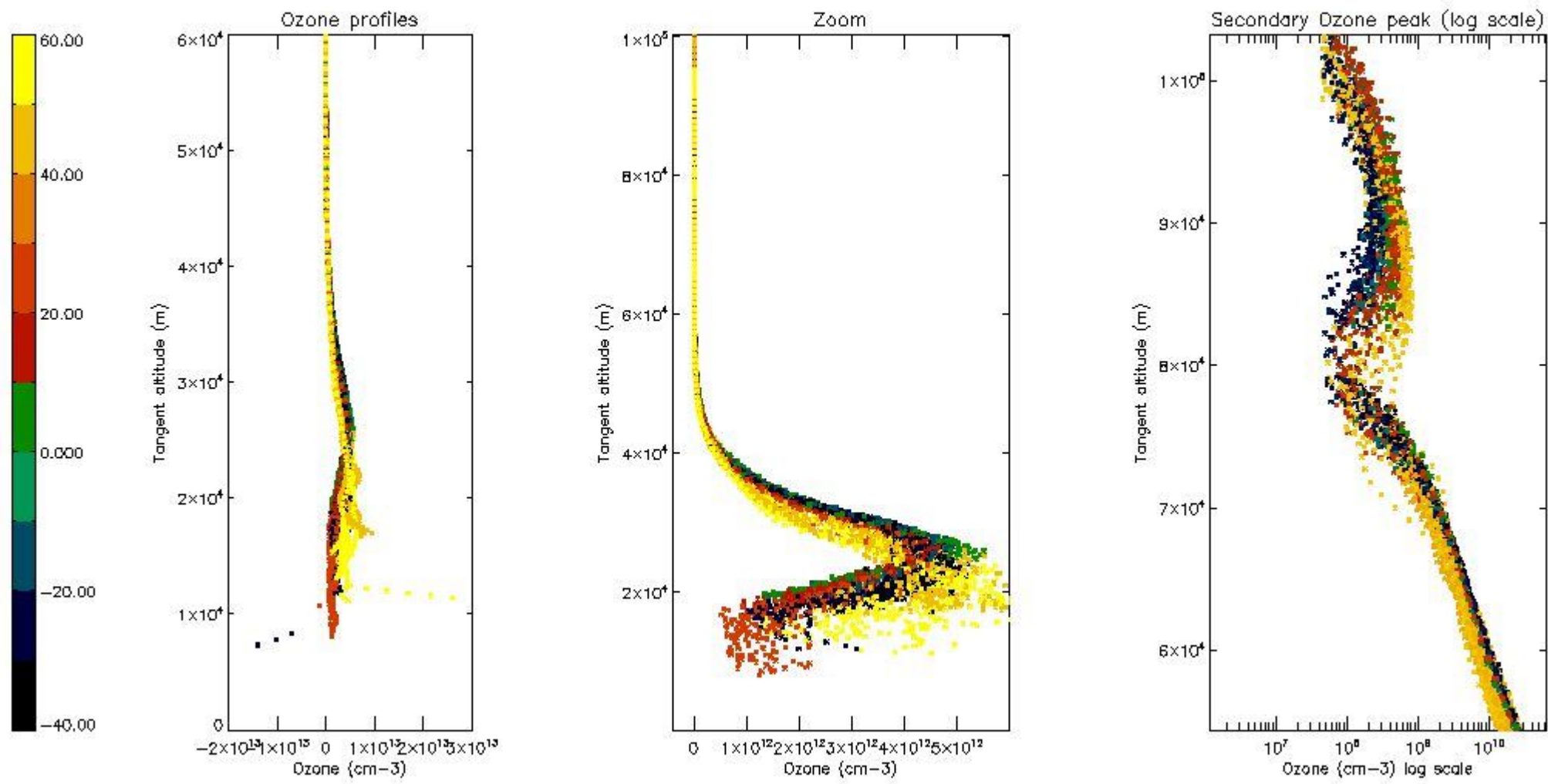
5.2 Plot ozone profiles for all STD (dark without errors)

The colorbar represents the latitude.



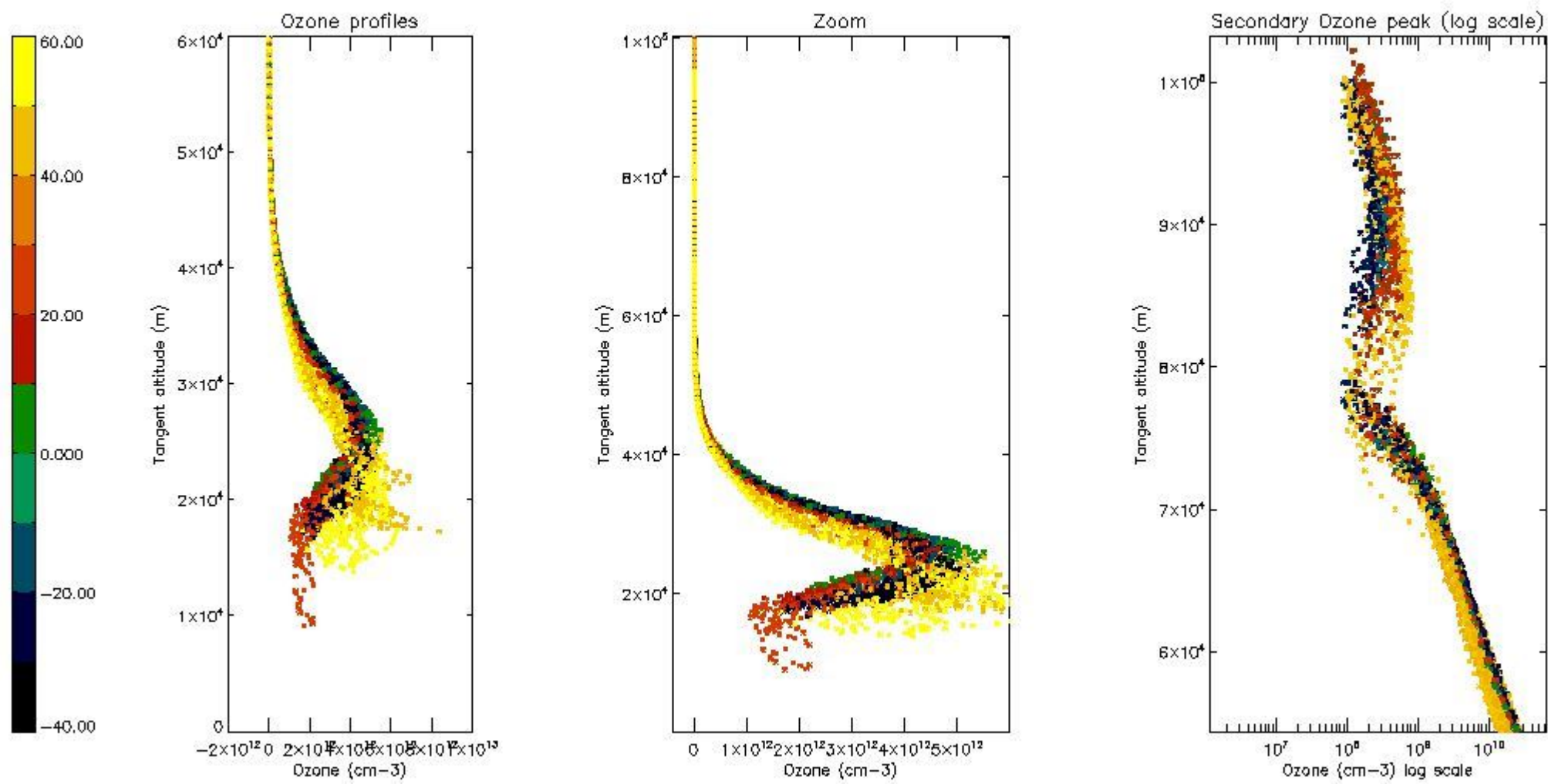
5.3 Plot ozone profiles where STD < 20% (dark without errors)

The colorbar represents the latitude.



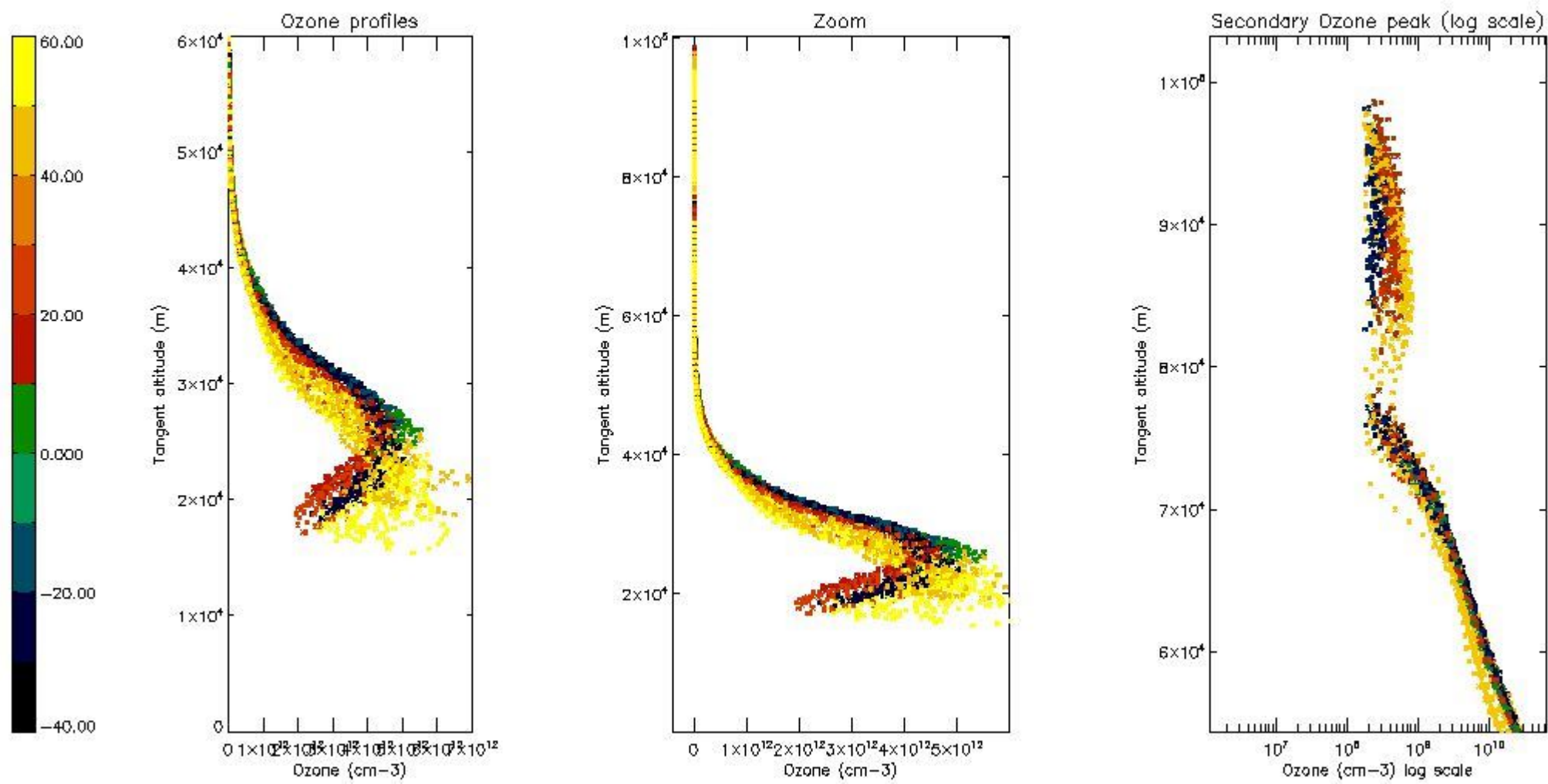
5.4 Plot ozone profiles where $STD < 10\%$ (dark without errors)

The colorbar represents the latitude.



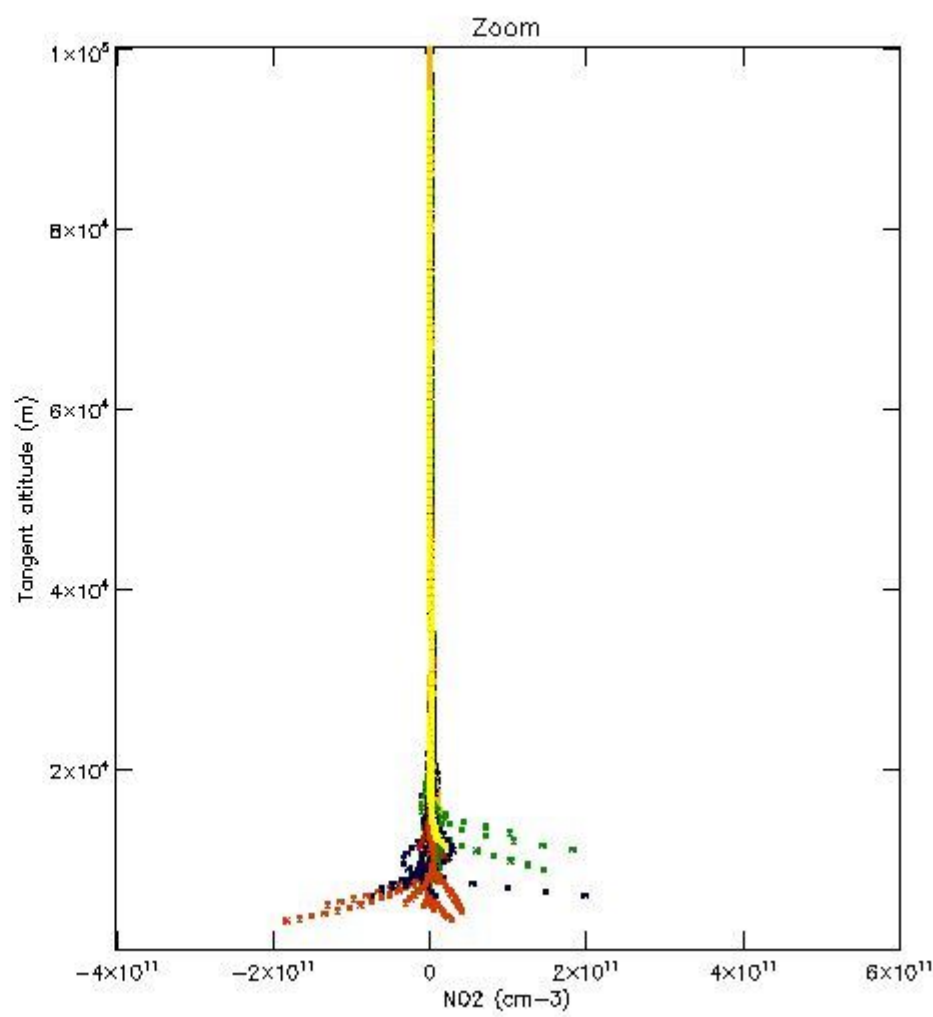
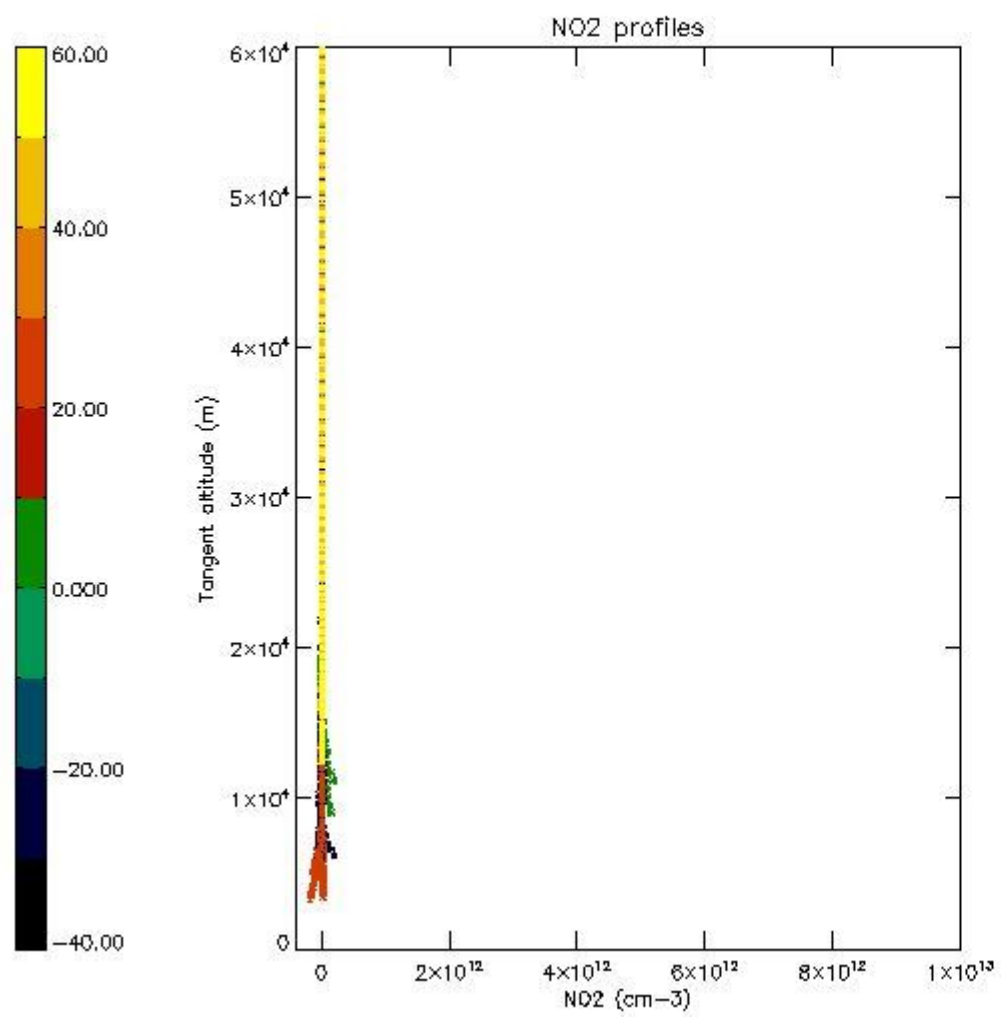
5.5 Plot ozone profiles where $STD < 5\%$ (dark without errors)

The colorbar represents the latitude.



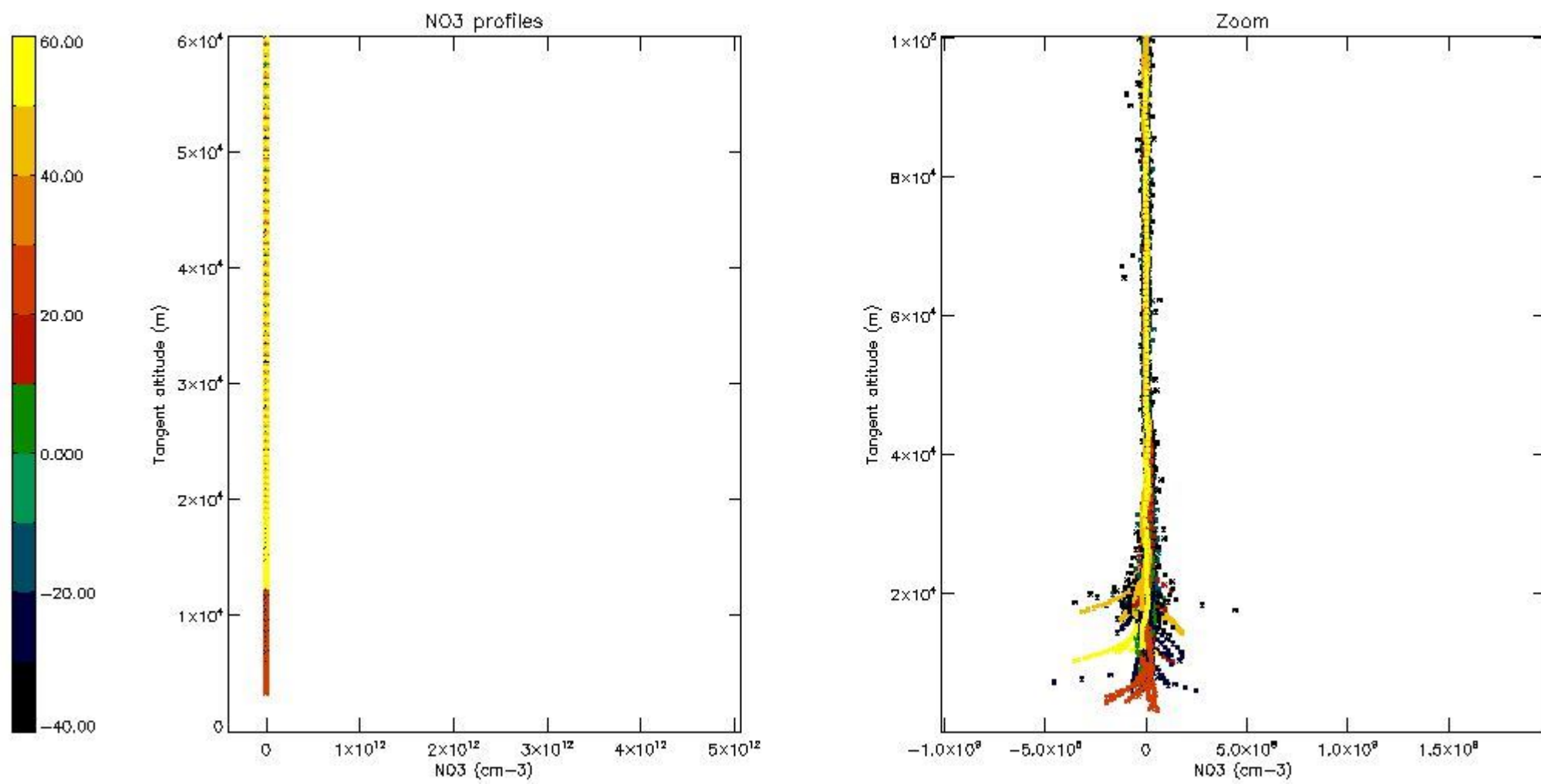
5.6 Plot NO₂ profiles for all STD (dark without errors)

The colorbar represents the latitude.



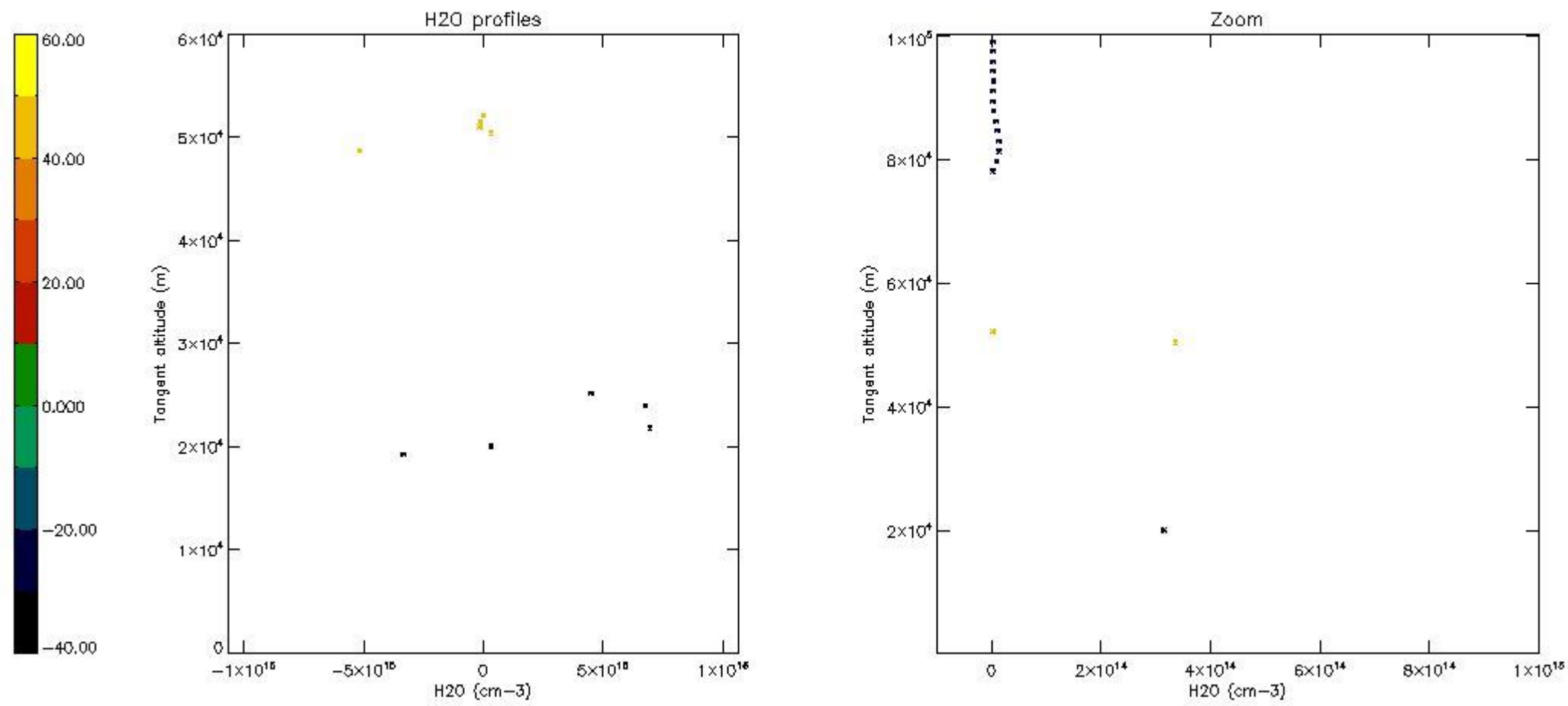
5.7 Plot NO3 profiles for all STD (dark without errors)

The colorbar represents the latitude.



5.8 Plot H2O profiles for all STD (only for occultations of stars 1,2,3,4,13,14,16,26,63 dark without errors)

The colorbar represents the latitude.



6. Auxiliary Data Files used for the production reported in section 2

The number reported in the third column indicates since which file (see list in section 2) the corresponding auxiliary file has been used. The fourth column is the date of those product files.

Type	Auxiliary Filename	Used since product	Used since product date
INST_PHYS_CHARACTERISTICS	GOM_INS_AXVIEC20091111_143220_20030716_120000_20500101_000000	1	24-NOV-2003 00:00:43
LEVEL-2_PROC_CONFIG	GOM_PR2_AXVIEC20091111_152718_20020301_000000_20500101_000000	1	24-NOV-2003 00:00:43
CROSS_SECTIONS_FILE	GOM_CRS_AXVIEC20091111_154832_20020301_000000_20500101_000000	1	24-NOV-2003 00:00:43

GOMOS Level 2 Daily Report

SUMMARY

[1. General Info](#)

[2. Summary of processed GOM_NL_2P products](#)

[3. Level 2 Quality information per product](#)

[3.1 Plot of level 2 quality information per product \(time dependant\)](#)

[3.2 Plot of level 2 quality information per product \(world map\)](#)

[4. Level 1 Quality information per product \(stored on level 2 products\)](#)

[4.1 Plot of level 1 quality information per product \(time dependant\)](#)

[4.1.1 Plot of level 1 quality information per product \(time dependant\): ASCENDING](#)

[4.1.2 Plot of level 1 quality information per product \(time dependant\): DESCENDING](#)

[4.2 Plot of level 1 quality information per product \(world map\)](#)

[4.2.1 Plot of level 1 quality information per product \(world map\): ASCENDING](#)

[4.2.2 Plot of level 1 quality information per product \(world map\): DESCENDING](#)

[5. Ozone profiles based on quality statistics and other trace gas profiles](#)

[5.1 Ozone statistics based on quality of products](#)

[5.2 Plot ozone profiles for all STD \(dark without errors\)](#)

[5.3 Plot ozone profiles where STD < 20% \(dark without errors\)](#)

[5.4. Plot ozone profiles where STD < 10% \(dark without errors\)](#)

[5.5. Plot ozone profiles where STD < 5% \(dark without errors\)](#)

[5.6 Plot NO2 profiles for all STD \(dark without errors\)](#)

[5.7 Plot NO3 profiles for all STD \(dark without errors\)](#)

[5.8 Plot H2O profiles \(only for occultations of stars 1,2,3,4,13,14,16,26,63 dark without errors\) for all STD](#)

[6. Auxiliary Data Files used for the production reported in section 2](#)

This report presents the daily analysis on parameters extracted from GOMOS level 2 data (GOM_NL__2P). It is intended to monitor some important parameters that will impact the quality of these products. A list of level 2 products (and content) that have arrived during the reporting day to the PCF is also given.

Item	Value
Time of report generation	20APR2013 00:40:05
Data source version	GOMOS/6.01
Start time of products	24-11-2003 (24NOV2003 00:00:00)
Stop time of products	25-11-2003 (25NOV2003 00:00:00)
Store outputs in DB	Yes
Nb of level 2 prods	460
Nb of prods with errors	0

2. Summary of processed GOM_NL__2P products.

Nr	Filename	UTC Start time	Limb	Duration	Star Id	Star Name	Star Mag	Star Temp	Nb Meas	Orbit	Prod. error
1	GOM_NL__2PRFIN20031124_000043_000001562021_00488_09059_9064.N1	24-NOV-2003 00:00:43	Straylight	155.50	22	32Alp Leo	1.3600	15200.	311	9059	No
2	GOM_NL__2PRFIN20031124_000819_000000392021_00488_09059_9065.N1	24-NOV-2003 00:08:19	Dark	38.500	64	Gam Cen	2.2000	10600.	77	9059	No
3	GOM_NL__2PRFIN20031124_000930_000000392021_00488_09059_9066.N1	24-NOV-2003 00:09:30	Dark	39.000	99	Del Cen	2.5750	26000.	78	9059	No
4	GOM_NL__2PRFIN20031124_001056_000000402021_00488_09059_9067.N1	24-NOV-2003 00:10:56	Dark	40.000	20	Bet Cru	1.2530	30000.	80	9059	No
5	GOM_NL__2PRFIN20031124_001205_000000492021_00489_09060_0177.N1	24-NOV-2003 00:12:05	Dark	48.500	12	Alp1Cru	0.77500	30000.	97	9060	No
6	GOM_NL__2PRFIN20031124_001430_000000392021_00489_09060_0178.N1	24-NOV-2003 00:14:30	Dark	39.000	124	The Car	2.7640	30000.	78	9060	No
7	GOM_NL__2PRFIN20031124_001851_000000462021_00489_09060_0179.N1	24-NOV-2003 00:18:51	Dark	46.000	41	Eps Car	1.8600	4100.0	92	9060	No
8	GOM_NL__2PRFIN20031124_002020_000000582021_00489_09060_0180.N1	24-NOV-2003 00:20:20	Dark	58.000	34	Gam2Vel	1.7930	23000.	116	9060	No
9	GOM_NL__2PRFIN20031124_002420_000000602021_00489_09060_0181.N1	24-NOV-2003 00:24:20	Dark	60.000	2	Alp Car	-0.73600	7000.0	120	9060	No
10	GOM_NL__2PRFIN20031124_002613_000001162021_00489_09060_0182.N1	24-NOV-2003 00:26:13	Dark	115.50	132	15Rho Pup	2.8030	6900.0	231	9060	No
11	GOM_NL__2PRFIN20031124_002933_000000712021_00489_09060_0183.N1	24-NOV-2003 00:29:33	Dark	70.500	23	21Eps CMa	1.5020	26000.	141	9060	No
12	GOM_NL__2PRFIN20031124_003218_000000372021_00489_09060_0184.N1	24-NOV-2003 00:32:18	Straylight	37.000	157	The1Eri	2.9060	9300.0	74	9060	No
13	GOM_NL__2PRFIN20031124_003709_000001302021_00489_09060_0185.N1	24-NOV-2003 00:37:09	Straylight	129.50	1	9Alp CMa	-1.4400	11000.	259	9060	No
14	GOM_NL__2PRFIN20031124_004118_000000722021_00489_09060_0186.N1	24-NOV-2003 00:41:18	Straylight	71.500	7	19Bet Ori	0.10000	14000.	143	9060	No
15	GOM_NL__2PRFIN20031124_004503_000000792021_00489_09060_0187.N1	24-NOV-2003 00:45:03	Tw_i_and_stray	79.000	30	46Eps Ori	1.6940	30000.	158	9060	No
16	GOM_NL__2PRFIN20031124_004950_000000362021_00489_09060_0188.N1	24-NOV-2003 00:49:50	Bright	35.500	105	6Bet Ari	2.6450	8900.0	71	9060	No
17	GOM_NL__2PRFIN20031124_005338_000000352021_00489_09060_0189.N1	24-NOV-2003 00:53:38	Bright	35.000	173	4Bet Tri	3.0040	8900.0	70	9060	No
18	GOM_NL__2PRFIN20031124_005529_000000372021_00489_09060_0190.N1	24-NOV-2003 00:55:29	Bright	36.500	79	26Bet Per	2.3100	13100.	73	9060	No
19	GOM_NL__2PRFIN20031124_005758_000000382021_00489_09060_0191.N1	24-NOV-2003 00:57:58	Bright	37.500	175	39Del Per	3.0100	19400.	75	9060	No
20	GOM_NL__2PRFIN20031124_010027_000000362021_00489_09060_0192.N1	24-NOV-2003 01:00:27	Bright	36.000	68	18Alp Cas	2.2250	4500.0	72	9060	No
21	GOM_NL__2PRFIN20031124_010140_000000372021_00489_09060_0193.N1	24-NOV-2003 01:01:40	Bright	36.500	74	11Bet Cas	2.2680	6600.0	73	9060	No
22	GOM_NL__2PRFIN20031124_010854_000000372021_00489_09060_0194.N1	24-NOV-2003 01:08:54	Bright	37.000	49	1Alp UMi	1.9900	6300.0	74	9060	No
23	GOM_NL__2PRFIN20031124_011327_000000382021_00489_09060_0195.N1	24-NOV-2003 01:13:27	Bright	37.500	60	7Bet UMi	2.0810	3950.0	75	9060	No
24	GOM_NL__2PRFIN20031124_011544_000000362021_00489_09060_0196.N1	24-NOV-2003 01:15:44	Bright	36.000	119	14Eta Dra	2.7270	4700.0	72	9060	No
25	GOM_NL__2PRFIN20031124_011745_000000442021_00489_09060_0197.N1	24-NOV-2003 01:17:45	Bright	44.000	82	48Bet UMa	2.3650	10600.	88	9060	No
26	GOM_NL__2PRFIN20031124_011917_000000412021_00489_09060_0198.N1	24-NOV-2003 01:19:17	Bright	41.000	87	64Gam UMa	2.4330	11000.	82	9060	No
27	GOM_NL__2PRFIN20031124_012044_000000362021_00489_09060_0199.N1	24-NOV-2003 01:20:44	Bright	36.000	39	85Eta UMa	1.8540	24000.	72	9060	No
28	GOM_NL__2PRFIN20031124_012329_000000342021_00489_09060_0200.N1	24-NOV-2003 01:23:29	Bright	33.500	180	27Gam Boo	3.0400	8000.0	67	9060	No
29	GOM_NL__2PRFIN20031124_012628_000000452021_00489_09060_0201.N1	24-NOV-2003 01:26:28	Bright	45.000	83		2.3780	11000.	90	9060	No
30	GOM_NL__2PRFIN20031124_012858_000000332021_00489_09060_0202.N1	24-NOV-2003 01:28:58	Bright	33.000	3	16Alp Boo	-0.050000	4250.0	66	9060	No
31	GOM_NL__2PRFIN20031124_013144_000000582021_00489_09060_0203.N1	24-NOV-2003 01:31:44	Bright	58.000	96	68Del Leo	2.5600	9300.0	116	9060	No
32	GOM_NL__2PRFIN20031124_013452_000001142021_00489_09060_0204.N1	24-NOV-2003 01:34:52	Tw_i_and_stray	113.50	51	41Gam1Leo	2.0100	4500.0	227	9060	No
33	GOM_NL__2PRFIN20031124_014122_000001672021_00489_09060_0205.N1	24-NOV-2003 01:41:22	Straylight	167.00	22	32Alp Leo	1.3600	15200.	334	9060	No
34	GOM_NL__2PRFIN20031124_014855_000000402021_00489_09060_0206.N1	24-NOV-2003 01:48:55	Dark	39.500	64	Gam Cen	2.2000	10600.	79	9060	No
35	GOM_NL__2PRFIN20031124_015132_000000422021_00489_09060_0207.N1	24-NOV-2003 01:51:32	Dark	41.500	20	Bet Cru	1.2530	30000.	83	9060	No
36	GOM_NL__2PRFIN20031124_015241_000000442021_00490_09061_9038.N1	24-NOV-2003 01:52:41	Dark	44.000	12	Alp1Cru	0.77500	30000.	88	9061	No
37	GOM_NL__2PRFIN20031124_015506_000000382021_00490_09061_9039.N1	24-NOV-2003 01:55:06	Dark	38.000	124	The Car	2.7640	30000.	76	9061	No
38	GOM_NL__2PRFIN20031124_015927_000000472021_00490_09061_9040.N1	24-NOV-2003 01:59:27	Dark	46.500	41	Eps Car	1.8600	4100.0	93	9061	No
39	GOM_NL__2PRFIN20031124_020057_000000492021_00490_09061_9041.N1	24-NOV-2003 02:00:57	Dark	49.000	34	Gam2Vel	1.7930	23000.	98	9061	No
40	GOM_NL__2PRFIN20031124_020457_000000492021_00490_09061_9042.N1	24-NOV-2003 02:04:57	Dark	49.000	2	Alp Car	-0.73600	7000.0	98	9061	No
41	GOM_NL__2PRFIN20031124_020651_000001062021_00490_09061_9043.N1	24-NOV-2003 02:06:51	Dark	106.00	132	15Rho Pup	2.8030	6900.0	212	9061	No
42	GOM_NL__2PRFIN20031124_021010_000000772021_00490_09061_9044.N1	24-NOV-2003 02:10:10	Dark	77.000	23	21Eps CMa	1.5020	26000.	154	9061	No

43	GOM_NL__2PRFIN20031124_021254_000000372021_00490_09061_9045.N1	24-NOV-2003 02:12:54	Straylight	36.500	157	The1Eri	2.9060	9300.0	73	9061	No
44	GOM_NL__2PRFIN20031124_021746_000001212021_00490_09061_9046.N1	24-NOV-2003 02:17:46	Straylight	120.50	1	9Alp CMa	-1.4400	11000.	241	9061	No
45	GOM_NL__2PRFIN20031124_022154_000000702021_00490_09061_9047.N1	24-NOV-2003 02:21:54	Straylight	69.500	7	19Bet Ori	0.10000	14000.	139	9061	No
46	GOM_NL__2PRFIN20031124_022539_000000782021_00490_09061_9048.N1	24-NOV-2003 02:25:39	Tw_i_and_stray	77.500	30	46Eps Ori	1.6940	30000.	155	9061	No
47	GOM_NL__2PRFIN20031124_023027_000000372021_00490_09061_9049.N1	24-NOV-2003 02:30:27	Bright	36.500	105	6Bet Ari	2.6450	8900.0	73	9061	No
48	GOM_NL__2PRFIN20031124_023415_000000352021_00490_09061_9050.N1	24-NOV-2003 02:34:15	Bright	34.500	173	4Bet Tri	3.0040	8900.0	69	9061	No
49	GOM_NL__2PRFIN20031124_023605_000000372021_00490_09061_9051.N1	24-NOV-2003 02:36:05	Bright	36.500	79	26Bet Per	2.3100	13100.	73	9061	No
50	GOM_NL__2PRFIN20031124_023833_000000372021_00490_09061_9052.N1	24-NOV-2003 02:38:33	Bright	37.000	175	39Del Per	3.0100	19400.	74	9061	No
51	GOM_NL__2PRFIN20031124_024104_000000372021_00490_09061_9053.N1	24-NOV-2003 02:41:04	Bright	37.000	68	18Alp Cas	2.2250	4500.0	74	9061	No
52	GOM_NL__2PRFIN20031124_024217_000000372021_00490_09061_9054.N1	24-NOV-2003 02:42:17	Bright	36.500	74	11Bet Cas	2.2680	6600.0	73	9061	No
53	GOM_NL__2PRFIN20031124_024930_000000332021_00490_09061_9055.N1	24-NOV-2003 02:49:30	Bright	32.500	49	1Alp UMi	1.9900	6300.0	65	9061	No
54	GOM_NL__2PRFIN20031124_025403_000000372021_00490_09061_9056.N1	24-NOV-2003 02:54:03	Bright	37.000	60	7Bet UMi	2.0810	3950.0	74	9061	No
55	GOM_NL__2PRFIN20031124_025620_000000372021_00490_09061_9057.N1	24-NOV-2003 02:56:20	Bright	36.500	119	14Eta Dra	2.7270	4700.0	73	9061	No
56	GOM_NL__2PRFIN20031124_025820_000000462021_00490_09061_9058.N1	24-NOV-2003 02:58:20	Bright	46.000	82	48Bet UMa	2.3650	10600.	92	9061	No
57	GOM_NL__2PRFIN20031124_025952_000000592021_00490_09061_9059.N1	24-NOV-2003 02:59:52	Bright	59.000	87	64Gam UMa	2.4330	11000.	118	9061	No
58	GOM_NL__2PRFIN20031124_030121_000000352021_00490_09061_9060.N1	24-NOV-2003 03:01:21	Bright	35.000	39	85Eta UMa	1.8540	24000.	70	9061	No
59	GOM_NL__2PRFIN20031124_030405_000000512021_00490_09061_9061.N1	24-NOV-2003 03:04:05	Bright	51.000	180	27Gam Boo	3.0400	8000.0	102	9061	No
60	GOM_NL__2PRFIN20031124_030704_000000342021_00490_09061_9062.N1	24-NOV-2003 03:07:04	Bright	33.500	83		2.3780	11000.	67	9061	No
61	GOM_NL__2PRFIN20031124_030934_000000342021_00490_09061_9063.N1	24-NOV-2003 03:09:34	Bright	33.500	3	16Alp Boo	-0.050000	4250.0	67	9061	No
62	GOM_NL__2PRFIN20031124_031220_000000572021_00490_09061_9064.N1	24-NOV-2003 03:12:20	Bright	57.000	96	68Del Leo	2.5600	9300.0	114	9061	No
63	GOM_NL__2PRFIN20031124_031530_000001062021_00490_09061_9065.N1	24-NOV-2003 03:15:30	Tw_i_and_stray	105.50	51	41Gam1Leo	2.0100	4500.0	211	9061	No
64	GOM_NL__2PRFIN20031124_032201_000001652021_00490_09061_9066.N1	24-NOV-2003 03:22:01	Straylight	164.50	22	32Alp Leo	1.3600	15200.	329	9061	No
65	GOM_NL__2PRFIN20031124_032931_000000402021_00490_09061_9067.N1	24-NOV-2003 03:29:31	Dark	40.000	64	Gam Cen	2.2000	10600.	80	9061	No
66	GOM_NL__2PRFIN20031124_033043_000000392021_00490_09061_9068.N1	24-NOV-2003 03:30:43	Dark	38.500	99	Del Cen	2.5750	26000.	77	9061	No
67	GOM_NL__2PRFIN20031124_033208_000000442021_00490_09061_9069.N1	24-NOV-2003 03:32:08	Dark	43.500	20	Bet Cru	1.2530	30000.	87	9061	No
68	GOM_NL__2PRFIN20031124_033317_000000492021_00491_09062_0178.N1	24-NOV-2003 03:33:17	Dark	48.500	12	Alp1Cru	0.77500	30000.	97	9062	No
69	GOM_NL__2PRFIN20031124_033543_000000382021_00491_09062_0179.N1	24-NOV-2003 03:35:43	Dark	38.000	124	The Car	2.7640	30000.	76	9062	No
70	GOM_NL__2PRFIN20031124_034004_000000422021_00491_09062_0180.N1	24-NOV-2003 03:40:04	Dark	42.000	41	Eps Car	1.8600	4100.0	84	9062	No
71	GOM_NL__2PRFIN20031124_034134_000000492021_00491_09062_0181.N1	24-NOV-2003 03:41:34	Dark	48.500	34	Gam2Vel	1.7930	23000.	97	9062	No
72	GOM_NL__2PRFIN20031124_034533_000000602021_00491_09062_0182.N1	24-NOV-2003 03:45:33	Dark	60.000	2	Alp Car	-0.73600	7000.0	120	9062	No
73	GOM_NL__2PRFIN20031124_034729_000001112021_00491_09062_0183.N1	24-NOV-2003 03:47:29	Dark	111.00	132	15Rho Pup	2.8030	6900.0	222	9062	No
74	GOM_NL__2PRFIN20031124_035047_000000732021_00491_09062_0184.N1	24-NOV-2003 03:50:47	Dark	73.000	23	21Eps CMa	1.5020	26000.	146	9062	No
75	GOM_NL__2PRFIN20031124_035330_000000392021_00491_09062_0185.N1	24-NOV-2003 03:53:30	Straylight	38.500	157	The1Eri	2.9060	9300.0	77	9062	No
76	GOM_NL__2PRFIN20031124_035822_000001202021_00491_09062_0186.N1	24-NOV-2003 03:58:22	Straylight	119.50	1	9Alp CMa	-1.4400	11000.	239	9062	No
77	GOM_NL__2PRFIN20031124_040230_000000692021_00491_09062_0187.N1	24-NOV-2003 04:02:30	Straylight	68.500	7	19Bet Ori	0.10000	14000.	137	9062	No
78	GOM_NL__2PRFIN20031124_040614_000000812021_00491_09062_0188.N1	24-NOV-2003 04:06:14	Tw_i_and_stray	81.000	30	46Eps Ori	1.6940	30000.	162	9062	No
79	GOM_NL__2PRFIN20031124_041103_000000372021_00491_09062_0189.N1	24-NOV-2003 04:11:03	Bright	36.500	105	6Bet Ari	2.6450	8900.0	73	9062	No
80	GOM_NL__2PRFIN20031124_041451_000000352021_00491_09062_0190.N1	24-NOV-2003 04:14:51	Bright	35.000	173	4Bet Tri	3.0040	8900.0	70	9062	No
81	GOM_NL__2PRFIN20031124_041641_000000372021_00491_09062_0191.N1	24-NOV-2003 04:16:41	Bright	36.500	79	26Bet Per	2.3100	13100.	73	9062	No
82	GOM_NL__2PRFIN20031124_041909_000000382021_00491_09062_0192.N1	24-NOV-2003 04:19:09	Bright	37.500	175	39Del Per	3.0100	19400.	75	9062	No
83	GOM_NL__2PRFIN20031124_042140_000000372021_00491_09062_0193.N1	24-NOV-2003 04:21:40	Bright	37.000	68	18Alp Cas	2.2250	4500.0	74	9062	No
84	GOM_NL__2PRFIN20031124_042253_000000372021_00491_09062_0194.N1	24-NOV-2003 04:22:53	Bright	36.500	74	11Bet Cas	2.2680	6600.0	73	9062	No
85	GOM_NL__2PRFIN20031124_043006_000000392021_00491_09062_0195.N1	24-NOV-2003 04:30:06	Bright	38.500	49	1Alp UMi	1.9900	6300.0	77	9062	No
86	GOM_NL__2PRFIN20031124_043440_000000382021_00491_09062_0196.N1	24-NOV-2003 04:34:40	Bright	37.500	60	7Bet UMi	2.0810	3950.0	75	9062	No
87	GOM_NL__2PRFIN20031124_043657_000000382021_00491_09062_0197.N1	24-NOV-2003 04:36:57	Bright	37.500	119	14Eta Dra	2.7270	4700.0	75	9062	No
88	GOM_NL__2PRFIN20031124_043856_000000442021_00491_09062_0198.N1	24-NOV-2003 04:38:56	Bright	43.500	82	48Bet UMa	2.3650	10600.	87	9062	No
89	GOM_NL__2PRFIN20031124_044028_000000592021_00491_09062_0199.N1	24-NOV-2003 04:40:28	Bright	59.000	87	64Gam UMa	2.4330	11000.	118	9062	No
90	GOM_NL__2PRFIN20031124_044157_000000512021_00491_09062_0200.N1	24-NOV-2003 04:41:57	Bright	50.500	39	85Eta UMa	1.8540	24000.	101	9062	No
91	GOM_NL__2PRFIN20031124_044442_000000512021_00491_09062_0201.N1	24-NOV-2003 04:44:42	Bright	51.000	180	27Gam Boo	3.0400	8000.0	102	9062	No
92	GOM_NL__2PRFIN20031124_044740_000000342021_00491_09062_0202.N1	24-NOV-2003 04:47:40	Bright	33.500	83		2.3780	11000.	67	9062	No
93	GOM_NL__2PRFIN20031124_045010_000000342021_00491_09062_0203.N1	24-NOV-2003 04:50:10	Bright	33.500	3	16Alp Boo	-0.050000	4250.0	67	9062	No
94	GOM_NL__2PRFIN20031124_045257_000000822021_00491_09062_0204.N1	24-NOV-2003 04:52:57	Bright	82.000	96	68Del Leo	2.5600	9300.0	164	9062	No
95	GOM_NL__2PRFIN20031124_045607_000001252021_00491_09062_0205.N1	24-NOV-2003 04:56:07	Tw_i_and_stray	125.00	51	41Gam1Leo	2.0100	4500.0	250	9062	No
96	GOM_NL__2PRFIN20031124_050240_000001692021_00491_09062_0206.N1	24-NOV-2003 05:02:40	Straylight	169.00	22	32Alp Leo	1.3600	15200.	338	9062	No
97	GOM_NL__2PRFIN20031124_051008_000000392021_00491_09062_0207.N1	24-NOV-2003 05:10:08	Dark	38.500	64	Gam Cen	2.2000	10600.	77	9062	No
98	GOM_NL__2PRFIN20031124_051119_000000402021_00491_09062_0208.N1	24-NOV-2003 05:11:19	Dark	39.500	99	Del Cen	2.5750	26000.	79	9062	No
99	GOM_NL__2PRFIN20031124_051244_000000412021_00491_09062_0209.N1	24-NOV-2003 05:12:44	Dark	40.500	20	Bet Cru	1.2530	30000.	81	9062	No
100	GOM_NL__2PRFIN20031124_051354_000000412021_00492_09063_9039.N1	24-NOV-2003 05:13:54	Dark	40.500	12	Alp1Cru	0.77500	30000.	81	9063	No
101	GOM_NL__2PRFIN20031124_051619_000000372021_00492_09063_9040.N1	24-NOV-2003 05:16:19	Dark	37.000	124	The Car	2.7640	30000.	74	9063	No

102	GOM_NL__2PRFIN20031124_052041_000000532021_00492_09063_9041.N1	24-NOV-2003 05:20:41	Dark	53.000	41	Eps Car	1.8600	4100.0	106	9063	No
103	GOM_NL__2PRFIN20031124_052210_000000502021_00492_09063_9042.N1	24-NOV-2003 05:22:10	Dark	50.000	34	Gam2Vel	1.7930	23000.	100	9063	No
104	GOM_NL__2PRFIN20031124_052610_000000582021_00492_09063_9043.N1	24-NOV-2003 05:26:10	Dark	58.000	2	Alp Car	-0.73600	7000.0	116	9063	No
105	GOM_NL__2PRFIN20031124_052807_000001112021_00492_09063_9044.N1	24-NOV-2003 05:28:07	Dark	110.50	132	15Rho Pup	2.8030	6900.0	221	9063	No
106	GOM_NL__2PRFIN20031124_053124_000000792021_00492_09063_9045.N1	24-NOV-2003 05:31:24	Dark	79.000	23	21Eps CMa	1.5020	26000.	158	9063	No
107	GOM_NL__2PRFIN20031124_053406_000000382021_00492_09063_9046.N1	24-NOV-2003 05:34:06	Straylight	38.000	157	The1Eri	2.9060	9300.0	76	9063	No
108	GOM_NL__2PRFIN20031124_053858_000001152021_00492_09063_9047.N1	24-NOV-2003 05:38:58	Straylight	114.50	1	9Alp CMa	-1.4400	11000.	229	9063	No
109	GOM_NL__2PRFIN20031124_054305_000000692021_00492_09063_9048.N1	24-NOV-2003 05:43:05	Straylight	69.000	7	19Bet Ori	0.10000	14000.	138	9063	No
110	GOM_NL__2PRFIN20031124_054649_000000792021_00492_09063_9049.N1	24-NOV-2003 05:46:49	Twilight_stray	79.000	30	46Eps Ori	1.6940	30000.	158	9063	No
111	GOM_NL__2PRFIN20031124_055139_000000372021_00492_09063_9050.N1	24-NOV-2003 05:51:39	Bright	36.500	105	6Bet Ari	2.6450	8900.0	73	9063	No
112	GOM_NL__2PRFIN20031124_055527_000000352021_00492_09063_9051.N1	24-NOV-2003 05:55:27	Bright	35.000	173	4Bet Tri	3.0040	8900.0	70	9063	No
113	GOM_NL__2PRFIN20031124_055717_000000372021_00492_09063_9052.N1	24-NOV-2003 05:57:17	Bright	37.000	79	26Bet Per	2.3100	13100.	74	9063	No
114	GOM_NL__2PRFIN20031124_055945_000000392021_00492_09063_9053.N1	24-NOV-2003 05:59:45	Bright	38.500	175	39Del Per	3.0100	19400.	77	9063	No
115	GOM_NL__2PRFIN20031124_060216_000000362021_00492_09063_9054.N1	24-NOV-2003 06:02:16	Bright	36.000	68	18Alp Cas	2.2250	4500.0	72	9063	No
116	GOM_NL__2PRFIN20031124_060329_000000362021_00492_09063_9055.N1	24-NOV-2003 06:03:29	Bright	36.000	74	11Bet Cas	2.2680	6600.0	72	9063	No
117	GOM_NL__2PRFIN20031124_061042_000000342021_00492_09063_9056.N1	24-NOV-2003 06:10:42	Bright	34.000	49	1Alp UMi	1.9900	6300.0	68	9063	No
118	GOM_NL__2PRFIN20031124_061516_000000362021_00492_09063_9057.N1	24-NOV-2003 06:15:16	Bright	35.500	60	7Bet UMi	2.0810	3950.0	71	9063	No
119	GOM_NL__2PRFIN20031124_061733_000000372021_00492_09063_9058.N1	24-NOV-2003 06:17:33	Bright	36.500	119	14Eta Dra	2.7270	4700.0	73	9063	No
120	GOM_NL__2PRFIN20031124_061932_000000642021_00492_09063_9059.N1	24-NOV-2003 06:19:32	Bright	64.000	82	48Bet UMa	2.3650	10600.	128	9063	No
121	GOM_NL__2PRFIN20031124_062104_000000392021_00492_09063_9060.N1	24-NOV-2003 06:21:04	Bright	38.500	87	64Gam UMa	2.4330	11000.	77	9063	No
122	GOM_NL__2PRFIN20031124_062233_000000522021_00492_09063_9061.N1	24-NOV-2003 06:22:33	Bright	52.000	39	85Eta UMa	1.8540	24000.	104	9063	No
123	GOM_NL__2PRFIN20031124_062518_000000482021_00492_09063_9062.N1	24-NOV-2003 06:25:18	Bright	47.500	180	27Gam Boo	3.0400	8000.0	95	9063	No
124	GOM_NL__2PRFIN20031124_062817_000000342021_00492_09063_9063.N1	24-NOV-2003 06:28:17	Bright	33.500	83		2.3780	11000.	67	9063	No
125	GOM_NL__2PRFIN20031124_063047_000000342021_00492_09063_9064.N1	24-NOV-2003 06:30:47	Bright	33.500	3	16Alp Boo	-0.050000	4250.0	67	9063	No
126	GOM_NL__2PRFIN20031124_063334_000000712021_00492_09063_9065.N1	24-NOV-2003 06:33:34	Bright	71.000	96	68Del Leo	2.5600	9300.0	142	9063	No
127	GOM_NL__2PRFIN20031124_063645_000001212021_00492_09063_9066.N1	24-NOV-2003 06:36:45	Twilight_stray	120.50	51	41Gam1Leo	2.0100	4500.0	241	9063	No
128	GOM_NL__2PRFIN20031124_064320_000001882021_00492_09063_9067.N1	24-NOV-2003 06:43:20	Straylight	188.00	22	32Alp Leo	1.3600	15200.	376	9063	No
129	GOM_NL__2PRFIN20031124_065044_000000392021_00492_09063_9068.N1	24-NOV-2003 06:50:44	Dark	39.000	64	Gam Cen	2.2000	10600.	78	9063	No
130	GOM_NL__2PRFIN20031124_065156_000000392021_00492_09063_9069.N1	24-NOV-2003 06:51:56	Dark	39.000	99	Del Cen	2.5750	26000.	78	9063	No
131	GOM_NL__2PRFIN20031124_065320_000000412021_00492_09063_9070.N1	24-NOV-2003 06:53:20	Dark	40.500	20	Bet Cru	1.2530	30000.	81	9063	No
132	GOM_NL__2PRFIN20031124_065430_000000402021_00493_09064_9039.N1	24-NOV-2003 06:54:30	Dark	40.000	12	Alp1Cru	0.77500	30000.	80	9064	No
133	GOM_NL__2PRFIN20031124_065656_000000392021_00493_09064_9040.N1	24-NOV-2003 06:56:56	Dark	38.500	124	The Car	2.7640	30000.	77	9064	No
134	GOM_NL__2PRFIN20031124_070117_000000422021_00493_09064_9041.N1	24-NOV-2003 07:01:17	Dark	41.500	41	Eps Car	1.8600	4100.0	83	9064	No
135	GOM_NL__2PRFIN20031124_070247_000000492021_00493_09064_9042.N1	24-NOV-2003 07:02:47	Dark	49.000	34	Gam2Vel	1.7930	23000.	98	9064	No
136	GOM_NL__2PRFIN20031124_070646_000000492021_00493_09064_9043.N1	24-NOV-2003 07:06:46	Dark	49.000	2	Alp Car	-0.73600	7000.0	98	9064	No
137	GOM_NL__2PRFIN20031124_070845_000001102021_00493_09064_9044.N1	24-NOV-2003 07:08:45	Dark	109.50	132	15Rho Pup	2.8030	6900.0	219	9064	No
138	GOM_NL__2PRFIN20031124_071201_000000742021_00493_09064_9045.N1	24-NOV-2003 07:12:01	Dark	73.500	23	21Eps CMa	1.5020	26000.	147	9064	No
139	GOM_NL__2PRFIN20031124_071442_000000382021_00493_09064_9046.N1	24-NOV-2003 07:14:42	Straylight	38.000	157	The1Eri	2.9060	9300.0	76	9064	No
140	GOM_NL__2PRFIN20031124_071934_000001182021_00493_09064_9047.N1	24-NOV-2003 07:19:34	Straylight	118.00	1	9Alp CMa	-1.4400	11000.	236	9064	No
141	GOM_NL__2PRFIN20031124_072341_000000682021_00493_09064_9048.N1	24-NOV-2003 07:23:41	Straylight	67.500	7	19Bet Ori	0.10000	14000.	135	9064	No
142	GOM_NL__2PRFIN20031124_072724_000000732021_00493_09064_9049.N1	24-NOV-2003 07:27:24	Twilight_stray	73.000	30	46Eps Ori	1.6940	30000.	146	9064	No
143	GOM_NL__2PRFIN20031124_073215_000000382021_00493_09064_9050.N1	24-NOV-2003 07:32:15	Bright	37.500	105	6Bet Ari	2.6450	8900.0	75	9064	No
144	GOM_NL__2PRFIN20031124_073603_000000362021_00493_09064_9051.N1	24-NOV-2003 07:36:03	Bright	35.500	173	4Bet Tri	3.0040	8900.0	71	9064	No
145	GOM_NL__2PRFIN20031124_073753_000000362021_00493_09064_9052.N1	24-NOV-2003 07:37:53	Bright	36.000	79	26Bet Per	2.3100	13100.	72	9064	No
146	GOM_NL__2PRFIN20031124_074020_000000382021_00493_09064_9053.N1	24-NOV-2003 07:40:20	Bright	37.500	175	39Del Per	3.0100	19400.	75	9064	No
147	GOM_NL__2PRFIN20031124_074253_000000352021_00493_09064_9054.N1	24-NOV-2003 07:42:53	Bright	34.500	68	18Alp Cas	2.2250	4500.0	69	9064	No
148	GOM_NL__2PRFIN20031124_074406_000000362021_00493_09064_9055.N1	24-NOV-2003 07:44:06	Bright	36.000	74	11Bet Cas	2.2680	6600.0	72	9064	No
149	GOM_NL__2PRFIN20031124_075118_000000362021_00493_09064_9056.N1	24-NOV-2003 07:51:18	Bright	35.500	49	1Alp UMi	1.9900	6300.0	71	9064	No
150	GOM_NL__2PRFIN20031124_075552_000000372021_00493_09064_9057.N1	24-NOV-2003 07:55:52	Bright	36.500	60	7Bet UMi	2.0810	3950.0	73	9064	No
151	GOM_NL__2PRFIN20031124_075809_000000532021_00493_09064_9058.N1	24-NOV-2003 07:58:09	Bright	53.000	119	14Eta Dra	2.7270	4700.0	106	9064	No
152	GOM_NL__2PRFIN20031124_080008_000000432021_00493_09064_9059.N1	24-NOV-2003 08:00:08	Bright	42.500	82	48Bet UMa	2.3650	10600.	85	9064	No
153	GOM_NL__2PRFIN20031124_080140_000000402021_00493_09064_9060.N1	24-NOV-2003 08:01:40	Bright	40.000	87	64Gam UMa	2.4330	11000.	80	9064	No
154	GOM_NL__2PRFIN20031124_080309_000000372021_00493_09064_9061.N1	24-NOV-2003 08:03:09	Bright	36.500	39	85Eta UMa	1.8540	24000.	73	9064	No
155	GOM_NL__2PRFIN20031124_080554_000000332021_00493_09064_9062.N1	24-NOV-2003 08:05:54	Bright	33.000	180	27Gam Boo	3.0400	8000.0	66	9064	No
156	GOM_NL__2PRFIN20031124_080853_000000382021_00493_09064_9063.N1	24-NOV-2003 08:08:53	Bright	37.500	83		2.3780	11000.	75	9064	No
157	GOM_NL__2PRFIN20031124_081123_000000332021_00493_09064_9064.N1	24-NOV-2003 08:11:23	Bright	32.500	3	16Alp Boo	-0.050000	4250.0	65	9064	No
158	GOM_NL__2PRFIN20031124_081410_000000542021_00493_09064_9065.N1	24-NOV-2003 08:14:10	Bright	54.000	96	68Del Leo	2.5600	9300.0	108	9064	No
159	GOM_NL__2PRFIN20031124_081722_000001172021_00493_09064_9066.N1	24-NOV-2003 08:17:22	Twilight_stray	117.00	51	41Gam1Leo	2.0100	4500.0	234	9064	No
160	GOM_NL__2PRFIN20031124_082359_000001652021_00493_09064_9067.N1	24-NOV-2003 08:23:59	Straylight	165.00	22	32Alp Leo	1.3600	15200.	330	9064	No

161	GOM_NL__2PRFIN20031124_083121_000000402021_00493_09064_9068.N1	24-NOV-2003 08:31:21	Dark	39.500	64	Gam Cen	2.2000	10600.	79	9064	No
162	GOM_NL__2PRFIN20031124_083232_000000412021_00493_09064_9069.N1	24-NOV-2003 08:32:32	Dark	41.000	99	Del Cen	2.5750	26000.	82	9064	No
163	GOM_NL__2PRFIN20031124_083357_000000412021_00493_09064_9070.N1	24-NOV-2003 08:33:57	Dark	40.500	20	Bet Cru	1.2530	30000.	81	9064	No
164	GOM_NL__2PRFIN20031124_083506_000000422021_00494_09065_9296.N1	24-NOV-2003 08:35:06	Dark	42.000	12	Alp1Cru	0.77500	30000.	84	9065	No
165	GOM_NL__2PRFIN20031124_083730_000000392021_00494_09065_9297.N1	24-NOV-2003 08:37:30	Dark	39.000	124	The Car	2.7640	30000.	78	9065	No
166	GOM_NL__2PRFIN20031124_084152_000000522021_00494_09065_9298.N1	24-NOV-2003 08:41:52	Dark	52.000	41	Eps Car	1.8600	4100.0	104	9065	No
167	GOM_NL__2PRFIN20031124_084323_000000532021_00494_09065_9299.N1	24-NOV-2003 08:43:23	Dark	52.500	34	Gam2Vel	1.7930	23000.	105	9065	No
168	GOM_NL__2PRFIN20031124_084720_000000512021_00494_09065_9300.N1	24-NOV-2003 08:47:20	Dark	50.500	2	Alp Car	-0.73600	7000.0	101	9065	No
169	GOM_NL__2PRFIN20031124_084922_000001092021_00494_09065_9301.N1	24-NOV-2003 08:49:22	Dark	108.50	132	15Rho Pup	2.8030	6900.0	217	9065	No
170	GOM_NL__2PRFIN20031124_085236_000000722021_00494_09065_9302.N1	24-NOV-2003 08:52:36	Dark	72.000	23	21Eps CMa	1.5020	26000.	144	9065	No
171	GOM_NL__2PRFIN20031124_085516_000000392021_00494_09065_9303.N1	24-NOV-2003 08:55:16	Straylight	39.000	157	The1Eri	2.9060	9300.0	78	9065	No
172	GOM_NL__2PRFIN20031124_090009_000001452021_00494_09065_9304.N1	24-NOV-2003 09:00:09	Straylight	145.00	1	9Alp CMa	-1.4400	11000.	290	9065	No
173	GOM_NL__2PRFIN20031124_090416_000000672021_00494_09065_9305.N1	24-NOV-2003 09:04:16	Straylight	66.500	7	19Bet Ori	0.10000	14000.	133	9065	No
174	GOM_NL__2PRFIN20031124_090759_000000742021_00494_09065_9306.N1	24-NOV-2003 09:07:59	Tw_i_and_stray	74.000	30	46Eps Ori	1.6940	30000.	148	9065	No
175	GOM_NL__2PRFIN20031124_091248_000000402021_00494_09065_9307.N1	24-NOV-2003 09:12:48	Bright	40.000	105	6Bet Ari	2.6450	8900.0	80	9065	No
176	GOM_NL__2PRFIN20031124_091637_000000382021_00494_09065_9308.N1	24-NOV-2003 09:16:37	Bright	37.500	173	4Bet Tri	3.0040	8900.0	75	9065	No
177	GOM_NL__2PRFIN20031124_091826_000000392021_00494_09065_9309.N1	24-NOV-2003 09:18:26	Bright	39.000	79	26Bet Per	2.3100	13100.	78	9065	No
178	GOM_NL__2PRFIN20031124_092054_000000402021_00494_09065_9310.N1	24-NOV-2003 09:20:54	Bright	39.500	175	39Del Per	3.0100	19400.	79	9065	No
179	GOM_NL__2PRFIN20031124_092327_000000392021_00494_09065_9311.N1	24-NOV-2003 09:23:27	Bright	39.000	68	18Alp Cas	2.2250	4500.0	78	9065	No
180	GOM_NL__2PRFIN20031124_092440_000000392021_00494_09065_9312.N1	24-NOV-2003 09:24:40	Bright	38.500	74	11Bet Cas	2.2680	6600.0	77	9065	No
181	GOM_NL__2PRFIN20031124_093152_000000352021_00494_09065_9313.N1	24-NOV-2003 09:31:52	Bright	34.500	49	1Alp UMi	1.9900	6300.0	69	9065	No
182	GOM_NL__2PRFIN20031124_093626_000000382021_00494_09065_9314.N1	24-NOV-2003 09:36:26	Bright	38.000	60	7Bet UMi	2.0810	3950.0	76	9065	No
183	GOM_NL__2PRFIN20031124_093844_000000382021_00494_09065_9315.N1	24-NOV-2003 09:38:44	Bright	38.000	119	14Eta Dra	2.7270	4700.0	76	9065	No
184	GOM_NL__2PRFIN20031124_094042_000000442021_00494_09065_9316.N1	24-NOV-2003 09:40:42	Bright	43.500	82	48Bet UMa	2.3650	10600.	87	9065	No
185	GOM_NL__2PRFIN20031124_094214_000000422021_00494_09065_9317.N1	24-NOV-2003 09:42:14	Bright	42.000	87	64Gam UMa	2.4330	11000.	84	9065	No
186	GOM_NL__2PRFIN20031124_094344_000000372021_00494_09065_9318.N1	24-NOV-2003 09:43:44	Bright	37.000	39	85Eta UMa	1.8540	24000.	74	9065	No
187	GOM_NL__2PRFIN20031124_094628_000000362021_00494_09065_9319.N1	24-NOV-2003 09:46:28	Bright	35.500	180	27Gam Boo	3.0400	8000.0	71	9065	No
188	GOM_NL__2PRFIN20031124_094927_000000352021_00494_09065_9320.N1	24-NOV-2003 09:49:27	Bright	35.000	83		2.3780	11000.	70	9065	No
189	GOM_NL__2PRFIN20031124_095157_000000352021_00494_09065_9321.N1	24-NOV-2003 09:51:57	Bright	35.000	3	16Alp Boo	-0.050000	4250.0	70	9065	No
190	GOM_NL__2PRFIN20031124_095446_000000562021_00494_09065_9322.N1	24-NOV-2003 09:54:46	Bright	56.000	96	68Del Leo	2.5600	9300.0	112	9065	No
191	GOM_NL__2PRFIN20031124_095759_000001152021_00494_09065_9323.N1	24-NOV-2003 09:57:59	Tw_i_and_stray	115.00	51	41Gam1Leo	2.0100	4500.0	230	9065	No
192	GOM_NL__2PRFIN20031124_100437_000001652021_00494_09065_9324.N1	24-NOV-2003 10:04:37	Straylight	164.50	22	32Alp Leo	1.3600	15200.	329	9065	No
193	GOM_NL__2PRFIN20031124_101155_000000412021_00494_09065_9325.N1	24-NOV-2003 10:11:55	Dark	41.000	64	Gam Cen	2.2000	10600.	82	9065	No
194	GOM_NL__2PRFIN20031124_101307_000000402021_00494_09065_9326.N1	24-NOV-2003 10:13:07	Dark	40.000	99	Del Cen	2.5750	26000.	80	9065	No
195	GOM_NL__2PRFIN20031124_101431_000000402021_00494_09065_9327.N1	24-NOV-2003 10:14:31	Dark	39.500	20	Bet Cru	1.2530	30000.	79	9065	No
196	GOM_NL__2PRFIN20031124_101540_000000462021_00495_09066_9059.N1	24-NOV-2003 10:15:40	Dark	45.500	12	Alp1Cru	0.77500	30000.	91	9066	No
197	GOM_NL__2PRFIN20031124_101807_000000392021_00495_09066_9060.N1	24-NOV-2003 10:18:07	Dark	39.000	124	The Car	2.7640	30000.	78	9066	No
198	GOM_NL__2PRFIN20031124_102228_000000472021_00495_09066_9061.N1	24-NOV-2003 10:22:28	Dark	46.500	41	Eps Car	1.8600	4100.0	93	9066	No
199	GOM_NL__2PRFIN20031124_102400_000000542021_00495_09066_9062.N1	24-NOV-2003 10:24:00	Dark	53.500	34	Gam2Vel	1.7930	23000.	107	9066	No
200	GOM_NL__2PRFIN20031124_102756_000000512021_00495_09066_9063.N1	24-NOV-2003 10:27:56	Dark	50.500	2	Alp Car	-0.73600	7000.0	101	9066	No
201	GOM_NL__2PRFIN20031124_103000_000001092021_00495_09066_9064.N1	24-NOV-2003 10:30:00	Dark	108.50	132	15Rho Pup	2.8030	6900.0	217	9066	No
202	GOM_NL__2PRFIN20031124_103313_000000782021_00495_09066_9065.N1	24-NOV-2003 10:33:13	Dark	78.000	23	21Eps CMa	1.5020	26000.	156	9066	No
203	GOM_NL__2PRFIN20031124_103553_000000382021_00495_09066_9066.N1	24-NOV-2003 10:35:53	Straylight	38.000	157	The1Eri	2.9060	9300.0	76	9066	No
204	GOM_NL__2PRFIN20031124_104045_000001222021_00495_09066_9067.N1	24-NOV-2003 10:40:45	Straylight	121.50	1	9Alp CMa	-1.4400	11000.	243	9066	No
205	GOM_NL__2PRFIN20031124_104451_000000712021_00495_09066_9068.N1	24-NOV-2003 10:44:51	Straylight	70.500	7	19Bet Ori	0.10000	14000.	141	9066	No
206	GOM_NL__2PRFIN20031124_104834_000000752021_00495_09066_9069.N1	24-NOV-2003 10:48:34	Tw_i_and_stray	75.000	30	46Eps Ori	1.6940	30000.	150	9066	No
207	GOM_NL__2PRFIN20031124_105325_000000392021_00495_09066_9070.N1	24-NOV-2003 10:53:25	Bright	39.000	105	6Bet Ari	2.6450	8900.0	78	9066	No
208	GOM_NL__2PRFIN20031124_105713_000000372021_00495_09066_9071.N1	24-NOV-2003 10:57:13	Bright	37.000	173	4Bet Tri	3.0040	8900.0	74	9066	No
209	GOM_NL__2PRFIN20031124_105903_000000392021_00495_09066_9072.N1	24-NOV-2003 10:59:03	Bright	39.000	79	26Bet Per	2.3100	13100.	78	9066	No
210	GOM_NL__2PRFIN20031124_110130_000000402021_00495_09066_9073.N1	24-NOV-2003 11:01:30	Bright	40.000	175	39Del Per	3.0100	19400.	80	9066	No
211	GOM_NL__2PRFIN20031124_110403_000000382021_00495_09066_9074.N1	24-NOV-2003 11:04:03	Bright	38.000	68	18Alp Cas	2.2250	4500.0	76	9066	No
212	GOM_NL__2PRFIN20031124_110517_000000382021_00495_09066_9075.N1	24-NOV-2003 11:05:17	Bright	38.000	74	11Bet Cas	2.2680	6600.0	76	9066	No
213	GOM_NL__2PRFIN20031124_111702_000000392021_00495_09066_9076.N1	24-NOV-2003 11:17:02	Bright	38.500	60	7Bet UMi	2.0810	3950.0	77	9066	No
214	GOM_NL__2PRFIN20031124_111920_000000392021_00495_09066_9077.N1	24-NOV-2003 11:19:20	Bright	39.000	119	14Eta Dra	2.7270	4700.0	78	9066	No
215	GOM_NL__2PRFIN20031124_112118_000000462021_00495_09066_9078.N1	24-NOV-2003 11:21:18	Bright	45.500	82	48Bet UMa	2.3650	10600.	91	9066	No
216	GOM_NL__2PRFIN20031124_112251_000000422021_00495_09066_9079.N1	24-NOV-2003 11:22:51	Bright	41.500	87	64Gam UMa	2.4330	11000.	83	9066	No
217	GOM_NL__2PRFIN20031124_112420_000000342021_00495_09066_9080.N1	24-NOV-2003 11:24:20	Bright	34.000	39	85Eta UMa	1.8540	24000.	68	9066	No
218	GOM_NL__2PRFIN20031124_112705_000000342021_00495_09066_9081.N1	24-NOV-2003 11:27:05	Bright	34.000	180	27Gam Boo	3.0400	8000.0	68	9066	No
219	GOM_NL__2PRFIN20031124_113004_000000352021_00495_09066_9082.N1	24-NOV-2003 11:30:04	Bright	34.500	83		2.3780	11000.	69	9066	No

220	GOM_NL__2PRFIN20031124_113234_000000352021_00495_09066_9083.N1	24-NOV-2003 11:32:34	Bright	34.500	3	16Alp Boo	-0.050000	4250.0	69	9066	No
221	GOM_NL__2PRFIN20031124_113522_000000602021_00495_09066_9084.N1	24-NOV-2003 11:35:22	Bright	59.500	96	68Del Leo	2.5600	9300.0	119	9066	No
222	GOM_NL__2PRFIN20031124_113836_000001282021_00495_09066_9085.N1	24-NOV-2003 11:38:36	Tw_i_and_stray	127.50	51	41Gam1Leo	2.0100	4500.0	255	9066	No
223	GOM_NL__2PRFIN20031124_114517_000002062021_00495_09066_9086.N1	24-NOV-2003 11:45:17	Straylight	205.50	22	32Alp Leo	1.3600	15200.	411	9066	No
224	GOM_NL__2PRFIN20031124_115232_000000392021_00495_09066_9087.N1	24-NOV-2003 11:52:32	Dark	39.000	64	Gam Cen	2.2000	10600.	78	9066	No
225	GOM_NL__2PRFIN20031124_115344_000000402021_00495_09066_9088.N1	24-NOV-2003 11:53:44	Dark	40.000	99	Del Cen	2.5750	26000.	80	9066	No
226	GOM_NL__2PRFIN20031124_115507_000000402021_00495_09066_9089.N1	24-NOV-2003 11:55:07	Dark	39.500	20	Bet Cru	1.2530	30000.	79	9066	No
227	GOM_NL__2PRFIN20031124_115617_000000382021_00496_09067_9059.N1	24-NOV-2003 11:56:17	Dark	38.000	12	Alp1Cru	0.77500	30000.	76	9067	No
228	GOM_NL__2PRFIN20031124_115843_000000412021_00496_09067_9060.N1	24-NOV-2003 11:58:43	Dark	40.500	124	The Car	2.7640	30000.	81	9067	No
229	GOM_NL__2PRFIN20031124_120305_000000482021_00496_09067_9061.N1	24-NOV-2003 12:03:05	Dark	47.500	41	Eps Car	1.8600	4100.0	95	9067	No
230	GOM_NL__2PRFIN20031124_120437_000000512021_00496_09067_9062.N1	24-NOV-2003 12:04:37	Dark	51.000	34	Gam2Vel	1.7930	23000.	102	9067	No
231	GOM_NL__2PRFIN20031124_120834_000000592021_00496_09067_9063.N1	24-NOV-2003 12:08:34	Dark	59.000	2	Alp Car	-0.73600	7000.0	118	9067	No
232	GOM_NL__2PRFIN20031124_121038_000001042021_00496_09067_9064.N1	24-NOV-2003 12:10:38	Dark	104.00	132	15Rho Pup	2.8030	6900.0	208	9067	No
233	GOM_NL__2PRFIN20031124_121351_000000792021_00496_09067_9065.N1	24-NOV-2003 12:13:51	Dark	78.500	23	21Eps CMa	1.5020	26000.	157	9067	No
234	GOM_NL__2PRFIN20031124_121629_000000382021_00496_09067_9066.N1	24-NOV-2003 12:16:29	Straylight	38.000	157	The1Eri	2.9060	9300.0	76	9067	No
235	GOM_NL__2PRFIN20031124_122121_000001172021_00496_09067_9067.N1	24-NOV-2003 12:21:21	Straylight	116.50	1	9Alp CMa	-1.4400	11000.	233	9067	No
236	GOM_NL__2PRFIN20031124_122528_000000762021_00496_09067_9068.N1	24-NOV-2003 12:25:28	Straylight	76.000	7	19Bet Ori	0.10000	14000.	152	9067	No
237	GOM_NL__2PRFIN20031124_122909_000000752021_00496_09067_9069.N1	24-NOV-2003 12:29:09	Tw_i_and_stray	74.500	30	46Eps Ori	1.6940	30000.	149	9067	No
238	GOM_NL__2PRFIN20031124_123402_000000372021_00496_09067_9070.N1	24-NOV-2003 12:34:02	Bright	37.000	105	6Bet Ari	2.6450	8900.0	74	9067	No
239	GOM_NL__2PRFIN20031124_123750_000000362021_00496_09067_9071.N1	24-NOV-2003 12:37:50	Bright	36.000	173	4Bet Tri	3.0040	8900.0	72	9067	No
240	GOM_NL__2PRFIN20031124_123939_000000382021_00496_09067_9072.N1	24-NOV-2003 12:39:39	Bright	37.500	79	26Bet Per	2.3100	13100.	75	9067	No
241	GOM_NL__2PRFIN20031124_124206_000000392021_00496_09067_9073.N1	24-NOV-2003 12:42:06	Bright	39.000	175	39Del Per	3.0100	19400.	78	9067	No
242	GOM_NL__2PRFIN20031124_124440_000000392021_00496_09067_9074.N1	24-NOV-2003 12:44:40	Bright	39.000	68	18Alp Cas	2.2250	4500.0	78	9067	No
243	GOM_NL__2PRFIN20031124_124553_000000382021_00496_09067_9075.N1	24-NOV-2003 12:45:53	Bright	38.000	74	11Bet Cas	2.2680	6600.0	76	9067	No
244	GOM_NL__2PRFIN20031124_125305_000000382021_00496_09067_9076.N1	24-NOV-2003 12:53:05	Bright	38.000	49	1Alp UMi	1.9900	6300.0	76	9067	No
245	GOM_NL__2PRFIN20031124_125739_000000342021_00496_09067_9077.N1	24-NOV-2003 12:57:39	Bright	34.000	60	7Bet UMi	2.0810	3950.0	68	9067	No
246	GOM_NL__2PRFIN20031124_125957_000000382021_00496_09067_9078.N1	24-NOV-2003 12:59:57	Bright	37.500	119	14Eta Dra	2.7270	4700.0	75	9067	No
247	GOM_NL__2PRFIN20031124_130154_000000452021_00496_09067_9079.N1	24-NOV-2003 13:01:54	Bright	44.500	82	48Bet UMa	2.3650	10600.	89	9067	No
248	GOM_NL__2PRFIN20031124_130327_000000412021_00496_09067_9080.N1	24-NOV-2003 13:03:27	Bright	41.000	87	64Gam UMa	2.4330	11000.	82	9067	No
249	GOM_NL__2PRFIN20031124_130456_000000372021_00496_09067_9081.N1	24-NOV-2003 13:04:56	Bright	36.500	39	85Eta UMa	1.8540	24000.	73	9067	No
250	GOM_NL__2PRFIN20031124_130741_000000342021_00496_09067_9082.N1	24-NOV-2003 13:07:41	Bright	34.000	180	27Gam Boo	3.0400	8000.0	68	9067	No
251	GOM_NL__2PRFIN20031124_131040_000000342021_00496_09067_9083.N1	24-NOV-2003 13:10:40	Bright	34.000	83		2.3780	11000.	68	9067	No
252	GOM_NL__2PRFIN20031124_131310_000000342021_00496_09067_9084.N1	24-NOV-2003 13:13:10	Bright	33.500	3	16Alp Boo	-0.050000	4250.0	67	9067	No
253	GOM_NL__2PRFIN20031124_131559_000000582021_00496_09067_9085.N1	24-NOV-2003 13:15:59	Bright	58.000	96	68Del Leo	2.5600	9300.0	116	9067	No
254	GOM_NL__2PRFIN20031124_131914_000001372021_00496_09067_9086.N1	24-NOV-2003 13:19:14	Tw_i_and_stray	137.00	51	41Gam1Leo	2.0100	4500.0	274	9067	No
255	GOM_NL__2PRFIN20031124_132556_000001632021_00496_09067_9087.N1	24-NOV-2003 13:25:56	Straylight	163.00	22	32Alp Leo	1.3600	15200.	326	9067	No
256	GOM_NL__2PRFIN20031124_133308_000000422021_00496_09067_9088.N1	24-NOV-2003 13:33:08	Dark	42.000	64	Gam Cen	2.2000	10600.	84	9067	No
257	GOM_NL__2PRFIN20031124_133420_000000412021_00496_09067_9089.N1	24-NOV-2003 13:34:20	Dark	40.500	99	Del Cen	2.5750	26000.	81	9067	No
258	GOM_NL__2PRFIN20031124_133544_000000402021_00496_09067_9090.N1	24-NOV-2003 13:35:44	Dark	39.500	20	Bet Cru	1.2530	30000.	79	9067	No
259	GOM_NL__2PRFIN20031124_133654_000000392021_00497_09068_9060.N1	24-NOV-2003 13:36:54	Dark	38.500	12	Alp1Cru	0.77500	30000.	77	9068	No
260	GOM_NL__2PRFIN20031124_133920_000000382021_00497_09068_9061.N1	24-NOV-2003 13:39:20	Dark	38.000	124	The Car	2.7640	30000.	76	9068	No
261	GOM_NL__2PRFIN20031124_134342_000000442021_00497_09068_9062.N1	24-NOV-2003 13:43:42	Dark	43.500	41	Eps Car	1.8600	4100.0	87	9068	No
262	GOM_NL__2PRFIN20031124_134514_000000522021_00497_09068_9063.N1	24-NOV-2003 13:45:14	Dark	51.500	34	Gam2Vel	1.7930	23000.	103	9068	No
263	GOM_NL__2PRFIN20031124_134911_000000462021_00497_09068_9064.N1	24-NOV-2003 13:49:11	Dark	45.500	2	Alp Car	-0.73600	7000.0	91	9068	No
264	GOM_NL__2PRFIN20031124_135115_000001112021_00497_09068_9065.N1	24-NOV-2003 13:51:15	Dark	110.50	132	15Rho Pup	2.8030	6900.0	221	9068	No
265	GOM_NL__2PRFIN20031124_135427_000000802021_00497_09068_9066.N1	24-NOV-2003 13:54:27	Dark	80.000	23	21Eps CMa	1.5020	26000.	160	9068	No
266	GOM_NL__2PRFIN20031124_135706_000000392021_00497_09068_9067.N1	24-NOV-2003 13:57:06	Straylight	39.000	157	The1Eri	2.9060	9300.0	78	9068	No
267	GOM_NL__2PRFIN20031124_140157_000001232021_00497_09068_9068.N1	24-NOV-2003 14:01:57	Straylight	122.50	1	9Alp CMa	-1.4400	11000.	245	9068	No
268	GOM_NL__2PRFIN20031124_140604_000000792021_00497_09068_9069.N1	24-NOV-2003 14:06:04	Straylight	79.000	7	19Bet Ori	0.10000	14000.	158	9068	No
269	GOM_NL__2PRFIN20031124_140945_000000812021_00497_09068_9070.N1	24-NOV-2003 14:09:45	Tw_i_and_stray	80.500	30	46Eps Ori	1.6940	30000.	161	9068	No
270	GOM_NL__2PRFIN20031124_141439_000000372021_00497_09068_9071.N1	24-NOV-2003 14:14:39	Bright	37.000	105	6Bet Ari	2.6450	8900.0	74	9068	No
271	GOM_NL__2PRFIN20031124_141825_000000372021_00497_09068_9072.N1	24-NOV-2003 14:18:25	Bright	37.000	173	4Bet Tri	3.0040	8900.0	74	9068	No
272	GOM_NL__2PRFIN20031124_142013_000000392021_00497_09068_9073.N1	24-NOV-2003 14:20:13	Bright	39.000	79	26Bet Per	2.3100	13100.	78	9068	No
273	GOM_NL__2PRFIN20031124_142241_000000402021_00497_09068_9074.N1	24-NOV-2003 14:22:41	Bright	39.500	175	39Del Per	3.0100	19400.	79	9068	No
274	GOM_NL__2PRFIN20031124_142515_000000412021_00497_09068_9075.N1	24-NOV-2003 14:25:15	Bright	40.500	68	18Alp Cas	2.2250	4500.0	81	9068	No
275	GOM_NL__2PRFIN20031124_142628_000000402021_00497_09068_9076.N1	24-NOV-2003 14:26:28	Bright	39.500	74	11Bet Cas	2.2680	6600.0	79	9068	No
276	GOM_NL__2PRFIN20031124_143339_000000392021_00497_09068_9077.N1	24-NOV-2003 14:33:39	Bright	38.500	49	1Alp UMi	1.9900	6300.0	77	9068	No
277	GOM_NL__2PRFIN20031124_143813_000000392021_00497_09068_9078.N1	24-NOV-2003 14:38:13	Bright	38.500	60	7Bet UMi	2.0810	3950.0	77	9068	No
278	GOM_NL__2PRFIN20031124_144029_000000412021_00497_09068_9079.N1	24-NOV-2003 14:40:29	Bright	41.000	119	14Eta Dra	2.7270	4700.0	82	9068	No

279	GOM_NL__2PRFIN20031124_144229_000000462021_00497_09068_9080.N1	24-NOV-2003 14:42:29	Bright	45.500	82	48Bet UMa	2.3650	10600.	91	9068	No
280	GOM_NL__2PRFIN20031124_144402_000000432021_00497_09068_9081.N1	24-NOV-2003 14:44:02	Bright	43.000	87	64Gam UMa	2.4330	11000.	86	9068	No
281	GOM_NL__2PRFIN20031124_144531_000000392021_00497_09068_9082.N1	24-NOV-2003 14:45:31	Bright	38.500	39	85Eta UMa	1.8540	24000.	77	9068	No
282	GOM_NL__2PRFIN20031124_144815_000000382021_00497_09068_9083.N1	24-NOV-2003 14:48:15	Bright	37.500	180	27Gam Boo	3.0400	8000.0	75	9068	No
283	GOM_NL__2PRFIN20031124_145114_000000372021_00497_09068_9084.N1	24-NOV-2003 14:51:14	Bright	36.500	83		2.3780	11000.	73	9068	No
284	GOM_NL__2PRFIN20031124_145346_000000362021_00497_09068_9085.N1	24-NOV-2003 14:53:46	Bright	35.500	3	16Alp Boo	-0.050000	4250.0	71	9068	No
285	GOM_NL__2PRFIN20031124_145635_000000592021_00497_09068_9086.N1	24-NOV-2003 14:56:35	Bright	59.000	96	68Del Leo	2.5600	9300.0	118	9068	No
286	GOM_NL__2PRFIN20031124_145951_000001242021_00497_09068_9087.N1	24-NOV-2003 14:59:51	Twilight	123.50	51	41Gam1Leo	2.0100	4500.0	247	9068	No
287	GOM_NL__2PRFIN20031124_150635_000001692021_00497_09068_9088.N1	24-NOV-2003 15:06:35	Straylight	169.00	22	32Alp Leo	1.3600	15200.	338	9068	No
288	GOM_NL__2PRFIN20031124_151343_000000422021_00497_09068_9089.N1	24-NOV-2003 15:13:43	Dark	41.500	64	Gam Cen	2.2000	10600.	83	9068	No
289	GOM_NL__2PRFIN20031124_151453_000000432021_00497_09068_9090.N1	24-NOV-2003 15:14:53	Dark	43.000	99	Del Cen	2.5750	26000.	86	9068	No
290	GOM_NL__2PRFIN20031124_151619_000000462021_00497_09068_9091.N1	24-NOV-2003 15:16:19	Dark	46.000	20	Bet Cru	1.2530	30000.	92	9068	No
291	GOM_NL__2PRFIN20031124_151729_000000482021_00498_09069_9061.N1	24-NOV-2003 15:17:29	Dark	47.500	12	Alp1Cru	0.77500	30000.	95	9069	No
292	GOM_NL__2PRFIN20031124_151955_000000402021_00498_09069_9062.N1	24-NOV-2003 15:19:55	Dark	39.500	124	The Car	2.7640	30000.	79	9069	No
293	GOM_NL__2PRFIN20031124_152418_000000502021_00498_09069_9063.N1	24-NOV-2003 15:24:18	Dark	50.000	41	Eps Car	1.8600	4100.0	100	9069	No
294	GOM_NL__2PRFIN20031124_152550_000000522021_00498_09069_9064.N1	24-NOV-2003 15:25:50	Dark	52.000	34	Gam2Vel	1.7930	23000.	104	9069	No
295	GOM_NL__2PRFIN20031124_152947_000000592021_00498_09069_9065.N1	24-NOV-2003 15:29:47	Dark	59.000	2	Alp Car	-0.73600	7000.0	118	9069	No
296	GOM_NL__2PRFIN20031124_153152_000001132021_00498_09069_9066.N1	24-NOV-2003 15:31:52	Dark	112.50	132	15Rho Pup	2.8030	6900.0	225	9069	No
297	GOM_NL__2PRFIN20031124_153503_000000742021_00498_09069_9067.N1	24-NOV-2003 15:35:03	Dark	74.000	23	21Eps CMa	1.5020	26000.	148	9069	No
298	GOM_NL__2PRFIN20031124_153740_000000422021_00498_09069_9068.N1	24-NOV-2003 15:37:40	Straylight	41.500	157	The1Eri	2.9060	9300.0	83	9069	No
299	GOM_NL__2PRFIN20031124_154233_000001202021_00498_09069_9069.N1	24-NOV-2003 15:42:33	Straylight	119.50	1	9Alp CMa	-1.4400	11000.	239	9069	No
300	GOM_NL__2PRFIN20031124_154637_000000792021_00498_09069_9070.N1	24-NOV-2003 15:46:37	Straylight	79.000	7	19Bet Ori	0.10000	14000.	158	9069	No
301	GOM_NL__2PRFIN20031124_155019_000000792021_00498_09069_9071.N1	24-NOV-2003 15:50:19	Twilight	79.000	30	46Eps Ori	1.6940	30000.	158	9069	No
302	GOM_NL__2PRFIN20031124_155511_000000402021_00498_09069_9072.N1	24-NOV-2003 15:55:11	Bright	40.000	105	6Bet Ari	2.6450	8900.0	80	9069	No
303	GOM_NL__2PRFIN20031124_155901_000000362021_00498_09069_9073.N1	24-NOV-2003 15:59:01	Bright	36.000	173	4Bet Tri	3.0040	8900.0	72	9069	No
304	GOM_NL__2PRFIN20031124_160049_000000412021_00498_09069_9074.N1	24-NOV-2003 16:00:49	Bright	40.500	79	26Bet Per	2.3100	13100.	81	9069	No
305	GOM_NL__2PRFIN20031124_160317_000000402021_00498_09069_9075.N1	24-NOV-2003 16:03:17	Bright	39.500	175	39Del Per	3.0100	19400.	79	9069	No
306	GOM_NL__2PRFIN20031124_160549_000000392021_00498_09069_9076.N1	24-NOV-2003 16:05:49	Bright	39.000	68	18Alp Cas	2.2250	4500.0	78	9069	No
307	GOM_NL__2PRFIN20031124_160704_000000412021_00498_09069_9077.N1	24-NOV-2003 16:07:04	Bright	40.500	74	11Bet Cas	2.2680	6600.0	81	9069	No
308	GOM_NL__2PRFIN20031124_161415_000000402021_00498_09069_9078.N1	24-NOV-2003 16:14:15	Bright	39.500	49	1Alp UMi	1.9900	6300.0	79	9069	No
309	GOM_NL__2PRFIN20031124_161849_000000392021_00498_09069_9079.N1	24-NOV-2003 16:18:49	Bright	38.500	60	7Bet UMi	2.0810	3950.0	77	9069	No
310	GOM_NL__2PRFIN20031124_162107_000000402021_00498_09069_9080.N1	24-NOV-2003 16:21:07	Bright	39.500	119	14Eta Dra	2.7270	4700.0	79	9069	No
311	GOM_NL__2PRFIN20031124_162305_000000422021_00498_09069_9081.N1	24-NOV-2003 16:23:05	Bright	42.000	82	48Bet UMa	2.3650	10600.	84	9069	No
312	GOM_NL__2PRFIN20031124_162437_000000422021_00498_09069_9082.N1	24-NOV-2003 16:24:37	Bright	41.500	87	64Gam UMa	2.4330	11000.	83	9069	No
313	GOM_NL__2PRFIN20031124_162606_000000382021_00498_09069_9083.N1	24-NOV-2003 16:26:06	Bright	37.500	39	85Eta UMa	1.8540	24000.	75	9069	No
314	GOM_NL__2PRFIN20031124_162851_000000372021_00498_09069_9084.N1	24-NOV-2003 16:28:51	Bright	36.500	180	27Gam Boo	3.0400	8000.0	73	9069	No
315	GOM_NL__2PRFIN20031124_163150_000000382021_00498_09069_9085.N1	24-NOV-2003 16:31:50	Bright	38.000	83		2.3780	11000.	76	9069	No
316	GOM_NL__2PRFIN20031124_163422_000000362021_00498_09069_9086.N1	24-NOV-2003 16:34:22	Bright	35.500	3	16Alp Boo	-0.050000	4250.0	71	9069	No
317	GOM_NL__2PRFIN20031124_163711_000000602021_00498_09069_9087.N1	24-NOV-2003 16:37:11	Bright	60.000	96	68Del Leo	2.5600	9300.0	120	9069	No
318	GOM_NL__2PRFIN20031124_164028_000001432021_00498_09069_9088.N1	24-NOV-2003 16:40:28	Twilight	142.50	51	41Gam1Leo	2.0100	4500.0	285	9069	No
319	GOM_NL__2PRFIN20031124_164714_000001942021_00498_09069_9089.N1	24-NOV-2003 16:47:14	Straylight	193.50	22	32Alp Leo	1.3600	15200.	387	9069	No
320	GOM_NL__2PRFIN20031124_165419_000000432021_00498_09069_9090.N1	24-NOV-2003 16:54:19	Dark	43.000	64	Gam Cen	2.2000	10600.	86	9069	No
321	GOM_NL__2PRFIN20031124_165531_000000422021_00498_09069_9091.N1	24-NOV-2003 16:55:31	Dark	42.000	99	Del Cen	2.5750	26000.	84	9069	No
322	GOM_NL__2PRFIN20031124_165655_000000442021_00498_09069_9092.N1	24-NOV-2003 16:56:55	Dark	44.000	20	Bet Cru	1.2530	30000.	88	9069	No
323	GOM_NL__2PRFIN20031124_165805_000000402021_00499_09070_9062.N1	24-NOV-2003 16:58:05	Dark	40.000	12	Alp1Cru	0.77500	30000.	80	9070	No
324	GOM_NL__2PRFIN20031124_170029_000000442021_00499_09070_9063.N1	24-NOV-2003 17:00:29	Dark	43.500	124	The Car	2.7640	30000.	87	9070	No
325	GOM_NL__2PRFIN20031124_170454_000000492021_00499_09070_9064.N1	24-NOV-2003 17:04:54	Dark	48.500	41	Eps Car	1.8600	4100.0	97	9070	No
326	GOM_NL__2PRFIN20031124_170627_000000512021_00499_09070_9065.N1	24-NOV-2003 17:06:27	Dark	51.000	34	Gam2Vel	1.7930	23000.	102	9070	No
327	GOM_NL__2PRFIN20031124_171023_000000562021_00499_09070_9066.N1	24-NOV-2003 17:10:23	Dark	56.000	2	Alp Car	-0.73600	7000.0	112	9070	No
328	GOM_NL__2PRFIN20031124_171230_000001112021_00499_09070_9067.N1	24-NOV-2003 17:12:30	Dark	111.00	132	15Rho Pup	2.8030	6900.0	222	9070	No
329	GOM_NL__2PRFIN20031124_171541_000000812021_00499_09070_9068.N1	24-NOV-2003 17:15:41	Dark	80.500	23	21Eps CMa	1.5020	26000.	161	9070	No
330	GOM_NL__2PRFIN20031124_171814_000000452021_00499_09070_9069.N1	24-NOV-2003 17:18:14	Straylight	44.500	157	The1Eri	2.9060	9300.0	89	9070	No
331	GOM_NL__2PRFIN20031124_172237_000000882021_00499_09070_9070.N1	24-NOV-2003 17:22:37	Straylight	87.500	47	2Bet CMa	1.9760	28000.	175	9070	No
332	GOM_NL__2PRFIN20031124_172517_000000502021_00499_09070_9071.N1	24-NOV-2003 17:25:17	Straylight	49.500	165	34Gam Eri	2.9500	3200.0	99	9070	No
333	GOM_NL__2PRFIN20031124_172714_000000712021_00499_09070_9072.N1	24-NOV-2003 17:27:14	Straylight	71.000	7	19Bet Ori	0.10000	14000.	142	9070	No
334	GOM_NL__2PRFIN20031124_173055_000000792021_00499_09070_9073.N1	24-NOV-2003 17:30:55	Twilight	78.500	30	46Eps Ori	1.6940	30000.	157	9070	No
335	GOM_NL__2PRFIN20031124_173550_000000392021_00499_09070_9074.N1	24-NOV-2003 17:35:50	Bright	39.000	105	6Bet Ari	2.6450	8900.0	78	9070	No
336	GOM_NL__2PRFIN20031124_173935_000000402021_00499_09070_9075.N1	24-NOV-2003 17:39:35	Bright	39.500	173	4Bet Tri	3.0040	8900.0	79	9070	No
337	GOM_NL__2PRFIN20031124_174125_000000402021_00499_09070_9076.N1	24-NOV-2003 17:41:25	Bright	39.500	79	26Bet Per	2.3100	13100.	79	9070	No

338	GOM_NL__2PRFIN20031124_174353_000000402021_00499_09070_9077.N1	24-NOV-2003 17:43:53	Bright	39.500	175	39Del Per	3.0100	19400.	79	9070	No
339	GOM_NL__2PRFIN20031124_174627_000000412021_00499_09070_9078.N1	24-NOV-2003 17:46:27	Bright	41.000	68	18Alp Cas	2.2250	4500.0	82	9070	No
340	GOM_NL__2PRFIN20031124_174741_000000392021_00499_09070_9079.N1	24-NOV-2003 17:47:41	Bright	39.000	74	11Bet Cas	2.2680	6600.0	78	9070	No
341	GOM_NL__2PRFIN20031124_175451_000000392021_00499_09070_9080.N1	24-NOV-2003 17:54:51	Bright	38.500	49	1Alp UMi	1.9900	6300.0	77	9070	No
342	GOM_NL__2PRFIN20031124_175926_000000392021_00499_09070_9081.N1	24-NOV-2003 17:59:26	Bright	39.000	60	7Bet UMi	2.0810	3950.0	78	9070	No
343	GOM_NL__2PRFIN20031124_180144_000000382021_00499_09070_9082.N1	24-NOV-2003 18:01:44	Bright	37.500	119	14Eta Dra	2.7270	4700.0	75	9070	No
344	GOM_NL__2PRFIN20031124_180341_000000452021_00499_09070_9083.N1	24-NOV-2003 18:03:41	Bright	45.000	82	48Bet UMa	2.3650	10600.	90	9070	No
345	GOM_NL__2PRFIN20031124_180513_000000432021_00499_09070_9084.N1	24-NOV-2003 18:05:13	Bright	43.000	87	64Gam UMa	2.4330	11000.	86	9070	No
346	GOM_NL__2PRFIN20031124_180642_000000382021_00499_09070_9085.N1	24-NOV-2003 18:06:42	Bright	38.000	39	85Eta UMa	1.8540	24000.	76	9070	No
347	GOM_NL__2PRFIN20031124_181227_000000352021_00499_09070_9086.N1	24-NOV-2003 18:12:27	Bright	35.000	83		2.3780	11000.	70	9070	No
348	GOM_NL__2PRFIN20031124_181458_000000352021_00499_09070_9087.N1	24-NOV-2003 18:14:58	Bright	34.500	3	16Alp Boo	-0.050000	4250.0	69	9070	No
349	GOM_NL__2PRFIN20031124_181748_000000602021_00499_09070_9088.N1	24-NOV-2003 18:17:48	Bright	59.500	96	68Del Leo	2.5600	9300.0	119	9070	No
350	GOM_NL__2PRFIN20031124_182106_000001122021_00499_09070_9089.N1	24-NOV-2003 18:21:06	Tw_i_and_stray	112.00	51	41Gam1Leo	2.0100	4500.0	224	9070	No
351	GOM_NL__2PRFIN20031124_182754_000002062021_00499_09070_9090.N1	24-NOV-2003 18:27:54	Straylight	205.50	22	32Alp Leo	1.3600	15200.	411	9070	No
352	GOM_NL__2PRFIN20031124_183453_000000452021_00499_09070_9091.N1	24-NOV-2003 18:34:53	Dark	44.500	64	Gam Cen	2.2000	10600.	89	9070	No
353	GOM_NL__2PRFIN20031124_183608_000000422021_00499_09070_9092.N1	24-NOV-2003 18:36:08	Dark	41.500	99	Del Cen	2.5750	26000.	83	9070	No
354	GOM_NL__2PRFIN20031124_183729_000000412021_00499_09070_9093.N1	24-NOV-2003 18:37:29	Dark	41.000	20	Bet Cru	1.2530	30000.	82	9070	No
355	GOM_NL__2PRFIN20031124_183839_000000452021_00500_09071_9192.N1	24-NOV-2003 18:38:39	Dark	45.000	12	Alp1Cru	0.77500	30000.	90	9071	No
356	GOM_NL__2PRFIN20031124_184108_000000412021_00500_09071_9193.N1	24-NOV-2003 18:41:08	Dark	40.500	124	The Car	2.7640	30000.	81	9071	No
357	GOM_NL__2PRFIN20031124_184531_000000462021_00500_09071_9194.N1	24-NOV-2003 18:45:31	Dark	46.000	41	Eps Car	1.8600	4100.0	92	9071	No
358	GOM_NL__2PRFIN20031124_184704_000000512021_00500_09071_9195.N1	24-NOV-2003 18:47:04	Dark	51.000	34	Gam2Vel	1.7930	23000.	102	9071	No
359	GOM_NL__2PRFIN20031124_185100_000000532021_00500_09071_9196.N1	24-NOV-2003 18:51:00	Dark	53.000	2	Alp Car	-0.73600	7000.0	106	9071	No
360	GOM_NL__2PRFIN20031124_185309_000001102021_00500_09071_9197.N1	24-NOV-2003 18:53:09	Dark	109.50	132	15Rho Pup	2.8030	6900.0	219	9071	No
361	GOM_NL__2PRFIN20031124_185618_000000822021_00500_09071_9198.N1	24-NOV-2003 18:56:18	Dark	82.000	23	21Eps CMa	1.5020	26000.	164	9071	No
362	GOM_NL__2PRFIN20031124_185850_000000432021_00500_09071_9199.N1	24-NOV-2003 18:58:50	Straylight	43.000	157	The1Eri	2.9060	9300.0	86	9071	No
363	GOM_NL__2PRFIN20031124_190313_000000822021_00500_09071_9200.N1	24-NOV-2003 19:03:13	Straylight	82.000	47	2Bet CMa	1.9760	28000.	164	9071	No
364	GOM_NL__2PRFIN20031124_190556_000000512021_00500_09071_9201.N1	24-NOV-2003 19:05:56	Straylight	51.000	165	34Gam Eri	2.9500	3200.0	102	9071	No
365	GOM_NL__2PRFIN20031124_190750_000000652021_00500_09071_9202.N1	24-NOV-2003 19:07:50	Straylight	65.000	7	19Bet Ori	0.10000	14000.	130	9071	No
366	GOM_NL__2PRFIN20031124_191130_000000762021_00500_09071_9203.N1	24-NOV-2003 19:11:30	Tw_i_and_stray	75.500	30	46Eps Ori	1.6940	30000.	151	9071	No
367	GOM_NL__2PRFIN20031124_191623_000000412021_00500_09071_9204.N1	24-NOV-2003 19:16:23	Bright	40.500	105	6Bet Ari	2.6450	8900.0	81	9071	No
368	GOM_NL__2PRFIN20031124_192012_000000382021_00500_09071_9205.N1	24-NOV-2003 19:20:12	Bright	37.500	173	4Bet Tri	3.0040	8900.0	75	9071	No
369	GOM_NL__2PRFIN20031124_192200_000000392021_00500_09071_9206.N1	24-NOV-2003 19:22:00	Bright	38.500	79	26Bet Per	2.3100	13100.	77	9071	No
370	GOM_NL__2PRFIN20031124_192428_000000392021_00500_09071_9207.N1	24-NOV-2003 19:24:28	Bright	39.000	175	39Del Per	3.0100	19400.	78	9071	No
371	GOM_NL__2PRFIN20031124_192703_000000382021_00500_09071_9208.N1	24-NOV-2003 19:27:03	Bright	38.000	68	18Alp Cas	2.2250	4500.0	76	9071	No
372	GOM_NL__2PRFIN20031124_192817_000000382021_00500_09071_9209.N1	24-NOV-2003 19:28:17	Bright	37.500	74	11Bet Cas	2.2680	6600.0	75	9071	No
373	GOM_NL__2PRFIN20031124_193527_000000392021_00500_09071_9210.N1	24-NOV-2003 19:35:27	Bright	38.500	49	1Alp UMi	1.9900	6300.0	77	9071	No
374	GOM_NL__2PRFIN20031124_194002_000000402021_00500_09071_9211.N1	24-NOV-2003 19:40:02	Bright	39.500	60	7Bet UMi	2.0810	3950.0	79	9071	No
375	GOM_NL__2PRFIN20031124_194218_000000432021_00500_09071_9212.N1	24-NOV-2003 19:42:18	Bright	42.500	119	14Eta Dra	2.7270	4700.0	85	9071	No
376	GOM_NL__2PRFIN20031124_194416_000000452021_00500_09071_9213.N1	24-NOV-2003 19:44:16	Bright	45.000	82	48Bet UMa	2.3650	10600.	90	9071	No
377	GOM_NL__2PRFIN20031124_194548_000000522021_00500_09071_9214.N1	24-NOV-2003 19:45:48	Bright	51.500	87	64Gam UMa	2.4330	11000.	103	9071	No
378	GOM_NL__2PRFIN20031124_194718_000000382021_00500_09071_9215.N1	24-NOV-2003 19:47:18	Bright	38.000	39	85Eta UMa	1.8540	24000.	76	9071	No
379	GOM_NL__2PRFIN20031124_195002_000000392021_00500_09071_9216.N1	24-NOV-2003 19:50:02	Bright	38.500	180	27Gam Boo	3.0400	8000.0	77	9071	No
380	GOM_NL__2PRFIN20031124_195303_000000372021_00500_09071_9217.N1	24-NOV-2003 19:53:03	Bright	37.000	83		2.3780	11000.	74	9071	No
381	GOM_NL__2PRFIN20031124_195534_000000362021_00500_09071_9218.N1	24-NOV-2003 19:55:34	Bright	35.500	3	16Alp Boo	-0.050000	4250.0	71	9071	No
382	GOM_NL__2PRFIN20031124_195823_000000582021_00500_09071_9219.N1	24-NOV-2003 19:58:23	Bright	58.000	96	68Del Leo	2.5600	9300.0	116	9071	No
383	GOM_NL__2PRFIN20031124_200143_000001212021_00500_09071_9220.N1	24-NOV-2003 20:01:43	Tw_i_and_stray	120.50	51	41Gam1Leo	2.0100	4500.0	241	9071	No
384	GOM_NL__2PRFIN20031124_200834_000001772021_00500_09071_9221.N1	24-NOV-2003 20:08:34	Straylight	177.00	22	32Alp Leo	1.3600	15200.	354	9071	No
385	GOM_NL__2PRFIN20031124_201530_000000432021_00500_09071_9222.N1	24-NOV-2003 20:15:30	Dark	42.500	64	Gam Cen	2.2000	10600.	85	9071	No
386	GOM_NL__2PRFIN20031124_201644_000000432021_00500_09071_9223.N1	24-NOV-2003 20:16:44	Dark	42.500	99	Del Cen	2.5750	26000.	85	9071	No
387	GOM_NL__2PRFIN20031124_201807_000000412021_00500_09071_9224.N1	24-NOV-2003 20:18:07	Dark	40.500	20	Bet Cru	1.2530	30000.	81	9071	No
388	GOM_NL__2PRFIN20031124_201917_000000442021_00501_09072_9064.N1	24-NOV-2003 20:19:17	Dark	43.500	12	Alp1Cru	0.77500	30000.	87	9072	No
389	GOM_NL__2PRFIN20031124_202144_000000402021_00501_09072_9065.N1	24-NOV-2003 20:21:44	Dark	40.000	124	The Car	2.7640	30000.	80	9072	No
390	GOM_NL__2PRFIN20031124_202608_000000452021_00501_09072_9066.N1	24-NOV-2003 20:26:08	Dark	45.000	41	Eps Car	1.8600	4100.0	90	9072	No
391	GOM_NL__2PRFIN20031124_202740_000000592021_00501_09072_9067.N1	24-NOV-2003 20:27:40	Dark	58.500	34	Gam2Vel	1.7930	23000.	117	9072	No
392	GOM_NL__2PRFIN20031124_203136_000000592021_00501_09072_9068.N1	24-NOV-2003 20:31:36	Dark	59.000	2	Alp Car	-0.73600	7000.0	118	9072	No
393	GOM_NL__2PRFIN20031124_203346_000001042021_00501_09072_9069.N1	24-NOV-2003 20:33:46	Dark	104.00	132	15Rho Pup	2.8030	6900.0	208	9072	No
394	GOM_NL__2PRFIN20031124_203654_000000722021_00501_09072_9070.N1	24-NOV-2003 20:36:54	Dark	72.000	23	21Eps CMa	1.5020	26000.	144	9072	No
395	GOM_NL__2PRFIN20031124_203927_000000432021_00501_09072_9071.N1	24-NOV-2003 20:39:27	Straylight	42.500	157	The1Eri	2.9060	9300.0	85	9072	No
396	GOM_NL__2PRFIN20031124_204349_000000842021_00501_09072_9072.N1	24-NOV-2003 20:43:49	Straylight	84.000	47	2Bet CMa	1.9760	28000.	168	9072	No

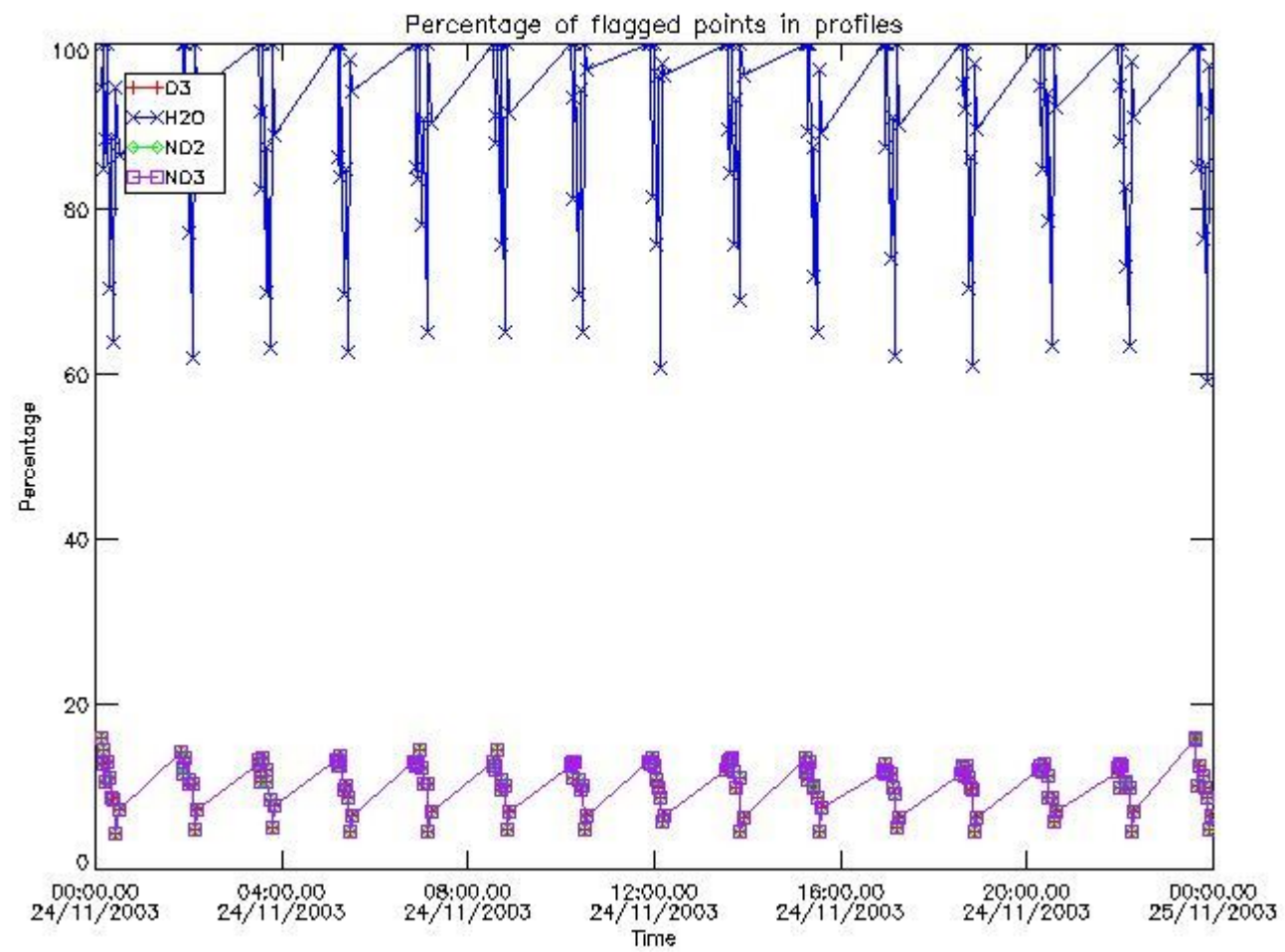
397	GOM_NL__2PRFIN20031124_204632_000000492021_00501_09072_9073.N1	24-NOV-2003 20:46:32	Straylight	49.000	165	34Gam Eri	2.9500	3200.0	98	9072	No
398	GOM_NL__2PRFIN20031124_204825_000000742021_00501_09072_9074.N1	24-NOV-2003 20:48:25	Straylight	74.000	7	19Bet Ori	0.10000	14000.	148	9072	No
399	GOM_NL__2PRFIN20031124_205205_000000752021_00501_09072_9075.N1	24-NOV-2003 20:52:05	Twi_and_stray	74.500	30	46Eps Ori	1.6940	30000.	149	9072	No
400	GOM_NL__2PRFIN20031124_205701_000000392021_00501_09072_9076.N1	24-NOV-2003 20:57:01	Bright	39.000	105	6Bet Ari	2.6450	8900.0	78	9072	No
401	GOM_NL__2PRFIN20031124_210048_000000392021_00501_09072_9077.N1	24-NOV-2003 21:00:48	Bright	38.500	173	4Bet Tri	3.0040	8900.0	77	9072	No
402	GOM_NL__2PRFIN20031124_210237_000000392021_00501_09072_9078.N1	24-NOV-2003 21:02:37	Bright	38.500	79	26Bet Per	2.3100	13100.	77	9072	No
403	GOM_NL__2PRFIN20031124_210504_000000392021_00501_09072_9079.N1	24-NOV-2003 21:05:04	Bright	39.000	175	39Del Per	3.0100	19400.	78	9072	No
404	GOM_NL__2PRFIN20031124_210740_000000372021_00501_09072_9080.N1	24-NOV-2003 21:07:40	Bright	37.000	68	18Alp Cas	2.2250	4500.0	74	9072	No
405	GOM_NL__2PRFIN20031124_210851_000000432021_00501_09072_9081.N1	24-NOV-2003 21:08:51	Bright	42.500	74	11Bet Cas	2.2680	6600.0	85	9072	No
406	GOM_NL__2PRFIN20031124_211604_000000382021_00501_09072_9082.N1	24-NOV-2003 21:16:04	Bright	38.000	49	1Alp UMi	1.9900	6300.0	76	9072	No
407	GOM_NL__2PRFIN20031124_212037_000000402021_00501_09072_9083.N1	24-NOV-2003 21:20:37	Bright	39.500	60	7Bet UMi	2.0810	3950.0	79	9072	No
408	GOM_NL__2PRFIN20031124_212254_000000412021_00501_09072_9084.N1	24-NOV-2003 21:22:54	Bright	40.500	119	14Eta Dra	2.7270	4700.0	81	9072	No
409	GOM_NL__2PRFIN20031124_212451_000000452021_00501_09072_9085.N1	24-NOV-2003 21:24:51	Bright	44.500	82	48Bet UMa	2.3650	10600.	89	9072	No
410	GOM_NL__2PRFIN20031124_212624_000000422021_00501_09072_9086.N1	24-NOV-2003 21:26:24	Bright	42.000	87	64Gam UMa	2.4330	11000.	84	9072	No
411	GOM_NL__2PRFIN20031124_212755_000000372021_00501_09072_9087.N1	24-NOV-2003 21:27:55	Bright	36.500	39	85Eta UMa	1.8540	24000.	73	9072	No
412	GOM_NL__2PRFIN20031124_213040_000000492021_00501_09072_9088.N1	24-NOV-2003 21:30:40	Bright	49.000	180	27Gam Boo	3.0400	8000.0	98	9072	No
413	GOM_NL__2PRFIN20031124_213339_000000382021_00501_09072_9089.N1	24-NOV-2003 21:33:39	Bright	37.500	83		2.3780	11000.	75	9072	No
414	GOM_NL__2PRFIN20031124_213610_000000352021_00501_09072_9090.N1	24-NOV-2003 21:36:10	Bright	35.000	3	16Alp Boo	-0.050000	4250.0	70	9072	No
415	GOM_NL__2PRFIN20031124_213900_000000582021_00501_09072_9091.N1	24-NOV-2003 21:39:00	Bright	58.000	96	68Del Leo	2.5600	9300.0	116	9072	No
416	GOM_NL__2PRFIN20031124_214220_000001252021_00501_09072_9092.N1	24-NOV-2003 21:42:20	Twi_and_stray	125.00	51	41Gam1Leo	2.0100	4500.0	250	9072	No
417	GOM_NL__2PRFIN20031124_214913_000001972021_00501_09072_9093.N1	24-NOV-2003 21:49:13	Straylight	197.00	22	32Alp Leo	1.3600	15200.	394	9072	No
418	GOM_NL__2PRFIN20031124_215608_000000442021_00501_09072_9094.N1	24-NOV-2003 21:56:08	Dark	43.500	64	Gam Cen	2.2000	10600.	87	9072	No
419	GOM_NL__2PRFIN20031124_215720_000000422021_00501_09072_9095.N1	24-NOV-2003 21:57:20	Dark	41.500	99	Del Cen	2.5750	26000.	83	9072	No
420	GOM_NL__2PRFIN20031124_215844_000000402021_00501_09072_9096.N1	24-NOV-2003 21:58:44	Dark	40.000	20	Bet Cru	1.2530	30000.	80	9072	No
421	GOM_NL__2PRFIN20031124_215953_000000512022_00001_09073_9064.N1	24-NOV-2003 21:59:53	Dark	51.000	12	Alp1Cru	0.77500	30000.	102	9073	No
422	GOM_NL__2PRFIN20031124_220220_000000412022_00001_09073_9065.N1	24-NOV-2003 22:02:20	Dark	41.000	124	The Car	2.7640	30000.	82	9073	No
423	GOM_NL__2PRFIN20031124_220644_000000492022_00001_09073_9066.N1	24-NOV-2003 22:06:44	Dark	48.500	41	Eps Car	1.8600	4100.0	97	9073	No
424	GOM_NL__2PRFIN20031124_220818_000000502022_00001_09073_9067.N1	24-NOV-2003 22:08:18	Dark	49.500	34	Gam2Vel	1.7930	23000.	99	9073	No
425	GOM_NL__2PRFIN20031124_221212_000000512022_00001_09073_9068.N1	24-NOV-2003 22:12:12	Dark	51.000	2	Alp Car	-0.73600	7000.0	102	9073	No
426	GOM_NL__2PRFIN20031124_221424_000001112022_00001_09073_9069.N1	24-NOV-2003 22:14:24	Dark	111.00	132	15Rho Pup	2.8030	6900.0	222	9073	No
427	GOM_NL__2PRFIN20031124_221731_000000732022_00001_09073_9070.N1	24-NOV-2003 22:17:31	Dark	73.000	23	21Eps CMa	1.5020	26000.	146	9073	No
428	GOM_NL__2PRFIN20031124_222004_000000422022_00001_09073_9071.N1	24-NOV-2003 22:20:04	Straylight	41.500	157	The1Eri	2.9060	9300.0	83	9073	No
429	GOM_NL__2PRFIN20031124_222425_000000832022_00001_09073_9072.N1	24-NOV-2003 22:24:25	Straylight	82.500	47	2Bet CMa	1.9760	28000.	165	9073	No
430	GOM_NL__2PRFIN20031124_222707_000000482022_00001_09073_9073.N1	24-NOV-2003 22:27:07	Straylight	47.500	165	34Gam Eri	2.9500	3200.0	95	9073	No
431	GOM_NL__2PRFIN20031124_222901_000000682022_00001_09073_9074.N1	24-NOV-2003 22:29:01	Straylight	68.000	7	19Bet Ori	0.10000	14000.	136	9073	No
432	GOM_NL__2PRFIN20031124_223240_000000802022_00001_09073_9075.N1	24-NOV-2003 22:32:40	Twi_and_stray	79.500	30	46Eps Ori	1.6940	30000.	159	9073	No
433	GOM_NL__2PRFIN20031124_223737_000000382022_00001_09073_9076.N1	24-NOV-2003 22:37:37	Bright	38.000	105	6Bet Ari	2.6450	8900.0	76	9073	No
434	GOM_NL__2PRFIN20031124_224123_000000402022_00001_09073_9077.N1	24-NOV-2003 22:41:23	Bright	39.500	173	4Bet Tri	3.0040	8900.0	79	9073	No
435	GOM_NL__2PRFIN20031124_224312_000000392022_00001_09073_9078.N1	24-NOV-2003 22:43:12	Bright	39.000	79	26Bet Per	2.3100	13100.	78	9073	No
436	GOM_NL__2PRFIN20031124_224539_000000402022_00001_09073_9079.N1	24-NOV-2003 22:45:39	Bright	39.500	175	39Del Per	3.0100	19400.	79	9073	No
437	GOM_NL__2PRFIN20031124_224816_000000382022_00001_09073_9080.N1	24-NOV-2003 22:48:16	Bright	37.500	68	18Alp Cas	2.2250	4500.0	75	9073	No
438	GOM_NL__2PRFIN20031124_224929_000000372022_00001_09073_9081.N1	24-NOV-2003 22:49:29	Bright	37.000	74	11Bet Cas	2.2680	6600.0	74	9073	No
439	GOM_NL__2PRFIN20031124_225639_000000352022_00001_09073_9082.N1	24-NOV-2003 22:56:39	Bright	35.000	49	1Alp UMi	1.9900	6300.0	70	9073	No
440	GOM_NL__2PRFIN20031124_230114_000000392022_00001_09073_9083.N1	24-NOV-2003 23:01:14	Bright	39.000	60	7Bet UMi	2.0810	3950.0	78	9073	No
441	GOM_NL__2PRFIN20031124_230332_000000382022_00001_09073_9084.N1	24-NOV-2003 23:03:32	Bright	38.000	119	14Eta Dra	2.7270	4700.0	76	9073	No
442	GOM_NL__2PRFIN20031124_230527_000000452022_00001_09073_9085.N1	24-NOV-2003 23:05:27	Bright	45.000	82	48Bet UMa	2.3650	10600.	90	9073	No
443	GOM_NL__2PRFIN20031124_230700_000000442022_00001_09073_9086.N1	24-NOV-2003 23:07:00	Bright	44.000	87	64Gam UMa	2.4330	11000.	88	9073	No
444	GOM_NL__2PRFIN20031124_230830_000000372022_00001_09073_9087.N1	24-NOV-2003 23:08:30	Bright	37.000	39	85Eta UMa	1.8540	24000.	74	9073	No
445	GOM_NL__2PRFIN20031124_231116_000000372022_00001_09073_9088.N1	24-NOV-2003 23:11:16	Bright	37.000	180	27Gam Boo	3.0400	8000.0	74	9073	No
446	GOM_NL__2PRFIN20031124_231415_000000372022_00001_09073_9089.N1	24-NOV-2003 23:14:15	Bright	36.500	83		2.3780	11000.	73	9073	No
447	GOM_NL__2PRFIN20031124_231646_000000352022_00001_09073_9090.N1	24-NOV-2003 23:16:46	Bright	35.000	3	16Alp Boo	-0.050000	4250.0	70	9073	No
448	GOM_NL__2PRFIN20031124_231936_000000602022_00001_09073_9091.N1	24-NOV-2003 23:19:36	Bright	60.000	96	68Del Leo	2.5600	9300.0	120	9073	No
449	GOM_NL__2PRFIN20031124_232258_000001262022_00001_09073_9092.N1	24-NOV-2003 23:22:58	Twi_and_stray	126.00	51	41Gam1Leo	2.0100	4500.0	252	9073	No
450	GOM_NL__2PRFIN20031124_232952_000001862022_00001_09073_9093.N1	24-NOV-2003 23:29:52	Straylight	186.00	22	32Alp Leo	1.3600	15200.	372	9073	No
451	GOM_NL__2PRFIN20031124_233644_000000422022_00001_09073_9094.N1	24-NOV-2003 23:36:44	Dark	41.500	64	Gam Cen	2.2000	10600.	83	9073	No
452	GOM_NL__2PRFIN20031124_233755_000000432022_00001_09073_9095.N1	24-NOV-2003 23:37:55	Dark	42.500	99	Del Cen	2.5750	26000.	85	9073	No
453	GOM_NL__2PRFIN20031124_233919_000000502022_00001_09073_9096.N1	24-NOV-2003 23:39:19	Dark	50.000	20	Bet Cru	1.2530	30000.	100	9073	No
454	GOM_NL__2PRFIN20031124_234029_000000512022_00002_09074_9066.N1	24-NOV-2003 23:40:29	Dark	50.500	12	Alp1Cru	0.77500	30000.	101	9074	No
455	GOM_NL__2PRFIN20031124_234256_000000412022_00002_09074_9067.N1	24-NOV-2003 23:42:56	Dark	40.500	124	The Car	2.7640	30000.	81	9074	No

456	GOM_NL__2PRFIN20031124_234721_000000452022_00002_09074_9068.N1	24-NOV-2003 23:47:21	Dark	45.000	41	Eps Car	1.8600	4100.0	90	9074	No
457	GOM_NL__2PRFIN20031124_234855_000000522022_00002_09074_9069.N1	24-NOV-2003 23:48:55	Dark	51.500	34	Gam2Vel	1.7930	23000.	103	9074	No
458	GOM_NL__2PRFIN20031124_235249_000000592022_00002_09074_9070.N1	24-NOV-2003 23:52:49	Dark	59.000	2	Alp Car	-0.73600	7000.0	118	9074	No
459	GOM_NL__2PRFIN20031124_235502_000001092022_00002_09074_9071.N1	24-NOV-2003 23:55:02	Dark	109.00	132	15Rho Pup	2.8030	6900.0	218	9074	No
460	GOM_NL__2PRFIN20031124_235808_000000792022_00002_09074_9072.N1	24-NOV-2003 23:58:08	Dark	78.500	23	21Eps CMA	1.5020	26000.	157	9074	No

3. Quality information per product

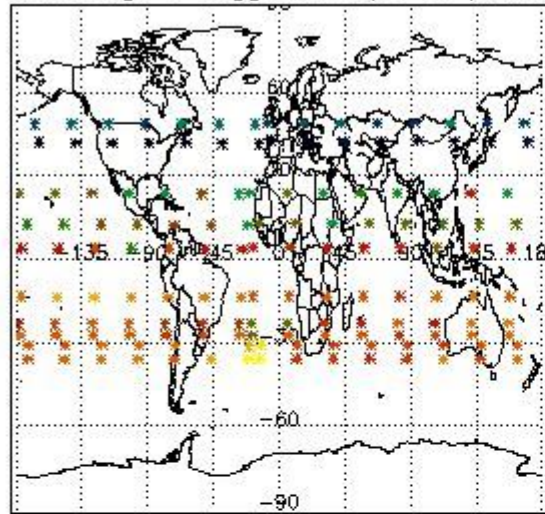
In this section it is plotted some information contained in the Quality Summary data set of the level 2 products. Only products in dark limb conditions and without errors (error flag in the MPH set to "0") are used.

3.1 Plot quality information per product (time dependant)

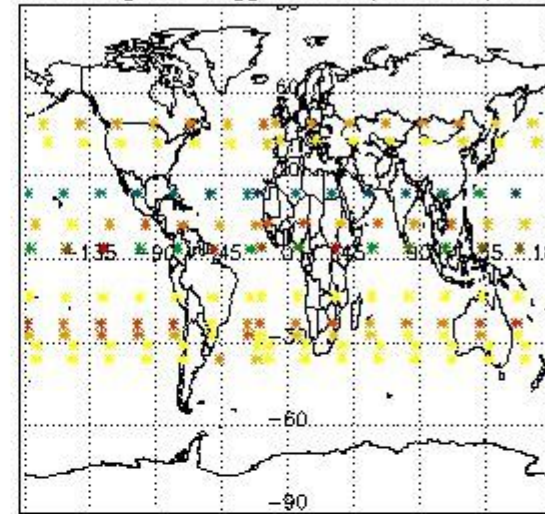


3.2 Plot quality information per product (world map)

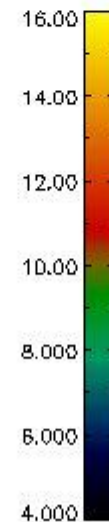
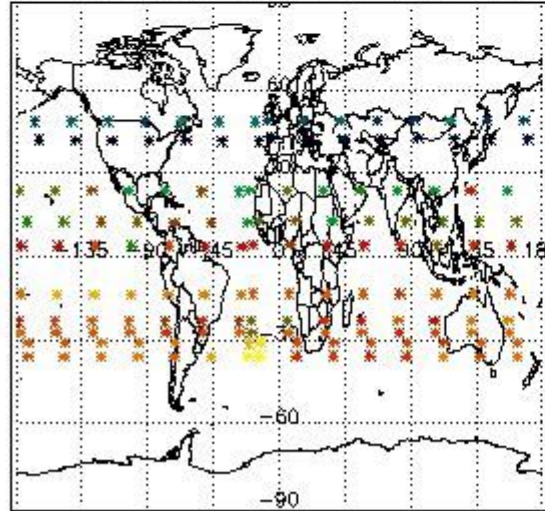
Percentage of flagged data per O3 profile



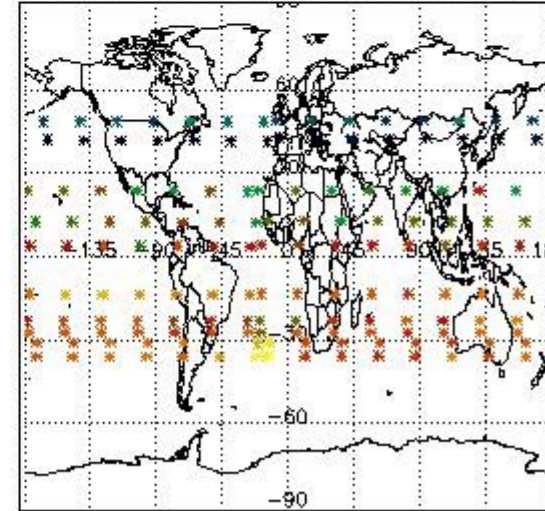
Percentage of flagged data per H2O profile



Percentage of flagged data per NO2 profile



Percentage of flagged data per NO3 profile

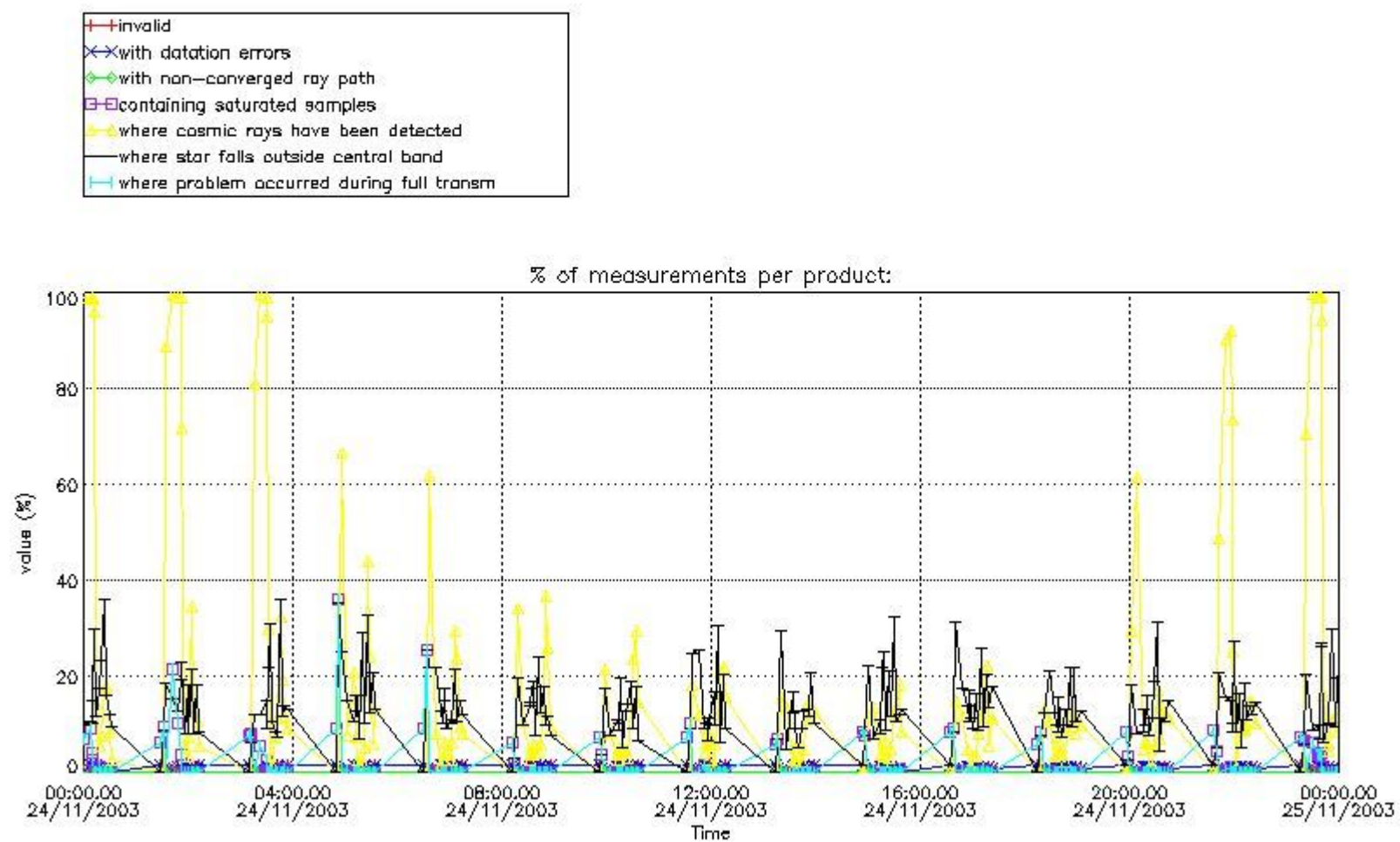


4. Level 1 quality information per product

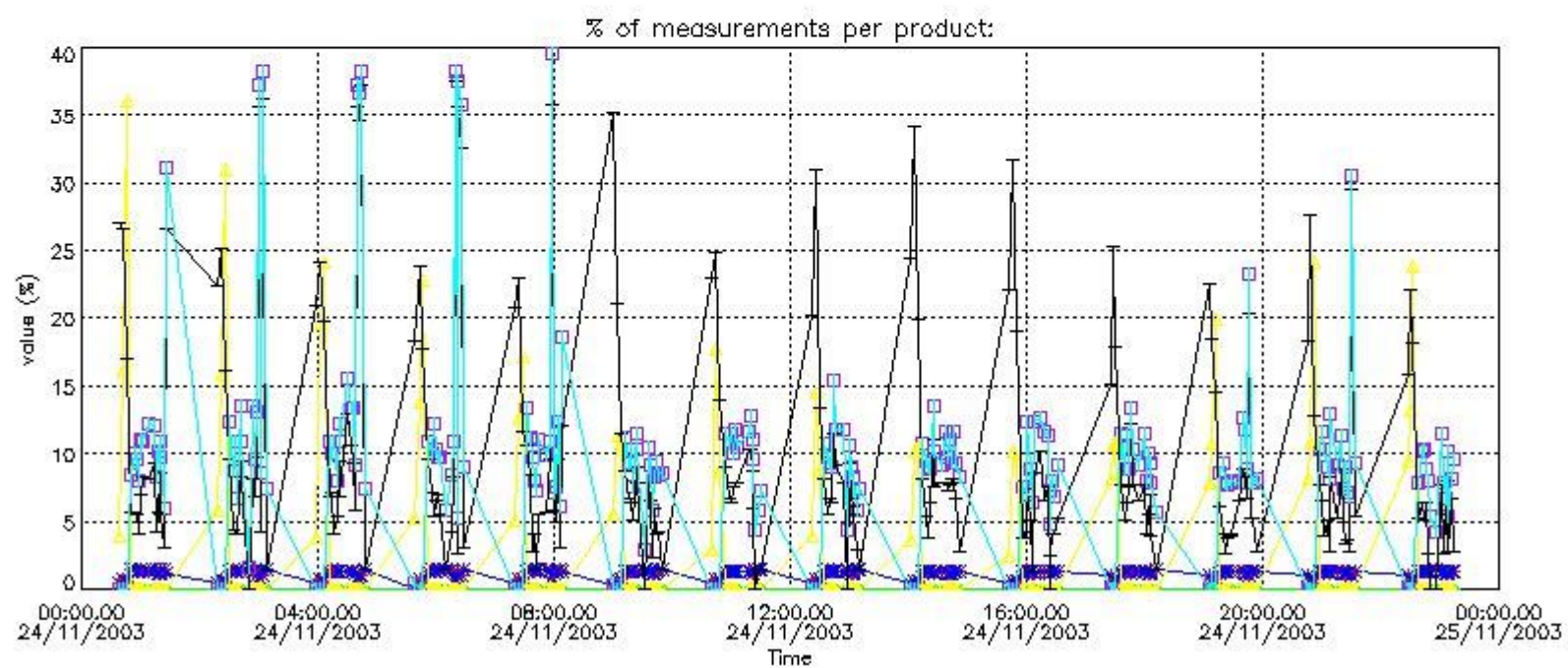
In this section it is plotted some information contained in the Quality Summary data set of the level 2 products that comes from the level 1b processing. Products without errors (error flag in the MPH set to "0") are used.

4.1 Plot quality information per product (time dependant) coming from level 1b processing

4.1.1 Plot level 1 quality information per product (time dependant): ENVISAT ASCENDING passes



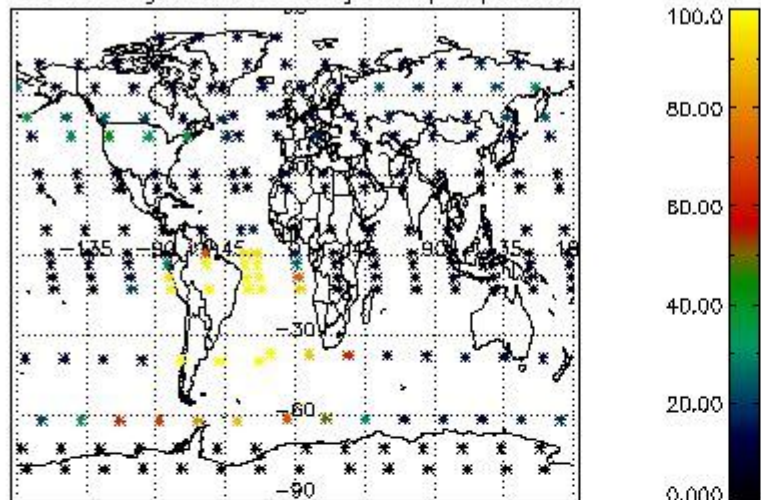
4.1.2 Plot level 1 quality information per product (time dependant): ENVI SAT DESCENDING passes



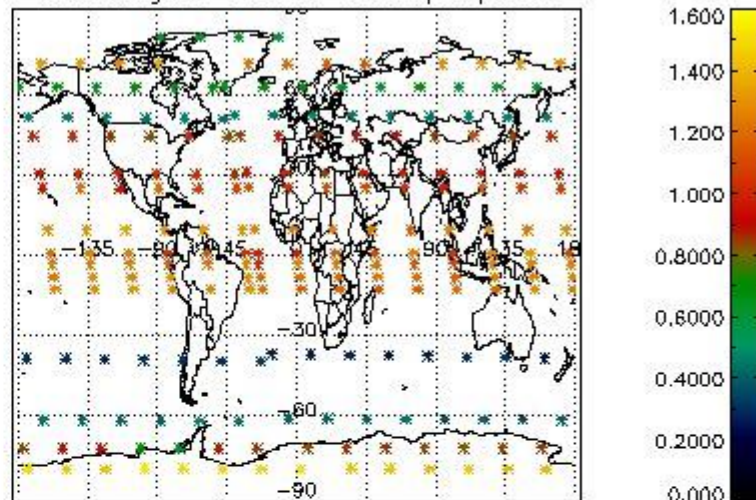
4.2 Plot quality information per product coming from level 1b processing (world map)

4.2.1 Plot level 1 quality information per product (world map): ENVISAT ASCENDING passes

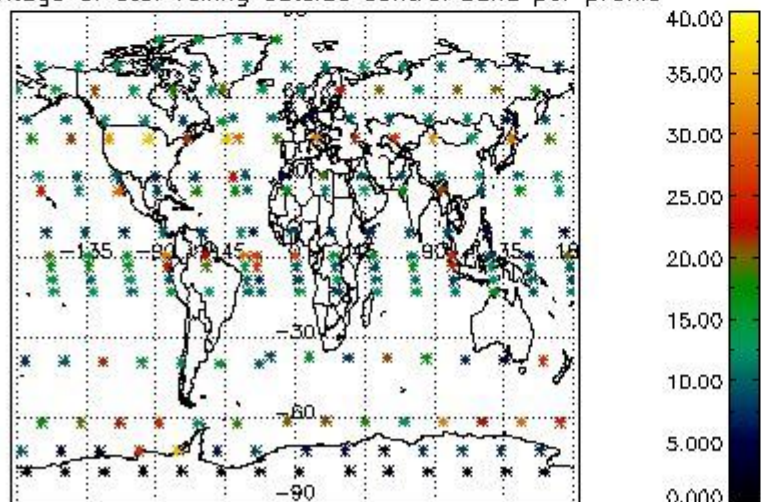
Percentage of cosmic ray hits per profile



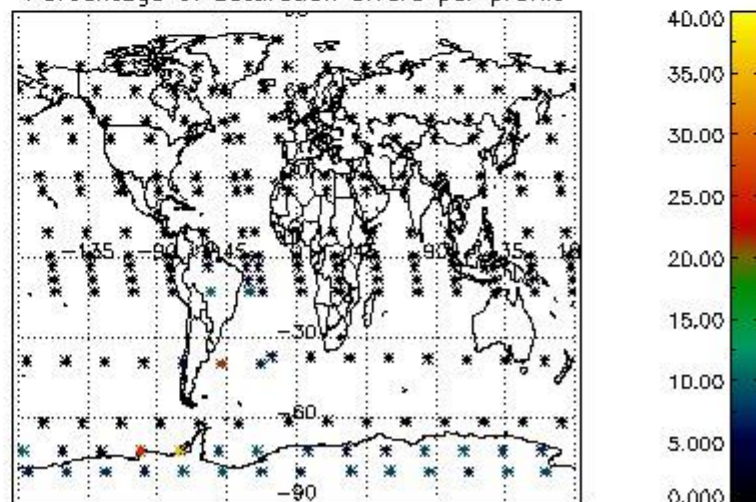
Percentage of datation errors per profile



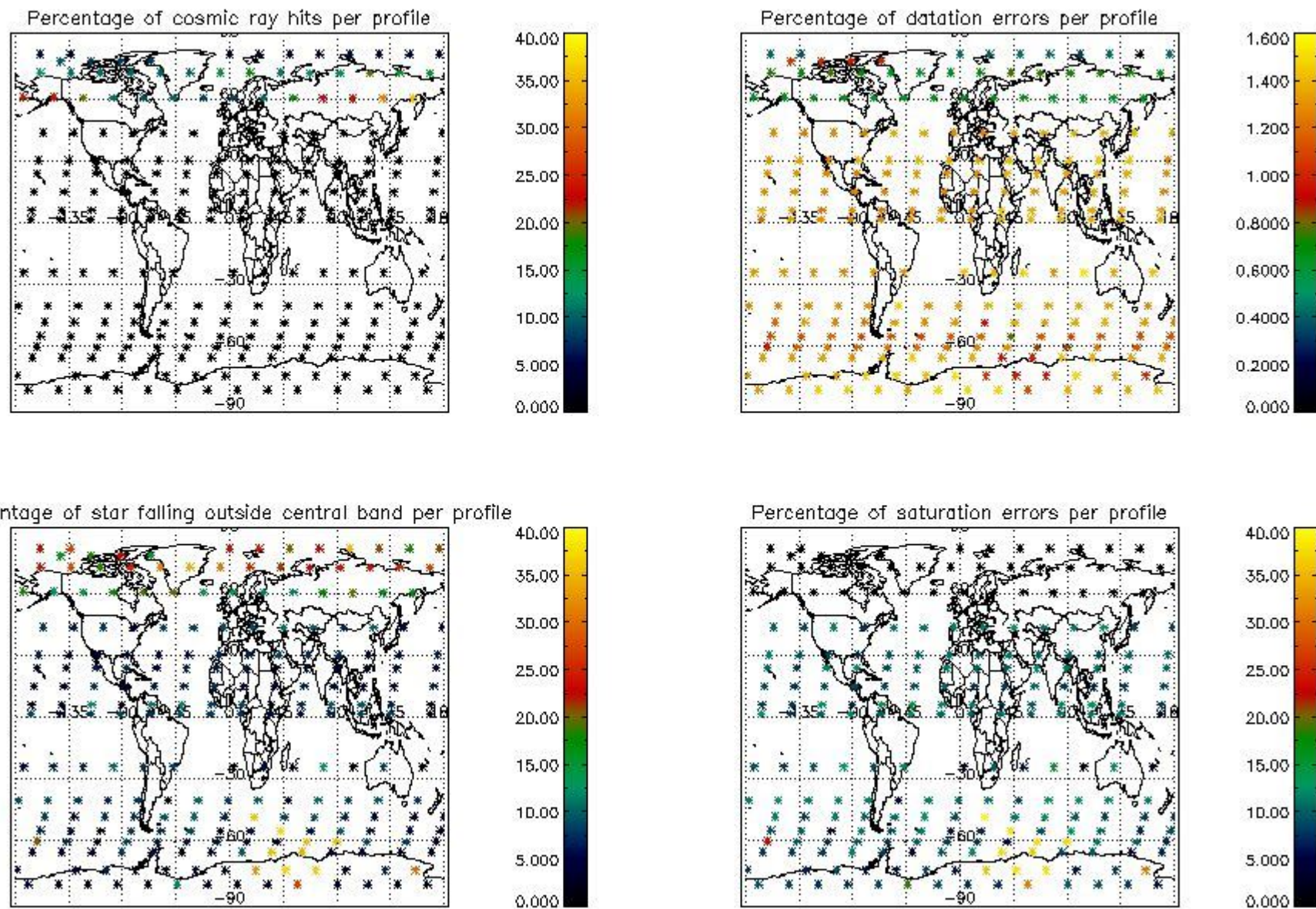
Percentage of star falling outside central band per profile



Percentage of saturation errors per profile



4.2.2 Plot level 1 quality information per product (world map): ENVISAT DESCENDING passes



5. Trace gas profiles

5.1 Ozone statistics based on quality of products

The final quality of the products can be "measured" using the STD (Standard Deviation) attached to every point profile. This information is written to the parameter GOM_NL__2P/NL_LOCAL_SPECIES_DENSITY/o3_std of the level 2 products. The table below shows the statistics for given STD ranges.

The statistics are given with respect to the overall valid production:

- Products without fatal errors: GOM_NL__2P/MPH/PRODUCT_ERR=0
- Valid point profile: GOM_NL__2P/NL_LOCAL_SPECIES_DENSITY/pcd(0)=0

The 'Criteria' is applied to valid points of dark limb products:

- Products in dark limb illumination condition: GOM_NL__2P/NL_SUMMARY_QUALITY/obs_ill_cond=0
- Products without fatal errors: GOM_NL__2P/MPH/PRODUCT_ERR=0
- Valid point profile: GOM_NL__2P/NL_LOCAL_SPECIES_DENSITY/pcd(0)=0

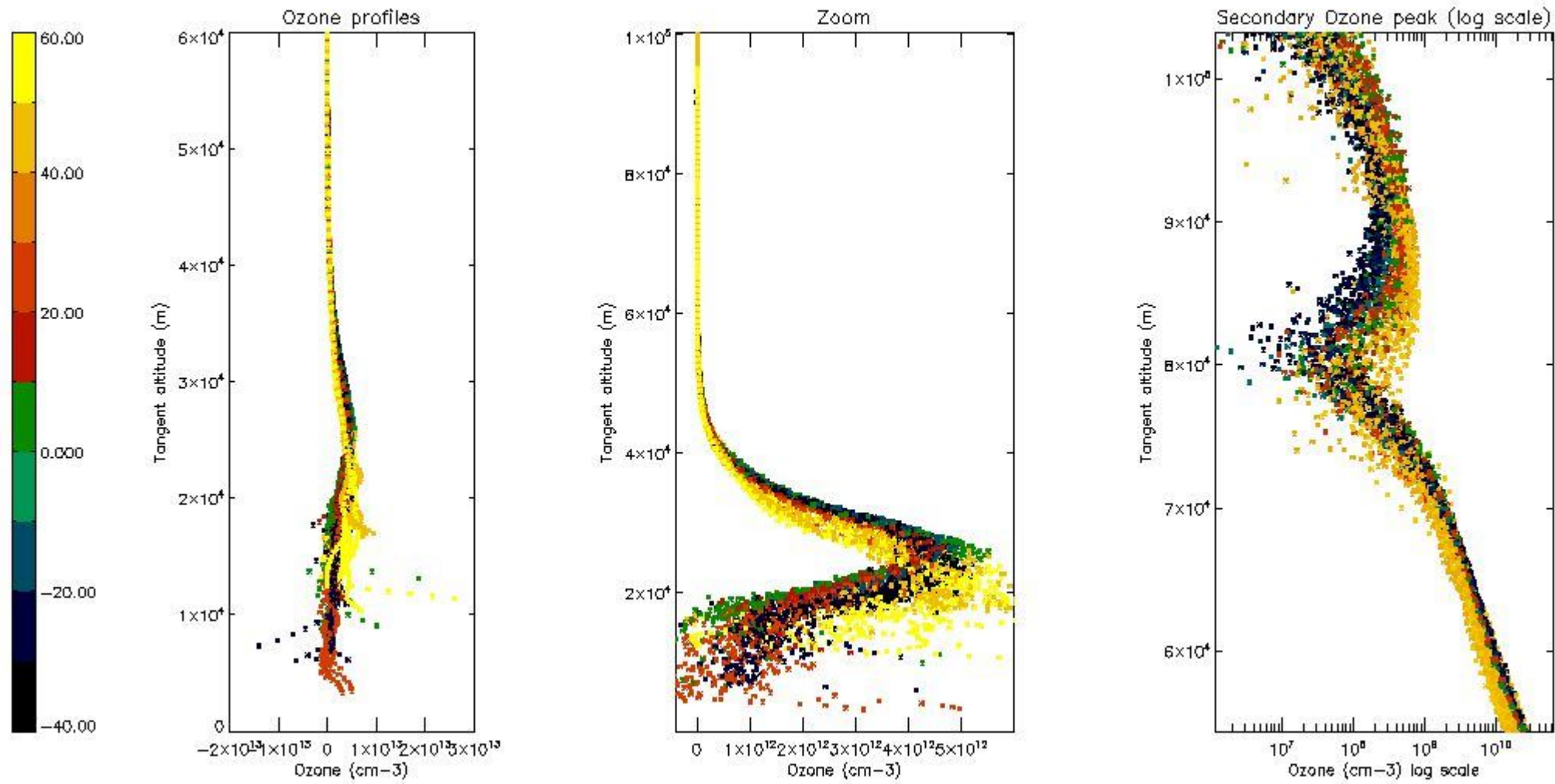
So, the table below shows the percentage of dark limb and valid observations for each criteria with respect to the overall valid daily observations.

Criteria	% of total production
All STD	32
STD < 20	21

STD < 10	19
STD < 5	15

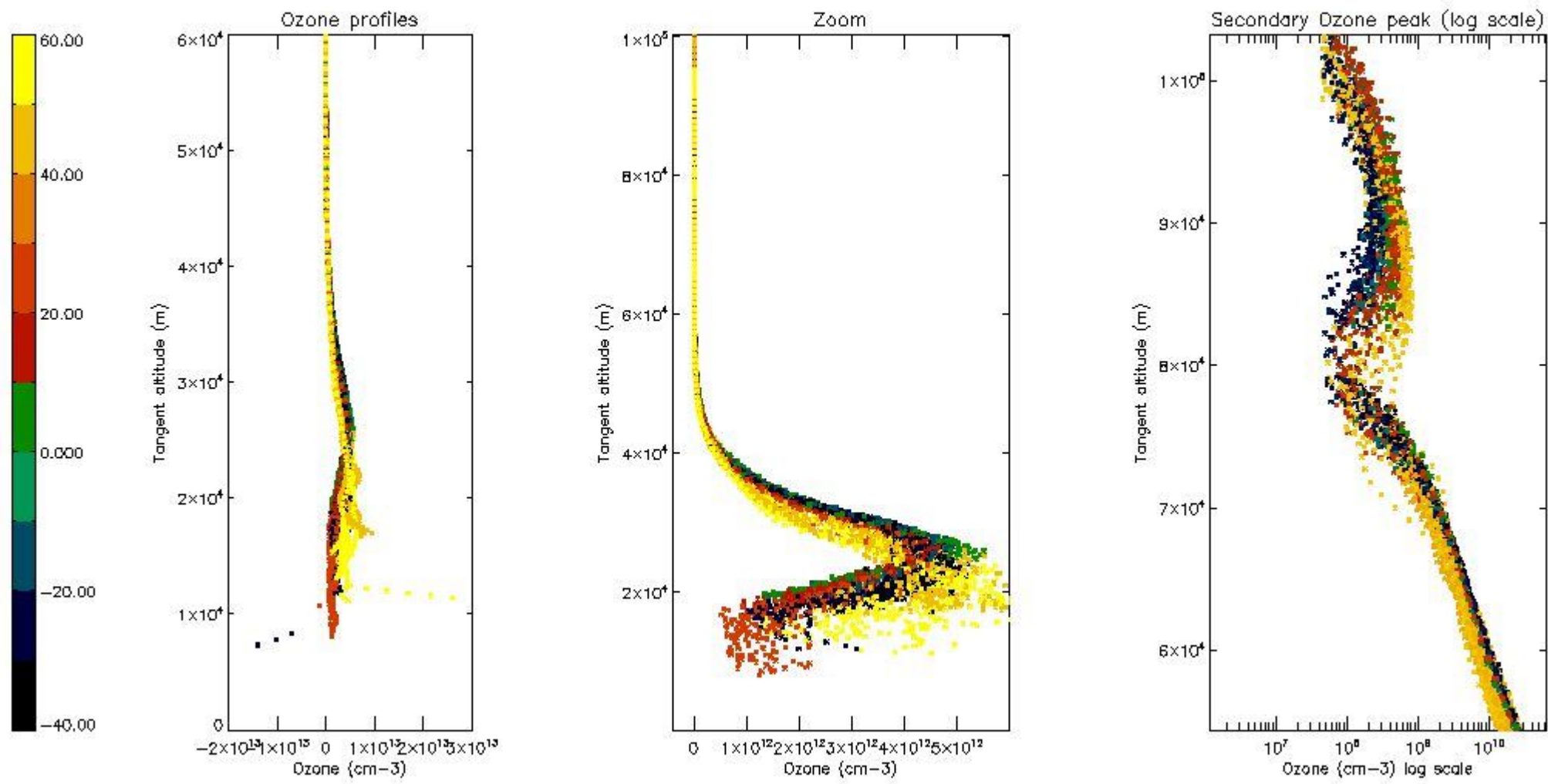
5.2 Plot ozone profiles for all STD (dark without errors)

The colorbar represents the latitude.



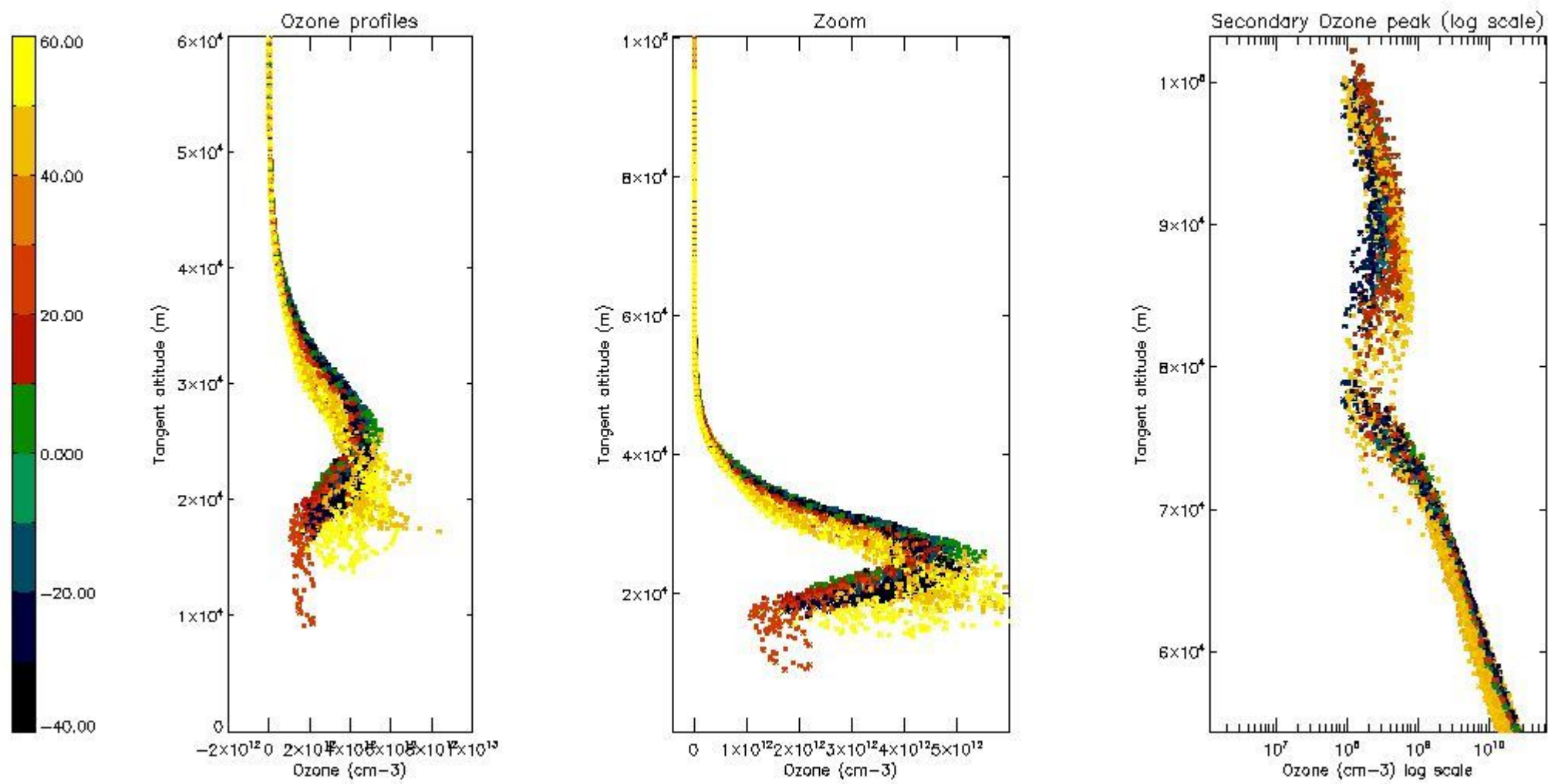
5.3 Plot ozone profiles where STD < 20% (dark without errors)

The colorbar represents the latitude.



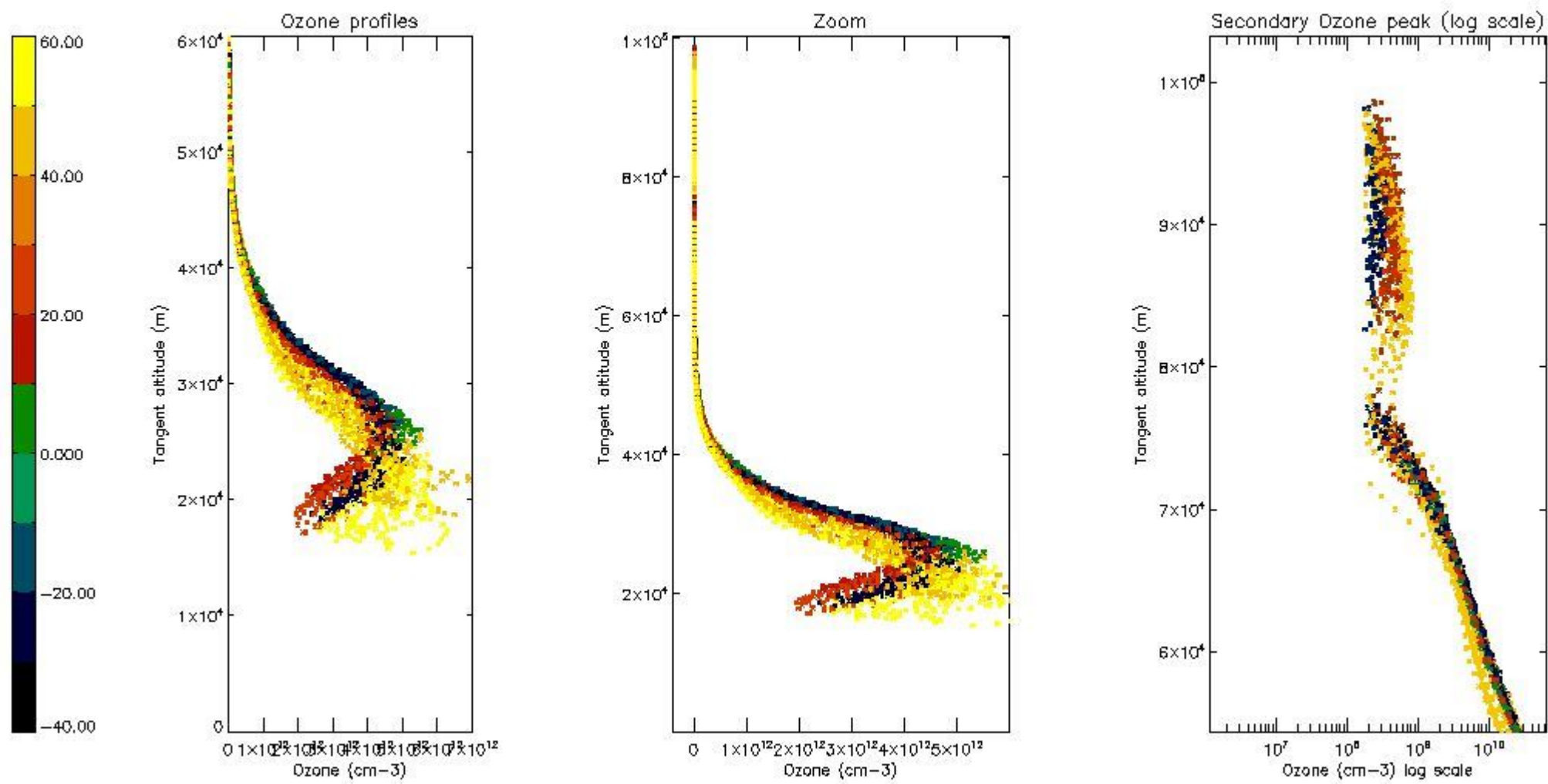
5.4 Plot ozone profiles where STD < 10% (dark without errors)

The colorbar represents the latitude.



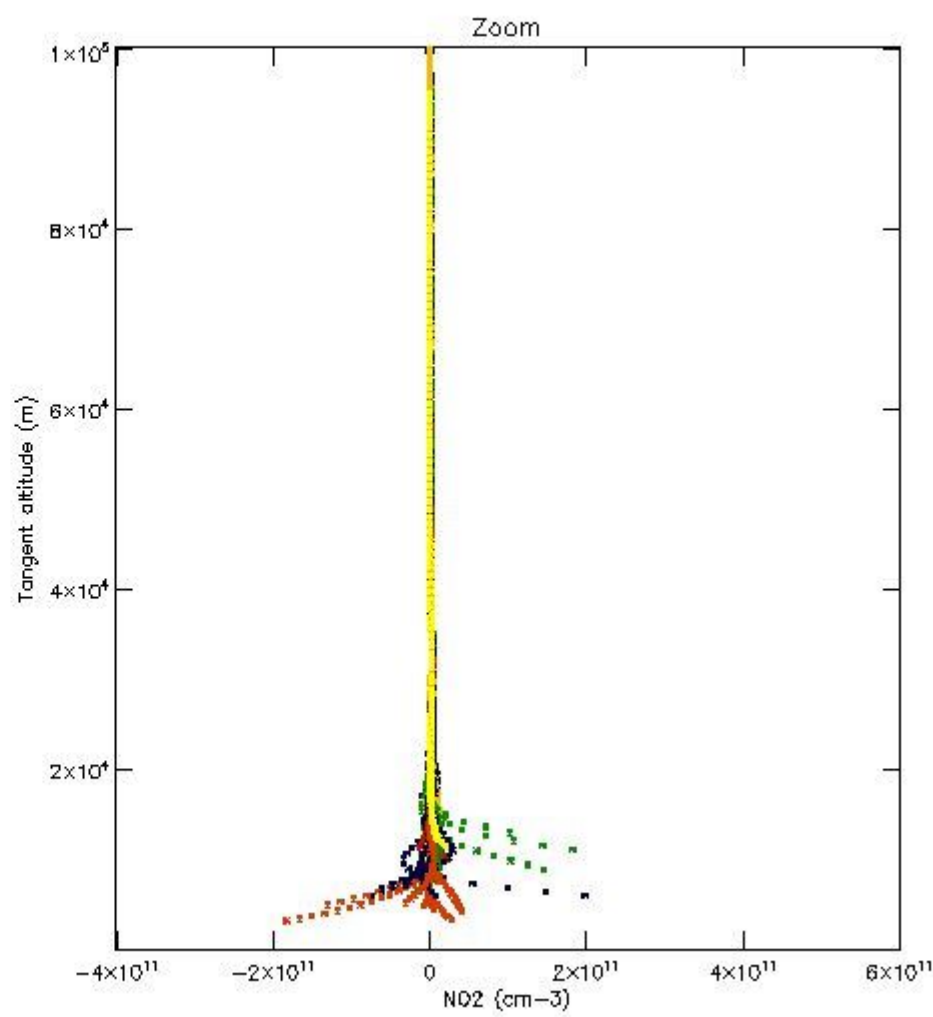
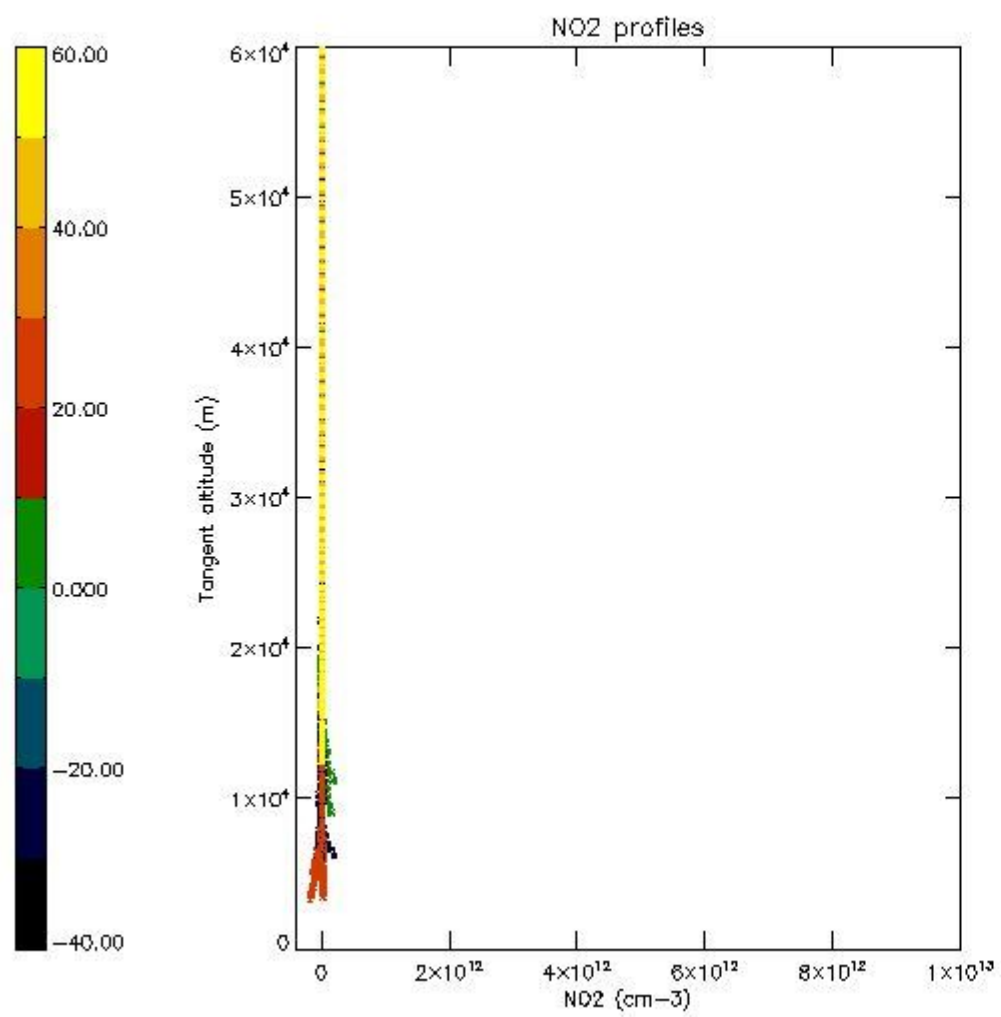
5.5 Plot ozone profiles where STD < 5% (dark without errors)

The colorbar represents the latitude.



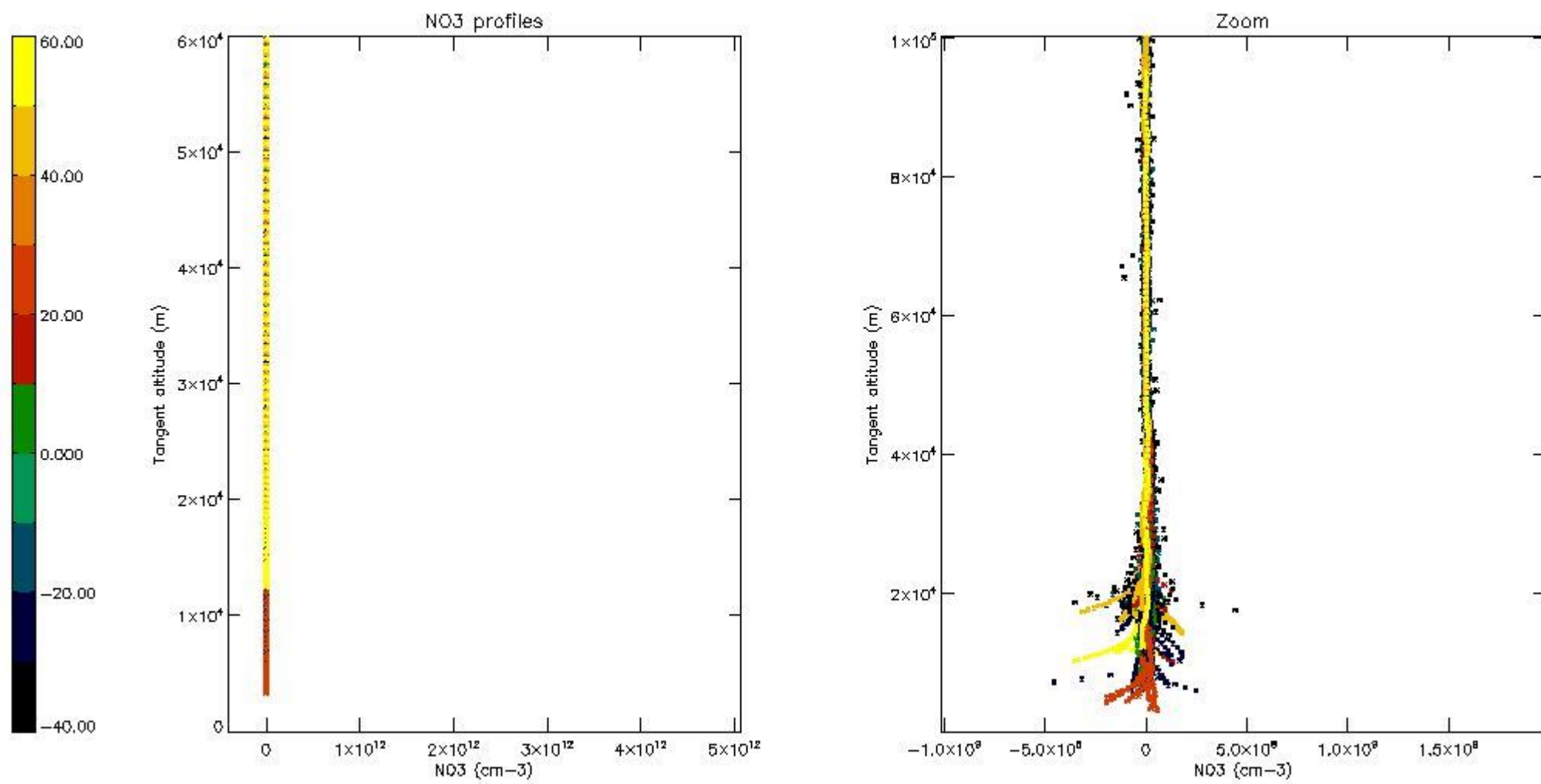
5.6 Plot NO₂ profiles for all STD (dark without errors)

The colorbar represents the latitude.



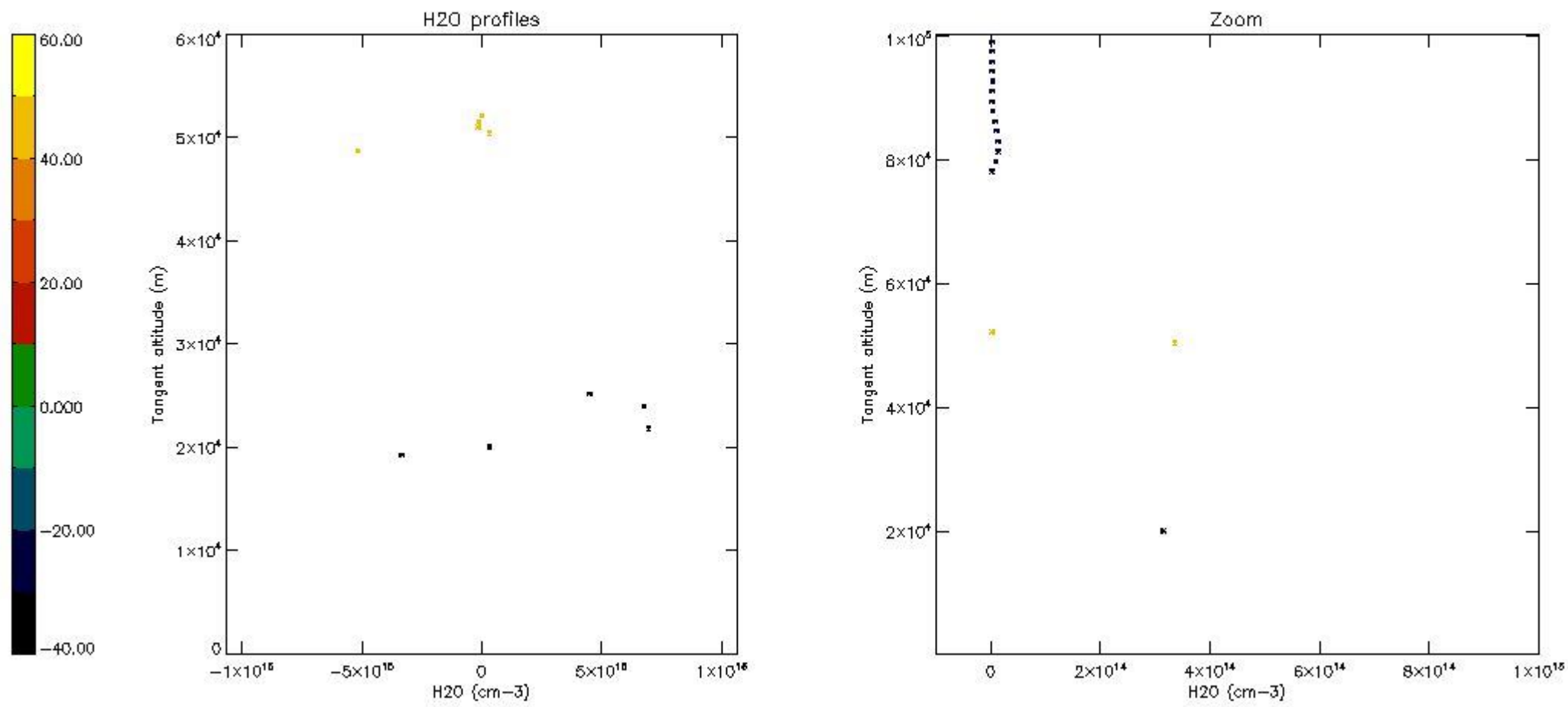
5.7 Plot NO3 profiles for all STD (dark without errors)

The colorbar represents the latitude.



5.8 Plot H₂O profiles for all STD (only for occultations of stars 1,2,3,4,13,14,16,26,63 dark without errors)

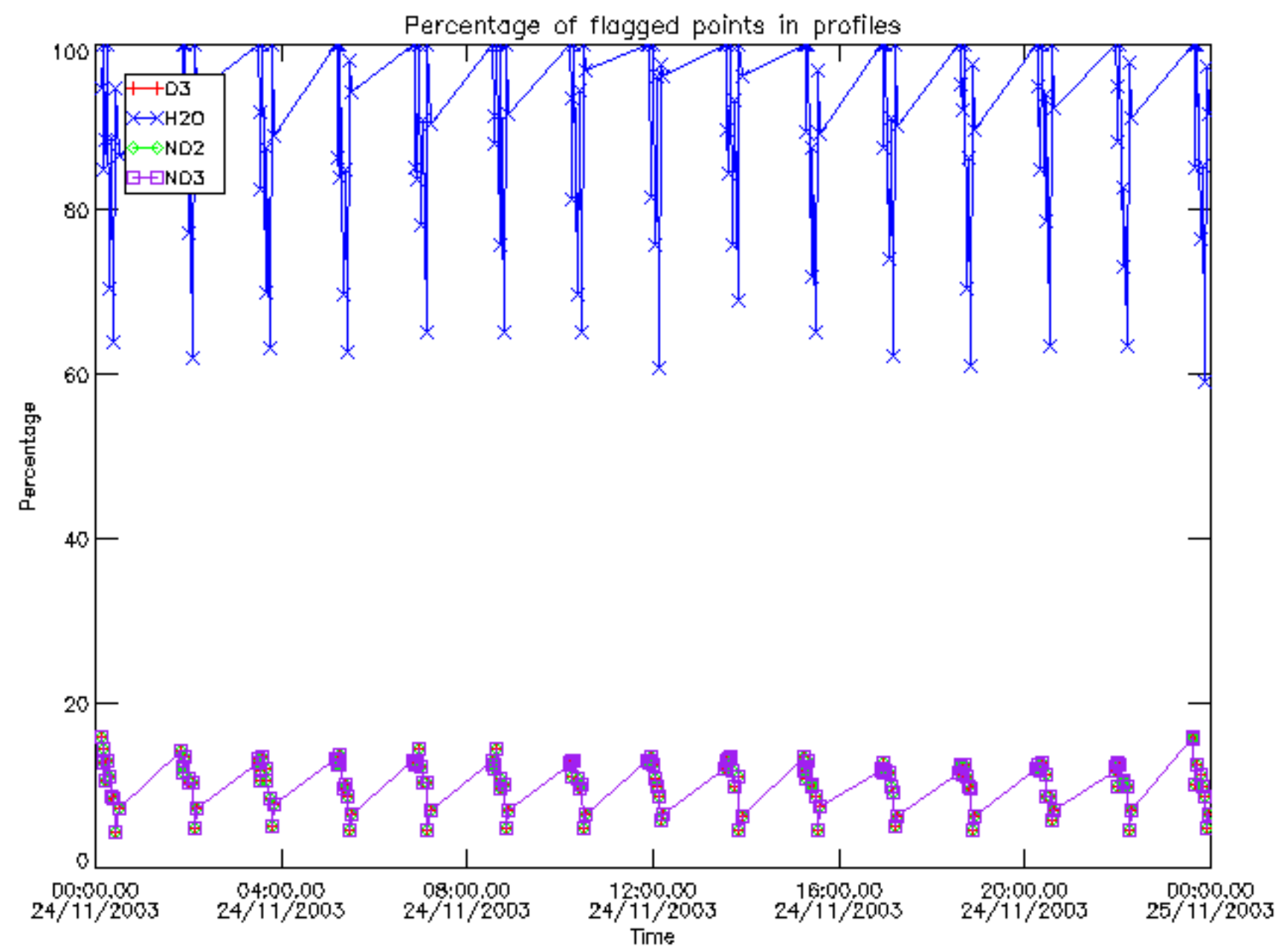
The colorbar represents the latitude.



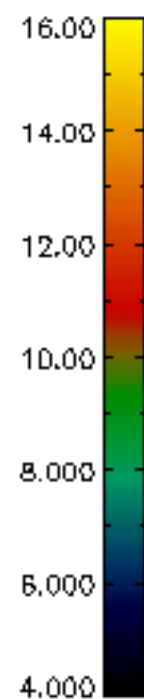
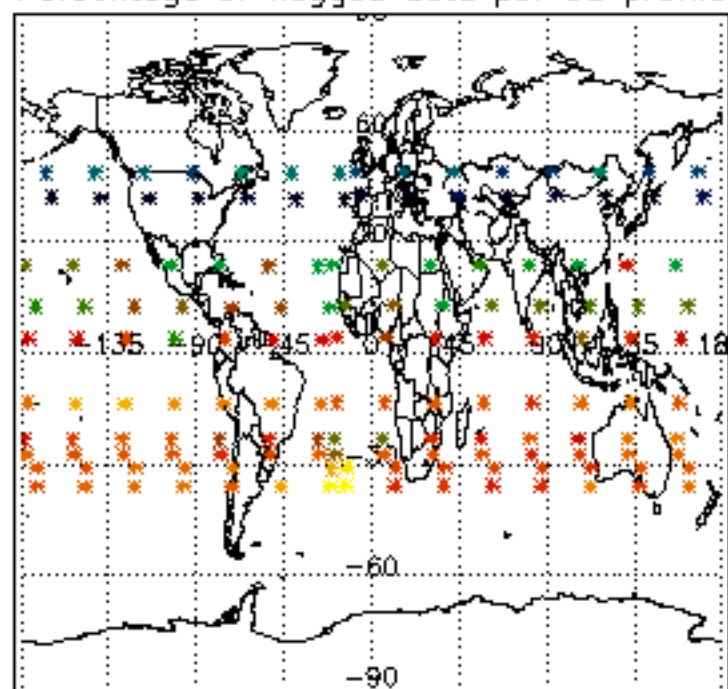
6. Auxiliary Data Files used for the production reported in section 2

The number reported in the third column indicates since which file (see list in section 2) the corresponding auxiliary file has been used. The fourth column is the date of those product files.

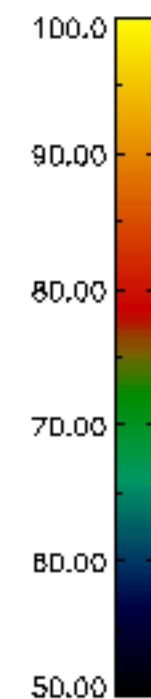
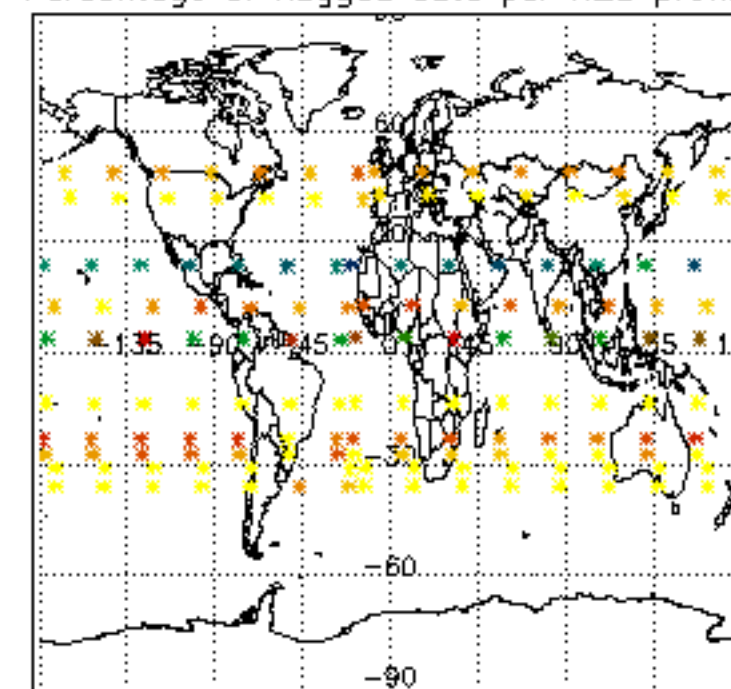
Type	Auxiliary Filename	Used since product	Used since product date
INST_PHYS_CHARACTERISTICS	GOM_INS_AXVIEC20091111_143220_20030716_120000_20500101_000000	1	24-NOV-2003 00:00:43
LEVEL-2_PROC_CONFIG	GOM_PR2_AXVIEC20091111_152718_20020301_000000_20500101_000000	1	24-NOV-2003 00:00:43
CROSS_SECTIONS_FILE	GOM_CRS_AXVIEC20091111_154832_20020301_000000_20500101_000000	1	24-NOV-2003 00:00:43



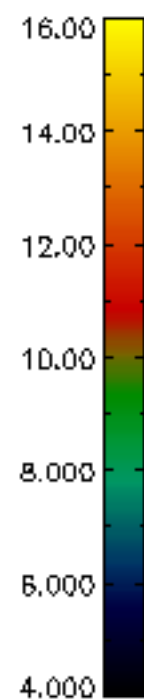
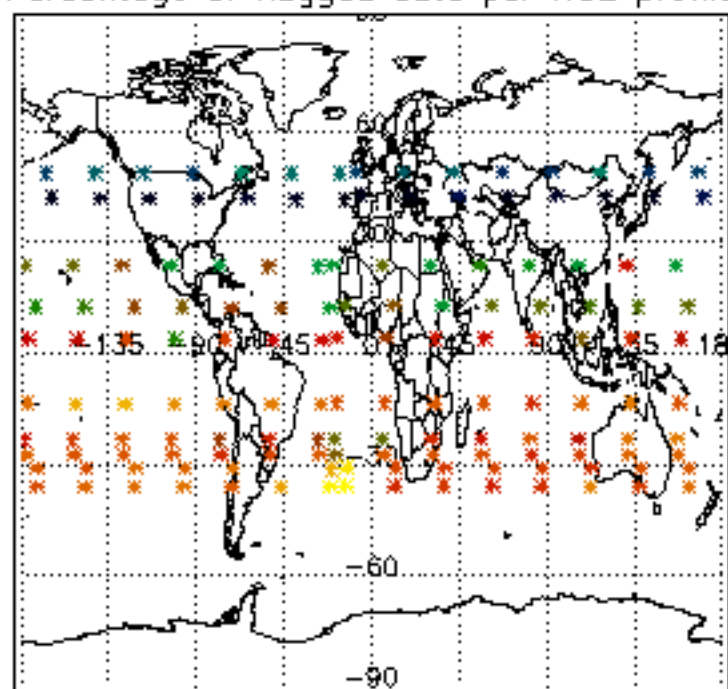
Percentage of flagged data per D3 profile



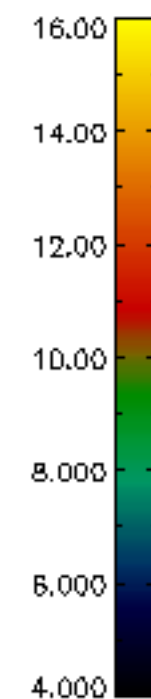
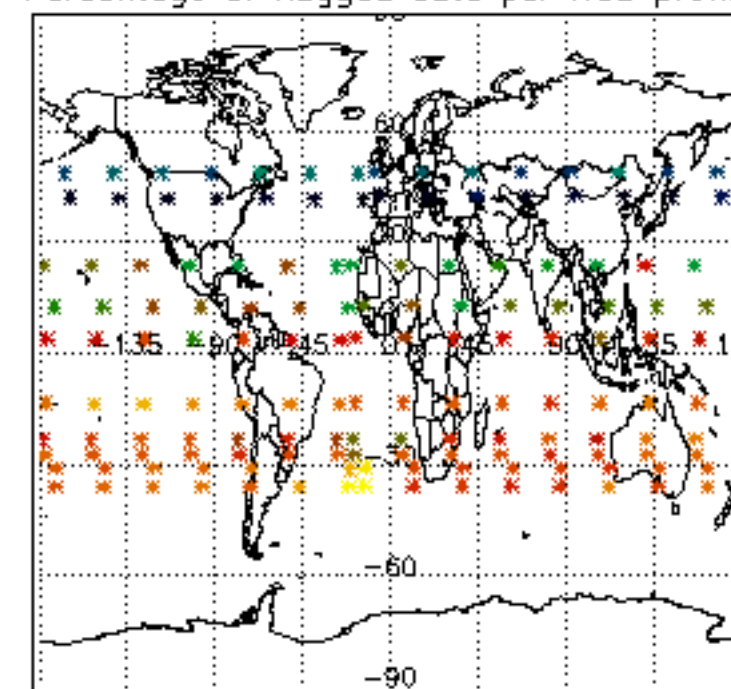
Percentage of flagged data per H2O profile

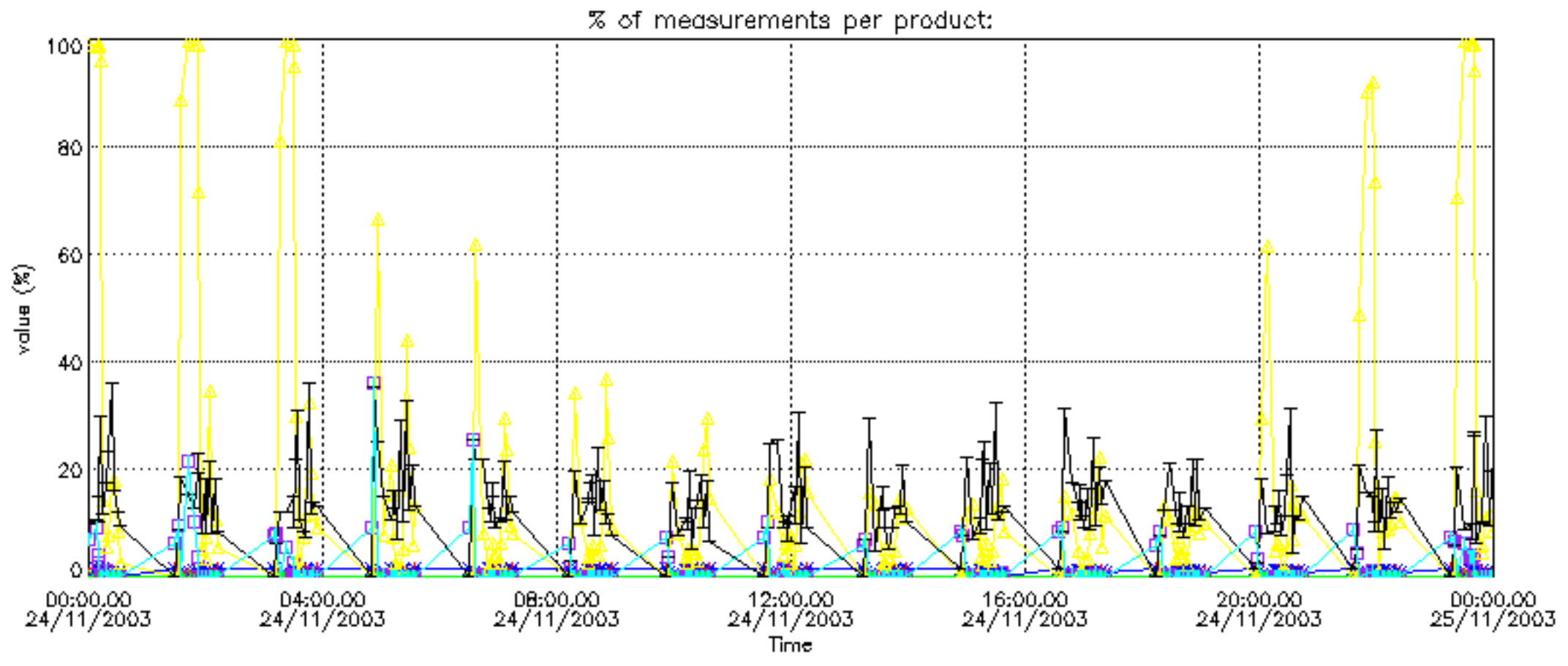


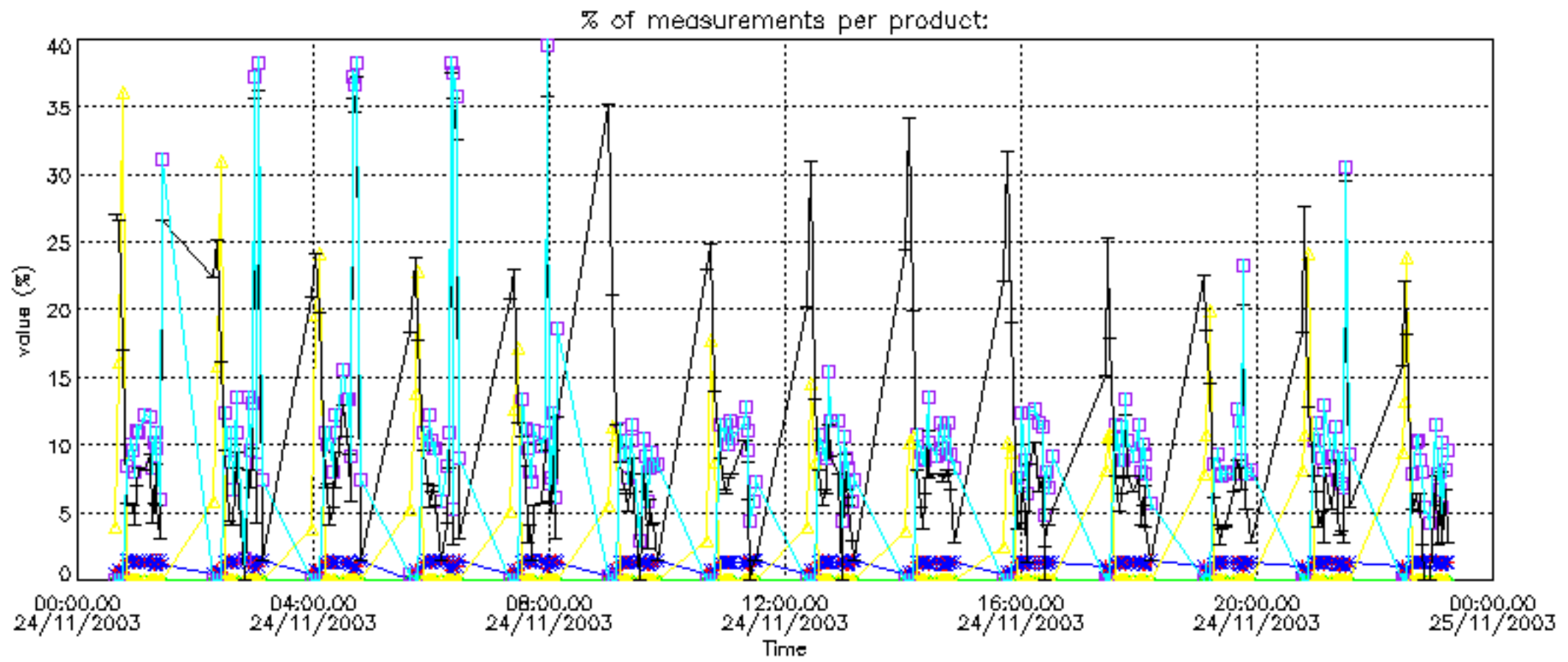
Percentage of flagged data per NO2 profile



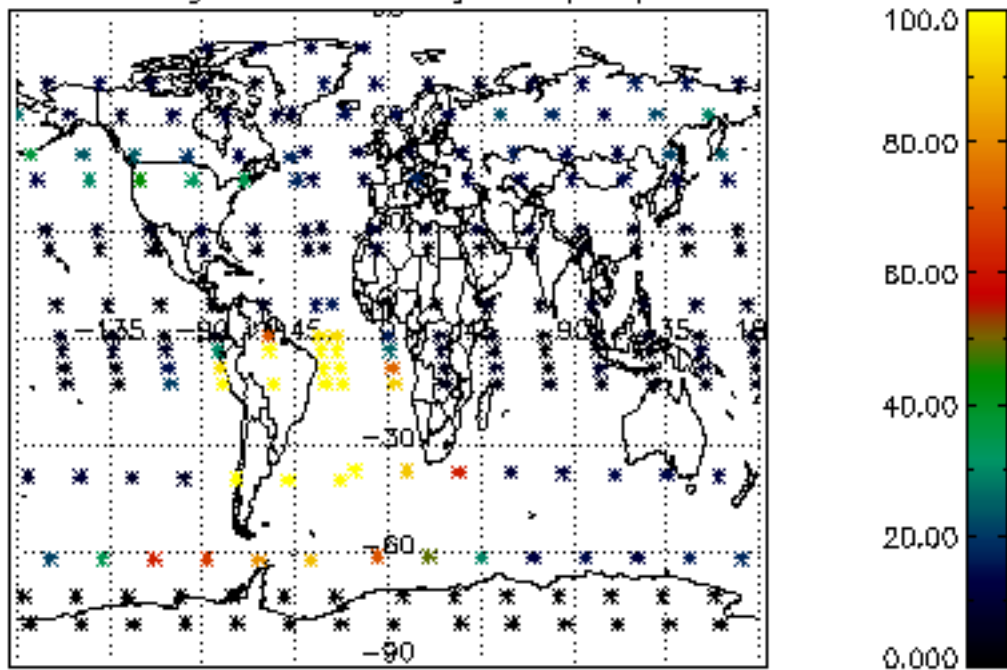
Percentage of flagged data per NO3 profile



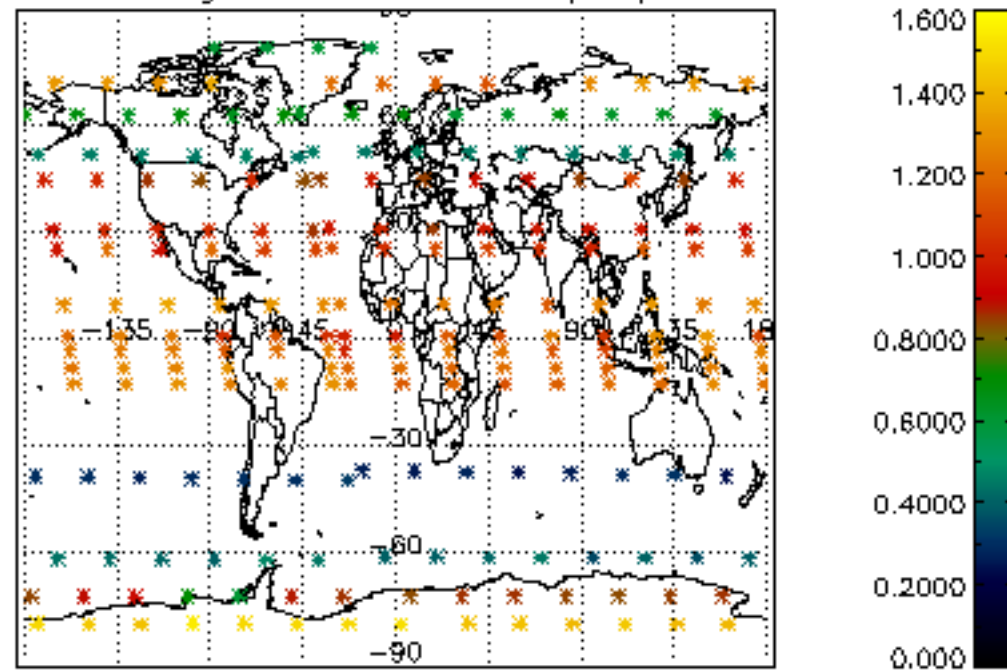




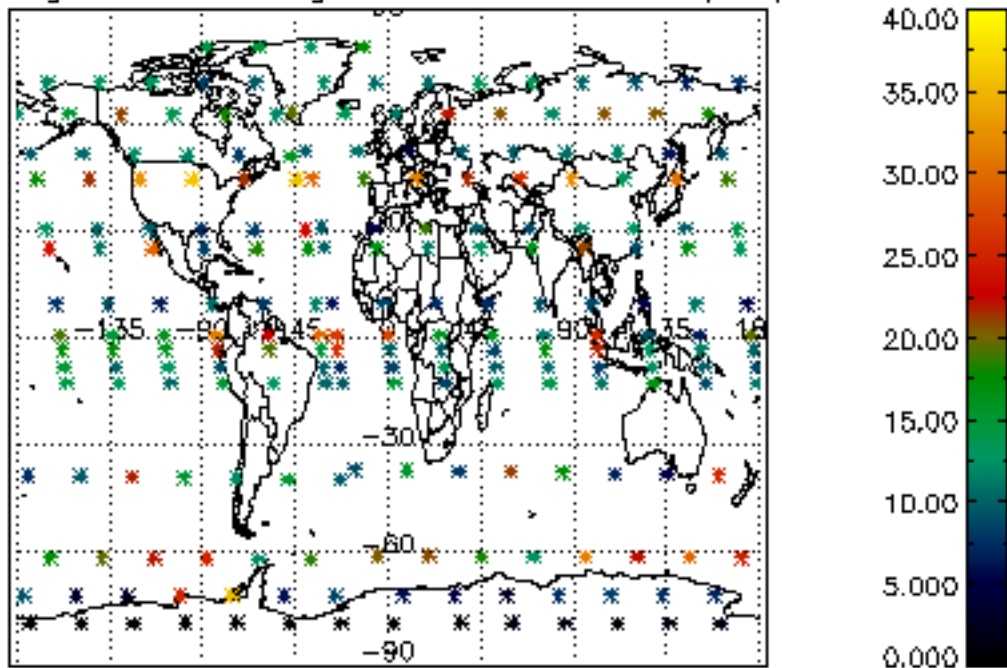
Percentage of cosmic ray hits per profile



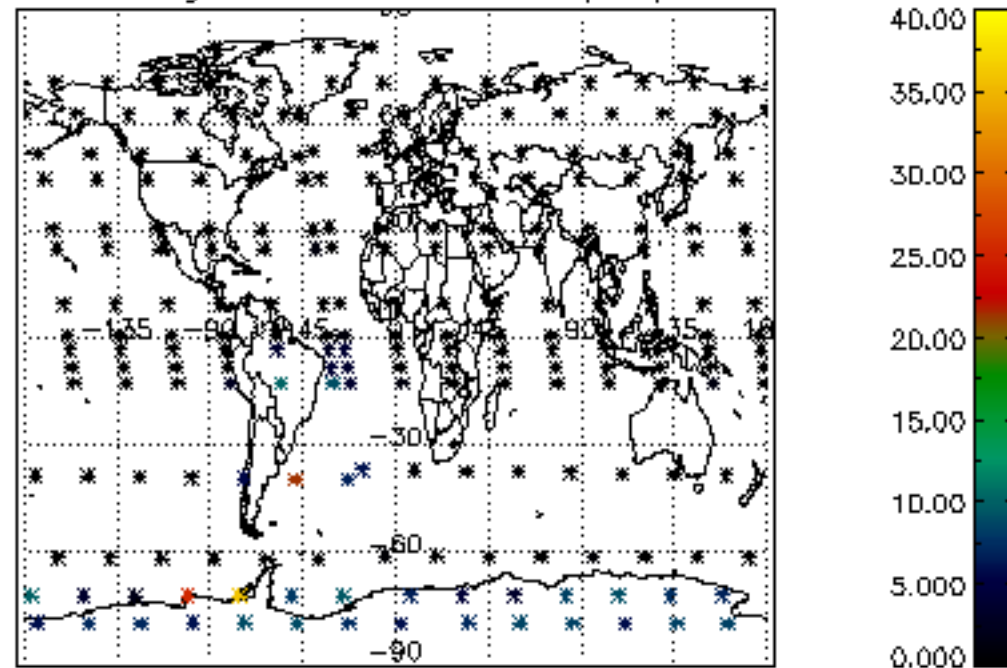
Percentage of datation errors per profile



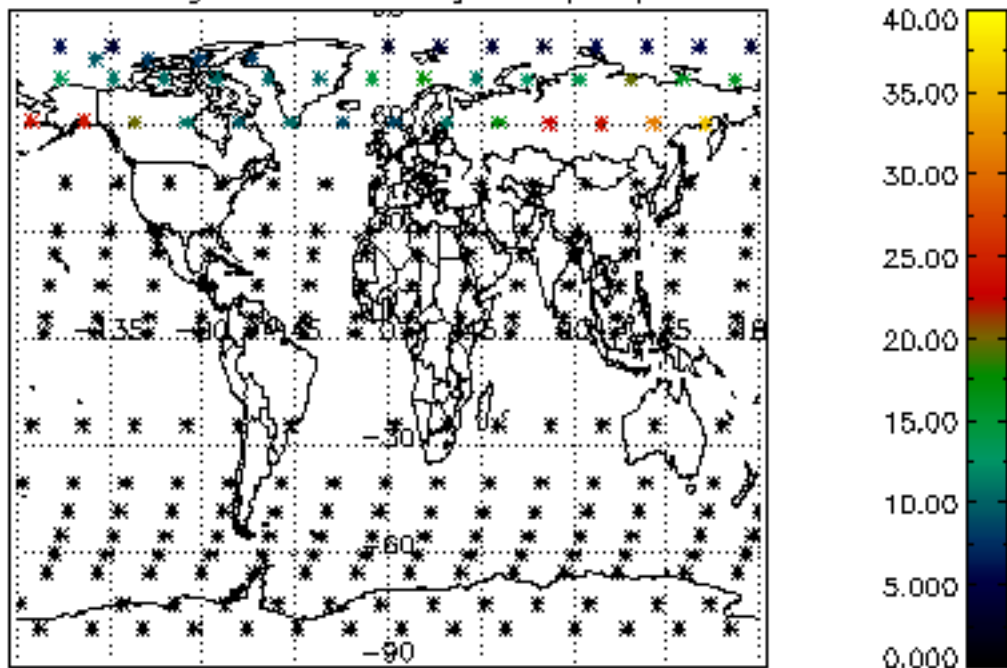
Percentage of star falling outside central band per profile



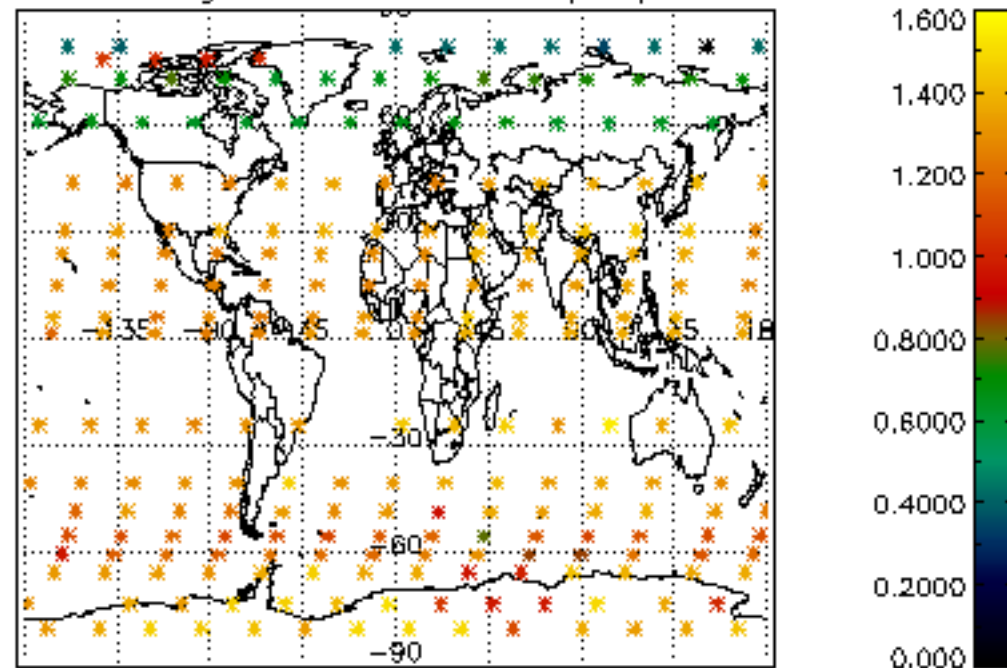
Percentage of saturation errors per profile



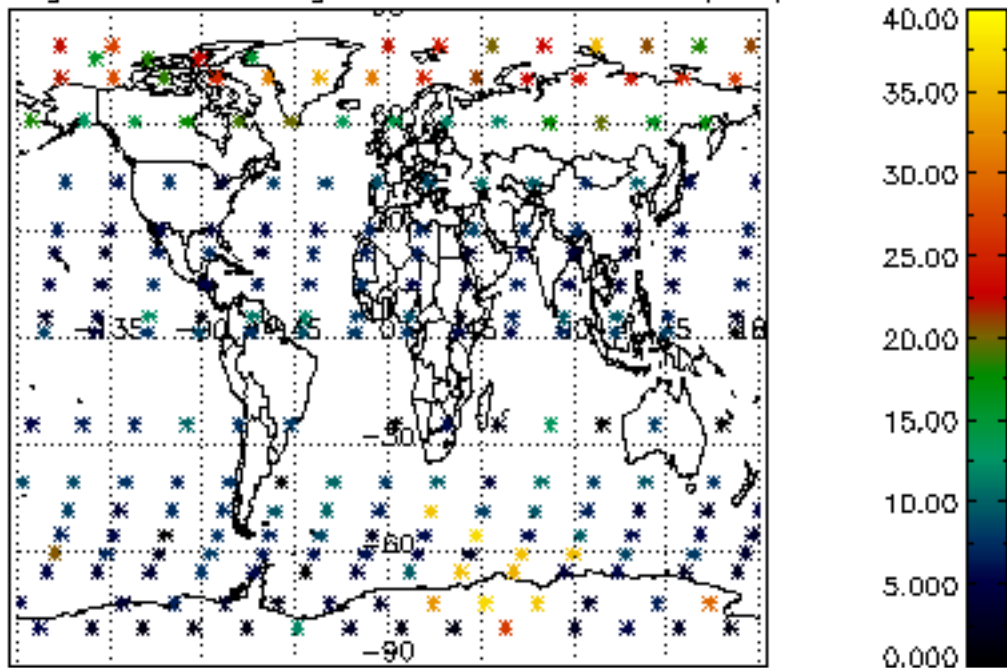
Percentage of cosmic ray hits per profile



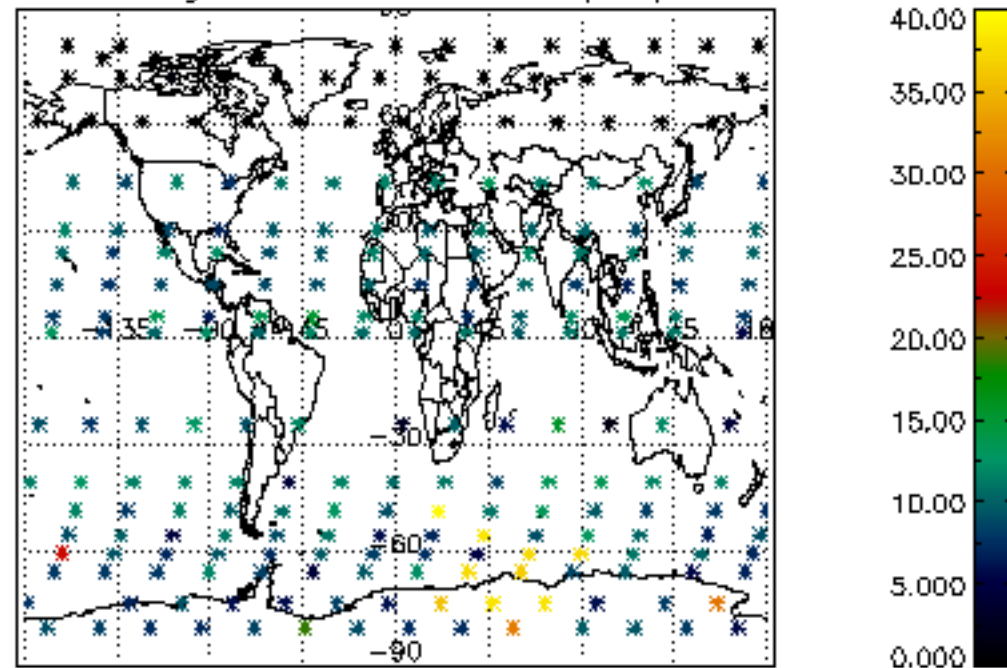
Percentage of datation errors per profile

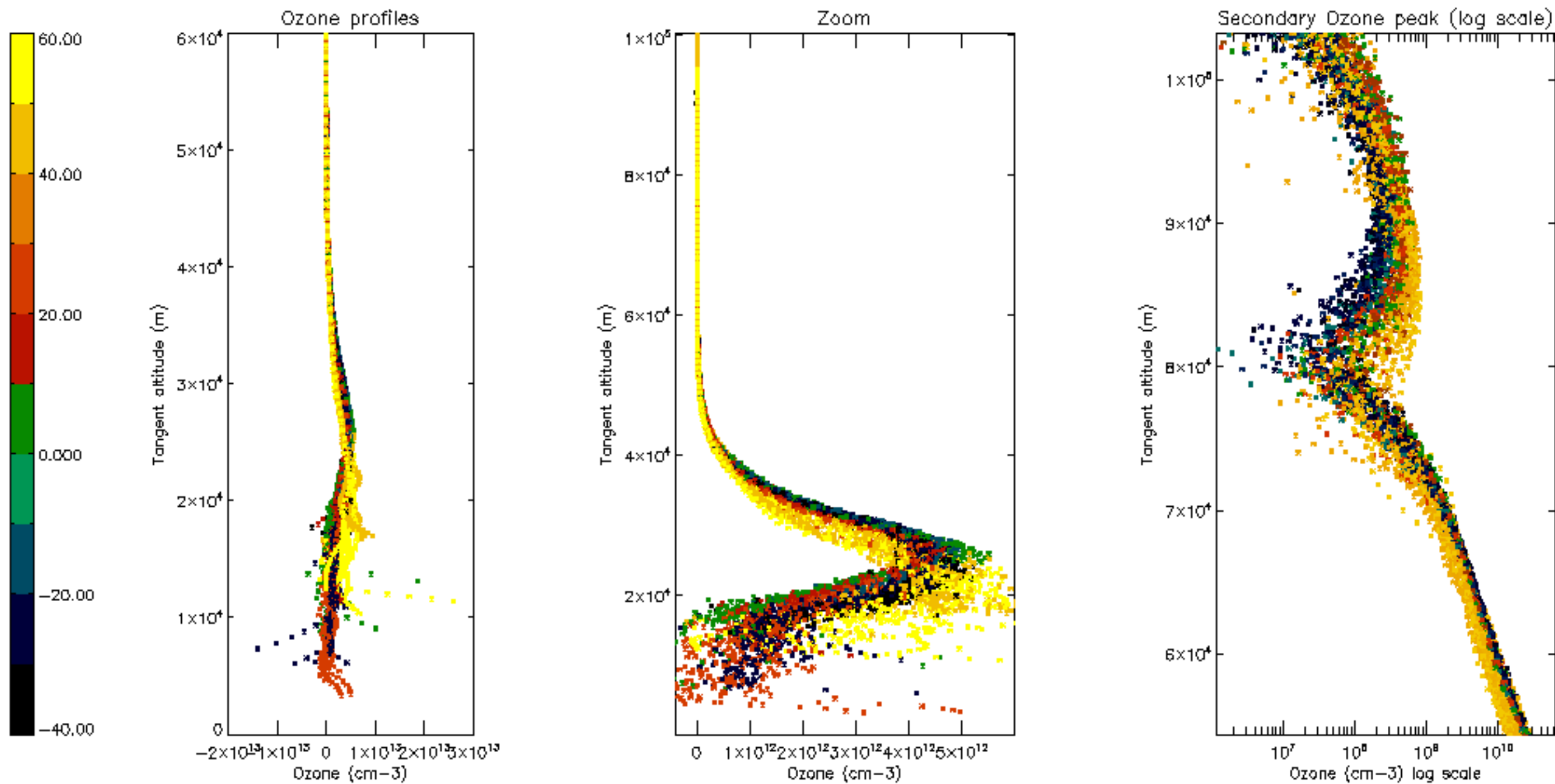


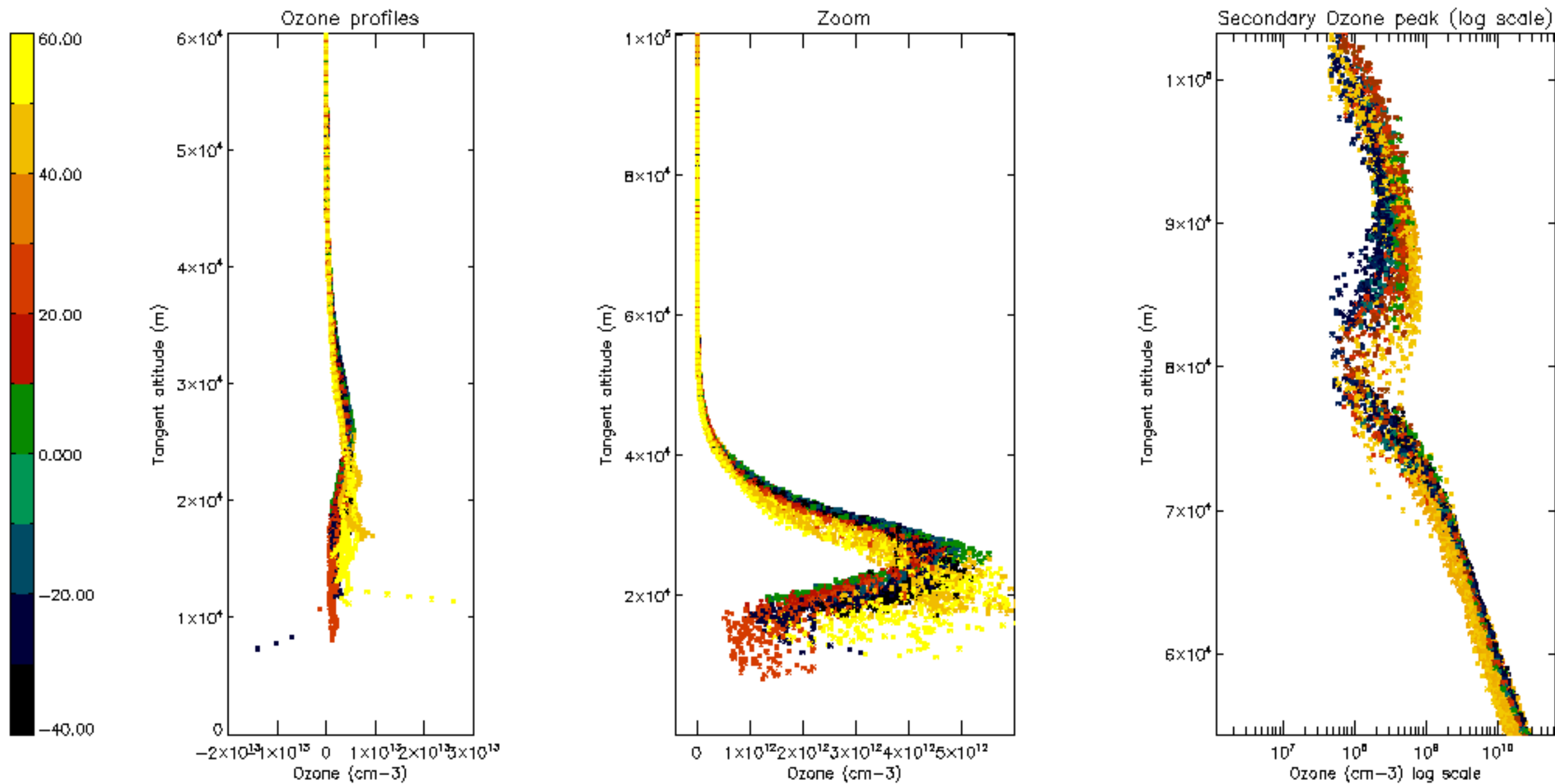
Percentage of star falling outside central band per profile

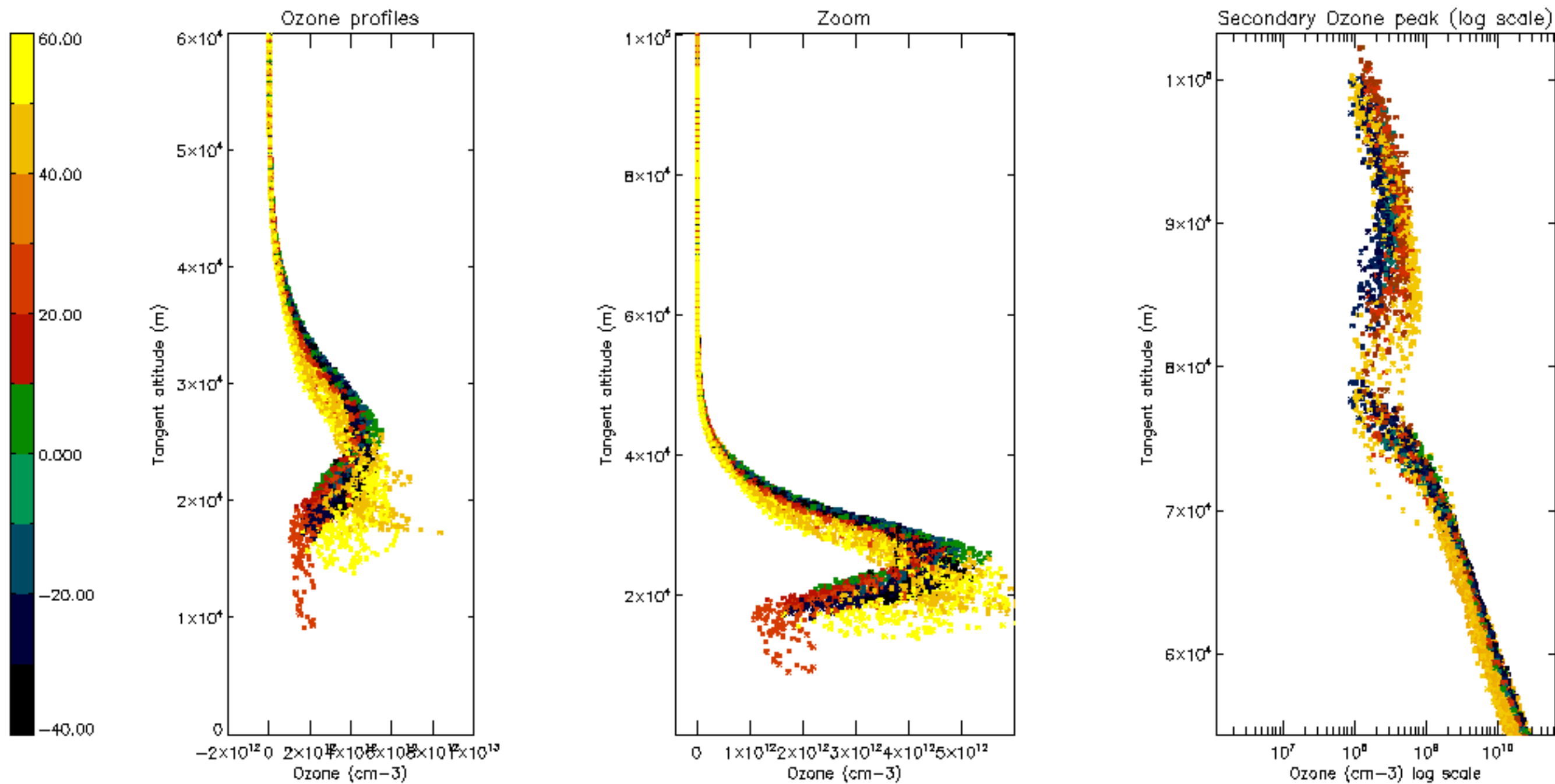


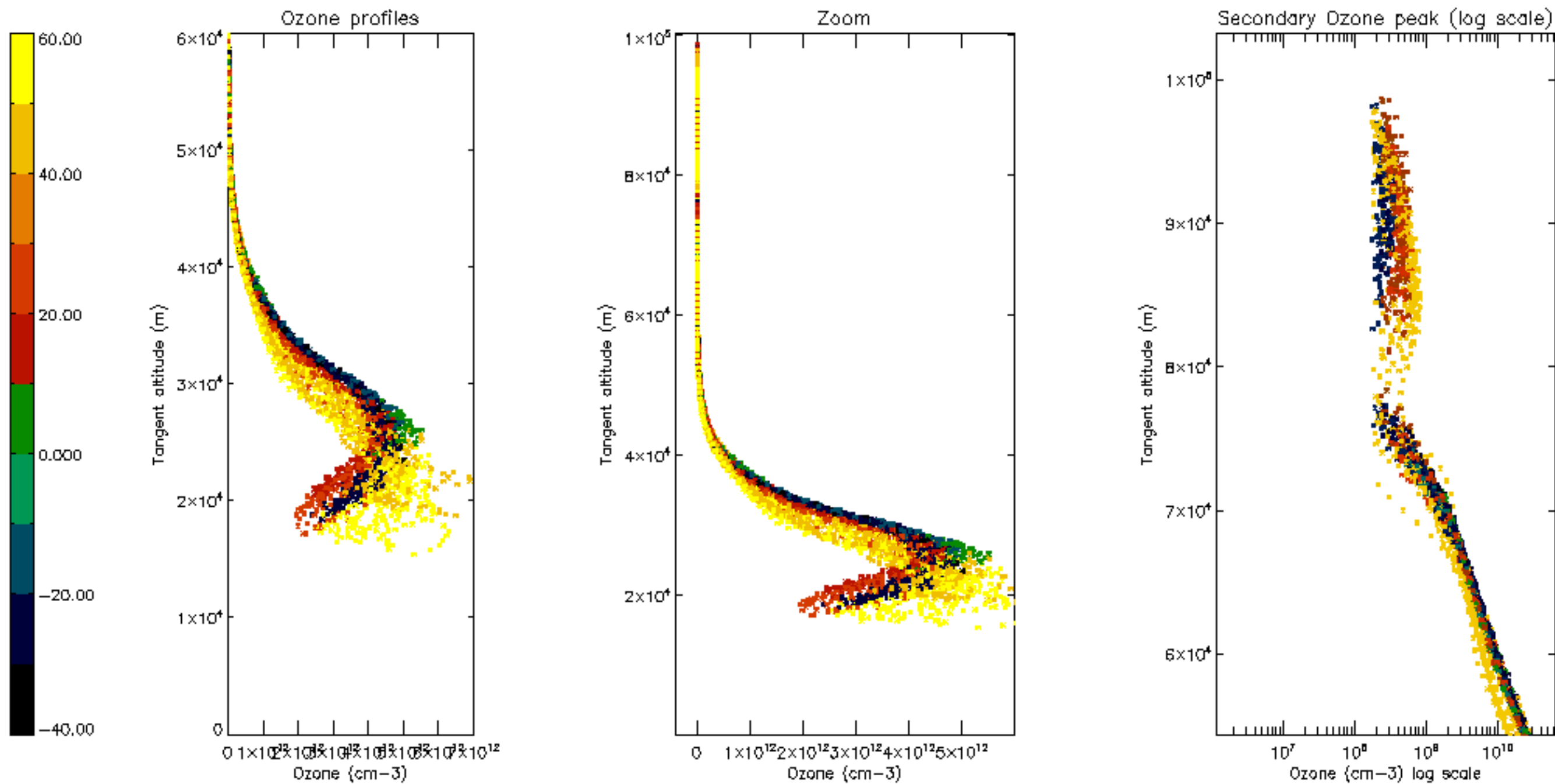
Percentage of saturation errors per profile

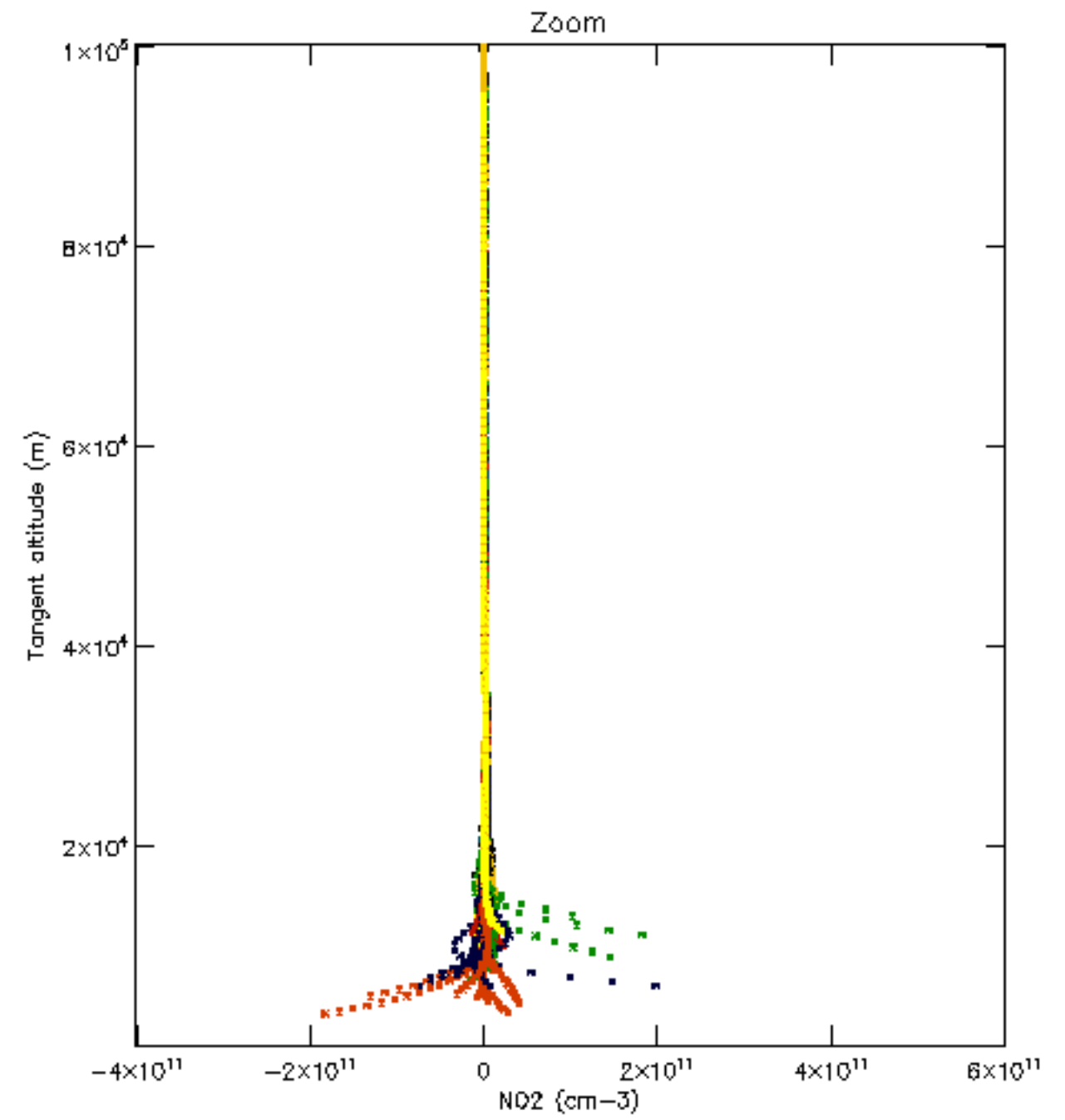
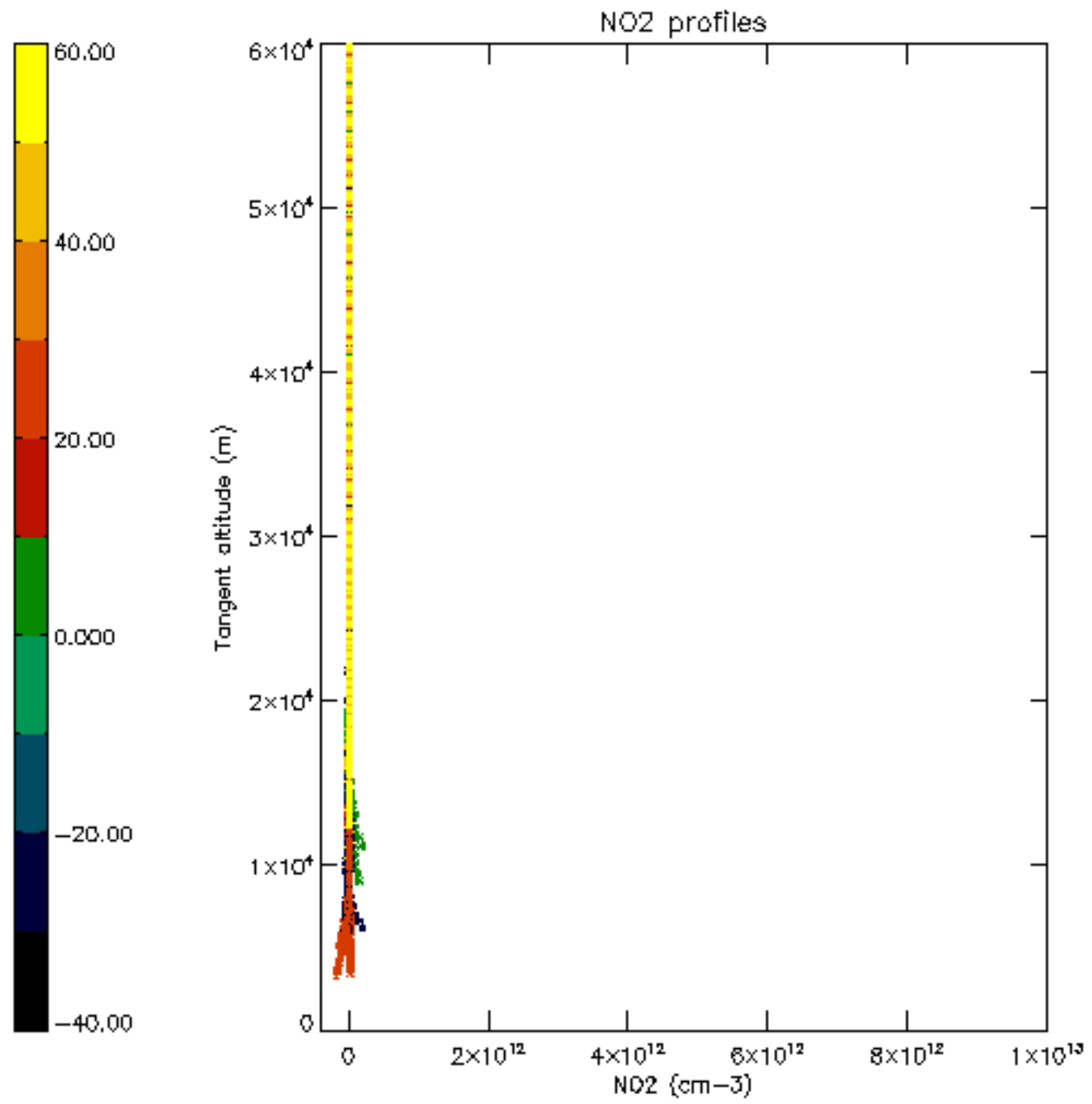


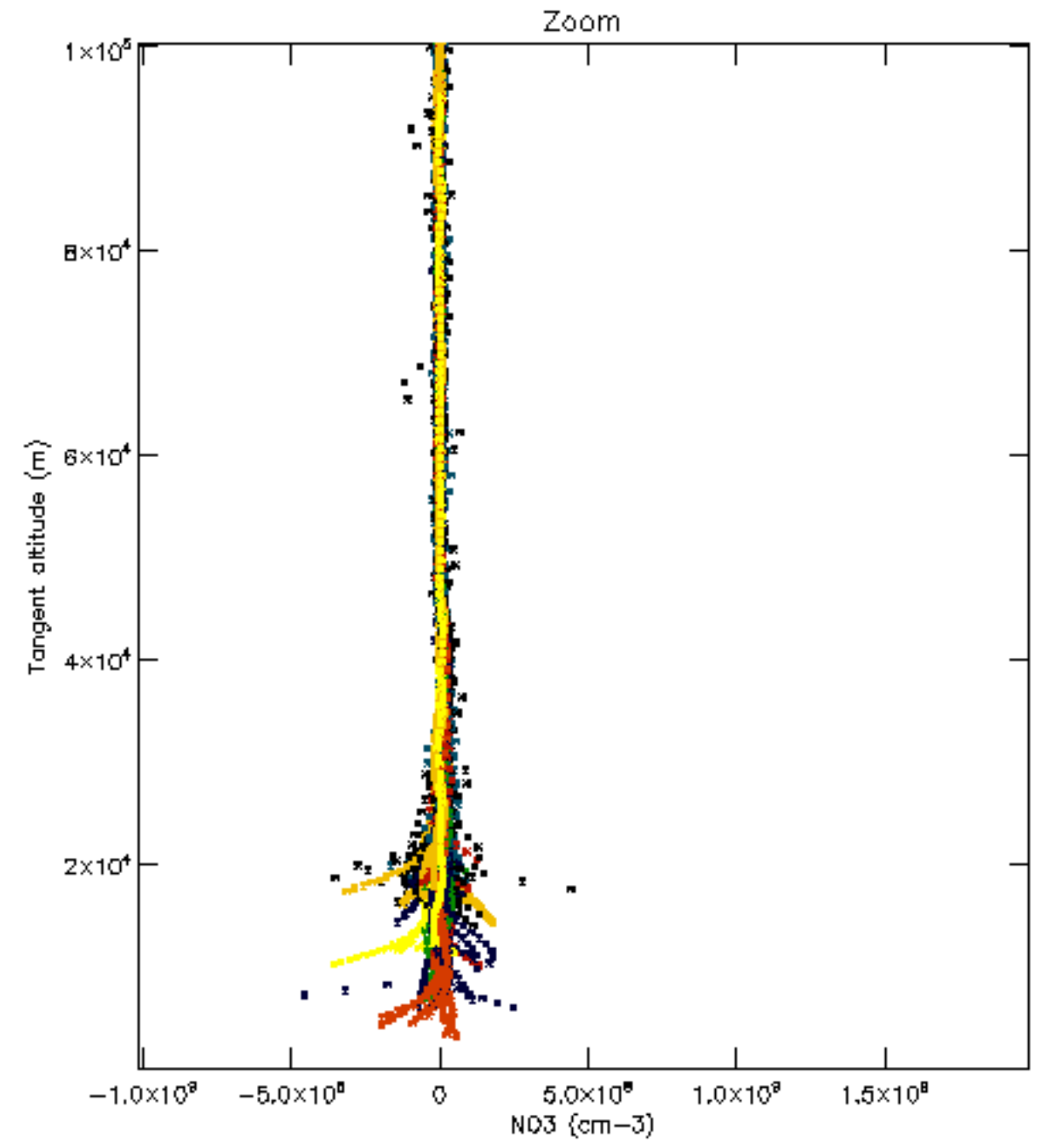
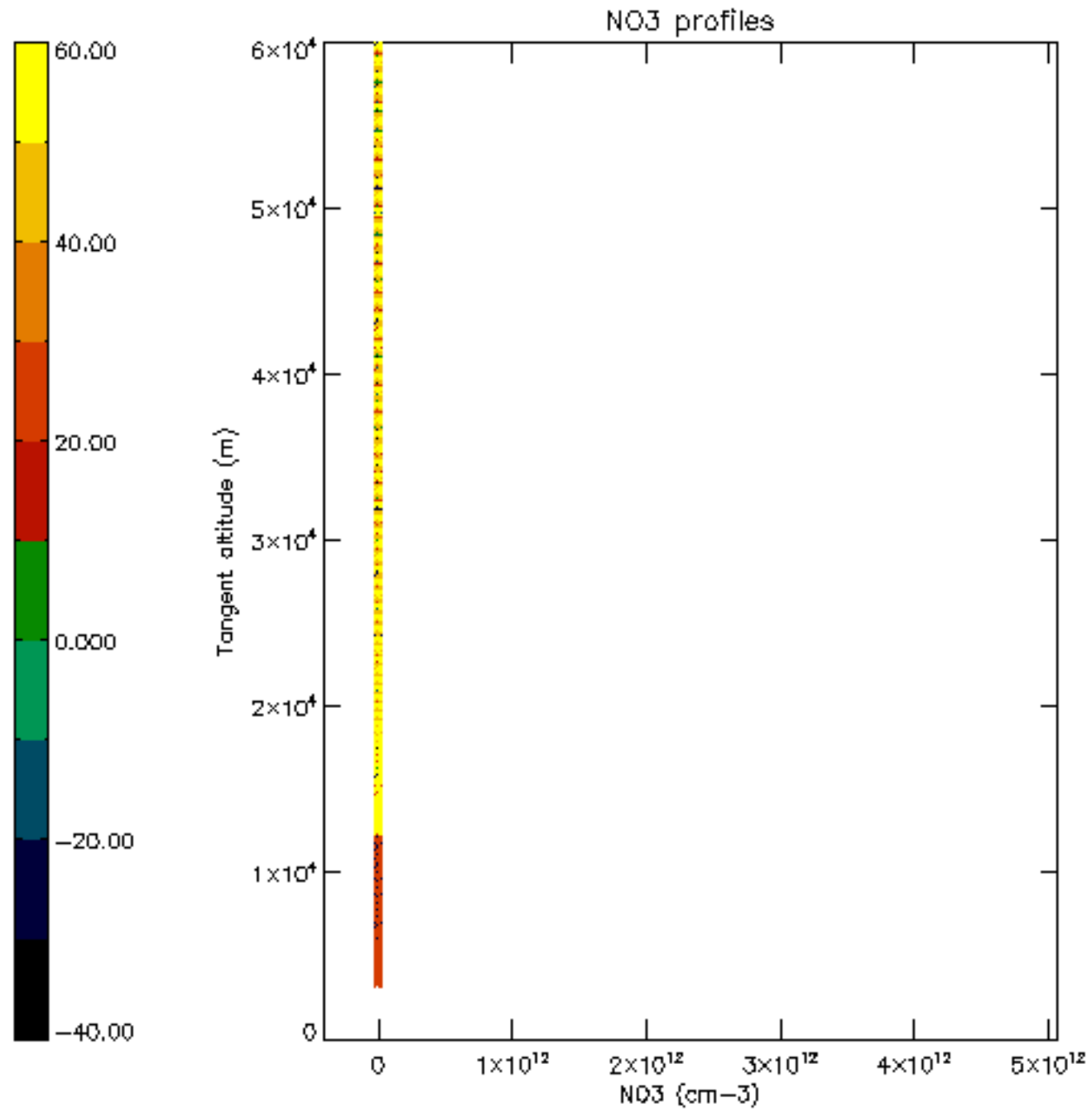


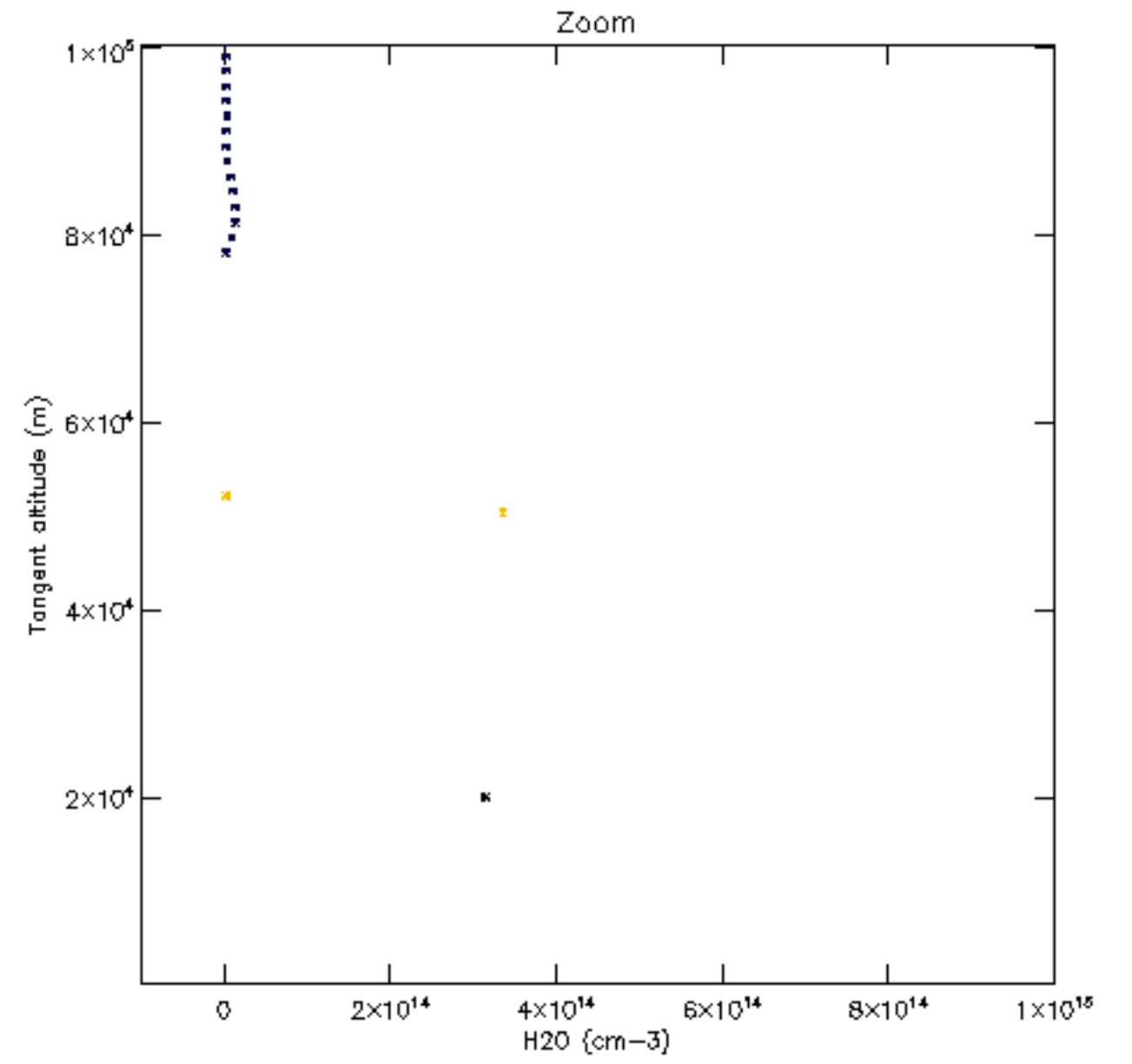
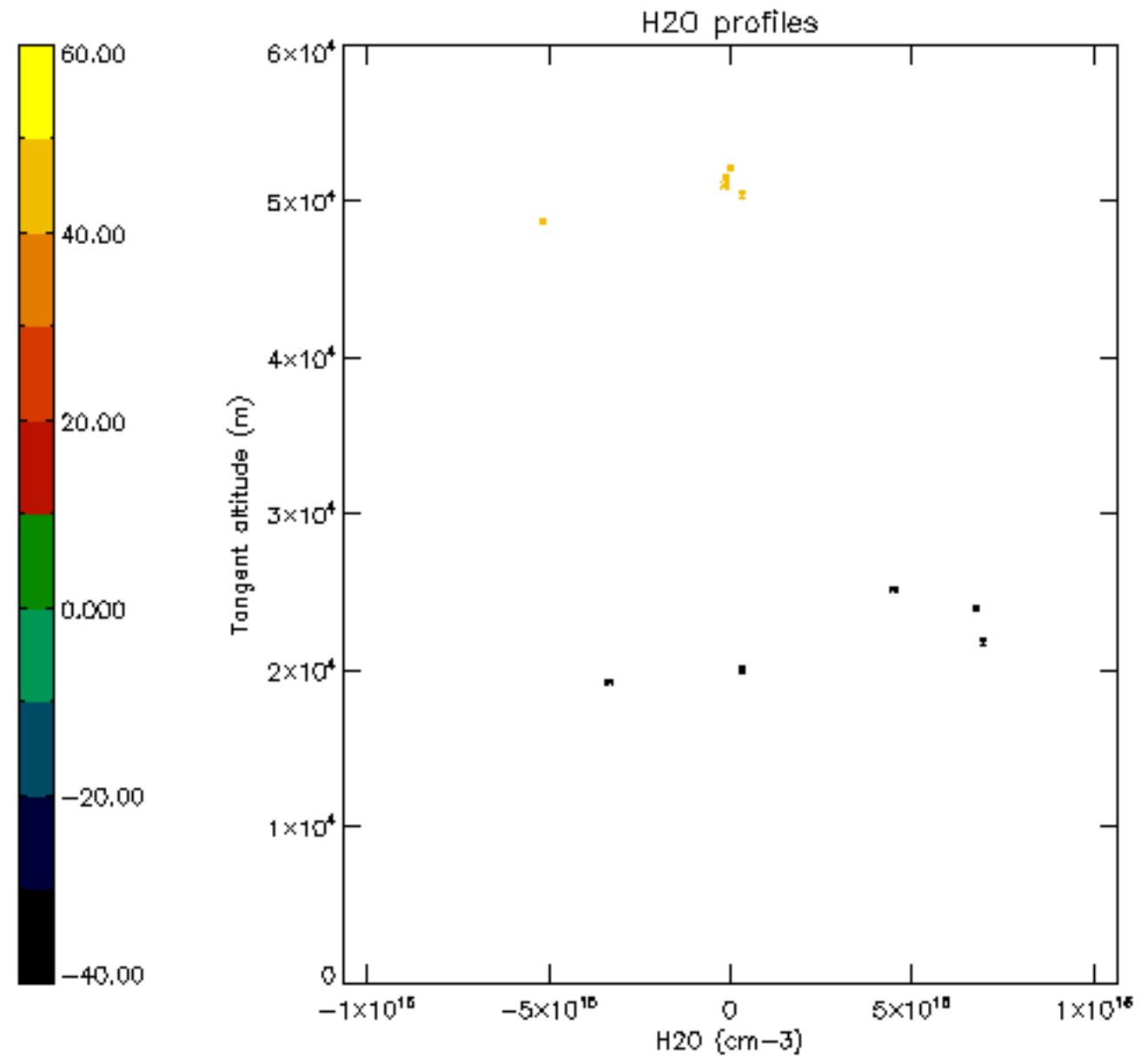


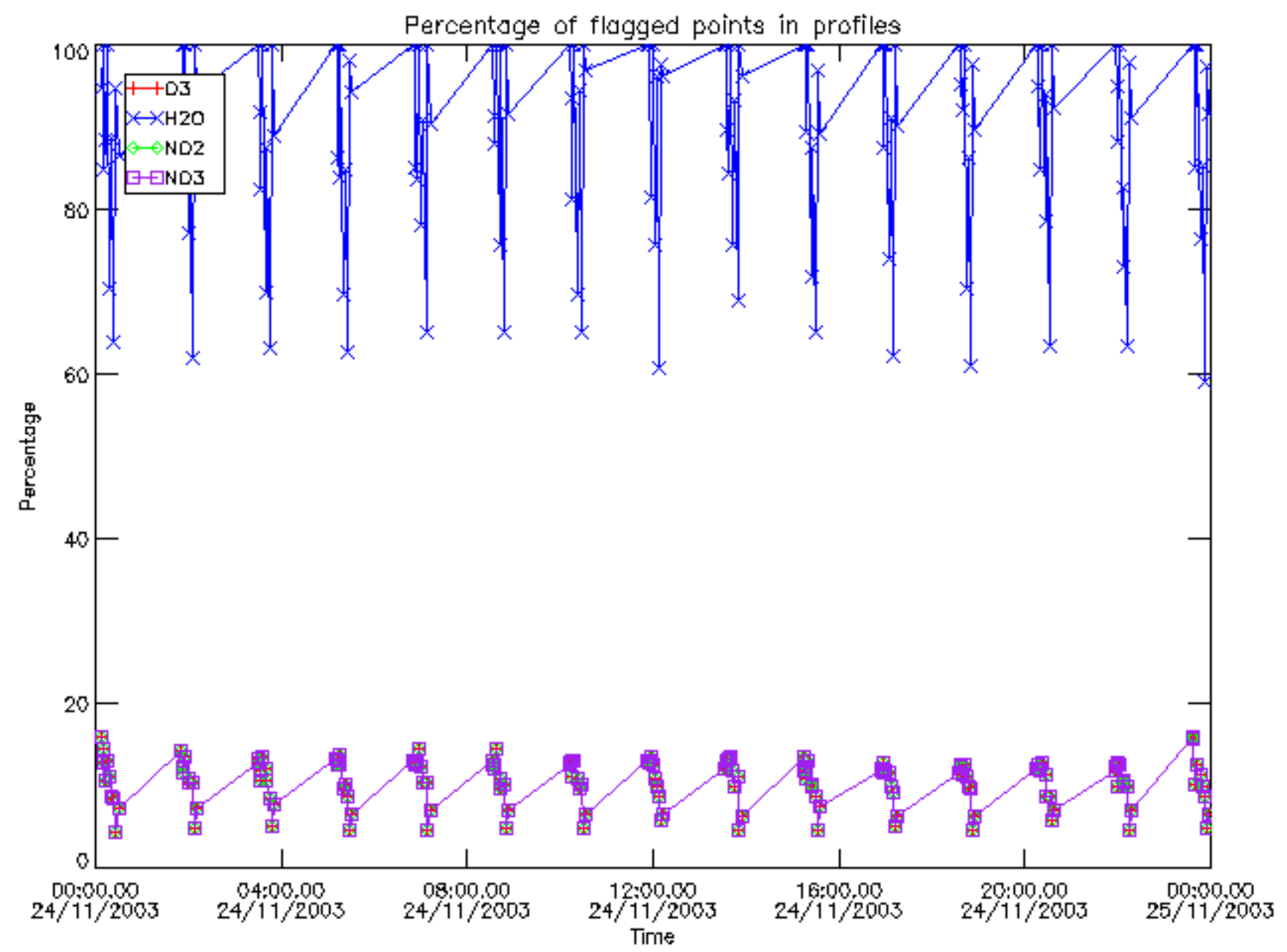




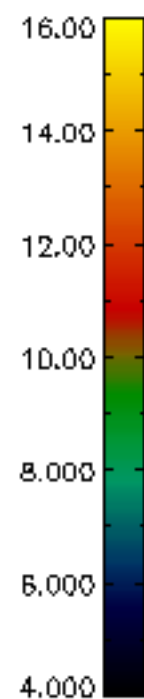
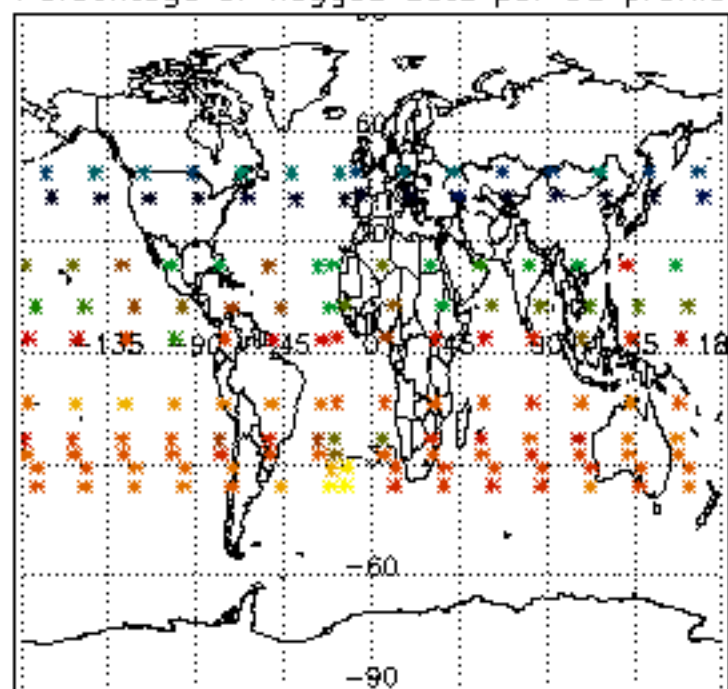




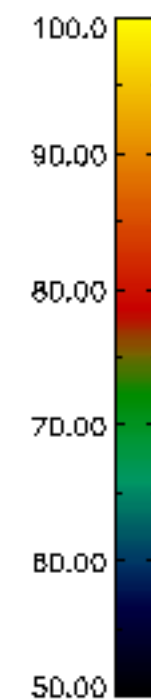
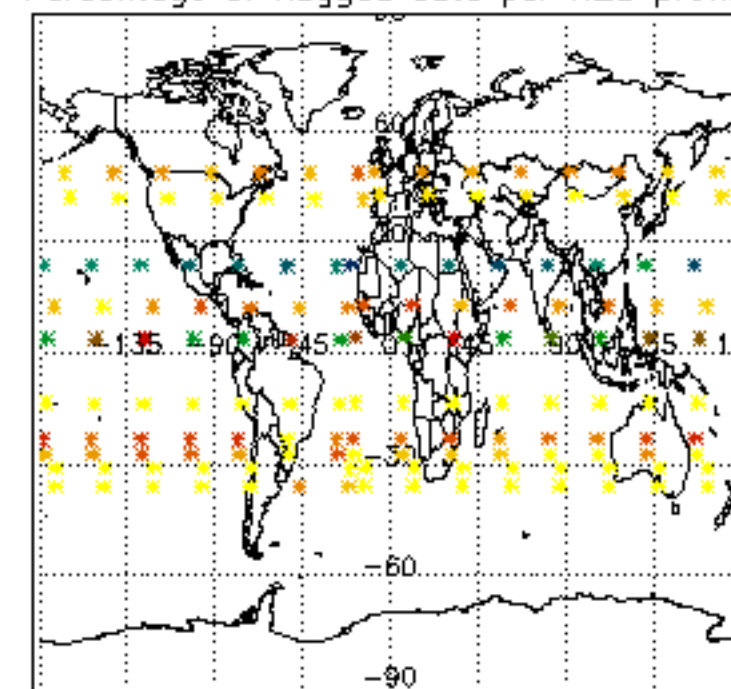




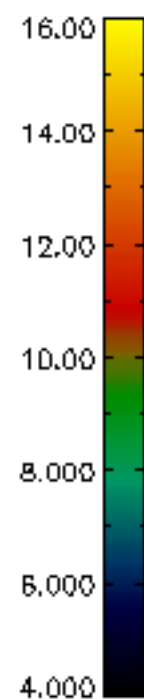
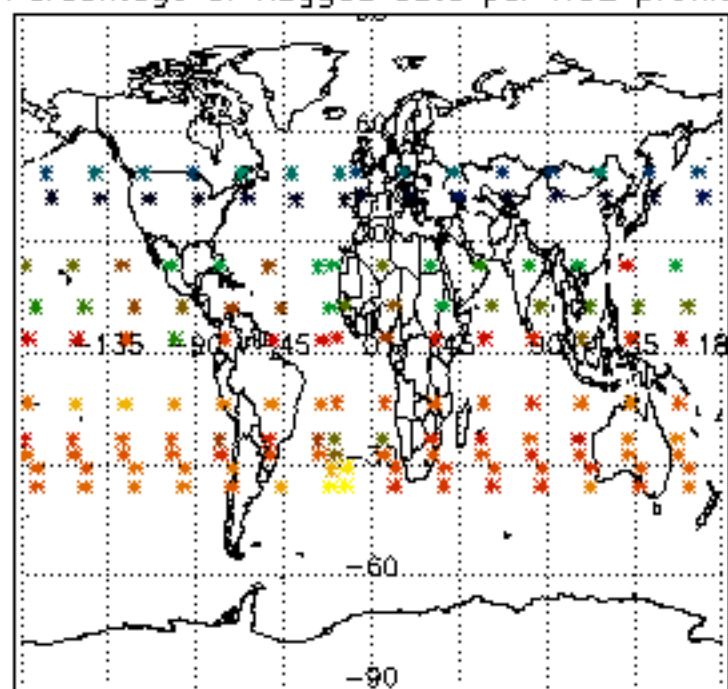
Percentage of flagged data per D3 profile



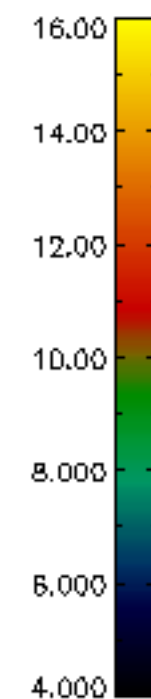
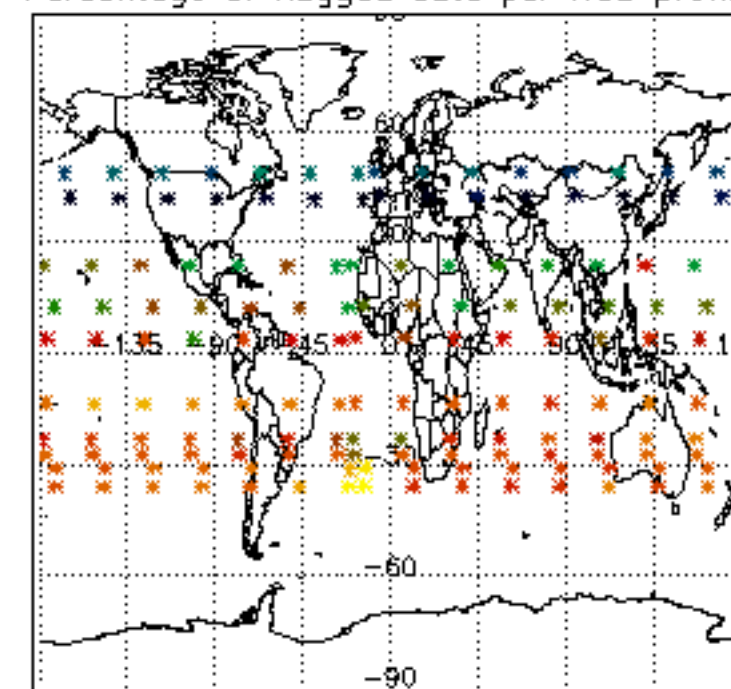
Percentage of flagged data per H2O profile

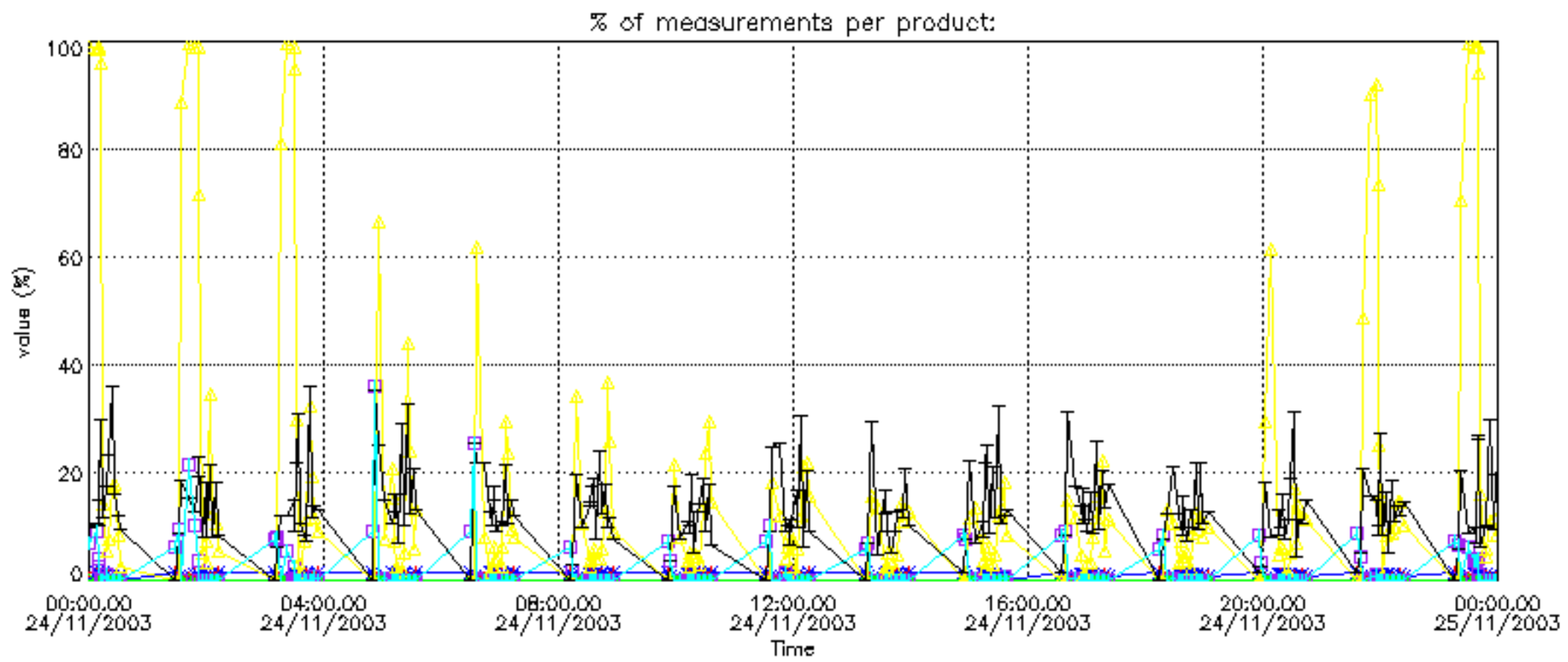


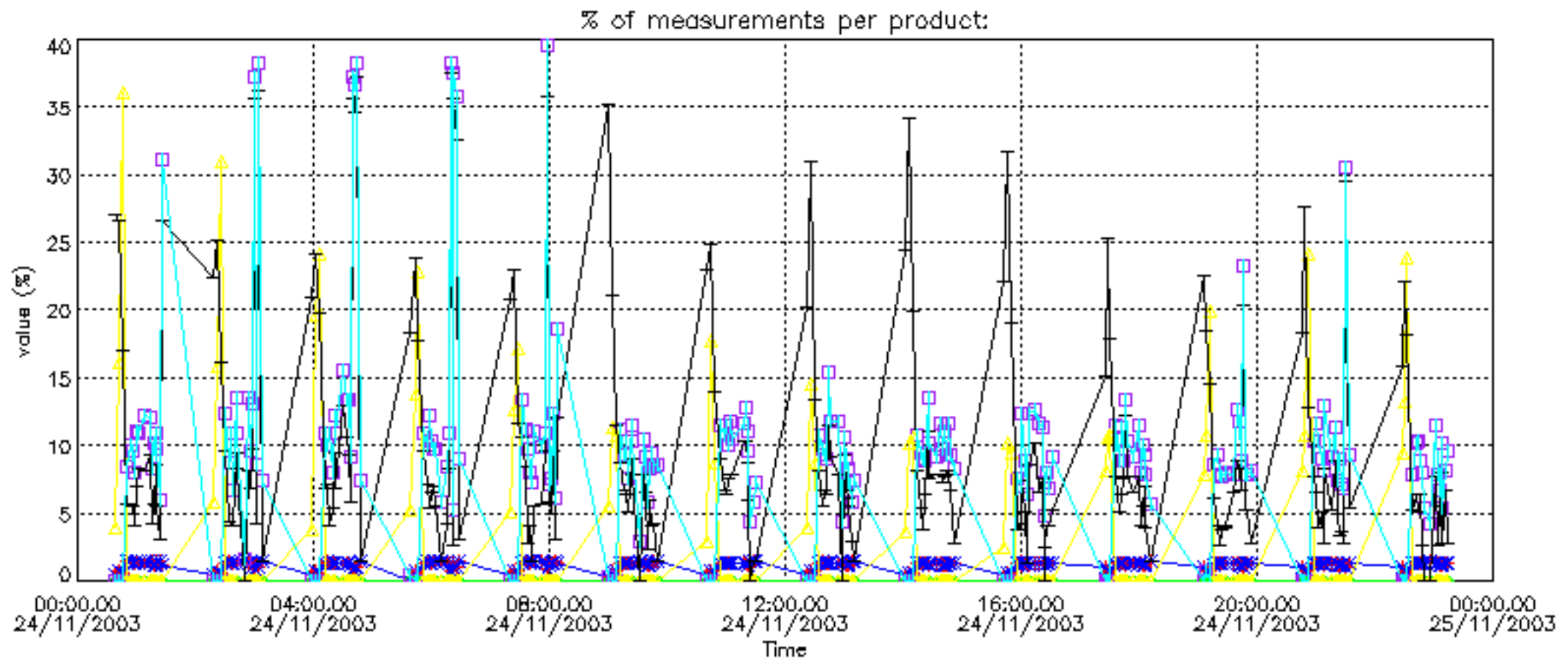
Percentage of flagged data per NO2 profile



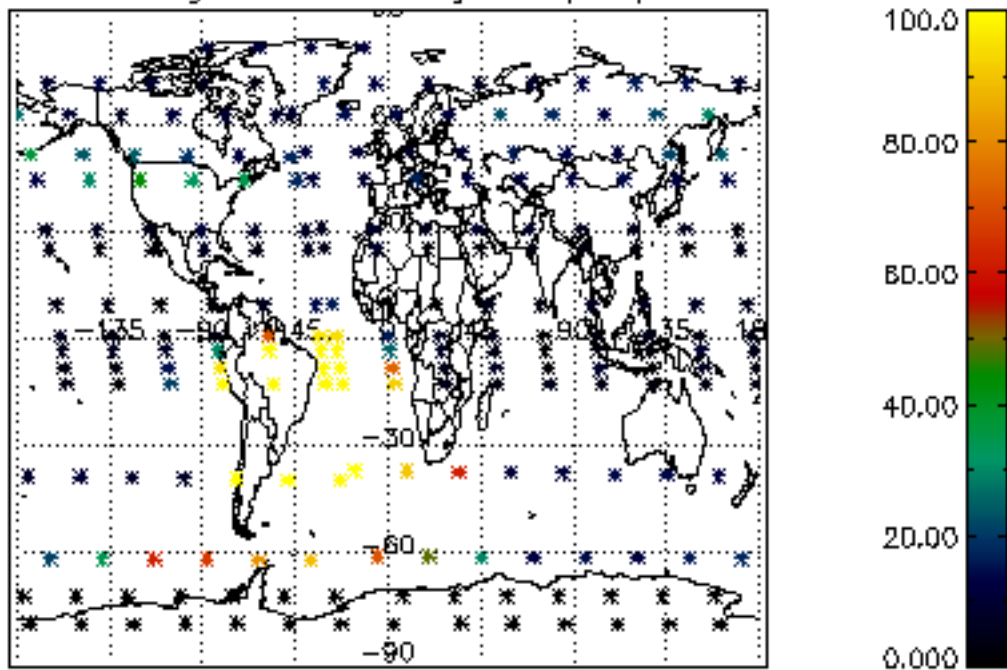
Percentage of flagged data per NO3 profile



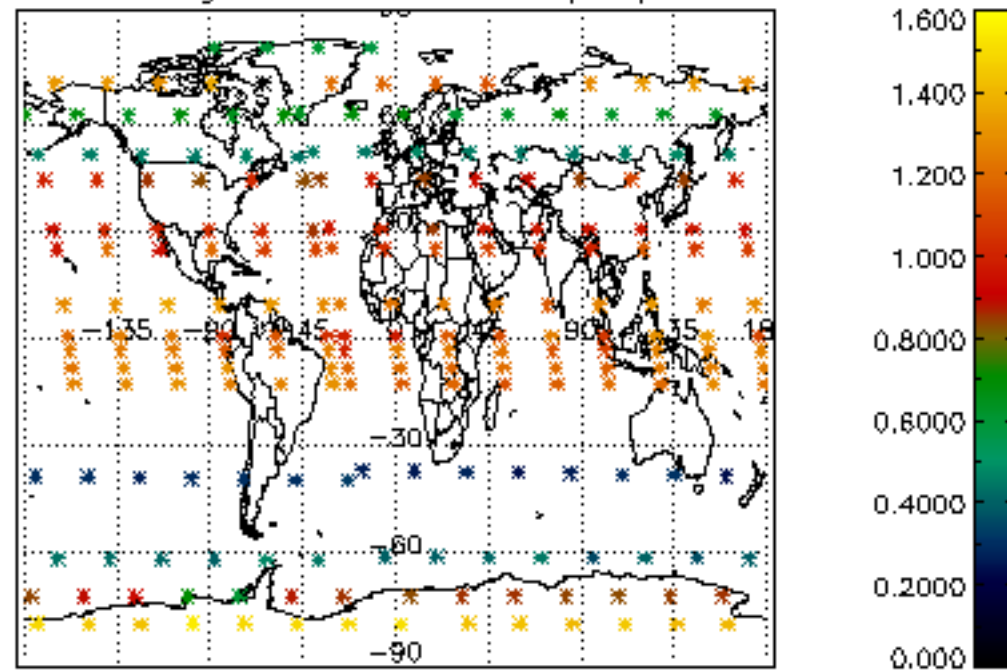




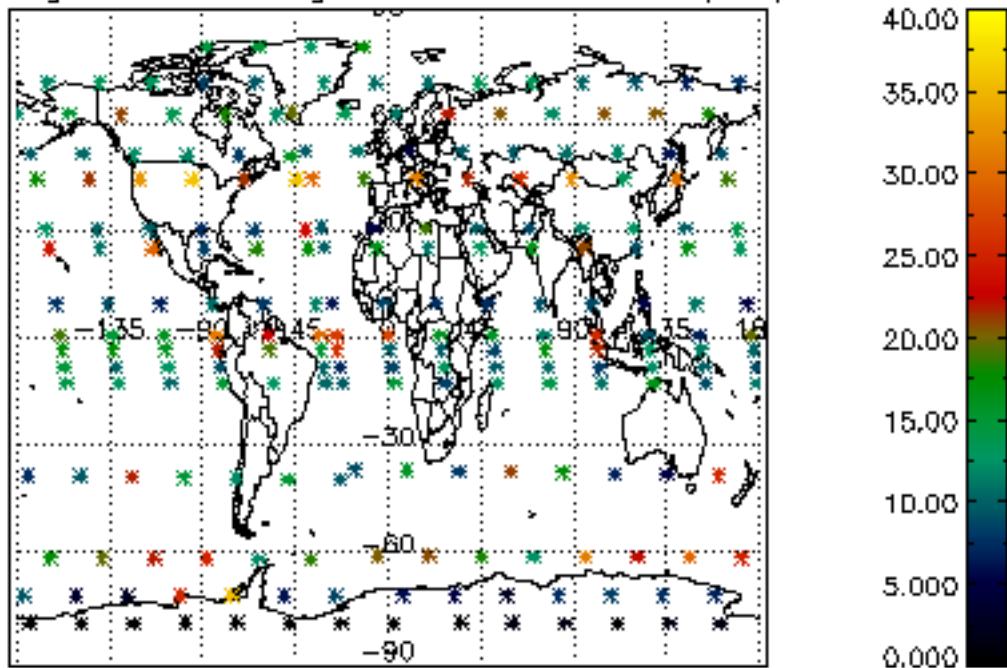
Percentage of cosmic ray hits per profile



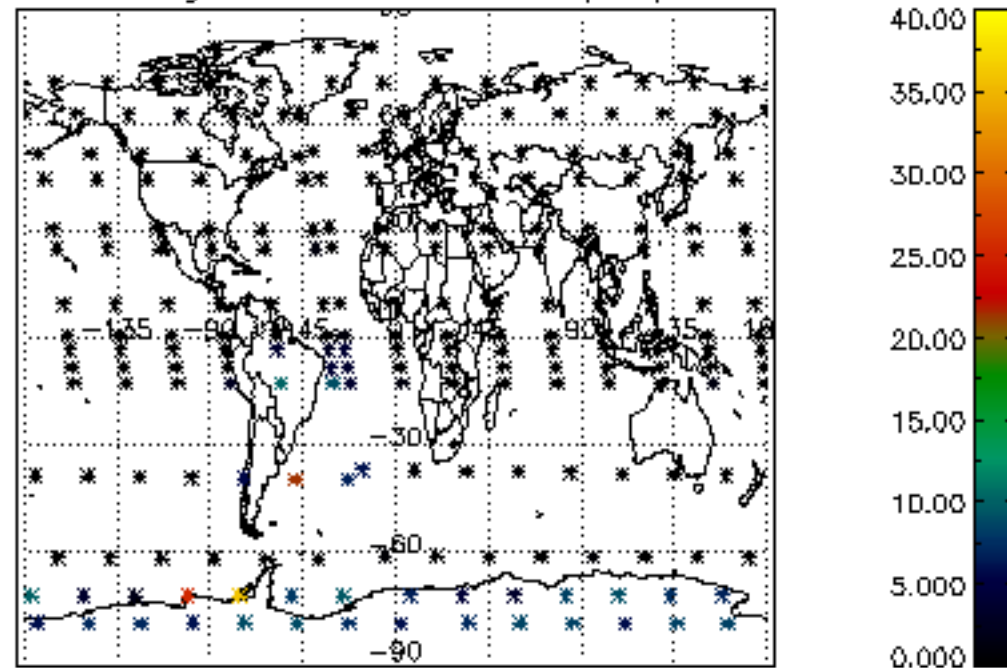
Percentage of datation errors per profile



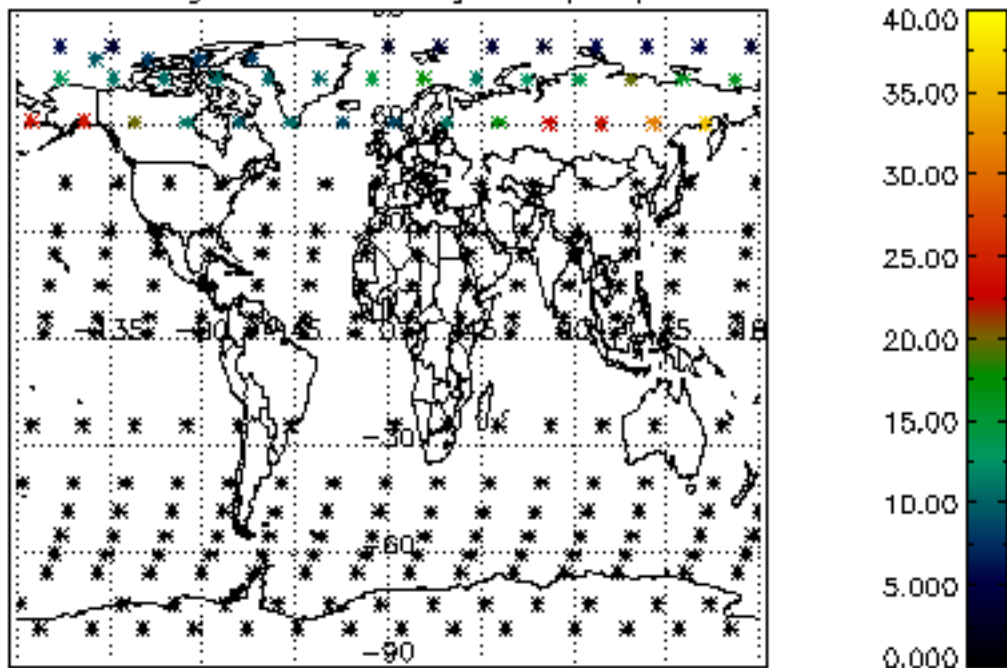
Percentage of star falling outside central band per profile



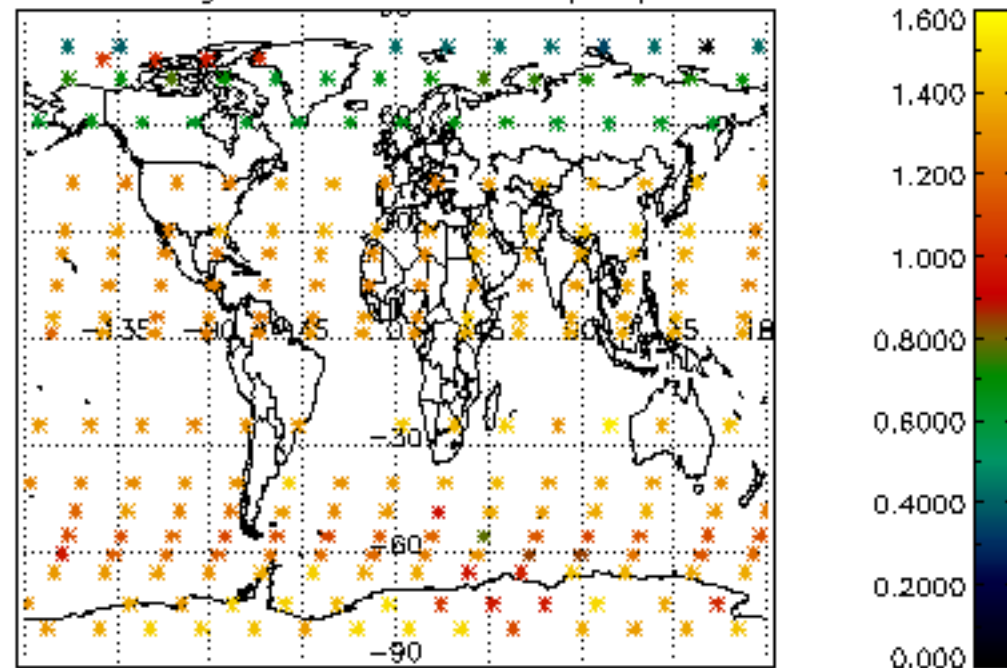
Percentage of saturation errors per profile



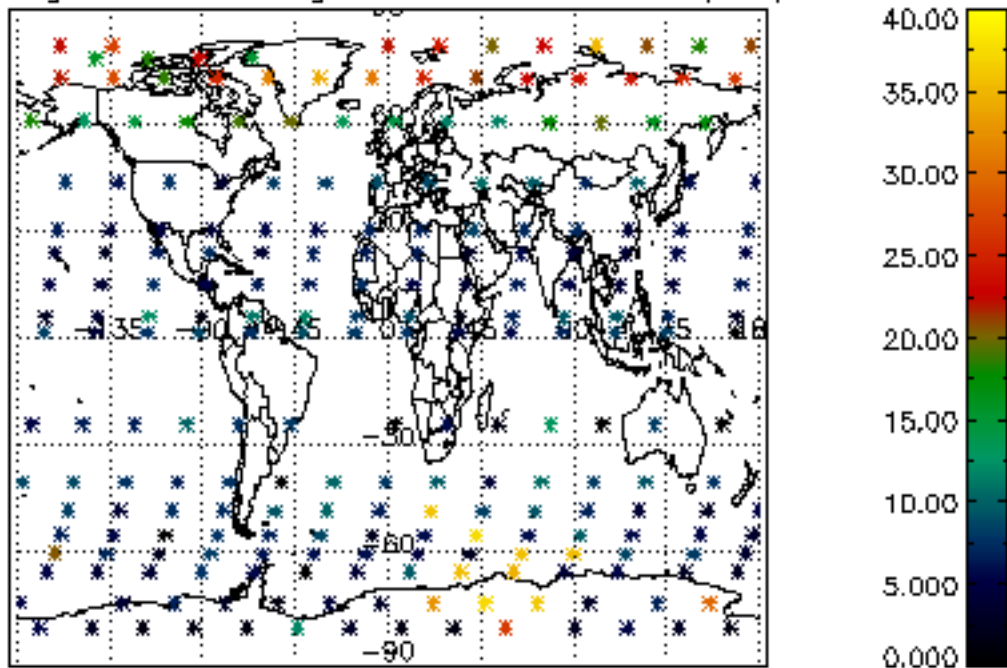
Percentage of cosmic ray hits per profile



Percentage of datation errors per profile



Percentage of star falling outside central band per profile



Percentage of saturation errors per profile

