

# GOMOS Level 2 Daily Report

## SUMMARY

### [1. General Info](#)

### [2. Summary of processed GOM\\_NL\\_2P products](#)

### [3. Level 2 Quality information per product](#)

#### [3.1 Plot of level 2 quality information per product \(time dependant\)](#)

#### [3.2 Plot of level 2 quality information per product \(world map\)](#)

### [4. Level 1 Quality information per product \(stored on level 2 products\)](#)

#### [4.1 Plot of level 1 quality information per product \(time dependant\)](#)

##### [4.1.1 Plot of level 1 quality information per product \(time dependant\): ASCENDING](#)

##### [4.1.2 Plot of level 1 quality information per product \(time dependant\): DESCENDING](#)

#### [4.2 Plot of level 1 quality information per product \(world map\)](#)

##### [4.2.1 Plot of level 1 quality information per product \(world map\): ASCENDING](#)

##### [4.2.2 Plot of level 1 quality information per product \(world map\): DESCENDING](#)

### [5. Ozone profiles based on quality statistics and other trace gas profiles](#)

#### [5.1 Ozone statistics based on quality of products](#)

#### [5.2 Plot ozone profiles for all STD \(dark without errors\)](#)

#### [5.3 Plot ozone profiles where STD < 20% \(dark without errors\)](#)

#### [5.4. Plot ozone profiles where STD < 10% \(dark without errors\)](#)

#### [5.5. Plot ozone profiles where STD < 5% \(dark without errors\)](#)

#### [5.6 Plot NO2 profiles for all STD \(dark without errors\)](#)

#### [5.7 Plot NO3 profiles for all STD \(dark without errors\)](#)

#### [5.8 Plot H2O profiles \(only for occultations of stars 1,2,3,4,13,14,16,26,63 dark without errors\) for all STD](#)

### [6. Auxiliary Data Files used for the production reported in section 2](#)

This report presents the daily analysis on parameters extracted from GOMOS level 2 data (GOM\_NL\_\_2P). It is intended to monitor some important parameters that will impact the quality of these products. A list of level 2 products (and content) that have arrived during the reporting day to the PCF is also given.

Item	Value
Time of report generation	20APR2013 00:32:00
Data source version	GOMOS/6.01
Start time of products	22-11-2003 (22NOV2003 00:00:00)
Stop time of products	23-11-2003 (23NOV2003 00:00:00)
Store outputs in DB	Yes
Nb of level 2 prods	416
Nb of prods with errors	0

## 2. Summary of processed GOM\_NL\_\_2P products.

Nr	Filename	UTC Start time	Limb	Duration	Star Id	Star Name	Star Mag	Star Temp	Nb Meas	Orbit	Prod. error
1	GOM_NL__2PRFIN20031122_000400_000000722021_00460_09031_8995.N1	22-NOV-2003 00:04:00	Straylight	72.000	7	19Bet Ori	0.10000	14000.	144	9031	No
2	GOM_NL__2PRFIN20031122_000802_000000852021_00460_09031_8996.N1	22-NOV-2003 00:08:02	Twilight_stray	85.000	30	46Eps Ori	1.6940	30000.	170	9031	No
3	GOM_NL__2PRFIN20031122_001221_000000392021_00460_09031_8997.N1	22-NOV-2003 00:12:21	Bright	39.000	105	6Bet Ari	2.6450	8900.0	78	9031	No
4	GOM_NL__2PRFIN20031122_001351_000000432021_00460_09031_8998.N1	22-NOV-2003 00:13:51	Bright	43.000	146	25Eta Tau	2.8730	15200.	86	9031	No
5	GOM_NL__2PRFIN20031122_001610_000000392021_00460_09031_8999.N1	22-NOV-2003 00:16:10	Bright	39.000	173	4Bet Tri	3.0040	8900.0	78	9031	No
6	GOM_NL__2PRFIN20031122_001816_000000392021_00460_09031_9000.N1	22-NOV-2003 00:18:16	Bright	38.500	73	57Gam1And	2.2600	13100.	77	9031	No
7	GOM_NL__2PRFIN20031122_002043_000000392021_00460_09031_9001.N1	22-NOV-2003 00:20:43	Bright	39.000	175	39Del Per	3.0100	19400.	78	9031	No
8	GOM_NL__2PRFIN20031122_002255_000000392021_00460_09031_9002.N1	22-NOV-2003 00:22:55	Bright	38.500	68	18Alp Cas	2.2250	4500.0	77	9031	No
9	GOM_NL__2PRFIN20031122_002406_000000382021_00460_09031_9003.N1	22-NOV-2003 00:24:06	Bright	38.000	74	11Bet Cas	2.2680	6600.0	76	9031	No
10	GOM_NL__2PRFIN20031122_002616_000000602021_00460_09031_9004.N1	22-NOV-2003 00:26:16	Bright	59.500	42	34Bet Aur	1.9000	10200.	119	9031	No
11	GOM_NL__2PRFIN20031122_003130_000000382021_00460_09031_9005.N1	22-NOV-2003 00:31:30	Bright	37.500	49	1Alp UMi	1.9900	6300.0	75	9031	No
12	GOM_NL__2PRFIN20031122_003600_000000402021_00460_09031_9006.N1	22-NOV-2003 00:36:00	Bright	39.500	60	7Bet UMi	2.0810	3950.0	79	9031	No
13	GOM_NL__2PRFIN20031122_003811_000000402021_00460_09031_9007.N1	22-NOV-2003 00:38:11	Bright	39.500	119	14Eta Dra	2.7270	4700.0	79	9031	No
14	GOM_NL__2PRFIN20031122_004029_000000442021_00460_09031_9008.N1	22-NOV-2003 00:40:29	Bright	43.500	82	48Bet UMa	2.3650	10600.	87	9031	No
15	GOM_NL__2PRFIN20031122_004157_000000412021_00460_09031_9009.N1	22-NOV-2003 00:41:57	Bright	40.500	87	64Gam UMa	2.4330	11000.	81	9031	No
16	GOM_NL__2PRFIN20031122_004442_000000542021_00460_09031_9010.N1	22-NOV-2003 00:44:42	Bright	54.000	174	52Psi UMa	3.0040	4400.0	108	9031	No
17	GOM_NL__2PRFIN20031122_004646_000000372021_00460_09031_9011.N1	22-NOV-2003 00:46:46	Bright	36.500	152	12Alp2CVn	2.8900	11000.	73	9031	No
18	GOM_NL__2PRFIN20031122_004858_000000372021_00460_09031_9012.N1	22-NOV-2003 00:48:58	Bright	36.500	83		2.3780	11000.	73	9031	No
19	GOM_NL__2PRFIN20031122_005129_000000352021_00460_09031_9013.N1	22-NOV-2003 00:51:29	Bright	35.000	3	16Alp Boo	-0.050000	4250.0	70	9031	No
20	GOM_NL__2PRFIN20031122_005405_000000582021_00460_09031_9014.N1	22-NOV-2003 00:54:05	Bright	57.500	96	68Del Leo	2.5600	9300.0	115	9031	No
21	GOM_NL__2PRFIN20031122_005653_000000942021_00460_09031_9015.N1	22-NOV-2003 00:56:53	Twilight_stray	94.000	51	41Gam1Leo	2.0100	4500.0	188	9031	No
22	GOM_NL__2PRFIN20031122_010238_000001312021_00460_09031_9016.N1	22-NOV-2003 01:02:38	Straylight	130.50	22	32Alp Leo	1.3600	15200.	261	9031	No
23	GOM_NL__2PRFIN20031122_011122_000000412021_00460_09031_9017.N1	22-NOV-2003 01:11:22	Dark	41.000	64	Gam Cen	2.2000	10600.	82	9031	No
24	GOM_NL__2PRFIN20031122_011401_000000412021_00460_09031_9018.N1	22-NOV-2003 01:14:01	Dark	41.000	20	Bet Cru	1.2530	30000.	82	9031	No
25	GOM_NL__2PRFIN20031122_011510_000000432021_00461_09032_8988.N1	22-NOV-2003 01:15:10	Dark	42.500	12	Alp1Cru	0.77500	30000.	85	9032	No
26	GOM_NL__2PRFIN20031122_011727_000000422021_00461_09032_8989.N1	22-NOV-2003 01:17:27	Dark	41.500	124	The Car	2.7640	30000.	83	9032	No
27	GOM_NL__2PRFIN20031122_012144_000000482021_00461_09032_8990.N1	22-NOV-2003 01:21:44	Dark	48.000	41	Eps Car	1.8600	4100.0	96	9032	No
28	GOM_NL__2PRFIN20031122_012424_000000592021_00461_09032_8991.N1	22-NOV-2003 01:24:24	Dark	58.500	70	Zet Pup	2.2460	39000.	117	9032	No
29	GOM_NL__2PRFIN20031122_012714_000000522021_00461_09032_8992.N1	22-NOV-2003 01:27:14	Dark	51.500	2	Alp Car	-0.73600	7000.0	103	9032	No
30	GOM_NL__2PRFIN20031122_013218_000000772021_00461_09032_8993.N1	22-NOV-2003 01:32:18	Dark	77.000	23	21Eps CMa	1.5020	26000.	154	9032	No
31	GOM_NL__2PRFIN20031122_013524_000000412021_00461_09032_8994.N1	22-NOV-2003 01:35:24	Straylight	40.500	157	The1Eri	2.9060	9300.0	81	9032	No
32	GOM_NL__2PRFIN20031122_014018_000001392021_00461_09032_8995.N1	22-NOV-2003 01:40:18	Straylight	139.00	1	9Alp CMa	-1.4400	11000.	278	9032	No
33	GOM_NL__2PRFIN20031122_014436_000000842021_00461_09032_8996.N1	22-NOV-2003 01:44:36	Straylight	84.000	7	19Bet Ori	0.10000	14000.	168	9032	No
34	GOM_NL__2PRFIN20031122_014837_000000832021_00461_09032_8997.N1	22-NOV-2003 01:48:37	Twilight_stray	83.000	30	46Eps Ori	1.6940	30000.	166	9032	No
35	GOM_NL__2PRFIN20031122_015258_000000372021_00461_09032_8998.N1	22-NOV-2003 01:52:58	Bright	37.000	105	6Bet Ari	2.6450	8900.0	74	9032	No
36	GOM_NL__2PRFIN20031122_015426_000000452021_00461_09032_8999.N1	22-NOV-2003 01:54:26	Bright	44.500	146	25Eta Tau	2.8730	15200.	89	9032	No
37	GOM_NL__2PRFIN20031122_015648_000000382021_00461_09032_9000.N1	22-NOV-2003 01:56:48	Bright	38.000	173	4Bet Tri	3.0040	8900.0	76	9032	No
38	GOM_NL__2PRFIN20031122_015853_000000392021_00461_09032_9001.N1	22-NOV-2003 01:58:53	Bright	38.500	73	57Gam1And	2.2600	13100.	77	9032	No
39	GOM_NL__2PRFIN20031122_020119_000000392021_00461_09032_9002.N1	22-NOV-2003 02:01:19	Bright	39.000	175	39Del Per	3.0100	19400.	78	9032	No
40	GOM_NL__2PRFIN20031122_020332_000000382021_00461_09032_9003.N1	22-NOV-2003 02:03:32	Bright	37.500	68	18Alp Cas	2.2250	4500.0	75	9032	No
41	GOM_NL__2PRFIN20031122_020443_000000362021_00461_09032_9004.N1	22-NOV-2003 02:04:43	Bright	36.000	74	11Bet Cas	2.2680	6600.0	72	9032	No
42	GOM_NL__2PRFIN20031122_020651_000000592021_00461_09032_9005.N1	22-NOV-2003 02:06:51	Bright	59.000	42	34Bet Aur	1.9000	10200.	118	9032	No

43	GOM_NL__2PRFIN20031122_021207_000000382021_00461_09032_9006.N1	22-NOV-2003 02:12:07	Bright	37.500	49	1Alp UMi	1.9900	6300.0	75	9032	No
44	GOM_NL__2PRFIN20031122_021637_000000382021_00461_09032_9007.N1	22-NOV-2003 02:16:37	Bright	38.000	60	7Bet UMi	2.0810	3950.0	76	9032	No
45	GOM_NL__2PRFIN20031122_021847_000000392021_00461_09032_9008.N1	22-NOV-2003 02:18:47	Bright	38.500	119	14Eta Dra	2.7270	4700.0	77	9032	No
46	GOM_NL__2PRFIN20031122_022105_000000452021_00461_09032_9009.N1	22-NOV-2003 02:21:05	Bright	44.500	82	48Bet UMa	2.3650	10600.	89	9032	No
47	GOM_NL__2PRFIN20031122_022232_000000592021_00461_09032_9010.N1	22-NOV-2003 02:22:32	Bright	59.000	87	64Gam UMa	2.4330	11000.	118	9032	No
48	GOM_NL__2PRFIN20031122_022518_000000472021_00461_09032_9011.N1	22-NOV-2003 02:25:18	Bright	47.000	174	52Psi UMa	3.0040	4400.0	94	9032	No
49	GOM_NL__2PRFIN20031122_022722_000000382021_00461_09032_9012.N1	22-NOV-2003 02:27:22	Bright	38.000	152	12Alp2CVn	2.8900	11000.	76	9032	No
50	GOM_NL__2PRFIN20031122_022934_000000362021_00461_09032_9013.N1	22-NOV-2003 02:29:34	Bright	36.000	83		2.3780	11000.	72	9032	No
51	GOM_NL__2PRFIN20031122_023205_000000352021_00461_09032_9014.N1	22-NOV-2003 02:32:05	Bright	35.000	3	16Alp Boo	-0.050000	4250.0	70	9032	No
52	GOM_NL__2PRFIN20031122_023441_000000782021_00461_09032_9015.N1	22-NOV-2003 02:34:41	Bright	78.000	96	68Del Leo	2.5600	9300.0	156	9032	No
53	GOM_NL__2PRFIN20031122_023730_000001022021_00461_09032_9016.N1	22-NOV-2003 02:37:30	Tw_i_and_stray	102.00	51	41Gam1Leo	2.0100	4500.0	204	9032	No
54	GOM_NL__2PRFIN20031122_024316_000001412021_00461_09032_9017.N1	22-NOV-2003 02:43:16	Straylight	140.50	22	32Alp Leo	1.3600	15200.	281	9032	No
55	GOM_NL__2PRFIN20031122_025157_000000422021_00461_09032_9018.N1	22-NOV-2003 02:51:57	Dark	41.500	64	Gam Cen	2.2000	10600.	83	9032	No
56	GOM_NL__2PRFIN20031122_025437_000000412021_00461_09032_9019.N1	22-NOV-2003 02:54:37	Dark	40.500	20	Bet Cru	1.2530	30000.	81	9032	No
57	GOM_NL__2PRFIN20031122_025546_000000432021_00462_09033_8991.N1	22-NOV-2003 02:55:46	Dark	43.000	12	Alp1Cru	0.77500	30000.	86	9033	No
58	GOM_NL__2PRFIN20031122_025806_000000412021_00462_09033_8992.N1	22-NOV-2003 02:58:06	Dark	40.500	124	The Car	2.7640	30000.	81	9033	No
59	GOM_NL__2PRFIN20031122_030220_000000452021_00462_09033_8993.N1	22-NOV-2003 03:02:20	Dark	45.000	41	Eps Car	1.8600	4100.0	90	9033	No
60	GOM_NL__2PRFIN20031122_030459_000000622021_00462_09033_8994.N1	22-NOV-2003 03:04:59	Dark	61.500	70	Zet Pup	2.2460	39000.	123	9033	No
61	GOM_NL__2PRFIN20031122_030751_000000572021_00462_09033_8995.N1	22-NOV-2003 03:07:51	Dark	56.500	2	Alp Car	-0.73600	7000.0	113	9033	No
62	GOM_NL__2PRFIN20031122_031255_000000772021_00462_09033_8996.N1	22-NOV-2003 03:12:55	Dark	76.500	23	21Eps CMa	1.5020	26000.	153	9033	No
63	GOM_NL__2PRFIN20031122_031600_000000382021_00462_09033_8997.N1	22-NOV-2003 03:16:00	Straylight	37.500	157	The1Eri	2.9060	9300.0	75	9033	No
64	GOM_NL__2PRFIN20031122_032054_000001482021_00462_09033_8998.N1	22-NOV-2003 03:20:54	Straylight	147.50	1	9Alp CMa	-1.4400	11000.	295	9033	No
65	GOM_NL__2PRFIN20031122_032512_000000742021_00462_09033_8999.N1	22-NOV-2003 03:25:12	Straylight	73.500	7	19Bet Ori	0.10000	14000.	147	9033	No
66	GOM_NL__2PRFIN20031122_032912_000000882021_00462_09033_9000.N1	22-NOV-2003 03:29:12	Tw_i_and_stray	88.000	30	46Eps Ori	1.6940	30000.	176	9033	No
67	GOM_NL__2PRFIN20031122_033333_000000392021_00462_09033_9001.N1	22-NOV-2003 03:33:33	Bright	39.000	105	6Bet Ari	2.6450	8900.0	78	9033	No
68	GOM_NL__2PRFIN20031122_033501_000000442021_00462_09033_9002.N1	22-NOV-2003 03:35:01	Bright	44.000	146	25Eta Tau	2.8730	15200.	88	9033	No
69	GOM_NL__2PRFIN20031122_033722_000000402021_00462_09033_9003.N1	22-NOV-2003 03:37:22	Bright	39.500	173	4Bet Tri	3.0040	8900.0	79	9033	No
70	GOM_NL__2PRFIN20031122_033928_000000402021_00462_09033_9004.N1	22-NOV-2003 03:39:28	Bright	39.500	73	57Gam1And	2.2600	13100.	79	9033	No
71	GOM_NL__2PRFIN20031122_034154_000000402021_00462_09033_9005.N1	22-NOV-2003 03:41:54	Bright	39.500	175	39Del Per	3.0100	19400.	79	9033	No
72	GOM_NL__2PRFIN20031122_034405_000000412021_00462_09033_9006.N1	22-NOV-2003 03:44:05	Bright	40.500	68	18Alp Cas	2.2250	4500.0	81	9033	No
73	GOM_NL__2PRFIN20031122_034519_000000392021_00462_09033_9007.N1	22-NOV-2003 03:45:19	Bright	38.500	74	11Bet Cas	2.2680	6600.0	77	9033	No
74	GOM_NL__2PRFIN20031122_034725_000000592021_00462_09033_9008.N1	22-NOV-2003 03:47:25	Bright	59.000	42	34Bet Aur	1.9000	10200.	118	9033	No
75	GOM_NL__2PRFIN20031122_035242_000000392021_00462_09033_9009.N1	22-NOV-2003 03:52:42	Bright	38.500	49	1Alp UMi	1.9900	6300.0	77	9033	No
76	GOM_NL__2PRFIN20031122_035712_000000402021_00462_09033_9010.N1	22-NOV-2003 03:57:12	Bright	39.500	60	7Bet UMi	2.0810	3950.0	79	9033	No
77	GOM_NL__2PRFIN20031122_035923_000000382021_00462_09033_9011.N1	22-NOV-2003 03:59:23	Bright	38.000	119	14Eta Dra	2.7270	4700.0	76	9033	No
78	GOM_NL__2PRFIN20031122_040141_000000632021_00462_09033_9012.N1	22-NOV-2003 04:01:41	Bright	63.000	82	48Bet UMa	2.3650	10600.	126	9033	No
79	GOM_NL__2PRFIN20031122_040309_000000482021_00462_09033_9013.N1	22-NOV-2003 04:03:09	Bright	48.000	87	64Gam UMa	2.4330	11000.	96	9033	No
80	GOM_NL__2PRFIN20031122_040554_000000682021_00462_09033_9014.N1	22-NOV-2003 04:05:54	Bright	68.000	174	52Psi UMa	3.0040	4400.0	136	9033	No
81	GOM_NL__2PRFIN20031122_040758_000000552021_00462_09033_9015.N1	22-NOV-2003 04:07:58	Bright	55.000	152	12Alp2CVn	2.8900	11000.	110	9033	No
82	GOM_NL__2PRFIN20031122_041011_000000362021_00462_09033_9016.N1	22-NOV-2003 04:10:11	Bright	36.000	83		2.3780	11000.	72	9033	No
83	GOM_NL__2PRFIN20031122_041241_000000352021_00462_09033_9017.N1	22-NOV-2003 04:12:41	Bright	35.000	3	16Alp Boo	-0.050000	4250.0	70	9033	No
84	GOM_NL__2PRFIN20031122_041518_000000572021_00462_09033_9018.N1	22-NOV-2003 04:15:18	Bright	57.000	96	68Del Leo	2.5600	9300.0	114	9033	No
85	GOM_NL__2PRFIN20031122_041807_000001102021_00462_09033_9019.N1	22-NOV-2003 04:18:07	Tw_i_and_stray	110.00	51	41Gam1Leo	2.0100	4500.0	220	9033	No
86	GOM_NL__2PRFIN20031122_042355_000001282021_00462_09033_9020.N1	22-NOV-2003 04:23:55	Straylight	127.50	22	32Alp Leo	1.3600	15200.	255	9033	No
87	GOM_NL__2PRFIN20031122_043234_000000422021_00462_09033_9021.N1	22-NOV-2003 04:32:34	Dark	41.500	64	Gam Cen	2.2000	10600.	83	9033	No
88	GOM_NL__2PRFIN20031122_043513_000000442021_00462_09033_9022.N1	22-NOV-2003 04:35:13	Dark	43.500	20	Bet Cru	1.2530	30000.	87	9033	No
89	GOM_NL__2PRFIN20031122_043622_000000462021_00463_09034_9227.N1	22-NOV-2003 04:36:22	Dark	45.500	12	Alp1Cru	0.77500	30000.	91	9034	No
90	GOM_NL__2PRFIN20031122_062334_000000442021_00464_09035_9228.N1	22-NOV-2003 06:23:34	Dark	43.500	41	Eps Car	1.8600	4100.0	87	9035	No
91	GOM_NL__2PRFIN20031122_062615_000000592021_00464_09035_9229.N1	22-NOV-2003 06:26:15	Dark	58.500	70	Zet Pup	2.2460	39000.	117	9035	No
92	GOM_NL__2PRFIN20031122_062904_000000502021_00464_09035_9230.N1	22-NOV-2003 06:29:04	Dark	49.500	2	Alp Car	-0.73600	7000.0	99	9035	No
93	GOM_NL__2PRFIN20031122_063409_000000762021_00464_09035_9231.N1	22-NOV-2003 06:34:09	Dark	76.000	23	21Eps CMa	1.5020	26000.	152	9035	No
94	GOM_NL__2PRFIN20031122_063712_000000412021_00464_09035_9232.N1	22-NOV-2003 06:37:12	Straylight	40.500	157	The1Eri	2.9060	9300.0	81	9035	No
95	GOM_NL__2PRFIN20031122_064207_000001322021_00464_09035_9233.N1	22-NOV-2003 06:42:07	Straylight	132.00	1	9Alp CMa	-1.4400	11000.	264	9035	No
96	GOM_NL__2PRFIN20031122_064624_000000692021_00464_09035_9234.N1	22-NOV-2003 06:46:24	Straylight	68.500	7	19Bet Ori	0.10000	14000.	137	9035	No
97	GOM_NL__2PRFIN20031122_065023_000000862021_00464_09035_9235.N1	22-NOV-2003 06:50:23	Tw_i_and_stray	86.000	30	46Eps Ori	1.6940	30000.	172	9035	No
98	GOM_NL__2PRFIN20031122_065446_000000382021_00464_09035_9236.N1	22-NOV-2003 06:54:46	Bright	37.500	105	6Bet Ari	2.6450	8900.0	75	9035	No
99	GOM_NL__2PRFIN20031122_065613_000000422021_00464_09035_9237.N1	22-NOV-2003 06:56:13	Bright	42.000	146	25Eta Tau	2.8730	15200.	84	9035	No
100	GOM_NL__2PRFIN20031122_065836_000000382021_00464_09035_9238.N1	22-NOV-2003 06:58:36	Bright	37.500	173	4Bet Tri	3.0040	8900.0	75	9035	No
101	GOM_NL__2PRFIN20031122_070041_000000392021_00464_09035_9239.N1	22-NOV-2003 07:00:41	Bright	38.500	73	57Gam1And	2.2600	13100.	77	9035	No

102	GOM_NL__2PRFIN20031122_070306_000000402021_00464_09035_9240.N1	22-NOV-2003 07:03:06	Bright	40.000	175	39Del Per	3.0100	19400.	80	9035	No
103	GOM_NL__2PRFIN20031122_070521_000000412021_00464_09035_9241.N1	22-NOV-2003 07:05:21	Bright	40.500	68	18Alp Cas	2.2250	4500.0	81	9035	No
104	GOM_NL__2PRFIN20031122_070632_000000382021_00464_09035_9242.N1	22-NOV-2003 07:06:32	Bright	37.500	74	11Bet Cas	2.2680	6600.0	75	9035	No
105	GOM_NL__2PRFIN20031122_070834_000000582021_00464_09035_9243.N1	22-NOV-2003 07:08:34	Bright	58.000	42	34Bet Aur	1.9000	10200.	116	9035	No
106	GOM_NL__2PRFIN20031122_071355_000000362021_00464_09035_9244.N1	22-NOV-2003 07:13:55	Bright	36.000	49	1Alp UMi	1.9900	6300.0	72	9035	No
107	GOM_NL__2PRFIN20031122_071826_000000402021_00464_09035_9245.N1	22-NOV-2003 07:18:26	Bright	40.000	60	7Bet UMi	2.0810	3950.0	80	9035	No
108	GOM_NL__2PRFIN20031122_072037_000000382021_00464_09035_9246.N1	22-NOV-2003 07:20:37	Bright	37.500	119	14Eta Dra	2.7270	4700.0	75	9035	No
109	GOM_NL__2PRFIN20031122_072252_000000452021_00464_09035_9247.N1	22-NOV-2003 07:22:52	Bright	44.500	82	48Bet UMa	2.3650	10600.	89	9035	No
110	GOM_NL__2PRFIN20031122_072420_000000402021_00464_09035_9248.N1	22-NOV-2003 07:24:20	Bright	39.500	87	64Gam UMa	2.4330	11000.	79	9035	No
111	GOM_NL__2PRFIN20031122_072706_000000482021_00464_09035_9249.N1	22-NOV-2003 07:27:06	Bright	47.500	174	52Psi UMa	3.0040	4400.0	95	9035	No
112	GOM_NL__2PRFIN20031122_072911_000000372021_00464_09035_9250.N1	22-NOV-2003 07:29:11	Bright	37.000	152	12Alp2CVn	2.8900	11000.	74	9035	No
113	GOM_NL__2PRFIN20031122_073124_000000352021_00464_09035_9251.N1	22-NOV-2003 07:31:24	Bright	35.000	83		2.3780	11000.	70	9035	No
114	GOM_NL__2PRFIN20031122_073354_000000342021_00464_09035_9252.N1	22-NOV-2003 07:33:54	Bright	33.500	3	16Alp Boo	-0.050000	4250.0	67	9035	No
115	GOM_NL__2PRFIN20031122_073631_000000572021_00464_09035_9253.N1	22-NOV-2003 07:36:31	Bright	56.500	96	68Del Leo	2.5600	9300.0	113	9035	No
116	GOM_NL__2PRFIN20031122_073921_000001092021_00464_09035_9254.N1	22-NOV-2003 07:39:21	Twilight	109.00	51	41Gam1Leo	2.0100	4500.0	218	9035	No
117	GOM_NL__2PRFIN20031122_074512_000001372021_00464_09035_9255.N1	22-NOV-2003 07:45:12	Straylight	137.00	22	32Alp Leo	1.3600	15200.	274	9035	No
118	GOM_NL__2PRFIN20031122_075347_000000412021_00464_09035_9256.N1	22-NOV-2003 07:53:47	Dark	41.000	64	Gam Cen	2.2000	10600.	82	9035	No
119	GOM_NL__2PRFIN20031122_075626_000000422021_00464_09035_9257.N1	22-NOV-2003 07:56:26	Dark	41.500	20	Bet Cru	1.2530	30000.	83	9035	No
120	GOM_NL__2PRFIN20031122_075736_000000402021_00465_09036_8993.N1	22-NOV-2003 07:57:36	Dark	39.500	12	Alp1Cru	0.77500	30000.	79	9036	No
121	GOM_NL__2PRFIN20031122_080410_000000582021_00465_09036_8994.N1	22-NOV-2003 08:04:10	Dark	58.000	41	Eps Car	1.8600	4100.0	116	9036	No
122	GOM_NL__2PRFIN20031122_080652_000000602021_00465_09036_8995.N1	22-NOV-2003 08:06:52	Dark	59.500	70	Zet Pup	2.2460	39000.	119	9036	No
123	GOM_NL__2PRFIN20031122_080939_000000552021_00465_09036_8996.N1	22-NOV-2003 08:09:39	Dark	55.000	2	Alp Car	-0.73600	7000.0	110	9036	No
124	GOM_NL__2PRFIN20031122_081446_000000762021_00465_09036_8997.N1	22-NOV-2003 08:14:46	Dark	76.000	23	21Eps CMa	1.5020	26000.	152	9036	No
125	GOM_NL__2PRFIN20031122_081748_000000392021_00465_09036_8998.N1	22-NOV-2003 08:17:48	Straylight	39.000	157	The1Eri	2.9060	9300.0	78	9036	No
126	GOM_NL__2PRFIN20031122_082242_000001352021_00465_09036_8999.N1	22-NOV-2003 08:22:42	Straylight	134.50	1	9Alp CMa	-1.4400	11000.	269	9036	No
127	GOM_NL__2PRFIN20031122_082659_000000702021_00465_09036_9000.N1	22-NOV-2003 08:26:59	Straylight	69.500	7	19Bet Ori	0.10000	14000.	139	9036	No
128	GOM_NL__2PRFIN20031122_083058_000000862021_00465_09036_9001.N1	22-NOV-2003 08:30:58	Twilight	85.500	30	46Eps Ori	1.6940	30000.	171	9036	No
129	GOM_NL__2PRFIN20031122_083522_000000372021_00465_09036_9002.N1	22-NOV-2003 08:35:22	Bright	36.500	105	6Bet Ari	2.6450	8900.0	73	9036	No
130	GOM_NL__2PRFIN20031122_083648_000000432021_00465_09036_9003.N1	22-NOV-2003 08:36:48	Bright	42.500	146	25Eta Tau	2.8730	15200.	85	9036	No
131	GOM_NL__2PRFIN20031122_083912_000000382021_00465_09036_9004.N1	22-NOV-2003 08:39:12	Bright	38.000	173	4Bet Tri	3.0040	8900.0	76	9036	No
132	GOM_NL__2PRFIN20031122_084116_000000402021_00465_09036_9005.N1	22-NOV-2003 08:41:16	Bright	40.000	73	57Gam1And	2.2600	13100.	80	9036	No
133	GOM_NL__2PRFIN20031122_084341_000000402021_00465_09036_9006.N1	22-NOV-2003 08:43:41	Bright	40.000	175	39Del Per	3.0100	19400.	80	9036	No
134	GOM_NL__2PRFIN20031122_084557_000000382021_00465_09036_9007.N1	22-NOV-2003 08:45:57	Bright	37.500	68	18Alp Cas	2.2250	4500.0	75	9036	No
135	GOM_NL__2PRFIN20031122_084708_000000392021_00465_09036_9008.N1	22-NOV-2003 08:47:08	Bright	39.000	74	11Bet Cas	2.2680	6600.0	78	9036	No
136	GOM_NL__2PRFIN20031122_084909_000000582021_00465_09036_9009.N1	22-NOV-2003 08:49:09	Bright	57.500	42	34Bet Aur	1.9000	10200.	115	9036	No
137	GOM_NL__2PRFIN20031122_085430_000000362021_00465_09036_9010.N1	22-NOV-2003 08:54:30	Bright	36.000	49	1Alp UMi	1.9900	6300.0	72	9036	No
138	GOM_NL__2PRFIN20031122_085902_000000392021_00465_09036_9011.N1	22-NOV-2003 08:59:02	Bright	38.500	60	7Bet UMi	2.0810	3950.0	77	9036	No
139	GOM_NL__2PRFIN20031122_090113_000000372021_00465_09036_9012.N1	22-NOV-2003 09:01:13	Bright	37.000	119	14Eta Dra	2.7270	4700.0	74	9036	No
140	GOM_NL__2PRFIN20031122_090328_000000452021_00465_09036_9013.N1	22-NOV-2003 09:03:28	Bright	45.000	82	48Bet UMa	2.3650	10600.	90	9036	No
141	GOM_NL__2PRFIN20031122_090456_000000412021_00465_09036_9014.N1	22-NOV-2003 09:04:56	Bright	40.500	87	64Gam UMa	2.4330	11000.	81	9036	No
142	GOM_NL__2PRFIN20031122_090742_000000492021_00465_09036_9015.N1	22-NOV-2003 09:07:42	Bright	48.500	174	52Psi UMa	3.0040	4400.0	97	9036	No
143	GOM_NL__2PRFIN20031122_090947_000000392021_00465_09036_9016.N1	22-NOV-2003 09:09:47	Bright	39.000	152	12Alp2CVn	2.8900	11000.	78	9036	No
144	GOM_NL__2PRFIN20031122_091200_000000352021_00465_09036_9017.N1	22-NOV-2003 09:12:00	Bright	35.000	83		2.3780	11000.	70	9036	No
145	GOM_NL__2PRFIN20031122_091430_000000352021_00465_09036_9018.N1	22-NOV-2003 09:14:30	Bright	34.500	3	16Alp Boo	-0.050000	4250.0	69	9036	No
146	GOM_NL__2PRFIN20031122_091708_000000582021_00465_09036_9019.N1	22-NOV-2003 09:17:08	Bright	57.500	96	68Del Leo	2.5600	9300.0	115	9036	No
147	GOM_NL__2PRFIN20031122_091959_000001052021_00465_09036_9020.N1	22-NOV-2003 09:19:59	Twilight	105.00	51	41Gam1Leo	2.0100	4500.0	210	9036	No
148	GOM_NL__2PRFIN20031122_092550_000001462021_00465_09036_9021.N1	22-NOV-2003 09:25:50	Straylight	145.50	22	32Alp Leo	1.3600	15200.	291	9036	No
149	GOM_NL__2PRFIN20031122_093423_000000402021_00465_09036_9022.N1	22-NOV-2003 09:34:23	Dark	39.500	64	Gam Cen	2.2000	10600.	79	9036	No
150	GOM_NL__2PRFIN20031122_093703_000000442021_00465_09036_9023.N1	22-NOV-2003 09:37:03	Dark	43.500	20	Bet Cru	1.2530	30000.	87	9036	No
151	GOM_NL__2PRFIN20031122_093812_000000462021_00466_09037_8993.N1	22-NOV-2003 09:38:12	Dark	46.000	12	Alp1Cru	0.77500	30000.	92	9037	No
152	GOM_NL__2PRFIN20031122_094447_000000572021_00466_09037_8994.N1	22-NOV-2003 09:44:47	Dark	57.000	41	Eps Car	1.8600	4100.0	114	9037	No
153	GOM_NL__2PRFIN20031122_094730_000000572021_00466_09037_8995.N1	22-NOV-2003 09:47:30	Dark	57.000	70	Zet Pup	2.2460	39000.	114	9037	No
154	GOM_NL__2PRFIN20031122_095017_000000512021_00466_09037_8996.N1	22-NOV-2003 09:50:17	Dark	51.000	2	Alp Car	-0.73600	7000.0	102	9037	No
155	GOM_NL__2PRFIN20031122_095523_000000792021_00466_09037_8997.N1	22-NOV-2003 09:55:23	Dark	79.000	23	21Eps CMa	1.5020	26000.	158	9037	No
156	GOM_NL__2PRFIN20031122_095824_000000392021_00466_09037_8998.N1	22-NOV-2003 09:58:24	Straylight	39.000	157	The1Eri	2.9060	9300.0	78	9037	No
157	GOM_NL__2PRFIN20031122_100319_000001372021_00466_09037_8999.N1	22-NOV-2003 10:03:19	Straylight	136.50	1	9Alp CMa	-1.4400	11000.	273	9037	No
158	GOM_NL__2PRFIN20031122_100735_000000712021_00466_09037_9000.N1	22-NOV-2003 10:07:35	Straylight	70.500	7	19Bet Ori	0.10000	14000.	141	9037	No
159	GOM_NL__2PRFIN20031122_101133_000000822021_00466_09037_9001.N1	22-NOV-2003 10:11:33	Twilight	81.500	30	46Eps Ori	1.6940	30000.	163	9037	No
160	GOM_NL__2PRFIN20031122_101558_000000372021_00466_09037_9002.N1	22-NOV-2003 10:15:58	Bright	37.000	105	6Bet Ari	2.6450	8900.0	74	9037	No



161	GOM_NL__2PRFIN20031122_101724_000000432021_00466_09037_9003.N1	22-NOV-2003 10:17:24	Bright	43.000	146	25Eta Tau	2.8730	15200.	86	9037	No
162	GOM_NL__2PRFIN20031122_101948_000000372021_00466_09037_9004.N1	22-NOV-2003 10:19:48	Bright	36.500	173	4Bet Tri	3.0040	8900.0	73	9037	No
163	GOM_NL__2PRFIN20031122_102153_000000382021_00466_09037_9005.N1	22-NOV-2003 10:21:53	Bright	38.000	73	57Gam1And	2.2600	13100.	76	9037	No
164	GOM_NL__2PRFIN20031122_102633_000000372021_00466_09037_9006.N1	22-NOV-2003 10:26:33	Bright	37.000	68	18Alp Cas	2.2250	4500.0	74	9037	No
165	GOM_NL__2PRFIN20031122_102745_000000382021_00466_09037_9007.N1	22-NOV-2003 10:27:45	Bright	37.500	74	11Bet Cas	2.2680	6600.0	75	9037	No
166	GOM_NL__2PRFIN20031122_102944_000000592021_00466_09037_9008.N1	22-NOV-2003 10:29:44	Bright	58.500	42	34Bet Aur	1.9000	10200.	117	9037	No
167	GOM_NL__2PRFIN20031122_103506_000000372021_00466_09037_9009.N1	22-NOV-2003 10:35:06	Bright	37.000	49	1Alp UMi	1.9900	6300.0	74	9037	No
168	GOM_NL__2PRFIN20031122_103938_000000392021_00466_09037_9010.N1	22-NOV-2003 10:39:38	Bright	38.500	60	7Bet UMi	2.0810	3950.0	77	9037	No
169	GOM_NL__2PRFIN20031122_104150_000000372021_00466_09037_9011.N1	22-NOV-2003 10:41:50	Bright	37.000	119	14Eta Dra	2.7270	4700.0	74	9037	No
170	GOM_NL__2PRFIN20031122_104403_000000452021_00466_09037_9012.N1	22-NOV-2003 10:44:03	Bright	45.000	82	48Bet UMa	2.3650	10600.	90	9037	No
171	GOM_NL__2PRFIN20031122_104532_000000422021_00466_09037_9013.N1	22-NOV-2003 10:45:32	Bright	41.500	87	64Gam UMa	2.4330	11000.	83	9037	No
172	GOM_NL__2PRFIN20031122_104817_000000662021_00466_09037_9014.N1	22-NOV-2003 10:48:17	Bright	66.000	174	52Psi UMa	3.0040	4400.0	132	9037	No
173	GOM_NL__2PRFIN20031122_105023_000000552021_00466_09037_9015.N1	22-NOV-2003 10:50:23	Bright	55.000	152	12Alp2CVn	2.8900	11000.	110	9037	No
174	GOM_NL__2PRFIN20031122_105236_000000352021_00466_09037_9016.N1	22-NOV-2003 10:52:36	Bright	34.500	83		2.3780	11000.	69	9037	No
175	GOM_NL__2PRFIN20031122_105507_000000352021_00466_09037_9017.N1	22-NOV-2003 10:55:07	Bright	34.500	3	16Alp Boo	-0.050000	4250.0	69	9037	No
176	GOM_NL__2PRFIN20031122_105744_000000552021_00466_09037_9018.N1	22-NOV-2003 10:57:44	Bright	55.000	96	68Del Leo	2.5600	9300.0	110	9037	No
177	GOM_NL__2PRFIN20031122_110036_000001052021_00466_09037_9019.N1	22-NOV-2003 11:00:36	Twilight	104.50	51	41Gam1Leo	2.0100	4500.0	209	9037	No
178	GOM_NL__2PRFIN20031122_110629_000001342021_00466_09037_9020.N1	22-NOV-2003 11:06:29	Straylight	133.50	22	32Alp Leo	1.3600	15200.	267	9037	No
179	GOM_NL__2PRFIN20031122_111500_000000412021_00466_09037_9021.N1	22-NOV-2003 11:15:00	Dark	41.000	64	Gam Cen	2.2000	10600.	82	9037	No
180	GOM_NL__2PRFIN20031122_111739_000000382021_00466_09037_9022.N1	22-NOV-2003 11:17:39	Dark	38.000	20	Bet Cru	1.2530	30000.	76	9037	No
181	GOM_NL__2PRFIN20031122_111848_000000382021_00467_09038_8994.N1	22-NOV-2003 11:18:48	Dark	38.000	12	Alp1Cru	0.77500	30000.	76	9038	No
182	GOM_NL__2PRFIN20031122_112524_000000452021_00467_09038_8995.N1	22-NOV-2003 11:25:24	Dark	44.500	41	Eps Car	1.8600	4100.0	89	9038	No
183	GOM_NL__2PRFIN20031122_112807_000000582021_00467_09038_8996.N1	22-NOV-2003 11:28:07	Dark	58.000	70	Zet Pup	2.2460	39000.	116	9038	No
184	GOM_NL__2PRFIN20031122_113054_000000462021_00467_09038_8997.N1	22-NOV-2003 11:30:54	Dark	45.500	2	Alp Car	-0.73600	7000.0	91	9038	No
185	GOM_NL__2PRFIN20031122_113600_000000792021_00467_09038_8998.N1	22-NOV-2003 11:36:00	Dark	79.000	23	21Eps CMa	1.5020	26000.	158	9038	No
186	GOM_NL__2PRFIN20031122_113901_000000382021_00467_09038_8999.N1	22-NOV-2003 11:39:01	Straylight	38.000	157	The1Eri	2.9060	9300.0	76	9038	No
187	GOM_NL__2PRFIN20031122_114354_000001492021_00467_09038_9000.N1	22-NOV-2003 11:43:54	Straylight	148.50	1	9Alp CMa	-1.4400	11000.	297	9038	No
188	GOM_NL__2PRFIN20031122_114811_000000832021_00467_09038_9001.N1	22-NOV-2003 11:48:11	Straylight	83.000	7	19Bet Ori	0.10000	14000.	166	9038	No
189	GOM_NL__2PRFIN20031122_115208_000000892021_00467_09038_9002.N1	22-NOV-2003 11:52:08	Twilight	88.500	30	46Eps Ori	1.6940	30000.	177	9038	No
190	GOM_NL__2PRFIN20031122_115635_000000382021_00467_09038_9003.N1	22-NOV-2003 11:56:35	Bright	37.500	105	6Bet Ari	2.6450	8900.0	75	9038	No
191	GOM_NL__2PRFIN20031122_115800_000000432021_00467_09038_9004.N1	22-NOV-2003 11:58:00	Bright	42.500	146	25Eta Tau	2.8730	15200.	85	9038	No
192	GOM_NL__2PRFIN20031122_120025_000000352021_00467_09038_9005.N1	22-NOV-2003 12:00:25	Bright	35.000	173	4Bet Tri	3.0040	8900.0	70	9038	No
193	GOM_NL__2PRFIN20031122_120229_000000382021_00467_09038_9006.N1	22-NOV-2003 12:02:29	Bright	37.500	73	57Gam1And	2.2600	13100.	75	9038	No
194	GOM_NL__2PRFIN20031122_120453_000000392021_00467_09038_9007.N1	22-NOV-2003 12:04:53	Bright	39.000	175	39Del Per	3.0100	19400.	78	9038	No
195	GOM_NL__2PRFIN20031122_120710_000000392021_00467_09038_9008.N1	22-NOV-2003 12:07:10	Bright	38.500	68	18Alp Cas	2.2250	4500.0	77	9038	No
196	GOM_NL__2PRFIN20031122_120821_000000392021_00467_09038_9009.N1	22-NOV-2003 12:08:21	Bright	39.000	74	11Bet Cas	2.2680	6600.0	78	9038	No
197	GOM_NL__2PRFIN20031122_121019_000000562021_00467_09038_9010.N1	22-NOV-2003 12:10:19	Bright	55.500	42	34Bet Aur	1.9000	10200.	111	9038	No
198	GOM_NL__2PRFIN20031122_121543_000000382021_00467_09038_9011.N1	22-NOV-2003 12:15:43	Bright	38.000	49	1Alp UMi	1.9900	6300.0	76	9038	No
199	GOM_NL__2PRFIN20031122_122014_000000382021_00467_09038_9012.N1	22-NOV-2003 12:20:14	Bright	38.000	60	7Bet UMi	2.0810	3950.0	76	9038	No
200	GOM_NL__2PRFIN20031122_122226_000000382021_00467_09038_9013.N1	22-NOV-2003 12:22:26	Bright	38.000	119	14Eta Dra	2.7270	4700.0	76	9038	No
201	GOM_NL__2PRFIN20031122_122439_000000442021_00467_09038_9014.N1	22-NOV-2003 12:24:39	Bright	44.000	82	48Bet UMa	2.3650	10600.	88	9038	No
202	GOM_NL__2PRFIN20031122_122608_000000392021_00467_09038_9015.N1	22-NOV-2003 12:26:08	Bright	39.000	87	64Gam UMa	2.4330	11000.	78	9038	No
203	GOM_NL__2PRFIN20031122_122853_000000662021_00467_09038_9016.N1	22-NOV-2003 12:28:53	Bright	66.000	174	52Psi UMa	3.0040	4400.0	132	9038	No
204	GOM_NL__2PRFIN20031122_123059_000000382021_00467_09038_9017.N1	22-NOV-2003 12:30:59	Bright	37.500	152	12Alp2CVn	2.8900	11000.	75	9038	No
205	GOM_NL__2PRFIN20031122_123313_000000352021_00467_09038_9018.N1	22-NOV-2003 12:33:13	Bright	34.500	83		2.3780	11000.	69	9038	No
206	GOM_NL__2PRFIN20031122_123543_000000342021_00467_09038_9019.N1	22-NOV-2003 12:35:43	Bright	33.500	3	16Alp Boo	-0.050000	4250.0	67	9038	No
207	GOM_NL__2PRFIN20031122_123821_000000562021_00467_09038_9020.N1	22-NOV-2003 12:38:21	Bright	55.500	96	68Del Leo	2.5600	9300.0	111	9038	No
208	GOM_NL__2PRFIN20031122_124113_000001112021_00467_09038_9021.N1	22-NOV-2003 12:41:13	Twilight	111.00	51	41Gam1Leo	2.0100	4500.0	222	9038	No
209	GOM_NL__2PRFIN20031122_124708_000001292021_00467_09038_9022.N1	22-NOV-2003 12:47:08	Straylight	128.50	22	32Alp Leo	1.3600	15200.	257	9038	No
210	GOM_NL__2PRFIN20031122_125536_000000392021_00467_09038_9023.N1	22-NOV-2003 12:55:36	Dark	38.500	64	Gam Cen	2.2000	10600.	77	9038	No
211	GOM_NL__2PRFIN20031122_125815_000000442021_00467_09038_9024.N1	22-NOV-2003 12:58:15	Dark	44.000	20	Bet Cru	1.2530	30000.	88	9038	No
212	GOM_NL__2PRFIN20031122_125924_000000392021_00468_09039_9012.N1	22-NOV-2003 12:59:24	Dark	39.000	12	Alp1Cru	0.77500	30000.	78	9039	No
213	GOM_NL__2PRFIN20031122_130601_000000432021_00468_09039_9013.N1	22-NOV-2003 13:06:01	Dark	42.500	41	Eps Car	1.8600	4100.0	85	9039	No
214	GOM_NL__2PRFIN20031122_130844_000000572021_00468_09039_9014.N1	22-NOV-2003 13:08:44	Dark	57.000	70	Zet Pup	2.2460	39000.	114	9039	No
215	GOM_NL__2PRFIN20031122_131131_000000562021_00468_09039_9015.N1	22-NOV-2003 13:11:31	Dark	55.500	2	Alp Car	-0.73600	7000.0	111	9039	No
216	GOM_NL__2PRFIN20031122_131638_000000762021_00468_09039_9016.N1	22-NOV-2003 13:16:38	Dark	75.500	23	21Eps CMa	1.5020	26000.	151	9039	No
217	GOM_NL__2PRFIN20031122_131937_000000402021_00468_09039_9017.N1	22-NOV-2003 13:19:37	Straylight	39.500	157	The1Eri	2.9060	9300.0	79	9039	No
218	GOM_NL__2PRFIN20031122_132431_000001192021_00468_09039_9018.N1	22-NOV-2003 13:24:31	Straylight	119.00	1	9Alp CMa	-1.4400	11000.	238	9039	No
219	GOM_NL__2PRFIN20031122_132846_000000692021_00468_09039_9019.N1	22-NOV-2003 13:28:46	Straylight	68.500	7	19Bet Ori	0.10000	14000.	137	9039	No

220	GOM_NL__2PRFIN20031122_133243_000000892021_00468_09039_9020.N1	22-NOV-2003 13:32:43	Twilight	89.000	30	46Eps Ori	1.6940	30000.	178	9039	No
221	GOM_NL__2PRFIN20031122_133711_000000382021_00468_09039_9021.N1	22-NOV-2003 13:37:11	Bright	37.500	105	6Bet Ari	2.6450	8900.0	75	9039	No
222	GOM_NL__2PRFIN20031122_133836_000000412021_00468_09039_9022.N1	22-NOV-2003 13:38:36	Bright	41.000	146	25Eta Tau	2.8730	15200.	82	9039	No
223	GOM_NL__2PRFIN20031122_134101_000000362021_00468_09039_9023.N1	22-NOV-2003 13:41:01	Bright	35.500	173	4Bet Tri	3.0040	8900.0	71	9039	No
224	GOM_NL__2PRFIN20031122_134305_000000372021_00468_09039_9024.N1	22-NOV-2003 13:43:05	Bright	36.500	73	57Gam1And	2.2600	13100.	73	9039	No
225	GOM_NL__2PRFIN20031122_134529_000000402021_00468_09039_9025.N1	22-NOV-2003 13:45:29	Bright	40.000	175	39Del Per	3.0100	19400.	80	9039	No
226	GOM_NL__2PRFIN20031122_134746_000000352021_00468_09039_9026.N1	22-NOV-2003 13:47:46	Bright	35.000	68	18Alp Cas	2.2250	4500.0	70	9039	No
227	GOM_NL__2PRFIN20031122_134858_000000382021_00468_09039_9027.N1	22-NOV-2003 13:48:58	Bright	38.000	74	11Bet Cas	2.2680	6600.0	76	9039	No
228	GOM_NL__2PRFIN20031122_135054_000000552021_00468_09039_9028.N1	22-NOV-2003 13:50:54	Bright	54.500	42	34Bet Aur	1.9000	10200.	109	9039	No
229	GOM_NL__2PRFIN20031122_135619_000000362021_00468_09039_9029.N1	22-NOV-2003 13:56:19	Bright	36.000	49	1Alp UMi	1.9900	6300.0	72	9039	No
230	GOM_NL__2PRFIN20031122_140050_000000382021_00468_09039_9030.N1	22-NOV-2003 14:00:50	Bright	38.000	60	7Bet UMi	2.0810	3950.0	76	9039	No
231	GOM_NL__2PRFIN20031122_140302_000000362021_00468_09039_9031.N1	22-NOV-2003 14:03:02	Bright	36.000	119	14Eta Dra	2.7270	4700.0	72	9039	No
232	GOM_NL__2PRFIN20031122_140515_000000442021_00468_09039_9032.N1	22-NOV-2003 14:05:15	Bright	44.000	82	48Bet UMa	2.3650	10600.	88	9039	No
233	GOM_NL__2PRFIN20031122_140644_000000422021_00468_09039_9033.N1	22-NOV-2003 14:06:44	Bright	41.500	87	64Gam UMa	2.4330	11000.	83	9039	No
234	GOM_NL__2PRFIN20031122_140929_000000472021_00468_09039_9034.N1	22-NOV-2003 14:09:29	Bright	46.500	174	52Psi UMa	3.0040	4400.0	93	9039	No
235	GOM_NL__2PRFIN20031122_141135_000000362021_00468_09039_9035.N1	22-NOV-2003 14:11:35	Bright	35.500	152	12Alp2CVn	2.8900	11000.	71	9039	No
236	GOM_NL__2PRFIN20031122_141349_000000352021_00468_09039_9036.N1	22-NOV-2003 14:13:49	Bright	35.000	83		2.3780	11000.	70	9039	No
237	GOM_NL__2PRFIN20031122_141619_000000342021_00468_09039_9037.N1	22-NOV-2003 14:16:19	Bright	34.000	3	16Alp Boo	-0.050000	4250.0	68	9039	No
238	GOM_NL__2PRFIN20031122_141857_000000542021_00468_09039_9038.N1	22-NOV-2003 14:18:57	Bright	53.500	96	68Del Leo	2.5600	9300.0	107	9039	No
239	GOM_NL__2PRFIN20031122_142150_000001122021_00468_09039_9039.N1	22-NOV-2003 14:21:50	Twilight	111.50	51	41Gam1Leo	2.0100	4500.0	223	9039	No
240	GOM_NL__2PRFIN20031122_142746_000001332021_00468_09039_9040.N1	22-NOV-2003 14:27:46	Straylight	132.50	22	32Alp Leo	1.3600	15200.	265	9039	No
241	GOM_NL__2PRFIN20031122_143613_000000402021_00468_09039_9041.N1	22-NOV-2003 14:36:13	Dark	40.000	64	Gam Cen	2.2000	10600.	80	9039	No
242	GOM_NL__2PRFIN20031122_143852_000000402021_00468_09039_9042.N1	22-NOV-2003 14:38:52	Dark	39.500	20	Bet Cru	1.2530	30000.	79	9039	No
243	GOM_NL__2PRFIN20031122_144001_000000392021_00469_09040_9013.N1	22-NOV-2003 14:40:01	Dark	39.000	12	Alp1Cru	0.77500	30000.	78	9040	No
244	GOM_NL__2PRFIN20031122_144222_000000392021_00469_09040_9014.N1	22-NOV-2003 14:42:22	Dark	38.500	124	The Car	2.7640	30000.	77	9040	No
245	GOM_NL__2PRFIN20031122_144638_000000452021_00469_09040_9015.N1	22-NOV-2003 14:46:38	Dark	44.500	41	Eps Car	1.8600	4100.0	89	9040	No
246	GOM_NL__2PRFIN20031122_144801_000000492021_00469_09040_9016.N1	22-NOV-2003 14:48:01	Dark	48.500	34	Gam2Vel	1.7930	23000.	97	9040	No
247	GOM_NL__2PRFIN20031122_145208_000000592021_00469_09040_9017.N1	22-NOV-2003 14:52:08	Dark	59.000	2	Alp Car	-0.73600	7000.0	118	9040	No
248	GOM_NL__2PRFIN20031122_145715_000000762021_00469_09040_9018.N1	22-NOV-2003 14:57:15	Dark	76.000	23	21Eps CMa	1.5020	26000.	152	9040	No
249	GOM_NL__2PRFIN20031122_150014_000000402021_00469_09040_9019.N1	22-NOV-2003 15:00:14	Straylight	39.500	157	The1Eri	2.9060	9300.0	79	9040	No
250	GOM_NL__2PRFIN20031122_150507_000001392021_00469_09040_9020.N1	22-NOV-2003 15:05:07	Straylight	139.00	1	9Alp CMa	-1.4400	11000.	278	9040	No
251	GOM_NL__2PRFIN20031122_150923_000000782021_00469_09040_9021.N1	22-NOV-2003 15:09:23	Straylight	77.500	7	19Bet Ori	0.10000	14000.	155	9040	No
252	GOM_NL__2PRFIN20031122_151319_000000812021_00469_09040_9022.N1	22-NOV-2003 15:13:19	Twilight	81.000	30	46Eps Ori	1.6940	30000.	162	9040	No
253	GOM_NL__2PRFIN20031122_151748_000000372021_00469_09040_9023.N1	22-NOV-2003 15:17:48	Bright	36.500	105	6Bet Ari	2.6450	8900.0	73	9040	No
254	GOM_NL__2PRFIN20031122_152134_000000402021_00469_09040_9024.N1	22-NOV-2003 15:21:34	Bright	39.500	173	4Bet Tri	3.0040	8900.0	79	9040	No
255	GOM_NL__2PRFIN20031122_152341_000000382021_00469_09040_9025.N1	22-NOV-2003 15:23:41	Bright	37.500	73	57Gam1And	2.2600	13100.	75	9040	No
256	GOM_NL__2PRFIN20031122_152603_000000402021_00469_09040_9026.N1	22-NOV-2003 15:26:03	Bright	39.500	175	39Del Per	3.0100	19400.	79	9040	No
257	GOM_NL__2PRFIN20031122_152821_000000392021_00469_09040_9027.N1	22-NOV-2003 15:28:21	Bright	38.500	68	18Alp Cas	2.2250	4500.0	77	9040	No
258	GOM_NL__2PRFIN20031122_152932_000000412021_00469_09040_9028.N1	22-NOV-2003 15:29:32	Bright	40.500	74	11Bet Cas	2.2680	6600.0	81	9040	No
259	GOM_NL__2PRFIN20031122_153128_000000582021_00469_09040_9029.N1	22-NOV-2003 15:31:28	Bright	58.000	42	34Bet Aur	1.9000	10200.	116	9040	No
260	GOM_NL__2PRFIN20031122_153653_000000392021_00469_09040_9030.N1	22-NOV-2003 15:36:53	Bright	38.500	49	1Alp UMi	1.9900	6300.0	77	9040	No
261	GOM_NL__2PRFIN20031122_154125_000000382021_00469_09040_9031.N1	22-NOV-2003 15:41:25	Bright	38.000	60	7Bet UMi	2.0810	3950.0	76	9040	No
262	GOM_NL__2PRFIN20031122_154335_000000402021_00469_09040_9032.N1	22-NOV-2003 15:43:35	Bright	39.500	119	14Eta Dra	2.7270	4700.0	79	9040	No
263	GOM_NL__2PRFIN20031122_154550_000000442021_00469_09040_9033.N1	22-NOV-2003 15:45:50	Bright	44.000	82	48Bet UMa	2.3650	10600.	88	9040	No
264	GOM_NL__2PRFIN20031122_154719_000000402021_00469_09040_9034.N1	22-NOV-2003 15:47:19	Bright	40.000	87	64Gam UMa	2.4330	11000.	80	9040	No
265	GOM_NL__2PRFIN20031122_155005_000000482021_00469_09040_9035.N1	22-NOV-2003 15:50:05	Bright	48.000	174	52Psi UMa	3.0040	4400.0	96	9040	No
266	GOM_NL__2PRFIN20031122_155210_000000412021_00469_09040_9036.N1	22-NOV-2003 15:52:10	Bright	40.500	152	12Alp2CVn	2.8900	11000.	81	9040	No
267	GOM_NL__2PRFIN20031122_155421_000000382021_00469_09040_9037.N1	22-NOV-2003 15:54:21	Bright	38.000	83		2.3780	11000.	76	9040	No
268	GOM_NL__2PRFIN20031122_155654_000000362021_00469_09040_9038.N1	22-NOV-2003 15:56:54	Bright	35.500	3	16Alp Boo	-0.050000	4250.0	71	9040	No
269	GOM_NL__2PRFIN20031122_155933_000000552021_00469_09040_9039.N1	22-NOV-2003 15:59:33	Bright	54.500	96	68Del Leo	2.5600	9300.0	109	9040	No
270	GOM_NL__2PRFIN20031122_160227_000001102021_00469_09040_9040.N1	22-NOV-2003 16:02:27	Twilight	109.50	51	41Gam1Leo	2.0100	4500.0	219	9040	No
271	GOM_NL__2PRFIN20031122_160824_000001562021_00469_09040_9041.N1	22-NOV-2003 16:08:24	Straylight	155.50	22	32Alp Leo	1.3600	15200.	311	9040	No
272	GOM_NL__2PRFIN20031122_161648_000000432021_00469_09040_9042.N1	22-NOV-2003 16:16:48	Dark	43.000	64	Gam Cen	2.2000	10600.	86	9040	No
273	GOM_NL__2PRFIN20031122_161924_000000522021_00469_09040_9043.N1	22-NOV-2003 16:19:24	Dark	52.000	20	Bet Cru	1.2530	30000.	104	9040	No
274	GOM_NL__2PRFIN20031122_162035_000000522021_00470_09041_9013.N1	22-NOV-2003 16:20:35	Dark	52.000	12	Alp1Cru	0.77500	30000.	104	9041	No
275	GOM_NL__2PRFIN20031122_162257_000000402021_00470_09041_9014.N1	22-NOV-2003 16:22:57	Dark	39.500	124	The Car	2.7640	30000.	79	9041	No
276	GOM_NL__2PRFIN20031122_162714_000000502021_00470_09041_9015.N1	22-NOV-2003 16:27:14	Dark	50.000	41	Eps Car	1.8600	4100.0	100	9041	No
277	GOM_NL__2PRFIN20031122_162837_000000512021_00470_09041_9016.N1	22-NOV-2003 16:28:37	Dark	50.500	34	Gam2Vel	1.7930	23000.	101	9041	No
278	GOM_NL__2PRFIN20031122_163243_000000602021_00470_09041_9017.N1	22-NOV-2003 16:32:43	Dark	60.000	2	Alp Car	-0.73600	7000.0	120	9041	No

279	GOM_NL__2PRFIN20031122_163751_000000832021_00470_09041_9018.N1	22-NOV-2003 16:37:51	Dark	83.000	23	21Eps CMa	1.5020	26000.	166	9041	No
280	GOM_NL__2PRFIN20031122_164048_000000412021_00470_09041_9019.N1	22-NOV-2003 16:40:48	Straylight	40.500	157	The1Eri	2.9060	9300.0	81	9041	No
281	GOM_NL__2PRFIN20031122_164543_000001362021_00470_09041_9020.N1	22-NOV-2003 16:45:43	Straylight	136.00	1	9Alp CMa	-1.4400	11000.	272	9041	No
282	GOM_NL__2PRFIN20031122_164957_000000822021_00470_09041_9021.N1	22-NOV-2003 16:49:57	Straylight	82.000	7	19Bet Ori	0.10000	14000.	164	9041	No
283	GOM_NL__2PRFIN20031122_165353_000000812021_00470_09041_9022.N1	22-NOV-2003 16:53:53	Tw_i_and_stray	81.000	30	46Eps Ori	1.6940	30000.	162	9041	No
284	GOM_NL__2PRFIN20031122_165822_000000402021_00470_09041_9023.N1	22-NOV-2003 16:58:22	Bright	39.500	105	6Bet Ari	2.6450	8900.0	79	9041	No
285	GOM_NL__2PRFIN20031122_170210_000000402021_00470_09041_9024.N1	22-NOV-2003 17:02:10	Bright	39.500	173	4Bet Tri	3.0040	8900.0	79	9041	No
286	GOM_NL__2PRFIN20031122_170416_000000382021_00470_09041_9025.N1	22-NOV-2003 17:04:16	Bright	37.500	73	57Gam1And	2.2600	13100.	75	9041	No
287	GOM_NL__2PRFIN20031122_170639_000000402021_00470_09041_9026.N1	22-NOV-2003 17:06:39	Bright	39.500	175	39Del Per	3.0100	19400.	79	9041	No
288	GOM_NL__2PRFIN20031122_170857_000000412021_00470_09041_9027.N1	22-NOV-2003 17:08:57	Bright	40.500	68	18Alp Cas	2.2250	4500.0	81	9041	No
289	GOM_NL__2PRFIN20031122_171010_000000382021_00470_09041_9028.N1	22-NOV-2003 17:10:10	Bright	38.000	74	11Bet Cas	2.2680	6600.0	76	9041	No
290	GOM_NL__2PRFIN20031122_171202_000000552021_00470_09041_9029.N1	22-NOV-2003 17:12:02	Bright	54.500	42	34Bet Aur	1.9000	10200.	109	9041	No
291	GOM_NL__2PRFIN20031122_171727_000000402021_00470_09041_9030.N1	22-NOV-2003 17:17:27	Bright	40.000	49	1Alp UMi	1.9900	6300.0	80	9041	No
292	GOM_NL__2PRFIN20031122_172201_000000392021_00470_09041_9031.N1	22-NOV-2003 17:22:01	Bright	39.000	60	7Bet UMi	2.0810	3950.0	78	9041	No
293	GOM_NL__2PRFIN20031122_172413_000000372021_00470_09041_9032.N1	22-NOV-2003 17:24:13	Bright	36.500	119	14Eta Dra	2.7270	4700.0	73	9041	No
294	GOM_NL__2PRFIN20031122_172626_000000452021_00470_09041_9033.N1	22-NOV-2003 17:26:26	Bright	44.500	82	48Bet UMa	2.3650	10600.	89	9041	No
295	GOM_NL__2PRFIN20031122_172754_000000412021_00470_09041_9034.N1	22-NOV-2003 17:27:54	Bright	40.500	87	64Gam UMa	2.4330	11000.	81	9041	No
296	GOM_NL__2PRFIN20031122_173040_000000612021_00470_09041_9035.N1	22-NOV-2003 17:30:40	Bright	60.500	174	52Psi UMa	3.0040	4400.0	121	9041	No
297	GOM_NL__2PRFIN20031122_173245_000000402021_00470_09041_9036.N1	22-NOV-2003 17:32:45	Bright	40.000	152	12Alp2CVn	2.8900	11000.	80	9041	No
298	GOM_NL__2PRFIN20031122_173457_000000382021_00470_09041_9037.N1	22-NOV-2003 17:34:57	Bright	38.000	83		2.3780	11000.	76	9041	No
299	GOM_NL__2PRFIN20031122_173730_000000362021_00470_09041_9038.N1	22-NOV-2003 17:37:30	Bright	36.000	3	16Alp Boo	-0.050000	4250.0	72	9041	No
300	GOM_NL__2PRFIN20031122_174010_000000562021_00470_09041_9039.N1	22-NOV-2003 17:40:10	Bright	55.500	96	68Del Leo	2.5600	9300.0	111	9041	No
301	GOM_NL__2PRFIN20031122_174304_000001072021_00470_09041_9040.N1	22-NOV-2003 17:43:04	Tw_i_and_stray	106.50	51	41Gam1Leo	2.0100	4500.0	213	9041	No
302	GOM_NL__2PRFIN20031122_174903_000001492021_00470_09041_9041.N1	22-NOV-2003 17:49:03	Straylight	148.50	22	32Alp Leo	1.3600	15200.	297	9041	No
303	GOM_NL__2PRFIN20031122_175724_000000402021_00470_09041_9042.N1	22-NOV-2003 17:57:24	Dark	39.500	64	Gam Cen	2.2000	10600.	79	9041	No
304	GOM_NL__2PRFIN20031122_180000_000000462021_00470_09041_9043.N1	22-NOV-2003 18:00:00	Dark	46.000	20	Bet Cru	1.2530	30000.	92	9041	No
305	GOM_NL__2PRFIN20031122_180111_000000422021_00471_09042_0178.N1	22-NOV-2003 18:01:11	Dark	41.500	12	Alp1Cru	0.77500	30000.	83	9042	No
306	GOM_NL__2PRFIN20031122_180334_000000402021_00471_09042_0179.N1	22-NOV-2003 18:03:34	Dark	40.000	124	The Car	2.7640	30000.	80	9042	No
307	GOM_NL__2PRFIN20031122_180751_000000452021_00471_09042_0180.N1	22-NOV-2003 18:07:51	Dark	44.500	41	Eps Car	1.8600	4100.0	89	9042	No
308	GOM_NL__2PRFIN20031122_180914_000000512021_00471_09042_0181.N1	22-NOV-2003 18:09:14	Dark	51.000	34	Gam2Vel	1.7930	23000.	102	9042	No
309	GOM_NL__2PRFIN20031122_181320_000000602021_00471_09042_0182.N1	22-NOV-2003 18:13:20	Dark	59.500	2	Alp Car	-0.73600	7000.0	119	9042	No
310	GOM_NL__2PRFIN20031122_181827_000000782021_00471_09042_0183.N1	22-NOV-2003 18:18:27	Dark	78.000	23	21Eps CMa	1.5020	26000.	156	9042	No
311	GOM_NL__2PRFIN20031122_182125_000000422021_00471_09042_0184.N1	22-NOV-2003 18:21:25	Straylight	41.500	157	The1Eri	2.9060	9300.0	83	9042	No
312	GOM_NL__2PRFIN20031122_182618_000001422021_00471_09042_0185.N1	22-NOV-2003 18:26:18	Straylight	141.50	1	9Alp CMa	-1.4400	11000.	283	9042	No
313	GOM_NL__2PRFIN20031122_183033_000000742021_00471_09042_0186.N1	22-NOV-2003 18:30:33	Straylight	74.000	7	19Bet Ori	0.10000	14000.	148	9042	No
314	GOM_NL__2PRFIN20031122_183428_000000852021_00471_09042_0187.N1	22-NOV-2003 18:34:28	Tw_i_and_stray	84.500	30	46Eps Ori	1.6940	30000.	169	9042	No
315	GOM_NL__2PRFIN20031122_183859_000000382021_00471_09042_0188.N1	22-NOV-2003 18:38:59	Bright	37.500	105	6Bet Ari	2.6450	8900.0	75	9042	No
316	GOM_NL__2PRFIN20031122_184248_000000382021_00471_09042_0189.N1	22-NOV-2003 18:42:48	Bright	38.000	173	4Bet Tri	3.0040	8900.0	76	9042	No
317	GOM_NL__2PRFIN20031122_184453_000000392021_00471_09042_0190.N1	22-NOV-2003 18:44:53	Bright	39.000	73	57Gam1And	2.2600	13100.	78	9042	No
318	GOM_NL__2PRFIN20031122_184715_000000402021_00471_09042_0191.N1	22-NOV-2003 18:47:15	Bright	39.500	175	39Del Per	3.0100	19400.	79	9042	No
319	GOM_NL__2PRFIN20031122_184931_000000402021_00471_09042_0192.N1	22-NOV-2003 18:49:31	Bright	40.000	68	18Alp Cas	2.2250	4500.0	80	9042	No
320	GOM_NL__2PRFIN20031122_185046_000000392021_00471_09042_0193.N1	22-NOV-2003 18:50:46	Bright	38.500	74	11Bet Cas	2.2680	6600.0	77	9042	No
321	GOM_NL__2PRFIN20031122_185237_000000582021_00471_09042_0194.N1	22-NOV-2003 18:52:37	Bright	58.000	42	34Bet Aur	1.9000	10200.	116	9042	No
322	GOM_NL__2PRFIN20031122_185805_000000392021_00471_09042_0195.N1	22-NOV-2003 18:58:05	Bright	38.500	49	1Alp UMi	1.9900	6300.0	77	9042	No
323	GOM_NL__2PRFIN20031122_190236_000000392021_00471_09042_0196.N1	22-NOV-2003 19:02:36	Bright	39.000	60	7Bet UMi	2.0810	3950.0	78	9042	No
324	GOM_NL__2PRFIN20031122_190449_000000392021_00471_09042_0197.N1	22-NOV-2003 19:04:49	Bright	39.000	119	14Eta Dra	2.7270	4700.0	78	9042	No
325	GOM_NL__2PRFIN20031122_190701_000000462021_00471_09042_0198.N1	22-NOV-2003 19:07:01	Bright	46.000	82	48Bet UMa	2.3650	10600.	92	9042	No
326	GOM_NL__2PRFIN20031122_190830_000000412021_00471_09042_0199.N1	22-NOV-2003 19:08:30	Bright	41.000	87	64Gam UMa	2.4330	11000.	82	9042	No
327	GOM_NL__2PRFIN20031122_191116_000000692021_00471_09042_0200.N1	22-NOV-2003 19:11:16	Bright	69.000	174	52Psi UMa	3.0040	4400.0	138	9042	No
328	GOM_NL__2PRFIN20031122_191322_000000412021_00471_09042_0201.N1	22-NOV-2003 19:13:22	Bright	41.000	152	12Alp2CVn	2.8900	11000.	82	9042	No
329	GOM_NL__2PRFIN20031122_191535_000000382021_00471_09042_0202.N1	22-NOV-2003 19:15:35	Bright	38.000	83		2.3780	11000.	76	9042	No
330	GOM_NL__2PRFIN20031122_191806_000000362021_00471_09042_0203.N1	22-NOV-2003 19:18:06	Bright	36.000	3	16Alp Boo	-0.050000	4250.0	72	9042	No
331	GOM_NL__2PRFIN20031122_192046_000000562021_00471_09042_0204.N1	22-NOV-2003 19:20:46	Bright	56.000	96	68Del Leo	2.5600	9300.0	112	9042	No
332	GOM_NL__2PRFIN20031122_192341_000001012021_00471_09042_0205.N1	22-NOV-2003 19:23:41	Tw_i_and_stray	100.50	51	41Gam1Leo	2.0100	4500.0	201	9042	No
333	GOM_NL__2PRFIN20031122_192941_000001312021_00471_09042_0206.N1	22-NOV-2003 19:29:41	Straylight	131.00	22	32Alp Leo	1.3600	15200.	262	9042	No
334	GOM_NL__2PRFIN20031122_193800_000000392021_00471_09042_0207.N1	22-NOV-2003 19:38:00	Dark	38.500	64	Gam Cen	2.2000	10600.	77	9042	No
335	GOM_NL__2PRFIN20031122_194038_000000432021_00471_09042_0208.N1	22-NOV-2003 19:40:38	Dark	43.000	20	Bet Cru	1.2530	30000.	86	9042	No
336	GOM_NL__2PRFIN20031122_194147_000000442021_00472_09043_9015.N1	22-NOV-2003 19:41:47	Dark	44.000	12	Alp1Cru	0.77500	30000.	88	9043	No
337	GOM_NL__2PRFIN20031122_194410_000000412021_00472_09043_9016.N1	22-NOV-2003 19:44:10	Dark	40.500	124	The Car	2.7640	30000.	81	9043	No



338	GOM_NL__2PRFIN20031122_194827_000000452021_00472_09043_9017.N1	22-NOV-2003 19:48:27	Dark	44.500	41	Eps Car	1.8600	4100.0	89	9043	No
339	GOM_NL__2PRFIN20031122_194951_000000602021_00472_09043_9018.N1	22-NOV-2003 19:49:51	Dark	59.500	34	Gam2Vel	1.7930	23000.	119	9043	No
340	GOM_NL__2PRFIN20031122_195357_000000602021_00472_09043_9019.N1	22-NOV-2003 19:53:57	Dark	60.000	2	Alp Car	-0.73600	7000.0	120	9043	No
341	GOM_NL__2PRFIN20031122_195904_000000782021_00472_09043_9020.N1	22-NOV-2003 19:59:04	Dark	78.000	23	21Eps CMa	1.5020	26000.	156	9043	No
342	GOM_NL__2PRFIN20031122_200201_000000412021_00472_09043_9021.N1	22-NOV-2003 20:02:01	Straylight	41.000	157	The1Eri	2.9060	9300.0	82	9043	No
343	GOM_NL__2PRFIN20031122_200655_000001302021_00472_09043_9022.N1	22-NOV-2003 20:06:55	Straylight	129.50	1	9Alp CMa	-1.4400	11000.	259	9043	No
344	GOM_NL__2PRFIN20031122_201109_000000782021_00472_09043_9023.N1	22-NOV-2003 20:11:09	Straylight	78.000	7	19Bet Ori	0.10000	14000.	156	9043	No
345	GOM_NL__2PRFIN20031122_201502_000000862021_00472_09043_9024.N1	22-NOV-2003 20:15:02	Tw_i_and_stray	86.000	30	46Eps Ori	1.6940	30000.	172	9043	No
346	GOM_NL__2PRFIN20031122_201935_000000392021_00472_09043_9025.N1	22-NOV-2003 20:19:35	Bright	38.500	105	6Bet Ari	2.6450	8900.0	77	9043	No
347	GOM_NL__2PRFIN20031122_202324_000000372021_00472_09043_9026.N1	22-NOV-2003 20:23:24	Bright	36.500	173	4Bet Tri	3.0040	8900.0	73	9043	No
348	GOM_NL__2PRFIN20031122_202529_000000392021_00472_09043_9027.N1	22-NOV-2003 20:25:29	Bright	39.000	73	57Gam1And	2.2600	13100.	78	9043	No
349	GOM_NL__2PRFIN20031122_202751_000000392021_00472_09043_9028.N1	22-NOV-2003 20:27:51	Bright	39.000	175	39Del Per	3.0100	19400.	78	9043	No
350	GOM_NL__2PRFIN20031122_203008_000000422021_00472_09043_9029.N1	22-NOV-2003 20:30:08	Bright	42.000	68	18Alp Cas	2.2250	4500.0	84	9043	No
351	GOM_NL__2PRFIN20031122_203122_000000382021_00472_09043_9030.N1	22-NOV-2003 20:31:22	Bright	38.000	74	11Bet Cas	2.2680	6600.0	76	9043	No
352	GOM_NL__2PRFIN20031122_203312_000000582021_00472_09043_9031.N1	22-NOV-2003 20:33:12	Bright	58.000	42	34Bet Aur	1.9000	10200.	116	9043	No
353	GOM_NL__2PRFIN20031122_203842_000000382021_00472_09043_9032.N1	22-NOV-2003 20:38:42	Bright	38.000	49	1Alp UMi	1.9900	6300.0	76	9043	No
354	GOM_NL__2PRFIN20031122_204313_000000352021_00472_09043_9033.N1	22-NOV-2003 20:43:13	Bright	34.500	60	7Bet UMi	2.0810	3950.0	69	9043	No
355	GOM_NL__2PRFIN20031122_204526_000000382021_00472_09043_9034.N1	22-NOV-2003 20:45:26	Bright	37.500	119	14Eta Dra	2.7270	4700.0	75	9043	No
356	GOM_NL__2PRFIN20031122_204737_000000442021_00472_09043_9035.N1	22-NOV-2003 20:47:37	Bright	44.000	82	48Bet UMa	2.3650	10600.	88	9043	No
357	GOM_NL__2PRFIN20031122_204907_000000412021_00472_09043_9036.N1	22-NOV-2003 20:49:07	Bright	40.500	87	64Gam UMa	2.4330	11000.	81	9043	No
358	GOM_NL__2PRFIN20031122_205152_000000542021_00472_09043_9037.N1	22-NOV-2003 20:51:52	Bright	53.500	174	52Psi UMa	3.0040	4400.0	107	9043	No
359	GOM_NL__2PRFIN20031122_205358_000000442021_00472_09043_9038.N1	22-NOV-2003 20:53:58	Bright	44.000	152	12Alp2CVn	2.8900	11000.	88	9043	No
360	GOM_NL__2PRFIN20031122_205611_000000372021_00472_09043_9039.N1	22-NOV-2003 20:56:11	Bright	36.500	83		2.3780	11000.	73	9043	No
361	GOM_NL__2PRFIN20031122_205842_000000362021_00472_09043_9040.N1	22-NOV-2003 20:58:42	Bright	35.500	3	16Alp Boo	-0.050000	4250.0	71	9043	No
362	GOM_NL__2PRFIN20031122_210122_000000562021_00472_09043_9041.N1	22-NOV-2003 21:01:22	Bright	56.000	96	68Del Leo	2.5600	9300.0	112	9043	No
363	GOM_NL__2PRFIN20031122_210418_000001182021_00472_09043_9042.N1	22-NOV-2003 21:04:18	Tw_i_and_stray	117.50	51	41Gam1Leo	2.0100	4500.0	235	9043	No
364	GOM_NL__2PRFIN20031122_211020_000001372021_00472_09043_9043.N1	22-NOV-2003 21:10:20	Straylight	137.00	22	32Alp Leo	1.3600	15200.	274	9043	No
365	GOM_NL__2PRFIN20031122_211837_000000412021_00472_09043_9044.N1	22-NOV-2003 21:18:37	Dark	40.500	64	Gam Cen	2.2000	10600.	81	9043	No
366	GOM_NL__2PRFIN20031122_212114_000000422021_00472_09043_9045.N1	22-NOV-2003 21:21:14	Dark	41.500	20	Bet Cru	1.2530	30000.	83	9043	No
367	GOM_NL__2PRFIN20031122_212223_000000412021_00473_09044_9015.N1	22-NOV-2003 21:22:23	Dark	40.500	12	Alp1Cru	0.77500	30000.	81	9044	No
368	GOM_NL__2PRFIN20031122_212444_000000432021_00473_09044_9016.N1	22-NOV-2003 21:24:44	Dark	42.500	124	The Car	2.7640	30000.	85	9044	No
369	GOM_NL__2PRFIN20031122_212904_000000432021_00473_09044_9017.N1	22-NOV-2003 21:29:04	Dark	42.500	41	Eps Car	1.8600	4100.0	85	9044	No
370	GOM_NL__2PRFIN20031122_213028_000000522021_00473_09044_9018.N1	22-NOV-2003 21:30:28	Dark	51.500	34	Gam2Vel	1.7930	23000.	103	9044	No
371	GOM_NL__2PRFIN20031122_213433_000000512021_00473_09044_9019.N1	22-NOV-2003 21:34:33	Dark	50.500	2	Alp Car	-0.73600	7000.0	101	9044	No
372	GOM_NL__2PRFIN20031122_213941_000000772021_00473_09044_9020.N1	22-NOV-2003 21:39:41	Dark	76.500	23	21Eps CMa	1.5020	26000.	153	9044	No
373	GOM_NL__2PRFIN20031122_214237_000000412021_00473_09044_9021.N1	22-NOV-2003 21:42:37	Straylight	40.500	157	The1Eri	2.9060	9300.0	81	9044	No
374	GOM_NL__2PRFIN20031122_214731_000001352021_00473_09044_9022.N1	22-NOV-2003 21:47:31	Straylight	135.00	1	9Alp CMa	-1.4400	11000.	270	9044	No
375	GOM_NL__2PRFIN20031122_215145_000000742021_00473_09044_9023.N1	22-NOV-2003 21:51:45	Straylight	74.000	7	19Bet Ori	0.10000	14000.	148	9044	No
376	GOM_NL__2PRFIN20031122_215539_000000842021_00473_09044_9024.N1	22-NOV-2003 21:55:39	Tw_i_and_stray	83.500	30	46Eps Ori	1.6940	30000.	167	9044	No
377	GOM_NL__2PRFIN20031122_220010_000000392021_00473_09044_9025.N1	22-NOV-2003 22:00:10	Bright	39.000	105	6Bet Ari	2.6450	8900.0	78	9044	No
378	GOM_NL__2PRFIN20031122_220358_000000402021_00473_09044_9026.N1	22-NOV-2003 22:03:58	Bright	40.000	173	4Bet Tri	3.0040	8900.0	80	9044	No
379	GOM_NL__2PRFIN20031122_220605_000000372021_00473_09044_9027.N1	22-NOV-2003 22:06:05	Bright	36.500	73	57Gam1And	2.2600	13100.	73	9044	No
380	GOM_NL__2PRFIN20031122_220826_000000402021_00473_09044_9028.N1	22-NOV-2003 22:08:26	Bright	40.000	175	39Del Per	3.0100	19400.	80	9044	No
381	GOM_NL__2PRFIN20031122_221045_000000372021_00473_09044_9029.N1	22-NOV-2003 22:10:45	Bright	36.500	68	18Alp Cas	2.2250	4500.0	73	9044	No
382	GOM_NL__2PRFIN20031122_221158_000000362021_00473_09044_9030.N1	22-NOV-2003 22:11:58	Bright	35.500	74	11Bet Cas	2.2680	6600.0	71	9044	No
383	GOM_NL__2PRFIN20031122_221347_000000582021_00473_09044_9031.N1	22-NOV-2003 22:13:47	Bright	57.500	42	34Bet Aur	1.9000	10200.	115	9044	No
384	GOM_NL__2PRFIN20031122_221917_000000392021_00473_09044_9032.N1	22-NOV-2003 22:19:17	Bright	38.500	49	1Alp UMi	1.9900	6300.0	77	9044	No
385	GOM_NL__2PRFIN20031122_222349_000000382021_00473_09044_9033.N1	22-NOV-2003 22:23:49	Bright	38.000	60	7Bet UMi	2.0810	3950.0	76	9044	No
386	GOM_NL__2PRFIN20031122_222600_000000532021_00473_09044_9034.N1	22-NOV-2003 22:26:00	Bright	53.000	119	14Eta Dra	2.7270	4700.0	106	9044	No
387	GOM_NL__2PRFIN20031122_222813_000000442021_00473_09044_9035.N1	22-NOV-2003 22:28:13	Bright	44.000	82	48Bet UMa	2.3650	10600.	88	9044	No
388	GOM_NL__2PRFIN20031122_222942_000000402021_00473_09044_9036.N1	22-NOV-2003 22:29:42	Bright	40.000	87	64Gam UMa	2.4330	11000.	80	9044	No
389	GOM_NL__2PRFIN20031122_223228_000000592021_00473_09044_9037.N1	22-NOV-2003 22:32:28	Bright	59.000	174	52Psi UMa	3.0040	4400.0	118	9044	No
390	GOM_NL__2PRFIN20031122_223434_000000402021_00473_09044_9038.N1	22-NOV-2003 22:34:34	Bright	39.500	152	12Alp2CVn	2.8900	11000.	79	9044	No
391	GOM_NL__2PRFIN20031122_223646_000000392021_00473_09044_9039.N1	22-NOV-2003 22:36:46	Bright	39.000	83		2.3780	11000.	78	9044	No
392	GOM_NL__2PRFIN20031122_223919_000000352021_00473_09044_9040.N1	22-NOV-2003 22:39:19	Bright	35.000	3	16Alp Boo	-0.050000	4250.0	70	9044	No
393	GOM_NL__2PRFIN20031122_224159_000000792021_00473_09044_9041.N1	22-NOV-2003 22:41:59	Bright	79.000	96	68Del Leo	2.5600	9300.0	158	9044	No
394	GOM_NL__2PRFIN20031122_224456_000001022021_00473_09044_9042.N1	22-NOV-2003 22:44:56	Tw_i_and_stray	102.00	51	41Gam1Leo	2.0100	4500.0	204	9044	No
395	GOM_NL__2PRFIN20031122_225059_000001532021_00473_09044_9043.N1	22-NOV-2003 22:50:59	Straylight	152.50	22	32Alp Leo	1.3600	15200.	305	9044	No
396	GOM_NL__2PRFIN20031122_225913_000000412021_00473_09044_9044.N1	22-NOV-2003 22:59:13	Dark	41.000	64	Gam Cen	2.2000	10600.	82	9044	No

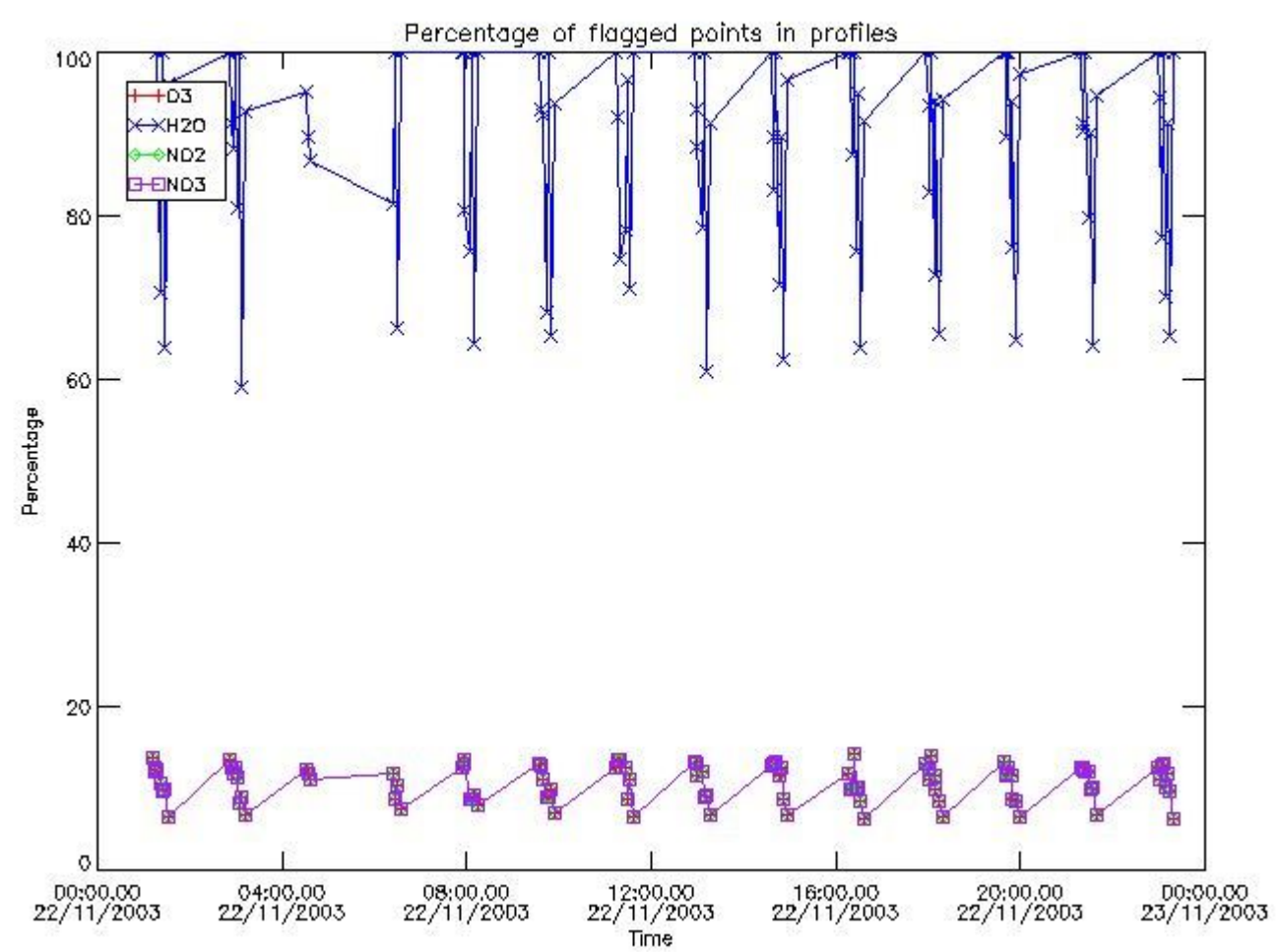


397	GOM_NL__2PRFIN20031122_230149_000000462021_00473_09044_9045.N1	22-NOV-2003 23:01:49	Dark	45.500	20	Bet Cru	1.2530	30000.	91	9044	No
398	GOM_NL__2PRFIN20031122_230300_000000402021_00474_09045_0258.N1	22-NOV-2003 23:03:00	Dark	40.000	12	Alp1Cru	0.77500	30000.	80	9045	No
399	GOM_NL__2PRFIN20031122_230522_000000402021_00474_09045_0259.N1	22-NOV-2003 23:05:22	Dark	39.500	124	The Car	2.7640	30000.	79	9045	No
400	GOM_NL__2PRFIN20031122_230940_000000512021_00474_09045_0260.N1	22-NOV-2003 23:09:40	Dark	50.500	41	Eps Car	1.8600	4100.0	101	9045	No
401	GOM_NL__2PRFIN20031122_231105_000000472021_00474_09045_0261.N1	22-NOV-2003 23:11:05	Dark	47.000	34	Gam2Vel	1.7930	23000.	94	9045	No
402	GOM_NL__2PRFIN20031122_231508_000000532021_00474_09045_0262.N1	22-NOV-2003 23:15:08	Dark	52.500	2	Alp Car	-0.73600	7000.0	105	9045	No
403	GOM_NL__2PRFIN20031122_231829_000000802021_00474_09045_0263.N1	22-NOV-2003 23:18:29	Dark	80.000	88	31Eta CMa	2.4480	20000.	160	9045	No
404	GOM_NL__2PRFIN20031122_232314_000000392021_00474_09045_0264.N1	22-NOV-2003 23:23:14	Straylight	39.000	157	The1Eri	2.9060	9300.0	78	9045	No
405	GOM_NL__2PRFIN20031122_232733_000000852021_00474_09045_0265.N1	22-NOV-2003 23:27:33	Straylight	85.000	47	2Bet CMa	1.9760	28000.	170	9045	No
406	GOM_NL__2PRFIN20031122_233018_000000492021_00474_09045_0266.N1	22-NOV-2003 23:30:18	Straylight	49.000	165	34Gam Eri	2.9500	3200.0	98	9045	No
407	GOM_NL__2PRFIN20031122_233220_000000732021_00474_09045_0267.N1	22-NOV-2003 23:32:20	Straylight	73.000	7	19Bet Ori	0.10000	14000.	146	9045	No
408	GOM_NL__2PRFIN20031122_233614_000000862021_00474_09045_0268.N1	22-NOV-2003 23:36:14	Tw_i_and_stray	86.000	30	46Eps Ori	1.6940	30000.	172	9045	No
409	GOM_NL__2PRFIN20031122_234046_000000392021_00474_09045_0269.N1	22-NOV-2003 23:40:46	Bright	39.000	105	6Bet Ari	2.6450	8900.0	78	9045	No
410	GOM_NL__2PRFIN20031122_234436_000000382021_00474_09045_0270.N1	22-NOV-2003 23:44:36	Bright	37.500	173	4Bet Tri	3.0040	8900.0	75	9045	No
411	GOM_NL__2PRFIN20031122_234631_000000392021_00474_09045_0271.N1	22-NOV-2003 23:46:31	Bright	39.000	79	26Bet Per	2.3100	13100.	78	9045	No
412	GOM_NL__2PRFIN20031122_234902_000000392021_00474_09045_0272.N1	22-NOV-2003 23:49:02	Bright	38.500	175	39Del Per	3.0100	19400.	77	9045	No
413	GOM_NL__2PRFIN20031122_235120_000000402021_00474_09045_0273.N1	22-NOV-2003 23:51:20	Bright	40.000	68	18Alp Cas	2.2250	4500.0	80	9045	No
414	GOM_NL__2PRFIN20031122_235234_000000392021_00474_09045_0274.N1	22-NOV-2003 23:52:34	Bright	38.500	74	11Bet Cas	2.2680	6600.0	77	9045	No
415	GOM_NL__2PRFIN20031122_235422_000000592021_00474_09045_0275.N1	22-NOV-2003 23:54:22	Bright	58.500	42	34Bet Aur	1.9000	10200.	117	9045	No
416	GOM_NL__2PRFIN20031122_235953_000000352021_00474_09045_0276.N1	22-NOV-2003 23:59:53	Bright	34.500	49	1Alp UMi	1.9900	6300.0	69	9045	No

### 3. Quality information per product

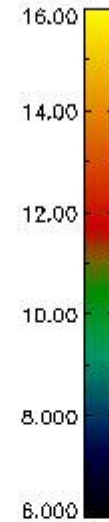
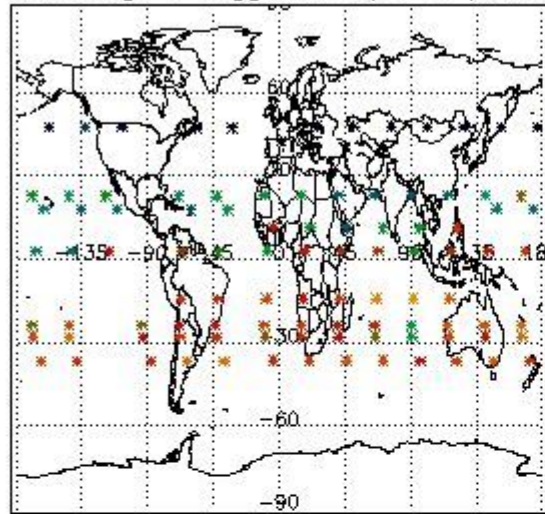
In this section it is plotted some information contained in the Quality Summary data set of the level 2 products. Only products in dark limb conditions and without errors (error flag in the MPH set to "0") are used.

#### 3.1 Plot quality information per product (time dependant)

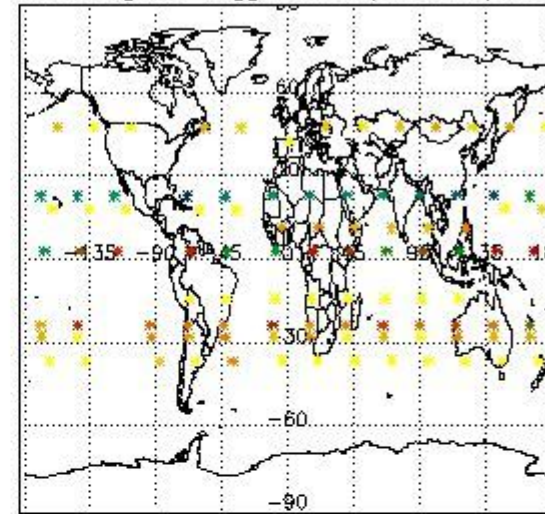


3.2 Plot quality information per product (world map)

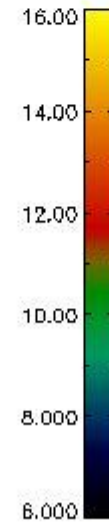
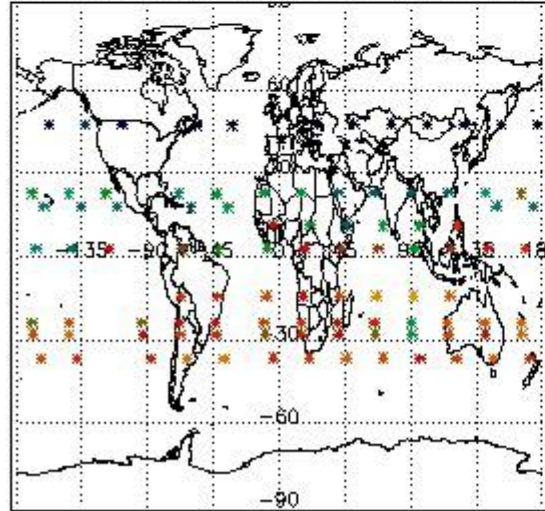
Percentage of flagged data per O3 profile



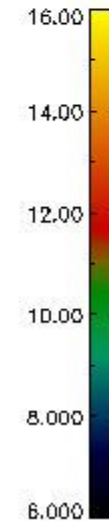
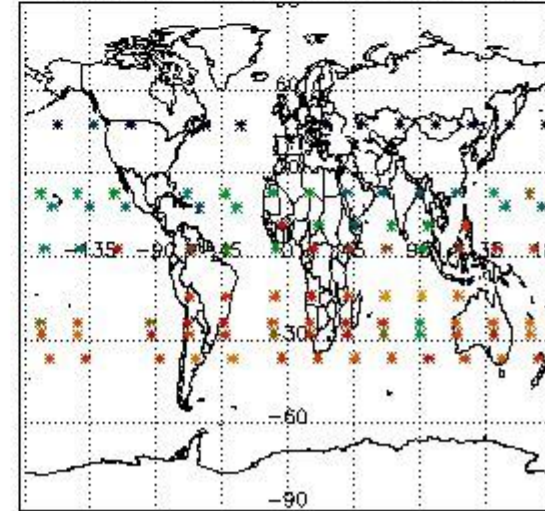
Percentage of flagged data per H2O profile



Percentage of flagged data per NO2 profile



Percentage of flagged data per NO3 profile



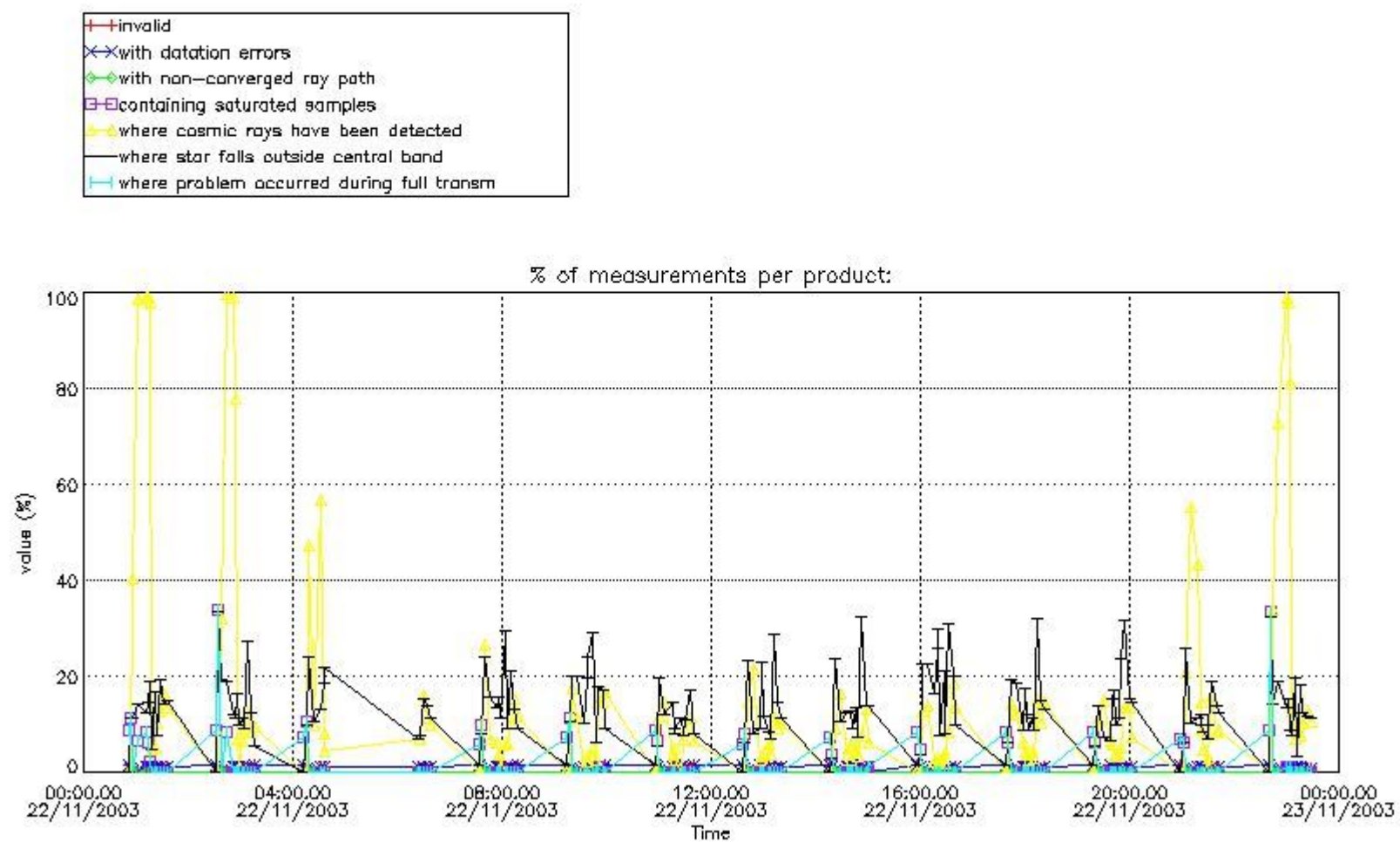
#### 4. Level 1 quality information per product

In this section it is plotted some information contained in the Quality Summary data set of the level 2 products that comes from the level 1b processing. Products without errors (error flag in the MPH set to "0") are used.

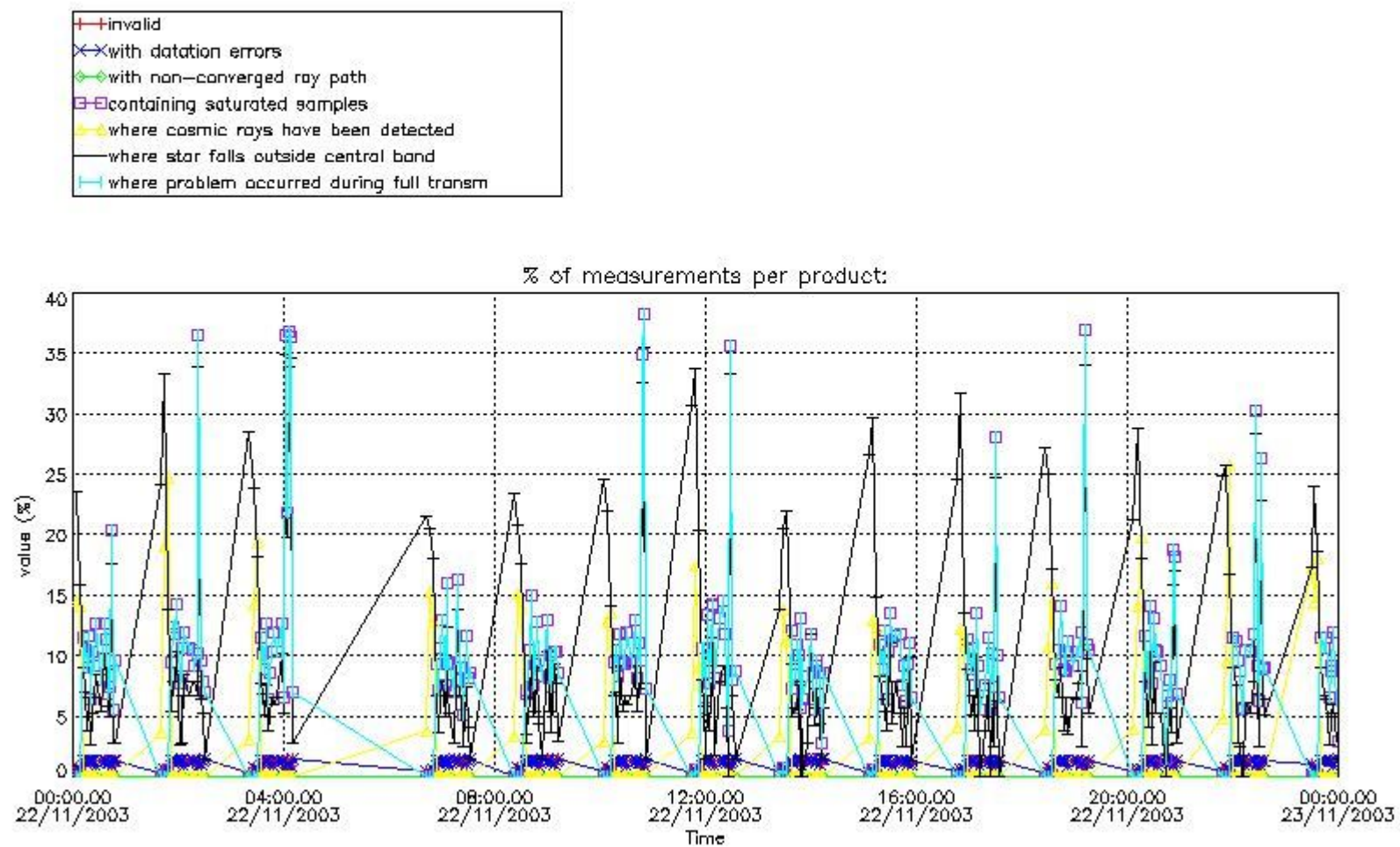
##### 4.1 Plot quality information per product (time dependant) coming from level 1b processing

###### 4.1.1 Plot level 1 quality information per product (time dependant): ENVISAT ASCENDING passes





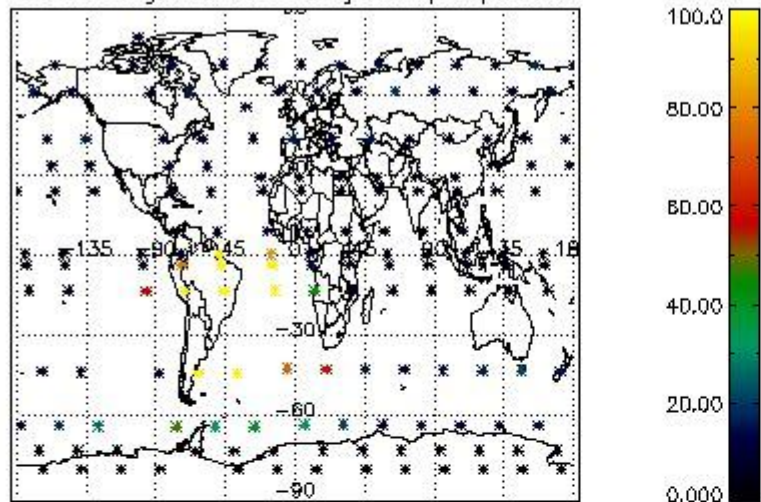
4.1.2 Plot level 1 quality information per product (time dependant): ENVISAT DESCENDING passes



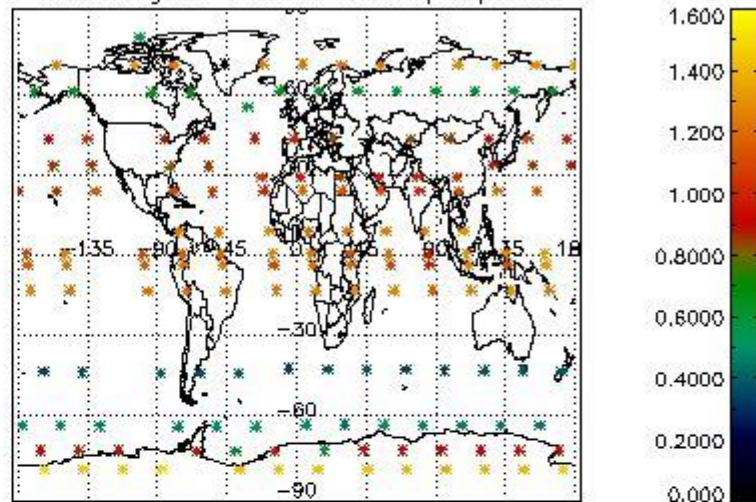
4.2 Plot quality information per product coming from level 1b processing (world map)

4.2.1 Plot level 1 quality information per product (world map): ENVISAT ASCENDING passes

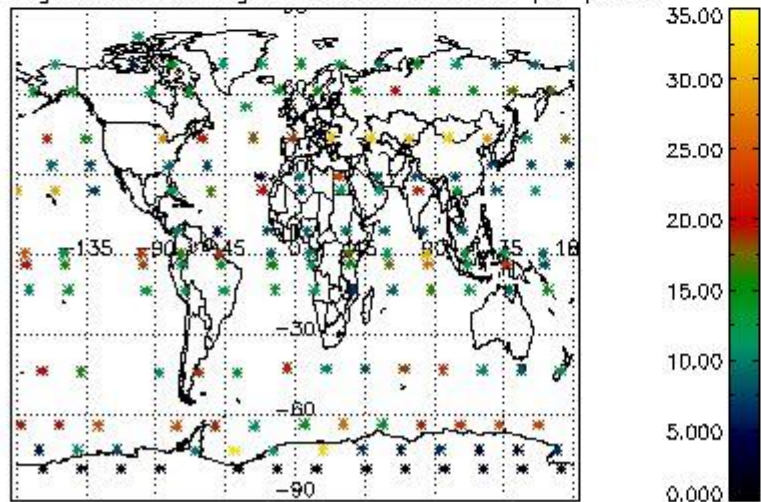
Percentage of cosmic ray hits per profile



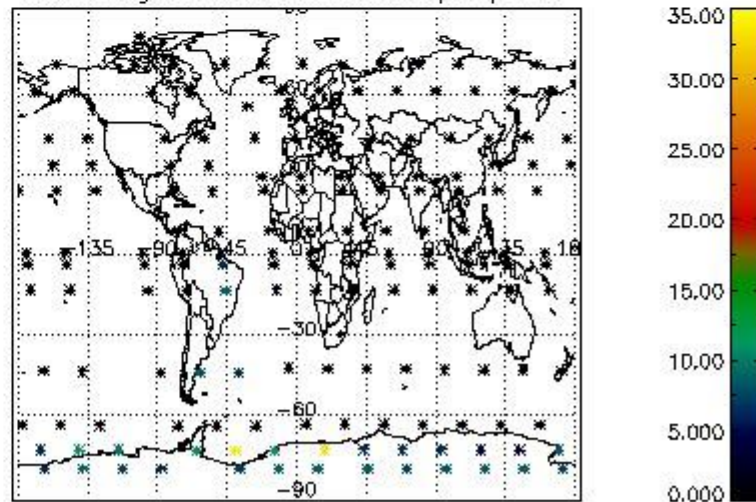
Percentage of datation errors per profile



Percentage of star falling outside central band per profile

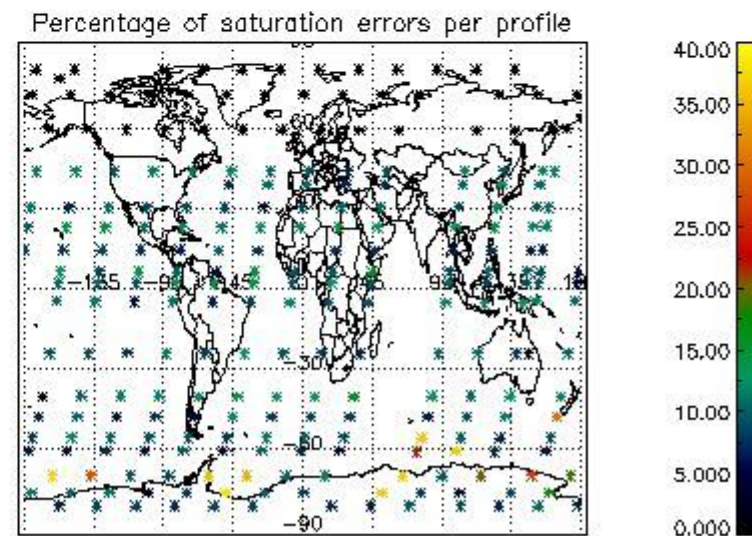
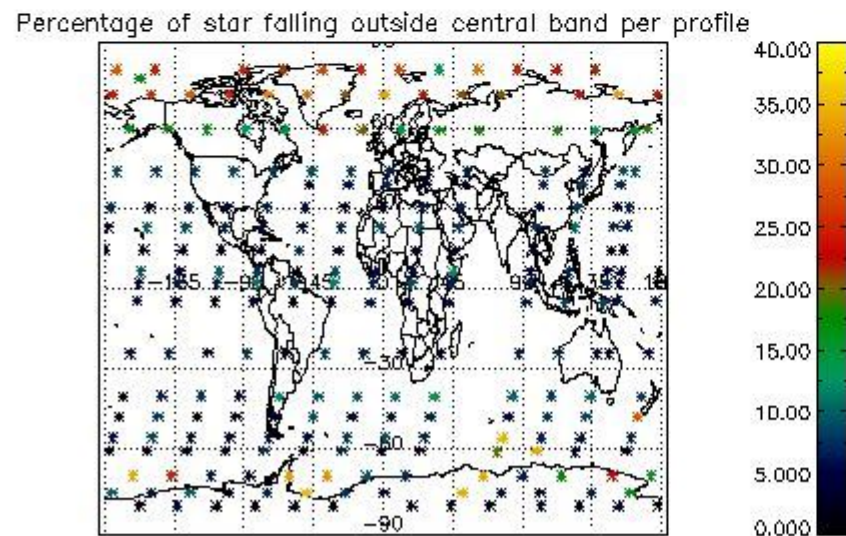
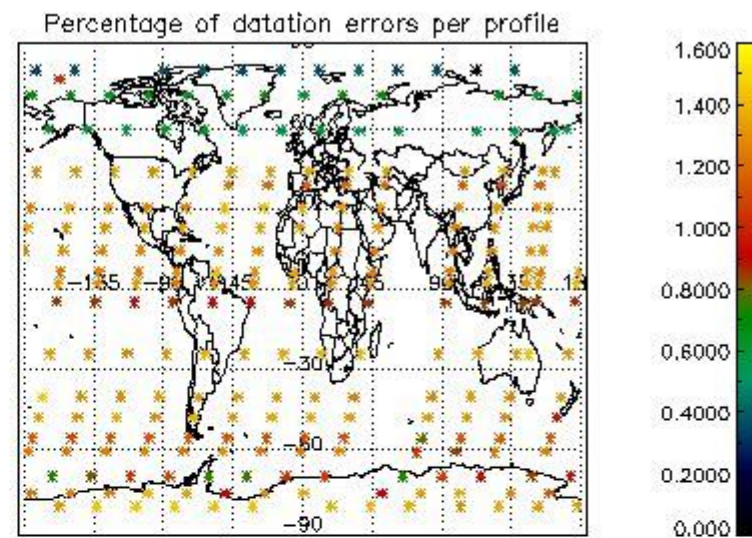
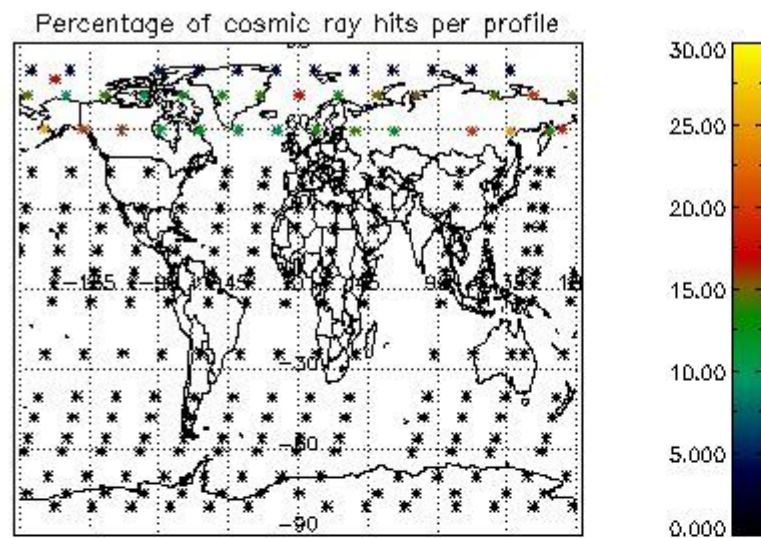


Percentage of saturation errors per profile



4.2.2 Plot level 1 quality information per product (world map): ENVISAT DESCENDING passes





## 5. Trace gas profiles

### 5.1 Ozone statistics based on quality of products

The final quality of the products can be "measured" using the STD (Standard Deviation) attached to every point profile. This information is written to the parameter GOM\_NL\_\_2P/NL\_LOCAL\_SPECIES\_DENSITY/o3\_std of the level 2 products. The table below shows the statistics for given STD ranges.

The statistics are given with respect to the overall valid production:

- Products without fatal errors: GOM\_NL\_\_2P/MPH/PRODUCT\_ERR=0
- Valid point profile: GOM\_NL\_\_2P/NL\_LOCAL\_SPECIES\_DENSITY/pcd(0)=0

The 'Criteria' is applied to valid points of dark limb products:

- Products in dark limb illumination condition: GOM\_NL\_\_2P/NL\_SUMMARY\_QUALITY/obs\_ill\_cond=0
- Products without fatal errors: GOM\_NL\_\_2P/MPH/PRODUCT\_ERR=0
- Valid point profile: GOM\_NL\_\_2P/NL\_LOCAL\_SPECIES\_DENSITY/pcd(0)=0

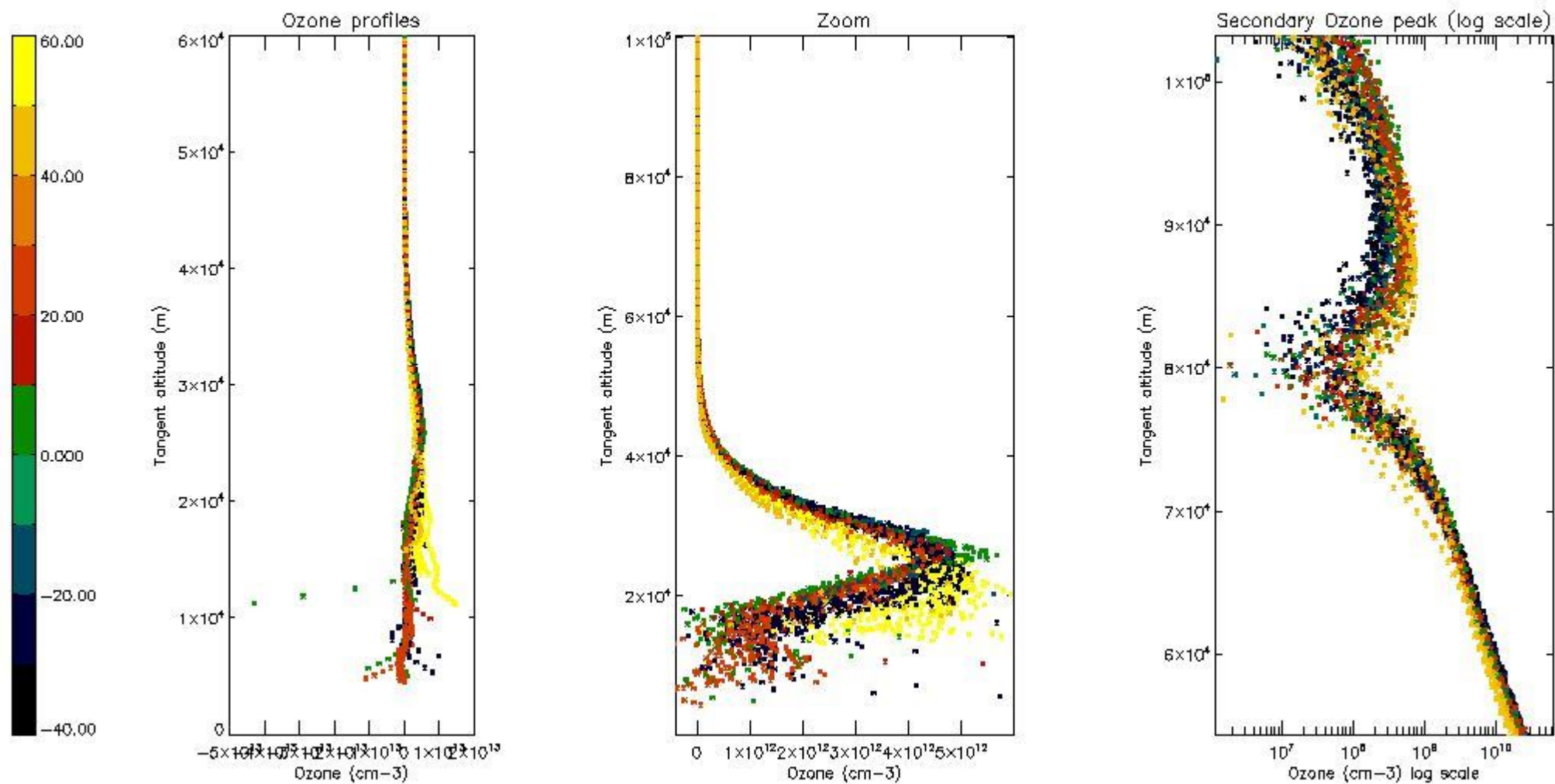
So, the table below shows the percentage of dark limb and valid observations for each criteria with respect to the overall valid daily observations.

Criteria	% of total production
All STD	22
STD < 20	16

STD < 10	14
STD < 5	12

5.2 Plot ozone profiles for all STD (dark without errors)

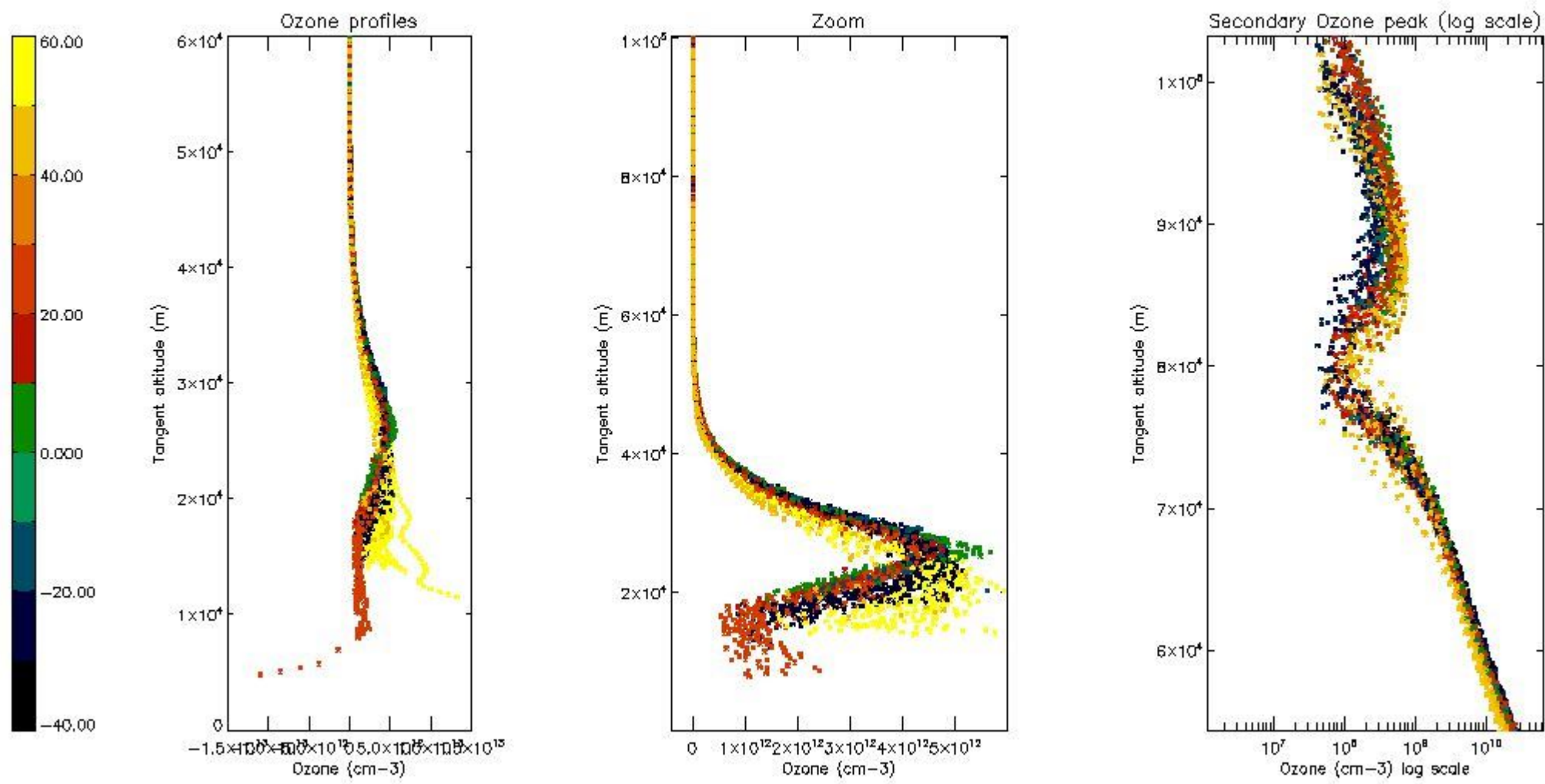
The colorbar represents the latitude.



5.3 Plot ozone profiles where STD < 20% (dark without errors)

The colorbar represents the latitude.

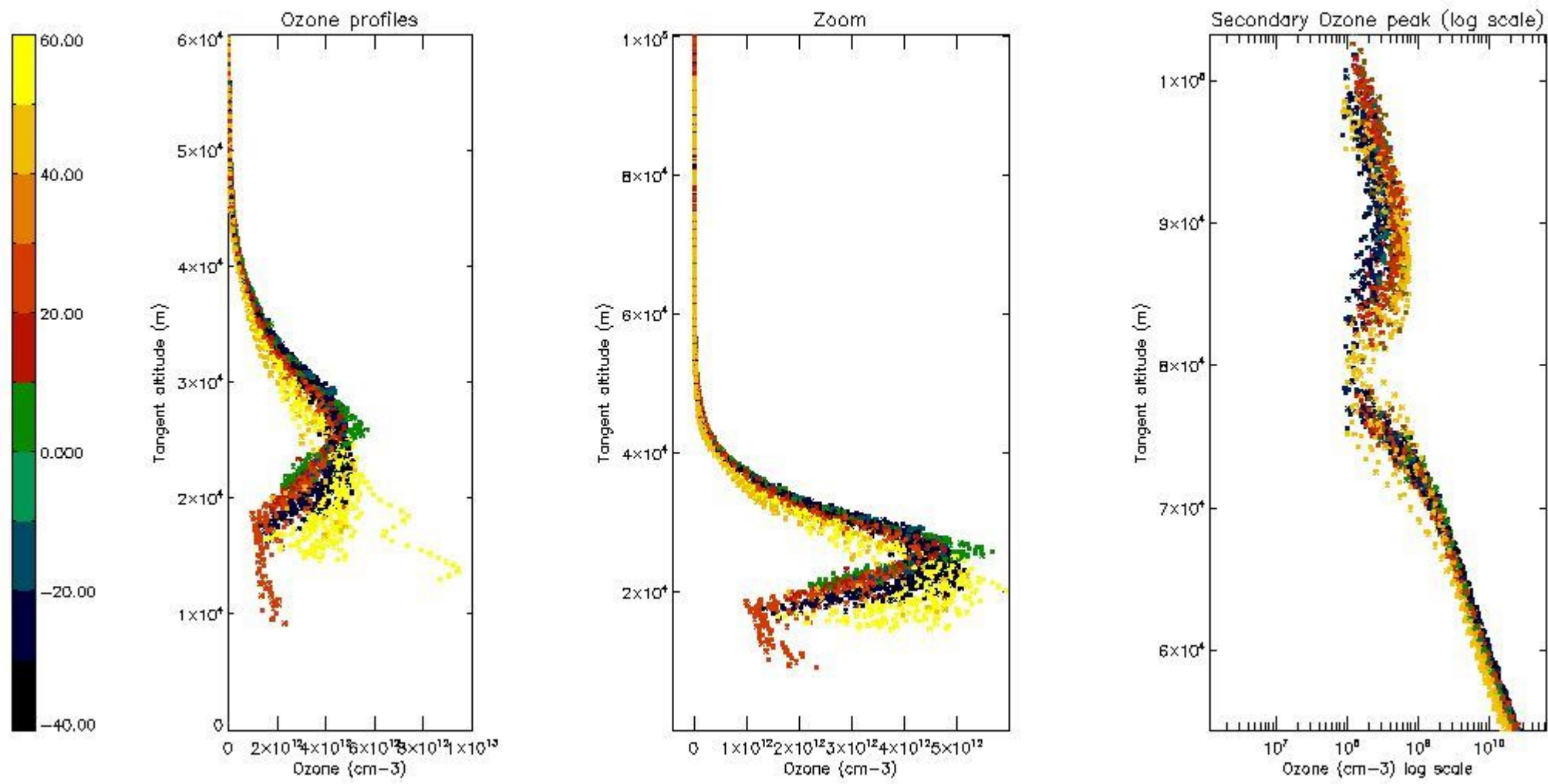




*5.4 Plot ozone profiles where STD < 10% (dark without errors)*

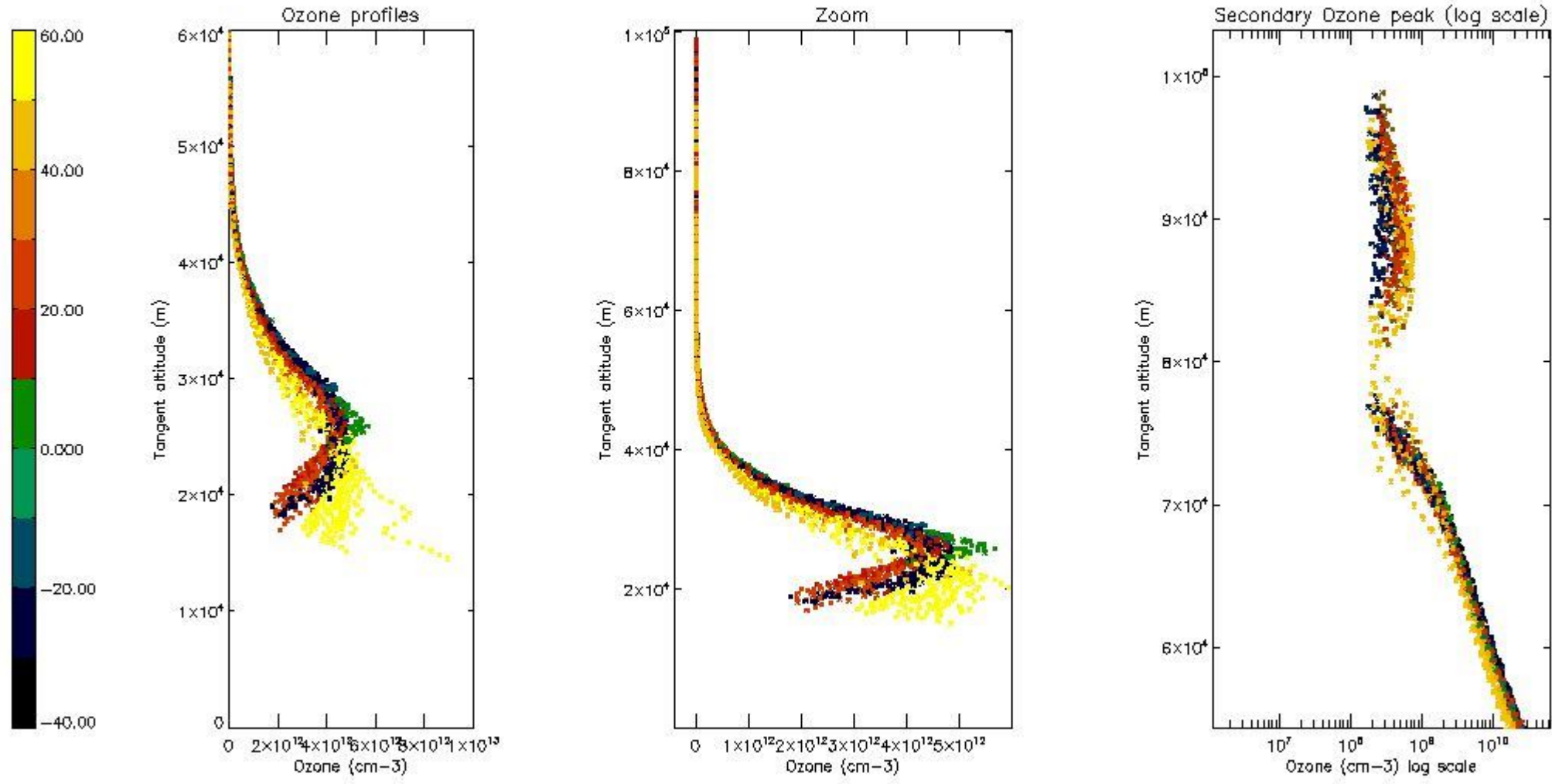
The colorbar represents the latitude.





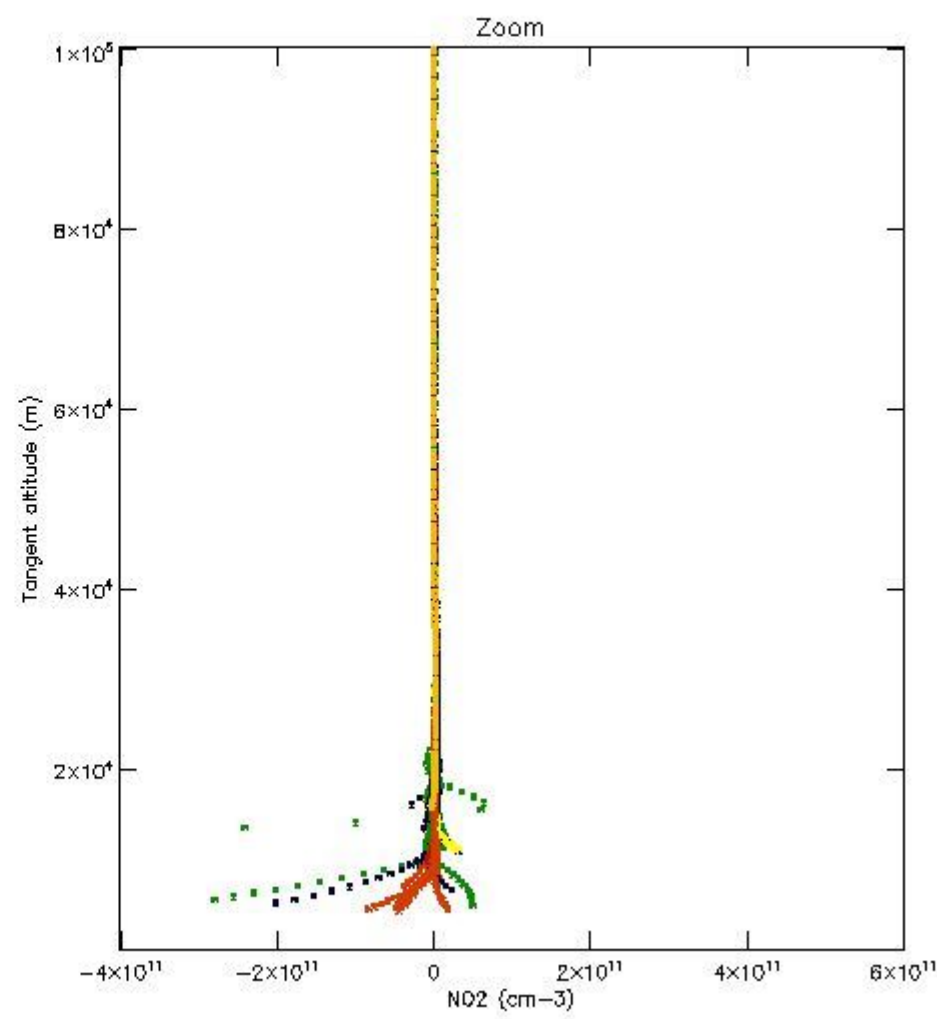
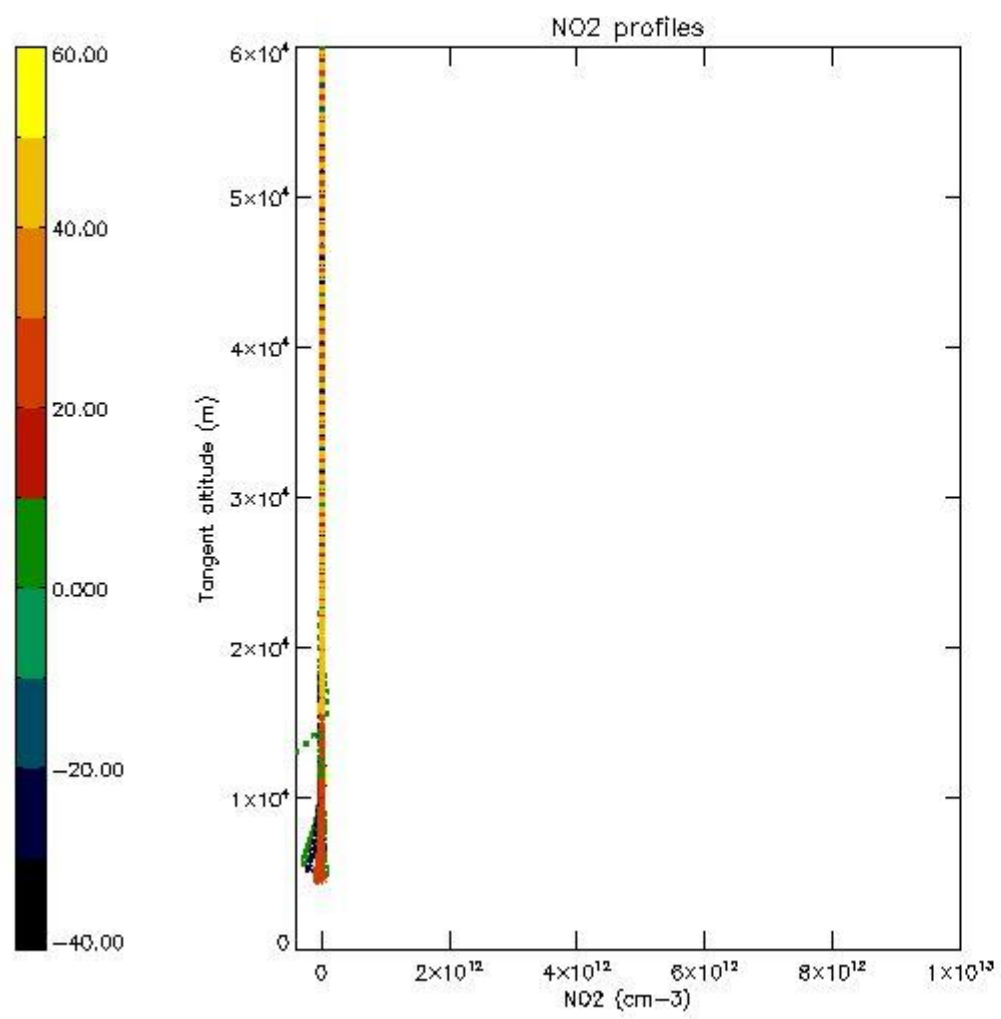
*5.5 Plot ozone profiles where STD < 5% (dark without errors)*

The colorbar represents the latitude.



*5.6 Plot NO<sub>2</sub> profiles for all STD (dark without errors)*

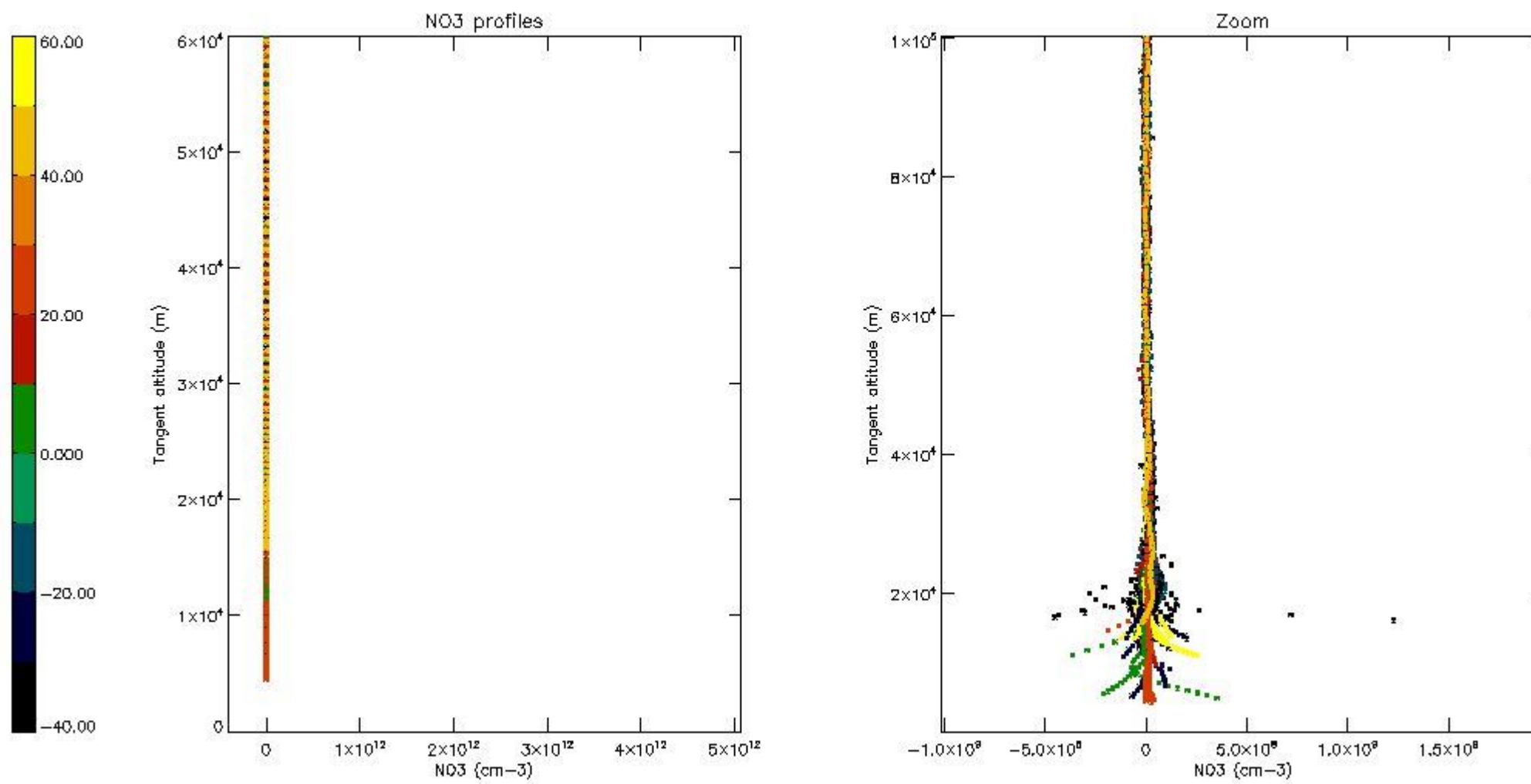
The colorbar represents the latitude.



*5.7 Plot NO3 profiles for all STD (dark without errors)*

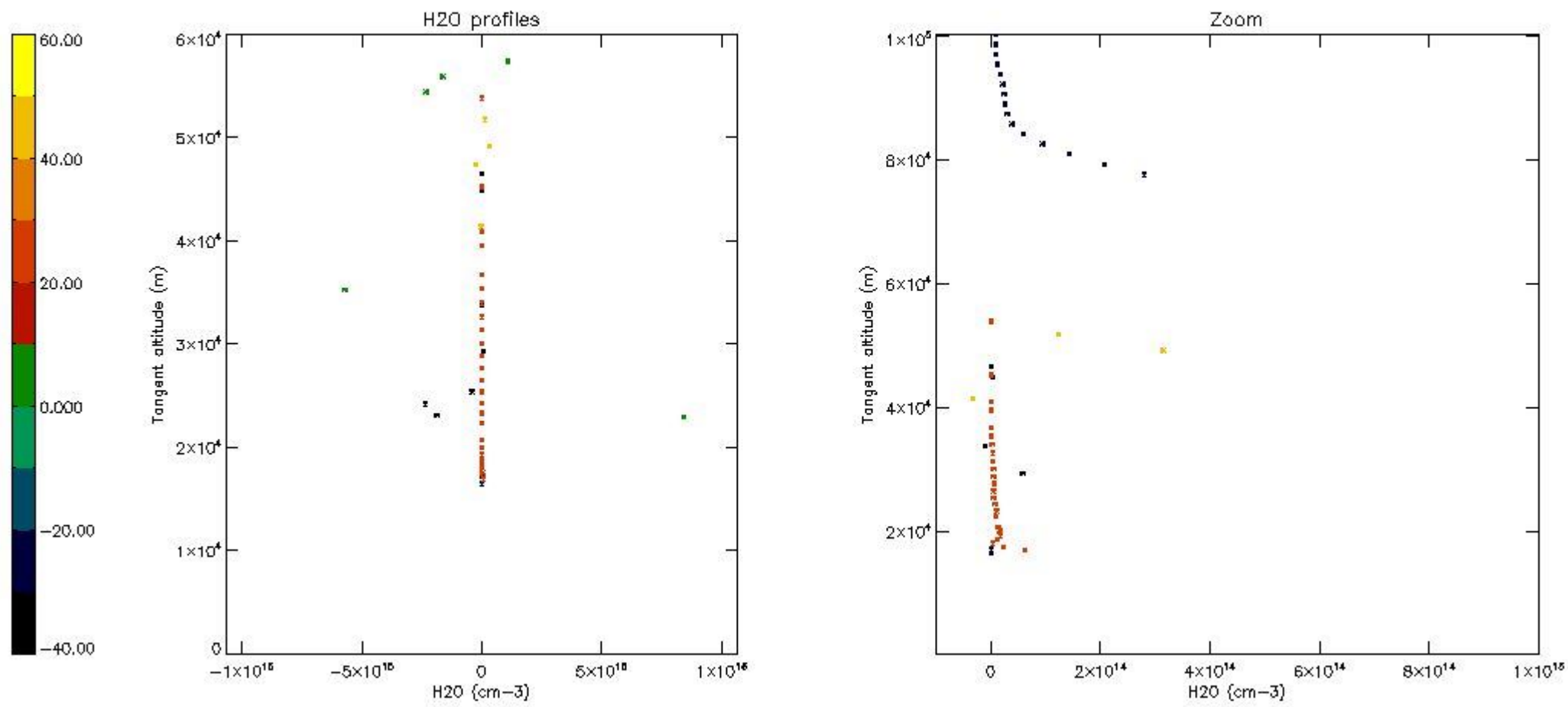
The colorbar represents the latitude.





*5.8 Plot H2O profiles for all STD (only for occultations of stars 1,2,3,4,13,14,16,26,63 dark without errors)*

The colorbar represents the latitude.



## 6. Auxiliary Data Files used for the production reported in section 2

The number reported in the third column indicates since which file (see list in section 2) the corresponding auxiliary file has been used. The fourth column is the date of those product files.

Type	Auxiliary Filename	Used since product	Used since product date
INST_PHYS_CHARACTERISTICS	GOM_INS_AXVIEC20091111_143220_20030716_120000_20500101_000000	1	22-NOV-2003 00:04:00
LEVEL-2_PROC_CONFIG	GOM_PR2_AXVIEC20091111_152718_20020301_000000_20500101_000000	1	22-NOV-2003 00:04:00
CROSS_SECTIONS_FILE	GOM_CRS_AXVIEC20091111_154832_20020301_000000_20500101_000000	1	22-NOV-2003 00:04:00

# GOMOS Level 2 Daily Report

## SUMMARY

### [1. General Info](#)

### [2. Summary of processed GOM\\_NL\\_2P products](#)

### [3. Level 2 Quality information per product](#)

#### [3.1 Plot of level 2 quality information per product \(time dependant\)](#)

#### [3.2 Plot of level 2 quality information per product \(world map\)](#)

### [4. Level 1 Quality information per product \(stored on level 2 products\)](#)

#### [4.1 Plot of level 1 quality information per product \(time dependant\)](#)

##### [4.1.1 Plot of level 1 quality information per product \(time dependant\): ASCENDING](#)

##### [4.1.2 Plot of level 1 quality information per product \(time dependant\): DESCENDING](#)

#### [4.2 Plot of level 1 quality information per product \(world map\)](#)

##### [4.2.1 Plot of level 1 quality information per product \(world map\): ASCENDING](#)

##### [4.2.2 Plot of level 1 quality information per product \(world map\): DESCENDING](#)

### [5. Ozone profiles based on quality statistics and other trace gas profiles](#)

#### [5.1 Ozone statistics based on quality of products](#)

#### [5.2 Plot ozone profiles for all STD \(dark without errors\)](#)

#### [5.3 Plot ozone profiles where STD < 20% \(dark without errors\)](#)

#### [5.4. Plot ozone profiles where STD < 10% \(dark without errors\)](#)

#### [5.5. Plot ozone profiles where STD < 5% \(dark without errors\)](#)

#### [5.6 Plot NO2 profiles for all STD \(dark without errors\)](#)

#### [5.7 Plot NO3 profiles for all STD \(dark without errors\)](#)

#### [5.8 Plot H2O profiles \(only for occultations of stars 1,2,3,4,13,14,16,26,63 dark without errors\) for all STD](#)

### [6. Auxiliary Data Files used for the production reported in section 2](#)



This report presents the daily analysis on parameters extracted from GOMOS level 2 data (GOM\_NL\_\_2P). It is intended to monitor some important parameters that will impact the quality of these products. A list of level 2 products (and content) that have arrived during the reporting day to the PCF is also given.

Item	Value
Time of report generation	20APR2013 00:32:00
Data source version	GOMOS/6.01
Start time of products	22-11-2003 (22NOV2003 00:00:00)
Stop time of products	23-11-2003 (23NOV2003 00:00:00)
Store outputs in DB	Yes
Nb of level 2 prods	416
Nb of prods with errors	0

## 2. Summary of processed GOM\_NL\_\_2P products.

Nr	Filename	UTC Start time	Limb	Duration	Star Id	Star Name	Star Mag	Star Temp	Nb Meas	Orbit	Prod. error
1	GOM_NL__2PRFIN20031122_000400_000000722021_00460_09031_8995.N1	22-NOV-2003 00:04:00	Straylight	72.000	7	19Bet Ori	0.10000	14000.	144	9031	No
2	GOM_NL__2PRFIN20031122_000802_000000852021_00460_09031_8996.N1	22-NOV-2003 00:08:02	Twilight_stray	85.000	30	46Eps Ori	1.6940	30000.	170	9031	No
3	GOM_NL__2PRFIN20031122_001221_000000392021_00460_09031_8997.N1	22-NOV-2003 00:12:21	Bright	39.000	105	6Bet Ari	2.6450	8900.0	78	9031	No
4	GOM_NL__2PRFIN20031122_001351_000000432021_00460_09031_8998.N1	22-NOV-2003 00:13:51	Bright	43.000	146	25Eta Tau	2.8730	15200.	86	9031	No
5	GOM_NL__2PRFIN20031122_001610_000000392021_00460_09031_8999.N1	22-NOV-2003 00:16:10	Bright	39.000	173	4Bet Tri	3.0040	8900.0	78	9031	No
6	GOM_NL__2PRFIN20031122_001816_000000392021_00460_09031_9000.N1	22-NOV-2003 00:18:16	Bright	38.500	73	57Gam1And	2.2600	13100.	77	9031	No
7	GOM_NL__2PRFIN20031122_002043_000000392021_00460_09031_9001.N1	22-NOV-2003 00:20:43	Bright	39.000	175	39Del Per	3.0100	19400.	78	9031	No
8	GOM_NL__2PRFIN20031122_002255_000000392021_00460_09031_9002.N1	22-NOV-2003 00:22:55	Bright	38.500	68	18Alp Cas	2.2250	4500.0	77	9031	No
9	GOM_NL__2PRFIN20031122_002406_000000382021_00460_09031_9003.N1	22-NOV-2003 00:24:06	Bright	38.000	74	11Bet Cas	2.2680	6600.0	76	9031	No
10	GOM_NL__2PRFIN20031122_002616_000000602021_00460_09031_9004.N1	22-NOV-2003 00:26:16	Bright	59.500	42	34Bet Aur	1.9000	10200.	119	9031	No
11	GOM_NL__2PRFIN20031122_003130_000000382021_00460_09031_9005.N1	22-NOV-2003 00:31:30	Bright	37.500	49	1Alp UMi	1.9900	6300.0	75	9031	No
12	GOM_NL__2PRFIN20031122_003600_000000402021_00460_09031_9006.N1	22-NOV-2003 00:36:00	Bright	39.500	60	7Bet UMi	2.0810	3950.0	79	9031	No
13	GOM_NL__2PRFIN20031122_003811_000000402021_00460_09031_9007.N1	22-NOV-2003 00:38:11	Bright	39.500	119	14Eta Dra	2.7270	4700.0	79	9031	No
14	GOM_NL__2PRFIN20031122_004029_000000442021_00460_09031_9008.N1	22-NOV-2003 00:40:29	Bright	43.500	82	48Bet UMa	2.3650	10600.	87	9031	No
15	GOM_NL__2PRFIN20031122_004157_000000412021_00460_09031_9009.N1	22-NOV-2003 00:41:57	Bright	40.500	87	64Gam UMa	2.4330	11000.	81	9031	No
16	GOM_NL__2PRFIN20031122_004442_000000542021_00460_09031_9010.N1	22-NOV-2003 00:44:42	Bright	54.000	174	52Psi UMa	3.0040	4400.0	108	9031	No
17	GOM_NL__2PRFIN20031122_004646_000000372021_00460_09031_9011.N1	22-NOV-2003 00:46:46	Bright	36.500	152	12Alp2CVn	2.8900	11000.	73	9031	No
18	GOM_NL__2PRFIN20031122_004858_000000372021_00460_09031_9012.N1	22-NOV-2003 00:48:58	Bright	36.500	83		2.3780	11000.	73	9031	No
19	GOM_NL__2PRFIN20031122_005129_000000352021_00460_09031_9013.N1	22-NOV-2003 00:51:29	Bright	35.000	3	16Alp Boo	-0.050000	4250.0	70	9031	No
20	GOM_NL__2PRFIN20031122_005405_000000582021_00460_09031_9014.N1	22-NOV-2003 00:54:05	Bright	57.500	96	68Del Leo	2.5600	9300.0	115	9031	No
21	GOM_NL__2PRFIN20031122_005653_000000942021_00460_09031_9015.N1	22-NOV-2003 00:56:53	Twilight_stray	94.000	51	41Gam1Leo	2.0100	4500.0	188	9031	No
22	GOM_NL__2PRFIN20031122_010238_000001312021_00460_09031_9016.N1	22-NOV-2003 01:02:38	Straylight	130.50	22	32Alp Leo	1.3600	15200.	261	9031	No
23	GOM_NL__2PRFIN20031122_011122_000000412021_00460_09031_9017.N1	22-NOV-2003 01:11:22	Dark	41.000	64	Gam Cen	2.2000	10600.	82	9031	No
24	GOM_NL__2PRFIN20031122_011401_000000412021_00460_09031_9018.N1	22-NOV-2003 01:14:01	Dark	41.000	20	Bet Cru	1.2530	30000.	82	9031	No
25	GOM_NL__2PRFIN20031122_011510_000000432021_00461_09032_8988.N1	22-NOV-2003 01:15:10	Dark	42.500	12	Alp1Cru	0.77500	30000.	85	9032	No
26	GOM_NL__2PRFIN20031122_011727_000000422021_00461_09032_8989.N1	22-NOV-2003 01:17:27	Dark	41.500	124	The Car	2.7640	30000.	83	9032	No
27	GOM_NL__2PRFIN20031122_012144_000000482021_00461_09032_8990.N1	22-NOV-2003 01:21:44	Dark	48.000	41	Eps Car	1.8600	4100.0	96	9032	No
28	GOM_NL__2PRFIN20031122_012424_000000592021_00461_09032_8991.N1	22-NOV-2003 01:24:24	Dark	58.500	70	Zet Pup	2.2460	39000.	117	9032	No
29	GOM_NL__2PRFIN20031122_012714_000000522021_00461_09032_8992.N1	22-NOV-2003 01:27:14	Dark	51.500	2	Alp Car	-0.73600	7000.0	103	9032	No
30	GOM_NL__2PRFIN20031122_013218_000000772021_00461_09032_8993.N1	22-NOV-2003 01:32:18	Dark	77.000	23	21Eps CMa	1.5020	26000.	154	9032	No
31	GOM_NL__2PRFIN20031122_013524_000000412021_00461_09032_8994.N1	22-NOV-2003 01:35:24	Straylight	40.500	157	The1Eri	2.9060	9300.0	81	9032	No
32	GOM_NL__2PRFIN20031122_014018_000001392021_00461_09032_8995.N1	22-NOV-2003 01:40:18	Straylight	139.00	1	9Alp CMa	-1.4400	11000.	278	9032	No
33	GOM_NL__2PRFIN20031122_014436_000000842021_00461_09032_8996.N1	22-NOV-2003 01:44:36	Straylight	84.000	7	19Bet Ori	0.10000	14000.	168	9032	No
34	GOM_NL__2PRFIN20031122_014837_000000832021_00461_09032_8997.N1	22-NOV-2003 01:48:37	Twilight_stray	83.000	30	46Eps Ori	1.6940	30000.	166	9032	No
35	GOM_NL__2PRFIN20031122_015258_000000372021_00461_09032_8998.N1	22-NOV-2003 01:52:58	Bright	37.000	105	6Bet Ari	2.6450	8900.0	74	9032	No
36	GOM_NL__2PRFIN20031122_015426_000000452021_00461_09032_8999.N1	22-NOV-2003 01:54:26	Bright	44.500	146	25Eta Tau	2.8730	15200.	89	9032	No
37	GOM_NL__2PRFIN20031122_015648_000000382021_00461_09032_9000.N1	22-NOV-2003 01:56:48	Bright	38.000	173	4Bet Tri	3.0040	8900.0	76	9032	No
38	GOM_NL__2PRFIN20031122_015853_000000392021_00461_09032_9001.N1	22-NOV-2003 01:58:53	Bright	38.500	73	57Gam1And	2.2600	13100.	77	9032	No
39	GOM_NL__2PRFIN20031122_020119_000000392021_00461_09032_9002.N1	22-NOV-2003 02:01:19	Bright	39.000	175	39Del Per	3.0100	19400.	78	9032	No
40	GOM_NL__2PRFIN20031122_020332_000000382021_00461_09032_9003.N1	22-NOV-2003 02:03:32	Bright	37.500	68	18Alp Cas	2.2250	4500.0	75	9032	No
41	GOM_NL__2PRFIN20031122_020443_000000362021_00461_09032_9004.N1	22-NOV-2003 02:04:43	Bright	36.000	74	11Bet Cas	2.2680	6600.0	72	9032	No
42	GOM_NL__2PRFIN20031122_020651_000000592021_00461_09032_9005.N1	22-NOV-2003 02:06:51	Bright	59.000	42	34Bet Aur	1.9000	10200.	118	9032	No

43	GOM_NL__2PRFIN20031122_021207_000000382021_00461_09032_9006.N1	22-NOV-2003 02:12:07	Bright	37.500	49	1Alp UMi	1.9900	6300.0	75	9032	No
44	GOM_NL__2PRFIN20031122_021637_000000382021_00461_09032_9007.N1	22-NOV-2003 02:16:37	Bright	38.000	60	7Bet UMi	2.0810	3950.0	76	9032	No
45	GOM_NL__2PRFIN20031122_021847_000000392021_00461_09032_9008.N1	22-NOV-2003 02:18:47	Bright	38.500	119	14Eta Dra	2.7270	4700.0	77	9032	No
46	GOM_NL__2PRFIN20031122_022105_000000452021_00461_09032_9009.N1	22-NOV-2003 02:21:05	Bright	44.500	82	48Bet UMa	2.3650	10600.	89	9032	No
47	GOM_NL__2PRFIN20031122_022232_000000592021_00461_09032_9010.N1	22-NOV-2003 02:22:32	Bright	59.000	87	64Gam UMa	2.4330	11000.	118	9032	No
48	GOM_NL__2PRFIN20031122_022518_000000472021_00461_09032_9011.N1	22-NOV-2003 02:25:18	Bright	47.000	174	52Psi UMa	3.0040	4400.0	94	9032	No
49	GOM_NL__2PRFIN20031122_022722_000000382021_00461_09032_9012.N1	22-NOV-2003 02:27:22	Bright	38.000	152	12Alp2CVn	2.8900	11000.	76	9032	No
50	GOM_NL__2PRFIN20031122_022934_000000362021_00461_09032_9013.N1	22-NOV-2003 02:29:34	Bright	36.000	83		2.3780	11000.	72	9032	No
51	GOM_NL__2PRFIN20031122_023205_000000352021_00461_09032_9014.N1	22-NOV-2003 02:32:05	Bright	35.000	3	16Alp Boo	-0.050000	4250.0	70	9032	No
52	GOM_NL__2PRFIN20031122_023441_000000782021_00461_09032_9015.N1	22-NOV-2003 02:34:41	Bright	78.000	96	68Del Leo	2.5600	9300.0	156	9032	No
53	GOM_NL__2PRFIN20031122_023730_000001022021_00461_09032_9016.N1	22-NOV-2003 02:37:30	Tw_i_and_stray	102.00	51	41Gam1Leo	2.0100	4500.0	204	9032	No
54	GOM_NL__2PRFIN20031122_024316_000001412021_00461_09032_9017.N1	22-NOV-2003 02:43:16	Straylight	140.50	22	32Alp Leo	1.3600	15200.	281	9032	No
55	GOM_NL__2PRFIN20031122_025157_000000422021_00461_09032_9018.N1	22-NOV-2003 02:51:57	Dark	41.500	64	Gam Cen	2.2000	10600.	83	9032	No
56	GOM_NL__2PRFIN20031122_025437_000000412021_00461_09032_9019.N1	22-NOV-2003 02:54:37	Dark	40.500	20	Bet Cru	1.2530	30000.	81	9032	No
57	GOM_NL__2PRFIN20031122_025546_000000432021_00462_09033_8991.N1	22-NOV-2003 02:55:46	Dark	43.000	12	Alp1Cru	0.77500	30000.	86	9033	No
58	GOM_NL__2PRFIN20031122_025806_000000412021_00462_09033_8992.N1	22-NOV-2003 02:58:06	Dark	40.500	124	The Car	2.7640	30000.	81	9033	No
59	GOM_NL__2PRFIN20031122_030220_000000452021_00462_09033_8993.N1	22-NOV-2003 03:02:20	Dark	45.000	41	Eps Car	1.8600	4100.0	90	9033	No
60	GOM_NL__2PRFIN20031122_030459_000000622021_00462_09033_8994.N1	22-NOV-2003 03:04:59	Dark	61.500	70	Zet Pup	2.2460	39000.	123	9033	No
61	GOM_NL__2PRFIN20031122_030751_000000572021_00462_09033_8995.N1	22-NOV-2003 03:07:51	Dark	56.500	2	Alp Car	-0.73600	7000.0	113	9033	No
62	GOM_NL__2PRFIN20031122_031255_000000772021_00462_09033_8996.N1	22-NOV-2003 03:12:55	Dark	76.500	23	21Eps CMa	1.5020	26000.	153	9033	No
63	GOM_NL__2PRFIN20031122_031600_000000382021_00462_09033_8997.N1	22-NOV-2003 03:16:00	Straylight	37.500	157	The1Eri	2.9060	9300.0	75	9033	No
64	GOM_NL__2PRFIN20031122_032054_000001482021_00462_09033_8998.N1	22-NOV-2003 03:20:54	Straylight	147.50	1	9Alp CMa	-1.4400	11000.	295	9033	No
65	GOM_NL__2PRFIN20031122_032512_000000742021_00462_09033_8999.N1	22-NOV-2003 03:25:12	Straylight	73.500	7	19Bet Ori	0.10000	14000.	147	9033	No
66	GOM_NL__2PRFIN20031122_032912_000000882021_00462_09033_9000.N1	22-NOV-2003 03:29:12	Tw_i_and_stray	88.000	30	46Eps Ori	1.6940	30000.	176	9033	No
67	GOM_NL__2PRFIN20031122_033333_000000392021_00462_09033_9001.N1	22-NOV-2003 03:33:33	Bright	39.000	105	6Bet Ari	2.6450	8900.0	78	9033	No
68	GOM_NL__2PRFIN20031122_033501_000000442021_00462_09033_9002.N1	22-NOV-2003 03:35:01	Bright	44.000	146	25Eta Tau	2.8730	15200.	88	9033	No
69	GOM_NL__2PRFIN20031122_033722_000000402021_00462_09033_9003.N1	22-NOV-2003 03:37:22	Bright	39.500	173	4Bet Tri	3.0040	8900.0	79	9033	No
70	GOM_NL__2PRFIN20031122_033928_000000402021_00462_09033_9004.N1	22-NOV-2003 03:39:28	Bright	39.500	73	57Gam1And	2.2600	13100.	79	9033	No
71	GOM_NL__2PRFIN20031122_034154_000000402021_00462_09033_9005.N1	22-NOV-2003 03:41:54	Bright	39.500	175	39Del Per	3.0100	19400.	79	9033	No
72	GOM_NL__2PRFIN20031122_034405_000000412021_00462_09033_9006.N1	22-NOV-2003 03:44:05	Bright	40.500	68	18Alp Cas	2.2250	4500.0	81	9033	No
73	GOM_NL__2PRFIN20031122_034519_000000392021_00462_09033_9007.N1	22-NOV-2003 03:45:19	Bright	38.500	74	11Bet Cas	2.2680	6600.0	77	9033	No
74	GOM_NL__2PRFIN20031122_034725_000000592021_00462_09033_9008.N1	22-NOV-2003 03:47:25	Bright	59.000	42	34Bet Aur	1.9000	10200.	118	9033	No
75	GOM_NL__2PRFIN20031122_035242_000000392021_00462_09033_9009.N1	22-NOV-2003 03:52:42	Bright	38.500	49	1Alp UMi	1.9900	6300.0	77	9033	No
76	GOM_NL__2PRFIN20031122_035712_000000402021_00462_09033_9010.N1	22-NOV-2003 03:57:12	Bright	39.500	60	7Bet UMi	2.0810	3950.0	79	9033	No
77	GOM_NL__2PRFIN20031122_035923_000000382021_00462_09033_9011.N1	22-NOV-2003 03:59:23	Bright	38.000	119	14Eta Dra	2.7270	4700.0	76	9033	No
78	GOM_NL__2PRFIN20031122_040141_000000632021_00462_09033_9012.N1	22-NOV-2003 04:01:41	Bright	63.000	82	48Bet UMa	2.3650	10600.	126	9033	No
79	GOM_NL__2PRFIN20031122_040309_000000482021_00462_09033_9013.N1	22-NOV-2003 04:03:09	Bright	48.000	87	64Gam UMa	2.4330	11000.	96	9033	No
80	GOM_NL__2PRFIN20031122_040554_000000682021_00462_09033_9014.N1	22-NOV-2003 04:05:54	Bright	68.000	174	52Psi UMa	3.0040	4400.0	136	9033	No
81	GOM_NL__2PRFIN20031122_040758_000000552021_00462_09033_9015.N1	22-NOV-2003 04:07:58	Bright	55.000	152	12Alp2CVn	2.8900	11000.	110	9033	No
82	GOM_NL__2PRFIN20031122_041011_000000362021_00462_09033_9016.N1	22-NOV-2003 04:10:11	Bright	36.000	83		2.3780	11000.	72	9033	No
83	GOM_NL__2PRFIN20031122_041241_000000352021_00462_09033_9017.N1	22-NOV-2003 04:12:41	Bright	35.000	3	16Alp Boo	-0.050000	4250.0	70	9033	No
84	GOM_NL__2PRFIN20031122_041518_000000572021_00462_09033_9018.N1	22-NOV-2003 04:15:18	Bright	57.000	96	68Del Leo	2.5600	9300.0	114	9033	No
85	GOM_NL__2PRFIN20031122_041807_000001102021_00462_09033_9019.N1	22-NOV-2003 04:18:07	Tw_i_and_stray	110.00	51	41Gam1Leo	2.0100	4500.0	220	9033	No
86	GOM_NL__2PRFIN20031122_042355_000001282021_00462_09033_9020.N1	22-NOV-2003 04:23:55	Straylight	127.50	22	32Alp Leo	1.3600	15200.	255	9033	No
87	GOM_NL__2PRFIN20031122_043234_000000422021_00462_09033_9021.N1	22-NOV-2003 04:32:34	Dark	41.500	64	Gam Cen	2.2000	10600.	83	9033	No
88	GOM_NL__2PRFIN20031122_043513_000000442021_00462_09033_9022.N1	22-NOV-2003 04:35:13	Dark	43.500	20	Bet Cru	1.2530	30000.	87	9033	No
89	GOM_NL__2PRFIN20031122_043622_000000462021_00463_09034_9227.N1	22-NOV-2003 04:36:22	Dark	45.500	12	Alp1Cru	0.77500	30000.	91	9034	No
90	GOM_NL__2PRFIN20031122_062334_000000442021_00464_09035_9228.N1	22-NOV-2003 06:23:34	Dark	43.500	41	Eps Car	1.8600	4100.0	87	9035	No
91	GOM_NL__2PRFIN20031122_062615_000000592021_00464_09035_9229.N1	22-NOV-2003 06:26:15	Dark	58.500	70	Zet Pup	2.2460	39000.	117	9035	No
92	GOM_NL__2PRFIN20031122_062904_000000502021_00464_09035_9230.N1	22-NOV-2003 06:29:04	Dark	49.500	2	Alp Car	-0.73600	7000.0	99	9035	No
93	GOM_NL__2PRFIN20031122_063409_000000762021_00464_09035_9231.N1	22-NOV-2003 06:34:09	Dark	76.000	23	21Eps CMa	1.5020	26000.	152	9035	No
94	GOM_NL__2PRFIN20031122_063712_000000412021_00464_09035_9232.N1	22-NOV-2003 06:37:12	Straylight	40.500	157	The1Eri	2.9060	9300.0	81	9035	No
95	GOM_NL__2PRFIN20031122_064207_000001322021_00464_09035_9233.N1	22-NOV-2003 06:42:07	Straylight	132.00	1	9Alp CMa	-1.4400	11000.	264	9035	No
96	GOM_NL__2PRFIN20031122_064624_000000692021_00464_09035_9234.N1	22-NOV-2003 06:46:24	Straylight	68.500	7	19Bet Ori	0.10000	14000.	137	9035	No
97	GOM_NL__2PRFIN20031122_065023_000000862021_00464_09035_9235.N1	22-NOV-2003 06:50:23	Tw_i_and_stray	86.000	30	46Eps Ori	1.6940	30000.	172	9035	No
98	GOM_NL__2PRFIN20031122_065446_000000382021_00464_09035_9236.N1	22-NOV-2003 06:54:46	Bright	37.500	105	6Bet Ari	2.6450	8900.0	75	9035	No
99	GOM_NL__2PRFIN20031122_065613_000000422021_00464_09035_9237.N1	22-NOV-2003 06:56:13	Bright	42.000	146	25Eta Tau	2.8730	15200.	84	9035	No
100	GOM_NL__2PRFIN20031122_065836_000000382021_00464_09035_9238.N1	22-NOV-2003 06:58:36	Bright	37.500	173	4Bet Tri	3.0040	8900.0	75	9035	No
101	GOM_NL__2PRFIN20031122_070041_000000392021_00464_09035_9239.N1	22-NOV-2003 07:00:41	Bright	38.500	73	57Gam1And	2.2600	13100.	77	9035	No

102	GOM_NL__2PRFIN20031122_070306_000000402021_00464_09035_9240.N1	22-NOV-2003 07:03:06	Bright	40.000	175	39Del Per	3.0100	19400.	80	9035	No
103	GOM_NL__2PRFIN20031122_070521_000000412021_00464_09035_9241.N1	22-NOV-2003 07:05:21	Bright	40.500	68	18Alp Cas	2.2250	4500.0	81	9035	No
104	GOM_NL__2PRFIN20031122_070632_000000382021_00464_09035_9242.N1	22-NOV-2003 07:06:32	Bright	37.500	74	11Bet Cas	2.2680	6600.0	75	9035	No
105	GOM_NL__2PRFIN20031122_070834_000000582021_00464_09035_9243.N1	22-NOV-2003 07:08:34	Bright	58.000	42	34Bet Aur	1.9000	10200.	116	9035	No
106	GOM_NL__2PRFIN20031122_071355_000000362021_00464_09035_9244.N1	22-NOV-2003 07:13:55	Bright	36.000	49	1Alp UMi	1.9900	6300.0	72	9035	No
107	GOM_NL__2PRFIN20031122_071826_000000402021_00464_09035_9245.N1	22-NOV-2003 07:18:26	Bright	40.000	60	7Bet UMi	2.0810	3950.0	80	9035	No
108	GOM_NL__2PRFIN20031122_072037_000000382021_00464_09035_9246.N1	22-NOV-2003 07:20:37	Bright	37.500	119	14Eta Dra	2.7270	4700.0	75	9035	No
109	GOM_NL__2PRFIN20031122_072252_000000452021_00464_09035_9247.N1	22-NOV-2003 07:22:52	Bright	44.500	82	48Bet UMa	2.3650	10600.	89	9035	No
110	GOM_NL__2PRFIN20031122_072420_000000402021_00464_09035_9248.N1	22-NOV-2003 07:24:20	Bright	39.500	87	64Gam UMa	2.4330	11000.	79	9035	No
111	GOM_NL__2PRFIN20031122_072706_000000482021_00464_09035_9249.N1	22-NOV-2003 07:27:06	Bright	47.500	174	52Psi UMa	3.0040	4400.0	95	9035	No
112	GOM_NL__2PRFIN20031122_072911_000000372021_00464_09035_9250.N1	22-NOV-2003 07:29:11	Bright	37.000	152	12Alp2CVn	2.8900	11000.	74	9035	No
113	GOM_NL__2PRFIN20031122_073124_000000352021_00464_09035_9251.N1	22-NOV-2003 07:31:24	Bright	35.000	83		2.3780	11000.	70	9035	No
114	GOM_NL__2PRFIN20031122_073354_000000342021_00464_09035_9252.N1	22-NOV-2003 07:33:54	Bright	33.500	3	16Alp Boo	-0.050000	4250.0	67	9035	No
115	GOM_NL__2PRFIN20031122_073631_000000572021_00464_09035_9253.N1	22-NOV-2003 07:36:31	Bright	56.500	96	68Del Leo	2.5600	9300.0	113	9035	No
116	GOM_NL__2PRFIN20031122_073921_000001092021_00464_09035_9254.N1	22-NOV-2003 07:39:21	Twilight	109.00	51	41Gam1Leo	2.0100	4500.0	218	9035	No
117	GOM_NL__2PRFIN20031122_074512_000001372021_00464_09035_9255.N1	22-NOV-2003 07:45:12	Straylight	137.00	22	32Alp Leo	1.3600	15200.	274	9035	No
118	GOM_NL__2PRFIN20031122_075347_000000412021_00464_09035_9256.N1	22-NOV-2003 07:53:47	Dark	41.000	64	Gam Cen	2.2000	10600.	82	9035	No
119	GOM_NL__2PRFIN20031122_075626_000000422021_00464_09035_9257.N1	22-NOV-2003 07:56:26	Dark	41.500	20	Bet Cru	1.2530	30000.	83	9035	No
120	GOM_NL__2PRFIN20031122_075736_000000402021_00465_09036_8993.N1	22-NOV-2003 07:57:36	Dark	39.500	12	Alp1Cru	0.77500	30000.	79	9036	No
121	GOM_NL__2PRFIN20031122_080410_000000582021_00465_09036_8994.N1	22-NOV-2003 08:04:10	Dark	58.000	41	Eps Car	1.8600	4100.0	116	9036	No
122	GOM_NL__2PRFIN20031122_080652_000000602021_00465_09036_8995.N1	22-NOV-2003 08:06:52	Dark	59.500	70	Zet Pup	2.2460	39000.	119	9036	No
123	GOM_NL__2PRFIN20031122_080939_000000552021_00465_09036_8996.N1	22-NOV-2003 08:09:39	Dark	55.000	2	Alp Car	-0.73600	7000.0	110	9036	No
124	GOM_NL__2PRFIN20031122_081446_000000762021_00465_09036_8997.N1	22-NOV-2003 08:14:46	Dark	76.000	23	21Eps CMa	1.5020	26000.	152	9036	No
125	GOM_NL__2PRFIN20031122_081748_000000392021_00465_09036_8998.N1	22-NOV-2003 08:17:48	Straylight	39.000	157	The1Eri	2.9060	9300.0	78	9036	No
126	GOM_NL__2PRFIN20031122_082242_000001352021_00465_09036_8999.N1	22-NOV-2003 08:22:42	Straylight	134.50	1	9Alp CMa	-1.4400	11000.	269	9036	No
127	GOM_NL__2PRFIN20031122_082659_000000702021_00465_09036_9000.N1	22-NOV-2003 08:26:59	Straylight	69.500	7	19Bet Ori	0.10000	14000.	139	9036	No
128	GOM_NL__2PRFIN20031122_083058_000000862021_00465_09036_9001.N1	22-NOV-2003 08:30:58	Twilight	85.500	30	46Eps Ori	1.6940	30000.	171	9036	No
129	GOM_NL__2PRFIN20031122_083522_000000372021_00465_09036_9002.N1	22-NOV-2003 08:35:22	Bright	36.500	105	6Bet Ari	2.6450	8900.0	73	9036	No
130	GOM_NL__2PRFIN20031122_083648_000000432021_00465_09036_9003.N1	22-NOV-2003 08:36:48	Bright	42.500	146	25Eta Tau	2.8730	15200.	85	9036	No
131	GOM_NL__2PRFIN20031122_083912_000000382021_00465_09036_9004.N1	22-NOV-2003 08:39:12	Bright	38.000	173	4Bet Tri	3.0040	8900.0	76	9036	No
132	GOM_NL__2PRFIN20031122_084116_000000402021_00465_09036_9005.N1	22-NOV-2003 08:41:16	Bright	40.000	73	57Gam1And	2.2600	13100.	80	9036	No
133	GOM_NL__2PRFIN20031122_084341_000000402021_00465_09036_9006.N1	22-NOV-2003 08:43:41	Bright	40.000	175	39Del Per	3.0100	19400.	80	9036	No
134	GOM_NL__2PRFIN20031122_084557_000000382021_00465_09036_9007.N1	22-NOV-2003 08:45:57	Bright	37.500	68	18Alp Cas	2.2250	4500.0	75	9036	No
135	GOM_NL__2PRFIN20031122_084708_000000392021_00465_09036_9008.N1	22-NOV-2003 08:47:08	Bright	39.000	74	11Bet Cas	2.2680	6600.0	78	9036	No
136	GOM_NL__2PRFIN20031122_084909_000000582021_00465_09036_9009.N1	22-NOV-2003 08:49:09	Bright	57.500	42	34Bet Aur	1.9000	10200.	115	9036	No
137	GOM_NL__2PRFIN20031122_085430_000000362021_00465_09036_9010.N1	22-NOV-2003 08:54:30	Bright	36.000	49	1Alp UMi	1.9900	6300.0	72	9036	No
138	GOM_NL__2PRFIN20031122_085902_000000392021_00465_09036_9011.N1	22-NOV-2003 08:59:02	Bright	38.500	60	7Bet UMi	2.0810	3950.0	77	9036	No
139	GOM_NL__2PRFIN20031122_090113_000000372021_00465_09036_9012.N1	22-NOV-2003 09:01:13	Bright	37.000	119	14Eta Dra	2.7270	4700.0	74	9036	No
140	GOM_NL__2PRFIN20031122_090328_000000452021_00465_09036_9013.N1	22-NOV-2003 09:03:28	Bright	45.000	82	48Bet UMa	2.3650	10600.	90	9036	No
141	GOM_NL__2PRFIN20031122_090456_000000412021_00465_09036_9014.N1	22-NOV-2003 09:04:56	Bright	40.500	87	64Gam UMa	2.4330	11000.	81	9036	No
142	GOM_NL__2PRFIN20031122_090742_000000492021_00465_09036_9015.N1	22-NOV-2003 09:07:42	Bright	48.500	174	52Psi UMa	3.0040	4400.0	97	9036	No
143	GOM_NL__2PRFIN20031122_090947_000000392021_00465_09036_9016.N1	22-NOV-2003 09:09:47	Bright	39.000	152	12Alp2CVn	2.8900	11000.	78	9036	No
144	GOM_NL__2PRFIN20031122_091200_000000352021_00465_09036_9017.N1	22-NOV-2003 09:12:00	Bright	35.000	83		2.3780	11000.	70	9036	No
145	GOM_NL__2PRFIN20031122_091430_000000352021_00465_09036_9018.N1	22-NOV-2003 09:14:30	Bright	34.500	3	16Alp Boo	-0.050000	4250.0	69	9036	No
146	GOM_NL__2PRFIN20031122_091708_000000582021_00465_09036_9019.N1	22-NOV-2003 09:17:08	Bright	57.500	96	68Del Leo	2.5600	9300.0	115	9036	No
147	GOM_NL__2PRFIN20031122_091959_000001052021_00465_09036_9020.N1	22-NOV-2003 09:19:59	Twilight	105.00	51	41Gam1Leo	2.0100	4500.0	210	9036	No
148	GOM_NL__2PRFIN20031122_092550_000001462021_00465_09036_9021.N1	22-NOV-2003 09:25:50	Straylight	145.50	22	32Alp Leo	1.3600	15200.	291	9036	No
149	GOM_NL__2PRFIN20031122_093423_000000402021_00465_09036_9022.N1	22-NOV-2003 09:34:23	Dark	39.500	64	Gam Cen	2.2000	10600.	79	9036	No
150	GOM_NL__2PRFIN20031122_093703_000000442021_00465_09036_9023.N1	22-NOV-2003 09:37:03	Dark	43.500	20	Bet Cru	1.2530	30000.	87	9036	No
151	GOM_NL__2PRFIN20031122_093812_000000462021_00466_09037_8993.N1	22-NOV-2003 09:38:12	Dark	46.000	12	Alp1Cru	0.77500	30000.	92	9037	No
152	GOM_NL__2PRFIN20031122_094447_000000572021_00466_09037_8994.N1	22-NOV-2003 09:44:47	Dark	57.000	41	Eps Car	1.8600	4100.0	114	9037	No
153	GOM_NL__2PRFIN20031122_094730_000000572021_00466_09037_8995.N1	22-NOV-2003 09:47:30	Dark	57.000	70	Zet Pup	2.2460	39000.	114	9037	No
154	GOM_NL__2PRFIN20031122_095017_000000512021_00466_09037_8996.N1	22-NOV-2003 09:50:17	Dark	51.000	2	Alp Car	-0.73600	7000.0	102	9037	No
155	GOM_NL__2PRFIN20031122_095523_000000792021_00466_09037_8997.N1	22-NOV-2003 09:55:23	Dark	79.000	23	21Eps CMa	1.5020	26000.	158	9037	No
156	GOM_NL__2PRFIN20031122_095824_000000392021_00466_09037_8998.N1	22-NOV-2003 09:58:24	Straylight	39.000	157	The1Eri	2.9060	9300.0	78	9037	No
157	GOM_NL__2PRFIN20031122_100319_000001372021_00466_09037_8999.N1	22-NOV-2003 10:03:19	Straylight	136.50	1	9Alp CMa	-1.4400	11000.	273	9037	No
158	GOM_NL__2PRFIN20031122_100735_000000712021_00466_09037_9000.N1	22-NOV-2003 10:07:35	Straylight	70.500	7	19Bet Ori	0.10000	14000.	141	9037	No
159	GOM_NL__2PRFIN20031122_101133_000000822021_00466_09037_9001.N1	22-NOV-2003 10:11:33	Twilight	81.500	30	46Eps Ori	1.6940	30000.	163	9037	No
160	GOM_NL__2PRFIN20031122_101558_000000372021_00466_09037_9002.N1	22-NOV-2003 10:15:58	Bright	37.000	105	6Bet Ari	2.6450	8900.0	74	9037	No



161	GOM_NL__2PRFIN20031122_101724_000000432021_00466_09037_9003.N1	22-NOV-2003 10:17:24	Bright	43.000	146	25Eta Tau	2.8730	15200.	86	9037	No
162	GOM_NL__2PRFIN20031122_101948_000000372021_00466_09037_9004.N1	22-NOV-2003 10:19:48	Bright	36.500	173	4Bet Tri	3.0040	8900.0	73	9037	No
163	GOM_NL__2PRFIN20031122_102153_000000382021_00466_09037_9005.N1	22-NOV-2003 10:21:53	Bright	38.000	73	57Gam1And	2.2600	13100.	76	9037	No
164	GOM_NL__2PRFIN20031122_102633_000000372021_00466_09037_9006.N1	22-NOV-2003 10:26:33	Bright	37.000	68	18Alp Cas	2.2250	4500.0	74	9037	No
165	GOM_NL__2PRFIN20031122_102745_000000382021_00466_09037_9007.N1	22-NOV-2003 10:27:45	Bright	37.500	74	11Bet Cas	2.2680	6600.0	75	9037	No
166	GOM_NL__2PRFIN20031122_102944_000000592021_00466_09037_9008.N1	22-NOV-2003 10:29:44	Bright	58.500	42	34Bet Aur	1.9000	10200.	117	9037	No
167	GOM_NL__2PRFIN20031122_103506_000000372021_00466_09037_9009.N1	22-NOV-2003 10:35:06	Bright	37.000	49	1Alp UMi	1.9900	6300.0	74	9037	No
168	GOM_NL__2PRFIN20031122_103938_000000392021_00466_09037_9010.N1	22-NOV-2003 10:39:38	Bright	38.500	60	7Bet UMi	2.0810	3950.0	77	9037	No
169	GOM_NL__2PRFIN20031122_104150_000000372021_00466_09037_9011.N1	22-NOV-2003 10:41:50	Bright	37.000	119	14Eta Dra	2.7270	4700.0	74	9037	No
170	GOM_NL__2PRFIN20031122_104403_000000452021_00466_09037_9012.N1	22-NOV-2003 10:44:03	Bright	45.000	82	48Bet UMa	2.3650	10600.	90	9037	No
171	GOM_NL__2PRFIN20031122_104532_000000422021_00466_09037_9013.N1	22-NOV-2003 10:45:32	Bright	41.500	87	64Gam UMa	2.4330	11000.	83	9037	No
172	GOM_NL__2PRFIN20031122_104817_000000662021_00466_09037_9014.N1	22-NOV-2003 10:48:17	Bright	66.000	174	52Psi UMa	3.0040	4400.0	132	9037	No
173	GOM_NL__2PRFIN20031122_105023_000000552021_00466_09037_9015.N1	22-NOV-2003 10:50:23	Bright	55.000	152	12Alp2CVn	2.8900	11000.	110	9037	No
174	GOM_NL__2PRFIN20031122_105236_000000352021_00466_09037_9016.N1	22-NOV-2003 10:52:36	Bright	34.500	83		2.3780	11000.	69	9037	No
175	GOM_NL__2PRFIN20031122_105507_000000352021_00466_09037_9017.N1	22-NOV-2003 10:55:07	Bright	34.500	3	16Alp Boo	-0.050000	4250.0	69	9037	No
176	GOM_NL__2PRFIN20031122_105744_000000552021_00466_09037_9018.N1	22-NOV-2003 10:57:44	Bright	55.000	96	68Del Leo	2.5600	9300.0	110	9037	No
177	GOM_NL__2PRFIN20031122_110036_000001052021_00466_09037_9019.N1	22-NOV-2003 11:00:36	Twilight	104.50	51	41Gam1Leo	2.0100	4500.0	209	9037	No
178	GOM_NL__2PRFIN20031122_110629_000001342021_00466_09037_9020.N1	22-NOV-2003 11:06:29	Straylight	133.50	22	32Alp Leo	1.3600	15200.	267	9037	No
179	GOM_NL__2PRFIN20031122_111500_000000412021_00466_09037_9021.N1	22-NOV-2003 11:15:00	Dark	41.000	64	Gam Cen	2.2000	10600.	82	9037	No
180	GOM_NL__2PRFIN20031122_111739_000000382021_00466_09037_9022.N1	22-NOV-2003 11:17:39	Dark	38.000	20	Bet Cru	1.2530	30000.	76	9037	No
181	GOM_NL__2PRFIN20031122_111848_000000382021_00467_09038_8994.N1	22-NOV-2003 11:18:48	Dark	38.000	12	Alp1Cru	0.77500	30000.	76	9038	No
182	GOM_NL__2PRFIN20031122_112524_000000452021_00467_09038_8995.N1	22-NOV-2003 11:25:24	Dark	44.500	41	Eps Car	1.8600	4100.0	89	9038	No
183	GOM_NL__2PRFIN20031122_112807_000000582021_00467_09038_8996.N1	22-NOV-2003 11:28:07	Dark	58.000	70	Zet Pup	2.2460	39000.	116	9038	No
184	GOM_NL__2PRFIN20031122_113054_000000462021_00467_09038_8997.N1	22-NOV-2003 11:30:54	Dark	45.500	2	Alp Car	-0.73600	7000.0	91	9038	No
185	GOM_NL__2PRFIN20031122_113600_000000792021_00467_09038_8998.N1	22-NOV-2003 11:36:00	Dark	79.000	23	21Eps CMa	1.5020	26000.	158	9038	No
186	GOM_NL__2PRFIN20031122_113901_000000382021_00467_09038_8999.N1	22-NOV-2003 11:39:01	Straylight	38.000	157	The1Eri	2.9060	9300.0	76	9038	No
187	GOM_NL__2PRFIN20031122_114354_000001492021_00467_09038_9000.N1	22-NOV-2003 11:43:54	Straylight	148.50	1	9Alp CMa	-1.4400	11000.	297	9038	No
188	GOM_NL__2PRFIN20031122_114811_000000832021_00467_09038_9001.N1	22-NOV-2003 11:48:11	Straylight	83.000	7	19Bet Ori	0.10000	14000.	166	9038	No
189	GOM_NL__2PRFIN20031122_115208_000000892021_00467_09038_9002.N1	22-NOV-2003 11:52:08	Twilight	88.500	30	46Eps Ori	1.6940	30000.	177	9038	No
190	GOM_NL__2PRFIN20031122_115635_000000382021_00467_09038_9003.N1	22-NOV-2003 11:56:35	Bright	37.500	105	6Bet Ari	2.6450	8900.0	75	9038	No
191	GOM_NL__2PRFIN20031122_115800_000000432021_00467_09038_9004.N1	22-NOV-2003 11:58:00	Bright	42.500	146	25Eta Tau	2.8730	15200.	85	9038	No
192	GOM_NL__2PRFIN20031122_120025_000000352021_00467_09038_9005.N1	22-NOV-2003 12:00:25	Bright	35.000	173	4Bet Tri	3.0040	8900.0	70	9038	No
193	GOM_NL__2PRFIN20031122_120229_000000382021_00467_09038_9006.N1	22-NOV-2003 12:02:29	Bright	37.500	73	57Gam1And	2.2600	13100.	75	9038	No
194	GOM_NL__2PRFIN20031122_120453_000000392021_00467_09038_9007.N1	22-NOV-2003 12:04:53	Bright	39.000	175	39Del Per	3.0100	19400.	78	9038	No
195	GOM_NL__2PRFIN20031122_120710_000000392021_00467_09038_9008.N1	22-NOV-2003 12:07:10	Bright	38.500	68	18Alp Cas	2.2250	4500.0	77	9038	No
196	GOM_NL__2PRFIN20031122_120821_000000392021_00467_09038_9009.N1	22-NOV-2003 12:08:21	Bright	39.000	74	11Bet Cas	2.2680	6600.0	78	9038	No
197	GOM_NL__2PRFIN20031122_121019_000000562021_00467_09038_9010.N1	22-NOV-2003 12:10:19	Bright	55.500	42	34Bet Aur	1.9000	10200.	111	9038	No
198	GOM_NL__2PRFIN20031122_121543_000000382021_00467_09038_9011.N1	22-NOV-2003 12:15:43	Bright	38.000	49	1Alp UMi	1.9900	6300.0	76	9038	No
199	GOM_NL__2PRFIN20031122_122014_000000382021_00467_09038_9012.N1	22-NOV-2003 12:20:14	Bright	38.000	60	7Bet UMi	2.0810	3950.0	76	9038	No
200	GOM_NL__2PRFIN20031122_122226_000000382021_00467_09038_9013.N1	22-NOV-2003 12:22:26	Bright	38.000	119	14Eta Dra	2.7270	4700.0	76	9038	No
201	GOM_NL__2PRFIN20031122_122439_000000442021_00467_09038_9014.N1	22-NOV-2003 12:24:39	Bright	44.000	82	48Bet UMa	2.3650	10600.	88	9038	No
202	GOM_NL__2PRFIN20031122_122608_000000392021_00467_09038_9015.N1	22-NOV-2003 12:26:08	Bright	39.000	87	64Gam UMa	2.4330	11000.	78	9038	No
203	GOM_NL__2PRFIN20031122_122853_000000662021_00467_09038_9016.N1	22-NOV-2003 12:28:53	Bright	66.000	174	52Psi UMa	3.0040	4400.0	132	9038	No
204	GOM_NL__2PRFIN20031122_123059_000000382021_00467_09038_9017.N1	22-NOV-2003 12:30:59	Bright	37.500	152	12Alp2CVn	2.8900	11000.	75	9038	No
205	GOM_NL__2PRFIN20031122_123313_000000352021_00467_09038_9018.N1	22-NOV-2003 12:33:13	Bright	34.500	83		2.3780	11000.	69	9038	No
206	GOM_NL__2PRFIN20031122_123543_000000342021_00467_09038_9019.N1	22-NOV-2003 12:35:43	Bright	33.500	3	16Alp Boo	-0.050000	4250.0	67	9038	No
207	GOM_NL__2PRFIN20031122_123821_000000562021_00467_09038_9020.N1	22-NOV-2003 12:38:21	Bright	55.500	96	68Del Leo	2.5600	9300.0	111	9038	No
208	GOM_NL__2PRFIN20031122_124113_000001112021_00467_09038_9021.N1	22-NOV-2003 12:41:13	Twilight	111.00	51	41Gam1Leo	2.0100	4500.0	222	9038	No
209	GOM_NL__2PRFIN20031122_124708_000001292021_00467_09038_9022.N1	22-NOV-2003 12:47:08	Straylight	128.50	22	32Alp Leo	1.3600	15200.	257	9038	No
210	GOM_NL__2PRFIN20031122_125536_000000392021_00467_09038_9023.N1	22-NOV-2003 12:55:36	Dark	38.500	64	Gam Cen	2.2000	10600.	77	9038	No
211	GOM_NL__2PRFIN20031122_125815_000000442021_00467_09038_9024.N1	22-NOV-2003 12:58:15	Dark	44.000	20	Bet Cru	1.2530	30000.	88	9038	No
212	GOM_NL__2PRFIN20031122_125924_000000392021_00468_09039_9012.N1	22-NOV-2003 12:59:24	Dark	39.000	12	Alp1Cru	0.77500	30000.	78	9039	No
213	GOM_NL__2PRFIN20031122_130601_000000432021_00468_09039_9013.N1	22-NOV-2003 13:06:01	Dark	42.500	41	Eps Car	1.8600	4100.0	85	9039	No
214	GOM_NL__2PRFIN20031122_130844_000000572021_00468_09039_9014.N1	22-NOV-2003 13:08:44	Dark	57.000	70	Zet Pup	2.2460	39000.	114	9039	No
215	GOM_NL__2PRFIN20031122_131131_000000562021_00468_09039_9015.N1	22-NOV-2003 13:11:31	Dark	55.500	2	Alp Car	-0.73600	7000.0	111	9039	No
216	GOM_NL__2PRFIN20031122_131638_000000762021_00468_09039_9016.N1	22-NOV-2003 13:16:38	Dark	75.500	23	21Eps CMa	1.5020	26000.	151	9039	No
217	GOM_NL__2PRFIN20031122_131937_000000402021_00468_09039_9017.N1	22-NOV-2003 13:19:37	Straylight	39.500	157	The1Eri	2.9060	9300.0	79	9039	No
218	GOM_NL__2PRFIN20031122_132431_000001192021_00468_09039_9018.N1	22-NOV-2003 13:24:31	Straylight	119.00	1	9Alp CMa	-1.4400	11000.	238	9039	No
219	GOM_NL__2PRFIN20031122_132846_000000692021_00468_09039_9019.N1	22-NOV-2003 13:28:46	Straylight	68.500	7	19Bet Ori	0.10000	14000.	137	9039	No



220	GOM_NL__2PRFIN20031122_133243_000000892021_00468_09039_9020.N1	22-NOV-2003 13:32:43	Twilight	89.000	30	46Eps Ori	1.6940	30000.	178	9039	No
221	GOM_NL__2PRFIN20031122_133711_000000382021_00468_09039_9021.N1	22-NOV-2003 13:37:11	Bright	37.500	105	6Bet Ari	2.6450	8900.0	75	9039	No
222	GOM_NL__2PRFIN20031122_133836_000000412021_00468_09039_9022.N1	22-NOV-2003 13:38:36	Bright	41.000	146	25Eta Tau	2.8730	15200.	82	9039	No
223	GOM_NL__2PRFIN20031122_134101_000000362021_00468_09039_9023.N1	22-NOV-2003 13:41:01	Bright	35.500	173	4Bet Tri	3.0040	8900.0	71	9039	No
224	GOM_NL__2PRFIN20031122_134305_000000372021_00468_09039_9024.N1	22-NOV-2003 13:43:05	Bright	36.500	73	57Gam1And	2.2600	13100.	73	9039	No
225	GOM_NL__2PRFIN20031122_134529_000000402021_00468_09039_9025.N1	22-NOV-2003 13:45:29	Bright	40.000	175	39Del Per	3.0100	19400.	80	9039	No
226	GOM_NL__2PRFIN20031122_134746_000000352021_00468_09039_9026.N1	22-NOV-2003 13:47:46	Bright	35.000	68	18Alp Cas	2.2250	4500.0	70	9039	No
227	GOM_NL__2PRFIN20031122_134858_000000382021_00468_09039_9027.N1	22-NOV-2003 13:48:58	Bright	38.000	74	11Bet Cas	2.2680	6600.0	76	9039	No
228	GOM_NL__2PRFIN20031122_135054_000000552021_00468_09039_9028.N1	22-NOV-2003 13:50:54	Bright	54.500	42	34Bet Aur	1.9000	10200.	109	9039	No
229	GOM_NL__2PRFIN20031122_135619_000000362021_00468_09039_9029.N1	22-NOV-2003 13:56:19	Bright	36.000	49	1Alp UMi	1.9900	6300.0	72	9039	No
230	GOM_NL__2PRFIN20031122_140050_000000382021_00468_09039_9030.N1	22-NOV-2003 14:00:50	Bright	38.000	60	7Bet UMi	2.0810	3950.0	76	9039	No
231	GOM_NL__2PRFIN20031122_140302_000000362021_00468_09039_9031.N1	22-NOV-2003 14:03:02	Bright	36.000	119	14Eta Dra	2.7270	4700.0	72	9039	No
232	GOM_NL__2PRFIN20031122_140515_000000442021_00468_09039_9032.N1	22-NOV-2003 14:05:15	Bright	44.000	82	48Bet UMa	2.3650	10600.	88	9039	No
233	GOM_NL__2PRFIN20031122_140644_000000422021_00468_09039_9033.N1	22-NOV-2003 14:06:44	Bright	41.500	87	64Gam UMa	2.4330	11000.	83	9039	No
234	GOM_NL__2PRFIN20031122_140929_000000472021_00468_09039_9034.N1	22-NOV-2003 14:09:29	Bright	46.500	174	52Psi UMa	3.0040	4400.0	93	9039	No
235	GOM_NL__2PRFIN20031122_141135_000000362021_00468_09039_9035.N1	22-NOV-2003 14:11:35	Bright	35.500	152	12Alp2CVn	2.8900	11000.	71	9039	No
236	GOM_NL__2PRFIN20031122_141349_000000352021_00468_09039_9036.N1	22-NOV-2003 14:13:49	Bright	35.000	83		2.3780	11000.	70	9039	No
237	GOM_NL__2PRFIN20031122_141619_000000342021_00468_09039_9037.N1	22-NOV-2003 14:16:19	Bright	34.000	3	16Alp Boo	-0.050000	4250.0	68	9039	No
238	GOM_NL__2PRFIN20031122_141857_000000542021_00468_09039_9038.N1	22-NOV-2003 14:18:57	Bright	53.500	96	68Del Leo	2.5600	9300.0	107	9039	No
239	GOM_NL__2PRFIN20031122_142150_000001122021_00468_09039_9039.N1	22-NOV-2003 14:21:50	Twilight	111.50	51	41Gam1Leo	2.0100	4500.0	223	9039	No
240	GOM_NL__2PRFIN20031122_142746_000001332021_00468_09039_9040.N1	22-NOV-2003 14:27:46	Straylight	132.50	22	32Alp Leo	1.3600	15200.	265	9039	No
241	GOM_NL__2PRFIN20031122_143613_000000402021_00468_09039_9041.N1	22-NOV-2003 14:36:13	Dark	40.000	64	Gam Cen	2.2000	10600.	80	9039	No
242	GOM_NL__2PRFIN20031122_143852_000000402021_00468_09039_9042.N1	22-NOV-2003 14:38:52	Dark	39.500	20	Bet Cru	1.2530	30000.	79	9039	No
243	GOM_NL__2PRFIN20031122_144001_000000392021_00469_09040_9013.N1	22-NOV-2003 14:40:01	Dark	39.000	12	Alp1Cru	0.77500	30000.	78	9040	No
244	GOM_NL__2PRFIN20031122_144222_000000392021_00469_09040_9014.N1	22-NOV-2003 14:42:22	Dark	38.500	124	The Car	2.7640	30000.	77	9040	No
245	GOM_NL__2PRFIN20031122_144638_000000452021_00469_09040_9015.N1	22-NOV-2003 14:46:38	Dark	44.500	41	Eps Car	1.8600	4100.0	89	9040	No
246	GOM_NL__2PRFIN20031122_144801_000000492021_00469_09040_9016.N1	22-NOV-2003 14:48:01	Dark	48.500	34	Gam2Vel	1.7930	23000.	97	9040	No
247	GOM_NL__2PRFIN20031122_145208_000000592021_00469_09040_9017.N1	22-NOV-2003 14:52:08	Dark	59.000	2	Alp Car	-0.73600	7000.0	118	9040	No
248	GOM_NL__2PRFIN20031122_145715_000000762021_00469_09040_9018.N1	22-NOV-2003 14:57:15	Dark	76.000	23	21Eps CMa	1.5020	26000.	152	9040	No
249	GOM_NL__2PRFIN20031122_150014_000000402021_00469_09040_9019.N1	22-NOV-2003 15:00:14	Straylight	39.500	157	The1Eri	2.9060	9300.0	79	9040	No
250	GOM_NL__2PRFIN20031122_150507_000001392021_00469_09040_9020.N1	22-NOV-2003 15:05:07	Straylight	139.00	1	9Alp CMa	-1.4400	11000.	278	9040	No
251	GOM_NL__2PRFIN20031122_150923_000000782021_00469_09040_9021.N1	22-NOV-2003 15:09:23	Straylight	77.500	7	19Bet Ori	0.10000	14000.	155	9040	No
252	GOM_NL__2PRFIN20031122_151319_000000812021_00469_09040_9022.N1	22-NOV-2003 15:13:19	Twilight	81.000	30	46Eps Ori	1.6940	30000.	162	9040	No
253	GOM_NL__2PRFIN20031122_151748_000000372021_00469_09040_9023.N1	22-NOV-2003 15:17:48	Bright	36.500	105	6Bet Ari	2.6450	8900.0	73	9040	No
254	GOM_NL__2PRFIN20031122_152134_000000402021_00469_09040_9024.N1	22-NOV-2003 15:21:34	Bright	39.500	173	4Bet Tri	3.0040	8900.0	79	9040	No
255	GOM_NL__2PRFIN20031122_152341_000000382021_00469_09040_9025.N1	22-NOV-2003 15:23:41	Bright	37.500	73	57Gam1And	2.2600	13100.	75	9040	No
256	GOM_NL__2PRFIN20031122_152603_000000402021_00469_09040_9026.N1	22-NOV-2003 15:26:03	Bright	39.500	175	39Del Per	3.0100	19400.	79	9040	No
257	GOM_NL__2PRFIN20031122_152821_000000392021_00469_09040_9027.N1	22-NOV-2003 15:28:21	Bright	38.500	68	18Alp Cas	2.2250	4500.0	77	9040	No
258	GOM_NL__2PRFIN20031122_152932_000000412021_00469_09040_9028.N1	22-NOV-2003 15:29:32	Bright	40.500	74	11Bet Cas	2.2680	6600.0	81	9040	No
259	GOM_NL__2PRFIN20031122_153128_000000582021_00469_09040_9029.N1	22-NOV-2003 15:31:28	Bright	58.000	42	34Bet Aur	1.9000	10200.	116	9040	No
260	GOM_NL__2PRFIN20031122_153653_000000392021_00469_09040_9030.N1	22-NOV-2003 15:36:53	Bright	38.500	49	1Alp UMi	1.9900	6300.0	77	9040	No
261	GOM_NL__2PRFIN20031122_154125_000000382021_00469_09040_9031.N1	22-NOV-2003 15:41:25	Bright	38.000	60	7Bet UMi	2.0810	3950.0	76	9040	No
262	GOM_NL__2PRFIN20031122_154335_000000402021_00469_09040_9032.N1	22-NOV-2003 15:43:35	Bright	39.500	119	14Eta Dra	2.7270	4700.0	79	9040	No
263	GOM_NL__2PRFIN20031122_154550_000000442021_00469_09040_9033.N1	22-NOV-2003 15:45:50	Bright	44.000	82	48Bet UMa	2.3650	10600.	88	9040	No
264	GOM_NL__2PRFIN20031122_154719_000000402021_00469_09040_9034.N1	22-NOV-2003 15:47:19	Bright	40.000	87	64Gam UMa	2.4330	11000.	80	9040	No
265	GOM_NL__2PRFIN20031122_155005_000000482021_00469_09040_9035.N1	22-NOV-2003 15:50:05	Bright	48.000	174	52Psi UMa	3.0040	4400.0	96	9040	No
266	GOM_NL__2PRFIN20031122_155210_000000412021_00469_09040_9036.N1	22-NOV-2003 15:52:10	Bright	40.500	152	12Alp2CVn	2.8900	11000.	81	9040	No
267	GOM_NL__2PRFIN20031122_155421_000000382021_00469_09040_9037.N1	22-NOV-2003 15:54:21	Bright	38.000	83		2.3780	11000.	76	9040	No
268	GOM_NL__2PRFIN20031122_155654_000000362021_00469_09040_9038.N1	22-NOV-2003 15:56:54	Bright	35.500	3	16Alp Boo	-0.050000	4250.0	71	9040	No
269	GOM_NL__2PRFIN20031122_155933_000000552021_00469_09040_9039.N1	22-NOV-2003 15:59:33	Bright	54.500	96	68Del Leo	2.5600	9300.0	109	9040	No
270	GOM_NL__2PRFIN20031122_160227_000001102021_00469_09040_9040.N1	22-NOV-2003 16:02:27	Twilight	109.50	51	41Gam1Leo	2.0100	4500.0	219	9040	No
271	GOM_NL__2PRFIN20031122_160824_000001562021_00469_09040_9041.N1	22-NOV-2003 16:08:24	Straylight	155.50	22	32Alp Leo	1.3600	15200.	311	9040	No
272	GOM_NL__2PRFIN20031122_161648_000000432021_00469_09040_9042.N1	22-NOV-2003 16:16:48	Dark	43.000	64	Gam Cen	2.2000	10600.	86	9040	No
273	GOM_NL__2PRFIN20031122_161924_000000522021_00469_09040_9043.N1	22-NOV-2003 16:19:24	Dark	52.000	20	Bet Cru	1.2530	30000.	104	9040	No
274	GOM_NL__2PRFIN20031122_162035_000000522021_00470_09041_9013.N1	22-NOV-2003 16:20:35	Dark	52.000	12	Alp1Cru	0.77500	30000.	104	9041	No
275	GOM_NL__2PRFIN20031122_162257_000000402021_00470_09041_9014.N1	22-NOV-2003 16:22:57	Dark	39.500	124	The Car	2.7640	30000.	79	9041	No
276	GOM_NL__2PRFIN20031122_162714_000000502021_00470_09041_9015.N1	22-NOV-2003 16:27:14	Dark	50.000	41	Eps Car	1.8600	4100.0	100	9041	No
277	GOM_NL__2PRFIN20031122_162837_000000512021_00470_09041_9016.N1	22-NOV-2003 16:28:37	Dark	50.500	34	Gam2Vel	1.7930	23000.	101	9041	No
278	GOM_NL__2PRFIN20031122_163243_000000602021_00470_09041_9017.N1	22-NOV-2003 16:32:43	Dark	60.000	2	Alp Car	-0.73600	7000.0	120	9041	No

279	GOM_NL__2PRFIN20031122_163751_000000832021_00470_09041_9018.N1	22-NOV-2003 16:37:51	Dark	83.000	23	21Eps CMa	1.5020	26000.	166	9041	No
280	GOM_NL__2PRFIN20031122_164048_000000412021_00470_09041_9019.N1	22-NOV-2003 16:40:48	Straylight	40.500	157	The1Eri	2.9060	9300.0	81	9041	No
281	GOM_NL__2PRFIN20031122_164543_000001362021_00470_09041_9020.N1	22-NOV-2003 16:45:43	Straylight	136.00	1	9Alp CMa	-1.4400	11000.	272	9041	No
282	GOM_NL__2PRFIN20031122_164957_000000822021_00470_09041_9021.N1	22-NOV-2003 16:49:57	Straylight	82.000	7	19Bet Ori	0.10000	14000.	164	9041	No
283	GOM_NL__2PRFIN20031122_165353_000000812021_00470_09041_9022.N1	22-NOV-2003 16:53:53	Tw_i_and_stray	81.000	30	46Eps Ori	1.6940	30000.	162	9041	No
284	GOM_NL__2PRFIN20031122_165822_000000402021_00470_09041_9023.N1	22-NOV-2003 16:58:22	Bright	39.500	105	6Bet Ari	2.6450	8900.0	79	9041	No
285	GOM_NL__2PRFIN20031122_170210_000000402021_00470_09041_9024.N1	22-NOV-2003 17:02:10	Bright	39.500	173	4Bet Tri	3.0040	8900.0	79	9041	No
286	GOM_NL__2PRFIN20031122_170416_000000382021_00470_09041_9025.N1	22-NOV-2003 17:04:16	Bright	37.500	73	57Gam1And	2.2600	13100.	75	9041	No
287	GOM_NL__2PRFIN20031122_170639_000000402021_00470_09041_9026.N1	22-NOV-2003 17:06:39	Bright	39.500	175	39Del Per	3.0100	19400.	79	9041	No
288	GOM_NL__2PRFIN20031122_170857_000000412021_00470_09041_9027.N1	22-NOV-2003 17:08:57	Bright	40.500	68	18Alp Cas	2.2250	4500.0	81	9041	No
289	GOM_NL__2PRFIN20031122_171010_000000382021_00470_09041_9028.N1	22-NOV-2003 17:10:10	Bright	38.000	74	11Bet Cas	2.2680	6600.0	76	9041	No
290	GOM_NL__2PRFIN20031122_171202_000000552021_00470_09041_9029.N1	22-NOV-2003 17:12:02	Bright	54.500	42	34Bet Aur	1.9000	10200.	109	9041	No
291	GOM_NL__2PRFIN20031122_171727_000000402021_00470_09041_9030.N1	22-NOV-2003 17:17:27	Bright	40.000	49	1Alp UMi	1.9900	6300.0	80	9041	No
292	GOM_NL__2PRFIN20031122_172201_000000392021_00470_09041_9031.N1	22-NOV-2003 17:22:01	Bright	39.000	60	7Bet UMi	2.0810	3950.0	78	9041	No
293	GOM_NL__2PRFIN20031122_172413_000000372021_00470_09041_9032.N1	22-NOV-2003 17:24:13	Bright	36.500	119	14Eta Dra	2.7270	4700.0	73	9041	No
294	GOM_NL__2PRFIN20031122_172626_000000452021_00470_09041_9033.N1	22-NOV-2003 17:26:26	Bright	44.500	82	48Bet UMa	2.3650	10600.	89	9041	No
295	GOM_NL__2PRFIN20031122_172754_000000412021_00470_09041_9034.N1	22-NOV-2003 17:27:54	Bright	40.500	87	64Gam UMa	2.4330	11000.	81	9041	No
296	GOM_NL__2PRFIN20031122_173040_000000612021_00470_09041_9035.N1	22-NOV-2003 17:30:40	Bright	60.500	174	52Psi UMa	3.0040	4400.0	121	9041	No
297	GOM_NL__2PRFIN20031122_173245_000000402021_00470_09041_9036.N1	22-NOV-2003 17:32:45	Bright	40.000	152	12Alp2CVn	2.8900	11000.	80	9041	No
298	GOM_NL__2PRFIN20031122_173457_000000382021_00470_09041_9037.N1	22-NOV-2003 17:34:57	Bright	38.000	83		2.3780	11000.	76	9041	No
299	GOM_NL__2PRFIN20031122_173730_000000362021_00470_09041_9038.N1	22-NOV-2003 17:37:30	Bright	36.000	3	16Alp Boo	-0.050000	4250.0	72	9041	No
300	GOM_NL__2PRFIN20031122_174010_000000562021_00470_09041_9039.N1	22-NOV-2003 17:40:10	Bright	55.500	96	68Del Leo	2.5600	9300.0	111	9041	No
301	GOM_NL__2PRFIN20031122_174304_000001072021_00470_09041_9040.N1	22-NOV-2003 17:43:04	Tw_i_and_stray	106.50	51	41Gam1Leo	2.0100	4500.0	213	9041	No
302	GOM_NL__2PRFIN20031122_174903_000001492021_00470_09041_9041.N1	22-NOV-2003 17:49:03	Straylight	148.50	22	32Alp Leo	1.3600	15200.	297	9041	No
303	GOM_NL__2PRFIN20031122_175724_000000402021_00470_09041_9042.N1	22-NOV-2003 17:57:24	Dark	39.500	64	Gam Cen	2.2000	10600.	79	9041	No
304	GOM_NL__2PRFIN20031122_180000_000000462021_00470_09041_9043.N1	22-NOV-2003 18:00:00	Dark	46.000	20	Bet Cru	1.2530	30000.	92	9041	No
305	GOM_NL__2PRFIN20031122_180111_000000422021_00471_09042_0178.N1	22-NOV-2003 18:01:11	Dark	41.500	12	Alp1Cru	0.77500	30000.	83	9042	No
306	GOM_NL__2PRFIN20031122_180334_000000402021_00471_09042_0179.N1	22-NOV-2003 18:03:34	Dark	40.000	124	The Car	2.7640	30000.	80	9042	No
307	GOM_NL__2PRFIN20031122_180751_000000452021_00471_09042_0180.N1	22-NOV-2003 18:07:51	Dark	44.500	41	Eps Car	1.8600	4100.0	89	9042	No
308	GOM_NL__2PRFIN20031122_180914_000000512021_00471_09042_0181.N1	22-NOV-2003 18:09:14	Dark	51.000	34	Gam2Vel	1.7930	23000.	102	9042	No
309	GOM_NL__2PRFIN20031122_181320_000000602021_00471_09042_0182.N1	22-NOV-2003 18:13:20	Dark	59.500	2	Alp Car	-0.73600	7000.0	119	9042	No
310	GOM_NL__2PRFIN20031122_181827_000000782021_00471_09042_0183.N1	22-NOV-2003 18:18:27	Dark	78.000	23	21Eps CMa	1.5020	26000.	156	9042	No
311	GOM_NL__2PRFIN20031122_182125_000000422021_00471_09042_0184.N1	22-NOV-2003 18:21:25	Straylight	41.500	157	The1Eri	2.9060	9300.0	83	9042	No
312	GOM_NL__2PRFIN20031122_182618_000001422021_00471_09042_0185.N1	22-NOV-2003 18:26:18	Straylight	141.50	1	9Alp CMa	-1.4400	11000.	283	9042	No
313	GOM_NL__2PRFIN20031122_183033_000000742021_00471_09042_0186.N1	22-NOV-2003 18:30:33	Straylight	74.000	7	19Bet Ori	0.10000	14000.	148	9042	No
314	GOM_NL__2PRFIN20031122_183428_000000852021_00471_09042_0187.N1	22-NOV-2003 18:34:28	Tw_i_and_stray	84.500	30	46Eps Ori	1.6940	30000.	169	9042	No
315	GOM_NL__2PRFIN20031122_183859_000000382021_00471_09042_0188.N1	22-NOV-2003 18:38:59	Bright	37.500	105	6Bet Ari	2.6450	8900.0	75	9042	No
316	GOM_NL__2PRFIN20031122_184248_000000382021_00471_09042_0189.N1	22-NOV-2003 18:42:48	Bright	38.000	173	4Bet Tri	3.0040	8900.0	76	9042	No
317	GOM_NL__2PRFIN20031122_184453_000000392021_00471_09042_0190.N1	22-NOV-2003 18:44:53	Bright	39.000	73	57Gam1And	2.2600	13100.	78	9042	No
318	GOM_NL__2PRFIN20031122_184715_000000402021_00471_09042_0191.N1	22-NOV-2003 18:47:15	Bright	39.500	175	39Del Per	3.0100	19400.	79	9042	No
319	GOM_NL__2PRFIN20031122_184931_000000402021_00471_09042_0192.N1	22-NOV-2003 18:49:31	Bright	40.000	68	18Alp Cas	2.2250	4500.0	80	9042	No
320	GOM_NL__2PRFIN20031122_185046_000000392021_00471_09042_0193.N1	22-NOV-2003 18:50:46	Bright	38.500	74	11Bet Cas	2.2680	6600.0	77	9042	No
321	GOM_NL__2PRFIN20031122_185237_000000582021_00471_09042_0194.N1	22-NOV-2003 18:52:37	Bright	58.000	42	34Bet Aur	1.9000	10200.	116	9042	No
322	GOM_NL__2PRFIN20031122_185805_000000392021_00471_09042_0195.N1	22-NOV-2003 18:58:05	Bright	38.500	49	1Alp UMi	1.9900	6300.0	77	9042	No
323	GOM_NL__2PRFIN20031122_190236_000000392021_00471_09042_0196.N1	22-NOV-2003 19:02:36	Bright	39.000	60	7Bet UMi	2.0810	3950.0	78	9042	No
324	GOM_NL__2PRFIN20031122_190449_000000392021_00471_09042_0197.N1	22-NOV-2003 19:04:49	Bright	39.000	119	14Eta Dra	2.7270	4700.0	78	9042	No
325	GOM_NL__2PRFIN20031122_190701_000000462021_00471_09042_0198.N1	22-NOV-2003 19:07:01	Bright	46.000	82	48Bet UMa	2.3650	10600.	92	9042	No
326	GOM_NL__2PRFIN20031122_190830_000000412021_00471_09042_0199.N1	22-NOV-2003 19:08:30	Bright	41.000	87	64Gam UMa	2.4330	11000.	82	9042	No
327	GOM_NL__2PRFIN20031122_191116_000000692021_00471_09042_0200.N1	22-NOV-2003 19:11:16	Bright	69.000	174	52Psi UMa	3.0040	4400.0	138	9042	No
328	GOM_NL__2PRFIN20031122_191322_000000412021_00471_09042_0201.N1	22-NOV-2003 19:13:22	Bright	41.000	152	12Alp2CVn	2.8900	11000.	82	9042	No
329	GOM_NL__2PRFIN20031122_191535_000000382021_00471_09042_0202.N1	22-NOV-2003 19:15:35	Bright	38.000	83		2.3780	11000.	76	9042	No
330	GOM_NL__2PRFIN20031122_191806_000000362021_00471_09042_0203.N1	22-NOV-2003 19:18:06	Bright	36.000	3	16Alp Boo	-0.050000	4250.0	72	9042	No
331	GOM_NL__2PRFIN20031122_192046_000000562021_00471_09042_0204.N1	22-NOV-2003 19:20:46	Bright	56.000	96	68Del Leo	2.5600	9300.0	112	9042	No
332	GOM_NL__2PRFIN20031122_192341_000001012021_00471_09042_0205.N1	22-NOV-2003 19:23:41	Tw_i_and_stray	100.50	51	41Gam1Leo	2.0100	4500.0	201	9042	No
333	GOM_NL__2PRFIN20031122_192941_000001312021_00471_09042_0206.N1	22-NOV-2003 19:29:41	Straylight	131.00	22	32Alp Leo	1.3600	15200.	262	9042	No
334	GOM_NL__2PRFIN20031122_193800_000000392021_00471_09042_0207.N1	22-NOV-2003 19:38:00	Dark	38.500	64	Gam Cen	2.2000	10600.	77	9042	No
335	GOM_NL__2PRFIN20031122_194038_000000432021_00471_09042_0208.N1	22-NOV-2003 19:40:38	Dark	43.000	20	Bet Cru	1.2530	30000.	86	9042	No
336	GOM_NL__2PRFIN20031122_194147_000000442021_00472_09043_9015.N1	22-NOV-2003 19:41:47	Dark	44.000	12	Alp1Cru	0.77500	30000.	88	9043	No
337	GOM_NL__2PRFIN20031122_194410_000000412021_00472_09043_9016.N1	22-NOV-2003 19:44:10	Dark	40.500	124	The Car	2.7640	30000.	81	9043	No

338	GOM_NL__2PRFIN20031122_194827_000000452021_00472_09043_9017.N1	22-NOV-2003 19:48:27	Dark	44.500	41	Eps Car	1.8600	4100.0	89	9043	No
339	GOM_NL__2PRFIN20031122_194951_000000602021_00472_09043_9018.N1	22-NOV-2003 19:49:51	Dark	59.500	34	Gam2Vel	1.7930	23000.	119	9043	No
340	GOM_NL__2PRFIN20031122_195357_000000602021_00472_09043_9019.N1	22-NOV-2003 19:53:57	Dark	60.000	2	Alp Car	-0.73600	7000.0	120	9043	No
341	GOM_NL__2PRFIN20031122_195904_000000782021_00472_09043_9020.N1	22-NOV-2003 19:59:04	Dark	78.000	23	21Eps CMa	1.5020	26000.	156	9043	No
342	GOM_NL__2PRFIN20031122_200201_000000412021_00472_09043_9021.N1	22-NOV-2003 20:02:01	Straylight	41.000	157	The1Eri	2.9060	9300.0	82	9043	No
343	GOM_NL__2PRFIN20031122_200655_000001302021_00472_09043_9022.N1	22-NOV-2003 20:06:55	Straylight	129.50	1	9Alp CMa	-1.4400	11000.	259	9043	No
344	GOM_NL__2PRFIN20031122_201109_000000782021_00472_09043_9023.N1	22-NOV-2003 20:11:09	Straylight	78.000	7	19Bet Ori	0.10000	14000.	156	9043	No
345	GOM_NL__2PRFIN20031122_201502_000000862021_00472_09043_9024.N1	22-NOV-2003 20:15:02	Tw_i_and_stray	86.000	30	46Eps Ori	1.6940	30000.	172	9043	No
346	GOM_NL__2PRFIN20031122_201935_000000392021_00472_09043_9025.N1	22-NOV-2003 20:19:35	Bright	38.500	105	6Bet Ari	2.6450	8900.0	77	9043	No
347	GOM_NL__2PRFIN20031122_202324_000000372021_00472_09043_9026.N1	22-NOV-2003 20:23:24	Bright	36.500	173	4Bet Tri	3.0040	8900.0	73	9043	No
348	GOM_NL__2PRFIN20031122_202529_000000392021_00472_09043_9027.N1	22-NOV-2003 20:25:29	Bright	39.000	73	57Gam1And	2.2600	13100.	78	9043	No
349	GOM_NL__2PRFIN20031122_202751_000000392021_00472_09043_9028.N1	22-NOV-2003 20:27:51	Bright	39.000	175	39Del Per	3.0100	19400.	78	9043	No
350	GOM_NL__2PRFIN20031122_203008_000000422021_00472_09043_9029.N1	22-NOV-2003 20:30:08	Bright	42.000	68	18Alp Cas	2.2250	4500.0	84	9043	No
351	GOM_NL__2PRFIN20031122_203122_000000382021_00472_09043_9030.N1	22-NOV-2003 20:31:22	Bright	38.000	74	11Bet Cas	2.2680	6600.0	76	9043	No
352	GOM_NL__2PRFIN20031122_203312_000000582021_00472_09043_9031.N1	22-NOV-2003 20:33:12	Bright	58.000	42	34Bet Aur	1.9000	10200.	116	9043	No
353	GOM_NL__2PRFIN20031122_203842_000000382021_00472_09043_9032.N1	22-NOV-2003 20:38:42	Bright	38.000	49	1Alp UMi	1.9900	6300.0	76	9043	No
354	GOM_NL__2PRFIN20031122_204313_000000352021_00472_09043_9033.N1	22-NOV-2003 20:43:13	Bright	34.500	60	7Bet UMi	2.0810	3950.0	69	9043	No
355	GOM_NL__2PRFIN20031122_204526_000000382021_00472_09043_9034.N1	22-NOV-2003 20:45:26	Bright	37.500	119	14Eta Dra	2.7270	4700.0	75	9043	No
356	GOM_NL__2PRFIN20031122_204737_000000442021_00472_09043_9035.N1	22-NOV-2003 20:47:37	Bright	44.000	82	48Bet UMa	2.3650	10600.	88	9043	No
357	GOM_NL__2PRFIN20031122_204907_000000412021_00472_09043_9036.N1	22-NOV-2003 20:49:07	Bright	40.500	87	64Gam UMa	2.4330	11000.	81	9043	No
358	GOM_NL__2PRFIN20031122_205152_000000542021_00472_09043_9037.N1	22-NOV-2003 20:51:52	Bright	53.500	174	52Psi UMa	3.0040	4400.0	107	9043	No
359	GOM_NL__2PRFIN20031122_205358_000000442021_00472_09043_9038.N1	22-NOV-2003 20:53:58	Bright	44.000	152	12Alp2CVn	2.8900	11000.	88	9043	No
360	GOM_NL__2PRFIN20031122_205611_000000372021_00472_09043_9039.N1	22-NOV-2003 20:56:11	Bright	36.500	83		2.3780	11000.	73	9043	No
361	GOM_NL__2PRFIN20031122_205842_000000362021_00472_09043_9040.N1	22-NOV-2003 20:58:42	Bright	35.500	3	16Alp Boo	-0.050000	4250.0	71	9043	No
362	GOM_NL__2PRFIN20031122_210122_000000562021_00472_09043_9041.N1	22-NOV-2003 21:01:22	Bright	56.000	96	68Del Leo	2.5600	9300.0	112	9043	No
363	GOM_NL__2PRFIN20031122_210418_000001182021_00472_09043_9042.N1	22-NOV-2003 21:04:18	Tw_i_and_stray	117.50	51	41Gam1Leo	2.0100	4500.0	235	9043	No
364	GOM_NL__2PRFIN20031122_211020_000001372021_00472_09043_9043.N1	22-NOV-2003 21:10:20	Straylight	137.00	22	32Alp Leo	1.3600	15200.	274	9043	No
365	GOM_NL__2PRFIN20031122_211837_000000412021_00472_09043_9044.N1	22-NOV-2003 21:18:37	Dark	40.500	64	Gam Cen	2.2000	10600.	81	9043	No
366	GOM_NL__2PRFIN20031122_212114_000000422021_00472_09043_9045.N1	22-NOV-2003 21:21:14	Dark	41.500	20	Bet Cru	1.2530	30000.	83	9043	No
367	GOM_NL__2PRFIN20031122_212223_000000412021_00473_09044_9015.N1	22-NOV-2003 21:22:23	Dark	40.500	12	Alp1Cru	0.77500	30000.	81	9044	No
368	GOM_NL__2PRFIN20031122_212444_000000432021_00473_09044_9016.N1	22-NOV-2003 21:24:44	Dark	42.500	124	The Car	2.7640	30000.	85	9044	No
369	GOM_NL__2PRFIN20031122_212904_000000432021_00473_09044_9017.N1	22-NOV-2003 21:29:04	Dark	42.500	41	Eps Car	1.8600	4100.0	85	9044	No
370	GOM_NL__2PRFIN20031122_213028_000000522021_00473_09044_9018.N1	22-NOV-2003 21:30:28	Dark	51.500	34	Gam2Vel	1.7930	23000.	103	9044	No
371	GOM_NL__2PRFIN20031122_213433_000000512021_00473_09044_9019.N1	22-NOV-2003 21:34:33	Dark	50.500	2	Alp Car	-0.73600	7000.0	101	9044	No
372	GOM_NL__2PRFIN20031122_213941_000000772021_00473_09044_9020.N1	22-NOV-2003 21:39:41	Dark	76.500	23	21Eps CMa	1.5020	26000.	153	9044	No
373	GOM_NL__2PRFIN20031122_214237_000000412021_00473_09044_9021.N1	22-NOV-2003 21:42:37	Straylight	40.500	157	The1Eri	2.9060	9300.0	81	9044	No
374	GOM_NL__2PRFIN20031122_214731_000001352021_00473_09044_9022.N1	22-NOV-2003 21:47:31	Straylight	135.00	1	9Alp CMa	-1.4400	11000.	270	9044	No
375	GOM_NL__2PRFIN20031122_215145_000000742021_00473_09044_9023.N1	22-NOV-2003 21:51:45	Straylight	74.000	7	19Bet Ori	0.10000	14000.	148	9044	No
376	GOM_NL__2PRFIN20031122_215539_000000842021_00473_09044_9024.N1	22-NOV-2003 21:55:39	Tw_i_and_stray	83.500	30	46Eps Ori	1.6940	30000.	167	9044	No
377	GOM_NL__2PRFIN20031122_220010_000000392021_00473_09044_9025.N1	22-NOV-2003 22:00:10	Bright	39.000	105	6Bet Ari	2.6450	8900.0	78	9044	No
378	GOM_NL__2PRFIN20031122_220358_000000402021_00473_09044_9026.N1	22-NOV-2003 22:03:58	Bright	40.000	173	4Bet Tri	3.0040	8900.0	80	9044	No
379	GOM_NL__2PRFIN20031122_220605_000000372021_00473_09044_9027.N1	22-NOV-2003 22:06:05	Bright	36.500	73	57Gam1And	2.2600	13100.	73	9044	No
380	GOM_NL__2PRFIN20031122_220826_000000402021_00473_09044_9028.N1	22-NOV-2003 22:08:26	Bright	40.000	175	39Del Per	3.0100	19400.	80	9044	No
381	GOM_NL__2PRFIN20031122_221045_000000372021_00473_09044_9029.N1	22-NOV-2003 22:10:45	Bright	36.500	68	18Alp Cas	2.2250	4500.0	73	9044	No
382	GOM_NL__2PRFIN20031122_221158_000000362021_00473_09044_9030.N1	22-NOV-2003 22:11:58	Bright	35.500	74	11Bet Cas	2.2680	6600.0	71	9044	No
383	GOM_NL__2PRFIN20031122_221347_000000582021_00473_09044_9031.N1	22-NOV-2003 22:13:47	Bright	57.500	42	34Bet Aur	1.9000	10200.	115	9044	No
384	GOM_NL__2PRFIN20031122_221917_000000392021_00473_09044_9032.N1	22-NOV-2003 22:19:17	Bright	38.500	49	1Alp UMi	1.9900	6300.0	77	9044	No
385	GOM_NL__2PRFIN20031122_222349_000000382021_00473_09044_9033.N1	22-NOV-2003 22:23:49	Bright	38.000	60	7Bet UMi	2.0810	3950.0	76	9044	No
386	GOM_NL__2PRFIN20031122_222600_000000532021_00473_09044_9034.N1	22-NOV-2003 22:26:00	Bright	53.000	119	14Eta Dra	2.7270	4700.0	106	9044	No
387	GOM_NL__2PRFIN20031122_222813_000000442021_00473_09044_9035.N1	22-NOV-2003 22:28:13	Bright	44.000	82	48Bet UMa	2.3650	10600.	88	9044	No
388	GOM_NL__2PRFIN20031122_222942_000000402021_00473_09044_9036.N1	22-NOV-2003 22:29:42	Bright	40.000	87	64Gam UMa	2.4330	11000.	80	9044	No
389	GOM_NL__2PRFIN20031122_223228_000000592021_00473_09044_9037.N1	22-NOV-2003 22:32:28	Bright	59.000	174	52Psi UMa	3.0040	4400.0	118	9044	No
390	GOM_NL__2PRFIN20031122_223434_000000402021_00473_09044_9038.N1	22-NOV-2003 22:34:34	Bright	39.500	152	12Alp2CVn	2.8900	11000.	79	9044	No
391	GOM_NL__2PRFIN20031122_223646_000000392021_00473_09044_9039.N1	22-NOV-2003 22:36:46	Bright	39.000	83		2.3780	11000.	78	9044	No
392	GOM_NL__2PRFIN20031122_223919_000000352021_00473_09044_9040.N1	22-NOV-2003 22:39:19	Bright	35.000	3	16Alp Boo	-0.050000	4250.0	70	9044	No
393	GOM_NL__2PRFIN20031122_224159_000000792021_00473_09044_9041.N1	22-NOV-2003 22:41:59	Bright	79.000	96	68Del Leo	2.5600	9300.0	158	9044	No
394	GOM_NL__2PRFIN20031122_224456_000001022021_00473_09044_9042.N1	22-NOV-2003 22:44:56	Tw_i_and_stray	102.00	51	41Gam1Leo	2.0100	4500.0	204	9044	No
395	GOM_NL__2PRFIN20031122_225059_000001532021_00473_09044_9043.N1	22-NOV-2003 22:50:59	Straylight	152.50	22	32Alp Leo	1.3600	15200.	305	9044	No
396	GOM_NL__2PRFIN20031122_225913_000000412021_00473_09044_9044.N1	22-NOV-2003 22:59:13	Dark	41.000	64	Gam Cen	2.2000	10600.	82	9044	No



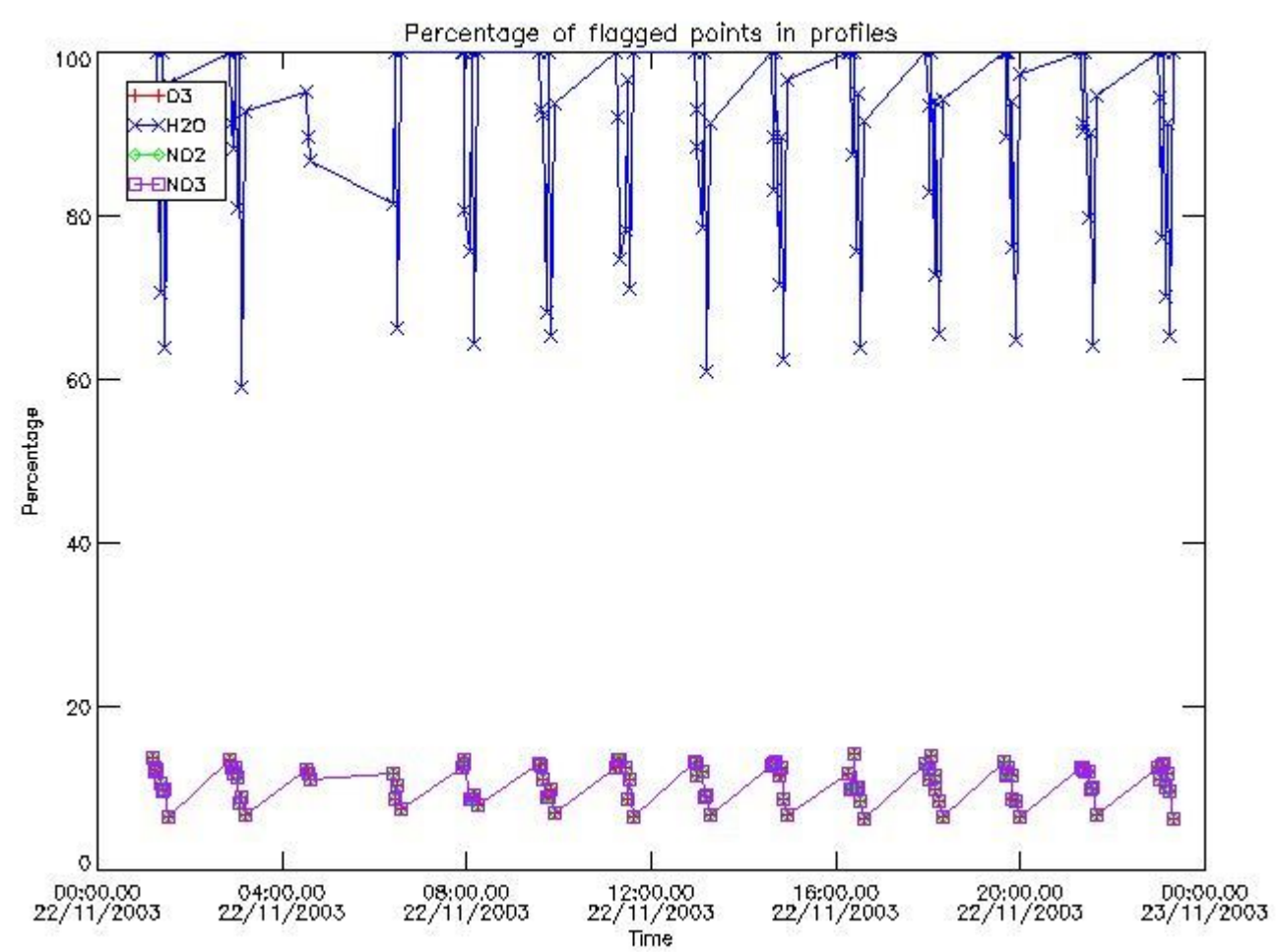
397	GOM_NL__2PRFIN20031122_230149_000000462021_00473_09044_9045.N1	22-NOV-2003 23:01:49	Dark	45.500	20	Bet Cru	1.2530	30000.	91	9044	No
398	GOM_NL__2PRFIN20031122_230300_000000402021_00474_09045_0258.N1	22-NOV-2003 23:03:00	Dark	40.000	12	Alp1Cru	0.77500	30000.	80	9045	No
399	GOM_NL__2PRFIN20031122_230522_000000402021_00474_09045_0259.N1	22-NOV-2003 23:05:22	Dark	39.500	124	The Car	2.7640	30000.	79	9045	No
400	GOM_NL__2PRFIN20031122_230940_000000512021_00474_09045_0260.N1	22-NOV-2003 23:09:40	Dark	50.500	41	Eps Car	1.8600	4100.0	101	9045	No
401	GOM_NL__2PRFIN20031122_231105_000000472021_00474_09045_0261.N1	22-NOV-2003 23:11:05	Dark	47.000	34	Gam2Vel	1.7930	23000.	94	9045	No
402	GOM_NL__2PRFIN20031122_231508_000000532021_00474_09045_0262.N1	22-NOV-2003 23:15:08	Dark	52.500	2	Alp Car	-0.73600	7000.0	105	9045	No
403	GOM_NL__2PRFIN20031122_231829_000000802021_00474_09045_0263.N1	22-NOV-2003 23:18:29	Dark	80.000	88	31Eta CMa	2.4480	20000.	160	9045	No
404	GOM_NL__2PRFIN20031122_232314_000000392021_00474_09045_0264.N1	22-NOV-2003 23:23:14	Straylight	39.000	157	The1Eri	2.9060	9300.0	78	9045	No
405	GOM_NL__2PRFIN20031122_232733_000000852021_00474_09045_0265.N1	22-NOV-2003 23:27:33	Straylight	85.000	47	2Bet CMa	1.9760	28000.	170	9045	No
406	GOM_NL__2PRFIN20031122_233018_000000492021_00474_09045_0266.N1	22-NOV-2003 23:30:18	Straylight	49.000	165	34Gam Eri	2.9500	3200.0	98	9045	No
407	GOM_NL__2PRFIN20031122_233220_000000732021_00474_09045_0267.N1	22-NOV-2003 23:32:20	Straylight	73.000	7	19Bet Ori	0.10000	14000.	146	9045	No
408	GOM_NL__2PRFIN20031122_233614_000000862021_00474_09045_0268.N1	22-NOV-2003 23:36:14	Tw_i_and_stray	86.000	30	46Eps Ori	1.6940	30000.	172	9045	No
409	GOM_NL__2PRFIN20031122_234046_000000392021_00474_09045_0269.N1	22-NOV-2003 23:40:46	Bright	39.000	105	6Bet Ari	2.6450	8900.0	78	9045	No
410	GOM_NL__2PRFIN20031122_234436_000000382021_00474_09045_0270.N1	22-NOV-2003 23:44:36	Bright	37.500	173	4Bet Tri	3.0040	8900.0	75	9045	No
411	GOM_NL__2PRFIN20031122_234631_000000392021_00474_09045_0271.N1	22-NOV-2003 23:46:31	Bright	39.000	79	26Bet Per	2.3100	13100.	78	9045	No
412	GOM_NL__2PRFIN20031122_234902_000000392021_00474_09045_0272.N1	22-NOV-2003 23:49:02	Bright	38.500	175	39Del Per	3.0100	19400.	77	9045	No
413	GOM_NL__2PRFIN20031122_235120_000000402021_00474_09045_0273.N1	22-NOV-2003 23:51:20	Bright	40.000	68	18Alp Cas	2.2250	4500.0	80	9045	No
414	GOM_NL__2PRFIN20031122_235234_000000392021_00474_09045_0274.N1	22-NOV-2003 23:52:34	Bright	38.500	74	11Bet Cas	2.2680	6600.0	77	9045	No
415	GOM_NL__2PRFIN20031122_235422_000000592021_00474_09045_0275.N1	22-NOV-2003 23:54:22	Bright	58.500	42	34Bet Aur	1.9000	10200.	117	9045	No
416	GOM_NL__2PRFIN20031122_235953_000000352021_00474_09045_0276.N1	22-NOV-2003 23:59:53	Bright	34.500	49	1Alp UMi	1.9900	6300.0	69	9045	No

### 3. Quality information per product

In this section it is plotted some information contained in the Quality Summary data set of the level 2 products. Only products in dark limb conditions and without errors (error flag in the MPH set to "0") are used.

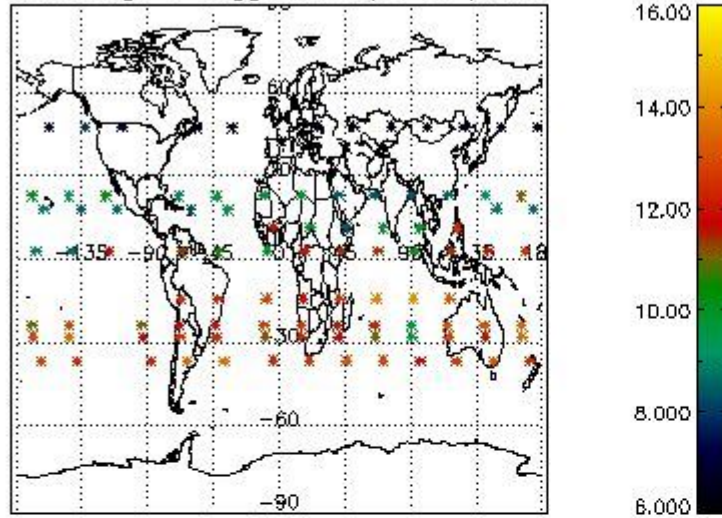
#### 3.1 Plot quality information per product (time dependant)



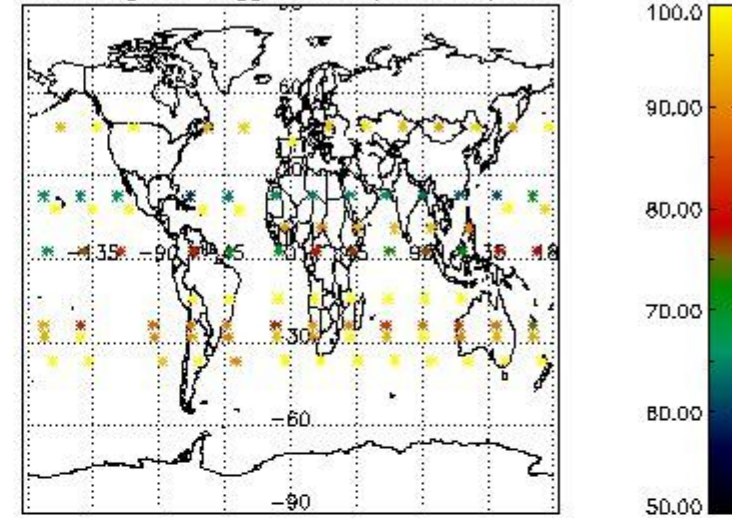


3.2 Plot quality information per product (world map)

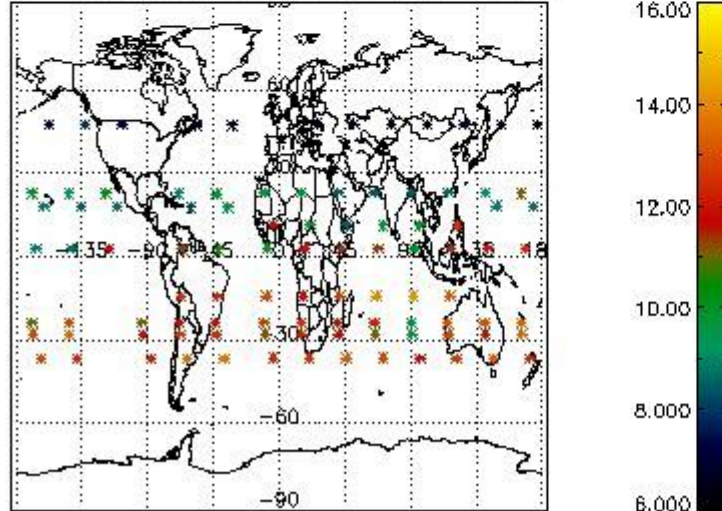
Percentage of flagged data per O3 profile



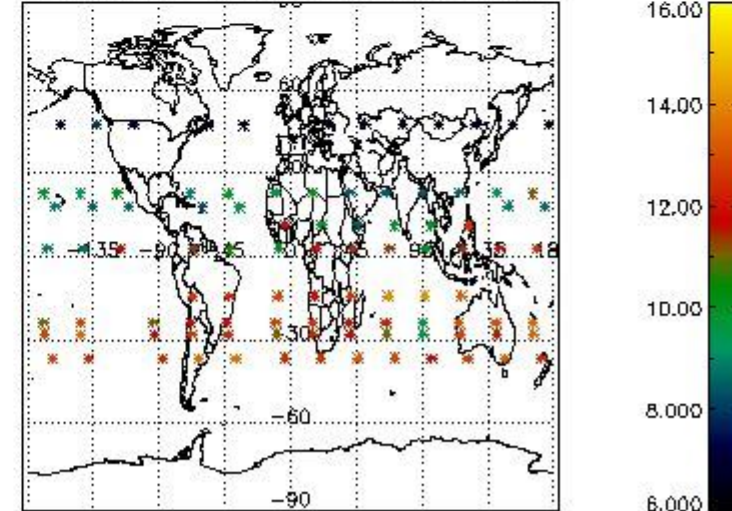
Percentage of flagged data per H2O profile



Percentage of flagged data per NO2 profile



Percentage of flagged data per NO3 profile

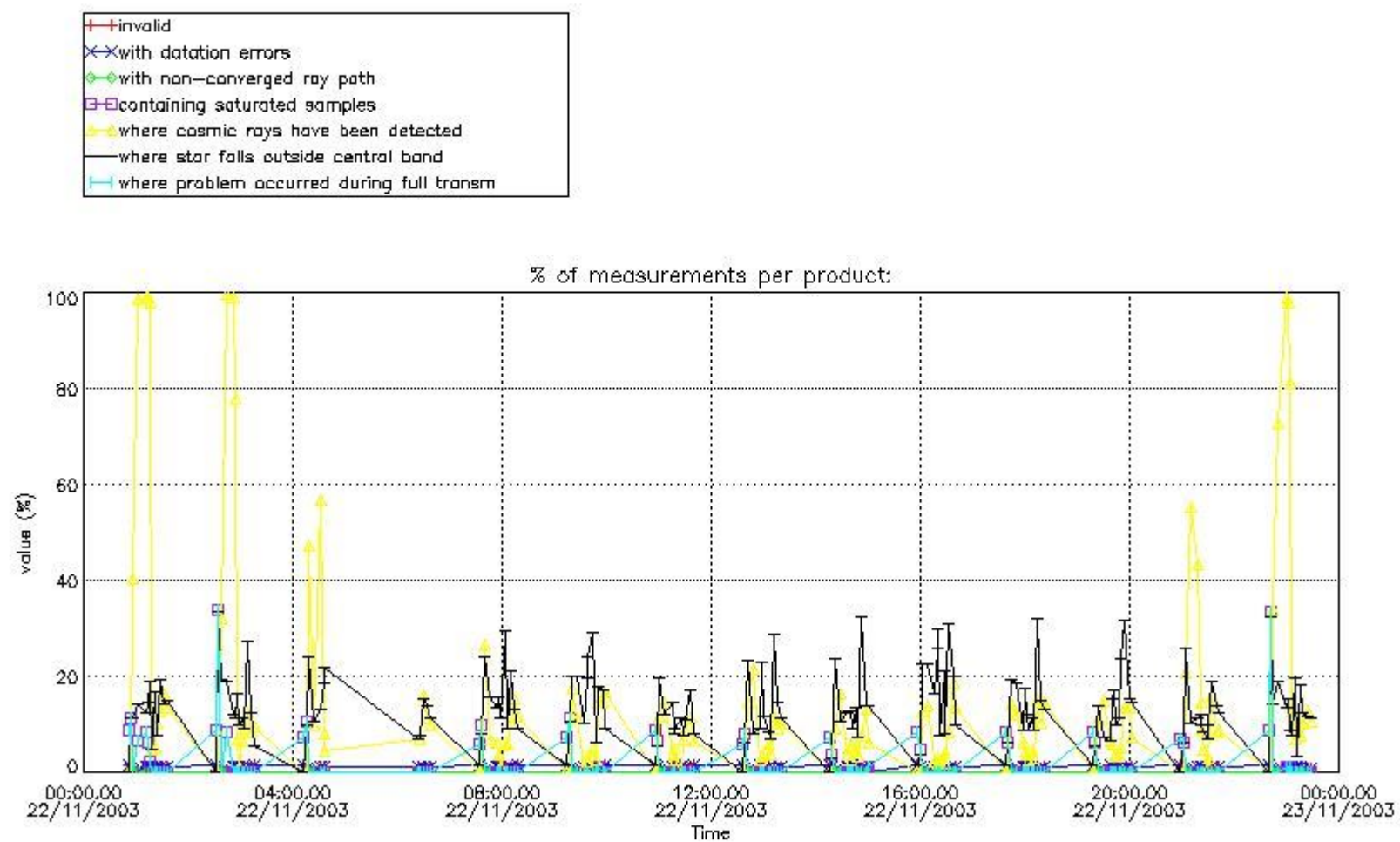


#### 4. Level 1 quality information per product

In this section it is plotted some information contained in the Quality Summary data set of the level 2 products that comes from the level 1b processing. Products without errors (error flag in the MPH set to "0") are used.

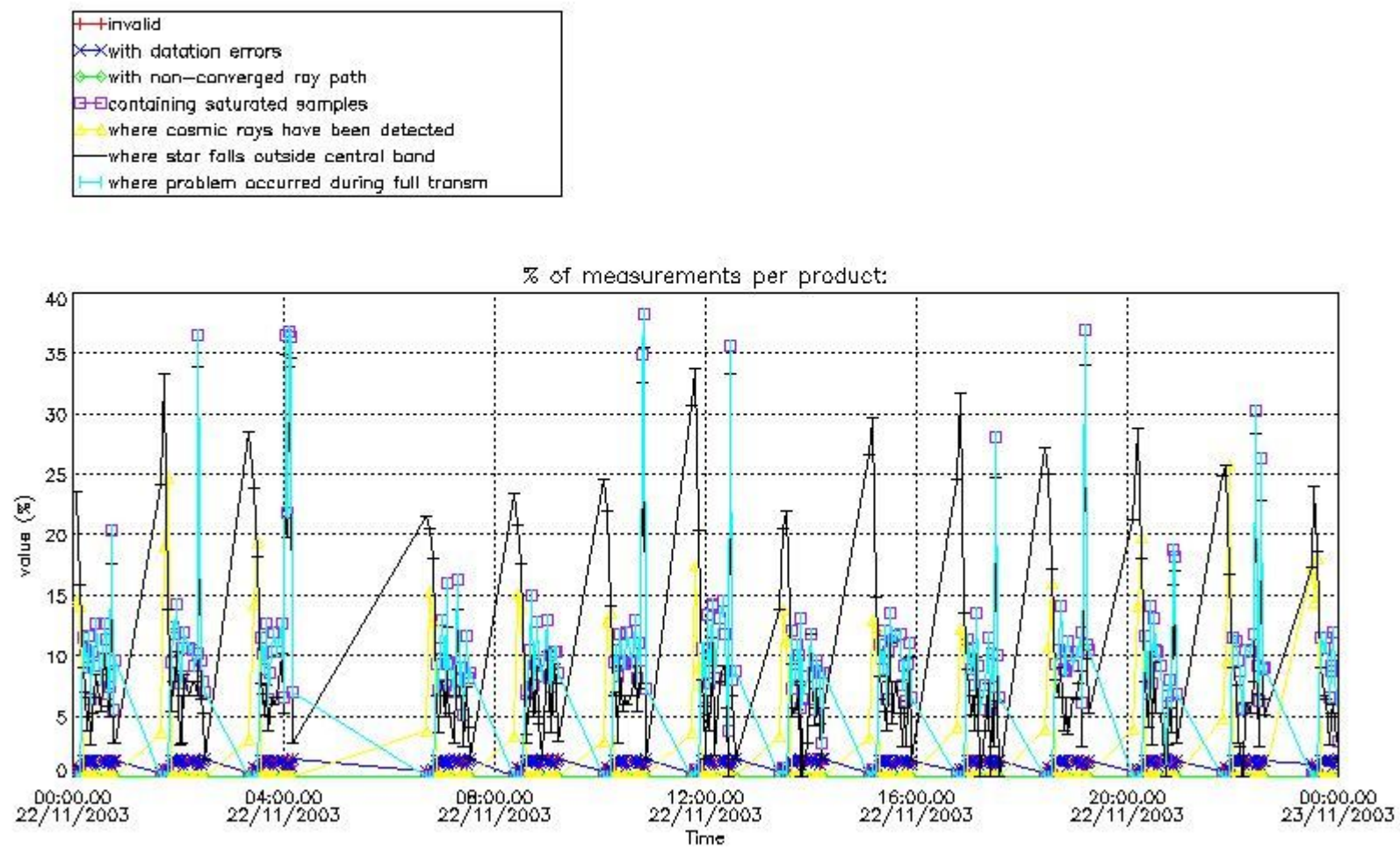
##### 4.1 Plot quality information per product (time dependant) coming from level 1b processing

##### 4.1.1 Plot level 1 quality information per product (time dependant): ENVISAT ASCENDING passes



4.1.2 Plot level 1 quality information per product (time dependant): ENVI SAT DESCENDING passes

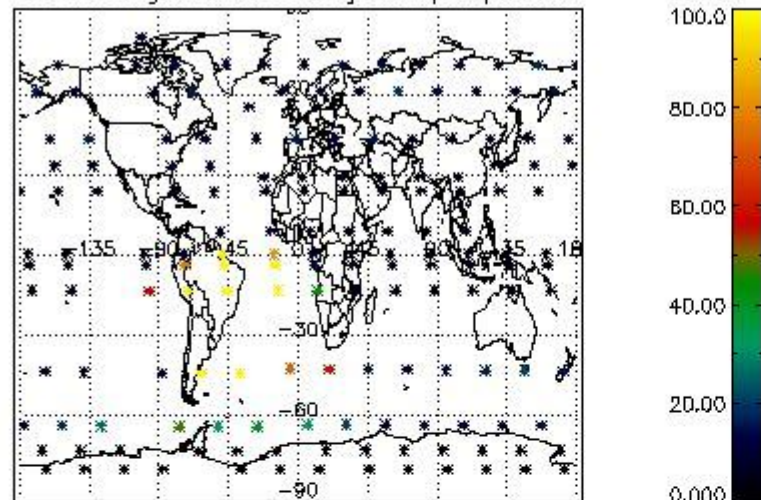




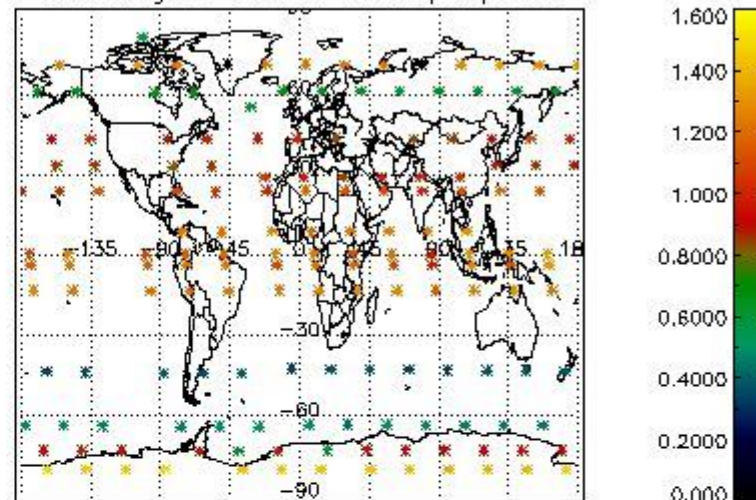
4.2 Plot quality information per product coming from level 1b processing (world map)

4.2.1 Plot level 1 quality information per product (world map): ENVISAT ASCENDING passes

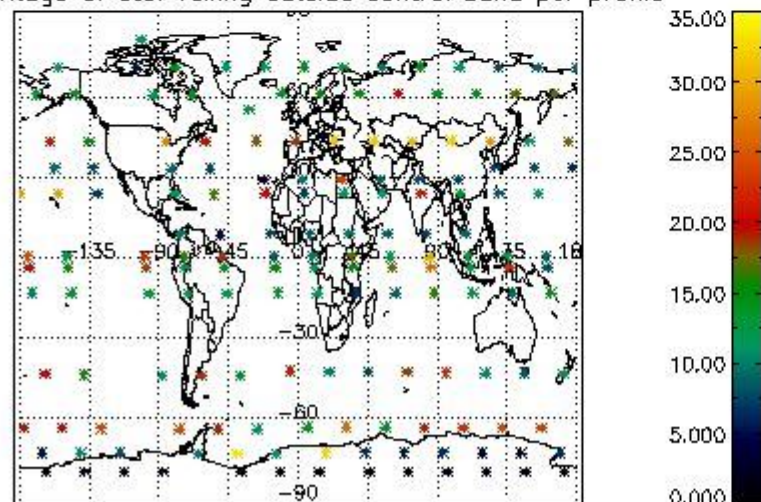
Percentage of cosmic ray hits per profile



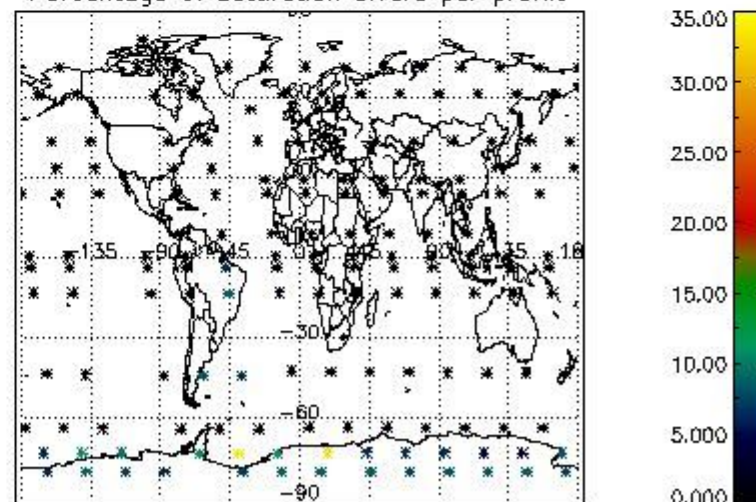
Percentage of datation errors per profile



Percentage of star falling outside central band per profile

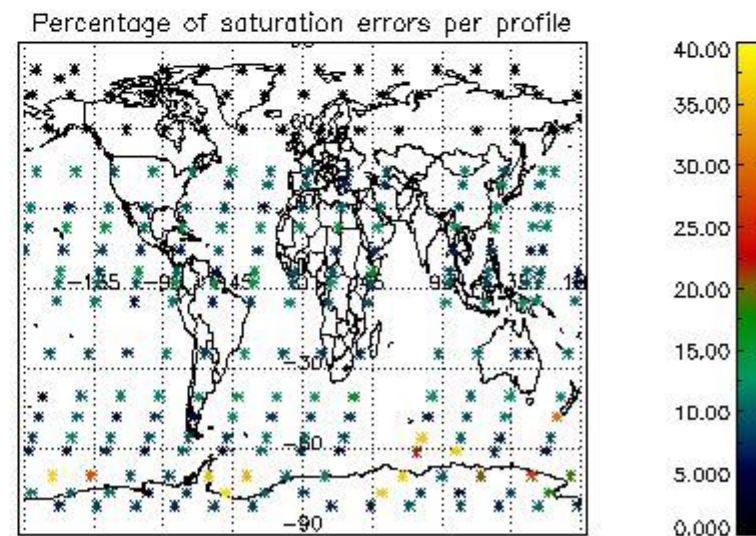
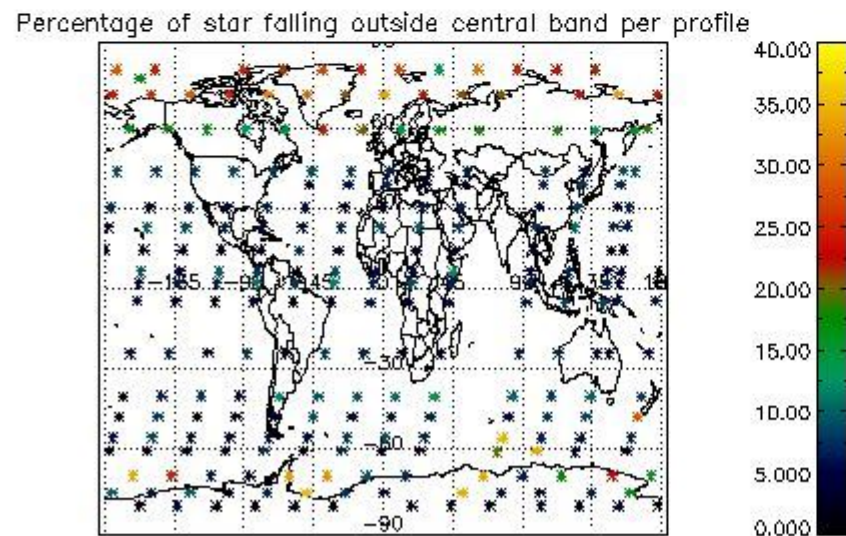
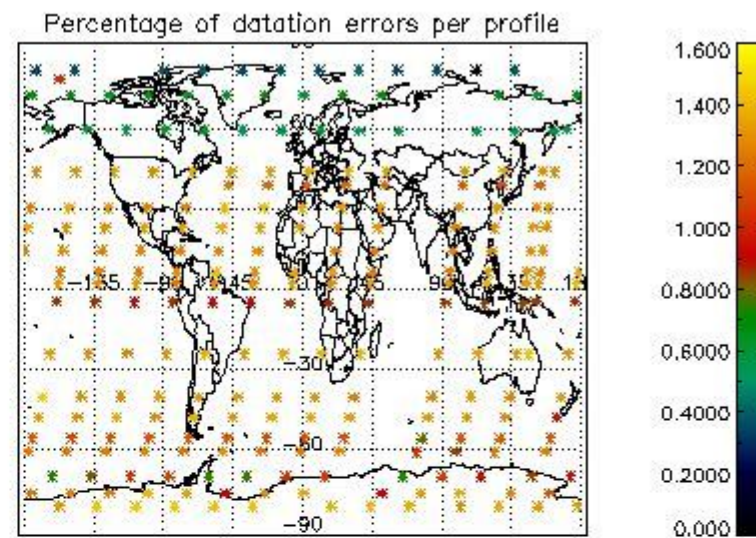
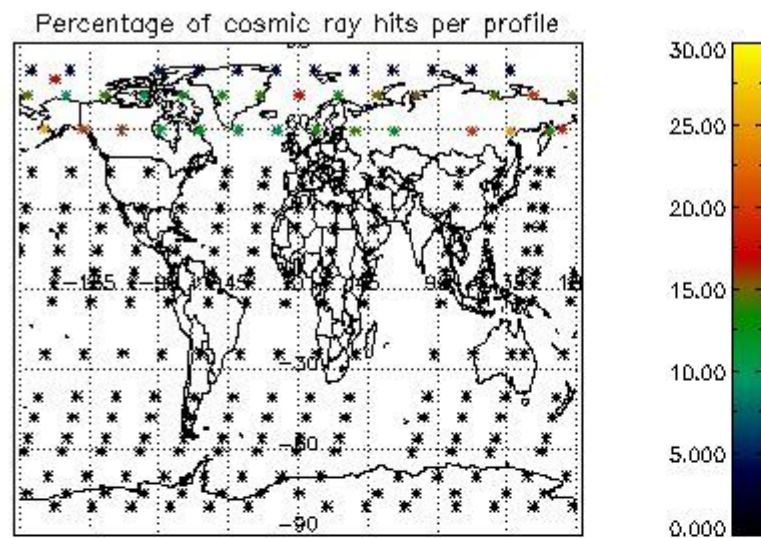


Percentage of saturation errors per profile



4.2.2 Plot level 1 quality information per product (world map): ENVISAT DESCENDING passes





## 5. Trace gas profiles

### 5.1 Ozone statistics based on quality of products

The final quality of the products can be "measured" using the STD (Standard Deviation) attached to every point profile. This information is written to the parameter GOM\_NL\_\_2P/NL\_LOCAL\_SPECIES\_DENSITY/o3\_std of the level 2 products. The table below shows the statistics for given STD ranges.

The statistics are given with respect to the overall valid production:

- Products without fatal errors: GOM\_NL\_\_2P/MPH/PRODUCT\_ERR=0
- Valid point profile: GOM\_NL\_\_2P/NL\_LOCAL\_SPECIES\_DENSITY/pcd(0)=0

The 'Criteria' is applied to valid points of dark limb products:

- Products in dark limb illumination condition: GOM\_NL\_\_2P/NL\_SUMMARY\_QUALITY/obs\_ill\_cond=0
- Products without fatal errors: GOM\_NL\_\_2P/MPH/PRODUCT\_ERR=0
- Valid point profile: GOM\_NL\_\_2P/NL\_LOCAL\_SPECIES\_DENSITY/pcd(0)=0

So, the table below shows the percentage of dark limb and valid observations for each criteria with respect to the overall valid daily observations.

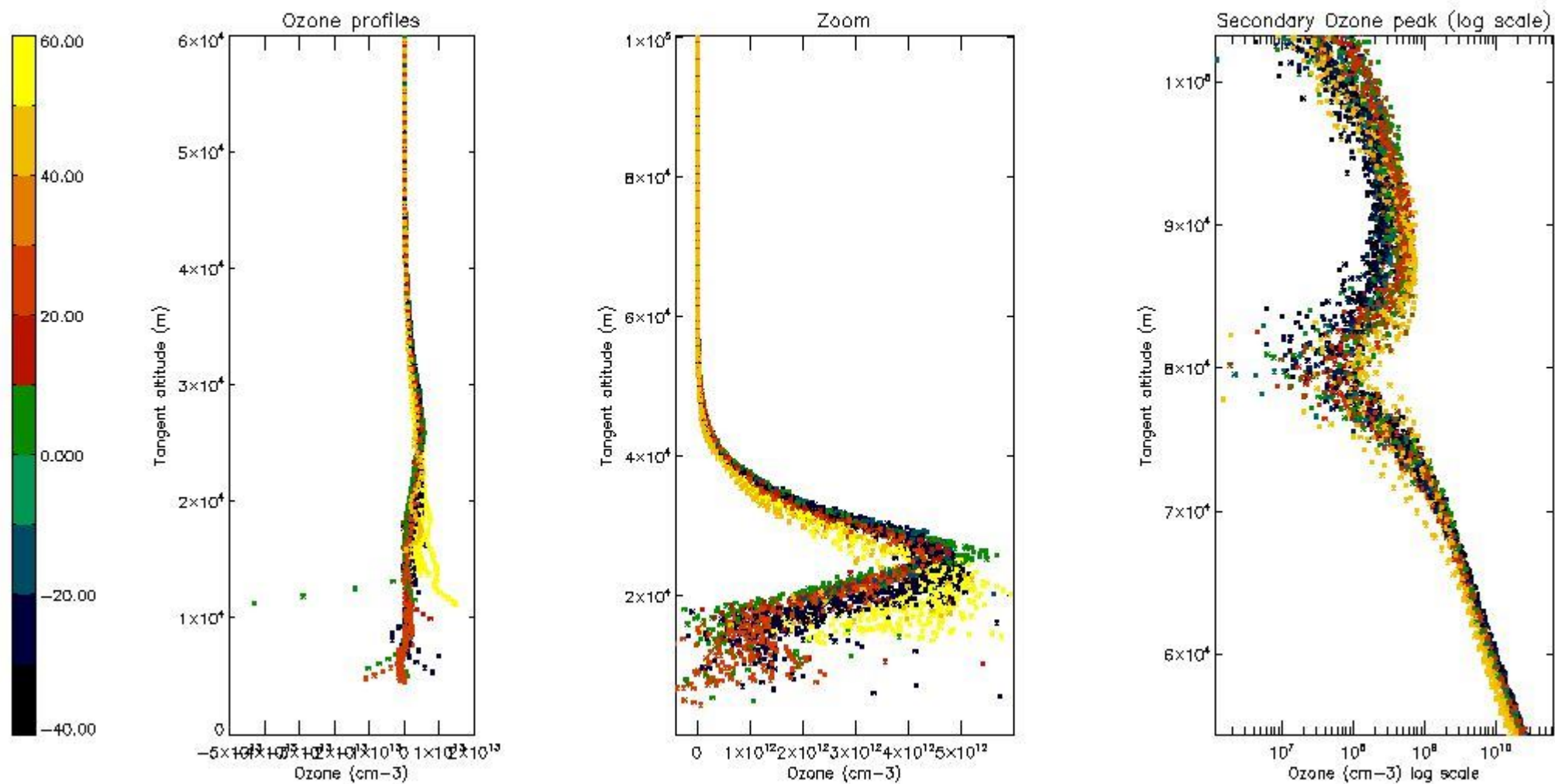
Criteria	% of total production
All STD	22
STD < 20	16



STD < 10	14
STD < 5	12

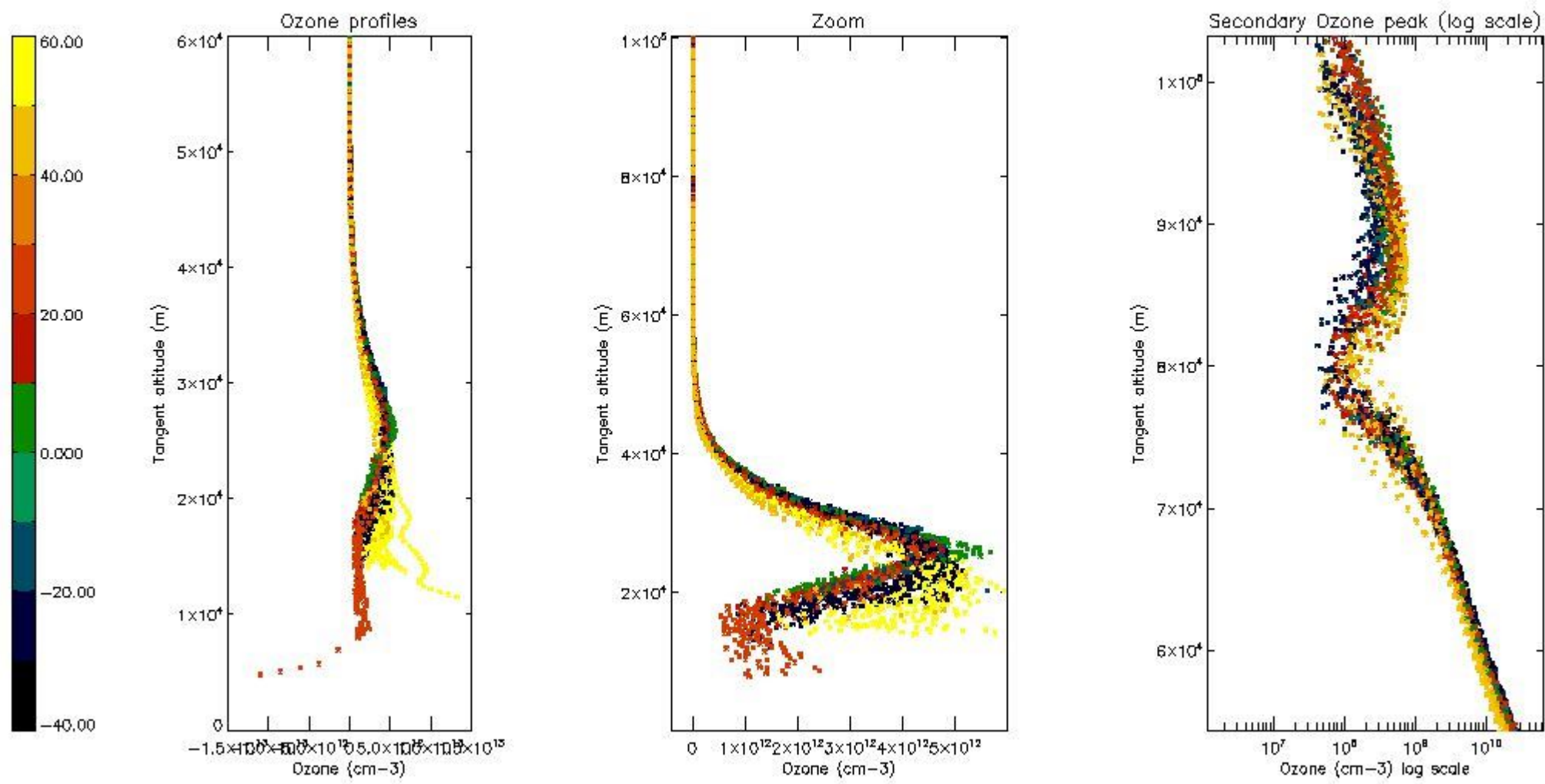
5.2 Plot ozone profiles for all STD (dark without errors)

The colorbar represents the latitude.



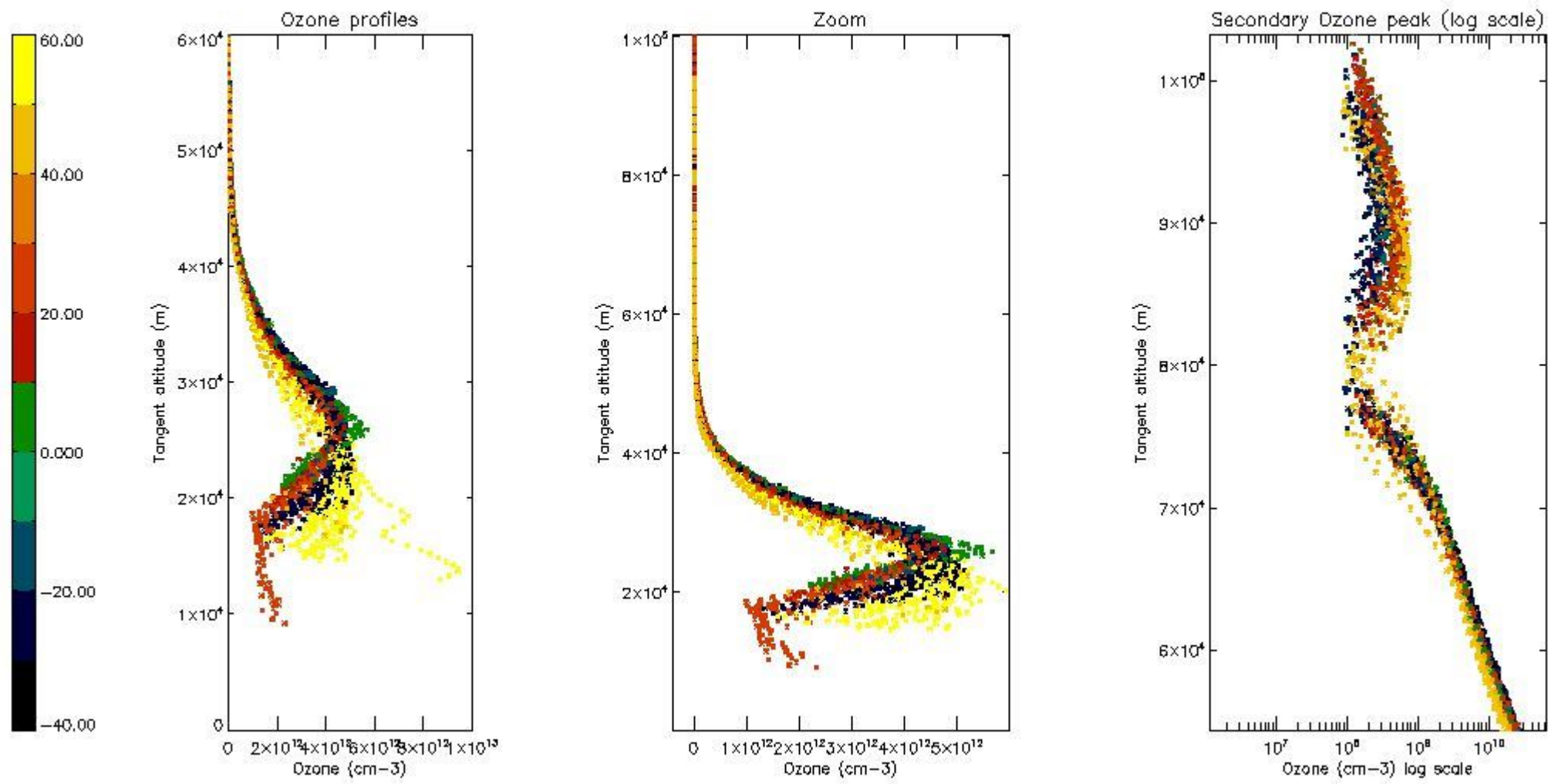
5.3 Plot ozone profiles where STD < 20% (dark without errors)

The colorbar represents the latitude.



*5.4 Plot ozone profiles where STD < 10% (dark without errors)*

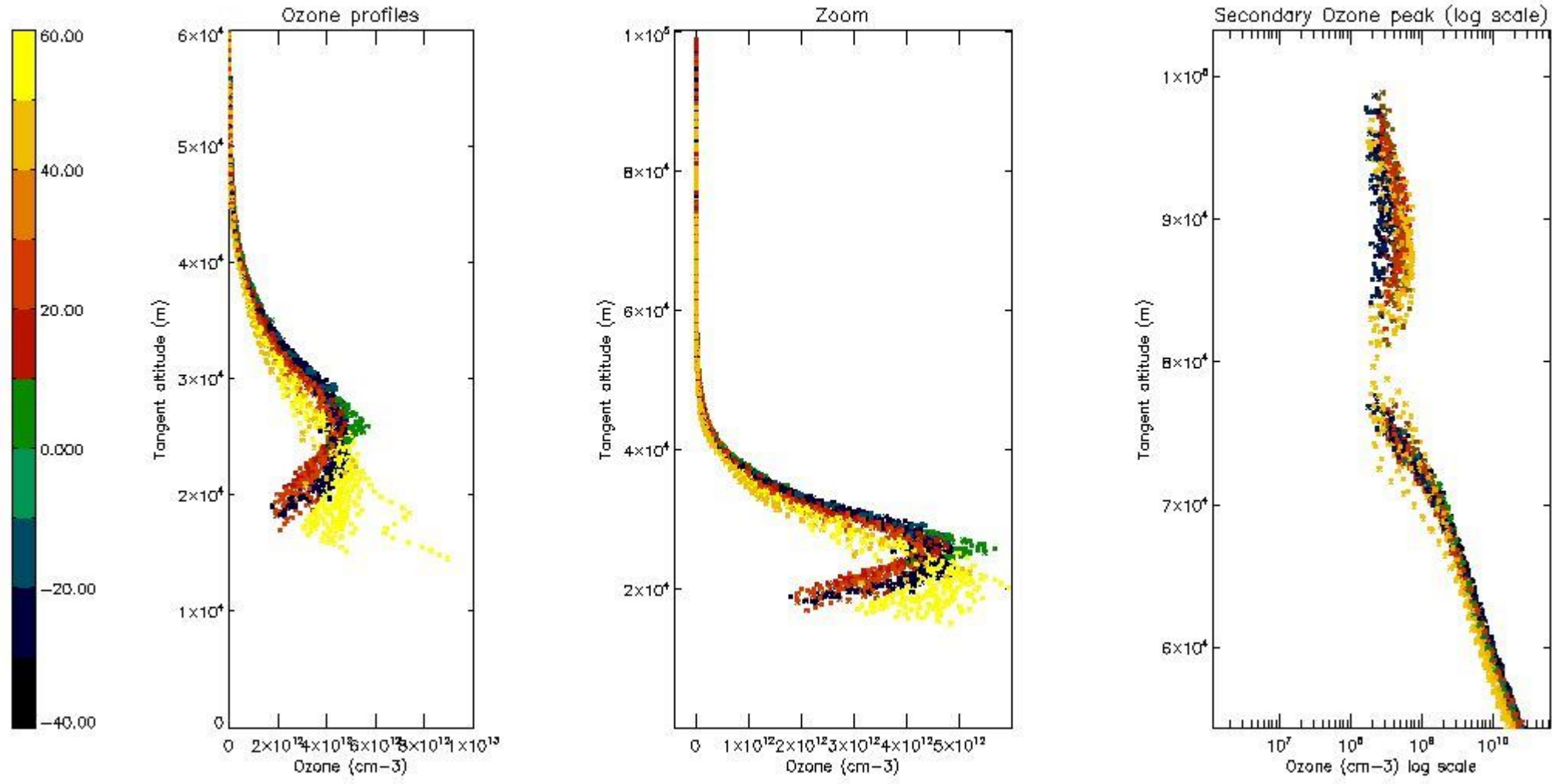
The colorbar represents the latitude.



*5.5 Plot ozone profiles where STD < 5% (dark without errors)*

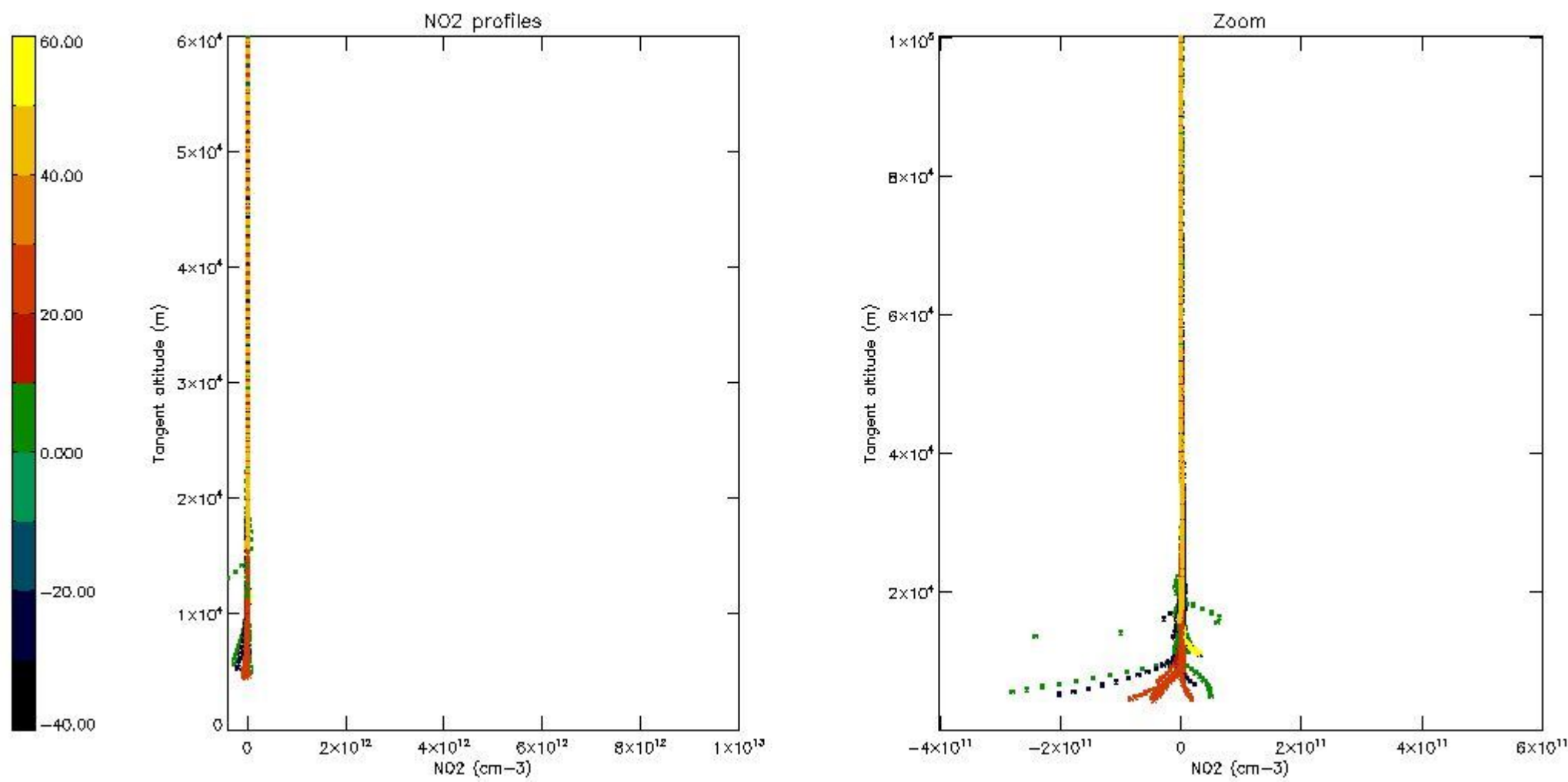
The colorbar represents the latitude.





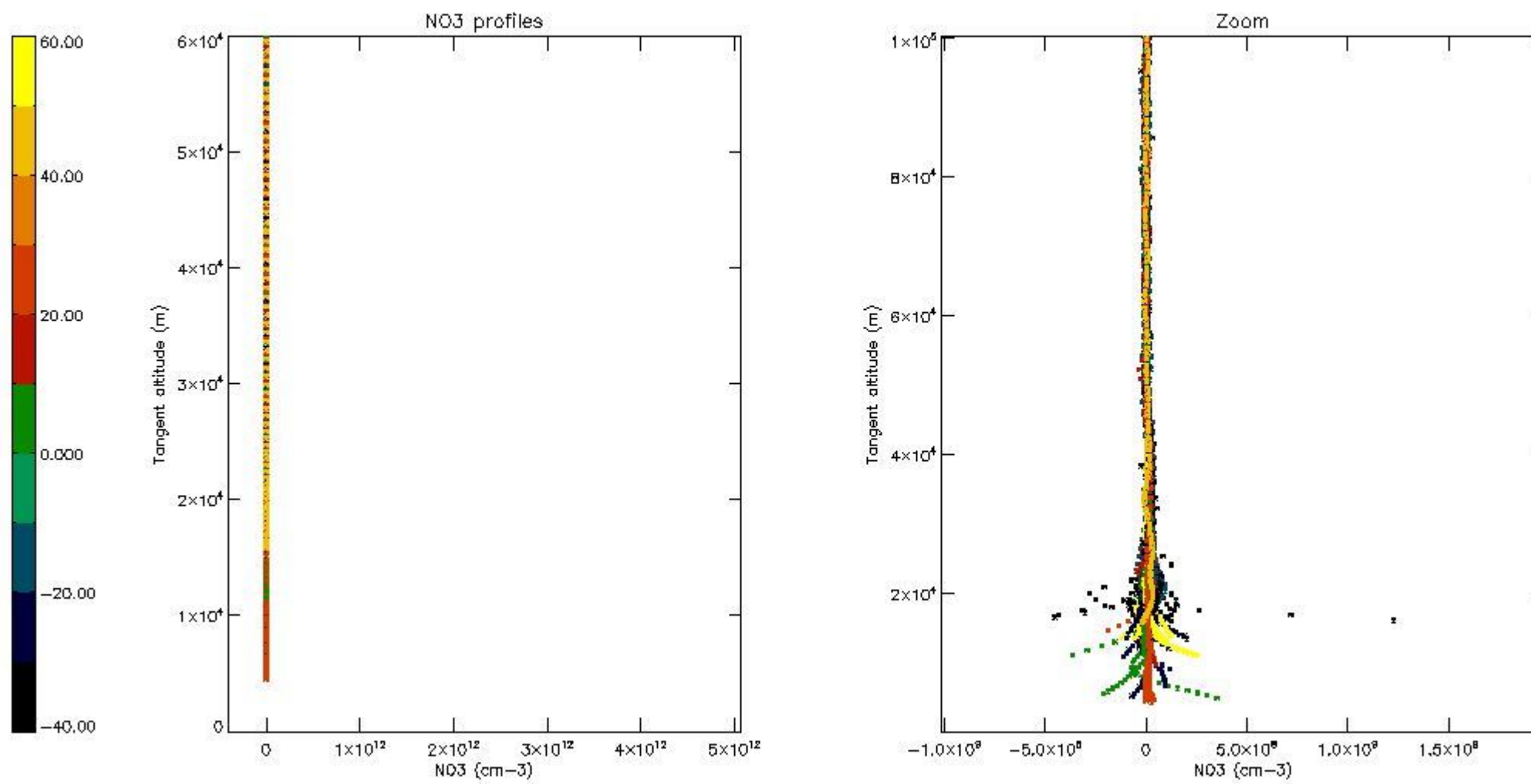
*5.6 Plot NO<sub>2</sub> profiles for all STD (dark without errors)*

The colorbar represents the latitude.



*5.7 Plot NO3 profiles for all STD (dark without errors)*

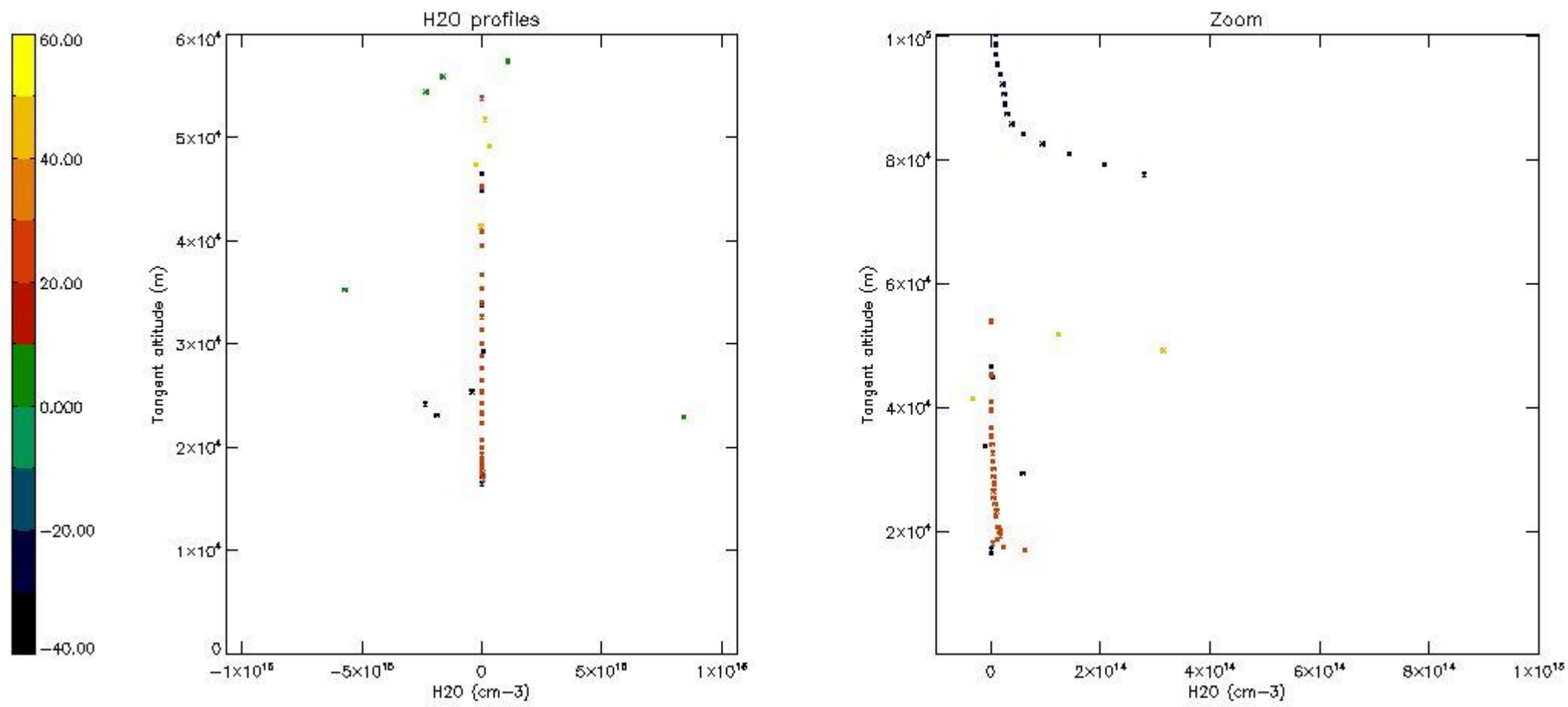
The colorbar represents the latitude.



*5.8 Plot H2O profiles for all STD (only for occultations of stars 1,2,3,4,13,14,16,26,63 dark without errors)*

The colorbar represents the latitude.

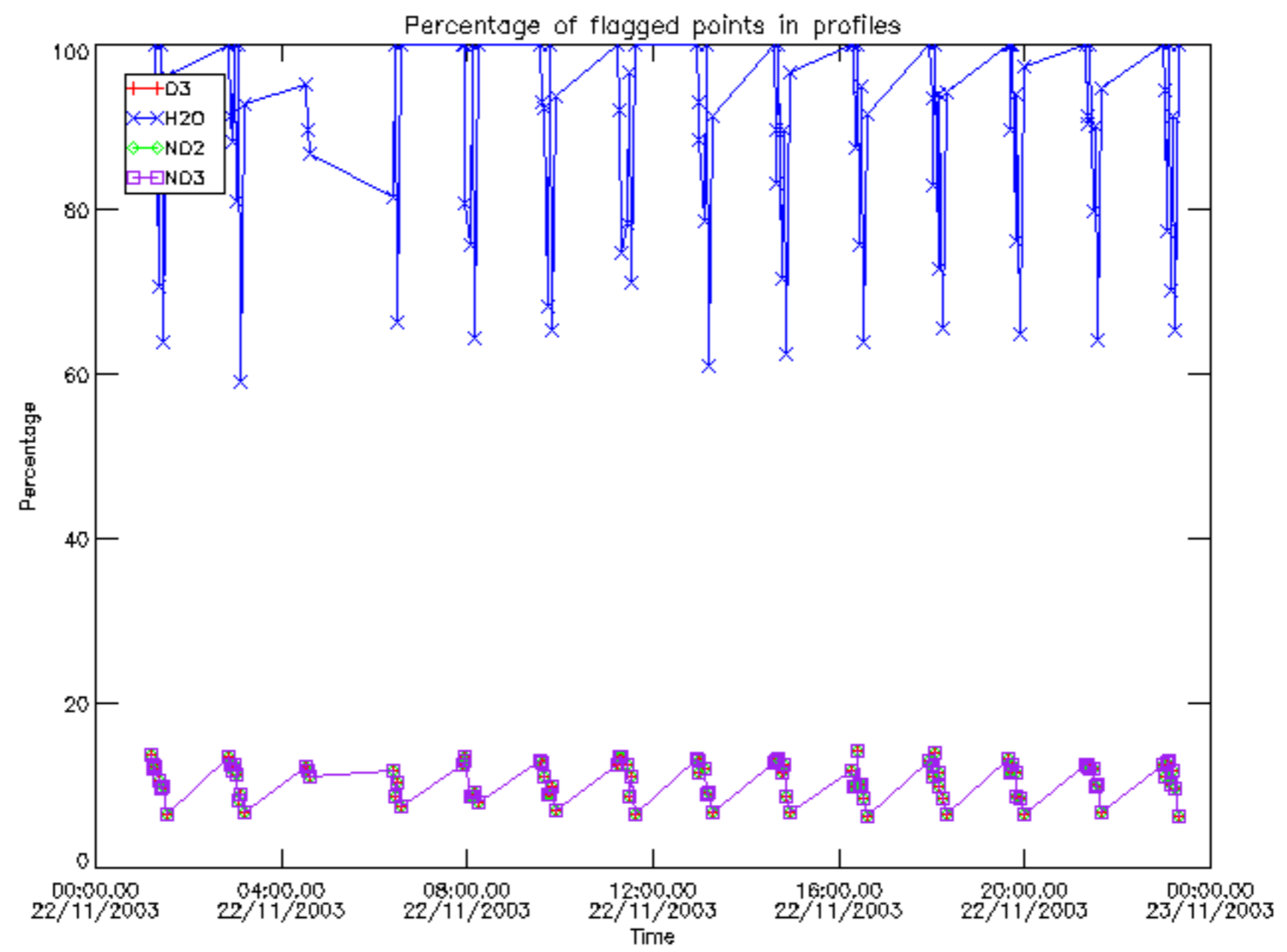




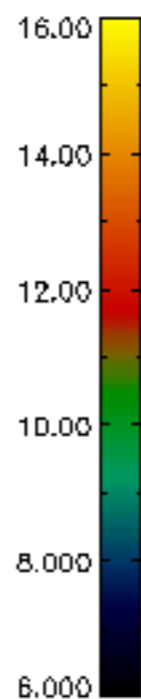
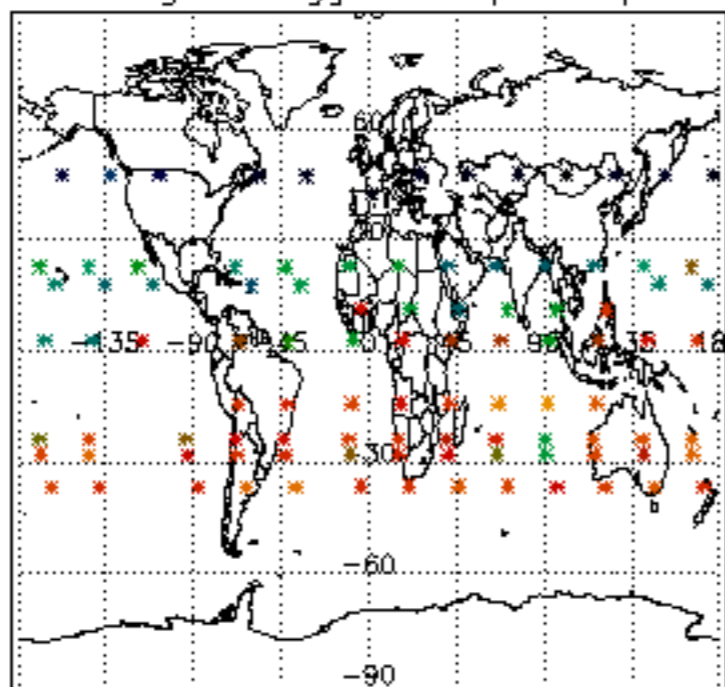
## 6. Auxiliary Data Files used for the production reported in section 2

The number reported in the third column indicates since which file (see list in section 2) the corresponding auxiliary file has been used. The fourth column is the date of those product files.

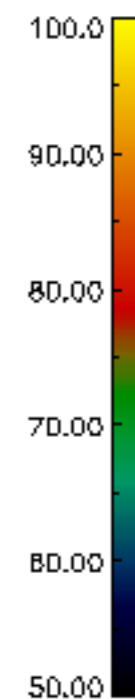
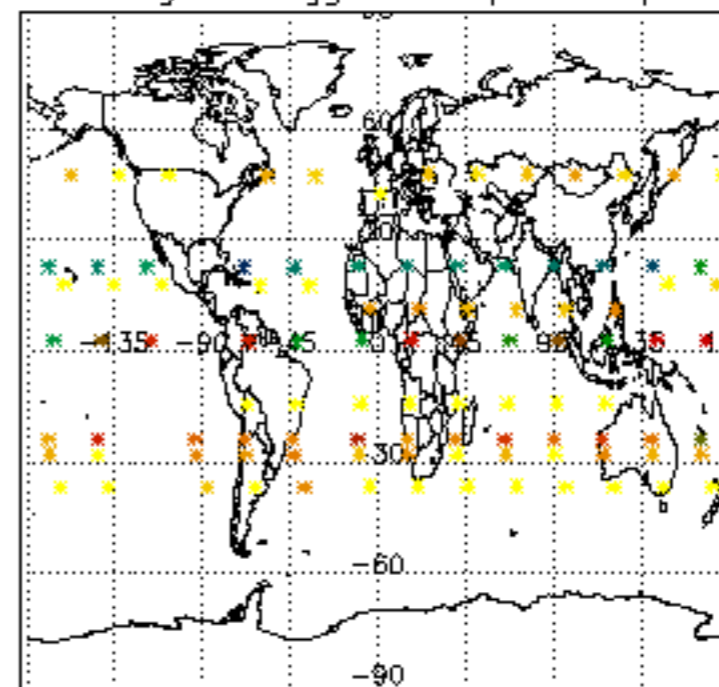
Type	Auxiliary Filename	Used since product	Used since product date
INST_PHYS_CHARACTERISTICS	GOM_INS_AXVIEC20091111_143220_20030716_120000_20500101_000000	1	22-NOV-2003 00:04:00
LEVEL-2_PROC_CONFIG	GOM_PR2_AXVIEC20091111_152718_20020301_000000_20500101_000000	1	22-NOV-2003 00:04:00
CROSS_SECTIONS_FILE	GOM_CRS_AXVIEC20091111_154832_20020301_000000_20500101_000000	1	22-NOV-2003 00:04:00



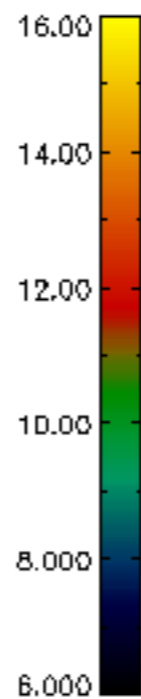
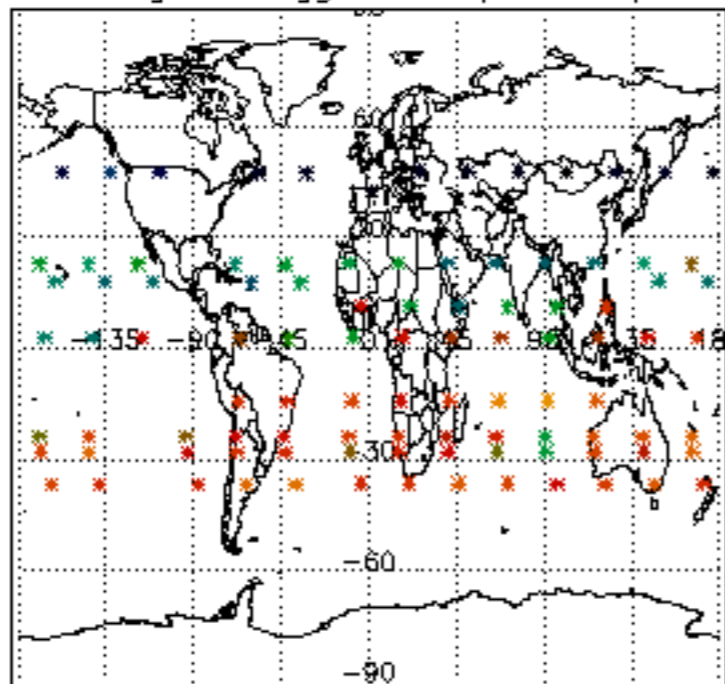
Percentage of flagged data per D3 profile



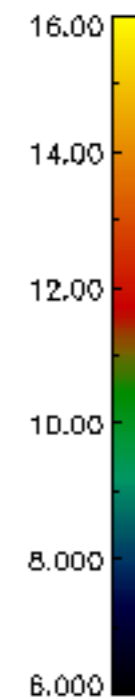
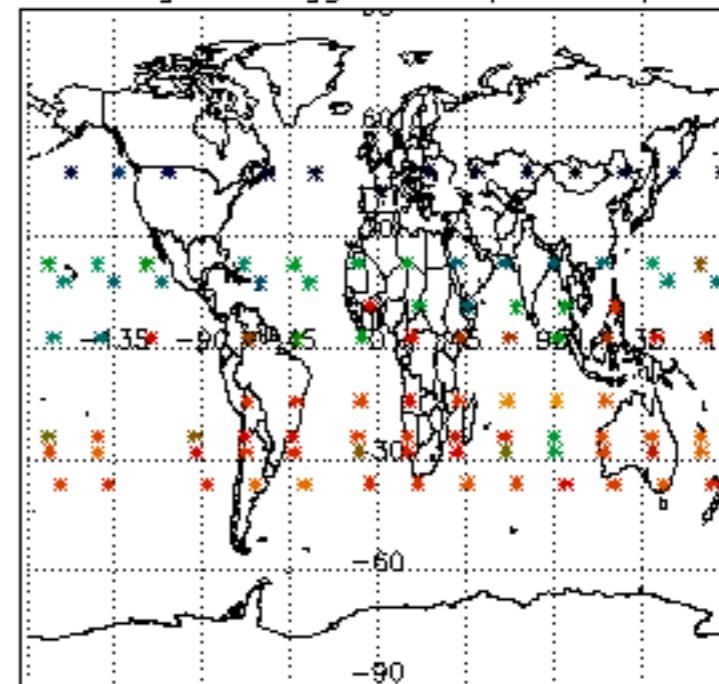
Percentage of flagged data per H2O profile



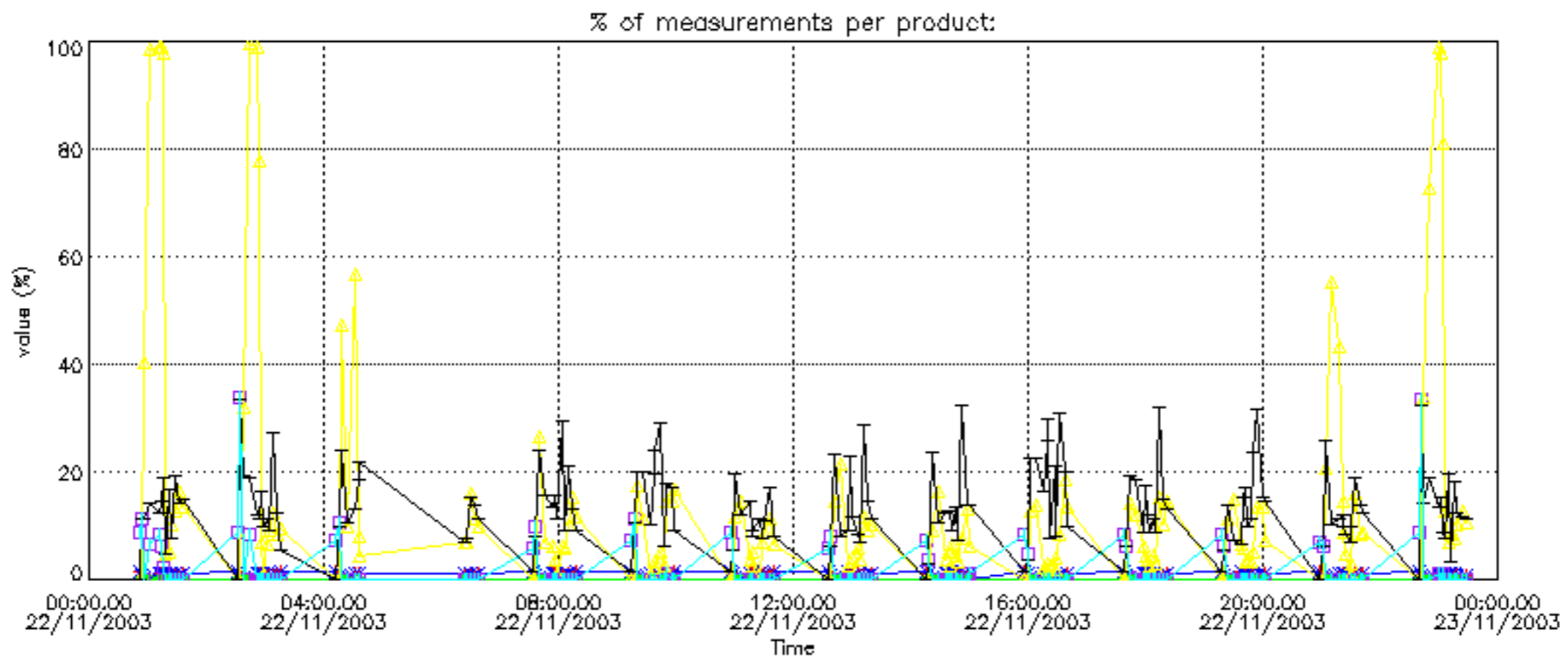
Percentage of flagged data per NO2 profile

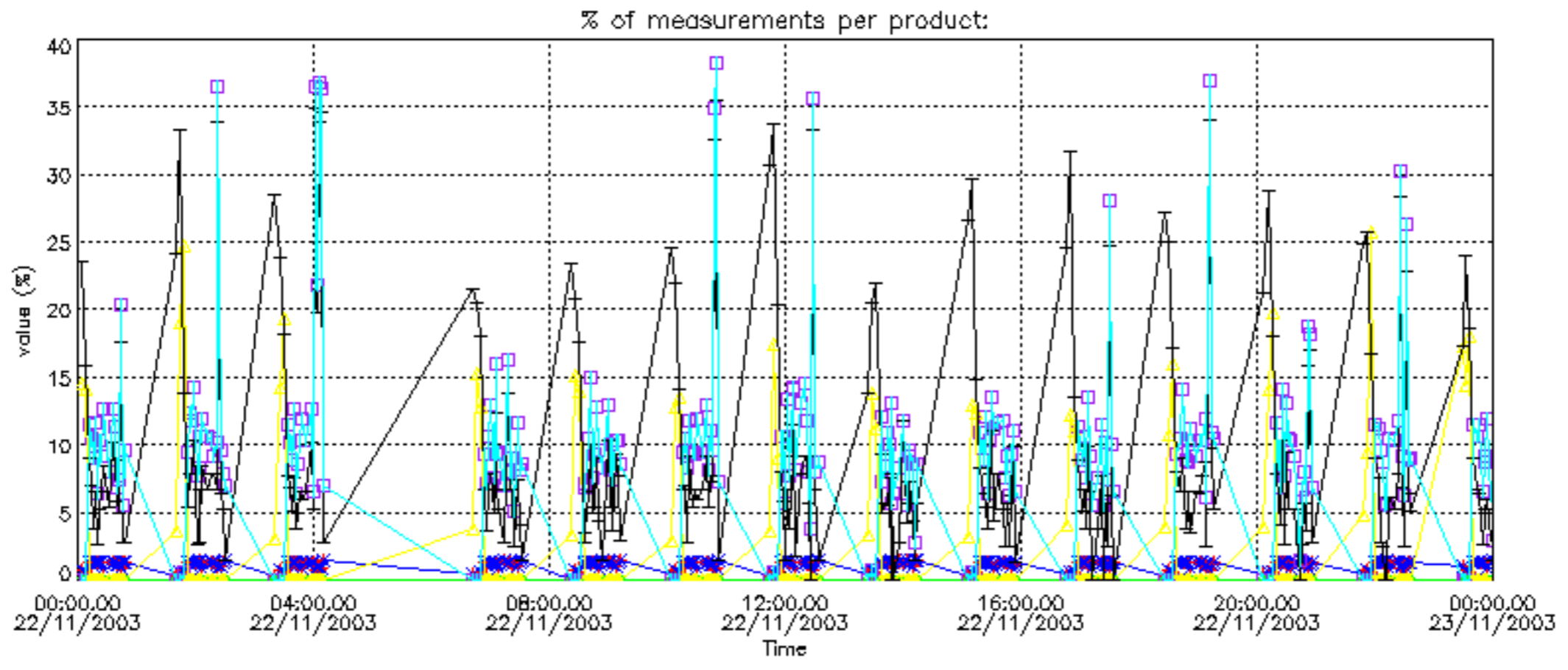


Percentage of flagged data per NO3 profile

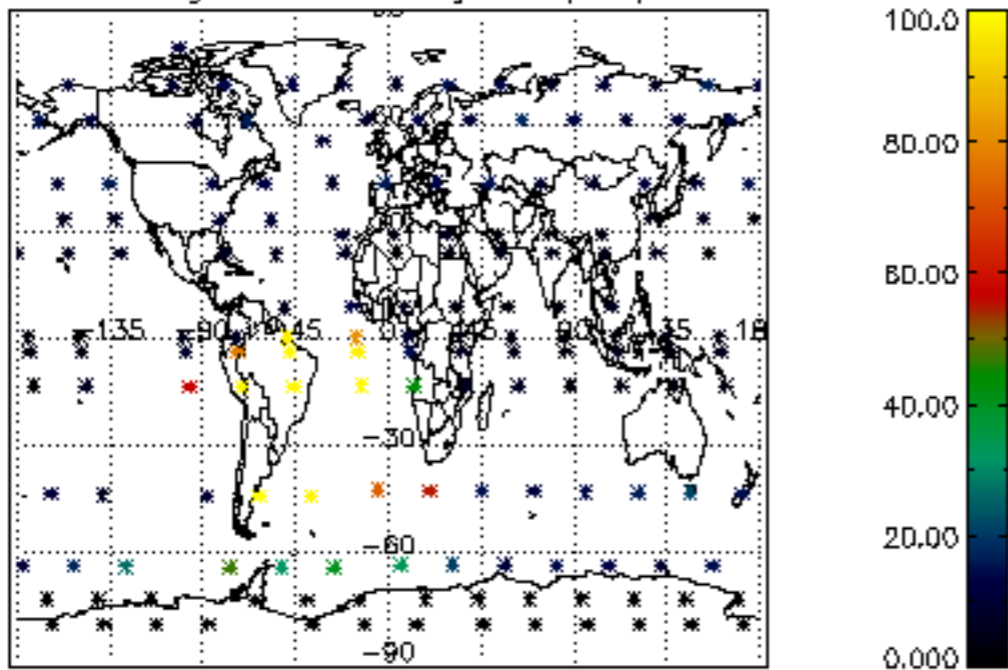




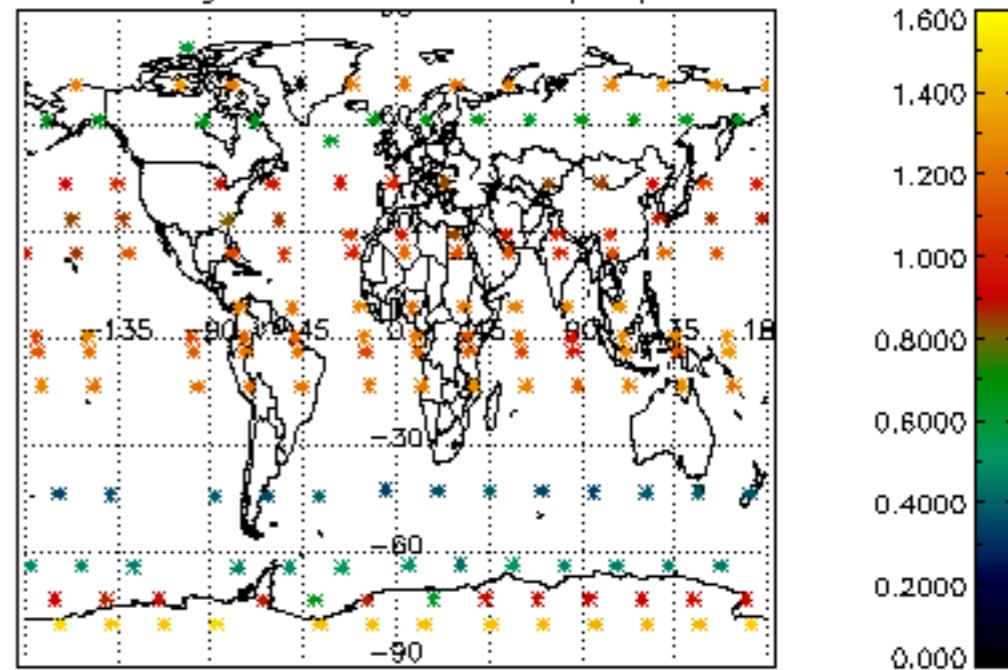




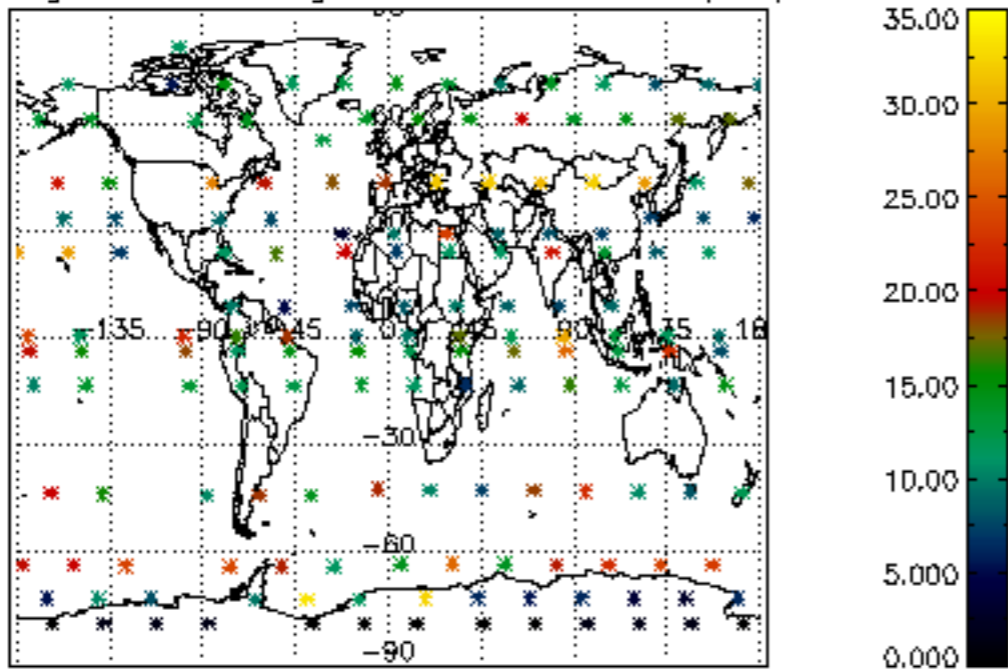
Percentage of cosmic ray hits per profile



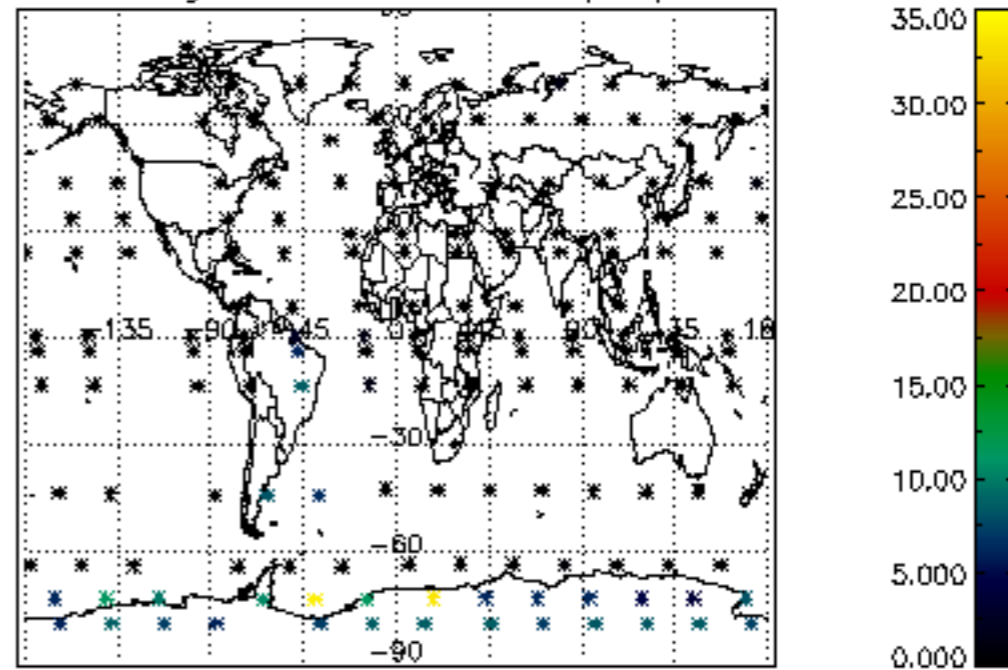
Percentage of datation errors per profile



Percentage of star falling outside central band per profile

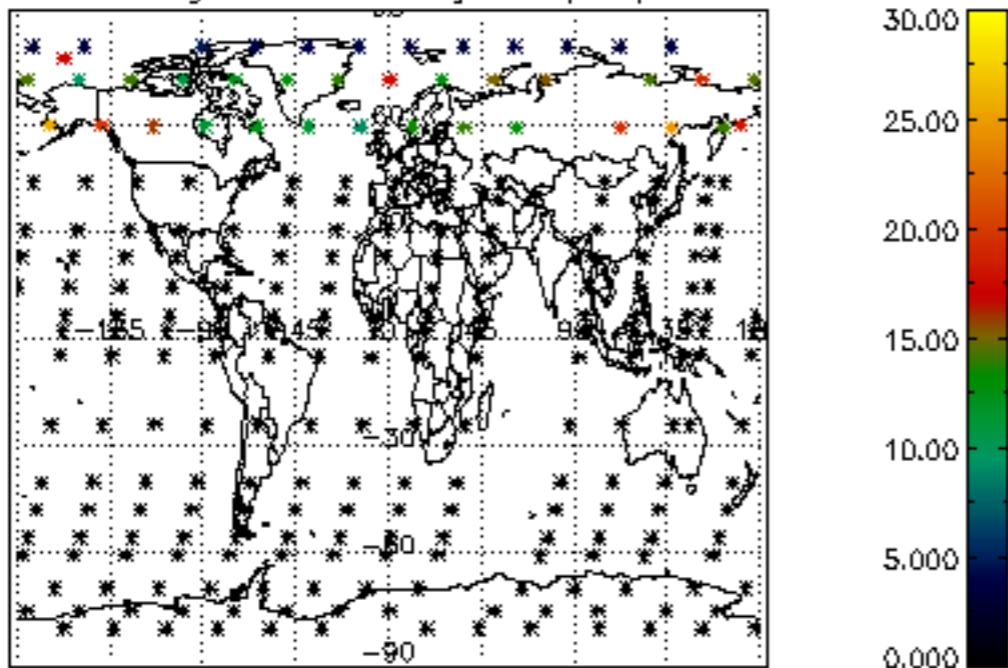


Percentage of saturation errors per profile

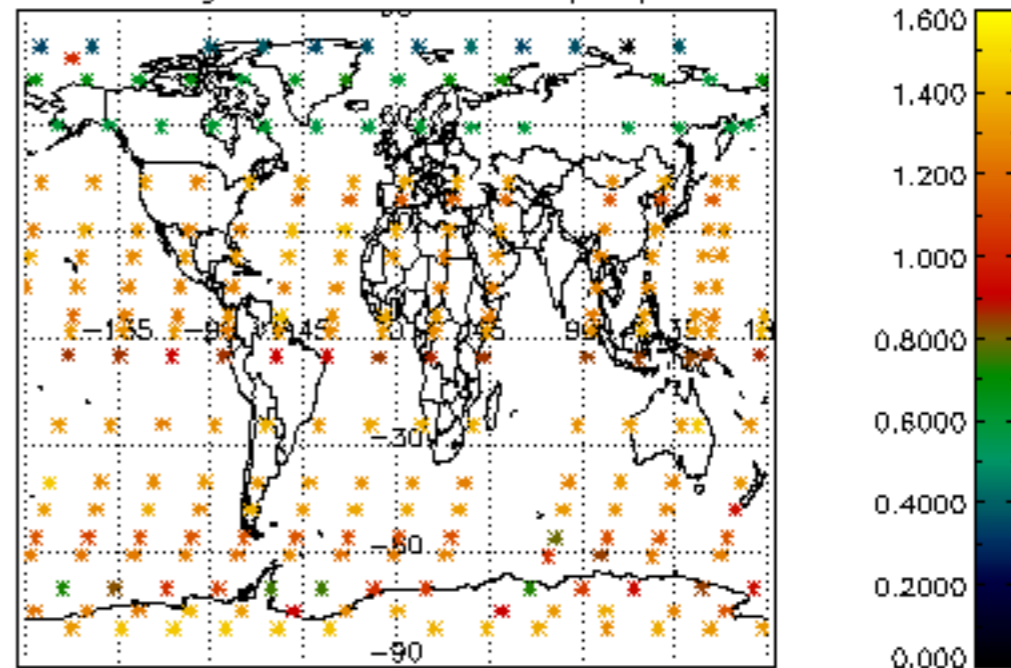




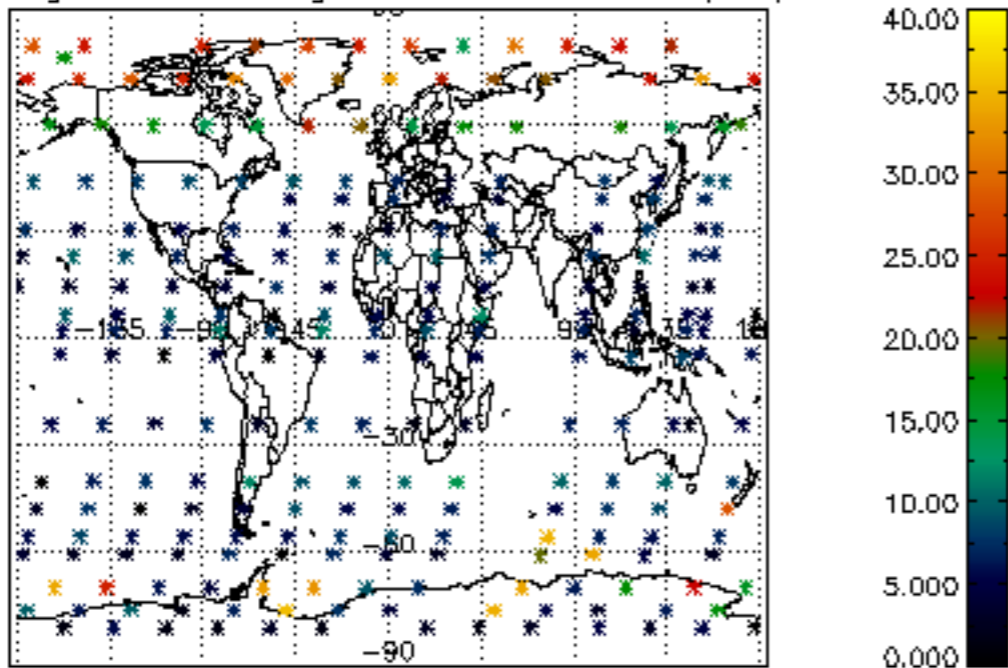
Percentage of cosmic ray hits per profile



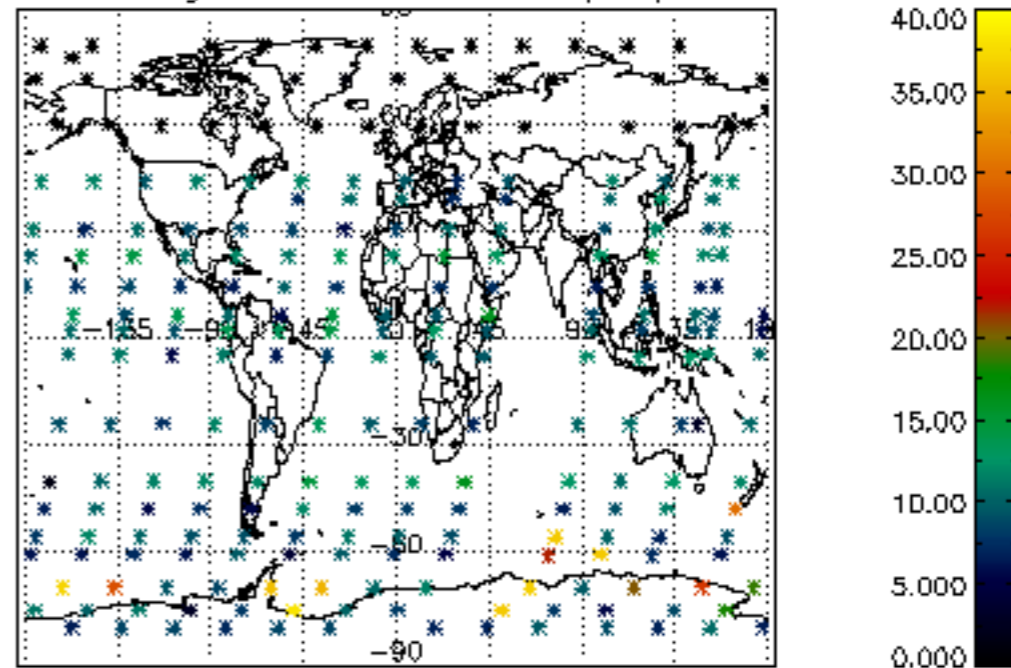
Percentage of datation errors per profile

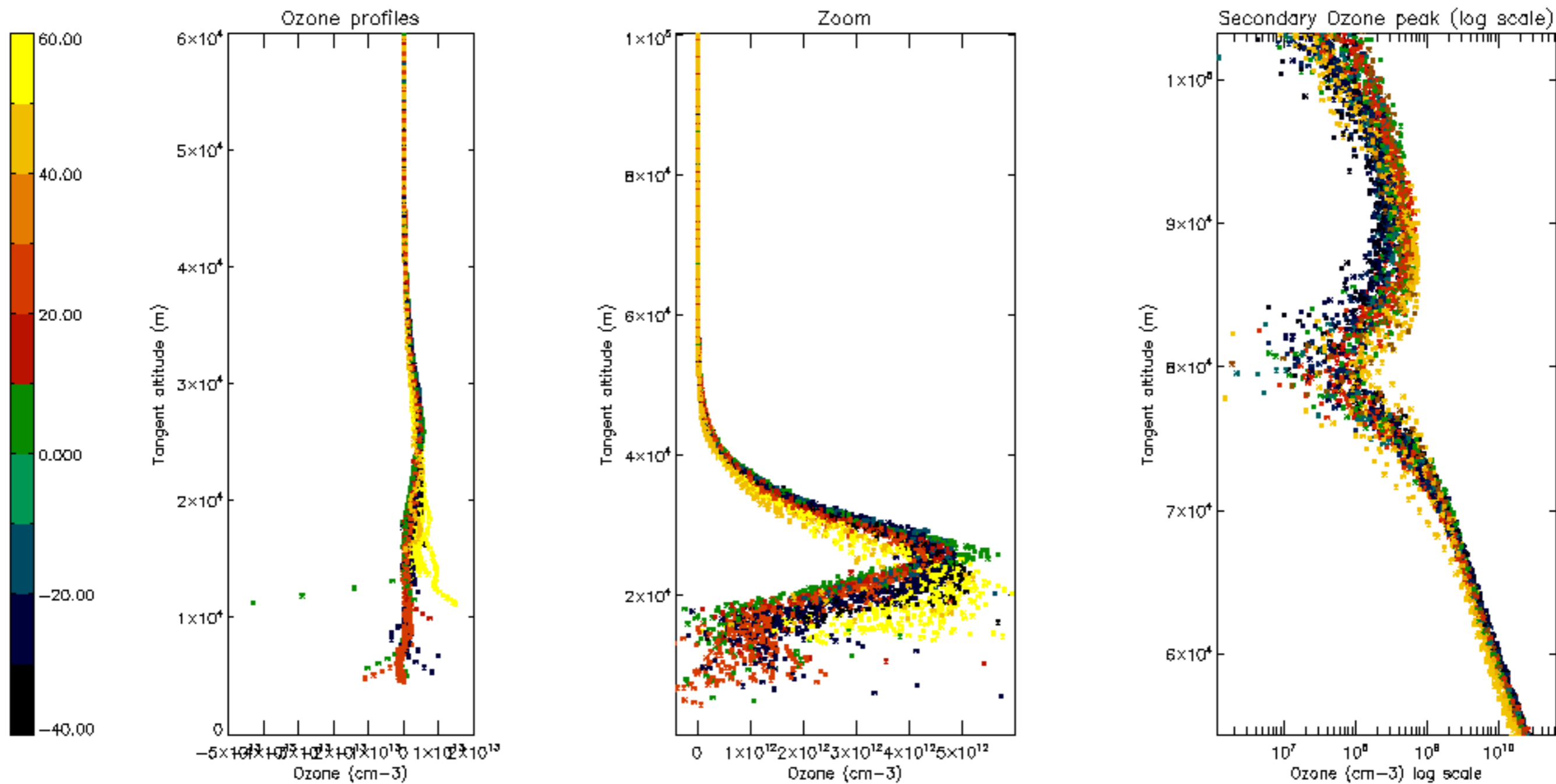


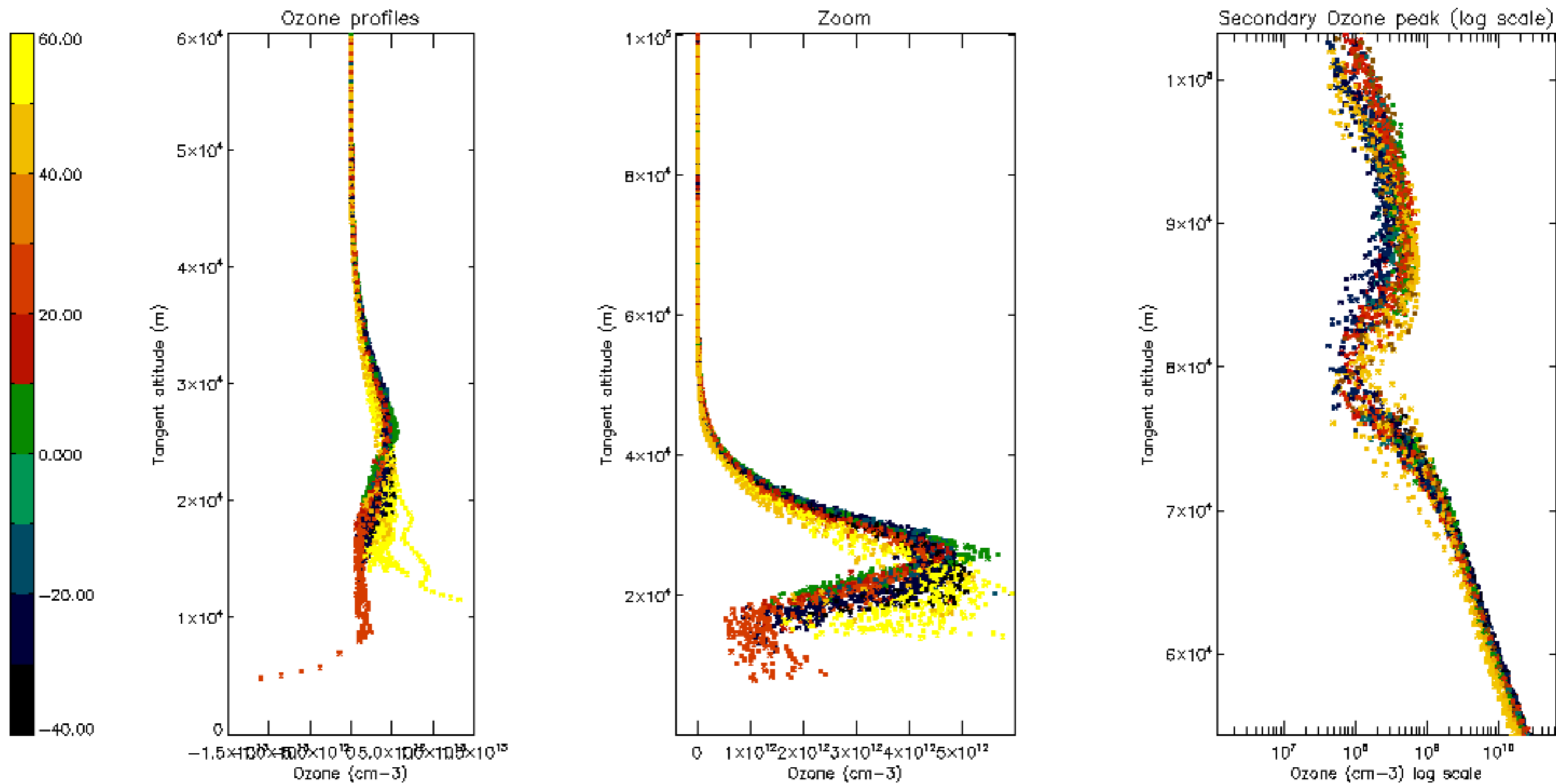
Percentage of star falling outside central band per profile

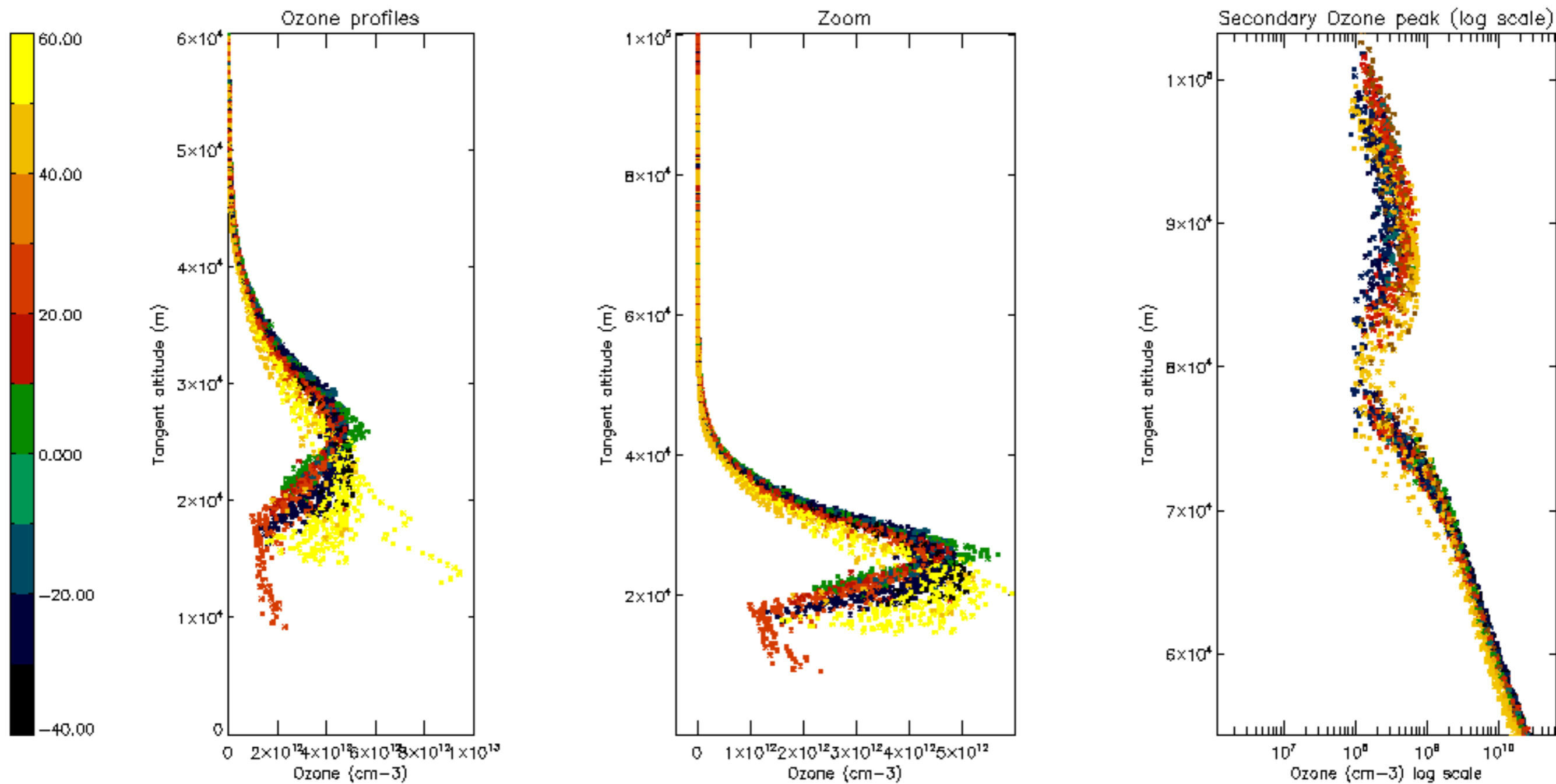


Percentage of saturation errors per profile

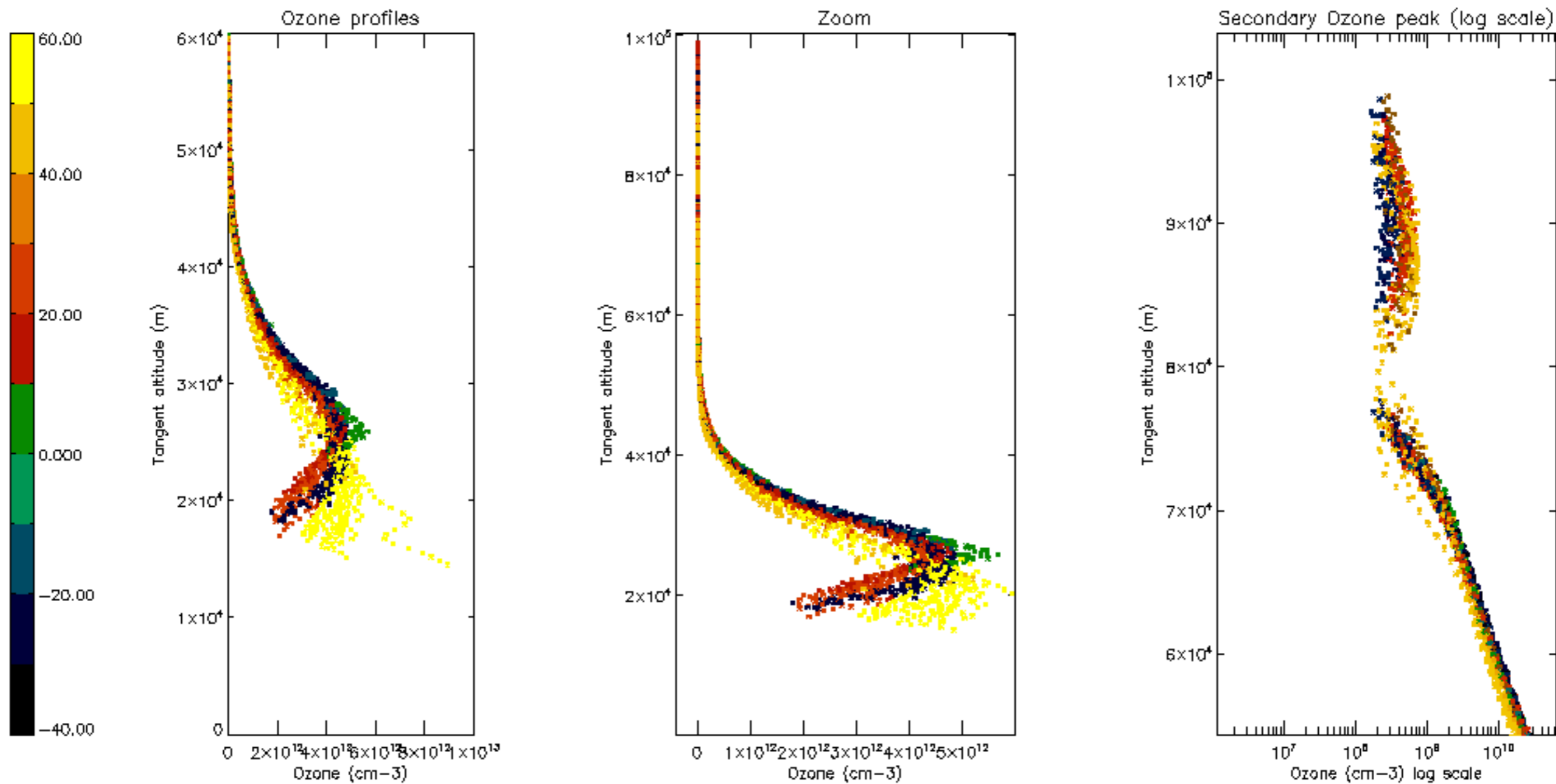


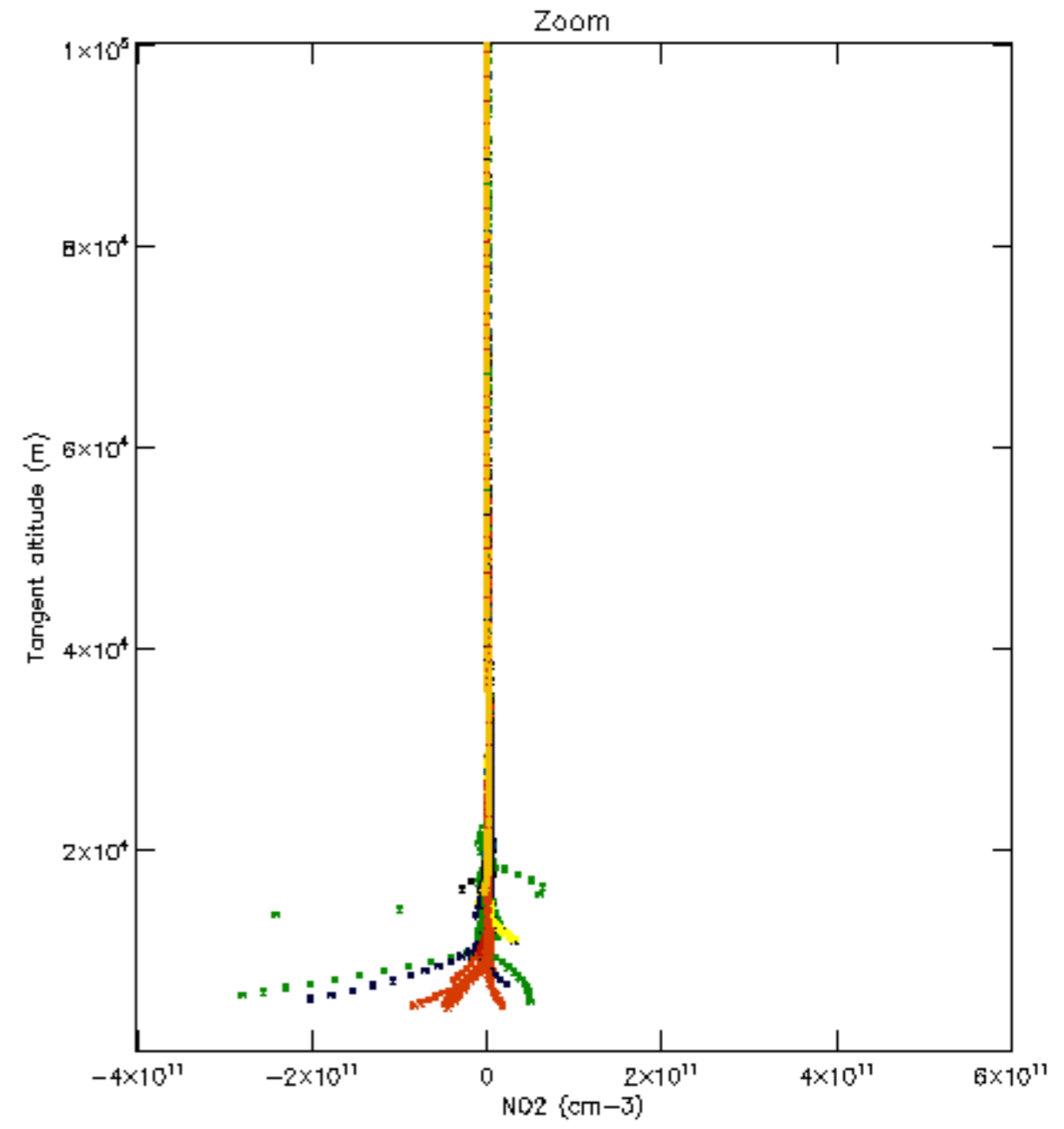
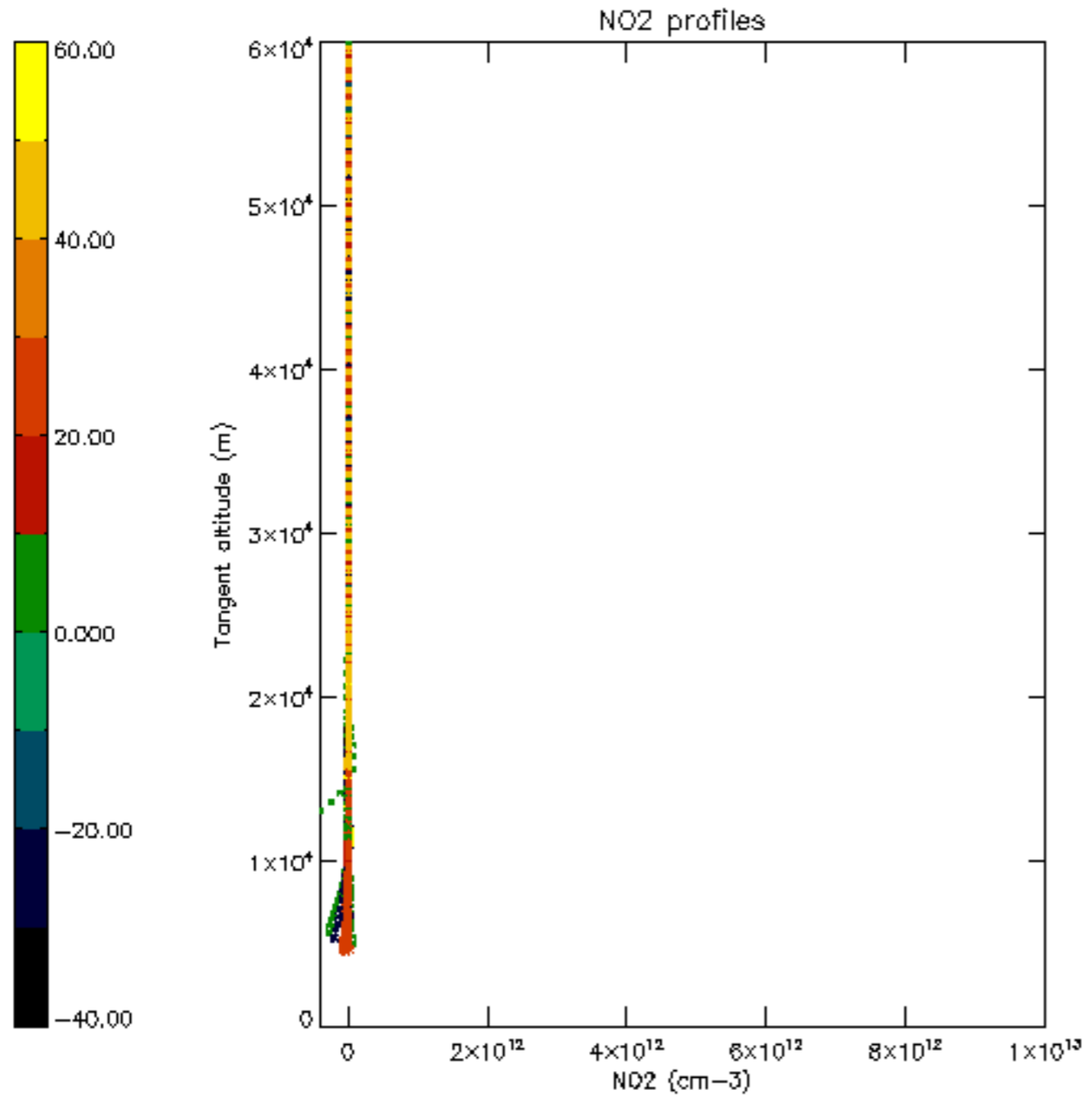


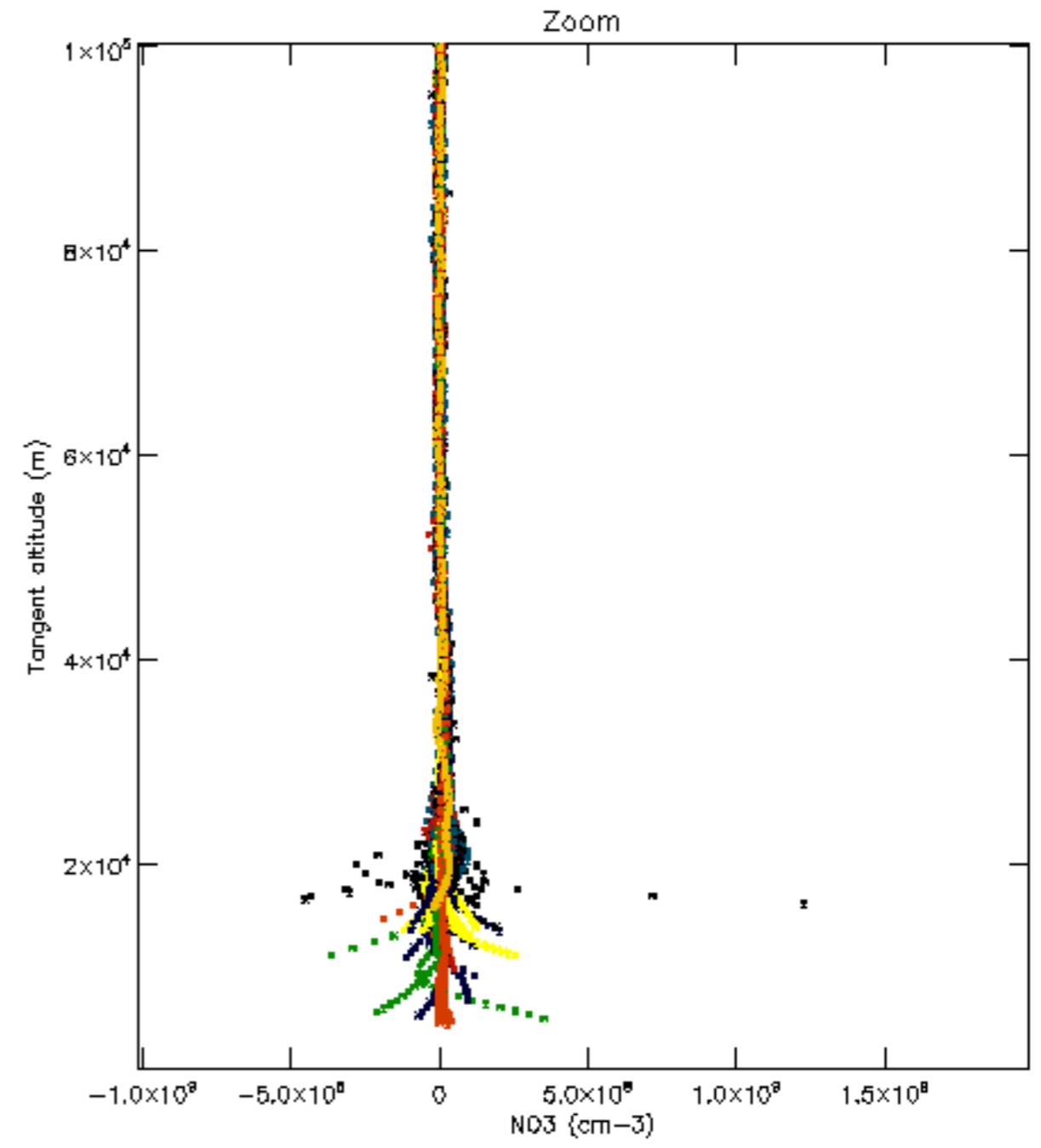
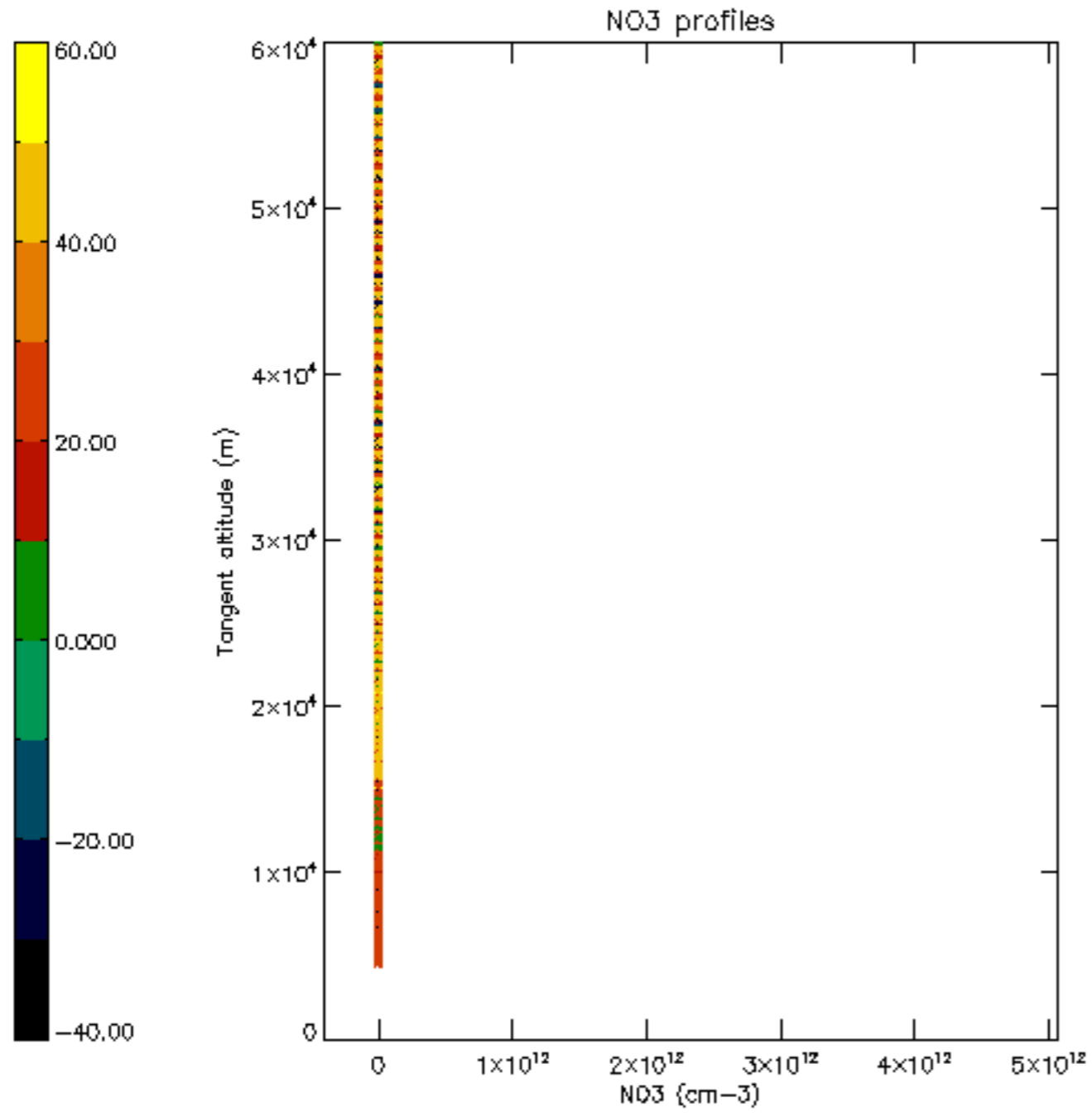


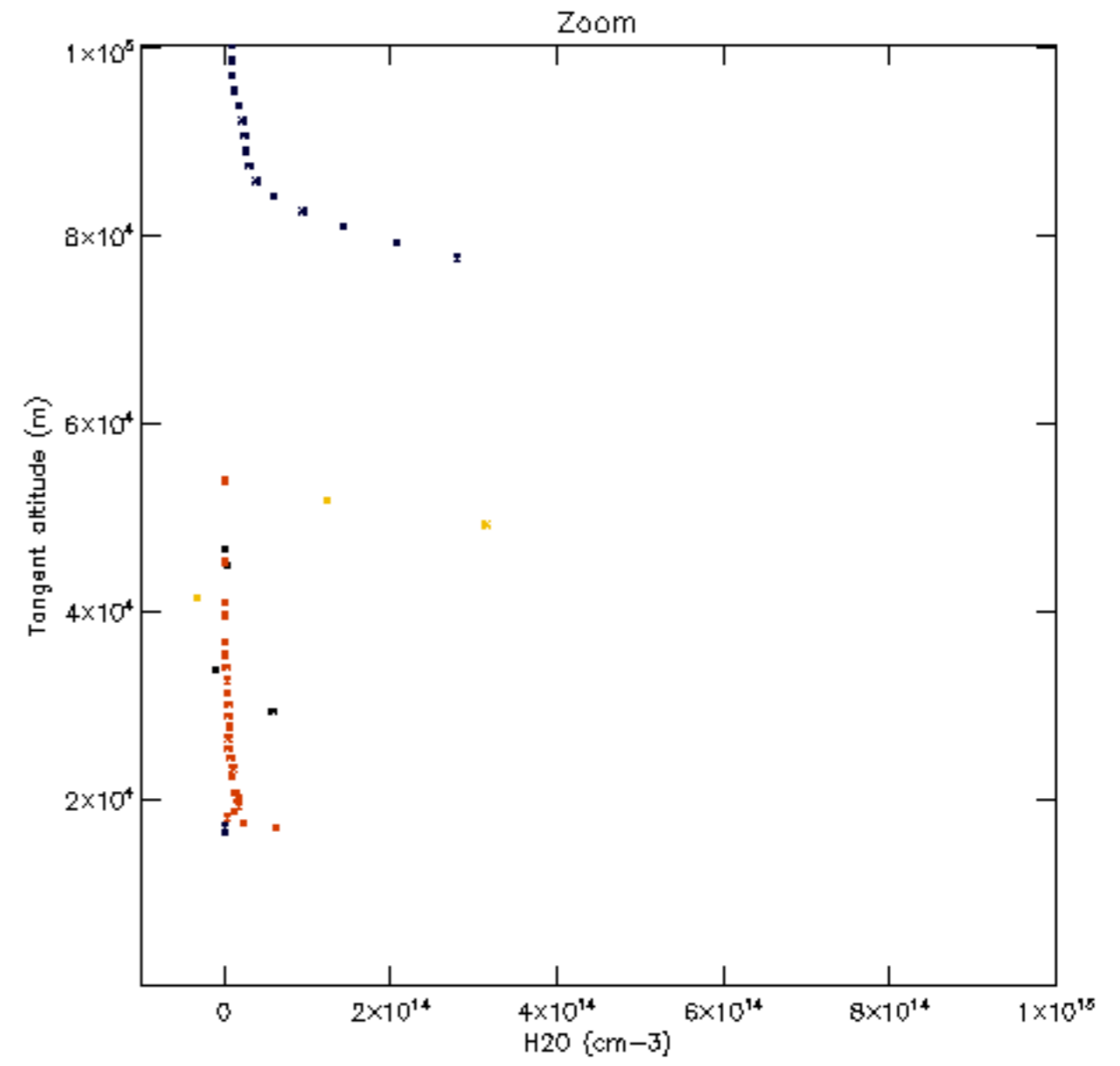
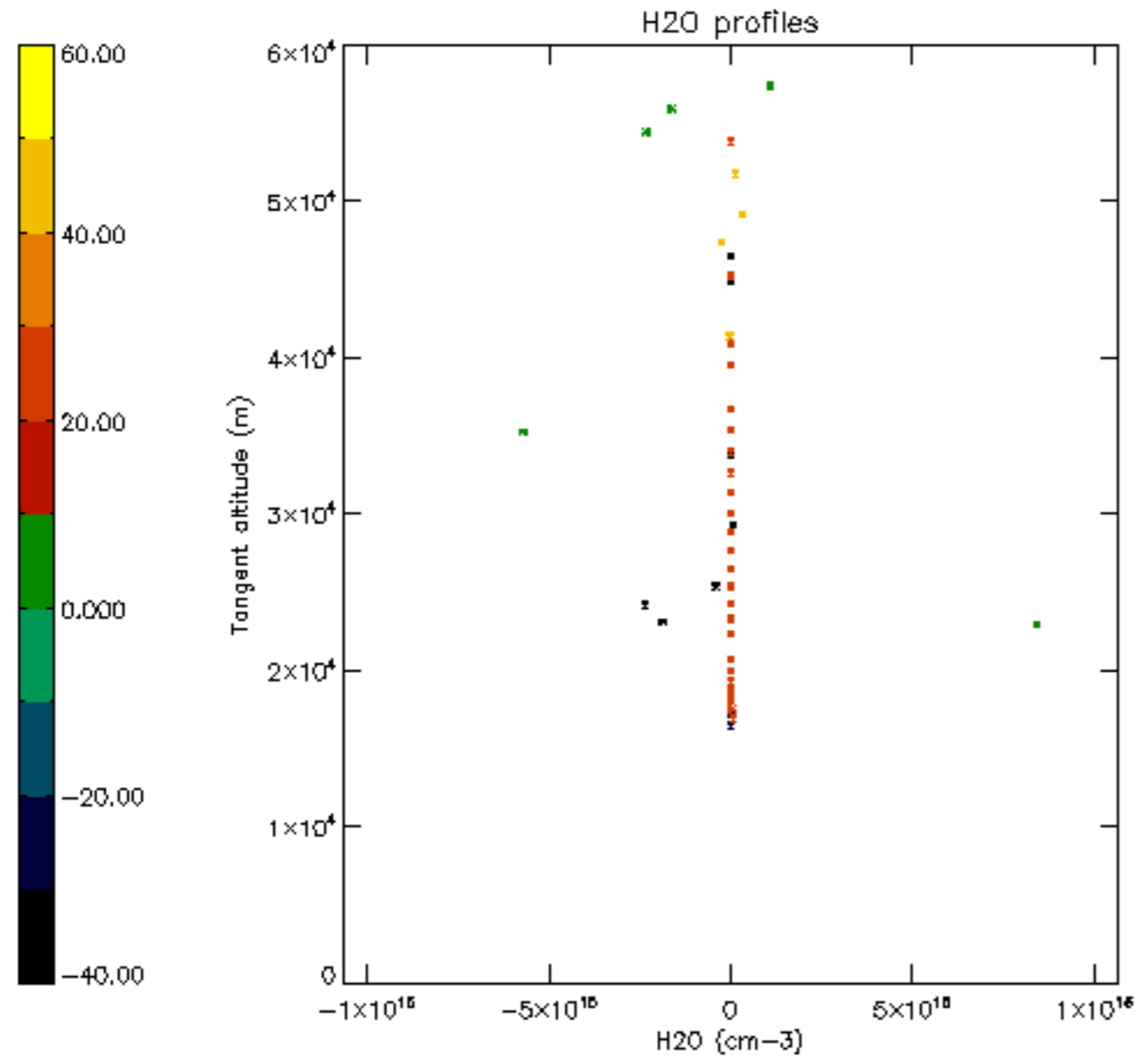




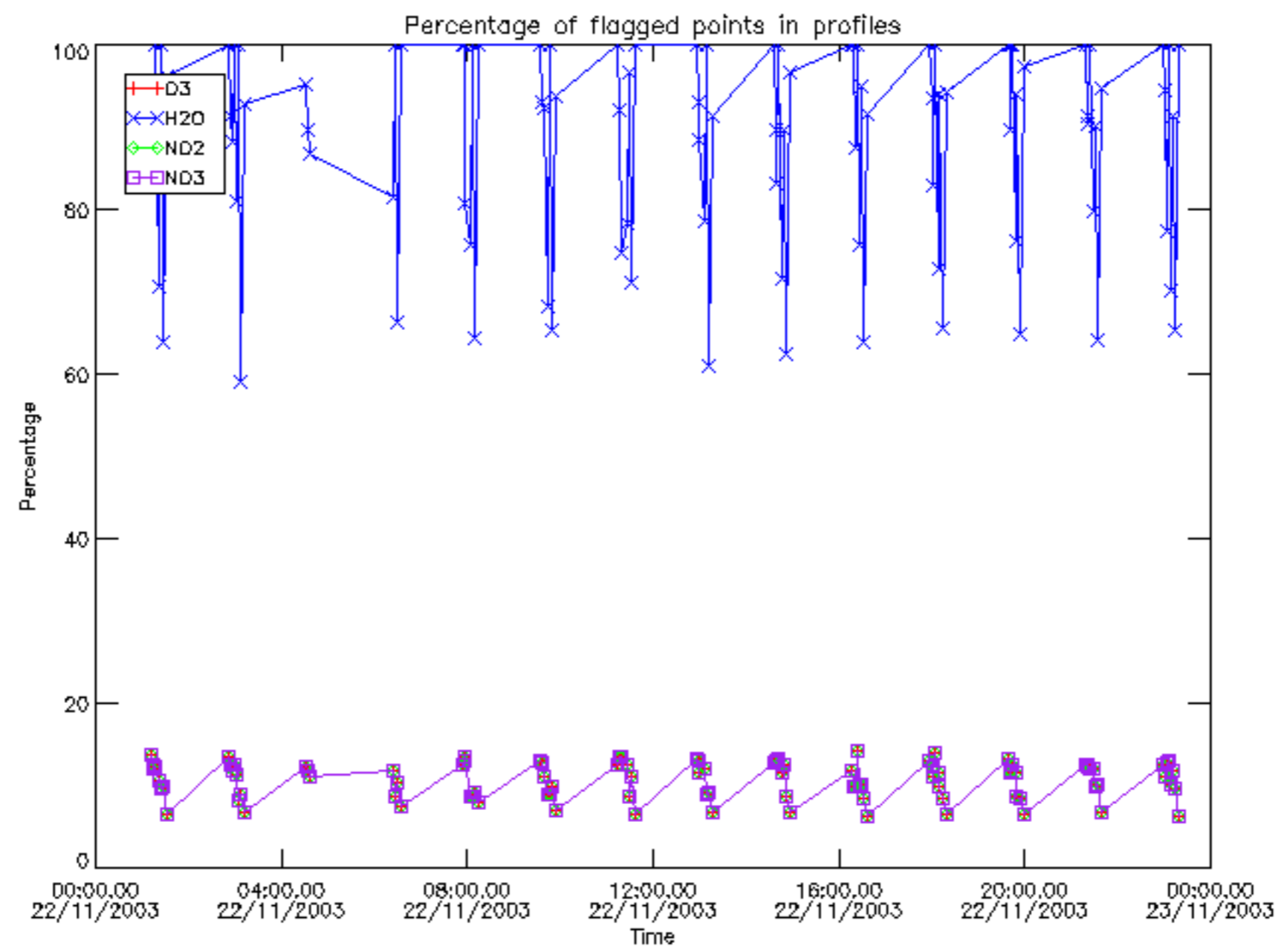




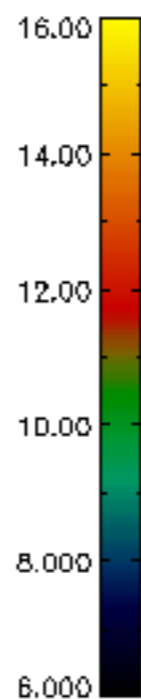
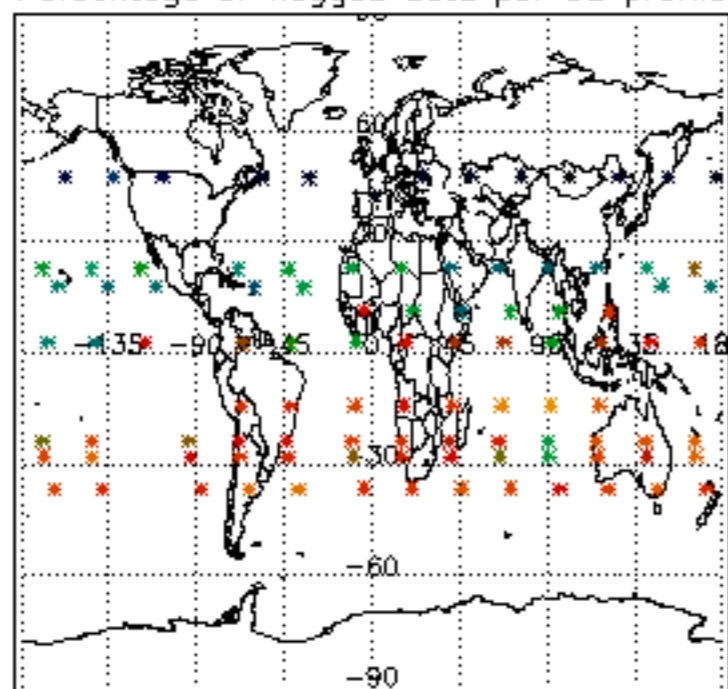




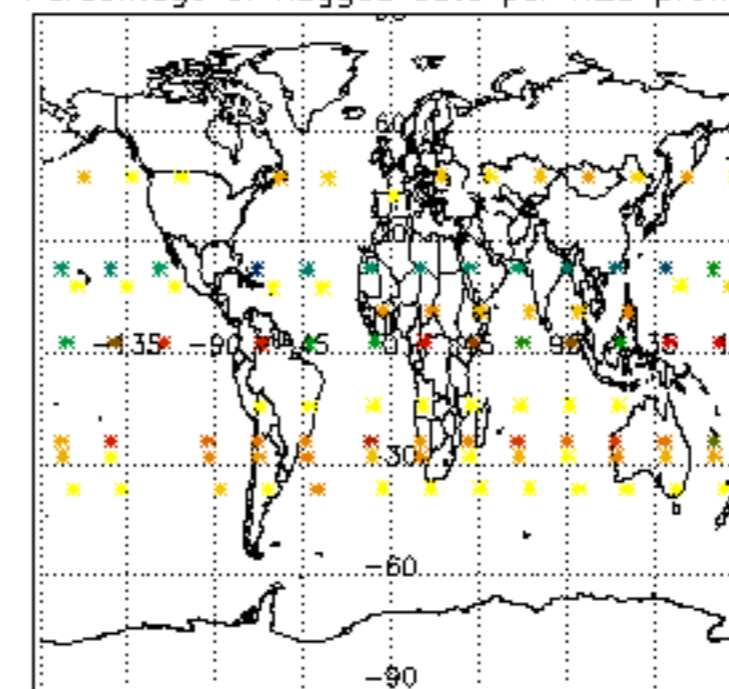




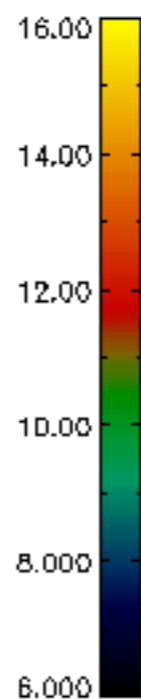
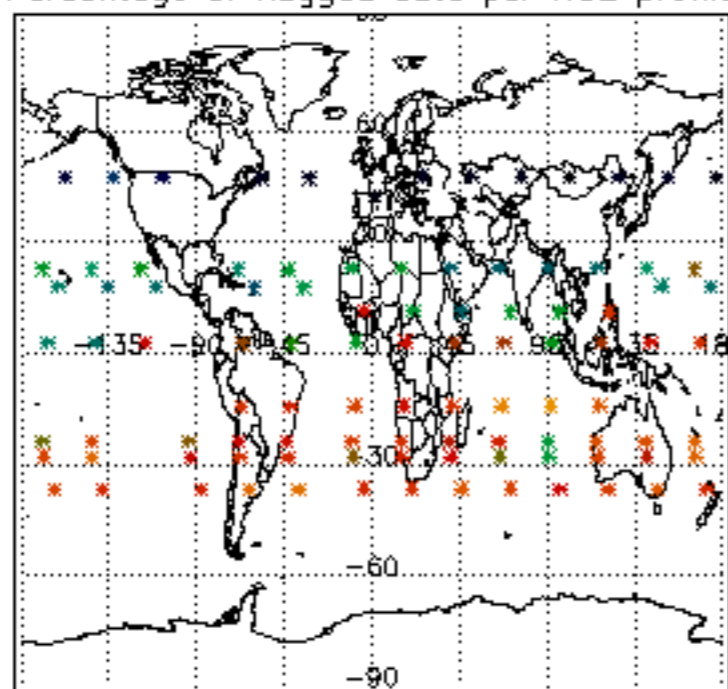
Percentage of flagged data per D3 profile



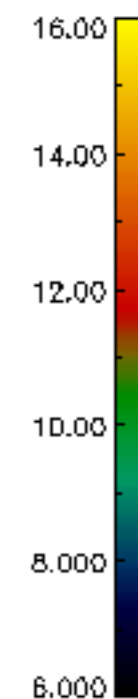
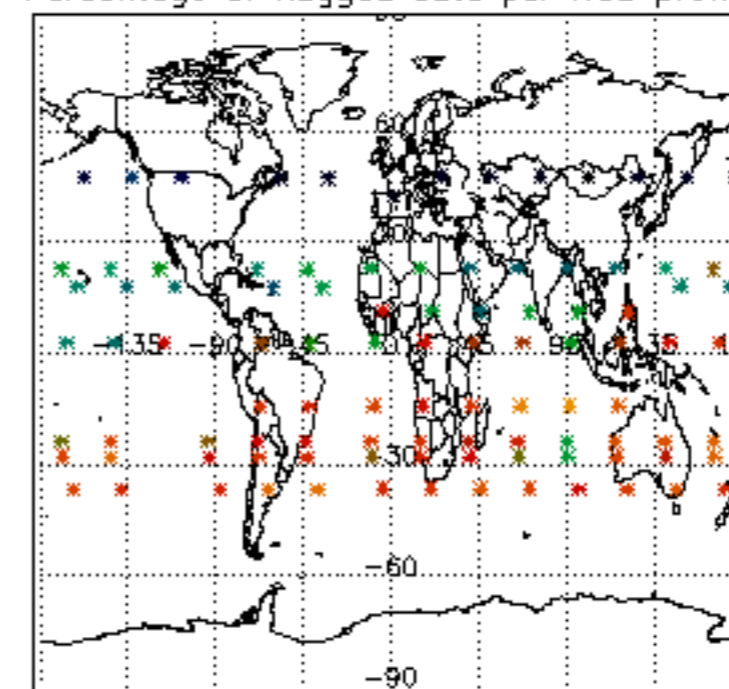
Percentage of flagged data per H2O profile

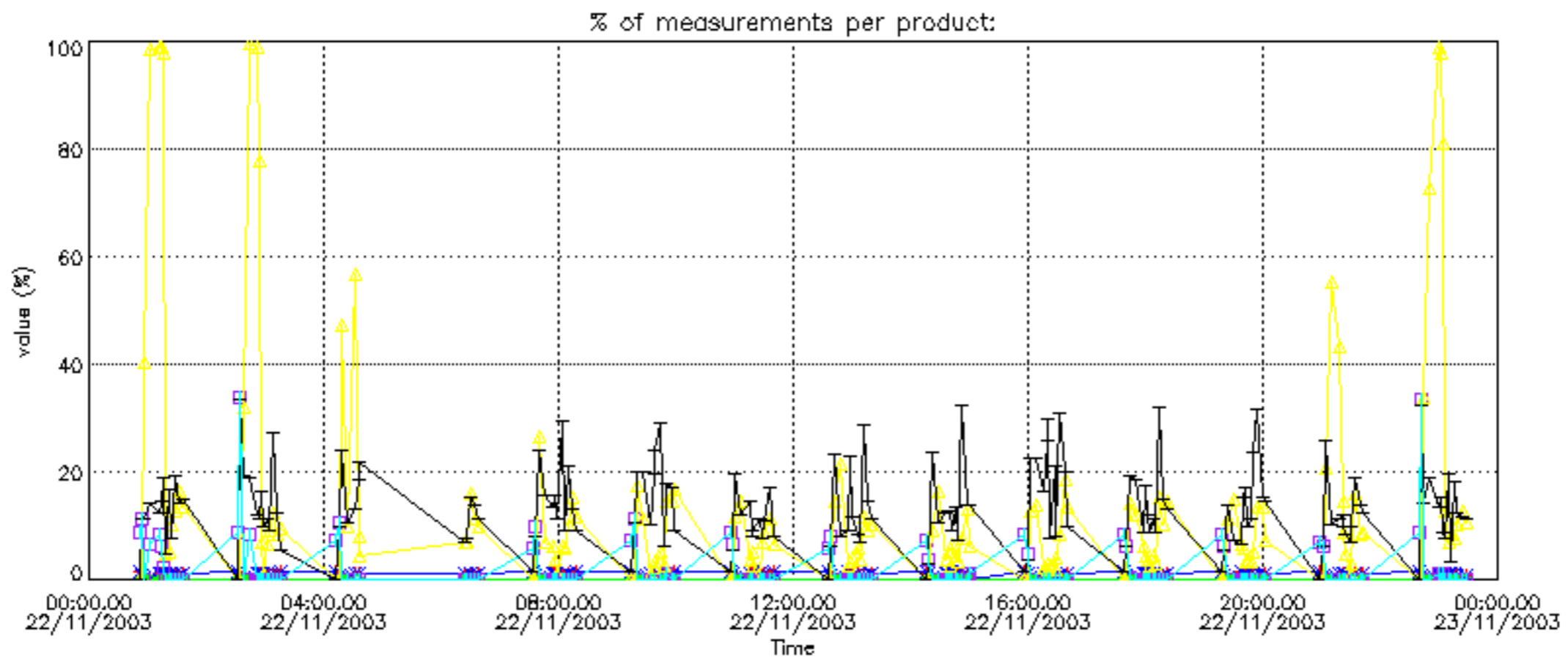


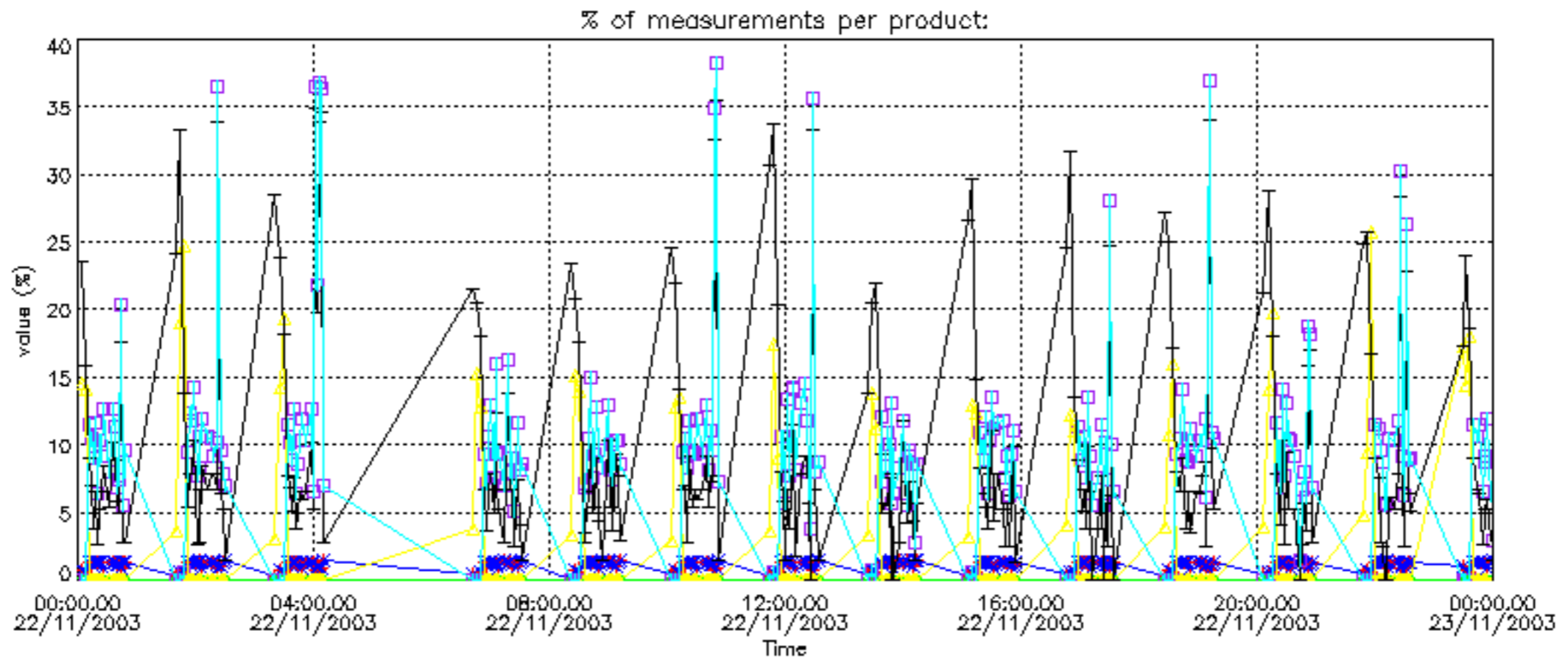
Percentage of flagged data per NO2 profile



Percentage of flagged data per NO3 profile

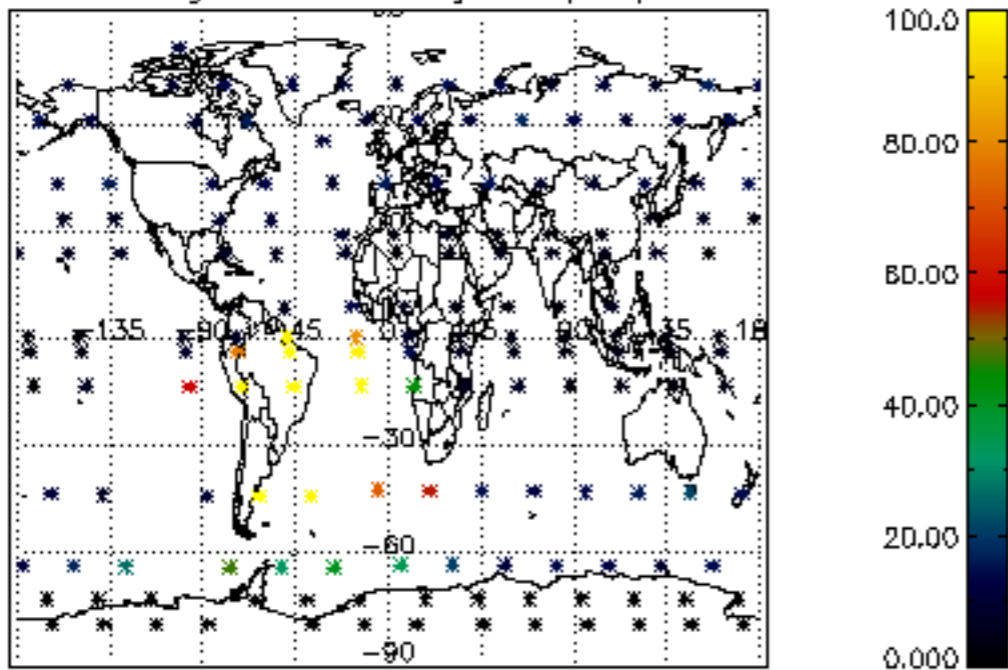




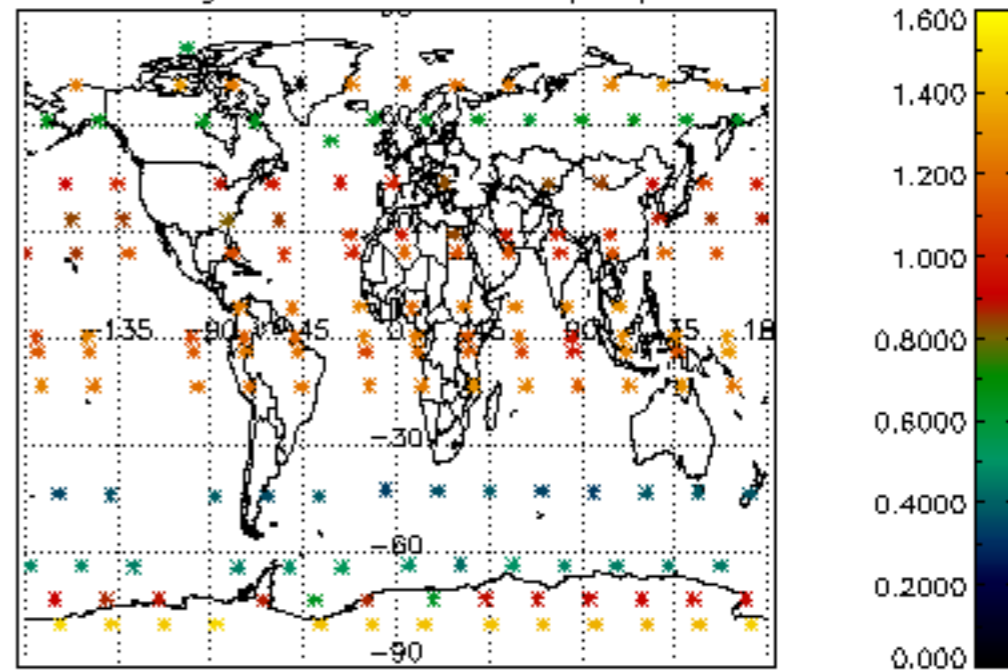




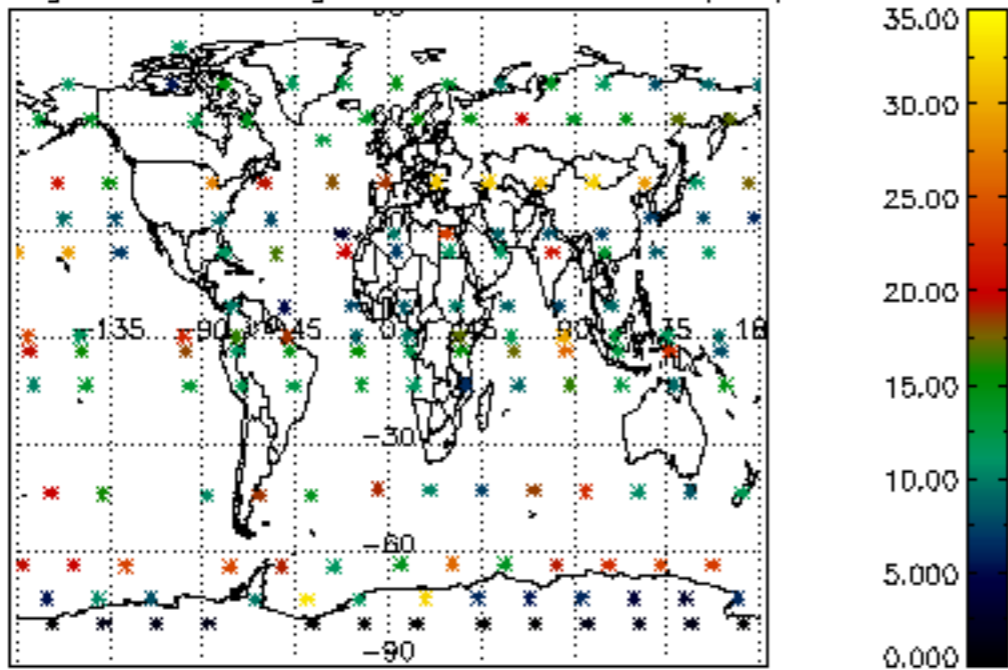
Percentage of cosmic ray hits per profile



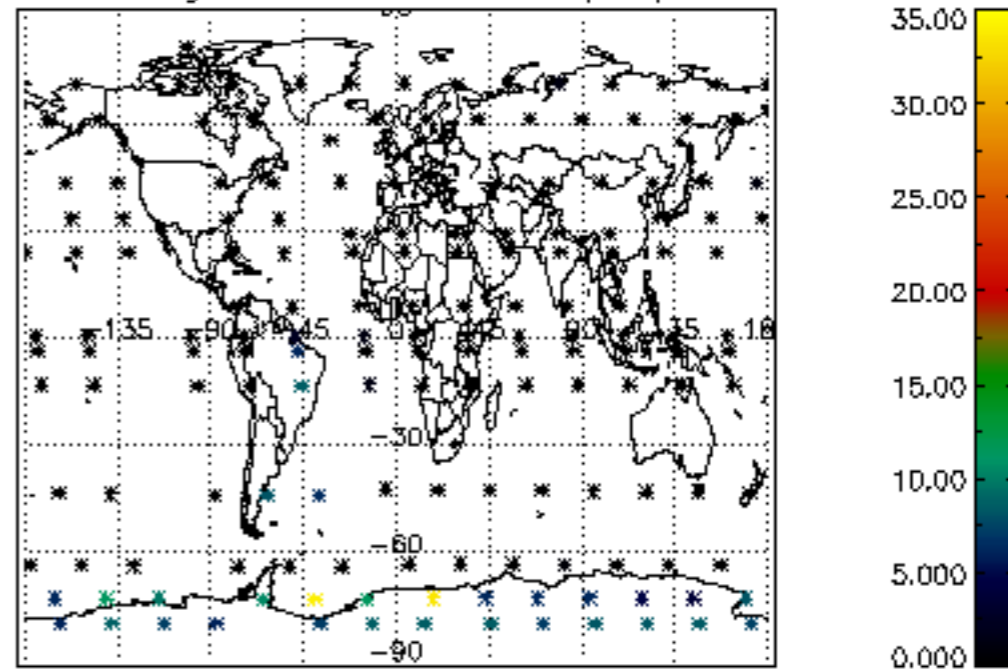
Percentage of datation errors per profile



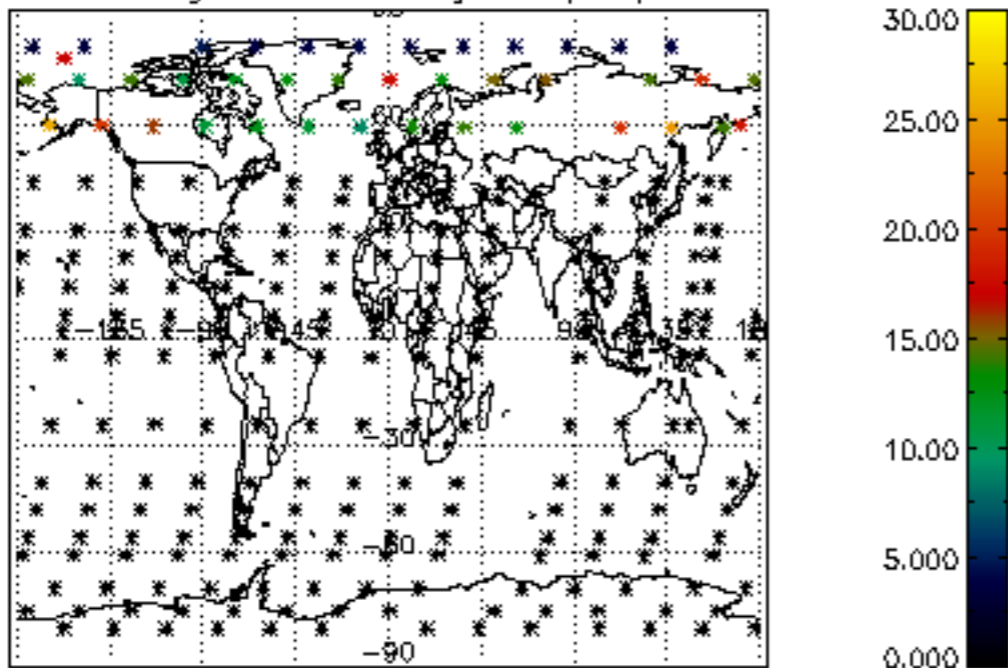
Percentage of star falling outside central band per profile



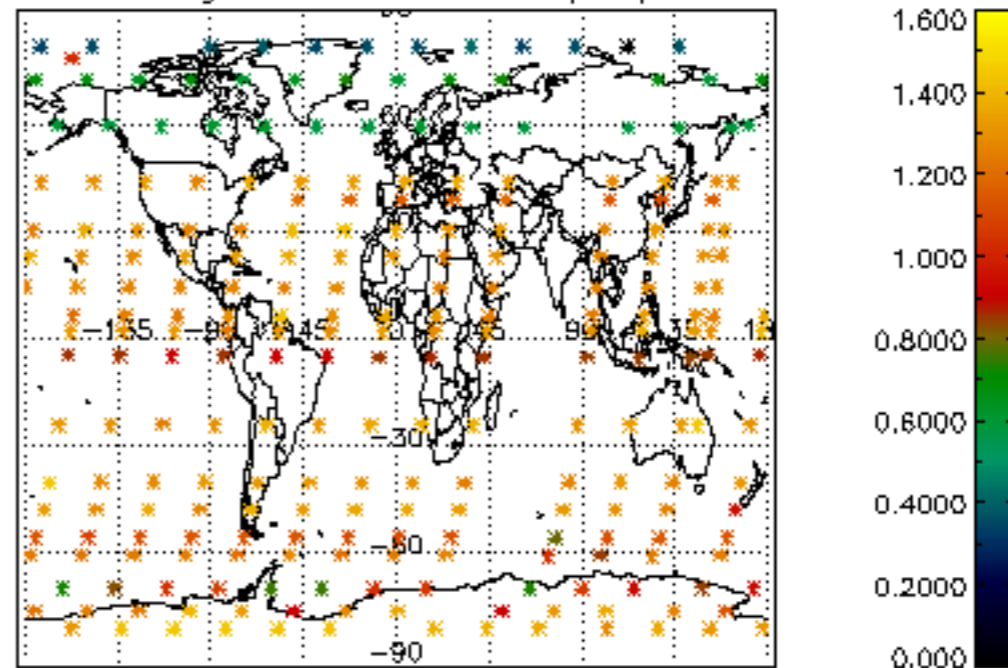
Percentage of saturation errors per profile



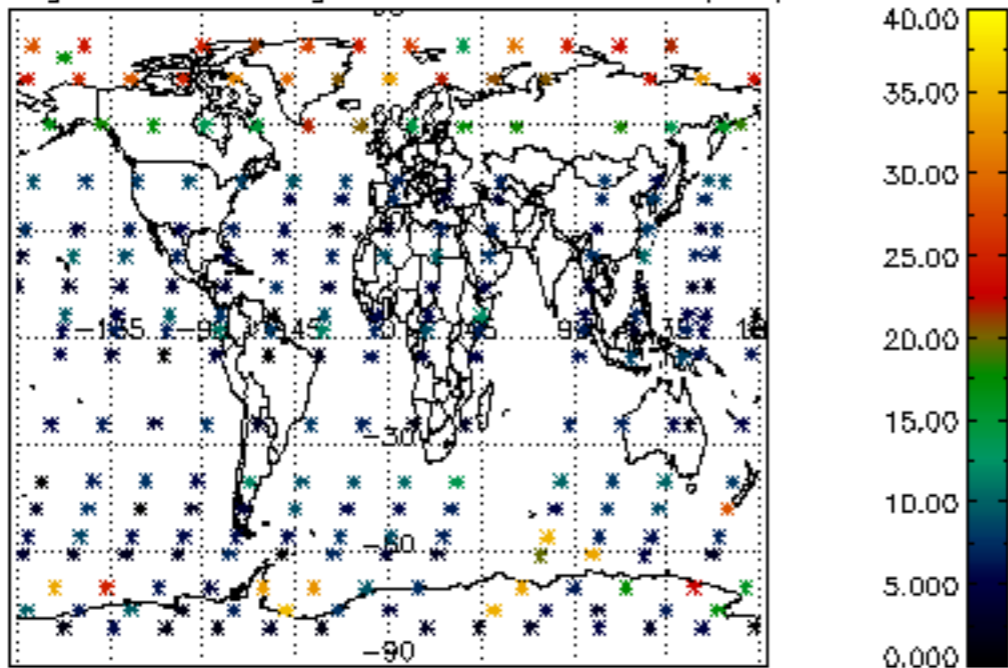
Percentage of cosmic ray hits per profile



Percentage of datation errors per profile



Percentage of star falling outside central band per profile



Percentage of saturation errors per profile

