

GOMOS Level 2 Daily Report

SUMMARY

[1. General Info](#)

[2. Summary of processed GOM_NL_2P products](#)

[3. Level 2 Quality information per product](#)

[3.1 Plot of level 2 quality information per product \(time dependant\)](#)

[3.2 Plot of level 2 quality information per product \(world map\)](#)

[4. Level 1 Quality information per product \(stored on level 2 products\)](#)

[4.1 Plot of level 1 quality information per product \(time dependant\)](#)

[4.1.1 Plot of level 1 quality information per product \(time dependant\): ASCENDING](#)

[4.1.2 Plot of level 1 quality information per product \(time dependant\): DESCENDING](#)

[4.2 Plot of level 1 quality information per product \(world map\)](#)

[4.2.1 Plot of level 1 quality information per product \(world map\): ASCENDING](#)

[4.2.2 Plot of level 1 quality information per product \(world map\): DESCENDING](#)

[5. Ozone profiles based on quality statistics and other trace gas profiles](#)

[5.1 Ozone statistics based on quality of products](#)

[5.2 Plot ozone profiles for all STD \(dark without errors\)](#)

[5.3 Plot ozone profiles where STD < 20% \(dark without errors\)](#)

[5.4. Plot ozone profiles where STD < 10% \(dark without errors\)](#)

[5.5. Plot ozone profiles where STD < 5% \(dark without errors\)](#)

[5.6 Plot NO2 profiles for all STD \(dark without errors\)](#)

[5.7 Plot NO3 profiles for all STD \(dark without errors\)](#)

[5.8 Plot H2O profiles \(only for occultations of stars 1,2,3,4,13,14,16,26,63 dark without errors\) for all STD](#)

[6. Auxiliary Data Files used for the production reported in section 2](#)

This report presents the daily analysis on parameters extracted from GOMOS level 2 data (GOM_NL__2P). It is intended to monitor some important parameters that will impact the quality of these products. A list of level 2 products (and content) that have arrived during the reporting day to the PCF is also given.

Item	Value
Time of report generation	20APR2013 00:28:13
Data source version	GOMOS/6.01
Start time of products	21-11-2003 (21NOV2003 00:00:00)
Stop time of products	22-11-2003 (22NOV2003 00:00:00)
Store outputs in DB	Yes
Nb of level 2 prods	437
Nb of prods with errors	0

2. Summary of processed GOM_NL__2P products.

Nr	Filename	UTC Start time	Limb	Duration	Star Id	Star Name	Star Mag	Star Temp	Nb Meas	Orbit	Prod. error
1	GOM_NL__2PRFIN20031121_000218_000000392021_00445_09016_8994.N1	21-NOV-2003 00:02:18	Dark	38.500	64	Gam Cen	2.2000	10600.	77	9016	No
2	GOM_NL__2PRFIN20031121_000459_000000412021_00445_09016_8995.N1	21-NOV-2003 00:04:59	Dark	41.000	20	Bet Cru	1.2530	30000.	82	9016	No
3	GOM_NL__2PRFIN20031121_000608_000000432021_00446_09017_9074.N1	21-NOV-2003 00:06:08	Dark	42.500	12	Alp1Cru	0.77500	30000.	85	9017	No
4	GOM_NL__2PRFIN20031121_001507_000000602021_00446_09017_9075.N1	21-NOV-2003 00:15:07	Dark	60.000	70	Zet Pup	2.2460	39000.	120	9017	No
5	GOM_NL__2PRFIN20031121_001805_000000522021_00446_09017_9076.N1	21-NOV-2003 00:18:05	Dark	52.000	2	Alp Car	-0.73600	7000.0	104	9017	No
6	GOM_NL__2PRFIN20031121_002304_000000812021_00446_09017_9077.N1	21-NOV-2003 00:23:04	Dark	80.500	23	21Eps CMa	1.5020	26000.	161	9017	No
7	GOM_NL__2PRFIN20031121_002621_000000412021_00446_09017_9078.N1	21-NOV-2003 00:26:21	Straylight	41.000	157	The1Eri	2.9060	9300.0	82	9017	No
8	GOM_NL__2PRFIN20031121_003117_000001472021_00446_09017_9079.N1	21-NOV-2003 00:31:17	Straylight	146.50	1	9Alp CMa	-1.4400	11000.	293	9017	No
9	GOM_NL__2PRFIN20031121_003540_000000852021_00446_09017_9080.N1	21-NOV-2003 00:35:40	Straylight	84.500	7	19Bet Ori	0.10000	14000.	169	9017	No
10	GOM_NL__2PRFIN20031121_003951_000000952021_00446_09017_9081.N1	21-NOV-2003 00:39:51	Bright	94.500	30	46Eps Ori	1.6940	30000.	189	9017	No
11	GOM_NL__2PRFIN20031121_004356_000000392021_00446_09017_9082.N1	21-NOV-2003 00:43:56	Bright	38.500	105	6Bet Ari	2.6450	8900.0	77	9017	No
12	GOM_NL__2PRFIN20031121_004533_000000432021_00446_09017_9083.N1	21-NOV-2003 00:45:33	Bright	43.000	146	25Eta Tau	2.8730	15200.	86	9017	No
13	GOM_NL__2PRFIN20031121_004749_000000372021_00446_09017_9084.N1	21-NOV-2003 00:47:49	Bright	36.500	173	4Bet Tri	3.0040	8900.0	73	9017	No
14	GOM_NL__2PRFIN20031121_004953_000000382021_00446_09017_9085.N1	21-NOV-2003 00:49:53	Bright	37.500	73	57Gam1And	2.2600	13100.	75	9017	No
15	GOM_NL__2PRFIN20031121_005226_000000402021_00446_09017_9086.N1	21-NOV-2003 00:52:26	Bright	39.500	175	39Del Per	3.0100	19400.	79	9017	No
16	GOM_NL__2PRFIN20031121_005429_000000372021_00446_09017_9087.N1	21-NOV-2003 00:54:29	Bright	36.500	68	18Alp Cas	2.2250	4500.0	73	9017	No
17	GOM_NL__2PRFIN20031121_005539_000000372021_00446_09017_9088.N1	21-NOV-2003 00:55:39	Bright	37.000	74	11Bet Cas	2.2680	6600.0	74	9017	No
18	GOM_NL__2PRFIN20031121_005810_000000592021_00446_09017_9089.N1	21-NOV-2003 00:58:10	Bright	58.500	42	34Bet Aur	1.9000	10200.	117	9017	No
19	GOM_NL__2PRFIN20031121_010307_000000382021_00446_09017_9090.N1	21-NOV-2003 01:03:07	Bright	37.500	49	1Alp UMi	1.9900	6300.0	75	9017	No
20	GOM_NL__2PRFIN20031121_010736_000000392021_00446_09017_9091.N1	21-NOV-2003 01:07:36	Bright	38.500	60	7Bet UMi	2.0810	3950.0	77	9017	No
21	GOM_NL__2PRFIN20031121_010944_000000362021_00446_09017_9092.N1	21-NOV-2003 01:09:44	Bright	35.500	119	14Eta Dra	2.7270	4700.0	71	9017	No
22	GOM_NL__2PRFIN20031121_011209_000000452021_00446_09017_9093.N1	21-NOV-2003 01:12:09	Bright	45.000	82	48Bet UMa	2.3650	10600.	90	9017	No
23	GOM_NL__2PRFIN20031121_011335_000000402021_00446_09017_9094.N1	21-NOV-2003 01:13:35	Bright	40.000	87	64Gam UMa	2.4330	11000.	80	9017	No
24	GOM_NL__2PRFIN20031121_011621_000000602021_00446_09017_9095.N1	21-NOV-2003 01:16:21	Bright	59.500	174	52Psi UMa	3.0040	4400.0	119	9017	No
25	GOM_NL__2PRFIN20031121_011822_000000372021_00446_09017_9096.N1	21-NOV-2003 01:18:22	Bright	36.500	152	12Alp2CVn	2.8900	11000.	73	9017	No
26	GOM_NL__2PRFIN20031121_012033_000000352021_00446_09017_9097.N1	21-NOV-2003 01:20:33	Bright	35.000	83		2.3780	11000.	70	9017	No
27	GOM_NL__2PRFIN20031121_012304_000000352021_00446_09017_9098.N1	21-NOV-2003 01:23:04	Bright	34.500	3	16Alp Boo	-0.050000	4250.0	69	9017	No
28	GOM_NL__2PRFIN20031121_012536_000000762021_00446_09017_9099.N1	21-NOV-2003 01:25:36	Bright	76.000	96	68Del Leo	2.5600	9300.0	152	9017	No
29	GOM_NL__2PRFIN20031121_012813_000000972021_00446_09017_9100.N1	21-NOV-2003 01:28:13	Twilight_stray	97.000	51	41Gam1Leo	2.0100	4500.0	194	9017	No
30	GOM_NL__2PRFIN20031121_013342_000001142021_00446_09017_9101.N1	21-NOV-2003 01:33:42	Straylight	113.50	22	32Alp Leo	1.3600	15200.	227	9017	No
31	GOM_NL__2PRFIN20031121_014255_000000432021_00446_09017_9102.N1	21-NOV-2003 01:42:55	Dark	43.000	64	Gam Cen	2.2000	10600.	86	9017	No
32	GOM_NL__2PRFIN20031121_014536_000000382021_00446_09017_9103.N1	21-NOV-2003 01:45:36	Dark	38.000	20	Bet Cru	1.2530	30000.	76	9017	No
33	GOM_NL__2PRFIN20031121_014644_000000492021_00447_09018_9094.N1	21-NOV-2003 01:46:44	Dark	48.500	12	Alp1Cru	0.77500	30000.	97	9018	No
34	GOM_NL__2PRFIN20031121_015544_000000582021_00447_09018_9095.N1	21-NOV-2003 01:55:44	Dark	58.000	70	Zet Pup	2.2460	39000.	116	9018	No
35	GOM_NL__2PRFIN20031121_015842_000000542021_00447_09018_9096.N1	21-NOV-2003 01:58:42	Dark	54.000	2	Alp Car	-0.73600	7000.0	108	9018	No
36	GOM_NL__2PRFIN20031121_020341_000000792021_00447_09018_9097.N1	21-NOV-2003 02:03:41	Dark	78.500	23	21Eps CMa	1.5020	26000.	157	9018	No
37	GOM_NL__2PRFIN20031121_020657_000000402021_00447_09018_9098.N1	21-NOV-2003 02:06:57	Straylight	40.000	157	The1Eri	2.9060	9300.0	80	9018	No
38	GOM_NL__2PRFIN20031121_021153_000001532021_00447_09018_9099.N1	21-NOV-2003 02:11:53	Straylight	153.00	1	9Alp CMa	-1.4400	11000.	306	9018	No
39	GOM_NL__2PRFIN20031121_021616_000000862021_00447_09018_9100.N1	21-NOV-2003 02:16:16	Straylight	86.000	7	19Bet Ori	0.10000	14000.	172	9018	No
40	GOM_NL__2PRFIN20031121_022026_000000872021_00447_09018_9101.N1	21-NOV-2003 02:20:26	Bright	87.000	30	46Eps Ori	1.6940	30000.	174	9018	No
41	GOM_NL__2PRFIN20031121_022433_000000382021_00447_09018_9102.N1	21-NOV-2003 02:24:33	Bright	37.500	105	6Bet Ari	2.6450	8900.0	75	9018	No
42	GOM_NL__2PRFIN20031121_022608_000000422021_00447_09018_9103.N1	21-NOV-2003 02:26:08	Bright	42.000	146	25Eta Tau	2.8730	15200.	84	9018	No

43	GOM_NL__2PRFIN20031121_022825_000000372021_00447_09018_9104.N1	21-NOV-2003 02:28:25	Bright	37.000	173	4Bet Tri	3.0040	8900.0	74	9018	No
44	GOM_NL__2PRFIN20031121_023029_000000382021_00447_09018_9105.N1	21-NOV-2003 02:30:29	Bright	38.000	73	57Gam1And	2.2600	13100.	76	9018	No
45	GOM_NL__2PRFIN20031121_023301_000000402021_00447_09018_9106.N1	21-NOV-2003 02:33:01	Bright	39.500	175	39Del Per	3.0100	19400.	79	9018	No
46	GOM_NL__2PRFIN20031121_023506_000000382021_00447_09018_9107.N1	21-NOV-2003 02:35:06	Bright	37.500	68	18Alp Cas	2.2250	4500.0	75	9018	No
47	GOM_NL__2PRFIN20031121_023616_000000372021_00447_09018_9108.N1	21-NOV-2003 02:36:16	Bright	36.500	74	11Bet Cas	2.2680	6600.0	73	9018	No
48	GOM_NL__2PRFIN20031121_023845_000000592021_00447_09018_9109.N1	21-NOV-2003 02:38:45	Bright	58.500	42	34Bet Aur	1.9000	10200.	117	9018	No
49	GOM_NL__2PRFIN20031121_024342_000000362021_00447_09018_9110.N1	21-NOV-2003 02:43:42	Bright	36.000	49	1Alp UMi	1.9900	6300.0	72	9018	No
50	GOM_NL__2PRFIN20031121_024812_000000402021_00447_09018_9111.N1	21-NOV-2003 02:48:12	Bright	39.500	60	7Bet UMi	2.0810	3950.0	79	9018	No
51	GOM_NL__2PRFIN20031121_025020_000000392021_00447_09018_9112.N1	21-NOV-2003 02:50:20	Bright	39.000	119	14Eta Dra	2.7270	4700.0	78	9018	No
52	GOM_NL__2PRFIN20031121_025245_000000432021_00447_09018_9113.N1	21-NOV-2003 02:52:45	Bright	42.500	82	48Bet UMa	2.3650	10600.	85	9018	No
53	GOM_NL__2PRFIN20031121_025411_000000582021_00447_09018_9114.N1	21-NOV-2003 02:54:11	Bright	58.000	87	64Gam UMa	2.4330	11000.	116	9018	No
54	GOM_NL__2PRFIN20031121_025656_000000472021_00447_09018_9115.N1	21-NOV-2003 02:56:56	Bright	46.500	174	52Psi UMa	3.0040	4400.0	93	9018	No
55	GOM_NL__2PRFIN20031121_025858_000000362021_00447_09018_9116.N1	21-NOV-2003 02:58:58	Bright	35.500	152	12Alp2CVn	2.8900	11000.	71	9018	No
56	GOM_NL__2PRFIN20031121_030109_000000372021_00447_09018_9117.N1	21-NOV-2003 03:01:09	Bright	36.500	83		2.3780	11000.	73	9018	No
57	GOM_NL__2PRFIN20031121_030339_000000352021_00447_09018_9118.N1	21-NOV-2003 03:03:39	Bright	34.500	3	16Alp Boo	-0.050000	4250.0	69	9018	No
58	GOM_NL__2PRFIN20031121_030612_000000552021_00447_09018_9119.N1	21-NOV-2003 03:06:12	Bright	55.000	96	68Del Leo	2.5600	9300.0	110	9018	No
59	GOM_NL__2PRFIN20031121_030850_000000942021_00447_09018_9120.N1	21-NOV-2003 03:08:50	Tw_i_and_stray	94.000	51	41Gam1Leo	2.0100	4500.0	188	9018	No
60	GOM_NL__2PRFIN20031121_031421_000001302021_00447_09018_9121.N1	21-NOV-2003 03:14:21	Straylight	129.50	22	32Alp Leo	1.3600	15200.	259	9018	No
61	GOM_NL__2PRFIN20031121_032331_000000382021_00447_09018_9122.N1	21-NOV-2003 03:23:31	Dark	38.000	64	Gam Cen	2.2000	10600.	76	9018	No
62	GOM_NL__2PRFIN20031121_032612_000000422021_00447_09018_9123.N1	21-NOV-2003 03:26:12	Dark	41.500	20	Bet Cru	1.2530	30000.	83	9018	No
63	GOM_NL__2PRFIN20031121_032720_000000482021_00448_09019_8986.N1	21-NOV-2003 03:27:20	Dark	47.500	12	Alp1Cru	0.77500	30000.	95	9019	No
64	GOM_NL__2PRFIN20031121_033621_000000572021_00448_09019_8987.N1	21-NOV-2003 03:36:21	Dark	57.000	70	Zet Pup	2.2460	39000.	114	9019	No
65	GOM_NL__2PRFIN20031121_033917_000000602021_00448_09019_8988.N1	21-NOV-2003 03:39:17	Dark	60.000	2	Alp Car	-0.73600	7000.0	120	9019	No
66	GOM_NL__2PRFIN20031121_034417_000000792021_00448_09019_8989.N1	21-NOV-2003 03:44:17	Dark	79.000	23	21Eps CMa	1.5020	26000.	158	9019	No
67	GOM_NL__2PRFIN20031121_034732_000000412021_00448_09019_8990.N1	21-NOV-2003 03:47:32	Straylight	41.000	157	The1Eri	2.9060	9300.0	82	9019	No
68	GOM_NL__2PRFIN20031121_035229_000001402021_00448_09019_8991.N1	21-NOV-2003 03:52:29	Straylight	140.00	1	9Alp CMa	-1.4400	11000.	280	9019	No
69	GOM_NL__2PRFIN20031121_035651_000000792021_00448_09019_8992.N1	21-NOV-2003 03:56:51	Straylight	79.000	7	19Bet Ori	0.10000	14000.	158	9019	No
70	GOM_NL__2PRFIN20031121_040101_000000932021_00448_09019_8993.N1	21-NOV-2003 04:01:01	Bright	93.000	30	46Eps Ori	1.6940	30000.	186	9019	No
71	GOM_NL__2PRFIN20031121_040508_000000392021_00448_09019_8994.N1	21-NOV-2003 04:05:08	Bright	39.000	105	6Bet Ari	2.6450	8900.0	78	9019	No
72	GOM_NL__2PRFIN20031121_040643_000000432021_00448_09019_8995.N1	21-NOV-2003 04:06:43	Bright	43.000	146	25Eta Tau	2.8730	15200.	86	9019	No
73	GOM_NL__2PRFIN20031121_040900_000000382021_00448_09019_8996.N1	21-NOV-2003 04:09:00	Bright	37.500	173	4Bet Tri	3.0040	8900.0	75	9019	No
74	GOM_NL__2PRFIN20031121_041104_000000402021_00448_09019_8997.N1	21-NOV-2003 04:11:04	Bright	39.500	73	57Gam1And	2.2600	13100.	79	9019	No
75	GOM_NL__2PRFIN20031121_041337_000000392021_00448_09019_8998.N1	21-NOV-2003 04:13:37	Bright	39.000	175	39Del Per	3.0100	19400.	78	9019	No
76	GOM_NL__2PRFIN20031121_041541_000000382021_00448_09019_8999.N1	21-NOV-2003 04:15:41	Bright	38.000	68	18Alp Cas	2.2250	4500.0	76	9019	No
77	GOM_NL__2PRFIN20031121_041651_000000392021_00448_09019_9000.N1	21-NOV-2003 04:16:51	Bright	39.000	74	11Bet Cas	2.2680	6600.0	78	9019	No
78	GOM_NL__2PRFIN20031121_041919_000000582021_00448_09019_9001.N1	21-NOV-2003 04:19:19	Bright	57.500	42	34Bet Aur	1.9000	10200.	115	9019	No
79	GOM_NL__2PRFIN20031121_042418_000000392021_00448_09019_9002.N1	21-NOV-2003 04:24:18	Bright	38.500	49	1Alp UMi	1.9900	6300.0	77	9019	No
80	GOM_NL__2PRFIN20031121_042848_000000392021_00448_09019_9003.N1	21-NOV-2003 04:28:48	Bright	38.500	60	7Bet UMi	2.0810	3950.0	77	9019	No
81	GOM_NL__2PRFIN20031121_043057_000000392021_00448_09019_9004.N1	21-NOV-2003 04:30:57	Bright	39.000	119	14Eta Dra	2.7270	4700.0	78	9019	No
82	GOM_NL__2PRFIN20031121_043321_000000632021_00448_09019_9005.N1	21-NOV-2003 04:33:21	Bright	63.000	82	48Bet UMa	2.3650	10600.	126	9019	No
83	GOM_NL__2PRFIN20031121_043447_000000412021_00448_09019_9006.N1	21-NOV-2003 04:34:47	Bright	41.000	87	64Gam UMa	2.4330	11000.	82	9019	No
84	GOM_NL__2PRFIN20031121_043732_000000672021_00448_09019_9007.N1	21-NOV-2003 04:37:32	Bright	67.000	174	52Psi UMa	3.0040	4400.0	134	9019	No
85	GOM_NL__2PRFIN20031121_043933_000000372021_00448_09019_9008.N1	21-NOV-2003 04:39:33	Bright	36.500	152	12Alp2CVn	2.8900	11000.	73	9019	No
86	GOM_NL__2PRFIN20031121_044145_000000362021_00448_09019_9009.N1	21-NOV-2003 04:41:45	Bright	35.500	83		2.3780	11000.	71	9019	No
87	GOM_NL__2PRFIN20031121_044416_000000352021_00448_09019_9010.N1	21-NOV-2003 04:44:16	Bright	35.000	3	16Alp Boo	-0.050000	4250.0	70	9019	No
88	GOM_NL__2PRFIN20031121_044648_000000542021_00448_09019_9011.N1	21-NOV-2003 04:46:48	Bright	54.000	96	68Del Leo	2.5600	9300.0	108	9019	No
89	GOM_NL__2PRFIN20031121_044927_000001012021_00448_09019_9012.N1	21-NOV-2003 04:49:27	Tw_i_and_stray	101.00	51	41Gam1Leo	2.0100	4500.0	202	9019	No
90	GOM_NL__2PRFIN20031121_045459_000001142021_00448_09019_9013.N1	21-NOV-2003 04:54:59	Straylight	114.00	22	32Alp Leo	1.3600	15200.	228	9019	No
91	GOM_NL__2PRFIN20031121_050407_000000422021_00448_09019_9014.N1	21-NOV-2003 05:04:07	Dark	42.000	64	Gam Cen	2.2000	10600.	84	9019	No
92	GOM_NL__2PRFIN20031121_050648_000000412021_00448_09019_9015.N1	21-NOV-2003 05:06:48	Dark	40.500	20	Bet Cru	1.2530	30000.	81	9019	No
93	GOM_NL__2PRFIN20031121_050756_000000442021_00449_09020_9096.N1	21-NOV-2003 05:07:56	Dark	43.500	12	Alp1Cru	0.77500	30000.	87	9020	No
94	GOM_NL__2PRFIN20031121_051658_000000582021_00449_09020_9097.N1	21-NOV-2003 05:16:58	Dark	58.000	70	Zet Pup	2.2460	39000.	116	9020	No
95	GOM_NL__2PRFIN20031121_051956_000000542021_00449_09020_9098.N1	21-NOV-2003 05:19:56	Dark	54.000	2	Alp Car	-0.73600	7000.0	108	9020	No
96	GOM_NL__2PRFIN20031121_052455_000000752021_00449_09020_9099.N1	21-NOV-2003 05:24:55	Dark	74.500	23	21Eps CMa	1.5020	26000.	149	9020	No
97	GOM_NL__2PRFIN20031121_052808_000000392021_00449_09020_9100.N1	21-NOV-2003 05:28:08	Straylight	39.000	157	The1Eri	2.9060	9300.0	78	9020	No
98	GOM_NL__2PRFIN20031121_053305_000001502021_00449_09020_9101.N1	21-NOV-2003 05:33:05	Straylight	150.00	1	9Alp CMa	-1.4400	11000.	300	9020	No
99	GOM_NL__2PRFIN20031121_053727_000000802021_00449_09020_9102.N1	21-NOV-2003 05:37:27	Straylight	80.000	7	19Bet Ori	0.10000	14000.	160	9020	No
100	GOM_NL__2PRFIN20031121_054137_000000912021_00449_09020_9103.N1	21-NOV-2003 05:41:37	Bright	90.500	30	46Eps Ori	1.6940	30000.	181	9020	No
101	GOM_NL__2PRFIN20031121_054544_000000392021_00449_09020_9104.N1	21-NOV-2003 05:45:44	Bright	38.500	105	6Bet Ari	2.6450	8900.0	77	9020	No

102	GOM_NL__2PRFIN20031121_054719_000000442021_00449_09020_9105.N1	21-NOV-2003 05:47:19	Bright	43.500	146	25Eta Tau	2.8730	15200.	87	9020	No
103	GOM_NL__2PRFIN20031121_054934_000000402021_00449_09020_9106.N1	21-NOV-2003 05:49:34	Bright	40.000	173	4Bet Tri	3.0040	8900.0	80	9020	No
104	GOM_NL__2PRFIN20031121_055140_000000392021_00449_09020_9107.N1	21-NOV-2003 05:51:40	Bright	38.500	73	57Gam1And	2.2600	13100.	77	9020	No
105	GOM_NL__2PRFIN20031121_055412_000000412021_00449_09020_9108.N1	21-NOV-2003 05:54:12	Bright	40.500	175	39Del Per	3.0100	19400.	81	9020	No
106	GOM_NL__2PRFIN20031121_055617_000000392021_00449_09020_9109.N1	21-NOV-2003 05:56:17	Bright	38.500	68	18Alp Cas	2.2250	4500.0	77	9020	No
107	GOM_NL__2PRFIN20031121_055728_000000382021_00449_09020_9110.N1	21-NOV-2003 05:57:28	Bright	38.000	74	11Bet Cas	2.2680	6600.0	76	9020	No
108	GOM_NL__2PRFIN20031121_055954_000000602021_00449_09020_9111.N1	21-NOV-2003 05:59:54	Bright	60.000	42	34Bet Aur	1.9000	10200.	120	9020	No
109	GOM_NL__2PRFIN20031121_060455_000000382021_00449_09020_9112.N1	21-NOV-2003 06:04:55	Bright	37.500	49	1Alp UMi	1.9900	6300.0	75	9020	No
110	GOM_NL__2PRFIN20031121_060924_000000372021_00449_09020_9113.N1	21-NOV-2003 06:09:24	Bright	37.000	60	7Bet UMi	2.0810	3950.0	74	9020	No
111	GOM_NL__2PRFIN20031121_061133_000000392021_00449_09020_9114.N1	21-NOV-2003 06:11:33	Bright	39.000	119	14Eta Dra	2.7270	4700.0	78	9020	No
112	GOM_NL__2PRFIN20031121_061357_000000442021_00449_09020_9115.N1	21-NOV-2003 06:13:57	Bright	44.000	82	48Bet UMa	2.3650	10600.	88	9020	No
113	GOM_NL__2PRFIN20031121_061523_000000412021_00449_09020_9116.N1	21-NOV-2003 06:15:23	Bright	40.500	87	64Gam UMa	2.4330	11000.	81	9020	No
114	GOM_NL__2PRFIN20031121_061808_000000622021_00449_09020_9117.N1	21-NOV-2003 06:18:08	Bright	61.500	174	52Psi UMa	3.0040	4400.0	123	9020	No
115	GOM_NL__2PRFIN20031121_062010_000000382021_00449_09020_9118.N1	21-NOV-2003 06:20:10	Bright	37.500	152	12Alp2CVn	2.8900	11000.	75	9020	No
116	GOM_NL__2PRFIN20031121_062222_000000362021_00449_09020_9119.N1	21-NOV-2003 06:22:22	Bright	35.500	83		2.3780	11000.	71	9020	No
117	GOM_NL__2PRFIN20031121_062452_000000342021_00449_09020_9120.N1	21-NOV-2003 06:24:52	Bright	34.000	3	16Alp Boo	-0.050000	4250.0	68	9020	No
118	GOM_NL__2PRFIN20031121_062725_000000542021_00449_09020_9121.N1	21-NOV-2003 06:27:25	Bright	54.000	96	68Del Leo	2.5600	9300.0	108	9020	No
119	GOM_NL__2PRFIN20031121_063005_000001012021_00449_09020_9122.N1	21-NOV-2003 06:30:05	Tw_i_and_stray	101.00	51	41Gam1Leo	2.0100	4500.0	202	9020	No
120	GOM_NL__2PRFIN20031121_063538_000001162021_00449_09020_9123.N1	21-NOV-2003 06:35:38	Straylight	116.00	22	32Alp Leo	1.3600	15200.	232	9020	No
121	GOM_NL__2PRFIN20031121_064443_000000402021_00449_09020_9124.N1	21-NOV-2003 06:44:43	Dark	39.500	64	Gam Cen	2.2000	10600.	79	9020	No
122	GOM_NL__2PRFIN20031121_064724_000000432021_00449_09020_9125.N1	21-NOV-2003 06:47:24	Dark	42.500	20	Bet Cru	1.2530	30000.	85	9020	No
123	GOM_NL__2PRFIN20031121_064833_000000412021_00450_09021_8973.N1	21-NOV-2003 06:48:33	Dark	40.500	12	Alp1Cru	0.77500	30000.	81	9021	No
124	GOM_NL__2PRFIN20031121_065736_000000582021_00450_09021_8974.N1	21-NOV-2003 06:57:36	Dark	57.500	70	Zet Pup	2.2460	39000.	115	9021	No
125	GOM_NL__2PRFIN20031121_070032_000000522021_00450_09021_8975.N1	21-NOV-2003 07:00:32	Dark	51.500	2	Alp Car	-0.73600	7000.0	103	9021	No
126	GOM_NL__2PRFIN20031121_070532_000000792021_00450_09021_8976.N1	21-NOV-2003 07:05:32	Dark	79.000	23	21Eps CMa	1.5020	26000.	158	9021	No
127	GOM_NL__2PRFIN20031121_070845_000000402021_00450_09021_8977.N1	21-NOV-2003 07:08:45	Straylight	40.000	157	The1Eri	2.9060	9300.0	80	9021	No
128	GOM_NL__2PRFIN20031121_071341_000001452021_00450_09021_8978.N1	21-NOV-2003 07:13:41	Straylight	144.50	1	9Alp CMa	-1.4400	11000.	289	9021	No
129	GOM_NL__2PRFIN20031121_071803_000000782021_00450_09021_8979.N1	21-NOV-2003 07:18:03	Straylight	78.000	7	19Bet Ori	0.10000	14000.	156	9021	No
130	GOM_NL__2PRFIN20031121_072212_000000922021_00450_09021_8980.N1	21-NOV-2003 07:22:12	Bright	91.500	30	46Eps Ori	1.6940	30000.	183	9021	No
131	GOM_NL__2PRFIN20031121_072619_000000402021_00450_09021_8981.N1	21-NOV-2003 07:26:19	Bright	40.000	105	6Bet Ari	2.6450	8900.0	80	9021	No
132	GOM_NL__2PRFIN20031121_072755_000000432021_00450_09021_8982.N1	21-NOV-2003 07:27:55	Bright	43.000	146	25Eta Tau	2.8730	15200.	86	9021	No
133	GOM_NL__2PRFIN20031121_073012_000000382021_00450_09021_8983.N1	21-NOV-2003 07:30:12	Bright	37.500	173	4Bet Tri	3.0040	8900.0	75	9021	No
134	GOM_NL__2PRFIN20031121_073214_000000412021_00450_09021_8984.N1	21-NOV-2003 07:32:14	Bright	40.500	73	57Gam1And	2.2600	13100.	81	9021	No
135	GOM_NL__2PRFIN20031121_073447_000000412021_00450_09021_8985.N1	21-NOV-2003 07:34:47	Bright	40.500	175	39Del Per	3.0100	19400.	81	9021	No
136	GOM_NL__2PRFIN20031121_073653_000000392021_00450_09021_8986.N1	21-NOV-2003 07:36:53	Bright	38.500	68	18Alp Cas	2.2250	4500.0	77	9021	No
137	GOM_NL__2PRFIN20031121_073804_000000382021_00450_09021_8987.N1	21-NOV-2003 07:38:04	Bright	38.000	74	11Bet Cas	2.2680	6600.0	76	9021	No
138	GOM_NL__2PRFIN20031121_074028_000000592021_00450_09021_8988.N1	21-NOV-2003 07:40:28	Bright	58.500	42	34Bet Aur	1.9000	10200.	117	9021	No
139	GOM_NL__2PRFIN20031121_074530_000000372021_00450_09021_8989.N1	21-NOV-2003 07:45:30	Bright	36.500	49	1Alp UMi	1.9900	6300.0	73	9021	No
140	GOM_NL__2PRFIN20031121_075000_000000352021_00450_09021_8990.N1	21-NOV-2003 07:50:00	Bright	34.500	60	7Bet UMi	2.0810	3950.0	69	9021	No
141	GOM_NL__2PRFIN20031121_075209_000000382021_00450_09021_8991.N1	21-NOV-2003 07:52:09	Bright	38.000	119	14Eta Dra	2.7270	4700.0	76	9021	No
142	GOM_NL__2PRFIN20031121_075432_000000442021_00450_09021_8992.N1	21-NOV-2003 07:54:32	Bright	44.000	82	48Bet UMa	2.3650	10600.	88	9021	No
143	GOM_NL__2PRFIN20031121_075558_000000512021_00450_09021_8993.N1	21-NOV-2003 07:55:58	Bright	50.500	87	64Gam UMa	2.4330	11000.	101	9021	No
144	GOM_NL__2PRFIN20031121_075844_000000472021_00450_09021_8994.N1	21-NOV-2003 07:58:44	Bright	46.500	174	52Psi UMa	3.0040	4400.0	93	9021	No
145	GOM_NL__2PRFIN20031121_080046_000000382021_00450_09021_8995.N1	21-NOV-2003 08:00:46	Bright	38.000	152	12Alp2CVn	2.8900	11000.	76	9021	No
146	GOM_NL__2PRFIN20031121_080257_000000352021_00450_09021_8996.N1	21-NOV-2003 08:02:57	Bright	35.000	83		2.3780	11000.	70	9021	No
147	GOM_NL__2PRFIN20031121_080528_000000352021_00450_09021_8997.N1	21-NOV-2003 08:05:28	Bright	34.500	3	16Alp Boo	-0.050000	4250.0	69	9021	No
148	GOM_NL__2PRFIN20031121_080801_000000542021_00450_09021_8998.N1	21-NOV-2003 08:08:01	Bright	54.000	96	68Del Leo	2.5600	9300.0	108	9021	No
149	GOM_NL__2PRFIN20031121_081042_000000982021_00450_09021_8999.N1	21-NOV-2003 08:10:42	Tw_i_and_stray	98.000	51	41Gam1Leo	2.0100	4500.0	196	9021	No
150	GOM_NL__2PRFIN20031121_081616_000001322021_00450_09021_9000.N1	21-NOV-2003 08:16:16	Straylight	132.00	22	32Alp Leo	1.3600	15200.	264	9021	No
151	GOM_NL__2PRFIN20031121_082519_000000402021_00450_09021_9001.N1	21-NOV-2003 08:25:19	Dark	39.500	64	Gam Cen	2.2000	10600.	79	9021	No
152	GOM_NL__2PRFIN20031121_082800_000000432021_00450_09021_9002.N1	21-NOV-2003 08:28:00	Dark	42.500	20	Bet Cru	1.2530	30000.	85	9021	No
153	GOM_NL__2PRFIN20031121_082908_000000422021_00451_09022_9097.N1	21-NOV-2003 08:29:08	Dark	42.000	12	Alp1Cru	0.77500	30000.	84	9022	No
154	GOM_NL__2PRFIN20031121_083812_000000622021_00451_09022_9098.N1	21-NOV-2003 08:38:12	Dark	62.000	70	Zet Pup	2.2460	39000.	124	9022	No
155	GOM_NL__2PRFIN20031121_084108_000000602021_00451_09022_9099.N1	21-NOV-2003 08:41:08	Dark	60.000	2	Alp Car	-0.73600	7000.0	120	9022	No
156	GOM_NL__2PRFIN20031121_084608_000000772021_00451_09022_9100.N1	21-NOV-2003 08:46:08	Dark	77.000	23	21Eps CMa	1.5020	26000.	154	9022	No
157	GOM_NL__2PRFIN20031121_084921_000000412021_00451_09022_9101.N1	21-NOV-2003 08:49:21	Straylight	41.000	157	The1Eri	2.9060	9300.0	82	9022	No
158	GOM_NL__2PRFIN20031121_085417_000001492021_00451_09022_9102.N1	21-NOV-2003 08:54:17	Straylight	149.00	1	9Alp CMa	-1.4400	11000.	298	9022	No
159	GOM_NL__2PRFIN20031121_085839_000000702021_00451_09022_9103.N1	21-NOV-2003 08:58:39	Straylight	70.000	7	19Bet Ori	0.10000	14000.	140	9022	No
160	GOM_NL__2PRFIN20031121_090247_000000932021_00451_09022_9104.N1	21-NOV-2003 09:02:47	Bright	93.000	30	46Eps Ori	1.6940	30000.	186	9022	No

161	GOM_NL__2PRFIN20031121_090656_000000392021_00451_09022_9105.N1	21-NOV-2003 09:06:56	Bright	39.000	105	6Bet Ari	2.6450	8900.0	78	9022	No
162	GOM_NL__2PRFIN20031121_090830_000000432021_00451_09022_9106.N1	21-NOV-2003 09:08:30	Bright	42.500	146	25Eta Tau	2.8730	15200.	85	9022	No
163	GOM_NL__2PRFIN20031121_091048_000000382021_00451_09022_9107.N1	21-NOV-2003 09:10:48	Bright	38.000	173	4Bet Tri	3.0040	8900.0	76	9022	No
164	GOM_NL__2PRFIN20031121_091250_000000422021_00451_09022_9108.N1	21-NOV-2003 09:12:50	Bright	42.000	73	57Gam1And	2.2600	13100.	84	9022	No
165	GOM_NL__2PRFIN20031121_091523_000000402021_00451_09022_9109.N1	21-NOV-2003 09:15:23	Bright	40.000	175	39Del Per	3.0100	19400.	80	9022	No
166	GOM_NL__2PRFIN20031121_091729_000000412021_00451_09022_9110.N1	21-NOV-2003 09:17:29	Bright	40.500	68	18Alp Cas	2.2250	4500.0	81	9022	No
167	GOM_NL__2PRFIN20031121_091840_000000382021_00451_09022_9111.N1	21-NOV-2003 09:18:40	Bright	38.000	74	11Bet Cas	2.2680	6600.0	76	9022	No
168	GOM_NL__2PRFIN20031121_092103_000000572021_00451_09022_9112.N1	21-NOV-2003 09:21:03	Bright	57.000	42	34Bet Aur	1.9000	10200.	114	9022	No
169	GOM_NL__2PRFIN20031121_092606_000000362021_00451_09022_9113.N1	21-NOV-2003 09:26:06	Bright	36.000	49	1Alp UMi	1.9900	6300.0	72	9022	No
170	GOM_NL__2PRFIN20031121_093036_000000402021_00451_09022_9114.N1	21-NOV-2003 09:30:36	Bright	39.500	60	7Bet UMi	2.0810	3950.0	79	9022	No
171	GOM_NL__2PRFIN20031121_093245_000000382021_00451_09022_9115.N1	21-NOV-2003 09:32:45	Bright	37.500	119	14Eta Dra	2.7270	4700.0	75	9022	No
172	GOM_NL__2PRFIN20031121_093508_000000442021_00451_09022_9116.N1	21-NOV-2003 09:35:08	Bright	44.000	82	48Bet UMa	2.3650	10600.	88	9022	No
173	GOM_NL__2PRFIN20031121_093634_000000412021_00451_09022_9117.N1	21-NOV-2003 09:36:34	Bright	40.500	87	64Gam UMa	2.4330	11000.	81	9022	No
174	GOM_NL__2PRFIN20031121_093920_000000482021_00451_09022_9118.N1	21-NOV-2003 09:39:20	Bright	47.500	174	52Psi UMa	3.0040	4400.0	95	9022	No
175	GOM_NL__2PRFIN20031121_094121_000000392021_00451_09022_9119.N1	21-NOV-2003 09:41:21	Bright	38.500	152	12Alp2CVn	2.8900	11000.	77	9022	No
176	GOM_NL__2PRFIN20031121_094333_000000362021_00451_09022_9120.N1	21-NOV-2003 09:43:33	Bright	35.500	83		2.3780	11000.	71	9022	No
177	GOM_NL__2PRFIN20031121_094604_000000352021_00451_09022_9121.N1	21-NOV-2003 09:46:04	Bright	35.000	3	16Alp Boo	-0.050000	4250.0	70	9022	No
178	GOM_NL__2PRFIN20031121_094837_000000762021_00451_09022_9122.N1	21-NOV-2003 09:48:37	Bright	76.000	96	68Del Leo	2.5600	9300.0	152	9022	No
179	GOM_NL__2PRFIN20031121_095118_000000942021_00451_09022_9123.N1	21-NOV-2003 09:51:18	Tw_i_and_stray	94.000	51	41Gam1Leo	2.0100	4500.0	188	9022	No
180	GOM_NL__2PRFIN20031121_095654_000001182021_00451_09022_9124.N1	21-NOV-2003 09:56:54	Straylight	118.00	22	32Alp Leo	1.3600	15200.	236	9022	No
181	GOM_NL__2PRFIN20031121_100555_000000422021_00451_09022_9125.N1	21-NOV-2003 10:05:55	Dark	42.000	64	Gam Cen	2.2000	10600.	84	9022	No
182	GOM_NL__2PRFIN20031121_100836_000000402021_00451_09022_9126.N1	21-NOV-2003 10:08:36	Dark	39.500	20	Bet Cru	1.2530	30000.	79	9022	No
183	GOM_NL__2PRFIN20031121_100945_000000432021_00452_09023_9221.N1	21-NOV-2003 10:09:45	Dark	42.500	12	Alp1Cru	0.77500	30000.	85	9023	No
184	GOM_NL__2PRFIN20031121_101850_000000582021_00452_09023_9222.N1	21-NOV-2003 10:18:50	Dark	57.500	70	Zet Pup	2.2460	39000.	115	9023	No
185	GOM_NL__2PRFIN20031121_102143_000000532021_00452_09023_9223.N1	21-NOV-2003 10:21:43	Dark	52.500	2	Alp Car	-0.73600	7000.0	105	9023	No
186	GOM_NL__2PRFIN20031121_102646_000000772021_00452_09023_9224.N1	21-NOV-2003 10:26:46	Dark	77.000	23	21Eps CMa	1.5020	26000.	154	9023	No
187	GOM_NL__2PRFIN20031121_102958_000000402021_00452_09023_9225.N1	21-NOV-2003 10:29:58	Straylight	40.000	157	The1Eri	2.9060	9300.0	80	9023	No
188	GOM_NL__2PRFIN20031121_103453_000001742021_00452_09023_9226.N1	21-NOV-2003 10:34:53	Straylight	174.00	1	9Alp CMa	-1.4400	11000.	348	9023	No
189	GOM_NL__2PRFIN20031121_103914_000000742021_00452_09023_9227.N1	21-NOV-2003 10:39:14	Straylight	73.500	7	19Bet Ori	0.10000	14000.	147	9023	No
190	GOM_NL__2PRFIN20031121_104322_000000902021_00452_09023_9228.N1	21-NOV-2003 10:43:22	Bright	90.000	30	46Eps Ori	1.6940	30000.	180	9023	No
191	GOM_NL__2PRFIN20031121_104732_000000392021_00452_09023_9229.N1	21-NOV-2003 10:47:32	Bright	39.000	105	6Bet Ari	2.6450	8900.0	78	9023	No
192	GOM_NL__2PRFIN20031121_104906_000000432021_00452_09023_9230.N1	21-NOV-2003 10:49:06	Bright	42.500	146	25Eta Tau	2.8730	15200.	85	9023	No
193	GOM_NL__2PRFIN20031121_105124_000000372021_00452_09023_9231.N1	21-NOV-2003 10:51:24	Bright	37.000	173	4Bet Tri	3.0040	8900.0	74	9023	No
194	GOM_NL__2PRFIN20031121_105328_000000392021_00452_09023_9232.N1	21-NOV-2003 10:53:28	Bright	38.500	73	57Gam1And	2.2600	13100.	77	9023	No
195	GOM_NL__2PRFIN20031121_105559_000000412021_00452_09023_9233.N1	21-NOV-2003 10:55:59	Bright	40.500	175	39Del Per	3.0100	19400.	81	9023	No
196	GOM_NL__2PRFIN20031121_105806_000000392021_00452_09023_9234.N1	21-NOV-2003 10:58:06	Bright	39.000	68	18Alp Cas	2.2250	4500.0	78	9023	No
197	GOM_NL__2PRFIN20031121_105917_000000392021_00452_09023_9235.N1	21-NOV-2003 10:59:17	Bright	38.500	74	11Bet Cas	2.2680	6600.0	77	9023	No
198	GOM_NL__2PRFIN20031121_110138_000000602021_00452_09023_9236.N1	21-NOV-2003 11:01:38	Bright	59.500	42	34Bet Aur	1.9000	10200.	119	9023	No
199	GOM_NL__2PRFIN20031121_110642_000000382021_00452_09023_9237.N1	21-NOV-2003 11:06:42	Bright	38.000	49	1Alp UMi	1.9900	6300.0	76	9023	No
200	GOM_NL__2PRFIN20031121_111113_000000382021_00452_09023_9238.N1	21-NOV-2003 11:11:13	Bright	38.000	60	7Bet UMi	2.0810	3950.0	76	9023	No
201	GOM_NL__2PRFIN20031121_111322_000000382021_00452_09023_9239.N1	21-NOV-2003 11:13:22	Bright	38.000	119	14Eta Dra	2.7270	4700.0	76	9023	No
202	GOM_NL__2PRFIN20031121_111543_000000442021_00452_09023_9240.N1	21-NOV-2003 11:15:43	Bright	44.000	82	48Bet UMa	2.3650	10600.	88	9023	No
203	GOM_NL__2PRFIN20031121_111710_000000412021_00452_09023_9241.N1	21-NOV-2003 11:17:10	Bright	40.500	87	64Gam UMa	2.4330	11000.	81	9023	No
204	GOM_NL__2PRFIN20031121_111955_000000672021_00452_09023_9242.N1	21-NOV-2003 11:19:55	Bright	67.000	174	52Psi UMa	3.0040	4400.0	134	9023	No
205	GOM_NL__2PRFIN20031121_112158_000000382021_00452_09023_9243.N1	21-NOV-2003 11:21:58	Bright	37.500	152	12Alp2CVn	2.8900	11000.	75	9023	No
206	GOM_NL__2PRFIN20031121_112410_000000362021_00452_09023_9244.N1	21-NOV-2003 11:24:10	Bright	35.500	83		2.3780	11000.	71	9023	No
207	GOM_NL__2PRFIN20031121_112640_000000352021_00452_09023_9245.N1	21-NOV-2003 11:26:40	Bright	35.000	3	16Alp Boo	-0.050000	4250.0	70	9023	No
208	GOM_NL__2PRFIN20031121_112914_000000762021_00452_09023_9246.N1	21-NOV-2003 11:29:14	Bright	76.000	96	68Del Leo	2.5600	9300.0	152	9023	No
209	GOM_NL__2PRFIN20031121_113156_000000962021_00452_09023_9247.N1	21-NOV-2003 11:31:56	Tw_i_and_stray	96.000	51	41Gam1Leo	2.0100	4500.0	192	9023	No
210	GOM_NL__2PRFIN20031121_113732_000001242021_00452_09023_9248.N1	21-NOV-2003 11:37:32	Straylight	124.00	22	32Alp Leo	1.3600	15200.	248	9023	No
211	GOM_NL__2PRFIN20031121_114632_000000422021_00452_09023_9249.N1	21-NOV-2003 11:46:32	Dark	41.500	64	Gam Cen	2.2000	10600.	83	9023	No
212	GOM_NL__2PRFIN20031121_114912_000000402021_00452_09023_9250.N1	21-NOV-2003 11:49:12	Dark	39.500	20	Bet Cru	1.2530	30000.	79	9023	No
213	GOM_NL__2PRFIN20031121_115021_000000492021_00453_09024_9222.N1	21-NOV-2003 11:50:21	Dark	48.500	12	Alp1Cru	0.77500	30000.	97	9024	No
214	GOM_NL__2PRFIN20031121_115927_000000582021_00453_09024_9223.N1	21-NOV-2003 11:59:27	Dark	58.000	70	Zet Pup	2.2460	39000.	116	9024	No
215	GOM_NL__2PRFIN20031121_120222_000000602021_00453_09024_9224.N1	21-NOV-2003 12:02:22	Dark	60.000	2	Alp Car	-0.73600	7000.0	120	9024	No
216	GOM_NL__2PRFIN20031121_120723_000000742021_00453_09024_9225.N1	21-NOV-2003 12:07:23	Dark	74.000	23	21Eps CMa	1.5020	26000.	148	9024	No
217	GOM_NL__2PRFIN20031121_121034_000000382021_00453_09024_9226.N1	21-NOV-2003 12:10:34	Straylight	38.000	157	The1Eri	2.9060	9300.0	76	9024	No
218	GOM_NL__2PRFIN20031121_121529_000001742021_00453_09024_9227.N1	21-NOV-2003 12:15:29	Straylight	174.00	1	9Alp CMa	-1.4400	11000.	348	9024	No
219	GOM_NL__2PRFIN20031121_121950_000000752021_00453_09024_9228.N1	21-NOV-2003 12:19:50	Straylight	74.500	7	19Bet Ori	0.10000	14000.	149	9024	No

220	GOM_NL__2PRFIN20031121_122357_000000842021_00453_09024_9229.N1	21-NOV-2003 12:23:57	Twilight	84.000	30	46Eps Ori	1.6940	30000.	168	9024	No
221	GOM_NL__2PRFIN20031121_122809_000000382021_00453_09024_9230.N1	21-NOV-2003 12:28:09	Bright	37.500	105	6Bet Ari	2.6450	8900.0	75	9024	No
222	GOM_NL__2PRFIN20031121_122942_000000412021_00453_09024_9231.N1	21-NOV-2003 12:29:42	Bright	40.500	146	25Eta Tau	2.8730	15200.	81	9024	No
223	GOM_NL__2PRFIN20031121_123201_000000372021_00453_09024_9232.N1	21-NOV-2003 12:32:01	Bright	37.000	173	4Bet Tri	3.0040	8900.0	74	9024	No
224	GOM_NL__2PRFIN20031121_123405_000000382021_00453_09024_9233.N1	21-NOV-2003 12:34:05	Bright	37.500	73	57Gam1And	2.2600	13100.	75	9024	No
225	GOM_NL__2PRFIN20031121_123634_000000392021_00453_09024_9234.N1	21-NOV-2003 12:36:34	Bright	38.500	175	39Del Per	3.0100	19400.	77	9024	No
226	GOM_NL__2PRFIN20031121_123843_000000382021_00453_09024_9235.N1	21-NOV-2003 12:38:43	Bright	38.000	68	18Alp Cas	2.2250	4500.0	76	9024	No
227	GOM_NL__2PRFIN20031121_123953_000000372021_00453_09024_9236.N1	21-NOV-2003 12:39:53	Bright	37.000	74	11Bet Cas	2.2680	6600.0	74	9024	No
228	GOM_NL__2PRFIN20031121_124213_000000582021_00453_09024_9237.N1	21-NOV-2003 12:42:13	Bright	58.000	42	34Bet Aur	1.9000	10200.	116	9024	No
229	GOM_NL__2PRFIN20031121_124719_000000382021_00453_09024_9238.N1	21-NOV-2003 12:47:19	Bright	37.500	49	1Alp UMi	1.9900	6300.0	75	9024	No
230	GOM_NL__2PRFIN20031121_125149_000000392021_00453_09024_9239.N1	21-NOV-2003 12:51:49	Bright	38.500	60	7Bet UMi	2.0810	3950.0	77	9024	No
231	GOM_NL__2PRFIN20031121_125358_000000352021_00453_09024_9240.N1	21-NOV-2003 12:53:58	Bright	34.500	119	14Eta Dra	2.7270	4700.0	69	9024	No
232	GOM_NL__2PRFIN20031121_125619_000000442021_00453_09024_9241.N1	21-NOV-2003 12:56:19	Bright	44.000	82	48Bet UMa	2.3650	10600.	88	9024	No
233	GOM_NL__2PRFIN20031121_125746_000000402021_00453_09024_9242.N1	21-NOV-2003 12:57:46	Bright	39.500	87	64Gam UMa	2.4330	11000.	79	9024	No
234	GOM_NL__2PRFIN20031121_130031_000000642021_00453_09024_9243.N1	21-NOV-2003 13:00:31	Bright	64.000	174	52Psi UMa	3.0040	4400.0	128	9024	No
235	GOM_NL__2PRFIN20031121_130234_000000372021_00453_09024_9244.N1	21-NOV-2003 13:02:34	Bright	37.000	152	12Alp2CVn	2.8900	11000.	74	9024	No
236	GOM_NL__2PRFIN20031121_130446_000000352021_00453_09024_9245.N1	21-NOV-2003 13:04:46	Bright	35.000	83		2.3780	11000.	70	9024	No
237	GOM_NL__2PRFIN20031121_130716_000000342021_00453_09024_9246.N1	21-NOV-2003 13:07:16	Bright	34.000	3	16Alp Boo	-0.050000	4250.0	68	9024	No
238	GOM_NL__2PRFIN20031121_130950_000000542021_00453_09024_9247.N1	21-NOV-2003 13:09:50	Bright	54.000	96	68Del Leo	2.5600	9300.0	108	9024	No
239	GOM_NL__2PRFIN20031121_131233_000000972021_00453_09024_9248.N1	21-NOV-2003 13:12:33	Twilight	97.000	51	41Gam1Leo	2.0100	4500.0	194	9024	No
240	GOM_NL__2PRFIN20031121_131810_000001192021_00453_09024_9249.N1	21-NOV-2003 13:18:10	Straylight	119.00	22	32Alp Leo	1.3600	15200.	238	9024	No
241	GOM_NL__2PRFIN20031121_132708_000000402021_00453_09024_9250.N1	21-NOV-2003 13:27:08	Dark	39.500	64	Gam Cen	2.2000	10600.	79	9024	No
242	GOM_NL__2PRFIN20031121_132949_000000472021_00453_09024_9251.N1	21-NOV-2003 13:29:49	Dark	46.500	20	Bet Cru	1.2530	30000.	93	9024	No
243	GOM_NL__2PRFIN20031121_133057_000000462021_00454_09025_8966.N1	21-NOV-2003 13:30:57	Dark	45.500	12	Alp1Cru	0.77500	30000.	91	9025	No
244	GOM_NL__2PRFIN20031121_133315_000000392021_00454_09025_8967.N1	21-NOV-2003 13:33:15	Dark	39.000	124	The Car	2.7640	30000.	78	9025	No
245	GOM_NL__2PRFIN20031121_133728_000000452021_00454_09025_8968.N1	21-NOV-2003 13:37:28	Dark	45.000	41	Eps Car	1.8600	4100.0	90	9025	No
246	GOM_NL__2PRFIN20031121_134004_000000572021_00454_09025_8969.N1	21-NOV-2003 13:40:04	Dark	57.000	70	Zet Pup	2.2460	39000.	114	9025	No
247	GOM_NL__2PRFIN20031121_134259_000000602021_00454_09025_8970.N1	21-NOV-2003 13:42:59	Dark	60.000	2	Alp Car	-0.73600	7000.0	120	9025	No
248	GOM_NL__2PRFIN20031121_134800_000000802021_00454_09025_8971.N1	21-NOV-2003 13:48:00	Dark	79.500	23	21Eps CMa	1.5020	26000.	159	9025	No
249	GOM_NL__2PRFIN20031121_135111_000000402021_00454_09025_8972.N1	21-NOV-2003 13:51:11	Straylight	40.000	157	The1Eri	2.9060	9300.0	80	9025	No
250	GOM_NL__2PRFIN20031121_135606_000001412021_00454_09025_8973.N1	21-NOV-2003 13:56:06	Straylight	141.00	1	9Alp CMa	-1.4400	11000.	282	9025	No
251	GOM_NL__2PRFIN20031121_140026_000000752021_00454_09025_8974.N1	21-NOV-2003 14:00:26	Straylight	75.000	7	19Bet Ori	0.10000	14000.	150	9025	No
252	GOM_NL__2PRFIN20031121_140432_000000852021_00454_09025_8975.N1	21-NOV-2003 14:04:32	Twilight	84.500	30	46Eps Ori	1.6940	30000.	169	9025	No
253	GOM_NL__2PRFIN20031121_140845_000000372021_00454_09025_8976.N1	21-NOV-2003 14:08:45	Bright	36.500	105	6Bet Ari	2.6450	8900.0	73	9025	No
254	GOM_NL__2PRFIN20031121_141018_000000432021_00454_09025_8977.N1	21-NOV-2003 14:10:18	Bright	42.500	146	25Eta Tau	2.8730	15200.	85	9025	No
255	GOM_NL__2PRFIN20031121_141237_000000372021_00454_09025_8978.N1	21-NOV-2003 14:12:37	Bright	36.500	173	4Bet Tri	3.0040	8900.0	73	9025	No
256	GOM_NL__2PRFIN20031121_141441_000000382021_00454_09025_8979.N1	21-NOV-2003 14:14:41	Bright	37.500	73	57Gam1And	2.2600	13100.	75	9025	No
257	GOM_NL__2PRFIN20031121_141710_000000392021_00454_09025_8980.N1	21-NOV-2003 14:17:10	Bright	39.000	175	39Del Per	3.0100	19400.	78	9025	No
258	GOM_NL__2PRFIN20031121_141919_000000382021_00454_09025_8981.N1	21-NOV-2003 14:19:19	Bright	38.000	68	18Alp Cas	2.2250	4500.0	76	9025	No
259	GOM_NL__2PRFIN20031121_142030_000000392021_00454_09025_8982.N1	21-NOV-2003 14:20:30	Bright	38.500	74	11Bet Cas	2.2680	6600.0	77	9025	No
260	GOM_NL__2PRFIN20031121_142247_000000572021_00454_09025_8983.N1	21-NOV-2003 14:22:47	Bright	57.000	42	34Bet Aur	1.9000	10200.	114	9025	No
261	GOM_NL__2PRFIN20031121_142755_000000362021_00454_09025_8984.N1	21-NOV-2003 14:27:55	Bright	35.500	49	1Alp UMi	1.9900	6300.0	71	9025	No
262	GOM_NL__2PRFIN20031121_143225_000000372021_00454_09025_8985.N1	21-NOV-2003 14:32:25	Bright	37.000	60	7Bet UMi	2.0810	3950.0	74	9025	No
263	GOM_NL__2PRFIN20031121_143433_000000382021_00454_09025_8986.N1	21-NOV-2003 14:34:33	Bright	37.500	119	14Eta Dra	2.7270	4700.0	75	9025	No
264	GOM_NL__2PRFIN20031121_143654_000000442021_00454_09025_8987.N1	21-NOV-2003 14:36:54	Bright	43.500	82	48Bet UMa	2.3650	10600.	87	9025	No
265	GOM_NL__2PRFIN20031121_143822_000000412021_00454_09025_8988.N1	21-NOV-2003 14:38:22	Bright	41.000	87	64Gam UMa	2.4330	11000.	82	9025	No
266	GOM_NL__2PRFIN20031121_144107_000000492021_00454_09025_8989.N1	21-NOV-2003 14:41:07	Bright	49.000	174	52Psi UMa	3.0040	4400.0	98	9025	No
267	GOM_NL__2PRFIN20031121_144310_000000552021_00454_09025_8990.N1	21-NOV-2003 14:43:10	Bright	55.000	152	12Alp2CVn	2.8900	11000.	110	9025	No
268	GOM_NL__2PRFIN20031121_144522_000000362021_00454_09025_8991.N1	21-NOV-2003 14:45:22	Bright	35.500	83		2.3780	11000.	71	9025	No
269	GOM_NL__2PRFIN20031121_144752_000000352021_00454_09025_8992.N1	21-NOV-2003 14:47:52	Bright	35.000	3	16Alp Boo	-0.050000	4250.0	70	9025	No
270	GOM_NL__2PRFIN20031121_145026_000000542021_00454_09025_8993.N1	21-NOV-2003 14:50:26	Bright	54.000	96	68Del Leo	2.5600	9300.0	108	9025	No
271	GOM_NL__2PRFIN20031121_145309_000001022021_00454_09025_8994.N1	21-NOV-2003 14:53:09	Twilight	101.50	51	41Gam1Leo	2.0100	4500.0	203	9025	No
272	GOM_NL__2PRFIN20031121_145848_000001232021_00454_09025_8995.N1	21-NOV-2003 14:58:48	Straylight	123.00	22	32Alp Leo	1.3600	15200.	246	9025	No
273	GOM_NL__2PRFIN20031121_150744_000000422021_00454_09025_8996.N1	21-NOV-2003 15:07:44	Dark	41.500	64	Gam Cen	2.2000	10600.	83	9025	No
274	GOM_NL__2PRFIN20031121_151024_000000472021_00454_09025_8997.N1	21-NOV-2003 15:10:24	Dark	47.000	20	Bet Cru	1.2530	30000.	94	9025	No
275	GOM_NL__2PRFIN20031121_151352_000000392021_00455_09026_0175.N1	21-NOV-2003 15:13:52	Dark	39.000	124	The Car	2.7640	30000.	78	9026	No
276	GOM_NL__2PRFIN20031121_151805_000000472021_00455_09026_0176.N1	21-NOV-2003 15:18:05	Dark	46.500	41	Eps Car	1.8600	4100.0	93	9026	No
277	GOM_NL__2PRFIN20031121_152040_000000592021_00455_09026_0177.N1	21-NOV-2003 15:20:40	Dark	58.500	70	Zet Pup	2.2460	39000.	117	9026	No
278	GOM_NL__2PRFIN20031121_152336_000000602021_00455_09026_0178.N1	21-NOV-2003 15:23:36	Dark	59.500	2	Alp Car	-0.73600	7000.0	119	9026	No

279	GOM_NL__2PRFIN20031121_152836_000000862021_00455_09026_0179.N1	21-NOV-2003 15:28:36	Dark	86.000	23	21Eps CMa	1.5020	26000.	172	9026	No
280	GOM_NL__2PRFIN20031121_153147_000000422021_00455_09026_0180.N1	21-NOV-2003 15:31:47	Straylight	41.500	157	The1Eri	2.9060	9300.0	83	9026	No
281	GOM_NL__2PRFIN20031121_153641_000001532021_00455_09026_0181.N1	21-NOV-2003 15:36:41	Straylight	152.50	1	9Alp CMa	-1.4400	11000.	305	9026	No
282	GOM_NL__2PRFIN20031121_154101_000000732021_00455_09026_0182.N1	21-NOV-2003 15:41:01	Straylight	72.500	7	19Bet Ori	0.10000	14000.	145	9026	No
283	GOM_NL__2PRFIN20031121_154507_000000842021_00455_09026_0183.N1	21-NOV-2003 15:45:07	Tw_i_and_stray	84.000	30	46Eps Ori	1.6940	30000.	168	9026	No
284	GOM_NL__2PRFIN20031121_154921_000000392021_00455_09026_0184.N1	21-NOV-2003 15:49:21	Bright	38.500	105	6Bet Ari	2.6450	8900.0	77	9026	No
285	GOM_NL__2PRFIN20031121_155052_000000422021_00455_09026_0185.N1	21-NOV-2003 15:50:52	Bright	42.000	146	25Eta Tau	2.8730	15200.	84	9026	No
286	GOM_NL__2PRFIN20031121_155312_000000382021_00455_09026_0186.N1	21-NOV-2003 15:53:12	Bright	38.000	173	4Bet Tri	3.0040	8900.0	76	9026	No
287	GOM_NL__2PRFIN20031121_155517_000000392021_00455_09026_0187.N1	21-NOV-2003 15:55:17	Bright	38.500	73	57Gam1And	2.2600	13100.	77	9026	No
288	GOM_NL__2PRFIN20031121_155745_000000402021_00455_09026_0188.N1	21-NOV-2003 15:57:45	Bright	39.500	175	39Del Per	3.0100	19400.	79	9026	No
289	GOM_NL__2PRFIN20031121_155954_000000402021_00455_09026_0189.N1	21-NOV-2003 15:59:54	Bright	39.500	68	18Alp Cas	2.2250	4500.0	79	9026	No
290	GOM_NL__2PRFIN20031121_160106_000000382021_00455_09026_0190.N1	21-NOV-2003 16:01:06	Bright	38.000	74	11Bet Cas	2.2680	6600.0	76	9026	No
291	GOM_NL__2PRFIN20031121_160321_000000602021_00455_09026_0191.N1	21-NOV-2003 16:03:21	Bright	59.500	42	34Bet Aur	1.9000	10200.	119	9026	No
292	GOM_NL__2PRFIN20031121_160830_000000392021_00455_09026_0192.N1	21-NOV-2003 16:08:30	Bright	39.000	49	1Alp UMi	1.9900	6300.0	78	9026	No
293	GOM_NL__2PRFIN20031121_161300_000000372021_00455_09026_0193.N1	21-NOV-2003 16:13:00	Bright	37.000	60	7Bet UMi	2.0810	3950.0	74	9026	No
294	GOM_NL__2PRFIN20031121_161509_000000392021_00455_09026_0194.N1	21-NOV-2003 16:15:09	Bright	39.000	119	14Eta Dra	2.7270	4700.0	78	9026	No
295	GOM_NL__2PRFIN20031121_161731_000000442021_00455_09026_0195.N1	21-NOV-2003 16:17:31	Bright	44.000	82	48Bet UMa	2.3650	10600.	88	9026	No
296	GOM_NL__2PRFIN20031121_161857_000000422021_00455_09026_0196.N1	21-NOV-2003 16:18:57	Bright	42.000	87	64Gam UMa	2.4330	11000.	84	9026	No
297	GOM_NL__2PRFIN20031121_162143_000000462021_00455_09026_0197.N1	21-NOV-2003 16:21:43	Bright	45.500	174	52Psi UMa	3.0040	4400.0	91	9026	No
298	GOM_NL__2PRFIN20031121_162346_000000372021_00455_09026_0198.N1	21-NOV-2003 16:23:46	Bright	36.500	152	12Alp2CVn	2.8900	11000.	73	9026	No
299	GOM_NL__2PRFIN20031121_162557_000000372021_00455_09026_0199.N1	21-NOV-2003 16:25:57	Bright	36.500	83		2.3780	11000.	73	9026	No
300	GOM_NL__2PRFIN20031121_162828_000000352021_00455_09026_0200.N1	21-NOV-2003 16:28:28	Bright	35.000	3	16Alp Boo	-0.050000	4250.0	70	9026	No
301	GOM_NL__2PRFIN20031121_163103_000000542021_00455_09026_0201.N1	21-NOV-2003 16:31:03	Bright	54.000	96	68Del Leo	2.5600	9300.0	108	9026	No
302	GOM_NL__2PRFIN20031121_163346_000000972021_00455_09026_0202.N1	21-NOV-2003 16:33:46	Tw_i_and_stray	96.500	51	41Gam1Leo	2.0100	4500.0	193	9026	No
303	GOM_NL__2PRFIN20031121_163926_000001242021_00455_09026_0203.N1	21-NOV-2003 16:39:26	Straylight	124.00	22	32Alp Leo	1.3600	15200.	248	9026	No
304	GOM_NL__2PRFIN20031121_164820_000000422021_00455_09026_0204.N1	21-NOV-2003 16:48:20	Dark	42.000	64	Gam Cen	2.2000	10600.	84	9026	No
305	GOM_NL__2PRFIN20031121_165100_000000402021_00455_09026_0205.N1	21-NOV-2003 16:51:00	Dark	39.500	20	Bet Cru	1.2530	30000.	79	9026	No
306	GOM_NL__2PRFIN20031121_165428_000000402021_00456_09027_8967.N1	21-NOV-2003 16:54:28	Dark	40.000	124	The Car	2.7640	30000.	80	9027	No
307	GOM_NL__2PRFIN20031121_165841_000000562021_00456_09027_8968.N1	21-NOV-2003 16:58:41	Dark	55.500	41	Eps Car	1.8600	4100.0	111	9027	No
308	GOM_NL__2PRFIN20031121_170118_000000592021_00456_09027_8969.N1	21-NOV-2003 17:01:18	Dark	59.000	70	Zet Pup	2.2460	39000.	118	9027	No
309	GOM_NL__2PRFIN20031121_170412_000000602021_00456_09027_8970.N1	21-NOV-2003 17:04:12	Dark	60.000	2	Alp Car	-0.73600	7000.0	120	9027	No
310	GOM_NL__2PRFIN20031121_170913_000000802021_00456_09027_8971.N1	21-NOV-2003 17:09:13	Dark	80.000	23	21Eps CMa	1.5020	26000.	160	9027	No
311	GOM_NL__2PRFIN20031121_171223_000000422021_00456_09027_8972.N1	21-NOV-2003 17:12:23	Straylight	41.500	157	The1Eri	2.9060	9300.0	83	9027	No
312	GOM_NL__2PRFIN20031121_171717_000001422021_00456_09027_8973.N1	21-NOV-2003 17:17:17	Straylight	142.00	1	9Alp CMa	-1.4400	11000.	284	9027	No
313	GOM_NL__2PRFIN20031121_172137_000000852021_00456_09027_8974.N1	21-NOV-2003 17:21:37	Straylight	85.000	7	19Bet Ori	0.10000	14000.	170	9027	No
314	GOM_NL__2PRFIN20031121_172542_000000862021_00456_09027_8975.N1	21-NOV-2003 17:25:42	Tw_i_and_stray	86.000	30	46Eps Ori	1.6940	30000.	172	9027	No
315	GOM_NL__2PRFIN20031121_172957_000000392021_00456_09027_8976.N1	21-NOV-2003 17:29:57	Bright	38.500	105	6Bet Ari	2.6450	8900.0	77	9027	No
316	GOM_NL__2PRFIN20031121_173127_000000432021_00456_09027_8977.N1	21-NOV-2003 17:31:27	Bright	43.000	146	25Eta Tau	2.8730	15200.	86	9027	No
317	GOM_NL__2PRFIN20031121_173348_000000382021_00456_09027_8978.N1	21-NOV-2003 17:33:48	Bright	37.500	173	4Bet Tri	3.0040	8900.0	75	9027	No
318	GOM_NL__2PRFIN20031121_173550_000000412021_00456_09027_8979.N1	21-NOV-2003 17:35:50	Bright	40.500	73	57Gam1And	2.2600	13100.	81	9027	No
319	GOM_NL__2PRFIN20031121_173820_000000412021_00456_09027_8980.N1	21-NOV-2003 17:38:20	Bright	40.500	175	39Del Per	3.0100	19400.	81	9027	No
320	GOM_NL__2PRFIN20031121_174030_000000402021_00456_09027_8981.N1	21-NOV-2003 17:40:30	Bright	39.500	68	18Alp Cas	2.2250	4500.0	79	9027	No
321	GOM_NL__2PRFIN20031121_174142_000000402021_00456_09027_8982.N1	21-NOV-2003 17:41:42	Bright	39.500	74	11Bet Cas	2.2680	6600.0	79	9027	No
322	GOM_NL__2PRFIN20031121_174356_000000602021_00456_09027_8983.N1	21-NOV-2003 17:43:56	Bright	59.500	42	34Bet Aur	1.9000	10200.	119	9027	No
323	GOM_NL__2PRFIN20031121_174906_000000382021_00456_09027_8984.N1	21-NOV-2003 17:49:06	Bright	37.500	49	1Alp UMi	1.9900	6300.0	75	9027	No
324	GOM_NL__2PRFIN20031121_175336_000000412021_00456_09027_8985.N1	21-NOV-2003 17:53:36	Bright	40.500	60	7Bet UMi	2.0810	3950.0	81	9027	No
325	GOM_NL__2PRFIN20031121_175546_000000392021_00456_09027_8986.N1	21-NOV-2003 17:55:46	Bright	38.500	119	14Eta Dra	2.7270	4700.0	77	9027	No
326	GOM_NL__2PRFIN20031121_175806_000000462021_00456_09027_8987.N1	21-NOV-2003 17:58:06	Bright	45.500	82	48Bet UMa	2.3650	10600.	91	9027	No
327	GOM_NL__2PRFIN20031121_175932_000000442021_00456_09027_8988.N1	21-NOV-2003 17:59:32	Bright	43.500	87	64Gam UMa	2.4330	11000.	87	9027	No
328	GOM_NL__2PRFIN20031121_180218_000000472021_00456_09027_8989.N1	21-NOV-2003 18:02:18	Bright	47.000	174	52Psi UMa	3.0040	4400.0	94	9027	No
329	GOM_NL__2PRFIN20031121_180422_000000372021_00456_09027_8990.N1	21-NOV-2003 18:04:22	Bright	37.000	152	12Alp2CVn	2.8900	11000.	74	9027	No
330	GOM_NL__2PRFIN20031121_180634_000000362021_00456_09027_8991.N1	21-NOV-2003 18:06:34	Bright	35.500	83		2.3780	11000.	71	9027	No
331	GOM_NL__2PRFIN20031121_180904_000000362021_00456_09027_8992.N1	21-NOV-2003 18:09:04	Bright	36.000	3	16Alp Boo	-0.050000	4250.0	72	9027	No
332	GOM_NL__2PRFIN20031121_181139_000000542021_00456_09027_8993.N1	21-NOV-2003 18:11:39	Bright	54.000	96	68Del Leo	2.5600	9300.0	108	9027	No
333	GOM_NL__2PRFIN20031121_181424_000000962021_00456_09027_8994.N1	21-NOV-2003 18:14:24	Tw_i_and_stray	96.000	51	41Gam1Leo	2.0100	4500.0	192	9027	No
334	GOM_NL__2PRFIN20031121_182005_000001212021_00456_09027_8995.N1	21-NOV-2003 18:20:05	Straylight	121.00	22	32Alp Leo	1.3600	15200.	242	9027	No
335	GOM_NL__2PRFIN20031121_182856_000000422021_00456_09027_8996.N1	21-NOV-2003 18:28:56	Dark	42.000	64	Gam Cen	2.2000	10600.	84	9027	No
336	GOM_NL__2PRFIN20031121_183136_000000422021_00456_09027_8997.N1	21-NOV-2003 18:31:36	Dark	41.500	20	Bet Cru	1.2530	30000.	83	9027	No
337	GOM_NL__2PRFIN20031121_183504_000000402021_00457_09028_8974.N1	21-NOV-2003 18:35:04	Dark	39.500	124	The Car	2.7640	30000.	79	9028	No

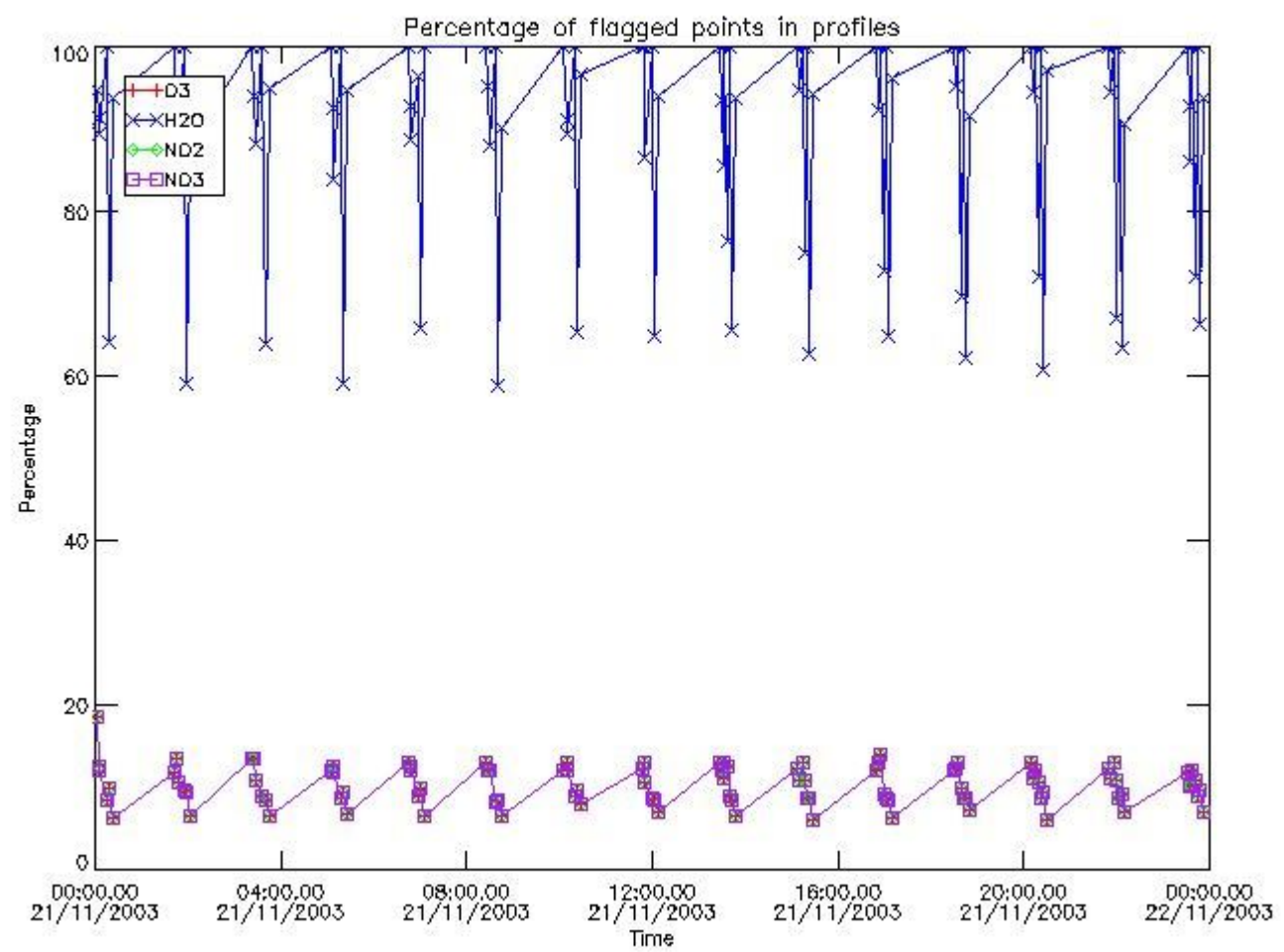
338	GOM_NL__2PRFIN20031121_183918_00000522021_00457_09028_8975.N1	21-NOV-2003 18:39:18	Dark	51.500	41	Eps Car	1.8600	4100.0	103	9028	No
339	GOM_NL__2PRFIN20031121_184155_00000602021_00457_09028_8976.N1	21-NOV-2003 18:41:55	Dark	59.500	70	Zet Pup	2.2460	39000.	119	9028	No
340	GOM_NL__2PRFIN20031121_184449_00000582021_00457_09028_8977.N1	21-NOV-2003 18:44:49	Dark	58.000	2	Alp Car	-0.73600	7000.0	116	9028	No
341	GOM_NL__2PRFIN20031121_184950_00000772021_00457_09028_8978.N1	21-NOV-2003 18:49:50	Dark	76.500	23	21Eps CMa	1.5020	26000.	153	9028	No
342	GOM_NL__2PRFIN20031121_185259_00000412021_00457_09028_8979.N1	21-NOV-2003 18:52:59	Straylight	40.500	157	The1Eri	2.9060	9300.0	81	9028	No
343	GOM_NL__2PRFIN20031121_185754_000001622021_00457_09028_8980.N1	21-NOV-2003 18:57:54	Straylight	161.50	1	9Alp CMa	-1.4400	11000.	323	9028	No
344	GOM_NL__2PRFIN20031121_190213_000000812021_00457_09028_8981.N1	21-NOV-2003 19:02:13	Straylight	81.000	7	19Bet Ori	0.10000	14000.	162	9028	No
345	GOM_NL__2PRFIN20031121_190617_000000832021_00457_09028_8982.N1	21-NOV-2003 19:06:17	Tw_i_and_stray	83.000	30	46Eps Ori	1.6940	30000.	166	9028	No
346	GOM_NL__2PRFIN20031121_191033_000000382021_00457_09028_8983.N1	21-NOV-2003 19:10:33	Bright	37.500	105	6Bet Ari	2.6450	8900.0	75	9028	No
347	GOM_NL__2PRFIN20031121_191204_000000422021_00457_09028_8984.N1	21-NOV-2003 19:12:04	Bright	42.000	146	25Eta Tau	2.8730	15200.	84	9028	No
348	GOM_NL__2PRFIN20031121_191424_000000372021_00457_09028_8985.N1	21-NOV-2003 19:14:24	Bright	37.000	173	4Bet Tri	3.0040	8900.0	74	9028	No
349	GOM_NL__2PRFIN20031121_191626_000000422021_00457_09028_8986.N1	21-NOV-2003 19:16:26	Bright	42.000	73	57Gam1And	2.2600	13100.	84	9028	No
350	GOM_NL__2PRFIN20031121_191856_000000582021_00457_09028_8987.N1	21-NOV-2003 19:18:56	Bright	58.000	175	39Del Per	3.0100	19400.	116	9028	No
351	GOM_NL__2PRFIN20031121_192106_000000372021_00457_09028_8988.N1	21-NOV-2003 19:21:06	Bright	37.000	68	18Alp Cas	2.2250	4500.0	74	9028	No
352	GOM_NL__2PRFIN20031121_192218_000000352021_00457_09028_8989.N1	21-NOV-2003 19:22:18	Bright	35.000	74	11Bet Cas	2.2680	6600.0	70	9028	No
353	GOM_NL__2PRFIN20031121_192431_000000602021_00457_09028_8990.N1	21-NOV-2003 19:24:31	Bright	59.500	42	34Bet Aur	1.9000	10200.	119	9028	No
354	GOM_NL__2PRFIN20031121_192942_000000412021_00457_09028_8991.N1	21-NOV-2003 19:29:42	Bright	41.000	49	1Alp UMi	1.9900	6300.0	82	9028	No
355	GOM_NL__2PRFIN20031121_193412_000000392021_00457_09028_8992.N1	21-NOV-2003 19:34:12	Bright	38.500	60	7Bet UMi	2.0810	3950.0	77	9028	No
356	GOM_NL__2PRFIN20031121_193622_000000372021_00457_09028_8993.N1	21-NOV-2003 19:36:22	Bright	37.000	119	14Eta Dra	2.7270	4700.0	74	9028	No
357	GOM_NL__2PRFIN20031121_193842_000000452021_00457_09028_8994.N1	21-NOV-2003 19:38:42	Bright	45.000	82	48Bet UMa	2.3650	10600.	90	9028	No
358	GOM_NL__2PRFIN20031121_194009_000000412021_00457_09028_8995.N1	21-NOV-2003 19:40:09	Bright	40.500	87	64Gam UMa	2.4330	11000.	81	9028	No
359	GOM_NL__2PRFIN20031121_194254_000000532021_00457_09028_8996.N1	21-NOV-2003 19:42:54	Bright	53.000	174	52Psi UMa	3.0040	4400.0	106	9028	No
360	GOM_NL__2PRFIN20031121_194458_000000372021_00457_09028_8997.N1	21-NOV-2003 19:44:58	Bright	36.500	152	12Alp2CVn	2.8900	11000.	73	9028	No
361	GOM_NL__2PRFIN20031121_194710_000000372021_00457_09028_8998.N1	21-NOV-2003 19:47:10	Bright	36.500	83		2.3780	11000.	73	9028	No
362	GOM_NL__2PRFIN20031121_194941_000000362021_00457_09028_8999.N1	21-NOV-2003 19:49:41	Bright	35.500	3	16Alp Boo	-0.050000	4250.0	71	9028	No
363	GOM_NL__2PRFIN20031121_195215_000000552021_00457_09028_9000.N1	21-NOV-2003 19:52:15	Bright	55.000	96	68Del Leo	2.5600	9300.0	110	9028	No
364	GOM_NL__2PRFIN20031121_195501_000001012021_00457_09028_9001.N1	21-NOV-2003 19:55:01	Tw_i_and_stray	100.50	51	41Gam1Leo	2.0100	4500.0	201	9028	No
365	GOM_NL__2PRFIN20031121_200043_000001322021_00457_09028_9002.N1	21-NOV-2003 20:00:43	Straylight	131.50	22	32Alp Leo	1.3600	15200.	263	9028	No
366	GOM_NL__2PRFIN20031121_200932_000000402021_00457_09028_9003.N1	21-NOV-2003 20:09:32	Dark	39.500	64	Gam Cen	2.2000	10600.	79	9028	No
367	GOM_NL__2PRFIN20031121_201210_000000462021_00457_09028_9004.N1	21-NOV-2003 20:12:10	Dark	45.500	20	Bet Cru	1.2530	30000.	91	9028	No
368	GOM_NL__2PRFIN20031121_201539_000000422021_00458_09029_8990.N1	21-NOV-2003 20:15:39	Dark	42.000	124	The Car	2.7640	30000.	84	9029	No
369	GOM_NL__2PRFIN20031121_201954_000000532021_00458_09029_8991.N1	21-NOV-2003 20:19:54	Dark	52.500	41	Eps Car	1.8600	4100.0	105	9029	No
370	GOM_NL__2PRFIN20031121_202232_000000592021_00458_09029_8992.N1	21-NOV-2003 20:22:32	Dark	59.000	70	Zet Pup	2.2460	39000.	118	9029	No
371	GOM_NL__2PRFIN20031121_202525_000000542021_00458_09029_8993.N1	21-NOV-2003 20:25:25	Dark	54.000	2	Alp Car	-0.73600	7000.0	108	9029	No
372	GOM_NL__2PRFIN20031121_203028_000000852021_00458_09029_8994.N1	21-NOV-2003 20:30:28	Dark	84.500	23	21Eps CMa	1.5020	26000.	169	9029	No
373	GOM_NL__2PRFIN20031121_203335_000000392021_00458_09029_8995.N1	21-NOV-2003 20:33:35	Straylight	39.000	157	The1Eri	2.9060	9300.0	78	9029	No
374	GOM_NL__2PRFIN20031121_203830_000001412021_00458_09029_8996.N1	21-NOV-2003 20:38:30	Straylight	140.50	1	9Alp CMa	-1.4400	11000.	281	9029	No
375	GOM_NL__2PRFIN20031121_204249_000000722021_00458_09029_8997.N1	21-NOV-2003 20:42:49	Straylight	71.500	7	19Bet Ori	0.10000	14000.	143	9029	No
376	GOM_NL__2PRFIN20031121_204652_000000872021_00458_09029_8998.N1	21-NOV-2003 20:46:52	Tw_i_and_stray	86.500	30	46Eps Ori	1.6940	30000.	173	9029	No
377	GOM_NL__2PRFIN20031121_205109_000000382021_00458_09029_8999.N1	21-NOV-2003 20:51:09	Bright	37.500	105	6Bet Ari	2.6450	8900.0	75	9029	No
378	GOM_NL__2PRFIN20031121_205239_000000432021_00458_09029_9000.N1	21-NOV-2003 20:52:39	Bright	42.500	146	25Eta Tau	2.8730	15200.	85	9029	No
379	GOM_NL__2PRFIN20031121_205500_000000382021_00458_09029_9001.N1	21-NOV-2003 20:55:00	Bright	37.500	173	4Bet Tri	3.0040	8900.0	75	9029	No
380	GOM_NL__2PRFIN20031121_205704_000000382021_00458_09029_9002.N1	21-NOV-2003 20:57:04	Bright	37.500	73	57Gam1And	2.2600	13100.	75	9029	No
381	GOM_NL__2PRFIN20031121_205932_000000402021_00458_09029_9003.N1	21-NOV-2003 20:59:32	Bright	40.000	175	39Del Per	3.0100	19400.	80	9029	No
382	GOM_NL__2PRFIN20031121_210141_000000402021_00458_09029_9004.N1	21-NOV-2003 21:01:41	Bright	40.000	68	18Alp Cas	2.2250	4500.0	80	9029	No
383	GOM_NL__2PRFIN20031121_210254_000000382021_00458_09029_9005.N1	21-NOV-2003 21:02:54	Bright	38.000	74	11Bet Cas	2.2680	6600.0	76	9029	No
384	GOM_NL__2PRFIN20031121_210506_000000582021_00458_09029_9006.N1	21-NOV-2003 21:05:06	Bright	58.000	42	34Bet Aur	1.9000	10200.	116	9029	No
385	GOM_NL__2PRFIN20031121_211018_000000392021_00458_09029_9007.N1	21-NOV-2003 21:10:18	Bright	39.000	49	1Alp UMi	1.9900	6300.0	78	9029	No
386	GOM_NL__2PRFIN20031121_211448_000000392021_00458_09029_9008.N1	21-NOV-2003 21:14:48	Bright	38.500	60	7Bet UMi	2.0810	3950.0	77	9029	No
387	GOM_NL__2PRFIN20031121_211659_000000392021_00458_09029_9009.N1	21-NOV-2003 21:16:59	Bright	38.500	119	14Eta Dra	2.7270	4700.0	77	9029	No
388	GOM_NL__2PRFIN20031121_211918_000000442021_00458_09029_9010.N1	21-NOV-2003 21:19:18	Bright	44.000	82	48Bet UMa	2.3650	10600.	88	9029	No
389	GOM_NL__2PRFIN20031121_212045_000000412021_00458_09029_9011.N1	21-NOV-2003 21:20:45	Bright	40.500	87	64Gam UMa	2.4330	11000.	81	9029	No
390	GOM_NL__2PRFIN20031121_212331_000000682021_00458_09029_9012.N1	21-NOV-2003 21:23:31	Bright	68.000	174	52Psi UMa	3.0040	4400.0	136	9029	No
391	GOM_NL__2PRFIN20031121_212534_000000372021_00458_09029_9013.N1	21-NOV-2003 21:25:34	Bright	36.500	152	12Alp2CVn	2.8900	11000.	73	9029	No
392	GOM_NL__2PRFIN20031121_212744_000000392021_00458_09029_9014.N1	21-NOV-2003 21:27:44	Bright	39.000	83		2.3780	11000.	78	9029	No
393	GOM_NL__2PRFIN20031121_213017_000000352021_00458_09029_9015.N1	21-NOV-2003 21:30:17	Bright	35.000	3	16Alp Boo	-0.050000	4250.0	70	9029	No
394	GOM_NL__2PRFIN20031121_213252_000000572021_00458_09029_9016.N1	21-NOV-2003 21:32:52	Bright	56.500	96	68Del Leo	2.5600	9300.0	113	9029	No
395	GOM_NL__2PRFIN20031121_213538_000001012021_00458_09029_9017.N1	21-NOV-2003 21:35:38	Tw_i_and_stray	100.50	51	41Gam1Leo	2.0100	4500.0	201	9029	No
396	GOM_NL__2PRFIN20031121_214122_000001232021_00458_09029_9018.N1	21-NOV-2003 21:41:22	Straylight	122.50	22	32Alp Leo	1.3600	15200.	245	9029	No

397	GOM_NL__2PRFIN20031121_215008_000000422021_00458_09029_9019.N1	21-NOV-2003 21:50:08	Dark	41.500	64	Gam Cen	2.2000	10600.	83	9029	No
398	GOM_NL__2PRFIN20031121_215248_000000462021_00458_09029_9020.N1	21-NOV-2003 21:52:48	Dark	46.000	20	Bet Cru	1.2530	30000.	92	9029	No
399	GOM_NL__2PRFIN20031121_215617_000000392021_00459_09030_9226.N1	21-NOV-2003 21:56:17	Dark	39.000	124	The Car	2.7640	30000.	78	9030	No
400	GOM_NL__2PRFIN20031121_220032_000000482021_00459_09030_9227.N1	21-NOV-2003 22:00:32	Dark	47.500	41	Eps Car	1.8600	4100.0	95	9030	No
401	GOM_NL__2PRFIN20031121_220310_000000592021_00459_09030_9228.N1	21-NOV-2003 22:03:10	Dark	59.000	70	Zet Pup	2.2460	39000.	118	9030	No
402	GOM_NL__2PRFIN20031121_220601_000000552021_00459_09030_9229.N1	21-NOV-2003 22:06:01	Dark	55.000	2	Alp Car	-0.73600	7000.0	110	9030	No
403	GOM_NL__2PRFIN20031121_221104_000000812021_00459_09030_9230.N1	21-NOV-2003 22:11:04	Dark	80.500	23	21Eps CMa	1.5020	26000.	161	9030	No
404	GOM_NL__2PRFIN20031121_221409_000000432021_00459_09030_9231.N1	21-NOV-2003 22:14:09	Straylight	42.500	157	The1Eri	2.9060	9300.0	85	9030	No
405	GOM_NL__2PRFIN20031121_221906_000001402021_00459_09030_9232.N1	21-NOV-2003 22:19:06	Straylight	139.50	1	9Alp CMa	-1.4400	11000.	279	9030	No
406	GOM_NL__2PRFIN20031121_222324_000000832021_00459_09030_9233.N1	21-NOV-2003 22:23:24	Straylight	82.500	7	19Bet Ori	0.10000	14000.	165	9030	No
407	GOM_NL__2PRFIN20031121_222727_000000882021_00459_09030_9234.N1	21-NOV-2003 22:27:27	Twilight_stray	88.000	30	46Eps Ori	1.6940	30000.	176	9030	No
408	GOM_NL__2PRFIN20031121_223145_000000392021_00459_09030_9235.N1	21-NOV-2003 22:31:45	Bright	38.500	105	6Bet Ari	2.6450	8900.0	77	9030	No
409	GOM_NL__2PRFIN20031121_223314_000000442021_00459_09030_9236.N1	21-NOV-2003 22:33:14	Bright	44.000	146	25Eta Tau	2.8730	15200.	88	9030	No
410	GOM_NL__2PRFIN20031121_223534_000000402021_00459_09030_9237.N1	21-NOV-2003 22:35:34	Bright	40.000	173	4Bet Tri	3.0040	8900.0	80	9030	No
411	GOM_NL__2PRFIN20031121_223740_000000402021_00459_09030_9238.N1	21-NOV-2003 22:37:40	Bright	40.000	73	57Gam1And	2.2600	13100.	80	9030	No
412	GOM_NL__2PRFIN20031121_224008_000000402021_00459_09030_9239.N1	21-NOV-2003 22:40:08	Bright	40.000	175	39Del Per	3.0100	19400.	80	9030	No
413	GOM_NL__2PRFIN20031121_224219_000000372021_00459_09030_9240.N1	21-NOV-2003 22:42:19	Bright	37.000	68	18Alp Cas	2.2250	4500.0	74	9030	No
414	GOM_NL__2PRFIN20031121_224330_000000362021_00459_09030_9241.N1	21-NOV-2003 22:43:30	Bright	35.500	74	11Bet Cas	2.2680	6600.0	71	9030	No
415	GOM_NL__2PRFIN20031121_224541_000000562021_00459_09030_9242.N1	21-NOV-2003 22:45:41	Bright	55.500	42	34Bet Aur	1.9000	10200.	111	9030	No
416	GOM_NL__2PRFIN20031121_225054_000000342021_00459_09030_9243.N1	21-NOV-2003 22:50:54	Bright	34.000	49	1Alp UMi	1.9900	6300.0	68	9030	No
417	GOM_NL__2PRFIN20031121_225524_000000402021_00459_09030_9244.N1	21-NOV-2003 22:55:24	Bright	40.000	60	7Bet UMi	2.0810	3950.0	80	9030	No
418	GOM_NL__2PRFIN20031121_225735_000000392021_00459_09030_9245.N1	21-NOV-2003 22:57:35	Bright	39.000	119	14Eta Dra	2.7270	4700.0	78	9030	No
419	GOM_NL__2PRFIN20031121_225953_000000442021_00459_09030_9246.N1	21-NOV-2003 22:59:53	Bright	44.000	82	48Bet UMa	2.3650	10600.	88	9030	No
420	GOM_NL__2PRFIN20031121_230121_000000402021_00459_09030_9247.N1	21-NOV-2003 23:01:21	Bright	40.000	87	64Gam UMa	2.4330	11000.	80	9030	No
421	GOM_NL__2PRFIN20031121_230406_000000492021_00459_09030_9248.N1	21-NOV-2003 23:04:06	Bright	48.500	174	52Psi UMa	3.0040	4400.0	97	9030	No
422	GOM_NL__2PRFIN20031121_230610_000000482021_00459_09030_9249.N1	21-NOV-2003 23:06:10	Bright	47.500	152	12Alp2CVn	2.8900	11000.	95	9030	No
423	GOM_NL__2PRFIN20031121_230822_000000372021_00459_09030_9250.N1	21-NOV-2003 23:08:22	Bright	36.500	83		2.3780	11000.	73	9030	No
424	GOM_NL__2PRFIN20031121_231053_000000352021_00459_09030_9251.N1	21-NOV-2003 23:10:53	Bright	35.000	3	16Alp Boo	-0.050000	4250.0	70	9030	No
425	GOM_NL__2PRFIN20031121_231328_000000572021_00459_09030_9252.N1	21-NOV-2003 23:13:28	Bright	56.500	96	68Del Leo	2.5600	9300.0	113	9030	No
426	GOM_NL__2PRFIN20031121_231615_000001052021_00459_09030_9253.N1	21-NOV-2003 23:16:15	Twilight_stray	105.00	51	41Gam1Leo	2.0100	4500.0	210	9030	No
427	GOM_NL__2PRFIN20031121_232200_000001252021_00459_09030_9254.N1	21-NOV-2003 23:22:00	Straylight	125.00	22	32Alp Leo	1.3600	15200.	250	9030	No
428	GOM_NL__2PRFIN20031121_233044_000000432021_00459_09030_9255.N1	21-NOV-2003 23:30:44	Dark	43.000	64	Gam Cen	2.2000	10600.	86	9030	No
429	GOM_NL__2PRFIN20031121_233324_000000492021_00459_09030_9256.N1	21-NOV-2003 23:33:24	Dark	49.000	20	Bet Cru	1.2530	30000.	98	9030	No
430	GOM_NL__2PRFIN20031121_233433_000000512021_00460_09031_8987.N1	21-NOV-2003 23:34:33	Dark	50.500	12	Alp1Cru	0.77500	30000.	101	9031	No
431	GOM_NL__2PRFIN20031121_233651_000000432021_00460_09031_8988.N1	21-NOV-2003 23:36:51	Dark	42.500	124	The Car	2.7640	30000.	85	9031	No
432	GOM_NL__2PRFIN20031121_234108_000000472021_00460_09031_8989.N1	21-NOV-2003 23:41:08	Dark	47.000	41	Eps Car	1.8600	4100.0	94	9031	No
433	GOM_NL__2PRFIN20031121_234347_000000582021_00460_09031_8990.N1	21-NOV-2003 23:43:47	Dark	57.500	70	Zet Pup	2.2460	39000.	115	9031	No
434	GOM_NL__2PRFIN20031121_234636_000000532021_00460_09031_8991.N1	21-NOV-2003 23:46:36	Dark	52.500	2	Alp Car	-0.73600	7000.0	105	9031	No
435	GOM_NL__2PRFIN20031121_235142_000000742021_00460_09031_8992.N1	21-NOV-2003 23:51:42	Dark	73.500	23	21Eps CMa	1.5020	26000.	147	9031	No
436	GOM_NL__2PRFIN20031121_235447_000000412021_00460_09031_8993.N1	21-NOV-2003 23:54:47	Straylight	41.000	157	The1Eri	2.9060	9300.0	82	9031	No
437	GOM_NL__2PRFIN20031121_235942_000001402021_00460_09031_8994.N1	21-NOV-2003 23:59:42	Straylight	139.50	1	9Alp CMa	-1.4400	11000.	279	9031	No

3. Quality information per product

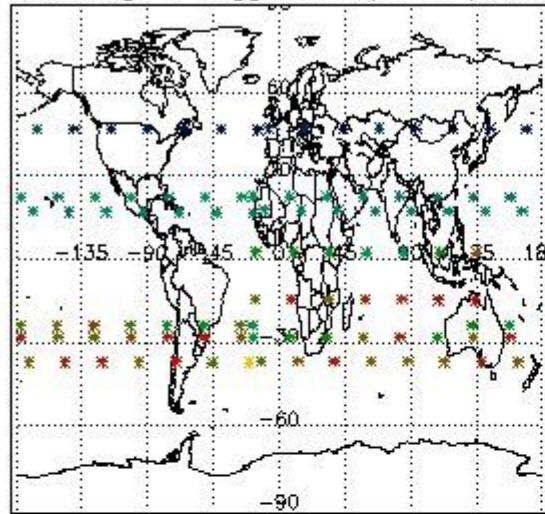
In this section it is plotted some information contained in the Quality Summary data set of the level 2 products. Only products in dark limb conditions and without errors (error flag in the MPH set to "0") are used.

3.1 Plot quality information per product (time dependant)

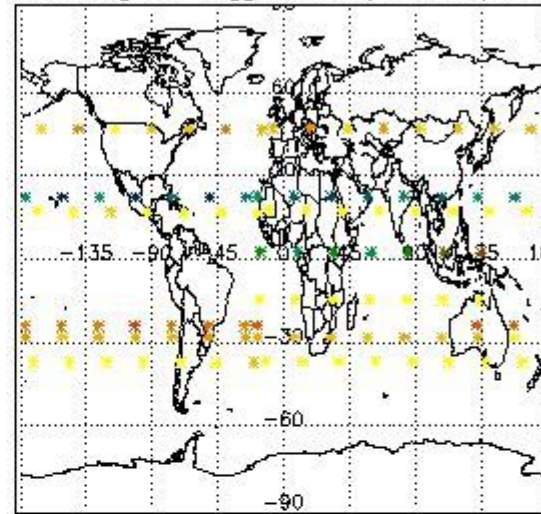


3.2 Plot quality information per product (world map)

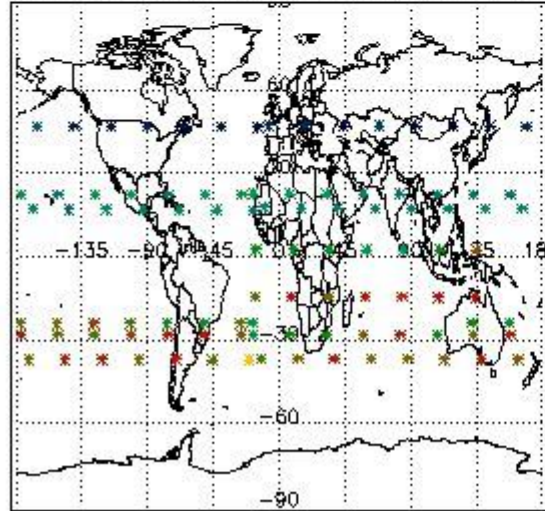
Percentage of flagged data per O3 profile



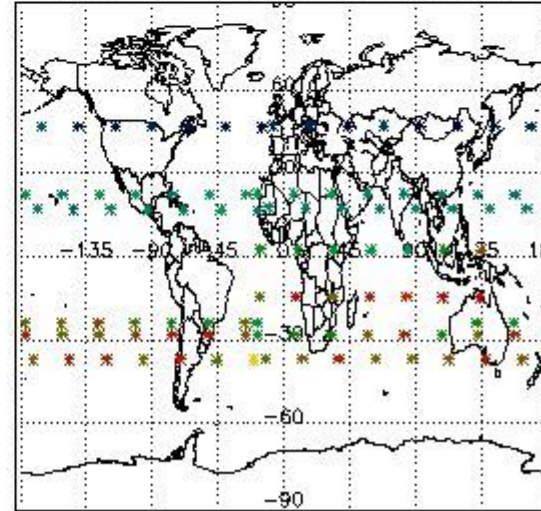
Percentage of flagged data per H2O profile



Percentage of flagged data per NO2 profile



Percentage of flagged data per NO3 profile

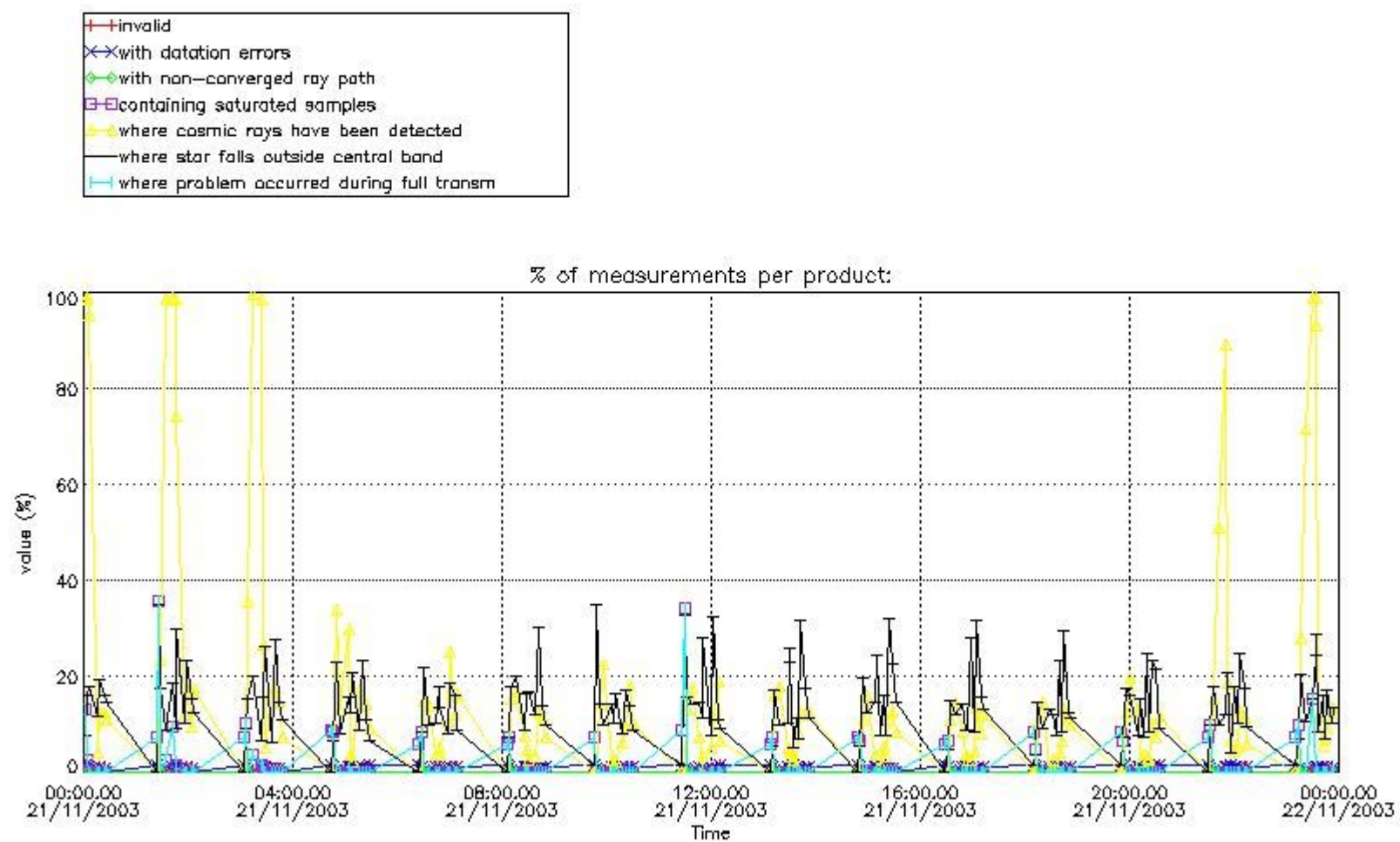


4. Level 1 quality information per product

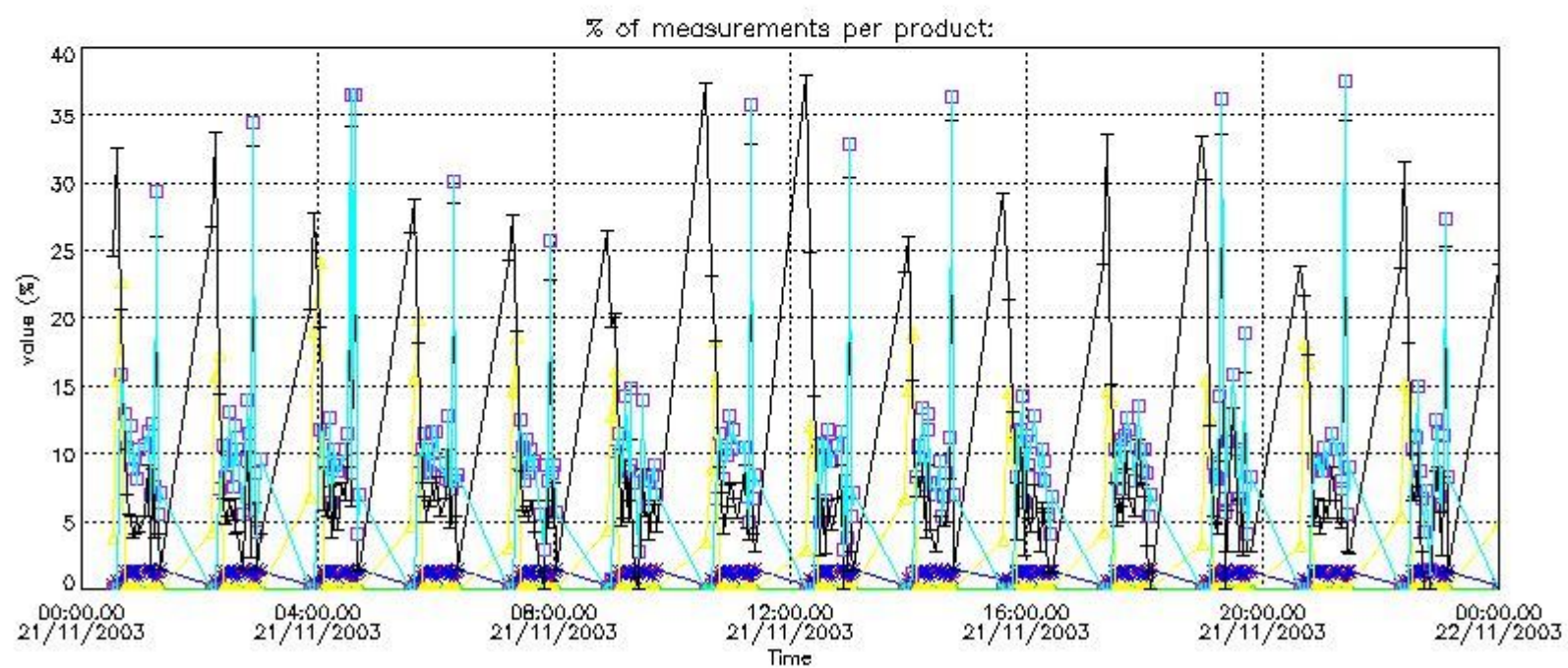
In this section it is plotted some information contained in the Quality Summary data set of the level 2 products that comes from the level 1b processing. Products without errors (error flag in the MPH set to "0") are used.

4.1 Plot quality information per product (time dependant) coming from level 1b processing

4.1.1 Plot level 1 quality information per product (time dependant): ENVISAT ASCENDING passes



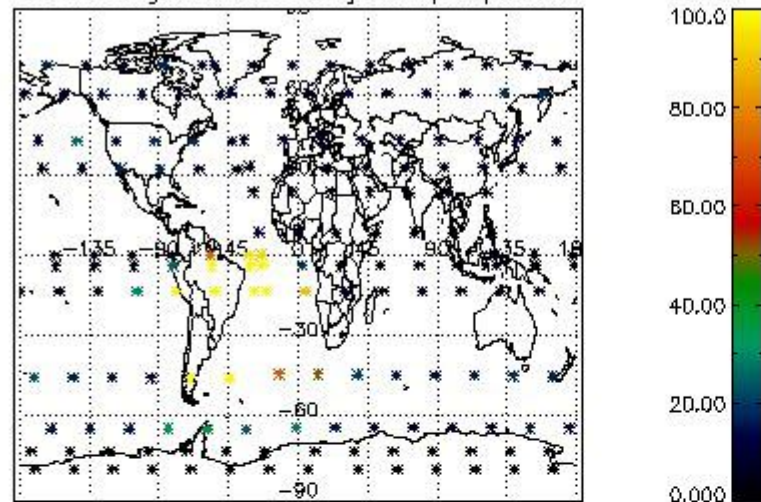
4.1.2 Plot level 1 quality information per product (time dependant): ENVISAT DESCENDING passes



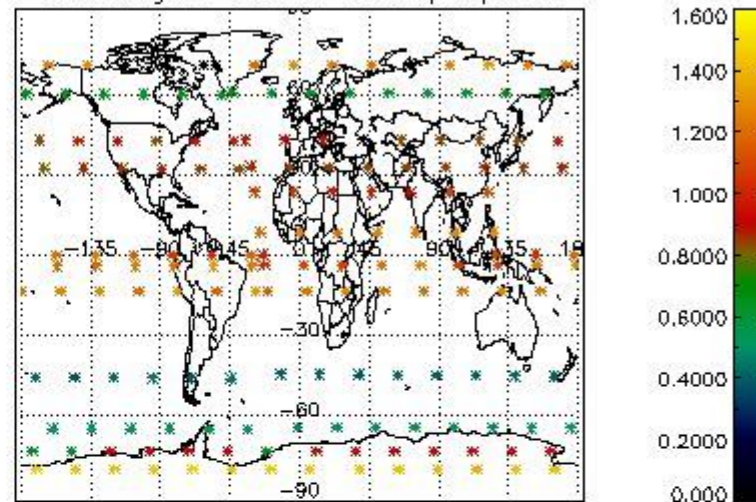
4.2 Plot quality information per product coming from level 1b processing (world map)

4.2.1 Plot level 1 quality information per product (world map): ENVISAT ASCENDING passes

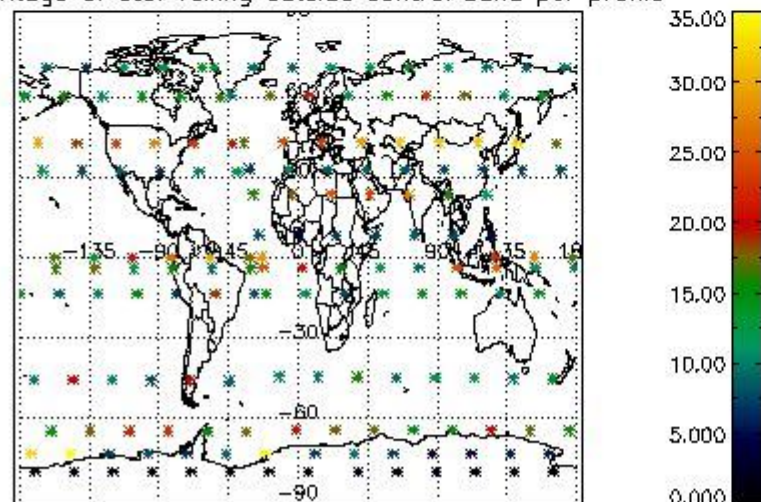
Percentage of cosmic ray hits per profile



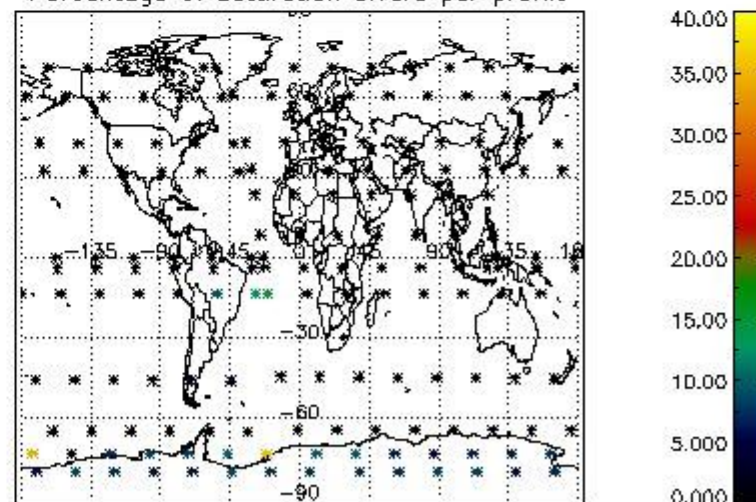
Percentage of datation errors per profile



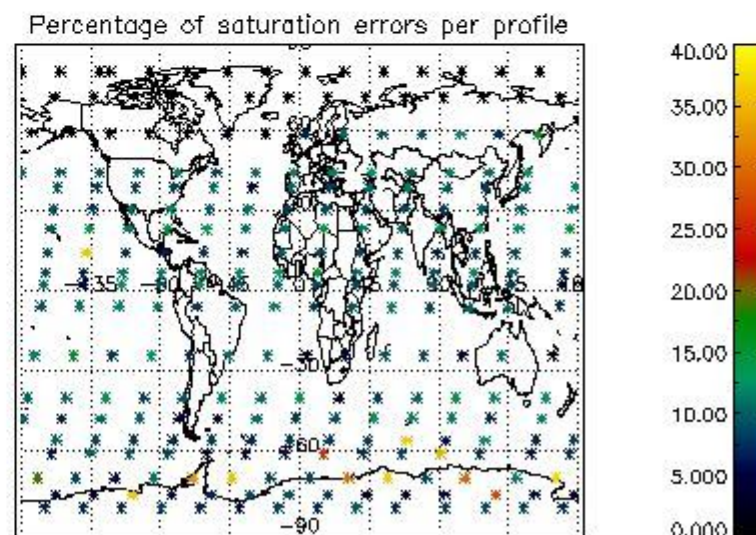
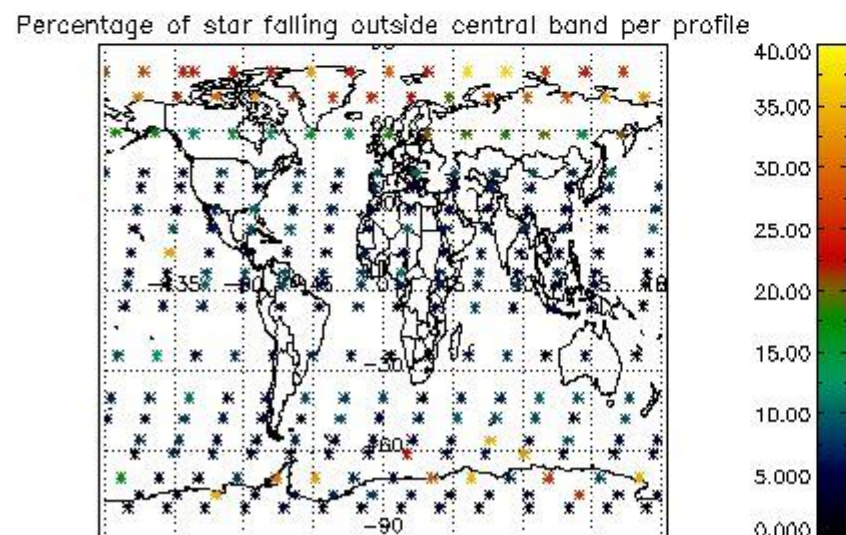
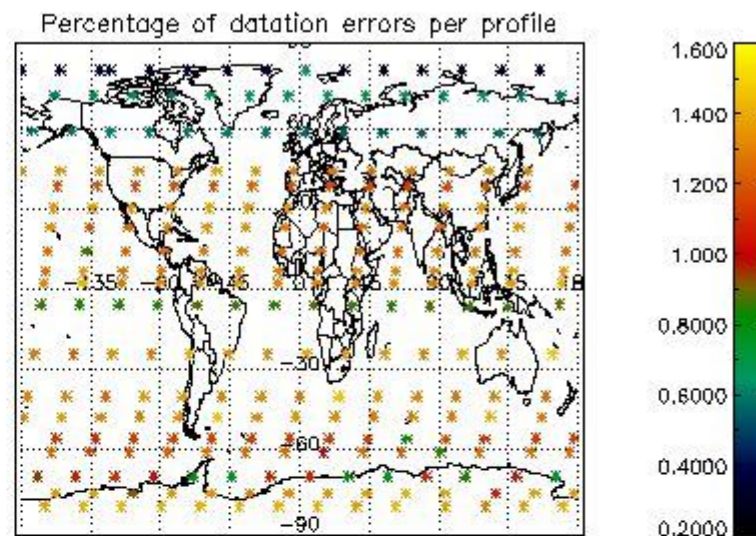
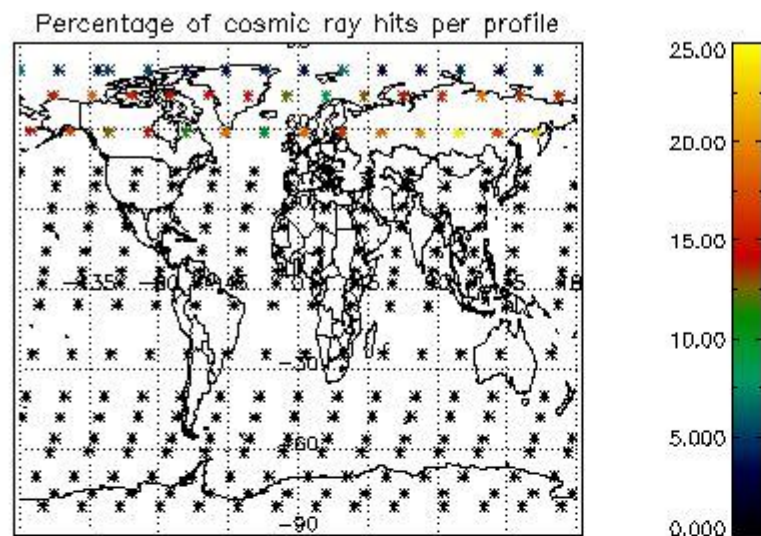
Percentage of star falling outside central band per profile



Percentage of saturation errors per profile



4.2.2 Plot level 1 quality information per product (world map): ENVISAT DESCENDING passes



5. Trace gas profiles

5.1 Ozone statistics based on quality of products

The final quality of the products can be "measured" using the STD (Standard Deviation) attached to every point profile. This information is written to the parameter GOM_NL__2P/NL_LOCAL_SPECIES_DENSITY/o3_std of the level 2 products. The table below shows the statistics for given STD ranges.

The statistics are given with respect to the overall valid production:

- Products without fatal errors: GOM_NL__2P/MPH/PRODUCT_ERR=0
- Valid point profile: GOM_NL__2P/NL_LOCAL_SPECIES_DENSITY/pcd(0)=0

The 'Criteria' is applied to valid points of dark limb products:

- Products in dark limb illumination condition: GOM_NL__2P/NL_SUMMARY_QUALITY/obs_ill_cond=0
- Products without fatal errors: GOM_NL__2P/MPH/PRODUCT_ERR=0
- Valid point profile: GOM_NL__2P/NL_LOCAL_SPECIES_DENSITY/pcd(0)=0

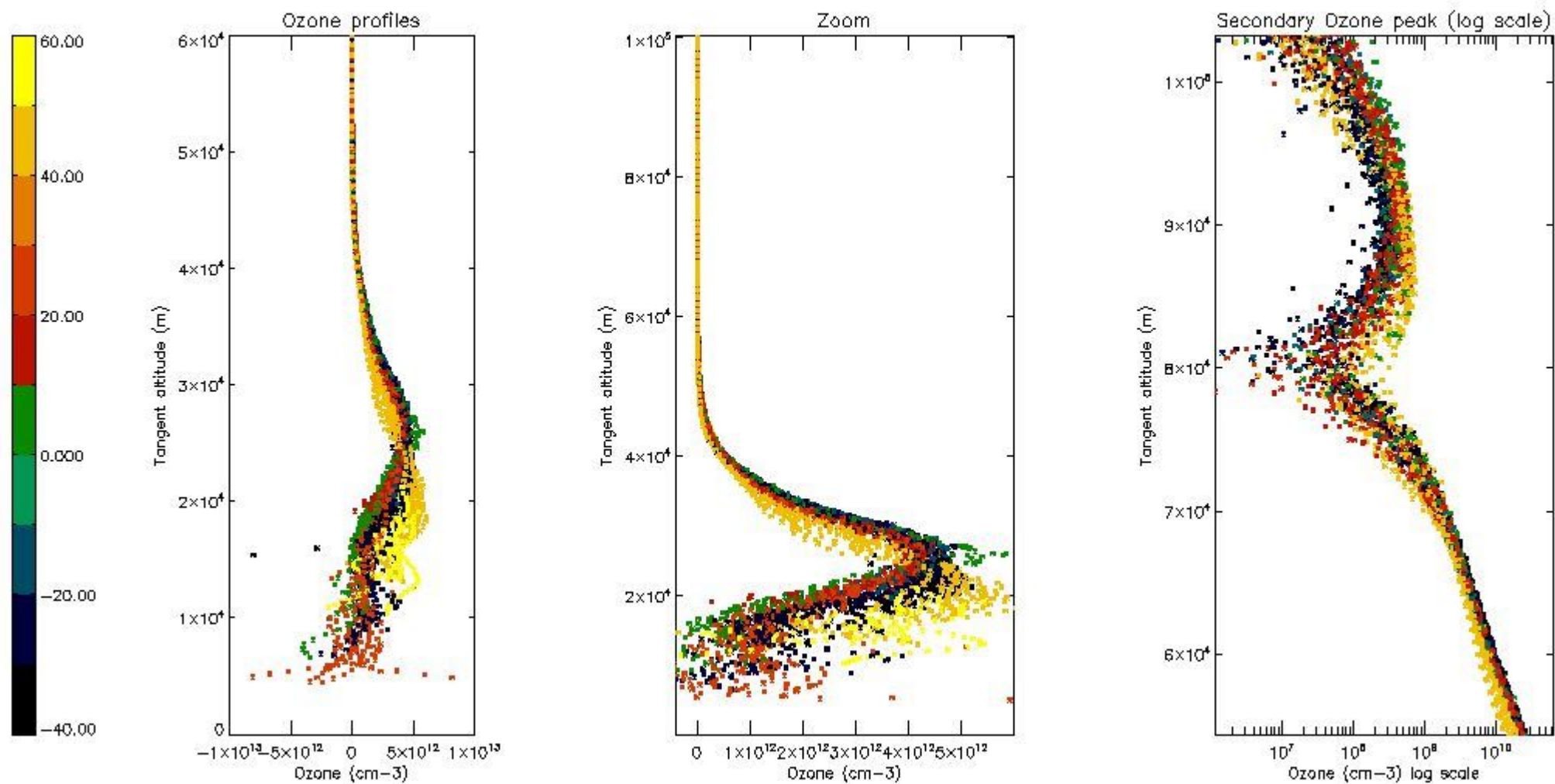
So, the table below shows the percentage of dark limb and valid observations for each criteria with respect to the overall valid daily observations.

Criteria	% of total production
All STD	22
STD < 20	15

STD < 10	14
STD < 5	11

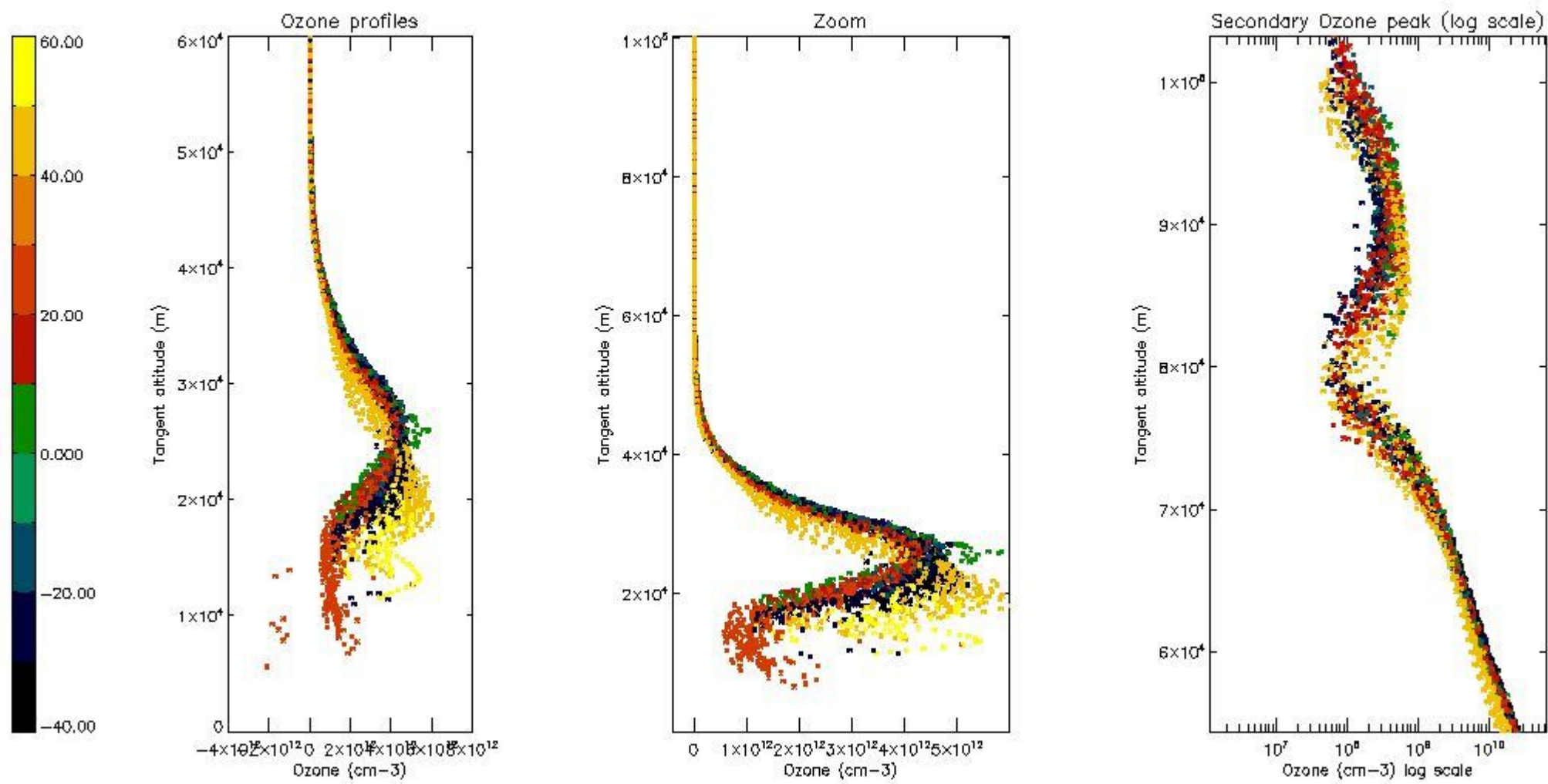
5.2 Plot ozone profiles for all STD (dark without errors)

The colorbar represents the latitude.



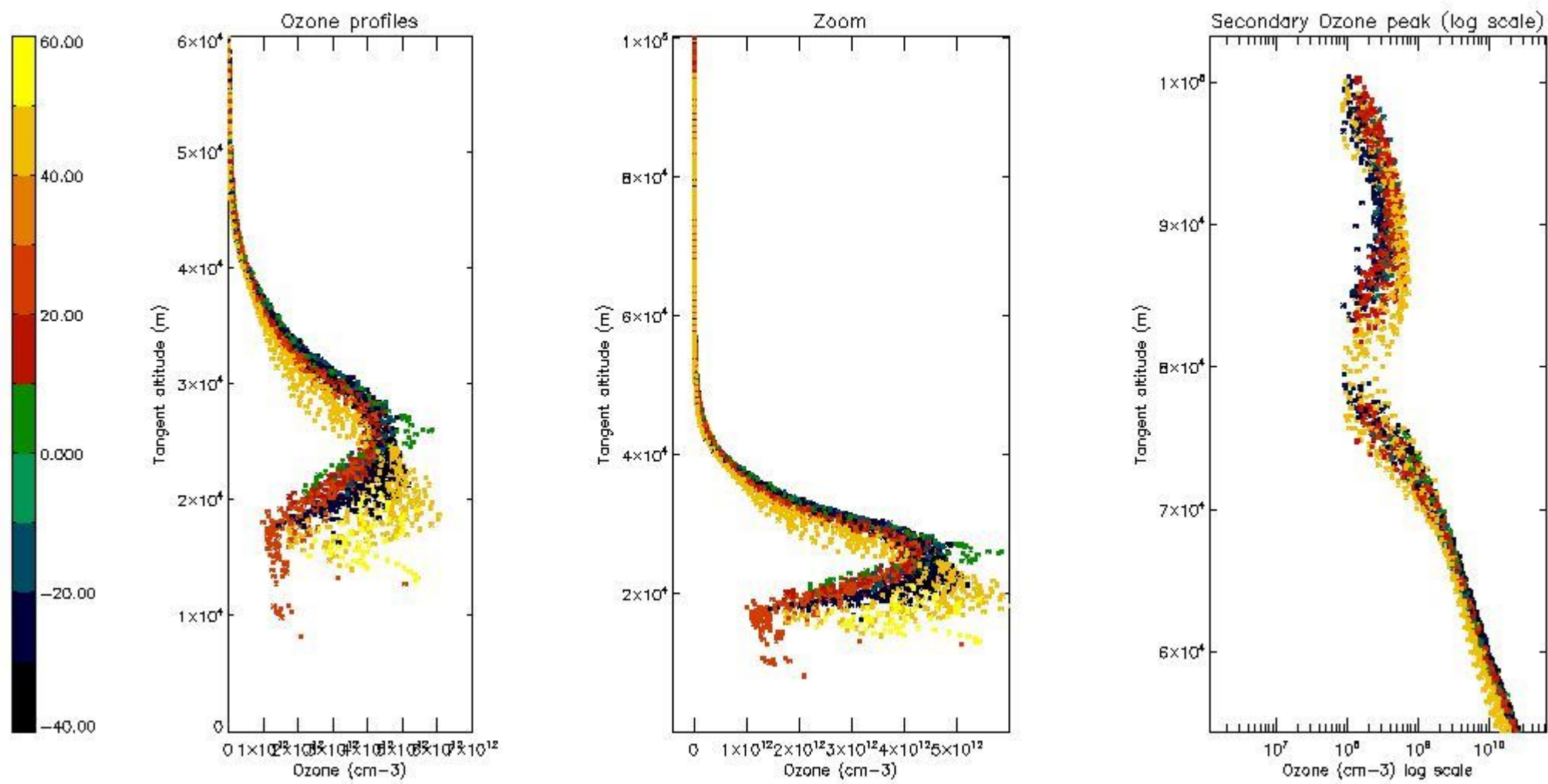
5.3 Plot ozone profiles where STD < 20% (dark without errors)

The colorbar represents the latitude.



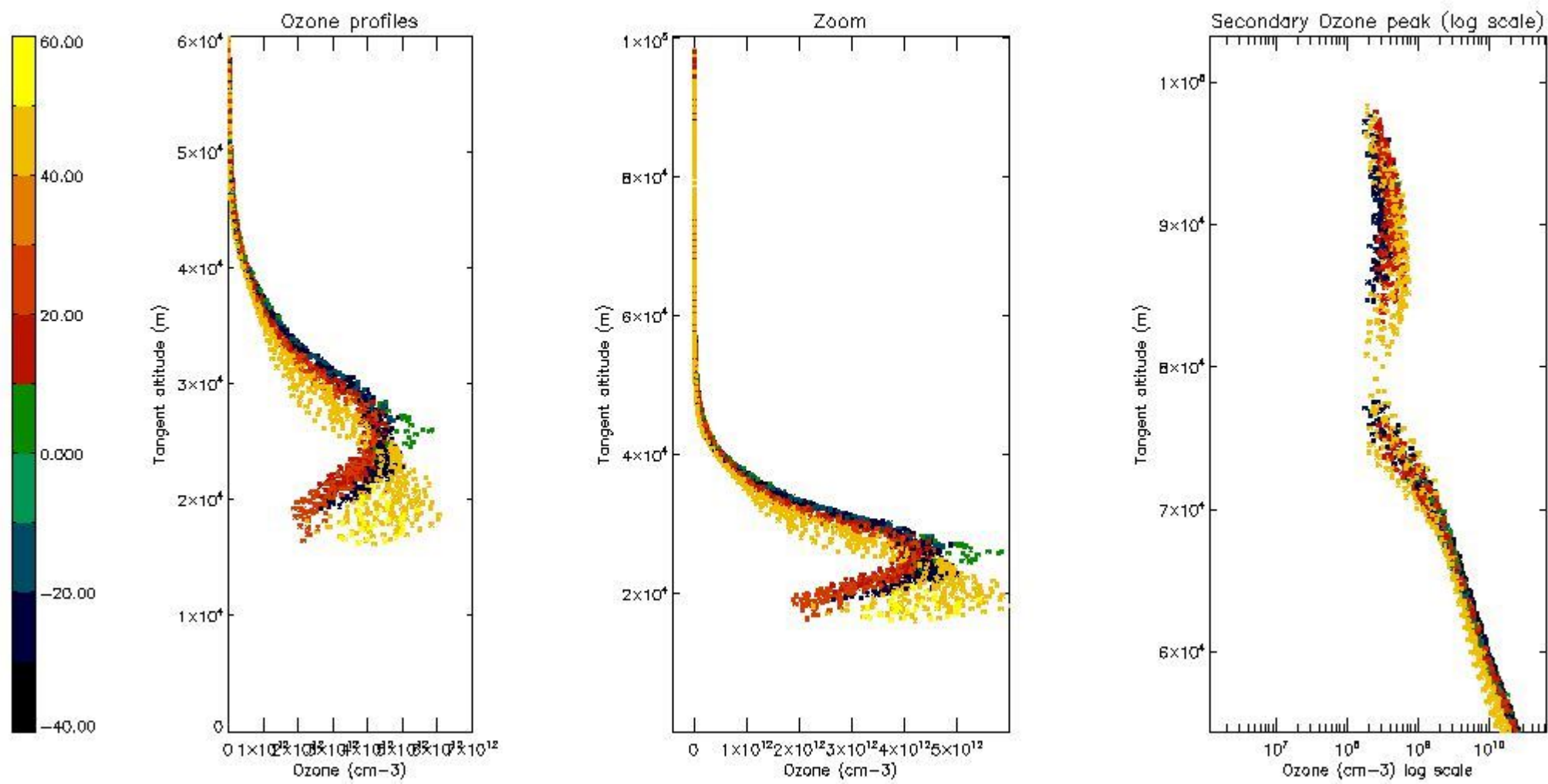
5.4 Plot ozone profiles where $STD < 10\%$ (dark without errors)

The colorbar represents the latitude.



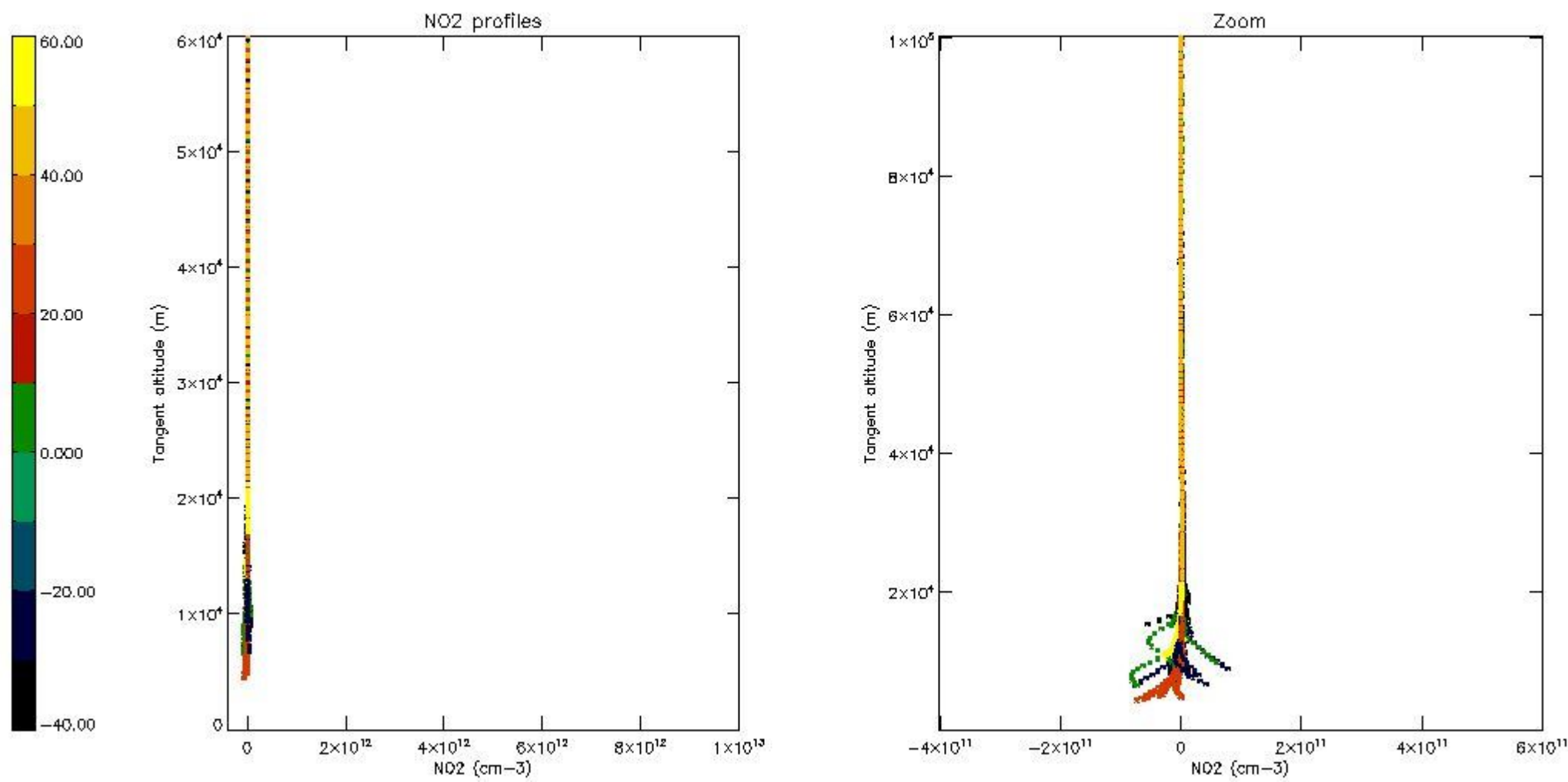
5.5 Plot ozone profiles where STD < 5% (dark without errors)

The colorbar represents the latitude.



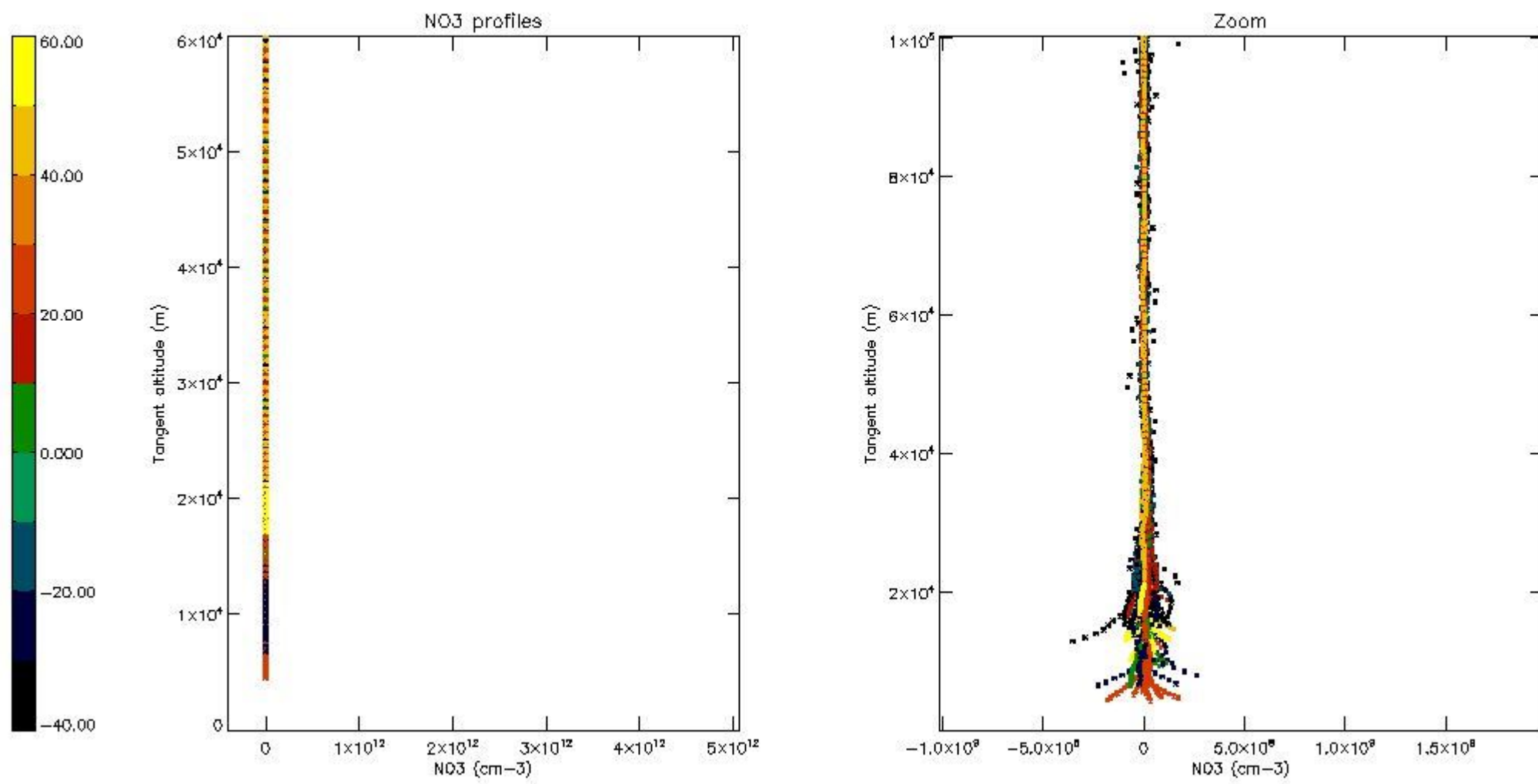
5.6 Plot NO₂ profiles for all STD (dark without errors)

The colorbar represents the latitude.



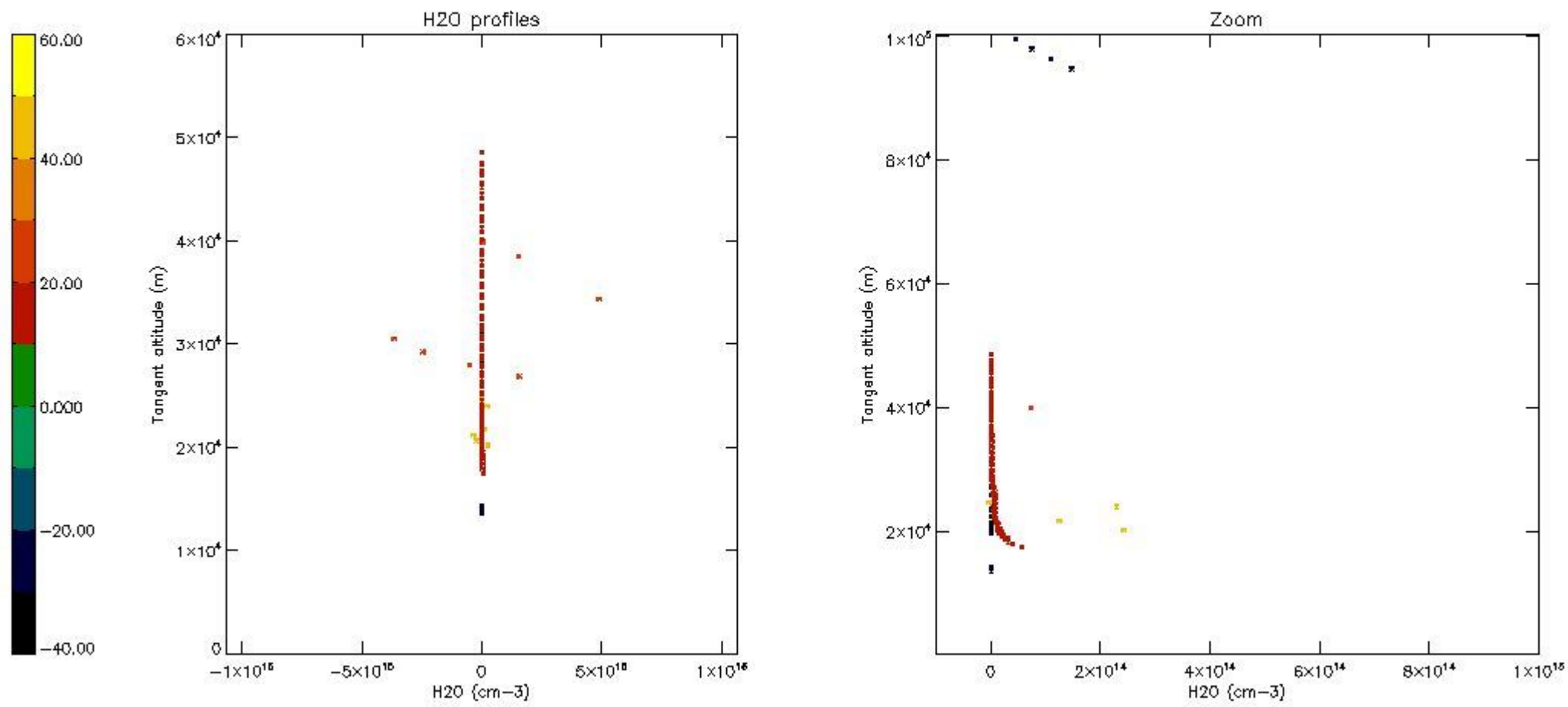
5.7 Plot NO3 profiles for all STD (dark without errors)

The colorbar represents the latitude.



5.8 Plot H2O profiles for all STD (only for occultations of stars 1,2,3,4,13,14,16,26,63 dark without errors)

The colorbar represents the latitude.



6. Auxiliary Data Files used for the production reported in section 2

The number reported in the third column indicates since which file (see list in section 2) the corresponding auxiliary file has been used. The fourth column is the date of those product files.

Type	Auxiliary Filename	Used since product	Used since product date
INST_PHYS_CHARACTERISTICS	GOM_INS_AXVIEC20091111_143220_20030716_120000_20500101_000000	1	21-NOV-2003 00:02:18
LEVEL-2_PROC_CONFIG	GOM_PR2_AXVIEC20091111_152718_20020301_000000_20500101_000000	1	21-NOV-2003 00:02:18
CROSS_SECTIONS_FILE	GOM_CRS_AXVIEC20091111_154832_20020301_000000_20500101_000000	1	21-NOV-2003 00:02:18

GOMOS Level 2 Daily Report

SUMMARY

[1. General Info](#)

[2. Summary of processed GOM_NL_2P products](#)

[3. Level 2 Quality information per product](#)

[3.1 Plot of level 2 quality information per product \(time dependant\)](#)

[3.2 Plot of level 2 quality information per product \(world map\)](#)

[4. Level 1 Quality information per product \(stored on level 2 products\)](#)

[4.1 Plot of level 1 quality information per product \(time dependant\)](#)

[4.1.1 Plot of level 1 quality information per product \(time dependant\): ASCENDING](#)

[4.1.2 Plot of level 1 quality information per product \(time dependant\): DESCENDING](#)

[4.2 Plot of level 1 quality information per product \(world map\)](#)

[4.2.1 Plot of level 1 quality information per product \(world map\): ASCENDING](#)

[4.2.2 Plot of level 1 quality information per product \(world map\): DESCENDING](#)

[5. Ozone profiles based on quality statistics and other trace gas profiles](#)

[5.1 Ozone statistics based on quality of products](#)

[5.2 Plot ozone profiles for all STD \(dark without errors\)](#)

[5.3 Plot ozone profiles where STD < 20% \(dark without errors\)](#)

[5.4. Plot ozone profiles where STD < 10% \(dark without errors\)](#)

[5.5. Plot ozone profiles where STD < 5% \(dark without errors\)](#)

[5.6 Plot NO2 profiles for all STD \(dark without errors\)](#)

[5.7 Plot NO3 profiles for all STD \(dark without errors\)](#)

[5.8 Plot H2O profiles \(only for occultations of stars 1,2,3,4,13,14,16,26,63 dark without errors\) for all STD](#)

[6. Auxiliary Data Files used for the production reported in section 2](#)

This report presents the daily analysis on parameters extracted from GOMOS level 2 data (GOM_NL__2P). It is intended to monitor some important parameters that will impact the quality of these products. A list of level 2 products (and content) that have arrived during the reporting day to the PCF is also given.

Item	Value
Time of report generation	20APR2013 00:28:13
Data source version	GOMOS/6.01
Start time of products	21-11-2003 (21NOV2003 00:00:00)
Stop time of products	22-11-2003 (22NOV2003 00:00:00)
Store outputs in DB	Yes
Nb of level 2 prods	437
Nb of prods with errors	0

2. Summary of processed GOM_NL__2P products.

Nr	Filename	UTC Start time	Limb	Duration	Star Id	Star Name	Star Mag	Star Temp	Nb Meas	Orbit	Prod. error
1	GOM_NL__2PRFIN20031121_000218_000000392021_00445_09016_8994.N1	21-NOV-2003 00:02:18	Dark	38.500	64	Gam Cen	2.2000	10600.	77	9016	No
2	GOM_NL__2PRFIN20031121_000459_000000412021_00445_09016_8995.N1	21-NOV-2003 00:04:59	Dark	41.000	20	Bet Cru	1.2530	30000.	82	9016	No
3	GOM_NL__2PRFIN20031121_000608_000000432021_00446_09017_9074.N1	21-NOV-2003 00:06:08	Dark	42.500	12	Alp1Cru	0.77500	30000.	85	9017	No
4	GOM_NL__2PRFIN20031121_001507_000000602021_00446_09017_9075.N1	21-NOV-2003 00:15:07	Dark	60.000	70	Zet Pup	2.2460	39000.	120	9017	No
5	GOM_NL__2PRFIN20031121_001805_000000522021_00446_09017_9076.N1	21-NOV-2003 00:18:05	Dark	52.000	2	Alp Car	-0.73600	7000.0	104	9017	No
6	GOM_NL__2PRFIN20031121_002304_000000812021_00446_09017_9077.N1	21-NOV-2003 00:23:04	Dark	80.500	23	21Eps CMa	1.5020	26000.	161	9017	No
7	GOM_NL__2PRFIN20031121_002621_000000412021_00446_09017_9078.N1	21-NOV-2003 00:26:21	Straylight	41.000	157	The1Eri	2.9060	9300.0	82	9017	No
8	GOM_NL__2PRFIN20031121_003117_000001472021_00446_09017_9079.N1	21-NOV-2003 00:31:17	Straylight	146.50	1	9Alp CMa	-1.4400	11000.	293	9017	No
9	GOM_NL__2PRFIN20031121_003540_000000852021_00446_09017_9080.N1	21-NOV-2003 00:35:40	Straylight	84.500	7	19Bet Ori	0.10000	14000.	169	9017	No
10	GOM_NL__2PRFIN20031121_003951_000000952021_00446_09017_9081.N1	21-NOV-2003 00:39:51	Bright	94.500	30	46Eps Ori	1.6940	30000.	189	9017	No
11	GOM_NL__2PRFIN20031121_004356_000000392021_00446_09017_9082.N1	21-NOV-2003 00:43:56	Bright	38.500	105	6Bet Ari	2.6450	8900.0	77	9017	No
12	GOM_NL__2PRFIN20031121_004533_000000432021_00446_09017_9083.N1	21-NOV-2003 00:45:33	Bright	43.000	146	25Eta Tau	2.8730	15200.	86	9017	No
13	GOM_NL__2PRFIN20031121_004749_000000372021_00446_09017_9084.N1	21-NOV-2003 00:47:49	Bright	36.500	173	4Bet Tri	3.0040	8900.0	73	9017	No
14	GOM_NL__2PRFIN20031121_004953_000000382021_00446_09017_9085.N1	21-NOV-2003 00:49:53	Bright	37.500	73	57Gam1And	2.2600	13100.	75	9017	No
15	GOM_NL__2PRFIN20031121_005226_000000402021_00446_09017_9086.N1	21-NOV-2003 00:52:26	Bright	39.500	175	39Del Per	3.0100	19400.	79	9017	No
16	GOM_NL__2PRFIN20031121_005429_000000372021_00446_09017_9087.N1	21-NOV-2003 00:54:29	Bright	36.500	68	18Alp Cas	2.2250	4500.0	73	9017	No
17	GOM_NL__2PRFIN20031121_005539_000000372021_00446_09017_9088.N1	21-NOV-2003 00:55:39	Bright	37.000	74	11Bet Cas	2.2680	6600.0	74	9017	No
18	GOM_NL__2PRFIN20031121_005810_000000592021_00446_09017_9089.N1	21-NOV-2003 00:58:10	Bright	58.500	42	34Bet Aur	1.9000	10200.	117	9017	No
19	GOM_NL__2PRFIN20031121_010307_000000382021_00446_09017_9090.N1	21-NOV-2003 01:03:07	Bright	37.500	49	1Alp UMi	1.9900	6300.0	75	9017	No
20	GOM_NL__2PRFIN20031121_010736_000000392021_00446_09017_9091.N1	21-NOV-2003 01:07:36	Bright	38.500	60	7Bet UMi	2.0810	3950.0	77	9017	No
21	GOM_NL__2PRFIN20031121_010944_000000362021_00446_09017_9092.N1	21-NOV-2003 01:09:44	Bright	35.500	119	14Eta Dra	2.7270	4700.0	71	9017	No
22	GOM_NL__2PRFIN20031121_011209_000000452021_00446_09017_9093.N1	21-NOV-2003 01:12:09	Bright	45.000	82	48Bet UMa	2.3650	10600.	90	9017	No
23	GOM_NL__2PRFIN20031121_011335_000000402021_00446_09017_9094.N1	21-NOV-2003 01:13:35	Bright	40.000	87	64Gam UMa	2.4330	11000.	80	9017	No
24	GOM_NL__2PRFIN20031121_011621_000000602021_00446_09017_9095.N1	21-NOV-2003 01:16:21	Bright	59.500	174	52Psi UMa	3.0040	4400.0	119	9017	No
25	GOM_NL__2PRFIN20031121_011822_000000372021_00446_09017_9096.N1	21-NOV-2003 01:18:22	Bright	36.500	152	12Alp2CVn	2.8900	11000.	73	9017	No
26	GOM_NL__2PRFIN20031121_012033_000000352021_00446_09017_9097.N1	21-NOV-2003 01:20:33	Bright	35.000	83		2.3780	11000.	70	9017	No
27	GOM_NL__2PRFIN20031121_012304_000000352021_00446_09017_9098.N1	21-NOV-2003 01:23:04	Bright	34.500	3	16Alp Boo	-0.050000	4250.0	69	9017	No
28	GOM_NL__2PRFIN20031121_012536_000000762021_00446_09017_9099.N1	21-NOV-2003 01:25:36	Bright	76.000	96	68Del Leo	2.5600	9300.0	152	9017	No
29	GOM_NL__2PRFIN20031121_012813_000000972021_00446_09017_9100.N1	21-NOV-2003 01:28:13	Twilight_stray	97.000	51	41Gam1Leo	2.0100	4500.0	194	9017	No
30	GOM_NL__2PRFIN20031121_013342_000001142021_00446_09017_9101.N1	21-NOV-2003 01:33:42	Straylight	113.50	22	32Alp Leo	1.3600	15200.	227	9017	No
31	GOM_NL__2PRFIN20031121_014255_000000432021_00446_09017_9102.N1	21-NOV-2003 01:42:55	Dark	43.000	64	Gam Cen	2.2000	10600.	86	9017	No
32	GOM_NL__2PRFIN20031121_014536_000000382021_00446_09017_9103.N1	21-NOV-2003 01:45:36	Dark	38.000	20	Bet Cru	1.2530	30000.	76	9017	No
33	GOM_NL__2PRFIN20031121_014644_000000492021_00447_09018_9094.N1	21-NOV-2003 01:46:44	Dark	48.500	12	Alp1Cru	0.77500	30000.	97	9018	No
34	GOM_NL__2PRFIN20031121_015544_000000582021_00447_09018_9095.N1	21-NOV-2003 01:55:44	Dark	58.000	70	Zet Pup	2.2460	39000.	116	9018	No
35	GOM_NL__2PRFIN20031121_015842_000000542021_00447_09018_9096.N1	21-NOV-2003 01:58:42	Dark	54.000	2	Alp Car	-0.73600	7000.0	108	9018	No
36	GOM_NL__2PRFIN20031121_020341_000000792021_00447_09018_9097.N1	21-NOV-2003 02:03:41	Dark	78.500	23	21Eps CMa	1.5020	26000.	157	9018	No
37	GOM_NL__2PRFIN20031121_020657_000000402021_00447_09018_9098.N1	21-NOV-2003 02:06:57	Straylight	40.000	157	The1Eri	2.9060	9300.0	80	9018	No
38	GOM_NL__2PRFIN20031121_021153_000001532021_00447_09018_9099.N1	21-NOV-2003 02:11:53	Straylight	153.00	1	9Alp CMa	-1.4400	11000.	306	9018	No
39	GOM_NL__2PRFIN20031121_021616_000000862021_00447_09018_9100.N1	21-NOV-2003 02:16:16	Straylight	86.000	7	19Bet Ori	0.10000	14000.	172	9018	No
40	GOM_NL__2PRFIN20031121_022026_000000872021_00447_09018_9101.N1	21-NOV-2003 02:20:26	Bright	87.000	30	46Eps Ori	1.6940	30000.	174	9018	No
41	GOM_NL__2PRFIN20031121_022433_000000382021_00447_09018_9102.N1	21-NOV-2003 02:24:33	Bright	37.500	105	6Bet Ari	2.6450	8900.0	75	9018	No
42	GOM_NL__2PRFIN20031121_022608_000000422021_00447_09018_9103.N1	21-NOV-2003 02:26:08	Bright	42.000	146	25Eta Tau	2.8730	15200.	84	9018	No

43	GOM_NL__2PRFIN20031121_022825_000000372021_00447_09018_9104.N1	21-NOV-2003 02:28:25	Bright	37.000	173	4Bet Tri	3.0040	8900.0	74	9018	No
44	GOM_NL__2PRFIN20031121_023029_000000382021_00447_09018_9105.N1	21-NOV-2003 02:30:29	Bright	38.000	73	57Gam1And	2.2600	13100.	76	9018	No
45	GOM_NL__2PRFIN20031121_023301_000000402021_00447_09018_9106.N1	21-NOV-2003 02:33:01	Bright	39.500	175	39Del Per	3.0100	19400.	79	9018	No
46	GOM_NL__2PRFIN20031121_023506_000000382021_00447_09018_9107.N1	21-NOV-2003 02:35:06	Bright	37.500	68	18Alp Cas	2.2250	4500.0	75	9018	No
47	GOM_NL__2PRFIN20031121_023616_000000372021_00447_09018_9108.N1	21-NOV-2003 02:36:16	Bright	36.500	74	11Bet Cas	2.2680	6600.0	73	9018	No
48	GOM_NL__2PRFIN20031121_023845_000000592021_00447_09018_9109.N1	21-NOV-2003 02:38:45	Bright	58.500	42	34Bet Aur	1.9000	10200.	117	9018	No
49	GOM_NL__2PRFIN20031121_024342_000000362021_00447_09018_9110.N1	21-NOV-2003 02:43:42	Bright	36.000	49	1Alp UMi	1.9900	6300.0	72	9018	No
50	GOM_NL__2PRFIN20031121_024812_000000402021_00447_09018_9111.N1	21-NOV-2003 02:48:12	Bright	39.500	60	7Bet UMi	2.0810	3950.0	79	9018	No
51	GOM_NL__2PRFIN20031121_025020_000000392021_00447_09018_9112.N1	21-NOV-2003 02:50:20	Bright	39.000	119	14Eta Dra	2.7270	4700.0	78	9018	No
52	GOM_NL__2PRFIN20031121_025245_000000432021_00447_09018_9113.N1	21-NOV-2003 02:52:45	Bright	42.500	82	48Bet UMa	2.3650	10600.	85	9018	No
53	GOM_NL__2PRFIN20031121_025411_000000582021_00447_09018_9114.N1	21-NOV-2003 02:54:11	Bright	58.000	87	64Gam UMa	2.4330	11000.	116	9018	No
54	GOM_NL__2PRFIN20031121_025656_000000472021_00447_09018_9115.N1	21-NOV-2003 02:56:56	Bright	46.500	174	52Psi UMa	3.0040	4400.0	93	9018	No
55	GOM_NL__2PRFIN20031121_025858_000000362021_00447_09018_9116.N1	21-NOV-2003 02:58:58	Bright	35.500	152	12Alp2CVn	2.8900	11000.	71	9018	No
56	GOM_NL__2PRFIN20031121_030109_000000372021_00447_09018_9117.N1	21-NOV-2003 03:01:09	Bright	36.500	83		2.3780	11000.	73	9018	No
57	GOM_NL__2PRFIN20031121_030339_000000352021_00447_09018_9118.N1	21-NOV-2003 03:03:39	Bright	34.500	3	16Alp Boo	-0.050000	4250.0	69	9018	No
58	GOM_NL__2PRFIN20031121_030612_000000552021_00447_09018_9119.N1	21-NOV-2003 03:06:12	Bright	55.000	96	68Del Leo	2.5600	9300.0	110	9018	No
59	GOM_NL__2PRFIN20031121_030850_000000942021_00447_09018_9120.N1	21-NOV-2003 03:08:50	Tw_i_and_stray	94.000	51	41Gam1Leo	2.0100	4500.0	188	9018	No
60	GOM_NL__2PRFIN20031121_031421_000001302021_00447_09018_9121.N1	21-NOV-2003 03:14:21	Straylight	129.50	22	32Alp Leo	1.3600	15200.	259	9018	No
61	GOM_NL__2PRFIN20031121_032331_000000382021_00447_09018_9122.N1	21-NOV-2003 03:23:31	Dark	38.000	64	Gam Cen	2.2000	10600.	76	9018	No
62	GOM_NL__2PRFIN20031121_032612_000000422021_00447_09018_9123.N1	21-NOV-2003 03:26:12	Dark	41.500	20	Bet Cru	1.2530	30000.	83	9018	No
63	GOM_NL__2PRFIN20031121_032720_000000482021_00448_09019_8986.N1	21-NOV-2003 03:27:20	Dark	47.500	12	Alp1Cru	0.77500	30000.	95	9019	No
64	GOM_NL__2PRFIN20031121_033621_000000572021_00448_09019_8987.N1	21-NOV-2003 03:36:21	Dark	57.000	70	Zet Pup	2.2460	39000.	114	9019	No
65	GOM_NL__2PRFIN20031121_033917_000000602021_00448_09019_8988.N1	21-NOV-2003 03:39:17	Dark	60.000	2	Alp Car	-0.73600	7000.0	120	9019	No
66	GOM_NL__2PRFIN20031121_034417_000000792021_00448_09019_8989.N1	21-NOV-2003 03:44:17	Dark	79.000	23	21Eps CMa	1.5020	26000.	158	9019	No
67	GOM_NL__2PRFIN20031121_034732_000000412021_00448_09019_8990.N1	21-NOV-2003 03:47:32	Straylight	41.000	157	The1Eri	2.9060	9300.0	82	9019	No
68	GOM_NL__2PRFIN20031121_035229_000001402021_00448_09019_8991.N1	21-NOV-2003 03:52:29	Straylight	140.00	1	9Alp CMa	-1.4400	11000.	280	9019	No
69	GOM_NL__2PRFIN20031121_035651_000000792021_00448_09019_8992.N1	21-NOV-2003 03:56:51	Straylight	79.000	7	19Bet Ori	0.10000	14000.	158	9019	No
70	GOM_NL__2PRFIN20031121_040101_000000932021_00448_09019_8993.N1	21-NOV-2003 04:01:01	Bright	93.000	30	46Eps Ori	1.6940	30000.	186	9019	No
71	GOM_NL__2PRFIN20031121_040508_000000392021_00448_09019_8994.N1	21-NOV-2003 04:05:08	Bright	39.000	105	6Bet Ari	2.6450	8900.0	78	9019	No
72	GOM_NL__2PRFIN20031121_040643_000000432021_00448_09019_8995.N1	21-NOV-2003 04:06:43	Bright	43.000	146	25Eta Tau	2.8730	15200.	86	9019	No
73	GOM_NL__2PRFIN20031121_040900_000000382021_00448_09019_8996.N1	21-NOV-2003 04:09:00	Bright	37.500	173	4Bet Tri	3.0040	8900.0	75	9019	No
74	GOM_NL__2PRFIN20031121_041104_000000402021_00448_09019_8997.N1	21-NOV-2003 04:11:04	Bright	39.500	73	57Gam1And	2.2600	13100.	79	9019	No
75	GOM_NL__2PRFIN20031121_041337_000000392021_00448_09019_8998.N1	21-NOV-2003 04:13:37	Bright	39.000	175	39Del Per	3.0100	19400.	78	9019	No
76	GOM_NL__2PRFIN20031121_041541_000000382021_00448_09019_8999.N1	21-NOV-2003 04:15:41	Bright	38.000	68	18Alp Cas	2.2250	4500.0	76	9019	No
77	GOM_NL__2PRFIN20031121_041651_000000392021_00448_09019_9000.N1	21-NOV-2003 04:16:51	Bright	39.000	74	11Bet Cas	2.2680	6600.0	78	9019	No
78	GOM_NL__2PRFIN20031121_041919_000000582021_00448_09019_9001.N1	21-NOV-2003 04:19:19	Bright	57.500	42	34Bet Aur	1.9000	10200.	115	9019	No
79	GOM_NL__2PRFIN20031121_042418_000000392021_00448_09019_9002.N1	21-NOV-2003 04:24:18	Bright	38.500	49	1Alp UMi	1.9900	6300.0	77	9019	No
80	GOM_NL__2PRFIN20031121_042848_000000392021_00448_09019_9003.N1	21-NOV-2003 04:28:48	Bright	38.500	60	7Bet UMi	2.0810	3950.0	77	9019	No
81	GOM_NL__2PRFIN20031121_043057_000000392021_00448_09019_9004.N1	21-NOV-2003 04:30:57	Bright	39.000	119	14Eta Dra	2.7270	4700.0	78	9019	No
82	GOM_NL__2PRFIN20031121_043321_000000632021_00448_09019_9005.N1	21-NOV-2003 04:33:21	Bright	63.000	82	48Bet UMa	2.3650	10600.	126	9019	No
83	GOM_NL__2PRFIN20031121_043447_000000412021_00448_09019_9006.N1	21-NOV-2003 04:34:47	Bright	41.000	87	64Gam UMa	2.4330	11000.	82	9019	No
84	GOM_NL__2PRFIN20031121_043732_000000672021_00448_09019_9007.N1	21-NOV-2003 04:37:32	Bright	67.000	174	52Psi UMa	3.0040	4400.0	134	9019	No
85	GOM_NL__2PRFIN20031121_043933_000000372021_00448_09019_9008.N1	21-NOV-2003 04:39:33	Bright	36.500	152	12Alp2CVn	2.8900	11000.	73	9019	No
86	GOM_NL__2PRFIN20031121_044145_000000362021_00448_09019_9009.N1	21-NOV-2003 04:41:45	Bright	35.500	83		2.3780	11000.	71	9019	No
87	GOM_NL__2PRFIN20031121_044416_000000352021_00448_09019_9010.N1	21-NOV-2003 04:44:16	Bright	35.000	3	16Alp Boo	-0.050000	4250.0	70	9019	No
88	GOM_NL__2PRFIN20031121_044648_000000542021_00448_09019_9011.N1	21-NOV-2003 04:46:48	Bright	54.000	96	68Del Leo	2.5600	9300.0	108	9019	No
89	GOM_NL__2PRFIN20031121_044927_000001012021_00448_09019_9012.N1	21-NOV-2003 04:49:27	Tw_i_and_stray	101.00	51	41Gam1Leo	2.0100	4500.0	202	9019	No
90	GOM_NL__2PRFIN20031121_045459_000001142021_00448_09019_9013.N1	21-NOV-2003 04:54:59	Straylight	114.00	22	32Alp Leo	1.3600	15200.	228	9019	No
91	GOM_NL__2PRFIN20031121_050407_000000422021_00448_09019_9014.N1	21-NOV-2003 05:04:07	Dark	42.000	64	Gam Cen	2.2000	10600.	84	9019	No
92	GOM_NL__2PRFIN20031121_050648_000000412021_00448_09019_9015.N1	21-NOV-2003 05:06:48	Dark	40.500	20	Bet Cru	1.2530	30000.	81	9019	No
93	GOM_NL__2PRFIN20031121_050756_000000442021_00449_09020_9096.N1	21-NOV-2003 05:07:56	Dark	43.500	12	Alp1Cru	0.77500	30000.	87	9020	No
94	GOM_NL__2PRFIN20031121_051658_000000582021_00449_09020_9097.N1	21-NOV-2003 05:16:58	Dark	58.000	70	Zet Pup	2.2460	39000.	116	9020	No
95	GOM_NL__2PRFIN20031121_051956_000000542021_00449_09020_9098.N1	21-NOV-2003 05:19:56	Dark	54.000	2	Alp Car	-0.73600	7000.0	108	9020	No
96	GOM_NL__2PRFIN20031121_052455_000000752021_00449_09020_9099.N1	21-NOV-2003 05:24:55	Dark	74.500	23	21Eps CMa	1.5020	26000.	149	9020	No
97	GOM_NL__2PRFIN20031121_052808_000000392021_00449_09020_9100.N1	21-NOV-2003 05:28:08	Straylight	39.000	157	The1Eri	2.9060	9300.0	78	9020	No
98	GOM_NL__2PRFIN20031121_053305_000001502021_00449_09020_9101.N1	21-NOV-2003 05:33:05	Straylight	150.00	1	9Alp CMa	-1.4400	11000.	300	9020	No
99	GOM_NL__2PRFIN20031121_053727_000000802021_00449_09020_9102.N1	21-NOV-2003 05:37:27	Straylight	80.000	7	19Bet Ori	0.10000	14000.	160	9020	No
100	GOM_NL__2PRFIN20031121_054137_000000912021_00449_09020_9103.N1	21-NOV-2003 05:41:37	Bright	90.500	30	46Eps Ori	1.6940	30000.	181	9020	No
101	GOM_NL__2PRFIN20031121_054544_000000392021_00449_09020_9104.N1	21-NOV-2003 05:45:44	Bright	38.500	105	6Bet Ari	2.6450	8900.0	77	9020	No

102	GOM_NL__2PRFIN20031121_054719_000000442021_00449_09020_9105.N1	21-NOV-2003 05:47:19	Bright	43.500	146	25Eta Tau	2.8730	15200.	87	9020	No
103	GOM_NL__2PRFIN20031121_054934_000000402021_00449_09020_9106.N1	21-NOV-2003 05:49:34	Bright	40.000	173	4Bet Tri	3.0040	8900.0	80	9020	No
104	GOM_NL__2PRFIN20031121_055140_000000392021_00449_09020_9107.N1	21-NOV-2003 05:51:40	Bright	38.500	73	57Gam1And	2.2600	13100.	77	9020	No
105	GOM_NL__2PRFIN20031121_055412_000000412021_00449_09020_9108.N1	21-NOV-2003 05:54:12	Bright	40.500	175	39Del Per	3.0100	19400.	81	9020	No
106	GOM_NL__2PRFIN20031121_055617_000000392021_00449_09020_9109.N1	21-NOV-2003 05:56:17	Bright	38.500	68	18Alp Cas	2.2250	4500.0	77	9020	No
107	GOM_NL__2PRFIN20031121_055728_000000382021_00449_09020_9110.N1	21-NOV-2003 05:57:28	Bright	38.000	74	11Bet Cas	2.2680	6600.0	76	9020	No
108	GOM_NL__2PRFIN20031121_055954_000000602021_00449_09020_9111.N1	21-NOV-2003 05:59:54	Bright	60.000	42	34Bet Aur	1.9000	10200.	120	9020	No
109	GOM_NL__2PRFIN20031121_060455_000000382021_00449_09020_9112.N1	21-NOV-2003 06:04:55	Bright	37.500	49	1Alp UMi	1.9900	6300.0	75	9020	No
110	GOM_NL__2PRFIN20031121_060924_000000372021_00449_09020_9113.N1	21-NOV-2003 06:09:24	Bright	37.000	60	7Bet UMi	2.0810	3950.0	74	9020	No
111	GOM_NL__2PRFIN20031121_061133_000000392021_00449_09020_9114.N1	21-NOV-2003 06:11:33	Bright	39.000	119	14Eta Dra	2.7270	4700.0	78	9020	No
112	GOM_NL__2PRFIN20031121_061357_000000442021_00449_09020_9115.N1	21-NOV-2003 06:13:57	Bright	44.000	82	48Bet UMa	2.3650	10600.	88	9020	No
113	GOM_NL__2PRFIN20031121_061523_000000412021_00449_09020_9116.N1	21-NOV-2003 06:15:23	Bright	40.500	87	64Gam UMa	2.4330	11000.	81	9020	No
114	GOM_NL__2PRFIN20031121_061808_000000622021_00449_09020_9117.N1	21-NOV-2003 06:18:08	Bright	61.500	174	52Psi UMa	3.0040	4400.0	123	9020	No
115	GOM_NL__2PRFIN20031121_062010_000000382021_00449_09020_9118.N1	21-NOV-2003 06:20:10	Bright	37.500	152	12Alp2CVn	2.8900	11000.	75	9020	No
116	GOM_NL__2PRFIN20031121_062222_000000362021_00449_09020_9119.N1	21-NOV-2003 06:22:22	Bright	35.500	83		2.3780	11000.	71	9020	No
117	GOM_NL__2PRFIN20031121_062452_000000342021_00449_09020_9120.N1	21-NOV-2003 06:24:52	Bright	34.000	3	16Alp Boo	-0.050000	4250.0	68	9020	No
118	GOM_NL__2PRFIN20031121_062725_000000542021_00449_09020_9121.N1	21-NOV-2003 06:27:25	Bright	54.000	96	68Del Leo	2.5600	9300.0	108	9020	No
119	GOM_NL__2PRFIN20031121_063005_000001012021_00449_09020_9122.N1	21-NOV-2003 06:30:05	Tw_i_and_stray	101.00	51	41Gam1Leo	2.0100	4500.0	202	9020	No
120	GOM_NL__2PRFIN20031121_063538_000001162021_00449_09020_9123.N1	21-NOV-2003 06:35:38	Straylight	116.00	22	32Alp Leo	1.3600	15200.	232	9020	No
121	GOM_NL__2PRFIN20031121_064443_000000402021_00449_09020_9124.N1	21-NOV-2003 06:44:43	Dark	39.500	64	Gam Cen	2.2000	10600.	79	9020	No
122	GOM_NL__2PRFIN20031121_064724_000000432021_00449_09020_9125.N1	21-NOV-2003 06:47:24	Dark	42.500	20	Bet Cru	1.2530	30000.	85	9020	No
123	GOM_NL__2PRFIN20031121_064833_000000412021_00450_09021_8973.N1	21-NOV-2003 06:48:33	Dark	40.500	12	Alp1Cru	0.77500	30000.	81	9021	No
124	GOM_NL__2PRFIN20031121_065736_000000582021_00450_09021_8974.N1	21-NOV-2003 06:57:36	Dark	57.500	70	Zet Pup	2.2460	39000.	115	9021	No
125	GOM_NL__2PRFIN20031121_070032_000000522021_00450_09021_8975.N1	21-NOV-2003 07:00:32	Dark	51.500	2	Alp Car	-0.73600	7000.0	103	9021	No
126	GOM_NL__2PRFIN20031121_070532_000000792021_00450_09021_8976.N1	21-NOV-2003 07:05:32	Dark	79.000	23	21Eps CMa	1.5020	26000.	158	9021	No
127	GOM_NL__2PRFIN20031121_070845_000000402021_00450_09021_8977.N1	21-NOV-2003 07:08:45	Straylight	40.000	157	The1Eri	2.9060	9300.0	80	9021	No
128	GOM_NL__2PRFIN20031121_071341_000001452021_00450_09021_8978.N1	21-NOV-2003 07:13:41	Straylight	144.50	1	9Alp CMa	-1.4400	11000.	289	9021	No
129	GOM_NL__2PRFIN20031121_071803_000000782021_00450_09021_8979.N1	21-NOV-2003 07:18:03	Straylight	78.000	7	19Bet Ori	0.10000	14000.	156	9021	No
130	GOM_NL__2PRFIN20031121_072212_000000922021_00450_09021_8980.N1	21-NOV-2003 07:22:12	Bright	91.500	30	46Eps Ori	1.6940	30000.	183	9021	No
131	GOM_NL__2PRFIN20031121_072619_000000402021_00450_09021_8981.N1	21-NOV-2003 07:26:19	Bright	40.000	105	6Bet Ari	2.6450	8900.0	80	9021	No
132	GOM_NL__2PRFIN20031121_072755_000000432021_00450_09021_8982.N1	21-NOV-2003 07:27:55	Bright	43.000	146	25Eta Tau	2.8730	15200.	86	9021	No
133	GOM_NL__2PRFIN20031121_073012_000000382021_00450_09021_8983.N1	21-NOV-2003 07:30:12	Bright	37.500	173	4Bet Tri	3.0040	8900.0	75	9021	No
134	GOM_NL__2PRFIN20031121_073214_000000412021_00450_09021_8984.N1	21-NOV-2003 07:32:14	Bright	40.500	73	57Gam1And	2.2600	13100.	81	9021	No
135	GOM_NL__2PRFIN20031121_073447_000000412021_00450_09021_8985.N1	21-NOV-2003 07:34:47	Bright	40.500	175	39Del Per	3.0100	19400.	81	9021	No
136	GOM_NL__2PRFIN20031121_073653_000000392021_00450_09021_8986.N1	21-NOV-2003 07:36:53	Bright	38.500	68	18Alp Cas	2.2250	4500.0	77	9021	No
137	GOM_NL__2PRFIN20031121_073804_000000382021_00450_09021_8987.N1	21-NOV-2003 07:38:04	Bright	38.000	74	11Bet Cas	2.2680	6600.0	76	9021	No
138	GOM_NL__2PRFIN20031121_074028_000000592021_00450_09021_8988.N1	21-NOV-2003 07:40:28	Bright	58.500	42	34Bet Aur	1.9000	10200.	117	9021	No
139	GOM_NL__2PRFIN20031121_074530_000000372021_00450_09021_8989.N1	21-NOV-2003 07:45:30	Bright	36.500	49	1Alp UMi	1.9900	6300.0	73	9021	No
140	GOM_NL__2PRFIN20031121_075000_000000352021_00450_09021_8990.N1	21-NOV-2003 07:50:00	Bright	34.500	60	7Bet UMi	2.0810	3950.0	69	9021	No
141	GOM_NL__2PRFIN20031121_075209_000000382021_00450_09021_8991.N1	21-NOV-2003 07:52:09	Bright	38.000	119	14Eta Dra	2.7270	4700.0	76	9021	No
142	GOM_NL__2PRFIN20031121_075432_000000442021_00450_09021_8992.N1	21-NOV-2003 07:54:32	Bright	44.000	82	48Bet UMa	2.3650	10600.	88	9021	No
143	GOM_NL__2PRFIN20031121_075558_000000512021_00450_09021_8993.N1	21-NOV-2003 07:55:58	Bright	50.500	87	64Gam UMa	2.4330	11000.	101	9021	No
144	GOM_NL__2PRFIN20031121_075844_000000472021_00450_09021_8994.N1	21-NOV-2003 07:58:44	Bright	46.500	174	52Psi UMa	3.0040	4400.0	93	9021	No
145	GOM_NL__2PRFIN20031121_080046_000000382021_00450_09021_8995.N1	21-NOV-2003 08:00:46	Bright	38.000	152	12Alp2CVn	2.8900	11000.	76	9021	No
146	GOM_NL__2PRFIN20031121_080257_000000352021_00450_09021_8996.N1	21-NOV-2003 08:02:57	Bright	35.000	83		2.3780	11000.	70	9021	No
147	GOM_NL__2PRFIN20031121_080528_000000352021_00450_09021_8997.N1	21-NOV-2003 08:05:28	Bright	34.500	3	16Alp Boo	-0.050000	4250.0	69	9021	No
148	GOM_NL__2PRFIN20031121_080801_000000542021_00450_09021_8998.N1	21-NOV-2003 08:08:01	Bright	54.000	96	68Del Leo	2.5600	9300.0	108	9021	No
149	GOM_NL__2PRFIN20031121_081042_000000982021_00450_09021_8999.N1	21-NOV-2003 08:10:42	Tw_i_and_stray	98.000	51	41Gam1Leo	2.0100	4500.0	196	9021	No
150	GOM_NL__2PRFIN20031121_081616_000001322021_00450_09021_9000.N1	21-NOV-2003 08:16:16	Straylight	132.00	22	32Alp Leo	1.3600	15200.	264	9021	No
151	GOM_NL__2PRFIN20031121_082519_000000402021_00450_09021_9001.N1	21-NOV-2003 08:25:19	Dark	39.500	64	Gam Cen	2.2000	10600.	79	9021	No
152	GOM_NL__2PRFIN20031121_082800_000000432021_00450_09021_9002.N1	21-NOV-2003 08:28:00	Dark	42.500	20	Bet Cru	1.2530	30000.	85	9021	No
153	GOM_NL__2PRFIN20031121_082908_000000422021_00451_09022_9097.N1	21-NOV-2003 08:29:08	Dark	42.000	12	Alp1Cru	0.77500	30000.	84	9022	No
154	GOM_NL__2PRFIN20031121_083812_000000622021_00451_09022_9098.N1	21-NOV-2003 08:38:12	Dark	62.000	70	Zet Pup	2.2460	39000.	124	9022	No
155	GOM_NL__2PRFIN20031121_084108_000000602021_00451_09022_9099.N1	21-NOV-2003 08:41:08	Dark	60.000	2	Alp Car	-0.73600	7000.0	120	9022	No
156	GOM_NL__2PRFIN20031121_084608_000000772021_00451_09022_9100.N1	21-NOV-2003 08:46:08	Dark	77.000	23	21Eps CMa	1.5020	26000.	154	9022	No
157	GOM_NL__2PRFIN20031121_084921_000000412021_00451_09022_9101.N1	21-NOV-2003 08:49:21	Straylight	41.000	157	The1Eri	2.9060	9300.0	82	9022	No
158	GOM_NL__2PRFIN20031121_085417_000001492021_00451_09022_9102.N1	21-NOV-2003 08:54:17	Straylight	149.00	1	9Alp CMa	-1.4400	11000.	298	9022	No
159	GOM_NL__2PRFIN20031121_085839_000000702021_00451_09022_9103.N1	21-NOV-2003 08:58:39	Straylight	70.000	7	19Bet Ori	0.10000	14000.	140	9022	No
160	GOM_NL__2PRFIN20031121_090247_000000932021_00451_09022_9104.N1	21-NOV-2003 09:02:47	Bright	93.000	30	46Eps Ori	1.6940	30000.	186	9022	No

161	GOM_NL__2PRFIN20031121_090656_000000392021_00451_09022_9105.N1	21-NOV-2003 09:06:56	Bright	39.000	105	6Bet Ari	2.6450	8900.0	78	9022	No
162	GOM_NL__2PRFIN20031121_090830_000000432021_00451_09022_9106.N1	21-NOV-2003 09:08:30	Bright	42.500	146	25Eta Tau	2.8730	15200.	85	9022	No
163	GOM_NL__2PRFIN20031121_091048_000000382021_00451_09022_9107.N1	21-NOV-2003 09:10:48	Bright	38.000	173	4Bet Tri	3.0040	8900.0	76	9022	No
164	GOM_NL__2PRFIN20031121_091250_000000422021_00451_09022_9108.N1	21-NOV-2003 09:12:50	Bright	42.000	73	57Gam1And	2.2600	13100.	84	9022	No
165	GOM_NL__2PRFIN20031121_091523_000000402021_00451_09022_9109.N1	21-NOV-2003 09:15:23	Bright	40.000	175	39Del Per	3.0100	19400.	80	9022	No
166	GOM_NL__2PRFIN20031121_091729_000000412021_00451_09022_9110.N1	21-NOV-2003 09:17:29	Bright	40.500	68	18Alp Cas	2.2250	4500.0	81	9022	No
167	GOM_NL__2PRFIN20031121_091840_000000382021_00451_09022_9111.N1	21-NOV-2003 09:18:40	Bright	38.000	74	11Bet Cas	2.2680	6600.0	76	9022	No
168	GOM_NL__2PRFIN20031121_092103_000000572021_00451_09022_9112.N1	21-NOV-2003 09:21:03	Bright	57.000	42	34Bet Aur	1.9000	10200.	114	9022	No
169	GOM_NL__2PRFIN20031121_092606_000000362021_00451_09022_9113.N1	21-NOV-2003 09:26:06	Bright	36.000	49	1Alp UMi	1.9900	6300.0	72	9022	No
170	GOM_NL__2PRFIN20031121_093036_000000402021_00451_09022_9114.N1	21-NOV-2003 09:30:36	Bright	39.500	60	7Bet UMi	2.0810	3950.0	79	9022	No
171	GOM_NL__2PRFIN20031121_093245_000000382021_00451_09022_9115.N1	21-NOV-2003 09:32:45	Bright	37.500	119	14Eta Dra	2.7270	4700.0	75	9022	No
172	GOM_NL__2PRFIN20031121_093508_000000442021_00451_09022_9116.N1	21-NOV-2003 09:35:08	Bright	44.000	82	48Bet UMa	2.3650	10600.	88	9022	No
173	GOM_NL__2PRFIN20031121_093634_000000412021_00451_09022_9117.N1	21-NOV-2003 09:36:34	Bright	40.500	87	64Gam UMa	2.4330	11000.	81	9022	No
174	GOM_NL__2PRFIN20031121_093920_000000482021_00451_09022_9118.N1	21-NOV-2003 09:39:20	Bright	47.500	174	52Psi UMa	3.0040	4400.0	95	9022	No
175	GOM_NL__2PRFIN20031121_094121_000000392021_00451_09022_9119.N1	21-NOV-2003 09:41:21	Bright	38.500	152	12Alp2CVn	2.8900	11000.	77	9022	No
176	GOM_NL__2PRFIN20031121_094333_000000362021_00451_09022_9120.N1	21-NOV-2003 09:43:33	Bright	35.500	83		2.3780	11000.	71	9022	No
177	GOM_NL__2PRFIN20031121_094604_000000352021_00451_09022_9121.N1	21-NOV-2003 09:46:04	Bright	35.000	3	16Alp Boo	-0.050000	4250.0	70	9022	No
178	GOM_NL__2PRFIN20031121_094837_000000762021_00451_09022_9122.N1	21-NOV-2003 09:48:37	Bright	76.000	96	68Del Leo	2.5600	9300.0	152	9022	No
179	GOM_NL__2PRFIN20031121_095118_000000942021_00451_09022_9123.N1	21-NOV-2003 09:51:18	Tw_i_and_stray	94.000	51	41Gam1Leo	2.0100	4500.0	188	9022	No
180	GOM_NL__2PRFIN20031121_095654_000001182021_00451_09022_9124.N1	21-NOV-2003 09:56:54	Straylight	118.00	22	32Alp Leo	1.3600	15200.	236	9022	No
181	GOM_NL__2PRFIN20031121_100555_000000422021_00451_09022_9125.N1	21-NOV-2003 10:05:55	Dark	42.000	64	Gam Cen	2.2000	10600.	84	9022	No
182	GOM_NL__2PRFIN20031121_100836_000000402021_00451_09022_9126.N1	21-NOV-2003 10:08:36	Dark	39.500	20	Bet Cru	1.2530	30000.	79	9022	No
183	GOM_NL__2PRFIN20031121_100945_000000432021_00452_09023_9221.N1	21-NOV-2003 10:09:45	Dark	42.500	12	Alp1Cru	0.77500	30000.	85	9023	No
184	GOM_NL__2PRFIN20031121_101850_000000582021_00452_09023_9222.N1	21-NOV-2003 10:18:50	Dark	57.500	70	Zet Pup	2.2460	39000.	115	9023	No
185	GOM_NL__2PRFIN20031121_102143_000000532021_00452_09023_9223.N1	21-NOV-2003 10:21:43	Dark	52.500	2	Alp Car	-0.73600	7000.0	105	9023	No
186	GOM_NL__2PRFIN20031121_102646_000000772021_00452_09023_9224.N1	21-NOV-2003 10:26:46	Dark	77.000	23	21Eps CMa	1.5020	26000.	154	9023	No
187	GOM_NL__2PRFIN20031121_102958_000000402021_00452_09023_9225.N1	21-NOV-2003 10:29:58	Straylight	40.000	157	The1Eri	2.9060	9300.0	80	9023	No
188	GOM_NL__2PRFIN20031121_103453_000001742021_00452_09023_9226.N1	21-NOV-2003 10:34:53	Straylight	174.00	1	9Alp CMa	-1.4400	11000.	348	9023	No
189	GOM_NL__2PRFIN20031121_103914_000000742021_00452_09023_9227.N1	21-NOV-2003 10:39:14	Straylight	73.500	7	19Bet Ori	0.10000	14000.	147	9023	No
190	GOM_NL__2PRFIN20031121_104322_000000902021_00452_09023_9228.N1	21-NOV-2003 10:43:22	Bright	90.000	30	46Eps Ori	1.6940	30000.	180	9023	No
191	GOM_NL__2PRFIN20031121_104732_000000392021_00452_09023_9229.N1	21-NOV-2003 10:47:32	Bright	39.000	105	6Bet Ari	2.6450	8900.0	78	9023	No
192	GOM_NL__2PRFIN20031121_104906_000000432021_00452_09023_9230.N1	21-NOV-2003 10:49:06	Bright	42.500	146	25Eta Tau	2.8730	15200.	85	9023	No
193	GOM_NL__2PRFIN20031121_105124_000000372021_00452_09023_9231.N1	21-NOV-2003 10:51:24	Bright	37.000	173	4Bet Tri	3.0040	8900.0	74	9023	No
194	GOM_NL__2PRFIN20031121_105328_000000392021_00452_09023_9232.N1	21-NOV-2003 10:53:28	Bright	38.500	73	57Gam1And	2.2600	13100.	77	9023	No
195	GOM_NL__2PRFIN20031121_105559_000000412021_00452_09023_9233.N1	21-NOV-2003 10:55:59	Bright	40.500	175	39Del Per	3.0100	19400.	81	9023	No
196	GOM_NL__2PRFIN20031121_105806_000000392021_00452_09023_9234.N1	21-NOV-2003 10:58:06	Bright	39.000	68	18Alp Cas	2.2250	4500.0	78	9023	No
197	GOM_NL__2PRFIN20031121_105917_000000392021_00452_09023_9235.N1	21-NOV-2003 10:59:17	Bright	38.500	74	11Bet Cas	2.2680	6600.0	77	9023	No
198	GOM_NL__2PRFIN20031121_110138_000000602021_00452_09023_9236.N1	21-NOV-2003 11:01:38	Bright	59.500	42	34Bet Aur	1.9000	10200.	119	9023	No
199	GOM_NL__2PRFIN20031121_110642_000000382021_00452_09023_9237.N1	21-NOV-2003 11:06:42	Bright	38.000	49	1Alp UMi	1.9900	6300.0	76	9023	No
200	GOM_NL__2PRFIN20031121_111113_000000382021_00452_09023_9238.N1	21-NOV-2003 11:11:13	Bright	38.000	60	7Bet UMi	2.0810	3950.0	76	9023	No
201	GOM_NL__2PRFIN20031121_111322_000000382021_00452_09023_9239.N1	21-NOV-2003 11:13:22	Bright	38.000	119	14Eta Dra	2.7270	4700.0	76	9023	No
202	GOM_NL__2PRFIN20031121_111543_000000442021_00452_09023_9240.N1	21-NOV-2003 11:15:43	Bright	44.000	82	48Bet UMa	2.3650	10600.	88	9023	No
203	GOM_NL__2PRFIN20031121_111710_000000412021_00452_09023_9241.N1	21-NOV-2003 11:17:10	Bright	40.500	87	64Gam UMa	2.4330	11000.	81	9023	No
204	GOM_NL__2PRFIN20031121_111955_000000672021_00452_09023_9242.N1	21-NOV-2003 11:19:55	Bright	67.000	174	52Psi UMa	3.0040	4400.0	134	9023	No
205	GOM_NL__2PRFIN20031121_112158_000000382021_00452_09023_9243.N1	21-NOV-2003 11:21:58	Bright	37.500	152	12Alp2CVn	2.8900	11000.	75	9023	No
206	GOM_NL__2PRFIN20031121_112410_000000362021_00452_09023_9244.N1	21-NOV-2003 11:24:10	Bright	35.500	83		2.3780	11000.	71	9023	No
207	GOM_NL__2PRFIN20031121_112640_000000352021_00452_09023_9245.N1	21-NOV-2003 11:26:40	Bright	35.000	3	16Alp Boo	-0.050000	4250.0	70	9023	No
208	GOM_NL__2PRFIN20031121_112914_000000762021_00452_09023_9246.N1	21-NOV-2003 11:29:14	Bright	76.000	96	68Del Leo	2.5600	9300.0	152	9023	No
209	GOM_NL__2PRFIN20031121_113156_000000962021_00452_09023_9247.N1	21-NOV-2003 11:31:56	Tw_i_and_stray	96.000	51	41Gam1Leo	2.0100	4500.0	192	9023	No
210	GOM_NL__2PRFIN20031121_113732_000001242021_00452_09023_9248.N1	21-NOV-2003 11:37:32	Straylight	124.00	22	32Alp Leo	1.3600	15200.	248	9023	No
211	GOM_NL__2PRFIN20031121_114632_000000422021_00452_09023_9249.N1	21-NOV-2003 11:46:32	Dark	41.500	64	Gam Cen	2.2000	10600.	83	9023	No
212	GOM_NL__2PRFIN20031121_114912_000000402021_00452_09023_9250.N1	21-NOV-2003 11:49:12	Dark	39.500	20	Bet Cru	1.2530	30000.	79	9023	No
213	GOM_NL__2PRFIN20031121_115021_000000492021_00453_09024_9222.N1	21-NOV-2003 11:50:21	Dark	48.500	12	Alp1Cru	0.77500	30000.	97	9024	No
214	GOM_NL__2PRFIN20031121_115927_000000582021_00453_09024_9223.N1	21-NOV-2003 11:59:27	Dark	58.000	70	Zet Pup	2.2460	39000.	116	9024	No
215	GOM_NL__2PRFIN20031121_120222_000000602021_00453_09024_9224.N1	21-NOV-2003 12:02:22	Dark	60.000	2	Alp Car	-0.73600	7000.0	120	9024	No
216	GOM_NL__2PRFIN20031121_120723_000000742021_00453_09024_9225.N1	21-NOV-2003 12:07:23	Dark	74.000	23	21Eps CMa	1.5020	26000.	148	9024	No
217	GOM_NL__2PRFIN20031121_121034_000000382021_00453_09024_9226.N1	21-NOV-2003 12:10:34	Straylight	38.000	157	The1Eri	2.9060	9300.0	76	9024	No
218	GOM_NL__2PRFIN20031121_121529_000001742021_00453_09024_9227.N1	21-NOV-2003 12:15:29	Straylight	174.00	1	9Alp CMa	-1.4400	11000.	348	9024	No
219	GOM_NL__2PRFIN20031121_121950_000000752021_00453_09024_9228.N1	21-NOV-2003 12:19:50	Straylight	74.500	7	19Bet Ori	0.10000	14000.	149	9024	No

220	GOM_NL__2PRFIN20031121_122357_000000842021_00453_09024_9229.N1	21-NOV-2003 12:23:57	Twilight	84.000	30	46Eps Ori	1.6940	30000.	168	9024	No
221	GOM_NL__2PRFIN20031121_122809_000000382021_00453_09024_9230.N1	21-NOV-2003 12:28:09	Bright	37.500	105	6Bet Ari	2.6450	8900.0	75	9024	No
222	GOM_NL__2PRFIN20031121_122942_000000412021_00453_09024_9231.N1	21-NOV-2003 12:29:42	Bright	40.500	146	25Eta Tau	2.8730	15200.	81	9024	No
223	GOM_NL__2PRFIN20031121_123201_000000372021_00453_09024_9232.N1	21-NOV-2003 12:32:01	Bright	37.000	173	4Bet Tri	3.0040	8900.0	74	9024	No
224	GOM_NL__2PRFIN20031121_123405_000000382021_00453_09024_9233.N1	21-NOV-2003 12:34:05	Bright	37.500	73	57Gam1And	2.2600	13100.	75	9024	No
225	GOM_NL__2PRFIN20031121_123634_000000392021_00453_09024_9234.N1	21-NOV-2003 12:36:34	Bright	38.500	175	39Del Per	3.0100	19400.	77	9024	No
226	GOM_NL__2PRFIN20031121_123843_000000382021_00453_09024_9235.N1	21-NOV-2003 12:38:43	Bright	38.000	68	18Alp Cas	2.2250	4500.0	76	9024	No
227	GOM_NL__2PRFIN20031121_123953_000000372021_00453_09024_9236.N1	21-NOV-2003 12:39:53	Bright	37.000	74	11Bet Cas	2.2680	6600.0	74	9024	No
228	GOM_NL__2PRFIN20031121_124213_000000582021_00453_09024_9237.N1	21-NOV-2003 12:42:13	Bright	58.000	42	34Bet Aur	1.9000	10200.	116	9024	No
229	GOM_NL__2PRFIN20031121_124719_000000382021_00453_09024_9238.N1	21-NOV-2003 12:47:19	Bright	37.500	49	1Alp UMi	1.9900	6300.0	75	9024	No
230	GOM_NL__2PRFIN20031121_125149_000000392021_00453_09024_9239.N1	21-NOV-2003 12:51:49	Bright	38.500	60	7Bet UMi	2.0810	3950.0	77	9024	No
231	GOM_NL__2PRFIN20031121_125358_000000352021_00453_09024_9240.N1	21-NOV-2003 12:53:58	Bright	34.500	119	14Eta Dra	2.7270	4700.0	69	9024	No
232	GOM_NL__2PRFIN20031121_125619_000000442021_00453_09024_9241.N1	21-NOV-2003 12:56:19	Bright	44.000	82	48Bet UMa	2.3650	10600.	88	9024	No
233	GOM_NL__2PRFIN20031121_125746_000000402021_00453_09024_9242.N1	21-NOV-2003 12:57:46	Bright	39.500	87	64Gam UMa	2.4330	11000.	79	9024	No
234	GOM_NL__2PRFIN20031121_130031_000000642021_00453_09024_9243.N1	21-NOV-2003 13:00:31	Bright	64.000	174	52Psi UMa	3.0040	4400.0	128	9024	No
235	GOM_NL__2PRFIN20031121_130234_000000372021_00453_09024_9244.N1	21-NOV-2003 13:02:34	Bright	37.000	152	12Alp2CVn	2.8900	11000.	74	9024	No
236	GOM_NL__2PRFIN20031121_130446_000000352021_00453_09024_9245.N1	21-NOV-2003 13:04:46	Bright	35.000	83		2.3780	11000.	70	9024	No
237	GOM_NL__2PRFIN20031121_130716_000000342021_00453_09024_9246.N1	21-NOV-2003 13:07:16	Bright	34.000	3	16Alp Boo	-0.050000	4250.0	68	9024	No
238	GOM_NL__2PRFIN20031121_130950_000000542021_00453_09024_9247.N1	21-NOV-2003 13:09:50	Bright	54.000	96	68Del Leo	2.5600	9300.0	108	9024	No
239	GOM_NL__2PRFIN20031121_131233_000000972021_00453_09024_9248.N1	21-NOV-2003 13:12:33	Twilight	97.000	51	41Gam1Leo	2.0100	4500.0	194	9024	No
240	GOM_NL__2PRFIN20031121_131810_000001192021_00453_09024_9249.N1	21-NOV-2003 13:18:10	Straylight	119.00	22	32Alp Leo	1.3600	15200.	238	9024	No
241	GOM_NL__2PRFIN20031121_132708_000000402021_00453_09024_9250.N1	21-NOV-2003 13:27:08	Dark	39.500	64	Gam Cen	2.2000	10600.	79	9024	No
242	GOM_NL__2PRFIN20031121_132949_000000472021_00453_09024_9251.N1	21-NOV-2003 13:29:49	Dark	46.500	20	Bet Cru	1.2530	30000.	93	9024	No
243	GOM_NL__2PRFIN20031121_133057_000000462021_00454_09025_8966.N1	21-NOV-2003 13:30:57	Dark	45.500	12	Alp1Cru	0.77500	30000.	91	9025	No
244	GOM_NL__2PRFIN20031121_133315_000000392021_00454_09025_8967.N1	21-NOV-2003 13:33:15	Dark	39.000	124	The Car	2.7640	30000.	78	9025	No
245	GOM_NL__2PRFIN20031121_133728_000000452021_00454_09025_8968.N1	21-NOV-2003 13:37:28	Dark	45.000	41	Eps Car	1.8600	4100.0	90	9025	No
246	GOM_NL__2PRFIN20031121_134004_000000572021_00454_09025_8969.N1	21-NOV-2003 13:40:04	Dark	57.000	70	Zet Pup	2.2460	39000.	114	9025	No
247	GOM_NL__2PRFIN20031121_134259_000000602021_00454_09025_8970.N1	21-NOV-2003 13:42:59	Dark	60.000	2	Alp Car	-0.73600	7000.0	120	9025	No
248	GOM_NL__2PRFIN20031121_134800_000000802021_00454_09025_8971.N1	21-NOV-2003 13:48:00	Dark	79.500	23	21Eps CMa	1.5020	26000.	159	9025	No
249	GOM_NL__2PRFIN20031121_135111_000000402021_00454_09025_8972.N1	21-NOV-2003 13:51:11	Straylight	40.000	157	The1Eri	2.9060	9300.0	80	9025	No
250	GOM_NL__2PRFIN20031121_135606_000001412021_00454_09025_8973.N1	21-NOV-2003 13:56:06	Straylight	141.00	1	9Alp CMa	-1.4400	11000.	282	9025	No
251	GOM_NL__2PRFIN20031121_140026_000000752021_00454_09025_8974.N1	21-NOV-2003 14:00:26	Straylight	75.000	7	19Bet Ori	0.10000	14000.	150	9025	No
252	GOM_NL__2PRFIN20031121_140432_000000852021_00454_09025_8975.N1	21-NOV-2003 14:04:32	Twilight	84.500	30	46Eps Ori	1.6940	30000.	169	9025	No
253	GOM_NL__2PRFIN20031121_140845_000000372021_00454_09025_8976.N1	21-NOV-2003 14:08:45	Bright	36.500	105	6Bet Ari	2.6450	8900.0	73	9025	No
254	GOM_NL__2PRFIN20031121_141018_000000432021_00454_09025_8977.N1	21-NOV-2003 14:10:18	Bright	42.500	146	25Eta Tau	2.8730	15200.	85	9025	No
255	GOM_NL__2PRFIN20031121_141237_000000372021_00454_09025_8978.N1	21-NOV-2003 14:12:37	Bright	36.500	173	4Bet Tri	3.0040	8900.0	73	9025	No
256	GOM_NL__2PRFIN20031121_141441_000000382021_00454_09025_8979.N1	21-NOV-2003 14:14:41	Bright	37.500	73	57Gam1And	2.2600	13100.	75	9025	No
257	GOM_NL__2PRFIN20031121_141710_000000392021_00454_09025_8980.N1	21-NOV-2003 14:17:10	Bright	39.000	175	39Del Per	3.0100	19400.	78	9025	No
258	GOM_NL__2PRFIN20031121_141919_000000382021_00454_09025_8981.N1	21-NOV-2003 14:19:19	Bright	38.000	68	18Alp Cas	2.2250	4500.0	76	9025	No
259	GOM_NL__2PRFIN20031121_142030_000000392021_00454_09025_8982.N1	21-NOV-2003 14:20:30	Bright	38.500	74	11Bet Cas	2.2680	6600.0	77	9025	No
260	GOM_NL__2PRFIN20031121_142247_000000572021_00454_09025_8983.N1	21-NOV-2003 14:22:47	Bright	57.000	42	34Bet Aur	1.9000	10200.	114	9025	No
261	GOM_NL__2PRFIN20031121_142755_000000362021_00454_09025_8984.N1	21-NOV-2003 14:27:55	Bright	35.500	49	1Alp UMi	1.9900	6300.0	71	9025	No
262	GOM_NL__2PRFIN20031121_143225_000000372021_00454_09025_8985.N1	21-NOV-2003 14:32:25	Bright	37.000	60	7Bet UMi	2.0810	3950.0	74	9025	No
263	GOM_NL__2PRFIN20031121_143433_000000382021_00454_09025_8986.N1	21-NOV-2003 14:34:33	Bright	37.500	119	14Eta Dra	2.7270	4700.0	75	9025	No
264	GOM_NL__2PRFIN20031121_143654_000000442021_00454_09025_8987.N1	21-NOV-2003 14:36:54	Bright	43.500	82	48Bet UMa	2.3650	10600.	87	9025	No
265	GOM_NL__2PRFIN20031121_143822_000000412021_00454_09025_8988.N1	21-NOV-2003 14:38:22	Bright	41.000	87	64Gam UMa	2.4330	11000.	82	9025	No
266	GOM_NL__2PRFIN20031121_144107_000000492021_00454_09025_8989.N1	21-NOV-2003 14:41:07	Bright	49.000	174	52Psi UMa	3.0040	4400.0	98	9025	No
267	GOM_NL__2PRFIN20031121_144310_000000552021_00454_09025_8990.N1	21-NOV-2003 14:43:10	Bright	55.000	152	12Alp2CVn	2.8900	11000.	110	9025	No
268	GOM_NL__2PRFIN20031121_144522_000000362021_00454_09025_8991.N1	21-NOV-2003 14:45:22	Bright	35.500	83		2.3780	11000.	71	9025	No
269	GOM_NL__2PRFIN20031121_144752_000000352021_00454_09025_8992.N1	21-NOV-2003 14:47:52	Bright	35.000	3	16Alp Boo	-0.050000	4250.0	70	9025	No
270	GOM_NL__2PRFIN20031121_145026_000000542021_00454_09025_8993.N1	21-NOV-2003 14:50:26	Bright	54.000	96	68Del Leo	2.5600	9300.0	108	9025	No
271	GOM_NL__2PRFIN20031121_145309_000001022021_00454_09025_8994.N1	21-NOV-2003 14:53:09	Twilight	101.50	51	41Gam1Leo	2.0100	4500.0	203	9025	No
272	GOM_NL__2PRFIN20031121_145848_000001232021_00454_09025_8995.N1	21-NOV-2003 14:58:48	Straylight	123.00	22	32Alp Leo	1.3600	15200.	246	9025	No
273	GOM_NL__2PRFIN20031121_150744_000000422021_00454_09025_8996.N1	21-NOV-2003 15:07:44	Dark	41.500	64	Gam Cen	2.2000	10600.	83	9025	No
274	GOM_NL__2PRFIN20031121_151024_000000472021_00454_09025_8997.N1	21-NOV-2003 15:10:24	Dark	47.000	20	Bet Cru	1.2530	30000.	94	9025	No
275	GOM_NL__2PRFIN20031121_151352_000000392021_00455_09026_0175.N1	21-NOV-2003 15:13:52	Dark	39.000	124	The Car	2.7640	30000.	78	9026	No
276	GOM_NL__2PRFIN20031121_151805_000000472021_00455_09026_0176.N1	21-NOV-2003 15:18:05	Dark	46.500	41	Eps Car	1.8600	4100.0	93	9026	No
277	GOM_NL__2PRFIN20031121_152040_000000592021_00455_09026_0177.N1	21-NOV-2003 15:20:40	Dark	58.500	70	Zet Pup	2.2460	39000.	117	9026	No
278	GOM_NL__2PRFIN20031121_152336_000000602021_00455_09026_0178.N1	21-NOV-2003 15:23:36	Dark	59.500	2	Alp Car	-0.73600	7000.0	119	9026	No

279	GOM_NL__2PRFIN20031121_152836_000000862021_00455_09026_0179.N1	21-NOV-2003 15:28:36	Dark	86.000	23	21Eps CMa	1.5020	26000.	172	9026	No
280	GOM_NL__2PRFIN20031121_153147_000000422021_00455_09026_0180.N1	21-NOV-2003 15:31:47	Straylight	41.500	157	The1Eri	2.9060	9300.0	83	9026	No
281	GOM_NL__2PRFIN20031121_153641_000001532021_00455_09026_0181.N1	21-NOV-2003 15:36:41	Straylight	152.50	1	9Alp CMa	-1.4400	11000.	305	9026	No
282	GOM_NL__2PRFIN20031121_154101_000000732021_00455_09026_0182.N1	21-NOV-2003 15:41:01	Straylight	72.500	7	19Bet Ori	0.10000	14000.	145	9026	No
283	GOM_NL__2PRFIN20031121_154507_000000842021_00455_09026_0183.N1	21-NOV-2003 15:45:07	Tw_i_and_stray	84.000	30	46Eps Ori	1.6940	30000.	168	9026	No
284	GOM_NL__2PRFIN20031121_154921_000000392021_00455_09026_0184.N1	21-NOV-2003 15:49:21	Bright	38.500	105	6Bet Ari	2.6450	8900.0	77	9026	No
285	GOM_NL__2PRFIN20031121_155052_000000422021_00455_09026_0185.N1	21-NOV-2003 15:50:52	Bright	42.000	146	25Eta Tau	2.8730	15200.	84	9026	No
286	GOM_NL__2PRFIN20031121_155312_000000382021_00455_09026_0186.N1	21-NOV-2003 15:53:12	Bright	38.000	173	4Bet Tri	3.0040	8900.0	76	9026	No
287	GOM_NL__2PRFIN20031121_155517_000000392021_00455_09026_0187.N1	21-NOV-2003 15:55:17	Bright	38.500	73	57Gam1And	2.2600	13100.	77	9026	No
288	GOM_NL__2PRFIN20031121_155745_000000402021_00455_09026_0188.N1	21-NOV-2003 15:57:45	Bright	39.500	175	39Del Per	3.0100	19400.	79	9026	No
289	GOM_NL__2PRFIN20031121_155954_000000402021_00455_09026_0189.N1	21-NOV-2003 15:59:54	Bright	39.500	68	18Alp Cas	2.2250	4500.0	79	9026	No
290	GOM_NL__2PRFIN20031121_160106_000000382021_00455_09026_0190.N1	21-NOV-2003 16:01:06	Bright	38.000	74	11Bet Cas	2.2680	6600.0	76	9026	No
291	GOM_NL__2PRFIN20031121_160321_000000602021_00455_09026_0191.N1	21-NOV-2003 16:03:21	Bright	59.500	42	34Bet Aur	1.9000	10200.	119	9026	No
292	GOM_NL__2PRFIN20031121_160830_000000392021_00455_09026_0192.N1	21-NOV-2003 16:08:30	Bright	39.000	49	1Alp UMi	1.9900	6300.0	78	9026	No
293	GOM_NL__2PRFIN20031121_161300_000000372021_00455_09026_0193.N1	21-NOV-2003 16:13:00	Bright	37.000	60	7Bet UMi	2.0810	3950.0	74	9026	No
294	GOM_NL__2PRFIN20031121_161509_000000392021_00455_09026_0194.N1	21-NOV-2003 16:15:09	Bright	39.000	119	14Eta Dra	2.7270	4700.0	78	9026	No
295	GOM_NL__2PRFIN20031121_161731_000000442021_00455_09026_0195.N1	21-NOV-2003 16:17:31	Bright	44.000	82	48Bet UMa	2.3650	10600.	88	9026	No
296	GOM_NL__2PRFIN20031121_161857_000000422021_00455_09026_0196.N1	21-NOV-2003 16:18:57	Bright	42.000	87	64Gam UMa	2.4330	11000.	84	9026	No
297	GOM_NL__2PRFIN20031121_162143_000000462021_00455_09026_0197.N1	21-NOV-2003 16:21:43	Bright	45.500	174	52Psi UMa	3.0040	4400.0	91	9026	No
298	GOM_NL__2PRFIN20031121_162346_000000372021_00455_09026_0198.N1	21-NOV-2003 16:23:46	Bright	36.500	152	12Alp2CVn	2.8900	11000.	73	9026	No
299	GOM_NL__2PRFIN20031121_162557_000000372021_00455_09026_0199.N1	21-NOV-2003 16:25:57	Bright	36.500	83		2.3780	11000.	73	9026	No
300	GOM_NL__2PRFIN20031121_162828_000000352021_00455_09026_0200.N1	21-NOV-2003 16:28:28	Bright	35.000	3	16Alp Boo	-0.050000	4250.0	70	9026	No
301	GOM_NL__2PRFIN20031121_163103_000000542021_00455_09026_0201.N1	21-NOV-2003 16:31:03	Bright	54.000	96	68Del Leo	2.5600	9300.0	108	9026	No
302	GOM_NL__2PRFIN20031121_163346_000000972021_00455_09026_0202.N1	21-NOV-2003 16:33:46	Tw_i_and_stray	96.500	51	41Gam1Leo	2.0100	4500.0	193	9026	No
303	GOM_NL__2PRFIN20031121_163926_000001242021_00455_09026_0203.N1	21-NOV-2003 16:39:26	Straylight	124.00	22	32Alp Leo	1.3600	15200.	248	9026	No
304	GOM_NL__2PRFIN20031121_164820_000000422021_00455_09026_0204.N1	21-NOV-2003 16:48:20	Dark	42.000	64	Gam Cen	2.2000	10600.	84	9026	No
305	GOM_NL__2PRFIN20031121_165100_000000402021_00455_09026_0205.N1	21-NOV-2003 16:51:00	Dark	39.500	20	Bet Cru	1.2530	30000.	79	9026	No
306	GOM_NL__2PRFIN20031121_165428_000000402021_00456_09027_8967.N1	21-NOV-2003 16:54:28	Dark	40.000	124	The Car	2.7640	30000.	80	9027	No
307	GOM_NL__2PRFIN20031121_165841_000000562021_00456_09027_8968.N1	21-NOV-2003 16:58:41	Dark	55.500	41	Eps Car	1.8600	4100.0	111	9027	No
308	GOM_NL__2PRFIN20031121_170118_000000592021_00456_09027_8969.N1	21-NOV-2003 17:01:18	Dark	59.000	70	Zet Pup	2.2460	39000.	118	9027	No
309	GOM_NL__2PRFIN20031121_170412_000000602021_00456_09027_8970.N1	21-NOV-2003 17:04:12	Dark	60.000	2	Alp Car	-0.73600	7000.0	120	9027	No
310	GOM_NL__2PRFIN20031121_170913_000000802021_00456_09027_8971.N1	21-NOV-2003 17:09:13	Dark	80.000	23	21Eps CMa	1.5020	26000.	160	9027	No
311	GOM_NL__2PRFIN20031121_171223_000000422021_00456_09027_8972.N1	21-NOV-2003 17:12:23	Straylight	41.500	157	The1Eri	2.9060	9300.0	83	9027	No
312	GOM_NL__2PRFIN20031121_171717_000001422021_00456_09027_8973.N1	21-NOV-2003 17:17:17	Straylight	142.00	1	9Alp CMa	-1.4400	11000.	284	9027	No
313	GOM_NL__2PRFIN20031121_172137_000000852021_00456_09027_8974.N1	21-NOV-2003 17:21:37	Straylight	85.000	7	19Bet Ori	0.10000	14000.	170	9027	No
314	GOM_NL__2PRFIN20031121_172542_000000862021_00456_09027_8975.N1	21-NOV-2003 17:25:42	Tw_i_and_stray	86.000	30	46Eps Ori	1.6940	30000.	172	9027	No
315	GOM_NL__2PRFIN20031121_172957_000000392021_00456_09027_8976.N1	21-NOV-2003 17:29:57	Bright	38.500	105	6Bet Ari	2.6450	8900.0	77	9027	No
316	GOM_NL__2PRFIN20031121_173127_000000432021_00456_09027_8977.N1	21-NOV-2003 17:31:27	Bright	43.000	146	25Eta Tau	2.8730	15200.	86	9027	No
317	GOM_NL__2PRFIN20031121_173348_000000382021_00456_09027_8978.N1	21-NOV-2003 17:33:48	Bright	37.500	173	4Bet Tri	3.0040	8900.0	75	9027	No
318	GOM_NL__2PRFIN20031121_173550_000000412021_00456_09027_8979.N1	21-NOV-2003 17:35:50	Bright	40.500	73	57Gam1And	2.2600	13100.	81	9027	No
319	GOM_NL__2PRFIN20031121_173820_000000412021_00456_09027_8980.N1	21-NOV-2003 17:38:20	Bright	40.500	175	39Del Per	3.0100	19400.	81	9027	No
320	GOM_NL__2PRFIN20031121_174030_000000402021_00456_09027_8981.N1	21-NOV-2003 17:40:30	Bright	39.500	68	18Alp Cas	2.2250	4500.0	79	9027	No
321	GOM_NL__2PRFIN20031121_174142_000000402021_00456_09027_8982.N1	21-NOV-2003 17:41:42	Bright	39.500	74	11Bet Cas	2.2680	6600.0	79	9027	No
322	GOM_NL__2PRFIN20031121_174356_000000602021_00456_09027_8983.N1	21-NOV-2003 17:43:56	Bright	59.500	42	34Bet Aur	1.9000	10200.	119	9027	No
323	GOM_NL__2PRFIN20031121_174906_000000382021_00456_09027_8984.N1	21-NOV-2003 17:49:06	Bright	37.500	49	1Alp UMi	1.9900	6300.0	75	9027	No
324	GOM_NL__2PRFIN20031121_175336_000000412021_00456_09027_8985.N1	21-NOV-2003 17:53:36	Bright	40.500	60	7Bet UMi	2.0810	3950.0	81	9027	No
325	GOM_NL__2PRFIN20031121_175546_000000392021_00456_09027_8986.N1	21-NOV-2003 17:55:46	Bright	38.500	119	14Eta Dra	2.7270	4700.0	77	9027	No
326	GOM_NL__2PRFIN20031121_175806_000000462021_00456_09027_8987.N1	21-NOV-2003 17:58:06	Bright	45.500	82	48Bet UMa	2.3650	10600.	91	9027	No
327	GOM_NL__2PRFIN20031121_175932_000000442021_00456_09027_8988.N1	21-NOV-2003 17:59:32	Bright	43.500	87	64Gam UMa	2.4330	11000.	87	9027	No
328	GOM_NL__2PRFIN20031121_180218_000000472021_00456_09027_8989.N1	21-NOV-2003 18:02:18	Bright	47.000	174	52Psi UMa	3.0040	4400.0	94	9027	No
329	GOM_NL__2PRFIN20031121_180422_000000372021_00456_09027_8990.N1	21-NOV-2003 18:04:22	Bright	37.000	152	12Alp2CVn	2.8900	11000.	74	9027	No
330	GOM_NL__2PRFIN20031121_180634_000000362021_00456_09027_8991.N1	21-NOV-2003 18:06:34	Bright	35.500	83		2.3780	11000.	71	9027	No
331	GOM_NL__2PRFIN20031121_180904_000000362021_00456_09027_8992.N1	21-NOV-2003 18:09:04	Bright	36.000	3	16Alp Boo	-0.050000	4250.0	72	9027	No
332	GOM_NL__2PRFIN20031121_181139_000000542021_00456_09027_8993.N1	21-NOV-2003 18:11:39	Bright	54.000	96	68Del Leo	2.5600	9300.0	108	9027	No
333	GOM_NL__2PRFIN20031121_181424_000000962021_00456_09027_8994.N1	21-NOV-2003 18:14:24	Tw_i_and_stray	96.000	51	41Gam1Leo	2.0100	4500.0	192	9027	No
334	GOM_NL__2PRFIN20031121_182005_000001212021_00456_09027_8995.N1	21-NOV-2003 18:20:05	Straylight	121.00	22	32Alp Leo	1.3600	15200.	242	9027	No
335	GOM_NL__2PRFIN20031121_182856_000000422021_00456_09027_8996.N1	21-NOV-2003 18:28:56	Dark	42.000	64	Gam Cen	2.2000	10600.	84	9027	No
336	GOM_NL__2PRFIN20031121_183136_000000422021_00456_09027_8997.N1	21-NOV-2003 18:31:36	Dark	41.500	20	Bet Cru	1.2530	30000.	83	9027	No
337	GOM_NL__2PRFIN20031121_183504_000000402021_00457_09028_8974.N1	21-NOV-2003 18:35:04	Dark	39.500	124	The Car	2.7640	30000.	79	9028	No

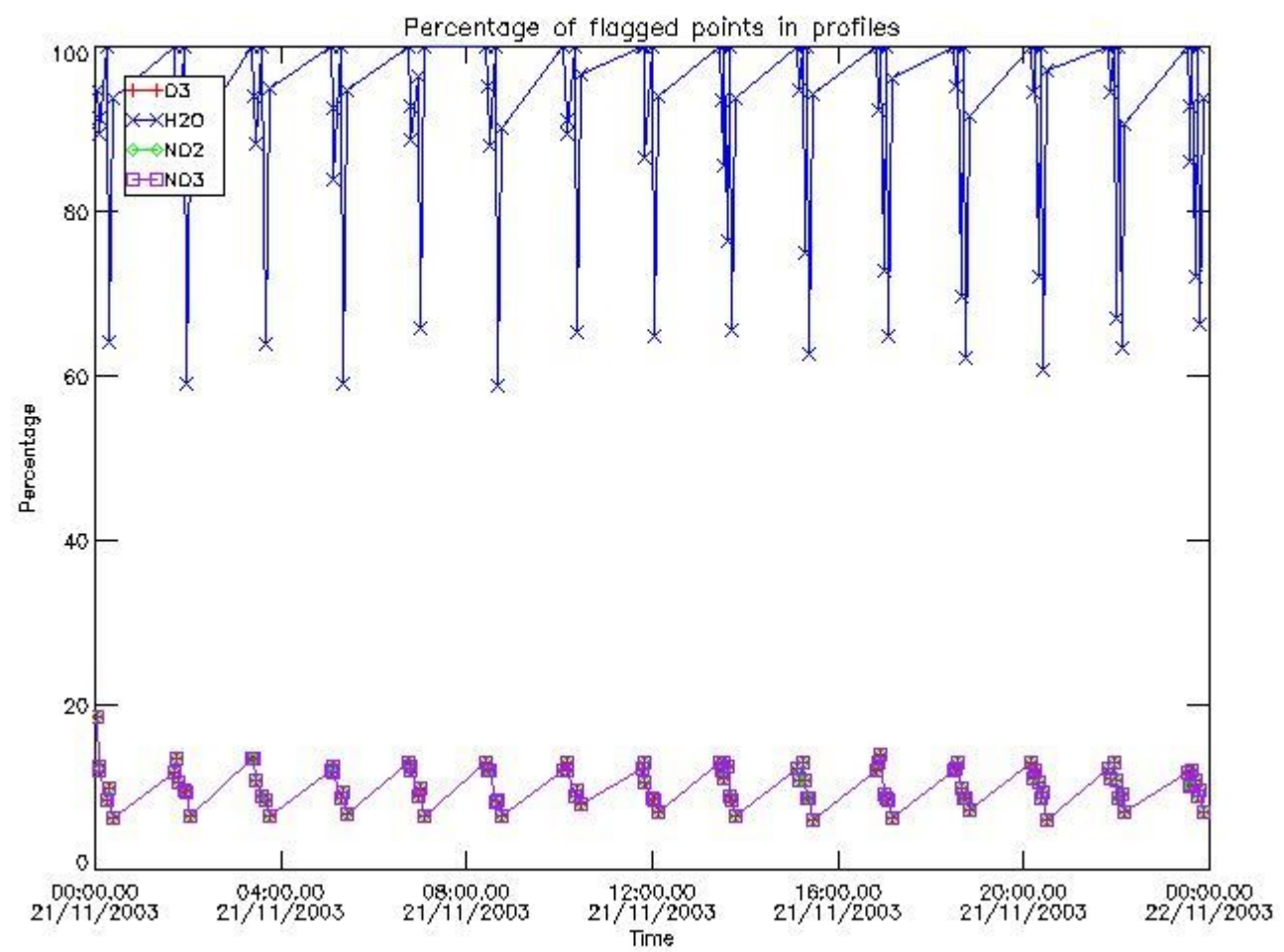
338	GOM_NL__2PRFIN20031121_183918_00000522021_00457_09028_8975.N1	21-NOV-2003 18:39:18	Dark	51.500	41	Eps Car	1.8600	4100.0	103	9028	No
339	GOM_NL__2PRFIN20031121_184155_00000602021_00457_09028_8976.N1	21-NOV-2003 18:41:55	Dark	59.500	70	Zet Pup	2.2460	39000.	119	9028	No
340	GOM_NL__2PRFIN20031121_184449_00000582021_00457_09028_8977.N1	21-NOV-2003 18:44:49	Dark	58.000	2	Alp Car	-0.73600	7000.0	116	9028	No
341	GOM_NL__2PRFIN20031121_184950_00000772021_00457_09028_8978.N1	21-NOV-2003 18:49:50	Dark	76.500	23	21Eps CMa	1.5020	26000.	153	9028	No
342	GOM_NL__2PRFIN20031121_185259_00000412021_00457_09028_8979.N1	21-NOV-2003 18:52:59	Straylight	40.500	157	The1Eri	2.9060	9300.0	81	9028	No
343	GOM_NL__2PRFIN20031121_185754_000001622021_00457_09028_8980.N1	21-NOV-2003 18:57:54	Straylight	161.50	1	9Alp CMa	-1.4400	11000.	323	9028	No
344	GOM_NL__2PRFIN20031121_190213_000000812021_00457_09028_8981.N1	21-NOV-2003 19:02:13	Straylight	81.000	7	19Bet Ori	0.10000	14000.	162	9028	No
345	GOM_NL__2PRFIN20031121_190617_000000832021_00457_09028_8982.N1	21-NOV-2003 19:06:17	Tw_i_and_stray	83.000	30	46Eps Ori	1.6940	30000.	166	9028	No
346	GOM_NL__2PRFIN20031121_191033_000000382021_00457_09028_8983.N1	21-NOV-2003 19:10:33	Bright	37.500	105	6Bet Ari	2.6450	8900.0	75	9028	No
347	GOM_NL__2PRFIN20031121_191204_000000422021_00457_09028_8984.N1	21-NOV-2003 19:12:04	Bright	42.000	146	25Eta Tau	2.8730	15200.	84	9028	No
348	GOM_NL__2PRFIN20031121_191424_000000372021_00457_09028_8985.N1	21-NOV-2003 19:14:24	Bright	37.000	173	4Bet Tri	3.0040	8900.0	74	9028	No
349	GOM_NL__2PRFIN20031121_191626_000000422021_00457_09028_8986.N1	21-NOV-2003 19:16:26	Bright	42.000	73	57Gam1And	2.2600	13100.	84	9028	No
350	GOM_NL__2PRFIN20031121_191856_000000582021_00457_09028_8987.N1	21-NOV-2003 19:18:56	Bright	58.000	175	39Del Per	3.0100	19400.	116	9028	No
351	GOM_NL__2PRFIN20031121_192106_000000372021_00457_09028_8988.N1	21-NOV-2003 19:21:06	Bright	37.000	68	18Alp Cas	2.2250	4500.0	74	9028	No
352	GOM_NL__2PRFIN20031121_192218_000000352021_00457_09028_8989.N1	21-NOV-2003 19:22:18	Bright	35.000	74	11Bet Cas	2.2680	6600.0	70	9028	No
353	GOM_NL__2PRFIN20031121_192431_000000602021_00457_09028_8990.N1	21-NOV-2003 19:24:31	Bright	59.500	42	34Bet Aur	1.9000	10200.	119	9028	No
354	GOM_NL__2PRFIN20031121_192942_000000412021_00457_09028_8991.N1	21-NOV-2003 19:29:42	Bright	41.000	49	1Alp UMi	1.9900	6300.0	82	9028	No
355	GOM_NL__2PRFIN20031121_193412_000000392021_00457_09028_8992.N1	21-NOV-2003 19:34:12	Bright	38.500	60	7Bet UMi	2.0810	3950.0	77	9028	No
356	GOM_NL__2PRFIN20031121_193622_000000372021_00457_09028_8993.N1	21-NOV-2003 19:36:22	Bright	37.000	119	14Eta Dra	2.7270	4700.0	74	9028	No
357	GOM_NL__2PRFIN20031121_193842_000000452021_00457_09028_8994.N1	21-NOV-2003 19:38:42	Bright	45.000	82	48Bet UMa	2.3650	10600.	90	9028	No
358	GOM_NL__2PRFIN20031121_194009_000000412021_00457_09028_8995.N1	21-NOV-2003 19:40:09	Bright	40.500	87	64Gam UMa	2.4330	11000.	81	9028	No
359	GOM_NL__2PRFIN20031121_194254_000000532021_00457_09028_8996.N1	21-NOV-2003 19:42:54	Bright	53.000	174	52Psi UMa	3.0040	4400.0	106	9028	No
360	GOM_NL__2PRFIN20031121_194458_000000372021_00457_09028_8997.N1	21-NOV-2003 19:44:58	Bright	36.500	152	12Alp2CVn	2.8900	11000.	73	9028	No
361	GOM_NL__2PRFIN20031121_194710_000000372021_00457_09028_8998.N1	21-NOV-2003 19:47:10	Bright	36.500	83		2.3780	11000.	73	9028	No
362	GOM_NL__2PRFIN20031121_194941_000000362021_00457_09028_8999.N1	21-NOV-2003 19:49:41	Bright	35.500	3	16Alp Boo	-0.050000	4250.0	71	9028	No
363	GOM_NL__2PRFIN20031121_195215_000000552021_00457_09028_9000.N1	21-NOV-2003 19:52:15	Bright	55.000	96	68Del Leo	2.5600	9300.0	110	9028	No
364	GOM_NL__2PRFIN20031121_195501_000001012021_00457_09028_9001.N1	21-NOV-2003 19:55:01	Tw_i_and_stray	100.50	51	41Gam1Leo	2.0100	4500.0	201	9028	No
365	GOM_NL__2PRFIN20031121_200043_000001322021_00457_09028_9002.N1	21-NOV-2003 20:00:43	Straylight	131.50	22	32Alp Leo	1.3600	15200.	263	9028	No
366	GOM_NL__2PRFIN20031121_200932_000000402021_00457_09028_9003.N1	21-NOV-2003 20:09:32	Dark	39.500	64	Gam Cen	2.2000	10600.	79	9028	No
367	GOM_NL__2PRFIN20031121_201210_000000462021_00457_09028_9004.N1	21-NOV-2003 20:12:10	Dark	45.500	20	Bet Cru	1.2530	30000.	91	9028	No
368	GOM_NL__2PRFIN20031121_201539_000000422021_00458_09029_8990.N1	21-NOV-2003 20:15:39	Dark	42.000	124	The Car	2.7640	30000.	84	9029	No
369	GOM_NL__2PRFIN20031121_201954_000000532021_00458_09029_8991.N1	21-NOV-2003 20:19:54	Dark	52.500	41	Eps Car	1.8600	4100.0	105	9029	No
370	GOM_NL__2PRFIN20031121_202232_000000592021_00458_09029_8992.N1	21-NOV-2003 20:22:32	Dark	59.000	70	Zet Pup	2.2460	39000.	118	9029	No
371	GOM_NL__2PRFIN20031121_202525_000000542021_00458_09029_8993.N1	21-NOV-2003 20:25:25	Dark	54.000	2	Alp Car	-0.73600	7000.0	108	9029	No
372	GOM_NL__2PRFIN20031121_203028_000000852021_00458_09029_8994.N1	21-NOV-2003 20:30:28	Dark	84.500	23	21Eps CMa	1.5020	26000.	169	9029	No
373	GOM_NL__2PRFIN20031121_203335_000000392021_00458_09029_8995.N1	21-NOV-2003 20:33:35	Straylight	39.000	157	The1Eri	2.9060	9300.0	78	9029	No
374	GOM_NL__2PRFIN20031121_203830_000001412021_00458_09029_8996.N1	21-NOV-2003 20:38:30	Straylight	140.50	1	9Alp CMa	-1.4400	11000.	281	9029	No
375	GOM_NL__2PRFIN20031121_204249_000000722021_00458_09029_8997.N1	21-NOV-2003 20:42:49	Straylight	71.500	7	19Bet Ori	0.10000	14000.	143	9029	No
376	GOM_NL__2PRFIN20031121_204652_000000872021_00458_09029_8998.N1	21-NOV-2003 20:46:52	Tw_i_and_stray	86.500	30	46Eps Ori	1.6940	30000.	173	9029	No
377	GOM_NL__2PRFIN20031121_205109_000000382021_00458_09029_8999.N1	21-NOV-2003 20:51:09	Bright	37.500	105	6Bet Ari	2.6450	8900.0	75	9029	No
378	GOM_NL__2PRFIN20031121_205239_000000432021_00458_09029_9000.N1	21-NOV-2003 20:52:39	Bright	42.500	146	25Eta Tau	2.8730	15200.	85	9029	No
379	GOM_NL__2PRFIN20031121_205500_000000382021_00458_09029_9001.N1	21-NOV-2003 20:55:00	Bright	37.500	173	4Bet Tri	3.0040	8900.0	75	9029	No
380	GOM_NL__2PRFIN20031121_205704_000000382021_00458_09029_9002.N1	21-NOV-2003 20:57:04	Bright	37.500	73	57Gam1And	2.2600	13100.	75	9029	No
381	GOM_NL__2PRFIN20031121_205932_000000402021_00458_09029_9003.N1	21-NOV-2003 20:59:32	Bright	40.000	175	39Del Per	3.0100	19400.	80	9029	No
382	GOM_NL__2PRFIN20031121_210141_000000402021_00458_09029_9004.N1	21-NOV-2003 21:01:41	Bright	40.000	68	18Alp Cas	2.2250	4500.0	80	9029	No
383	GOM_NL__2PRFIN20031121_210254_000000382021_00458_09029_9005.N1	21-NOV-2003 21:02:54	Bright	38.000	74	11Bet Cas	2.2680	6600.0	76	9029	No
384	GOM_NL__2PRFIN20031121_210506_000000582021_00458_09029_9006.N1	21-NOV-2003 21:05:06	Bright	58.000	42	34Bet Aur	1.9000	10200.	116	9029	No
385	GOM_NL__2PRFIN20031121_211018_000000392021_00458_09029_9007.N1	21-NOV-2003 21:10:18	Bright	39.000	49	1Alp UMi	1.9900	6300.0	78	9029	No
386	GOM_NL__2PRFIN20031121_211448_000000392021_00458_09029_9008.N1	21-NOV-2003 21:14:48	Bright	38.500	60	7Bet UMi	2.0810	3950.0	77	9029	No
387	GOM_NL__2PRFIN20031121_211659_000000392021_00458_09029_9009.N1	21-NOV-2003 21:16:59	Bright	38.500	119	14Eta Dra	2.7270	4700.0	77	9029	No
388	GOM_NL__2PRFIN20031121_211918_000000442021_00458_09029_9010.N1	21-NOV-2003 21:19:18	Bright	44.000	82	48Bet UMa	2.3650	10600.	88	9029	No
389	GOM_NL__2PRFIN20031121_212045_000000412021_00458_09029_9011.N1	21-NOV-2003 21:20:45	Bright	40.500	87	64Gam UMa	2.4330	11000.	81	9029	No
390	GOM_NL__2PRFIN20031121_212331_000000682021_00458_09029_9012.N1	21-NOV-2003 21:23:31	Bright	68.000	174	52Psi UMa	3.0040	4400.0	136	9029	No
391	GOM_NL__2PRFIN20031121_212534_000000372021_00458_09029_9013.N1	21-NOV-2003 21:25:34	Bright	36.500	152	12Alp2CVn	2.8900	11000.	73	9029	No
392	GOM_NL__2PRFIN20031121_212744_000000392021_00458_09029_9014.N1	21-NOV-2003 21:27:44	Bright	39.000	83		2.3780	11000.	78	9029	No
393	GOM_NL__2PRFIN20031121_213017_000000352021_00458_09029_9015.N1	21-NOV-2003 21:30:17	Bright	35.000	3	16Alp Boo	-0.050000	4250.0	70	9029	No
394	GOM_NL__2PRFIN20031121_213252_000000572021_00458_09029_9016.N1	21-NOV-2003 21:32:52	Bright	56.500	96	68Del Leo	2.5600	9300.0	113	9029	No
395	GOM_NL__2PRFIN20031121_213538_000001012021_00458_09029_9017.N1	21-NOV-2003 21:35:38	Tw_i_and_stray	100.50	51	41Gam1Leo	2.0100	4500.0	201	9029	No
396	GOM_NL__2PRFIN20031121_214122_000001232021_00458_09029_9018.N1	21-NOV-2003 21:41:22	Straylight	122.50	22	32Alp Leo	1.3600	15200.	245	9029	No

397	GOM_NL__2PRFIN20031121_215008_000000422021_00458_09029_9019.N1	21-NOV-2003 21:50:08	Dark	41.500	64	Gam Cen	2.2000	10600.	83	9029	No
398	GOM_NL__2PRFIN20031121_215248_000000462021_00458_09029_9020.N1	21-NOV-2003 21:52:48	Dark	46.000	20	Bet Cru	1.2530	30000.	92	9029	No
399	GOM_NL__2PRFIN20031121_215617_000000392021_00459_09030_9226.N1	21-NOV-2003 21:56:17	Dark	39.000	124	The Car	2.7640	30000.	78	9030	No
400	GOM_NL__2PRFIN20031121_220032_000000482021_00459_09030_9227.N1	21-NOV-2003 22:00:32	Dark	47.500	41	Eps Car	1.8600	4100.0	95	9030	No
401	GOM_NL__2PRFIN20031121_220310_000000592021_00459_09030_9228.N1	21-NOV-2003 22:03:10	Dark	59.000	70	Zet Pup	2.2460	39000.	118	9030	No
402	GOM_NL__2PRFIN20031121_220601_000000552021_00459_09030_9229.N1	21-NOV-2003 22:06:01	Dark	55.000	2	Alp Car	-0.73600	7000.0	110	9030	No
403	GOM_NL__2PRFIN20031121_221104_000000812021_00459_09030_9230.N1	21-NOV-2003 22:11:04	Dark	80.500	23	21Eps CMa	1.5020	26000.	161	9030	No
404	GOM_NL__2PRFIN20031121_221409_000000432021_00459_09030_9231.N1	21-NOV-2003 22:14:09	Straylight	42.500	157	The1Eri	2.9060	9300.0	85	9030	No
405	GOM_NL__2PRFIN20031121_221906_000001402021_00459_09030_9232.N1	21-NOV-2003 22:19:06	Straylight	139.50	1	9Alp CMa	-1.4400	11000.	279	9030	No
406	GOM_NL__2PRFIN20031121_222324_000000832021_00459_09030_9233.N1	21-NOV-2003 22:23:24	Straylight	82.500	7	19Bet Ori	0.10000	14000.	165	9030	No
407	GOM_NL__2PRFIN20031121_222727_000000882021_00459_09030_9234.N1	21-NOV-2003 22:27:27	Twilight_stray	88.000	30	46Eps Ori	1.6940	30000.	176	9030	No
408	GOM_NL__2PRFIN20031121_223145_000000392021_00459_09030_9235.N1	21-NOV-2003 22:31:45	Bright	38.500	105	6Bet Ari	2.6450	8900.0	77	9030	No
409	GOM_NL__2PRFIN20031121_223314_000000442021_00459_09030_9236.N1	21-NOV-2003 22:33:14	Bright	44.000	146	25Eta Tau	2.8730	15200.	88	9030	No
410	GOM_NL__2PRFIN20031121_223534_000000402021_00459_09030_9237.N1	21-NOV-2003 22:35:34	Bright	40.000	173	4Bet Tri	3.0040	8900.0	80	9030	No
411	GOM_NL__2PRFIN20031121_223740_000000402021_00459_09030_9238.N1	21-NOV-2003 22:37:40	Bright	40.000	73	57Gam1And	2.2600	13100.	80	9030	No
412	GOM_NL__2PRFIN20031121_224008_000000402021_00459_09030_9239.N1	21-NOV-2003 22:40:08	Bright	40.000	175	39Del Per	3.0100	19400.	80	9030	No
413	GOM_NL__2PRFIN20031121_224219_000000372021_00459_09030_9240.N1	21-NOV-2003 22:42:19	Bright	37.000	68	18Alp Cas	2.2250	4500.0	74	9030	No
414	GOM_NL__2PRFIN20031121_224330_000000362021_00459_09030_9241.N1	21-NOV-2003 22:43:30	Bright	35.500	74	11Bet Cas	2.2680	6600.0	71	9030	No
415	GOM_NL__2PRFIN20031121_224541_000000562021_00459_09030_9242.N1	21-NOV-2003 22:45:41	Bright	55.500	42	34Bet Aur	1.9000	10200.	111	9030	No
416	GOM_NL__2PRFIN20031121_225054_000000342021_00459_09030_9243.N1	21-NOV-2003 22:50:54	Bright	34.000	49	1Alp UMi	1.9900	6300.0	68	9030	No
417	GOM_NL__2PRFIN20031121_225524_000000402021_00459_09030_9244.N1	21-NOV-2003 22:55:24	Bright	40.000	60	7Bet UMi	2.0810	3950.0	80	9030	No
418	GOM_NL__2PRFIN20031121_225735_000000392021_00459_09030_9245.N1	21-NOV-2003 22:57:35	Bright	39.000	119	14Eta Dra	2.7270	4700.0	78	9030	No
419	GOM_NL__2PRFIN20031121_225953_000000442021_00459_09030_9246.N1	21-NOV-2003 22:59:53	Bright	44.000	82	48Bet UMa	2.3650	10600.	88	9030	No
420	GOM_NL__2PRFIN20031121_230121_000000402021_00459_09030_9247.N1	21-NOV-2003 23:01:21	Bright	40.000	87	64Gam UMa	2.4330	11000.	80	9030	No
421	GOM_NL__2PRFIN20031121_230406_000000492021_00459_09030_9248.N1	21-NOV-2003 23:04:06	Bright	48.500	174	52Psi UMa	3.0040	4400.0	97	9030	No
422	GOM_NL__2PRFIN20031121_230610_000000482021_00459_09030_9249.N1	21-NOV-2003 23:06:10	Bright	47.500	152	12Alp2CVn	2.8900	11000.	95	9030	No
423	GOM_NL__2PRFIN20031121_230822_000000372021_00459_09030_9250.N1	21-NOV-2003 23:08:22	Bright	36.500	83		2.3780	11000.	73	9030	No
424	GOM_NL__2PRFIN20031121_231053_000000352021_00459_09030_9251.N1	21-NOV-2003 23:10:53	Bright	35.000	3	16Alp Boo	-0.050000	4250.0	70	9030	No
425	GOM_NL__2PRFIN20031121_231328_000000572021_00459_09030_9252.N1	21-NOV-2003 23:13:28	Bright	56.500	96	68Del Leo	2.5600	9300.0	113	9030	No
426	GOM_NL__2PRFIN20031121_231615_000001052021_00459_09030_9253.N1	21-NOV-2003 23:16:15	Twilight_stray	105.00	51	41Gam1Leo	2.0100	4500.0	210	9030	No
427	GOM_NL__2PRFIN20031121_232200_000001252021_00459_09030_9254.N1	21-NOV-2003 23:22:00	Straylight	125.00	22	32Alp Leo	1.3600	15200.	250	9030	No
428	GOM_NL__2PRFIN20031121_233044_000000432021_00459_09030_9255.N1	21-NOV-2003 23:30:44	Dark	43.000	64	Gam Cen	2.2000	10600.	86	9030	No
429	GOM_NL__2PRFIN20031121_233324_000000492021_00459_09030_9256.N1	21-NOV-2003 23:33:24	Dark	49.000	20	Bet Cru	1.2530	30000.	98	9030	No
430	GOM_NL__2PRFIN20031121_233433_000000512021_00460_09031_8987.N1	21-NOV-2003 23:34:33	Dark	50.500	12	Alp1Cru	0.77500	30000.	101	9031	No
431	GOM_NL__2PRFIN20031121_233651_000000432021_00460_09031_8988.N1	21-NOV-2003 23:36:51	Dark	42.500	124	The Car	2.7640	30000.	85	9031	No
432	GOM_NL__2PRFIN20031121_234108_000000472021_00460_09031_8989.N1	21-NOV-2003 23:41:08	Dark	47.000	41	Eps Car	1.8600	4100.0	94	9031	No
433	GOM_NL__2PRFIN20031121_234347_000000582021_00460_09031_8990.N1	21-NOV-2003 23:43:47	Dark	57.500	70	Zet Pup	2.2460	39000.	115	9031	No
434	GOM_NL__2PRFIN20031121_234636_000000532021_00460_09031_8991.N1	21-NOV-2003 23:46:36	Dark	52.500	2	Alp Car	-0.73600	7000.0	105	9031	No
435	GOM_NL__2PRFIN20031121_235142_000000742021_00460_09031_8992.N1	21-NOV-2003 23:51:42	Dark	73.500	23	21Eps CMa	1.5020	26000.	147	9031	No
436	GOM_NL__2PRFIN20031121_235447_000000412021_00460_09031_8993.N1	21-NOV-2003 23:54:47	Straylight	41.000	157	The1Eri	2.9060	9300.0	82	9031	No
437	GOM_NL__2PRFIN20031121_235942_000001402021_00460_09031_8994.N1	21-NOV-2003 23:59:42	Straylight	139.50	1	9Alp CMa	-1.4400	11000.	279	9031	No

3. Quality information per product

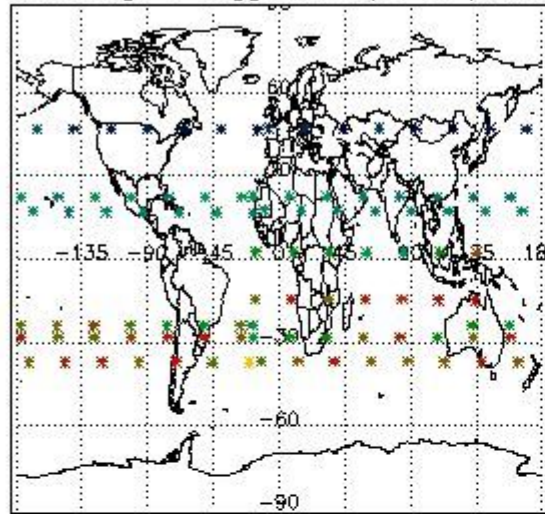
In this section it is plotted some information contained in the Quality Summary data set of the level 2 products. Only products in dark limb conditions and without errors (error flag in the MPH set to "0") are used.

3.1 Plot quality information per product (time dependant)

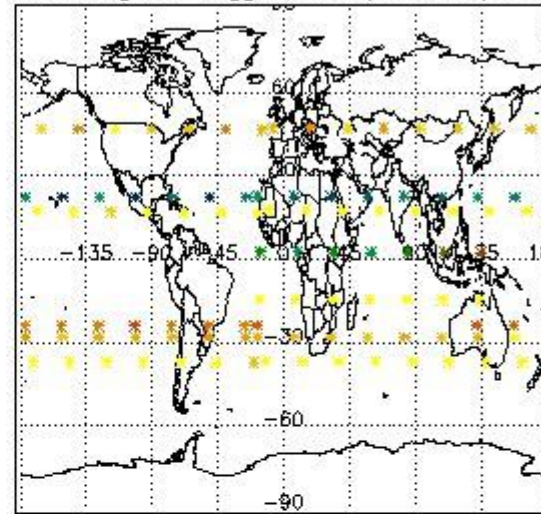


3.2 Plot quality information per product (world map)


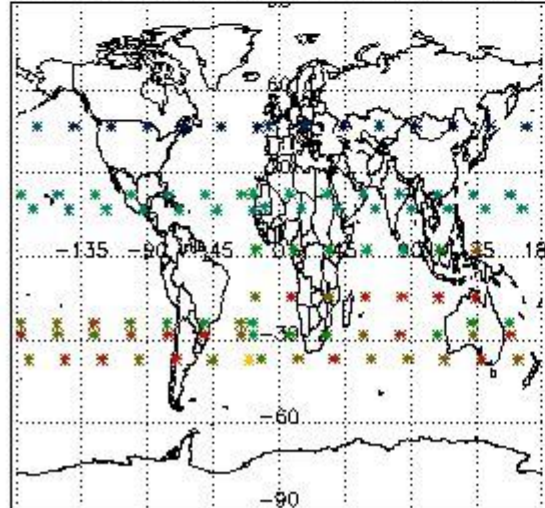
Percentage of flagged data per O3 profile



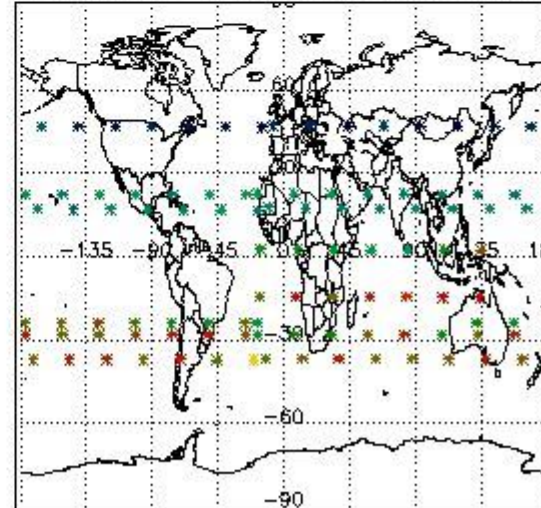
Percentage of flagged data per H2O profile



Percentage of flagged data per NO2 profile



Percentage of flagged data per NO3 profile

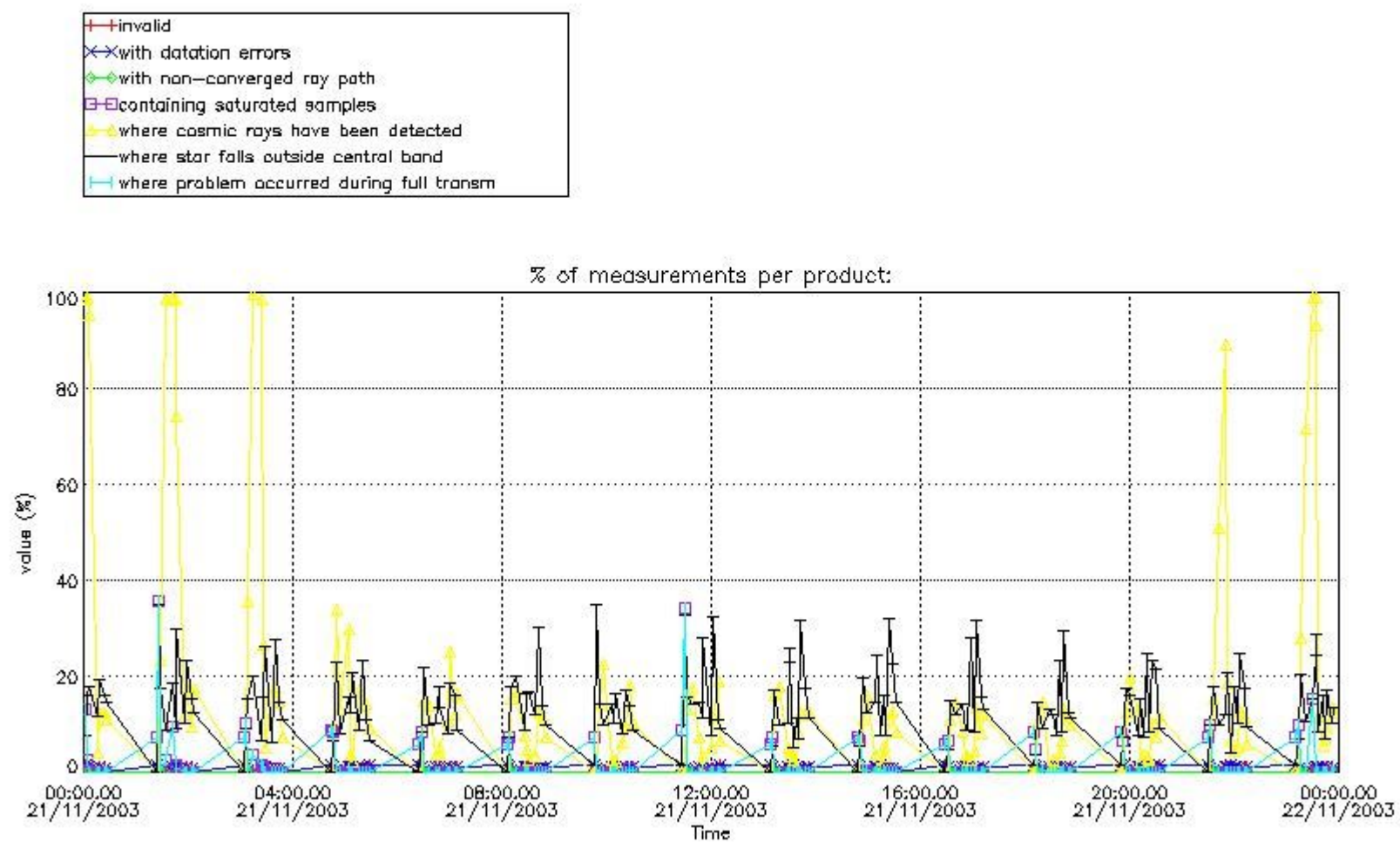


4. Level 1 quality information per product

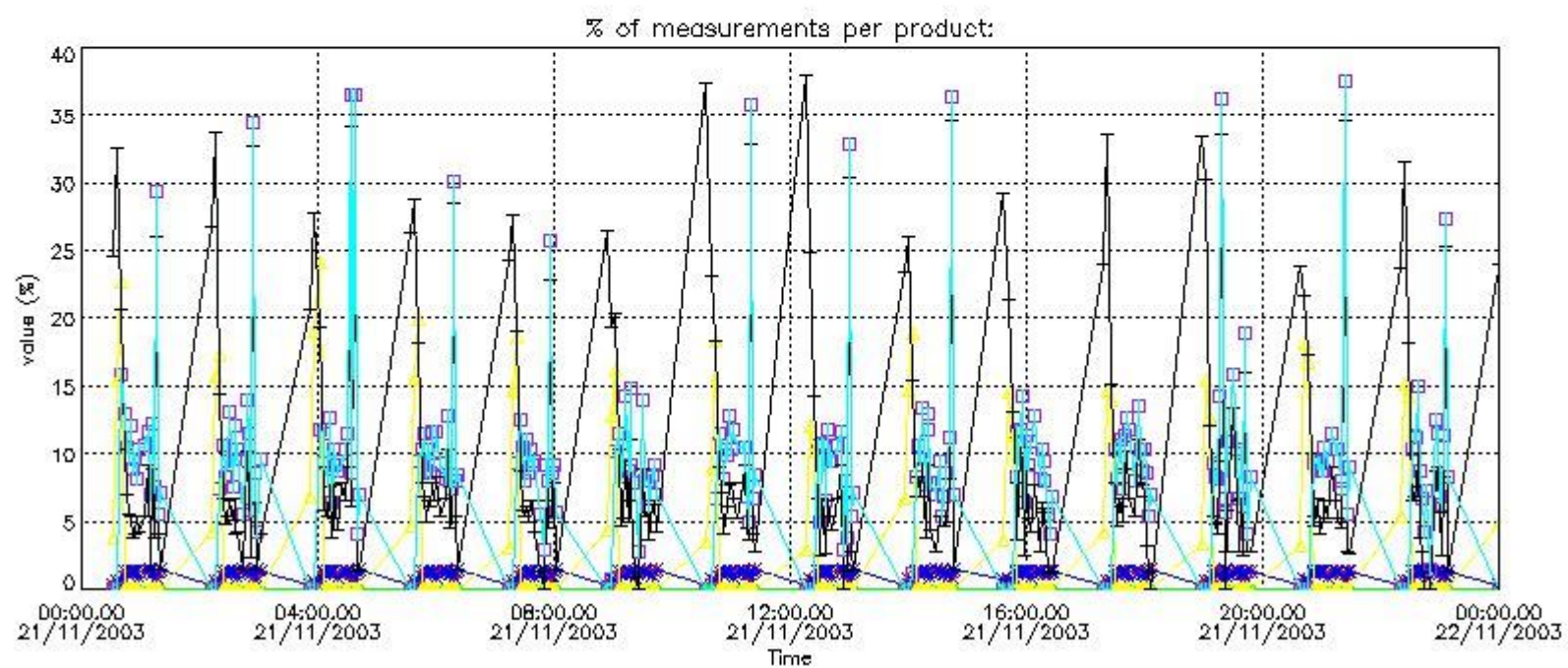
In this section it is plotted some information contained in the Quality Summary data set of the level 2 products that comes from the level 1b processing. Products without errors (error flag in the MPH set to "0") are used.

4.1 Plot quality information per product (time dependant) coming from level 1b processing

4.1.1 Plot level 1 quality information per product (time dependant): ENVISAT ASCENDING passes



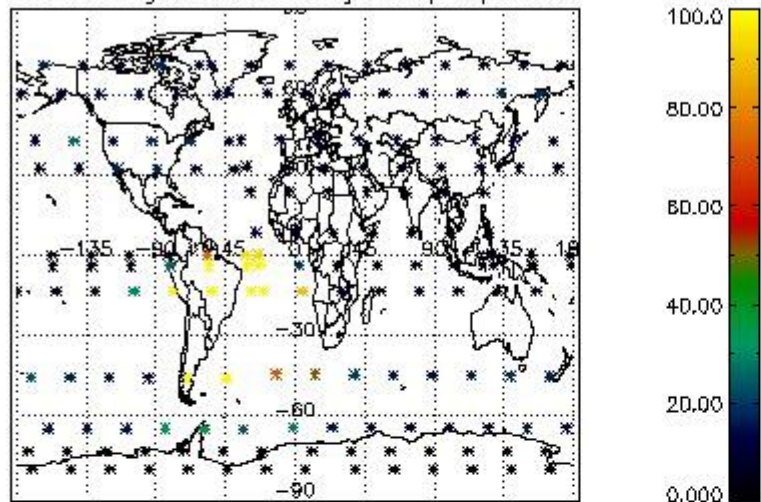
4.1.2 Plot level 1 quality information per product (time dependant): ENVI SAT DESCENDING passes



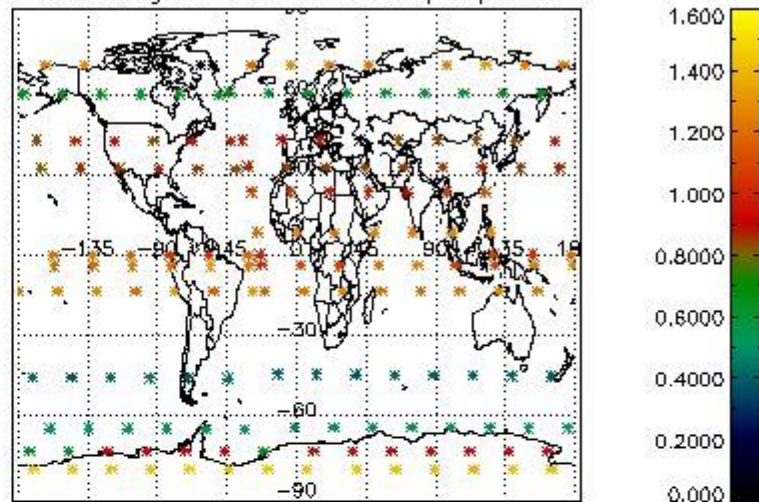
4.2 Plot quality information per product coming from level 1b processing (world map)

4.2.1 Plot level 1 quality information per product (world map): ENVISAT ASCENDING passes

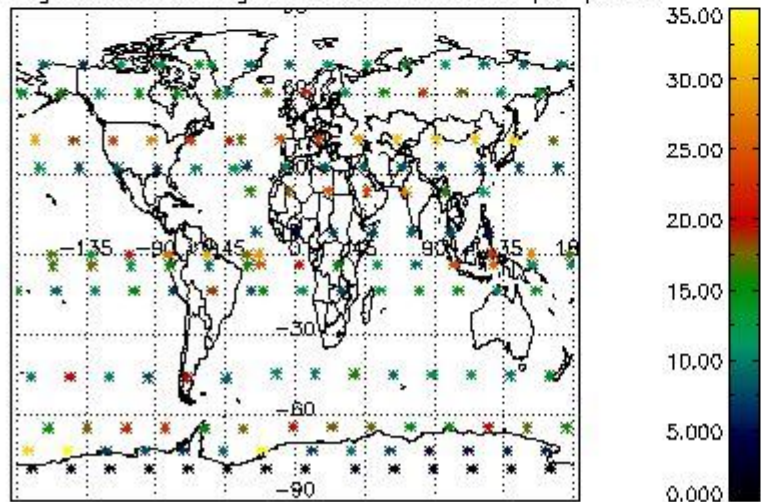
Percentage of cosmic ray hits per profile



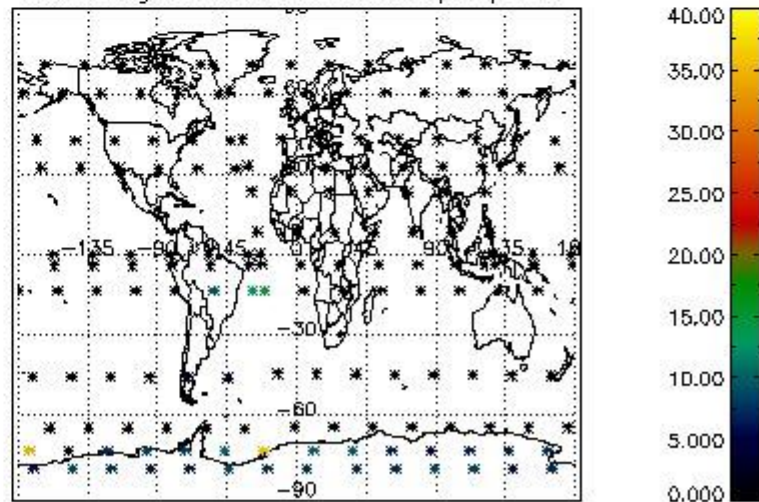
Percentage of datation errors per profile



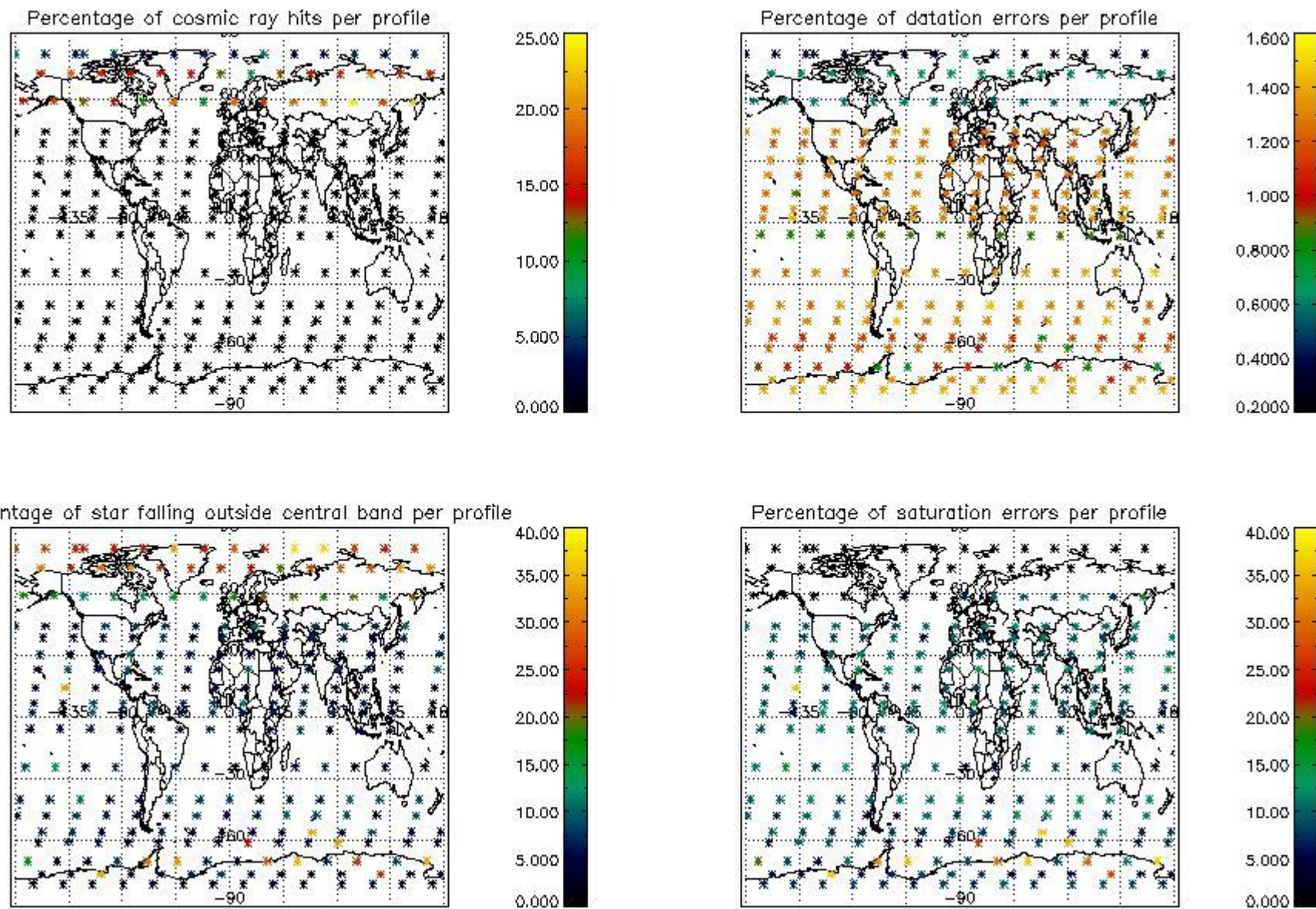
Percentage of star falling outside central band per profile



Percentage of saturation errors per profile



4.2.2 Plot level 1 quality information per product (world map): ENVISAT DESCENDING passes



5. Trace gas profiles

5.1 Ozone statistics based on quality of products

The final quality of the products can be "measured" using the STD (Standard Deviation) attached to every point profile. This information is written to the parameter GOM_NL__2P/NL_LOCAL_SPECIES_DENSITY/o3_std of the level 2 products. The table below shows the statistics for given STD ranges.

The statistics are given with respect to the overall valid production:

- Products without fatal errors: GOM_NL__2P/MPH/PRODUCT_ERR=0
- Valid point profile: GOM_NL__2P/NL_LOCAL_SPECIES_DENSITY/pcd(0)=0

The 'Criteria' is applied to valid points of dark limb products:

- Products in dark limb illumination condition: GOM_NL__2P/NL_SUMMARY_QUALITY/obs_ill_cond=0
- Products without fatal errors: GOM_NL__2P/MPH/PRODUCT_ERR=0
- Valid point profile: GOM_NL__2P/NL_LOCAL_SPECIES_DENSITY/pcd(0)=0

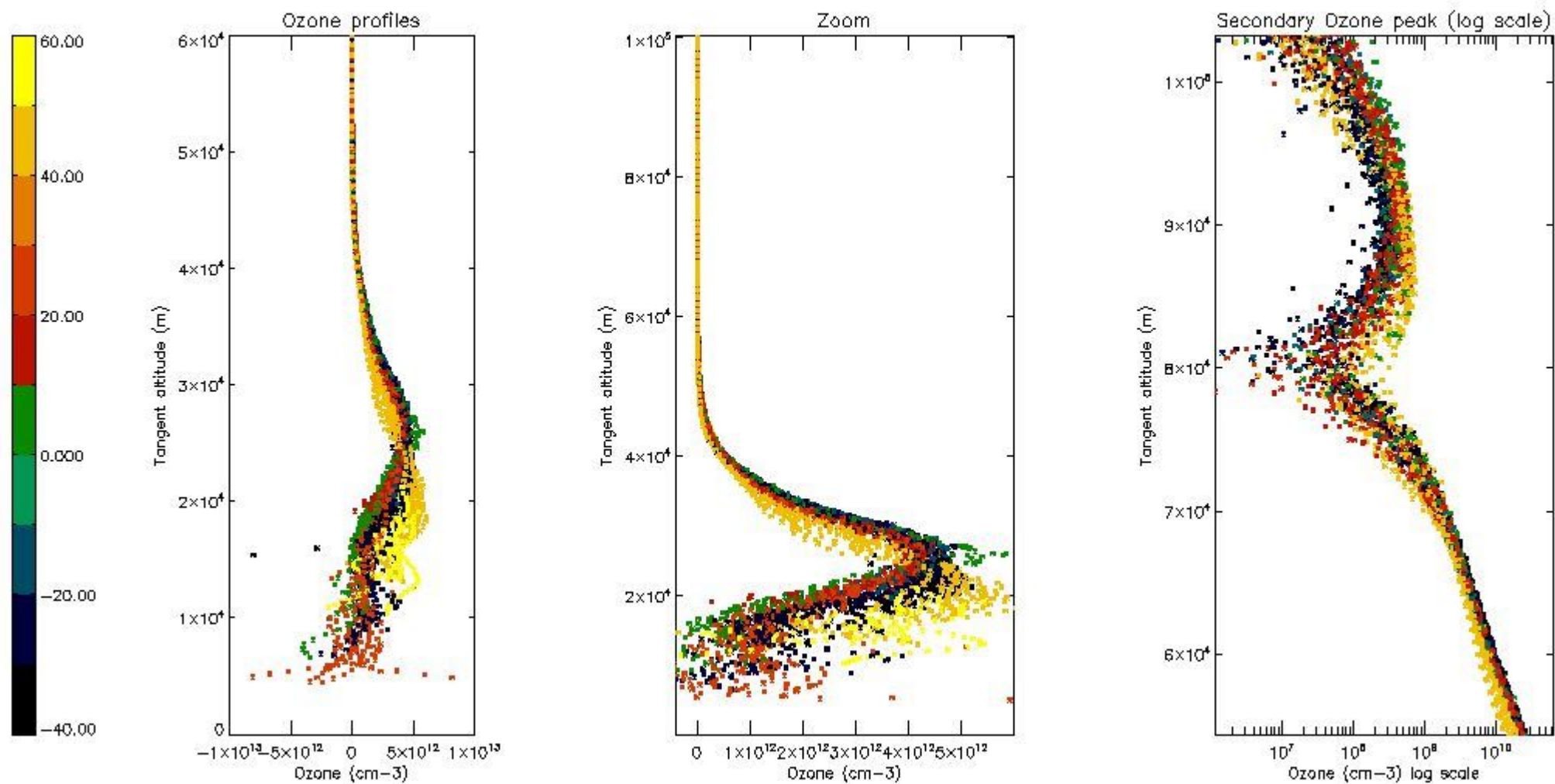
So, the table below shows the percentage of dark limb and valid observations for each criteria with respect to the overall valid daily observations.

Criteria	% of total production
All STD	22
STD < 20	15

STD < 10	14
STD < 5	11

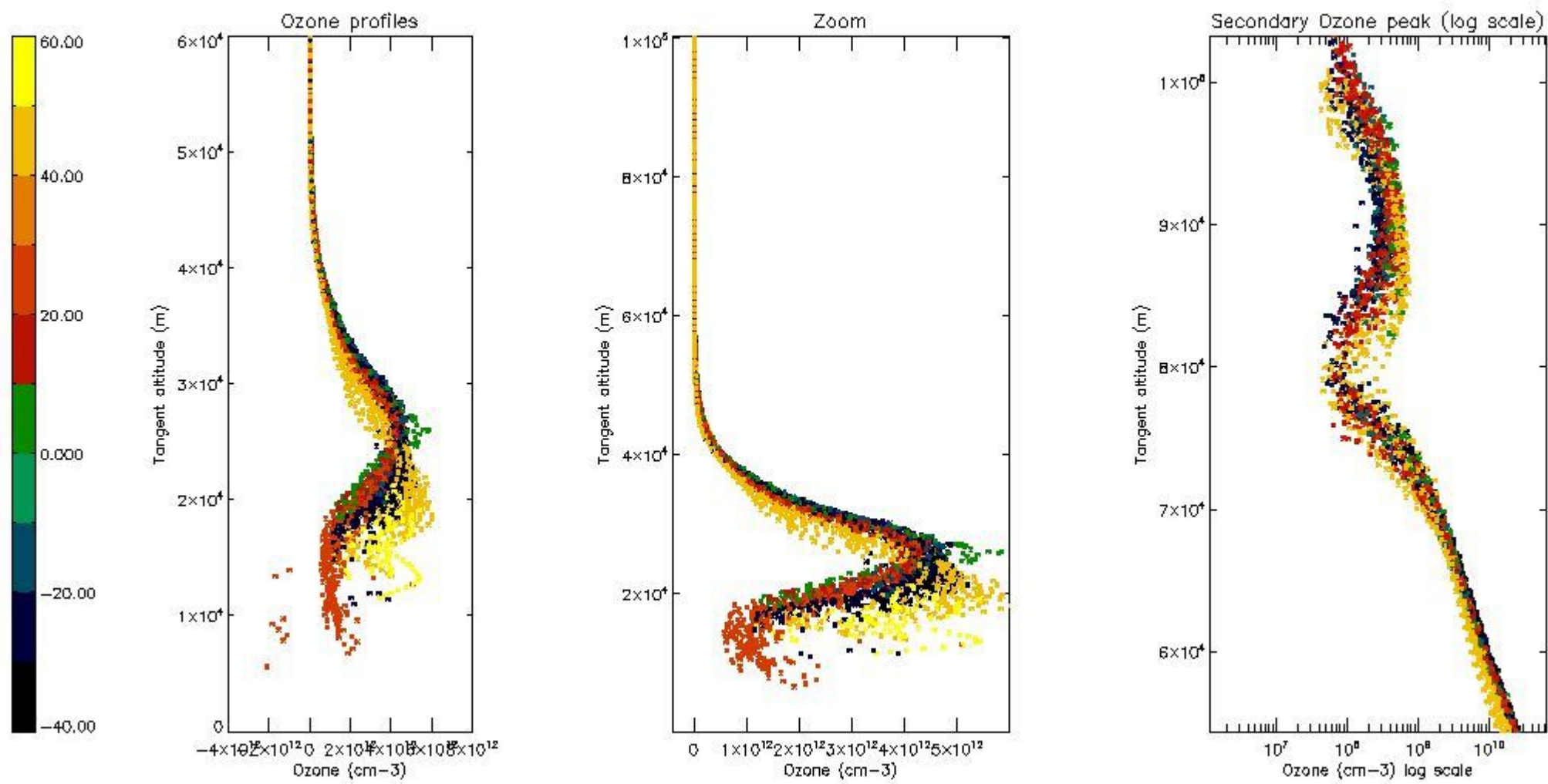
5.2 Plot ozone profiles for all STD (dark without errors)

The colorbar represents the latitude.



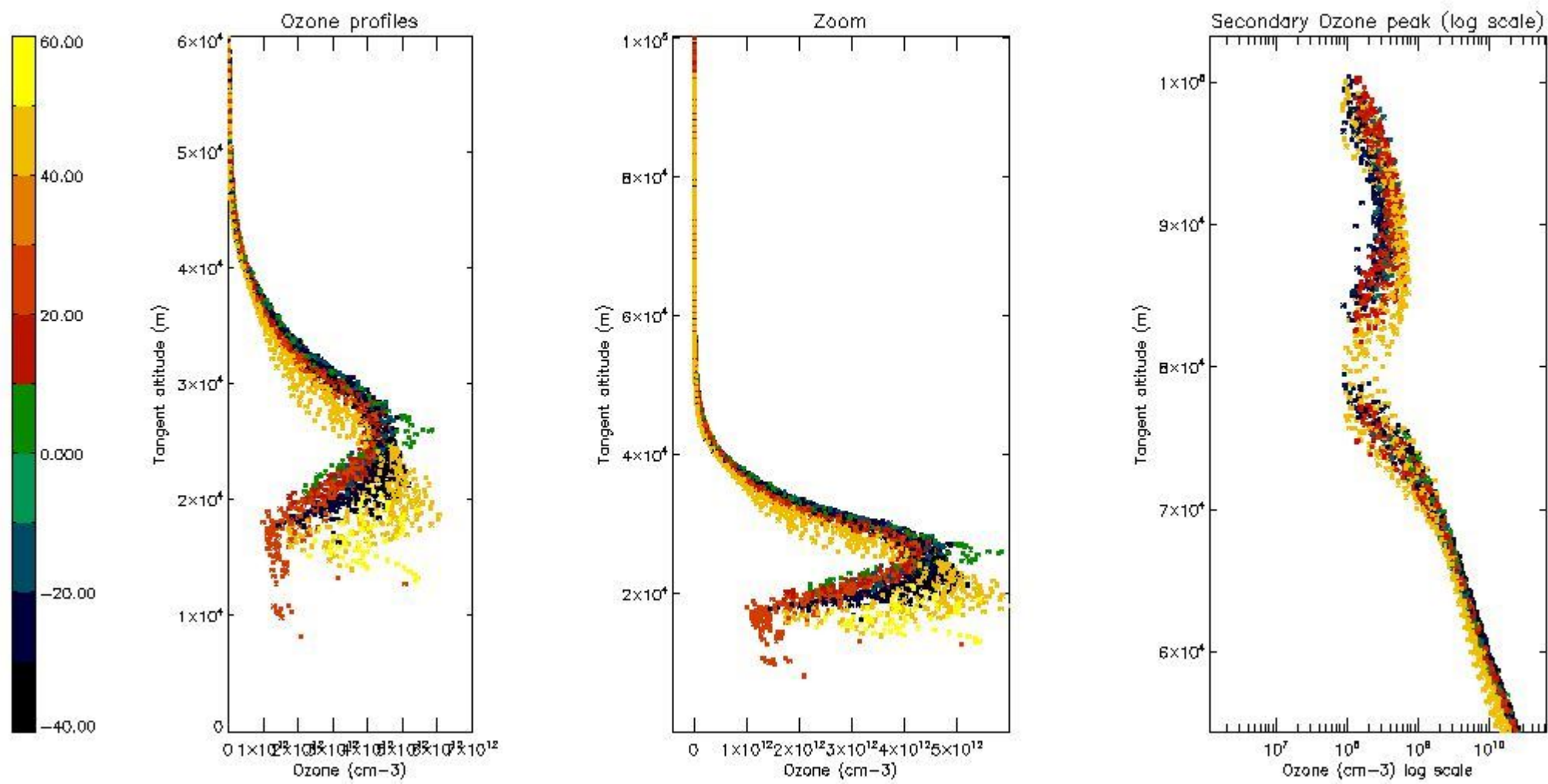
5.3 Plot ozone profiles where STD < 20% (dark without errors)

The colorbar represents the latitude.



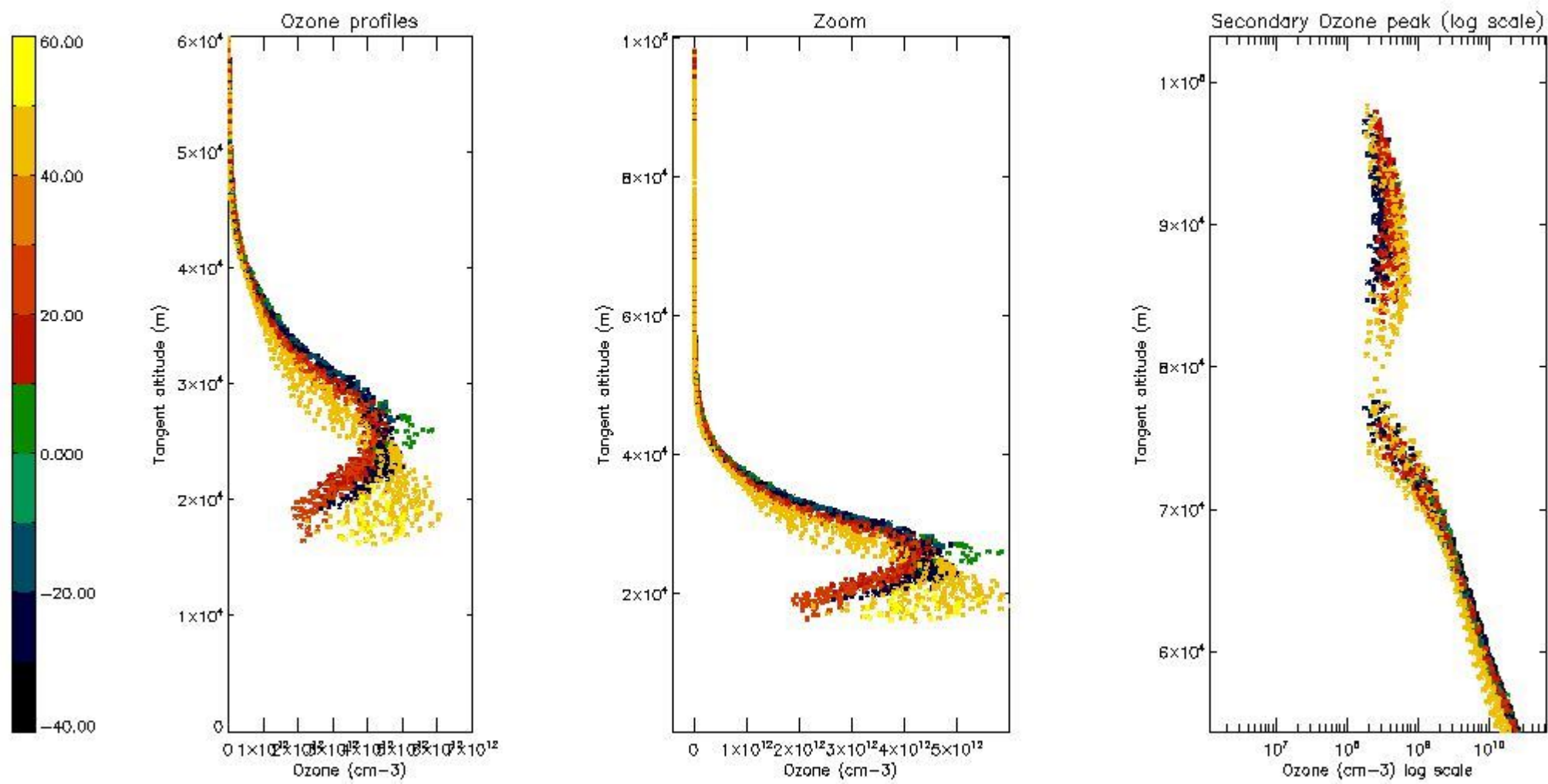
5.4 Plot ozone profiles where STD < 10% (dark without errors)

The colorbar represents the latitude.



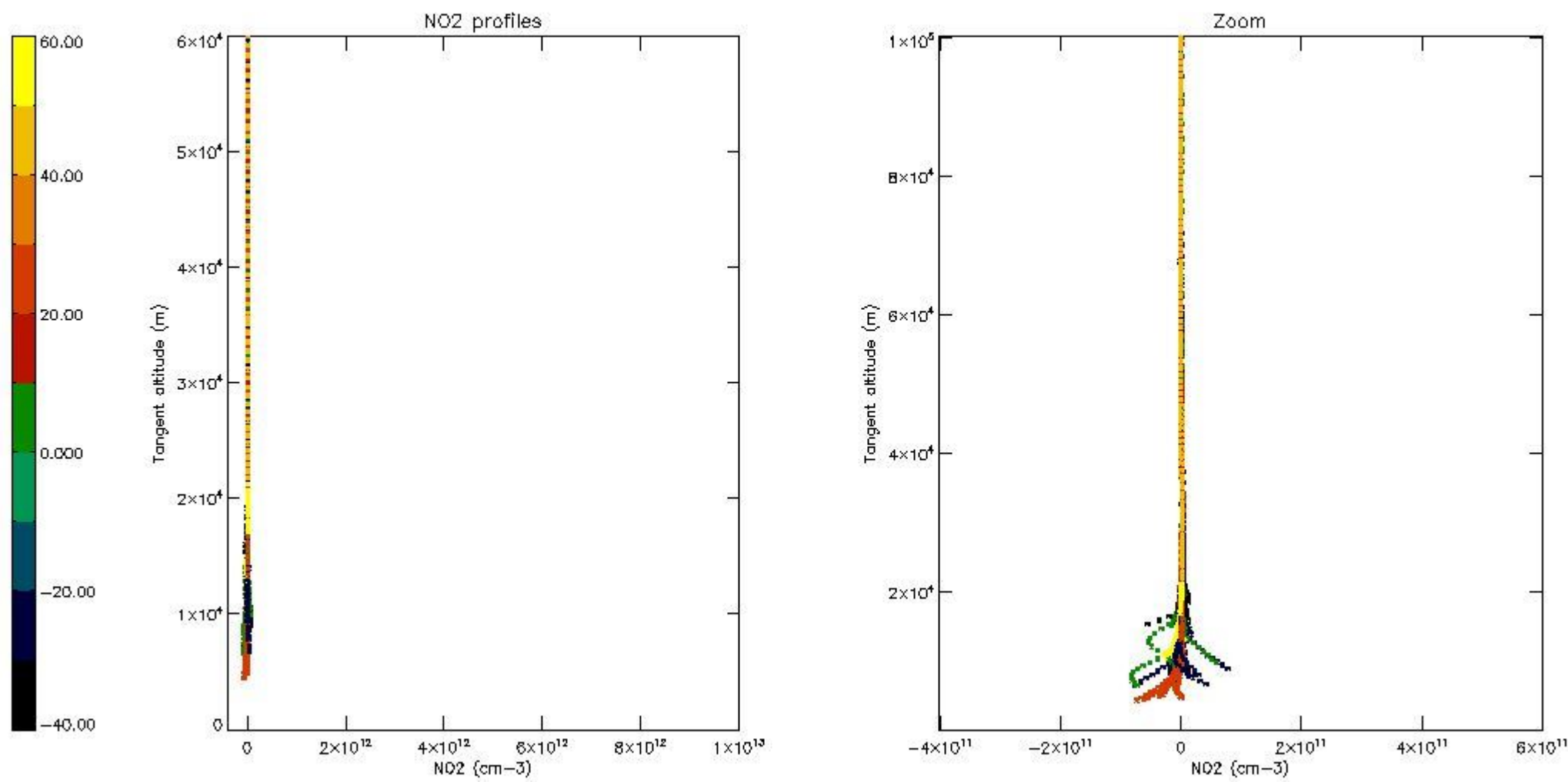
5.5 Plot ozone profiles where STD < 5% (dark without errors)

The colorbar represents the latitude.



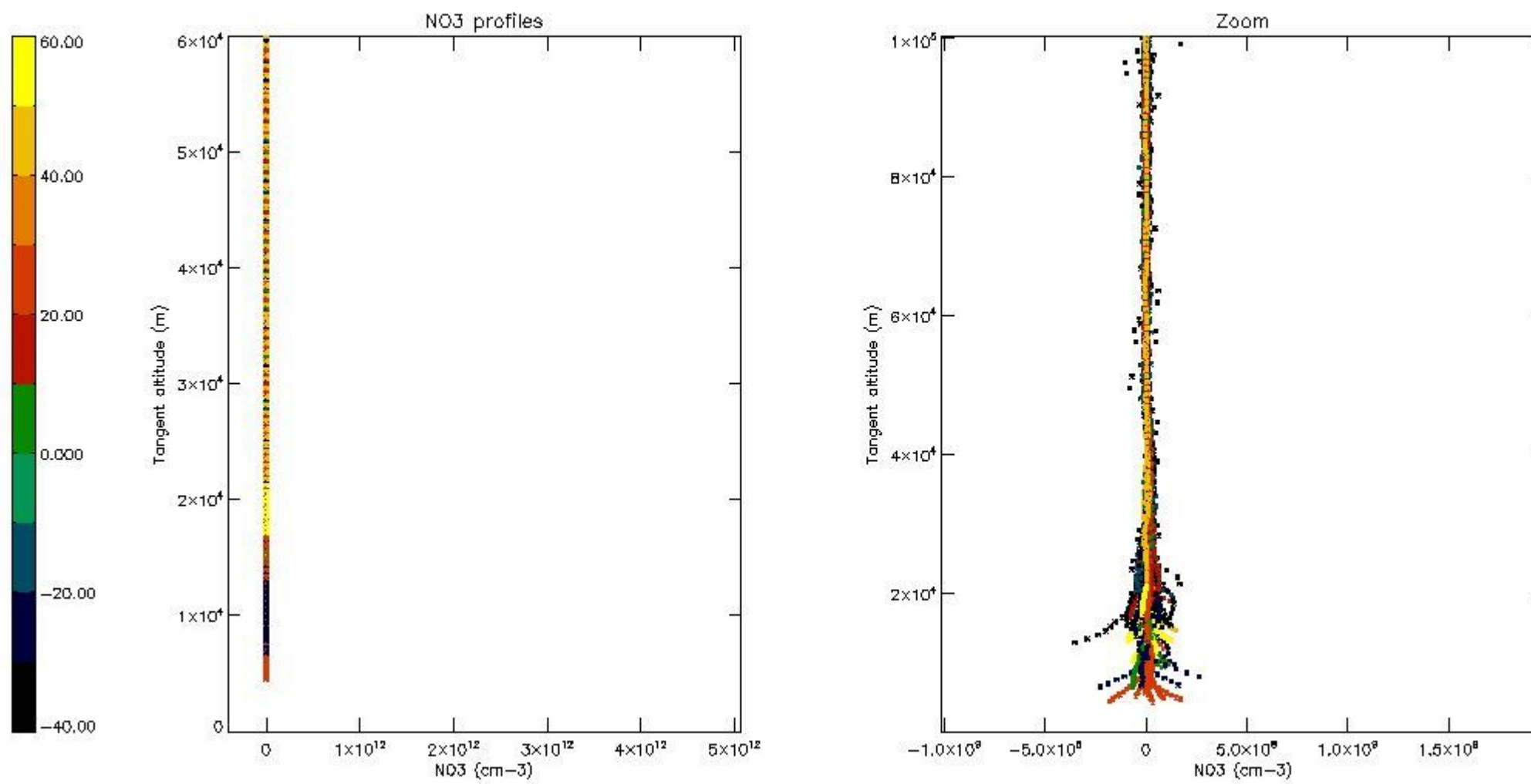
5.6 Plot NO₂ profiles for all STD (dark without errors)

The colorbar represents the latitude.



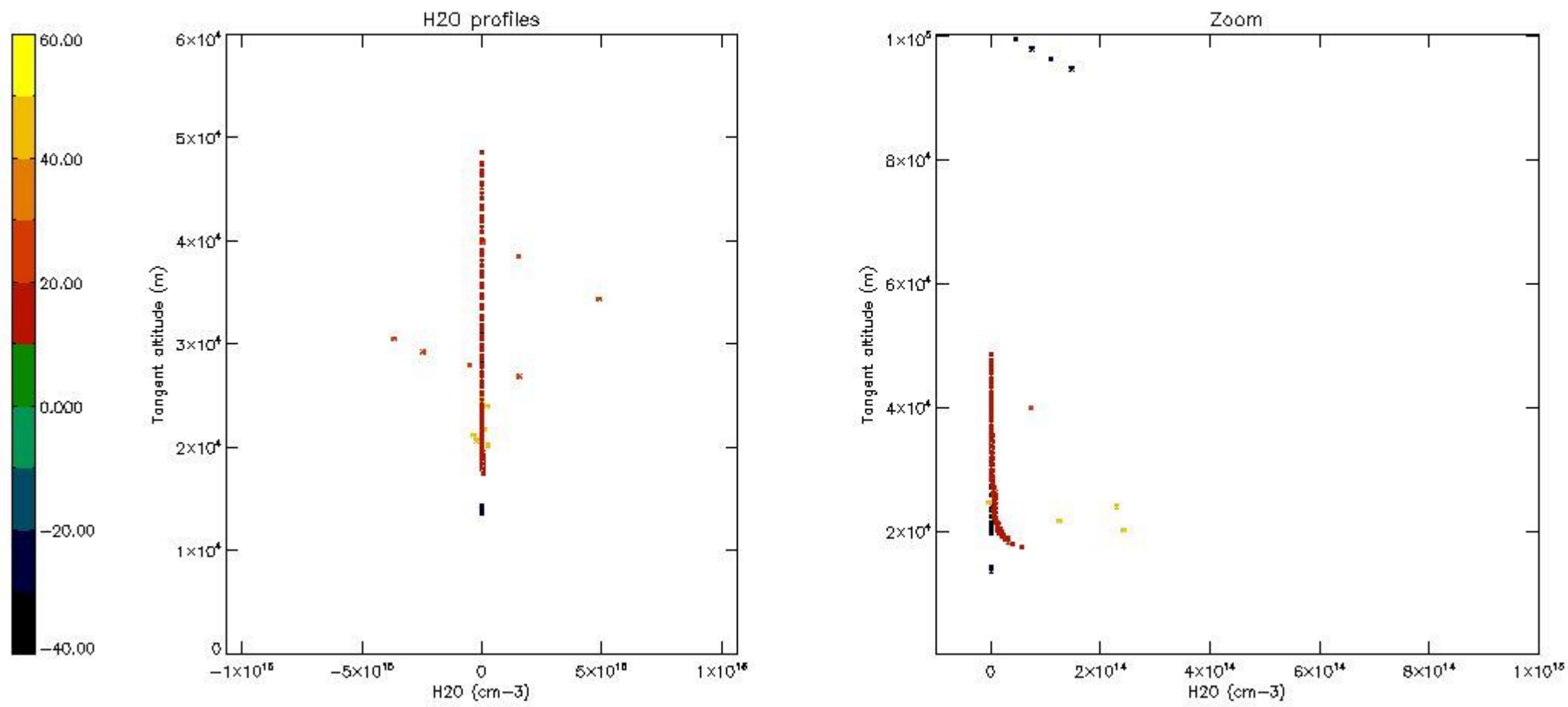
5.7 Plot NO3 profiles for all STD (dark without errors)

The colorbar represents the latitude.



5.8 Plot H2O profiles for all STD (only for occultations of stars 1,2,3,4,13,14,16,26,63 dark without errors)

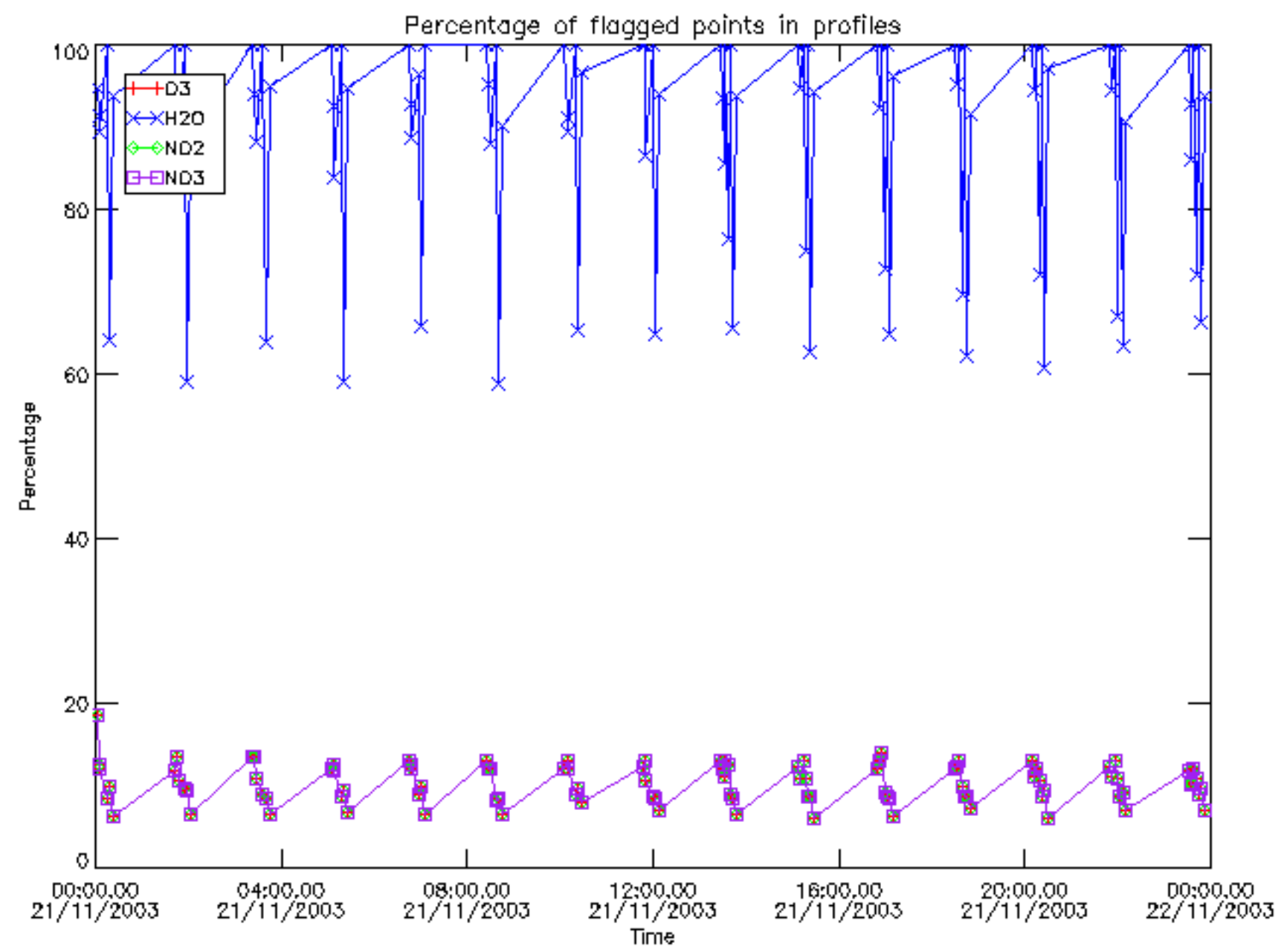
The colorbar represents the latitude.



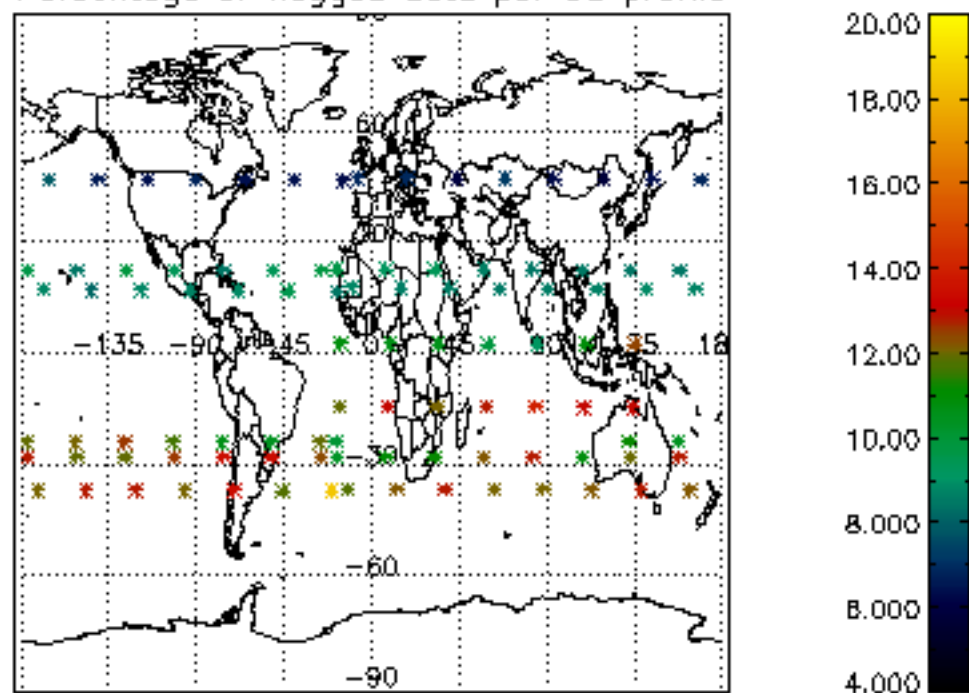
6. Auxiliary Data Files used for the production reported in section 2

The number reported in the third column indicates since which file (see list in section 2) the corresponding auxiliary file has been used. The fourth column is the date of those product files.

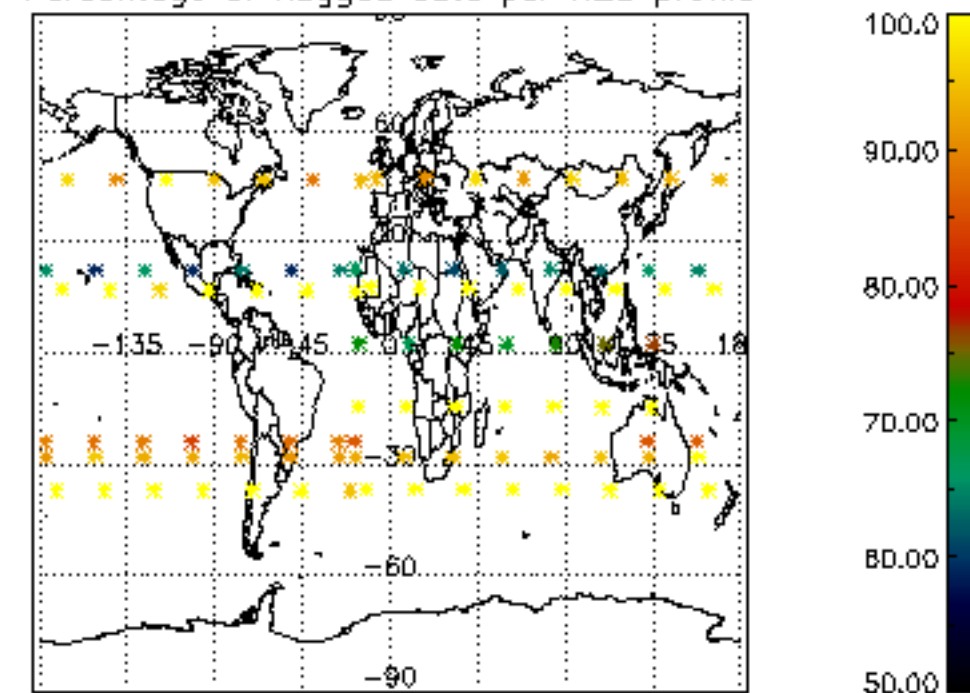
Type	Auxiliary Filename	Used since product	Used since product date
INST_PHYS_CHARACTERISTICS	GOM_INS_AXVIEC20091111_143220_20030716_120000_20500101_000000	1	21-NOV-2003 00:02:18
LEVEL-2_PROC_CONFIG	GOM_PR2_AXVIEC20091111_152718_20020301_000000_20500101_000000	1	21-NOV-2003 00:02:18
CROSS_SECTIONS_FILE	GOM_CRS_AXVIEC20091111_154832_20020301_000000_20500101_000000	1	21-NOV-2003 00:02:18



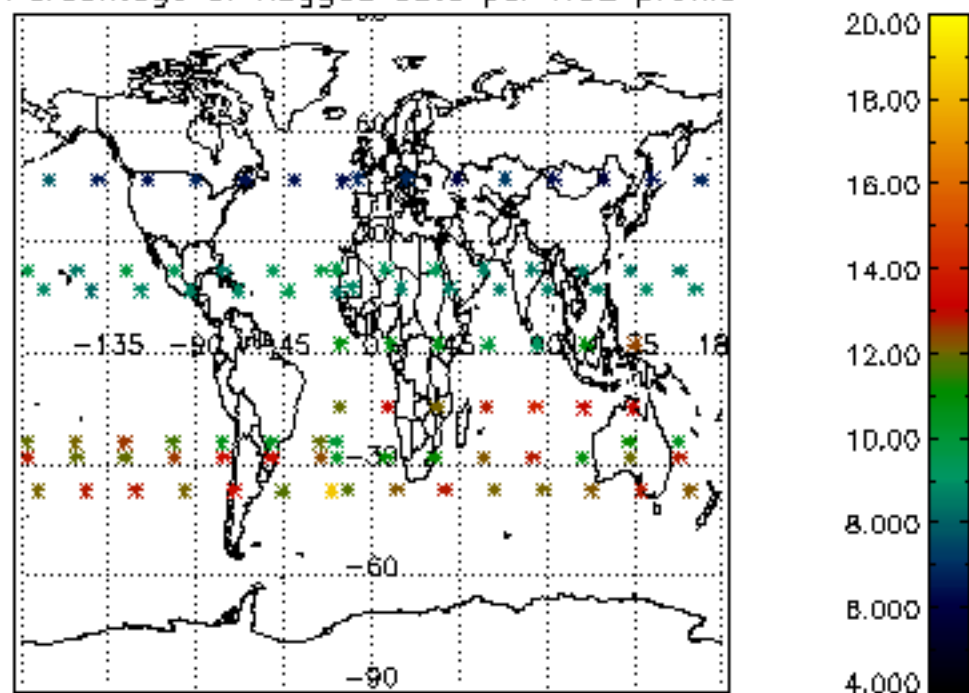
Percentage of flagged data per D3 profile



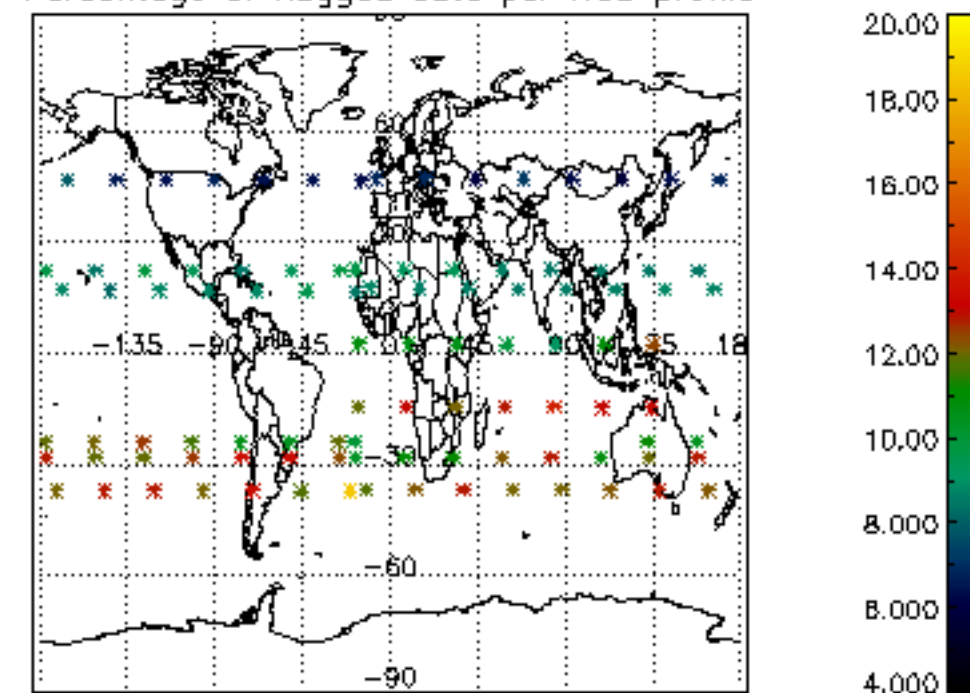
Percentage of flagged data per H2O profile

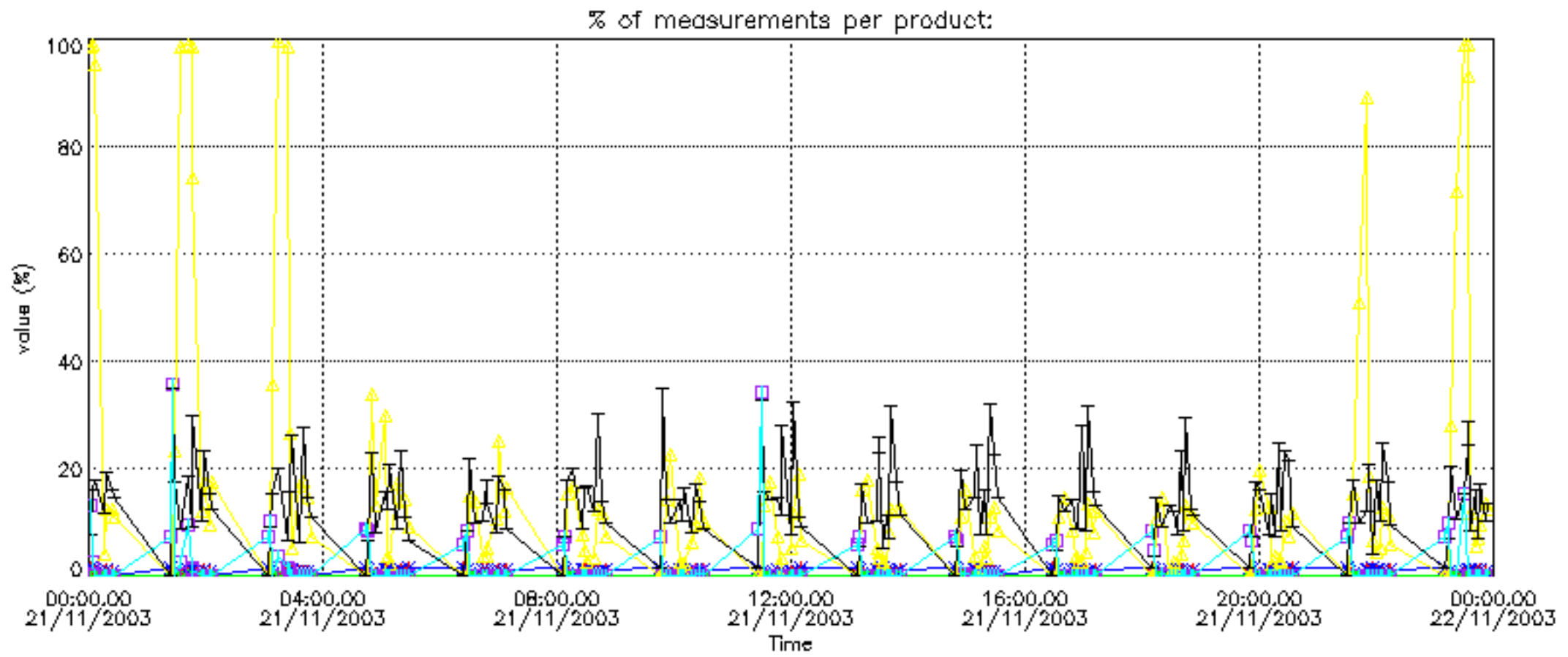


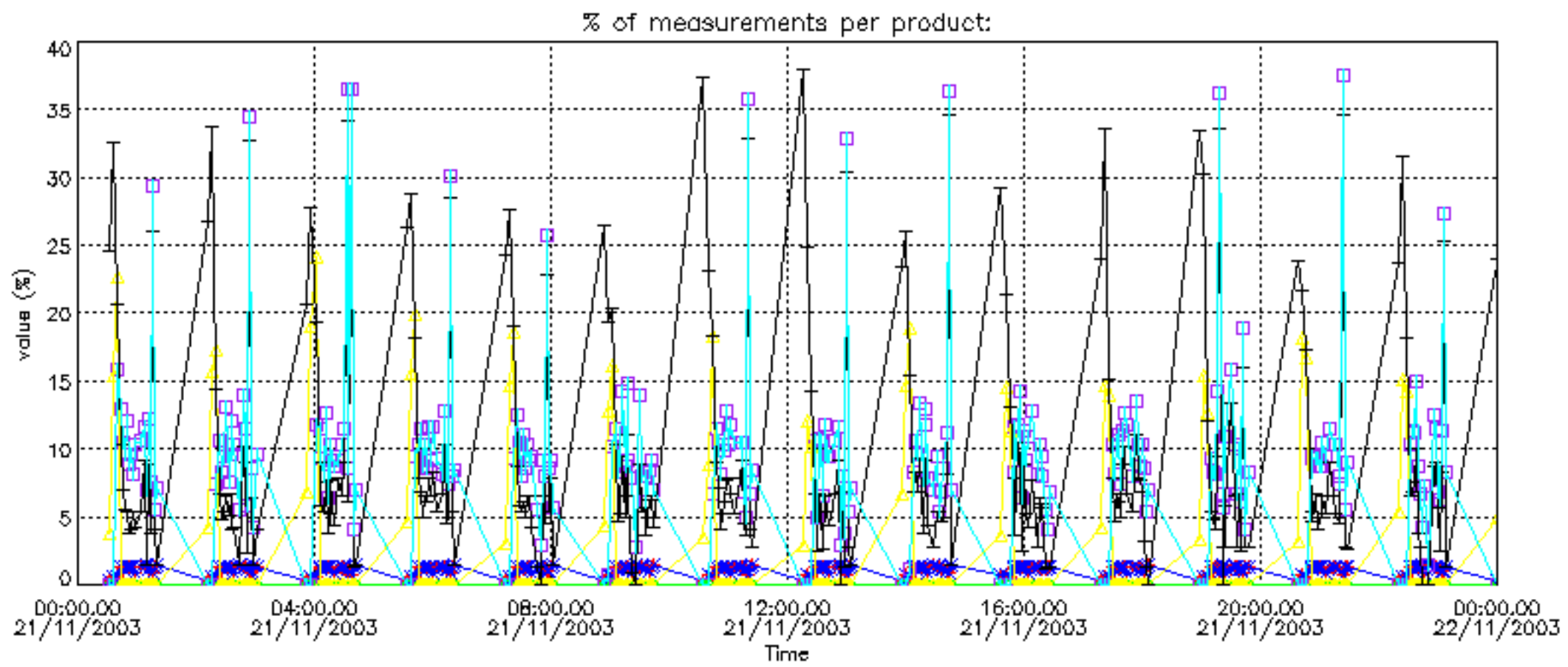
Percentage of flagged data per NO2 profile



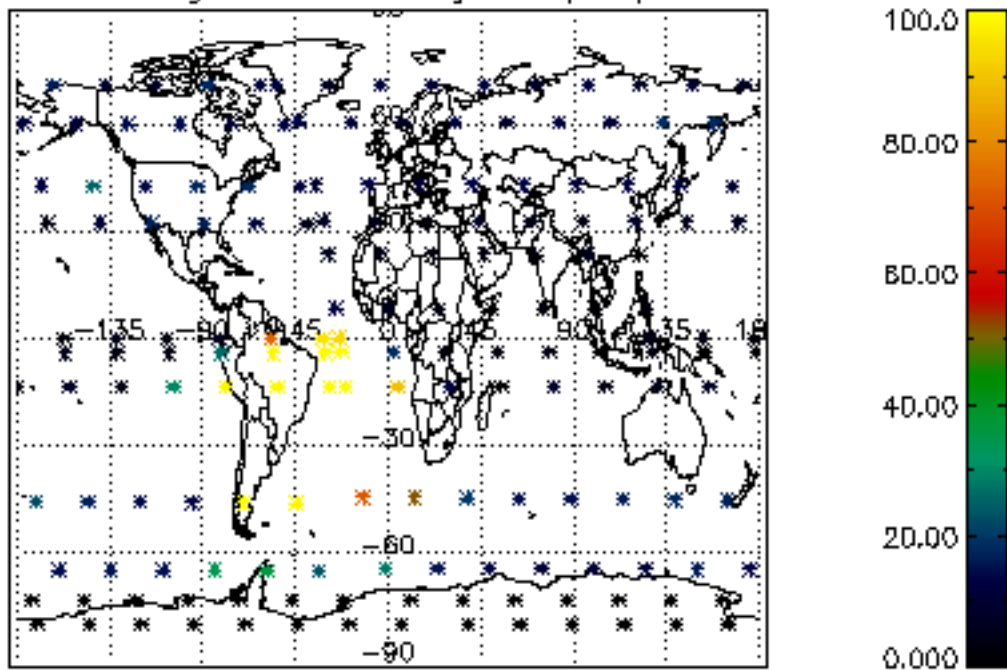
Percentage of flagged data per NO3 profile



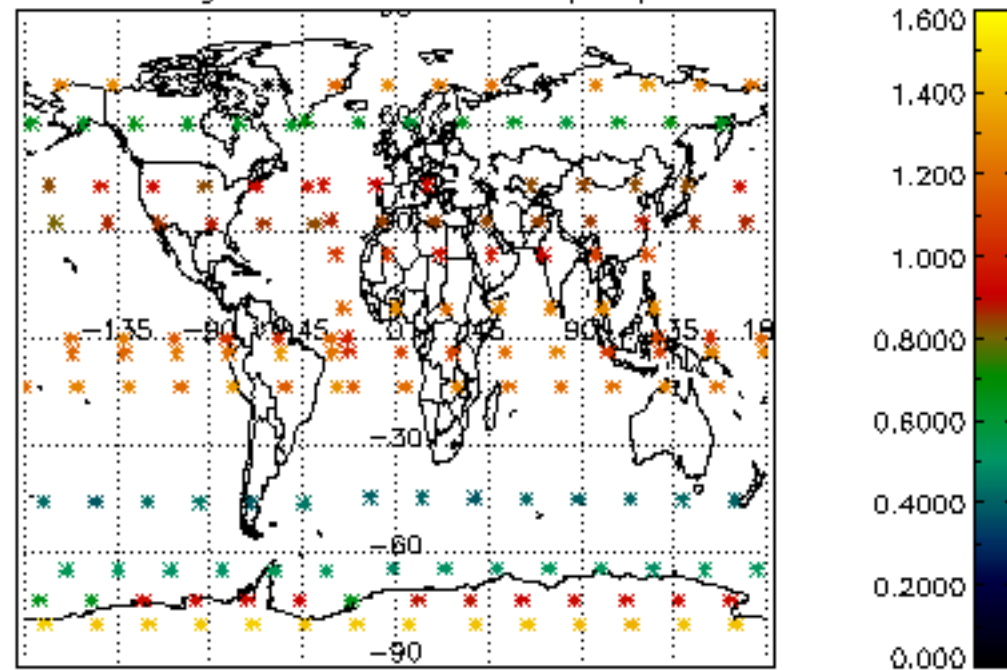




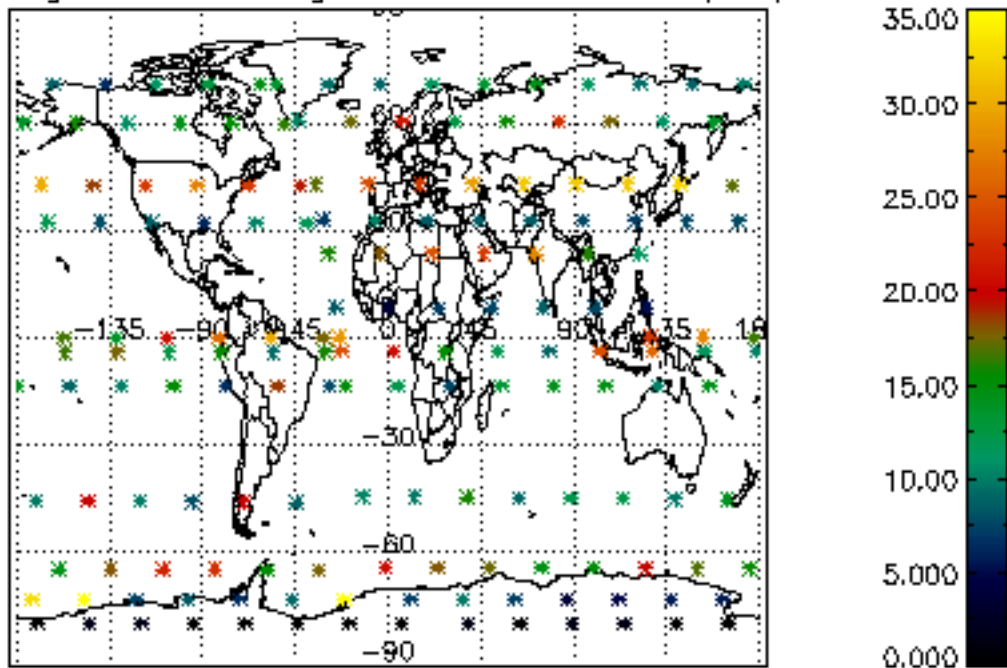
Percentage of cosmic ray hits per profile



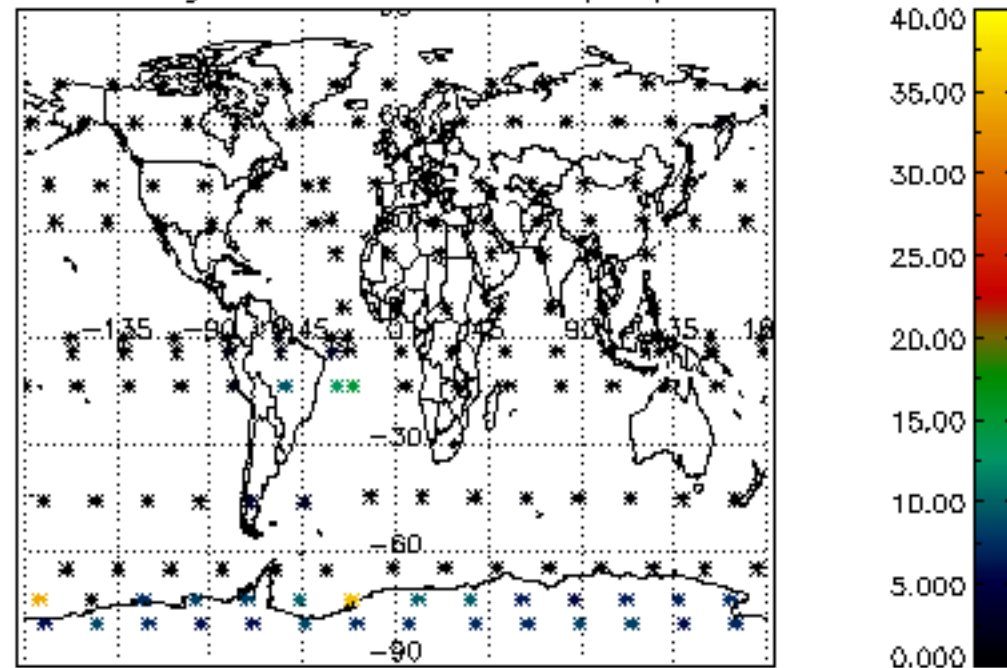
Percentage of datation errors per profile



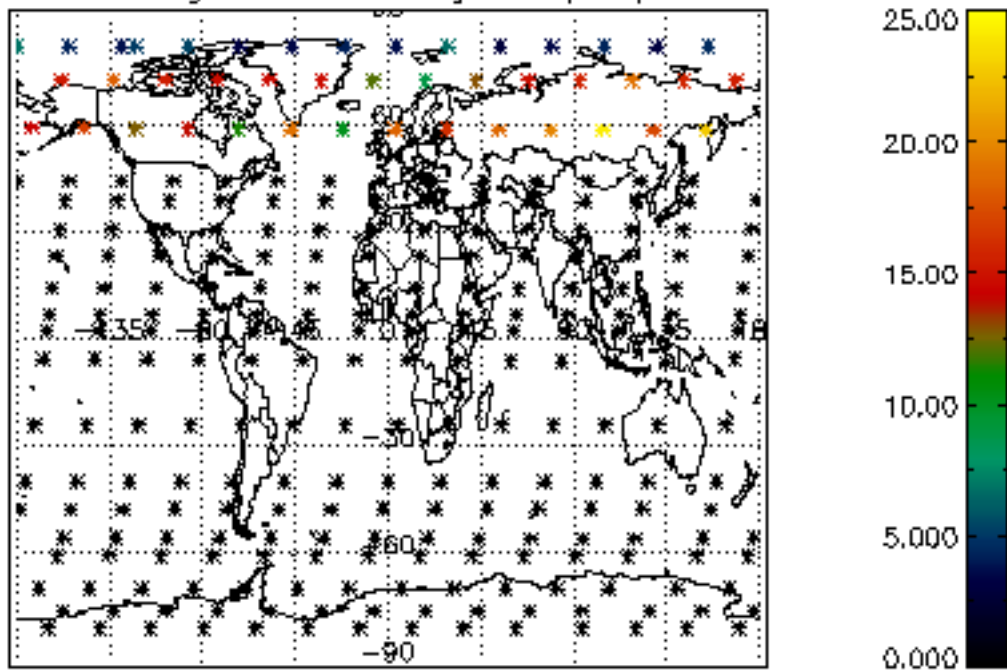
Percentage of star falling outside central band per profile



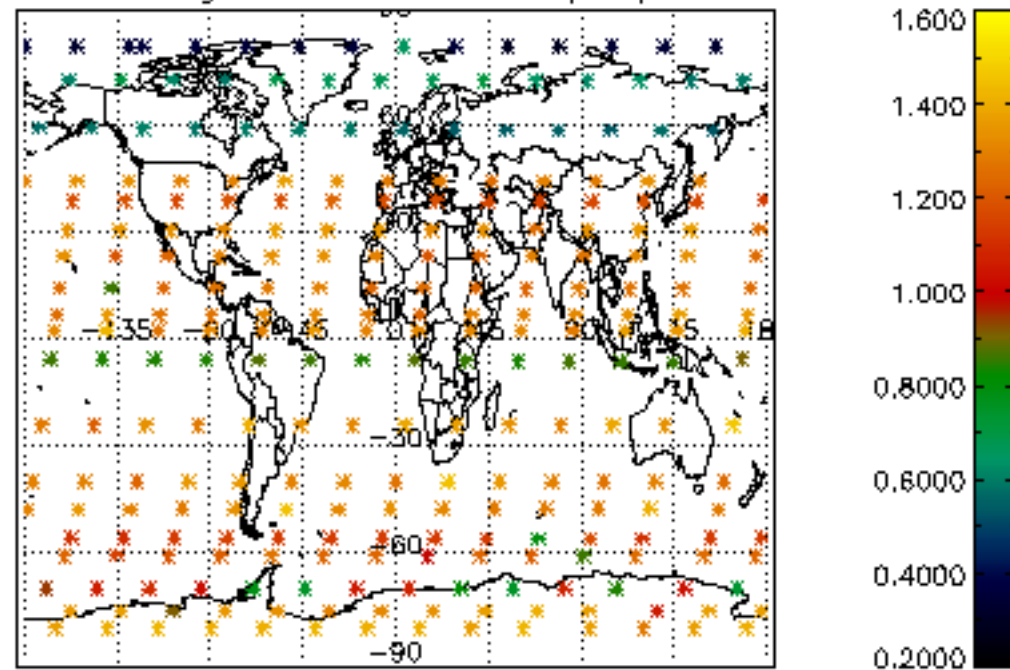
Percentage of saturation errors per profile



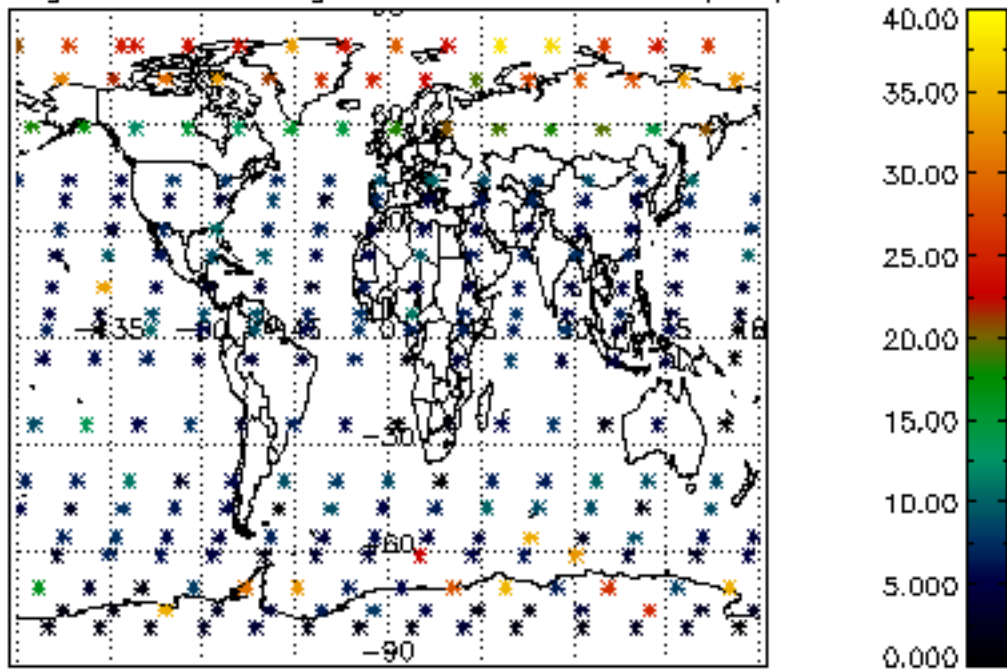
Percentage of cosmic ray hits per profile



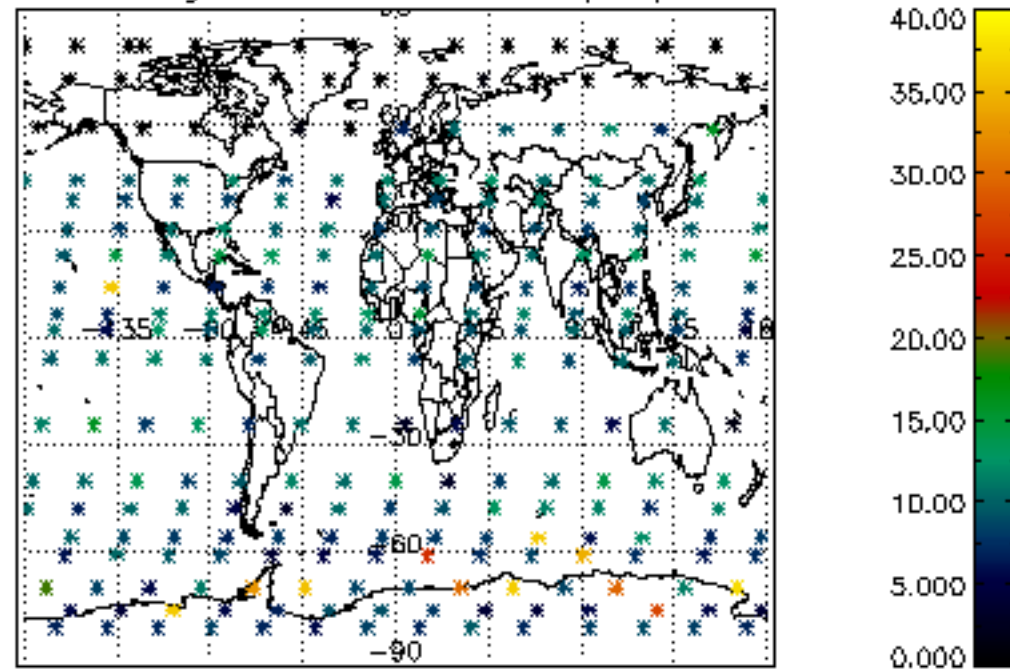
Percentage of datation errors per profile

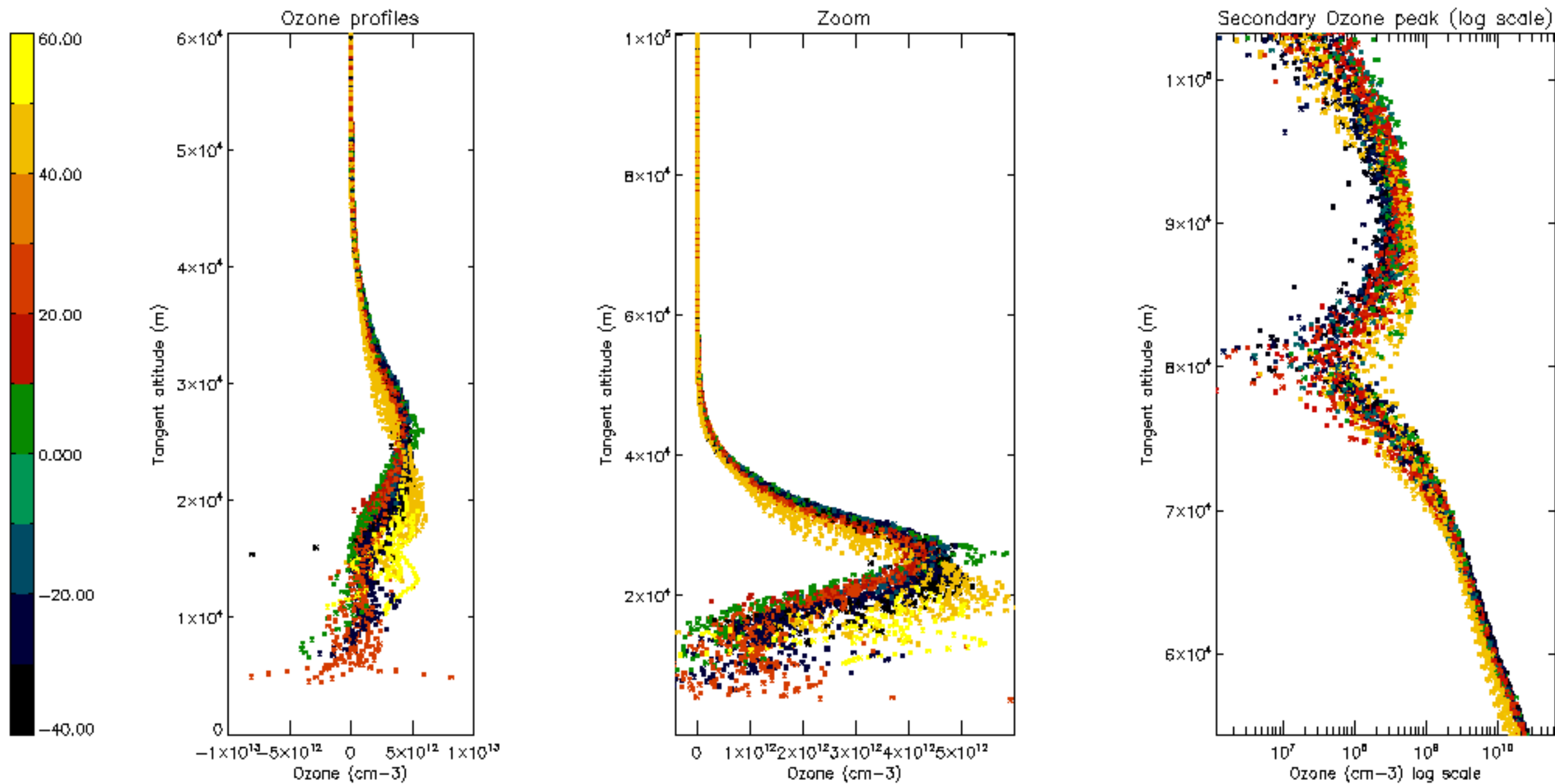


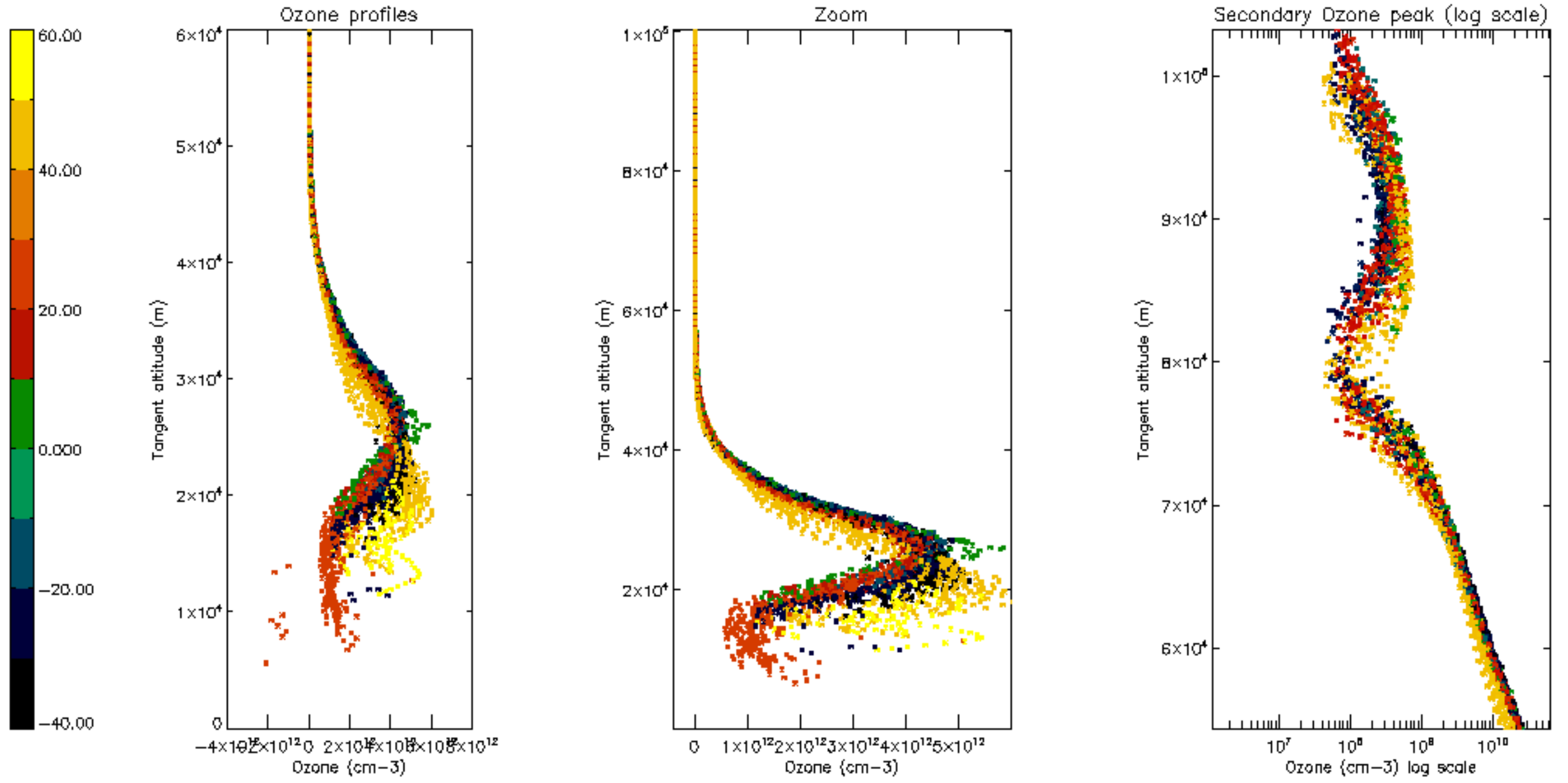
Percentage of star falling outside central band per profile

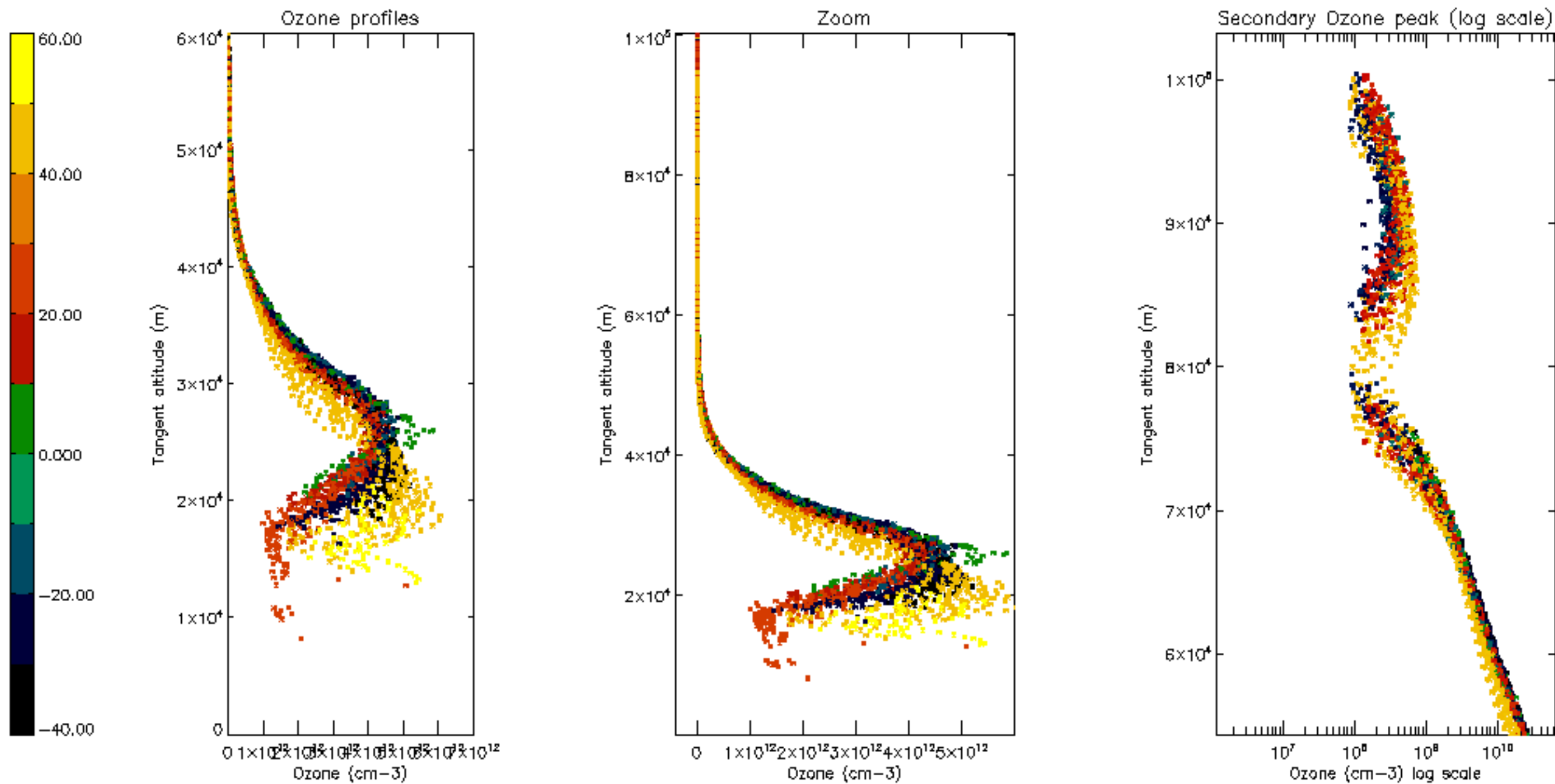


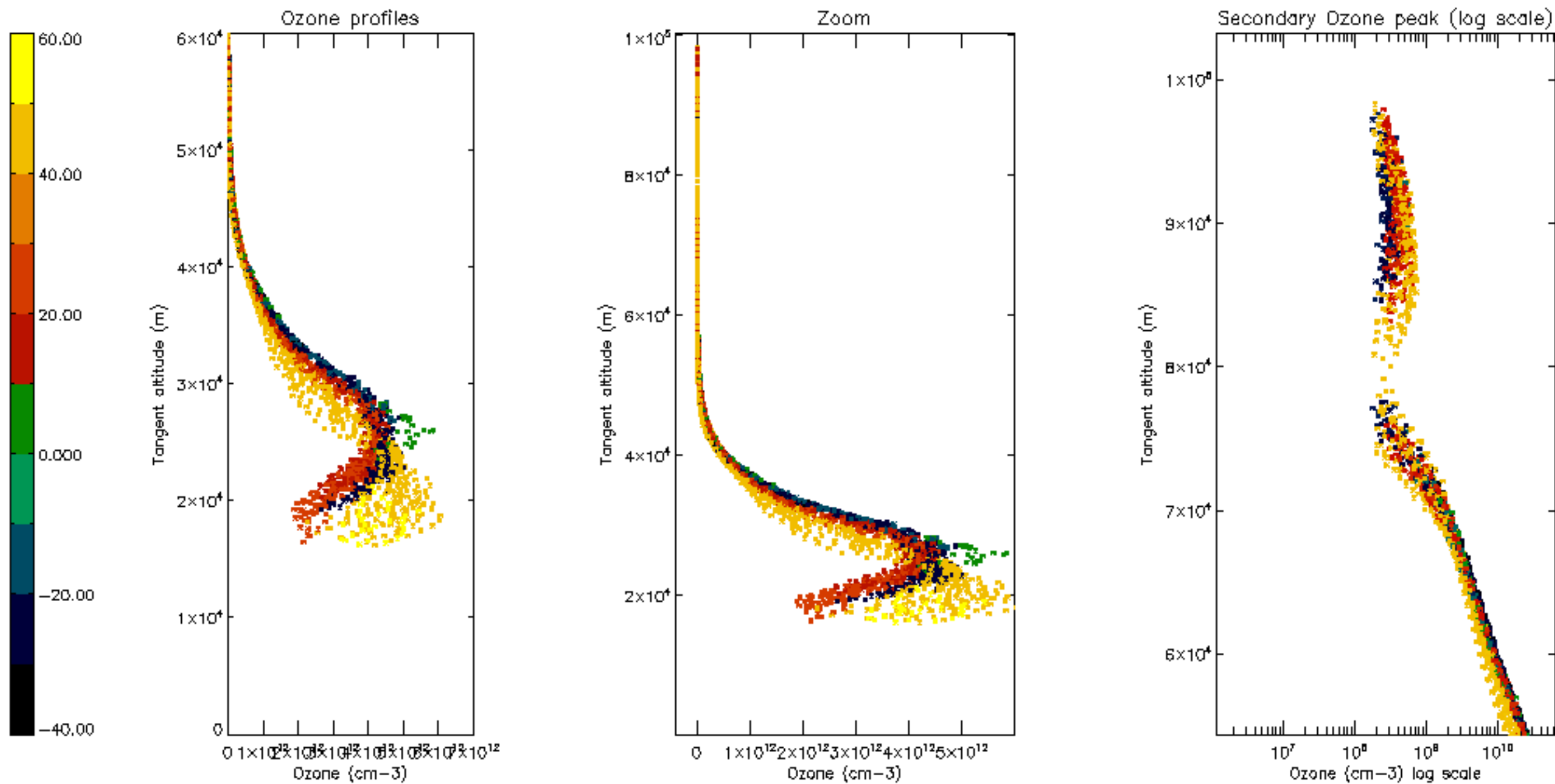
Percentage of saturation errors per profile

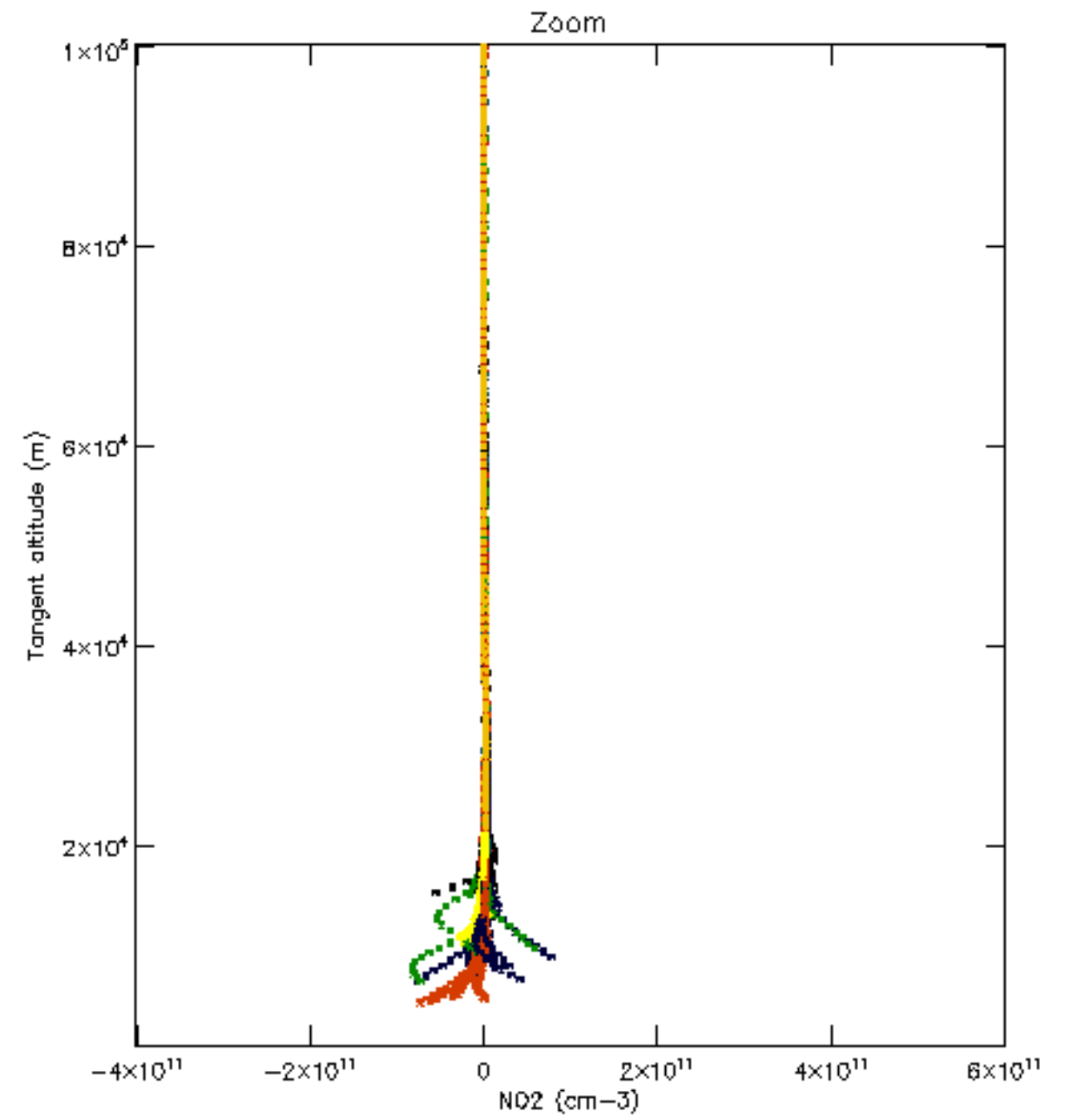
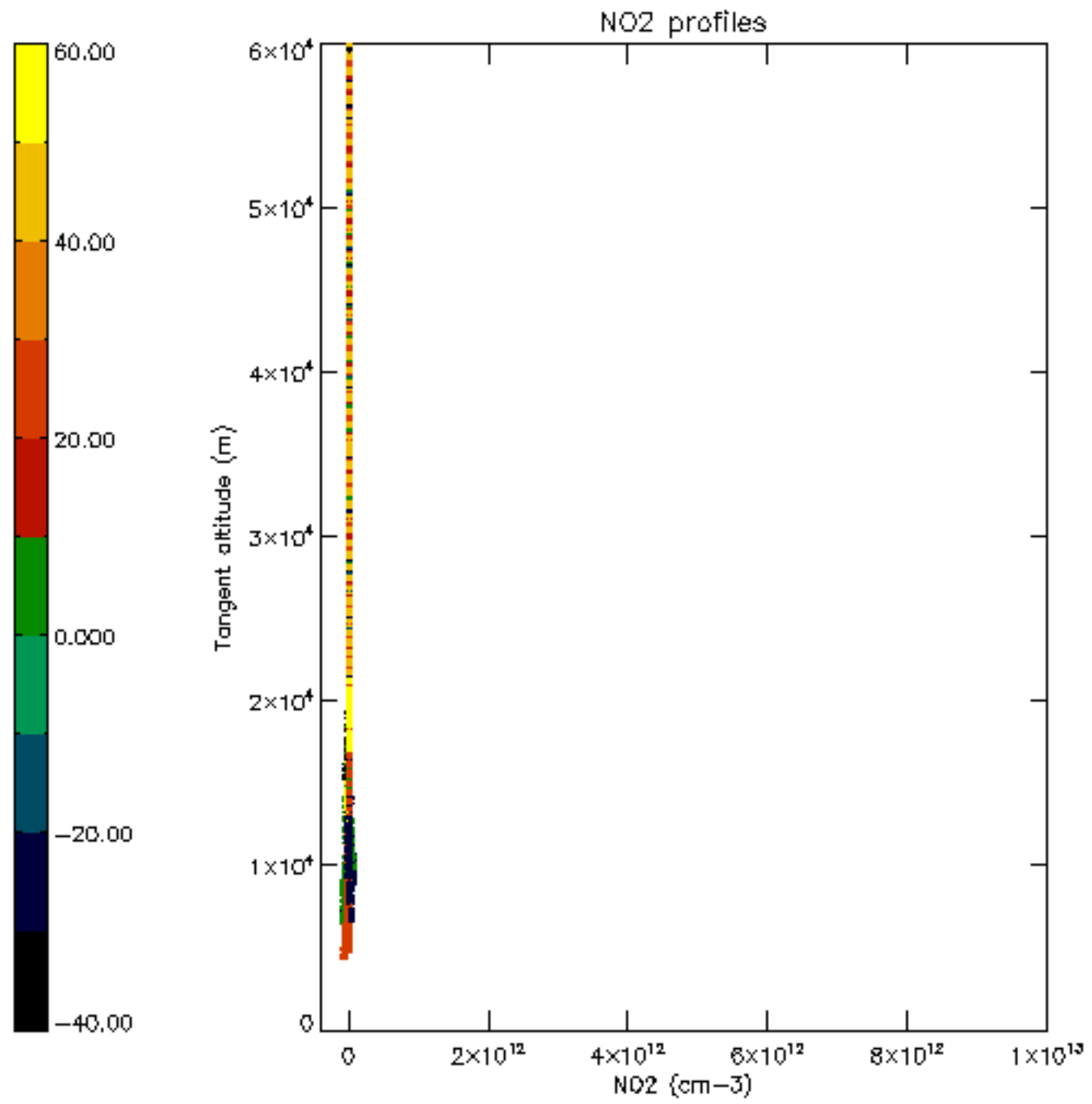


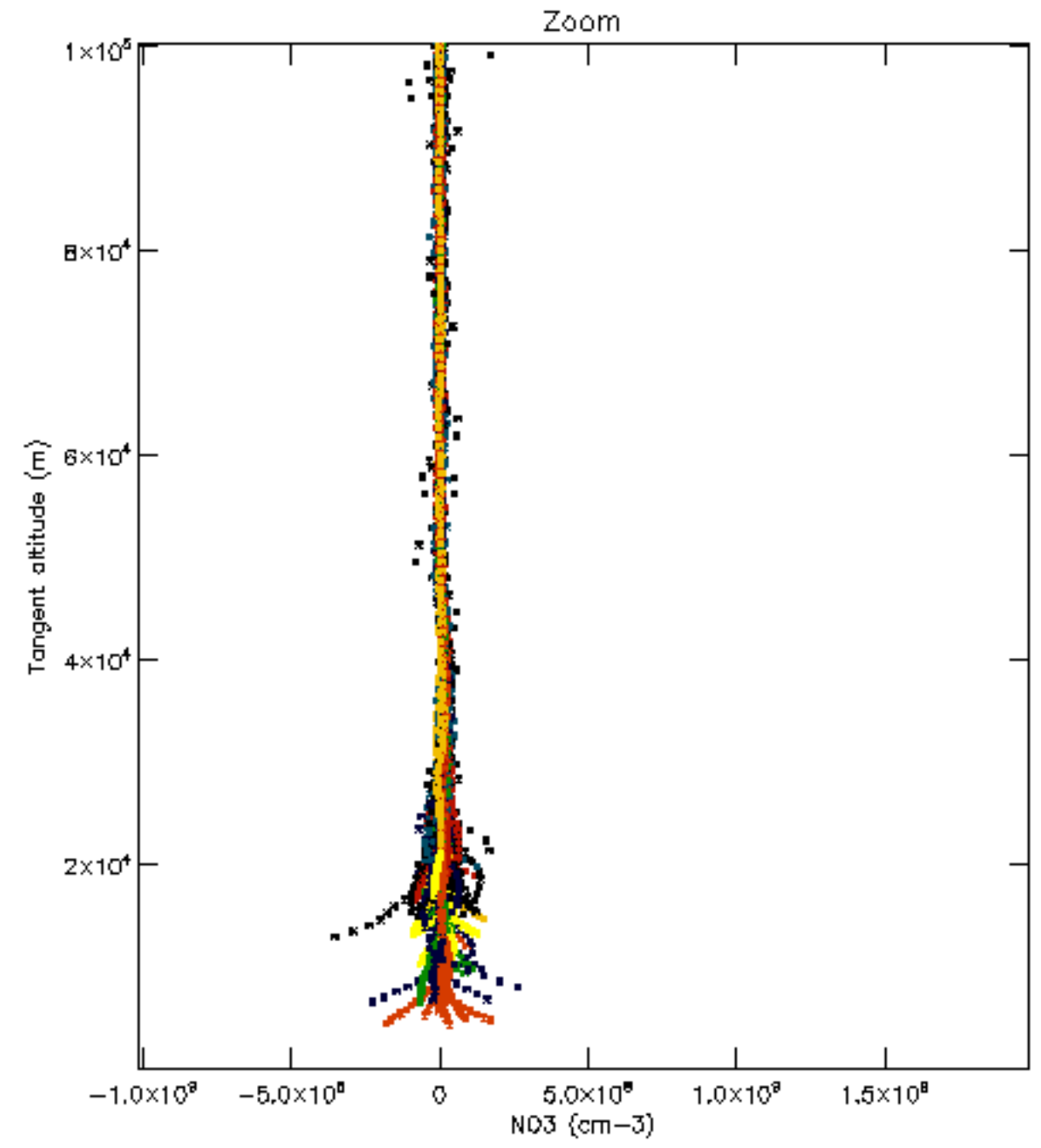
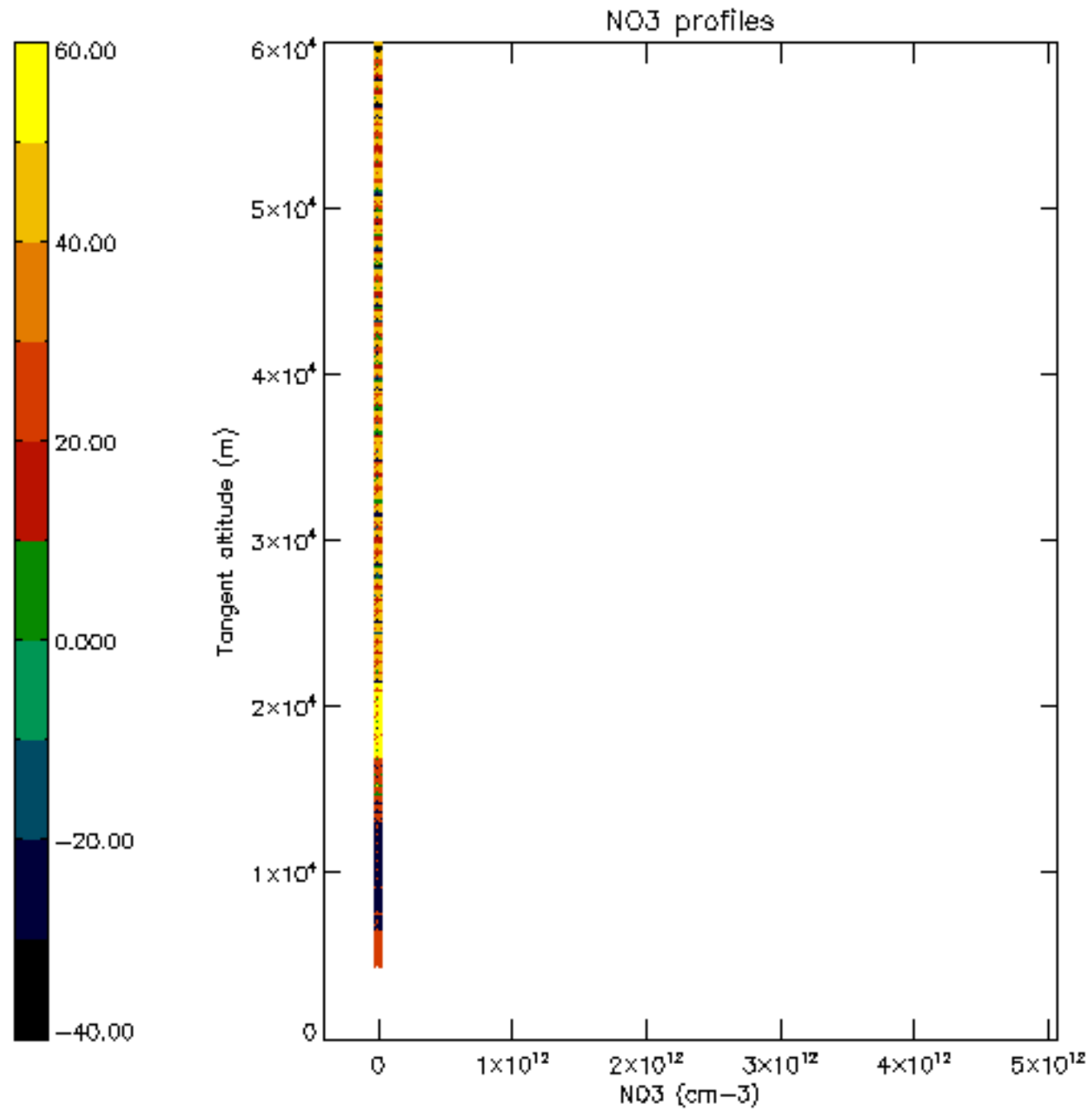


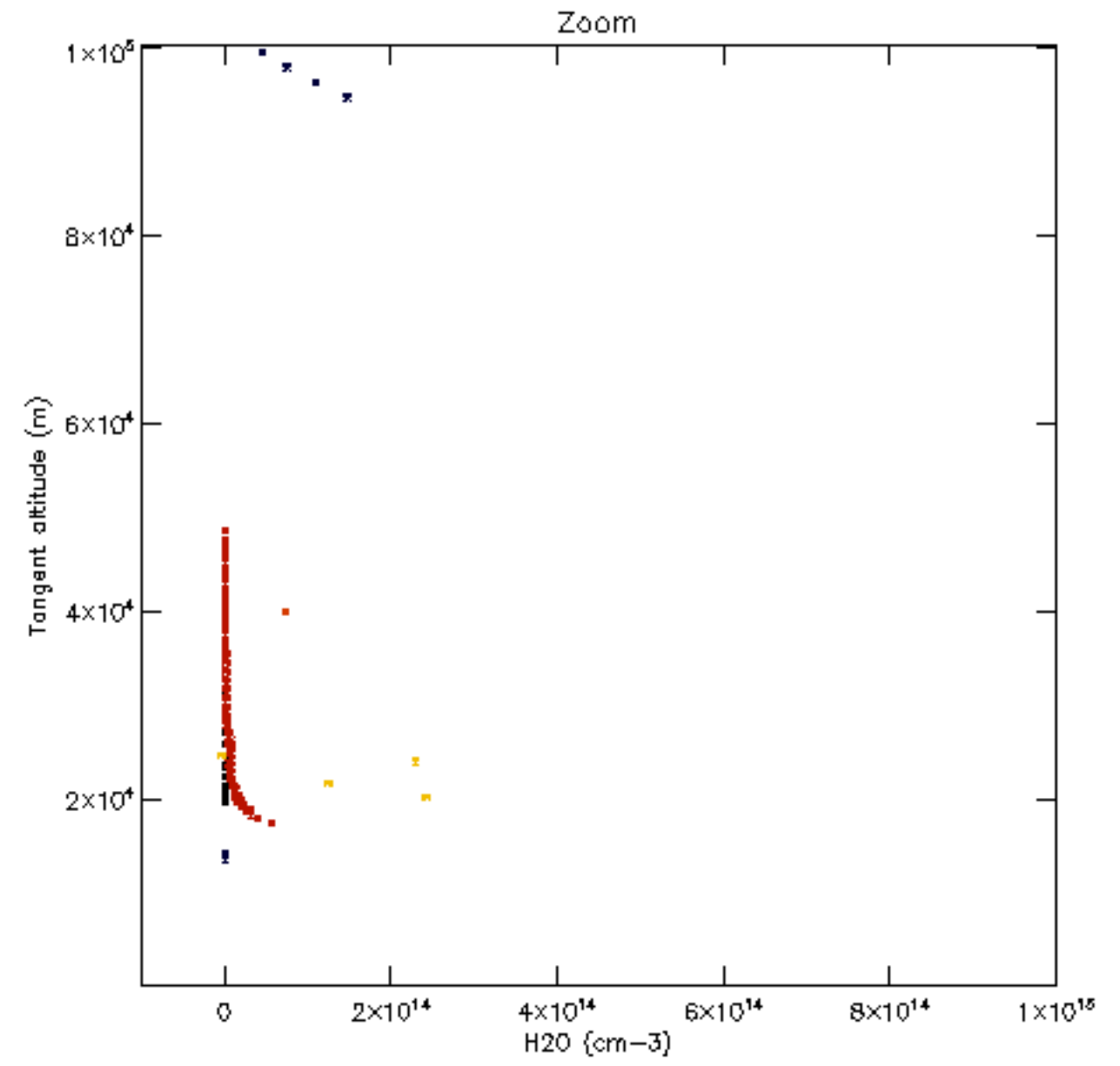
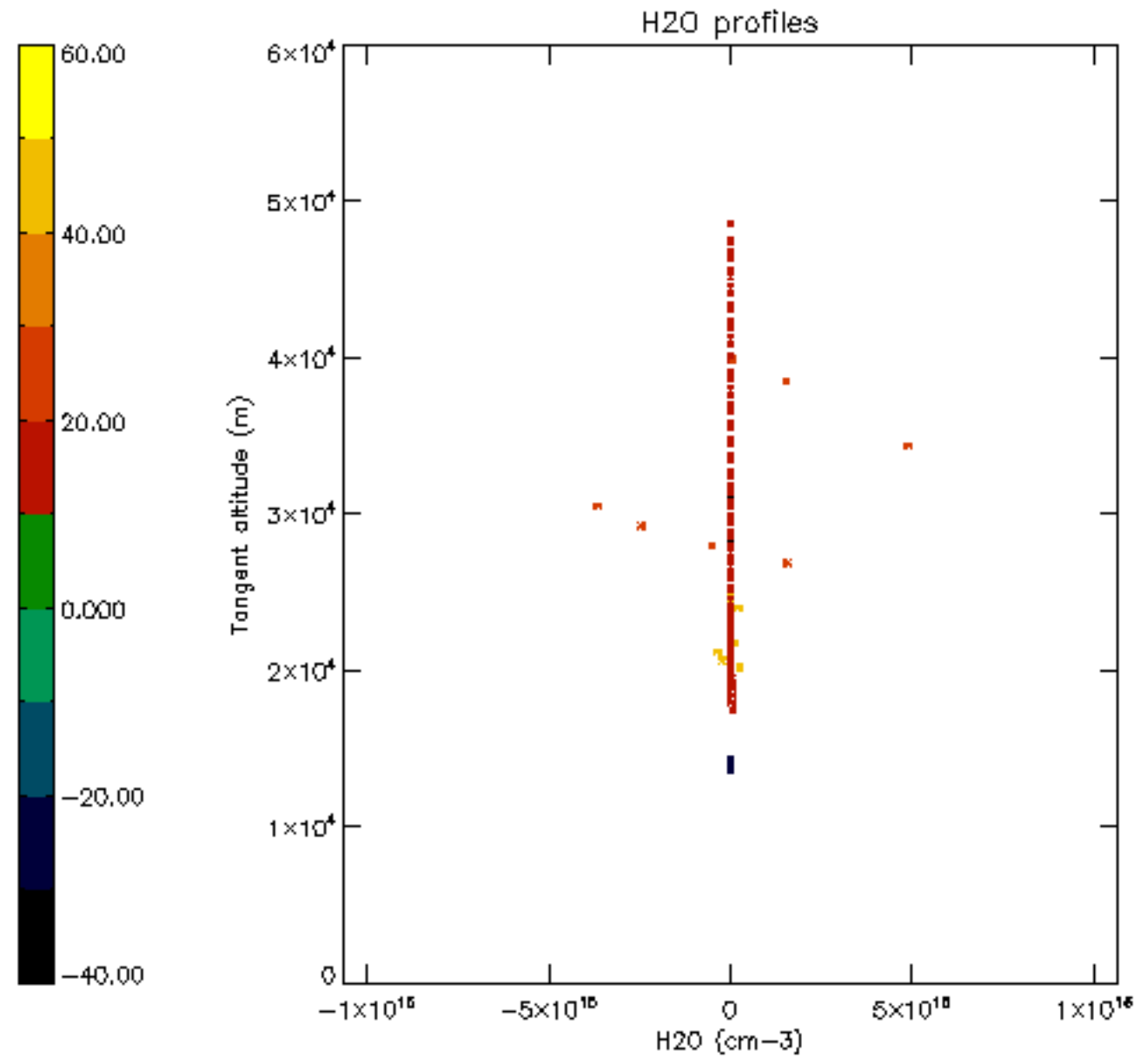


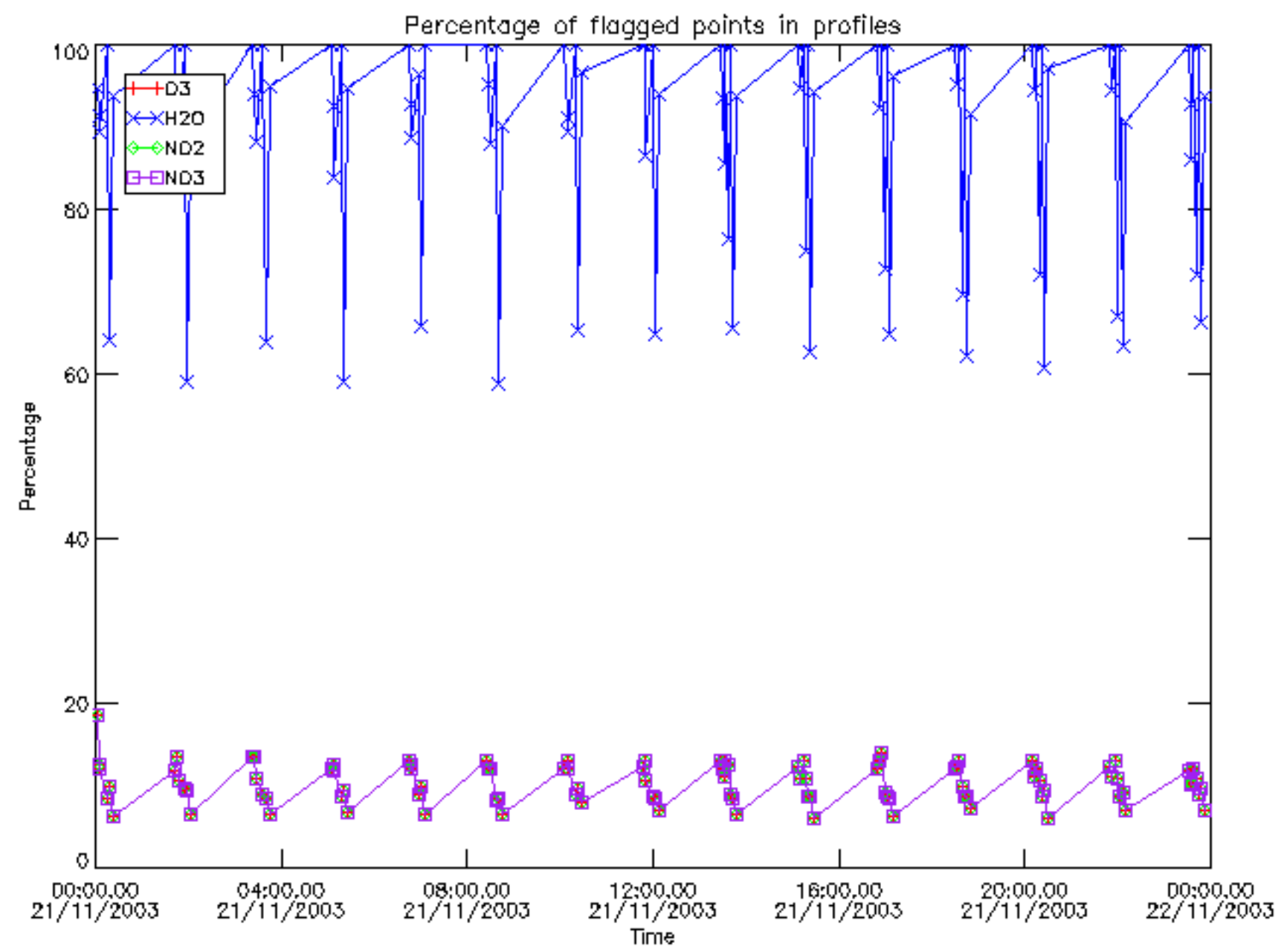




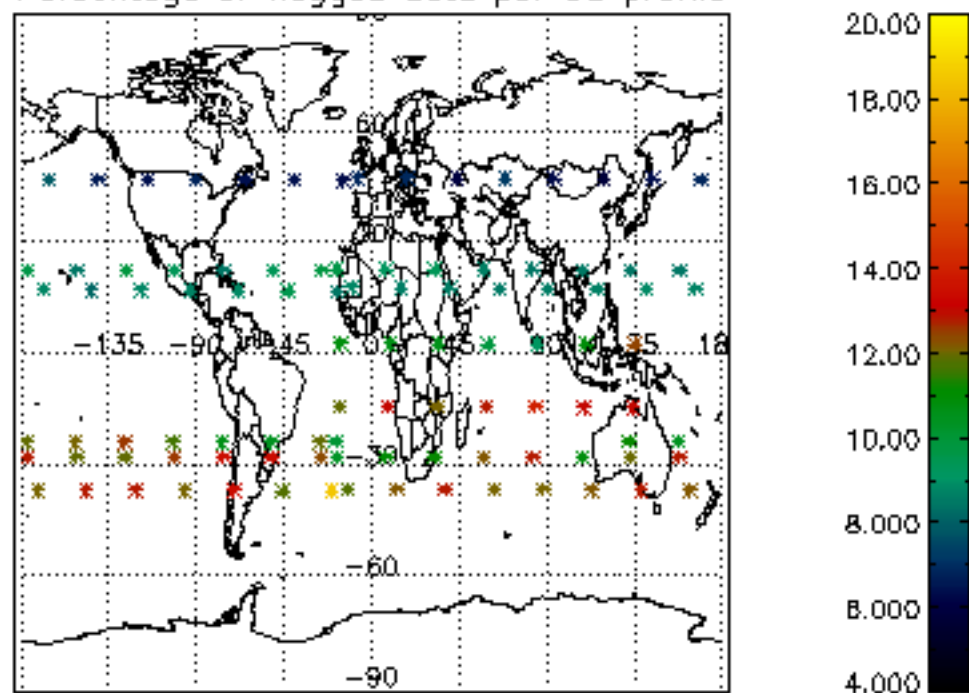




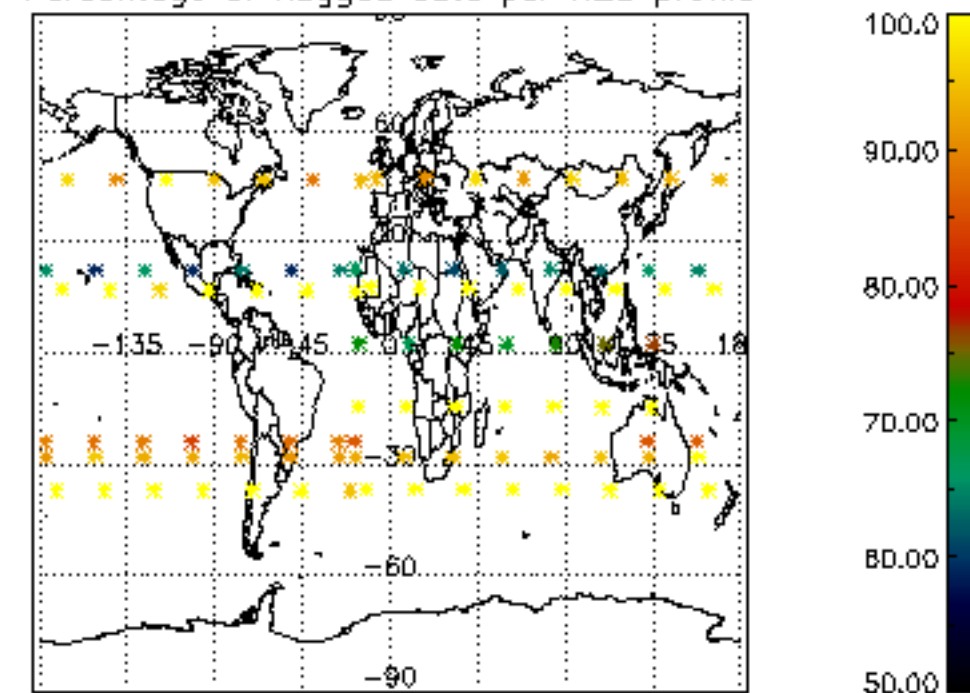




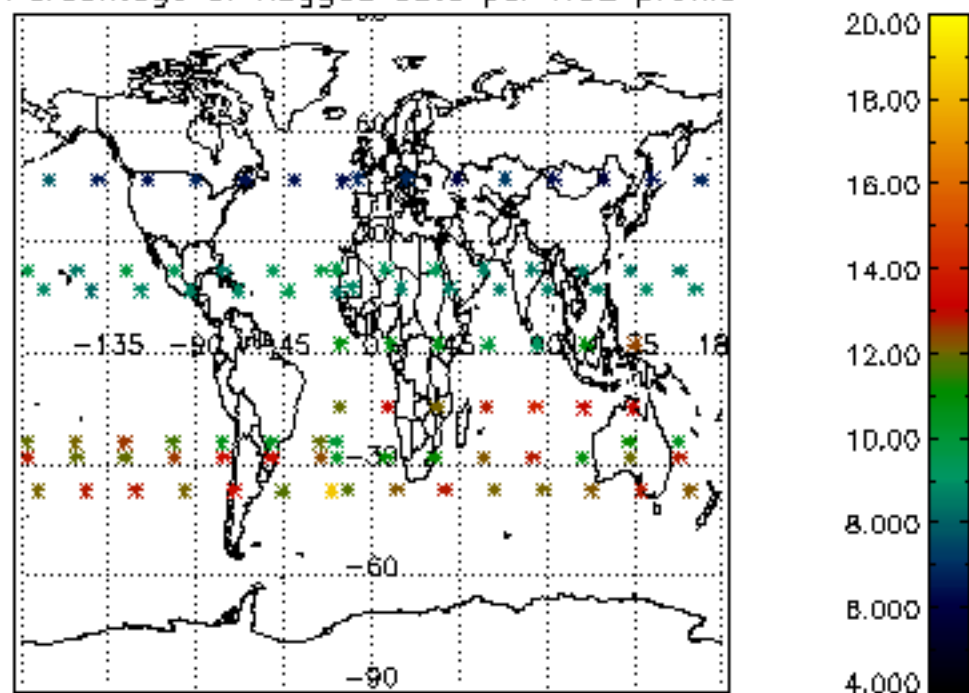
Percentage of flagged data per D3 profile



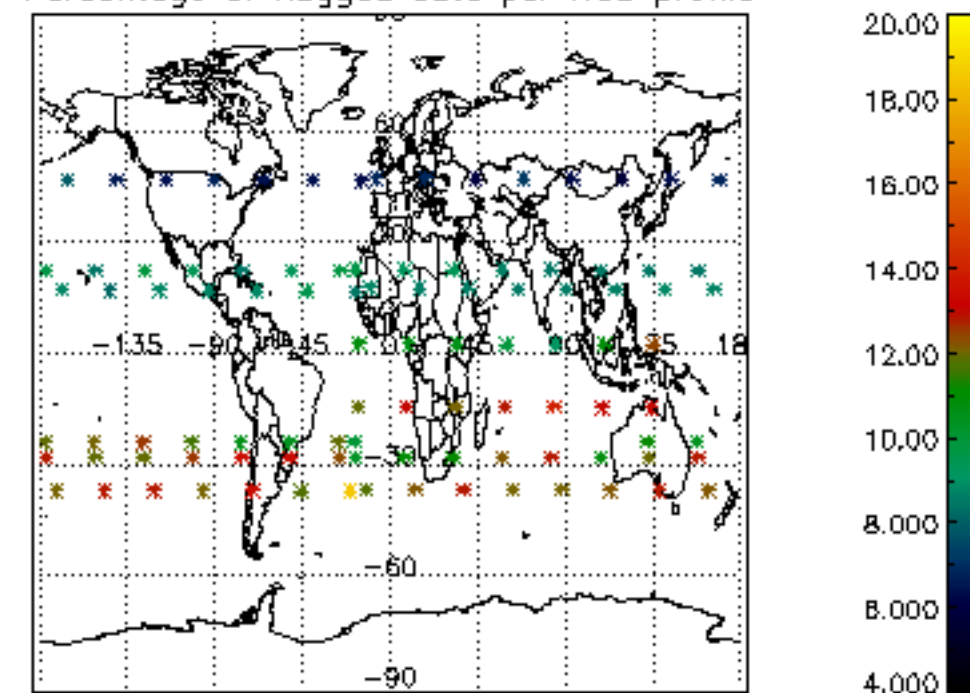
Percentage of flagged data per H2O profile

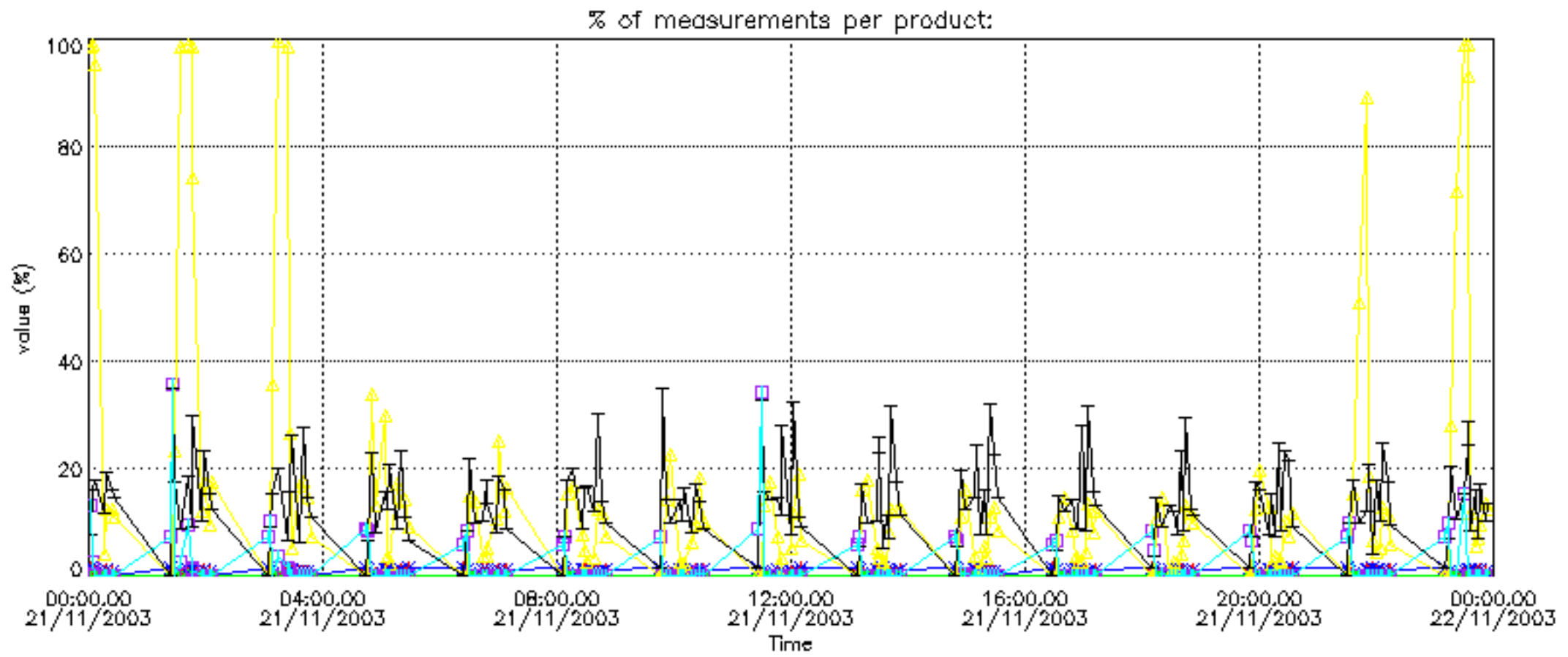


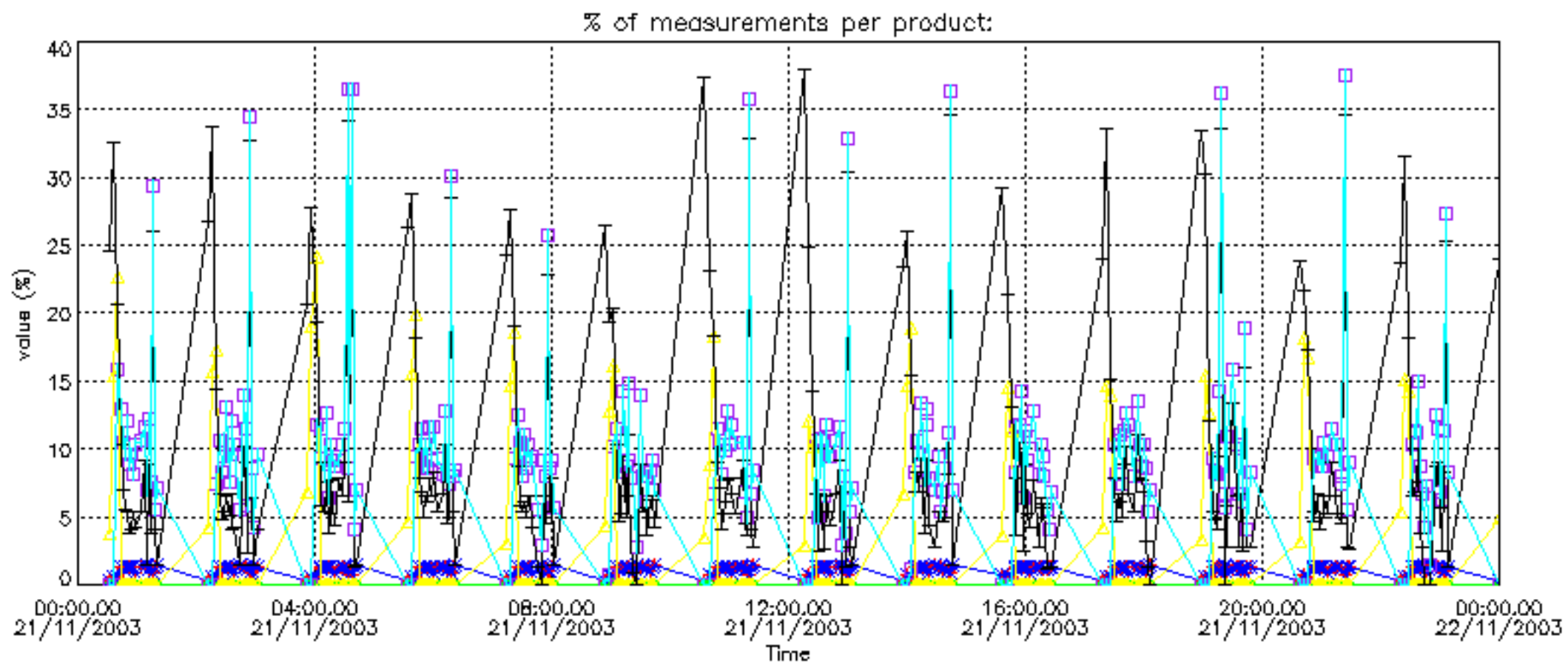
Percentage of flagged data per NO2 profile



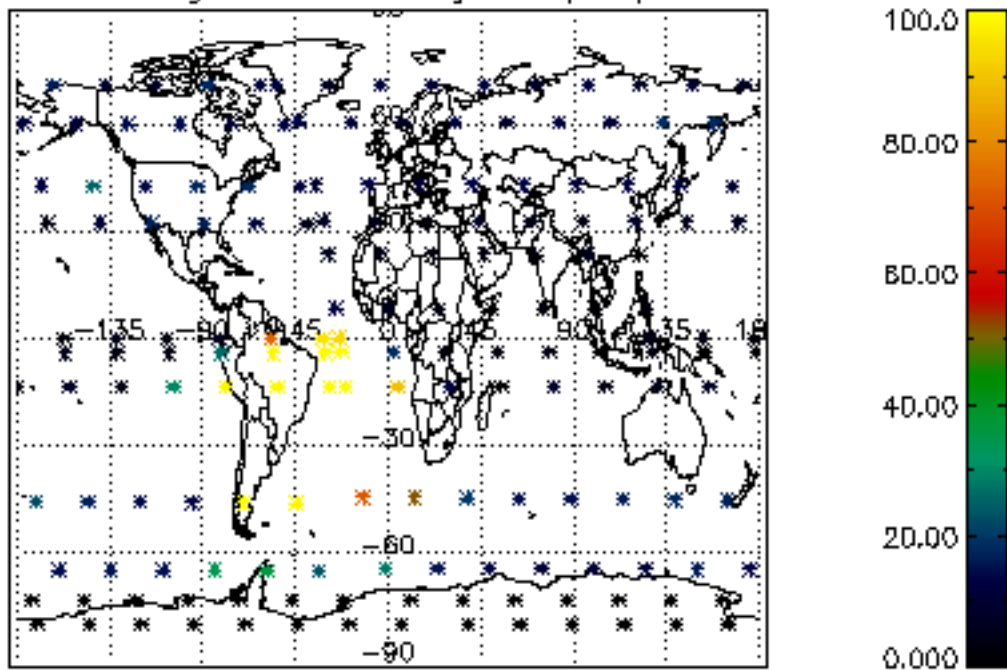
Percentage of flagged data per NO3 profile



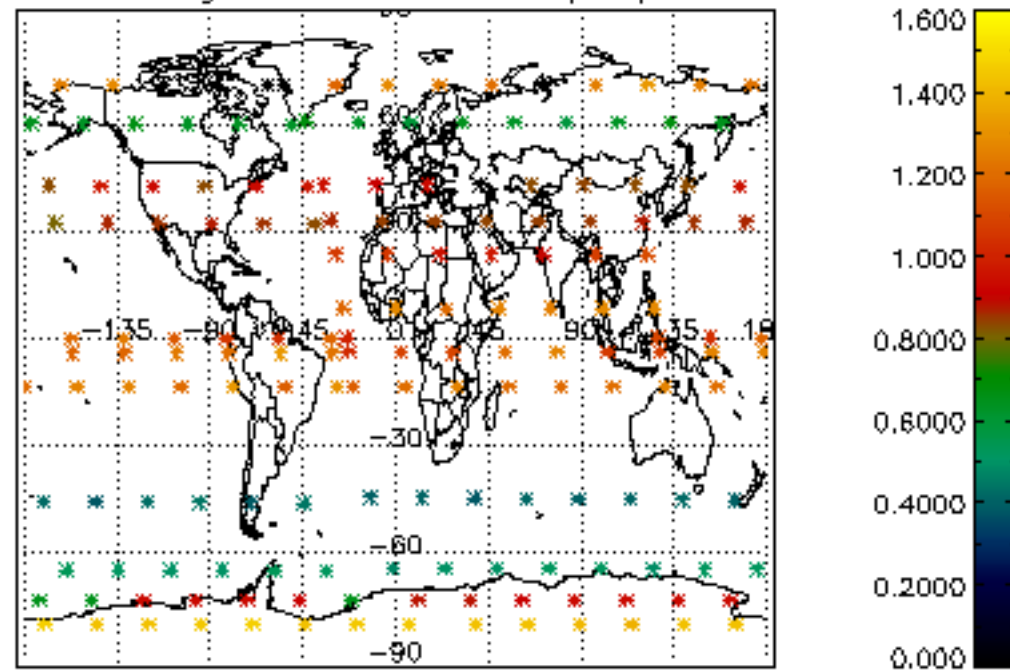




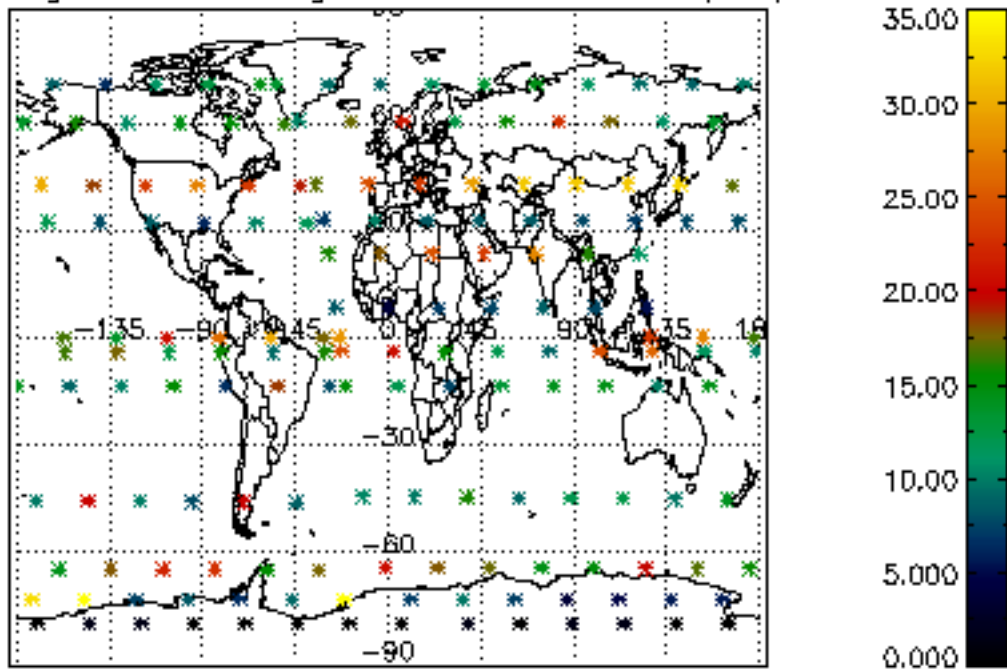
Percentage of cosmic ray hits per profile



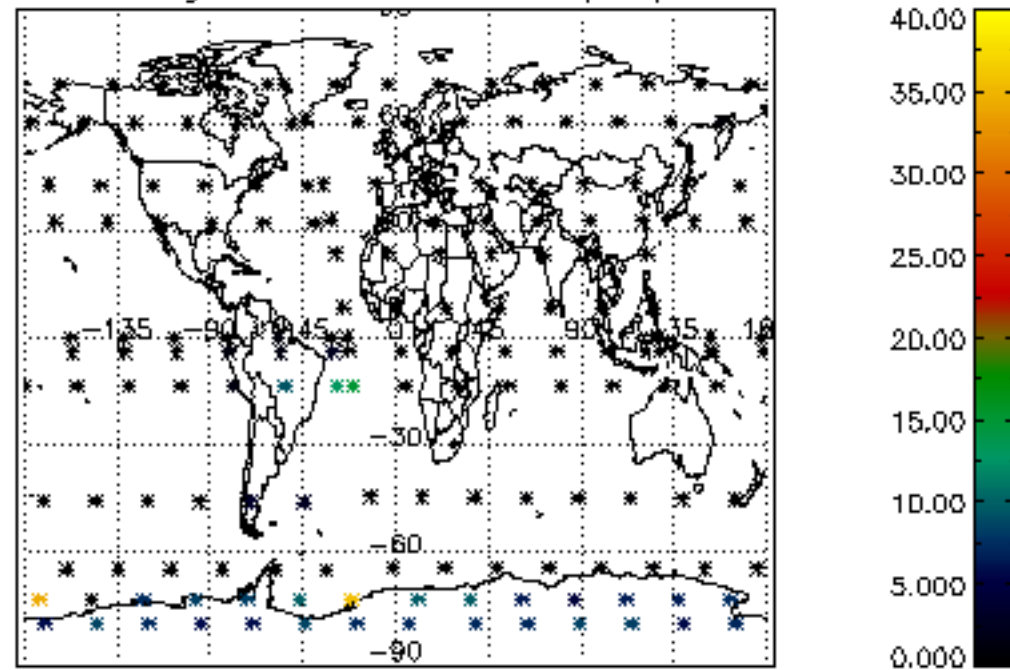
Percentage of datation errors per profile



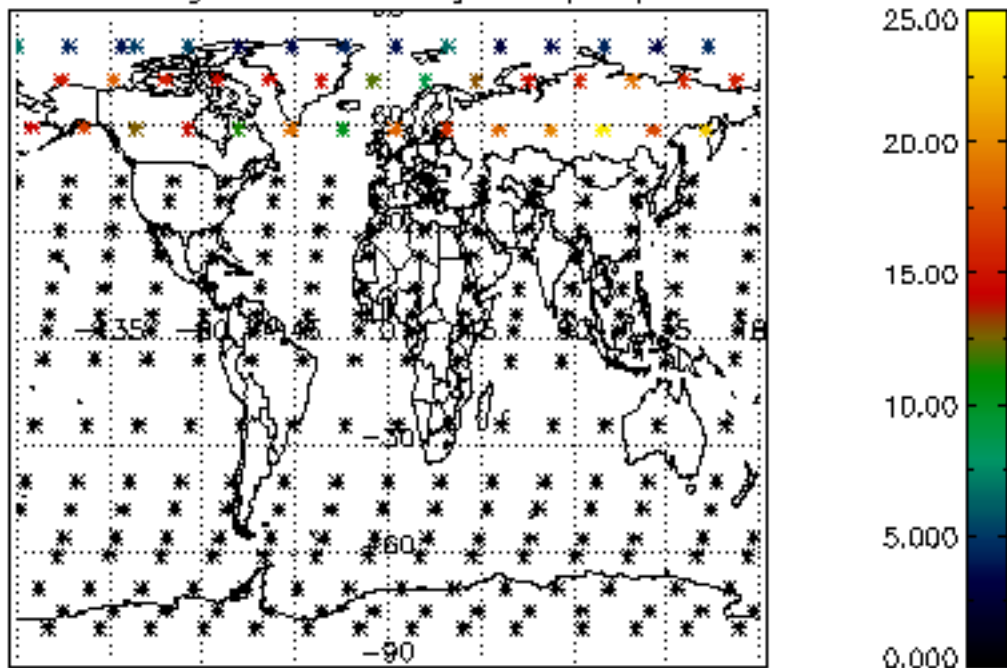
Percentage of star falling outside central band per profile



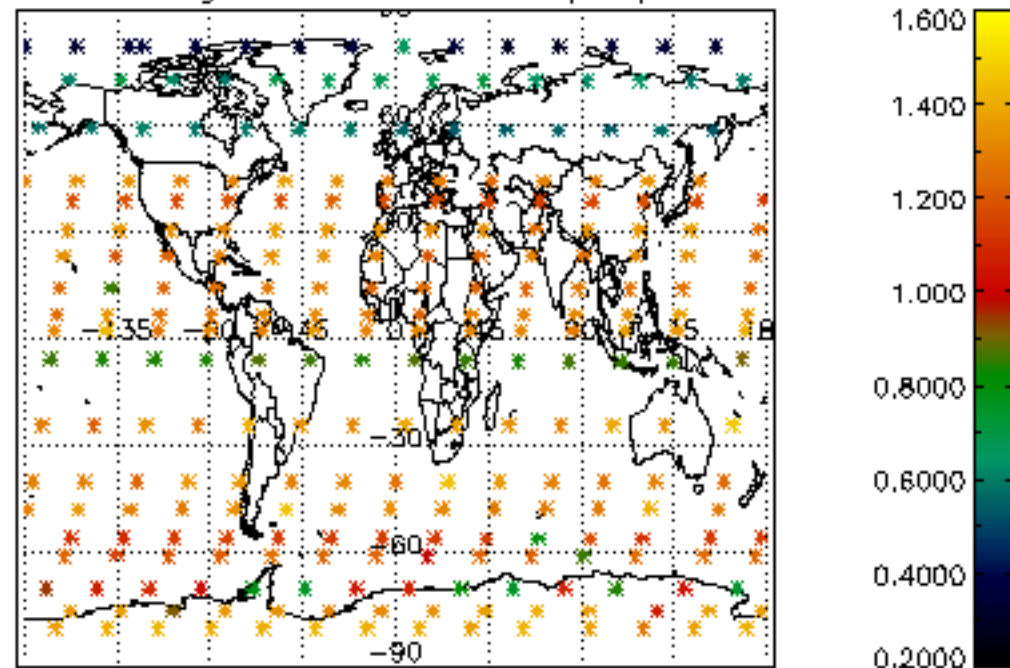
Percentage of saturation errors per profile



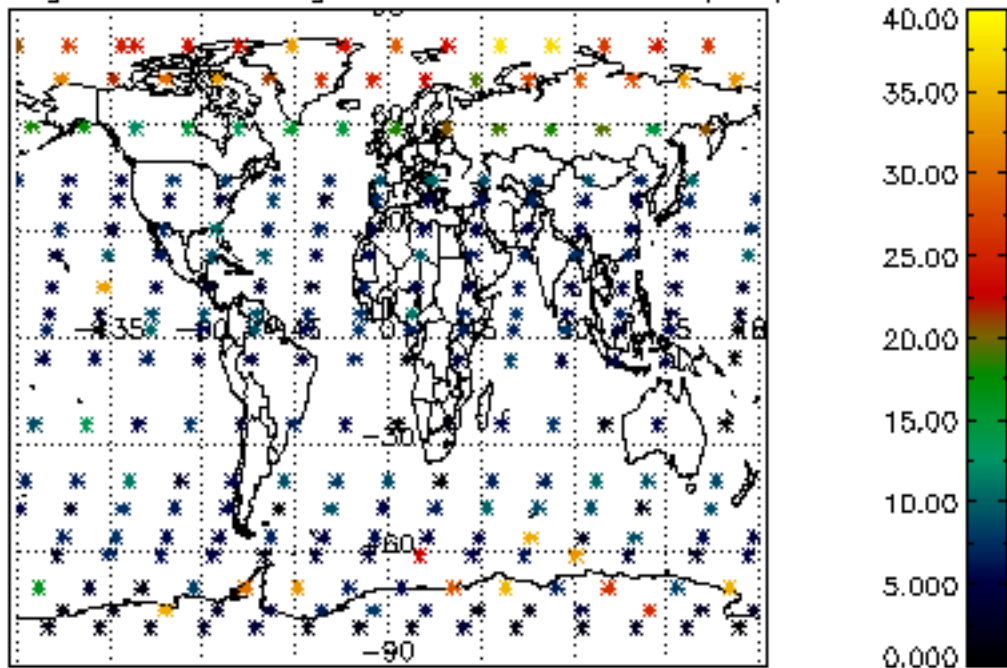
Percentage of cosmic ray hits per profile



Percentage of datation errors per profile



Percentage of star falling outside central band per profile



Percentage of saturation errors per profile

