

GOMOS Level 2 Daily Report

SUMMARY

[1. General Info](#)

[2. Summary of processed GOM_NL_2P products](#)

[3. Level 2 Quality information per product](#)

[3.1 Plot of level 2 quality information per product \(time dependant\)](#)

[3.2 Plot of level 2 quality information per product \(world map\)](#)

[4. Level 1 Quality information per product \(stored on level 2 products\)](#)

[4.1 Plot of level 1 quality information per product \(time dependant\)](#)

[4.1.1 Plot of level 1 quality information per product \(time dependant\): ASCENDING](#)

[4.1.2 Plot of level 1 quality information per product \(time dependant\): DESCENDING](#)

[4.2 Plot of level 1 quality information per product \(world map\)](#)

[4.2.1 Plot of level 1 quality information per product \(world map\): ASCENDING](#)

[4.2.2 Plot of level 1 quality information per product \(world map\): DESCENDING](#)

[5. Ozone profiles based on quality statistics and other trace gas profiles](#)

[5.1 Ozone statistics based on quality of products](#)

[5.2 Plot ozone profiles for all STD \(dark without errors\)](#)

[5.3 Plot ozone profiles where STD < 20% \(dark without errors\)](#)

[5.4. Plot ozone profiles where STD < 10% \(dark without errors\)](#)

[5.5. Plot ozone profiles where STD < 5% \(dark without errors\)](#)

[5.6 Plot NO2 profiles for all STD \(dark without errors\)](#)

[5.7 Plot NO3 profiles for all STD \(dark without errors\)](#)

[5.8 Plot H2O profiles \(only for occultations of stars 1,2,3,4,13,14,16,26,63 dark without errors\) for all STD](#)

[6. Auxiliary Data Files used for the production reported in section 2](#)

This report presents the daily analysis on parameters extracted from GOMOS level 2 data (GOM_NL__2P). It is intended to monitor some important parameters that will impact the quality of these products. A list of level 2 products (and content) that have arrived during the reporting day to the PCF is also given.

| Item | Value |
|---------------------------|---------------------------------|
| Time of report generation | 20APR2013 00:24:14 |
| Data source version | GOMOS/6.01 |
| Start time of products | 20-11-2003 (20NOV2003 00:00:00) |
| Stop time of products | 21-11-2003 (21NOV2003 00:00:00) |
| Store outputs in DB | Yes |
| Nb of level 2 prods | 439 |
| Nb of prods with errors | 0 |

2. Summary of processed GOM_NL__2P products.

| Nr | Filename | UTC Start time | Limb | Duration | Star Id | Star Name | Star Mag | Star Temp | Nb Meas | Orbit | Prod. error |
|----|---|----------------------|------------|----------|---------|-----------|-----------|-----------|---------|-------|-------------|
| 1 | GOM_NL__2PRFIN20031120_000039_000000492021_00431_09002_8948.N1 | 20-NOV-2003 00:00:39 | Bright | 49.000 | 119 | 14Eta Dra | 2.7270 | 4700.0 | 98 | 9002 | No |
| 2 | GOM_NL__2PRFIN20031120_0000314_000000442021_00431_09002_8949.N1 | 20-NOV-2003 00:03:14 | Bright | 43.500 | 82 | 48Bet UMa | 2.3650 | 10600. | 87 | 9002 | No |
| 3 | GOM_NL__2PRFIN20031120_0000437_000000412021_00431_09002_8950.N1 | 20-NOV-2003 00:04:37 | Bright | 41.000 | 87 | 64Gam UMa | 2.4330 | 11000. | 82 | 9002 | No |
| 4 | GOM_NL__2PRFIN20031120_0000723_000000452021_00431_09002_8951.N1 | 20-NOV-2003 00:07:23 | Bright | 45.000 | 174 | 52Psi UMa | 3.0040 | 4400.0 | 90 | 9002 | No |
| 5 | GOM_NL__2PRFIN20031120_0000920_000000372021_00431_09002_8952.N1 | 20-NOV-2003 00:09:20 | Bright | 36.500 | 152 | 12Alp2CVn | 2.8900 | 11000. | 73 | 9002 | No |
| 6 | GOM_NL__2PRFIN20031120_0011131_000000432021_00431_09002_8953.N1 | 20-NOV-2003 00:11:31 | Bright | 42.500 | 83 | | 2.3780 | 11000. | 85 | 9002 | No |
| 7 | GOM_NL__2PRFIN20031120_001401_000000362021_00431_09002_8954.N1 | 20-NOV-2003 00:14:01 | Bright | 36.000 | 3 | 16Alp Boo | -0.050000 | 4250.0 | 72 | 9002 | No |
| 8 | GOM_NL__2PRFIN20031120_001629_000000742021_00431_09002_8955.N1 | 20-NOV-2003 00:16:29 | Bright | 74.000 | 96 | 68Del Leo | 2.5600 | 9300.0 | 148 | 9002 | No |
| 9 | GOM_NL__2PRFIN20031120_001858_000000942021_00431_09002_8956.N1 | 20-NOV-2003 00:18:58 | Twilight | 94.000 | 51 | 41Gam1Leo | 2.0100 | 4500.0 | 188 | 9002 | No |
| 10 | GOM_NL__2PRFIN20031120_002412_000001162021_00431_09002_8957.N1 | 20-NOV-2003 00:24:12 | Straylight | 115.50 | 22 | 32Alp Leo | 1.3600 | 15200. | 231 | 9002 | No |
| 11 | GOM_NL__2PRFIN20031120_002750_000000502021_00431_09002_8958.N1 | 20-NOV-2003 00:27:50 | Twilight | 50.000 | 171 | 2Eps Crv | 3.0010 | 4250.0 | 100 | 9002 | No |
| 12 | GOM_NL__2PRFIN20031120_003351_000000392021_00431_09002_8959.N1 | 20-NOV-2003 00:33:51 | Dark | 38.500 | 64 | Gam Cen | 2.2000 | 10600. | 77 | 9002 | No |
| 13 | GOM_NL__2PRFIN20031120_003633_000000452021_00431_09002_8960.N1 | 20-NOV-2003 00:36:33 | Dark | 45.000 | 20 | Bet Cru | 1.2530 | 30000. | 90 | 9002 | No |
| 14 | GOM_NL__2PRFIN20031120_003955_000000402021_00432_09003_8929.N1 | 20-NOV-2003 00:39:55 | Dark | 39.500 | 124 | The Car | 2.7640 | 30000. | 79 | 9003 | No |
| 15 | GOM_NL__2PRFIN20031120_004402_000000492021_00432_09003_8930.N1 | 20-NOV-2003 00:44:02 | Dark | 48.500 | 41 | Eps Car | 1.8600 | 4100.0 | 97 | 9003 | No |
| 16 | GOM_NL__2PRFIN20031120_004626_000000602021_00432_09003_8931.N1 | 20-NOV-2003 00:46:26 | Dark | 59.500 | 70 | Zet Pup | 2.2460 | 39000. | 119 | 9003 | No |
| 17 | GOM_NL__2PRFIN20031120_004934_000000602021_00432_09003_8932.N1 | 20-NOV-2003 00:49:34 | Dark | 60.000 | 2 | Alp Car | -0.73600 | 7000.0 | 120 | 9003 | No |
| 18 | GOM_NL__2PRFIN20031120_005224_000000802021_00432_09003_8933.N1 | 20-NOV-2003 00:52:24 | Dark | 79.500 | 88 | 31Eta CMa | 2.4480 | 20000. | 159 | 9003 | No |
| 19 | GOM_NL__2PRFIN20031120_005458_000000952021_00432_09003_8934.N1 | 20-NOV-2003 00:54:58 | Dark | 95.000 | 37 | 25Del CMa | 1.8300 | 5900.0 | 190 | 9003 | No |
| 20 | GOM_NL__2PRFIN20031120_005755_000000412021_00432_09003_8935.N1 | 20-NOV-2003 00:57:55 | Straylight | 40.500 | 157 | The1Eri | 2.9060 | 9300.0 | 81 | 9003 | No |
| 21 | GOM_NL__2PRFIN20031120_010251_000001802021_00432_09003_8936.N1 | 20-NOV-2003 01:02:51 | Straylight | 179.50 | 1 | 9Alp CMa | -1.4400 | 11000. | 359 | 9003 | No |
| 22 | GOM_NL__2PRFIN20031120_010720_000000892021_00432_09003_8937.N1 | 20-NOV-2003 01:07:20 | Straylight | 89.000 | 7 | 19Bet Ori | 0.10000 | 14000. | 178 | 9003 | No |
| 23 | GOM_NL__2PRFIN20031120_011034_000000522021_00432_09003_8938.N1 | 20-NOV-2003 01:10:34 | Twilight | 51.500 | 94 | 92Alp Cet | 2.5260 | 3100.0 | 103 | 9003 | No |
| 24 | GOM_NL__2PRFIN20031120_011531_000000392021_00432_09003_8939.N1 | 20-NOV-2003 01:15:31 | Bright | 38.500 | 105 | 6Bet Ari | 2.6450 | 8900.0 | 77 | 9003 | No |
| 25 | GOM_NL__2PRFIN20031120_011715_000000442021_00432_09003_8940.N1 | 20-NOV-2003 01:17:15 | Bright | 43.500 | 146 | 25Eta Tau | 2.8730 | 15200. | 87 | 9003 | No |
| 26 | GOM_NL__2PRFIN20031120_011925_000000382021_00432_09003_8941.N1 | 20-NOV-2003 01:19:25 | Bright | 38.000 | 173 | 4Bet Tri | 3.0040 | 8900.0 | 76 | 9003 | No |
| 27 | GOM_NL__2PRFIN20031120_012128_000000402021_00432_09003_8942.N1 | 20-NOV-2003 01:21:28 | Bright | 39.500 | 73 | 57Gam1And | 2.2600 | 13100. | 79 | 9003 | No |
| 28 | GOM_NL__2PRFIN20031120_012418_000000392021_00432_09003_8943.N1 | 20-NOV-2003 01:24:18 | Bright | 39.000 | 35 | 33Alp Per | 1.7950 | 6250.0 | 78 | 9003 | No |
| 29 | GOM_NL__2PRFIN20031120_012602_000000372021_00432_09003_8944.N1 | 20-NOV-2003 01:26:02 | Bright | 36.500 | 68 | 18Alp Cas | 2.2250 | 4500.0 | 73 | 9003 | No |
| 30 | GOM_NL__2PRFIN20031120_012907_000000692021_00432_09003_8945.N1 | 20-NOV-2003 01:29:07 | Bright | 69.000 | 107 | 37The Aur | 2.6490 | 11000. | 138 | 9003 | No |
| 31 | GOM_NL__2PRFIN20031120_013443_000000392021_00432_09003_8946.N1 | 20-NOV-2003 01:34:43 | Bright | 39.000 | 49 | 1Alp UMi | 1.9900 | 6300.0 | 78 | 9003 | No |
| 32 | GOM_NL__2PRFIN20031120_013911_000000462021_00432_09003_8947.N1 | 20-NOV-2003 01:39:11 | Bright | 45.500 | 60 | 7Bet UMi | 2.0810 | 3950.0 | 91 | 9003 | No |
| 33 | GOM_NL__2PRFIN20031120_014116_000000382021_00432_09003_8948.N1 | 20-NOV-2003 01:41:16 | Bright | 38.000 | 119 | 14Eta Dra | 2.7270 | 4700.0 | 76 | 9003 | No |
| 34 | GOM_NL__2PRFIN20031120_014349_000000622021_00432_09003_8949.N1 | 20-NOV-2003 01:43:49 | Bright | 62.000 | 82 | 48Bet UMa | 2.3650 | 10600. | 124 | 9003 | No |
| 35 | GOM_NL__2PRFIN20031120_014513_000000582021_00432_09003_8950.N1 | 20-NOV-2003 01:45:13 | Bright | 58.000 | 87 | 64Gam UMa | 2.4330 | 11000. | 116 | 9003 | No |
| 36 | GOM_NL__2PRFIN20031120_014759_000000462021_00432_09003_8951.N1 | 20-NOV-2003 01:47:59 | Bright | 45.500 | 174 | 52Psi UMa | 3.0040 | 4400.0 | 91 | 9003 | No |
| 37 | GOM_NL__2PRFIN20031120_014957_000000372021_00432_09003_8952.N1 | 20-NOV-2003 01:49:57 | Bright | 36.500 | 152 | 12Alp2CVn | 2.8900 | 11000. | 73 | 9003 | No |
| 38 | GOM_NL__2PRFIN20031120_015207_000000362021_00432_09003_8953.N1 | 20-NOV-2003 01:52:07 | Bright | 35.500 | 83 | | 2.3780 | 11000. | 71 | 9003 | No |
| 39 | GOM_NL__2PRFIN20031120_015437_000000352021_00432_09003_8954.N1 | 20-NOV-2003 01:54:37 | Bright | 34.500 | 3 | 16Alp Boo | -0.050000 | 4250.0 | 69 | 9003 | No |
| 40 | GOM_NL__2PRFIN20031120_015705_000000632021_00432_09003_8955.N1 | 20-NOV-2003 01:57:05 | Bright | 62.500 | 96 | 68Del Leo | 2.5600 | 9300.0 | 125 | 9003 | No |
| 41 | GOM_NL__2PRFIN20031120_015935_000000942021_00432_09003_8956.N1 | 20-NOV-2003 01:59:35 | Twilight | 93.500 | 51 | 41Gam1Leo | 2.0100 | 4500.0 | 187 | 9003 | No |
| 42 | GOM_NL__2PRFIN20031120_020450_000001142021_00432_09003_8957.N1 | 20-NOV-2003 02:04:50 | Straylight | 114.00 | 22 | 32Alp Leo | 1.3600 | 15200. | 228 | 9003 | No |

| | | | | | | | | | | | |
|-----|--|----------------------|----------------|--------|-----|-----------|-----------|--------|-----|------|----|
| 43 | GOM_NL__2PRFIN20031120_020826_000000462021_00432_09003_8958.N1 | 20-NOV-2003 02:08:26 | Twilight | 46.000 | 171 | 2Eps Crv | 3.0010 | 4250.0 | 92 | 9003 | No |
| 44 | GOM_NL__2PRFIN20031120_021427_000000422021_00432_09003_8959.N1 | 20-NOV-2003 02:14:27 | Dark | 42.000 | 64 | Gam Cen | 2.2000 | 10600. | 84 | 9003 | No |
| 45 | GOM_NL__2PRFIN20031120_021709_000000392021_00432_09003_8960.N1 | 20-NOV-2003 02:17:09 | Dark | 39.000 | 20 | Bet Cru | 1.2530 | 30000. | 78 | 9003 | No |
| 46 | GOM_NL__2PRFIN20031120_022031_000000422021_00433_09004_8929.N1 | 20-NOV-2003 02:20:31 | Dark | 41.500 | 124 | The Car | 2.7640 | 30000. | 83 | 9004 | No |
| 47 | GOM_NL__2PRFIN20031120_022439_000000452021_00433_09004_8930.N1 | 20-NOV-2003 02:24:39 | Dark | 44.500 | 41 | Eps Car | 1.8600 | 4100.0 | 89 | 9004 | No |
| 48 | GOM_NL__2PRFIN20031120_022703_000000592021_00433_09004_8931.N1 | 20-NOV-2003 02:27:03 | Dark | 58.500 | 70 | Zet Pup | 2.2460 | 39000. | 117 | 9004 | No |
| 49 | GOM_NL__2PRFIN20031120_023008_000000592021_00433_09004_8932.N1 | 20-NOV-2003 02:30:08 | Dark | 59.000 | 2 | Alp Car | -0.73600 | 7000.0 | 118 | 9004 | No |
| 50 | GOM_NL__2PRFIN20031120_023301_000000832021_00433_09004_8933.N1 | 20-NOV-2003 02:33:01 | Dark | 83.000 | 88 | 31Eta CMa | 2.4480 | 20000. | 166 | 9004 | No |
| 51 | GOM_NL__2PRFIN20031120_023535_000000972021_00433_09004_8934.N1 | 20-NOV-2003 02:35:35 | Dark | 96.500 | 37 | 25Del CMa | 1.8300 | 5900.0 | 193 | 9004 | No |
| 52 | GOM_NL__2PRFIN20031120_023831_000000412021_00433_09004_8935.N1 | 20-NOV-2003 02:38:31 | Straylight | 40.500 | 157 | The1Eri | 2.9060 | 9300.0 | 81 | 9004 | No |
| 53 | GOM_NL__2PRFIN20031120_024327_000001592021_00433_09004_8936.N1 | 20-NOV-2003 02:43:27 | Straylight | 159.00 | 1 | 9Alp CMa | -1.4400 | 11000. | 318 | 9004 | No |
| 54 | GOM_NL__2PRFIN20031120_024755_000000892021_00433_09004_8937.N1 | 20-NOV-2003 02:47:55 | Straylight | 89.000 | 7 | 19Bet Ori | 0.10000 | 14000. | 178 | 9004 | No |
| 55 | GOM_NL__2PRFIN20031120_025110_000000542021_00433_09004_8938.N1 | 20-NOV-2003 02:51:10 | Tw_i_and_stray | 54.000 | 94 | 92Alp Cet | 2.5260 | 3100.0 | 108 | 9004 | No |
| 56 | GOM_NL__2PRFIN20031120_025607_000000382021_00433_09004_8939.N1 | 20-NOV-2003 02:56:07 | Bright | 38.000 | 105 | 6Bet Ari | 2.6450 | 8900.0 | 76 | 9004 | No |
| 57 | GOM_NL__2PRFIN20031120_025750_000000452021_00433_09004_8940.N1 | 20-NOV-2003 02:57:50 | Bright | 44.500 | 146 | 25Eta Tau | 2.8730 | 15200. | 89 | 9004 | No |
| 58 | GOM_NL__2PRFIN20031120_030001_000000382021_00433_09004_8941.N1 | 20-NOV-2003 03:00:01 | Bright | 37.500 | 173 | 4Bet Tri | 3.0040 | 8900.0 | 75 | 9004 | No |
| 59 | GOM_NL__2PRFIN20031120_030204_000000392021_00433_09004_8942.N1 | 20-NOV-2003 03:02:04 | Bright | 39.000 | 73 | 57Gam1And | 2.2600 | 13100. | 78 | 9004 | No |
| 60 | GOM_NL__2PRFIN20031120_030454_000000402021_00433_09004_8943.N1 | 20-NOV-2003 03:04:54 | Bright | 40.000 | 35 | 33Alp Per | 1.7950 | 6250.0 | 80 | 9004 | No |
| 61 | GOM_NL__2PRFIN20031120_030638_000000382021_00433_09004_8944.N1 | 20-NOV-2003 03:06:38 | Bright | 37.500 | 68 | 18Alp Cas | 2.2250 | 4500.0 | 75 | 9004 | No |
| 62 | GOM_NL__2PRFIN20031120_030941_000000672021_00433_09004_8945.N1 | 20-NOV-2003 03:09:41 | Bright | 66.500 | 107 | 37The Aur | 2.6490 | 11000. | 133 | 9004 | No |
| 63 | GOM_NL__2PRFIN20031120_031518_000000402021_00433_09004_8946.N1 | 20-NOV-2003 03:15:18 | Bright | 40.000 | 49 | 1Alp UMi | 1.9900 | 6300.0 | 80 | 9004 | No |
| 64 | GOM_NL__2PRFIN20031120_031946_000000402021_00433_09004_8947.N1 | 20-NOV-2003 03:19:46 | Bright | 40.000 | 60 | 7Bet UMi | 2.0810 | 3950.0 | 80 | 9004 | No |
| 65 | GOM_NL__2PRFIN20031120_032149_000000412021_00433_09004_8948.N1 | 20-NOV-2003 03:21:49 | Bright | 41.000 | 119 | 14Eta Dra | 2.7270 | 4700.0 | 82 | 9004 | No |
| 66 | GOM_NL__2PRFIN20031120_032425_000000492021_00433_09004_8949.N1 | 20-NOV-2003 03:24:25 | Bright | 49.000 | 82 | 48Bet UMa | 2.3650 | 10600. | 98 | 9004 | No |
| 67 | GOM_NL__2PRFIN20031120_032548_000000582021_00433_09004_8950.N1 | 20-NOV-2003 03:25:48 | Bright | 58.000 | 87 | 64Gam UMa | 2.4330 | 11000. | 116 | 9004 | No |
| 68 | GOM_NL__2PRFIN20031120_032834_000000462021_00433_09004_8951.N1 | 20-NOV-2003 03:28:34 | Bright | 46.000 | 174 | 52Psi UMa | 3.0040 | 4400.0 | 92 | 9004 | No |
| 69 | GOM_NL__2PRFIN20031120_033033_000000372021_00433_09004_8952.N1 | 20-NOV-2003 03:30:33 | Bright | 36.500 | 152 | 12Alp2CVn | 2.8900 | 11000. | 73 | 9004 | No |
| 70 | GOM_NL__2PRFIN20031120_033242_000000362021_00433_09004_8953.N1 | 20-NOV-2003 03:32:42 | Bright | 36.000 | 83 | | 2.3780 | 11000. | 72 | 9004 | No |
| 71 | GOM_NL__2PRFIN20031120_033511_000000382021_00433_09004_8954.N1 | 20-NOV-2003 03:35:11 | Bright | 38.000 | 3 | 16Alp Boo | -0.050000 | 4250.0 | 76 | 9004 | No |
| 72 | GOM_NL__2PRFIN20031120_033741_000000702021_00433_09004_8955.N1 | 20-NOV-2003 03:37:41 | Bright | 70.000 | 96 | 68Del Leo | 2.5600 | 9300.0 | 140 | 9004 | No |
| 73 | GOM_NL__2PRFIN20031120_034012_000000932021_00433_09004_8956.N1 | 20-NOV-2003 03:40:12 | Tw_i_and_stray | 93.000 | 51 | 41Gam1Leo | 2.0100 | 4500.0 | 186 | 9004 | No |
| 74 | GOM_NL__2PRFIN20031120_034528_000001192021_00433_09004_8957.N1 | 20-NOV-2003 03:45:28 | Straylight | 119.00 | 22 | 32Alp Leo | 1.3600 | 15200. | 238 | 9004 | No |
| 75 | GOM_NL__2PRFIN20031120_034903_000000462021_00433_09004_8958.N1 | 20-NOV-2003 03:49:03 | Twilight | 45.500 | 171 | 2Eps Crv | 3.0010 | 4250.0 | 91 | 9004 | No |
| 76 | GOM_NL__2PRFIN20031120_035502_000000412021_00433_09004_8959.N1 | 20-NOV-2003 03:55:02 | Dark | 41.000 | 64 | Gam Cen | 2.2000 | 10600. | 82 | 9004 | No |
| 77 | GOM_NL__2PRFIN20031120_035745_000000412021_00433_09004_8960.N1 | 20-NOV-2003 03:57:45 | Dark | 41.000 | 20 | Bet Cru | 1.2530 | 30000. | 82 | 9004 | No |
| 78 | GOM_NL__2PRFIN20031120_040738_000000602021_00434_09005_8929.N1 | 20-NOV-2003 04:07:38 | Dark | 60.000 | 70 | Zet Pup | 2.2460 | 39000. | 120 | 9005 | No |
| 79 | GOM_NL__2PRFIN20031120_041046_000000512021_00434_09005_8930.N1 | 20-NOV-2003 04:10:46 | Dark | 51.000 | 2 | Alp Car | -0.73600 | 7000.0 | 102 | 9005 | No |
| 80 | GOM_NL__2PRFIN20031120_041339_000000822021_00434_09005_8931.N1 | 20-NOV-2003 04:13:39 | Dark | 81.500 | 88 | 31Eta CMa | 2.4480 | 20000. | 163 | 9005 | No |
| 81 | GOM_NL__2PRFIN20031120_041612_000000932021_00434_09005_8932.N1 | 20-NOV-2003 04:16:12 | Dark | 93.000 | 37 | 25Del CMa | 1.8300 | 5900.0 | 186 | 9005 | No |
| 82 | GOM_NL__2PRFIN20031120_041906_000000402021_00434_09005_8933.N1 | 20-NOV-2003 04:19:06 | Straylight | 39.500 | 157 | The1Eri | 2.9060 | 9300.0 | 79 | 9005 | No |
| 83 | GOM_NL__2PRFIN20031120_042403_000001622021_00434_09005_8934.N1 | 20-NOV-2003 04:24:03 | Straylight | 161.50 | 1 | 9Alp CMa | -1.4400 | 11000. | 323 | 9005 | No |
| 84 | GOM_NL__2PRFIN20031120_042831_000000852021_00434_09005_8935.N1 | 20-NOV-2003 04:28:31 | Straylight | 85.000 | 7 | 19Bet Ori | 0.10000 | 14000. | 170 | 9005 | No |
| 85 | GOM_NL__2PRFIN20031120_043251_000000992021_00434_09005_8936.N1 | 20-NOV-2003 04:32:51 | Bright | 99.000 | 30 | 46Eps Ori | 1.6940 | 30000. | 198 | 9005 | No |
| 86 | GOM_NL__2PRFIN20031120_043642_000000402021_00434_09005_8937.N1 | 20-NOV-2003 04:36:42 | Bright | 40.000 | 105 | 6Bet Ari | 2.6450 | 8900.0 | 80 | 9005 | No |
| 87 | GOM_NL__2PRFIN20031120_043826_000000432021_00434_09005_8938.N1 | 20-NOV-2003 04:38:26 | Bright | 42.500 | 146 | 25Eta Tau | 2.8730 | 15200. | 85 | 9005 | No |
| 88 | GOM_NL__2PRFIN20031120_044037_000000372021_00434_09005_8939.N1 | 20-NOV-2003 04:40:37 | Bright | 37.000 | 173 | 4Bet Tri | 3.0040 | 8900.0 | 74 | 9005 | No |
| 89 | GOM_NL__2PRFIN20031120_044238_000000412021_00434_09005_8940.N1 | 20-NOV-2003 04:42:38 | Bright | 41.000 | 73 | 57Gam1And | 2.2600 | 13100. | 82 | 9005 | No |
| 90 | GOM_NL__2PRFIN20031120_044518_000000412021_00434_09005_8941.N1 | 20-NOV-2003 04:45:18 | Bright | 40.500 | 175 | 39Del Per | 3.0100 | 19400. | 81 | 9005 | No |
| 91 | GOM_NL__2PRFIN20031120_045016_000000712021_00434_09005_8942.N1 | 20-NOV-2003 04:50:16 | Bright | 70.500 | 107 | 37The Aur | 2.6490 | 11000. | 141 | 9005 | No |
| 92 | GOM_NL__2PRFIN20031120_045555_000000372021_00434_09005_8943.N1 | 20-NOV-2003 04:55:55 | Bright | 37.000 | 49 | 1Alp UMi | 1.9900 | 6300.0 | 74 | 9005 | No |
| 93 | GOM_NL__2PRFIN20031120_050023_000000362021_00434_09005_8944.N1 | 20-NOV-2003 05:00:23 | Bright | 35.500 | 60 | 7Bet UMi | 2.0810 | 3950.0 | 71 | 9005 | No |
| 94 | GOM_NL__2PRFIN20031120_050229_000000392021_00434_09005_8945.N1 | 20-NOV-2003 05:02:29 | Bright | 38.500 | 119 | 14Eta Dra | 2.7270 | 4700.0 | 77 | 9005 | No |
| 95 | GOM_NL__2PRFIN20031120_050501_000000622021_00434_09005_8946.N1 | 20-NOV-2003 05:05:01 | Bright | 62.000 | 82 | 48Bet UMa | 2.3650 | 10600. | 124 | 9005 | No |
| 96 | GOM_NL__2PRFIN20031120_050625_000000422021_00434_09005_8947.N1 | 20-NOV-2003 05:06:25 | Bright | 41.500 | 87 | 64Gam UMa | 2.4330 | 11000. | 83 | 9005 | No |
| 97 | GOM_NL__2PRFIN20031120_050911_000000672021_00434_09005_8948.N1 | 20-NOV-2003 05:09:11 | Bright | 67.000 | 174 | 52Psi UMa | 3.0040 | 4400.0 | 134 | 9005 | No |
| 98 | GOM_NL__2PRFIN20031120_051109_000000362021_00434_09005_8949.N1 | 20-NOV-2003 05:11:09 | Bright | 36.000 | 152 | 12Alp2CVn | 2.8900 | 11000. | 72 | 9005 | No |
| 99 | GOM_NL__2PRFIN20031120_051319_000000362021_00434_09005_8950.N1 | 20-NOV-2003 05:13:19 | Bright | 36.000 | 83 | | 2.3780 | 11000. | 72 | 9005 | No |
| 100 | GOM_NL__2PRFIN20031120_051549_000000362021_00434_09005_8951.N1 | 20-NOV-2003 05:15:49 | Bright | 35.500 | 3 | 16Alp Boo | -0.050000 | 4250.0 | 71 | 9005 | No |
| 101 | GOM_NL__2PRFIN20031120_051818_000000532021_00434_09005_8952.N1 | 20-NOV-2003 05:18:18 | Bright | 53.000 | 96 | 68Del Leo | 2.5600 | 9300.0 | 106 | 9005 | No |

| | | | | | | | | | | | |
|-----|--|----------------------|------------|--------|-----|-----------|-----------|--------|-----|------|----|
| 102 | GOM_NL__2PRFIN20031120_052049_000000962021_00434_09005_8953.N1 | 20-NOV-2003 05:20:49 | Twilight | 95.500 | 51 | 41Gam1Leo | 2.0100 | 4500.0 | 191 | 9005 | No |
| 103 | GOM_NL__2PRFIN20031120_052606_000001152021_00434_09005_8954.N1 | 20-NOV-2003 05:26:06 | Straylight | 115.00 | 22 | 32Alp Leo | 1.3600 | 15200. | 230 | 9005 | No |
| 104 | GOM_NL__2PRFIN20031120_052939_000000482021_00434_09005_8955.N1 | 20-NOV-2003 05:29:39 | Twilight | 47.500 | 171 | 2Eps Crv | 3.0010 | 4250.0 | 95 | 9005 | No |
| 105 | GOM_NL__2PRFIN20031120_053539_000000422021_00434_09005_8956.N1 | 20-NOV-2003 05:35:39 | Dark | 41.500 | 64 | Gam Cen | 2.2000 | 10600. | 83 | 9005 | No |
| 106 | GOM_NL__2PRFIN20031120_053822_000000382021_00434_09005_8957.N1 | 20-NOV-2003 05:38:22 | Dark | 38.000 | 20 | Bet Cru | 1.2530 | 30000. | 76 | 9005 | No |
| 107 | GOM_NL__2PRFIN20031120_054815_000000622021_00435_09006_9044.N1 | 20-NOV-2003 05:48:15 | Dark | 61.500 | 70 | Zet Pup | 2.2460 | 39000. | 123 | 9006 | No |
| 108 | GOM_NL__2PRFIN20031120_055123_000000592021_00435_09006_9045.N1 | 20-NOV-2003 05:51:23 | Dark | 59.000 | 2 | Alp Car | -0.73600 | 7000.0 | 118 | 9006 | No |
| 109 | GOM_NL__2PRFIN20031120_055417_000000792021_00435_09006_9046.N1 | 20-NOV-2003 05:54:17 | Dark | 78.500 | 88 | 31Eta CMa | 2.4480 | 20000. | 157 | 9006 | No |
| 110 | GOM_NL__2PRFIN20031120_055649_000000942021_00435_09006_9047.N1 | 20-NOV-2003 05:56:49 | Dark | 93.500 | 37 | 25Del CMa | 1.8300 | 5900.0 | 187 | 9006 | No |
| 111 | GOM_NL__2PRFIN20031120_055942_000000422021_00435_09006_9048.N1 | 20-NOV-2003 05:59:42 | Straylight | 41.500 | 157 | The1Eri | 2.9060 | 9300.0 | 83 | 9006 | No |
| 112 | GOM_NL__2PRFIN20031120_060439_000001552021_00435_09006_9049.N1 | 20-NOV-2003 06:04:39 | Straylight | 155.00 | 1 | 9Alp CMa | -1.4400 | 11000. | 310 | 9006 | No |
| 113 | GOM_NL__2PRFIN20031120_060906_000000772021_00435_09006_9050.N1 | 20-NOV-2003 06:09:06 | Straylight | 77.000 | 7 | 19Bet Ori | 0.10000 | 14000. | 154 | 9006 | No |
| 114 | GOM_NL__2PRFIN20031120_061326_000000962021_00435_09006_9051.N1 | 20-NOV-2003 06:13:26 | Bright | 95.500 | 30 | 46Eps Ori | 1.6940 | 30000. | 191 | 9006 | No |
| 115 | GOM_NL__2PRFIN20031120_061718_000000402021_00435_09006_9052.N1 | 20-NOV-2003 06:17:18 | Bright | 40.000 | 105 | 6Bet Ari | 2.6450 | 8900.0 | 80 | 9006 | No |
| 116 | GOM_NL__2PRFIN20031120_061901_000000432021_00435_09006_9053.N1 | 20-NOV-2003 06:19:01 | Bright | 43.000 | 146 | 25Eta Tau | 2.8730 | 15200. | 86 | 9006 | No |
| 117 | GOM_NL__2PRFIN20031120_062113_000000382021_00435_09006_9054.N1 | 20-NOV-2003 06:21:13 | Bright | 37.500 | 173 | 4Bet Tri | 3.0040 | 8900.0 | 75 | 9006 | No |
| 118 | GOM_NL__2PRFIN20031120_062316_000000392021_00435_09006_9055.N1 | 20-NOV-2003 06:23:16 | Bright | 38.500 | 73 | 57Gam1And | 2.2600 | 13100. | 77 | 9006 | No |
| 119 | GOM_NL__2PRFIN20031120_062554_000000392021_00435_09006_9056.N1 | 20-NOV-2003 06:25:54 | Bright | 39.000 | 175 | 39Del Per | 3.0100 | 19400. | 78 | 9006 | No |
| 120 | GOM_NL__2PRFIN20031120_063050_000000682021_00435_09006_9057.N1 | 20-NOV-2003 06:30:50 | Bright | 68.000 | 107 | 37The Aur | 2.6490 | 11000. | 136 | 9006 | No |
| 121 | GOM_NL__2PRFIN20031120_063631_000000372021_00435_09006_9058.N1 | 20-NOV-2003 06:36:31 | Bright | 37.000 | 49 | 1Alp UMi | 1.9900 | 6300.0 | 74 | 9006 | No |
| 122 | GOM_NL__2PRFIN20031120_064058_000000402021_00435_09006_9059.N1 | 20-NOV-2003 06:40:58 | Bright | 40.000 | 60 | 7Bet UMi | 2.0810 | 3950.0 | 80 | 9006 | No |
| 123 | GOM_NL__2PRFIN20031120_064305_000000402021_00435_09006_9060.N1 | 20-NOV-2003 06:43:05 | Bright | 39.500 | 119 | 14Eta Dra | 2.7270 | 4700.0 | 79 | 9006 | No |
| 124 | GOM_NL__2PRFIN20031120_064536_000000442021_00435_09006_9061.N1 | 20-NOV-2003 06:45:36 | Bright | 44.000 | 82 | 48Bet UMa | 2.3650 | 10600. | 88 | 9006 | No |
| 125 | GOM_NL__2PRFIN20031120_064700_000000422021_00435_09006_9062.N1 | 20-NOV-2003 06:47:00 | Bright | 41.500 | 87 | 64Gam UMa | 2.4330 | 11000. | 83 | 9006 | No |
| 126 | GOM_NL__2PRFIN20031120_064946_000000482021_00435_09006_9063.N1 | 20-NOV-2003 06:49:46 | Bright | 48.000 | 174 | 52Psi UMa | 3.0040 | 4400.0 | 96 | 9006 | No |
| 127 | GOM_NL__2PRFIN20031120_065145_000000382021_00435_09006_9064.N1 | 20-NOV-2003 06:51:45 | Bright | 37.500 | 152 | 12Alp2CVn | 2.8900 | 11000. | 75 | 9006 | No |
| 128 | GOM_NL__2PRFIN20031120_065355_000000352021_00435_09006_9065.N1 | 20-NOV-2003 06:53:55 | Bright | 35.000 | 83 | | 2.3780 | 11000. | 70 | 9006 | No |
| 129 | GOM_NL__2PRFIN20031120_065625_000000362021_00435_09006_9066.N1 | 20-NOV-2003 06:56:25 | Bright | 35.500 | 3 | 16Alp Boo | -0.050000 | 4250.0 | 71 | 9006 | No |
| 130 | GOM_NL__2PRFIN20031120_065855_000000592021_00435_09006_9067.N1 | 20-NOV-2003 06:58:55 | Bright | 59.000 | 96 | 68Del Leo | 2.5600 | 9300.0 | 118 | 9006 | No |
| 131 | GOM_NL__2PRFIN20031120_070126_000000972021_00435_09006_9068.N1 | 20-NOV-2003 07:01:26 | Twilight | 96.500 | 51 | 41Gam1Leo | 2.0100 | 4500.0 | 193 | 9006 | No |
| 132 | GOM_NL__2PRFIN20031120_070644_000001202021_00435_09006_9069.N1 | 20-NOV-2003 07:06:44 | Straylight | 119.50 | 22 | 32Alp Leo | 1.3600 | 15200. | 239 | 9006 | No |
| 133 | GOM_NL__2PRFIN20031120_071016_000000452021_00435_09006_9070.N1 | 20-NOV-2003 07:10:16 | Twilight | 44.500 | 171 | 2Eps Crv | 3.0010 | 4250.0 | 89 | 9006 | No |
| 134 | GOM_NL__2PRFIN20031120_071615_000000412021_00435_09006_9071.N1 | 20-NOV-2003 07:16:15 | Dark | 41.000 | 64 | Gam Cen | 2.2000 | 10600. | 82 | 9006 | No |
| 135 | GOM_NL__2PRFIN20031120_071858_000000392021_00435_09006_9072.N1 | 20-NOV-2003 07:18:58 | Dark | 39.000 | 20 | Bet Cru | 1.2530 | 30000. | 78 | 9006 | No |
| 136 | GOM_NL__2PRFIN20031120_072853_000000602021_00436_09007_8929.N1 | 20-NOV-2003 07:28:53 | Dark | 59.500 | 70 | Zet Pup | 2.2460 | 39000. | 119 | 9007 | No |
| 137 | GOM_NL__2PRFIN20031120_073159_000000602021_00436_09007_8930.N1 | 20-NOV-2003 07:31:59 | Dark | 60.000 | 2 | Alp Car | -0.73600 | 7000.0 | 120 | 9007 | No |
| 138 | GOM_NL__2PRFIN20031120_073453_000000812021_00436_09007_8931.N1 | 20-NOV-2003 07:34:53 | Dark | 81.000 | 88 | 31Eta CMa | 2.4480 | 20000. | 162 | 9007 | No |
| 139 | GOM_NL__2PRFIN20031120_073726_000001012021_00436_09007_8932.N1 | 20-NOV-2003 07:37:26 | Dark | 101.00 | 37 | 25Del CMa | 1.8300 | 5900.0 | 202 | 9007 | No |
| 140 | GOM_NL__2PRFIN20031120_074017_000000412021_00436_09007_8933.N1 | 20-NOV-2003 07:40:17 | Straylight | 40.500 | 157 | The1Eri | 2.9060 | 9300.0 | 81 | 9007 | No |
| 141 | GOM_NL__2PRFIN20031120_074515_000001582021_00436_09007_8934.N1 | 20-NOV-2003 07:45:15 | Straylight | 157.50 | 1 | 9Alp CMa | -1.4400 | 11000. | 315 | 9007 | No |
| 142 | GOM_NL__2PRFIN20031120_074942_000000772021_00436_09007_8935.N1 | 20-NOV-2003 07:49:42 | Straylight | 77.000 | 7 | 19Bet Ori | 0.10000 | 14000. | 154 | 9007 | No |
| 143 | GOM_NL__2PRFIN20031120_075401_000000912021_00436_09007_8936.N1 | 20-NOV-2003 07:54:01 | Bright | 90.500 | 30 | 46Eps Ori | 1.6940 | 30000. | 181 | 9007 | No |
| 144 | GOM_NL__2PRFIN20031120_075754_000000392021_00436_09007_8937.N1 | 20-NOV-2003 07:57:54 | Bright | 39.000 | 105 | 6Bet Ari | 2.6450 | 8900.0 | 78 | 9007 | No |
| 145 | GOM_NL__2PRFIN20031120_075937_000000422021_00436_09007_8938.N1 | 20-NOV-2003 07:59:37 | Bright | 42.000 | 146 | 25Eta Tau | 2.8730 | 15200. | 84 | 9007 | No |
| 146 | GOM_NL__2PRFIN20031120_080148_000000382021_00436_09007_8939.N1 | 20-NOV-2003 08:01:48 | Bright | 38.000 | 173 | 4Bet Tri | 3.0040 | 8900.0 | 76 | 9007 | No |
| 147 | GOM_NL__2PRFIN20031120_080352_000000392021_00436_09007_8940.N1 | 20-NOV-2003 08:03:52 | Bright | 38.500 | 73 | 57Gam1And | 2.2600 | 13100. | 77 | 9007 | No |
| 148 | GOM_NL__2PRFIN20031120_080629_000000412021_00436_09007_8941.N1 | 20-NOV-2003 08:06:29 | Bright | 40.500 | 175 | 39Del Per | 3.0100 | 19400. | 81 | 9007 | No |
| 149 | GOM_NL__2PRFIN20031120_081124_000000712021_00436_09007_8942.N1 | 20-NOV-2003 08:11:24 | Bright | 70.500 | 107 | 37The Aur | 2.6490 | 11000. | 141 | 9007 | No |
| 150 | GOM_NL__2PRFIN20031120_081707_000000352021_00436_09007_8943.N1 | 20-NOV-2003 08:17:07 | Bright | 34.500 | 49 | 1Alp UMi | 1.9900 | 6300.0 | 69 | 9007 | No |
| 151 | GOM_NL__2PRFIN20031120_082134_000000372021_00436_09007_8944.N1 | 20-NOV-2003 08:21:34 | Bright | 36.500 | 60 | 7Bet UMi | 2.0810 | 3950.0 | 73 | 9007 | No |
| 152 | GOM_NL__2PRFIN20031120_082341_000000362021_00436_09007_8945.N1 | 20-NOV-2003 08:23:41 | Bright | 36.000 | 119 | 14Eta Dra | 2.7270 | 4700.0 | 72 | 9007 | No |
| 153 | GOM_NL__2PRFIN20031120_082612_000000452021_00436_09007_8946.N1 | 20-NOV-2003 08:26:12 | Bright | 44.500 | 82 | 48Bet UMa | 2.3650 | 10600. | 89 | 9007 | No |
| 154 | GOM_NL__2PRFIN20031120_082736_000000422021_00436_09007_8947.N1 | 20-NOV-2003 08:27:36 | Bright | 41.500 | 87 | 64Gam UMa | 2.4330 | 11000. | 83 | 9007 | No |
| 155 | GOM_NL__2PRFIN20031120_083022_000000472021_00436_09007_8948.N1 | 20-NOV-2003 08:30:22 | Bright | 47.000 | 174 | 52Psi UMa | 3.0040 | 4400.0 | 94 | 9007 | No |
| 156 | GOM_NL__2PRFIN20031120_083221_000000492021_00436_09007_8949.N1 | 20-NOV-2003 08:32:21 | Bright | 49.000 | 152 | 12Alp2CVn | 2.8900 | 11000. | 98 | 9007 | No |
| 157 | GOM_NL__2PRFIN20031120_083432_000000362021_00436_09007_8950.N1 | 20-NOV-2003 08:34:32 | Bright | 35.500 | 83 | | 2.3780 | 11000. | 71 | 9007 | No |
| 158 | GOM_NL__2PRFIN20031120_083701_000000362021_00436_09007_8951.N1 | 20-NOV-2003 08:37:01 | Bright | 36.000 | 3 | 16Alp Boo | -0.050000 | 4250.0 | 72 | 9007 | No |
| 159 | GOM_NL__2PRFIN20031120_083931_000000542021_00436_09007_8952.N1 | 20-NOV-2003 08:39:31 | Bright | 53.500 | 96 | 68Del Leo | 2.5600 | 9300.0 | 107 | 9007 | No |
| 160 | GOM_NL__2PRFIN20031120_084203_000000942021_00436_09007_8953.N1 | 20-NOV-2003 08:42:03 | Twilight | 94.000 | 51 | 41Gam1Leo | 2.0100 | 4500.0 | 188 | 9007 | No |

| | | | | | | | | | | | |
|-----|--|----------------------|----------------|--------|-----|-----------|-----------|--------|-----|------|----|
| 161 | GOM_NL__2PRFIN20031120_084722_000001142021_00436_09007_8954.N1 | 20-NOV-2003 08:47:22 | Straylight | 113.50 | 22 | 32Alp Leo | 1.3600 | 15200. | 227 | 9007 | No |
| 162 | GOM_NL__2PRFIN20031120_085052_000000472021_00436_09007_8955.N1 | 20-NOV-2003 08:50:52 | Twilight | 47.000 | 171 | 2Eps Crv | 3.0010 | 4250.0 | 94 | 9007 | No |
| 163 | GOM_NL__2PRFIN20031120_085651_000000412021_00436_09007_8956.N1 | 20-NOV-2003 08:56:51 | Dark | 41.000 | 64 | Gam Cen | 2.2000 | 10600. | 82 | 9007 | No |
| 164 | GOM_NL__2PRFIN20031120_085934_000000402021_00436_09007_8957.N1 | 20-NOV-2003 08:59:34 | Dark | 39.500 | 20 | Bet Cru | 1.2530 | 30000. | 79 | 9007 | No |
| 165 | GOM_NL__2PRFIN20031120_090932_000000582021_00437_09008_8949.N1 | 20-NOV-2003 09:09:32 | Dark | 57.500 | 70 | Zet Pup | 2.2460 | 39000. | 115 | 9008 | No |
| 166 | GOM_NL__2PRFIN20031120_091236_000000602021_00437_09008_8950.N1 | 20-NOV-2003 09:12:36 | Dark | 60.000 | 2 | Alp Car | -0.73600 | 7000.0 | 120 | 9008 | No |
| 167 | GOM_NL__2PRFIN20031120_091531_000000782021_00437_09008_8951.N1 | 20-NOV-2003 09:15:31 | Dark | 78.000 | 88 | 31Eta CMa | 2.4480 | 20000. | 156 | 9008 | No |
| 168 | GOM_NL__2PRFIN20031120_091803_000000962021_00437_09008_8952.N1 | 20-NOV-2003 09:18:03 | Dark | 96.000 | 37 | 25Del CMa | 1.8300 | 5900.0 | 192 | 9008 | No |
| 169 | GOM_NL__2PRFIN20031120_092053_000000422021_00437_09008_8953.N1 | 20-NOV-2003 09:20:53 | Straylight | 41.500 | 157 | The1Eri | 2.9060 | 9300.0 | 83 | 9008 | No |
| 170 | GOM_NL__2PRFIN20031120_092551_000001522021_00437_09008_8954.N1 | 20-NOV-2003 09:25:51 | Straylight | 151.50 | 1 | 9Alp CMa | -1.4400 | 11000. | 303 | 9008 | No |
| 171 | GOM_NL__2PRFIN20031120_093018_000000832021_00437_09008_8955.N1 | 20-NOV-2003 09:30:18 | Straylight | 82.500 | 7 | 19Bet Ori | 0.10000 | 14000. | 165 | 9008 | No |
| 172 | GOM_NL__2PRFIN20031120_093435_000000942021_00437_09008_8956.N1 | 20-NOV-2003 09:34:35 | Bright | 93.500 | 30 | 46Eps Ori | 1.6940 | 30000. | 187 | 9008 | No |
| 173 | GOM_NL__2PRFIN20031120_093828_000000412021_00437_09008_8957.N1 | 20-NOV-2003 09:38:28 | Bright | 40.500 | 105 | 6Bet Ari | 2.6450 | 8900.0 | 81 | 9008 | No |
| 174 | GOM_NL__2PRFIN20031120_094012_000000442021_00437_09008_8958.N1 | 20-NOV-2003 09:40:12 | Bright | 43.500 | 146 | 25Eta Tau | 2.8730 | 15200. | 87 | 9008 | No |
| 175 | GOM_NL__2PRFIN20031120_094224_000000382021_00437_09008_8959.N1 | 20-NOV-2003 09:42:24 | Bright | 37.500 | 173 | 4Bet Tri | 3.0040 | 8900.0 | 75 | 9008 | No |
| 176 | GOM_NL__2PRFIN20031120_094428_000000402021_00437_09008_8960.N1 | 20-NOV-2003 09:44:28 | Bright | 40.000 | 73 | 57Gam1And | 2.2600 | 13100. | 80 | 9008 | No |
| 177 | GOM_NL__2PRFIN20031120_094705_000000402021_00437_09008_8961.N1 | 20-NOV-2003 09:47:05 | Bright | 39.500 | 175 | 39Del Per | 3.0100 | 19400. | 79 | 9008 | No |
| 178 | GOM_NL__2PRFIN20031120_095158_000000702021_00437_09008_8962.N1 | 20-NOV-2003 09:51:58 | Bright | 69.500 | 107 | 37The Aur | 2.6490 | 11000. | 139 | 9008 | No |
| 179 | GOM_NL__2PRFIN20031120_095743_000000392021_00437_09008_8963.N1 | 20-NOV-2003 09:57:43 | Bright | 38.500 | 49 | 1Alp UMi | 1.9900 | 6300.0 | 77 | 9008 | No |
| 180 | GOM_NL__2PRFIN20031120_100211_000000402021_00437_09008_8964.N1 | 20-NOV-2003 10:02:11 | Bright | 39.500 | 60 | 7Bet UMi | 2.0810 | 3950.0 | 79 | 9008 | No |
| 181 | GOM_NL__2PRFIN20031120_100417_000000392021_00437_09008_8965.N1 | 20-NOV-2003 10:04:17 | Bright | 39.000 | 119 | 14Eta Dra | 2.7270 | 4700.0 | 78 | 9008 | No |
| 182 | GOM_NL__2PRFIN20031120_100647_000000452021_00437_09008_8966.N1 | 20-NOV-2003 10:06:47 | Bright | 44.500 | 82 | 48Bet UMa | 2.3650 | 10600. | 89 | 9008 | No |
| 183 | GOM_NL__2PRFIN20031120_100812_000000432021_00437_09008_8967.N1 | 20-NOV-2003 10:08:12 | Bright | 42.500 | 87 | 64Gam UMa | 2.4330 | 11000. | 85 | 9008 | No |
| 184 | GOM_NL__2PRFIN20031120_101058_000000502021_00437_09008_8968.N1 | 20-NOV-2003 10:10:58 | Bright | 49.500 | 174 | 52Psi UMa | 3.0040 | 4400.0 | 99 | 9008 | No |
| 185 | GOM_NL__2PRFIN20031120_101257_000000362021_00437_09008_8969.N1 | 20-NOV-2003 10:12:57 | Bright | 35.500 | 152 | 12Alp2CVn | 2.8900 | 11000. | 71 | 9008 | No |
| 186 | GOM_NL__2PRFIN20031120_101508_000000342021_00437_09008_8970.N1 | 20-NOV-2003 10:15:08 | Bright | 34.000 | 83 | | 2.3780 | 11000. | 68 | 9008 | No |
| 187 | GOM_NL__2PRFIN20031120_101737_000000362021_00437_09008_8971.N1 | 20-NOV-2003 10:17:37 | Bright | 35.500 | 3 | 16Alp Boo | -0.050000 | 4250.0 | 71 | 9008 | No |
| 188 | GOM_NL__2PRFIN20031120_102008_000000542021_00437_09008_8972.N1 | 20-NOV-2003 10:20:08 | Bright | 53.500 | 96 | 68Del Leo | 2.5600 | 9300.0 | 107 | 9008 | No |
| 189 | GOM_NL__2PRFIN20031120_102240_000000932021_00437_09008_8973.N1 | 20-NOV-2003 10:22:40 | Tw_i_and_stray | 93.000 | 51 | 41Gam1Leo | 2.0100 | 4500.0 | 186 | 9008 | No |
| 190 | GOM_NL__2PRFIN20031120_102800_000001102021_00437_09008_8974.N1 | 20-NOV-2003 10:28:00 | Straylight | 109.50 | 22 | 32Alp Leo | 1.3600 | 15200. | 219 | 9008 | No |
| 191 | GOM_NL__2PRFIN20031120_103129_000000472021_00437_09008_8975.N1 | 20-NOV-2003 10:31:29 | Twilight | 47.000 | 171 | 2Eps Crv | 3.0010 | 4250.0 | 94 | 9008 | No |
| 192 | GOM_NL__2PRFIN20031120_103727_000000432021_00437_09008_8976.N1 | 20-NOV-2003 10:37:27 | Dark | 42.500 | 64 | Gam Cen | 2.2000 | 10600. | 85 | 9008 | No |
| 193 | GOM_NL__2PRFIN20031120_104010_000000392021_00437_09008_8977.N1 | 20-NOV-2003 10:40:10 | Dark | 39.000 | 20 | Bet Cru | 1.2530 | 30000. | 78 | 9008 | No |
| 194 | GOM_NL__2PRFIN20031120_105010_000000592021_00438_09009_8949.N1 | 20-NOV-2003 10:50:10 | Dark | 59.000 | 70 | Zet Pup | 2.2460 | 39000. | 118 | 9009 | No |
| 195 | GOM_NL__2PRFIN20031120_105311_000000552021_00438_09009_8950.N1 | 20-NOV-2003 10:53:11 | Dark | 55.000 | 2 | Alp Car | -0.73600 | 7000.0 | 110 | 9009 | No |
| 196 | GOM_NL__2PRFIN20031120_105609_000000792021_00438_09009_8951.N1 | 20-NOV-2003 10:56:09 | Dark | 79.000 | 88 | 31Eta CMa | 2.4480 | 20000. | 158 | 9009 | No |
| 197 | GOM_NL__2PRFIN20031120_105841_000000972021_00438_09009_8952.N1 | 20-NOV-2003 10:58:41 | Dark | 96.500 | 37 | 25Del CMa | 1.8300 | 5900.0 | 193 | 9009 | No |
| 198 | GOM_NL__2PRFIN20031120_110131_000000392021_00438_09009_8953.N1 | 20-NOV-2003 11:01:31 | Straylight | 38.500 | 157 | The1Eri | 2.9060 | 9300.0 | 77 | 9009 | No |
| 199 | GOM_NL__2PRFIN20031120_110627_000001662021_00438_09009_8954.N1 | 20-NOV-2003 11:06:27 | Straylight | 165.50 | 1 | 9Alp CMa | -1.4400 | 11000. | 331 | 9009 | No |
| 200 | GOM_NL__2PRFIN20031120_111054_000000762021_00438_09009_8955.N1 | 20-NOV-2003 11:10:54 | Straylight | 75.500 | 7 | 19Bet Ori | 0.10000 | 14000. | 151 | 9009 | No |
| 201 | GOM_NL__2PRFIN20031120_111511_000000942021_00438_09009_8956.N1 | 20-NOV-2003 11:15:11 | Bright | 93.500 | 30 | 46Eps Ori | 1.6940 | 30000. | 187 | 9009 | No |
| 202 | GOM_NL__2PRFIN20031120_111907_000000392021_00438_09009_8957.N1 | 20-NOV-2003 11:19:07 | Bright | 38.500 | 105 | 6Bet Ari | 2.6450 | 8900.0 | 77 | 9009 | No |
| 203 | GOM_NL__2PRFIN20031120_112048_000000432021_00438_09009_8958.N1 | 20-NOV-2003 11:20:48 | Bright | 43.000 | 146 | 25Eta Tau | 2.8730 | 15200. | 86 | 9009 | No |
| 204 | GOM_NL__2PRFIN20031120_112301_000000382021_00438_09009_8959.N1 | 20-NOV-2003 11:23:01 | Bright | 38.000 | 173 | 4Bet Tri | 3.0040 | 8900.0 | 76 | 9009 | No |
| 205 | GOM_NL__2PRFIN20031120_112504_000000412021_00438_09009_8960.N1 | 20-NOV-2003 11:25:04 | Bright | 40.500 | 73 | 57Gam1And | 2.2600 | 13100. | 81 | 9009 | No |
| 206 | GOM_NL__2PRFIN20031120_112741_000000402021_00438_09009_8961.N1 | 20-NOV-2003 11:27:41 | Bright | 39.500 | 175 | 39Del Per | 3.0100 | 19400. | 79 | 9009 | No |
| 207 | GOM_NL__2PRFIN20031120_113233_000000692021_00438_09009_8962.N1 | 20-NOV-2003 11:32:33 | Bright | 68.500 | 107 | 37The Aur | 2.6490 | 11000. | 137 | 9009 | No |
| 208 | GOM_NL__2PRFIN20031120_113819_000000382021_00438_09009_8963.N1 | 20-NOV-2003 11:38:19 | Bright | 37.500 | 49 | 1Alp UMi | 1.9900 | 6300.0 | 75 | 9009 | No |
| 209 | GOM_NL__2PRFIN20031120_114248_000000402021_00438_09009_8964.N1 | 20-NOV-2003 11:42:48 | Bright | 39.500 | 60 | 7Bet UMi | 2.0810 | 3950.0 | 79 | 9009 | No |
| 210 | GOM_NL__2PRFIN20031120_114454_000000382021_00438_09009_8965.N1 | 20-NOV-2003 11:44:54 | Bright | 38.000 | 119 | 14Eta Dra | 2.7270 | 4700.0 | 76 | 9009 | No |
| 211 | GOM_NL__2PRFIN20031120_114724_000000442021_00438_09009_8966.N1 | 20-NOV-2003 11:47:24 | Bright | 44.000 | 82 | 48Bet UMa | 2.3650 | 10600. | 88 | 9009 | No |
| 212 | GOM_NL__2PRFIN20031120_114848_000000422021_00438_09009_8967.N1 | 20-NOV-2003 11:48:48 | Bright | 41.500 | 87 | 64Gam UMa | 2.4330 | 11000. | 83 | 9009 | No |
| 213 | GOM_NL__2PRFIN20031120_115134_000000482021_00438_09009_8968.N1 | 20-NOV-2003 11:51:34 | Bright | 48.000 | 174 | 52Psi UMa | 3.0040 | 4400.0 | 96 | 9009 | No |
| 214 | GOM_NL__2PRFIN20031120_115333_000000412021_00438_09009_8969.N1 | 20-NOV-2003 11:53:33 | Bright | 40.500 | 152 | 12Alp2CVn | 2.8900 | 11000. | 81 | 9009 | No |
| 215 | GOM_NL__2PRFIN20031120_115544_000000362021_00438_09009_8970.N1 | 20-NOV-2003 11:55:44 | Bright | 35.500 | 83 | | 2.3780 | 11000. | 71 | 9009 | No |
| 216 | GOM_NL__2PRFIN20031120_115814_000000352021_00438_09009_8971.N1 | 20-NOV-2003 11:58:14 | Bright | 34.500 | 3 | 16Alp Boo | -0.050000 | 4250.0 | 69 | 9009 | No |
| 217 | GOM_NL__2PRFIN20031120_120044_000000532021_00438_09009_8972.N1 | 20-NOV-2003 12:00:44 | Bright | 53.000 | 96 | 68Del Leo | 2.5600 | 9300.0 | 106 | 9009 | No |
| 218 | GOM_NL__2PRFIN20031120_120317_000000962021_00438_09009_8973.N1 | 20-NOV-2003 12:03:17 | Tw_i_and_stray | 96.000 | 51 | 41Gam1Leo | 2.0100 | 4500.0 | 192 | 9009 | No |
| 219 | GOM_NL__2PRFIN20031120_120838_000001232021_00438_09009_8974.N1 | 20-NOV-2003 12:08:38 | Straylight | 122.50 | 22 | 32Alp Leo | 1.3600 | 15200. | 245 | 9009 | No |

| | | | | | | | | | | | |
|-----|--|----------------------|------------|--------|-----|-----------|-----------|--------|-----|------|----|
| 220 | GOM_NL__2PRFIN20031120_121206_000000472021_00438_09009_8975.N1 | 20-NOV-2003 12:12:06 | Twilight | 46.500 | 171 | 2Eps Crv | 3.0010 | 4250.0 | 93 | 9009 | No |
| 221 | GOM_NL__2PRFIN20031120_121804_000000422021_00438_09009_8976.N1 | 20-NOV-2003 12:18:04 | Dark | 42.000 | 64 | Gam Cen | 2.2000 | 10600. | 84 | 9009 | No |
| 222 | GOM_NL__2PRFIN20031120_122046_000000402021_00438_09009_8977.N1 | 20-NOV-2003 12:20:46 | Dark | 39.500 | 20 | Bet Cru | 1.2530 | 30000. | 79 | 9009 | No |
| 223 | GOM_NL__2PRFIN20031120_123047_000000592021_00439_09010_8950.N1 | 20-NOV-2003 12:30:47 | Dark | 58.500 | 70 | Zet Pup | 2.2460 | 39000. | 117 | 9010 | No |
| 224 | GOM_NL__2PRFIN20031120_123349_000000602021_00439_09010_8951.N1 | 20-NOV-2003 12:33:49 | Dark | 60.000 | 2 | Alp Car | -0.73600 | 7000.0 | 120 | 9010 | No |
| 225 | GOM_NL__2PRFIN20031120_123646_000000822021_00439_09010_8952.N1 | 20-NOV-2003 12:36:46 | Dark | 81.500 | 88 | 31Eta CMa | 2.4480 | 20000. | 163 | 9010 | No |
| 226 | GOM_NL__2PRFIN20031120_123918_000000962021_00439_09010_8953.N1 | 20-NOV-2003 12:39:18 | Dark | 95.500 | 37 | 25Del CMa | 1.8300 | 5900.0 | 191 | 9010 | No |
| 227 | GOM_NL__2PRFIN20031120_124208_000000412021_00439_09010_8954.N1 | 20-NOV-2003 12:42:08 | Straylight | 40.500 | 157 | The1Eri | 2.9060 | 9300.0 | 81 | 9010 | No |
| 228 | GOM_NL__2PRFIN20031120_124704_000001812021_00439_09010_8955.N1 | 20-NOV-2003 12:47:04 | Straylight | 181.00 | 1 | 9Alp CMa | -1.4400 | 11000. | 362 | 9010 | No |
| 229 | GOM_NL__2PRFIN20031120_125130_000000842021_00439_09010_8956.N1 | 20-NOV-2003 12:51:30 | Straylight | 83.500 | 7 | 19Bet Ori | 0.10000 | 14000. | 167 | 9010 | No |
| 230 | GOM_NL__2PRFIN20031120_125546_000000902021_00439_09010_8957.N1 | 20-NOV-2003 12:55:46 | Bright | 89.500 | 30 | 46Eps Ori | 1.6940 | 30000. | 179 | 9010 | No |
| 231 | GOM_NL__2PRFIN20031120_125943_000000392021_00439_09010_8958.N1 | 20-NOV-2003 12:59:43 | Bright | 39.000 | 105 | 6Bet Ari | 2.6450 | 8900.0 | 78 | 9010 | No |
| 232 | GOM_NL__2PRFIN20031120_130124_000000422021_00439_09010_8959.N1 | 20-NOV-2003 13:01:24 | Bright | 42.000 | 146 | 25Eta Tau | 2.8730 | 15200. | 84 | 9010 | No |
| 233 | GOM_NL__2PRFIN20031120_130336_000000382021_00439_09010_8960.N1 | 20-NOV-2003 13:03:36 | Bright | 37.500 | 173 | 4Bet Tri | 3.0040 | 8900.0 | 75 | 9010 | No |
| 234 | GOM_NL__2PRFIN20031120_130541_000000402021_00439_09010_8961.N1 | 20-NOV-2003 13:05:41 | Bright | 40.000 | 73 | 57Gam1And | 2.2600 | 13100. | 80 | 9010 | No |
| 235 | GOM_NL__2PRFIN20031120_130816_000000412021_00439_09010_8962.N1 | 20-NOV-2003 13:08:16 | Bright | 40.500 | 175 | 39Del Per | 3.0100 | 19400. | 81 | 9010 | No |
| 236 | GOM_NL__2PRFIN20031120_131016_000000352021_00439_09010_8963.N1 | 20-NOV-2003 13:10:16 | Bright | 35.000 | 68 | 18Alp Cas | 2.2250 | 4500.0 | 70 | 9010 | No |
| 237 | GOM_NL__2PRFIN20031120_131126_000000392021_00439_09010_8964.N1 | 20-NOV-2003 13:11:26 | Bright | 38.500 | 74 | 11Bet Cas | 2.2680 | 6600.0 | 77 | 9010 | No |
| 238 | GOM_NL__2PRFIN20031120_131407_000000592021_00439_09010_8965.N1 | 20-NOV-2003 13:14:07 | Bright | 59.000 | 42 | 34Bet Aur | 1.9000 | 10200. | 118 | 9010 | No |
| 239 | GOM_NL__2PRFIN20031120_131855_000000372021_00439_09010_8966.N1 | 20-NOV-2003 13:18:55 | Bright | 36.500 | 49 | 1Alp UMi | 1.9900 | 6300.0 | 73 | 9010 | No |
| 240 | GOM_NL__2PRFIN20031120_132323_000000362021_00439_09010_8967.N1 | 20-NOV-2003 13:23:23 | Bright | 35.500 | 60 | 7Bet UMi | 2.0810 | 3950.0 | 71 | 9010 | No |
| 241 | GOM_NL__2PRFIN20031120_132530_000000372021_00439_09010_8968.N1 | 20-NOV-2003 13:25:30 | Bright | 37.000 | 119 | 14Eta Dra | 2.7270 | 4700.0 | 74 | 9010 | No |
| 242 | GOM_NL__2PRFIN20031120_132759_000000432021_00439_09010_8969.N1 | 20-NOV-2003 13:27:59 | Bright | 42.500 | 82 | 48Bet UMa | 2.3650 | 10600. | 85 | 9010 | No |
| 243 | GOM_NL__2PRFIN20031120_132924_000000412021_00439_09010_8970.N1 | 20-NOV-2003 13:29:24 | Bright | 41.000 | 87 | 64Gam UMa | 2.4330 | 11000. | 82 | 9010 | No |
| 244 | GOM_NL__2PRFIN20031120_133209_000000472021_00439_09010_8971.N1 | 20-NOV-2003 13:32:09 | Bright | 47.000 | 174 | 52Psi UMa | 3.0040 | 4400.0 | 94 | 9010 | No |
| 245 | GOM_NL__2PRFIN20031120_133409_000000362021_00439_09010_8972.N1 | 20-NOV-2003 13:34:09 | Bright | 36.000 | 152 | 12Alp2CVn | 2.8900 | 11000. | 72 | 9010 | No |
| 246 | GOM_NL__2PRFIN20031120_133620_000000362021_00439_09010_8973.N1 | 20-NOV-2003 13:36:20 | Bright | 35.500 | 83 | | 2.3780 | 11000. | 71 | 9010 | No |
| 247 | GOM_NL__2PRFIN20031120_133850_000000352021_00439_09010_8974.N1 | 20-NOV-2003 13:38:50 | Bright | 34.500 | 3 | 16Alp Boo | -0.050000 | 4250.0 | 69 | 9010 | No |
| 248 | GOM_NL__2PRFIN20031120_134120_000000752021_00439_09010_8975.N1 | 20-NOV-2003 13:41:20 | Bright | 75.000 | 96 | 68Del Leo | 2.5600 | 9300.0 | 150 | 9010 | No |
| 249 | GOM_NL__2PRFIN20031120_134354_000000942021_00439_09010_8976.N1 | 20-NOV-2003 13:43:54 | Twilight | 94.000 | 51 | 41Gam1Leo | 2.0100 | 4500.0 | 188 | 9010 | No |
| 250 | GOM_NL__2PRFIN20031120_134916_000001172021_00439_09010_8977.N1 | 20-NOV-2003 13:49:16 | Straylight | 116.50 | 22 | 32Alp Leo | 1.3600 | 15200. | 233 | 9010 | No |
| 251 | GOM_NL__2PRFIN20031120_135242_000000462021_00439_09010_8978.N1 | 20-NOV-2003 13:52:42 | Twilight | 45.500 | 171 | 2Eps Crv | 3.0010 | 4250.0 | 91 | 9010 | No |
| 252 | GOM_NL__2PRFIN20031120_135841_000000402021_00439_09010_8979.N1 | 20-NOV-2003 13:58:41 | Dark | 39.500 | 64 | Gam Cen | 2.2000 | 10600. | 79 | 9010 | No |
| 253 | GOM_NL__2PRFIN20031120_140122_000000452021_00439_09010_8980.N1 | 20-NOV-2003 14:01:22 | Dark | 45.000 | 20 | Bet Cru | 1.2530 | 30000. | 90 | 9010 | No |
| 254 | GOM_NL__2PRFIN20031120_140230_000000462021_00440_09011_8981.N1 | 20-NOV-2003 14:02:30 | Dark | 45.500 | 12 | Alp1Cru | 0.77500 | 30000. | 91 | 9011 | No |
| 255 | GOM_NL__2PRFIN20031120_141124_000000562021_00440_09011_8951.N1 | 20-NOV-2003 14:11:24 | Dark | 56.000 | 70 | Zet Pup | 2.2460 | 39000. | 112 | 9011 | No |
| 256 | GOM_NL__2PRFIN20031120_141427_000000602021_00440_09011_8952.N1 | 20-NOV-2003 14:14:27 | Dark | 60.000 | 2 | Alp Car | -0.73600 | 7000.0 | 120 | 9011 | No |
| 257 | GOM_NL__2PRFIN20031120_141724_000000812021_00440_09011_8953.N1 | 20-NOV-2003 14:17:24 | Dark | 81.000 | 88 | 31Eta CMa | 2.4480 | 20000. | 162 | 9011 | No |
| 258 | GOM_NL__2PRFIN20031120_141955_000000942021_00440_09011_8954.N1 | 20-NOV-2003 14:19:55 | Dark | 94.000 | 37 | 25Del CMa | 1.8300 | 5900.0 | 188 | 9011 | No |
| 259 | GOM_NL__2PRFIN20031120_142245_000000392021_00440_09011_8955.N1 | 20-NOV-2003 14:22:45 | Straylight | 39.000 | 157 | The1Eri | 2.9060 | 9300.0 | 78 | 9011 | No |
| 260 | GOM_NL__2PRFIN20031120_142740_000001542021_00440_09011_8956.N1 | 20-NOV-2003 14:27:40 | Straylight | 153.50 | 1 | 9Alp CMa | -1.4400 | 11000. | 307 | 9011 | No |
| 261 | GOM_NL__2PRFIN20031120_143206_000000872021_00440_09011_8957.N1 | 20-NOV-2003 14:32:06 | Straylight | 87.000 | 7 | 19Bet Ori | 0.10000 | 14000. | 174 | 9011 | No |
| 262 | GOM_NL__2PRFIN20031120_143621_000000952021_00440_09011_8958.N1 | 20-NOV-2003 14:36:21 | Bright | 94.500 | 30 | 46Eps Ori | 1.6940 | 30000. | 189 | 9011 | No |
| 263 | GOM_NL__2PRFIN20031120_144020_000000372021_00440_09011_8959.N1 | 20-NOV-2003 14:40:20 | Bright | 37.000 | 105 | 6Bet Ari | 2.6450 | 8900.0 | 74 | 9011 | No |
| 264 | GOM_NL__2PRFIN20031120_144159_000000432021_00440_09011_8960.N1 | 20-NOV-2003 14:41:59 | Bright | 43.000 | 146 | 25Eta Tau | 2.8730 | 15200. | 86 | 9011 | No |
| 265 | GOM_NL__2PRFIN20031120_144412_000000372021_00440_09011_8961.N1 | 20-NOV-2003 14:44:12 | Bright | 37.000 | 173 | 4Bet Tri | 3.0040 | 8900.0 | 74 | 9011 | No |
| 266 | GOM_NL__2PRFIN20031120_144616_000000372021_00440_09011_8962.N1 | 20-NOV-2003 14:46:16 | Bright | 37.000 | 73 | 57Gam1And | 2.2600 | 13100. | 74 | 9011 | No |
| 267 | GOM_NL__2PRFIN20031120_144851_000000402021_00440_09011_8963.N1 | 20-NOV-2003 14:48:51 | Bright | 40.000 | 175 | 39Del Per | 3.0100 | 19400. | 80 | 9011 | No |
| 268 | GOM_NL__2PRFIN20031120_145049_000000412021_00440_09011_8964.N1 | 20-NOV-2003 14:50:49 | Bright | 41.000 | 68 | 18Alp Cas | 2.2250 | 4500.0 | 82 | 9011 | No |
| 269 | GOM_NL__2PRFIN20031120_145200_000000412021_00440_09011_8965.N1 | 20-NOV-2003 14:52:00 | Bright | 40.500 | 74 | 11Bet Cas | 2.2680 | 6600.0 | 81 | 9011 | No |
| 270 | GOM_NL__2PRFIN20031120_145441_000000572021_00440_09011_8966.N1 | 20-NOV-2003 14:54:41 | Bright | 57.000 | 42 | 34Bet Aur | 1.9000 | 10200. | 114 | 9011 | No |
| 271 | GOM_NL__2PRFIN20031120_145930_000000382021_00440_09011_8967.N1 | 20-NOV-2003 14:59:30 | Bright | 38.000 | 49 | 1Alp UMi | 1.9900 | 6300.0 | 76 | 9011 | No |
| 272 | GOM_NL__2PRFIN20031120_150357_000000412021_00440_09011_8968.N1 | 20-NOV-2003 15:03:57 | Bright | 41.000 | 60 | 7Bet UMi | 2.0810 | 3950.0 | 82 | 9011 | No |
| 273 | GOM_NL__2PRFIN20031120_150606_000000382021_00440_09011_8969.N1 | 20-NOV-2003 15:06:06 | Bright | 37.500 | 119 | 14Eta Dra | 2.7270 | 4700.0 | 75 | 9011 | No |
| 274 | GOM_NL__2PRFIN20031120_150835_000000452021_00440_09011_8970.N1 | 20-NOV-2003 15:08:35 | Bright | 44.500 | 82 | 48Bet UMa | 2.3650 | 10600. | 89 | 9011 | No |
| 275 | GOM_NL__2PRFIN20031120_150957_000000452021_00440_09011_8971.N1 | 20-NOV-2003 15:09:57 | Bright | 45.000 | 87 | 64Gam UMa | 2.4330 | 11000. | 90 | 9011 | No |
| 276 | GOM_NL__2PRFIN20031120_151245_000000652021_00440_09011_8972.N1 | 20-NOV-2003 15:12:45 | Bright | 64.500 | 174 | 52Psi UMa | 3.0040 | 4400.0 | 129 | 9011 | No |
| 277 | GOM_NL__2PRFIN20031120_151445_000000372021_00440_09011_8973.N1 | 20-NOV-2003 15:14:45 | Bright | 37.000 | 152 | 12Alp2CVn | 2.8900 | 11000. | 74 | 9011 | No |
| 278 | GOM_NL__2PRFIN20031120_151655_000000372021_00440_09011_8974.N1 | 20-NOV-2003 15:16:55 | Bright | 36.500 | 83 | | 2.3780 | 11000. | 73 | 9011 | No |

| | | | | | | | | | | | |
|-----|--|----------------------|------------|--------|-----|-----------|-----------|--------|-----|------|----|
| 279 | GOM_NL__2PRFIN20031120_151925_000000362021_00440_09011_8975.N1 | 20-NOV-2003 15:19:25 | Bright | 36.000 | 3 | 16Alp Boo | -0.050000 | 4250.0 | 72 | 9011 | No |
| 280 | GOM_NL__2PRFIN20031120_152157_000000552021_00440_09011_8976.N1 | 20-NOV-2003 15:21:57 | Bright | 55.000 | 96 | 68Del Leo | 2.5600 | 9300.0 | 110 | 9011 | No |
| 281 | GOM_NL__2PRFIN20031120_152431_000000962021_00440_09011_8977.N1 | 20-NOV-2003 15:24:31 | Twilight | 95.500 | 51 | 41Gam1Leo | 2.0100 | 4500.0 | 191 | 9011 | No |
| 282 | GOM_NL__2PRFIN20031120_152954_000001092021_00440_09011_8978.N1 | 20-NOV-2003 15:29:54 | Straylight | 109.00 | 22 | 32Alp Leo | 1.3600 | 15200. | 218 | 9011 | No |
| 283 | GOM_NL__2PRFIN20031120_153319_000000462021_00440_09011_8979.N1 | 20-NOV-2003 15:33:19 | Twilight | 45.500 | 171 | 2Eps Crv | 3.0010 | 4250.0 | 91 | 9011 | No |
| 284 | GOM_NL__2PRFIN20031120_153914_000000442021_00440_09011_8980.N1 | 20-NOV-2003 15:39:14 | Dark | 44.000 | 64 | Gam Cen | 2.2000 | 10600. | 88 | 9011 | No |
| 285 | GOM_NL__2PRFIN20031120_154158_000000402021_00440_09011_8981.N1 | 20-NOV-2003 15:41:58 | Dark | 40.000 | 20 | Bet Cru | 1.2530 | 30000. | 80 | 9011 | No |
| 286 | GOM_NL__2PRFIN20031120_154304_000000432021_00441_09012_8982.N1 | 20-NOV-2003 15:43:04 | Dark | 42.500 | 12 | Alp1Cru | 0.77500 | 30000. | 85 | 9012 | No |
| 287 | GOM_NL__2PRFIN20031120_155201_000000692021_00441_09012_8950.N1 | 20-NOV-2003 15:52:01 | Dark | 69.000 | 70 | Zet Pup | 2.2460 | 39000. | 138 | 9012 | No |
| 288 | GOM_NL__2PRFIN20031120_155502_000000602021_00441_09012_8951.N1 | 20-NOV-2003 15:55:02 | Dark | 60.000 | 2 | Alp Car | -0.73600 | 7000.0 | 120 | 9012 | No |
| 289 | GOM_NL__2PRFIN20031120_155800_000000822021_00441_09012_8952.N1 | 20-NOV-2003 15:58:00 | Dark | 82.000 | 88 | 31Eta CMa | 2.4480 | 20000. | 164 | 9012 | No |
| 290 | GOM_NL__2PRFIN20031120_160032_000000982021_00441_09012_8953.N1 | 20-NOV-2003 16:00:32 | Dark | 98.000 | 37 | 25Del CMa | 1.8300 | 5900.0 | 196 | 9012 | No |
| 291 | GOM_NL__2PRFIN20031120_160319_000000422021_00441_09012_8954.N1 | 20-NOV-2003 16:03:19 | Straylight | 42.000 | 157 | The1Eri | 2.9060 | 9300.0 | 84 | 9012 | No |
| 292 | GOM_NL__2PRFIN20031120_160816_000001492021_00441_09012_8955.N1 | 20-NOV-2003 16:08:16 | Straylight | 148.50 | 1 | 9Alp CMa | -1.4400 | 11000. | 297 | 9012 | No |
| 293 | GOM_NL__2PRFIN20031120_161241_000000872021_00441_09012_8956.N1 | 20-NOV-2003 16:12:41 | Straylight | 87.000 | 7 | 19Bet Ori | 0.10000 | 14000. | 174 | 9012 | No |
| 294 | GOM_NL__2PRFIN20031120_161656_000000922021_00441_09012_8957.N1 | 20-NOV-2003 16:16:56 | Bright | 92.000 | 30 | 46Eps Ori | 1.6940 | 30000. | 184 | 9012 | No |
| 295 | GOM_NL__2PRFIN20031120_162055_000000402021_00441_09012_8958.N1 | 20-NOV-2003 16:20:55 | Bright | 40.000 | 105 | 6Bet Ari | 2.6450 | 8900.0 | 80 | 9012 | No |
| 296 | GOM_NL__2PRFIN20031120_162235_000000422021_00441_09012_8959.N1 | 20-NOV-2003 16:22:35 | Bright | 42.000 | 146 | 25Eta Tau | 2.8730 | 15200. | 84 | 9012 | No |
| 297 | GOM_NL__2PRFIN20031120_162448_000000382021_00441_09012_8960.N1 | 20-NOV-2003 16:24:48 | Bright | 37.500 | 173 | 4Bet Tri | 3.0040 | 8900.0 | 75 | 9012 | No |
| 298 | GOM_NL__2PRFIN20031120_162652_000000402021_00441_09012_8961.N1 | 20-NOV-2003 16:26:52 | Bright | 39.500 | 73 | 57Gam1And | 2.2600 | 13100. | 79 | 9012 | No |
| 299 | GOM_NL__2PRFIN20031120_162927_000000422021_00441_09012_8962.N1 | 20-NOV-2003 16:29:27 | Bright | 41.500 | 175 | 39Del Per | 3.0100 | 19400. | 83 | 9012 | No |
| 300 | GOM_NL__2PRFIN20031120_163128_000000392021_00441_09012_8963.N1 | 20-NOV-2003 16:31:28 | Bright | 39.000 | 68 | 18Alp Cas | 2.2250 | 4500.0 | 78 | 9012 | No |
| 301 | GOM_NL__2PRFIN20031120_163238_000000372021_00441_09012_8964.N1 | 20-NOV-2003 16:32:38 | Bright | 37.000 | 74 | 11Bet Cas | 2.2680 | 6600.0 | 74 | 9012 | No |
| 302 | GOM_NL__2PRFIN20031120_163516_000000592021_00441_09012_8965.N1 | 20-NOV-2003 16:35:16 | Bright | 59.000 | 42 | 34Bet Aur | 1.9000 | 10200. | 118 | 9012 | No |
| 303 | GOM_NL__2PRFIN20031120_164006_000000402021_00441_09012_8966.N1 | 20-NOV-2003 16:40:06 | Bright | 39.500 | 49 | 1Alp UMi | 1.9900 | 6300.0 | 79 | 9012 | No |
| 304 | GOM_NL__2PRFIN20031120_164433_000000422021_00441_09012_8967.N1 | 20-NOV-2003 16:44:33 | Bright | 41.500 | 60 | 7Bet UMi | 2.0810 | 3950.0 | 83 | 9012 | No |
| 305 | GOM_NL__2PRFIN20031120_164642_000000392021_00441_09012_8968.N1 | 20-NOV-2003 16:46:42 | Bright | 38.500 | 119 | 14Eta Dra | 2.7270 | 4700.0 | 77 | 9012 | No |
| 306 | GOM_NL__2PRFIN20031120_164910_000000462021_00441_09012_8969.N1 | 20-NOV-2003 16:49:10 | Bright | 46.000 | 82 | 48Bet UMa | 2.3650 | 10600. | 92 | 9012 | No |
| 307 | GOM_NL__2PRFIN20031120_165035_000000572021_00441_09012_8970.N1 | 20-NOV-2003 16:50:35 | Bright | 57.000 | 87 | 64Gam UMa | 2.4330 | 11000. | 114 | 9012 | No |
| 308 | GOM_NL__2PRFIN20031120_165320_000000462021_00441_09012_8971.N1 | 20-NOV-2003 16:53:20 | Bright | 46.000 | 174 | 52Psi UMa | 3.0040 | 4400.0 | 92 | 9012 | No |
| 309 | GOM_NL__2PRFIN20031120_165521_000000362021_00441_09012_8972.N1 | 20-NOV-2003 16:55:21 | Bright | 36.000 | 152 | 12Alp2CVn | 2.8900 | 11000. | 72 | 9012 | No |
| 310 | GOM_NL__2PRFIN20031120_165732_000000522021_00441_09012_8973.N1 | 20-NOV-2003 16:57:32 | Bright | 52.000 | 83 | | 2.3780 | 11000. | 104 | 9012 | No |
| 311 | GOM_NL__2PRFIN20031120_170001_000000372021_00441_09012_8974.N1 | 20-NOV-2003 17:00:01 | Bright | 36.500 | 3 | 16Alp Boo | -0.050000 | 4250.0 | 73 | 9012 | No |
| 312 | GOM_NL__2PRFIN20031120_170232_000000532021_00441_09012_8975.N1 | 20-NOV-2003 17:02:32 | Bright | 53.000 | 96 | 68Del Leo | 2.5600 | 9300.0 | 106 | 9012 | No |
| 313 | GOM_NL__2PRFIN20031120_170508_000001012021_00441_09012_8976.N1 | 20-NOV-2003 17:05:08 | Twilight | 101.00 | 51 | 41Gam1Leo | 2.0100 | 4500.0 | 202 | 9012 | No |
| 314 | GOM_NL__2PRFIN20031120_171032_000001242021_00441_09012_8977.N1 | 20-NOV-2003 17:10:32 | Straylight | 123.50 | 22 | 32Alp Leo | 1.3600 | 15200. | 247 | 9012 | No |
| 315 | GOM_NL__2PRFIN20031120_171355_000000452021_00441_09012_8978.N1 | 20-NOV-2003 17:13:55 | Twilight | 44.500 | 171 | 2Eps Crv | 3.0010 | 4250.0 | 89 | 9012 | No |
| 316 | GOM_NL__2PRFIN20031120_171952_000000402021_00441_09012_8979.N1 | 20-NOV-2003 17:19:52 | Dark | 40.000 | 64 | Gam Cen | 2.2000 | 10600. | 80 | 9012 | No |
| 317 | GOM_NL__2PRFIN20031120_172234_000000482021_00441_09012_8980.N1 | 20-NOV-2003 17:22:34 | Dark | 47.500 | 20 | Bet Cru | 1.2530 | 30000. | 95 | 9012 | No |
| 318 | GOM_NL__2PRFIN20031120_172342_000000462021_00442_09013_8981.N1 | 20-NOV-2003 17:23:42 | Dark | 46.000 | 12 | Alp1Cru | 0.77500 | 30000. | 92 | 9013 | No |
| 319 | GOM_NL__2PRFIN20031120_173238_000000592021_00442_09013_8950.N1 | 20-NOV-2003 17:32:38 | Dark | 58.500 | 70 | Zet Pup | 2.2460 | 39000. | 117 | 9013 | No |
| 320 | GOM_NL__2PRFIN20031120_173540_000000602021_00442_09013_8951.N1 | 20-NOV-2003 17:35:40 | Dark | 60.000 | 2 | Alp Car | -0.73600 | 7000.0 | 120 | 9013 | No |
| 321 | GOM_NL__2PRFIN20031120_173838_000000832021_00442_09013_8952.N1 | 20-NOV-2003 17:38:38 | Dark | 83.000 | 88 | 31Eta CMa | 2.4480 | 20000. | 166 | 9013 | No |
| 322 | GOM_NL__2PRFIN20031120_174109_000000902021_00442_09013_8953.N1 | 20-NOV-2003 17:41:09 | Dark | 90.000 | 37 | 25Del CMa | 1.8300 | 5900.0 | 180 | 9013 | No |
| 323 | GOM_NL__2PRFIN20031120_174356_000000422021_00442_09013_8954.N1 | 20-NOV-2003 17:43:56 | Straylight | 41.500 | 157 | The1Eri | 2.9060 | 9300.0 | 83 | 9013 | No |
| 324 | GOM_NL__2PRFIN20031120_174852_000001712021_00442_09013_8955.N1 | 20-NOV-2003 17:48:52 | Straylight | 171.00 | 1 | 9Alp CMa | -1.4400 | 11000. | 342 | 9013 | No |
| 325 | GOM_NL__2PRFIN20031120_175317_000000872021_00442_09013_8956.N1 | 20-NOV-2003 17:53:17 | Straylight | 87.000 | 7 | 19Bet Ori | 0.10000 | 14000. | 174 | 9013 | No |
| 326 | GOM_NL__2PRFIN20031120_175731_000000892021_00442_09013_8957.N1 | 20-NOV-2003 17:57:31 | Bright | 89.000 | 30 | 46Eps Ori | 1.6940 | 30000. | 178 | 9013 | No |
| 327 | GOM_NL__2PRFIN20031120_180131_000000382021_00442_09013_8958.N1 | 20-NOV-2003 18:01:31 | Bright | 38.000 | 105 | 6Bet Ari | 2.6450 | 8900.0 | 76 | 9013 | No |
| 328 | GOM_NL__2PRFIN20031120_180310_000000442021_00442_09013_8959.N1 | 20-NOV-2003 18:03:10 | Bright | 44.000 | 146 | 25Eta Tau | 2.8730 | 15200. | 88 | 9013 | No |
| 329 | GOM_NL__2PRFIN20031120_180524_000000382021_00442_09013_8960.N1 | 20-NOV-2003 18:05:24 | Bright | 37.500 | 173 | 4Bet Tri | 3.0040 | 8900.0 | 75 | 9013 | No |
| 330 | GOM_NL__2PRFIN20031120_180728_000000392021_00442_09013_8961.N1 | 20-NOV-2003 18:07:28 | Bright | 38.500 | 73 | 57Gam1And | 2.2600 | 13100. | 77 | 9013 | No |
| 331 | GOM_NL__2PRFIN20031120_181003_000000402021_00442_09013_8962.N1 | 20-NOV-2003 18:10:03 | Bright | 40.000 | 175 | 39Del Per | 3.0100 | 19400. | 80 | 9013 | No |
| 332 | GOM_NL__2PRFIN20031120_181204_000000382021_00442_09013_8963.N1 | 20-NOV-2003 18:12:04 | Bright | 37.500 | 68 | 18Alp Cas | 2.2250 | 4500.0 | 75 | 9013 | No |
| 333 | GOM_NL__2PRFIN20031120_181314_000000382021_00442_09013_8964.N1 | 20-NOV-2003 18:13:14 | Bright | 38.000 | 74 | 11Bet Cas | 2.2680 | 6600.0 | 76 | 9013 | No |
| 334 | GOM_NL__2PRFIN20031120_181551_000000582021_00442_09013_8965.N1 | 20-NOV-2003 18:15:51 | Bright | 58.000 | 42 | 34Bet Aur | 1.9000 | 10200. | 116 | 9013 | No |
| 335 | GOM_NL__2PRFIN20031120_182043_000000392021_00442_09013_8966.N1 | 20-NOV-2003 18:20:43 | Bright | 38.500 | 49 | 1Alp UMi | 1.9900 | 6300.0 | 77 | 9013 | No |
| 336 | GOM_NL__2PRFIN20031120_182511_000000422021_00442_09013_8967.N1 | 20-NOV-2003 18:25:11 | Bright | 41.500 | 60 | 7Bet UMi | 2.0810 | 3950.0 | 83 | 9013 | No |
| 337 | GOM_NL__2PRFIN20031120_182719_000000372021_00442_09013_8968.N1 | 20-NOV-2003 18:27:19 | Bright | 37.000 | 119 | 14Eta Dra | 2.7270 | 4700.0 | 74 | 9013 | No |

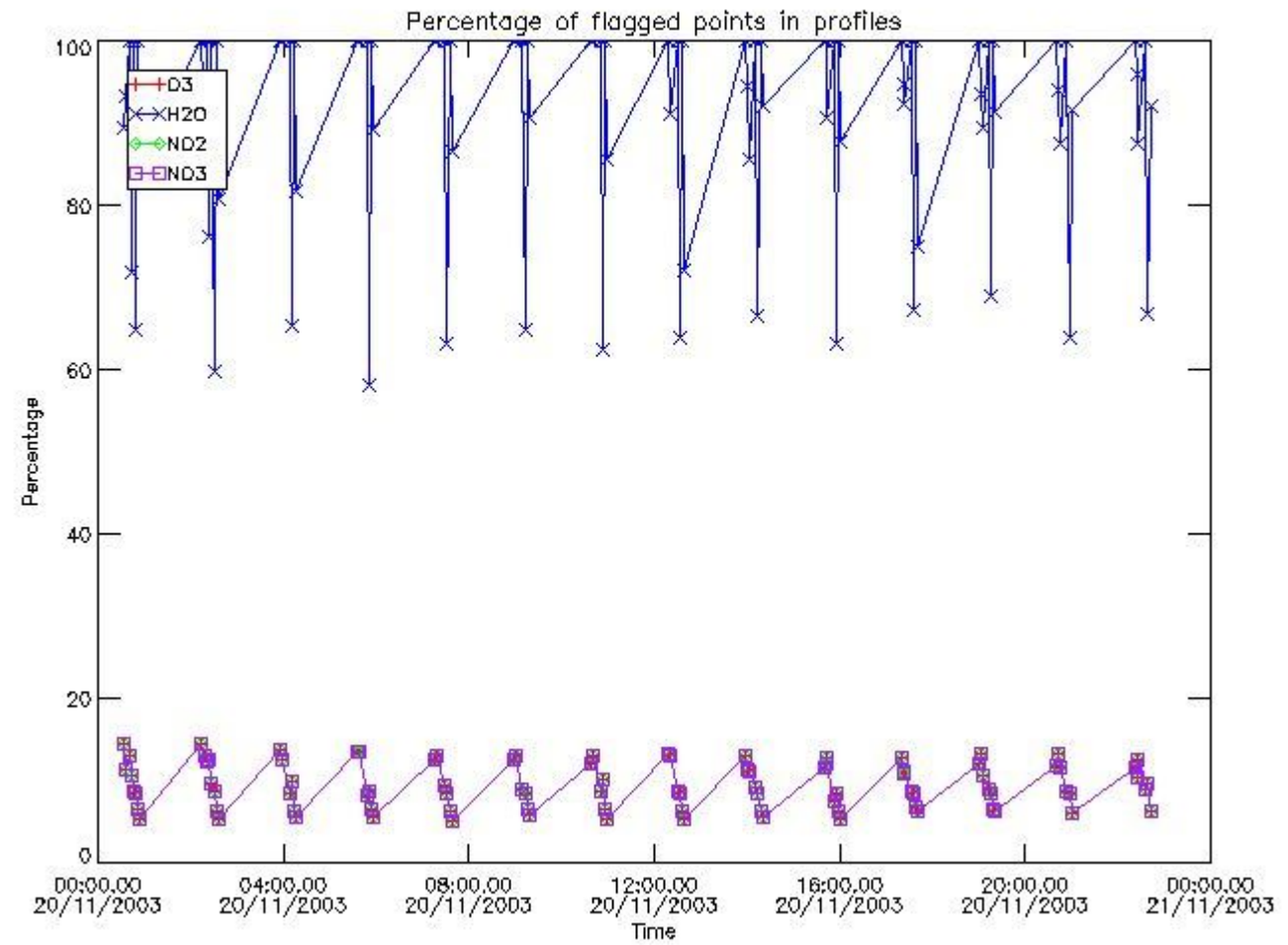
| | | | | | | | | | | | |
|-----|--|----------------------|------------|--------|-----|-----------|-----------|--------|-----|------|----|
| 338 | GOM_NL__2PRFIN20031120_182946_000000452021_00442_09013_8969.N1 | 20-NOV-2003 18:29:46 | Bright | 45.000 | 82 | 48Bet UMa | 2.3650 | 10600. | 90 | 9013 | No |
| 339 | GOM_NL__2PRFIN20031120_183111_000000422021_00442_09013_8970.N1 | 20-NOV-2003 18:31:11 | Bright | 42.000 | 87 | 64Gam UMa | 2.4330 | 11000. | 84 | 9013 | No |
| 340 | GOM_NL__2PRFIN20031120_183356_000000472021_00442_09013_8971.N1 | 20-NOV-2003 18:33:56 | Bright | 47.000 | 174 | 52Psi UMa | 3.0040 | 4400.0 | 94 | 9013 | No |
| 341 | GOM_NL__2PRFIN20031120_183557_000000542021_00442_09013_8972.N1 | 20-NOV-2003 18:35:57 | Bright | 54.000 | 152 | 12Alp2CVn | 2.8900 | 11000. | 108 | 9013 | No |
| 342 | GOM_NL__2PRFIN20031120_183808_000000352021_00442_09013_8973.N1 | 20-NOV-2003 18:38:08 | Bright | 34.500 | 83 | | 2.3780 | 11000. | 69 | 9013 | No |
| 343 | GOM_NL__2PRFIN20031120_184039_000000352021_00442_09013_8974.N1 | 20-NOV-2003 18:40:39 | Bright | 34.500 | 3 | 16Alp Boo | -0.050000 | 4250.0 | 69 | 9013 | No |
| 344 | GOM_NL__2PRFIN20031120_184309_000000562021_00442_09013_8975.N1 | 20-NOV-2003 18:43:09 | Bright | 55.500 | 96 | 68Del Leo | 2.5600 | 9300.0 | 111 | 9013 | No |
| 345 | GOM_NL__2PRFIN20031120_184545_000000912021_00442_09013_8976.N1 | 20-NOV-2003 18:45:45 | Twilight | 90.500 | 51 | 41Gam1Leo | 2.0100 | 4500.0 | 181 | 9013 | No |
| 346 | GOM_NL__2PRFIN20031120_185110_000001152021_00442_09013_8977.N1 | 20-NOV-2003 18:51:10 | Straylight | 114.50 | 22 | 32Alp Leo | 1.3600 | 15200. | 229 | 9013 | No |
| 347 | GOM_NL__2PRFIN20031120_185432_000000462021_00442_09013_8978.N1 | 20-NOV-2003 18:54:32 | Twilight | 46.000 | 171 | 2Eps Crv | 3.0010 | 4250.0 | 92 | 9013 | No |
| 348 | GOM_NL__2PRFIN20031120_190028_000000432021_00442_09013_8979.N1 | 20-NOV-2003 19:00:28 | Dark | 42.500 | 64 | Gam Cen | 2.2000 | 10600. | 85 | 9013 | No |
| 349 | GOM_NL__2PRFIN20031120_190310_000000392021_00442_09013_8980.N1 | 20-NOV-2003 19:03:10 | Dark | 38.500 | 20 | Bet Cru | 1.2530 | 30000. | 77 | 9013 | No |
| 350 | GOM_NL__2PRFIN20031120_190418_000000482021_00443_09014_8981.N1 | 20-NOV-2003 19:04:18 | Dark | 48.000 | 12 | Alp1Cru | 0.77500 | 30000. | 96 | 9014 | No |
| 351 | GOM_NL__2PRFIN20031120_191315_000000582021_00443_09014_8952.N1 | 20-NOV-2003 19:13:15 | Dark | 57.500 | 70 | Zet Pup | 2.2460 | 39000. | 115 | 9014 | No |
| 352 | GOM_NL__2PRFIN20031120_191616_000000602021_00443_09014_8953.N1 | 20-NOV-2003 19:16:16 | Dark | 60.000 | 2 | Alp Car | -0.73600 | 7000.0 | 120 | 9014 | No |
| 353 | GOM_NL__2PRFIN20031120_191915_000000862021_00443_09014_8954.N1 | 20-NOV-2003 19:19:15 | Dark | 86.000 | 88 | 31Eta CMa | 2.4480 | 20000. | 172 | 9014 | No |
| 354 | GOM_NL__2PRFIN20031120_192147_000000982021_00443_09014_8955.N1 | 20-NOV-2003 19:21:47 | Dark | 98.000 | 37 | 25Del CMa | 1.8300 | 5900.0 | 196 | 9014 | No |
| 355 | GOM_NL__2PRFIN20031120_192432_000000402021_00443_09014_8956.N1 | 20-NOV-2003 19:24:32 | Straylight | 40.000 | 157 | The1Eri | 2.9060 | 9300.0 | 80 | 9014 | No |
| 356 | GOM_NL__2PRFIN20031120_192928_000001472021_00443_09014_8957.N1 | 20-NOV-2003 19:29:28 | Straylight | 146.50 | 1 | 9Alp CMa | -1.4400 | 11000. | 293 | 9014 | No |
| 357 | GOM_NL__2PRFIN20031120_193352_000000812021_00443_09014_8958.N1 | 20-NOV-2003 19:33:52 | Straylight | 81.000 | 7 | 19Bet Ori | 0.10000 | 14000. | 162 | 9014 | No |
| 358 | GOM_NL__2PRFIN20031120_193806_000000872021_00443_09014_8959.N1 | 20-NOV-2003 19:38:06 | Bright | 86.500 | 30 | 46Eps Ori | 1.6940 | 30000. | 173 | 9014 | No |
| 359 | GOM_NL__2PRFIN20031120_194207_000000392021_00443_09014_8960.N1 | 20-NOV-2003 19:42:07 | Bright | 39.000 | 105 | 6Bet Ari | 2.6450 | 8900.0 | 78 | 9014 | No |
| 360 | GOM_NL__2PRFIN20031120_194346_000000422021_00443_09014_8961.N1 | 20-NOV-2003 19:43:46 | Bright | 42.000 | 146 | 25Eta Tau | 2.8730 | 15200. | 84 | 9014 | No |
| 361 | GOM_NL__2PRFIN20031120_194600_000000372021_00443_09014_8962.N1 | 20-NOV-2003 19:46:00 | Bright | 37.000 | 173 | 4Bet Tri | 3.0040 | 8900.0 | 74 | 9014 | No |
| 362 | GOM_NL__2PRFIN20031120_194804_000000382021_00443_09014_8963.N1 | 20-NOV-2003 19:48:04 | Bright | 37.500 | 73 | 57Gam1And | 2.2600 | 13100. | 75 | 9014 | No |
| 363 | GOM_NL__2PRFIN20031120_195039_000000402021_00443_09014_8964.N1 | 20-NOV-2003 19:50:39 | Bright | 40.000 | 175 | 39Del Per | 3.0100 | 19400. | 80 | 9014 | No |
| 364 | GOM_NL__2PRFIN20031120_195240_000000382021_00443_09014_8965.N1 | 20-NOV-2003 19:52:40 | Bright | 38.000 | 68 | 18Alp Cas | 2.2250 | 4500.0 | 76 | 9014 | No |
| 365 | GOM_NL__2PRFIN20031120_195350_000000402021_00443_09014_8966.N1 | 20-NOV-2003 19:53:50 | Bright | 39.500 | 74 | 11Bet Cas | 2.2680 | 6600.0 | 79 | 9014 | No |
| 366 | GOM_NL__2PRFIN20031120_195626_000000572021_00443_09014_8967.N1 | 20-NOV-2003 19:56:26 | Bright | 56.500 | 42 | 34Bet Aur | 1.9000 | 10200. | 113 | 9014 | No |
| 367 | GOM_NL__2PRFIN20031120_200118_000000392021_00443_09014_8968.N1 | 20-NOV-2003 20:01:18 | Bright | 38.500 | 49 | 1Alp UMi | 1.9900 | 6300.0 | 77 | 9014 | No |
| 368 | GOM_NL__2PRFIN20031120_200548_000000402021_00443_09014_8969.N1 | 20-NOV-2003 20:05:48 | Bright | 40.000 | 60 | 7Bet UMi | 2.0810 | 3950.0 | 80 | 9014 | No |
| 369 | GOM_NL__2PRFIN20031120_200755_000000392021_00443_09014_8970.N1 | 20-NOV-2003 20:07:55 | Bright | 38.500 | 119 | 14Eta Dra | 2.7270 | 4700.0 | 77 | 9014 | No |
| 370 | GOM_NL__2PRFIN20031120_201022_000000442021_00443_09014_8971.N1 | 20-NOV-2003 20:10:22 | Bright | 44.000 | 82 | 48Bet UMa | 2.3650 | 10600. | 88 | 9014 | No |
| 371 | GOM_NL__2PRFIN20031120_201147_000000432021_00443_09014_8972.N1 | 20-NOV-2003 20:11:47 | Bright | 42.500 | 87 | 64Gam UMa | 2.4330 | 11000. | 85 | 9014 | No |
| 372 | GOM_NL__2PRFIN20031120_201433_000000452021_00443_09014_8973.N1 | 20-NOV-2003 20:14:33 | Bright | 44.500 | 174 | 52Psi UMa | 3.0040 | 4400.0 | 89 | 9014 | No |
| 373 | GOM_NL__2PRFIN20031120_201633_000000542021_00443_09014_8974.N1 | 20-NOV-2003 20:16:33 | Bright | 54.000 | 152 | 12Alp2CVn | 2.8900 | 11000. | 108 | 9014 | No |
| 374 | GOM_NL__2PRFIN20031120_201845_000000352021_00443_09014_8975.N1 | 20-NOV-2003 20:18:45 | Bright | 35.000 | 83 | | 2.3780 | 11000. | 70 | 9014 | No |
| 375 | GOM_NL__2PRFIN20031120_202115_000000362021_00443_09014_8976.N1 | 20-NOV-2003 20:21:15 | Bright | 35.500 | 3 | 16Alp Boo | -0.050000 | 4250.0 | 71 | 9014 | No |
| 376 | GOM_NL__2PRFIN20031120_202346_000000542021_00443_09014_8977.N1 | 20-NOV-2003 20:23:46 | Bright | 54.000 | 96 | 68Del Leo | 2.5600 | 9300.0 | 108 | 9014 | No |
| 377 | GOM_NL__2PRFIN20031120_202622_000001022021_00443_09014_8978.N1 | 20-NOV-2003 20:26:22 | Twilight | 101.50 | 51 | 41Gam1Leo | 2.0100 | 4500.0 | 203 | 9014 | No |
| 378 | GOM_NL__2PRFIN20031120_203148_000001172021_00443_09014_8979.N1 | 20-NOV-2003 20:31:48 | Straylight | 116.50 | 22 | 32Alp Leo | 1.3600 | 15200. | 233 | 9014 | No |
| 379 | GOM_NL__2PRFIN20031120_203509_000000462021_00443_09014_8980.N1 | 20-NOV-2003 20:35:09 | Twilight | 45.500 | 171 | 2Eps Crv | 3.0010 | 4250.0 | 91 | 9014 | No |
| 380 | GOM_NL__2PRFIN20031120_204105_000000432021_00443_09014_8981.N1 | 20-NOV-2003 20:41:05 | Dark | 43.000 | 64 | Gam Cen | 2.2000 | 10600. | 86 | 9014 | No |
| 381 | GOM_NL__2PRFIN20031120_204347_000000432021_00443_09014_8982.N1 | 20-NOV-2003 20:43:47 | Dark | 42.500 | 20 | Bet Cru | 1.2530 | 30000. | 85 | 9014 | No |
| 382 | GOM_NL__2PRFIN20031120_204455_000000442021_00444_09015_8951.N1 | 20-NOV-2003 20:44:55 | Dark | 44.000 | 12 | Alp1Cru | 0.77500 | 30000. | 88 | 9015 | No |
| 383 | GOM_NL__2PRFIN20031120_205353_000000592021_00444_09015_8952.N1 | 20-NOV-2003 20:53:53 | Dark | 58.500 | 70 | Zet Pup | 2.2460 | 39000. | 117 | 9015 | No |
| 384 | GOM_NL__2PRFIN20031120_205651_000000602021_00444_09015_8953.N1 | 20-NOV-2003 20:56:51 | Dark | 59.500 | 2 | Alp Car | -0.73600 | 7000.0 | 119 | 9015 | No |
| 385 | GOM_NL__2PRFIN20031120_210150_000000842021_00444_09015_8954.N1 | 20-NOV-2003 21:01:50 | Dark | 83.500 | 23 | 21Eps CMa | 1.5020 | 26000. | 167 | 9015 | No |
| 386 | GOM_NL__2PRFIN20031120_210508_000000402021_00444_09015_8955.N1 | 20-NOV-2003 21:05:08 | Straylight | 39.500 | 157 | The1Eri | 2.9060 | 9300.0 | 79 | 9015 | No |
| 387 | GOM_NL__2PRFIN20031120_211005_000001622021_00444_09015_8956.N1 | 20-NOV-2003 21:10:05 | Straylight | 161.50 | 1 | 9Alp CMa | -1.4400 | 11000. | 323 | 9015 | No |
| 388 | GOM_NL__2PRFIN20031120_211428_000000792021_00444_09015_8957.N1 | 20-NOV-2003 21:14:28 | Straylight | 78.500 | 7 | 19Bet Ori | 0.10000 | 14000. | 157 | 9015 | No |
| 389 | GOM_NL__2PRFIN20031120_211841_000000972021_00444_09015_8958.N1 | 20-NOV-2003 21:18:41 | Bright | 97.000 | 30 | 46Eps Ori | 1.6940 | 30000. | 194 | 9015 | No |
| 390 | GOM_NL__2PRFIN20031120_212241_000000402021_00444_09015_8959.N1 | 20-NOV-2003 21:22:41 | Bright | 40.000 | 105 | 6Bet Ari | 2.6450 | 8900.0 | 80 | 9015 | No |
| 391 | GOM_NL__2PRFIN20031120_212421_000000422021_00444_09015_8960.N1 | 20-NOV-2003 21:24:21 | Bright | 41.500 | 146 | 25Eta Tau | 2.8730 | 15200. | 83 | 9015 | No |
| 392 | GOM_NL__2PRFIN20031120_212636_000000372021_00444_09015_8961.N1 | 20-NOV-2003 21:26:36 | Bright | 37.000 | 173 | 4Bet Tri | 3.0040 | 8900.0 | 74 | 9015 | No |
| 393 | GOM_NL__2PRFIN20031120_212840_000000372021_00444_09015_8962.N1 | 20-NOV-2003 21:28:40 | Bright | 37.000 | 73 | 57Gam1And | 2.2600 | 13100. | 74 | 9015 | No |
| 394 | GOM_NL__2PRFIN20031120_213113_000000412021_00444_09015_8963.N1 | 20-NOV-2003 21:31:13 | Bright | 41.000 | 175 | 39Del Per | 3.0100 | 19400. | 82 | 9015 | No |
| 395 | GOM_NL__2PRFIN20031120_213316_000000372021_00444_09015_8964.N1 | 20-NOV-2003 21:33:16 | Bright | 36.500 | 68 | 18Alp Cas | 2.2250 | 4500.0 | 73 | 9015 | No |
| 396 | GOM_NL__2PRFIN20031120_213427_000000382021_00444_09015_8965.N1 | 20-NOV-2003 21:34:27 | Bright | 37.500 | 74 | 11Bet Cas | 2.2680 | 6600.0 | 75 | 9015 | No |

| | | | | | | | | | | | |
|-----|--|----------------------|------------|--------|-----|-----------|-----------|--------|-----|------|----|
| 397 | GOM_NL__2PRFIN20031120_213700_000000602021_00444_09015_8966.N1 | 20-NOV-2003 21:37:00 | Bright | 60.000 | 42 | 34Bet Aur | 1.9000 | 10200. | 120 | 9015 | No |
| 398 | GOM_NL__2PRFIN20031120_214154_000000392021_00444_09015_8967.N1 | 20-NOV-2003 21:41:54 | Bright | 39.000 | 49 | 1Alp UMi | 1.9900 | 6300.0 | 78 | 9015 | No |
| 399 | GOM_NL__2PRFIN20031120_214621_000000382021_00444_09015_8968.N1 | 20-NOV-2003 21:46:21 | Bright | 37.500 | 60 | 7Bet UMi | 2.0810 | 3950.0 | 75 | 9015 | No |
| 400 | GOM_NL__2PRFIN20031120_214831_000000362021_00444_09015_8969.N1 | 20-NOV-2003 21:48:31 | Bright | 36.000 | 119 | 14Eta Dra | 2.7270 | 4700.0 | 72 | 9015 | No |
| 401 | GOM_NL__2PRFIN20031120_215057_000000442021_00444_09015_8970.N1 | 20-NOV-2003 21:50:57 | Bright | 44.000 | 82 | 48Bet UMa | 2.3650 | 10600. | 88 | 9015 | No |
| 402 | GOM_NL__2PRFIN20031120_215223_000000412021_00444_09015_8971.N1 | 20-NOV-2003 21:52:23 | Bright | 40.500 | 87 | 64Gam UMa | 2.4330 | 11000. | 81 | 9015 | No |
| 403 | GOM_NL__2PRFIN20031120_215508_000000622021_00444_09015_8972.N1 | 20-NOV-2003 21:55:08 | Bright | 62.000 | 174 | 52Psi UMa | 3.0040 | 4400.0 | 124 | 9015 | No |
| 404 | GOM_NL__2PRFIN20031120_215709_000000432021_00444_09015_8973.N1 | 20-NOV-2003 21:57:09 | Bright | 42.500 | 152 | 12Alp2CVn | 2.8900 | 11000. | 85 | 9015 | No |
| 405 | GOM_NL__2PRFIN20031120_215920_000000372021_00444_09015_8974.N1 | 20-NOV-2003 21:59:20 | Bright | 37.000 | 83 | | 2.3780 | 11000. | 74 | 9015 | No |
| 406 | GOM_NL__2PRFIN20031120_220150_000000362021_00444_09015_8975.N1 | 20-NOV-2003 22:01:50 | Bright | 36.000 | 3 | 16Alp Boo | -0.050000 | 4250.0 | 72 | 9015 | No |
| 407 | GOM_NL__2PRFIN20031120_220422_000000512021_00444_09015_8976.N1 | 20-NOV-2003 22:04:22 | Bright | 50.500 | 96 | 68Del Leo | 2.5600 | 9300.0 | 101 | 9015 | No |
| 408 | GOM_NL__2PRFIN20031120_220659_000001052021_00444_09015_8977.N1 | 20-NOV-2003 22:06:59 | Twilight | 105.00 | 51 | 41Gam1Leo | 2.0100 | 4500.0 | 210 | 9015 | No |
| 409 | GOM_NL__2PRFIN20031120_221226_000001212021_00444_09015_8978.N1 | 20-NOV-2003 22:12:26 | Straylight | 121.00 | 22 | 32Alp Leo | 1.3600 | 15200. | 242 | 9015 | No |
| 410 | GOM_NL__2PRFIN20031120_222141_000000442021_00444_09015_8979.N1 | 20-NOV-2003 22:21:41 | Dark | 44.000 | 64 | Gam Cen | 2.2000 | 10600. | 88 | 9015 | No |
| 411 | GOM_NL__2PRFIN20031120_222423_000000492021_00444_09015_8980.N1 | 20-NOV-2003 22:24:23 | Dark | 49.000 | 20 | Bet Cru | 1.2530 | 30000. | 98 | 9015 | No |
| 412 | GOM_NL__2PRFIN20031120_222531_000000412021_00445_09016_8966.N1 | 20-NOV-2003 22:25:31 | Dark | 40.500 | 12 | Alp1Cru | 0.77500 | 30000. | 81 | 9016 | No |
| 413 | GOM_NL__2PRFIN20031120_223429_000000582021_00445_09016_8967.N1 | 20-NOV-2003 22:34:29 | Dark | 57.500 | 70 | Zet Pup | 2.2460 | 39000. | 115 | 9016 | No |
| 414 | GOM_NL__2PRFIN20031120_223727_000000532021_00445_09016_8968.N1 | 20-NOV-2003 22:37:27 | Dark | 53.000 | 2 | Alp Car | -0.73600 | 7000.0 | 106 | 9016 | No |
| 415 | GOM_NL__2PRFIN20031120_224227_000000832021_00445_09016_8969.N1 | 20-NOV-2003 22:42:27 | Dark | 82.500 | 23 | 21Eps CMa | 1.5020 | 26000. | 165 | 9016 | No |
| 416 | GOM_NL__2PRFIN20031120_224545_000000402021_00445_09016_8970.N1 | 20-NOV-2003 22:45:45 | Straylight | 39.500 | 157 | The1Eri | 2.9060 | 9300.0 | 79 | 9016 | No |
| 417 | GOM_NL__2PRFIN20031120_225041_000001622021_00445_09016_8971.N1 | 20-NOV-2003 22:50:41 | Straylight | 161.50 | 1 | 9Alp CMa | -1.4400 | 11000. | 323 | 9016 | No |
| 418 | GOM_NL__2PRFIN20031120_225504_000000842021_00445_09016_8972.N1 | 20-NOV-2003 22:55:04 | Straylight | 84.000 | 7 | 19Bet Ori | 0.10000 | 14000. | 168 | 9016 | No |
| 419 | GOM_NL__2PRFIN20031120_225916_000000892021_00445_09016_8973.N1 | 20-NOV-2003 22:59:16 | Bright | 89.000 | 30 | 46Eps Ori | 1.6940 | 30000. | 178 | 9016 | No |
| 420 | GOM_NL__2PRFIN20031120_230319_000000382021_00445_09016_8974.N1 | 20-NOV-2003 23:03:19 | Bright | 38.000 | 105 | 6Bet Ari | 2.6450 | 8900.0 | 76 | 9016 | No |
| 421 | GOM_NL__2PRFIN20031120_230457_000000432021_00445_09016_8975.N1 | 20-NOV-2003 23:04:57 | Bright | 43.000 | 146 | 25Eta Tau | 2.8730 | 15200. | 86 | 9016 | No |
| 422 | GOM_NL__2PRFIN20031120_230713_000000372021_00445_09016_8976.N1 | 20-NOV-2003 23:07:13 | Bright | 36.500 | 173 | 4Bet Tri | 3.0040 | 8900.0 | 73 | 9016 | No |
| 423 | GOM_NL__2PRFIN20031120_230916_000000402021_00445_09016_8977.N1 | 20-NOV-2003 23:09:16 | Bright | 40.000 | 73 | 57Gam1And | 2.2600 | 13100. | 80 | 9016 | No |
| 424 | GOM_NL__2PRFIN20031120_231149_000000412021_00445_09016_8978.N1 | 20-NOV-2003 23:11:49 | Bright | 40.500 | 175 | 39Del Per | 3.0100 | 19400. | 81 | 9016 | No |
| 425 | GOM_NL__2PRFIN20031120_231353_000000402021_00445_09016_8979.N1 | 20-NOV-2003 23:13:53 | Bright | 40.000 | 68 | 18Alp Cas | 2.2250 | 4500.0 | 80 | 9016 | No |
| 426 | GOM_NL__2PRFIN20031120_231503_000000382021_00445_09016_8980.N1 | 20-NOV-2003 23:15:03 | Bright | 38.000 | 74 | 11Bet Cas | 2.2680 | 6600.0 | 76 | 9016 | No |
| 427 | GOM_NL__2PRFIN20031120_231735_000000612021_00445_09016_8981.N1 | 20-NOV-2003 23:17:35 | Bright | 60.500 | 42 | 34Bet Aur | 1.9000 | 10200. | 121 | 9016 | No |
| 428 | GOM_NL__2PRFIN20031120_232230_000000392021_00445_09016_8982.N1 | 20-NOV-2003 23:22:30 | Bright | 39.000 | 49 | 1Alp UMi | 1.9900 | 6300.0 | 78 | 9016 | No |
| 429 | GOM_NL__2PRFIN20031120_232659_000000402021_00445_09016_8983.N1 | 20-NOV-2003 23:26:59 | Bright | 39.500 | 60 | 7Bet UMi | 2.0810 | 3950.0 | 79 | 9016 | No |
| 430 | GOM_NL__2PRFIN20031120_232908_000000402021_00445_09016_8984.N1 | 20-NOV-2003 23:29:08 | Bright | 39.500 | 119 | 14Eta Dra | 2.7270 | 4700.0 | 79 | 9016 | No |
| 431 | GOM_NL__2PRFIN20031120_233134_000000632021_00445_09016_8985.N1 | 20-NOV-2003 23:31:34 | Bright | 63.000 | 82 | 48Bet UMa | 2.3650 | 10600. | 126 | 9016 | No |
| 432 | GOM_NL__2PRFIN20031120_233258_000000422021_00445_09016_8986.N1 | 20-NOV-2003 23:32:58 | Bright | 41.500 | 87 | 64Gam UMa | 2.4330 | 11000. | 83 | 9016 | No |
| 433 | GOM_NL__2PRFIN20031120_233545_000000492021_00445_09016_8987.N1 | 20-NOV-2003 23:35:45 | Bright | 48.500 | 174 | 52Psi UMa | 3.0040 | 4400.0 | 97 | 9016 | No |
| 434 | GOM_NL__2PRFIN20031120_233745_000000372021_00445_09016_8988.N1 | 20-NOV-2003 23:37:45 | Bright | 36.500 | 152 | 12Alp2CVn | 2.8900 | 11000. | 73 | 9016 | No |
| 435 | GOM_NL__2PRFIN20031120_233956_000000362021_00445_09016_8989.N1 | 20-NOV-2003 23:39:56 | Bright | 35.500 | 83 | | 2.3780 | 11000. | 71 | 9016 | No |
| 436 | GOM_NL__2PRFIN20031120_234227_000000352021_00445_09016_8990.N1 | 20-NOV-2003 23:42:27 | Bright | 34.500 | 3 | 16Alp Boo | -0.050000 | 4250.0 | 69 | 9016 | No |
| 437 | GOM_NL__2PRFIN20031120_234459_000000542021_00445_09016_8991.N1 | 20-NOV-2003 23:44:59 | Bright | 53.500 | 96 | 68Del Leo | 2.5600 | 9300.0 | 107 | 9016 | No |
| 438 | GOM_NL__2PRFIN20031120_234736_000000972021_00445_09016_8992.N1 | 20-NOV-2003 23:47:36 | Twilight | 96.500 | 51 | 41Gam1Leo | 2.0100 | 4500.0 | 193 | 9016 | No |
| 439 | GOM_NL__2PRFIN20031120_235304_000001272021_00445_09016_8993.N1 | 20-NOV-2003 23:53:04 | Straylight | 127.00 | 22 | 32Alp Leo | 1.3600 | 15200. | 254 | 9016 | No |

3. Quality information per product

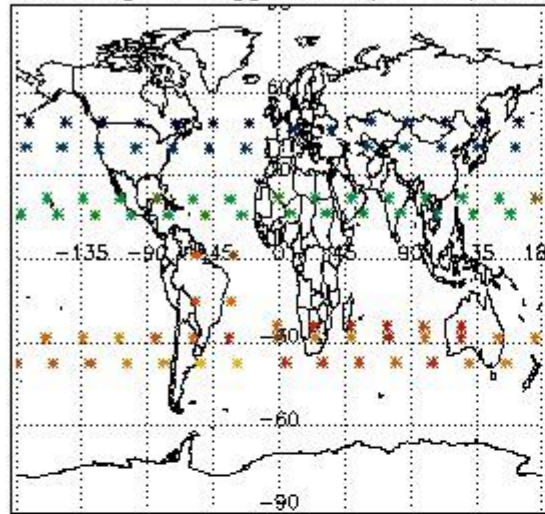
In this section it is plotted some information contained in the Quality Summary data set of the level 2 products. Only products in dark limb conditions and without errors (error flag in the MPH set to "0") are used.

3.1 Plot quality information per product (time dependant)

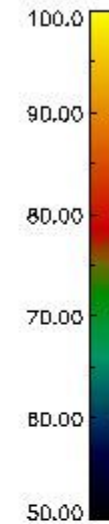
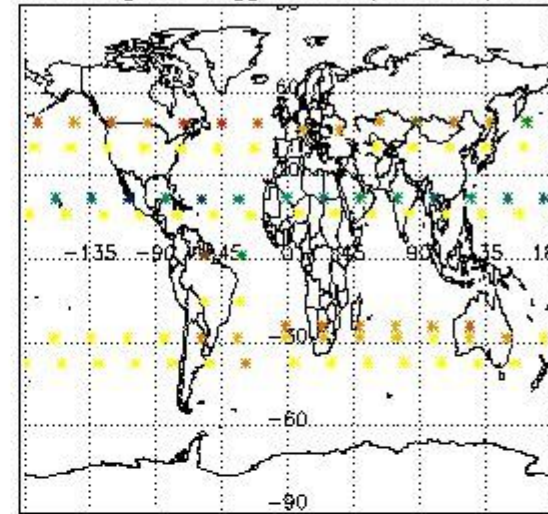


3.2 Plot quality information per product (world map)

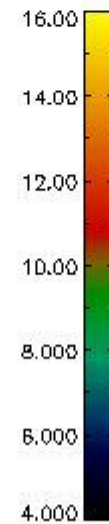
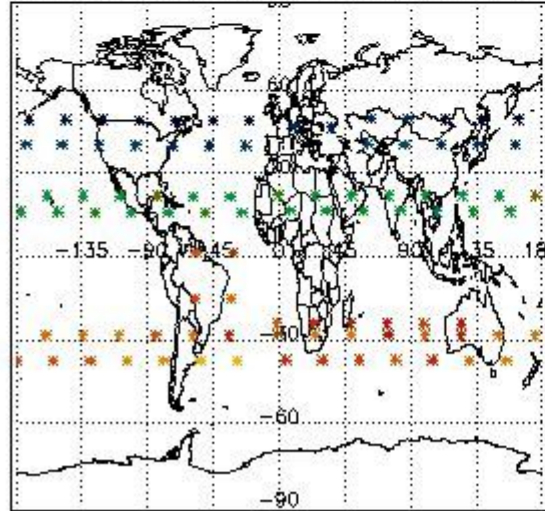
Percentage of flagged data per O3 profile



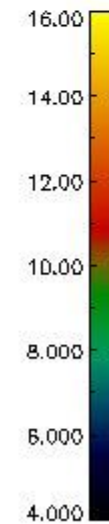
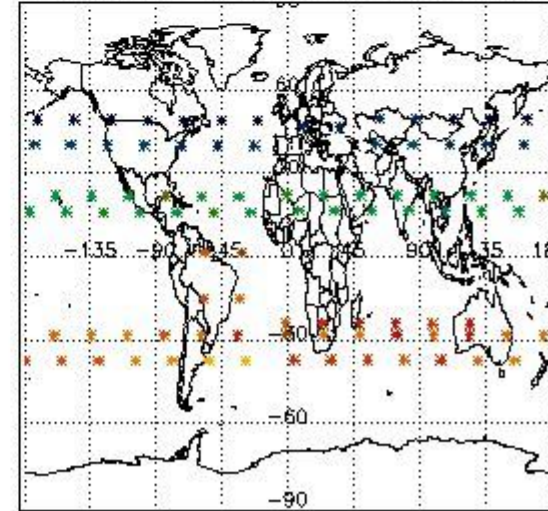
Percentage of flagged data per H2O profile



Percentage of flagged data per NO2 profile



Percentage of flagged data per NO3 profile

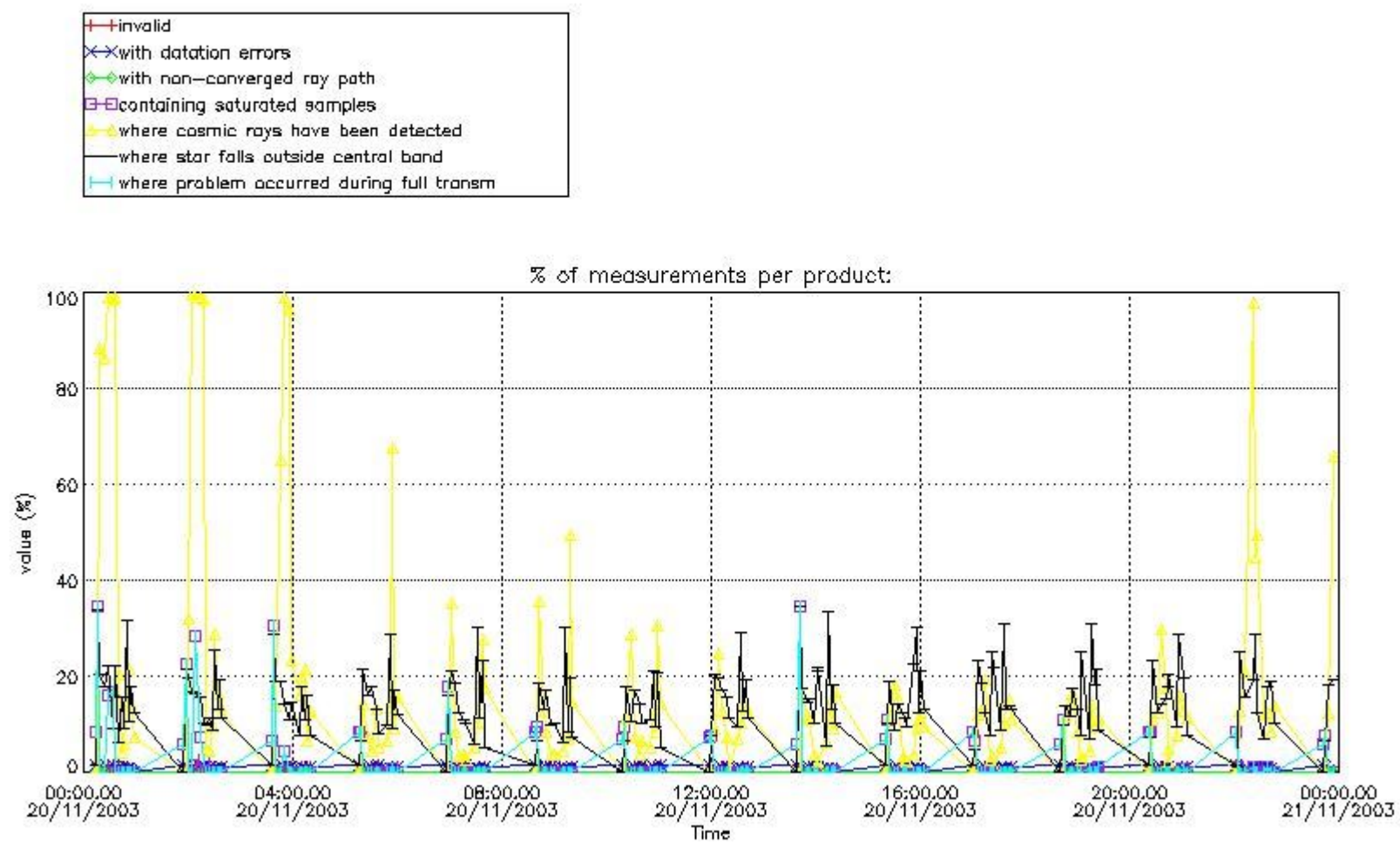


4. Level 1 quality information per product

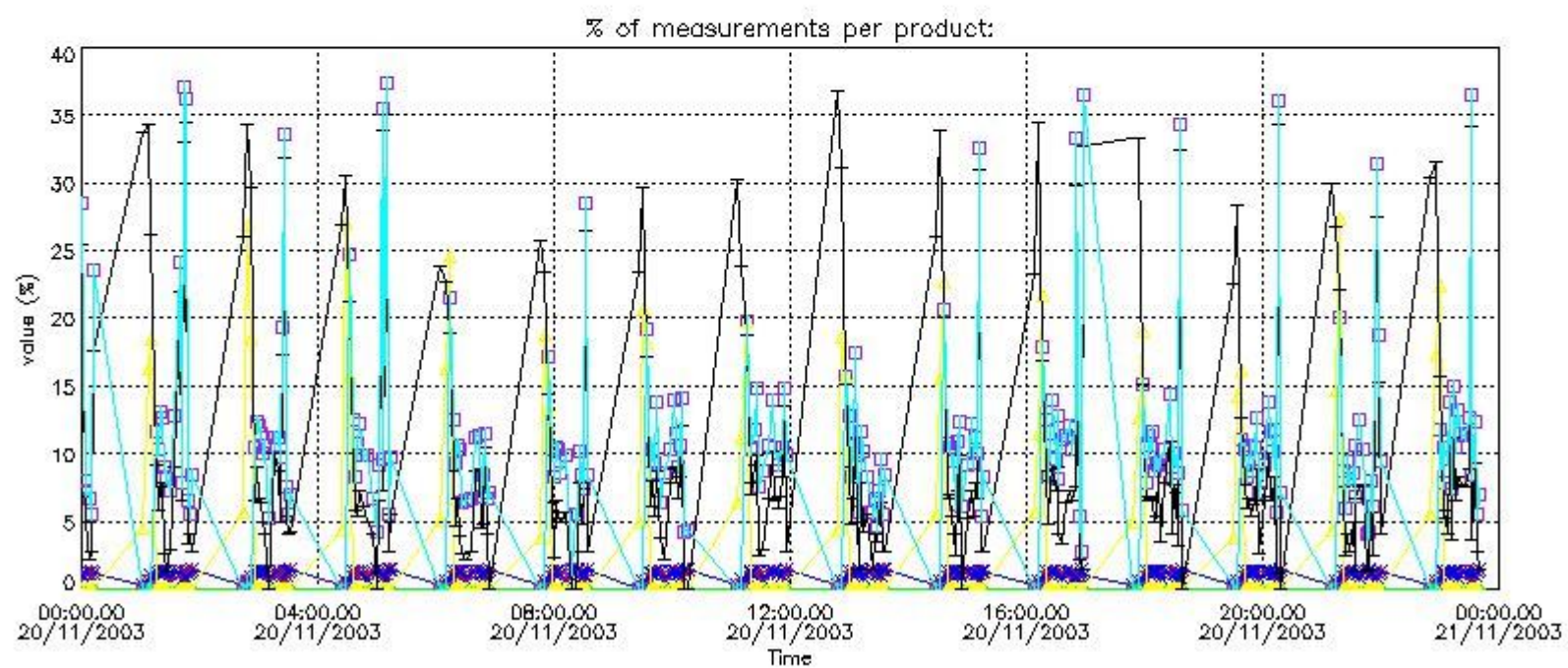
In this section it is plotted some information contained in the Quality Summary data set of the level 2 products that comes from the level 1b processing. Products without errors (error flag in the MPH set to "0") are used.

4.1 Plot quality information per product (time dependant) coming from level 1b processing

4.1.1 Plot level 1 quality information per product (time dependant): ENVISAT ASCENDING passes



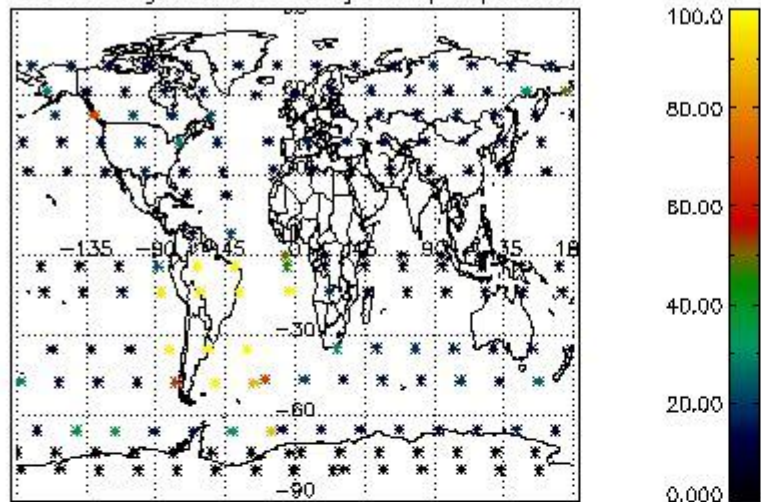
4.1.2 Plot level 1 quality information per product (time dependant): ENVI SAT DESCENDING passes



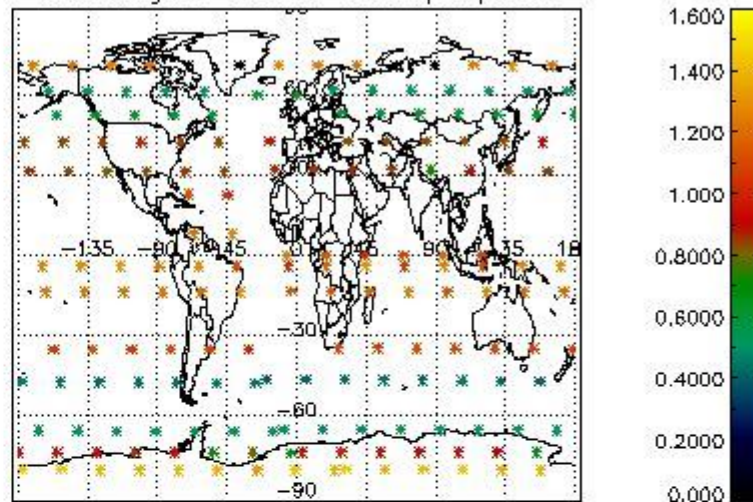
4.2 Plot quality information per product coming from level 1b processing (world map)

4.2.1 Plot level 1 quality information per product (world map): ENVISAT ASCENDING passes

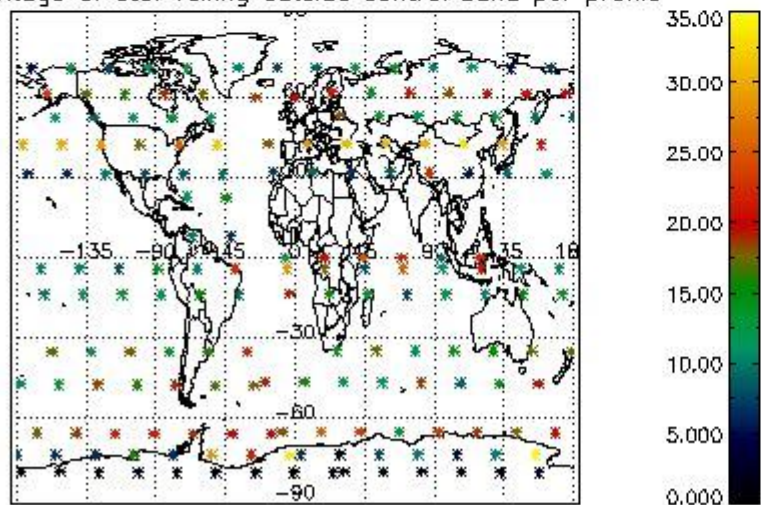
Percentage of cosmic ray hits per profile



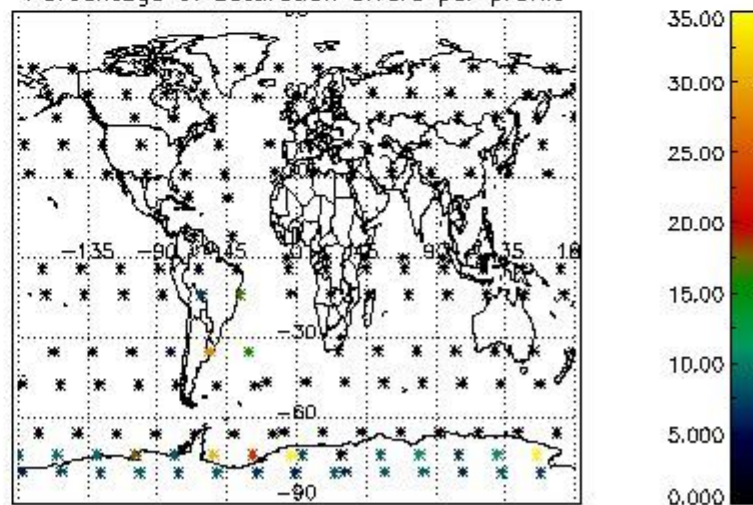
Percentage of datation errors per profile



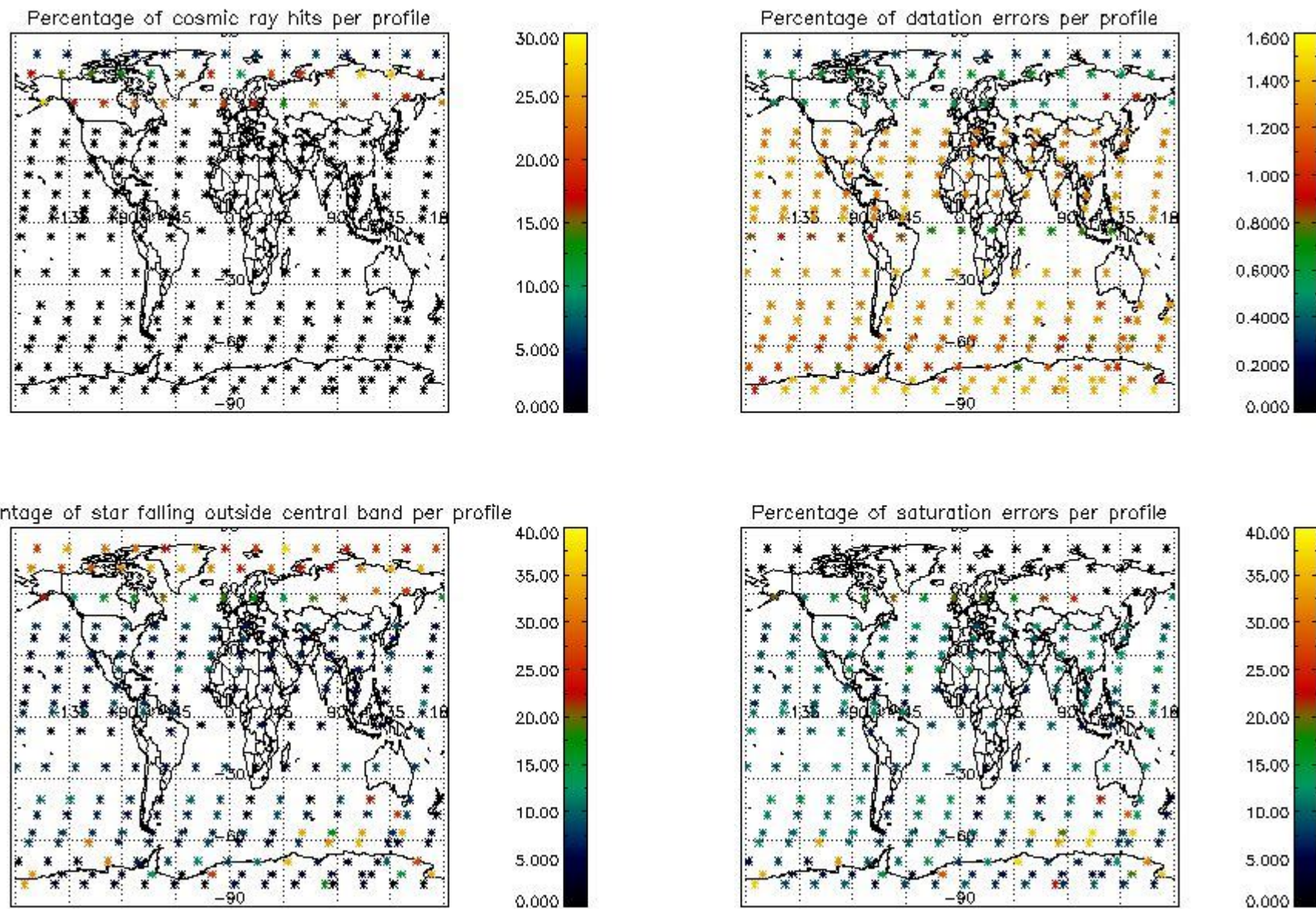
Percentage of star falling outside central band per profile



Percentage of saturation errors per profile



4.2.2 Plot level 1 quality information per product (world map): ENVISAT DESCENDING passes



5. Trace gas profiles

5.1 Ozone statistics based on quality of products

The final quality of the products can be "measured" using the STD (Standard Deviation) attached to every point profile. This information is written to the parameter GOM_NL__2P/NL_LOCAL_SPECIES_DENSITY/o3_std of the level 2 products. The table below shows the statistics for given STD ranges.

The statistics are given with respect to the overall valid production:

- Products without fatal errors: GOM_NL__2P/MPH/PRODUCT_ERR=0
- Valid point profile: GOM_NL__2P/NL_LOCAL_SPECIES_DENSITY/pcd(0)=0

The 'Criteria' is applied to valid points of dark limb products:

- Products in dark limb illumination condition: GOM_NL__2P/NL_SUMMARY_QUALITY/obs_ill_cond=0
- Products without fatal errors: GOM_NL__2P/MPH/PRODUCT_ERR=0
- Valid point profile: GOM_NL__2P/NL_LOCAL_SPECIES_DENSITY/pcd(0)=0

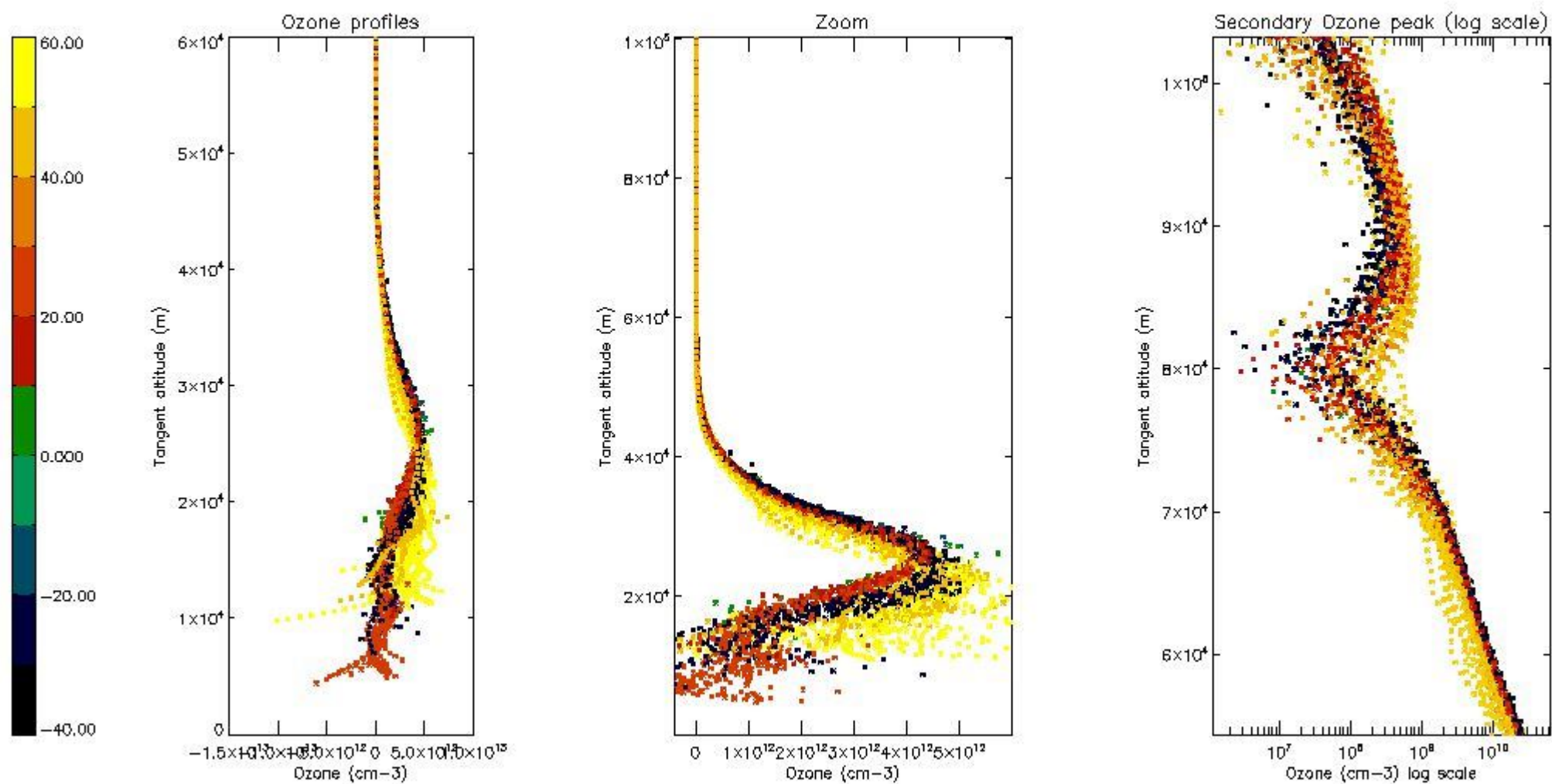
So, the table below shows the percentage of dark limb and valid observations for each criteria with respect to the overall valid daily observations.

| Criteria | % of total production |
|----------|-----------------------|
| All STD | 22 |
| STD < 20 | 15 |

| | |
|----------|----|
| STD < 10 | 13 |
| STD < 5 | 10 |

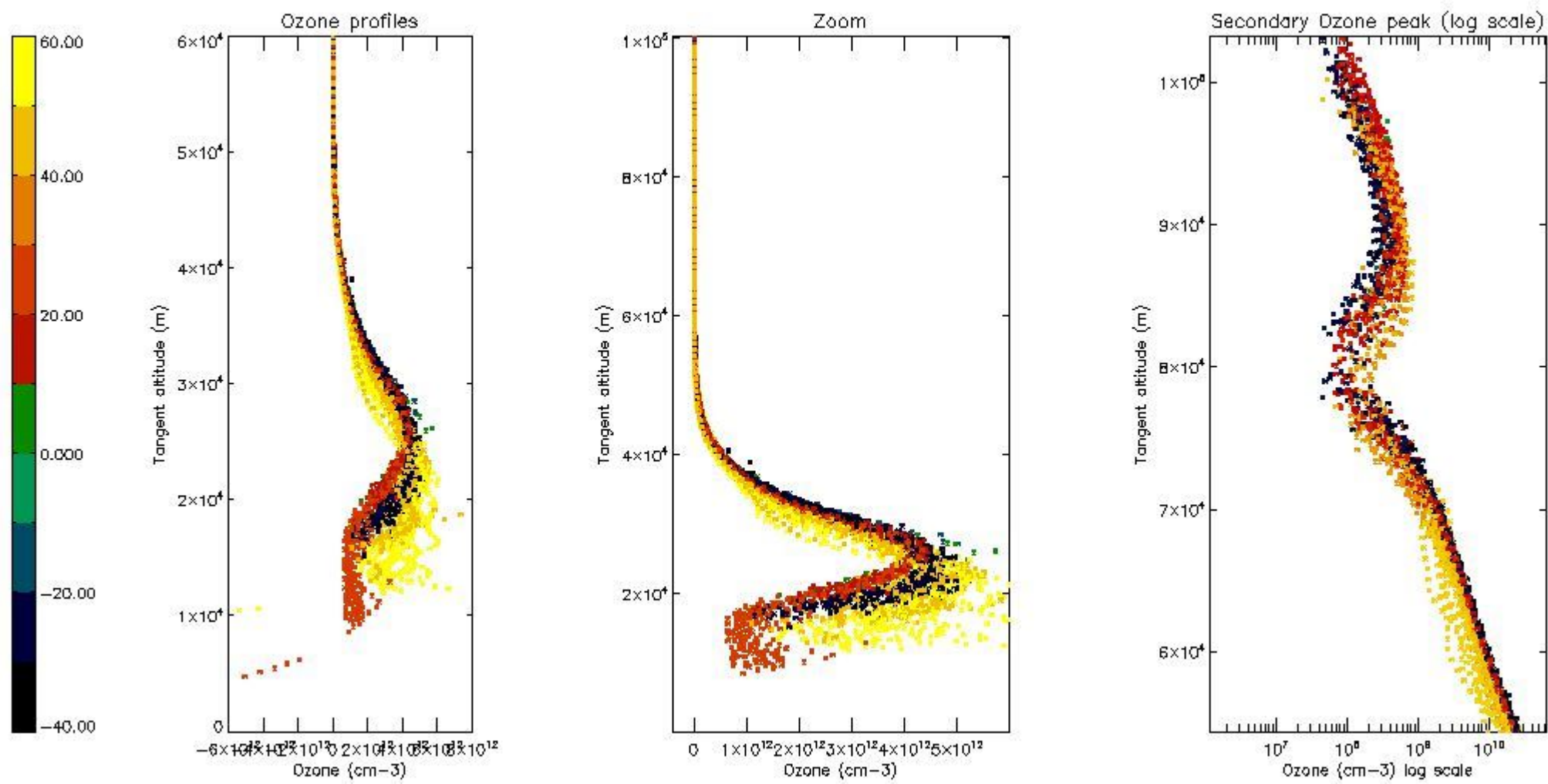
5.2 Plot ozone profiles for all STD (dark without errors)

The colorbar represents the latitude.



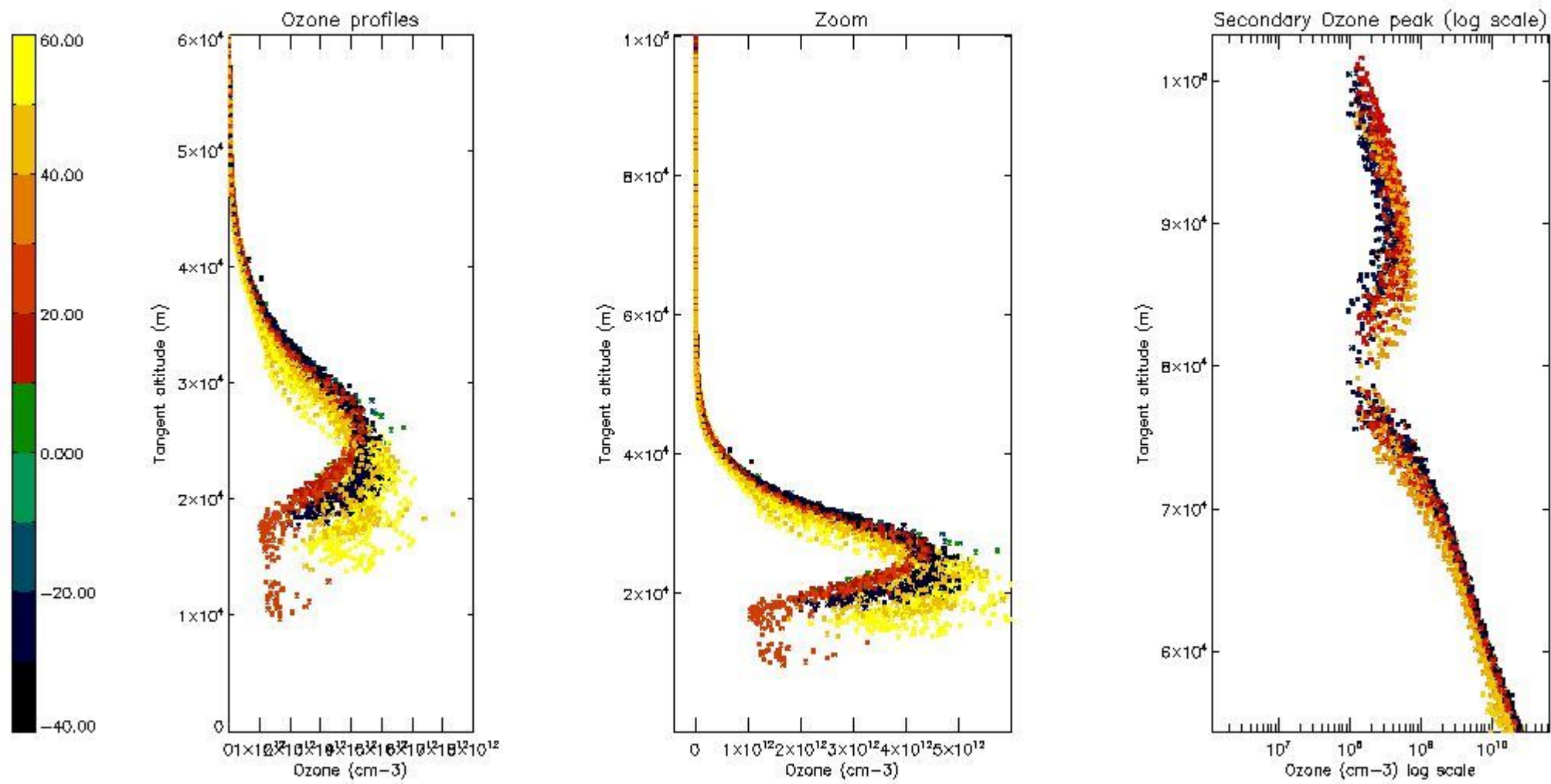
5.3 Plot ozone profiles where STD < 20% (dark without errors)

The colorbar represents the latitude.



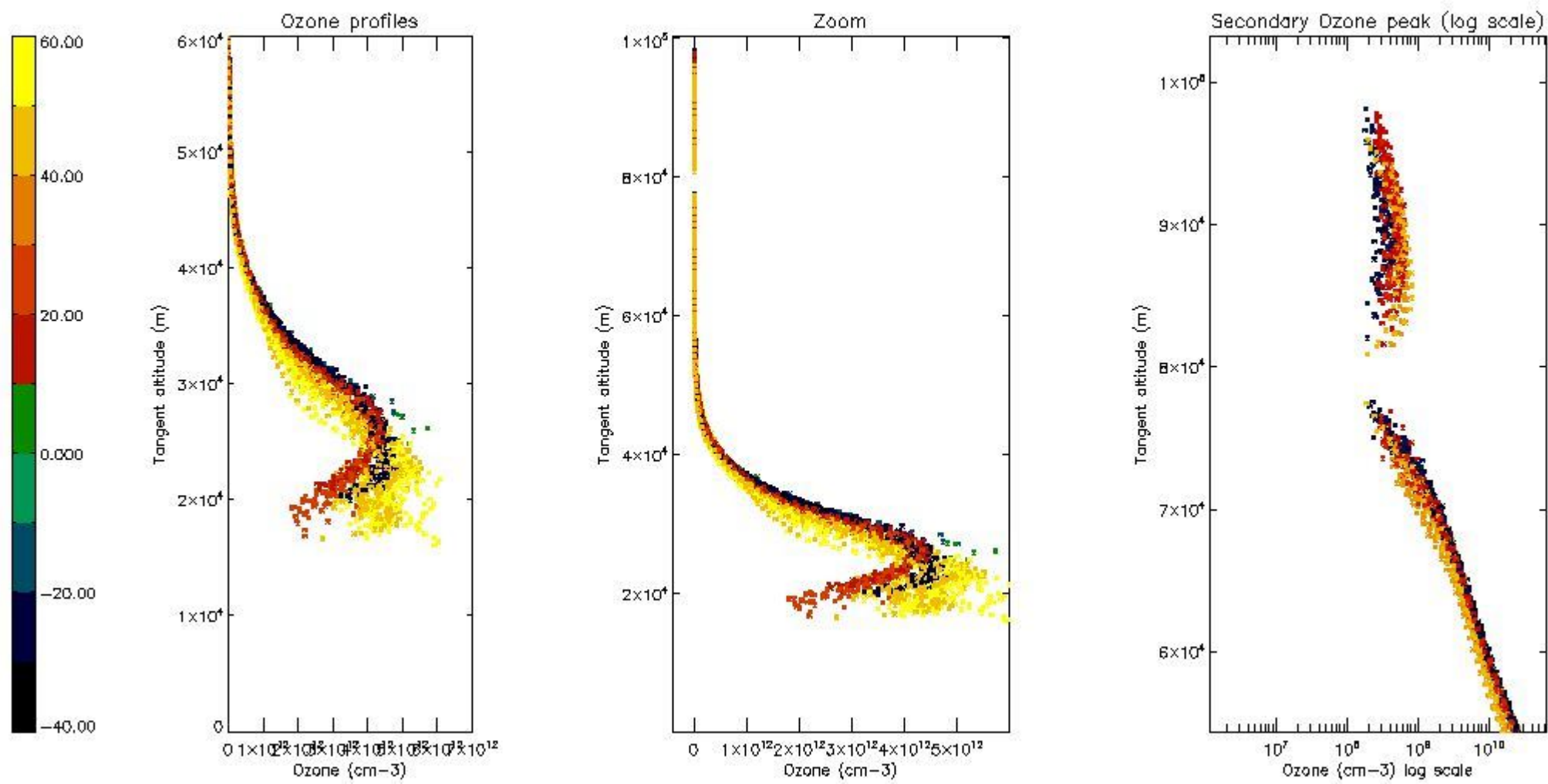
5.4 Plot ozone profiles where STD < 10% (dark without errors)

The colorbar represents the latitude.



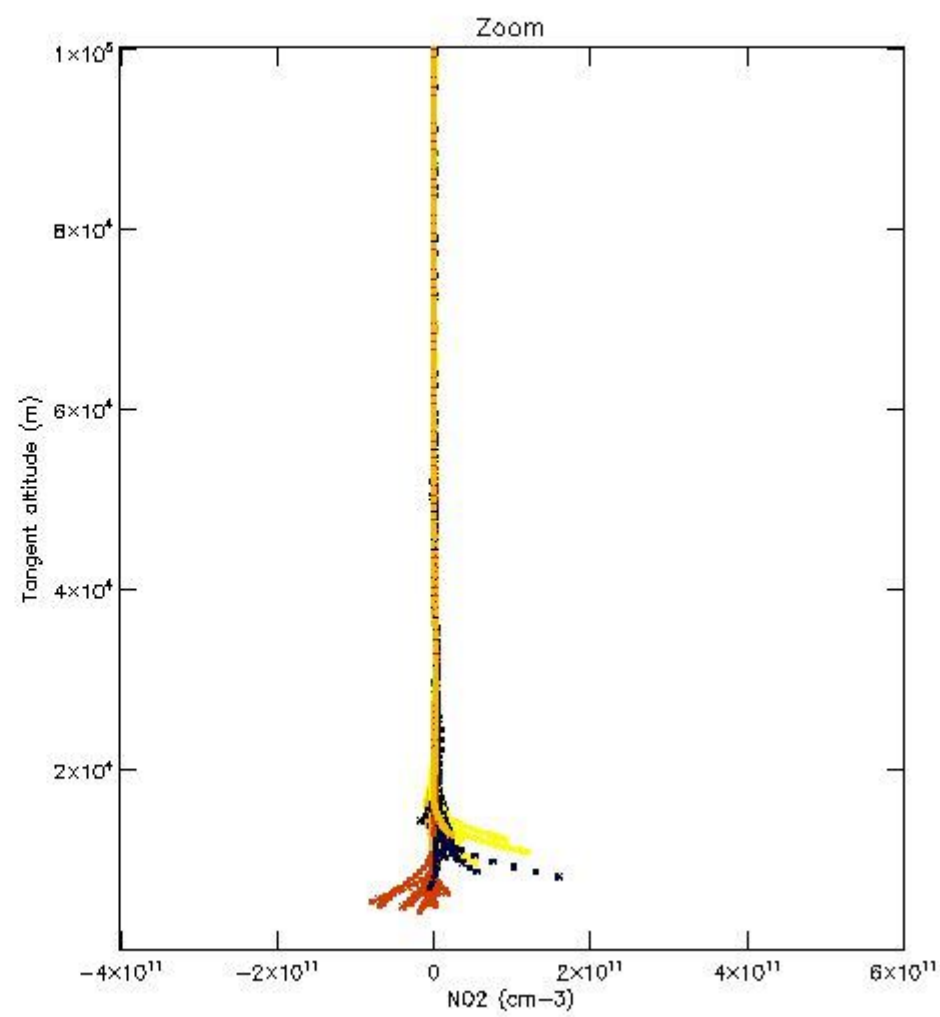
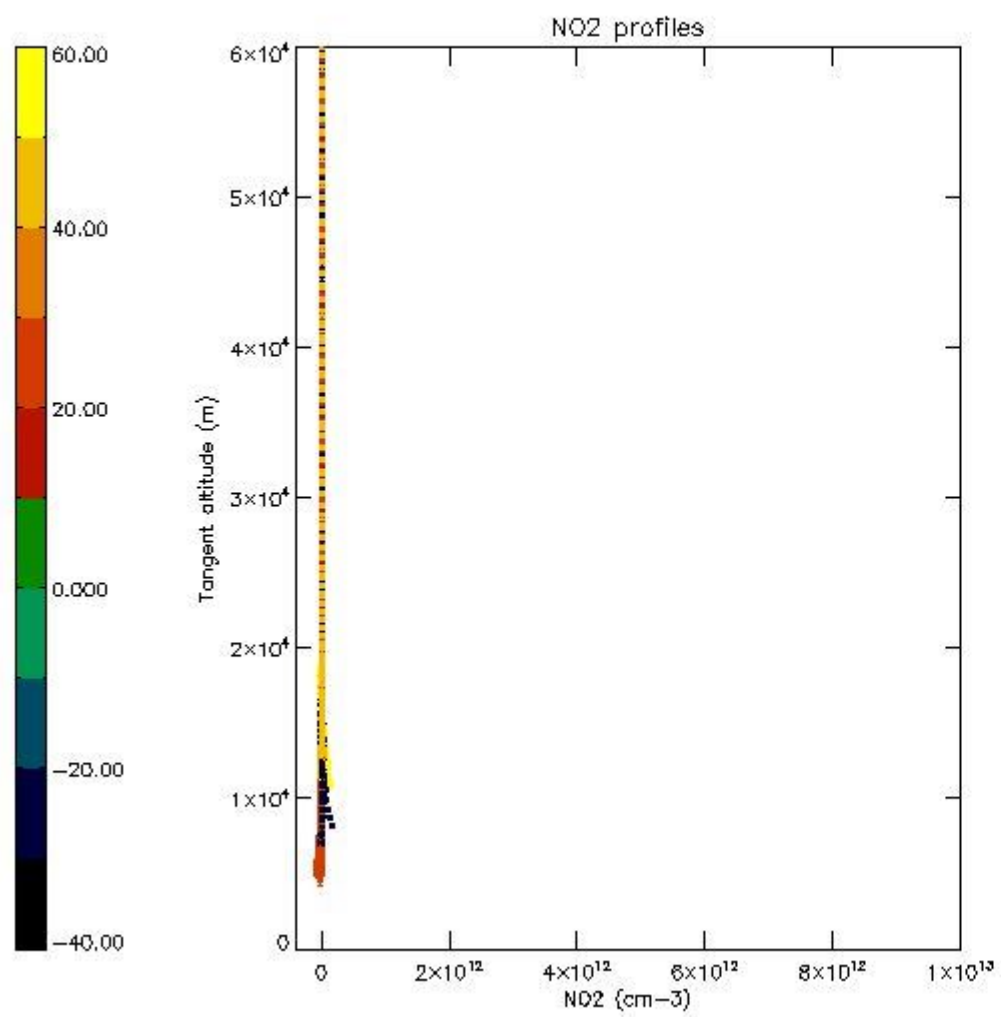
5.5 Plot ozone profiles where STD < 5% (dark without errors)

The colorbar represents the latitude.



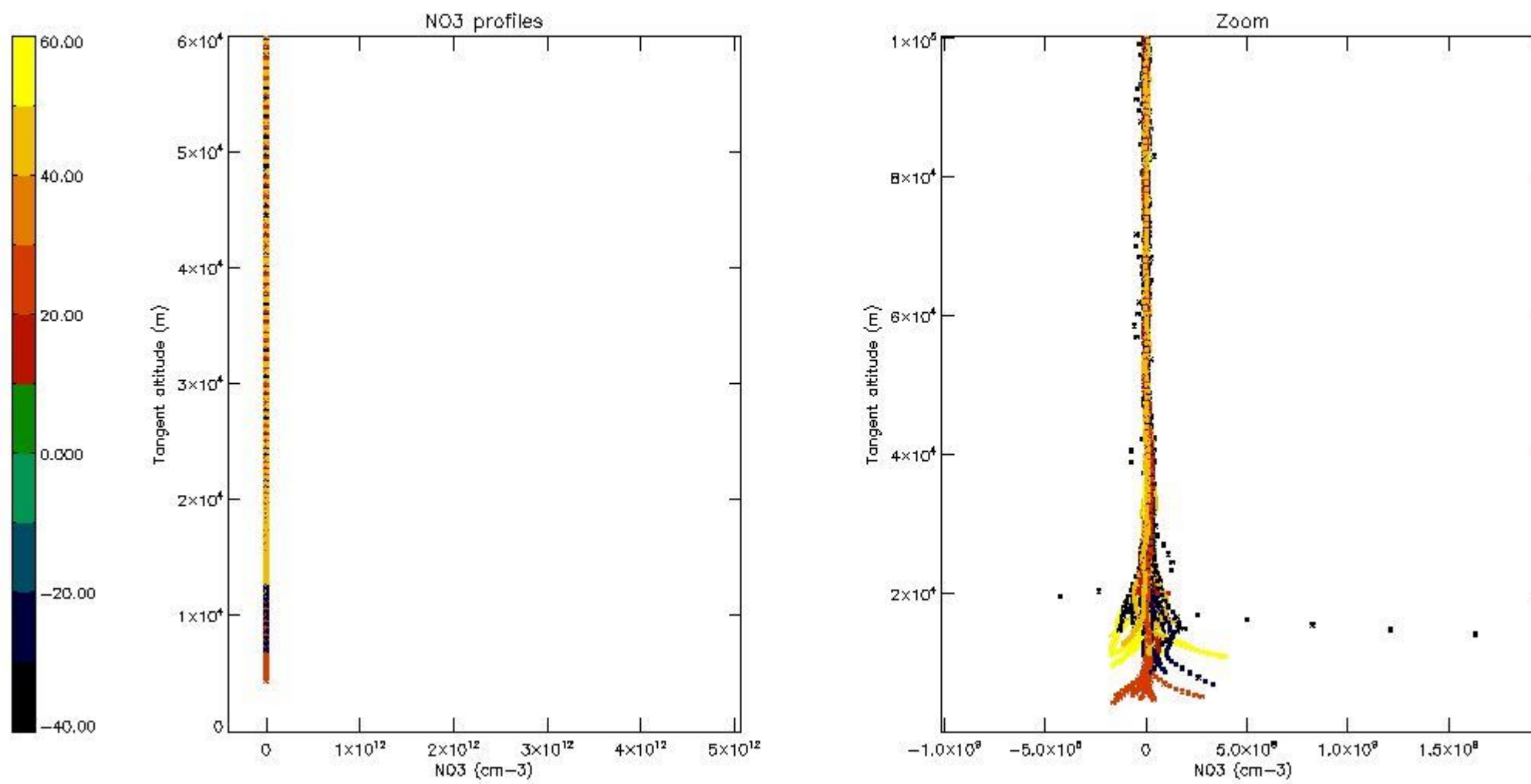
5.6 Plot NO₂ profiles for all STD (dark without errors)

The colorbar represents the latitude.



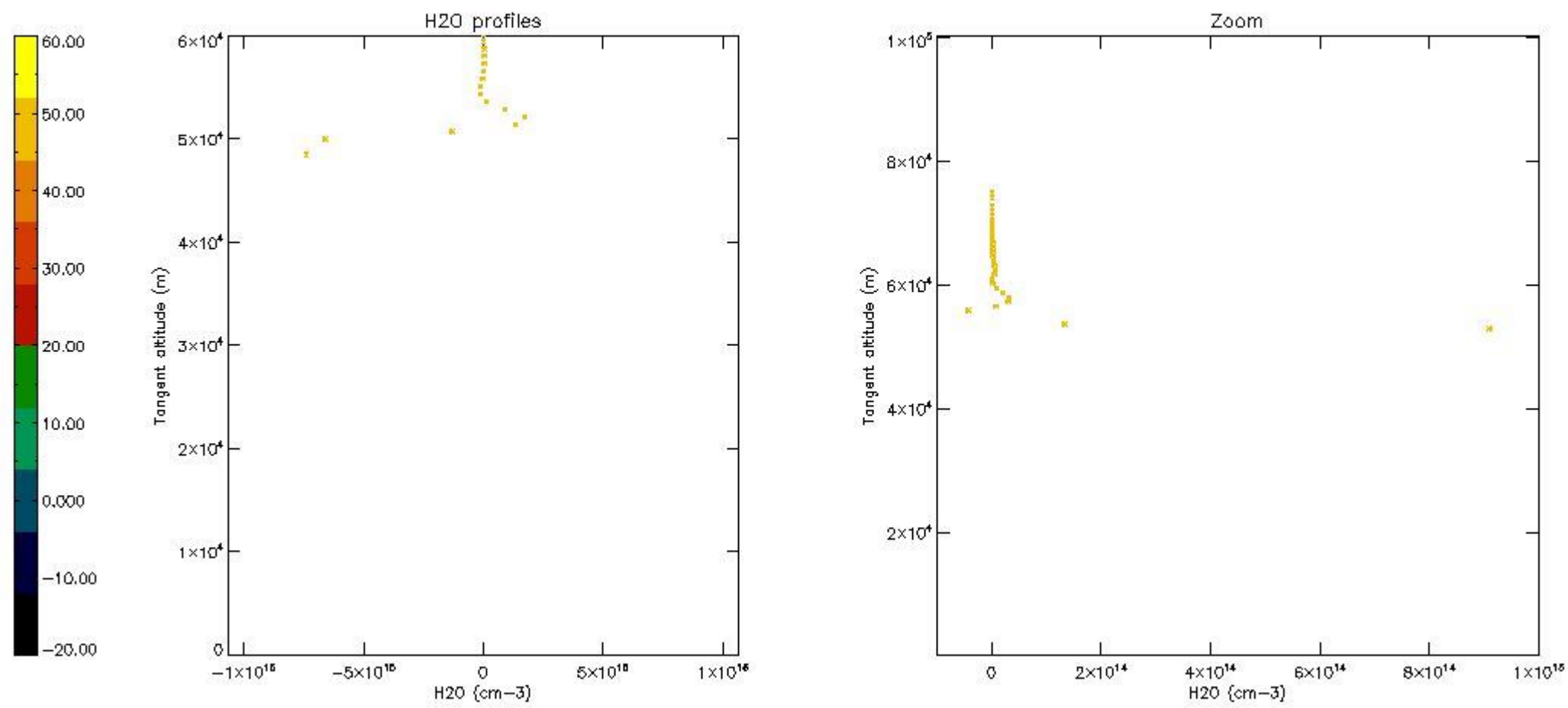
5.7 Plot NO3 profiles for all STD (dark without errors)

The colorbar represents the latitude.



5.8 Plot H₂O profiles for all STD (only for occultations of stars 1,2,3,4,13,14,16,26,63 dark without errors)

The colorbar represents the latitude.



6. Auxiliary Data Files used for the production reported in section 2

The number reported in the third column indicates since which file (see list in section 2) the corresponding auxiliary file has been used. The fourth column is the date of those product files.

| Type | Auxiliary Filename | Used since product | Used since product date |
|---------------------------|---|--------------------|-------------------------|
| INST_PHYS_CHARACTERISTICS | GOM_INS_AXVIEC20091111_143220_20030716_120000_20500101_000000 | 1 | 20-NOV-2003 00:00:39 |
| LEVEL-2_PROC_CONFIG | GOM_PR2_AXVIEC20091111_152718_20020301_000000_20500101_000000 | 1 | 20-NOV-2003 00:00:39 |
| CROSS_SECTIONS_FILE | GOM_CRS_AXVIEC20091111_154832_20020301_000000_20500101_000000 | 1 | 20-NOV-2003 00:00:39 |

GOMOS Level 2 Daily Report

SUMMARY

[1. General Info](#)

[2. Summary of processed GOM_NL_2P products](#)

[3. Level 2 Quality information per product](#)

[3.1 Plot of level 2 quality information per product \(time dependant\)](#)

[3.2 Plot of level 2 quality information per product \(world map\)](#)

[4. Level 1 Quality information per product \(stored on level 2 products\)](#)

[4.1 Plot of level 1 quality information per product \(time dependant\)](#)

[4.1.1 Plot of level 1 quality information per product \(time dependant\): ASCENDING](#)

[4.1.2 Plot of level 1 quality information per product \(time dependant\): DESCENDING](#)

[4.2 Plot of level 1 quality information per product \(world map\)](#)

[4.2.1 Plot of level 1 quality information per product \(world map\): ASCENDING](#)

[4.2.2 Plot of level 1 quality information per product \(world map\): DESCENDING](#)

[5. Ozone profiles based on quality statistics and other trace gas profiles](#)

[5.1 Ozone statistics based on quality of products](#)

[5.2 Plot ozone profiles for all STD \(dark without errors\)](#)

[5.3 Plot ozone profiles where STD < 20% \(dark without errors\)](#)

[5.4. Plot ozone profiles where STD < 10% \(dark without errors\)](#)

[5.5. Plot ozone profiles where STD < 5% \(dark without errors\)](#)

[5.6 Plot NO2 profiles for all STD \(dark without errors\)](#)

[5.7 Plot NO3 profiles for all STD \(dark without errors\)](#)

[5.8 Plot H2O profiles \(only for occultations of stars 1,2,3,4,13,14,16,26,63 dark without errors\) for all STD](#)

[6. Auxiliary Data Files used for the production reported in section 2](#)

This report presents the daily analysis on parameters extracted from GOMOS level 2 data (GOM_NL__2P). It is intended to monitor some important parameters that will impact the quality of these products. A list of level 2 products (and content) that have arrived during the reporting day to the PCF is also given.

| Item | Value |
|---------------------------|---------------------------------|
| Time of report generation | 20APR2013 00:24:14 |
| Data source version | GOMOS/6.01 |
| Start time of products | 20-11-2003 (20NOV2003 00:00:00) |
| Stop time of products | 21-11-2003 (21NOV2003 00:00:00) |
| Store outputs in DB | Yes |
| Nb of level 2 prods | 439 |
| Nb of prods with errors | 0 |

2. Summary of processed GOM_NL__2P products.

| Nr | Filename | UTC Start time | Limb | Duration | Star Id | Star Name | Star Mag | Star Temp | Nb Meas | Orbit | Prod. error |
|----|---|----------------------|------------|----------|---------|-----------|-----------|-----------|---------|-------|-------------|
| 1 | GOM_NL__2PRFIN20031120_000039_000000492021_00431_09002_8948.N1 | 20-NOV-2003 00:00:39 | Bright | 49.000 | 119 | 14Eta Dra | 2.7270 | 4700.0 | 98 | 9002 | No |
| 2 | GOM_NL__2PRFIN20031120_0000314_000000442021_00431_09002_8949.N1 | 20-NOV-2003 00:03:14 | Bright | 43.500 | 82 | 48Bet UMa | 2.3650 | 10600. | 87 | 9002 | No |
| 3 | GOM_NL__2PRFIN20031120_0000437_000000412021_00431_09002_8950.N1 | 20-NOV-2003 00:04:37 | Bright | 41.000 | 87 | 64Gam UMa | 2.4330 | 11000. | 82 | 9002 | No |
| 4 | GOM_NL__2PRFIN20031120_0000723_000000452021_00431_09002_8951.N1 | 20-NOV-2003 00:07:23 | Bright | 45.000 | 174 | 52Psi UMa | 3.0040 | 4400.0 | 90 | 9002 | No |
| 5 | GOM_NL__2PRFIN20031120_0000920_000000372021_00431_09002_8952.N1 | 20-NOV-2003 00:09:20 | Bright | 36.500 | 152 | 12Alp2CVn | 2.8900 | 11000. | 73 | 9002 | No |
| 6 | GOM_NL__2PRFIN20031120_001131_000000432021_00431_09002_8953.N1 | 20-NOV-2003 00:11:31 | Bright | 42.500 | 83 | | 2.3780 | 11000. | 85 | 9002 | No |
| 7 | GOM_NL__2PRFIN20031120_001401_000000362021_00431_09002_8954.N1 | 20-NOV-2003 00:14:01 | Bright | 36.000 | 3 | 16Alp Boo | -0.050000 | 4250.0 | 72 | 9002 | No |
| 8 | GOM_NL__2PRFIN20031120_001629_000000742021_00431_09002_8955.N1 | 20-NOV-2003 00:16:29 | Bright | 74.000 | 96 | 68Del Leo | 2.5600 | 9300.0 | 148 | 9002 | No |
| 9 | GOM_NL__2PRFIN20031120_001858_000000942021_00431_09002_8956.N1 | 20-NOV-2003 00:18:58 | Twilight | 94.000 | 51 | 41Gam1Leo | 2.0100 | 4500.0 | 188 | 9002 | No |
| 10 | GOM_NL__2PRFIN20031120_002412_000001162021_00431_09002_8957.N1 | 20-NOV-2003 00:24:12 | Straylight | 115.50 | 22 | 32Alp Leo | 1.3600 | 15200. | 231 | 9002 | No |
| 11 | GOM_NL__2PRFIN20031120_002750_000000502021_00431_09002_8958.N1 | 20-NOV-2003 00:27:50 | Twilight | 50.000 | 171 | 2Eps Crv | 3.0010 | 4250.0 | 100 | 9002 | No |
| 12 | GOM_NL__2PRFIN20031120_003351_000000392021_00431_09002_8959.N1 | 20-NOV-2003 00:33:51 | Dark | 38.500 | 64 | Gam Cen | 2.2000 | 10600. | 77 | 9002 | No |
| 13 | GOM_NL__2PRFIN20031120_003633_000000452021_00431_09002_8960.N1 | 20-NOV-2003 00:36:33 | Dark | 45.000 | 20 | Bet Cru | 1.2530 | 30000. | 90 | 9002 | No |
| 14 | GOM_NL__2PRFIN20031120_003955_000000402021_00432_09003_8929.N1 | 20-NOV-2003 00:39:55 | Dark | 39.500 | 124 | The Car | 2.7640 | 30000. | 79 | 9003 | No |
| 15 | GOM_NL__2PRFIN20031120_004402_000000492021_00432_09003_8930.N1 | 20-NOV-2003 00:44:02 | Dark | 48.500 | 41 | Eps Car | 1.8600 | 4100.0 | 97 | 9003 | No |
| 16 | GOM_NL__2PRFIN20031120_004626_000000602021_00432_09003_8931.N1 | 20-NOV-2003 00:46:26 | Dark | 59.500 | 70 | Zet Pup | 2.2460 | 39000. | 119 | 9003 | No |
| 17 | GOM_NL__2PRFIN20031120_004934_000000602021_00432_09003_8932.N1 | 20-NOV-2003 00:49:34 | Dark | 60.000 | 2 | Alp Car | -0.73600 | 7000.0 | 120 | 9003 | No |
| 18 | GOM_NL__2PRFIN20031120_005224_000000802021_00432_09003_8933.N1 | 20-NOV-2003 00:52:24 | Dark | 79.500 | 88 | 31Eta CMa | 2.4480 | 20000. | 159 | 9003 | No |
| 19 | GOM_NL__2PRFIN20031120_005458_000000952021_00432_09003_8934.N1 | 20-NOV-2003 00:54:58 | Dark | 95.000 | 37 | 25Del CMa | 1.8300 | 5900.0 | 190 | 9003 | No |
| 20 | GOM_NL__2PRFIN20031120_005755_000000412021_00432_09003_8935.N1 | 20-NOV-2003 00:57:55 | Straylight | 40.500 | 157 | The1Eri | 2.9060 | 9300.0 | 81 | 9003 | No |
| 21 | GOM_NL__2PRFIN20031120_010251_000001802021_00432_09003_8936.N1 | 20-NOV-2003 01:02:51 | Straylight | 179.50 | 1 | 9Alp CMa | -1.4400 | 11000. | 359 | 9003 | No |
| 22 | GOM_NL__2PRFIN20031120_010720_000000892021_00432_09003_8937.N1 | 20-NOV-2003 01:07:20 | Straylight | 89.000 | 7 | 19Bet Ori | 0.10000 | 14000. | 178 | 9003 | No |
| 23 | GOM_NL__2PRFIN20031120_011034_000000522021_00432_09003_8938.N1 | 20-NOV-2003 01:10:34 | Twilight | 51.500 | 94 | 92Alp Cet | 2.5260 | 3100.0 | 103 | 9003 | No |
| 24 | GOM_NL__2PRFIN20031120_011531_000000392021_00432_09003_8939.N1 | 20-NOV-2003 01:15:31 | Bright | 38.500 | 105 | 6Bet Ari | 2.6450 | 8900.0 | 77 | 9003 | No |
| 25 | GOM_NL__2PRFIN20031120_011715_000000442021_00432_09003_8940.N1 | 20-NOV-2003 01:17:15 | Bright | 43.500 | 146 | 25Eta Tau | 2.8730 | 15200. | 87 | 9003 | No |
| 26 | GOM_NL__2PRFIN20031120_011925_000000382021_00432_09003_8941.N1 | 20-NOV-2003 01:19:25 | Bright | 38.000 | 173 | 4Bet Tri | 3.0040 | 8900.0 | 76 | 9003 | No |
| 27 | GOM_NL__2PRFIN20031120_012128_000000402021_00432_09003_8942.N1 | 20-NOV-2003 01:21:28 | Bright | 39.500 | 73 | 57Gam1And | 2.2600 | 13100. | 79 | 9003 | No |
| 28 | GOM_NL__2PRFIN20031120_012418_000000392021_00432_09003_8943.N1 | 20-NOV-2003 01:24:18 | Bright | 39.000 | 35 | 33Alp Per | 1.7950 | 6250.0 | 78 | 9003 | No |
| 29 | GOM_NL__2PRFIN20031120_012602_000000372021_00432_09003_8944.N1 | 20-NOV-2003 01:26:02 | Bright | 36.500 | 68 | 18Alp Cas | 2.2250 | 4500.0 | 73 | 9003 | No |
| 30 | GOM_NL__2PRFIN20031120_012907_000000692021_00432_09003_8945.N1 | 20-NOV-2003 01:29:07 | Bright | 69.000 | 107 | 37The Aur | 2.6490 | 11000. | 138 | 9003 | No |
| 31 | GOM_NL__2PRFIN20031120_013443_000000392021_00432_09003_8946.N1 | 20-NOV-2003 01:34:43 | Bright | 39.000 | 49 | 1Alp UMi | 1.9900 | 6300.0 | 78 | 9003 | No |
| 32 | GOM_NL__2PRFIN20031120_013911_000000462021_00432_09003_8947.N1 | 20-NOV-2003 01:39:11 | Bright | 45.500 | 60 | 7Bet UMi | 2.0810 | 3950.0 | 91 | 9003 | No |
| 33 | GOM_NL__2PRFIN20031120_014116_000000382021_00432_09003_8948.N1 | 20-NOV-2003 01:41:16 | Bright | 38.000 | 119 | 14Eta Dra | 2.7270 | 4700.0 | 76 | 9003 | No |
| 34 | GOM_NL__2PRFIN20031120_014349_000000622021_00432_09003_8949.N1 | 20-NOV-2003 01:43:49 | Bright | 62.000 | 82 | 48Bet UMa | 2.3650 | 10600. | 124 | 9003 | No |
| 35 | GOM_NL__2PRFIN20031120_014513_000000582021_00432_09003_8950.N1 | 20-NOV-2003 01:45:13 | Bright | 58.000 | 87 | 64Gam UMa | 2.4330 | 11000. | 116 | 9003 | No |
| 36 | GOM_NL__2PRFIN20031120_014759_000000462021_00432_09003_8951.N1 | 20-NOV-2003 01:47:59 | Bright | 45.500 | 174 | 52Psi UMa | 3.0040 | 4400.0 | 91 | 9003 | No |
| 37 | GOM_NL__2PRFIN20031120_014957_000000372021_00432_09003_8952.N1 | 20-NOV-2003 01:49:57 | Bright | 36.500 | 152 | 12Alp2CVn | 2.8900 | 11000. | 73 | 9003 | No |
| 38 | GOM_NL__2PRFIN20031120_015207_000000362021_00432_09003_8953.N1 | 20-NOV-2003 01:52:07 | Bright | 35.500 | 83 | | 2.3780 | 11000. | 71 | 9003 | No |
| 39 | GOM_NL__2PRFIN20031120_015437_000000352021_00432_09003_8954.N1 | 20-NOV-2003 01:54:37 | Bright | 34.500 | 3 | 16Alp Boo | -0.050000 | 4250.0 | 69 | 9003 | No |
| 40 | GOM_NL__2PRFIN20031120_015705_000000632021_00432_09003_8955.N1 | 20-NOV-2003 01:57:05 | Bright | 62.500 | 96 | 68Del Leo | 2.5600 | 9300.0 | 125 | 9003 | No |
| 41 | GOM_NL__2PRFIN20031120_015935_000000942021_00432_09003_8956.N1 | 20-NOV-2003 01:59:35 | Twilight | 93.500 | 51 | 41Gam1Leo | 2.0100 | 4500.0 | 187 | 9003 | No |
| 42 | GOM_NL__2PRFIN20031120_020450_000001142021_00432_09003_8957.N1 | 20-NOV-2003 02:04:50 | Straylight | 114.00 | 22 | 32Alp Leo | 1.3600 | 15200. | 228 | 9003 | No |

| | | | | | | | | | | | |
|-----|--|----------------------|----------------|--------|-----|-----------|-----------|--------|-----|------|----|
| 43 | GOM_NL__2PRFIN20031120_020826_000000462021_00432_09003_8958.N1 | 20-NOV-2003 02:08:26 | Twilight | 46.000 | 171 | 2Eps Crv | 3.0010 | 4250.0 | 92 | 9003 | No |
| 44 | GOM_NL__2PRFIN20031120_021427_000000422021_00432_09003_8959.N1 | 20-NOV-2003 02:14:27 | Dark | 42.000 | 64 | Gam Cen | 2.2000 | 10600. | 84 | 9003 | No |
| 45 | GOM_NL__2PRFIN20031120_021709_000000392021_00432_09003_8960.N1 | 20-NOV-2003 02:17:09 | Dark | 39.000 | 20 | Bet Cru | 1.2530 | 30000. | 78 | 9003 | No |
| 46 | GOM_NL__2PRFIN20031120_022031_000000422021_00433_09004_8929.N1 | 20-NOV-2003 02:20:31 | Dark | 41.500 | 124 | The Car | 2.7640 | 30000. | 83 | 9004 | No |
| 47 | GOM_NL__2PRFIN20031120_022439_000000452021_00433_09004_8930.N1 | 20-NOV-2003 02:24:39 | Dark | 44.500 | 41 | Eps Car | 1.8600 | 4100.0 | 89 | 9004 | No |
| 48 | GOM_NL__2PRFIN20031120_022703_000000592021_00433_09004_8931.N1 | 20-NOV-2003 02:27:03 | Dark | 58.500 | 70 | Zet Pup | 2.2460 | 39000. | 117 | 9004 | No |
| 49 | GOM_NL__2PRFIN20031120_023008_000000592021_00433_09004_8932.N1 | 20-NOV-2003 02:30:08 | Dark | 59.000 | 2 | Alp Car | -0.73600 | 7000.0 | 118 | 9004 | No |
| 50 | GOM_NL__2PRFIN20031120_023301_000000832021_00433_09004_8933.N1 | 20-NOV-2003 02:33:01 | Dark | 83.000 | 88 | 31Eta CMa | 2.4480 | 20000. | 166 | 9004 | No |
| 51 | GOM_NL__2PRFIN20031120_023535_000000972021_00433_09004_8934.N1 | 20-NOV-2003 02:35:35 | Dark | 96.500 | 37 | 25Del CMa | 1.8300 | 5900.0 | 193 | 9004 | No |
| 52 | GOM_NL__2PRFIN20031120_023831_000000412021_00433_09004_8935.N1 | 20-NOV-2003 02:38:31 | Straylight | 40.500 | 157 | The1Eri | 2.9060 | 9300.0 | 81 | 9004 | No |
| 53 | GOM_NL__2PRFIN20031120_024327_000001592021_00433_09004_8936.N1 | 20-NOV-2003 02:43:27 | Straylight | 159.00 | 1 | 9Alp CMa | -1.4400 | 11000. | 318 | 9004 | No |
| 54 | GOM_NL__2PRFIN20031120_024755_000000892021_00433_09004_8937.N1 | 20-NOV-2003 02:47:55 | Straylight | 89.000 | 7 | 19Bet Ori | 0.10000 | 14000. | 178 | 9004 | No |
| 55 | GOM_NL__2PRFIN20031120_025110_000000542021_00433_09004_8938.N1 | 20-NOV-2003 02:51:10 | Tw_i_and_stray | 54.000 | 94 | 92Alp Cet | 2.5260 | 3100.0 | 108 | 9004 | No |
| 56 | GOM_NL__2PRFIN20031120_025607_000000382021_00433_09004_8939.N1 | 20-NOV-2003 02:56:07 | Bright | 38.000 | 105 | 6Bet Ari | 2.6450 | 8900.0 | 76 | 9004 | No |
| 57 | GOM_NL__2PRFIN20031120_025750_000000452021_00433_09004_8940.N1 | 20-NOV-2003 02:57:50 | Bright | 44.500 | 146 | 25Eta Tau | 2.8730 | 15200. | 89 | 9004 | No |
| 58 | GOM_NL__2PRFIN20031120_030001_000000382021_00433_09004_8941.N1 | 20-NOV-2003 03:00:01 | Bright | 37.500 | 173 | 4Bet Tri | 3.0040 | 8900.0 | 75 | 9004 | No |
| 59 | GOM_NL__2PRFIN20031120_030204_000000392021_00433_09004_8942.N1 | 20-NOV-2003 03:02:04 | Bright | 39.000 | 73 | 57Gam1And | 2.2600 | 13100. | 78 | 9004 | No |
| 60 | GOM_NL__2PRFIN20031120_030454_000000402021_00433_09004_8943.N1 | 20-NOV-2003 03:04:54 | Bright | 40.000 | 35 | 33Alp Per | 1.7950 | 6250.0 | 80 | 9004 | No |
| 61 | GOM_NL__2PRFIN20031120_030638_000000382021_00433_09004_8944.N1 | 20-NOV-2003 03:06:38 | Bright | 37.500 | 68 | 18Alp Cas | 2.2250 | 4500.0 | 75 | 9004 | No |
| 62 | GOM_NL__2PRFIN20031120_030941_000000672021_00433_09004_8945.N1 | 20-NOV-2003 03:09:41 | Bright | 66.500 | 107 | 37The Aur | 2.6490 | 11000. | 133 | 9004 | No |
| 63 | GOM_NL__2PRFIN20031120_031518_000000402021_00433_09004_8946.N1 | 20-NOV-2003 03:15:18 | Bright | 40.000 | 49 | 1Alp UMi | 1.9900 | 6300.0 | 80 | 9004 | No |
| 64 | GOM_NL__2PRFIN20031120_031946_000000402021_00433_09004_8947.N1 | 20-NOV-2003 03:19:46 | Bright | 40.000 | 60 | 7Bet UMi | 2.0810 | 3950.0 | 80 | 9004 | No |
| 65 | GOM_NL__2PRFIN20031120_032149_000000412021_00433_09004_8948.N1 | 20-NOV-2003 03:21:49 | Bright | 41.000 | 119 | 14Eta Dra | 2.7270 | 4700.0 | 82 | 9004 | No |
| 66 | GOM_NL__2PRFIN20031120_032425_000000492021_00433_09004_8949.N1 | 20-NOV-2003 03:24:25 | Bright | 49.000 | 82 | 48Bet UMa | 2.3650 | 10600. | 98 | 9004 | No |
| 67 | GOM_NL__2PRFIN20031120_032548_000000582021_00433_09004_8950.N1 | 20-NOV-2003 03:25:48 | Bright | 58.000 | 87 | 64Gam UMa | 2.4330 | 11000. | 116 | 9004 | No |
| 68 | GOM_NL__2PRFIN20031120_032834_000000462021_00433_09004_8951.N1 | 20-NOV-2003 03:28:34 | Bright | 46.000 | 174 | 52Psi UMa | 3.0040 | 4400.0 | 92 | 9004 | No |
| 69 | GOM_NL__2PRFIN20031120_033033_000000372021_00433_09004_8952.N1 | 20-NOV-2003 03:30:33 | Bright | 36.500 | 152 | 12Alp2CVn | 2.8900 | 11000. | 73 | 9004 | No |
| 70 | GOM_NL__2PRFIN20031120_033242_000000362021_00433_09004_8953.N1 | 20-NOV-2003 03:32:42 | Bright | 36.000 | 83 | | 2.3780 | 11000. | 72 | 9004 | No |
| 71 | GOM_NL__2PRFIN20031120_033511_000000382021_00433_09004_8954.N1 | 20-NOV-2003 03:35:11 | Bright | 38.000 | 3 | 16Alp Boo | -0.050000 | 4250.0 | 76 | 9004 | No |
| 72 | GOM_NL__2PRFIN20031120_033741_000000702021_00433_09004_8955.N1 | 20-NOV-2003 03:37:41 | Bright | 70.000 | 96 | 68Del Leo | 2.5600 | 9300.0 | 140 | 9004 | No |
| 73 | GOM_NL__2PRFIN20031120_034012_000000932021_00433_09004_8956.N1 | 20-NOV-2003 03:40:12 | Tw_i_and_stray | 93.000 | 51 | 41Gam1Leo | 2.0100 | 4500.0 | 186 | 9004 | No |
| 74 | GOM_NL__2PRFIN20031120_034528_000001192021_00433_09004_8957.N1 | 20-NOV-2003 03:45:28 | Straylight | 119.00 | 22 | 32Alp Leo | 1.3600 | 15200. | 238 | 9004 | No |
| 75 | GOM_NL__2PRFIN20031120_034903_000000462021_00433_09004_8958.N1 | 20-NOV-2003 03:49:03 | Twilight | 45.500 | 171 | 2Eps Crv | 3.0010 | 4250.0 | 91 | 9004 | No |
| 76 | GOM_NL__2PRFIN20031120_035502_000000412021_00433_09004_8959.N1 | 20-NOV-2003 03:55:02 | Dark | 41.000 | 64 | Gam Cen | 2.2000 | 10600. | 82 | 9004 | No |
| 77 | GOM_NL__2PRFIN20031120_035745_000000412021_00433_09004_8960.N1 | 20-NOV-2003 03:57:45 | Dark | 41.000 | 20 | Bet Cru | 1.2530 | 30000. | 82 | 9004 | No |
| 78 | GOM_NL__2PRFIN20031120_040738_000000602021_00434_09005_8929.N1 | 20-NOV-2003 04:07:38 | Dark | 60.000 | 70 | Zet Pup | 2.2460 | 39000. | 120 | 9005 | No |
| 79 | GOM_NL__2PRFIN20031120_041046_000000512021_00434_09005_8930.N1 | 20-NOV-2003 04:10:46 | Dark | 51.000 | 2 | Alp Car | -0.73600 | 7000.0 | 102 | 9005 | No |
| 80 | GOM_NL__2PRFIN20031120_041339_000000822021_00434_09005_8931.N1 | 20-NOV-2003 04:13:39 | Dark | 81.500 | 88 | 31Eta CMa | 2.4480 | 20000. | 163 | 9005 | No |
| 81 | GOM_NL__2PRFIN20031120_041612_000000932021_00434_09005_8932.N1 | 20-NOV-2003 04:16:12 | Dark | 93.000 | 37 | 25Del CMa | 1.8300 | 5900.0 | 186 | 9005 | No |
| 82 | GOM_NL__2PRFIN20031120_041906_000000402021_00434_09005_8933.N1 | 20-NOV-2003 04:19:06 | Straylight | 39.500 | 157 | The1Eri | 2.9060 | 9300.0 | 79 | 9005 | No |
| 83 | GOM_NL__2PRFIN20031120_042403_000001622021_00434_09005_8934.N1 | 20-NOV-2003 04:24:03 | Straylight | 161.50 | 1 | 9Alp CMa | -1.4400 | 11000. | 323 | 9005 | No |
| 84 | GOM_NL__2PRFIN20031120_042831_000000852021_00434_09005_8935.N1 | 20-NOV-2003 04:28:31 | Straylight | 85.000 | 7 | 19Bet Ori | 0.10000 | 14000. | 170 | 9005 | No |
| 85 | GOM_NL__2PRFIN20031120_043251_000000992021_00434_09005_8936.N1 | 20-NOV-2003 04:32:51 | Bright | 99.000 | 30 | 46Eps Ori | 1.6940 | 30000. | 198 | 9005 | No |
| 86 | GOM_NL__2PRFIN20031120_043642_000000402021_00434_09005_8937.N1 | 20-NOV-2003 04:36:42 | Bright | 40.000 | 105 | 6Bet Ari | 2.6450 | 8900.0 | 80 | 9005 | No |
| 87 | GOM_NL__2PRFIN20031120_043826_000000432021_00434_09005_8938.N1 | 20-NOV-2003 04:38:26 | Bright | 42.500 | 146 | 25Eta Tau | 2.8730 | 15200. | 85 | 9005 | No |
| 88 | GOM_NL__2PRFIN20031120_044037_000000372021_00434_09005_8939.N1 | 20-NOV-2003 04:40:37 | Bright | 37.000 | 173 | 4Bet Tri | 3.0040 | 8900.0 | 74 | 9005 | No |
| 89 | GOM_NL__2PRFIN20031120_044238_000000412021_00434_09005_8940.N1 | 20-NOV-2003 04:42:38 | Bright | 41.000 | 73 | 57Gam1And | 2.2600 | 13100. | 82 | 9005 | No |
| 90 | GOM_NL__2PRFIN20031120_044518_000000412021_00434_09005_8941.N1 | 20-NOV-2003 04:45:18 | Bright | 40.500 | 175 | 39Del Per | 3.0100 | 19400. | 81 | 9005 | No |
| 91 | GOM_NL__2PRFIN20031120_045016_000000712021_00434_09005_8942.N1 | 20-NOV-2003 04:50:16 | Bright | 70.500 | 107 | 37The Aur | 2.6490 | 11000. | 141 | 9005 | No |
| 92 | GOM_NL__2PRFIN20031120_045555_000000372021_00434_09005_8943.N1 | 20-NOV-2003 04:55:55 | Bright | 37.000 | 49 | 1Alp UMi | 1.9900 | 6300.0 | 74 | 9005 | No |
| 93 | GOM_NL__2PRFIN20031120_050023_000000362021_00434_09005_8944.N1 | 20-NOV-2003 05:00:23 | Bright | 35.500 | 60 | 7Bet UMi | 2.0810 | 3950.0 | 71 | 9005 | No |
| 94 | GOM_NL__2PRFIN20031120_050229_000000392021_00434_09005_8945.N1 | 20-NOV-2003 05:02:29 | Bright | 38.500 | 119 | 14Eta Dra | 2.7270 | 4700.0 | 77 | 9005 | No |
| 95 | GOM_NL__2PRFIN20031120_050501_000000622021_00434_09005_8946.N1 | 20-NOV-2003 05:05:01 | Bright | 62.000 | 82 | 48Bet UMa | 2.3650 | 10600. | 124 | 9005 | No |
| 96 | GOM_NL__2PRFIN20031120_050625_000000422021_00434_09005_8947.N1 | 20-NOV-2003 05:06:25 | Bright | 41.500 | 87 | 64Gam UMa | 2.4330 | 11000. | 83 | 9005 | No |
| 97 | GOM_NL__2PRFIN20031120_050911_000000672021_00434_09005_8948.N1 | 20-NOV-2003 05:09:11 | Bright | 67.000 | 174 | 52Psi UMa | 3.0040 | 4400.0 | 134 | 9005 | No |
| 98 | GOM_NL__2PRFIN20031120_051109_000000362021_00434_09005_8949.N1 | 20-NOV-2003 05:11:09 | Bright | 36.000 | 152 | 12Alp2CVn | 2.8900 | 11000. | 72 | 9005 | No |
| 99 | GOM_NL__2PRFIN20031120_051319_000000362021_00434_09005_8950.N1 | 20-NOV-2003 05:13:19 | Bright | 36.000 | 83 | | 2.3780 | 11000. | 72 | 9005 | No |
| 100 | GOM_NL__2PRFIN20031120_051549_000000362021_00434_09005_8951.N1 | 20-NOV-2003 05:15:49 | Bright | 35.500 | 3 | 16Alp Boo | -0.050000 | 4250.0 | 71 | 9005 | No |
| 101 | GOM_NL__2PRFIN20031120_051818_000000532021_00434_09005_8952.N1 | 20-NOV-2003 05:18:18 | Bright | 53.000 | 96 | 68Del Leo | 2.5600 | 9300.0 | 106 | 9005 | No |

| | | | | | | | | | | | |
|-----|--|----------------------|------------|--------|-----|-----------|-----------|--------|-----|------|----|
| 102 | GOM_NL__2PRFIN20031120_052049_000000962021_00434_09005_8953.N1 | 20-NOV-2003 05:20:49 | Twilight | 95.500 | 51 | 41Gam1Leo | 2.0100 | 4500.0 | 191 | 9005 | No |
| 103 | GOM_NL__2PRFIN20031120_052606_000001152021_00434_09005_8954.N1 | 20-NOV-2003 05:26:06 | Straylight | 115.00 | 22 | 32Alp Leo | 1.3600 | 15200. | 230 | 9005 | No |
| 104 | GOM_NL__2PRFIN20031120_052939_000000482021_00434_09005_8955.N1 | 20-NOV-2003 05:29:39 | Twilight | 47.500 | 171 | 2Eps Crv | 3.0010 | 4250.0 | 95 | 9005 | No |
| 105 | GOM_NL__2PRFIN20031120_053539_000000422021_00434_09005_8956.N1 | 20-NOV-2003 05:35:39 | Dark | 41.500 | 64 | Gam Cen | 2.2000 | 10600. | 83 | 9005 | No |
| 106 | GOM_NL__2PRFIN20031120_053822_000000382021_00434_09005_8957.N1 | 20-NOV-2003 05:38:22 | Dark | 38.000 | 20 | Bet Cru | 1.2530 | 30000. | 76 | 9005 | No |
| 107 | GOM_NL__2PRFIN20031120_054815_000000622021_00435_09006_9044.N1 | 20-NOV-2003 05:48:15 | Dark | 61.500 | 70 | Zet Pup | 2.2460 | 39000. | 123 | 9006 | No |
| 108 | GOM_NL__2PRFIN20031120_055123_000000592021_00435_09006_9045.N1 | 20-NOV-2003 05:51:23 | Dark | 59.000 | 2 | Alp Car | -0.73600 | 7000.0 | 118 | 9006 | No |
| 109 | GOM_NL__2PRFIN20031120_055417_000000792021_00435_09006_9046.N1 | 20-NOV-2003 05:54:17 | Dark | 78.500 | 88 | 31Eta CMa | 2.4480 | 20000. | 157 | 9006 | No |
| 110 | GOM_NL__2PRFIN20031120_055649_000000942021_00435_09006_9047.N1 | 20-NOV-2003 05:56:49 | Dark | 93.500 | 37 | 25Del CMa | 1.8300 | 5900.0 | 187 | 9006 | No |
| 111 | GOM_NL__2PRFIN20031120_055942_000000422021_00435_09006_9048.N1 | 20-NOV-2003 05:59:42 | Straylight | 41.500 | 157 | The1Eri | 2.9060 | 9300.0 | 83 | 9006 | No |
| 112 | GOM_NL__2PRFIN20031120_060439_000001552021_00435_09006_9049.N1 | 20-NOV-2003 06:04:39 | Straylight | 155.00 | 1 | 9Alp CMa | -1.4400 | 11000. | 310 | 9006 | No |
| 113 | GOM_NL__2PRFIN20031120_060906_000000772021_00435_09006_9050.N1 | 20-NOV-2003 06:09:06 | Straylight | 77.000 | 7 | 19Bet Ori | 0.10000 | 14000. | 154 | 9006 | No |
| 114 | GOM_NL__2PRFIN20031120_061326_000000962021_00435_09006_9051.N1 | 20-NOV-2003 06:13:26 | Bright | 95.500 | 30 | 46Eps Ori | 1.6940 | 30000. | 191 | 9006 | No |
| 115 | GOM_NL__2PRFIN20031120_061718_000000402021_00435_09006_9052.N1 | 20-NOV-2003 06:17:18 | Bright | 40.000 | 105 | 6Bet Ari | 2.6450 | 8900.0 | 80 | 9006 | No |
| 116 | GOM_NL__2PRFIN20031120_061901_000000432021_00435_09006_9053.N1 | 20-NOV-2003 06:19:01 | Bright | 43.000 | 146 | 25Eta Tau | 2.8730 | 15200. | 86 | 9006 | No |
| 117 | GOM_NL__2PRFIN20031120_062113_000000382021_00435_09006_9054.N1 | 20-NOV-2003 06:21:13 | Bright | 37.500 | 173 | 4Bet Tri | 3.0040 | 8900.0 | 75 | 9006 | No |
| 118 | GOM_NL__2PRFIN20031120_062316_000000392021_00435_09006_9055.N1 | 20-NOV-2003 06:23:16 | Bright | 38.500 | 73 | 57Gam1And | 2.2600 | 13100. | 77 | 9006 | No |
| 119 | GOM_NL__2PRFIN20031120_062554_000000392021_00435_09006_9056.N1 | 20-NOV-2003 06:25:54 | Bright | 39.000 | 175 | 39Del Per | 3.0100 | 19400. | 78 | 9006 | No |
| 120 | GOM_NL__2PRFIN20031120_063050_000000682021_00435_09006_9057.N1 | 20-NOV-2003 06:30:50 | Bright | 68.000 | 107 | 37The Aur | 2.6490 | 11000. | 136 | 9006 | No |
| 121 | GOM_NL__2PRFIN20031120_063631_000000372021_00435_09006_9058.N1 | 20-NOV-2003 06:36:31 | Bright | 37.000 | 49 | 1Alp UMi | 1.9900 | 6300.0 | 74 | 9006 | No |
| 122 | GOM_NL__2PRFIN20031120_064058_000000402021_00435_09006_9059.N1 | 20-NOV-2003 06:40:58 | Bright | 40.000 | 60 | 7Bet UMi | 2.0810 | 3950.0 | 80 | 9006 | No |
| 123 | GOM_NL__2PRFIN20031120_064305_000000402021_00435_09006_9060.N1 | 20-NOV-2003 06:43:05 | Bright | 39.500 | 119 | 14Eta Dra | 2.7270 | 4700.0 | 79 | 9006 | No |
| 124 | GOM_NL__2PRFIN20031120_064536_000000442021_00435_09006_9061.N1 | 20-NOV-2003 06:45:36 | Bright | 44.000 | 82 | 48Bet UMa | 2.3650 | 10600. | 88 | 9006 | No |
| 125 | GOM_NL__2PRFIN20031120_064700_000000422021_00435_09006_9062.N1 | 20-NOV-2003 06:47:00 | Bright | 41.500 | 87 | 64Gam UMa | 2.4330 | 11000. | 83 | 9006 | No |
| 126 | GOM_NL__2PRFIN20031120_064946_000000482021_00435_09006_9063.N1 | 20-NOV-2003 06:49:46 | Bright | 48.000 | 174 | 52Psi UMa | 3.0040 | 4400.0 | 96 | 9006 | No |
| 127 | GOM_NL__2PRFIN20031120_065145_000000382021_00435_09006_9064.N1 | 20-NOV-2003 06:51:45 | Bright | 37.500 | 152 | 12Alp2CVn | 2.8900 | 11000. | 75 | 9006 | No |
| 128 | GOM_NL__2PRFIN20031120_065355_000000352021_00435_09006_9065.N1 | 20-NOV-2003 06:53:55 | Bright | 35.000 | 83 | | 2.3780 | 11000. | 70 | 9006 | No |
| 129 | GOM_NL__2PRFIN20031120_065625_000000362021_00435_09006_9066.N1 | 20-NOV-2003 06:56:25 | Bright | 35.500 | 3 | 16Alp Boo | -0.050000 | 4250.0 | 71 | 9006 | No |
| 130 | GOM_NL__2PRFIN20031120_065855_000000592021_00435_09006_9067.N1 | 20-NOV-2003 06:58:55 | Bright | 59.000 | 96 | 68Del Leo | 2.5600 | 9300.0 | 118 | 9006 | No |
| 131 | GOM_NL__2PRFIN20031120_070126_000000972021_00435_09006_9068.N1 | 20-NOV-2003 07:01:26 | Twilight | 96.500 | 51 | 41Gam1Leo | 2.0100 | 4500.0 | 193 | 9006 | No |
| 132 | GOM_NL__2PRFIN20031120_070644_000001202021_00435_09006_9069.N1 | 20-NOV-2003 07:06:44 | Straylight | 119.50 | 22 | 32Alp Leo | 1.3600 | 15200. | 239 | 9006 | No |
| 133 | GOM_NL__2PRFIN20031120_071016_000000452021_00435_09006_9070.N1 | 20-NOV-2003 07:10:16 | Twilight | 44.500 | 171 | 2Eps Crv | 3.0010 | 4250.0 | 89 | 9006 | No |
| 134 | GOM_NL__2PRFIN20031120_071615_000000412021_00435_09006_9071.N1 | 20-NOV-2003 07:16:15 | Dark | 41.000 | 64 | Gam Cen | 2.2000 | 10600. | 82 | 9006 | No |
| 135 | GOM_NL__2PRFIN20031120_071858_000000392021_00435_09006_9072.N1 | 20-NOV-2003 07:18:58 | Dark | 39.000 | 20 | Bet Cru | 1.2530 | 30000. | 78 | 9006 | No |
| 136 | GOM_NL__2PRFIN20031120_072853_000000602021_00436_09007_8929.N1 | 20-NOV-2003 07:28:53 | Dark | 59.500 | 70 | Zet Pup | 2.2460 | 39000. | 119 | 9007 | No |
| 137 | GOM_NL__2PRFIN20031120_073159_000000602021_00436_09007_8930.N1 | 20-NOV-2003 07:31:59 | Dark | 60.000 | 2 | Alp Car | -0.73600 | 7000.0 | 120 | 9007 | No |
| 138 | GOM_NL__2PRFIN20031120_073453_000000812021_00436_09007_8931.N1 | 20-NOV-2003 07:34:53 | Dark | 81.000 | 88 | 31Eta CMa | 2.4480 | 20000. | 162 | 9007 | No |
| 139 | GOM_NL__2PRFIN20031120_073726_000001012021_00436_09007_8932.N1 | 20-NOV-2003 07:37:26 | Dark | 101.00 | 37 | 25Del CMa | 1.8300 | 5900.0 | 202 | 9007 | No |
| 140 | GOM_NL__2PRFIN20031120_074017_000000412021_00436_09007_8933.N1 | 20-NOV-2003 07:40:17 | Straylight | 40.500 | 157 | The1Eri | 2.9060 | 9300.0 | 81 | 9007 | No |
| 141 | GOM_NL__2PRFIN20031120_074515_000001582021_00436_09007_8934.N1 | 20-NOV-2003 07:45:15 | Straylight | 157.50 | 1 | 9Alp CMa | -1.4400 | 11000. | 315 | 9007 | No |
| 142 | GOM_NL__2PRFIN20031120_074942_000000772021_00436_09007_8935.N1 | 20-NOV-2003 07:49:42 | Straylight | 77.000 | 7 | 19Bet Ori | 0.10000 | 14000. | 154 | 9007 | No |
| 143 | GOM_NL__2PRFIN20031120_075401_000000912021_00436_09007_8936.N1 | 20-NOV-2003 07:54:01 | Bright | 90.500 | 30 | 46Eps Ori | 1.6940 | 30000. | 181 | 9007 | No |
| 144 | GOM_NL__2PRFIN20031120_075754_000000392021_00436_09007_8937.N1 | 20-NOV-2003 07:57:54 | Bright | 39.000 | 105 | 6Bet Ari | 2.6450 | 8900.0 | 78 | 9007 | No |
| 145 | GOM_NL__2PRFIN20031120_075937_000000422021_00436_09007_8938.N1 | 20-NOV-2003 07:59:37 | Bright | 42.000 | 146 | 25Eta Tau | 2.8730 | 15200. | 84 | 9007 | No |
| 146 | GOM_NL__2PRFIN20031120_080148_000000382021_00436_09007_8939.N1 | 20-NOV-2003 08:01:48 | Bright | 38.000 | 173 | 4Bet Tri | 3.0040 | 8900.0 | 76 | 9007 | No |
| 147 | GOM_NL__2PRFIN20031120_080352_000000392021_00436_09007_8940.N1 | 20-NOV-2003 08:03:52 | Bright | 38.500 | 73 | 57Gam1And | 2.2600 | 13100. | 77 | 9007 | No |
| 148 | GOM_NL__2PRFIN20031120_080629_000000412021_00436_09007_8941.N1 | 20-NOV-2003 08:06:29 | Bright | 40.500 | 175 | 39Del Per | 3.0100 | 19400. | 81 | 9007 | No |
| 149 | GOM_NL__2PRFIN20031120_081124_000000712021_00436_09007_8942.N1 | 20-NOV-2003 08:11:24 | Bright | 70.500 | 107 | 37The Aur | 2.6490 | 11000. | 141 | 9007 | No |
| 150 | GOM_NL__2PRFIN20031120_081707_000000352021_00436_09007_8943.N1 | 20-NOV-2003 08:17:07 | Bright | 34.500 | 49 | 1Alp UMi | 1.9900 | 6300.0 | 69 | 9007 | No |
| 151 | GOM_NL__2PRFIN20031120_082134_000000372021_00436_09007_8944.N1 | 20-NOV-2003 08:21:34 | Bright | 36.500 | 60 | 7Bet UMi | 2.0810 | 3950.0 | 73 | 9007 | No |
| 152 | GOM_NL__2PRFIN20031120_082341_000000362021_00436_09007_8945.N1 | 20-NOV-2003 08:23:41 | Bright | 36.000 | 119 | 14Eta Dra | 2.7270 | 4700.0 | 72 | 9007 | No |
| 153 | GOM_NL__2PRFIN20031120_082612_000000452021_00436_09007_8946.N1 | 20-NOV-2003 08:26:12 | Bright | 44.500 | 82 | 48Bet UMa | 2.3650 | 10600. | 89 | 9007 | No |
| 154 | GOM_NL__2PRFIN20031120_082736_000000422021_00436_09007_8947.N1 | 20-NOV-2003 08:27:36 | Bright | 41.500 | 87 | 64Gam UMa | 2.4330 | 11000. | 83 | 9007 | No |
| 155 | GOM_NL__2PRFIN20031120_083022_000000472021_00436_09007_8948.N1 | 20-NOV-2003 08:30:22 | Bright | 47.000 | 174 | 52Psi UMa | 3.0040 | 4400.0 | 94 | 9007 | No |
| 156 | GOM_NL__2PRFIN20031120_083221_000000492021_00436_09007_8949.N1 | 20-NOV-2003 08:32:21 | Bright | 49.000 | 152 | 12Alp2CVn | 2.8900 | 11000. | 98 | 9007 | No |
| 157 | GOM_NL__2PRFIN20031120_083432_000000362021_00436_09007_8950.N1 | 20-NOV-2003 08:34:32 | Bright | 35.500 | 83 | | 2.3780 | 11000. | 71 | 9007 | No |
| 158 | GOM_NL__2PRFIN20031120_083701_000000362021_00436_09007_8951.N1 | 20-NOV-2003 08:37:01 | Bright | 36.000 | 3 | 16Alp Boo | -0.050000 | 4250.0 | 72 | 9007 | No |
| 159 | GOM_NL__2PRFIN20031120_083931_000000542021_00436_09007_8952.N1 | 20-NOV-2003 08:39:31 | Bright | 53.500 | 96 | 68Del Leo | 2.5600 | 9300.0 | 107 | 9007 | No |
| 160 | GOM_NL__2PRFIN20031120_084203_000000942021_00436_09007_8953.N1 | 20-NOV-2003 08:42:03 | Twilight | 94.000 | 51 | 41Gam1Leo | 2.0100 | 4500.0 | 188 | 9007 | No |

| | | | | | | | | | | | |
|-----|--|----------------------|----------------|--------|-----|-----------|-----------|--------|-----|------|----|
| 161 | GOM_NL__2PRFIN20031120_084722_000001142021_00436_09007_8954.N1 | 20-NOV-2003 08:47:22 | Straylight | 113.50 | 22 | 32Alp Leo | 1.3600 | 15200. | 227 | 9007 | No |
| 162 | GOM_NL__2PRFIN20031120_085052_000000472021_00436_09007_8955.N1 | 20-NOV-2003 08:50:52 | Twilight | 47.000 | 171 | 2Eps Crv | 3.0010 | 4250.0 | 94 | 9007 | No |
| 163 | GOM_NL__2PRFIN20031120_085651_000000412021_00436_09007_8956.N1 | 20-NOV-2003 08:56:51 | Dark | 41.000 | 64 | Gam Cen | 2.2000 | 10600. | 82 | 9007 | No |
| 164 | GOM_NL__2PRFIN20031120_085934_000000402021_00436_09007_8957.N1 | 20-NOV-2003 08:59:34 | Dark | 39.500 | 20 | Bet Cru | 1.2530 | 30000. | 79 | 9007 | No |
| 165 | GOM_NL__2PRFIN20031120_090932_000000582021_00437_09008_8949.N1 | 20-NOV-2003 09:09:32 | Dark | 57.500 | 70 | Zet Pup | 2.2460 | 39000. | 115 | 9008 | No |
| 166 | GOM_NL__2PRFIN20031120_091236_000000602021_00437_09008_8950.N1 | 20-NOV-2003 09:12:36 | Dark | 60.000 | 2 | Alp Car | -0.73600 | 7000.0 | 120 | 9008 | No |
| 167 | GOM_NL__2PRFIN20031120_091531_000000782021_00437_09008_8951.N1 | 20-NOV-2003 09:15:31 | Dark | 78.000 | 88 | 31Eta CMa | 2.4480 | 20000. | 156 | 9008 | No |
| 168 | GOM_NL__2PRFIN20031120_091803_000000962021_00437_09008_8952.N1 | 20-NOV-2003 09:18:03 | Dark | 96.000 | 37 | 25Del CMa | 1.8300 | 5900.0 | 192 | 9008 | No |
| 169 | GOM_NL__2PRFIN20031120_092053_000000422021_00437_09008_8953.N1 | 20-NOV-2003 09:20:53 | Straylight | 41.500 | 157 | The1Eri | 2.9060 | 9300.0 | 83 | 9008 | No |
| 170 | GOM_NL__2PRFIN20031120_092551_000001522021_00437_09008_8954.N1 | 20-NOV-2003 09:25:51 | Straylight | 151.50 | 1 | 9Alp CMa | -1.4400 | 11000. | 303 | 9008 | No |
| 171 | GOM_NL__2PRFIN20031120_093018_000000832021_00437_09008_8955.N1 | 20-NOV-2003 09:30:18 | Straylight | 82.500 | 7 | 19Bet Ori | 0.10000 | 14000. | 165 | 9008 | No |
| 172 | GOM_NL__2PRFIN20031120_093435_000000942021_00437_09008_8956.N1 | 20-NOV-2003 09:34:35 | Bright | 93.500 | 30 | 46Eps Ori | 1.6940 | 30000. | 187 | 9008 | No |
| 173 | GOM_NL__2PRFIN20031120_093828_000000412021_00437_09008_8957.N1 | 20-NOV-2003 09:38:28 | Bright | 40.500 | 105 | 6Bet Ari | 2.6450 | 8900.0 | 81 | 9008 | No |
| 174 | GOM_NL__2PRFIN20031120_094012_000000442021_00437_09008_8958.N1 | 20-NOV-2003 09:40:12 | Bright | 43.500 | 146 | 25Eta Tau | 2.8730 | 15200. | 87 | 9008 | No |
| 175 | GOM_NL__2PRFIN20031120_094224_000000382021_00437_09008_8959.N1 | 20-NOV-2003 09:42:24 | Bright | 37.500 | 173 | 4Bet Tri | 3.0040 | 8900.0 | 75 | 9008 | No |
| 176 | GOM_NL__2PRFIN20031120_094428_000000402021_00437_09008_8960.N1 | 20-NOV-2003 09:44:28 | Bright | 40.000 | 73 | 57Gam1And | 2.2600 | 13100. | 80 | 9008 | No |
| 177 | GOM_NL__2PRFIN20031120_094705_000000402021_00437_09008_8961.N1 | 20-NOV-2003 09:47:05 | Bright | 39.500 | 175 | 39Del Per | 3.0100 | 19400. | 79 | 9008 | No |
| 178 | GOM_NL__2PRFIN20031120_095158_000000702021_00437_09008_8962.N1 | 20-NOV-2003 09:51:58 | Bright | 69.500 | 107 | 37The Aur | 2.6490 | 11000. | 139 | 9008 | No |
| 179 | GOM_NL__2PRFIN20031120_095743_000000392021_00437_09008_8963.N1 | 20-NOV-2003 09:57:43 | Bright | 38.500 | 49 | 1Alp UMi | 1.9900 | 6300.0 | 77 | 9008 | No |
| 180 | GOM_NL__2PRFIN20031120_100211_000000402021_00437_09008_8964.N1 | 20-NOV-2003 10:02:11 | Bright | 39.500 | 60 | 7Bet UMi | 2.0810 | 3950.0 | 79 | 9008 | No |
| 181 | GOM_NL__2PRFIN20031120_100417_000000392021_00437_09008_8965.N1 | 20-NOV-2003 10:04:17 | Bright | 39.000 | 119 | 14Eta Dra | 2.7270 | 4700.0 | 78 | 9008 | No |
| 182 | GOM_NL__2PRFIN20031120_100647_000000452021_00437_09008_8966.N1 | 20-NOV-2003 10:06:47 | Bright | 44.500 | 82 | 48Bet UMa | 2.3650 | 10600. | 89 | 9008 | No |
| 183 | GOM_NL__2PRFIN20031120_100812_000000432021_00437_09008_8967.N1 | 20-NOV-2003 10:08:12 | Bright | 42.500 | 87 | 64Gam UMa | 2.4330 | 11000. | 85 | 9008 | No |
| 184 | GOM_NL__2PRFIN20031120_101058_000000502021_00437_09008_8968.N1 | 20-NOV-2003 10:10:58 | Bright | 49.500 | 174 | 52Psi UMa | 3.0040 | 4400.0 | 99 | 9008 | No |
| 185 | GOM_NL__2PRFIN20031120_101257_000000362021_00437_09008_8969.N1 | 20-NOV-2003 10:12:57 | Bright | 35.500 | 152 | 12Alp2CVn | 2.8900 | 11000. | 71 | 9008 | No |
| 186 | GOM_NL__2PRFIN20031120_101508_000000342021_00437_09008_8970.N1 | 20-NOV-2003 10:15:08 | Bright | 34.000 | 83 | | 2.3780 | 11000. | 68 | 9008 | No |
| 187 | GOM_NL__2PRFIN20031120_101737_000000362021_00437_09008_8971.N1 | 20-NOV-2003 10:17:37 | Bright | 35.500 | 3 | 16Alp Boo | -0.050000 | 4250.0 | 71 | 9008 | No |
| 188 | GOM_NL__2PRFIN20031120_102008_000000542021_00437_09008_8972.N1 | 20-NOV-2003 10:20:08 | Bright | 53.500 | 96 | 68Del Leo | 2.5600 | 9300.0 | 107 | 9008 | No |
| 189 | GOM_NL__2PRFIN20031120_102240_000000932021_00437_09008_8973.N1 | 20-NOV-2003 10:22:40 | Tw_i_and_stray | 93.000 | 51 | 41Gam1Leo | 2.0100 | 4500.0 | 186 | 9008 | No |
| 190 | GOM_NL__2PRFIN20031120_102800_000001102021_00437_09008_8974.N1 | 20-NOV-2003 10:28:00 | Straylight | 109.50 | 22 | 32Alp Leo | 1.3600 | 15200. | 219 | 9008 | No |
| 191 | GOM_NL__2PRFIN20031120_103129_000000472021_00437_09008_8975.N1 | 20-NOV-2003 10:31:29 | Twilight | 47.000 | 171 | 2Eps Crv | 3.0010 | 4250.0 | 94 | 9008 | No |
| 192 | GOM_NL__2PRFIN20031120_103727_000000432021_00437_09008_8976.N1 | 20-NOV-2003 10:37:27 | Dark | 42.500 | 64 | Gam Cen | 2.2000 | 10600. | 85 | 9008 | No |
| 193 | GOM_NL__2PRFIN20031120_104010_000000392021_00437_09008_8977.N1 | 20-NOV-2003 10:40:10 | Dark | 39.000 | 20 | Bet Cru | 1.2530 | 30000. | 78 | 9008 | No |
| 194 | GOM_NL__2PRFIN20031120_105010_000000592021_00438_09009_8949.N1 | 20-NOV-2003 10:50:10 | Dark | 59.000 | 70 | Zet Pup | 2.2460 | 39000. | 118 | 9009 | No |
| 195 | GOM_NL__2PRFIN20031120_105311_000000552021_00438_09009_8950.N1 | 20-NOV-2003 10:53:11 | Dark | 55.000 | 2 | Alp Car | -0.73600 | 7000.0 | 110 | 9009 | No |
| 196 | GOM_NL__2PRFIN20031120_105609_000000792021_00438_09009_8951.N1 | 20-NOV-2003 10:56:09 | Dark | 79.000 | 88 | 31Eta CMa | 2.4480 | 20000. | 158 | 9009 | No |
| 197 | GOM_NL__2PRFIN20031120_105841_000000972021_00438_09009_8952.N1 | 20-NOV-2003 10:58:41 | Dark | 96.500 | 37 | 25Del CMa | 1.8300 | 5900.0 | 193 | 9009 | No |
| 198 | GOM_NL__2PRFIN20031120_110131_000000392021_00438_09009_8953.N1 | 20-NOV-2003 11:01:31 | Straylight | 38.500 | 157 | The1Eri | 2.9060 | 9300.0 | 77 | 9009 | No |
| 199 | GOM_NL__2PRFIN20031120_110627_000001662021_00438_09009_8954.N1 | 20-NOV-2003 11:06:27 | Straylight | 165.50 | 1 | 9Alp CMa | -1.4400 | 11000. | 331 | 9009 | No |
| 200 | GOM_NL__2PRFIN20031120_111054_000000762021_00438_09009_8955.N1 | 20-NOV-2003 11:10:54 | Straylight | 75.500 | 7 | 19Bet Ori | 0.10000 | 14000. | 151 | 9009 | No |
| 201 | GOM_NL__2PRFIN20031120_111511_000000942021_00438_09009_8956.N1 | 20-NOV-2003 11:15:11 | Bright | 93.500 | 30 | 46Eps Ori | 1.6940 | 30000. | 187 | 9009 | No |
| 202 | GOM_NL__2PRFIN20031120_111907_000000392021_00438_09009_8957.N1 | 20-NOV-2003 11:19:07 | Bright | 38.500 | 105 | 6Bet Ari | 2.6450 | 8900.0 | 77 | 9009 | No |
| 203 | GOM_NL__2PRFIN20031120_112048_000000432021_00438_09009_8958.N1 | 20-NOV-2003 11:20:48 | Bright | 43.000 | 146 | 25Eta Tau | 2.8730 | 15200. | 86 | 9009 | No |
| 204 | GOM_NL__2PRFIN20031120_112301_000000382021_00438_09009_8959.N1 | 20-NOV-2003 11:23:01 | Bright | 38.000 | 173 | 4Bet Tri | 3.0040 | 8900.0 | 76 | 9009 | No |
| 205 | GOM_NL__2PRFIN20031120_112504_000000412021_00438_09009_8960.N1 | 20-NOV-2003 11:25:04 | Bright | 40.500 | 73 | 57Gam1And | 2.2600 | 13100. | 81 | 9009 | No |
| 206 | GOM_NL__2PRFIN20031120_112741_000000402021_00438_09009_8961.N1 | 20-NOV-2003 11:27:41 | Bright | 39.500 | 175 | 39Del Per | 3.0100 | 19400. | 79 | 9009 | No |
| 207 | GOM_NL__2PRFIN20031120_113233_000000692021_00438_09009_8962.N1 | 20-NOV-2003 11:32:33 | Bright | 68.500 | 107 | 37The Aur | 2.6490 | 11000. | 137 | 9009 | No |
| 208 | GOM_NL__2PRFIN20031120_113819_000000382021_00438_09009_8963.N1 | 20-NOV-2003 11:38:19 | Bright | 37.500 | 49 | 1Alp UMi | 1.9900 | 6300.0 | 75 | 9009 | No |
| 209 | GOM_NL__2PRFIN20031120_114248_000000402021_00438_09009_8964.N1 | 20-NOV-2003 11:42:48 | Bright | 39.500 | 60 | 7Bet UMi | 2.0810 | 3950.0 | 79 | 9009 | No |
| 210 | GOM_NL__2PRFIN20031120_114454_000000382021_00438_09009_8965.N1 | 20-NOV-2003 11:44:54 | Bright | 38.000 | 119 | 14Eta Dra | 2.7270 | 4700.0 | 76 | 9009 | No |
| 211 | GOM_NL__2PRFIN20031120_114724_000000442021_00438_09009_8966.N1 | 20-NOV-2003 11:47:24 | Bright | 44.000 | 82 | 48Bet UMa | 2.3650 | 10600. | 88 | 9009 | No |
| 212 | GOM_NL__2PRFIN20031120_114848_000000422021_00438_09009_8967.N1 | 20-NOV-2003 11:48:48 | Bright | 41.500 | 87 | 64Gam UMa | 2.4330 | 11000. | 83 | 9009 | No |
| 213 | GOM_NL__2PRFIN20031120_115134_000000482021_00438_09009_8968.N1 | 20-NOV-2003 11:51:34 | Bright | 48.000 | 174 | 52Psi UMa | 3.0040 | 4400.0 | 96 | 9009 | No |
| 214 | GOM_NL__2PRFIN20031120_115333_000000412021_00438_09009_8969.N1 | 20-NOV-2003 11:53:33 | Bright | 40.500 | 152 | 12Alp2CVn | 2.8900 | 11000. | 81 | 9009 | No |
| 215 | GOM_NL__2PRFIN20031120_115544_000000362021_00438_09009_8970.N1 | 20-NOV-2003 11:55:44 | Bright | 35.500 | 83 | | 2.3780 | 11000. | 71 | 9009 | No |
| 216 | GOM_NL__2PRFIN20031120_115814_000000352021_00438_09009_8971.N1 | 20-NOV-2003 11:58:14 | Bright | 34.500 | 3 | 16Alp Boo | -0.050000 | 4250.0 | 69 | 9009 | No |
| 217 | GOM_NL__2PRFIN20031120_120044_000000532021_00438_09009_8972.N1 | 20-NOV-2003 12:00:44 | Bright | 53.000 | 96 | 68Del Leo | 2.5600 | 9300.0 | 106 | 9009 | No |
| 218 | GOM_NL__2PRFIN20031120_120317_000000962021_00438_09009_8973.N1 | 20-NOV-2003 12:03:17 | Tw_i_and_stray | 96.000 | 51 | 41Gam1Leo | 2.0100 | 4500.0 | 192 | 9009 | No |
| 219 | GOM_NL__2PRFIN20031120_120838_000001232021_00438_09009_8974.N1 | 20-NOV-2003 12:08:38 | Straylight | 122.50 | 22 | 32Alp Leo | 1.3600 | 15200. | 245 | 9009 | No |

| | | | | | | | | | | | |
|-----|--|----------------------|------------|--------|-----|-----------|-----------|--------|-----|------|----|
| 220 | GOM_NL__2PRFIN20031120_121206_000000472021_00438_09009_8975.N1 | 20-NOV-2003 12:12:06 | Twilight | 46.500 | 171 | 2Eps Crv | 3.0010 | 4250.0 | 93 | 9009 | No |
| 221 | GOM_NL__2PRFIN20031120_121804_000000422021_00438_09009_8976.N1 | 20-NOV-2003 12:18:04 | Dark | 42.000 | 64 | Gam Cen | 2.2000 | 10600. | 84 | 9009 | No |
| 222 | GOM_NL__2PRFIN20031120_122046_000000402021_00438_09009_8977.N1 | 20-NOV-2003 12:20:46 | Dark | 39.500 | 20 | Bet Cru | 1.2530 | 30000. | 79 | 9009 | No |
| 223 | GOM_NL__2PRFIN20031120_123047_000000592021_00439_09010_8950.N1 | 20-NOV-2003 12:30:47 | Dark | 58.500 | 70 | Zet Pup | 2.2460 | 39000. | 117 | 9010 | No |
| 224 | GOM_NL__2PRFIN20031120_123349_000000602021_00439_09010_8951.N1 | 20-NOV-2003 12:33:49 | Dark | 60.000 | 2 | Alp Car | -0.73600 | 7000.0 | 120 | 9010 | No |
| 225 | GOM_NL__2PRFIN20031120_123646_000000822021_00439_09010_8952.N1 | 20-NOV-2003 12:36:46 | Dark | 81.500 | 88 | 31Eta CMa | 2.4480 | 20000. | 163 | 9010 | No |
| 226 | GOM_NL__2PRFIN20031120_123918_000000962021_00439_09010_8953.N1 | 20-NOV-2003 12:39:18 | Dark | 95.500 | 37 | 25Del CMa | 1.8300 | 5900.0 | 191 | 9010 | No |
| 227 | GOM_NL__2PRFIN20031120_124208_000000412021_00439_09010_8954.N1 | 20-NOV-2003 12:42:08 | Straylight | 40.500 | 157 | The1Eri | 2.9060 | 9300.0 | 81 | 9010 | No |
| 228 | GOM_NL__2PRFIN20031120_124704_000001812021_00439_09010_8955.N1 | 20-NOV-2003 12:47:04 | Straylight | 181.00 | 1 | 9Alp CMa | -1.4400 | 11000. | 362 | 9010 | No |
| 229 | GOM_NL__2PRFIN20031120_125130_000000842021_00439_09010_8956.N1 | 20-NOV-2003 12:51:30 | Straylight | 83.500 | 7 | 19Bet Ori | 0.10000 | 14000. | 167 | 9010 | No |
| 230 | GOM_NL__2PRFIN20031120_125546_000000902021_00439_09010_8957.N1 | 20-NOV-2003 12:55:46 | Bright | 89.500 | 30 | 46Eps Ori | 1.6940 | 30000. | 179 | 9010 | No |
| 231 | GOM_NL__2PRFIN20031120_125943_000000392021_00439_09010_8958.N1 | 20-NOV-2003 12:59:43 | Bright | 39.000 | 105 | 6Bet Ari | 2.6450 | 8900.0 | 78 | 9010 | No |
| 232 | GOM_NL__2PRFIN20031120_130124_000000422021_00439_09010_8959.N1 | 20-NOV-2003 13:01:24 | Bright | 42.000 | 146 | 25Eta Tau | 2.8730 | 15200. | 84 | 9010 | No |
| 233 | GOM_NL__2PRFIN20031120_130336_000000382021_00439_09010_8960.N1 | 20-NOV-2003 13:03:36 | Bright | 37.500 | 173 | 4Bet Tri | 3.0040 | 8900.0 | 75 | 9010 | No |
| 234 | GOM_NL__2PRFIN20031120_130541_000000402021_00439_09010_8961.N1 | 20-NOV-2003 13:05:41 | Bright | 40.000 | 73 | 57Gam1And | 2.2600 | 13100. | 80 | 9010 | No |
| 235 | GOM_NL__2PRFIN20031120_130816_000000412021_00439_09010_8962.N1 | 20-NOV-2003 13:08:16 | Bright | 40.500 | 175 | 39Del Per | 3.0100 | 19400. | 81 | 9010 | No |
| 236 | GOM_NL__2PRFIN20031120_131016_000000352021_00439_09010_8963.N1 | 20-NOV-2003 13:10:16 | Bright | 35.000 | 68 | 18Alp Cas | 2.2250 | 4500.0 | 70 | 9010 | No |
| 237 | GOM_NL__2PRFIN20031120_131126_000000392021_00439_09010_8964.N1 | 20-NOV-2003 13:11:26 | Bright | 38.500 | 74 | 11Bet Cas | 2.2680 | 6600.0 | 77 | 9010 | No |
| 238 | GOM_NL__2PRFIN20031120_131407_000000592021_00439_09010_8965.N1 | 20-NOV-2003 13:14:07 | Bright | 59.000 | 42 | 34Bet Aur | 1.9000 | 10200. | 118 | 9010 | No |
| 239 | GOM_NL__2PRFIN20031120_131855_000000372021_00439_09010_8966.N1 | 20-NOV-2003 13:18:55 | Bright | 36.500 | 49 | 1Alp UMi | 1.9900 | 6300.0 | 73 | 9010 | No |
| 240 | GOM_NL__2PRFIN20031120_132323_000000362021_00439_09010_8967.N1 | 20-NOV-2003 13:23:23 | Bright | 35.500 | 60 | 7Bet UMi | 2.0810 | 3950.0 | 71 | 9010 | No |
| 241 | GOM_NL__2PRFIN20031120_132530_000000372021_00439_09010_8968.N1 | 20-NOV-2003 13:25:30 | Bright | 37.000 | 119 | 14Eta Dra | 2.7270 | 4700.0 | 74 | 9010 | No |
| 242 | GOM_NL__2PRFIN20031120_132759_000000432021_00439_09010_8969.N1 | 20-NOV-2003 13:27:59 | Bright | 42.500 | 82 | 48Bet UMa | 2.3650 | 10600. | 85 | 9010 | No |
| 243 | GOM_NL__2PRFIN20031120_132924_000000412021_00439_09010_8970.N1 | 20-NOV-2003 13:29:24 | Bright | 41.000 | 87 | 64Gam UMa | 2.4330 | 11000. | 82 | 9010 | No |
| 244 | GOM_NL__2PRFIN20031120_133209_000000472021_00439_09010_8971.N1 | 20-NOV-2003 13:32:09 | Bright | 47.000 | 174 | 52Psi UMa | 3.0040 | 4400.0 | 94 | 9010 | No |
| 245 | GOM_NL__2PRFIN20031120_133409_000000362021_00439_09010_8972.N1 | 20-NOV-2003 13:34:09 | Bright | 36.000 | 152 | 12Alp2CVn | 2.8900 | 11000. | 72 | 9010 | No |
| 246 | GOM_NL__2PRFIN20031120_133620_000000362021_00439_09010_8973.N1 | 20-NOV-2003 13:36:20 | Bright | 35.500 | 83 | | 2.3780 | 11000. | 71 | 9010 | No |
| 247 | GOM_NL__2PRFIN20031120_133850_000000352021_00439_09010_8974.N1 | 20-NOV-2003 13:38:50 | Bright | 34.500 | 3 | 16Alp Boo | -0.050000 | 4250.0 | 69 | 9010 | No |
| 248 | GOM_NL__2PRFIN20031120_134120_000000752021_00439_09010_8975.N1 | 20-NOV-2003 13:41:20 | Bright | 75.000 | 96 | 68Del Leo | 2.5600 | 9300.0 | 150 | 9010 | No |
| 249 | GOM_NL__2PRFIN20031120_134354_000000942021_00439_09010_8976.N1 | 20-NOV-2003 13:43:54 | Twilight | 94.000 | 51 | 41Gam1Leo | 2.0100 | 4500.0 | 188 | 9010 | No |
| 250 | GOM_NL__2PRFIN20031120_134916_000001172021_00439_09010_8977.N1 | 20-NOV-2003 13:49:16 | Straylight | 116.50 | 22 | 32Alp Leo | 1.3600 | 15200. | 233 | 9010 | No |
| 251 | GOM_NL__2PRFIN20031120_135242_000000462021_00439_09010_8978.N1 | 20-NOV-2003 13:52:42 | Twilight | 45.500 | 171 | 2Eps Crv | 3.0010 | 4250.0 | 91 | 9010 | No |
| 252 | GOM_NL__2PRFIN20031120_135841_000000402021_00439_09010_8979.N1 | 20-NOV-2003 13:58:41 | Dark | 39.500 | 64 | Gam Cen | 2.2000 | 10600. | 79 | 9010 | No |
| 253 | GOM_NL__2PRFIN20031120_140122_000000452021_00439_09010_8980.N1 | 20-NOV-2003 14:01:22 | Dark | 45.000 | 20 | Bet Cru | 1.2530 | 30000. | 90 | 9010 | No |
| 254 | GOM_NL__2PRFIN20031120_140230_000000462021_00440_09011_8981.N1 | 20-NOV-2003 14:02:30 | Dark | 45.500 | 12 | Alp1Cru | 0.77500 | 30000. | 91 | 9011 | No |
| 255 | GOM_NL__2PRFIN20031120_141124_000000562021_00440_09011_8951.N1 | 20-NOV-2003 14:11:24 | Dark | 56.000 | 70 | Zet Pup | 2.2460 | 39000. | 112 | 9011 | No |
| 256 | GOM_NL__2PRFIN20031120_141427_000000602021_00440_09011_8952.N1 | 20-NOV-2003 14:14:27 | Dark | 60.000 | 2 | Alp Car | -0.73600 | 7000.0 | 120 | 9011 | No |
| 257 | GOM_NL__2PRFIN20031120_141724_000000812021_00440_09011_8953.N1 | 20-NOV-2003 14:17:24 | Dark | 81.000 | 88 | 31Eta CMa | 2.4480 | 20000. | 162 | 9011 | No |
| 258 | GOM_NL__2PRFIN20031120_141955_000000942021_00440_09011_8954.N1 | 20-NOV-2003 14:19:55 | Dark | 94.000 | 37 | 25Del CMa | 1.8300 | 5900.0 | 188 | 9011 | No |
| 259 | GOM_NL__2PRFIN20031120_142245_000000392021_00440_09011_8955.N1 | 20-NOV-2003 14:22:45 | Straylight | 39.000 | 157 | The1Eri | 2.9060 | 9300.0 | 78 | 9011 | No |
| 260 | GOM_NL__2PRFIN20031120_142740_000001542021_00440_09011_8956.N1 | 20-NOV-2003 14:27:40 | Straylight | 153.50 | 1 | 9Alp CMa | -1.4400 | 11000. | 307 | 9011 | No |
| 261 | GOM_NL__2PRFIN20031120_143206_000000872021_00440_09011_8957.N1 | 20-NOV-2003 14:32:06 | Straylight | 87.000 | 7 | 19Bet Ori | 0.10000 | 14000. | 174 | 9011 | No |
| 262 | GOM_NL__2PRFIN20031120_143621_000000952021_00440_09011_8958.N1 | 20-NOV-2003 14:36:21 | Bright | 94.500 | 30 | 46Eps Ori | 1.6940 | 30000. | 189 | 9011 | No |
| 263 | GOM_NL__2PRFIN20031120_144020_000000372021_00440_09011_8959.N1 | 20-NOV-2003 14:40:20 | Bright | 37.000 | 105 | 6Bet Ari | 2.6450 | 8900.0 | 74 | 9011 | No |
| 264 | GOM_NL__2PRFIN20031120_144159_000000432021_00440_09011_8960.N1 | 20-NOV-2003 14:41:59 | Bright | 43.000 | 146 | 25Eta Tau | 2.8730 | 15200. | 86 | 9011 | No |
| 265 | GOM_NL__2PRFIN20031120_144412_000000372021_00440_09011_8961.N1 | 20-NOV-2003 14:44:12 | Bright | 37.000 | 173 | 4Bet Tri | 3.0040 | 8900.0 | 74 | 9011 | No |
| 266 | GOM_NL__2PRFIN20031120_144616_000000372021_00440_09011_8962.N1 | 20-NOV-2003 14:46:16 | Bright | 37.000 | 73 | 57Gam1And | 2.2600 | 13100. | 74 | 9011 | No |
| 267 | GOM_NL__2PRFIN20031120_144851_000000402021_00440_09011_8963.N1 | 20-NOV-2003 14:48:51 | Bright | 40.000 | 175 | 39Del Per | 3.0100 | 19400. | 80 | 9011 | No |
| 268 | GOM_NL__2PRFIN20031120_145049_000000412021_00440_09011_8964.N1 | 20-NOV-2003 14:50:49 | Bright | 41.000 | 68 | 18Alp Cas | 2.2250 | 4500.0 | 82 | 9011 | No |
| 269 | GOM_NL__2PRFIN20031120_145200_000000412021_00440_09011_8965.N1 | 20-NOV-2003 14:52:00 | Bright | 40.500 | 74 | 11Bet Cas | 2.2680 | 6600.0 | 81 | 9011 | No |
| 270 | GOM_NL__2PRFIN20031120_145441_000000572021_00440_09011_8966.N1 | 20-NOV-2003 14:54:41 | Bright | 57.000 | 42 | 34Bet Aur | 1.9000 | 10200. | 114 | 9011 | No |
| 271 | GOM_NL__2PRFIN20031120_145930_000000382021_00440_09011_8967.N1 | 20-NOV-2003 14:59:30 | Bright | 38.000 | 49 | 1Alp UMi | 1.9900 | 6300.0 | 76 | 9011 | No |
| 272 | GOM_NL__2PRFIN20031120_150357_000000412021_00440_09011_8968.N1 | 20-NOV-2003 15:03:57 | Bright | 41.000 | 60 | 7Bet UMi | 2.0810 | 3950.0 | 82 | 9011 | No |
| 273 | GOM_NL__2PRFIN20031120_150606_000000382021_00440_09011_8969.N1 | 20-NOV-2003 15:06:06 | Bright | 37.500 | 119 | 14Eta Dra | 2.7270 | 4700.0 | 75 | 9011 | No |
| 274 | GOM_NL__2PRFIN20031120_150835_000000452021_00440_09011_8970.N1 | 20-NOV-2003 15:08:35 | Bright | 44.500 | 82 | 48Bet UMa | 2.3650 | 10600. | 89 | 9011 | No |
| 275 | GOM_NL__2PRFIN20031120_150957_000000452021_00440_09011_8971.N1 | 20-NOV-2003 15:09:57 | Bright | 45.000 | 87 | 64Gam UMa | 2.4330 | 11000. | 90 | 9011 | No |
| 276 | GOM_NL__2PRFIN20031120_151245_000000652021_00440_09011_8972.N1 | 20-NOV-2003 15:12:45 | Bright | 64.500 | 174 | 52Psi UMa | 3.0040 | 4400.0 | 129 | 9011 | No |
| 277 | GOM_NL__2PRFIN20031120_151445_000000372021_00440_09011_8973.N1 | 20-NOV-2003 15:14:45 | Bright | 37.000 | 152 | 12Alp2CVn | 2.8900 | 11000. | 74 | 9011 | No |
| 278 | GOM_NL__2PRFIN20031120_151655_000000372021_00440_09011_8974.N1 | 20-NOV-2003 15:16:55 | Bright | 36.500 | 83 | | 2.3780 | 11000. | 73 | 9011 | No |

| | | | | | | | | | | | |
|-----|--|----------------------|----------------|--------|-----|-----------|-----------|--------|-----|------|----|
| 279 | GOM_NL__2PRFIN20031120_151925_000000362021_00440_09011_8975.N1 | 20-NOV-2003 15:19:25 | Bright | 36.000 | 3 | 16Alp Boo | -0.050000 | 4250.0 | 72 | 9011 | No |
| 280 | GOM_NL__2PRFIN20031120_152157_000000552021_00440_09011_8976.N1 | 20-NOV-2003 15:21:57 | Bright | 55.000 | 96 | 68Del Leo | 2.5600 | 9300.0 | 110 | 9011 | No |
| 281 | GOM_NL__2PRFIN20031120_152431_000000962021_00440_09011_8977.N1 | 20-NOV-2003 15:24:31 | Tw_i_and_stray | 95.500 | 51 | 41Gam1Leo | 2.0100 | 4500.0 | 191 | 9011 | No |
| 282 | GOM_NL__2PRFIN20031120_152954_000001092021_00440_09011_8978.N1 | 20-NOV-2003 15:29:54 | Straylight | 109.00 | 22 | 32Alp Leo | 1.3600 | 15200. | 218 | 9011 | No |
| 283 | GOM_NL__2PRFIN20031120_153319_000000462021_00440_09011_8979.N1 | 20-NOV-2003 15:33:19 | Twilight | 45.500 | 171 | 2Eps Crv | 3.0010 | 4250.0 | 91 | 9011 | No |
| 284 | GOM_NL__2PRFIN20031120_153914_000000442021_00440_09011_8980.N1 | 20-NOV-2003 15:39:14 | Dark | 44.000 | 64 | Gam Cen | 2.2000 | 10600. | 88 | 9011 | No |
| 285 | GOM_NL__2PRFIN20031120_154158_000000402021_00440_09011_8981.N1 | 20-NOV-2003 15:41:58 | Dark | 40.000 | 20 | Bet Cru | 1.2530 | 30000. | 80 | 9011 | No |
| 286 | GOM_NL__2PRFIN20031120_154304_000000432021_00441_09012_8982.N1 | 20-NOV-2003 15:43:04 | Dark | 42.500 | 12 | Alp1Cru | 0.77500 | 30000. | 85 | 9012 | No |
| 287 | GOM_NL__2PRFIN20031120_155201_000000692021_00441_09012_8950.N1 | 20-NOV-2003 15:52:01 | Dark | 69.000 | 70 | Zet Pup | 2.2460 | 39000. | 138 | 9012 | No |
| 288 | GOM_NL__2PRFIN20031120_155502_000000602021_00441_09012_8951.N1 | 20-NOV-2003 15:55:02 | Dark | 60.000 | 2 | Alp Car | -0.73600 | 7000.0 | 120 | 9012 | No |
| 289 | GOM_NL__2PRFIN20031120_155800_000000822021_00441_09012_8952.N1 | 20-NOV-2003 15:58:00 | Dark | 82.000 | 88 | 31Eta CMa | 2.4480 | 20000. | 164 | 9012 | No |
| 290 | GOM_NL__2PRFIN20031120_160032_000000982021_00441_09012_8953.N1 | 20-NOV-2003 16:00:32 | Dark | 98.000 | 37 | 25Del CMa | 1.8300 | 5900.0 | 196 | 9012 | No |
| 291 | GOM_NL__2PRFIN20031120_160319_000000422021_00441_09012_8954.N1 | 20-NOV-2003 16:03:19 | Straylight | 42.000 | 157 | The1Eri | 2.9060 | 9300.0 | 84 | 9012 | No |
| 292 | GOM_NL__2PRFIN20031120_160816_000001492021_00441_09012_8955.N1 | 20-NOV-2003 16:08:16 | Straylight | 148.50 | 1 | 9Alp CMa | -1.4400 | 11000. | 297 | 9012 | No |
| 293 | GOM_NL__2PRFIN20031120_161241_000000872021_00441_09012_8956.N1 | 20-NOV-2003 16:12:41 | Straylight | 87.000 | 7 | 19Bet Ori | 0.10000 | 14000. | 174 | 9012 | No |
| 294 | GOM_NL__2PRFIN20031120_161656_000000922021_00441_09012_8957.N1 | 20-NOV-2003 16:16:56 | Bright | 92.000 | 30 | 46Eps Ori | 1.6940 | 30000. | 184 | 9012 | No |
| 295 | GOM_NL__2PRFIN20031120_162055_000000402021_00441_09012_8958.N1 | 20-NOV-2003 16:20:55 | Bright | 40.000 | 105 | 6Bet Ari | 2.6450 | 8900.0 | 80 | 9012 | No |
| 296 | GOM_NL__2PRFIN20031120_162235_000000422021_00441_09012_8959.N1 | 20-NOV-2003 16:22:35 | Bright | 42.000 | 146 | 25Eta Tau | 2.8730 | 15200. | 84 | 9012 | No |
| 297 | GOM_NL__2PRFIN20031120_162448_000000382021_00441_09012_8960.N1 | 20-NOV-2003 16:24:48 | Bright | 37.500 | 173 | 4Bet Tri | 3.0040 | 8900.0 | 75 | 9012 | No |
| 298 | GOM_NL__2PRFIN20031120_162652_000000402021_00441_09012_8961.N1 | 20-NOV-2003 16:26:52 | Bright | 39.500 | 73 | 57Gam1And | 2.2600 | 13100. | 79 | 9012 | No |
| 299 | GOM_NL__2PRFIN20031120_162927_000000422021_00441_09012_8962.N1 | 20-NOV-2003 16:29:27 | Bright | 41.500 | 175 | 39Del Per | 3.0100 | 19400. | 83 | 9012 | No |
| 300 | GOM_NL__2PRFIN20031120_163128_000000392021_00441_09012_8963.N1 | 20-NOV-2003 16:31:28 | Bright | 39.000 | 68 | 18Alp Cas | 2.2250 | 4500.0 | 78 | 9012 | No |
| 301 | GOM_NL__2PRFIN20031120_163238_000000372021_00441_09012_8964.N1 | 20-NOV-2003 16:32:38 | Bright | 37.000 | 74 | 11Bet Cas | 2.2680 | 6600.0 | 74 | 9012 | No |
| 302 | GOM_NL__2PRFIN20031120_163516_000000592021_00441_09012_8965.N1 | 20-NOV-2003 16:35:16 | Bright | 59.000 | 42 | 34Bet Aur | 1.9000 | 10200. | 118 | 9012 | No |
| 303 | GOM_NL__2PRFIN20031120_164006_000000402021_00441_09012_8966.N1 | 20-NOV-2003 16:40:06 | Bright | 39.500 | 49 | 1Alp UMi | 1.9900 | 6300.0 | 79 | 9012 | No |
| 304 | GOM_NL__2PRFIN20031120_164433_000000422021_00441_09012_8967.N1 | 20-NOV-2003 16:44:33 | Bright | 41.500 | 60 | 7Bet UMi | 2.0810 | 3950.0 | 83 | 9012 | No |
| 305 | GOM_NL__2PRFIN20031120_164642_000000392021_00441_09012_8968.N1 | 20-NOV-2003 16:46:42 | Bright | 38.500 | 119 | 14Eta Dra | 2.7270 | 4700.0 | 77 | 9012 | No |
| 306 | GOM_NL__2PRFIN20031120_164910_000000462021_00441_09012_8969.N1 | 20-NOV-2003 16:49:10 | Bright | 46.000 | 82 | 48Bet UMa | 2.3650 | 10600. | 92 | 9012 | No |
| 307 | GOM_NL__2PRFIN20031120_165035_000000572021_00441_09012_8970.N1 | 20-NOV-2003 16:50:35 | Bright | 57.000 | 87 | 64Gam UMa | 2.4330 | 11000. | 114 | 9012 | No |
| 308 | GOM_NL__2PRFIN20031120_165320_000000462021_00441_09012_8971.N1 | 20-NOV-2003 16:53:20 | Bright | 46.000 | 174 | 52Psi UMa | 3.0040 | 4400.0 | 92 | 9012 | No |
| 309 | GOM_NL__2PRFIN20031120_165521_000000362021_00441_09012_8972.N1 | 20-NOV-2003 16:55:21 | Bright | 36.000 | 152 | 12Alp2CVn | 2.8900 | 11000. | 72 | 9012 | No |
| 310 | GOM_NL__2PRFIN20031120_165732_000000522021_00441_09012_8973.N1 | 20-NOV-2003 16:57:32 | Bright | 52.000 | 83 | | 2.3780 | 11000. | 104 | 9012 | No |
| 311 | GOM_NL__2PRFIN20031120_170001_000000372021_00441_09012_8974.N1 | 20-NOV-2003 17:00:01 | Bright | 36.500 | 3 | 16Alp Boo | -0.050000 | 4250.0 | 73 | 9012 | No |
| 312 | GOM_NL__2PRFIN20031120_170232_000000532021_00441_09012_8975.N1 | 20-NOV-2003 17:02:32 | Bright | 53.000 | 96 | 68Del Leo | 2.5600 | 9300.0 | 106 | 9012 | No |
| 313 | GOM_NL__2PRFIN20031120_170508_000001012021_00441_09012_8976.N1 | 20-NOV-2003 17:05:08 | Tw_i_and_stray | 101.00 | 51 | 41Gam1Leo | 2.0100 | 4500.0 | 202 | 9012 | No |
| 314 | GOM_NL__2PRFIN20031120_171032_000001242021_00441_09012_8977.N1 | 20-NOV-2003 17:10:32 | Straylight | 123.50 | 22 | 32Alp Leo | 1.3600 | 15200. | 247 | 9012 | No |
| 315 | GOM_NL__2PRFIN20031120_171355_000000452021_00441_09012_8978.N1 | 20-NOV-2003 17:13:55 | Twilight | 44.500 | 171 | 2Eps Crv | 3.0010 | 4250.0 | 89 | 9012 | No |
| 316 | GOM_NL__2PRFIN20031120_171952_000000402021_00441_09012_8979.N1 | 20-NOV-2003 17:19:52 | Dark | 40.000 | 64 | Gam Cen | 2.2000 | 10600. | 80 | 9012 | No |
| 317 | GOM_NL__2PRFIN20031120_172234_000000482021_00441_09012_8980.N1 | 20-NOV-2003 17:22:34 | Dark | 47.500 | 20 | Bet Cru | 1.2530 | 30000. | 95 | 9012 | No |
| 318 | GOM_NL__2PRFIN20031120_172342_000000462021_00442_09013_8981.N1 | 20-NOV-2003 17:23:42 | Dark | 46.000 | 12 | Alp1Cru | 0.77500 | 30000. | 92 | 9013 | No |
| 319 | GOM_NL__2PRFIN20031120_173238_000000592021_00442_09013_8950.N1 | 20-NOV-2003 17:32:38 | Dark | 58.500 | 70 | Zet Pup | 2.2460 | 39000. | 117 | 9013 | No |
| 320 | GOM_NL__2PRFIN20031120_173540_000000602021_00442_09013_8951.N1 | 20-NOV-2003 17:35:40 | Dark | 60.000 | 2 | Alp Car | -0.73600 | 7000.0 | 120 | 9013 | No |
| 321 | GOM_NL__2PRFIN20031120_173838_000000832021_00442_09013_8952.N1 | 20-NOV-2003 17:38:38 | Dark | 83.000 | 88 | 31Eta CMa | 2.4480 | 20000. | 166 | 9013 | No |
| 322 | GOM_NL__2PRFIN20031120_174109_000000902021_00442_09013_8953.N1 | 20-NOV-2003 17:41:09 | Dark | 90.000 | 37 | 25Del CMa | 1.8300 | 5900.0 | 180 | 9013 | No |
| 323 | GOM_NL__2PRFIN20031120_174356_000000422021_00442_09013_8954.N1 | 20-NOV-2003 17:43:56 | Straylight | 41.500 | 157 | The1Eri | 2.9060 | 9300.0 | 83 | 9013 | No |
| 324 | GOM_NL__2PRFIN20031120_174852_000001712021_00442_09013_8955.N1 | 20-NOV-2003 17:48:52 | Straylight | 171.00 | 1 | 9Alp CMa | -1.4400 | 11000. | 342 | 9013 | No |
| 325 | GOM_NL__2PRFIN20031120_175317_000000872021_00442_09013_8956.N1 | 20-NOV-2003 17:53:17 | Straylight | 87.000 | 7 | 19Bet Ori | 0.10000 | 14000. | 174 | 9013 | No |
| 326 | GOM_NL__2PRFIN20031120_175731_000000892021_00442_09013_8957.N1 | 20-NOV-2003 17:57:31 | Bright | 89.000 | 30 | 46Eps Ori | 1.6940 | 30000. | 178 | 9013 | No |
| 327 | GOM_NL__2PRFIN20031120_180131_000000382021_00442_09013_8958.N1 | 20-NOV-2003 18:01:31 | Bright | 38.000 | 105 | 6Bet Ari | 2.6450 | 8900.0 | 76 | 9013 | No |
| 328 | GOM_NL__2PRFIN20031120_180310_000000442021_00442_09013_8959.N1 | 20-NOV-2003 18:03:10 | Bright | 44.000 | 146 | 25Eta Tau | 2.8730 | 15200. | 88 | 9013 | No |
| 329 | GOM_NL__2PRFIN20031120_180524_000000382021_00442_09013_8960.N1 | 20-NOV-2003 18:05:24 | Bright | 37.500 | 173 | 4Bet Tri | 3.0040 | 8900.0 | 75 | 9013 | No |
| 330 | GOM_NL__2PRFIN20031120_180728_000000392021_00442_09013_8961.N1 | 20-NOV-2003 18:07:28 | Bright | 38.500 | 73 | 57Gam1And | 2.2600 | 13100. | 77 | 9013 | No |
| 331 | GOM_NL__2PRFIN20031120_181003_000000402021_00442_09013_8962.N1 | 20-NOV-2003 18:10:03 | Bright | 40.000 | 175 | 39Del Per | 3.0100 | 19400. | 80 | 9013 | No |
| 332 | GOM_NL__2PRFIN20031120_181204_000000382021_00442_09013_8963.N1 | 20-NOV-2003 18:12:04 | Bright | 37.500 | 68 | 18Alp Cas | 2.2250 | 4500.0 | 75 | 9013 | No |
| 333 | GOM_NL__2PRFIN20031120_181314_000000382021_00442_09013_8964.N1 | 20-NOV-2003 18:13:14 | Bright | 38.000 | 74 | 11Bet Cas | 2.2680 | 6600.0 | 76 | 9013 | No |
| 334 | GOM_NL__2PRFIN20031120_181551_000000582021_00442_09013_8965.N1 | 20-NOV-2003 18:15:51 | Bright | 58.000 | 42 | 34Bet Aur | 1.9000 | 10200. | 116 | 9013 | No |
| 335 | GOM_NL__2PRFIN20031120_182043_000000392021_00442_09013_8966.N1 | 20-NOV-2003 18:20:43 | Bright | 38.500 | 49 | 1Alp UMi | 1.9900 | 6300.0 | 77 | 9013 | No |
| 336 | GOM_NL__2PRFIN20031120_182511_000000422021_00442_09013_8967.N1 | 20-NOV-2003 18:25:11 | Bright | 41.500 | 60 | 7Bet UMi | 2.0810 | 3950.0 | 83 | 9013 | No |
| 337 | GOM_NL__2PRFIN20031120_182719_000000372021_00442_09013_8968.N1 | 20-NOV-2003 18:27:19 | Bright | 37.000 | 119 | 14Eta Dra | 2.7270 | 4700.0 | 74 | 9013 | No |

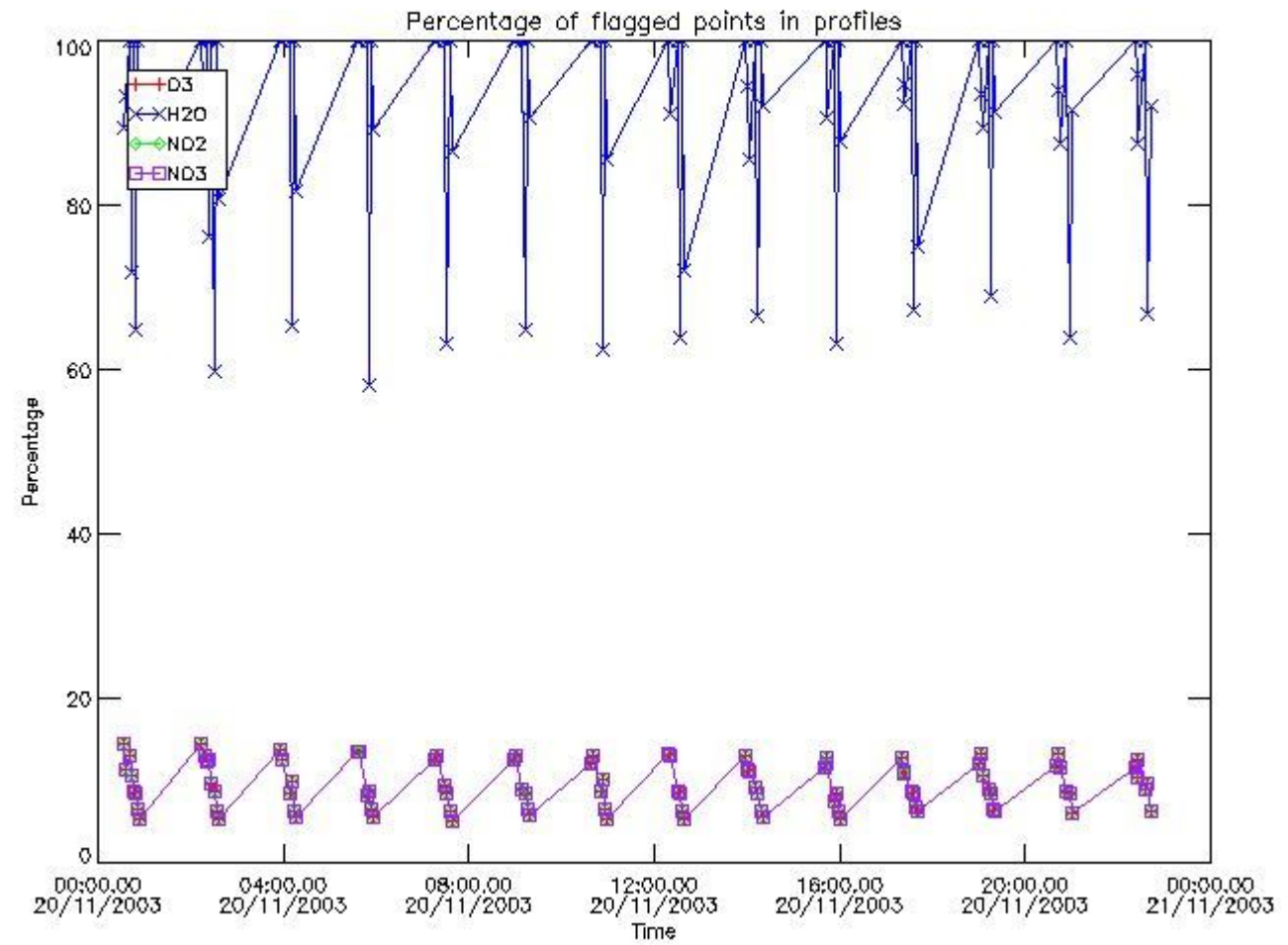
| | | | | | | | | | | | |
|-----|--|----------------------|------------|--------|-----|-----------|-----------|--------|-----|------|----|
| 338 | GOM_NL__2PRFIN20031120_182946_000000452021_00442_09013_8969.N1 | 20-NOV-2003 18:29:46 | Bright | 45.000 | 82 | 48Bet UMa | 2.3650 | 10600. | 90 | 9013 | No |
| 339 | GOM_NL__2PRFIN20031120_183111_000000422021_00442_09013_8970.N1 | 20-NOV-2003 18:31:11 | Bright | 42.000 | 87 | 64Gam UMa | 2.4330 | 11000. | 84 | 9013 | No |
| 340 | GOM_NL__2PRFIN20031120_183356_000000472021_00442_09013_8971.N1 | 20-NOV-2003 18:33:56 | Bright | 47.000 | 174 | 52Psi UMa | 3.0040 | 4400.0 | 94 | 9013 | No |
| 341 | GOM_NL__2PRFIN20031120_183557_000000542021_00442_09013_8972.N1 | 20-NOV-2003 18:35:57 | Bright | 54.000 | 152 | 12Alp2CVn | 2.8900 | 11000. | 108 | 9013 | No |
| 342 | GOM_NL__2PRFIN20031120_183808_000000352021_00442_09013_8973.N1 | 20-NOV-2003 18:38:08 | Bright | 34.500 | 83 | | 2.3780 | 11000. | 69 | 9013 | No |
| 343 | GOM_NL__2PRFIN20031120_184039_000000352021_00442_09013_8974.N1 | 20-NOV-2003 18:40:39 | Bright | 34.500 | 3 | 16Alp Boo | -0.050000 | 4250.0 | 69 | 9013 | No |
| 344 | GOM_NL__2PRFIN20031120_184309_000000562021_00442_09013_8975.N1 | 20-NOV-2003 18:43:09 | Bright | 55.500 | 96 | 68Del Leo | 2.5600 | 9300.0 | 111 | 9013 | No |
| 345 | GOM_NL__2PRFIN20031120_184545_000000912021_00442_09013_8976.N1 | 20-NOV-2003 18:45:45 | Twilight | 90.500 | 51 | 41Gam1Leo | 2.0100 | 4500.0 | 181 | 9013 | No |
| 346 | GOM_NL__2PRFIN20031120_185110_000001152021_00442_09013_8977.N1 | 20-NOV-2003 18:51:10 | Straylight | 114.50 | 22 | 32Alp Leo | 1.3600 | 15200. | 229 | 9013 | No |
| 347 | GOM_NL__2PRFIN20031120_185432_000000462021_00442_09013_8978.N1 | 20-NOV-2003 18:54:32 | Twilight | 46.000 | 171 | 2Eps Crv | 3.0010 | 4250.0 | 92 | 9013 | No |
| 348 | GOM_NL__2PRFIN20031120_190028_000000432021_00442_09013_8979.N1 | 20-NOV-2003 19:00:28 | Dark | 42.500 | 64 | Gam Cen | 2.2000 | 10600. | 85 | 9013 | No |
| 349 | GOM_NL__2PRFIN20031120_190310_000000392021_00442_09013_8980.N1 | 20-NOV-2003 19:03:10 | Dark | 38.500 | 20 | Bet Cru | 1.2530 | 30000. | 77 | 9013 | No |
| 350 | GOM_NL__2PRFIN20031120_190418_000000482021_00443_09014_8981.N1 | 20-NOV-2003 19:04:18 | Dark | 48.000 | 12 | Alp1Cru | 0.77500 | 30000. | 96 | 9014 | No |
| 351 | GOM_NL__2PRFIN20031120_191315_000000582021_00443_09014_8952.N1 | 20-NOV-2003 19:13:15 | Dark | 57.500 | 70 | Zet Pup | 2.2460 | 39000. | 115 | 9014 | No |
| 352 | GOM_NL__2PRFIN20031120_191616_000000602021_00443_09014_8953.N1 | 20-NOV-2003 19:16:16 | Dark | 60.000 | 2 | Alp Car | -0.73600 | 7000.0 | 120 | 9014 | No |
| 353 | GOM_NL__2PRFIN20031120_191915_000000862021_00443_09014_8954.N1 | 20-NOV-2003 19:19:15 | Dark | 86.000 | 88 | 31Eta CMa | 2.4480 | 20000. | 172 | 9014 | No |
| 354 | GOM_NL__2PRFIN20031120_192147_000000982021_00443_09014_8955.N1 | 20-NOV-2003 19:21:47 | Dark | 98.000 | 37 | 25Del CMa | 1.8300 | 5900.0 | 196 | 9014 | No |
| 355 | GOM_NL__2PRFIN20031120_192432_000000402021_00443_09014_8956.N1 | 20-NOV-2003 19:24:32 | Straylight | 40.000 | 157 | The1Eri | 2.9060 | 9300.0 | 80 | 9014 | No |
| 356 | GOM_NL__2PRFIN20031120_192928_000001472021_00443_09014_8957.N1 | 20-NOV-2003 19:29:28 | Straylight | 146.50 | 1 | 9Alp CMa | -1.4400 | 11000. | 293 | 9014 | No |
| 357 | GOM_NL__2PRFIN20031120_193352_000000812021_00443_09014_8958.N1 | 20-NOV-2003 19:33:52 | Straylight | 81.000 | 7 | 19Bet Ori | 0.10000 | 14000. | 162 | 9014 | No |
| 358 | GOM_NL__2PRFIN20031120_193806_000000872021_00443_09014_8959.N1 | 20-NOV-2003 19:38:06 | Bright | 86.500 | 30 | 46Eps Ori | 1.6940 | 30000. | 173 | 9014 | No |
| 359 | GOM_NL__2PRFIN20031120_194207_000000392021_00443_09014_8960.N1 | 20-NOV-2003 19:42:07 | Bright | 39.000 | 105 | 6Bet Ari | 2.6450 | 8900.0 | 78 | 9014 | No |
| 360 | GOM_NL__2PRFIN20031120_194346_000000422021_00443_09014_8961.N1 | 20-NOV-2003 19:43:46 | Bright | 42.000 | 146 | 25Eta Tau | 2.8730 | 15200. | 84 | 9014 | No |
| 361 | GOM_NL__2PRFIN20031120_194600_000000372021_00443_09014_8962.N1 | 20-NOV-2003 19:46:00 | Bright | 37.000 | 173 | 4Bet Tri | 3.0040 | 8900.0 | 74 | 9014 | No |
| 362 | GOM_NL__2PRFIN20031120_194804_000000382021_00443_09014_8963.N1 | 20-NOV-2003 19:48:04 | Bright | 37.500 | 73 | 57Gam1And | 2.2600 | 13100. | 75 | 9014 | No |
| 363 | GOM_NL__2PRFIN20031120_195039_000000402021_00443_09014_8964.N1 | 20-NOV-2003 19:50:39 | Bright | 40.000 | 175 | 39Del Per | 3.0100 | 19400. | 80 | 9014 | No |
| 364 | GOM_NL__2PRFIN20031120_195240_000000382021_00443_09014_8965.N1 | 20-NOV-2003 19:52:40 | Bright | 38.000 | 68 | 18Alp Cas | 2.2250 | 4500.0 | 76 | 9014 | No |
| 365 | GOM_NL__2PRFIN20031120_195350_000000402021_00443_09014_8966.N1 | 20-NOV-2003 19:53:50 | Bright | 39.500 | 74 | 11Bet Cas | 2.2680 | 6600.0 | 79 | 9014 | No |
| 366 | GOM_NL__2PRFIN20031120_195626_000000572021_00443_09014_8967.N1 | 20-NOV-2003 19:56:26 | Bright | 56.500 | 42 | 34Bet Aur | 1.9000 | 10200. | 113 | 9014 | No |
| 367 | GOM_NL__2PRFIN20031120_200118_000000392021_00443_09014_8968.N1 | 20-NOV-2003 20:01:18 | Bright | 38.500 | 49 | 1Alp UMi | 1.9900 | 6300.0 | 77 | 9014 | No |
| 368 | GOM_NL__2PRFIN20031120_200548_000000402021_00443_09014_8969.N1 | 20-NOV-2003 20:05:48 | Bright | 40.000 | 60 | 7Bet UMi | 2.0810 | 3950.0 | 80 | 9014 | No |
| 369 | GOM_NL__2PRFIN20031120_200755_000000392021_00443_09014_8970.N1 | 20-NOV-2003 20:07:55 | Bright | 38.500 | 119 | 14Eta Dra | 2.7270 | 4700.0 | 77 | 9014 | No |
| 370 | GOM_NL__2PRFIN20031120_201022_000000442021_00443_09014_8971.N1 | 20-NOV-2003 20:10:22 | Bright | 44.000 | 82 | 48Bet UMa | 2.3650 | 10600. | 88 | 9014 | No |
| 371 | GOM_NL__2PRFIN20031120_201147_000000432021_00443_09014_8972.N1 | 20-NOV-2003 20:11:47 | Bright | 42.500 | 87 | 64Gam UMa | 2.4330 | 11000. | 85 | 9014 | No |
| 372 | GOM_NL__2PRFIN20031120_201433_000000452021_00443_09014_8973.N1 | 20-NOV-2003 20:14:33 | Bright | 44.500 | 174 | 52Psi UMa | 3.0040 | 4400.0 | 89 | 9014 | No |
| 373 | GOM_NL__2PRFIN20031120_201633_000000542021_00443_09014_8974.N1 | 20-NOV-2003 20:16:33 | Bright | 54.000 | 152 | 12Alp2CVn | 2.8900 | 11000. | 108 | 9014 | No |
| 374 | GOM_NL__2PRFIN20031120_201845_000000352021_00443_09014_8975.N1 | 20-NOV-2003 20:18:45 | Bright | 35.000 | 83 | | 2.3780 | 11000. | 70 | 9014 | No |
| 375 | GOM_NL__2PRFIN20031120_202115_000000362021_00443_09014_8976.N1 | 20-NOV-2003 20:21:15 | Bright | 35.500 | 3 | 16Alp Boo | -0.050000 | 4250.0 | 71 | 9014 | No |
| 376 | GOM_NL__2PRFIN20031120_202346_000000542021_00443_09014_8977.N1 | 20-NOV-2003 20:23:46 | Bright | 54.000 | 96 | 68Del Leo | 2.5600 | 9300.0 | 108 | 9014 | No |
| 377 | GOM_NL__2PRFIN20031120_202622_000001022021_00443_09014_8978.N1 | 20-NOV-2003 20:26:22 | Twilight | 101.50 | 51 | 41Gam1Leo | 2.0100 | 4500.0 | 203 | 9014 | No |
| 378 | GOM_NL__2PRFIN20031120_203148_000001172021_00443_09014_8979.N1 | 20-NOV-2003 20:31:48 | Straylight | 116.50 | 22 | 32Alp Leo | 1.3600 | 15200. | 233 | 9014 | No |
| 379 | GOM_NL__2PRFIN20031120_203509_000000462021_00443_09014_8980.N1 | 20-NOV-2003 20:35:09 | Twilight | 45.500 | 171 | 2Eps Crv | 3.0010 | 4250.0 | 91 | 9014 | No |
| 380 | GOM_NL__2PRFIN20031120_204105_000000432021_00443_09014_8981.N1 | 20-NOV-2003 20:41:05 | Dark | 43.000 | 64 | Gam Cen | 2.2000 | 10600. | 86 | 9014 | No |
| 381 | GOM_NL__2PRFIN20031120_204347_000000432021_00443_09014_8982.N1 | 20-NOV-2003 20:43:47 | Dark | 42.500 | 20 | Bet Cru | 1.2530 | 30000. | 85 | 9014 | No |
| 382 | GOM_NL__2PRFIN20031120_204455_000000442021_00444_09015_8951.N1 | 20-NOV-2003 20:44:55 | Dark | 44.000 | 12 | Alp1Cru | 0.77500 | 30000. | 88 | 9015 | No |
| 383 | GOM_NL__2PRFIN20031120_205353_000000592021_00444_09015_8952.N1 | 20-NOV-2003 20:53:53 | Dark | 58.500 | 70 | Zet Pup | 2.2460 | 39000. | 117 | 9015 | No |
| 384 | GOM_NL__2PRFIN20031120_205651_000000602021_00444_09015_8953.N1 | 20-NOV-2003 20:56:51 | Dark | 59.500 | 2 | Alp Car | -0.73600 | 7000.0 | 119 | 9015 | No |
| 385 | GOM_NL__2PRFIN20031120_210150_000000842021_00444_09015_8954.N1 | 20-NOV-2003 21:01:50 | Dark | 83.500 | 23 | 21Eps CMa | 1.5020 | 26000. | 167 | 9015 | No |
| 386 | GOM_NL__2PRFIN20031120_210508_000000402021_00444_09015_8955.N1 | 20-NOV-2003 21:05:08 | Straylight | 39.500 | 157 | The1Eri | 2.9060 | 9300.0 | 79 | 9015 | No |
| 387 | GOM_NL__2PRFIN20031120_211005_000001622021_00444_09015_8956.N1 | 20-NOV-2003 21:10:05 | Straylight | 161.50 | 1 | 9Alp CMa | -1.4400 | 11000. | 323 | 9015 | No |
| 388 | GOM_NL__2PRFIN20031120_211428_000000792021_00444_09015_8957.N1 | 20-NOV-2003 21:14:28 | Straylight | 78.500 | 7 | 19Bet Ori | 0.10000 | 14000. | 157 | 9015 | No |
| 389 | GOM_NL__2PRFIN20031120_211841_000000972021_00444_09015_8958.N1 | 20-NOV-2003 21:18:41 | Bright | 97.000 | 30 | 46Eps Ori | 1.6940 | 30000. | 194 | 9015 | No |
| 390 | GOM_NL__2PRFIN20031120_212241_000000402021_00444_09015_8959.N1 | 20-NOV-2003 21:22:41 | Bright | 40.000 | 105 | 6Bet Ari | 2.6450 | 8900.0 | 80 | 9015 | No |
| 391 | GOM_NL__2PRFIN20031120_212421_000000422021_00444_09015_8960.N1 | 20-NOV-2003 21:24:21 | Bright | 41.500 | 146 | 25Eta Tau | 2.8730 | 15200. | 83 | 9015 | No |
| 392 | GOM_NL__2PRFIN20031120_212636_000000372021_00444_09015_8961.N1 | 20-NOV-2003 21:26:36 | Bright | 37.000 | 173 | 4Bet Tri | 3.0040 | 8900.0 | 74 | 9015 | No |
| 393 | GOM_NL__2PRFIN20031120_212840_000000372021_00444_09015_8962.N1 | 20-NOV-2003 21:28:40 | Bright | 37.000 | 73 | 57Gam1And | 2.2600 | 13100. | 74 | 9015 | No |
| 394 | GOM_NL__2PRFIN20031120_213113_000000412021_00444_09015_8963.N1 | 20-NOV-2003 21:31:13 | Bright | 41.000 | 175 | 39Del Per | 3.0100 | 19400. | 82 | 9015 | No |
| 395 | GOM_NL__2PRFIN20031120_213316_000000372021_00444_09015_8964.N1 | 20-NOV-2003 21:33:16 | Bright | 36.500 | 68 | 18Alp Cas | 2.2250 | 4500.0 | 73 | 9015 | No |
| 396 | GOM_NL__2PRFIN20031120_213427_000000382021_00444_09015_8965.N1 | 20-NOV-2003 21:34:27 | Bright | 37.500 | 74 | 11Bet Cas | 2.2680 | 6600.0 | 75 | 9015 | No |

| | | | | | | | | | | | |
|-----|--|----------------------|------------|--------|-----|-----------|-----------|--------|-----|------|----|
| 397 | GOM_NL__2PRFIN20031120_213700_000000602021_00444_09015_8966.N1 | 20-NOV-2003 21:37:00 | Bright | 60.000 | 42 | 34Bet Aur | 1.9000 | 10200. | 120 | 9015 | No |
| 398 | GOM_NL__2PRFIN20031120_214154_000000392021_00444_09015_8967.N1 | 20-NOV-2003 21:41:54 | Bright | 39.000 | 49 | 1Alp UMi | 1.9900 | 6300.0 | 78 | 9015 | No |
| 399 | GOM_NL__2PRFIN20031120_214621_000000382021_00444_09015_8968.N1 | 20-NOV-2003 21:46:21 | Bright | 37.500 | 60 | 7Bet UMi | 2.0810 | 3950.0 | 75 | 9015 | No |
| 400 | GOM_NL__2PRFIN20031120_214831_000000362021_00444_09015_8969.N1 | 20-NOV-2003 21:48:31 | Bright | 36.000 | 119 | 14Eta Dra | 2.7270 | 4700.0 | 72 | 9015 | No |
| 401 | GOM_NL__2PRFIN20031120_215057_000000442021_00444_09015_8970.N1 | 20-NOV-2003 21:50:57 | Bright | 44.000 | 82 | 48Bet UMa | 2.3650 | 10600. | 88 | 9015 | No |
| 402 | GOM_NL__2PRFIN20031120_215223_000000412021_00444_09015_8971.N1 | 20-NOV-2003 21:52:23 | Bright | 40.500 | 87 | 64Gam UMa | 2.4330 | 11000. | 81 | 9015 | No |
| 403 | GOM_NL__2PRFIN20031120_215508_000000622021_00444_09015_8972.N1 | 20-NOV-2003 21:55:08 | Bright | 62.000 | 174 | 52Psi UMa | 3.0040 | 4400.0 | 124 | 9015 | No |
| 404 | GOM_NL__2PRFIN20031120_215709_000000432021_00444_09015_8973.N1 | 20-NOV-2003 21:57:09 | Bright | 42.500 | 152 | 12Alp2CVn | 2.8900 | 11000. | 85 | 9015 | No |
| 405 | GOM_NL__2PRFIN20031120_215920_000000372021_00444_09015_8974.N1 | 20-NOV-2003 21:59:20 | Bright | 37.000 | 83 | | 2.3780 | 11000. | 74 | 9015 | No |
| 406 | GOM_NL__2PRFIN20031120_220150_000000362021_00444_09015_8975.N1 | 20-NOV-2003 22:01:50 | Bright | 36.000 | 3 | 16Alp Boo | -0.050000 | 4250.0 | 72 | 9015 | No |
| 407 | GOM_NL__2PRFIN20031120_220422_000000512021_00444_09015_8976.N1 | 20-NOV-2003 22:04:22 | Bright | 50.500 | 96 | 68Del Leo | 2.5600 | 9300.0 | 101 | 9015 | No |
| 408 | GOM_NL__2PRFIN20031120_220659_000001052021_00444_09015_8977.N1 | 20-NOV-2003 22:06:59 | Twilight | 105.00 | 51 | 41Gam1Leo | 2.0100 | 4500.0 | 210 | 9015 | No |
| 409 | GOM_NL__2PRFIN20031120_221226_000001212021_00444_09015_8978.N1 | 20-NOV-2003 22:12:26 | Straylight | 121.00 | 22 | 32Alp Leo | 1.3600 | 15200. | 242 | 9015 | No |
| 410 | GOM_NL__2PRFIN20031120_222141_000000442021_00444_09015_8979.N1 | 20-NOV-2003 22:21:41 | Dark | 44.000 | 64 | Gam Cen | 2.2000 | 10600. | 88 | 9015 | No |
| 411 | GOM_NL__2PRFIN20031120_222423_000000492021_00444_09015_8980.N1 | 20-NOV-2003 22:24:23 | Dark | 49.000 | 20 | Bet Cru | 1.2530 | 30000. | 98 | 9015 | No |
| 412 | GOM_NL__2PRFIN20031120_222531_000000412021_00445_09016_8966.N1 | 20-NOV-2003 22:25:31 | Dark | 40.500 | 12 | Alp1Cru | 0.77500 | 30000. | 81 | 9016 | No |
| 413 | GOM_NL__2PRFIN20031120_223429_000000582021_00445_09016_8967.N1 | 20-NOV-2003 22:34:29 | Dark | 57.500 | 70 | Zet Pup | 2.2460 | 39000. | 115 | 9016 | No |
| 414 | GOM_NL__2PRFIN20031120_223727_000000532021_00445_09016_8968.N1 | 20-NOV-2003 22:37:27 | Dark | 53.000 | 2 | Alp Car | -0.73600 | 7000.0 | 106 | 9016 | No |
| 415 | GOM_NL__2PRFIN20031120_224227_000000832021_00445_09016_8969.N1 | 20-NOV-2003 22:42:27 | Dark | 82.500 | 23 | 21Eps CMa | 1.5020 | 26000. | 165 | 9016 | No |
| 416 | GOM_NL__2PRFIN20031120_224545_000000402021_00445_09016_8970.N1 | 20-NOV-2003 22:45:45 | Straylight | 39.500 | 157 | The1Eri | 2.9060 | 9300.0 | 79 | 9016 | No |
| 417 | GOM_NL__2PRFIN20031120_225041_000001622021_00445_09016_8971.N1 | 20-NOV-2003 22:50:41 | Straylight | 161.50 | 1 | 9Alp CMa | -1.4400 | 11000. | 323 | 9016 | No |
| 418 | GOM_NL__2PRFIN20031120_225504_000000842021_00445_09016_8972.N1 | 20-NOV-2003 22:55:04 | Straylight | 84.000 | 7 | 19Bet Ori | 0.10000 | 14000. | 168 | 9016 | No |
| 419 | GOM_NL__2PRFIN20031120_225916_000000892021_00445_09016_8973.N1 | 20-NOV-2003 22:59:16 | Bright | 89.000 | 30 | 46Eps Ori | 1.6940 | 30000. | 178 | 9016 | No |
| 420 | GOM_NL__2PRFIN20031120_230319_000000382021_00445_09016_8974.N1 | 20-NOV-2003 23:03:19 | Bright | 38.000 | 105 | 6Bet Ari | 2.6450 | 8900.0 | 76 | 9016 | No |
| 421 | GOM_NL__2PRFIN20031120_230457_000000432021_00445_09016_8975.N1 | 20-NOV-2003 23:04:57 | Bright | 43.000 | 146 | 25Eta Tau | 2.8730 | 15200. | 86 | 9016 | No |
| 422 | GOM_NL__2PRFIN20031120_230713_000000372021_00445_09016_8976.N1 | 20-NOV-2003 23:07:13 | Bright | 36.500 | 173 | 4Bet Tri | 3.0040 | 8900.0 | 73 | 9016 | No |
| 423 | GOM_NL__2PRFIN20031120_230916_000000402021_00445_09016_8977.N1 | 20-NOV-2003 23:09:16 | Bright | 40.000 | 73 | 57Gam1And | 2.2600 | 13100. | 80 | 9016 | No |
| 424 | GOM_NL__2PRFIN20031120_231149_000000412021_00445_09016_8978.N1 | 20-NOV-2003 23:11:49 | Bright | 40.500 | 175 | 39Del Per | 3.0100 | 19400. | 81 | 9016 | No |
| 425 | GOM_NL__2PRFIN20031120_231353_000000402021_00445_09016_8979.N1 | 20-NOV-2003 23:13:53 | Bright | 40.000 | 68 | 18Alp Cas | 2.2250 | 4500.0 | 80 | 9016 | No |
| 426 | GOM_NL__2PRFIN20031120_231503_000000382021_00445_09016_8980.N1 | 20-NOV-2003 23:15:03 | Bright | 38.000 | 74 | 11Bet Cas | 2.2680 | 6600.0 | 76 | 9016 | No |
| 427 | GOM_NL__2PRFIN20031120_231735_000000612021_00445_09016_8981.N1 | 20-NOV-2003 23:17:35 | Bright | 60.500 | 42 | 34Bet Aur | 1.9000 | 10200. | 121 | 9016 | No |
| 428 | GOM_NL__2PRFIN20031120_232230_000000392021_00445_09016_8982.N1 | 20-NOV-2003 23:22:30 | Bright | 39.000 | 49 | 1Alp UMi | 1.9900 | 6300.0 | 78 | 9016 | No |
| 429 | GOM_NL__2PRFIN20031120_232659_000000402021_00445_09016_8983.N1 | 20-NOV-2003 23:26:59 | Bright | 39.500 | 60 | 7Bet UMi | 2.0810 | 3950.0 | 79 | 9016 | No |
| 430 | GOM_NL__2PRFIN20031120_232908_000000402021_00445_09016_8984.N1 | 20-NOV-2003 23:29:08 | Bright | 39.500 | 119 | 14Eta Dra | 2.7270 | 4700.0 | 79 | 9016 | No |
| 431 | GOM_NL__2PRFIN20031120_233134_000000632021_00445_09016_8985.N1 | 20-NOV-2003 23:31:34 | Bright | 63.000 | 82 | 48Bet UMa | 2.3650 | 10600. | 126 | 9016 | No |
| 432 | GOM_NL__2PRFIN20031120_233258_000000422021_00445_09016_8986.N1 | 20-NOV-2003 23:32:58 | Bright | 41.500 | 87 | 64Gam UMa | 2.4330 | 11000. | 83 | 9016 | No |
| 433 | GOM_NL__2PRFIN20031120_233545_000000492021_00445_09016_8987.N1 | 20-NOV-2003 23:35:45 | Bright | 48.500 | 174 | 52Psi UMa | 3.0040 | 4400.0 | 97 | 9016 | No |
| 434 | GOM_NL__2PRFIN20031120_233745_000000372021_00445_09016_8988.N1 | 20-NOV-2003 23:37:45 | Bright | 36.500 | 152 | 12Alp2CVn | 2.8900 | 11000. | 73 | 9016 | No |
| 435 | GOM_NL__2PRFIN20031120_233956_000000362021_00445_09016_8989.N1 | 20-NOV-2003 23:39:56 | Bright | 35.500 | 83 | | 2.3780 | 11000. | 71 | 9016 | No |
| 436 | GOM_NL__2PRFIN20031120_234227_000000352021_00445_09016_8990.N1 | 20-NOV-2003 23:42:27 | Bright | 34.500 | 3 | 16Alp Boo | -0.050000 | 4250.0 | 69 | 9016 | No |
| 437 | GOM_NL__2PRFIN20031120_234459_000000542021_00445_09016_8991.N1 | 20-NOV-2003 23:44:59 | Bright | 53.500 | 96 | 68Del Leo | 2.5600 | 9300.0 | 107 | 9016 | No |
| 438 | GOM_NL__2PRFIN20031120_234736_000000972021_00445_09016_8992.N1 | 20-NOV-2003 23:47:36 | Twilight | 96.500 | 51 | 41Gam1Leo | 2.0100 | 4500.0 | 193 | 9016 | No |
| 439 | GOM_NL__2PRFIN20031120_235304_000001272021_00445_09016_8993.N1 | 20-NOV-2003 23:53:04 | Straylight | 127.00 | 22 | 32Alp Leo | 1.3600 | 15200. | 254 | 9016 | No |

3. Quality information per product

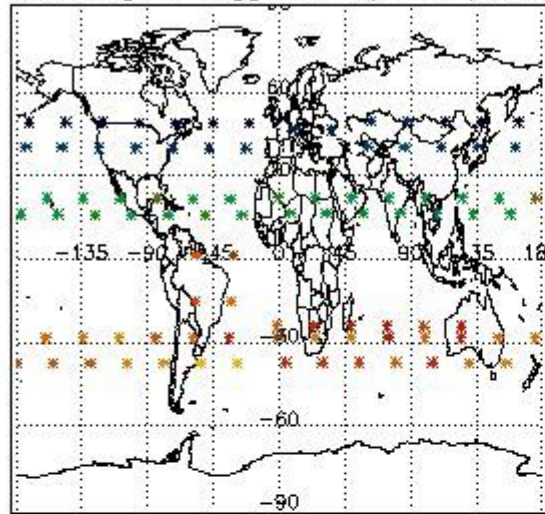
In this section it is plotted some information contained in the Quality Summary data set of the level 2 products. Only products in dark limb conditions and without errors (error flag in the MPH set to "0") are used.

3.1 Plot quality information per product (time dependant)

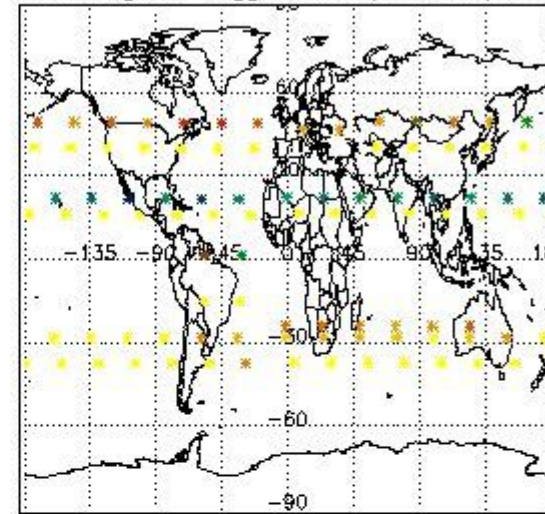


3.2 Plot quality information per product (world map)

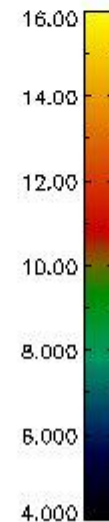
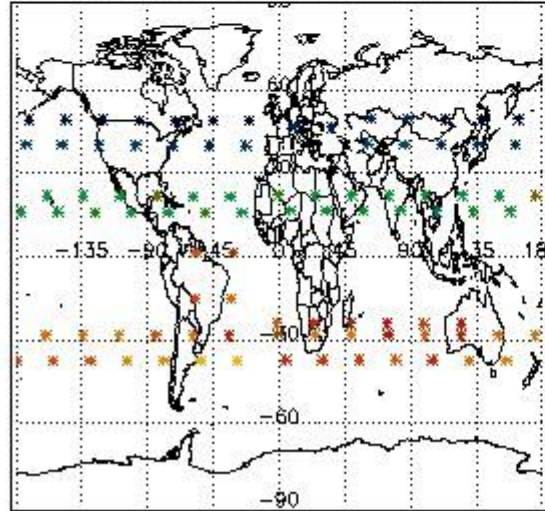
Percentage of flagged data per O3 profile



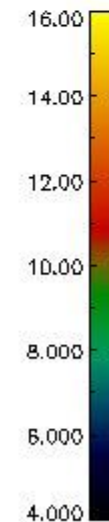
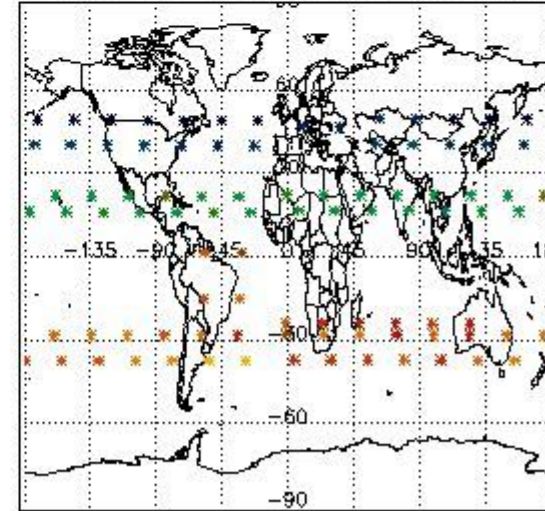
Percentage of flagged data per H2O profile



Percentage of flagged data per NO2 profile



Percentage of flagged data per NO3 profile

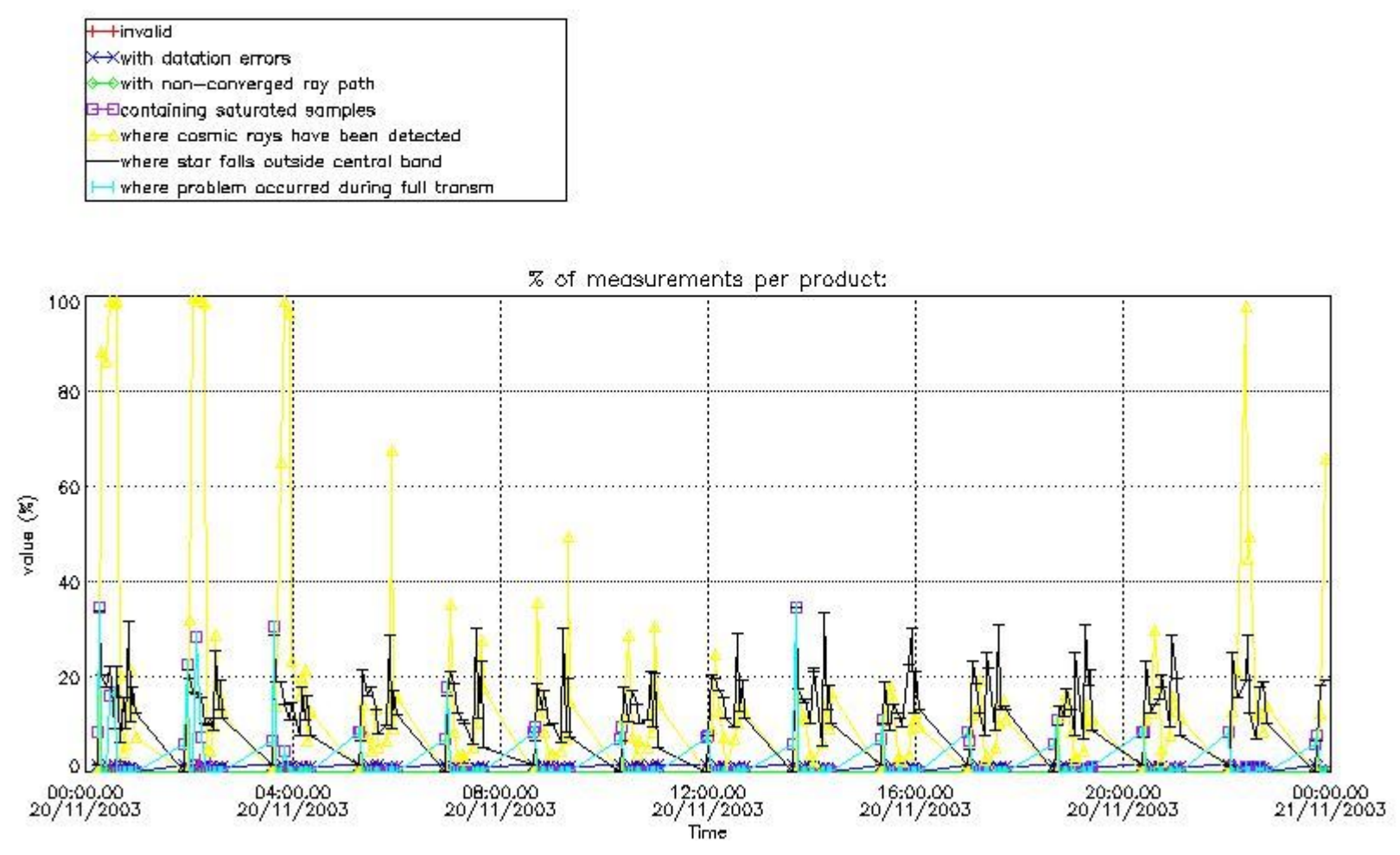


4. Level 1 quality information per product

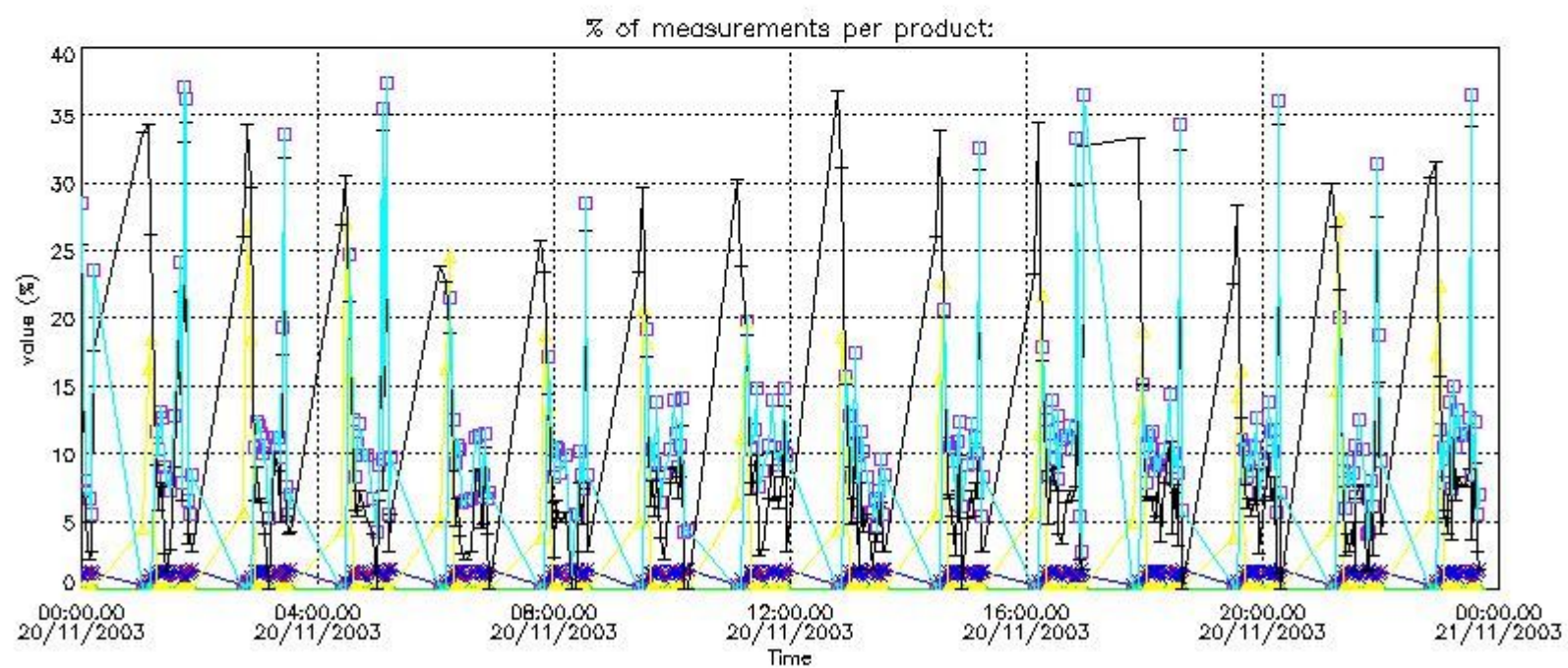
In this section it is plotted some information contained in the Quality Summary data set of the level 2 products that comes from the level 1b processing. Products without errors (error flag in the MPH set to "0") are used.

4.1 Plot quality information per product (time dependant) coming from level 1b processing

4.1.1 Plot level 1 quality information per product (time dependant): ENVISAT ASCENDING passes

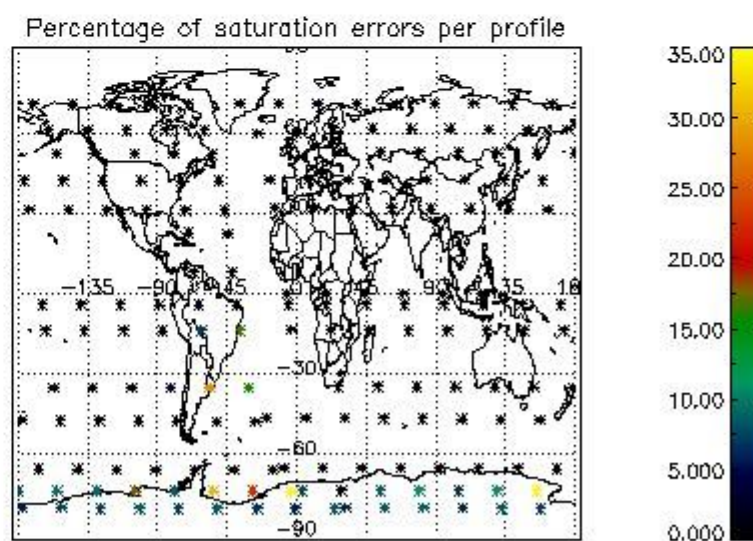
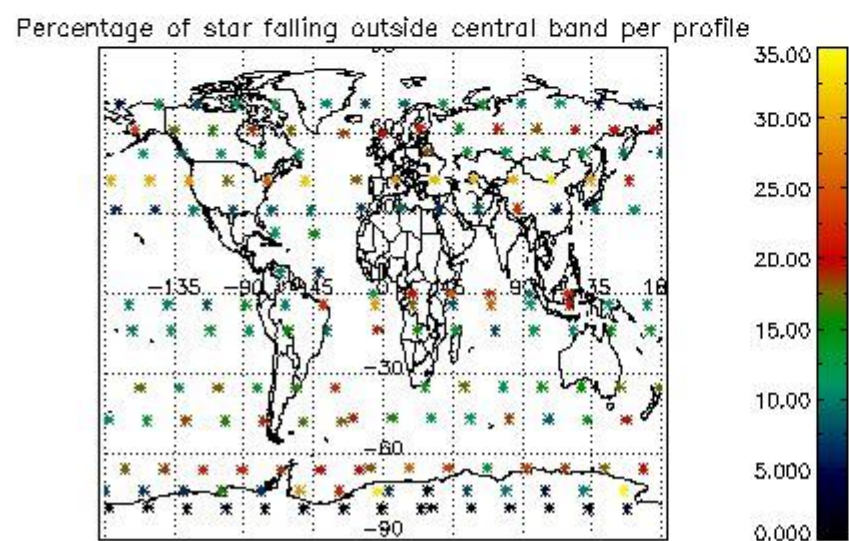
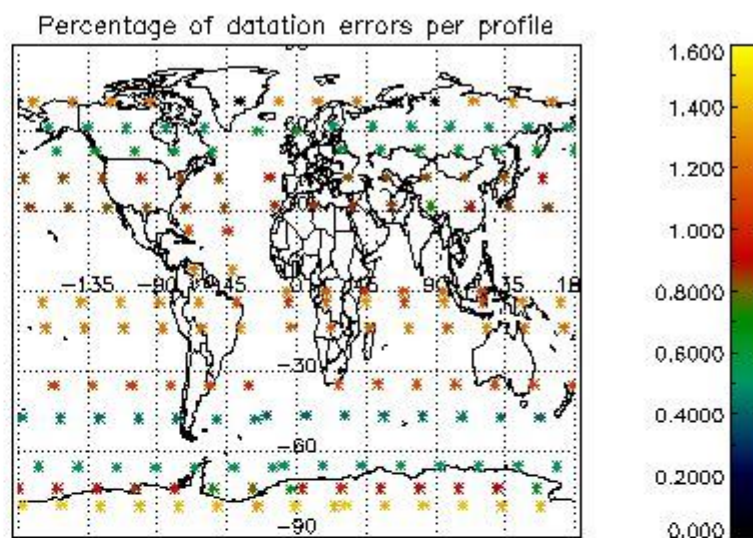
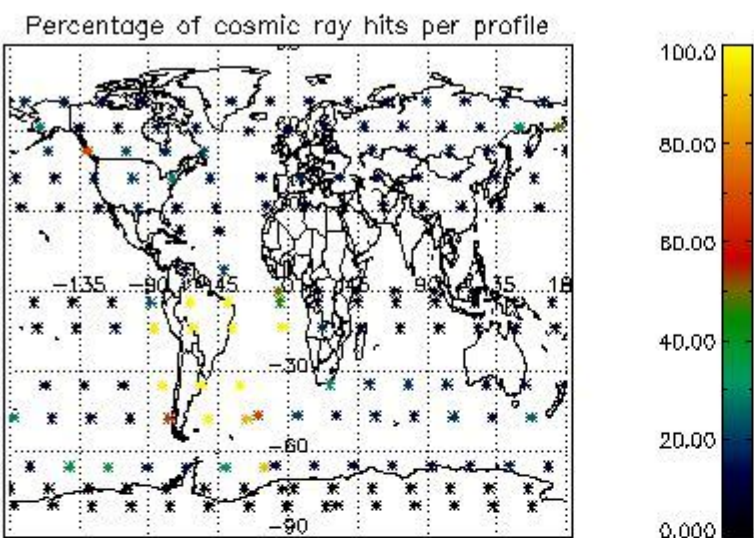


4.1.2 Plot level 1 quality information per product (time dependant): ENVISAT DESCENDING passes

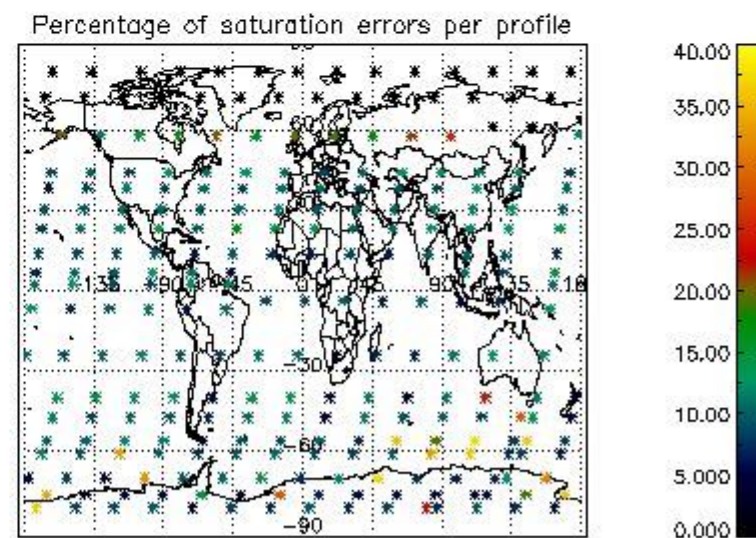
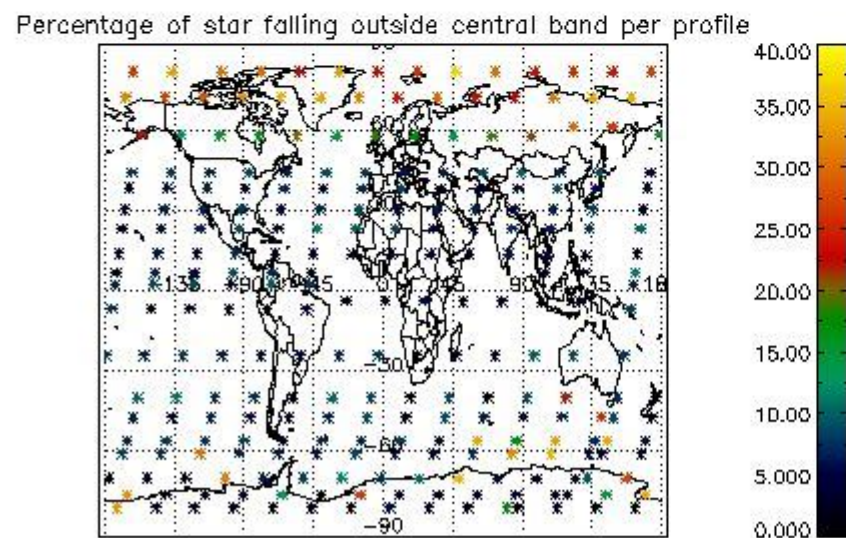
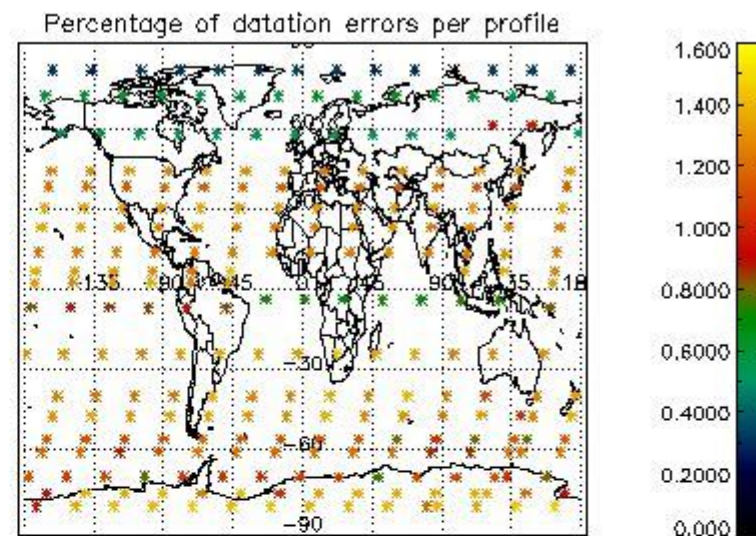
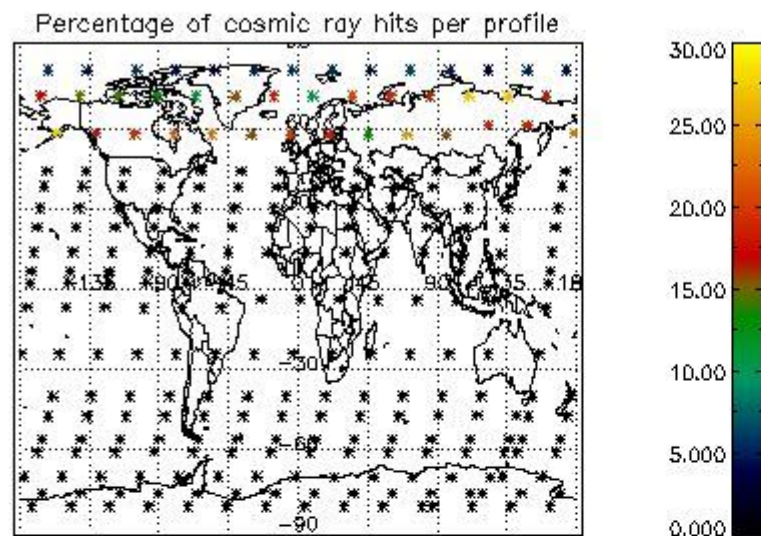


4.2 Plot quality information per product coming from level 1b processing (world map)

4.2.1 Plot level 1 quality information per product (world map): ENVISAT ASCENDING passes



4.2.2 Plot level 1 quality information per product (world map): ENVISAT DESCENDING passes



5. Trace gas profiles

5.1 Ozone statistics based on quality of products

The final quality of the products can be "measured" using the STD (Standard Deviation) attached to every point profile. This information is written to the parameter GOM_NL__2P/NL_LOCAL_SPECIES_DENSITY/o3_std of the level 2 products. The table below shows the statistics for given STD ranges.

The statistics are given with respect to the overall valid production:

- Products without fatal errors: GOM_NL__2P/MPH/PRODUCT_ERR=0
- Valid point profile: GOM_NL__2P/NL_LOCAL_SPECIES_DENSITY/pcd(0)=0

The 'Criteria' is applied to valid points of dark limb products:

- Products in dark limb illumination condition: GOM_NL__2P/NL_SUMMARY_QUALITY/obs_ill_cond=0
- Products without fatal errors: GOM_NL__2P/MPH/PRODUCT_ERR=0
- Valid point profile: GOM_NL__2P/NL_LOCAL_SPECIES_DENSITY/pcd(0)=0

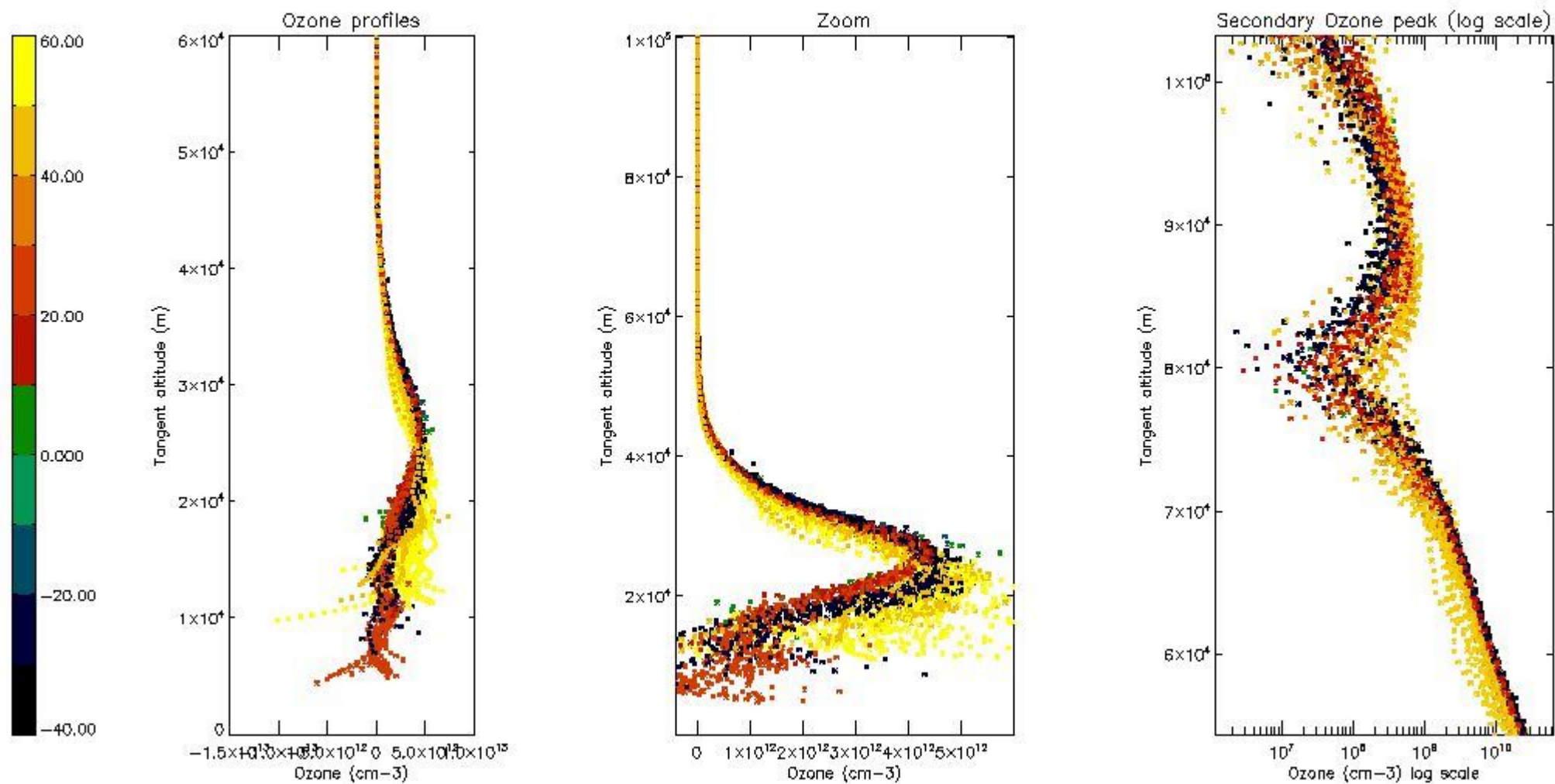
So, the table below shows the percentage of dark limb and valid observations for each criteria with respect to the overall valid daily observations.

| Criteria | % of total production |
|----------|-----------------------|
| All STD | 22 |
| STD < 20 | 15 |

| | |
|----------|----|
| STD < 10 | 13 |
| STD < 5 | 10 |

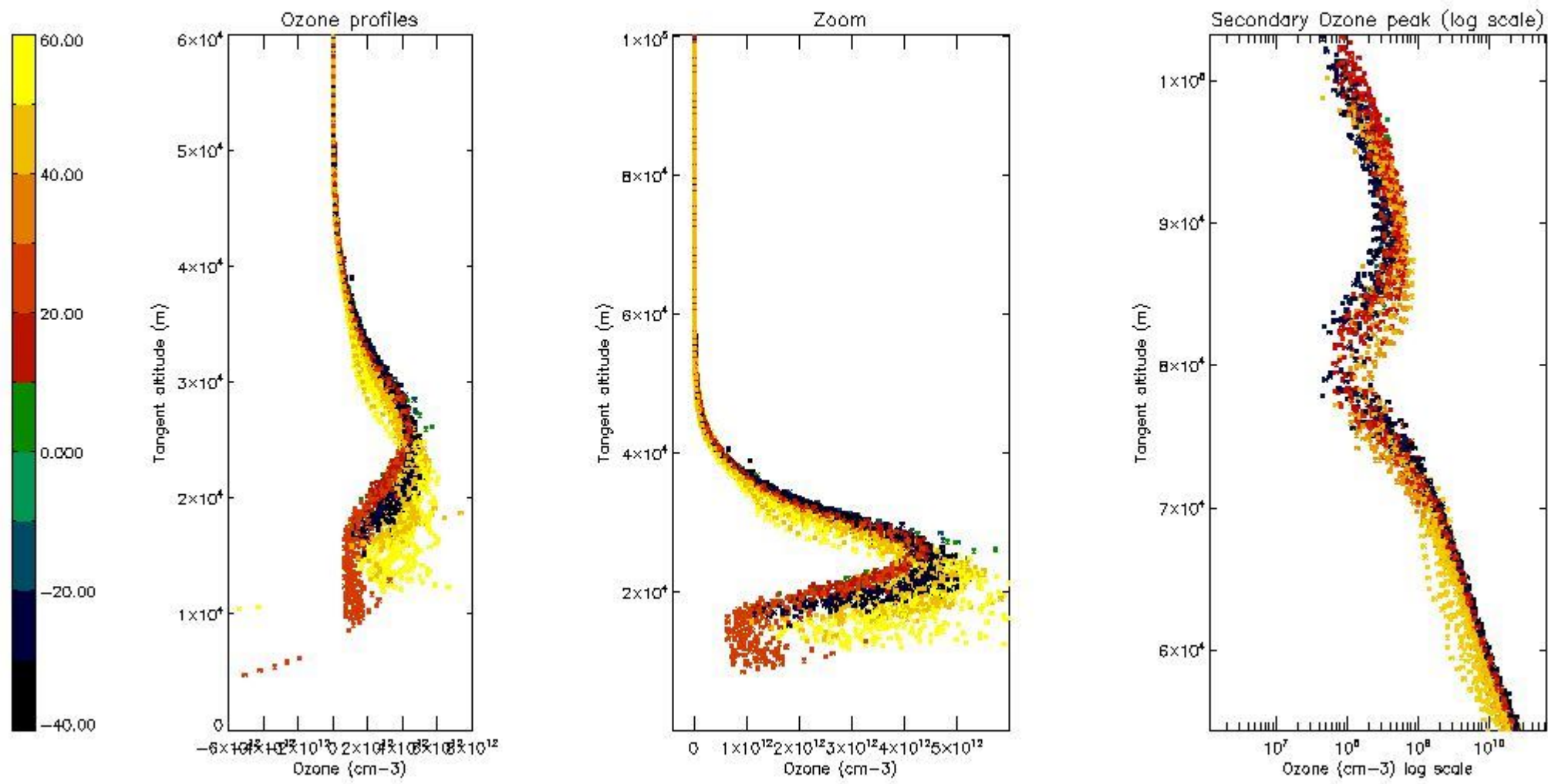
5.2 Plot ozone profiles for all STD (dark without errors)

The colorbar represents the latitude.



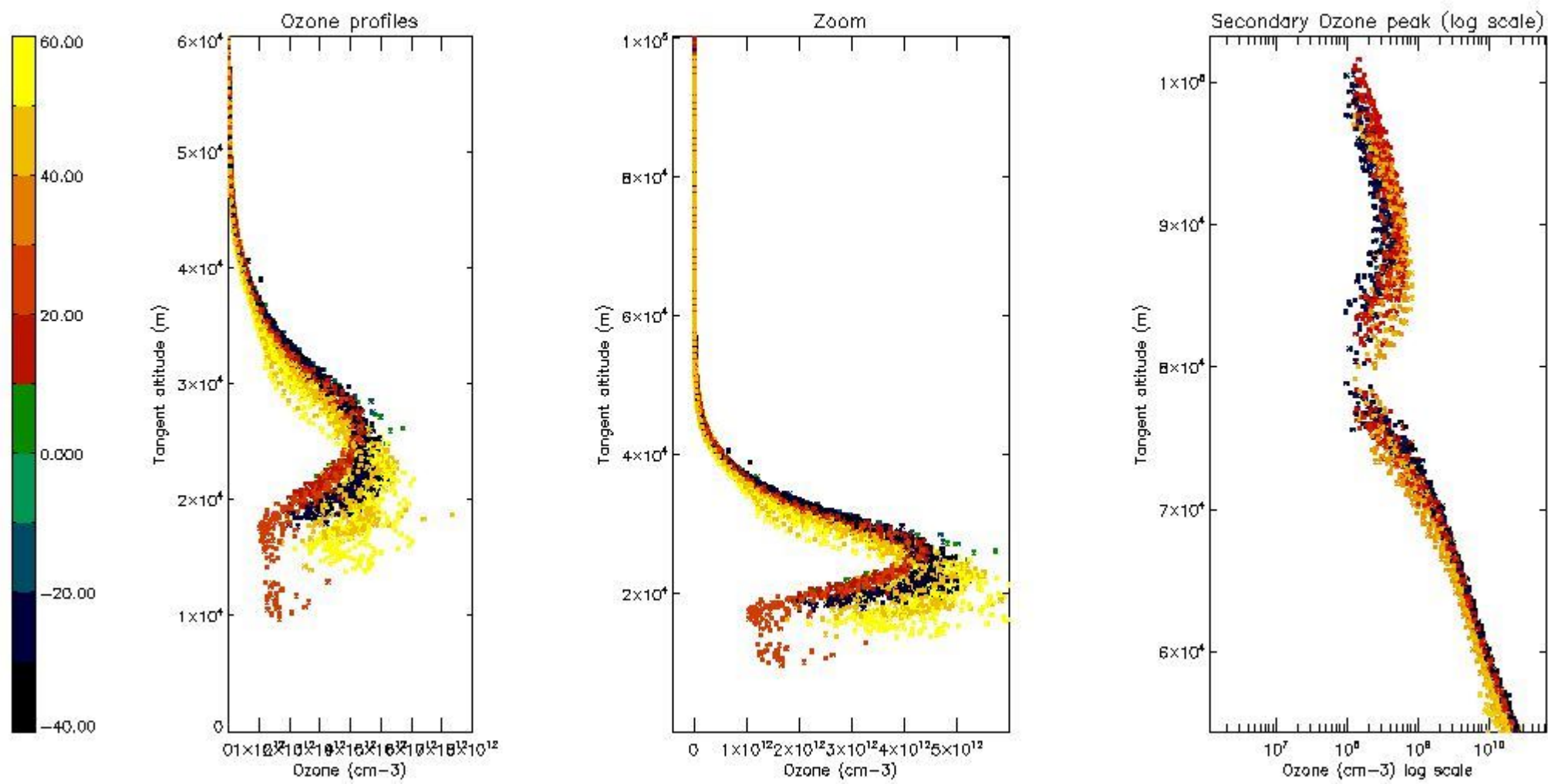
5.3 Plot ozone profiles where STD < 20% (dark without errors)

The colorbar represents the latitude.



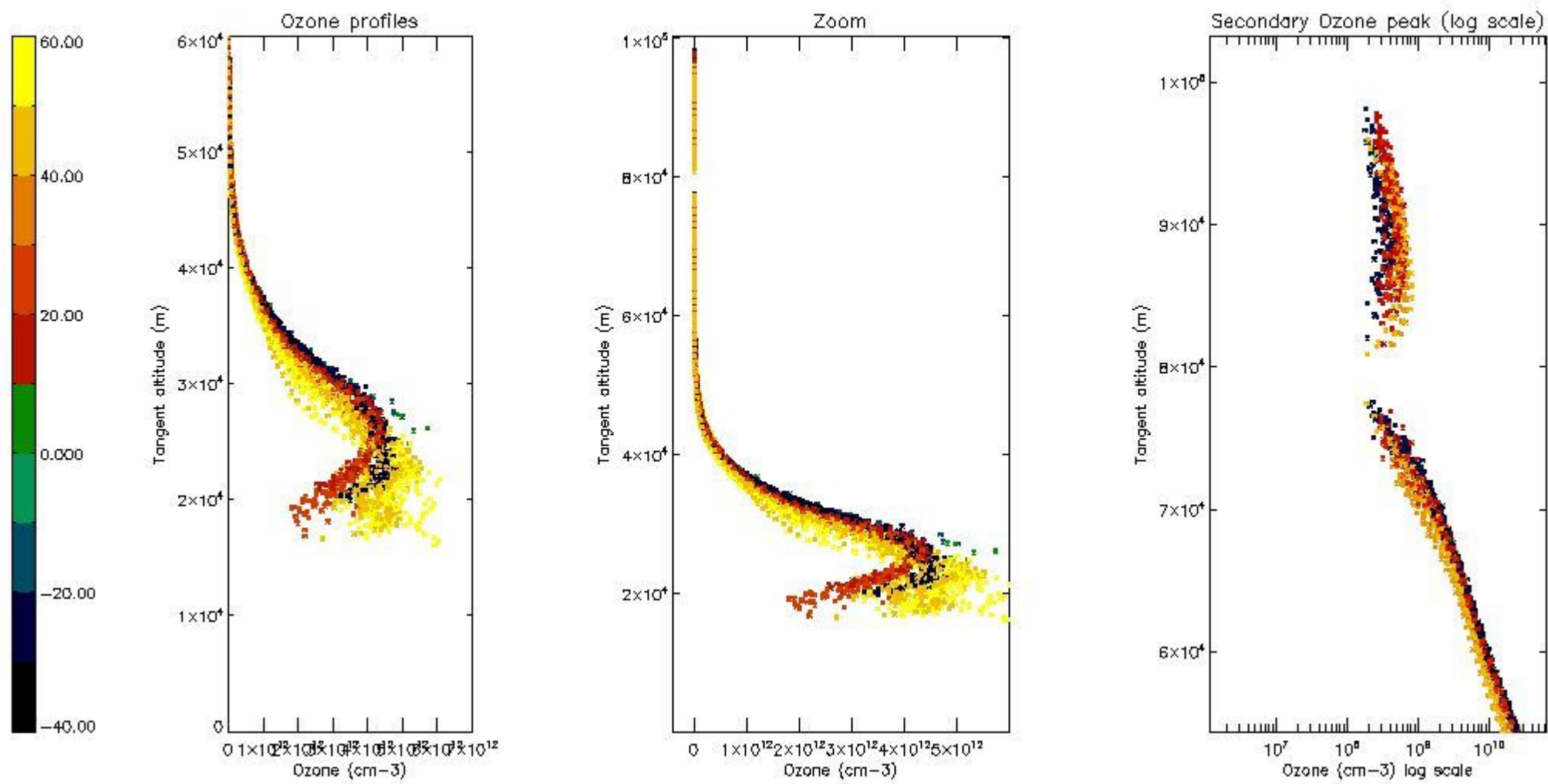
5.4 Plot ozone profiles where STD < 10% (dark without errors)

The colorbar represents the latitude.



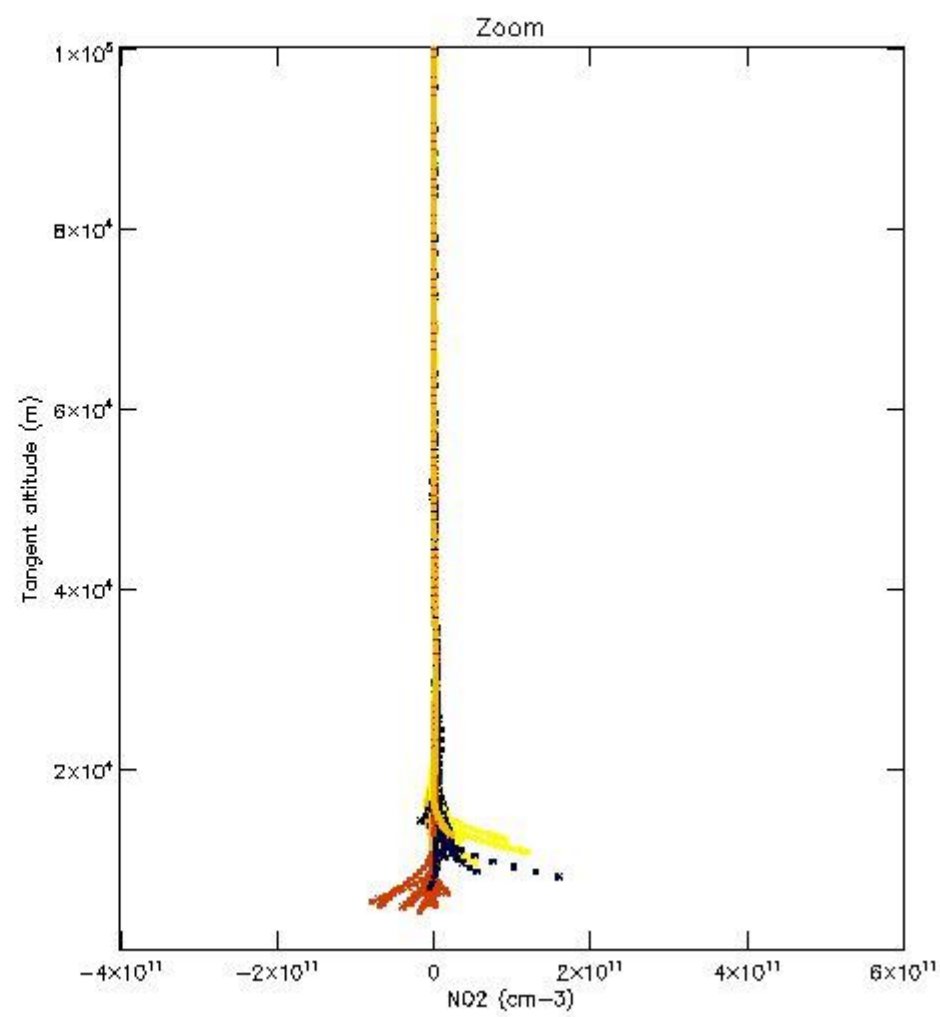
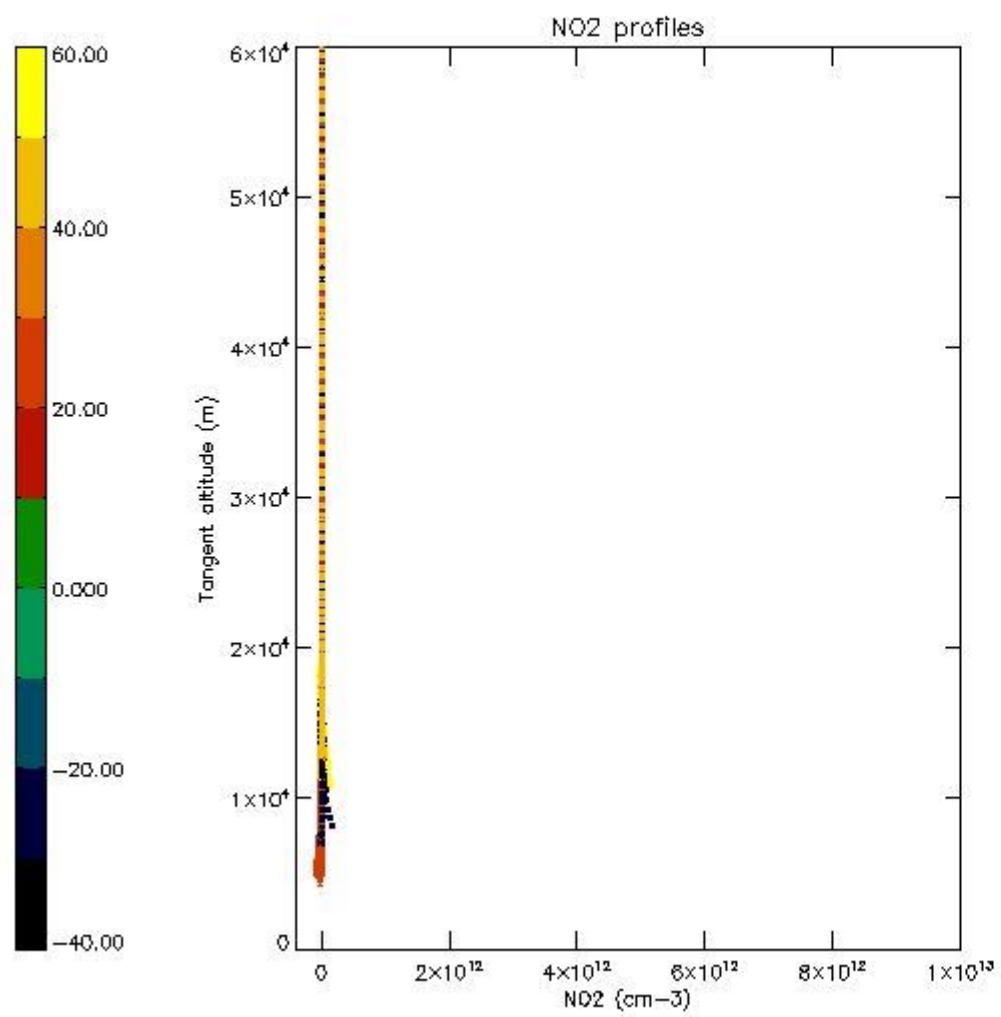
5.5 Plot ozone profiles where STD < 5% (dark without errors)

The colorbar represents the latitude.



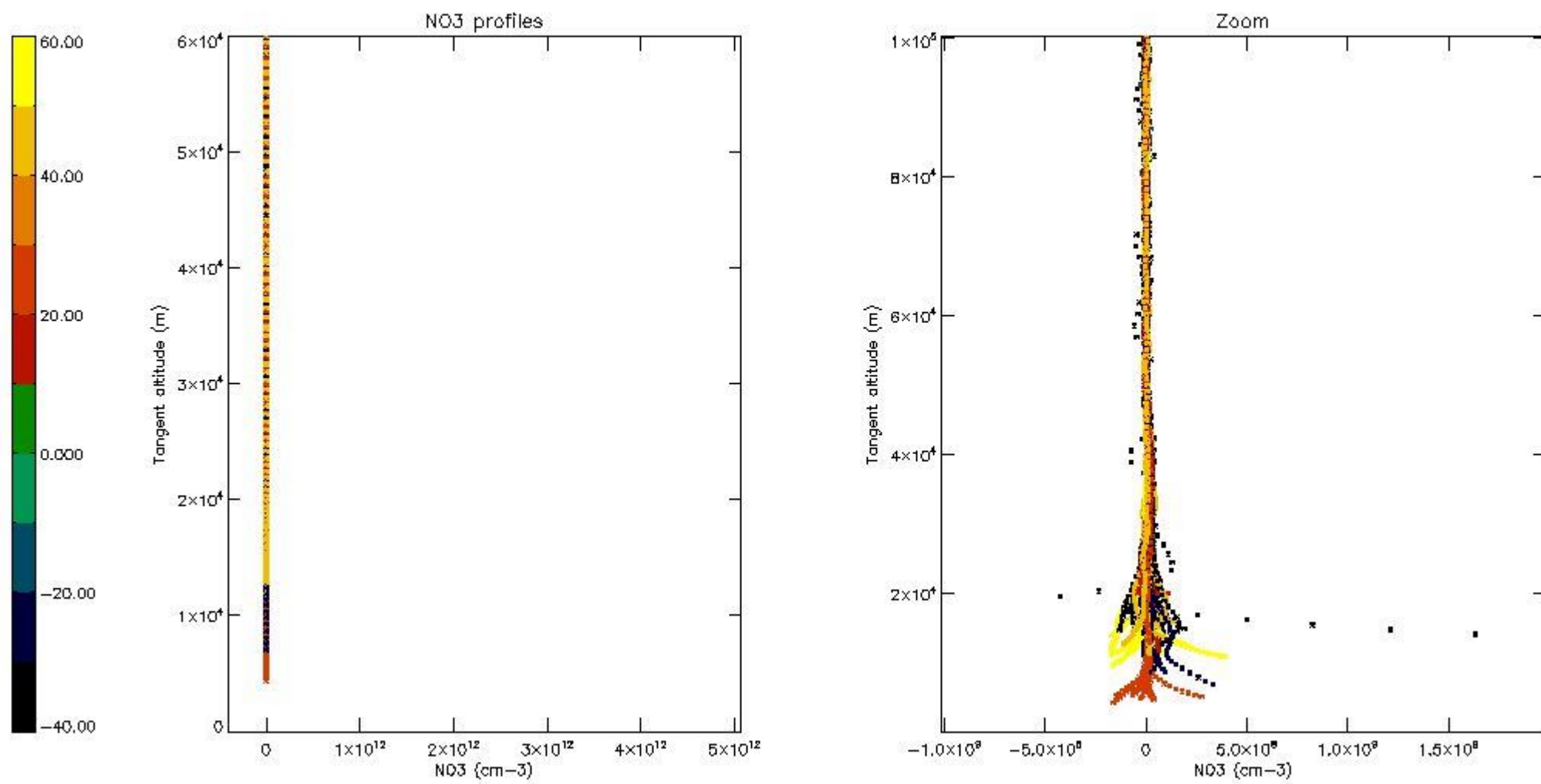
5.6 Plot NO₂ profiles for all STD (dark without errors)

The colorbar represents the latitude.



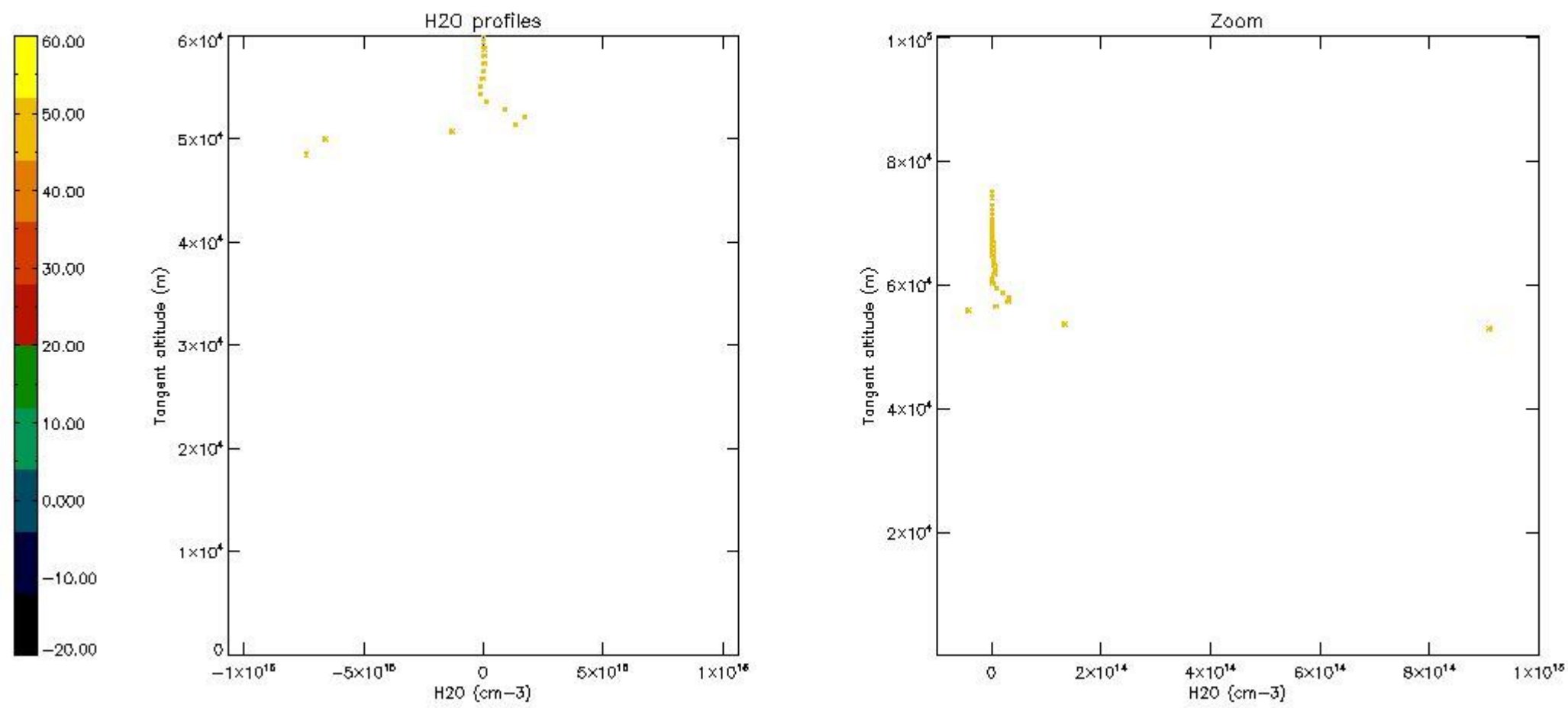
5.7 Plot NO3 profiles for all STD (dark without errors)

The colorbar represents the latitude.



5.8 Plot H2O profiles for all STD (only for occultations of stars 1,2,3,4,13,14,16,26,63 dark without errors)

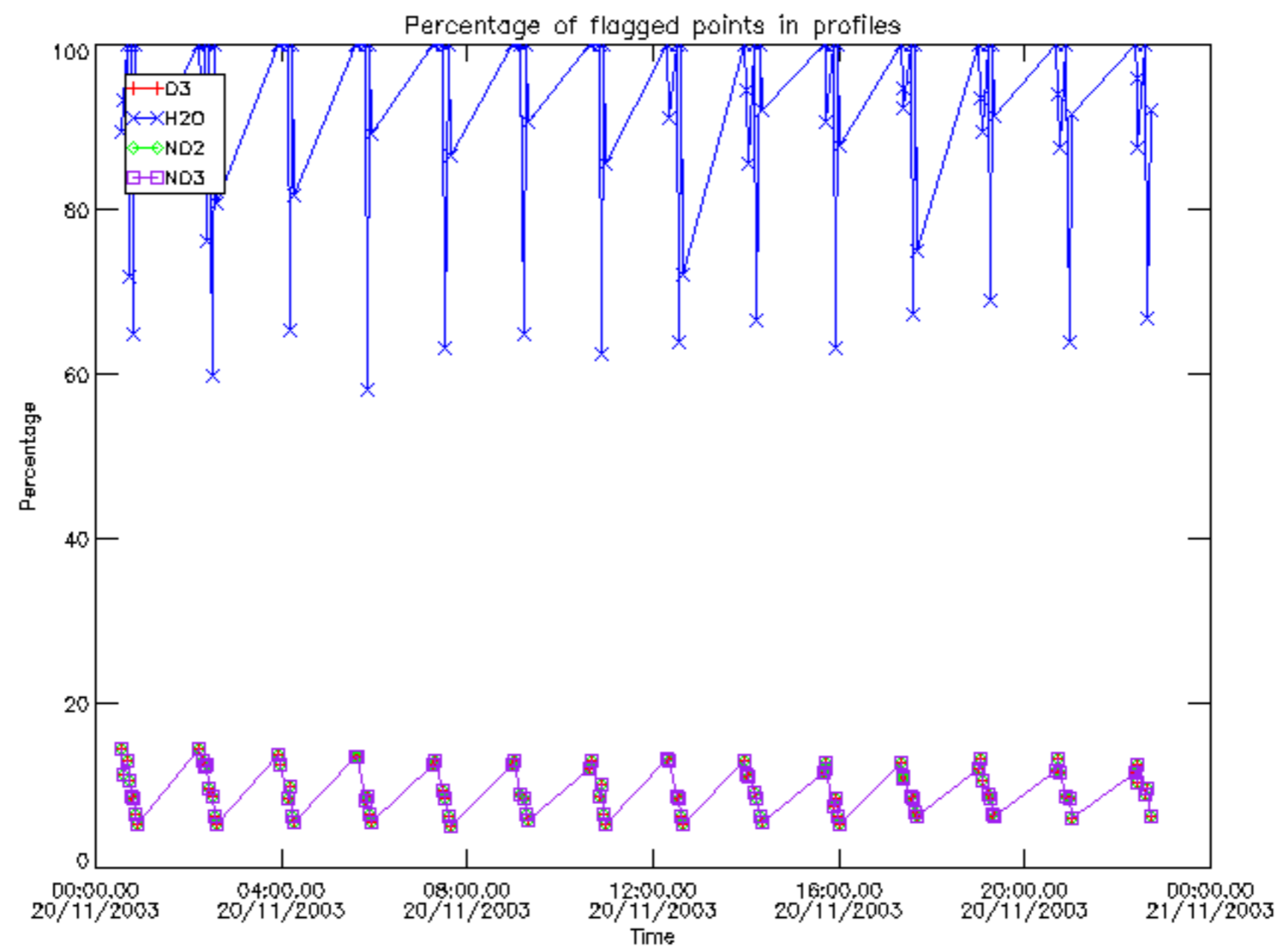
The colorbar represents the latitude.



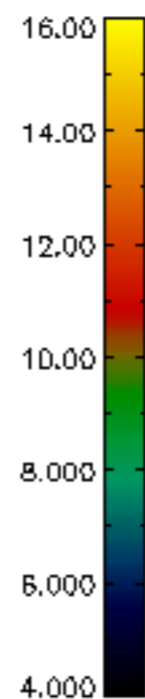
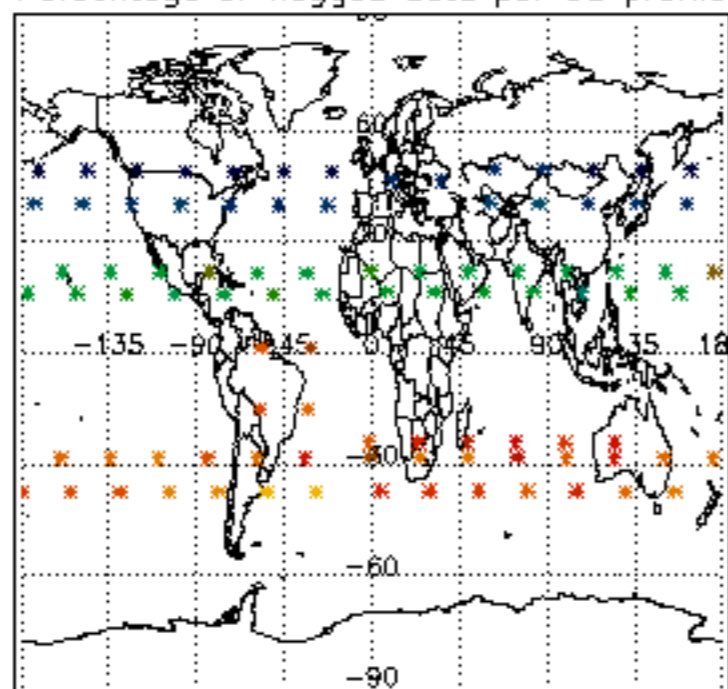
6. Auxiliary Data Files used for the production reported in section 2

The number reported in the third column indicates since which file (see list in section 2) the corresponding auxiliary file has been used. The fourth column is the date of those product files.

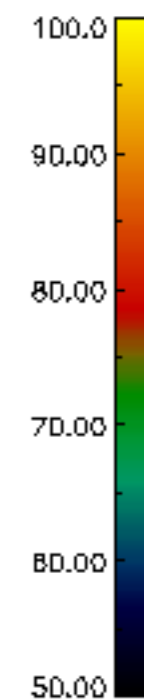
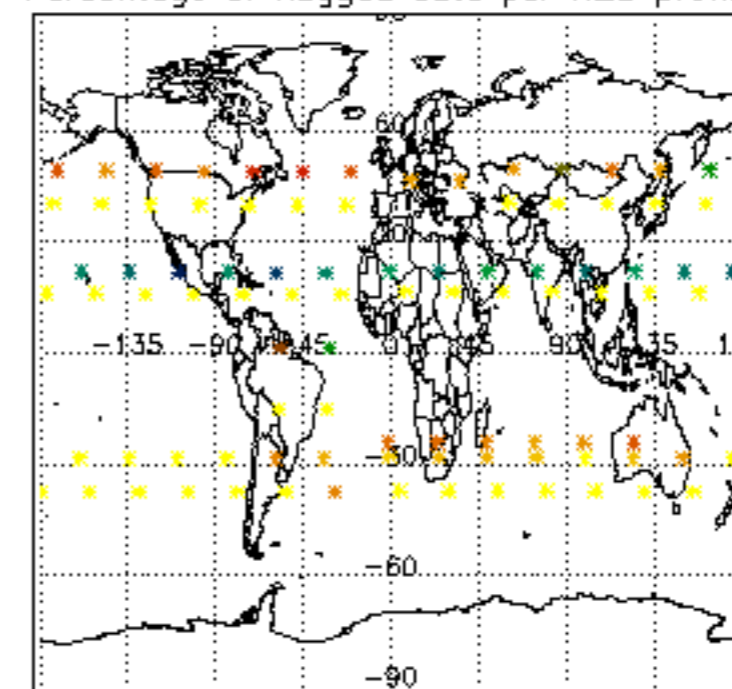
| Type | Auxiliary Filename | Used since product | Used since product date |
|---------------------------|---|--------------------|-------------------------|
| INST_PHYS_CHARACTERISTICS | GOM_INS_AXVIEC20091111_143220_20030716_120000_20500101_000000 | 1 | 20-NOV-2003 00:00:39 |
| LEVEL-2_PROC_CONFIG | GOM_PR2_AXVIEC20091111_152718_20020301_000000_20500101_000000 | 1 | 20-NOV-2003 00:00:39 |
| CROSS_SECTIONS_FILE | GOM_CRS_AXVIEC20091111_154832_20020301_000000_20500101_000000 | 1 | 20-NOV-2003 00:00:39 |



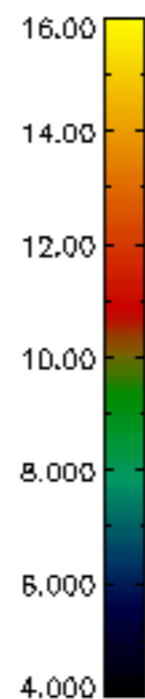
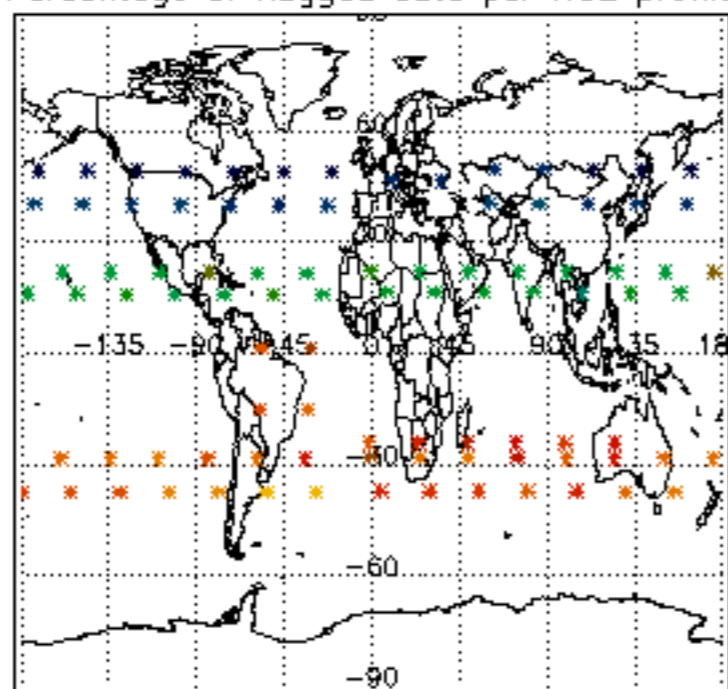
Percentage of flagged data per D3 profile



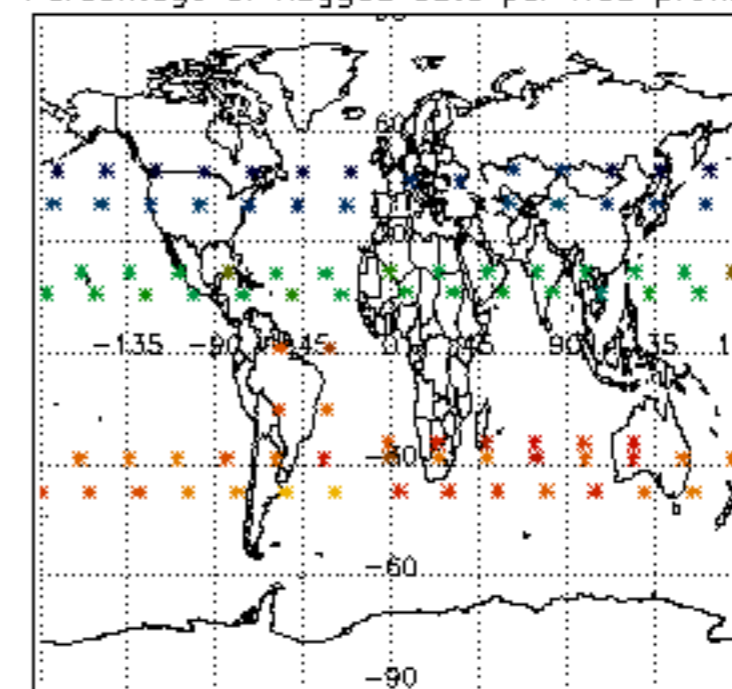
Percentage of flagged data per H2O profile

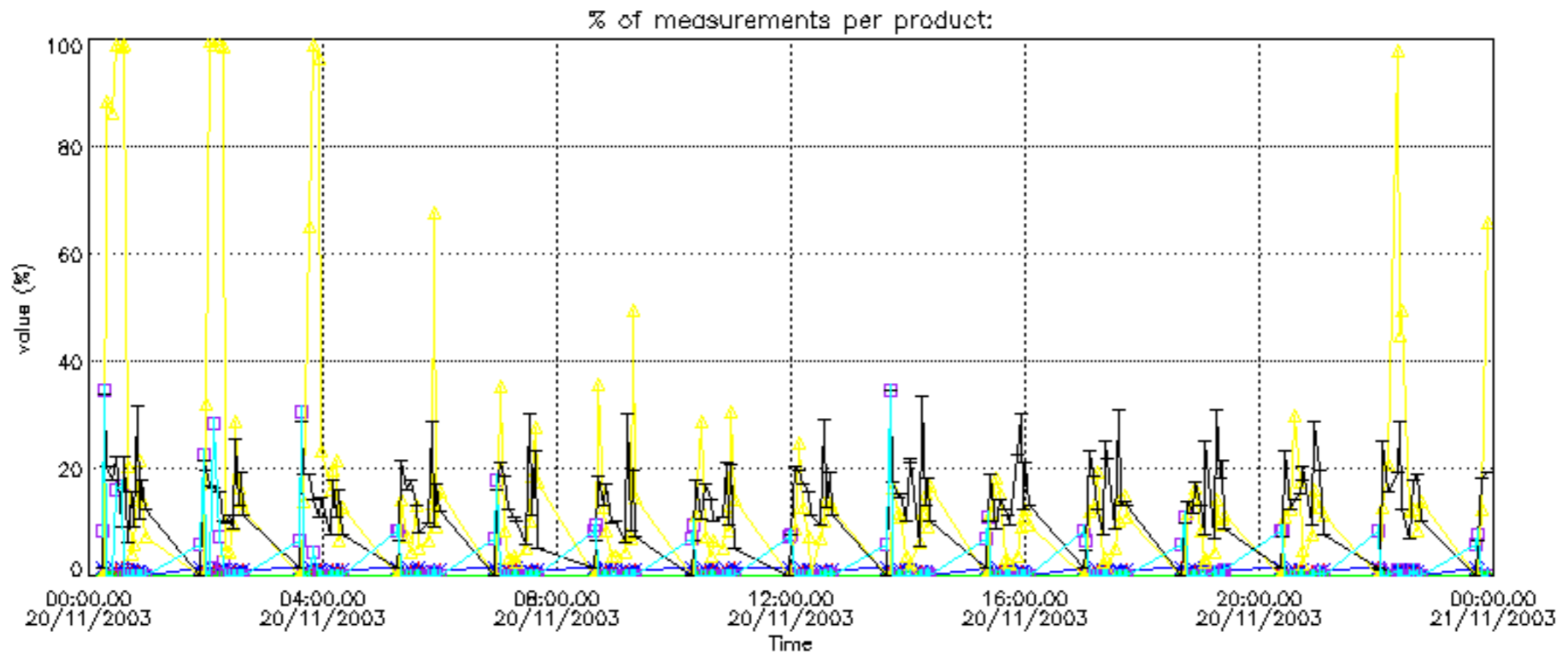


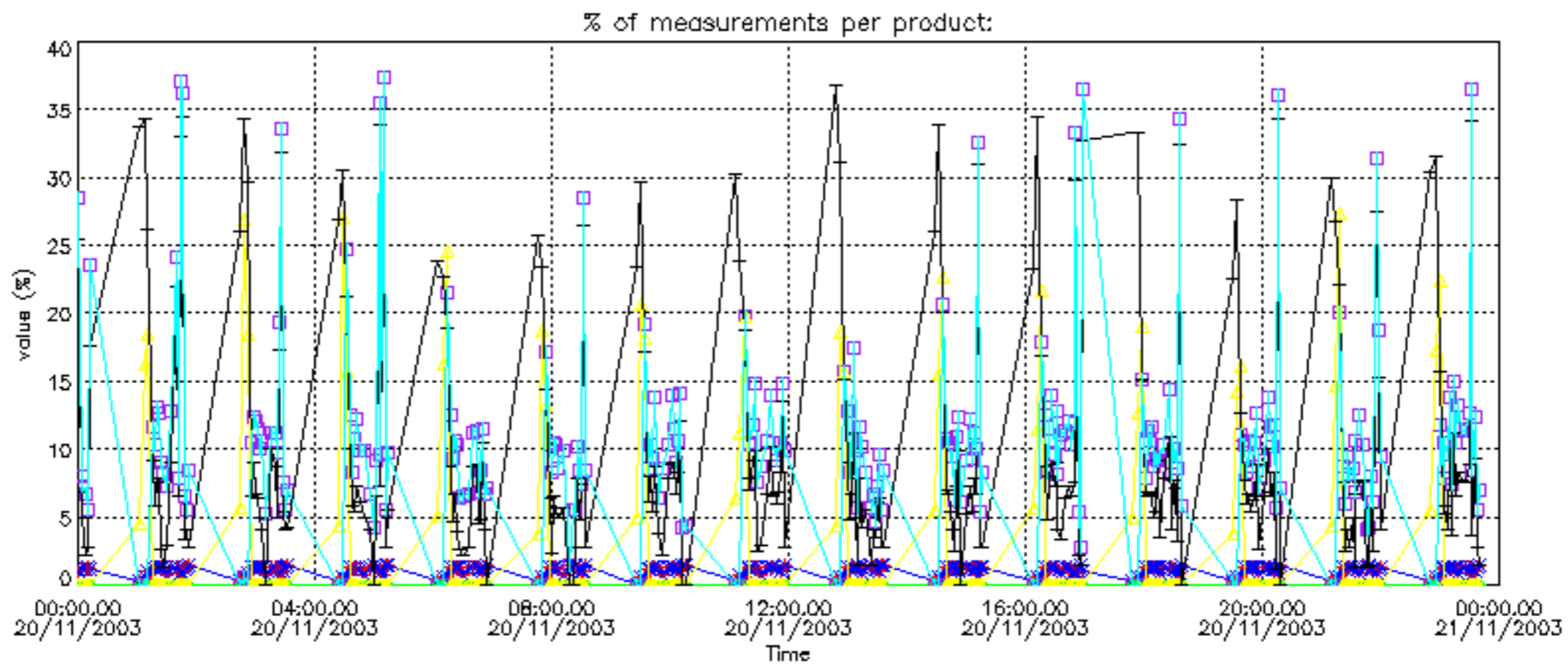
Percentage of flagged data per NO2 profile



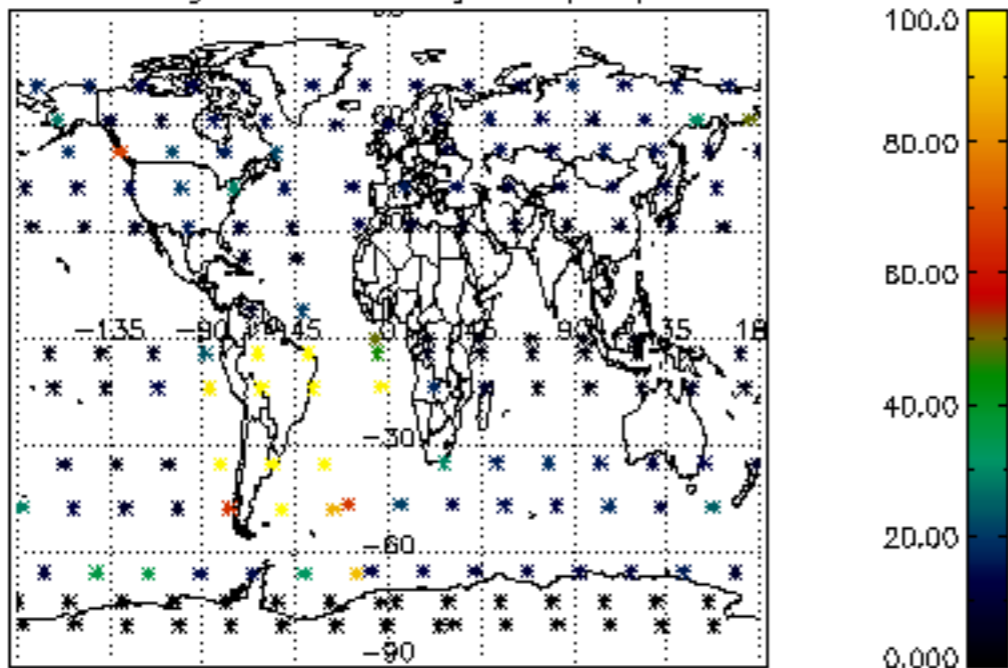
Percentage of flagged data per NO3 profile



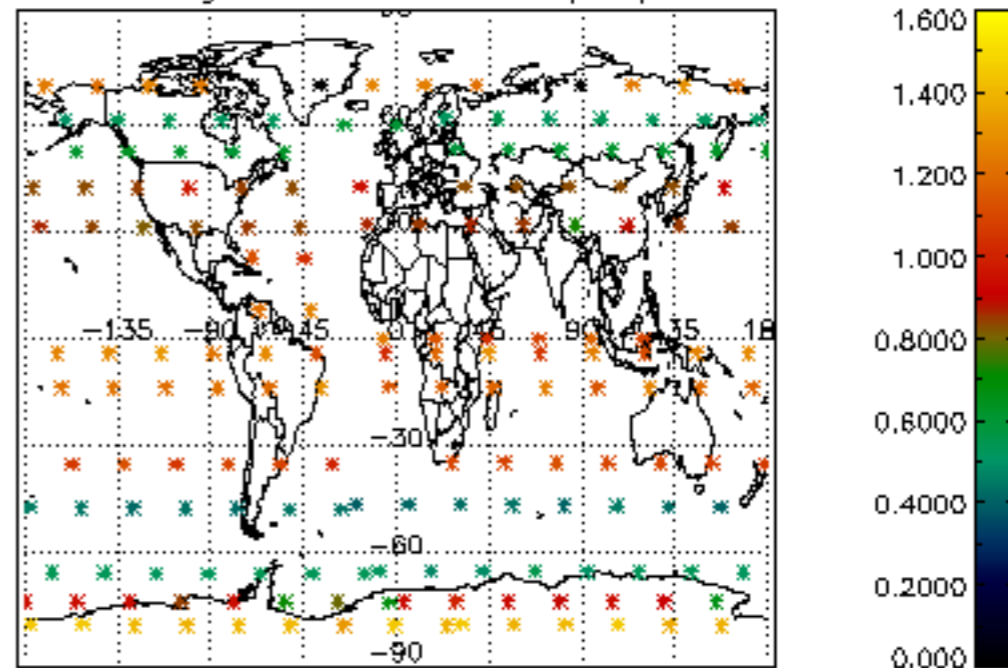




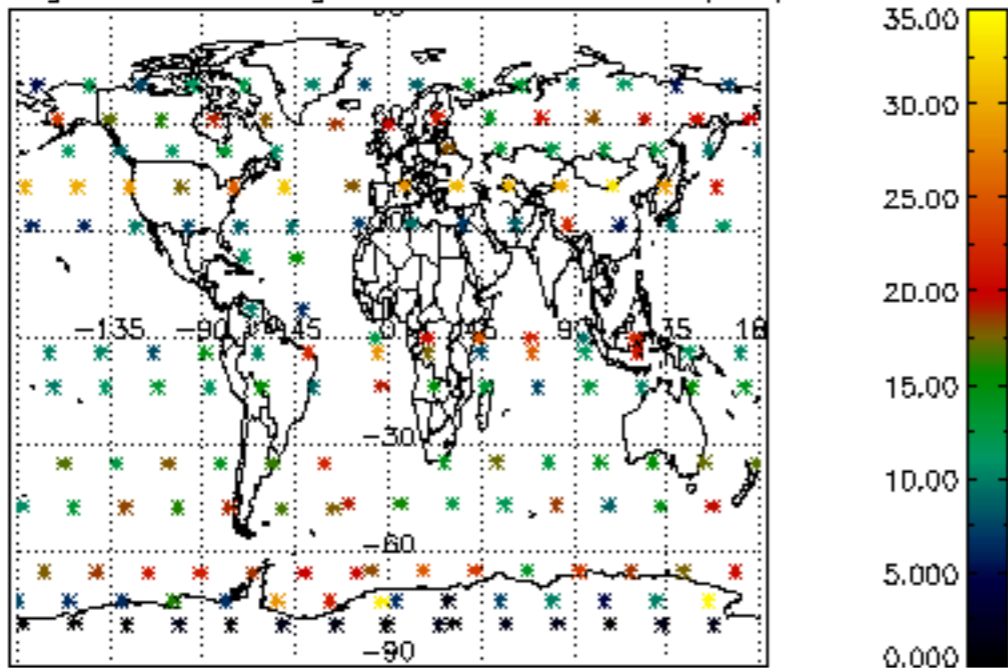
Percentage of cosmic ray hits per profile



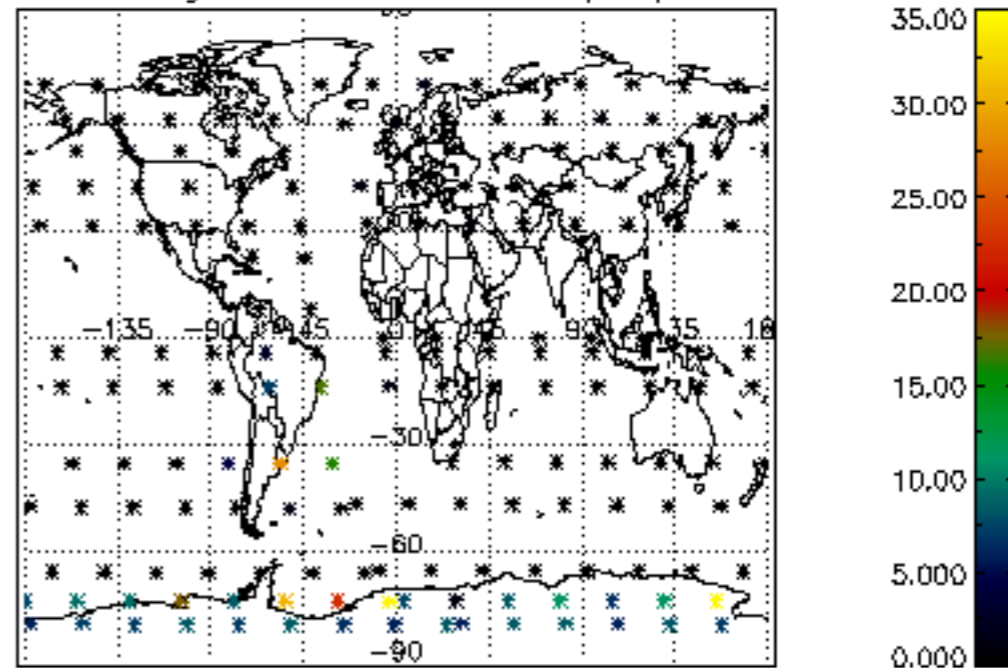
Percentage of datation errors per profile



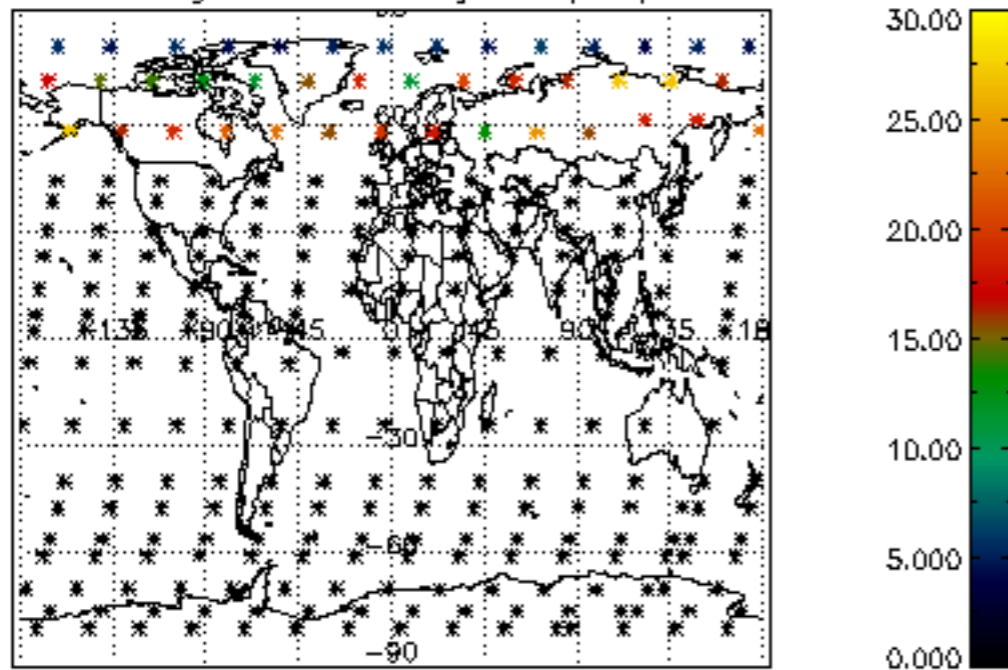
Percentage of star falling outside central band per profile



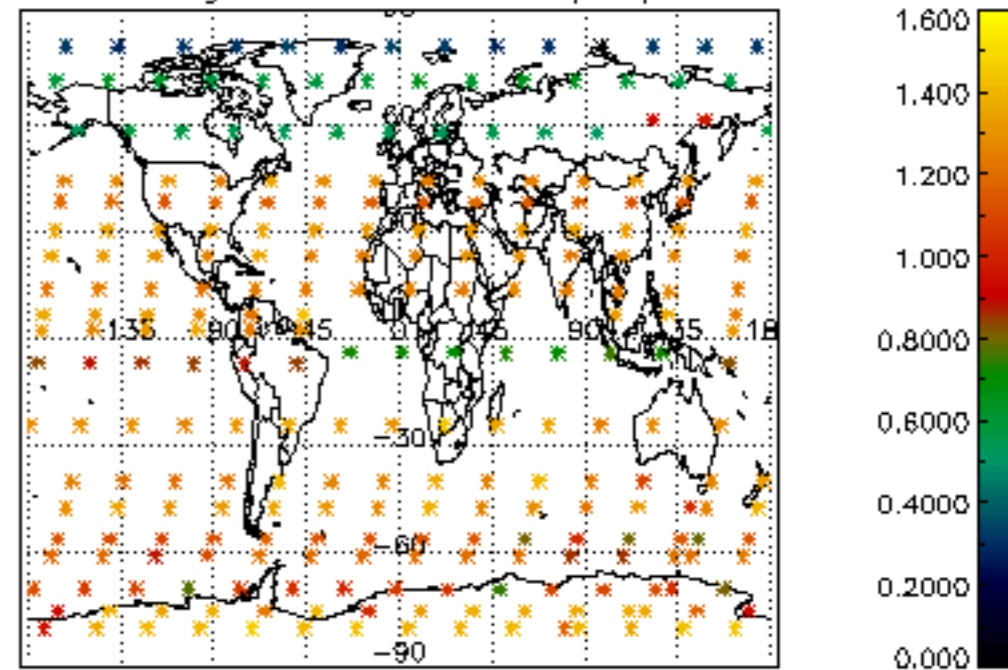
Percentage of saturation errors per profile



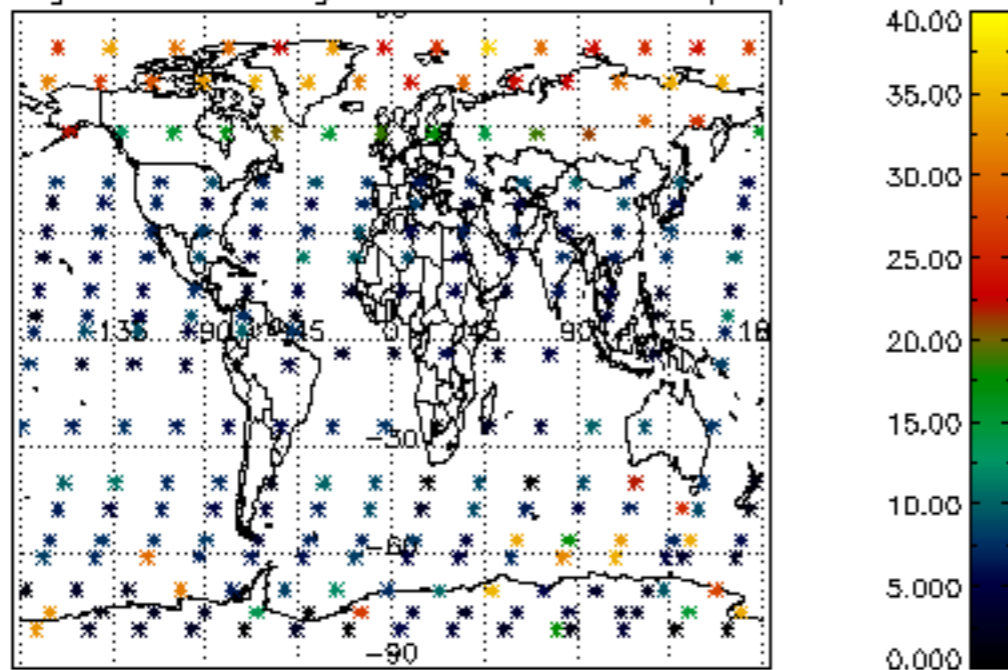
Percentage of cosmic ray hits per profile



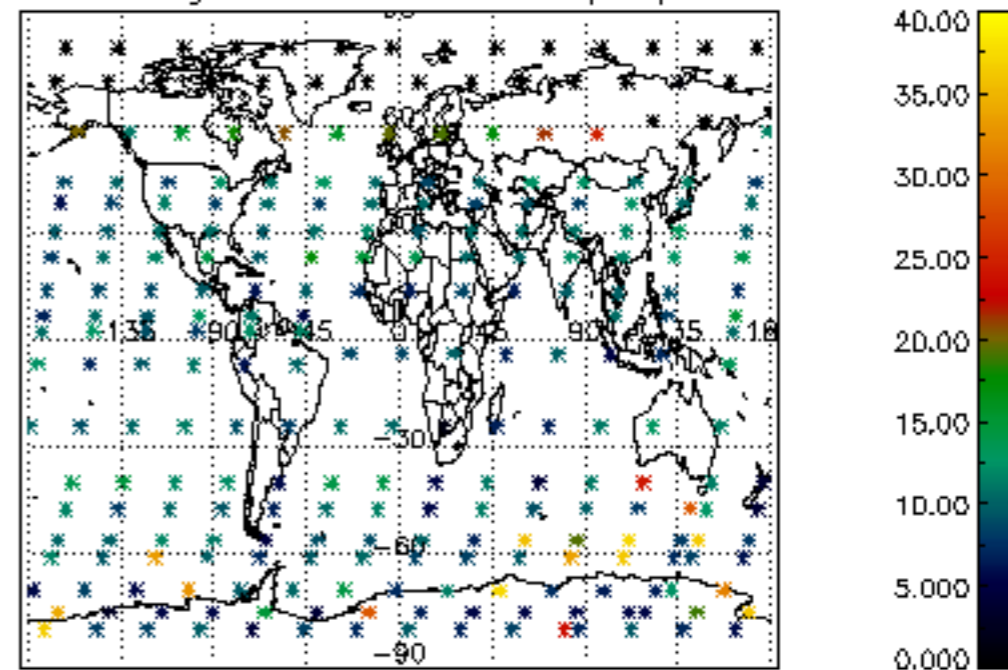
Percentage of datation errors per profile

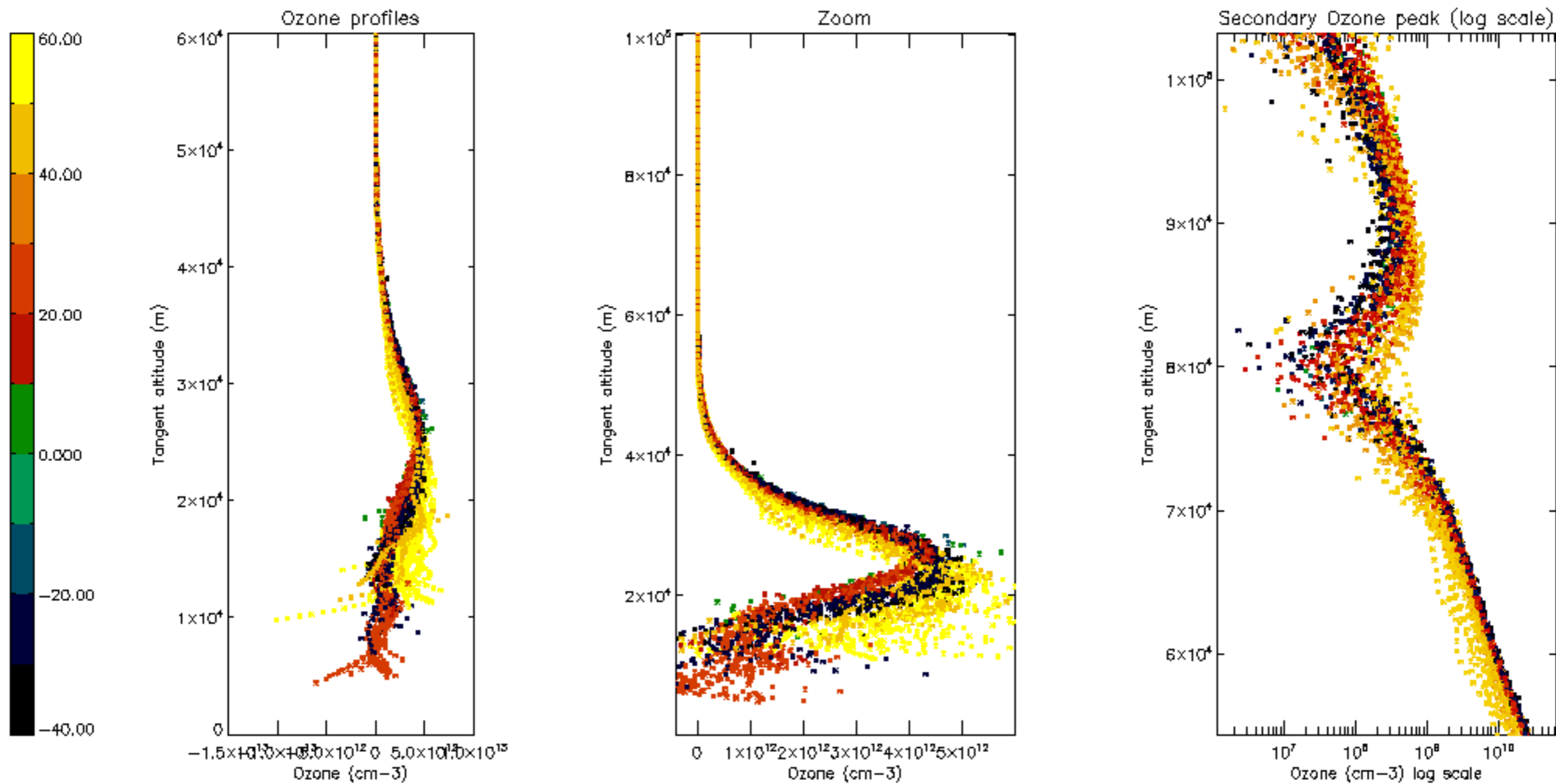


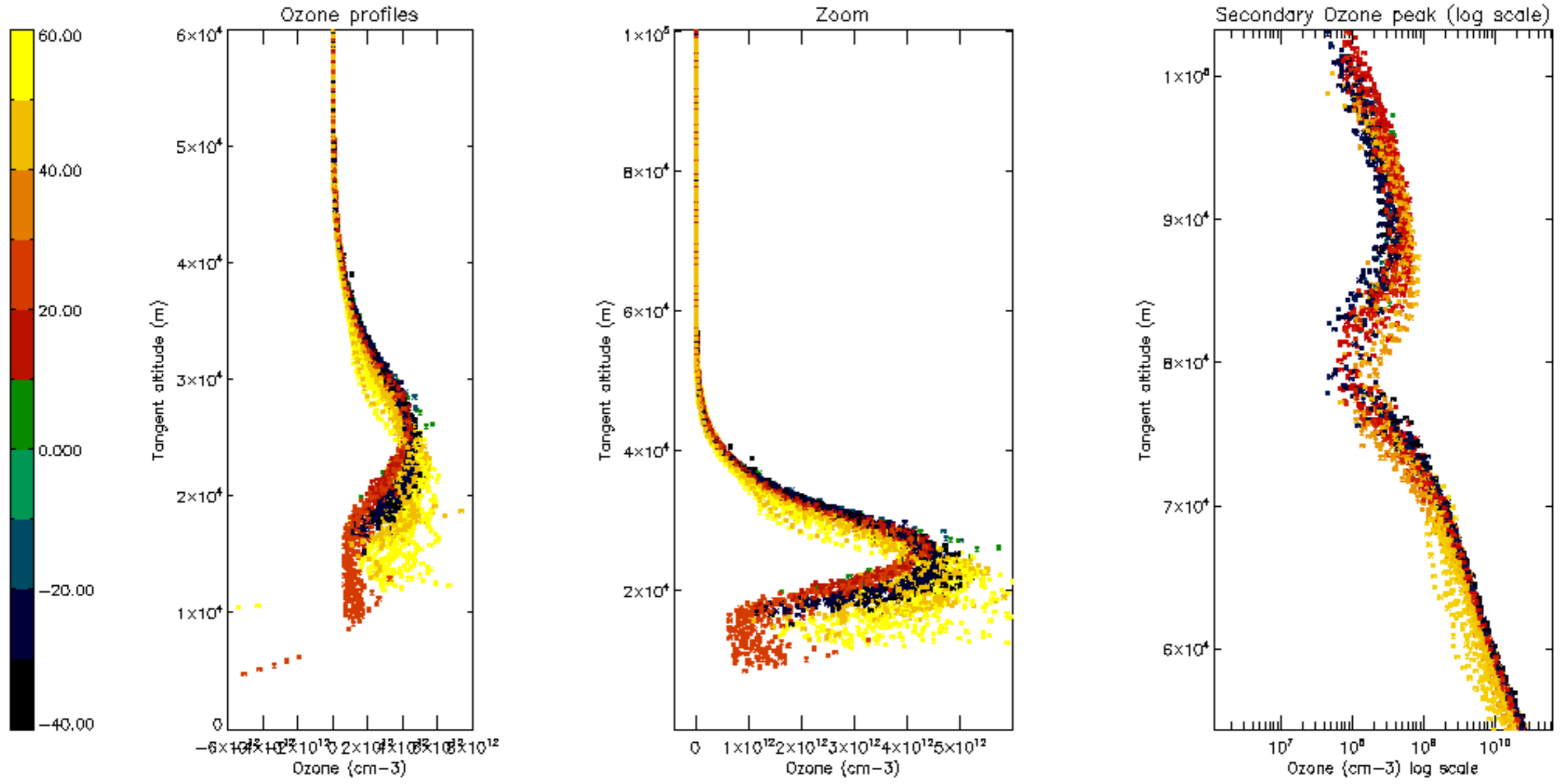
Percentage of star falling outside central band per profile

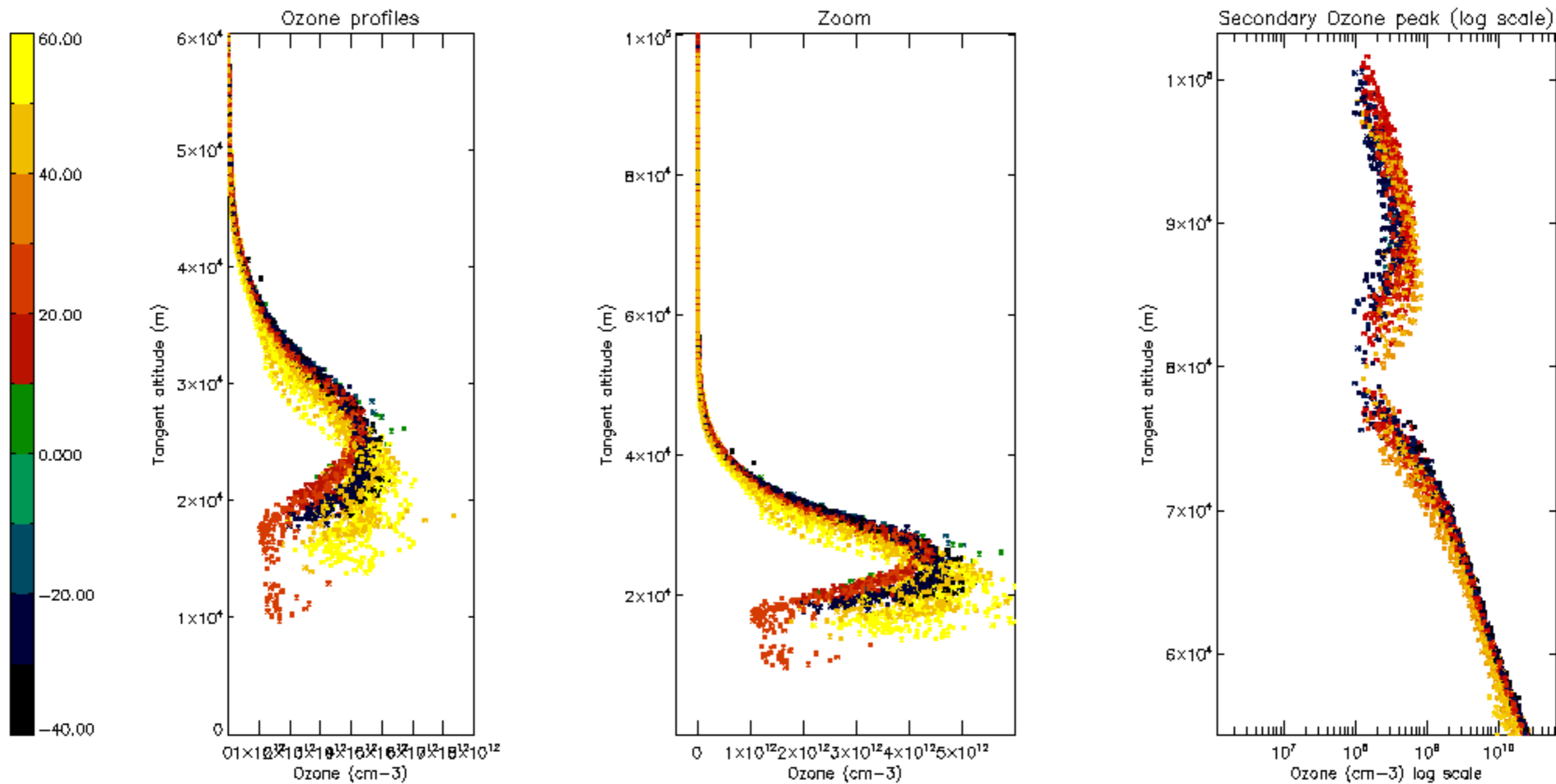


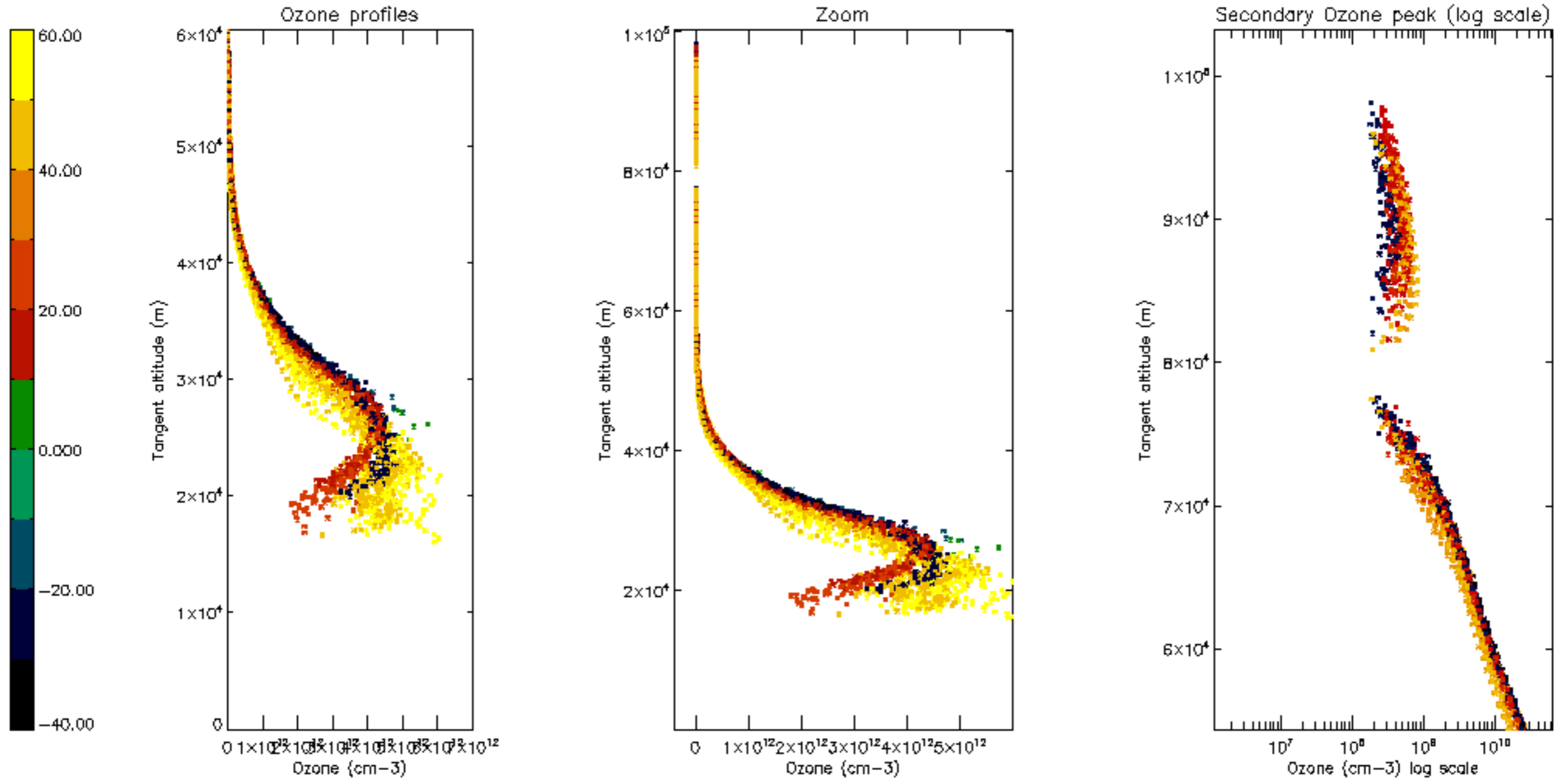
Percentage of saturation errors per profile

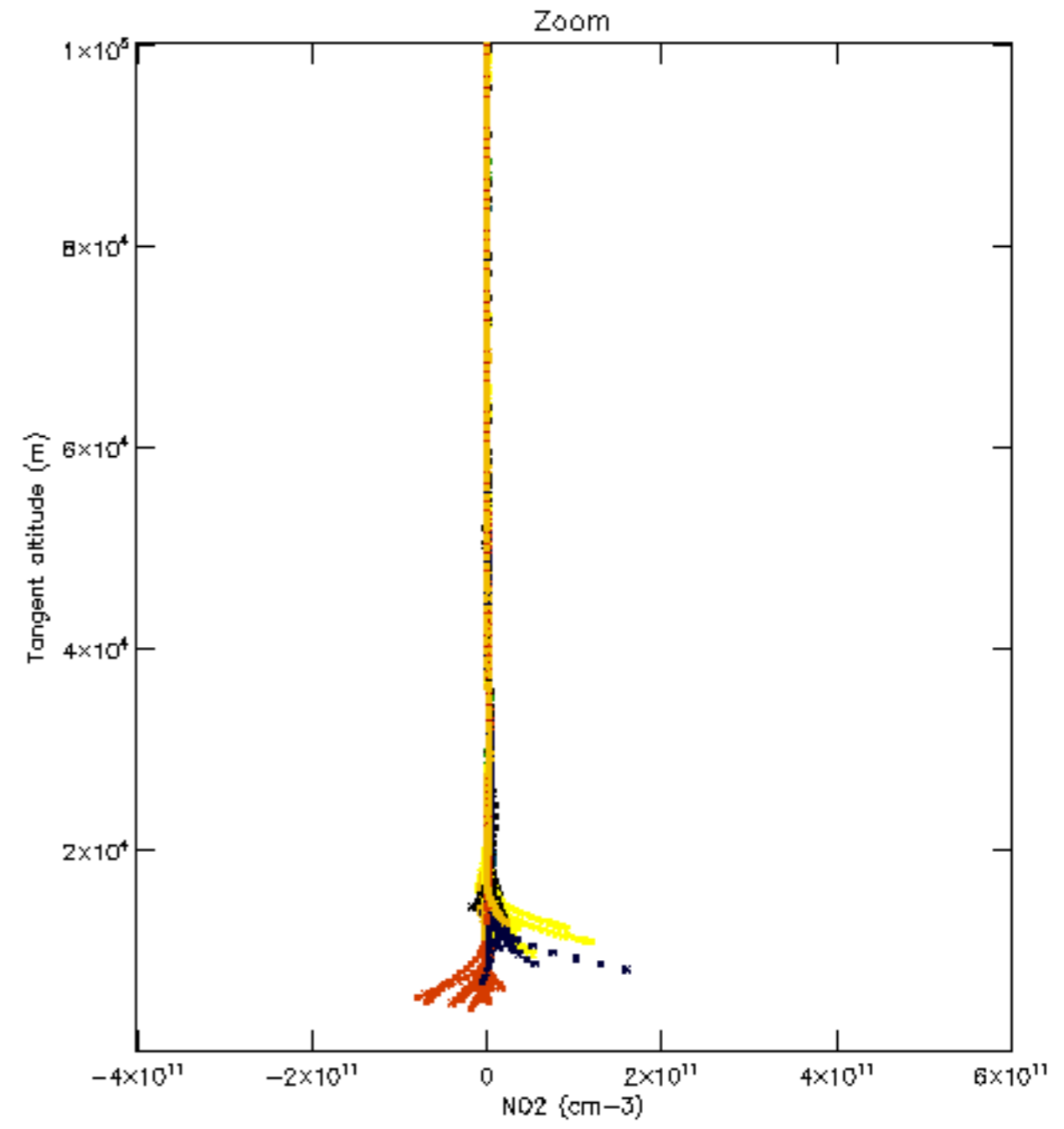
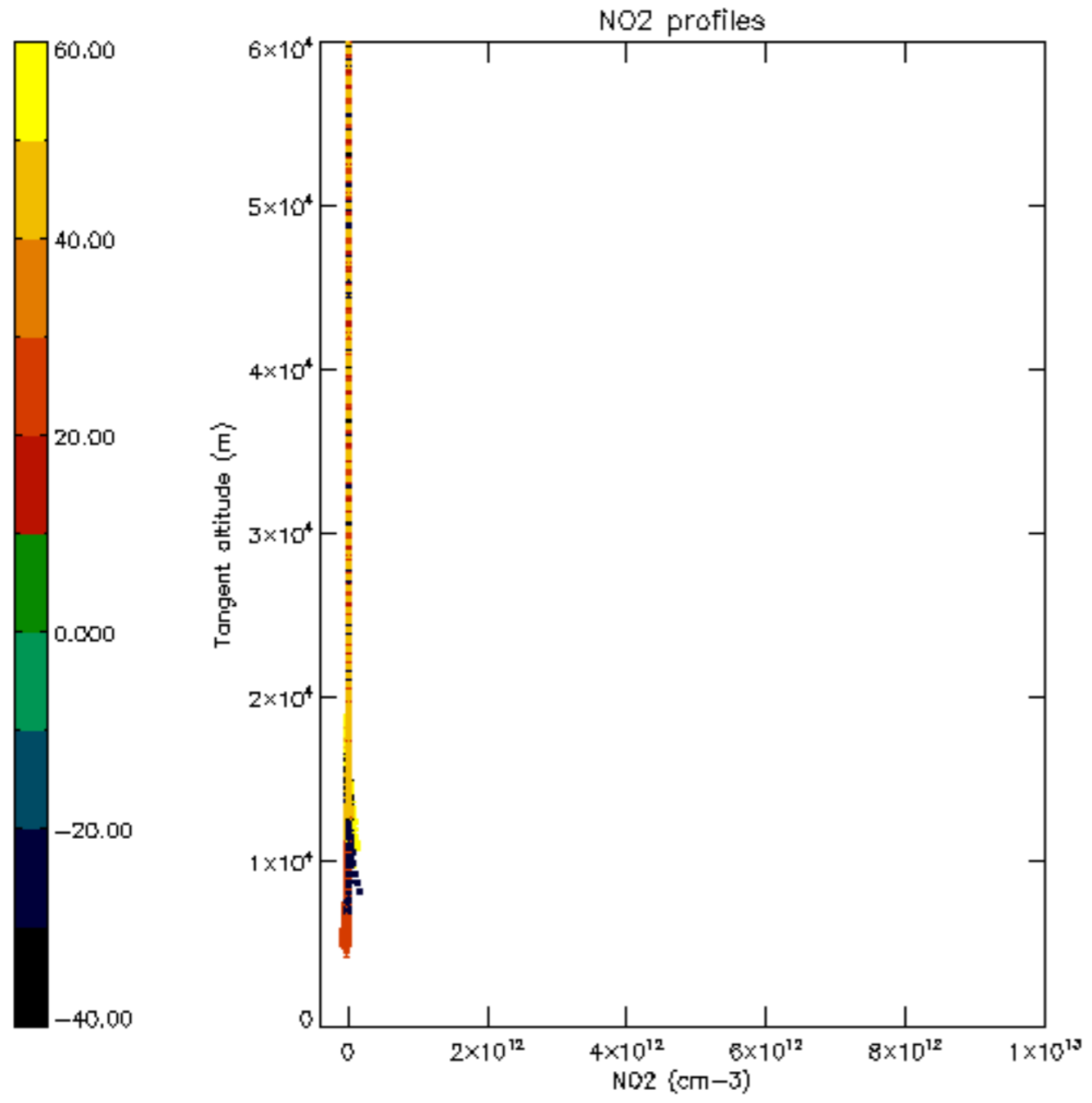


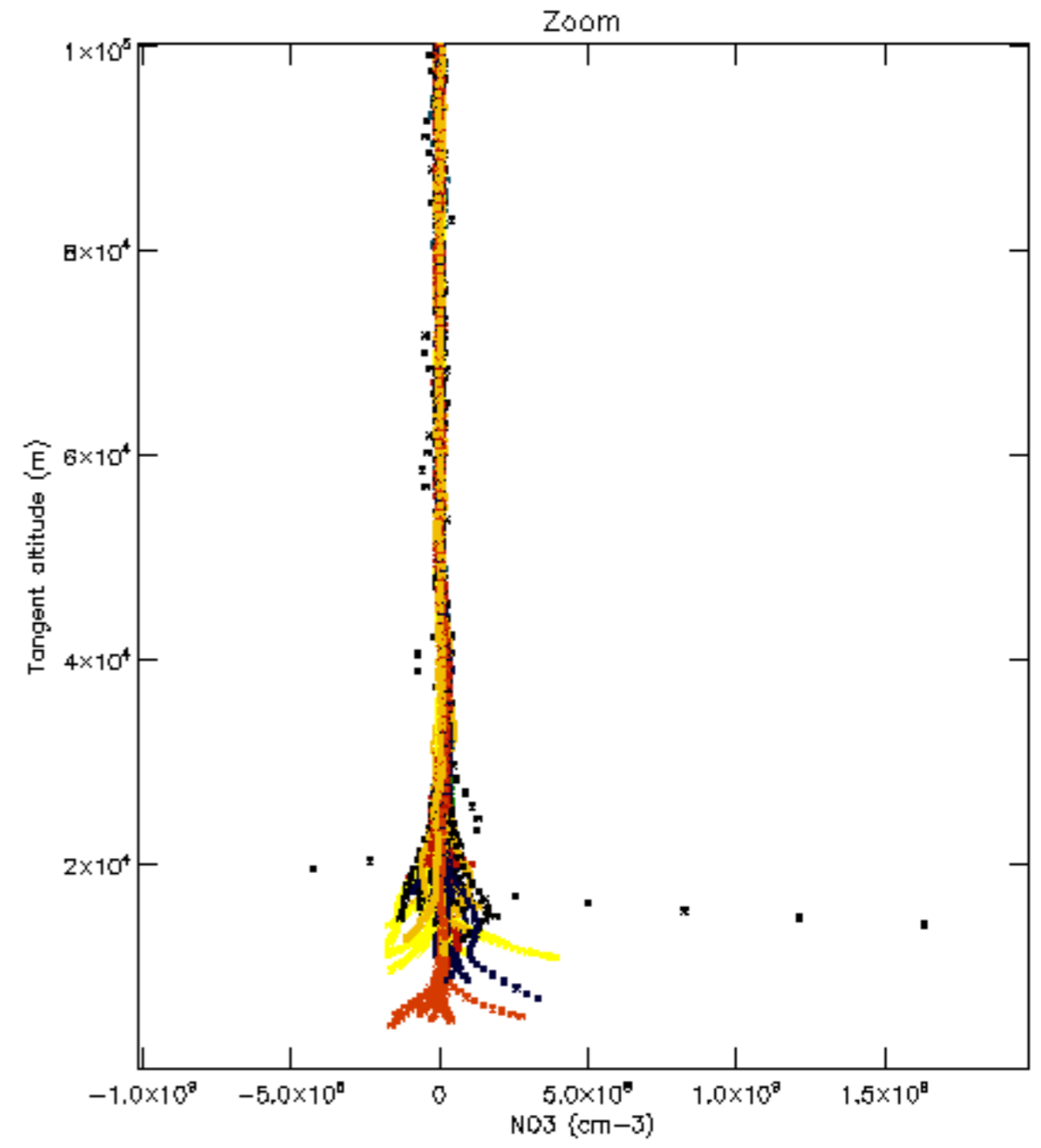
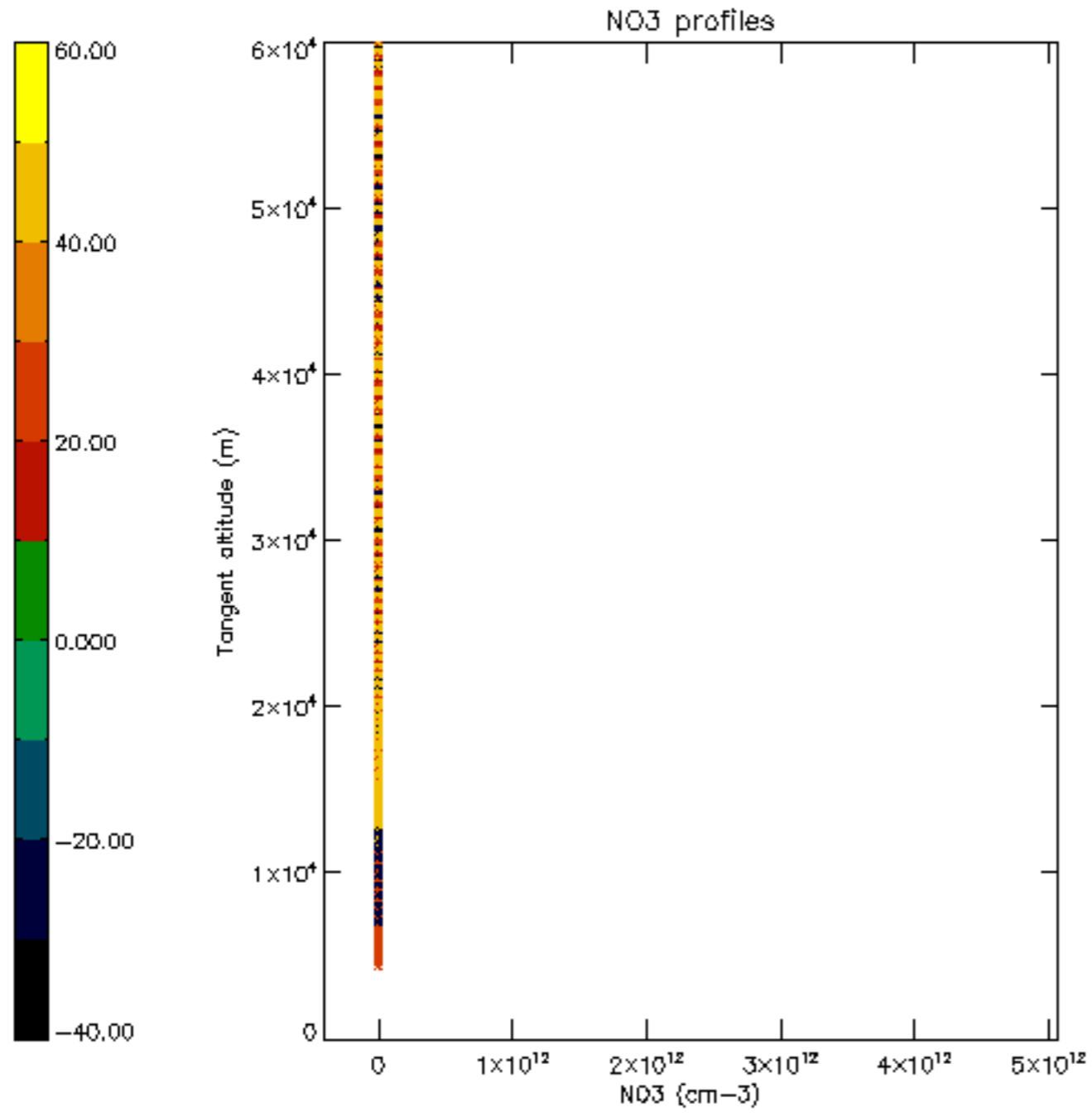


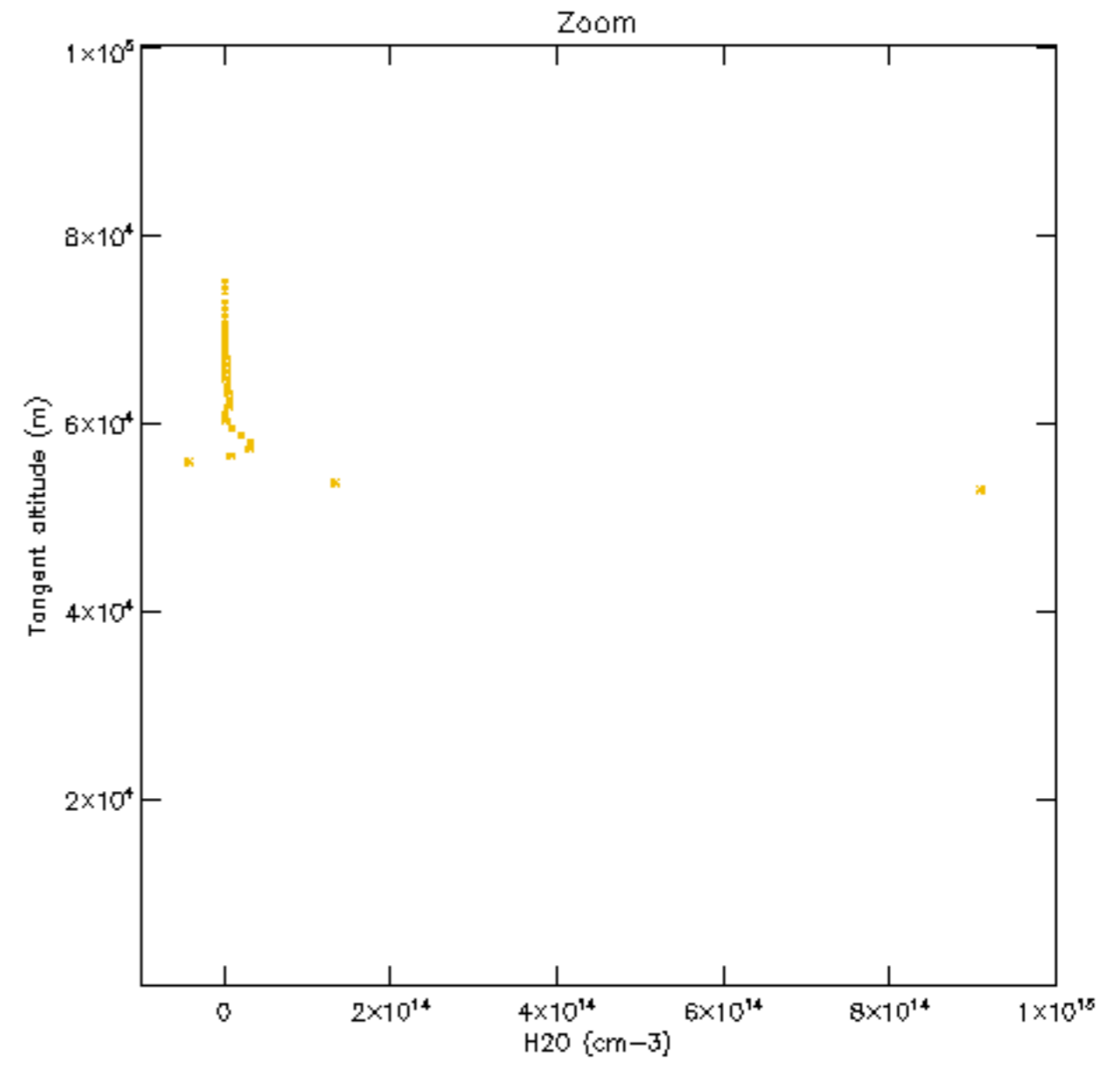
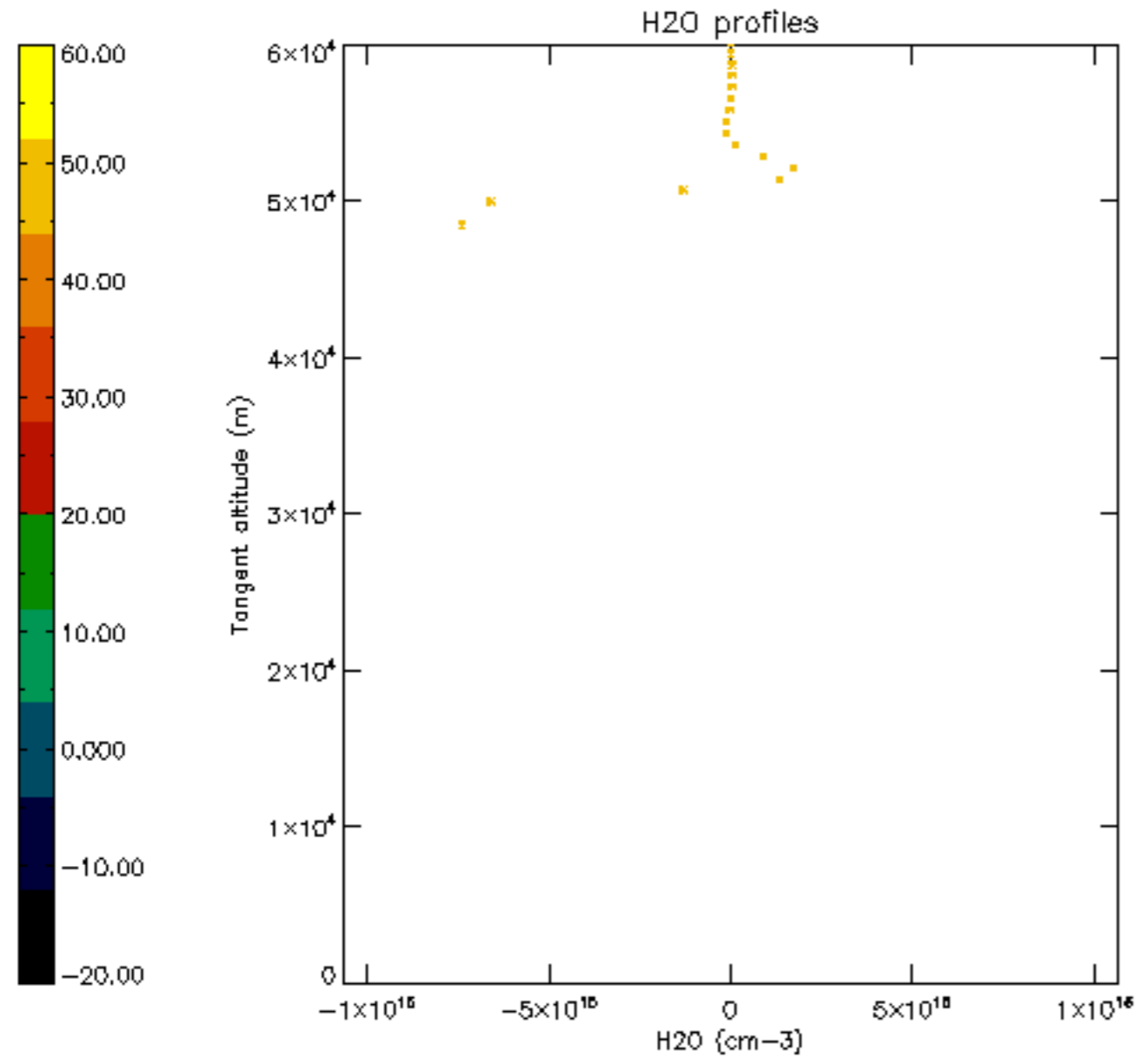


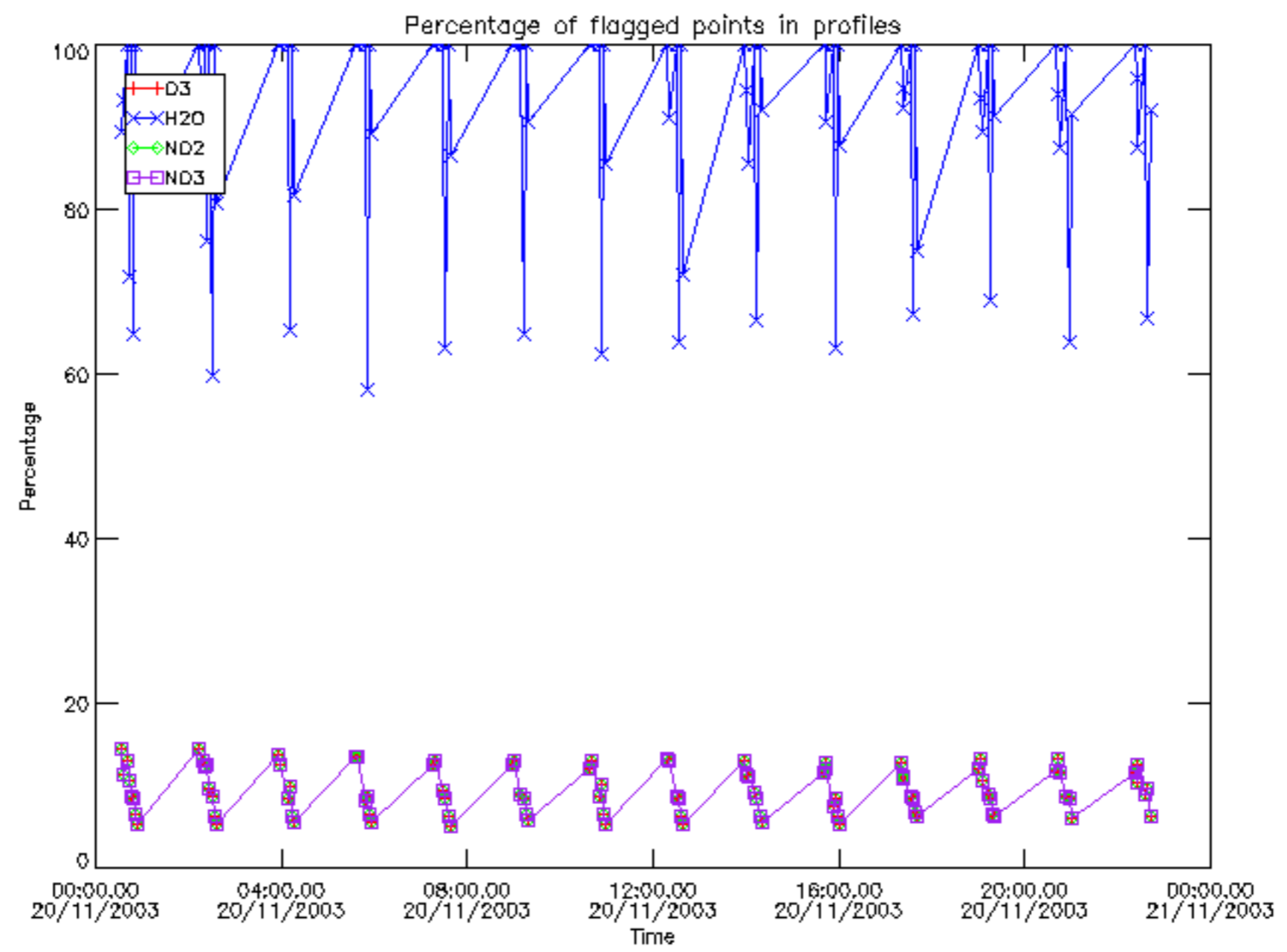




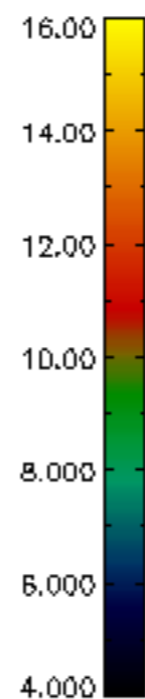
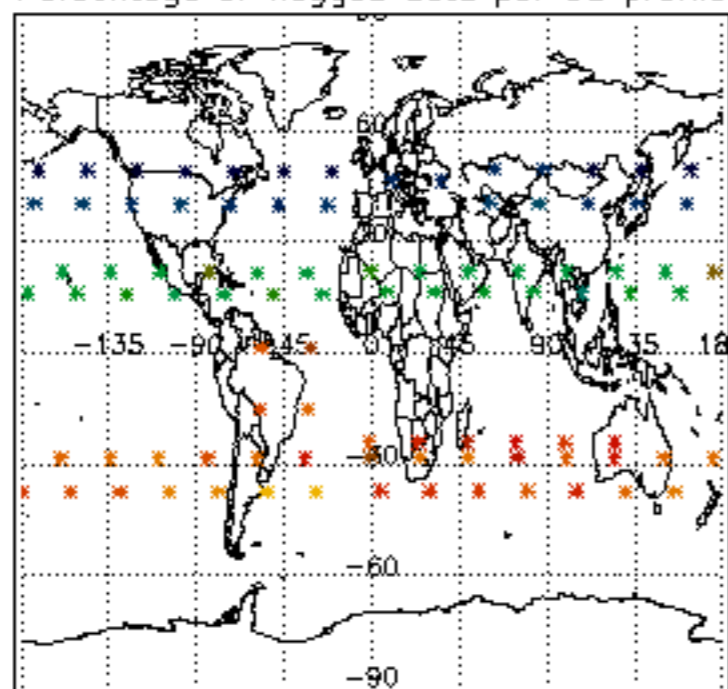




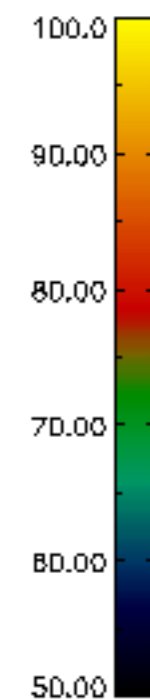
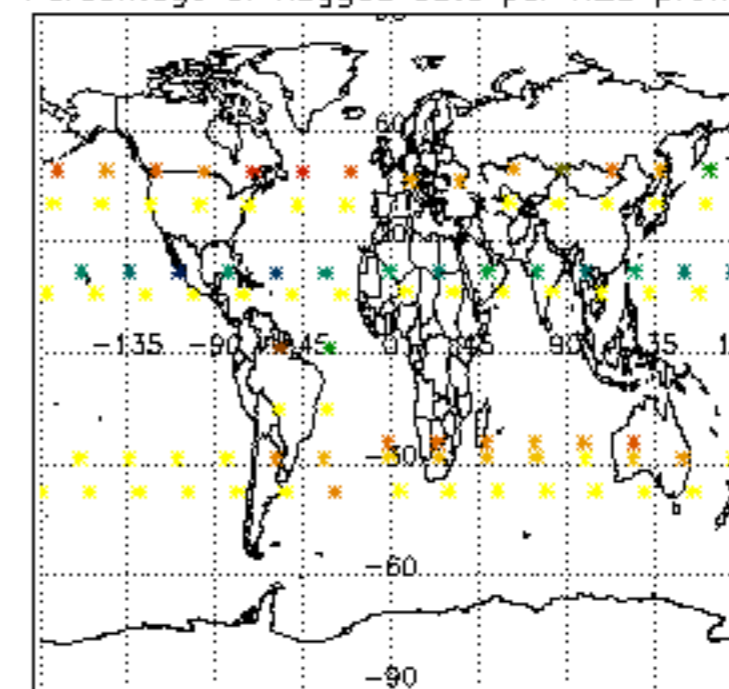




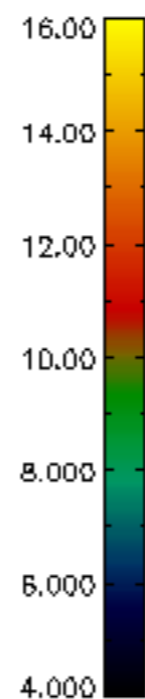
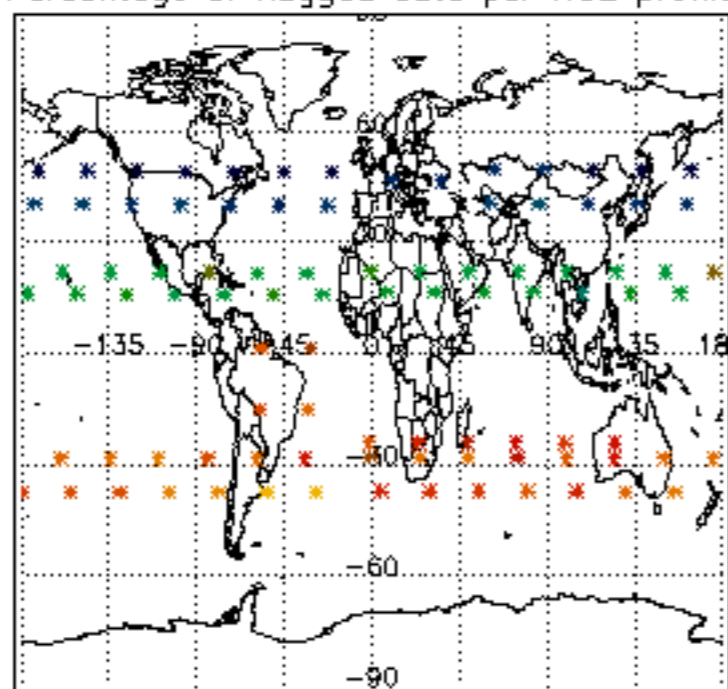
Percentage of flagged data per D3 profile



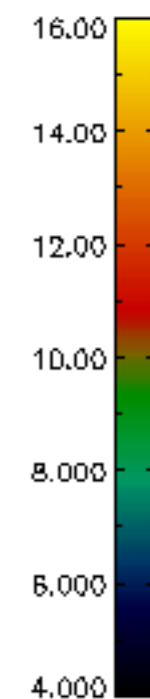
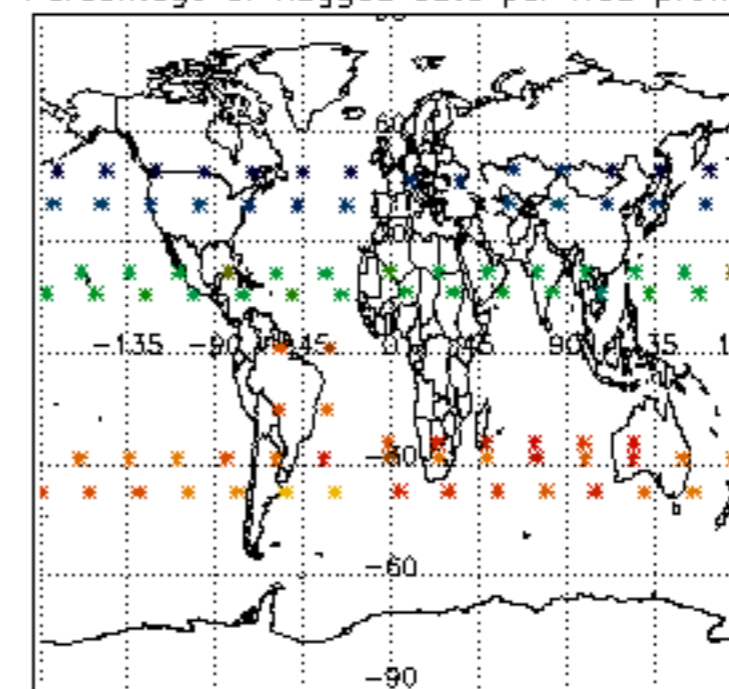
Percentage of flagged data per H2O profile

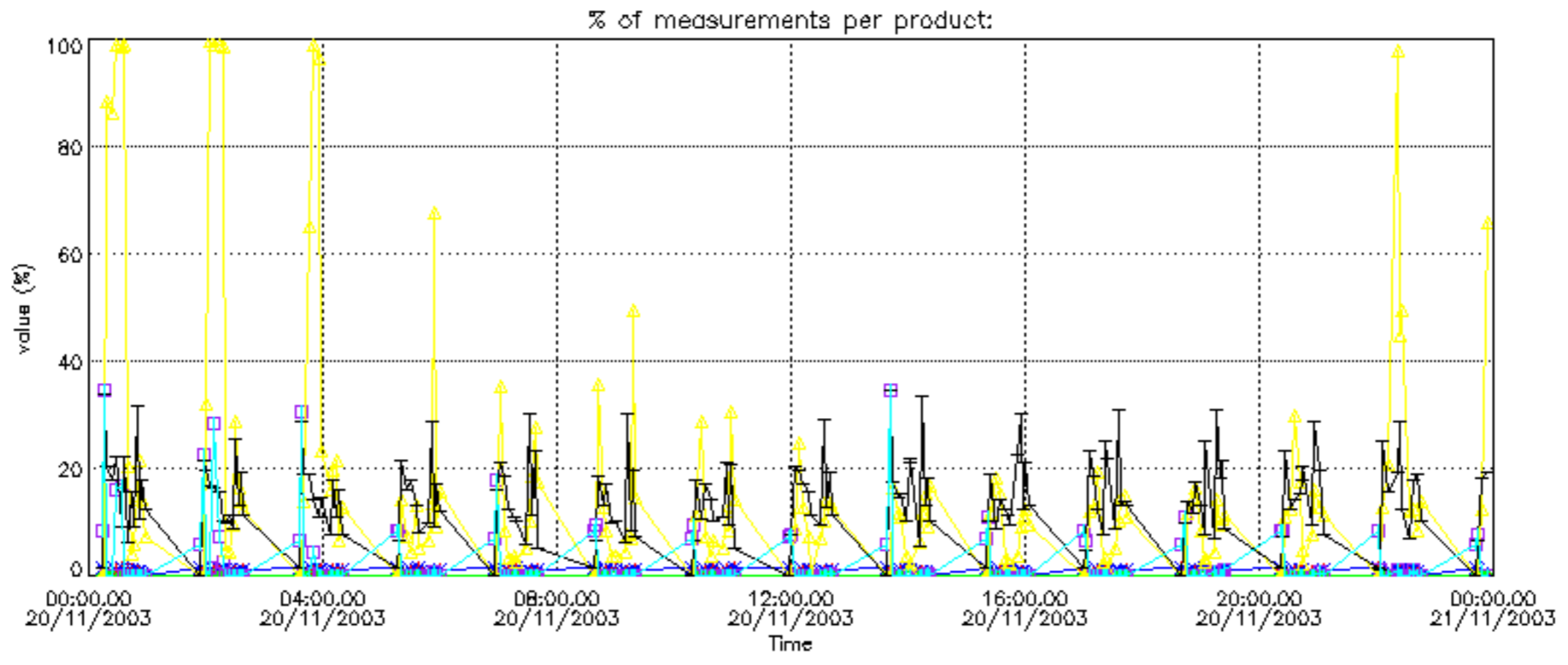


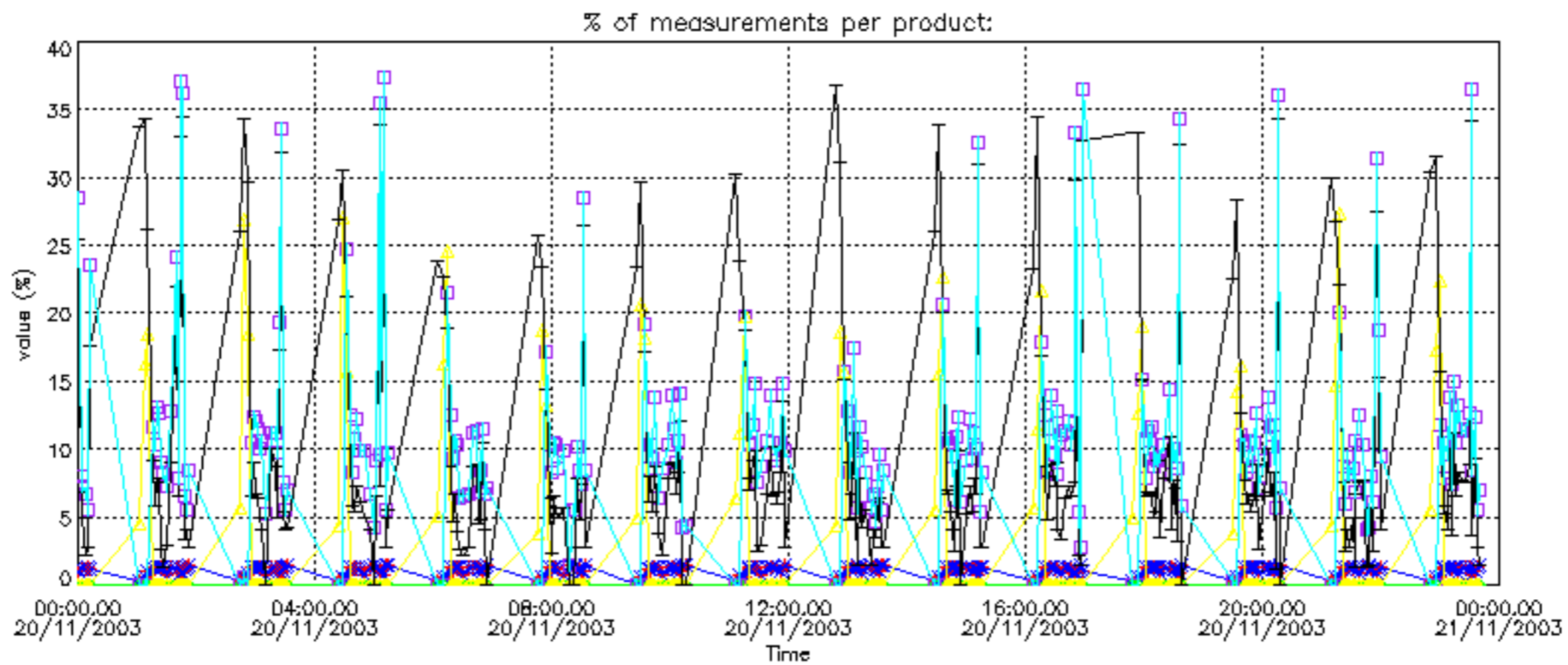
Percentage of flagged data per NO2 profile



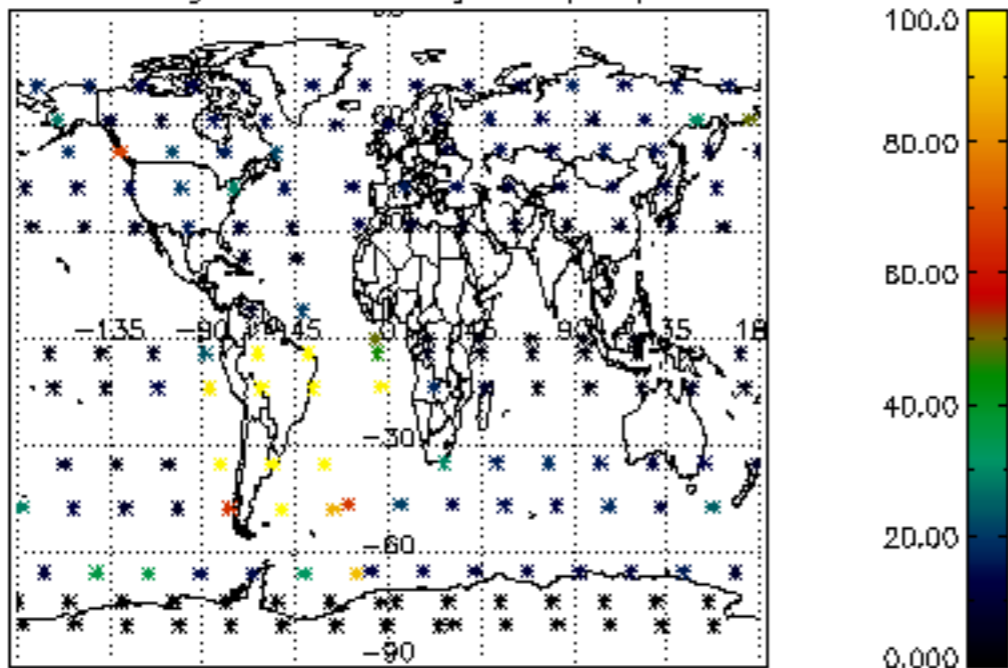
Percentage of flagged data per NO3 profile



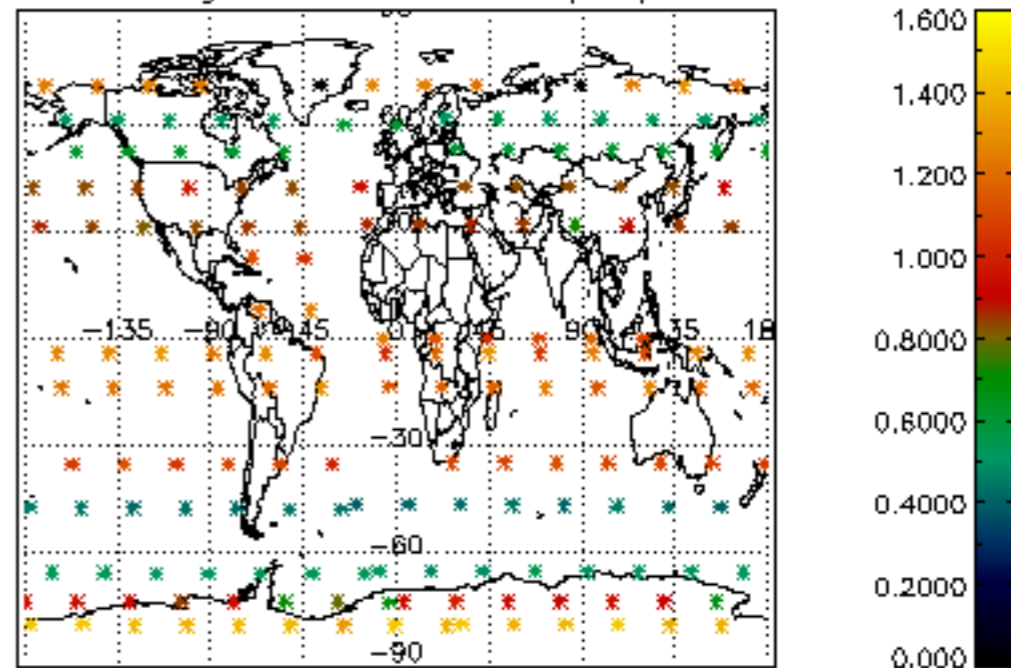




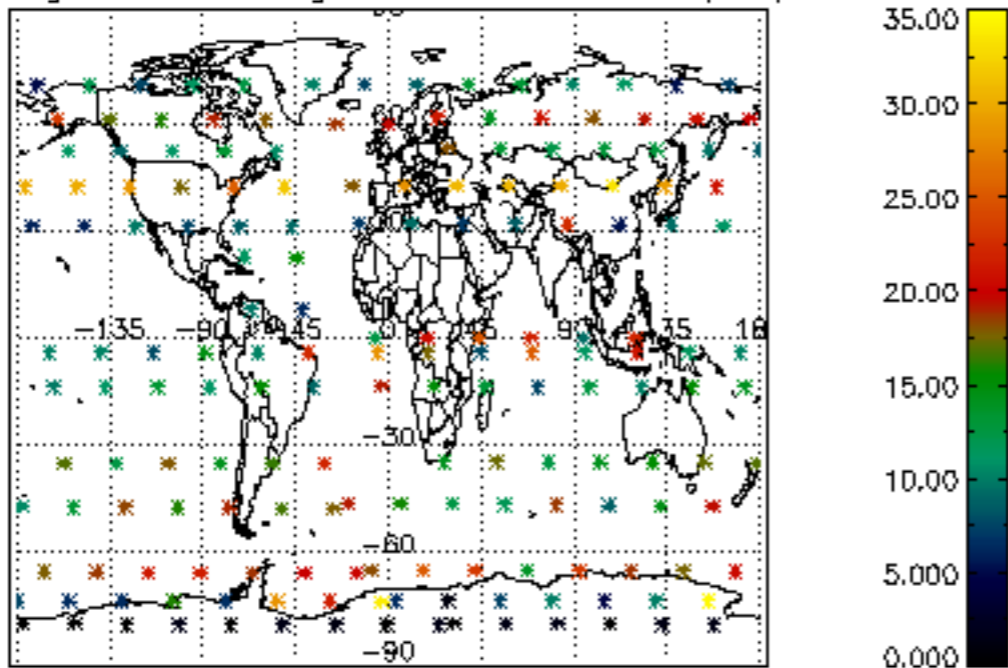
Percentage of cosmic ray hits per profile



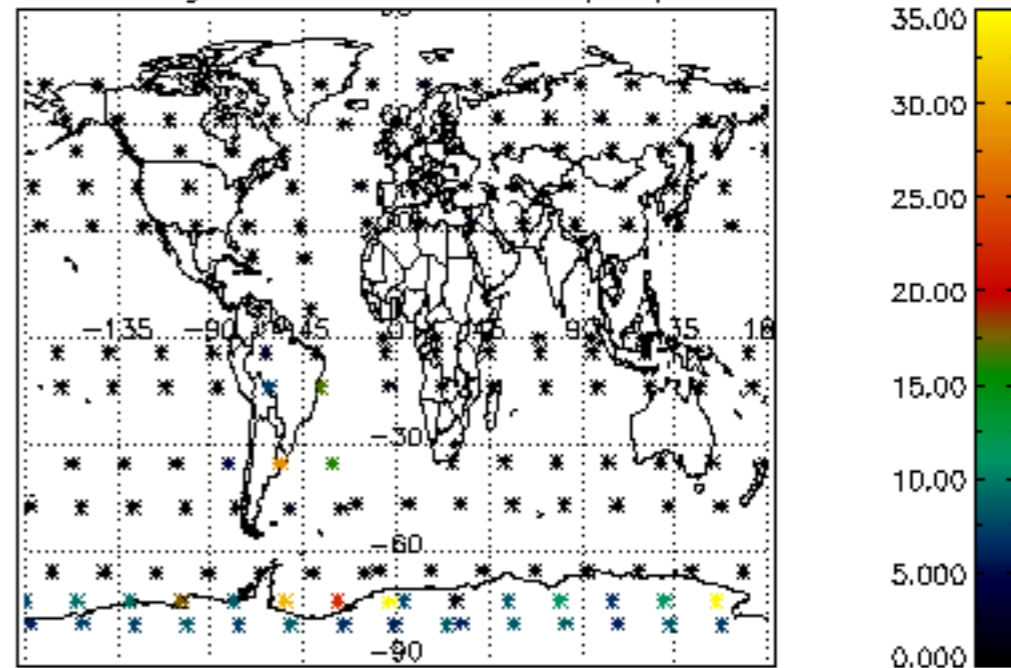
Percentage of datation errors per profile



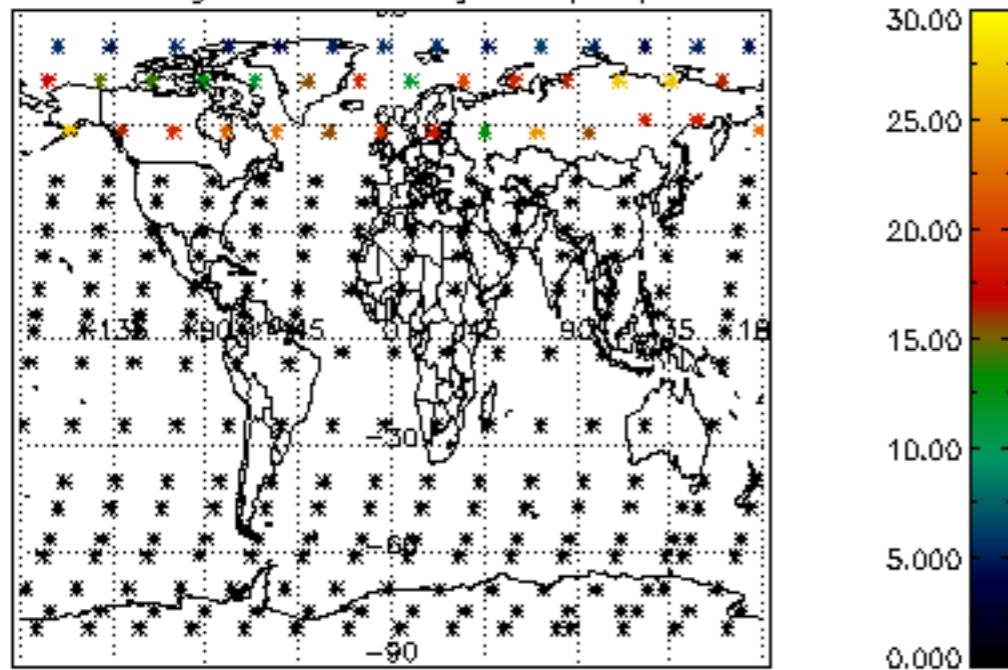
Percentage of star falling outside central band per profile



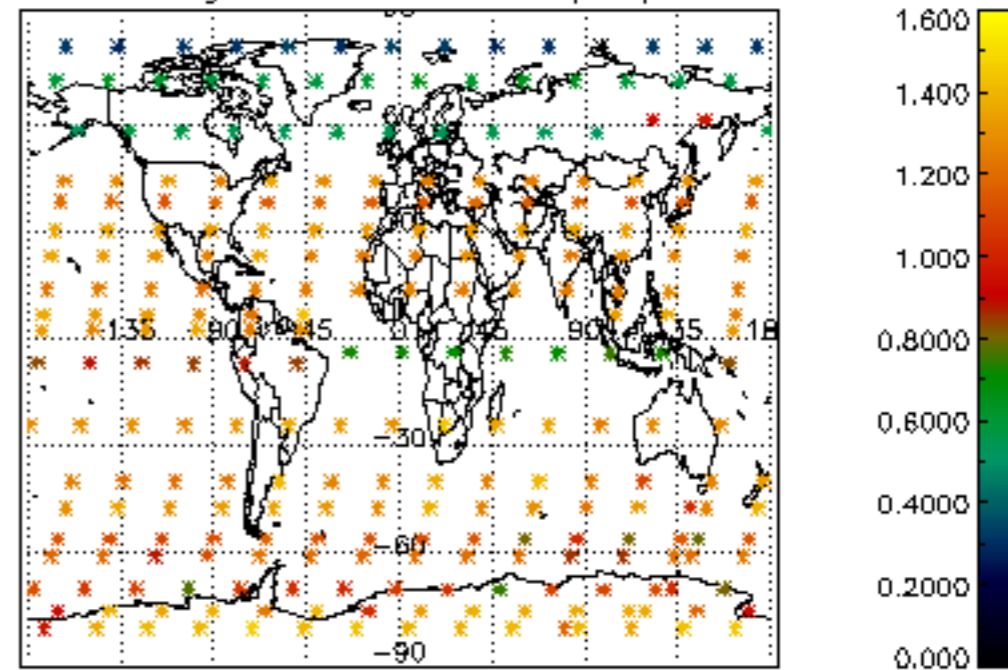
Percentage of saturation errors per profile



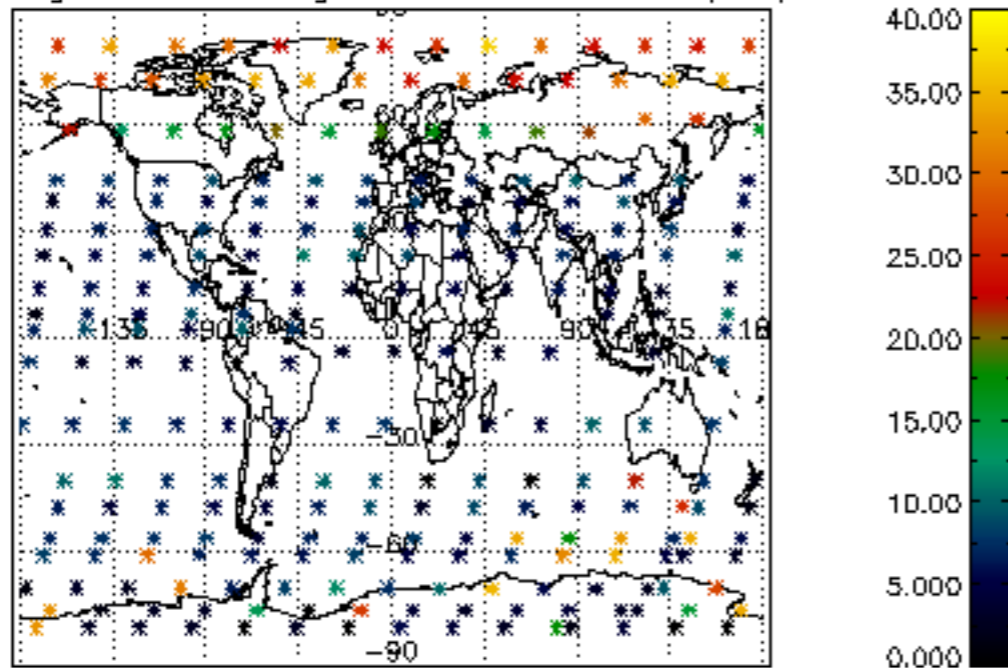
Percentage of cosmic ray hits per profile



Percentage of datation errors per profile



Percentage of star falling outside central band per profile



Percentage of saturation errors per profile

