

GOMOS Level 2 Daily Report

SUMMARY

[1. General Info](#)

[2. Summary of processed GOM_NL_2P products](#)

[3. Level 2 Quality information per product](#)

[3.1 Plot of level 2 quality information per product \(time dependant\)](#)

[3.2 Plot of level 2 quality information per product \(world map\)](#)

[4. Level 1 Quality information per product \(stored on level 2 products\)](#)

[4.1 Plot of level 1 quality information per product \(time dependant\)](#)

[4.1.1 Plot of level 1 quality information per product \(time dependant\): ASCENDING](#)

[4.1.2 Plot of level 1 quality information per product \(time dependant\): DESCENDING](#)

[4.2 Plot of level 1 quality information per product \(world map\)](#)

[4.2.1 Plot of level 1 quality information per product \(world map\): ASCENDING](#)

[4.2.2 Plot of level 1 quality information per product \(world map\): DESCENDING](#)

[5. Ozone profiles based on quality statistics and other trace gas profiles](#)

[5.1 Ozone statistics based on quality of products](#)

[5.2 Plot ozone profiles for all STD \(dark without errors\)](#)

[5.3 Plot ozone profiles where STD < 20% \(dark without errors\)](#)

[5.4. Plot ozone profiles where STD < 10% \(dark without errors\)](#)

[5.5. Plot ozone profiles where STD < 5% \(dark without errors\)](#)

[5.6 Plot NO2 profiles for all STD \(dark without errors\)](#)

[5.7 Plot NO3 profiles for all STD \(dark without errors\)](#)

[5.8 Plot H2O profiles \(only for occultations of stars 1,2,3,4,13,14,16,26,63 dark without errors\) for all STD](#)

[6. Auxiliary Data Files used for the production reported in section 2](#)

This report presents the daily analysis on parameters extracted from GOMOS level 2 data (GOM_NL__2P). It is intended to monitor some important parameters that will impact the quality of these products. A list of level 2 products (and content) that have arrived during the reporting day to the PCF is also given.

Item	Value
Time of report generation	20APR2013 00:20:09
Data source version	GOMOS/6.01
Start time of products	19-11-2003 (19NOV2003 00:00:00)
Stop time of products	20-11-2003 (20NOV2003 00:00:00)
Store outputs in DB	Yes
Nb of level 2 prods	448
Nb of prods with errors	0

2. Summary of processed GOM_NL__2P products.

Nr	Filename	UTC Start time	Limb	Duration	Star Id	Star Name	Star Mag	Star Temp	Nb Meas	Orbit	Prod. error
1	GOM_NL__2PRFIN20031119_011128_000000382021_00418_08989_8907.N1	19-NOV-2003 01:11:28	Dark	38.000	124	The Car	2.7640	30000.	76	8989	No
2	GOM_NL__2PRFIN20031119_011533_000000482021_00418_08989_8908.N1	19-NOV-2003 01:15:33	Dark	48.000	41	Eps Car	1.8600	4100.0	96	8989	No
3	GOM_NL__2PRFIN20031119_011748_000000572021_00418_08989_8909.N1	19-NOV-2003 01:17:48	Dark	56.500	70	Zet Pup	2.2460	39000.	113	8989	No
4	GOM_NL__2PRFIN20031119_012104_000000582021_00418_08989_8910.N1	19-NOV-2003 01:21:04	Dark	58.000	2	Alp Car	-0.73600	7000.0	116	8989	No
5	GOM_NL__2PRFIN20031119_012343_000000782021_00418_08989_8911.N1	19-NOV-2003 01:23:43	Dark	78.000	88	31Eta CMa	2.4480	20000.	156	8989	No
6	GOM_NL__2PRFIN20031119_012619_000000952021_00418_08989_8912.N1	19-NOV-2003 01:26:19	Dark	95.000	37	25Del CMa	1.8300	5900.0	190	8989	No
7	GOM_NL__2PRFIN20031119_012930_000000382021_00418_08989_8913.N1	19-NOV-2003 01:29:30	Straylight	38.000	157	The1Eri	2.9060	9300.0	76	8989	No
8	GOM_NL__2PRFIN20031119_013346_000001032021_00418_08989_8914.N1	19-NOV-2003 01:33:46	Straylight	102.50	47	2Bet CMa	1.9760	28000.	205	8989	No
9	GOM_NL__2PRFIN20031119_013643_000000512021_00418_08989_8915.N1	19-NOV-2003 01:36:43	Straylight	51.000	165	34Gam Eri	2.9500	3200.0	102	8989	No
10	GOM_NL__2PRFIN20031119_013902_000000922021_00418_08989_8916.N1	19-NOV-2003 01:39:02	Twilight	92.000	7	19Bet Ori	0.10000	14000.	184	8989	No
11	GOM_NL__2PRFIN20031119_014213_000000542021_00418_08989_8917.N1	19-NOV-2003 01:42:13	Twilight	53.500	94	92Alp Cet	2.5260	3100.0	107	8989	No
12	GOM_NL__2PRFIN20031119_014348_000000952021_00418_08989_8918.N1	19-NOV-2003 01:43:48	Bright	94.500	72	34Del Ori	2.2500	30000.	189	8989	No
13	GOM_NL__2PRFIN20031119_014708_000000372021_00418_08989_8919.N1	19-NOV-2003 01:47:08	Bright	36.500	105	6Bet Ari	2.6450	8900.0	73	8989	No
14	GOM_NL__2PRFIN20031119_014858_000000422021_00418_08989_8920.N1	19-NOV-2003 01:48:58	Bright	42.000	146	25Eta Tau	2.8730	15200.	84	8989	No
15	GOM_NL__2PRFIN20031119_015103_000000362021_00418_08989_8921.N1	19-NOV-2003 01:51:03	Bright	35.500	173	4Bet Tri	3.0040	8900.0	71	8989	No
16	GOM_NL__2PRFIN20031119_015307_000000372021_00418_08989_8922.N1	19-NOV-2003 01:53:07	Bright	37.000	73	57Gam1And	2.2600	13100.	74	8989	No
17	GOM_NL__2PRFIN20031119_015601_000000382021_00418_08989_8923.N1	19-NOV-2003 01:56:01	Bright	37.500	35	33Alp Per	1.7950	6250.0	75	8989	No
18	GOM_NL__2PRFIN20031119_015738_000000362021_00418_08989_8924.N1	19-NOV-2003 01:57:38	Bright	35.500	68	18Alp Cas	2.2250	4500.0	71	8989	No
19	GOM_NL__2PRFIN20031119_015912_000000552021_00418_08989_8925.N1	19-NOV-2003 01:59:12	Bright	54.500	6	13Alp Aur	0.080000	3400.0	109	8989	No
20	GOM_NL__2PRFIN20031119_020200_000000582021_00418_08989_8926.N1	19-NOV-2003 02:02:00	Bright	58.000	42	34Bet Aur	1.9000	10200.	116	8989	No
21	GOM_NL__2PRFIN20031119_020622_000000332021_00418_08989_8927.N1	19-NOV-2003 02:06:22	Bright	33.000	49	1Alp UMi	1.9900	6300.0	66	8989	No
22	GOM_NL__2PRFIN20031119_021048_000000362021_00418_08989_8928.N1	19-NOV-2003 02:10:48	Bright	35.500	60	7Bet UMi	2.0810	3950.0	71	8989	No
23	GOM_NL__2PRFIN20031119_021250_000000382021_00418_08989_8929.N1	19-NOV-2003 02:12:50	Bright	37.500	119	14Eta Dra	2.7270	4700.0	75	8989	No
24	GOM_NL__2PRFIN20031119_021531_000000422021_00418_08989_8930.N1	19-NOV-2003 02:15:31	Bright	41.500	82	48Bet UMa	2.3650	10600.	83	8989	No
25	GOM_NL__2PRFIN20031119_021805_000000402021_00418_08989_8931.N1	19-NOV-2003 02:18:05	Bright	39.500	39	85Eta UMa	1.8540	24000.	79	8989	No
26	GOM_NL__2PRFIN20031119_021938_000000542021_00418_08989_8932.N1	19-NOV-2003 02:19:38	Bright	53.500	174	52Psi UMa	3.0040	4400.0	107	8989	No
27	GOM_NL__2PRFIN20031119_022133_000000352021_00418_08989_8933.N1	19-NOV-2003 02:21:33	Bright	35.000	152	12Alp2CVn	2.8900	11000.	70	8989	No
28	GOM_NL__2PRFIN20031119_022343_000000332021_00418_08989_8934.N1	19-NOV-2003 02:23:43	Bright	33.000	83		2.3780	11000.	66	8989	No
29	GOM_NL__2PRFIN20031119_022613_000000332021_00418_08989_8935.N1	19-NOV-2003 02:26:13	Bright	32.500	3	16Alp Boo	-0.050000	4250.0	65	8989	No
30	GOM_NL__2PRFIN20031119_022837_000000532021_00418_08989_8936.N1	19-NOV-2003 02:28:37	Bright	53.000	96	68Del Leo	2.5600	9300.0	106	8989	No
31	GOM_NL__2PRFIN20031119_023053_000001242021_00418_08989_8937.N1	19-NOV-2003 02:30:53	Twilight	124.00	166	17Eps Leo	2.9800	6000.0	248	8989	No
32	GOM_NL__2PRFIN20031119_023601_000001082021_00418_08989_8938.N1	19-NOV-2003 02:36:01	Straylight	108.00	22	32Alp Leo	1.3600	15200.	216	8989	No
33	GOM_NL__2PRFIN20031119_023928_000000442021_00418_08989_8939.N1	19-NOV-2003 02:39:28	Twilight	43.500	106	9Bet Crv	2.6480	5600.0	87	8989	No
34	GOM_NL__2PRFIN20031119_024601_000000382021_00418_08989_8940.N1	19-NOV-2003 02:46:01	Dark	37.500	64	Gam Cen	2.2000	10600.	75	8989	No
35	GOM_NL__2PRFIN20031119_024817_000000422021_00418_08989_8941.N1	19-NOV-2003 02:48:17	Dark	41.500	26	Gam Cru	1.6240	2900.0	83	8989	No
36	GOM_NL__2PRFIN20031119_024953_000000372021_00419_08990_8942.N1	19-NOV-2003 02:49:53	Dark	36.500	12	Alp1Cru	0.77500	30000.	73	8990	No
37	GOM_NL__2PRFIN20031119_025204_000000382021_00419_08990_9136.N1	19-NOV-2003 02:52:04	Dark	37.500	124	The Car	2.7640	30000.	75	8990	No
38	GOM_NL__2PRFIN20031119_025608_000000482021_00419_08990_9137.N1	19-NOV-2003 02:56:08	Dark	47.500	41	Eps Car	1.8600	4100.0	95	8990	No
39	GOM_NL__2PRFIN20031119_025824_000000592021_00419_08990_9138.N1	19-NOV-2003 02:58:24	Dark	59.000	70	Zet Pup	2.2460	39000.	118	8990	No
40	GOM_NL__2PRFIN20031119_030139_000000602021_00419_08990_9139.N1	19-NOV-2003 03:01:39	Dark	60.000	2	Alp Car	-0.73600	7000.0	120	8990	No
41	GOM_NL__2PRFIN20031119_030420_000000792021_00419_08990_9140.N1	19-NOV-2003 03:04:20	Dark	78.500	88	31Eta CMa	2.4480	20000.	157	8990	No
42	GOM_NL__2PRFIN20031119_030655_000000932021_00419_08990_9141.N1	19-NOV-2003 03:06:55	Dark	92.500	37	25Del CMa	1.8300	5900.0	185	8990	No

43	GOM_NL__2PRFIN20031119_031005_000000402021_00419_08990_9142.N1	19-NOV-2003 03:10:05	Straylight	39.500	157	The1Eri	2.9060	9300.0	79	8990	No
44	GOM_NL__2PRFIN20031119_031501_000001842021_00419_08990_9143.N1	19-NOV-2003 03:15:01	Straylight	183.50	1	9Alp CMa	-1.4400	11000.	367	8990	No
45	GOM_NL__2PRFIN20031119_031937_000000912021_00419_08990_9144.N1	19-NOV-2003 03:19:37	Straylight	91.000	7	19Bet Ori	0.10000	14000.	182	8990	No
46	GOM_NL__2PRFIN20031119_032248_000000532021_00419_08990_9145.N1	19-NOV-2003 03:22:48	Tw_i_and_stray	53.000	94	92Alp Cet	2.5260	3100.0	106	8990	No
47	GOM_NL__2PRFIN20031119_032743_000000382021_00419_08990_9146.N1	19-NOV-2003 03:27:43	Bright	37.500	105	6Bet Ari	2.6450	8900.0	75	8990	No
48	GOM_NL__2PRFIN20031119_032933_000000432021_00419_08990_9147.N1	19-NOV-2003 03:29:33	Bright	42.500	146	25Eta Tau	2.8730	15200.	85	8990	No
49	GOM_NL__2PRFIN20031119_033138_000000372021_00419_08990_9148.N1	19-NOV-2003 03:31:38	Bright	37.000	173	4Bet Tri	3.0040	8900.0	74	8990	No
50	GOM_NL__2PRFIN20031119_033342_000000372021_00419_08990_9149.N1	19-NOV-2003 03:33:42	Bright	37.000	73	57Gam1And	2.2600	13100.	74	8990	No
51	GOM_NL__2PRFIN20031119_033636_000000392021_00419_08990_9150.N1	19-NOV-2003 03:36:36	Bright	38.500	35	33Alp Per	1.7950	6250.0	77	8990	No
52	GOM_NL__2PRFIN20031119_033813_000000382021_00419_08990_9151.N1	19-NOV-2003 03:38:13	Bright	37.500	68	18Alp Cas	2.2250	4500.0	75	8990	No
53	GOM_NL__2PRFIN20031119_034234_000000602021_00419_08990_9152.N1	19-NOV-2003 03:42:34	Bright	60.000	42	34Bet Aur	1.9000	10200.	120	8990	No
54	GOM_NL__2PRFIN20031119_034657_000000372021_00419_08990_9153.N1	19-NOV-2003 03:46:57	Bright	36.500	49	1Alp UMi	1.9900	6300.0	73	8990	No
55	GOM_NL__2PRFIN20031119_035124_000000362021_00419_08990_9154.N1	19-NOV-2003 03:51:24	Bright	35.500	60	7Bet UMi	2.0810	3950.0	71	8990	No
56	GOM_NL__2PRFIN20031119_035326_000000372021_00419_08990_9155.N1	19-NOV-2003 03:53:26	Bright	37.000	119	14Eta Dra	2.7270	4700.0	74	8990	No
57	GOM_NL__2PRFIN20031119_035605_000000622021_00419_08990_9156.N1	19-NOV-2003 03:56:05	Bright	62.000	82	48Bet UMa	2.3650	10600.	124	8990	No
58	GOM_NL__2PRFIN20031119_035840_000000522021_00419_08990_9157.N1	19-NOV-2003 03:58:40	Bright	52.000	39	85Eta UMa	1.8540	24000.	104	8990	No
59	GOM_NL__2PRFIN20031119_040013_000000662021_00419_08990_9158.N1	19-NOV-2003 04:00:13	Bright	66.000	174	52Psi UMa	3.0040	4400.0	132	8990	No
60	GOM_NL__2PRFIN20031119_040209_000000542021_00419_08990_9159.N1	19-NOV-2003 04:02:09	Bright	54.000	152	12Alp2CVn	2.8900	11000.	108	8990	No
61	GOM_NL__2PRFIN20031119_040418_000000352021_00419_08990_9160.N1	19-NOV-2003 04:04:18	Bright	35.000	83		2.3780	11000.	70	8990	No
62	GOM_NL__2PRFIN20031119_040649_000000342021_00419_08990_9161.N1	19-NOV-2003 04:06:49	Bright	34.000	3	16Alp Boo	-0.050000	4250.0	68	8990	No
63	GOM_NL__2PRFIN20031119_040912_000000732021_00419_08990_9162.N1	19-NOV-2003 04:09:12	Bright	73.000	96	68Del Leo	2.5600	9300.0	146	8990	No
64	GOM_NL__2PRFIN20031119_041135_000000902021_00419_08990_9163.N1	19-NOV-2003 04:11:35	Bright	90.000	51	41Gam1Leo	2.0100	4500.0	180	8990	No
65	GOM_NL__2PRFIN20031119_041638_000001102021_00419_08990_9164.N1	19-NOV-2003 04:16:38	Straylight	110.00	22	32Alp Leo	1.3600	15200.	220	8990	No
66	GOM_NL__2PRFIN20031119_042004_000000452021_00419_08990_9165.N1	19-NOV-2003 04:20:04	Twilight	45.000	106	9Bet Crv	2.6480	5600.0	90	8990	No
67	GOM_NL__2PRFIN20031119_042637_000000392021_00419_08990_9166.N1	19-NOV-2003 04:26:37	Dark	39.000	64	Gam Cen	2.2000	10600.	78	8990	No
68	GOM_NL__2PRFIN20031119_042920_000000412021_00419_08990_9167.N1	19-NOV-2003 04:29:20	Dark	40.500	20	Bet Cru	1.2530	30000.	81	8990	No
69	GOM_NL__2PRFIN20031119_043028_000000482021_00420_08991_9168.N1	19-NOV-2003 04:30:28	Dark	48.000	12	Alp1Cru	0.77500	30000.	96	8991	No
70	GOM_NL__2PRFIN20031119_043240_000000382021_00420_08991_8907.N1	19-NOV-2003 04:32:40	Dark	37.500	124	The Car	2.7640	30000.	75	8991	No
71	GOM_NL__2PRFIN20031119_043645_000000432021_00420_08991_8908.N1	19-NOV-2003 04:36:45	Dark	43.000	41	Eps Car	1.8600	4100.0	86	8991	No
72	GOM_NL__2PRFIN20031119_043902_000000562021_00420_08991_8909.N1	19-NOV-2003 04:39:02	Dark	55.500	70	Zet Pup	2.2460	39000.	111	8991	No
73	GOM_NL__2PRFIN20031119_044216_000000482021_00420_08991_8910.N1	19-NOV-2003 04:42:16	Dark	48.000	2	Alp Car	-0.73600	7000.0	96	8991	No
74	GOM_NL__2PRFIN20031119_044457_000000792021_00420_08991_8911.N1	19-NOV-2003 04:44:57	Dark	78.500	88	31Eta CMa	2.4480	20000.	157	8991	No
75	GOM_NL__2PRFIN20031119_044732_000000912021_00420_08991_8912.N1	19-NOV-2003 04:47:32	Dark	91.000	37	25Del CMa	1.8300	5900.0	182	8991	No
76	GOM_NL__2PRFIN20031119_045042_000000392021_00420_08991_8913.N1	19-NOV-2003 04:50:42	Straylight	38.500	157	The1Eri	2.9060	9300.0	77	8991	No
77	GOM_NL__2PRFIN20031119_045538_000001642021_00420_08991_8914.N1	19-NOV-2003 04:55:38	Straylight	163.50	1	9Alp CMa	-1.4400	11000.	327	8991	No
78	GOM_NL__2PRFIN20031119_050012_000000822021_00420_08991_8915.N1	19-NOV-2003 05:00:12	Straylight	81.500	7	19Bet Ori	0.10000	14000.	163	8991	No
79	GOM_NL__2PRFIN20031119_050325_000000532021_00420_08991_8916.N1	19-NOV-2003 05:03:25	Tw_i_and_stray	53.000	94	92Alp Cet	2.5260	3100.0	106	8991	No
80	GOM_NL__2PRFIN20031119_050819_000000372021_00420_08991_8917.N1	19-NOV-2003 05:08:19	Bright	36.500	105	6Bet Ari	2.6450	8900.0	73	8991	No
81	GOM_NL__2PRFIN20031119_051009_000000432021_00420_08991_8918.N1	19-NOV-2003 05:10:09	Bright	42.500	146	25Eta Tau	2.8730	15200.	85	8991	No
82	GOM_NL__2PRFIN20031119_051214_000000362021_00420_08991_8919.N1	19-NOV-2003 05:12:14	Bright	35.500	173	4Bet Tri	3.0040	8900.0	71	8991	No
83	GOM_NL__2PRFIN20031119_051418_000000392021_00420_08991_8920.N1	19-NOV-2003 05:14:18	Bright	38.500	73	57Gam1And	2.2600	13100.	77	8991	No
84	GOM_NL__2PRFIN20031119_051712_000000422021_00420_08991_8921.N1	19-NOV-2003 05:17:12	Bright	41.500	35	33Alp Per	1.7950	6250.0	83	8991	No
85	GOM_NL__2PRFIN20031119_051849_000000382021_00420_08991_8922.N1	19-NOV-2003 05:18:49	Bright	37.500	68	18Alp Cas	2.2250	4500.0	75	8991	No
86	GOM_NL__2PRFIN20031119_052309_000000612021_00420_08991_8923.N1	19-NOV-2003 05:23:09	Bright	61.000	42	34Bet Aur	1.9000	10200.	122	8991	No
87	GOM_NL__2PRFIN20031119_052733_000000372021_00420_08991_8924.N1	19-NOV-2003 05:27:33	Bright	36.500	49	1Alp UMi	1.9900	6300.0	73	8991	No
88	GOM_NL__2PRFIN20031119_053200_000000372021_00420_08991_8925.N1	19-NOV-2003 05:32:00	Bright	37.000	60	7Bet UMi	2.0810	3950.0	74	8991	No
89	GOM_NL__2PRFIN20031119_053402_000000372021_00420_08991_8926.N1	19-NOV-2003 05:34:02	Bright	37.000	119	14Eta Dra	2.7270	4700.0	74	8991	No
90	GOM_NL__2PRFIN20031119_053641_000000422021_00420_08991_8927.N1	19-NOV-2003 05:36:41	Bright	42.000	82	48Bet UMa	2.3650	10600.	84	8991	No
91	GOM_NL__2PRFIN20031119_053917_000000522021_00420_08991_8928.N1	19-NOV-2003 05:39:17	Bright	52.000	39	85Eta UMa	1.8540	24000.	104	8991	No
92	GOM_NL__2PRFIN20031119_054049_000000442021_00420_08991_8929.N1	19-NOV-2003 05:40:49	Bright	43.500	174	52Psi UMa	3.0040	4400.0	87	8991	No
93	GOM_NL__2PRFIN20031119_054245_000000362021_00420_08991_8930.N1	19-NOV-2003 05:42:45	Bright	35.500	152	12Alp2CVn	2.8900	11000.	71	8991	No
94	GOM_NL__2PRFIN20031119_054454_000000352021_00420_08991_8931.N1	19-NOV-2003 05:44:54	Bright	35.000	83		2.3780	11000.	70	8991	No
95	GOM_NL__2PRFIN20031119_054725_000000342021_00420_08991_8932.N1	19-NOV-2003 05:47:25	Bright	33.500	3	16Alp Boo	-0.050000	4250.0	67	8991	No
96	GOM_NL__2PRFIN20031119_054949_000000642021_00420_08991_8933.N1	19-NOV-2003 05:49:49	Bright	63.500	96	68Del Leo	2.5600	9300.0	127	8991	No
97	GOM_NL__2PRFIN20031119_055212_000000832021_00420_08991_8934.N1	19-NOV-2003 05:52:12	Bright	83.000	51	41Gam1Leo	2.0100	4500.0	166	8991	No
98	GOM_NL__2PRFIN20031119_055716_00000112021_00420_08991_8935.N1	19-NOV-2003 05:57:16	Straylight	110.50	22	32Alp Leo	1.3600	15200.	221	8991	No
99	GOM_NL__2PRFIN20031119_060041_000000442021_00420_08991_8936.N1	19-NOV-2003 06:00:41	Twilight	43.500	106	9Bet Crv	2.6480	5600.0	87	8991	No
100	GOM_NL__2PRFIN20031119_060713_000000392021_00420_08991_8937.N1	19-NOV-2003 06:07:13	Dark	39.000	64	Gam Cen	2.2000	10600.	78	8991	No
101	GOM_NL__2PRFIN20031119_060956_000000402021_00420_08991_8938.N1	19-NOV-2003 06:09:56	Dark	39.500	20	Bet Cru	1.2530	30000.	79	8991	No

102	GOM_NL__2PRFIN20031119_061104_000000402021_00421_08992_8939.N1	19-NOV-2003 06:11:04	Dark	39.500	12	Alp1Cru	0.77500	30000.	79	8992	No
103	GOM_NL__2PRFIN20031119_061317_000000392021_00421_08992_8907.N1	19-NOV-2003 06:13:17	Dark	39.000	124	The Car	2.7640	30000.	78	8992	No
104	GOM_NL__2PRFIN20031119_061722_000000582021_00421_08992_8908.N1	19-NOV-2003 06:17:22	Dark	58.000	41	Eps Car	1.8600	4100.0	116	8992	No
105	GOM_NL__2PRFIN20031119_061939_000000572021_00421_08992_8909.N1	19-NOV-2003 06:19:39	Dark	56.500	70	Zet Pup	2.2460	39000.	113	8992	No
106	GOM_NL__2PRFIN20031119_062253_000000542021_00421_08992_8910.N1	19-NOV-2003 06:22:53	Dark	53.500	2	Alp Car	-0.73600	7000.0	107	8992	No
107	GOM_NL__2PRFIN20031119_062535_000000792021_00421_08992_8911.N1	19-NOV-2003 06:25:35	Dark	78.500	88	31Eta CMa	2.4480	20000.	157	8992	No
108	GOM_NL__2PRFIN20031119_062810_000000962021_00421_08992_8912.N1	19-NOV-2003 06:28:10	Dark	95.500	37	25Del CMa	1.8300	5900.0	191	8992	No
109	GOM_NL__2PRFIN20031119_063118_000000392021_00421_08992_8913.N1	19-NOV-2003 06:31:18	Straylight	39.000	157	The1Eri	2.9060	9300.0	78	8992	No
110	GOM_NL__2PRFIN20031119_063614_000001862021_00421_08992_8914.N1	19-NOV-2003 06:36:14	Straylight	185.50	1	9Alp CMa	-1.4400	11000.	371	8992	No
111	GOM_NL__2PRFIN20031119_064048_000000782021_00421_08992_8915.N1	19-NOV-2003 06:40:48	Straylight	77.500	7	19Bet Ori	0.10000	14000.	155	8992	No
112	GOM_NL__2PRFIN20031119_064401_000000502021_00421_08992_8916.N1	19-NOV-2003 06:44:01	Twilight	49.500	94	92Alp Cet	2.5260	3100.0	99	8992	No
113	GOM_NL__2PRFIN20031119_064855_000000372021_00421_08992_8917.N1	19-NOV-2003 06:48:55	Bright	36.500	105	6Bet Ari	2.6450	8900.0	73	8992	No
114	GOM_NL__2PRFIN20031119_065044_000000432021_00421_08992_8918.N1	19-NOV-2003 06:50:44	Bright	42.500	146	25Eta Tau	2.8730	15200.	85	8992	No
115	GOM_NL__2PRFIN20031119_065250_000000362021_00421_08992_8919.N1	19-NOV-2003 06:52:50	Bright	36.000	173	4Bet Tri	3.0040	8900.0	72	8992	No
116	GOM_NL__2PRFIN20031119_065455_000000372021_00421_08992_8920.N1	19-NOV-2003 06:54:55	Bright	37.000	73	57Gam1And	2.2600	13100.	74	8992	No
117	GOM_NL__2PRFIN20031119_065748_000000382021_00421_08992_8921.N1	19-NOV-2003 06:57:48	Bright	38.000	35	33Alp Per	1.7950	6250.0	76	8992	No
118	GOM_NL__2PRFIN20031119_065925_000000362021_00421_08992_8922.N1	19-NOV-2003 06:59:25	Bright	35.500	68	18Alp Cas	2.2250	4500.0	71	8992	No
119	GOM_NL__2PRFIN20031119_070343_000000612021_00421_08992_8923.N1	19-NOV-2003 07:03:43	Bright	60.500	42	34Bet Aur	1.9000	10200.	121	8992	No
120	GOM_NL__2PRFIN20031119_070809_000000362021_00421_08992_8924.N1	19-NOV-2003 07:08:09	Bright	36.000	49	1Alp UMi	1.9900	6300.0	72	8992	No
121	GOM_NL__2PRFIN20031119_071236_000000362021_00421_08992_8925.N1	19-NOV-2003 07:12:36	Bright	35.500	60	7Bet UMi	2.0810	3950.0	71	8992	No
122	GOM_NL__2PRFIN20031119_071439_000000382021_00421_08992_8926.N1	19-NOV-2003 07:14:39	Bright	38.000	119	14Eta Dra	2.7270	4700.0	76	8992	No
123	GOM_NL__2PRFIN20031119_071717_000000432021_00421_08992_8927.N1	19-NOV-2003 07:17:17	Bright	42.500	82	48Bet UMa	2.3650	10600.	85	8992	No
124	GOM_NL__2PRFIN20031119_071953_000000372021_00421_08992_8928.N1	19-NOV-2003 07:19:53	Bright	36.500	39	85Eta UMa	1.8540	24000.	73	8992	No
125	GOM_NL__2PRFIN20031119_072125_000000462021_00421_08992_8929.N1	19-NOV-2003 07:21:25	Bright	45.500	174	52Psi UMa	3.0040	4400.0	91	8992	No
126	GOM_NL__2PRFIN20031119_072321_000000392021_00421_08992_8930.N1	19-NOV-2003 07:23:21	Bright	38.500	152	12Alp2CVn	2.8900	11000.	77	8992	No
127	GOM_NL__2PRFIN20031119_072531_000000342021_00421_08992_8931.N1	19-NOV-2003 07:25:31	Bright	33.500	83		2.3780	11000.	67	8992	No
128	GOM_NL__2PRFIN20031119_072801_000000332021_00421_08992_8932.N1	19-NOV-2003 07:28:01	Bright	33.000	3	16Alp Boo	-0.050000	4250.0	66	8992	No
129	GOM_NL__2PRFIN20031119_073025_000000522021_00421_08992_8933.N1	19-NOV-2003 07:30:25	Bright	52.000	96	68Del Leo	2.5600	9300.0	104	8992	No
130	GOM_NL__2PRFIN20031119_073249_000000872021_00421_08992_8934.N1	19-NOV-2003 07:32:49	Bright	87.000	51	41Gam1Leo	2.0100	4500.0	174	8992	No
131	GOM_NL__2PRFIN20031119_073754_000001142021_00421_08992_8935.N1	19-NOV-2003 07:37:54	Straylight	113.50	22	32Alp Leo	1.3600	15200.	227	8992	No
132	GOM_NL__2PRFIN20031119_074117_000000442021_00421_08992_8936.N1	19-NOV-2003 07:41:17	Twilight	43.500	106	9Bet Crv	2.6480	5600.0	87	8992	No
133	GOM_NL__2PRFIN20031119_074749_000000392021_00421_08992_8937.N1	19-NOV-2003 07:47:49	Dark	39.000	64	Gam Cen	2.2000	10600.	78	8992	No
134	GOM_NL__2PRFIN20031119_075033_000000382021_00421_08992_8938.N1	19-NOV-2003 07:50:33	Dark	38.000	20	Bet Cru	1.2530	30000.	76	8992	No
135	GOM_NL__2PRFIN20031119_075140_000000422021_00422_08993_8939.N1	19-NOV-2003 07:51:40	Dark	42.000	12	Alp1Cru	0.77500	30000.	84	8993	No
136	GOM_NL__2PRFIN20031119_075353_000000382021_00422_08993_8907.N1	19-NOV-2003 07:53:53	Dark	38.000	124	The Car	2.7640	30000.	76	8993	No
137	GOM_NL__2PRFIN20031119_075759_000000442021_00422_08993_8908.N1	19-NOV-2003 07:57:59	Dark	43.500	41	Eps Car	1.8600	4100.0	87	8993	No
138	GOM_NL__2PRFIN20031119_080016_000000572021_00422_08993_8909.N1	19-NOV-2003 08:00:16	Dark	57.000	70	Zet Pup	2.2460	39000.	114	8993	No
139	GOM_NL__2PRFIN20031119_080329_000000602021_00422_08993_8910.N1	19-NOV-2003 08:03:29	Dark	60.000	2	Alp Car	-0.73600	7000.0	120	8993	No
140	GOM_NL__2PRFIN20031119_080612_000000792021_00422_08993_8911.N1	19-NOV-2003 08:06:12	Dark	78.500	88	31Eta CMa	2.4480	20000.	157	8993	No
141	GOM_NL__2PRFIN20031119_080847_000000962021_00422_08993_8912.N1	19-NOV-2003 08:08:47	Dark	95.500	37	25Del CMa	1.8300	5900.0	191	8993	No
142	GOM_NL__2PRFIN20031119_081154_000000372021_00422_08993_8913.N1	19-NOV-2003 08:11:54	Straylight	36.500	157	The1Eri	2.9060	9300.0	73	8993	No
143	GOM_NL__2PRFIN20031119_081650_000001632021_00422_08993_8914.N1	19-NOV-2003 08:16:50	Straylight	162.50	1	9Alp CMa	-1.4400	11000.	325	8993	No
144	GOM_NL__2PRFIN20031119_082124_000000792021_00422_08993_8915.N1	19-NOV-2003 08:21:24	Straylight	79.000	7	19Bet Ori	0.10000	14000.	158	8993	No
145	GOM_NL__2PRFIN20031119_082437_000000492021_00422_08993_8916.N1	19-NOV-2003 08:24:37	Twilight	49.000	94	92Alp Cet	2.5260	3100.0	98	8993	No
146	GOM_NL__2PRFIN20031119_082931_000000372021_00422_08993_8917.N1	19-NOV-2003 08:29:31	Bright	36.500	105	6Bet Ari	2.6450	8900.0	73	8993	No
147	GOM_NL__2PRFIN20031119_083120_000000422021_00422_08993_8918.N1	19-NOV-2003 08:31:20	Bright	42.000	146	25Eta Tau	2.8730	15200.	84	8993	No
148	GOM_NL__2PRFIN20031119_083326_000000362021_00422_08993_8919.N1	19-NOV-2003 08:33:26	Bright	35.500	173	4Bet Tri	3.0040	8900.0	71	8993	No
149	GOM_NL__2PRFIN20031119_083531_000000352021_00422_08993_8920.N1	19-NOV-2003 08:35:31	Bright	35.000	73	57Gam1And	2.2600	13100.	70	8993	No
150	GOM_NL__2PRFIN20031119_083823_000000412021_00422_08993_8921.N1	19-NOV-2003 08:38:23	Bright	41.000	35	33Alp Per	1.7950	6250.0	82	8993	No
151	GOM_NL__2PRFIN20031119_084002_000000372021_00422_08993_8922.N1	19-NOV-2003 08:40:02	Bright	36.500	68	18Alp Cas	2.2250	4500.0	73	8993	No
152	GOM_NL__2PRFIN20031119_084418_000000612021_00422_08993_8923.N1	19-NOV-2003 08:44:18	Bright	61.000	42	34Bet Aur	1.9000	10200.	122	8993	No
153	GOM_NL__2PRFIN20031119_084845_000000352021_00422_08993_8924.N1	19-NOV-2003 08:48:45	Bright	35.000	49	1Alp UMi	1.9900	6300.0	70	8993	No
154	GOM_NL__2PRFIN20031119_085312_000000372021_00422_08993_8925.N1	19-NOV-2003 08:53:12	Bright	37.000	60	7Bet UMi	2.0810	3950.0	74	8993	No
155	GOM_NL__2PRFIN20031119_085515_000000352021_00422_08993_8926.N1	19-NOV-2003 08:55:15	Bright	35.000	119	14Eta Dra	2.7270	4700.0	70	8993	No
156	GOM_NL__2PRFIN20031119_085753_000000432021_00422_08993_8927.N1	19-NOV-2003 08:57:53	Bright	42.500	82	48Bet UMa	2.3650	10600.	85	8993	No
157	GOM_NL__2PRFIN20031119_090029_000000342021_00422_08993_8928.N1	19-NOV-2003 09:00:29	Bright	33.500	39	85Eta UMa	1.8540	24000.	67	8993	No
158	GOM_NL__2PRFIN20031119_090201_000000462021_00422_08993_8929.N1	19-NOV-2003 09:02:01	Bright	45.500	174	52Psi UMa	3.0040	4400.0	91	8993	No
159	GOM_NL__2PRFIN20031119_090357_000000542021_00422_08993_8930.N1	19-NOV-2003 09:03:57	Bright	54.000	152	12Alp2CVn	2.8900	11000.	108	8993	No
160	GOM_NL__2PRFIN20031119_090607_000000342021_00422_08993_8931.N1	19-NOV-2003 09:06:07	Bright	34.000	83		2.3780	11000.	68	8993	No

161	GOM_NL__2PRFIN20031119_090838_000000342021_00422_08993_8932.N1	19-NOV-2003 09:08:38	Bright	34.000	3	16Alp Boo	-0.050000	4250.0	68	8993	No
162	GOM_NL__2PRFIN20031119_091102_000000532021_00422_08993_8933.N1	19-NOV-2003 09:11:02	Bright	52.500	96	68Del Leo	2.5600	9300.0	105	8993	No
163	GOM_NL__2PRFIN20031119_091326_000000832021_00422_08993_8934.N1	19-NOV-2003 09:13:26	Bright	82.500	51	41Gam1Leo	2.0100	4500.0	165	8993	No
164	GOM_NL__2PRFIN20031119_091832_000001142021_00422_08993_8935.N1	19-NOV-2003 09:18:32	Straylight	113.50	22	32Alp Leo	1.3600	15200.	227	8993	No
165	GOM_NL__2PRFIN20031119_092154_000000452021_00422_08993_8936.N1	19-NOV-2003 09:21:54	Twilight	44.500	106	9Bet Crv	2.6480	5600.0	89	8993	No
166	GOM_NL__2PRFIN20031119_092826_000000402021_00422_08993_8937.N1	19-NOV-2003 09:28:26	Dark	40.000	64	Gam Cen	2.2000	10600.	80	8993	No
167	GOM_NL__2PRFIN20031119_093109_000000392021_00422_08993_8938.N1	19-NOV-2003 09:31:09	Dark	38.500	20	Bet Cru	1.2530	30000.	77	8993	No
168	GOM_NL__2PRFIN20031119_093217_000000402021_00423_08994_8939.N1	19-NOV-2003 09:32:17	Dark	39.500	12	Alp1Cru	0.77500	30000.	79	8994	No
169	GOM_NL__2PRFIN20031119_093430_000000372021_00423_08994_8907.N1	19-NOV-2003 09:34:30	Dark	36.500	124	The Car	2.7640	30000.	73	8994	No
170	GOM_NL__2PRFIN20031119_093835_000000442021_00423_08994_8908.N1	19-NOV-2003 09:38:35	Dark	44.000	41	Eps Car	1.8600	4100.0	88	8994	No
171	GOM_NL__2PRFIN20031119_094053_000000562021_00423_08994_8909.N1	19-NOV-2003 09:40:53	Dark	55.500	70	Zet Pup	2.2460	39000.	111	8994	No
172	GOM_NL__2PRFIN20031119_094406_000000542021_00423_08994_8910.N1	19-NOV-2003 09:44:06	Dark	53.500	2	Alp Car	-0.73600	7000.0	107	8994	No
173	GOM_NL__2PRFIN20031119_094649_000000772021_00423_08994_8911.N1	19-NOV-2003 09:46:49	Dark	77.000	88	31Eta CMa	2.4480	20000.	154	8994	No
174	GOM_NL__2PRFIN20031119_094924_000000952021_00423_08994_8912.N1	19-NOV-2003 09:49:24	Dark	95.000	37	25Del CMa	1.8300	5900.0	190	8994	No
175	GOM_NL__2PRFIN20031119_095231_000000372021_00423_08994_8913.N1	19-NOV-2003 09:52:31	Straylight	37.000	157	The1Eri	2.9060	9300.0	74	8994	No
176	GOM_NL__2PRFIN20031119_095726_000001622021_00423_08994_8914.N1	19-NOV-2003 09:57:26	Straylight	162.00	1	9Alp CMa	-1.4400	11000.	324	8994	No
177	GOM_NL__2PRFIN20031119_100159_000000772021_00423_08994_8915.N1	19-NOV-2003 10:01:59	Straylight	76.500	7	19Bet Ori	0.10000	14000.	153	8994	No
178	GOM_NL__2PRFIN20031119_100513_000000492021_00423_08994_8916.N1	19-NOV-2003 10:05:13	Tw_i_and_stray	49.000	94	92Alp Cet	2.5260	3100.0	98	8994	No
179	GOM_NL__2PRFIN20031119_101008_000000362021_00423_08994_8917.N1	19-NOV-2003 10:10:08	Bright	36.000	105	6Bet Ari	2.6450	8900.0	72	8994	No
180	GOM_NL__2PRFIN20031119_101156_000000422021_00423_08994_8918.N1	19-NOV-2003 10:11:56	Bright	41.500	146	25Eta Tau	2.8730	15200.	83	8994	No
181	GOM_NL__2PRFIN20031119_101403_000000362021_00423_08994_8919.N1	19-NOV-2003 10:14:03	Bright	35.500	173	4Bet Tri	3.0040	8900.0	71	8994	No
182	GOM_NL__2PRFIN20031119_101607_000000352021_00423_08994_8920.N1	19-NOV-2003 10:16:07	Bright	35.000	73	57Gam1And	2.2600	13100.	70	8994	No
183	GOM_NL__2PRFIN20031119_101859_000000412021_00423_08994_8921.N1	19-NOV-2003 10:18:59	Bright	41.000	35	33Alp Per	1.7950	6250.0	82	8994	No
184	GOM_NL__2PRFIN20031119_102038_000000362021_00423_08994_8922.N1	19-NOV-2003 10:20:38	Bright	36.000	68	18Alp Cas	2.2250	4500.0	72	8994	No
185	GOM_NL__2PRFIN20031119_102453_000000582021_00423_08994_8923.N1	19-NOV-2003 10:24:53	Bright	57.500	42	34Bet Aur	1.9000	10200.	115	8994	No
186	GOM_NL__2PRFIN20031119_102922_000000342021_00423_08994_8924.N1	19-NOV-2003 10:29:22	Bright	34.000	49	1Alp UMi	1.9900	6300.0	68	8994	No
187	GOM_NL__2PRFIN20031119_103348_000000372021_00423_08994_8925.N1	19-NOV-2003 10:33:48	Bright	37.000	60	7Bet UMi	2.0810	3950.0	74	8994	No
188	GOM_NL__2PRFIN20031119_103551_000000372021_00423_08994_8926.N1	19-NOV-2003 10:35:51	Bright	37.000	119	14Eta Dra	2.7270	4700.0	74	8994	No
189	GOM_NL__2PRFIN20031119_103829_000000422021_00423_08994_8927.N1	19-NOV-2003 10:38:29	Bright	41.500	82	48Bet UMa	2.3650	10600.	83	8994	No
190	GOM_NL__2PRFIN20031119_104105_000000362021_00423_08994_8928.N1	19-NOV-2003 10:41:05	Bright	35.500	39	85Eta UMa	1.8540	24000.	71	8994	No
191	GOM_NL__2PRFIN20031119_104237_000000422021_00423_08994_8929.N1	19-NOV-2003 10:42:37	Bright	42.000	174	52Psi UMa	3.0040	4400.0	84	8994	No
192	GOM_NL__2PRFIN20031119_104434_000000352021_00423_08994_8930.N1	19-NOV-2003 10:44:34	Bright	34.500	152	12Alp2CVn	2.8900	11000.	69	8994	No
193	GOM_NL__2PRFIN20031119_104643_000000332021_00423_08994_8931.N1	19-NOV-2003 10:46:43	Bright	32.500	83		2.3780	11000.	65	8994	No
194	GOM_NL__2PRFIN20031119_104914_000000332021_00423_08994_8932.N1	19-NOV-2003 10:49:14	Bright	33.000	3	16Alp Boo	-0.050000	4250.0	66	8994	No
195	GOM_NL__2PRFIN20031119_105138_000000732021_00423_08994_8933.N1	19-NOV-2003 10:51:38	Bright	73.000	96	68Del Leo	2.5600	9300.0	146	8994	No
196	GOM_NL__2PRFIN20031119_105404_000000872021_00423_08994_8934.N1	19-NOV-2003 10:54:04	Bright	86.500	51	41Gam1Leo	2.0100	4500.0	173	8994	No
197	GOM_NL__2PRFIN20031119_105910_000001132021_00423_08994_8935.N1	19-NOV-2003 10:59:10	Straylight	113.00	22	32Alp Leo	1.3600	15200.	226	8994	No
198	GOM_NL__2PRFIN20031119_110230_000000392021_00423_08994_8936.N1	19-NOV-2003 11:02:30	Twilight	39.000	106	9Bet Crv	2.6480	5600.0	78	8994	No
199	GOM_NL__2PRFIN20031119_110902_000000382021_00423_08994_8937.N1	19-NOV-2003 11:09:02	Dark	38.000	64	Gam Cen	2.2000	10600.	76	8994	No
200	GOM_NL__2PRFIN20031119_111145_000000392021_00423_08994_8938.N1	19-NOV-2003 11:11:45	Dark	38.500	20	Bet Cru	1.2530	30000.	77	8994	No
201	GOM_NL__2PRFIN20031119_111253_000000402021_00424_08995_8939.N1	19-NOV-2003 11:12:53	Dark	40.000	12	Alp1Cru	0.77500	30000.	80	8995	No
202	GOM_NL__2PRFIN20031119_111506_000000392021_00424_08995_9136.N1	19-NOV-2003 11:15:06	Dark	38.500	124	The Car	2.7640	30000.	77	8995	No
203	GOM_NL__2PRFIN20031119_111912_000000452021_00424_08995_9137.N1	19-NOV-2003 11:19:12	Dark	44.500	41	Eps Car	1.8600	4100.0	89	8995	No
204	GOM_NL__2PRFIN20031119_112130_000000572021_00424_08995_9138.N1	19-NOV-2003 11:21:30	Dark	56.500	70	Zet Pup	2.2460	39000.	113	8995	No
205	GOM_NL__2PRFIN20031119_112443_000000582021_00424_08995_9139.N1	19-NOV-2003 11:24:43	Dark	58.000	2	Alp Car	-0.73600	7000.0	116	8995	No
206	GOM_NL__2PRFIN20031119_112727_000000782021_00424_08995_9140.N1	19-NOV-2003 11:27:27	Dark	77.500	88	31Eta CMa	2.4480	20000.	155	8995	No
207	GOM_NL__2PRFIN20031119_113001_000000932021_00424_08995_9141.N1	19-NOV-2003 11:30:01	Dark	92.500	37	25Del CMa	1.8300	5900.0	185	8995	No
208	GOM_NL__2PRFIN20031119_113307_000000392021_00424_08995_9142.N1	19-NOV-2003 11:33:07	Straylight	38.500	157	The1Eri	2.9060	9300.0	77	8995	No
209	GOM_NL__2PRFIN20031119_113802_000001682021_00424_08995_9143.N1	19-NOV-2003 11:38:02	Straylight	168.00	1	9Alp CMa	-1.4400	11000.	336	8995	No
210	GOM_NL__2PRFIN20031119_114235_000000882021_00424_08995_9144.N1	19-NOV-2003 11:42:35	Straylight	88.000	7	19Bet Ori	0.10000	14000.	176	8995	No
211	GOM_NL__2PRFIN20031119_114549_000000462021_00424_08995_9145.N1	19-NOV-2003 11:45:49	Tw_i_and_stray	46.000	94	92Alp Cet	2.5260	3100.0	92	8995	No
212	GOM_NL__2PRFIN20031119_115044_000000362021_00424_08995_9146.N1	19-NOV-2003 11:50:44	Bright	35.500	105	6Bet Ari	2.6450	8900.0	71	8995	No
213	GOM_NL__2PRFIN20031119_115231_000000432021_00424_08995_9147.N1	19-NOV-2003 11:52:31	Bright	42.500	146	25Eta Tau	2.8730	15200.	85	8995	No
214	GOM_NL__2PRFIN20031119_115439_000000352021_00424_08995_9148.N1	19-NOV-2003 11:54:39	Bright	35.000	173	4Bet Tri	3.0040	8900.0	70	8995	No
215	GOM_NL__2PRFIN20031119_115643_000000382021_00424_08995_9149.N1	19-NOV-2003 11:56:43	Bright	37.500	73	57Gam1And	2.2600	13100.	75	8995	No
216	GOM_NL__2PRFIN20031119_115935_000000392021_00424_08995_9150.N1	19-NOV-2003 11:59:35	Bright	38.500	35	33Alp Per	1.7950	6250.0	77	8995	No
217	GOM_NL__2PRFIN20031119_120114_000000372021_00424_08995_9151.N1	19-NOV-2003 12:01:14	Bright	37.000	68	18Alp Cas	2.2250	4500.0	74	8995	No
218	GOM_NL__2PRFIN20031119_120958_000000372021_00424_08995_9152.N1	19-NOV-2003 12:09:58	Bright	37.000	49	1Alp UMi	1.9900	6300.0	74	8995	No
219	GOM_NL__2PRFIN20031119_121424_000000372021_00424_08995_9153.N1	19-NOV-2003 12:14:24	Bright	37.000	60	7Bet UMi	2.0810	3950.0	74	8995	No

220	GOM_NL__2PRFIN20031119_121628_000000352021_00424_08995_9154.N1	19-NOV-2003 12:16:28	Bright	35.000	119	14Eta Dra	2.7270	4700.0	70	8995	No
221	GOM_NL__2PRFIN20031119_121905_000000422021_00424_08995_9155.N1	19-NOV-2003 12:19:05	Bright	42.000	82	48Bet UMa	2.3650	10600.	84	8995	No
222	GOM_NL__2PRFIN20031119_122027_000000412021_00424_08995_9156.N1	19-NOV-2003 12:20:27	Bright	40.500	87	64Gam UMa	2.4330	11000.	81	8995	No
223	GOM_NL__2PRFIN20031119_122313_000000442021_00424_08995_9157.N1	19-NOV-2003 12:23:13	Bright	43.500	174	52Psi UMa	3.0040	4400.0	87	8995	No
224	GOM_NL__2PRFIN20031119_122510_000000542021_00424_08995_9158.N1	19-NOV-2003 12:25:10	Bright	54.000	152	12Alp2CVn	2.8900	11000.	108	8995	No
225	GOM_NL__2PRFIN20031119_122719_000000342021_00424_08995_9159.N1	19-NOV-2003 12:27:19	Bright	33.500	83		2.3780	11000.	67	8995	No
226	GOM_NL__2PRFIN20031119_122950_000000332021_00424_08995_9160.N1	19-NOV-2003 12:29:50	Bright	33.000	3	16Alp Boo	-0.050000	4250.0	66	8995	No
227	GOM_NL__2PRFIN20031119_123215_000000502021_00424_08995_9161.N1	19-NOV-2003 12:32:15	Bright	50.000	96	68Del Leo	2.5600	9300.0	100	8995	No
228	GOM_NL__2PRFIN20031119_123440_000000922021_00424_08995_9162.N1	19-NOV-2003 12:34:40	Bright	91.500	51	41Gam1Leo	2.0100	4500.0	183	8995	No
229	GOM_NL__2PRFIN20031119_123948_000001122021_00424_08995_9163.N1	19-NOV-2003 12:39:48	Straylight	111.50	22	32Alp Leo	1.3600	15200.	223	8995	No
230	GOM_NL__2PRFIN20031119_124306_000000412021_00424_08995_9164.N1	19-NOV-2003 12:43:06	Twilight	40.500	106	9Bet Crv	2.6480	5600.0	81	8995	No
231	GOM_NL__2PRFIN20031119_124938_000000392021_00424_08995_9165.N1	19-NOV-2003 12:49:38	Dark	38.500	64	Gam Cen	2.2000	10600.	77	8995	No
232	GOM_NL__2PRFIN20031119_125221_000000372021_00424_08995_9166.N1	19-NOV-2003 12:52:21	Dark	36.500	20	Bet Cru	1.2530	30000.	73	8995	No
233	GOM_NL__2PRFIN20031119_125329_000000452021_00425_08996_9167.N1	19-NOV-2003 12:53:29	Dark	45.000	12	Alp1Cru	0.77500	30000.	90	8996	No
234	GOM_NL__2PRFIN20031119_125543_000000372021_00425_08996_8907.N1	19-NOV-2003 12:55:43	Dark	36.500	124	The Car	2.7640	30000.	73	8996	No
235	GOM_NL__2PRFIN20031119_125949_000000442021_00425_08996_8908.N1	19-NOV-2003 12:59:49	Dark	43.500	41	Eps Car	1.8600	4100.0	87	8996	No
236	GOM_NL__2PRFIN20031119_130208_000000572021_00425_08996_8909.N1	19-NOV-2003 13:02:08	Dark	57.000	70	Zet Pup	2.2460	39000.	114	8996	No
237	GOM_NL__2PRFIN20031119_130520_000000562021_00425_08996_8910.N1	19-NOV-2003 13:05:20	Dark	55.500	2	Alp Car	-0.73600	7000.0	111	8996	No
238	GOM_NL__2PRFIN20031119_130804_000000792021_00425_08996_8911.N1	19-NOV-2003 13:08:04	Dark	78.500	88	31Eta CMa	2.4480	20000.	157	8996	No
239	GOM_NL__2PRFIN20031119_131039_000000922021_00425_08996_8912.N1	19-NOV-2003 13:10:39	Dark	91.500	37	25Del CMa	1.8300	5900.0	183	8996	No
240	GOM_NL__2PRFIN20031119_131343_000000402021_00425_08996_8913.N1	19-NOV-2003 13:13:43	Straylight	39.500	157	The1Eri	2.9060	9300.0	79	8996	No
241	GOM_NL__2PRFIN20031119_131839_000001662021_00425_08996_8914.N1	19-NOV-2003 13:18:39	Straylight	165.50	1	9Alp CMa	-1.4400	11000.	331	8996	No
242	GOM_NL__2PRFIN20031119_132311_000000852021_00425_08996_8915.N1	19-NOV-2003 13:23:11	Straylight	85.000	7	19Bet Ori	0.10000	14000.	170	8996	No
243	GOM_NL__2PRFIN20031119_132625_000000532021_00425_08996_8916.N1	19-NOV-2003 13:26:25	Tw_i_and_stray	52.500	94	92Alp Cet	2.5260	3100.0	105	8996	No
244	GOM_NL__2PRFIN20031119_133120_000000372021_00425_08996_8917.N1	19-NOV-2003 13:31:20	Bright	36.500	105	6Bet Ari	2.6450	8900.0	73	8996	No
245	GOM_NL__2PRFIN20031119_133307_000000422021_00425_08996_8918.N1	19-NOV-2003 13:33:07	Bright	42.000	146	25Eta Tau	2.8730	15200.	84	8996	No
246	GOM_NL__2PRFIN20031119_133515_000000362021_00425_08996_8919.N1	19-NOV-2003 13:35:15	Bright	35.500	173	4Bet Tri	3.0040	8900.0	71	8996	No
247	GOM_NL__2PRFIN20031119_133719_000000382021_00425_08996_8920.N1	19-NOV-2003 13:37:19	Bright	37.500	73	57Gam1And	2.2600	13100.	75	8996	No
248	GOM_NL__2PRFIN20031119_134011_000000402021_00425_08996_8921.N1	19-NOV-2003 13:40:11	Bright	40.000	35	33Alp Per	1.7950	6250.0	80	8996	No
249	GOM_NL__2PRFIN20031119_134151_000000352021_00425_08996_8922.N1	19-NOV-2003 13:41:51	Bright	34.500	68	18Alp Cas	2.2250	4500.0	69	8996	No
250	GOM_NL__2PRFIN20031119_134508_000000672021_00425_08996_8923.N1	19-NOV-2003 13:45:08	Bright	66.500	107	37The Aur	2.6490	11000.	133	8996	No
251	GOM_NL__2PRFIN20031119_135034_000000362021_00425_08996_8924.N1	19-NOV-2003 13:50:34	Bright	35.500	49	1Alp UMi	1.9900	6300.0	71	8996	No
252	GOM_NL__2PRFIN20031119_135501_000000332021_00425_08996_8925.N1	19-NOV-2003 13:55:01	Bright	33.000	60	7Bet UMi	2.0810	3950.0	66	8996	No
253	GOM_NL__2PRFIN20031119_135704_000000362021_00425_08996_8926.N1	19-NOV-2003 13:57:04	Bright	36.000	119	14Eta Dra	2.7270	4700.0	72	8996	No
254	GOM_NL__2PRFIN20031119_135941_000000442021_00425_08996_8927.N1	19-NOV-2003 13:59:41	Bright	43.500	82	48Bet UMa	2.3650	10600.	87	8996	No
255	GOM_NL__2PRFIN20031119_140104_000000392021_00425_08996_8928.N1	19-NOV-2003 14:01:04	Bright	39.000	87	64Gam UMa	2.4330	11000.	78	8996	No
256	GOM_NL__2PRFIN20031119_140349_000000462021_00425_08996_8929.N1	19-NOV-2003 14:03:49	Bright	45.500	174	52Psi UMa	3.0040	4400.0	91	8996	No
257	GOM_NL__2PRFIN20031119_140546_000000342021_00425_08996_8930.N1	19-NOV-2003 14:05:46	Bright	34.000	152	12Alp2CVn	2.8900	11000.	68	8996	No
258	GOM_NL__2PRFIN20031119_140756_000000352021_00425_08996_8931.N1	19-NOV-2003 14:07:56	Bright	34.500	83		2.3780	11000.	69	8996	No
259	GOM_NL__2PRFIN20031119_141026_000000342021_00425_08996_8932.N1	19-NOV-2003 14:10:26	Bright	33.500	3	16Alp Boo	-0.050000	4250.0	67	8996	No
260	GOM_NL__2PRFIN20031119_141251_000000522021_00425_08996_8933.N1	19-NOV-2003 14:12:51	Bright	52.000	96	68Del Leo	2.5600	9300.0	104	8996	No
261	GOM_NL__2PRFIN20031119_141517_000000882021_00425_08996_8934.N1	19-NOV-2003 14:15:17	Bright	88.000	51	41Gam1Leo	2.0100	4500.0	176	8996	No
262	GOM_NL__2PRFIN20031119_142026_000001032021_00425_08996_8935.N1	19-NOV-2003 14:20:26	Straylight	102.50	22	32Alp Leo	1.3600	15200.	205	8996	No
263	GOM_NL__2PRFIN20031119_142343_000000422021_00425_08996_8936.N1	19-NOV-2003 14:23:43	Twilight	42.000	106	9Bet Crv	2.6480	5600.0	84	8996	No
264	GOM_NL__2PRFIN20031119_143015_000000412021_00425_08996_8937.N1	19-NOV-2003 14:30:15	Dark	40.500	64	Gam Cen	2.2000	10600.	81	8996	No
265	GOM_NL__2PRFIN20031119_143258_000000452021_00425_08996_8938.N1	19-NOV-2003 14:32:58	Dark	44.500	20	Bet Cru	1.2530	30000.	89	8996	No
266	GOM_NL__2PRFIN20031119_143406_000000392021_00426_08997_8939.N1	19-NOV-2003 14:34:06	Dark	38.500	12	Alp1Cru	0.77500	30000.	77	8997	No
267	GOM_NL__2PRFIN20031119_143619_000000372021_00426_08997_8908.N1	19-NOV-2003 14:36:19	Dark	37.000	124	The Car	2.7640	30000.	74	8997	No
268	GOM_NL__2PRFIN20031119_144026_000000442021_00426_08997_8909.N1	19-NOV-2003 14:40:26	Dark	44.000	41	Eps Car	1.8600	4100.0	88	8997	No
269	GOM_NL__2PRFIN20031119_144245_000000572021_00426_08997_8910.N1	19-NOV-2003 14:42:45	Dark	56.500	70	Zet Pup	2.2460	39000.	113	8997	No
270	GOM_NL__2PRFIN20031119_144556_000000602021_00426_08997_8911.N1	19-NOV-2003 14:45:56	Dark	60.000	2	Alp Car	-0.73600	7000.0	120	8997	No
271	GOM_NL__2PRFIN20031119_144842_000000822021_00426_08997_8912.N1	19-NOV-2003 14:48:42	Dark	82.000	88	31Eta CMa	2.4480	20000.	164	8997	No
272	GOM_NL__2PRFIN20031119_145116_000001092021_00426_08997_8913.N1	19-NOV-2003 14:51:16	Dark	109.00	37	25Del CMa	1.8300	5900.0	218	8997	No
273	GOM_NL__2PRFIN20031119_145420_000000402021_00426_08997_8914.N1	19-NOV-2003 14:54:20	Straylight	40.000	157	The1Eri	2.9060	9300.0	80	8997	No
274	GOM_NL__2PRFIN20031119_145915_000001592021_00426_08997_8915.N1	19-NOV-2003 14:59:15	Straylight	159.00	1	9Alp CMa	-1.4400	11000.	318	8997	No
275	GOM_NL__2PRFIN20031119_150347_000000902021_00426_08997_8916.N1	19-NOV-2003 15:03:47	Straylight	90.000	7	19Bet Ori	0.10000	14000.	180	8997	No
276	GOM_NL__2PRFIN20031119_150701_000000512021_00426_08997_8917.N1	19-NOV-2003 15:07:01	Tw_i_and_stray	51.000	94	92Alp Cet	2.5260	3100.0	102	8997	No
277	GOM_NL__2PRFIN20031119_151156_000000352021_00426_08997_8918.N1	19-NOV-2003 15:11:56	Bright	35.000	105	6Bet Ari	2.6450	8900.0	70	8997	No
278	GOM_NL__2PRFIN20031119_151343_000000412021_00426_08997_8919.N1	19-NOV-2003 15:13:43	Bright	41.000	146	25Eta Tau	2.8730	15200.	82	8997	No

279	GOM_NL__2PRFIN20031119_151551_000000352021_00426_08997_8920.N1	19-NOV-2003 15:15:51	Bright	35.000	173	4Bet Tri	3.0040	8900.0	70	8997	No
280	GOM_NL__2PRFIN20031119_151753_000000372021_00426_08997_8921.N1	19-NOV-2003 15:17:53	Bright	36.500	73	57Gam1And	2.2600	13100.	73	8997	No
281	GOM_NL__2PRFIN20031119_152045_000000412021_00426_08997_8922.N1	19-NOV-2003 15:20:45	Bright	40.500	35	33Alp Per	1.7950	6250.0	81	8997	No
282	GOM_NL__2PRFIN20031119_152224_000000392021_00426_08997_8923.N1	19-NOV-2003 15:22:24	Bright	39.000	68	18Alp Cas	2.2250	4500.0	78	8997	No
283	GOM_NL__2PRFIN20031119_152542_000000702021_00426_08997_8924.N1	19-NOV-2003 15:25:42	Bright	69.500	107	37The Aur	2.6490	11000.	139	8997	No
284	GOM_NL__2PRFIN20031119_153108_000000382021_00426_08997_8925.N1	19-NOV-2003 15:31:08	Bright	38.000	49	1Alp UMi	1.9900	6300.0	76	8997	No
285	GOM_NL__2PRFIN20031119_153534_000000392021_00426_08997_8926.N1	19-NOV-2003 15:35:34	Bright	39.000	60	7Bet UMi	2.0810	3950.0	78	8997	No
286	GOM_NL__2PRFIN20031119_153738_000000392021_00426_08997_8927.N1	19-NOV-2003 15:37:38	Bright	38.500	119	14Eta Dra	2.7270	4700.0	77	8997	No
287	GOM_NL__2PRFIN20031119_154015_000000442021_00426_08997_8928.N1	19-NOV-2003 15:40:15	Bright	44.000	82	48Bet UMa	2.3650	10600.	88	8997	No
288	GOM_NL__2PRFIN20031119_154137_000000422021_00426_08997_8929.N1	19-NOV-2003 15:41:37	Bright	42.000	87	64Gam UMa	2.4330	11000.	84	8997	No
289	GOM_NL__2PRFIN20031119_154423_000000462021_00426_08997_8930.N1	19-NOV-2003 15:44:23	Bright	46.000	174	52Psi UMa	3.0040	4400.0	92	8997	No
290	GOM_NL__2PRFIN20031119_154620_000000382021_00426_08997_8931.N1	19-NOV-2003 15:46:20	Bright	38.000	152	12Alp2CVn	2.8900	11000.	76	8997	No
291	GOM_NL__2PRFIN20031119_154830_000000372021_00426_08997_8932.N1	19-NOV-2003 15:48:30	Bright	36.500	83		2.3780	11000.	73	8997	No
292	GOM_NL__2PRFIN20031119_155100_000000362021_00426_08997_8933.N1	19-NOV-2003 15:51:00	Bright	35.500	3	16Alp Boo	-0.050000	4250.0	71	8997	No
293	GOM_NL__2PRFIN20031119_155326_000000522021_00426_08997_8934.N1	19-NOV-2003 15:53:26	Bright	51.500	96	68Del Leo	2.5600	9300.0	103	8997	No
294	GOM_NL__2PRFIN20031119_155554_000000902021_00426_08997_8935.N1	19-NOV-2003 15:55:54	Twl_and_stray	90.000	51	41Gam1Leo	2.0100	4500.0	180	8997	No
295	GOM_NL__2PRFIN20031119_160103_000001072021_00426_08997_8936.N1	19-NOV-2003 16:01:03	Straylight	107.00	22	32Alp Leo	1.3600	15200.	214	8997	No
296	GOM_NL__2PRFIN20031119_160417_000000452021_00426_08997_8937.N1	19-NOV-2003 16:04:17	Twilight	45.000	106	9Bet Crv	2.6480	5600.0	90	8997	No
297	GOM_NL__2PRFIN20031119_161046_000000452021_00426_08997_8938.N1	19-NOV-2003 16:10:46	Dark	45.000	64	Gam Cen	2.2000	10600.	90	8997	No
298	GOM_NL__2PRFIN20031119_161333_000000442021_00426_08997_8939.N1	19-NOV-2003 16:13:33	Dark	43.500	20	Bet Cru	1.2530	30000.	87	8997	No
299	GOM_NL__2PRFIN20031119_161440_000000502021_00427_08998_8940.N1	19-NOV-2003 16:14:40	Dark	50.000	12	Alp1Cru	0.77500	30000.	100	8998	No
300	GOM_NL__2PRFIN20031119_161653_000000412021_00427_08998_8928.N1	19-NOV-2003 16:16:53	Dark	41.000	124	The Car	2.7640	30000.	82	8998	No
301	GOM_NL__2PRFIN20031119_162100_000000472021_00427_08998_8929.N1	19-NOV-2003 16:21:00	Dark	47.000	41	Eps Car	1.8600	4100.0	94	8998	No
302	GOM_NL__2PRFIN20031119_162321_000000592021_00427_08998_8930.N1	19-NOV-2003 16:23:21	Dark	58.500	70	Zet Pup	2.2460	39000.	117	8998	No
303	GOM_NL__2PRFIN20031119_162631_000000602021_00427_08998_8931.N1	19-NOV-2003 16:26:31	Dark	60.000	2	Alp Car	-0.73600	7000.0	120	8998	No
304	GOM_NL__2PRFIN20031119_162918_000000832021_00427_08998_8932.N1	19-NOV-2003 16:29:18	Dark	83.000	88	31Eta CMa	2.4480	20000.	166	8998	No
305	GOM_NL__2PRFIN20031119_163152_000000932021_00427_08998_8933.N1	19-NOV-2003 16:31:52	Dark	92.500	37	25Del CMa	1.8300	5900.0	185	8998	No
306	GOM_NL__2PRFIN20031119_163454_000000412021_00427_08998_8934.N1	19-NOV-2003 16:34:54	Straylight	41.000	157	The1Eri	2.9060	9300.0	82	8998	No
307	GOM_NL__2PRFIN20031119_163950_000001572021_00427_08998_8935.N1	19-NOV-2003 16:39:50	Straylight	157.00	1	9Alp CMa	-1.4400	11000.	314	8998	No
308	GOM_NL__2PRFIN20031119_164421_000000782021_00427_08998_8936.N1	19-NOV-2003 16:44:21	Straylight	78.000	7	19Bet Ori	0.10000	14000.	156	8998	No
309	GOM_NL__2PRFIN20031119_164735_000000492021_00427_08998_8937.N1	19-NOV-2003 16:47:35	Twl_and_stray	48.500	94	92Alp Cet	2.5260	3100.0	97	8998	No
310	GOM_NL__2PRFIN20031119_165231_000000382021_00427_08998_8938.N1	19-NOV-2003 16:52:31	Bright	37.500	105	6Bet Ari	2.6450	8900.0	75	8998	No
311	GOM_NL__2PRFIN20031119_165417_000000452021_00427_08998_8939.N1	19-NOV-2003 16:54:17	Bright	44.500	146	25Eta Tau	2.8730	15200.	89	8998	No
312	GOM_NL__2PRFIN20031119_165625_000000362021_00427_08998_8940.N1	19-NOV-2003 16:56:25	Bright	36.000	173	4Bet Tri	3.0040	8900.0	72	8998	No
313	GOM_NL__2PRFIN20031119_165829_000000382021_00427_08998_8941.N1	19-NOV-2003 16:58:29	Bright	38.000	73	57Gam1And	2.2600	13100.	76	8998	No
314	GOM_NL__2PRFIN20031119_170121_000000412021_00427_08998_8942.N1	19-NOV-2003 17:01:21	Bright	40.500	35	33Alp Per	1.7950	6250.0	81	8998	No
315	GOM_NL__2PRFIN20031119_170301_000000392021_00427_08998_8943.N1	19-NOV-2003 17:03:01	Bright	38.500	68	18Alp Cas	2.2250	4500.0	77	8998	No
316	GOM_NL__2PRFIN20031119_170617_000000722021_00427_08998_8944.N1	19-NOV-2003 17:06:17	Bright	72.000	107	37The Aur	2.6490	11000.	144	8998	No
317	GOM_NL__2PRFIN20031119_171144_000000382021_00427_08998_8945.N1	19-NOV-2003 17:11:44	Bright	37.500	49	1Alp UMi	1.9900	6300.0	75	8998	No
318	GOM_NL__2PRFIN20031119_171611_000000392021_00427_08998_8946.N1	19-NOV-2003 17:16:11	Bright	38.500	60	7Bet UMi	2.0810	3950.0	77	8998	No
319	GOM_NL__2PRFIN20031119_171815_000000402021_00427_08998_8947.N1	19-NOV-2003 17:18:15	Bright	39.500	119	14Eta Dra	2.7270	4700.0	79	8998	No
320	GOM_NL__2PRFIN20031119_172051_000000452021_00427_08998_8948.N1	19-NOV-2003 17:20:51	Bright	45.000	82	48Bet UMa	2.3650	10600.	90	8998	No
321	GOM_NL__2PRFIN20031119_172214_000000422021_00427_08998_8949.N1	19-NOV-2003 17:22:14	Bright	41.500	87	64Gam UMa	2.4330	11000.	83	8998	No
322	GOM_NL__2PRFIN20031119_172459_000000462021_00427_08998_8950.N1	19-NOV-2003 17:24:59	Bright	46.000	174	52Psi UMa	3.0040	4400.0	92	8998	No
323	GOM_NL__2PRFIN20031119_172656_000000362021_00427_08998_8951.N1	19-NOV-2003 17:26:56	Bright	36.000	152	12Alp2CVn	2.8900	11000.	72	8998	No
324	GOM_NL__2PRFIN20031119_172906_000000362021_00427_08998_8952.N1	19-NOV-2003 17:29:06	Bright	35.500	83		2.3780	11000.	71	8998	No
325	GOM_NL__2PRFIN20031119_173136_000000352021_00427_08998_8953.N1	19-NOV-2003 17:31:36	Bright	35.000	3	16Alp Boo	-0.050000	4250.0	70	8998	No
326	GOM_NL__2PRFIN20031119_173403_000000522021_00427_08998_8954.N1	19-NOV-2003 17:34:03	Bright	51.500	96	68Del Leo	2.5600	9300.0	103	8998	No
327	GOM_NL__2PRFIN20031119_173631_000000952021_00427_08998_8955.N1	19-NOV-2003 17:36:31	Twl_and_stray	94.500	51	41Gam1Leo	2.0100	4500.0	189	8998	No
328	GOM_NL__2PRFIN20031119_174140_000001162021_00427_08998_8956.N1	19-NOV-2003 17:41:40	Straylight	115.50	22	32Alp Leo	1.3600	15200.	231	8998	No
329	GOM_NL__2PRFIN20031119_174453_000000452021_00427_08998_8957.N1	19-NOV-2003 17:44:53	Twilight	45.000	106	9Bet Crv	2.6480	5600.0	90	8998	No
330	GOM_NL__2PRFIN20031119_175124_000000412021_00427_08998_8958.N1	19-NOV-2003 17:51:24	Dark	40.500	64	Gam Cen	2.2000	10600.	81	8998	No
331	GOM_NL__2PRFIN20031119_175409_000000432021_00427_08998_8959.N1	19-NOV-2003 17:54:09	Dark	42.500	20	Bet Cru	1.2530	30000.	85	8998	No
332	GOM_NL__2PRFIN20031119_175515_000000512021_00428_08999_8960.N1	19-NOV-2003 17:55:15	Dark	50.500	12	Alp1Cru	0.77500	30000.	101	8999	No
333	GOM_NL__2PRFIN20031119_175729_000000412021_00428_08999_8928.N1	19-NOV-2003 17:57:29	Dark	40.500	124	The Car	2.7640	30000.	81	8999	No
334	GOM_NL__2PRFIN20031119_180137_000000452021_00428_08999_8929.N1	19-NOV-2003 18:01:37	Dark	44.500	41	Eps Car	1.8600	4100.0	89	8999	No
335	GOM_NL__2PRFIN20031119_180358_000000582021_00428_08999_8930.N1	19-NOV-2003 18:03:58	Dark	57.500	70	Zet Pup	2.2460	39000.	115	8999	No
336	GOM_NL__2PRFIN20031119_180707_000000602021_00428_08999_8931.N1	19-NOV-2003 18:07:07	Dark	60.000	2	Alp Car	-0.73600	7000.0	120	8999	No
337	GOM_NL__2PRFIN20031119_180955_000000782021_00428_08999_8932.N1	19-NOV-2003 18:09:55	Dark	78.000	88	31Eta CMa	2.4480	20000.	156	8999	No

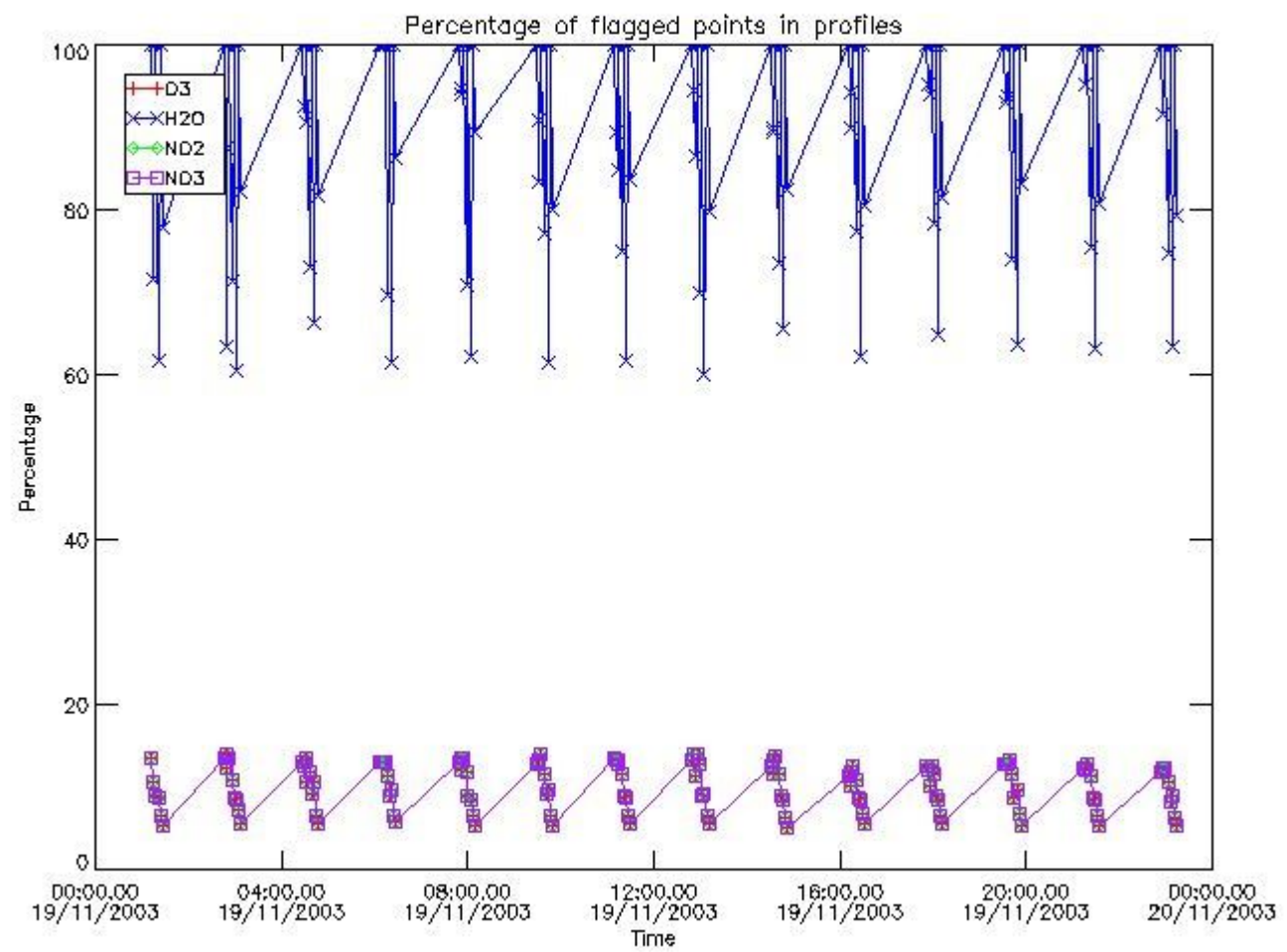
338	GOM_NL__2PRFIN20031119_181230_000000922021_00428_08999_8933.N1	19-NOV-2003 18:12:30	Dark	92.000	37	25Del CMa	1.8300	5900.0	184	8999	No
339	GOM_NL__2PRFIN20031119_181530_000000402021_00428_08999_8934.N1	19-NOV-2003 18:15:30	Straylight	40.000	157	The1Eri	2.9060	9300.0	80	8999	No
340	GOM_NL__2PRFIN20031119_182027_000001662021_00428_08999_8935.N1	19-NOV-2003 18:20:27	Straylight	165.50	1	9Alp CMa	-1.4400	11000.	331	8999	No
341	GOM_NL__2PRFIN20031119_182457_000000872021_00428_08999_8936.N1	19-NOV-2003 18:24:57	Straylight	86.500	7	19Bet Ori	0.10000	14000.	173	8999	No
342	GOM_NL__2PRFIN20031119_182811_000000492021_00428_08999_8937.N1	19-NOV-2003 18:28:11	Tw_i_and_stray	48.500	94	92Alp Cet	2.5260	3100.0	97	8999	No
343	GOM_NL__2PRFIN20031119_183307_000000382021_00428_08999_8938.N1	19-NOV-2003 18:33:07	Bright	38.000	105	6Bet Ari	2.6450	8900.0	76	8999	No
344	GOM_NL__2PRFIN20031119_183453_000000422021_00428_08999_8939.N1	19-NOV-2003 18:34:53	Bright	41.500	146	25Eta Tau	2.8730	15200.	83	8999	No
345	GOM_NL__2PRFIN20031119_183702_000000362021_00428_08999_8940.N1	19-NOV-2003 18:37:02	Bright	35.500	173	4Bet Tri	3.0040	8900.0	71	8999	No
346	GOM_NL__2PRFIN20031119_183905_000000392021_00428_08999_8941.N1	19-NOV-2003 18:39:05	Bright	38.500	73	57Gam1And	2.2600	13100.	77	8999	No
347	GOM_NL__2PRFIN20031119_184156_000000402021_00428_08999_8942.N1	19-NOV-2003 18:41:56	Bright	39.500	35	33Alp Per	1.7950	6250.0	79	8999	No
348	GOM_NL__2PRFIN20031119_184337_000000362021_00428_08999_8943.N1	19-NOV-2003 18:43:37	Bright	36.000	68	18Alp Cas	2.2250	4500.0	72	8999	No
349	GOM_NL__2PRFIN20031119_184651_000000672021_00428_08999_8944.N1	19-NOV-2003 18:46:51	Bright	66.500	107	37The Aur	2.6490	11000.	133	8999	No
350	GOM_NL__2PRFIN20031119_185220_000000392021_00428_08999_8945.N1	19-NOV-2003 18:52:20	Bright	39.000	49	1Alp UMi	1.9900	6300.0	78	8999	No
351	GOM_NL__2PRFIN20031119_185647_000000392021_00428_08999_8946.N1	19-NOV-2003 18:56:47	Bright	39.000	60	7Bet UMi	2.0810	3950.0	78	8999	No
352	GOM_NL__2PRFIN20031119_185851_000000402021_00428_08999_8947.N1	19-NOV-2003 18:58:51	Bright	39.500	119	14Eta Dra	2.7270	4700.0	79	8999	No
353	GOM_NL__2PRFIN20031119_190127_000000452021_00428_08999_8948.N1	19-NOV-2003 19:01:27	Bright	44.500	82	48Bet UMa	2.3650	10600.	89	8999	No
354	GOM_NL__2PRFIN20031119_190249_000000412021_00428_08999_8949.N1	19-NOV-2003 19:02:49	Bright	40.500	87	64Gam UMa	2.4330	11000.	81	8999	No
355	GOM_NL__2PRFIN20031119_190535_000000452021_00428_08999_8950.N1	19-NOV-2003 19:05:35	Bright	45.000	174	52Psi UMa	3.0040	4400.0	90	8999	No
356	GOM_NL__2PRFIN20031119_190732_000000372021_00428_08999_8951.N1	19-NOV-2003 19:07:32	Bright	37.000	152	12Alp2CVn	2.8900	11000.	74	8999	No
357	GOM_NL__2PRFIN20031119_190943_000000362021_00428_08999_8952.N1	19-NOV-2003 19:09:43	Bright	35.500	83		2.3780	11000.	71	8999	No
358	GOM_NL__2PRFIN20031119_191213_000000362021_00428_08999_8953.N1	19-NOV-2003 19:12:13	Bright	35.500	3	16Alp Boo	-0.050000	4250.0	71	8999	No
359	GOM_NL__2PRFIN20031119_191440_000000512021_00428_08999_8954.N1	19-NOV-2003 19:14:40	Bright	51.000	96	68Del Leo	2.5600	9300.0	102	8999	No
360	GOM_NL__2PRFIN20031119_191708_000000942021_00428_08999_8955.N1	19-NOV-2003 19:17:08	Tw_i_and_stray	94.000	51	41Gam1Leo	2.0100	4500.0	188	8999	No
361	GOM_NL__2PRFIN20031119_192219_000001122021_00428_08999_8956.N1	19-NOV-2003 19:22:19	Straylight	111.50	22	32Alp Leo	1.3600	15200.	223	8999	No
362	GOM_NL__2PRFIN20031119_192529_000000492021_00428_08999_8957.N1	19-NOV-2003 19:25:29	Twilight	48.500	106	9Bet Crv	2.6480	5600.0	97	8999	No
363	GOM_NL__2PRFIN20031119_193201_000000402021_00428_08999_8958.N1	19-NOV-2003 19:32:01	Dark	40.000	64	Gam Cen	2.2000	10600.	80	8999	No
364	GOM_NL__2PRFIN20031119_193445_000000442021_00428_08999_8959.N1	19-NOV-2003 19:34:45	Dark	43.500	20	Bet Cru	1.2530	30000.	87	8999	No
365	GOM_NL__2PRFIN20031119_193552_000000402021_00429_09000_8960.N1	19-NOV-2003 19:35:52	Dark	40.000	12	Alp1Cru	0.77500	30000.	80	9000	No
366	GOM_NL__2PRFIN20031119_193804_000000422021_00429_09000_8929.N1	19-NOV-2003 19:38:04	Dark	42.000	124	The Car	2.7640	30000.	84	9000	No
367	GOM_NL__2PRFIN20031119_194214_000000452021_00429_09000_8930.N1	19-NOV-2003 19:42:14	Dark	44.500	41	Eps Car	1.8600	4100.0	89	9000	No
368	GOM_NL__2PRFIN20031119_194435_000000582021_00429_09000_8931.N1	19-NOV-2003 19:44:35	Dark	58.000	70	Zet Pup	2.2460	39000.	116	9000	No
369	GOM_NL__2PRFIN20031119_194744_000000532021_00429_09000_8932.N1	19-NOV-2003 19:47:44	Dark	52.500	2	Alp Car	-0.73600	7000.0	105	9000	No
370	GOM_NL__2PRFIN20031119_195033_000000852021_00429_09000_8933.N1	19-NOV-2003 19:50:33	Dark	84.500	88	31Eta CMa	2.4480	20000.	169	9000	No
371	GOM_NL__2PRFIN20031119_195307_000000992021_00429_09000_8934.N1	19-NOV-2003 19:53:07	Dark	98.500	37	25Del CMa	1.8300	5900.0	197	9000	No
372	GOM_NL__2PRFIN20031119_195606_000000422021_00429_09000_8935.N1	19-NOV-2003 19:56:06	Straylight	41.500	157	The1Eri	2.9060	9300.0	83	9000	No
373	GOM_NL__2PRFIN20031119_200102_000001562021_00429_09000_8936.N1	19-NOV-2003 20:01:02	Straylight	155.50	1	9Alp CMa	-1.4400	11000.	311	9000	No
374	GOM_NL__2PRFIN20031119_200533_000000882021_00429_09000_8937.N1	19-NOV-2003 20:05:33	Straylight	87.500	7	19Bet Ori	0.10000	14000.	175	9000	No
375	GOM_NL__2PRFIN20031119_200847_000000482021_00429_09000_8938.N1	19-NOV-2003 20:08:47	Tw_i_and_stray	48.000	94	92Alp Cet	2.5260	3100.0	96	9000	No
376	GOM_NL__2PRFIN20031119_201343_000000382021_00429_09000_8939.N1	19-NOV-2003 20:13:43	Bright	38.000	105	6Bet Ari	2.6450	8900.0	76	9000	No
377	GOM_NL__2PRFIN20031119_201528_000000422021_00429_09000_8940.N1	19-NOV-2003 20:15:28	Bright	42.000	146	25Eta Tau	2.8730	15200.	84	9000	No
378	GOM_NL__2PRFIN20031119_201737_000000362021_00429_09000_8941.N1	19-NOV-2003 20:17:37	Bright	36.000	173	4Bet Tri	3.0040	8900.0	72	9000	No
379	GOM_NL__2PRFIN20031119_201940_000000382021_00429_09000_8942.N1	19-NOV-2003 20:19:40	Bright	38.000	73	57Gam1And	2.2600	13100.	76	9000	No
380	GOM_NL__2PRFIN20031119_202232_000000392021_00429_09000_8943.N1	19-NOV-2003 20:22:32	Bright	39.000	35	33Alp Per	1.7950	6250.0	78	9000	No
381	GOM_NL__2PRFIN20031119_202413_000000402021_00429_09000_8944.N1	19-NOV-2003 20:24:13	Bright	40.000	68	18Alp Cas	2.2250	4500.0	80	9000	No
382	GOM_NL__2PRFIN20031119_202724_000000682021_00429_09000_8945.N1	19-NOV-2003 20:27:24	Bright	68.000	107	37The Aur	2.6490	11000.	136	9000	No
383	GOM_NL__2PRFIN20031119_203255_000000392021_00429_09000_8946.N1	19-NOV-2003 20:32:55	Bright	38.500	49	1Alp UMi	1.9900	6300.0	77	9000	No
384	GOM_NL__2PRFIN20031119_203720_000000422021_00429_09000_8947.N1	19-NOV-2003 20:37:20	Bright	41.500	60	7Bet UMi	2.0810	3950.0	83	9000	No
385	GOM_NL__2PRFIN20031119_203927_000000392021_00429_09000_8948.N1	19-NOV-2003 20:39:27	Bright	39.000	119	14Eta Dra	2.7270	4700.0	78	9000	No
386	GOM_NL__2PRFIN20031119_204202_000000442021_00429_09000_8949.N1	19-NOV-2003 20:42:02	Bright	43.500	82	48Bet UMa	2.3650	10600.	87	9000	No
387	GOM_NL__2PRFIN20031119_204325_000000422021_00429_09000_8950.N1	19-NOV-2003 20:43:25	Bright	41.500	87	64Gam UMa	2.4330	11000.	83	9000	No
388	GOM_NL__2PRFIN20031119_204611_000000662021_00429_09000_8951.N1	19-NOV-2003 20:46:11	Bright	66.000	174	52Psi UMa	3.0040	4400.0	132	9000	No
389	GOM_NL__2PRFIN20031119_204808_000000372021_00429_09000_8952.N1	19-NOV-2003 20:48:08	Bright	37.000	152	12Alp2CVn	2.8900	11000.	74	9000	No
390	GOM_NL__2PRFIN20031119_205018_000000362021_00429_09000_8953.N1	19-NOV-2003 20:50:18	Bright	36.000	83		2.3780	11000.	72	9000	No
391	GOM_NL__2PRFIN20031119_205248_000000372021_00429_09000_8954.N1	19-NOV-2003 20:52:48	Bright	36.500	3	16Alp Boo	-0.050000	4250.0	73	9000	No
392	GOM_NL__2PRFIN20031119_205516_000000552021_00429_09000_8955.N1	19-NOV-2003 20:55:16	Bright	54.500	96	68Del Leo	2.5600	9300.0	109	9000	No
393	GOM_NL__2PRFIN20031119_205745_000000912021_00429_09000_8956.N1	19-NOV-2003 20:57:45	Tw_i_and_stray	90.500	51	41Gam1Leo	2.0100	4500.0	181	9000	No
394	GOM_NL__2PRFIN20031119_210257_000001112021_00429_09000_8957.N1	19-NOV-2003 21:02:57	Straylight	111.00	22	32Alp Leo	1.3600	15200.	222	9000	No
395	GOM_NL__2PRFIN20031119_210637_000000492021_00429_09000_8958.N1	19-NOV-2003 21:06:37	Twilight	48.500	171	2Eps Crv	3.0010	4250.0	97	9000	No
396	GOM_NL__2PRFIN20031119_211238_000000422021_00429_09000_8959.N1	19-NOV-2003 21:12:38	Dark	41.500	64	Gam Cen	2.2000	10600.	83	9000	No

397	GOM_NL__2PRFIN20031119_211521_000000422021_00429_09000_8960.N1	19-NOV-2003 21:15:21	Dark	42.000	20	Bet Cru	1.2530	30000.	84	9000	No
398	GOM_NL__2PRFIN20031119_211842_000000402021_00430_09001_9050.N1	19-NOV-2003 21:18:42	Dark	40.000	124	The Car	2.7640	30000.	80	9001	No
399	GOM_NL__2PRFIN20031119_212250_000000452021_00430_09001_9051.N1	19-NOV-2003 21:22:50	Dark	45.000	41	Eps Car	1.8600	4100.0	90	9001	No
400	GOM_NL__2PRFIN20031119_212512_000000602021_00430_09001_9052.N1	19-NOV-2003 21:25:12	Dark	59.500	70	Zet Pup	2.2460	39000.	119	9001	No
401	GOM_NL__2PRFIN20031119_212820_000000602021_00430_09001_9053.N1	19-NOV-2003 21:28:20	Dark	60.000	2	Alp Car	-0.73600	7000.0	120	9001	No
402	GOM_NL__2PRFIN20031119_213110_000000782021_00430_09001_9054.N1	19-NOV-2003 21:31:10	Dark	77.500	88	31Eta CMa	2.4480	20000.	155	9001	No
403	GOM_NL__2PRFIN20031119_213344_000000992021_00430_09001_9055.N1	19-NOV-2003 21:33:44	Dark	98.500	37	25Del CMa	1.8300	5900.0	197	9001	No
404	GOM_NL__2PRFIN20031119_213641_000000432021_00430_09001_9056.N1	19-NOV-2003 21:36:41	Straylight	42.500	157	The1Eri	2.9060	9300.0	85	9001	No
405	GOM_NL__2PRFIN20031119_214138_000001692021_00430_09001_9057.N1	19-NOV-2003 21:41:38	Straylight	168.50	1	9Alp CMa	-1.4400	11000.	337	9001	No
406	GOM_NL__2PRFIN20031119_214608_000000742021_00430_09001_9058.N1	19-NOV-2003 21:46:08	Straylight	73.500	7	19Bet Ori	0.10000	14000.	147	9001	No
407	GOM_NL__2PRFIN20031119_214922_000000522021_00430_09001_9059.N1	19-NOV-2003 21:49:22	Twilight	52.000	94	92Alp Cet	2.5260	3100.0	104	9001	No
408	GOM_NL__2PRFIN20031119_215418_000000372021_00430_09001_9060.N1	19-NOV-2003 21:54:18	Bright	37.000	105	6Bet Ari	2.6450	8900.0	74	9001	No
409	GOM_NL__2PRFIN20031119_215603_000000432021_00430_09001_9061.N1	19-NOV-2003 21:56:03	Bright	42.500	146	25Eta Tau	2.8730	15200.	85	9001	No
410	GOM_NL__2PRFIN20031119_215813_000000352021_00430_09001_9062.N1	19-NOV-2003 21:58:13	Bright	35.000	173	4Bet Tri	3.0040	8900.0	70	9001	No
411	GOM_NL__2PRFIN20031119_220016_000000382021_00430_09001_9063.N1	19-NOV-2003 22:00:16	Bright	37.500	73	57Gam1And	2.2600	13100.	75	9001	No
412	GOM_NL__2PRFIN20031119_220307_000000412021_00430_09001_9064.N1	19-NOV-2003 22:03:07	Bright	40.500	35	33Alp Per	1.7950	6250.0	81	9001	No
413	GOM_NL__2PRFIN20031119_220449_000000372021_00430_09001_9065.N1	19-NOV-2003 22:04:49	Bright	37.000	68	18Alp Cas	2.2250	4500.0	74	9001	No
414	GOM_NL__2PRFIN20031119_220759_000000712021_00430_09001_9066.N1	19-NOV-2003 22:07:59	Bright	71.000	107	37The Aur	2.6490	11000.	142	9001	No
415	GOM_NL__2PRFIN20031119_221331_000000392021_00430_09001_9067.N1	19-NOV-2003 22:13:31	Bright	38.500	49	1Alp UMi	1.9900	6300.0	77	9001	No
416	GOM_NL__2PRFIN20031119_221756_000000412021_00430_09001_9068.N1	19-NOV-2003 22:17:56	Bright	41.000	60	7Bet UMi	2.0810	3950.0	82	9001	No
417	GOM_NL__2PRFIN20031119_222003_000000392021_00430_09001_9069.N1	19-NOV-2003 22:20:03	Bright	38.500	119	14Eta Dra	2.7270	4700.0	77	9001	No
418	GOM_NL__2PRFIN20031119_222238_000000432021_00430_09001_9070.N1	19-NOV-2003 22:22:38	Bright	43.000	82	48Bet UMa	2.3650	10600.	86	9001	No
419	GOM_NL__2PRFIN20031119_222401_000000402021_00430_09001_9071.N1	19-NOV-2003 22:24:01	Bright	39.500	87	64Gam UMa	2.4330	11000.	79	9001	No
420	GOM_NL__2PRFIN20031119_222647_000000492021_00430_09001_9072.N1	19-NOV-2003 22:26:47	Bright	48.500	174	52Psi UMa	3.0040	4400.0	97	9001	No
421	GOM_NL__2PRFIN20031119_222844_000000372021_00430_09001_9073.N1	19-NOV-2003 22:28:44	Bright	36.500	152	12Alp2CVn	2.8900	11000.	73	9001	No
422	GOM_NL__2PRFIN20031119_223055_000000362021_00430_09001_9074.N1	19-NOV-2003 22:30:55	Bright	36.000	83		2.3780	11000.	72	9001	No
423	GOM_NL__2PRFIN20031119_223324_000000372021_00430_09001_9075.N1	19-NOV-2003 22:33:24	Bright	36.500	3	16Alp Boo	-0.050000	4250.0	73	9001	No
424	GOM_NL__2PRFIN20031119_223552_000000502021_00430_09001_9076.N1	19-NOV-2003 22:35:52	Bright	49.500	96	68Del Leo	2.5600	9300.0	99	9001	No
425	GOM_NL__2PRFIN20031119_223821_000000932021_00430_09001_9077.N1	19-NOV-2003 22:38:21	Twilight	93.000	51	41Gam1Leo	2.0100	4500.0	186	9001	No
426	GOM_NL__2PRFIN20031119_224334_000001062021_00430_09001_9078.N1	19-NOV-2003 22:43:34	Straylight	105.50	22	32Alp Leo	1.3600	15200.	211	9001	No
427	GOM_NL__2PRFIN20031119_224714_000000492021_00430_09001_9079.N1	19-NOV-2003 22:47:14	Twilight	48.500	171	2Eps Crv	3.0010	4250.0	97	9001	No
428	GOM_NL__2PRFIN20031119_225311_000000432021_00430_09001_9080.N1	19-NOV-2003 22:53:11	Dark	43.000	64	Gam Cen	2.2000	10600.	86	9001	No
429	GOM_NL__2PRFIN20031119_225557_000000422021_00430_09001_9081.N1	19-NOV-2003 22:55:57	Dark	41.500	20	Bet Cru	1.2530	30000.	83	9001	No
430	GOM_NL__2PRFIN20031119_225918_000000422021_00431_09002_8929.N1	19-NOV-2003 22:59:18	Dark	41.500	124	The Car	2.7640	30000.	83	9002	No
431	GOM_NL__2PRFIN20031119_230324_000000482021_00431_09002_8930.N1	19-NOV-2003 23:03:24	Dark	48.000	41	Eps Car	1.8600	4100.0	96	9002	No
432	GOM_NL__2PRFIN20031119_230547_000000632021_00431_09002_8931.N1	19-NOV-2003 23:05:47	Dark	62.500	70	Zet Pup	2.2460	39000.	125	9002	No
433	GOM_NL__2PRFIN20031119_230856_000000572021_00431_09002_8932.N1	19-NOV-2003 23:08:56	Dark	56.500	2	Alp Car	-0.73600	7000.0	113	9002	No
434	GOM_NL__2PRFIN20031119_231147_000000832021_00431_09002_8933.N1	19-NOV-2003 23:11:47	Dark	83.000	88	31Eta CMa	2.4480	20000.	166	9002	No
435	GOM_NL__2PRFIN20031119_231420_000000952021_00431_09002_8934.N1	19-NOV-2003 23:14:20	Dark	95.000	37	25Del CMa	1.8300	5900.0	190	9002	No
436	GOM_NL__2PRFIN20031119_231718_000000392021_00431_09002_8935.N1	19-NOV-2003 23:17:18	Straylight	39.000	157	The1Eri	2.9060	9300.0	78	9002	No
437	GOM_NL__2PRFIN20031119_232215_000001802021_00431_09002_8936.N1	19-NOV-2003 23:22:15	Straylight	179.50	1	9Alp CMa	-1.4400	11000.	359	9002	No
438	GOM_NL__2PRFIN20031119_232644_000000752021_00431_09002_8937.N1	19-NOV-2003 23:26:44	Straylight	74.500	7	19Bet Ori	0.10000	14000.	149	9002	No
439	GOM_NL__2PRFIN20031119_232958_000000542021_00431_09002_8938.N1	19-NOV-2003 23:29:58	Twilight	54.000	94	92Alp Cet	2.5260	3100.0	108	9002	No
440	GOM_NL__2PRFIN20031119_233455_000000382021_00431_09002_8939.N1	19-NOV-2003 23:34:55	Bright	38.000	105	6Bet Ari	2.6450	8900.0	76	9002	No
441	GOM_NL__2PRFIN20031119_233639_000000442021_00431_09002_8940.N1	19-NOV-2003 23:36:39	Bright	43.500	146	25Eta Tau	2.8730	15200.	87	9002	No
442	GOM_NL__2PRFIN20031119_233850_000000352021_00431_09002_8941.N1	19-NOV-2003 23:38:50	Bright	35.000	173	4Bet Tri	3.0040	8900.0	70	9002	No
443	GOM_NL__2PRFIN20031119_234052_000000402021_00431_09002_8942.N1	19-NOV-2003 23:40:52	Bright	39.500	73	57Gam1And	2.2600	13100.	79	9002	No
444	GOM_NL__2PRFIN20031119_234343_000000422021_00431_09002_8943.N1	19-NOV-2003 23:43:43	Bright	41.500	35	33Alp Per	1.7950	6250.0	83	9002	No
445	GOM_NL__2PRFIN20031119_234525_000000392021_00431_09002_8944.N1	19-NOV-2003 23:45:25	Bright	39.000	68	18Alp Cas	2.2250	4500.0	78	9002	No
446	GOM_NL__2PRFIN20031119_234833_000000712021_00431_09002_8945.N1	19-NOV-2003 23:48:33	Bright	70.500	107	37The Aur	2.6490	11000.	141	9002	No
447	GOM_NL__2PRFIN20031119_235407_000000382021_00431_09002_8946.N1	19-NOV-2003 23:54:07	Bright	38.000	49	1Alp UMi	1.9900	6300.0	76	9002	No
448	GOM_NL__2PRFIN20031119_235834_000000392021_00431_09002_8947.N1	19-NOV-2003 23:58:34	Bright	39.000	60	7Bet UMi	2.0810	3950.0	78	9002	No

3. Quality information per product

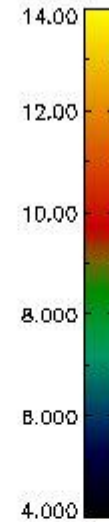
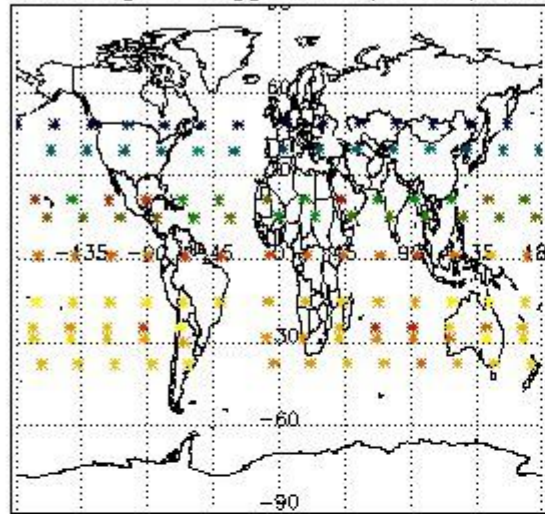
In this section it is plotted some information contained in the Quality Summary data set of the level 2 products. Only products in dark limb conditions and without errors (error flag in the MPH set to "0") are used.

3.1 Plot quality information per product (time dependant)

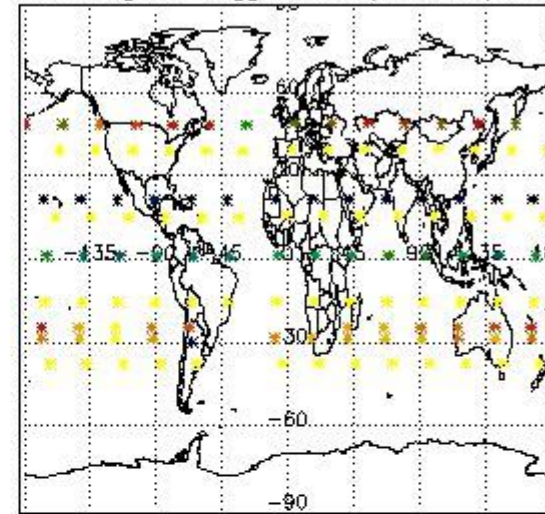


3.2 Plot quality information per product (world map)


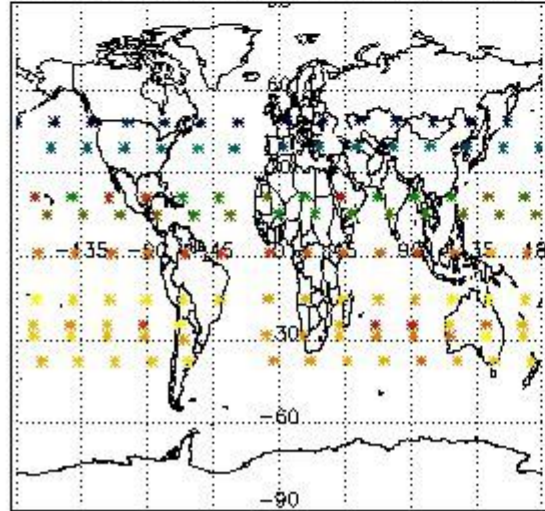
Percentage of flagged data per O3 profile



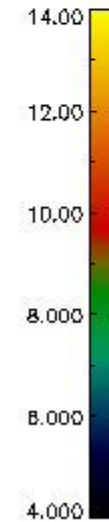
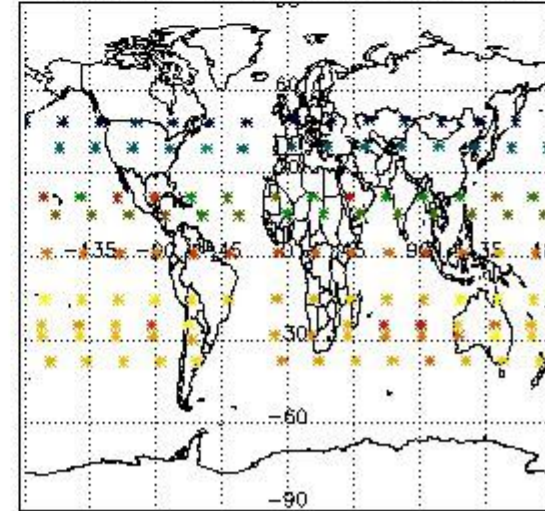
Percentage of flagged data per H2O profile



Percentage of flagged data per NO2 profile



Percentage of flagged data per NO3 profile

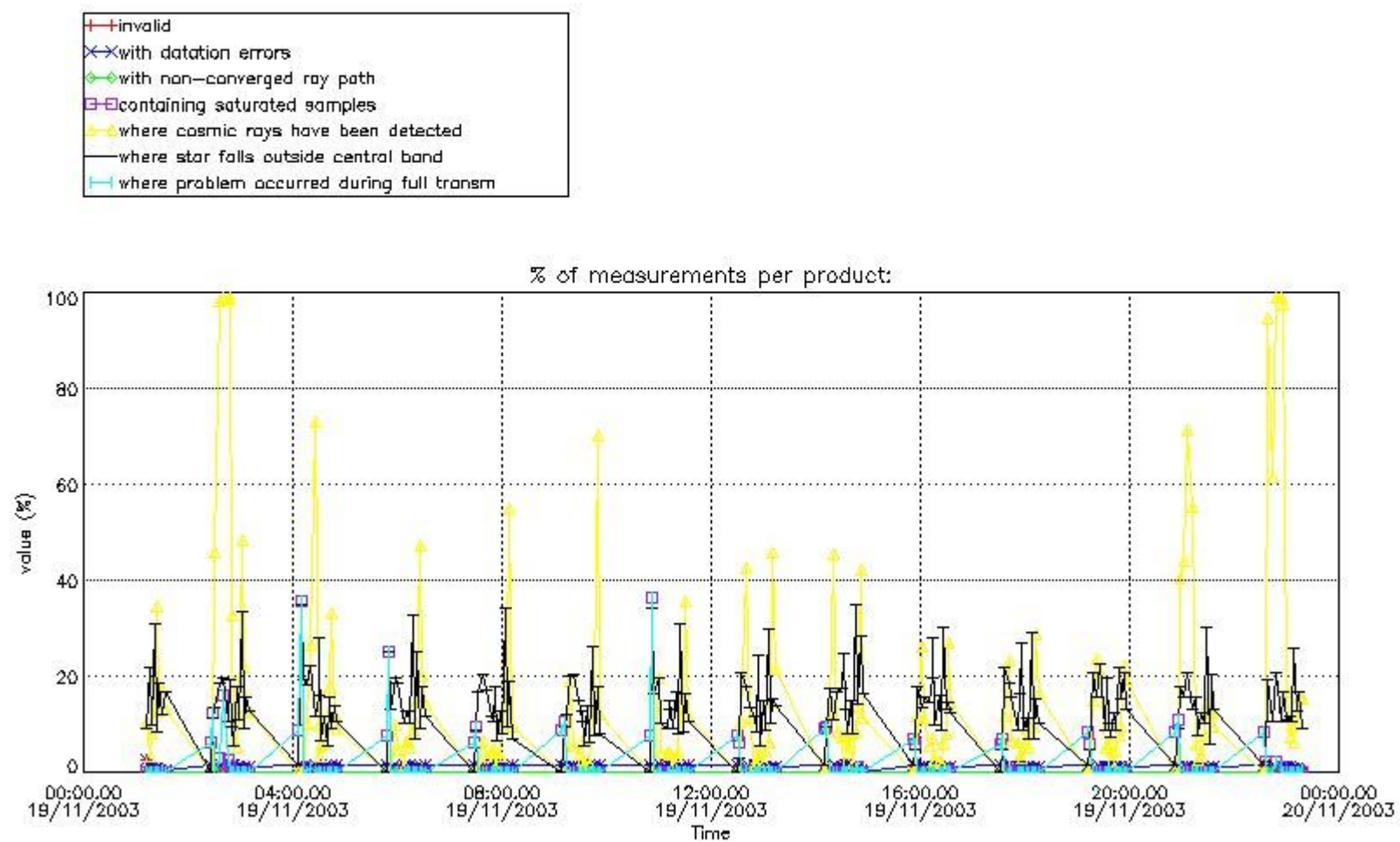


4. Level 1 quality information per product

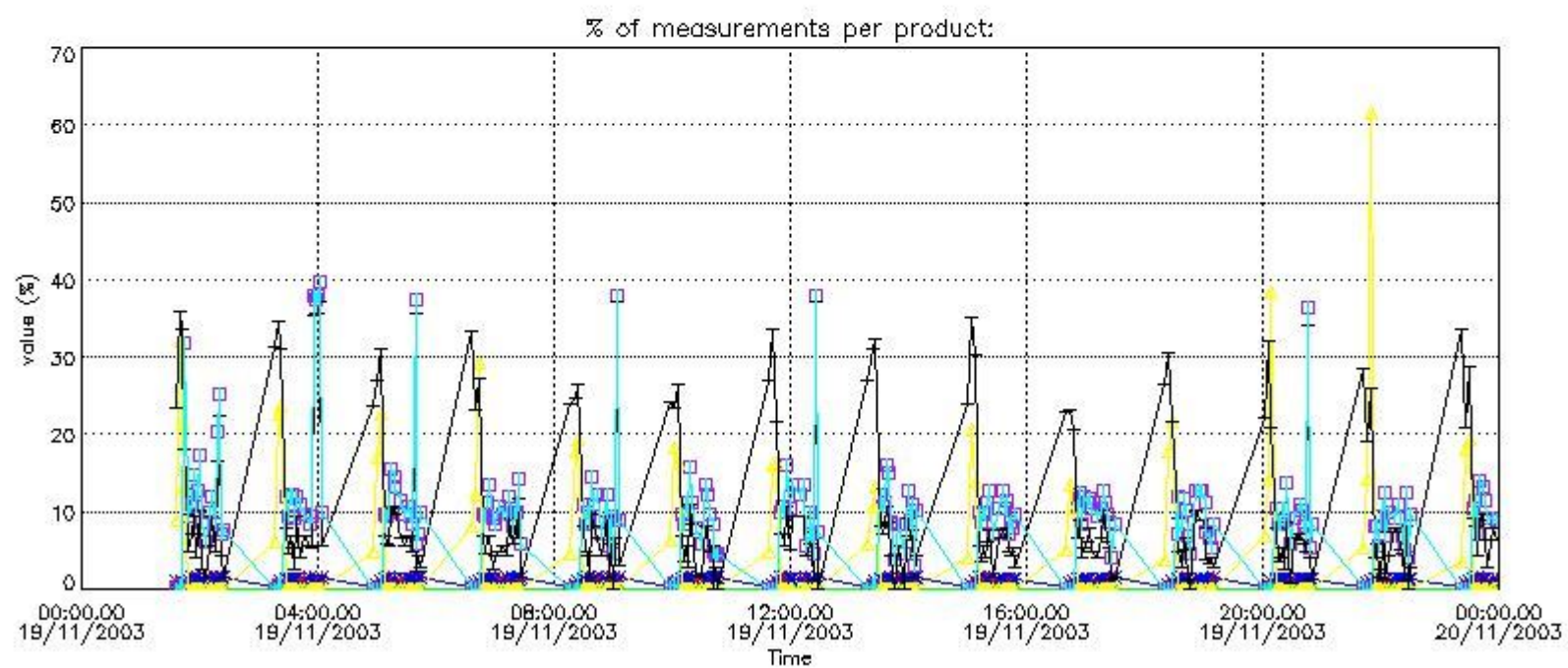
In this section it is plotted some information contained in the Quality Summary data set of the level 2 products that comes from the level 1b processing. Products without errors (error flag in the MPH set to "0") are used.

4.1 Plot quality information per product (time dependant) coming from level 1b processing

4.1.1 Plot level 1 quality information per product (time dependant): ENVISAT ASCENDING passes



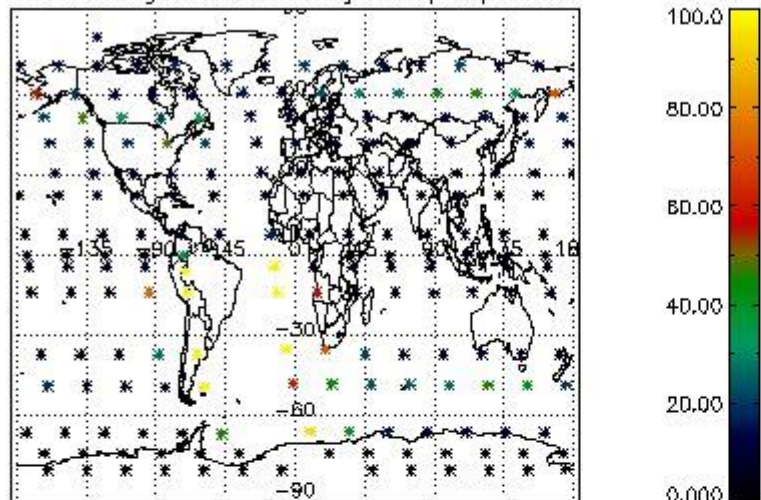
4.1.2 Plot level 1 quality information per product (time dependant): ENVI SAT DESCENDING passes



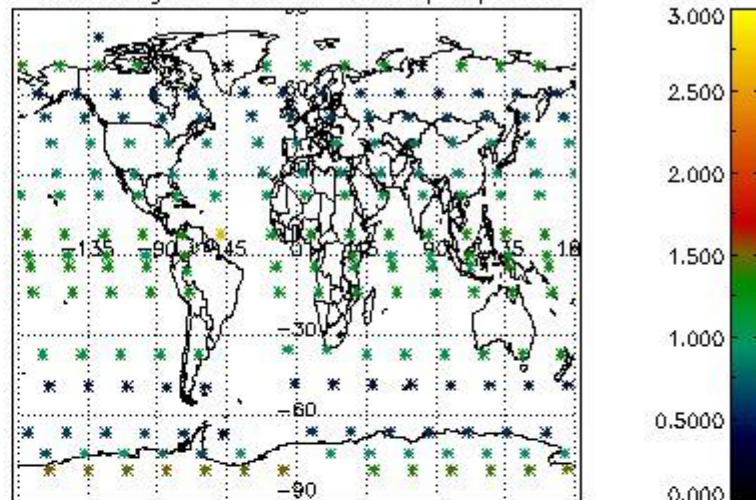
4.2 Plot quality information per product coming from level 1b processing (world map)

4.2.1 Plot level 1 quality information per product (world map): ENVISAT ASCENDING passes

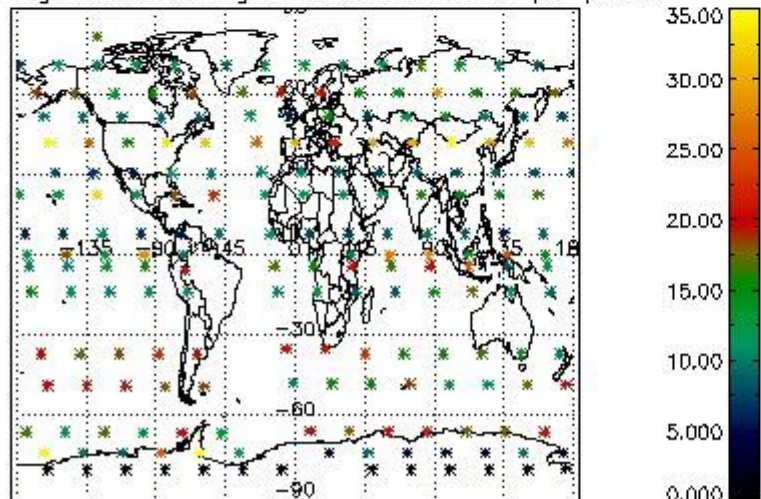
Percentage of cosmic ray hits per profile



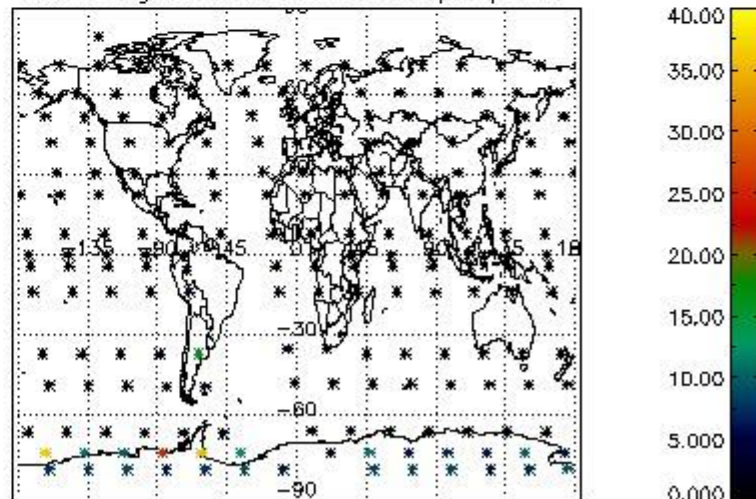
Percentage of datation errors per profile



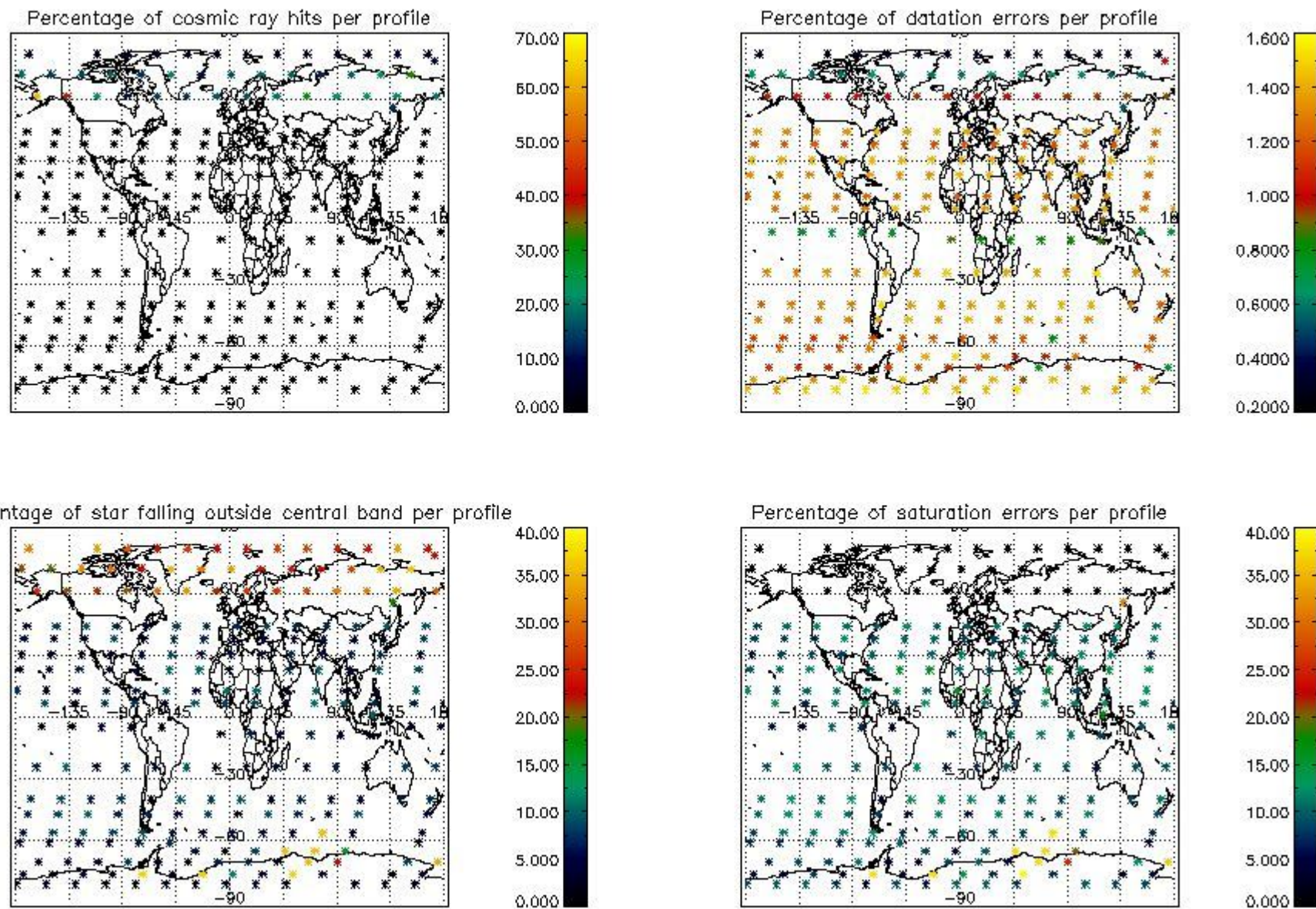
Percentage of star falling outside central band per profile



Percentage of saturation errors per profile



4.2.2 Plot level 1 quality information per product (world map): ENVISAT DESCENDING passes



5. Trace gas profiles

5.1 Ozone statistics based on quality of products

The final quality of the products can be "measured" using the STD (Standard Deviation) attached to every point profile. This information is written to the parameter GOM_NL__2P/NL_LOCAL_SPECIES_DENSITY/o3_std of the level 2 products. The table below shows the statistics for given STD ranges.

The statistics are given with respect to the overall valid production:

- Products without fatal errors: GOM_NL__2P/MPH/PRODUCT_ERR=0
- Valid point profile: GOM_NL__2P/NL_LOCAL_SPECIES_DENSITY/pcd(0)=0

The 'Criteria' is applied to valid points of dark limb products:

- Products in dark limb illumination condition: GOM_NL__2P/NL_SUMMARY_QUALITY/obs_ill_cond=0
- Products without fatal errors: GOM_NL__2P/MPH/PRODUCT_ERR=0
- Valid point profile: GOM_NL__2P/NL_LOCAL_SPECIES_DENSITY/pcd(0)=0

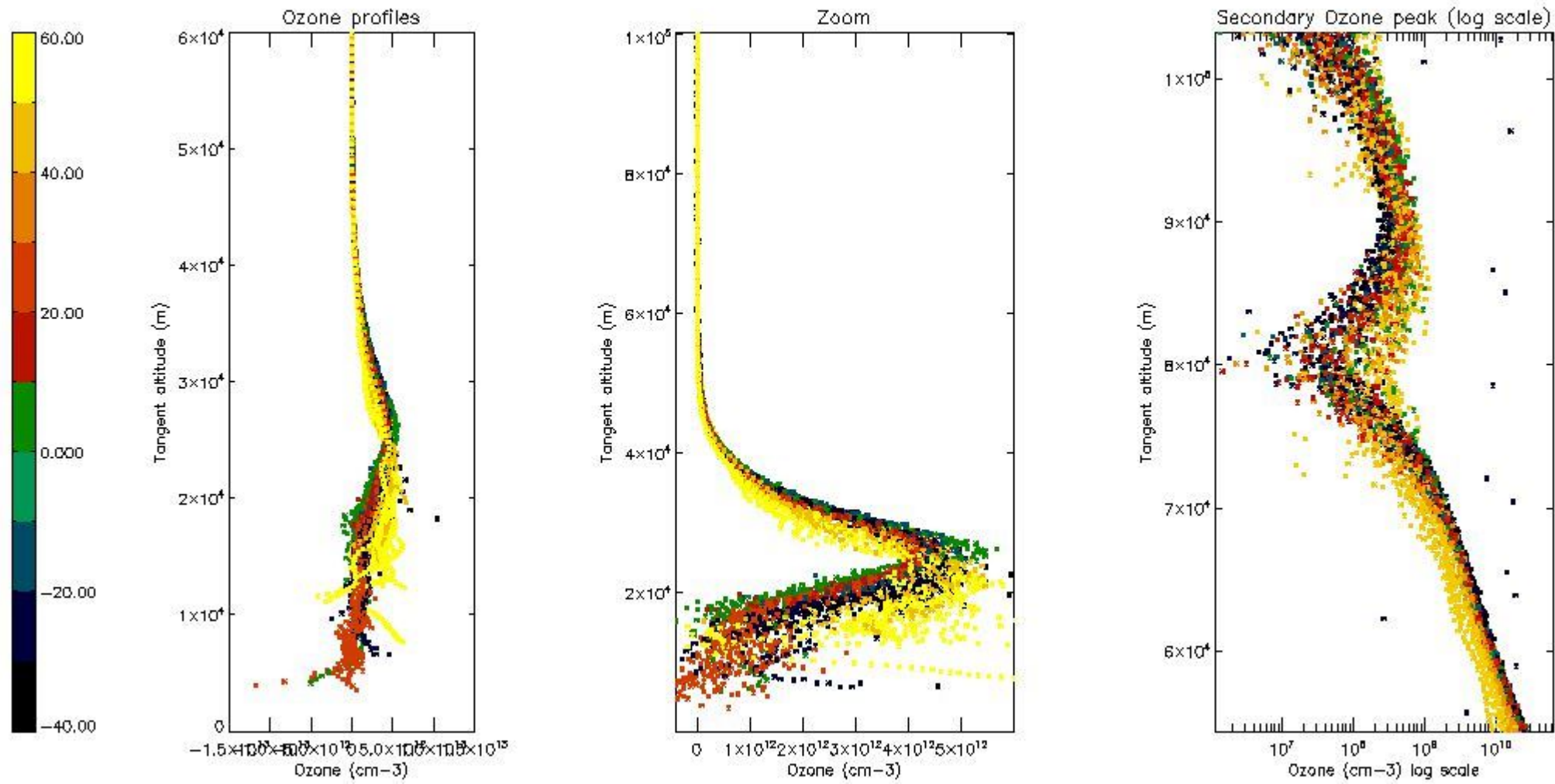
So, the table below shows the percentage of dark limb and valid observations for each criteria with respect to the overall valid daily observations.

Criteria	% of total production
All STD	28
STD < 20	19

STD < 10	16
STD < 5	13

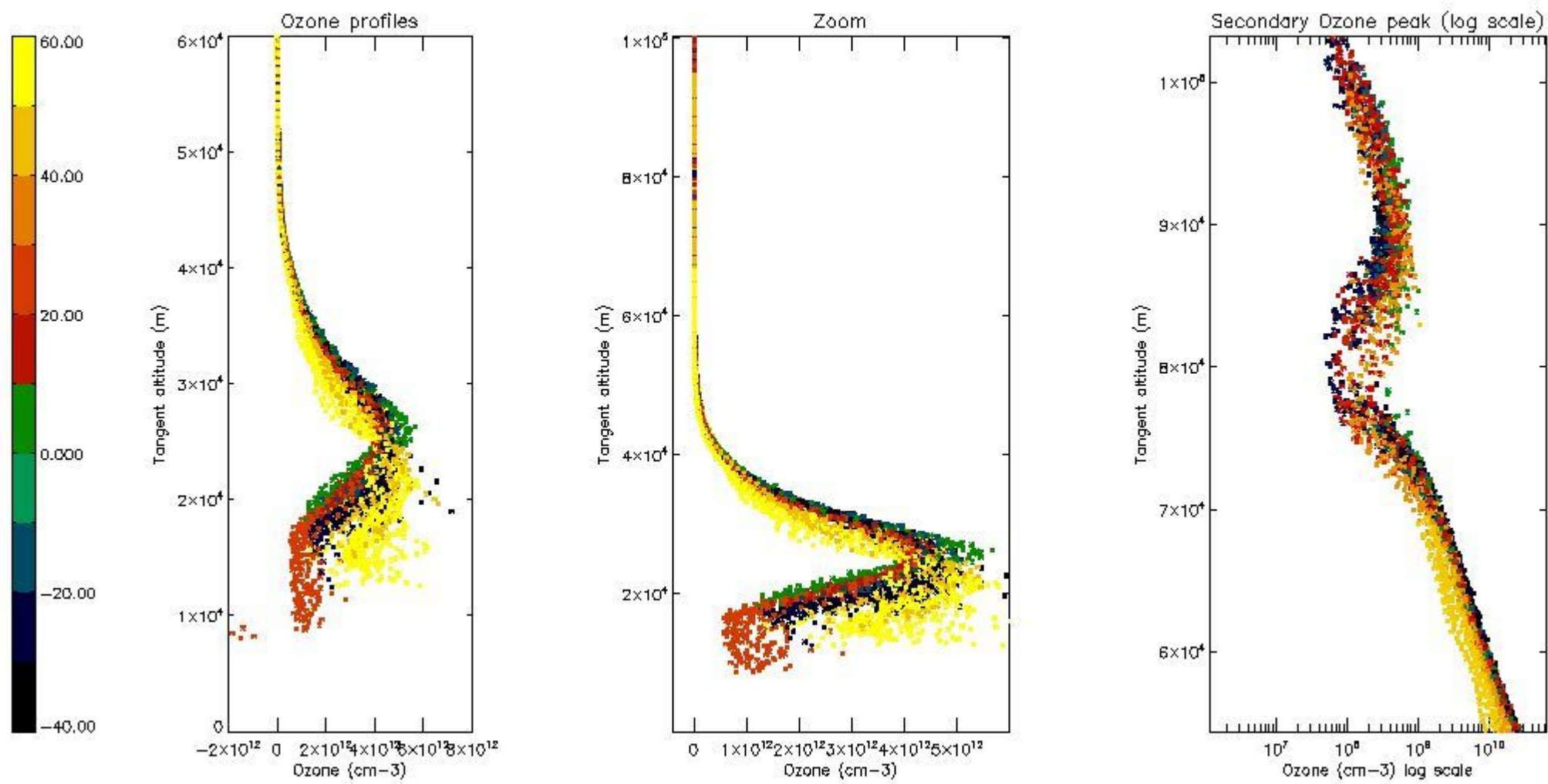
5.2 Plot ozone profiles for all STD (dark without errors)

The colorbar represents the latitude.



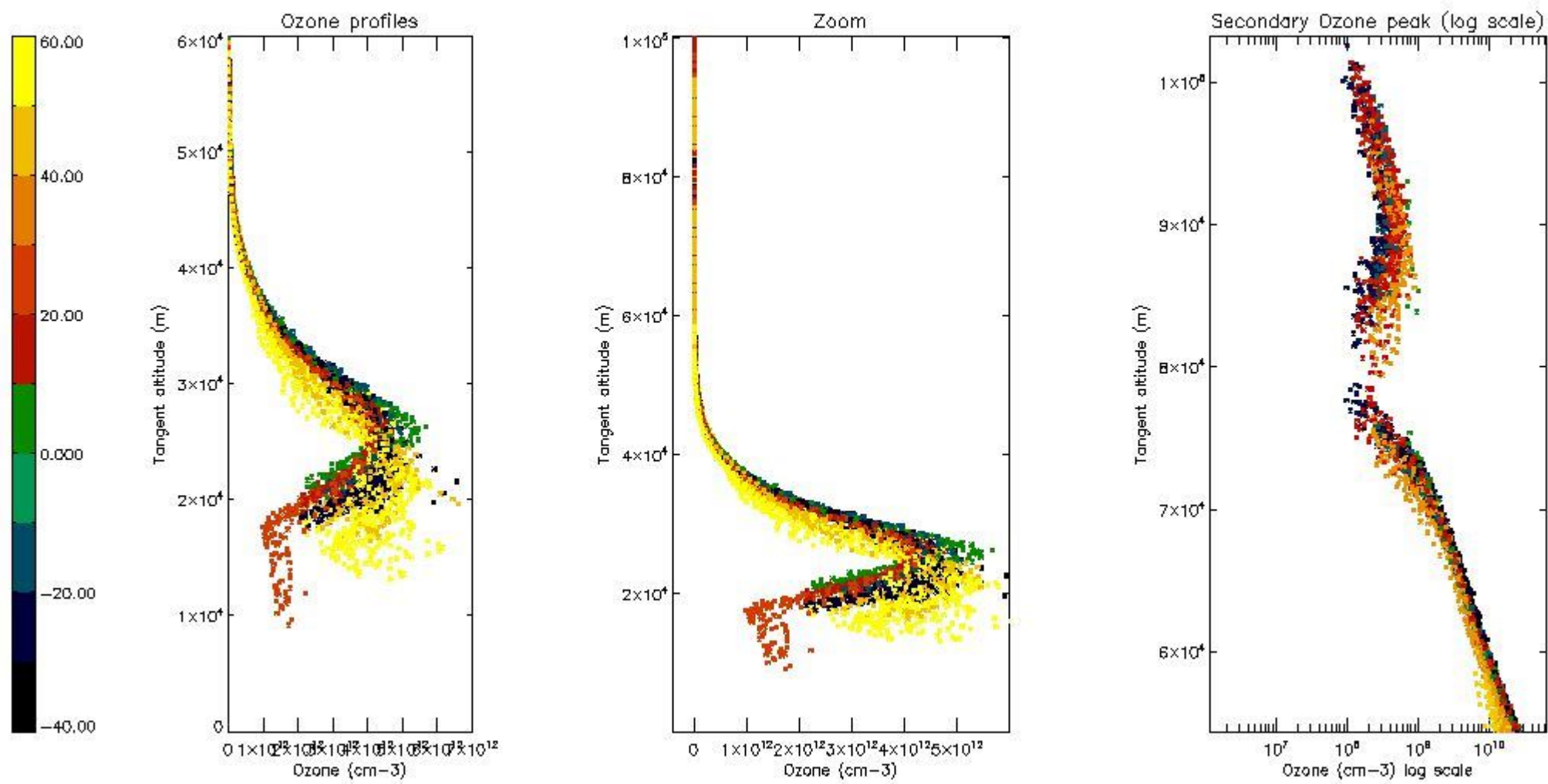
5.3 Plot ozone profiles where STD < 20% (dark without errors)

The colorbar represents the latitude.



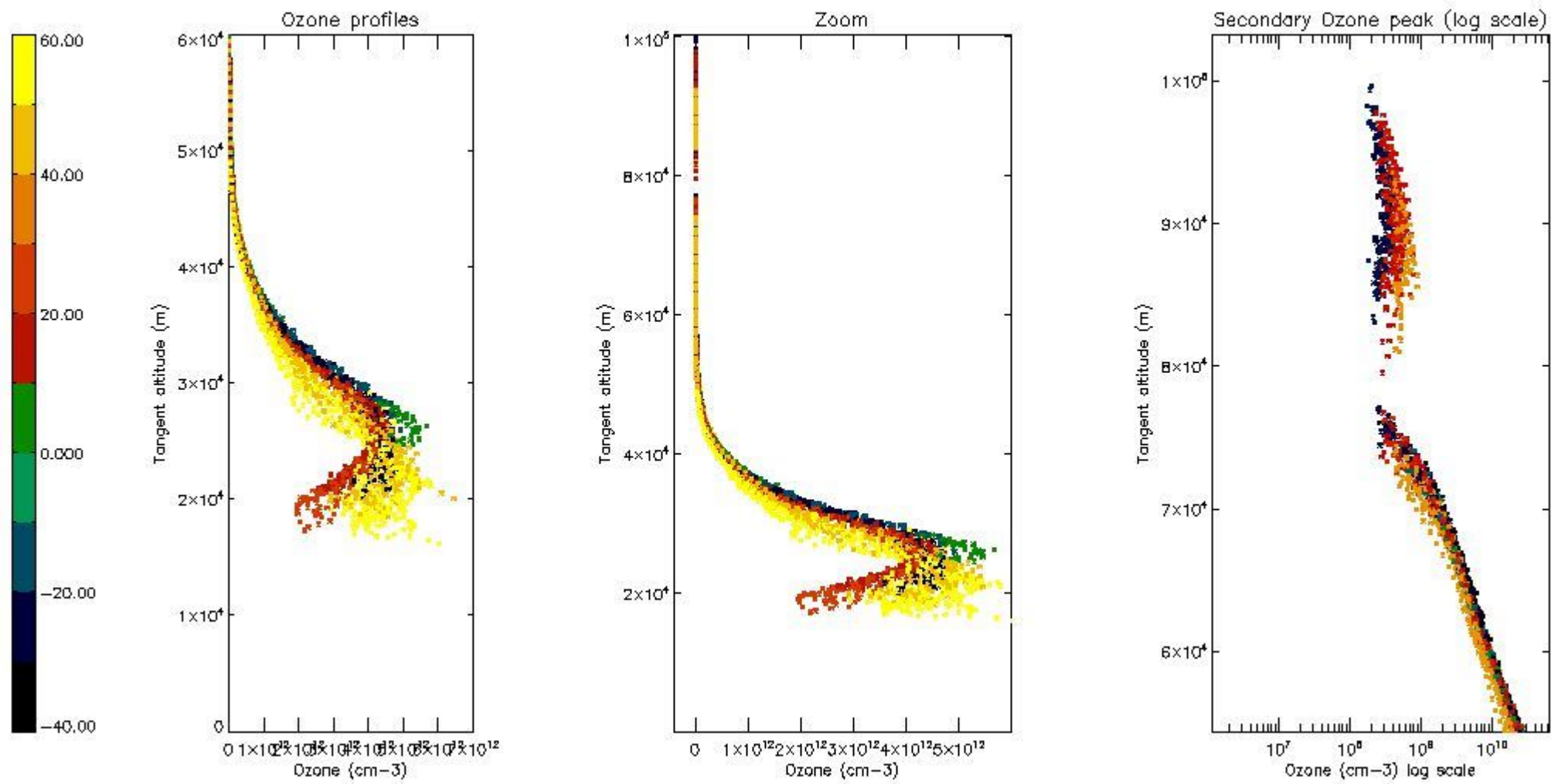
5.4 Plot ozone profiles where $STD < 10\%$ (dark without errors)

The colorbar represents the latitude.



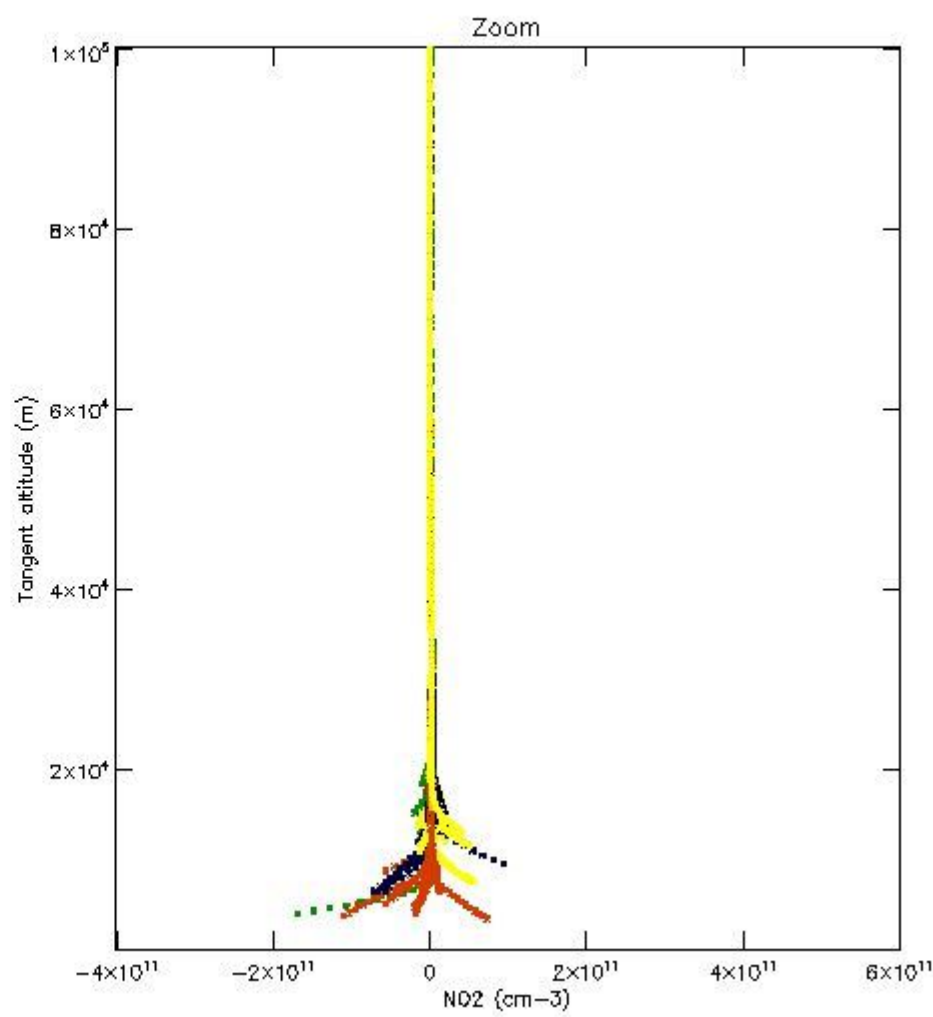
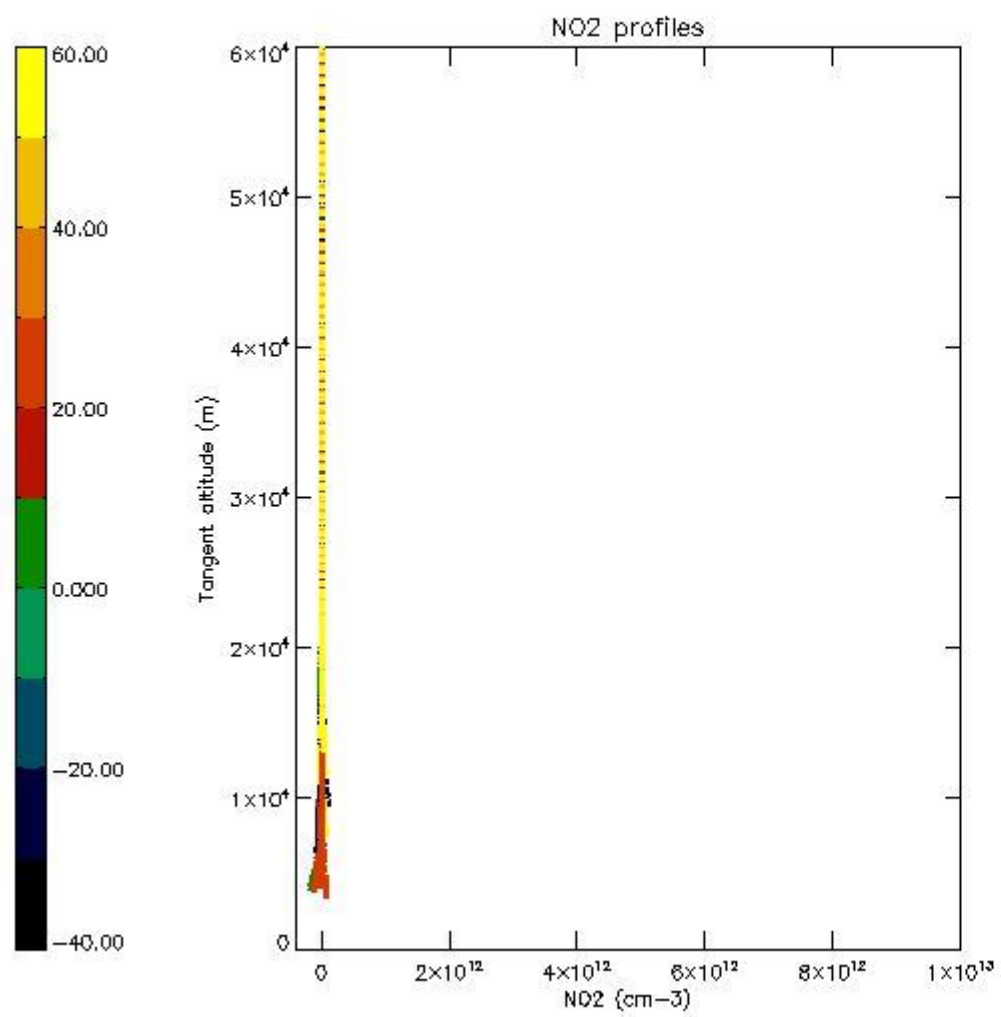
5.5 Plot ozone profiles where STD < 5% (dark without errors)

The colorbar represents the latitude.



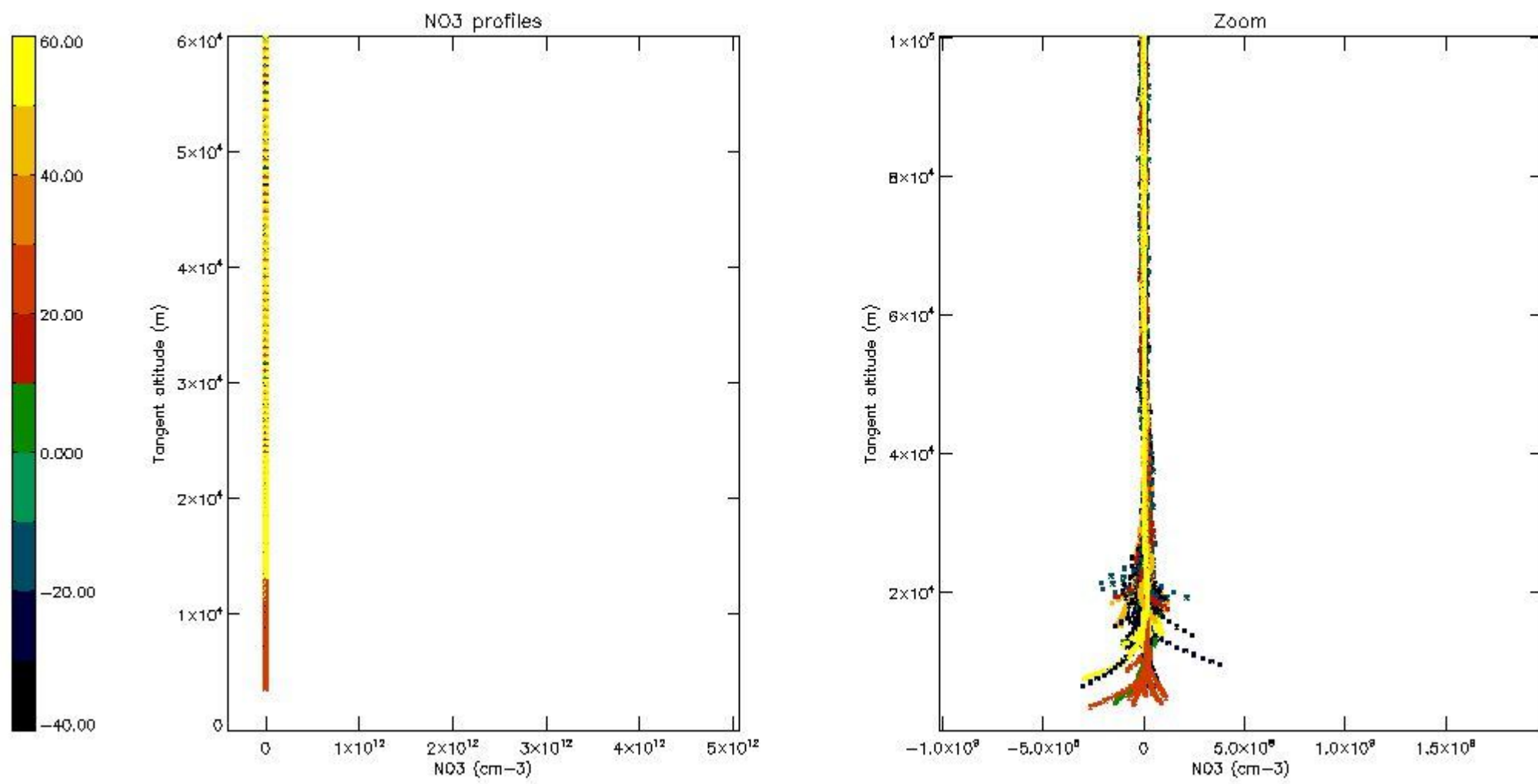
5.6 Plot NO₂ profiles for all STD (dark without errors)

The colorbar represents the latitude.



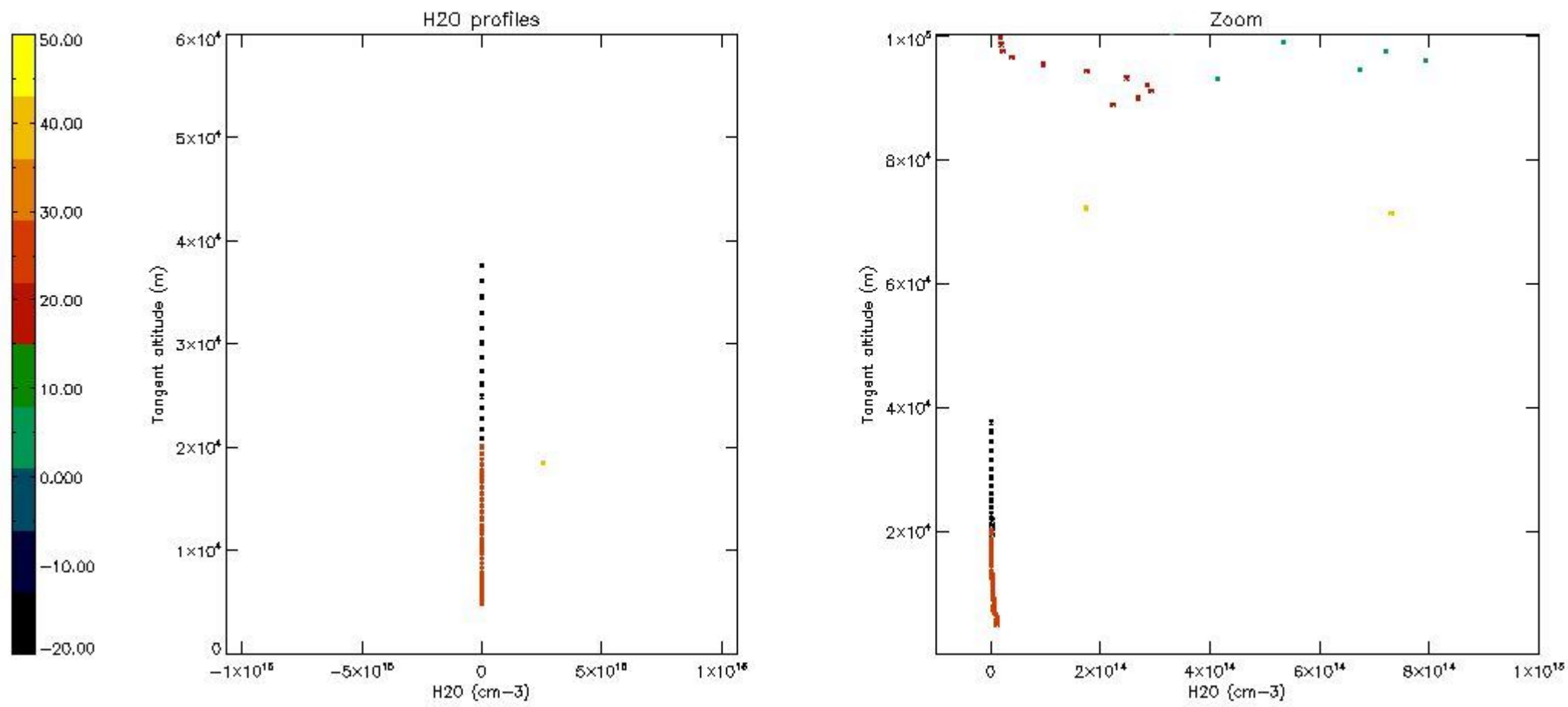
5.7 Plot NO3 profiles for all STD (dark without errors)

The colorbar represents the latitude.



5.8 Plot H2O profiles for all STD (only for occultations of stars 1,2,3,4,13,14,16,26,63 dark without errors)

The colorbar represents the latitude.



6. Auxiliary Data Files used for the production reported in section 2

The number reported in the third column indicates since which file (see list in section 2) the corresponding auxiliary file has been used. The fourth column is the date of those product files.

Type	Auxiliary Filename	Used since product	Used since product date
INST_PHYS_CHARACTERISTICS	GOM_INS_AXVIEC20091111_143220_20030716_120000_20500101_000000	1	19-NOV-2003 01:11:28
LEVEL-2_PROC_CONFIG	GOM_PR2_AXVIEC20091111_152718_20020301_000000_20500101_000000	1	19-NOV-2003 01:11:28
CROSS_SECTIONS_FILE	GOM_CRS_AXVIEC20091111_154832_20020301_000000_20500101_000000	1	19-NOV-2003 01:11:28

GOMOS Level 2 Daily Report

SUMMARY

[1. General Info](#)

[2. Summary of processed GOM_NL_2P products](#)

[3. Level 2 Quality information per product](#)

[3.1 Plot of level 2 quality information per product \(time dependant\)](#)

[3.2 Plot of level 2 quality information per product \(world map\)](#)

[4. Level 1 Quality information per product \(stored on level 2 products\)](#)

[4.1 Plot of level 1 quality information per product \(time dependant\)](#)

[4.1.1 Plot of level 1 quality information per product \(time dependant\): ASCENDING](#)

[4.1.2 Plot of level 1 quality information per product \(time dependant\): DESCENDING](#)

[4.2 Plot of level 1 quality information per product \(world map\)](#)

[4.2.1 Plot of level 1 quality information per product \(world map\): ASCENDING](#)

[4.2.2 Plot of level 1 quality information per product \(world map\): DESCENDING](#)

[5. Ozone profiles based on quality statistics and other trace gas profiles](#)

[5.1 Ozone statistics based on quality of products](#)

[5.2 Plot ozone profiles for all STD \(dark without errors\)](#)

[5.3 Plot ozone profiles where STD < 20% \(dark without errors\)](#)

[5.4. Plot ozone profiles where STD < 10% \(dark without errors\)](#)

[5.5. Plot ozone profiles where STD < 5% \(dark without errors\)](#)

[5.6 Plot NO2 profiles for all STD \(dark without errors\)](#)

[5.7 Plot NO3 profiles for all STD \(dark without errors\)](#)

[5.8 Plot H2O profiles \(only for occultations of stars 1,2,3,4,13,14,16,26,63 dark without errors\) for all STD](#)

[6. Auxiliary Data Files used for the production reported in section 2](#)

This report presents the daily analysis on parameters extracted from GOMOS level 2 data (GOM_NL__2P). It is intended to monitor some important parameters that will impact the quality of these products. A list of level 2 products (and content) that have arrived during the reporting day to the PCF is also given.

Item	Value
Time of report generation	20APR2013 00:20:09
Data source version	GOMOS/6.01
Start time of products	19-11-2003 (19NOV2003 00:00:00)
Stop time of products	20-11-2003 (20NOV2003 00:00:00)
Store outputs in DB	Yes
Nb of level 2 prods	448
Nb of prods with errors	0

2. Summary of processed GOM_NL__2P products.

Nr	Filename	UTC Start time	Limb	Duration	Star Id	Star Name	Star Mag	Star Temp	Nb Meas	Orbit	Prod. error
1	GOM_NL__2PRFIN20031119_011128_000000382021_00418_08989_8907.N1	19-NOV-2003 01:11:28	Dark	38.000	124	The Car	2.7640	30000.	76	8989	No
2	GOM_NL__2PRFIN20031119_011533_000000482021_00418_08989_8908.N1	19-NOV-2003 01:15:33	Dark	48.000	41	Eps Car	1.8600	4100.0	96	8989	No
3	GOM_NL__2PRFIN20031119_011748_000000572021_00418_08989_8909.N1	19-NOV-2003 01:17:48	Dark	56.500	70	Zet Pup	2.2460	39000.	113	8989	No
4	GOM_NL__2PRFIN20031119_012104_000000582021_00418_08989_8910.N1	19-NOV-2003 01:21:04	Dark	58.000	2	Alp Car	-0.73600	7000.0	116	8989	No
5	GOM_NL__2PRFIN20031119_012343_000000782021_00418_08989_8911.N1	19-NOV-2003 01:23:43	Dark	78.000	88	31Eta CMa	2.4480	20000.	156	8989	No
6	GOM_NL__2PRFIN20031119_012619_000000952021_00418_08989_8912.N1	19-NOV-2003 01:26:19	Dark	95.000	37	25Del CMa	1.8300	5900.0	190	8989	No
7	GOM_NL__2PRFIN20031119_012930_000000382021_00418_08989_8913.N1	19-NOV-2003 01:29:30	Straylight	38.000	157	The1Eri	2.9060	9300.0	76	8989	No
8	GOM_NL__2PRFIN20031119_013346_000001032021_00418_08989_8914.N1	19-NOV-2003 01:33:46	Straylight	102.50	47	2Bet CMa	1.9760	28000.	205	8989	No
9	GOM_NL__2PRFIN20031119_013643_000000512021_00418_08989_8915.N1	19-NOV-2003 01:36:43	Straylight	51.000	165	34Gam Eri	2.9500	3200.0	102	8989	No
10	GOM_NL__2PRFIN20031119_013902_000000922021_00418_08989_8916.N1	19-NOV-2003 01:39:02	Twilight	92.000	7	19Bet Ori	0.10000	14000.	184	8989	No
11	GOM_NL__2PRFIN20031119_014213_000000542021_00418_08989_8917.N1	19-NOV-2003 01:42:13	Twilight	53.500	94	92Alp Cet	2.5260	3100.0	107	8989	No
12	GOM_NL__2PRFIN20031119_014348_000000952021_00418_08989_8918.N1	19-NOV-2003 01:43:48	Bright	94.500	72	34Del Ori	2.2500	30000.	189	8989	No
13	GOM_NL__2PRFIN20031119_014708_000000372021_00418_08989_8919.N1	19-NOV-2003 01:47:08	Bright	36.500	105	6Bet Ari	2.6450	8900.0	73	8989	No
14	GOM_NL__2PRFIN20031119_014858_000000422021_00418_08989_8920.N1	19-NOV-2003 01:48:58	Bright	42.000	146	25Eta Tau	2.8730	15200.	84	8989	No
15	GOM_NL__2PRFIN20031119_015103_000000362021_00418_08989_8921.N1	19-NOV-2003 01:51:03	Bright	35.500	173	4Bet Tri	3.0040	8900.0	71	8989	No
16	GOM_NL__2PRFIN20031119_015307_000000372021_00418_08989_8922.N1	19-NOV-2003 01:53:07	Bright	37.000	73	57Gam1And	2.2600	13100.	74	8989	No
17	GOM_NL__2PRFIN20031119_015601_000000382021_00418_08989_8923.N1	19-NOV-2003 01:56:01	Bright	37.500	35	33Alp Per	1.7950	6250.0	75	8989	No
18	GOM_NL__2PRFIN20031119_015738_000000362021_00418_08989_8924.N1	19-NOV-2003 01:57:38	Bright	35.500	68	18Alp Cas	2.2250	4500.0	71	8989	No
19	GOM_NL__2PRFIN20031119_015912_000000552021_00418_08989_8925.N1	19-NOV-2003 01:59:12	Bright	54.500	6	13Alp Aur	0.080000	3400.0	109	8989	No
20	GOM_NL__2PRFIN20031119_020200_000000582021_00418_08989_8926.N1	19-NOV-2003 02:02:00	Bright	58.000	42	34Bet Aur	1.9000	10200.	116	8989	No
21	GOM_NL__2PRFIN20031119_020622_000000332021_00418_08989_8927.N1	19-NOV-2003 02:06:22	Bright	33.000	49	1Alp UMi	1.9900	6300.0	66	8989	No
22	GOM_NL__2PRFIN20031119_021048_000000362021_00418_08989_8928.N1	19-NOV-2003 02:10:48	Bright	35.500	60	7Bet UMi	2.0810	3950.0	71	8989	No
23	GOM_NL__2PRFIN20031119_021250_000000382021_00418_08989_8929.N1	19-NOV-2003 02:12:50	Bright	37.500	119	14Eta Dra	2.7270	4700.0	75	8989	No
24	GOM_NL__2PRFIN20031119_021531_000000422021_00418_08989_8930.N1	19-NOV-2003 02:15:31	Bright	41.500	82	48Bet UMa	2.3650	10600.	83	8989	No
25	GOM_NL__2PRFIN20031119_021805_000000402021_00418_08989_8931.N1	19-NOV-2003 02:18:05	Bright	39.500	39	85Eta UMa	1.8540	24000.	79	8989	No
26	GOM_NL__2PRFIN20031119_021938_000000542021_00418_08989_8932.N1	19-NOV-2003 02:19:38	Bright	53.500	174	52Psi UMa	3.0040	4400.0	107	8989	No
27	GOM_NL__2PRFIN20031119_022133_000000352021_00418_08989_8933.N1	19-NOV-2003 02:21:33	Bright	35.000	152	12Alp2CVn	2.8900	11000.	70	8989	No
28	GOM_NL__2PRFIN20031119_022343_000000332021_00418_08989_8934.N1	19-NOV-2003 02:23:43	Bright	33.000	83		2.3780	11000.	66	8989	No
29	GOM_NL__2PRFIN20031119_022613_000000332021_00418_08989_8935.N1	19-NOV-2003 02:26:13	Bright	32.500	3	16Alp Boo	-0.050000	4250.0	65	8989	No
30	GOM_NL__2PRFIN20031119_022837_000000532021_00418_08989_8936.N1	19-NOV-2003 02:28:37	Bright	53.000	96	68Del Leo	2.5600	9300.0	106	8989	No
31	GOM_NL__2PRFIN20031119_023053_000001242021_00418_08989_8937.N1	19-NOV-2003 02:30:53	Twilight	124.00	166	17Eps Leo	2.9800	6000.0	248	8989	No
32	GOM_NL__2PRFIN20031119_023601_000001082021_00418_08989_8938.N1	19-NOV-2003 02:36:01	Straylight	108.00	22	32Alp Leo	1.3600	15200.	216	8989	No
33	GOM_NL__2PRFIN20031119_023928_000000442021_00418_08989_8939.N1	19-NOV-2003 02:39:28	Twilight	43.500	106	9Bet Crv	2.6480	5600.0	87	8989	No
34	GOM_NL__2PRFIN20031119_024601_000000382021_00418_08989_8940.N1	19-NOV-2003 02:46:01	Dark	37.500	64	Gam Cen	2.2000	10600.	75	8989	No
35	GOM_NL__2PRFIN20031119_024817_000000422021_00418_08989_8941.N1	19-NOV-2003 02:48:17	Dark	41.500	26	Gam Cru	1.6240	2900.0	83	8989	No
36	GOM_NL__2PRFIN20031119_024953_000000372021_00419_08990_8942.N1	19-NOV-2003 02:49:53	Dark	36.500	12	Alp1Cru	0.77500	30000.	73	8990	No
37	GOM_NL__2PRFIN20031119_025204_000000382021_00419_08990_9136.N1	19-NOV-2003 02:52:04	Dark	37.500	124	The Car	2.7640	30000.	75	8990	No
38	GOM_NL__2PRFIN20031119_025608_000000482021_00419_08990_9137.N1	19-NOV-2003 02:56:08	Dark	47.500	41	Eps Car	1.8600	4100.0	95	8990	No
39	GOM_NL__2PRFIN20031119_025824_000000592021_00419_08990_9138.N1	19-NOV-2003 02:58:24	Dark	59.000	70	Zet Pup	2.2460	39000.	118	8990	No
40	GOM_NL__2PRFIN20031119_030139_000000602021_00419_08990_9139.N1	19-NOV-2003 03:01:39	Dark	60.000	2	Alp Car	-0.73600	7000.0	120	8990	No
41	GOM_NL__2PRFIN20031119_030420_000000792021_00419_08990_9140.N1	19-NOV-2003 03:04:20	Dark	78.500	88	31Eta CMa	2.4480	20000.	157	8990	No
42	GOM_NL__2PRFIN20031119_030655_000000932021_00419_08990_9141.N1	19-NOV-2003 03:06:55	Dark	92.500	37	25Del CMa	1.8300	5900.0	185	8990	No

43	GOM_NL__2PRFIN20031119_031005_000000402021_00419_08990_9142.N1	19-NOV-2003 03:10:05	Straylight	39.500	157	The1Eri	2.9060	9300.0	79	8990	No
44	GOM_NL__2PRFIN20031119_031501_000001842021_00419_08990_9143.N1	19-NOV-2003 03:15:01	Straylight	183.50	1	9Alp CMa	-1.4400	11000.	367	8990	No
45	GOM_NL__2PRFIN20031119_031937_000000912021_00419_08990_9144.N1	19-NOV-2003 03:19:37	Straylight	91.000	7	19Bet Ori	0.10000	14000.	182	8990	No
46	GOM_NL__2PRFIN20031119_032248_000000532021_00419_08990_9145.N1	19-NOV-2003 03:22:48	Tw_i_and_stray	53.000	94	92Alp Cet	2.5260	3100.0	106	8990	No
47	GOM_NL__2PRFIN20031119_032743_000000382021_00419_08990_9146.N1	19-NOV-2003 03:27:43	Bright	37.500	105	6Bet Ari	2.6450	8900.0	75	8990	No
48	GOM_NL__2PRFIN20031119_032933_000000432021_00419_08990_9147.N1	19-NOV-2003 03:29:33	Bright	42.500	146	25Eta Tau	2.8730	15200.	85	8990	No
49	GOM_NL__2PRFIN20031119_033138_000000372021_00419_08990_9148.N1	19-NOV-2003 03:31:38	Bright	37.000	173	4Bet Tri	3.0040	8900.0	74	8990	No
50	GOM_NL__2PRFIN20031119_033342_000000372021_00419_08990_9149.N1	19-NOV-2003 03:33:42	Bright	37.000	73	57Gam1And	2.2600	13100.	74	8990	No
51	GOM_NL__2PRFIN20031119_033636_000000392021_00419_08990_9150.N1	19-NOV-2003 03:36:36	Bright	38.500	35	33Alp Per	1.7950	6250.0	77	8990	No
52	GOM_NL__2PRFIN20031119_033813_000000382021_00419_08990_9151.N1	19-NOV-2003 03:38:13	Bright	37.500	68	18Alp Cas	2.2250	4500.0	75	8990	No
53	GOM_NL__2PRFIN20031119_034234_000000602021_00419_08990_9152.N1	19-NOV-2003 03:42:34	Bright	60.000	42	34Bet Aur	1.9000	10200.	120	8990	No
54	GOM_NL__2PRFIN20031119_034657_000000372021_00419_08990_9153.N1	19-NOV-2003 03:46:57	Bright	36.500	49	1Alp UMi	1.9900	6300.0	73	8990	No
55	GOM_NL__2PRFIN20031119_035124_000000362021_00419_08990_9154.N1	19-NOV-2003 03:51:24	Bright	35.500	60	7Bet UMi	2.0810	3950.0	71	8990	No
56	GOM_NL__2PRFIN20031119_035326_000000372021_00419_08990_9155.N1	19-NOV-2003 03:53:26	Bright	37.000	119	14Eta Dra	2.7270	4700.0	74	8990	No
57	GOM_NL__2PRFIN20031119_035605_000000622021_00419_08990_9156.N1	19-NOV-2003 03:56:05	Bright	62.000	82	48Bet UMa	2.3650	10600.	124	8990	No
58	GOM_NL__2PRFIN20031119_035840_000000522021_00419_08990_9157.N1	19-NOV-2003 03:58:40	Bright	52.000	39	85Eta UMa	1.8540	24000.	104	8990	No
59	GOM_NL__2PRFIN20031119_040013_000000662021_00419_08990_9158.N1	19-NOV-2003 04:00:13	Bright	66.000	174	52Psi UMa	3.0040	4400.0	132	8990	No
60	GOM_NL__2PRFIN20031119_040209_000000542021_00419_08990_9159.N1	19-NOV-2003 04:02:09	Bright	54.000	152	12Alp2CVn	2.8900	11000.	108	8990	No
61	GOM_NL__2PRFIN20031119_040418_000000352021_00419_08990_9160.N1	19-NOV-2003 04:04:18	Bright	35.000	83		2.3780	11000.	70	8990	No
62	GOM_NL__2PRFIN20031119_040649_000000342021_00419_08990_9161.N1	19-NOV-2003 04:06:49	Bright	34.000	3	16Alp Boo	-0.050000	4250.0	68	8990	No
63	GOM_NL__2PRFIN20031119_040912_000000732021_00419_08990_9162.N1	19-NOV-2003 04:09:12	Bright	73.000	96	68Del Leo	2.5600	9300.0	146	8990	No
64	GOM_NL__2PRFIN20031119_041135_000000902021_00419_08990_9163.N1	19-NOV-2003 04:11:35	Bright	90.000	51	41Gam1Leo	2.0100	4500.0	180	8990	No
65	GOM_NL__2PRFIN20031119_041638_000001102021_00419_08990_9164.N1	19-NOV-2003 04:16:38	Straylight	110.00	22	32Alp Leo	1.3600	15200.	220	8990	No
66	GOM_NL__2PRFIN20031119_042004_000000452021_00419_08990_9165.N1	19-NOV-2003 04:20:04	Twilight	45.000	106	9Bet Crv	2.6480	5600.0	90	8990	No
67	GOM_NL__2PRFIN20031119_042637_000000392021_00419_08990_9166.N1	19-NOV-2003 04:26:37	Dark	39.000	64	Gam Cen	2.2000	10600.	78	8990	No
68	GOM_NL__2PRFIN20031119_042920_000000412021_00419_08990_9167.N1	19-NOV-2003 04:29:20	Dark	40.500	20	Bet Cru	1.2530	30000.	81	8990	No
69	GOM_NL__2PRFIN20031119_043028_000000482021_00420_08991_9168.N1	19-NOV-2003 04:30:28	Dark	48.000	12	Alp1Cru	0.77500	30000.	96	8991	No
70	GOM_NL__2PRFIN20031119_043240_000000382021_00420_08991_8907.N1	19-NOV-2003 04:32:40	Dark	37.500	124	The Car	2.7640	30000.	75	8991	No
71	GOM_NL__2PRFIN20031119_043645_000000432021_00420_08991_8908.N1	19-NOV-2003 04:36:45	Dark	43.000	41	Eps Car	1.8600	4100.0	86	8991	No
72	GOM_NL__2PRFIN20031119_043902_000000562021_00420_08991_8909.N1	19-NOV-2003 04:39:02	Dark	55.500	70	Zet Pup	2.2460	39000.	111	8991	No
73	GOM_NL__2PRFIN20031119_044216_000000482021_00420_08991_8910.N1	19-NOV-2003 04:42:16	Dark	48.000	2	Alp Car	-0.73600	7000.0	96	8991	No
74	GOM_NL__2PRFIN20031119_044457_000000792021_00420_08991_8911.N1	19-NOV-2003 04:44:57	Dark	78.500	88	31Eta CMa	2.4480	20000.	157	8991	No
75	GOM_NL__2PRFIN20031119_044732_000000912021_00420_08991_8912.N1	19-NOV-2003 04:47:32	Dark	91.000	37	25Del CMa	1.8300	5900.0	182	8991	No
76	GOM_NL__2PRFIN20031119_045042_000000392021_00420_08991_8913.N1	19-NOV-2003 04:50:42	Straylight	38.500	157	The1Eri	2.9060	9300.0	77	8991	No
77	GOM_NL__2PRFIN20031119_045538_000001642021_00420_08991_8914.N1	19-NOV-2003 04:55:38	Straylight	163.50	1	9Alp CMa	-1.4400	11000.	327	8991	No
78	GOM_NL__2PRFIN20031119_050012_000000822021_00420_08991_8915.N1	19-NOV-2003 05:00:12	Straylight	81.500	7	19Bet Ori	0.10000	14000.	163	8991	No
79	GOM_NL__2PRFIN20031119_050325_000000532021_00420_08991_8916.N1	19-NOV-2003 05:03:25	Tw_i_and_stray	53.000	94	92Alp Cet	2.5260	3100.0	106	8991	No
80	GOM_NL__2PRFIN20031119_050819_000000372021_00420_08991_8917.N1	19-NOV-2003 05:08:19	Bright	36.500	105	6Bet Ari	2.6450	8900.0	73	8991	No
81	GOM_NL__2PRFIN20031119_051009_000000432021_00420_08991_8918.N1	19-NOV-2003 05:10:09	Bright	42.500	146	25Eta Tau	2.8730	15200.	85	8991	No
82	GOM_NL__2PRFIN20031119_051214_000000362021_00420_08991_8919.N1	19-NOV-2003 05:12:14	Bright	35.500	173	4Bet Tri	3.0040	8900.0	71	8991	No
83	GOM_NL__2PRFIN20031119_051418_000000392021_00420_08991_8920.N1	19-NOV-2003 05:14:18	Bright	38.500	73	57Gam1And	2.2600	13100.	77	8991	No
84	GOM_NL__2PRFIN20031119_051712_000000422021_00420_08991_8921.N1	19-NOV-2003 05:17:12	Bright	41.500	35	33Alp Per	1.7950	6250.0	83	8991	No
85	GOM_NL__2PRFIN20031119_051849_000000382021_00420_08991_8922.N1	19-NOV-2003 05:18:49	Bright	37.500	68	18Alp Cas	2.2250	4500.0	75	8991	No
86	GOM_NL__2PRFIN20031119_052309_000000612021_00420_08991_8923.N1	19-NOV-2003 05:23:09	Bright	61.000	42	34Bet Aur	1.9000	10200.	122	8991	No
87	GOM_NL__2PRFIN20031119_052733_000000372021_00420_08991_8924.N1	19-NOV-2003 05:27:33	Bright	36.500	49	1Alp UMi	1.9900	6300.0	73	8991	No
88	GOM_NL__2PRFIN20031119_053200_000000372021_00420_08991_8925.N1	19-NOV-2003 05:32:00	Bright	37.000	60	7Bet UMi	2.0810	3950.0	74	8991	No
89	GOM_NL__2PRFIN20031119_053402_000000372021_00420_08991_8926.N1	19-NOV-2003 05:34:02	Bright	37.000	119	14Eta Dra	2.7270	4700.0	74	8991	No
90	GOM_NL__2PRFIN20031119_053641_000000422021_00420_08991_8927.N1	19-NOV-2003 05:36:41	Bright	42.000	82	48Bet UMa	2.3650	10600.	84	8991	No
91	GOM_NL__2PRFIN20031119_053917_000000522021_00420_08991_8928.N1	19-NOV-2003 05:39:17	Bright	52.000	39	85Eta UMa	1.8540	24000.	104	8991	No
92	GOM_NL__2PRFIN20031119_054049_000000442021_00420_08991_8929.N1	19-NOV-2003 05:40:49	Bright	43.500	174	52Psi UMa	3.0040	4400.0	87	8991	No
93	GOM_NL__2PRFIN20031119_054245_000000362021_00420_08991_8930.N1	19-NOV-2003 05:42:45	Bright	35.500	152	12Alp2CVn	2.8900	11000.	71	8991	No
94	GOM_NL__2PRFIN20031119_054454_000000352021_00420_08991_8931.N1	19-NOV-2003 05:44:54	Bright	35.000	83		2.3780	11000.	70	8991	No
95	GOM_NL__2PRFIN20031119_054725_000000342021_00420_08991_8932.N1	19-NOV-2003 05:47:25	Bright	33.500	3	16Alp Boo	-0.050000	4250.0	67	8991	No
96	GOM_NL__2PRFIN20031119_054949_000000642021_00420_08991_8933.N1	19-NOV-2003 05:49:49	Bright	63.500	96	68Del Leo	2.5600	9300.0	127	8991	No
97	GOM_NL__2PRFIN20031119_055212_000000832021_00420_08991_8934.N1	19-NOV-2003 05:52:12	Bright	83.000	51	41Gam1Leo	2.0100	4500.0	166	8991	No
98	GOM_NL__2PRFIN20031119_055716_00000112021_00420_08991_8935.N1	19-NOV-2003 05:57:16	Straylight	110.50	22	32Alp Leo	1.3600	15200.	221	8991	No
99	GOM_NL__2PRFIN20031119_060041_000000442021_00420_08991_8936.N1	19-NOV-2003 06:00:41	Twilight	43.500	106	9Bet Crv	2.6480	5600.0	87	8991	No
100	GOM_NL__2PRFIN20031119_060713_000000392021_00420_08991_8937.N1	19-NOV-2003 06:07:13	Dark	39.000	64	Gam Cen	2.2000	10600.	78	8991	No
101	GOM_NL__2PRFIN20031119_060956_000000402021_00420_08991_8938.N1	19-NOV-2003 06:09:56	Dark	39.500	20	Bet Cru	1.2530	30000.	79	8991	No

102	GOM_NL__2PRFIN20031119_061104_000000402021_00421_08992_8939.N1	19-NOV-2003 06:11:04	Dark	39.500	12	Alp1Cru	0.77500	30000.	79	8992	No
103	GOM_NL__2PRFIN20031119_061317_000000392021_00421_08992_8907.N1	19-NOV-2003 06:13:17	Dark	39.000	124	The Car	2.7640	30000.	78	8992	No
104	GOM_NL__2PRFIN20031119_061722_000000582021_00421_08992_8908.N1	19-NOV-2003 06:17:22	Dark	58.000	41	Eps Car	1.8600	4100.0	116	8992	No
105	GOM_NL__2PRFIN20031119_061939_000000572021_00421_08992_8909.N1	19-NOV-2003 06:19:39	Dark	56.500	70	Zet Pup	2.2460	39000.	113	8992	No
106	GOM_NL__2PRFIN20031119_062253_000000542021_00421_08992_8910.N1	19-NOV-2003 06:22:53	Dark	53.500	2	Alp Car	-0.73600	7000.0	107	8992	No
107	GOM_NL__2PRFIN20031119_062535_000000792021_00421_08992_8911.N1	19-NOV-2003 06:25:35	Dark	78.500	88	31Eta CMa	2.4480	20000.	157	8992	No
108	GOM_NL__2PRFIN20031119_062810_000000962021_00421_08992_8912.N1	19-NOV-2003 06:28:10	Dark	95.500	37	25Del CMa	1.8300	5900.0	191	8992	No
109	GOM_NL__2PRFIN20031119_063118_000000392021_00421_08992_8913.N1	19-NOV-2003 06:31:18	Straylight	39.000	157	The1Eri	2.9060	9300.0	78	8992	No
110	GOM_NL__2PRFIN20031119_063614_000001862021_00421_08992_8914.N1	19-NOV-2003 06:36:14	Straylight	185.50	1	9Alp CMa	-1.4400	11000.	371	8992	No
111	GOM_NL__2PRFIN20031119_064048_000000782021_00421_08992_8915.N1	19-NOV-2003 06:40:48	Straylight	77.500	7	19Bet Ori	0.10000	14000.	155	8992	No
112	GOM_NL__2PRFIN20031119_064401_000000502021_00421_08992_8916.N1	19-NOV-2003 06:44:01	Tw_i_and_stray	49.500	94	92Alp Cet	2.5260	3100.0	99	8992	No
113	GOM_NL__2PRFIN20031119_064855_000000372021_00421_08992_8917.N1	19-NOV-2003 06:48:55	Bright	36.500	105	6Bet Ari	2.6450	8900.0	73	8992	No
114	GOM_NL__2PRFIN20031119_065044_000000432021_00421_08992_8918.N1	19-NOV-2003 06:50:44	Bright	42.500	146	25Eta Tau	2.8730	15200.	85	8992	No
115	GOM_NL__2PRFIN20031119_065250_000000362021_00421_08992_8919.N1	19-NOV-2003 06:52:50	Bright	36.000	173	4Bet Tri	3.0040	8900.0	72	8992	No
116	GOM_NL__2PRFIN20031119_065455_000000372021_00421_08992_8920.N1	19-NOV-2003 06:54:55	Bright	37.000	73	57Gam1And	2.2600	13100.	74	8992	No
117	GOM_NL__2PRFIN20031119_065748_000000382021_00421_08992_8921.N1	19-NOV-2003 06:57:48	Bright	38.000	35	33Alp Per	1.7950	6250.0	76	8992	No
118	GOM_NL__2PRFIN20031119_065925_000000362021_00421_08992_8922.N1	19-NOV-2003 06:59:25	Bright	35.500	68	18Alp Cas	2.2250	4500.0	71	8992	No
119	GOM_NL__2PRFIN20031119_070343_000000612021_00421_08992_8923.N1	19-NOV-2003 07:03:43	Bright	60.500	42	34Bet Aur	1.9000	10200.	121	8992	No
120	GOM_NL__2PRFIN20031119_070809_000000362021_00421_08992_8924.N1	19-NOV-2003 07:08:09	Bright	36.000	49	1Alp UMi	1.9900	6300.0	72	8992	No
121	GOM_NL__2PRFIN20031119_071236_000000362021_00421_08992_8925.N1	19-NOV-2003 07:12:36	Bright	35.500	60	7Bet UMi	2.0810	3950.0	71	8992	No
122	GOM_NL__2PRFIN20031119_071439_000000382021_00421_08992_8926.N1	19-NOV-2003 07:14:39	Bright	38.000	119	14Eta Dra	2.7270	4700.0	76	8992	No
123	GOM_NL__2PRFIN20031119_071717_000000432021_00421_08992_8927.N1	19-NOV-2003 07:17:17	Bright	42.500	82	48Bet UMa	2.3650	10600.	85	8992	No
124	GOM_NL__2PRFIN20031119_071953_000000372021_00421_08992_8928.N1	19-NOV-2003 07:19:53	Bright	36.500	39	85Eta UMa	1.8540	24000.	73	8992	No
125	GOM_NL__2PRFIN20031119_072125_000000462021_00421_08992_8929.N1	19-NOV-2003 07:21:25	Bright	45.500	174	52Psi UMa	3.0040	4400.0	91	8992	No
126	GOM_NL__2PRFIN20031119_072321_000000392021_00421_08992_8930.N1	19-NOV-2003 07:23:21	Bright	38.500	152	12Alp2CVn	2.8900	11000.	77	8992	No
127	GOM_NL__2PRFIN20031119_072531_000000342021_00421_08992_8931.N1	19-NOV-2003 07:25:31	Bright	33.500	83		2.3780	11000.	67	8992	No
128	GOM_NL__2PRFIN20031119_072801_000000332021_00421_08992_8932.N1	19-NOV-2003 07:28:01	Bright	33.000	3	16Alp Boo	-0.050000	4250.0	66	8992	No
129	GOM_NL__2PRFIN20031119_073025_000000522021_00421_08992_8933.N1	19-NOV-2003 07:30:25	Bright	52.000	96	68Del Leo	2.5600	9300.0	104	8992	No
130	GOM_NL__2PRFIN20031119_073249_000000872021_00421_08992_8934.N1	19-NOV-2003 07:32:49	Bright	87.000	51	41Gam1Leo	2.0100	4500.0	174	8992	No
131	GOM_NL__2PRFIN20031119_073754_000001142021_00421_08992_8935.N1	19-NOV-2003 07:37:54	Straylight	113.50	22	32Alp Leo	1.3600	15200.	227	8992	No
132	GOM_NL__2PRFIN20031119_074117_000000442021_00421_08992_8936.N1	19-NOV-2003 07:41:17	Twilight	43.500	106	9Bet Crv	2.6480	5600.0	87	8992	No
133	GOM_NL__2PRFIN20031119_074749_000000392021_00421_08992_8937.N1	19-NOV-2003 07:47:49	Dark	39.000	64	Gam Cen	2.2000	10600.	78	8992	No
134	GOM_NL__2PRFIN20031119_075033_000000382021_00421_08992_8938.N1	19-NOV-2003 07:50:33	Dark	38.000	20	Bet Cru	1.2530	30000.	76	8992	No
135	GOM_NL__2PRFIN20031119_075140_000000422021_00422_08993_8939.N1	19-NOV-2003 07:51:40	Dark	42.000	12	Alp1Cru	0.77500	30000.	84	8993	No
136	GOM_NL__2PRFIN20031119_075353_000000382021_00422_08993_8907.N1	19-NOV-2003 07:53:53	Dark	38.000	124	The Car	2.7640	30000.	76	8993	No
137	GOM_NL__2PRFIN20031119_075759_000000442021_00422_08993_8908.N1	19-NOV-2003 07:57:59	Dark	43.500	41	Eps Car	1.8600	4100.0	87	8993	No
138	GOM_NL__2PRFIN20031119_080016_000000572021_00422_08993_8909.N1	19-NOV-2003 08:00:16	Dark	57.000	70	Zet Pup	2.2460	39000.	114	8993	No
139	GOM_NL__2PRFIN20031119_080329_000000602021_00422_08993_8910.N1	19-NOV-2003 08:03:29	Dark	60.000	2	Alp Car	-0.73600	7000.0	120	8993	No
140	GOM_NL__2PRFIN20031119_080612_000000792021_00422_08993_8911.N1	19-NOV-2003 08:06:12	Dark	78.500	88	31Eta CMa	2.4480	20000.	157	8993	No
141	GOM_NL__2PRFIN20031119_080847_000000962021_00422_08993_8912.N1	19-NOV-2003 08:08:47	Dark	95.500	37	25Del CMa	1.8300	5900.0	191	8993	No
142	GOM_NL__2PRFIN20031119_081154_000000372021_00422_08993_8913.N1	19-NOV-2003 08:11:54	Straylight	36.500	157	The1Eri	2.9060	9300.0	73	8993	No
143	GOM_NL__2PRFIN20031119_081650_000001632021_00422_08993_8914.N1	19-NOV-2003 08:16:50	Straylight	162.50	1	9Alp CMa	-1.4400	11000.	325	8993	No
144	GOM_NL__2PRFIN20031119_082124_000000792021_00422_08993_8915.N1	19-NOV-2003 08:21:24	Straylight	79.000	7	19Bet Ori	0.10000	14000.	158	8993	No
145	GOM_NL__2PRFIN20031119_082437_000000492021_00422_08993_8916.N1	19-NOV-2003 08:24:37	Tw_i_and_stray	49.000	94	92Alp Cet	2.5260	3100.0	98	8993	No
146	GOM_NL__2PRFIN20031119_082931_000000372021_00422_08993_8917.N1	19-NOV-2003 08:29:31	Bright	36.500	105	6Bet Ari	2.6450	8900.0	73	8993	No
147	GOM_NL__2PRFIN20031119_083120_000000422021_00422_08993_8918.N1	19-NOV-2003 08:31:20	Bright	42.000	146	25Eta Tau	2.8730	15200.	84	8993	No
148	GOM_NL__2PRFIN20031119_083326_000000362021_00422_08993_8919.N1	19-NOV-2003 08:33:26	Bright	35.500	173	4Bet Tri	3.0040	8900.0	71	8993	No
149	GOM_NL__2PRFIN20031119_083531_000000352021_00422_08993_8920.N1	19-NOV-2003 08:35:31	Bright	35.000	73	57Gam1And	2.2600	13100.	70	8993	No
150	GOM_NL__2PRFIN20031119_083823_000000412021_00422_08993_8921.N1	19-NOV-2003 08:38:23	Bright	41.000	35	33Alp Per	1.7950	6250.0	82	8993	No
151	GOM_NL__2PRFIN20031119_084002_000000372021_00422_08993_8922.N1	19-NOV-2003 08:40:02	Bright	36.500	68	18Alp Cas	2.2250	4500.0	73	8993	No
152	GOM_NL__2PRFIN20031119_084418_000000612021_00422_08993_8923.N1	19-NOV-2003 08:44:18	Bright	61.000	42	34Bet Aur	1.9000	10200.	122	8993	No
153	GOM_NL__2PRFIN20031119_084845_000000352021_00422_08993_8924.N1	19-NOV-2003 08:48:45	Bright	35.000	49	1Alp UMi	1.9900	6300.0	70	8993	No
154	GOM_NL__2PRFIN20031119_085312_000000372021_00422_08993_8925.N1	19-NOV-2003 08:53:12	Bright	37.000	60	7Bet UMi	2.0810	3950.0	74	8993	No
155	GOM_NL__2PRFIN20031119_085515_000000352021_00422_08993_8926.N1	19-NOV-2003 08:55:15	Bright	35.000	119	14Eta Dra	2.7270	4700.0	70	8993	No
156	GOM_NL__2PRFIN20031119_085753_000000432021_00422_08993_8927.N1	19-NOV-2003 08:57:53	Bright	42.500	82	48Bet UMa	2.3650	10600.	85	8993	No
157	GOM_NL__2PRFIN20031119_090029_000000342021_00422_08993_8928.N1	19-NOV-2003 09:00:29	Bright	33.500	39	85Eta UMa	1.8540	24000.	67	8993	No
158	GOM_NL__2PRFIN20031119_090201_000000462021_00422_08993_8929.N1	19-NOV-2003 09:02:01	Bright	45.500	174	52Psi UMa	3.0040	4400.0	91	8993	No
159	GOM_NL__2PRFIN20031119_090357_000000542021_00422_08993_8930.N1	19-NOV-2003 09:03:57	Bright	54.000	152	12Alp2CVn	2.8900	11000.	108	8993	No
160	GOM_NL__2PRFIN20031119_090607_000000342021_00422_08993_8931.N1	19-NOV-2003 09:06:07	Bright	34.000	83		2.3780	11000.	68	8993	No

161	GOM_NL__2PRFIN20031119_090838_000000342021_00422_08993_8932.N1	19-NOV-2003 09:08:38	Bright	34.000	3	16Alp Boo	-0.050000	4250.0	68	8993	No
162	GOM_NL__2PRFIN20031119_091102_000000532021_00422_08993_8933.N1	19-NOV-2003 09:11:02	Bright	52.500	96	68Del Leo	2.5600	9300.0	105	8993	No
163	GOM_NL__2PRFIN20031119_091326_000000832021_00422_08993_8934.N1	19-NOV-2003 09:13:26	Bright	82.500	51	41Gam1Leo	2.0100	4500.0	165	8993	No
164	GOM_NL__2PRFIN20031119_091832_000001142021_00422_08993_8935.N1	19-NOV-2003 09:18:32	Straylight	113.50	22	32Alp Leo	1.3600	15200.	227	8993	No
165	GOM_NL__2PRFIN20031119_092154_000000452021_00422_08993_8936.N1	19-NOV-2003 09:21:54	Twilight	44.500	106	9Bet Crv	2.6480	5600.0	89	8993	No
166	GOM_NL__2PRFIN20031119_092826_000000402021_00422_08993_8937.N1	19-NOV-2003 09:28:26	Dark	40.000	64	Gam Cen	2.2000	10600.	80	8993	No
167	GOM_NL__2PRFIN20031119_093109_000000392021_00422_08993_8938.N1	19-NOV-2003 09:31:09	Dark	38.500	20	Bet Cru	1.2530	30000.	77	8993	No
168	GOM_NL__2PRFIN20031119_093217_000000402021_00423_08994_8939.N1	19-NOV-2003 09:32:17	Dark	39.500	12	Alp1Cru	0.77500	30000.	79	8994	No
169	GOM_NL__2PRFIN20031119_093430_000000372021_00423_08994_8907.N1	19-NOV-2003 09:34:30	Dark	36.500	124	The Car	2.7640	30000.	73	8994	No
170	GOM_NL__2PRFIN20031119_093835_000000442021_00423_08994_8908.N1	19-NOV-2003 09:38:35	Dark	44.000	41	Eps Car	1.8600	4100.0	88	8994	No
171	GOM_NL__2PRFIN20031119_094053_000000562021_00423_08994_8909.N1	19-NOV-2003 09:40:53	Dark	55.500	70	Zet Pup	2.2460	39000.	111	8994	No
172	GOM_NL__2PRFIN20031119_094406_000000542021_00423_08994_8910.N1	19-NOV-2003 09:44:06	Dark	53.500	2	Alp Car	-0.73600	7000.0	107	8994	No
173	GOM_NL__2PRFIN20031119_094649_000000772021_00423_08994_8911.N1	19-NOV-2003 09:46:49	Dark	77.000	88	31Eta CMa	2.4480	20000.	154	8994	No
174	GOM_NL__2PRFIN20031119_094924_000000952021_00423_08994_8912.N1	19-NOV-2003 09:49:24	Dark	95.000	37	25Del CMa	1.8300	5900.0	190	8994	No
175	GOM_NL__2PRFIN20031119_095231_000000372021_00423_08994_8913.N1	19-NOV-2003 09:52:31	Straylight	37.000	157	The1Eri	2.9060	9300.0	74	8994	No
176	GOM_NL__2PRFIN20031119_095726_000001622021_00423_08994_8914.N1	19-NOV-2003 09:57:26	Straylight	162.00	1	9Alp CMa	-1.4400	11000.	324	8994	No
177	GOM_NL__2PRFIN20031119_100159_000000772021_00423_08994_8915.N1	19-NOV-2003 10:01:59	Straylight	76.500	7	19Bet Ori	0.10000	14000.	153	8994	No
178	GOM_NL__2PRFIN20031119_100513_000000492021_00423_08994_8916.N1	19-NOV-2003 10:05:13	Tw_i_and_stray	49.000	94	92Alp Cet	2.5260	3100.0	98	8994	No
179	GOM_NL__2PRFIN20031119_101008_000000362021_00423_08994_8917.N1	19-NOV-2003 10:10:08	Bright	36.000	105	6Bet Ari	2.6450	8900.0	72	8994	No
180	GOM_NL__2PRFIN20031119_101156_000000422021_00423_08994_8918.N1	19-NOV-2003 10:11:56	Bright	41.500	146	25Eta Tau	2.8730	15200.	83	8994	No
181	GOM_NL__2PRFIN20031119_101403_000000362021_00423_08994_8919.N1	19-NOV-2003 10:14:03	Bright	35.500	173	4Bet Tri	3.0040	8900.0	71	8994	No
182	GOM_NL__2PRFIN20031119_101607_000000352021_00423_08994_8920.N1	19-NOV-2003 10:16:07	Bright	35.000	73	57Gam1And	2.2600	13100.	70	8994	No
183	GOM_NL__2PRFIN20031119_101859_000000412021_00423_08994_8921.N1	19-NOV-2003 10:18:59	Bright	41.000	35	33Alp Per	1.7950	6250.0	82	8994	No
184	GOM_NL__2PRFIN20031119_102038_000000362021_00423_08994_8922.N1	19-NOV-2003 10:20:38	Bright	36.000	68	18Alp Cas	2.2250	4500.0	72	8994	No
185	GOM_NL__2PRFIN20031119_102453_000000582021_00423_08994_8923.N1	19-NOV-2003 10:24:53	Bright	57.500	42	34Bet Aur	1.9000	10200.	115	8994	No
186	GOM_NL__2PRFIN20031119_102922_000000342021_00423_08994_8924.N1	19-NOV-2003 10:29:22	Bright	34.000	49	1Alp UMi	1.9900	6300.0	68	8994	No
187	GOM_NL__2PRFIN20031119_103348_000000372021_00423_08994_8925.N1	19-NOV-2003 10:33:48	Bright	37.000	60	7Bet UMi	2.0810	3950.0	74	8994	No
188	GOM_NL__2PRFIN20031119_103551_000000372021_00423_08994_8926.N1	19-NOV-2003 10:35:51	Bright	37.000	119	14Eta Dra	2.7270	4700.0	74	8994	No
189	GOM_NL__2PRFIN20031119_103829_000000422021_00423_08994_8927.N1	19-NOV-2003 10:38:29	Bright	41.500	82	48Bet UMa	2.3650	10600.	83	8994	No
190	GOM_NL__2PRFIN20031119_104105_000000362021_00423_08994_8928.N1	19-NOV-2003 10:41:05	Bright	35.500	39	85Eta UMa	1.8540	24000.	71	8994	No
191	GOM_NL__2PRFIN20031119_104237_000000422021_00423_08994_8929.N1	19-NOV-2003 10:42:37	Bright	42.000	174	52Psi UMa	3.0040	4400.0	84	8994	No
192	GOM_NL__2PRFIN20031119_104434_000000352021_00423_08994_8930.N1	19-NOV-2003 10:44:34	Bright	34.500	152	12Alp2CVn	2.8900	11000.	69	8994	No
193	GOM_NL__2PRFIN20031119_104643_000000332021_00423_08994_8931.N1	19-NOV-2003 10:46:43	Bright	32.500	83		2.3780	11000.	65	8994	No
194	GOM_NL__2PRFIN20031119_104914_000000332021_00423_08994_8932.N1	19-NOV-2003 10:49:14	Bright	33.000	3	16Alp Boo	-0.050000	4250.0	66	8994	No
195	GOM_NL__2PRFIN20031119_105138_000000732021_00423_08994_8933.N1	19-NOV-2003 10:51:38	Bright	73.000	96	68Del Leo	2.5600	9300.0	146	8994	No
196	GOM_NL__2PRFIN20031119_105404_000000872021_00423_08994_8934.N1	19-NOV-2003 10:54:04	Bright	86.500	51	41Gam1Leo	2.0100	4500.0	173	8994	No
197	GOM_NL__2PRFIN20031119_105910_000001132021_00423_08994_8935.N1	19-NOV-2003 10:59:10	Straylight	113.00	22	32Alp Leo	1.3600	15200.	226	8994	No
198	GOM_NL__2PRFIN20031119_110230_000000392021_00423_08994_8936.N1	19-NOV-2003 11:02:30	Twilight	39.000	106	9Bet Crv	2.6480	5600.0	78	8994	No
199	GOM_NL__2PRFIN20031119_110902_000000382021_00423_08994_8937.N1	19-NOV-2003 11:09:02	Dark	38.000	64	Gam Cen	2.2000	10600.	76	8994	No
200	GOM_NL__2PRFIN20031119_111145_000000392021_00423_08994_8938.N1	19-NOV-2003 11:11:45	Dark	38.500	20	Bet Cru	1.2530	30000.	77	8994	No
201	GOM_NL__2PRFIN20031119_111253_000000402021_00424_08995_8939.N1	19-NOV-2003 11:12:53	Dark	40.000	12	Alp1Cru	0.77500	30000.	80	8995	No
202	GOM_NL__2PRFIN20031119_111506_000000392021_00424_08995_9136.N1	19-NOV-2003 11:15:06	Dark	38.500	124	The Car	2.7640	30000.	77	8995	No
203	GOM_NL__2PRFIN20031119_111912_000000452021_00424_08995_9137.N1	19-NOV-2003 11:19:12	Dark	44.500	41	Eps Car	1.8600	4100.0	89	8995	No
204	GOM_NL__2PRFIN20031119_112130_000000572021_00424_08995_9138.N1	19-NOV-2003 11:21:30	Dark	56.500	70	Zet Pup	2.2460	39000.	113	8995	No
205	GOM_NL__2PRFIN20031119_112443_000000582021_00424_08995_9139.N1	19-NOV-2003 11:24:43	Dark	58.000	2	Alp Car	-0.73600	7000.0	116	8995	No
206	GOM_NL__2PRFIN20031119_112727_000000782021_00424_08995_9140.N1	19-NOV-2003 11:27:27	Dark	77.500	88	31Eta CMa	2.4480	20000.	155	8995	No
207	GOM_NL__2PRFIN20031119_113001_000000932021_00424_08995_9141.N1	19-NOV-2003 11:30:01	Dark	92.500	37	25Del CMa	1.8300	5900.0	185	8995	No
208	GOM_NL__2PRFIN20031119_113307_000000392021_00424_08995_9142.N1	19-NOV-2003 11:33:07	Straylight	38.500	157	The1Eri	2.9060	9300.0	77	8995	No
209	GOM_NL__2PRFIN20031119_113802_000001682021_00424_08995_9143.N1	19-NOV-2003 11:38:02	Straylight	168.00	1	9Alp CMa	-1.4400	11000.	336	8995	No
210	GOM_NL__2PRFIN20031119_114235_000000882021_00424_08995_9144.N1	19-NOV-2003 11:42:35	Straylight	88.000	7	19Bet Ori	0.10000	14000.	176	8995	No
211	GOM_NL__2PRFIN20031119_114549_000000462021_00424_08995_9145.N1	19-NOV-2003 11:45:49	Tw_i_and_stray	46.000	94	92Alp Cet	2.5260	3100.0	92	8995	No
212	GOM_NL__2PRFIN20031119_115044_000000362021_00424_08995_9146.N1	19-NOV-2003 11:50:44	Bright	35.500	105	6Bet Ari	2.6450	8900.0	71	8995	No
213	GOM_NL__2PRFIN20031119_115231_000000432021_00424_08995_9147.N1	19-NOV-2003 11:52:31	Bright	42.500	146	25Eta Tau	2.8730	15200.	85	8995	No
214	GOM_NL__2PRFIN20031119_115439_000000352021_00424_08995_9148.N1	19-NOV-2003 11:54:39	Bright	35.000	173	4Bet Tri	3.0040	8900.0	70	8995	No
215	GOM_NL__2PRFIN20031119_115643_000000382021_00424_08995_9149.N1	19-NOV-2003 11:56:43	Bright	37.500	73	57Gam1And	2.2600	13100.	75	8995	No
216	GOM_NL__2PRFIN20031119_115935_000000392021_00424_08995_9150.N1	19-NOV-2003 11:59:35	Bright	38.500	35	33Alp Per	1.7950	6250.0	77	8995	No
217	GOM_NL__2PRFIN20031119_120114_000000372021_00424_08995_9151.N1	19-NOV-2003 12:01:14	Bright	37.000	68	18Alp Cas	2.2250	4500.0	74	8995	No
218	GOM_NL__2PRFIN20031119_120958_000000372021_00424_08995_9152.N1	19-NOV-2003 12:09:58	Bright	37.000	49	1Alp UMi	1.9900	6300.0	74	8995	No
219	GOM_NL__2PRFIN20031119_121424_000000372021_00424_08995_9153.N1	19-NOV-2003 12:14:24	Bright	37.000	60	7Bet UMi	2.0810	3950.0	74	8995	No

220	GOM_NL__2PRFIN20031119_121628_000000352021_00424_08995_9154.N1	19-NOV-2003 12:16:28	Bright	35.000	119	14Eta Dra	2.7270	4700.0	70	8995	No
221	GOM_NL__2PRFIN20031119_121905_000000422021_00424_08995_9155.N1	19-NOV-2003 12:19:05	Bright	42.000	82	48Bet UMa	2.3650	10600.	84	8995	No
222	GOM_NL__2PRFIN20031119_122027_000000412021_00424_08995_9156.N1	19-NOV-2003 12:20:27	Bright	40.500	87	64Gam UMa	2.4330	11000.	81	8995	No
223	GOM_NL__2PRFIN20031119_122313_000000442021_00424_08995_9157.N1	19-NOV-2003 12:23:13	Bright	43.500	174	52Psi UMa	3.0040	4400.0	87	8995	No
224	GOM_NL__2PRFIN20031119_122510_000000542021_00424_08995_9158.N1	19-NOV-2003 12:25:10	Bright	54.000	152	12Alp2CVn	2.8900	11000.	108	8995	No
225	GOM_NL__2PRFIN20031119_122719_000000342021_00424_08995_9159.N1	19-NOV-2003 12:27:19	Bright	33.500	83		2.3780	11000.	67	8995	No
226	GOM_NL__2PRFIN20031119_122950_000000332021_00424_08995_9160.N1	19-NOV-2003 12:29:50	Bright	33.000	3	16Alp Boo	-0.050000	4250.0	66	8995	No
227	GOM_NL__2PRFIN20031119_123215_000000502021_00424_08995_9161.N1	19-NOV-2003 12:32:15	Bright	50.000	96	68Del Leo	2.5600	9300.0	100	8995	No
228	GOM_NL__2PRFIN20031119_123440_000000922021_00424_08995_9162.N1	19-NOV-2003 12:34:40	Bright	91.500	51	41Gam1Leo	2.0100	4500.0	183	8995	No
229	GOM_NL__2PRFIN20031119_123948_000001122021_00424_08995_9163.N1	19-NOV-2003 12:39:48	Straylight	111.50	22	32Alp Leo	1.3600	15200.	223	8995	No
230	GOM_NL__2PRFIN20031119_124306_000000412021_00424_08995_9164.N1	19-NOV-2003 12:43:06	Twilight	40.500	106	9Bet Crv	2.6480	5600.0	81	8995	No
231	GOM_NL__2PRFIN20031119_124938_000000392021_00424_08995_9165.N1	19-NOV-2003 12:49:38	Dark	38.500	64	Gam Cen	2.2000	10600.	77	8995	No
232	GOM_NL__2PRFIN20031119_125221_000000372021_00424_08995_9166.N1	19-NOV-2003 12:52:21	Dark	36.500	20	Bet Cru	1.2530	30000.	73	8995	No
233	GOM_NL__2PRFIN20031119_125329_000000452021_00425_08996_9167.N1	19-NOV-2003 12:53:29	Dark	45.000	12	Alp1Cru	0.77500	30000.	90	8996	No
234	GOM_NL__2PRFIN20031119_125543_000000372021_00425_08996_8907.N1	19-NOV-2003 12:55:43	Dark	36.500	124	The Car	2.7640	30000.	73	8996	No
235	GOM_NL__2PRFIN20031119_125949_000000442021_00425_08996_8908.N1	19-NOV-2003 12:59:49	Dark	43.500	41	Eps Car	1.8600	4100.0	87	8996	No
236	GOM_NL__2PRFIN20031119_130208_000000572021_00425_08996_8909.N1	19-NOV-2003 13:02:08	Dark	57.000	70	Zet Pup	2.2460	39000.	114	8996	No
237	GOM_NL__2PRFIN20031119_130520_000000562021_00425_08996_8910.N1	19-NOV-2003 13:05:20	Dark	55.500	2	Alp Car	-0.73600	7000.0	111	8996	No
238	GOM_NL__2PRFIN20031119_130804_000000792021_00425_08996_8911.N1	19-NOV-2003 13:08:04	Dark	78.500	88	31Eta CMa	2.4480	20000.	157	8996	No
239	GOM_NL__2PRFIN20031119_131039_000000922021_00425_08996_8912.N1	19-NOV-2003 13:10:39	Dark	91.500	37	25Del CMa	1.8300	5900.0	183	8996	No
240	GOM_NL__2PRFIN20031119_131343_000000402021_00425_08996_8913.N1	19-NOV-2003 13:13:43	Straylight	39.500	157	The1Eri	2.9060	9300.0	79	8996	No
241	GOM_NL__2PRFIN20031119_131839_000001662021_00425_08996_8914.N1	19-NOV-2003 13:18:39	Straylight	165.50	1	9Alp CMa	-1.4400	11000.	331	8996	No
242	GOM_NL__2PRFIN20031119_132311_000000852021_00425_08996_8915.N1	19-NOV-2003 13:23:11	Straylight	85.000	7	19Bet Ori	0.10000	14000.	170	8996	No
243	GOM_NL__2PRFIN20031119_132625_000000532021_00425_08996_8916.N1	19-NOV-2003 13:26:25	Tw_i_and_stray	52.500	94	92Alp Cet	2.5260	3100.0	105	8996	No
244	GOM_NL__2PRFIN20031119_133120_000000372021_00425_08996_8917.N1	19-NOV-2003 13:31:20	Bright	36.500	105	6Bet Ari	2.6450	8900.0	73	8996	No
245	GOM_NL__2PRFIN20031119_133307_000000422021_00425_08996_8918.N1	19-NOV-2003 13:33:07	Bright	42.000	146	25Eta Tau	2.8730	15200.	84	8996	No
246	GOM_NL__2PRFIN20031119_133515_000000362021_00425_08996_8919.N1	19-NOV-2003 13:35:15	Bright	35.500	173	4Bet Tri	3.0040	8900.0	71	8996	No
247	GOM_NL__2PRFIN20031119_133719_000000382021_00425_08996_8920.N1	19-NOV-2003 13:37:19	Bright	37.500	73	57Gam1And	2.2600	13100.	75	8996	No
248	GOM_NL__2PRFIN20031119_134011_000000402021_00425_08996_8921.N1	19-NOV-2003 13:40:11	Bright	40.000	35	33Alp Per	1.7950	6250.0	80	8996	No
249	GOM_NL__2PRFIN20031119_134151_000000352021_00425_08996_8922.N1	19-NOV-2003 13:41:51	Bright	34.500	68	18Alp Cas	2.2250	4500.0	69	8996	No
250	GOM_NL__2PRFIN20031119_134508_000000672021_00425_08996_8923.N1	19-NOV-2003 13:45:08	Bright	66.500	107	37The Aur	2.6490	11000.	133	8996	No
251	GOM_NL__2PRFIN20031119_135034_000000362021_00425_08996_8924.N1	19-NOV-2003 13:50:34	Bright	35.500	49	1Alp UMi	1.9900	6300.0	71	8996	No
252	GOM_NL__2PRFIN20031119_135501_000000332021_00425_08996_8925.N1	19-NOV-2003 13:55:01	Bright	33.000	60	7Bet UMi	2.0810	3950.0	66	8996	No
253	GOM_NL__2PRFIN20031119_135704_000000362021_00425_08996_8926.N1	19-NOV-2003 13:57:04	Bright	36.000	119	14Eta Dra	2.7270	4700.0	72	8996	No
254	GOM_NL__2PRFIN20031119_135941_000000442021_00425_08996_8927.N1	19-NOV-2003 13:59:41	Bright	43.500	82	48Bet UMa	2.3650	10600.	87	8996	No
255	GOM_NL__2PRFIN20031119_140104_000000392021_00425_08996_8928.N1	19-NOV-2003 14:01:04	Bright	39.000	87	64Gam UMa	2.4330	11000.	78	8996	No
256	GOM_NL__2PRFIN20031119_140349_000000462021_00425_08996_8929.N1	19-NOV-2003 14:03:49	Bright	45.500	174	52Psi UMa	3.0040	4400.0	91	8996	No
257	GOM_NL__2PRFIN20031119_140546_000000342021_00425_08996_8930.N1	19-NOV-2003 14:05:46	Bright	34.000	152	12Alp2CVn	2.8900	11000.	68	8996	No
258	GOM_NL__2PRFIN20031119_140756_000000352021_00425_08996_8931.N1	19-NOV-2003 14:07:56	Bright	34.500	83		2.3780	11000.	69	8996	No
259	GOM_NL__2PRFIN20031119_141026_000000342021_00425_08996_8932.N1	19-NOV-2003 14:10:26	Bright	33.500	3	16Alp Boo	-0.050000	4250.0	67	8996	No
260	GOM_NL__2PRFIN20031119_141251_000000522021_00425_08996_8933.N1	19-NOV-2003 14:12:51	Bright	52.000	96	68Del Leo	2.5600	9300.0	104	8996	No
261	GOM_NL__2PRFIN20031119_141517_000000882021_00425_08996_8934.N1	19-NOV-2003 14:15:17	Bright	88.000	51	41Gam1Leo	2.0100	4500.0	176	8996	No
262	GOM_NL__2PRFIN20031119_142026_000001032021_00425_08996_8935.N1	19-NOV-2003 14:20:26	Straylight	102.50	22	32Alp Leo	1.3600	15200.	205	8996	No
263	GOM_NL__2PRFIN20031119_142343_000000422021_00425_08996_8936.N1	19-NOV-2003 14:23:43	Twilight	42.000	106	9Bet Crv	2.6480	5600.0	84	8996	No
264	GOM_NL__2PRFIN20031119_143015_000000412021_00425_08996_8937.N1	19-NOV-2003 14:30:15	Dark	40.500	64	Gam Cen	2.2000	10600.	81	8996	No
265	GOM_NL__2PRFIN20031119_143258_000000452021_00425_08996_8938.N1	19-NOV-2003 14:32:58	Dark	44.500	20	Bet Cru	1.2530	30000.	89	8996	No
266	GOM_NL__2PRFIN20031119_143406_000000392021_00426_08997_8939.N1	19-NOV-2003 14:34:06	Dark	38.500	12	Alp1Cru	0.77500	30000.	77	8997	No
267	GOM_NL__2PRFIN20031119_143619_000000372021_00426_08997_8908.N1	19-NOV-2003 14:36:19	Dark	37.000	124	The Car	2.7640	30000.	74	8997	No
268	GOM_NL__2PRFIN20031119_144026_000000442021_00426_08997_8909.N1	19-NOV-2003 14:40:26	Dark	44.000	41	Eps Car	1.8600	4100.0	88	8997	No
269	GOM_NL__2PRFIN20031119_144245_000000572021_00426_08997_8910.N1	19-NOV-2003 14:42:45	Dark	56.500	70	Zet Pup	2.2460	39000.	113	8997	No
270	GOM_NL__2PRFIN20031119_144556_000000602021_00426_08997_8911.N1	19-NOV-2003 14:45:56	Dark	60.000	2	Alp Car	-0.73600	7000.0	120	8997	No
271	GOM_NL__2PRFIN20031119_144842_000000822021_00426_08997_8912.N1	19-NOV-2003 14:48:42	Dark	82.000	88	31Eta CMa	2.4480	20000.	164	8997	No
272	GOM_NL__2PRFIN20031119_145116_000001092021_00426_08997_8913.N1	19-NOV-2003 14:51:16	Dark	109.00	37	25Del CMa	1.8300	5900.0	218	8997	No
273	GOM_NL__2PRFIN20031119_145420_000000402021_00426_08997_8914.N1	19-NOV-2003 14:54:20	Straylight	40.000	157	The1Eri	2.9060	9300.0	80	8997	No
274	GOM_NL__2PRFIN20031119_145915_000001592021_00426_08997_8915.N1	19-NOV-2003 14:59:15	Straylight	159.00	1	9Alp CMa	-1.4400	11000.	318	8997	No
275	GOM_NL__2PRFIN20031119_150347_000000902021_00426_08997_8916.N1	19-NOV-2003 15:03:47	Straylight	90.000	7	19Bet Ori	0.10000	14000.	180	8997	No
276	GOM_NL__2PRFIN20031119_150701_000000512021_00426_08997_8917.N1	19-NOV-2003 15:07:01	Tw_i_and_stray	51.000	94	92Alp Cet	2.5260	3100.0	102	8997	No
277	GOM_NL__2PRFIN20031119_151156_000000352021_00426_08997_8918.N1	19-NOV-2003 15:11:56	Bright	35.000	105	6Bet Ari	2.6450	8900.0	70	8997	No
278	GOM_NL__2PRFIN20031119_151343_000000412021_00426_08997_8919.N1	19-NOV-2003 15:13:43	Bright	41.000	146	25Eta Tau	2.8730	15200.	82	8997	No

279	GOM_NL__2PRFIN20031119_151551_000000352021_00426_08997_8920.N1	19-NOV-2003 15:15:51	Bright	35.000	173	4Bet Tri	3.0040	8900.0	70	8997	No
280	GOM_NL__2PRFIN20031119_151753_000000372021_00426_08997_8921.N1	19-NOV-2003 15:17:53	Bright	36.500	73	57Gam1And	2.2600	13100.	73	8997	No
281	GOM_NL__2PRFIN20031119_152045_000000412021_00426_08997_8922.N1	19-NOV-2003 15:20:45	Bright	40.500	35	33Alp Per	1.7950	6250.0	81	8997	No
282	GOM_NL__2PRFIN20031119_152224_000000392021_00426_08997_8923.N1	19-NOV-2003 15:22:24	Bright	39.000	68	18Alp Cas	2.2250	4500.0	78	8997	No
283	GOM_NL__2PRFIN20031119_152542_000000702021_00426_08997_8924.N1	19-NOV-2003 15:25:42	Bright	69.500	107	37The Aur	2.6490	11000.	139	8997	No
284	GOM_NL__2PRFIN20031119_153108_000000382021_00426_08997_8925.N1	19-NOV-2003 15:31:08	Bright	38.000	49	1Alp UMi	1.9900	6300.0	76	8997	No
285	GOM_NL__2PRFIN20031119_153534_000000392021_00426_08997_8926.N1	19-NOV-2003 15:35:34	Bright	39.000	60	7Bet UMi	2.0810	3950.0	78	8997	No
286	GOM_NL__2PRFIN20031119_153738_000000392021_00426_08997_8927.N1	19-NOV-2003 15:37:38	Bright	38.500	119	14Eta Dra	2.7270	4700.0	77	8997	No
287	GOM_NL__2PRFIN20031119_154015_000000442021_00426_08997_8928.N1	19-NOV-2003 15:40:15	Bright	44.000	82	48Bet UMa	2.3650	10600.	88	8997	No
288	GOM_NL__2PRFIN20031119_154137_000000422021_00426_08997_8929.N1	19-NOV-2003 15:41:37	Bright	42.000	87	64Gam UMa	2.4330	11000.	84	8997	No
289	GOM_NL__2PRFIN20031119_154423_000000462021_00426_08997_8930.N1	19-NOV-2003 15:44:23	Bright	46.000	174	52Psi UMa	3.0040	4400.0	92	8997	No
290	GOM_NL__2PRFIN20031119_154620_000000382021_00426_08997_8931.N1	19-NOV-2003 15:46:20	Bright	38.000	152	12Alp2CVn	2.8900	11000.	76	8997	No
291	GOM_NL__2PRFIN20031119_154830_000000372021_00426_08997_8932.N1	19-NOV-2003 15:48:30	Bright	36.500	83		2.3780	11000.	73	8997	No
292	GOM_NL__2PRFIN20031119_155100_000000362021_00426_08997_8933.N1	19-NOV-2003 15:51:00	Bright	35.500	3	16Alp Boo	-0.050000	4250.0	71	8997	No
293	GOM_NL__2PRFIN20031119_155326_000000522021_00426_08997_8934.N1	19-NOV-2003 15:53:26	Bright	51.500	96	68Del Leo	2.5600	9300.0	103	8997	No
294	GOM_NL__2PRFIN20031119_155554_000000902021_00426_08997_8935.N1	19-NOV-2003 15:55:54	Twl_and_stray	90.000	51	41Gam1Leo	2.0100	4500.0	180	8997	No
295	GOM_NL__2PRFIN20031119_160103_000001072021_00426_08997_8936.N1	19-NOV-2003 16:01:03	Straylight	107.00	22	32Alp Leo	1.3600	15200.	214	8997	No
296	GOM_NL__2PRFIN20031119_160417_000000452021_00426_08997_8937.N1	19-NOV-2003 16:04:17	Twilight	45.000	106	9Bet Crv	2.6480	5600.0	90	8997	No
297	GOM_NL__2PRFIN20031119_161046_000000452021_00426_08997_8938.N1	19-NOV-2003 16:10:46	Dark	45.000	64	Gam Cen	2.2000	10600.	90	8997	No
298	GOM_NL__2PRFIN20031119_161333_000000442021_00426_08997_8939.N1	19-NOV-2003 16:13:33	Dark	43.500	20	Bet Cru	1.2530	30000.	87	8997	No
299	GOM_NL__2PRFIN20031119_161440_000000502021_00427_08998_8940.N1	19-NOV-2003 16:14:40	Dark	50.000	12	Alp1Cru	0.77500	30000.	100	8998	No
300	GOM_NL__2PRFIN20031119_161653_000000412021_00427_08998_8928.N1	19-NOV-2003 16:16:53	Dark	41.000	124	The Car	2.7640	30000.	82	8998	No
301	GOM_NL__2PRFIN20031119_162100_000000472021_00427_08998_8929.N1	19-NOV-2003 16:21:00	Dark	47.000	41	Eps Car	1.8600	4100.0	94	8998	No
302	GOM_NL__2PRFIN20031119_162321_000000592021_00427_08998_8930.N1	19-NOV-2003 16:23:21	Dark	58.500	70	Zet Pup	2.2460	39000.	117	8998	No
303	GOM_NL__2PRFIN20031119_162631_000000602021_00427_08998_8931.N1	19-NOV-2003 16:26:31	Dark	60.000	2	Alp Car	-0.73600	7000.0	120	8998	No
304	GOM_NL__2PRFIN20031119_162918_000000832021_00427_08998_8932.N1	19-NOV-2003 16:29:18	Dark	83.000	88	31Eta CMa	2.4480	20000.	166	8998	No
305	GOM_NL__2PRFIN20031119_163152_000000932021_00427_08998_8933.N1	19-NOV-2003 16:31:52	Dark	92.500	37	25Del CMa	1.8300	5900.0	185	8998	No
306	GOM_NL__2PRFIN20031119_163454_000000412021_00427_08998_8934.N1	19-NOV-2003 16:34:54	Straylight	41.000	157	The1Eri	2.9060	9300.0	82	8998	No
307	GOM_NL__2PRFIN20031119_163950_000001572021_00427_08998_8935.N1	19-NOV-2003 16:39:50	Straylight	157.00	1	9Alp CMa	-1.4400	11000.	314	8998	No
308	GOM_NL__2PRFIN20031119_164421_000000782021_00427_08998_8936.N1	19-NOV-2003 16:44:21	Straylight	78.000	7	19Bet Ori	0.10000	14000.	156	8998	No
309	GOM_NL__2PRFIN20031119_164735_000000492021_00427_08998_8937.N1	19-NOV-2003 16:47:35	Twl_and_stray	48.500	94	92Alp Cet	2.5260	3100.0	97	8998	No
310	GOM_NL__2PRFIN20031119_165231_000000382021_00427_08998_8938.N1	19-NOV-2003 16:52:31	Bright	37.500	105	6Bet Ari	2.6450	8900.0	75	8998	No
311	GOM_NL__2PRFIN20031119_165417_000000452021_00427_08998_8939.N1	19-NOV-2003 16:54:17	Bright	44.500	146	25Eta Tau	2.8730	15200.	89	8998	No
312	GOM_NL__2PRFIN20031119_165625_000000362021_00427_08998_8940.N1	19-NOV-2003 16:56:25	Bright	36.000	173	4Bet Tri	3.0040	8900.0	72	8998	No
313	GOM_NL__2PRFIN20031119_165829_000000382021_00427_08998_8941.N1	19-NOV-2003 16:58:29	Bright	38.000	73	57Gam1And	2.2600	13100.	76	8998	No
314	GOM_NL__2PRFIN20031119_170121_000000412021_00427_08998_8942.N1	19-NOV-2003 17:01:21	Bright	40.500	35	33Alp Per	1.7950	6250.0	81	8998	No
315	GOM_NL__2PRFIN20031119_170301_000000392021_00427_08998_8943.N1	19-NOV-2003 17:03:01	Bright	38.500	68	18Alp Cas	2.2250	4500.0	77	8998	No
316	GOM_NL__2PRFIN20031119_170617_000000722021_00427_08998_8944.N1	19-NOV-2003 17:06:17	Bright	72.000	107	37The Aur	2.6490	11000.	144	8998	No
317	GOM_NL__2PRFIN20031119_171144_000000382021_00427_08998_8945.N1	19-NOV-2003 17:11:44	Bright	37.500	49	1Alp UMi	1.9900	6300.0	75	8998	No
318	GOM_NL__2PRFIN20031119_171611_000000392021_00427_08998_8946.N1	19-NOV-2003 17:16:11	Bright	38.500	60	7Bet UMi	2.0810	3950.0	77	8998	No
319	GOM_NL__2PRFIN20031119_171815_000000402021_00427_08998_8947.N1	19-NOV-2003 17:18:15	Bright	39.500	119	14Eta Dra	2.7270	4700.0	79	8998	No
320	GOM_NL__2PRFIN20031119_172051_000000452021_00427_08998_8948.N1	19-NOV-2003 17:20:51	Bright	45.000	82	48Bet UMa	2.3650	10600.	90	8998	No
321	GOM_NL__2PRFIN20031119_172214_000000422021_00427_08998_8949.N1	19-NOV-2003 17:22:14	Bright	41.500	87	64Gam UMa	2.4330	11000.	83	8998	No
322	GOM_NL__2PRFIN20031119_172459_000000462021_00427_08998_8950.N1	19-NOV-2003 17:24:59	Bright	46.000	174	52Psi UMa	3.0040	4400.0	92	8998	No
323	GOM_NL__2PRFIN20031119_172656_000000362021_00427_08998_8951.N1	19-NOV-2003 17:26:56	Bright	36.000	152	12Alp2CVn	2.8900	11000.	72	8998	No
324	GOM_NL__2PRFIN20031119_172906_000000362021_00427_08998_8952.N1	19-NOV-2003 17:29:06	Bright	35.500	83		2.3780	11000.	71	8998	No
325	GOM_NL__2PRFIN20031119_173136_000000352021_00427_08998_8953.N1	19-NOV-2003 17:31:36	Bright	35.000	3	16Alp Boo	-0.050000	4250.0	70	8998	No
326	GOM_NL__2PRFIN20031119_173403_000000522021_00427_08998_8954.N1	19-NOV-2003 17:34:03	Bright	51.500	96	68Del Leo	2.5600	9300.0	103	8998	No
327	GOM_NL__2PRFIN20031119_173631_000000952021_00427_08998_8955.N1	19-NOV-2003 17:36:31	Twl_and_stray	94.500	51	41Gam1Leo	2.0100	4500.0	189	8998	No
328	GOM_NL__2PRFIN20031119_174140_000001162021_00427_08998_8956.N1	19-NOV-2003 17:41:40	Straylight	115.50	22	32Alp Leo	1.3600	15200.	231	8998	No
329	GOM_NL__2PRFIN20031119_174453_000000452021_00427_08998_8957.N1	19-NOV-2003 17:44:53	Twilight	45.000	106	9Bet Crv	2.6480	5600.0	90	8998	No
330	GOM_NL__2PRFIN20031119_175124_000000412021_00427_08998_8958.N1	19-NOV-2003 17:51:24	Dark	40.500	64	Gam Cen	2.2000	10600.	81	8998	No
331	GOM_NL__2PRFIN20031119_175409_000000432021_00427_08998_8959.N1	19-NOV-2003 17:54:09	Dark	42.500	20	Bet Cru	1.2530	30000.	85	8998	No
332	GOM_NL__2PRFIN20031119_175515_000000512021_00428_08999_8960.N1	19-NOV-2003 17:55:15	Dark	50.500	12	Alp1Cru	0.77500	30000.	101	8999	No
333	GOM_NL__2PRFIN20031119_175729_000000412021_00428_08999_8928.N1	19-NOV-2003 17:57:29	Dark	40.500	124	The Car	2.7640	30000.	81	8999	No
334	GOM_NL__2PRFIN20031119_180137_000000452021_00428_08999_8929.N1	19-NOV-2003 18:01:37	Dark	44.500	41	Eps Car	1.8600	4100.0	89	8999	No
335	GOM_NL__2PRFIN20031119_180358_000000582021_00428_08999_8930.N1	19-NOV-2003 18:03:58	Dark	57.500	70	Zet Pup	2.2460	39000.	115	8999	No
336	GOM_NL__2PRFIN20031119_180707_000000602021_00428_08999_8931.N1	19-NOV-2003 18:07:07	Dark	60.000	2	Alp Car	-0.73600	7000.0	120	8999	No
337	GOM_NL__2PRFIN20031119_180955_000000782021_00428_08999_8932.N1	19-NOV-2003 18:09:55	Dark	78.000	88	31Eta CMa	2.4480	20000.	156	8999	No

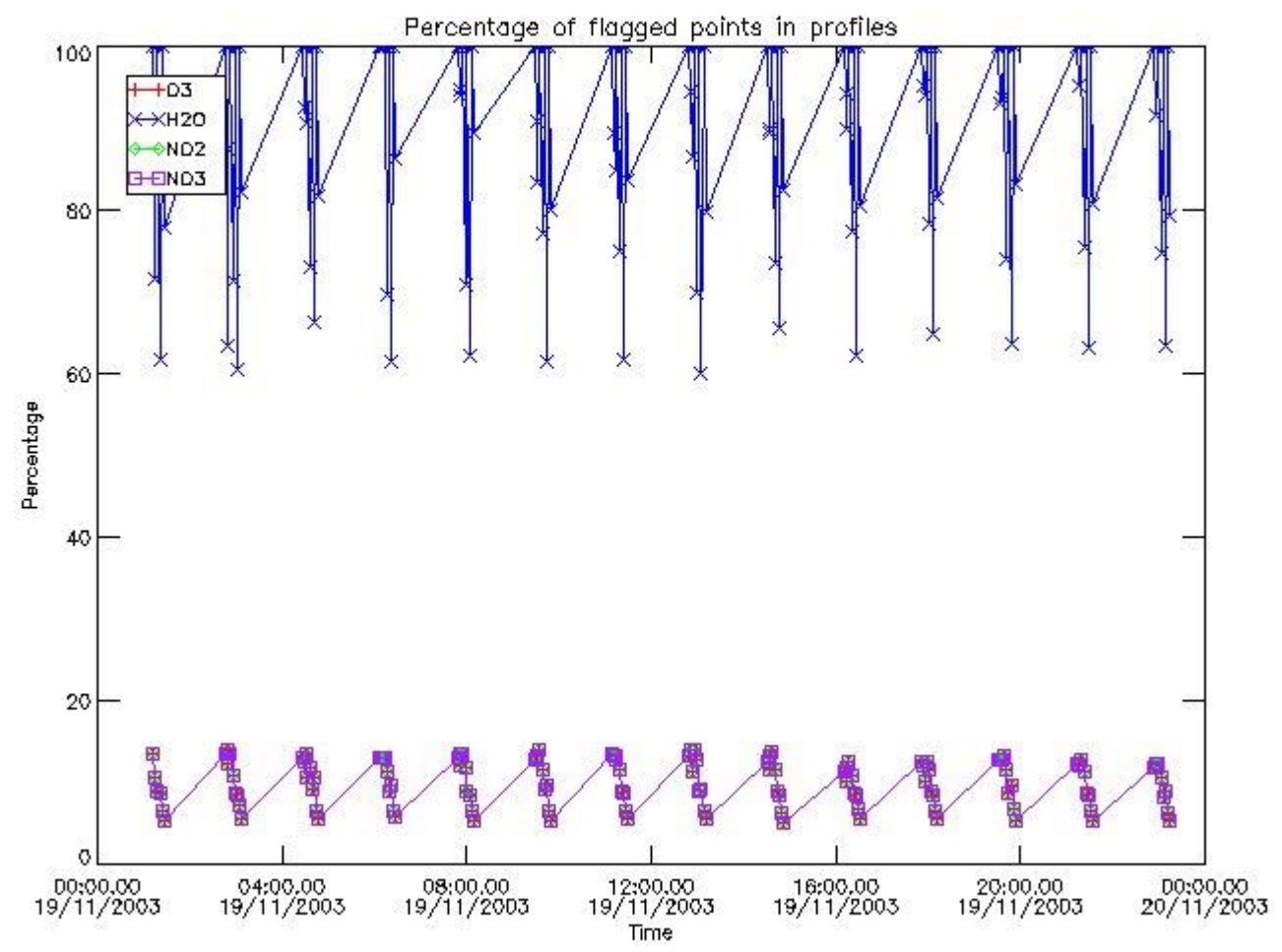
338	GOM_NL__2PRFIN20031119_181230_000000922021_00428_08999_8933.N1	19-NOV-2003 18:12:30	Dark	92.000	37	25Del CMa	1.8300	5900.0	184	8999	No
339	GOM_NL__2PRFIN20031119_181530_000000402021_00428_08999_8934.N1	19-NOV-2003 18:15:30	Straylight	40.000	157	The1Eri	2.9060	9300.0	80	8999	No
340	GOM_NL__2PRFIN20031119_182027_000001662021_00428_08999_8935.N1	19-NOV-2003 18:20:27	Straylight	165.50	1	9Alp CMa	-1.4400	11000.	331	8999	No
341	GOM_NL__2PRFIN20031119_182457_000000872021_00428_08999_8936.N1	19-NOV-2003 18:24:57	Straylight	86.500	7	19Bet Ori	0.10000	14000.	173	8999	No
342	GOM_NL__2PRFIN20031119_182811_000000492021_00428_08999_8937.N1	19-NOV-2003 18:28:11	Tw_i_and_stray	48.500	94	92Alp Cet	2.5260	3100.0	97	8999	No
343	GOM_NL__2PRFIN20031119_183307_000000382021_00428_08999_8938.N1	19-NOV-2003 18:33:07	Bright	38.000	105	6Bet Ari	2.6450	8900.0	76	8999	No
344	GOM_NL__2PRFIN20031119_183453_000000422021_00428_08999_8939.N1	19-NOV-2003 18:34:53	Bright	41.500	146	25Eta Tau	2.8730	15200.	83	8999	No
345	GOM_NL__2PRFIN20031119_183702_000000362021_00428_08999_8940.N1	19-NOV-2003 18:37:02	Bright	35.500	173	4Bet Tri	3.0040	8900.0	71	8999	No
346	GOM_NL__2PRFIN20031119_183905_000000392021_00428_08999_8941.N1	19-NOV-2003 18:39:05	Bright	38.500	73	57Gam1And	2.2600	13100.	77	8999	No
347	GOM_NL__2PRFIN20031119_184156_000000402021_00428_08999_8942.N1	19-NOV-2003 18:41:56	Bright	39.500	35	33Alp Per	1.7950	6250.0	79	8999	No
348	GOM_NL__2PRFIN20031119_184337_000000362021_00428_08999_8943.N1	19-NOV-2003 18:43:37	Bright	36.000	68	18Alp Cas	2.2250	4500.0	72	8999	No
349	GOM_NL__2PRFIN20031119_184651_000000672021_00428_08999_8944.N1	19-NOV-2003 18:46:51	Bright	66.500	107	37The Aur	2.6490	11000.	133	8999	No
350	GOM_NL__2PRFIN20031119_185220_000000392021_00428_08999_8945.N1	19-NOV-2003 18:52:20	Bright	39.000	49	1Alp UMi	1.9900	6300.0	78	8999	No
351	GOM_NL__2PRFIN20031119_185647_000000392021_00428_08999_8946.N1	19-NOV-2003 18:56:47	Bright	39.000	60	7Bet UMi	2.0810	3950.0	78	8999	No
352	GOM_NL__2PRFIN20031119_185851_000000402021_00428_08999_8947.N1	19-NOV-2003 18:58:51	Bright	39.500	119	14Eta Dra	2.7270	4700.0	79	8999	No
353	GOM_NL__2PRFIN20031119_190127_000000452021_00428_08999_8948.N1	19-NOV-2003 19:01:27	Bright	44.500	82	48Bet UMa	2.3650	10600.	89	8999	No
354	GOM_NL__2PRFIN20031119_190249_000000412021_00428_08999_8949.N1	19-NOV-2003 19:02:49	Bright	40.500	87	64Gam UMa	2.4330	11000.	81	8999	No
355	GOM_NL__2PRFIN20031119_190535_000000452021_00428_08999_8950.N1	19-NOV-2003 19:05:35	Bright	45.000	174	52Psi UMa	3.0040	4400.0	90	8999	No
356	GOM_NL__2PRFIN20031119_190732_000000372021_00428_08999_8951.N1	19-NOV-2003 19:07:32	Bright	37.000	152	12Alp2CVn	2.8900	11000.	74	8999	No
357	GOM_NL__2PRFIN20031119_190943_000000362021_00428_08999_8952.N1	19-NOV-2003 19:09:43	Bright	35.500	83		2.3780	11000.	71	8999	No
358	GOM_NL__2PRFIN20031119_191213_000000362021_00428_08999_8953.N1	19-NOV-2003 19:12:13	Bright	35.500	3	16Alp Boo	-0.050000	4250.0	71	8999	No
359	GOM_NL__2PRFIN20031119_191440_000000512021_00428_08999_8954.N1	19-NOV-2003 19:14:40	Bright	51.000	96	68Del Leo	2.5600	9300.0	102	8999	No
360	GOM_NL__2PRFIN20031119_191708_000000942021_00428_08999_8955.N1	19-NOV-2003 19:17:08	Tw_i_and_stray	94.000	51	41Gam1Leo	2.0100	4500.0	188	8999	No
361	GOM_NL__2PRFIN20031119_192219_000001122021_00428_08999_8956.N1	19-NOV-2003 19:22:19	Straylight	111.50	22	32Alp Leo	1.3600	15200.	223	8999	No
362	GOM_NL__2PRFIN20031119_192529_000000492021_00428_08999_8957.N1	19-NOV-2003 19:25:29	Twilight	48.500	106	9Bet Crv	2.6480	5600.0	97	8999	No
363	GOM_NL__2PRFIN20031119_193201_000000402021_00428_08999_8958.N1	19-NOV-2003 19:32:01	Dark	40.000	64	Gam Cen	2.2000	10600.	80	8999	No
364	GOM_NL__2PRFIN20031119_193445_000000442021_00428_08999_8959.N1	19-NOV-2003 19:34:45	Dark	43.500	20	Bet Cru	1.2530	30000.	87	8999	No
365	GOM_NL__2PRFIN20031119_193552_000000402021_00429_09000_8960.N1	19-NOV-2003 19:35:52	Dark	40.000	12	Alp1Cru	0.77500	30000.	80	9000	No
366	GOM_NL__2PRFIN20031119_193804_000000422021_00429_09000_8929.N1	19-NOV-2003 19:38:04	Dark	42.000	124	The Car	2.7640	30000.	84	9000	No
367	GOM_NL__2PRFIN20031119_194214_000000452021_00429_09000_8930.N1	19-NOV-2003 19:42:14	Dark	44.500	41	Eps Car	1.8600	4100.0	89	9000	No
368	GOM_NL__2PRFIN20031119_194435_000000582021_00429_09000_8931.N1	19-NOV-2003 19:44:35	Dark	58.000	70	Zet Pup	2.2460	39000.	116	9000	No
369	GOM_NL__2PRFIN20031119_194744_000000532021_00429_09000_8932.N1	19-NOV-2003 19:47:44	Dark	52.500	2	Alp Car	-0.73600	7000.0	105	9000	No
370	GOM_NL__2PRFIN20031119_195033_000000852021_00429_09000_8933.N1	19-NOV-2003 19:50:33	Dark	84.500	88	31Eta CMa	2.4480	20000.	169	9000	No
371	GOM_NL__2PRFIN20031119_195307_000000992021_00429_09000_8934.N1	19-NOV-2003 19:53:07	Dark	98.500	37	25Del CMa	1.8300	5900.0	197	9000	No
372	GOM_NL__2PRFIN20031119_195606_000000422021_00429_09000_8935.N1	19-NOV-2003 19:56:06	Straylight	41.500	157	The1Eri	2.9060	9300.0	83	9000	No
373	GOM_NL__2PRFIN20031119_200102_000001562021_00429_09000_8936.N1	19-NOV-2003 20:01:02	Straylight	155.50	1	9Alp CMa	-1.4400	11000.	311	9000	No
374	GOM_NL__2PRFIN20031119_200533_000000882021_00429_09000_8937.N1	19-NOV-2003 20:05:33	Straylight	87.500	7	19Bet Ori	0.10000	14000.	175	9000	No
375	GOM_NL__2PRFIN20031119_200847_000000482021_00429_09000_8938.N1	19-NOV-2003 20:08:47	Tw_i_and_stray	48.000	94	92Alp Cet	2.5260	3100.0	96	9000	No
376	GOM_NL__2PRFIN20031119_201343_000000382021_00429_09000_8939.N1	19-NOV-2003 20:13:43	Bright	38.000	105	6Bet Ari	2.6450	8900.0	76	9000	No
377	GOM_NL__2PRFIN20031119_201528_000000422021_00429_09000_8940.N1	19-NOV-2003 20:15:28	Bright	42.000	146	25Eta Tau	2.8730	15200.	84	9000	No
378	GOM_NL__2PRFIN20031119_201737_000000362021_00429_09000_8941.N1	19-NOV-2003 20:17:37	Bright	36.000	173	4Bet Tri	3.0040	8900.0	72	9000	No
379	GOM_NL__2PRFIN20031119_201940_000000382021_00429_09000_8942.N1	19-NOV-2003 20:19:40	Bright	38.000	73	57Gam1And	2.2600	13100.	76	9000	No
380	GOM_NL__2PRFIN20031119_202232_000000392021_00429_09000_8943.N1	19-NOV-2003 20:22:32	Bright	39.000	35	33Alp Per	1.7950	6250.0	78	9000	No
381	GOM_NL__2PRFIN20031119_202413_000000402021_00429_09000_8944.N1	19-NOV-2003 20:24:13	Bright	40.000	68	18Alp Cas	2.2250	4500.0	80	9000	No
382	GOM_NL__2PRFIN20031119_202724_000000682021_00429_09000_8945.N1	19-NOV-2003 20:27:24	Bright	68.000	107	37The Aur	2.6490	11000.	136	9000	No
383	GOM_NL__2PRFIN20031119_203255_000000392021_00429_09000_8946.N1	19-NOV-2003 20:32:55	Bright	38.500	49	1Alp UMi	1.9900	6300.0	77	9000	No
384	GOM_NL__2PRFIN20031119_203720_000000422021_00429_09000_8947.N1	19-NOV-2003 20:37:20	Bright	41.500	60	7Bet UMi	2.0810	3950.0	83	9000	No
385	GOM_NL__2PRFIN20031119_203927_000000392021_00429_09000_8948.N1	19-NOV-2003 20:39:27	Bright	39.000	119	14Eta Dra	2.7270	4700.0	78	9000	No
386	GOM_NL__2PRFIN20031119_204202_000000442021_00429_09000_8949.N1	19-NOV-2003 20:42:02	Bright	43.500	82	48Bet UMa	2.3650	10600.	87	9000	No
387	GOM_NL__2PRFIN20031119_204325_000000422021_00429_09000_8950.N1	19-NOV-2003 20:43:25	Bright	41.500	87	64Gam UMa	2.4330	11000.	83	9000	No
388	GOM_NL__2PRFIN20031119_204611_000000662021_00429_09000_8951.N1	19-NOV-2003 20:46:11	Bright	66.000	174	52Psi UMa	3.0040	4400.0	132	9000	No
389	GOM_NL__2PRFIN20031119_204808_000000372021_00429_09000_8952.N1	19-NOV-2003 20:48:08	Bright	37.000	152	12Alp2CVn	2.8900	11000.	74	9000	No
390	GOM_NL__2PRFIN20031119_205018_000000362021_00429_09000_8953.N1	19-NOV-2003 20:50:18	Bright	36.000	83		2.3780	11000.	72	9000	No
391	GOM_NL__2PRFIN20031119_205248_000000372021_00429_09000_8954.N1	19-NOV-2003 20:52:48	Bright	36.500	3	16Alp Boo	-0.050000	4250.0	73	9000	No
392	GOM_NL__2PRFIN20031119_205516_000000552021_00429_09000_8955.N1	19-NOV-2003 20:55:16	Bright	54.500	96	68Del Leo	2.5600	9300.0	109	9000	No
393	GOM_NL__2PRFIN20031119_205745_000000912021_00429_09000_8956.N1	19-NOV-2003 20:57:45	Tw_i_and_stray	90.500	51	41Gam1Leo	2.0100	4500.0	181	9000	No
394	GOM_NL__2PRFIN20031119_210257_000001112021_00429_09000_8957.N1	19-NOV-2003 21:02:57	Straylight	111.00	22	32Alp Leo	1.3600	15200.	222	9000	No
395	GOM_NL__2PRFIN20031119_210637_000000492021_00429_09000_8958.N1	19-NOV-2003 21:06:37	Twilight	48.500	171	2Eps Crv	3.0010	4250.0	97	9000	No
396	GOM_NL__2PRFIN20031119_211238_000000422021_00429_09000_8959.N1	19-NOV-2003 21:12:38	Dark	41.500	64	Gam Cen	2.2000	10600.	83	9000	No

397	GOM_NL__2PRFIN20031119_211521_000000422021_00429_09000_8960.N1	19-NOV-2003 21:15:21	Dark	42.000	20	Bet Cru	1.2530	30000.	84	9000	No
398	GOM_NL__2PRFIN20031119_211842_000000402021_00430_09001_9050.N1	19-NOV-2003 21:18:42	Dark	40.000	124	The Car	2.7640	30000.	80	9001	No
399	GOM_NL__2PRFIN20031119_212250_000000452021_00430_09001_9051.N1	19-NOV-2003 21:22:50	Dark	45.000	41	Eps Car	1.8600	4100.0	90	9001	No
400	GOM_NL__2PRFIN20031119_212512_000000602021_00430_09001_9052.N1	19-NOV-2003 21:25:12	Dark	59.500	70	Zet Pup	2.2460	39000.	119	9001	No
401	GOM_NL__2PRFIN20031119_212820_000000602021_00430_09001_9053.N1	19-NOV-2003 21:28:20	Dark	60.000	2	Alp Car	-0.73600	7000.0	120	9001	No
402	GOM_NL__2PRFIN20031119_213110_000000782021_00430_09001_9054.N1	19-NOV-2003 21:31:10	Dark	77.500	88	31Eta CMa	2.4480	20000.	155	9001	No
403	GOM_NL__2PRFIN20031119_213344_000000992021_00430_09001_9055.N1	19-NOV-2003 21:33:44	Dark	98.500	37	25Del CMa	1.8300	5900.0	197	9001	No
404	GOM_NL__2PRFIN20031119_213641_000000432021_00430_09001_9056.N1	19-NOV-2003 21:36:41	Straylight	42.500	157	The1Eri	2.9060	9300.0	85	9001	No
405	GOM_NL__2PRFIN20031119_214138_000001692021_00430_09001_9057.N1	19-NOV-2003 21:41:38	Straylight	168.50	1	9Alp CMa	-1.4400	11000.	337	9001	No
406	GOM_NL__2PRFIN20031119_214608_000000742021_00430_09001_9058.N1	19-NOV-2003 21:46:08	Straylight	73.500	7	19Bet Ori	0.10000	14000.	147	9001	No
407	GOM_NL__2PRFIN20031119_214922_000000522021_00430_09001_9059.N1	19-NOV-2003 21:49:22	Twilight	52.000	94	92Alp Cet	2.5260	3100.0	104	9001	No
408	GOM_NL__2PRFIN20031119_215418_000000372021_00430_09001_9060.N1	19-NOV-2003 21:54:18	Bright	37.000	105	6Bet Ari	2.6450	8900.0	74	9001	No
409	GOM_NL__2PRFIN20031119_215603_000000432021_00430_09001_9061.N1	19-NOV-2003 21:56:03	Bright	42.500	146	25Eta Tau	2.8730	15200.	85	9001	No
410	GOM_NL__2PRFIN20031119_215813_000000352021_00430_09001_9062.N1	19-NOV-2003 21:58:13	Bright	35.000	173	4Bet Tri	3.0040	8900.0	70	9001	No
411	GOM_NL__2PRFIN20031119_220016_000000382021_00430_09001_9063.N1	19-NOV-2003 22:00:16	Bright	37.500	73	57Gam1And	2.2600	13100.	75	9001	No
412	GOM_NL__2PRFIN20031119_220307_000000412021_00430_09001_9064.N1	19-NOV-2003 22:03:07	Bright	40.500	35	33Alp Per	1.7950	6250.0	81	9001	No
413	GOM_NL__2PRFIN20031119_220449_000000372021_00430_09001_9065.N1	19-NOV-2003 22:04:49	Bright	37.000	68	18Alp Cas	2.2250	4500.0	74	9001	No
414	GOM_NL__2PRFIN20031119_220759_000000712021_00430_09001_9066.N1	19-NOV-2003 22:07:59	Bright	71.000	107	37The Aur	2.6490	11000.	142	9001	No
415	GOM_NL__2PRFIN20031119_221331_000000392021_00430_09001_9067.N1	19-NOV-2003 22:13:31	Bright	38.500	49	1Alp UMi	1.9900	6300.0	77	9001	No
416	GOM_NL__2PRFIN20031119_221756_000000412021_00430_09001_9068.N1	19-NOV-2003 22:17:56	Bright	41.000	60	7Bet UMi	2.0810	3950.0	82	9001	No
417	GOM_NL__2PRFIN20031119_222003_000000392021_00430_09001_9069.N1	19-NOV-2003 22:20:03	Bright	38.500	119	14Eta Dra	2.7270	4700.0	77	9001	No
418	GOM_NL__2PRFIN20031119_222238_000000432021_00430_09001_9070.N1	19-NOV-2003 22:22:38	Bright	43.000	82	48Bet UMa	2.3650	10600.	86	9001	No
419	GOM_NL__2PRFIN20031119_222401_000000402021_00430_09001_9071.N1	19-NOV-2003 22:24:01	Bright	39.500	87	64Gam UMa	2.4330	11000.	79	9001	No
420	GOM_NL__2PRFIN20031119_222647_000000492021_00430_09001_9072.N1	19-NOV-2003 22:26:47	Bright	48.500	174	52Psi UMa	3.0040	4400.0	97	9001	No
421	GOM_NL__2PRFIN20031119_222844_000000372021_00430_09001_9073.N1	19-NOV-2003 22:28:44	Bright	36.500	152	12Alp2CVn	2.8900	11000.	73	9001	No
422	GOM_NL__2PRFIN20031119_223055_000000362021_00430_09001_9074.N1	19-NOV-2003 22:30:55	Bright	36.000	83		2.3780	11000.	72	9001	No
423	GOM_NL__2PRFIN20031119_223324_000000372021_00430_09001_9075.N1	19-NOV-2003 22:33:24	Bright	36.500	3	16Alp Boo	-0.050000	4250.0	73	9001	No
424	GOM_NL__2PRFIN20031119_223552_000000502021_00430_09001_9076.N1	19-NOV-2003 22:35:52	Bright	49.500	96	68Del Leo	2.5600	9300.0	99	9001	No
425	GOM_NL__2PRFIN20031119_223821_000000932021_00430_09001_9077.N1	19-NOV-2003 22:38:21	Twilight	93.000	51	41Gam1Leo	2.0100	4500.0	186	9001	No
426	GOM_NL__2PRFIN20031119_224334_000001062021_00430_09001_9078.N1	19-NOV-2003 22:43:34	Straylight	105.50	22	32Alp Leo	1.3600	15200.	211	9001	No
427	GOM_NL__2PRFIN20031119_224714_000000492021_00430_09001_9079.N1	19-NOV-2003 22:47:14	Twilight	48.500	171	2Eps Crv	3.0010	4250.0	97	9001	No
428	GOM_NL__2PRFIN20031119_225311_000000432021_00430_09001_9080.N1	19-NOV-2003 22:53:11	Dark	43.000	64	Gam Cen	2.2000	10600.	86	9001	No
429	GOM_NL__2PRFIN20031119_225557_000000422021_00430_09001_9081.N1	19-NOV-2003 22:55:57	Dark	41.500	20	Bet Cru	1.2530	30000.	83	9001	No
430	GOM_NL__2PRFIN20031119_225918_000000422021_00431_09002_8929.N1	19-NOV-2003 22:59:18	Dark	41.500	124	The Car	2.7640	30000.	83	9002	No
431	GOM_NL__2PRFIN20031119_230324_000000482021_00431_09002_8930.N1	19-NOV-2003 23:03:24	Dark	48.000	41	Eps Car	1.8600	4100.0	96	9002	No
432	GOM_NL__2PRFIN20031119_230547_000000632021_00431_09002_8931.N1	19-NOV-2003 23:05:47	Dark	62.500	70	Zet Pup	2.2460	39000.	125	9002	No
433	GOM_NL__2PRFIN20031119_230856_000000572021_00431_09002_8932.N1	19-NOV-2003 23:08:56	Dark	56.500	2	Alp Car	-0.73600	7000.0	113	9002	No
434	GOM_NL__2PRFIN20031119_231147_000000832021_00431_09002_8933.N1	19-NOV-2003 23:11:47	Dark	83.000	88	31Eta CMa	2.4480	20000.	166	9002	No
435	GOM_NL__2PRFIN20031119_231420_000000952021_00431_09002_8934.N1	19-NOV-2003 23:14:20	Dark	95.000	37	25Del CMa	1.8300	5900.0	190	9002	No
436	GOM_NL__2PRFIN20031119_231718_000000392021_00431_09002_8935.N1	19-NOV-2003 23:17:18	Straylight	39.000	157	The1Eri	2.9060	9300.0	78	9002	No
437	GOM_NL__2PRFIN20031119_232215_000001802021_00431_09002_8936.N1	19-NOV-2003 23:22:15	Straylight	179.50	1	9Alp CMa	-1.4400	11000.	359	9002	No
438	GOM_NL__2PRFIN20031119_232644_000000752021_00431_09002_8937.N1	19-NOV-2003 23:26:44	Straylight	74.500	7	19Bet Ori	0.10000	14000.	149	9002	No
439	GOM_NL__2PRFIN20031119_232958_000000542021_00431_09002_8938.N1	19-NOV-2003 23:29:58	Twilight	54.000	94	92Alp Cet	2.5260	3100.0	108	9002	No
440	GOM_NL__2PRFIN20031119_233455_000000382021_00431_09002_8939.N1	19-NOV-2003 23:34:55	Bright	38.000	105	6Bet Ari	2.6450	8900.0	76	9002	No
441	GOM_NL__2PRFIN20031119_233639_000000442021_00431_09002_8940.N1	19-NOV-2003 23:36:39	Bright	43.500	146	25Eta Tau	2.8730	15200.	87	9002	No
442	GOM_NL__2PRFIN20031119_233850_000000352021_00431_09002_8941.N1	19-NOV-2003 23:38:50	Bright	35.000	173	4Bet Tri	3.0040	8900.0	70	9002	No
443	GOM_NL__2PRFIN20031119_234052_000000402021_00431_09002_8942.N1	19-NOV-2003 23:40:52	Bright	39.500	73	57Gam1And	2.2600	13100.	79	9002	No
444	GOM_NL__2PRFIN20031119_234343_000000422021_00431_09002_8943.N1	19-NOV-2003 23:43:43	Bright	41.500	35	33Alp Per	1.7950	6250.0	83	9002	No
445	GOM_NL__2PRFIN20031119_234525_000000392021_00431_09002_8944.N1	19-NOV-2003 23:45:25	Bright	39.000	68	18Alp Cas	2.2250	4500.0	78	9002	No
446	GOM_NL__2PRFIN20031119_234833_000000712021_00431_09002_8945.N1	19-NOV-2003 23:48:33	Bright	70.500	107	37The Aur	2.6490	11000.	141	9002	No
447	GOM_NL__2PRFIN20031119_235407_000000382021_00431_09002_8946.N1	19-NOV-2003 23:54:07	Bright	38.000	49	1Alp UMi	1.9900	6300.0	76	9002	No
448	GOM_NL__2PRFIN20031119_235834_000000392021_00431_09002_8947.N1	19-NOV-2003 23:58:34	Bright	39.000	60	7Bet UMi	2.0810	3950.0	78	9002	No

3. Quality information per product

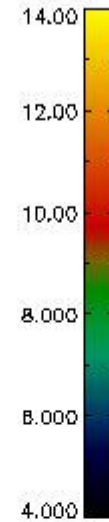
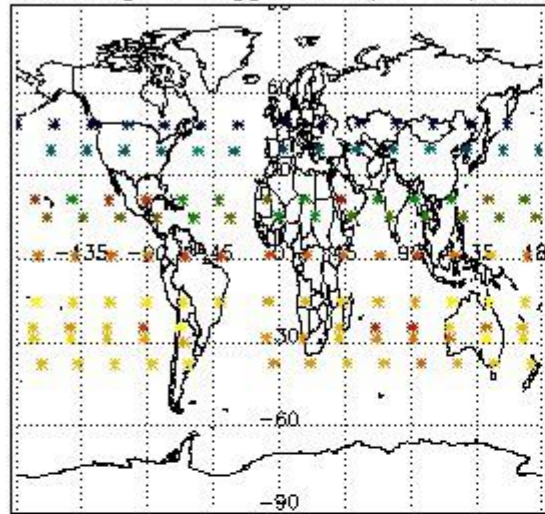
In this section it is plotted some information contained in the Quality Summary data set of the level 2 products. Only products in dark limb conditions and without errors (error flag in the MPH set to "0") are used.

3.1 Plot quality information per product (time dependant)

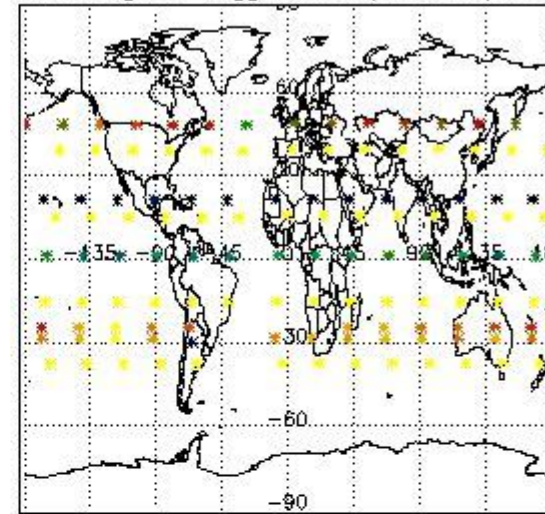


3.2 Plot quality information per product (world map)

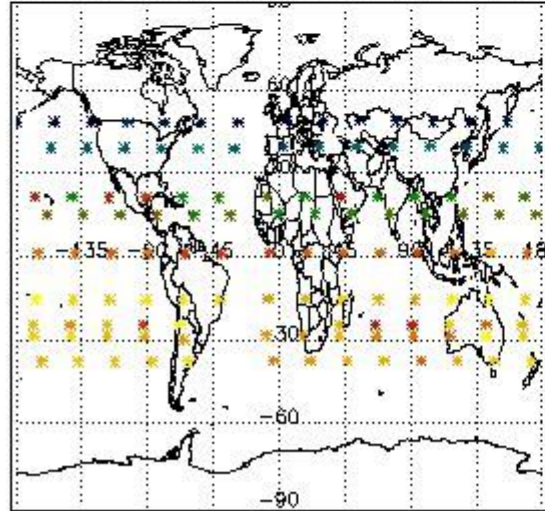
Percentage of flagged data per O3 profile



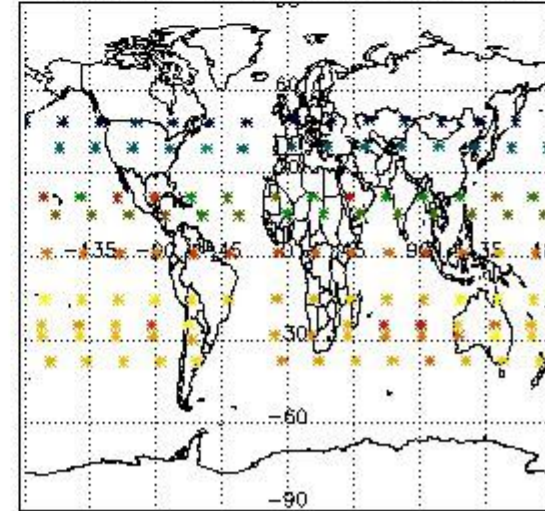
Percentage of flagged data per H2O profile



Percentage of flagged data per NO2 profile



Percentage of flagged data per NO3 profile

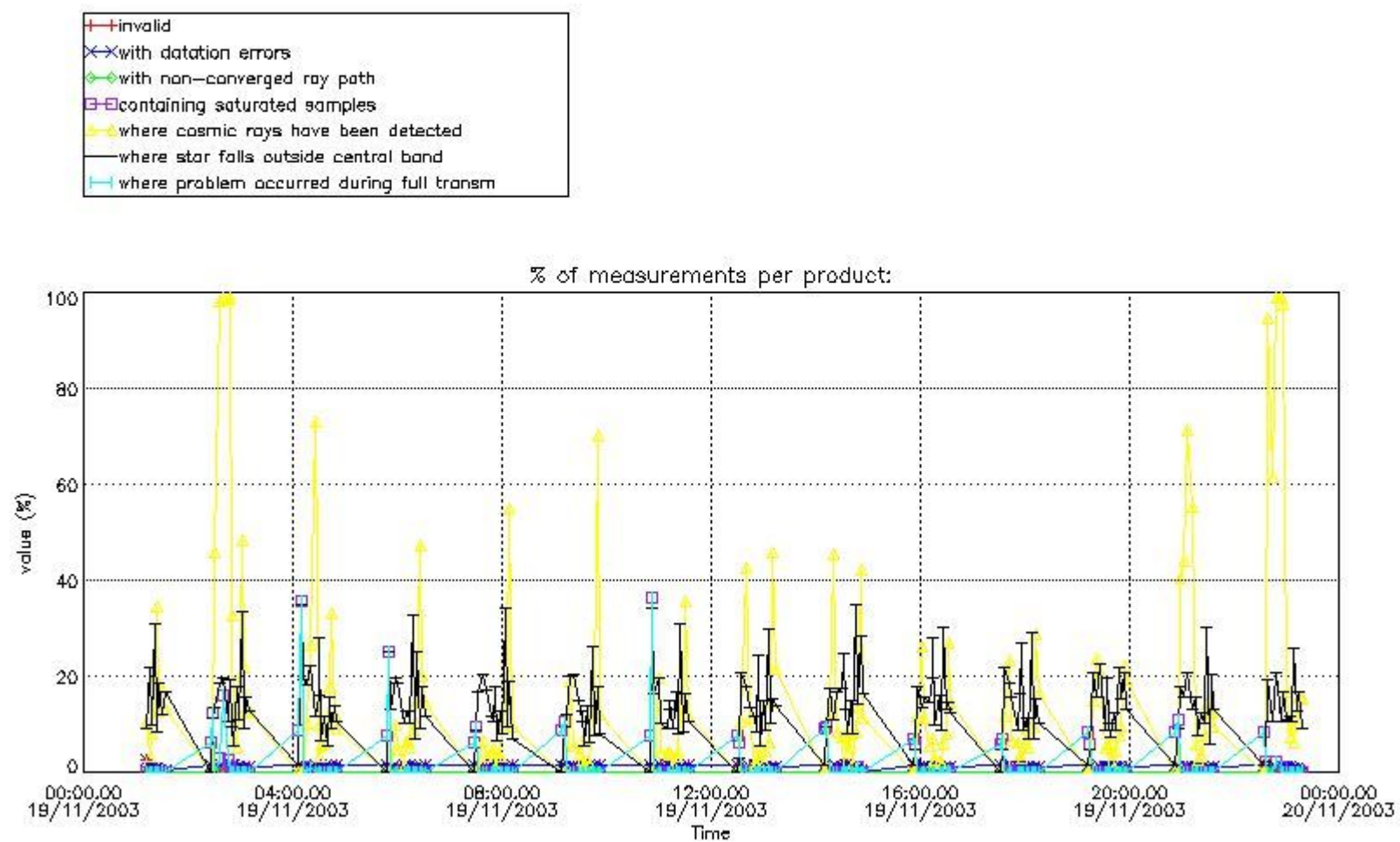


4. Level 1 quality information per product

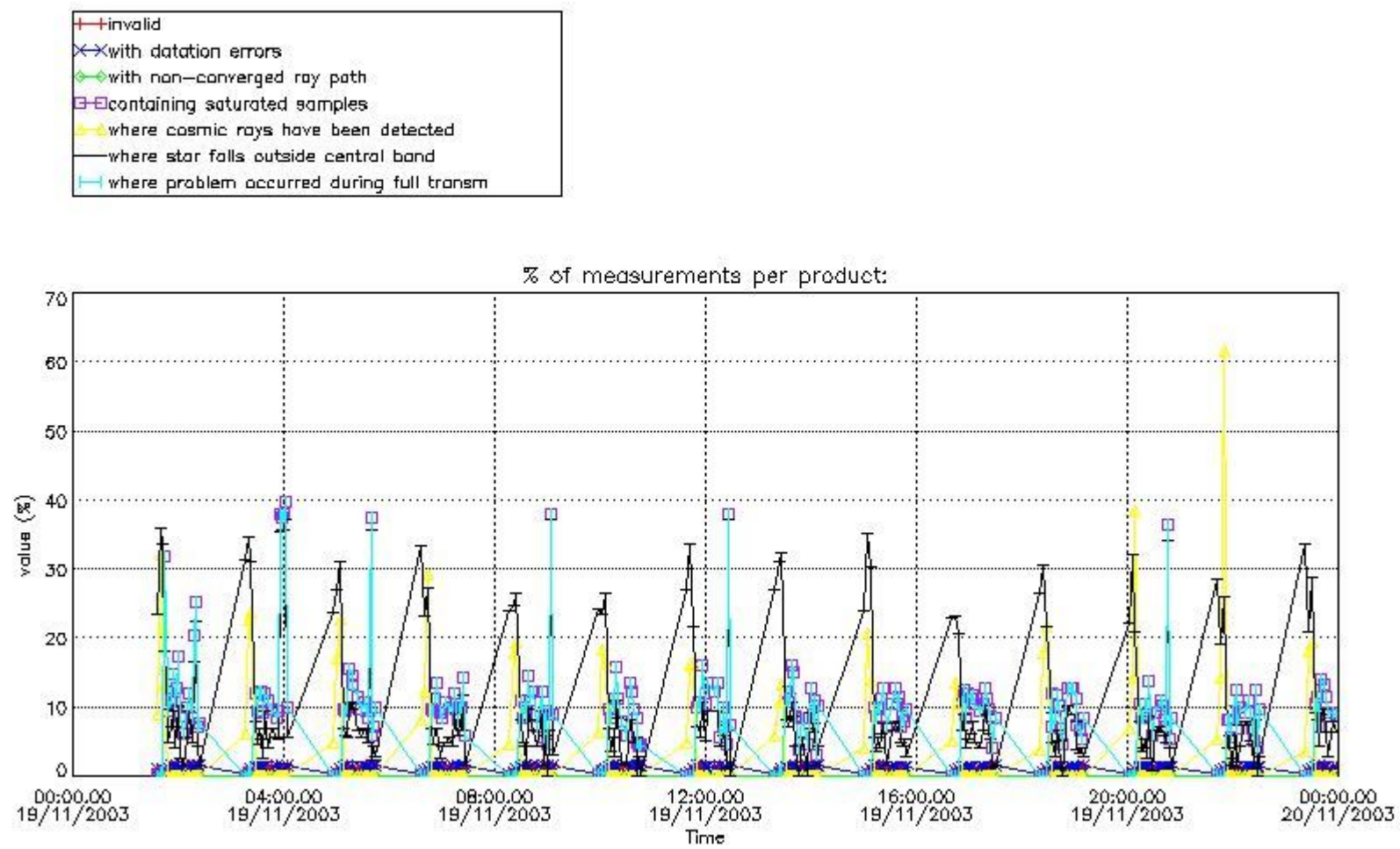
In this section it is plotted some information contained in the Quality Summary data set of the level 2 products that comes from the level 1b processing. Products without errors (error flag in the MPH set to "0") are used.

4.1 Plot quality information per product (time dependant) coming from level 1b processing

4.1.1 Plot level 1 quality information per product (time dependant): ENVISAT ASCENDING passes



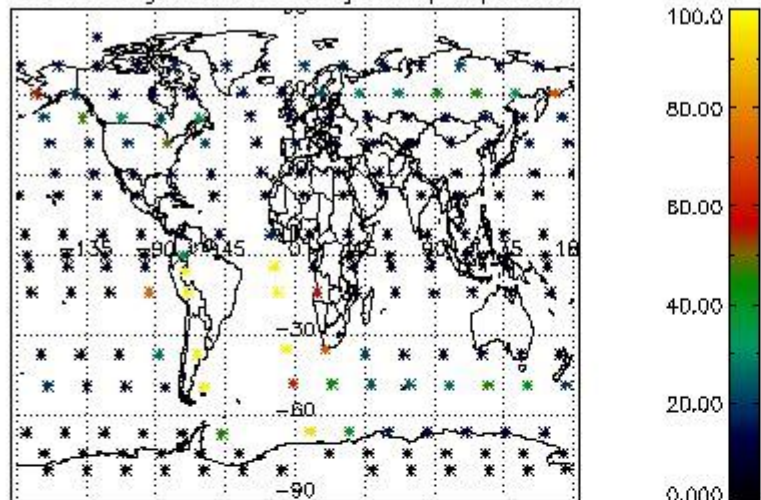
4.1.2 Plot level 1 quality information per product (time dependant): ENVI SAT DESCENDING passes



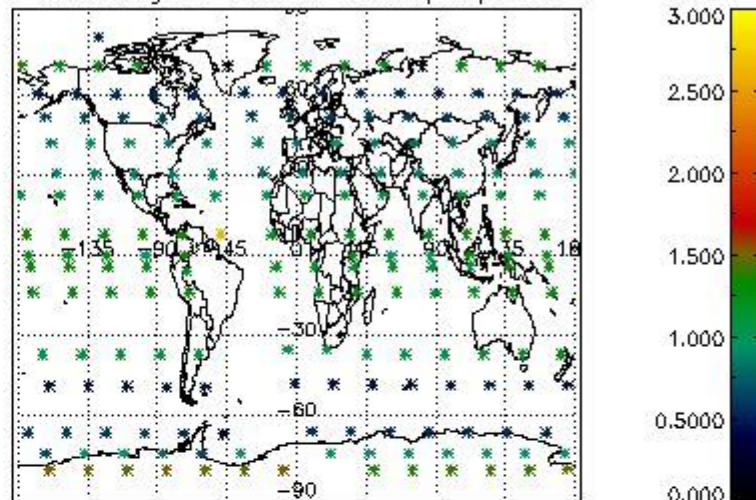
4.2 Plot quality information per product coming from level 1b processing (world map)

4.2.1 Plot level 1 quality information per product (world map): ENVISAT ASCENDING passes

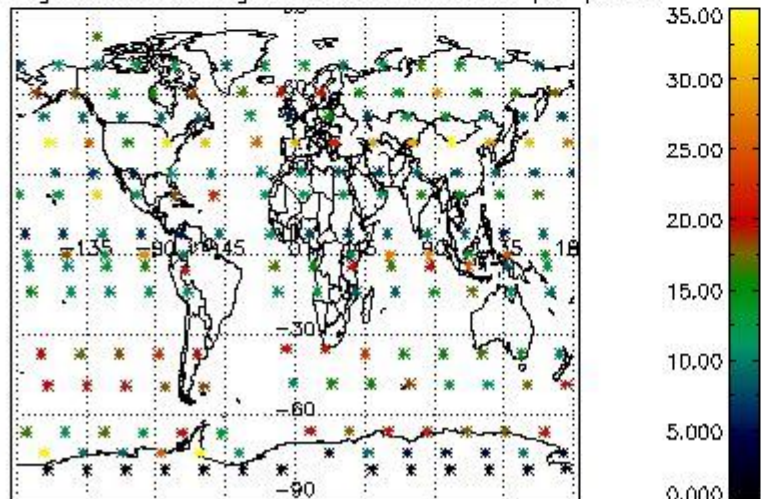
Percentage of cosmic ray hits per profile



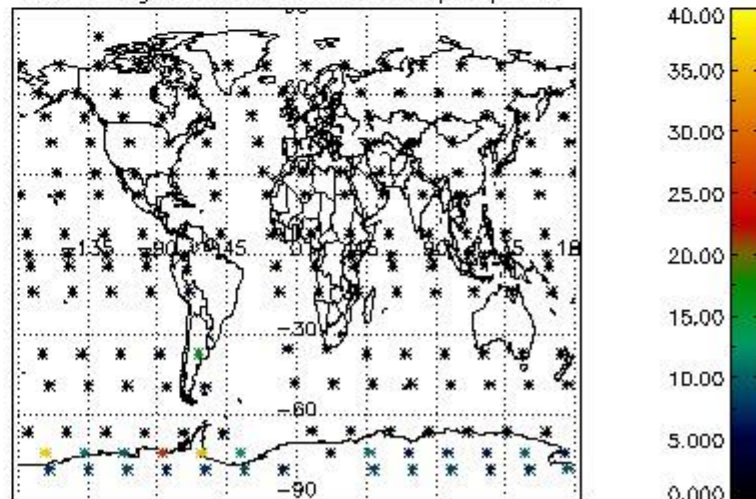
Percentage of datation errors per profile



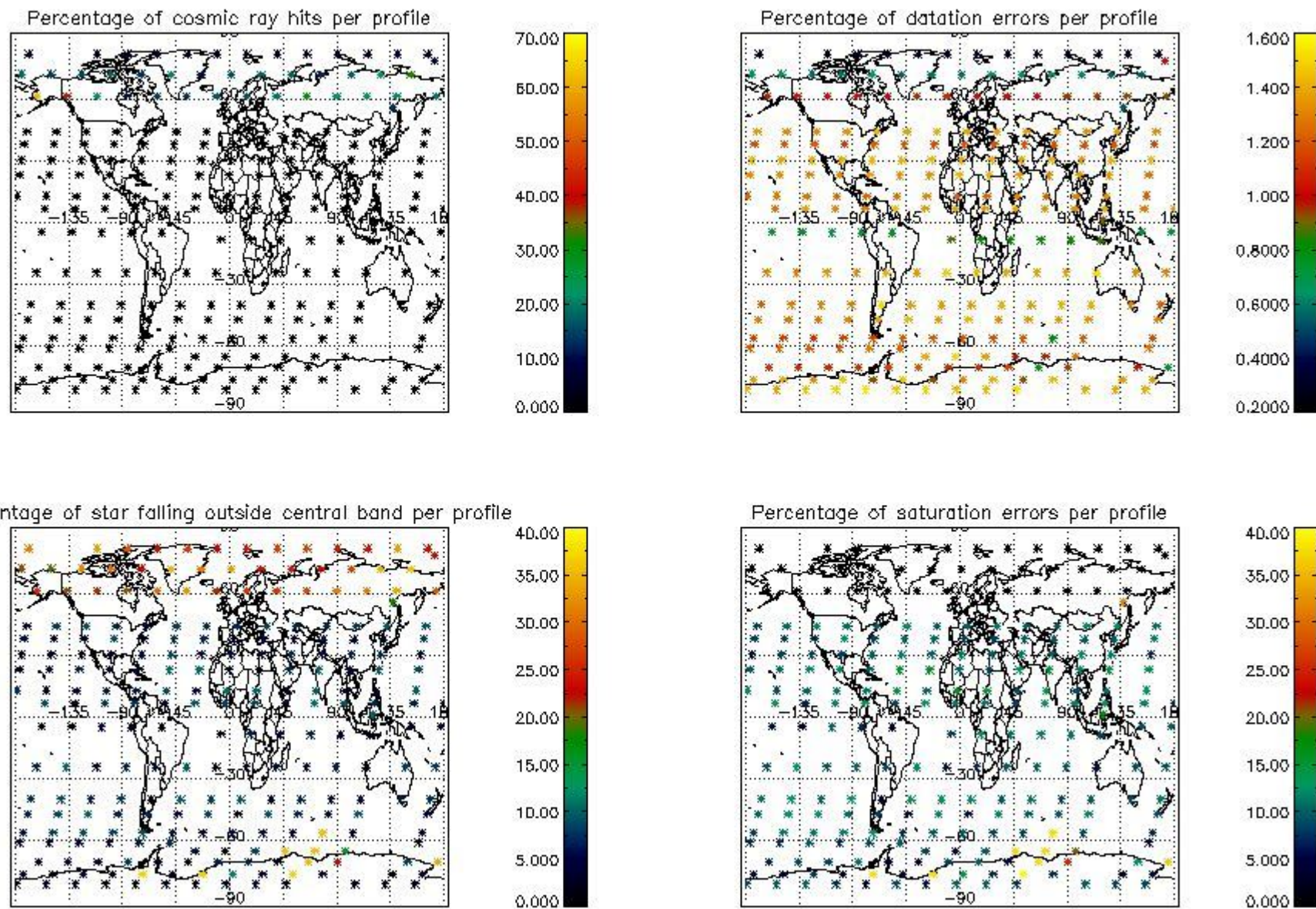
Percentage of star falling outside central band per profile



Percentage of saturation errors per profile



4.2.2 Plot level 1 quality information per product (world map): ENVISAT DESCENDING passes



5. Trace gas profiles

5.1 Ozone statistics based on quality of products

The final quality of the products can be "measured" using the STD (Standard Deviation) attached to every point profile. This information is written to the parameter GOM_NL__2P/NL_LOCAL_SPECIES_DENSITY/o3_std of the level 2 products. The table below shows the statistics for given STD ranges.

The statistics are given with respect to the overall valid production:

- Products without fatal errors: GOM_NL__2P/MPH/PRODUCT_ERR=0
- Valid point profile: GOM_NL__2P/NL_LOCAL_SPECIES_DENSITY/pcd(0)=0

The 'Criteria' is applied to valid points of dark limb products:

- Products in dark limb illumination condition: GOM_NL__2P/NL_SUMMARY_QUALITY/obs_ill_cond=0
- Products without fatal errors: GOM_NL__2P/MPH/PRODUCT_ERR=0
- Valid point profile: GOM_NL__2P/NL_LOCAL_SPECIES_DENSITY/pcd(0)=0

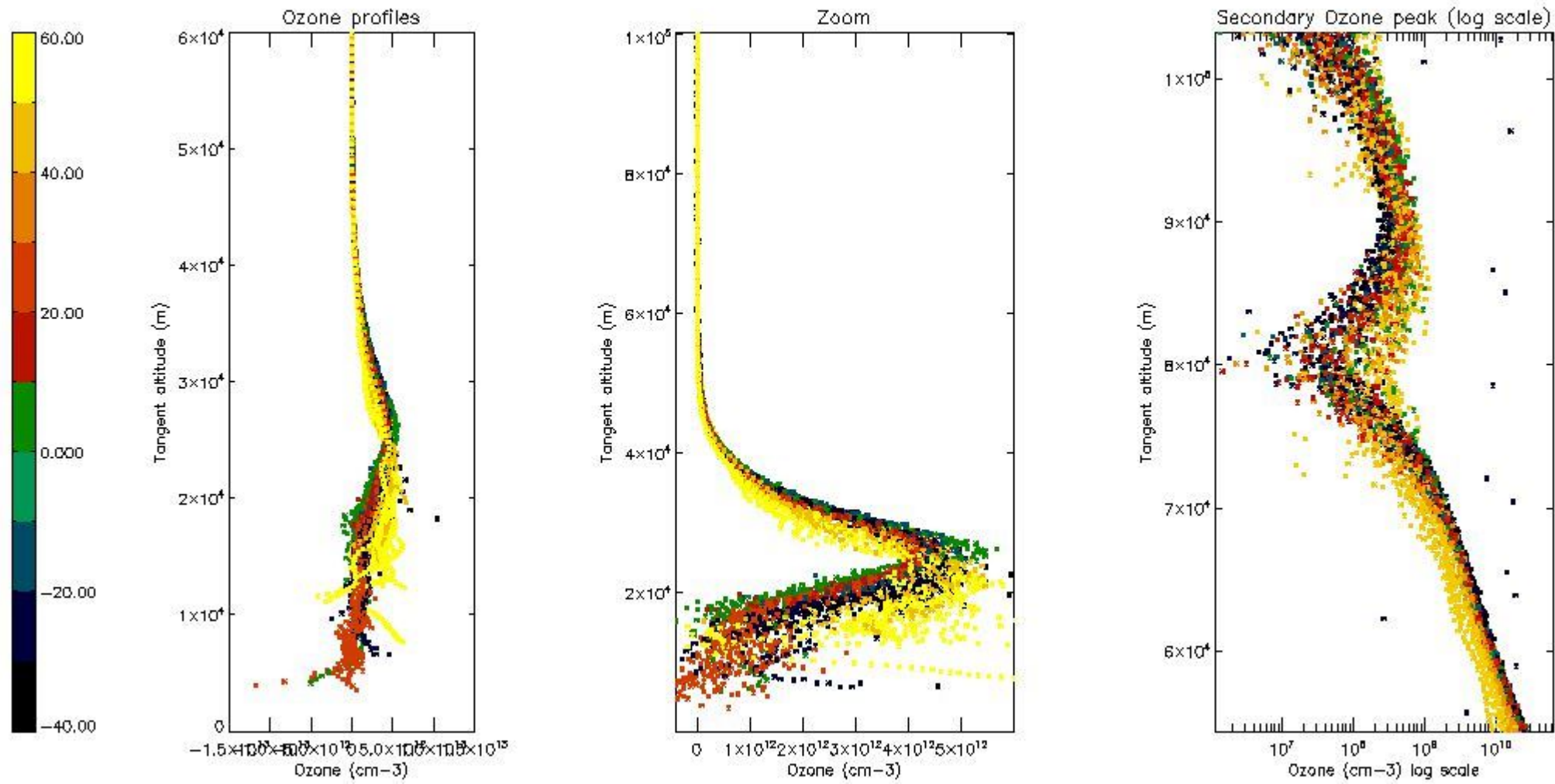
So, the table below shows the percentage of dark limb and valid observations for each criteria with respect to the overall valid daily observations.

Criteria	% of total production
All STD	28
STD < 20	19

STD < 10	16
STD < 5	13

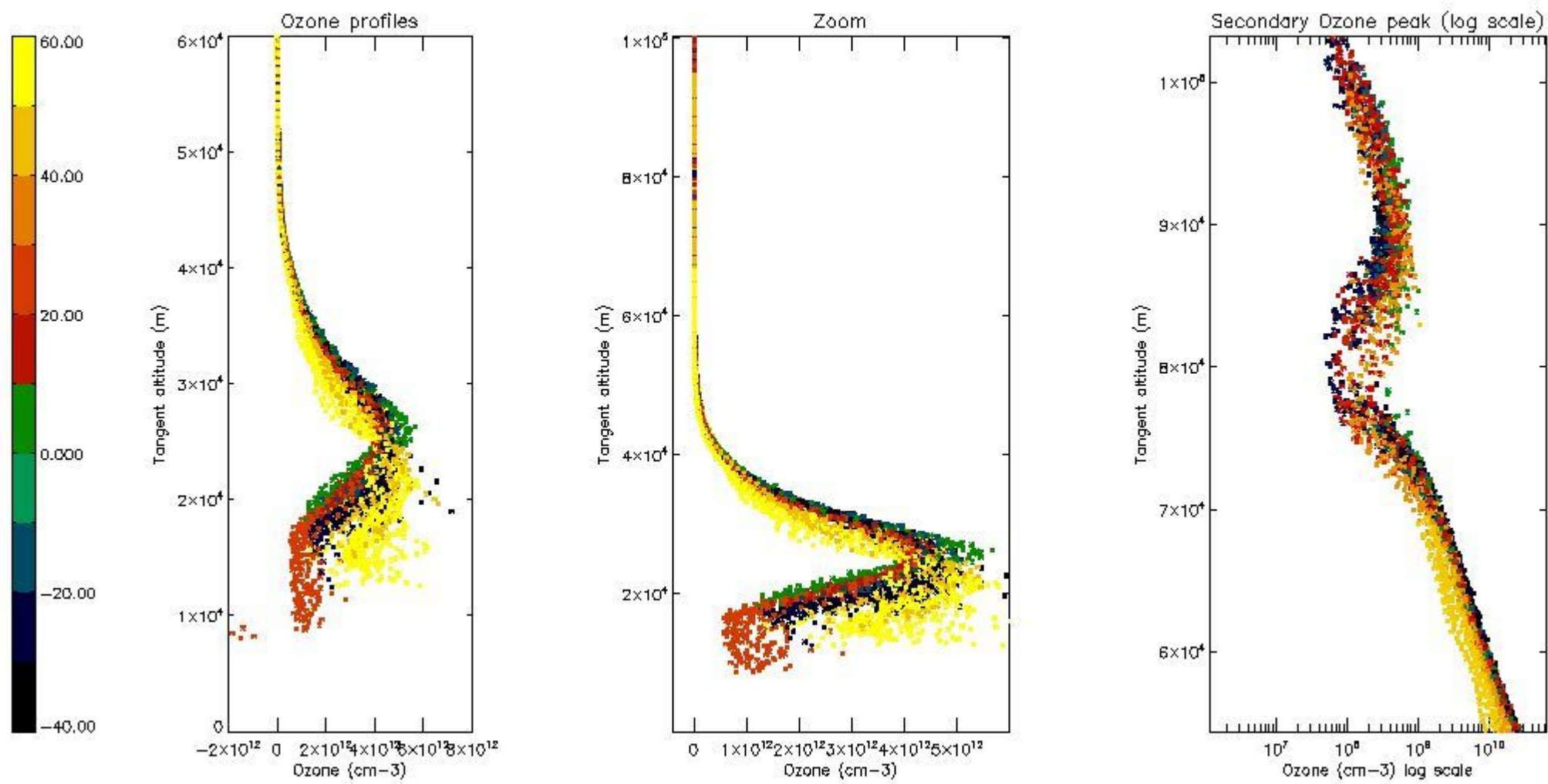
5.2 Plot ozone profiles for all STD (dark without errors)

The colorbar represents the latitude.



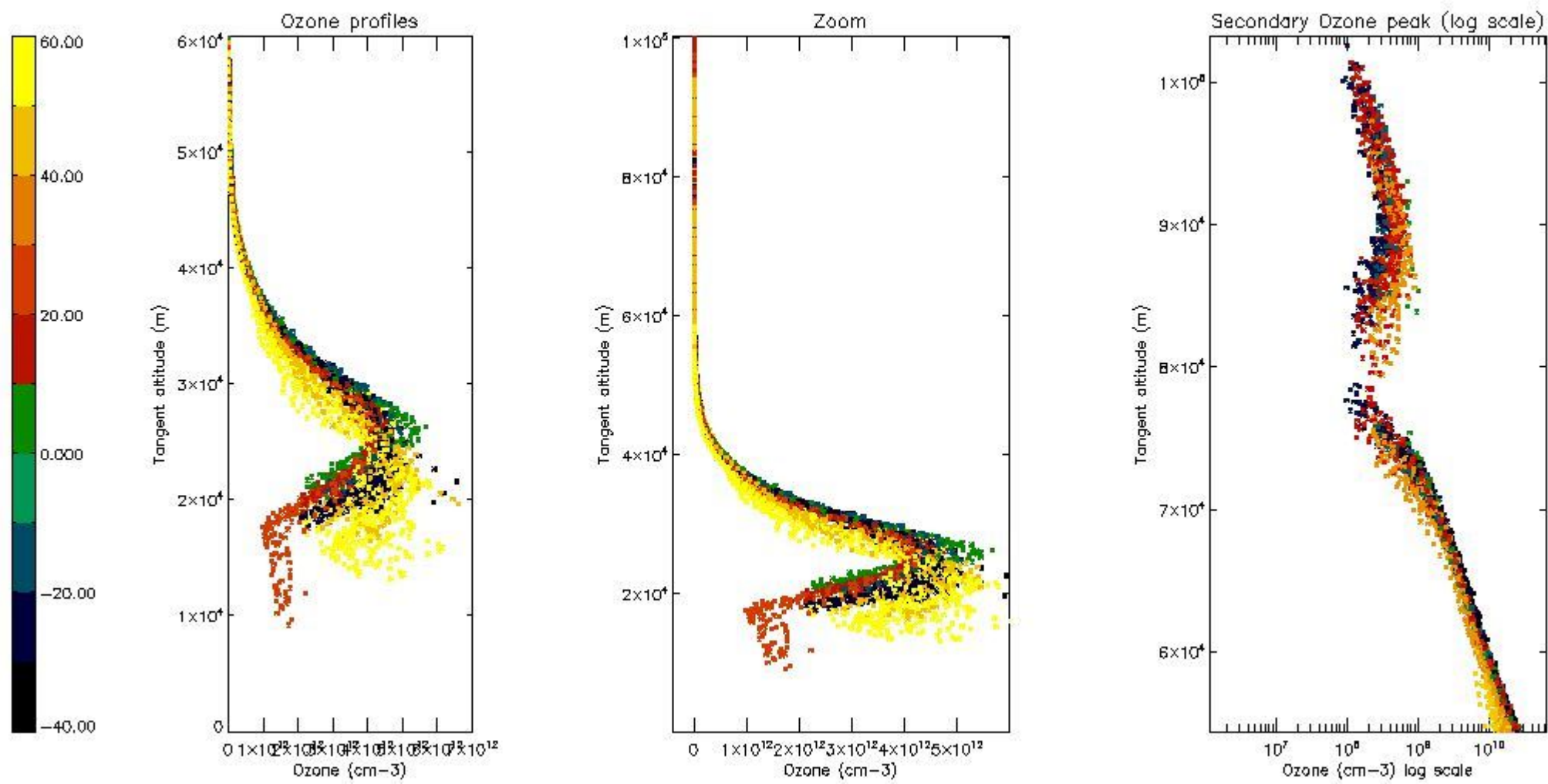
5.3 Plot ozone profiles where STD < 20% (dark without errors)

The colorbar represents the latitude.



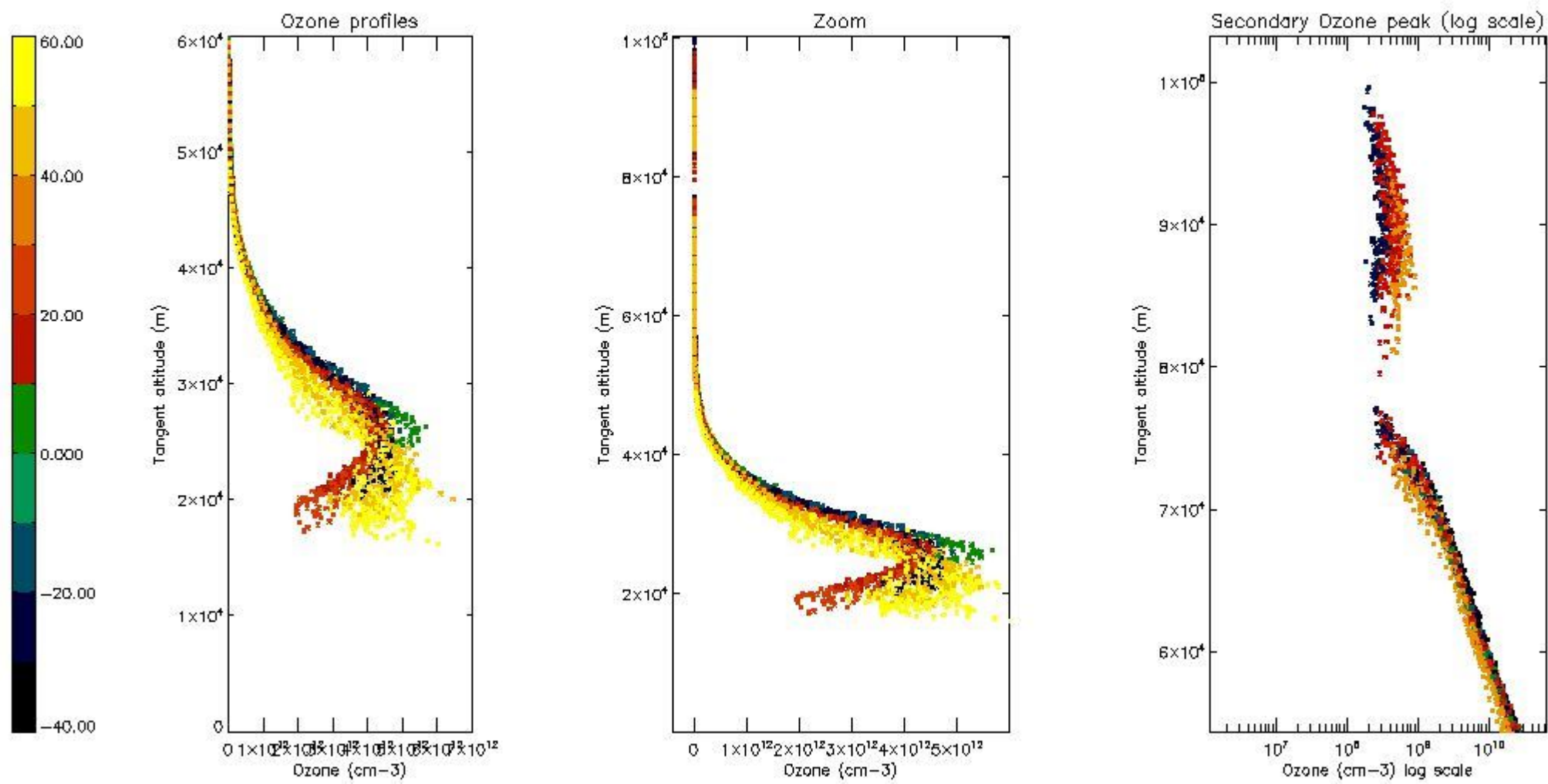
5.4 Plot ozone profiles where STD < 10% (dark without errors)

The colorbar represents the latitude.



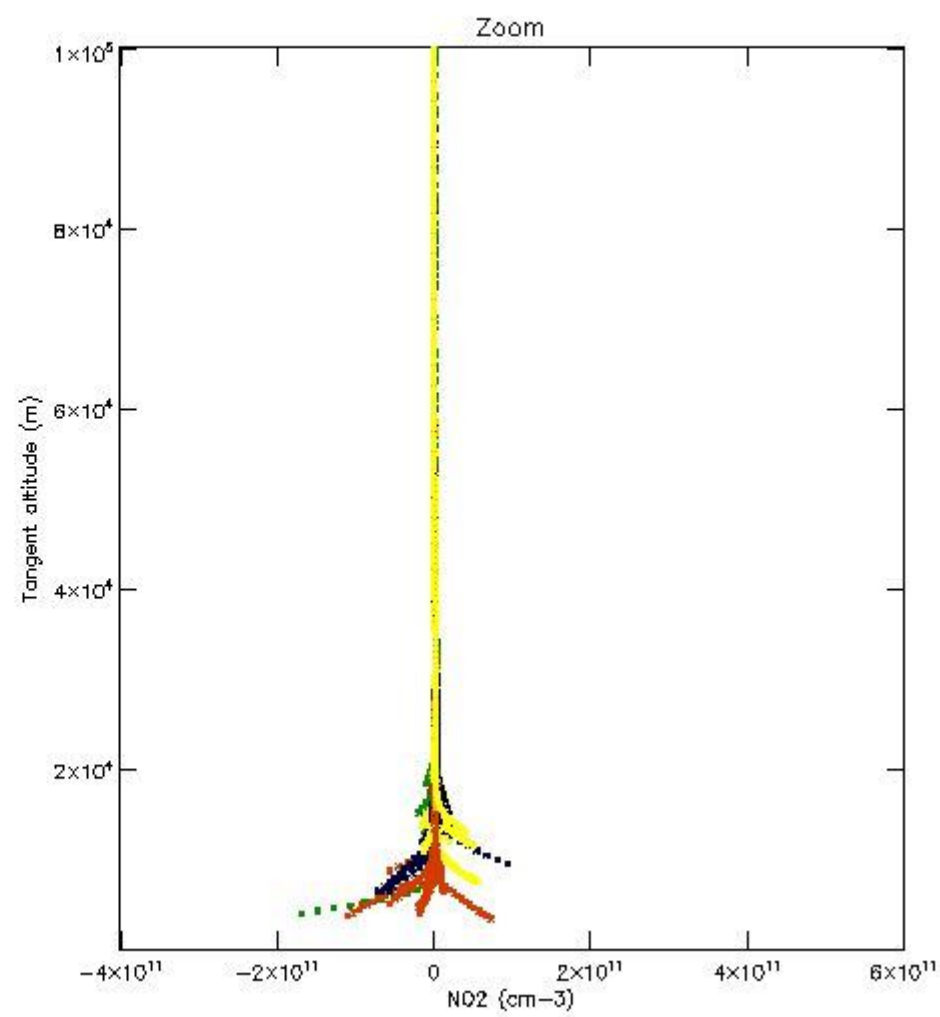
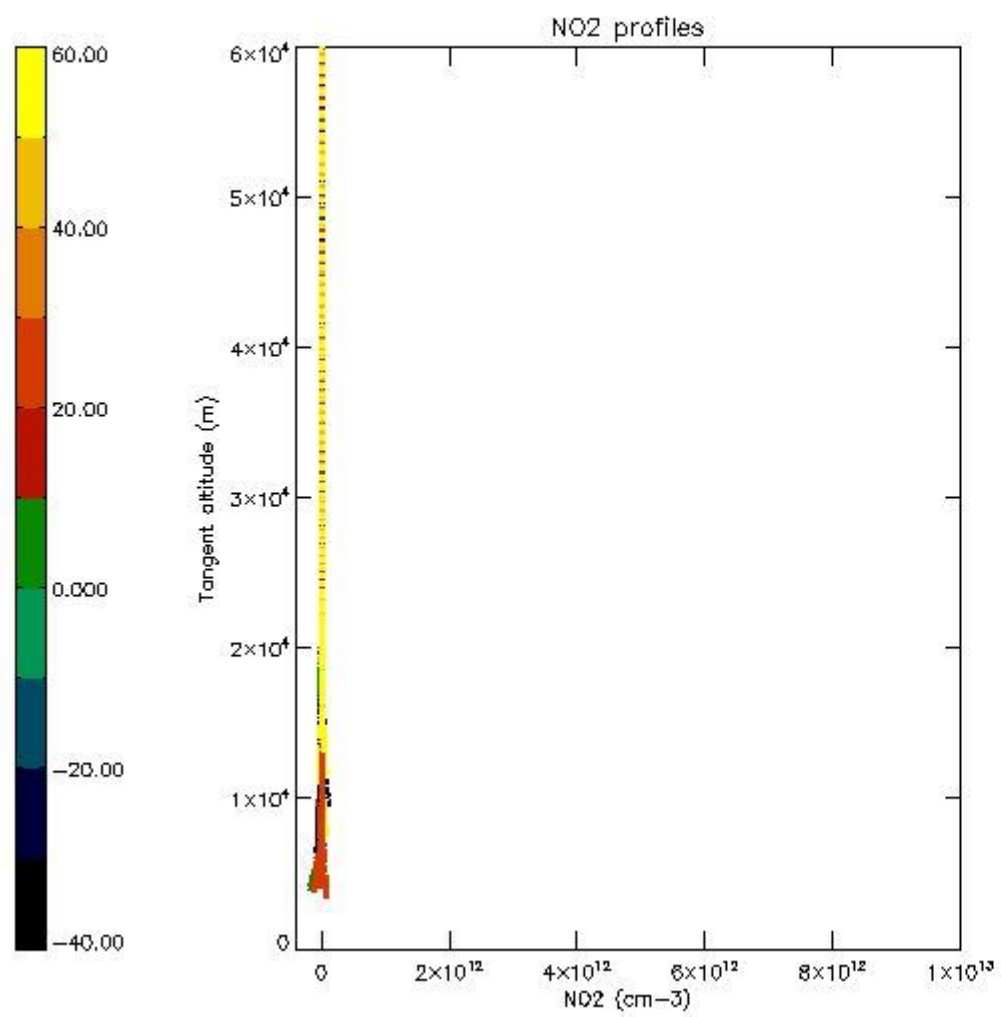
5.5 Plot ozone profiles where STD < 5% (dark without errors)

The colorbar represents the latitude.



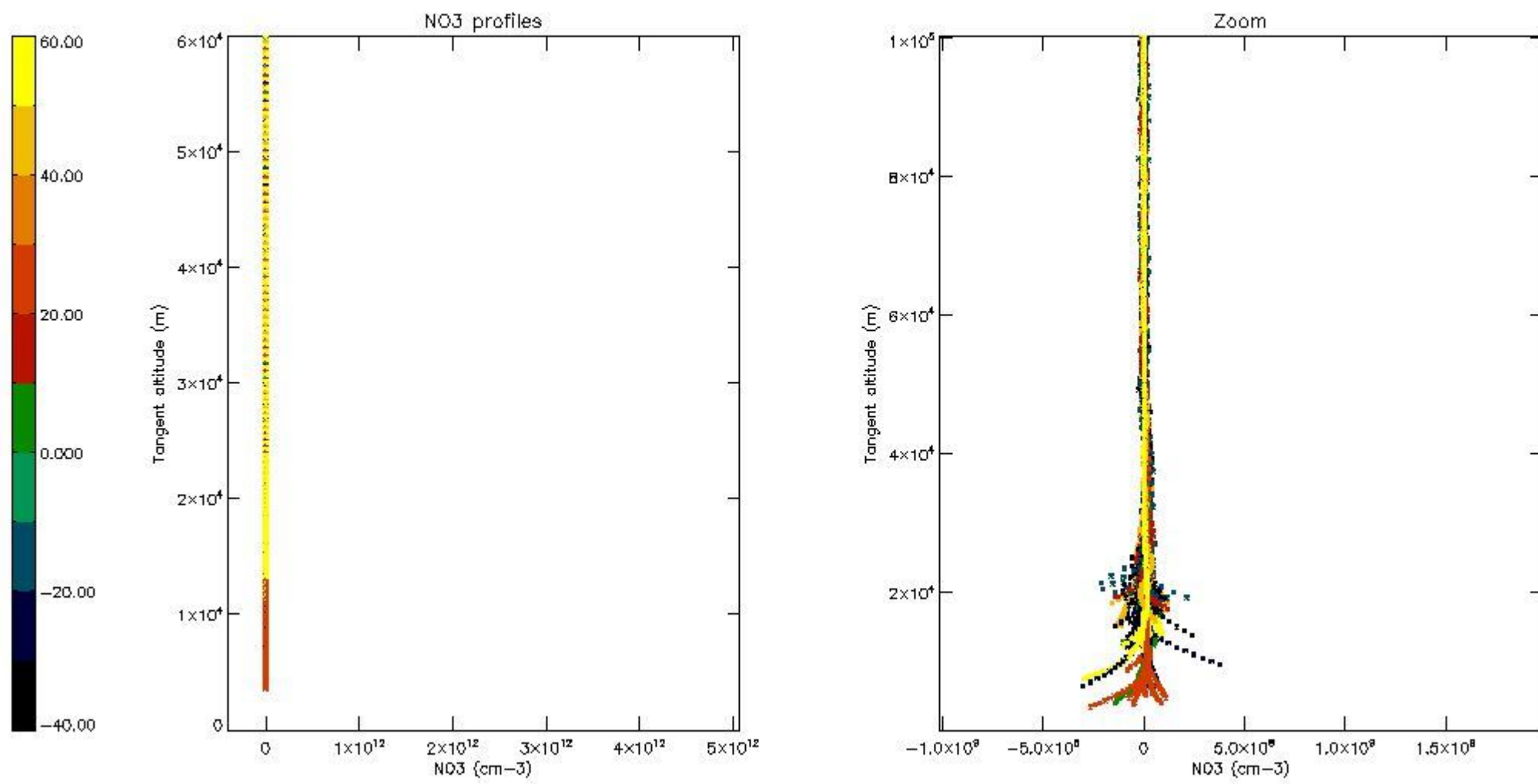
5.6 Plot NO₂ profiles for all STD (dark without errors)

The colorbar represents the latitude.



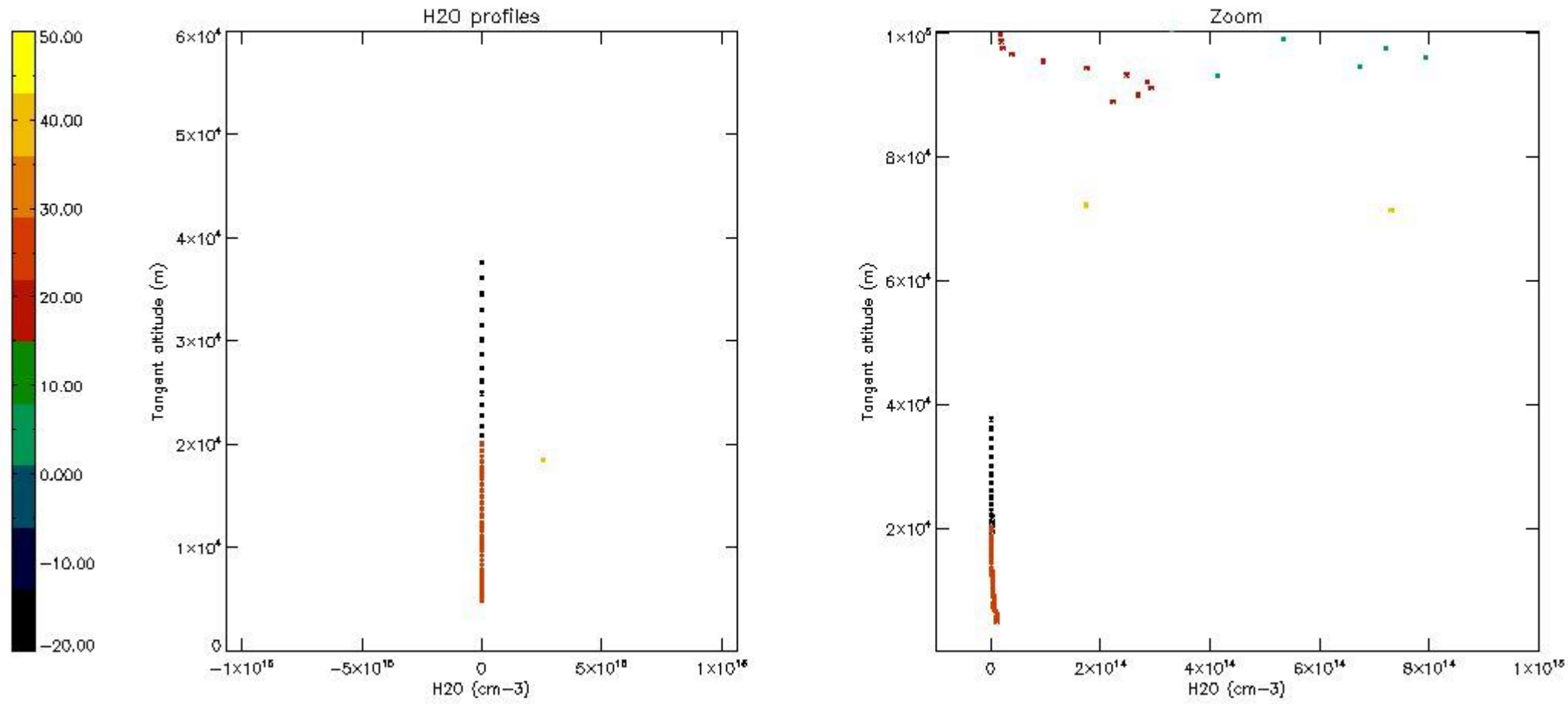
5.7 Plot NO3 profiles for all STD (dark without errors)

The colorbar represents the latitude.



5.8 Plot H2O profiles for all STD (only for occultations of stars 1,2,3,4,13,14,16,26,63 dark without errors)

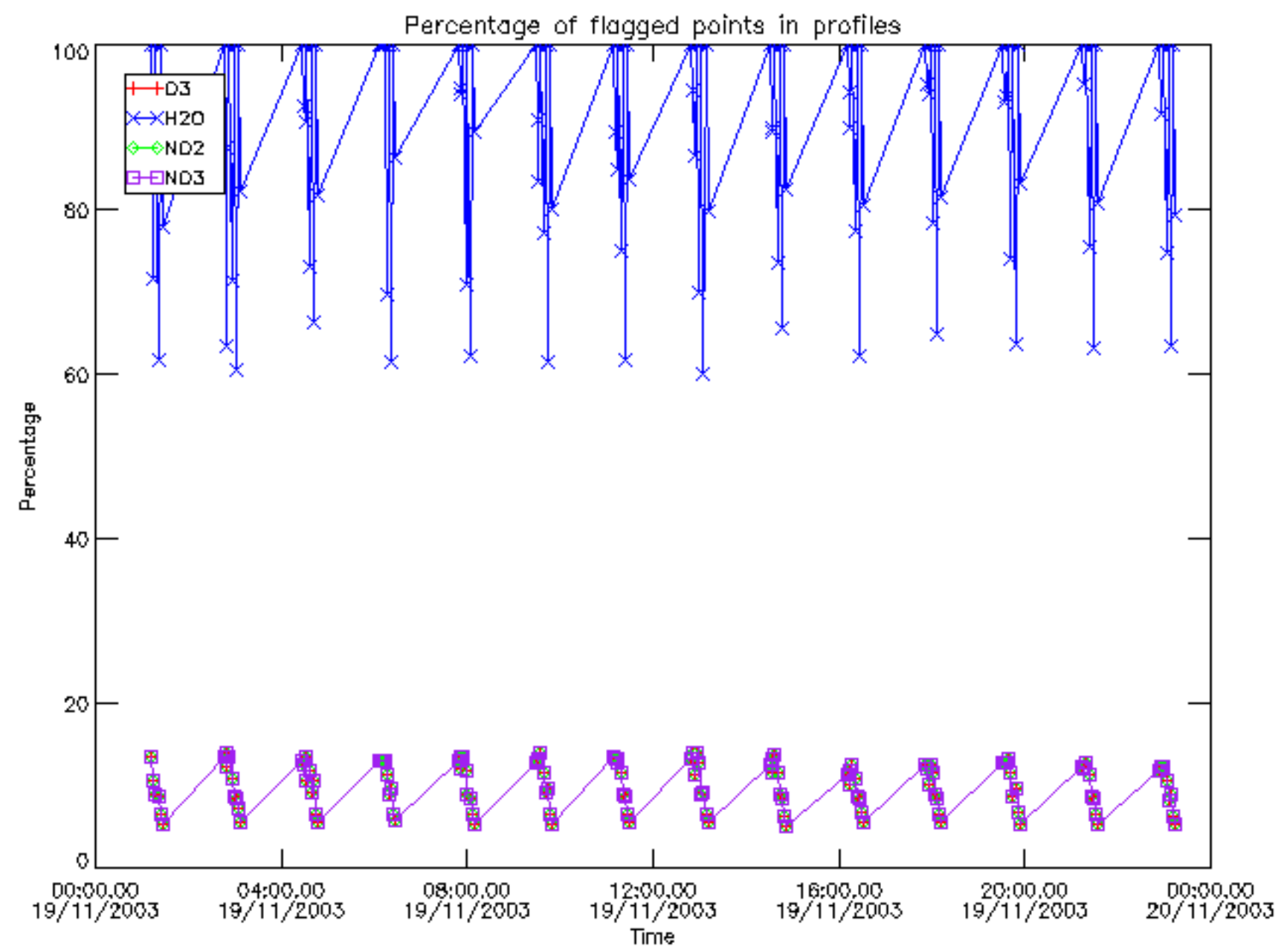
The colorbar represents the latitude.



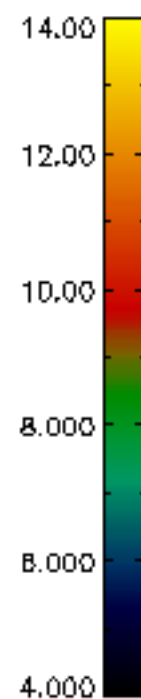
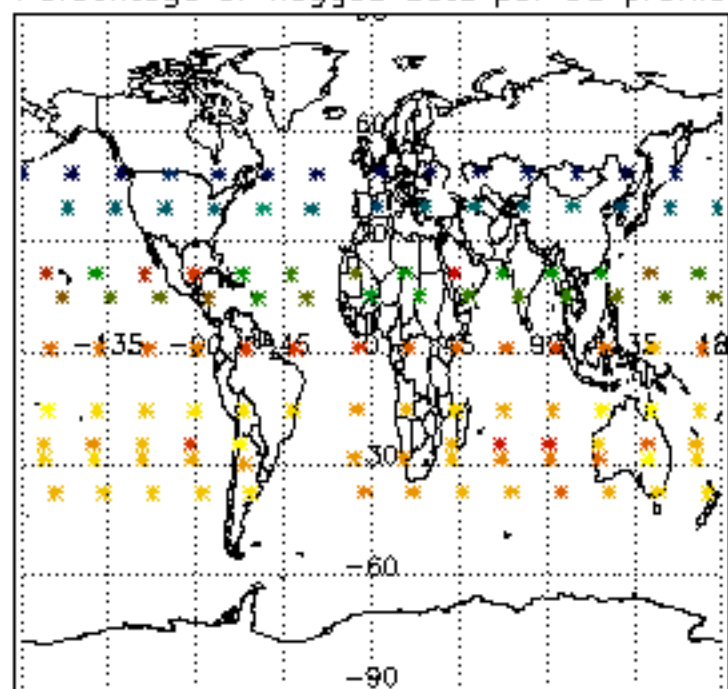
6. Auxiliary Data Files used for the production reported in section 2

The number reported in the third column indicates since which file (see list in section 2) the corresponding auxiliary file has been used. The fourth column is the date of those product files.

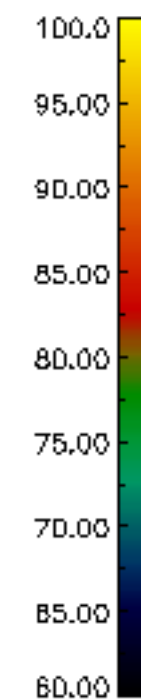
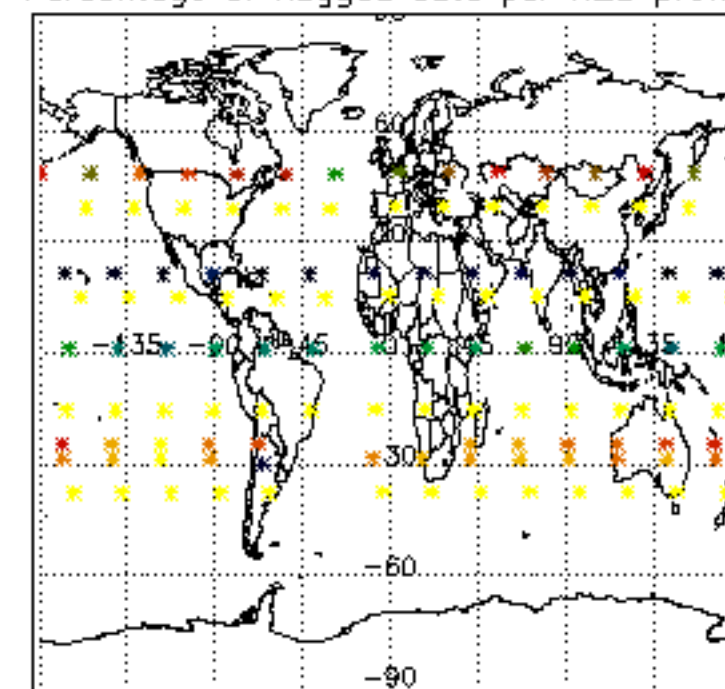
Type	Auxiliary Filename	Used since product	Used since product date
INST_PHYS_CHARACTERISTICS	GOM_INS_AXVIEC20091111_143220_20030716_120000_20500101_000000	1	19-NOV-2003 01:11:28
LEVEL-2_PROC_CONFIG	GOM_PR2_AXVIEC20091111_152718_20020301_000000_20500101_000000	1	19-NOV-2003 01:11:28
CROSS_SECTIONS_FILE	GOM_CRS_AXVIEC20091111_154832_20020301_000000_20500101_000000	1	19-NOV-2003 01:11:28



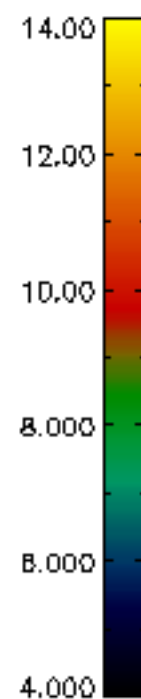
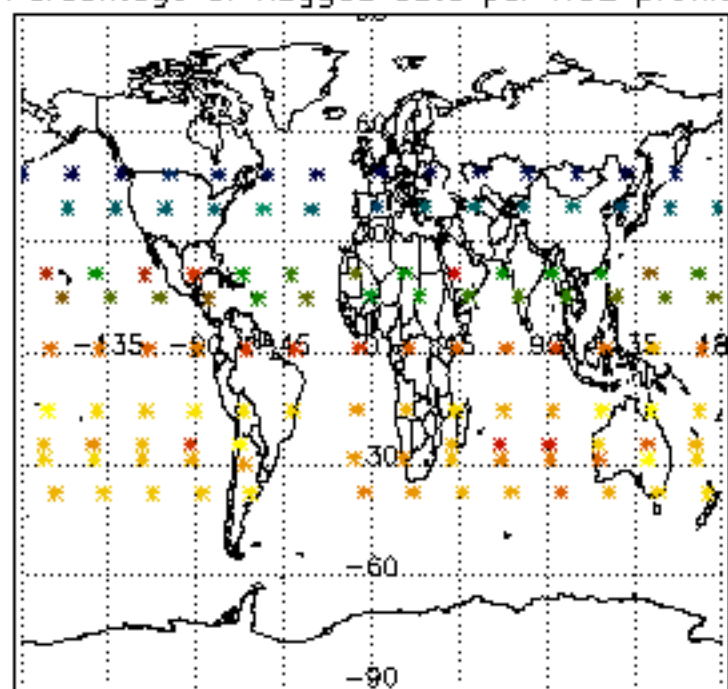
Percentage of flagged data per D3 profile



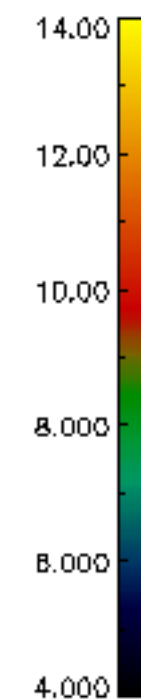
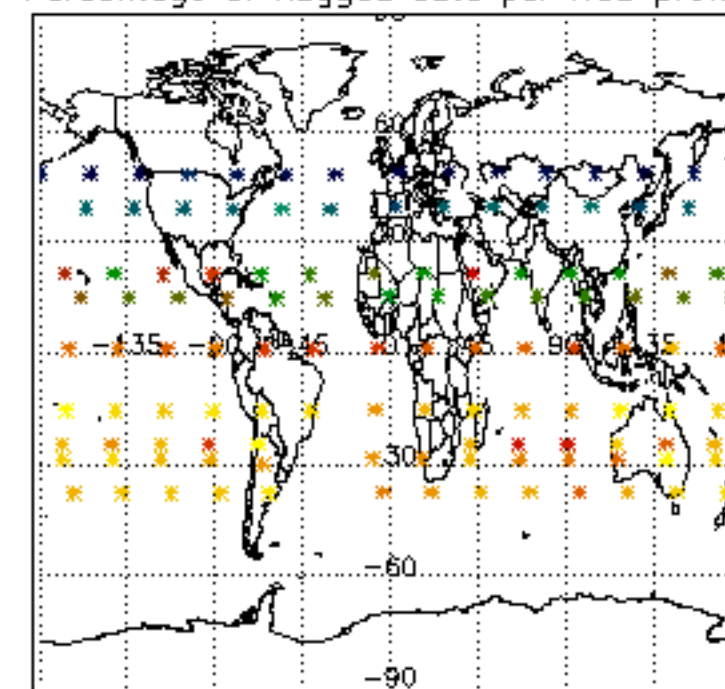
Percentage of flagged data per H2O profile

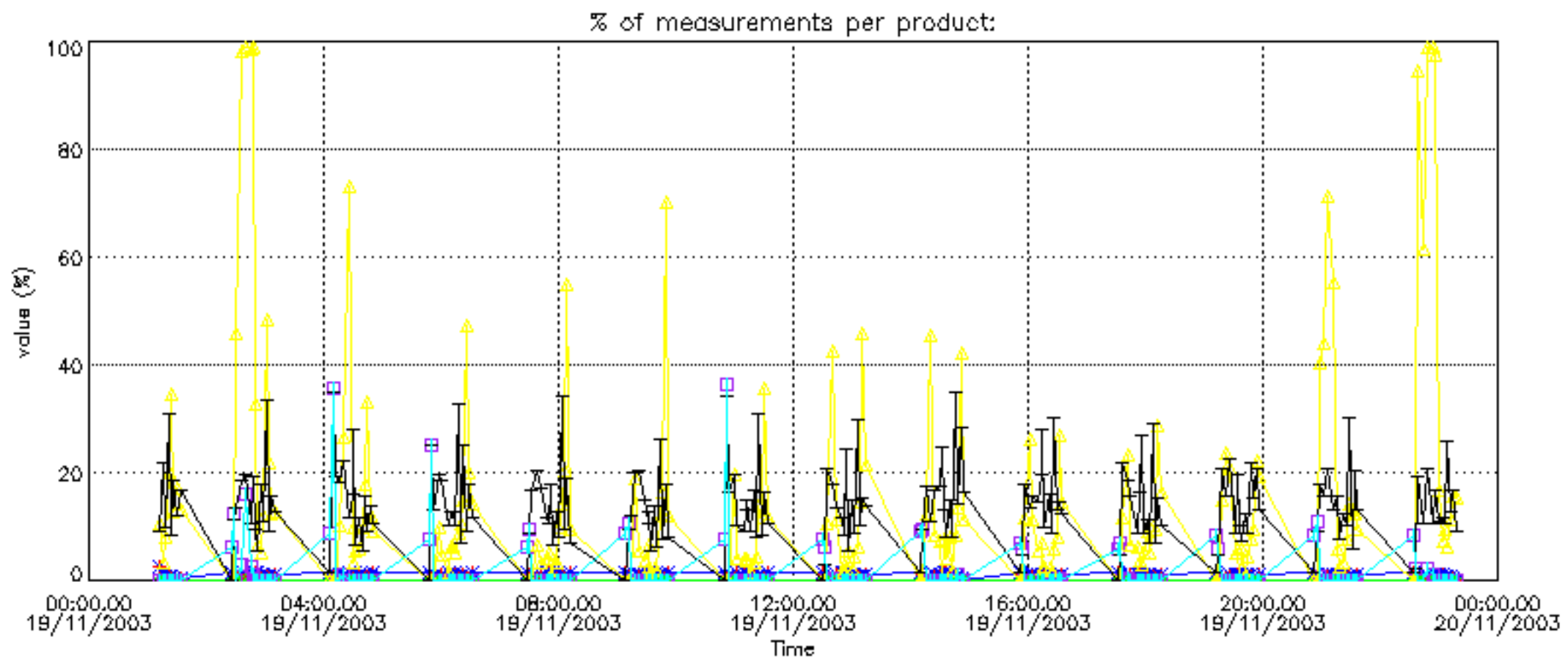


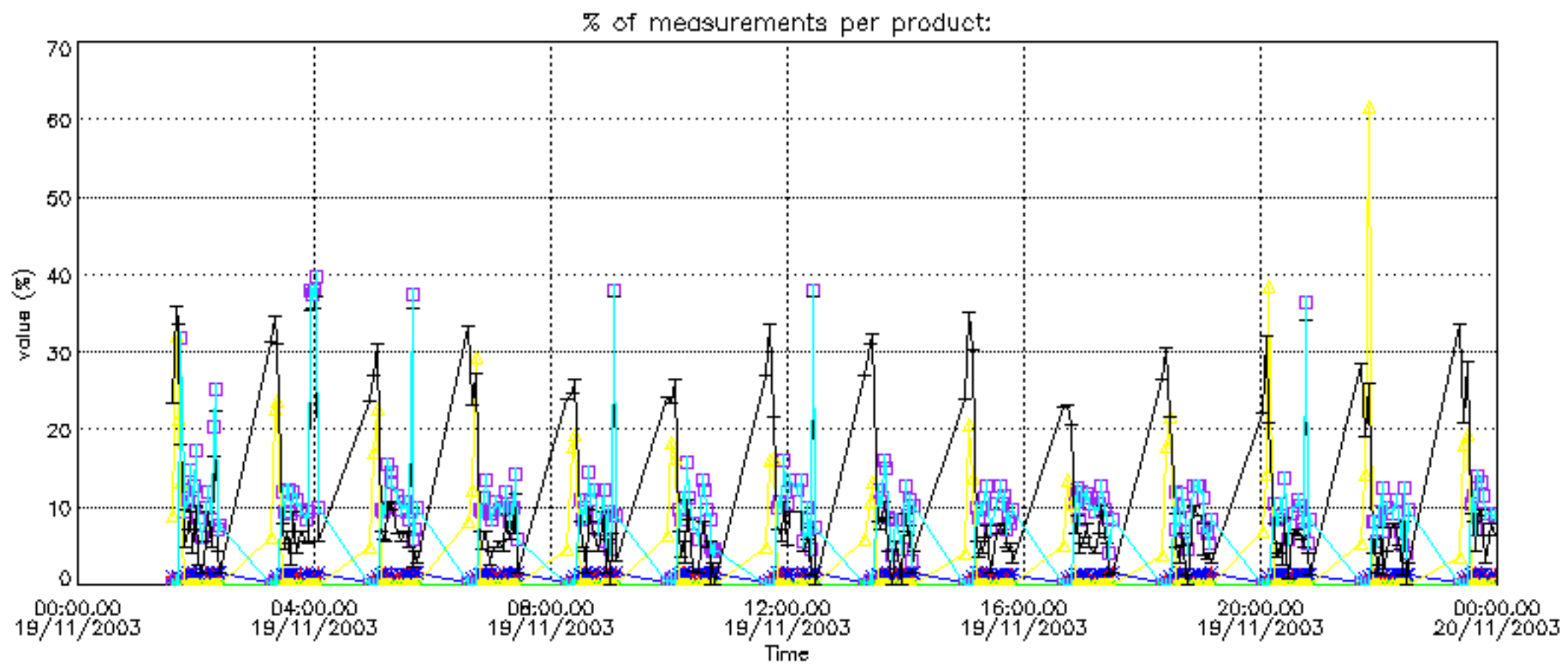
Percentage of flagged data per NO2 profile



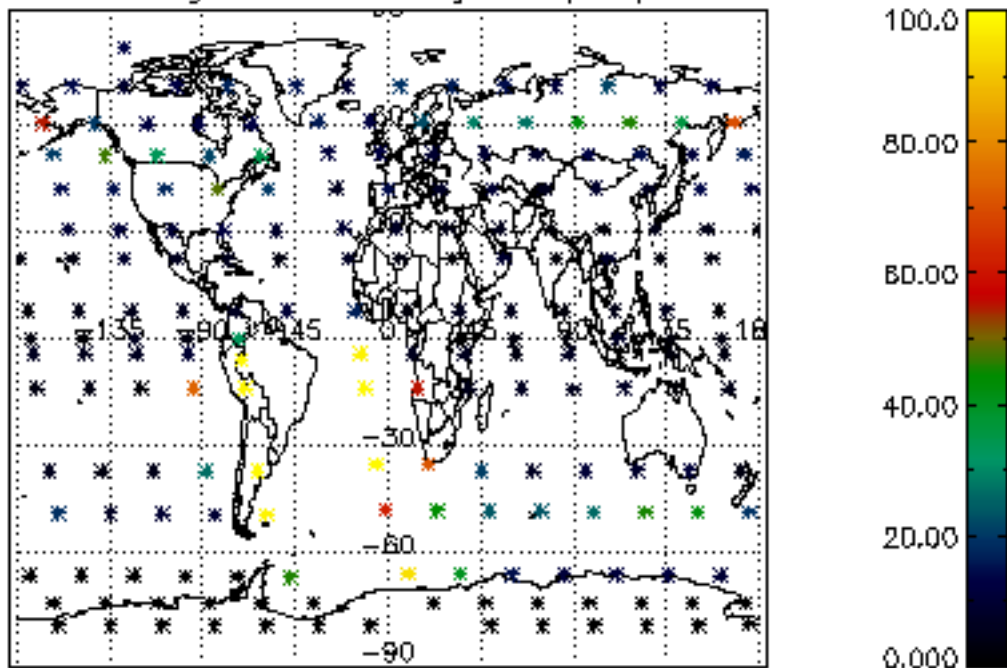
Percentage of flagged data per NO3 profile



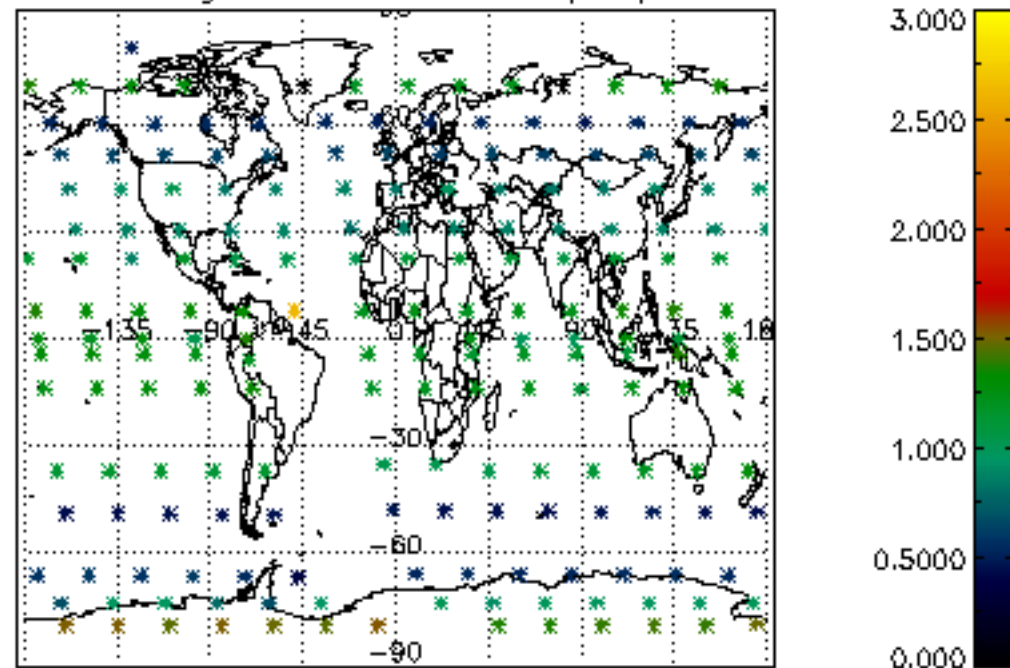




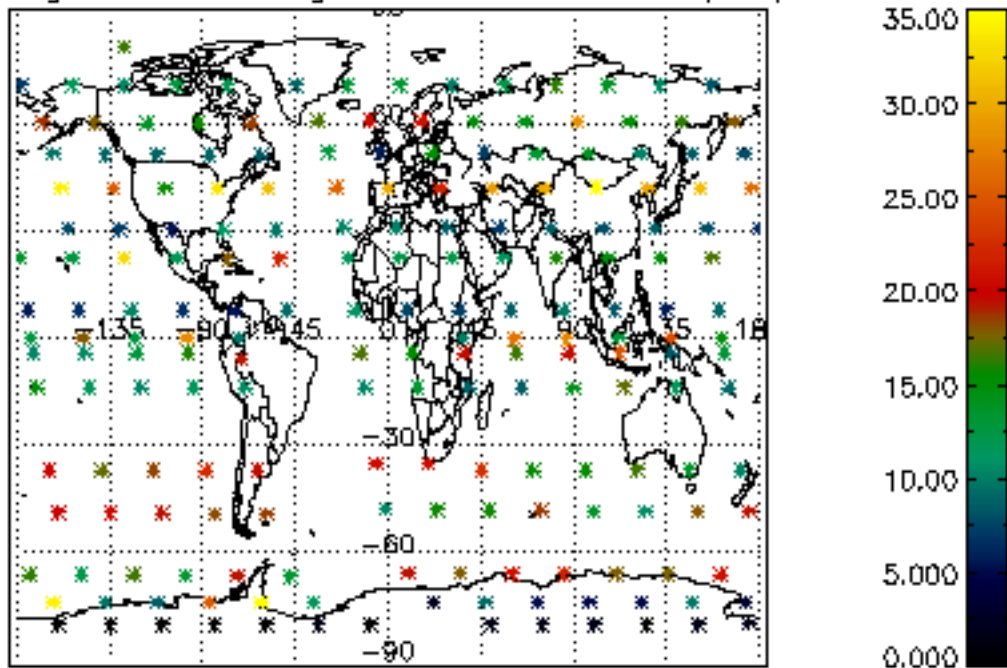
Percentage of cosmic ray hits per profile



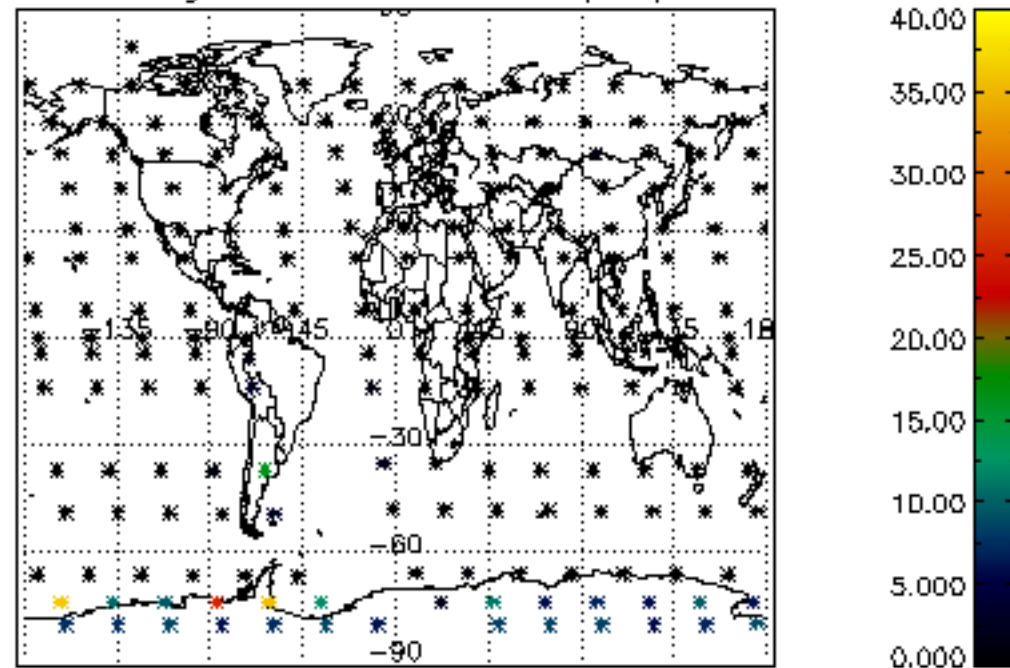
Percentage of datation errors per profile



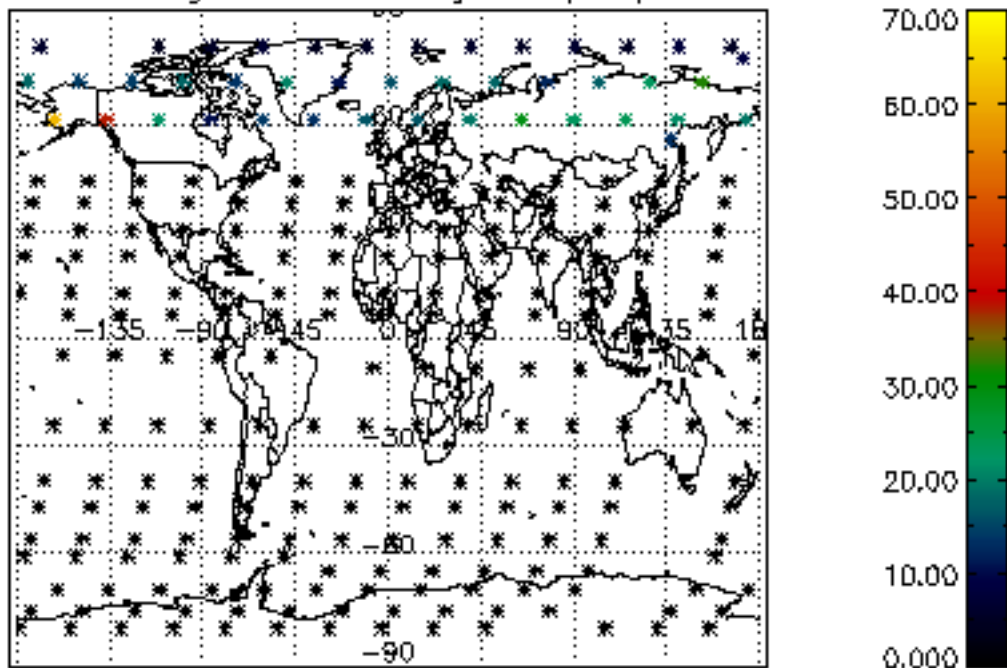
Percentage of star falling outside central band per profile



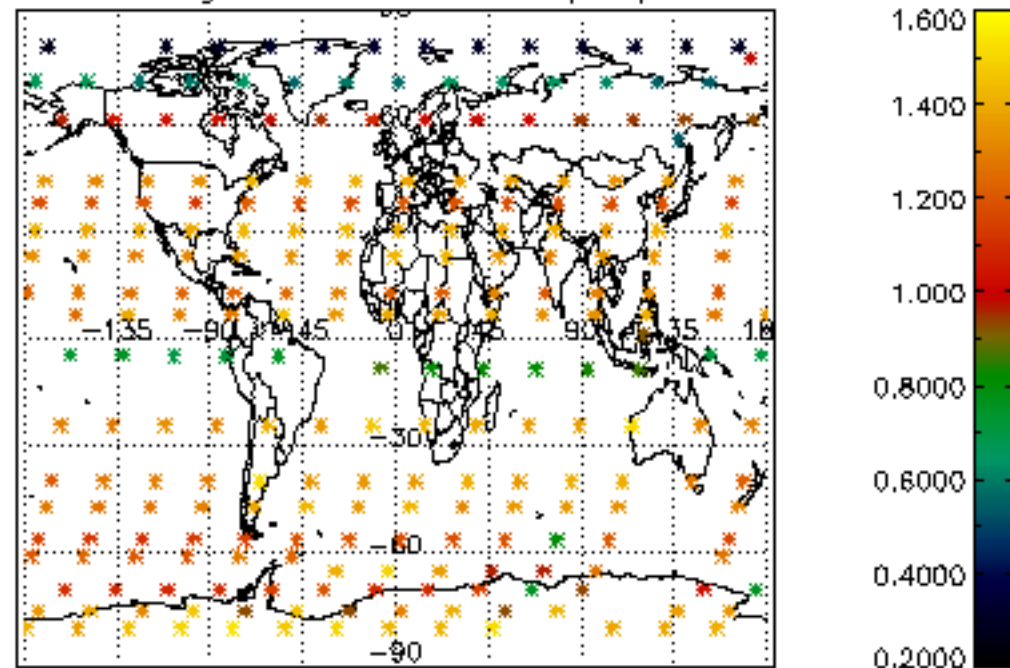
Percentage of saturation errors per profile



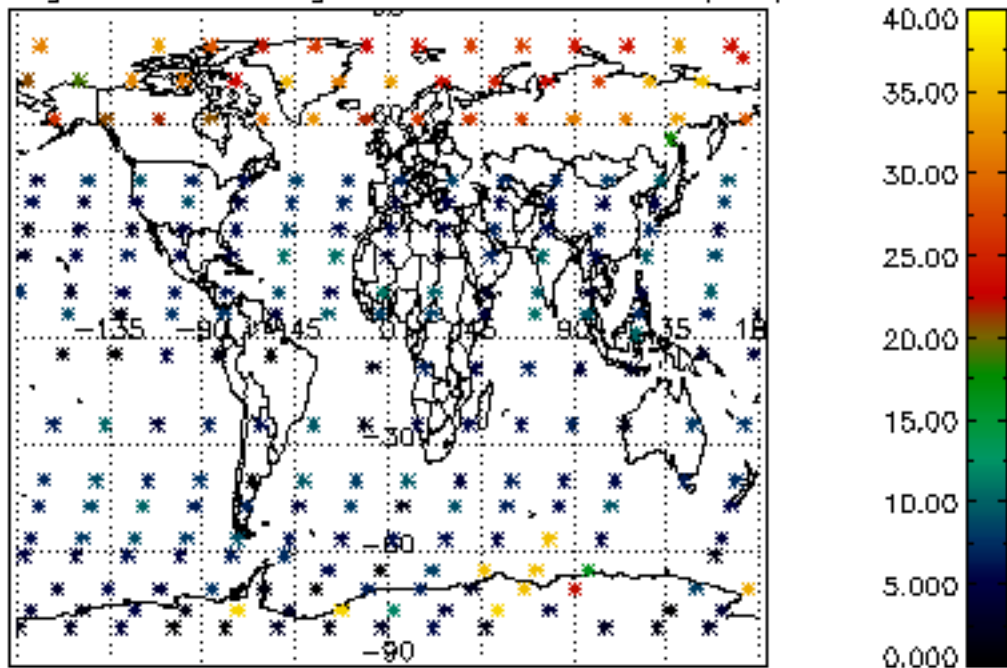
Percentage of cosmic ray hits per profile



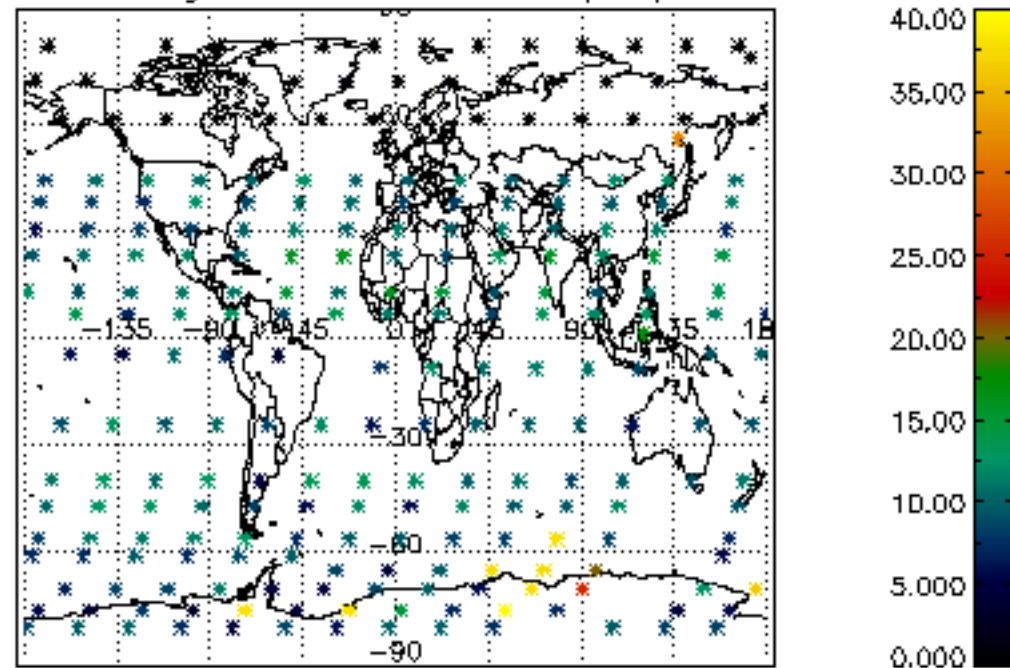
Percentage of datation errors per profile

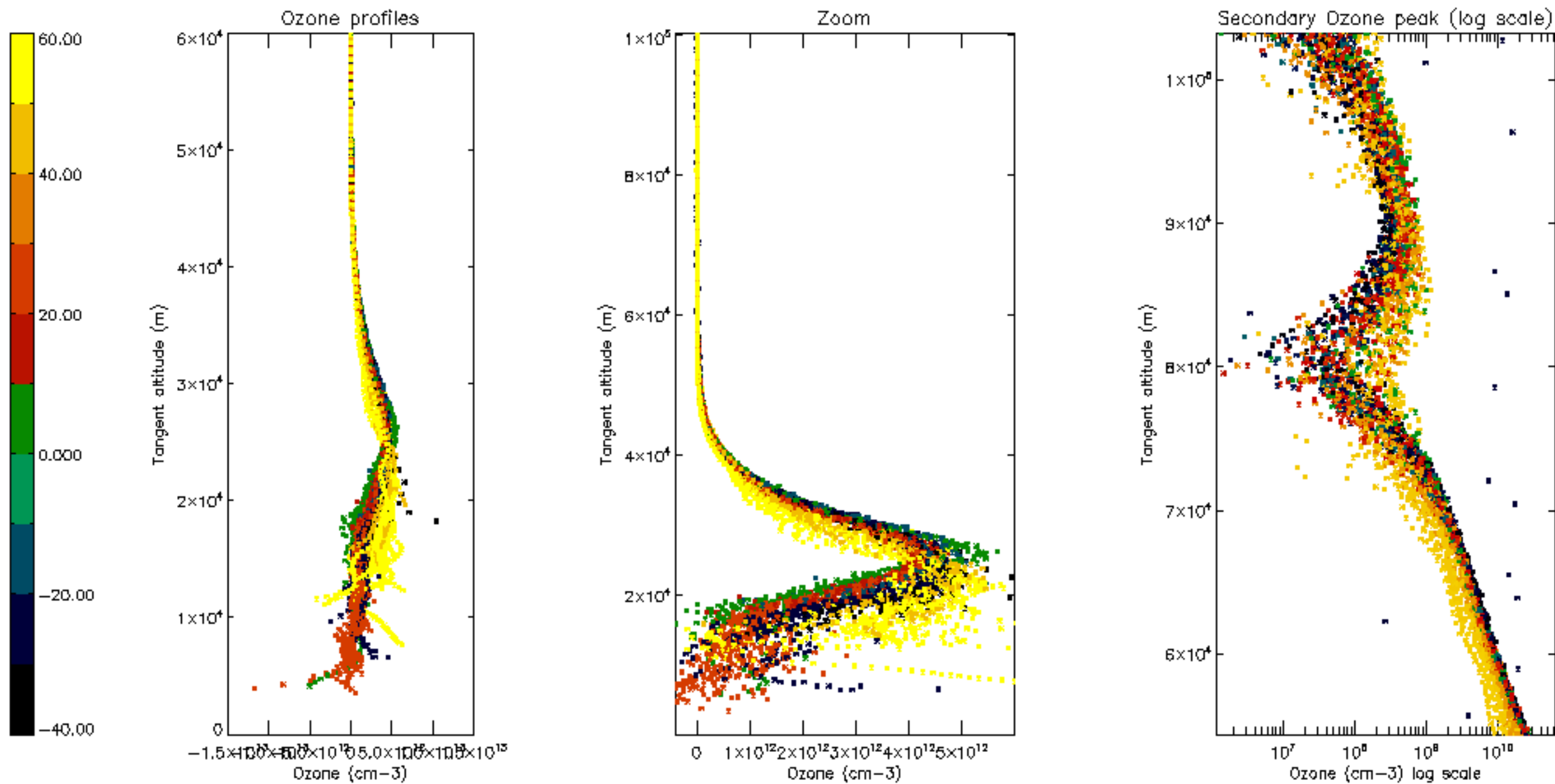


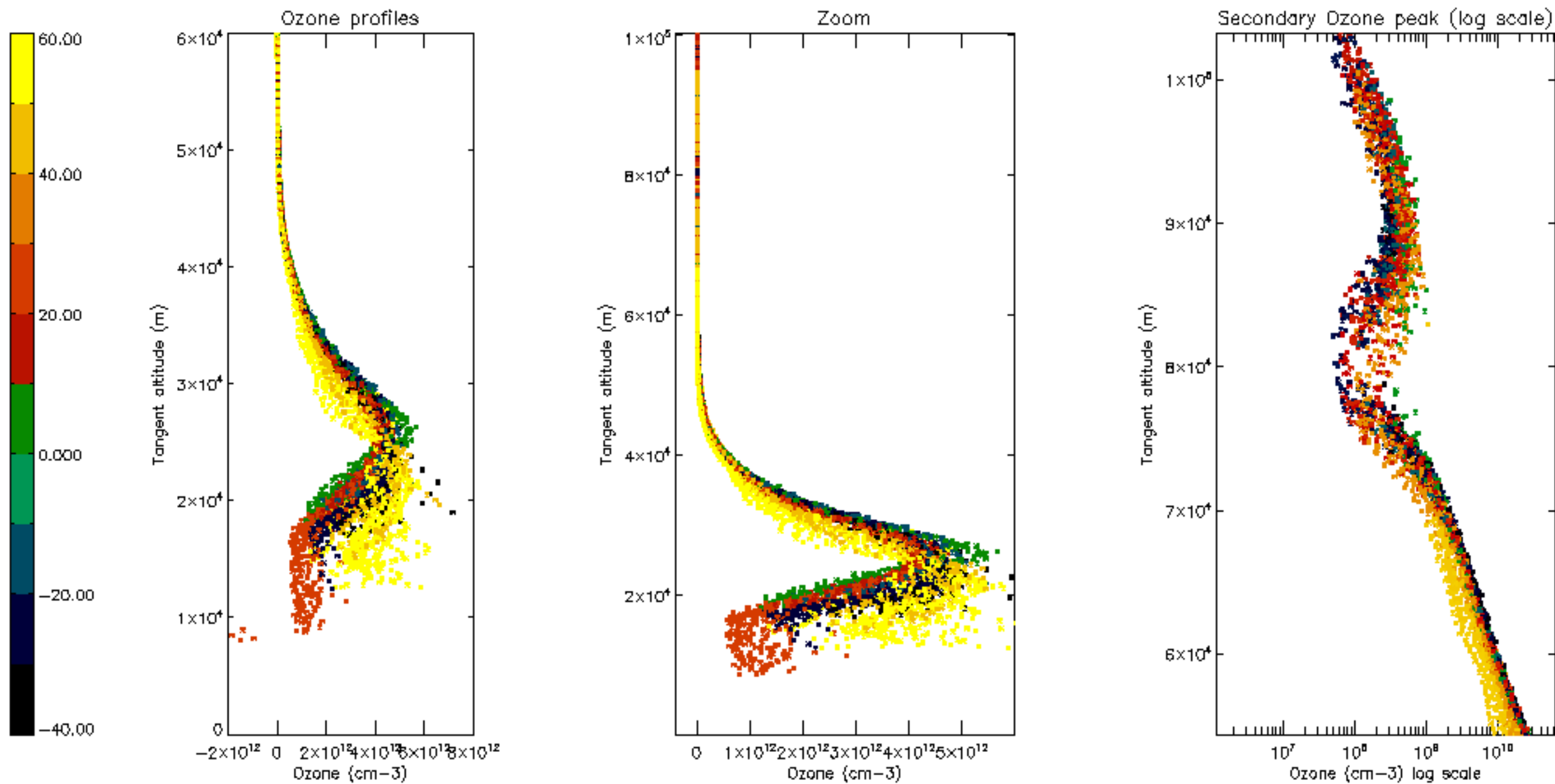
Percentage of star falling outside central band per profile

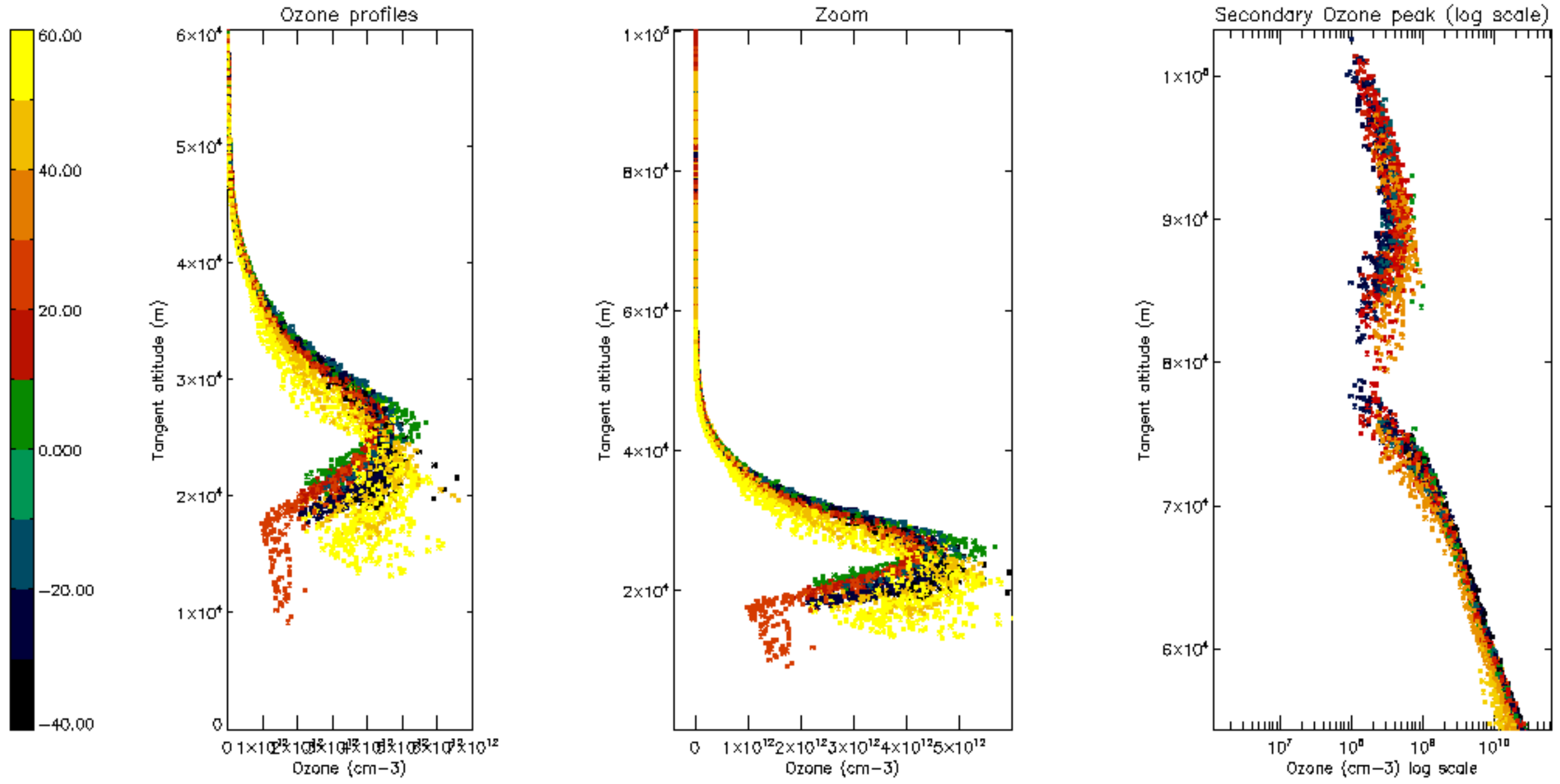


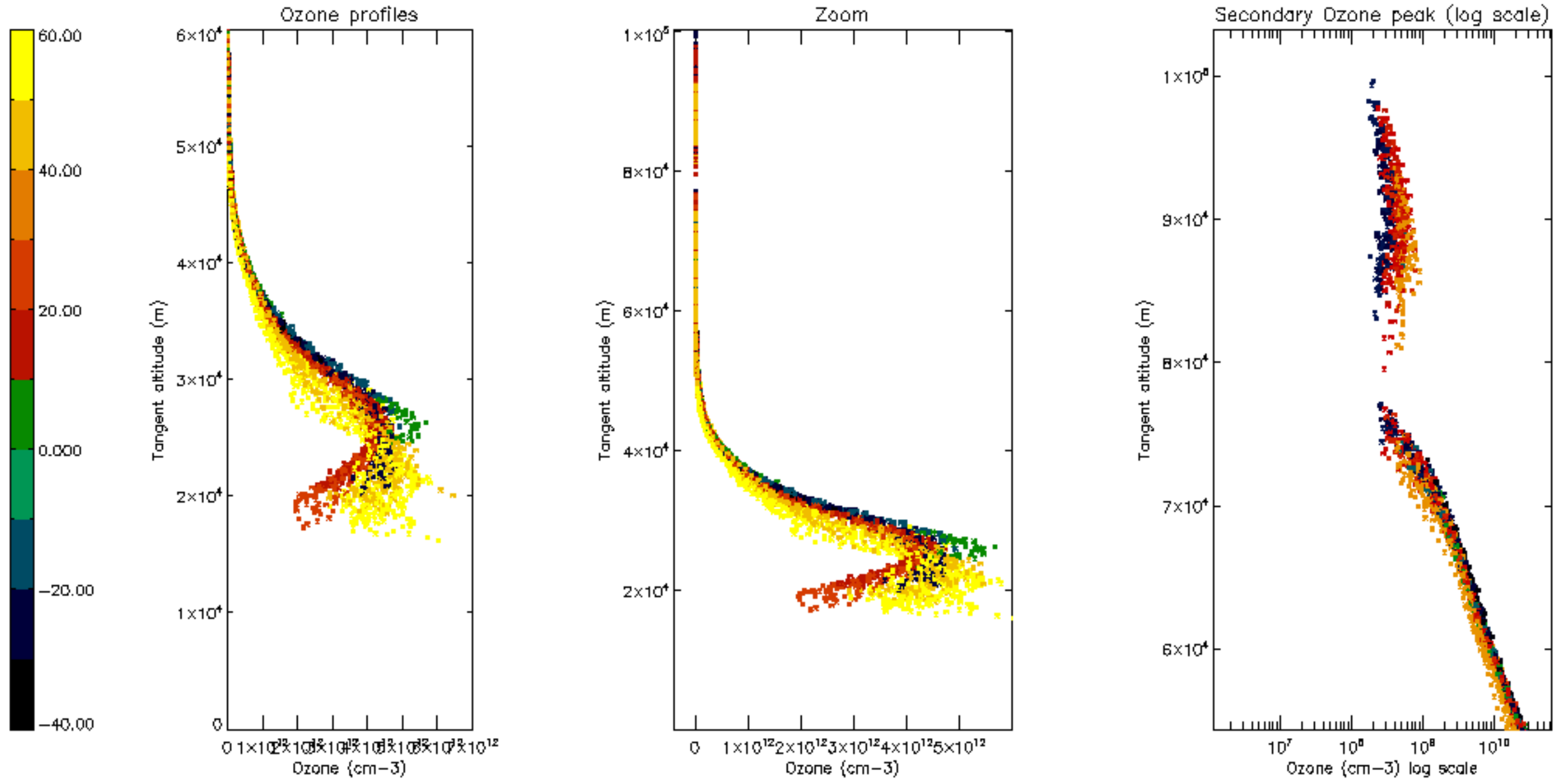
Percentage of saturation errors per profile

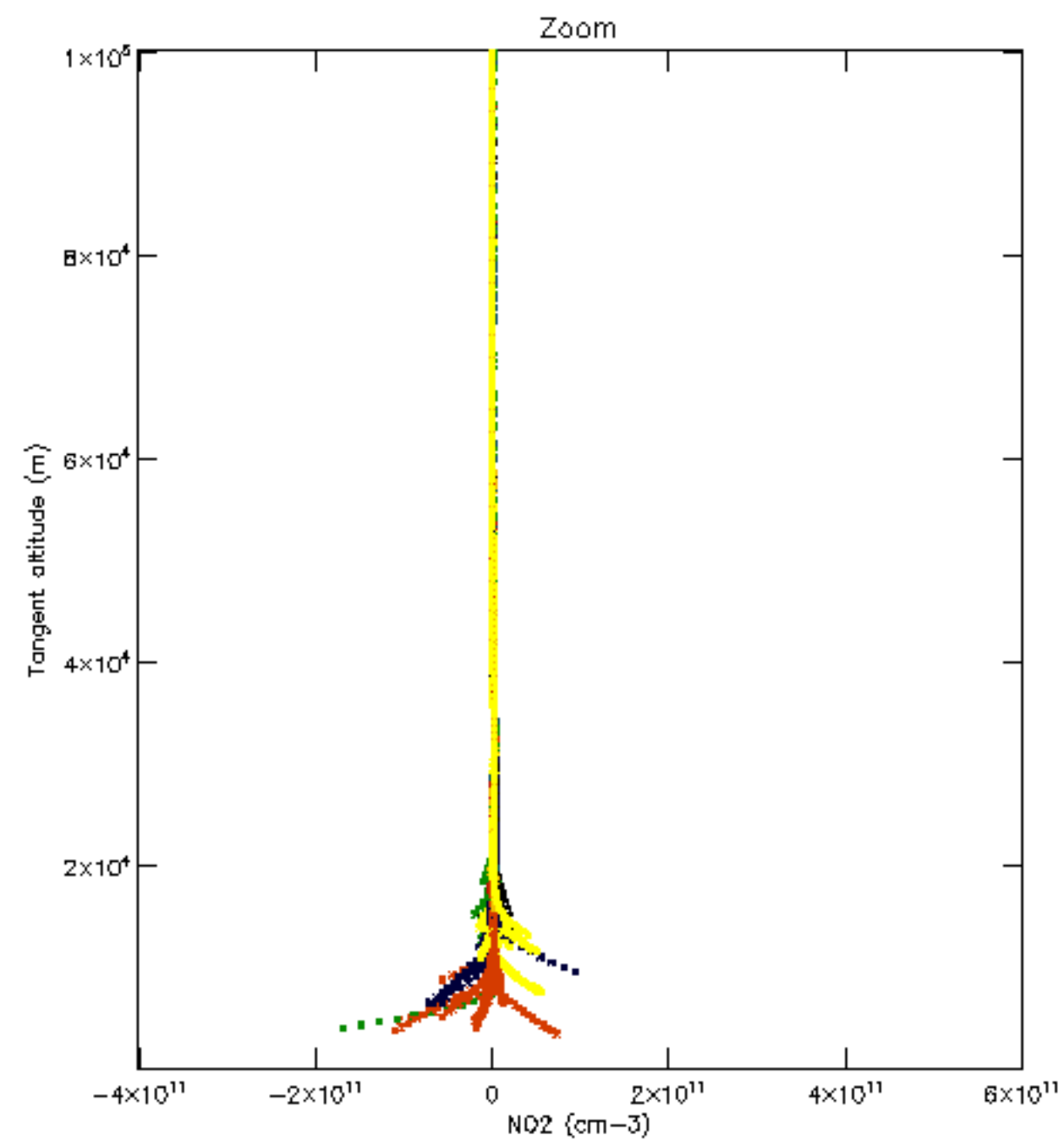
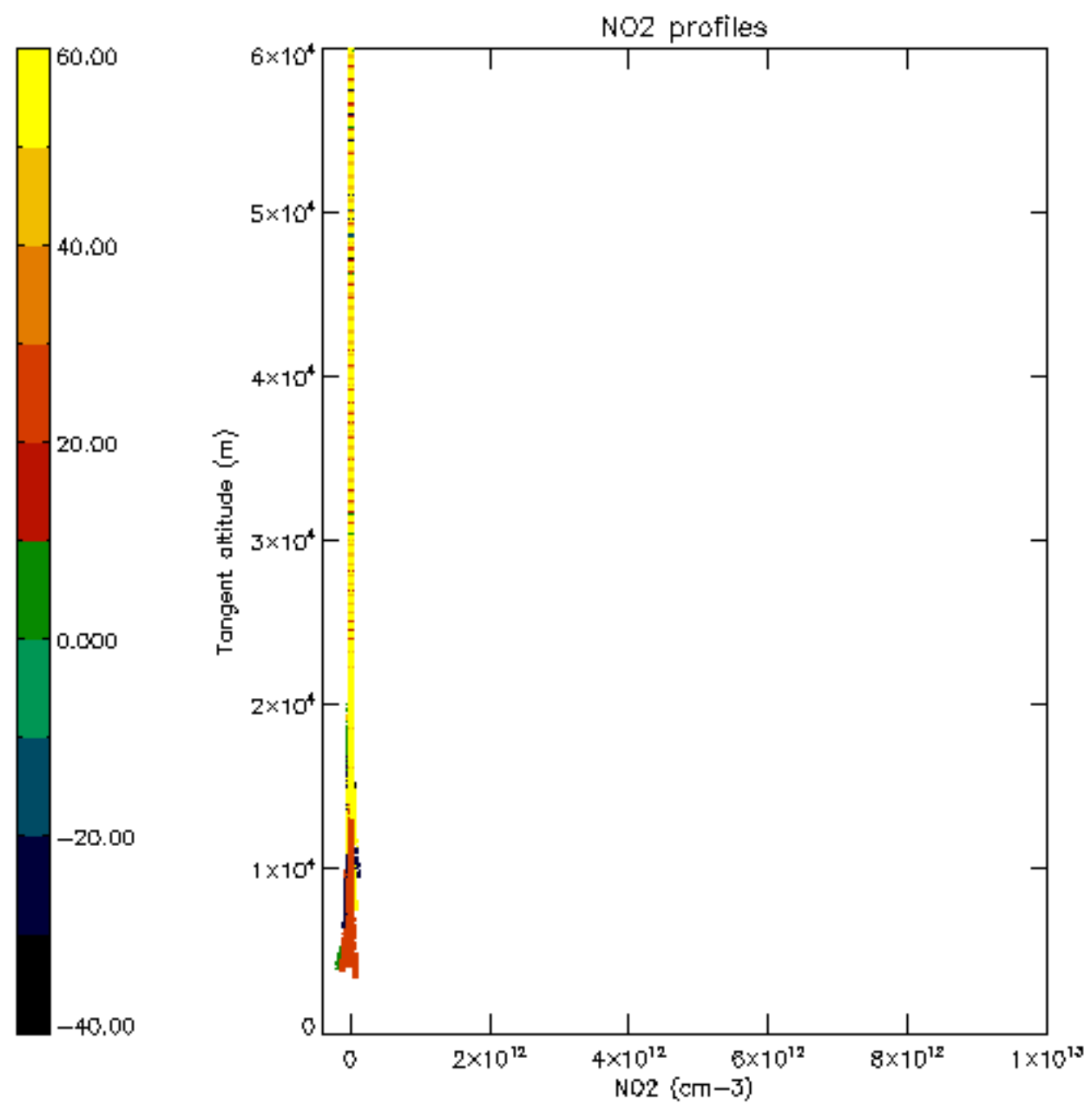


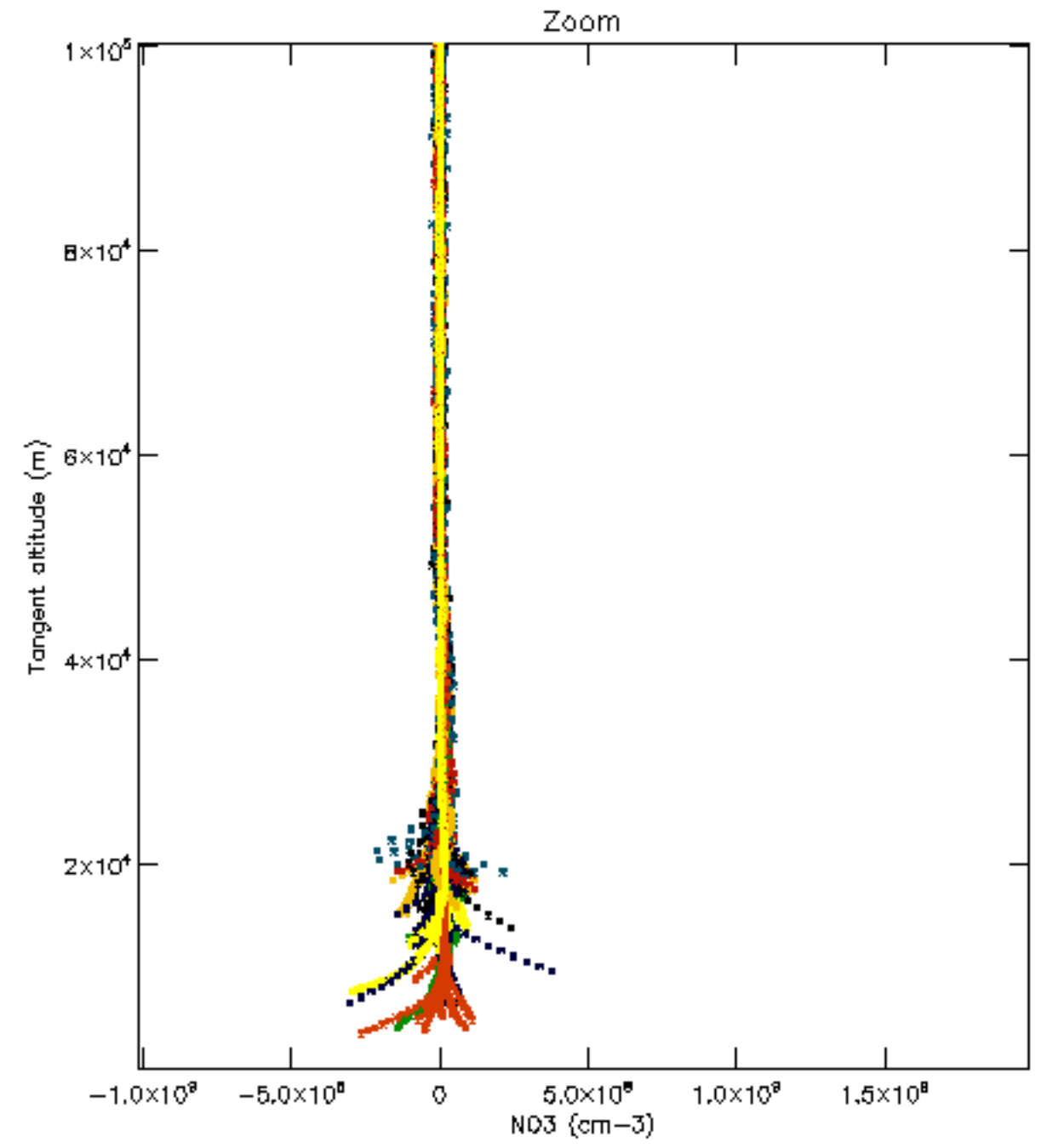
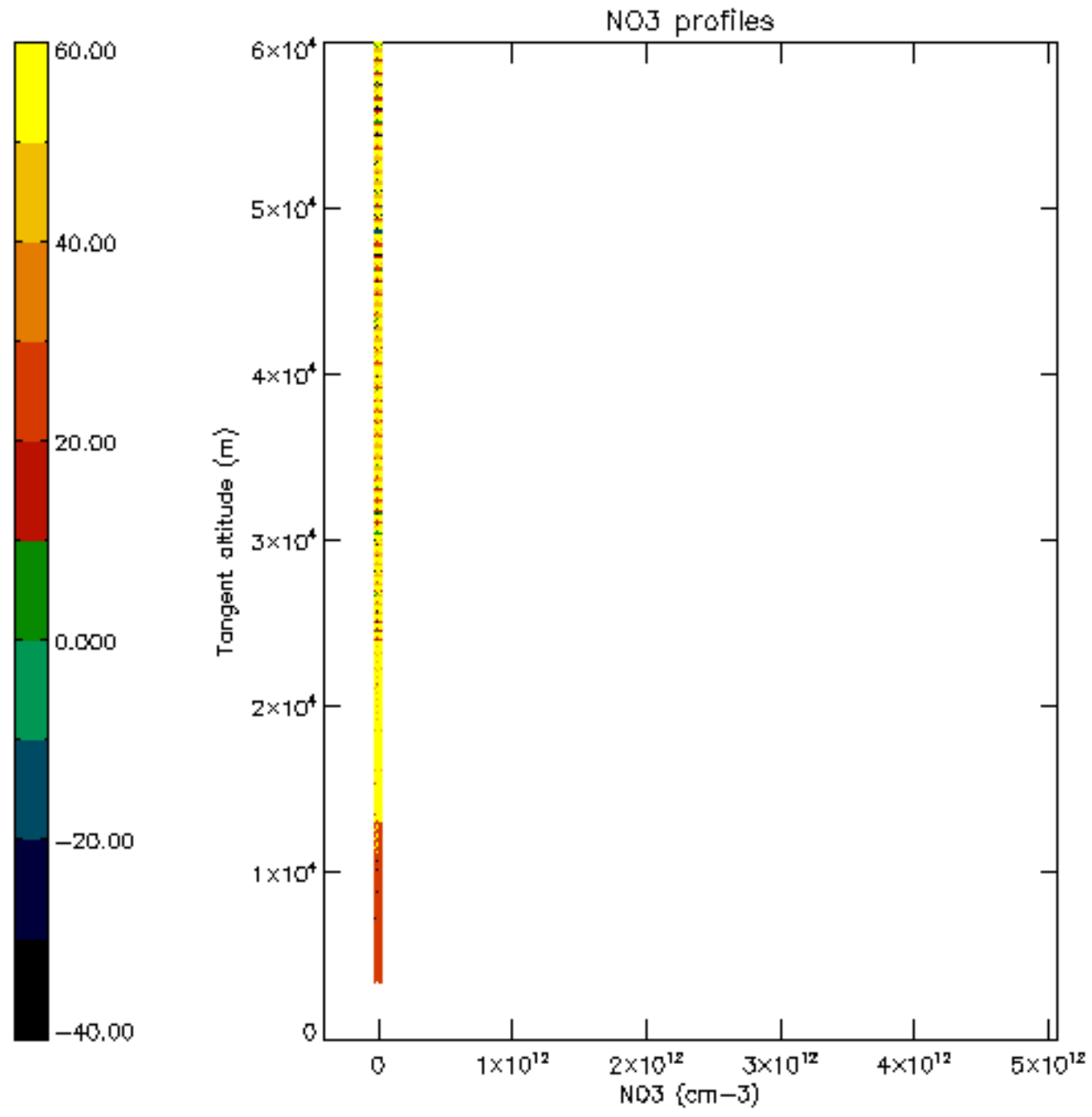


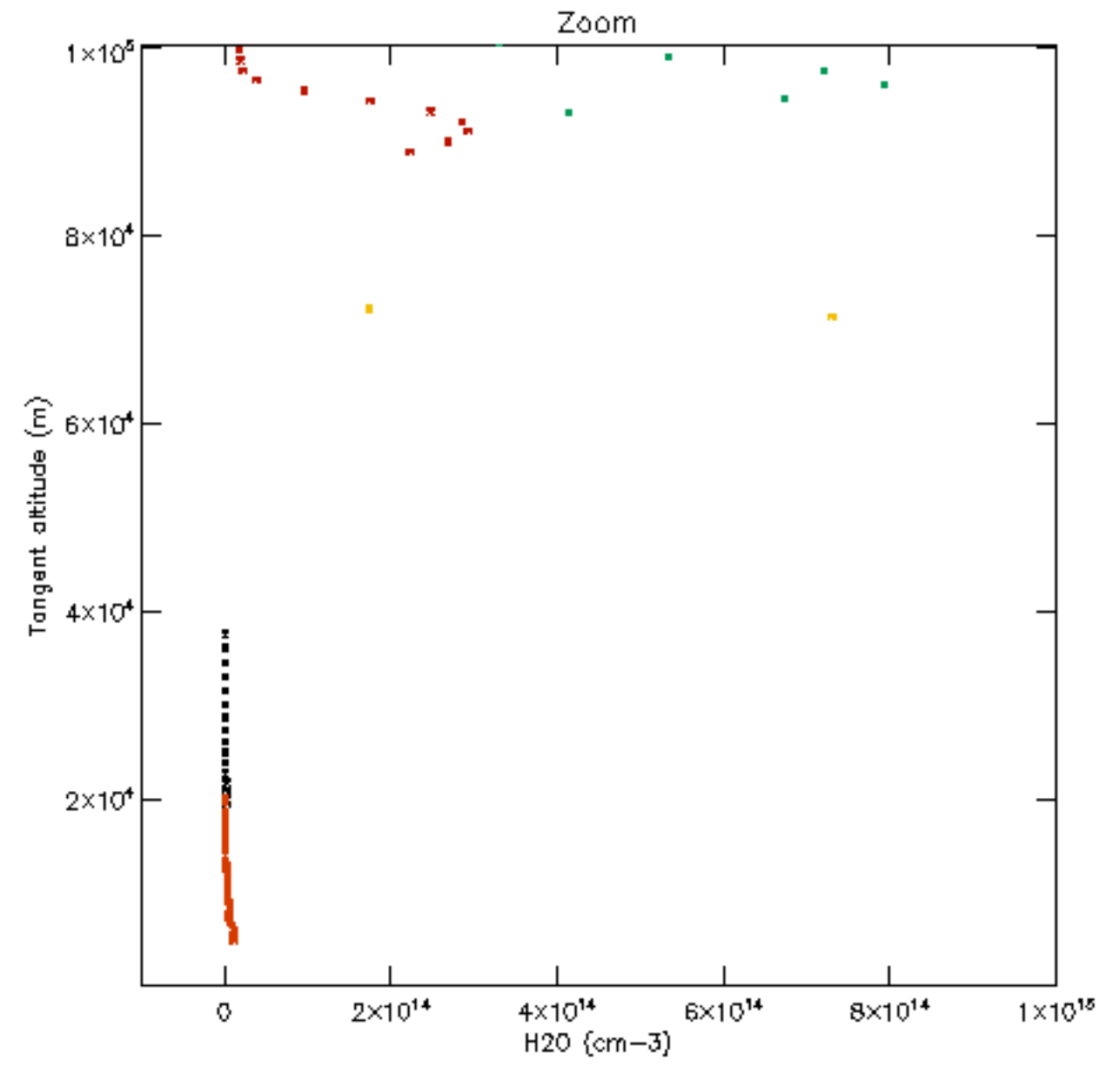
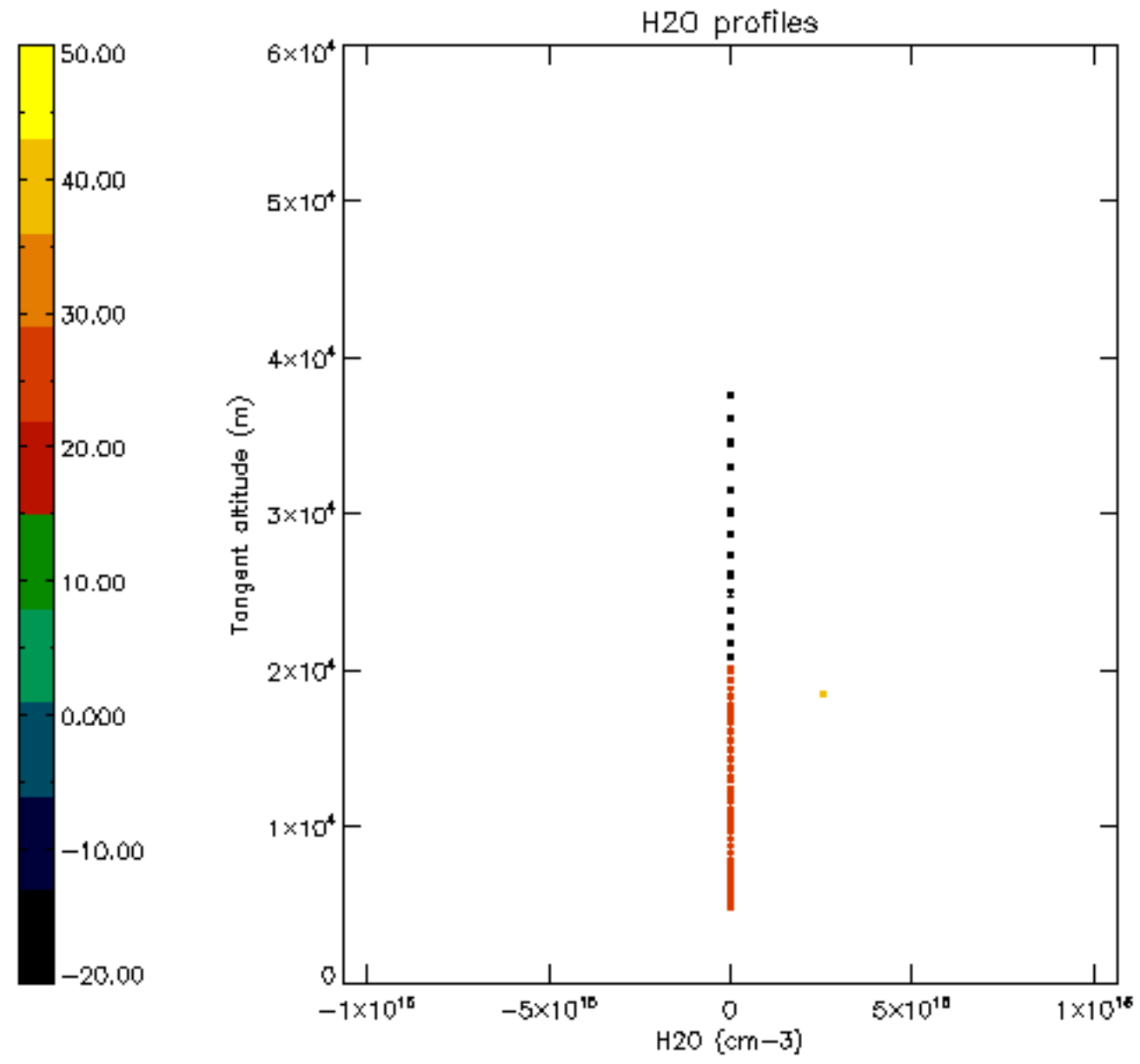


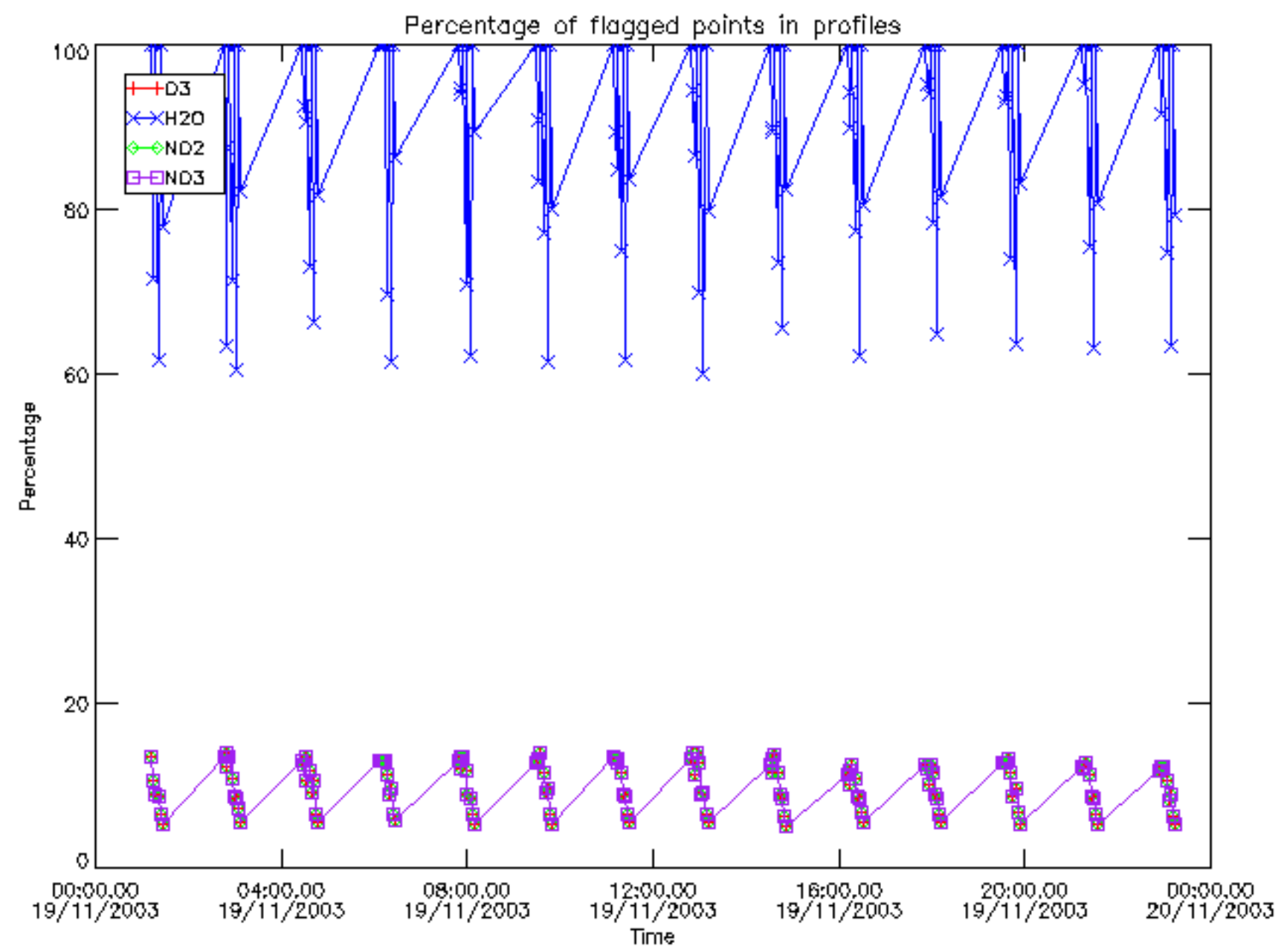




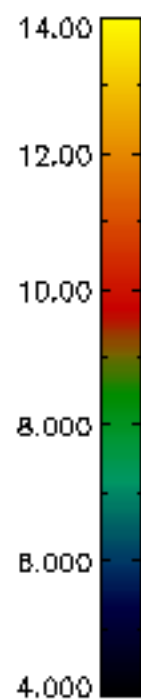
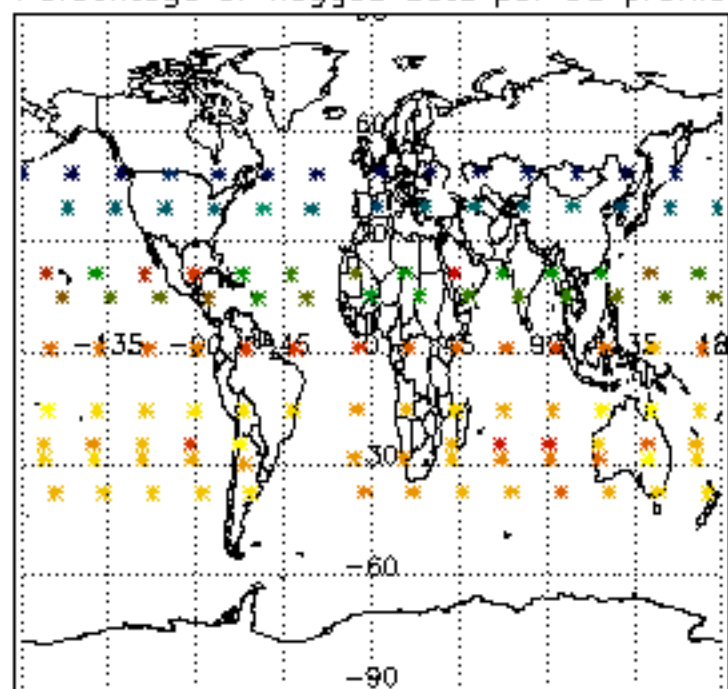




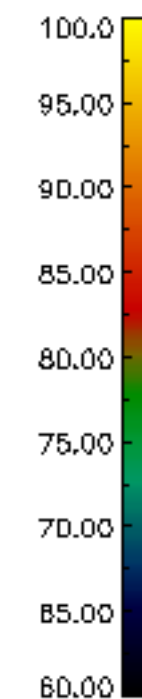
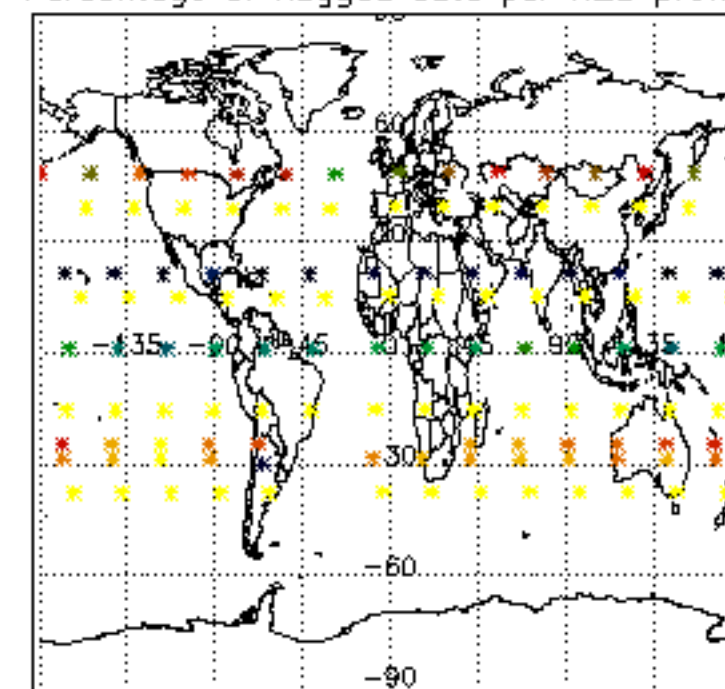




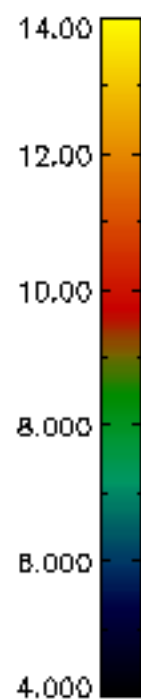
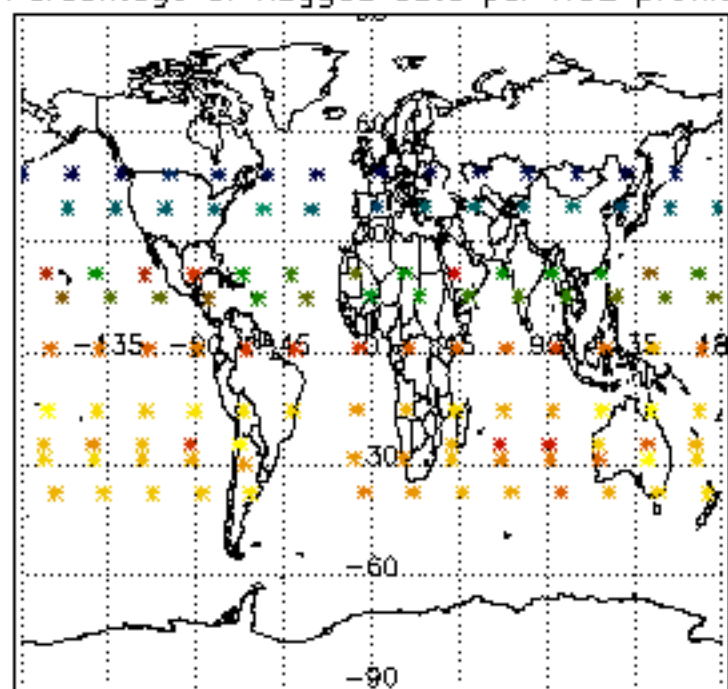
Percentage of flagged data per D3 profile



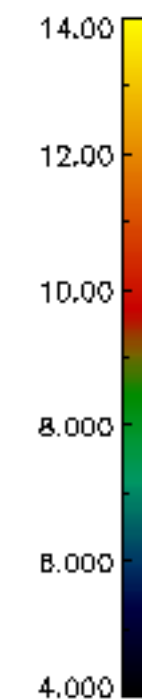
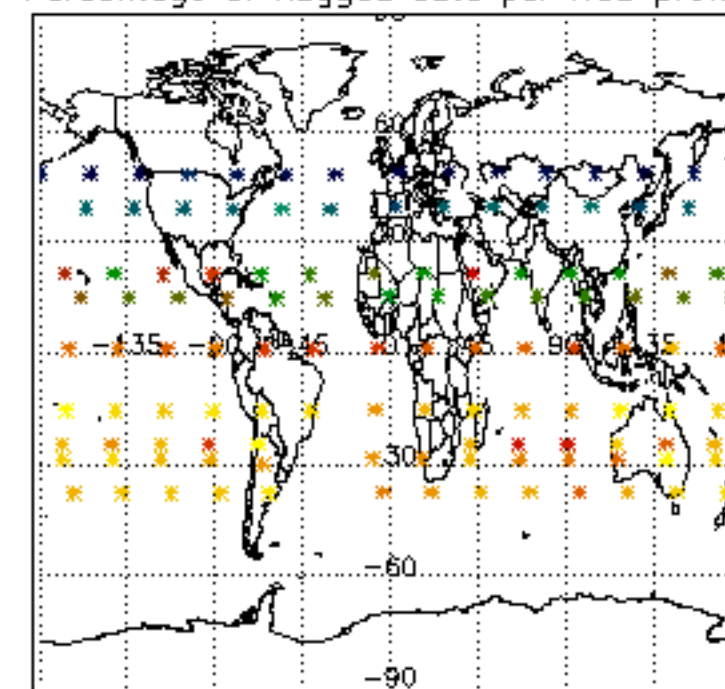
Percentage of flagged data per H2O profile

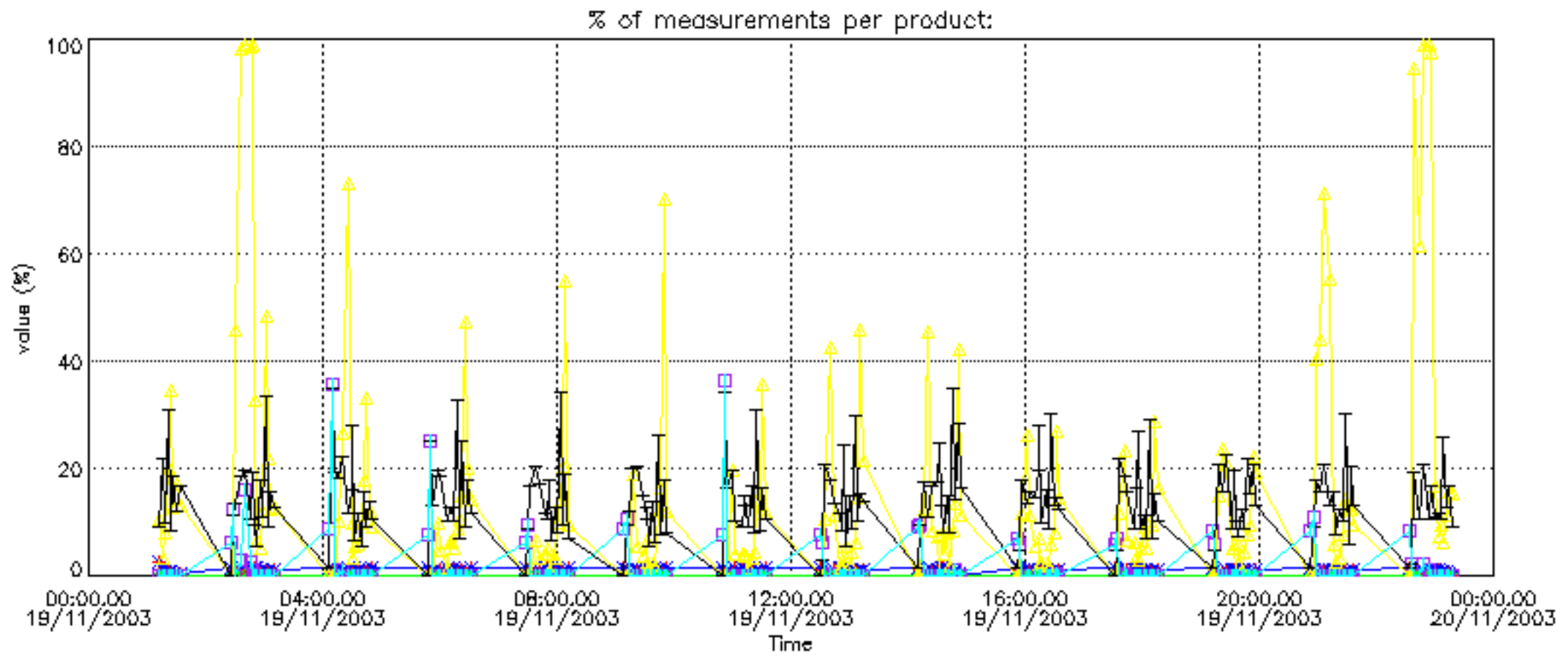


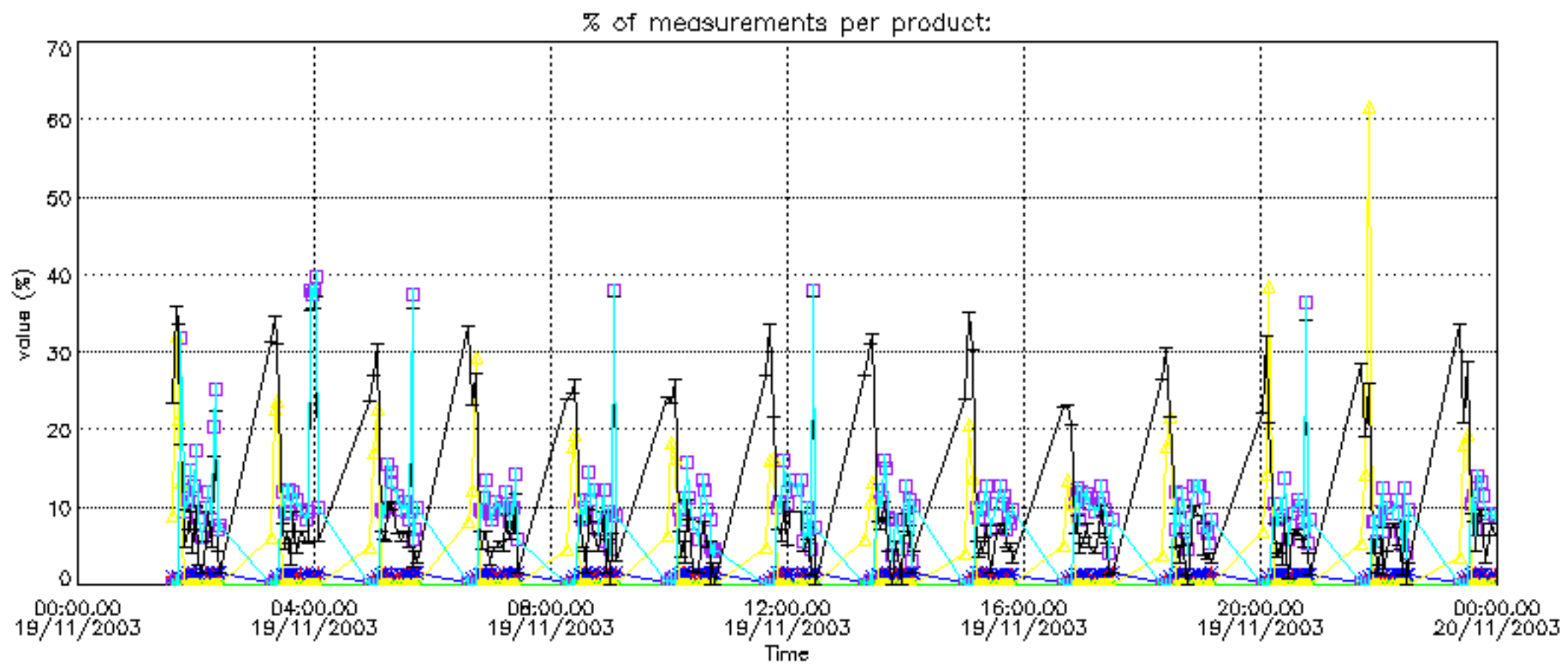
Percentage of flagged data per NO2 profile



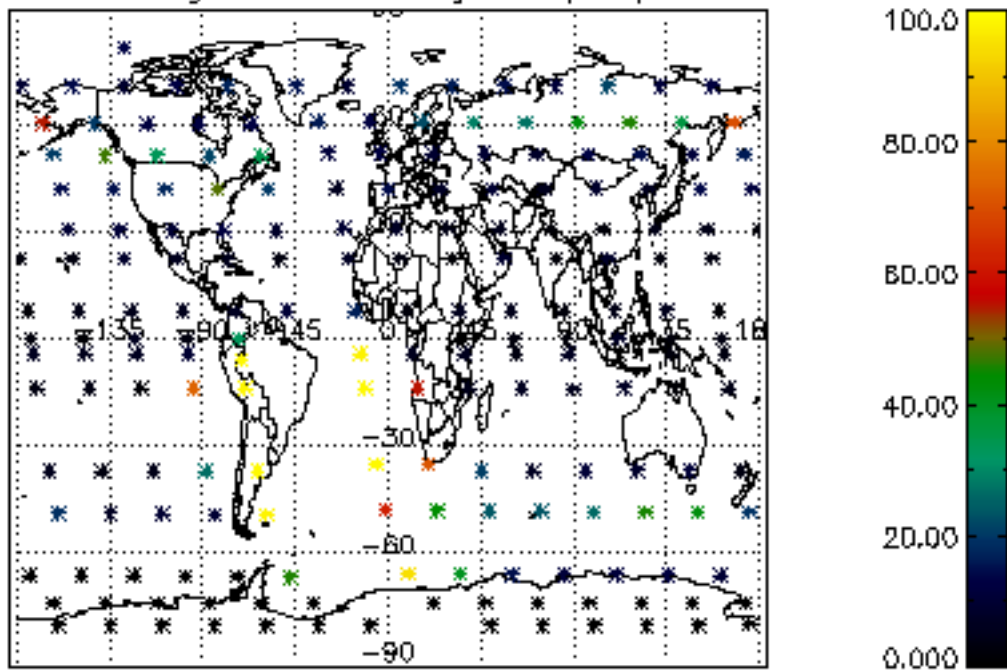
Percentage of flagged data per NO3 profile



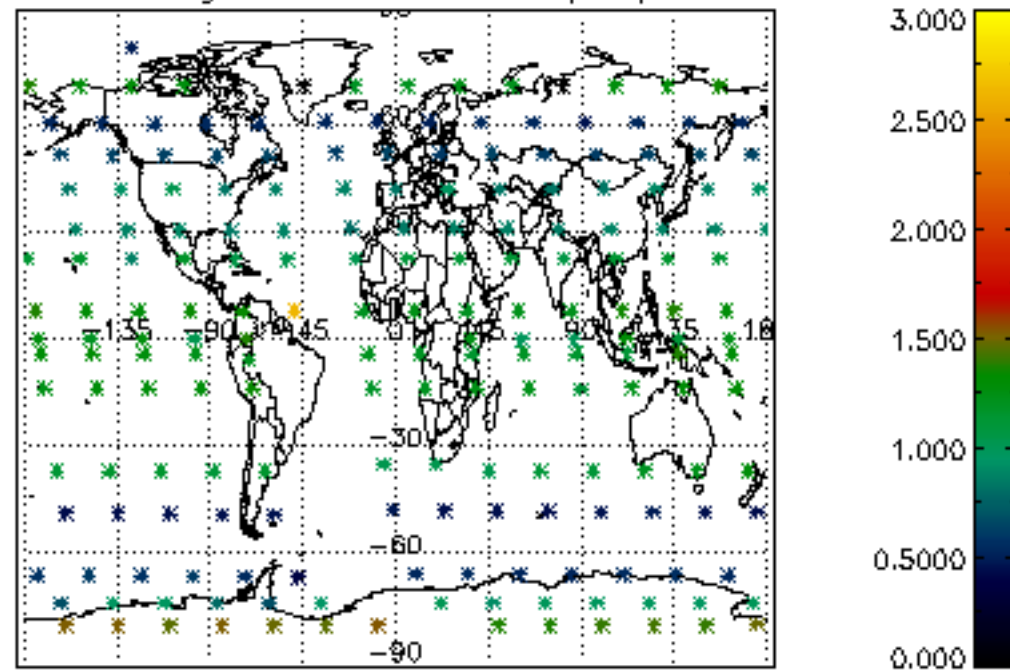




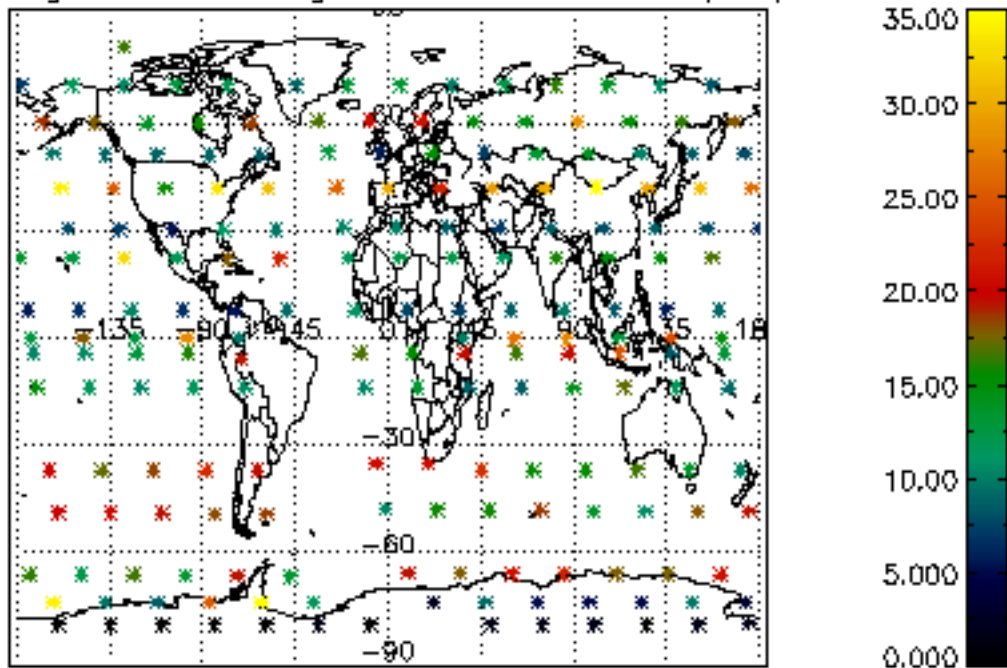
Percentage of cosmic ray hits per profile



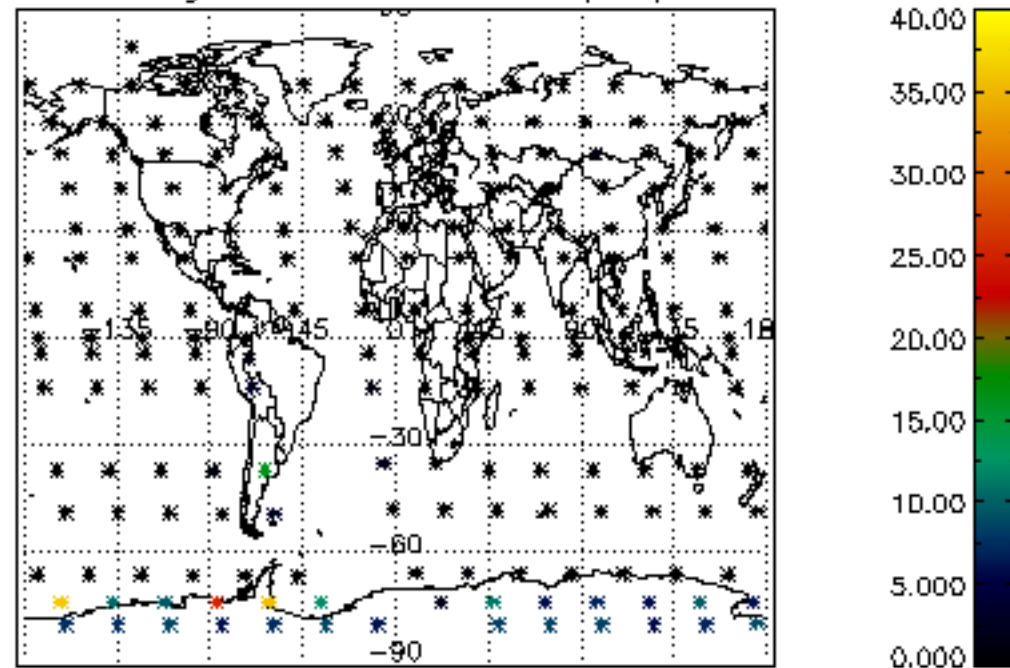
Percentage of datation errors per profile



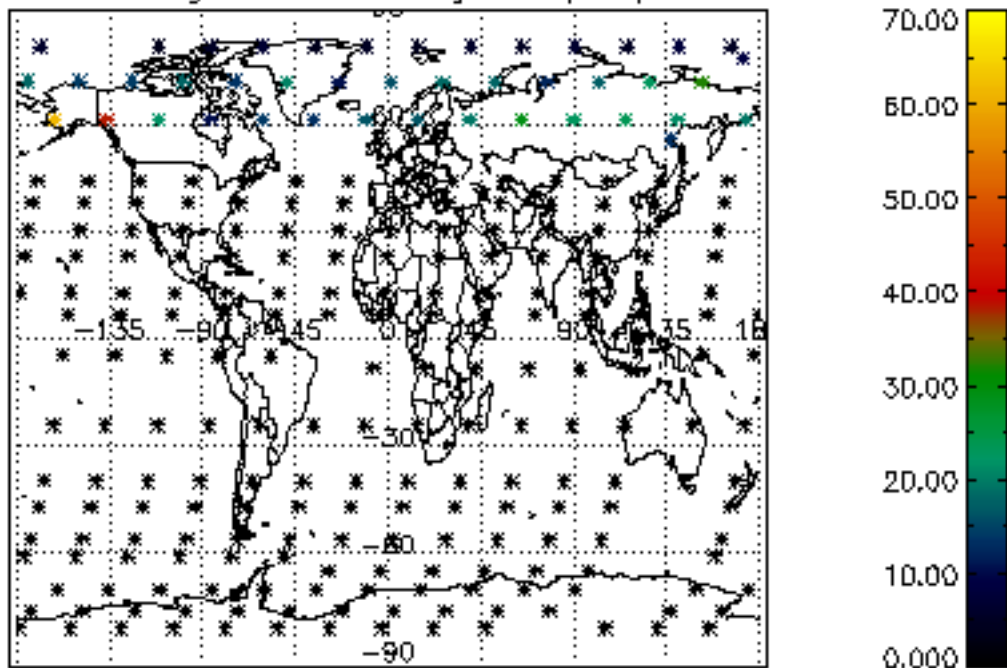
Percentage of star falling outside central band per profile



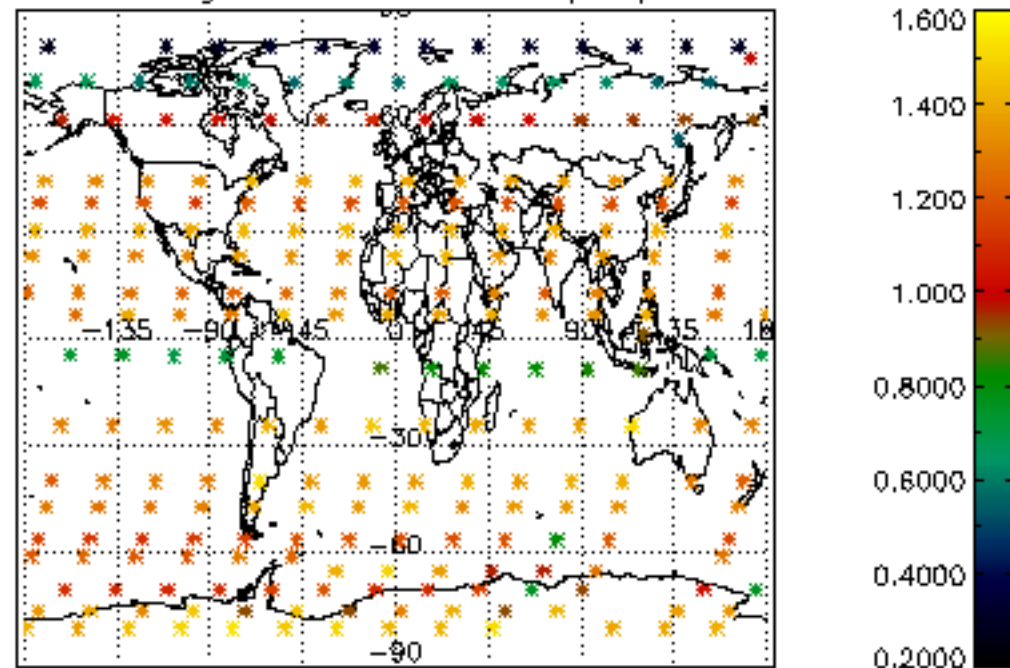
Percentage of saturation errors per profile



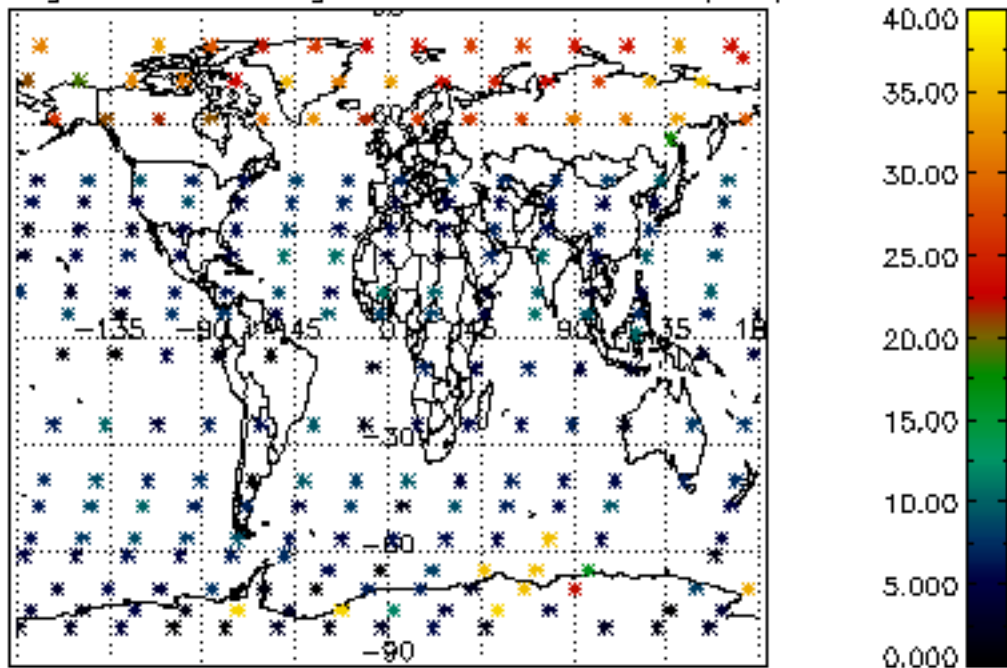
Percentage of cosmic ray hits per profile



Percentage of datation errors per profile



Percentage of star falling outside central band per profile



Percentage of saturation errors per profile

