

GOMOS Level 2 Daily Report

SUMMARY

[1. General Info](#)

[2. Summary of processed GOM_NL_2P products](#)

[3. Level 2 Quality information per product](#)

[3.1 Plot of level 2 quality information per product \(time dependant\)](#)

[3.2 Plot of level 2 quality information per product \(world map\)](#)

[4. Level 1 Quality information per product \(stored on level 2 products\)](#)

[4.1 Plot of level 1 quality information per product \(time dependant\)](#)

[4.1.1 Plot of level 1 quality information per product \(time dependant\): ASCENDING](#)

[4.1.2 Plot of level 1 quality information per product \(time dependant\): DESCENDING](#)

[4.2 Plot of level 1 quality information per product \(world map\)](#)

[4.2.1 Plot of level 1 quality information per product \(world map\): ASCENDING](#)

[4.2.2 Plot of level 1 quality information per product \(world map\): DESCENDING](#)

[5. Ozone profiles based on quality statistics and other trace gas profiles](#)

[5.1 Ozone statistics based on quality of products](#)

[5.2 Plot ozone profiles for all STD \(dark without errors\)](#)

[5.3 Plot ozone profiles where STD < 20% \(dark without errors\)](#)

[5.4. Plot ozone profiles where STD < 10% \(dark without errors\)](#)

[5.5. Plot ozone profiles where STD < 5% \(dark without errors\)](#)

[5.6 Plot NO2 profiles for all STD \(dark without errors\)](#)

[5.7 Plot NO3 profiles for all STD \(dark without errors\)](#)

[5.8 Plot H2O profiles \(only for occultations of stars 1,2,3,4,13,14,16,26,63 dark without errors\) for all STD](#)

[6. Auxiliary Data Files used for the production reported in section 2](#)

This report presents the daily analysis on parameters extracted from GOMOS level 2 data (GOM_NL__2P). It is intended to monitor some important parameters that will impact the quality of these products. A list of level 2 products (and content) that have arrived during the reporting day to the PCF is also given.

Item	Value
Time of report generation	20APR2013 00:16:09
Data source version	GOMOS/6.01
Start time of products	18-11-2003 (18NOV2003 00:00:00)
Stop time of products	19-11-2003 (19NOV2003 00:00:00)
Store outputs in DB	Yes
Nb of level 2 prods	413
Nb of prods with errors	0

2. Summary of processed GOM_NL__2P products.

Nr	Filename	UTC Start time	Limb	Duration	Star Id	Star Name	Star Mag	Star Temp	Nb Meas	Orbit	Prod. error
1	GOM_NL__2PRFIN20031118_000013_000000422021_00403_08974_8888.N1	18-NOV-2003 00:00:13	Dark	42.000	12	Alp1Cru	0.77500	30000.	84	8974	No
2	GOM_NL__2PRFIN20031118_000221_000000392021_00403_08974_8858.N1	18-NOV-2003 00:02:21	Dark	39.000	124	The Car	2.7640	30000.	78	8974	No
3	GOM_NL__2PRFIN20031118_000623_000000442021_00403_08974_8859.N1	18-NOV-2003 00:06:23	Dark	44.000	41	Eps Car	1.8600	4100.0	88	8974	No
4	GOM_NL__2PRFIN20031118_000829_000000582021_00403_08974_8860.N1	18-NOV-2003 00:08:29	Dark	57.500	70	Zet Pup	2.2460	39000.	115	8974	No
5	GOM_NL__2PRFIN20031118_001153_000000562021_00403_08974_8861.N1	18-NOV-2003 00:11:53	Dark	55.500	2	Alp Car	-0.73600	7000.0	111	8974	No
6	GOM_NL__2PRFIN20031118_001422_000000812021_00403_08974_8862.N1	18-NOV-2003 00:14:22	Dark	80.500	88	31Eta CMa	2.4480	20000.	161	8974	No
7	GOM_NL__2PRFIN20031118_001630_000000812021_00403_08974_8863.N1	18-NOV-2003 00:16:30	Dark	81.000	23	21Eps CMa	1.5020	26000.	162	8974	No
8	GOM_NL__2PRFIN20031118_002026_000000402021_00403_08974_8864.N1	18-NOV-2003 00:20:26	Straylight	39.500	157	The1Eri	2.9060	9300.0	79	8974	No
9	GOM_NL__2PRFIN20031118_002524_000001832021_00403_08974_8865.N1	18-NOV-2003 00:25:24	Straylight	182.50	1	9Alp CMa	-1.4400	11000.	365	8974	No
10	GOM_NL__2PRFIN20031118_003005_000000932021_00403_08974_8866.N1	18-NOV-2003 00:30:05	Twilight	93.000	7	19Bet Ori	0.10000	14000.	186	8974	No
11	GOM_NL__2PRFIN20031118_003312_000000522021_00403_08974_8867.N1	18-NOV-2003 00:33:12	Twilight	52.000	94	92Alp Cet	2.5260	3100.0	104	8974	No
12	GOM_NL__2PRFIN20031118_004004_000000462021_00403_08974_8868.N1	18-NOV-2003 00:40:04	Bright	45.500	146	25Eta Tau	2.8730	15200.	91	8974	No
13	GOM_NL__2PRFIN20031118_004201_000000392021_00403_08974_8869.N1	18-NOV-2003 00:42:01	Bright	38.500	173	4Bet Tri	3.0040	8900.0	77	8974	No
14	GOM_NL__2PRFIN20031118_004404_000000432021_00403_08974_8870.N1	18-NOV-2003 00:44:04	Bright	43.000	73	57Gam1And	2.2600	13100.	86	8974	No
15	GOM_NL__2PRFIN20031118_004705_000000422021_00403_08974_8871.N1	18-NOV-2003 00:47:05	Bright	42.000	35	33Alp Per	1.7950	6250.0	84	8974	No
16	GOM_NL__2PRFIN20031118_004911_000000372021_00403_08974_8872.N1	18-NOV-2003 00:49:11	Bright	36.500	110	37Del Cas	2.6780	8900.0	73	8974	No
17	GOM_NL__2PRFIN20031118_005320_000000602021_00403_08974_8873.N1	18-NOV-2003 00:53:20	Bright	60.000	42	34Bet Aur	1.9000	10200.	120	8974	No
18	GOM_NL__2PRFIN20031118_005720_000000392021_00403_08974_8874.N1	18-NOV-2003 00:57:20	Bright	38.500	49	1Alp UMi	1.9900	6300.0	77	8974	No
19	GOM_NL__2PRFIN20031118_010145_000000372021_00403_08974_8875.N1	18-NOV-2003 01:01:45	Bright	36.500	60	7Bet UMi	2.0810	3950.0	73	8974	No
20	GOM_NL__2PRFIN20031118_010343_000000392021_00403_08974_8876.N1	18-NOV-2003 01:03:43	Bright	38.500	119	14Eta Dra	2.7270	4700.0	77	8974	No
21	GOM_NL__2PRFIN20031118_010634_000000422021_00403_08974_8877.N1	18-NOV-2003 01:06:34	Bright	42.000	82	48Bet UMa	2.3650	10600.	84	8974	No
22	GOM_NL__2PRFIN20031118_010902_000000522021_00403_08974_8878.N1	18-NOV-2003 01:09:02	Bright	52.000	39	85Eta UMa	1.8540	24000.	104	8974	No
23	GOM_NL__2PRFIN20031118_011040_000000442021_00403_08974_8879.N1	18-NOV-2003 01:10:40	Bright	44.000	174	52Psi UMa	3.0040	4400.0	88	8974	No
24	GOM_NL__2PRFIN20031118_011231_000000362021_00403_08974_8880.N1	18-NOV-2003 01:12:31	Bright	35.500	152	12Alp2CVn	2.8900	11000.	71	8974	No
25	GOM_NL__2PRFIN20031118_011710_000000362021_00403_08974_8881.N1	18-NOV-2003 01:17:10	Bright	35.500	3	16Alp Boo	-0.050000	4250.0	71	8974	No
26	GOM_NL__2PRFIN20031118_011930_000000482021_00403_08974_8882.N1	18-NOV-2003 01:19:30	Bright	48.000	96	68Del Leo	2.5600	9300.0	96	8974	No
27	GOM_NL__2PRFIN20031118_012134_000001112021_00403_08974_8883.N1	18-NOV-2003 01:21:34	Twilight	111.00	166	17Eps Leo	2.9800	6000.0	222	8974	No
28	GOM_NL__2PRFIN20031118_012635_000000952021_00403_08974_8884.N1	18-NOV-2003 01:26:35	Straylight	95.000	22	32Alp Leo	1.3600	15200.	190	8974	No
29	GOM_NL__2PRFIN20031118_013020_000000482021_00403_08974_8885.N1	18-NOV-2003 01:30:20	Twilight	48.000	106	9Bet Crv	2.6480	5600.0	96	8974	No
30	GOM_NL__2PRFIN20031118_013912_000000452021_00403_08974_8886.N1	18-NOV-2003 01:39:12	Dark	44.500	26	Gam Cru	1.6240	2900.0	89	8974	No
31	GOM_NL__2PRFIN20031118_014049_000000422021_00404_08975_8887.N1	18-NOV-2003 01:40:49	Dark	41.500	12	Alp1Cru	0.77500	30000.	83	8975	No
32	GOM_NL__2PRFIN20031118_014257_000000402021_00404_08975_8858.N1	18-NOV-2003 01:42:57	Dark	40.000	124	The Car	2.7640	30000.	80	8975	No
33	GOM_NL__2PRFIN20031118_014659_000000462021_00404_08975_8859.N1	18-NOV-2003 01:46:59	Dark	45.500	41	Eps Car	1.8600	4100.0	91	8975	No
34	GOM_NL__2PRFIN20031118_014906_000000582021_00404_08975_8860.N1	18-NOV-2003 01:49:06	Dark	57.500	70	Zet Pup	2.2460	39000.	115	8975	No
35	GOM_NL__2PRFIN20031118_015230_000000532021_00404_08975_8861.N1	18-NOV-2003 01:52:30	Dark	53.000	2	Alp Car	-0.73600	7000.0	106	8975	No
36	GOM_NL__2PRFIN20031118_015459_000000812021_00404_08975_8862.N1	18-NOV-2003 01:54:59	Dark	81.000	88	31Eta CMa	2.4480	20000.	162	8975	No
37	GOM_NL__2PRFIN20031118_015736_000000982021_00404_08975_8863.N1	18-NOV-2003 01:57:36	Dark	97.500	37	25Del CMa	1.8300	5900.0	195	8975	No
38	GOM_NL__2PRFIN20031118_020102_000000422021_00404_08975_8864.N1	18-NOV-2003 02:01:02	Straylight	41.500	157	The1Eri	2.9060	9300.0	83	8975	No
39	GOM_NL__2PRFIN20031118_020600_000001892021_00404_08975_8865.N1	18-NOV-2003 02:06:00	Straylight	188.50	1	9Alp CMa	-1.4400	11000.	377	8975	No
40	GOM_NL__2PRFIN20031118_021042_000000922021_00404_08975_8866.N1	18-NOV-2003 02:10:42	Twilight	92.000	7	19Bet Ori	0.10000	14000.	184	8975	No
41	GOM_NL__2PRFIN20031118_021349_000000492021_00404_08975_8867.N1	18-NOV-2003 02:13:49	Twilight	48.500	94	92Alp Cet	2.5260	3100.0	97	8975	No
42	GOM_NL__2PRFIN20031118_021841_000000392021_00404_08975_8868.N1	18-NOV-2003 02:18:41	Bright	39.000	105	6Bet Ari	2.6450	8900.0	78	8975	No

43	GOM_NL__2PRFIN20031118_022040_000000442021_00404_08975_8869.N1	18-NOV-2003 02:20:40	Bright	43.500	146	25Eta Tau	2.8730	15200.	87	8975	No
44	GOM_NL__2PRFIN20031118_022238_000000372021_00404_08975_8870.N1	18-NOV-2003 02:22:38	Bright	37.000	173	4Bet Tri	3.0040	8900.0	74	8975	No
45	GOM_NL__2PRFIN20031118_022442_000000412021_00404_08975_8871.N1	18-NOV-2003 02:24:42	Bright	40.500	73	57Gam1And	2.2600	13100.	81	8975	No
46	GOM_NL__2PRFIN20031118_022741_000000392021_00404_08975_8872.N1	18-NOV-2003 02:27:41	Bright	39.000	35	33Alp Per	1.7950	6250.0	78	8975	No
47	GOM_NL__2PRFIN20031118_022909_000000372021_00404_08975_8873.N1	18-NOV-2003 02:29:09	Bright	36.500	68	18Alp Cas	2.2250	4500.0	73	8975	No
48	GOM_NL__2PRFIN20031118_023102_000000552021_00404_08975_8874.N1	18-NOV-2003 02:31:02	Bright	54.500	6	13Alp Aur	0.080000	3400.0	109	8975	No
49	GOM_NL__2PRFIN20031118_023355_000000572021_00404_08975_8875.N1	18-NOV-2003 02:33:55	Bright	56.500	42	34Bet Aur	1.9000	10200.	113	8975	No
50	GOM_NL__2PRFIN20031118_023757_000000352021_00404_08975_8876.N1	18-NOV-2003 02:37:57	Bright	34.500	49	1Alp UMi	1.9900	6300.0	69	8975	No
51	GOM_NL__2PRFIN20031118_024221_000000402021_00404_08975_8877.N1	18-NOV-2003 02:42:21	Bright	40.000	60	7Bet UMi	2.0810	3950.0	80	8975	No
52	GOM_NL__2PRFIN20031118_024420_000000402021_00404_08975_8878.N1	18-NOV-2003 02:44:20	Bright	39.500	119	14Eta Dra	2.7270	4700.0	79	8975	No
53	GOM_NL__2PRFIN20031118_024710_000000412021_00404_08975_8879.N1	18-NOV-2003 02:47:10	Bright	41.000	82	48Bet UMa	2.3650	10600.	82	8975	No
54	GOM_NL__2PRFIN20031118_024939_000000522021_00404_08975_8880.N1	18-NOV-2003 02:49:39	Bright	52.000	39	85Eta UMa	1.8540	24000.	104	8975	No
55	GOM_NL__2PRFIN20031118_025116_000000432021_00404_08975_8881.N1	18-NOV-2003 02:51:16	Bright	42.500	174	52Psi UMa	3.0040	4400.0	85	8975	No
56	GOM_NL__2PRFIN20031118_025307_000000372021_00404_08975_8882.N1	18-NOV-2003 02:53:07	Bright	36.500	152	12Alp2CVn	2.8900	11000.	73	8975	No
57	GOM_NL__2PRFIN20031118_025514_000000372021_00404_08975_8883.N1	18-NOV-2003 02:55:14	Bright	37.000	83		2.3780	11000.	74	8975	No
58	GOM_NL__2PRFIN20031118_025745_000000362021_00404_08975_8884.N1	18-NOV-2003 02:57:45	Bright	36.000	3	16Alp Boo	-0.050000	4250.0	72	8975	No
59	GOM_NL__2PRFIN20031118_030006_000000532021_00404_08975_8885.N1	18-NOV-2003 03:00:06	Bright	52.500	96	68Del Leo	2.5600	9300.0	105	8975	No
60	GOM_NL__2PRFIN20031118_030211_000001132021_00404_08975_8886.N1	18-NOV-2003 03:02:11	Twilight	113.00	166	17Eps Leo	2.9800	6000.0	226	8975	No
61	GOM_NL__2PRFIN20031118_030713_000001052021_00404_08975_8887.N1	18-NOV-2003 03:07:13	Straylight	104.50	22	32Alp Leo	1.3600	15200.	209	8975	No
62	GOM_NL__2PRFIN20031118_031057_000000462021_00404_08975_8888.N1	18-NOV-2003 03:10:57	Twilight	45.500	106	9Bet Crv	2.6480	5600.0	91	8975	No
63	GOM_NL__2PRFIN20031118_031732_000000402021_00404_08975_8889.N1	18-NOV-2003 03:17:32	Dark	39.500	64	Gam Cen	2.2000	10600.	79	8975	No
64	GOM_NL__2PRFIN20031118_031948_000000452021_00404_08975_8890.N1	18-NOV-2003 03:19:48	Dark	45.000	26	Gam Cru	1.6240	2900.0	90	8975	No
65	GOM_NL__2PRFIN20031118_032125_000000422021_00405_08976_8891.N1	18-NOV-2003 03:21:25	Dark	41.500	12	Alp1Cru	0.77500	30000.	83	8976	No
66	GOM_NL__2PRFIN20031118_032334_000000392021_00405_08976_8892.N1	18-NOV-2003 03:23:34	Dark	39.000	124	The Car	2.7640	30000.	78	8976	No
67	GOM_NL__2PRFIN20031118_032735_000000452021_00405_08976_8893.N1	18-NOV-2003 03:27:35	Dark	44.500	41	Eps Car	1.8600	4100.0	89	8976	No
68	GOM_NL__2PRFIN20031118_032943_000000602021_00405_08976_8894.N1	18-NOV-2003 03:29:43	Dark	60.000	70	Zet Pup	2.2460	39000.	120	8976	No
69	GOM_NL__2PRFIN20031118_033306_000000612021_00405_08976_8895.N1	18-NOV-2003 03:33:06	Dark	61.000	2	Alp Car	-0.73600	7000.0	122	8976	No
70	GOM_NL__2PRFIN20031118_033536_000000812021_00405_08976_8896.N1	18-NOV-2003 03:35:36	Dark	81.000	88	31Eta CMa	2.4480	20000.	162	8976	No
71	GOM_NL__2PRFIN20031118_033813_000001042021_00405_08976_8897.N1	18-NOV-2003 03:38:13	Dark	104.00	37	25Del CMa	1.8300	5900.0	208	8976	No
72	GOM_NL__2PRFIN20031118_034138_000000402021_00405_08976_8898.N1	18-NOV-2003 03:41:38	Straylight	40.000	157	The1Eri	2.9060	9300.0	80	8976	No
73	GOM_NL__2PRFIN20031118_034636_000001922021_00405_08976_8899.N1	18-NOV-2003 03:46:36	Straylight	191.50	1	9Alp CMa	-1.4400	11000.	383	8976	No
74	GOM_NL__2PRFIN20031118_035117_000000902021_00405_08976_8900.N1	18-NOV-2003 03:51:17	Twilight	89.500	7	19Bet Ori	0.10000	14000.	179	8976	No
75	GOM_NL__2PRFIN20031118_035424_000000522021_00405_08976_8901.N1	18-NOV-2003 03:54:24	Twilight	51.500	94	92Alp Cet	2.5260	3100.0	103	8976	No
76	GOM_NL__2PRFIN20031118_035917_000000402021_00405_08976_8902.N1	18-NOV-2003 03:59:17	Bright	39.500	105	6Bet Ari	2.6450	8900.0	79	8976	No
77	GOM_NL__2PRFIN20031118_040116_000000442021_00405_08976_8903.N1	18-NOV-2003 04:01:16	Bright	44.000	146	25Eta Tau	2.8730	15200.	88	8976	No
78	GOM_NL__2PRFIN20031118_040313_000000382021_00405_08976_8904.N1	18-NOV-2003 04:03:13	Bright	37.500	173	4Bet Tri	3.0040	8900.0	75	8976	No
79	GOM_NL__2PRFIN20031118_040517_000000392021_00405_08976_8905.N1	18-NOV-2003 04:05:17	Bright	39.000	73	57Gam1And	2.2600	13100.	78	8976	No
80	GOM_NL__2PRFIN20031118_040816_000000412021_00405_08976_8906.N1	18-NOV-2003 04:08:16	Bright	41.000	35	33Alp Per	1.7950	6250.0	82	8976	No
81	GOM_NL__2PRFIN20031118_040945_000000382021_00405_08976_8907.N1	18-NOV-2003 04:09:45	Bright	38.000	68	18Alp Cas	2.2250	4500.0	76	8976	No
82	GOM_NL__2PRFIN20031118_041136_000000562021_00405_08976_8908.N1	18-NOV-2003 04:11:36	Bright	56.000	6	13Alp Aur	0.080000	3400.0	112	8976	No
83	GOM_NL__2PRFIN20031118_041429_000000612021_00405_08976_8909.N1	18-NOV-2003 04:14:29	Bright	61.000	42	34Bet Aur	1.9000	10200.	122	8976	No
84	GOM_NL__2PRFIN20031118_041833_000000372021_00405_08976_8910.N1	18-NOV-2003 04:18:33	Bright	36.500	49	1Alp UMi	1.9900	6300.0	73	8976	No
85	GOM_NL__2PRFIN20031118_042258_000000372021_00405_08976_8911.N1	18-NOV-2003 04:22:58	Bright	36.500	60	7Bet UMi	2.0810	3950.0	73	8976	No
86	GOM_NL__2PRFIN20031118_042457_000000392021_00405_08976_8912.N1	18-NOV-2003 04:24:57	Bright	38.500	119	14Eta Dra	2.7270	4700.0	77	8976	No
87	GOM_NL__2PRFIN20031118_042745_000000472021_00405_08976_8913.N1	18-NOV-2003 04:27:45	Bright	47.000	82	48Bet UMa	2.3650	10600.	94	8976	No
88	GOM_NL__2PRFIN20031118_043015_000000362021_00405_08976_8914.N1	18-NOV-2003 04:30:15	Bright	35.500	39	85Eta UMa	1.8540	24000.	71	8976	No
89	GOM_NL__2PRFIN20031118_043151_000000452021_00405_08976_8915.N1	18-NOV-2003 04:31:51	Bright	45.000	174	52Psi UMa	3.0040	4400.0	90	8976	No
90	GOM_NL__2PRFIN20031118_043343_000000382021_00405_08976_8916.N1	18-NOV-2003 04:33:43	Bright	37.500	152	12Alp2CVn	2.8900	11000.	75	8976	No
91	GOM_NL__2PRFIN20031118_043551_000000362021_00405_08976_8917.N1	18-NOV-2003 04:35:51	Bright	35.500	83		2.3780	11000.	71	8976	No
92	GOM_NL__2PRFIN20031118_043822_000000352021_00405_08976_8918.N1	18-NOV-2003 04:38:22	Bright	34.500	3	16Alp Boo	-0.050000	4250.0	69	8976	No
93	GOM_NL__2PRFIN20031118_044042_000000602021_00405_08976_8919.N1	18-NOV-2003 04:40:42	Bright	60.000	96	68Del Leo	2.5600	9300.0	120	8976	No
94	GOM_NL__2PRFIN20031118_044248_000001162021_00405_08976_8920.N1	18-NOV-2003 04:42:48	Twilight	115.50	166	17Eps Leo	2.9800	6000.0	231	8976	No
95	GOM_NL__2PRFIN20031118_044750_000001042021_00405_08976_8921.N1	18-NOV-2003 04:47:50	Straylight	103.50	22	32Alp Leo	1.3600	15200.	207	8976	No
96	GOM_NL__2PRFIN20031118_045134_000000472021_00405_08976_8922.N1	18-NOV-2003 04:51:34	Twilight	47.000	106	9Bet Crv	2.6480	5600.0	94	8976	No
97	GOM_NL__2PRFIN20031118_045808_000000422021_00405_08976_8923.N1	18-NOV-2003 04:58:08	Dark	41.500	64	Gam Cen	2.2000	10600.	83	8976	No
98	GOM_NL__2PRFIN20031118_050025_000000422021_00405_08976_8924.N1	18-NOV-2003 05:00:25	Dark	42.000	26	Gam Cru	1.6240	2900.0	84	8976	No
99	GOM_NL__2PRFIN20031118_050201_000000502021_00406_08977_8925.N1	18-NOV-2003 05:02:01	Dark	49.500	12	Alp1Cru	0.77500	30000.	99	8977	No
100	GOM_NL__2PRFIN20031118_050411_000000402021_00406_08977_8926.N1	18-NOV-2003 05:04:11	Dark	39.500	124	The Car	2.7640	30000.	79	8977	No
101	GOM_NL__2PRFIN20031118_050813_000000552021_00406_08977_8927.N1	18-NOV-2003 05:08:13	Dark	55.000	41	Eps Car	1.8600	4100.0	110	8977	No

102	GOM_NL__2PRFIN20031118_051020_000000602021_00406_08977_8881.N1	18-NOV-2003 05:10:20	Dark	60.000	70	Zet Pup	2.2460	39000.	120	8977	No
103	GOM_NL__2PRFIN20031118_051342_000000512021_00406_08977_8882.N1	18-NOV-2003 05:13:42	Dark	50.500	2	Alp Car	-0.73600	7000.0	101	8977	No
104	GOM_NL__2PRFIN20031118_051614_000000822021_00406_08977_8883.N1	18-NOV-2003 05:16:14	Dark	81.500	88	31Eta CMa	2.4480	20000.	163	8977	No
105	GOM_NL__2PRFIN20031118_051851_000000992021_00406_08977_8884.N1	18-NOV-2003 05:18:51	Dark	99.000	37	25Del CMa	1.8300	5900.0	198	8977	No
106	GOM_NL__2PRFIN20031118_052214_000000402021_00406_08977_8885.N1	18-NOV-2003 05:22:14	Straylight	39.500	157	The1Eri	2.9060	9300.0	79	8977	No
107	GOM_NL__2PRFIN20031118_052712_000001802021_00406_08977_8886.N1	18-NOV-2003 05:27:12	Straylight	180.00	1	9Alp CMa	-1.4400	11000.	360	8977	No
108	GOM_NL__2PRFIN20031118_053153_000000872021_00406_08977_8887.N1	18-NOV-2003 05:31:53	Twilight	86.500	7	19Bet Ori	0.10000	14000.	173	8977	No
109	GOM_NL__2PRFIN20031118_053500_000000492021_00406_08977_8888.N1	18-NOV-2003 05:35:00	Twilight	48.500	94	92Alp Cet	2.5260	3100.0	97	8977	No
110	GOM_NL__2PRFIN20031118_053953_000000402021_00406_08977_8889.N1	18-NOV-2003 05:39:53	Bright	39.500	105	6Bet Ari	2.6450	8900.0	79	8977	No
111	GOM_NL__2PRFIN20031118_054151_000000452021_00406_08977_8890.N1	18-NOV-2003 05:41:51	Bright	44.500	146	25Eta Tau	2.8730	15200.	89	8977	No
112	GOM_NL__2PRFIN20031118_054350_000000392021_00406_08977_8891.N1	18-NOV-2003 05:43:50	Bright	38.500	173	4Bet Tri	3.0040	8900.0	77	8977	No
113	GOM_NL__2PRFIN20031118_054554_000000382021_00406_08977_8892.N1	18-NOV-2003 05:45:54	Bright	38.000	73	57Gam1And	2.2600	13100.	76	8977	No
114	GOM_NL__2PRFIN20031118_054852_000000432021_00406_08977_8893.N1	18-NOV-2003 05:48:52	Bright	42.500	35	33Alp Per	1.7950	6250.0	85	8977	No
115	GOM_NL__2PRFIN20031118_055021_000000402021_00406_08977_8894.N1	18-NOV-2003 05:50:21	Bright	39.500	68	18Alp Cas	2.2250	4500.0	79	8977	No
116	GOM_NL__2PRFIN20031118_055212_000000572021_00406_08977_8895.N1	18-NOV-2003 05:52:12	Bright	56.500	6	13Alp Aur	0.080000	3400.0	113	8977	No
117	GOM_NL__2PRFIN20031118_055504_000000582021_00406_08977_8896.N1	18-NOV-2003 05:55:04	Bright	58.000	42	34Bet Aur	1.9000	10200.	116	8977	No
118	GOM_NL__2PRFIN20031118_055909_000000392021_00406_08977_8897.N1	18-NOV-2003 05:59:09	Bright	38.500	49	1Alp UMi	1.9900	6300.0	77	8977	No
119	GOM_NL__2PRFIN20031118_060334_000000402021_00406_08977_8898.N1	18-NOV-2003 06:03:34	Bright	39.500	60	7Bet UMi	2.0810	3950.0	79	8977	No
120	GOM_NL__2PRFIN20031118_060534_000000382021_00406_08977_8899.N1	18-NOV-2003 06:05:34	Bright	38.000	119	14Eta Dra	2.7270	4700.0	76	8977	No
121	GOM_NL__2PRFIN20031118_060821_000000442021_00406_08977_8900.N1	18-NOV-2003 06:08:21	Bright	43.500	82	48Bet UMa	2.3650	10600.	87	8977	No
122	GOM_NL__2PRFIN20031118_061051_000000522021_00406_08977_8901.N1	18-NOV-2003 06:10:51	Bright	52.000	39	85Eta UMa	1.8540	24000.	104	8977	No
123	GOM_NL__2PRFIN20031118_061227_000000442021_00406_08977_8902.N1	18-NOV-2003 06:12:27	Bright	44.000	174	52Psi UMa	3.0040	4400.0	88	8977	No
124	GOM_NL__2PRFIN20031118_061420_000000372021_00406_08977_8903.N1	18-NOV-2003 06:14:20	Bright	36.500	152	12Alp2CVn	2.8900	11000.	73	8977	No
125	GOM_NL__2PRFIN20031118_061628_000000362021_00406_08977_8904.N1	18-NOV-2003 06:16:28	Bright	35.500	83		2.3780	11000.	71	8977	No
126	GOM_NL__2PRFIN20031118_061859_000000352021_00406_08977_8905.N1	18-NOV-2003 06:18:59	Bright	34.500	3	16Alp Boo	-0.050000	4250.0	69	8977	No
127	GOM_NL__2PRFIN20031118_062119_000000512021_00406_08977_8906.N1	18-NOV-2003 06:21:19	Bright	51.000	96	68Del Leo	2.5600	9300.0	102	8977	No
128	GOM_NL__2PRFIN20031118_062325_000001242021_00406_08977_8907.N1	18-NOV-2003 06:23:25	Twilight	123.50	166	17Eps Leo	2.9800	6000.0	247	8977	No
129	GOM_NL__2PRFIN20031118_062829_000001032021_00406_08977_8908.N1	18-NOV-2003 06:28:29	Straylight	103.00	22	32Alp Leo	1.3600	15200.	206	8977	No
130	GOM_NL__2PRFIN20031118_063211_000000452021_00406_08977_8909.N1	18-NOV-2003 06:32:11	Twilight	45.000	106	9Bet Crv	2.6480	5600.0	90	8977	No
131	GOM_NL__2PRFIN20031118_063845_000000442021_00406_08977_8910.N1	18-NOV-2003 06:38:45	Dark	44.000	64	Gam Cen	2.2000	10600.	88	8977	No
132	GOM_NL__2PRFIN20031118_064101_000000502021_00406_08977_8911.N1	18-NOV-2003 06:41:01	Dark	49.500	26	Gam Cru	1.6240	2900.0	99	8977	No
133	GOM_NL__2PRFIN20031118_064237_000000432021_00407_08978_8912.N1	18-NOV-2003 06:42:37	Dark	43.000	12	Alp1Cru	0.77500	30000.	86	8978	No
134	GOM_NL__2PRFIN20031118_064447_000000392021_00407_08978_9014.N1	18-NOV-2003 06:44:47	Dark	39.000	124	The Car	2.7640	30000.	78	8978	No
135	GOM_NL__2PRFIN20031118_064849_000000552021_00407_08978_9015.N1	18-NOV-2003 06:48:49	Dark	55.000	41	Eps Car	1.8600	4100.0	110	8978	No
136	GOM_NL__2PRFIN20031118_065057_000000582021_00407_08978_9016.N1	18-NOV-2003 06:50:57	Dark	58.000	70	Zet Pup	2.2460	39000.	116	8978	No
137	GOM_NL__2PRFIN20031118_065419_000000612021_00407_08978_9017.N1	18-NOV-2003 06:54:19	Dark	61.000	2	Alp Car	-0.73600	7000.0	122	8978	No
138	GOM_NL__2PRFIN20031118_065651_000000822021_00407_08978_9018.N1	18-NOV-2003 06:56:51	Dark	82.000	88	31Eta CMa	2.4480	20000.	164	8978	No
139	GOM_NL__2PRFIN20031118_065929_000000982021_00407_08978_9019.N1	18-NOV-2003 06:59:29	Dark	98.000	37	25Del CMa	1.8300	5900.0	196	8978	No
140	GOM_NL__2PRFIN20031118_070250_000000392021_00407_08978_9020.N1	18-NOV-2003 07:02:50	Straylight	39.000	157	The1Eri	2.9060	9300.0	78	8978	No
141	GOM_NL__2PRFIN20031118_070748_000001772021_00407_08978_9021.N1	18-NOV-2003 07:07:48	Straylight	177.00	1	9Alp CMa	-1.4400	11000.	354	8978	No
142	GOM_NL__2PRFIN20031118_071229_000000902021_00407_08978_9022.N1	18-NOV-2003 07:12:29	Twilight	90.000	7	19Bet Ori	0.10000	14000.	180	8978	No
143	GOM_NL__2PRFIN20031118_071536_000000512021_00407_08978_9023.N1	18-NOV-2003 07:15:36	Twilight	50.500	94	92Alp Cet	2.5260	3100.0	101	8978	No
144	GOM_NL__2PRFIN20031118_072029_000000402021_00407_08978_9024.N1	18-NOV-2003 07:20:29	Bright	39.500	105	6Bet Ari	2.6450	8900.0	79	8978	No
145	GOM_NL__2PRFIN20031118_072227_000000442021_00407_08978_9025.N1	18-NOV-2003 07:22:27	Bright	44.000	146	25Eta Tau	2.8730	15200.	88	8978	No
146	GOM_NL__2PRFIN20031118_072426_000000382021_00407_08978_9026.N1	18-NOV-2003 07:24:26	Bright	38.000	173	4Bet Tri	3.0040	8900.0	76	8978	No
147	GOM_NL__2PRFIN20031118_072630_000000382021_00407_08978_9027.N1	18-NOV-2003 07:26:30	Bright	38.000	73	57Gam1And	2.2600	13100.	76	8978	No
148	GOM_NL__2PRFIN20031118_072928_000000432021_00407_08978_9028.N1	18-NOV-2003 07:29:28	Bright	43.000	35	33Alp Per	1.7950	6250.0	86	8978	No
149	GOM_NL__2PRFIN20031118_073058_000000402021_00407_08978_9029.N1	18-NOV-2003 07:30:58	Bright	39.500	68	18Alp Cas	2.2250	4500.0	79	8978	No
150	GOM_NL__2PRFIN20031118_073247_000000552021_00407_08978_9030.N1	18-NOV-2003 07:32:47	Bright	55.000	6	13Alp Aur	0.080000	3400.0	110	8978	No
151	GOM_NL__2PRFIN20031118_073539_000000612021_00407_08978_9031.N1	18-NOV-2003 07:35:39	Bright	60.500	42	34Bet Aur	1.9000	10200.	121	8978	No
152	GOM_NL__2PRFIN20031118_073945_000000392021_00407_08978_9032.N1	18-NOV-2003 07:39:45	Bright	38.500	49	1Alp UMi	1.9900	6300.0	77	8978	No
153	GOM_NL__2PRFIN20031118_074411_000000392021_00407_08978_9033.N1	18-NOV-2003 07:44:11	Bright	38.500	60	7Bet UMi	2.0810	3950.0	77	8978	No
154	GOM_NL__2PRFIN20031118_074610_000000382021_00407_08978_9034.N1	18-NOV-2003 07:46:10	Bright	37.500	119	14Eta Dra	2.7270	4700.0	75	8978	No
155	GOM_NL__2PRFIN20031118_074857_000000432021_00407_08978_9035.N1	18-NOV-2003 07:48:57	Bright	42.500	82	48Bet UMa	2.3650	10600.	85	8978	No
156	GOM_NL__2PRFIN20031118_075128_000000372021_00407_08978_9036.N1	18-NOV-2003 07:51:28	Bright	36.500	39	85Eta UMa	1.8540	24000.	73	8978	No
157	GOM_NL__2PRFIN20031118_075303_000000452021_00407_08978_9037.N1	18-NOV-2003 07:53:03	Bright	44.500	174	52Psi UMa	3.0040	4400.0	89	8978	No
158	GOM_NL__2PRFIN20031118_075456_000000352021_00407_08978_9038.N1	18-NOV-2003 07:54:56	Bright	35.000	152	12Alp2CVn	2.8900	11000.	70	8978	No
159	GOM_NL__2PRFIN20031118_075704_000000342021_00407_08978_9039.N1	18-NOV-2003 07:57:04	Bright	34.000	83		2.3780	11000.	68	8978	No
160	GOM_NL__2PRFIN20031118_075935_000000352021_00407_08978_9040.N1	18-NOV-2003 07:59:35	Bright	34.500	3	16Alp Boo	-0.050000	4250.0	69	8978	No

161	GOM_NL__2PRFIN20031118_080156_00000512021_00407_08978_9041.N1	18-NOV-2003 08:01:56	Bright	50.500	96	68Del Leo	2.5600	9300.0	101	8978	No
162	GOM_NL__2PRFIN20031118_080403_000001162021_00407_08978_9042.N1	18-NOV-2003 08:04:03	Twilight	116.00	166	17Eps Leo	2.9800	6000.0	232	8978	No
163	GOM_NL__2PRFIN20031118_080906_000001002021_00407_08978_9043.N1	18-NOV-2003 08:09:06	Straylight	100.00	22	32Alp Leo	1.3600	15200.	200	8978	No
164	GOM_NL__2PRFIN20031118_081248_00000412021_00407_08978_9044.N1	18-NOV-2003 08:12:48	Twilight	41.000	106	9Bet Crv	2.6480	5600.0	82	8978	No
165	GOM_NL__2PRFIN20031118_081922_00000422021_00407_08978_9045.N1	18-NOV-2003 08:19:22	Dark	42.000	64	Gam Cen	2.2000	10600.	84	8978	No
166	GOM_NL__2PRFIN20031118_082138_00000452021_00407_08978_9046.N1	18-NOV-2003 08:21:38	Dark	45.000	26	Gam Cru	1.6240	2900.0	90	8978	No
167	GOM_NL__2PRFIN20031118_082314_00000432021_00408_08979_9047.N1	18-NOV-2003 08:23:14	Dark	43.000	12	Alp1Cru	0.77500	30000.	86	8979	No
168	GOM_NL__2PRFIN20031118_100517_000000382021_00409_08980_9016.N1	18-NOV-2003 10:05:17	Dark	37.500	112	Alp Mus	2.6880	26000.	75	8980	No
169	GOM_NL__2PRFIN20031118_101002_000000452021_00409_08980_9017.N1	18-NOV-2003 10:10:02	Dark	44.500	41	Eps Car	1.8600	4100.0	89	8980	No
170	GOM_NL__2PRFIN20031118_101212_000000592021_00409_08980_9018.N1	18-NOV-2003 10:12:12	Dark	58.500	70	Zet Pup	2.2460	39000.	117	8980	No
171	GOM_NL__2PRFIN20031118_101532_000000512021_00409_08980_9019.N1	18-NOV-2003 10:15:32	Dark	51.000	2	Alp Car	-0.73600	7000.0	102	8980	No
172	GOM_NL__2PRFIN20031118_101806_000000802021_00409_08980_9020.N1	18-NOV-2003 10:18:06	Dark	80.000	88	31Eta CMa	2.4480	20000.	160	8980	No
173	GOM_NL__2PRFIN20031118_102043_000000982021_00409_08980_9021.N1	18-NOV-2003 10:20:43	Dark	98.000	37	25Del CMa	1.8300	5900.0	196	8980	No
174	GOM_NL__2PRFIN20031118_102403_000000402021_00409_08980_9022.N1	18-NOV-2003 10:24:03	Straylight	39.500	157	The1Eri	2.9060	9300.0	79	8980	No
175	GOM_NL__2PRFIN20031118_102900_000001882021_00409_08980_9023.N1	18-NOV-2003 10:29:00	Straylight	187.50	1	9Alp CMa	-1.4400	11000.	375	8980	No
176	GOM_NL__2PRFIN20031118_103340_000000792021_00409_08980_9024.N1	18-NOV-2003 10:33:40	Straylight	79.000	7	19Bet Ori	0.10000	14000.	158	8980	No
177	GOM_NL__2PRFIN20031118_103649_000000492021_00409_08980_9025.N1	18-NOV-2003 10:36:49	Twilight	49.000	94	92Alp Cet	2.5260	3100.0	98	8980	No
178	GOM_NL__2PRFIN20031118_103834_000000912021_00409_08980_9026.N1	18-NOV-2003 10:38:34	Bright	91.000	72	34Del Ori	2.2500	30000.	182	8980	No
179	GOM_NL__2PRFIN20031118_104141_000000392021_00409_08980_9027.N1	18-NOV-2003 10:41:41	Bright	39.000	105	6Bet Ari	2.6450	8900.0	78	8980	No
180	GOM_NL__2PRFIN20031118_104337_000000442021_00409_08980_9028.N1	18-NOV-2003 10:43:37	Bright	43.500	146	25Eta Tau	2.8730	15200.	87	8980	No
181	GOM_NL__2PRFIN20031118_104538_000000392021_00409_08980_9029.N1	18-NOV-2003 10:45:38	Bright	38.500	173	4Bet Tri	3.0040	8900.0	77	8980	No
182	GOM_NL__2PRFIN20031118_104742_000000402021_00409_08980_9030.N1	18-NOV-2003 10:47:42	Bright	39.500	73	57Gam1And	2.2600	13100.	79	8980	No
183	GOM_NL__2PRFIN20031118_105039_000000392021_00409_08980_9031.N1	18-NOV-2003 10:50:39	Bright	39.000	35	33Alp Per	1.7950	6250.0	78	8980	No
184	GOM_NL__2PRFIN20031118_105211_000000392021_00409_08980_9032.N1	18-NOV-2003 10:52:11	Bright	38.500	68	18Alp Cas	2.2250	4500.0	77	8980	No
185	GOM_NL__2PRFIN20031118_105356_000000572021_00409_08980_9033.N1	18-NOV-2003 10:53:56	Bright	57.000	6	13Alp Aur	0.080000	3400.0	114	8980	No
186	GOM_NL__2PRFIN20031118_105648_000000572021_00409_08980_9034.N1	18-NOV-2003 10:56:48	Bright	57.000	42	34Bet Aur	1.9000	10200.	114	8980	No
187	GOM_NL__2PRFIN20031118_110057_000000382021_00409_08980_9035.N1	18-NOV-2003 11:00:57	Bright	38.000	49	1Alp UMi	1.9900	6300.0	76	8980	No
188	GOM_NL__2PRFIN20031118_110523_000000392021_00409_08980_9036.N1	18-NOV-2003 11:05:23	Bright	39.000	60	7Bet UMi	2.0810	3950.0	78	8980	No
189	GOM_NL__2PRFIN20031118_110723_000000382021_00409_08980_9037.N1	18-NOV-2003 11:07:23	Bright	38.000	119	14Eta Dra	2.7270	4700.0	76	8980	No
190	GOM_NL__2PRFIN20031118_111008_000000412021_00409_08980_9038.N1	18-NOV-2003 11:10:08	Bright	41.000	82	48Bet UMa	2.3650	10600.	82	8980	No
191	GOM_NL__2PRFIN20031118_111240_000000352021_00409_08980_9039.N1	18-NOV-2003 11:12:40	Bright	34.500	39	85Eta UMa	1.8540	24000.	69	8980	No
192	GOM_NL__2PRFIN20031118_111415_000000652021_00409_08980_9040.N1	18-NOV-2003 11:14:15	Bright	65.000	174	52Psi UMa	3.0040	4400.0	130	8980	No
193	GOM_NL__2PRFIN20031118_111608_000000362021_00409_08980_9041.N1	18-NOV-2003 11:16:08	Bright	36.000	152	12Alp2CVn	2.8900	11000.	72	8980	No
194	GOM_NL__2PRFIN20031118_111817_000000352021_00409_08980_9042.N1	18-NOV-2003 11:18:17	Bright	35.000	83		2.3780	11000.	70	8980	No
195	GOM_NL__2PRFIN20031118_112048_000000342021_00409_08980_9043.N1	18-NOV-2003 11:20:48	Bright	33.500	3	16Alp Boo	-0.050000	4250.0	67	8980	No
196	GOM_NL__2PRFIN20031118_112308_000000512021_00409_08980_9044.N1	18-NOV-2003 11:23:08	Bright	50.500	96	68Del Leo	2.5600	9300.0	101	8980	No
197	GOM_NL__2PRFIN20031118_112517_000001162021_00409_08980_9045.N1	18-NOV-2003 11:25:17	Twilight	116.00	166	17Eps Leo	2.9800	6000.0	232	8980	No
198	GOM_NL__2PRFIN20031118_113021_000001002021_00409_08980_9046.N1	18-NOV-2003 11:30:21	Straylight	100.00	22	32Alp Leo	1.3600	15200.	200	8980	No
199	GOM_NL__2PRFIN20031118_113400_000000452021_00409_08980_9047.N1	18-NOV-2003 11:34:00	Twilight	44.500	106	9Bet Crv	2.6480	5600.0	89	8980	No
200	GOM_NL__2PRFIN20031118_114034_000000412021_00409_08980_9048.N1	18-NOV-2003 11:40:34	Dark	41.000	64	Gam Cen	2.2000	10600.	82	8980	No
201	GOM_NL__2PRFIN20031118_114250_000000462021_00409_08980_9049.N1	18-NOV-2003 11:42:50	Dark	45.500	26	Gam Cru	1.6240	2900.0	91	8980	No
202	GOM_NL__2PRFIN20031118_114426_000000392021_00410_08981_9050.N1	18-NOV-2003 11:44:26	Dark	39.000	12	Alp1Cru	0.77500	30000.	78	8981	No
203	GOM_NL__2PRFIN20031118_114554_000000362021_00410_08981_8881.N1	18-NOV-2003 11:45:54	Dark	36.000	112	Alp Mus	2.6880	26000.	72	8981	No
204	GOM_NL__2PRFIN20031118_115039_000000442021_00410_08981_8882.N1	18-NOV-2003 11:50:39	Dark	44.000	41	Eps Car	1.8600	4100.0	88	8981	No
205	GOM_NL__2PRFIN20031118_115250_000000582021_00410_08981_8883.N1	18-NOV-2003 11:52:50	Dark	58.000	70	Zet Pup	2.2460	39000.	116	8981	No
206	GOM_NL__2PRFIN20031118_115610_000000612021_00410_08981_8884.N1	18-NOV-2003 11:56:10	Dark	61.000	2	Alp Car	-0.73600	7000.0	122	8981	No
207	GOM_NL__2PRFIN20031118_115844_000000772021_00410_08981_8885.N1	18-NOV-2003 11:58:44	Dark	77.000	88	31Eta CMa	2.4480	20000.	154	8981	No
208	GOM_NL__2PRFIN20031118_120120_000000902021_00410_08981_8886.N1	18-NOV-2003 12:01:20	Dark	89.500	37	25Del CMa	1.8300	5900.0	179	8981	No
209	GOM_NL__2PRFIN20031118_120440_000000392021_00410_08981_8887.N1	18-NOV-2003 12:04:40	Straylight	38.500	157	The1Eri	2.9060	9300.0	77	8981	No
210	GOM_NL__2PRFIN20031118_120937_000001712021_00410_08981_8888.N1	18-NOV-2003 12:09:37	Straylight	170.50	1	9Alp CMa	-1.4400	11000.	341	8981	No
211	GOM_NL__2PRFIN20031118_121415_000000762021_00410_08981_8889.N1	18-NOV-2003 12:14:15	Straylight	76.000	7	19Bet Ori	0.10000	14000.	152	8981	No
212	GOM_NL__2PRFIN20031118_121725_000000502021_00410_08981_8890.N1	18-NOV-2003 12:17:25	Twilight	49.500	94	92Alp Cet	2.5260	3100.0	99	8981	No
213	GOM_NL__2PRFIN20031118_121909_000000902021_00410_08981_8891.N1	18-NOV-2003 12:19:09	Bright	90.000	72	34Del Ori	2.2500	30000.	180	8981	No
214	GOM_NL__2PRFIN20031118_122218_000000372021_00410_08981_8892.N1	18-NOV-2003 12:22:18	Bright	37.000	105	6Bet Ari	2.6450	8900.0	74	8981	No
215	GOM_NL__2PRFIN20031118_122413_000000422021_00410_08981_8893.N1	18-NOV-2003 12:24:13	Bright	41.500	146	25Eta Tau	2.8730	15200.	83	8981	No
216	GOM_NL__2PRFIN20031118_122615_000000372021_00410_08981_8894.N1	18-NOV-2003 12:26:15	Bright	37.000	173	4Bet Tri	3.0040	8900.0	74	8981	No
217	GOM_NL__2PRFIN20031118_122819_000000382021_00410_08981_8895.N1	18-NOV-2003 12:28:19	Bright	37.500	73	57Gam1And	2.2600	13100.	75	8981	No
218	GOM_NL__2PRFIN20031118_123115_000000432021_00410_08981_8896.N1	18-NOV-2003 12:31:15	Bright	42.500	35	33Alp Per	1.7950	6250.0	85	8981	No
219	GOM_NL__2PRFIN20031118_123248_000000382021_00410_08981_8897.N1	18-NOV-2003 12:32:48	Bright	37.500	68	18Alp Cas	2.2250	4500.0	75	8981	No

220	GOM_NL__2PRFIN20031118_123432_000000572021_00410_08981_8898.N1	18-NOV-2003 12:34:32	Bright	57.000	6	13Alp Aur	0.080000	3400.0	114	8981	No
221	GOM_NL__2PRFIN20031118_123723_000000612021_00410_08981_8899.N1	18-NOV-2003 12:37:23	Bright	60.500	42	34Bet Aur	1.9000	10200.	121	8981	No
222	GOM_NL__2PRFIN20031118_124134_000000372021_00410_08981_8900.N1	18-NOV-2003 12:41:34	Bright	36.500	49	1Alp UMi	1.9900	6300.0	73	8981	No
223	GOM_NL__2PRFIN20031118_124559_000000382021_00410_08981_8901.N1	18-NOV-2003 12:45:59	Bright	38.000	60	7Bet UMi	2.0810	3950.0	76	8981	No
224	GOM_NL__2PRFIN20031118_124800_000000362021_00410_08981_8902.N1	18-NOV-2003 12:48:00	Bright	36.000	119	14Eta Dra	2.7270	4700.0	72	8981	No
225	GOM_NL__2PRFIN20031118_125044_000000432021_00410_08981_8903.N1	18-NOV-2003 12:50:44	Bright	42.500	82	48Bet UMa	2.3650	10600.	85	8981	No
226	GOM_NL__2PRFIN20031118_125316_000000352021_00410_08981_8904.N1	18-NOV-2003 12:53:16	Bright	34.500	39	85Eta UMa	1.8540	24000.	69	8981	No
227	GOM_NL__2PRFIN20031118_125451_000000652021_00410_08981_8905.N1	18-NOV-2003 12:54:51	Bright	65.000	174	52Psi UMa	3.0040	4400.0	130	8981	No
228	GOM_NL__2PRFIN20031118_125645_000000372021_00410_08981_8906.N1	18-NOV-2003 12:56:45	Bright	36.500	152	12Alp2CVn	2.8900	11000.	73	8981	No
229	GOM_NL__2PRFIN20031118_125853_000000352021_00410_08981_8907.N1	18-NOV-2003 12:58:53	Bright	34.500	83		2.3780	11000.	69	8981	No
230	GOM_NL__2PRFIN20031118_130124_000000332021_00410_08981_8908.N1	18-NOV-2003 13:01:24	Bright	33.000	3	16Alp Boo	-0.050000	4250.0	66	8981	No
231	GOM_NL__2PRFIN20031118_130345_000000512021_00410_08981_8909.N1	18-NOV-2003 13:03:45	Bright	50.500	96	68Del Leo	2.5600	9300.0	101	8981	No
232	GOM_NL__2PRFIN20031118_130554_000001162021_00410_08981_8910.N1	18-NOV-2003 13:05:54	Twilight	115.50	166	17Eps Leo	2.9800	6000.0	231	8981	No
233	GOM_NL__2PRFIN20031118_131059_000001012021_00410_08981_8911.N1	18-NOV-2003 13:10:59	Straylight	100.50	22	32Alp Leo	1.3600	15200.	201	8981	No
234	GOM_NL__2PRFIN20031118_131437_000000442021_00410_08981_8912.N1	18-NOV-2003 13:14:37	Twilight	43.500	106	9Bet Crv	2.6480	5600.0	87	8981	No
235	GOM_NL__2PRFIN20031118_132111_000000422021_00410_08981_8913.N1	18-NOV-2003 13:21:11	Dark	41.500	64	Gam Cen	2.2000	10600.	83	8981	No
236	GOM_NL__2PRFIN20031118_132327_000000432021_00410_08981_8914.N1	18-NOV-2003 13:23:27	Dark	42.500	26	Gam Cru	1.6240	2900.0	85	8981	No
237	GOM_NL__2PRFIN20031118_132503_000000452021_00411_08982_8915.N1	18-NOV-2003 13:25:03	Dark	44.500	12	Alp1Cru	0.77500	30000.	89	8982	No
238	GOM_NL__2PRFIN20031118_132630_000000372021_00411_08982_9110.N1	18-NOV-2003 13:26:30	Dark	36.500	112	Alp Mus	2.6880	26000.	73	8982	No
239	GOM_NL__2PRFIN20031118_133116_000000452021_00411_08982_9111.N1	18-NOV-2003 13:31:16	Dark	45.000	41	Eps Car	1.8600	4100.0	90	8982	No
240	GOM_NL__2PRFIN20031118_133327_000000582021_00411_08982_9112.N1	18-NOV-2003 13:33:27	Dark	57.500	70	Zet Pup	2.2460	39000.	115	8982	No
241	GOM_NL__2PRFIN20031118_133647_000000552021_00411_08982_9113.N1	18-NOV-2003 13:36:47	Dark	54.500	2	Alp Car	-0.73600	7000.0	109	8982	No
242	GOM_NL__2PRFIN20031118_133921_000000762021_00411_08982_9114.N1	18-NOV-2003 13:39:21	Dark	76.000	88	31Eta CMa	2.4480	20000.	152	8982	No
243	GOM_NL__2PRFIN20031118_134158_000001002021_00411_08982_9115.N1	18-NOV-2003 13:41:58	Dark	99.500	37	25Del CMa	1.8300	5900.0	199	8982	No
244	GOM_NL__2PRFIN20031118_134516_000000412021_00411_08982_9116.N1	18-NOV-2003 13:45:16	Straylight	41.000	157	The1Eri	2.9060	9300.0	82	8982	No
245	GOM_NL__2PRFIN20031118_135013_000001712021_00411_08982_9117.N1	18-NOV-2003 13:50:13	Straylight	170.50	1	9Alp CMa	-1.4400	11000.	341	8982	No
246	GOM_NL__2PRFIN20031118_135452_000000822021_00411_08982_9118.N1	18-NOV-2003 13:54:52	Straylight	81.500	7	19Bet Ori	0.10000	14000.	163	8982	No
247	GOM_NL__2PRFIN20031118_135801_000000502021_00411_08982_9119.N1	18-NOV-2003 13:58:01	Twilight	50.000	94	92Alp Cet	2.5260	3100.0	100	8982	No
248	GOM_NL__2PRFIN20031118_135944_000000922021_00411_08982_9120.N1	18-NOV-2003 13:59:44	Bright	92.000	72	34Del Ori	2.2500	30000.	184	8982	No
249	GOM_NL__2PRFIN20031118_140255_000000362021_00411_08982_9121.N1	18-NOV-2003 14:02:55	Bright	35.500	105	6Bet Ari	2.6450	8900.0	71	8982	No
250	GOM_NL__2PRFIN20031118_140449_000000442021_00411_08982_9122.N1	18-NOV-2003 14:04:49	Bright	43.500	146	25Eta Tau	2.8730	15200.	87	8982	No
251	GOM_NL__2PRFIN20031118_140651_000000362021_00411_08982_9123.N1	18-NOV-2003 14:06:51	Bright	35.500	173	4Bet Tri	3.0040	8900.0	71	8982	No
252	GOM_NL__2PRFIN20031118_140853_000000412021_00411_08982_9124.N1	18-NOV-2003 14:08:53	Bright	40.500	73	57Gam1And	2.2600	13100.	81	8982	No
253	GOM_NL__2PRFIN20031118_141150_000000432021_00411_08982_9125.N1	18-NOV-2003 14:11:50	Bright	43.000	35	33Alp Per	1.7950	6250.0	86	8982	No
254	GOM_NL__2PRFIN20031118_141323_000000382021_00411_08982_9126.N1	18-NOV-2003 14:13:23	Bright	38.000	68	18Alp Cas	2.2250	4500.0	76	8982	No
255	GOM_NL__2PRFIN20031118_141507_000000552021_00411_08982_9127.N1	18-NOV-2003 14:15:07	Bright	54.500	6	13Alp Aur	0.080000	3400.0	109	8982	No
256	GOM_NL__2PRFIN20031118_141757_000000572021_00411_08982_9128.N1	18-NOV-2003 14:17:57	Bright	57.000	42	34Bet Aur	1.9000	10200.	114	8982	No
257	GOM_NL__2PRFIN20031118_142209_000000372021_00411_08982_9129.N1	18-NOV-2003 14:22:09	Bright	36.500	49	1Alp UMi	1.9900	6300.0	73	8982	No
258	GOM_NL__2PRFIN20031118_142634_000000382021_00411_08982_9130.N1	18-NOV-2003 14:26:34	Bright	38.000	60	7Bet UMi	2.0810	3950.0	76	8982	No
259	GOM_NL__2PRFIN20031118_142835_000000382021_00411_08982_9131.N1	18-NOV-2003 14:28:35	Bright	37.500	119	14Eta Dra	2.7270	4700.0	75	8982	No
260	GOM_NL__2PRFIN20031118_143120_000000422021_00411_08982_9132.N1	18-NOV-2003 14:31:20	Bright	42.000	82	48Bet UMa	2.3650	10600.	84	8982	No
261	GOM_NL__2PRFIN20031118_143351_000000352021_00411_08982_9133.N1	18-NOV-2003 14:33:51	Bright	35.000	39	85Eta UMa	1.8540	24000.	70	8982	No
262	GOM_NL__2PRFIN20031118_143526_000000482021_00411_08982_9134.N1	18-NOV-2003 14:35:26	Bright	47.500	174	52Psi UMa	3.0040	4400.0	95	8982	No
263	GOM_NL__2PRFIN20031118_143929_000000362021_00411_08982_9135.N1	18-NOV-2003 14:39:29	Bright	35.500	83		2.3780	11000.	71	8982	No
264	GOM_NL__2PRFIN20031118_144159_000000352021_00411_08982_9136.N1	18-NOV-2003 14:41:59	Bright	34.500	3	16Alp Boo	-0.050000	4250.0	69	8982	No
265	GOM_NL__2PRFIN20031118_144421_000000512021_00411_08982_9137.N1	18-NOV-2003 14:44:21	Bright	50.500	96	68Del Leo	2.5600	9300.0	101	8982	No
266	GOM_NL__2PRFIN20031118_144631_000001182021_00411_08982_9138.N1	18-NOV-2003 14:46:31	Twilight	117.50	166	17Eps Leo	2.9800	6000.0	235	8982	No
267	GOM_NL__2PRFIN20031118_145137_000001012021_00411_08982_9139.N1	18-NOV-2003 14:51:37	Straylight	100.50	22	32Alp Leo	1.3600	15200.	201	8982	No
268	GOM_NL__2PRFIN20031118_145512_000000442021_00411_08982_9140.N1	18-NOV-2003 14:55:12	Twilight	44.000	106	9Bet Crv	2.6480	5600.0	88	8982	No
269	GOM_NL__2PRFIN20031118_150146_000000442021_00411_08982_9141.N1	18-NOV-2003 15:01:46	Dark	44.000	64	Gam Cen	2.2000	10600.	88	8982	No
270	GOM_NL__2PRFIN20031118_150402_000000522021_00411_08982_9142.N1	18-NOV-2003 15:04:02	Dark	52.000	26	Gam Cru	1.6240	2900.0	104	8982	No
271	GOM_NL__2PRFIN20031118_150538_000000492021_00412_08983_9143.N1	18-NOV-2003 15:05:38	Dark	48.500	12	Alp1Cru	0.77500	30000.	97	8983	No
272	GOM_NL__2PRFIN20031118_150705_000000382021_00412_08983_8881.N1	18-NOV-2003 15:07:05	Dark	38.000	112	Alp Mus	2.6880	26000.	76	8983	No
273	GOM_NL__2PRFIN20031118_151152_000000462021_00412_08983_8882.N1	18-NOV-2003 15:11:52	Dark	45.500	41	Eps Car	1.8600	4100.0	91	8983	No
274	GOM_NL__2PRFIN20031118_151403_000000592021_00412_08983_8883.N1	18-NOV-2003 15:14:03	Dark	58.500	70	Zet Pup	2.2460	39000.	117	8983	No
275	GOM_NL__2PRFIN20031118_151722_000000522021_00412_08983_8884.N1	18-NOV-2003 15:17:22	Dark	51.500	2	Alp Car	-0.73600	7000.0	103	8983	No
276	GOM_NL__2PRFIN20031118_151958_000000792021_00412_08983_8885.N1	18-NOV-2003 15:19:58	Dark	79.000	88	31Eta CMa	2.4480	20000.	158	8983	No
277	GOM_NL__2PRFIN20031118_152235_000000972021_00412_08983_8886.N1	18-NOV-2003 15:22:35	Dark	96.500	37	25Del CMa	1.8300	5900.0	193	8983	No
278	GOM_NL__2PRFIN20031118_152551_000000412021_00412_08983_8887.N1	18-NOV-2003 15:25:51	Straylight	40.500	157	The1Eri	2.9060	9300.0	81	8983	No

279	GOM_NL__2PRFIN20031118_153049_000001732021_00412_08983_8888.N1	18-NOV-2003 15:30:49	Straylight	173.00	1	9Alp CMa	-1.4400	11000.	346	8983	No
280	GOM_NL__2PRFIN20031118_153527_000000922021_00412_08983_8889.N1	18-NOV-2003 15:35:27	Tw_i_and_stray	91.500	7	19Bet Ori	0.10000	14000.	183	8983	No
281	GOM_NL__2PRFIN20031118_153836_000000502021_00412_08983_8890.N1	18-NOV-2003 15:38:36	Tw_i_and_stray	50.000	94	92Alp Cet	2.5260	3100.0	100	8983	No
282	GOM_NL__2PRFIN20031118_154019_000000902021_00412_08983_8891.N1	18-NOV-2003 15:40:19	Bright	89.500	72	34Del Ori	2.2500	30000.	179	8983	No
283	GOM_NL__2PRFIN20031118_154330_000000392021_00412_08983_8892.N1	18-NOV-2003 15:43:30	Bright	38.500	105	6Bet Ari	2.6450	8900.0	77	8983	No
284	GOM_NL__2PRFIN20031118_154524_000000452021_00412_08983_8893.N1	18-NOV-2003 15:45:24	Bright	44.500	146	25Eta Tau	2.8730	15200.	89	8983	No
285	GOM_NL__2PRFIN20031118_154726_000000372021_00412_08983_8894.N1	18-NOV-2003 15:47:26	Bright	37.000	173	4Bet Tri	3.0040	8900.0	74	8983	No
286	GOM_NL__2PRFIN20031118_154930_000000362021_00412_08983_8895.N1	18-NOV-2003 15:49:30	Bright	35.500	73	57Gam1And	2.2600	13100.	71	8983	No
287	GOM_NL__2PRFIN20031118_155226_000000402021_00412_08983_8896.N1	18-NOV-2003 15:52:26	Bright	39.500	35	33Alp Per	1.7950	6250.0	79	8983	No
288	GOM_NL__2PRFIN20031118_155359_000000392021_00412_08983_8897.N1	18-NOV-2003 15:53:59	Bright	38.500	68	18Alp Cas	2.2250	4500.0	77	8983	No
289	GOM_NL__2PRFIN20031118_155542_000000552021_00412_08983_8898.N1	18-NOV-2003 15:55:42	Bright	54.500	6	13Alp Aur	0.080000	3400.0	109	8983	No
290	GOM_NL__2PRFIN20031118_155832_000000612021_00412_08983_8899.N1	18-NOV-2003 15:58:32	Bright	60.500	42	34Bet Aur	1.9000	10200.	121	8983	No
291	GOM_NL__2PRFIN20031118_160245_000000382021_00412_08983_8900.N1	18-NOV-2003 16:02:45	Bright	38.000	49	1Alp UMi	1.9900	6300.0	76	8983	No
292	GOM_NL__2PRFIN20031118_160711_000000392021_00412_08983_8901.N1	18-NOV-2003 16:07:11	Bright	38.500	60	7Bet UMi	2.0810	3950.0	77	8983	No
293	GOM_NL__2PRFIN20031118_160912_000000382021_00412_08983_8902.N1	18-NOV-2003 16:09:12	Bright	38.000	119	14Eta Dra	2.7270	4700.0	76	8983	No
294	GOM_NL__2PRFIN20031118_161155_000000442021_00412_08983_8903.N1	18-NOV-2003 16:11:55	Bright	44.000	82	48Bet UMa	2.3650	10600.	88	8983	No
295	GOM_NL__2PRFIN20031118_161428_000000382021_00412_08983_8904.N1	18-NOV-2003 16:14:28	Bright	38.000	39	85Eta UMa	1.8540	24000.	76	8983	No
296	GOM_NL__2PRFIN20031118_161602_000000462021_00412_08983_8905.N1	18-NOV-2003 16:16:02	Bright	45.500	174	52Psi UMa	3.0040	4400.0	91	8983	No
297	GOM_NL__2PRFIN20031118_161756_000000542021_00412_08983_8906.N1	18-NOV-2003 16:17:56	Bright	54.000	152	12Alp2CVn	2.8900	11000.	108	8983	No
298	GOM_NL__2PRFIN20031118_162005_000000342021_00412_08983_8907.N1	18-NOV-2003 16:20:05	Bright	34.000	83		2.3780	11000.	68	8983	No
299	GOM_NL__2PRFIN20031118_162236_000000342021_00412_08983_8908.N1	18-NOV-2003 16:22:36	Bright	33.500	3	16Alp Boo	-0.050000	4250.0	67	8983	No
300	GOM_NL__2PRFIN20031118_162457_000000582021_00412_08983_8909.N1	18-NOV-2003 16:24:57	Bright	57.500	96	68Del Leo	2.5600	9300.0	115	8983	No
301	GOM_NL__2PRFIN20031118_162709_000001192021_00412_08983_8910.N1	18-NOV-2003 16:27:09	Tw_i_and_stray	119.00	166	17Eps Leo	2.9800	6000.0	238	8983	No
302	GOM_NL__2PRFIN20031118_163215_000001112021_00412_08983_8911.N1	18-NOV-2003 16:32:15	Straylight	110.50	22	32Alp Leo	1.3600	15200.	221	8983	No
303	GOM_NL__2PRFIN20031118_163549_000000462021_00412_08983_8912.N1	18-NOV-2003 16:35:49	Twilight	45.500	106	9Bet Crv	2.6480	5600.0	91	8983	No
304	GOM_NL__2PRFIN20031118_164223_000000412021_00412_08983_8913.N1	18-NOV-2003 16:42:23	Dark	40.500	64	Gam Cen	2.2000	10600.	81	8983	No
305	GOM_NL__2PRFIN20031118_164438_000000522021_00412_08983_8914.N1	18-NOV-2003 16:44:38	Dark	52.000	26	Gam Cru	1.6240	2900.0	104	8983	No
306	GOM_NL__2PRFIN20031118_164614_000000472021_00413_08984_8915.N1	18-NOV-2003 16:46:14	Dark	46.500	12	Alp1Cru	0.77500	30000.	93	8984	No
307	GOM_NL__2PRFIN20031118_164741_000000392021_00413_08984_8882.N1	18-NOV-2003 16:47:41	Dark	38.500	112	Alp Mus	2.6880	26000.	77	8984	No
308	GOM_NL__2PRFIN20031118_165229_000000472021_00413_08984_8883.N1	18-NOV-2003 16:52:29	Dark	46.500	41	Eps Car	1.8600	4100.0	93	8984	No
309	GOM_NL__2PRFIN20031118_165441_000000562021_00413_08984_8884.N1	18-NOV-2003 16:54:41	Dark	56.000	70	Zet Pup	2.2460	39000.	112	8984	No
310	GOM_NL__2PRFIN20031118_165759_000000602021_00413_08984_8885.N1	18-NOV-2003 16:57:59	Dark	60.000	2	Alp Car	-0.73600	7000.0	120	8984	No
311	GOM_NL__2PRFIN20031118_170036_000000782021_00413_08984_8886.N1	18-NOV-2003 17:00:36	Dark	78.000	88	31Eta CMa	2.4480	20000.	156	8984	No
312	GOM_NL__2PRFIN20031118_170312_000000992021_00413_08984_8887.N1	18-NOV-2003 17:03:12	Dark	98.500	37	25Del CMa	1.8300	5900.0	197	8984	No
313	GOM_NL__2PRFIN20031118_170628_000000422021_00413_08984_8888.N1	18-NOV-2003 17:06:28	Straylight	41.500	157	The1Eri	2.9060	9300.0	83	8984	No
314	GOM_NL__2PRFIN20031118_171125_000001732021_00413_08984_8889.N1	18-NOV-2003 17:11:25	Straylight	172.50	1	9Alp CMa	-1.4400	11000.	345	8984	No
315	GOM_NL__2PRFIN20031118_171603_000000892021_00413_08984_8890.N1	18-NOV-2003 17:16:03	Tw_i_and_stray	88.500	7	19Bet Ori	0.10000	14000.	177	8984	No
316	GOM_NL__2PRFIN20031118_171913_000000492021_00413_08984_8891.N1	18-NOV-2003 17:19:13	Tw_i_and_stray	49.000	94	92Alp Cet	2.5260	3100.0	98	8984	No
317	GOM_NL__2PRFIN20031118_172054_000000902021_00413_08984_8892.N1	18-NOV-2003 17:20:54	Bright	90.000	72	34Del Ori	2.2500	30000.	180	8984	No
318	GOM_NL__2PRFIN20031118_172407_000000382021_00413_08984_8893.N1	18-NOV-2003 17:24:07	Bright	37.500	105	6Bet Ari	2.6450	8900.0	75	8984	No
319	GOM_NL__2PRFIN20031118_172600_000000422021_00413_08984_8894.N1	18-NOV-2003 17:26:00	Bright	41.500	146	25Eta Tau	2.8730	15200.	83	8984	No
320	GOM_NL__2PRFIN20031118_172802_000000362021_00413_08984_8895.N1	18-NOV-2003 17:28:02	Bright	35.500	173	4Bet Tri	3.0040	8900.0	71	8984	No
321	GOM_NL__2PRFIN20031118_173006_000000372021_00413_08984_8896.N1	18-NOV-2003 17:30:06	Bright	37.000	73	57Gam1And	2.2600	13100.	74	8984	No
322	GOM_NL__2PRFIN20031118_173302_000000412021_00413_08984_8897.N1	18-NOV-2003 17:33:02	Bright	41.000	35	33Alp Per	1.7950	6250.0	82	8984	No
323	GOM_NL__2PRFIN20031118_173436_000000372021_00413_08984_8898.N1	18-NOV-2003 17:34:36	Bright	37.000	68	18Alp Cas	2.2250	4500.0	74	8984	No
324	GOM_NL__2PRFIN20031118_173617_000000552021_00413_08984_8899.N1	18-NOV-2003 17:36:17	Bright	55.000	6	13Alp Aur	0.080000	3400.0	110	8984	No
325	GOM_NL__2PRFIN20031118_173907_000000592021_00413_08984_8900.N1	18-NOV-2003 17:39:07	Bright	58.500	42	34Bet Aur	1.9000	10200.	117	8984	No
326	GOM_NL__2PRFIN20031118_174321_000000372021_00413_08984_8901.N1	18-NOV-2003 17:43:21	Bright	36.500	49	1Alp UMi	1.9900	6300.0	73	8984	No
327	GOM_NL__2PRFIN20031118_174747_000000372021_00413_08984_8902.N1	18-NOV-2003 17:47:47	Bright	37.000	60	7Bet UMi	2.0810	3950.0	74	8984	No
328	GOM_NL__2PRFIN20031118_174948_000000342021_00413_08984_8903.N1	18-NOV-2003 17:49:48	Bright	34.000	119	14Eta Dra	2.7270	4700.0	68	8984	No
329	GOM_NL__2PRFIN20031118_175231_000000422021_00413_08984_8904.N1	18-NOV-2003 17:52:31	Bright	42.000	82	48Bet UMa	2.3650	10600.	84	8984	No
330	GOM_NL__2PRFIN20031118_175504_000000372021_00413_08984_8905.N1	18-NOV-2003 17:55:04	Bright	36.500	39	85Eta UMa	1.8540	24000.	73	8984	No
331	GOM_NL__2PRFIN20031118_175638_000000452021_00413_08984_8906.N1	18-NOV-2003 17:56:38	Bright	44.500	174	52Psi UMa	3.0040	4400.0	89	8984	No
332	GOM_NL__2PRFIN20031118_175833_000000362021_00413_08984_8907.N1	18-NOV-2003 17:58:33	Bright	36.000	152	12Alp2CVn	2.8900	11000.	72	8984	No
333	GOM_NL__2PRFIN20031118_180041_000000352021_00413_08984_8908.N1	18-NOV-2003 18:00:41	Bright	35.000	83		2.3780	11000.	70	8984	No
334	GOM_NL__2PRFIN20031118_180312_000000342021_00413_08984_8909.N1	18-NOV-2003 18:03:12	Bright	34.000	3	16Alp Boo	-0.050000	4250.0	68	8984	No
335	GOM_NL__2PRFIN20031118_180534_000000512021_00413_08984_8910.N1	18-NOV-2003 18:05:34	Bright	51.000	96	68Del Leo	2.5600	9300.0	102	8984	No
336	GOM_NL__2PRFIN20031118_180746_000001202021_00413_08984_8911.N1	18-NOV-2003 18:07:46	Tw_i_and_stray	119.50	166	17Eps Leo	2.9800	6000.0	239	8984	No
337	GOM_NL__2PRFIN20031118_181252_000000992021_00413_08984_8912.N1	18-NOV-2003 18:12:52	Straylight	99.000	22	32Alp Leo	1.3600	15200.	198	8984	No

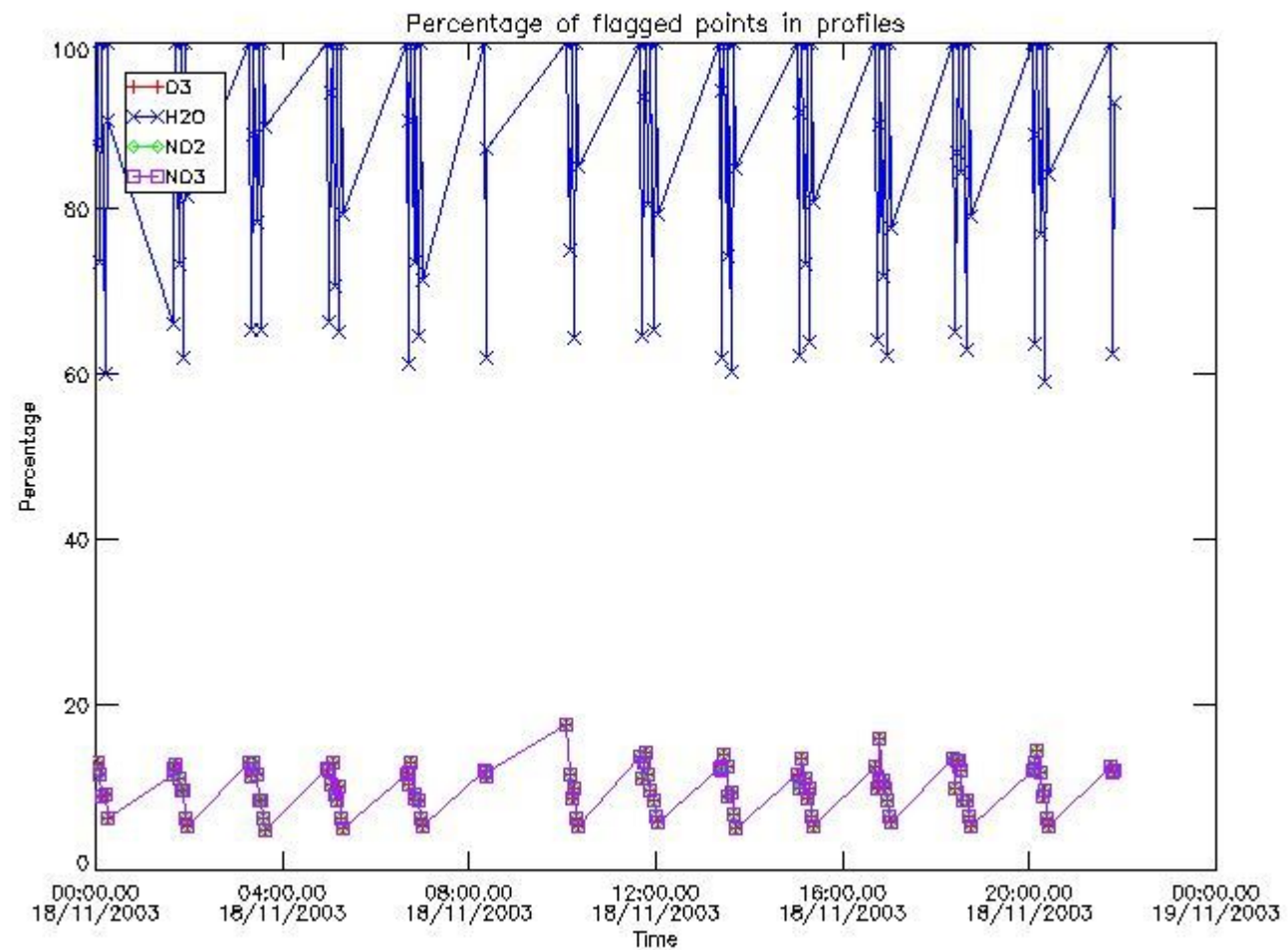
338	GOM_NL__2PRFIN20031118_181626_000000412021_00413_08984_8913.N1	18-NOV-2003 18:16:26	Twilight	41.000	106	9Bet Crv	2.6480	5600.0	82	8984	No
339	GOM_NL__2PRFIN20031118_182259_000000382021_00413_08984_8914.N1	18-NOV-2003 18:22:59	Dark	38.000	64	Gam Cen	2.2000	10600.	76	8984	No
340	GOM_NL__2PRFIN20031118_182515_000000522021_00413_08984_8915.N1	18-NOV-2003 18:25:15	Dark	52.000	26	Gam Cru	1.6240	2900.0	104	8984	No
341	GOM_NL__2PRFIN20031118_182651_000000392021_00414_08985_8916.N1	18-NOV-2003 18:26:51	Dark	38.500	12	Alp1Cru	0.77500	30000.	77	8985	No
342	GOM_NL__2PRFIN20031118_182902_000000392021_00414_08985_8884.N1	18-NOV-2003 18:29:02	Dark	38.500	124	The Car	2.7640	30000.	77	8985	No
343	GOM_NL__2PRFIN20031118_183305_000000422021_00414_08985_8885.N1	18-NOV-2003 18:33:05	Dark	42.000	41	Eps Car	1.8600	4100.0	84	8985	No
344	GOM_NL__2PRFIN20031118_183518_000000612021_00414_08985_8886.N1	18-NOV-2003 18:35:18	Dark	60.500	70	Zet Pup	2.2460	39000.	121	8985	No
345	GOM_NL__2PRFIN20031118_183836_000000612021_00414_08985_8887.N1	18-NOV-2003 18:38:36	Dark	61.000	2	Alp Car	-0.73600	7000.0	122	8985	No
346	GOM_NL__2PRFIN20031118_184113_000000772021_00414_08985_8888.N1	18-NOV-2003 18:41:13	Dark	77.000	88	31Eta CMa	2.4480	20000.	154	8985	No
347	GOM_NL__2PRFIN20031118_184349_000000962021_00414_08985_8889.N1	18-NOV-2003 18:43:49	Dark	96.000	37	25Del CMa	1.8300	5900.0	192	8985	No
348	GOM_NL__2PRFIN20031118_184704_000000412021_00414_08985_8890.N1	18-NOV-2003 18:47:04	Straylight	40.500	157	The1Eri	2.9060	9300.0	81	8985	No
349	GOM_NL__2PRFIN20031118_185121_000001012021_00414_08985_8891.N1	18-NOV-2003 18:51:21	Straylight	101.00	47	2Bet CMa	1.9760	28000.	202	8985	No
350	GOM_NL__2PRFIN20031118_185418_000000512021_00414_08985_8892.N1	18-NOV-2003 18:54:18	Straylight	51.000	165	34Gam Eri	2.9500	3200.0	102	8985	No
351	GOM_NL__2PRFIN20031118_185638_000000802021_00414_08985_8893.N1	18-NOV-2003 18:56:38	Straylight	79.500	7	19Bet Ori	0.10000	14000.	159	8985	No
352	GOM_NL__2PRFIN20031118_185949_000000462021_00414_08985_8894.N1	18-NOV-2003 18:59:49	Tw_i_and_stray	46.000	94	92Alp Cet	2.5260	3100.0	92	8985	No
353	GOM_NL__2PRFIN20031118_190128_000000892021_00414_08985_8895.N1	18-NOV-2003 19:01:28	Bright	88.500	72	34Del Ori	2.2500	30000.	177	8985	No
354	GOM_NL__2PRFIN20031118_190443_000000362021_00414_08985_8896.N1	18-NOV-2003 19:04:43	Bright	36.000	105	6Bet Ari	2.6450	8900.0	72	8985	No
355	GOM_NL__2PRFIN20031118_190635_000000422021_00414_08985_8897.N1	18-NOV-2003 19:06:35	Bright	41.500	146	25Eta Tau	2.8730	15200.	83	8985	No
356	GOM_NL__2PRFIN20031118_190838_000000372021_00414_08985_8898.N1	18-NOV-2003 19:08:38	Bright	36.500	173	4Bet Tri	3.0040	8900.0	73	8985	No
357	GOM_NL__2PRFIN20031118_191043_000000362021_00414_08985_8899.N1	18-NOV-2003 19:10:43	Bright	36.000	73	57Gam1And	2.2600	13100.	72	8985	No
358	GOM_NL__2PRFIN20031118_191338_000000392021_00414_08985_8900.N1	18-NOV-2003 19:13:38	Bright	39.000	35	33Alp Per	1.7950	6250.0	78	8985	No
359	GOM_NL__2PRFIN20031118_191512_000000352021_00414_08985_8901.N1	18-NOV-2003 19:15:12	Bright	35.000	68	18Alp Cas	2.2250	4500.0	70	8985	No
360	GOM_NL__2PRFIN20031118_191652_000000562021_00414_08985_8902.N1	18-NOV-2003 19:16:52	Bright	55.500	6	13Alp Aur	0.080000	3400.0	111	8985	No
361	GOM_NL__2PRFIN20031118_191941_000000612021_00414_08985_8903.N1	18-NOV-2003 19:19:41	Bright	60.500	42	34Bet Aur	1.9000	10200.	121	8985	No
362	GOM_NL__2PRFIN20031118_192358_000000382021_00414_08985_8904.N1	18-NOV-2003 19:23:58	Bright	37.500	49	1Alp UMi	1.9900	6300.0	75	8985	No
363	GOM_NL__2PRFIN20031118_192824_000000372021_00414_08985_8905.N1	18-NOV-2003 19:28:24	Bright	37.000	60	7Bet UMi	2.0810	3950.0	74	8985	No
364	GOM_NL__2PRFIN20031118_193025_000000362021_00414_08985_8906.N1	18-NOV-2003 19:30:25	Bright	36.000	119	14Eta Dra	2.7270	4700.0	72	8985	No
365	GOM_NL__2PRFIN20031118_193307_000000422021_00414_08985_8907.N1	18-NOV-2003 19:33:07	Bright	42.000	82	48Bet UMa	2.3650	10600.	84	8985	No
366	GOM_NL__2PRFIN20031118_193540_000000352021_00414_08985_8908.N1	18-NOV-2003 19:35:40	Bright	34.500	39	85Eta UMa	1.8540	24000.	69	8985	No
367	GOM_NL__2PRFIN20031118_193715_000000432021_00414_08985_8909.N1	18-NOV-2003 19:37:15	Bright	43.000	174	52Psi UMa	3.0040	4400.0	86	8985	No
368	GOM_NL__2PRFIN20031118_193909_000000352021_00414_08985_8910.N1	18-NOV-2003 19:39:09	Bright	35.000	152	12Alp2CVn	2.8900	11000.	70	8985	No
369	GOM_NL__2PRFIN20031118_194118_000000342021_00414_08985_8911.N1	18-NOV-2003 19:41:18	Bright	34.000	83		2.3780	11000.	68	8985	No
370	GOM_NL__2PRFIN20031118_194348_000000352021_00414_08985_8912.N1	18-NOV-2003 19:43:48	Bright	34.500	3	16Alp Boo	-0.050000	4250.0	69	8985	No
371	GOM_NL__2PRFIN20031118_194611_000000502021_00414_08985_8913.N1	18-NOV-2003 19:46:11	Bright	49.500	96	68Del Leo	2.5600	9300.0	99	8985	No
372	GOM_NL__2PRFIN20031118_194823_000001202021_00414_08985_8914.N1	18-NOV-2003 19:48:23	Tw_i_and_stray	120.00	166	17Eps Leo	2.9800	6000.0	240	8985	No
373	GOM_NL__2PRFIN20031118_195330_000001082021_00414_08985_8915.N1	18-NOV-2003 19:53:30	Straylight	107.50	22	32Alp Leo	1.3600	15200.	215	8985	No
374	GOM_NL__2PRFIN20031118_195702_000000442021_00414_08985_8916.N1	18-NOV-2003 19:57:02	Twilight	44.000	106	9Bet Crv	2.6480	5600.0	88	8985	No
375	GOM_NL__2PRFIN20031118_200336_000000432021_00414_08985_8917.N1	18-NOV-2003 20:03:36	Dark	42.500	64	Gam Cen	2.2000	10600.	85	8985	No
376	GOM_NL__2PRFIN20031118_200551_000000432021_00414_08985_8918.N1	18-NOV-2003 20:05:51	Dark	43.000	26	Gam Cru	1.6240	2900.0	86	8985	No
377	GOM_NL__2PRFIN20031118_200727_000000422021_00415_08986_8919.N1	18-NOV-2003 20:07:27	Dark	41.500	12	Alp1Cru	0.77500	30000.	83	8986	No
378	GOM_NL__2PRFIN20031118_200939_000000392021_00415_08986_9020.N1	18-NOV-2003 20:09:39	Dark	38.500	124	The Car	2.7640	30000.	77	8986	No
379	GOM_NL__2PRFIN20031118_201342_000000442021_00415_08986_9021.N1	18-NOV-2003 20:13:42	Dark	43.500	41	Eps Car	1.8600	4100.0	87	8986	No
380	GOM_NL__2PRFIN20031118_201556_000000572021_00415_08986_9022.N1	18-NOV-2003 20:15:56	Dark	57.000	70	Zet Pup	2.2460	39000.	114	8986	No
381	GOM_NL__2PRFIN20031118_201913_000000532021_00415_08986_9023.N1	18-NOV-2003 20:19:13	Dark	53.000	2	Alp Car	-0.73600	7000.0	106	8986	No
382	GOM_NL__2PRFIN20031118_202151_000000822021_00415_08986_9024.N1	18-NOV-2003 20:21:51	Dark	81.500	88	31Eta CMa	2.4480	20000.	163	8986	No
383	GOM_NL__2PRFIN20031118_202427_000000992021_00415_08986_9025.N1	18-NOV-2003 20:24:27	Dark	98.500	37	25Del CMa	1.8300	5900.0	197	8986	No
384	GOM_NL__2PRFIN20031118_202741_000000382021_00415_08986_9026.N1	18-NOV-2003 20:27:41	Straylight	38.000	157	The1Eri	2.9060	9300.0	76	8986	No
385	GOM_NL__2PRFIN20031118_203157_000001032021_00415_08986_9027.N1	18-NOV-2003 20:31:57	Straylight	102.50	47	2Bet CMa	1.9760	28000.	205	8986	No
386	GOM_NL__2PRFIN20031118_203454_000000532021_00415_08986_9028.N1	18-NOV-2003 20:34:54	Straylight	52.500	165	34Gam Eri	2.9500	3200.0	105	8986	No
387	GOM_NL__2PRFIN20031118_203714_000000782021_00415_08986_9029.N1	18-NOV-2003 20:37:14	Straylight	78.000	7	19Bet Ori	0.10000	14000.	156	8986	No
388	GOM_NL__2PRFIN20031118_204025_000000492021_00415_08986_9030.N1	18-NOV-2003 20:40:25	Tw_i_and_stray	49.000	94	92Alp Cet	2.5260	3100.0	98	8986	No
389	GOM_NL__2PRFIN20031118_204203_000000902021_00415_08986_9031.N1	18-NOV-2003 20:42:03	Bright	90.000	72	34Del Ori	2.2500	30000.	180	8986	No
390	GOM_NL__2PRFIN20031118_204519_000000372021_00415_08986_9032.N1	18-NOV-2003 20:45:19	Bright	36.500	105	6Bet Ari	2.6450	8900.0	73	8986	No
391	GOM_NL__2PRFIN20031118_204711_000000422021_00415_08986_9033.N1	18-NOV-2003 20:47:11	Bright	42.000	146	25Eta Tau	2.8730	15200.	84	8986	No
392	GOM_NL__2PRFIN20031118_204914_000000352021_00415_08986_9034.N1	18-NOV-2003 20:49:14	Bright	35.000	173	4Bet Tri	3.0040	8900.0	70	8986	No
393	GOM_NL__2PRFIN20031118_205119_000000392021_00415_08986_9035.N1	18-NOV-2003 20:51:19	Bright	39.000	73	57Gam1And	2.2600	13100.	78	8986	No
394	GOM_NL__2PRFIN20031118_205413_000000382021_00415_08986_9036.N1	18-NOV-2003 20:54:13	Bright	38.000	35	33Alp Per	1.7950	6250.0	76	8986	No
395	GOM_NL__2PRFIN20031118_205548_000000352021_00415_08986_9037.N1	18-NOV-2003 20:55:48	Bright	35.000	68	18Alp Cas	2.2250	4500.0	70	8986	No
396	GOM_NL__2PRFIN20031118_205727_000000562021_00415_08986_9038.N1	18-NOV-2003 20:57:27	Bright	56.000	6	13Alp Aur	0.080000	3400.0	112	8986	No

397	GOM_NL__2PRFIN20031118_210016_000000592021_00415_08986_9039.N1	18-NOV-2003 21:00:16	Bright	59.000	42	34Bet Aur	1.9000	10200.	118	8986	No
398	GOM_NL__2PRFIN20031118_210434_000000372021_00415_08986_9040.N1	18-NOV-2003 21:04:34	Bright	37.000	49	1Alp UMi	1.9900	6300.0	74	8986	No
399	GOM_NL__2PRFIN20031118_210900_000000342021_00415_08986_9041.N1	18-NOV-2003 21:09:00	Bright	34.000	60	7Bet UMi	2.0810	3950.0	68	8986	No
400	GOM_NL__2PRFIN20031118_211101_000000372021_00415_08986_9042.N1	18-NOV-2003 21:11:01	Bright	37.000	119	14Eta Dra	2.7270	4700.0	74	8986	No
401	GOM_NL__2PRFIN20031118_211343_000000412021_00415_08986_9043.N1	18-NOV-2003 21:13:43	Bright	41.000	82	48Bet UMa	2.3650	10600.	82	8986	No
402	GOM_NL__2PRFIN20031118_211616_000000362021_00415_08986_9044.N1	18-NOV-2003 21:16:16	Bright	35.500	39	85Eta UMa	1.8540	24000.	71	8986	No
403	GOM_NL__2PRFIN20031118_211750_000000432021_00415_08986_9045.N1	18-NOV-2003 21:17:50	Bright	42.500	174	52Psi UMa	3.0040	4400.0	85	8986	No
404	GOM_NL__2PRFIN20031118_211945_000000352021_00415_08986_9046.N1	18-NOV-2003 21:19:45	Bright	35.000	152	12Alp2CVn	2.8900	11000.	70	8986	No
405	GOM_NL__2PRFIN20031118_212154_000000362021_00415_08986_9047.N1	18-NOV-2003 21:21:54	Bright	35.500	83		2.3780	11000.	71	8986	No
406	GOM_NL__2PRFIN20031118_212424_000000342021_00415_08986_9048.N1	18-NOV-2003 21:24:24	Bright	34.000	3	16Alp Boo	-0.050000	4250.0	68	8986	No
407	GOM_NL__2PRFIN20031118_212647_000000522021_00415_08986_9049.N1	18-NOV-2003 21:26:47	Bright	51.500	96	68Del Leo	2.5600	9300.0	103	8986	No
408	GOM_NL__2PRFIN20031118_212901_000001232021_00415_08986_9050.N1	18-NOV-2003 21:29:01	Twilight	123.00	166	17Eps Leo	2.9800	6000.0	246	8986	No
409	GOM_NL__2PRFIN20031118_213408_000001052021_00415_08986_9051.N1	18-NOV-2003 21:34:08	Straylight	104.50	22	32Alp Leo	1.3600	15200.	209	8986	No
410	GOM_NL__2PRFIN20031118_213739_000000462021_00415_08986_9052.N1	18-NOV-2003 21:37:39	Twilight	45.500	106	9Bet Crv	2.6480	5600.0	91	8986	No
411	GOM_NL__2PRFIN20031118_214412_000000412021_00415_08986_9053.N1	18-NOV-2003 21:44:12	Dark	40.500	64	Gam Cen	2.2000	10600.	81	8986	No
412	GOM_NL__2PRFIN20031118_214628_000000432021_00415_08986_9054.N1	18-NOV-2003 21:46:28	Dark	43.000	26	Gam Cru	1.6240	2900.0	86	8986	No
413	GOM_NL__2PRFIN20031118_214803_000000432021_00416_08987_9055.N1	18-NOV-2003 21:48:03	Dark	42.500	12	Alp1Cru	0.77500	30000.	85	8987	No

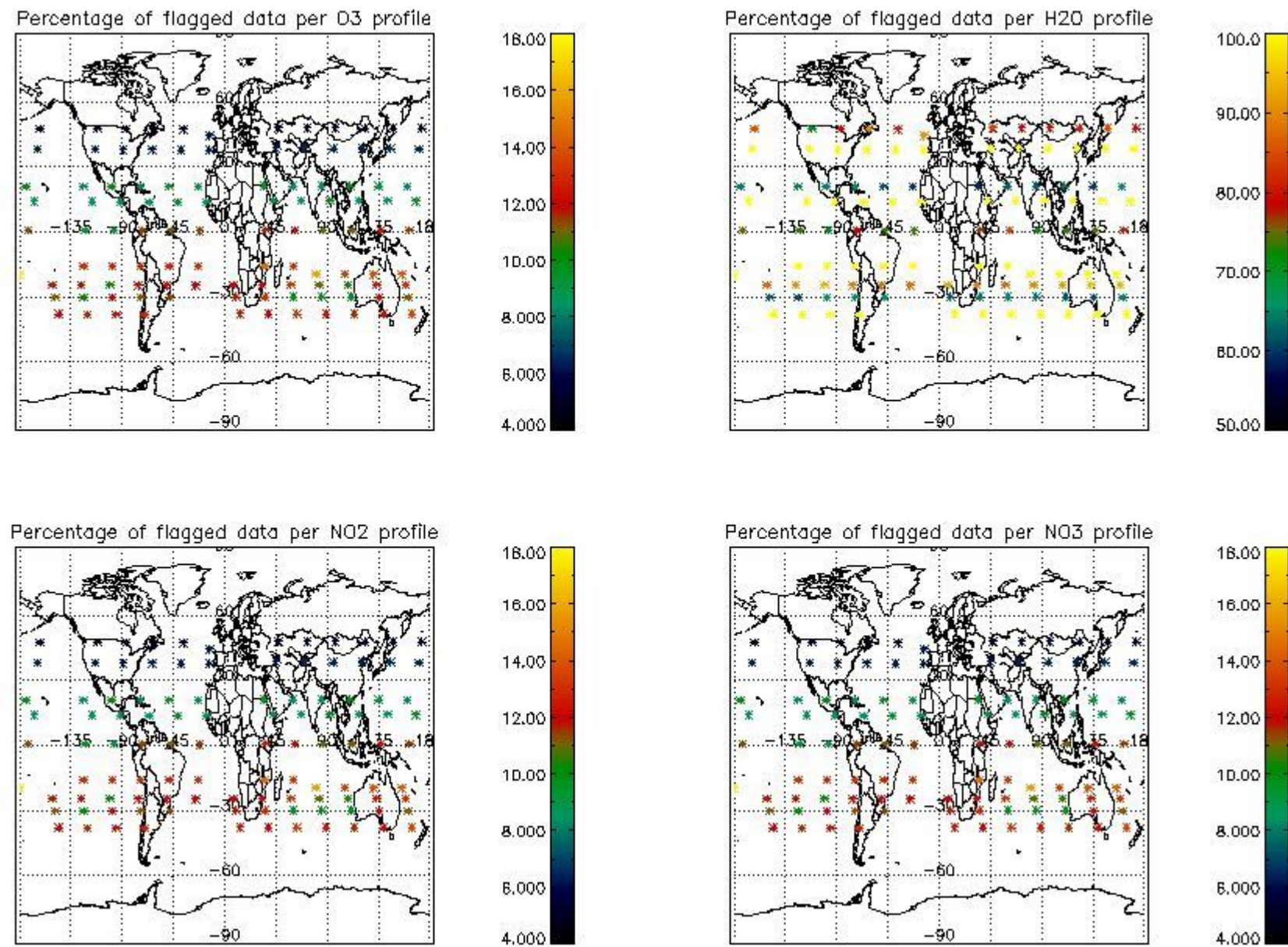
3. Quality information per product

In this section it is plotted some information contained in the Quality Summary data set of the level 2 products. Only products in dark limb conditions and without errors (error flag in the MPH set to "0") are used.

3.1 Plot quality information per product (time dependant)



3.2 Plot quality information per product (world map)

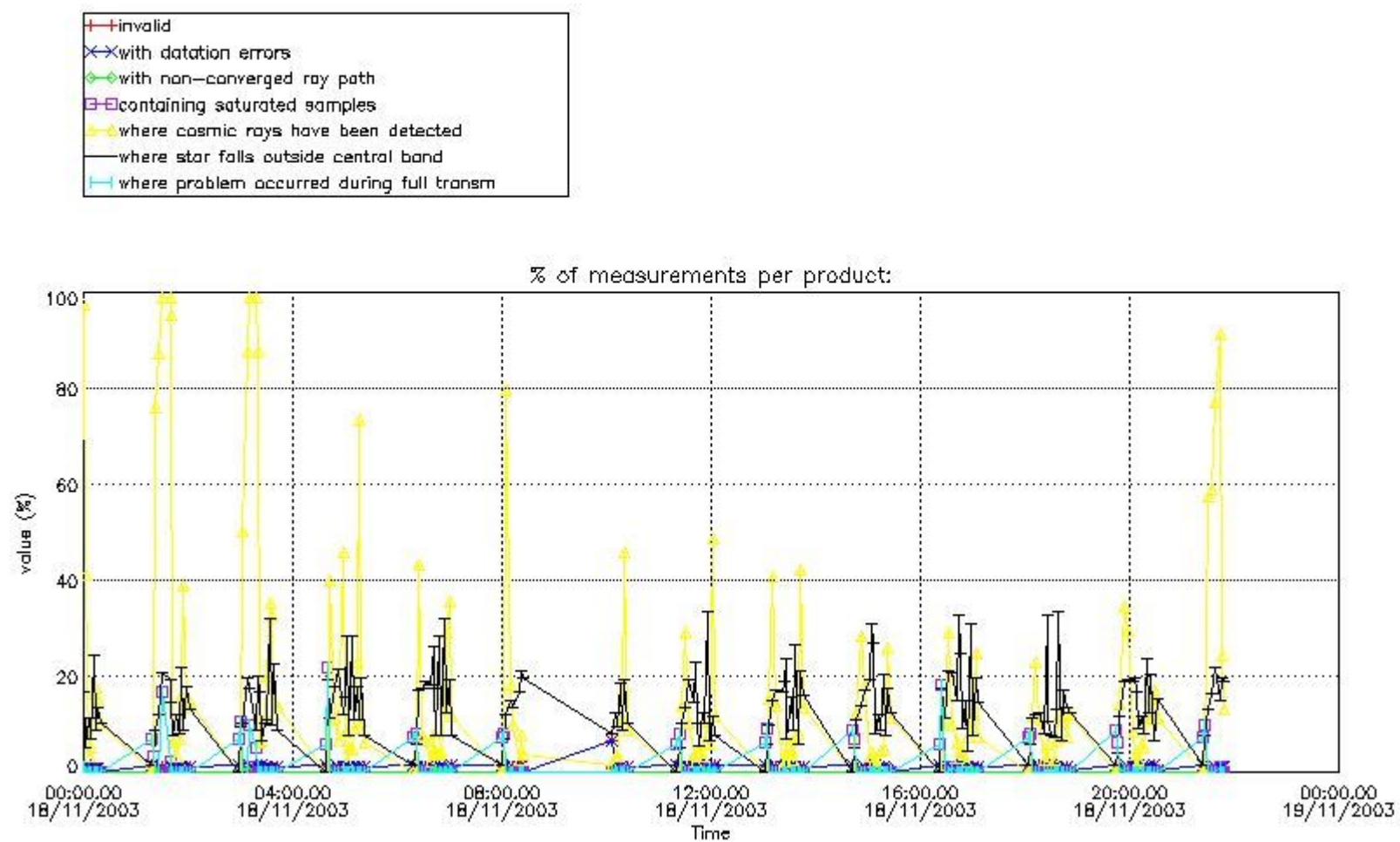


4. Level 1 quality information per product

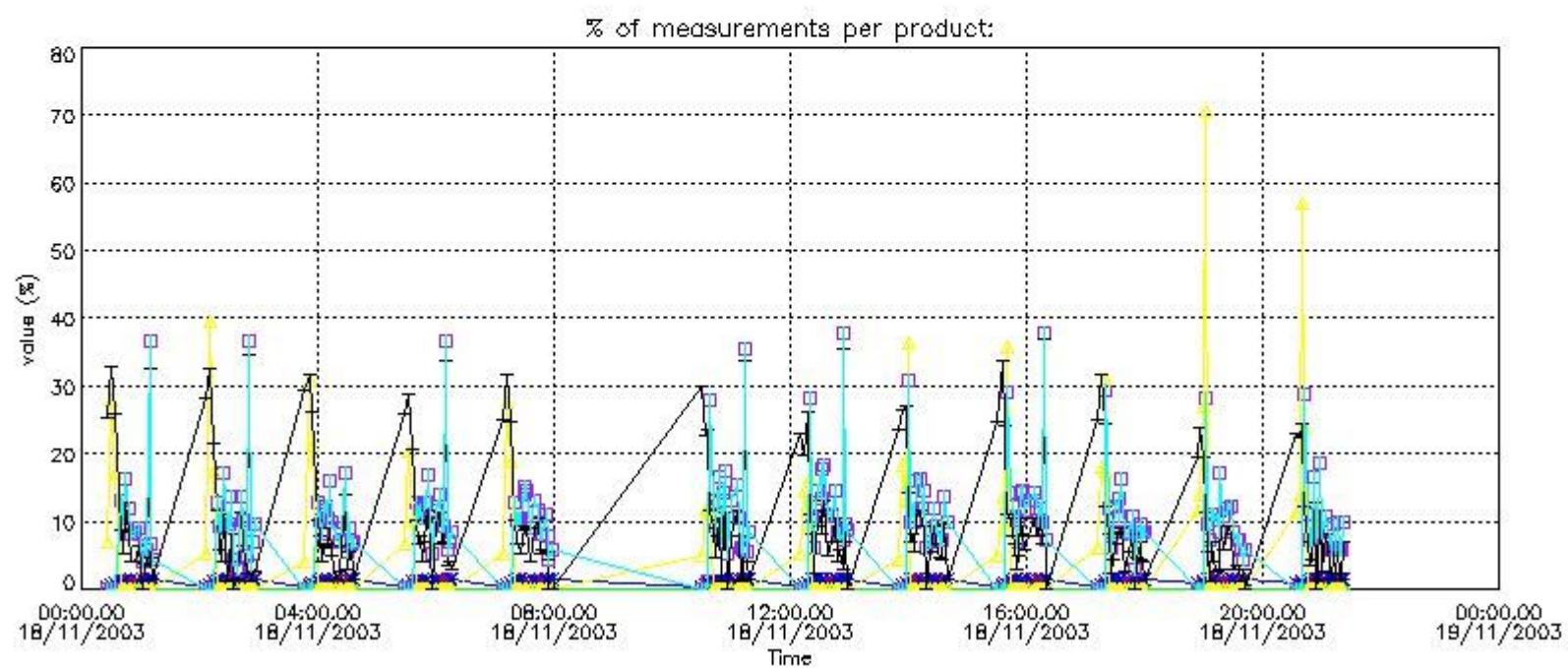
In this section it is plotted some information contained in the Quality Summary data set of the level 2 products that comes from the level 1b processing. Products without errors (error flag in the MPH set to "0") are used.

4.1 Plot quality information per product (time dependant) coming from level 1b processing

4.1.1 Plot level 1 quality information per product (time dependant): ENVISAT ASCENDING passes



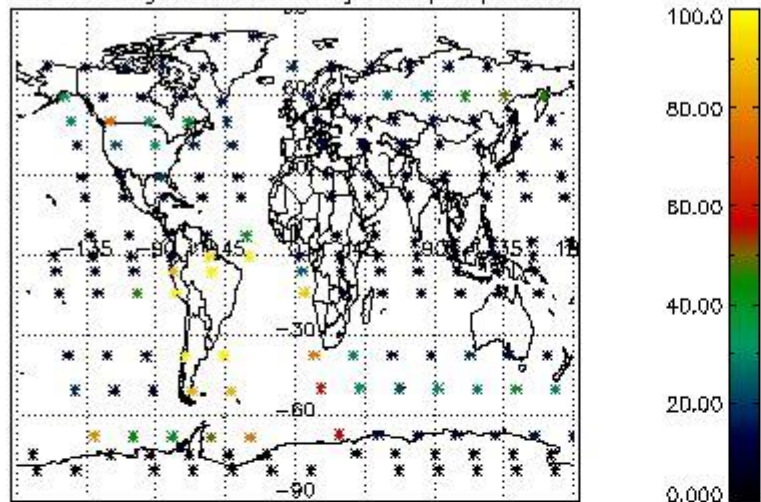
4.1.2 Plot level 1 quality information per product (time dependant): ENVI SAT DESCENDING passes



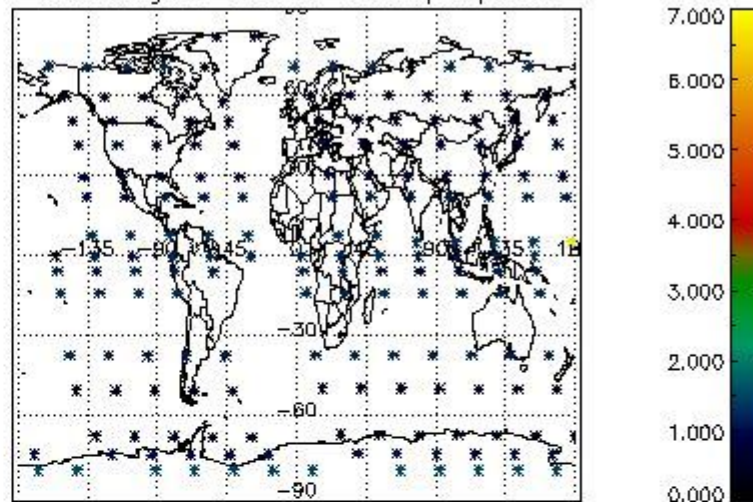
4.2 Plot quality information per product coming from level 1b processing (world map)

4.2.1 Plot level 1 quality information per product (world map): ENVISAT ASCENDING passes

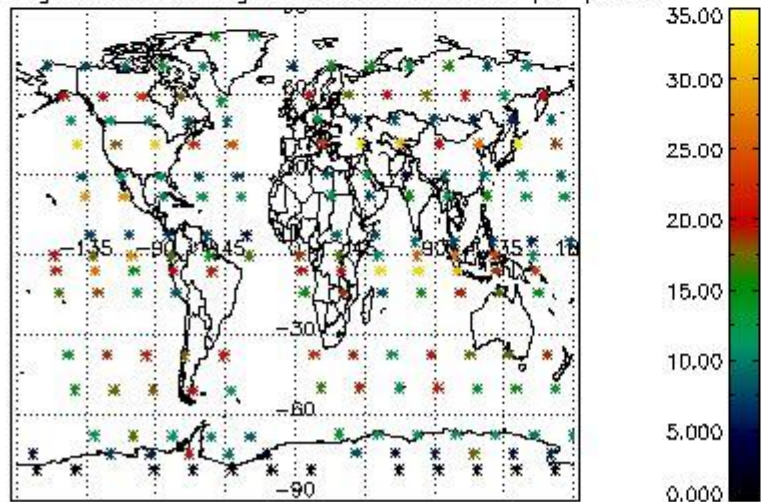
Percentage of cosmic ray hits per profile



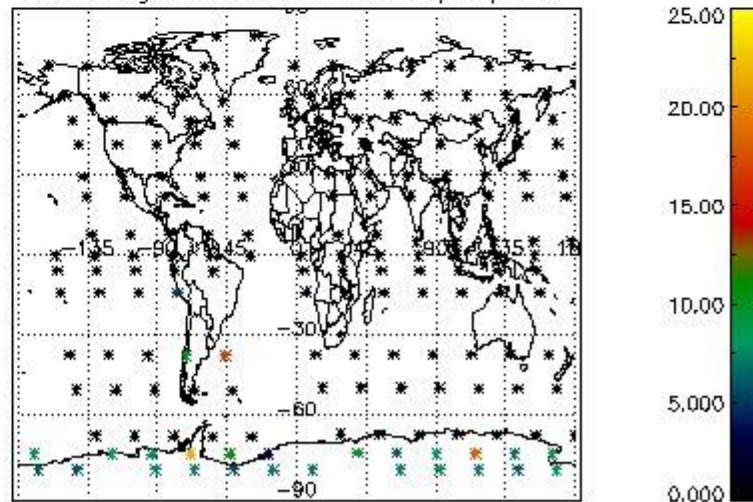
Percentage of datation errors per profile



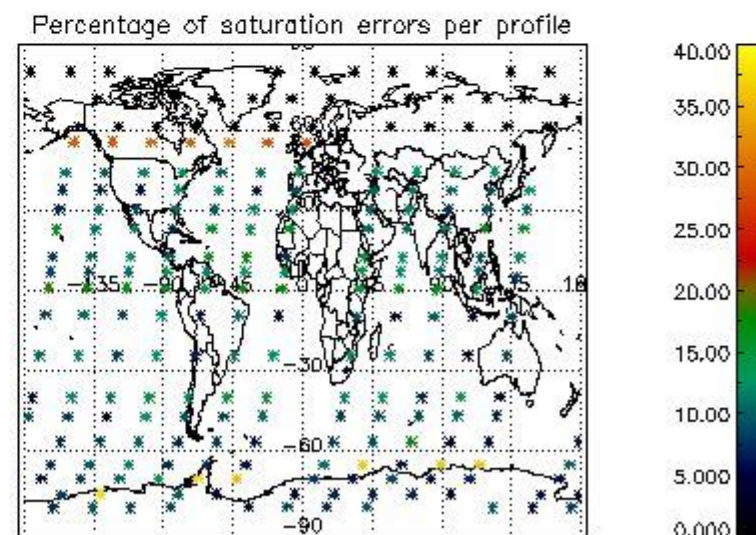
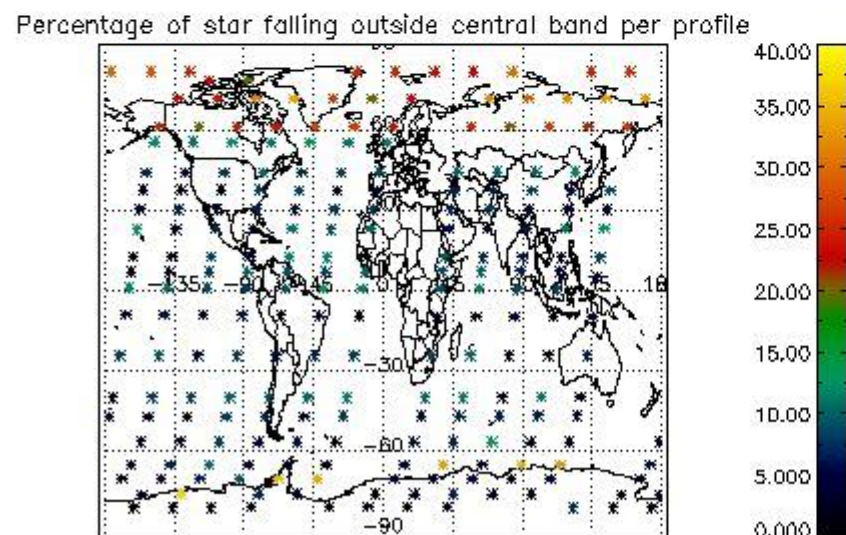
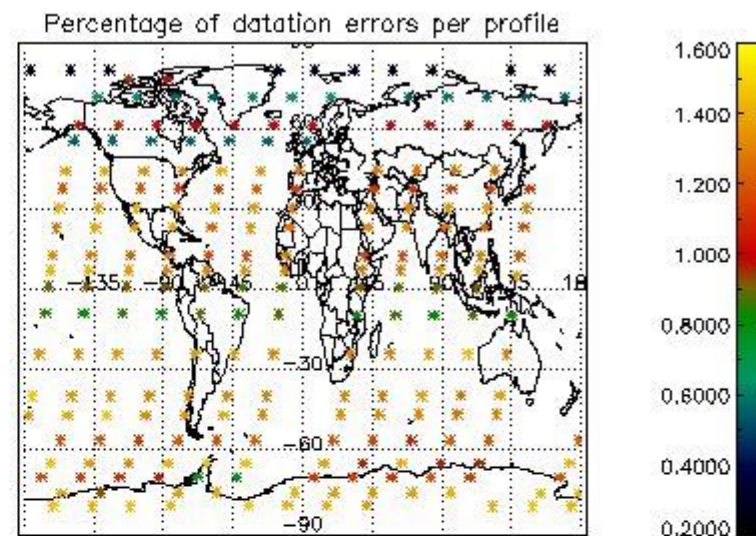
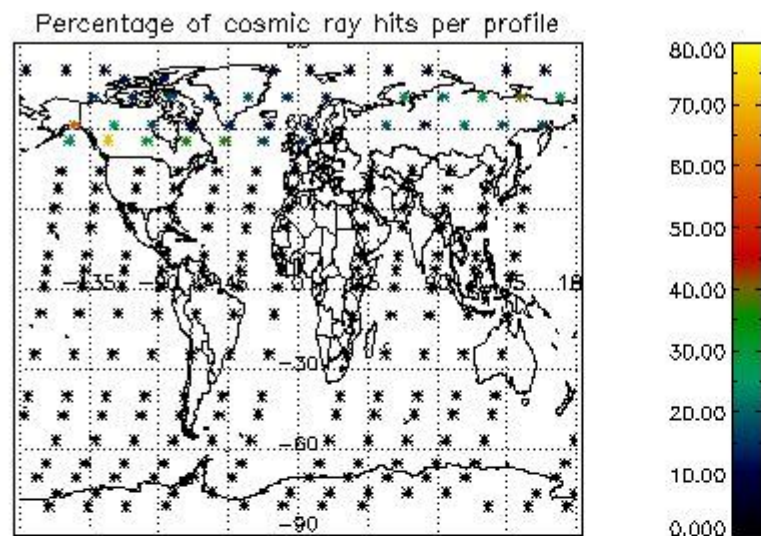
Percentage of star falling outside central band per profile



Percentage of saturation errors per profile



4.2.2 Plot level 1 quality information per product (world map): ENVISAT DESCENDING passes



5. Trace gas profiles

5.1 Ozone statistics based on quality of products

The final quality of the products can be "measured" using the STD (Standard Deviation) attached to every point profile. This information is written to the parameter GOM_NL__2P/NL_LOCAL_SPECIES_DENSITY/o3_std of the level 2 products. The table below shows the statistics for given STD ranges.

The statistics are given with respect to the overall valid production:

- Products without fatal errors: GOM_NL__2P/MPH/PRODUCT_ERR=0
- Valid point profile: GOM_NL__2P/NL_LOCAL_SPECIES_DENSITY/pcd(0)=0

The 'Criteria' is applied to valid points of dark limb products:

- Products in dark limb illumination condition: GOM_NL__2P/NL_SUMMARY_QUALITY/obs_ill_cond=0
- Products without fatal errors: GOM_NL__2P/MPH/PRODUCT_ERR=0
- Valid point profile: GOM_NL__2P/NL_LOCAL_SPECIES_DENSITY/pcd(0)=0

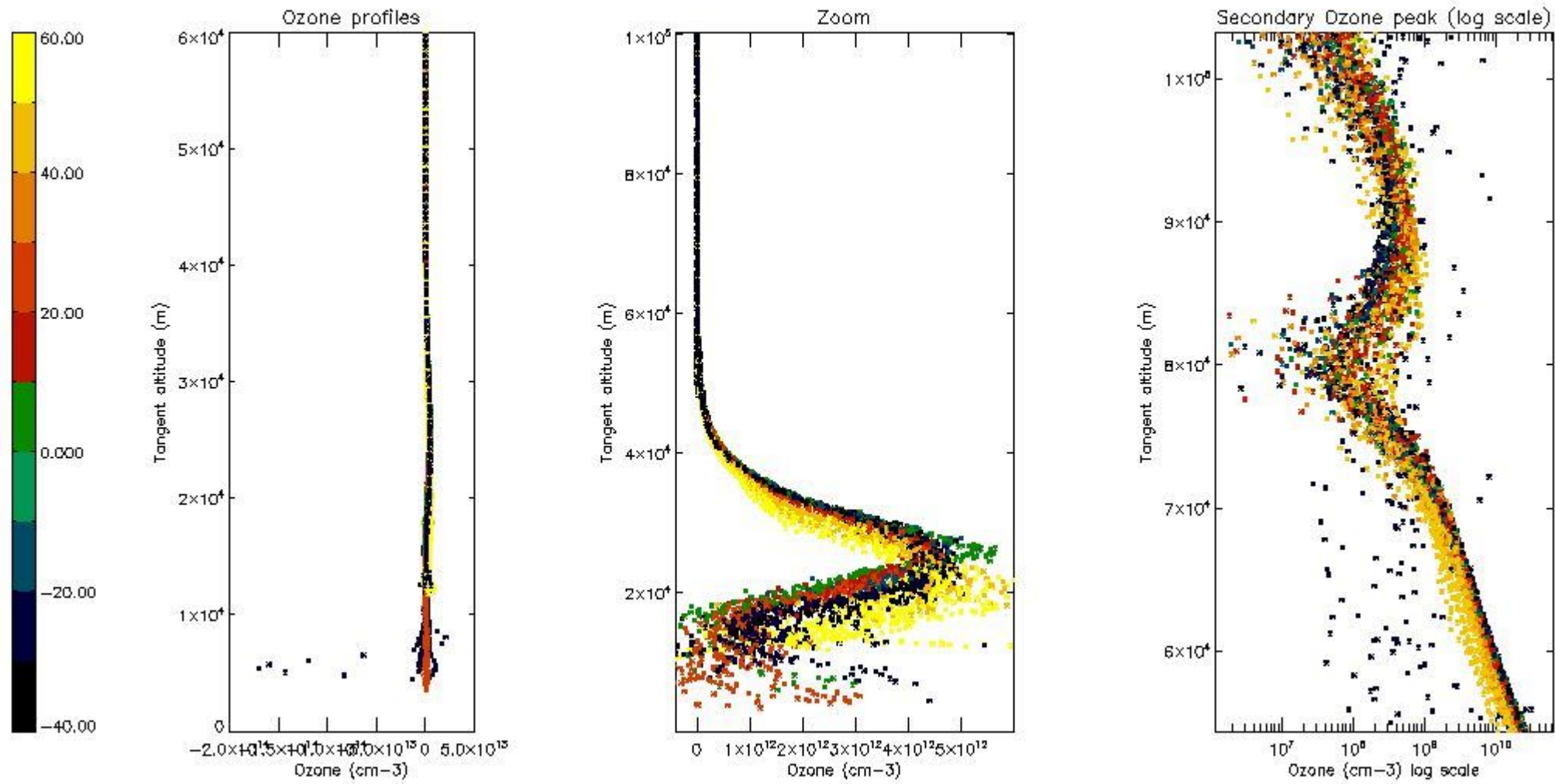
So, the table below shows the percentage of dark limb and valid observations for each criteria with respect to the overall valid daily observations.

Criteria	% of total production
All STD	27
STD < 20	17

STD < 10	15
STD < 5	12

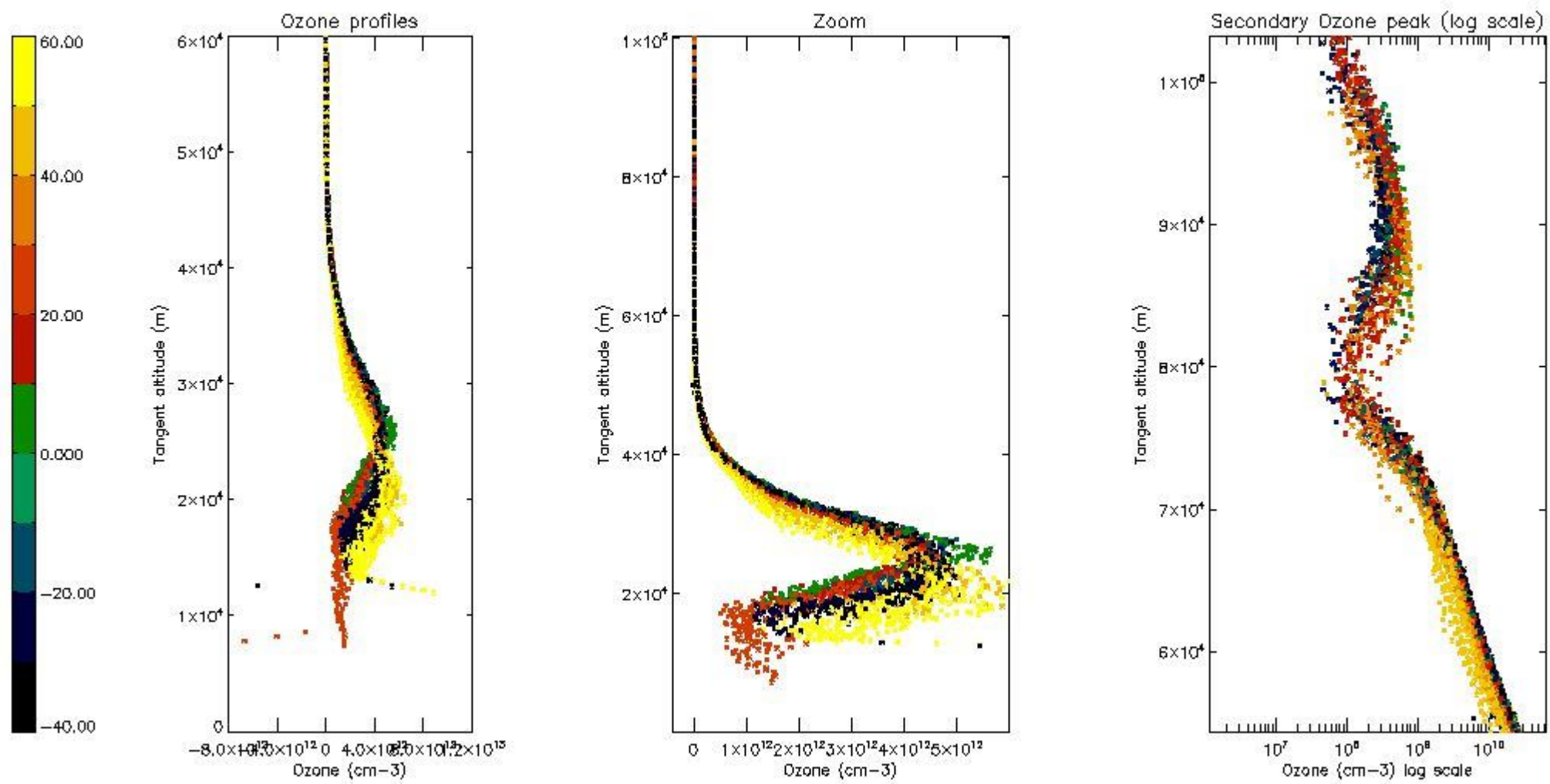
5.2 Plot ozone profiles for all STD (dark without errors)

The colorbar represents the latitude.



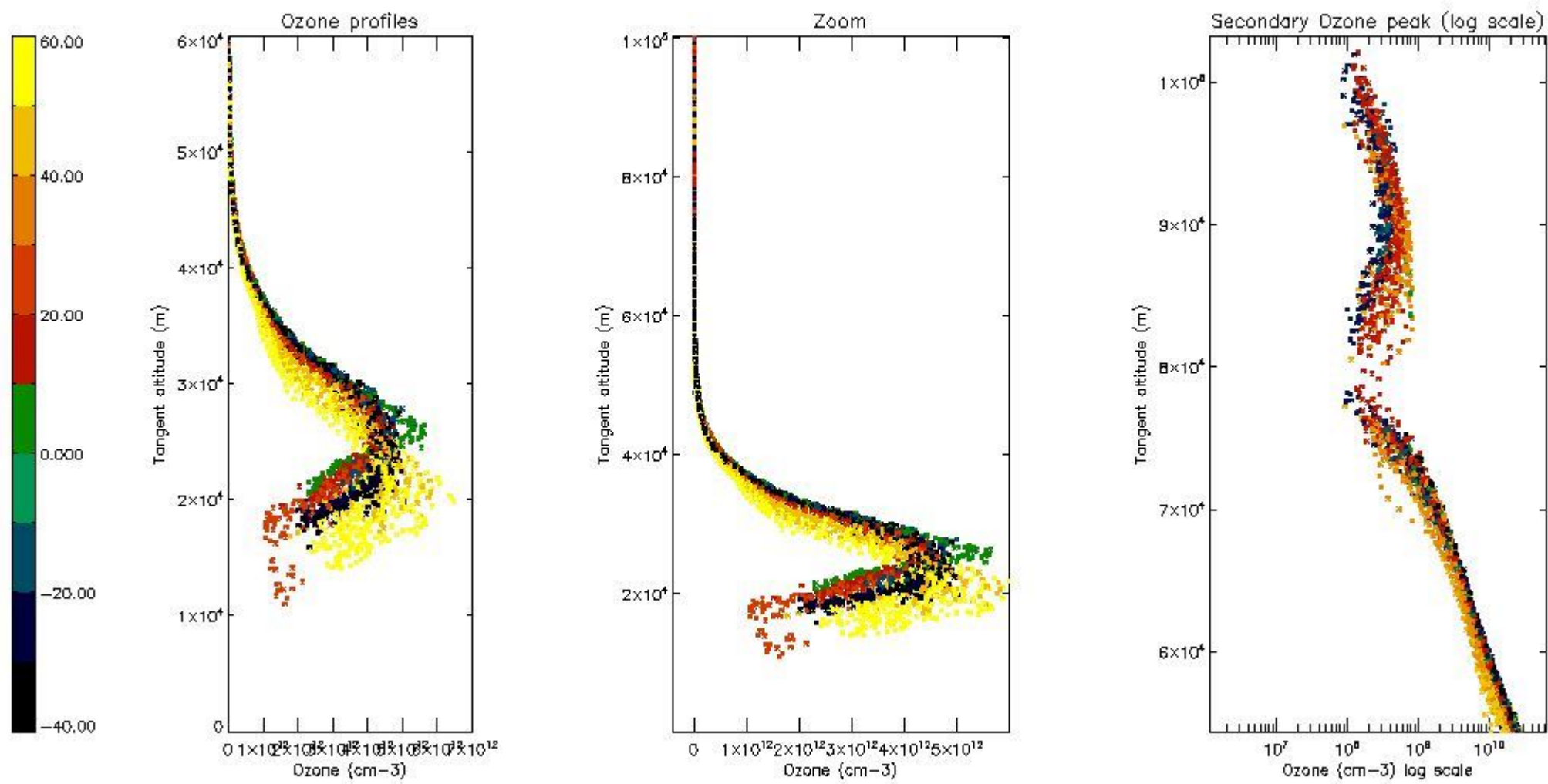
5.3 Plot ozone profiles where STD < 20% (dark without errors)

The colorbar represents the latitude.



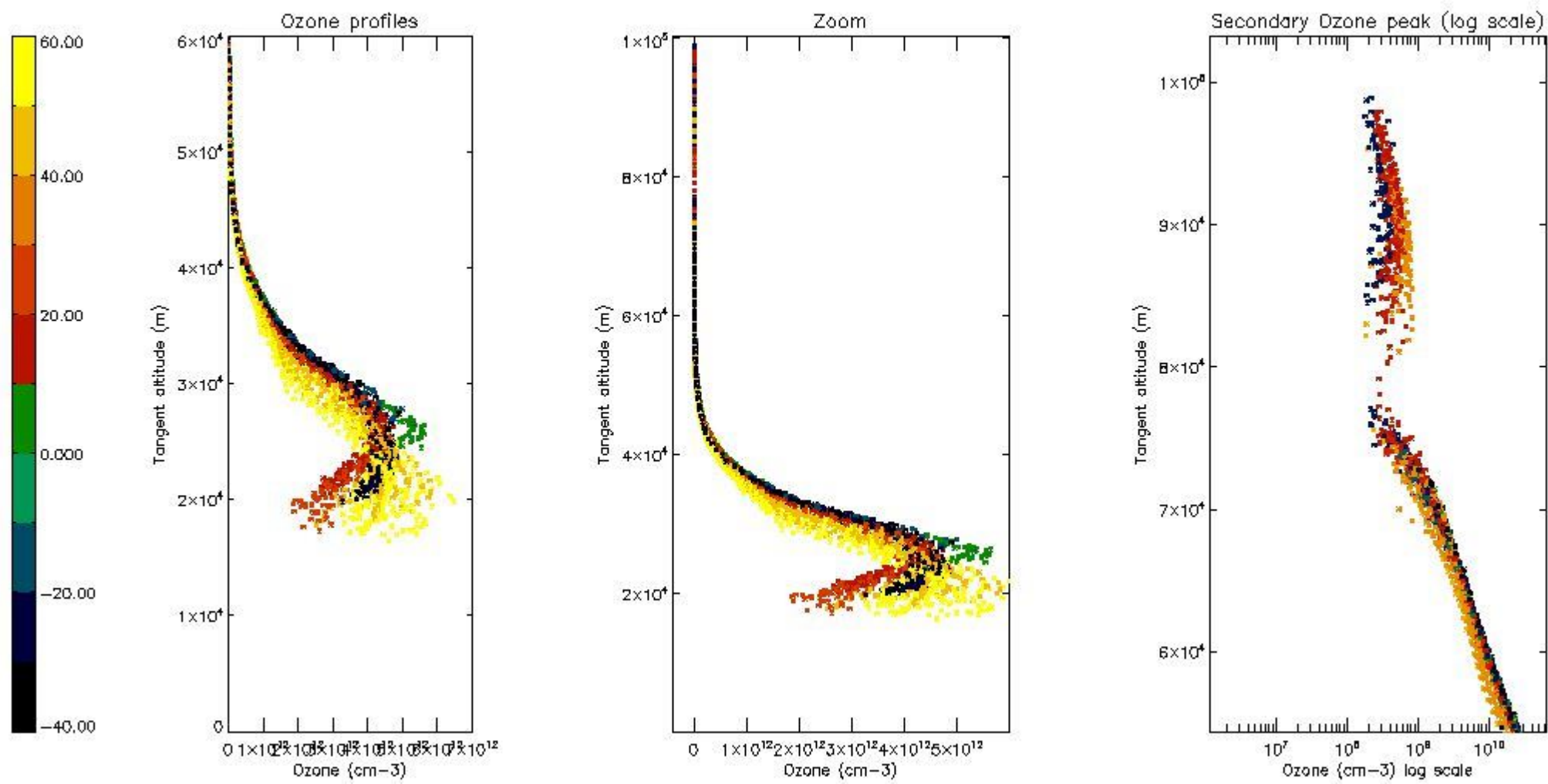
5.4 Plot ozone profiles where STD < 10% (dark without errors)

The colorbar represents the latitude.



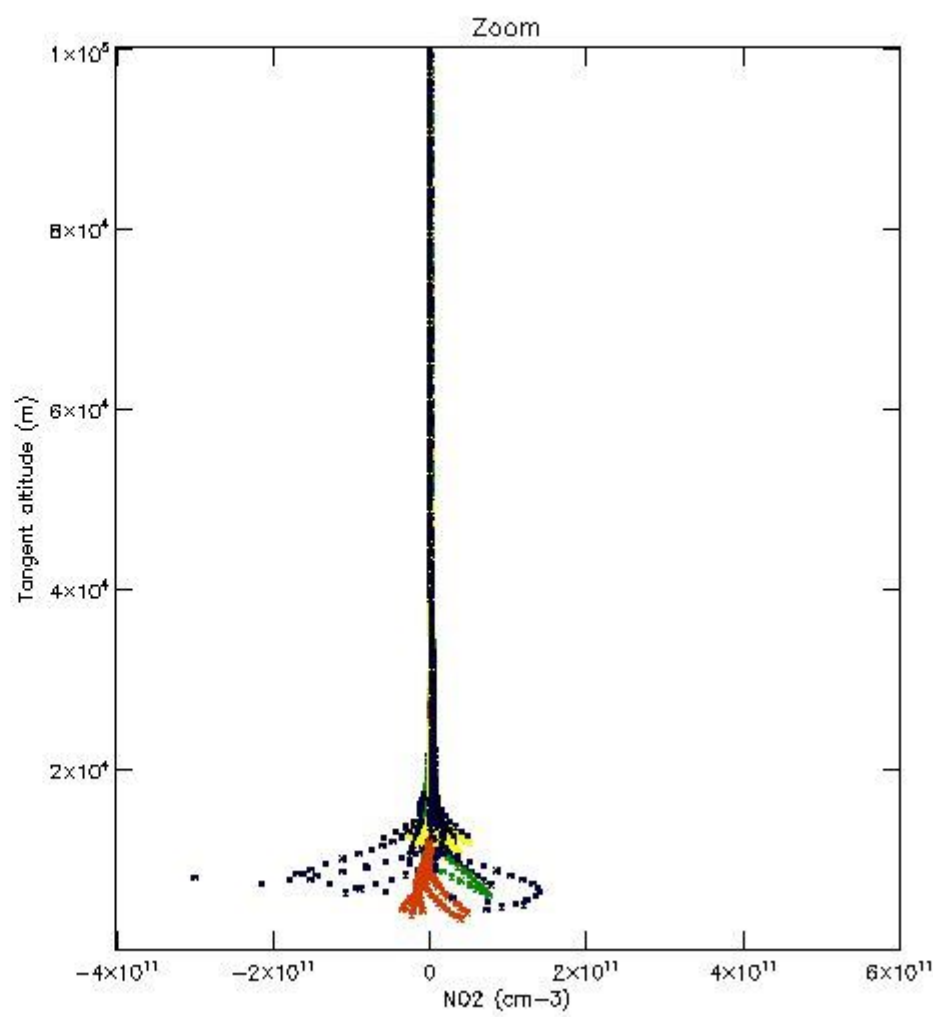
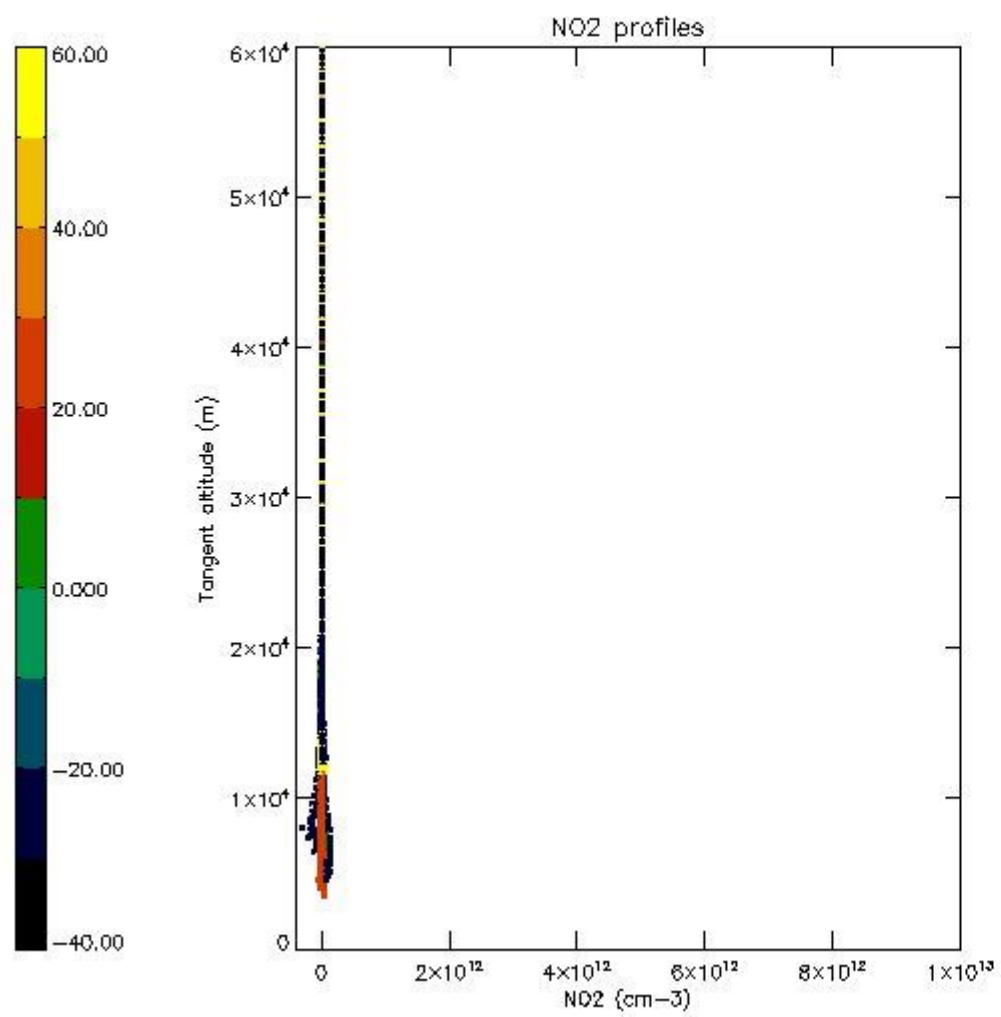
5.5 Plot ozone profiles where $STD < 5\%$ (dark without errors)

The colorbar represents the latitude.



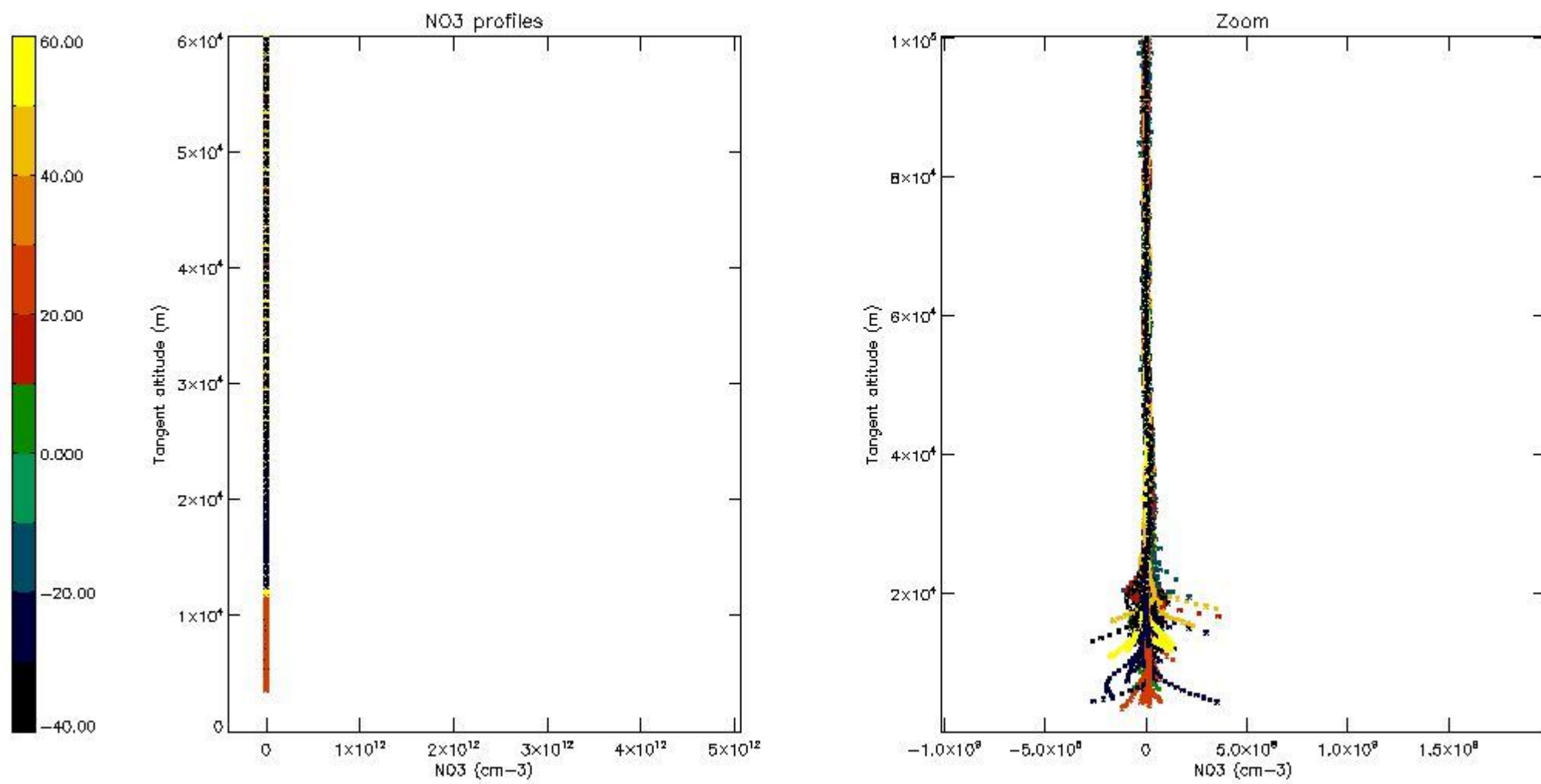
5.6 Plot NO₂ profiles for all STD (dark without errors)

The colorbar represents the latitude.



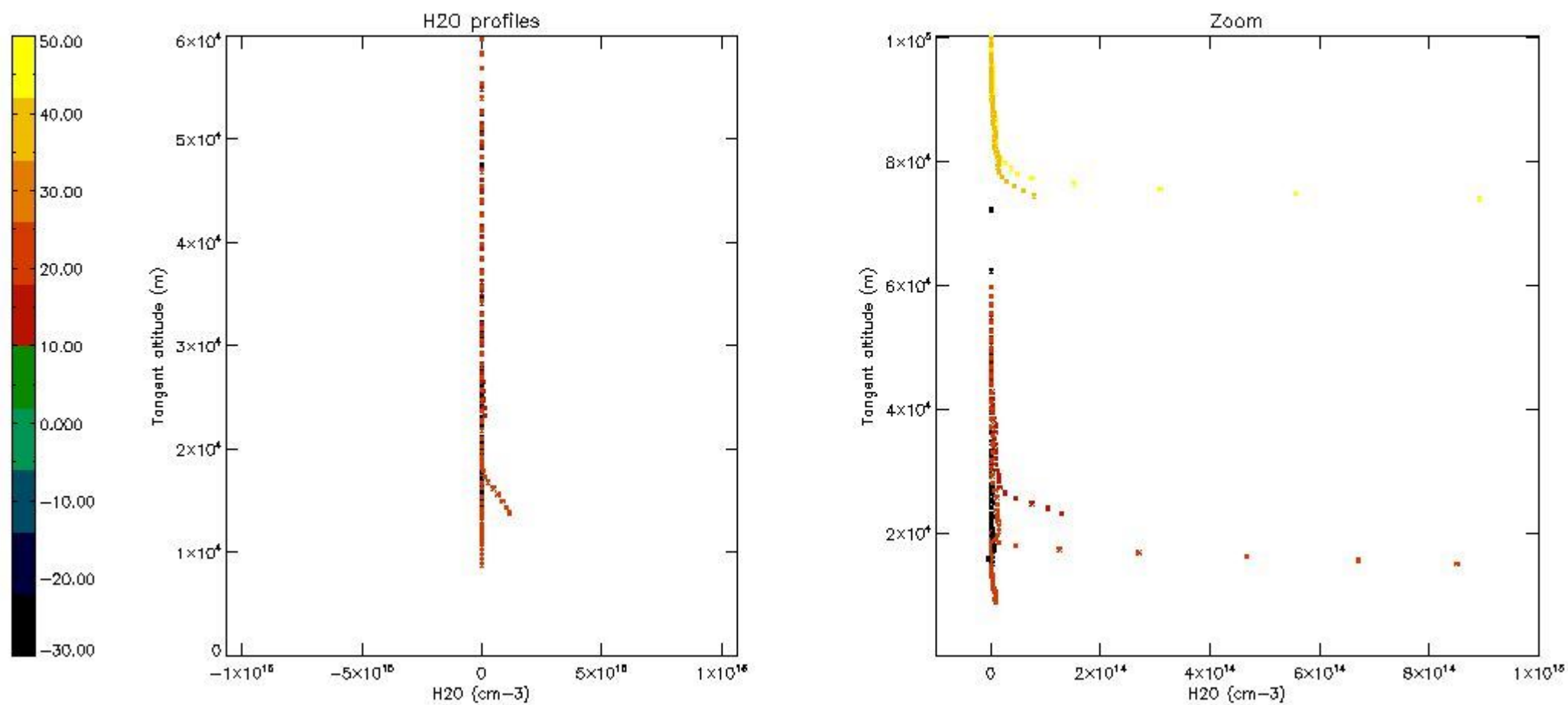
5.7 Plot NO3 profiles for all STD (dark without errors)

The colorbar represents the latitude.



5.8 Plot H₂O profiles for all STD (only for occultations of stars 1,2,3,4,13,14,16,26,63 dark without errors)

The colorbar represents the latitude.



6. Auxiliary Data Files used for the production reported in section 2

The number reported in the third column indicates since which file (see list in section 2) the corresponding auxiliary file has been used. The fourth column is the date of those product files.

Type	Auxiliary Filename	Used since product	Used since product date
INST_PHYS_CHARACTERISTICS	GOM_INS_AXVIEC20091111_143220_20030716_120000_20500101_000000	1	18-NOV-2003 00:00:13
LEVEL-2_PROC_CONFIG	GOM_PR2_AXVIEC20091111_152718_20020301_000000_20500101_000000	1	18-NOV-2003 00:00:13
CROSS_SECTIONS_FILE	GOM_CRS_AXVIEC20091111_154832_20020301_000000_20500101_000000	1	18-NOV-2003 00:00:13

GOMOS Level 2 Daily Report

SUMMARY

[1. General Info](#)

[2. Summary of processed GOM_NL_2P products](#)

[3. Level 2 Quality information per product](#)

[3.1 Plot of level 2 quality information per product \(time dependant\)](#)

[3.2 Plot of level 2 quality information per product \(world map\)](#)

[4. Level 1 Quality information per product \(stored on level 2 products\)](#)

[4.1 Plot of level 1 quality information per product \(time dependant\)](#)

[4.1.1 Plot of level 1 quality information per product \(time dependant\): ASCENDING](#)

[4.1.2 Plot of level 1 quality information per product \(time dependant\): DESCENDING](#)

[4.2 Plot of level 1 quality information per product \(world map\)](#)

[4.2.1 Plot of level 1 quality information per product \(world map\): ASCENDING](#)

[4.2.2 Plot of level 1 quality information per product \(world map\): DESCENDING](#)

[5. Ozone profiles based on quality statistics and other trace gas profiles](#)

[5.1 Ozone statistics based on quality of products](#)

[5.2 Plot ozone profiles for all STD \(dark without errors\)](#)

[5.3 Plot ozone profiles where STD < 20% \(dark without errors\)](#)

[5.4. Plot ozone profiles where STD < 10% \(dark without errors\)](#)

[5.5. Plot ozone profiles where STD < 5% \(dark without errors\)](#)

[5.6 Plot NO2 profiles for all STD \(dark without errors\)](#)

[5.7 Plot NO3 profiles for all STD \(dark without errors\)](#)

[5.8 Plot H2O profiles \(only for occultations of stars 1,2,3,4,13,14,16,26,63 dark without errors\) for all STD](#)

[6. Auxiliary Data Files used for the production reported in section 2](#)

This report presents the daily analysis on parameters extracted from GOMOS level 2 data (GOM_NL__2P). It is intended to monitor some important parameters that will impact the quality of these products. A list of level 2 products (and content) that have arrived during the reporting day to the PCF is also given.

Item	Value
Time of report generation	20APR2013 00:16:09
Data source version	GOMOS/6.01
Start time of products	18-11-2003 (18NOV2003 00:00:00)
Stop time of products	19-11-2003 (19NOV2003 00:00:00)
Store outputs in DB	Yes
Nb of level 2 prods	413
Nb of prods with errors	0

2. Summary of processed GOM_NL__2P products.

Nr	Filename	UTC Start time	Limb	Duration	Star Id	Star Name	Star Mag	Star Temp	Nb Meas	Orbit	Prod. error
1	GOM_NL__2PRFIN20031118_000013_000000422021_00403_08974_8888.N1	18-NOV-2003 00:00:13	Dark	42.000	12	Alp1Cru	0.77500	30000.	84	8974	No
2	GOM_NL__2PRFIN20031118_000221_000000392021_00403_08974_8858.N1	18-NOV-2003 00:02:21	Dark	39.000	124	The Car	2.7640	30000.	78	8974	No
3	GOM_NL__2PRFIN20031118_000623_000000442021_00403_08974_8859.N1	18-NOV-2003 00:06:23	Dark	44.000	41	Eps Car	1.8600	4100.0	88	8974	No
4	GOM_NL__2PRFIN20031118_000829_000000582021_00403_08974_8860.N1	18-NOV-2003 00:08:29	Dark	57.500	70	Zet Pup	2.2460	39000.	115	8974	No
5	GOM_NL__2PRFIN20031118_001153_000000562021_00403_08974_8861.N1	18-NOV-2003 00:11:53	Dark	55.500	2	Alp Car	-0.73600	7000.0	111	8974	No
6	GOM_NL__2PRFIN20031118_001422_000000812021_00403_08974_8862.N1	18-NOV-2003 00:14:22	Dark	80.500	88	31Eta CMa	2.4480	20000.	161	8974	No
7	GOM_NL__2PRFIN20031118_001630_000000812021_00403_08974_8863.N1	18-NOV-2003 00:16:30	Dark	81.000	23	21Eps CMa	1.5020	26000.	162	8974	No
8	GOM_NL__2PRFIN20031118_002026_000000402021_00403_08974_8864.N1	18-NOV-2003 00:20:26	Straylight	39.500	157	The1Eri	2.9060	9300.0	79	8974	No
9	GOM_NL__2PRFIN20031118_002524_000001832021_00403_08974_8865.N1	18-NOV-2003 00:25:24	Straylight	182.50	1	9Alp CMa	-1.4400	11000.	365	8974	No
10	GOM_NL__2PRFIN20031118_003005_000000932021_00403_08974_8866.N1	18-NOV-2003 00:30:05	Twilight	93.000	7	19Bet Ori	0.10000	14000.	186	8974	No
11	GOM_NL__2PRFIN20031118_003312_000000522021_00403_08974_8867.N1	18-NOV-2003 00:33:12	Twilight	52.000	94	92Alp Cet	2.5260	3100.0	104	8974	No
12	GOM_NL__2PRFIN20031118_004004_000000462021_00403_08974_8868.N1	18-NOV-2003 00:40:04	Bright	45.500	146	25Eta Tau	2.8730	15200.	91	8974	No
13	GOM_NL__2PRFIN20031118_004201_000000392021_00403_08974_8869.N1	18-NOV-2003 00:42:01	Bright	38.500	173	4Bet Tri	3.0040	8900.0	77	8974	No
14	GOM_NL__2PRFIN20031118_004404_000000432021_00403_08974_8870.N1	18-NOV-2003 00:44:04	Bright	43.000	73	57Gam1And	2.2600	13100.	86	8974	No
15	GOM_NL__2PRFIN20031118_004705_000000422021_00403_08974_8871.N1	18-NOV-2003 00:47:05	Bright	42.000	35	33Alp Per	1.7950	6250.0	84	8974	No
16	GOM_NL__2PRFIN20031118_004911_000000372021_00403_08974_8872.N1	18-NOV-2003 00:49:11	Bright	36.500	110	37Del Cas	2.6780	8900.0	73	8974	No
17	GOM_NL__2PRFIN20031118_005320_000000602021_00403_08974_8873.N1	18-NOV-2003 00:53:20	Bright	60.000	42	34Bet Aur	1.9000	10200.	120	8974	No
18	GOM_NL__2PRFIN20031118_005720_000000392021_00403_08974_8874.N1	18-NOV-2003 00:57:20	Bright	38.500	49	1Alp UMi	1.9900	6300.0	77	8974	No
19	GOM_NL__2PRFIN20031118_010145_000000372021_00403_08974_8875.N1	18-NOV-2003 01:01:45	Bright	36.500	60	7Bet UMi	2.0810	3950.0	73	8974	No
20	GOM_NL__2PRFIN20031118_010343_000000392021_00403_08974_8876.N1	18-NOV-2003 01:03:43	Bright	38.500	119	14Eta Dra	2.7270	4700.0	77	8974	No
21	GOM_NL__2PRFIN20031118_010634_000000422021_00403_08974_8877.N1	18-NOV-2003 01:06:34	Bright	42.000	82	48Bet UMa	2.3650	10600.	84	8974	No
22	GOM_NL__2PRFIN20031118_010902_000000522021_00403_08974_8878.N1	18-NOV-2003 01:09:02	Bright	52.000	39	85Eta UMa	1.8540	24000.	104	8974	No
23	GOM_NL__2PRFIN20031118_011040_000000442021_00403_08974_8879.N1	18-NOV-2003 01:10:40	Bright	44.000	174	52Psi UMa	3.0040	4400.0	88	8974	No
24	GOM_NL__2PRFIN20031118_011231_000000362021_00403_08974_8880.N1	18-NOV-2003 01:12:31	Bright	35.500	152	12Alp2CVn	2.8900	11000.	71	8974	No
25	GOM_NL__2PRFIN20031118_011710_000000362021_00403_08974_8881.N1	18-NOV-2003 01:17:10	Bright	35.500	3	16Alp Boo	-0.050000	4250.0	71	8974	No
26	GOM_NL__2PRFIN20031118_011930_000000482021_00403_08974_8882.N1	18-NOV-2003 01:19:30	Bright	48.000	96	68Del Leo	2.5600	9300.0	96	8974	No
27	GOM_NL__2PRFIN20031118_012134_000001112021_00403_08974_8883.N1	18-NOV-2003 01:21:34	Twilight	111.00	166	17Eps Leo	2.9800	6000.0	222	8974	No
28	GOM_NL__2PRFIN20031118_012635_000000952021_00403_08974_8884.N1	18-NOV-2003 01:26:35	Straylight	95.000	22	32Alp Leo	1.3600	15200.	190	8974	No
29	GOM_NL__2PRFIN20031118_013020_000000482021_00403_08974_8885.N1	18-NOV-2003 01:30:20	Twilight	48.000	106	9Bet Crv	2.6480	5600.0	96	8974	No
30	GOM_NL__2PRFIN20031118_013912_000000452021_00403_08974_8886.N1	18-NOV-2003 01:39:12	Dark	44.500	26	Gam Cru	1.6240	2900.0	89	8974	No
31	GOM_NL__2PRFIN20031118_014049_000000422021_00404_08975_8887.N1	18-NOV-2003 01:40:49	Dark	41.500	12	Alp1Cru	0.77500	30000.	83	8975	No
32	GOM_NL__2PRFIN20031118_014257_000000402021_00404_08975_8858.N1	18-NOV-2003 01:42:57	Dark	40.000	124	The Car	2.7640	30000.	80	8975	No
33	GOM_NL__2PRFIN20031118_014659_000000462021_00404_08975_8859.N1	18-NOV-2003 01:46:59	Dark	45.500	41	Eps Car	1.8600	4100.0	91	8975	No
34	GOM_NL__2PRFIN20031118_014906_000000582021_00404_08975_8860.N1	18-NOV-2003 01:49:06	Dark	57.500	70	Zet Pup	2.2460	39000.	115	8975	No
35	GOM_NL__2PRFIN20031118_015230_000000532021_00404_08975_8861.N1	18-NOV-2003 01:52:30	Dark	53.000	2	Alp Car	-0.73600	7000.0	106	8975	No
36	GOM_NL__2PRFIN20031118_015459_000000812021_00404_08975_8862.N1	18-NOV-2003 01:54:59	Dark	81.000	88	31Eta CMa	2.4480	20000.	162	8975	No
37	GOM_NL__2PRFIN20031118_015736_000000982021_00404_08975_8863.N1	18-NOV-2003 01:57:36	Dark	97.500	37	25Del CMa	1.8300	5900.0	195	8975	No
38	GOM_NL__2PRFIN20031118_020102_000000422021_00404_08975_8864.N1	18-NOV-2003 02:01:02	Straylight	41.500	157	The1Eri	2.9060	9300.0	83	8975	No
39	GOM_NL__2PRFIN20031118_020600_000001892021_00404_08975_8865.N1	18-NOV-2003 02:06:00	Straylight	188.50	1	9Alp CMa	-1.4400	11000.	377	8975	No
40	GOM_NL__2PRFIN20031118_021042_000000922021_00404_08975_8866.N1	18-NOV-2003 02:10:42	Twilight	92.000	7	19Bet Ori	0.10000	14000.	184	8975	No
41	GOM_NL__2PRFIN20031118_021349_000000492021_00404_08975_8867.N1	18-NOV-2003 02:13:49	Twilight	48.500	94	92Alp Cet	2.5260	3100.0	97	8975	No
42	GOM_NL__2PRFIN20031118_021841_000000392021_00404_08975_8868.N1	18-NOV-2003 02:18:41	Bright	39.000	105	6Bet Ari	2.6450	8900.0	78	8975	No

43	GOM_NL__2PRFIN20031118_022040_000000442021_00404_08975_8869.N1	18-NOV-2003 02:20:40	Bright	43.500	146	25Eta Tau	2.8730	15200.	87	8975	No
44	GOM_NL__2PRFIN20031118_022238_000000372021_00404_08975_8870.N1	18-NOV-2003 02:22:38	Bright	37.000	173	4Bet Tri	3.0040	8900.0	74	8975	No
45	GOM_NL__2PRFIN20031118_022442_000000412021_00404_08975_8871.N1	18-NOV-2003 02:24:42	Bright	40.500	73	57Gam1And	2.2600	13100.	81	8975	No
46	GOM_NL__2PRFIN20031118_022741_000000392021_00404_08975_8872.N1	18-NOV-2003 02:27:41	Bright	39.000	35	33Alp Per	1.7950	6250.0	78	8975	No
47	GOM_NL__2PRFIN20031118_022909_000000372021_00404_08975_8873.N1	18-NOV-2003 02:29:09	Bright	36.500	68	18Alp Cas	2.2250	4500.0	73	8975	No
48	GOM_NL__2PRFIN20031118_023102_000000552021_00404_08975_8874.N1	18-NOV-2003 02:31:02	Bright	54.500	6	13Alp Aur	0.080000	3400.0	109	8975	No
49	GOM_NL__2PRFIN20031118_023355_000000572021_00404_08975_8875.N1	18-NOV-2003 02:33:55	Bright	56.500	42	34Bet Aur	1.9000	10200.	113	8975	No
50	GOM_NL__2PRFIN20031118_023757_000000352021_00404_08975_8876.N1	18-NOV-2003 02:37:57	Bright	34.500	49	1Alp UMi	1.9900	6300.0	69	8975	No
51	GOM_NL__2PRFIN20031118_024221_000000402021_00404_08975_8877.N1	18-NOV-2003 02:42:21	Bright	40.000	60	7Bet UMi	2.0810	3950.0	80	8975	No
52	GOM_NL__2PRFIN20031118_024420_000000402021_00404_08975_8878.N1	18-NOV-2003 02:44:20	Bright	39.500	119	14Eta Dra	2.7270	4700.0	79	8975	No
53	GOM_NL__2PRFIN20031118_024710_000000412021_00404_08975_8879.N1	18-NOV-2003 02:47:10	Bright	41.000	82	48Bet UMa	2.3650	10600.	82	8975	No
54	GOM_NL__2PRFIN20031118_024939_000000522021_00404_08975_8880.N1	18-NOV-2003 02:49:39	Bright	52.000	39	85Eta UMa	1.8540	24000.	104	8975	No
55	GOM_NL__2PRFIN20031118_025116_000000432021_00404_08975_8881.N1	18-NOV-2003 02:51:16	Bright	42.500	174	52Psi UMa	3.0040	4400.0	85	8975	No
56	GOM_NL__2PRFIN20031118_025307_000000372021_00404_08975_8882.N1	18-NOV-2003 02:53:07	Bright	36.500	152	12Alp2CVn	2.8900	11000.	73	8975	No
57	GOM_NL__2PRFIN20031118_025514_000000372021_00404_08975_8883.N1	18-NOV-2003 02:55:14	Bright	37.000	83		2.3780	11000.	74	8975	No
58	GOM_NL__2PRFIN20031118_025745_000000362021_00404_08975_8884.N1	18-NOV-2003 02:57:45	Bright	36.000	3	16Alp Boo	-0.050000	4250.0	72	8975	No
59	GOM_NL__2PRFIN20031118_030006_000000532021_00404_08975_8885.N1	18-NOV-2003 03:00:06	Bright	52.500	96	68Del Leo	2.5600	9300.0	105	8975	No
60	GOM_NL__2PRFIN20031118_030211_000001132021_00404_08975_8886.N1	18-NOV-2003 03:02:11	Twilight	113.00	166	17Eps Leo	2.9800	6000.0	226	8975	No
61	GOM_NL__2PRFIN20031118_030713_000001052021_00404_08975_8887.N1	18-NOV-2003 03:07:13	Straylight	104.50	22	32Alp Leo	1.3600	15200.	209	8975	No
62	GOM_NL__2PRFIN20031118_031057_000000462021_00404_08975_8888.N1	18-NOV-2003 03:10:57	Twilight	45.500	106	9Bet Crv	2.6480	5600.0	91	8975	No
63	GOM_NL__2PRFIN20031118_031732_000000402021_00404_08975_8889.N1	18-NOV-2003 03:17:32	Dark	39.500	64	Gam Cen	2.2000	10600.	79	8975	No
64	GOM_NL__2PRFIN20031118_031948_000000452021_00404_08975_8890.N1	18-NOV-2003 03:19:48	Dark	45.000	26	Gam Cru	1.6240	2900.0	90	8975	No
65	GOM_NL__2PRFIN20031118_032125_000000422021_00405_08976_8891.N1	18-NOV-2003 03:21:25	Dark	41.500	12	Alp1Cru	0.77500	30000.	83	8976	No
66	GOM_NL__2PRFIN20031118_032334_000000392021_00405_08976_8892.N1	18-NOV-2003 03:23:34	Dark	39.000	124	The Car	2.7640	30000.	78	8976	No
67	GOM_NL__2PRFIN20031118_032735_000000452021_00405_08976_8893.N1	18-NOV-2003 03:27:35	Dark	44.500	41	Eps Car	1.8600	4100.0	89	8976	No
68	GOM_NL__2PRFIN20031118_032943_000000602021_00405_08976_8894.N1	18-NOV-2003 03:29:43	Dark	60.000	70	Zet Pup	2.2460	39000.	120	8976	No
69	GOM_NL__2PRFIN20031118_033306_000000612021_00405_08976_8895.N1	18-NOV-2003 03:33:06	Dark	61.000	2	Alp Car	-0.73600	7000.0	122	8976	No
70	GOM_NL__2PRFIN20031118_033536_000000812021_00405_08976_8896.N1	18-NOV-2003 03:35:36	Dark	81.000	88	31Eta CMa	2.4480	20000.	162	8976	No
71	GOM_NL__2PRFIN20031118_033813_000001042021_00405_08976_8897.N1	18-NOV-2003 03:38:13	Dark	104.00	37	25Del CMa	1.8300	5900.0	208	8976	No
72	GOM_NL__2PRFIN20031118_034138_000000402021_00405_08976_8898.N1	18-NOV-2003 03:41:38	Straylight	40.000	157	The1Eri	2.9060	9300.0	80	8976	No
73	GOM_NL__2PRFIN20031118_034636_000001922021_00405_08976_8899.N1	18-NOV-2003 03:46:36	Straylight	191.50	1	9Alp CMa	-1.4400	11000.	383	8976	No
74	GOM_NL__2PRFIN20031118_035117_000000902021_00405_08976_8900.N1	18-NOV-2003 03:51:17	Twilight	89.500	7	19Bet Ori	0.10000	14000.	179	8976	No
75	GOM_NL__2PRFIN20031118_035424_000000522021_00405_08976_8901.N1	18-NOV-2003 03:54:24	Twilight	51.500	94	92Alp Cet	2.5260	3100.0	103	8976	No
76	GOM_NL__2PRFIN20031118_035917_000000402021_00405_08976_8902.N1	18-NOV-2003 03:59:17	Bright	39.500	105	6Bet Ari	2.6450	8900.0	79	8976	No
77	GOM_NL__2PRFIN20031118_040116_000000442021_00405_08976_8903.N1	18-NOV-2003 04:01:16	Bright	44.000	146	25Eta Tau	2.8730	15200.	88	8976	No
78	GOM_NL__2PRFIN20031118_040313_000000382021_00405_08976_8904.N1	18-NOV-2003 04:03:13	Bright	37.500	173	4Bet Tri	3.0040	8900.0	75	8976	No
79	GOM_NL__2PRFIN20031118_040517_000000392021_00405_08976_8905.N1	18-NOV-2003 04:05:17	Bright	39.000	73	57Gam1And	2.2600	13100.	78	8976	No
80	GOM_NL__2PRFIN20031118_040816_000000412021_00405_08976_8906.N1	18-NOV-2003 04:08:16	Bright	41.000	35	33Alp Per	1.7950	6250.0	82	8976	No
81	GOM_NL__2PRFIN20031118_040945_000000382021_00405_08976_8907.N1	18-NOV-2003 04:09:45	Bright	38.000	68	18Alp Cas	2.2250	4500.0	76	8976	No
82	GOM_NL__2PRFIN20031118_041136_000000562021_00405_08976_8908.N1	18-NOV-2003 04:11:36	Bright	56.000	6	13Alp Aur	0.080000	3400.0	112	8976	No
83	GOM_NL__2PRFIN20031118_041429_000000612021_00405_08976_8909.N1	18-NOV-2003 04:14:29	Bright	61.000	42	34Bet Aur	1.9000	10200.	122	8976	No
84	GOM_NL__2PRFIN20031118_041833_000000372021_00405_08976_8910.N1	18-NOV-2003 04:18:33	Bright	36.500	49	1Alp UMi	1.9900	6300.0	73	8976	No
85	GOM_NL__2PRFIN20031118_042258_000000372021_00405_08976_8911.N1	18-NOV-2003 04:22:58	Bright	36.500	60	7Bet UMi	2.0810	3950.0	73	8976	No
86	GOM_NL__2PRFIN20031118_042457_000000392021_00405_08976_8912.N1	18-NOV-2003 04:24:57	Bright	38.500	119	14Eta Dra	2.7270	4700.0	77	8976	No
87	GOM_NL__2PRFIN20031118_042745_000000472021_00405_08976_8913.N1	18-NOV-2003 04:27:45	Bright	47.000	82	48Bet UMa	2.3650	10600.	94	8976	No
88	GOM_NL__2PRFIN20031118_043015_000000362021_00405_08976_8914.N1	18-NOV-2003 04:30:15	Bright	35.500	39	85Eta UMa	1.8540	24000.	71	8976	No
89	GOM_NL__2PRFIN20031118_043151_000000452021_00405_08976_8915.N1	18-NOV-2003 04:31:51	Bright	45.000	174	52Psi UMa	3.0040	4400.0	90	8976	No
90	GOM_NL__2PRFIN20031118_043343_000000382021_00405_08976_8916.N1	18-NOV-2003 04:33:43	Bright	37.500	152	12Alp2CVn	2.8900	11000.	75	8976	No
91	GOM_NL__2PRFIN20031118_043551_000000362021_00405_08976_8917.N1	18-NOV-2003 04:35:51	Bright	35.500	83		2.3780	11000.	71	8976	No
92	GOM_NL__2PRFIN20031118_043822_000000352021_00405_08976_8918.N1	18-NOV-2003 04:38:22	Bright	34.500	3	16Alp Boo	-0.050000	4250.0	69	8976	No
93	GOM_NL__2PRFIN20031118_044042_000000602021_00405_08976_8919.N1	18-NOV-2003 04:40:42	Bright	60.000	96	68Del Leo	2.5600	9300.0	120	8976	No
94	GOM_NL__2PRFIN20031118_044248_000001162021_00405_08976_8920.N1	18-NOV-2003 04:42:48	Twilight	115.50	166	17Eps Leo	2.9800	6000.0	231	8976	No
95	GOM_NL__2PRFIN20031118_044750_000001042021_00405_08976_8921.N1	18-NOV-2003 04:47:50	Straylight	103.50	22	32Alp Leo	1.3600	15200.	207	8976	No
96	GOM_NL__2PRFIN20031118_045134_000000472021_00405_08976_8922.N1	18-NOV-2003 04:51:34	Twilight	47.000	106	9Bet Crv	2.6480	5600.0	94	8976	No
97	GOM_NL__2PRFIN20031118_045808_000000422021_00405_08976_8923.N1	18-NOV-2003 04:58:08	Dark	41.500	64	Gam Cen	2.2000	10600.	83	8976	No
98	GOM_NL__2PRFIN20031118_050025_000000422021_00405_08976_8924.N1	18-NOV-2003 05:00:25	Dark	42.000	26	Gam Cru	1.6240	2900.0	84	8976	No
99	GOM_NL__2PRFIN20031118_050201_000000502021_00406_08977_8925.N1	18-NOV-2003 05:02:01	Dark	49.500	12	Alp1Cru	0.77500	30000.	99	8977	No
100	GOM_NL__2PRFIN20031118_050411_000000402021_00406_08977_8926.N1	18-NOV-2003 05:04:11	Dark	39.500	124	The Car	2.7640	30000.	79	8977	No
101	GOM_NL__2PRFIN20031118_050813_000000552021_00406_08977_8927.N1	18-NOV-2003 05:08:13	Dark	55.000	41	Eps Car	1.8600	4100.0	110	8977	No

102	GOM_NL__2PRFIN20031118_051020_000000602021_00406_08977_8881.N1	18-NOV-2003 05:10:20	Dark	60.000	70	Zet Pup	2.2460	39000.	120	8977	No
103	GOM_NL__2PRFIN20031118_051342_000000512021_00406_08977_8882.N1	18-NOV-2003 05:13:42	Dark	50.500	2	Alp Car	-0.73600	7000.0	101	8977	No
104	GOM_NL__2PRFIN20031118_051614_000000822021_00406_08977_8883.N1	18-NOV-2003 05:16:14	Dark	81.500	88	31Eta CMa	2.4480	20000.	163	8977	No
105	GOM_NL__2PRFIN20031118_051851_000000992021_00406_08977_8884.N1	18-NOV-2003 05:18:51	Dark	99.000	37	25Del CMa	1.8300	5900.0	198	8977	No
106	GOM_NL__2PRFIN20031118_052214_000000402021_00406_08977_8885.N1	18-NOV-2003 05:22:14	Straylight	39.500	157	The1Eri	2.9060	9300.0	79	8977	No
107	GOM_NL__2PRFIN20031118_052712_000001802021_00406_08977_8886.N1	18-NOV-2003 05:27:12	Straylight	180.00	1	9Alp CMa	-1.4400	11000.	360	8977	No
108	GOM_NL__2PRFIN20031118_053153_000000872021_00406_08977_8887.N1	18-NOV-2003 05:31:53	Twilight	86.500	7	19Bet Ori	0.10000	14000.	173	8977	No
109	GOM_NL__2PRFIN20031118_053500_000000492021_00406_08977_8888.N1	18-NOV-2003 05:35:00	Twilight	48.500	94	92Alp Cet	2.5260	3100.0	97	8977	No
110	GOM_NL__2PRFIN20031118_053953_000000402021_00406_08977_8889.N1	18-NOV-2003 05:39:53	Bright	39.500	105	6Bet Ari	2.6450	8900.0	79	8977	No
111	GOM_NL__2PRFIN20031118_054151_000000452021_00406_08977_8890.N1	18-NOV-2003 05:41:51	Bright	44.500	146	25Eta Tau	2.8730	15200.	89	8977	No
112	GOM_NL__2PRFIN20031118_054350_000000392021_00406_08977_8891.N1	18-NOV-2003 05:43:50	Bright	38.500	173	4Bet Tri	3.0040	8900.0	77	8977	No
113	GOM_NL__2PRFIN20031118_054554_000000382021_00406_08977_8892.N1	18-NOV-2003 05:45:54	Bright	38.000	73	57Gam1And	2.2600	13100.	76	8977	No
114	GOM_NL__2PRFIN20031118_054852_000000432021_00406_08977_8893.N1	18-NOV-2003 05:48:52	Bright	42.500	35	33Alp Per	1.7950	6250.0	85	8977	No
115	GOM_NL__2PRFIN20031118_055021_000000402021_00406_08977_8894.N1	18-NOV-2003 05:50:21	Bright	39.500	68	18Alp Cas	2.2250	4500.0	79	8977	No
116	GOM_NL__2PRFIN20031118_055212_000000572021_00406_08977_8895.N1	18-NOV-2003 05:52:12	Bright	56.500	6	13Alp Aur	0.080000	3400.0	113	8977	No
117	GOM_NL__2PRFIN20031118_055504_000000582021_00406_08977_8896.N1	18-NOV-2003 05:55:04	Bright	58.000	42	34Bet Aur	1.9000	10200.	116	8977	No
118	GOM_NL__2PRFIN20031118_055909_000000392021_00406_08977_8897.N1	18-NOV-2003 05:59:09	Bright	38.500	49	1Alp UMi	1.9900	6300.0	77	8977	No
119	GOM_NL__2PRFIN20031118_060334_000000402021_00406_08977_8898.N1	18-NOV-2003 06:03:34	Bright	39.500	60	7Bet UMi	2.0810	3950.0	79	8977	No
120	GOM_NL__2PRFIN20031118_060534_000000382021_00406_08977_8899.N1	18-NOV-2003 06:05:34	Bright	38.000	119	14Eta Dra	2.7270	4700.0	76	8977	No
121	GOM_NL__2PRFIN20031118_060821_000000442021_00406_08977_8900.N1	18-NOV-2003 06:08:21	Bright	43.500	82	48Bet UMa	2.3650	10600.	87	8977	No
122	GOM_NL__2PRFIN20031118_061051_000000522021_00406_08977_8901.N1	18-NOV-2003 06:10:51	Bright	52.000	39	85Eta UMa	1.8540	24000.	104	8977	No
123	GOM_NL__2PRFIN20031118_061227_000000442021_00406_08977_8902.N1	18-NOV-2003 06:12:27	Bright	44.000	174	52Psi UMa	3.0040	4400.0	88	8977	No
124	GOM_NL__2PRFIN20031118_061420_000000372021_00406_08977_8903.N1	18-NOV-2003 06:14:20	Bright	36.500	152	12Alp2CVn	2.8900	11000.	73	8977	No
125	GOM_NL__2PRFIN20031118_061628_000000362021_00406_08977_8904.N1	18-NOV-2003 06:16:28	Bright	35.500	83		2.3780	11000.	71	8977	No
126	GOM_NL__2PRFIN20031118_061859_000000352021_00406_08977_8905.N1	18-NOV-2003 06:18:59	Bright	34.500	3	16Alp Boo	-0.050000	4250.0	69	8977	No
127	GOM_NL__2PRFIN20031118_062119_000000512021_00406_08977_8906.N1	18-NOV-2003 06:21:19	Bright	51.000	96	68Del Leo	2.5600	9300.0	102	8977	No
128	GOM_NL__2PRFIN20031118_062325_000001242021_00406_08977_8907.N1	18-NOV-2003 06:23:25	Twilight	123.50	166	17Eps Leo	2.9800	6000.0	247	8977	No
129	GOM_NL__2PRFIN20031118_062829_000001032021_00406_08977_8908.N1	18-NOV-2003 06:28:29	Straylight	103.00	22	32Alp Leo	1.3600	15200.	206	8977	No
130	GOM_NL__2PRFIN20031118_063211_000000452021_00406_08977_8909.N1	18-NOV-2003 06:32:11	Twilight	45.000	106	9Bet Crv	2.6480	5600.0	90	8977	No
131	GOM_NL__2PRFIN20031118_063845_000000442021_00406_08977_8910.N1	18-NOV-2003 06:38:45	Dark	44.000	64	Gam Cen	2.2000	10600.	88	8977	No
132	GOM_NL__2PRFIN20031118_064101_000000502021_00406_08977_8911.N1	18-NOV-2003 06:41:01	Dark	49.500	26	Gam Cru	1.6240	2900.0	99	8977	No
133	GOM_NL__2PRFIN20031118_064237_000000432021_00407_08978_8912.N1	18-NOV-2003 06:42:37	Dark	43.000	12	Alp1Cru	0.77500	30000.	86	8978	No
134	GOM_NL__2PRFIN20031118_064447_000000392021_00407_08978_9014.N1	18-NOV-2003 06:44:47	Dark	39.000	124	The Car	2.7640	30000.	78	8978	No
135	GOM_NL__2PRFIN20031118_064849_000000552021_00407_08978_9015.N1	18-NOV-2003 06:48:49	Dark	55.000	41	Eps Car	1.8600	4100.0	110	8978	No
136	GOM_NL__2PRFIN20031118_065057_000000582021_00407_08978_9016.N1	18-NOV-2003 06:50:57	Dark	58.000	70	Zet Pup	2.2460	39000.	116	8978	No
137	GOM_NL__2PRFIN20031118_065419_000000612021_00407_08978_9017.N1	18-NOV-2003 06:54:19	Dark	61.000	2	Alp Car	-0.73600	7000.0	122	8978	No
138	GOM_NL__2PRFIN20031118_065651_000000822021_00407_08978_9018.N1	18-NOV-2003 06:56:51	Dark	82.000	88	31Eta CMa	2.4480	20000.	164	8978	No
139	GOM_NL__2PRFIN20031118_065929_000000982021_00407_08978_9019.N1	18-NOV-2003 06:59:29	Dark	98.000	37	25Del CMa	1.8300	5900.0	196	8978	No
140	GOM_NL__2PRFIN20031118_070250_000000392021_00407_08978_9020.N1	18-NOV-2003 07:02:50	Straylight	39.000	157	The1Eri	2.9060	9300.0	78	8978	No
141	GOM_NL__2PRFIN20031118_070748_000001772021_00407_08978_9021.N1	18-NOV-2003 07:07:48	Straylight	177.00	1	9Alp CMa	-1.4400	11000.	354	8978	No
142	GOM_NL__2PRFIN20031118_071229_000000902021_00407_08978_9022.N1	18-NOV-2003 07:12:29	Twilight	90.000	7	19Bet Ori	0.10000	14000.	180	8978	No
143	GOM_NL__2PRFIN20031118_071536_000000512021_00407_08978_9023.N1	18-NOV-2003 07:15:36	Twilight	50.500	94	92Alp Cet	2.5260	3100.0	101	8978	No
144	GOM_NL__2PRFIN20031118_072029_000000402021_00407_08978_9024.N1	18-NOV-2003 07:20:29	Bright	39.500	105	6Bet Ari	2.6450	8900.0	79	8978	No
145	GOM_NL__2PRFIN20031118_072227_000000442021_00407_08978_9025.N1	18-NOV-2003 07:22:27	Bright	44.000	146	25Eta Tau	2.8730	15200.	88	8978	No
146	GOM_NL__2PRFIN20031118_072426_000000382021_00407_08978_9026.N1	18-NOV-2003 07:24:26	Bright	38.000	173	4Bet Tri	3.0040	8900.0	76	8978	No
147	GOM_NL__2PRFIN20031118_072630_000000382021_00407_08978_9027.N1	18-NOV-2003 07:26:30	Bright	38.000	73	57Gam1And	2.2600	13100.	76	8978	No
148	GOM_NL__2PRFIN20031118_072928_000000432021_00407_08978_9028.N1	18-NOV-2003 07:29:28	Bright	43.000	35	33Alp Per	1.7950	6250.0	86	8978	No
149	GOM_NL__2PRFIN20031118_073058_000000402021_00407_08978_9029.N1	18-NOV-2003 07:30:58	Bright	39.500	68	18Alp Cas	2.2250	4500.0	79	8978	No
150	GOM_NL__2PRFIN20031118_073247_000000552021_00407_08978_9030.N1	18-NOV-2003 07:32:47	Bright	55.000	6	13Alp Aur	0.080000	3400.0	110	8978	No
151	GOM_NL__2PRFIN20031118_073539_000000612021_00407_08978_9031.N1	18-NOV-2003 07:35:39	Bright	60.500	42	34Bet Aur	1.9000	10200.	121	8978	No
152	GOM_NL__2PRFIN20031118_073945_000000392021_00407_08978_9032.N1	18-NOV-2003 07:39:45	Bright	38.500	49	1Alp UMi	1.9900	6300.0	77	8978	No
153	GOM_NL__2PRFIN20031118_074411_000000392021_00407_08978_9033.N1	18-NOV-2003 07:44:11	Bright	38.500	60	7Bet UMi	2.0810	3950.0	77	8978	No
154	GOM_NL__2PRFIN20031118_074610_000000382021_00407_08978_9034.N1	18-NOV-2003 07:46:10	Bright	37.500	119	14Eta Dra	2.7270	4700.0	75	8978	No
155	GOM_NL__2PRFIN20031118_074857_000000432021_00407_08978_9035.N1	18-NOV-2003 07:48:57	Bright	42.500	82	48Bet UMa	2.3650	10600.	85	8978	No
156	GOM_NL__2PRFIN20031118_075128_000000372021_00407_08978_9036.N1	18-NOV-2003 07:51:28	Bright	36.500	39	85Eta UMa	1.8540	24000.	73	8978	No
157	GOM_NL__2PRFIN20031118_075303_000000452021_00407_08978_9037.N1	18-NOV-2003 07:53:03	Bright	44.500	174	52Psi UMa	3.0040	4400.0	89	8978	No
158	GOM_NL__2PRFIN20031118_075456_000000352021_00407_08978_9038.N1	18-NOV-2003 07:54:56	Bright	35.000	152	12Alp2CVn	2.8900	11000.	70	8978	No
159	GOM_NL__2PRFIN20031118_075704_000000342021_00407_08978_9039.N1	18-NOV-2003 07:57:04	Bright	34.000	83		2.3780	11000.	68	8978	No
160	GOM_NL__2PRFIN20031118_075935_000000352021_00407_08978_9040.N1	18-NOV-2003 07:59:35	Bright	34.500	3	16Alp Boo	-0.050000	4250.0	69	8978	No

161	GOM_NL__2PRFIN20031118_080156_00000512021_00407_08978_9041.N1	18-NOV-2003 08:01:56	Bright	50.500	96	68Del Leo	2.5600	9300.0	101	8978	No
162	GOM_NL__2PRFIN20031118_080403_000001162021_00407_08978_9042.N1	18-NOV-2003 08:04:03	Twilight	116.00	166	17Eps Leo	2.9800	6000.0	232	8978	No
163	GOM_NL__2PRFIN20031118_080906_000001002021_00407_08978_9043.N1	18-NOV-2003 08:09:06	Straylight	100.00	22	32Alp Leo	1.3600	15200.	200	8978	No
164	GOM_NL__2PRFIN20031118_081248_000000412021_00407_08978_9044.N1	18-NOV-2003 08:12:48	Twilight	41.000	106	9Bet Crv	2.6480	5600.0	82	8978	No
165	GOM_NL__2PRFIN20031118_081922_000000422021_00407_08978_9045.N1	18-NOV-2003 08:19:22	Dark	42.000	64	Gam Cen	2.2000	10600.	84	8978	No
166	GOM_NL__2PRFIN20031118_082138_000000452021_00407_08978_9046.N1	18-NOV-2003 08:21:38	Dark	45.000	26	Gam Cru	1.6240	2900.0	90	8978	No
167	GOM_NL__2PRFIN20031118_082314_000000432021_00408_08979_9047.N1	18-NOV-2003 08:23:14	Dark	43.000	12	Alp1Cru	0.77500	30000.	86	8979	No
168	GOM_NL__2PRFIN20031118_100517_000000382021_00409_08980_9016.N1	18-NOV-2003 10:05:17	Dark	37.500	112	Alp Mus	2.6880	26000.	75	8980	No
169	GOM_NL__2PRFIN20031118_101002_000000452021_00409_08980_9017.N1	18-NOV-2003 10:10:02	Dark	44.500	41	Eps Car	1.8600	4100.0	89	8980	No
170	GOM_NL__2PRFIN20031118_101212_000000592021_00409_08980_9018.N1	18-NOV-2003 10:12:12	Dark	58.500	70	Zet Pup	2.2460	39000.	117	8980	No
171	GOM_NL__2PRFIN20031118_101532_000000512021_00409_08980_9019.N1	18-NOV-2003 10:15:32	Dark	51.000	2	Alp Car	-0.73600	7000.0	102	8980	No
172	GOM_NL__2PRFIN20031118_101806_000000802021_00409_08980_9020.N1	18-NOV-2003 10:18:06	Dark	80.000	88	31Eta CMa	2.4480	20000.	160	8980	No
173	GOM_NL__2PRFIN20031118_102043_000000982021_00409_08980_9021.N1	18-NOV-2003 10:20:43	Dark	98.000	37	25Del CMa	1.8300	5900.0	196	8980	No
174	GOM_NL__2PRFIN20031118_102403_000000402021_00409_08980_9022.N1	18-NOV-2003 10:24:03	Straylight	39.500	157	The1Eri	2.9060	9300.0	79	8980	No
175	GOM_NL__2PRFIN20031118_102900_000001882021_00409_08980_9023.N1	18-NOV-2003 10:29:00	Straylight	187.50	1	9Alp CMa	-1.4400	11000.	375	8980	No
176	GOM_NL__2PRFIN20031118_103340_000000792021_00409_08980_9024.N1	18-NOV-2003 10:33:40	Straylight	79.000	7	19Bet Ori	0.10000	14000.	158	8980	No
177	GOM_NL__2PRFIN20031118_103649_000000492021_00409_08980_9025.N1	18-NOV-2003 10:36:49	Twilight	49.000	94	92Alp Cet	2.5260	3100.0	98	8980	No
178	GOM_NL__2PRFIN20031118_103834_000000912021_00409_08980_9026.N1	18-NOV-2003 10:38:34	Bright	91.000	72	34Del Ori	2.2500	30000.	182	8980	No
179	GOM_NL__2PRFIN20031118_104141_000000392021_00409_08980_9027.N1	18-NOV-2003 10:41:41	Bright	39.000	105	6Bet Ari	2.6450	8900.0	78	8980	No
180	GOM_NL__2PRFIN20031118_104337_000000442021_00409_08980_9028.N1	18-NOV-2003 10:43:37	Bright	43.500	146	25Eta Tau	2.8730	15200.	87	8980	No
181	GOM_NL__2PRFIN20031118_104538_000000392021_00409_08980_9029.N1	18-NOV-2003 10:45:38	Bright	38.500	173	4Bet Tri	3.0040	8900.0	77	8980	No
182	GOM_NL__2PRFIN20031118_104742_000000402021_00409_08980_9030.N1	18-NOV-2003 10:47:42	Bright	39.500	73	57Gam1And	2.2600	13100.	79	8980	No
183	GOM_NL__2PRFIN20031118_105039_000000392021_00409_08980_9031.N1	18-NOV-2003 10:50:39	Bright	39.000	35	33Alp Per	1.7950	6250.0	78	8980	No
184	GOM_NL__2PRFIN20031118_105211_000000392021_00409_08980_9032.N1	18-NOV-2003 10:52:11	Bright	38.500	68	18Alp Cas	2.2250	4500.0	77	8980	No
185	GOM_NL__2PRFIN20031118_105356_000000572021_00409_08980_9033.N1	18-NOV-2003 10:53:56	Bright	57.000	6	13Alp Aur	0.080000	3400.0	114	8980	No
186	GOM_NL__2PRFIN20031118_105648_000000572021_00409_08980_9034.N1	18-NOV-2003 10:56:48	Bright	57.000	42	34Bet Aur	1.9000	10200.	114	8980	No
187	GOM_NL__2PRFIN20031118_110057_000000382021_00409_08980_9035.N1	18-NOV-2003 11:00:57	Bright	38.000	49	1Alp UMi	1.9900	6300.0	76	8980	No
188	GOM_NL__2PRFIN20031118_110523_000000392021_00409_08980_9036.N1	18-NOV-2003 11:05:23	Bright	39.000	60	7Bet UMi	2.0810	3950.0	78	8980	No
189	GOM_NL__2PRFIN20031118_110723_000000382021_00409_08980_9037.N1	18-NOV-2003 11:07:23	Bright	38.000	119	14Eta Dra	2.7270	4700.0	76	8980	No
190	GOM_NL__2PRFIN20031118_111008_000000412021_00409_08980_9038.N1	18-NOV-2003 11:10:08	Bright	41.000	82	48Bet UMa	2.3650	10600.	82	8980	No
191	GOM_NL__2PRFIN20031118_111240_000000352021_00409_08980_9039.N1	18-NOV-2003 11:12:40	Bright	34.500	39	85Eta UMa	1.8540	24000.	69	8980	No
192	GOM_NL__2PRFIN20031118_111415_000000652021_00409_08980_9040.N1	18-NOV-2003 11:14:15	Bright	65.000	174	52Psi UMa	3.0040	4400.0	130	8980	No
193	GOM_NL__2PRFIN20031118_111608_000000362021_00409_08980_9041.N1	18-NOV-2003 11:16:08	Bright	36.000	152	12Alp2CVn	2.8900	11000.	72	8980	No
194	GOM_NL__2PRFIN20031118_111817_000000352021_00409_08980_9042.N1	18-NOV-2003 11:18:17	Bright	35.000	83		2.3780	11000.	70	8980	No
195	GOM_NL__2PRFIN20031118_112048_000000342021_00409_08980_9043.N1	18-NOV-2003 11:20:48	Bright	33.500	3	16Alp Boo	-0.050000	4250.0	67	8980	No
196	GOM_NL__2PRFIN20031118_112308_000000512021_00409_08980_9044.N1	18-NOV-2003 11:23:08	Bright	50.500	96	68Del Leo	2.5600	9300.0	101	8980	No
197	GOM_NL__2PRFIN20031118_112517_000001162021_00409_08980_9045.N1	18-NOV-2003 11:25:17	Twilight	116.00	166	17Eps Leo	2.9800	6000.0	232	8980	No
198	GOM_NL__2PRFIN20031118_113021_000001002021_00409_08980_9046.N1	18-NOV-2003 11:30:21	Straylight	100.00	22	32Alp Leo	1.3600	15200.	200	8980	No
199	GOM_NL__2PRFIN20031118_113400_000000452021_00409_08980_9047.N1	18-NOV-2003 11:34:00	Twilight	44.500	106	9Bet Crv	2.6480	5600.0	89	8980	No
200	GOM_NL__2PRFIN20031118_114034_000000412021_00409_08980_9048.N1	18-NOV-2003 11:40:34	Dark	41.000	64	Gam Cen	2.2000	10600.	82	8980	No
201	GOM_NL__2PRFIN20031118_114250_000000462021_00409_08980_9049.N1	18-NOV-2003 11:42:50	Dark	45.500	26	Gam Cru	1.6240	2900.0	91	8980	No
202	GOM_NL__2PRFIN20031118_114426_000000392021_00410_08981_9050.N1	18-NOV-2003 11:44:26	Dark	39.000	12	Alp1Cru	0.77500	30000.	78	8981	No
203	GOM_NL__2PRFIN20031118_114554_000000362021_00410_08981_8881.N1	18-NOV-2003 11:45:54	Dark	36.000	112	Alp Mus	2.6880	26000.	72	8981	No
204	GOM_NL__2PRFIN20031118_115039_000000442021_00410_08981_8882.N1	18-NOV-2003 11:50:39	Dark	44.000	41	Eps Car	1.8600	4100.0	88	8981	No
205	GOM_NL__2PRFIN20031118_115250_000000582021_00410_08981_8883.N1	18-NOV-2003 11:52:50	Dark	58.000	70	Zet Pup	2.2460	39000.	116	8981	No
206	GOM_NL__2PRFIN20031118_115610_000000612021_00410_08981_8884.N1	18-NOV-2003 11:56:10	Dark	61.000	2	Alp Car	-0.73600	7000.0	122	8981	No
207	GOM_NL__2PRFIN20031118_115844_000000772021_00410_08981_8885.N1	18-NOV-2003 11:58:44	Dark	77.000	88	31Eta CMa	2.4480	20000.	154	8981	No
208	GOM_NL__2PRFIN20031118_120120_000000902021_00410_08981_8886.N1	18-NOV-2003 12:01:20	Dark	89.500	37	25Del CMa	1.8300	5900.0	179	8981	No
209	GOM_NL__2PRFIN20031118_120440_000000392021_00410_08981_8887.N1	18-NOV-2003 12:04:40	Straylight	38.500	157	The1Eri	2.9060	9300.0	77	8981	No
210	GOM_NL__2PRFIN20031118_120937_000001712021_00410_08981_8888.N1	18-NOV-2003 12:09:37	Straylight	170.50	1	9Alp CMa	-1.4400	11000.	341	8981	No
211	GOM_NL__2PRFIN20031118_121415_000000762021_00410_08981_8889.N1	18-NOV-2003 12:14:15	Straylight	76.000	7	19Bet Ori	0.10000	14000.	152	8981	No
212	GOM_NL__2PRFIN20031118_121725_000000502021_00410_08981_8890.N1	18-NOV-2003 12:17:25	Twilight	49.500	94	92Alp Cet	2.5260	3100.0	99	8981	No
213	GOM_NL__2PRFIN20031118_121909_000000902021_00410_08981_8891.N1	18-NOV-2003 12:19:09	Bright	90.000	72	34Del Ori	2.2500	30000.	180	8981	No
214	GOM_NL__2PRFIN20031118_122218_000000372021_00410_08981_8892.N1	18-NOV-2003 12:22:18	Bright	37.000	105	6Bet Ari	2.6450	8900.0	74	8981	No
215	GOM_NL__2PRFIN20031118_122413_000000422021_00410_08981_8893.N1	18-NOV-2003 12:24:13	Bright	41.500	146	25Eta Tau	2.8730	15200.	83	8981	No
216	GOM_NL__2PRFIN20031118_122615_000000372021_00410_08981_8894.N1	18-NOV-2003 12:26:15	Bright	37.000	173	4Bet Tri	3.0040	8900.0	74	8981	No
217	GOM_NL__2PRFIN20031118_122819_000000382021_00410_08981_8895.N1	18-NOV-2003 12:28:19	Bright	37.500	73	57Gam1And	2.2600	13100.	75	8981	No
218	GOM_NL__2PRFIN20031118_123115_000000432021_00410_08981_8896.N1	18-NOV-2003 12:31:15	Bright	42.500	35	33Alp Per	1.7950	6250.0	85	8981	No
219	GOM_NL__2PRFIN20031118_123248_000000382021_00410_08981_8897.N1	18-NOV-2003 12:32:48	Bright	37.500	68	18Alp Cas	2.2250	4500.0	75	8981	No

220	GOM_NL__2PRFIN20031118_123432_000000572021_00410_08981_8898.N1	18-NOV-2003 12:34:32	Bright	57.000	6	13Alp Aur	0.080000	3400.0	114	8981	No
221	GOM_NL__2PRFIN20031118_123723_000000612021_00410_08981_8899.N1	18-NOV-2003 12:37:23	Bright	60.500	42	34Bet Aur	1.9000	10200.	121	8981	No
222	GOM_NL__2PRFIN20031118_124134_000000372021_00410_08981_8900.N1	18-NOV-2003 12:41:34	Bright	36.500	49	1Alp UMi	1.9900	6300.0	73	8981	No
223	GOM_NL__2PRFIN20031118_124559_000000382021_00410_08981_8901.N1	18-NOV-2003 12:45:59	Bright	38.000	60	7Bet UMi	2.0810	3950.0	76	8981	No
224	GOM_NL__2PRFIN20031118_124800_000000362021_00410_08981_8902.N1	18-NOV-2003 12:48:00	Bright	36.000	119	14Eta Dra	2.7270	4700.0	72	8981	No
225	GOM_NL__2PRFIN20031118_125044_000000432021_00410_08981_8903.N1	18-NOV-2003 12:50:44	Bright	42.500	82	48Bet UMa	2.3650	10600.	85	8981	No
226	GOM_NL__2PRFIN20031118_125316_000000352021_00410_08981_8904.N1	18-NOV-2003 12:53:16	Bright	34.500	39	85Eta UMa	1.8540	24000.	69	8981	No
227	GOM_NL__2PRFIN20031118_125451_000000652021_00410_08981_8905.N1	18-NOV-2003 12:54:51	Bright	65.000	174	52Psi UMa	3.0040	4400.0	130	8981	No
228	GOM_NL__2PRFIN20031118_125645_000000372021_00410_08981_8906.N1	18-NOV-2003 12:56:45	Bright	36.500	152	12Alp2CVn	2.8900	11000.	73	8981	No
229	GOM_NL__2PRFIN20031118_125853_000000352021_00410_08981_8907.N1	18-NOV-2003 12:58:53	Bright	34.500	83		2.3780	11000.	69	8981	No
230	GOM_NL__2PRFIN20031118_130124_000000332021_00410_08981_8908.N1	18-NOV-2003 13:01:24	Bright	33.000	3	16Alp Boo	-0.050000	4250.0	66	8981	No
231	GOM_NL__2PRFIN20031118_130345_000000512021_00410_08981_8909.N1	18-NOV-2003 13:03:45	Bright	50.500	96	68Del Leo	2.5600	9300.0	101	8981	No
232	GOM_NL__2PRFIN20031118_130554_000001162021_00410_08981_8910.N1	18-NOV-2003 13:05:54	Twilight	115.50	166	17Eps Leo	2.9800	6000.0	231	8981	No
233	GOM_NL__2PRFIN20031118_131059_000001012021_00410_08981_8911.N1	18-NOV-2003 13:10:59	Straylight	100.50	22	32Alp Leo	1.3600	15200.	201	8981	No
234	GOM_NL__2PRFIN20031118_131437_000000442021_00410_08981_8912.N1	18-NOV-2003 13:14:37	Twilight	43.500	106	9Bet Crv	2.6480	5600.0	87	8981	No
235	GOM_NL__2PRFIN20031118_132111_000000422021_00410_08981_8913.N1	18-NOV-2003 13:21:11	Dark	41.500	64	Gam Cen	2.2000	10600.	83	8981	No
236	GOM_NL__2PRFIN20031118_132327_000000432021_00410_08981_8914.N1	18-NOV-2003 13:23:27	Dark	42.500	26	Gam Cru	1.6240	2900.0	85	8981	No
237	GOM_NL__2PRFIN20031118_132503_000000452021_00411_08982_8915.N1	18-NOV-2003 13:25:03	Dark	44.500	12	Alp1Cru	0.77500	30000.	89	8982	No
238	GOM_NL__2PRFIN20031118_132630_000000372021_00411_08982_9110.N1	18-NOV-2003 13:26:30	Dark	36.500	112	Alp Mus	2.6880	26000.	73	8982	No
239	GOM_NL__2PRFIN20031118_133116_000000452021_00411_08982_9111.N1	18-NOV-2003 13:31:16	Dark	45.000	41	Eps Car	1.8600	4100.0	90	8982	No
240	GOM_NL__2PRFIN20031118_133327_000000582021_00411_08982_9112.N1	18-NOV-2003 13:33:27	Dark	57.500	70	Zet Pup	2.2460	39000.	115	8982	No
241	GOM_NL__2PRFIN20031118_133647_000000552021_00411_08982_9113.N1	18-NOV-2003 13:36:47	Dark	54.500	2	Alp Car	-0.73600	7000.0	109	8982	No
242	GOM_NL__2PRFIN20031118_133921_000000762021_00411_08982_9114.N1	18-NOV-2003 13:39:21	Dark	76.000	88	31Eta CMa	2.4480	20000.	152	8982	No
243	GOM_NL__2PRFIN20031118_134158_000001002021_00411_08982_9115.N1	18-NOV-2003 13:41:58	Dark	99.500	37	25Del CMa	1.8300	5900.0	199	8982	No
244	GOM_NL__2PRFIN20031118_134516_000000412021_00411_08982_9116.N1	18-NOV-2003 13:45:16	Straylight	41.000	157	The1Eri	2.9060	9300.0	82	8982	No
245	GOM_NL__2PRFIN20031118_135013_000001712021_00411_08982_9117.N1	18-NOV-2003 13:50:13	Straylight	170.50	1	9Alp CMa	-1.4400	11000.	341	8982	No
246	GOM_NL__2PRFIN20031118_135452_000000822021_00411_08982_9118.N1	18-NOV-2003 13:54:52	Straylight	81.500	7	19Bet Ori	0.10000	14000.	163	8982	No
247	GOM_NL__2PRFIN20031118_135801_000000502021_00411_08982_9119.N1	18-NOV-2003 13:58:01	Twilight	50.000	94	92Alp Cet	2.5260	3100.0	100	8982	No
248	GOM_NL__2PRFIN20031118_135944_000000922021_00411_08982_9120.N1	18-NOV-2003 13:59:44	Bright	92.000	72	34Del Ori	2.2500	30000.	184	8982	No
249	GOM_NL__2PRFIN20031118_140255_000000362021_00411_08982_9121.N1	18-NOV-2003 14:02:55	Bright	35.500	105	6Bet Ari	2.6450	8900.0	71	8982	No
250	GOM_NL__2PRFIN20031118_140449_000000442021_00411_08982_9122.N1	18-NOV-2003 14:04:49	Bright	43.500	146	25Eta Tau	2.8730	15200.	87	8982	No
251	GOM_NL__2PRFIN20031118_140651_000000362021_00411_08982_9123.N1	18-NOV-2003 14:06:51	Bright	35.500	173	4Bet Tri	3.0040	8900.0	71	8982	No
252	GOM_NL__2PRFIN20031118_140853_000000412021_00411_08982_9124.N1	18-NOV-2003 14:08:53	Bright	40.500	73	57Gam1And	2.2600	13100.	81	8982	No
253	GOM_NL__2PRFIN20031118_141150_000000432021_00411_08982_9125.N1	18-NOV-2003 14:11:50	Bright	43.000	35	33Alp Per	1.7950	6250.0	86	8982	No
254	GOM_NL__2PRFIN20031118_141323_000000382021_00411_08982_9126.N1	18-NOV-2003 14:13:23	Bright	38.000	68	18Alp Cas	2.2250	4500.0	76	8982	No
255	GOM_NL__2PRFIN20031118_141507_000000552021_00411_08982_9127.N1	18-NOV-2003 14:15:07	Bright	54.500	6	13Alp Aur	0.080000	3400.0	109	8982	No
256	GOM_NL__2PRFIN20031118_141757_000000572021_00411_08982_9128.N1	18-NOV-2003 14:17:57	Bright	57.000	42	34Bet Aur	1.9000	10200.	114	8982	No
257	GOM_NL__2PRFIN20031118_142209_000000372021_00411_08982_9129.N1	18-NOV-2003 14:22:09	Bright	36.500	49	1Alp UMi	1.9900	6300.0	73	8982	No
258	GOM_NL__2PRFIN20031118_142634_000000382021_00411_08982_9130.N1	18-NOV-2003 14:26:34	Bright	38.000	60	7Bet UMi	2.0810	3950.0	76	8982	No
259	GOM_NL__2PRFIN20031118_142835_000000382021_00411_08982_9131.N1	18-NOV-2003 14:28:35	Bright	37.500	119	14Eta Dra	2.7270	4700.0	75	8982	No
260	GOM_NL__2PRFIN20031118_143120_000000422021_00411_08982_9132.N1	18-NOV-2003 14:31:20	Bright	42.000	82	48Bet UMa	2.3650	10600.	84	8982	No
261	GOM_NL__2PRFIN20031118_143351_000000352021_00411_08982_9133.N1	18-NOV-2003 14:33:51	Bright	35.000	39	85Eta UMa	1.8540	24000.	70	8982	No
262	GOM_NL__2PRFIN20031118_143526_000000482021_00411_08982_9134.N1	18-NOV-2003 14:35:26	Bright	47.500	174	52Psi UMa	3.0040	4400.0	95	8982	No
263	GOM_NL__2PRFIN20031118_143929_000000362021_00411_08982_9135.N1	18-NOV-2003 14:39:29	Bright	35.500	83		2.3780	11000.	71	8982	No
264	GOM_NL__2PRFIN20031118_144159_000000352021_00411_08982_9136.N1	18-NOV-2003 14:41:59	Bright	34.500	3	16Alp Boo	-0.050000	4250.0	69	8982	No
265	GOM_NL__2PRFIN20031118_144421_000000512021_00411_08982_9137.N1	18-NOV-2003 14:44:21	Bright	50.500	96	68Del Leo	2.5600	9300.0	101	8982	No
266	GOM_NL__2PRFIN20031118_144631_000001182021_00411_08982_9138.N1	18-NOV-2003 14:46:31	Twilight	117.50	166	17Eps Leo	2.9800	6000.0	235	8982	No
267	GOM_NL__2PRFIN20031118_145137_000001012021_00411_08982_9139.N1	18-NOV-2003 14:51:37	Straylight	100.50	22	32Alp Leo	1.3600	15200.	201	8982	No
268	GOM_NL__2PRFIN20031118_145512_000000442021_00411_08982_9140.N1	18-NOV-2003 14:55:12	Twilight	44.000	106	9Bet Crv	2.6480	5600.0	88	8982	No
269	GOM_NL__2PRFIN20031118_150146_000000442021_00411_08982_9141.N1	18-NOV-2003 15:01:46	Dark	44.000	64	Gam Cen	2.2000	10600.	88	8982	No
270	GOM_NL__2PRFIN20031118_150402_000000522021_00411_08982_9142.N1	18-NOV-2003 15:04:02	Dark	52.000	26	Gam Cru	1.6240	2900.0	104	8982	No
271	GOM_NL__2PRFIN20031118_150538_000000492021_00412_08983_9143.N1	18-NOV-2003 15:05:38	Dark	48.500	12	Alp1Cru	0.77500	30000.	97	8983	No
272	GOM_NL__2PRFIN20031118_150705_000000382021_00412_08983_8881.N1	18-NOV-2003 15:07:05	Dark	38.000	112	Alp Mus	2.6880	26000.	76	8983	No
273	GOM_NL__2PRFIN20031118_151152_000000462021_00412_08983_8882.N1	18-NOV-2003 15:11:52	Dark	45.500	41	Eps Car	1.8600	4100.0	91	8983	No
274	GOM_NL__2PRFIN20031118_151403_000000592021_00412_08983_8883.N1	18-NOV-2003 15:14:03	Dark	58.500	70	Zet Pup	2.2460	39000.	117	8983	No
275	GOM_NL__2PRFIN20031118_151722_000000522021_00412_08983_8884.N1	18-NOV-2003 15:17:22	Dark	51.500	2	Alp Car	-0.73600	7000.0	103	8983	No
276	GOM_NL__2PRFIN20031118_151958_000000792021_00412_08983_8885.N1	18-NOV-2003 15:19:58	Dark	79.000	88	31Eta CMa	2.4480	20000.	158	8983	No
277	GOM_NL__2PRFIN20031118_152235_000000972021_00412_08983_8886.N1	18-NOV-2003 15:22:35	Dark	96.500	37	25Del CMa	1.8300	5900.0	193	8983	No
278	GOM_NL__2PRFIN20031118_152551_000000412021_00412_08983_8887.N1	18-NOV-2003 15:25:51	Straylight	40.500	157	The1Eri	2.9060	9300.0	81	8983	No

279	GOM_NL__2PRFIN20031118_153049_000001732021_00412_08983_8888.N1	18-NOV-2003 15:30:49	Straylight	173.00	1	9Alp CMa	-1.4400	11000.	346	8983	No
280	GOM_NL__2PRFIN20031118_153527_000000922021_00412_08983_8889.N1	18-NOV-2003 15:35:27	Twilight	91.500	7	19Bet Ori	0.10000	14000.	183	8983	No
281	GOM_NL__2PRFIN20031118_153836_000000502021_00412_08983_8890.N1	18-NOV-2003 15:38:36	Twilight	50.000	94	92Alp Cet	2.5260	3100.0	100	8983	No
282	GOM_NL__2PRFIN20031118_154019_000000902021_00412_08983_8891.N1	18-NOV-2003 15:40:19	Bright	89.500	72	34Del Ori	2.2500	30000.	179	8983	No
283	GOM_NL__2PRFIN20031118_154330_000000392021_00412_08983_8892.N1	18-NOV-2003 15:43:30	Bright	38.500	105	6Bet Ari	2.6450	8900.0	77	8983	No
284	GOM_NL__2PRFIN20031118_154524_000000452021_00412_08983_8893.N1	18-NOV-2003 15:45:24	Bright	44.500	146	25Eta Tau	2.8730	15200.	89	8983	No
285	GOM_NL__2PRFIN20031118_154726_000000372021_00412_08983_8894.N1	18-NOV-2003 15:47:26	Bright	37.000	173	4Bet Tri	3.0040	8900.0	74	8983	No
286	GOM_NL__2PRFIN20031118_154930_000000362021_00412_08983_8895.N1	18-NOV-2003 15:49:30	Bright	35.500	73	57Gam1And	2.2600	13100.	71	8983	No
287	GOM_NL__2PRFIN20031118_155226_000000402021_00412_08983_8896.N1	18-NOV-2003 15:52:26	Bright	39.500	35	33Alp Per	1.7950	6250.0	79	8983	No
288	GOM_NL__2PRFIN20031118_155359_000000392021_00412_08983_8897.N1	18-NOV-2003 15:53:59	Bright	38.500	68	18Alp Cas	2.2250	4500.0	77	8983	No
289	GOM_NL__2PRFIN20031118_155542_000000552021_00412_08983_8898.N1	18-NOV-2003 15:55:42	Bright	54.500	6	13Alp Aur	0.080000	3400.0	109	8983	No
290	GOM_NL__2PRFIN20031118_155832_000000612021_00412_08983_8899.N1	18-NOV-2003 15:58:32	Bright	60.500	42	34Bet Aur	1.9000	10200.	121	8983	No
291	GOM_NL__2PRFIN20031118_160245_000000382021_00412_08983_8900.N1	18-NOV-2003 16:02:45	Bright	38.000	49	1Alp UMi	1.9900	6300.0	76	8983	No
292	GOM_NL__2PRFIN20031118_160711_000000392021_00412_08983_8901.N1	18-NOV-2003 16:07:11	Bright	38.500	60	7Bet UMi	2.0810	3950.0	77	8983	No
293	GOM_NL__2PRFIN20031118_160912_000000382021_00412_08983_8902.N1	18-NOV-2003 16:09:12	Bright	38.000	119	14Eta Dra	2.7270	4700.0	76	8983	No
294	GOM_NL__2PRFIN20031118_161155_000000442021_00412_08983_8903.N1	18-NOV-2003 16:11:55	Bright	44.000	82	48Bet UMa	2.3650	10600.	88	8983	No
295	GOM_NL__2PRFIN20031118_161428_000000382021_00412_08983_8904.N1	18-NOV-2003 16:14:28	Bright	38.000	39	85Eta UMa	1.8540	24000.	76	8983	No
296	GOM_NL__2PRFIN20031118_161602_000000462021_00412_08983_8905.N1	18-NOV-2003 16:16:02	Bright	45.500	174	52Psi UMa	3.0040	4400.0	91	8983	No
297	GOM_NL__2PRFIN20031118_161756_000000542021_00412_08983_8906.N1	18-NOV-2003 16:17:56	Bright	54.000	152	12Alp2CVn	2.8900	11000.	108	8983	No
298	GOM_NL__2PRFIN20031118_162005_000000342021_00412_08983_8907.N1	18-NOV-2003 16:20:05	Bright	34.000	83		2.3780	11000.	68	8983	No
299	GOM_NL__2PRFIN20031118_162236_000000342021_00412_08983_8908.N1	18-NOV-2003 16:22:36	Bright	33.500	3	16Alp Boo	-0.050000	4250.0	67	8983	No
300	GOM_NL__2PRFIN20031118_162457_000000582021_00412_08983_8909.N1	18-NOV-2003 16:24:57	Bright	57.500	96	68Del Leo	2.5600	9300.0	115	8983	No
301	GOM_NL__2PRFIN20031118_162709_000001192021_00412_08983_8910.N1	18-NOV-2003 16:27:09	Twilight	119.00	166	17Eps Leo	2.9800	6000.0	238	8983	No
302	GOM_NL__2PRFIN20031118_163215_000001112021_00412_08983_8911.N1	18-NOV-2003 16:32:15	Straylight	110.50	22	32Alp Leo	1.3600	15200.	221	8983	No
303	GOM_NL__2PRFIN20031118_163549_000000462021_00412_08983_8912.N1	18-NOV-2003 16:35:49	Twilight	45.500	106	9Bet Crv	2.6480	5600.0	91	8983	No
304	GOM_NL__2PRFIN20031118_164223_000000412021_00412_08983_8913.N1	18-NOV-2003 16:42:23	Dark	40.500	64	Gam Cen	2.2000	10600.	81	8983	No
305	GOM_NL__2PRFIN20031118_164438_000000522021_00412_08983_8914.N1	18-NOV-2003 16:44:38	Dark	52.000	26	Gam Cru	1.6240	2900.0	104	8983	No
306	GOM_NL__2PRFIN20031118_164614_000000472021_00413_08984_8915.N1	18-NOV-2003 16:46:14	Dark	46.500	12	Alp1Cru	0.77500	30000.	93	8984	No
307	GOM_NL__2PRFIN20031118_164741_000000392021_00413_08984_8882.N1	18-NOV-2003 16:47:41	Dark	38.500	112	Alp Mus	2.6880	26000.	77	8984	No
308	GOM_NL__2PRFIN20031118_165229_000000472021_00413_08984_8883.N1	18-NOV-2003 16:52:29	Dark	46.500	41	Eps Car	1.8600	4100.0	93	8984	No
309	GOM_NL__2PRFIN20031118_165441_000000562021_00413_08984_8884.N1	18-NOV-2003 16:54:41	Dark	56.000	70	Zet Pup	2.2460	39000.	112	8984	No
310	GOM_NL__2PRFIN20031118_165759_000000602021_00413_08984_8885.N1	18-NOV-2003 16:57:59	Dark	60.000	2	Alp Car	-0.73600	7000.0	120	8984	No
311	GOM_NL__2PRFIN20031118_170036_000000782021_00413_08984_8886.N1	18-NOV-2003 17:00:36	Dark	78.000	88	31Eta CMa	2.4480	20000.	156	8984	No
312	GOM_NL__2PRFIN20031118_170312_000000992021_00413_08984_8887.N1	18-NOV-2003 17:03:12	Dark	98.500	37	25Del CMa	1.8300	5900.0	197	8984	No
313	GOM_NL__2PRFIN20031118_170628_000000422021_00413_08984_8888.N1	18-NOV-2003 17:06:28	Straylight	41.500	157	The1Eri	2.9060	9300.0	83	8984	No
314	GOM_NL__2PRFIN20031118_171125_000001732021_00413_08984_8889.N1	18-NOV-2003 17:11:25	Straylight	172.50	1	9Alp CMa	-1.4400	11000.	345	8984	No
315	GOM_NL__2PRFIN20031118_171603_000000892021_00413_08984_8890.N1	18-NOV-2003 17:16:03	Twilight	88.500	7	19Bet Ori	0.10000	14000.	177	8984	No
316	GOM_NL__2PRFIN20031118_171913_000000492021_00413_08984_8891.N1	18-NOV-2003 17:19:13	Twilight	49.000	94	92Alp Cet	2.5260	3100.0	98	8984	No
317	GOM_NL__2PRFIN20031118_172054_000000902021_00413_08984_8892.N1	18-NOV-2003 17:20:54	Bright	90.000	72	34Del Ori	2.2500	30000.	180	8984	No
318	GOM_NL__2PRFIN20031118_172407_000000382021_00413_08984_8893.N1	18-NOV-2003 17:24:07	Bright	37.500	105	6Bet Ari	2.6450	8900.0	75	8984	No
319	GOM_NL__2PRFIN20031118_172600_000000422021_00413_08984_8894.N1	18-NOV-2003 17:26:00	Bright	41.500	146	25Eta Tau	2.8730	15200.	83	8984	No
320	GOM_NL__2PRFIN20031118_172802_000000362021_00413_08984_8895.N1	18-NOV-2003 17:28:02	Bright	35.500	173	4Bet Tri	3.0040	8900.0	71	8984	No
321	GOM_NL__2PRFIN20031118_173006_000000372021_00413_08984_8896.N1	18-NOV-2003 17:30:06	Bright	37.000	73	57Gam1And	2.2600	13100.	74	8984	No
322	GOM_NL__2PRFIN20031118_173302_000000412021_00413_08984_8897.N1	18-NOV-2003 17:33:02	Bright	41.000	35	33Alp Per	1.7950	6250.0	82	8984	No
323	GOM_NL__2PRFIN20031118_173436_000000372021_00413_08984_8898.N1	18-NOV-2003 17:34:36	Bright	37.000	68	18Alp Cas	2.2250	4500.0	74	8984	No
324	GOM_NL__2PRFIN20031118_173617_000000552021_00413_08984_8899.N1	18-NOV-2003 17:36:17	Bright	55.000	6	13Alp Aur	0.080000	3400.0	110	8984	No
325	GOM_NL__2PRFIN20031118_173907_000000592021_00413_08984_8900.N1	18-NOV-2003 17:39:07	Bright	58.500	42	34Bet Aur	1.9000	10200.	117	8984	No
326	GOM_NL__2PRFIN20031118_174321_000000372021_00413_08984_8901.N1	18-NOV-2003 17:43:21	Bright	36.500	49	1Alp UMi	1.9900	6300.0	73	8984	No
327	GOM_NL__2PRFIN20031118_174747_000000372021_00413_08984_8902.N1	18-NOV-2003 17:47:47	Bright	37.000	60	7Bet UMi	2.0810	3950.0	74	8984	No
328	GOM_NL__2PRFIN20031118_174948_000000342021_00413_08984_8903.N1	18-NOV-2003 17:49:48	Bright	34.000	119	14Eta Dra	2.7270	4700.0	68	8984	No
329	GOM_NL__2PRFIN20031118_175231_000000422021_00413_08984_8904.N1	18-NOV-2003 17:52:31	Bright	42.000	82	48Bet UMa	2.3650	10600.	84	8984	No
330	GOM_NL__2PRFIN20031118_175504_000000372021_00413_08984_8905.N1	18-NOV-2003 17:55:04	Bright	36.500	39	85Eta UMa	1.8540	24000.	73	8984	No
331	GOM_NL__2PRFIN20031118_175638_000000452021_00413_08984_8906.N1	18-NOV-2003 17:56:38	Bright	44.500	174	52Psi UMa	3.0040	4400.0	89	8984	No
332	GOM_NL__2PRFIN20031118_175833_000000362021_00413_08984_8907.N1	18-NOV-2003 17:58:33	Bright	36.000	152	12Alp2CVn	2.8900	11000.	72	8984	No
333	GOM_NL__2PRFIN20031118_180041_000000352021_00413_08984_8908.N1	18-NOV-2003 18:00:41	Bright	35.000	83		2.3780	11000.	70	8984	No
334	GOM_NL__2PRFIN20031118_180312_000000342021_00413_08984_8909.N1	18-NOV-2003 18:03:12	Bright	34.000	3	16Alp Boo	-0.050000	4250.0	68	8984	No
335	GOM_NL__2PRFIN20031118_180534_000000512021_00413_08984_8910.N1	18-NOV-2003 18:05:34	Bright	51.000	96	68Del Leo	2.5600	9300.0	102	8984	No
336	GOM_NL__2PRFIN20031118_180746_000001202021_00413_08984_8911.N1	18-NOV-2003 18:07:46	Twilight	119.50	166	17Eps Leo	2.9800	6000.0	239	8984	No
337	GOM_NL__2PRFIN20031118_181252_000000992021_00413_08984_8912.N1	18-NOV-2003 18:12:52	Straylight	99.000	22	32Alp Leo	1.3600	15200.	198	8984	No

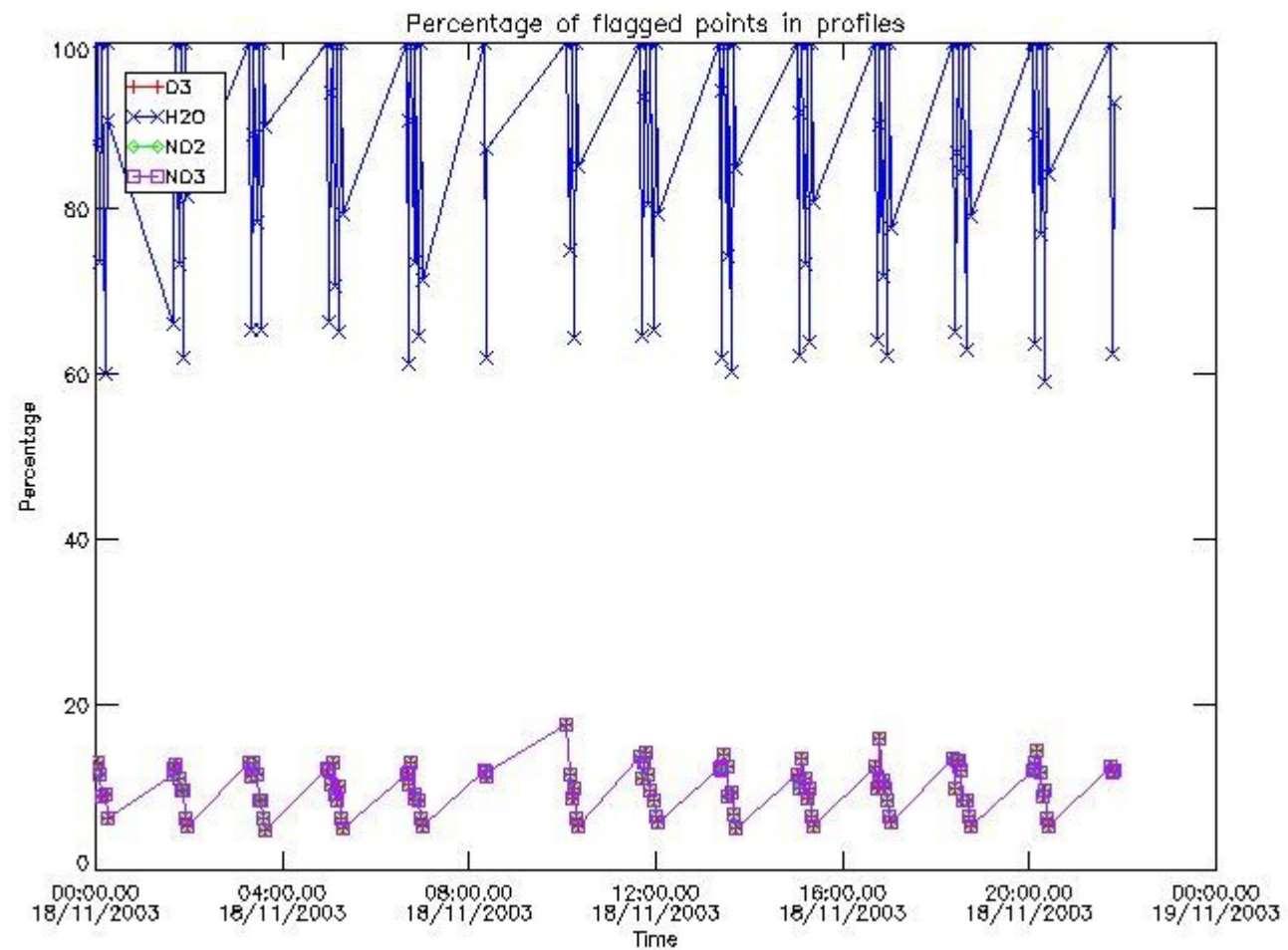
338	GOM_NL__2PRFIN20031118_181626_000000412021_00413_08984_8913.N1	18-NOV-2003 18:16:26	Twilight	41.000	106	9Bet Crv	2.6480	5600.0	82	8984	No
339	GOM_NL__2PRFIN20031118_182259_000000382021_00413_08984_8914.N1	18-NOV-2003 18:22:59	Dark	38.000	64	Gam Cen	2.2000	10600.	76	8984	No
340	GOM_NL__2PRFIN20031118_182515_000000522021_00413_08984_8915.N1	18-NOV-2003 18:25:15	Dark	52.000	26	Gam Cru	1.6240	2900.0	104	8984	No
341	GOM_NL__2PRFIN20031118_182651_000000392021_00414_08985_8916.N1	18-NOV-2003 18:26:51	Dark	38.500	12	Alp1Cru	0.77500	30000.	77	8985	No
342	GOM_NL__2PRFIN20031118_182902_000000392021_00414_08985_8884.N1	18-NOV-2003 18:29:02	Dark	38.500	124	The Car	2.7640	30000.	77	8985	No
343	GOM_NL__2PRFIN20031118_183305_000000422021_00414_08985_8885.N1	18-NOV-2003 18:33:05	Dark	42.000	41	Eps Car	1.8600	4100.0	84	8985	No
344	GOM_NL__2PRFIN20031118_183518_000000612021_00414_08985_8886.N1	18-NOV-2003 18:35:18	Dark	60.500	70	Zet Pup	2.2460	39000.	121	8985	No
345	GOM_NL__2PRFIN20031118_183836_000000612021_00414_08985_8887.N1	18-NOV-2003 18:38:36	Dark	61.000	2	Alp Car	-0.73600	7000.0	122	8985	No
346	GOM_NL__2PRFIN20031118_184113_000000772021_00414_08985_8888.N1	18-NOV-2003 18:41:13	Dark	77.000	88	31Eta CMa	2.4480	20000.	154	8985	No
347	GOM_NL__2PRFIN20031118_184349_000000962021_00414_08985_8889.N1	18-NOV-2003 18:43:49	Dark	96.000	37	25Del CMa	1.8300	5900.0	192	8985	No
348	GOM_NL__2PRFIN20031118_184704_000000412021_00414_08985_8890.N1	18-NOV-2003 18:47:04	Straylight	40.500	157	The1Eri	2.9060	9300.0	81	8985	No
349	GOM_NL__2PRFIN20031118_185121_000001012021_00414_08985_8891.N1	18-NOV-2003 18:51:21	Straylight	101.00	47	2Bet CMa	1.9760	28000.	202	8985	No
350	GOM_NL__2PRFIN20031118_185418_000000512021_00414_08985_8892.N1	18-NOV-2003 18:54:18	Straylight	51.000	165	34Gam Eri	2.9500	3200.0	102	8985	No
351	GOM_NL__2PRFIN20031118_185638_000000802021_00414_08985_8893.N1	18-NOV-2003 18:56:38	Straylight	79.500	7	19Bet Ori	0.10000	14000.	159	8985	No
352	GOM_NL__2PRFIN20031118_185949_000000462021_00414_08985_8894.N1	18-NOV-2003 18:59:49	Tw_i_and_stray	46.000	94	92Alp Cet	2.5260	3100.0	92	8985	No
353	GOM_NL__2PRFIN20031118_190128_000000892021_00414_08985_8895.N1	18-NOV-2003 19:01:28	Bright	88.500	72	34Del Ori	2.2500	30000.	177	8985	No
354	GOM_NL__2PRFIN20031118_190443_000000362021_00414_08985_8896.N1	18-NOV-2003 19:04:43	Bright	36.000	105	6Bet Ari	2.6450	8900.0	72	8985	No
355	GOM_NL__2PRFIN20031118_190635_000000422021_00414_08985_8897.N1	18-NOV-2003 19:06:35	Bright	41.500	146	25Eta Tau	2.8730	15200.	83	8985	No
356	GOM_NL__2PRFIN20031118_190838_000000372021_00414_08985_8898.N1	18-NOV-2003 19:08:38	Bright	36.500	173	4Bet Tri	3.0040	8900.0	73	8985	No
357	GOM_NL__2PRFIN20031118_191043_000000362021_00414_08985_8899.N1	18-NOV-2003 19:10:43	Bright	36.000	73	57Gam1And	2.2600	13100.	72	8985	No
358	GOM_NL__2PRFIN20031118_191338_000000392021_00414_08985_8900.N1	18-NOV-2003 19:13:38	Bright	39.000	35	33Alp Per	1.7950	6250.0	78	8985	No
359	GOM_NL__2PRFIN20031118_191512_000000352021_00414_08985_8901.N1	18-NOV-2003 19:15:12	Bright	35.000	68	18Alp Cas	2.2250	4500.0	70	8985	No
360	GOM_NL__2PRFIN20031118_191652_000000562021_00414_08985_8902.N1	18-NOV-2003 19:16:52	Bright	55.500	6	13Alp Aur	0.080000	3400.0	111	8985	No
361	GOM_NL__2PRFIN20031118_191941_000000612021_00414_08985_8903.N1	18-NOV-2003 19:19:41	Bright	60.500	42	34Bet Aur	1.9000	10200.	121	8985	No
362	GOM_NL__2PRFIN20031118_192358_000000382021_00414_08985_8904.N1	18-NOV-2003 19:23:58	Bright	37.500	49	1Alp UMi	1.9900	6300.0	75	8985	No
363	GOM_NL__2PRFIN20031118_192824_000000372021_00414_08985_8905.N1	18-NOV-2003 19:28:24	Bright	37.000	60	7Bet UMi	2.0810	3950.0	74	8985	No
364	GOM_NL__2PRFIN20031118_193025_000000362021_00414_08985_8906.N1	18-NOV-2003 19:30:25	Bright	36.000	119	14Eta Dra	2.7270	4700.0	72	8985	No
365	GOM_NL__2PRFIN20031118_193307_000000422021_00414_08985_8907.N1	18-NOV-2003 19:33:07	Bright	42.000	82	48Bet UMa	2.3650	10600.	84	8985	No
366	GOM_NL__2PRFIN20031118_193540_000000352021_00414_08985_8908.N1	18-NOV-2003 19:35:40	Bright	34.500	39	85Eta UMa	1.8540	24000.	69	8985	No
367	GOM_NL__2PRFIN20031118_193715_000000432021_00414_08985_8909.N1	18-NOV-2003 19:37:15	Bright	43.000	174	52Psi UMa	3.0040	4400.0	86	8985	No
368	GOM_NL__2PRFIN20031118_193909_000000352021_00414_08985_8910.N1	18-NOV-2003 19:39:09	Bright	35.000	152	12Alp2CVn	2.8900	11000.	70	8985	No
369	GOM_NL__2PRFIN20031118_194118_000000342021_00414_08985_8911.N1	18-NOV-2003 19:41:18	Bright	34.000	83		2.3780	11000.	68	8985	No
370	GOM_NL__2PRFIN20031118_194348_000000352021_00414_08985_8912.N1	18-NOV-2003 19:43:48	Bright	34.500	3	16Alp Boo	-0.050000	4250.0	69	8985	No
371	GOM_NL__2PRFIN20031118_194611_000000502021_00414_08985_8913.N1	18-NOV-2003 19:46:11	Bright	49.500	96	68Del Leo	2.5600	9300.0	99	8985	No
372	GOM_NL__2PRFIN20031118_194823_000001202021_00414_08985_8914.N1	18-NOV-2003 19:48:23	Tw_i_and_stray	120.00	166	17Eps Leo	2.9800	6000.0	240	8985	No
373	GOM_NL__2PRFIN20031118_195330_000001082021_00414_08985_8915.N1	18-NOV-2003 19:53:30	Straylight	107.50	22	32Alp Leo	1.3600	15200.	215	8985	No
374	GOM_NL__2PRFIN20031118_195702_000000442021_00414_08985_8916.N1	18-NOV-2003 19:57:02	Twilight	44.000	106	9Bet Crv	2.6480	5600.0	88	8985	No
375	GOM_NL__2PRFIN20031118_200336_000000432021_00414_08985_8917.N1	18-NOV-2003 20:03:36	Dark	42.500	64	Gam Cen	2.2000	10600.	85	8985	No
376	GOM_NL__2PRFIN20031118_200551_000000432021_00414_08985_8918.N1	18-NOV-2003 20:05:51	Dark	43.000	26	Gam Cru	1.6240	2900.0	86	8985	No
377	GOM_NL__2PRFIN20031118_200727_000000422021_00415_08986_8919.N1	18-NOV-2003 20:07:27	Dark	41.500	12	Alp1Cru	0.77500	30000.	83	8986	No
378	GOM_NL__2PRFIN20031118_200939_000000392021_00415_08986_9020.N1	18-NOV-2003 20:09:39	Dark	38.500	124	The Car	2.7640	30000.	77	8986	No
379	GOM_NL__2PRFIN20031118_201342_000000442021_00415_08986_9021.N1	18-NOV-2003 20:13:42	Dark	43.500	41	Eps Car	1.8600	4100.0	87	8986	No
380	GOM_NL__2PRFIN20031118_201556_000000572021_00415_08986_9022.N1	18-NOV-2003 20:15:56	Dark	57.000	70	Zet Pup	2.2460	39000.	114	8986	No
381	GOM_NL__2PRFIN20031118_201913_000000532021_00415_08986_9023.N1	18-NOV-2003 20:19:13	Dark	53.000	2	Alp Car	-0.73600	7000.0	106	8986	No
382	GOM_NL__2PRFIN20031118_202151_000000822021_00415_08986_9024.N1	18-NOV-2003 20:21:51	Dark	81.500	88	31Eta CMa	2.4480	20000.	163	8986	No
383	GOM_NL__2PRFIN20031118_202427_000000992021_00415_08986_9025.N1	18-NOV-2003 20:24:27	Dark	98.500	37	25Del CMa	1.8300	5900.0	197	8986	No
384	GOM_NL__2PRFIN20031118_202741_000000382021_00415_08986_9026.N1	18-NOV-2003 20:27:41	Straylight	38.000	157	The1Eri	2.9060	9300.0	76	8986	No
385	GOM_NL__2PRFIN20031118_203157_000001032021_00415_08986_9027.N1	18-NOV-2003 20:31:57	Straylight	102.50	47	2Bet CMa	1.9760	28000.	205	8986	No
386	GOM_NL__2PRFIN20031118_203454_000000532021_00415_08986_9028.N1	18-NOV-2003 20:34:54	Straylight	52.500	165	34Gam Eri	2.9500	3200.0	105	8986	No
387	GOM_NL__2PRFIN20031118_203714_000000782021_00415_08986_9029.N1	18-NOV-2003 20:37:14	Straylight	78.000	7	19Bet Ori	0.10000	14000.	156	8986	No
388	GOM_NL__2PRFIN20031118_204025_000000492021_00415_08986_9030.N1	18-NOV-2003 20:40:25	Tw_i_and_stray	49.000	94	92Alp Cet	2.5260	3100.0	98	8986	No
389	GOM_NL__2PRFIN20031118_204203_000000902021_00415_08986_9031.N1	18-NOV-2003 20:42:03	Bright	90.000	72	34Del Ori	2.2500	30000.	180	8986	No
390	GOM_NL__2PRFIN20031118_204519_000000372021_00415_08986_9032.N1	18-NOV-2003 20:45:19	Bright	36.500	105	6Bet Ari	2.6450	8900.0	73	8986	No
391	GOM_NL__2PRFIN20031118_204711_000000422021_00415_08986_9033.N1	18-NOV-2003 20:47:11	Bright	42.000	146	25Eta Tau	2.8730	15200.	84	8986	No
392	GOM_NL__2PRFIN20031118_204914_000000352021_00415_08986_9034.N1	18-NOV-2003 20:49:14	Bright	35.000	173	4Bet Tri	3.0040	8900.0	70	8986	No
393	GOM_NL__2PRFIN20031118_205119_000000392021_00415_08986_9035.N1	18-NOV-2003 20:51:19	Bright	39.000	73	57Gam1And	2.2600	13100.	78	8986	No
394	GOM_NL__2PRFIN20031118_205413_000000382021_00415_08986_9036.N1	18-NOV-2003 20:54:13	Bright	38.000	35	33Alp Per	1.7950	6250.0	76	8986	No
395	GOM_NL__2PRFIN20031118_205548_000000352021_00415_08986_9037.N1	18-NOV-2003 20:55:48	Bright	35.000	68	18Alp Cas	2.2250	4500.0	70	8986	No
396	GOM_NL__2PRFIN20031118_205727_000000562021_00415_08986_9038.N1	18-NOV-2003 20:57:27	Bright	56.000	6	13Alp Aur	0.080000	3400.0	112	8986	No

397	GOM_NL__2PRFIN20031118_210016_000000592021_00415_08986_9039.N1	18-NOV-2003 21:00:16	Bright	59.000	42	34Bet Aur	1.9000	10200.	118	8986	No
398	GOM_NL__2PRFIN20031118_210434_000000372021_00415_08986_9040.N1	18-NOV-2003 21:04:34	Bright	37.000	49	1Alp UMi	1.9900	6300.0	74	8986	No
399	GOM_NL__2PRFIN20031118_210900_000000342021_00415_08986_9041.N1	18-NOV-2003 21:09:00	Bright	34.000	60	7Bet UMi	2.0810	3950.0	68	8986	No
400	GOM_NL__2PRFIN20031118_211101_000000372021_00415_08986_9042.N1	18-NOV-2003 21:11:01	Bright	37.000	119	14Eta Dra	2.7270	4700.0	74	8986	No
401	GOM_NL__2PRFIN20031118_211343_000000412021_00415_08986_9043.N1	18-NOV-2003 21:13:43	Bright	41.000	82	48Bet UMa	2.3650	10600.	82	8986	No
402	GOM_NL__2PRFIN20031118_211616_000000362021_00415_08986_9044.N1	18-NOV-2003 21:16:16	Bright	35.500	39	85Eta UMa	1.8540	24000.	71	8986	No
403	GOM_NL__2PRFIN20031118_211750_000000432021_00415_08986_9045.N1	18-NOV-2003 21:17:50	Bright	42.500	174	52Psi UMa	3.0040	4400.0	85	8986	No
404	GOM_NL__2PRFIN20031118_211945_000000352021_00415_08986_9046.N1	18-NOV-2003 21:19:45	Bright	35.000	152	12Alp2CVn	2.8900	11000.	70	8986	No
405	GOM_NL__2PRFIN20031118_212154_000000362021_00415_08986_9047.N1	18-NOV-2003 21:21:54	Bright	35.500	83		2.3780	11000.	71	8986	No
406	GOM_NL__2PRFIN20031118_212424_000000342021_00415_08986_9048.N1	18-NOV-2003 21:24:24	Bright	34.000	3	16Alp Boo	-0.050000	4250.0	68	8986	No
407	GOM_NL__2PRFIN20031118_212647_000000522021_00415_08986_9049.N1	18-NOV-2003 21:26:47	Bright	51.500	96	68Del Leo	2.5600	9300.0	103	8986	No
408	GOM_NL__2PRFIN20031118_212901_000001232021_00415_08986_9050.N1	18-NOV-2003 21:29:01	Twilight	123.00	166	17Eps Leo	2.9800	6000.0	246	8986	No
409	GOM_NL__2PRFIN20031118_213408_000001052021_00415_08986_9051.N1	18-NOV-2003 21:34:08	Straylight	104.50	22	32Alp Leo	1.3600	15200.	209	8986	No
410	GOM_NL__2PRFIN20031118_213739_000000462021_00415_08986_9052.N1	18-NOV-2003 21:37:39	Twilight	45.500	106	9Bet Crv	2.6480	5600.0	91	8986	No
411	GOM_NL__2PRFIN20031118_214412_000000412021_00415_08986_9053.N1	18-NOV-2003 21:44:12	Dark	40.500	64	Gam Cen	2.2000	10600.	81	8986	No
412	GOM_NL__2PRFIN20031118_214628_000000432021_00415_08986_9054.N1	18-NOV-2003 21:46:28	Dark	43.000	26	Gam Cru	1.6240	2900.0	86	8986	No
413	GOM_NL__2PRFIN20031118_214803_000000432021_00416_08987_9055.N1	18-NOV-2003 21:48:03	Dark	42.500	12	Alp1Cru	0.77500	30000.	85	8987	No

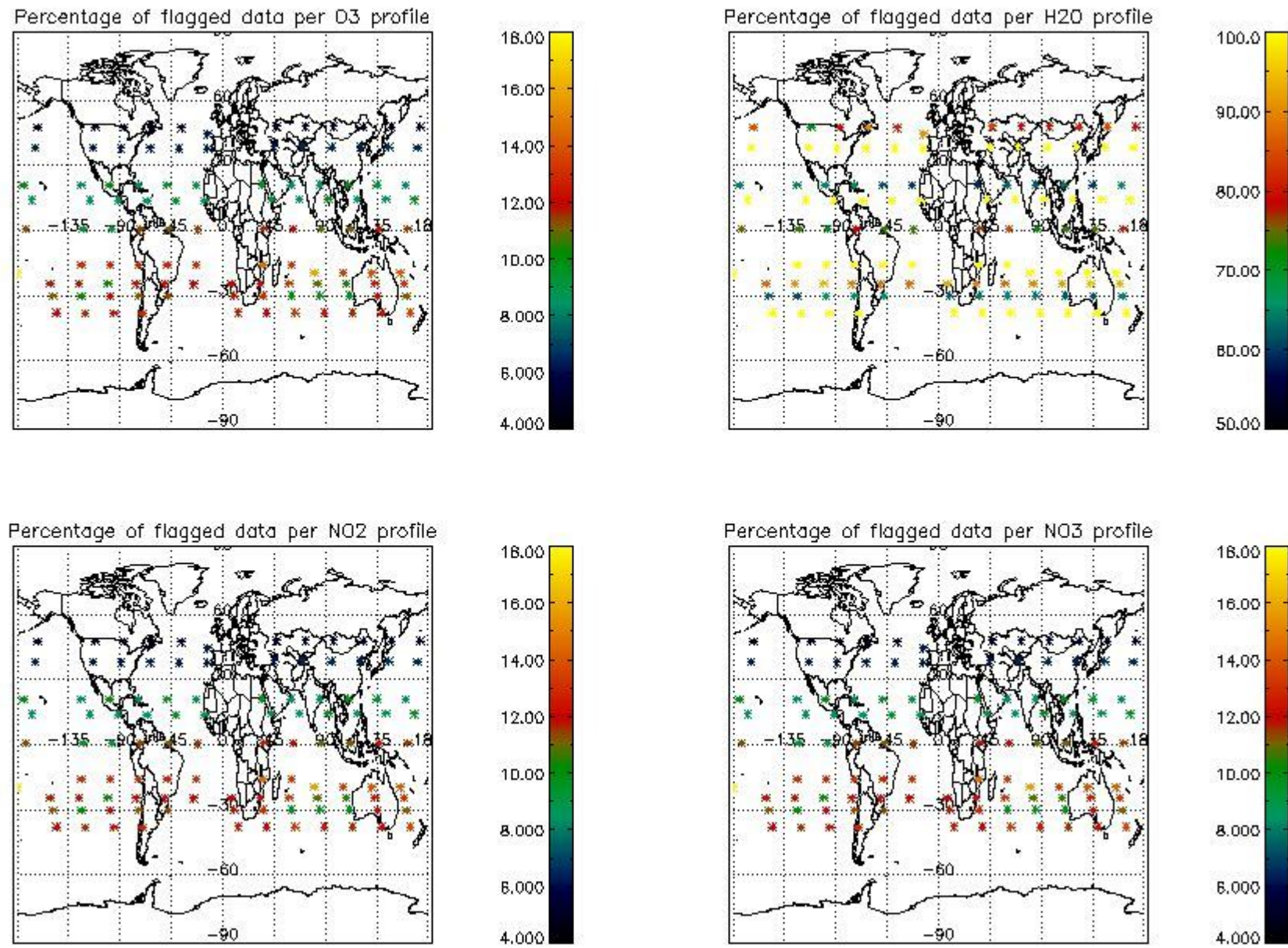
3. Quality information per product

In this section it is plotted some information contained in the Quality Summary data set of the level 2 products. Only products in dark limb conditions and without errors (error flag in the MPH set to "0") are used.

3.1 Plot quality information per product (time dependant)



3.2 Plot quality information per product (world map)

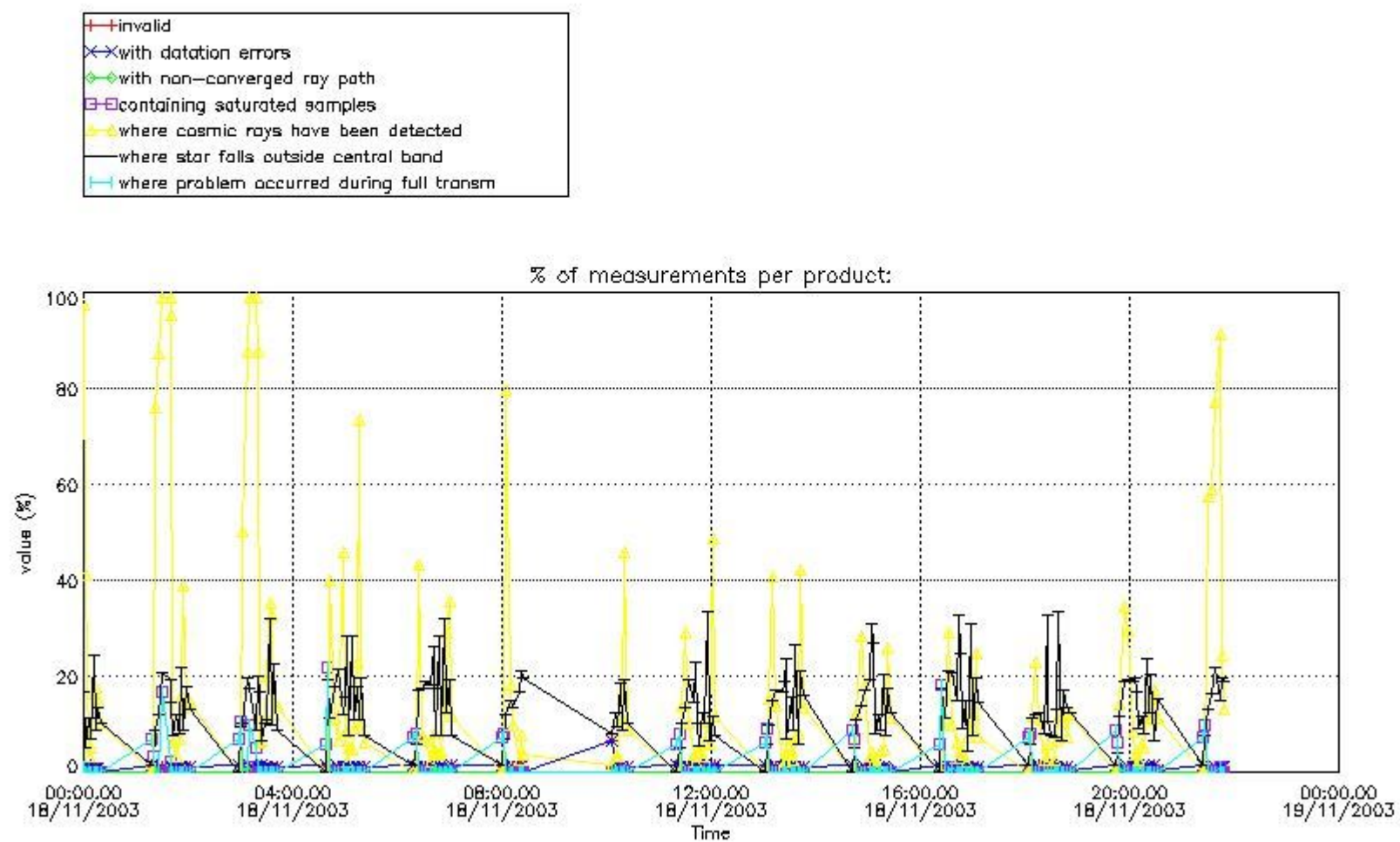


4. Level 1 quality information per product

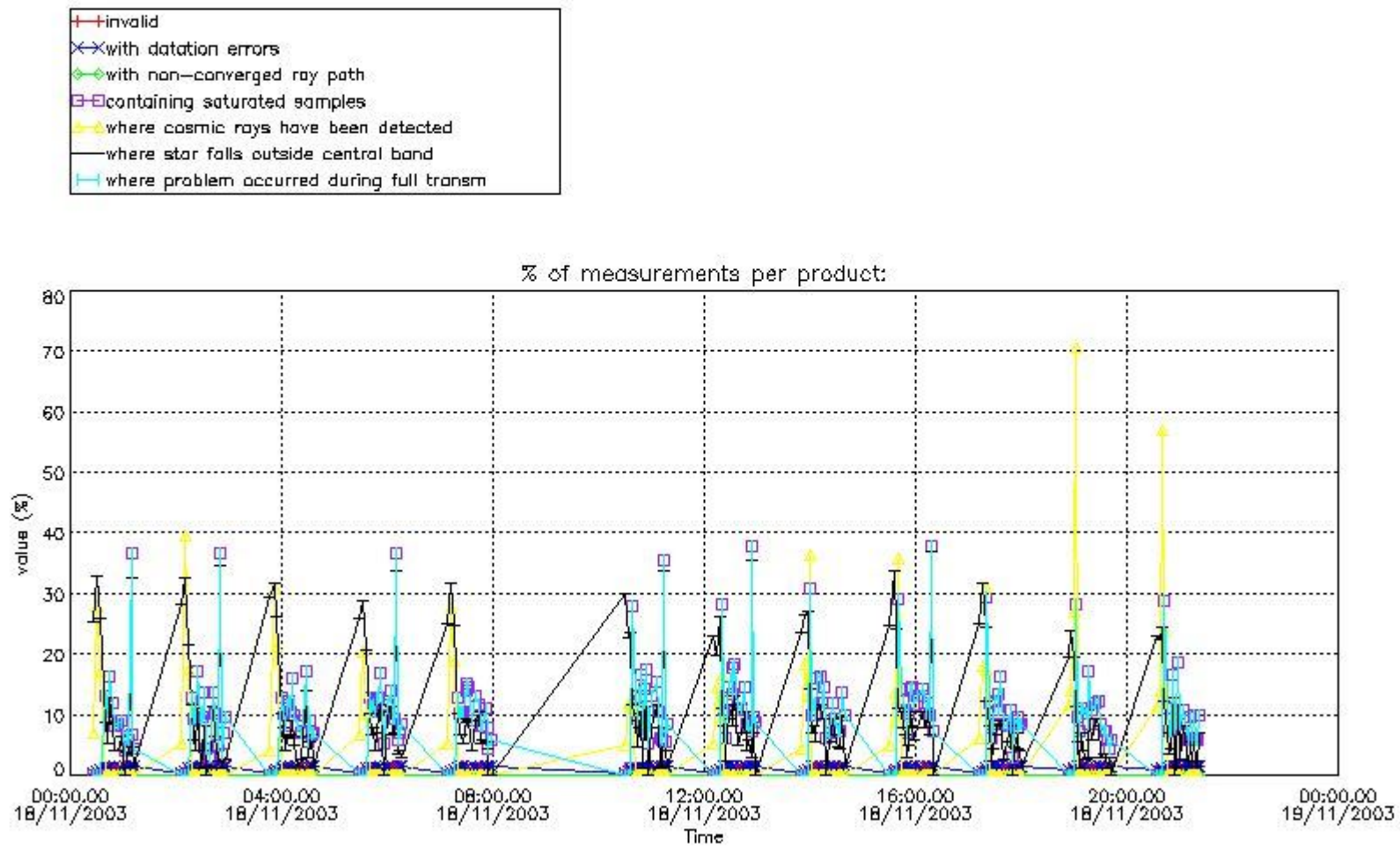
In this section it is plotted some information contained in the Quality Summary data set of the level 2 products that comes from the level 1b processing. Products without errors (error flag in the MPH set to "0") are used.

4.1 Plot quality information per product (time dependant) coming from level 1b processing

4.1.1 Plot level 1 quality information per product (time dependant): ENVISAT ASCENDING passes



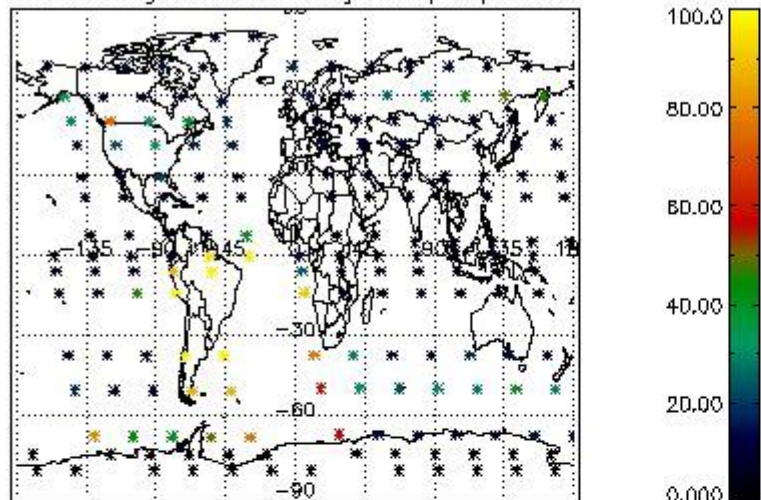
4.1.2 Plot level 1 quality information per product (time dependant): ENVI SAT DESCENDING passes



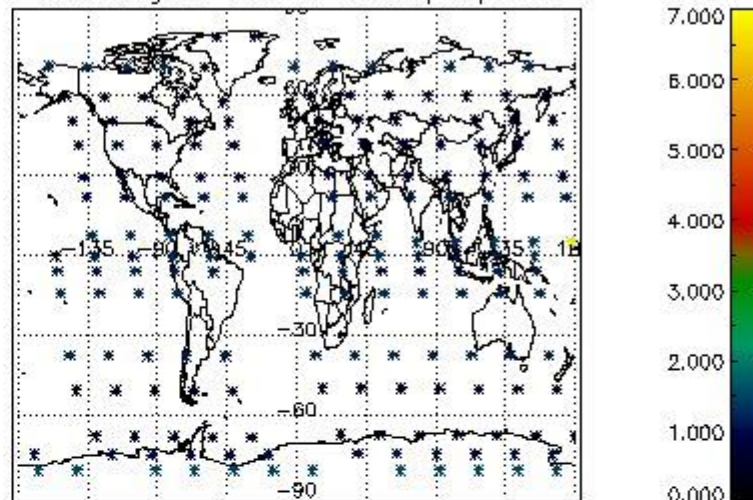
4.2 Plot quality information per product coming from level 1b processing (world map)

4.2.1 Plot level 1 quality information per product (world map): ENVISAT ASCENDING passes

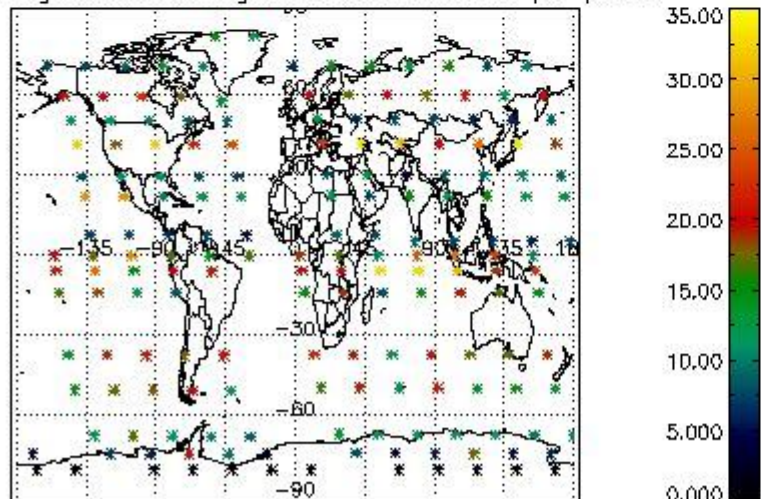
Percentage of cosmic ray hits per profile



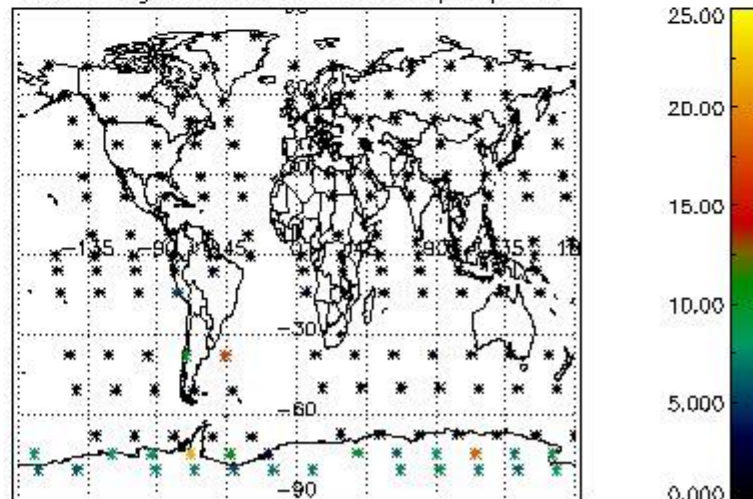
Percentage of datation errors per profile



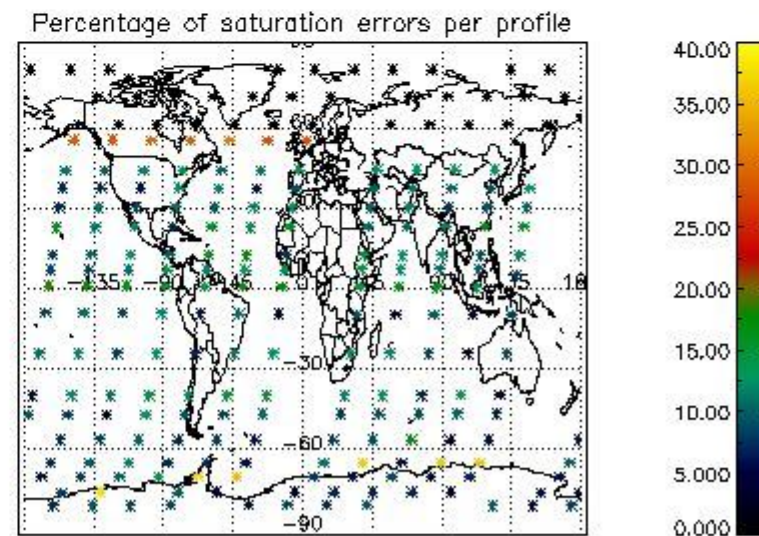
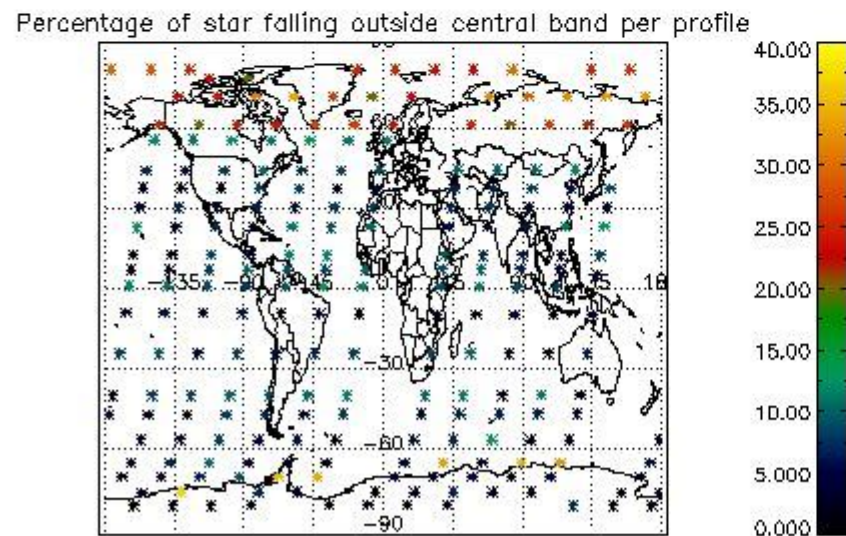
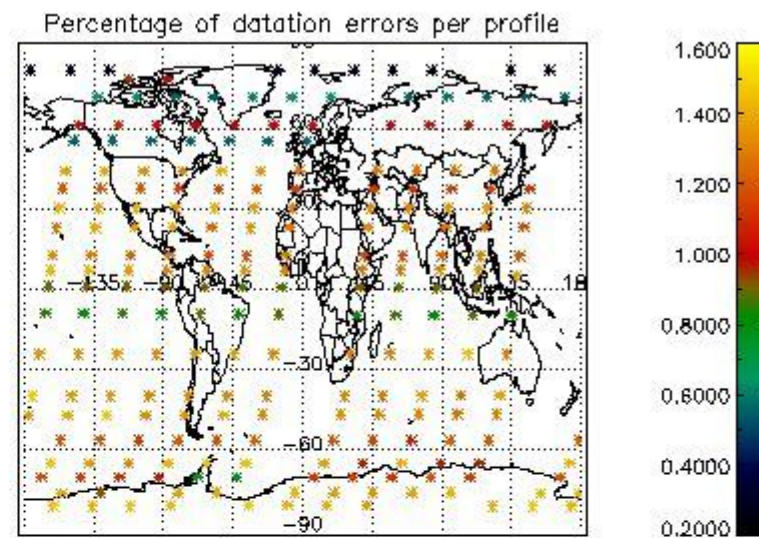
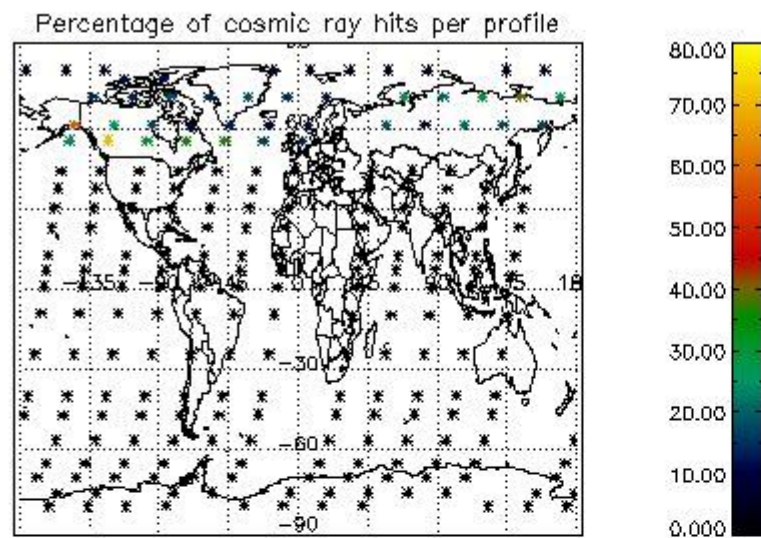
Percentage of star falling outside central band per profile



Percentage of saturation errors per profile



4.2.2 Plot level 1 quality information per product (world map): ENVISAT DESCENDING passes



5. Trace gas profiles

5.1 Ozone statistics based on quality of products

The final quality of the products can be "measured" using the STD (Standard Deviation) attached to every point profile. This information is written to the parameter GOM_NL__2P/NL_LOCAL_SPECIES_DENSITY/o3_std of the level 2 products. The table below shows the statistics for given STD ranges.

The statistics are given with respect to the overall valid production:

- Products without fatal errors: GOM_NL__2P/MPH/PRODUCT_ERR=0
- Valid point profile: GOM_NL__2P/NL_LOCAL_SPECIES_DENSITY/pcd(0)=0

The 'Criteria' is applied to valid points of dark limb products:

- Products in dark limb illumination condition: GOM_NL__2P/NL_SUMMARY_QUALITY/obs_ill_cond=0
- Products without fatal errors: GOM_NL__2P/MPH/PRODUCT_ERR=0
- Valid point profile: GOM_NL__2P/NL_LOCAL_SPECIES_DENSITY/pcd(0)=0

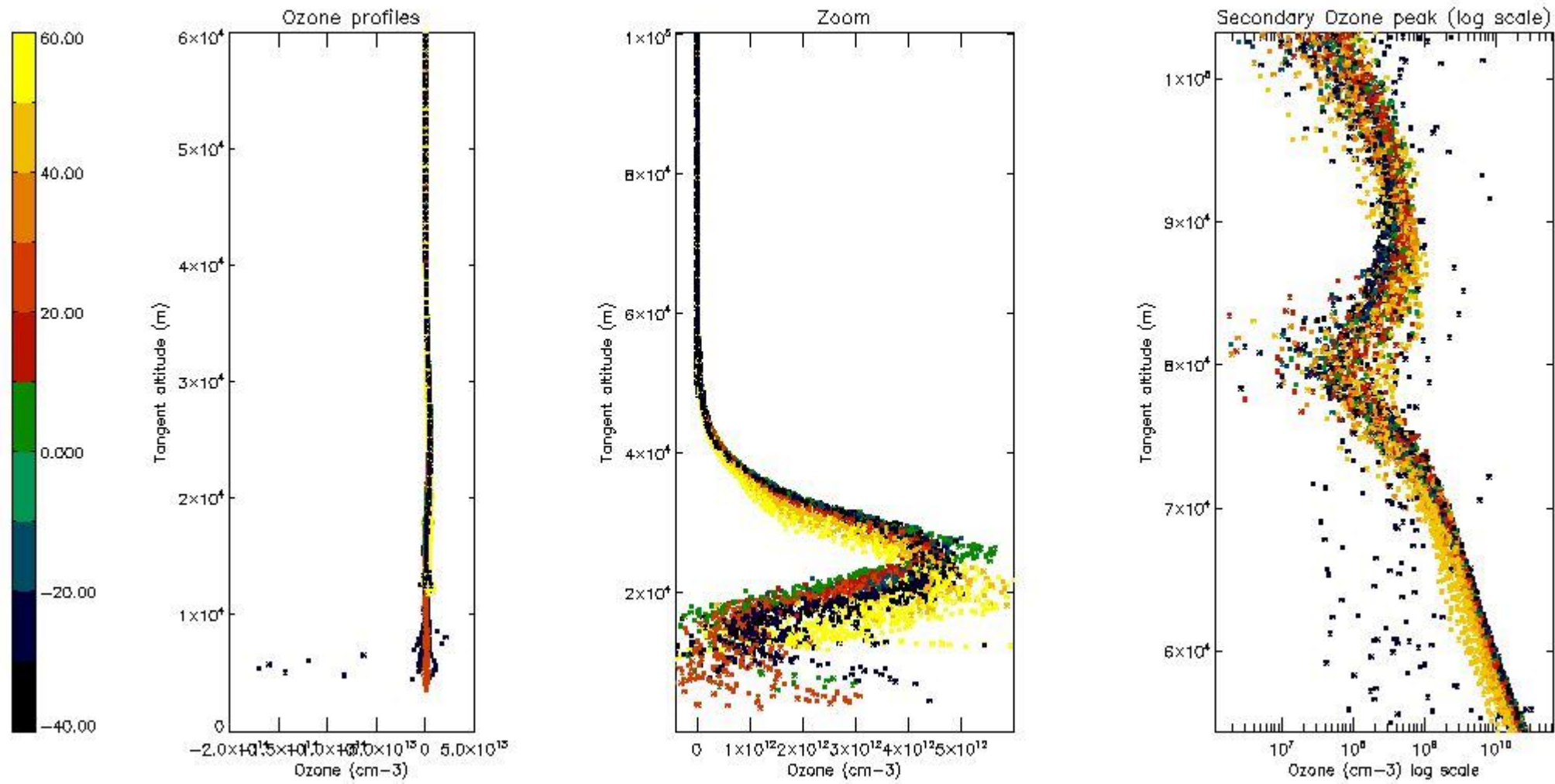
So, the table below shows the percentage of dark limb and valid observations for each criteria with respect to the overall valid daily observations.

Criteria	% of total production
All STD	27
STD < 20	17

STD < 10	15
STD < 5	12

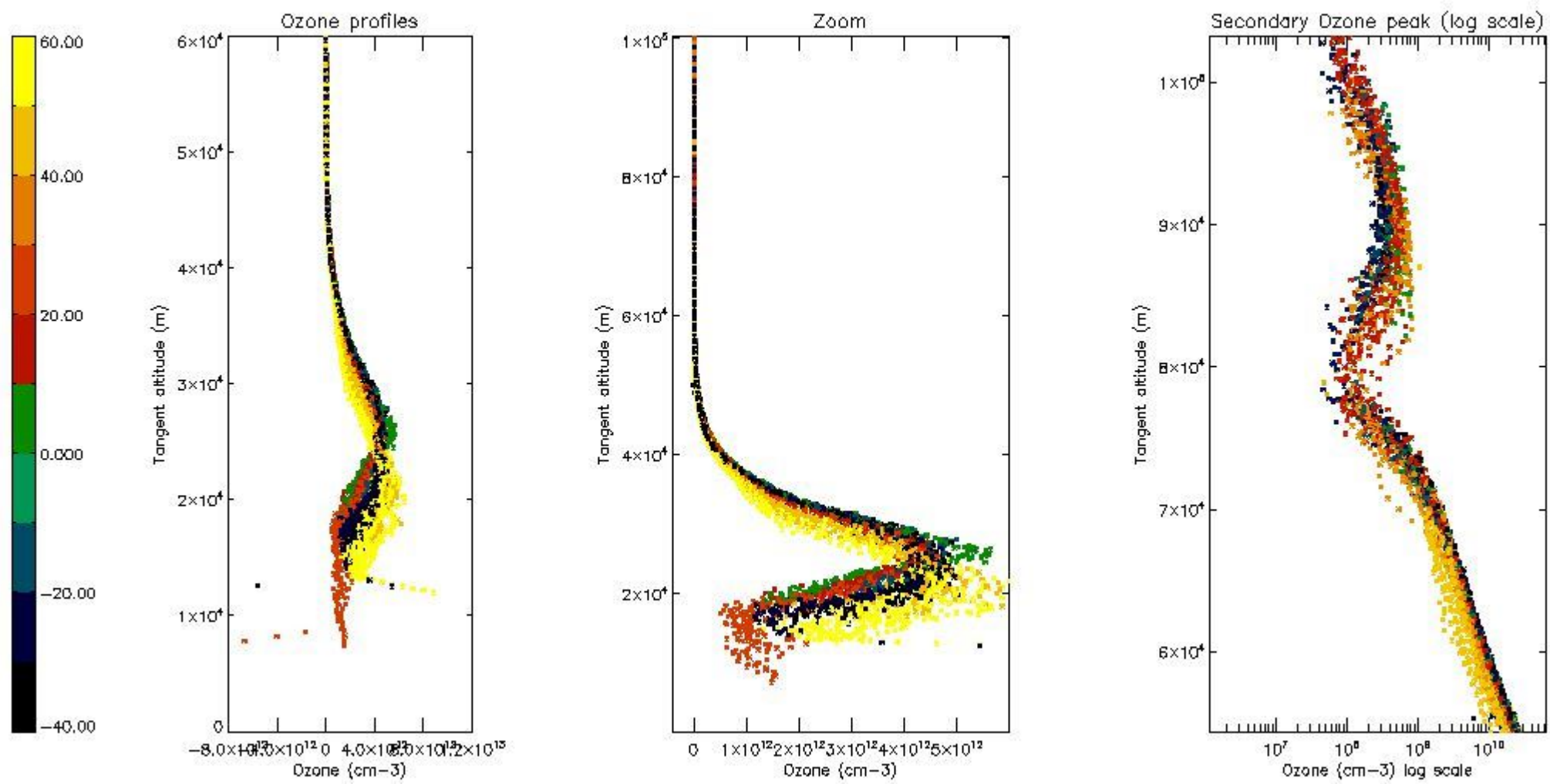
5.2 Plot ozone profiles for all STD (dark without errors)

The colorbar represents the latitude.



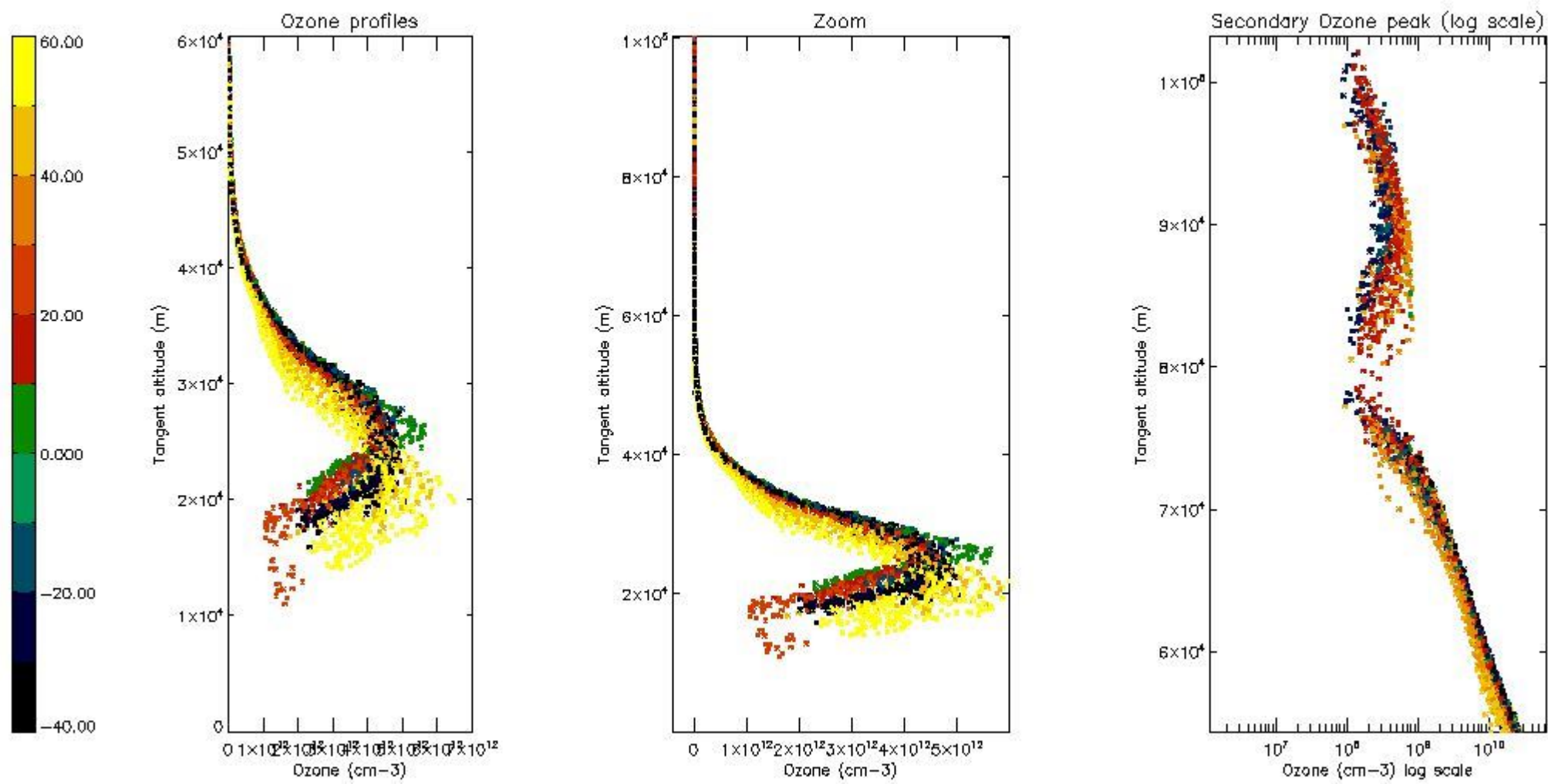
5.3 Plot ozone profiles where STD < 20% (dark without errors)

The colorbar represents the latitude.



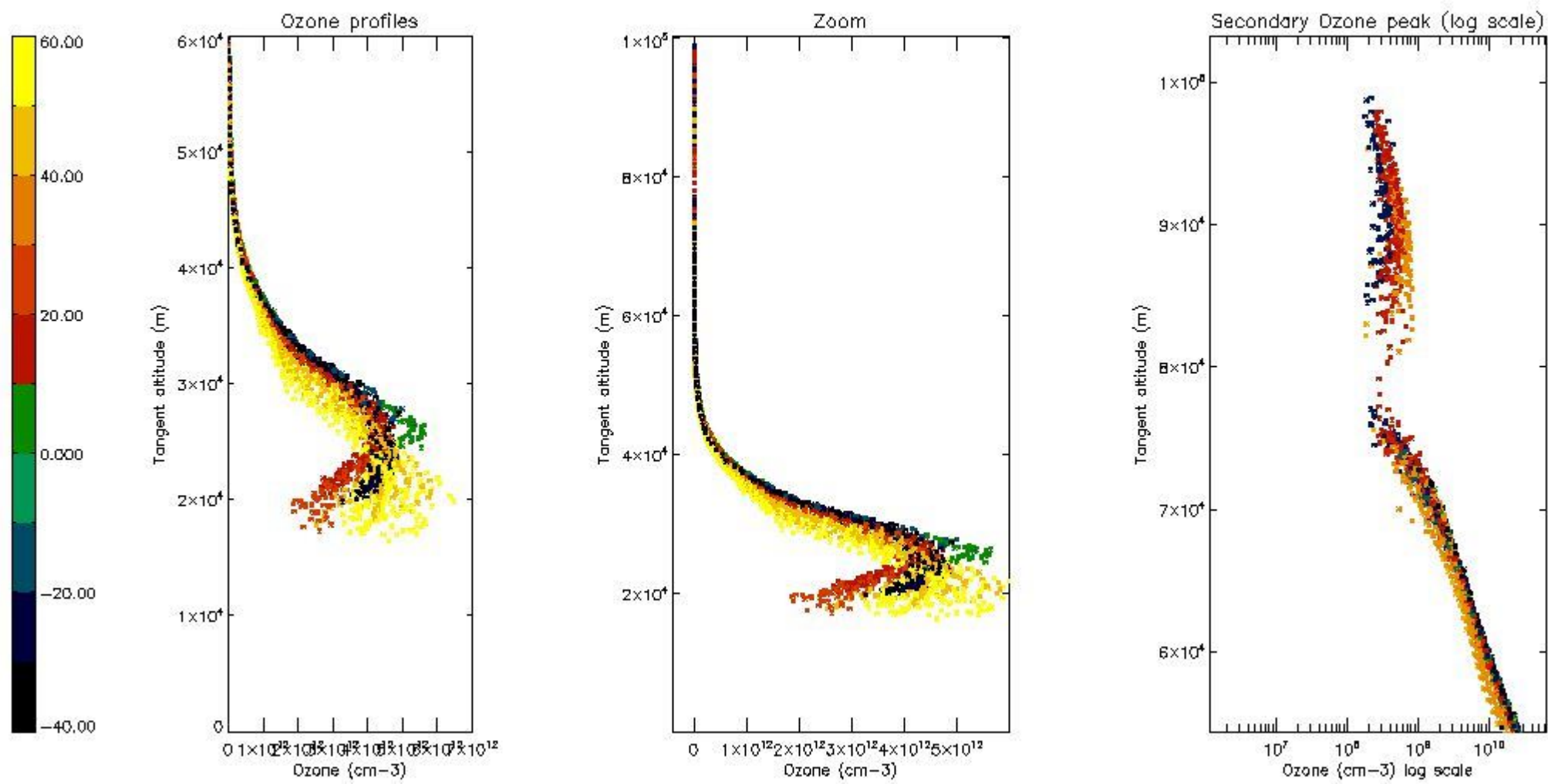
5.4 Plot ozone profiles where STD < 10% (dark without errors)

The colorbar represents the latitude.



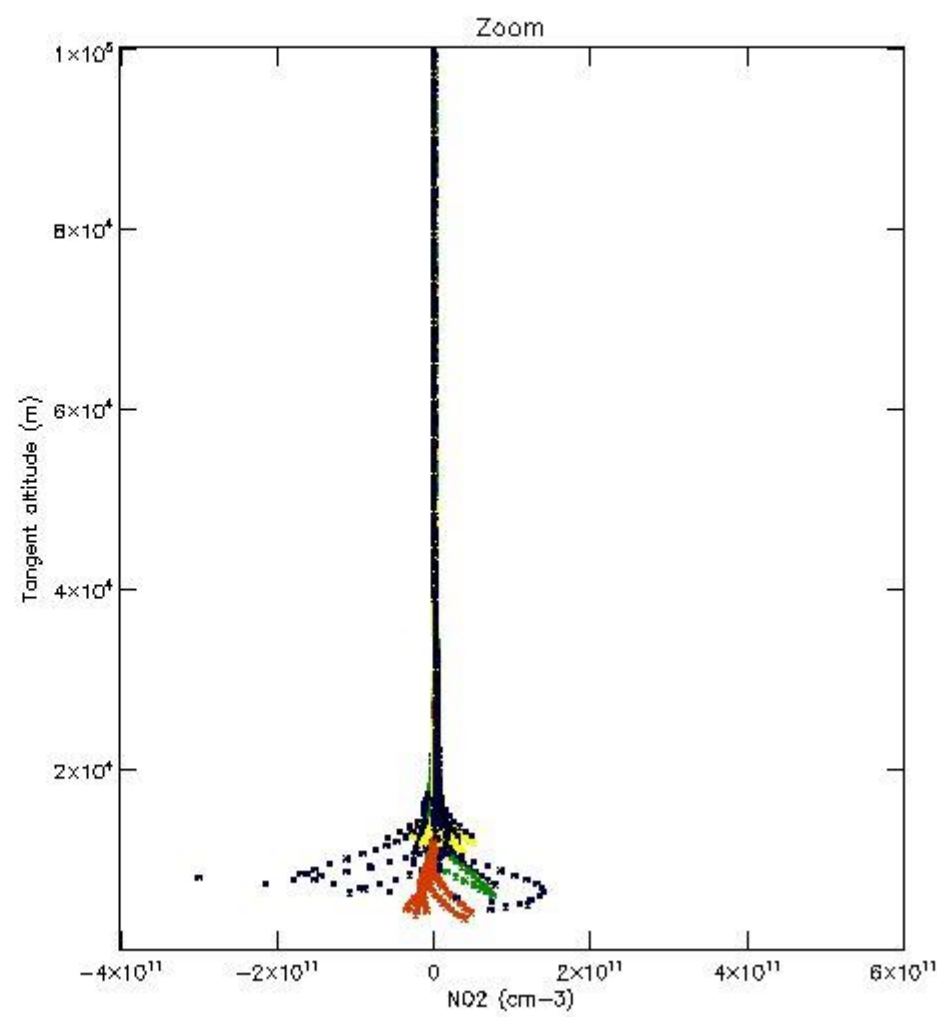
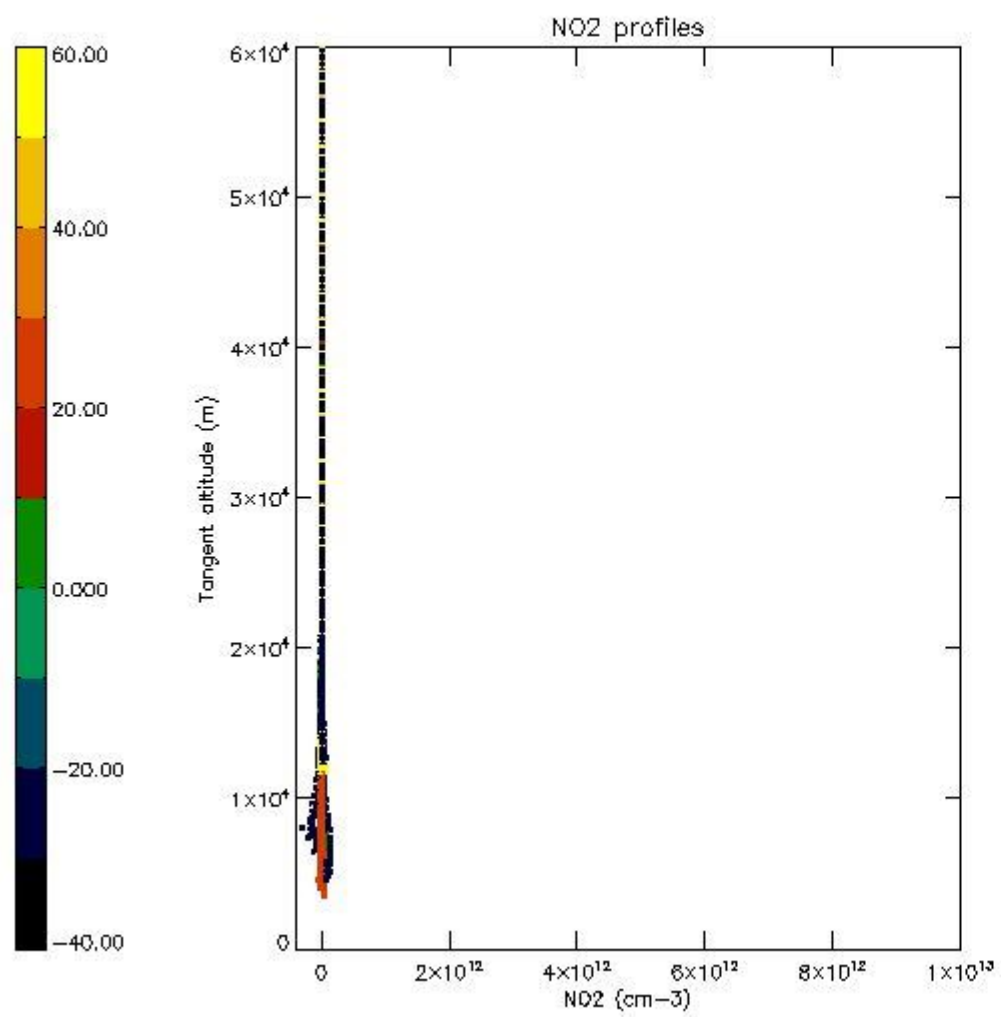
5.5 Plot ozone profiles where STD < 5% (dark without errors)

The colorbar represents the latitude.



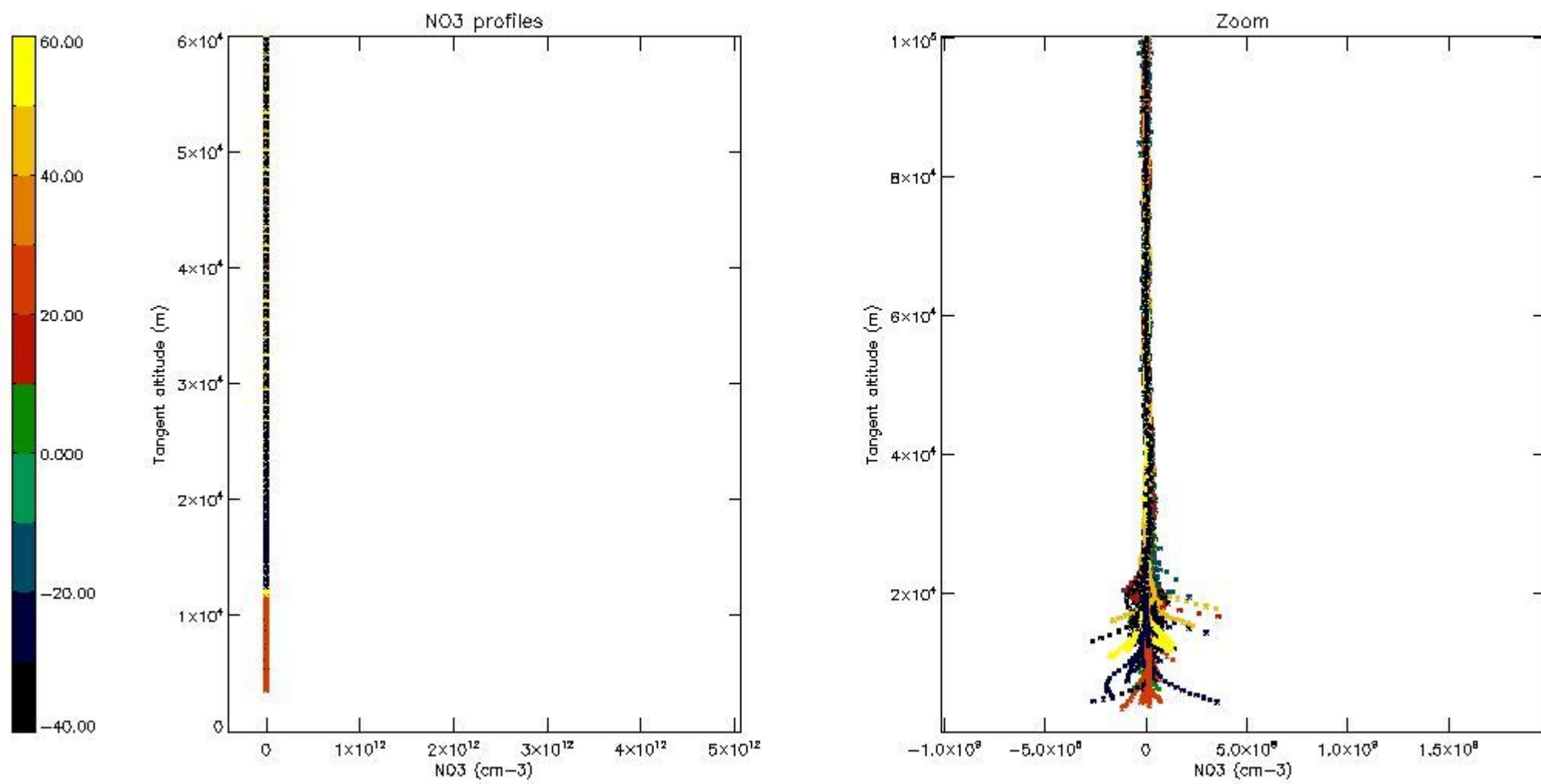
5.6 Plot NO₂ profiles for all STD (dark without errors)

The colorbar represents the latitude.



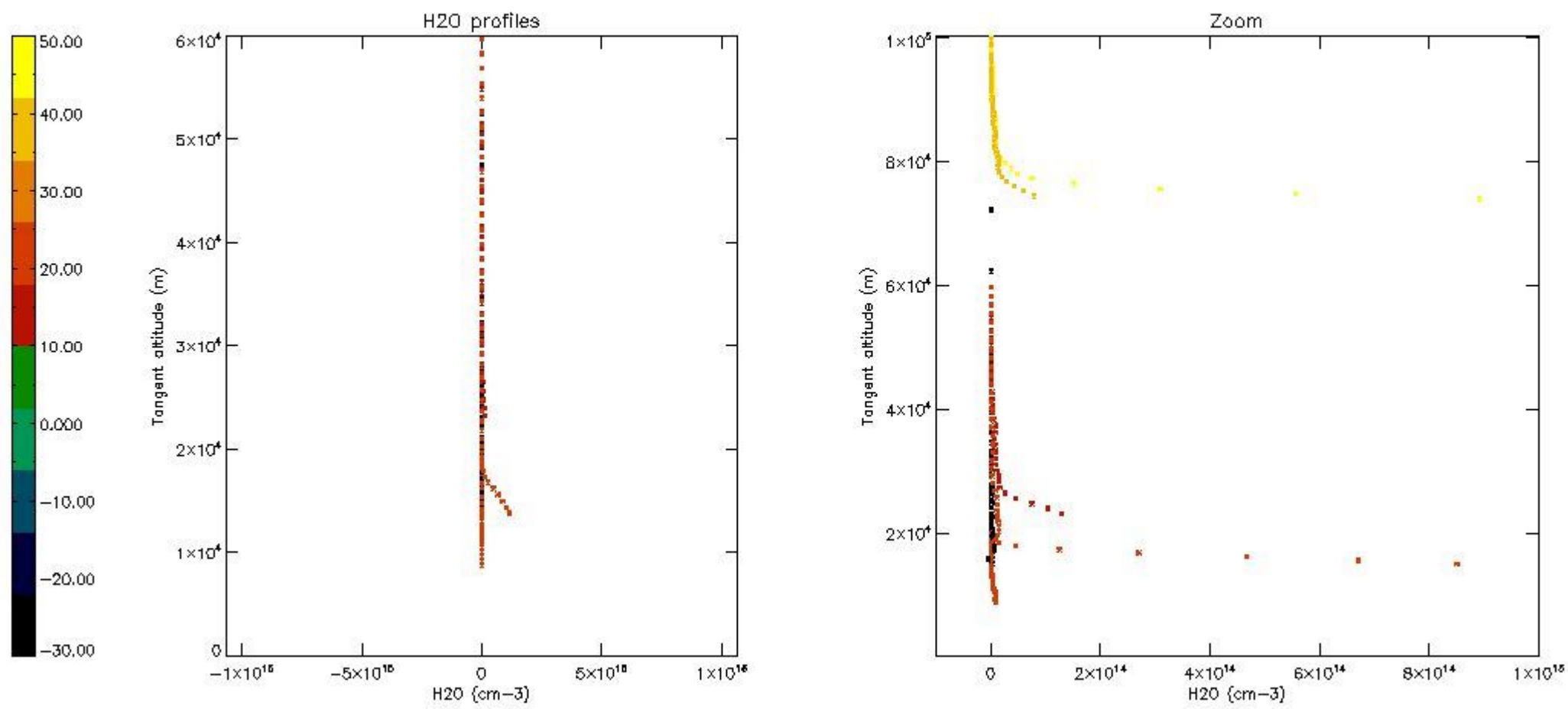
5.7 Plot NO3 profiles for all STD (dark without errors)

The colorbar represents the latitude.



5.8 Plot H₂O profiles for all STD (only for occultations of stars 1,2,3,4,13,14,16,26,63 dark without errors)

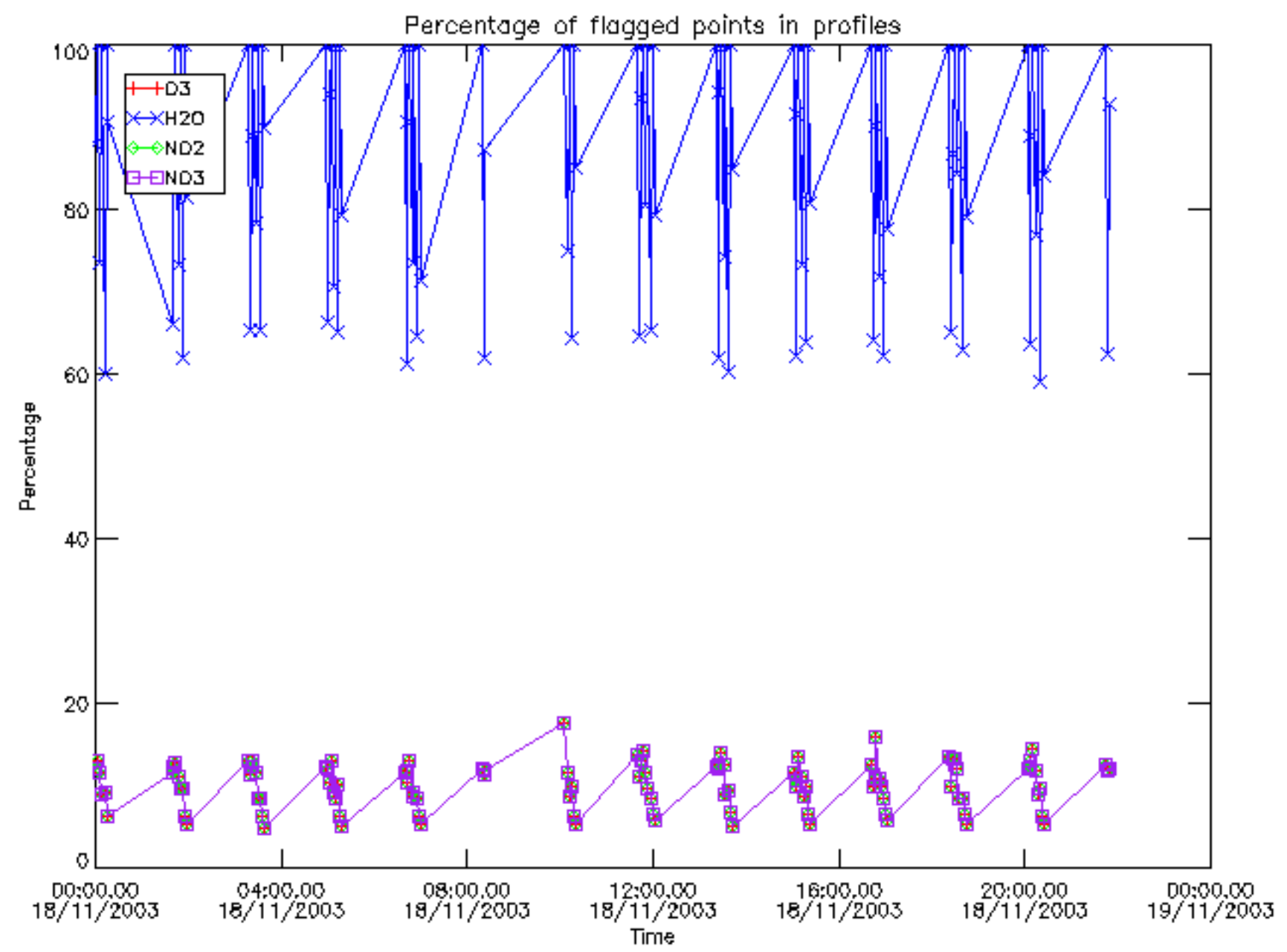
The colorbar represents the latitude.



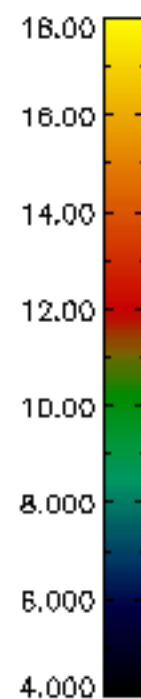
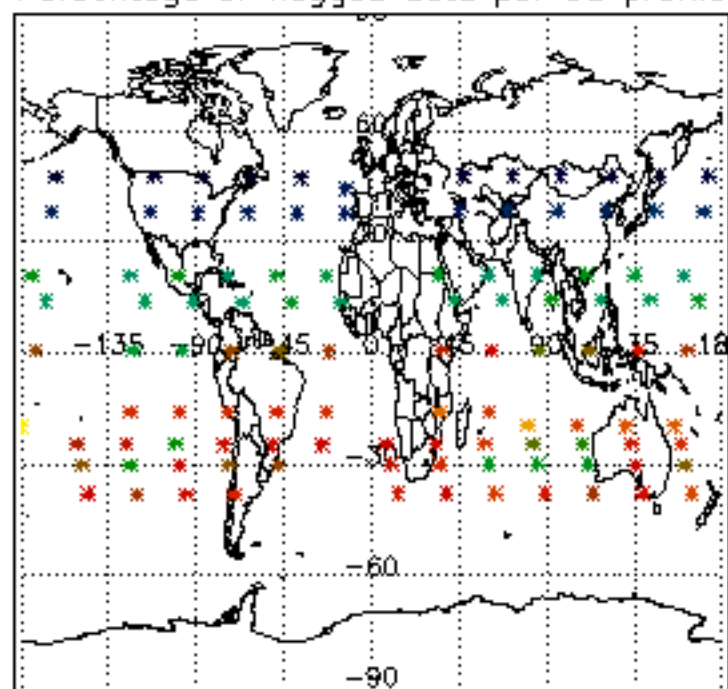
6. Auxiliary Data Files used for the production reported in section 2

The number reported in the third column indicates since which file (see list in section 2) the corresponding auxiliary file has been used. The fourth column is the date of those product files.

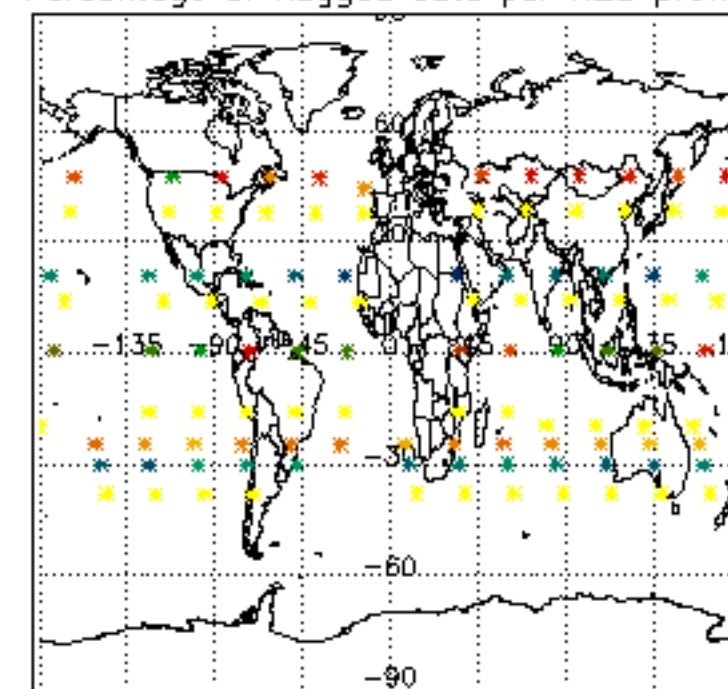
Type	Auxiliary Filename	Used since product	Used since product date
INST_PHYS_CHARACTERISTICS	GOM_INS_AXVIEC20091111_143220_20030716_120000_20500101_000000	1	18-NOV-2003 00:00:13
LEVEL-2_PROC_CONFIG	GOM_PR2_AXVIEC20091111_152718_20020301_000000_20500101_000000	1	18-NOV-2003 00:00:13
CROSS_SECTIONS_FILE	GOM_CRS_AXVIEC20091111_154832_20020301_000000_20500101_000000	1	18-NOV-2003 00:00:13



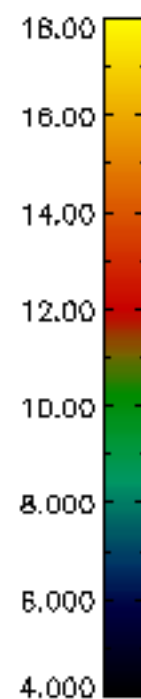
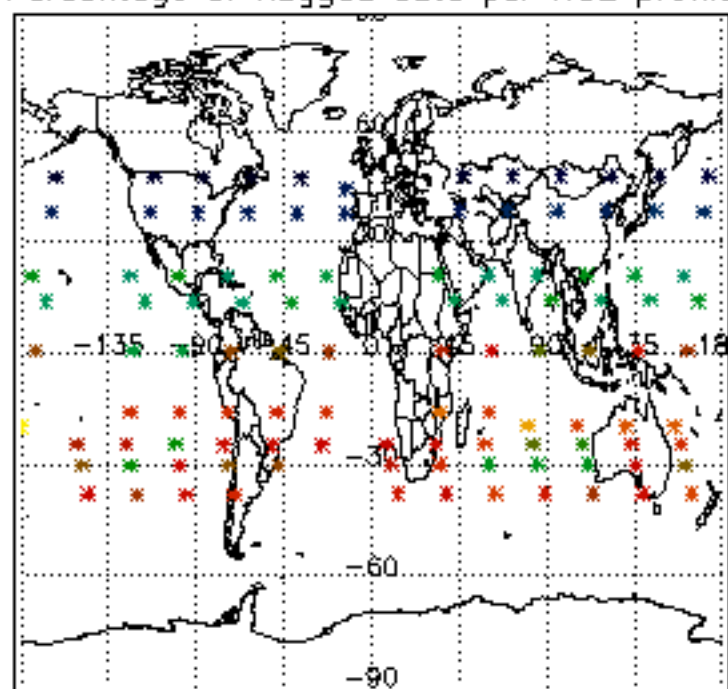
Percentage of flagged data per D3 profile



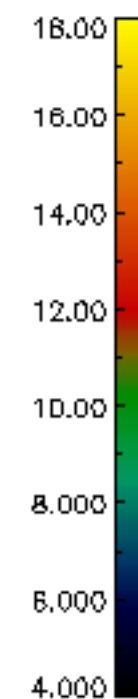
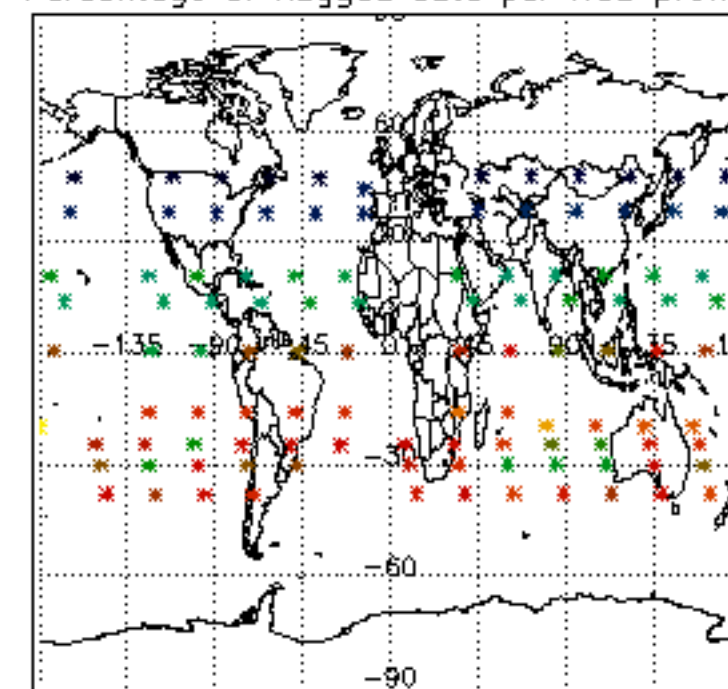
Percentage of flagged data per H2O profile

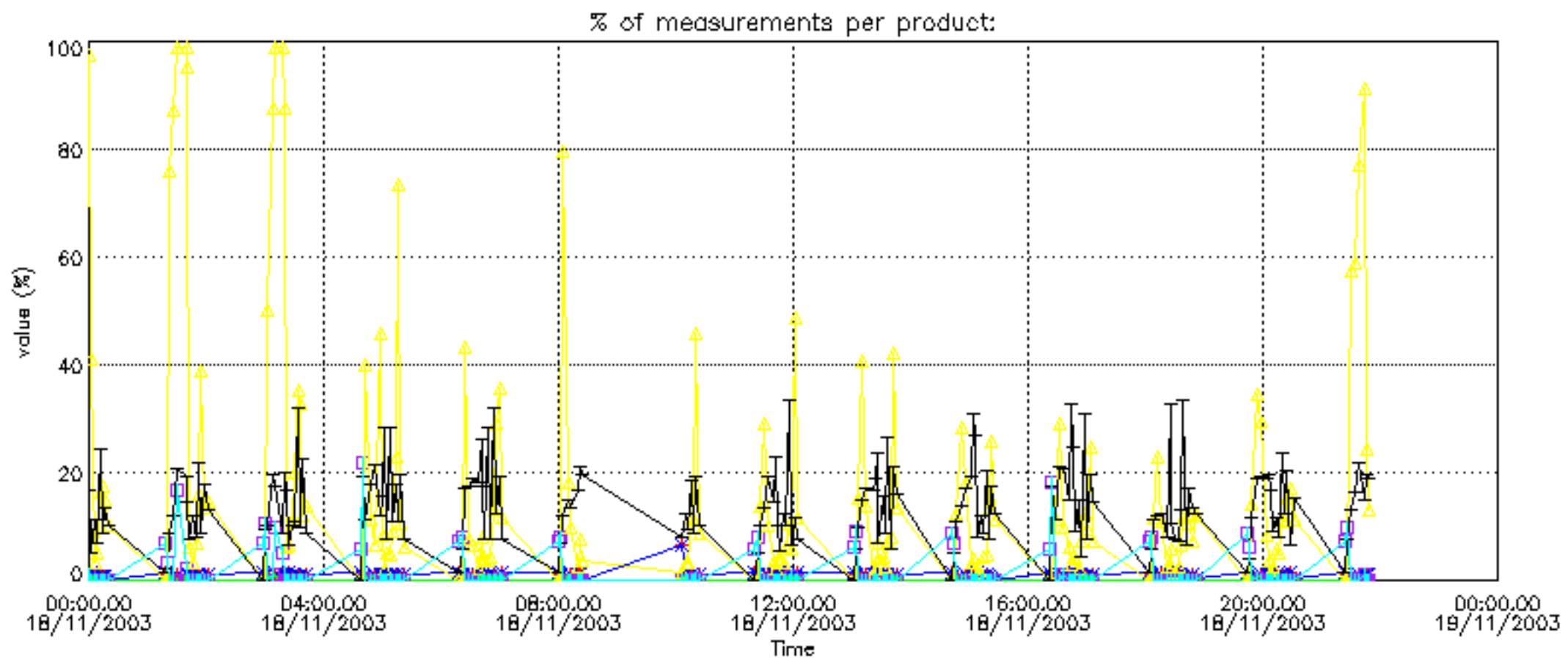


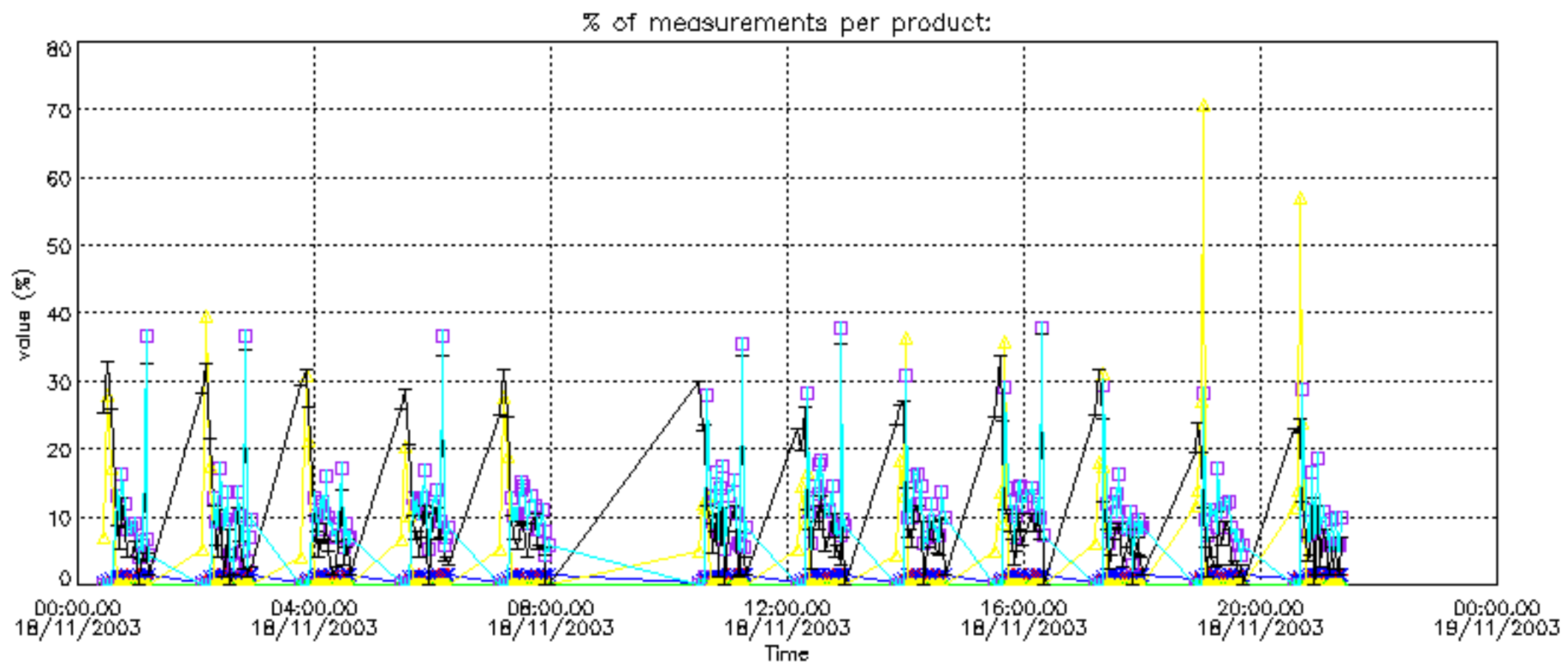
Percentage of flagged data per NO2 profile



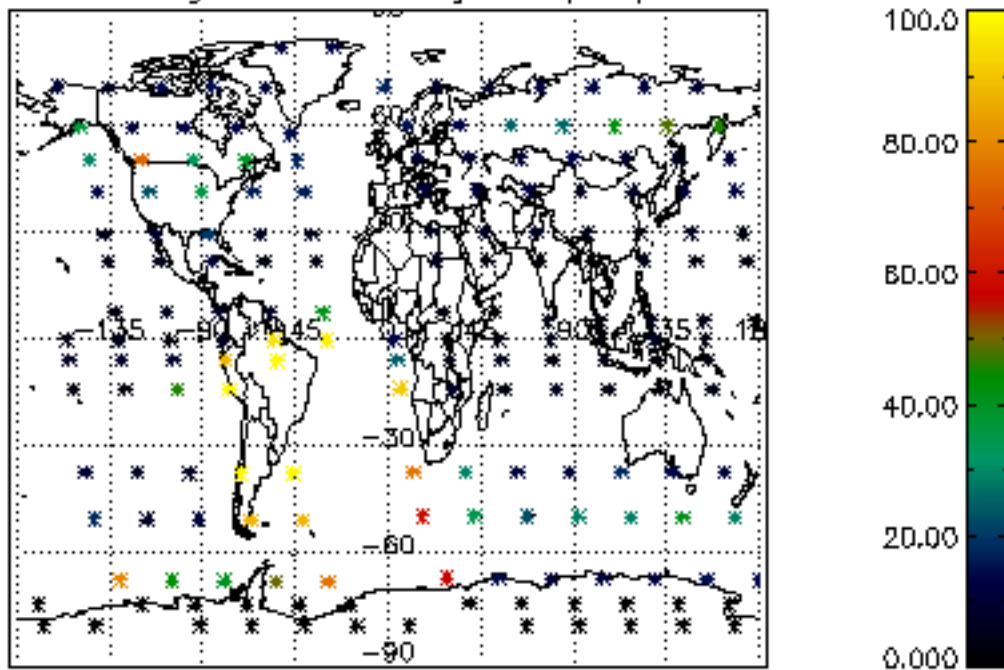
Percentage of flagged data per NO3 profile



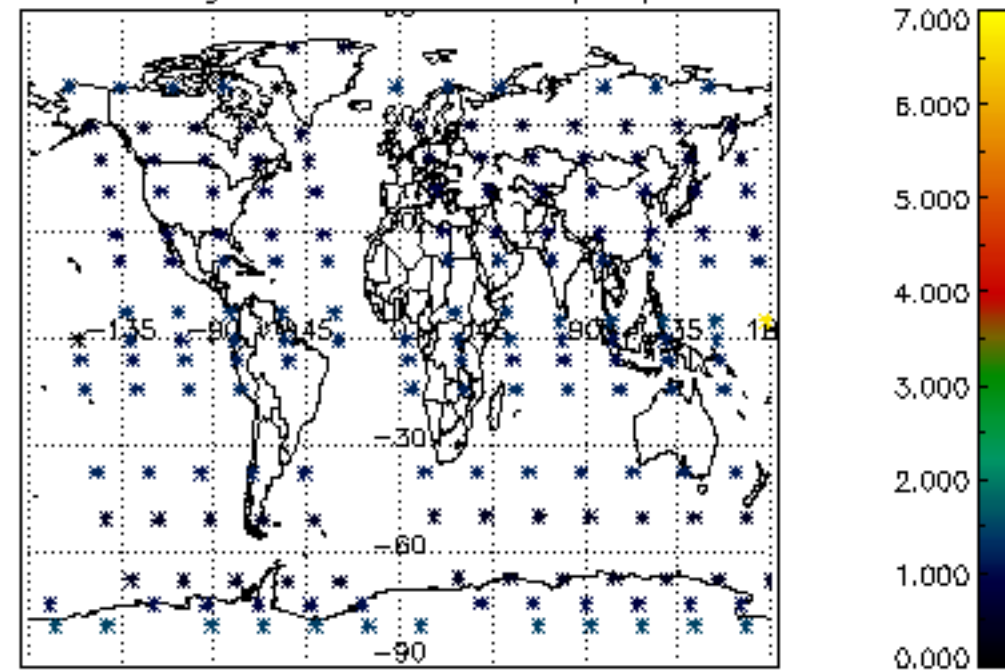




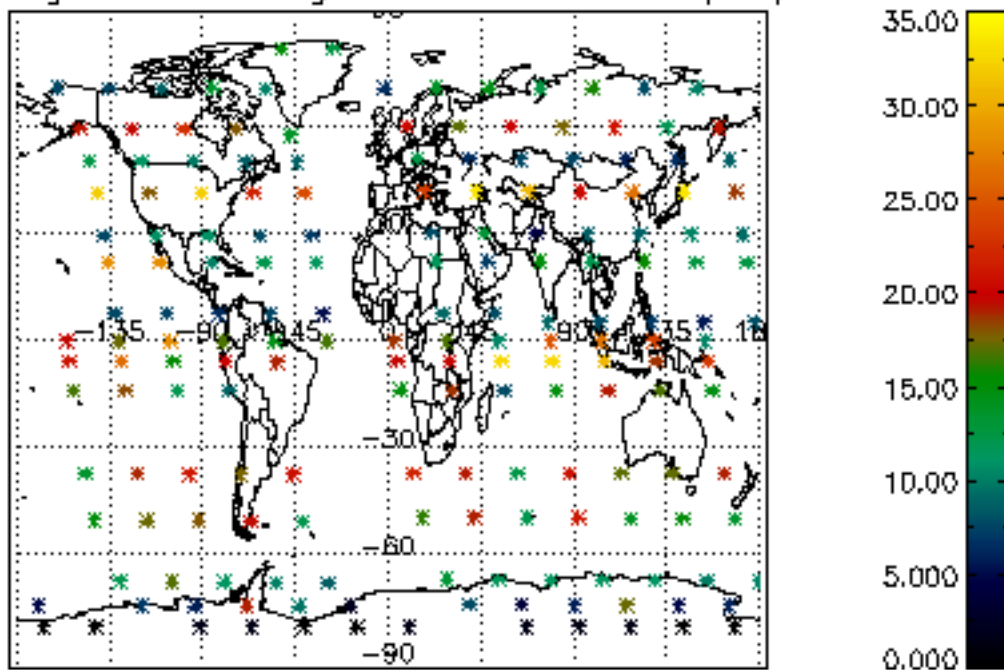
Percentage of cosmic ray hits per profile



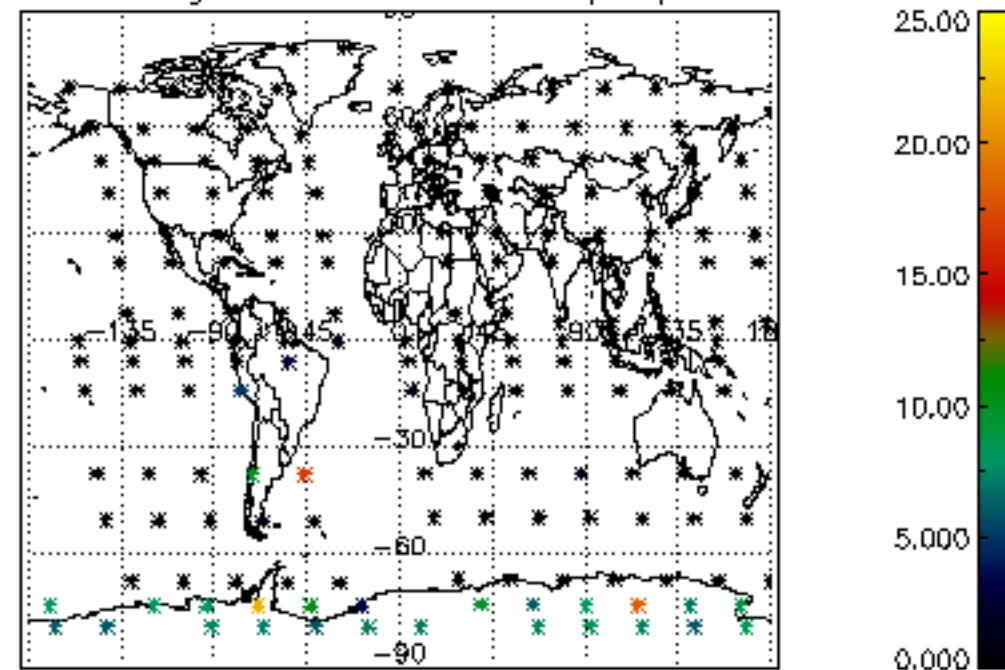
Percentage of datation errors per profile



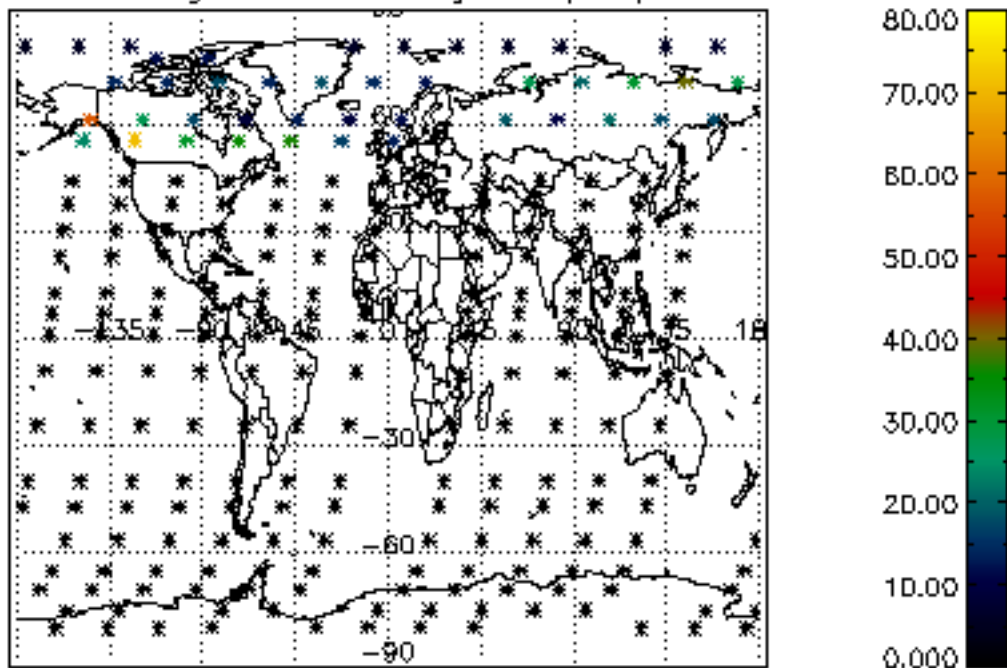
Percentage of star falling outside central band per profile



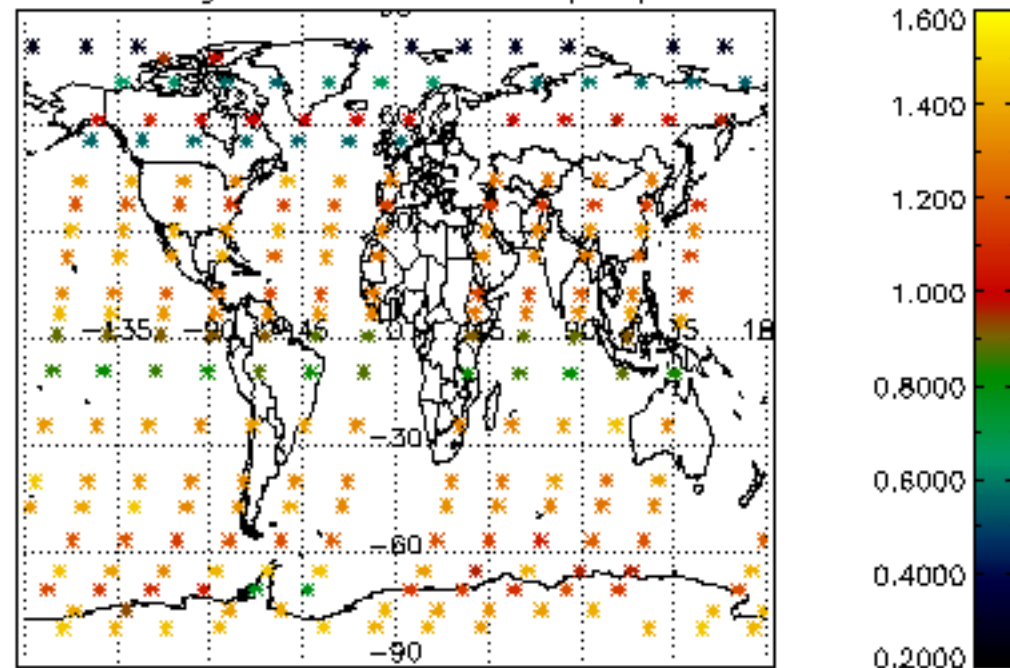
Percentage of saturation errors per profile



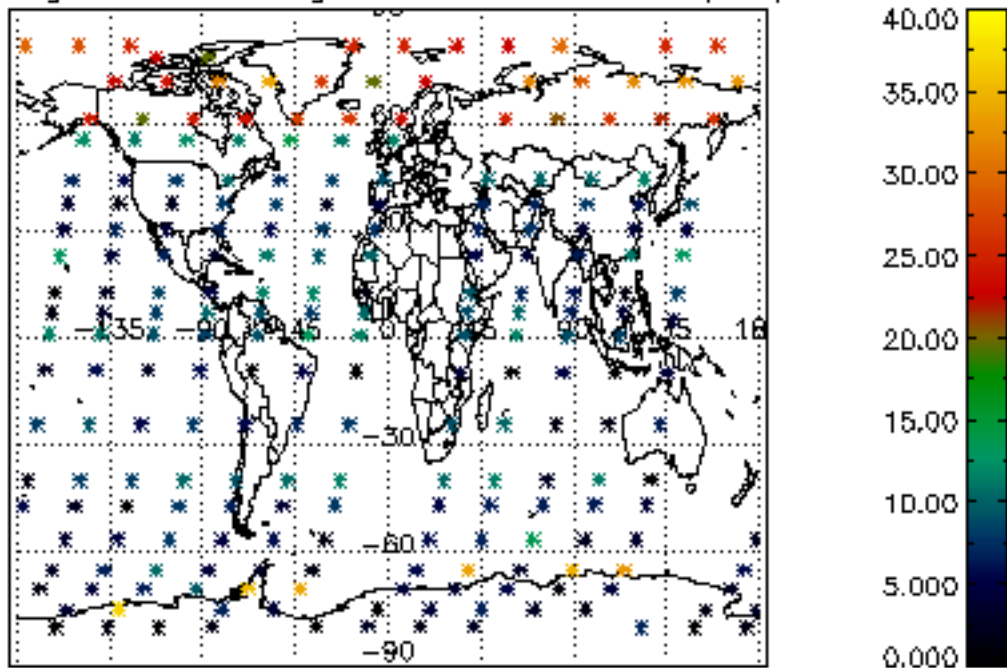
Percentage of cosmic ray hits per profile



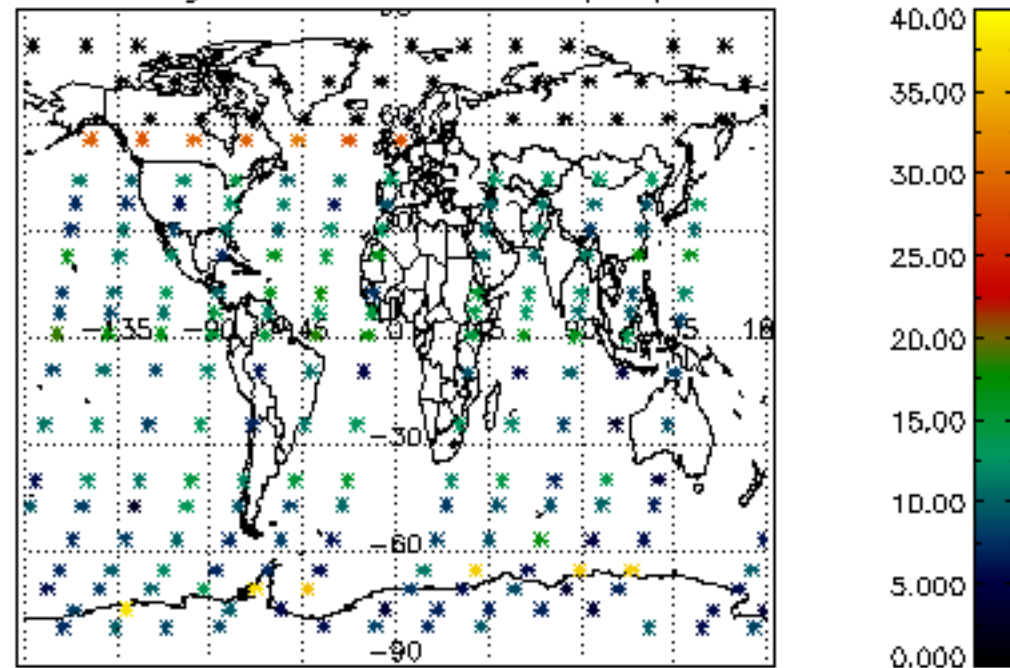
Percentage of datation errors per profile

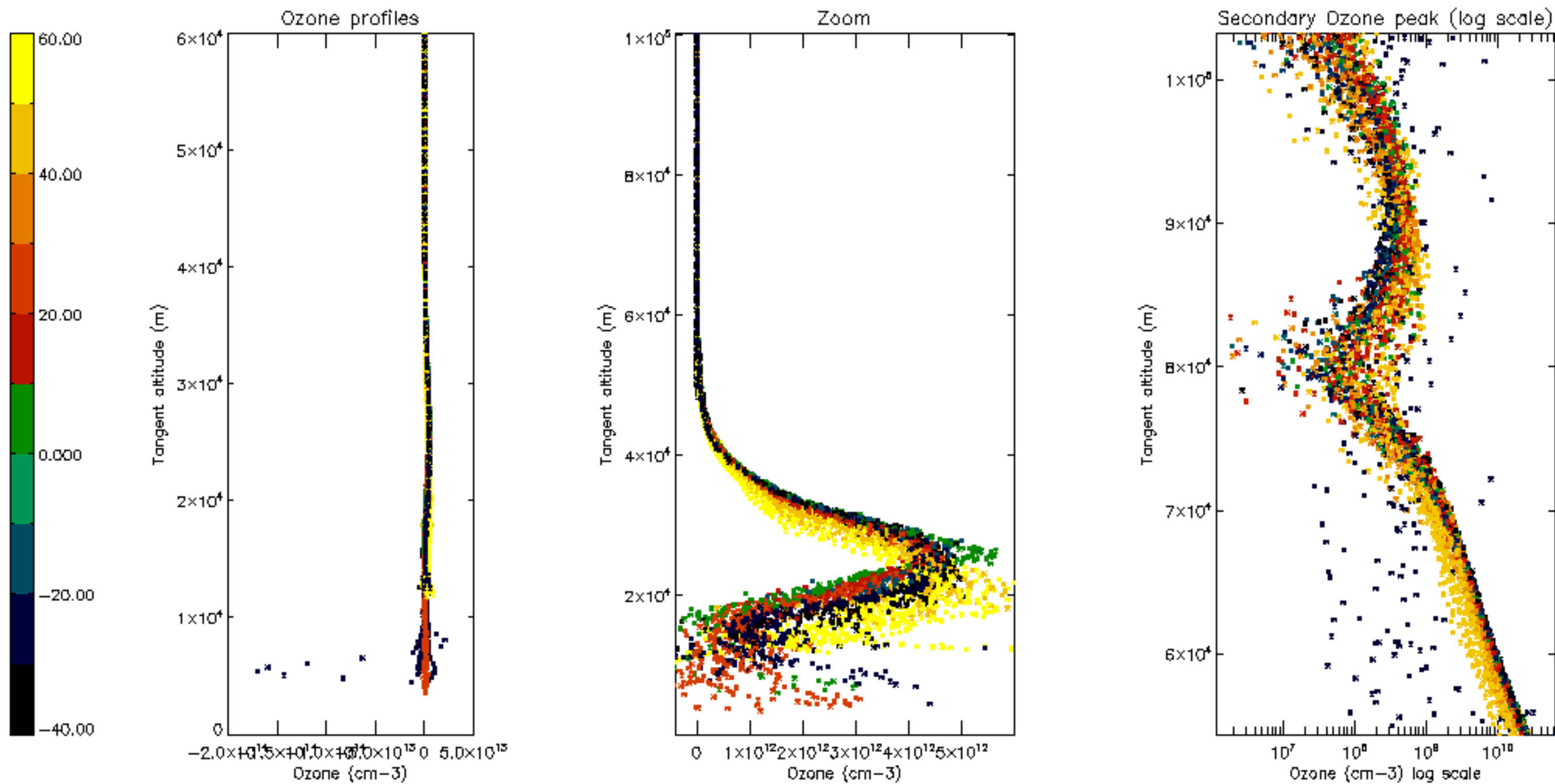


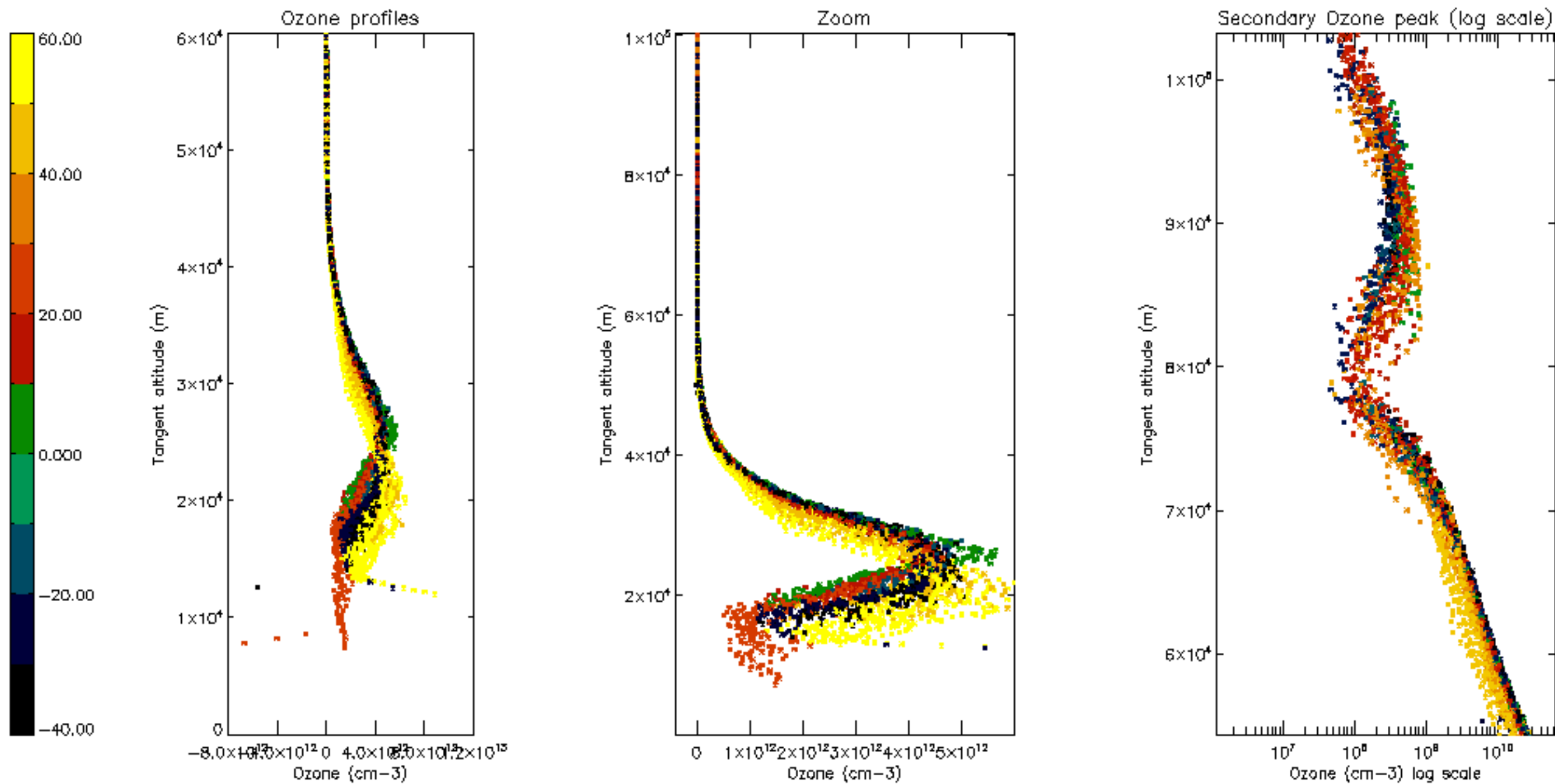
Percentage of star falling outside central band per profile

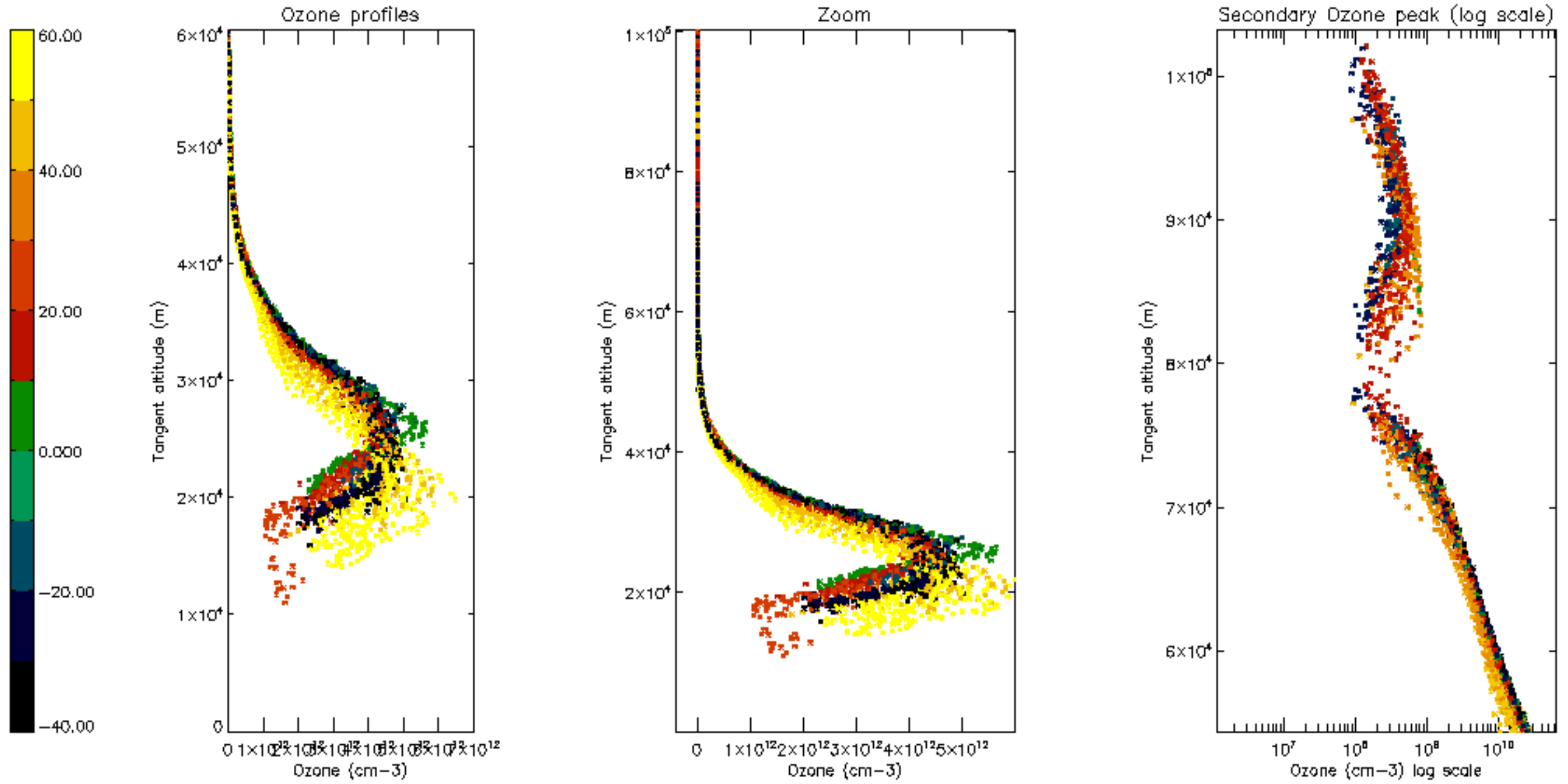


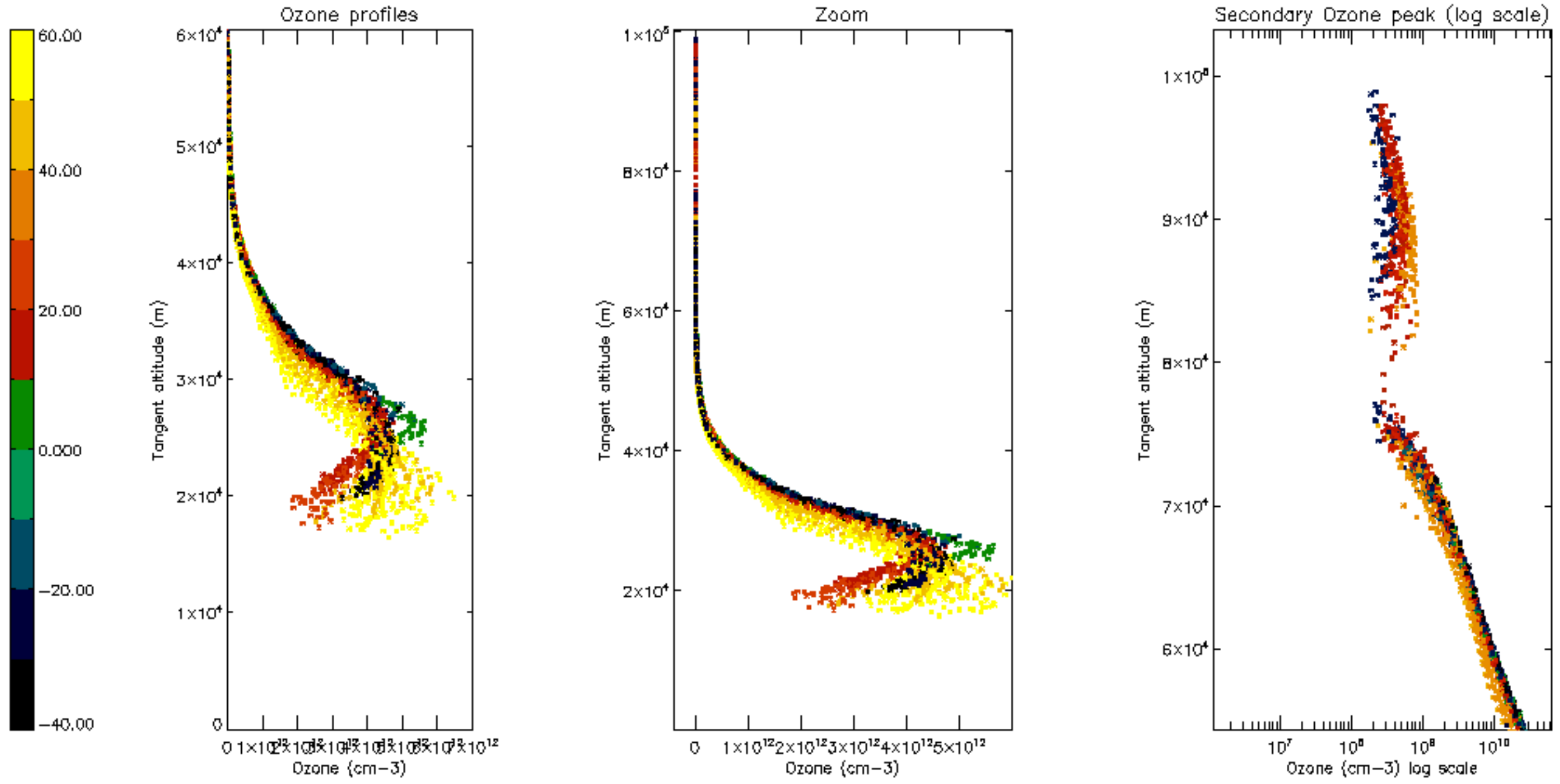
Percentage of saturation errors per profile

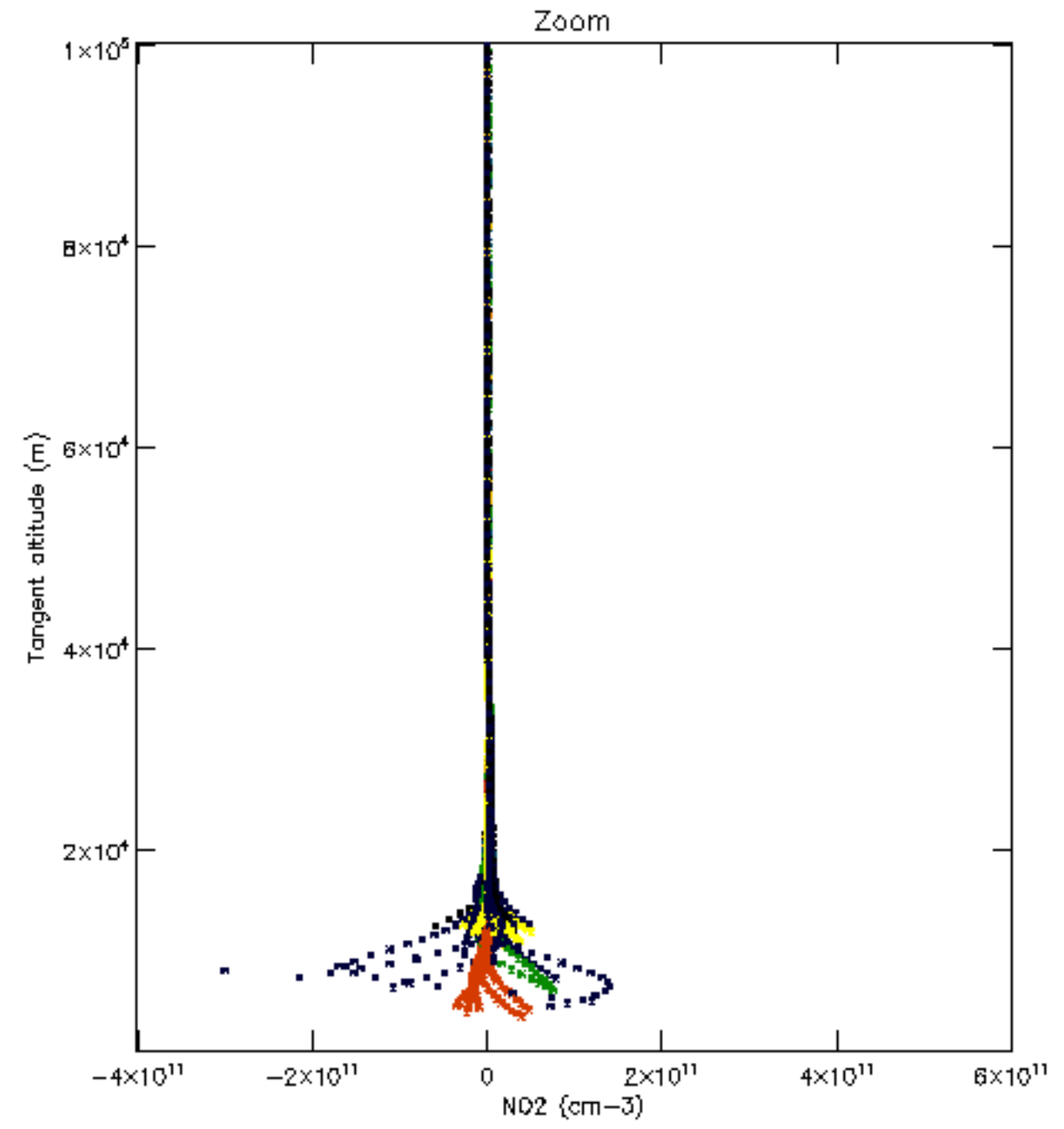
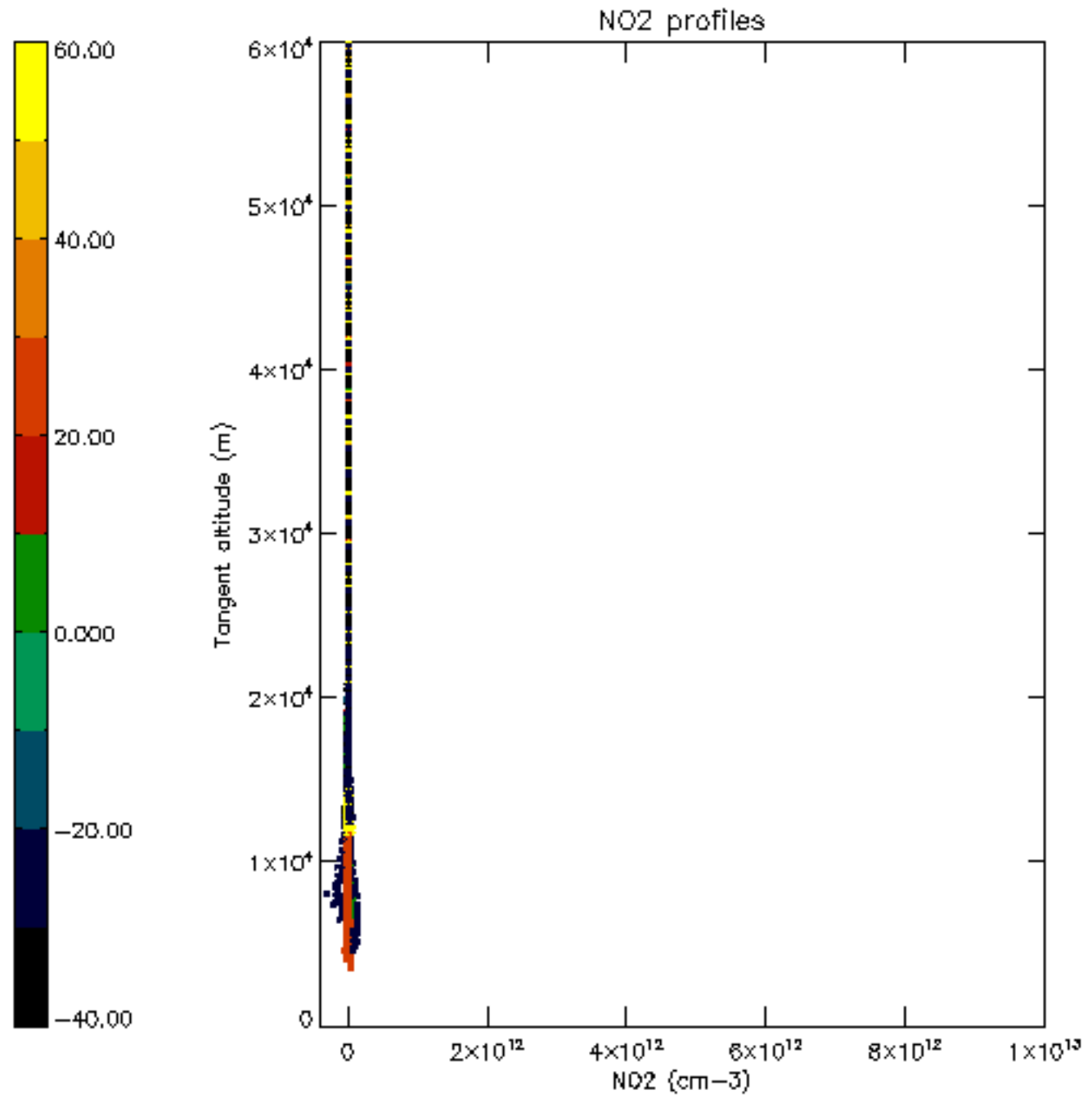


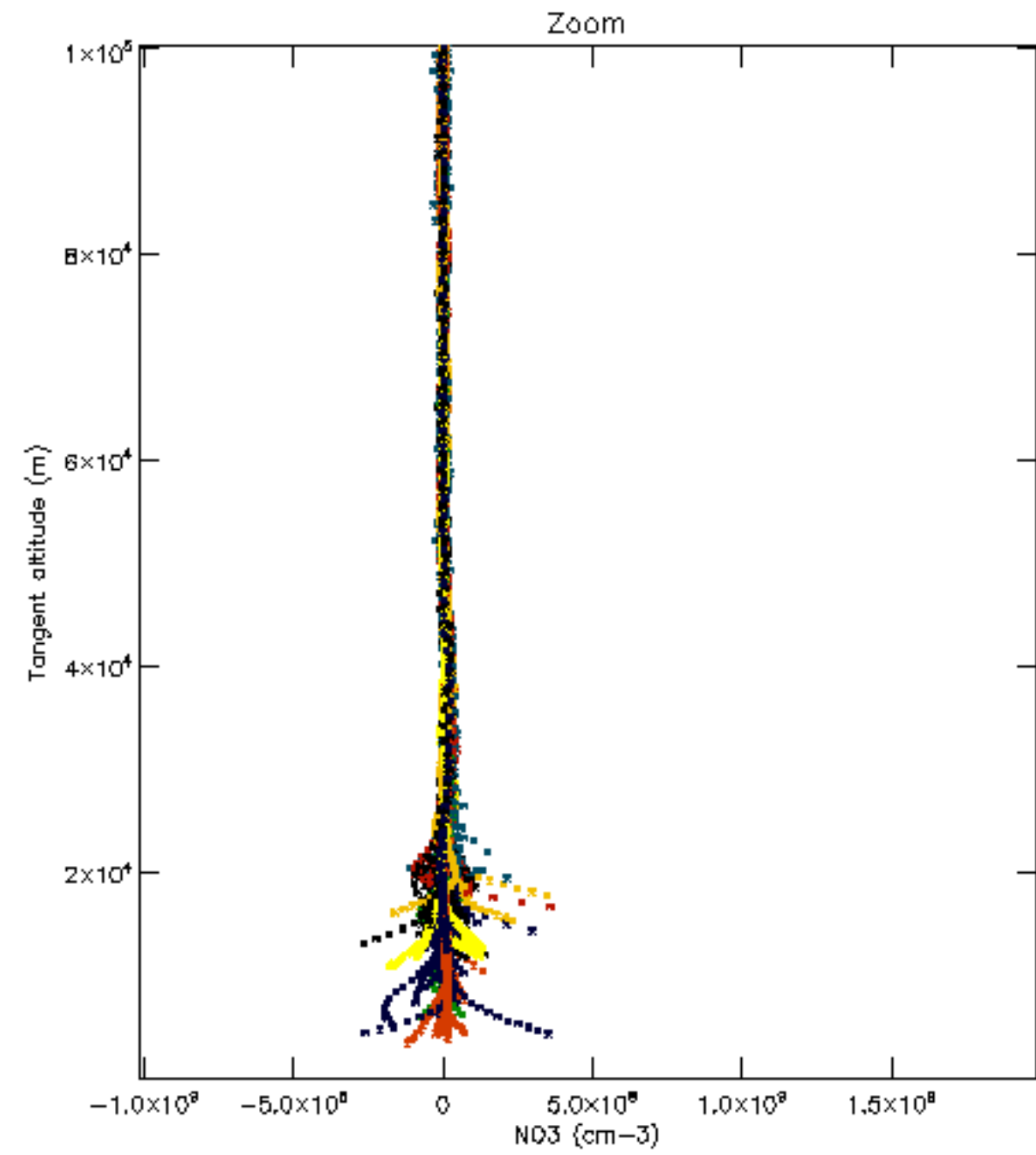
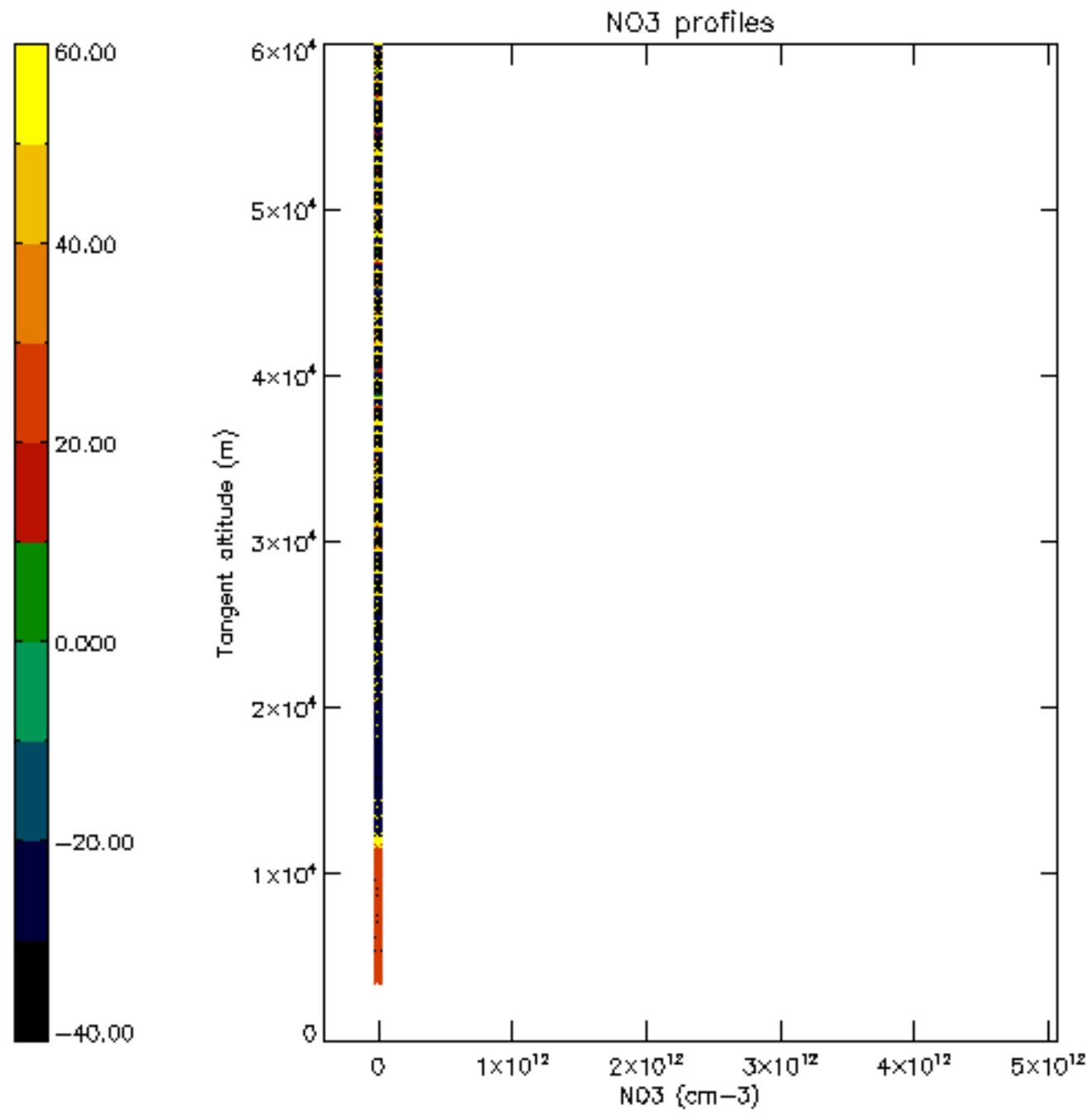


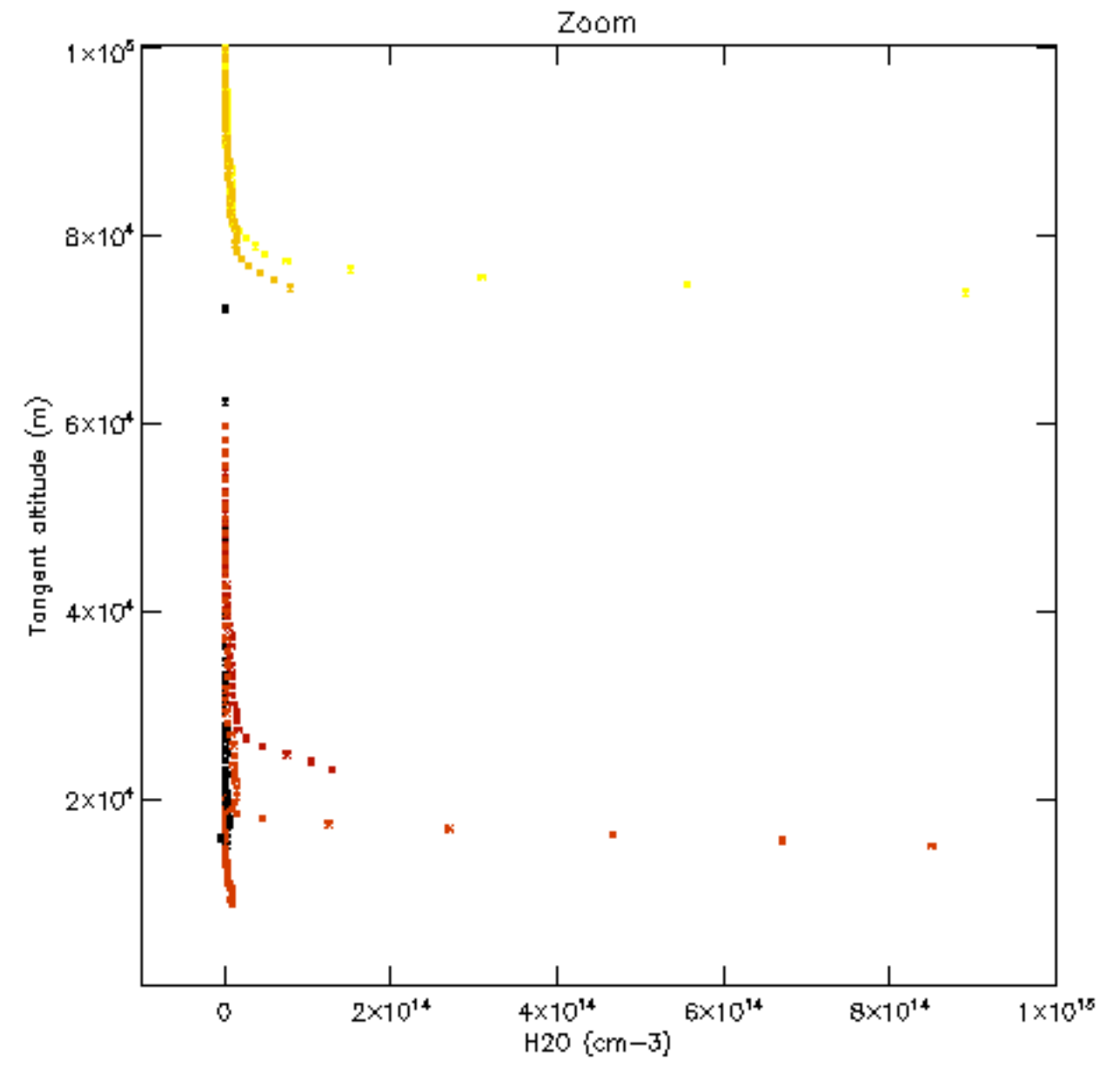
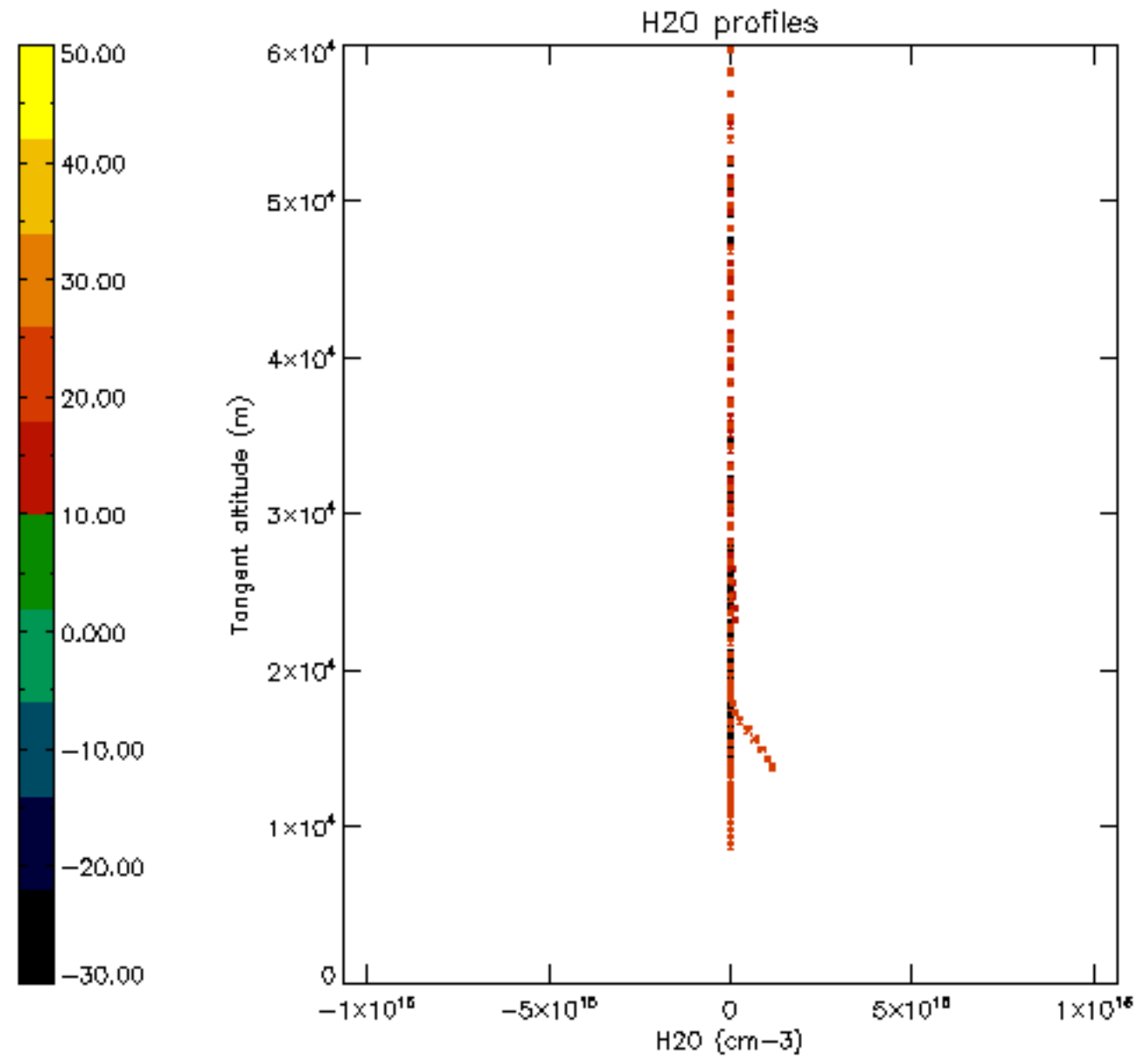


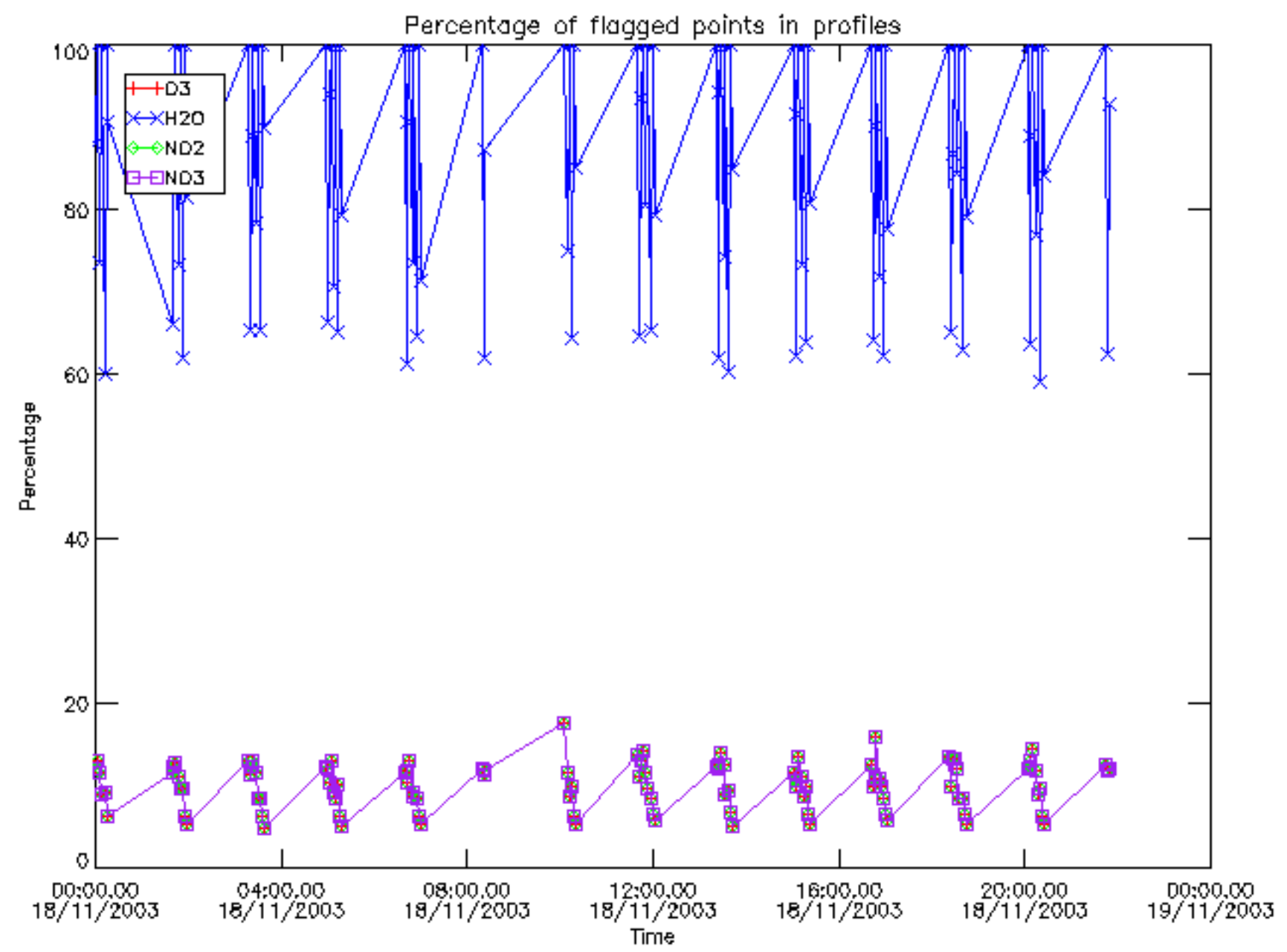




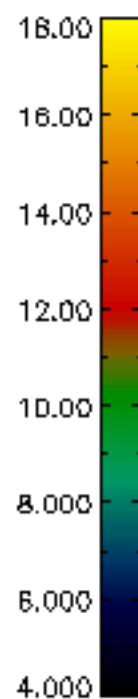
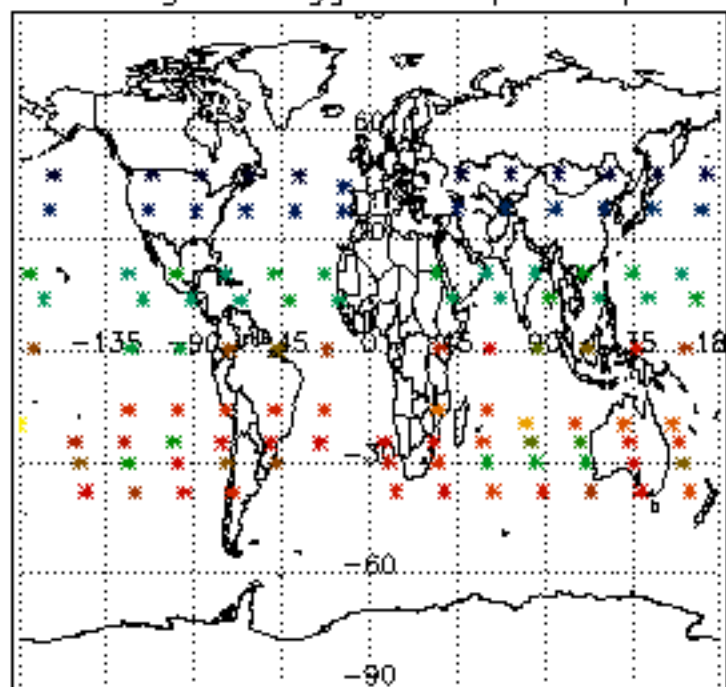




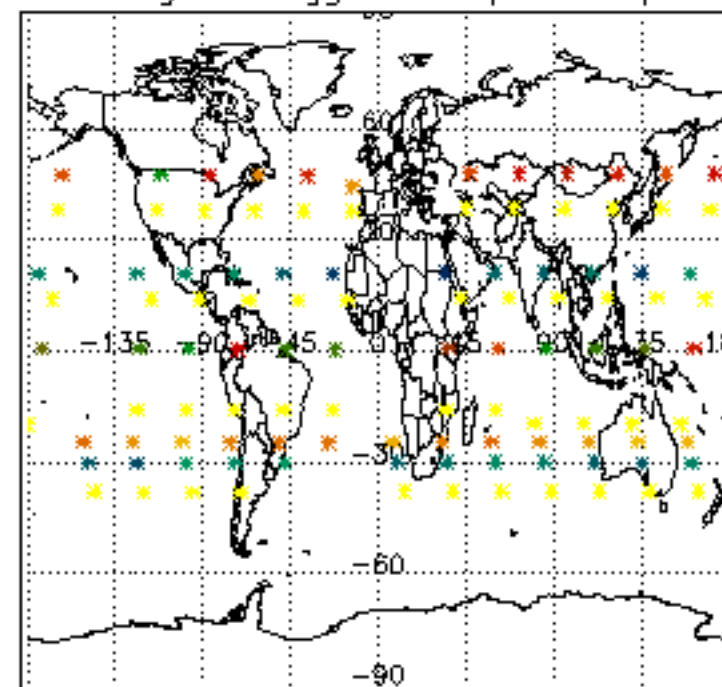




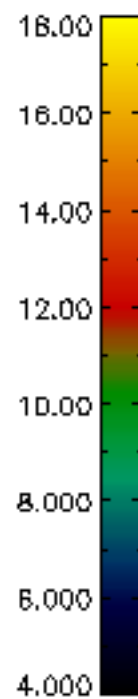
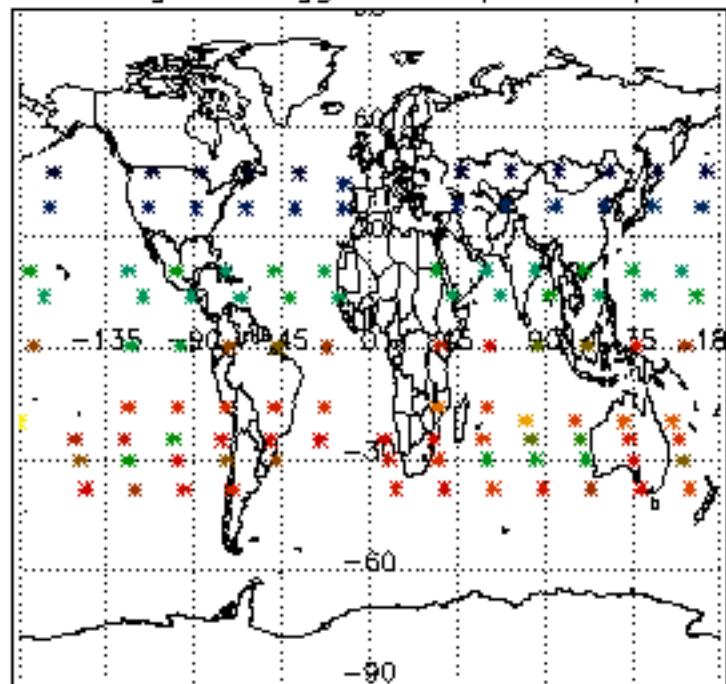
Percentage of flagged data per D3 profile



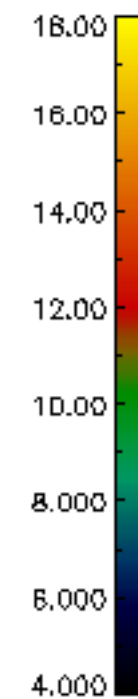
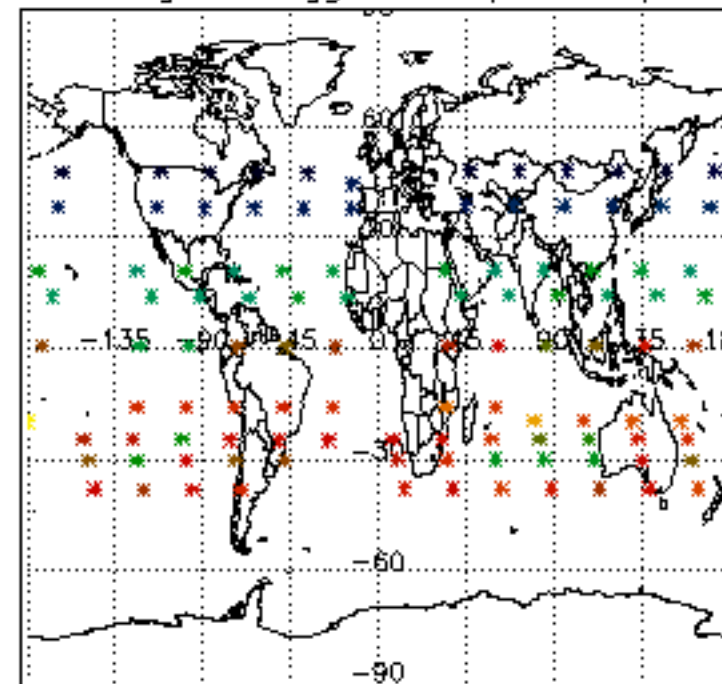
Percentage of flagged data per H2O profile

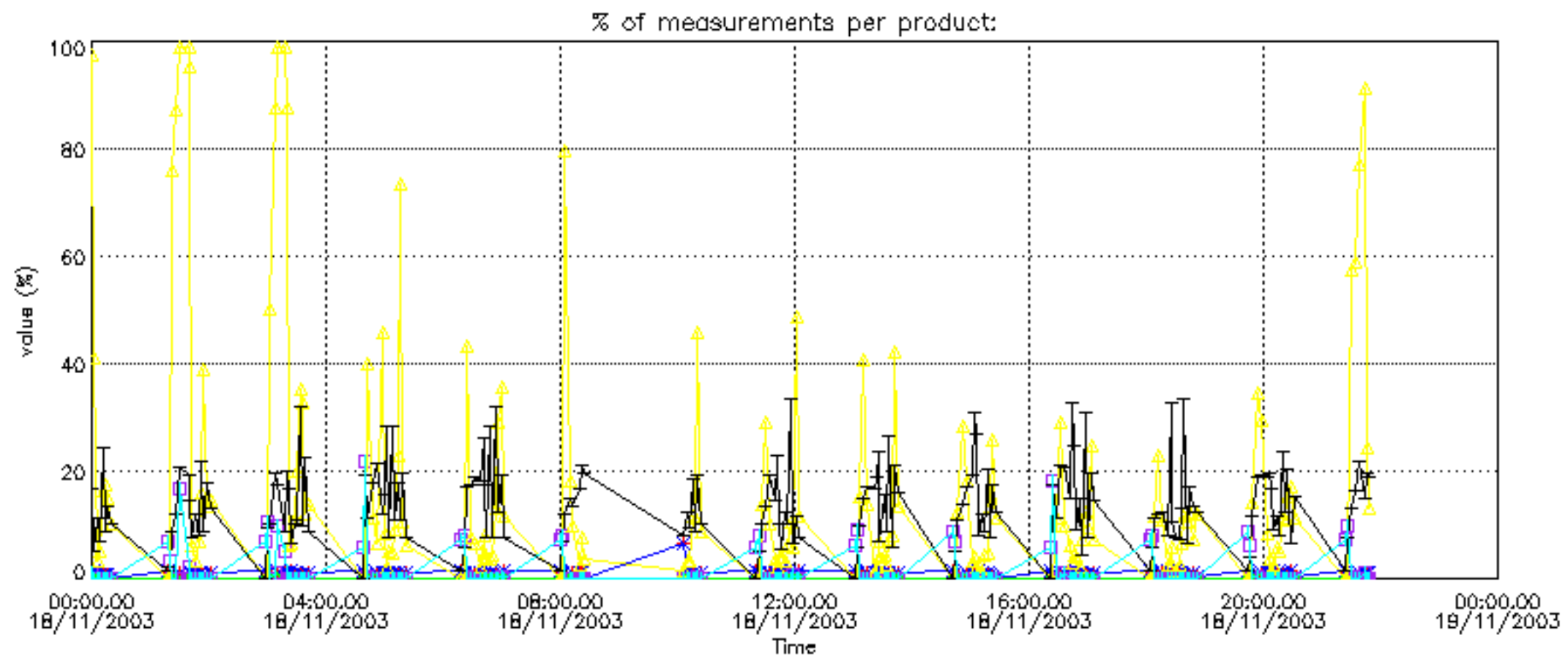


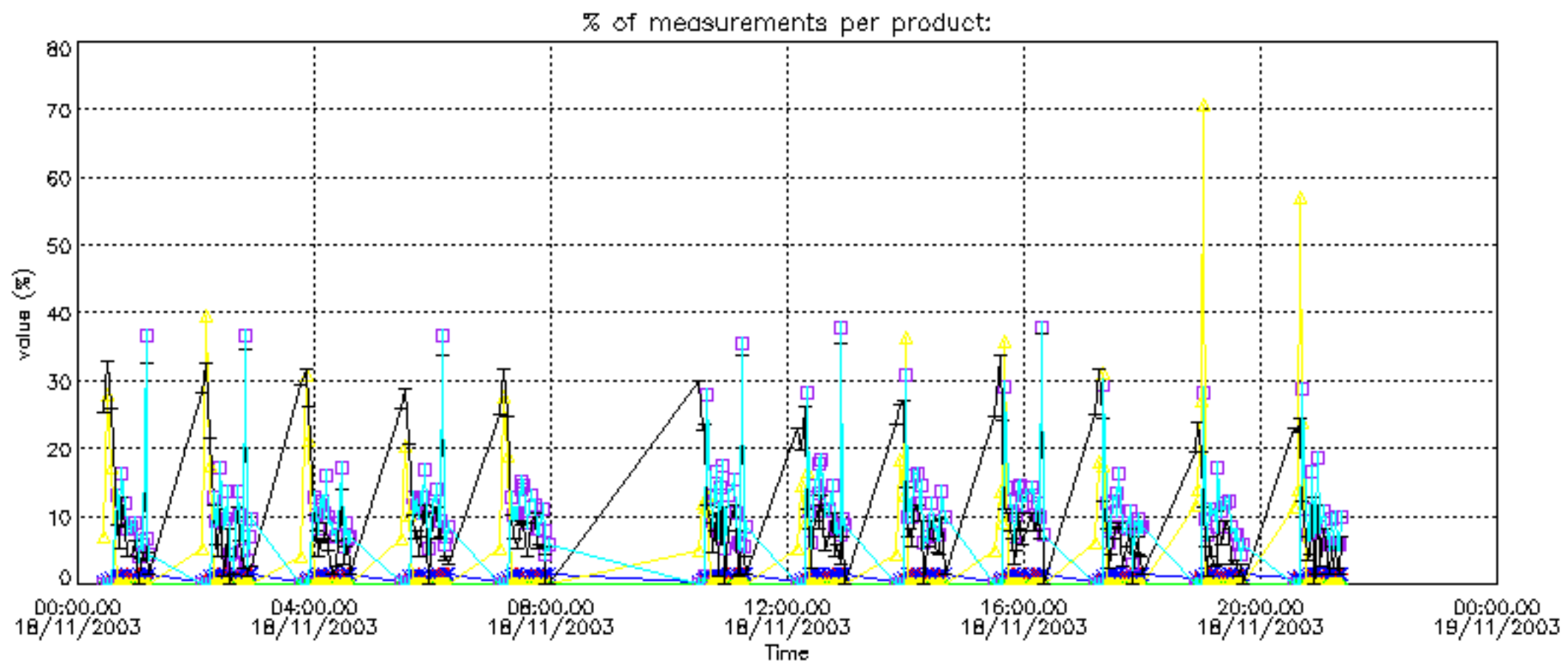
Percentage of flagged data per NO2 profile



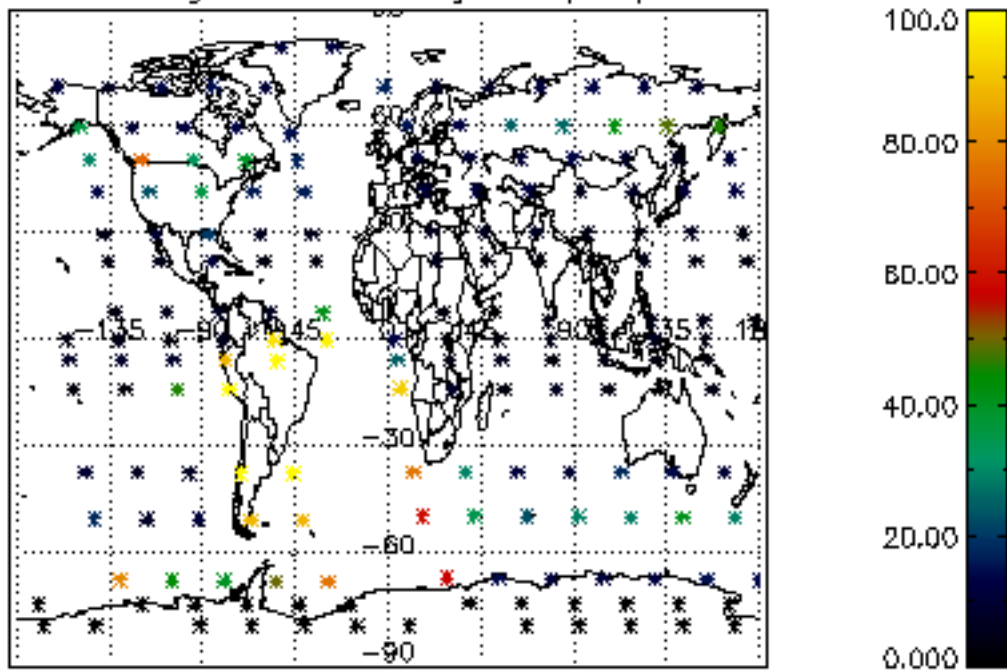
Percentage of flagged data per NO3 profile



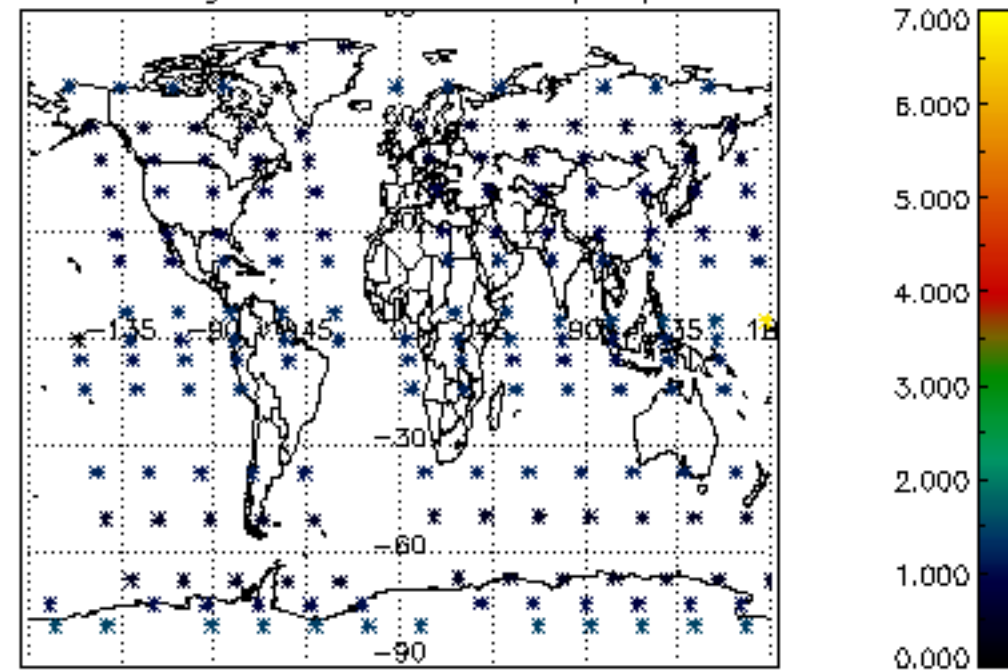




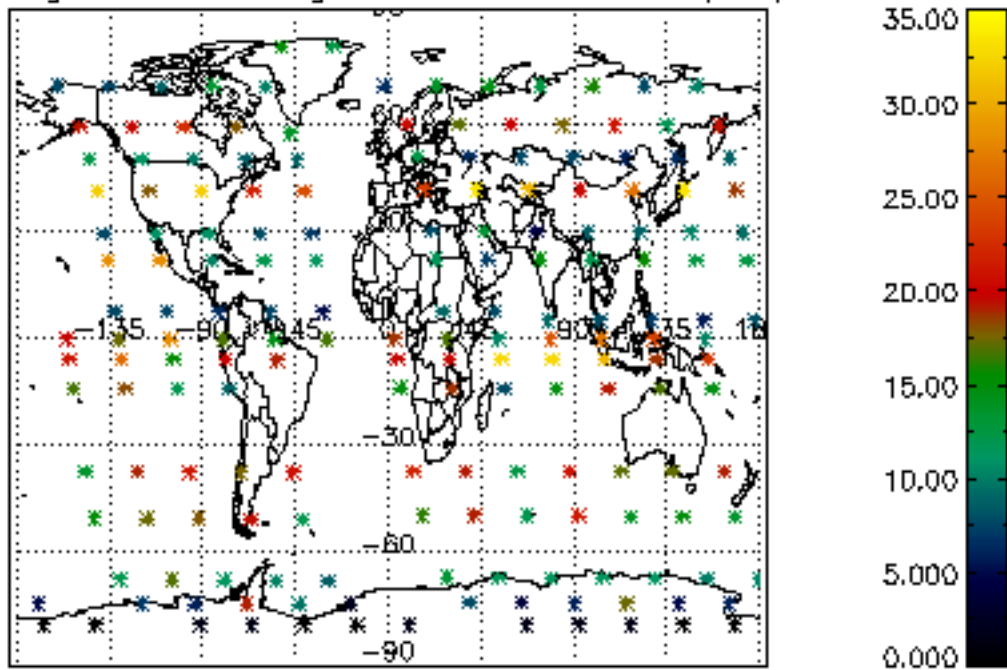
Percentage of cosmic ray hits per profile



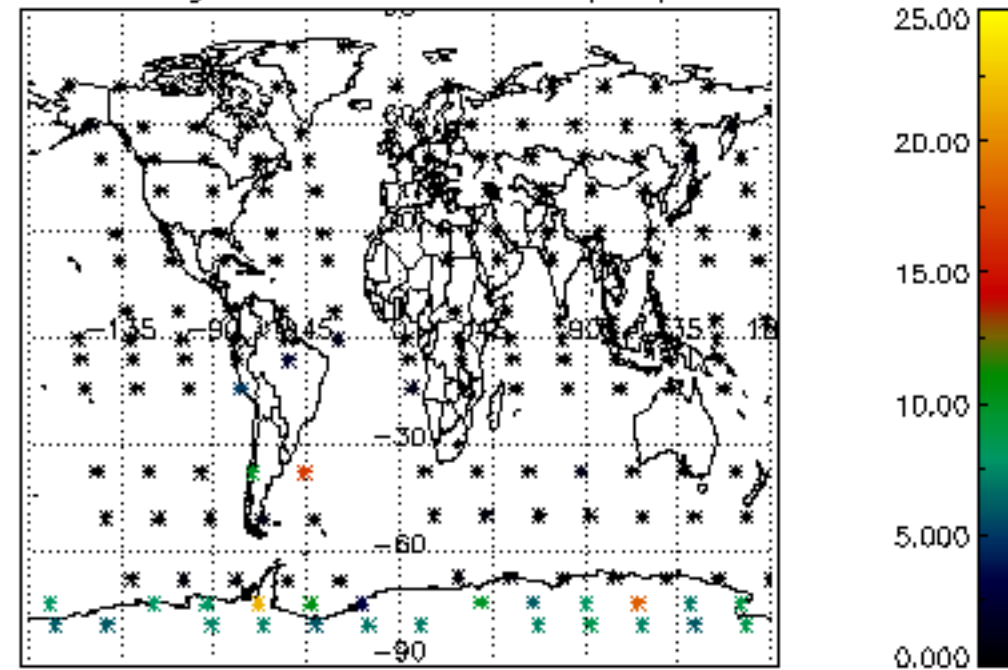
Percentage of datation errors per profile



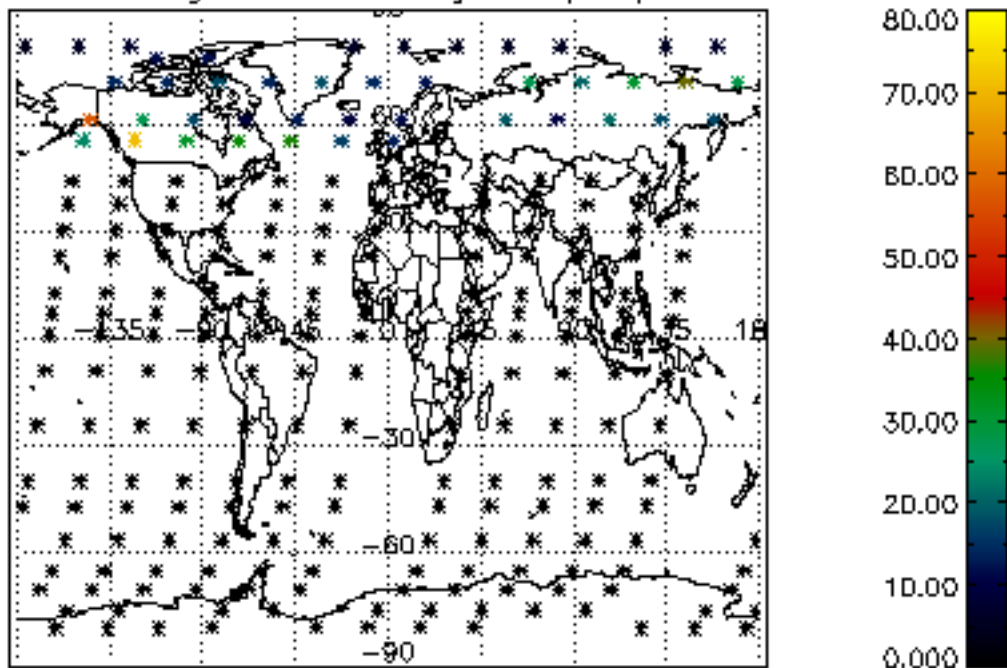
Percentage of star falling outside central band per profile



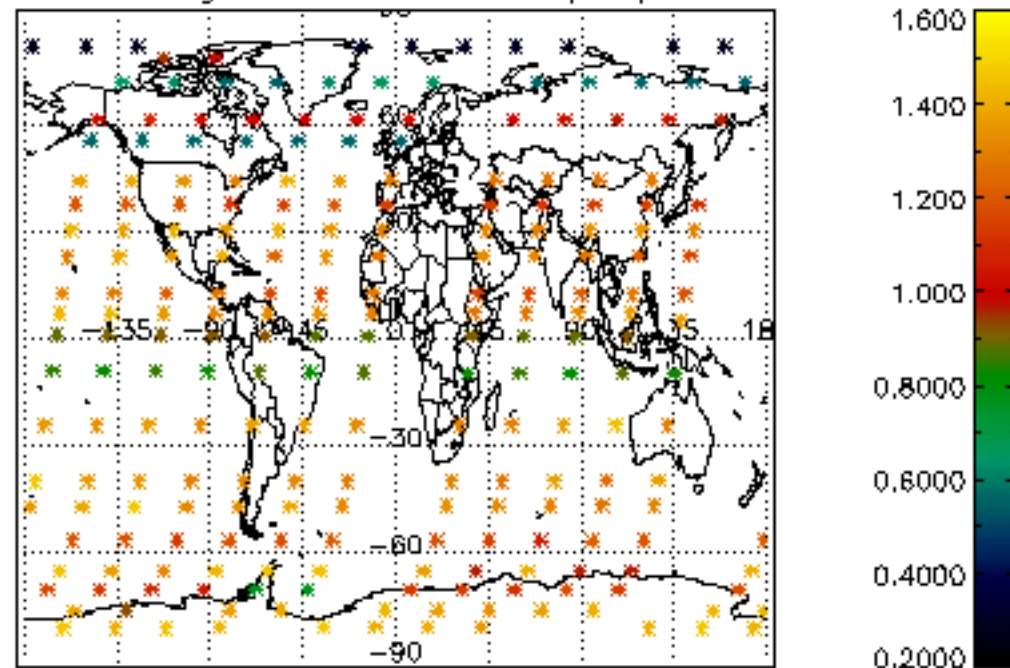
Percentage of saturation errors per profile



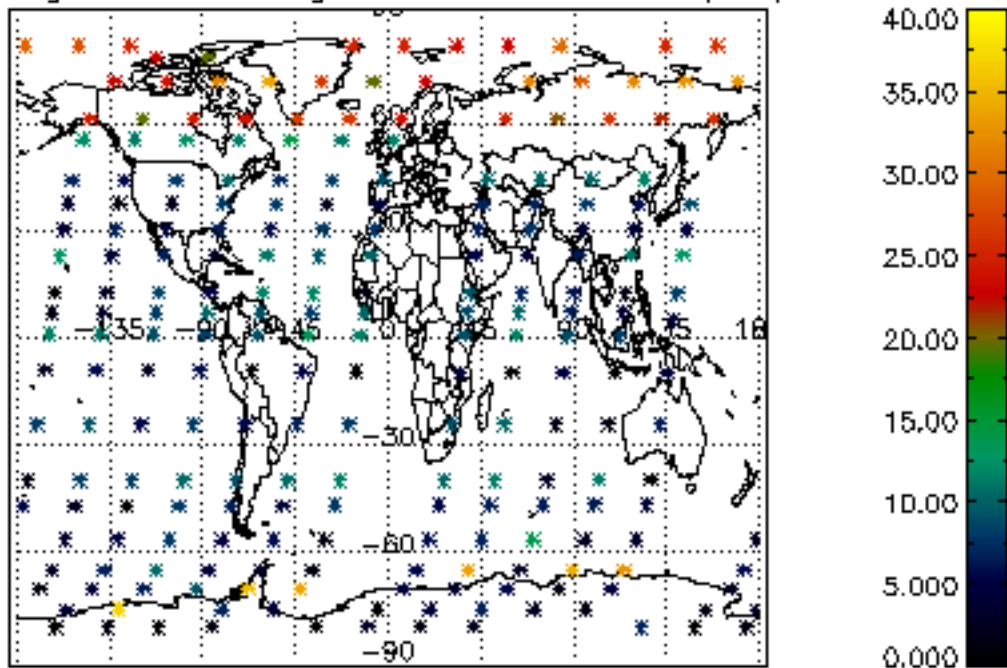
Percentage of cosmic ray hits per profile



Percentage of datation errors per profile



Percentage of star falling outside central band per profile



Percentage of saturation errors per profile

