

GOMOS Level 2 Daily Report

SUMMARY

[1. General Info](#)

[2. Summary of processed GOM_NL_2P products](#)

[3. Level 2 Quality information per product](#)

[3.1 Plot of level 2 quality information per product \(time dependant\)](#)

[3.2 Plot of level 2 quality information per product \(world map\)](#)

[4. Level 1 Quality information per product \(stored on level 2 products\)](#)

[4.1 Plot of level 1 quality information per product \(time dependant\)](#)

[4.1.1 Plot of level 1 quality information per product \(time dependant\): ASCENDING](#)

[4.1.2 Plot of level 1 quality information per product \(time dependant\): DESCENDING](#)

[4.2 Plot of level 1 quality information per product \(world map\)](#)

[4.2.1 Plot of level 1 quality information per product \(world map\): ASCENDING](#)

[4.2.2 Plot of level 1 quality information per product \(world map\): DESCENDING](#)

[5. Ozone profiles based on quality statistics and other trace gas profiles](#)

[5.1 Ozone statistics based on quality of products](#)

[5.2 Plot ozone profiles for all STD \(dark without errors\)](#)

[5.3 Plot ozone profiles where STD < 20% \(dark without errors\)](#)

[5.4. Plot ozone profiles where STD < 10% \(dark without errors\)](#)

[5.5. Plot ozone profiles where STD < 5% \(dark without errors\)](#)

[5.6 Plot NO2 profiles for all STD \(dark without errors\)](#)

[5.7 Plot NO3 profiles for all STD \(dark without errors\)](#)

[5.8 Plot H2O profiles \(only for occultations of stars 1,2,3,4,13,14,16,26,63 dark without errors\) for all STD](#)

[6. Auxiliary Data Files used for the production reported in section 2](#)

This report presents the daily analysis on parameters extracted from GOMOS level 2 data (GOM_NL__2P). It is intended to monitor some important parameters that will impact the quality of these products. A list of level 2 products (and content) that have arrived during the reporting day to the PCF is also given.

Item	Value
Time of report generation	20APR2013 00:03:47
Data source version	GOMOS/6.01
Start time of products	15-11-2003 (15NOV2003 00:00:00)
Stop time of products	16-11-2003 (16NOV2003 00:00:00)
Store outputs in DB	Yes
Nb of level 2 prods	482
Nb of prods with errors	0

2. Summary of processed GOM_NL__2P products.

Nr	Filename	UTC Start time	Limb	Duration	Star Id	Star Name	Star Mag	Star Temp	Nb Meas	Orbit	Prod. error
1	GOM_NL__2PRFIN20031115_000010_00000562021_00360_08931_4040.N1	15-NOV-2003 00:00:10	Dark	55.500	41	Eps Car	1.8600	4100.0	111	8931	No
2	GOM_NL__2PRFIN20031115_000151_00000552021_00360_08931_4041.N1	15-NOV-2003 00:01:51	Dark	55.000	70	Zet Pup	2.2460	39000.	110	8931	No
3	GOM_NL__2PRFIN20031115_000539_00000532021_00360_08931_4042.N1	15-NOV-2003 00:05:39	Dark	52.500	2	Alp Car	-0.73600	7000.0	105	8931	No
4	GOM_NL__2PRFIN20031115_000732_000000812021_00360_08931_4043.N1	15-NOV-2003 00:07:32	Dark	81.000	88	31Eta CMa	2.4480	20000.	162	8931	No
5	GOM_NL__2PRFIN20031115_001044_00000522021_00360_08931_4044.N1	15-NOV-2003 00:10:44	Dark	52.000	9	Alp Eri	0.45300	24000.	104	8931	No
6	GOM_NL__2PRFIN20031115_001223_00000602021_00360_08931_4045.N1	15-NOV-2003 00:12:23	Dark	59.500	108	Alp Col	2.6520	15200.	119	8931	No
7	GOM_NL__2PRFIN20031115_001431_00000402021_00360_08931_4046.N1	15-NOV-2003 00:14:31	Straylight	39.500	157	The1Eri	2.9060	9300.0	79	8931	No
8	GOM_NL__2PRFIN20031115_001930_000002122021_00360_08931_4047.N1	15-NOV-2003 00:19:30	Twilight	212.00	1	9Alp CMa	-1.4400	11000.	424	8931	No
9	GOM_NL__2PRFIN20031115_002448_000001082021_00360_08931_4048.N1	15-NOV-2003 00:24:48	Twilight	108.00	56	53Kap Ori	2.0650	30000.	216	8931	No
10	GOM_NL__2PRFIN20031115_003216_000000382021_00360_08931_4049.N1	15-NOV-2003 00:32:16	Bright	38.000	105	6Bet Ari	2.6450	8900.0	76	8931	No
11	GOM_NL__2PRFIN20031115_003440_000000462021_00360_08931_4050.N1	15-NOV-2003 00:34:40	Bright	45.500	146	25Eta Tau	2.8730	15200.	91	8931	No
12	GOM_NL__2PRFIN20031115_003619_000000372021_00360_08931_4051.N1	15-NOV-2003 00:36:19	Bright	36.500	173	4Bet Tri	3.0040	8900.0	73	8931	No
13	GOM_NL__2PRFIN20031115_003823_000000382021_00360_08931_4052.N1	15-NOV-2003 00:38:23	Bright	37.500	73	57Gam1And	2.2600	13100.	75	8931	No
14	GOM_NL__2PRFIN20031115_003952_000000442021_00360_08931_4053.N1	15-NOV-2003 00:39:52	Bright	44.000	149	45Eps Per	2.8880	30000.	88	8931	No
15	GOM_NL__2PRFIN20031115_004136_000000412021_00360_08931_4054.N1	15-NOV-2003 00:41:36	Bright	40.500	35	33Alp Per	1.7950	6250.0	81	8931	No
16	GOM_NL__2PRFIN20031115_004324_000000382021_00360_08931_4055.N1	15-NOV-2003 00:43:24	Bright	37.500	110	37Del Cas	2.6780	8900.0	75	8931	No
17	GOM_NL__2PRFIN20031115_004527_000000582021_00360_08931_4056.N1	15-NOV-2003 00:45:27	Bright	57.500	6	13Alp Aur	0.080000	3400.0	115	8931	No
18	GOM_NL__2PRFIN20031115_004835_000000582021_00360_08931_4057.N1	15-NOV-2003 00:48:35	Bright	58.000	42	34Bet Aur	1.9000	10200.	116	8931	No
19	GOM_NL__2PRFIN20031115_005136_000000392021_00360_08931_4058.N1	15-NOV-2003 00:51:36	Bright	39.000	49	1Alp UMi	1.9900	6300.0	78	8931	No
20	GOM_NL__2PRFIN20031115_005556_000000392021_00360_08931_4059.N1	15-NOV-2003 00:55:56	Bright	39.000	60	7Bet UMi	2.0810	3950.0	78	8931	No
21	GOM_NL__2PRFIN20031115_005746_000000392021_00360_08931_4060.N1	15-NOV-2003 00:57:46	Bright	39.000	119	14Eta Dra	2.7270	4700.0	78	8931	No
22	GOM_NL__2PRFIN20031115_005919_000000442021_00360_08931_4061.N1	15-NOV-2003 00:59:19	Bright	43.500	36	50Alp UMa	1.8000	6300.0	87	8931	No
23	GOM_NL__2PRFIN20031115_010057_000000412021_00360_08931_4062.N1	15-NOV-2003 01:00:57	Bright	41.000	82	48Bet UMa	2.3650	10600.	82	8931	No
24	GOM_NL__2PRFIN20031115_010313_000000522021_00360_08931_4063.N1	15-NOV-2003 01:03:13	Bright	52.000	39	85Eta UMa	1.8540	24000.	104	8931	No
25	GOM_NL__2PRFIN20031115_010459_000000412021_00360_08931_4064.N1	15-NOV-2003 01:04:59	Bright	41.000	174	52Psi UMa	3.0040	4400.0	82	8931	No
26	GOM_NL__2PRFIN20031115_010641_000000362021_00360_08931_4065.N1	15-NOV-2003 01:06:41	Bright	35.500	152	12Alp2CVn	2.8900	11000.	71	8931	No
27	GOM_NL__2PRFIN20031115_011144_000000352021_00360_08931_4066.N1	15-NOV-2003 01:11:44	Bright	34.500	111	8Eta Boo	2.6800	6000.0	69	8931	No
28	GOM_NL__2PRFIN20031115_011504_000000902021_00360_08931_4067.N1	15-NOV-2003 01:15:04	Bright	90.000	166	17Eps Leo	2.9800	6000.0	180	8931	No
29	GOM_NL__2PRFIN20031115_011811_000000532021_00360_08931_4068.N1	15-NOV-2003 01:18:11	Bright	53.000	121	29Gam Vir	2.7400	7200.0	106	8931	No
30	GOM_NL__2PRFIN20031115_011947_000000952021_00360_08931_4069.N1	15-NOV-2003 01:19:47	Twilight	95.000	22	32Alp Leo	1.3600	15200.	190	8931	No
31	GOM_NL__2PRFIN20031115_012313_000000442021_00360_08931_4070.N1	15-NOV-2003 01:23:13	Twilight	44.000	100	4Gam Crv	2.5800	13100.	88	8931	No
32	GOM_NL__2PRFIN20031115_012443_000000482021_00360_08931_4071.N1	15-NOV-2003 01:24:43	Twilight	48.000	171	2Eps Crv	3.0010	4250.0	96	8931	No
33	GOM_NL__2PRFIN20031115_013101_000000422021_00360_08931_4072.N1	15-NOV-2003 01:31:01	Dark	41.500	64	Gam Cen	2.2000	10600.	83	8931	No
34	GOM_NL__2PRFIN20031115_013319_000000522021_00360_08931_4073.N1	15-NOV-2003 01:33:19	Dark	52.000	26	Gam Cru	1.6240	2900.0	104	8931	No
35	GOM_NL__2PRFIN20031115_013457_000000422021_00360_08931_4074.N1	15-NOV-2003 01:34:57	Dark	42.000	12	Alp1Cru	0.77500	30000.	84	8931	No
36	GOM_NL__2PRFIN20031115_013657_000000392021_00361_08932_8782.N1	15-NOV-2003 01:36:57	Dark	38.500	124	The Car	2.7640	30000.	77	8932	No
37	GOM_NL__2PRFIN20031115_014047_000000452021_00361_08932_8783.N1	15-NOV-2003 01:40:47	Dark	45.000	41	Eps Car	1.8600	4100.0	90	8932	No
38	GOM_NL__2PRFIN20031115_014229_000000572021_00361_08932_8784.N1	15-NOV-2003 01:42:29	Dark	56.500	70	Zet Pup	2.2460	39000.	113	8932	No
39	GOM_NL__2PRFIN20031115_014615_000000562021_00361_08932_8785.N1	15-NOV-2003 01:46:15	Dark	56.000	2	Alp Car	-0.73600	7000.0	112	8932	No
40	GOM_NL__2PRFIN20031115_014810_000000812021_00361_08932_8786.N1	15-NOV-2003 01:48:10	Dark	81.000	88	31Eta CMa	2.4480	20000.	162	8932	No
41	GOM_NL__2PRFIN20031115_015120_000000522021_00361_08932_8787.N1	15-NOV-2003 01:51:20	Dark	52.000	9	Alp Eri	0.45300	24000.	104	8932	No
42	GOM_NL__2PRFIN20031115_015259_000000562021_00361_08932_8788.N1	15-NOV-2003 01:52:59	Dark	55.500	108	Alp Col	2.6520	15200.	111	8932	No

43	GOM_NL__2PRFIN20031115_015507_000000412021_00361_08932_8789.N1	15-NOV-2003 01:55:07	Straylight	41.000	157	The1Eri	2.9060	9300.0	82	8932	No
44	GOM_NL__2PRFIN20031115_020006_000002122021_00361_08932_8790.N1	15-NOV-2003 02:00:06	Twilight	212.00	1	9Alp CMa	-1.4400	11000.	424	8932	No
45	GOM_NL__2PRFIN20031115_020523_000001232021_00361_08932_8791.N1	15-NOV-2003 02:05:23	Twilight	123.00	56	53Kap Ori	2.0650	30000.	246	8932	No
46	GOM_NL__2PRFIN20031115_021254_000000372021_00361_08932_8792.N1	15-NOV-2003 02:12:54	Bright	36.500	105	6Bet Ari	2.6450	8900.0	73	8932	No
47	GOM_NL__2PRFIN20031115_021516_000000462021_00361_08932_8793.N1	15-NOV-2003 02:15:16	Bright	45.500	146	25Eta Tau	2.8730	15200.	91	8932	No
48	GOM_NL__2PRFIN20031115_021655_000000372021_00361_08932_8794.N1	15-NOV-2003 02:16:55	Bright	37.000	173	4Bet Tri	3.0040	8900.0	74	8932	No
49	GOM_NL__2PRFIN20031115_021859_000000392021_00361_08932_8795.N1	15-NOV-2003 02:18:59	Bright	38.500	73	57Gam1And	2.2600	13100.	77	8932	No
50	GOM_NL__2PRFIN20031115_022028_000000442021_00361_08932_8796.N1	15-NOV-2003 02:20:28	Bright	43.500	149	45Eps Per	2.8880	30000.	87	8932	No
51	GOM_NL__2PRFIN20031115_022212_000000422021_00361_08932_8797.N1	15-NOV-2003 02:22:12	Bright	41.500	35	33Alp Per	1.7950	6250.0	83	8932	No
52	GOM_NL__2PRFIN20031115_022400_000000372021_00361_08932_8798.N1	15-NOV-2003 02:24:00	Bright	37.000	110	37Del Cas	2.6780	8900.0	74	8932	No
53	GOM_NL__2PRFIN20031115_022602_000000572021_00361_08932_8799.N1	15-NOV-2003 02:26:02	Bright	57.000	6	13Alp Aur	0.080000	3400.0	114	8932	No
54	GOM_NL__2PRFIN20031115_022909_000000592021_00361_08932_8800.N1	15-NOV-2003 02:29:09	Bright	58.500	42	34Bet Aur	1.9000	10200.	117	8932	No
55	GOM_NL__2PRFIN20031115_023212_000000352021_00361_08932_8801.N1	15-NOV-2003 02:32:12	Bright	34.500	49	1Alp UMi	1.9900	6300.0	69	8932	No
56	GOM_NL__2PRFIN20031115_023632_000000392021_00361_08932_8802.N1	15-NOV-2003 02:36:32	Bright	38.500	60	7Bet UMi	2.0810	3950.0	77	8932	No
57	GOM_NL__2PRFIN20031115_023822_000000412021_00361_08932_8803.N1	15-NOV-2003 02:38:22	Bright	40.500	119	14Eta Dra	2.7270	4700.0	81	8932	No
58	GOM_NL__2PRFIN20031115_023955_000000442021_00361_08932_8804.N1	15-NOV-2003 02:39:55	Bright	43.500	36	50Alp UMa	1.8000	6300.0	87	8932	No
59	GOM_NL__2PRFIN20031115_024133_000000422021_00361_08932_8805.N1	15-NOV-2003 02:41:33	Bright	42.000	82	48Bet UMa	2.3650	10600.	84	8932	No
60	GOM_NL__2PRFIN20031115_024348_000000362021_00361_08932_8806.N1	15-NOV-2003 02:43:48	Bright	35.500	39	85Eta UMa	1.8540	24000.	71	8932	No
61	GOM_NL__2PRFIN20031115_024534_000000442021_00361_08932_8807.N1	15-NOV-2003 02:45:34	Bright	43.500	174	52Psi UMa	3.0040	4400.0	87	8932	No
62	GOM_NL__2PRFIN20031115_024717_000000372021_00361_08932_8808.N1	15-NOV-2003 02:47:17	Bright	37.000	152	12Alp2CVn	2.8900	11000.	74	8932	No
63	GOM_NL__2PRFIN20031115_025219_000000362021_00361_08932_8809.N1	15-NOV-2003 02:52:19	Bright	35.500	111	8Eta Boo	2.6800	6000.0	71	8932	No
64	GOM_NL__2PRFIN20031115_025541_000000892021_00361_08932_8810.N1	15-NOV-2003 02:55:41	Bright	89.000	166	17Eps Leo	2.9800	6000.0	178	8932	No
65	GOM_NL__2PRFIN20031115_025847_000000392021_00361_08932_8811.N1	15-NOV-2003 02:58:47	Bright	39.000	121	29Gam Vir	2.7400	7200.0	78	8932	No
66	GOM_NL__2PRFIN20031115_030025_000000912021_00361_08932_8812.N1	15-NOV-2003 03:00:25	Twilight	91.000	22	32Alp Leo	1.3600	15200.	182	8932	No
67	GOM_NL__2PRFIN20031115_030348_000000442021_00361_08932_8813.N1	15-NOV-2003 03:03:48	Twilight	43.500	100	4Gam Crv	2.5800	13100.	87	8932	No
68	GOM_NL__2PRFIN20031115_030519_000000492021_00361_08932_8814.N1	15-NOV-2003 03:05:19	Twilight	49.000	171	2Eps Crv	3.0010	4250.0	98	8932	No
69	GOM_NL__2PRFIN20031115_031137_000000432021_00361_08932_8815.N1	15-NOV-2003 03:11:37	Dark	42.500	64	Gam Cen	2.2000	10600.	85	8932	No
70	GOM_NL__2PRFIN20031115_031355_000000522021_00361_08932_8816.N1	15-NOV-2003 03:13:55	Dark	52.000	26	Gam Cru	1.6240	2900.0	104	8932	No
71	GOM_NL__2PRFIN20031115_031532_000000522021_00361_08932_8817.N1	15-NOV-2003 03:15:32	Dark	52.000	12	Alp1Cru	0.77500	30000.	104	8932	No
72	GOM_NL__2PRFIN20031115_031732_000000402021_00362_08933_8782.N1	15-NOV-2003 03:17:32	Dark	39.500	124	The Car	2.7640	30000.	79	8933	No
73	GOM_NL__2PRFIN20031115_032123_000000462021_00362_08933_8783.N1	15-NOV-2003 03:21:23	Dark	45.500	41	Eps Car	1.8600	4100.0	91	8933	No
74	GOM_NL__2PRFIN20031115_032305_000000612021_00362_08933_8784.N1	15-NOV-2003 03:23:05	Dark	61.000	70	Zet Pup	2.2460	39000.	122	8933	No
75	GOM_NL__2PRFIN20031115_032652_000000532021_00362_08933_8785.N1	15-NOV-2003 03:26:52	Dark	52.500	2	Alp Car	-0.73600	7000.0	105	8933	No
76	GOM_NL__2PRFIN20031115_032847_000000802021_00362_08933_8786.N1	15-NOV-2003 03:28:47	Dark	79.500	88	31Eta CMa	2.4480	20000.	159	8933	No
77	GOM_NL__2PRFIN20031115_033156_000000442021_00362_08933_8787.N1	15-NOV-2003 03:31:56	Dark	44.000	9	Alp Eri	0.45300	24000.	88	8933	No
78	GOM_NL__2PRFIN20031115_033335_000000542021_00362_08933_8788.N1	15-NOV-2003 03:33:35	Dark	53.500	108	Alp Col	2.6520	15200.	107	8933	No
79	GOM_NL__2PRFIN20031115_033542_000000402021_00362_08933_8789.N1	15-NOV-2003 03:35:42	Straylight	40.000	157	The1Eri	2.9060	9300.0	80	8933	No
80	GOM_NL__2PRFIN20031115_034042_000002122021_00362_08933_8790.N1	15-NOV-2003 03:40:42	Twilight	212.00	1	9Alp CMa	-1.4400	11000.	424	8933	No
81	GOM_NL__2PRFIN20031115_034558_000001172021_00362_08933_8791.N1	15-NOV-2003 03:45:58	Twilight	116.50	56	53Kap Ori	2.0650	30000.	233	8933	No
82	GOM_NL__2PRFIN20031115_035328_000000402021_00362_08933_8792.N1	15-NOV-2003 03:53:28	Bright	39.500	105	6Bet Ari	2.6450	8900.0	79	8933	No
83	GOM_NL__2PRFIN20031115_035551_000000472021_00362_08933_8793.N1	15-NOV-2003 03:55:51	Bright	47.000	146	25Eta Tau	2.8730	15200.	94	8933	No
84	GOM_NL__2PRFIN20031115_035731_000000372021_00362_08933_8794.N1	15-NOV-2003 03:57:31	Bright	37.000	173	4Bet Tri	3.0040	8900.0	74	8933	No
85	GOM_NL__2PRFIN20031115_035934_000000382021_00362_08933_8795.N1	15-NOV-2003 03:59:34	Bright	38.000	73	57Gam1And	2.2600	13100.	76	8933	No
86	GOM_NL__2PRFIN20031115_040103_000000452021_00362_08933_8796.N1	15-NOV-2003 04:01:03	Bright	44.500	149	45Eps Per	2.8880	30000.	89	8933	No
87	GOM_NL__2PRFIN20031115_040248_000000402021_00362_08933_8797.N1	15-NOV-2003 04:02:48	Bright	40.000	35	33Alp Per	1.7950	6250.0	80	8933	No
88	GOM_NL__2PRFIN20031115_040435_000000382021_00362_08933_8798.N1	15-NOV-2003 04:04:35	Bright	38.000	110	37Del Cas	2.6780	8900.0	76	8933	No
89	GOM_NL__2PRFIN20031115_040637_000000562021_00362_08933_8799.N1	15-NOV-2003 04:06:37	Bright	56.000	6	13Alp Aur	0.080000	3400.0	112	8933	No
90	GOM_NL__2PRFIN20031115_040944_000000632021_00362_08933_8800.N1	15-NOV-2003 04:09:44	Bright	63.000	42	34Bet Aur	1.9000	10200.	126	8933	No
91	GOM_NL__2PRFIN20031115_041248_000000382021_00362_08933_8801.N1	15-NOV-2003 04:12:48	Bright	37.500	49	1Alp UMi	1.9900	6300.0	75	8933	No
92	GOM_NL__2PRFIN20031115_041708_000000342021_00362_08933_8802.N1	15-NOV-2003 04:17:08	Bright	34.000	60	7Bet UMi	2.0810	3950.0	68	8933	No
93	GOM_NL__2PRFIN20031115_041858_000000392021_00362_08933_8803.N1	15-NOV-2003 04:18:58	Bright	39.000	119	14Eta Dra	2.7270	4700.0	78	8933	No
94	GOM_NL__2PRFIN20031115_042031_000000442021_00362_08933_8804.N1	15-NOV-2003 04:20:31	Bright	44.000	36	50Alp UMa	1.8000	6300.0	88	8933	No
95	GOM_NL__2PRFIN20031115_042209_000000462021_00362_08933_8805.N1	15-NOV-2003 04:22:09	Bright	46.000	82	48Bet UMa	2.3650	10600.	92	8933	No
96	GOM_NL__2PRFIN20031115_042424_000000362021_00362_08933_8806.N1	15-NOV-2003 04:24:24	Bright	35.500	39	85Eta UMa	1.8540	24000.	71	8933	No
97	GOM_NL__2PRFIN20031115_042610_000000632021_00362_08933_8807.N1	15-NOV-2003 04:26:10	Bright	63.000	174	52Psi UMa	3.0040	4400.0	126	8933	No
98	GOM_NL__2PRFIN20031115_042753_000000372021_00362_08933_8808.N1	15-NOV-2003 04:27:53	Bright	36.500	152	12Alp2CVn	2.8900	11000.	73	8933	No
99	GOM_NL__2PRFIN20031115_043256_000000352021_00362_08933_8809.N1	15-NOV-2003 04:32:56	Bright	35.000	111	8Eta Boo	2.6800	6000.0	70	8933	No
100	GOM_NL__2PRFIN20031115_043618_000000912021_00362_08933_8810.N1	15-NOV-2003 04:36:18	Bright	90.500	166	17Eps Leo	2.9800	6000.0	181	8933	No
101	GOM_NL__2PRFIN20031115_043924_000000382021_00362_08933_8811.N1	15-NOV-2003 04:39:24	Bright	38.000	121	29Gam Vir	2.7400	7200.0	76	8933	No

102	GOM_NL__2PRFIN20031115_044102_000000822021_00362_08933_8812.N1	15-NOV-2003 04:41:02	Twilight	81.500	22	32Alp Leo	1.3600	15200.	163	8933	No
103	GOM_NL__2PRFIN20031115_044425_000000442021_00362_08933_8813.N1	15-NOV-2003 04:44:25	Twilight	44.000	100	4Gam Crv	2.5800	13100.	88	8933	No
104	GOM_NL__2PRFIN20031115_044556_000000462021_00362_08933_8814.N1	15-NOV-2003 04:45:56	Twilight	45.500	171	2Eps Crv	3.0010	4250.0	91	8933	No
105	GOM_NL__2PRFIN20031115_045213_000000422021_00362_08933_8815.N1	15-NOV-2003 04:52:13	Dark	42.000	64	Gam Cen	2.2000	10600.	84	8933	No
106	GOM_NL__2PRFIN20031115_045431_000000442021_00362_08933_8816.N1	15-NOV-2003 04:54:31	Dark	43.500	26	Gam Cru	1.6240	2900.0	87	8933	No
107	GOM_NL__2PRFIN20031115_045609_000000422021_00362_08933_8817.N1	15-NOV-2003 04:56:09	Dark	41.500	12	Alp1Cru	0.77500	30000.	83	8933	No
108	GOM_NL__2PRFIN20031115_063815_000000392021_00364_08935_8783.N1	15-NOV-2003 06:38:15	Dark	38.500	112	Alp Mus	2.6880	26000.	77	8935	No
109	GOM_NL__2PRFIN20031115_064237_000000482021_00364_08935_8784.N1	15-NOV-2003 06:42:37	Dark	47.500	41	Eps Car	1.8600	4100.0	95	8935	No
110	GOM_NL__2PRFIN20031115_064420_000000592021_00364_08935_8785.N1	15-NOV-2003 06:44:20	Dark	58.500	70	Zet Pup	2.2460	39000.	117	8935	No
111	GOM_NL__2PRFIN20031115_064806_000000492021_00364_08935_8786.N1	15-NOV-2003 06:48:06	Dark	49.000	2	Alp Car	-0.73600	7000.0	98	8935	No
112	GOM_NL__2PRFIN20031115_065003_000000872021_00364_08935_8787.N1	15-NOV-2003 06:50:03	Dark	86.500	88	31Eta CMa	2.4480	20000.	173	8935	No
113	GOM_NL__2PRFIN20031115_065308_000000452021_00364_08935_8788.N1	15-NOV-2003 06:53:08	Dark	44.500	9	Alp Eri	0.45300	24000.	89	8935	No
114	GOM_NL__2PRFIN20031115_065449_000000562021_00364_08935_8789.N1	15-NOV-2003 06:54:49	Dark	56.000	108	Alp Col	2.6520	15200.	112	8935	No
115	GOM_NL__2PRFIN20031115_065656_000000392021_00364_08935_8790.N1	15-NOV-2003 06:56:56	Straylight	38.500	157	The1Eri	2.9060	9300.0	77	8935	No
116	GOM_NL__2PRFIN20031115_070158_000000792021_00364_08935_8791.N1	15-NOV-2003 07:01:58	Straylight	78.500	101	11Alp Lep	2.5820	7000.0	157	8935	No
117	GOM_NL__2PRFIN20031115_070418_000000572021_00364_08935_8792.N1	15-NOV-2003 07:04:18	Straylight	56.500	165	34Gam Eri	2.9500	3200.0	113	8935	No
118	GOM_NL__2PRFIN20031115_070659_000000852021_00364_08935_8793.N1	15-NOV-2003 07:06:59	Twilight	84.500	7	19Bet Ori	0.10000	14000.	169	8935	No
119	GOM_NL__2PRFIN20031115_070954_000000562021_00364_08935_8794.N1	15-NOV-2003 07:09:54	Twilight	56.000	94	92Alp Cet	2.5260	3100.0	112	8935	No
120	GOM_NL__2PRFIN20031115_071441_000000392021_00364_08935_8795.N1	15-NOV-2003 07:14:41	Bright	39.000	105	6Bet Ari	2.6450	8900.0	78	8935	No
121	GOM_NL__2PRFIN20031115_071701_000000482021_00364_08935_8796.N1	15-NOV-2003 07:17:01	Bright	48.000	146	25Eta Tau	2.8730	15200.	96	8935	No
122	GOM_NL__2PRFIN20031115_071843_000000382021_00364_08935_8797.N1	15-NOV-2003 07:18:43	Bright	37.500	173	4Bet Tri	3.0040	8900.0	75	8935	No
123	GOM_NL__2PRFIN20031115_072046_000000392021_00364_08935_8798.N1	15-NOV-2003 07:20:46	Bright	38.500	73	57Gam1And	2.2600	13100.	77	8935	No
124	GOM_NL__2PRFIN20031115_072213_000000462021_00364_08935_8799.N1	15-NOV-2003 07:22:13	Bright	46.000	149	45Eps Per	2.8880	30000.	92	8935	No
125	GOM_NL__2PRFIN20031115_072358_000000432021_00364_08935_8800.N1	15-NOV-2003 07:23:58	Bright	42.500	35	33Alp Per	1.7950	6250.0	85	8935	No
126	GOM_NL__2PRFIN20031115_072548_000000362021_00364_08935_8801.N1	15-NOV-2003 07:25:48	Bright	35.500	110	37Del Cas	2.6780	8900.0	71	8935	No
127	GOM_NL__2PRFIN20031115_072746_000000582021_00364_08935_8802.N1	15-NOV-2003 07:27:46	Bright	58.000	6	13Alp Aur	0.080000	3400.0	116	8935	No
128	GOM_NL__2PRFIN20031115_073053_000000652021_00364_08935_8803.N1	15-NOV-2003 07:30:53	Bright	64.500	42	34Bet Aur	1.9000	10200.	129	8935	No
129	GOM_NL__2PRFIN20031115_073401_000000372021_00364_08935_8804.N1	15-NOV-2003 07:34:01	Bright	36.500	49	1Alp UMi	1.9900	6300.0	73	8935	No
130	GOM_NL__2PRFIN20031115_073821_000000382021_00364_08935_8805.N1	15-NOV-2003 07:38:21	Bright	37.500	60	7Bet UMi	2.0810	3950.0	75	8935	No
131	GOM_NL__2PRFIN20031115_074321_000000422021_00364_08935_8806.N1	15-NOV-2003 07:43:21	Bright	41.500	82	48Bet UMa	2.3650	10600.	83	8935	No
132	GOM_NL__2PRFIN20031115_074537_000000372021_00364_08935_8807.N1	15-NOV-2003 07:45:37	Bright	37.000	39	85Eta UMa	1.8540	24000.	74	8935	No
133	GOM_NL__2PRFIN20031115_074722_000000432021_00364_08935_8808.N1	15-NOV-2003 07:47:22	Bright	43.000	174	52Psi UMa	3.0040	4400.0	86	8935	No
134	GOM_NL__2PRFIN20031115_074906_000000532021_00364_08935_8809.N1	15-NOV-2003 07:49:06	Bright	53.000	152	12Alp2CVn	2.8900	11000.	106	8935	No
135	GOM_NL__2PRFIN20031115_075343_000000342021_00364_08935_8810.N1	15-NOV-2003 07:53:43	Bright	34.000	3	16Alp Boo	-0.050000	4250.0	68	8935	No
136	GOM_NL__2PRFIN20031115_075554_000000682021_00364_08935_8811.N1	15-NOV-2003 07:55:54	Bright	68.000	96	68Del Leo	2.5600	9300.0	136	8935	No
137	GOM_NL__2PRFIN20031115_075732_000000942021_00364_08935_8812.N1	15-NOV-2003 07:57:32	Bright	93.500	166	17Eps Leo	2.9800	6000.0	187	8935	No
138	GOM_NL__2PRFIN20031115_080038_000000372021_00364_08935_8813.N1	15-NOV-2003 08:00:38	Bright	37.000	121	29Gam Vir	2.7400	7200.0	74	8935	No
139	GOM_NL__2PRFIN20031115_080217_000000942021_00364_08935_8814.N1	15-NOV-2003 08:02:17	Twilight	94.000	22	32Alp Leo	1.3600	15200.	188	8935	No
140	GOM_NL__2PRFIN20031115_080539_000000432021_00364_08935_8815.N1	15-NOV-2003 08:05:39	Twilight	42.500	100	4Gam Crv	2.5800	13100.	85	8935	No
141	GOM_NL__2PRFIN20031115_080709_000000452021_00364_08935_8816.N1	15-NOV-2003 08:07:09	Twilight	44.500	171	2Eps Crv	3.0010	4250.0	89	8935	No
142	GOM_NL__2PRFIN20031115_081326_000000412021_00364_08935_8817.N1	15-NOV-2003 08:13:26	Dark	41.000	64	Gam Cen	2.2000	10600.	82	8935	No
143	GOM_NL__2PRFIN20031115_081544_000000492021_00364_08935_8818.N1	15-NOV-2003 08:15:44	Dark	49.000	26	Gam Cru	1.6240	2900.0	98	8935	No
144	GOM_NL__2PRFIN20031115_081721_000000382021_00364_08935_8819.N1	15-NOV-2003 08:17:21	Dark	38.000	12	Alp1Cru	0.77500	30000.	76	8935	No
145	GOM_NL__2PRFIN20031115_081852_000000382021_00365_08936_8783.N1	15-NOV-2003 08:18:52	Dark	37.500	112	Alp Mus	2.6880	26000.	75	8936	No
146	GOM_NL__2PRFIN20031115_082313_000000542021_00365_08936_8784.N1	15-NOV-2003 08:23:13	Dark	54.000	41	Eps Car	1.8600	4100.0	108	8936	No
147	GOM_NL__2PRFIN20031115_082458_000000592021_00365_08936_8785.N1	15-NOV-2003 08:24:58	Dark	58.500	70	Zet Pup	2.2460	39000.	117	8936	No
148	GOM_NL__2PRFIN20031115_082843_000000502021_00365_08936_8786.N1	15-NOV-2003 08:28:43	Dark	50.000	2	Alp Car	-0.73600	7000.0	100	8936	No
149	GOM_NL__2PRFIN20031115_083040_000000832021_00365_08936_8787.N1	15-NOV-2003 08:30:40	Dark	83.000	88	31Eta CMa	2.4480	20000.	166	8936	No
150	GOM_NL__2PRFIN20031115_083344_000000502021_00365_08936_8788.N1	15-NOV-2003 08:33:44	Dark	50.000	9	Alp Eri	0.45300	24000.	100	8936	No
151	GOM_NL__2PRFIN20031115_083526_000000572021_00365_08936_8789.N1	15-NOV-2003 08:35:26	Dark	56.500	108	Alp Col	2.6520	15200.	113	8936	No
152	GOM_NL__2PRFIN20031115_083732_000000392021_00365_08936_8790.N1	15-NOV-2003 08:37:32	Straylight	38.500	157	The1Eri	2.9060	9300.0	77	8936	No
153	GOM_NL__2PRFIN20031115_084234_000000732021_00365_08936_8791.N1	15-NOV-2003 08:42:34	Straylight	73.000	101	11Alp Lep	2.5820	7000.0	146	8936	No
154	GOM_NL__2PRFIN20031115_084453_000000552021_00365_08936_8792.N1	15-NOV-2003 08:44:53	Straylight	55.000	165	34Gam Eri	2.9500	3200.0	110	8936	No
155	GOM_NL__2PRFIN20031115_084734_000000882021_00365_08936_8793.N1	15-NOV-2003 08:47:34	Twilight	88.000	7	19Bet Ori	0.10000	14000.	176	8936	No
156	GOM_NL__2PRFIN20031115_085029_000000512021_00365_08936_8794.N1	15-NOV-2003 08:50:29	Twilight	50.500	94	92Alp Cet	2.5260	3100.0	101	8936	No
157	GOM_NL__2PRFIN20031115_085517_000000402021_00365_08936_8795.N1	15-NOV-2003 08:55:17	Bright	39.500	105	6Bet Ari	2.6450	8900.0	79	8936	No
158	GOM_NL__2PRFIN20031115_085736_000000472021_00365_08936_8796.N1	15-NOV-2003 08:57:36	Bright	46.500	146	25Eta Tau	2.8730	15200.	93	8936	No
159	GOM_NL__2PRFIN20031115_085918_000000392021_00365_08936_8797.N1	15-NOV-2003 08:59:18	Bright	38.500	173	4Bet Tri	3.0040	8900.0	77	8936	No
160	GOM_NL__2PRFIN20031115_090122_000000402021_00365_08936_8798.N1	15-NOV-2003 09:01:22	Bright	40.000	73	57Gam1And	2.2600	13100.	80	8936	No

161	GOM_NL__2PRFIN20031115_090248_000000462021_00365_08936_8799.N1	15-NOV-2003 09:02:48	Bright	45.500	149	45Eps Per	2.8880	30000.	91	8936	No
162	GOM_NL__2PRFIN20031115_090433_000000422021_00365_08936_8800.N1	15-NOV-2003 09:04:33	Bright	41.500	35	33Alp Per	1.7950	6250.0	83	8936	No
163	GOM_NL__2PRFIN20031115_090624_000000382021_00365_08936_8801.N1	15-NOV-2003 09:06:24	Bright	37.500	110	37Del Cas	2.6780	8900.0	75	8936	No
164	GOM_NL__2PRFIN20031115_090821_000000632021_00365_08936_8802.N1	15-NOV-2003 09:08:21	Bright	63.000	6	13Alp Aur	0.080000	3400.0	126	8936	No
165	GOM_NL__2PRFIN20031115_091127_000000642021_00365_08936_8803.N1	15-NOV-2003 09:11:27	Bright	63.500	42	34Bet Aur	1.9000	10200.	127	8936	No
166	GOM_NL__2PRFIN20031115_091436_000000392021_00365_08936_8804.N1	15-NOV-2003 09:14:36	Bright	38.500	49	1Alp UMi	1.9900	6300.0	77	8936	No
167	GOM_NL__2PRFIN20031115_091857_000000392021_00365_08936_8805.N1	15-NOV-2003 09:18:57	Bright	38.500	60	7Bet UMi	2.0810	3950.0	77	8936	No
168	GOM_NL__2PRFIN20031115_092356_000000422021_00365_08936_8806.N1	15-NOV-2003 09:23:56	Bright	41.500	82	48Bet UMa	2.3650	10600.	83	8936	No
169	GOM_NL__2PRFIN20031115_092613_000000362021_00365_08936_8807.N1	15-NOV-2003 09:26:13	Bright	36.000	39	85Eta UMa	1.8540	24000.	72	8936	No
170	GOM_NL__2PRFIN20031115_092758_000000462021_00365_08936_8808.N1	15-NOV-2003 09:27:58	Bright	45.500	174	52Psi UMa	3.0040	4400.0	91	8936	No
171	GOM_NL__2PRFIN20031115_092942_000000422021_00365_08936_8809.N1	15-NOV-2003 09:29:42	Bright	41.500	152	12Alp2CVn	2.8900	11000.	83	8936	No
172	GOM_NL__2PRFIN20031115_093419_000000352021_00365_08936_8810.N1	15-NOV-2003 09:34:19	Bright	34.500	3	16Alp Boo	-0.050000	4250.0	69	8936	No
173	GOM_NL__2PRFIN20031115_093630_000000682021_00365_08936_8811.N1	15-NOV-2003 09:36:30	Bright	68.000	96	68Del Leo	2.5600	9300.0	136	8936	No
174	GOM_NL__2PRFIN20031115_093808_000000952021_00365_08936_8812.N1	15-NOV-2003 09:38:08	Bright	95.000	166	17Eps Leo	2.9800	6000.0	190	8936	No
175	GOM_NL__2PRFIN20031115_094114_000000382021_00365_08936_8813.N1	15-NOV-2003 09:41:14	Bright	37.500	121	29Gam Vir	2.7400	7200.0	75	8936	No
176	GOM_NL__2PRFIN20031115_094254_000000872021_00365_08936_8814.N1	15-NOV-2003 09:42:54	Twi_and_stray	86.500	22	32Alp Leo	1.3600	15200.	173	8936	No
177	GOM_NL__2PRFIN20031115_094615_000000432021_00365_08936_8815.N1	15-NOV-2003 09:46:15	Twi_and_stray	42.500	100	4Gam Crv	2.5800	13100.	85	8936	No
178	GOM_NL__2PRFIN20031115_094745_000000452021_00365_08936_8816.N1	15-NOV-2003 09:47:45	Twilight	44.500	171	2Eps Crv	3.0010	4250.0	89	8936	No
179	GOM_NL__2PRFIN20031115_095403_000000432021_00365_08936_8817.N1	15-NOV-2003 09:54:03	Dark	42.500	64	Gam Cen	2.2000	10600.	85	8936	No
180	GOM_NL__2PRFIN20031115_095620_000000482021_00365_08936_8818.N1	15-NOV-2003 09:56:20	Dark	48.000	26	Gam Cru	1.6240	2900.0	96	8936	No
181	GOM_NL__2PRFIN20031115_095757_000000452021_00365_08936_8819.N1	15-NOV-2003 09:57:57	Dark	45.000	12	Alp1Cru	0.77500	30000.	90	8936	No
182	GOM_NL__2PRFIN20031115_095928_000000382021_00366_08937_8783.N1	15-NOV-2003 09:59:28	Dark	38.000	112	Alp Mus	2.6880	26000.	76	8937	No
183	GOM_NL__2PRFIN20031115_100349_000000442021_00366_08937_8784.N1	15-NOV-2003 10:03:49	Dark	44.000	41	Eps Car	1.8600	4100.0	88	8937	No
184	GOM_NL__2PRFIN20031115_100534_000000572021_00366_08937_8785.N1	15-NOV-2003 10:05:34	Dark	57.000	70	Zet Pup	2.2460	39000.	114	8937	No
185	GOM_NL__2PRFIN20031115_100920_000000612021_00366_08937_8786.N1	15-NOV-2003 10:09:20	Dark	60.500	2	Alp Car	-0.73600	7000.0	121	8937	No
186	GOM_NL__2PRFIN20031115_101117_000000802021_00366_08937_8787.N1	15-NOV-2003 10:11:17	Dark	80.000	88	31Eta CMa	2.4480	20000.	160	8937	No
187	GOM_NL__2PRFIN20031115_101420_000000502021_00366_08937_8788.N1	15-NOV-2003 10:14:20	Dark	50.000	9	Alp Eri	0.45300	24000.	100	8937	No
188	GOM_NL__2PRFIN20031115_101602_000000562021_00366_08937_8789.N1	15-NOV-2003 10:16:02	Dark	55.500	108	Alp Col	2.6520	15200.	111	8937	No
189	GOM_NL__2PRFIN20031115_101808_000000392021_00366_08937_8790.N1	15-NOV-2003 10:18:08	Straylight	38.500	157	The1Eri	2.9060	9300.0	77	8937	No
190	GOM_NL__2PRFIN20031115_102310_000000772021_00366_08937_8791.N1	15-NOV-2003 10:23:10	Straylight	76.500	101	11Alp Lep	2.5820	7000.0	153	8937	No
191	GOM_NL__2PRFIN20031115_102530_000000572021_00366_08937_8792.N1	15-NOV-2003 10:25:30	Straylight	57.000	165	34Gam Eri	2.9500	3200.0	114	8937	No
192	GOM_NL__2PRFIN20031115_102810_000000872021_00366_08937_8793.N1	15-NOV-2003 10:28:10	Twi_and_stray	86.500	7	19Bet Ori	0.10000	14000.	173	8937	No
193	GOM_NL__2PRFIN20031115_103106_000000492021_00366_08937_8794.N1	15-NOV-2003 10:31:06	Twi_and_stray	48.500	94	92Alp Cet	2.5260	3100.0	97	8937	No
194	GOM_NL__2PRFIN20031115_103553_000000392021_00366_08937_8795.N1	15-NOV-2003 10:35:53	Bright	39.000	105	6Bet Ari	2.6450	8900.0	78	8937	No
195	GOM_NL__2PRFIN20031115_103813_000000452021_00366_08937_8796.N1	15-NOV-2003 10:38:13	Bright	45.000	146	25Eta Tau	2.8730	15200.	90	8937	No
196	GOM_NL__2PRFIN20031115_103954_000000382021_00366_08937_8797.N1	15-NOV-2003 10:39:54	Bright	38.000	173	4Bet Tri	3.0040	8900.0	76	8937	No
197	GOM_NL__2PRFIN20031115_104158_000000382021_00366_08937_8798.N1	15-NOV-2003 10:41:58	Bright	38.000	73	57Gam1And	2.2600	13100.	76	8937	No
198	GOM_NL__2PRFIN20031115_104324_000000442021_00366_08937_8799.N1	15-NOV-2003 10:43:24	Bright	44.000	149	45Eps Per	2.8880	30000.	88	8937	No
199	GOM_NL__2PRFIN20031115_104509_000000422021_00366_08937_8800.N1	15-NOV-2003 10:45:09	Bright	41.500	35	33Alp Per	1.7950	6250.0	83	8937	No
200	GOM_NL__2PRFIN20031115_104700_000000382021_00366_08937_8801.N1	15-NOV-2003 10:47:00	Bright	37.500	110	37Del Cas	2.6780	8900.0	75	8937	No
201	GOM_NL__2PRFIN20031115_104856_000000632021_00366_08937_8802.N1	15-NOV-2003 10:48:56	Bright	63.000	6	13Alp Aur	0.080000	3400.0	126	8937	No
202	GOM_NL__2PRFIN20031115_105202_000000592021_00366_08937_8803.N1	15-NOV-2003 10:52:02	Bright	59.000	42	34Bet Aur	1.9000	10200.	118	8937	No
203	GOM_NL__2PRFIN20031115_105513_000000372021_00366_08937_8804.N1	15-NOV-2003 10:55:13	Bright	37.000	49	1Alp UMi	1.9900	6300.0	74	8937	No
204	GOM_NL__2PRFIN20031115_105933_000000372021_00366_08937_8805.N1	15-NOV-2003 10:59:33	Bright	36.500	60	7Bet UMi	2.0810	3950.0	73	8937	No
205	GOM_NL__2PRFIN20031115_110432_000000432021_00366_08937_8806.N1	15-NOV-2003 11:04:32	Bright	42.500	82	48Bet UMa	2.3650	10600.	85	8937	No
206	GOM_NL__2PRFIN20031115_110649_000000382021_00366_08937_8807.N1	15-NOV-2003 11:06:49	Bright	37.500	39	85Eta UMa	1.8540	24000.	75	8937	No
207	GOM_NL__2PRFIN20031115_110834_000000442021_00366_08937_8808.N1	15-NOV-2003 11:08:34	Bright	43.500	174	52Psi UMa	3.0040	4400.0	87	8937	No
208	GOM_NL__2PRFIN20031115_111018_000000362021_00366_08937_8809.N1	15-NOV-2003 11:10:18	Bright	36.000	152	12Alp2CVn	2.8900	11000.	72	8937	No
209	GOM_NL__2PRFIN20031115_111456_000000352021_00366_08937_8810.N1	15-NOV-2003 11:14:56	Bright	34.500	3	16Alp Boo	-0.050000	4250.0	69	8937	No
210	GOM_NL__2PRFIN20031115_111706_000000522021_00366_08937_8811.N1	15-NOV-2003 11:17:06	Bright	51.500	96	68Del Leo	2.5600	9300.0	103	8937	No
211	GOM_NL__2PRFIN20031115_111845_000000932021_00366_08937_8812.N1	15-NOV-2003 11:18:45	Bright	93.000	166	17Eps Leo	2.9800	6000.0	186	8937	No
212	GOM_NL__2PRFIN20031115_112150_000000382021_00366_08937_8813.N1	15-NOV-2003 11:21:50	Bright	38.000	121	29Gam Vir	2.7400	7200.0	76	8937	No
213	GOM_NL__2PRFIN20031115_112331_000000862021_00366_08937_8814.N1	15-NOV-2003 11:23:31	Twi_and_stray	86.000	22	32Alp Leo	1.3600	15200.	172	8937	No
214	GOM_NL__2PRFIN20031115_112651_000000432021_00366_08937_8815.N1	15-NOV-2003 11:26:51	Twi_and_stray	42.500	100	4Gam Crv	2.5800	13100.	85	8937	No
215	GOM_NL__2PRFIN20031115_112822_000000452021_00366_08937_8816.N1	15-NOV-2003 11:28:22	Twilight	45.000	171	2Eps Crv	3.0010	4250.0	90	8937	No
216	GOM_NL__2PRFIN20031115_113439_000000382021_00366_08937_8817.N1	15-NOV-2003 11:34:39	Dark	38.000	64	Gam Cen	2.2000	10600.	76	8937	No
217	GOM_NL__2PRFIN20031115_113656_000000522021_00366_08937_8818.N1	15-NOV-2003 11:36:56	Dark	52.000	26	Gam Cru	1.6240	2900.0	104	8937	No
218	GOM_NL__2PRFIN20031115_113833_000000502021_00366_08937_8819.N1	15-NOV-2003 11:38:33	Dark	50.000	12	Alp1Cru	0.77500	30000.	100	8937	No
219	GOM_NL__2PRFIN20031115_114004_000000372021_00367_08938_8783.N1	15-NOV-2003 11:40:04	Dark	37.000	112	Alp Mus	2.6880	26000.	74	8938	No

220	GOM_NL__2PRFIN20031115_114426_00000452021_00367_08938_8784.N1	15-NOV-2003 11:44:26	Dark	45.000	41	Eps Car	1.8600	4100.0	90	8938	No
221	GOM_NL__2PRFIN20031115_114611_00000612021_00367_08938_8785.N1	15-NOV-2003 11:46:11	Dark	60.500	70	Zet Pup	2.2460	39000.	121	8938	No
222	GOM_NL__2PRFIN20031115_114956_00000532021_00367_08938_8786.N1	15-NOV-2003 11:49:56	Dark	52.500	2	Alp Car	-0.73600	7000.0	105	8938	No
223	GOM_NL__2PRFIN20031115_115155_00000802021_00367_08938_8787.N1	15-NOV-2003 11:51:55	Dark	79.500	88	31Eta CMa	2.4480	20000.	159	8938	No
224	GOM_NL__2PRFIN20031115_115456_00000472021_00367_08938_8788.N1	15-NOV-2003 11:54:56	Dark	46.500	9	Alp Eri	0.45300	24000.	93	8938	No
225	GOM_NL__2PRFIN20031115_115639_00000582021_00367_08938_8789.N1	15-NOV-2003 11:56:39	Dark	58.000	108	Alp Col	2.6520	15200.	116	8938	No
226	GOM_NL__2PRFIN20031115_115845_00000382021_00367_08938_8790.N1	15-NOV-2003 11:58:45	Straylight	38.000	157	The1Eri	2.9060	9300.0	76	8938	No
227	GOM_NL__2PRFIN20031115_120347_00000802021_00367_08938_8791.N1	15-NOV-2003 12:03:47	Straylight	80.000	101	11Alp Lep	2.5820	7000.0	160	8938	No
228	GOM_NL__2PRFIN20031115_120606_00000552021_00367_08938_8792.N1	15-NOV-2003 12:06:06	Straylight	54.500	165	34Gam Eri	2.9500	3200.0	109	8938	No
229	GOM_NL__2PRFIN20031115_120845_00000882021_00367_08938_8793.N1	15-NOV-2003 12:08:45	Twi_and_stray	87.500	7	19Bet Ori	0.10000	14000.	175	8938	No
230	GOM_NL__2PRFIN20031115_121142_00000512021_00367_08938_8794.N1	15-NOV-2003 12:11:42	Twi_and_stray	51.000	94	92Alp Cet	2.5260	3100.0	102	8938	No
231	GOM_NL__2PRFIN20031115_121630_00000382021_00367_08938_8795.N1	15-NOV-2003 12:16:30	Bright	37.500	105	6Bet Ari	2.6450	8900.0	75	8938	No
232	GOM_NL__2PRFIN20031115_121849_00000452021_00367_08938_8796.N1	15-NOV-2003 12:18:49	Bright	44.500	146	25Eta Tau	2.8730	15200.	89	8938	No
233	GOM_NL__2PRFIN20031115_122030_00000362021_00367_08938_8797.N1	15-NOV-2003 12:20:30	Bright	36.000	173	4Bet Tri	3.0040	8900.0	72	8938	No
234	GOM_NL__2PRFIN20031115_122234_00000372021_00367_08938_8798.N1	15-NOV-2003 12:22:34	Bright	37.000	73	57Gam1And	2.2600	13100.	74	8938	No
235	GOM_NL__2PRFIN20031115_122400_00000432021_00367_08938_8799.N1	15-NOV-2003 12:24:00	Bright	43.000	149	45Eps Per	2.8880	30000.	86	8938	No
236	GOM_NL__2PRFIN20031115_122545_00000412021_00367_08938_8800.N1	15-NOV-2003 12:25:45	Bright	41.000	35	33Alp Per	1.7950	6250.0	82	8938	No
237	GOM_NL__2PRFIN20031115_122737_00000372021_00367_08938_8801.N1	15-NOV-2003 12:27:37	Bright	36.500	110	37Del Cas	2.6780	8900.0	73	8938	No
238	GOM_NL__2PRFIN20031115_122931_00000572021_00367_08938_8802.N1	15-NOV-2003 12:29:31	Bright	56.500	6	13Alp Aur	0.080000	3400.0	113	8938	No
239	GOM_NL__2PRFIN20031115_123236_00000642021_00367_08938_8803.N1	15-NOV-2003 12:32:36	Bright	64.000	42	34Bet Aur	1.9000	10200.	128	8938	No
240	GOM_NL__2PRFIN20031115_123549_00000372021_00367_08938_8804.N1	15-NOV-2003 12:35:49	Bright	37.000	49	1Alp UMi	1.9900	6300.0	74	8938	No
241	GOM_NL__2PRFIN20031115_124009_00000382021_00367_08938_8805.N1	15-NOV-2003 12:40:09	Bright	37.500	60	7Bet UMi	2.0810	3950.0	75	8938	No
242	GOM_NL__2PRFIN20031115_124508_00000432021_00367_08938_8806.N1	15-NOV-2003 12:45:08	Bright	42.500	82	48Bet UMa	2.3650	10600.	85	8938	No
243	GOM_NL__2PRFIN20031115_124726_00000372021_00367_08938_8807.N1	15-NOV-2003 12:47:26	Bright	36.500	39	85Eta UMa	1.8540	24000.	73	8938	No
244	GOM_NL__2PRFIN20031115_124910_00000442021_00367_08938_8808.N1	15-NOV-2003 12:49:10	Bright	44.000	174	52Psi UMa	3.0040	4400.0	88	8938	No
245	GOM_NL__2PRFIN20031115_125055_00000532021_00367_08938_8809.N1	15-NOV-2003 12:50:55	Bright	53.000	152	12Alp2CVn	2.8900	11000.	106	8938	No
246	GOM_NL__2PRFIN20031115_125532_00000352021_00367_08938_8810.N1	15-NOV-2003 12:55:32	Bright	34.500	3	16Alp Boo	-0.050000	4250.0	69	8938	No
247	GOM_NL__2PRFIN20031115_125742_00000682021_00367_08938_8811.N1	15-NOV-2003 12:57:42	Bright	68.000	96	68Del Leo	2.5600	9300.0	136	8938	No
248	GOM_NL__2PRFIN20031115_125922_00000932021_00367_08938_8812.N1	15-NOV-2003 12:59:22	Bright	93.000	166	17Eps Leo	2.9800	6000.0	186	8938	No
249	GOM_NL__2PRFIN20031115_130226_00000382021_00367_08938_8813.N1	15-NOV-2003 13:02:26	Bright	37.500	121	29Gam Vir	2.7400	7200.0	75	8938	No
250	GOM_NL__2PRFIN20031115_130408_00000872021_00367_08938_8814.N1	15-NOV-2003 13:04:08	Twi_and_stray	86.500	22	32Alp Leo	1.3600	15200.	173	8938	No
251	GOM_NL__2PRFIN20031115_130728_00000422021_00367_08938_8815.N1	15-NOV-2003 13:07:28	Twi_and_stray	41.500	100	4Gam Crv	2.5800	13100.	83	8938	No
252	GOM_NL__2PRFIN20031115_130859_00000472021_00367_08938_8816.N1	15-NOV-2003 13:08:59	Twilight	47.000	171	2Eps Crv	3.0010	4250.0	94	8938	No
253	GOM_NL__2PRFIN20031115_131515_00000402021_00367_08938_8817.N1	15-NOV-2003 13:15:15	Dark	40.000	64	Gam Cen	2.2000	10600.	80	8938	No
254	GOM_NL__2PRFIN20031115_131732_00000442021_00367_08938_8818.N1	15-NOV-2003 13:17:32	Dark	43.500	26	Gam Cru	1.6240	2900.0	87	8938	No
255	GOM_NL__2PRFIN20031115_131910_00000472021_00367_08938_8819.N1	15-NOV-2003 13:19:10	Dark	47.000	12	Alp1Cru	0.77500	30000.	94	8938	No
256	GOM_NL__2PRFIN20031115_132040_00000382021_00368_08939_8784.N1	15-NOV-2003 13:20:40	Dark	38.000	112	Alp Mus	2.6880	26000.	76	8939	No
257	GOM_NL__2PRFIN20031115_132503_00000472021_00368_08939_8785.N1	15-NOV-2003 13:25:03	Dark	46.500	41	Eps Car	1.8600	4100.0	93	8939	No
258	GOM_NL__2PRFIN20031115_132649_00000572021_00368_08939_8786.N1	15-NOV-2003 13:26:49	Dark	57.000	70	Zet Pup	2.2460	39000.	114	8939	No
259	GOM_NL__2PRFIN20031115_133033_00000532021_00368_08939_8787.N1	15-NOV-2003 13:30:33	Dark	53.000	2	Alp Car	-0.73600	7000.0	106	8939	No
260	GOM_NL__2PRFIN20031115_133232_00000882021_00368_08939_8788.N1	15-NOV-2003 13:32:32	Dark	88.000	88	31Eta CMa	2.4480	20000.	176	8939	No
261	GOM_NL__2PRFIN20031115_133532_00000512021_00368_08939_8789.N1	15-NOV-2003 13:35:32	Dark	50.500	9	Alp Eri	0.45300	24000.	101	8939	No
262	GOM_NL__2PRFIN20031115_133716_00000522021_00368_08939_8790.N1	15-NOV-2003 13:37:16	Dark	52.000	108	Alp Col	2.6520	15200.	104	8939	No
263	GOM_NL__2PRFIN20031115_133921_00000422021_00368_08939_8791.N1	15-NOV-2003 13:39:21	Straylight	42.000	157	The1Eri	2.9060	9300.0	84	8939	No
264	GOM_NL__2PRFIN20031115_134423_00000792021_00368_08939_8792.N1	15-NOV-2003 13:44:23	Straylight	79.000	101	11Alp Lep	2.5820	7000.0	158	8939	No
265	GOM_NL__2PRFIN20031115_134642_00000542021_00368_08939_8793.N1	15-NOV-2003 13:46:42	Straylight	54.000	165	34Gam Eri	2.9500	3200.0	108	8939	No
266	GOM_NL__2PRFIN20031115_134921_00000862021_00368_08939_8794.N1	15-NOV-2003 13:49:21	Twi_and_stray	85.500	7	19Bet Ori	0.10000	14000.	171	8939	No
267	GOM_NL__2PRFIN20031115_135218_00000542021_00368_08939_8795.N1	15-NOV-2003 13:52:18	Twi_and_stray	54.000	94	92Alp Cet	2.5260	3100.0	108	8939	No
268	GOM_NL__2PRFIN20031115_135706_00000382021_00368_08939_8796.N1	15-NOV-2003 13:57:06	Bright	37.500	105	6Bet Ari	2.6450	8900.0	75	8939	No
269	GOM_NL__2PRFIN20031115_135924_00000452021_00368_08939_8797.N1	15-NOV-2003 13:59:24	Bright	44.500	146	25Eta Tau	2.8730	15200.	89	8939	No
270	GOM_NL__2PRFIN20031115_140106_00000362021_00368_08939_8798.N1	15-NOV-2003 14:01:06	Bright	36.000	173	4Bet Tri	3.0040	8900.0	72	8939	No
271	GOM_NL__2PRFIN20031115_140310_00000382021_00368_08939_8799.N1	15-NOV-2003 14:03:10	Bright	38.000	73	57Gam1And	2.2600	13100.	76	8939	No
272	GOM_NL__2PRFIN20031115_140435_00000462021_00368_08939_8800.N1	15-NOV-2003 14:04:35	Bright	45.500	149	45Eps Per	2.8880	30000.	91	8939	No
273	GOM_NL__2PRFIN20031115_140621_00000412021_00368_08939_8801.N1	15-NOV-2003 14:06:21	Bright	40.500	35	33Alp Per	1.7950	6250.0	81	8939	No
274	GOM_NL__2PRFIN20031115_140813_00000372021_00368_08939_8802.N1	15-NOV-2003 14:08:13	Bright	36.500	110	37Del Cas	2.6780	8900.0	73	8939	No
275	GOM_NL__2PRFIN20031115_141005_00000592021_00368_08939_8803.N1	15-NOV-2003 14:10:05	Bright	59.000	6	13Alp Aur	0.080000	3400.0	118	8939	No
276	GOM_NL__2PRFIN20031115_141310_00000652021_00368_08939_8804.N1	15-NOV-2003 14:13:10	Bright	64.500	42	34Bet Aur	1.9000	10200.	129	8939	No
277	GOM_NL__2PRFIN20031115_141624_00000372021_00368_08939_8805.N1	15-NOV-2003 14:16:24	Bright	36.500	49	1Alp UMi	1.9900	6300.0	73	8939	No
278	GOM_NL__2PRFIN20031115_142044_00000372021_00368_08939_8806.N1	15-NOV-2003 14:20:44	Bright	37.000	60	7Bet UMi	2.0810	3950.0	74	8939	No

279	GOM_NL__2PRFIN20031115_142543_000000412021_00368_08939_8807.N1	15-NOV-2003 14:25:43	Bright	41.000	82	48Bet UMa	2.3650	10600.	82	8939	No
280	GOM_NL__2PRFIN20031115_142801_000000372021_00368_08939_8808.N1	15-NOV-2003 14:28:01	Bright	37.000	39	85Eta UMa	1.8540	24000.	74	8939	No
281	GOM_NL__2PRFIN20031115_142945_000000462021_00368_08939_8809.N1	15-NOV-2003 14:29:45	Bright	46.000	174	52Psi UMa	3.0040	4400.0	92	8939	No
282	GOM_NL__2PRFIN20031115_143129_000000362021_00368_08939_8810.N1	15-NOV-2003 14:31:29	Bright	35.500	152	12Alp2CVn	2.8900	11000.	71	8939	No
283	GOM_NL__2PRFIN20031115_143607_000000362021_00368_08939_8811.N1	15-NOV-2003 14:36:07	Bright	35.500	3	16Alp Boo	-0.050000	4250.0	71	8939	No
284	GOM_NL__2PRFIN20031115_143817_000000682021_00368_08939_8812.N1	15-NOV-2003 14:38:17	Bright	68.000	96	68Del Leo	2.5600	9300.0	136	8939	No
285	GOM_NL__2PRFIN20031115_143958_000000952021_00368_08939_8813.N1	15-NOV-2003 14:39:58	Bright	94.500	166	17Eps Leo	2.9800	6000.0	189	8939	No
286	GOM_NL__2PRFIN20031115_144302_000000372021_00368_08939_8814.N1	15-NOV-2003 14:43:02	Bright	37.000	121	29Gam Vir	2.7400	7200.0	74	8939	No
287	GOM_NL__2PRFIN20031115_144445_000000882021_00368_08939_8815.N1	15-NOV-2003 14:44:45	Twi_and_stray	88.000	22	32Alp Leo	1.3600	15200.	176	8939	No
288	GOM_NL__2PRFIN20031115_144803_000000452021_00368_08939_8816.N1	15-NOV-2003 14:48:03	Twi_and_stray	45.000	100	4Gam Crv	2.5800	13100.	90	8939	No
289	GOM_NL__2PRFIN20031115_144935_000000462021_00368_08939_8817.N1	15-NOV-2003 14:49:35	Twilight	45.500	171	2Eps Crv	3.0010	4250.0	91	8939	No
290	GOM_NL__2PRFIN20031115_145551_000000402021_00368_08939_8818.N1	15-NOV-2003 14:55:51	Dark	39.500	64	Gam Cen	2.2000	10600.	79	8939	No
291	GOM_NL__2PRFIN20031115_145807_000000472021_00368_08939_8819.N1	15-NOV-2003 14:58:07	Dark	47.000	26	Gam Cru	1.6240	2900.0	94	8939	No
292	GOM_NL__2PRFIN20031115_145945_000000392021_00368_08939_8820.N1	15-NOV-2003 14:59:45	Dark	38.500	12	Alp1Cru	0.77500	30000.	77	8939	No
293	GOM_NL__2PRFIN20031115_150146_000000402021_00369_08940_8784.N1	15-NOV-2003 15:01:46	Dark	40.000	124	The Car	2.7640	30000.	80	8940	No
294	GOM_NL__2PRFIN20031115_150539_000000462021_00369_08940_8785.N1	15-NOV-2003 15:05:39	Dark	46.000	41	Eps Car	1.8600	4100.0	92	8940	No
295	GOM_NL__2PRFIN20031115_150725_000000582021_00369_08940_8786.N1	15-NOV-2003 15:07:25	Dark	58.000	70	Zet Pup	2.2460	39000.	116	8940	No
296	GOM_NL__2PRFIN20031115_151109_000000482021_00369_08940_8787.N1	15-NOV-2003 15:11:09	Dark	48.000	2	Alp Car	-0.73600	7000.0	96	8940	No
297	GOM_NL__2PRFIN20031115_151308_000000832021_00369_08940_8788.N1	15-NOV-2003 15:13:08	Dark	83.000	88	31Eta CMa	2.4480	20000.	166	8940	No
298	GOM_NL__2PRFIN20031115_151527_000000902021_00369_08940_8789.N1	15-NOV-2003 15:15:27	Dark	90.000	23	21Eps CMa	1.5020	26000.	180	8940	No
299	GOM_NL__2PRFIN20031115_151749_000000602021_00369_08940_8790.N1	15-NOV-2003 15:17:49	Dark	60.000	108	Alp Col	2.6520	15200.	120	8940	No
300	GOM_NL__2PRFIN20031115_151954_000000442021_00369_08940_8791.N1	15-NOV-2003 15:19:54	Straylight	44.000	157	The1Eri	2.9060	9300.0	88	8940	No
301	GOM_NL__2PRFIN20031115_152458_000000782021_00369_08940_8792.N1	15-NOV-2003 15:24:58	Straylight	77.500	101	11Alp Lep	2.5820	7000.0	155	8940	No
302	GOM_NL__2PRFIN20031115_152717_000000552021_00369_08940_8793.N1	15-NOV-2003 15:27:17	Straylight	55.000	165	34Gam Eri	2.9500	3200.0	110	8940	No
303	GOM_NL__2PRFIN20031115_152956_000000882021_00369_08940_8794.N1	15-NOV-2003 15:29:56	Twi_and_stray	87.500	7	19Bet Ori	0.10000	14000.	175	8940	No
304	GOM_NL__2PRFIN20031115_153252_000000522021_00369_08940_8795.N1	15-NOV-2003 15:32:52	Twi_and_stray	51.500	94	92Alp Cet	2.5260	3100.0	103	8940	No
305	GOM_NL__2PRFIN20031115_153739_000000412021_00369_08940_8796.N1	15-NOV-2003 15:37:39	Bright	41.000	105	6Bet Ari	2.6450	8900.0	82	8940	No
306	GOM_NL__2PRFIN20031115_153958_000000452021_00369_08940_8797.N1	15-NOV-2003 15:39:58	Bright	45.000	146	25Eta Tau	2.8730	15200.	90	8940	No
307	GOM_NL__2PRFIN20031115_154141_000000382021_00369_08940_8798.N1	15-NOV-2003 15:41:41	Bright	37.500	173	4Bet Tri	3.0040	8900.0	75	8940	No
308	GOM_NL__2PRFIN20031115_154655_000000412021_00369_08940_8799.N1	15-NOV-2003 15:46:55	Bright	40.500	35	33Alp Per	1.7950	6250.0	81	8940	No
309	GOM_NL__2PRFIN20031115_154847_000000392021_00369_08940_8800.N1	15-NOV-2003 15:48:47	Bright	38.500	110	37Del Cas	2.6780	8900.0	77	8940	No
310	GOM_NL__2PRFIN20031115_155040_000000582021_00369_08940_8801.N1	15-NOV-2003 15:50:40	Bright	58.000	6	13Alp Aur	0.080000	3400.0	116	8940	No
311	GOM_NL__2PRFIN20031115_155345_000000642021_00369_08940_8802.N1	15-NOV-2003 15:53:45	Bright	63.500	42	34Bet Aur	1.9000	10200.	127	8940	No
312	GOM_NL__2PRFIN20031115_155700_000000382021_00369_08940_8803.N1	15-NOV-2003 15:57:00	Bright	38.000	49	1Alp UMi	1.9900	6300.0	76	8940	No
313	GOM_NL__2PRFIN20031115_160120_000000392021_00369_08940_8804.N1	15-NOV-2003 16:01:20	Bright	39.000	60	7Bet UMi	2.0810	3950.0	78	8940	No
314	GOM_NL__2PRFIN20031115_160311_000000402021_00369_08940_8805.N1	15-NOV-2003 16:03:11	Bright	39.500	119	14Eta Dra	2.7270	4700.0	79	8940	No
315	GOM_NL__2PRFIN20031115_160619_000000412021_00369_08940_8806.N1	15-NOV-2003 16:06:19	Bright	40.500	82	48Bet UMa	2.3650	10600.	81	8940	No
316	GOM_NL__2PRFIN20031115_160836_000000362021_00369_08940_8807.N1	15-NOV-2003 16:08:36	Bright	36.000	39	85Eta UMa	1.8540	24000.	72	8940	No
317	GOM_NL__2PRFIN20031115_161021_000000442021_00369_08940_8808.N1	15-NOV-2003 16:10:21	Bright	44.000	174	52Psi UMa	3.0040	4400.0	88	8940	No
318	GOM_NL__2PRFIN20031115_161206_000000372021_00369_08940_8809.N1	15-NOV-2003 16:12:06	Bright	36.500	152	12Alp2CVn	2.8900	11000.	73	8940	No
319	GOM_NL__2PRFIN20031115_161643_000000362021_00369_08940_8810.N1	15-NOV-2003 16:16:43	Bright	35.500	3	16Alp Boo	-0.050000	4250.0	71	8940	No
320	GOM_NL__2PRFIN20031115_161854_000000522021_00369_08940_8811.N1	15-NOV-2003 16:18:54	Bright	51.500	96	68Del Leo	2.5600	9300.0	103	8940	No
321	GOM_NL__2PRFIN20031115_162036_000000972021_00369_08940_8812.N1	15-NOV-2003 16:20:36	Bright	96.500	166	17Eps Leo	2.9800	6000.0	193	8940	No
322	GOM_NL__2PRFIN20031115_162338_000000382021_00369_08940_8813.N1	15-NOV-2003 16:23:38	Bright	37.500	121	29Gam Vir	2.7400	7200.0	75	8940	No
323	GOM_NL__2PRFIN20031115_162523_000000902021_00369_08940_8814.N1	15-NOV-2003 16:25:23	Twi_and_stray	90.000	22	32Alp Leo	1.3600	15200.	180	8940	No
324	GOM_NL__2PRFIN20031115_162839_000000452021_00369_08940_8815.N1	15-NOV-2003 16:28:39	Twi_and_stray	44.500	100	4Gam Crv	2.5800	13100.	89	8940	No
325	GOM_NL__2PRFIN20031115_163010_000000482021_00369_08940_8816.N1	15-NOV-2003 16:30:10	Twilight	47.500	171	2Eps Crv	3.0010	4250.0	95	8940	No
326	GOM_NL__2PRFIN20031115_163626_000000452021_00369_08940_8817.N1	15-NOV-2003 16:36:26	Dark	44.500	64	Gam Cen	2.2000	10600.	89	8940	No
327	GOM_NL__2PRFIN20031115_163843_000000522021_00369_08940_8818.N1	15-NOV-2003 16:38:43	Dark	52.000	26	Gam Cru	1.6240	2900.0	104	8940	No
328	GOM_NL__2PRFIN20031115_164021_000000402021_00369_08940_8819.N1	15-NOV-2003 16:40:21	Dark	40.000	12	Alp1Cru	0.77500	30000.	80	8940	No
329	GOM_NL__2PRFIN20031115_164221_000000422021_00370_08941_8784.N1	15-NOV-2003 16:42:21	Dark	42.000	124	The Car	2.7640	30000.	84	8941	No
330	GOM_NL__2PRFIN20031115_164616_000000472021_00370_08941_8785.N1	15-NOV-2003 16:46:16	Dark	46.500	41	Eps Car	1.8600	4100.0	93	8941	No
331	GOM_NL__2PRFIN20031115_164803_000000632021_00370_08941_8786.N1	15-NOV-2003 16:48:03	Dark	62.500	70	Zet Pup	2.2460	39000.	125	8941	No
332	GOM_NL__2PRFIN20031115_165145_000000612021_00370_08941_8787.N1	15-NOV-2003 16:51:45	Dark	61.000	2	Alp Car	-0.73600	7000.0	122	8941	No
333	GOM_NL__2PRFIN20031115_165347_000000802021_00370_08941_8788.N1	15-NOV-2003 16:53:47	Dark	79.500	88	31Eta CMa	2.4480	20000.	159	8941	No
334	GOM_NL__2PRFIN20031115_165604_000000892021_00370_08941_8789.N1	15-NOV-2003 16:56:04	Dark	89.000	23	21Eps CMa	1.5020	26000.	178	8941	No
335	GOM_NL__2PRFIN20031115_165827_000000592021_00370_08941_8790.N1	15-NOV-2003 16:58:27	Dark	59.000	108	Alp Col	2.6520	15200.	118	8941	No
336	GOM_NL__2PRFIN20031115_170030_000000452021_00370_08941_8791.N1	15-NOV-2003 17:00:30	Straylight	45.000	157	The1Eri	2.9060	9300.0	90	8941	No
337	GOM_NL__2PRFIN20031115_170534_000000782021_00370_08941_8792.N1	15-NOV-2003 17:05:34	Straylight	77.500	101	11Alp Lep	2.5820	7000.0	155	8941	No

338	GOM_NL__2PRFIN20031115_170753_000000572021_00370_08941_8793.N1	15-NOV-2003 17:07:53	Straylight	57.000	165	34Gam Eri	2.9500	3200.0	114	8941	No
339	GOM_NL__2PRFIN20031115_171032_000000912021_00370_08941_8794.N1	15-NOV-2003 17:10:32	Twilight	91.000	7	19Bet Ori	0.10000	14000.	182	8941	No
340	GOM_NL__2PRFIN20031115_171326_000000552021_00370_08941_8795.N1	15-NOV-2003 17:13:26	Twilight	54.500	94	92Alp Cet	2.5260	3100.0	109	8941	No
341	GOM_NL__2PRFIN20031115_171816_000000402021_00370_08941_8796.N1	15-NOV-2003 17:18:16	Bright	39.500	105	6Bet Ari	2.6450	8900.0	79	8941	No
342	GOM_NL__2PRFIN20031115_172031_000000492021_00370_08941_8797.N1	15-NOV-2003 17:20:31	Bright	48.500	146	25Eta Tau	2.8730	15200.	97	8941	No
343	GOM_NL__2PRFIN20031115_172217_000000382021_00370_08941_8798.N1	15-NOV-2003 17:22:17	Bright	38.000	173	4Bet Tri	3.0040	8900.0	76	8941	No
344	GOM_NL__2PRFIN20031115_172731_000000442021_00370_08941_8799.N1	15-NOV-2003 17:27:31	Bright	44.000	35	33Alp Per	1.7950	6250.0	88	8941	No
345	GOM_NL__2PRFIN20031115_172922_000000402021_00370_08941_8800.N1	15-NOV-2003 17:29:22	Bright	39.500	110	37Del Cas	2.6780	8900.0	79	8941	No
346	GOM_NL__2PRFIN20031115_173115_000000582021_00370_08941_8801.N1	15-NOV-2003 17:31:15	Bright	58.000	6	13Alp Aur	0.080000	3400.0	116	8941	No
347	GOM_NL__2PRFIN20031115_173420_000000622021_00370_08941_8802.N1	15-NOV-2003 17:34:20	Bright	61.500	42	34Bet Aur	1.9000	10200.	123	8941	No
348	GOM_NL__2PRFIN20031115_173735_000000392021_00370_08941_8803.N1	15-NOV-2003 17:37:35	Bright	39.000	49	1Alp UMi	1.9900	6300.0	78	8941	No
349	GOM_NL__2PRFIN20031115_174154_000000422021_00370_08941_8804.N1	15-NOV-2003 17:41:54	Bright	42.000	60	7Bet UMi	2.0810	3950.0	84	8941	No
350	GOM_NL__2PRFIN20031115_174348_000000392021_00370_08941_8805.N1	15-NOV-2003 17:43:48	Bright	39.000	119	14Eta Dra	2.7270	4700.0	78	8941	No
351	GOM_NL__2PRFIN20031115_174654_000000442021_00370_08941_8806.N1	15-NOV-2003 17:46:54	Bright	44.000	82	48Bet UMa	2.3650	10600.	88	8941	No
352	GOM_NL__2PRFIN20031115_174910_000000392021_00370_08941_8807.N1	15-NOV-2003 17:49:10	Bright	38.500	39	85Eta UMa	1.8540	24000.	77	8941	No
353	GOM_NL__2PRFIN20031115_175056_000000632021_00370_08941_8808.N1	15-NOV-2003 17:50:56	Bright	63.000	174	52Psi UMa	3.0040	4400.0	126	8941	No
354	GOM_NL__2PRFIN20031115_175242_000000372021_00370_08941_8809.N1	15-NOV-2003 17:52:42	Bright	37.000	152	12Alp2CVn	2.8900	11000.	74	8941	No
355	GOM_NL__2PRFIN20031115_175716_000000382021_00370_08941_8810.N1	15-NOV-2003 17:57:16	Bright	38.000	3	16Alp Boo	-0.050000	4250.0	76	8941	No
356	GOM_NL__2PRFIN20031115_175929_000000522021_00370_08941_8811.N1	15-NOV-2003 17:59:29	Bright	51.500	96	68Del Leo	2.5600	9300.0	103	8941	No
357	GOM_NL__2PRFIN20031115_180112_000000932021_00370_08941_8812.N1	15-NOV-2003 18:01:12	Twilight	93.000	166	17Eps Leo	2.9800	6000.0	186	8941	No
358	GOM_NL__2PRFIN20031115_180414_000000532021_00370_08941_8813.N1	15-NOV-2003 18:04:14	Bright	53.000	121	29Gam Vir	2.7400	7200.0	106	8941	No
359	GOM_NL__2PRFIN20031115_180600_000000902021_00370_08941_8814.N1	15-NOV-2003 18:06:00	Twilight	90.000	22	32Alp Leo	1.3600	15200.	180	8941	No
360	GOM_NL__2PRFIN20031115_180913_000000452021_00370_08941_8815.N1	15-NOV-2003 18:09:13	Twilight	44.500	100	4Gam Crv	2.5800	13100.	89	8941	No
361	GOM_NL__2PRFIN20031115_181046_000000492021_00370_08941_8816.N1	15-NOV-2003 18:10:46	Twilight	48.500	171	2Eps Crv	3.0010	4250.0	97	8941	No
362	GOM_NL__2PRFIN20031115_181702_000000442021_00370_08941_8817.N1	15-NOV-2003 18:17:02	Dark	44.000	64	Gam Cen	2.2000	10600.	88	8941	No
363	GOM_NL__2PRFIN20031115_181920_000000522021_00370_08941_8818.N1	15-NOV-2003 18:19:20	Dark	52.000	26	Gam Cru	1.6240	2900.0	104	8941	No
364	GOM_NL__2PRFIN20031115_182057_000000422021_00370_08941_8819.N1	15-NOV-2003 18:20:57	Dark	41.500	12	Alp1Cru	0.77500	30000.	83	8941	No
365	GOM_NL__2PRFIN20031115_182259_000000402021_00371_08942_8785.N1	15-NOV-2003 18:22:59	Dark	40.000	124	The Car	2.7640	30000.	80	8942	No
366	GOM_NL__2PRFIN20031115_182652_000000442021_00371_08942_8786.N1	15-NOV-2003 18:26:52	Dark	44.000	41	Eps Car	1.8600	4100.0	88	8942	No
367	GOM_NL__2PRFIN20031115_182840_000000572021_00371_08942_8787.N1	15-NOV-2003 18:28:40	Dark	57.000	70	Zet Pup	2.2460	39000.	114	8942	No
368	GOM_NL__2PRFIN20031115_183221_000000612021_00371_08942_8788.N1	15-NOV-2003 18:32:21	Dark	61.000	2	Alp Car	-0.73600	7000.0	122	8942	No
369	GOM_NL__2PRFIN20031115_183423_000000902021_00371_08942_8789.N1	15-NOV-2003 18:34:23	Dark	89.500	88	31Eta CMa	2.4480	20000.	179	8942	No
370	GOM_NL__2PRFIN20031115_183641_000000822021_00371_08942_8790.N1	15-NOV-2003 18:36:41	Dark	82.000	23	21Eps CMa	1.5020	26000.	164	8942	No
371	GOM_NL__2PRFIN20031115_183904_000000592021_00371_08942_8791.N1	15-NOV-2003 18:39:04	Dark	58.500	108	Alp Col	2.6520	15200.	117	8942	No
372	GOM_NL__2PRFIN20031115_184108_000000432021_00371_08942_8792.N1	15-NOV-2003 18:41:08	Straylight	42.500	157	The1Eri	2.9060	9300.0	85	8942	No
373	GOM_NL__2PRFIN20031115_184611_000000742021_00371_08942_8793.N1	15-NOV-2003 18:46:11	Straylight	74.000	101	11Alp Lep	2.5820	7000.0	148	8942	No
374	GOM_NL__2PRFIN20031115_184829_000000532021_00371_08942_8794.N1	15-NOV-2003 18:48:29	Straylight	53.000	165	34Gam Eri	2.9500	3200.0	106	8942	No
375	GOM_NL__2PRFIN20031115_185107_000000932021_00371_08942_8795.N1	15-NOV-2003 18:51:07	Twilight	93.000	7	19Bet Ori	0.10000	14000.	186	8942	No
376	GOM_NL__2PRFIN20031115_185405_000000522021_00371_08942_8796.N1	15-NOV-2003 18:54:05	Twilight	51.500	94	92Alp Cet	2.5260	3100.0	103	8942	No
377	GOM_NL__2PRFIN20031115_185852_000000402021_00371_08942_8797.N1	15-NOV-2003 18:58:52	Bright	40.000	105	6Bet Ari	2.6450	8900.0	80	8942	No
378	GOM_NL__2PRFIN20031115_190109_000000472021_00371_08942_8798.N1	15-NOV-2003 19:01:09	Bright	47.000	146	25Eta Tau	2.8730	15200.	94	8942	No
379	GOM_NL__2PRFIN20031115_190253_000000372021_00371_08942_8799.N1	15-NOV-2003 19:02:53	Bright	37.000	173	4Bet Tri	3.0040	8900.0	74	8942	No
380	GOM_NL__2PRFIN20031115_190806_000000412021_00371_08942_8800.N1	15-NOV-2003 19:08:06	Bright	41.000	35	33Alp Per	1.7950	6250.0	82	8942	No
381	GOM_NL__2PRFIN20031115_190959_000000372021_00371_08942_8801.N1	15-NOV-2003 19:09:59	Bright	36.500	110	37Del Cas	2.6780	8900.0	73	8942	No
382	GOM_NL__2PRFIN20031115_191149_000000612021_00371_08942_8802.N1	15-NOV-2003 19:11:49	Bright	61.000	6	13Alp Aur	0.080000	3400.0	122	8942	No
383	GOM_NL__2PRFIN20031115_191454_000000642021_00371_08942_8803.N1	15-NOV-2003 19:14:54	Bright	64.000	42	34Bet Aur	1.9000	10200.	128	8942	No
384	GOM_NL__2PRFIN20031115_191811_000000392021_00371_08942_8804.N1	15-NOV-2003 19:18:11	Bright	38.500	49	1Alp UMi	1.9900	6300.0	77	8942	No
385	GOM_NL__2PRFIN20031115_192230_000000412021_00371_08942_8805.N1	15-NOV-2003 19:22:30	Bright	40.500	60	7Bet UMi	2.0810	3950.0	81	8942	No
386	GOM_NL__2PRFIN20031115_192423_000000382021_00371_08942_8806.N1	15-NOV-2003 19:24:23	Bright	38.000	119	14Eta Dra	2.7270	4700.0	76	8942	No
387	GOM_NL__2PRFIN20031115_192730_000000452021_00371_08942_8807.N1	15-NOV-2003 19:27:30	Bright	44.500	82	48Bet UMa	2.3650	10600.	89	8942	No
388	GOM_NL__2PRFIN20031115_192946_000000522021_00371_08942_8808.N1	15-NOV-2003 19:29:46	Bright	52.000	39	85Eta UMa	1.8540	24000.	104	8942	No
389	GOM_NL__2PRFIN20031115_193132_000000632021_00371_08942_8809.N1	15-NOV-2003 19:31:32	Bright	63.000	174	52Psi UMa	3.0040	4400.0	126	8942	No
390	GOM_NL__2PRFIN20031115_193317_000000532021_00371_08942_8810.N1	15-NOV-2003 19:33:17	Bright	53.000	152	12Alp2CVn	2.8900	11000.	106	8942	No
391	GOM_NL__2PRFIN20031115_193752_000000382021_00371_08942_8811.N1	15-NOV-2003 19:37:52	Bright	37.500	3	16Alp Boo	-0.050000	4250.0	75	8942	No
392	GOM_NL__2PRFIN20031115_194004_000000592021_00371_08942_8812.N1	15-NOV-2003 19:40:04	Bright	59.000	96	68Del Leo	2.5600	9300.0	118	8942	No
393	GOM_NL__2PRFIN20031115_194149_000000982021_00371_08942_8813.N1	15-NOV-2003 19:41:49	Twilight	97.500	166	17Eps Leo	2.9800	6000.0	195	8942	No
394	GOM_NL__2PRFIN20031115_194450_000000452021_00371_08942_8814.N1	15-NOV-2003 19:44:50	Bright	44.500	121	29Gam Vir	2.7400	7200.0	89	8942	No
395	GOM_NL__2PRFIN20031115_194637_000000882021_00371_08942_8815.N1	15-NOV-2003 19:46:37	Twilight	87.500	22	32Alp Leo	1.3600	15200.	175	8942	No
396	GOM_NL__2PRFIN20031115_194950_000000452021_00371_08942_8816.N1	15-NOV-2003 19:49:50	Twilight	44.500	100	4Gam Crv	2.5800	13100.	89	8942	No

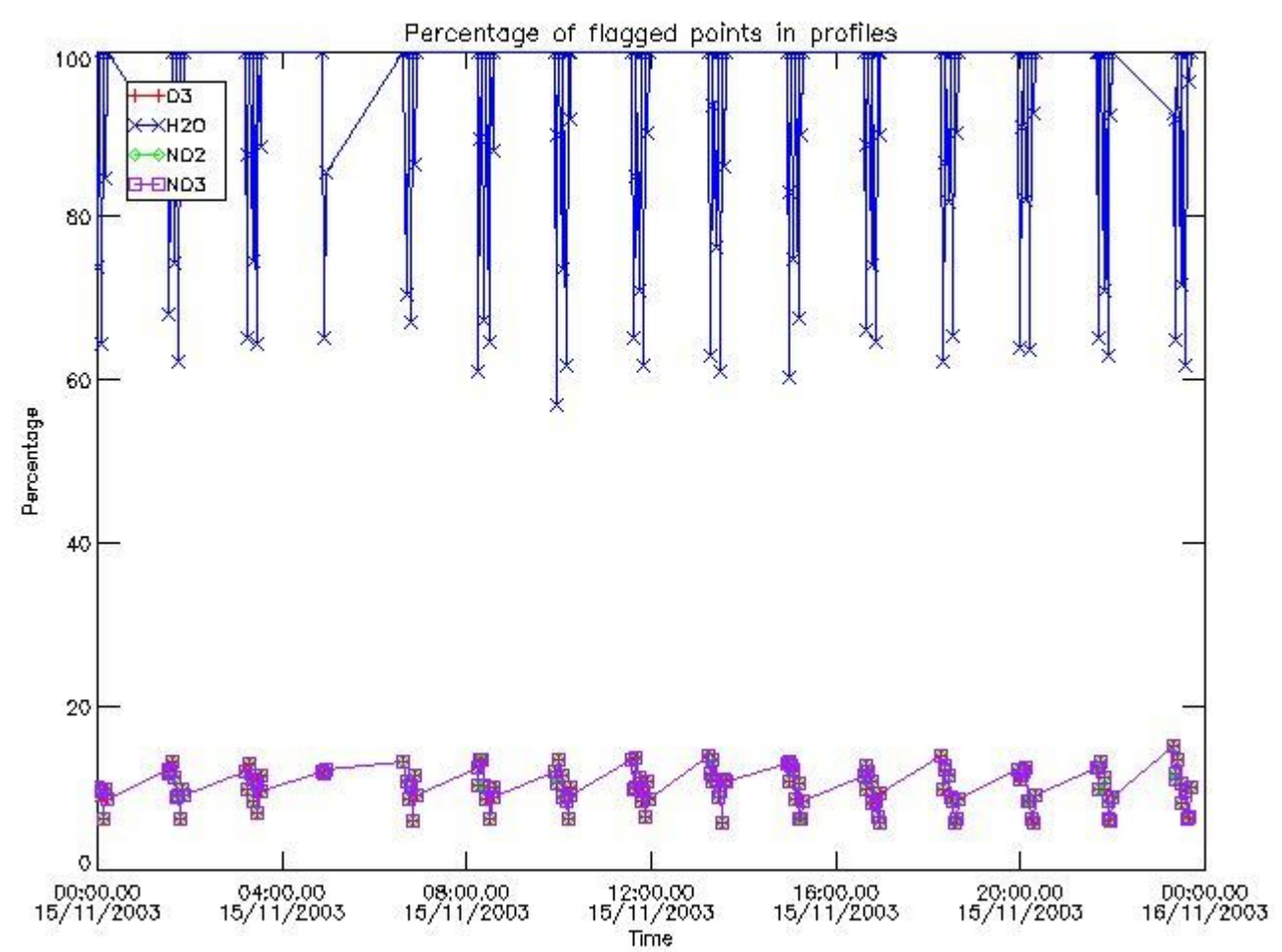
397	GOM_NL__2PRFIN20031115_195123_00000422021_00371_08942_8817.N1	15-NOV-2003 19:51:23	Twilight	42.000	171	2Eps Crv	3.0010	4250.0	84	8942	No
398	GOM_NL__2PRFIN20031115_195738_00000422021_00371_08942_8818.N1	15-NOV-2003 19:57:38	Dark	41.500	64	Gam Cen	2.2000	10600.	83	8942	No
399	GOM_NL__2PRFIN20031115_195956_00000462021_00371_08942_8819.N1	15-NOV-2003 19:59:56	Dark	46.000	26	Gam Cru	1.6240	2900.0	92	8942	No
400	GOM_NL__2PRFIN20031115_200134_00000452021_00371_08942_8820.N1	15-NOV-2003 20:01:34	Dark	44.500	12	Alp1Cru	0.77500	30000.	89	8942	No
401	GOM_NL__2PRFIN20031115_200333_00000432021_00372_08943_8799.N1	15-NOV-2003 20:03:33	Dark	42.500	124	The Car	2.7640	30000.	85	8943	No
402	GOM_NL__2PRFIN20031115_200729_00000452021_00372_08943_8800.N1	15-NOV-2003 20:07:29	Dark	44.500	41	Eps Car	1.8600	4100.0	89	8943	No
403	GOM_NL__2PRFIN20031115_200917_00000602021_00372_08943_8801.N1	15-NOV-2003 20:09:17	Dark	60.000	70	Zet Pup	2.2460	39000.	120	8943	No
404	GOM_NL__2PRFIN20031115_201259_00000612021_00372_08943_8802.N1	15-NOV-2003 20:12:59	Dark	61.000	2	Alp Car	-0.73600	7000.0	122	8943	No
405	GOM_NL__2PRFIN20031115_201501_00000832021_00372_08943_8803.N1	15-NOV-2003 20:15:01	Dark	83.000	88	31Eta CMa	2.4480	20000.	166	8943	No
406	GOM_NL__2PRFIN20031115_201718_00000882021_00372_08943_8804.N1	15-NOV-2003 20:17:18	Dark	87.500	23	21Eps CMa	1.5020	26000.	175	8943	No
407	GOM_NL__2PRFIN20031115_201942_00000562021_00372_08943_8805.N1	15-NOV-2003 20:19:42	Dark	56.000	108	Alp Col	2.6520	15200.	112	8943	No
408	GOM_NL__2PRFIN20031115_202144_00000422021_00372_08943_8806.N1	15-NOV-2003 20:21:44	Straylight	42.000	157	The1Eri	2.9060	9300.0	84	8943	No
409	GOM_NL__2PRFIN20031115_202647_00000792021_00372_08943_8807.N1	15-NOV-2003 20:26:47	Straylight	79.000	101	11Alp Lep	2.5820	7000.0	158	8943	No
410	GOM_NL__2PRFIN20031115_202905_00000562021_00372_08943_8808.N1	15-NOV-2003 20:29:05	Straylight	55.500	165	34Gam Eri	2.9500	3200.0	111	8943	No
411	GOM_NL__2PRFIN20031115_203143_000001002021_00372_08943_8809.N1	15-NOV-2003 20:31:43	Twi_and_stray	100.00	7	19Bet Ori	0.10000	14000.	200	8943	No
412	GOM_NL__2PRFIN20031115_203438_00000522021_00372_08943_8810.N1	15-NOV-2003 20:34:38	Twi_and_stray	52.000	94	92Alp Cet	2.5260	3100.0	104	8943	No
413	GOM_NL__2PRFIN20031115_203928_00000412021_00372_08943_8811.N1	15-NOV-2003 20:39:28	Bright	40.500	105	6Bet Ari	2.6450	8900.0	81	8943	No
414	GOM_NL__2PRFIN20031115_204142_00000482021_00372_08943_8812.N1	15-NOV-2003 20:41:42	Bright	47.500	146	25Eta Tau	2.8730	15200.	95	8943	No
415	GOM_NL__2PRFIN20031115_204329_00000372021_00372_08943_8813.N1	15-NOV-2003 20:43:29	Bright	37.000	173	4Bet Tri	3.0040	8900.0	74	8943	No
416	GOM_NL__2PRFIN20031115_204842_00000442021_00372_08943_8814.N1	15-NOV-2003 20:48:42	Bright	44.000	35	33Alp Per	1.7950	6250.0	88	8943	No
417	GOM_NL__2PRFIN20031115_205035_00000382021_00372_08943_8815.N1	15-NOV-2003 20:50:35	Bright	37.500	110	37Del Cas	2.6780	8900.0	75	8943	No
418	GOM_NL__2PRFIN20031115_205224_00000582021_00372_08943_8816.N1	15-NOV-2003 20:52:24	Bright	58.000	6	13Alp Aur	0.080000	3400.0	116	8943	No
419	GOM_NL__2PRFIN20031115_205528_00000652021_00372_08943_8817.N1	15-NOV-2003 20:55:28	Bright	65.000	42	34Bet Aur	1.9000	10200.	130	8943	No
420	GOM_NL__2PRFIN20031115_205846_00000392021_00372_08943_8818.N1	15-NOV-2003 20:58:46	Bright	39.000	49	1Alp UMi	1.9900	6300.0	78	8943	No
421	GOM_NL__2PRFIN20031115_210306_00000372021_00372_08943_8819.N1	15-NOV-2003 21:03:06	Bright	37.000	60	7Bet UMi	2.0810	3950.0	74	8943	No
422	GOM_NL__2PRFIN20031115_210500_00000372021_00372_08943_8820.N1	15-NOV-2003 21:05:00	Bright	36.500	119	14Eta Dra	2.7270	4700.0	73	8943	No
423	GOM_NL__2PRFIN20031115_210806_00000612021_00372_08943_8821.N1	15-NOV-2003 21:08:06	Bright	61.000	82	48Bet UMa	2.3650	10600.	122	8943	No
424	GOM_NL__2PRFIN20031115_211022_00000522021_00372_08943_8822.N1	15-NOV-2003 21:10:22	Bright	52.000	39	85Eta UMa	1.8540	24000.	104	8943	No
425	GOM_NL__2PRFIN20031115_211208_00000462021_00372_08943_8823.N1	15-NOV-2003 21:12:08	Bright	45.500	174	52Psi UMa	3.0040	4400.0	91	8943	No
426	GOM_NL__2PRFIN20031115_211353_00000372021_00372_08943_8824.N1	15-NOV-2003 21:13:53	Bright	37.000	152	12Alp2CVn	2.8900	11000.	74	8943	No
427	GOM_NL__2PRFIN20031115_211830_00000372021_00372_08943_8825.N1	15-NOV-2003 21:18:30	Bright	36.500	3	16Alp Boo	-0.050000	4250.0	73	8943	No
428	GOM_NL__2PRFIN20031115_212043_00000512021_00372_08943_8826.N1	15-NOV-2003 21:20:43	Bright	51.000	96	68Del Leo	2.5600	9300.0	102	8943	No
429	GOM_NL__2PRFIN20031115_212226_00000962021_00372_08943_8827.N1	15-NOV-2003 21:22:26	Twi_and_stray	95.500	166	17Eps Leo	2.9800	6000.0	191	8943	No
430	GOM_NL__2PRFIN20031115_212526_00000532021_00372_08943_8828.N1	15-NOV-2003 21:25:26	Bright	53.000	121	29Gam Vir	2.7400	7200.0	106	8943	No
431	GOM_NL__2PRFIN20031115_212715_00000882021_00372_08943_8829.N1	15-NOV-2003 21:27:15	Twi_and_stray	88.000	22	32Alp Leo	1.3600	15200.	176	8943	No
432	GOM_NL__2PRFIN20031115_213029_00000432021_00372_08943_8830.N1	15-NOV-2003 21:30:29	Twi_and_stray	43.000	100	4Gam Crv	2.5800	13100.	86	8943	No
433	GOM_NL__2PRFIN20031115_213159_00000502021_00372_08943_8831.N1	15-NOV-2003 21:31:59	Twilight	50.000	171	2Eps Crv	3.0010	4250.0	100	8943	No
434	GOM_NL__2PRFIN20031115_213814_00000412021_00372_08943_8832.N1	15-NOV-2003 21:38:14	Dark	41.000	64	Gam Cen	2.2000	10600.	82	8943	No
435	GOM_NL__2PRFIN20031115_214031_00000522021_00372_08943_8833.N1	15-NOV-2003 21:40:31	Dark	52.000	26	Gam Cru	1.6240	2900.0	104	8943	No
436	GOM_NL__2PRFIN20031115_214210_00000412021_00372_08943_8834.N1	15-NOV-2003 21:42:10	Dark	41.000	12	Alp1Cru	0.77500	30000.	82	8943	No
437	GOM_NL__2PRFIN20031115_214412_00000392021_00373_08944_8799.N1	15-NOV-2003 21:44:12	Dark	38.500	124	The Car	2.7640	30000.	77	8944	No
438	GOM_NL__2PRFIN20031115_214805_00000452021_00373_08944_8800.N1	15-NOV-2003 21:48:05	Dark	45.000	41	Eps Car	1.8600	4100.0	90	8944	No
439	GOM_NL__2PRFIN20031115_214955_00000572021_00373_08944_8801.N1	15-NOV-2003 21:49:55	Dark	57.000	70	Zet Pup	2.2460	39000.	114	8944	No
440	GOM_NL__2PRFIN20031115_215335_00000612021_00373_08944_8802.N1	15-NOV-2003 21:53:35	Dark	61.000	2	Alp Car	-0.73600	7000.0	122	8944	No
441	GOM_NL__2PRFIN20031115_215539_00000832021_00373_08944_8803.N1	15-NOV-2003 21:55:39	Dark	82.500	88	31Eta CMa	2.4480	20000.	165	8944	No
442	GOM_NL__2PRFIN20031115_215756_00000842021_00373_08944_8804.N1	15-NOV-2003 21:57:56	Dark	84.000	23	21Eps CMa	1.5020	26000.	168	8944	No
443	GOM_NL__2PRFIN20031115_220018_00000582021_00373_08944_8805.N1	15-NOV-2003 22:00:18	Dark	57.500	108	Alp Col	2.6520	15200.	115	8944	No
444	GOM_NL__2PRFIN20031115_220221_00000422021_00373_08944_8806.N1	15-NOV-2003 22:02:21	Straylight	41.500	157	The1Eri	2.9060	9300.0	83	8944	No
445	GOM_NL__2PRFIN20031115_220723_00000732021_00373_08944_8807.N1	15-NOV-2003 22:07:23	Straylight	73.000	101	11Alp Lep	2.5820	7000.0	146	8944	No
446	GOM_NL__2PRFIN20031115_220942_00000552021_00373_08944_8808.N1	15-NOV-2003 22:09:42	Straylight	54.500	165	34Gam Eri	2.9500	3200.0	109	8944	No
447	GOM_NL__2PRFIN20031115_221218_00000882021_00373_08944_8809.N1	15-NOV-2003 22:12:18	Twi_and_stray	87.500	7	19Bet Ori	0.10000	14000.	175	8944	No
448	GOM_NL__2PRFIN20031115_221514_00000522021_00373_08944_8810.N1	15-NOV-2003 22:15:14	Twi_and_stray	51.500	94	92Alp Cet	2.5260	3100.0	103	8944	No
449	GOM_NL__2PRFIN20031115_222004_00000402021_00373_08944_8811.N1	15-NOV-2003 22:20:04	Bright	39.500	105	6Bet Ari	2.6450	8900.0	79	8944	No
450	GOM_NL__2PRFIN20031115_222220_00000452021_00373_08944_8812.N1	15-NOV-2003 22:22:20	Bright	45.000	146	25Eta Tau	2.8730	15200.	90	8944	No
451	GOM_NL__2PRFIN20031115_222405_00000382021_00373_08944_8813.N1	15-NOV-2003 22:24:05	Bright	38.000	173	4Bet Tri	3.0040	8900.0	76	8944	No
452	GOM_NL__2PRFIN20031115_222918_00000422021_00373_08944_8814.N1	15-NOV-2003 22:29:18	Bright	41.500	35	33Alp Per	1.7950	6250.0	83	8944	No
453	GOM_NL__2PRFIN20031115_223109_00000392021_00373_08944_8815.N1	15-NOV-2003 22:31:09	Bright	39.000	110	37Del Cas	2.6780	8900.0	78	8944	No
454	GOM_NL__2PRFIN20031115_223300_00000562021_00373_08944_8816.N1	15-NOV-2003 22:33:00	Bright	56.000	6	13Alp Aur	0.080000	3400.0	112	8944	No
455	GOM_NL__2PRFIN20031115_223603_00000622021_00373_08944_8817.N1	15-NOV-2003 22:36:03	Bright	62.000	42	34Bet Aur	1.9000	10200.	124	8944	No

456	GOM_NL__2PRFIN20031115_223922_000000352021_00373_08944_8818.N1	15-NOV-2003 22:39:22	Bright	35.000	49	1Alp UMi	1.9900	6300.0	70	8944	No
457	GOM_NL__2PRFIN20031115_224344_000000392021_00373_08944_8819.N1	15-NOV-2003 22:43:44	Bright	38.500	60	7Bet UMi	2.0810	3950.0	77	8944	No
458	GOM_NL__2PRFIN20031115_224536_000000392021_00373_08944_8820.N1	15-NOV-2003 22:45:36	Bright	39.000	119	14Eta Dra	2.7270	4700.0	78	8944	No
459	GOM_NL__2PRFIN20031115_224841_000000432021_00373_08944_8821.N1	15-NOV-2003 22:48:41	Bright	43.000	82	48Bet UMa	2.3650	10600.	86	8944	No
460	GOM_NL__2PRFIN20031115_225100_000000372021_00373_08944_8822.N1	15-NOV-2003 22:51:00	Bright	36.500	39	85Eta UMa	1.8540	24000.	73	8944	No
461	GOM_NL__2PRFIN20031115_225244_000000462021_00373_08944_8823.N1	15-NOV-2003 22:52:44	Bright	46.000	174	52Psi UMa	3.0040	4400.0	92	8944	No
462	GOM_NL__2PRFIN20031115_225429_000000362021_00373_08944_8824.N1	15-NOV-2003 22:54:29	Bright	36.000	152	12Alp2CVn	2.8900	11000.	72	8944	No
463	GOM_NL__2PRFIN20031115_225907_000000362021_00373_08944_8825.N1	15-NOV-2003 22:59:07	Bright	35.500	3	16Alp Boo	-0.050000	4250.0	71	8944	No
464	GOM_NL__2PRFIN20031115_230119_000000602021_00373_08944_8826.N1	15-NOV-2003 23:01:19	Bright	60.000	96	68Del Leo	2.5600	9300.0	120	8944	No
465	GOM_NL__2PRFIN20031115_230303_000000932021_00373_08944_8827.N1	15-NOV-2003 23:03:03	Twilight	92.500	166	17Eps Leo	2.9800	6000.0	185	8944	No
466	GOM_NL__2PRFIN20031115_230601_000000402021_00373_08944_8828.N1	15-NOV-2003 23:06:01	Bright	39.500	121	29Gam Vir	2.7400	7200.0	79	8944	No
467	GOM_NL__2PRFIN20031115_230752_000000872021_00373_08944_8829.N1	15-NOV-2003 23:07:52	Twilight	87.000	22	32Alp Leo	1.3600	15200.	174	8944	No
468	GOM_NL__2PRFIN20031115_231105_000000472021_00373_08944_8830.N1	15-NOV-2003 23:11:05	Twilight	46.500	100	4Gam Crv	2.5800	13100.	93	8944	No
469	GOM_NL__2PRFIN20031115_231235_000000482021_00373_08944_8831.N1	15-NOV-2003 23:12:35	Twilight	47.500	171	2Eps Crv	3.0010	4250.0	95	8944	No
470	GOM_NL__2PRFIN20031115_231851_000000402021_00373_08944_8832.N1	15-NOV-2003 23:18:51	Dark	40.000	64	Gam Cen	2.2000	10600.	80	8944	No
471	GOM_NL__2PRFIN20031115_232108_000000462021_00373_08944_8833.N1	15-NOV-2003 23:21:08	Dark	46.000	26	Gam Cru	1.6240	2900.0	92	8944	No
472	GOM_NL__2PRFIN20031115_232245_000000442021_00373_08944_8834.N1	15-NOV-2003 23:22:45	Dark	43.500	12	Alp1Cru	0.77500	30000.	87	8944	No
473	GOM_NL__2PRFIN20031115_232449_000000382021_00374_08945_8799.N1	15-NOV-2003 23:24:49	Dark	37.500	124	The Car	2.7640	30000.	75	8945	No
474	GOM_NL__2PRFIN20031115_232842_000000482021_00374_08945_8800.N1	15-NOV-2003 23:28:42	Dark	48.000	41	Eps Car	1.8600	4100.0	96	8945	No
475	GOM_NL__2PRFIN20031115_233031_000000622021_00374_08945_8801.N1	15-NOV-2003 23:30:31	Dark	61.500	70	Zet Pup	2.2460	39000.	123	8945	No
476	GOM_NL__2PRFIN20031115_233412_000000532021_00374_08945_8802.N1	15-NOV-2003 23:34:12	Dark	52.500	2	Alp Car	-0.73600	7000.0	105	8945	No
477	GOM_NL__2PRFIN20031115_233617_000000822021_00374_08945_8803.N1	15-NOV-2003 23:36:17	Dark	82.000	88	31Eta CMa	2.4480	20000.	164	8945	No
478	GOM_NL__2PRFIN20031115_233833_000000862021_00374_08945_8804.N1	15-NOV-2003 23:38:33	Dark	86.000	23	21Eps CMa	1.5020	26000.	172	8945	No
479	GOM_NL__2PRFIN20031115_234055_000000562021_00374_08945_8805.N1	15-NOV-2003 23:40:55	Dark	55.500	108	Alp Col	2.6520	15200.	111	8945	No
480	GOM_NL__2PRFIN20031115_234258_000000392021_00374_08945_8806.N1	15-NOV-2003 23:42:58	Straylight	39.000	157	The1Eri	2.9060	9300.0	78	8945	No
481	GOM_NL__2PRFIN20031115_234756_000002012021_00374_08945_8807.N1	15-NOV-2003 23:47:56	Twilight	201.00	1	9Alp CMa	-1.4400	11000.	402	8945	No
482	GOM_NL__2PRFIN20031115_235300_000001082021_00374_08945_8808.N1	15-NOV-2003 23:53:00	Twilight	108.00	56	53Kap Ori	2.0650	30000.	216	8945	No

3. Quality information per product

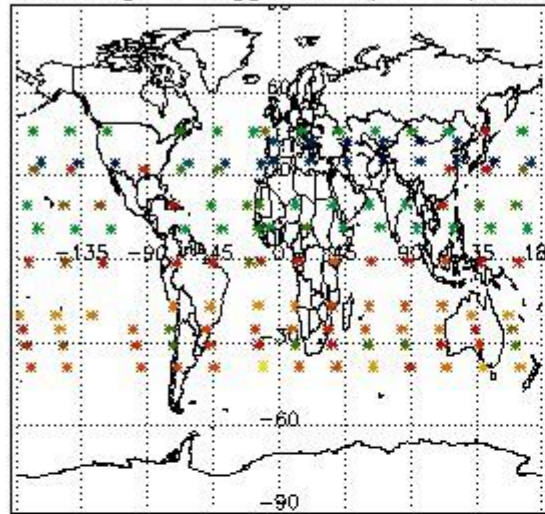
In this section it is plotted some information contained in the Quality Summary data set of the level 2 products. Only products in dark limb conditions and without errors (error flag in the MPH set to "0") are used.

3.1 Plot quality information per product (time dependant)

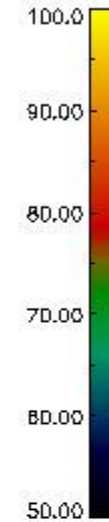
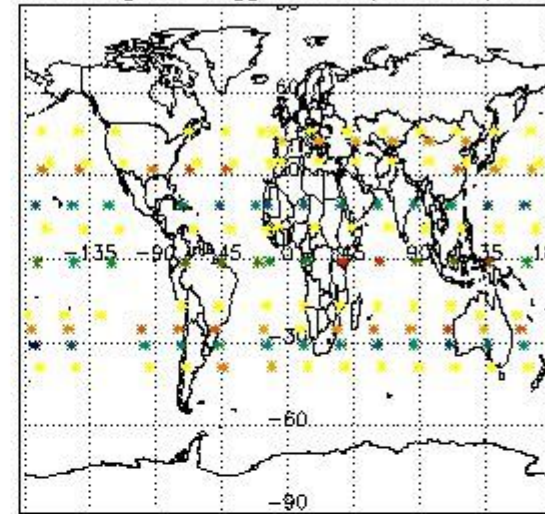


3.2 Plot quality information per product (world map)

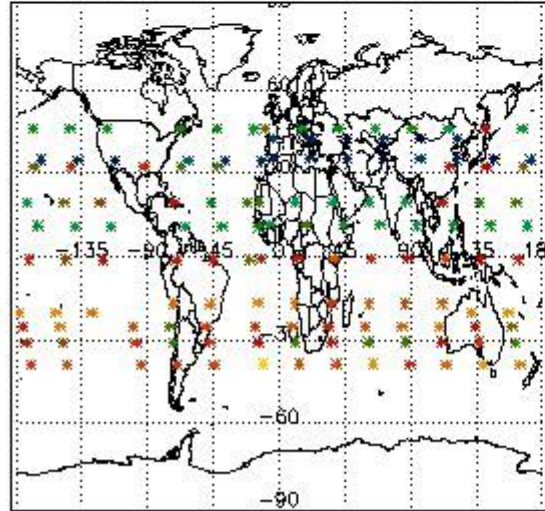
Percentage of flagged data per O3 profile



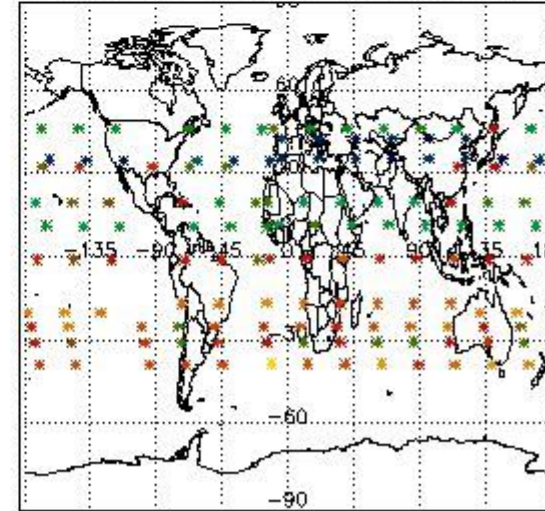
Percentage of flagged data per H2O profile



Percentage of flagged data per NO2 profile



Percentage of flagged data per NO3 profile

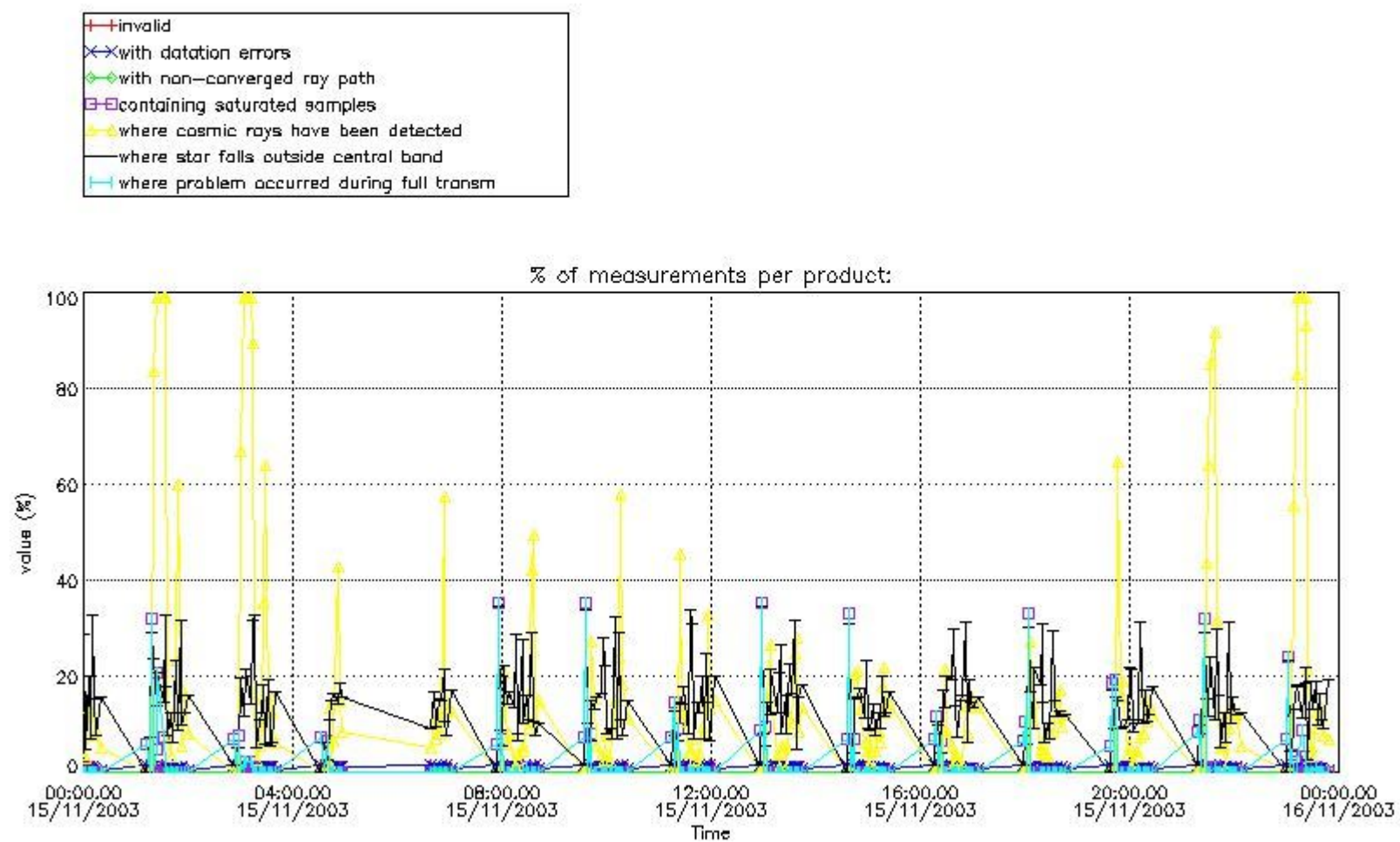


4. Level 1 quality information per product

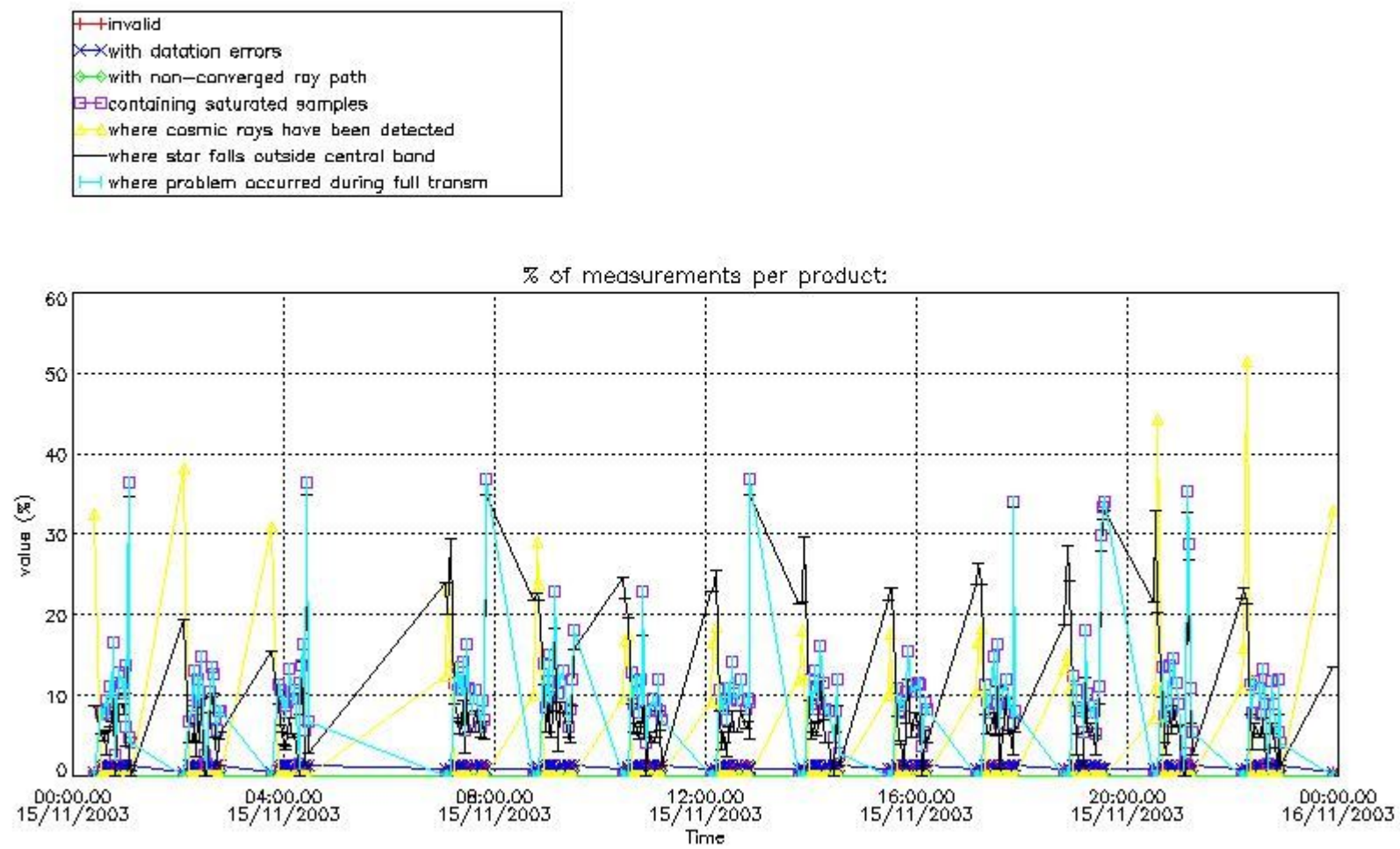
In this section it is plotted some information contained in the Quality Summary data set of the level 2 products that comes from the level 1b processing. Products without errors (error flag in the MPH set to "0") are used.

4.1 Plot quality information per product (time dependant) coming from level 1b processing

4.1.1 Plot level 1 quality information per product (time dependant): ENVISAT ASCENDING passes

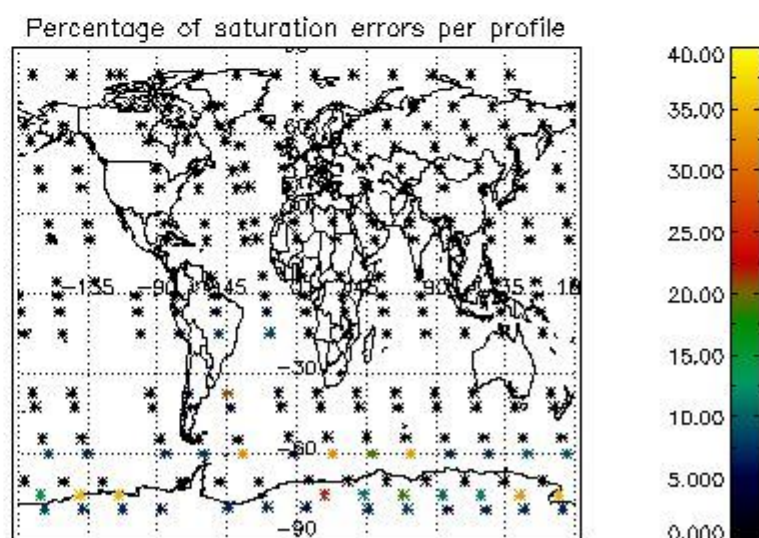
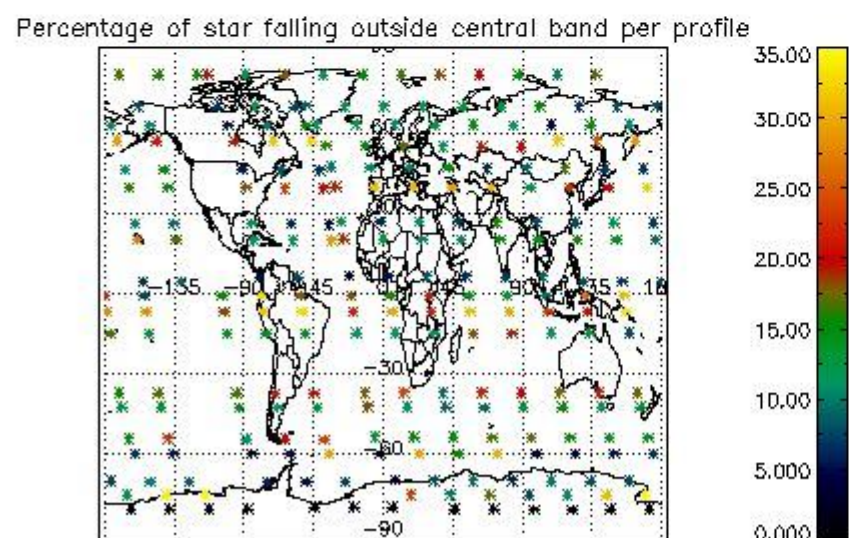
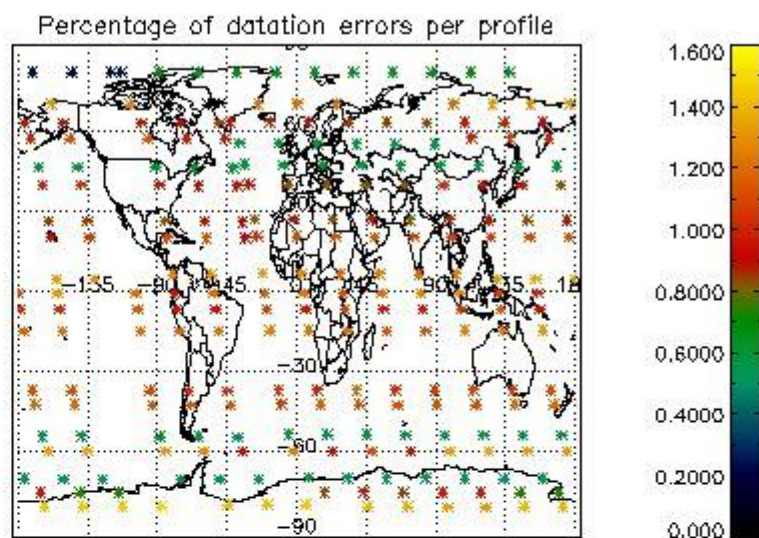
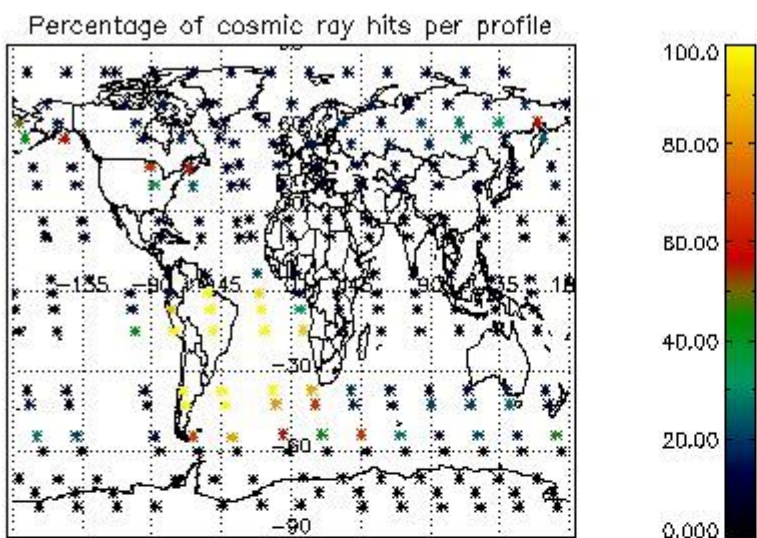


4.1.2 Plot level 1 quality information per product (time dependant): ENVISAT DESCENDING passes



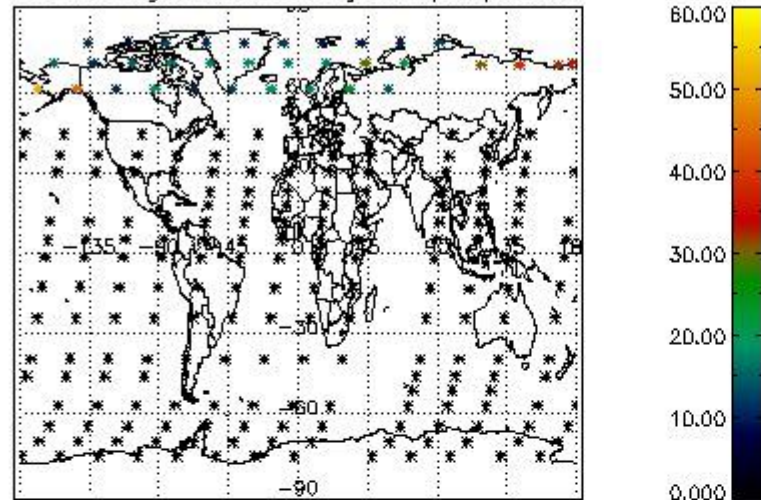
4.2 Plot quality information per product coming from level 1b processing (world map)

4.2.1 Plot level 1 quality information per product (world map): ENVISAT ASCENDING passes

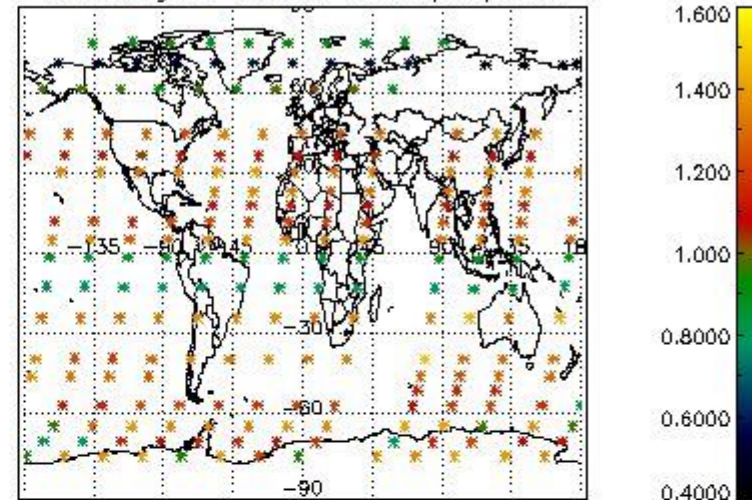


4.2.2 Plot level 1 quality information per product (world map): ENVISAT DESCENDING passes

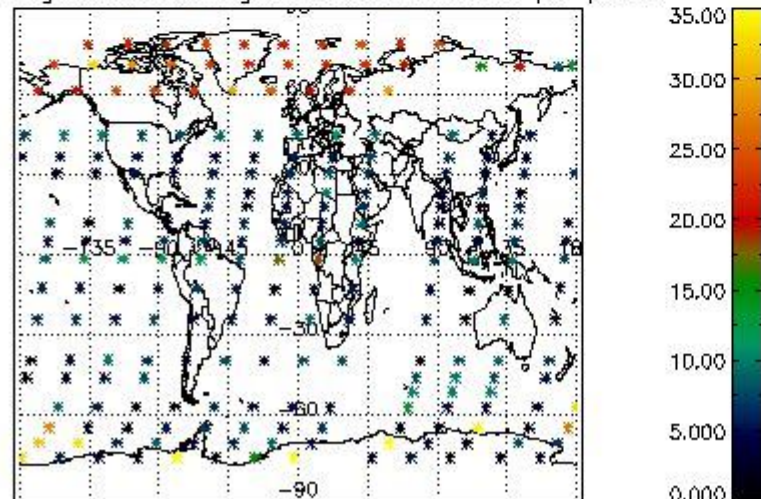
Percentage of cosmic ray hits per profile



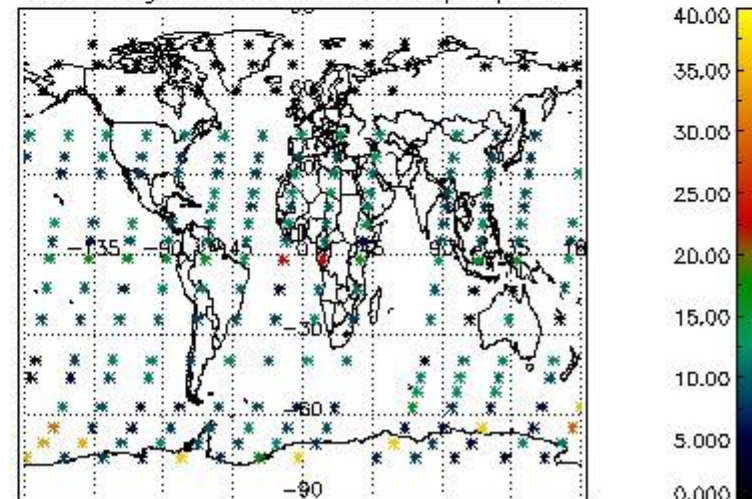
Percentage of datation errors per profile



Percentage of star falling outside central band per profile



Percentage of saturation errors per profile



5. Trace gas profiles

5.1 Ozone statistics based on quality of products

The final quality of the products can be "measured" using the STD (Standard Deviation) attached to every point profile. This information is written to the parameter GOM_NL__2P/NL_LOCAL_SPECIES_DENSITY/o3_std of the level 2 products. The table below shows the statistics for given STD ranges.

The statistics are given with respect to the overall valid production:

- Products without fatal errors: GOM_NL__2P/MPH/PRODUCT_ERR=0
- Valid point profile: GOM_NL__2P/NL_LOCAL_SPECIES_DENSITY/pcd(0)=0

The 'Criteria' is applied to valid points of dark limb products:

- Products in dark limb illumination condition: GOM_NL__2P/NL_SUMMARY_QUALITY/obs_ill_cond=0
- Products without fatal errors: GOM_NL__2P/MPH/PRODUCT_ERR=0
- Valid point profile: GOM_NL__2P/NL_LOCAL_SPECIES_DENSITY/pcd(0)=0

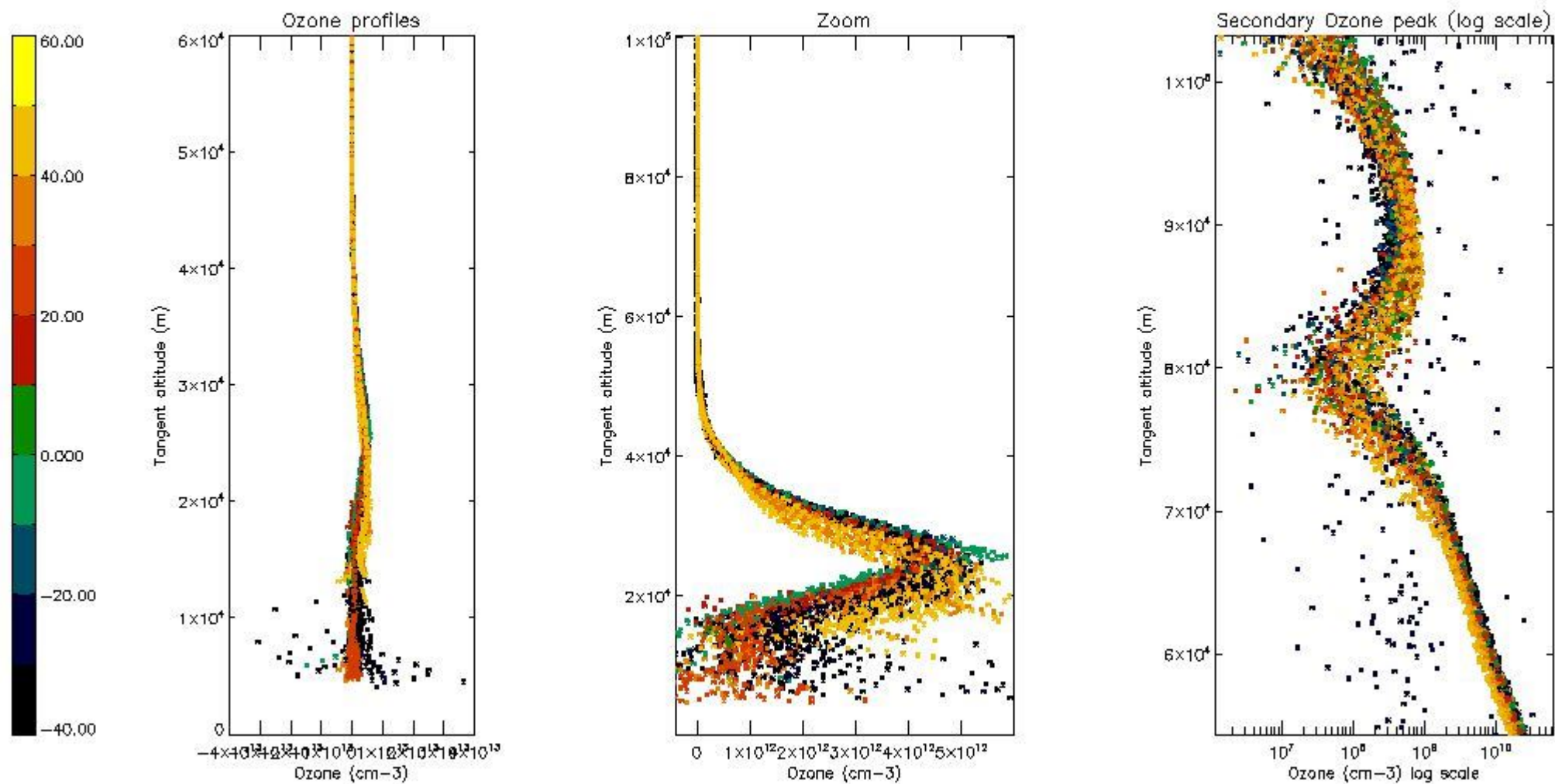
So, the table below shows the percentage of dark limb and valid observations for each criteria with respect to the overall valid daily observations.

Criteria	% of total production
All STD	29
STD < 20	19

STD < 10	17
STD < 5	14

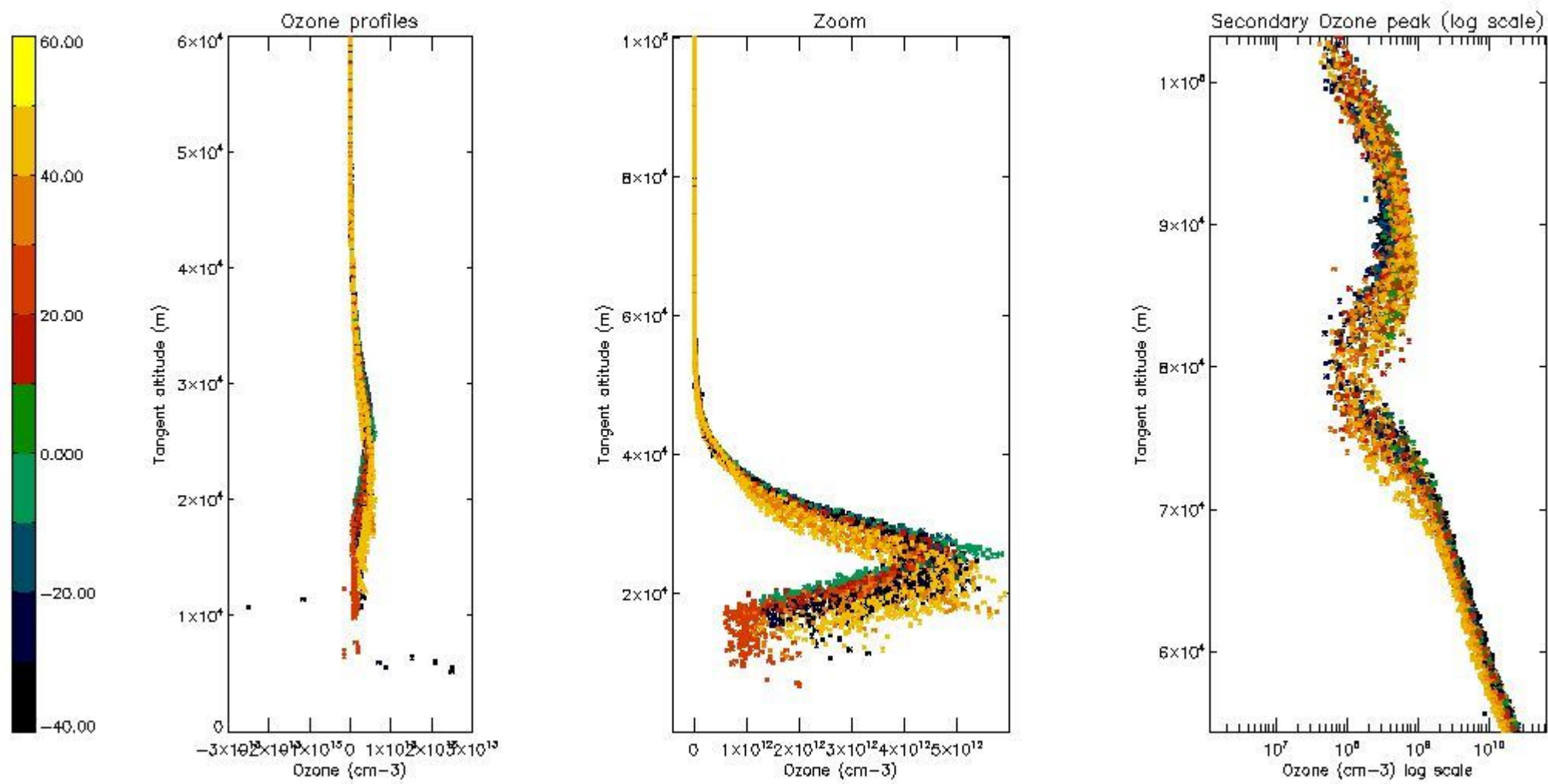
5.2 Plot ozone profiles for all STD (dark without errors)

The colorbar represents the latitude.



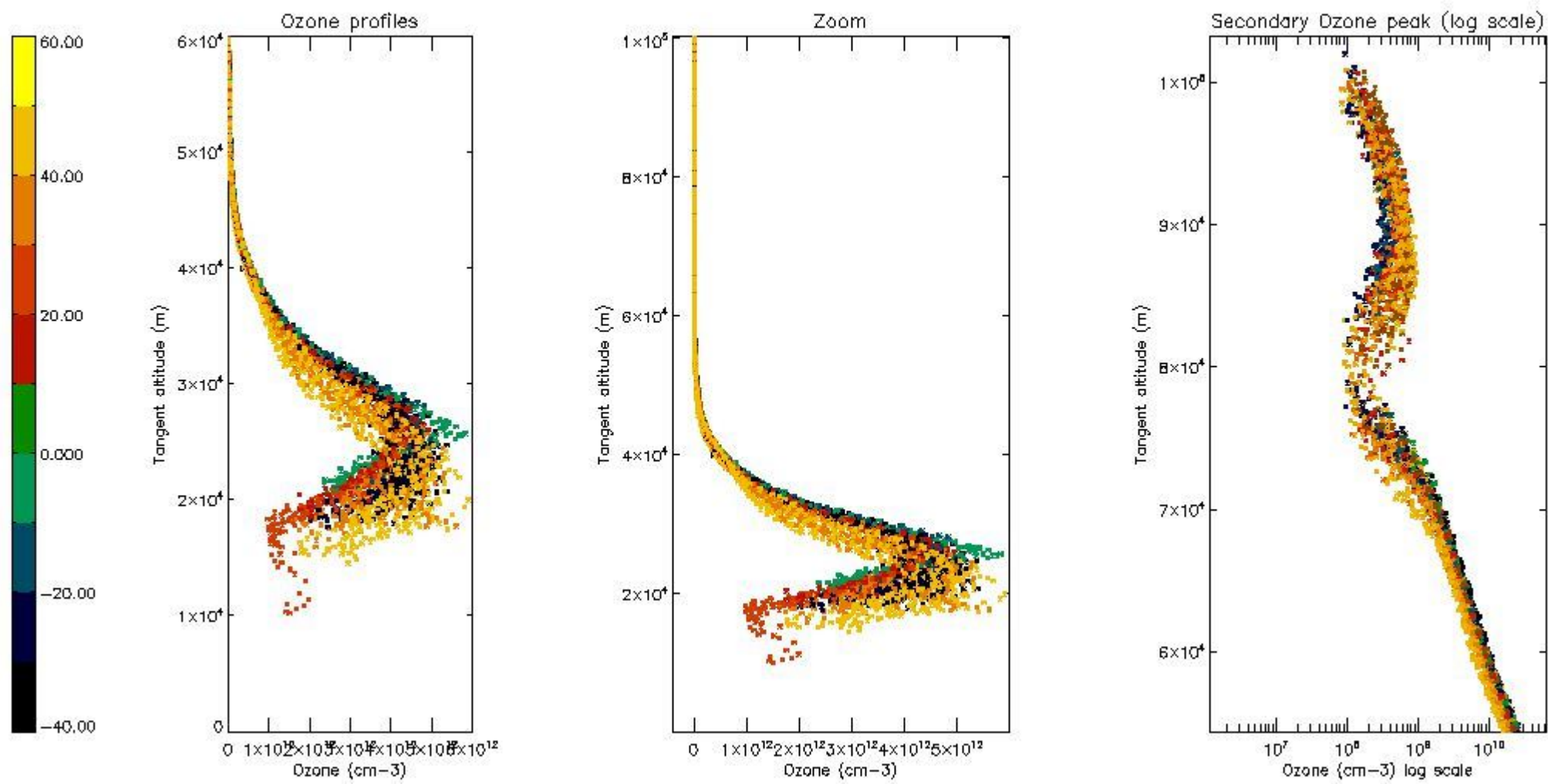
5.3 Plot ozone profiles where STD < 20% (dark without errors)

The colorbar represents the latitude.



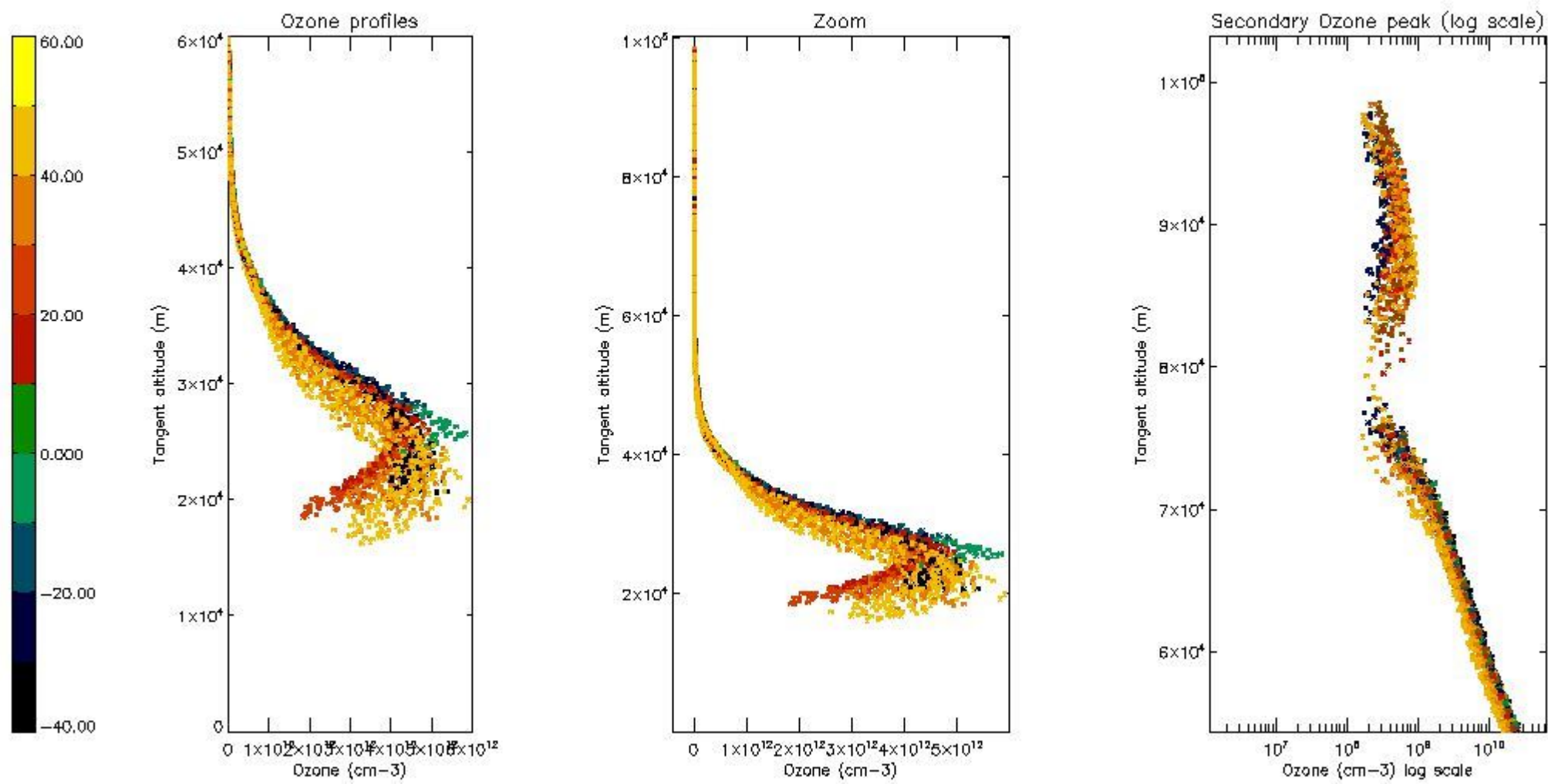
5.4 Plot ozone profiles where STD < 10% (dark without errors)

The colorbar represents the latitude.



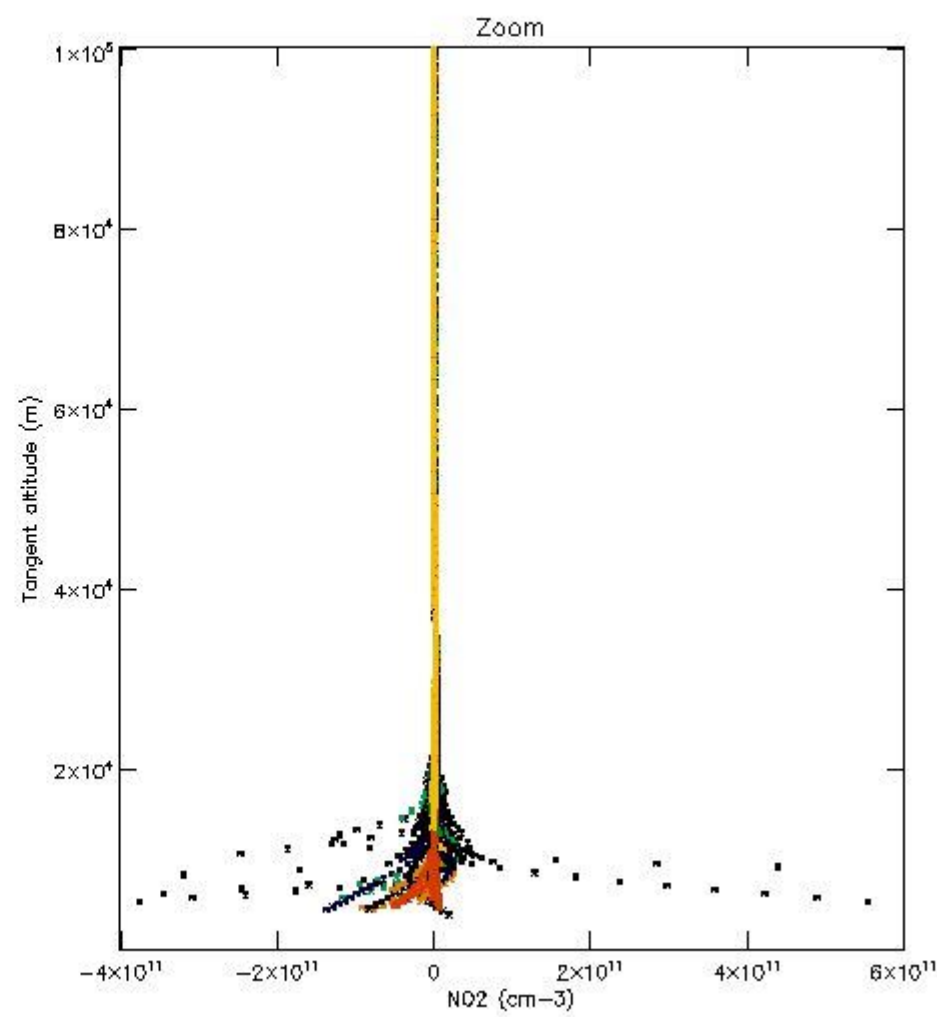
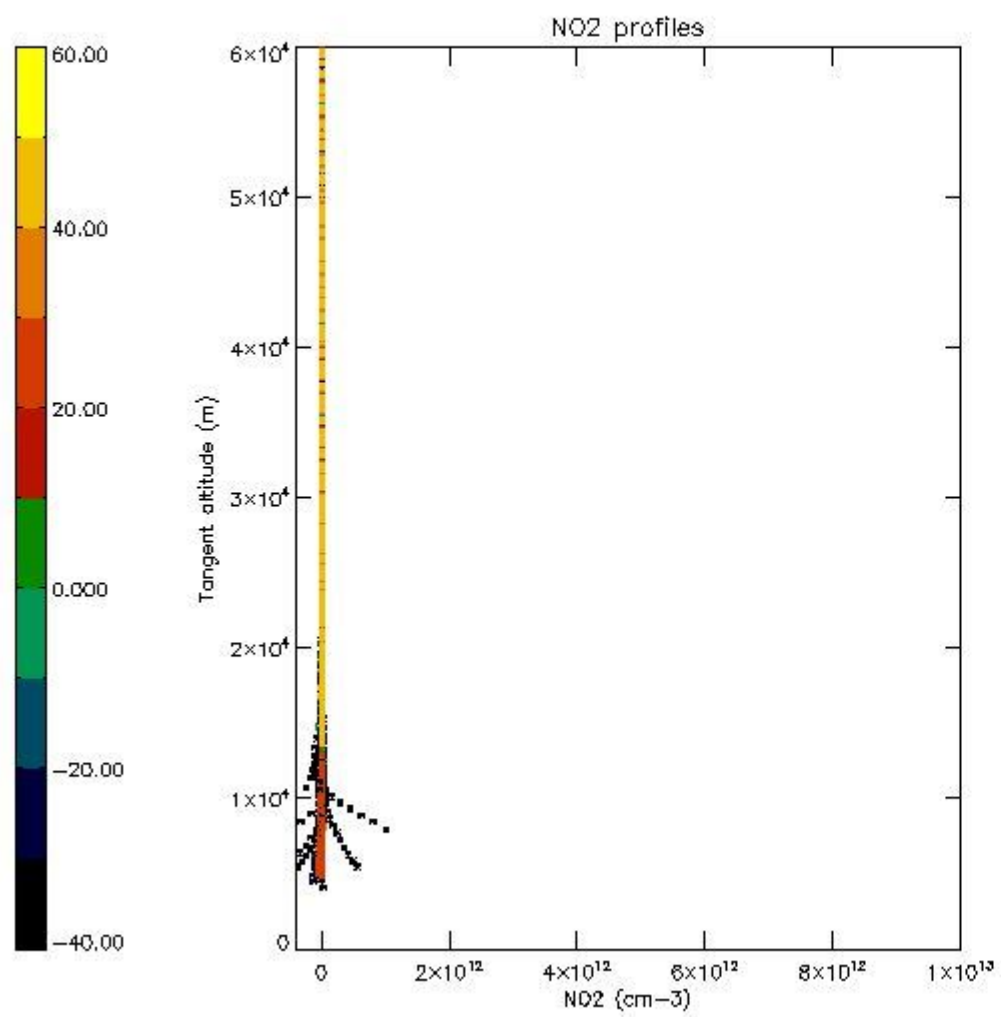
5.5 Plot ozone profiles where STD < 5% (dark without errors)

The colorbar represents the latitude.



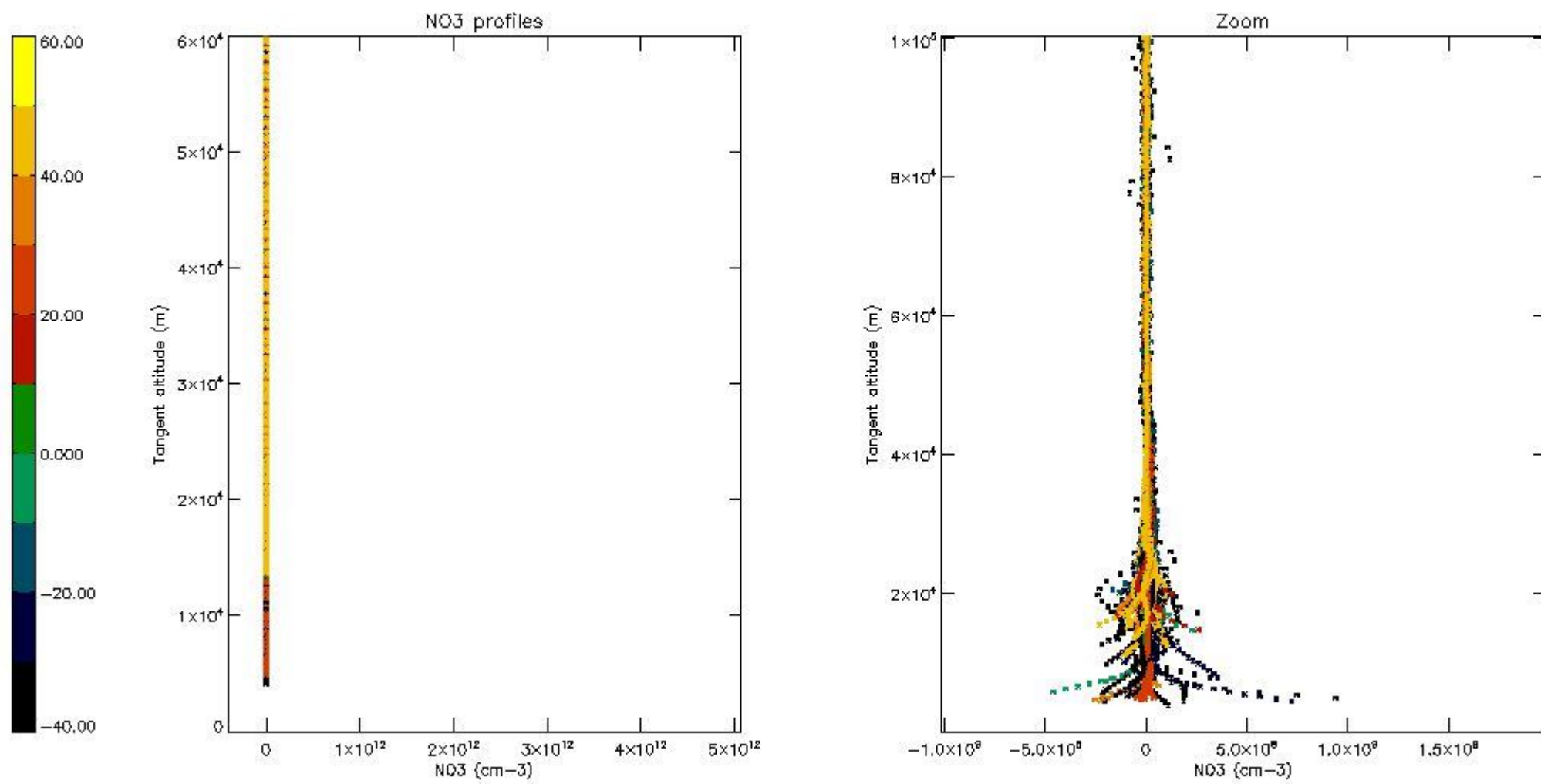
5.6 Plot NO₂ profiles for all STD (dark without errors)

The colorbar represents the latitude.



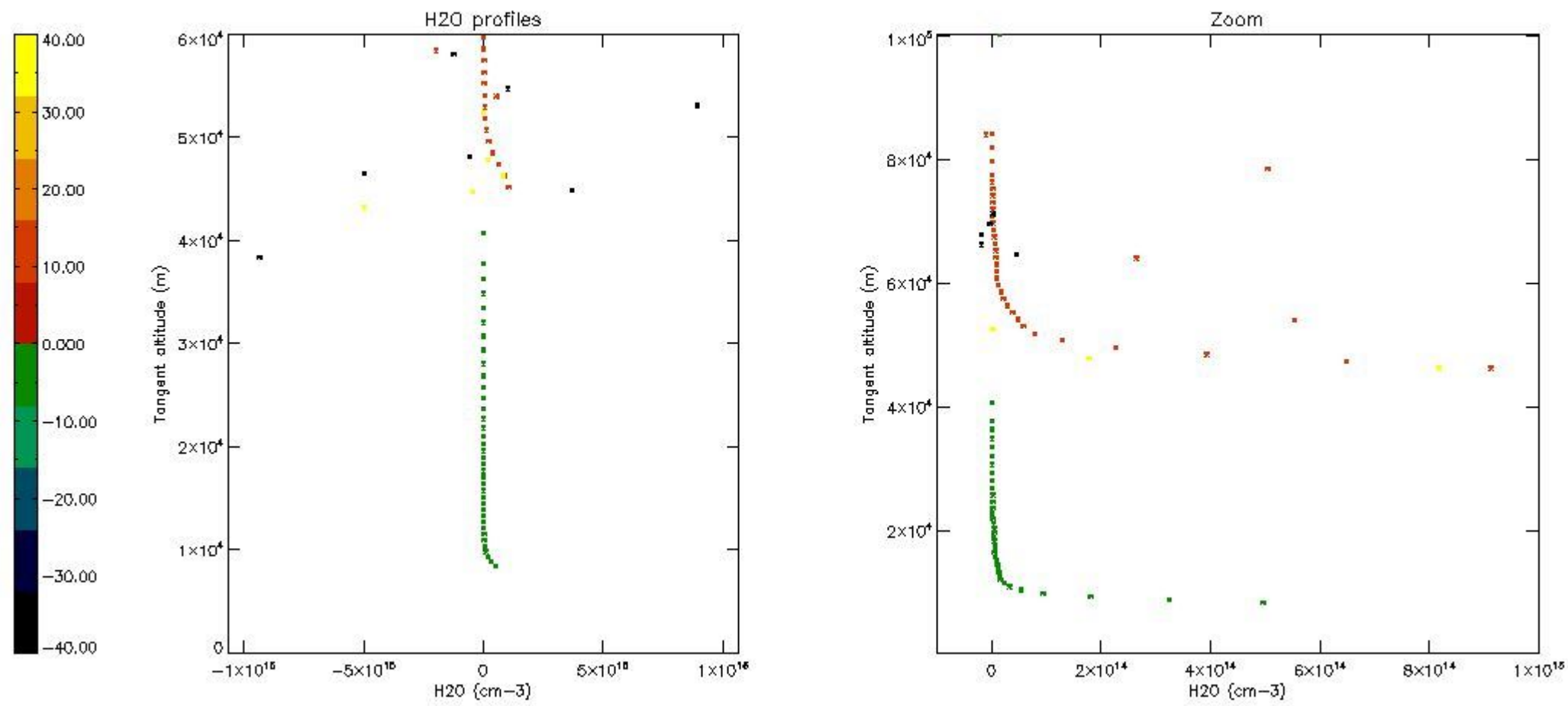
5.7 Plot NO3 profiles for all STD (dark without errors)

The colorbar represents the latitude.



5.8 Plot H2O profiles for all STD (only for occultations of stars 1,2,3,4,13,14,16,26,63 dark without errors)

The colorbar represents the latitude.



6. Auxiliary Data Files used for the production reported in section 2

The number reported in the third column indicates since which file (see list in section 2) the corresponding auxiliary file has been used. The fourth column is the date of those product files.

Type	Auxiliary Filename	Used since product	Used since product date
INST_PHYS_CHARACTERISTICS	GOM_INS_AXVIEC20091111_143220_20030716_120000_20500101_000000	1	15-NOV-2003 00:00:10
LEVEL-2_PROC_CONFIG	GOM_PR2_AXVIEC20091111_152718_20020301_000000_20500101_000000	1	15-NOV-2003 00:00:10
CROSS_SECTIONS_FILE	GOM_CRS_AXVIEC20091111_154832_20020301_000000_20500101_000000	1	15-NOV-2003 00:00:10

GOMOS Level 2 Daily Report

SUMMARY

[1. General Info](#)

[2. Summary of processed GOM_NL_2P products](#)

[3. Level 2 Quality information per product](#)

[3.1 Plot of level 2 quality information per product \(time dependant\)](#)

[3.2 Plot of level 2 quality information per product \(world map\)](#)

[4. Level 1 Quality information per product \(stored on level 2 products\)](#)

[4.1 Plot of level 1 quality information per product \(time dependant\)](#)

[4.1.1 Plot of level 1 quality information per product \(time dependant\): ASCENDING](#)

[4.1.2 Plot of level 1 quality information per product \(time dependant\): DESCENDING](#)

[4.2 Plot of level 1 quality information per product \(world map\)](#)

[4.2.1 Plot of level 1 quality information per product \(world map\): ASCENDING](#)

[4.2.2 Plot of level 1 quality information per product \(world map\): DESCENDING](#)

[5. Ozone profiles based on quality statistics and other trace gas profiles](#)

[5.1 Ozone statistics based on quality of products](#)

[5.2 Plot ozone profiles for all STD \(dark without errors\)](#)

[5.3 Plot ozone profiles where STD < 20% \(dark without errors\)](#)

[5.4. Plot ozone profiles where STD < 10% \(dark without errors\)](#)

[5.5. Plot ozone profiles where STD < 5% \(dark without errors\)](#)

[5.6 Plot NO2 profiles for all STD \(dark without errors\)](#)

[5.7 Plot NO3 profiles for all STD \(dark without errors\)](#)

[5.8 Plot H2O profiles \(only for occultations of stars 1,2,3,4,13,14,16,26,63 dark without errors\) for all STD](#)

[6. Auxiliary Data Files used for the production reported in section 2](#)

This report presents the daily analysis on parameters extracted from GOMOS level 2 data (GOM_NL__2P). It is intended to monitor some important parameters that will impact the quality of these products. A list of level 2 products (and content) that have arrived during the reporting day to the PCF is also given.

Item	Value
Time of report generation	20APR2013 00:03:47
Data source version	GOMOS/6.01
Start time of products	15-11-2003 (15NOV2003 00:00:00)
Stop time of products	16-11-2003 (16NOV2003 00:00:00)
Store outputs in DB	Yes
Nb of level 2 prods	482
Nb of prods with errors	0

2. Summary of processed GOM_NL__2P products.

Nr	Filename	UTC Start time	Limb	Duration	Star Id	Star Name	Star Mag	Star Temp	Nb Meas	Orbit	Prod. error
1	GOM_NL__2PRFIN20031115_000010_00000562021_00360_08931_4040.N1	15-NOV-2003 00:00:10	Dark	55.500	41	Eps Car	1.8600	4100.0	111	8931	No
2	GOM_NL__2PRFIN20031115_000151_00000552021_00360_08931_4041.N1	15-NOV-2003 00:01:51	Dark	55.000	70	Zet Pup	2.2460	39000.	110	8931	No
3	GOM_NL__2PRFIN20031115_000539_00000532021_00360_08931_4042.N1	15-NOV-2003 00:05:39	Dark	52.500	2	Alp Car	-0.73600	7000.0	105	8931	No
4	GOM_NL__2PRFIN20031115_000732_000000812021_00360_08931_4043.N1	15-NOV-2003 00:07:32	Dark	81.000	88	31Eta CMa	2.4480	20000.	162	8931	No
5	GOM_NL__2PRFIN20031115_001044_00000522021_00360_08931_4044.N1	15-NOV-2003 00:10:44	Dark	52.000	9	Alp Eri	0.45300	24000.	104	8931	No
6	GOM_NL__2PRFIN20031115_001223_00000602021_00360_08931_4045.N1	15-NOV-2003 00:12:23	Dark	59.500	108	Alp Col	2.6520	15200.	119	8931	No
7	GOM_NL__2PRFIN20031115_001431_00000402021_00360_08931_4046.N1	15-NOV-2003 00:14:31	Straylight	39.500	157	The1Eri	2.9060	9300.0	79	8931	No
8	GOM_NL__2PRFIN20031115_001930_000002122021_00360_08931_4047.N1	15-NOV-2003 00:19:30	Twilight	212.00	1	9Alp CMa	-1.4400	11000.	424	8931	No
9	GOM_NL__2PRFIN20031115_002448_000001082021_00360_08931_4048.N1	15-NOV-2003 00:24:48	Twilight	108.00	56	53Kap Ori	2.0650	30000.	216	8931	No
10	GOM_NL__2PRFIN20031115_003216_000000382021_00360_08931_4049.N1	15-NOV-2003 00:32:16	Bright	38.000	105	6Bet Ari	2.6450	8900.0	76	8931	No
11	GOM_NL__2PRFIN20031115_003440_000000462021_00360_08931_4050.N1	15-NOV-2003 00:34:40	Bright	45.500	146	25Eta Tau	2.8730	15200.	91	8931	No
12	GOM_NL__2PRFIN20031115_003619_000000372021_00360_08931_4051.N1	15-NOV-2003 00:36:19	Bright	36.500	173	4Bet Tri	3.0040	8900.0	73	8931	No
13	GOM_NL__2PRFIN20031115_003823_000000382021_00360_08931_4052.N1	15-NOV-2003 00:38:23	Bright	37.500	73	57Gam1And	2.2600	13100.	75	8931	No
14	GOM_NL__2PRFIN20031115_003952_000000442021_00360_08931_4053.N1	15-NOV-2003 00:39:52	Bright	44.000	149	45Eps Per	2.8880	30000.	88	8931	No
15	GOM_NL__2PRFIN20031115_004136_000000412021_00360_08931_4054.N1	15-NOV-2003 00:41:36	Bright	40.500	35	33Alp Per	1.7950	6250.0	81	8931	No
16	GOM_NL__2PRFIN20031115_004324_000000382021_00360_08931_4055.N1	15-NOV-2003 00:43:24	Bright	37.500	110	37Del Cas	2.6780	8900.0	75	8931	No
17	GOM_NL__2PRFIN20031115_004527_000000582021_00360_08931_4056.N1	15-NOV-2003 00:45:27	Bright	57.500	6	13Alp Aur	0.080000	3400.0	115	8931	No
18	GOM_NL__2PRFIN20031115_004835_000000582021_00360_08931_4057.N1	15-NOV-2003 00:48:35	Bright	58.000	42	34Bet Aur	1.9000	10200.	116	8931	No
19	GOM_NL__2PRFIN20031115_005136_000000392021_00360_08931_4058.N1	15-NOV-2003 00:51:36	Bright	39.000	49	1Alp UMi	1.9900	6300.0	78	8931	No
20	GOM_NL__2PRFIN20031115_005556_000000392021_00360_08931_4059.N1	15-NOV-2003 00:55:56	Bright	39.000	60	7Bet UMi	2.0810	3950.0	78	8931	No
21	GOM_NL__2PRFIN20031115_005746_000000392021_00360_08931_4060.N1	15-NOV-2003 00:57:46	Bright	39.000	119	14Eta Dra	2.7270	4700.0	78	8931	No
22	GOM_NL__2PRFIN20031115_005919_000000442021_00360_08931_4061.N1	15-NOV-2003 00:59:19	Bright	43.500	36	50Alp UMa	1.8000	6300.0	87	8931	No
23	GOM_NL__2PRFIN20031115_010057_000000412021_00360_08931_4062.N1	15-NOV-2003 01:00:57	Bright	41.000	82	48Bet UMa	2.3650	10600.	82	8931	No
24	GOM_NL__2PRFIN20031115_010313_000000522021_00360_08931_4063.N1	15-NOV-2003 01:03:13	Bright	52.000	39	85Eta UMa	1.8540	24000.	104	8931	No
25	GOM_NL__2PRFIN20031115_010459_000000412021_00360_08931_4064.N1	15-NOV-2003 01:04:59	Bright	41.000	174	52Psi UMa	3.0040	4400.0	82	8931	No
26	GOM_NL__2PRFIN20031115_010641_000000362021_00360_08931_4065.N1	15-NOV-2003 01:06:41	Bright	35.500	152	12Alp2CVn	2.8900	11000.	71	8931	No
27	GOM_NL__2PRFIN20031115_011144_000000352021_00360_08931_4066.N1	15-NOV-2003 01:11:44	Bright	34.500	111	8Eta Boo	2.6800	6000.0	69	8931	No
28	GOM_NL__2PRFIN20031115_011504_000000902021_00360_08931_4067.N1	15-NOV-2003 01:15:04	Bright	90.000	166	17Eps Leo	2.9800	6000.0	180	8931	No
29	GOM_NL__2PRFIN20031115_011811_000000532021_00360_08931_4068.N1	15-NOV-2003 01:18:11	Bright	53.000	121	29Gam Vir	2.7400	7200.0	106	8931	No
30	GOM_NL__2PRFIN20031115_011947_000000952021_00360_08931_4069.N1	15-NOV-2003 01:19:47	Twilight	95.000	22	32Alp Leo	1.3600	15200.	190	8931	No
31	GOM_NL__2PRFIN20031115_012313_000000442021_00360_08931_4070.N1	15-NOV-2003 01:23:13	Twilight	44.000	100	4Gam Crv	2.5800	13100.	88	8931	No
32	GOM_NL__2PRFIN20031115_012443_000000482021_00360_08931_4071.N1	15-NOV-2003 01:24:43	Twilight	48.000	171	2Eps Crv	3.0010	4250.0	96	8931	No
33	GOM_NL__2PRFIN20031115_013101_000000422021_00360_08931_4072.N1	15-NOV-2003 01:31:01	Dark	41.500	64	Gam Cen	2.2000	10600.	83	8931	No
34	GOM_NL__2PRFIN20031115_013319_000000522021_00360_08931_4073.N1	15-NOV-2003 01:33:19	Dark	52.000	26	Gam Cru	1.6240	2900.0	104	8931	No
35	GOM_NL__2PRFIN20031115_013457_000000422021_00360_08931_4074.N1	15-NOV-2003 01:34:57	Dark	42.000	12	Alp1Cru	0.77500	30000.	84	8931	No
36	GOM_NL__2PRFIN20031115_013657_000000392021_00361_08932_8782.N1	15-NOV-2003 01:36:57	Dark	38.500	124	The Car	2.7640	30000.	77	8932	No
37	GOM_NL__2PRFIN20031115_014047_000000452021_00361_08932_8783.N1	15-NOV-2003 01:40:47	Dark	45.000	41	Eps Car	1.8600	4100.0	90	8932	No
38	GOM_NL__2PRFIN20031115_014229_000000572021_00361_08932_8784.N1	15-NOV-2003 01:42:29	Dark	56.500	70	Zet Pup	2.2460	39000.	113	8932	No
39	GOM_NL__2PRFIN20031115_014615_000000562021_00361_08932_8785.N1	15-NOV-2003 01:46:15	Dark	56.000	2	Alp Car	-0.73600	7000.0	112	8932	No
40	GOM_NL__2PRFIN20031115_014810_000000812021_00361_08932_8786.N1	15-NOV-2003 01:48:10	Dark	81.000	88	31Eta CMa	2.4480	20000.	162	8932	No
41	GOM_NL__2PRFIN20031115_015120_000000522021_00361_08932_8787.N1	15-NOV-2003 01:51:20	Dark	52.000	9	Alp Eri	0.45300	24000.	104	8932	No
42	GOM_NL__2PRFIN20031115_015259_000000562021_00361_08932_8788.N1	15-NOV-2003 01:52:59	Dark	55.500	108	Alp Col	2.6520	15200.	111	8932	No

43	GOM_NL__2PRFIN20031115_015507_000000412021_00361_08932_8789.N1	15-NOV-2003 01:55:07	Straylight	41.000	157	The1Eri	2.9060	9300.0	82	8932	No
44	GOM_NL__2PRFIN20031115_020006_000002122021_00361_08932_8790.N1	15-NOV-2003 02:00:06	Twilight	212.00	1	9Alp CMa	-1.4400	11000.	424	8932	No
45	GOM_NL__2PRFIN20031115_020523_000001232021_00361_08932_8791.N1	15-NOV-2003 02:05:23	Twilight	123.00	56	53Kap Ori	2.0650	30000.	246	8932	No
46	GOM_NL__2PRFIN20031115_021254_000000372021_00361_08932_8792.N1	15-NOV-2003 02:12:54	Bright	36.500	105	6Bet Ari	2.6450	8900.0	73	8932	No
47	GOM_NL__2PRFIN20031115_021516_000000462021_00361_08932_8793.N1	15-NOV-2003 02:15:16	Bright	45.500	146	25Eta Tau	2.8730	15200.	91	8932	No
48	GOM_NL__2PRFIN20031115_021655_000000372021_00361_08932_8794.N1	15-NOV-2003 02:16:55	Bright	37.000	173	4Bet Tri	3.0040	8900.0	74	8932	No
49	GOM_NL__2PRFIN20031115_021859_000000392021_00361_08932_8795.N1	15-NOV-2003 02:18:59	Bright	38.500	73	57Gam1And	2.2600	13100.	77	8932	No
50	GOM_NL__2PRFIN20031115_022028_000000442021_00361_08932_8796.N1	15-NOV-2003 02:20:28	Bright	43.500	149	45Eps Per	2.8880	30000.	87	8932	No
51	GOM_NL__2PRFIN20031115_022212_000000422021_00361_08932_8797.N1	15-NOV-2003 02:22:12	Bright	41.500	35	33Alp Per	1.7950	6250.0	83	8932	No
52	GOM_NL__2PRFIN20031115_022400_000000372021_00361_08932_8798.N1	15-NOV-2003 02:24:00	Bright	37.000	110	37Del Cas	2.6780	8900.0	74	8932	No
53	GOM_NL__2PRFIN20031115_022602_000000572021_00361_08932_8799.N1	15-NOV-2003 02:26:02	Bright	57.000	6	13Alp Aur	0.080000	3400.0	114	8932	No
54	GOM_NL__2PRFIN20031115_022909_000000592021_00361_08932_8800.N1	15-NOV-2003 02:29:09	Bright	58.500	42	34Bet Aur	1.9000	10200.	117	8932	No
55	GOM_NL__2PRFIN20031115_023212_000000352021_00361_08932_8801.N1	15-NOV-2003 02:32:12	Bright	34.500	49	1Alp UMi	1.9900	6300.0	69	8932	No
56	GOM_NL__2PRFIN20031115_023632_000000392021_00361_08932_8802.N1	15-NOV-2003 02:36:32	Bright	38.500	60	7Bet UMi	2.0810	3950.0	77	8932	No
57	GOM_NL__2PRFIN20031115_023822_000000412021_00361_08932_8803.N1	15-NOV-2003 02:38:22	Bright	40.500	119	14Eta Dra	2.7270	4700.0	81	8932	No
58	GOM_NL__2PRFIN20031115_023955_000000442021_00361_08932_8804.N1	15-NOV-2003 02:39:55	Bright	43.500	36	50Alp UMa	1.8000	6300.0	87	8932	No
59	GOM_NL__2PRFIN20031115_024133_000000422021_00361_08932_8805.N1	15-NOV-2003 02:41:33	Bright	42.000	82	48Bet UMa	2.3650	10600.	84	8932	No
60	GOM_NL__2PRFIN20031115_024348_000000362021_00361_08932_8806.N1	15-NOV-2003 02:43:48	Bright	35.500	39	85Eta UMa	1.8540	24000.	71	8932	No
61	GOM_NL__2PRFIN20031115_024534_000000442021_00361_08932_8807.N1	15-NOV-2003 02:45:34	Bright	43.500	174	52Psi UMa	3.0040	4400.0	87	8932	No
62	GOM_NL__2PRFIN20031115_024717_000000372021_00361_08932_8808.N1	15-NOV-2003 02:47:17	Bright	37.000	152	12Alp2CVn	2.8900	11000.	74	8932	No
63	GOM_NL__2PRFIN20031115_025219_000000362021_00361_08932_8809.N1	15-NOV-2003 02:52:19	Bright	35.500	111	8Eta Boo	2.6800	6000.0	71	8932	No
64	GOM_NL__2PRFIN20031115_025541_000000892021_00361_08932_8810.N1	15-NOV-2003 02:55:41	Bright	89.000	166	17Eps Leo	2.9800	6000.0	178	8932	No
65	GOM_NL__2PRFIN20031115_025847_000000392021_00361_08932_8811.N1	15-NOV-2003 02:58:47	Bright	39.000	121	29Gam Vir	2.7400	7200.0	78	8932	No
66	GOM_NL__2PRFIN20031115_030025_000000912021_00361_08932_8812.N1	15-NOV-2003 03:00:25	Twilight	91.000	22	32Alp Leo	1.3600	15200.	182	8932	No
67	GOM_NL__2PRFIN20031115_030348_000000442021_00361_08932_8813.N1	15-NOV-2003 03:03:48	Twilight	43.500	100	4Gam Crv	2.5800	13100.	87	8932	No
68	GOM_NL__2PRFIN20031115_030519_000000492021_00361_08932_8814.N1	15-NOV-2003 03:05:19	Twilight	49.000	171	2Eps Crv	3.0010	4250.0	98	8932	No
69	GOM_NL__2PRFIN20031115_031137_000000432021_00361_08932_8815.N1	15-NOV-2003 03:11:37	Dark	42.500	64	Gam Cen	2.2000	10600.	85	8932	No
70	GOM_NL__2PRFIN20031115_031355_000000522021_00361_08932_8816.N1	15-NOV-2003 03:13:55	Dark	52.000	26	Gam Cru	1.6240	2900.0	104	8932	No
71	GOM_NL__2PRFIN20031115_031532_000000522021_00361_08932_8817.N1	15-NOV-2003 03:15:32	Dark	52.000	12	Alp1Cru	0.77500	30000.	104	8932	No
72	GOM_NL__2PRFIN20031115_031732_000000402021_00362_08933_8782.N1	15-NOV-2003 03:17:32	Dark	39.500	124	The Car	2.7640	30000.	79	8933	No
73	GOM_NL__2PRFIN20031115_032123_000000462021_00362_08933_8783.N1	15-NOV-2003 03:21:23	Dark	45.500	41	Eps Car	1.8600	4100.0	91	8933	No
74	GOM_NL__2PRFIN20031115_032305_000000612021_00362_08933_8784.N1	15-NOV-2003 03:23:05	Dark	61.000	70	Zet Pup	2.2460	39000.	122	8933	No
75	GOM_NL__2PRFIN20031115_032652_000000532021_00362_08933_8785.N1	15-NOV-2003 03:26:52	Dark	52.500	2	Alp Car	-0.73600	7000.0	105	8933	No
76	GOM_NL__2PRFIN20031115_032847_000000802021_00362_08933_8786.N1	15-NOV-2003 03:28:47	Dark	79.500	88	31Eta CMa	2.4480	20000.	159	8933	No
77	GOM_NL__2PRFIN20031115_033156_000000442021_00362_08933_8787.N1	15-NOV-2003 03:31:56	Dark	44.000	9	Alp Eri	0.45300	24000.	88	8933	No
78	GOM_NL__2PRFIN20031115_033335_000000542021_00362_08933_8788.N1	15-NOV-2003 03:33:35	Dark	53.500	108	Alp Col	2.6520	15200.	107	8933	No
79	GOM_NL__2PRFIN20031115_033542_000000402021_00362_08933_8789.N1	15-NOV-2003 03:35:42	Straylight	40.000	157	The1Eri	2.9060	9300.0	80	8933	No
80	GOM_NL__2PRFIN20031115_034042_000002122021_00362_08933_8790.N1	15-NOV-2003 03:40:42	Twilight	212.00	1	9Alp CMa	-1.4400	11000.	424	8933	No
81	GOM_NL__2PRFIN20031115_034558_000001172021_00362_08933_8791.N1	15-NOV-2003 03:45:58	Twilight	116.50	56	53Kap Ori	2.0650	30000.	233	8933	No
82	GOM_NL__2PRFIN20031115_035328_000000402021_00362_08933_8792.N1	15-NOV-2003 03:53:28	Bright	39.500	105	6Bet Ari	2.6450	8900.0	79	8933	No
83	GOM_NL__2PRFIN20031115_035551_000000472021_00362_08933_8793.N1	15-NOV-2003 03:55:51	Bright	47.000	146	25Eta Tau	2.8730	15200.	94	8933	No
84	GOM_NL__2PRFIN20031115_035731_000000372021_00362_08933_8794.N1	15-NOV-2003 03:57:31	Bright	37.000	173	4Bet Tri	3.0040	8900.0	74	8933	No
85	GOM_NL__2PRFIN20031115_035934_000000382021_00362_08933_8795.N1	15-NOV-2003 03:59:34	Bright	38.000	73	57Gam1And	2.2600	13100.	76	8933	No
86	GOM_NL__2PRFIN20031115_040103_000000452021_00362_08933_8796.N1	15-NOV-2003 04:01:03	Bright	44.500	149	45Eps Per	2.8880	30000.	89	8933	No
87	GOM_NL__2PRFIN20031115_040248_000000402021_00362_08933_8797.N1	15-NOV-2003 04:02:48	Bright	40.000	35	33Alp Per	1.7950	6250.0	80	8933	No
88	GOM_NL__2PRFIN20031115_040435_000000382021_00362_08933_8798.N1	15-NOV-2003 04:04:35	Bright	38.000	110	37Del Cas	2.6780	8900.0	76	8933	No
89	GOM_NL__2PRFIN20031115_040637_000000562021_00362_08933_8799.N1	15-NOV-2003 04:06:37	Bright	56.000	6	13Alp Aur	0.080000	3400.0	112	8933	No
90	GOM_NL__2PRFIN20031115_040944_000000632021_00362_08933_8800.N1	15-NOV-2003 04:09:44	Bright	63.000	42	34Bet Aur	1.9000	10200.	126	8933	No
91	GOM_NL__2PRFIN20031115_041248_000000382021_00362_08933_8801.N1	15-NOV-2003 04:12:48	Bright	37.500	49	1Alp UMi	1.9900	6300.0	75	8933	No
92	GOM_NL__2PRFIN20031115_041708_000000342021_00362_08933_8802.N1	15-NOV-2003 04:17:08	Bright	34.000	60	7Bet UMi	2.0810	3950.0	68	8933	No
93	GOM_NL__2PRFIN20031115_041858_000000392021_00362_08933_8803.N1	15-NOV-2003 04:18:58	Bright	39.000	119	14Eta Dra	2.7270	4700.0	78	8933	No
94	GOM_NL__2PRFIN20031115_042031_000000442021_00362_08933_8804.N1	15-NOV-2003 04:20:31	Bright	44.000	36	50Alp UMa	1.8000	6300.0	88	8933	No
95	GOM_NL__2PRFIN20031115_042209_000000462021_00362_08933_8805.N1	15-NOV-2003 04:22:09	Bright	46.000	82	48Bet UMa	2.3650	10600.	92	8933	No
96	GOM_NL__2PRFIN20031115_042424_000000362021_00362_08933_8806.N1	15-NOV-2003 04:24:24	Bright	35.500	39	85Eta UMa	1.8540	24000.	71	8933	No
97	GOM_NL__2PRFIN20031115_042610_000000632021_00362_08933_8807.N1	15-NOV-2003 04:26:10	Bright	63.000	174	52Psi UMa	3.0040	4400.0	126	8933	No
98	GOM_NL__2PRFIN20031115_042753_000000372021_00362_08933_8808.N1	15-NOV-2003 04:27:53	Bright	36.500	152	12Alp2CVn	2.8900	11000.	73	8933	No
99	GOM_NL__2PRFIN20031115_043256_000000352021_00362_08933_8809.N1	15-NOV-2003 04:32:56	Bright	35.000	111	8Eta Boo	2.6800	6000.0	70	8933	No
100	GOM_NL__2PRFIN20031115_043618_000000912021_00362_08933_8810.N1	15-NOV-2003 04:36:18	Bright	90.500	166	17Eps Leo	2.9800	6000.0	181	8933	No
101	GOM_NL__2PRFIN20031115_043924_000000382021_00362_08933_8811.N1	15-NOV-2003 04:39:24	Bright	38.000	121	29Gam Vir	2.7400	7200.0	76	8933	No

102	GOM_NL__2PRFIN20031115_044102_000000822021_00362_08933_8812.N1	15-NOV-2003 04:41:02	Twilight	81.500	22	32Alp Leo	1.3600	15200.	163	8933	No
103	GOM_NL__2PRFIN20031115_044425_000000442021_00362_08933_8813.N1	15-NOV-2003 04:44:25	Twilight	44.000	100	4Gam Crv	2.5800	13100.	88	8933	No
104	GOM_NL__2PRFIN20031115_044556_000000462021_00362_08933_8814.N1	15-NOV-2003 04:45:56	Twilight	45.500	171	2Eps Crv	3.0010	4250.0	91	8933	No
105	GOM_NL__2PRFIN20031115_045213_000000422021_00362_08933_8815.N1	15-NOV-2003 04:52:13	Dark	42.000	64	Gam Cen	2.2000	10600.	84	8933	No
106	GOM_NL__2PRFIN20031115_045431_000000442021_00362_08933_8816.N1	15-NOV-2003 04:54:31	Dark	43.500	26	Gam Cru	1.6240	2900.0	87	8933	No
107	GOM_NL__2PRFIN20031115_045609_000000422021_00362_08933_8817.N1	15-NOV-2003 04:56:09	Dark	41.500	12	Alp1Cru	0.77500	30000.	83	8933	No
108	GOM_NL__2PRFIN20031115_063815_000000392021_00364_08935_8783.N1	15-NOV-2003 06:38:15	Dark	38.500	112	Alp Mus	2.6880	26000.	77	8935	No
109	GOM_NL__2PRFIN20031115_064237_000000482021_00364_08935_8784.N1	15-NOV-2003 06:42:37	Dark	47.500	41	Eps Car	1.8600	4100.0	95	8935	No
110	GOM_NL__2PRFIN20031115_064420_000000592021_00364_08935_8785.N1	15-NOV-2003 06:44:20	Dark	58.500	70	Zet Pup	2.2460	39000.	117	8935	No
111	GOM_NL__2PRFIN20031115_064806_000000492021_00364_08935_8786.N1	15-NOV-2003 06:48:06	Dark	49.000	2	Alp Car	-0.73600	7000.0	98	8935	No
112	GOM_NL__2PRFIN20031115_065003_000000872021_00364_08935_8787.N1	15-NOV-2003 06:50:03	Dark	86.500	88	31Eta CMa	2.4480	20000.	173	8935	No
113	GOM_NL__2PRFIN20031115_065308_000000452021_00364_08935_8788.N1	15-NOV-2003 06:53:08	Dark	44.500	9	Alp Eri	0.45300	24000.	89	8935	No
114	GOM_NL__2PRFIN20031115_065449_000000562021_00364_08935_8789.N1	15-NOV-2003 06:54:49	Dark	56.000	108	Alp Col	2.6520	15200.	112	8935	No
115	GOM_NL__2PRFIN20031115_065656_000000392021_00364_08935_8790.N1	15-NOV-2003 06:56:56	Straylight	38.500	157	The1Eri	2.9060	9300.0	77	8935	No
116	GOM_NL__2PRFIN20031115_070158_000000792021_00364_08935_8791.N1	15-NOV-2003 07:01:58	Straylight	78.500	101	11Alp Lep	2.5820	7000.0	157	8935	No
117	GOM_NL__2PRFIN20031115_070418_000000572021_00364_08935_8792.N1	15-NOV-2003 07:04:18	Straylight	56.500	165	34Gam Eri	2.9500	3200.0	113	8935	No
118	GOM_NL__2PRFIN20031115_070659_000000852021_00364_08935_8793.N1	15-NOV-2003 07:06:59	Twilight	84.500	7	19Bet Ori	0.10000	14000.	169	8935	No
119	GOM_NL__2PRFIN20031115_070954_000000562021_00364_08935_8794.N1	15-NOV-2003 07:09:54	Twilight	56.000	94	92Alp Cet	2.5260	3100.0	112	8935	No
120	GOM_NL__2PRFIN20031115_071441_000000392021_00364_08935_8795.N1	15-NOV-2003 07:14:41	Bright	39.000	105	6Bet Ari	2.6450	8900.0	78	8935	No
121	GOM_NL__2PRFIN20031115_071701_000000482021_00364_08935_8796.N1	15-NOV-2003 07:17:01	Bright	48.000	146	25Eta Tau	2.8730	15200.	96	8935	No
122	GOM_NL__2PRFIN20031115_071843_000000382021_00364_08935_8797.N1	15-NOV-2003 07:18:43	Bright	37.500	173	4Bet Tri	3.0040	8900.0	75	8935	No
123	GOM_NL__2PRFIN20031115_072046_000000392021_00364_08935_8798.N1	15-NOV-2003 07:20:46	Bright	38.500	73	57Gam1And	2.2600	13100.	77	8935	No
124	GOM_NL__2PRFIN20031115_072213_000000462021_00364_08935_8799.N1	15-NOV-2003 07:22:13	Bright	46.000	149	45Eps Per	2.8880	30000.	92	8935	No
125	GOM_NL__2PRFIN20031115_072358_000000432021_00364_08935_8800.N1	15-NOV-2003 07:23:58	Bright	42.500	35	33Alp Per	1.7950	6250.0	85	8935	No
126	GOM_NL__2PRFIN20031115_072548_000000362021_00364_08935_8801.N1	15-NOV-2003 07:25:48	Bright	35.500	110	37Del Cas	2.6780	8900.0	71	8935	No
127	GOM_NL__2PRFIN20031115_072746_000000582021_00364_08935_8802.N1	15-NOV-2003 07:27:46	Bright	58.000	6	13Alp Aur	0.080000	3400.0	116	8935	No
128	GOM_NL__2PRFIN20031115_073053_000000652021_00364_08935_8803.N1	15-NOV-2003 07:30:53	Bright	64.500	42	34Bet Aur	1.9000	10200.	129	8935	No
129	GOM_NL__2PRFIN20031115_073401_000000372021_00364_08935_8804.N1	15-NOV-2003 07:34:01	Bright	36.500	49	1Alp UMi	1.9900	6300.0	73	8935	No
130	GOM_NL__2PRFIN20031115_073821_000000382021_00364_08935_8805.N1	15-NOV-2003 07:38:21	Bright	37.500	60	7Bet UMi	2.0810	3950.0	75	8935	No
131	GOM_NL__2PRFIN20031115_074321_000000422021_00364_08935_8806.N1	15-NOV-2003 07:43:21	Bright	41.500	82	48Bet UMa	2.3650	10600.	83	8935	No
132	GOM_NL__2PRFIN20031115_074537_000000372021_00364_08935_8807.N1	15-NOV-2003 07:45:37	Bright	37.000	39	85Eta UMa	1.8540	24000.	74	8935	No
133	GOM_NL__2PRFIN20031115_074722_000000432021_00364_08935_8808.N1	15-NOV-2003 07:47:22	Bright	43.000	174	52Psi UMa	3.0040	4400.0	86	8935	No
134	GOM_NL__2PRFIN20031115_074906_000000532021_00364_08935_8809.N1	15-NOV-2003 07:49:06	Bright	53.000	152	12Alp2CVn	2.8900	11000.	106	8935	No
135	GOM_NL__2PRFIN20031115_075343_000000342021_00364_08935_8810.N1	15-NOV-2003 07:53:43	Bright	34.000	3	16Alp Boo	-0.050000	4250.0	68	8935	No
136	GOM_NL__2PRFIN20031115_075554_000000682021_00364_08935_8811.N1	15-NOV-2003 07:55:54	Bright	68.000	96	68Del Leo	2.5600	9300.0	136	8935	No
137	GOM_NL__2PRFIN20031115_075732_000000942021_00364_08935_8812.N1	15-NOV-2003 07:57:32	Bright	93.500	166	17Eps Leo	2.9800	6000.0	187	8935	No
138	GOM_NL__2PRFIN20031115_080038_000000372021_00364_08935_8813.N1	15-NOV-2003 08:00:38	Bright	37.000	121	29Gam Vir	2.7400	7200.0	74	8935	No
139	GOM_NL__2PRFIN20031115_080217_000000942021_00364_08935_8814.N1	15-NOV-2003 08:02:17	Twilight	94.000	22	32Alp Leo	1.3600	15200.	188	8935	No
140	GOM_NL__2PRFIN20031115_080539_000000432021_00364_08935_8815.N1	15-NOV-2003 08:05:39	Twilight	42.500	100	4Gam Crv	2.5800	13100.	85	8935	No
141	GOM_NL__2PRFIN20031115_080709_000000452021_00364_08935_8816.N1	15-NOV-2003 08:07:09	Twilight	44.500	171	2Eps Crv	3.0010	4250.0	89	8935	No
142	GOM_NL__2PRFIN20031115_081326_000000412021_00364_08935_8817.N1	15-NOV-2003 08:13:26	Dark	41.000	64	Gam Cen	2.2000	10600.	82	8935	No
143	GOM_NL__2PRFIN20031115_081544_000000492021_00364_08935_8818.N1	15-NOV-2003 08:15:44	Dark	49.000	26	Gam Cru	1.6240	2900.0	98	8935	No
144	GOM_NL__2PRFIN20031115_081721_000000382021_00364_08935_8819.N1	15-NOV-2003 08:17:21	Dark	38.000	12	Alp1Cru	0.77500	30000.	76	8935	No
145	GOM_NL__2PRFIN20031115_081852_000000382021_00365_08936_8783.N1	15-NOV-2003 08:18:52	Dark	37.500	112	Alp Mus	2.6880	26000.	75	8936	No
146	GOM_NL__2PRFIN20031115_082313_000000542021_00365_08936_8784.N1	15-NOV-2003 08:23:13	Dark	54.000	41	Eps Car	1.8600	4100.0	108	8936	No
147	GOM_NL__2PRFIN20031115_082458_000000592021_00365_08936_8785.N1	15-NOV-2003 08:24:58	Dark	58.500	70	Zet Pup	2.2460	39000.	117	8936	No
148	GOM_NL__2PRFIN20031115_082843_000000502021_00365_08936_8786.N1	15-NOV-2003 08:28:43	Dark	50.000	2	Alp Car	-0.73600	7000.0	100	8936	No
149	GOM_NL__2PRFIN20031115_083040_000000832021_00365_08936_8787.N1	15-NOV-2003 08:30:40	Dark	83.000	88	31Eta CMa	2.4480	20000.	166	8936	No
150	GOM_NL__2PRFIN20031115_083344_000000502021_00365_08936_8788.N1	15-NOV-2003 08:33:44	Dark	50.000	9	Alp Eri	0.45300	24000.	100	8936	No
151	GOM_NL__2PRFIN20031115_083526_000000572021_00365_08936_8789.N1	15-NOV-2003 08:35:26	Dark	56.500	108	Alp Col	2.6520	15200.	113	8936	No
152	GOM_NL__2PRFIN20031115_083732_000000392021_00365_08936_8790.N1	15-NOV-2003 08:37:32	Straylight	38.500	157	The1Eri	2.9060	9300.0	77	8936	No
153	GOM_NL__2PRFIN20031115_084234_000000732021_00365_08936_8791.N1	15-NOV-2003 08:42:34	Straylight	73.000	101	11Alp Lep	2.5820	7000.0	146	8936	No
154	GOM_NL__2PRFIN20031115_084453_000000552021_00365_08936_8792.N1	15-NOV-2003 08:44:53	Straylight	55.000	165	34Gam Eri	2.9500	3200.0	110	8936	No
155	GOM_NL__2PRFIN20031115_084734_000000882021_00365_08936_8793.N1	15-NOV-2003 08:47:34	Twilight	88.000	7	19Bet Ori	0.10000	14000.	176	8936	No
156	GOM_NL__2PRFIN20031115_085029_000000512021_00365_08936_8794.N1	15-NOV-2003 08:50:29	Twilight	50.500	94	92Alp Cet	2.5260	3100.0	101	8936	No
157	GOM_NL__2PRFIN20031115_085517_000000402021_00365_08936_8795.N1	15-NOV-2003 08:55:17	Bright	39.500	105	6Bet Ari	2.6450	8900.0	79	8936	No
158	GOM_NL__2PRFIN20031115_085736_000000472021_00365_08936_8796.N1	15-NOV-2003 08:57:36	Bright	46.500	146	25Eta Tau	2.8730	15200.	93	8936	No
159	GOM_NL__2PRFIN20031115_085918_000000392021_00365_08936_8797.N1	15-NOV-2003 08:59:18	Bright	38.500	173	4Bet Tri	3.0040	8900.0	77	8936	No
160	GOM_NL__2PRFIN20031115_090122_000000402021_00365_08936_8798.N1	15-NOV-2003 09:01:22	Bright	40.000	73	57Gam1And	2.2600	13100.	80	8936	No

161	GOM_NL__2PRFIN20031115_090248_000000462021_00365_08936_8799.N1	15-NOV-2003 09:02:48	Bright	45.500	149	45Eps Per	2.8880	30000.	91	8936	No
162	GOM_NL__2PRFIN20031115_090433_000000422021_00365_08936_8800.N1	15-NOV-2003 09:04:33	Bright	41.500	35	33Alp Per	1.7950	6250.0	83	8936	No
163	GOM_NL__2PRFIN20031115_090624_000000382021_00365_08936_8801.N1	15-NOV-2003 09:06:24	Bright	37.500	110	37Del Cas	2.6780	8900.0	75	8936	No
164	GOM_NL__2PRFIN20031115_090821_000000632021_00365_08936_8802.N1	15-NOV-2003 09:08:21	Bright	63.000	6	13Alp Aur	0.080000	3400.0	126	8936	No
165	GOM_NL__2PRFIN20031115_091127_000000642021_00365_08936_8803.N1	15-NOV-2003 09:11:27	Bright	63.500	42	34Bet Aur	1.9000	10200.	127	8936	No
166	GOM_NL__2PRFIN20031115_091436_000000392021_00365_08936_8804.N1	15-NOV-2003 09:14:36	Bright	38.500	49	1Alp UMi	1.9900	6300.0	77	8936	No
167	GOM_NL__2PRFIN20031115_091857_000000392021_00365_08936_8805.N1	15-NOV-2003 09:18:57	Bright	38.500	60	7Bet UMi	2.0810	3950.0	77	8936	No
168	GOM_NL__2PRFIN20031115_092356_000000422021_00365_08936_8806.N1	15-NOV-2003 09:23:56	Bright	41.500	82	48Bet UMa	2.3650	10600.	83	8936	No
169	GOM_NL__2PRFIN20031115_092613_000000362021_00365_08936_8807.N1	15-NOV-2003 09:26:13	Bright	36.000	39	85Eta UMa	1.8540	24000.	72	8936	No
170	GOM_NL__2PRFIN20031115_092758_000000462021_00365_08936_8808.N1	15-NOV-2003 09:27:58	Bright	45.500	174	52Psi UMa	3.0040	4400.0	91	8936	No
171	GOM_NL__2PRFIN20031115_092942_000000422021_00365_08936_8809.N1	15-NOV-2003 09:29:42	Bright	41.500	152	12Alp2CVn	2.8900	11000.	83	8936	No
172	GOM_NL__2PRFIN20031115_093419_000000352021_00365_08936_8810.N1	15-NOV-2003 09:34:19	Bright	34.500	3	16Alp Boo	-0.050000	4250.0	69	8936	No
173	GOM_NL__2PRFIN20031115_093630_000000682021_00365_08936_8811.N1	15-NOV-2003 09:36:30	Bright	68.000	96	68Del Leo	2.5600	9300.0	136	8936	No
174	GOM_NL__2PRFIN20031115_093808_000000952021_00365_08936_8812.N1	15-NOV-2003 09:38:08	Bright	95.000	166	17Eps Leo	2.9800	6000.0	190	8936	No
175	GOM_NL__2PRFIN20031115_094114_000000382021_00365_08936_8813.N1	15-NOV-2003 09:41:14	Bright	37.500	121	29Gam Vir	2.7400	7200.0	75	8936	No
176	GOM_NL__2PRFIN20031115_094254_000000872021_00365_08936_8814.N1	15-NOV-2003 09:42:54	Twilight	86.500	22	32Alp Leo	1.3600	15200.	173	8936	No
177	GOM_NL__2PRFIN20031115_094615_000000432021_00365_08936_8815.N1	15-NOV-2003 09:46:15	Twilight	42.500	100	4Gam Crv	2.5800	13100.	85	8936	No
178	GOM_NL__2PRFIN20031115_094745_000000452021_00365_08936_8816.N1	15-NOV-2003 09:47:45	Twilight	44.500	171	2Eps Crv	3.0010	4250.0	89	8936	No
179	GOM_NL__2PRFIN20031115_095403_000000432021_00365_08936_8817.N1	15-NOV-2003 09:54:03	Dark	42.500	64	Gam Cen	2.2000	10600.	85	8936	No
180	GOM_NL__2PRFIN20031115_095620_000000482021_00365_08936_8818.N1	15-NOV-2003 09:56:20	Dark	48.000	26	Gam Cru	1.6240	2900.0	96	8936	No
181	GOM_NL__2PRFIN20031115_095757_000000452021_00365_08936_8819.N1	15-NOV-2003 09:57:57	Dark	45.000	12	Alp1Cru	0.77500	30000.	90	8936	No
182	GOM_NL__2PRFIN20031115_095928_000000382021_00366_08937_8783.N1	15-NOV-2003 09:59:28	Dark	38.000	112	Alp Mus	2.6880	26000.	76	8937	No
183	GOM_NL__2PRFIN20031115_100349_000000442021_00366_08937_8784.N1	15-NOV-2003 10:03:49	Dark	44.000	41	Eps Car	1.8600	4100.0	88	8937	No
184	GOM_NL__2PRFIN20031115_100534_000000572021_00366_08937_8785.N1	15-NOV-2003 10:05:34	Dark	57.000	70	Zet Pup	2.2460	39000.	114	8937	No
185	GOM_NL__2PRFIN20031115_100920_000000612021_00366_08937_8786.N1	15-NOV-2003 10:09:20	Dark	60.500	2	Alp Car	-0.73600	7000.0	121	8937	No
186	GOM_NL__2PRFIN20031115_101117_000000802021_00366_08937_8787.N1	15-NOV-2003 10:11:17	Dark	80.000	88	31Eta CMa	2.4480	20000.	160	8937	No
187	GOM_NL__2PRFIN20031115_101420_000000502021_00366_08937_8788.N1	15-NOV-2003 10:14:20	Dark	50.000	9	Alp Eri	0.45300	24000.	100	8937	No
188	GOM_NL__2PRFIN20031115_101602_000000562021_00366_08937_8789.N1	15-NOV-2003 10:16:02	Dark	55.500	108	Alp Col	2.6520	15200.	111	8937	No
189	GOM_NL__2PRFIN20031115_101808_000000392021_00366_08937_8790.N1	15-NOV-2003 10:18:08	Straylight	38.500	157	The1Eri	2.9060	9300.0	77	8937	No
190	GOM_NL__2PRFIN20031115_102310_000000772021_00366_08937_8791.N1	15-NOV-2003 10:23:10	Straylight	76.500	101	11Alp Lep	2.5820	7000.0	153	8937	No
191	GOM_NL__2PRFIN20031115_102530_000000572021_00366_08937_8792.N1	15-NOV-2003 10:25:30	Straylight	57.000	165	34Gam Eri	2.9500	3200.0	114	8937	No
192	GOM_NL__2PRFIN20031115_102810_000000872021_00366_08937_8793.N1	15-NOV-2003 10:28:10	Twilight	86.500	7	19Bet Ori	0.10000	14000.	173	8937	No
193	GOM_NL__2PRFIN20031115_103106_000000492021_00366_08937_8794.N1	15-NOV-2003 10:31:06	Twilight	48.500	94	92Alp Cet	2.5260	3100.0	97	8937	No
194	GOM_NL__2PRFIN20031115_103553_000000392021_00366_08937_8795.N1	15-NOV-2003 10:35:53	Bright	39.000	105	6Bet Ari	2.6450	8900.0	78	8937	No
195	GOM_NL__2PRFIN20031115_103813_000000452021_00366_08937_8796.N1	15-NOV-2003 10:38:13	Bright	45.000	146	25Eta Tau	2.8730	15200.	90	8937	No
196	GOM_NL__2PRFIN20031115_103954_000000382021_00366_08937_8797.N1	15-NOV-2003 10:39:54	Bright	38.000	173	4Bet Tri	3.0040	8900.0	76	8937	No
197	GOM_NL__2PRFIN20031115_104158_000000382021_00366_08937_8798.N1	15-NOV-2003 10:41:58	Bright	38.000	73	57Gam1And	2.2600	13100.	76	8937	No
198	GOM_NL__2PRFIN20031115_104324_000000442021_00366_08937_8799.N1	15-NOV-2003 10:43:24	Bright	44.000	149	45Eps Per	2.8880	30000.	88	8937	No
199	GOM_NL__2PRFIN20031115_104509_000000422021_00366_08937_8800.N1	15-NOV-2003 10:45:09	Bright	41.500	35	33Alp Per	1.7950	6250.0	83	8937	No
200	GOM_NL__2PRFIN20031115_104700_000000382021_00366_08937_8801.N1	15-NOV-2003 10:47:00	Bright	37.500	110	37Del Cas	2.6780	8900.0	75	8937	No
201	GOM_NL__2PRFIN20031115_104856_000000632021_00366_08937_8802.N1	15-NOV-2003 10:48:56	Bright	63.000	6	13Alp Aur	0.080000	3400.0	126	8937	No
202	GOM_NL__2PRFIN20031115_105202_000000592021_00366_08937_8803.N1	15-NOV-2003 10:52:02	Bright	59.000	42	34Bet Aur	1.9000	10200.	118	8937	No
203	GOM_NL__2PRFIN20031115_105513_000000372021_00366_08937_8804.N1	15-NOV-2003 10:55:13	Bright	37.000	49	1Alp UMi	1.9900	6300.0	74	8937	No
204	GOM_NL__2PRFIN20031115_105933_000000372021_00366_08937_8805.N1	15-NOV-2003 10:59:33	Bright	36.500	60	7Bet UMi	2.0810	3950.0	73	8937	No
205	GOM_NL__2PRFIN20031115_110432_000000432021_00366_08937_8806.N1	15-NOV-2003 11:04:32	Bright	42.500	82	48Bet UMa	2.3650	10600.	85	8937	No
206	GOM_NL__2PRFIN20031115_110649_000000382021_00366_08937_8807.N1	15-NOV-2003 11:06:49	Bright	37.500	39	85Eta UMa	1.8540	24000.	75	8937	No
207	GOM_NL__2PRFIN20031115_110834_000000442021_00366_08937_8808.N1	15-NOV-2003 11:08:34	Bright	43.500	174	52Psi UMa	3.0040	4400.0	87	8937	No
208	GOM_NL__2PRFIN20031115_111018_000000362021_00366_08937_8809.N1	15-NOV-2003 11:10:18	Bright	36.000	152	12Alp2CVn	2.8900	11000.	72	8937	No
209	GOM_NL__2PRFIN20031115_111456_000000352021_00366_08937_8810.N1	15-NOV-2003 11:14:56	Bright	34.500	3	16Alp Boo	-0.050000	4250.0	69	8937	No
210	GOM_NL__2PRFIN20031115_111706_000000522021_00366_08937_8811.N1	15-NOV-2003 11:17:06	Bright	51.500	96	68Del Leo	2.5600	9300.0	103	8937	No
211	GOM_NL__2PRFIN20031115_111845_000000932021_00366_08937_8812.N1	15-NOV-2003 11:18:45	Bright	93.000	166	17Eps Leo	2.9800	6000.0	186	8937	No
212	GOM_NL__2PRFIN20031115_112150_000000382021_00366_08937_8813.N1	15-NOV-2003 11:21:50	Bright	38.000	121	29Gam Vir	2.7400	7200.0	76	8937	No
213	GOM_NL__2PRFIN20031115_112331_000000862021_00366_08937_8814.N1	15-NOV-2003 11:23:31	Twilight	86.000	22	32Alp Leo	1.3600	15200.	172	8937	No
214	GOM_NL__2PRFIN20031115_112651_000000432021_00366_08937_8815.N1	15-NOV-2003 11:26:51	Twilight	42.500	100	4Gam Crv	2.5800	13100.	85	8937	No
215	GOM_NL__2PRFIN20031115_112822_000000452021_00366_08937_8816.N1	15-NOV-2003 11:28:22	Twilight	45.000	171	2Eps Crv	3.0010	4250.0	90	8937	No
216	GOM_NL__2PRFIN20031115_113439_000000382021_00366_08937_8817.N1	15-NOV-2003 11:34:39	Dark	38.000	64	Gam Cen	2.2000	10600.	76	8937	No
217	GOM_NL__2PRFIN20031115_113656_000000522021_00366_08937_8818.N1	15-NOV-2003 11:36:56	Dark	52.000	26	Gam Cru	1.6240	2900.0	104	8937	No
218	GOM_NL__2PRFIN20031115_113833_000000502021_00366_08937_8819.N1	15-NOV-2003 11:38:33	Dark	50.000	12	Alp1Cru	0.77500	30000.	100	8937	No
219	GOM_NL__2PRFIN20031115_114004_000000372021_00367_08938_8783.N1	15-NOV-2003 11:40:04	Dark	37.000	112	Alp Mus	2.6880	26000.	74	8938	No

220	GOM_NL__2PRFIN20031115_114426_00000452021_00367_08938_8784.N1	15-NOV-2003 11:44:26	Dark	45.000	41	Eps Car	1.8600	4100.0	90	8938	No
221	GOM_NL__2PRFIN20031115_114611_00000612021_00367_08938_8785.N1	15-NOV-2003 11:46:11	Dark	60.500	70	Zet Pup	2.2460	39000.	121	8938	No
222	GOM_NL__2PRFIN20031115_114956_00000532021_00367_08938_8786.N1	15-NOV-2003 11:49:56	Dark	52.500	2	Alp Car	-0.73600	7000.0	105	8938	No
223	GOM_NL__2PRFIN20031115_115155_00000802021_00367_08938_8787.N1	15-NOV-2003 11:51:55	Dark	79.500	88	31Eta CMa	2.4480	20000.	159	8938	No
224	GOM_NL__2PRFIN20031115_115456_00000472021_00367_08938_8788.N1	15-NOV-2003 11:54:56	Dark	46.500	9	Alp Eri	0.45300	24000.	93	8938	No
225	GOM_NL__2PRFIN20031115_115639_00000582021_00367_08938_8789.N1	15-NOV-2003 11:56:39	Dark	58.000	108	Alp Col	2.6520	15200.	116	8938	No
226	GOM_NL__2PRFIN20031115_115845_00000382021_00367_08938_8790.N1	15-NOV-2003 11:58:45	Straylight	38.000	157	The1Eri	2.9060	9300.0	76	8938	No
227	GOM_NL__2PRFIN20031115_120347_00000802021_00367_08938_8791.N1	15-NOV-2003 12:03:47	Straylight	80.000	101	11Alp Lep	2.5820	7000.0	160	8938	No
228	GOM_NL__2PRFIN20031115_120606_00000552021_00367_08938_8792.N1	15-NOV-2003 12:06:06	Straylight	54.500	165	34Gam Eri	2.9500	3200.0	109	8938	No
229	GOM_NL__2PRFIN20031115_120845_00000882021_00367_08938_8793.N1	15-NOV-2003 12:08:45	Twi_and_stray	87.500	7	19Bet Ori	0.10000	14000.	175	8938	No
230	GOM_NL__2PRFIN20031115_121142_00000512021_00367_08938_8794.N1	15-NOV-2003 12:11:42	Twi_and_stray	51.000	94	92Alp Cet	2.5260	3100.0	102	8938	No
231	GOM_NL__2PRFIN20031115_121630_00000382021_00367_08938_8795.N1	15-NOV-2003 12:16:30	Bright	37.500	105	6Bet Ari	2.6450	8900.0	75	8938	No
232	GOM_NL__2PRFIN20031115_121849_00000452021_00367_08938_8796.N1	15-NOV-2003 12:18:49	Bright	44.500	146	25Eta Tau	2.8730	15200.	89	8938	No
233	GOM_NL__2PRFIN20031115_122030_00000362021_00367_08938_8797.N1	15-NOV-2003 12:20:30	Bright	36.000	173	4Bet Tri	3.0040	8900.0	72	8938	No
234	GOM_NL__2PRFIN20031115_122234_00000372021_00367_08938_8798.N1	15-NOV-2003 12:22:34	Bright	37.000	73	57Gam1And	2.2600	13100.	74	8938	No
235	GOM_NL__2PRFIN20031115_122400_00000432021_00367_08938_8799.N1	15-NOV-2003 12:24:00	Bright	43.000	149	45Eps Per	2.8880	30000.	86	8938	No
236	GOM_NL__2PRFIN20031115_122545_00000412021_00367_08938_8800.N1	15-NOV-2003 12:25:45	Bright	41.000	35	33Alp Per	1.7950	6250.0	82	8938	No
237	GOM_NL__2PRFIN20031115_122737_00000372021_00367_08938_8801.N1	15-NOV-2003 12:27:37	Bright	36.500	110	37Del Cas	2.6780	8900.0	73	8938	No
238	GOM_NL__2PRFIN20031115_122931_00000572021_00367_08938_8802.N1	15-NOV-2003 12:29:31	Bright	56.500	6	13Alp Aur	0.080000	3400.0	113	8938	No
239	GOM_NL__2PRFIN20031115_123236_00000642021_00367_08938_8803.N1	15-NOV-2003 12:32:36	Bright	64.000	42	34Bet Aur	1.9000	10200.	128	8938	No
240	GOM_NL__2PRFIN20031115_123549_00000372021_00367_08938_8804.N1	15-NOV-2003 12:35:49	Bright	37.000	49	1Alp UMi	1.9900	6300.0	74	8938	No
241	GOM_NL__2PRFIN20031115_124009_00000382021_00367_08938_8805.N1	15-NOV-2003 12:40:09	Bright	37.500	60	7Bet UMi	2.0810	3950.0	75	8938	No
242	GOM_NL__2PRFIN20031115_124508_00000432021_00367_08938_8806.N1	15-NOV-2003 12:45:08	Bright	42.500	82	48Bet UMa	2.3650	10600.	85	8938	No
243	GOM_NL__2PRFIN20031115_124726_00000372021_00367_08938_8807.N1	15-NOV-2003 12:47:26	Bright	36.500	39	85Eta UMa	1.8540	24000.	73	8938	No
244	GOM_NL__2PRFIN20031115_124910_00000442021_00367_08938_8808.N1	15-NOV-2003 12:49:10	Bright	44.000	174	52Psi UMa	3.0040	4400.0	88	8938	No
245	GOM_NL__2PRFIN20031115_125055_00000532021_00367_08938_8809.N1	15-NOV-2003 12:50:55	Bright	53.000	152	12Alp2CVn	2.8900	11000.	106	8938	No
246	GOM_NL__2PRFIN20031115_125532_00000352021_00367_08938_8810.N1	15-NOV-2003 12:55:32	Bright	34.500	3	16Alp Boo	-0.050000	4250.0	69	8938	No
247	GOM_NL__2PRFIN20031115_125742_00000682021_00367_08938_8811.N1	15-NOV-2003 12:57:42	Bright	68.000	96	68Del Leo	2.5600	9300.0	136	8938	No
248	GOM_NL__2PRFIN20031115_125922_00000932021_00367_08938_8812.N1	15-NOV-2003 12:59:22	Bright	93.000	166	17Eps Leo	2.9800	6000.0	186	8938	No
249	GOM_NL__2PRFIN20031115_130226_00000382021_00367_08938_8813.N1	15-NOV-2003 13:02:26	Bright	37.500	121	29Gam Vir	2.7400	7200.0	75	8938	No
250	GOM_NL__2PRFIN20031115_130408_00000872021_00367_08938_8814.N1	15-NOV-2003 13:04:08	Twi_and_stray	86.500	22	32Alp Leo	1.3600	15200.	173	8938	No
251	GOM_NL__2PRFIN20031115_130728_00000422021_00367_08938_8815.N1	15-NOV-2003 13:07:28	Twi_and_stray	41.500	100	4Gam Crv	2.5800	13100.	83	8938	No
252	GOM_NL__2PRFIN20031115_130859_00000472021_00367_08938_8816.N1	15-NOV-2003 13:08:59	Twilight	47.000	171	2Eps Crv	3.0010	4250.0	94	8938	No
253	GOM_NL__2PRFIN20031115_131515_00000402021_00367_08938_8817.N1	15-NOV-2003 13:15:15	Dark	40.000	64	Gam Cen	2.2000	10600.	80	8938	No
254	GOM_NL__2PRFIN20031115_131732_00000442021_00367_08938_8818.N1	15-NOV-2003 13:17:32	Dark	43.500	26	Gam Cru	1.6240	2900.0	87	8938	No
255	GOM_NL__2PRFIN20031115_131910_00000472021_00367_08938_8819.N1	15-NOV-2003 13:19:10	Dark	47.000	12	Alp1Cru	0.77500	30000.	94	8938	No
256	GOM_NL__2PRFIN20031115_132040_00000382021_00368_08939_8784.N1	15-NOV-2003 13:20:40	Dark	38.000	112	Alp Mus	2.6880	26000.	76	8939	No
257	GOM_NL__2PRFIN20031115_132503_00000472021_00368_08939_8785.N1	15-NOV-2003 13:25:03	Dark	46.500	41	Eps Car	1.8600	4100.0	93	8939	No
258	GOM_NL__2PRFIN20031115_132649_00000572021_00368_08939_8786.N1	15-NOV-2003 13:26:49	Dark	57.000	70	Zet Pup	2.2460	39000.	114	8939	No
259	GOM_NL__2PRFIN20031115_133033_00000532021_00368_08939_8787.N1	15-NOV-2003 13:30:33	Dark	53.000	2	Alp Car	-0.73600	7000.0	106	8939	No
260	GOM_NL__2PRFIN20031115_133232_00000882021_00368_08939_8788.N1	15-NOV-2003 13:32:32	Dark	88.000	88	31Eta CMa	2.4480	20000.	176	8939	No
261	GOM_NL__2PRFIN20031115_133532_00000512021_00368_08939_8789.N1	15-NOV-2003 13:35:32	Dark	50.500	9	Alp Eri	0.45300	24000.	101	8939	No
262	GOM_NL__2PRFIN20031115_133716_00000522021_00368_08939_8790.N1	15-NOV-2003 13:37:16	Dark	52.000	108	Alp Col	2.6520	15200.	104	8939	No
263	GOM_NL__2PRFIN20031115_133921_00000422021_00368_08939_8791.N1	15-NOV-2003 13:39:21	Straylight	42.000	157	The1Eri	2.9060	9300.0	84	8939	No
264	GOM_NL__2PRFIN20031115_134423_00000792021_00368_08939_8792.N1	15-NOV-2003 13:44:23	Straylight	79.000	101	11Alp Lep	2.5820	7000.0	158	8939	No
265	GOM_NL__2PRFIN20031115_134642_00000542021_00368_08939_8793.N1	15-NOV-2003 13:46:42	Straylight	54.000	165	34Gam Eri	2.9500	3200.0	108	8939	No
266	GOM_NL__2PRFIN20031115_134921_00000862021_00368_08939_8794.N1	15-NOV-2003 13:49:21	Twi_and_stray	85.500	7	19Bet Ori	0.10000	14000.	171	8939	No
267	GOM_NL__2PRFIN20031115_135218_00000542021_00368_08939_8795.N1	15-NOV-2003 13:52:18	Twi_and_stray	54.000	94	92Alp Cet	2.5260	3100.0	108	8939	No
268	GOM_NL__2PRFIN20031115_135706_00000382021_00368_08939_8796.N1	15-NOV-2003 13:57:06	Bright	37.500	105	6Bet Ari	2.6450	8900.0	75	8939	No
269	GOM_NL__2PRFIN20031115_135924_00000452021_00368_08939_8797.N1	15-NOV-2003 13:59:24	Bright	44.500	146	25Eta Tau	2.8730	15200.	89	8939	No
270	GOM_NL__2PRFIN20031115_140106_00000362021_00368_08939_8798.N1	15-NOV-2003 14:01:06	Bright	36.000	173	4Bet Tri	3.0040	8900.0	72	8939	No
271	GOM_NL__2PRFIN20031115_140310_00000382021_00368_08939_8799.N1	15-NOV-2003 14:03:10	Bright	38.000	73	57Gam1And	2.2600	13100.	76	8939	No
272	GOM_NL__2PRFIN20031115_140435_00000462021_00368_08939_8800.N1	15-NOV-2003 14:04:35	Bright	45.500	149	45Eps Per	2.8880	30000.	91	8939	No
273	GOM_NL__2PRFIN20031115_140621_00000412021_00368_08939_8801.N1	15-NOV-2003 14:06:21	Bright	40.500	35	33Alp Per	1.7950	6250.0	81	8939	No
274	GOM_NL__2PRFIN20031115_140813_00000372021_00368_08939_8802.N1	15-NOV-2003 14:08:13	Bright	36.500	110	37Del Cas	2.6780	8900.0	73	8939	No
275	GOM_NL__2PRFIN20031115_141005_00000592021_00368_08939_8803.N1	15-NOV-2003 14:10:05	Bright	59.000	6	13Alp Aur	0.080000	3400.0	118	8939	No
276	GOM_NL__2PRFIN20031115_141310_00000652021_00368_08939_8804.N1	15-NOV-2003 14:13:10	Bright	64.500	42	34Bet Aur	1.9000	10200.	129	8939	No
277	GOM_NL__2PRFIN20031115_141624_00000372021_00368_08939_8805.N1	15-NOV-2003 14:16:24	Bright	36.500	49	1Alp UMi	1.9900	6300.0	73	8939	No
278	GOM_NL__2PRFIN20031115_142044_00000372021_00368_08939_8806.N1	15-NOV-2003 14:20:44	Bright	37.000	60	7Bet UMi	2.0810	3950.0	74	8939	No

279	GOM_NL__2PRFIN20031115_142543_000000412021_00368_08939_8807.N1	15-NOV-2003 14:25:43	Bright	41.000	82	48Bet UMa	2.3650	10600.	82	8939	No
280	GOM_NL__2PRFIN20031115_142801_000000372021_00368_08939_8808.N1	15-NOV-2003 14:28:01	Bright	37.000	39	85Eta UMa	1.8540	24000.	74	8939	No
281	GOM_NL__2PRFIN20031115_142945_000000462021_00368_08939_8809.N1	15-NOV-2003 14:29:45	Bright	46.000	174	52Psi UMa	3.0040	4400.0	92	8939	No
282	GOM_NL__2PRFIN20031115_143129_000000362021_00368_08939_8810.N1	15-NOV-2003 14:31:29	Bright	35.500	152	12Alp2CVn	2.8900	11000.	71	8939	No
283	GOM_NL__2PRFIN20031115_143607_000000362021_00368_08939_8811.N1	15-NOV-2003 14:36:07	Bright	35.500	3	16Alp Boo	-0.050000	4250.0	71	8939	No
284	GOM_NL__2PRFIN20031115_143817_000000682021_00368_08939_8812.N1	15-NOV-2003 14:38:17	Bright	68.000	96	68Del Leo	2.5600	9300.0	136	8939	No
285	GOM_NL__2PRFIN20031115_143958_000000952021_00368_08939_8813.N1	15-NOV-2003 14:39:58	Bright	94.500	166	17Eps Leo	2.9800	6000.0	189	8939	No
286	GOM_NL__2PRFIN20031115_144302_000000372021_00368_08939_8814.N1	15-NOV-2003 14:43:02	Bright	37.000	121	29Gam Vir	2.7400	7200.0	74	8939	No
287	GOM_NL__2PRFIN20031115_144445_000000882021_00368_08939_8815.N1	15-NOV-2003 14:44:45	Twi_and_stray	88.000	22	32Alp Leo	1.3600	15200.	176	8939	No
288	GOM_NL__2PRFIN20031115_144803_000000452021_00368_08939_8816.N1	15-NOV-2003 14:48:03	Twi_and_stray	45.000	100	4Gam Crv	2.5800	13100.	90	8939	No
289	GOM_NL__2PRFIN20031115_144935_000000462021_00368_08939_8817.N1	15-NOV-2003 14:49:35	Twilight	45.500	171	2Eps Crv	3.0010	4250.0	91	8939	No
290	GOM_NL__2PRFIN20031115_145551_000000402021_00368_08939_8818.N1	15-NOV-2003 14:55:51	Dark	39.500	64	Gam Cen	2.2000	10600.	79	8939	No
291	GOM_NL__2PRFIN20031115_145807_000000472021_00368_08939_8819.N1	15-NOV-2003 14:58:07	Dark	47.000	26	Gam Cru	1.6240	2900.0	94	8939	No
292	GOM_NL__2PRFIN20031115_145945_000000392021_00368_08939_8820.N1	15-NOV-2003 14:59:45	Dark	38.500	12	Alp1Cru	0.77500	30000.	77	8939	No
293	GOM_NL__2PRFIN20031115_150146_000000402021_00369_08940_8784.N1	15-NOV-2003 15:01:46	Dark	40.000	124	The Car	2.7640	30000.	80	8940	No
294	GOM_NL__2PRFIN20031115_150539_000000462021_00369_08940_8785.N1	15-NOV-2003 15:05:39	Dark	46.000	41	Eps Car	1.8600	4100.0	92	8940	No
295	GOM_NL__2PRFIN20031115_150725_000000582021_00369_08940_8786.N1	15-NOV-2003 15:07:25	Dark	58.000	70	Zet Pup	2.2460	39000.	116	8940	No
296	GOM_NL__2PRFIN20031115_151109_000000482021_00369_08940_8787.N1	15-NOV-2003 15:11:09	Dark	48.000	2	Alp Car	-0.73600	7000.0	96	8940	No
297	GOM_NL__2PRFIN20031115_151308_000000832021_00369_08940_8788.N1	15-NOV-2003 15:13:08	Dark	83.000	88	31Eta CMa	2.4480	20000.	166	8940	No
298	GOM_NL__2PRFIN20031115_151527_000000902021_00369_08940_8789.N1	15-NOV-2003 15:15:27	Dark	90.000	23	21Eps CMa	1.5020	26000.	180	8940	No
299	GOM_NL__2PRFIN20031115_151749_000000602021_00369_08940_8790.N1	15-NOV-2003 15:17:49	Dark	60.000	108	Alp Col	2.6520	15200.	120	8940	No
300	GOM_NL__2PRFIN20031115_151954_000000442021_00369_08940_8791.N1	15-NOV-2003 15:19:54	Straylight	44.000	157	The1Eri	2.9060	9300.0	88	8940	No
301	GOM_NL__2PRFIN20031115_152458_000000782021_00369_08940_8792.N1	15-NOV-2003 15:24:58	Straylight	77.500	101	11Alp Lep	2.5820	7000.0	155	8940	No
302	GOM_NL__2PRFIN20031115_152717_000000552021_00369_08940_8793.N1	15-NOV-2003 15:27:17	Straylight	55.000	165	34Gam Eri	2.9500	3200.0	110	8940	No
303	GOM_NL__2PRFIN20031115_152956_000000882021_00369_08940_8794.N1	15-NOV-2003 15:29:56	Twi_and_stray	87.500	7	19Bet Ori	0.10000	14000.	175	8940	No
304	GOM_NL__2PRFIN20031115_153252_000000522021_00369_08940_8795.N1	15-NOV-2003 15:32:52	Twi_and_stray	51.500	94	92Alp Cet	2.5260	3100.0	103	8940	No
305	GOM_NL__2PRFIN20031115_153739_000000412021_00369_08940_8796.N1	15-NOV-2003 15:37:39	Bright	41.000	105	6Bet Ari	2.6450	8900.0	82	8940	No
306	GOM_NL__2PRFIN20031115_153958_000000452021_00369_08940_8797.N1	15-NOV-2003 15:39:58	Bright	45.000	146	25Eta Tau	2.8730	15200.	90	8940	No
307	GOM_NL__2PRFIN20031115_154141_000000382021_00369_08940_8798.N1	15-NOV-2003 15:41:41	Bright	37.500	173	4Bet Tri	3.0040	8900.0	75	8940	No
308	GOM_NL__2PRFIN20031115_154655_000000412021_00369_08940_8799.N1	15-NOV-2003 15:46:55	Bright	40.500	35	33Alp Per	1.7950	6250.0	81	8940	No
309	GOM_NL__2PRFIN20031115_154847_000000392021_00369_08940_8800.N1	15-NOV-2003 15:48:47	Bright	38.500	110	37Del Cas	2.6780	8900.0	77	8940	No
310	GOM_NL__2PRFIN20031115_155040_000000582021_00369_08940_8801.N1	15-NOV-2003 15:50:40	Bright	58.000	6	13Alp Aur	0.080000	3400.0	116	8940	No
311	GOM_NL__2PRFIN20031115_155345_000000642021_00369_08940_8802.N1	15-NOV-2003 15:53:45	Bright	63.500	42	34Bet Aur	1.9000	10200.	127	8940	No
312	GOM_NL__2PRFIN20031115_155700_000000382021_00369_08940_8803.N1	15-NOV-2003 15:57:00	Bright	38.000	49	1Alp UMi	1.9900	6300.0	76	8940	No
313	GOM_NL__2PRFIN20031115_160120_000000392021_00369_08940_8804.N1	15-NOV-2003 16:01:20	Bright	39.000	60	7Bet UMi	2.0810	3950.0	78	8940	No
314	GOM_NL__2PRFIN20031115_160311_000000402021_00369_08940_8805.N1	15-NOV-2003 16:03:11	Bright	39.500	119	14Eta Dra	2.7270	4700.0	79	8940	No
315	GOM_NL__2PRFIN20031115_160619_000000412021_00369_08940_8806.N1	15-NOV-2003 16:06:19	Bright	40.500	82	48Bet UMa	2.3650	10600.	81	8940	No
316	GOM_NL__2PRFIN20031115_160836_000000362021_00369_08940_8807.N1	15-NOV-2003 16:08:36	Bright	36.000	39	85Eta UMa	1.8540	24000.	72	8940	No
317	GOM_NL__2PRFIN20031115_161021_000000442021_00369_08940_8808.N1	15-NOV-2003 16:10:21	Bright	44.000	174	52Psi UMa	3.0040	4400.0	88	8940	No
318	GOM_NL__2PRFIN20031115_161206_000000372021_00369_08940_8809.N1	15-NOV-2003 16:12:06	Bright	36.500	152	12Alp2CVn	2.8900	11000.	73	8940	No
319	GOM_NL__2PRFIN20031115_161643_000000362021_00369_08940_8810.N1	15-NOV-2003 16:16:43	Bright	35.500	3	16Alp Boo	-0.050000	4250.0	71	8940	No
320	GOM_NL__2PRFIN20031115_161854_000000522021_00369_08940_8811.N1	15-NOV-2003 16:18:54	Bright	51.500	96	68Del Leo	2.5600	9300.0	103	8940	No
321	GOM_NL__2PRFIN20031115_162036_000000972021_00369_08940_8812.N1	15-NOV-2003 16:20:36	Bright	96.500	166	17Eps Leo	2.9800	6000.0	193	8940	No
322	GOM_NL__2PRFIN20031115_162338_000000382021_00369_08940_8813.N1	15-NOV-2003 16:23:38	Bright	37.500	121	29Gam Vir	2.7400	7200.0	75	8940	No
323	GOM_NL__2PRFIN20031115_162523_000000902021_00369_08940_8814.N1	15-NOV-2003 16:25:23	Twi_and_stray	90.000	22	32Alp Leo	1.3600	15200.	180	8940	No
324	GOM_NL__2PRFIN20031115_162839_000000452021_00369_08940_8815.N1	15-NOV-2003 16:28:39	Twi_and_stray	44.500	100	4Gam Crv	2.5800	13100.	89	8940	No
325	GOM_NL__2PRFIN20031115_163010_000000482021_00369_08940_8816.N1	15-NOV-2003 16:30:10	Twilight	47.500	171	2Eps Crv	3.0010	4250.0	95	8940	No
326	GOM_NL__2PRFIN20031115_163626_000000452021_00369_08940_8817.N1	15-NOV-2003 16:36:26	Dark	44.500	64	Gam Cen	2.2000	10600.	89	8940	No
327	GOM_NL__2PRFIN20031115_163843_000000522021_00369_08940_8818.N1	15-NOV-2003 16:38:43	Dark	52.000	26	Gam Cru	1.6240	2900.0	104	8940	No
328	GOM_NL__2PRFIN20031115_164021_000000402021_00369_08940_8819.N1	15-NOV-2003 16:40:21	Dark	40.000	12	Alp1Cru	0.77500	30000.	80	8940	No
329	GOM_NL__2PRFIN20031115_164221_000000422021_00370_08941_8784.N1	15-NOV-2003 16:42:21	Dark	42.000	124	The Car	2.7640	30000.	84	8941	No
330	GOM_NL__2PRFIN20031115_164616_000000472021_00370_08941_8785.N1	15-NOV-2003 16:46:16	Dark	46.500	41	Eps Car	1.8600	4100.0	93	8941	No
331	GOM_NL__2PRFIN20031115_164803_000000632021_00370_08941_8786.N1	15-NOV-2003 16:48:03	Dark	62.500	70	Zet Pup	2.2460	39000.	125	8941	No
332	GOM_NL__2PRFIN20031115_165145_000000612021_00370_08941_8787.N1	15-NOV-2003 16:51:45	Dark	61.000	2	Alp Car	-0.73600	7000.0	122	8941	No
333	GOM_NL__2PRFIN20031115_165347_000000802021_00370_08941_8788.N1	15-NOV-2003 16:53:47	Dark	79.500	88	31Eta CMa	2.4480	20000.	159	8941	No
334	GOM_NL__2PRFIN20031115_165604_000000892021_00370_08941_8789.N1	15-NOV-2003 16:56:04	Dark	89.000	23	21Eps CMa	1.5020	26000.	178	8941	No
335	GOM_NL__2PRFIN20031115_165827_000000592021_00370_08941_8790.N1	15-NOV-2003 16:58:27	Dark	59.000	108	Alp Col	2.6520	15200.	118	8941	No
336	GOM_NL__2PRFIN20031115_170030_000000452021_00370_08941_8791.N1	15-NOV-2003 17:00:30	Straylight	45.000	157	The1Eri	2.9060	9300.0	90	8941	No
337	GOM_NL__2PRFIN20031115_170534_000000782021_00370_08941_8792.N1	15-NOV-2003 17:05:34	Straylight	77.500	101	11Alp Lep	2.5820	7000.0	155	8941	No

338	GOM_NL__2PRFIN20031115_170753_000000572021_00370_08941_8793.N1	15-NOV-2003 17:07:53	Straylight	57.000	165	34Gam Eri	2.9500	3200.0	114	8941	No
339	GOM_NL__2PRFIN20031115_171032_000000912021_00370_08941_8794.N1	15-NOV-2003 17:10:32	Twilight	91.000	7	19Bet Ori	0.10000	14000.	182	8941	No
340	GOM_NL__2PRFIN20031115_171326_000000552021_00370_08941_8795.N1	15-NOV-2003 17:13:26	Twilight	54.500	94	92Alp Cet	2.5260	3100.0	109	8941	No
341	GOM_NL__2PRFIN20031115_171816_000000402021_00370_08941_8796.N1	15-NOV-2003 17:18:16	Bright	39.500	105	6Bet Ari	2.6450	8900.0	79	8941	No
342	GOM_NL__2PRFIN20031115_172031_000000492021_00370_08941_8797.N1	15-NOV-2003 17:20:31	Bright	48.500	146	25Eta Tau	2.8730	15200.	97	8941	No
343	GOM_NL__2PRFIN20031115_172217_000000382021_00370_08941_8798.N1	15-NOV-2003 17:22:17	Bright	38.000	173	4Bet Tri	3.0040	8900.0	76	8941	No
344	GOM_NL__2PRFIN20031115_172731_000000442021_00370_08941_8799.N1	15-NOV-2003 17:27:31	Bright	44.000	35	33Alp Per	1.7950	6250.0	88	8941	No
345	GOM_NL__2PRFIN20031115_172922_000000402021_00370_08941_8800.N1	15-NOV-2003 17:29:22	Bright	39.500	110	37Del Cas	2.6780	8900.0	79	8941	No
346	GOM_NL__2PRFIN20031115_173115_000000582021_00370_08941_8801.N1	15-NOV-2003 17:31:15	Bright	58.000	6	13Alp Aur	0.080000	3400.0	116	8941	No
347	GOM_NL__2PRFIN20031115_173420_000000622021_00370_08941_8802.N1	15-NOV-2003 17:34:20	Bright	61.500	42	34Bet Aur	1.9000	10200.	123	8941	No
348	GOM_NL__2PRFIN20031115_173735_000000392021_00370_08941_8803.N1	15-NOV-2003 17:37:35	Bright	39.000	49	1Alp UMi	1.9900	6300.0	78	8941	No
349	GOM_NL__2PRFIN20031115_174154_000000422021_00370_08941_8804.N1	15-NOV-2003 17:41:54	Bright	42.000	60	7Bet UMi	2.0810	3950.0	84	8941	No
350	GOM_NL__2PRFIN20031115_174348_000000392021_00370_08941_8805.N1	15-NOV-2003 17:43:48	Bright	39.000	119	14Eta Dra	2.7270	4700.0	78	8941	No
351	GOM_NL__2PRFIN20031115_174654_000000442021_00370_08941_8806.N1	15-NOV-2003 17:46:54	Bright	44.000	82	48Bet UMa	2.3650	10600.	88	8941	No
352	GOM_NL__2PRFIN20031115_174910_000000392021_00370_08941_8807.N1	15-NOV-2003 17:49:10	Bright	38.500	39	85Eta UMa	1.8540	24000.	77	8941	No
353	GOM_NL__2PRFIN20031115_175056_000000632021_00370_08941_8808.N1	15-NOV-2003 17:50:56	Bright	63.000	174	52Psi UMa	3.0040	4400.0	126	8941	No
354	GOM_NL__2PRFIN20031115_175242_000000372021_00370_08941_8809.N1	15-NOV-2003 17:52:42	Bright	37.000	152	12Alp2CVn	2.8900	11000.	74	8941	No
355	GOM_NL__2PRFIN20031115_175716_000000382021_00370_08941_8810.N1	15-NOV-2003 17:57:16	Bright	38.000	3	16Alp Boo	-0.050000	4250.0	76	8941	No
356	GOM_NL__2PRFIN20031115_175929_000000522021_00370_08941_8811.N1	15-NOV-2003 17:59:29	Bright	51.500	96	68Del Leo	2.5600	9300.0	103	8941	No
357	GOM_NL__2PRFIN20031115_180112_000000932021_00370_08941_8812.N1	15-NOV-2003 18:01:12	Twilight	93.000	166	17Eps Leo	2.9800	6000.0	186	8941	No
358	GOM_NL__2PRFIN20031115_180414_000000532021_00370_08941_8813.N1	15-NOV-2003 18:04:14	Bright	53.000	121	29Gam Vir	2.7400	7200.0	106	8941	No
359	GOM_NL__2PRFIN20031115_180600_000000902021_00370_08941_8814.N1	15-NOV-2003 18:06:00	Twilight	90.000	22	32Alp Leo	1.3600	15200.	180	8941	No
360	GOM_NL__2PRFIN20031115_180913_000000452021_00370_08941_8815.N1	15-NOV-2003 18:09:13	Twilight	44.500	100	4Gam Crv	2.5800	13100.	89	8941	No
361	GOM_NL__2PRFIN20031115_181046_000000492021_00370_08941_8816.N1	15-NOV-2003 18:10:46	Twilight	48.500	171	2Eps Crv	3.0010	4250.0	97	8941	No
362	GOM_NL__2PRFIN20031115_181702_000000442021_00370_08941_8817.N1	15-NOV-2003 18:17:02	Dark	44.000	64	Gam Cen	2.2000	10600.	88	8941	No
363	GOM_NL__2PRFIN20031115_181920_000000522021_00370_08941_8818.N1	15-NOV-2003 18:19:20	Dark	52.000	26	Gam Cru	1.6240	2900.0	104	8941	No
364	GOM_NL__2PRFIN20031115_182057_000000422021_00370_08941_8819.N1	15-NOV-2003 18:20:57	Dark	41.500	12	Alp1Cru	0.77500	30000.	83	8941	No
365	GOM_NL__2PRFIN20031115_182259_000000402021_00371_08942_8785.N1	15-NOV-2003 18:22:59	Dark	40.000	124	The Car	2.7640	30000.	80	8942	No
366	GOM_NL__2PRFIN20031115_182652_000000442021_00371_08942_8786.N1	15-NOV-2003 18:26:52	Dark	44.000	41	Eps Car	1.8600	4100.0	88	8942	No
367	GOM_NL__2PRFIN20031115_182840_000000572021_00371_08942_8787.N1	15-NOV-2003 18:28:40	Dark	57.000	70	Zet Pup	2.2460	39000.	114	8942	No
368	GOM_NL__2PRFIN20031115_183221_000000612021_00371_08942_8788.N1	15-NOV-2003 18:32:21	Dark	61.000	2	Alp Car	-0.73600	7000.0	122	8942	No
369	GOM_NL__2PRFIN20031115_183423_000000902021_00371_08942_8789.N1	15-NOV-2003 18:34:23	Dark	89.500	88	31Eta CMa	2.4480	20000.	179	8942	No
370	GOM_NL__2PRFIN20031115_183641_000000822021_00371_08942_8790.N1	15-NOV-2003 18:36:41	Dark	82.000	23	21Eps CMa	1.5020	26000.	164	8942	No
371	GOM_NL__2PRFIN20031115_183904_000000592021_00371_08942_8791.N1	15-NOV-2003 18:39:04	Dark	58.500	108	Alp Col	2.6520	15200.	117	8942	No
372	GOM_NL__2PRFIN20031115_184108_000000432021_00371_08942_8792.N1	15-NOV-2003 18:41:08	Straylight	42.500	157	The1Eri	2.9060	9300.0	85	8942	No
373	GOM_NL__2PRFIN20031115_184611_000000742021_00371_08942_8793.N1	15-NOV-2003 18:46:11	Straylight	74.000	101	11Alp Lep	2.5820	7000.0	148	8942	No
374	GOM_NL__2PRFIN20031115_184829_000000532021_00371_08942_8794.N1	15-NOV-2003 18:48:29	Straylight	53.000	165	34Gam Eri	2.9500	3200.0	106	8942	No
375	GOM_NL__2PRFIN20031115_185107_000000932021_00371_08942_8795.N1	15-NOV-2003 18:51:07	Twilight	93.000	7	19Bet Ori	0.10000	14000.	186	8942	No
376	GOM_NL__2PRFIN20031115_185405_000000522021_00371_08942_8796.N1	15-NOV-2003 18:54:05	Twilight	51.500	94	92Alp Cet	2.5260	3100.0	103	8942	No
377	GOM_NL__2PRFIN20031115_185852_000000402021_00371_08942_8797.N1	15-NOV-2003 18:58:52	Bright	40.000	105	6Bet Ari	2.6450	8900.0	80	8942	No
378	GOM_NL__2PRFIN20031115_190109_000000472021_00371_08942_8798.N1	15-NOV-2003 19:01:09	Bright	47.000	146	25Eta Tau	2.8730	15200.	94	8942	No
379	GOM_NL__2PRFIN20031115_190253_000000372021_00371_08942_8799.N1	15-NOV-2003 19:02:53	Bright	37.000	173	4Bet Tri	3.0040	8900.0	74	8942	No
380	GOM_NL__2PRFIN20031115_190806_000000412021_00371_08942_8800.N1	15-NOV-2003 19:08:06	Bright	41.000	35	33Alp Per	1.7950	6250.0	82	8942	No
381	GOM_NL__2PRFIN20031115_190959_000000372021_00371_08942_8801.N1	15-NOV-2003 19:09:59	Bright	36.500	110	37Del Cas	2.6780	8900.0	73	8942	No
382	GOM_NL__2PRFIN20031115_191149_000000612021_00371_08942_8802.N1	15-NOV-2003 19:11:49	Bright	61.000	6	13Alp Aur	0.080000	3400.0	122	8942	No
383	GOM_NL__2PRFIN20031115_191454_000000642021_00371_08942_8803.N1	15-NOV-2003 19:14:54	Bright	64.000	42	34Bet Aur	1.9000	10200.	128	8942	No
384	GOM_NL__2PRFIN20031115_191811_000000392021_00371_08942_8804.N1	15-NOV-2003 19:18:11	Bright	38.500	49	1Alp UMi	1.9900	6300.0	77	8942	No
385	GOM_NL__2PRFIN20031115_192230_000000412021_00371_08942_8805.N1	15-NOV-2003 19:22:30	Bright	40.500	60	7Bet UMi	2.0810	3950.0	81	8942	No
386	GOM_NL__2PRFIN20031115_192423_000000382021_00371_08942_8806.N1	15-NOV-2003 19:24:23	Bright	38.000	119	14Eta Dra	2.7270	4700.0	76	8942	No
387	GOM_NL__2PRFIN20031115_192730_000000452021_00371_08942_8807.N1	15-NOV-2003 19:27:30	Bright	44.500	82	48Bet UMa	2.3650	10600.	89	8942	No
388	GOM_NL__2PRFIN20031115_192946_000000522021_00371_08942_8808.N1	15-NOV-2003 19:29:46	Bright	52.000	39	85Eta UMa	1.8540	24000.	104	8942	No
389	GOM_NL__2PRFIN20031115_193132_000000632021_00371_08942_8809.N1	15-NOV-2003 19:31:32	Bright	63.000	174	52Psi UMa	3.0040	4400.0	126	8942	No
390	GOM_NL__2PRFIN20031115_193317_000000532021_00371_08942_8810.N1	15-NOV-2003 19:33:17	Bright	53.000	152	12Alp2CVn	2.8900	11000.	106	8942	No
391	GOM_NL__2PRFIN20031115_193752_000000382021_00371_08942_8811.N1	15-NOV-2003 19:37:52	Bright	37.500	3	16Alp Boo	-0.050000	4250.0	75	8942	No
392	GOM_NL__2PRFIN20031115_194004_000000592021_00371_08942_8812.N1	15-NOV-2003 19:40:04	Bright	59.000	96	68Del Leo	2.5600	9300.0	118	8942	No
393	GOM_NL__2PRFIN20031115_194149_000000982021_00371_08942_8813.N1	15-NOV-2003 19:41:49	Twilight	97.500	166	17Eps Leo	2.9800	6000.0	195	8942	No
394	GOM_NL__2PRFIN20031115_194450_000000452021_00371_08942_8814.N1	15-NOV-2003 19:44:50	Bright	44.500	121	29Gam Vir	2.7400	7200.0	89	8942	No
395	GOM_NL__2PRFIN20031115_194637_000000882021_00371_08942_8815.N1	15-NOV-2003 19:46:37	Twilight	87.500	22	32Alp Leo	1.3600	15200.	175	8942	No
396	GOM_NL__2PRFIN20031115_194950_000000452021_00371_08942_8816.N1	15-NOV-2003 19:49:50	Twilight	44.500	100	4Gam Crv	2.5800	13100.	89	8942	No

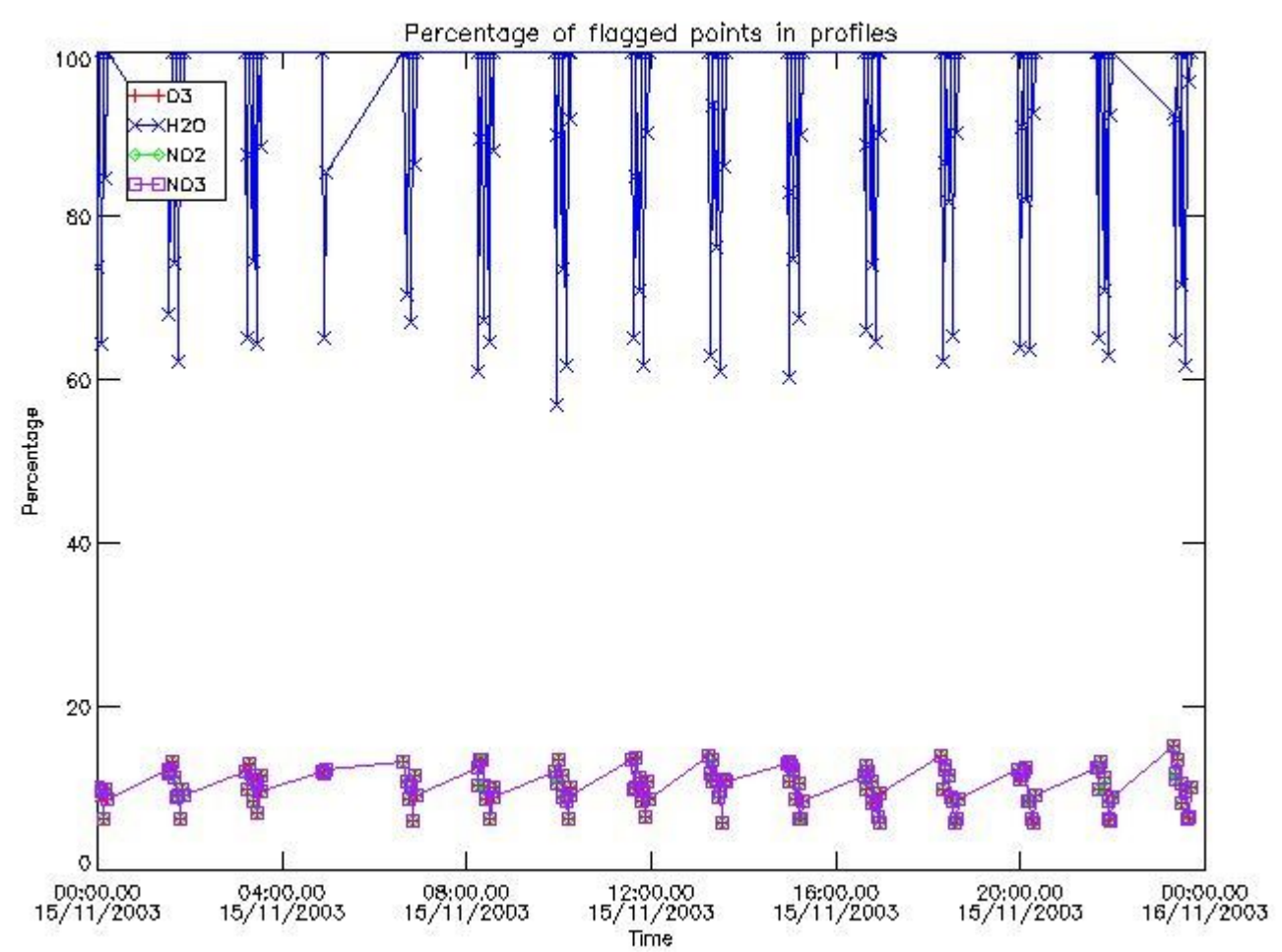
397	GOM_NL__2PRFIN20031115_195123_00000422021_00371_08942_8817.N1	15-NOV-2003 19:51:23	Twilight	42.000	171	2Eps Crv	3.0010	4250.0	84	8942	No
398	GOM_NL__2PRFIN20031115_195738_00000422021_00371_08942_8818.N1	15-NOV-2003 19:57:38	Dark	41.500	64	Gam Cen	2.2000	10600.	83	8942	No
399	GOM_NL__2PRFIN20031115_195956_00000462021_00371_08942_8819.N1	15-NOV-2003 19:59:56	Dark	46.000	26	Gam Cru	1.6240	2900.0	92	8942	No
400	GOM_NL__2PRFIN20031115_200134_00000452021_00371_08942_8820.N1	15-NOV-2003 20:01:34	Dark	44.500	12	Alp1Cru	0.77500	30000.	89	8942	No
401	GOM_NL__2PRFIN20031115_200333_00000432021_00372_08943_8799.N1	15-NOV-2003 20:03:33	Dark	42.500	124	The Car	2.7640	30000.	85	8943	No
402	GOM_NL__2PRFIN20031115_200729_00000452021_00372_08943_8800.N1	15-NOV-2003 20:07:29	Dark	44.500	41	Eps Car	1.8600	4100.0	89	8943	No
403	GOM_NL__2PRFIN20031115_200917_00000602021_00372_08943_8801.N1	15-NOV-2003 20:09:17	Dark	60.000	70	Zet Pup	2.2460	39000.	120	8943	No
404	GOM_NL__2PRFIN20031115_201259_00000612021_00372_08943_8802.N1	15-NOV-2003 20:12:59	Dark	61.000	2	Alp Car	-0.73600	7000.0	122	8943	No
405	GOM_NL__2PRFIN20031115_201501_00000832021_00372_08943_8803.N1	15-NOV-2003 20:15:01	Dark	83.000	88	31Eta CMa	2.4480	20000.	166	8943	No
406	GOM_NL__2PRFIN20031115_201718_00000882021_00372_08943_8804.N1	15-NOV-2003 20:17:18	Dark	87.500	23	21Eps CMa	1.5020	26000.	175	8943	No
407	GOM_NL__2PRFIN20031115_201942_00000562021_00372_08943_8805.N1	15-NOV-2003 20:19:42	Dark	56.000	108	Alp Col	2.6520	15200.	112	8943	No
408	GOM_NL__2PRFIN20031115_202144_00000422021_00372_08943_8806.N1	15-NOV-2003 20:21:44	Straylight	42.000	157	The1Eri	2.9060	9300.0	84	8943	No
409	GOM_NL__2PRFIN20031115_202647_00000792021_00372_08943_8807.N1	15-NOV-2003 20:26:47	Straylight	79.000	101	11Alp Lep	2.5820	7000.0	158	8943	No
410	GOM_NL__2PRFIN20031115_202905_00000562021_00372_08943_8808.N1	15-NOV-2003 20:29:05	Straylight	55.500	165	34Gam Eri	2.9500	3200.0	111	8943	No
411	GOM_NL__2PRFIN20031115_203143_000001002021_00372_08943_8809.N1	15-NOV-2003 20:31:43	Twi_and_stray	100.00	7	19Bet Ori	0.10000	14000.	200	8943	No
412	GOM_NL__2PRFIN20031115_203438_00000522021_00372_08943_8810.N1	15-NOV-2003 20:34:38	Twi_and_stray	52.000	94	92Alp Cet	2.5260	3100.0	104	8943	No
413	GOM_NL__2PRFIN20031115_203928_00000412021_00372_08943_8811.N1	15-NOV-2003 20:39:28	Bright	40.500	105	6Bet Ari	2.6450	8900.0	81	8943	No
414	GOM_NL__2PRFIN20031115_204142_00000482021_00372_08943_8812.N1	15-NOV-2003 20:41:42	Bright	47.500	146	25Eta Tau	2.8730	15200.	95	8943	No
415	GOM_NL__2PRFIN20031115_204329_00000372021_00372_08943_8813.N1	15-NOV-2003 20:43:29	Bright	37.000	173	4Bet Tri	3.0040	8900.0	74	8943	No
416	GOM_NL__2PRFIN20031115_204842_00000442021_00372_08943_8814.N1	15-NOV-2003 20:48:42	Bright	44.000	35	33Alp Per	1.7950	6250.0	88	8943	No
417	GOM_NL__2PRFIN20031115_205035_00000382021_00372_08943_8815.N1	15-NOV-2003 20:50:35	Bright	37.500	110	37Del Cas	2.6780	8900.0	75	8943	No
418	GOM_NL__2PRFIN20031115_205224_00000582021_00372_08943_8816.N1	15-NOV-2003 20:52:24	Bright	58.000	6	13Alp Aur	0.080000	3400.0	116	8943	No
419	GOM_NL__2PRFIN20031115_205528_00000652021_00372_08943_8817.N1	15-NOV-2003 20:55:28	Bright	65.000	42	34Bet Aur	1.9000	10200.	130	8943	No
420	GOM_NL__2PRFIN20031115_205846_00000392021_00372_08943_8818.N1	15-NOV-2003 20:58:46	Bright	39.000	49	1Alp UMi	1.9900	6300.0	78	8943	No
421	GOM_NL__2PRFIN20031115_210306_00000372021_00372_08943_8819.N1	15-NOV-2003 21:03:06	Bright	37.000	60	7Bet UMi	2.0810	3950.0	74	8943	No
422	GOM_NL__2PRFIN20031115_210500_00000372021_00372_08943_8820.N1	15-NOV-2003 21:05:00	Bright	36.500	119	14Eta Dra	2.7270	4700.0	73	8943	No
423	GOM_NL__2PRFIN20031115_210806_00000612021_00372_08943_8821.N1	15-NOV-2003 21:08:06	Bright	61.000	82	48Bet UMa	2.3650	10600.	122	8943	No
424	GOM_NL__2PRFIN20031115_211022_00000522021_00372_08943_8822.N1	15-NOV-2003 21:10:22	Bright	52.000	39	85Eta UMa	1.8540	24000.	104	8943	No
425	GOM_NL__2PRFIN20031115_211208_00000462021_00372_08943_8823.N1	15-NOV-2003 21:12:08	Bright	45.500	174	52Psi UMa	3.0040	4400.0	91	8943	No
426	GOM_NL__2PRFIN20031115_211353_00000372021_00372_08943_8824.N1	15-NOV-2003 21:13:53	Bright	37.000	152	12Alp2CVn	2.8900	11000.	74	8943	No
427	GOM_NL__2PRFIN20031115_211830_00000372021_00372_08943_8825.N1	15-NOV-2003 21:18:30	Bright	36.500	3	16Alp Boo	-0.050000	4250.0	73	8943	No
428	GOM_NL__2PRFIN20031115_212043_00000512021_00372_08943_8826.N1	15-NOV-2003 21:20:43	Bright	51.000	96	68Del Leo	2.5600	9300.0	102	8943	No
429	GOM_NL__2PRFIN20031115_212226_00000962021_00372_08943_8827.N1	15-NOV-2003 21:22:26	Twi_and_stray	95.500	166	17Eps Leo	2.9800	6000.0	191	8943	No
430	GOM_NL__2PRFIN20031115_212526_00000532021_00372_08943_8828.N1	15-NOV-2003 21:25:26	Bright	53.000	121	29Gam Vir	2.7400	7200.0	106	8943	No
431	GOM_NL__2PRFIN20031115_212715_00000882021_00372_08943_8829.N1	15-NOV-2003 21:27:15	Twi_and_stray	88.000	22	32Alp Leo	1.3600	15200.	176	8943	No
432	GOM_NL__2PRFIN20031115_213029_00000432021_00372_08943_8830.N1	15-NOV-2003 21:30:29	Twi_and_stray	43.000	100	4Gam Crv	2.5800	13100.	86	8943	No
433	GOM_NL__2PRFIN20031115_213159_00000502021_00372_08943_8831.N1	15-NOV-2003 21:31:59	Twilight	50.000	171	2Eps Crv	3.0010	4250.0	100	8943	No
434	GOM_NL__2PRFIN20031115_213814_00000412021_00372_08943_8832.N1	15-NOV-2003 21:38:14	Dark	41.000	64	Gam Cen	2.2000	10600.	82	8943	No
435	GOM_NL__2PRFIN20031115_214031_00000522021_00372_08943_8833.N1	15-NOV-2003 21:40:31	Dark	52.000	26	Gam Cru	1.6240	2900.0	104	8943	No
436	GOM_NL__2PRFIN20031115_214210_00000412021_00372_08943_8834.N1	15-NOV-2003 21:42:10	Dark	41.000	12	Alp1Cru	0.77500	30000.	82	8943	No
437	GOM_NL__2PRFIN20031115_214412_00000392021_00373_08944_8799.N1	15-NOV-2003 21:44:12	Dark	38.500	124	The Car	2.7640	30000.	77	8944	No
438	GOM_NL__2PRFIN20031115_214805_00000452021_00373_08944_8800.N1	15-NOV-2003 21:48:05	Dark	45.000	41	Eps Car	1.8600	4100.0	90	8944	No
439	GOM_NL__2PRFIN20031115_214955_00000572021_00373_08944_8801.N1	15-NOV-2003 21:49:55	Dark	57.000	70	Zet Pup	2.2460	39000.	114	8944	No
440	GOM_NL__2PRFIN20031115_215335_00000612021_00373_08944_8802.N1	15-NOV-2003 21:53:35	Dark	61.000	2	Alp Car	-0.73600	7000.0	122	8944	No
441	GOM_NL__2PRFIN20031115_215539_00000832021_00373_08944_8803.N1	15-NOV-2003 21:55:39	Dark	82.500	88	31Eta CMa	2.4480	20000.	165	8944	No
442	GOM_NL__2PRFIN20031115_215756_00000842021_00373_08944_8804.N1	15-NOV-2003 21:57:56	Dark	84.000	23	21Eps CMa	1.5020	26000.	168	8944	No
443	GOM_NL__2PRFIN20031115_220018_00000582021_00373_08944_8805.N1	15-NOV-2003 22:00:18	Dark	57.500	108	Alp Col	2.6520	15200.	115	8944	No
444	GOM_NL__2PRFIN20031115_220221_00000422021_00373_08944_8806.N1	15-NOV-2003 22:02:21	Straylight	41.500	157	The1Eri	2.9060	9300.0	83	8944	No
445	GOM_NL__2PRFIN20031115_220723_00000732021_00373_08944_8807.N1	15-NOV-2003 22:07:23	Straylight	73.000	101	11Alp Lep	2.5820	7000.0	146	8944	No
446	GOM_NL__2PRFIN20031115_220942_00000552021_00373_08944_8808.N1	15-NOV-2003 22:09:42	Straylight	54.500	165	34Gam Eri	2.9500	3200.0	109	8944	No
447	GOM_NL__2PRFIN20031115_221218_00000882021_00373_08944_8809.N1	15-NOV-2003 22:12:18	Twi_and_stray	87.500	7	19Bet Ori	0.10000	14000.	175	8944	No
448	GOM_NL__2PRFIN20031115_221514_00000522021_00373_08944_8810.N1	15-NOV-2003 22:15:14	Twi_and_stray	51.500	94	92Alp Cet	2.5260	3100.0	103	8944	No
449	GOM_NL__2PRFIN20031115_222004_00000402021_00373_08944_8811.N1	15-NOV-2003 22:20:04	Bright	39.500	105	6Bet Ari	2.6450	8900.0	79	8944	No
450	GOM_NL__2PRFIN20031115_222220_00000452021_00373_08944_8812.N1	15-NOV-2003 22:22:20	Bright	45.000	146	25Eta Tau	2.8730	15200.	90	8944	No
451	GOM_NL__2PRFIN20031115_222405_00000382021_00373_08944_8813.N1	15-NOV-2003 22:24:05	Bright	38.000	173	4Bet Tri	3.0040	8900.0	76	8944	No
452	GOM_NL__2PRFIN20031115_222918_00000422021_00373_08944_8814.N1	15-NOV-2003 22:29:18	Bright	41.500	35	33Alp Per	1.7950	6250.0	83	8944	No
453	GOM_NL__2PRFIN20031115_223109_00000392021_00373_08944_8815.N1	15-NOV-2003 22:31:09	Bright	39.000	110	37Del Cas	2.6780	8900.0	78	8944	No
454	GOM_NL__2PRFIN20031115_223300_00000562021_00373_08944_8816.N1	15-NOV-2003 22:33:00	Bright	56.000	6	13Alp Aur	0.080000	3400.0	112	8944	No
455	GOM_NL__2PRFIN20031115_223603_00000622021_00373_08944_8817.N1	15-NOV-2003 22:36:03	Bright	62.000	42	34Bet Aur	1.9000	10200.	124	8944	No

456	GOM_NL__2PRFIN20031115_223922_000000352021_00373_08944_8818.N1	15-NOV-2003 22:39:22	Bright	35.000	49	1Alp UMi	1.9900	6300.0	70	8944	No
457	GOM_NL__2PRFIN20031115_224344_000000392021_00373_08944_8819.N1	15-NOV-2003 22:43:44	Bright	38.500	60	7Bet UMi	2.0810	3950.0	77	8944	No
458	GOM_NL__2PRFIN20031115_224536_000000392021_00373_08944_8820.N1	15-NOV-2003 22:45:36	Bright	39.000	119	14Eta Dra	2.7270	4700.0	78	8944	No
459	GOM_NL__2PRFIN20031115_224841_000000432021_00373_08944_8821.N1	15-NOV-2003 22:48:41	Bright	43.000	82	48Bet UMa	2.3650	10600.	86	8944	No
460	GOM_NL__2PRFIN20031115_225100_000000372021_00373_08944_8822.N1	15-NOV-2003 22:51:00	Bright	36.500	39	85Eta UMa	1.8540	24000.	73	8944	No
461	GOM_NL__2PRFIN20031115_225244_000000462021_00373_08944_8823.N1	15-NOV-2003 22:52:44	Bright	46.000	174	52Psi UMa	3.0040	4400.0	92	8944	No
462	GOM_NL__2PRFIN20031115_225429_000000362021_00373_08944_8824.N1	15-NOV-2003 22:54:29	Bright	36.000	152	12Alp2CVn	2.8900	11000.	72	8944	No
463	GOM_NL__2PRFIN20031115_225907_000000362021_00373_08944_8825.N1	15-NOV-2003 22:59:07	Bright	35.500	3	16Alp Boo	-0.050000	4250.0	71	8944	No
464	GOM_NL__2PRFIN20031115_230119_000000602021_00373_08944_8826.N1	15-NOV-2003 23:01:19	Bright	60.000	96	68Del Leo	2.5600	9300.0	120	8944	No
465	GOM_NL__2PRFIN20031115_230303_000000932021_00373_08944_8827.N1	15-NOV-2003 23:03:03	Twilight	92.500	166	17Eps Leo	2.9800	6000.0	185	8944	No
466	GOM_NL__2PRFIN20031115_230601_000000402021_00373_08944_8828.N1	15-NOV-2003 23:06:01	Bright	39.500	121	29Gam Vir	2.7400	7200.0	79	8944	No
467	GOM_NL__2PRFIN20031115_230752_000000872021_00373_08944_8829.N1	15-NOV-2003 23:07:52	Twilight	87.000	22	32Alp Leo	1.3600	15200.	174	8944	No
468	GOM_NL__2PRFIN20031115_231105_000000472021_00373_08944_8830.N1	15-NOV-2003 23:11:05	Twilight	46.500	100	4Gam Crv	2.5800	13100.	93	8944	No
469	GOM_NL__2PRFIN20031115_231235_000000482021_00373_08944_8831.N1	15-NOV-2003 23:12:35	Twilight	47.500	171	2Eps Crv	3.0010	4250.0	95	8944	No
470	GOM_NL__2PRFIN20031115_231851_000000402021_00373_08944_8832.N1	15-NOV-2003 23:18:51	Dark	40.000	64	Gam Cen	2.2000	10600.	80	8944	No
471	GOM_NL__2PRFIN20031115_232108_000000462021_00373_08944_8833.N1	15-NOV-2003 23:21:08	Dark	46.000	26	Gam Cru	1.6240	2900.0	92	8944	No
472	GOM_NL__2PRFIN20031115_232245_000000442021_00373_08944_8834.N1	15-NOV-2003 23:22:45	Dark	43.500	12	Alp1Cru	0.77500	30000.	87	8944	No
473	GOM_NL__2PRFIN20031115_232449_000000382021_00374_08945_8799.N1	15-NOV-2003 23:24:49	Dark	37.500	124	The Car	2.7640	30000.	75	8945	No
474	GOM_NL__2PRFIN20031115_232842_000000482021_00374_08945_8800.N1	15-NOV-2003 23:28:42	Dark	48.000	41	Eps Car	1.8600	4100.0	96	8945	No
475	GOM_NL__2PRFIN20031115_233031_000000622021_00374_08945_8801.N1	15-NOV-2003 23:30:31	Dark	61.500	70	Zet Pup	2.2460	39000.	123	8945	No
476	GOM_NL__2PRFIN20031115_233412_000000532021_00374_08945_8802.N1	15-NOV-2003 23:34:12	Dark	52.500	2	Alp Car	-0.73600	7000.0	105	8945	No
477	GOM_NL__2PRFIN20031115_233617_000000822021_00374_08945_8803.N1	15-NOV-2003 23:36:17	Dark	82.000	88	31Eta CMa	2.4480	20000.	164	8945	No
478	GOM_NL__2PRFIN20031115_233833_000000862021_00374_08945_8804.N1	15-NOV-2003 23:38:33	Dark	86.000	23	21Eps CMa	1.5020	26000.	172	8945	No
479	GOM_NL__2PRFIN20031115_234055_000000562021_00374_08945_8805.N1	15-NOV-2003 23:40:55	Dark	55.500	108	Alp Col	2.6520	15200.	111	8945	No
480	GOM_NL__2PRFIN20031115_234258_000000392021_00374_08945_8806.N1	15-NOV-2003 23:42:58	Straylight	39.000	157	The1Eri	2.9060	9300.0	78	8945	No
481	GOM_NL__2PRFIN20031115_234756_000002012021_00374_08945_8807.N1	15-NOV-2003 23:47:56	Twilight	201.00	1	9Alp CMa	-1.4400	11000.	402	8945	No
482	GOM_NL__2PRFIN20031115_235300_000001082021_00374_08945_8808.N1	15-NOV-2003 23:53:00	Twilight	108.00	56	53Kap Ori	2.0650	30000.	216	8945	No

3. Quality information per product

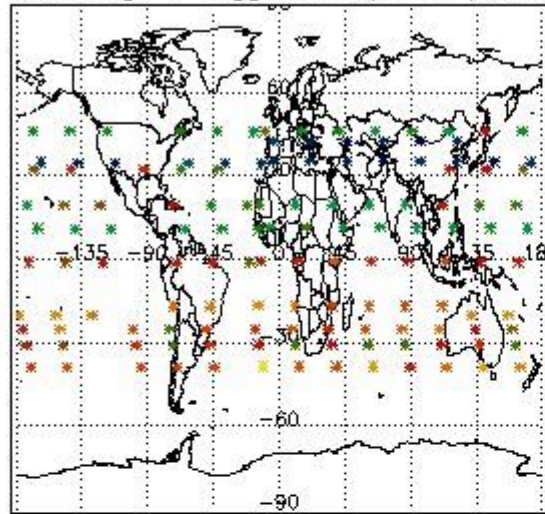
In this section it is plotted some information contained in the Quality Summary data set of the level 2 products. Only products in dark limb conditions and without errors (error flag in the MPH set to "0") are used.

3.1 Plot quality information per product (time dependant)

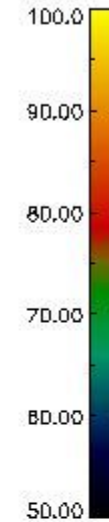
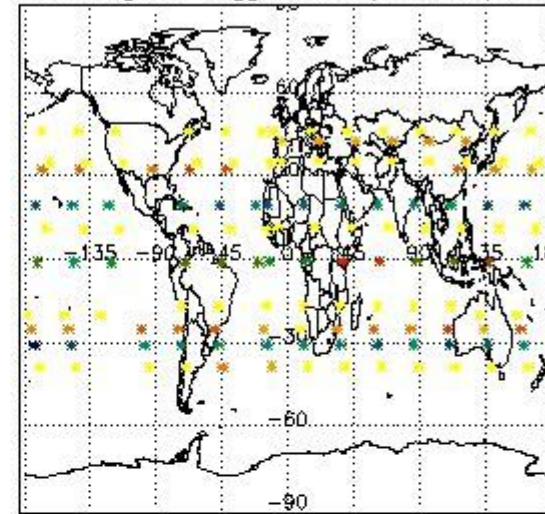


3.2 Plot quality information per product (world map)

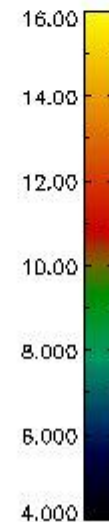
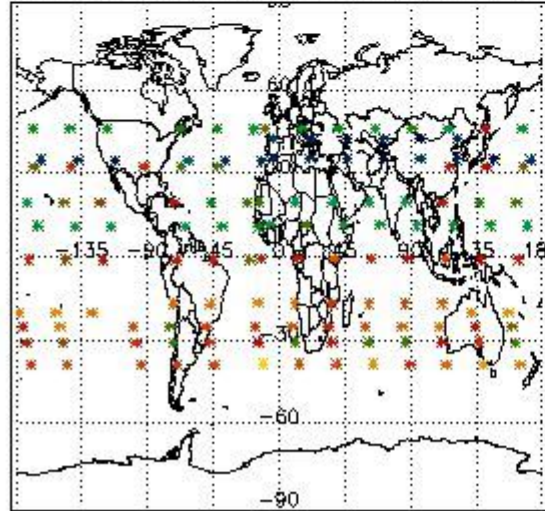
Percentage of flagged data per O3 profile



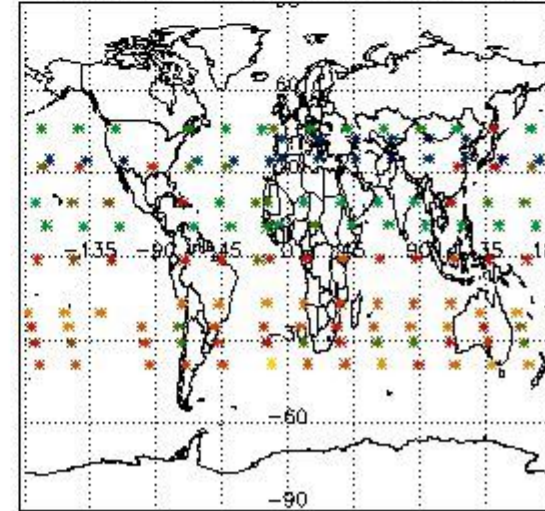
Percentage of flagged data per H2O profile



Percentage of flagged data per NO2 profile



Percentage of flagged data per NO3 profile

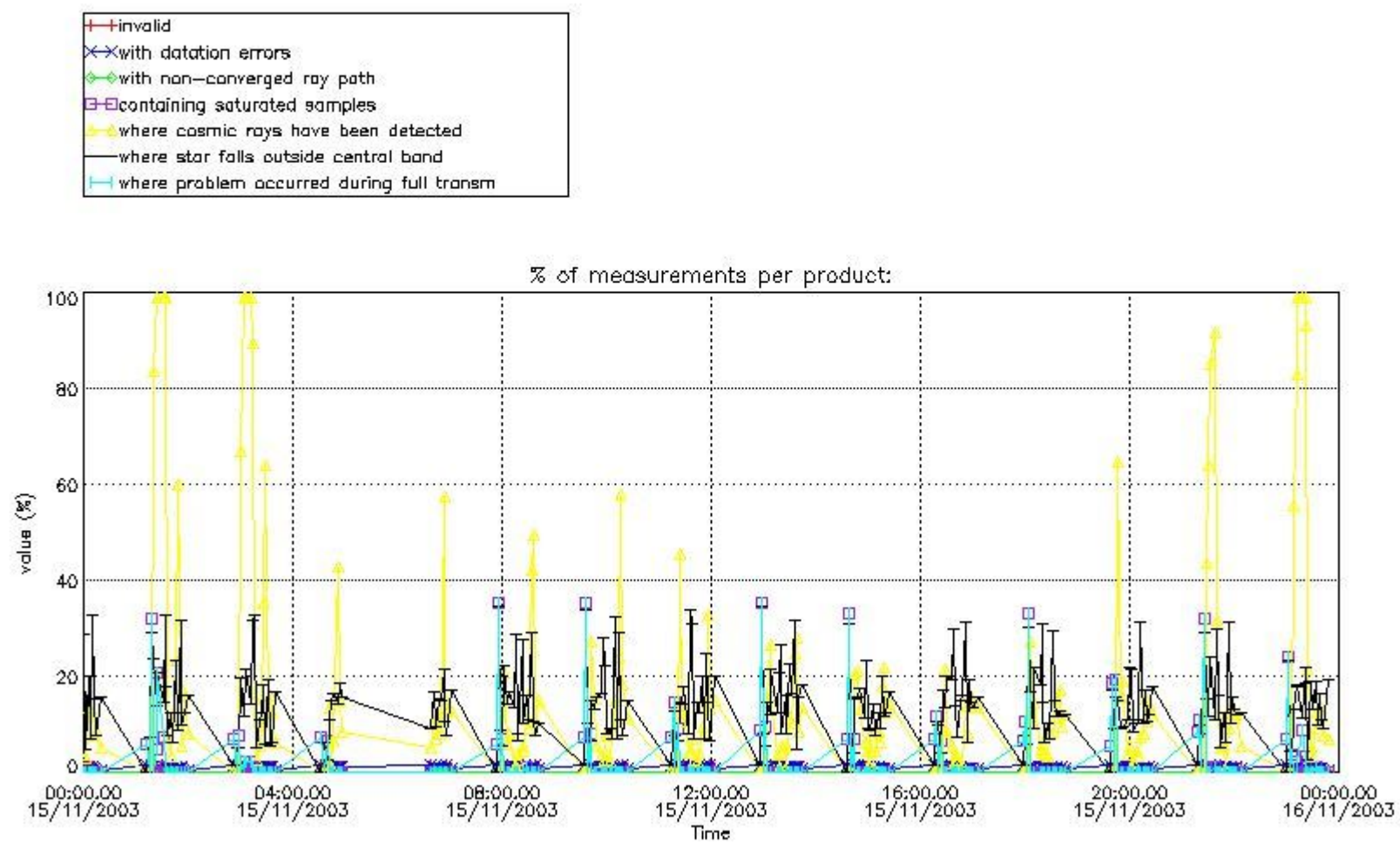


4. Level 1 quality information per product

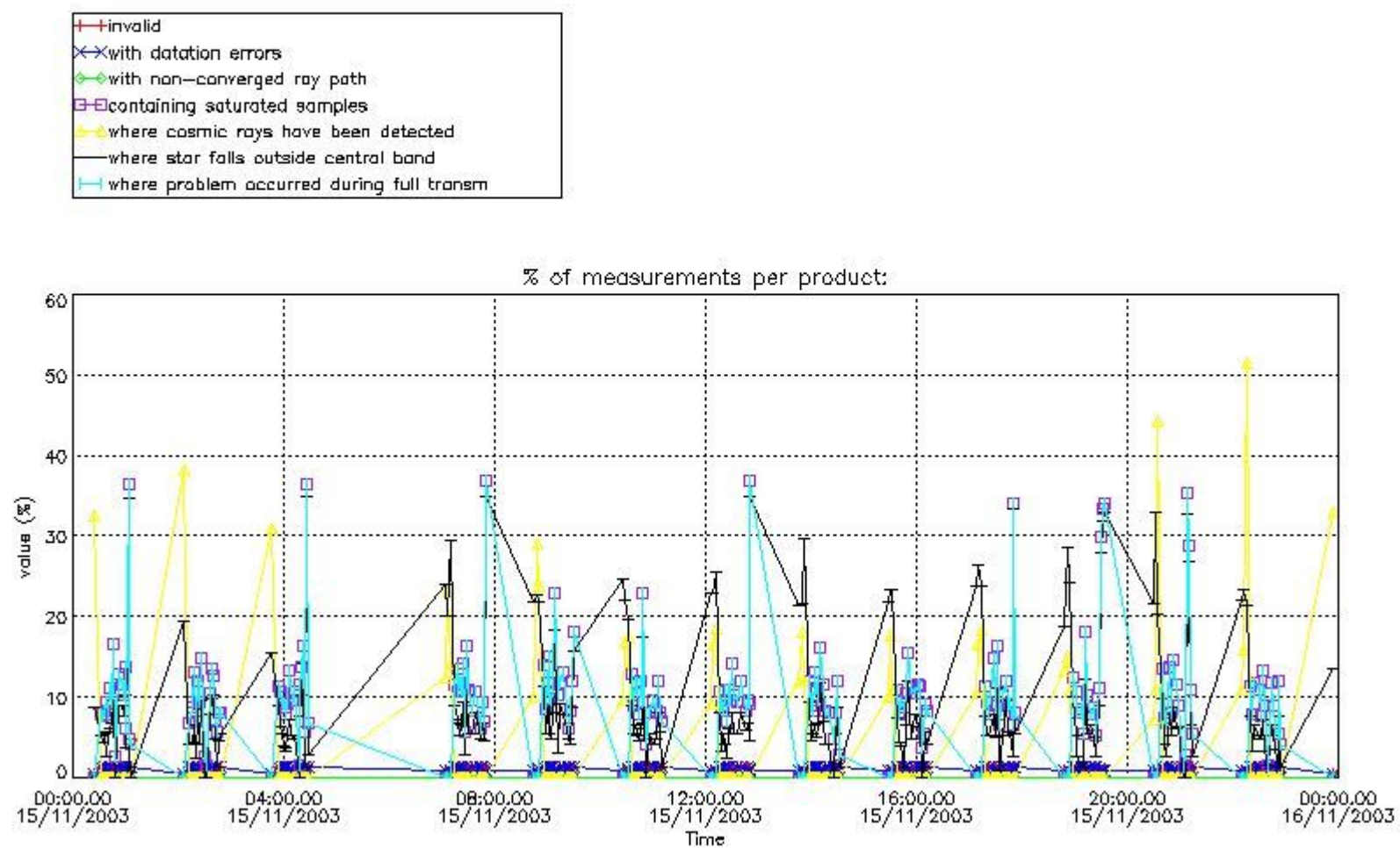
In this section it is plotted some information contained in the Quality Summary data set of the level 2 products that comes from the level 1b processing. Products without errors (error flag in the MPH set to "0") are used.

4.1 Plot quality information per product (time dependant) coming from level 1b processing

4.1.1 Plot level 1 quality information per product (time dependant): ENVISAT ASCENDING passes



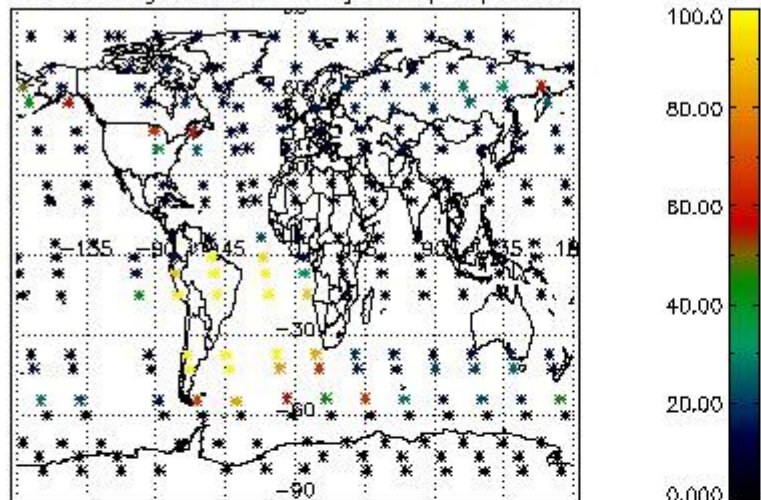
4.1.2 Plot level 1 quality information per product (time dependant): ENVI SAT DESCENDING passes



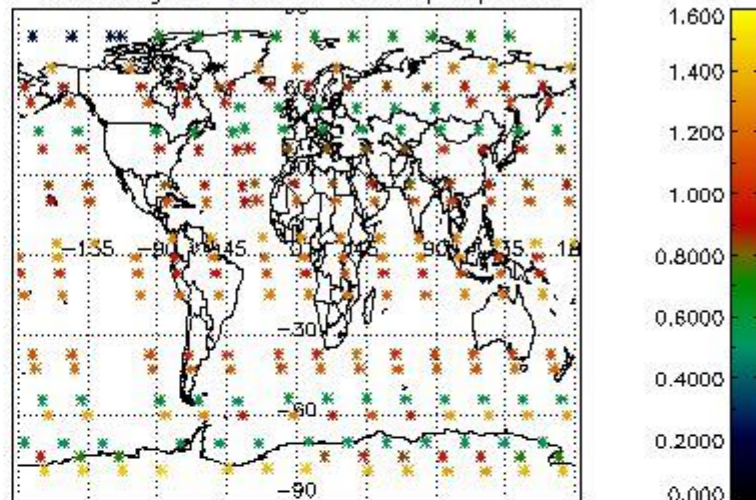
4.2 Plot quality information per product coming from level 1b processing (world map)

4.2.1 Plot level 1 quality information per product (world map): ENVISAT ASCENDING passes

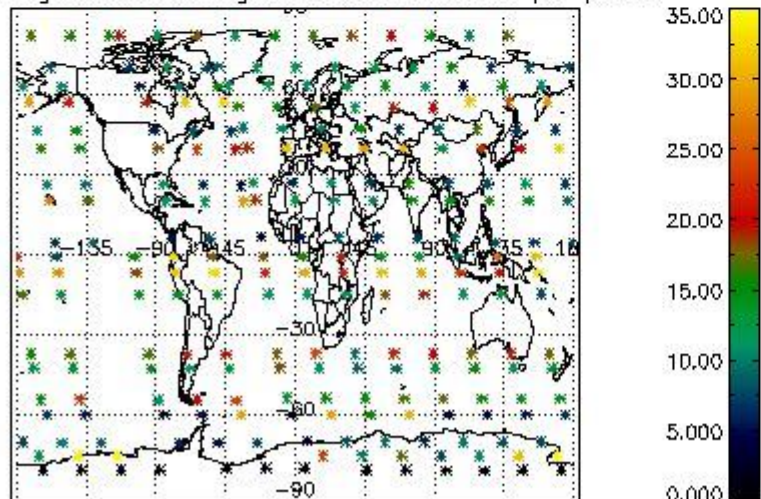
Percentage of cosmic ray hits per profile



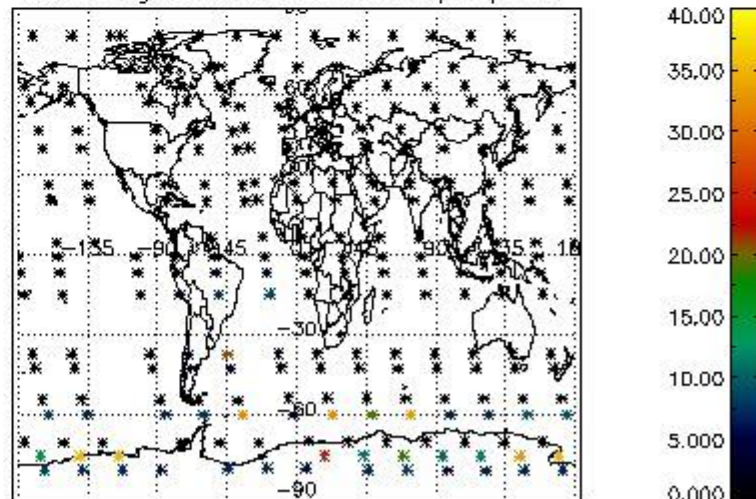
Percentage of datation errors per profile



Percentage of star falling outside central band per profile

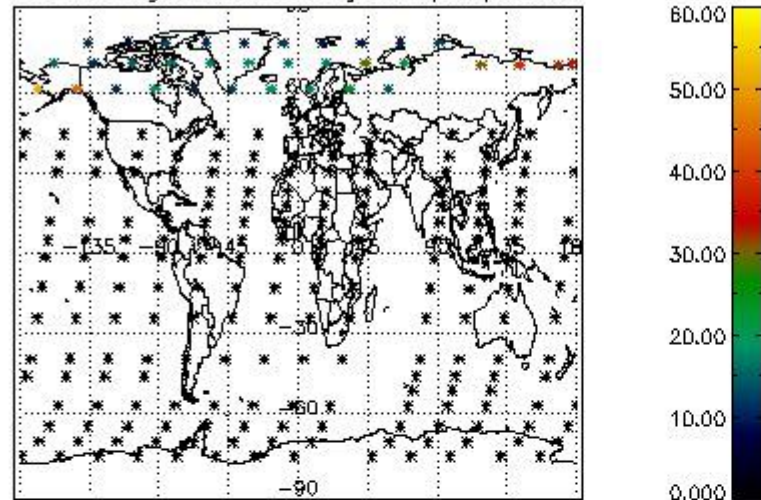


Percentage of saturation errors per profile

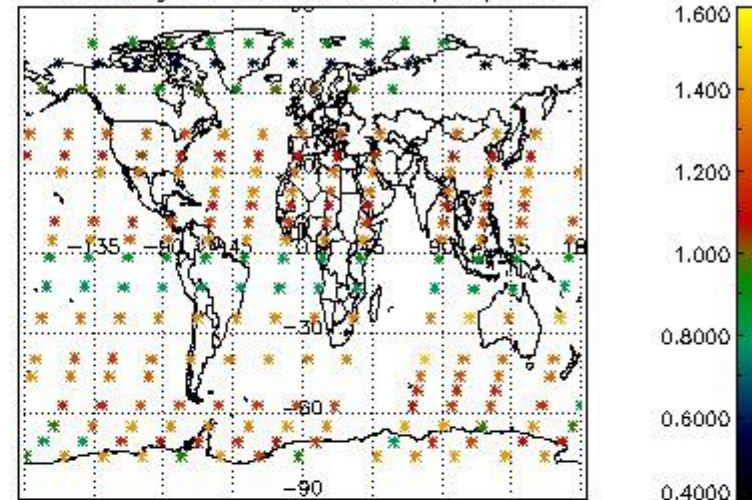


4.2.2 Plot level 1 quality information per product (world map): ENVISAT DESCENDING passes

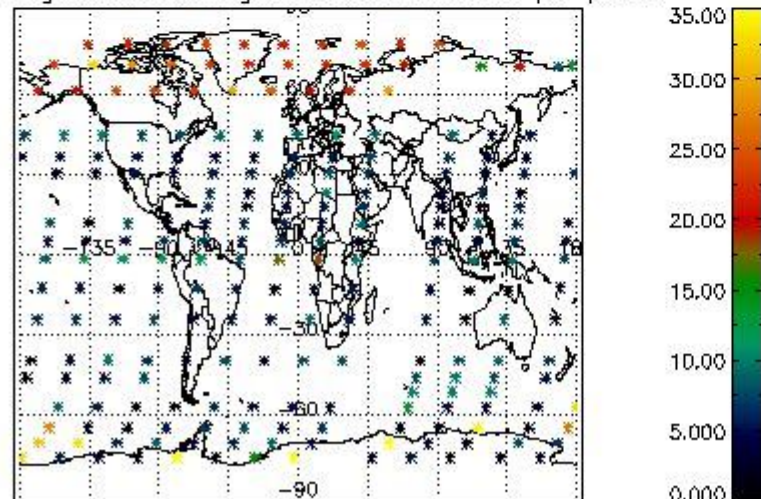
Percentage of cosmic ray hits per profile



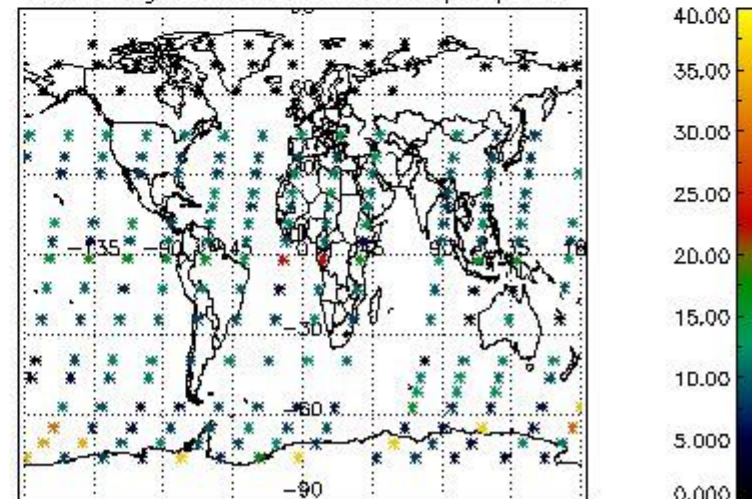
Percentage of datation errors per profile



Percentage of star falling outside central band per profile



Percentage of saturation errors per profile



5. Trace gas profiles

5.1 Ozone statistics based on quality of products

The final quality of the products can be "measured" using the STD (Standard Deviation) attached to every point profile. This information is written to the parameter GOM_NL__2P/NL_LOCAL_SPECIES_DENSITY/o3_std of the level 2 products. The table below shows the statistics for given STD ranges.

The statistics are given with respect to the overall valid production:

- Products without fatal errors: GOM_NL__2P/MPH/PRODUCT_ERR=0
- Valid point profile: GOM_NL__2P/NL_LOCAL_SPECIES_DENSITY/pcd(0)=0

The 'Criteria' is applied to valid points of dark limb products:

- Products in dark limb illumination condition: GOM_NL__2P/NL_SUMMARY_QUALITY/obs_ill_cond=0
- Products without fatal errors: GOM_NL__2P/MPH/PRODUCT_ERR=0
- Valid point profile: GOM_NL__2P/NL_LOCAL_SPECIES_DENSITY/pcd(0)=0

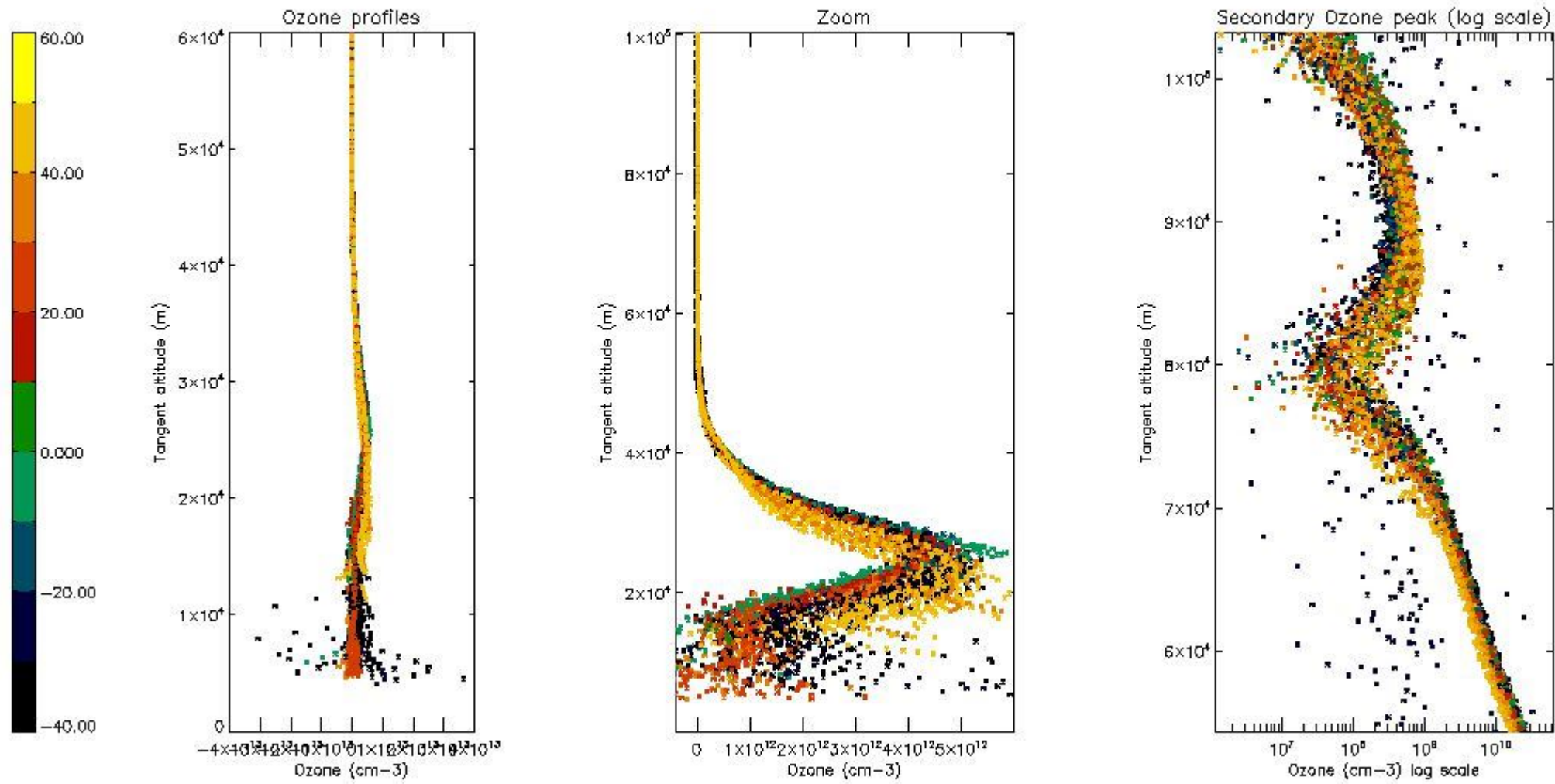
So, the table below shows the percentage of dark limb and valid observations for each criteria with respect to the overall valid daily observations.

Criteria	% of total production
All STD	29
STD < 20	19

STD < 10	17
STD < 5	14

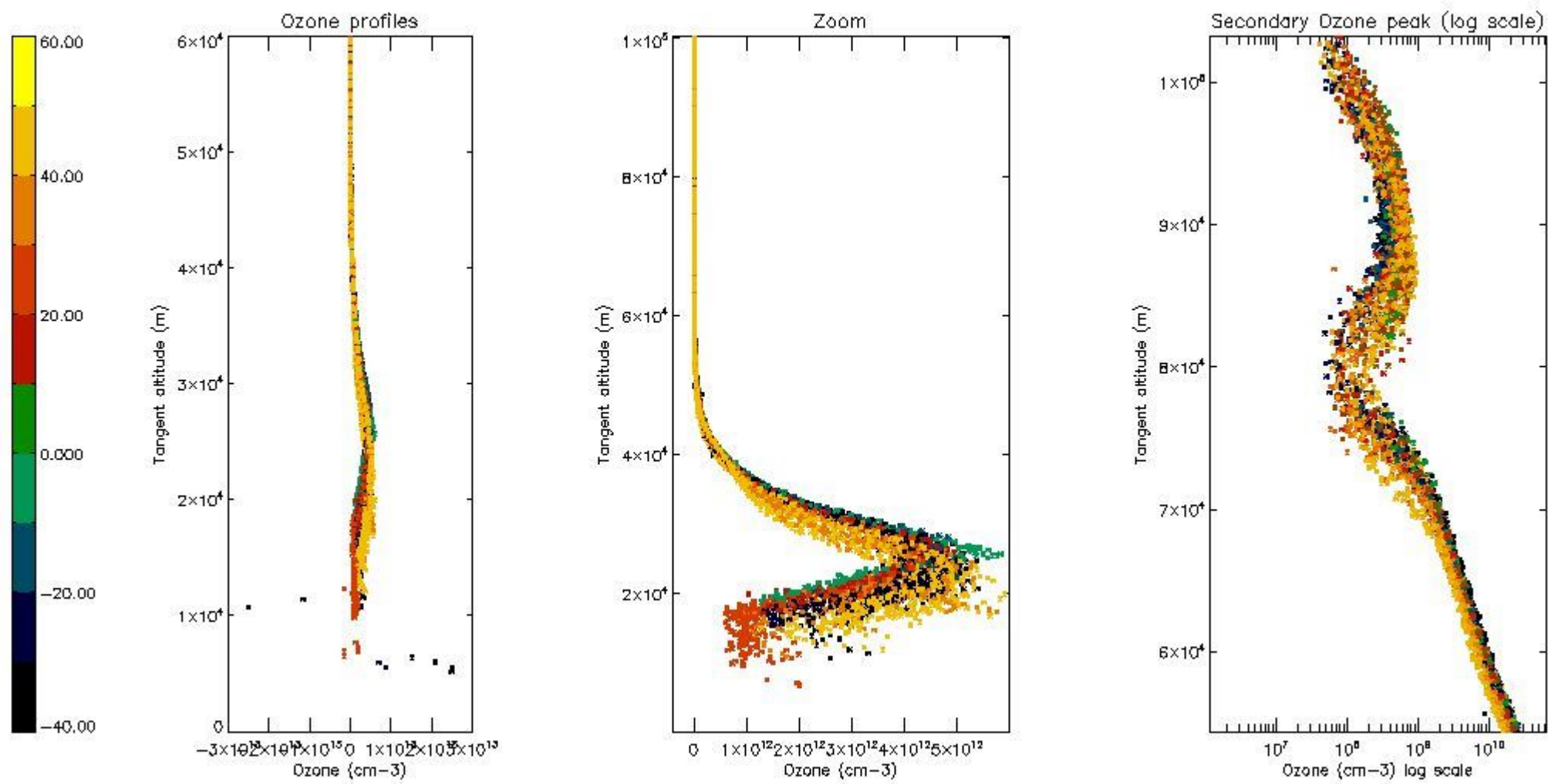
5.2 Plot ozone profiles for all STD (dark without errors)

The colorbar represents the latitude.



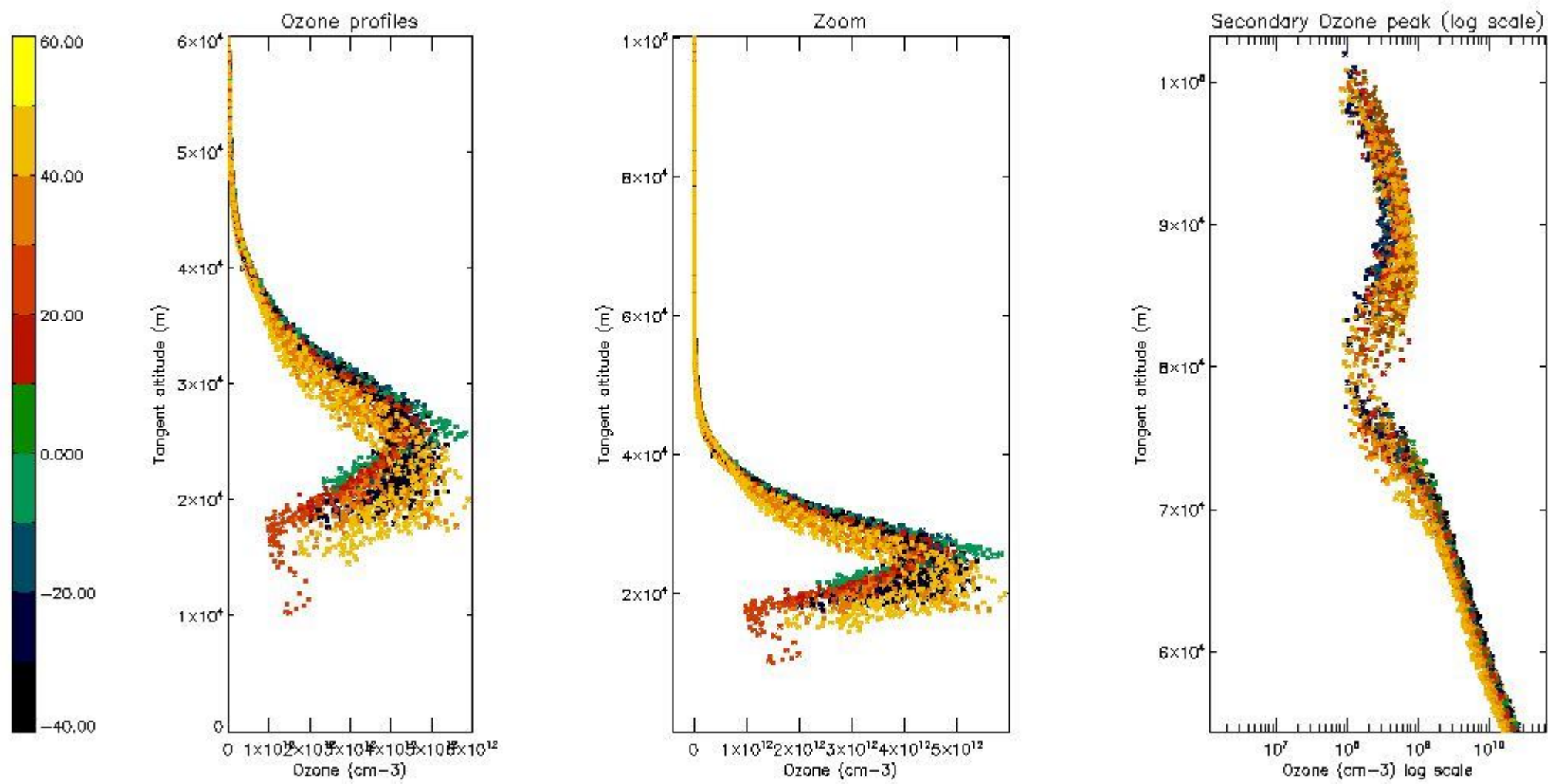
5.3 Plot ozone profiles where STD < 20% (dark without errors)

The colorbar represents the latitude.



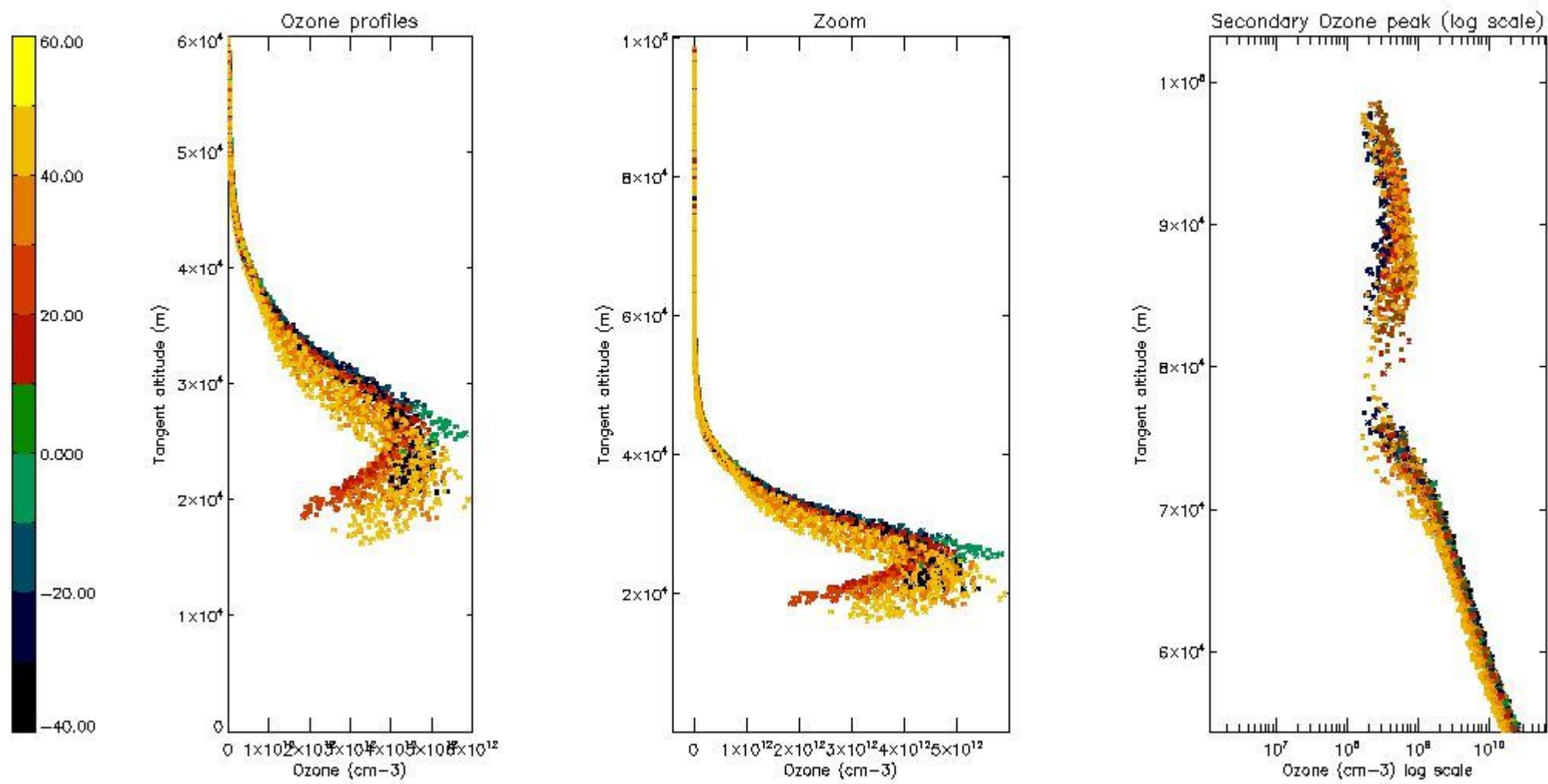
5.4 Plot ozone profiles where $STD < 10\%$ (dark without errors)

The colorbar represents the latitude.



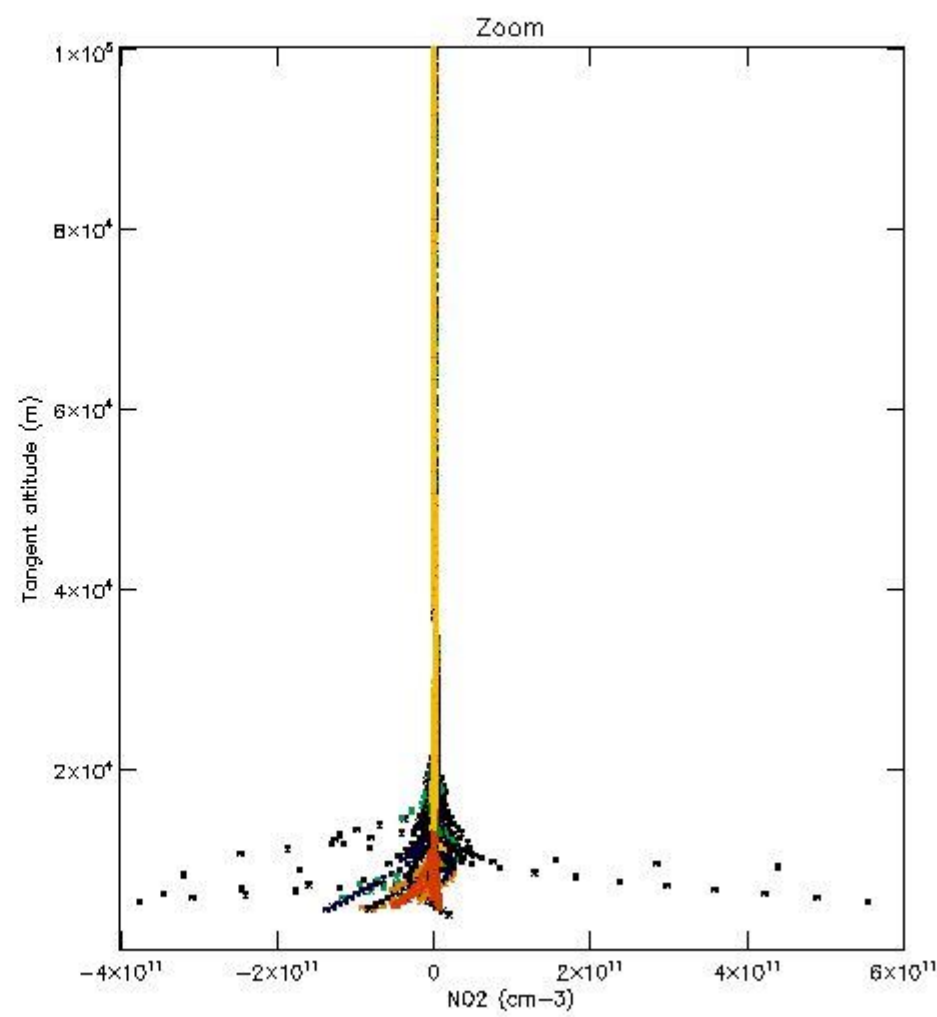
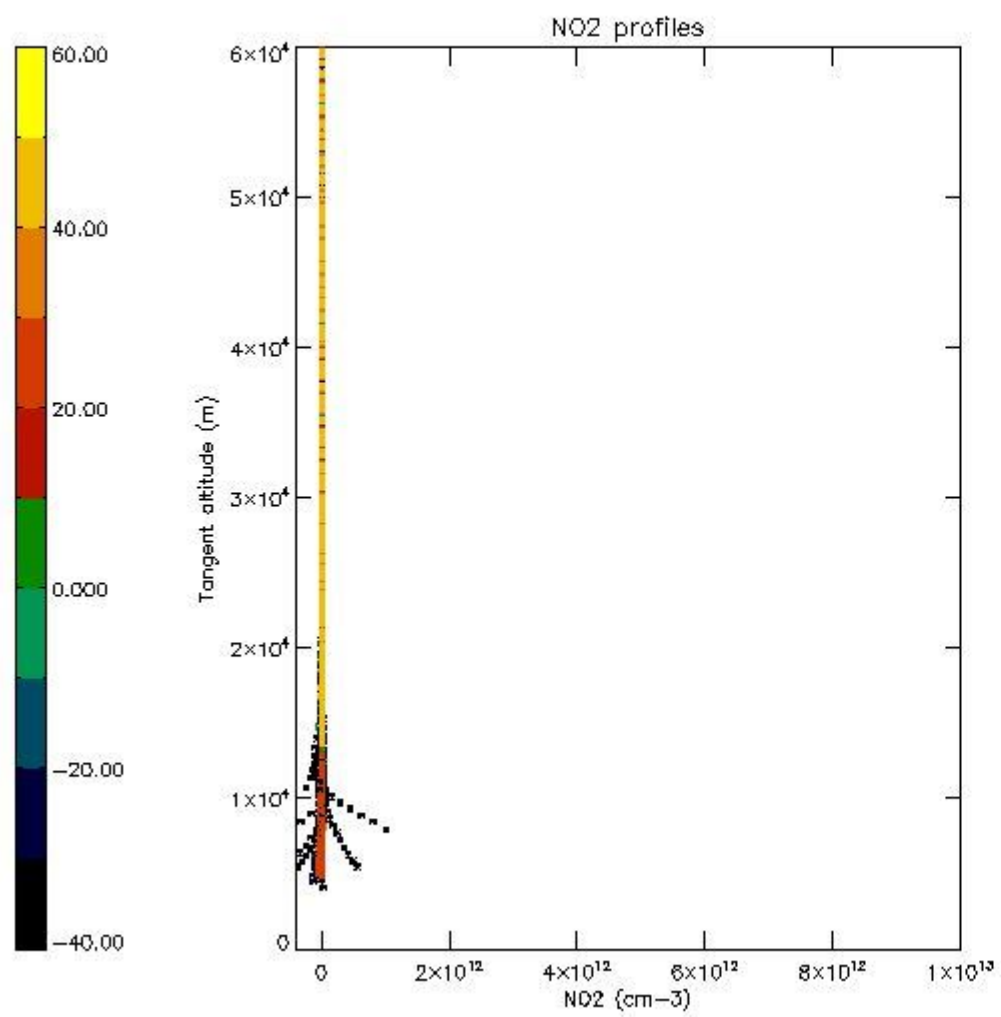
5.5 Plot ozone profiles where STD < 5% (dark without errors)

The colorbar represents the latitude.



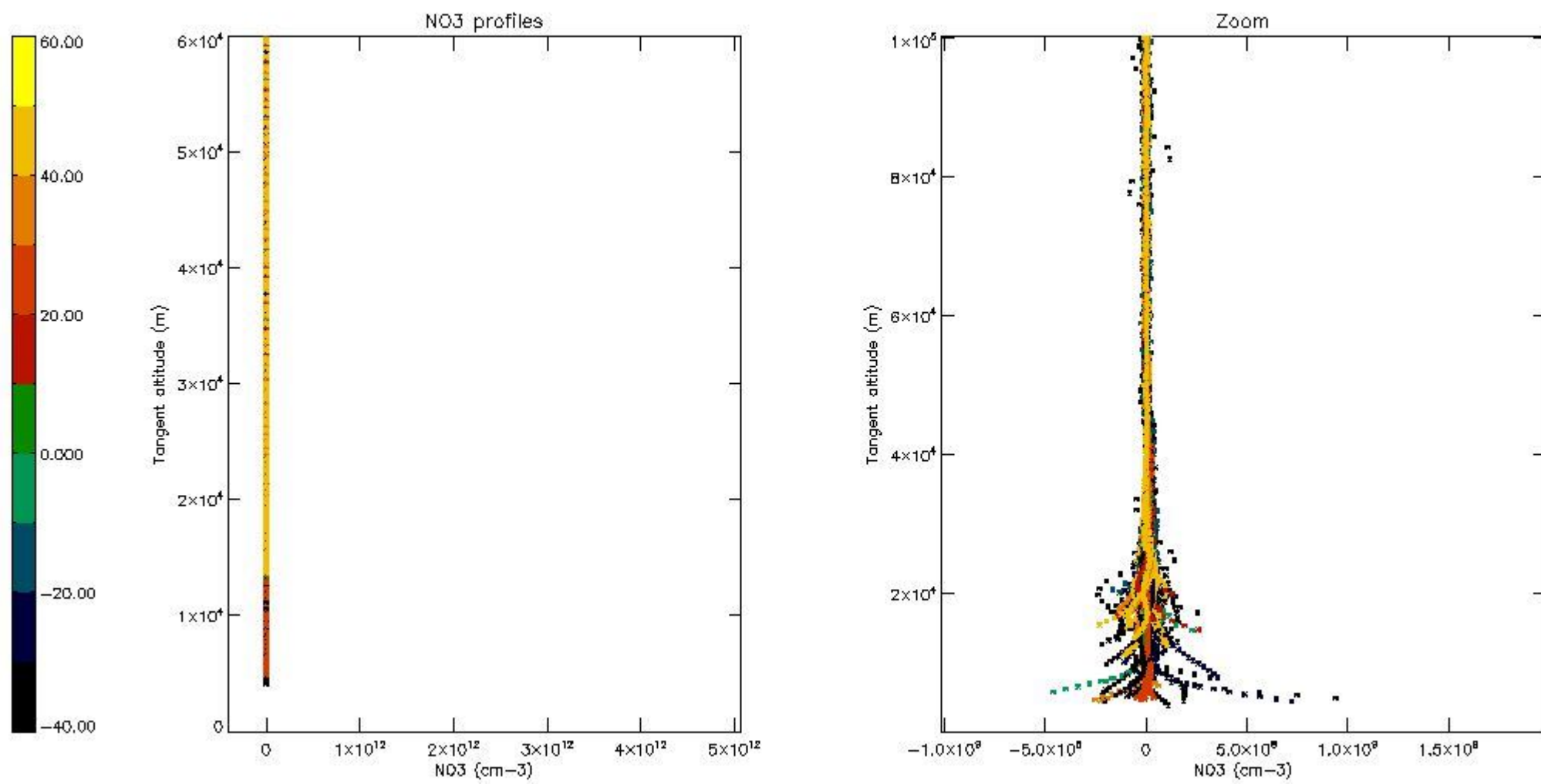
5.6 Plot NO₂ profiles for all STD (dark without errors)

The colorbar represents the latitude.



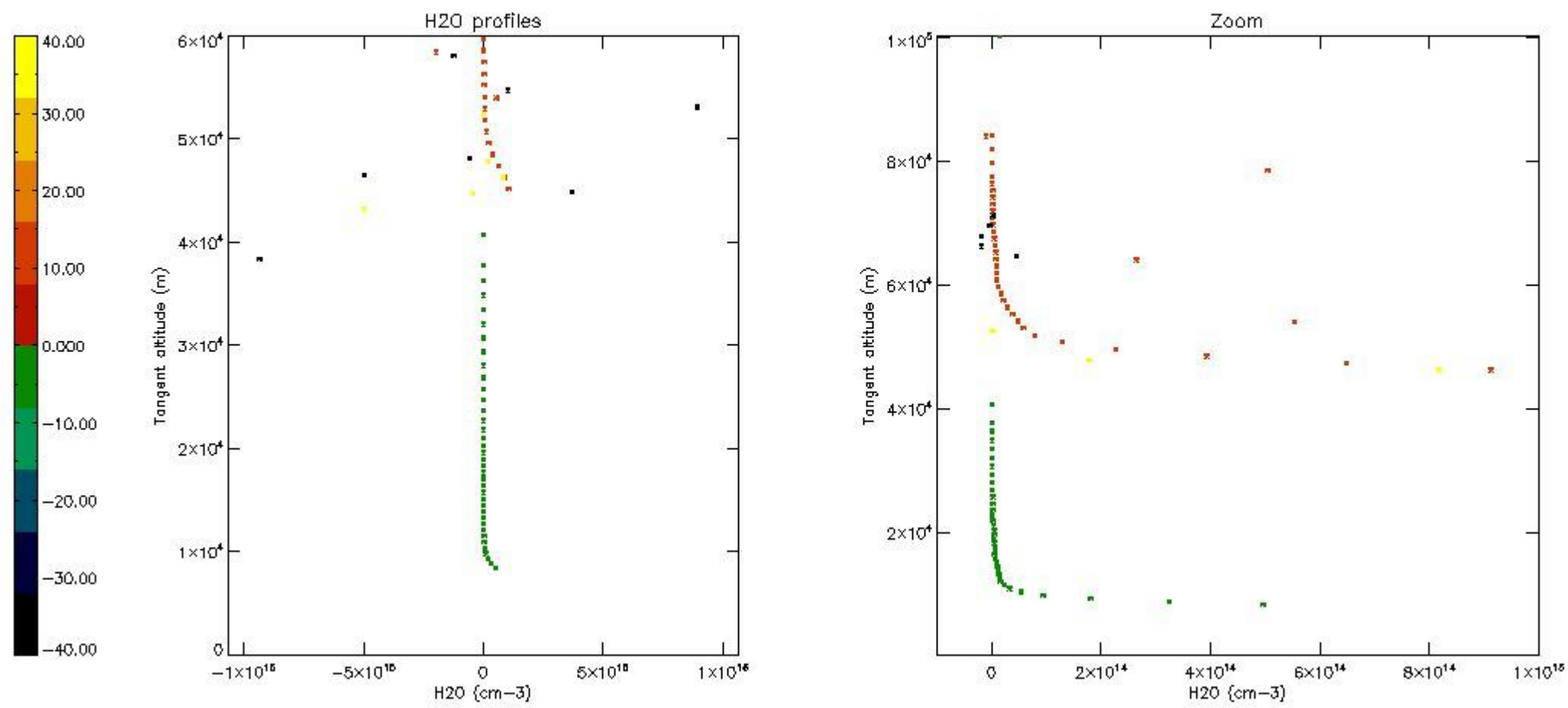
5.7 Plot NO3 profiles for all STD (dark without errors)

The colorbar represents the latitude.



5.8 Plot H2O profiles for all STD (only for occultations of stars 1,2,3,4,13,14,16,26,63 dark without errors)

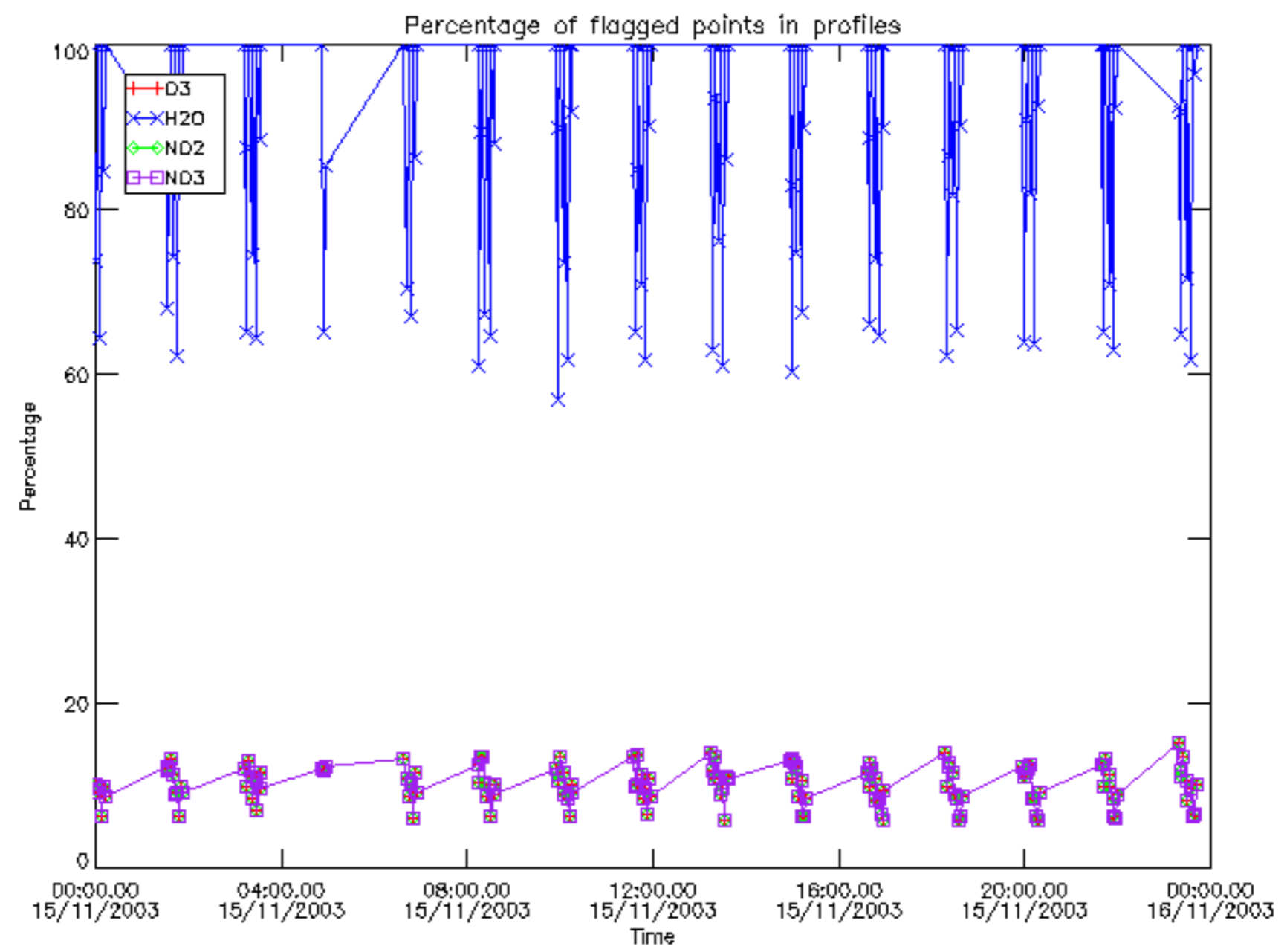
The colorbar represents the latitude.



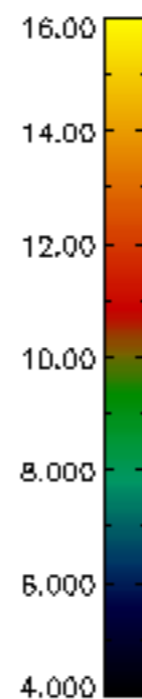
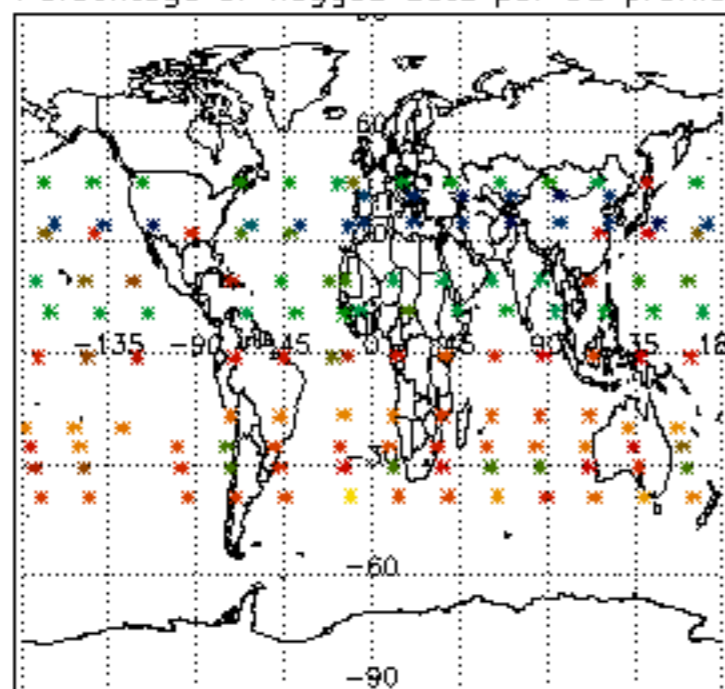
6. Auxiliary Data Files used for the production reported in section 2

The number reported in the third column indicates since which file (see list in section 2) the corresponding auxiliary file has been used. The fourth column is the date of those product files.

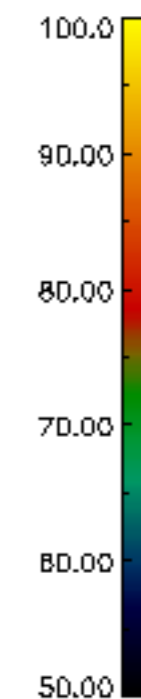
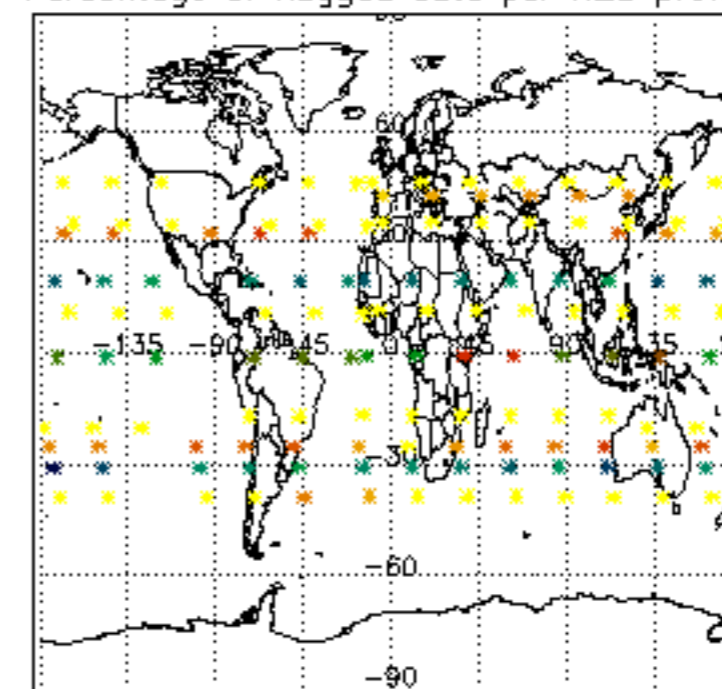
Type	Auxiliary Filename	Used since product	Used since product date
INST_PHYS_CHARACTERISTICS	GOM_INS_AXVIEC20091111_143220_20030716_120000_20500101_000000	1	15-NOV-2003 00:00:10
LEVEL-2_PROC_CONFIG	GOM_PR2_AXVIEC20091111_152718_20020301_000000_20500101_000000	1	15-NOV-2003 00:00:10
CROSS_SECTIONS_FILE	GOM_CRS_AXVIEC20091111_154832_20020301_000000_20500101_000000	1	15-NOV-2003 00:00:10



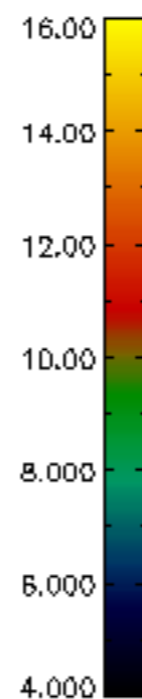
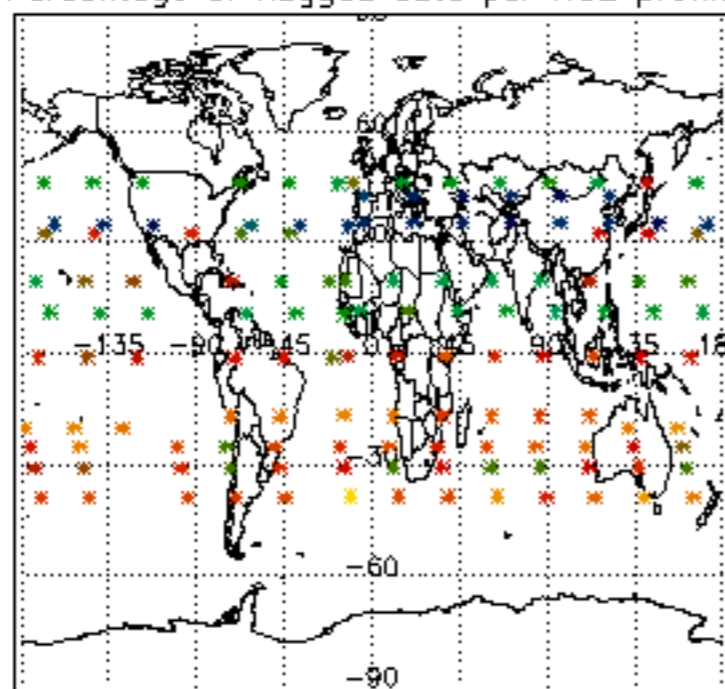
Percentage of flagged data per D3 profile



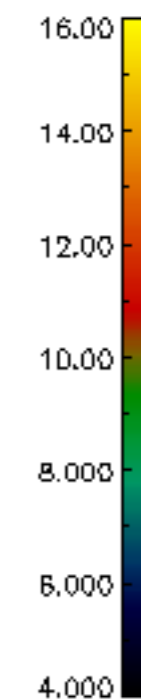
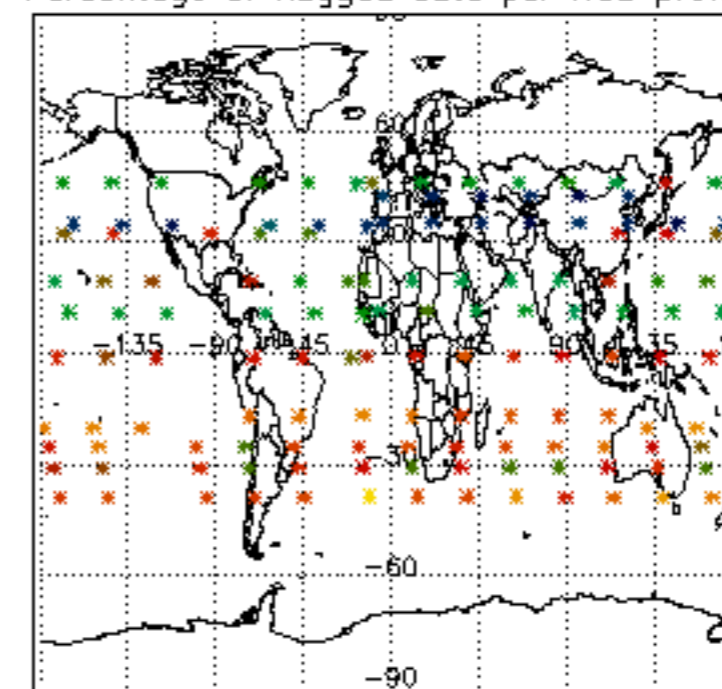
Percentage of flagged data per H2O profile

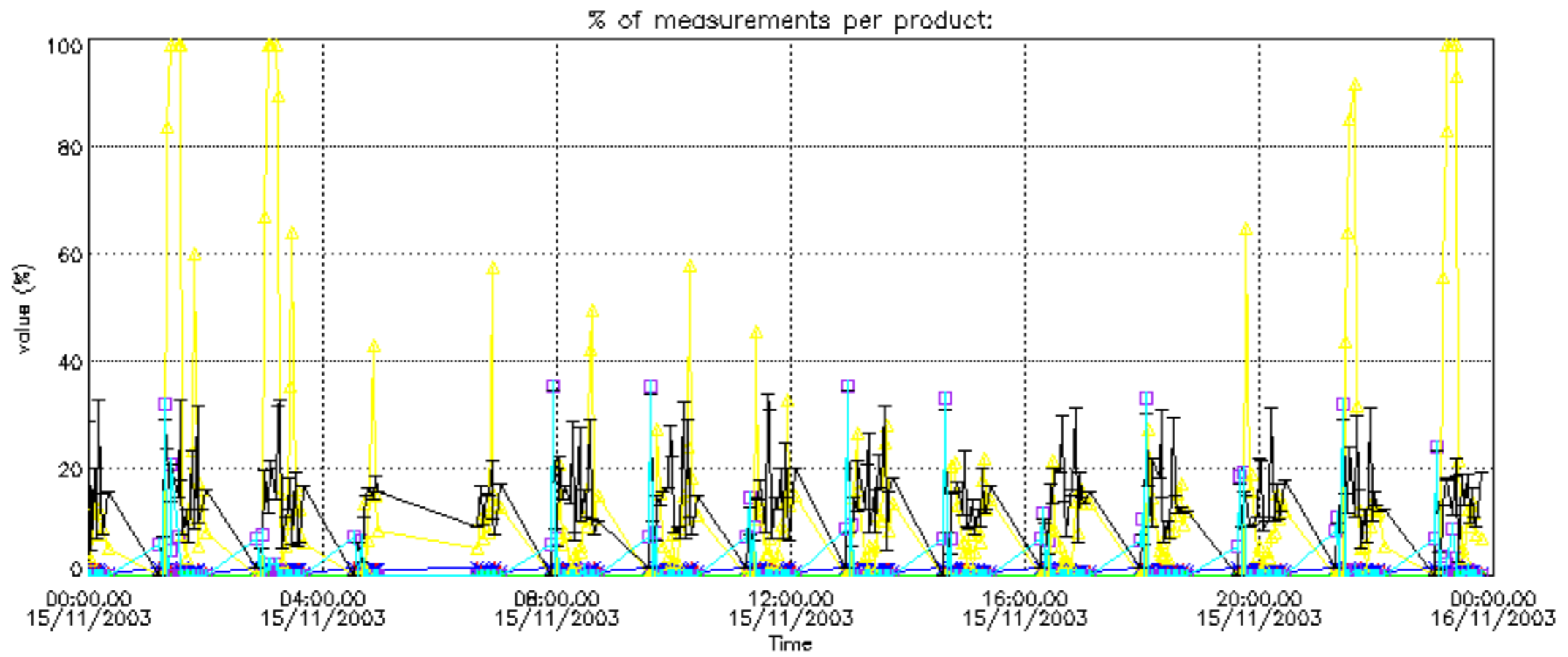
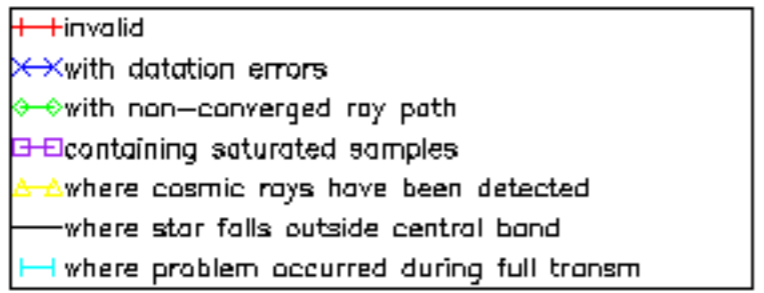


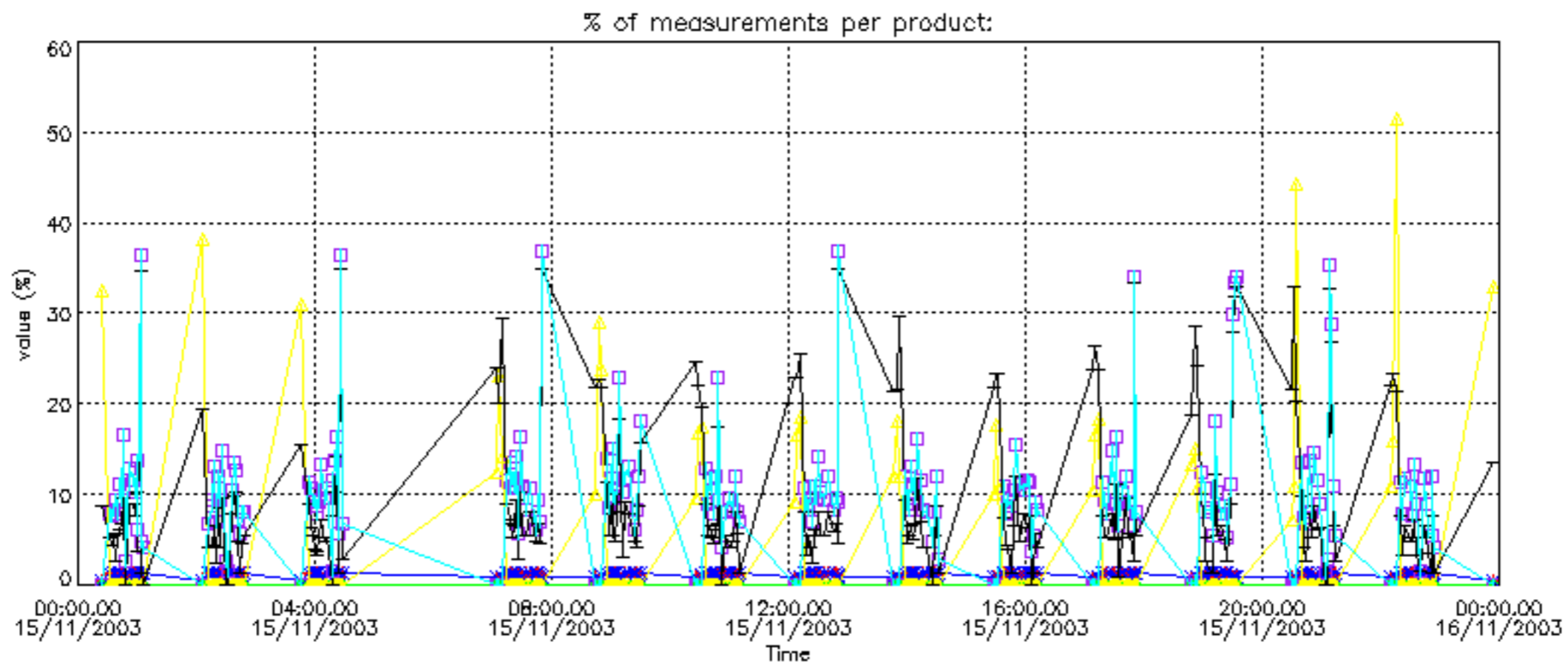
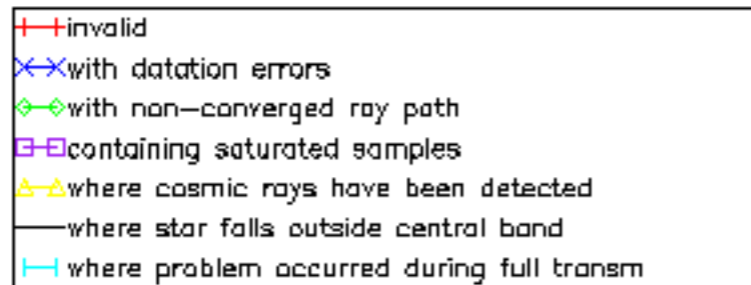
Percentage of flagged data per NO2 profile



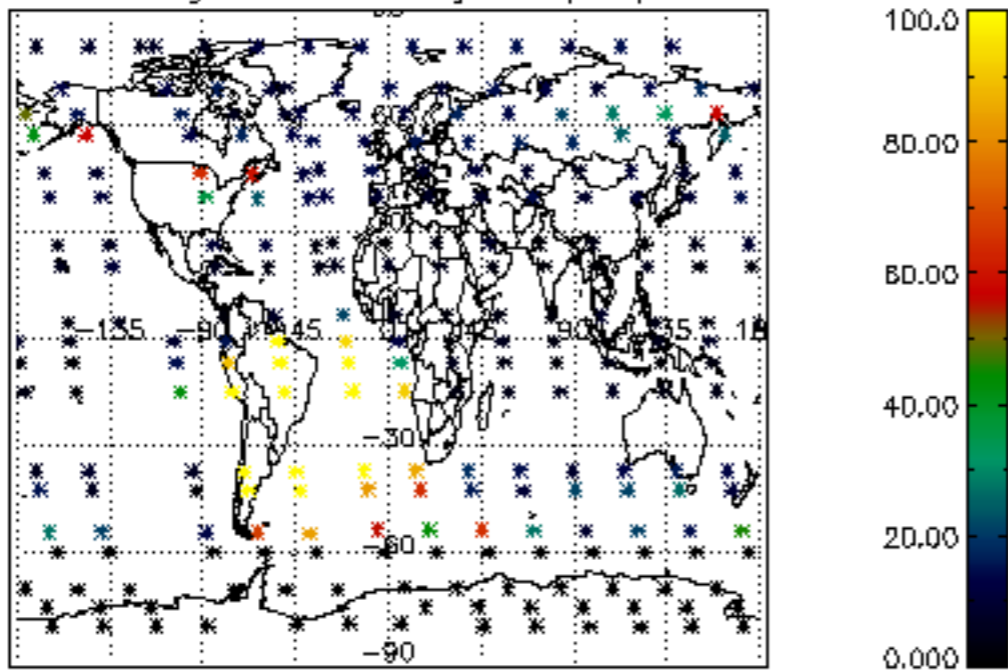
Percentage of flagged data per NO3 profile



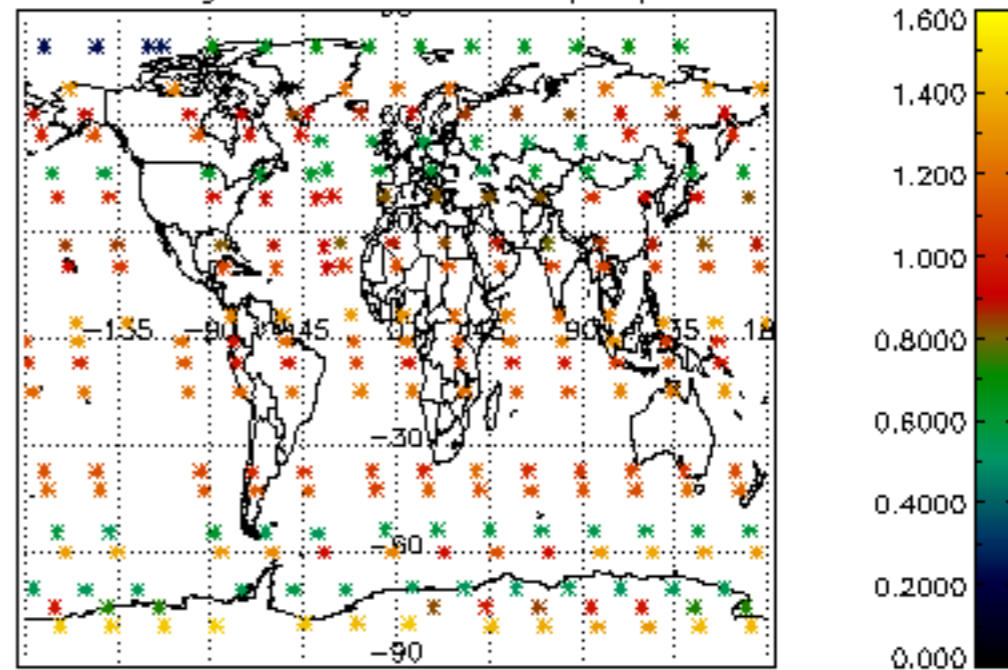




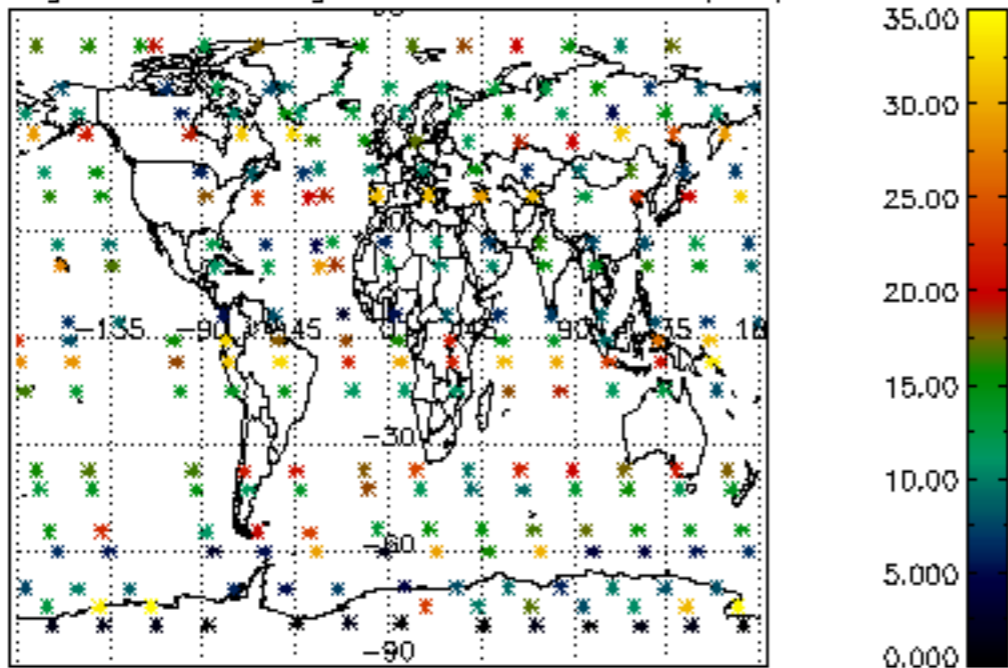
Percentage of cosmic ray hits per profile



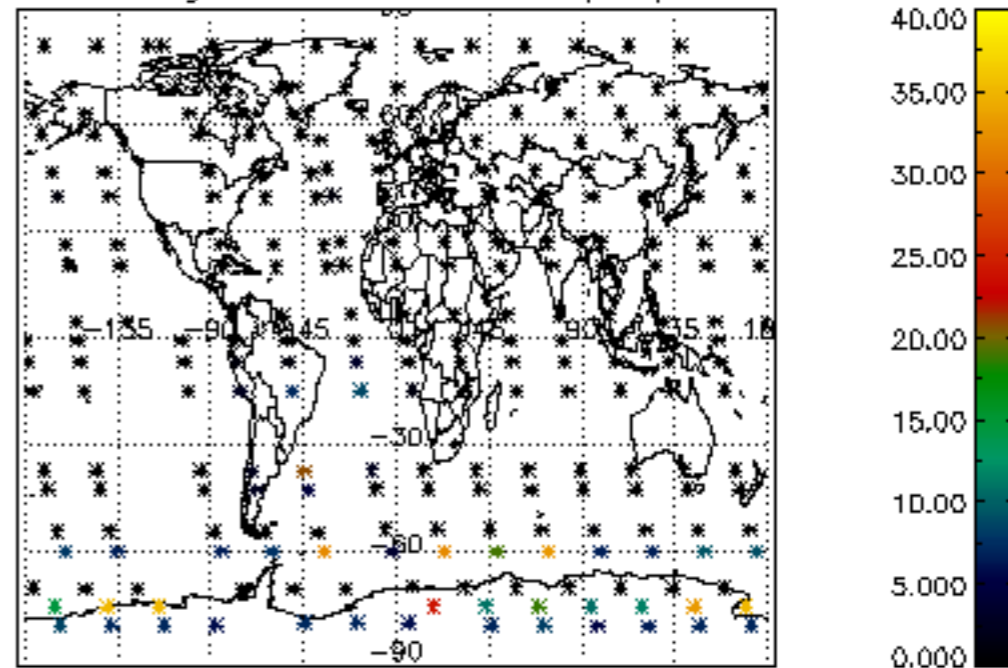
Percentage of datation errors per profile



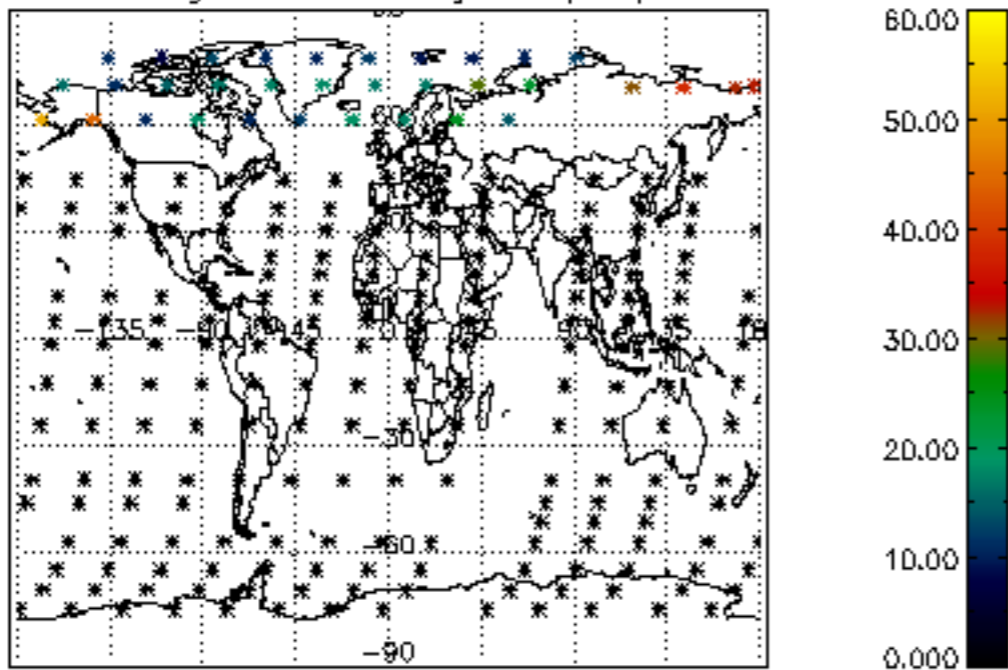
Percentage of star falling outside central band per profile



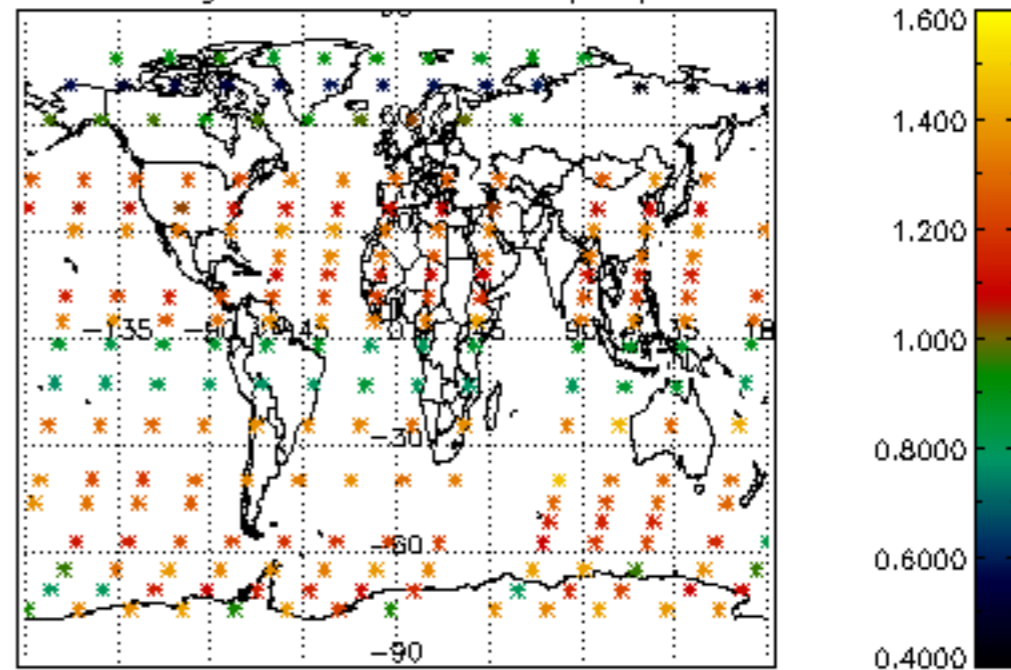
Percentage of saturation errors per profile



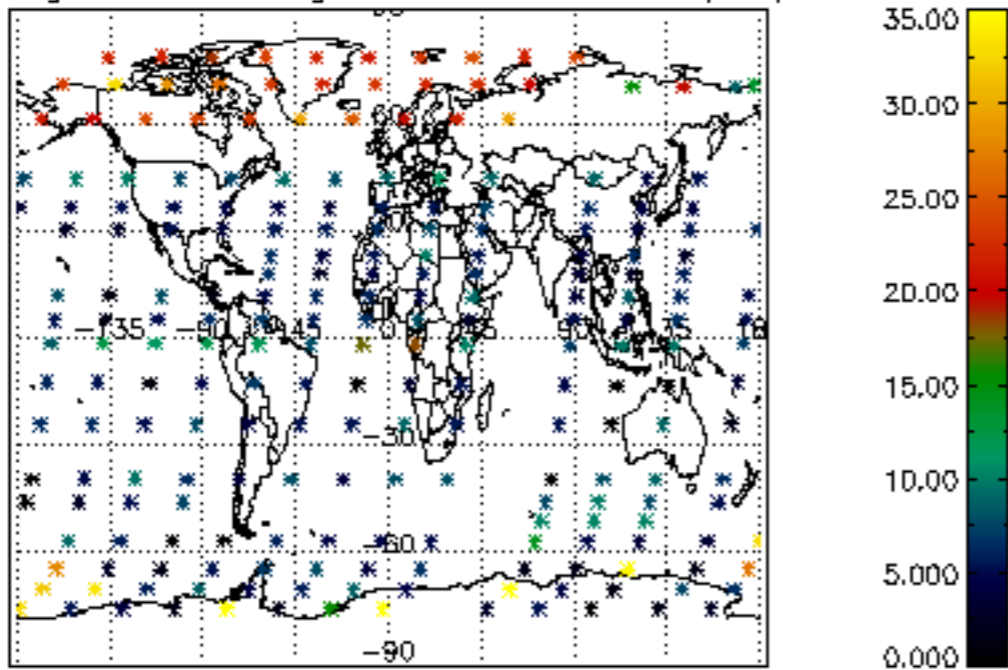
Percentage of cosmic ray hits per profile



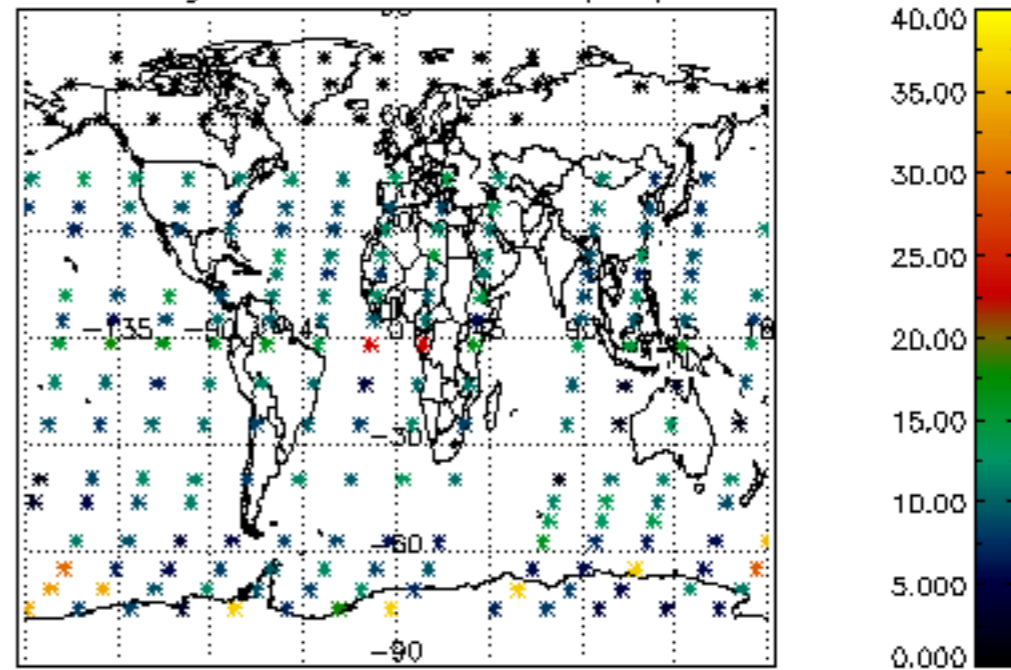
Percentage of datation errors per profile

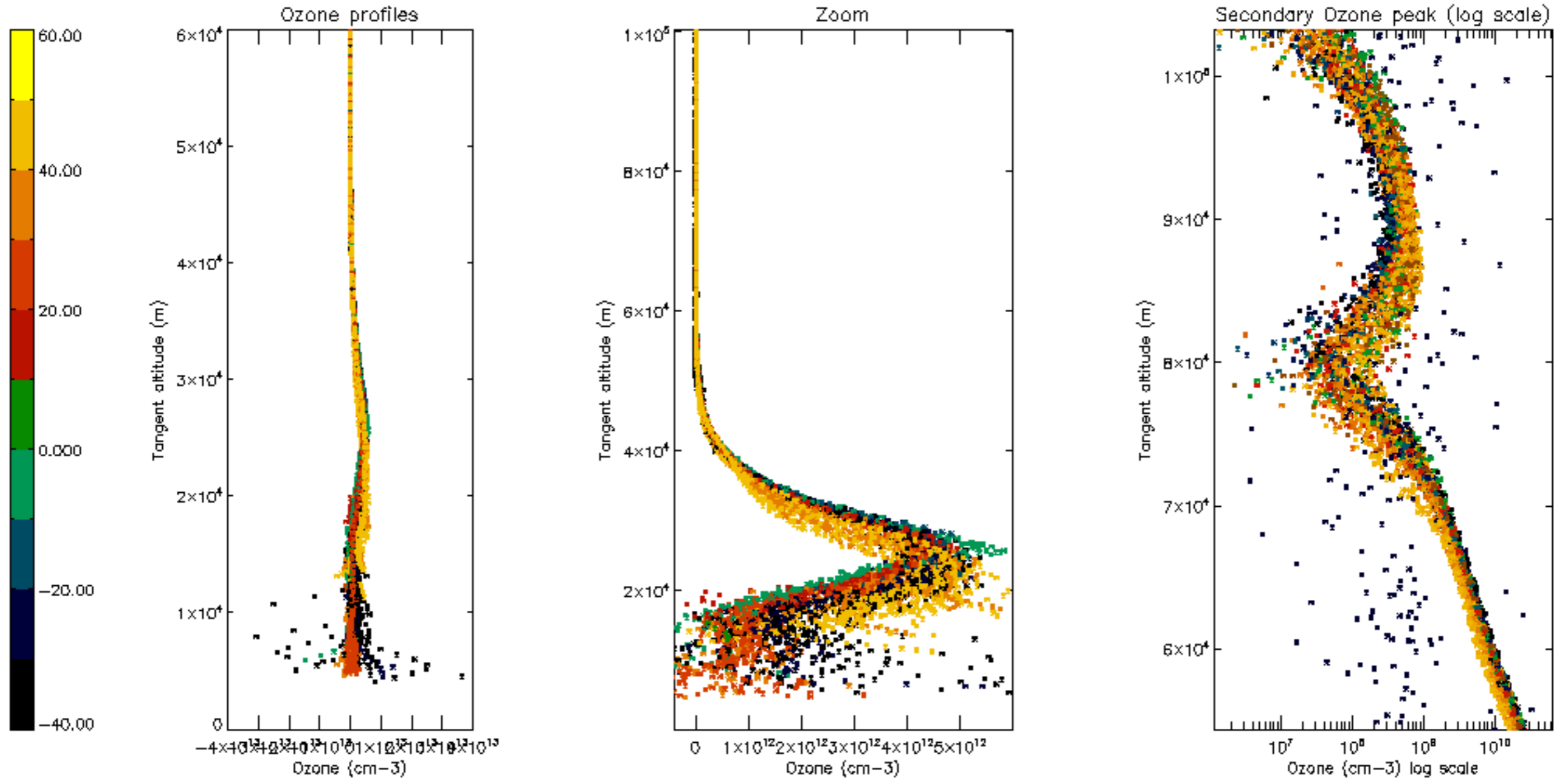


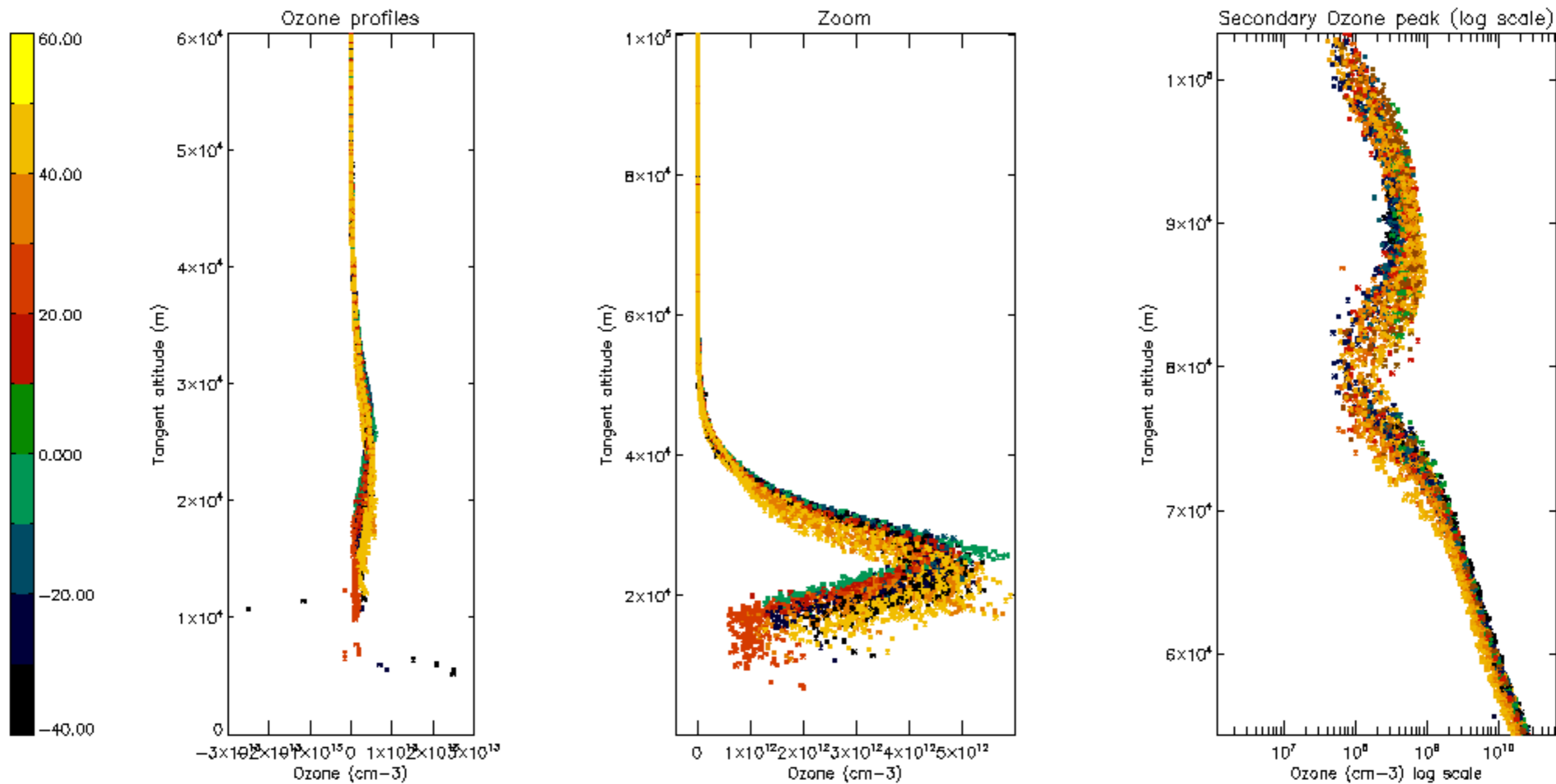
Percentage of star falling outside central band per profile

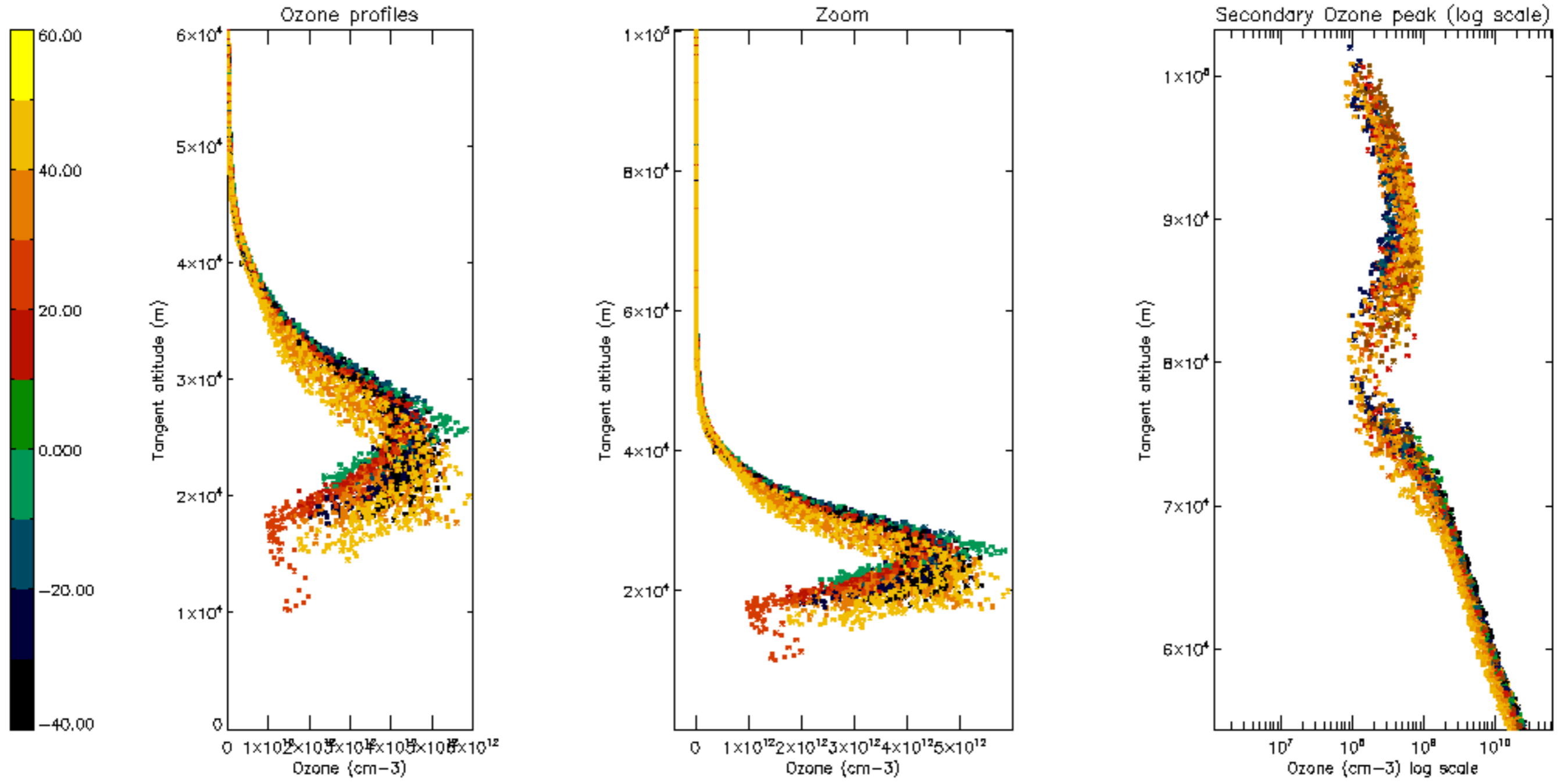


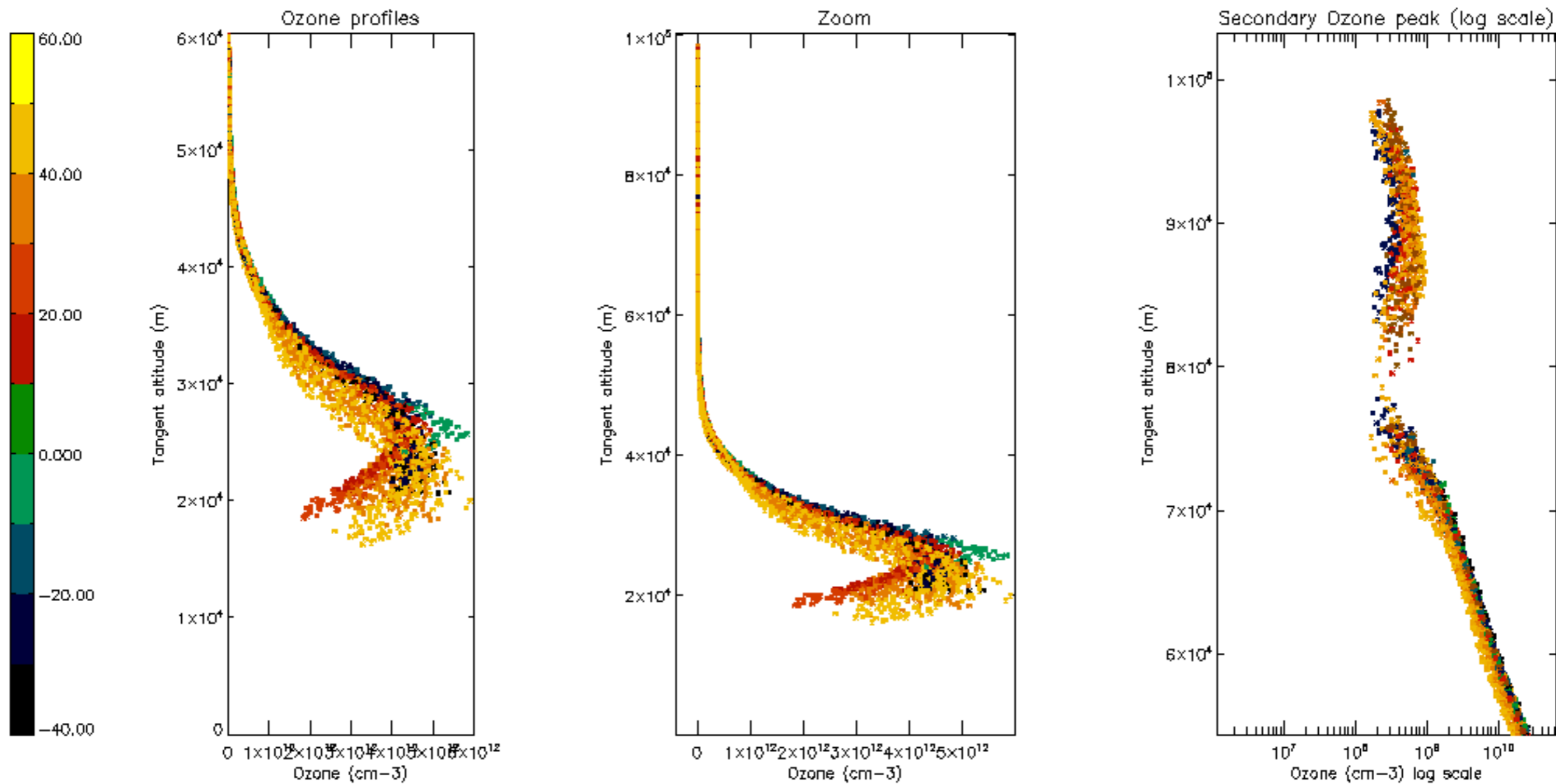
Percentage of saturation errors per profile

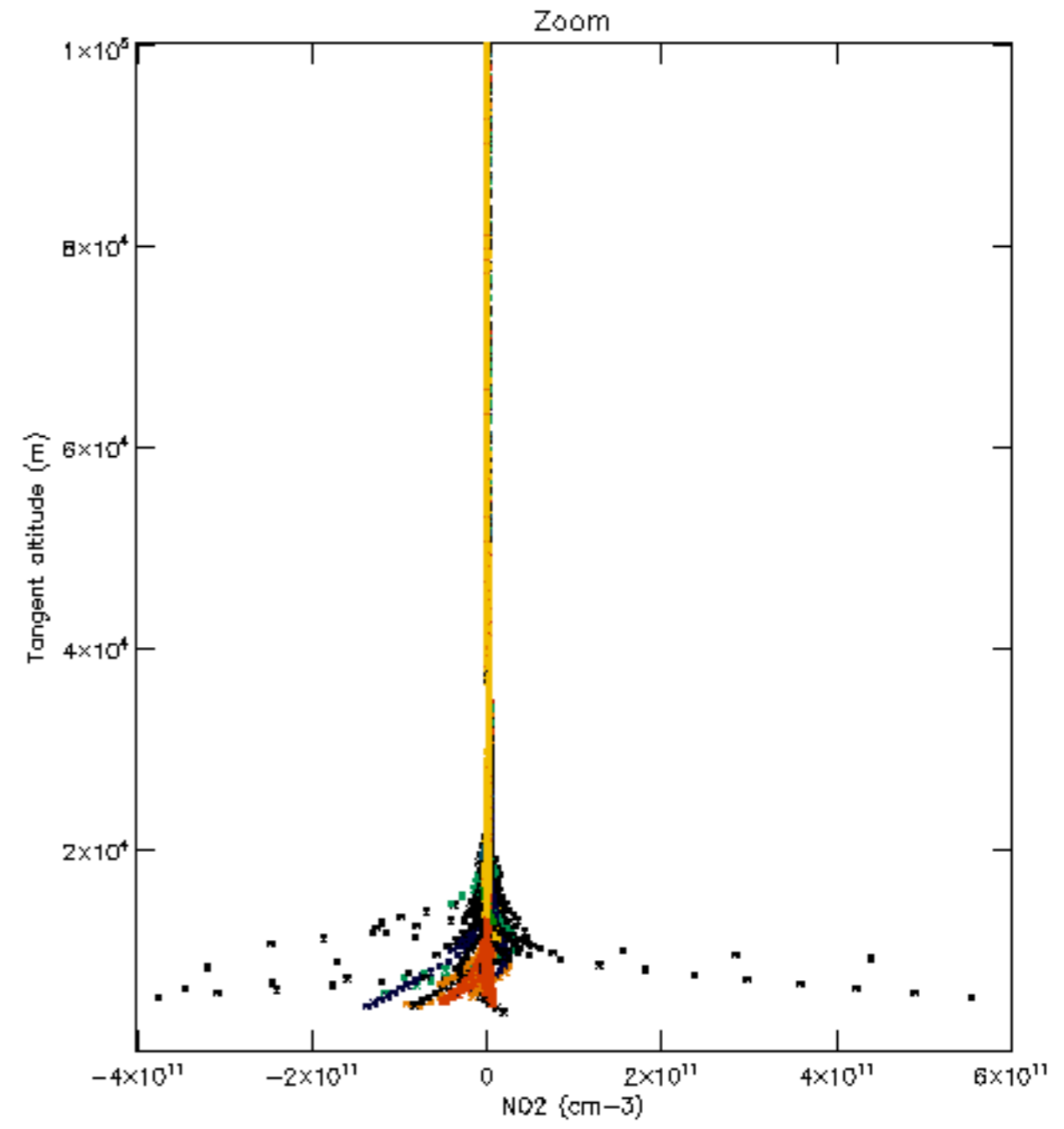
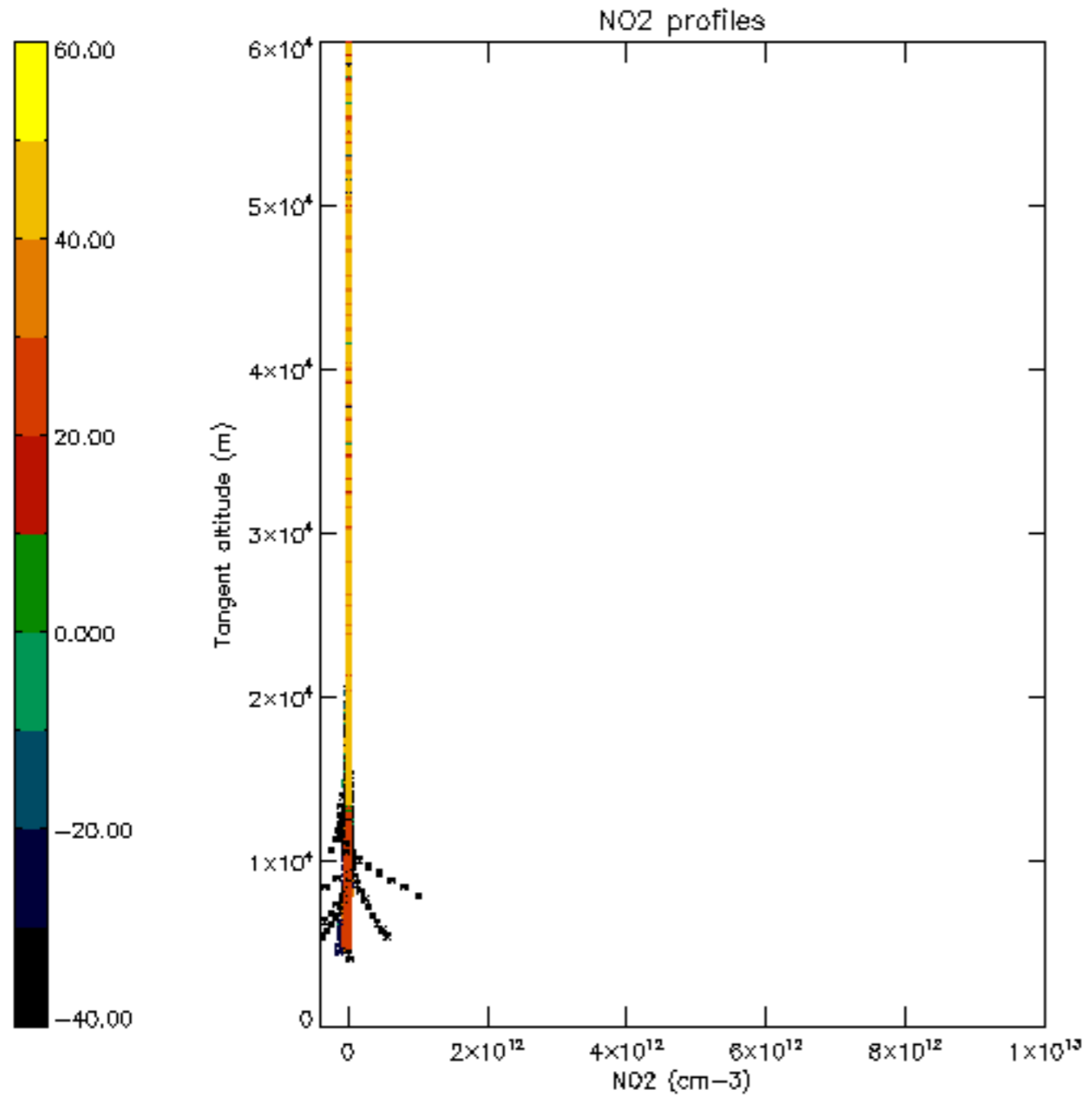


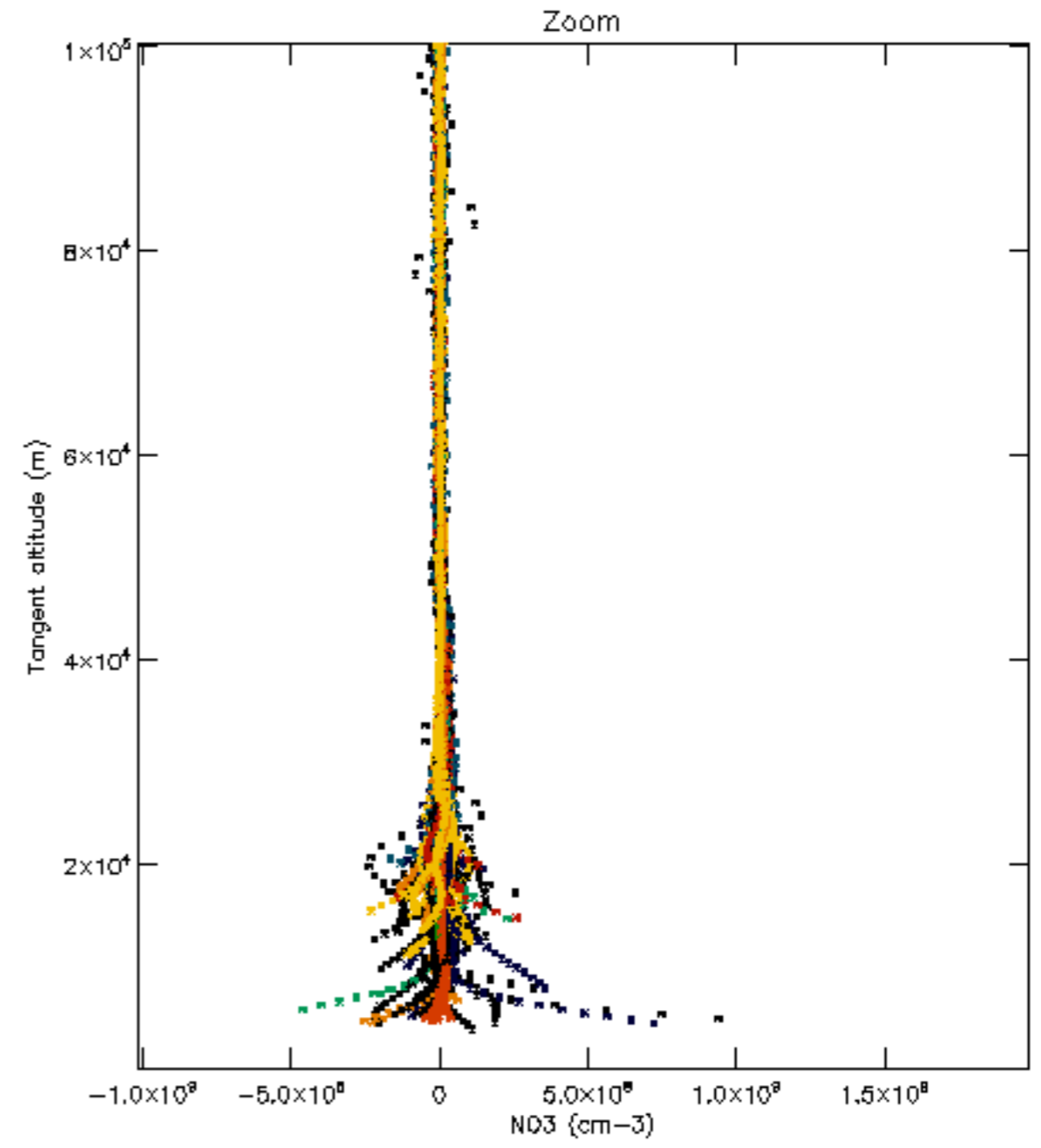
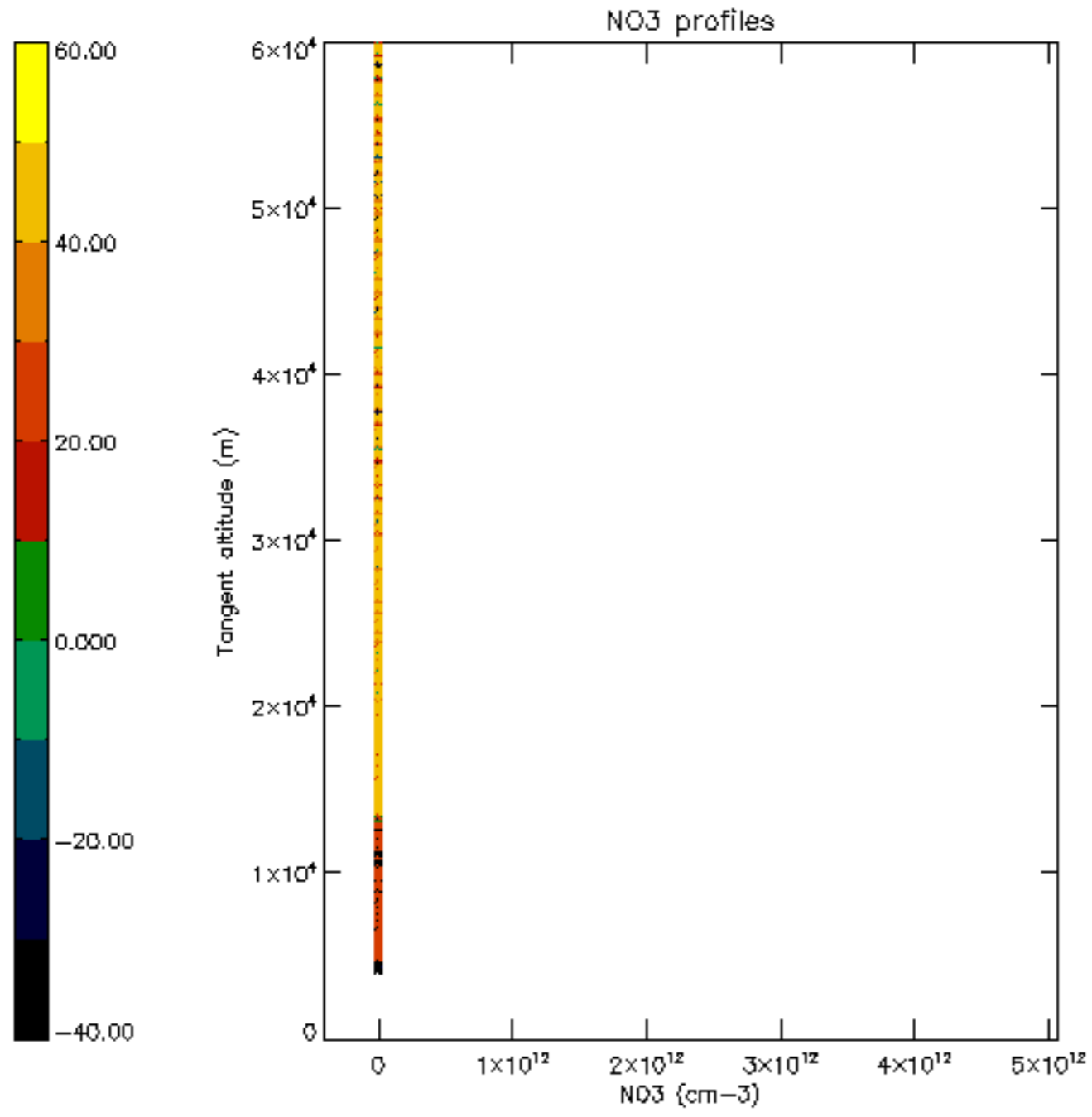


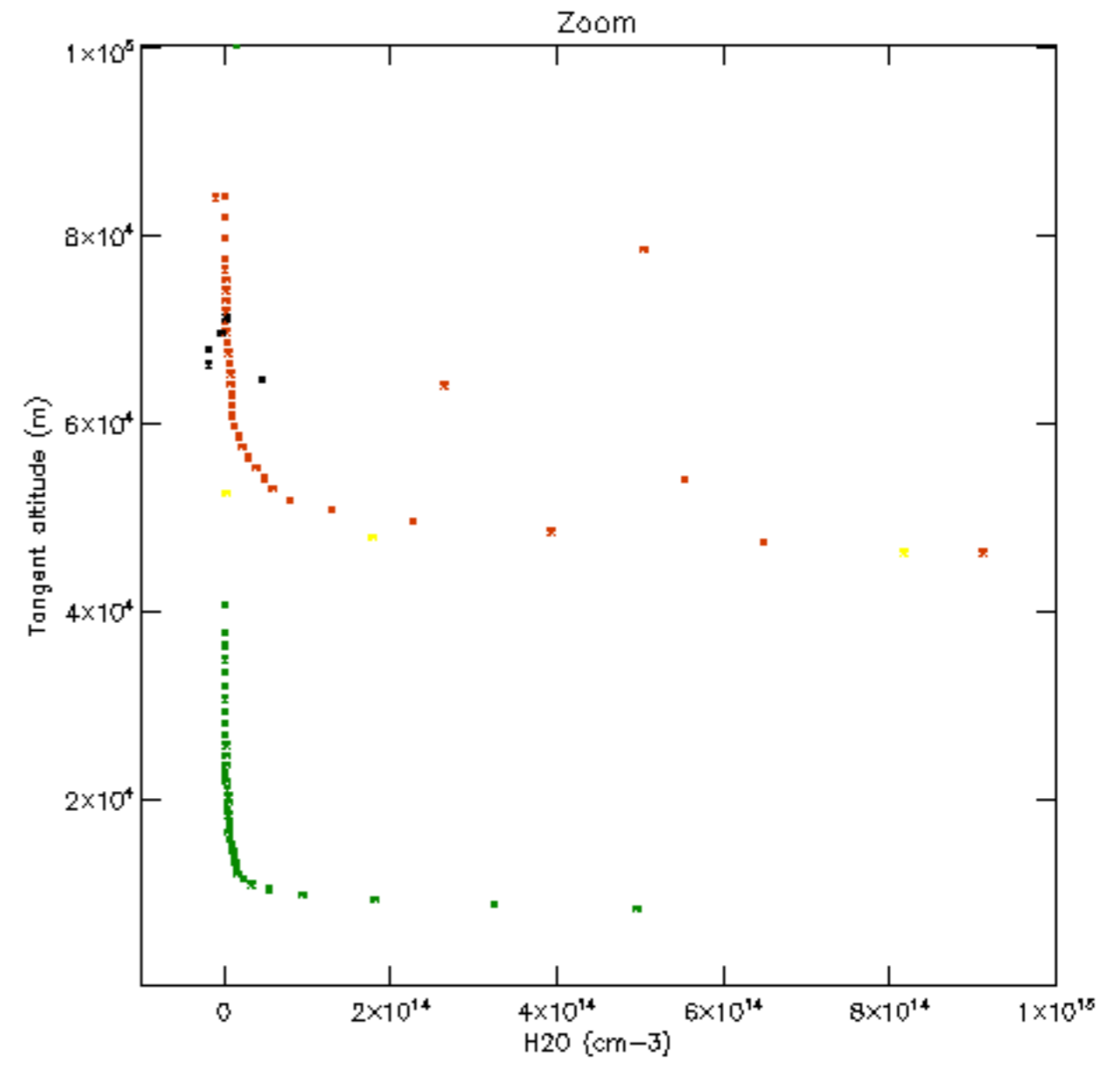
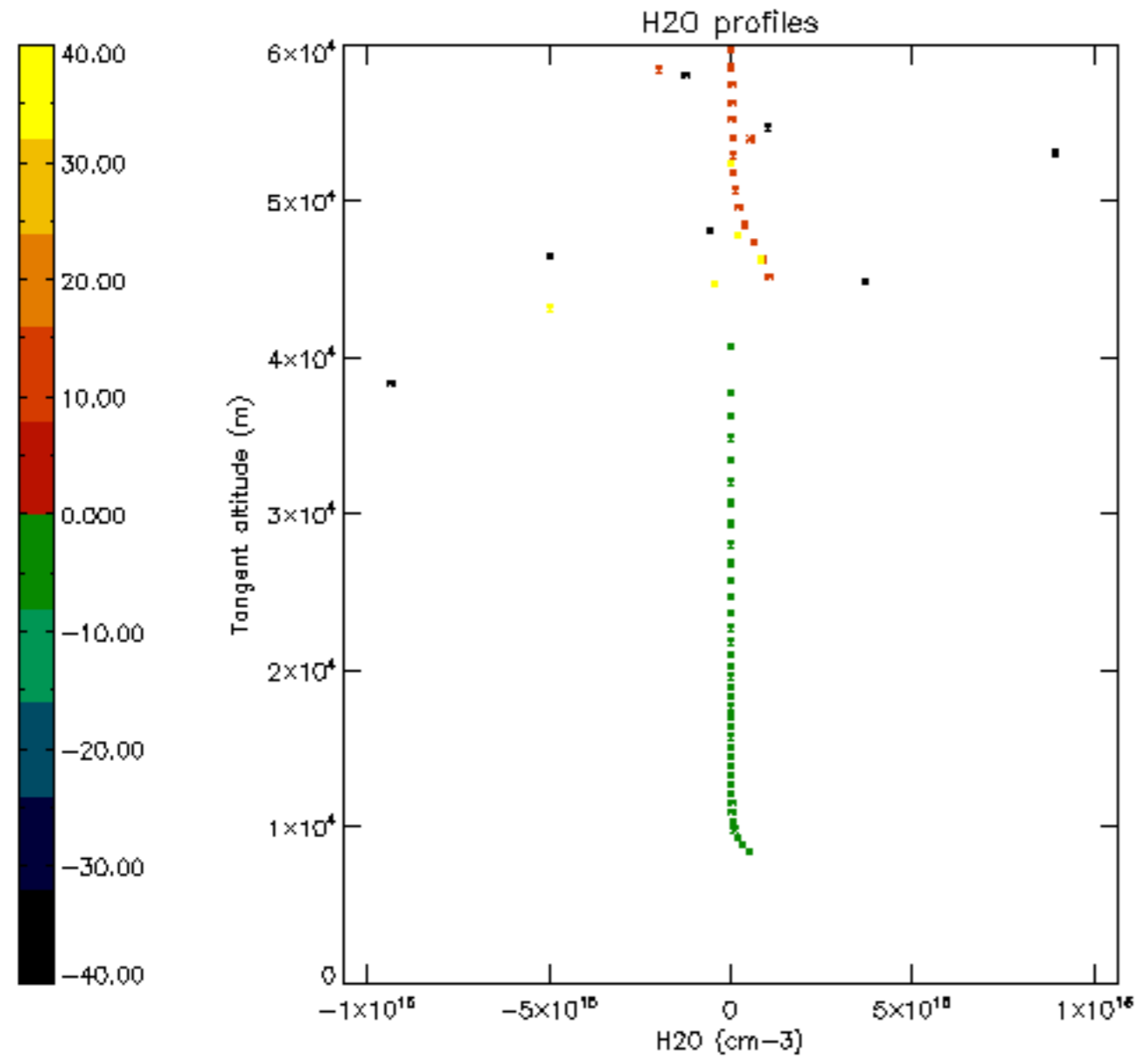


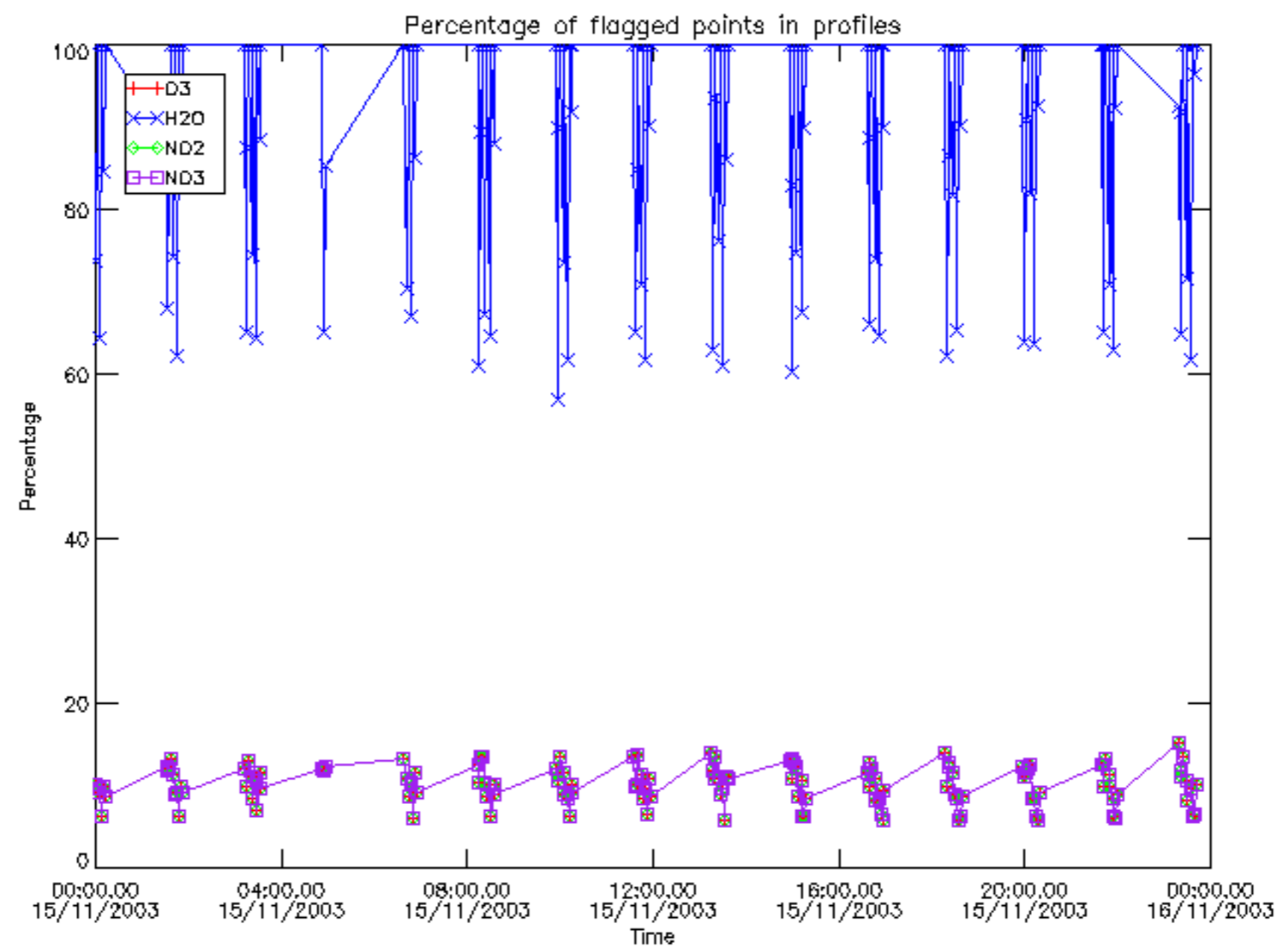




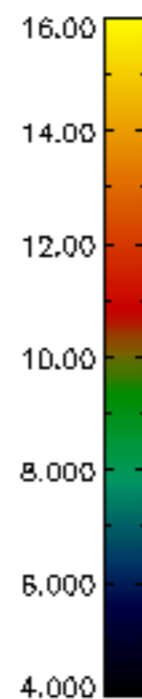
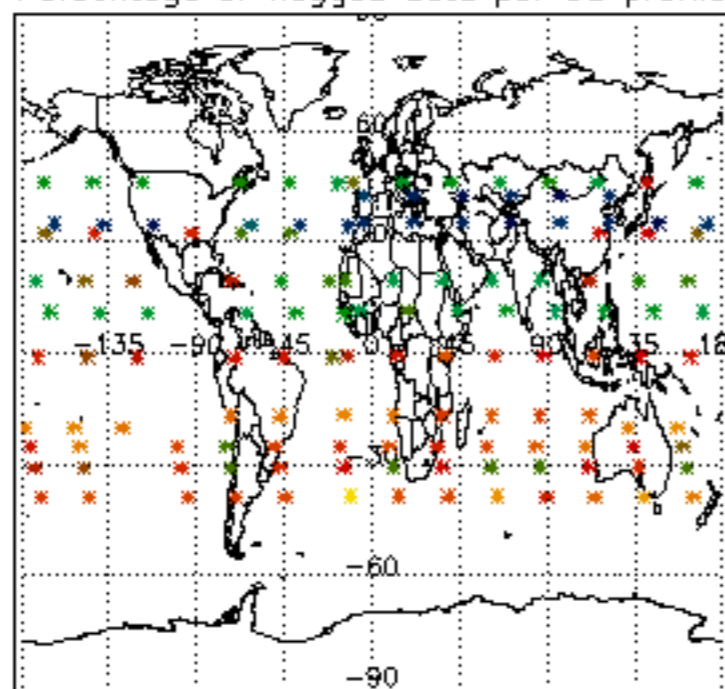




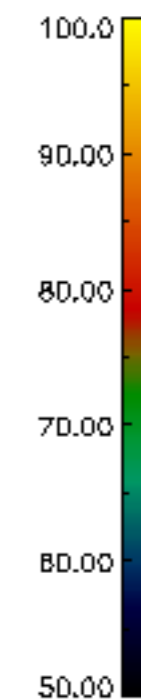
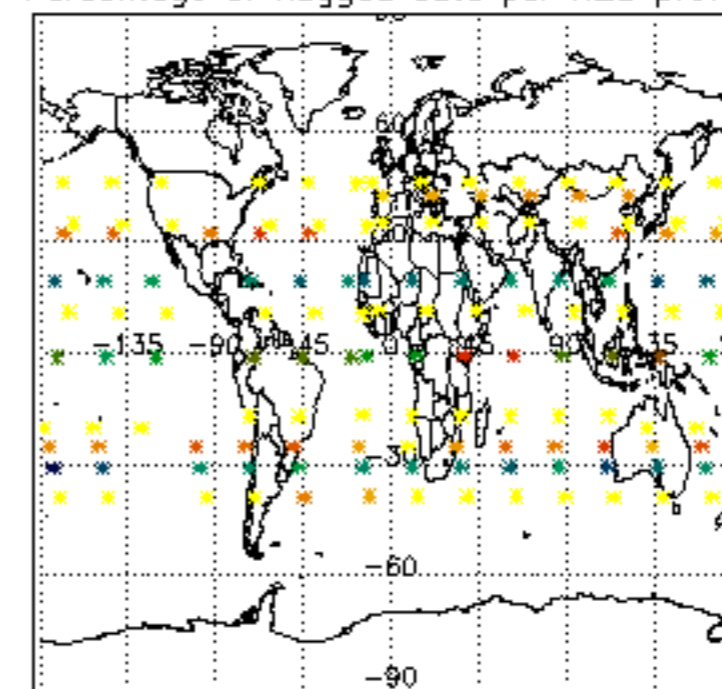




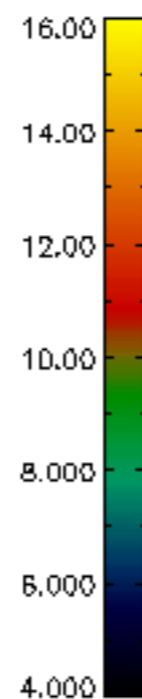
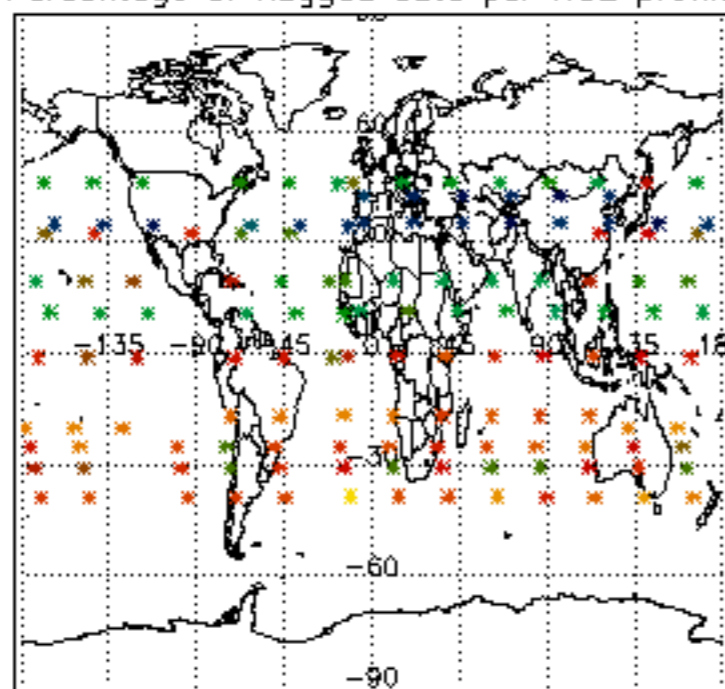
Percentage of flagged data per D3 profile



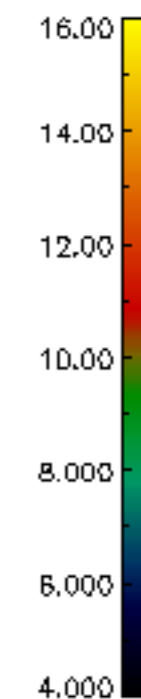
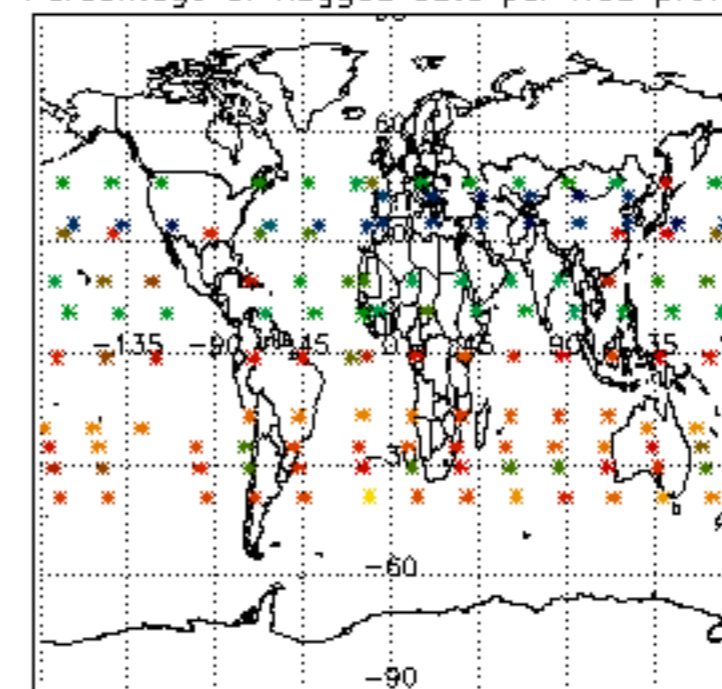
Percentage of flagged data per H2O profile

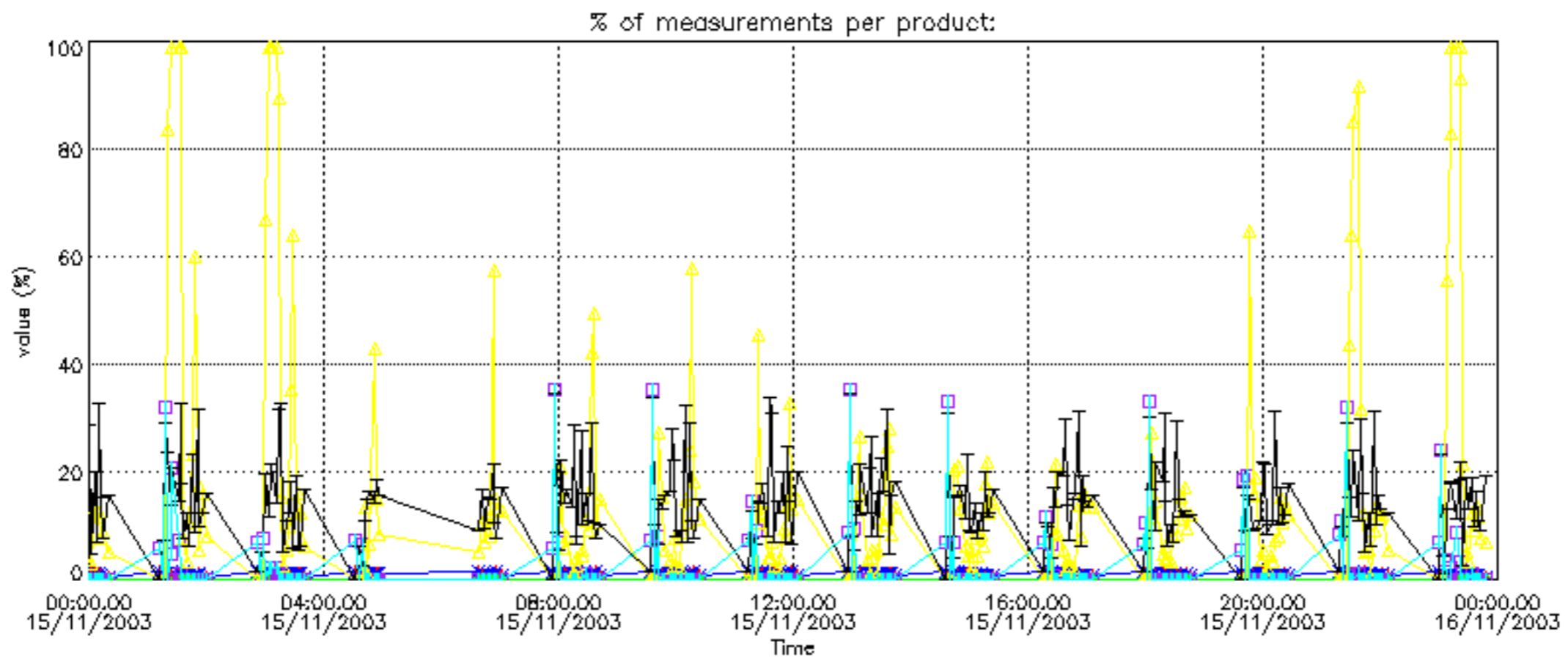
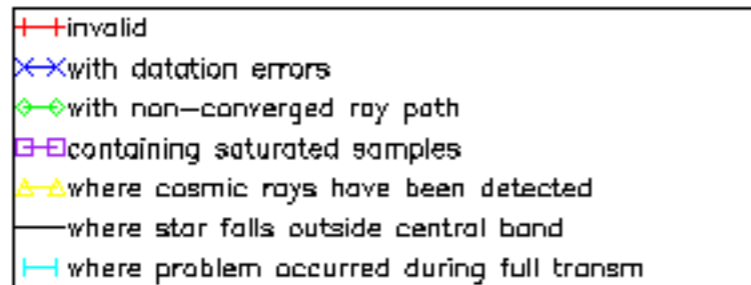


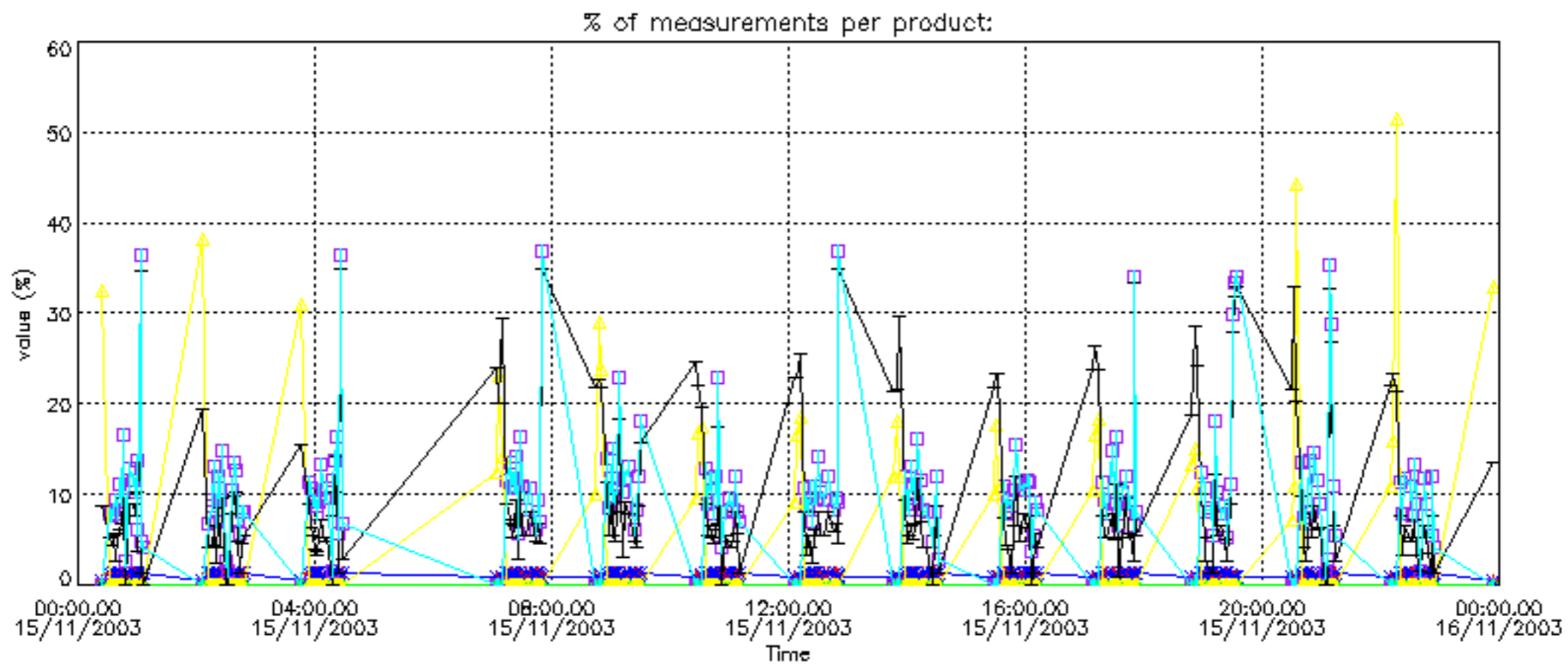
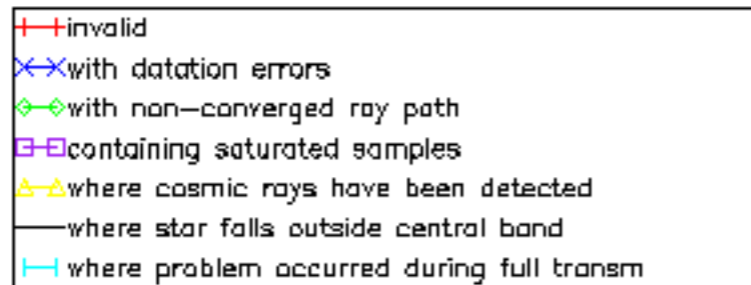
Percentage of flagged data per NO2 profile



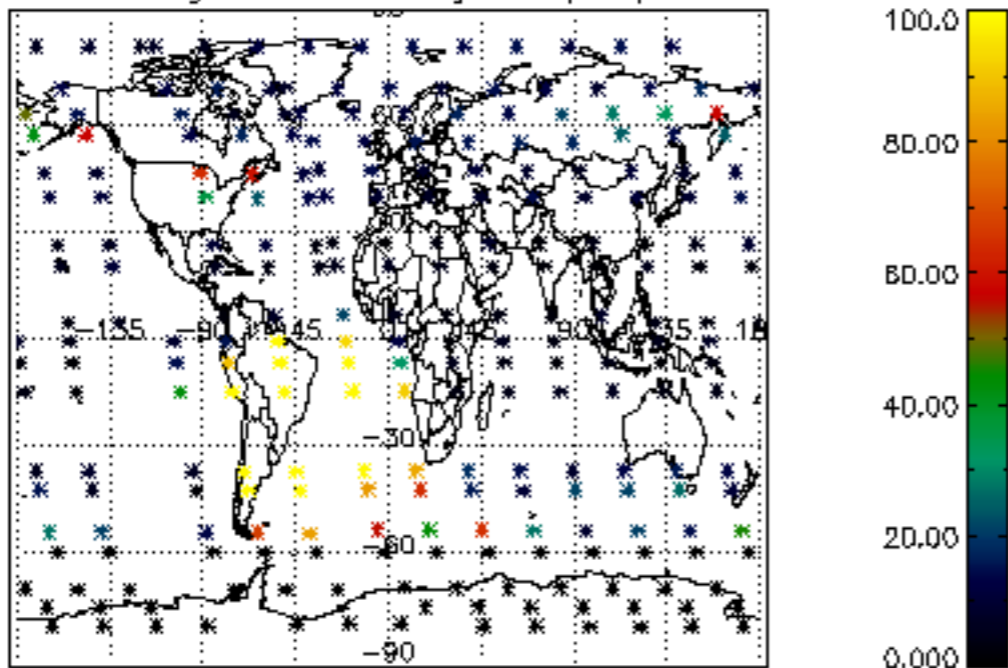
Percentage of flagged data per NO3 profile



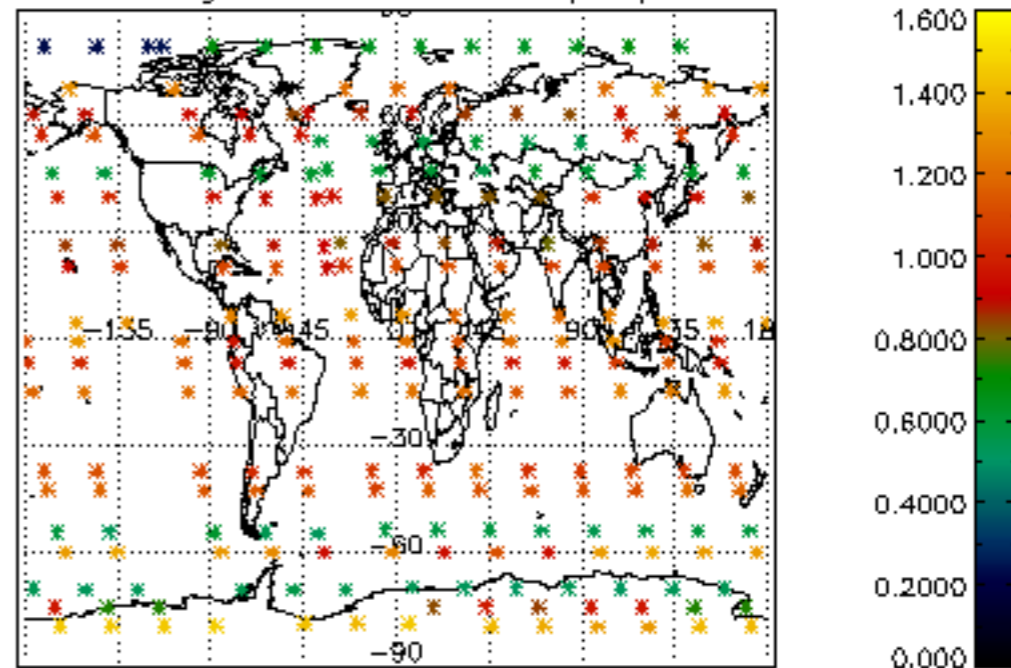




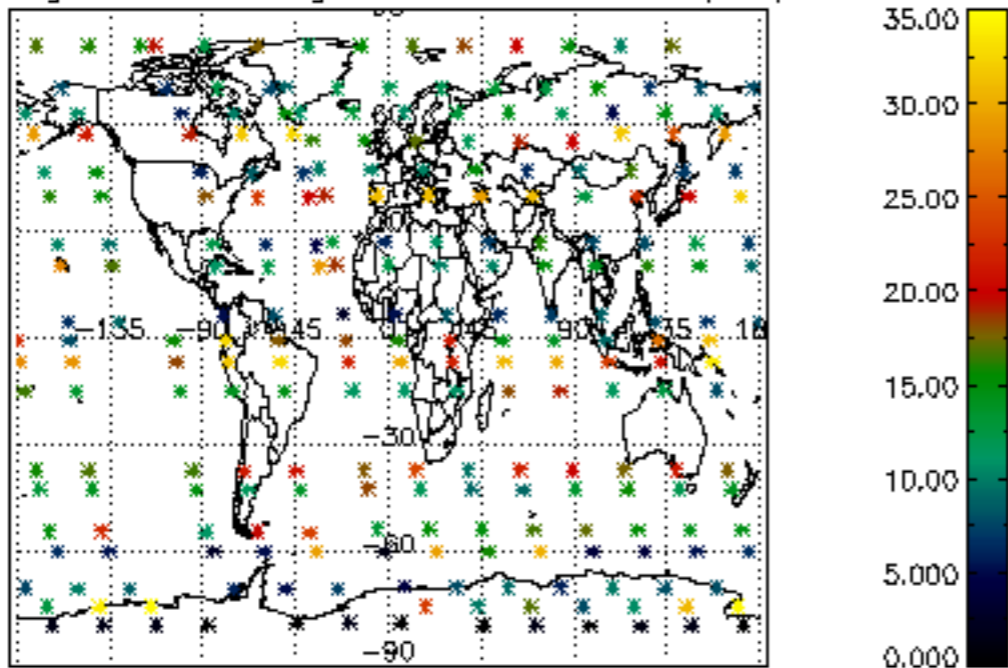
Percentage of cosmic ray hits per profile



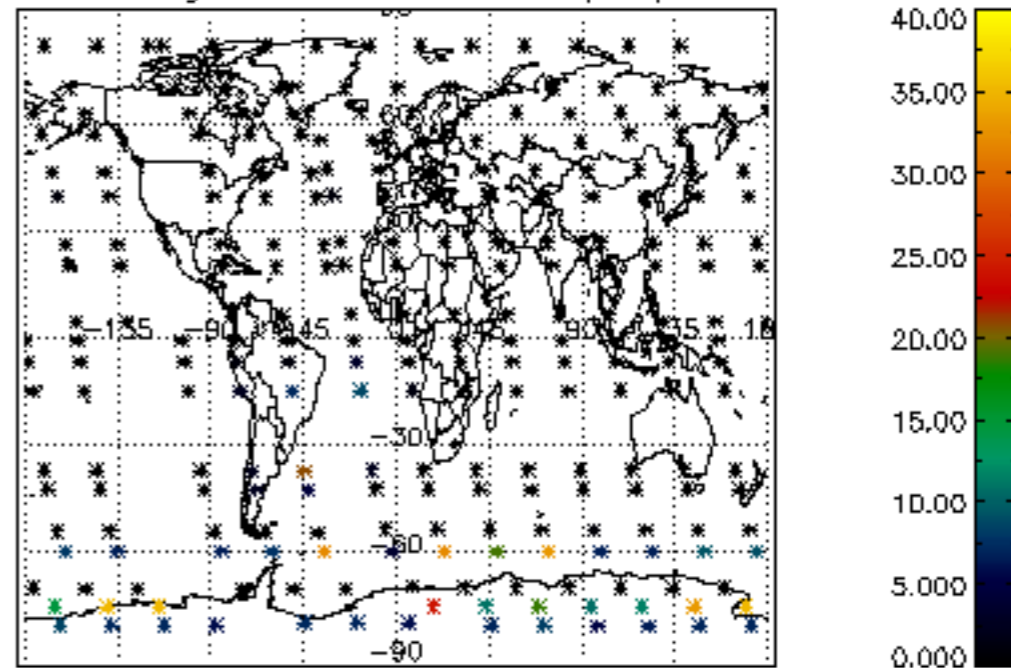
Percentage of datation errors per profile



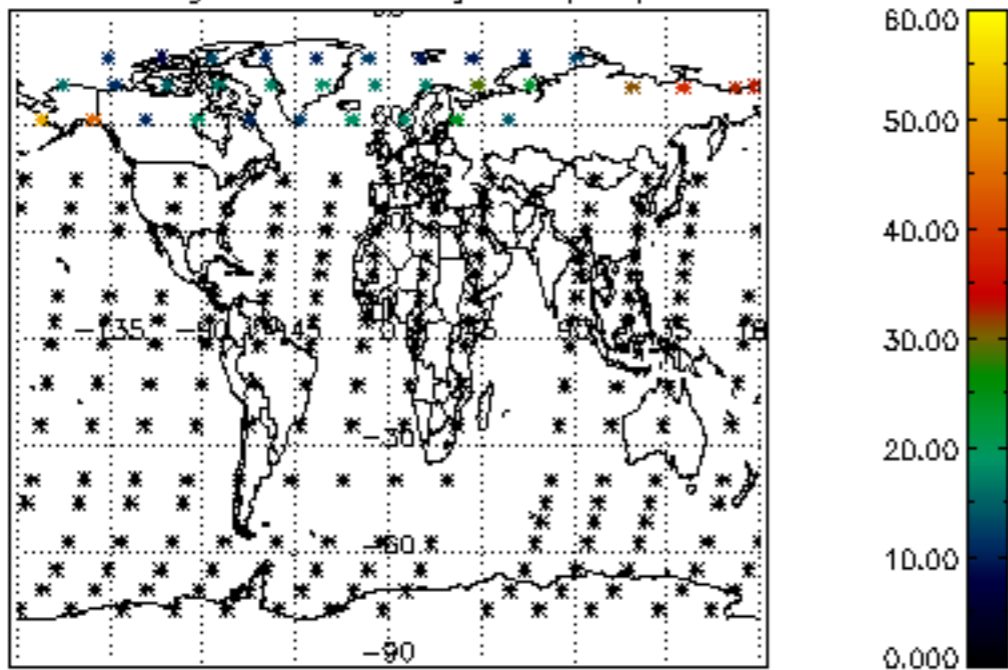
Percentage of star falling outside central band per profile



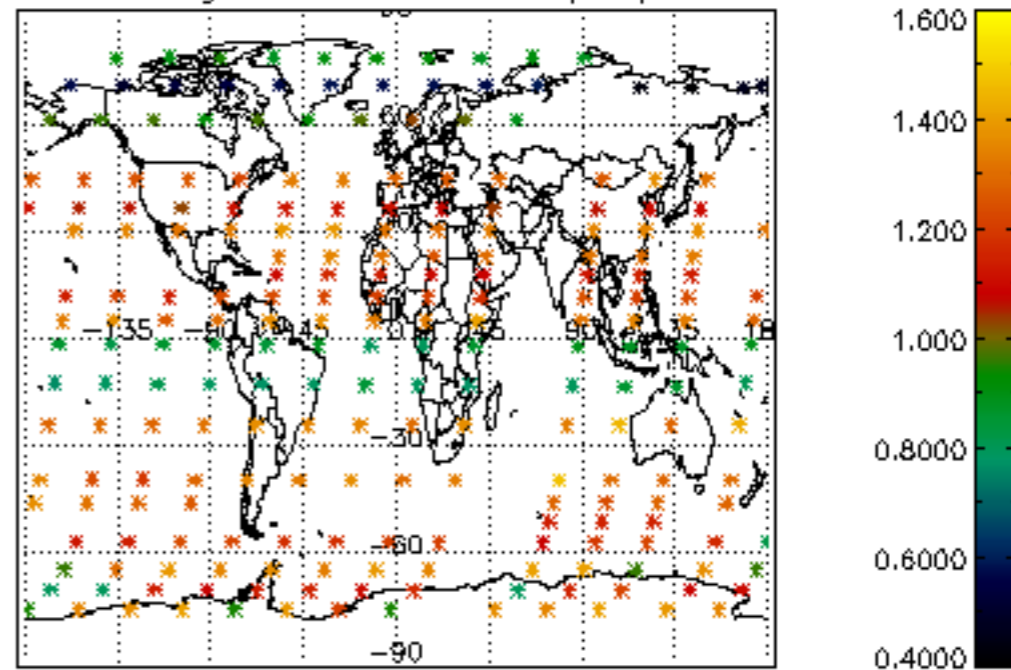
Percentage of saturation errors per profile



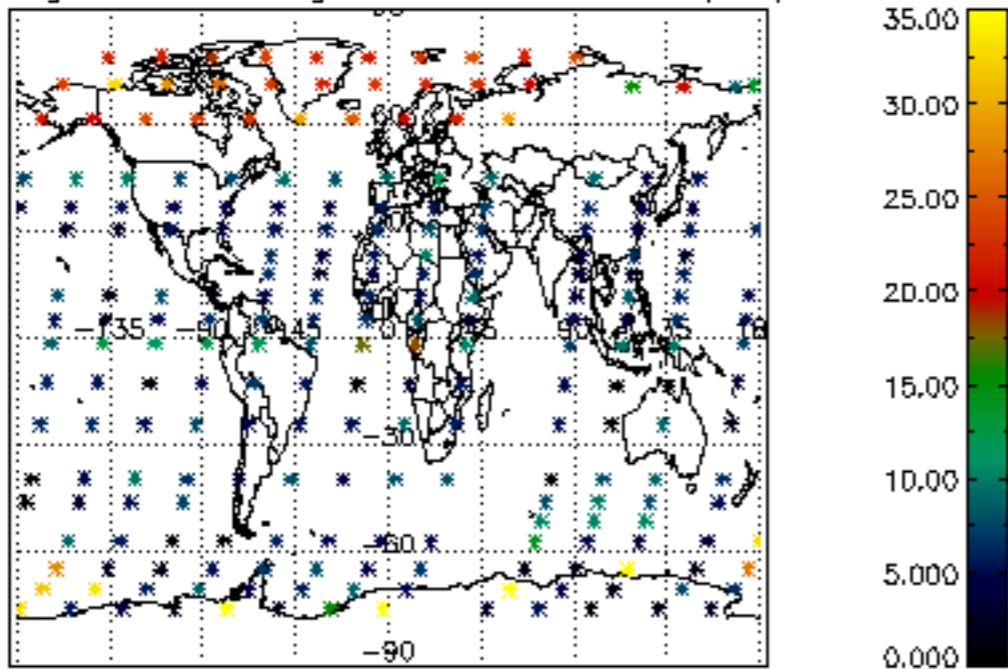
Percentage of cosmic ray hits per profile



Percentage of datation errors per profile



Percentage of star falling outside central band per profile



Percentage of saturation errors per profile

