

GOMOS Level 2 Daily Report

SUMMARY

[1. General Info](#)

[2. Summary of processed GOM_NL_2P products](#)

[3. Level 2 Quality information per product](#)

[3.1 Plot of level 2 quality information per product \(time dependant\)](#)

[3.2 Plot of level 2 quality information per product \(world map\)](#)

[4. Level 1 Quality information per product \(stored on level 2 products\)](#)

[4.1 Plot of level 1 quality information per product \(time dependant\)](#)

[4.1.1 Plot of level 1 quality information per product \(time dependant\): ASCENDING](#)

[4.1.2 Plot of level 1 quality information per product \(time dependant\): DESCENDING](#)

[4.2 Plot of level 1 quality information per product \(world map\)](#)

[4.2.1 Plot of level 1 quality information per product \(world map\): ASCENDING](#)

[4.2.2 Plot of level 1 quality information per product \(world map\): DESCENDING](#)

[5. Ozone profiles based on quality statistics and other trace gas profiles](#)

[5.1 Ozone statistics based on quality of products](#)

[5.2 Plot ozone profiles for all STD \(dark without errors\)](#)

[5.3 Plot ozone profiles where STD < 20% \(dark without errors\)](#)

[5.4. Plot ozone profiles where STD < 10% \(dark without errors\)](#)

[5.5. Plot ozone profiles where STD < 5% \(dark without errors\)](#)

[5.6 Plot NO2 profiles for all STD \(dark without errors\)](#)

[5.7 Plot NO3 profiles for all STD \(dark without errors\)](#)

[5.8 Plot H2O profiles \(only for occultations of stars 1,2,3,4,13,14,16,26,63 dark without errors\) for all STD](#)

[6. Auxiliary Data Files used for the production reported in section 2](#)

This report presents the daily analysis on parameters extracted from GOMOS level 2 data (GOM_NL__2P). It is intended to monitor some important parameters that will impact the quality of these products. A list of level 2 products (and content) that have arrived during the reporting day to the PCF is also given.

Item	Value
Time of report generation	19APR2013 23:55:08
Data source version	GOMOS/6.01
Start time of products	13-11-2003 (13NOV2003 00:00:00)
Stop time of products	14-11-2003 (14NOV2003 00:00:00)
Store outputs in DB	Yes
Nb of level 2 prods	469
Nb of prods with errors	0

2. Summary of processed GOM_NL__2P products.

Nr	Filename	UTC Start time	Limb	Duration	Star Id	Star Name	Star Mag	Star Temp	Nb Meas	Orbit	Prod. error
1	GOM_NL__2PRFIN20031113_000103_000000402021_00331_08902_8730.N1	13-NOV-2003 00:01:03	Bright	40.000	73	57Gam1And	2.2600	13100.	80	8902	No
2	GOM_NL__2PRFIN20031113_000250_000000452021_00331_08902_8731.N1	13-NOV-2003 00:02:50	Bright	44.500	149	45Eps Per	2.8880	30000.	89	8902	No
3	GOM_NL__2PRFIN20031113_000426_000000412021_00331_08902_8732.N1	13-NOV-2003 00:04:26	Bright	41.000	35	33Alp Per	1.7950	6250.0	82	8902	No
4	GOM_NL__2PRFIN20031113_000602_000000372021_00331_08902_8733.N1	13-NOV-2003 00:06:02	Bright	37.000	110	37Del Cas	2.6780	8900.0	74	8902	No
5	GOM_NL__2PRFIN20031113_000838_000000582021_00331_08902_8734.N1	13-NOV-2003 00:08:38	Bright	58.000	6	13Alp Aur	0.080000	3400.0	116	8902	No
6	GOM_NL__2PRFIN20031113_001415_000000342021_00331_08902_8735.N1	13-NOV-2003 00:14:15	Bright	34.000	49	1Alp UMi	1.9900	6300.0	68	8902	No
7	GOM_NL__2PRFIN20031113_001831_000000392021_00331_08902_8736.N1	13-NOV-2003 00:18:31	Bright	38.500	60	7Bet UMi	2.0810	3950.0	77	8902	No
8	GOM_NL__2PRFIN20031113_002203_000000442021_00331_08902_8737.N1	13-NOV-2003 00:22:03	Bright	44.000	36	50Alp UMa	1.8000	6300.0	88	8902	No
9	GOM_NL__2PRFIN20031113_002341_000000602021_00331_08902_8738.N1	13-NOV-2003 00:23:41	Bright	60.000	82	48Bet UMa	2.3650	10600.	120	8902	No
10	GOM_NL__2PRFIN20031113_002547_000000522021_00331_08902_8739.N1	13-NOV-2003 00:25:47	Bright	52.000	39	85Eta UMa	1.8540	24000.	104	8902	No
11	GOM_NL__2PRFIN20031113_002739_000000442021_00331_08902_8740.N1	13-NOV-2003 00:27:39	Bright	44.000	174	52Psi UMa	3.0040	4400.0	88	8902	No
12	GOM_NL__2PRFIN20031113_002917_000000362021_00331_08902_8741.N1	13-NOV-2003 00:29:17	Bright	36.000	152	12Alp2CVn	2.8900	11000.	72	8902	No
13	GOM_NL__2PRFIN20031113_003418_000000342021_00331_08902_8742.N1	13-NOV-2003 00:34:18	Bright	34.000	111	8Eta Boo	2.6800	6000.0	68	8902	No
14	GOM_NL__2PRFIN20031113_003717_000000822021_00331_08902_8743.N1	13-NOV-2003 00:37:17	Bright	81.500	166	17Eps Leo	2.9800	6000.0	163	8902	No
15	GOM_NL__2PRFIN20031113_004151_000000792021_00331_08902_8744.N1	13-NOV-2003 00:41:51	Twilight	78.500	22	32Alp Leo	1.3600	15200.	157	8902	No
16	GOM_NL__2PRFIN20031113_004539_000000442021_00331_08902_8745.N1	13-NOV-2003 00:45:39	Twilight	43.500	100	4Gam Crv	2.5800	13100.	87	8902	No
17	GOM_NL__2PRFIN20031113_004709_000000462021_00331_08902_8746.N1	13-NOV-2003 00:47:09	Twilight	45.500	171	2Eps Crv	3.0010	4250.0	91	8902	No
18	GOM_NL__2PRFIN20031113_005334_000000402021_00331_08902_8747.N1	13-NOV-2003 00:53:34	Dark	39.500	64	Gam Cen	2.2000	10600.	79	8902	No
19	GOM_NL__2PRFIN20031113_005552_000000412021_00331_08902_8748.N1	13-NOV-2003 00:55:52	Dark	40.500	26	Gam Cru	1.6240	2900.0	81	8902	No
20	GOM_NL__2PRFIN20031113_010344_000000512021_00332_08903_8874.N1	13-NOV-2003 01:03:44	Dark	51.000	34	Gam2Vel	1.7930	23000.	102	8903	No
21	GOM_NL__2PRFIN20031113_010835_000000622021_00332_08903_8875.N1	13-NOV-2003 01:08:35	Dark	61.500	2	Alp Car	-0.73600	7000.0	123	8903	No
22	GOM_NL__2PRFIN20031113_011230_000000862021_00332_08903_8876.N1	13-NOV-2003 01:12:30	Dark	85.500	23	21Eps CMa	1.5020	26000.	171	8903	No
23	GOM_NL__2PRFIN20031113_011517_000000582021_00332_08903_8877.N1	13-NOV-2003 01:15:17	Dark	57.500	108	Alp Col	2.6520	15200.	115	8903	No
24	GOM_NL__2PRFIN20031113_011738_000000402021_00332_08903_8878.N1	13-NOV-2003 01:17:38	Straylight	40.000	157	The1Eri	2.9060	9300.0	80	8903	No
25	GOM_NL__2PRFIN20031113_012147_000001282021_00332_08903_8879.N1	13-NOV-2003 01:21:47	Straylight	128.00	47	2Bet CMa	1.9760	28000.	256	8903	No
26	GOM_NL__2PRFIN20031113_012803_000000972021_00332_08903_8880.N1	13-NOV-2003 01:28:03	Twilight	97.000	7	19Bet Ori	0.10000	14000.	194	8903	No
27	GOM_NL__2PRFIN20031113_013047_000000532021_00332_08903_8881.N1	13-NOV-2003 01:30:47	Twilight	53.000	94	92Alp Cet	2.5260	3100.0	106	8903	No
28	GOM_NL__2PRFIN20031113_013531_000000392021_00332_08903_8882.N1	13-NOV-2003 01:35:31	Bright	38.500	105	6Bet Ari	2.6450	8900.0	77	8903	No
29	GOM_NL__2PRFIN20031113_013935_000000372021_00332_08903_8883.N1	13-NOV-2003 01:39:35	Bright	37.000	173	4Bet Tri	3.0040	8900.0	74	8903	No
30	GOM_NL__2PRFIN20031113_014139_000000402021_00332_08903_8884.N1	13-NOV-2003 01:41:39	Bright	39.500	73	57Gam1And	2.2600	13100.	79	8903	No
31	GOM_NL__2PRFIN20031113_014325_000000452021_00332_08903_8885.N1	13-NOV-2003 01:43:25	Bright	44.500	149	45Eps Per	2.8880	30000.	89	8903	No
32	GOM_NL__2PRFIN20031113_014502_000000422021_00332_08903_8886.N1	13-NOV-2003 01:45:02	Bright	41.500	35	33Alp Per	1.7950	6250.0	83	8903	No
33	GOM_NL__2PRFIN20031113_014638_000000372021_00332_08903_8887.N1	13-NOV-2003 01:46:38	Bright	37.000	110	37Del Cas	2.6780	8900.0	74	8903	No
34	GOM_NL__2PRFIN20031113_014913_000000582021_00332_08903_8888.N1	13-NOV-2003 01:49:13	Bright	57.500	6	13Alp Aur	0.080000	3400.0	115	8903	No
35	GOM_NL__2PRFIN20031113_015451_000000372021_00332_08903_8889.N1	13-NOV-2003 01:54:51	Bright	37.000	49	1Alp UMi	1.9900	6300.0	74	8903	No
36	GOM_NL__2PRFIN20031113_015907_000000392021_00332_08903_8890.N1	13-NOV-2003 01:59:07	Bright	38.500	60	7Bet UMi	2.0810	3950.0	77	8903	No
37	GOM_NL__2PRFIN20031113_020238_000000432021_00332_08903_8891.N1	13-NOV-2003 02:02:38	Bright	43.000	36	50Alp UMa	1.8000	6300.0	86	8903	No
38	GOM_NL__2PRFIN20031113_020417_000000412021_00332_08903_8892.N1	13-NOV-2003 02:04:17	Bright	40.500	82	48Bet UMa	2.3650	10600.	81	8903	No
39	GOM_NL__2PRFIN20031113_020623_000000442021_00332_08903_8893.N1	13-NOV-2003 02:06:23	Bright	43.500	39	85Eta UMa	1.8540	24000.	87	8903	No
40	GOM_NL__2PRFIN20031113_020815_000000432021_00332_08903_8894.N1	13-NOV-2003 02:08:15	Bright	43.000	174	52Psi UMa	3.0040	4400.0	86	8903	No
41	GOM_NL__2PRFIN20031113_020952_000000362021_00332_08903_8895.N1	13-NOV-2003 02:09:52	Bright	35.500	152	12Alp2CVn	2.8900	11000.	71	8903	No
42	GOM_NL__2PRFIN20031113_021454_000000342021_00332_08903_8896.N1	13-NOV-2003 02:14:54	Bright	34.000	111	8Eta Boo	2.6800	6000.0	68	8903	No

43	GOM_NL__2PRFIN20031113_021754_000000872021_00332_08903_8897.N1	13-NOV-2003 02:17:54	Bright	86.500	166	17Eps Leo	2.9800	6000.0	173	8903	No
44	GOM_NL__2PRFIN20031113_022227_000000792021_00332_08903_8898.N1	13-NOV-2003 02:22:27	Twilight	79.000	22	32Alp Leo	1.3600	15200.	158	8903	No
45	GOM_NL__2PRFIN20031113_022615_000000442021_00332_08903_8899.N1	13-NOV-2003 02:26:15	Twilight	44.000	100	4Gam Crv	2.5800	13100.	88	8903	No
46	GOM_NL__2PRFIN20031113_022745_000000462021_00332_08903_8900.N1	13-NOV-2003 02:27:45	Twilight	45.500	171	2Eps Crv	3.0010	4250.0	91	8903	No
47	GOM_NL__2PRFIN20031113_023410_000000412021_00332_08903_8901.N1	13-NOV-2003 02:34:10	Dark	40.500	64	Gam Cen	2.2000	10600.	81	8903	No
48	GOM_NL__2PRFIN20031113_023628_000000522021_00332_08903_8902.N1	13-NOV-2003 02:36:28	Dark	52.000	26	Gam Cru	1.6240	2900.0	104	8903	No
49	GOM_NL__2PRFIN20031113_024421_000000502021_00333_08904_8764.N1	13-NOV-2003 02:44:21	Dark	50.000	34	Gam2Vel	1.7930	23000.	100	8904	No
50	GOM_NL__2PRFIN20031113_024911_000000502021_00333_08904_8765.N1	13-NOV-2003 02:49:11	Dark	49.500	2	Alp Car	-0.73600	7000.0	99	8904	No
51	GOM_NL__2PRFIN20031113_025306_000000882021_00333_08904_8766.N1	13-NOV-2003 02:53:06	Dark	87.500	23	21Eps CMa	1.5020	26000.	175	8904	No
52	GOM_NL__2PRFIN20031113_025553_000000572021_00333_08904_8767.N1	13-NOV-2003 02:55:53	Dark	56.500	108	Alp Col	2.6520	15200.	113	8904	No
53	GOM_NL__2PRFIN20031113_025814_000000392021_00333_08904_8768.N1	13-NOV-2003 02:58:14	Straylight	39.000	157	The1Eri	2.9060	9300.0	78	8904	No
54	GOM_NL__2PRFIN20031113_030223_000001282021_00333_08904_8769.N1	13-NOV-2003 03:02:23	Straylight	127.50	47	2Bet CMa	1.9760	28000.	255	8904	No
55	GOM_NL__2PRFIN20031113_030838_000001012021_00333_08904_8770.N1	13-NOV-2003 03:08:38	Twilight	101.00	7	19Bet Ori	0.10000	14000.	202	8904	No
56	GOM_NL__2PRFIN20031113_031122_000000532021_00333_08904_8771.N1	13-NOV-2003 03:11:22	Twilight	52.500	94	92Alp Cet	2.5260	3100.0	105	8904	No
57	GOM_NL__2PRFIN20031113_031606_000000392021_00333_08904_8772.N1	13-NOV-2003 03:16:06	Bright	38.500	105	6Bet Ari	2.6450	8900.0	77	8904	No
58	GOM_NL__2PRFIN20031113_032010_000000382021_00333_08904_8773.N1	13-NOV-2003 03:20:10	Bright	38.000	173	4Bet Tri	3.0040	8900.0	76	8904	No
59	GOM_NL__2PRFIN20031113_032215_000000382021_00333_08904_8774.N1	13-NOV-2003 03:22:15	Bright	38.000	73	57Gam1And	2.2600	13100.	76	8904	No
60	GOM_NL__2PRFIN20031113_032400_000000462021_00333_08904_8775.N1	13-NOV-2003 03:24:00	Bright	45.500	149	45Eps Per	2.8880	30000.	91	8904	No
61	GOM_NL__2PRFIN20031113_032537_000000432021_00333_08904_8776.N1	13-NOV-2003 03:25:37	Bright	43.000	35	33Alp Per	1.7950	6250.0	86	8904	No
62	GOM_NL__2PRFIN20031113_032714_000000372021_00333_08904_8777.N1	13-NOV-2003 03:27:14	Bright	36.500	110	37Del Cas	2.6780	8900.0	73	8904	No
63	GOM_NL__2PRFIN20031113_032947_000000582021_00333_08904_8778.N1	13-NOV-2003 03:29:47	Bright	58.000	6	13Alp Aur	0.080000	3400.0	116	8904	No
64	GOM_NL__2PRFIN20031113_033527_000000382021_00333_08904_8779.N1	13-NOV-2003 03:35:27	Bright	37.500	49	1Alp UMi	1.9900	6300.0	75	8904	No
65	GOM_NL__2PRFIN20031113_033943_000000382021_00333_08904_8780.N1	13-NOV-2003 03:39:43	Bright	38.000	60	7Bet UMi	2.0810	3950.0	76	8904	No
66	GOM_NL__2PRFIN20031113_034314_000000452021_00333_08904_8781.N1	13-NOV-2003 03:43:14	Bright	44.500	36	50Alp UMa	1.8000	6300.0	89	8904	No
67	GOM_NL__2PRFIN20031113_034453_000000592021_00333_08904_8782.N1	13-NOV-2003 03:44:53	Bright	58.500	82	48Bet UMa	2.3650	10600.	117	8904	No
68	GOM_NL__2PRFIN20031113_034659_000000352021_00333_08904_8783.N1	13-NOV-2003 03:46:59	Bright	34.500	39	85Eta UMa	1.8540	24000.	69	8904	No
69	GOM_NL__2PRFIN20031113_034851_000000432021_00333_08904_8784.N1	13-NOV-2003 03:48:51	Bright	43.000	174	52Psi UMa	3.0040	4400.0	86	8904	No
70	GOM_NL__2PRFIN20031113_035028_000000362021_00333_08904_8785.N1	13-NOV-2003 03:50:28	Bright	36.000	152	12Alp2CVn	2.8900	11000.	72	8904	No
71	GOM_NL__2PRFIN20031113_035530_000000352021_00333_08904_8786.N1	13-NOV-2003 03:55:30	Bright	34.500	111	8Eta Boo	2.6800	6000.0	69	8904	No
72	GOM_NL__2PRFIN20031113_035830_000000862021_00333_08904_8787.N1	13-NOV-2003 03:58:30	Bright	86.000	166	17Eps Leo	2.9800	6000.0	172	8904	No
73	GOM_NL__2PRFIN20031113_040305_000000802021_00333_08904_8788.N1	13-NOV-2003 04:03:05	Twilight	80.000	22	32Alp Leo	1.3600	15200.	160	8904	No
74	GOM_NL__2PRFIN20031113_040651_000000442021_00333_08904_8789.N1	13-NOV-2003 04:06:51	Twilight	43.500	100	4Gam Crv	2.5800	13100.	87	8904	No
75	GOM_NL__2PRFIN20031113_040822_000000452021_00333_08904_8790.N1	13-NOV-2003 04:08:22	Twilight	45.000	171	2Eps Crv	3.0010	4250.0	90	8904	No
76	GOM_NL__2PRFIN20031113_041446_000000412021_00333_08904_8791.N1	13-NOV-2003 04:14:46	Dark	40.500	64	Gam Cen	2.2000	10600.	81	8904	No
77	GOM_NL__2PRFIN20031113_041704_000000442021_00333_08904_8792.N1	13-NOV-2003 04:17:04	Dark	43.500	26	Gam Cru	1.6240	2900.0	87	8904	No
78	GOM_NL__2PRFIN20031113_042037_000000382021_00334_08905_8764.N1	13-NOV-2003 04:20:37	Dark	38.000	124	The Car	2.7640	30000.	76	8905	No
79	GOM_NL__2PRFIN20031113_042420_000000472021_00334_08905_8765.N1	13-NOV-2003 04:24:20	Dark	46.500	41	Eps Car	1.8600	4100.0	93	8905	No
80	GOM_NL__2PRFIN20031113_042948_000000532021_00334_08905_8766.N1	13-NOV-2003 04:29:48	Dark	53.000	2	Alp Car	-0.73600	7000.0	106	8905	No
81	GOM_NL__2PRFIN20031113_043347_000000382021_00334_08905_8767.N1	13-NOV-2003 04:33:47	Dark	38.000	143	Alp Hyi	2.8570	7200.0	76	8905	No
82	GOM_NL__2PRFIN20031113_043507_000000432021_00334_08905_8768.N1	13-NOV-2003 04:35:07	Dark	42.500	9	Alp Eri	0.45300	24000.	85	8905	No
83	GOM_NL__2PRFIN20031113_043851_000000412021_00334_08905_8769.N1	13-NOV-2003 04:38:51	Straylight	41.000	157	The1Eri	2.9060	9300.0	82	8905	No
84	GOM_NL__2PRFIN20031113_044350_000002132021_00334_08905_8770.N1	13-NOV-2003 04:43:50	Twilight	213.00	1	9Alp CMa	-1.4400	11000.	426	8905	No
85	GOM_NL__2PRFIN20031113_044914_000000902021_00334_08905_8771.N1	13-NOV-2003 04:49:14	Twilight	90.000	7	19Bet Ori	0.10000	14000.	180	8905	No
86	GOM_NL__2PRFIN20031113_045159_000000512021_00334_08905_8772.N1	13-NOV-2003 04:51:59	Twilight	50.500	94	92Alp Cet	2.5260	3100.0	101	8905	No
87	GOM_NL__2PRFIN20031113_045643_000000392021_00334_08905_8773.N1	13-NOV-2003 04:56:43	Bright	38.500	105	6Bet Ari	2.6450	8900.0	77	8905	No
88	GOM_NL__2PRFIN20031113_050047_000000382021_00334_08905_8774.N1	13-NOV-2003 05:00:47	Bright	37.500	173	4Bet Tri	3.0040	8900.0	75	8905	No
89	GOM_NL__2PRFIN20031113_050251_000000382021_00334_08905_8775.N1	13-NOV-2003 05:02:51	Bright	38.000	73	57Gam1And	2.2600	13100.	76	8905	No
90	GOM_NL__2PRFIN20031113_050436_000000442021_00334_08905_8776.N1	13-NOV-2003 05:04:36	Bright	43.500	149	45Eps Per	2.8880	30000.	87	8905	No
91	GOM_NL__2PRFIN20031113_050613_000000432021_00334_08905_8777.N1	13-NOV-2003 05:06:13	Bright	43.000	35	33Alp Per	1.7950	6250.0	86	8905	No
92	GOM_NL__2PRFIN20031113_050750_000000362021_00334_08905_8778.N1	13-NOV-2003 05:07:50	Bright	35.500	110	37Del Cas	2.6780	8900.0	71	8905	No
93	GOM_NL__2PRFIN20031113_051022_000000582021_00334_08905_8779.N1	13-NOV-2003 05:10:22	Bright	58.000	6	13Alp Aur	0.080000	3400.0	116	8905	No
94	GOM_NL__2PRFIN20031113_051339_000000672021_00334_08905_8780.N1	13-NOV-2003 05:13:39	Bright	66.500	42	34Bet Aur	1.9000	10200.	133	8905	No
95	GOM_NL__2PRFIN20031113_051603_000000352021_00334_08905_8781.N1	13-NOV-2003 05:16:03	Bright	35.000	49	1Alp UMi	1.9900	6300.0	70	8905	No
96	GOM_NL__2PRFIN20031113_052019_000000392021_00334_08905_8782.N1	13-NOV-2003 05:20:19	Bright	38.500	60	7Bet UMi	2.0810	3950.0	77	8905	No
97	GOM_NL__2PRFIN20031113_052350_000000392021_00334_08905_8783.N1	13-NOV-2003 05:23:50	Bright	39.000	36	50Alp UMa	1.8000	6300.0	78	8905	No
98	GOM_NL__2PRFIN20031113_052528_000000422021_00334_08905_8784.N1	13-NOV-2003 05:25:28	Bright	42.000	82	48Bet UMa	2.3650	10600.	84	8905	No
99	GOM_NL__2PRFIN20031113_052736_000000352021_00334_08905_8785.N1	13-NOV-2003 05:27:36	Bright	34.500	39	85Eta UMa	1.8540	24000.	69	8905	No
100	GOM_NL__2PRFIN20031113_052927_000000432021_00334_08905_8786.N1	13-NOV-2003 05:29:27	Bright	42.500	174	52Psi UMa	3.0040	4400.0	85	8905	No
101	GOM_NL__2PRFIN20031113_053105_000000362021_00334_08905_8787.N1	13-NOV-2003 05:31:05	Bright	35.500	152	12Alp2CVn	2.8900	11000.	71	8905	No

102	GOM_NL__2PRFIN20031113_053606_000000342021_00334_08905_8788.N1	13-NOV-2003 05:36:06	Bright	33.500	111	8Eta Boo	2.6800	6000.0	67	8905	No
103	GOM_NL__2PRFIN20031113_053907_000000862021_00334_08905_8789.N1	13-NOV-2003 05:39:07	Bright	86.000	166	17Eps Leo	2.9800	6000.0	172	8905	No
104	GOM_NL__2PRFIN20031113_054342_000000802021_00334_08905_8790.N1	13-NOV-2003 05:43:42	Twi_and_stray	79.500	22	32Alp Leo	1.3600	15200.	159	8905	No
105	GOM_NL__2PRFIN20031113_054728_000000442021_00334_08905_8791.N1	13-NOV-2003 05:47:28	Twi_and_stray	44.000	100	4Gam Crv	2.5800	13100.	88	8905	No
106	GOM_NL__2PRFIN20031113_054859_000000442021_00334_08905_8792.N1	13-NOV-2003 05:48:59	Twilight	43.500	171	2Eps Crv	3.0010	4250.0	87	8905	No
107	GOM_NL__2PRFIN20031113_055523_000000422021_00334_08905_8793.N1	13-NOV-2003 05:55:23	Dark	42.000	64	Gam Cen	2.2000	10600.	84	8905	No
108	GOM_NL__2PRFIN20031113_055741_000000422021_00334_08905_8794.N1	13-NOV-2003 05:57:41	Dark	42.000	26	Gam Cru	1.6240	2900.0	84	8905	No
109	GOM_NL__2PRFIN20031113_055918_000000422021_00334_08905_8795.N1	13-NOV-2003 05:59:18	Dark	42.000	12	Alp1Cru	0.77500	30000.	84	8905	No
110	GOM_NL__2PRFIN20031113_060113_000000402021_00335_08906_8765.N1	13-NOV-2003 06:01:13	Dark	40.000	124	The Car	2.7640	30000.	80	8906	No
111	GOM_NL__2PRFIN20031113_060457_000000552021_00335_08906_8766.N1	13-NOV-2003 06:04:57	Dark	55.000	41	Eps Car	1.8600	4100.0	110	8906	No
112	GOM_NL__2PRFIN20031113_061025_000000612021_00335_08906_8767.N1	13-NOV-2003 06:10:25	Dark	61.000	2	Alp Car	-0.73600	7000.0	122	8906	No
113	GOM_NL__2PRFIN20031113_061423_000000382021_00335_08906_8768.N1	13-NOV-2003 06:14:23	Dark	37.500	143	Alp Hyi	2.8570	7200.0	75	8906	No
114	GOM_NL__2PRFIN20031113_061543_000000512021_00335_08906_8769.N1	13-NOV-2003 06:15:43	Dark	50.500	9	Alp Eri	0.45300	24000.	101	8906	No
115	GOM_NL__2PRFIN20031113_061927_000000422021_00335_08906_8770.N1	13-NOV-2003 06:19:27	Straylight	41.500	157	The1Eri	2.9060	9300.0	83	8906	No
116	GOM_NL__2PRFIN20031113_062426_0000002132021_00335_08906_8771.N1	13-NOV-2003 06:24:26	Twi_and_stray	213.00	1	9Alp CMa	-1.4400	11000.	426	8906	No
117	GOM_NL__2PRFIN20031113_062949_000000962021_00335_08906_8772.N1	13-NOV-2003 06:29:49	Twi_and_stray	95.500	7	19Bet Ori	0.10000	14000.	191	8906	No
118	GOM_NL__2PRFIN20031113_063234_000000572021_00335_08906_8773.N1	13-NOV-2003 06:32:34	Twi_and_stray	56.500	94	92Alp Cet	2.5260	3100.0	113	8906	No
119	GOM_NL__2PRFIN20031113_063719_000000392021_00335_08906_8774.N1	13-NOV-2003 06:37:19	Bright	39.000	105	6Bet Ari	2.6450	8900.0	78	8906	No
120	GOM_NL__2PRFIN20031113_064122_000000382021_00335_08906_8775.N1	13-NOV-2003 06:41:22	Bright	37.500	173	4Bet Tri	3.0040	8900.0	75	8906	No
121	GOM_NL__2PRFIN20031113_064327_000000382021_00335_08906_8776.N1	13-NOV-2003 06:43:27	Bright	38.000	73	57Gam1And	2.2600	13100.	76	8906	No
122	GOM_NL__2PRFIN20031113_064511_000000452021_00335_08906_8777.N1	13-NOV-2003 06:45:11	Bright	45.000	149	45Eps Per	2.8880	30000.	90	8906	No
123	GOM_NL__2PRFIN20031113_064648_000000432021_00335_08906_8778.N1	13-NOV-2003 06:46:48	Bright	42.500	35	33Alp Per	1.7950	6250.0	85	8906	No
124	GOM_NL__2PRFIN20031113_064826_000000372021_00335_08906_8779.N1	13-NOV-2003 06:48:26	Bright	36.500	110	37Del Cas	2.6780	8900.0	73	8906	No
125	GOM_NL__2PRFIN20031113_065057_000000572021_00335_08906_8780.N1	13-NOV-2003 06:50:57	Bright	57.000	6	13Alp Aur	0.080000	3400.0	114	8906	No
126	GOM_NL__2PRFIN20031113_065413_000000632021_00335_08906_8781.N1	13-NOV-2003 06:54:13	Bright	62.500	42	34Bet Aur	1.9000	10200.	125	8906	No
127	GOM_NL__2PRFIN20031113_065639_000000382021_00335_08906_8782.N1	13-NOV-2003 06:56:39	Bright	38.000	49	1Alp UMi	1.9900	6300.0	76	8906	No
128	GOM_NL__2PRFIN20031113_070055_000000382021_00335_08906_8783.N1	13-NOV-2003 07:00:55	Bright	38.000	60	7Bet UMi	2.0810	3950.0	76	8906	No
129	GOM_NL__2PRFIN20031113_070426_000000432021_00335_08906_8784.N1	13-NOV-2003 07:04:26	Bright	43.000	36	50Alp UMa	1.8000	6300.0	86	8906	No
130	GOM_NL__2PRFIN20031113_070604_000000412021_00335_08906_8785.N1	13-NOV-2003 07:06:04	Bright	41.000	82	48Bet UMa	2.3650	10600.	82	8906	No
131	GOM_NL__2PRFIN20031113_070811_000000352021_00335_08906_8786.N1	13-NOV-2003 07:08:11	Bright	35.000	39	85Eta UMa	1.8540	24000.	70	8906	No
132	GOM_NL__2PRFIN20031113_071002_000000422021_00335_08906_8787.N1	13-NOV-2003 07:10:02	Bright	42.000	174	52Psi UMa	3.0040	4400.0	84	8906	No
133	GOM_NL__2PRFIN20031113_071141_000000482021_00335_08906_8788.N1	13-NOV-2003 07:11:41	Bright	47.500	152	12Alp2CVn	2.8900	11000.	95	8906	No
134	GOM_NL__2PRFIN20031113_071642_000000342021_00335_08906_8789.N1	13-NOV-2003 07:16:42	Bright	34.000	111	8Eta Boo	2.6800	6000.0	68	8906	No
135	GOM_NL__2PRFIN20031113_071944_000000892021_00335_08906_8790.N1	13-NOV-2003 07:19:44	Bright	88.500	166	17Eps Leo	2.9800	6000.0	177	8906	No
136	GOM_NL__2PRFIN20031113_072419_000000832021_00335_08906_8791.N1	13-NOV-2003 07:24:19	Twi_and_stray	82.500	22	32Alp Leo	1.3600	15200.	165	8906	No
137	GOM_NL__2PRFIN20031113_072804_000000432021_00335_08906_8792.N1	13-NOV-2003 07:28:04	Twi_and_stray	43.000	100	4Gam Crv	2.5800	13100.	86	8906	No
138	GOM_NL__2PRFIN20031113_072935_000000472021_00335_08906_8793.N1	13-NOV-2003 07:29:35	Twilight	47.000	171	2Eps Crv	3.0010	4250.0	94	8906	No
139	GOM_NL__2PRFIN20031113_073559_000000412021_00335_08906_8794.N1	13-NOV-2003 07:35:59	Dark	40.500	64	Gam Cen	2.2000	10600.	81	8906	No
140	GOM_NL__2PRFIN20031113_073817_000000432021_00335_08906_8795.N1	13-NOV-2003 07:38:17	Dark	42.500	26	Gam Cru	1.6240	2900.0	85	8906	No
141	GOM_NL__2PRFIN20031113_073954_000000412021_00335_08906_8796.N1	13-NOV-2003 07:39:54	Dark	40.500	12	Alp1Cru	0.77500	30000.	81	8906	No
142	GOM_NL__2PRFIN20031113_074150_000000382021_00336_08907_8766.N1	13-NOV-2003 07:41:50	Dark	38.000	124	The Car	2.7640	30000.	76	8907	No
143	GOM_NL__2PRFIN20031113_074533_000000452021_00336_08907_8767.N1	13-NOV-2003 07:45:33	Dark	45.000	41	Eps Car	1.8600	4100.0	90	8907	No
144	GOM_NL__2PRFIN20031113_075101_000000612021_00336_08907_8768.N1	13-NOV-2003 07:51:01	Dark	61.000	2	Alp Car	-0.73600	7000.0	122	8907	No
145	GOM_NL__2PRFIN20031113_075459_000000412021_00336_08907_8769.N1	13-NOV-2003 07:54:59	Dark	40.500	143	Alp Hyi	2.8570	7200.0	81	8907	No
146	GOM_NL__2PRFIN20031113_075619_000000412021_00336_08907_8770.N1	13-NOV-2003 07:56:19	Dark	41.000	9	Alp Eri	0.45300	24000.	82	8907	No
147	GOM_NL__2PRFIN20031113_080003_000000422021_00336_08907_8771.N1	13-NOV-2003 08:00:03	Straylight	42.000	157	The1Eri	2.9060	9300.0	84	8907	No
148	GOM_NL__2PRFIN20031113_080502_0000002132021_00336_08907_8772.N1	13-NOV-2003 08:05:02	Twi_and_stray	212.50	1	9Alp CMa	-1.4400	11000.	425	8907	No
149	GOM_NL__2PRFIN20031113_081025_000000922021_00336_08907_8773.N1	13-NOV-2003 08:10:25	Twi_and_stray	91.500	7	19Bet Ori	0.10000	14000.	183	8907	No
150	GOM_NL__2PRFIN20031113_081310_000000572021_00336_08907_8774.N1	13-NOV-2003 08:13:10	Twi_and_stray	56.500	94	92Alp Cet	2.5260	3100.0	113	8907	No
151	GOM_NL__2PRFIN20031113_081755_000000382021_00336_08907_8775.N1	13-NOV-2003 08:17:55	Bright	37.500	105	6Bet Ari	2.6450	8900.0	75	8907	No
152	GOM_NL__2PRFIN20031113_082158_000000382021_00336_08907_8776.N1	13-NOV-2003 08:21:58	Bright	38.000	173	4Bet Tri	3.0040	8900.0	76	8907	No
153	GOM_NL__2PRFIN20031113_082403_000000412021_00336_08907_8777.N1	13-NOV-2003 08:24:03	Bright	40.500	73	57Gam1And	2.2600	13100.	81	8907	No
154	GOM_NL__2PRFIN20031113_082546_000000472021_00336_08907_8778.N1	13-NOV-2003 08:25:46	Bright	46.500	149	45Eps Per	2.8880	30000.	93	8907	No
155	GOM_NL__2PRFIN20031113_082724_000000422021_00336_08907_8779.N1	13-NOV-2003 08:27:24	Bright	41.500	35	33Alp Per	1.7950	6250.0	83	8907	No
156	GOM_NL__2PRFIN20031113_082902_000000372021_00336_08907_8780.N1	13-NOV-2003 08:29:02	Bright	37.000	110	37Del Cas	2.6780	8900.0	74	8907	No
157	GOM_NL__2PRFIN20031113_083132_000000602021_00336_08907_8781.N1	13-NOV-2003 08:31:32	Bright	59.500	6	13Alp Aur	0.080000	3400.0	119	8907	No
158	GOM_NL__2PRFIN20031113_083448_000000632021_00336_08907_8782.N1	13-NOV-2003 08:34:48	Bright	63.000	42	34Bet Aur	1.9000	10200.	126	8907	No
159	GOM_NL__2PRFIN20031113_083715_000000352021_00336_08907_8783.N1	13-NOV-2003 08:37:15	Bright	35.000	49	1Alp UMi	1.9900	6300.0	70	8907	No
160	GOM_NL__2PRFIN20031113_084131_000000362021_00336_08907_8784.N1	13-NOV-2003 08:41:31	Bright	36.000	60	7Bet UMi	2.0810	3950.0	72	8907	No

161	GOM_NL__2PRFIN20031113_084502_000000432021_00336_08907_8785.N1	13-NOV-2003 08:45:02	Bright	42.500	36	50Alp UMa	1.8000	6300.0	85	8907	No
162	GOM_NL__2PRFIN20031113_084640_000000432021_00336_08907_8786.N1	13-NOV-2003 08:46:40	Bright	43.000	82	48Bet UMa	2.3650	10600.	86	8907	No
163	GOM_NL__2PRFIN20031113_084848_000000342021_00336_08907_8787.N1	13-NOV-2003 08:48:48	Bright	34.000	39	85Eta UMa	1.8540	24000.	68	8907	No
164	GOM_NL__2PRFIN20031113_085038_000000572021_00336_08907_8788.N1	13-NOV-2003 08:50:38	Bright	56.500	174	52Psi UMa	3.0040	4400.0	113	8907	No
165	GOM_NL__2PRFIN20031113_085217_000000462021_00336_08907_8789.N1	13-NOV-2003 08:52:17	Bright	46.000	152	12Alp2CVn	2.8900	11000.	92	8907	No
166	GOM_NL__2PRFIN20031113_085718_000000342021_00336_08907_8790.N1	13-NOV-2003 08:57:18	Bright	34.000	111	8Eta Boo	2.6800	6000.0	68	8907	No
167	GOM_NL__2PRFIN20031113_090021_000000842021_00336_08907_8791.N1	13-NOV-2003 09:00:21	Bright	84.000	166	17Eps Leo	2.9800	6000.0	168	8907	No
168	GOM_NL__2PRFIN20031113_090456_000000892021_00336_08907_8792.N1	13-NOV-2003 09:04:56	Twi_and_stray	88.500	22	32Alp Leo	1.3600	15200.	177	8907	No
169	GOM_NL__2PRFIN20031113_090841_000000432021_00336_08907_8793.N1	13-NOV-2003 09:08:41	Twi_and_stray	43.000	100	4Gam Crv	2.5800	13100.	86	8907	No
170	GOM_NL__2PRFIN20031113_091011_000000442021_00336_08907_8794.N1	13-NOV-2003 09:10:11	Twilight	44.000	171	2Eps Crv	3.0010	4250.0	88	8907	No
171	GOM_NL__2PRFIN20031113_091635_000000402021_00336_08907_8795.N1	13-NOV-2003 09:16:35	Dark	39.500	64	Gam Cen	2.2000	10600.	79	8907	No
172	GOM_NL__2PRFIN20031113_091853_000000432021_00336_08907_8796.N1	13-NOV-2003 09:18:53	Dark	42.500	26	Gam Cru	1.6240	2900.0	85	8907	No
173	GOM_NL__2PRFIN20031113_092030_000000462021_00336_08907_8797.N1	13-NOV-2003 09:20:30	Dark	46.000	12	Alp1Cru	0.77500	30000.	92	8907	No
174	GOM_NL__2PRFIN20031113_092226_000000392021_00337_08908_8766.N1	13-NOV-2003 09:22:26	Dark	39.000	124	The Car	2.7640	30000.	78	8908	No
175	GOM_NL__2PRFIN20031113_092610_000000462021_00337_08908_8767.N1	13-NOV-2003 09:26:10	Dark	45.500	41	Eps Car	1.8600	4100.0	91	8908	No
176	GOM_NL__2PRFIN20031113_093138_000000502021_00337_08908_8768.N1	13-NOV-2003 09:31:38	Dark	50.000	2	Alp Car	-0.73600	7000.0	100	8908	No
177	GOM_NL__2PRFIN20031113_093536_000000392021_00337_08908_8769.N1	13-NOV-2003 09:35:36	Dark	38.500	143	Alp Hyi	2.8570	7200.0	77	8908	No
178	GOM_NL__2PRFIN20031113_093656_000000432021_00337_08908_8770.N1	13-NOV-2003 09:36:56	Dark	43.000	9	Alp Eri	0.45300	24000.	86	8908	No
179	GOM_NL__2PRFIN20031113_094040_000000402021_00337_08908_8771.N1	13-NOV-2003 09:40:40	Straylight	39.500	157	The1Eri	2.9060	9300.0	79	8908	No
180	GOM_NL__2PRFIN20031113_094538_000002132021_00337_08908_8772.N1	13-NOV-2003 09:45:38	Twi_and_stray	213.00	1	9Alp CMa	-1.4400	11000.	426	8908	No
181	GOM_NL__2PRFIN20031113_095100_000000902021_00337_08908_8773.N1	13-NOV-2003 09:51:00	Twi_and_stray	90.000	7	19Bet Ori	0.10000	14000.	180	8908	No
182	GOM_NL__2PRFIN20031113_095346_000000502021_00337_08908_8774.N1	13-NOV-2003 09:53:46	Twi_and_stray	49.500	94	92Alp Cet	2.5260	3100.0	99	8908	No
183	GOM_NL__2PRFIN20031113_095831_000000372021_00337_08908_8775.N1	13-NOV-2003 09:58:31	Bright	37.000	105	6Bet Ari	2.6450	8900.0	74	8908	No
184	GOM_NL__2PRFIN20031113_100234_000000382021_00337_08908_8776.N1	13-NOV-2003 10:02:34	Bright	38.000	173	4Bet Tri	3.0040	8900.0	76	8908	No
185	GOM_NL__2PRFIN20031113_100439_000000382021_00337_08908_8777.N1	13-NOV-2003 10:04:39	Bright	38.000	73	57Gam1And	2.2600	13100.	76	8908	No
186	GOM_NL__2PRFIN20031113_100621_000000452021_00337_08908_8778.N1	13-NOV-2003 10:06:21	Bright	44.500	149	45Eps Per	2.8880	30000.	89	8908	No
187	GOM_NL__2PRFIN20031113_100759_000000442021_00337_08908_8779.N1	13-NOV-2003 10:07:59	Bright	44.000	35	33Alp Per	1.7950	6250.0	88	8908	No
188	GOM_NL__2PRFIN20031113_100938_000000352021_00337_08908_8780.N1	13-NOV-2003 10:09:38	Bright	35.000	110	37Del Cas	2.6780	8900.0	70	8908	No
189	GOM_NL__2PRFIN20031113_101207_000000582021_00337_08908_8781.N1	13-NOV-2003 10:12:07	Bright	58.000	6	13Alp Aur	0.080000	3400.0	116	8908	No
190	GOM_NL__2PRFIN20031113_101522_000000662021_00337_08908_8782.N1	13-NOV-2003 10:15:22	Bright	66.000	42	34Bet Aur	1.9000	10200.	132	8908	No
191	GOM_NL__2PRFIN20031113_101751_000000382021_00337_08908_8783.N1	13-NOV-2003 10:17:51	Bright	37.500	49	1Alp UMi	1.9900	6300.0	75	8908	No
192	GOM_NL__2PRFIN20031113_102208_000000392021_00337_08908_8784.N1	13-NOV-2003 10:22:08	Bright	38.500	60	7Bet UMi	2.0810	3950.0	77	8908	No
193	GOM_NL__2PRFIN20031113_102538_000000442021_00337_08908_8785.N1	13-NOV-2003 10:25:38	Bright	44.000	36	50Alp UMa	1.8000	6300.0	88	8908	No
194	GOM_NL__2PRFIN20031113_102716_000000392021_00337_08908_8786.N1	13-NOV-2003 10:27:16	Bright	39.000	82	48Bet UMa	2.3650	10600.	78	8908	No
195	GOM_NL__2PRFIN20031113_102923_000000362021_00337_08908_8787.N1	13-NOV-2003 10:29:23	Bright	36.000	39	85Eta UMa	1.8540	24000.	72	8908	No
196	GOM_NL__2PRFIN20031113_103114_000000432021_00337_08908_8788.N1	13-NOV-2003 10:31:14	Bright	42.500	174	52Psi UMa	3.0040	4400.0	85	8908	No
197	GOM_NL__2PRFIN20031113_103253_000000362021_00337_08908_8789.N1	13-NOV-2003 10:32:53	Bright	35.500	152	12Alp2CVn	2.8900	11000.	71	8908	No
198	GOM_NL__2PRFIN20031113_103755_000000342021_00337_08908_8790.N1	13-NOV-2003 10:37:55	Bright	33.500	111	8Eta Boo	2.6800	6000.0	67	8908	No
199	GOM_NL__2PRFIN20031113_104057_000000882021_00337_08908_8791.N1	13-NOV-2003 10:40:57	Bright	88.000	166	17Eps Leo	2.9800	6000.0	176	8908	No
200	GOM_NL__2PRFIN20031113_104533_000000802021_00337_08908_8792.N1	13-NOV-2003 10:45:33	Twi_and_stray	80.000	22	32Alp Leo	1.3600	15200.	160	8908	No
201	GOM_NL__2PRFIN20031113_104917_000000412021_00337_08908_8793.N1	13-NOV-2003 10:49:17	Twi_and_stray	41.000	100	4Gam Crv	2.5800	13100.	82	8908	No
202	GOM_NL__2PRFIN20031113_105048_000000442021_00337_08908_8794.N1	13-NOV-2003 10:50:48	Twilight	43.500	171	2Eps Crv	3.0010	4250.0	87	8908	No
203	GOM_NL__2PRFIN20031113_105711_000000392021_00337_08908_8795.N1	13-NOV-2003 10:57:11	Dark	38.500	64	Gam Cen	2.2000	10600.	77	8908	No
204	GOM_NL__2PRFIN20031113_105929_000000492021_00337_08908_8796.N1	13-NOV-2003 10:59:29	Dark	49.000	26	Gam Cru	1.6240	2900.0	98	8908	No
205	GOM_NL__2PRFIN20031113_110107_000000392021_00337_08908_8797.N1	13-NOV-2003 11:01:07	Dark	39.000	12	Alp1Cru	0.77500	30000.	78	8908	No
206	GOM_NL__2PRFIN20031113_110303_000000392021_00338_08909_8766.N1	13-NOV-2003 11:03:03	Dark	39.000	124	The Car	2.7640	30000.	78	8909	No
207	GOM_NL__2PRFIN20031113_110647_000000452021_00338_08909_8767.N1	13-NOV-2003 11:06:47	Dark	44.500	41	Eps Car	1.8600	4100.0	89	8909	No
208	GOM_NL__2PRFIN20031113_111215_000000512021_00338_08909_8768.N1	13-NOV-2003 11:12:15	Dark	50.500	2	Alp Car	-0.73600	7000.0	101	8909	No
209	GOM_NL__2PRFIN20031113_111612_000000372021_00338_08909_8769.N1	13-NOV-2003 11:16:12	Dark	37.000	143	Alp Hyi	2.8570	7200.0	74	8909	No
210	GOM_NL__2PRFIN20031113_111732_000000392021_00338_08909_8770.N1	13-NOV-2003 11:17:32	Dark	39.000	9	Alp Eri	0.45300	24000.	78	8909	No
211	GOM_NL__2PRFIN20031113_112116_000000402021_00338_08909_8771.N1	13-NOV-2003 11:21:16	Straylight	39.500	157	The1Eri	2.9060	9300.0	79	8909	No
212	GOM_NL__2PRFIN20031113_112614_000002132021_00338_08909_8772.N1	13-NOV-2003 11:26:14	Twi_and_stray	213.00	1	9Alp CMa	-1.4400	11000.	426	8909	No
213	GOM_NL__2PRFIN20031113_113136_000001032021_00338_08909_8773.N1	13-NOV-2003 11:31:36	Twi_and_stray	102.50	7	19Bet Ori	0.10000	14000.	205	8909	No
214	GOM_NL__2PRFIN20031113_113423_000000492021_00338_08909_8774.N1	13-NOV-2003 11:34:23	Twi_and_stray	49.000	94	92Alp Cet	2.5260	3100.0	98	8909	No
215	GOM_NL__2PRFIN20031113_113907_000000372021_00338_08909_8775.N1	13-NOV-2003 11:39:07	Bright	36.500	105	6Bet Ari	2.6450	8900.0	73	8909	No
216	GOM_NL__2PRFIN20031113_114311_000000372021_00338_08909_8776.N1	13-NOV-2003 11:43:11	Bright	36.500	173	4Bet Tri	3.0040	8900.0	73	8909	No
217	GOM_NL__2PRFIN20031113_114515_000000402021_00338_08909_8777.N1	13-NOV-2003 11:45:15	Bright	40.000	73	57Gam1And	2.2600	13100.	80	8909	No
218	GOM_NL__2PRFIN20031113_114657_000000452021_00338_08909_8778.N1	13-NOV-2003 11:46:57	Bright	44.500	149	45Eps Per	2.8880	30000.	89	8909	No
219	GOM_NL__2PRFIN20031113_114835_000000432021_00338_08909_8779.N1	13-NOV-2003 11:48:35	Bright	42.500	35	33Alp Per	1.7950	6250.0	85	8909	No

220	GOM_NL__2PRFIN20031113_115015_000000372021_00338_08909_8780.N1	13-NOV-2003 11:50:15	Bright	36.500	110	37Del Cas	2.6780	8900.0	73	8909	No
221	GOM_NL__2PRFIN20031113_115241_000000582021_00338_08909_8781.N1	13-NOV-2003 11:52:41	Bright	57.500	6	13Alp Aur	0.080000	3400.0	115	8909	No
222	GOM_NL__2PRFIN20031113_115556_000000642021_00338_08909_8782.N1	13-NOV-2003 11:55:56	Bright	63.500	42	34Bet Aur	1.9000	10200.	127	8909	No
223	GOM_NL__2PRFIN20031113_115827_000000372021_00338_08909_8783.N1	13-NOV-2003 11:58:27	Bright	36.500	49	1Alp UMi	1.9900	6300.0	73	8909	No
224	GOM_NL__2PRFIN20031113_120244_000000392021_00338_08909_8784.N1	13-NOV-2003 12:02:44	Bright	39.000	60	7Bet UMi	2.0810	3950.0	78	8909	No
225	GOM_NL__2PRFIN20031113_120614_000000402021_00338_08909_8785.N1	13-NOV-2003 12:06:14	Bright	39.500	36	50Alp UMa	1.8000	6300.0	79	8909	No
226	GOM_NL__2PRFIN20031113_120752_000000432021_00338_08909_8786.N1	13-NOV-2003 12:07:52	Bright	43.000	82	48Bet UMa	2.3650	10600.	86	8909	No
227	GOM_NL__2PRFIN20031113_121000_000000342021_00338_08909_8787.N1	13-NOV-2003 12:10:00	Bright	34.000	39	85Eta UMa	1.8540	24000.	68	8909	No
228	GOM_NL__2PRFIN20031113_121150_000000442021_00338_08909_8788.N1	13-NOV-2003 12:11:50	Bright	43.500	174	52Psi UMa	3.0040	4400.0	87	8909	No
229	GOM_NL__2PRFIN20031113_121329_000000372021_00338_08909_8789.N1	13-NOV-2003 12:13:29	Bright	36.500	152	12Alp2CVn	2.8900	11000.	73	8909	No
230	GOM_NL__2PRFIN20031113_121831_000000342021_00338_08909_8790.N1	13-NOV-2003 12:18:31	Bright	33.500	111	8Eta Boo	2.6800	6000.0	67	8909	No
231	GOM_NL__2PRFIN20031113_122134_000000842021_00338_08909_8791.N1	13-NOV-2003 12:21:34	Bright	83.500	166	17Eps Leo	2.9800	6000.0	167	8909	No
232	GOM_NL__2PRFIN20031113_122610_000000772021_00338_08909_8792.N1	13-NOV-2003 12:26:10	Twilight	76.500	22	32Alp Leo	1.3600	15200.	153	8909	No
233	GOM_NL__2PRFIN20031113_122954_000000442021_00338_08909_8793.N1	13-NOV-2003 12:29:54	Twilight	43.500	100	4Gam Crv	2.5800	13100.	87	8909	No
234	GOM_NL__2PRFIN20031113_123124_000000452021_00338_08909_8794.N1	13-NOV-2003 12:31:24	Twilight	44.500	171	2Eps Crv	3.0010	4250.0	89	8909	No
235	GOM_NL__2PRFIN20031113_123748_000000402021_00338_08909_8795.N1	13-NOV-2003 12:37:48	Dark	40.000	64	Gam Cen	2.2000	10600.	80	8909	No
236	GOM_NL__2PRFIN20031113_124005_000000522021_00338_08909_8796.N1	13-NOV-2003 12:40:05	Dark	52.000	26	Gam Cru	1.6240	2900.0	104	8909	No
237	GOM_NL__2PRFIN20031113_124143_000000432021_00338_08909_8797.N1	13-NOV-2003 12:41:43	Dark	42.500	12	Alp1Cru	0.77500	30000.	85	8909	No
238	GOM_NL__2PRFIN20031113_124339_000000382021_00339_08910_8766.N1	13-NOV-2003 12:43:39	Dark	37.500	124	The Car	2.7640	30000.	75	8910	No
239	GOM_NL__2PRFIN20031113_124723_000000452021_00339_08910_8767.N1	13-NOV-2003 12:47:23	Dark	45.000	41	Eps Car	1.8600	4100.0	90	8910	No
240	GOM_NL__2PRFIN20031113_124851_000000562021_00339_08910_8768.N1	13-NOV-2003 12:48:51	Dark	56.000	70	Zet Pup	2.2460	39000.	112	8910	No
241	GOM_NL__2PRFIN20031113_125252_000000602021_00339_08910_8769.N1	13-NOV-2003 12:52:52	Dark	60.000	2	Alp Car	-0.73600	7000.0	120	8910	No
242	GOM_NL__2PRFIN20031113_125425_000000792021_00339_08910_8770.N1	13-NOV-2003 12:54:25	Dark	78.500	88	31Eta CMa	2.4480	20000.	157	8910	No
243	GOM_NL__2PRFIN20031113_125808_000000462021_00339_08910_8771.N1	13-NOV-2003 12:58:08	Dark	45.500	9	Alp Eri	0.45300	24000.	91	8910	No
244	GOM_NL__2PRFIN20031113_130152_000000422021_00339_08910_8772.N1	13-NOV-2003 13:01:52	Straylight	41.500	157	The1Eri	2.9060	9300.0	83	8910	No
245	GOM_NL__2PRFIN20031113_130651_000002132021_00339_08910_8773.N1	13-NOV-2003 13:06:51	Twilight	213.00	1	9Alp CMa	-1.4400	11000.	426	8910	No
246	GOM_NL__2PRFIN20031113_131211_000001022021_00339_08910_8774.N1	13-NOV-2003 13:12:11	Twilight	101.50	7	19Bet Ori	0.10000	14000.	203	8910	No
247	GOM_NL__2PRFIN20031113_131459_000000502021_00339_08910_8775.N1	13-NOV-2003 13:14:59	Twilight	49.500	94	92Alp Cet	2.5260	3100.0	99	8910	No
248	GOM_NL__2PRFIN20031113_131943_000000382021_00339_08910_8776.N1	13-NOV-2003 13:19:43	Bright	38.000	105	6Bet Ari	2.6450	8900.0	76	8910	No
249	GOM_NL__2PRFIN20031113_132346_000000372021_00339_08910_8777.N1	13-NOV-2003 13:23:46	Bright	36.500	173	4Bet Tri	3.0040	8900.0	73	8910	No
250	GOM_NL__2PRFIN20031113_132551_000000382021_00339_08910_8778.N1	13-NOV-2003 13:25:51	Bright	37.500	73	57Gam1And	2.2600	13100.	75	8910	No
251	GOM_NL__2PRFIN20031113_132732_000000452021_00339_08910_8779.N1	13-NOV-2003 13:27:32	Bright	44.500	149	45Eps Per	2.8880	30000.	89	8910	No
252	GOM_NL__2PRFIN20031113_132911_000000422021_00339_08910_8780.N1	13-NOV-2003 13:29:11	Bright	41.500	35	33Alp Per	1.7950	6250.0	83	8910	No
253	GOM_NL__2PRFIN20031113_133051_000000372021_00339_08910_8781.N1	13-NOV-2003 13:30:51	Bright	37.000	110	37Del Cas	2.6780	8900.0	74	8910	No
254	GOM_NL__2PRFIN20031113_133316_000000592021_00339_08910_8782.N1	13-NOV-2003 13:33:16	Bright	58.500	6	13Alp Aur	0.080000	3400.0	117	8910	No
255	GOM_NL__2PRFIN20031113_133631_000000652021_00339_08910_8783.N1	13-NOV-2003 13:36:31	Bright	64.500	42	34Bet Aur	1.9000	10200.	129	8910	No
256	GOM_NL__2PRFIN20031113_133903_000000372021_00339_08910_8784.N1	13-NOV-2003 13:39:03	Bright	36.500	49	1Alp UMi	1.9900	6300.0	73	8910	No
257	GOM_NL__2PRFIN20031113_134320_000000332021_00339_08910_8785.N1	13-NOV-2003 13:43:20	Bright	33.000	60	7Bet UMi	2.0810	3950.0	66	8910	No
258	GOM_NL__2PRFIN20031113_134505_000000342021_00339_08910_8786.N1	13-NOV-2003 13:45:05	Bright	34.000	119	14Eta Dra	2.7270	4700.0	68	8910	No
259	GOM_NL__2PRFIN20031113_134649_000000412021_00339_08910_8787.N1	13-NOV-2003 13:46:49	Bright	41.000	36	50Alp UMa	1.8000	6300.0	82	8910	No
260	GOM_NL__2PRFIN20031113_134827_000000412021_00339_08910_8788.N1	13-NOV-2003 13:48:27	Bright	40.500	82	48Bet UMa	2.3650	10600.	81	8910	No
261	GOM_NL__2PRFIN20031113_135036_000000352021_00339_08910_8789.N1	13-NOV-2003 13:50:36	Bright	34.500	39	85Eta UMa	1.8540	24000.	69	8910	No
262	GOM_NL__2PRFIN20031113_135226_000000442021_00339_08910_8790.N1	13-NOV-2003 13:52:26	Bright	43.500	174	52Psi UMa	3.0040	4400.0	87	8910	No
263	GOM_NL__2PRFIN20031113_135405_000000362021_00339_08910_8791.N1	13-NOV-2003 13:54:05	Bright	35.500	152	12Alp2CVn	2.8900	11000.	71	8910	No
264	GOM_NL__2PRFIN20031113_135907_000000342021_00339_08910_8792.N1	13-NOV-2003 13:59:07	Bright	33.500	111	8Eta Boo	2.6800	6000.0	67	8910	No
265	GOM_NL__2PRFIN20031113_140211_000000832021_00339_08910_8793.N1	13-NOV-2003 14:02:11	Bright	83.000	166	17Eps Leo	2.9800	6000.0	166	8910	No
266	GOM_NL__2PRFIN20031113_140647_000000842021_00339_08910_8794.N1	13-NOV-2003 14:06:47	Twilight	83.500	22	32Alp Leo	1.3600	15200.	167	8910	No
267	GOM_NL__2PRFIN20031113_141030_000000402021_00339_08910_8795.N1	13-NOV-2003 14:10:30	Twilight	40.000	100	4Gam Crv	2.5800	13100.	80	8910	No
268	GOM_NL__2PRFIN20031113_141201_000000482021_00339_08910_8796.N1	13-NOV-2003 14:12:01	Twilight	47.500	171	2Eps Crv	3.0010	4250.0	95	8910	No
269	GOM_NL__2PRFIN20031113_141824_000000422021_00339_08910_8797.N1	13-NOV-2003 14:18:24	Dark	42.000	64	Gam Cen	2.2000	10600.	84	8910	No
270	GOM_NL__2PRFIN20031113_142041_000000452021_00339_08910_8798.N1	13-NOV-2003 14:20:41	Dark	44.500	26	Gam Cru	1.6240	2900.0	89	8910	No
271	GOM_NL__2PRFIN20031113_142219_000000452021_00339_08910_8799.N1	13-NOV-2003 14:22:19	Dark	44.500	12	Alp1Cru	0.77500	30000.	89	8910	No
272	GOM_NL__2PRFIN20031113_142416_000000372021_00340_08911_8768.N1	13-NOV-2003 14:24:16	Dark	37.000	124	The Car	2.7640	30000.	74	8911	No
273	GOM_NL__2PRFIN20031113_142800_000000452021_00340_08911_8769.N1	13-NOV-2003 14:28:00	Dark	45.000	41	Eps Car	1.8600	4100.0	90	8911	No
274	GOM_NL__2PRFIN20031113_142929_000000572021_00340_08911_8770.N1	13-NOV-2003 14:29:29	Dark	57.000	70	Zet Pup	2.2460	39000.	114	8911	No
275	GOM_NL__2PRFIN20031113_143329_000000482021_00340_08911_8771.N1	13-NOV-2003 14:33:29	Dark	47.500	2	Alp Car	-0.73600	7000.0	95	8911	No
276	GOM_NL__2PRFIN20031113_143503_000000812021_00340_08911_8772.N1	13-NOV-2003 14:35:03	Dark	80.500	88	31Eta CMa	2.4480	20000.	161	8911	No
277	GOM_NL__2PRFIN20031113_143844_000000372021_00340_08911_8773.N1	13-NOV-2003 14:38:44	Dark	37.000	9	Alp Eri	0.45300	24000.	74	8911	No
278	GOM_NL__2PRFIN20031113_144229_000000372021_00340_08911_8774.N1	13-NOV-2003 14:42:29	Straylight	36.500	157	The1Eri	2.9060	9300.0	73	8911	No

279	GOM_NL__2PRFIN20031113_144727_000002132021_00340_08911_8775.N1	13-NOV-2003 14:47:27	Twilight	213.00	1	9Alp CMa	-1.4400	11000.	426	8911	No
280	GOM_NL__2PRFIN20031113_145247_000000992021_00340_08911_8776.N1	13-NOV-2003 14:52:47	Twilight	99.000	7	19Bet Ori	0.10000	14000.	198	8911	No
281	GOM_NL__2PRFIN20031113_145535_000000492021_00340_08911_8777.N1	13-NOV-2003 14:55:35	Twilight	48.500	94	92Alp Cet	2.5260	3100.0	97	8911	No
282	GOM_NL__2PRFIN20031113_150019_000000372021_00340_08911_8778.N1	13-NOV-2003 15:00:19	Bright	37.000	105	6Bet Ari	2.6450	8900.0	74	8911	No
283	GOM_NL__2PRFIN20031113_150421_000000392021_00340_08911_8779.N1	13-NOV-2003 15:04:21	Bright	39.000	173	4Bet Tri	3.0040	8900.0	78	8911	No
284	GOM_NL__2PRFIN20031113_150626_000000382021_00340_08911_8780.N1	13-NOV-2003 15:06:26	Bright	37.500	73	57Gam1And	2.2600	13100.	75	8911	No
285	GOM_NL__2PRFIN20031113_150807_000000452021_00340_08911_8781.N1	13-NOV-2003 15:08:07	Bright	45.000	149	45Eps Per	2.8880	30000.	90	8911	No
286	GOM_NL__2PRFIN20031113_150945_000000442021_00340_08911_8782.N1	13-NOV-2003 15:09:45	Bright	43.500	35	33Alp Per	1.7950	6250.0	87	8911	No
287	GOM_NL__2PRFIN20031113_151125_000000382021_00340_08911_8783.N1	13-NOV-2003 15:11:25	Bright	37.500	110	37Del Cas	2.6780	8900.0	75	8911	No
288	GOM_NL__2PRFIN20031113_151350_000000622021_00340_08911_8784.N1	13-NOV-2003 15:13:50	Bright	62.000	6	13Alp Aur	0.080000	3400.0	124	8911	No
289	GOM_NL__2PRFIN20031113_151705_000000662021_00340_08911_8785.N1	13-NOV-2003 15:17:05	Bright	65.500	42	34Bet Aur	1.9000	10200.	131	8911	No
290	GOM_NL__2PRFIN20031113_151937_000000402021_00340_08911_8786.N1	13-NOV-2003 15:19:37	Bright	39.500	49	1Alp UMi	1.9900	6300.0	79	8911	No
291	GOM_NL__2PRFIN20031113_152354_000000392021_00340_08911_8787.N1	13-NOV-2003 15:23:54	Bright	39.000	60	7Bet UMi	2.0810	3950.0	78	8911	No
292	GOM_NL__2PRFIN20031113_152539_000000382021_00340_08911_8788.N1	13-NOV-2003 15:25:39	Bright	37.500	119	14Eta Dra	2.7270	4700.0	75	8911	No
293	GOM_NL__2PRFIN20031113_152724_000000442021_00340_08911_8789.N1	13-NOV-2003 15:27:24	Bright	43.500	36	50Alp UMa	1.8000	6300.0	87	8911	No
294	GOM_NL__2PRFIN20031113_152902_000000412021_00340_08911_8790.N1	13-NOV-2003 15:29:02	Bright	40.500	82	48Bet UMa	2.3650	10600.	81	8911	No
295	GOM_NL__2PRFIN20031113_153111_000000392021_00340_08911_8791.N1	13-NOV-2003 15:31:11	Bright	39.000	39	85Eta UMa	1.8540	24000.	78	8911	No
296	GOM_NL__2PRFIN20031113_153301_000000442021_00340_08911_8792.N1	13-NOV-2003 15:33:01	Bright	44.000	174	52Psi UMa	3.0040	4400.0	88	8911	No
297	GOM_NL__2PRFIN20031113_153438_000000402021_00340_08911_8793.N1	13-NOV-2003 15:34:38	Bright	39.500	152	12Alp2CVn	2.8900	11000.	79	8911	No
298	GOM_NL__2PRFIN20031113_153941_000000372021_00340_08911_8794.N1	13-NOV-2003 15:39:41	Bright	36.500	111	8Eta Boo	2.6800	6000.0	73	8911	No
299	GOM_NL__2PRFIN20031113_154247_000000842021_00340_08911_8795.N1	13-NOV-2003 15:42:47	Bright	84.000	166	17Eps Leo	2.9800	6000.0	168	8911	No
300	GOM_NL__2PRFIN20031113_154724_000000832021_00340_08911_8796.N1	13-NOV-2003 15:47:24	Twilight	82.500	22	32Alp Leo	1.3600	15200.	165	8911	No
301	GOM_NL__2PRFIN20031113_155105_000000412021_00340_08911_8797.N1	13-NOV-2003 15:51:05	Twilight	40.500	100	4Gam Crv	2.5800	13100.	81	8911	No
302	GOM_NL__2PRFIN20031113_155236_000000442021_00340_08911_8798.N1	13-NOV-2003 15:52:36	Twilight	43.500	171	2Eps Crv	3.0010	4250.0	87	8911	No
303	GOM_NL__2PRFIN20031113_155859_000000402021_00340_08911_8799.N1	13-NOV-2003 15:58:59	Dark	39.500	64	Gam Cen	2.2000	10600.	79	8911	No
304	GOM_NL__2PRFIN20031113_160117_000000472021_00340_08911_8800.N1	13-NOV-2003 16:01:17	Dark	46.500	26	Gam Cru	1.6240	2900.0	93	8911	No
305	GOM_NL__2PRFIN20031113_160254_000000402021_00340_08911_8801.N1	13-NOV-2003 16:02:54	Dark	40.000	12	Alp1Cru	0.77500	30000.	80	8911	No
306	GOM_NL__2PRFIN20031113_160448_000000422021_00341_08912_8769.N1	13-NOV-2003 16:04:48	Dark	42.000	124	The Car	2.7640	30000.	84	8912	No
307	GOM_NL__2PRFIN20031113_160836_000000462021_00341_08912_8770.N1	13-NOV-2003 16:08:36	Dark	46.000	41	Eps Car	1.8600	4100.0	92	8912	No
308	GOM_NL__2PRFIN20031113_161005_000000572021_00341_08912_8771.N1	13-NOV-2003 16:10:05	Dark	56.500	70	Zet Pup	2.2460	39000.	113	8912	No
309	GOM_NL__2PRFIN20031113_161404_000000612021_00341_08912_8772.N1	13-NOV-2003 16:14:04	Dark	61.000	2	Alp Car	-0.73600	7000.0	122	8912	No
310	GOM_NL__2PRFIN20031113_161540_000000822021_00341_08912_8773.N1	13-NOV-2003 16:15:40	Dark	82.000	88	31Eta CMa	2.4480	20000.	164	8912	No
311	GOM_NL__2PRFIN20031113_161919_000000462021_00341_08912_8774.N1	13-NOV-2003 16:19:19	Dark	45.500	9	Alp Eri	0.45300	24000.	91	8912	No
312	GOM_NL__2PRFIN20031113_162303_000000422021_00341_08912_8775.N1	13-NOV-2003 16:23:03	Straylight	42.000	157	The1Eri	2.9060	9300.0	84	8912	No
313	GOM_NL__2PRFIN20031113_162803_000002132021_00341_08912_8776.N1	13-NOV-2003 16:28:03	Twilight	213.00	1	9Alp CMa	-1.4400	11000.	426	8912	No
314	GOM_NL__2PRFIN20031113_163322_000001092021_00341_08912_8777.N1	13-NOV-2003 16:33:22	Twilight	109.00	7	19Bet Ori	0.10000	14000.	218	8912	No
315	GOM_NL__2PRFIN20031113_163609_000000512021_00341_08912_8778.N1	13-NOV-2003 16:36:09	Twilight	50.500	94	92Alp Cet	2.5260	3100.0	101	8912	No
316	GOM_NL__2PRFIN20031113_164054_000000402021_00341_08912_8779.N1	13-NOV-2003 16:40:54	Bright	39.500	105	6Bet Ari	2.6450	8900.0	79	8912	No
317	GOM_NL__2PRFIN20031113_164457_000000402021_00341_08912_8780.N1	13-NOV-2003 16:44:57	Bright	39.500	173	4Bet Tri	3.0040	8900.0	79	8912	No
318	GOM_NL__2PRFIN20031113_164702_000000392021_00341_08912_8781.N1	13-NOV-2003 16:47:02	Bright	38.500	73	57Gam1And	2.2600	13100.	77	8912	No
319	GOM_NL__2PRFIN20031113_164842_000000462021_00341_08912_8782.N1	13-NOV-2003 16:48:42	Bright	45.500	149	45Eps Per	2.8880	30000.	91	8912	No
320	GOM_NL__2PRFIN20031113_165021_000000402021_00341_08912_8783.N1	13-NOV-2003 16:50:21	Bright	40.000	35	33Alp Per	1.7950	6250.0	80	8912	No
321	GOM_NL__2PRFIN20031113_165200_000000362021_00341_08912_8784.N1	13-NOV-2003 16:52:00	Bright	36.000	110	37Del Cas	2.6780	8900.0	72	8912	No
322	GOM_NL__2PRFIN20031113_165425_000000582021_00341_08912_8785.N1	13-NOV-2003 16:54:25	Bright	58.000	6	13Alp Aur	0.080000	3400.0	116	8912	No
323	GOM_NL__2PRFIN20031113_165740_000000672021_00341_08912_8786.N1	13-NOV-2003 16:57:40	Bright	66.500	42	34Bet Aur	1.9000	10200.	133	8912	No
324	GOM_NL__2PRFIN20031113_170013_000000402021_00341_08912_8787.N1	13-NOV-2003 17:00:13	Bright	40.000	49	1Alp UMi	1.9900	6300.0	80	8912	No
325	GOM_NL__2PRFIN20031113_170428_000000422021_00341_08912_8788.N1	13-NOV-2003 17:04:28	Bright	41.500	60	7Bet UMi	2.0810	3950.0	83	8912	No
326	GOM_NL__2PRFIN20031113_170616_000000392021_00341_08912_8789.N1	13-NOV-2003 17:06:16	Bright	39.000	119	14Eta Dra	2.7270	4700.0	78	8912	No
327	GOM_NL__2PRFIN20031113_170759_000000422021_00341_08912_8790.N1	13-NOV-2003 17:07:59	Bright	41.500	36	50Alp UMa	1.8000	6300.0	83	8912	No
328	GOM_NL__2PRFIN20031113_170938_000000402021_00341_08912_8791.N1	13-NOV-2003 17:09:38	Bright	40.000	82	48Bet UMa	2.3650	10600.	80	8912	No
329	GOM_NL__2PRFIN20031113_171146_000000362021_00341_08912_8792.N1	13-NOV-2003 17:11:46	Bright	35.500	39	85Eta UMa	1.8540	24000.	71	8912	No
330	GOM_NL__2PRFIN20031113_171337_000000622021_00341_08912_8793.N1	13-NOV-2003 17:13:37	Bright	62.000	174	52Psi UMa	3.0040	4400.0	124	8912	No
331	GOM_NL__2PRFIN20031113_171514_000000402021_00341_08912_8794.N1	13-NOV-2003 17:15:14	Bright	40.000	152	12Alp2CVn	2.8900	11000.	80	8912	No
332	GOM_NL__2PRFIN20031113_172018_000000362021_00341_08912_8795.N1	13-NOV-2003 17:20:18	Bright	36.000	111	8Eta Boo	2.6800	6000.0	72	8912	No
333	GOM_NL__2PRFIN20031113_172324_000000812021_00341_08912_8796.N1	13-NOV-2003 17:23:24	Bright	80.500	166	17Eps Leo	2.9800	6000.0	161	8912	No
334	GOM_NL__2PRFIN20031113_172801_000000832021_00341_08912_8797.N1	13-NOV-2003 17:28:01	Twilight	82.500	22	32Alp Leo	1.3600	15200.	165	8912	No
335	GOM_NL__2PRFIN20031113_173139_000000452021_00341_08912_8798.N1	13-NOV-2003 17:31:39	Twilight	45.000	100	4Gam Crv	2.5800	13100.	90	8912	No
336	GOM_NL__2PRFIN20031113_173310_000000482021_00341_08912_8799.N1	13-NOV-2003 17:33:10	Twilight	47.500	171	2Eps Crv	3.0010	4250.0	95	8912	No
337	GOM_NL__2PRFIN20031113_173935_000000412021_00341_08912_8800.N1	13-NOV-2003 17:39:35	Dark	41.000	64	Gam Cen	2.2000	10600.	82	8912	No

338	GOM_NL__2PRFIN20031113_174153_00000522021_00341_08912_8801.N1	13-NOV-2003 17:41:53	Dark	52.000	26	Gam Cru	1.6240	2900.0	104	8912	No
339	GOM_NL__2PRFIN20031113_174330_00000472021_00341_08912_8802.N1	13-NOV-2003 17:43:30	Dark	47.000	12	Alp1Cru	0.77500	30000.	94	8912	No
340	GOM_NL__2PRFIN20031113_174526_00000402021_00342_08913_8789.N1	13-NOV-2003 17:45:26	Dark	40.000	124	The Car	2.7640	30000.	80	8913	No
341	GOM_NL__2PRFIN20031113_174912_00000462021_00342_08913_8790.N1	13-NOV-2003 17:49:12	Dark	46.000	41	Eps Car	1.8600	4100.0	92	8913	No
342	GOM_NL__2PRFIN20031113_175043_00000572021_00342_08913_8791.N1	13-NOV-2003 17:50:43	Dark	56.500	70	Zet Pup	2.2460	39000.	113	8913	No
343	GOM_NL__2PRFIN20031113_175440_00000612021_00342_08913_8792.N1	13-NOV-2003 17:54:40	Dark	61.000	2	Alp Car	-0.73600	7000.0	122	8913	No
344	GOM_NL__2PRFIN20031113_175617_00000842021_00342_08913_8793.N1	13-NOV-2003 17:56:17	Dark	84.000	88	31Eta CMa	2.4480	20000.	168	8913	No
345	GOM_NL__2PRFIN20031113_175955_00000442021_00342_08913_8794.N1	13-NOV-2003 17:59:55	Dark	44.000	9	Alp Eri	0.45300	24000.	88	8913	No
346	GOM_NL__2PRFIN20031113_180339_00000422021_00342_08913_8795.N1	13-NOV-2003 18:03:39	Straylight	42.000	157	The1Eri	2.9060	9300.0	84	8913	No
347	GOM_NL__2PRFIN20031113_180839_000002132021_00342_08913_8796.N1	13-NOV-2003 18:08:39	Twilight	213.00	1	9Alp CMa	-1.4400	11000.	426	8913	No
348	GOM_NL__2PRFIN20031113_181357_000001102021_00342_08913_8797.N1	13-NOV-2003 18:13:57	Twilight	109.50	7	19Bet Ori	0.10000	14000.	219	8913	No
349	GOM_NL__2PRFIN20031113_181644_00000542021_00342_08913_8798.N1	13-NOV-2003 18:16:44	Twilight	53.500	94	92Alp Cet	2.5260	3100.0	107	8913	No
350	GOM_NL__2PRFIN20031113_182130_00000402021_00342_08913_8799.N1	13-NOV-2003 18:21:30	Bright	39.500	105	6Bet Ari	2.6450	8900.0	79	8913	No
351	GOM_NL__2PRFIN20031113_182533_00000372021_00342_08913_8800.N1	13-NOV-2003 18:25:33	Bright	37.000	173	4Bet Tri	3.0040	8900.0	74	8913	No
352	GOM_NL__2PRFIN20031113_182738_00000402021_00342_08913_8801.N1	13-NOV-2003 18:27:38	Bright	40.000	73	57Gam1And	2.2600	13100.	80	8913	No
353	GOM_NL__2PRFIN20031113_182917_00000472021_00342_08913_8802.N1	13-NOV-2003 18:29:17	Bright	46.500	149	45Eps Per	2.8880	30000.	93	8913	No
354	GOM_NL__2PRFIN20031113_183056_00000452021_00342_08913_8803.N1	13-NOV-2003 18:30:56	Bright	44.500	35	33Alp Per	1.7950	6250.0	89	8913	No
355	GOM_NL__2PRFIN20031113_183237_00000372021_00342_08913_8804.N1	13-NOV-2003 18:32:37	Bright	36.500	110	37Del Cas	2.6780	8900.0	73	8913	No
356	GOM_NL__2PRFIN20031113_183500_00000602021_00342_08913_8805.N1	13-NOV-2003 18:35:00	Bright	59.500	6	13Alp Aur	0.080000	3400.0	119	8913	No
357	GOM_NL__2PRFIN20031113_183814_00000642021_00342_08913_8806.N1	13-NOV-2003 18:38:14	Bright	64.000	42	34Bet Aur	1.9000	10200.	128	8913	No
358	GOM_NL__2PRFIN20031113_184050_00000392021_00342_08913_8807.N1	13-NOV-2003 18:40:50	Bright	38.500	49	1Alp UMi	1.9900	6300.0	77	8913	No
359	GOM_NL__2PRFIN20031113_184506_00000402021_00342_08913_8808.N1	13-NOV-2003 18:45:06	Bright	39.500	60	7Bet UMi	2.0810	3950.0	79	8913	No
360	GOM_NL__2PRFIN20031113_184653_00000402021_00342_08913_8809.N1	13-NOV-2003 18:46:53	Bright	39.500	119	14Eta Dra	2.7270	4700.0	79	8913	No
361	GOM_NL__2PRFIN20031113_184835_00000432021_00342_08913_8810.N1	13-NOV-2003 18:48:35	Bright	42.500	36	50Alp UMa	1.8000	6300.0	85	8913	No
362	GOM_NL__2PRFIN20031113_185014_00000422021_00342_08913_8811.N1	13-NOV-2003 18:50:14	Bright	41.500	82	48Bet UMa	2.3650	10600.	83	8913	No
363	GOM_NL__2PRFIN20031113_185223_00000372021_00342_08913_8812.N1	13-NOV-2003 18:52:23	Bright	36.500	39	85Eta UMa	1.8540	24000.	73	8913	No
364	GOM_NL__2PRFIN20031113_185413_00000432021_00342_08913_8813.N1	13-NOV-2003 18:54:13	Bright	42.500	174	52Psi UMa	3.0040	4400.0	85	8913	No
365	GOM_NL__2PRFIN20031113_185552_00000382021_00342_08913_8814.N1	13-NOV-2003 18:55:52	Bright	38.000	152	12Alp2CVn	2.8900	11000.	76	8913	No
366	GOM_NL__2PRFIN20031113_190054_00000352021_00342_08913_8815.N1	13-NOV-2003 19:00:54	Bright	35.000	111	8Eta Boo	2.6800	6000.0	70	8913	No
367	GOM_NL__2PRFIN20031113_190401_00000862021_00342_08913_8816.N1	13-NOV-2003 19:04:01	Bright	86.000	166	17Eps Leo	2.9800	6000.0	172	8913	No
368	GOM_NL__2PRFIN20031113_190838_00000822021_00342_08913_8817.N1	13-NOV-2003 19:08:38	Twilight	81.500	22	32Alp Leo	1.3600	15200.	163	8913	No
369	GOM_NL__2PRFIN20031113_191218_00000422021_00342_08913_8818.N1	13-NOV-2003 19:12:18	Twilight	41.500	100	4Gam Crv	2.5800	13100.	83	8913	No
370	GOM_NL__2PRFIN20031113_191346_00000472021_00342_08913_8819.N1	13-NOV-2003 19:13:46	Twilight	47.000	171	2Eps Crv	3.0010	4250.0	94	8913	No
371	GOM_NL__2PRFIN20031113_192011_00000412021_00342_08913_8820.N1	13-NOV-2003 19:20:11	Dark	40.500	64	Gam Cen	2.2000	10600.	81	8913	No
372	GOM_NL__2PRFIN20031113_192229_00000522021_00342_08913_8821.N1	13-NOV-2003 19:22:29	Dark	52.000	26	Gam Cru	1.6240	2900.0	104	8913	No
373	GOM_NL__2PRFIN20031113_192406_00000392021_00342_08913_8822.N1	13-NOV-2003 19:24:06	Dark	39.000	12	Alp1Cru	0.77500	30000.	78	8913	No
374	GOM_NL__2PRFIN20031113_192603_00000402021_00343_08914_8895.N1	13-NOV-2003 19:26:03	Dark	39.500	124	The Car	2.7640	30000.	79	8914	No
375	GOM_NL__2PRFIN20031113_192949_00000512021_00343_08914_8896.N1	13-NOV-2003 19:29:49	Dark	50.500	41	Eps Car	1.8600	4100.0	101	8914	No
376	GOM_NL__2PRFIN20031113_193120_00000552021_00343_08914_8897.N1	13-NOV-2003 19:31:20	Dark	55.000	70	Zet Pup	2.2460	39000.	110	8914	No
377	GOM_NL__2PRFIN20031113_193517_00000612021_00343_08914_8898.N1	13-NOV-2003 19:35:17	Dark	61.000	2	Alp Car	-0.73600	7000.0	122	8914	No
378	GOM_NL__2PRFIN20031113_193655_00000872021_00343_08914_8899.N1	13-NOV-2003 19:36:55	Dark	87.000	88	31Eta CMa	2.4480	20000.	174	8914	No
379	GOM_NL__2PRFIN20031113_194031_00000472021_00343_08914_8900.N1	13-NOV-2003 19:40:31	Dark	47.000	9	Alp Eri	0.45300	24000.	94	8914	No
380	GOM_NL__2PRFIN20031113_194416_00000422021_00343_08914_8901.N1	13-NOV-2003 19:44:16	Straylight	41.500	157	The1Eri	2.9060	9300.0	83	8914	No
381	GOM_NL__2PRFIN20031113_194915_000002132021_00343_08914_8902.N1	13-NOV-2003 19:49:15	Twilight	213.00	1	9Alp CMa	-1.4400	11000.	426	8914	No
382	GOM_NL__2PRFIN20031113_195433_000001092021_00343_08914_8903.N1	13-NOV-2003 19:54:33	Twilight	109.00	7	19Bet Ori	0.10000	14000.	218	8914	No
383	GOM_NL__2PRFIN20031113_195721_00000512021_00343_08914_8904.N1	13-NOV-2003 19:57:21	Twilight	50.500	94	92Alp Cet	2.5260	3100.0	101	8914	No
384	GOM_NL__2PRFIN20031113_200206_00000392021_00343_08914_8905.N1	13-NOV-2003 20:02:06	Bright	39.000	105	6Bet Ari	2.6450	8900.0	78	8914	No
385	GOM_NL__2PRFIN20031113_200609_00000382021_00343_08914_8906.N1	13-NOV-2003 20:06:09	Bright	37.500	173	4Bet Tri	3.0040	8900.0	75	8914	No
386	GOM_NL__2PRFIN20031113_200814_00000382021_00343_08914_8907.N1	13-NOV-2003 20:08:14	Bright	38.000	73	57Gam1And	2.2600	13100.	76	8914	No
387	GOM_NL__2PRFIN20031113_200953_00000462021_00343_08914_8908.N1	13-NOV-2003 20:09:53	Bright	46.000	149	45Eps Per	2.8880	30000.	92	8914	No
388	GOM_NL__2PRFIN20031113_201132_00000442021_00343_08914_8909.N1	13-NOV-2003 20:11:32	Bright	44.000	35	33Alp Per	1.7950	6250.0	88	8914	No
389	GOM_NL__2PRFIN20031113_201312_00000382021_00343_08914_8910.N1	13-NOV-2003 20:13:12	Bright	37.500	110	37Del Cas	2.6780	8900.0	75	8914	No
390	GOM_NL__2PRFIN20031113_201535_00000592021_00343_08914_8911.N1	13-NOV-2003 20:15:35	Bright	59.000	6	13Alp Aur	0.080000	3400.0	118	8914	No
391	GOM_NL__2PRFIN20031113_201849_00000652021_00343_08914_8912.N1	13-NOV-2003 20:18:49	Bright	65.000	42	34Bet Aur	1.9000	10200.	130	8914	No
392	GOM_NL__2PRFIN20031113_202125_00000382021_00343_08914_8913.N1	13-NOV-2003 20:21:25	Bright	38.000	49	1Alp UMi	1.9900	6300.0	76	8914	No
393	GOM_NL__2PRFIN20031113_202542_00000352021_00343_08914_8914.N1	13-NOV-2003 20:25:42	Bright	35.000	60	7Bet UMi	2.0810	3950.0	70	8914	No
394	GOM_NL__2PRFIN20031113_202729_00000402021_00343_08914_8915.N1	13-NOV-2003 20:27:29	Bright	39.500	119	14Eta Dra	2.7270	4700.0	79	8914	No
395	GOM_NL__2PRFIN20031113_202911_00000452021_00343_08914_8916.N1	13-NOV-2003 20:29:11	Bright	45.000	36	50Alp UMa	1.8000	6300.0	90	8914	No
396	GOM_NL__2PRFIN20031113_203050_00000412021_00343_08914_8917.N1	13-NOV-2003 20:30:50	Bright	40.500	82	48Bet UMa	2.3650	10600.	81	8914	No

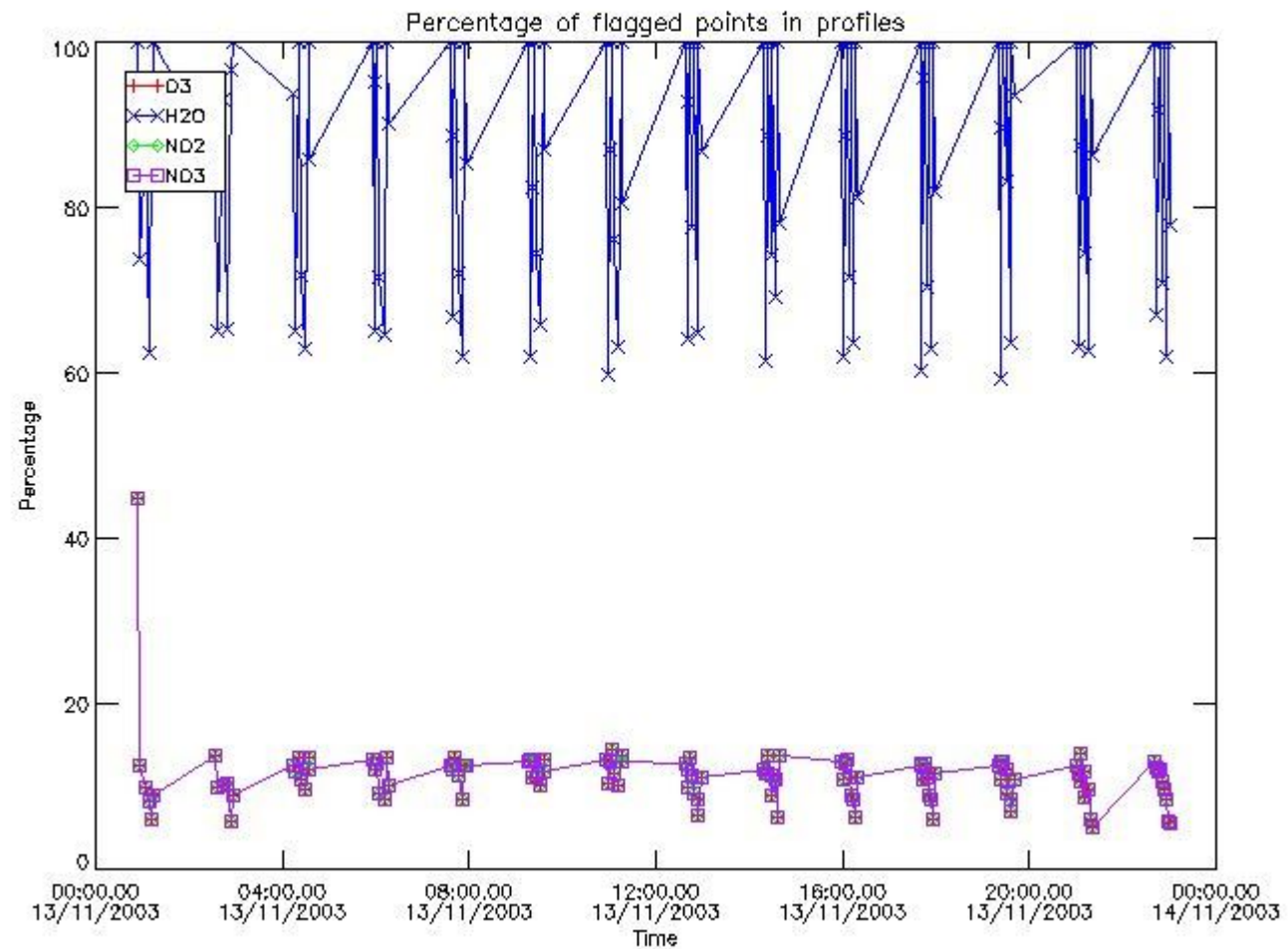
397	GOM_NL__2PRFIN20031113_203259_000000372021_00343_08914_8918.N1	13-NOV-2003 20:32:59	Bright	37.000	39	85Eta UMa	1.8540	24000.	74	8914	No
398	GOM_NL__2PRFIN20031113_203449_000000622021_00343_08914_8919.N1	13-NOV-2003 20:34:49	Bright	62.000	174	52Psi UMa	3.0040	4400.0	124	8914	No
399	GOM_NL__2PRFIN20031113_203628_000000382021_00343_08914_8920.N1	13-NOV-2003 20:36:28	Bright	37.500	152	12Alp2CVn	2.8900	11000.	75	8914	No
400	GOM_NL__2PRFIN20031113_204130_000000352021_00343_08914_8921.N1	13-NOV-2003 20:41:30	Bright	34.500	111	8Eta Boo	2.6800	6000.0	69	8914	No
401	GOM_NL__2PRFIN20031113_204438_000000832021_00343_08914_8922.N1	13-NOV-2003 20:44:38	Bright	82.500	166	17Eps Leo	2.9800	6000.0	165	8914	No
402	GOM_NL__2PRFIN20031113_204915_000000842021_00343_08914_8923.N1	13-NOV-2003 20:49:15	Twi_and_stray	83.500	22	32Alp Leo	1.3600	15200.	167	8914	No
403	GOM_NL__2PRFIN20031113_205254_000000432021_00343_08914_8924.N1	13-NOV-2003 20:52:54	Twi_and_stray	42.500	100	4Gam Crv	2.5800	13100.	85	8914	No
404	GOM_NL__2PRFIN20031113_205424_000000462021_00343_08914_8925.N1	13-NOV-2003 20:54:24	Twilight	45.500	171	2Eps Crv	3.0010	4250.0	91	8914	No
405	GOM_NL__2PRFIN20031113_210047_000000412021_00343_08914_8926.N1	13-NOV-2003 21:00:47	Dark	40.500	64	Gam Cen	2.2000	10600.	81	8914	No
406	GOM_NL__2PRFIN20031113_210305_000000482021_00343_08914_8927.N1	13-NOV-2003 21:03:05	Dark	48.000	26	Gam Cru	1.6240	2900.0	96	8914	No
407	GOM_NL__2PRFIN20031113_210443_000000492021_00343_08914_8928.N1	13-NOV-2003 21:04:43	Dark	48.500	12	Alp1Cru	0.77500	30000.	97	8914	No
408	GOM_NL__2PRFIN20031113_210639_000000402021_00344_08915_8790.N1	13-NOV-2003 21:06:39	Dark	40.000	124	The Car	2.7640	30000.	80	8915	No
409	GOM_NL__2PRFIN20031113_211026_000000442021_00344_08915_8791.N1	13-NOV-2003 21:10:26	Dark	43.500	41	Eps Car	1.8600	4100.0	87	8915	No
410	GOM_NL__2PRFIN20031113_211157_000000582021_00344_08915_8792.N1	13-NOV-2003 21:11:57	Dark	58.000	70	Zet Pup	2.2460	39000.	116	8915	No
411	GOM_NL__2PRFIN20031113_211554_000000532021_00344_08915_8793.N1	13-NOV-2003 21:15:54	Dark	52.500	2	Alp Car	-0.73600	7000.0	105	8915	No
412	GOM_NL__2PRFIN20031113_211732_000000862021_00344_08915_8794.N1	13-NOV-2003 21:17:32	Dark	85.500	88	31Eta CMa	2.4480	20000.	171	8915	No
413	GOM_NL__2PRFIN20031113_212016_000001022021_00344_08915_8795.N1	13-NOV-2003 21:20:16	Dark	102.00	37	25Del CMa	1.8300	5900.0	204	8915	No
414	GOM_NL__2PRFIN20031113_212452_000000412021_00344_08915_8796.N1	13-NOV-2003 21:24:52	Straylight	41.000	157	The1Eri	2.9060	9300.0	82	8915	No
415	GOM_NL__2PRFIN20031113_212951_000002132021_00344_08915_8797.N1	13-NOV-2003 21:29:51	Twi_and_stray	213.00	1	9Alp CMa	-1.4400	11000.	426	8915	No
416	GOM_NL__2PRFIN20031113_213508_000001012021_00344_08915_8798.N1	13-NOV-2003 21:35:08	Twi_and_stray	100.50	7	19Bet Ori	0.10000	14000.	201	8915	No
417	GOM_NL__2PRFIN20031113_213757_000000492021_00344_08915_8799.N1	13-NOV-2003 21:37:57	Twi_and_stray	48.500	94	92Alp Cet	2.5260	3100.0	97	8915	No
418	GOM_NL__2PRFIN20031113_214241_000000402021_00344_08915_8800.N1	13-NOV-2003 21:42:41	Bright	39.500	105	6Bet Ari	2.6450	8900.0	79	8915	No
419	GOM_NL__2PRFIN20031113_214514_000000472021_00344_08915_8801.N1	13-NOV-2003 21:45:14	Bright	46.500	146	25Eta Tau	2.8730	15200.	93	8915	No
420	GOM_NL__2PRFIN20031113_214703_000000402021_00344_08915_8802.N1	13-NOV-2003 21:47:03	Bright	39.500	53	43Bet And	2.0480	3300.0	79	8915	No
421	GOM_NL__2PRFIN20031113_214849_000000382021_00344_08915_8803.N1	13-NOV-2003 21:48:49	Bright	37.500	73	57Gam1And	2.2600	13100.	75	8915	No
422	GOM_NL__2PRFIN20031113_215027_000000472021_00344_08915_8804.N1	13-NOV-2003 21:50:27	Bright	46.500	149	45Eps Per	2.8880	30000.	93	8915	No
423	GOM_NL__2PRFIN20031113_215208_000000422021_00344_08915_8805.N1	13-NOV-2003 21:52:08	Bright	41.500	35	33Alp Per	1.7950	6250.0	83	8915	No
424	GOM_NL__2PRFIN20031113_215348_000000382021_00344_08915_8806.N1	13-NOV-2003 21:53:48	Bright	38.000	110	37Del Cas	2.6780	8900.0	76	8915	No
425	GOM_NL__2PRFIN20031113_215610_000000582021_00344_08915_8807.N1	13-NOV-2003 21:56:10	Bright	57.500	6	13Alp Aur	0.080000	3400.0	115	8915	No
426	GOM_NL__2PRFIN20031113_215923_000000652021_00344_08915_8808.N1	13-NOV-2003 21:59:23	Bright	64.500	42	34Bet Aur	1.9000	10200.	129	8915	No
427	GOM_NL__2PRFIN20031113_220201_000000392021_00344_08915_8809.N1	13-NOV-2003 22:02:01	Bright	39.000	49	1Alp UMi	1.9900	6300.0	78	8915	No
428	GOM_NL__2PRFIN20031113_220618_000000412021_00344_08915_8810.N1	13-NOV-2003 22:06:18	Bright	40.500	60	7Bet UMi	2.0810	3950.0	81	8915	No
429	GOM_NL__2PRFIN20031113_220804_000000412021_00344_08915_8811.N1	13-NOV-2003 22:08:04	Bright	41.000	119	14Eta Dra	2.7270	4700.0	82	8915	No
430	GOM_NL__2PRFIN20031113_220946_000000452021_00344_08915_8812.N1	13-NOV-2003 22:09:46	Bright	44.500	36	50Alp UMa	1.8000	6300.0	89	8915	No
431	GOM_NL__2PRFIN20031113_221125_000000422021_00344_08915_8813.N1	13-NOV-2003 22:11:25	Bright	41.500	82	48Bet UMa	2.3650	10600.	83	8915	No
432	GOM_NL__2PRFIN20031113_221335_000000522021_00344_08915_8814.N1	13-NOV-2003 22:13:35	Bright	52.000	39	85Eta UMa	1.8540	24000.	104	8915	No
433	GOM_NL__2PRFIN20031113_221525_000000622021_00344_08915_8815.N1	13-NOV-2003 22:15:25	Bright	62.000	174	52Psi UMa	3.0040	4400.0	124	8915	No
434	GOM_NL__2PRFIN20031113_221702_000000532021_00344_08915_8816.N1	13-NOV-2003 22:17:02	Bright	53.000	152	12Alp2CVn	2.8900	11000.	106	8915	No
435	GOM_NL__2PRFIN20031113_222206_000000362021_00344_08915_8817.N1	13-NOV-2003 22:22:06	Bright	35.500	111	8Eta Boo	2.6800	6000.0	71	8915	No
436	GOM_NL__2PRFIN20031113_222515_000000852021_00344_08915_8818.N1	13-NOV-2003 22:25:15	Bright	84.500	166	17Eps Leo	2.9800	6000.0	169	8915	No
437	GOM_NL__2PRFIN20031113_222952_000000812021_00344_08915_8819.N1	13-NOV-2003 22:29:52	Twi_and_stray	81.000	22	32Alp Leo	1.3600	15200.	162	8915	No
438	GOM_NL__2PRFIN20031113_223330_000000442021_00344_08915_8820.N1	13-NOV-2003 22:33:30	Twi_and_stray	43.500	100	4Gam Crv	2.5800	13100.	87	8915	No
439	GOM_NL__2PRFIN20031113_223459_000000482021_00344_08915_8821.N1	13-NOV-2003 22:34:59	Twilight	48.000	171	2Eps Crv	3.0010	4250.0	96	8915	No
440	GOM_NL__2PRFIN20031113_224122_000000402021_00344_08915_8822.N1	13-NOV-2003 22:41:22	Dark	39.500	64	Gam Cen	2.2000	10600.	79	8915	No
441	GOM_NL__2PRFIN20031113_224341_000000422021_00344_08915_8823.N1	13-NOV-2003 22:43:41	Dark	41.500	26	Gam Cru	1.6240	2900.0	83	8915	No
442	GOM_NL__2PRFIN20031113_224519_000000442021_00344_08915_8824.N1	13-NOV-2003 22:45:19	Dark	43.500	12	Alp1Cru	0.77500	30000.	87	8915	No
443	GOM_NL__2PRFIN20031113_224714_000000422021_00345_08916_8792.N1	13-NOV-2003 22:47:14	Dark	42.000	124	The Car	2.7640	30000.	84	8916	No
444	GOM_NL__2PRFIN20031113_225102_000000492021_00345_08916_8793.N1	13-NOV-2003 22:51:02	Dark	48.500	41	Eps Car	1.8600	4100.0	97	8916	No
445	GOM_NL__2PRFIN20031113_225234_000000542021_00345_08916_8794.N1	13-NOV-2003 22:52:34	Dark	53.500	70	Zet Pup	2.2460	39000.	107	8916	No
446	GOM_NL__2PRFIN20031113_225630_000000612021_00345_08916_8795.N1	13-NOV-2003 22:56:30	Dark	61.000	2	Alp Car	-0.73600	7000.0	122	8916	No
447	GOM_NL__2PRFIN20031113_225810_000000872021_00345_08916_8796.N1	13-NOV-2003 22:58:10	Dark	87.000	88	31Eta CMa	2.4480	20000.	174	8916	No
448	GOM_NL__2PRFIN20031113_230054_000001002021_00345_08916_8797.N1	13-NOV-2003 23:00:54	Dark	99.500	37	25Del CMa	1.8300	5900.0	199	8916	No
449	GOM_NL__2PRFIN20031113_230528_000000432021_00345_08916_8798.N1	13-NOV-2003 23:05:28	Straylight	42.500	157	The1Eri	2.9060	9300.0	85	8916	No
450	GOM_NL__2PRFIN20031113_231028_000002132021_00345_08916_8799.N1	13-NOV-2003 23:10:28	Twi_and_stray	213.00	1	9Alp CMa	-1.4400	11000.	426	8916	No
451	GOM_NL__2PRFIN20031113_231544_000001002021_00345_08916_8800.N1	13-NOV-2003 23:15:44	Twi_and_stray	99.500	7	19Bet Ori	0.10000	14000.	199	8916	No
452	GOM_NL__2PRFIN20031113_231832_000000502021_00345_08916_8801.N1	13-NOV-2003 23:18:32	Twi_and_stray	50.000	94	92Alp Cet	2.5260	3100.0	100	8916	No
453	GOM_NL__2PRFIN20031113_232318_000000392021_00345_08916_8802.N1	13-NOV-2003 23:23:18	Bright	38.500	105	6Bet Ari	2.6450	8900.0	77	8916	No
454	GOM_NL__2PRFIN20031113_232550_000000472021_00345_08916_8803.N1	13-NOV-2003 23:25:50	Bright	47.000	146	25Eta Tau	2.8730	15200.	94	8916	No
455	GOM_NL__2PRFIN20031113_232740_000000392021_00345_08916_8804.N1	13-NOV-2003 23:27:40	Bright	38.500	53	43Bet And	2.0480	3300.0	77	8916	No

456	GOM_NL__2PRFIN20031113_232925_000000392021_00345_08916_8805.N1	13-NOV-2003 23:29:25	Bright	39.000	73	57Gam1And	2.2600	13100.	78	8916	No
457	GOM_NL__2PRFIN20031113_233103_000000452021_00345_08916_8806.N1	13-NOV-2003 23:31:03	Bright	45.000	149	45Eps Per	2.8880	30000.	90	8916	No
458	GOM_NL__2PRFIN20031113_233243_000000422021_00345_08916_8807.N1	13-NOV-2003 23:32:43	Bright	42.000	35	33Alp Per	1.7950	6250.0	84	8916	No
459	GOM_NL__2PRFIN20031113_233424_000000382021_00345_08916_8808.N1	13-NOV-2003 23:34:24	Bright	37.500	110	37Del Cas	2.6780	8900.0	75	8916	No
460	GOM_NL__2PRFIN20031113_233645_000000582021_00345_08916_8809.N1	13-NOV-2003 23:36:45	Bright	57.500	6	13Alp Aur	0.080000	3400.0	115	8916	No
461	GOM_NL__2PRFIN20031113_233957_000000662021_00345_08916_8810.N1	13-NOV-2003 23:39:57	Bright	65.500	42	34Bet Aur	1.9000	10200.	131	8916	No
462	GOM_NL__2PRFIN20031113_234237_000000382021_00345_08916_8811.N1	13-NOV-2003 23:42:37	Bright	38.000	49	1Alp UMi	1.9900	6300.0	76	8916	No
463	GOM_NL__2PRFIN20031113_234654_000000412021_00345_08916_8812.N1	13-NOV-2003 23:46:54	Bright	40.500	60	7Bet UMi	2.0810	3950.0	81	8916	No
464	GOM_NL__2PRFIN20031113_234841_000000402021_00345_08916_8813.N1	13-NOV-2003 23:48:41	Bright	39.500	119	14Eta Dra	2.7270	4700.0	79	8916	No
465	GOM_NL__2PRFIN20031113_235023_000000422021_00345_08916_8814.N1	13-NOV-2003 23:50:23	Bright	41.500	36	50Alp UMa	1.8000	6300.0	83	8916	No
466	GOM_NL__2PRFIN20031113_235201_000000422021_00345_08916_8815.N1	13-NOV-2003 23:52:01	Bright	42.000	82	48Bet UMa	2.3650	10600.	84	8916	No
467	GOM_NL__2PRFIN20031113_235411_000000382021_00345_08916_8816.N1	13-NOV-2003 23:54:11	Bright	38.000	39	85Eta UMa	1.8540	24000.	76	8916	No
468	GOM_NL__2PRFIN20031113_235601_000000452021_00345_08916_8817.N1	13-NOV-2003 23:56:01	Bright	45.000	174	52Psi UMa	3.0040	4400.0	90	8916	No
469	GOM_NL__2PRFIN20031113_235740_000000362021_00345_08916_8818.N1	13-NOV-2003 23:57:40	Bright	35.500	152	12Alp2CVn	2.8900	11000.	71	8916	No

3. Quality information per product

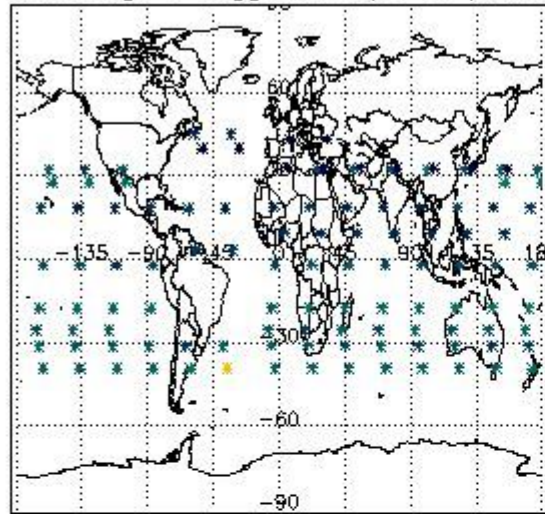
In this section it is plotted some information contained in the Quality Summary data set of the level 2 products. Only products in dark limb conditions and without errors (error flag in the MPH set to "0") are used.

3.1 Plot quality information per product (time dependant)

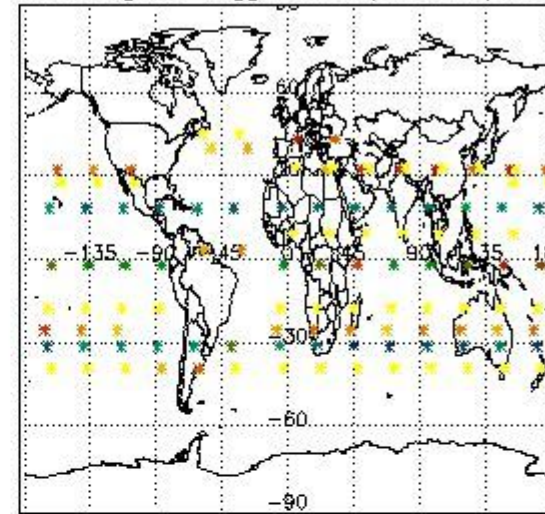


3.2 Plot quality information per product (world map)


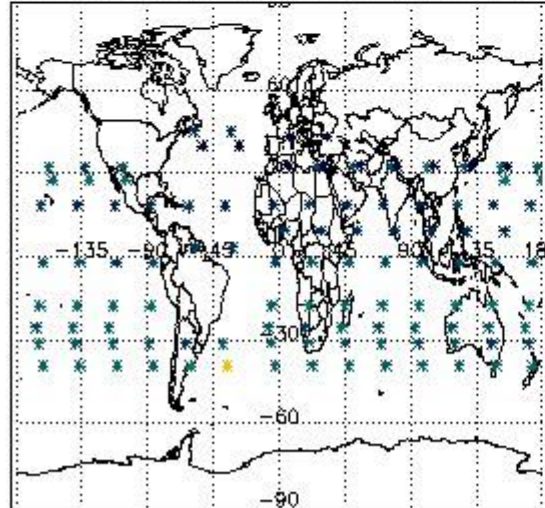
Percentage of flagged data per O3 profile



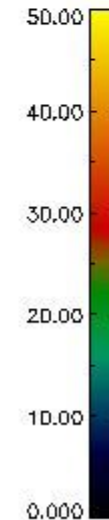
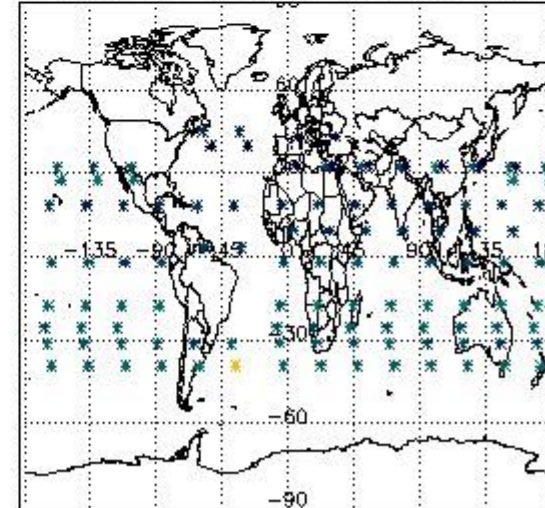
Percentage of flagged data per H2O profile



Percentage of flagged data per NO2 profile



Percentage of flagged data per NO3 profile

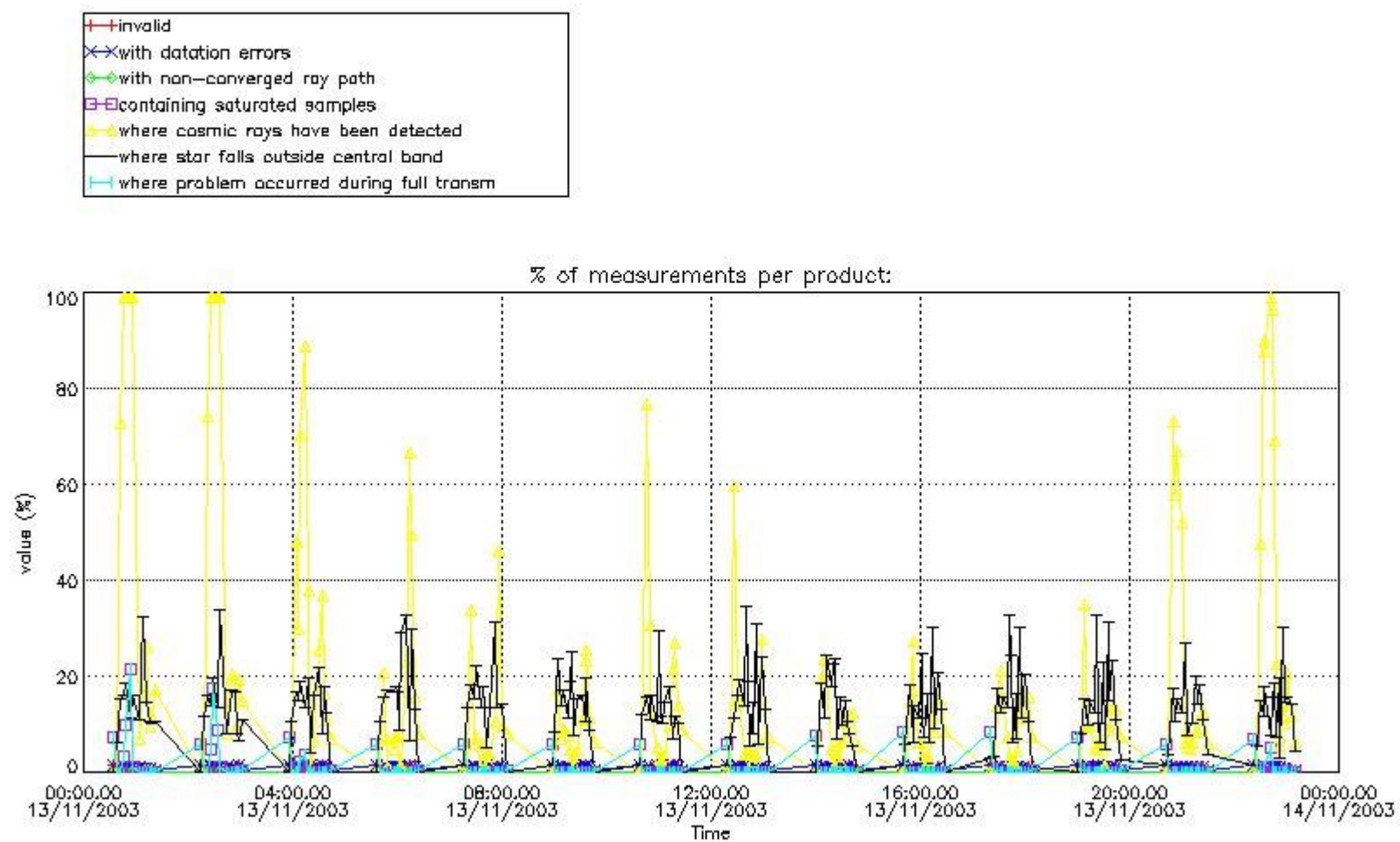


4. Level 1 quality information per product

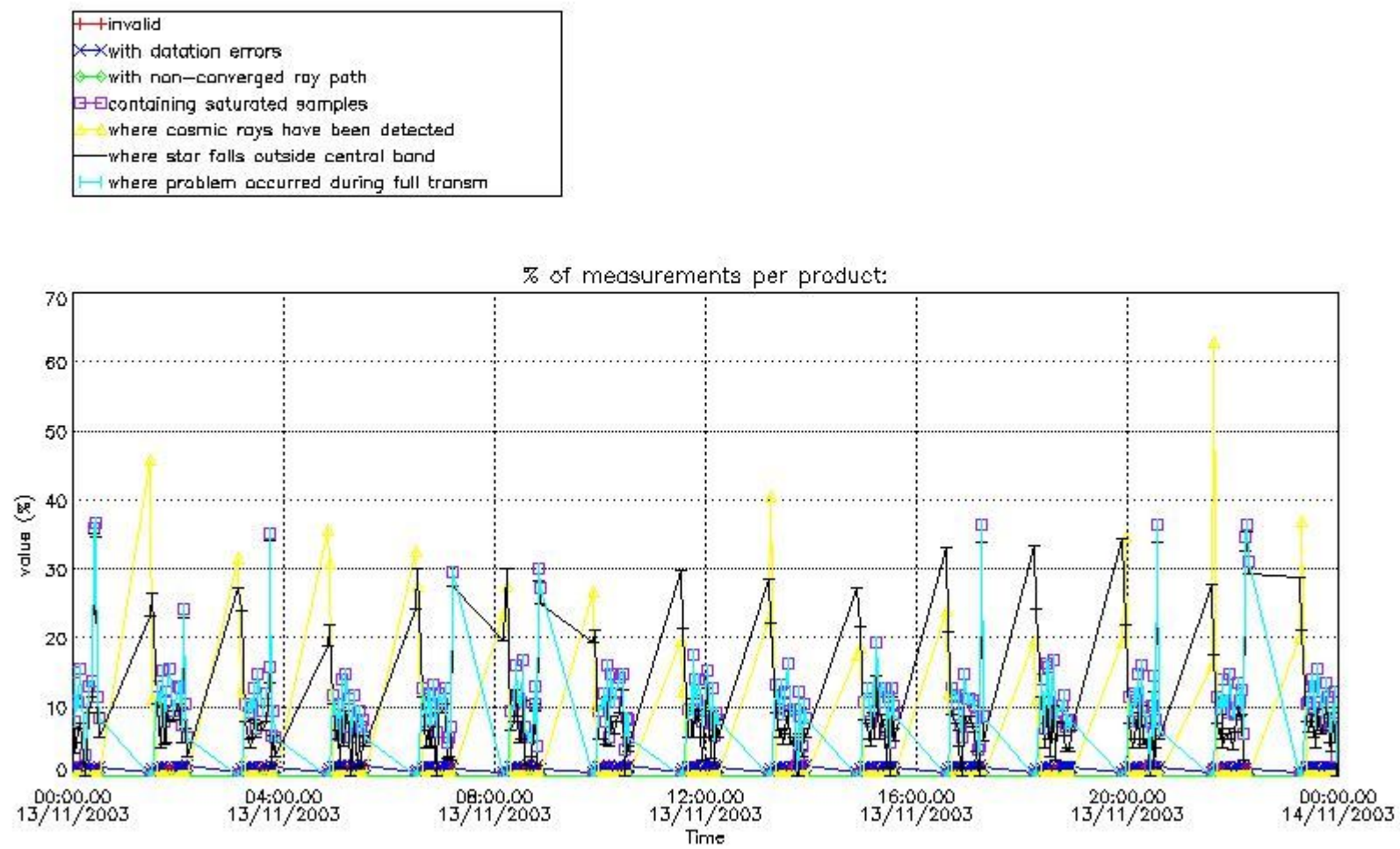
In this section it is plotted some information contained in the Quality Summary data set of the level 2 products that comes from the level 1b processing. Products without errors (error flag in the MPH set to "0") are used.

4.1 Plot quality information per product (time dependant) coming from level 1b processing

4.1.1 Plot level 1 quality information per product (time dependant): ENVISAT ASCENDING passes



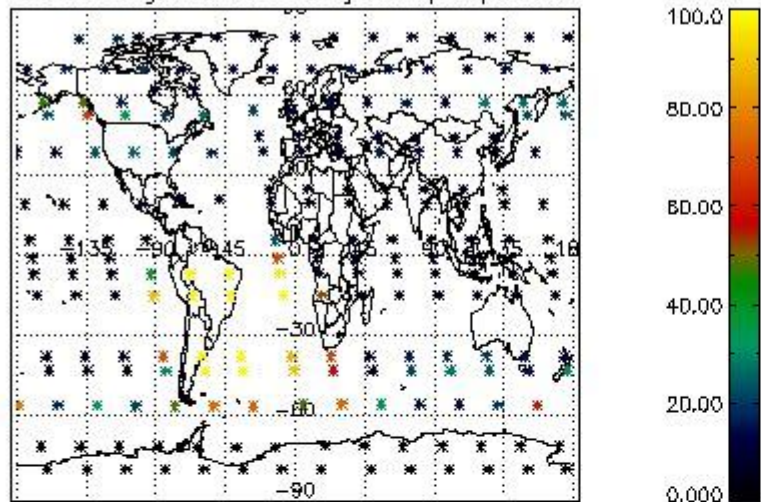
4.1.2 Plot level 1 quality information per product (time dependant): ENVI SAT DESCENDING passes



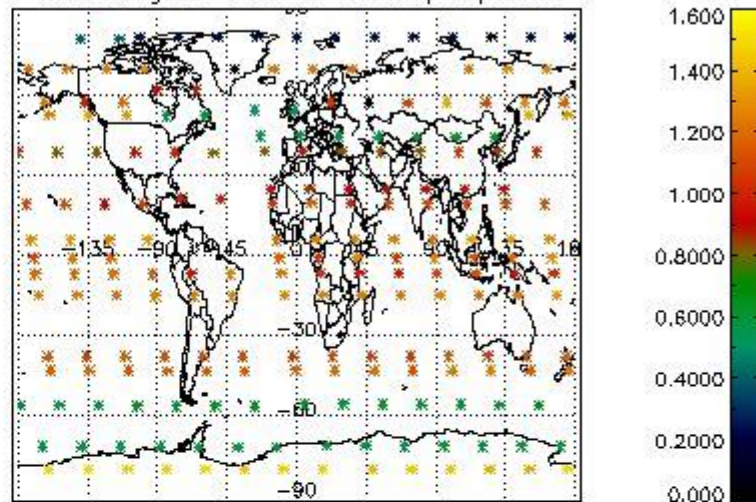
4.2 Plot quality information per product coming from level 1b processing (world map)

4.2.1 Plot level 1 quality information per product (world map): ENVISAT ASCENDING passes

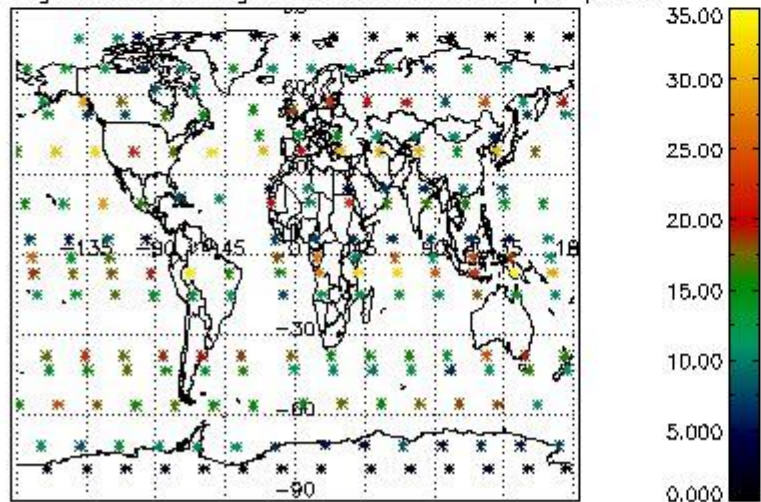
Percentage of cosmic ray hits per profile



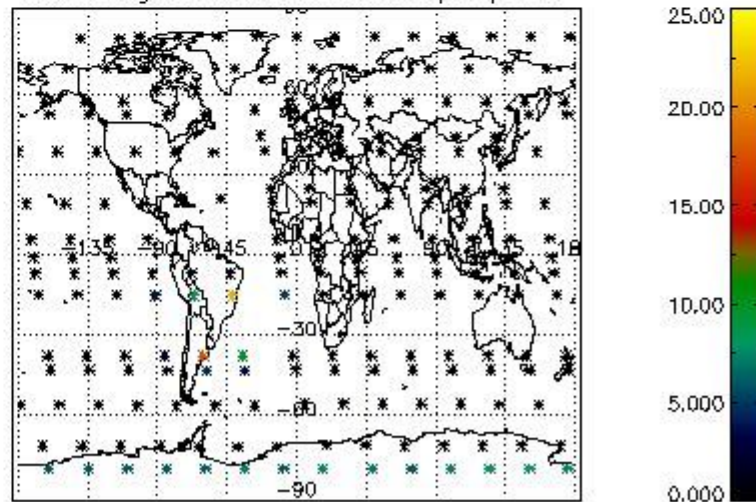
Percentage of datation errors per profile



Percentage of star falling outside central band per profile

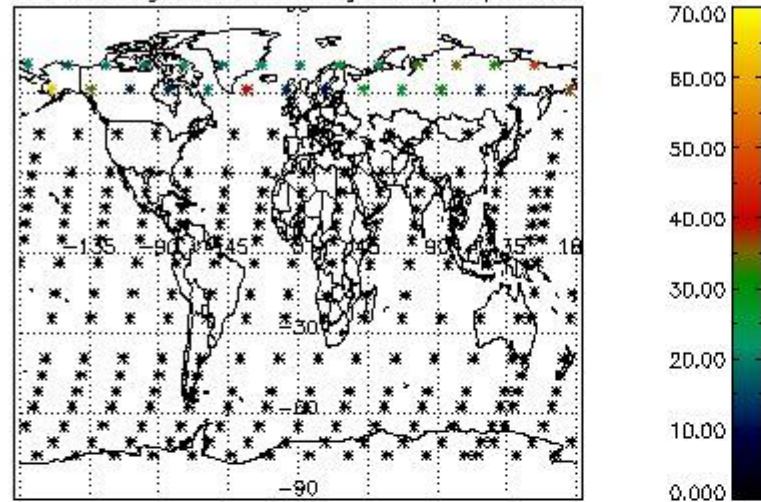


Percentage of saturation errors per profile

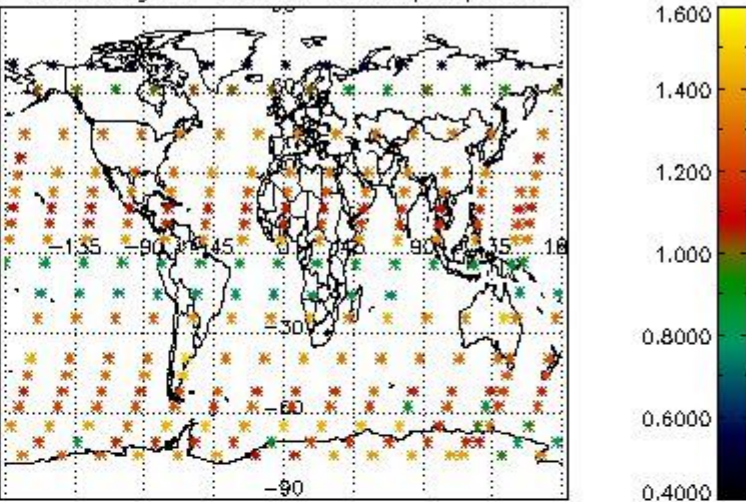


4.2.2 Plot level 1 quality information per product (world map): ENVISAT DESCENDING passes

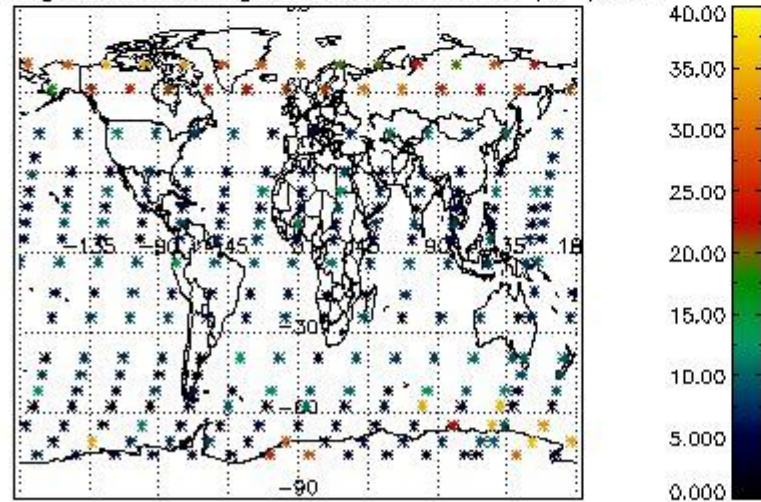
Percentage of cosmic ray hits per profile



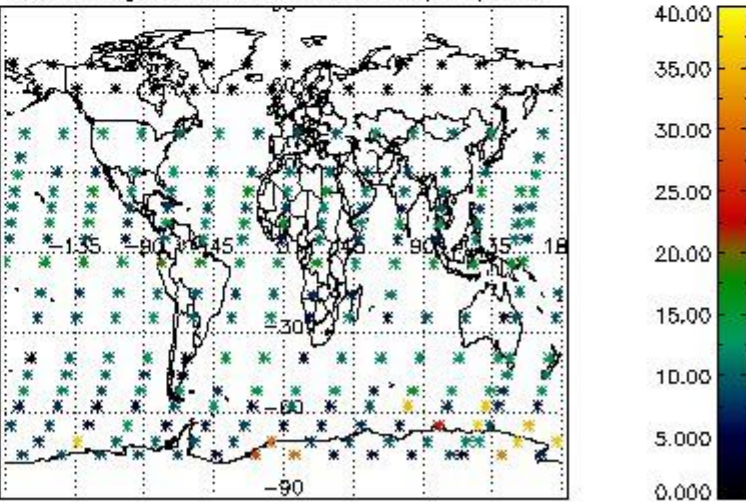
Percentage of datation errors per profile



Percentage of star falling outside central band per profile



Percentage of saturation errors per profile



5. Trace gas profiles

5.1 Ozone statistics based on quality of products

The final quality of the products can be "measured" using the STD (Standard Deviation) attached to every point profile. This information is written to the parameter GOM_NL__2P/NL_LOCAL_SPECIES_DENSITY/o3_std of the level 2 products. The table below shows the statistics for given STD ranges.

The statistics are given with respect to the overall valid production:

- Products without fatal errors: GOM_NL__2P/MPH/PRODUCT_ERR=0
- Valid point profile: GOM_NL__2P/NL_LOCAL_SPECIES_DENSITY/pcd(0)=0

The 'Criteria' is applied to valid points of dark limb products:

- Products in dark limb illumination condition: GOM_NL__2P/NL_SUMMARY_QUALITY/obs_ill_cond=0
- Products without fatal errors: GOM_NL__2P/MPH/PRODUCT_ERR=0
- Valid point profile: GOM_NL__2P/NL_LOCAL_SPECIES_DENSITY/pcd(0)=0

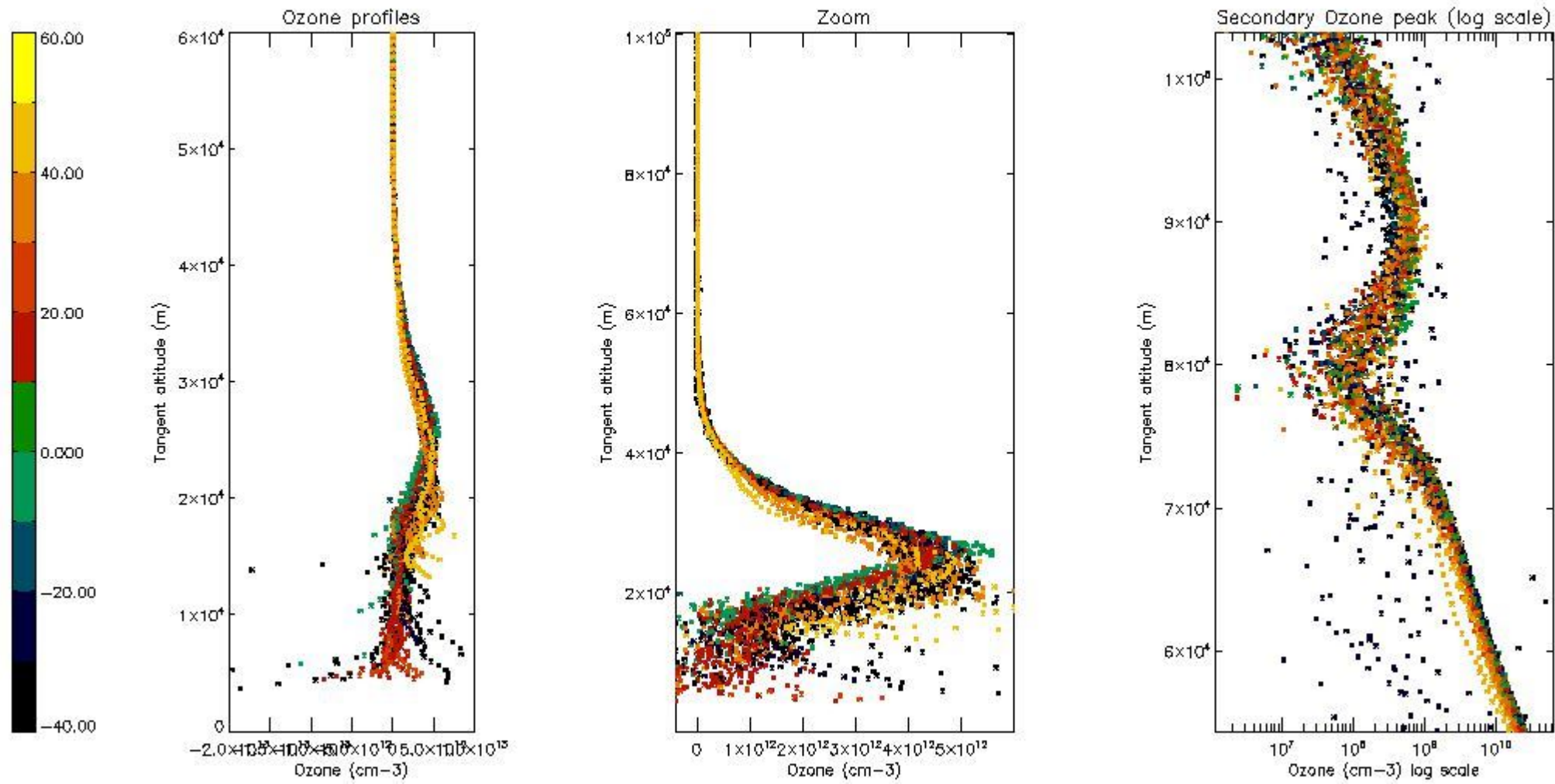
So, the table below shows the percentage of dark limb and valid observations for each criteria with respect to the overall valid daily observations.

Criteria	% of total production
All STD	23
STD < 20	15

STD < 10	13
STD < 5	10

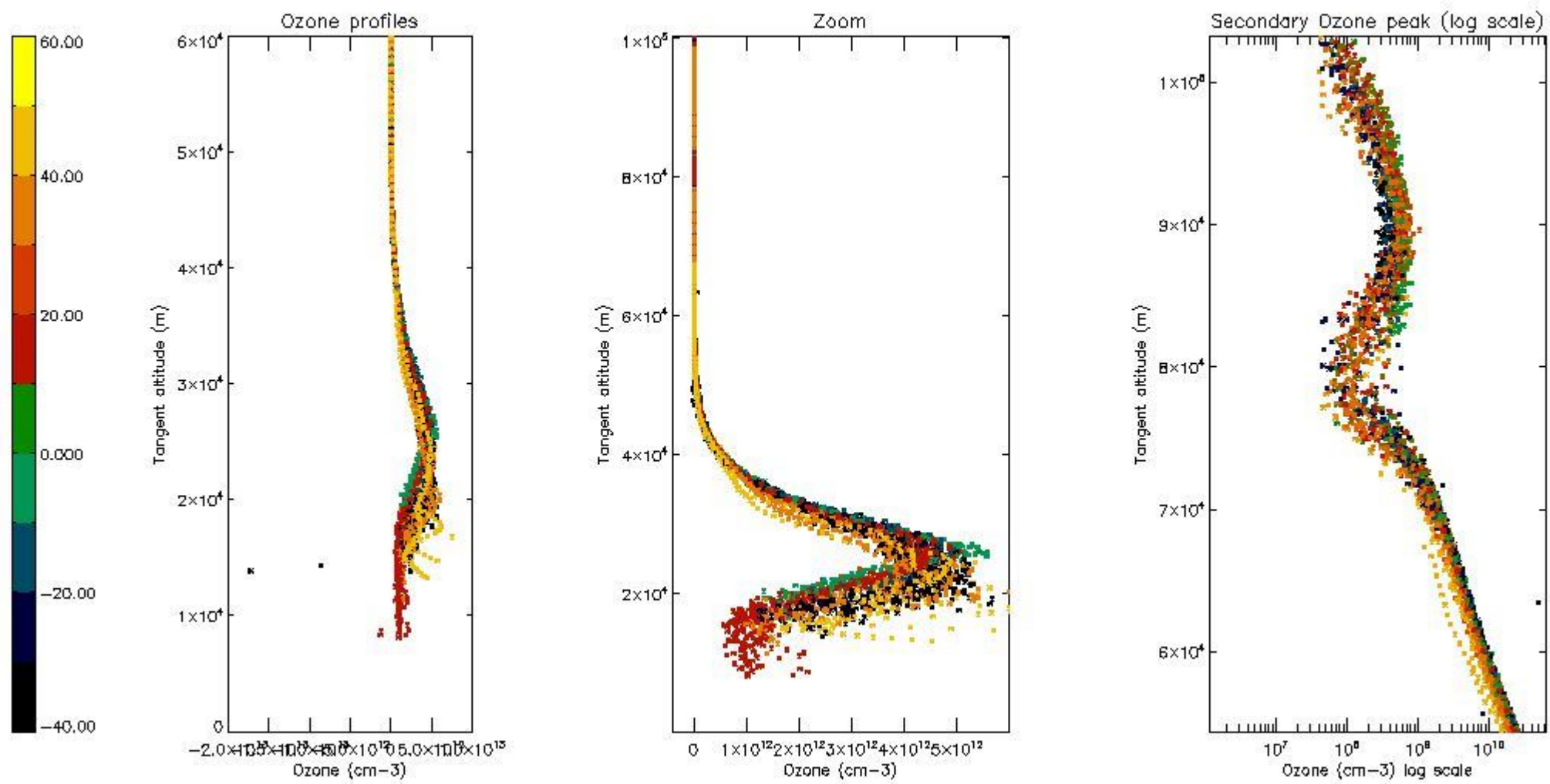
5.2 Plot ozone profiles for all STD (dark without errors)

The colorbar represents the latitude.



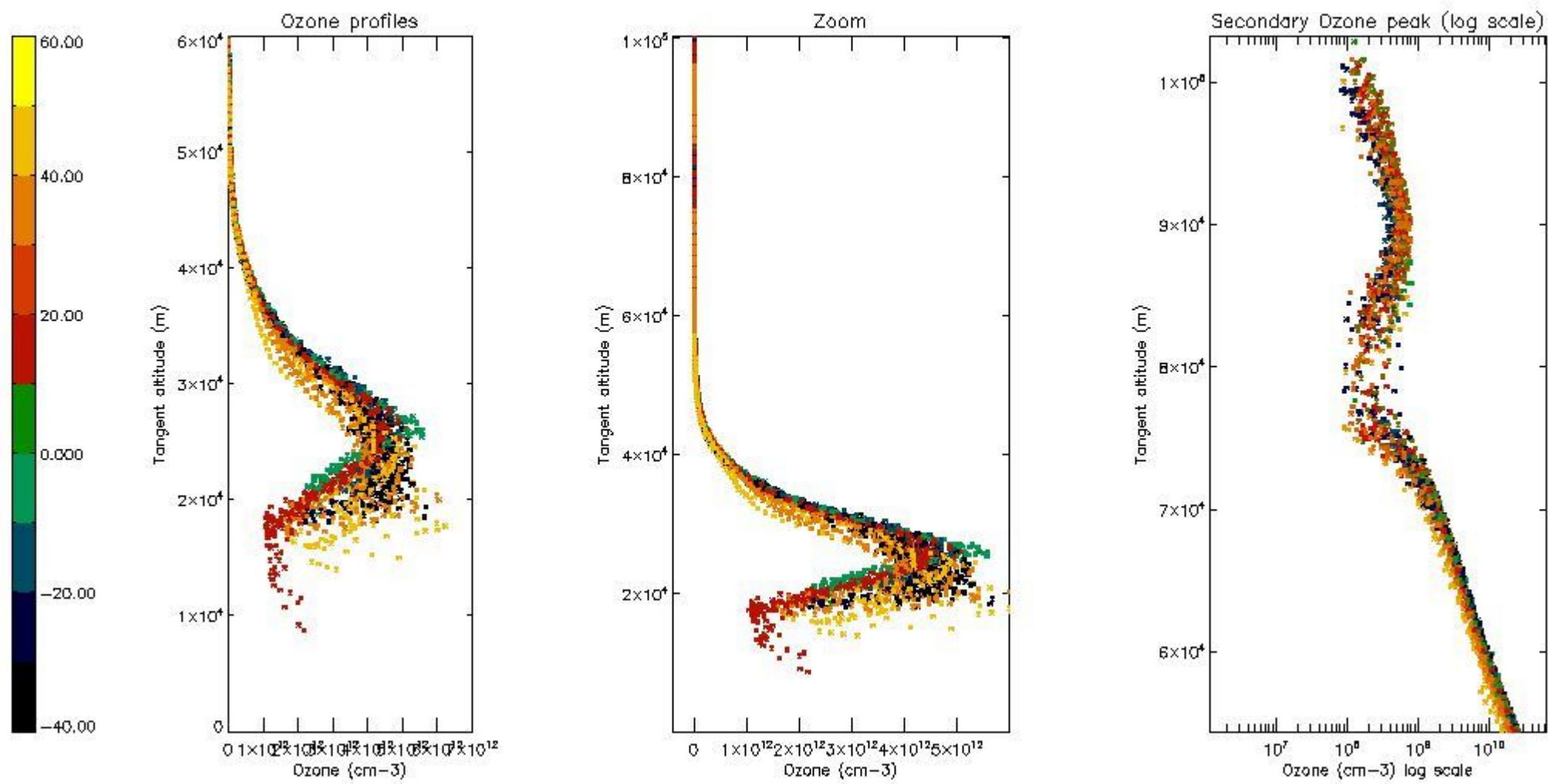
5.3 Plot ozone profiles where STD < 20% (dark without errors)

The colorbar represents the latitude.



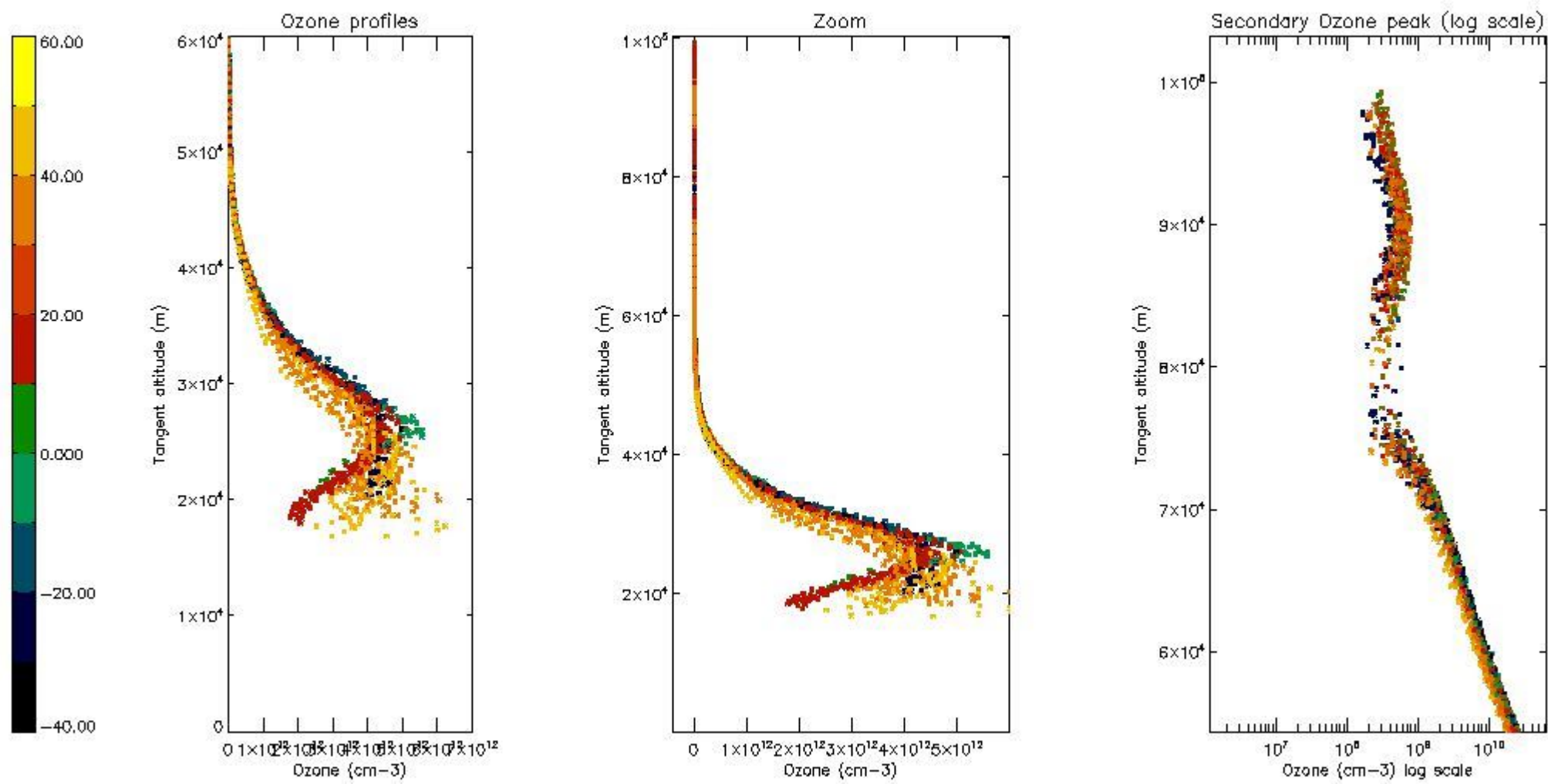
5.4 Plot ozone profiles where STD < 10% (dark without errors)

The colorbar represents the latitude.



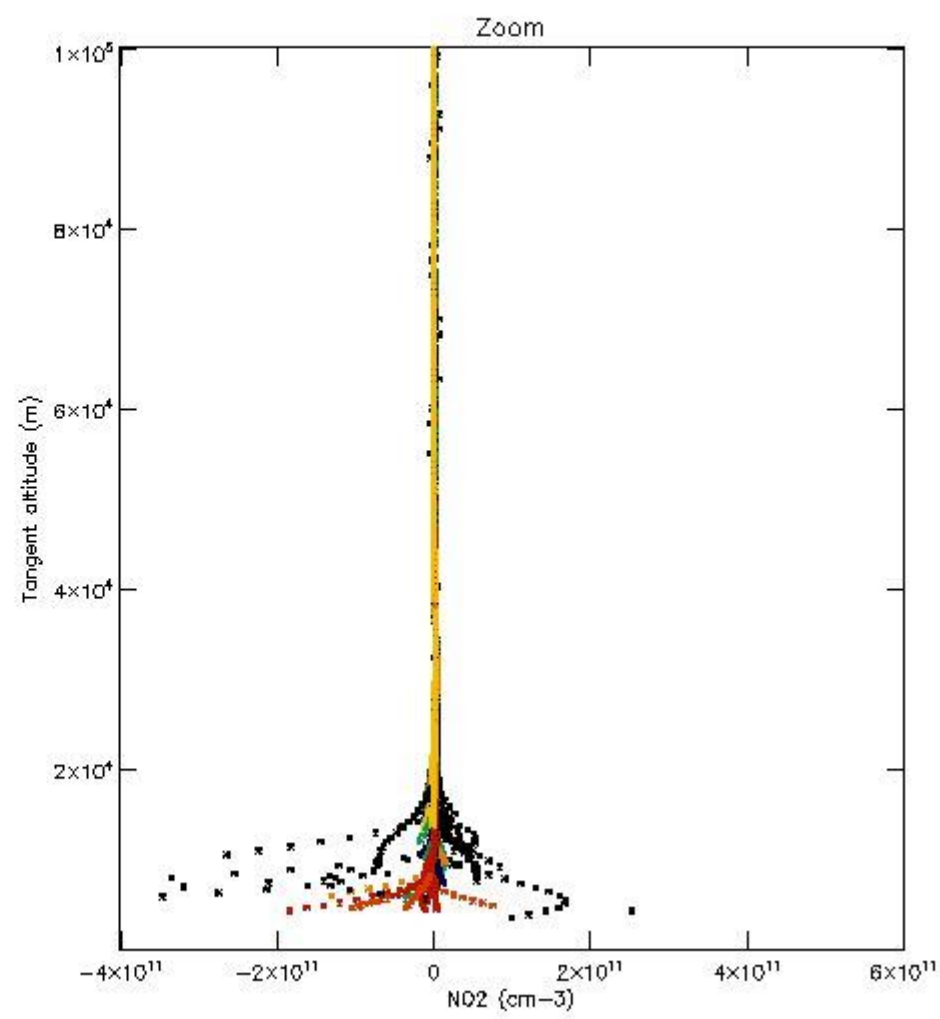
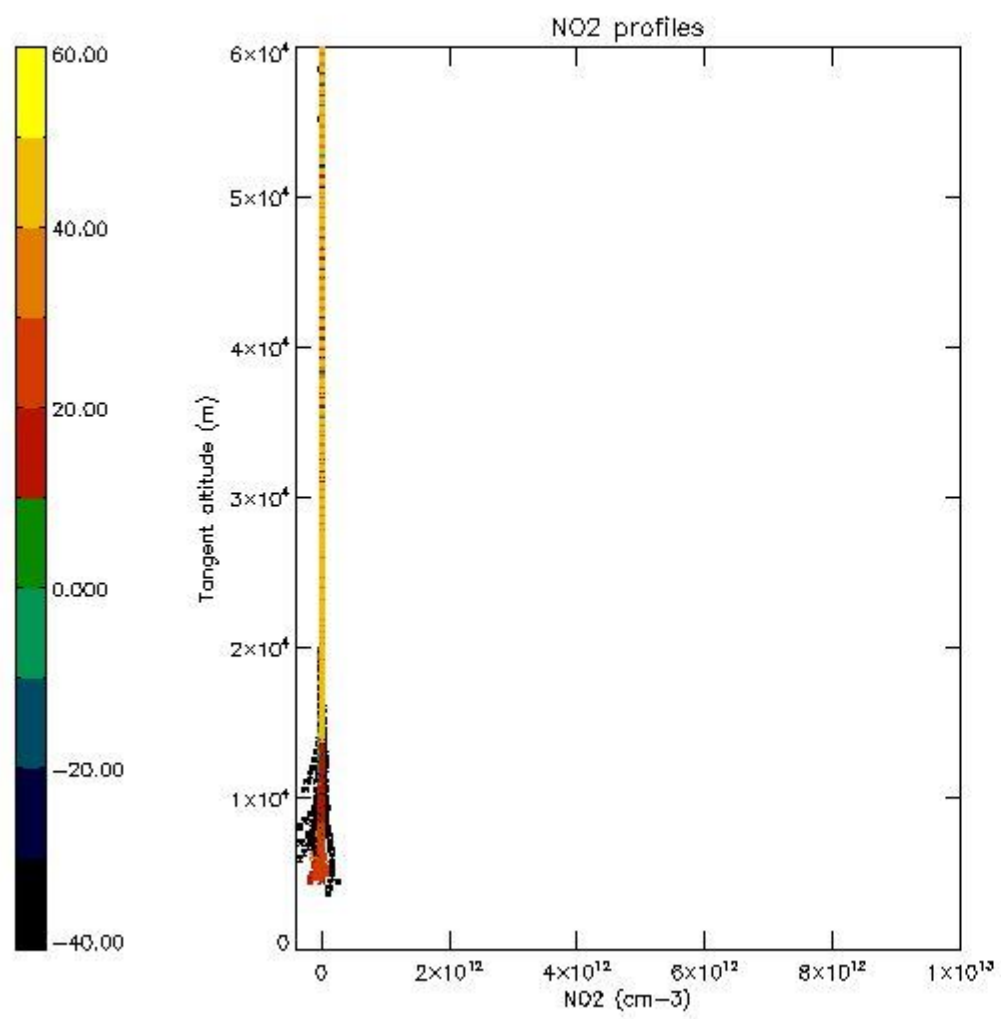
5.5 Plot ozone profiles where STD < 5% (dark without errors)

The colorbar represents the latitude.



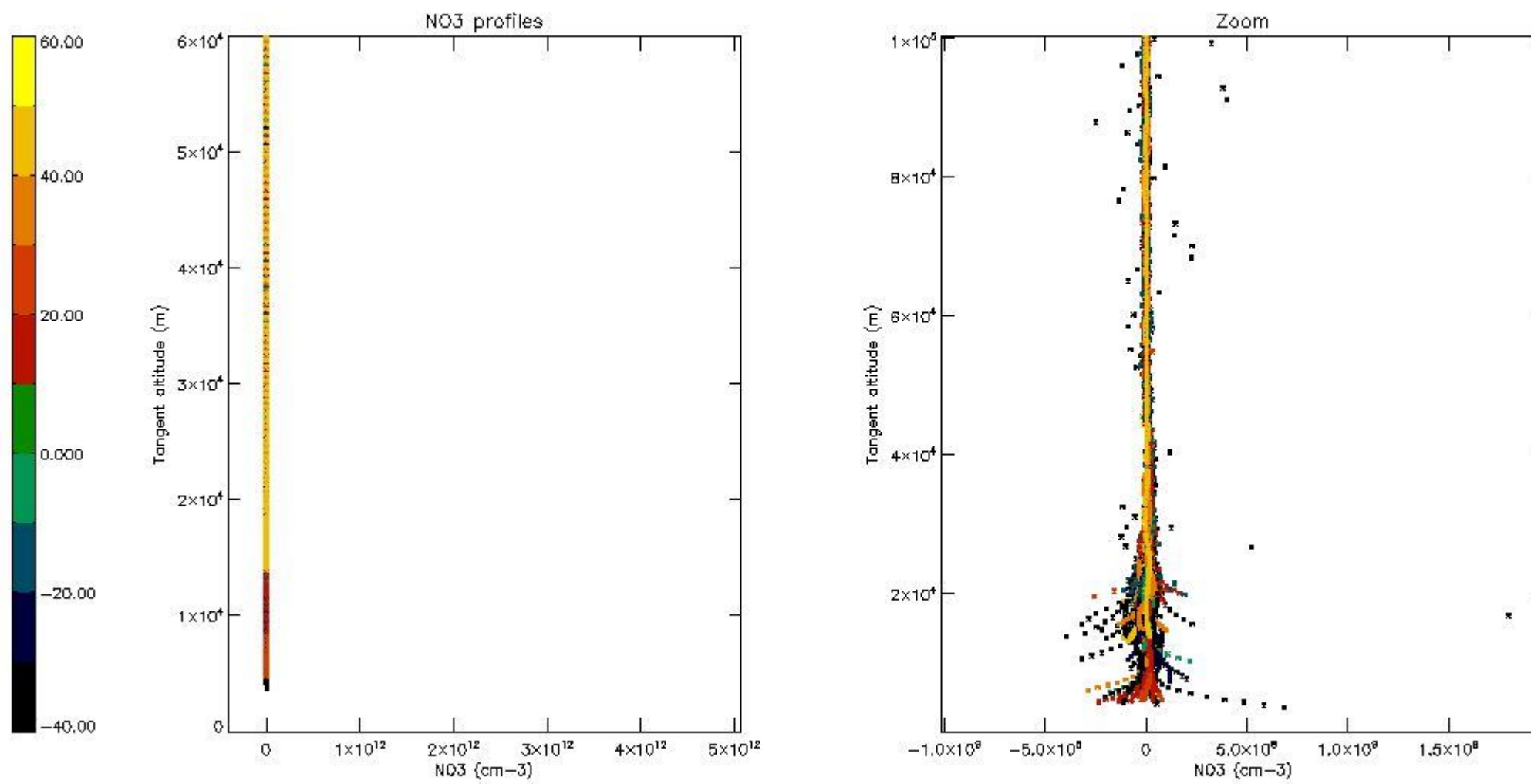
5.6 Plot NO₂ profiles for all STD (dark without errors)

The colorbar represents the latitude.



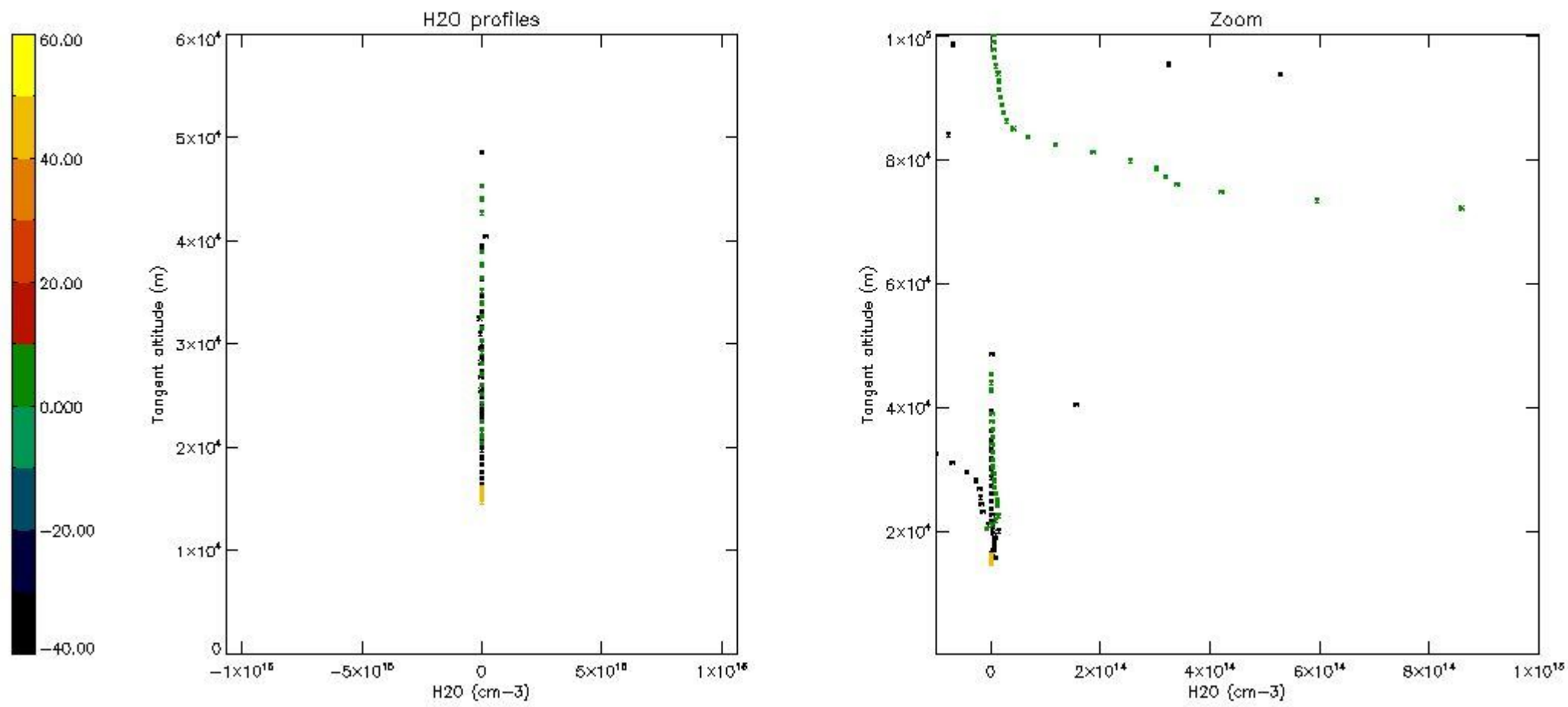
5.7 Plot NO3 profiles for all STD (dark without errors)

The colorbar represents the latitude.



5.8 Plot H2O profiles for all STD (only for occultations of stars 1,2,3,4,13,14,16,26,63 dark without errors)

The colorbar represents the latitude.



6. Auxiliary Data Files used for the production reported in section 2

The number reported in the third column indicates since which file (see list in section 2) the corresponding auxiliary file has been used. The fourth column is the date of those product files.

Type	Auxiliary Filename	Used since product	Used since product date
INST_PHYS_CHARACTERISTICS	GOM_INS_AXVIEC20091111_143220_20030716_120000_20500101_000000	1	13-NOV-2003 00:01:03
LEVEL-2_PROC_CONFIG	GOM_PR2_AXVIEC20091111_152718_20020301_000000_20500101_000000	1	13-NOV-2003 00:01:03
CROSS_SECTIONS_FILE	GOM_CRS_AXVIEC20091111_154832_20020301_000000_20500101_000000	1	13-NOV-2003 00:01:03

GOMOS Level 2 Daily Report

SUMMARY

[1. General Info](#)

[2. Summary of processed GOM_NL_2P products](#)

[3. Level 2 Quality information per product](#)

[3.1 Plot of level 2 quality information per product \(time dependant\)](#)

[3.2 Plot of level 2 quality information per product \(world map\)](#)

[4. Level 1 Quality information per product \(stored on level 2 products\)](#)

[4.1 Plot of level 1 quality information per product \(time dependant\)](#)

[4.1.1 Plot of level 1 quality information per product \(time dependant\): ASCENDING](#)

[4.1.2 Plot of level 1 quality information per product \(time dependant\): DESCENDING](#)

[4.2 Plot of level 1 quality information per product \(world map\)](#)

[4.2.1 Plot of level 1 quality information per product \(world map\): ASCENDING](#)

[4.2.2 Plot of level 1 quality information per product \(world map\): DESCENDING](#)

[5. Ozone profiles based on quality statistics and other trace gas profiles](#)

[5.1 Ozone statistics based on quality of products](#)

[5.2 Plot ozone profiles for all STD \(dark without errors\)](#)

[5.3 Plot ozone profiles where STD < 20% \(dark without errors\)](#)

[5.4. Plot ozone profiles where STD < 10% \(dark without errors\)](#)

[5.5. Plot ozone profiles where STD < 5% \(dark without errors\)](#)

[5.6 Plot NO2 profiles for all STD \(dark without errors\)](#)

[5.7 Plot NO3 profiles for all STD \(dark without errors\)](#)

[5.8 Plot H2O profiles \(only for occultations of stars 1,2,3,4,13,14,16,26,63 dark without errors\) for all STD](#)

[6. Auxiliary Data Files used for the production reported in section 2](#)

This report presents the daily analysis on parameters extracted from GOMOS level 2 data (GOM_NL__2P). It is intended to monitor some important parameters that will impact the quality of these products. A list of level 2 products (and content) that have arrived during the reporting day to the PCF is also given.

Item	Value
Time of report generation	19APR2013 23:55:08
Data source version	GOMOS/6.01
Start time of products	13-11-2003 (13NOV2003 00:00:00)
Stop time of products	14-11-2003 (14NOV2003 00:00:00)
Store outputs in DB	Yes
Nb of level 2 prods	469
Nb of prods with errors	0

2. Summary of processed GOM_NL__2P products.

Nr	Filename	UTC Start time	Limb	Duration	Star Id	Star Name	Star Mag	Star Temp	Nb Meas	Orbit	Prod. error
1	GOM_NL__2PRFIN20031113_000103_000000402021_00331_08902_8730.N1	13-NOV-2003 00:01:03	Bright	40.000	73	57Gam1And	2.2600	13100.	80	8902	No
2	GOM_NL__2PRFIN20031113_000250_000000452021_00331_08902_8731.N1	13-NOV-2003 00:02:50	Bright	44.500	149	45Eps Per	2.8880	30000.	89	8902	No
3	GOM_NL__2PRFIN20031113_000426_000000412021_00331_08902_8732.N1	13-NOV-2003 00:04:26	Bright	41.000	35	33Alp Per	1.7950	6250.0	82	8902	No
4	GOM_NL__2PRFIN20031113_000602_000000372021_00331_08902_8733.N1	13-NOV-2003 00:06:02	Bright	37.000	110	37Del Cas	2.6780	8900.0	74	8902	No
5	GOM_NL__2PRFIN20031113_000838_000000582021_00331_08902_8734.N1	13-NOV-2003 00:08:38	Bright	58.000	6	13Alp Aur	0.080000	3400.0	116	8902	No
6	GOM_NL__2PRFIN20031113_001415_000000342021_00331_08902_8735.N1	13-NOV-2003 00:14:15	Bright	34.000	49	1Alp UMi	1.9900	6300.0	68	8902	No
7	GOM_NL__2PRFIN20031113_001831_000000392021_00331_08902_8736.N1	13-NOV-2003 00:18:31	Bright	38.500	60	7Bet UMi	2.0810	3950.0	77	8902	No
8	GOM_NL__2PRFIN20031113_002203_000000442021_00331_08902_8737.N1	13-NOV-2003 00:22:03	Bright	44.000	36	50Alp UMa	1.8000	6300.0	88	8902	No
9	GOM_NL__2PRFIN20031113_002341_000000602021_00331_08902_8738.N1	13-NOV-2003 00:23:41	Bright	60.000	82	48Bet UMa	2.3650	10600.	120	8902	No
10	GOM_NL__2PRFIN20031113_002547_000000522021_00331_08902_8739.N1	13-NOV-2003 00:25:47	Bright	52.000	39	85Eta UMa	1.8540	24000.	104	8902	No
11	GOM_NL__2PRFIN20031113_002739_000000442021_00331_08902_8740.N1	13-NOV-2003 00:27:39	Bright	44.000	174	52Psi UMa	3.0040	4400.0	88	8902	No
12	GOM_NL__2PRFIN20031113_002917_000000362021_00331_08902_8741.N1	13-NOV-2003 00:29:17	Bright	36.000	152	12Alp2CVn	2.8900	11000.	72	8902	No
13	GOM_NL__2PRFIN20031113_003418_000000342021_00331_08902_8742.N1	13-NOV-2003 00:34:18	Bright	34.000	111	8Eta Boo	2.6800	6000.0	68	8902	No
14	GOM_NL__2PRFIN20031113_003717_000000822021_00331_08902_8743.N1	13-NOV-2003 00:37:17	Bright	81.500	166	17Eps Leo	2.9800	6000.0	163	8902	No
15	GOM_NL__2PRFIN20031113_004151_000000792021_00331_08902_8744.N1	13-NOV-2003 00:41:51	Twilight	78.500	22	32Alp Leo	1.3600	15200.	157	8902	No
16	GOM_NL__2PRFIN20031113_004539_000000442021_00331_08902_8745.N1	13-NOV-2003 00:45:39	Twilight	43.500	100	4Gam Crv	2.5800	13100.	87	8902	No
17	GOM_NL__2PRFIN20031113_004709_000000462021_00331_08902_8746.N1	13-NOV-2003 00:47:09	Twilight	45.500	171	2Eps Crv	3.0010	4250.0	91	8902	No
18	GOM_NL__2PRFIN20031113_005334_000000402021_00331_08902_8747.N1	13-NOV-2003 00:53:34	Dark	39.500	64	Gam Cen	2.2000	10600.	79	8902	No
19	GOM_NL__2PRFIN20031113_005552_000000412021_00331_08902_8748.N1	13-NOV-2003 00:55:52	Dark	40.500	26	Gam Cru	1.6240	2900.0	81	8902	No
20	GOM_NL__2PRFIN20031113_010344_000000512021_00332_08903_8874.N1	13-NOV-2003 01:03:44	Dark	51.000	34	Gam2Vel	1.7930	23000.	102	8903	No
21	GOM_NL__2PRFIN20031113_010835_000000622021_00332_08903_8875.N1	13-NOV-2003 01:08:35	Dark	61.500	2	Alp Car	-0.73600	7000.0	123	8903	No
22	GOM_NL__2PRFIN20031113_011230_000000862021_00332_08903_8876.N1	13-NOV-2003 01:12:30	Dark	85.500	23	21Eps CMa	1.5020	26000.	171	8903	No
23	GOM_NL__2PRFIN20031113_011517_000000582021_00332_08903_8877.N1	13-NOV-2003 01:15:17	Dark	57.500	108	Alp Col	2.6520	15200.	115	8903	No
24	GOM_NL__2PRFIN20031113_011738_000000402021_00332_08903_8878.N1	13-NOV-2003 01:17:38	Straylight	40.000	157	The1Eri	2.9060	9300.0	80	8903	No
25	GOM_NL__2PRFIN20031113_012147_000001282021_00332_08903_8879.N1	13-NOV-2003 01:21:47	Straylight	128.00	47	2Bet CMa	1.9760	28000.	256	8903	No
26	GOM_NL__2PRFIN20031113_012803_000000972021_00332_08903_8880.N1	13-NOV-2003 01:28:03	Twilight	97.000	7	19Bet Ori	0.10000	14000.	194	8903	No
27	GOM_NL__2PRFIN20031113_013047_000000532021_00332_08903_8881.N1	13-NOV-2003 01:30:47	Twilight	53.000	94	92Alp Cet	2.5260	3100.0	106	8903	No
28	GOM_NL__2PRFIN20031113_013531_000000392021_00332_08903_8882.N1	13-NOV-2003 01:35:31	Bright	38.500	105	6Bet Ari	2.6450	8900.0	77	8903	No
29	GOM_NL__2PRFIN20031113_013935_000000372021_00332_08903_8883.N1	13-NOV-2003 01:39:35	Bright	37.000	173	4Bet Tri	3.0040	8900.0	74	8903	No
30	GOM_NL__2PRFIN20031113_014139_000000402021_00332_08903_8884.N1	13-NOV-2003 01:41:39	Bright	39.500	73	57Gam1And	2.2600	13100.	79	8903	No
31	GOM_NL__2PRFIN20031113_014325_000000452021_00332_08903_8885.N1	13-NOV-2003 01:43:25	Bright	44.500	149	45Eps Per	2.8880	30000.	89	8903	No
32	GOM_NL__2PRFIN20031113_014502_000000422021_00332_08903_8886.N1	13-NOV-2003 01:45:02	Bright	41.500	35	33Alp Per	1.7950	6250.0	83	8903	No
33	GOM_NL__2PRFIN20031113_014638_000000372021_00332_08903_8887.N1	13-NOV-2003 01:46:38	Bright	37.000	110	37Del Cas	2.6780	8900.0	74	8903	No
34	GOM_NL__2PRFIN20031113_014913_000000582021_00332_08903_8888.N1	13-NOV-2003 01:49:13	Bright	57.500	6	13Alp Aur	0.080000	3400.0	115	8903	No
35	GOM_NL__2PRFIN20031113_015451_000000372021_00332_08903_8889.N1	13-NOV-2003 01:54:51	Bright	37.000	49	1Alp UMi	1.9900	6300.0	74	8903	No
36	GOM_NL__2PRFIN20031113_015907_000000392021_00332_08903_8890.N1	13-NOV-2003 01:59:07	Bright	38.500	60	7Bet UMi	2.0810	3950.0	77	8903	No
37	GOM_NL__2PRFIN20031113_020238_000000432021_00332_08903_8891.N1	13-NOV-2003 02:02:38	Bright	43.000	36	50Alp UMa	1.8000	6300.0	86	8903	No
38	GOM_NL__2PRFIN20031113_020417_000000412021_00332_08903_8892.N1	13-NOV-2003 02:04:17	Bright	40.500	82	48Bet UMa	2.3650	10600.	81	8903	No
39	GOM_NL__2PRFIN20031113_020623_000000442021_00332_08903_8893.N1	13-NOV-2003 02:06:23	Bright	43.500	39	85Eta UMa	1.8540	24000.	87	8903	No
40	GOM_NL__2PRFIN20031113_020815_000000432021_00332_08903_8894.N1	13-NOV-2003 02:08:15	Bright	43.000	174	52Psi UMa	3.0040	4400.0	86	8903	No
41	GOM_NL__2PRFIN20031113_020952_000000362021_00332_08903_8895.N1	13-NOV-2003 02:09:52	Bright	35.500	152	12Alp2CVn	2.8900	11000.	71	8903	No
42	GOM_NL__2PRFIN20031113_021454_000000342021_00332_08903_8896.N1	13-NOV-2003 02:14:54	Bright	34.000	111	8Eta Boo	2.6800	6000.0	68	8903	No

43	GOM_NL__2PRFIN20031113_021754_000000872021_00332_08903_8897.N1	13-NOV-2003 02:17:54	Bright	86.500	166	17Eps Leo	2.9800	6000.0	173	8903	No
44	GOM_NL__2PRFIN20031113_022227_000000792021_00332_08903_8898.N1	13-NOV-2003 02:22:27	Twilight	79.000	22	32Alp Leo	1.3600	15200.	158	8903	No
45	GOM_NL__2PRFIN20031113_022615_000000442021_00332_08903_8899.N1	13-NOV-2003 02:26:15	Twilight	44.000	100	4Gam Crv	2.5800	13100.	88	8903	No
46	GOM_NL__2PRFIN20031113_022745_000000462021_00332_08903_8900.N1	13-NOV-2003 02:27:45	Twilight	45.500	171	2Eps Crv	3.0010	4250.0	91	8903	No
47	GOM_NL__2PRFIN20031113_023410_000000412021_00332_08903_8901.N1	13-NOV-2003 02:34:10	Dark	40.500	64	Gam Cen	2.2000	10600.	81	8903	No
48	GOM_NL__2PRFIN20031113_023628_000000522021_00332_08903_8902.N1	13-NOV-2003 02:36:28	Dark	52.000	26	Gam Cru	1.6240	2900.0	104	8903	No
49	GOM_NL__2PRFIN20031113_024421_000000502021_00333_08904_8764.N1	13-NOV-2003 02:44:21	Dark	50.000	34	Gam2Vel	1.7930	23000.	100	8904	No
50	GOM_NL__2PRFIN20031113_024911_000000502021_00333_08904_8765.N1	13-NOV-2003 02:49:11	Dark	49.500	2	Alp Car	-0.73600	7000.0	99	8904	No
51	GOM_NL__2PRFIN20031113_025306_000000882021_00333_08904_8766.N1	13-NOV-2003 02:53:06	Dark	87.500	23	21Eps CMa	1.5020	26000.	175	8904	No
52	GOM_NL__2PRFIN20031113_025553_000000572021_00333_08904_8767.N1	13-NOV-2003 02:55:53	Dark	56.500	108	Alp Col	2.6520	15200.	113	8904	No
53	GOM_NL__2PRFIN20031113_025814_000000392021_00333_08904_8768.N1	13-NOV-2003 02:58:14	Straylight	39.000	157	The1Eri	2.9060	9300.0	78	8904	No
54	GOM_NL__2PRFIN20031113_030223_000001282021_00333_08904_8769.N1	13-NOV-2003 03:02:23	Straylight	127.50	47	2Bet CMa	1.9760	28000.	255	8904	No
55	GOM_NL__2PRFIN20031113_030838_000001012021_00333_08904_8770.N1	13-NOV-2003 03:08:38	Twilight	101.00	7	19Bet Ori	0.10000	14000.	202	8904	No
56	GOM_NL__2PRFIN20031113_031122_000000532021_00333_08904_8771.N1	13-NOV-2003 03:11:22	Twilight	52.500	94	92Alp Cet	2.5260	3100.0	105	8904	No
57	GOM_NL__2PRFIN20031113_031606_000000392021_00333_08904_8772.N1	13-NOV-2003 03:16:06	Bright	38.500	105	6Bet Ari	2.6450	8900.0	77	8904	No
58	GOM_NL__2PRFIN20031113_032010_000000382021_00333_08904_8773.N1	13-NOV-2003 03:20:10	Bright	38.000	173	4Bet Tri	3.0040	8900.0	76	8904	No
59	GOM_NL__2PRFIN20031113_032215_000000382021_00333_08904_8774.N1	13-NOV-2003 03:22:15	Bright	38.000	73	57Gam1And	2.2600	13100.	76	8904	No
60	GOM_NL__2PRFIN20031113_032400_000000462021_00333_08904_8775.N1	13-NOV-2003 03:24:00	Bright	45.500	149	45Eps Per	2.8880	30000.	91	8904	No
61	GOM_NL__2PRFIN20031113_032537_000000432021_00333_08904_8776.N1	13-NOV-2003 03:25:37	Bright	43.000	35	33Alp Per	1.7950	6250.0	86	8904	No
62	GOM_NL__2PRFIN20031113_032714_000000372021_00333_08904_8777.N1	13-NOV-2003 03:27:14	Bright	36.500	110	37Del Cas	2.6780	8900.0	73	8904	No
63	GOM_NL__2PRFIN20031113_032947_000000582021_00333_08904_8778.N1	13-NOV-2003 03:29:47	Bright	58.000	6	13Alp Aur	0.080000	3400.0	116	8904	No
64	GOM_NL__2PRFIN20031113_033527_000000382021_00333_08904_8779.N1	13-NOV-2003 03:35:27	Bright	37.500	49	1Alp UMi	1.9900	6300.0	75	8904	No
65	GOM_NL__2PRFIN20031113_033943_000000382021_00333_08904_8780.N1	13-NOV-2003 03:39:43	Bright	38.000	60	7Bet UMi	2.0810	3950.0	76	8904	No
66	GOM_NL__2PRFIN20031113_034314_000000452021_00333_08904_8781.N1	13-NOV-2003 03:43:14	Bright	44.500	36	50Alp UMa	1.8000	6300.0	89	8904	No
67	GOM_NL__2PRFIN20031113_034453_000000592021_00333_08904_8782.N1	13-NOV-2003 03:44:53	Bright	58.500	82	48Bet UMa	2.3650	10600.	117	8904	No
68	GOM_NL__2PRFIN20031113_034659_000000352021_00333_08904_8783.N1	13-NOV-2003 03:46:59	Bright	34.500	39	85Eta UMa	1.8540	24000.	69	8904	No
69	GOM_NL__2PRFIN20031113_034851_000000432021_00333_08904_8784.N1	13-NOV-2003 03:48:51	Bright	43.000	174	52Psi UMa	3.0040	4400.0	86	8904	No
70	GOM_NL__2PRFIN20031113_035028_000000362021_00333_08904_8785.N1	13-NOV-2003 03:50:28	Bright	36.000	152	12Alp2CVn	2.8900	11000.	72	8904	No
71	GOM_NL__2PRFIN20031113_035530_000000352021_00333_08904_8786.N1	13-NOV-2003 03:55:30	Bright	34.500	111	8Eta Boo	2.6800	6000.0	69	8904	No
72	GOM_NL__2PRFIN20031113_035830_000000862021_00333_08904_8787.N1	13-NOV-2003 03:58:30	Bright	86.000	166	17Eps Leo	2.9800	6000.0	172	8904	No
73	GOM_NL__2PRFIN20031113_040305_000000802021_00333_08904_8788.N1	13-NOV-2003 04:03:05	Twilight	80.000	22	32Alp Leo	1.3600	15200.	160	8904	No
74	GOM_NL__2PRFIN20031113_040651_000000442021_00333_08904_8789.N1	13-NOV-2003 04:06:51	Twilight	43.500	100	4Gam Crv	2.5800	13100.	87	8904	No
75	GOM_NL__2PRFIN20031113_040822_000000452021_00333_08904_8790.N1	13-NOV-2003 04:08:22	Twilight	45.000	171	2Eps Crv	3.0010	4250.0	90	8904	No
76	GOM_NL__2PRFIN20031113_041446_000000412021_00333_08904_8791.N1	13-NOV-2003 04:14:46	Dark	40.500	64	Gam Cen	2.2000	10600.	81	8904	No
77	GOM_NL__2PRFIN20031113_041704_000000442021_00333_08904_8792.N1	13-NOV-2003 04:17:04	Dark	43.500	26	Gam Cru	1.6240	2900.0	87	8904	No
78	GOM_NL__2PRFIN20031113_042037_000000382021_00334_08905_8764.N1	13-NOV-2003 04:20:37	Dark	38.000	124	The Car	2.7640	30000.	76	8905	No
79	GOM_NL__2PRFIN20031113_042420_000000472021_00334_08905_8765.N1	13-NOV-2003 04:24:20	Dark	46.500	41	Eps Car	1.8600	4100.0	93	8905	No
80	GOM_NL__2PRFIN20031113_042948_000000532021_00334_08905_8766.N1	13-NOV-2003 04:29:48	Dark	53.000	2	Alp Car	-0.73600	7000.0	106	8905	No
81	GOM_NL__2PRFIN20031113_043347_000000382021_00334_08905_8767.N1	13-NOV-2003 04:33:47	Dark	38.000	143	Alp Hyi	2.8570	7200.0	76	8905	No
82	GOM_NL__2PRFIN20031113_043507_000000432021_00334_08905_8768.N1	13-NOV-2003 04:35:07	Dark	42.500	9	Alp Eri	0.45300	24000.	85	8905	No
83	GOM_NL__2PRFIN20031113_043851_000000412021_00334_08905_8769.N1	13-NOV-2003 04:38:51	Straylight	41.000	157	The1Eri	2.9060	9300.0	82	8905	No
84	GOM_NL__2PRFIN20031113_044350_000002132021_00334_08905_8770.N1	13-NOV-2003 04:43:50	Twilight	213.00	1	9Alp CMa	-1.4400	11000.	426	8905	No
85	GOM_NL__2PRFIN20031113_044914_000000902021_00334_08905_8771.N1	13-NOV-2003 04:49:14	Twilight	90.000	7	19Bet Ori	0.10000	14000.	180	8905	No
86	GOM_NL__2PRFIN20031113_045159_000000512021_00334_08905_8772.N1	13-NOV-2003 04:51:59	Twilight	50.500	94	92Alp Cet	2.5260	3100.0	101	8905	No
87	GOM_NL__2PRFIN20031113_045643_000000392021_00334_08905_8773.N1	13-NOV-2003 04:56:43	Bright	38.500	105	6Bet Ari	2.6450	8900.0	77	8905	No
88	GOM_NL__2PRFIN20031113_050047_000000382021_00334_08905_8774.N1	13-NOV-2003 05:00:47	Bright	37.500	173	4Bet Tri	3.0040	8900.0	75	8905	No
89	GOM_NL__2PRFIN20031113_050251_000000382021_00334_08905_8775.N1	13-NOV-2003 05:02:51	Bright	38.000	73	57Gam1And	2.2600	13100.	76	8905	No
90	GOM_NL__2PRFIN20031113_050436_000000442021_00334_08905_8776.N1	13-NOV-2003 05:04:36	Bright	43.500	149	45Eps Per	2.8880	30000.	87	8905	No
91	GOM_NL__2PRFIN20031113_050613_000000432021_00334_08905_8777.N1	13-NOV-2003 05:06:13	Bright	43.000	35	33Alp Per	1.7950	6250.0	86	8905	No
92	GOM_NL__2PRFIN20031113_050750_000000362021_00334_08905_8778.N1	13-NOV-2003 05:07:50	Bright	35.500	110	37Del Cas	2.6780	8900.0	71	8905	No
93	GOM_NL__2PRFIN20031113_051022_000000582021_00334_08905_8779.N1	13-NOV-2003 05:10:22	Bright	58.000	6	13Alp Aur	0.080000	3400.0	116	8905	No
94	GOM_NL__2PRFIN20031113_051339_000000672021_00334_08905_8780.N1	13-NOV-2003 05:13:39	Bright	66.500	42	34Bet Aur	1.9000	10200.	133	8905	No
95	GOM_NL__2PRFIN20031113_051603_000000352021_00334_08905_8781.N1	13-NOV-2003 05:16:03	Bright	35.000	49	1Alp UMi	1.9900	6300.0	70	8905	No
96	GOM_NL__2PRFIN20031113_052019_000000392021_00334_08905_8782.N1	13-NOV-2003 05:20:19	Bright	38.500	60	7Bet UMi	2.0810	3950.0	77	8905	No
97	GOM_NL__2PRFIN20031113_052350_000000392021_00334_08905_8783.N1	13-NOV-2003 05:23:50	Bright	39.000	36	50Alp UMa	1.8000	6300.0	78	8905	No
98	GOM_NL__2PRFIN20031113_052528_000000422021_00334_08905_8784.N1	13-NOV-2003 05:25:28	Bright	42.000	82	48Bet UMa	2.3650	10600.	84	8905	No
99	GOM_NL__2PRFIN20031113_052736_000000352021_00334_08905_8785.N1	13-NOV-2003 05:27:36	Bright	34.500	39	85Eta UMa	1.8540	24000.	69	8905	No
100	GOM_NL__2PRFIN20031113_052927_000000432021_00334_08905_8786.N1	13-NOV-2003 05:29:27	Bright	42.500	174	52Psi UMa	3.0040	4400.0	85	8905	No
101	GOM_NL__2PRFIN20031113_053105_000000362021_00334_08905_8787.N1	13-NOV-2003 05:31:05	Bright	35.500	152	12Alp2CVn	2.8900	11000.	71	8905	No

102	GOM_NL__2PRFIN20031113_053606_000000342021_00334_08905_8788.N1	13-NOV-2003 05:36:06	Bright	33.500	111	8Eta Boo	2.6800	6000.0	67	8905	No
103	GOM_NL__2PRFIN20031113_053907_000000862021_00334_08905_8789.N1	13-NOV-2003 05:39:07	Bright	86.000	166	17Eps Leo	2.9800	6000.0	172	8905	No
104	GOM_NL__2PRFIN20031113_054342_000000802021_00334_08905_8790.N1	13-NOV-2003 05:43:42	Twi_and_stray	79.500	22	32Alp Leo	1.3600	15200.	159	8905	No
105	GOM_NL__2PRFIN20031113_054728_000000442021_00334_08905_8791.N1	13-NOV-2003 05:47:28	Twi_and_stray	44.000	100	4Gam Crv	2.5800	13100.	88	8905	No
106	GOM_NL__2PRFIN20031113_054859_000000442021_00334_08905_8792.N1	13-NOV-2003 05:48:59	Twilight	43.500	171	2Eps Crv	3.0010	4250.0	87	8905	No
107	GOM_NL__2PRFIN20031113_055523_000000422021_00334_08905_8793.N1	13-NOV-2003 05:55:23	Dark	42.000	64	Gam Cen	2.2000	10600.	84	8905	No
108	GOM_NL__2PRFIN20031113_055741_000000422021_00334_08905_8794.N1	13-NOV-2003 05:57:41	Dark	42.000	26	Gam Cru	1.6240	2900.0	84	8905	No
109	GOM_NL__2PRFIN20031113_055918_000000422021_00334_08905_8795.N1	13-NOV-2003 05:59:18	Dark	42.000	12	Alp1Cru	0.77500	30000.	84	8905	No
110	GOM_NL__2PRFIN20031113_060113_000000402021_00335_08906_8765.N1	13-NOV-2003 06:01:13	Dark	40.000	124	The Car	2.7640	30000.	80	8906	No
111	GOM_NL__2PRFIN20031113_060457_000000552021_00335_08906_8766.N1	13-NOV-2003 06:04:57	Dark	55.000	41	Eps Car	1.8600	4100.0	110	8906	No
112	GOM_NL__2PRFIN20031113_061025_000000612021_00335_08906_8767.N1	13-NOV-2003 06:10:25	Dark	61.000	2	Alp Car	-0.73600	7000.0	122	8906	No
113	GOM_NL__2PRFIN20031113_061423_000000382021_00335_08906_8768.N1	13-NOV-2003 06:14:23	Dark	37.500	143	Alp Hyi	2.8570	7200.0	75	8906	No
114	GOM_NL__2PRFIN20031113_061543_000000512021_00335_08906_8769.N1	13-NOV-2003 06:15:43	Dark	50.500	9	Alp Eri	0.45300	24000.	101	8906	No
115	GOM_NL__2PRFIN20031113_061927_000000422021_00335_08906_8770.N1	13-NOV-2003 06:19:27	Straylight	41.500	157	The1Eri	2.9060	9300.0	83	8906	No
116	GOM_NL__2PRFIN20031113_062426_0000002132021_00335_08906_8771.N1	13-NOV-2003 06:24:26	Twi_and_stray	213.00	1	9Alp CMa	-1.4400	11000.	426	8906	No
117	GOM_NL__2PRFIN20031113_062949_000000962021_00335_08906_8772.N1	13-NOV-2003 06:29:49	Twi_and_stray	95.500	7	19Bet Ori	0.10000	14000.	191	8906	No
118	GOM_NL__2PRFIN20031113_063234_000000572021_00335_08906_8773.N1	13-NOV-2003 06:32:34	Twi_and_stray	56.500	94	92Alp Cet	2.5260	3100.0	113	8906	No
119	GOM_NL__2PRFIN20031113_063719_000000392021_00335_08906_8774.N1	13-NOV-2003 06:37:19	Bright	39.000	105	6Bet Ari	2.6450	8900.0	78	8906	No
120	GOM_NL__2PRFIN20031113_064122_000000382021_00335_08906_8775.N1	13-NOV-2003 06:41:22	Bright	37.500	173	4Bet Tri	3.0040	8900.0	75	8906	No
121	GOM_NL__2PRFIN20031113_064327_000000382021_00335_08906_8776.N1	13-NOV-2003 06:43:27	Bright	38.000	73	57Gam1And	2.2600	13100.	76	8906	No
122	GOM_NL__2PRFIN20031113_064511_000000452021_00335_08906_8777.N1	13-NOV-2003 06:45:11	Bright	45.000	149	45Eps Per	2.8880	30000.	90	8906	No
123	GOM_NL__2PRFIN20031113_064648_000000432021_00335_08906_8778.N1	13-NOV-2003 06:46:48	Bright	42.500	35	33Alp Per	1.7950	6250.0	85	8906	No
124	GOM_NL__2PRFIN20031113_064826_000000372021_00335_08906_8779.N1	13-NOV-2003 06:48:26	Bright	36.500	110	37Del Cas	2.6780	8900.0	73	8906	No
125	GOM_NL__2PRFIN20031113_065057_000000572021_00335_08906_8780.N1	13-NOV-2003 06:50:57	Bright	57.000	6	13Alp Aur	0.080000	3400.0	114	8906	No
126	GOM_NL__2PRFIN20031113_065413_000000632021_00335_08906_8781.N1	13-NOV-2003 06:54:13	Bright	62.500	42	34Bet Aur	1.9000	10200.	125	8906	No
127	GOM_NL__2PRFIN20031113_065639_000000382021_00335_08906_8782.N1	13-NOV-2003 06:56:39	Bright	38.000	49	1Alp UMi	1.9900	6300.0	76	8906	No
128	GOM_NL__2PRFIN20031113_070055_000000382021_00335_08906_8783.N1	13-NOV-2003 07:00:55	Bright	38.000	60	7Bet UMi	2.0810	3950.0	76	8906	No
129	GOM_NL__2PRFIN20031113_070426_000000432021_00335_08906_8784.N1	13-NOV-2003 07:04:26	Bright	43.000	36	50Alp UMa	1.8000	6300.0	86	8906	No
130	GOM_NL__2PRFIN20031113_070604_000000412021_00335_08906_8785.N1	13-NOV-2003 07:06:04	Bright	41.000	82	48Bet UMa	2.3650	10600.	82	8906	No
131	GOM_NL__2PRFIN20031113_070811_000000352021_00335_08906_8786.N1	13-NOV-2003 07:08:11	Bright	35.000	39	85Eta UMa	1.8540	24000.	70	8906	No
132	GOM_NL__2PRFIN20031113_071002_000000422021_00335_08906_8787.N1	13-NOV-2003 07:10:02	Bright	42.000	174	52Psi UMa	3.0040	4400.0	84	8906	No
133	GOM_NL__2PRFIN20031113_071141_000000482021_00335_08906_8788.N1	13-NOV-2003 07:11:41	Bright	47.500	152	12Alp2CVn	2.8900	11000.	95	8906	No
134	GOM_NL__2PRFIN20031113_071642_000000342021_00335_08906_8789.N1	13-NOV-2003 07:16:42	Bright	34.000	111	8Eta Boo	2.6800	6000.0	68	8906	No
135	GOM_NL__2PRFIN20031113_071944_000000892021_00335_08906_8790.N1	13-NOV-2003 07:19:44	Bright	88.500	166	17Eps Leo	2.9800	6000.0	177	8906	No
136	GOM_NL__2PRFIN20031113_072419_000000832021_00335_08906_8791.N1	13-NOV-2003 07:24:19	Twi_and_stray	82.500	22	32Alp Leo	1.3600	15200.	165	8906	No
137	GOM_NL__2PRFIN20031113_072804_000000432021_00335_08906_8792.N1	13-NOV-2003 07:28:04	Twi_and_stray	43.000	100	4Gam Crv	2.5800	13100.	86	8906	No
138	GOM_NL__2PRFIN20031113_072935_000000472021_00335_08906_8793.N1	13-NOV-2003 07:29:35	Twilight	47.000	171	2Eps Crv	3.0010	4250.0	94	8906	No
139	GOM_NL__2PRFIN20031113_073559_000000412021_00335_08906_8794.N1	13-NOV-2003 07:35:59	Dark	40.500	64	Gam Cen	2.2000	10600.	81	8906	No
140	GOM_NL__2PRFIN20031113_073817_000000432021_00335_08906_8795.N1	13-NOV-2003 07:38:17	Dark	42.500	26	Gam Cru	1.6240	2900.0	85	8906	No
141	GOM_NL__2PRFIN20031113_073954_000000412021_00335_08906_8796.N1	13-NOV-2003 07:39:54	Dark	40.500	12	Alp1Cru	0.77500	30000.	81	8906	No
142	GOM_NL__2PRFIN20031113_074150_000000382021_00336_08907_8766.N1	13-NOV-2003 07:41:50	Dark	38.000	124	The Car	2.7640	30000.	76	8907	No
143	GOM_NL__2PRFIN20031113_074533_000000452021_00336_08907_8767.N1	13-NOV-2003 07:45:33	Dark	45.000	41	Eps Car	1.8600	4100.0	90	8907	No
144	GOM_NL__2PRFIN20031113_075101_000000612021_00336_08907_8768.N1	13-NOV-2003 07:51:01	Dark	61.000	2	Alp Car	-0.73600	7000.0	122	8907	No
145	GOM_NL__2PRFIN20031113_075459_000000412021_00336_08907_8769.N1	13-NOV-2003 07:54:59	Dark	40.500	143	Alp Hyi	2.8570	7200.0	81	8907	No
146	GOM_NL__2PRFIN20031113_075619_000000412021_00336_08907_8770.N1	13-NOV-2003 07:56:19	Dark	41.000	9	Alp Eri	0.45300	24000.	82	8907	No
147	GOM_NL__2PRFIN20031113_080003_000000422021_00336_08907_8771.N1	13-NOV-2003 08:00:03	Straylight	42.000	157	The1Eri	2.9060	9300.0	84	8907	No
148	GOM_NL__2PRFIN20031113_080502_0000002132021_00336_08907_8772.N1	13-NOV-2003 08:05:02	Twi_and_stray	212.50	1	9Alp CMa	-1.4400	11000.	425	8907	No
149	GOM_NL__2PRFIN20031113_081025_000000922021_00336_08907_8773.N1	13-NOV-2003 08:10:25	Twi_and_stray	91.500	7	19Bet Ori	0.10000	14000.	183	8907	No
150	GOM_NL__2PRFIN20031113_081310_000000572021_00336_08907_8774.N1	13-NOV-2003 08:13:10	Twi_and_stray	56.500	94	92Alp Cet	2.5260	3100.0	113	8907	No
151	GOM_NL__2PRFIN20031113_081755_000000382021_00336_08907_8775.N1	13-NOV-2003 08:17:55	Bright	37.500	105	6Bet Ari	2.6450	8900.0	75	8907	No
152	GOM_NL__2PRFIN20031113_082158_000000382021_00336_08907_8776.N1	13-NOV-2003 08:21:58	Bright	38.000	173	4Bet Tri	3.0040	8900.0	76	8907	No
153	GOM_NL__2PRFIN20031113_082403_000000412021_00336_08907_8777.N1	13-NOV-2003 08:24:03	Bright	40.500	73	57Gam1And	2.2600	13100.	81	8907	No
154	GOM_NL__2PRFIN20031113_082546_000000472021_00336_08907_8778.N1	13-NOV-2003 08:25:46	Bright	46.500	149	45Eps Per	2.8880	30000.	93	8907	No
155	GOM_NL__2PRFIN20031113_082724_000000422021_00336_08907_8779.N1	13-NOV-2003 08:27:24	Bright	41.500	35	33Alp Per	1.7950	6250.0	83	8907	No
156	GOM_NL__2PRFIN20031113_082902_000000372021_00336_08907_8780.N1	13-NOV-2003 08:29:02	Bright	37.000	110	37Del Cas	2.6780	8900.0	74	8907	No
157	GOM_NL__2PRFIN20031113_083132_000000602021_00336_08907_8781.N1	13-NOV-2003 08:31:32	Bright	59.500	6	13Alp Aur	0.080000	3400.0	119	8907	No
158	GOM_NL__2PRFIN20031113_083448_000000632021_00336_08907_8782.N1	13-NOV-2003 08:34:48	Bright	63.000	42	34Bet Aur	1.9000	10200.	126	8907	No
159	GOM_NL__2PRFIN20031113_083715_000000352021_00336_08907_8783.N1	13-NOV-2003 08:37:15	Bright	35.000	49	1Alp UMi	1.9900	6300.0	70	8907	No
160	GOM_NL__2PRFIN20031113_084131_000000362021_00336_08907_8784.N1	13-NOV-2003 08:41:31	Bright	36.000	60	7Bet UMi	2.0810	3950.0	72	8907	No

161	GOM_NL__2PRFIN20031113_084502_000000432021_00336_08907_8785.N1	13-NOV-2003 08:45:02	Bright	42.500	36	50Alp UMa	1.8000	6300.0	85	8907	No
162	GOM_NL__2PRFIN20031113_084640_000000432021_00336_08907_8786.N1	13-NOV-2003 08:46:40	Bright	43.000	82	48Bet UMa	2.3650	10600.	86	8907	No
163	GOM_NL__2PRFIN20031113_084848_000000342021_00336_08907_8787.N1	13-NOV-2003 08:48:48	Bright	34.000	39	85Eta UMa	1.8540	24000.	68	8907	No
164	GOM_NL__2PRFIN20031113_085038_000000572021_00336_08907_8788.N1	13-NOV-2003 08:50:38	Bright	56.500	174	52Psi UMa	3.0040	4400.0	113	8907	No
165	GOM_NL__2PRFIN20031113_085217_000000462021_00336_08907_8789.N1	13-NOV-2003 08:52:17	Bright	46.000	152	12Alp2CVn	2.8900	11000.	92	8907	No
166	GOM_NL__2PRFIN20031113_085718_000000342021_00336_08907_8790.N1	13-NOV-2003 08:57:18	Bright	34.000	111	8Eta Boo	2.6800	6000.0	68	8907	No
167	GOM_NL__2PRFIN20031113_090021_000000842021_00336_08907_8791.N1	13-NOV-2003 09:00:21	Bright	84.000	166	17Eps Leo	2.9800	6000.0	168	8907	No
168	GOM_NL__2PRFIN20031113_090456_000000892021_00336_08907_8792.N1	13-NOV-2003 09:04:56	Twi_and_stray	88.500	22	32Alp Leo	1.3600	15200.	177	8907	No
169	GOM_NL__2PRFIN20031113_090841_000000432021_00336_08907_8793.N1	13-NOV-2003 09:08:41	Twi_and_stray	43.000	100	4Gam Crv	2.5800	13100.	86	8907	No
170	GOM_NL__2PRFIN20031113_091011_000000442021_00336_08907_8794.N1	13-NOV-2003 09:10:11	Twilight	44.000	171	2Eps Crv	3.0010	4250.0	88	8907	No
171	GOM_NL__2PRFIN20031113_091635_000000402021_00336_08907_8795.N1	13-NOV-2003 09:16:35	Dark	39.500	64	Gam Cen	2.2000	10600.	79	8907	No
172	GOM_NL__2PRFIN20031113_091853_000000432021_00336_08907_8796.N1	13-NOV-2003 09:18:53	Dark	42.500	26	Gam Cru	1.6240	2900.0	85	8907	No
173	GOM_NL__2PRFIN20031113_092030_000000462021_00336_08907_8797.N1	13-NOV-2003 09:20:30	Dark	46.000	12	Alp1Cru	0.77500	30000.	92	8907	No
174	GOM_NL__2PRFIN20031113_092226_000000392021_00337_08908_8766.N1	13-NOV-2003 09:22:26	Dark	39.000	124	The Car	2.7640	30000.	78	8908	No
175	GOM_NL__2PRFIN20031113_092610_000000462021_00337_08908_8767.N1	13-NOV-2003 09:26:10	Dark	45.500	41	Eps Car	1.8600	4100.0	91	8908	No
176	GOM_NL__2PRFIN20031113_093138_000000502021_00337_08908_8768.N1	13-NOV-2003 09:31:38	Dark	50.000	2	Alp Car	-0.73600	7000.0	100	8908	No
177	GOM_NL__2PRFIN20031113_093536_000000392021_00337_08908_8769.N1	13-NOV-2003 09:35:36	Dark	38.500	143	Alp Hyi	2.8570	7200.0	77	8908	No
178	GOM_NL__2PRFIN20031113_093656_000000432021_00337_08908_8770.N1	13-NOV-2003 09:36:56	Dark	43.000	9	Alp Eri	0.45300	24000.	86	8908	No
179	GOM_NL__2PRFIN20031113_094040_000000402021_00337_08908_8771.N1	13-NOV-2003 09:40:40	Straylight	39.500	157	The1Eri	2.9060	9300.0	79	8908	No
180	GOM_NL__2PRFIN20031113_094538_000002132021_00337_08908_8772.N1	13-NOV-2003 09:45:38	Twi_and_stray	213.00	1	9Alp CMa	-1.4400	11000.	426	8908	No
181	GOM_NL__2PRFIN20031113_095100_000000902021_00337_08908_8773.N1	13-NOV-2003 09:51:00	Twi_and_stray	90.000	7	19Bet Ori	0.10000	14000.	180	8908	No
182	GOM_NL__2PRFIN20031113_095346_000000502021_00337_08908_8774.N1	13-NOV-2003 09:53:46	Twi_and_stray	49.500	94	92Alp Cet	2.5260	3100.0	99	8908	No
183	GOM_NL__2PRFIN20031113_095831_000000372021_00337_08908_8775.N1	13-NOV-2003 09:58:31	Bright	37.000	105	6Bet Ari	2.6450	8900.0	74	8908	No
184	GOM_NL__2PRFIN20031113_100234_000000382021_00337_08908_8776.N1	13-NOV-2003 10:02:34	Bright	38.000	173	4Bet Tri	3.0040	8900.0	76	8908	No
185	GOM_NL__2PRFIN20031113_100439_000000382021_00337_08908_8777.N1	13-NOV-2003 10:04:39	Bright	38.000	73	57Gam1And	2.2600	13100.	76	8908	No
186	GOM_NL__2PRFIN20031113_100621_000000452021_00337_08908_8778.N1	13-NOV-2003 10:06:21	Bright	44.500	149	45Eps Per	2.8880	30000.	89	8908	No
187	GOM_NL__2PRFIN20031113_100759_000000442021_00337_08908_8779.N1	13-NOV-2003 10:07:59	Bright	44.000	35	33Alp Per	1.7950	6250.0	88	8908	No
188	GOM_NL__2PRFIN20031113_100938_000000352021_00337_08908_8780.N1	13-NOV-2003 10:09:38	Bright	35.000	110	37Del Cas	2.6780	8900.0	70	8908	No
189	GOM_NL__2PRFIN20031113_101207_000000582021_00337_08908_8781.N1	13-NOV-2003 10:12:07	Bright	58.000	6	13Alp Aur	0.080000	3400.0	116	8908	No
190	GOM_NL__2PRFIN20031113_101522_000000662021_00337_08908_8782.N1	13-NOV-2003 10:15:22	Bright	66.000	42	34Bet Aur	1.9000	10200.	132	8908	No
191	GOM_NL__2PRFIN20031113_101751_000000382021_00337_08908_8783.N1	13-NOV-2003 10:17:51	Bright	37.500	49	1Alp UMi	1.9900	6300.0	75	8908	No
192	GOM_NL__2PRFIN20031113_102208_000000392021_00337_08908_8784.N1	13-NOV-2003 10:22:08	Bright	38.500	60	7Bet UMi	2.0810	3950.0	77	8908	No
193	GOM_NL__2PRFIN20031113_102538_000000442021_00337_08908_8785.N1	13-NOV-2003 10:25:38	Bright	44.000	36	50Alp UMa	1.8000	6300.0	88	8908	No
194	GOM_NL__2PRFIN20031113_102716_000000392021_00337_08908_8786.N1	13-NOV-2003 10:27:16	Bright	39.000	82	48Bet UMa	2.3650	10600.	78	8908	No
195	GOM_NL__2PRFIN20031113_102923_000000362021_00337_08908_8787.N1	13-NOV-2003 10:29:23	Bright	36.000	39	85Eta UMa	1.8540	24000.	72	8908	No
196	GOM_NL__2PRFIN20031113_103114_000000432021_00337_08908_8788.N1	13-NOV-2003 10:31:14	Bright	42.500	174	52Psi UMa	3.0040	4400.0	85	8908	No
197	GOM_NL__2PRFIN20031113_103253_000000362021_00337_08908_8789.N1	13-NOV-2003 10:32:53	Bright	35.500	152	12Alp2CVn	2.8900	11000.	71	8908	No
198	GOM_NL__2PRFIN20031113_103755_000000342021_00337_08908_8790.N1	13-NOV-2003 10:37:55	Bright	33.500	111	8Eta Boo	2.6800	6000.0	67	8908	No
199	GOM_NL__2PRFIN20031113_104057_000000882021_00337_08908_8791.N1	13-NOV-2003 10:40:57	Bright	88.000	166	17Eps Leo	2.9800	6000.0	176	8908	No
200	GOM_NL__2PRFIN20031113_104533_000000802021_00337_08908_8792.N1	13-NOV-2003 10:45:33	Twi_and_stray	80.000	22	32Alp Leo	1.3600	15200.	160	8908	No
201	GOM_NL__2PRFIN20031113_104917_000000412021_00337_08908_8793.N1	13-NOV-2003 10:49:17	Twi_and_stray	41.000	100	4Gam Crv	2.5800	13100.	82	8908	No
202	GOM_NL__2PRFIN20031113_105048_000000442021_00337_08908_8794.N1	13-NOV-2003 10:50:48	Twilight	43.500	171	2Eps Crv	3.0010	4250.0	87	8908	No
203	GOM_NL__2PRFIN20031113_105711_000000392021_00337_08908_8795.N1	13-NOV-2003 10:57:11	Dark	38.500	64	Gam Cen	2.2000	10600.	77	8908	No
204	GOM_NL__2PRFIN20031113_105929_000000492021_00337_08908_8796.N1	13-NOV-2003 10:59:29	Dark	49.000	26	Gam Cru	1.6240	2900.0	98	8908	No
205	GOM_NL__2PRFIN20031113_110107_000000392021_00337_08908_8797.N1	13-NOV-2003 11:01:07	Dark	39.000	12	Alp1Cru	0.77500	30000.	78	8908	No
206	GOM_NL__2PRFIN20031113_110303_000000392021_00338_08909_8766.N1	13-NOV-2003 11:03:03	Dark	39.000	124	The Car	2.7640	30000.	78	8909	No
207	GOM_NL__2PRFIN20031113_110647_000000452021_00338_08909_8767.N1	13-NOV-2003 11:06:47	Dark	44.500	41	Eps Car	1.8600	4100.0	89	8909	No
208	GOM_NL__2PRFIN20031113_111215_000000512021_00338_08909_8768.N1	13-NOV-2003 11:12:15	Dark	50.500	2	Alp Car	-0.73600	7000.0	101	8909	No
209	GOM_NL__2PRFIN20031113_111612_000000372021_00338_08909_8769.N1	13-NOV-2003 11:16:12	Dark	37.000	143	Alp Hyi	2.8570	7200.0	74	8909	No
210	GOM_NL__2PRFIN20031113_111732_000000392021_00338_08909_8770.N1	13-NOV-2003 11:17:32	Dark	39.000	9	Alp Eri	0.45300	24000.	78	8909	No
211	GOM_NL__2PRFIN20031113_112116_000000402021_00338_08909_8771.N1	13-NOV-2003 11:21:16	Straylight	39.500	157	The1Eri	2.9060	9300.0	79	8909	No
212	GOM_NL__2PRFIN20031113_112614_000002132021_00338_08909_8772.N1	13-NOV-2003 11:26:14	Twi_and_stray	213.00	1	9Alp CMa	-1.4400	11000.	426	8909	No
213	GOM_NL__2PRFIN20031113_113136_000001032021_00338_08909_8773.N1	13-NOV-2003 11:31:36	Twi_and_stray	102.50	7	19Bet Ori	0.10000	14000.	205	8909	No
214	GOM_NL__2PRFIN20031113_113423_000000492021_00338_08909_8774.N1	13-NOV-2003 11:34:23	Twi_and_stray	49.000	94	92Alp Cet	2.5260	3100.0	98	8909	No
215	GOM_NL__2PRFIN20031113_113907_000000372021_00338_08909_8775.N1	13-NOV-2003 11:39:07	Bright	36.500	105	6Bet Ari	2.6450	8900.0	73	8909	No
216	GOM_NL__2PRFIN20031113_114311_000000372021_00338_08909_8776.N1	13-NOV-2003 11:43:11	Bright	36.500	173	4Bet Tri	3.0040	8900.0	73	8909	No
217	GOM_NL__2PRFIN20031113_114515_000000402021_00338_08909_8777.N1	13-NOV-2003 11:45:15	Bright	40.000	73	57Gam1And	2.2600	13100.	80	8909	No
218	GOM_NL__2PRFIN20031113_114657_000000452021_00338_08909_8778.N1	13-NOV-2003 11:46:57	Bright	44.500	149	45Eps Per	2.8880	30000.	89	8909	No
219	GOM_NL__2PRFIN20031113_114835_000000432021_00338_08909_8779.N1	13-NOV-2003 11:48:35	Bright	42.500	35	33Alp Per	1.7950	6250.0	85	8909	No

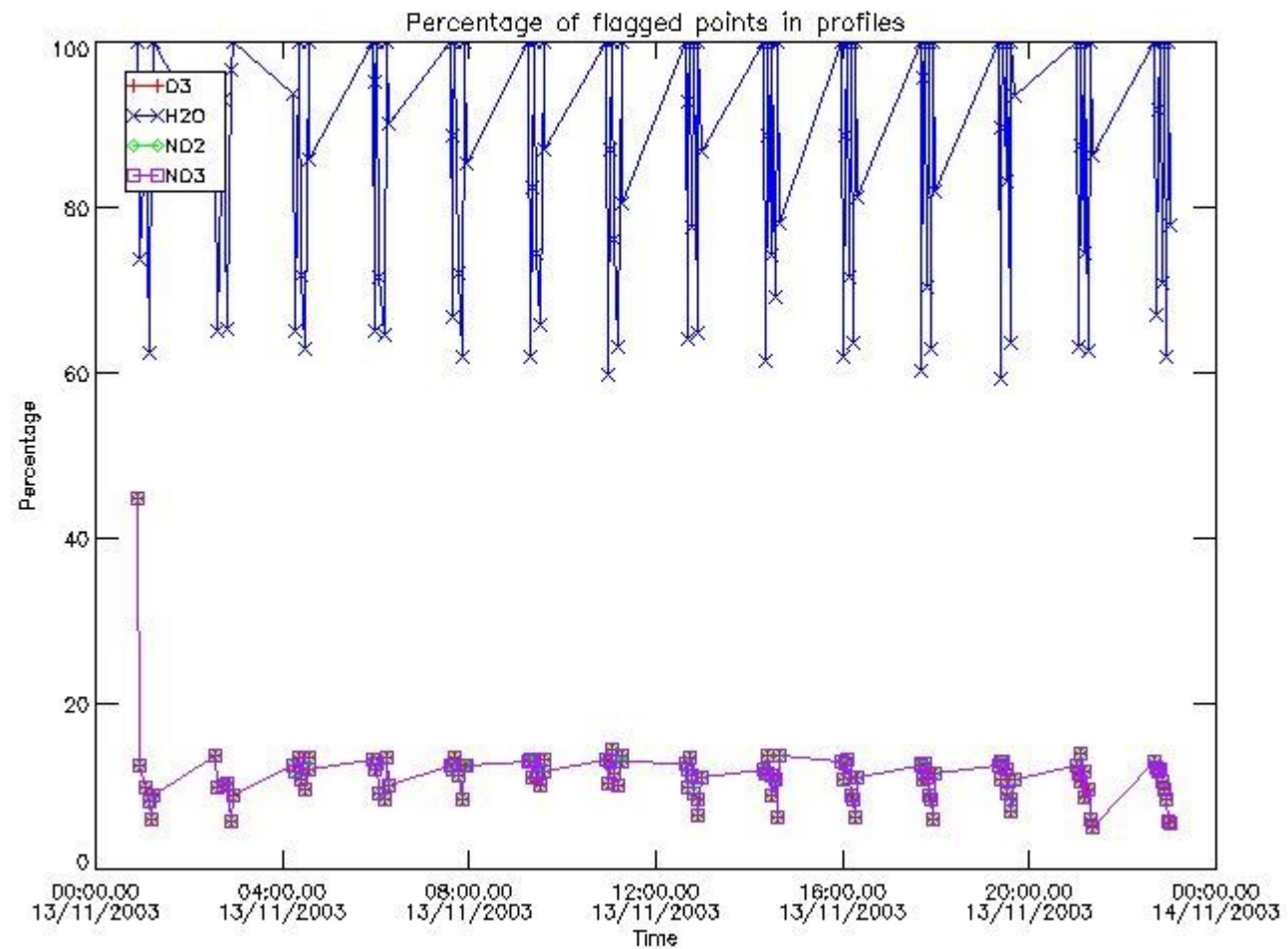
338	GOM_NL__2PRFIN20031113_174153_00000522021_00341_08912_8801.N1	13-NOV-2003 17:41:53	Dark	52.000	26	Gam Cru	1.6240	2900.0	104	8912	No
339	GOM_NL__2PRFIN20031113_174330_00000472021_00341_08912_8802.N1	13-NOV-2003 17:43:30	Dark	47.000	12	Alp1Cru	0.77500	30000.	94	8912	No
340	GOM_NL__2PRFIN20031113_174526_00000402021_00342_08913_8789.N1	13-NOV-2003 17:45:26	Dark	40.000	124	The Car	2.7640	30000.	80	8913	No
341	GOM_NL__2PRFIN20031113_174912_00000462021_00342_08913_8790.N1	13-NOV-2003 17:49:12	Dark	46.000	41	Eps Car	1.8600	4100.0	92	8913	No
342	GOM_NL__2PRFIN20031113_175043_00000572021_00342_08913_8791.N1	13-NOV-2003 17:50:43	Dark	56.500	70	Zet Pup	2.2460	39000.	113	8913	No
343	GOM_NL__2PRFIN20031113_175440_00000612021_00342_08913_8792.N1	13-NOV-2003 17:54:40	Dark	61.000	2	Alp Car	-0.73600	7000.0	122	8913	No
344	GOM_NL__2PRFIN20031113_175617_00000842021_00342_08913_8793.N1	13-NOV-2003 17:56:17	Dark	84.000	88	31Eta CMa	2.4480	20000.	168	8913	No
345	GOM_NL__2PRFIN20031113_175955_00000442021_00342_08913_8794.N1	13-NOV-2003 17:59:55	Dark	44.000	9	Alp Eri	0.45300	24000.	88	8913	No
346	GOM_NL__2PRFIN20031113_180339_00000422021_00342_08913_8795.N1	13-NOV-2003 18:03:39	Straylight	42.000	157	The1Eri	2.9060	9300.0	84	8913	No
347	GOM_NL__2PRFIN20031113_180839_000002132021_00342_08913_8796.N1	13-NOV-2003 18:08:39	Twi_and_stray	213.00	1	9Alp CMa	-1.4400	11000.	426	8913	No
348	GOM_NL__2PRFIN20031113_181357_000001102021_00342_08913_8797.N1	13-NOV-2003 18:13:57	Twi_and_stray	109.50	7	19Bet Ori	0.10000	14000.	219	8913	No
349	GOM_NL__2PRFIN20031113_181644_00000542021_00342_08913_8798.N1	13-NOV-2003 18:16:44	Twi_and_stray	53.500	94	92Alp Cet	2.5260	3100.0	107	8913	No
350	GOM_NL__2PRFIN20031113_182130_00000402021_00342_08913_8799.N1	13-NOV-2003 18:21:30	Bright	39.500	105	6Bet Ari	2.6450	8900.0	79	8913	No
351	GOM_NL__2PRFIN20031113_182533_00000372021_00342_08913_8800.N1	13-NOV-2003 18:25:33	Bright	37.000	173	4Bet Tri	3.0040	8900.0	74	8913	No
352	GOM_NL__2PRFIN20031113_182738_00000402021_00342_08913_8801.N1	13-NOV-2003 18:27:38	Bright	40.000	73	57Gam1And	2.2600	13100.	80	8913	No
353	GOM_NL__2PRFIN20031113_182917_00000472021_00342_08913_8802.N1	13-NOV-2003 18:29:17	Bright	46.500	149	45Eps Per	2.8880	30000.	93	8913	No
354	GOM_NL__2PRFIN20031113_183056_00000452021_00342_08913_8803.N1	13-NOV-2003 18:30:56	Bright	44.500	35	33Alp Per	1.7950	6250.0	89	8913	No
355	GOM_NL__2PRFIN20031113_183237_00000372021_00342_08913_8804.N1	13-NOV-2003 18:32:37	Bright	36.500	110	37Del Cas	2.6780	8900.0	73	8913	No
356	GOM_NL__2PRFIN20031113_183500_00000602021_00342_08913_8805.N1	13-NOV-2003 18:35:00	Bright	59.500	6	13Alp Aur	0.080000	3400.0	119	8913	No
357	GOM_NL__2PRFIN20031113_183814_00000642021_00342_08913_8806.N1	13-NOV-2003 18:38:14	Bright	64.000	42	34Bet Aur	1.9000	10200.	128	8913	No
358	GOM_NL__2PRFIN20031113_184050_00000392021_00342_08913_8807.N1	13-NOV-2003 18:40:50	Bright	38.500	49	1Alp UMi	1.9900	6300.0	77	8913	No
359	GOM_NL__2PRFIN20031113_184506_00000402021_00342_08913_8808.N1	13-NOV-2003 18:45:06	Bright	39.500	60	7Bet UMi	2.0810	3950.0	79	8913	No
360	GOM_NL__2PRFIN20031113_184653_00000402021_00342_08913_8809.N1	13-NOV-2003 18:46:53	Bright	39.500	119	14Eta Dra	2.7270	4700.0	79	8913	No
361	GOM_NL__2PRFIN20031113_184835_00000432021_00342_08913_8810.N1	13-NOV-2003 18:48:35	Bright	42.500	36	50Alp UMa	1.8000	6300.0	85	8913	No
362	GOM_NL__2PRFIN20031113_185014_00000422021_00342_08913_8811.N1	13-NOV-2003 18:50:14	Bright	41.500	82	48Bet UMa	2.3650	10600.	83	8913	No
363	GOM_NL__2PRFIN20031113_185223_00000372021_00342_08913_8812.N1	13-NOV-2003 18:52:23	Bright	36.500	39	85Eta UMa	1.8540	24000.	73	8913	No
364	GOM_NL__2PRFIN20031113_185413_00000432021_00342_08913_8813.N1	13-NOV-2003 18:54:13	Bright	42.500	174	52Psi UMa	3.0040	4400.0	85	8913	No
365	GOM_NL__2PRFIN20031113_185552_00000382021_00342_08913_8814.N1	13-NOV-2003 18:55:52	Bright	38.000	152	12Alp2CVn	2.8900	11000.	76	8913	No
366	GOM_NL__2PRFIN20031113_190054_00000352021_00342_08913_8815.N1	13-NOV-2003 19:00:54	Bright	35.000	111	8Eta Boo	2.6800	6000.0	70	8913	No
367	GOM_NL__2PRFIN20031113_190401_00000862021_00342_08913_8816.N1	13-NOV-2003 19:04:01	Bright	86.000	166	17Eps Leo	2.9800	6000.0	172	8913	No
368	GOM_NL__2PRFIN20031113_190838_00000822021_00342_08913_8817.N1	13-NOV-2003 19:08:38	Twi_and_stray	81.500	22	32Alp Leo	1.3600	15200.	163	8913	No
369	GOM_NL__2PRFIN20031113_191218_00000422021_00342_08913_8818.N1	13-NOV-2003 19:12:18	Twi_and_stray	41.500	100	4Gam Crv	2.5800	13100.	83	8913	No
370	GOM_NL__2PRFIN20031113_191346_00000472021_00342_08913_8819.N1	13-NOV-2003 19:13:46	Twilight	47.000	171	2Eps Crv	3.0010	4250.0	94	8913	No
371	GOM_NL__2PRFIN20031113_192011_00000412021_00342_08913_8820.N1	13-NOV-2003 19:20:11	Dark	40.500	64	Gam Cen	2.2000	10600.	81	8913	No
372	GOM_NL__2PRFIN20031113_192229_00000522021_00342_08913_8821.N1	13-NOV-2003 19:22:29	Dark	52.000	26	Gam Cru	1.6240	2900.0	104	8913	No
373	GOM_NL__2PRFIN20031113_192406_00000392021_00342_08913_8822.N1	13-NOV-2003 19:24:06	Dark	39.000	12	Alp1Cru	0.77500	30000.	78	8913	No
374	GOM_NL__2PRFIN20031113_192603_00000402021_00343_08914_8895.N1	13-NOV-2003 19:26:03	Dark	39.500	124	The Car	2.7640	30000.	79	8914	No
375	GOM_NL__2PRFIN20031113_192949_00000512021_00343_08914_8896.N1	13-NOV-2003 19:29:49	Dark	50.500	41	Eps Car	1.8600	4100.0	101	8914	No
376	GOM_NL__2PRFIN20031113_193120_00000552021_00343_08914_8897.N1	13-NOV-2003 19:31:20	Dark	55.000	70	Zet Pup	2.2460	39000.	110	8914	No
377	GOM_NL__2PRFIN20031113_193517_00000612021_00343_08914_8898.N1	13-NOV-2003 19:35:17	Dark	61.000	2	Alp Car	-0.73600	7000.0	122	8914	No
378	GOM_NL__2PRFIN20031113_193655_00000872021_00343_08914_8899.N1	13-NOV-2003 19:36:55	Dark	87.000	88	31Eta CMa	2.4480	20000.	174	8914	No
379	GOM_NL__2PRFIN20031113_194031_00000472021_00343_08914_8900.N1	13-NOV-2003 19:40:31	Dark	47.000	9	Alp Eri	0.45300	24000.	94	8914	No
380	GOM_NL__2PRFIN20031113_194416_00000422021_00343_08914_8901.N1	13-NOV-2003 19:44:16	Straylight	41.500	157	The1Eri	2.9060	9300.0	83	8914	No
381	GOM_NL__2PRFIN20031113_194915_000002132021_00343_08914_8902.N1	13-NOV-2003 19:49:15	Twi_and_stray	213.00	1	9Alp CMa	-1.4400	11000.	426	8914	No
382	GOM_NL__2PRFIN20031113_195433_000001092021_00343_08914_8903.N1	13-NOV-2003 19:54:33	Twi_and_stray	109.00	7	19Bet Ori	0.10000	14000.	218	8914	No
383	GOM_NL__2PRFIN20031113_195721_00000512021_00343_08914_8904.N1	13-NOV-2003 19:57:21	Twi_and_stray	50.500	94	92Alp Cet	2.5260	3100.0	101	8914	No
384	GOM_NL__2PRFIN20031113_200206_00000392021_00343_08914_8905.N1	13-NOV-2003 20:02:06	Bright	39.000	105	6Bet Ari	2.6450	8900.0	78	8914	No
385	GOM_NL__2PRFIN20031113_200609_00000382021_00343_08914_8906.N1	13-NOV-2003 20:06:09	Bright	37.500	173	4Bet Tri	3.0040	8900.0	75	8914	No
386	GOM_NL__2PRFIN20031113_200814_00000382021_00343_08914_8907.N1	13-NOV-2003 20:08:14	Bright	38.000	73	57Gam1And	2.2600	13100.	76	8914	No
387	GOM_NL__2PRFIN20031113_200953_00000462021_00343_08914_8908.N1	13-NOV-2003 20:09:53	Bright	46.000	149	45Eps Per	2.8880	30000.	92	8914	No
388	GOM_NL__2PRFIN20031113_201132_00000442021_00343_08914_8909.N1	13-NOV-2003 20:11:32	Bright	44.000	35	33Alp Per	1.7950	6250.0	88	8914	No
389	GOM_NL__2PRFIN20031113_201312_00000382021_00343_08914_8910.N1	13-NOV-2003 20:13:12	Bright	37.500	110	37Del Cas	2.6780	8900.0	75	8914	No
390	GOM_NL__2PRFIN20031113_201535_00000592021_00343_08914_8911.N1	13-NOV-2003 20:15:35	Bright	59.000	6	13Alp Aur	0.080000	3400.0	118	8914	No
391	GOM_NL__2PRFIN20031113_201849_00000652021_00343_08914_8912.N1	13-NOV-2003 20:18:49	Bright	65.000	42	34Bet Aur	1.9000	10200.	130	8914	No
392	GOM_NL__2PRFIN20031113_202125_00000382021_00343_08914_8913.N1	13-NOV-2003 20:21:25	Bright	38.000	49	1Alp UMi	1.9900	6300.0	76	8914	No
393	GOM_NL__2PRFIN20031113_202542_00000352021_00343_08914_8914.N1	13-NOV-2003 20:25:42	Bright	35.000	60	7Bet UMi	2.0810	3950.0	70	8914	No
394	GOM_NL__2PRFIN20031113_202729_00000402021_00343_08914_8915.N1	13-NOV-2003 20:27:29	Bright	39.500	119	14Eta Dra	2.7270	4700.0	79	8914	No
395	GOM_NL__2PRFIN20031113_202911_00000452021_00343_08914_8916.N1	13-NOV-2003 20:29:11	Bright	45.000	36	50Alp UMa	1.8000	6300.0	90	8914	No
396	GOM_NL__2PRFIN20031113_203050_00000412021_00343_08914_8917.N1	13-NOV-2003 20:30:50	Bright	40.500	82	48Bet UMa	2.3650	10600.	81	8914	No

456	GOM_NL__2PRFIN20031113_232925_000000392021_00345_08916_8805.N1	13-NOV-2003 23:29:25	Bright	39.000	73	57Gam1And	2.2600	13100.	78	8916	No
457	GOM_NL__2PRFIN20031113_233103_000000452021_00345_08916_8806.N1	13-NOV-2003 23:31:03	Bright	45.000	149	45Eps Per	2.8880	30000.	90	8916	No
458	GOM_NL__2PRFIN20031113_233243_000000422021_00345_08916_8807.N1	13-NOV-2003 23:32:43	Bright	42.000	35	33Alp Per	1.7950	6250.0	84	8916	No
459	GOM_NL__2PRFIN20031113_233424_000000382021_00345_08916_8808.N1	13-NOV-2003 23:34:24	Bright	37.500	110	37Del Cas	2.6780	8900.0	75	8916	No
460	GOM_NL__2PRFIN20031113_233645_000000582021_00345_08916_8809.N1	13-NOV-2003 23:36:45	Bright	57.500	6	13Alp Aur	0.080000	3400.0	115	8916	No
461	GOM_NL__2PRFIN20031113_233957_000000662021_00345_08916_8810.N1	13-NOV-2003 23:39:57	Bright	65.500	42	34Bet Aur	1.9000	10200.	131	8916	No
462	GOM_NL__2PRFIN20031113_234237_000000382021_00345_08916_8811.N1	13-NOV-2003 23:42:37	Bright	38.000	49	1Alp UMi	1.9900	6300.0	76	8916	No
463	GOM_NL__2PRFIN20031113_234654_000000412021_00345_08916_8812.N1	13-NOV-2003 23:46:54	Bright	40.500	60	7Bet UMi	2.0810	3950.0	81	8916	No
464	GOM_NL__2PRFIN20031113_234841_000000402021_00345_08916_8813.N1	13-NOV-2003 23:48:41	Bright	39.500	119	14Eta Dra	2.7270	4700.0	79	8916	No
465	GOM_NL__2PRFIN20031113_235023_000000422021_00345_08916_8814.N1	13-NOV-2003 23:50:23	Bright	41.500	36	50Alp UMa	1.8000	6300.0	83	8916	No
466	GOM_NL__2PRFIN20031113_235201_000000422021_00345_08916_8815.N1	13-NOV-2003 23:52:01	Bright	42.000	82	48Bet UMa	2.3650	10600.	84	8916	No
467	GOM_NL__2PRFIN20031113_235411_000000382021_00345_08916_8816.N1	13-NOV-2003 23:54:11	Bright	38.000	39	85Eta UMa	1.8540	24000.	76	8916	No
468	GOM_NL__2PRFIN20031113_235601_000000452021_00345_08916_8817.N1	13-NOV-2003 23:56:01	Bright	45.000	174	52Psi UMa	3.0040	4400.0	90	8916	No
469	GOM_NL__2PRFIN20031113_235740_000000362021_00345_08916_8818.N1	13-NOV-2003 23:57:40	Bright	35.500	152	12Alp2CVn	2.8900	11000.	71	8916	No

3. Quality information per product

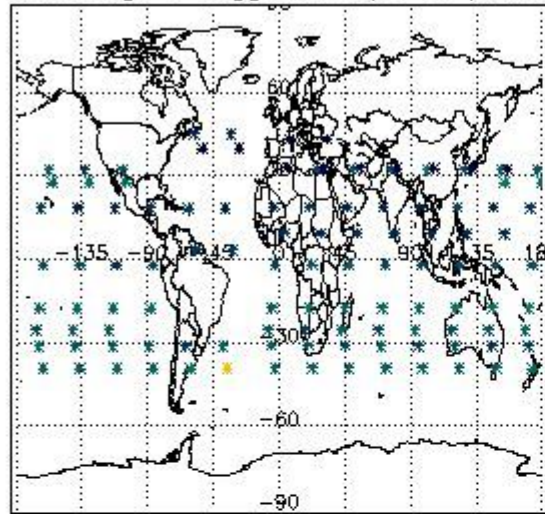
In this section it is plotted some information contained in the Quality Summary data set of the level 2 products. Only products in dark limb conditions and without errors (error flag in the MPH set to "0") are used.

3.1 Plot quality information per product (time dependant)

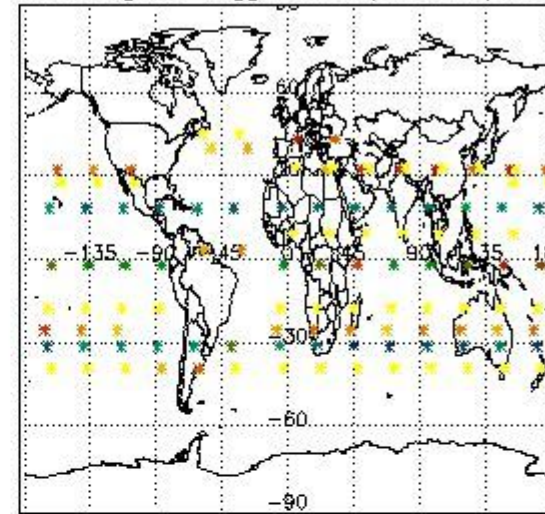


3.2 Plot quality information per product (world map)


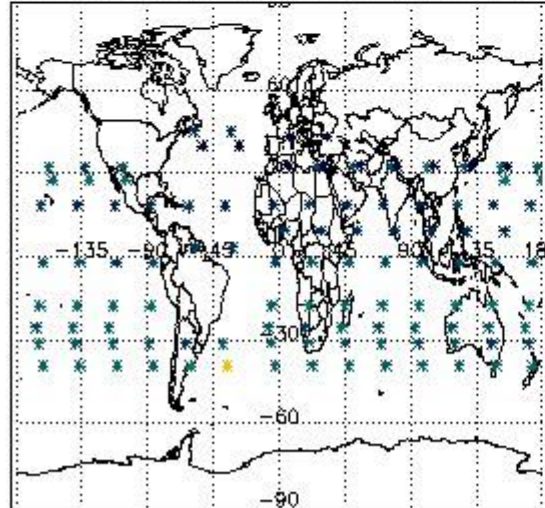
Percentage of flagged data per O3 profile



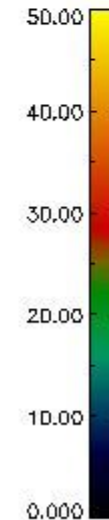
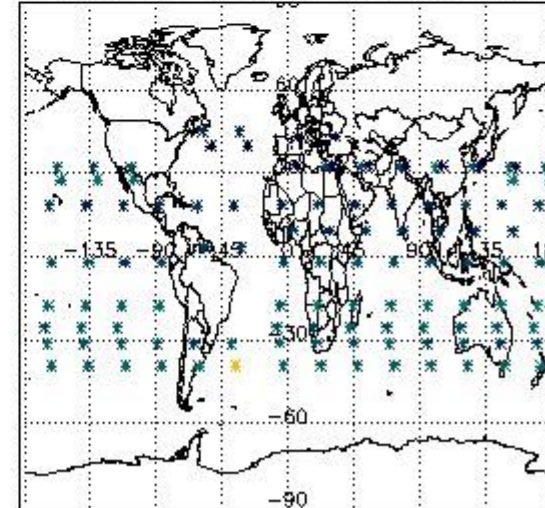
Percentage of flagged data per H2O profile



Percentage of flagged data per NO2 profile



Percentage of flagged data per NO3 profile

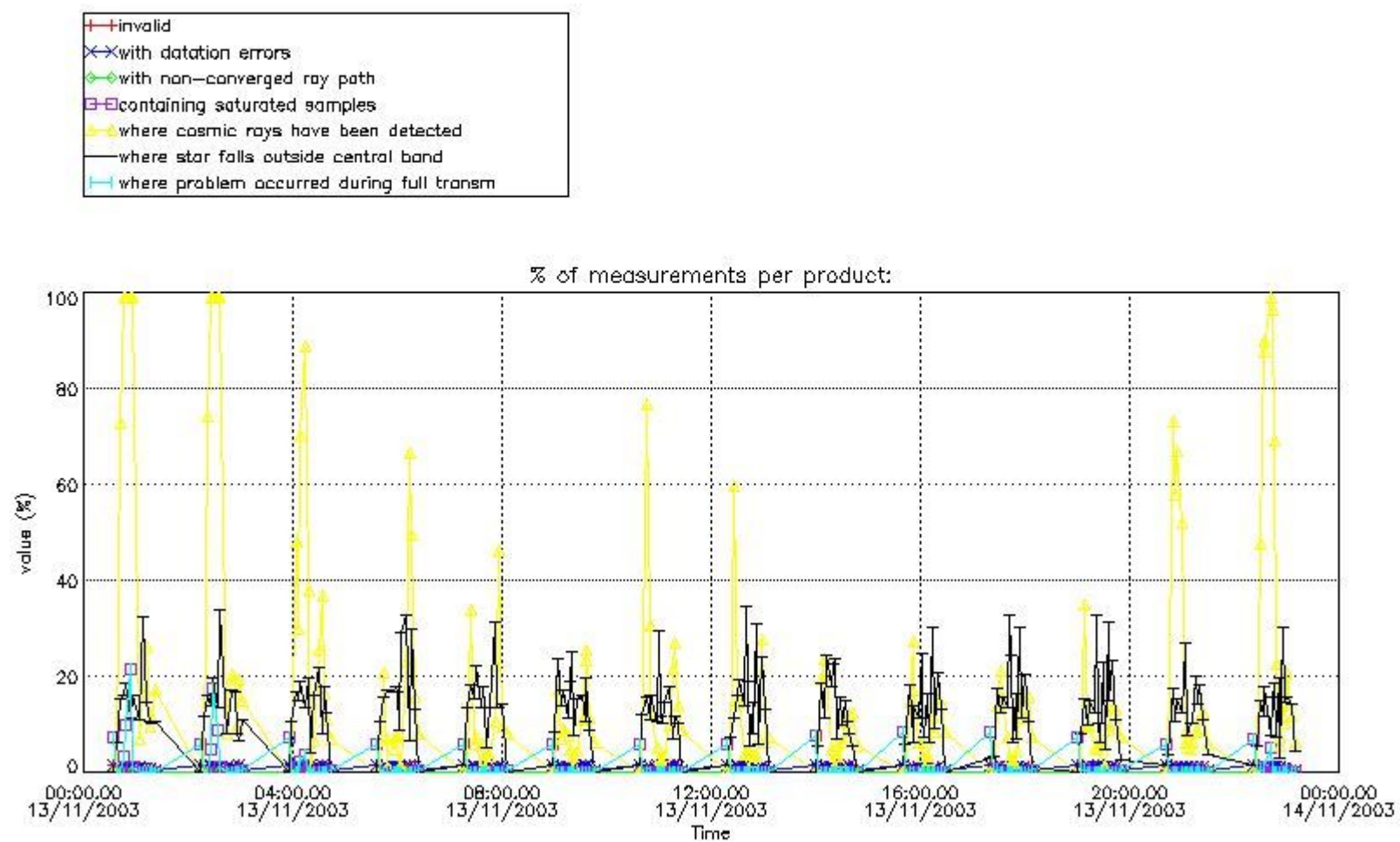


4. Level 1 quality information per product

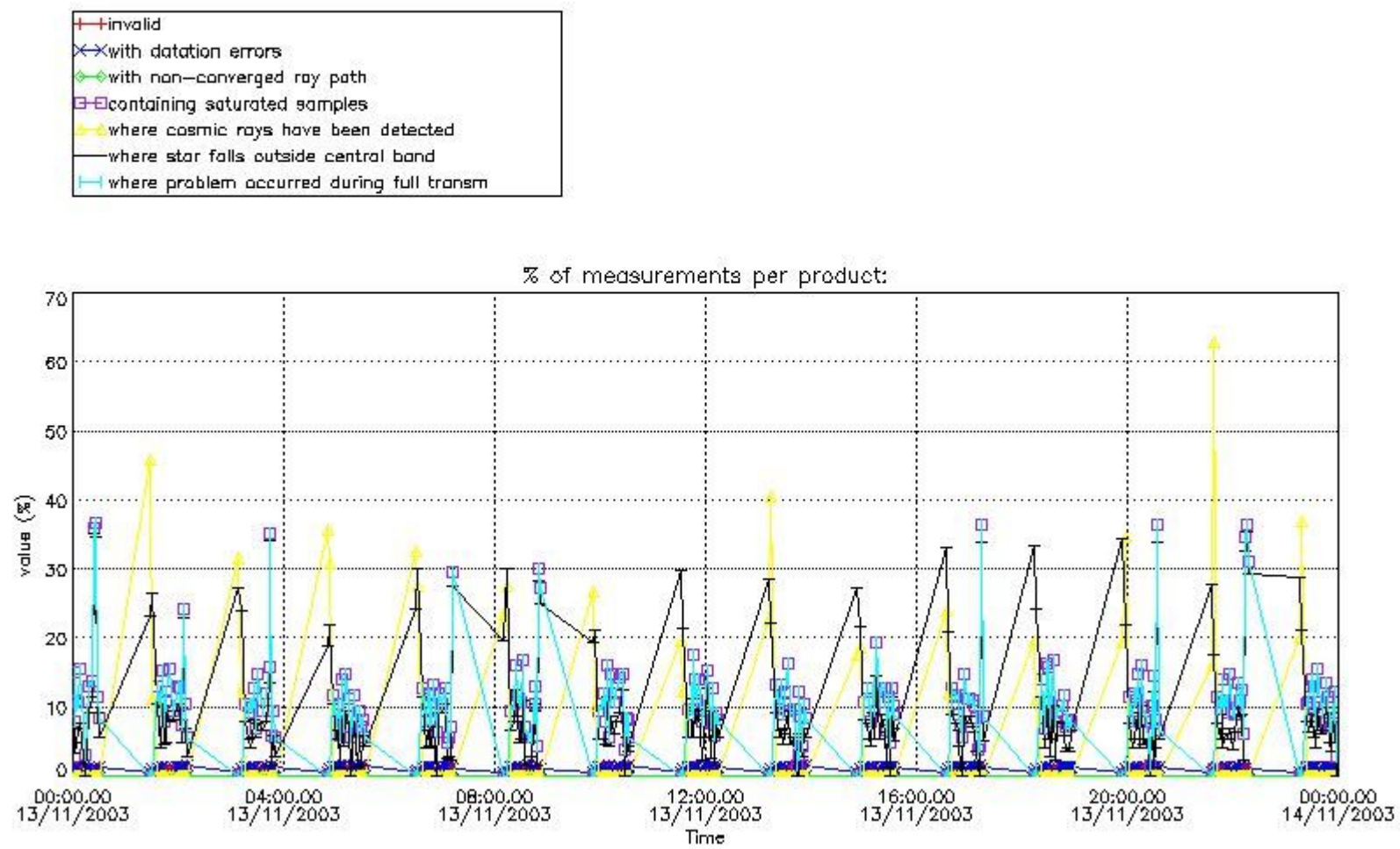
In this section it is plotted some information contained in the Quality Summary data set of the level 2 products that comes from the level 1b processing. Products without errors (error flag in the MPH set to "0") are used.

4.1 Plot quality information per product (time dependant) coming from level 1b processing

4.1.1 Plot level 1 quality information per product (time dependant): ENVISAT ASCENDING passes



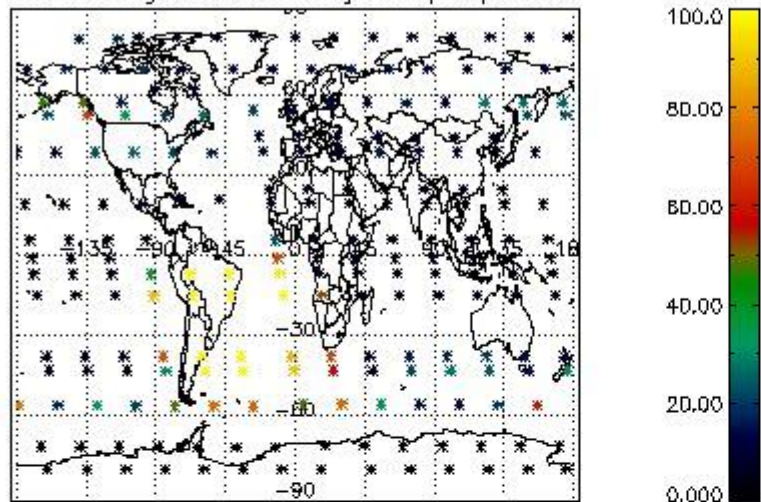
4.1.2 Plot level 1 quality information per product (time dependant): ENVI SAT DESCENDING passes



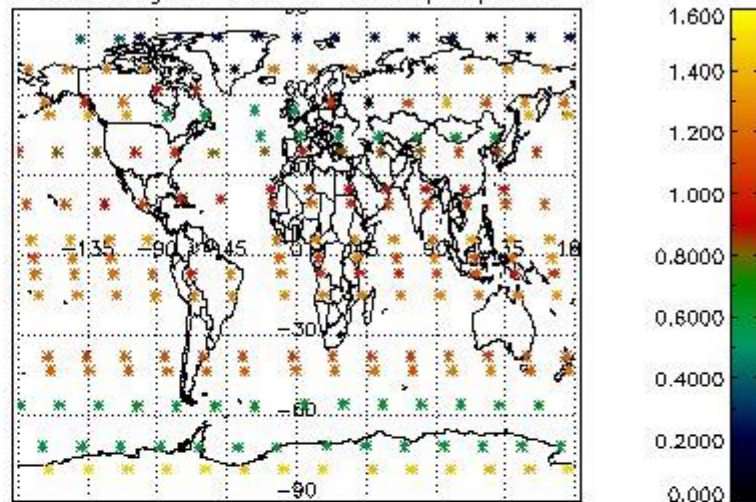
4.2 Plot quality information per product coming from level 1b processing (world map)

4.2.1 Plot level 1 quality information per product (world map): ENVISAT ASCENDING passes

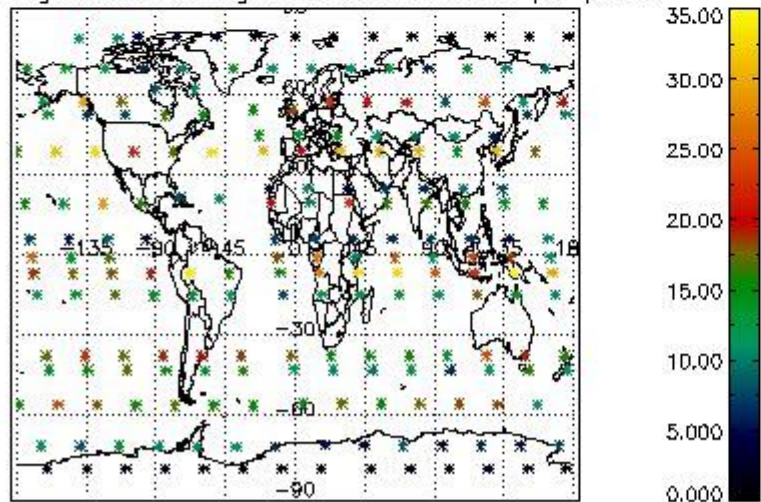
Percentage of cosmic ray hits per profile



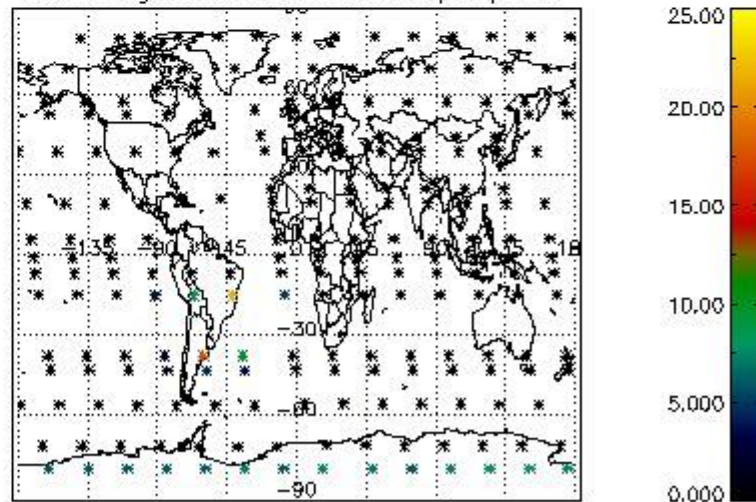
Percentage of datation errors per profile



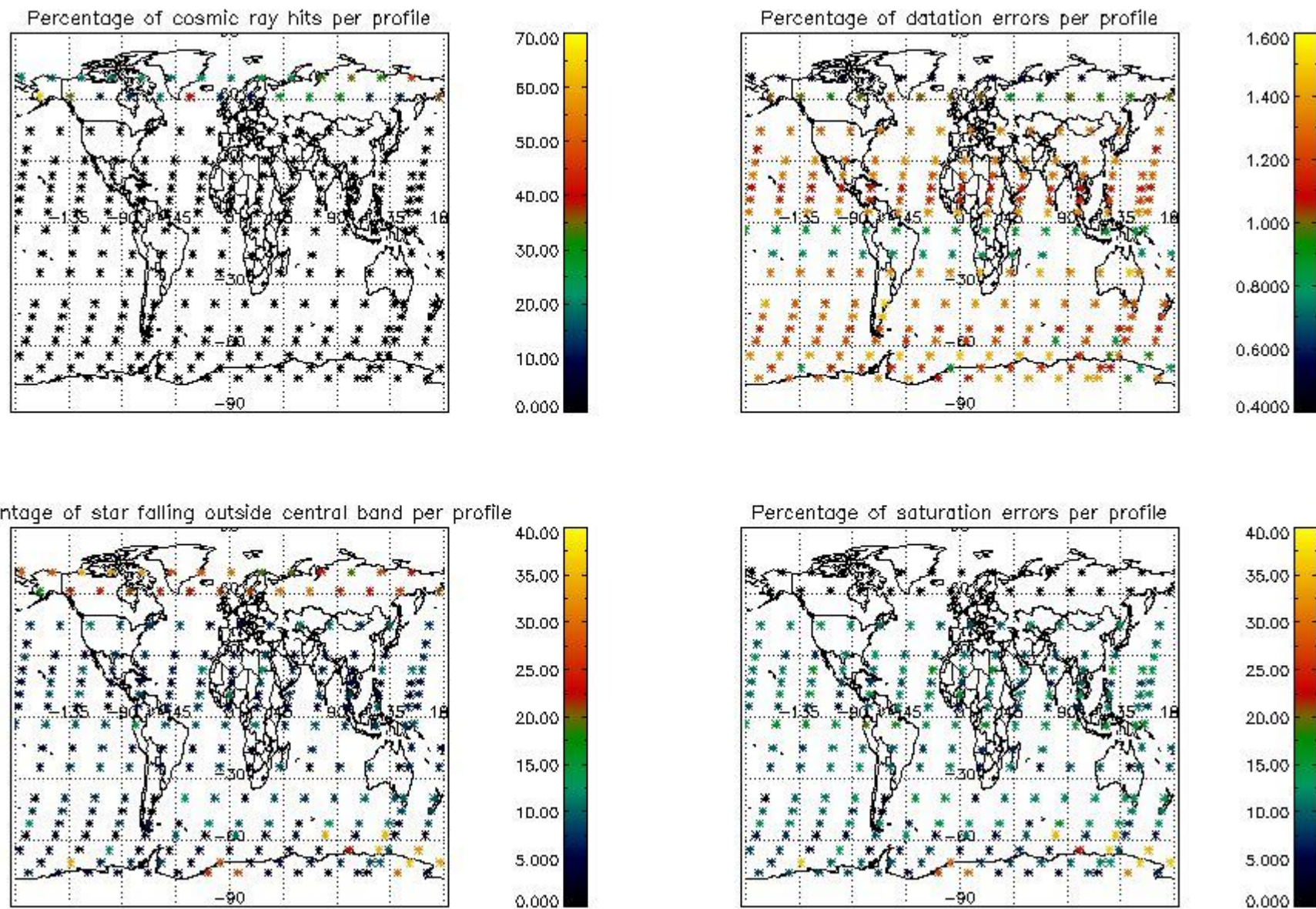
Percentage of star falling outside central band per profile



Percentage of saturation errors per profile



4.2.2 Plot level 1 quality information per product (world map): ENVISAT DESCENDING passes



5. Trace gas profiles

5.1 Ozone statistics based on quality of products

The final quality of the products can be "measured" using the STD (Standard Deviation) attached to every point profile. This information is written to the parameter GOM_NL__2P/NL_LOCAL_SPECIES_DENSITY/o3_std of the level 2 products. The table below shows the statistics for given STD ranges.

The statistics are given with respect to the overall valid production:

- Products without fatal errors: GOM_NL__2P/MPH/PRODUCT_ERR=0
- Valid point profile: GOM_NL__2P/NL_LOCAL_SPECIES_DENSITY/pcd(0)=0

The 'Criteria' is applied to valid points of dark limb products:

- Products in dark limb illumination condition: GOM_NL__2P/NL_SUMMARY_QUALITY/obs_ill_cond=0
- Products without fatal errors: GOM_NL__2P/MPH/PRODUCT_ERR=0
- Valid point profile: GOM_NL__2P/NL_LOCAL_SPECIES_DENSITY/pcd(0)=0

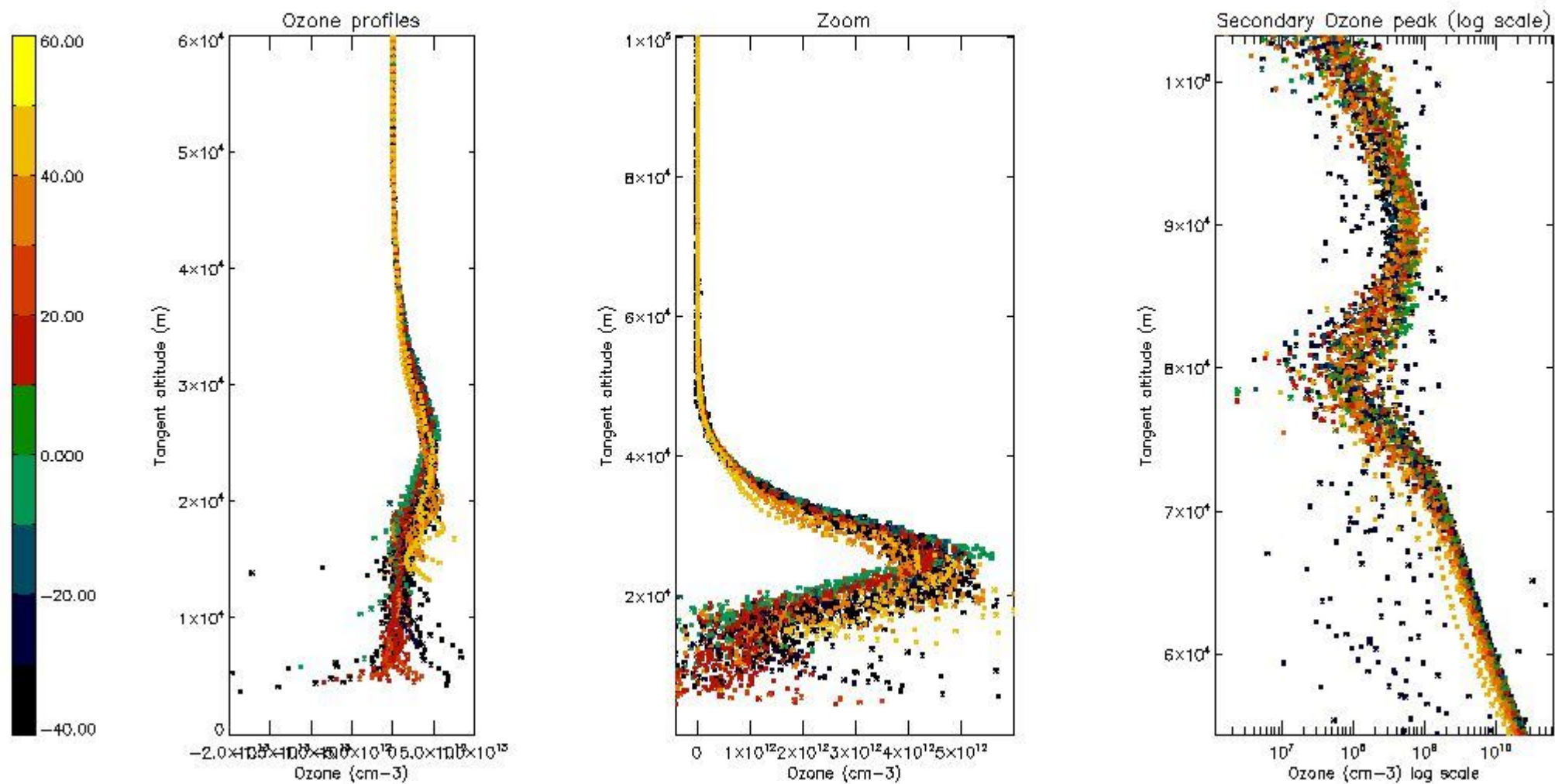
So, the table below shows the percentage of dark limb and valid observations for each criteria with respect to the overall valid daily observations.

Criteria	% of total production
All STD	23
STD < 20	15

STD < 10	13
STD < 5	10

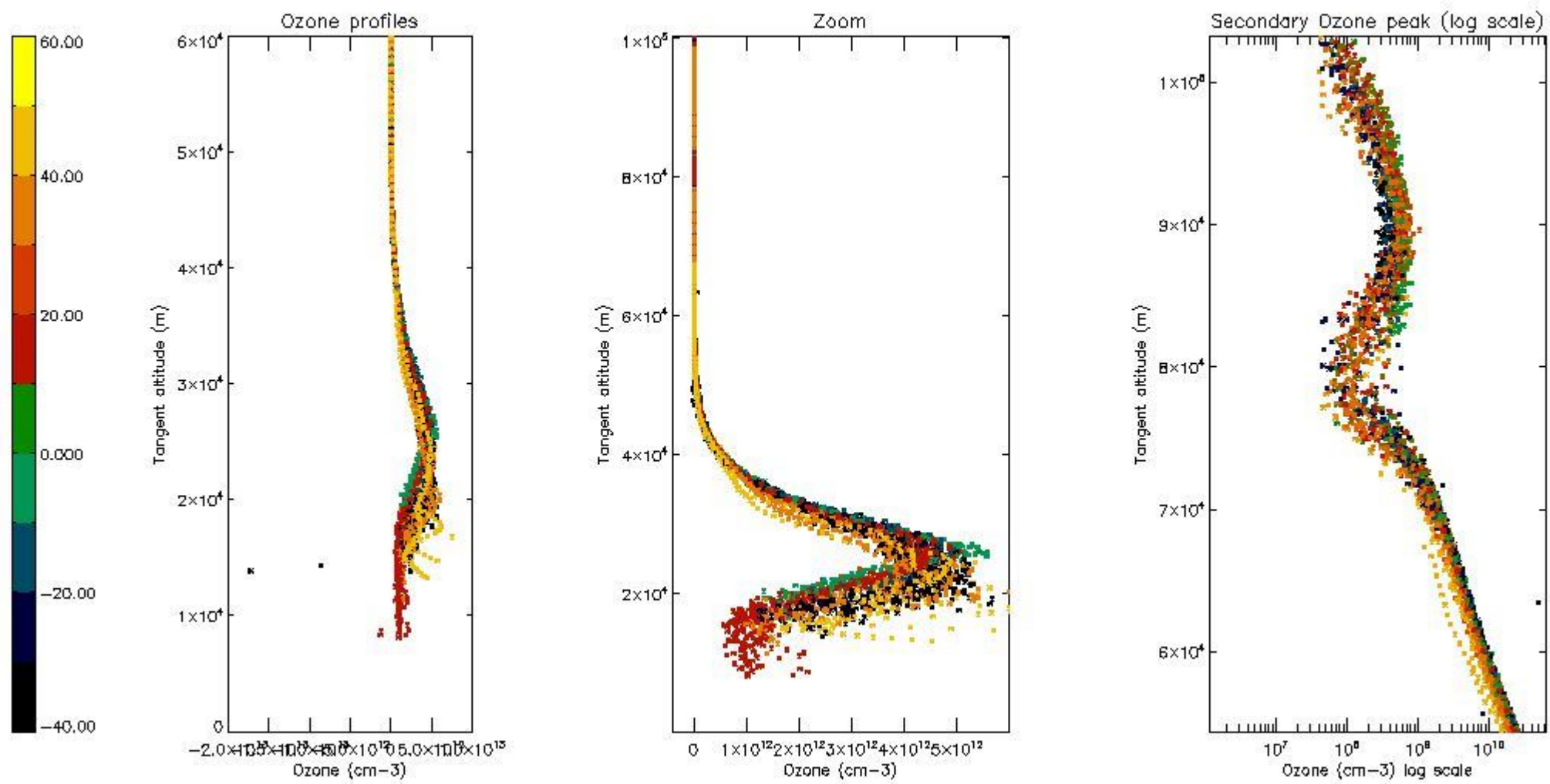
5.2 Plot ozone profiles for all STD (dark without errors)

The colorbar represents the latitude.



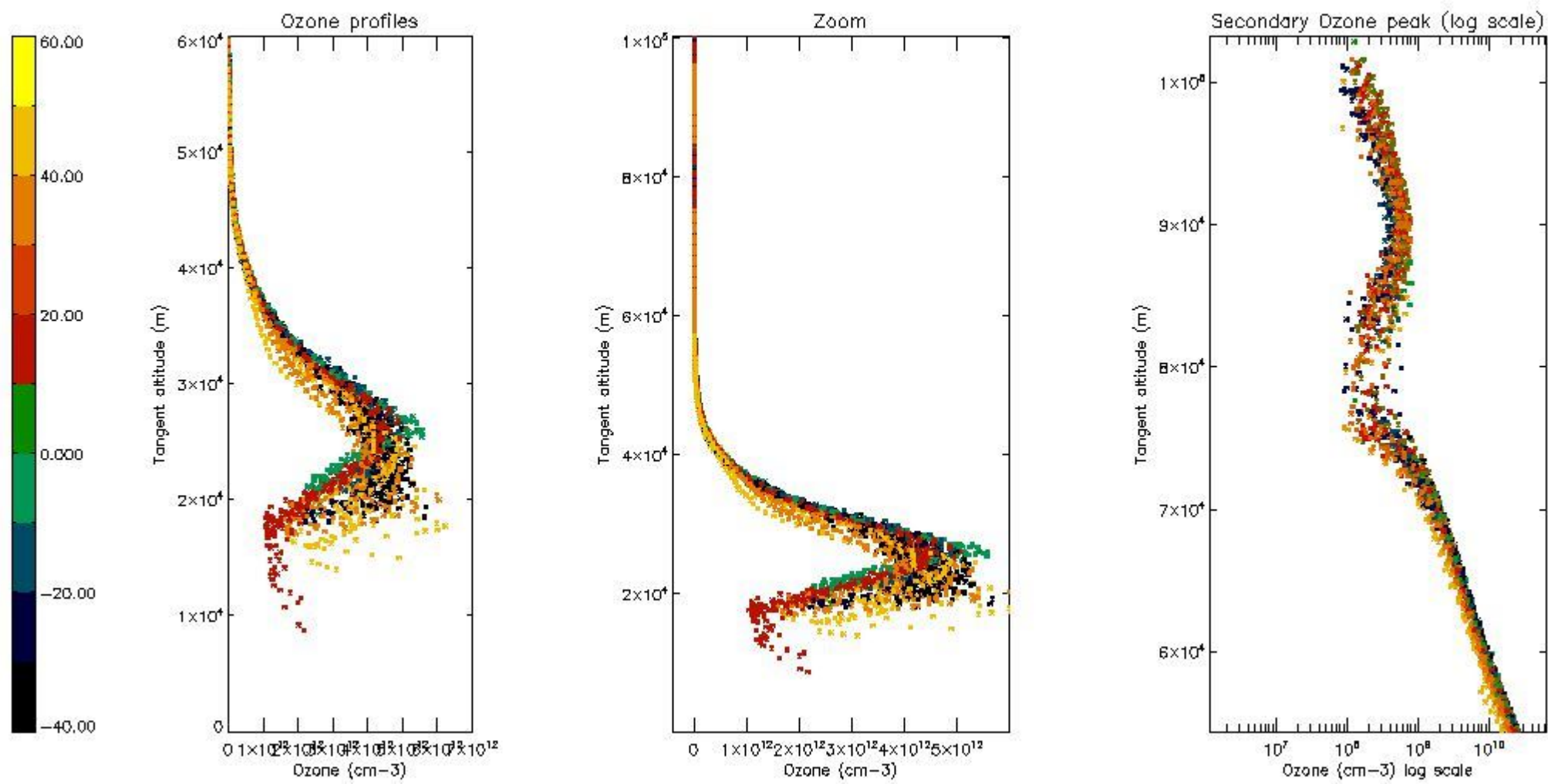
5.3 Plot ozone profiles where STD < 20% (dark without errors)

The colorbar represents the latitude.



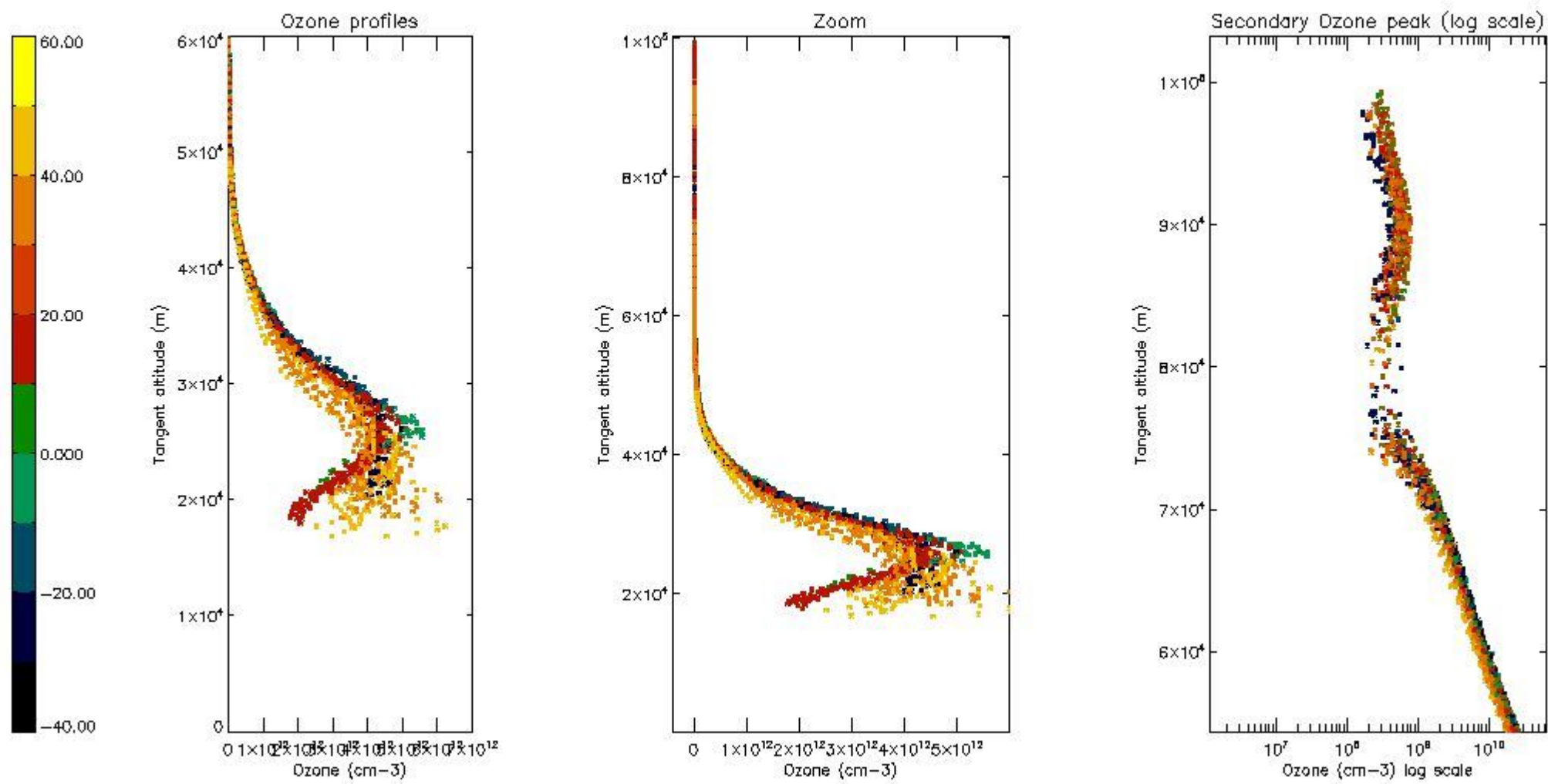
5.4 Plot ozone profiles where STD < 10% (dark without errors)

The colorbar represents the latitude.



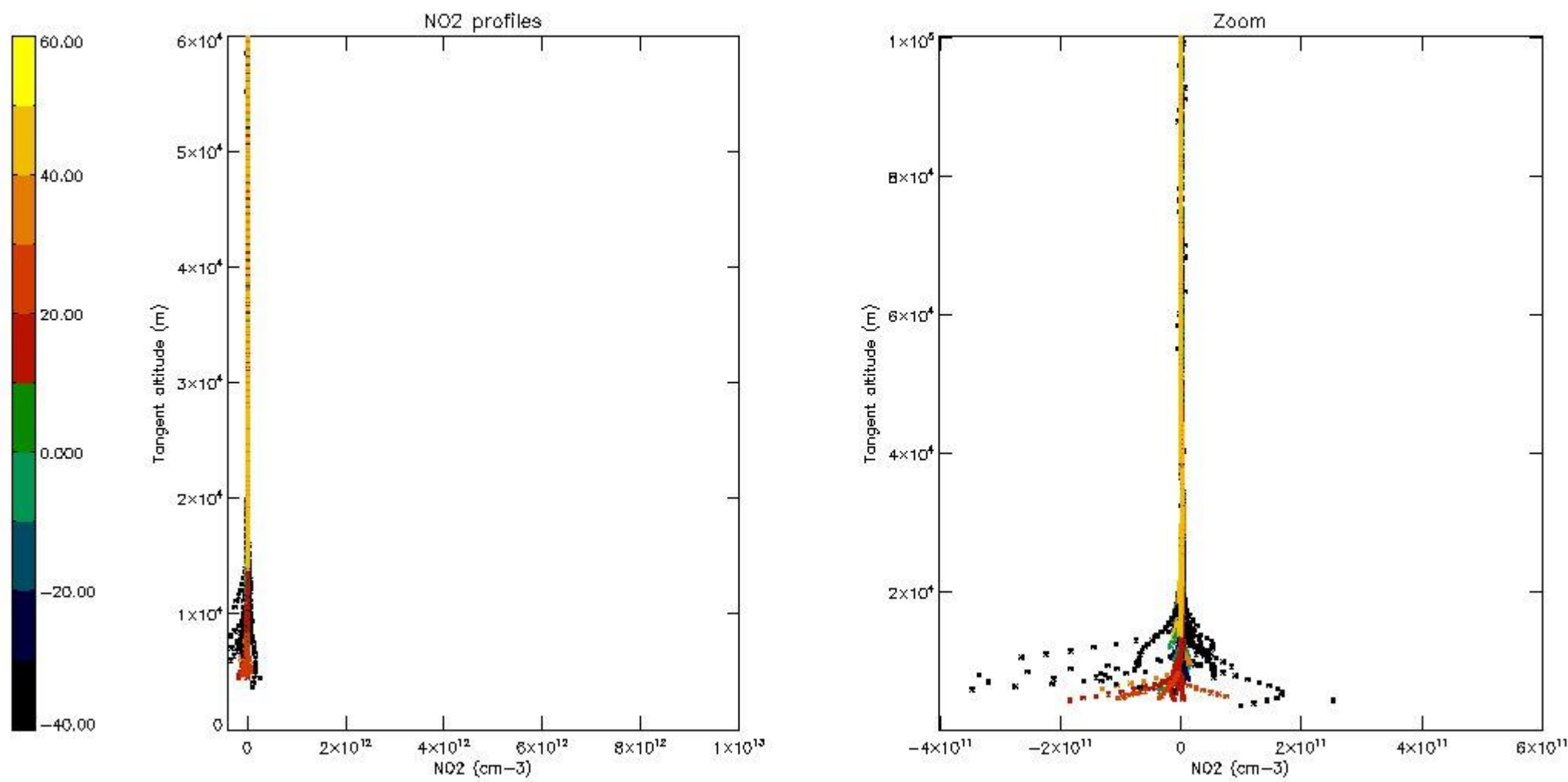
5.5 Plot ozone profiles where STD < 5% (dark without errors)

The colorbar represents the latitude.



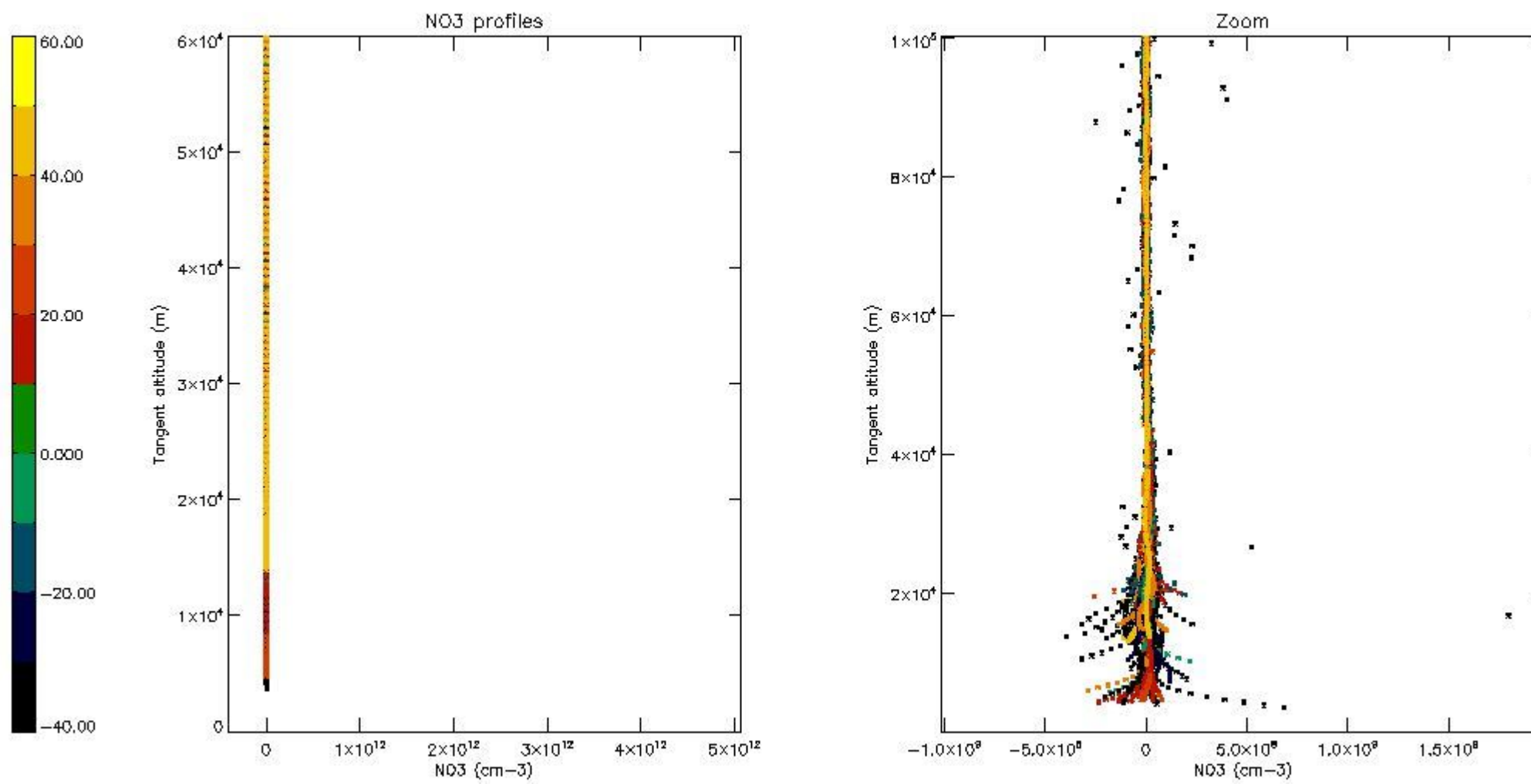
5.6 Plot NO₂ profiles for all STD (dark without errors)

The colorbar represents the latitude.



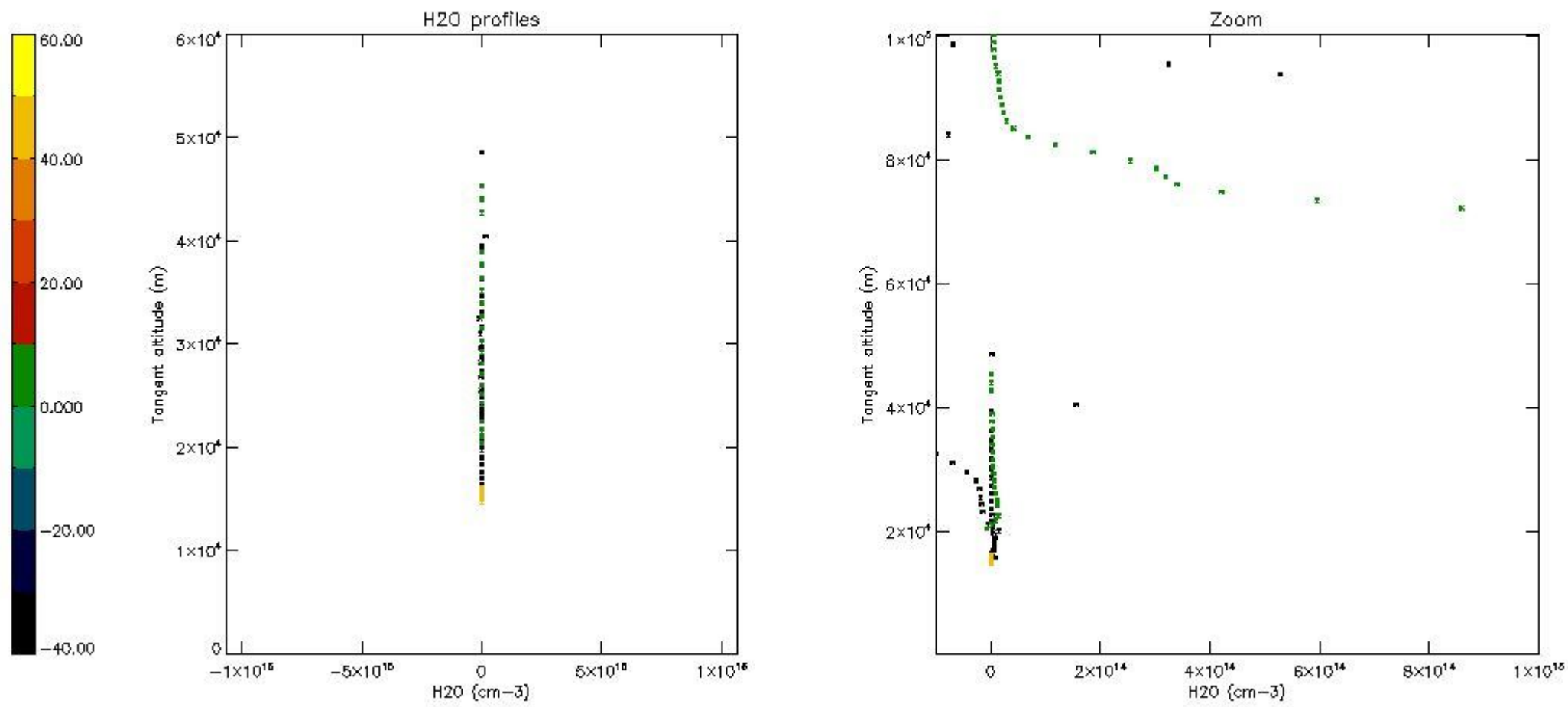
5.7 Plot NO3 profiles for all STD (dark without errors)

The colorbar represents the latitude.



5.8 Plot H2O profiles for all STD (only for occultations of stars 1,2,3,4,13,14,16,26,63 dark without errors)

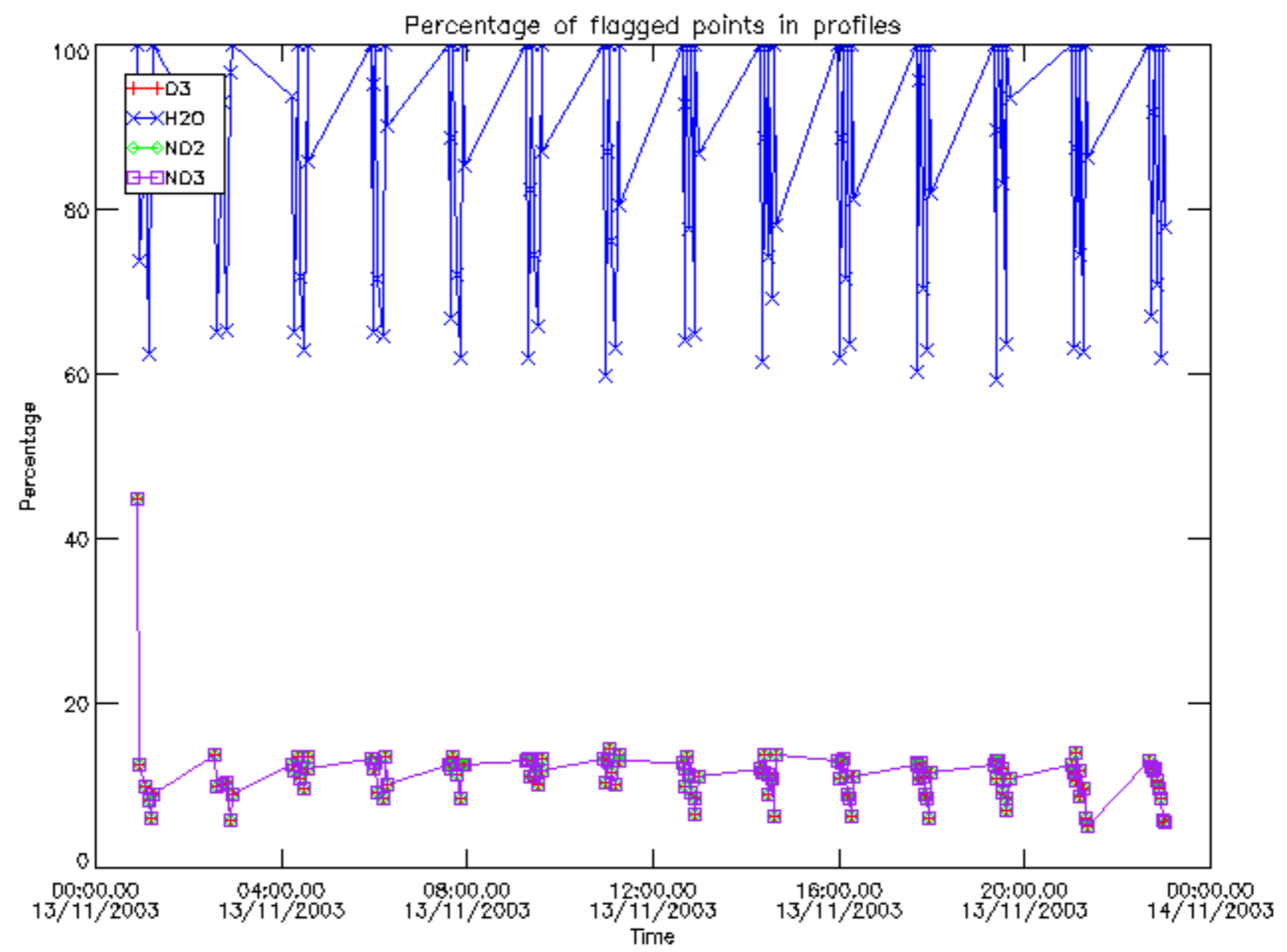
The colorbar represents the latitude.



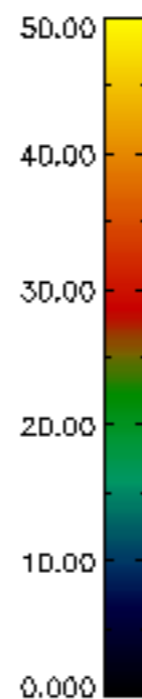
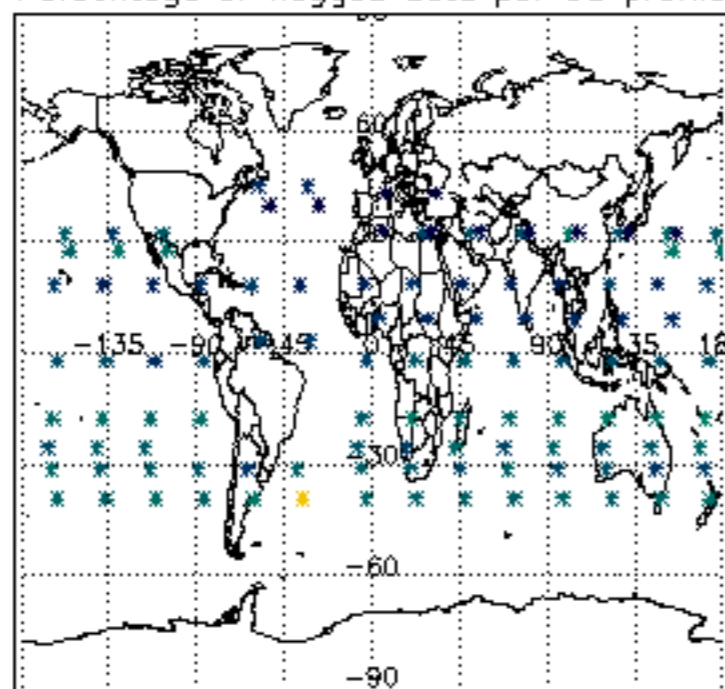
6. Auxiliary Data Files used for the production reported in section 2

The number reported in the third column indicates since which file (see list in section 2) the corresponding auxiliary file has been used. The fourth column is the date of those product files.

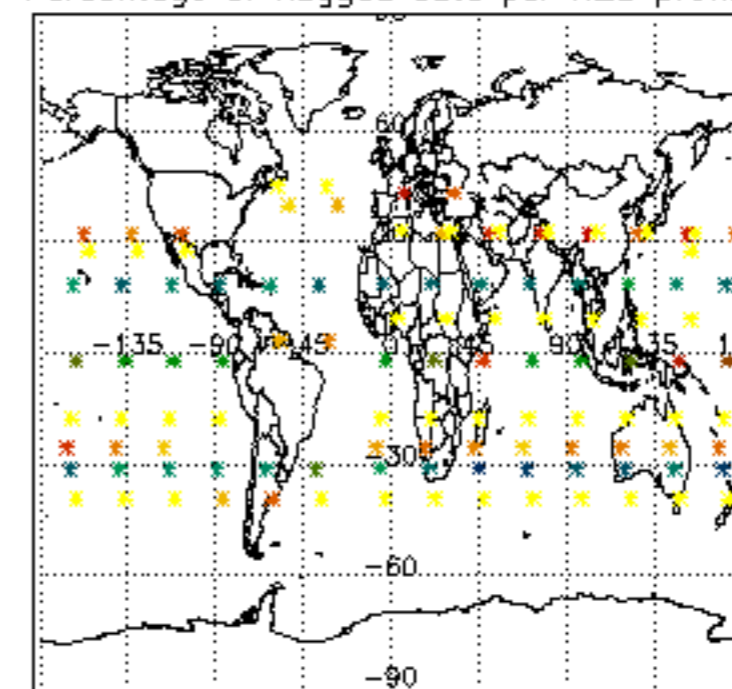
Type	Auxiliary Filename	Used since product	Used since product date
INST_PHYS_CHARACTERISTICS	GOM_INS_AXVIEC20091111_143220_20030716_120000_20500101_000000	1	13-NOV-2003 00:01:03
LEVEL-2_PROC_CONFIG	GOM_PR2_AXVIEC20091111_152718_20020301_000000_20500101_000000	1	13-NOV-2003 00:01:03
CROSS_SECTIONS_FILE	GOM_CRS_AXVIEC20091111_154832_20020301_000000_20500101_000000	1	13-NOV-2003 00:01:03



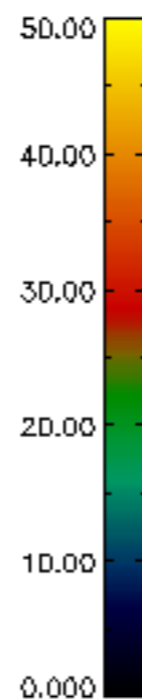
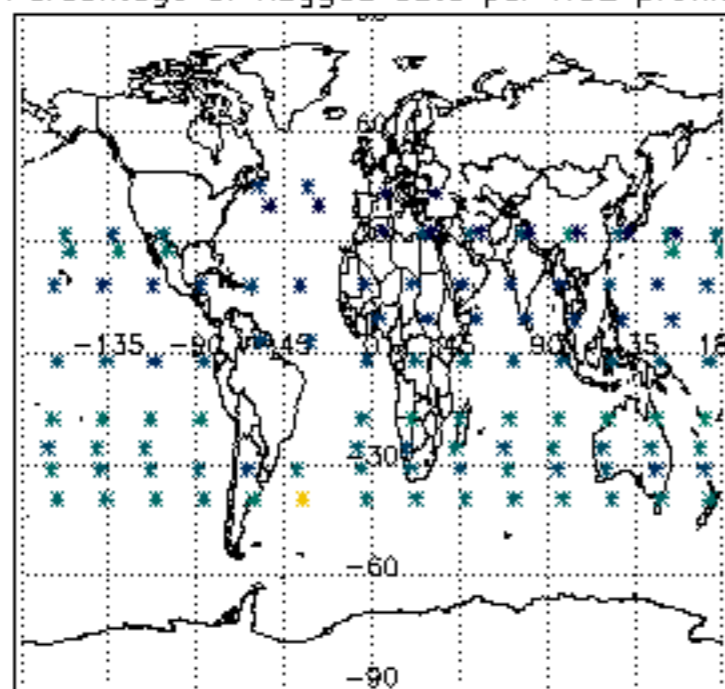
Percentage of flagged data per D3 profile



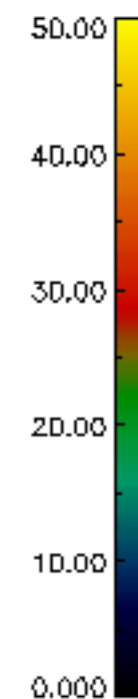
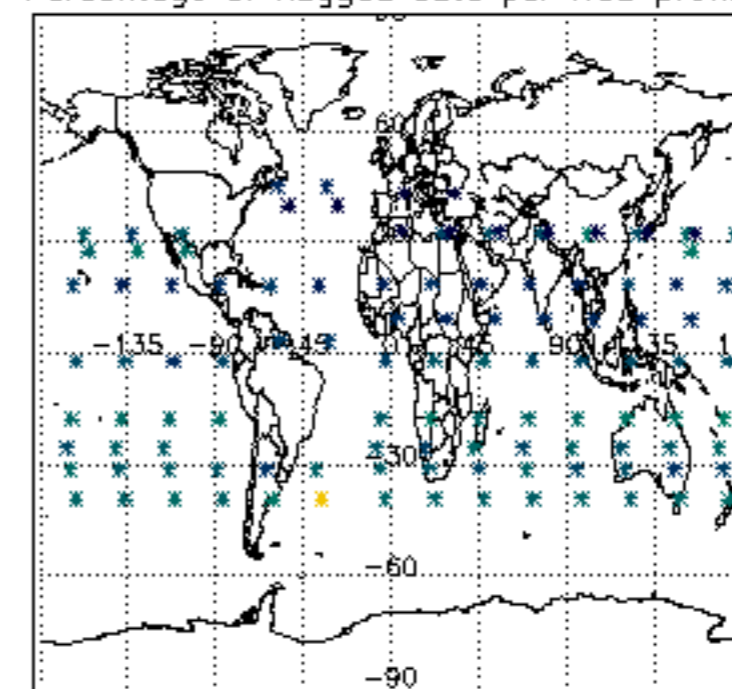
Percentage of flagged data per H2O profile

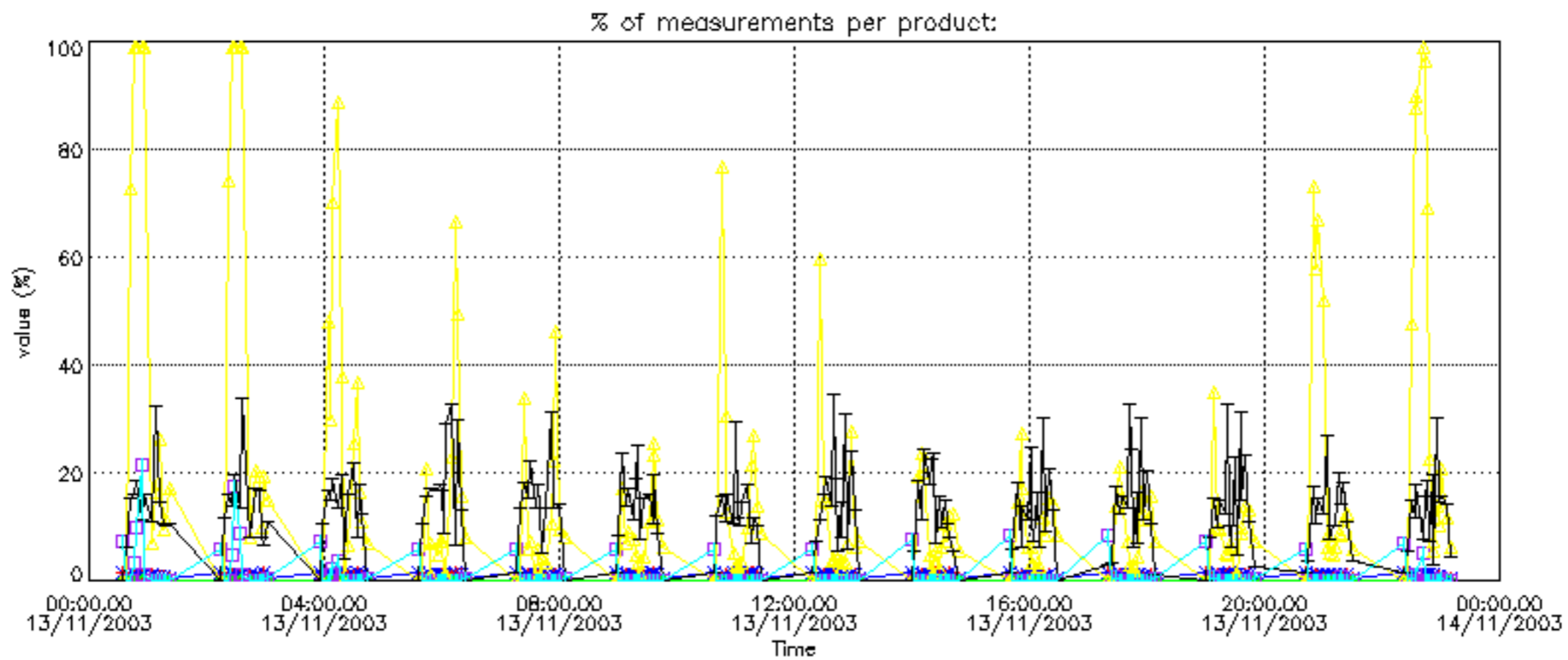


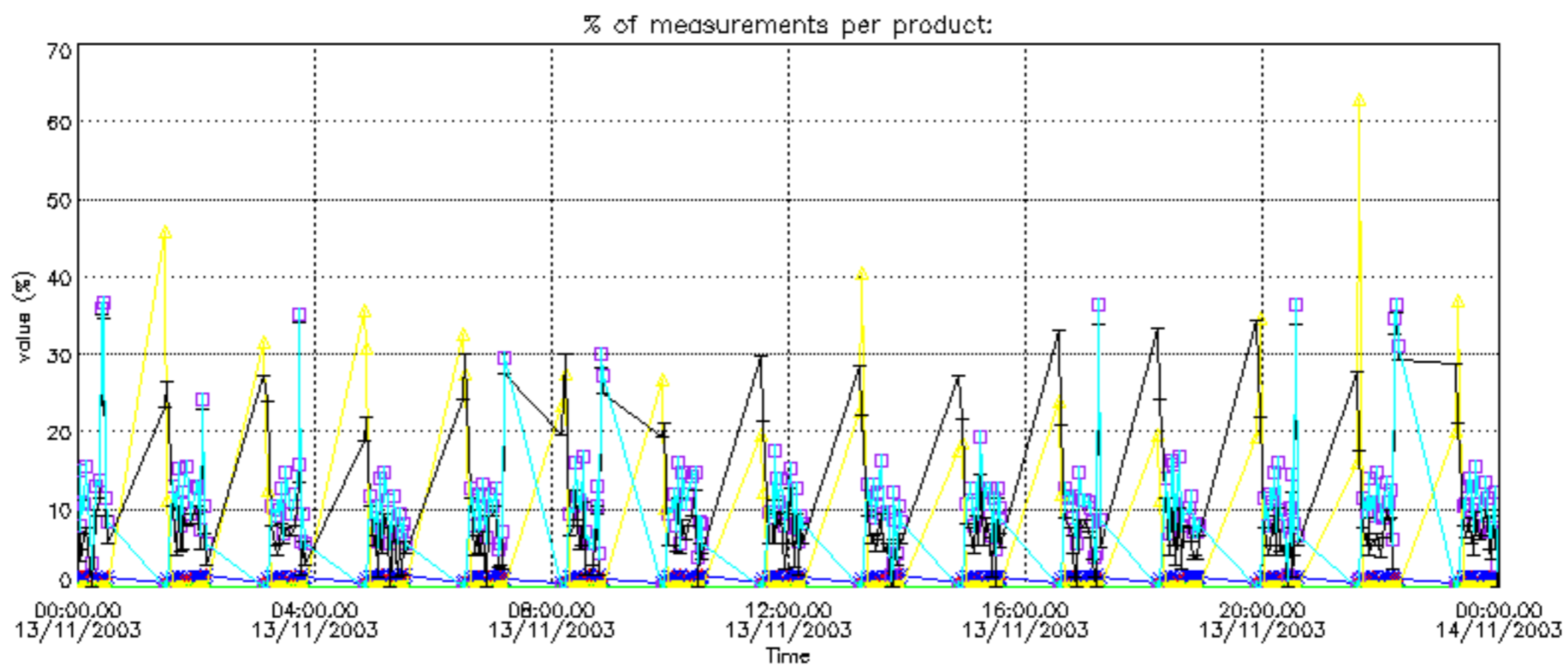
Percentage of flagged data per NO2 profile



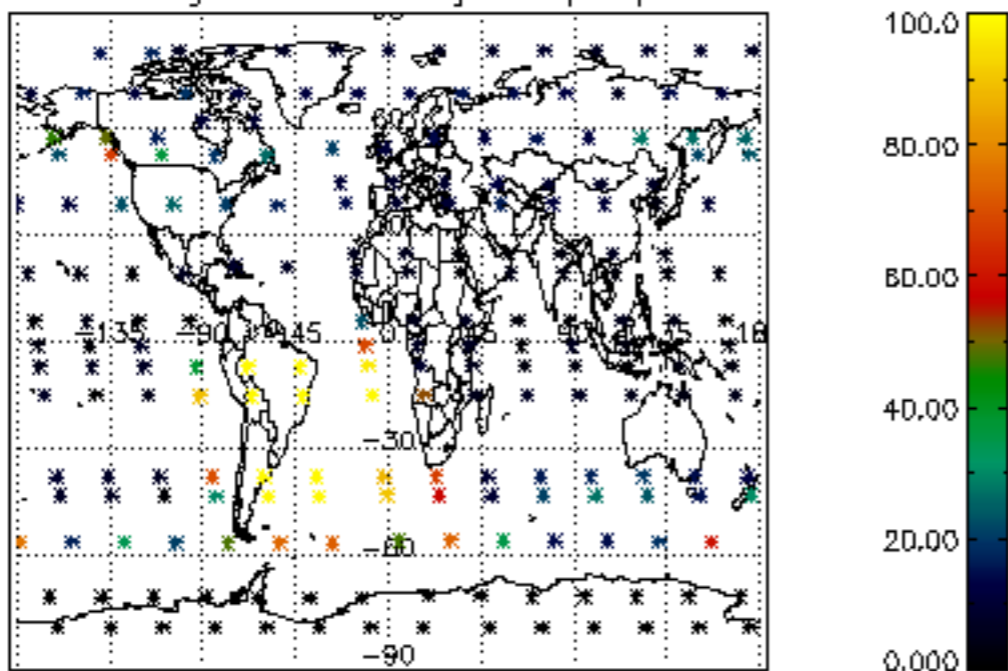
Percentage of flagged data per NO3 profile



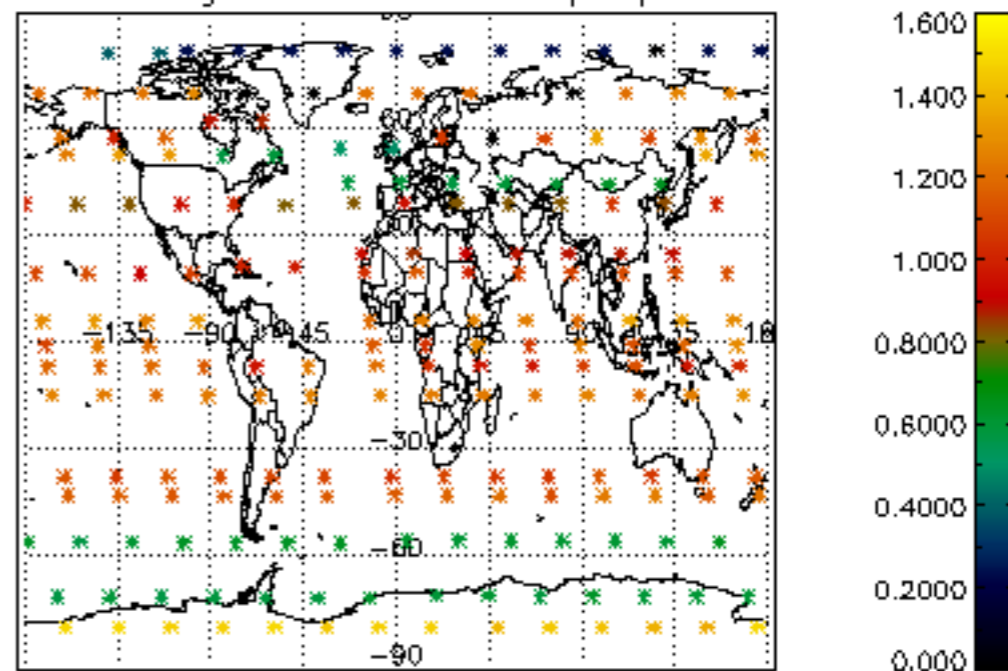




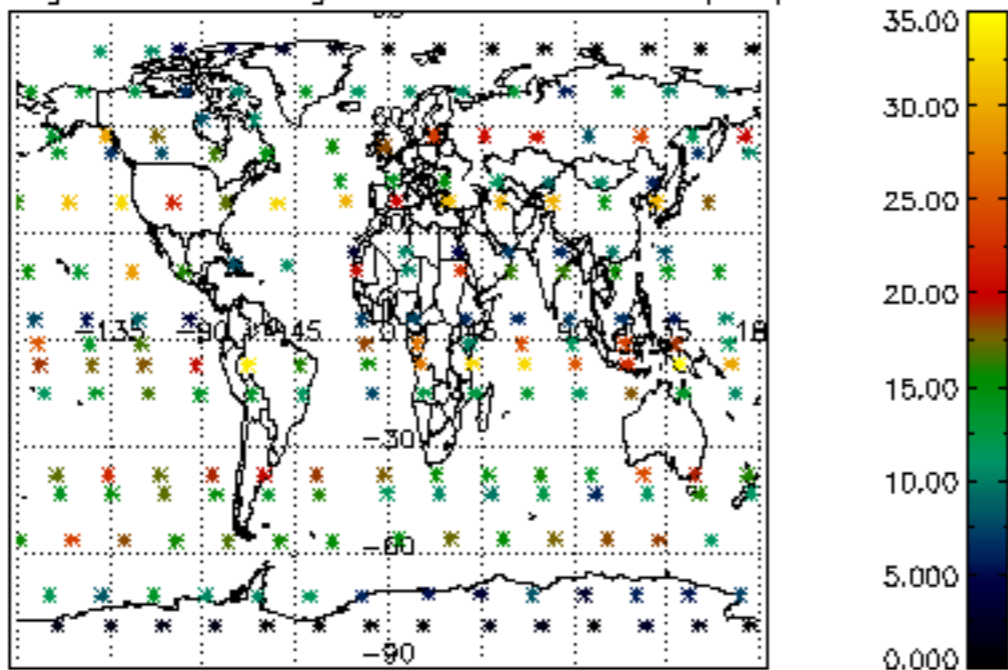
Percentage of cosmic ray hits per profile



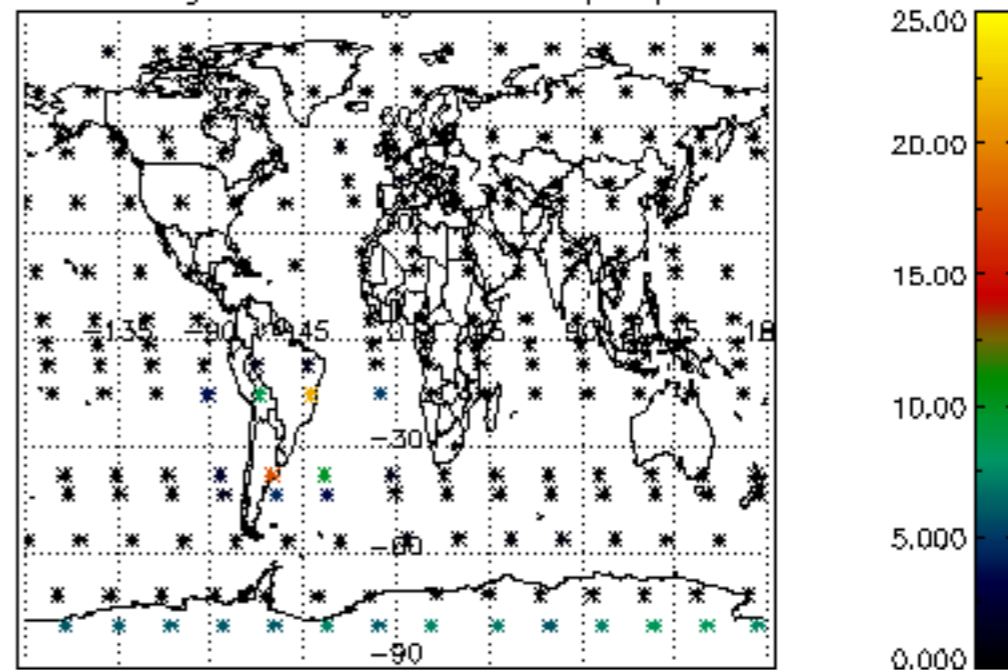
Percentage of datation errors per profile



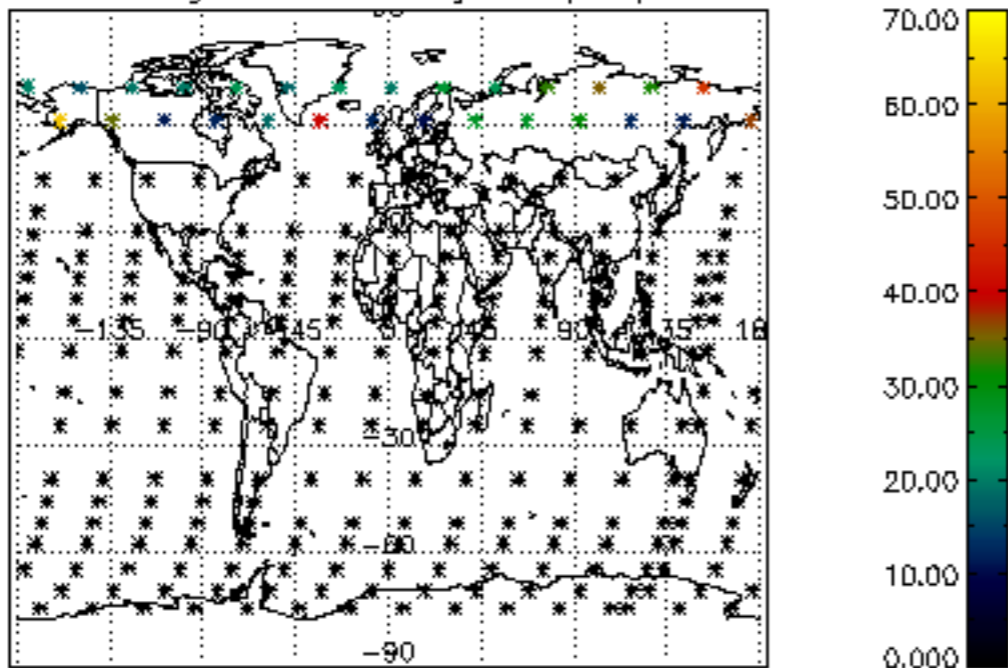
Percentage of star falling outside central band per profile



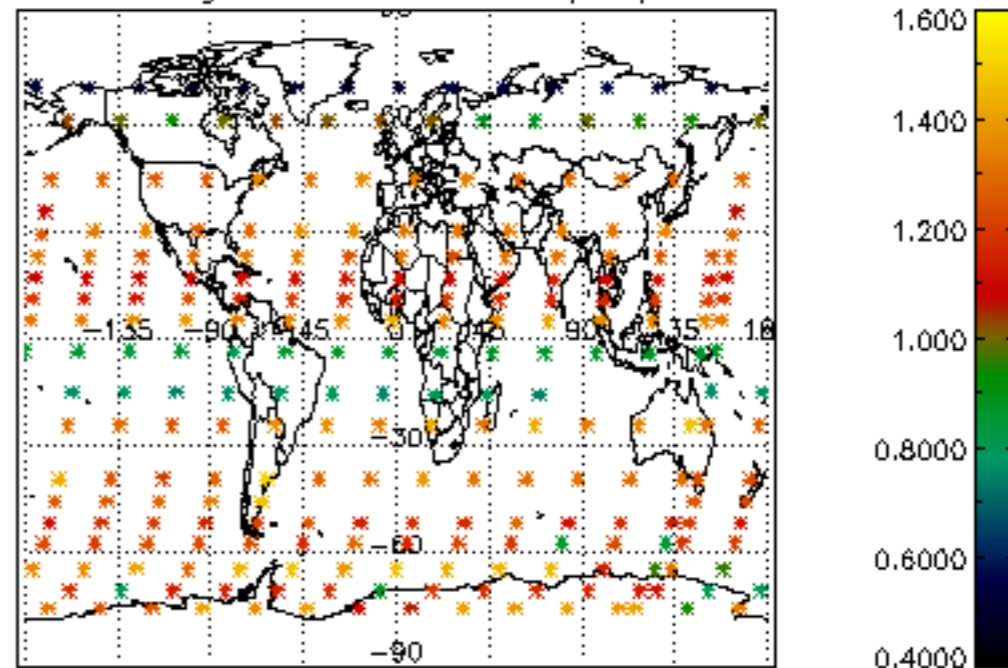
Percentage of saturation errors per profile



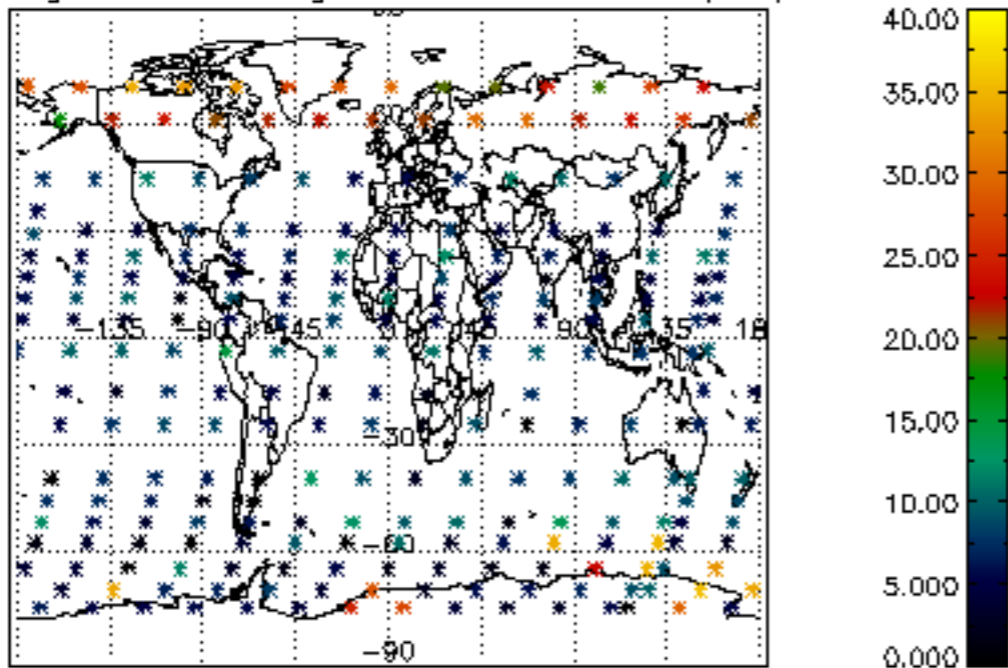
Percentage of cosmic ray hits per profile



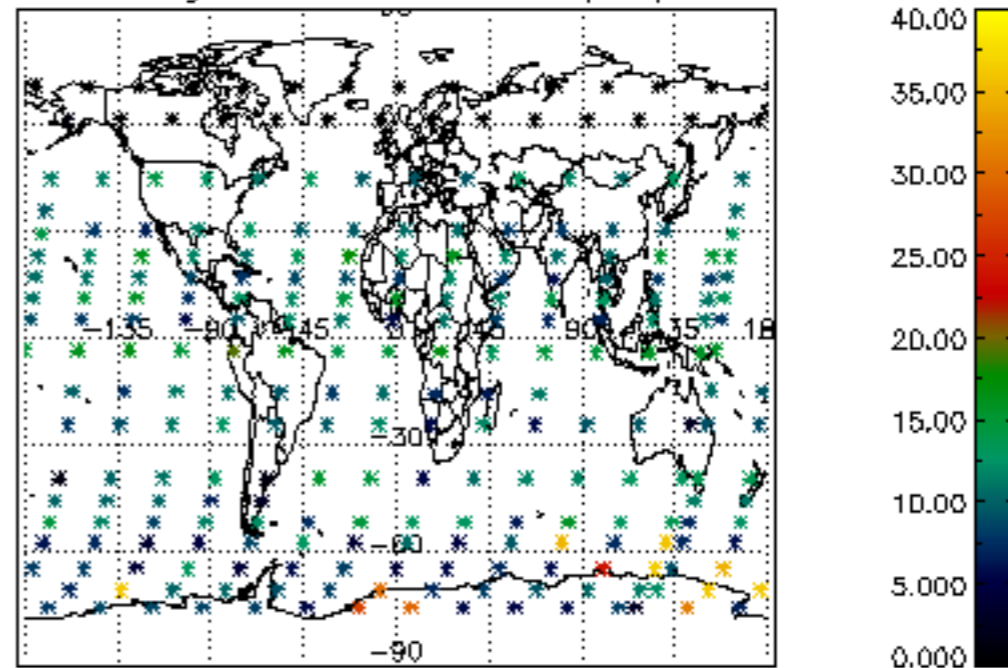
Percentage of datation errors per profile

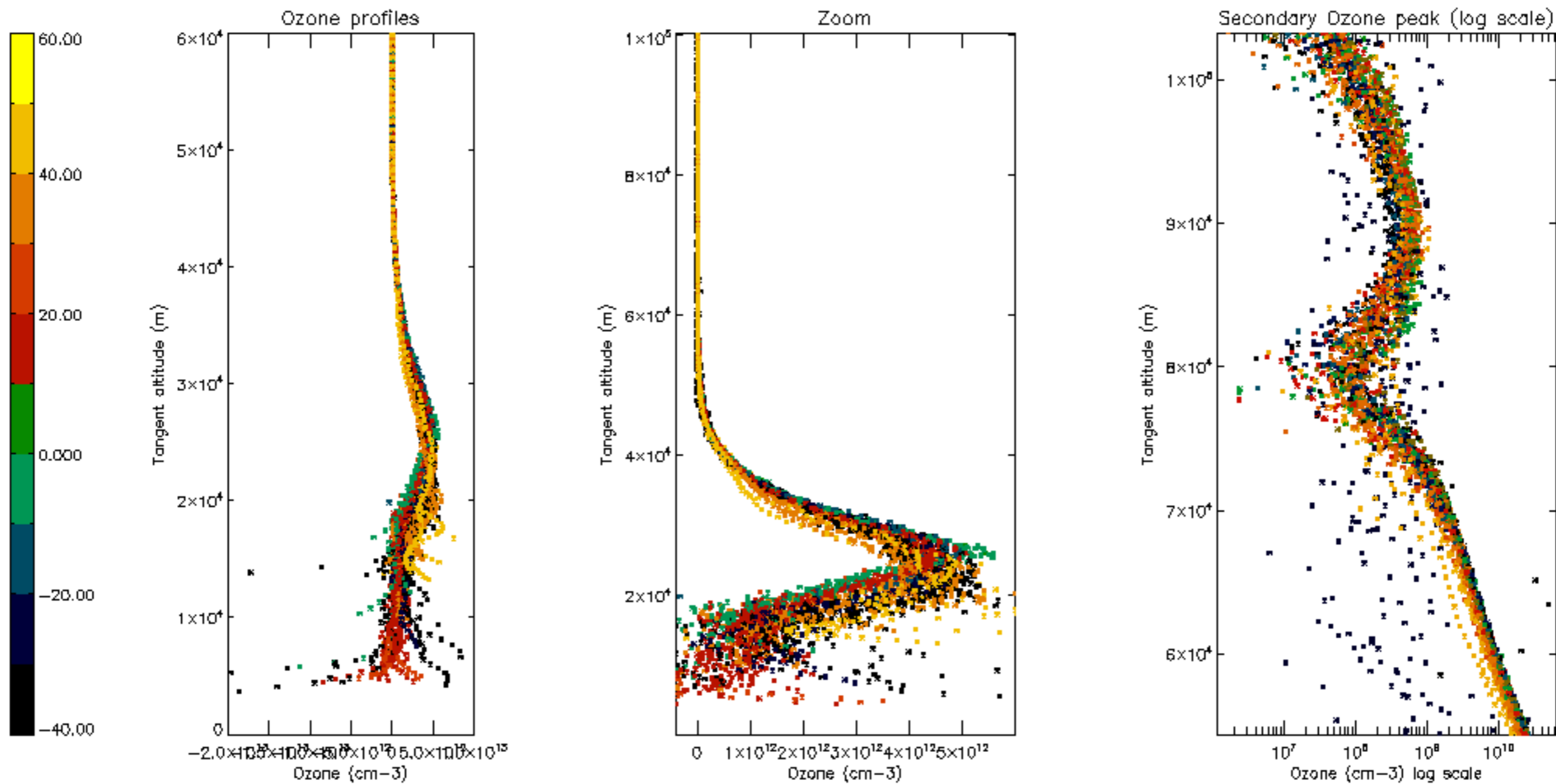


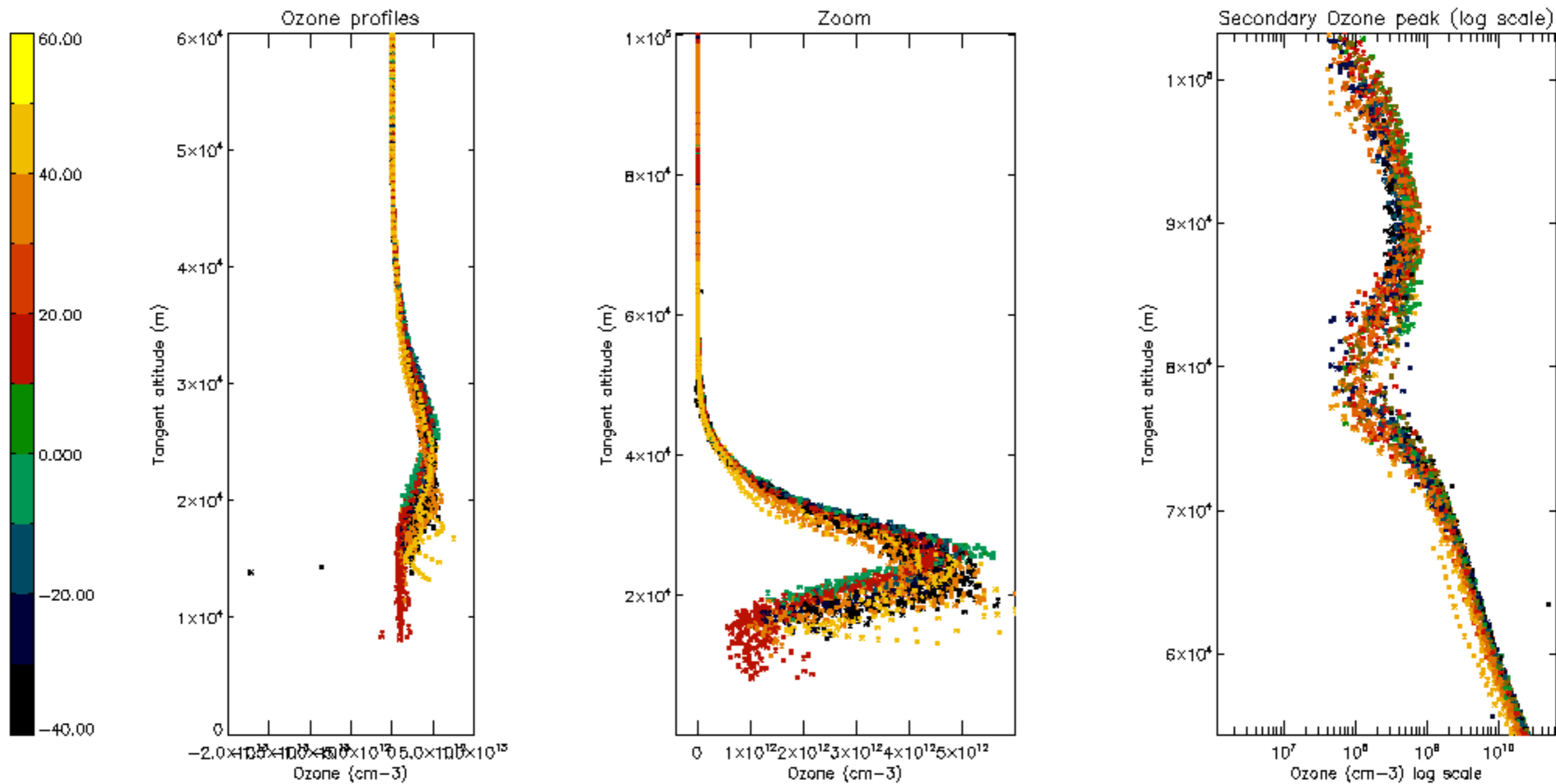
Percentage of star falling outside central band per profile

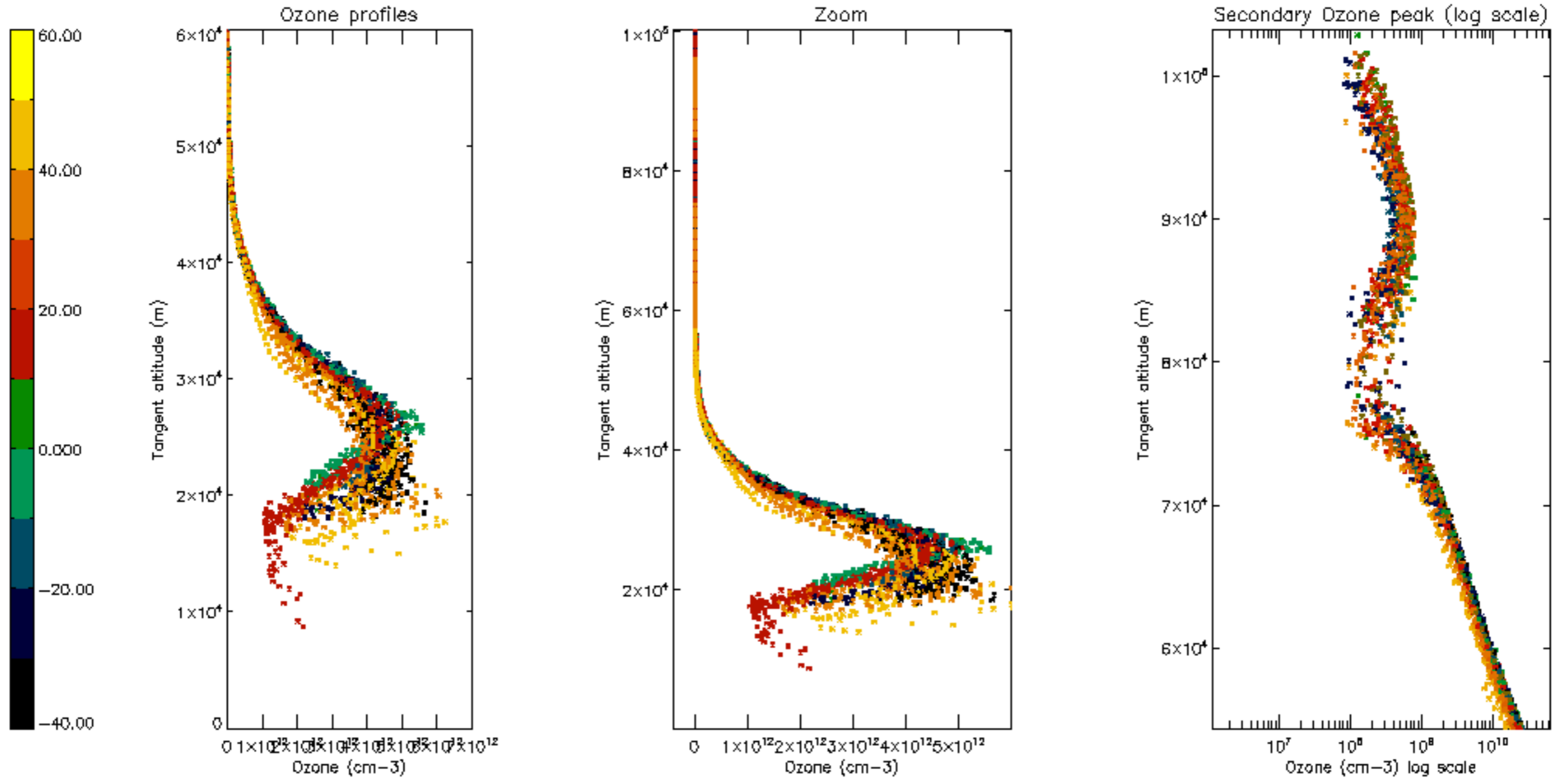


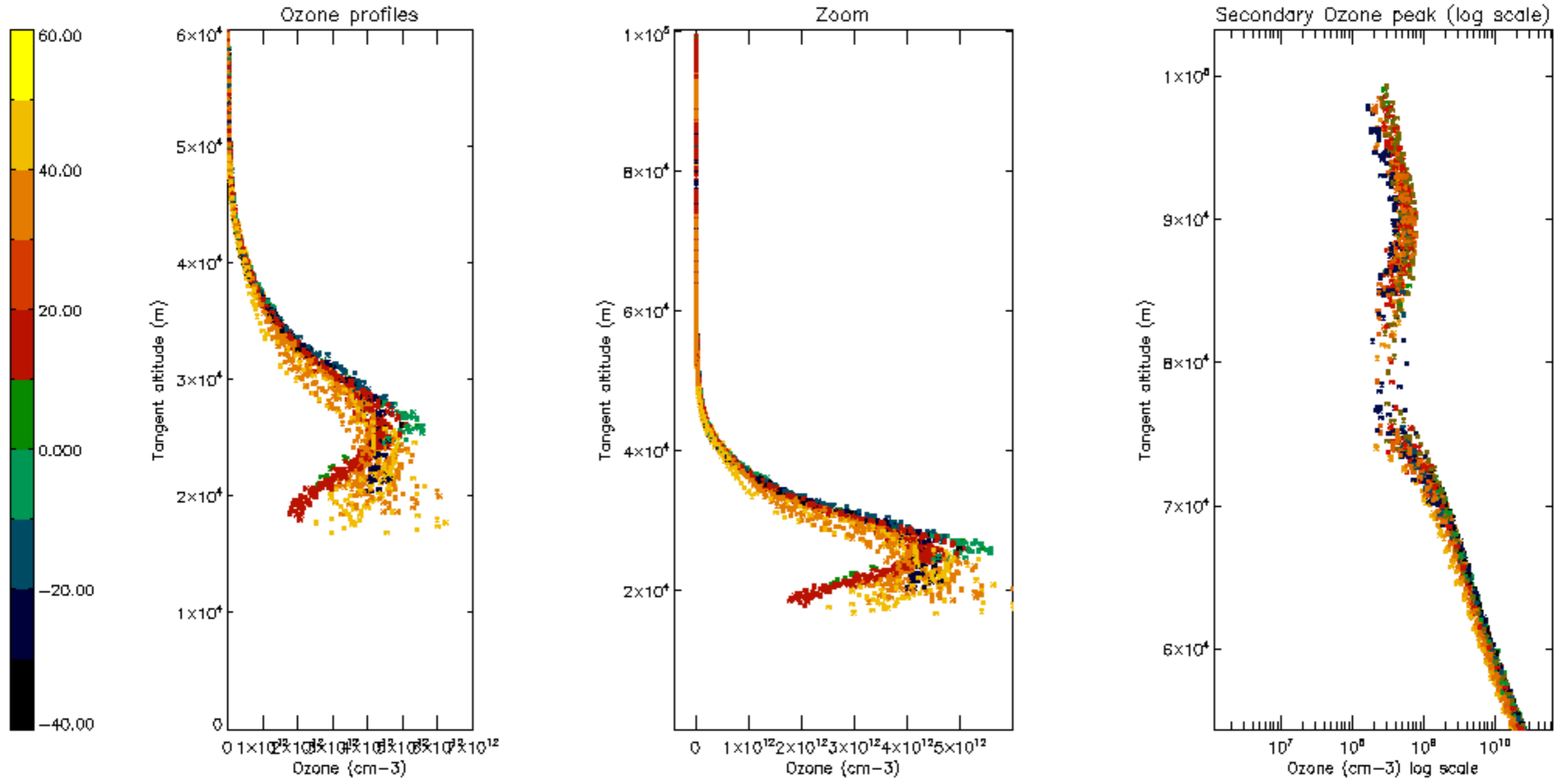
Percentage of saturation errors per profile

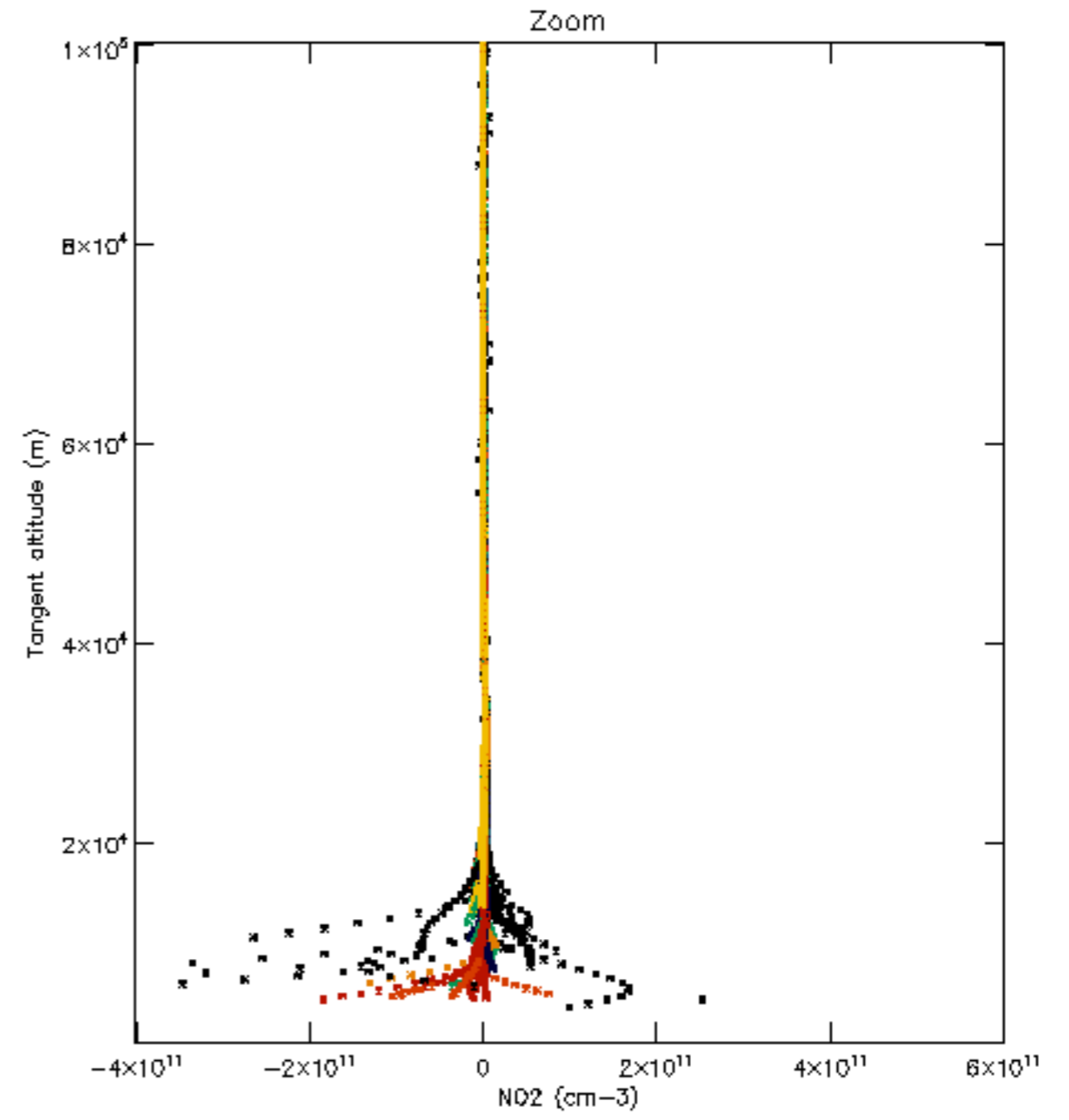
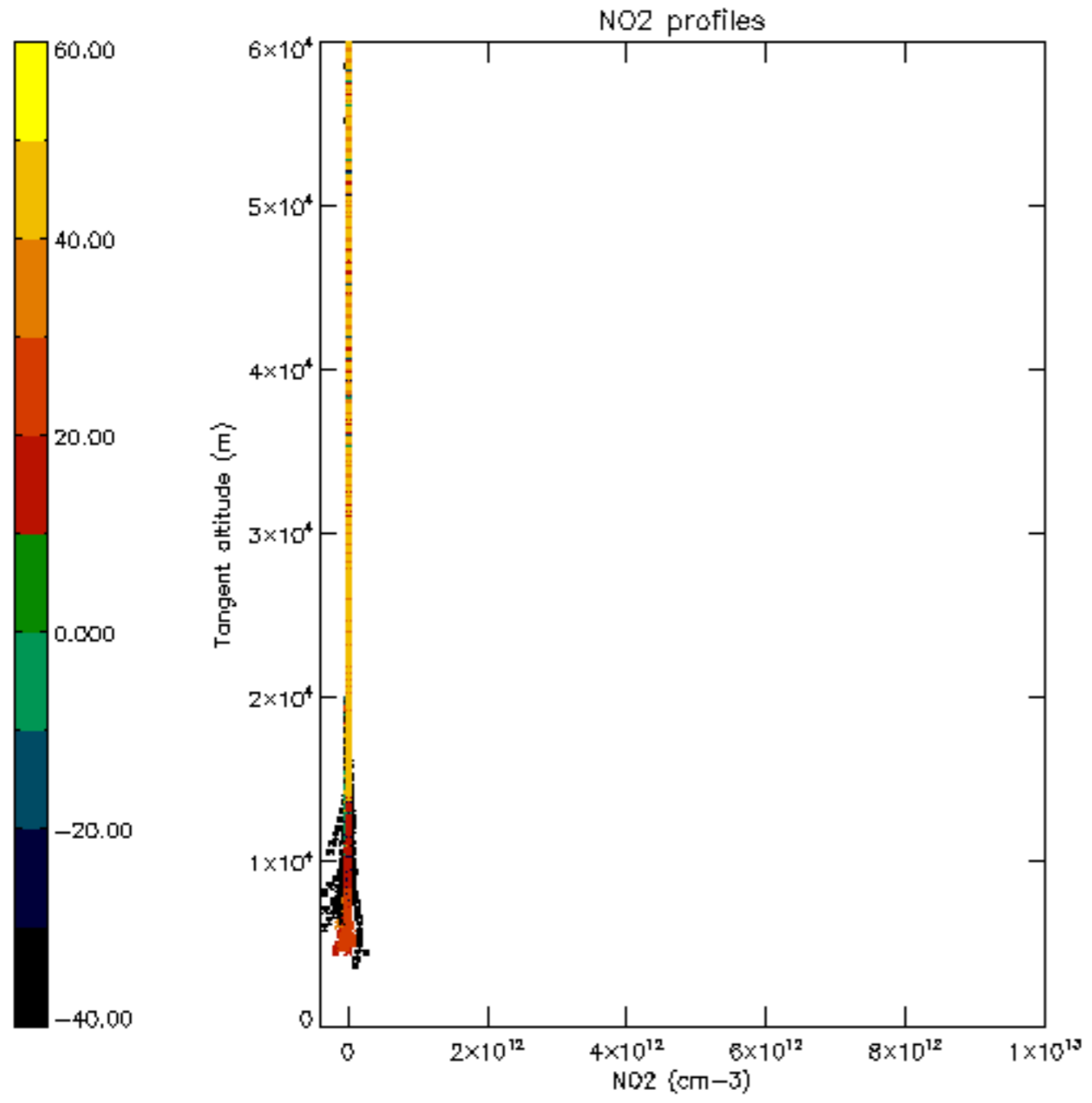


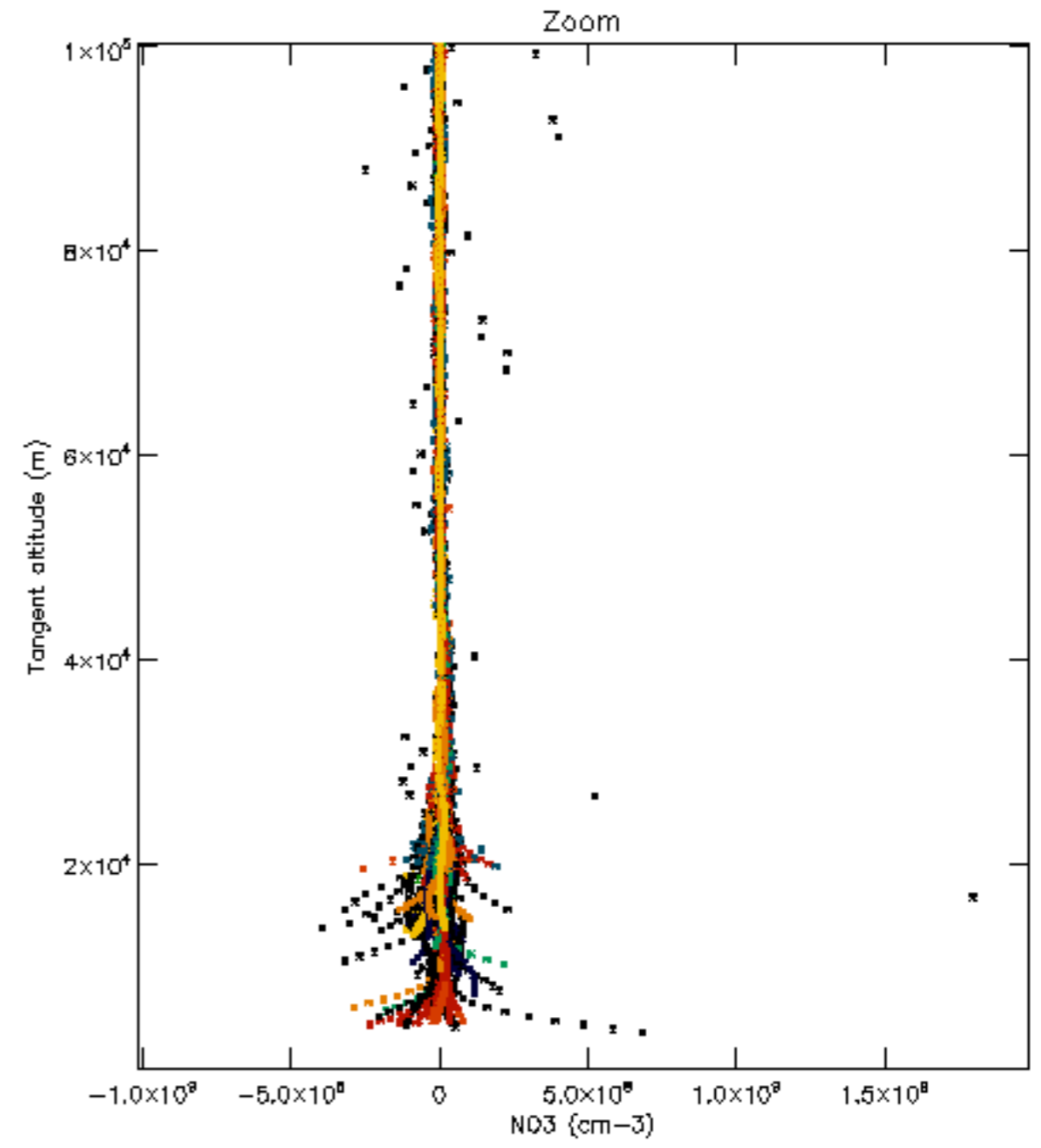
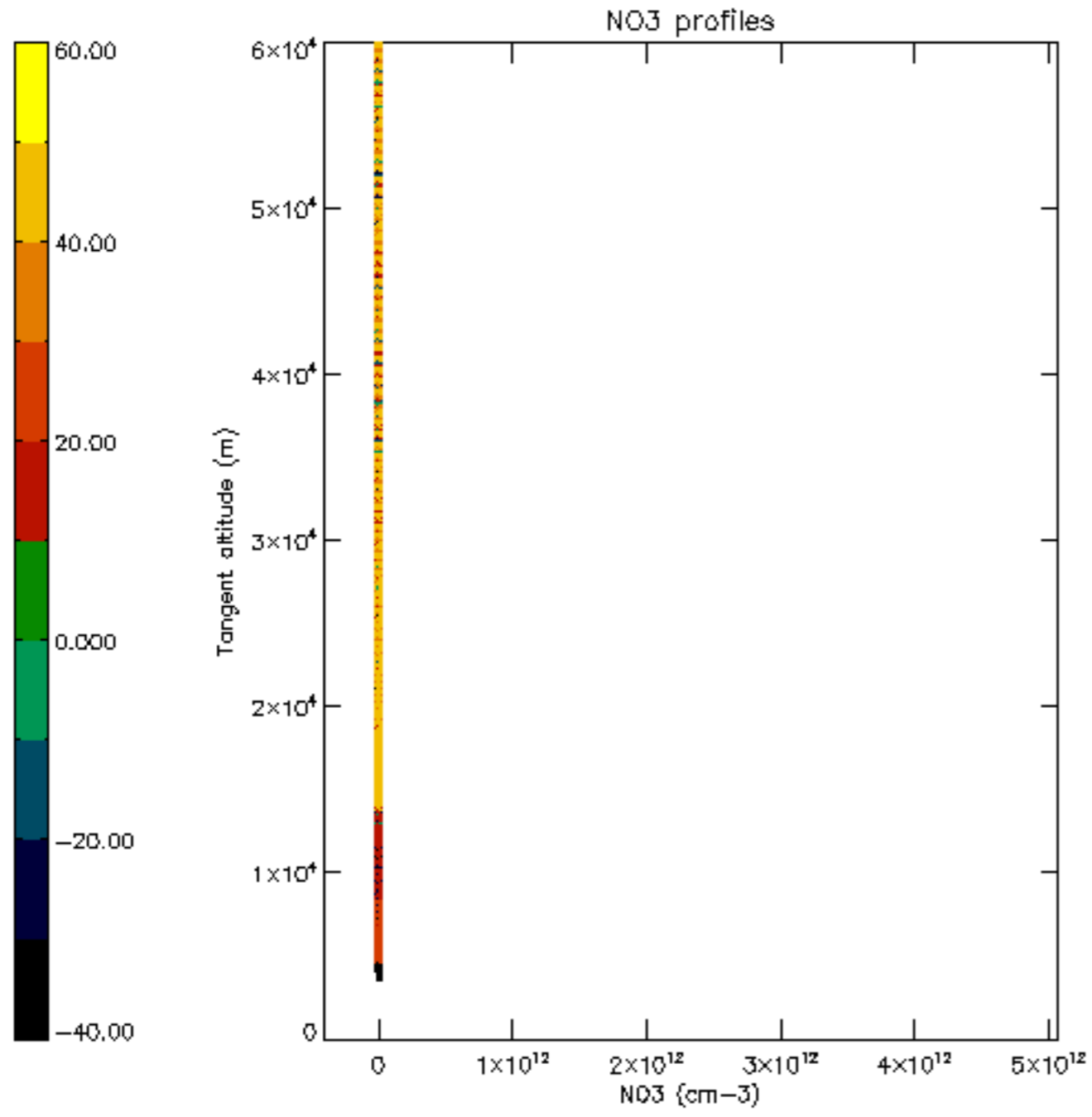


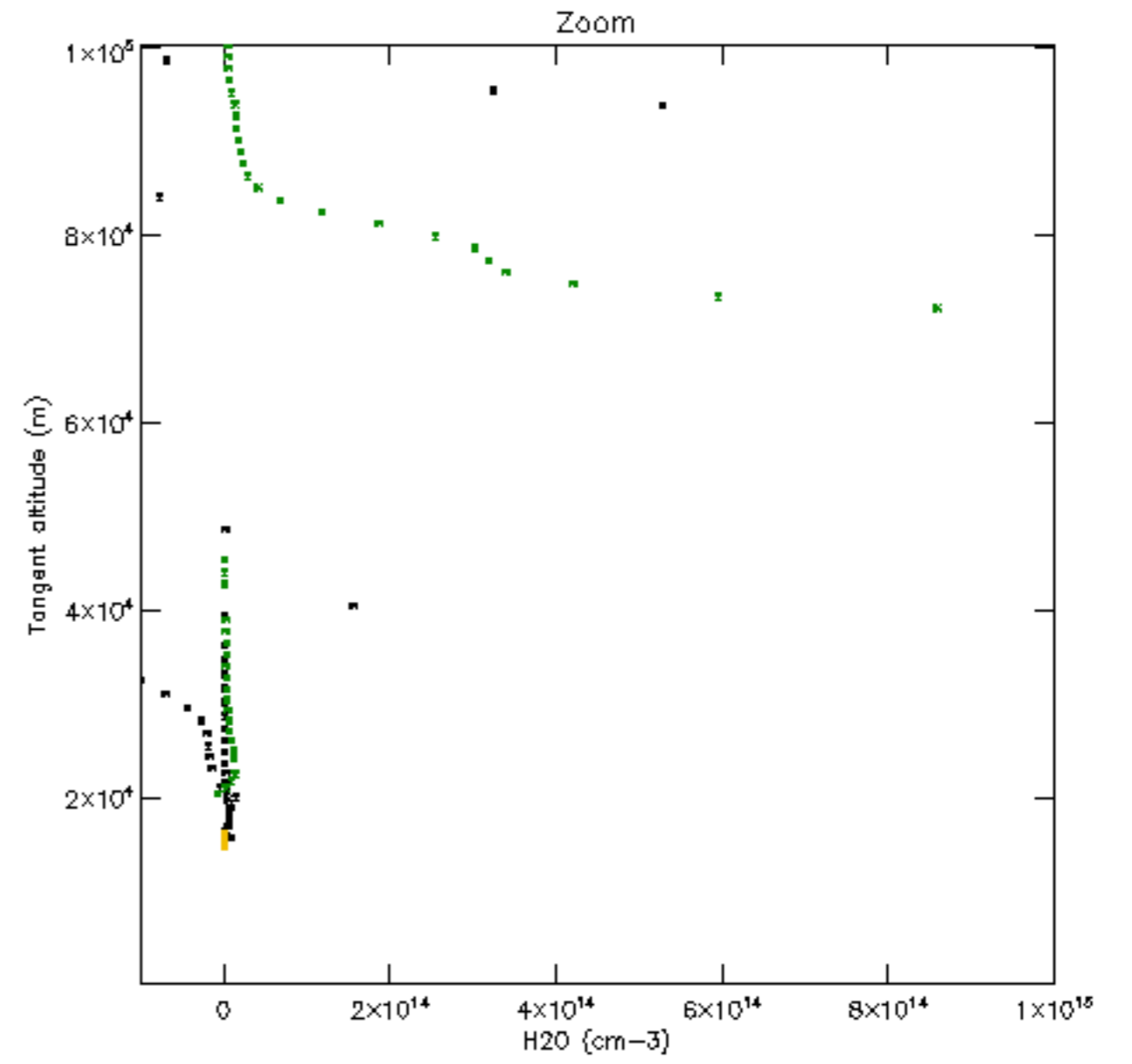
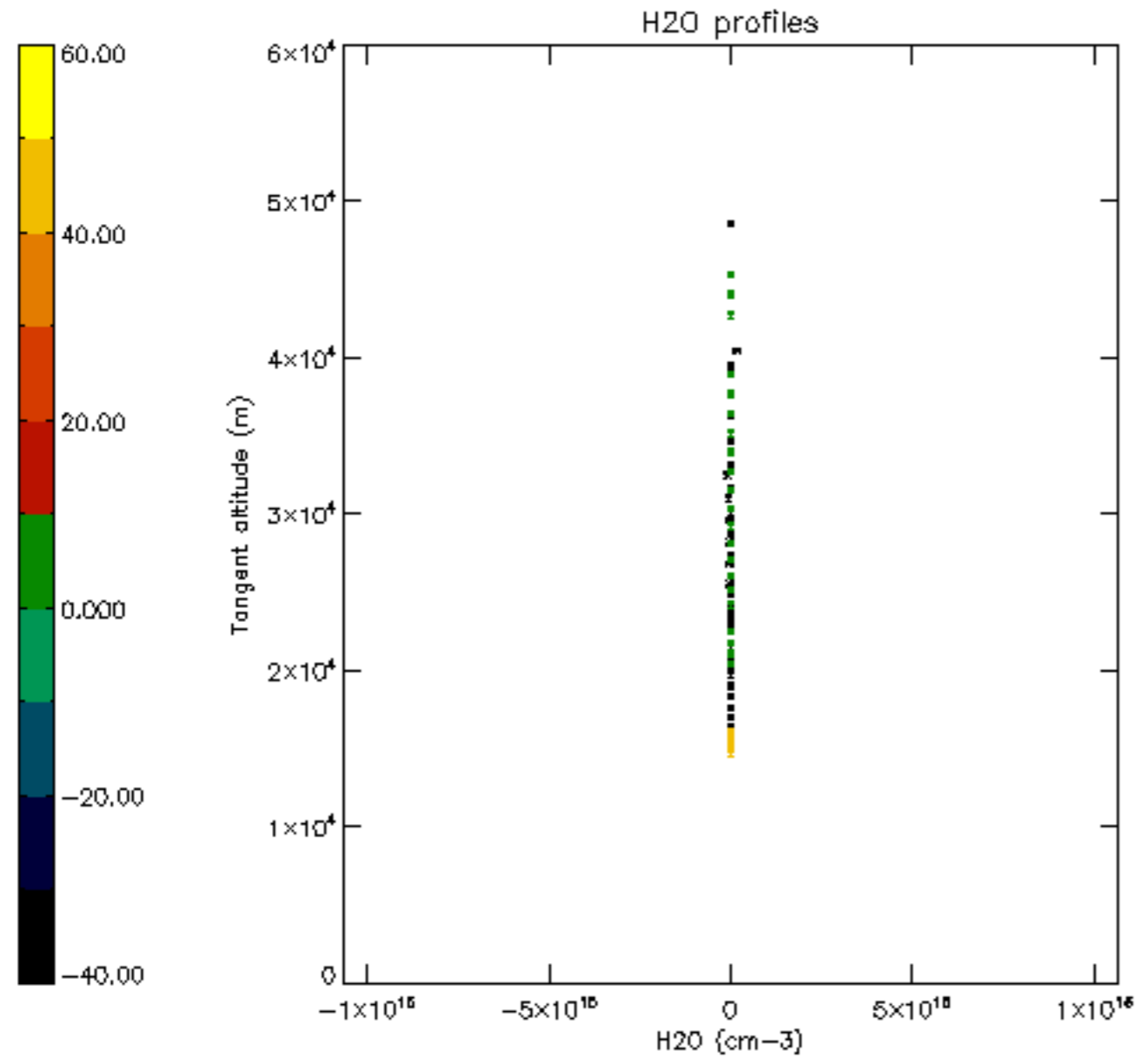


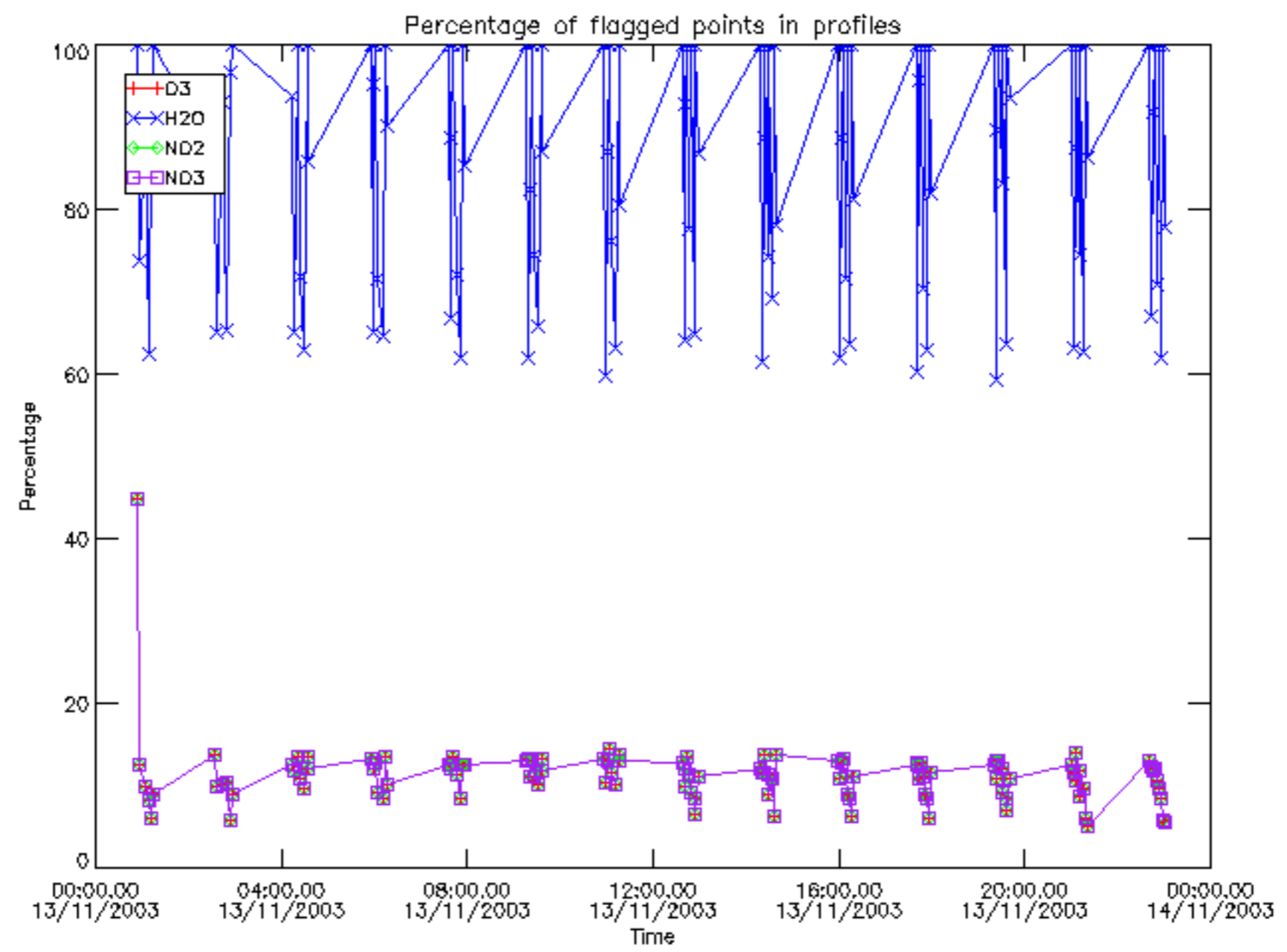




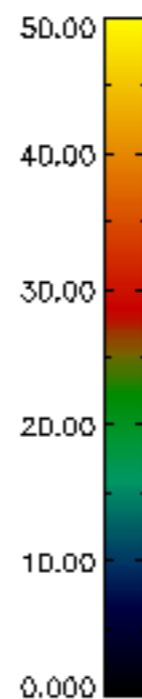
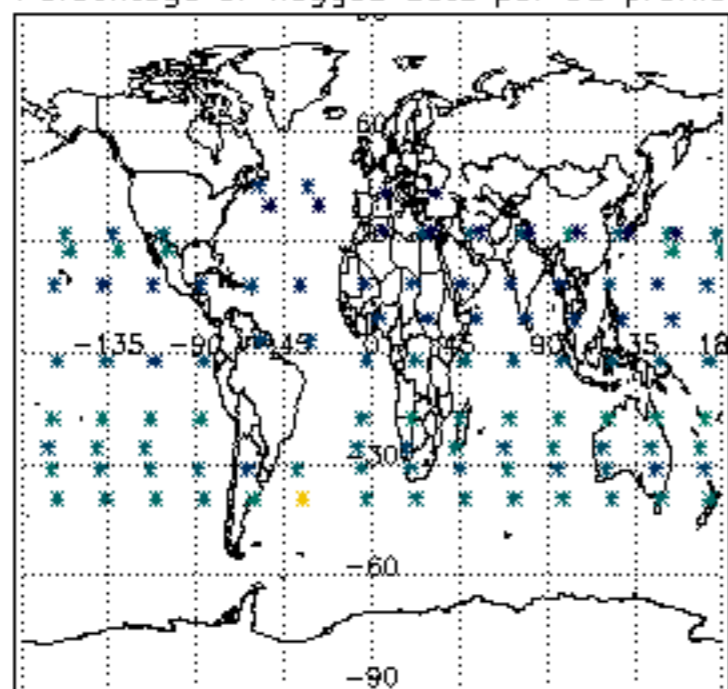




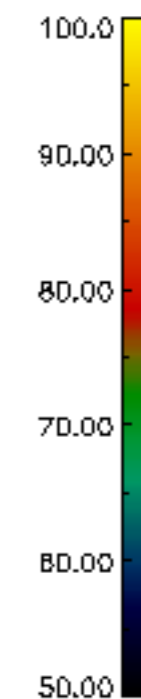
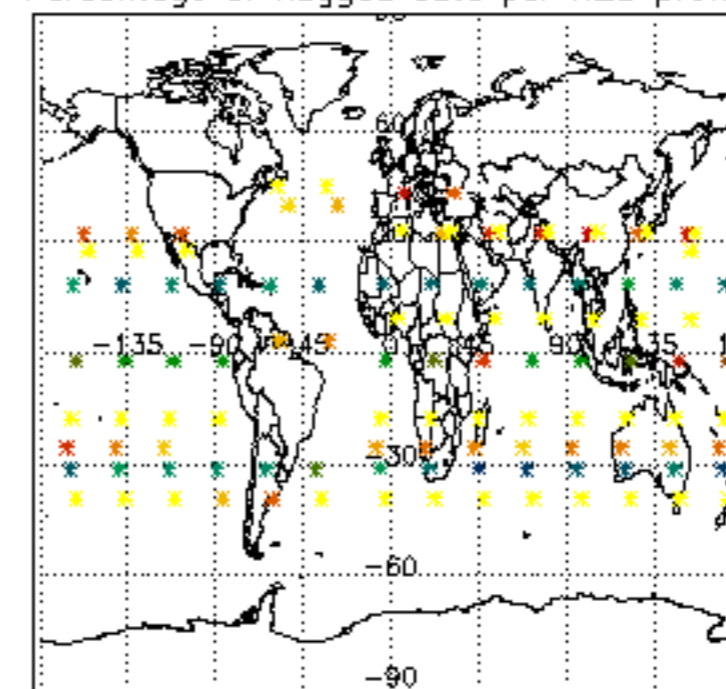




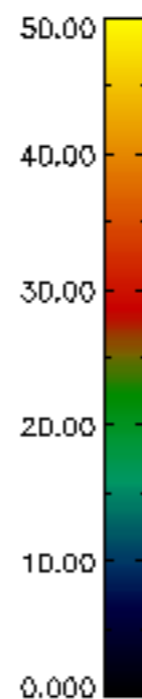
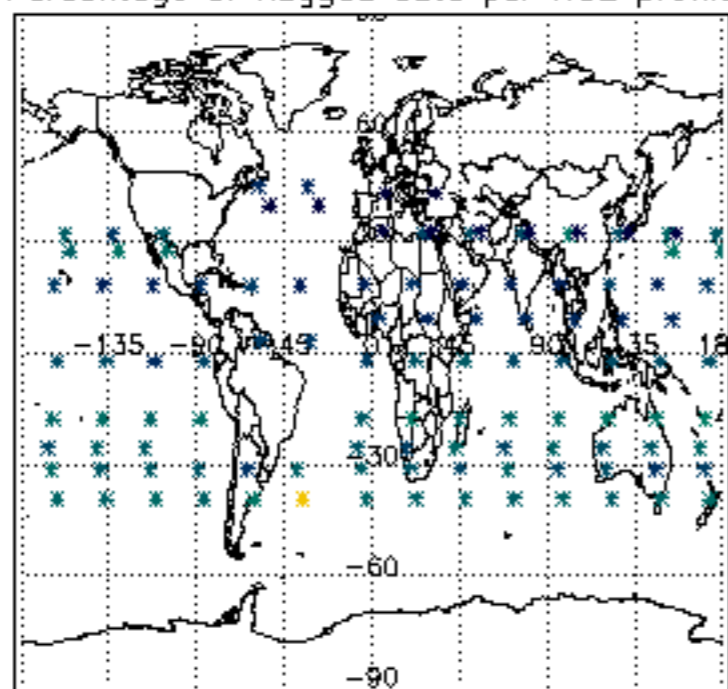
Percentage of flagged data per D3 profile



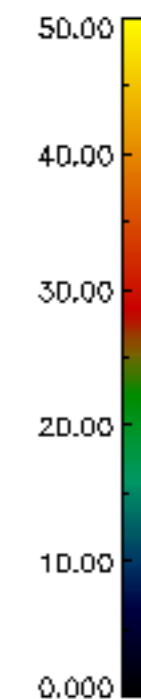
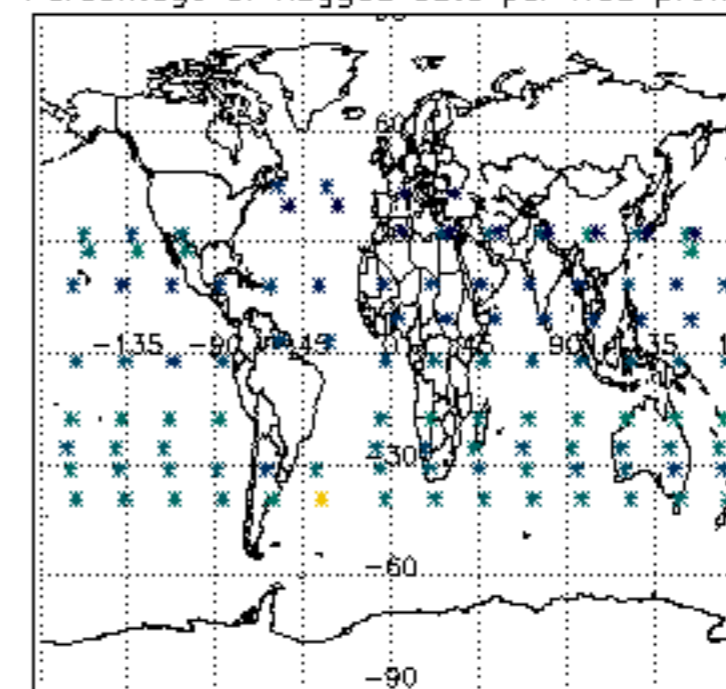
Percentage of flagged data per H2O profile

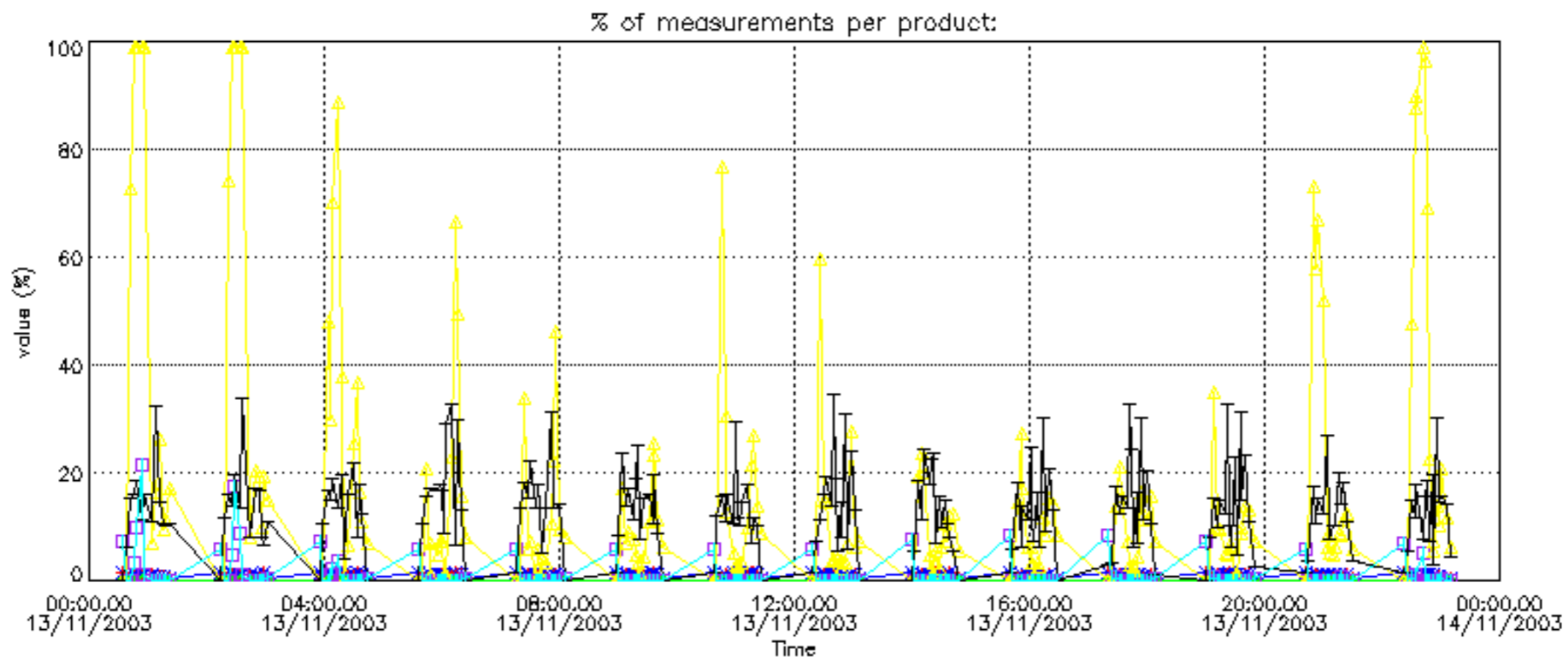


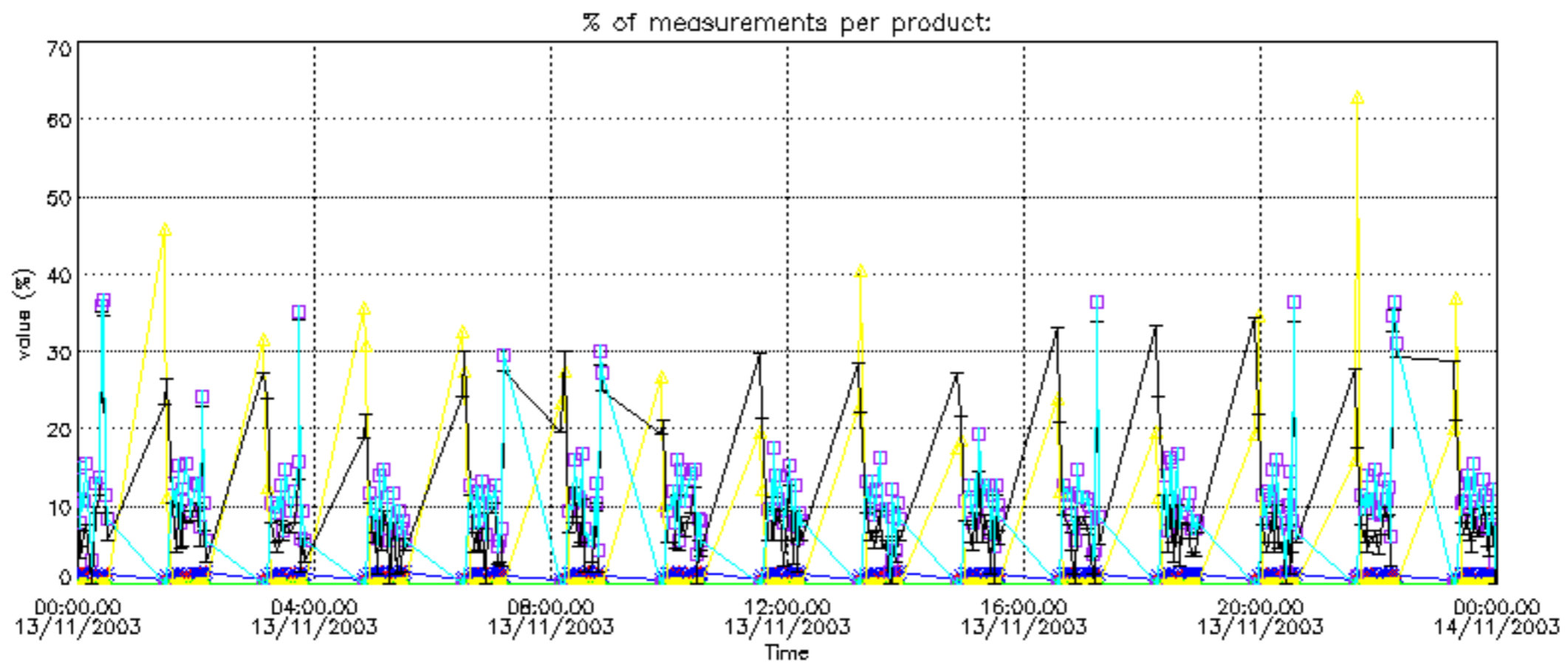
Percentage of flagged data per NO2 profile



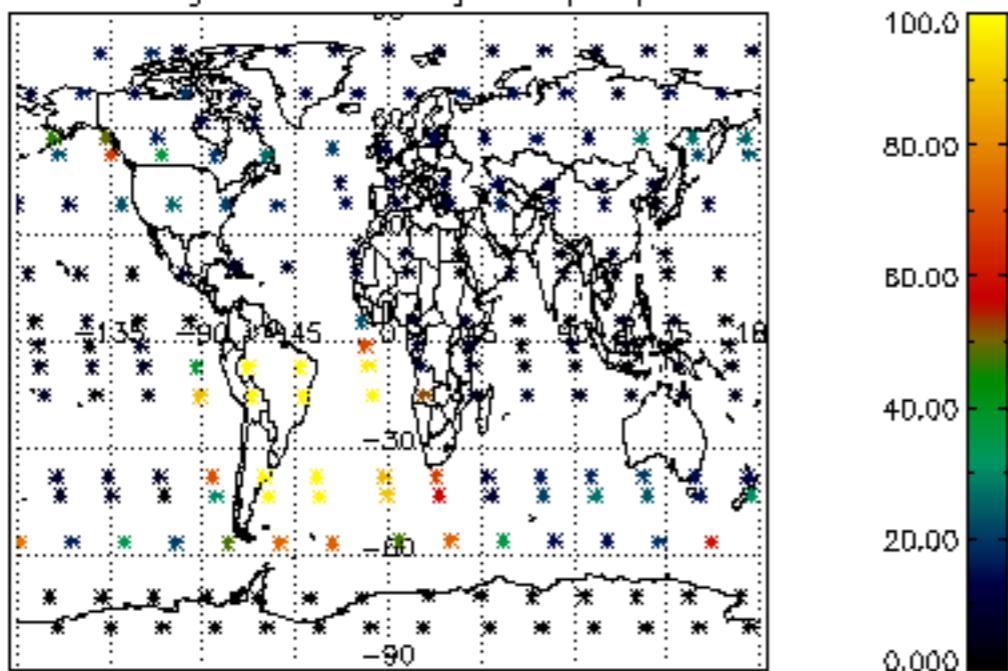
Percentage of flagged data per NO3 profile



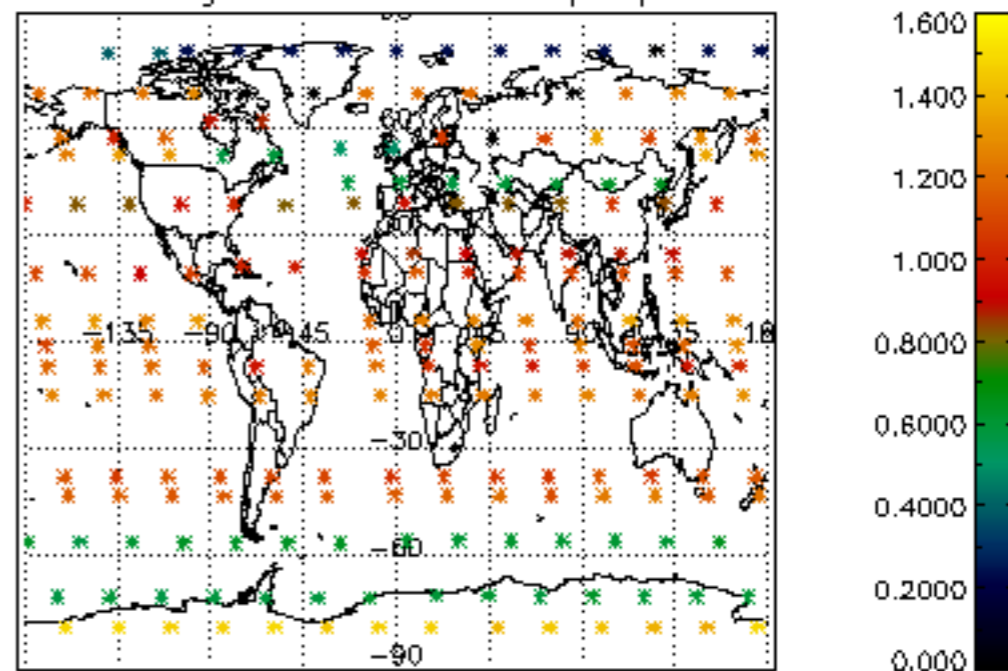




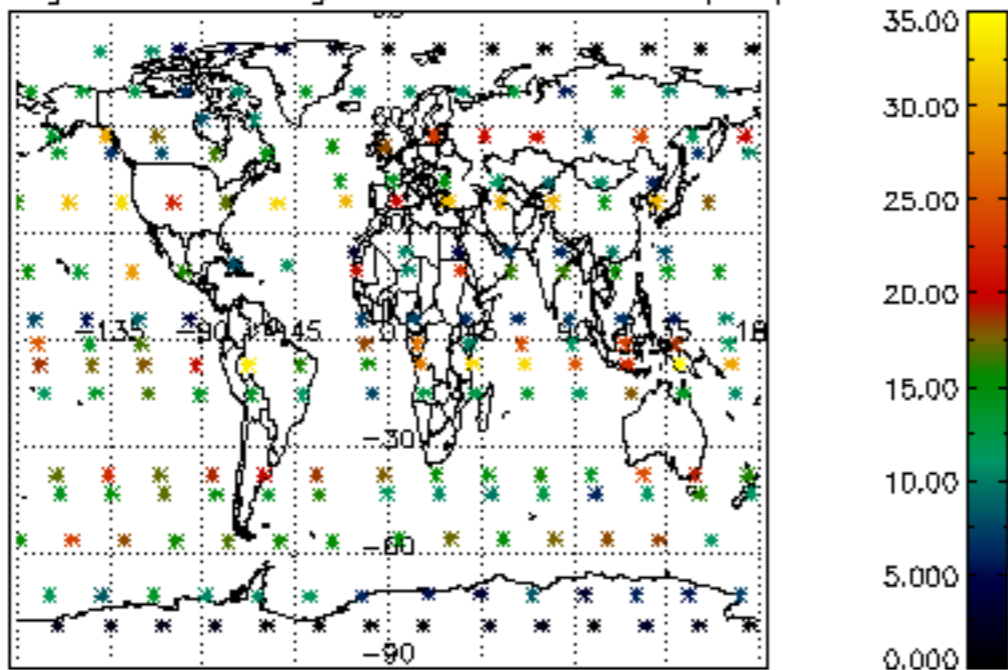
Percentage of cosmic ray hits per profile



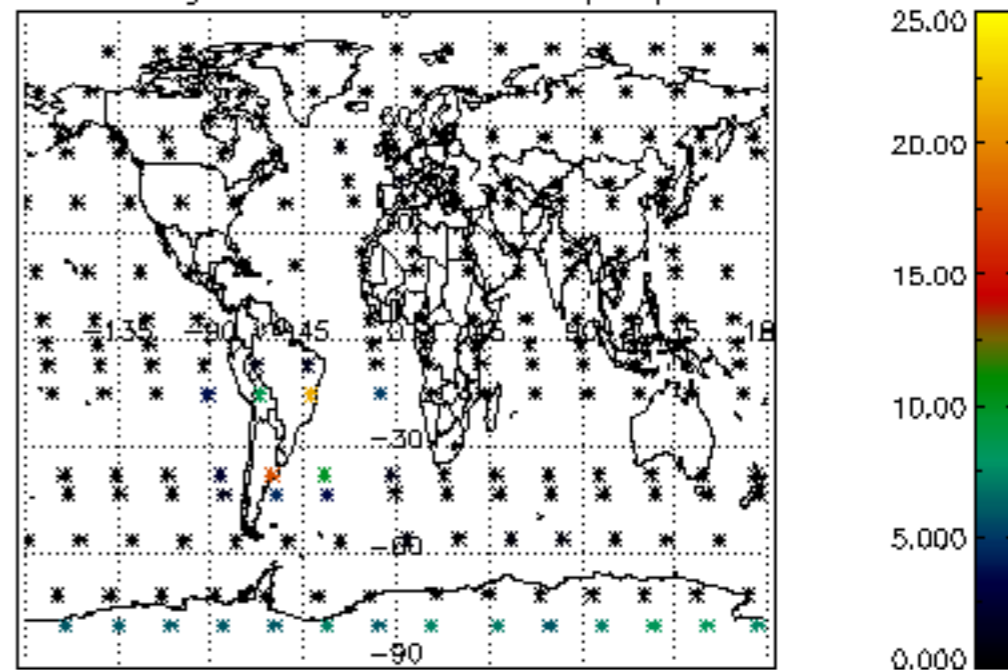
Percentage of datation errors per profile



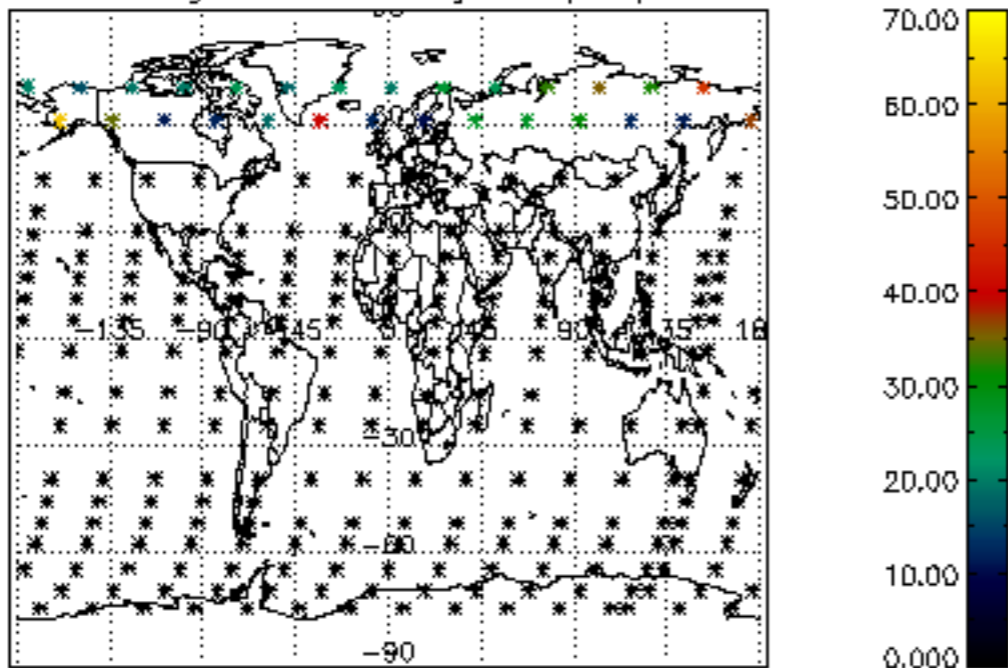
Percentage of star falling outside central band per profile



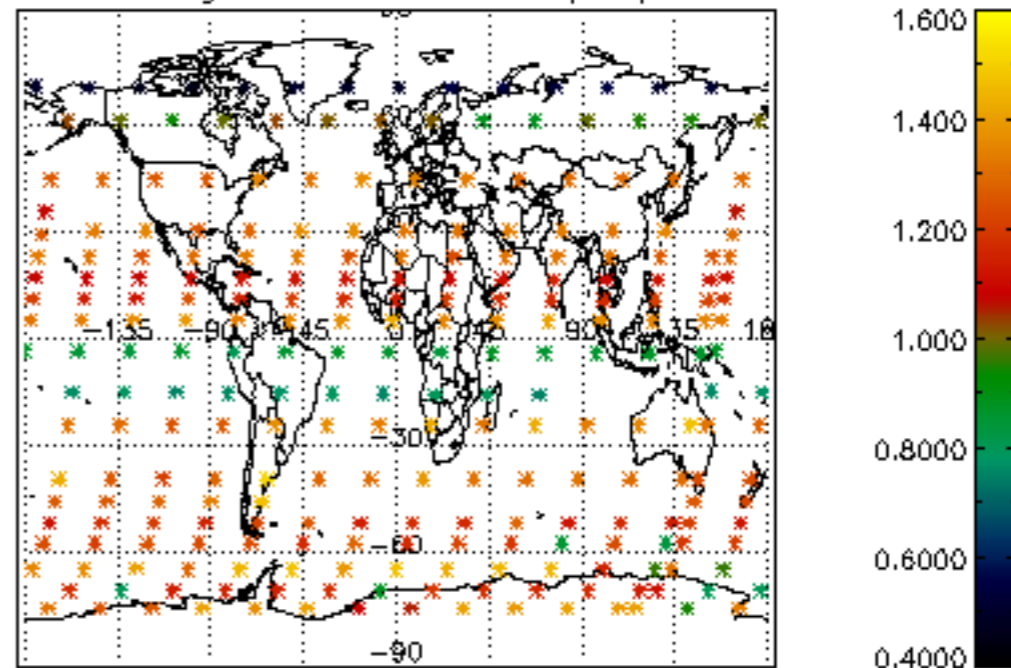
Percentage of saturation errors per profile



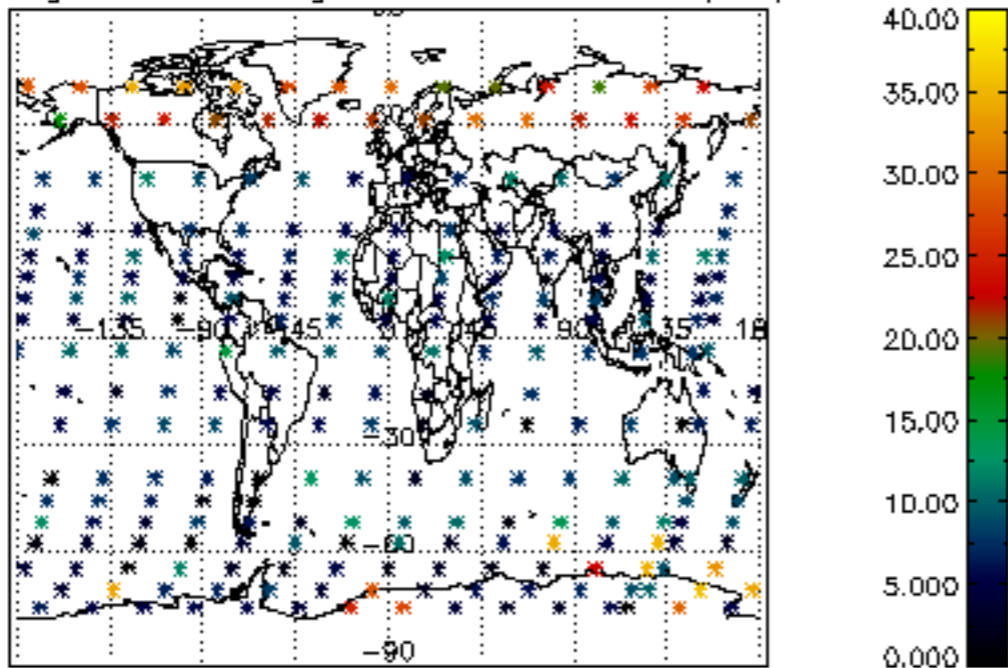
Percentage of cosmic ray hits per profile



Percentage of datation errors per profile



Percentage of star falling outside central band per profile



Percentage of saturation errors per profile

