

GOMOS Level 2 Daily Report

SUMMARY

[1. General Info](#)

[2. Summary of processed GOM_NL_2P products](#)

[3. Level 2 Quality information per product](#)

[3.1 Plot of level 2 quality information per product \(time dependant\)](#)

[3.2 Plot of level 2 quality information per product \(world map\)](#)

[4. Level 1 Quality information per product \(stored on level 2 products\)](#)

[4.1 Plot of level 1 quality information per product \(time dependant\)](#)

[4.1.1 Plot of level 1 quality information per product \(time dependant\): ASCENDING](#)

[4.1.2 Plot of level 1 quality information per product \(time dependant\): DESCENDING](#)

[4.2 Plot of level 1 quality information per product \(world map\)](#)

[4.2.1 Plot of level 1 quality information per product \(world map\): ASCENDING](#)

[4.2.2 Plot of level 1 quality information per product \(world map\): DESCENDING](#)

[5. Ozone profiles based on quality statistics and other trace gas profiles](#)

[5.1 Ozone statistics based on quality of products](#)

[5.2 Plot ozone profiles for all STD \(dark without errors\)](#)

[5.3 Plot ozone profiles where STD < 20% \(dark without errors\)](#)

[5.4. Plot ozone profiles where STD < 10% \(dark without errors\)](#)

[5.5. Plot ozone profiles where STD < 5% \(dark without errors\)](#)

[5.6 Plot NO2 profiles for all STD \(dark without errors\)](#)

[5.7 Plot NO3 profiles for all STD \(dark without errors\)](#)

[5.8 Plot H2O profiles \(only for occultations of stars 1,2,3,4,13,14,16,26,63 dark without errors\) for all STD](#)

[6. Auxiliary Data Files used for the production reported in section 2](#)

This report presents the daily analysis on parameters extracted from GOMOS level 2 data (GOM_NL__2P). It is intended to monitor some important parameters that will impact the quality of these products. A list of level 2 products (and content) that have arrived during the reporting day to the PCF is also given.

Item	Value
Time of report generation	19APR2013 23:37:15
Data source version	GOMOS/6.01
Start time of products	08-11-2003 (08NOV2003 00:00:00)
Stop time of products	09-11-2003 (09NOV2003 00:00:00)
Store outputs in DB	Yes
Nb of level 2 prods	139
Nb of prods with errors	0

2. Summary of processed GOM_NL__2P products.

Nr	Filename	UTC Start time	Limb	Duration	Star Id	Star Name	Star Mag	Star Temp	Nb Meas	Orbit	Prod. error
1	GOM_NL__2PRFIN20031108_000817_000000922021_00259_08830_0103.N1	08-NOV-2003 00:08:17	Dark	91.500	48	30Alp Hya	1.9770	4100.0	183	8830	No
2	GOM_NL__2PRFIN20031108_001103_000000442021_00259_08830_0104.N1	08-NOV-2003 00:11:03	Dark	43.500	99	Del Cen	2.5750	26000.	87	8830	No
3	GOM_NL__2PRFIN20031108_001234_000000442021_00259_08830_0105.N1	08-NOV-2003 00:12:34	Dark	43.500	26	Gam Cru	1.6240	2900.0	87	8830	No
4	GOM_NL__2PRFIN20031108_001414_000000432021_00259_08830_0106.N1	08-NOV-2003 00:14:14	Dark	43.000	12	Alp1Cru	0.77500	30000.	86	8830	No
5	GOM_NL__2PRFIN20031108_001630_000000442021_00260_08831_8631.N1	08-NOV-2003 00:16:30	Dark	44.000	91	Kap Vel	2.4900	26000.	88	8831	No
6	GOM_NL__2PRFIN20031108_001953_000000562021_00260_08831_8632.N1	08-NOV-2003 00:19:53	Dark	56.000	70	Zet Pup	2.2460	39000.	112	8831	No
7	GOM_NL__2PRFIN20031108_002435_000000622021_00260_08831_8633.N1	08-NOV-2003 00:24:35	Dark	62.000	2	Alp Car	-0.73600	7000.0	124	8831	No
8	GOM_NL__2PRFIN20031108_002734_000000972021_00260_08831_8634.N1	08-NOV-2003 00:27:34	Dark	97.000	23	21Eps CMa	1.5020	26000.	194	8831	No
9	GOM_NL__2PRFIN20031108_003039_000000492021_00260_08831_8635.N1	08-NOV-2003 00:30:39	Dark	48.500	9	Alp Eri	0.45300	24000.	97	8831	No
10	GOM_NL__2PRFIN20031108_003410_000000412021_00260_08831_8636.N1	08-NOV-2003 00:34:10	Straylight	41.000	157	The1Eri	2.9060	9300.0	82	8831	No
11	GOM_NL__2PRFIN20031108_003802_000001802021_00260_08831_8637.N1	08-NOV-2003 00:38:02	Straylight	179.50	47	2Bet CMa	1.9760	28000.	359	8831	No
12	GOM_NL__2PRFIN20031108_004542_000001302021_00260_08831_8638.N1	08-NOV-2003 00:45:42	Twilight_stray	130.00	7	19Bet Ori	0.10000	14000.	260	8831	No
13	GOM_NL__2PRFIN20031108_005223_000000402021_00260_08831_8639.N1	08-NOV-2003 00:52:23	Bright	40.000	105	6Bet Ari	2.6450	8900.0	80	8831	No
14	GOM_NL__2PRFIN20031108_005532_000000392021_00260_08831_8640.N1	08-NOV-2003 00:55:32	Bright	39.000	58	21Alp And	2.0730	11000.	78	8831	No
15	GOM_NL__2PRFIN20031108_005840_000000432021_00260_08831_8641.N1	08-NOV-2003 00:58:40	Bright	42.500	73	57Gam1And	2.2600	13100.	85	8831	No
16	GOM_NL__2PRFIN20031108_010231_000000412021_00260_08831_8642.N1	08-NOV-2003 01:02:31	Bright	40.500	68	18Alp Cas	2.2250	4500.0	81	8831	No
17	GOM_NL__2PRFIN20031108_010732_000000622021_00260_08831_8643.N1	08-NOV-2003 01:07:32	Bright	62.000	6	13Alp Aur	0.080000	3400.0	124	8831	No
18	GOM_NL__2PRFIN20031108_011143_000000382021_00260_08831_8644.N1	08-NOV-2003 01:11:43	Bright	38.000	49	1Alp UMi	1.9900	6300.0	76	8831	No
19	GOM_NL__2PRFIN20031108_011547_000000422021_00260_08831_8645.N1	08-NOV-2003 01:15:47	Bright	41.500	60	7Bet UMi	2.0810	3950.0	83	8831	No
20	GOM_NL__2PRFIN20031108_011942_000000442021_00260_08831_8646.N1	08-NOV-2003 01:19:42	Bright	44.000	36	50Alp UMa	1.8000	6300.0	88	8831	No
21	GOM_NL__2PRFIN20031108_012120_000000402021_00260_08831_8647.N1	08-NOV-2003 01:21:20	Bright	39.500	82	48Bet UMa	2.3650	10600.	79	8831	No
22	GOM_NL__2PRFIN20031108_012304_000000352021_00260_08831_8648.N1	08-NOV-2003 01:23:04	Bright	35.000	39	85Eta UMa	1.8540	24000.	70	8831	No
23	GOM_NL__2PRFIN20031108_012510_000000392021_00260_08831_8649.N1	08-NOV-2003 01:25:10	Bright	39.000	174	52Psi UMa	3.0040	4400.0	78	8831	No
24	GOM_NL__2PRFIN20031108_013358_000000662021_00260_08831_8650.N1	08-NOV-2003 01:33:58	Bright	66.000	166	17Eps Leo	2.9800	6000.0	132	8831	No
25	GOM_NL__2PRFIN20031108_013808_000000702021_00260_08831_8651.N1	08-NOV-2003 01:38:08	Twilight_stray	69.500	22	32Alp Leo	1.3600	15200.	139	8831	No
26	GOM_NL__2PRFIN20031108_014855_000000912021_00260_08831_8652.N1	08-NOV-2003 01:48:55	Dark	90.500	48	30Alp Hya	1.9770	4100.0	181	8831	No
27	GOM_NL__2PRFIN20031108_015141_000000402021_00260_08831_8653.N1	08-NOV-2003 01:51:41	Dark	40.000	99	Del Cen	2.5750	26000.	80	8831	No
28	GOM_NL__2PRFIN20031108_015310_000000442021_00260_08831_8654.N1	08-NOV-2003 01:53:10	Dark	43.500	26	Gam Cru	1.6240	2900.0	87	8831	No
29	GOM_NL__2PRFIN20031108_015449_000000402021_00260_08831_8655.N1	08-NOV-2003 01:54:49	Dark	40.000	12	Alp1Cru	0.77500	30000.	80	8831	No
30	GOM_NL__2PRFIN20031108_015707_000000442021_00261_08832_8632.N1	08-NOV-2003 01:57:07	Dark	43.500	91	Kap Vel	2.4900	26000.	87	8832	No
31	GOM_NL__2PRFIN20031108_020031_000000552021_00261_08832_8633.N1	08-NOV-2003 02:00:31	Dark	55.000	70	Zet Pup	2.2460	39000.	110	8832	No
32	GOM_NL__2PRFIN20031108_020512_000000622021_00261_08832_8634.N1	08-NOV-2003 02:05:12	Dark	62.000	2	Alp Car	-0.73600	7000.0	124	8832	No
33	GOM_NL__2PRFIN20031108_020812_000000892021_00261_08832_8635.N1	08-NOV-2003 02:08:12	Dark	88.500	23	21Eps CMa	1.5020	26000.	177	8832	No
34	GOM_NL__2PRFIN20031108_021115_000000422021_00261_08832_8636.N1	08-NOV-2003 02:11:15	Dark	41.500	9	Alp Eri	0.45300	24000.	83	8832	No
35	GOM_NL__2PRFIN20031108_021446_000000432021_00261_08832_8637.N1	08-NOV-2003 02:14:46	Straylight	42.500	157	The1Eri	2.9060	9300.0	85	8832	No
36	GOM_NL__2PRFIN20031108_021839_000001692021_00261_08832_8638.N1	08-NOV-2003 02:18:39	Straylight	168.50	47	2Bet CMa	1.9760	28000.	337	8832	No
37	GOM_NL__2PRFIN20031108_022617_000001232021_00261_08832_8639.N1	08-NOV-2003 02:26:17	Twilight_stray	123.00	7	19Bet Ori	0.10000	14000.	246	8832	No
38	GOM_NL__2PRFIN20031108_023300_000000392021_00261_08832_8640.N1	08-NOV-2003 02:33:00	Bright	38.500	105	6Bet Ari	2.6450	8900.0	77	8832	No
39	GOM_NL__2PRFIN20031108_023609_000000382021_00261_08832_8641.N1	08-NOV-2003 02:36:09	Bright	37.500	58	21Alp And	2.0730	11000.	75	8832	No
40	GOM_NL__2PRFIN20031108_023916_000000402021_00261_08832_8642.N1	08-NOV-2003 02:39:16	Bright	40.000	73	57Gam1And	2.2600	13100.	80	8832	No
41	GOM_NL__2PRFIN20031108_024309_000000362021_00261_08832_8643.N1	08-NOV-2003 02:43:09	Bright	36.000	68	18Alp Cas	2.2250	4500.0	72	8832	No
42	GOM_NL__2PRFIN20031108_024806_000000612021_00261_08832_8644.N1	08-NOV-2003 02:48:06	Bright	61.000	6	13Alp Aur	0.080000	3400.0	122	8832	No

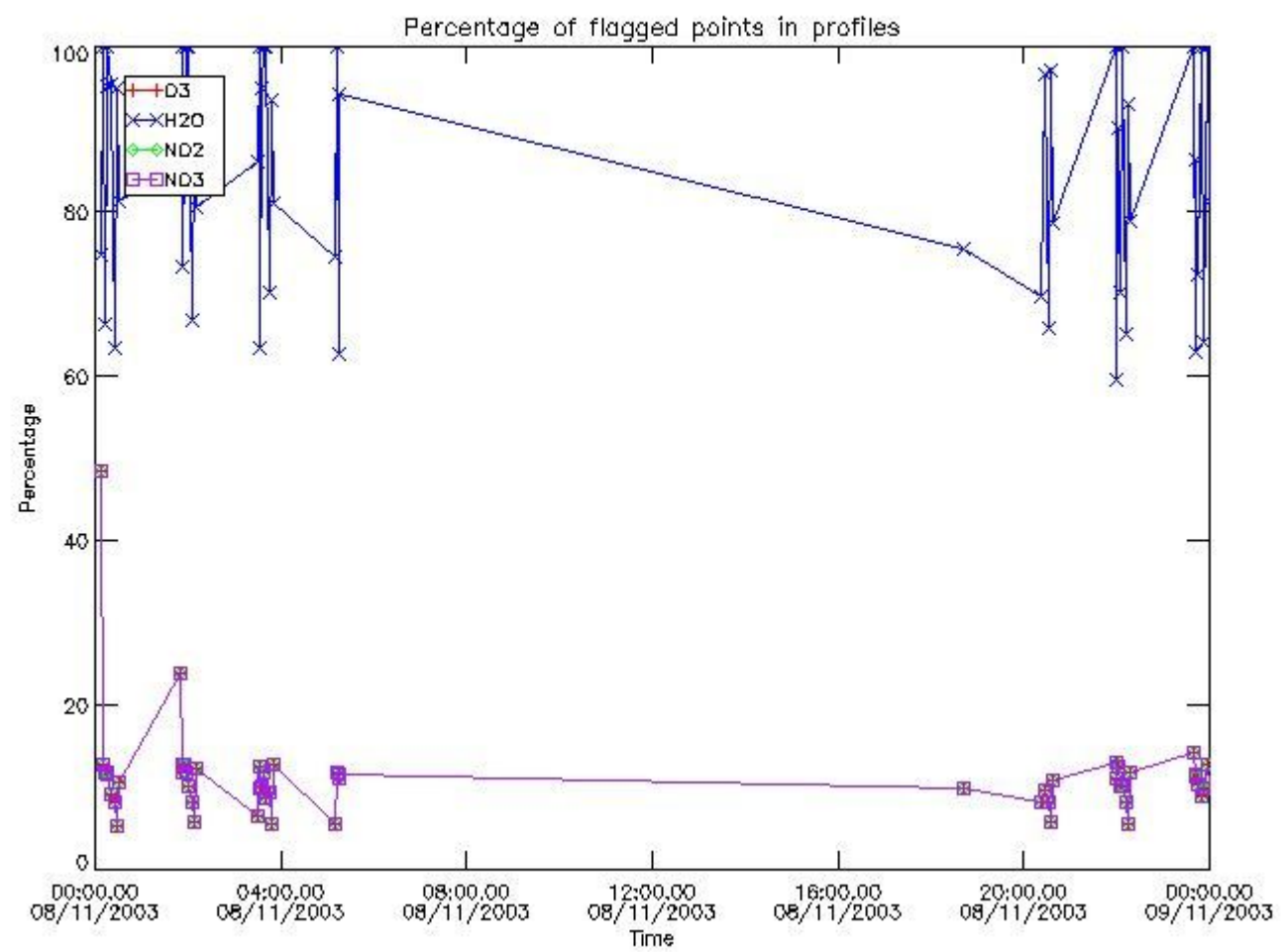
43	GOM_NL__2PRFIN20031108_025219_000000382021_00261_08832_8645.N1	08-NOV-2003 02:52:19	Bright	37.500	49	1Alp UMi	1.9900	6300.0	75	8832	No
44	GOM_NL__2PRFIN20031108_025624_000000402021_00261_08832_8646.N1	08-NOV-2003 02:56:24	Bright	40.000	60	7Bet UMi	2.0810	3950.0	80	8832	No
45	GOM_NL__2PRFIN20031108_030018_000000442021_00261_08832_8647.N1	08-NOV-2003 03:00:18	Bright	44.000	36	50Alp UMa	1.8000	6300.0	88	8832	No
46	GOM_NL__2PRFIN20031108_030156_000000412021_00261_08832_8648.N1	08-NOV-2003 03:01:56	Bright	41.000	82	48Bet UMa	2.3650	10600.	82	8832	No
47	GOM_NL__2PRFIN20031108_030339_000000362021_00261_08832_8649.N1	08-NOV-2003 03:03:39	Bright	35.500	39	85Eta UMa	1.8540	24000.	71	8832	No
48	GOM_NL__2PRFIN20031108_030546_000000422021_00261_08832_8650.N1	08-NOV-2003 03:05:46	Bright	41.500	174	52Psi UMa	3.0040	4400.0	83	8832	No
49	GOM_NL__2PRFIN20031108_031434_000000692021_00261_08832_8651.N1	08-NOV-2003 03:14:34	Bright	69.000	166	17Eps Leo	2.9800	6000.0	138	8832	No
50	GOM_NL__2PRFIN20031108_031845_000000712021_00261_08832_8652.N1	08-NOV-2003 03:18:45	Twilight	71.000	22	32Alp Leo	1.3600	15200.	142	8832	No
51	GOM_NL__2PRFIN20031108_032933_000000862021_00261_08832_8653.N1	08-NOV-2003 03:29:33	Dark	86.000	48	30Alp Hya	1.9770	4100.0	172	8832	No
52	GOM_NL__2PRFIN20031108_033217_000000412021_00261_08832_8654.N1	08-NOV-2003 03:32:17	Dark	41.000	99	Del Cen	2.5750	26000.	82	8832	No
53	GOM_NL__2PRFIN20031108_033346_000000512021_00261_08832_8655.N1	08-NOV-2003 03:33:46	Dark	51.000	26	Gam Cru	1.6240	2900.0	102	8832	No
54	GOM_NL__2PRFIN20031108_033526_000000502021_00261_08832_8656.N1	08-NOV-2003 03:35:26	Dark	50.000	12	Alp1Cru	0.77500	30000.	100	8832	No
55	GOM_NL__2PRFIN20031108_033743_000000442021_00262_08833_8633.N1	08-NOV-2003 03:37:43	Dark	43.500	91	Kap Vel	2.4900	26000.	87	8833	No
56	GOM_NL__2PRFIN20031108_034107_000000582021_00262_08833_8634.N1	08-NOV-2003 03:41:07	Dark	58.000	70	Zet Pup	2.2460	39000.	116	8833	No
57	GOM_NL__2PRFIN20031108_034546_000000542021_00262_08833_8635.N1	08-NOV-2003 03:45:46	Dark	54.000	2	Alp Car	-0.73600	7000.0	108	8833	No
58	GOM_NL__2PRFIN20031108_034849_000000942021_00262_08833_8636.N1	08-NOV-2003 03:48:49	Dark	93.500	23	21Eps CMa	1.5020	26000.	187	8833	No
59	GOM_NL__2PRFIN20031108_035151_000000402021_00262_08833_8637.N1	08-NOV-2003 03:51:51	Dark	40.000	9	Alp Eri	0.45300	24000.	80	8833	No
60	GOM_NL__2PRFIN20031108_035523_000000442021_00262_08833_8638.N1	08-NOV-2003 03:55:23	Straylight	44.000	157	The1Eri	2.9060	9300.0	88	8833	No
61	GOM_NL__2PRFIN20031108_035915_000001892021_00262_08833_8639.N1	08-NOV-2003 03:59:15	Straylight	188.50	47	2Bet CMa	1.9760	28000.	377	8833	No
62	GOM_NL__2PRFIN20031108_040652_000001232021_00262_08833_8640.N1	08-NOV-2003 04:06:52	Twilight	122.50	7	19Bet Ori	0.10000	14000.	245	8833	No
63	GOM_NL__2PRFIN20031108_041335_000000412021_00262_08833_8641.N1	08-NOV-2003 04:13:35	Bright	40.500	105	6Bet Ari	2.6450	8900.0	81	8833	No
64	GOM_NL__2PRFIN20031108_041645_000000392021_00262_08833_8642.N1	08-NOV-2003 04:16:45	Bright	38.500	58	21Alp And	2.0730	11000.	77	8833	No
65	GOM_NL__2PRFIN20031108_041952_000000422021_00262_08833_8643.N1	08-NOV-2003 04:19:52	Bright	42.000	73	57Gam1And	2.2600	13100.	84	8833	No
66	GOM_NL__2PRFIN20031108_042343_000000422021_00262_08833_8644.N1	08-NOV-2003 04:23:43	Bright	41.500	68	18Alp Cas	2.2250	4500.0	83	8833	No
67	GOM_NL__2PRFIN20031108_042841_000000642021_00262_08833_8645.N1	08-NOV-2003 04:28:41	Bright	64.000	6	13Alp Aur	0.080000	3400.0	128	8833	No
68	GOM_NL__2PRFIN20031108_043254_000000382021_00262_08833_8646.N1	08-NOV-2003 04:32:54	Bright	38.000	49	1Alp UMi	1.9900	6300.0	76	8833	No
69	GOM_NL__2PRFIN20031108_043700_000000402021_00262_08833_8647.N1	08-NOV-2003 04:37:00	Bright	39.500	60	7Bet UMi	2.0810	3950.0	79	8833	No
70	GOM_NL__2PRFIN20031108_044054_000000432021_00262_08833_8648.N1	08-NOV-2003 04:40:54	Bright	42.500	36	50Alp UMa	1.8000	6300.0	85	8833	No
71	GOM_NL__2PRFIN20031108_044231_000000432021_00262_08833_8649.N1	08-NOV-2003 04:42:31	Bright	43.000	82	48Bet UMa	2.3650	10600.	86	8833	No
72	GOM_NL__2PRFIN20031108_044416_000000372021_00262_08833_8650.N1	08-NOV-2003 04:44:16	Bright	37.000	39	85Eta UMa	1.8540	24000.	74	8833	No
73	GOM_NL__2PRFIN20031108_044622_000000412021_00262_08833_8651.N1	08-NOV-2003 04:46:22	Bright	40.500	174	52Psi UMa	3.0040	4400.0	81	8833	No
74	GOM_NL__2PRFIN20031108_045511_000000702021_00262_08833_8652.N1	08-NOV-2003 04:55:11	Bright	70.000	166	17Eps Leo	2.9800	6000.0	140	8833	No
75	GOM_NL__2PRFIN20031108_045922_000000652021_00262_08833_8653.N1	08-NOV-2003 04:59:22	Twilight	64.500	22	32Alp Leo	1.3600	15200.	129	8833	No
76	GOM_NL__2PRFIN20031108_051011_000001022021_00262_08833_8654.N1	08-NOV-2003 05:10:11	Dark	102.00	48	30Alp Hya	1.9770	4100.0	204	8833	No
77	GOM_NL__2PRFIN20031108_051253_000000432021_00262_08833_8655.N1	08-NOV-2003 05:12:53	Dark	43.000	99	Del Cen	2.5750	26000.	86	8833	No
78	GOM_NL__2PRFIN20031108_051422_000000462021_00262_08833_8656.N1	08-NOV-2003 05:14:22	Dark	46.000	26	Gam Cru	1.6240	2900.0	92	8833	No
79	GOM_NL__2PRFIN20031108_051602_000000442021_00262_08833_8657.N1	08-NOV-2003 05:16:02	Dark	44.000	12	Alp1Cru	0.77500	30000.	88	8833	No
80	GOM_NL__2PRFIN20031108_184232_000000522021_00271_08842_8635.N1	08-NOV-2003 18:42:32	Dark	51.500	65	Lam Vel	2.2040	4400.0	103	8842	No
81	GOM_NL__2PRFIN20031108_202309_000000632021_00272_08843_8637.N1	08-NOV-2003 20:23:09	Dark	63.000	65	Lam Vel	2.2040	4400.0	126	8843	No
82	GOM_NL__2PRFIN20031108_202720_000000592021_00272_08843_8638.N1	08-NOV-2003 20:27:20	Dark	58.500	70	Zet Pup	2.2460	39000.	117	8843	No
83	GOM_NL__2PRFIN20031108_203156_000000622021_00272_08843_8639.N1	08-NOV-2003 20:31:56	Dark	62.000	2	Alp Car	-0.73600	7000.0	124	8843	No
84	GOM_NL__2PRFIN20031108_203505_000000902021_00272_08843_8640.N1	08-NOV-2003 20:35:05	Dark	89.500	23	21Eps CMa	1.5020	26000.	179	8843	No
85	GOM_NL__2PRFIN20031108_203752_000000522021_00272_08843_8641.N1	08-NOV-2003 20:37:52	Dark	52.000	9	Alp Eri	0.45300	24000.	104	8843	No
86	GOM_NL__2PRFIN20031108_204125_000000422021_00272_08843_8642.N1	08-NOV-2003 20:41:25	Straylight	41.500	157	The1Eri	2.9060	9300.0	83	8843	No
87	GOM_NL__2PRFIN20031108_204456_000000812021_00272_08843_8643.N1	08-NOV-2003 20:44:56	Straylight	80.500	139	9Bet Lep	2.8330	5600.0	161	8843	No
88	GOM_NL__2PRFIN20031108_204917_000000432021_00272_08843_8644.N1	08-NOV-2003 20:49:17	Straylight	43.000	52	16Bet Cet	2.0370	4500.0	86	8843	No
89	GOM_NL__2PRFIN20031108_205243_000001152021_00272_08843_8645.N1	08-NOV-2003 20:52:43	Twilight	114.50	7	19Bet Ori	0.10000	14000.	229	8843	No
90	GOM_NL__2PRFIN20031108_205935_000000392021_00272_08843_8646.N1	08-NOV-2003 20:59:35	Bright	39.000	105	6Bet Ari	2.6450	8900.0	78	8843	No
91	GOM_NL__2PRFIN20031108_210248_000000382021_00272_08843_8647.N1	08-NOV-2003 21:02:48	Bright	38.000	58	21Alp And	2.0730	11000.	76	8843	No
92	GOM_NL__2PRFIN20031108_210549_000000412021_00272_08843_8648.N1	08-NOV-2003 21:05:49	Bright	40.500	73	57Gam1And	2.2600	13100.	81	8843	No
93	GOM_NL__2PRFIN20031108_210813_000000482021_00272_08843_8649.N1	08-NOV-2003 21:08:13	Bright	48.000	149	45Eps Per	2.8880	30000.	96	8843	No
94	GOM_NL__2PRFIN20031108_210959_000000432021_00272_08843_8650.N1	08-NOV-2003 21:09:59	Bright	43.000	160	23Gam Per	2.9300	4700.0	86	8843	No
95	GOM_NL__2PRFIN20031108_211427_000000622021_00272_08843_8651.N1	08-NOV-2003 21:14:27	Bright	62.000	6	13Alp Aur	0.080000	3400.0	124	8843	No
96	GOM_NL__2PRFIN20031108_211854_000000392021_00272_08843_8652.N1	08-NOV-2003 21:18:54	Bright	39.000	49	1Alp UMi	1.9900	6300.0	78	8843	No
97	GOM_NL__2PRFIN20031108_212301_000000402021_00272_08843_8653.N1	08-NOV-2003 21:23:01	Bright	40.000	60	7Bet UMi	2.0810	3950.0	80	8843	No
98	GOM_NL__2PRFIN20031108_212652_000000432021_00272_08843_8654.N1	08-NOV-2003 21:26:52	Bright	42.500	36	50Alp UMa	1.8000	6300.0	85	8843	No
99	GOM_NL__2PRFIN20031108_212829_000000422021_00272_08843_8655.N1	08-NOV-2003 21:28:29	Bright	42.000	82	48Bet UMa	2.3650	10600.	84	8843	No
100	GOM_NL__2PRFIN20031108_213017_000000382021_00272_08843_8656.N1	08-NOV-2003 21:30:17	Bright	38.000	39	85Eta UMa	1.8540	24000.	76	8843	No
101	GOM_NL__2PRFIN20031108_213221_000000592021_00272_08843_8657.N1	08-NOV-2003 21:32:21	Bright	59.000	174	52Psi UMa	3.0040	4400.0	118	8843	No

102	GOM_NL__2PRFIN20031108_213348_000000492021_00272_08843_8658.N1	08-NOV-2003 21:33:48	Bright	49.000	152	12Alp2CVn	2.8900	11000.	98	8843	No
103	GOM_NL__2PRFIN20031108_214116_000000692021_00272_08843_8659.N1	08-NOV-2003 21:41:16	Bright	69.000	166	17Eps Leo	2.9800	6000.0	138	8843	No
104	GOM_NL__2PRFIN20031108_214530_000000772021_00272_08843_8660.N1	08-NOV-2003 21:45:30	Twilight	77.000	22	32Alp Leo	1.3600	15200.	154	8843	No
105	GOM_NL__2PRFIN20031108_215854_000000392021_00272_08843_8661.N1	08-NOV-2003 21:58:54	Dark	39.000	99	Del Cen	2.5750	26000.	78	8843	No
106	GOM_NL__2PRFIN20031108_220022_000000512021_00272_08843_8662.N1	08-NOV-2003 22:00:22	Dark	51.000	26	Gam Cru	1.6240	2900.0	102	8843	No
107	GOM_NL__2PRFIN20031108_220202_000000412021_00272_08843_8663.N1	08-NOV-2003 22:02:02	Dark	40.500	12	Alp1Cru	0.77500	30000.	81	8843	No
108	GOM_NL__2PRFIN20031108_220346_000000512021_00273_08844_8637.N1	08-NOV-2003 22:03:46	Dark	50.500	65	Lam Vel	2.2040	4400.0	101	8844	No
109	GOM_NL__2PRFIN20031108_220757_000000562021_00273_08844_8638.N1	08-NOV-2003 22:07:57	Dark	55.500	70	Zet Pup	2.2460	39000.	111	8844	No
110	GOM_NL__2PRFIN20031108_221232_000000622021_00273_08844_8639.N1	08-NOV-2003 22:12:32	Dark	62.000	2	Alp Car	-0.73600	7000.0	124	8844	No
111	GOM_NL__2PRFIN20031108_221542_000000922021_00273_08844_8640.N1	08-NOV-2003 22:15:42	Dark	92.000	23	21Eps CMa	1.5020	26000.	184	8844	No
112	GOM_NL__2PRFIN20031108_221828_000000432021_00273_08844_8641.N1	08-NOV-2003 22:18:28	Dark	43.000	9	Alp Eri	0.45300	24000.	86	8844	No
113	GOM_NL__2PRFIN20031108_222159_000000452021_00273_08844_8642.N1	08-NOV-2003 22:21:59	Straylight	45.000	157	The1Eri	2.9060	9300.0	90	8844	No
114	GOM_NL__2PRFIN20031108_222532_000000782021_00273_08844_8643.N1	08-NOV-2003 22:25:32	Straylight	78.000	139	9Bet Lep	2.8330	5600.0	156	8844	No
115	GOM_NL__2PRFIN20031108_222952_000000482021_00273_08844_8644.N1	08-NOV-2003 22:29:52	Straylight	48.000	52	16Bet Cet	2.0370	4500.0	96	8844	No
116	GOM_NL__2PRFIN20031108_223319_000001132021_00273_08844_8645.N1	08-NOV-2003 22:33:19	Twilight	112.50	7	19Bet Ori	0.10000	14000.	225	8844	No
117	GOM_NL__2PRFIN20031108_224011_000000382021_00273_08844_8646.N1	08-NOV-2003 22:40:11	Bright	38.000	105	6Bet Ari	2.6450	8900.0	76	8844	No
118	GOM_NL__2PRFIN20031108_224324_000000392021_00273_08844_8647.N1	08-NOV-2003 22:43:24	Bright	39.000	58	21Alp And	2.0730	11000.	78	8844	No
119	GOM_NL__2PRFIN20031108_224626_000000392021_00273_08844_8648.N1	08-NOV-2003 22:46:26	Bright	39.000	73	57Gam1And	2.2600	13100.	78	8844	No
120	GOM_NL__2PRFIN20031108_224848_000000482021_00273_08844_8649.N1	08-NOV-2003 22:48:48	Bright	47.500	149	45Eps Per	2.8880	30000.	95	8844	No
121	GOM_NL__2PRFIN20031108_225035_000000432021_00273_08844_8650.N1	08-NOV-2003 22:50:35	Bright	42.500	160	23Gam Per	2.9300	4700.0	85	8844	No
122	GOM_NL__2PRFIN20031108_225502_000000612021_00273_08844_8651.N1	08-NOV-2003 22:55:02	Bright	61.000	6	13Alp Aur	0.080000	3400.0	122	8844	No
123	GOM_NL__2PRFIN20031108_225930_000000392021_00273_08844_8652.N1	08-NOV-2003 22:59:30	Bright	38.500	49	1Alp UMi	1.9900	6300.0	77	8844	No
124	GOM_NL__2PRFIN20031108_230336_000000372021_00273_08844_8653.N1	08-NOV-2003 23:03:36	Bright	37.000	60	7Bet UMi	2.0810	3950.0	74	8844	No
125	GOM_NL__2PRFIN20031108_230728_000000432021_00273_08844_8654.N1	08-NOV-2003 23:07:28	Bright	42.500	36	50Alp UMa	1.8000	6300.0	85	8844	No
126	GOM_NL__2PRFIN20031108_230905_000000422021_00273_08844_8655.N1	08-NOV-2003 23:09:05	Bright	42.000	82	48Bet UMa	2.3650	10600.	84	8844	No
127	GOM_NL__2PRFIN20031108_231053_000000522021_00273_08844_8656.N1	08-NOV-2003 23:10:53	Bright	52.000	39	85Eta UMa	1.8540	24000.	104	8844	No
128	GOM_NL__2PRFIN20031108_231257_000000402021_00273_08844_8657.N1	08-NOV-2003 23:12:57	Bright	40.000	174	52Psi UMa	3.0040	4400.0	80	8844	No
129	GOM_NL__2PRFIN20031108_231424_000000422021_00273_08844_8658.N1	08-NOV-2003 23:14:24	Bright	42.000	152	12Alp2CVn	2.8900	11000.	84	8844	No
130	GOM_NL__2PRFIN20031108_232152_000000712021_00273_08844_8659.N1	08-NOV-2003 23:21:52	Bright	70.500	166	17Eps Leo	2.9800	6000.0	141	8844	No
131	GOM_NL__2PRFIN20031108_232607_000000722021_00273_08844_8660.N1	08-NOV-2003 23:26:07	Twilight	71.500	22	32Alp Leo	1.3600	15200.	143	8844	No
132	GOM_NL__2PRFIN20031108_233931_000000432021_00273_08844_8661.N1	08-NOV-2003 23:39:31	Dark	43.000	99	Del Cen	2.5750	26000.	86	8844	No
133	GOM_NL__2PRFIN20031108_234058_000000452021_00273_08844_8662.N1	08-NOV-2003 23:40:58	Dark	45.000	26	Gam Cru	1.6240	2900.0	90	8844	No
134	GOM_NL__2PRFIN20031108_234238_000000452021_00273_08844_8663.N1	08-NOV-2003 23:42:38	Dark	44.500	12	Alp1Cru	0.77500	30000.	89	8844	No
135	GOM_NL__2PRFIN20031108_234422_000000492021_00274_08845_8637.N1	08-NOV-2003 23:44:22	Dark	49.000	65	Lam Vel	2.2040	4400.0	98	8845	No
136	GOM_NL__2PRFIN20031108_234834_000000572021_00274_08845_8638.N1	08-NOV-2003 23:48:34	Dark	56.500	70	Zet Pup	2.2460	39000.	113	8845	No
137	GOM_NL__2PRFIN20031108_235309_000000522021_00274_08845_8639.N1	08-NOV-2003 23:53:09	Dark	52.000	2	Alp Car	-0.73600	7000.0	104	8845	No
138	GOM_NL__2PRFIN20031108_235742_000000402021_00274_08845_8640.N1	08-NOV-2003 23:57:42	Dark	40.000	143	Alp Hyi	2.8570	7200.0	80	8845	No
139	GOM_NL__2PRFIN20031108_235904_000000512021_00274_08845_8641.N1	08-NOV-2003 23:59:04	Dark	51.000	9	Alp Eri	0.45300	24000.	102	8845	No

3. Quality information per product

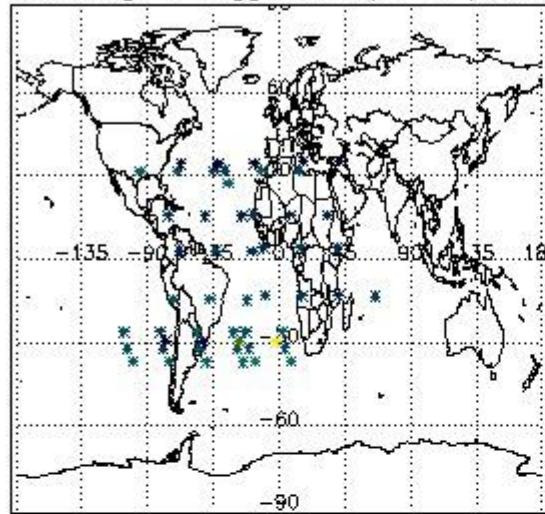
In this section it is plotted some information contained in the Quality Summary data set of the level 2 products. Only products in dark limb conditions and without errors (error flag in the MPH set to "0") are used.

3.1 Plot quality information per product (time dependant)

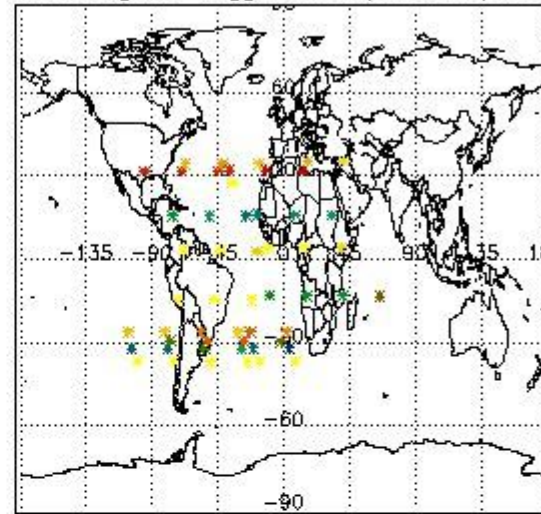


3.2 Plot quality information per product (world map)


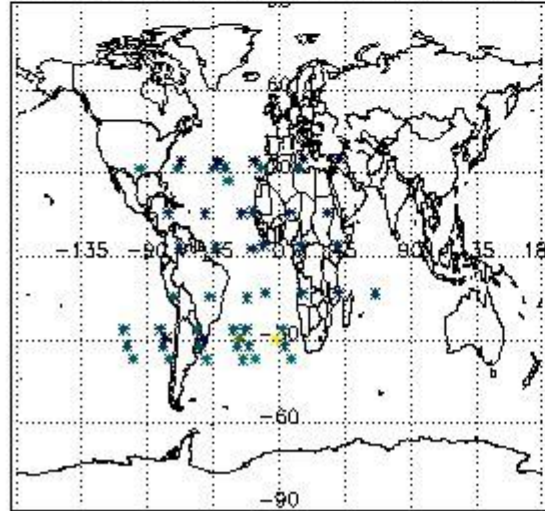
Percentage of flagged data per O3 profile



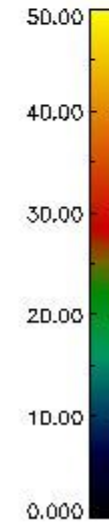
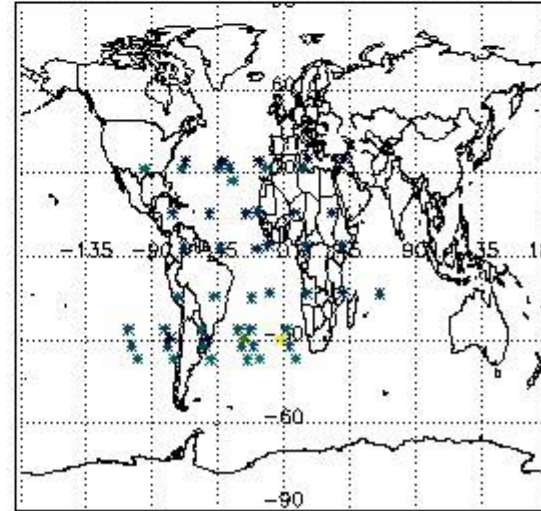
Percentage of flagged data per H2O profile



Percentage of flagged data per NO2 profile



Percentage of flagged data per NO3 profile

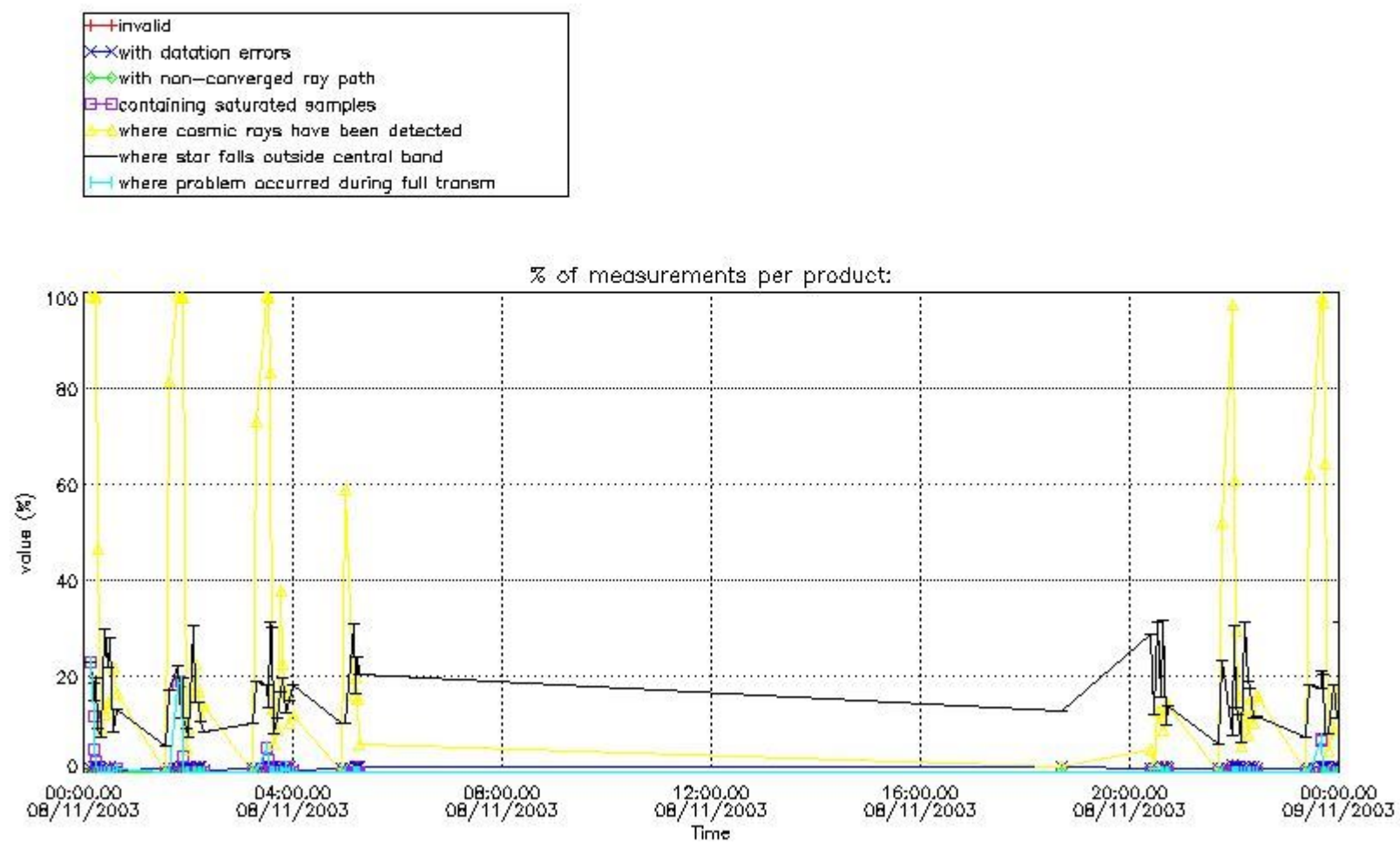


4. Level 1 quality information per product

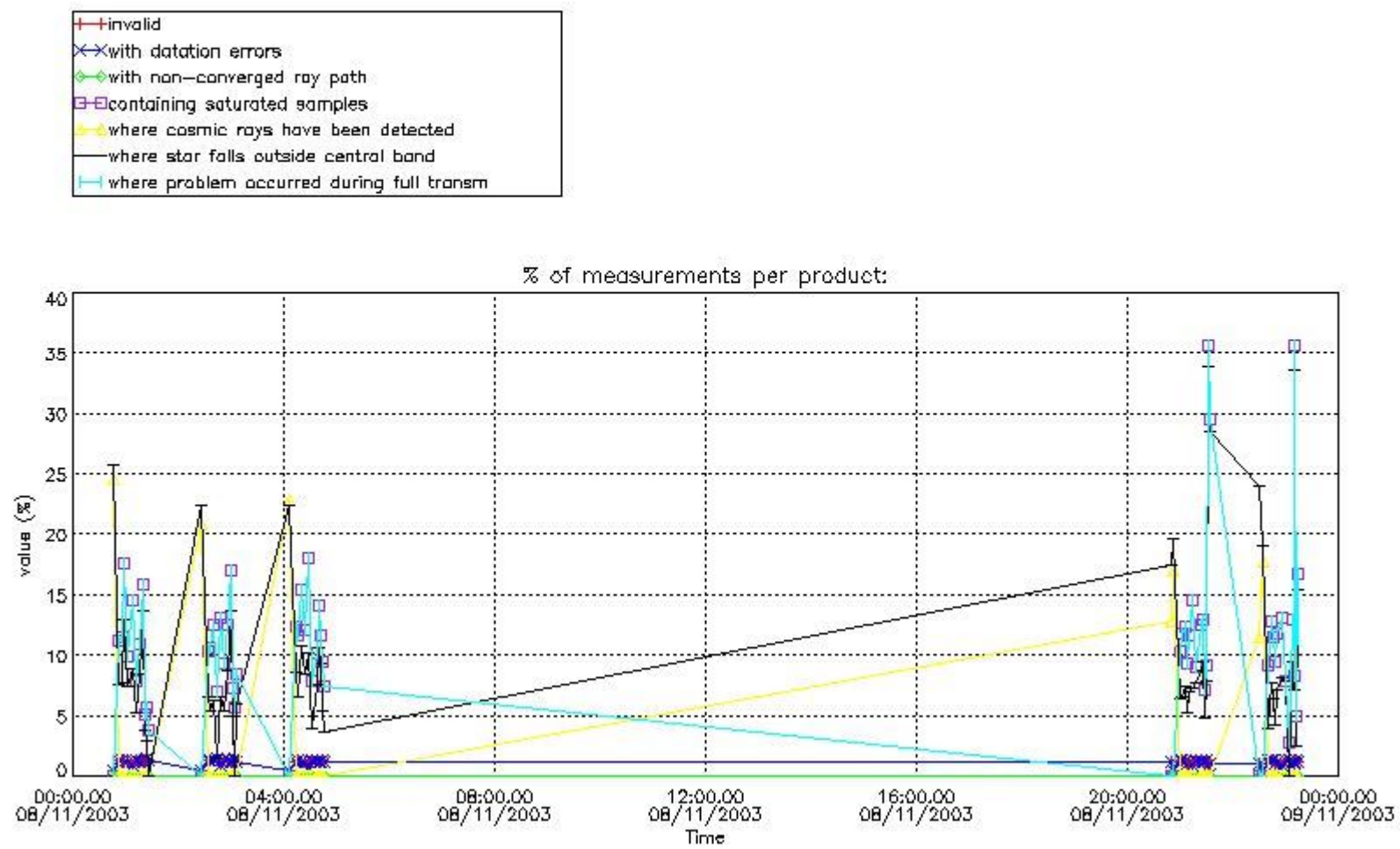
In this section it is plotted some information contained in the Quality Summary data set of the level 2 products that comes from the level 1b processing. Products without errors (error flag in the MPH set to "0") are used.

4.1 Plot quality information per product (time dependant) coming from level 1b processing

4.1.1 Plot level 1 quality information per product (time dependant): ENVISAT ASCENDING passes



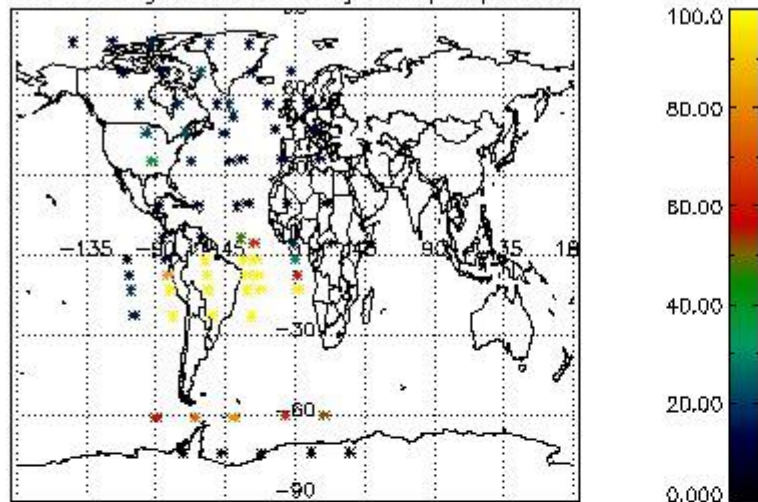
4.1.2 Plot level 1 quality information per product (time dependant): ENVI SAT DESCENDING passes



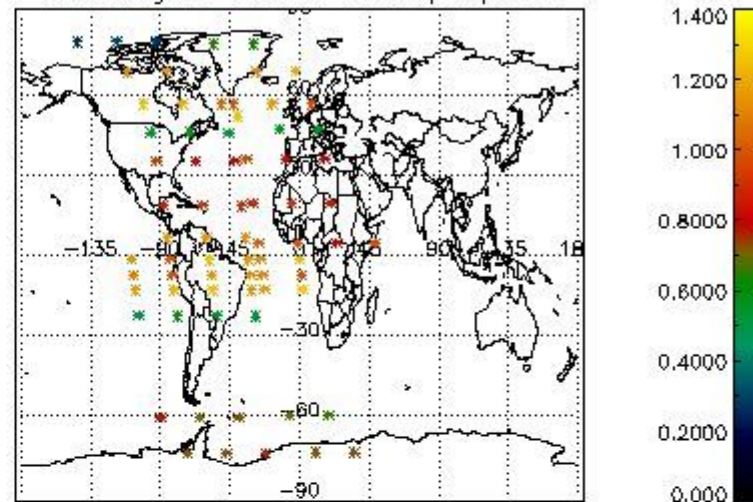
4.2 Plot quality information per product coming from level 1b processing (world map)

4.2.1 Plot level 1 quality information per product (world map): ENVISAT ASCENDING passes

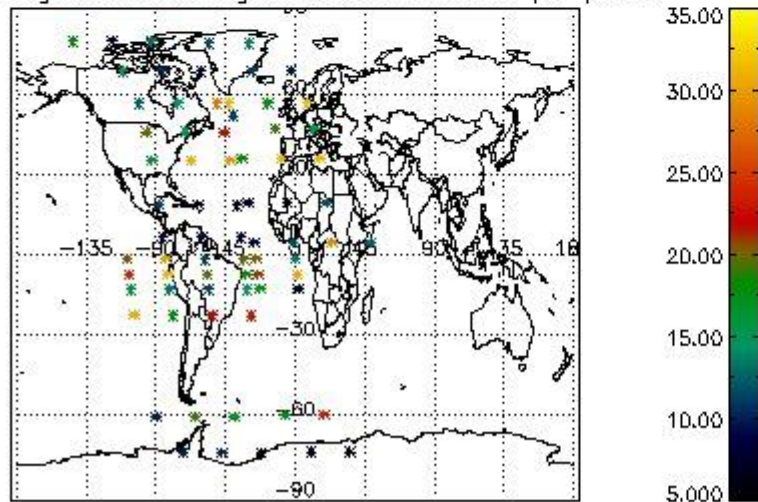
Percentage of cosmic ray hits per profile



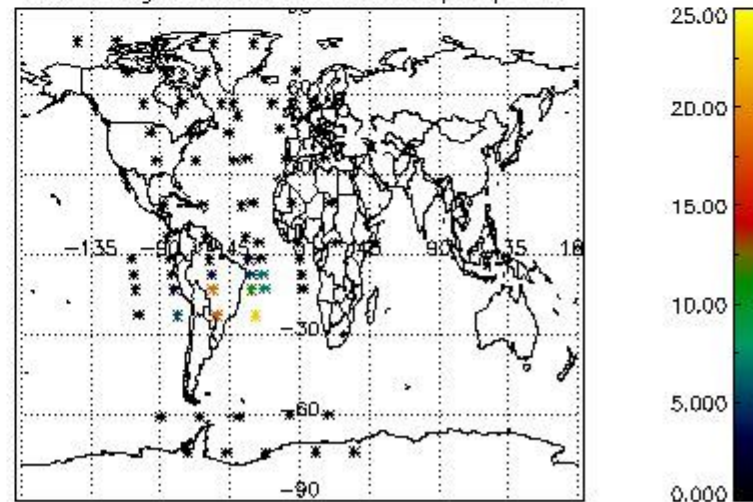
Percentage of datation errors per profile



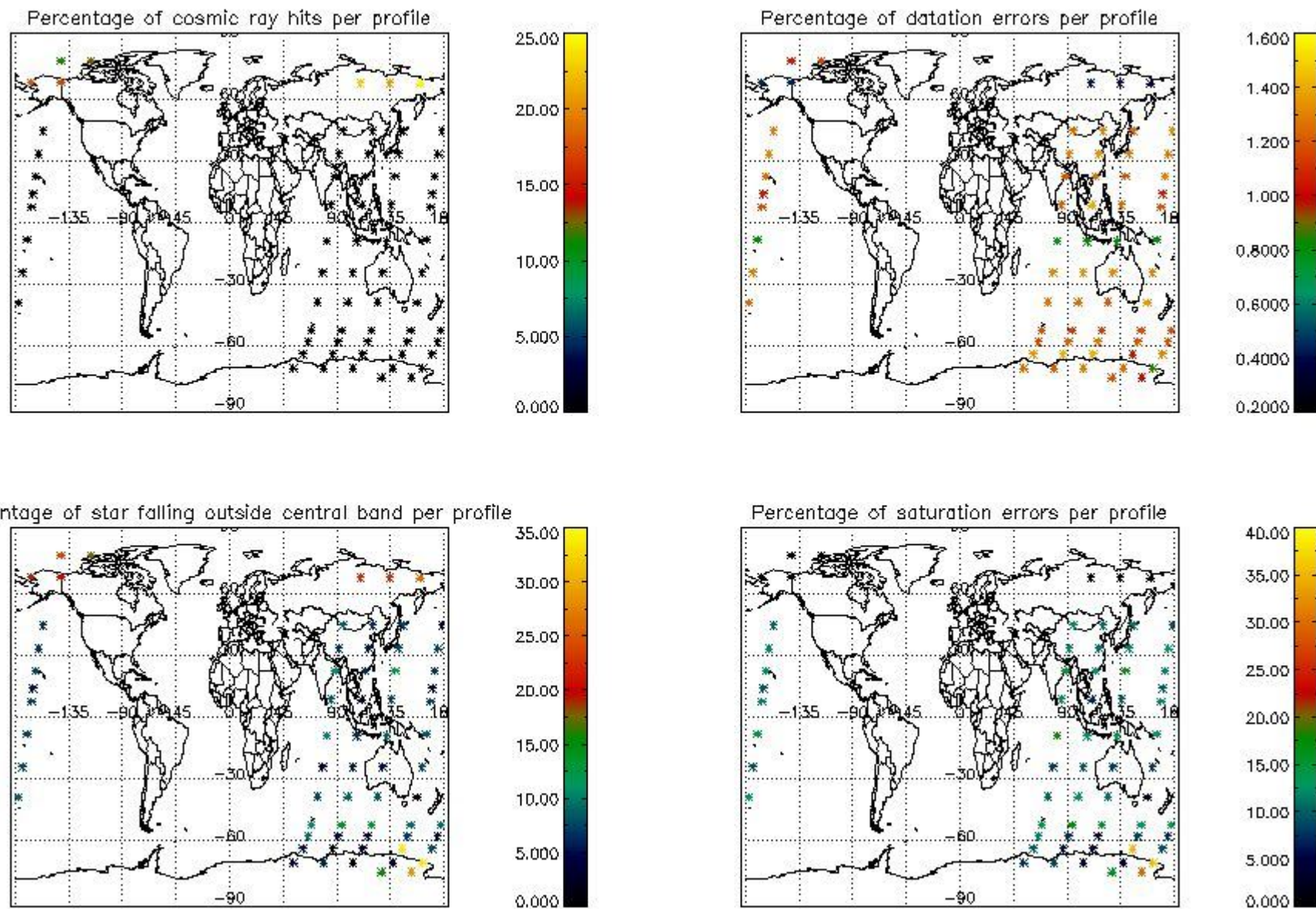
Percentage of star falling outside central band per profile



Percentage of saturation errors per profile



4.2.2 Plot level 1 quality information per product (world map): ENVISAT DESCENDING passes



5. Trace gas profiles

5.1 Ozone statistics based on quality of products

The final quality of the products can be "measured" using the STD (Standard Deviation) attached to every point profile. This information is written to the parameter GOM_NL__2P/NL_LOCAL_SPECIES_DENSITY/o3_std of the level 2 products. The table below shows the statistics for given STD ranges.

The statistics are given with respect to the overall valid production:

- Products without fatal errors: GOM_NL__2P/MPH/PRODUCT_ERR=0
- Valid point profile: GOM_NL__2P/NL_LOCAL_SPECIES_DENSITY/pcd(0)=0

The 'Criteria' is applied to valid points of dark limb products:

- Products in dark limb illumination condition: GOM_NL__2P/NL_SUMMARY_QUALITY/obs_ill_cond=0
- Products without fatal errors: GOM_NL__2P/MPH/PRODUCT_ERR=0
- Valid point profile: GOM_NL__2P/NL_LOCAL_SPECIES_DENSITY/pcd(0)=0

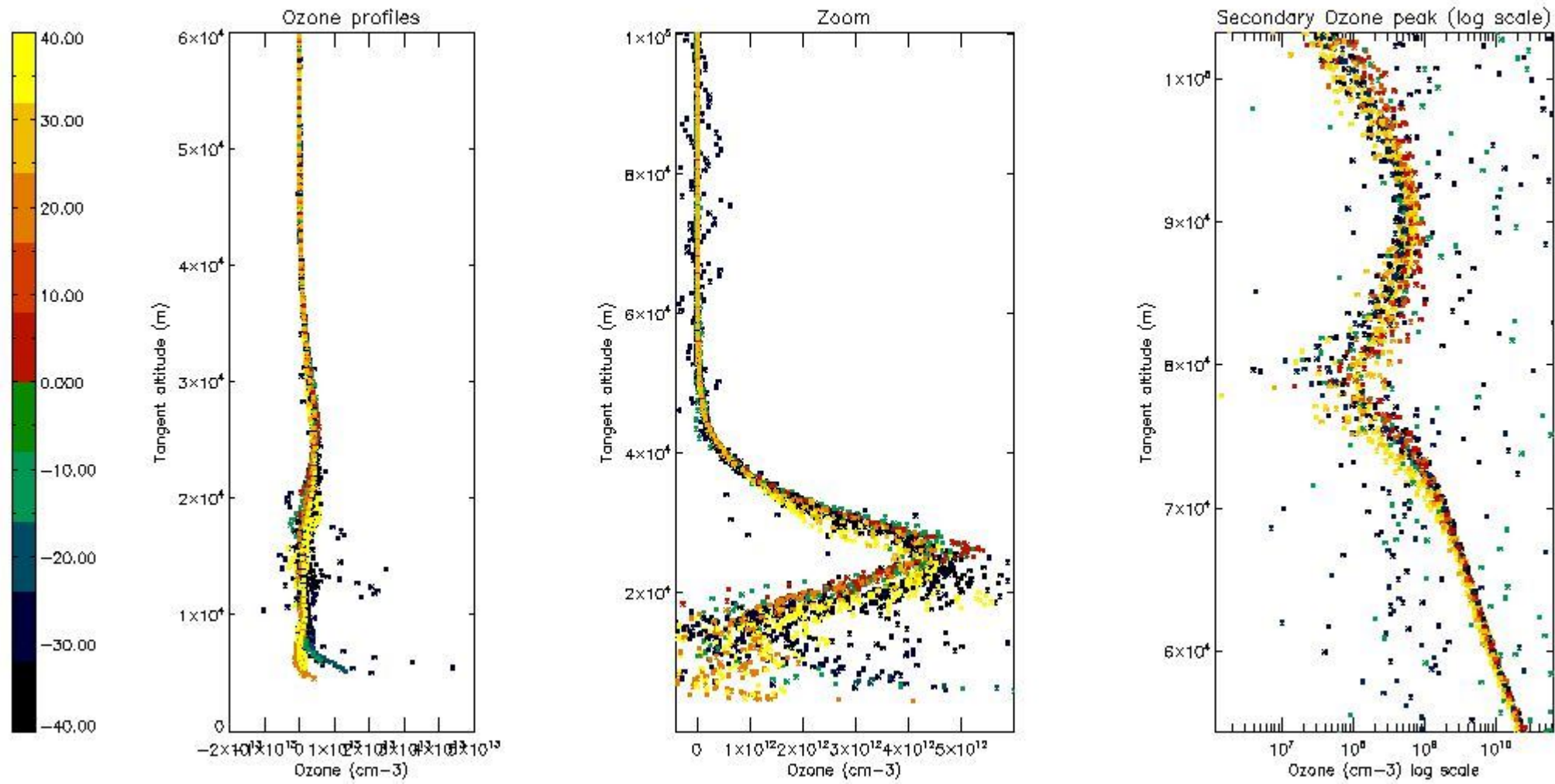
So, the table below shows the percentage of dark limb and valid observations for each criteria with respect to the overall valid daily observations.

Criteria	% of total production
All STD	38
STD < 20	22

STD < 10	19
STD < 5	16

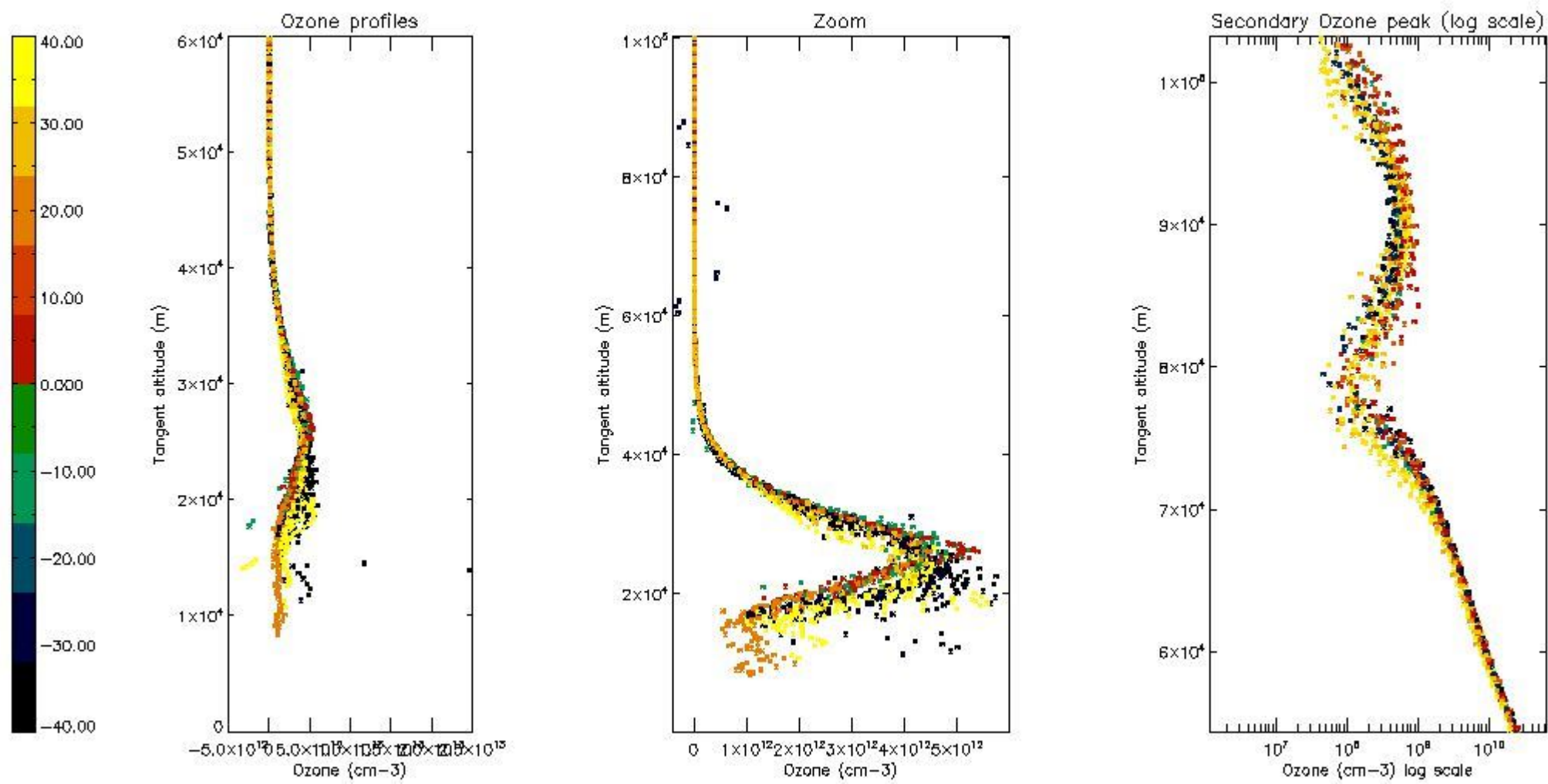
5.2 Plot ozone profiles for all STD (dark without errors)

The colorbar represents the latitude.



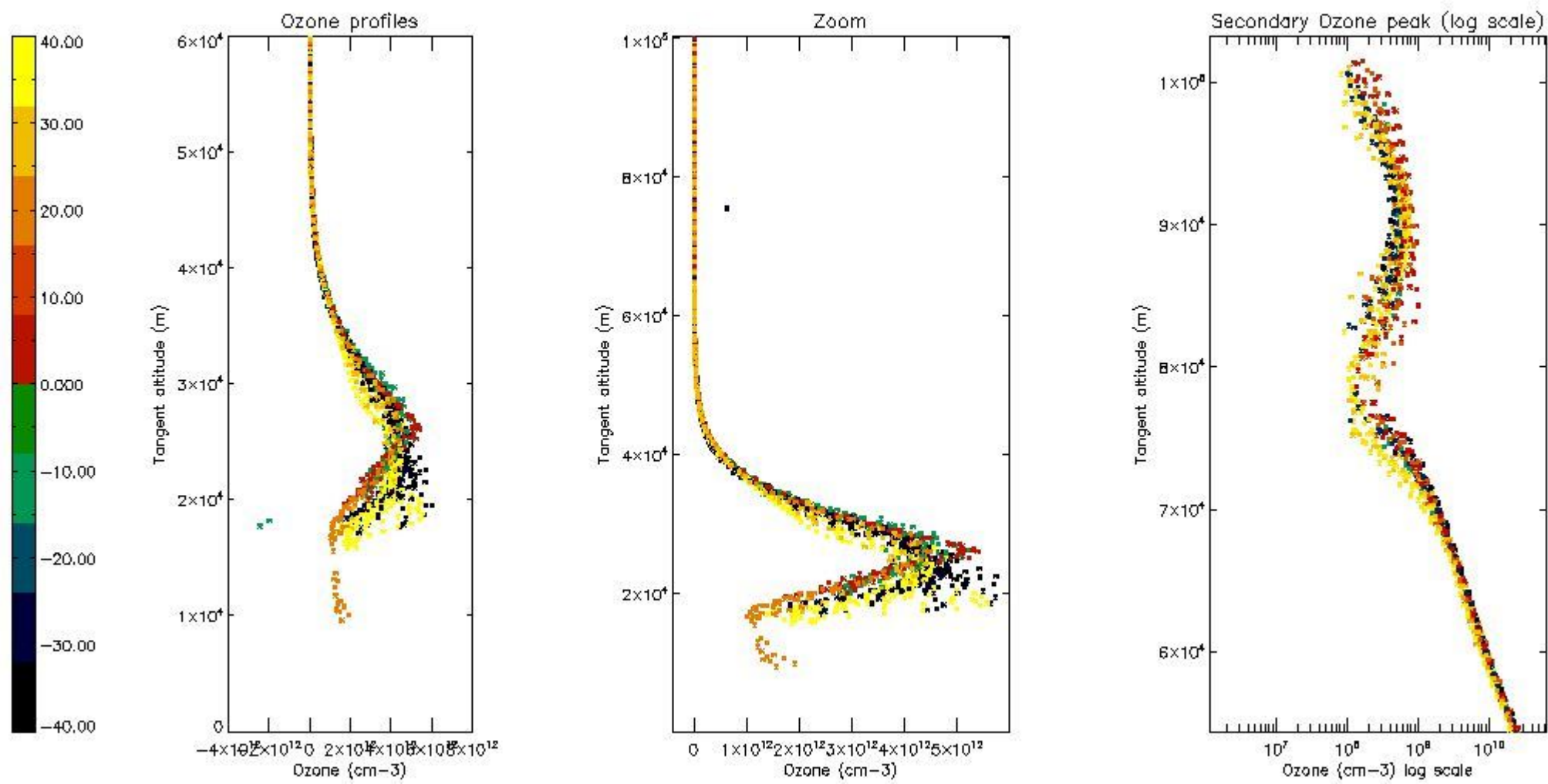
5.3 Plot ozone profiles where STD < 20% (dark without errors)

The colorbar represents the latitude.



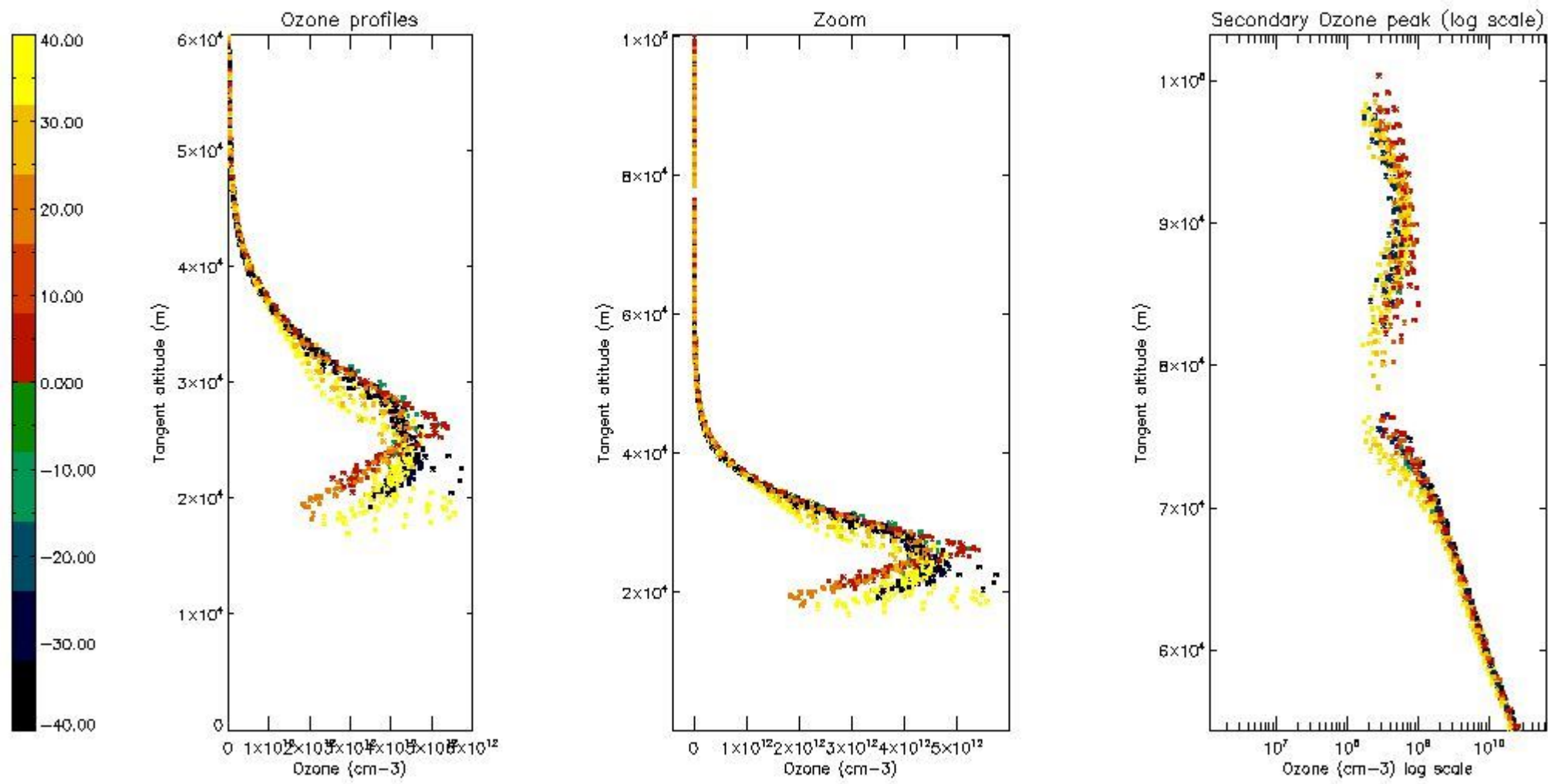
5.4 Plot ozone profiles where $STD < 10\%$ (dark without errors)

The colorbar represents the latitude.



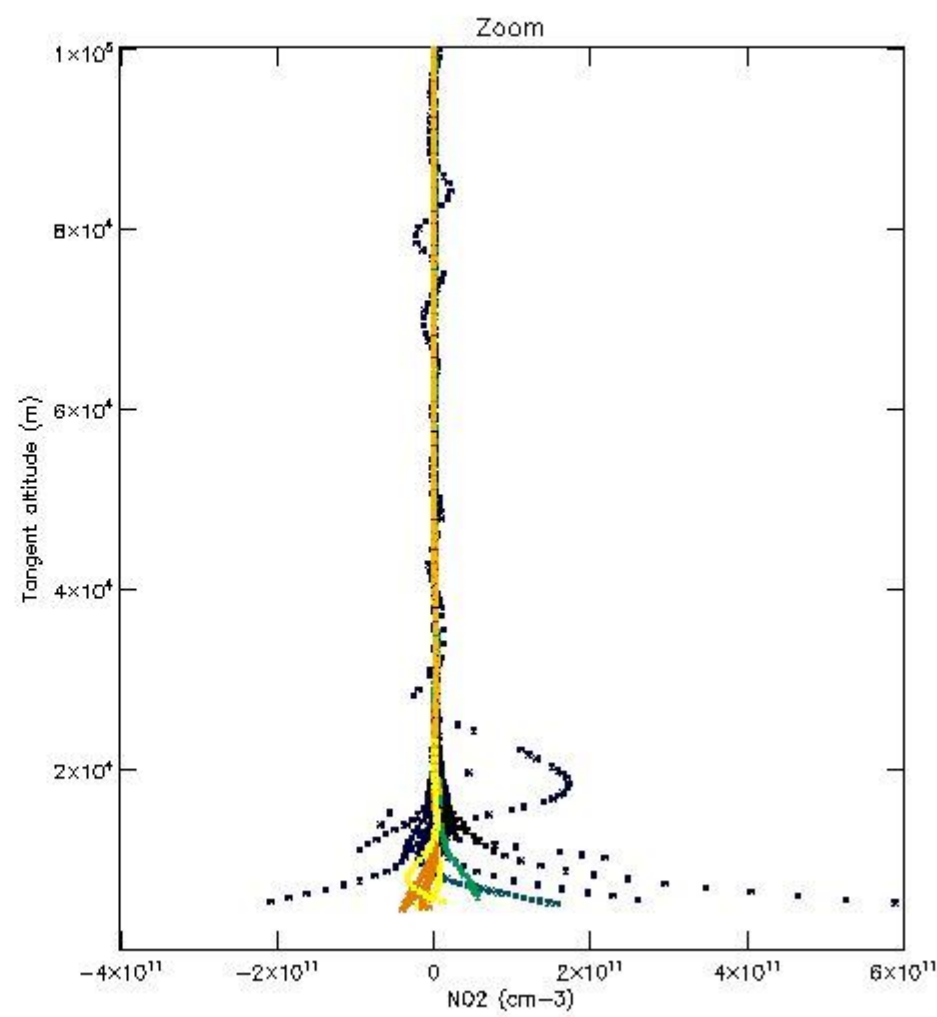
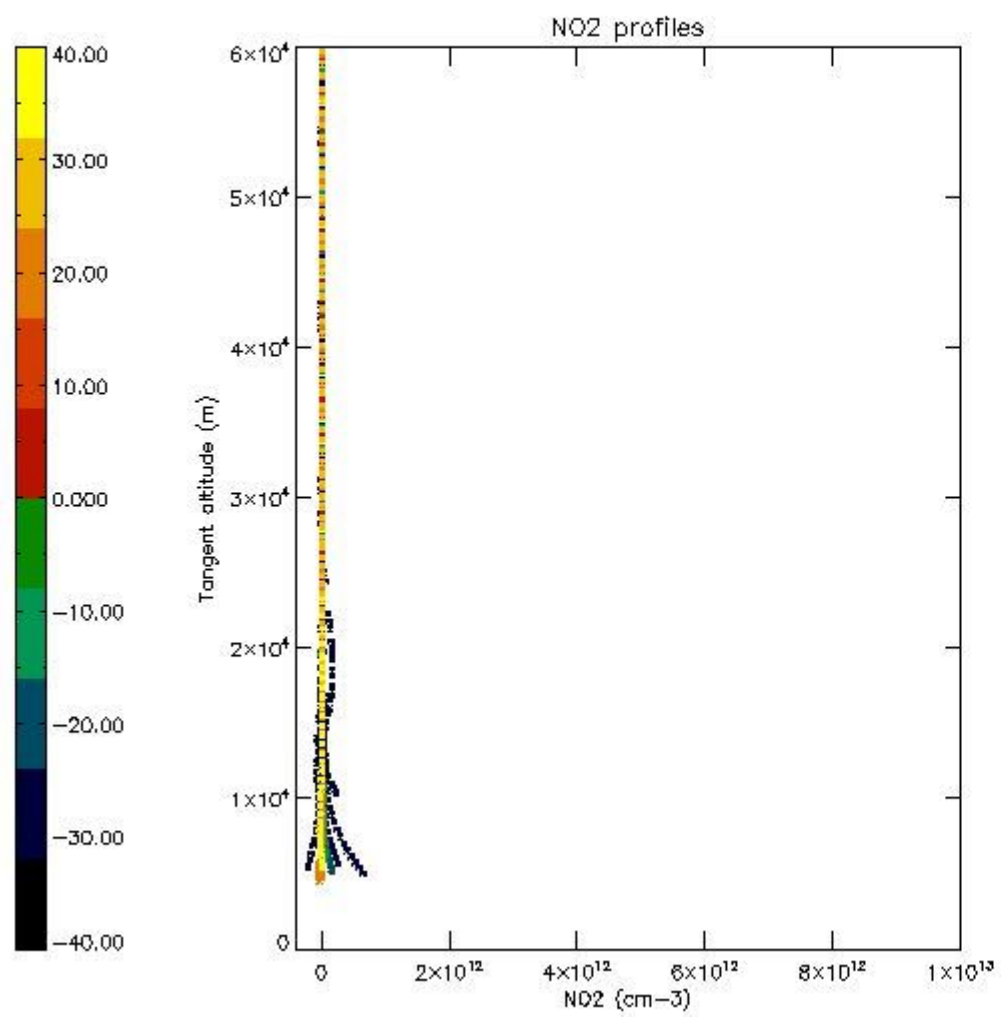
5.5 Plot ozone profiles where STD < 5% (dark without errors)

The colorbar represents the latitude.



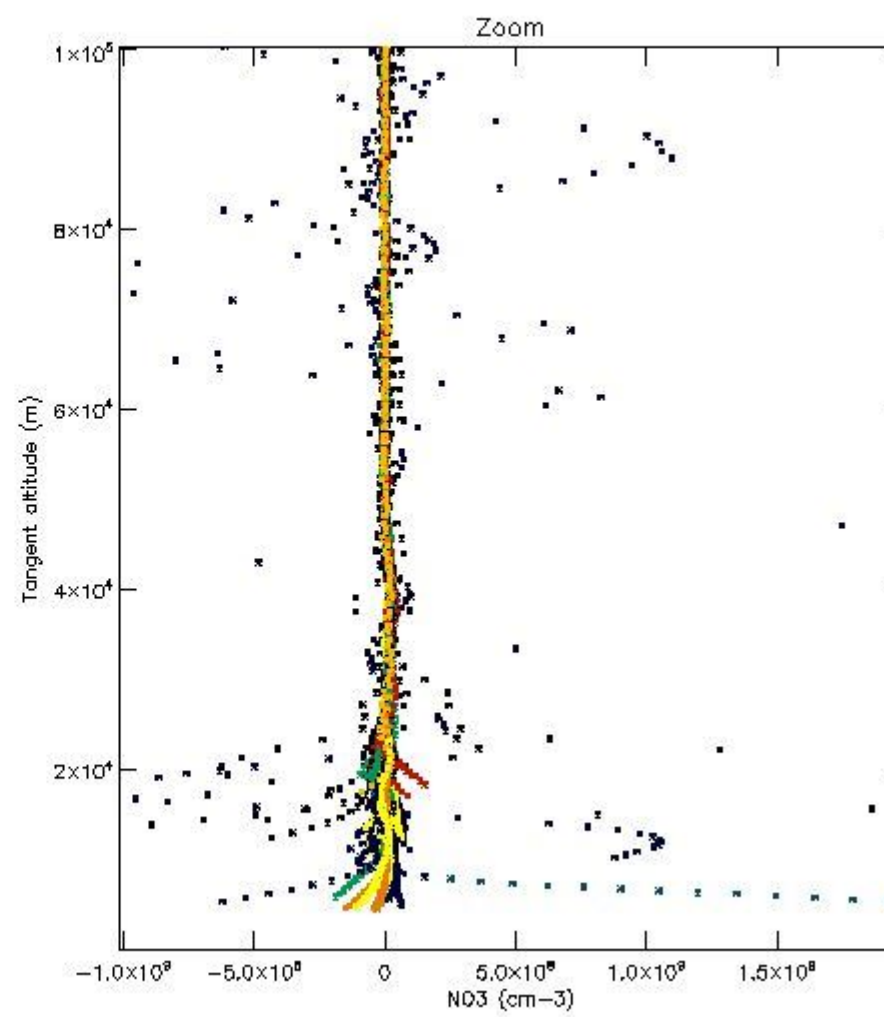
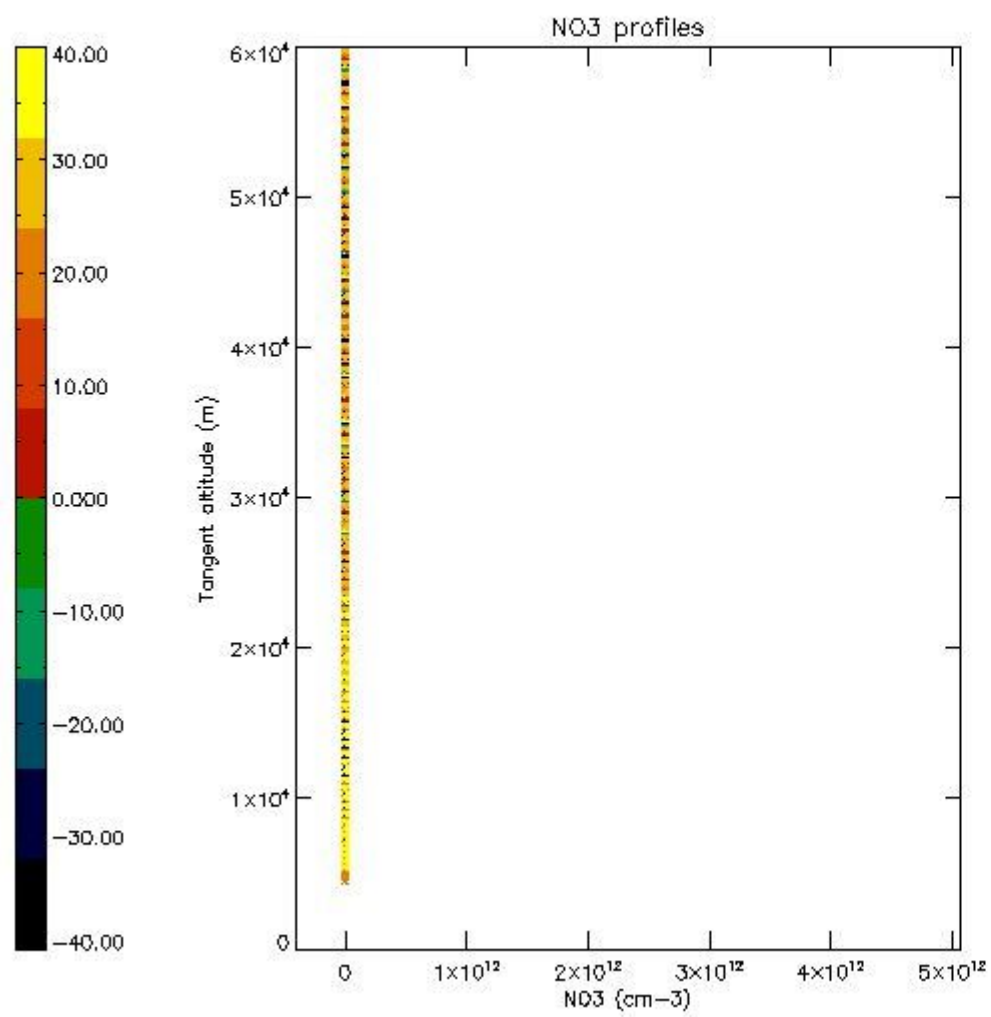
5.6 Plot NO₂ profiles for all STD (dark without errors)

The colorbar represents the latitude.



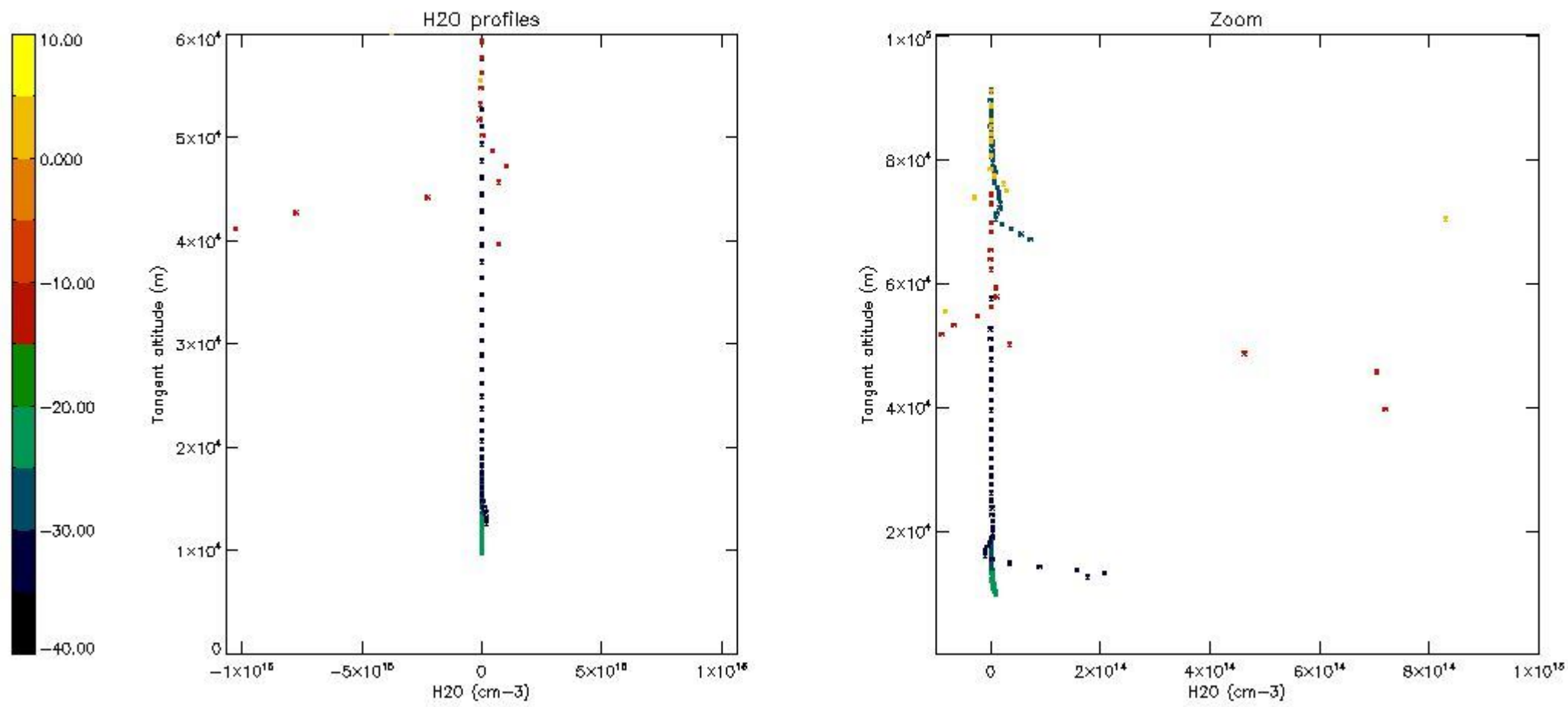
5.7 Plot NO3 profiles for all STD (dark without errors)

The colorbar represents the latitude.



5.8 Plot H2O profiles for all STD (only for occultations of stars 1,2,3,4,13,14,16,26,63 dark without errors)

The colorbar represents the latitude.



6. Auxiliary Data Files used for the production reported in section 2

The number reported in the third column indicates since which file (see list in section 2) the corresponding auxiliary file has been used. The fourth column is the date of those product files.

Type	Auxiliary Filename	Used since product	Used since product date
INST_PHYS_CHARACTERISTICS	GOM_INS_AXVIEC20091111_143220_20030716_120000_20500101_000000	1	08-NOV-2003 00:08:17
LEVEL-2_PROC_CONFIG	GOM_PR2_AXVIEC20091111_152718_20020301_000000_20500101_000000	1	08-NOV-2003 00:08:17
CROSS_SECTIONS_FILE	GOM_CRS_AXVIEC20091111_154832_20020301_000000_20500101_000000	1	08-NOV-2003 00:08:17

GOMOS Level 2 Daily Report

SUMMARY

[1. General Info](#)

[2. Summary of processed GOM_NL_2P products](#)

[3. Level 2 Quality information per product](#)

[3.1 Plot of level 2 quality information per product \(time dependant\)](#)

[3.2 Plot of level 2 quality information per product \(world map\)](#)

[4. Level 1 Quality information per product \(stored on level 2 products\)](#)

[4.1 Plot of level 1 quality information per product \(time dependant\)](#)

[4.1.1 Plot of level 1 quality information per product \(time dependant\): ASCENDING](#)

[4.1.2 Plot of level 1 quality information per product \(time dependant\): DESCENDING](#)

[4.2 Plot of level 1 quality information per product \(world map\)](#)

[4.2.1 Plot of level 1 quality information per product \(world map\): ASCENDING](#)

[4.2.2 Plot of level 1 quality information per product \(world map\): DESCENDING](#)

[5. Ozone profiles based on quality statistics and other trace gas profiles](#)

[5.1 Ozone statistics based on quality of products](#)

[5.2 Plot ozone profiles for all STD \(dark without errors\)](#)

[5.3 Plot ozone profiles where STD < 20% \(dark without errors\)](#)

[5.4. Plot ozone profiles where STD < 10% \(dark without errors\)](#)

[5.5. Plot ozone profiles where STD < 5% \(dark without errors\)](#)

[5.6 Plot NO2 profiles for all STD \(dark without errors\)](#)

[5.7 Plot NO3 profiles for all STD \(dark without errors\)](#)

[5.8 Plot H2O profiles \(only for occultations of stars 1,2,3,4,13,14,16,26,63 dark without errors\) for all STD](#)

[6. Auxiliary Data Files used for the production reported in section 2](#)

This report presents the daily analysis on parameters extracted from GOMOS level 2 data (GOM_NL__2P). It is intended to monitor some important parameters that will impact the quality of these products. A list of level 2 products (and content) that have arrived during the reporting day to the PCF is also given.

Item	Value
Time of report generation	19APR2013 23:37:15
Data source version	GOMOS/6.01
Start time of products	08-11-2003 (08NOV2003 00:00:00)
Stop time of products	09-11-2003 (09NOV2003 00:00:00)
Store outputs in DB	Yes
Nb of level 2 prods	139
Nb of prods with errors	0

2. Summary of processed GOM_NL__2P products.

Nr	Filename	UTC Start time	Limb	Duration	Star Id	Star Name	Star Mag	Star Temp	Nb Meas	Orbit	Prod. error
1	GOM_NL__2PRFIN20031108_000817_000000922021_00259_08830_0103.N1	08-NOV-2003 00:08:17	Dark	91.500	48	30Alp Hya	1.9770	4100.0	183	8830	No
2	GOM_NL__2PRFIN20031108_001103_000000442021_00259_08830_0104.N1	08-NOV-2003 00:11:03	Dark	43.500	99	Del Cen	2.5750	26000.	87	8830	No
3	GOM_NL__2PRFIN20031108_001234_000000442021_00259_08830_0105.N1	08-NOV-2003 00:12:34	Dark	43.500	26	Gam Cru	1.6240	2900.0	87	8830	No
4	GOM_NL__2PRFIN20031108_001414_000000432021_00259_08830_0106.N1	08-NOV-2003 00:14:14	Dark	43.000	12	Alp1Cru	0.77500	30000.	86	8830	No
5	GOM_NL__2PRFIN20031108_001630_000000442021_00260_08831_8631.N1	08-NOV-2003 00:16:30	Dark	44.000	91	Kap Vel	2.4900	26000.	88	8831	No
6	GOM_NL__2PRFIN20031108_001953_000000562021_00260_08831_8632.N1	08-NOV-2003 00:19:53	Dark	56.000	70	Zet Pup	2.2460	39000.	112	8831	No
7	GOM_NL__2PRFIN20031108_002435_000000622021_00260_08831_8633.N1	08-NOV-2003 00:24:35	Dark	62.000	2	Alp Car	-0.73600	7000.0	124	8831	No
8	GOM_NL__2PRFIN20031108_002734_000000972021_00260_08831_8634.N1	08-NOV-2003 00:27:34	Dark	97.000	23	21Eps CMa	1.5020	26000.	194	8831	No
9	GOM_NL__2PRFIN20031108_003039_000000492021_00260_08831_8635.N1	08-NOV-2003 00:30:39	Dark	48.500	9	Alp Eri	0.45300	24000.	97	8831	No
10	GOM_NL__2PRFIN20031108_003410_000000412021_00260_08831_8636.N1	08-NOV-2003 00:34:10	Straylight	41.000	157	The1Eri	2.9060	9300.0	82	8831	No
11	GOM_NL__2PRFIN20031108_003802_000001802021_00260_08831_8637.N1	08-NOV-2003 00:38:02	Straylight	179.50	47	2Bet CMa	1.9760	28000.	359	8831	No
12	GOM_NL__2PRFIN20031108_004542_000001302021_00260_08831_8638.N1	08-NOV-2003 00:45:42	Twilight_stray	130.00	7	19Bet Ori	0.10000	14000.	260	8831	No
13	GOM_NL__2PRFIN20031108_005223_000000402021_00260_08831_8639.N1	08-NOV-2003 00:52:23	Bright	40.000	105	6Bet Ari	2.6450	8900.0	80	8831	No
14	GOM_NL__2PRFIN20031108_005532_000000392021_00260_08831_8640.N1	08-NOV-2003 00:55:32	Bright	39.000	58	21Alp And	2.0730	11000.	78	8831	No
15	GOM_NL__2PRFIN20031108_005840_000000432021_00260_08831_8641.N1	08-NOV-2003 00:58:40	Bright	42.500	73	57Gam1And	2.2600	13100.	85	8831	No
16	GOM_NL__2PRFIN20031108_010231_000000412021_00260_08831_8642.N1	08-NOV-2003 01:02:31	Bright	40.500	68	18Alp Cas	2.2250	4500.0	81	8831	No
17	GOM_NL__2PRFIN20031108_010732_000000622021_00260_08831_8643.N1	08-NOV-2003 01:07:32	Bright	62.000	6	13Alp Aur	0.080000	3400.0	124	8831	No
18	GOM_NL__2PRFIN20031108_011143_000000382021_00260_08831_8644.N1	08-NOV-2003 01:11:43	Bright	38.000	49	1Alp UMi	1.9900	6300.0	76	8831	No
19	GOM_NL__2PRFIN20031108_011547_000000422021_00260_08831_8645.N1	08-NOV-2003 01:15:47	Bright	41.500	60	7Bet UMi	2.0810	3950.0	83	8831	No
20	GOM_NL__2PRFIN20031108_011942_000000442021_00260_08831_8646.N1	08-NOV-2003 01:19:42	Bright	44.000	36	50Alp UMa	1.8000	6300.0	88	8831	No
21	GOM_NL__2PRFIN20031108_012120_000000402021_00260_08831_8647.N1	08-NOV-2003 01:21:20	Bright	39.500	82	48Bet UMa	2.3650	10600.	79	8831	No
22	GOM_NL__2PRFIN20031108_012304_000000352021_00260_08831_8648.N1	08-NOV-2003 01:23:04	Bright	35.000	39	85Eta UMa	1.8540	24000.	70	8831	No
23	GOM_NL__2PRFIN20031108_012510_000000392021_00260_08831_8649.N1	08-NOV-2003 01:25:10	Bright	39.000	174	52Psi UMa	3.0040	4400.0	78	8831	No
24	GOM_NL__2PRFIN20031108_013358_000000662021_00260_08831_8650.N1	08-NOV-2003 01:33:58	Bright	66.000	166	17Eps Leo	2.9800	6000.0	132	8831	No
25	GOM_NL__2PRFIN20031108_013808_000000702021_00260_08831_8651.N1	08-NOV-2003 01:38:08	Twilight_stray	69.500	22	32Alp Leo	1.3600	15200.	139	8831	No
26	GOM_NL__2PRFIN20031108_014855_000000912021_00260_08831_8652.N1	08-NOV-2003 01:48:55	Dark	90.500	48	30Alp Hya	1.9770	4100.0	181	8831	No
27	GOM_NL__2PRFIN20031108_015141_000000402021_00260_08831_8653.N1	08-NOV-2003 01:51:41	Dark	40.000	99	Del Cen	2.5750	26000.	80	8831	No
28	GOM_NL__2PRFIN20031108_015310_000000442021_00260_08831_8654.N1	08-NOV-2003 01:53:10	Dark	43.500	26	Gam Cru	1.6240	2900.0	87	8831	No
29	GOM_NL__2PRFIN20031108_015449_000000402021_00260_08831_8655.N1	08-NOV-2003 01:54:49	Dark	40.000	12	Alp1Cru	0.77500	30000.	80	8831	No
30	GOM_NL__2PRFIN20031108_015707_000000442021_00261_08832_8632.N1	08-NOV-2003 01:57:07	Dark	43.500	91	Kap Vel	2.4900	26000.	87	8832	No
31	GOM_NL__2PRFIN20031108_020031_000000552021_00261_08832_8633.N1	08-NOV-2003 02:00:31	Dark	55.000	70	Zet Pup	2.2460	39000.	110	8832	No
32	GOM_NL__2PRFIN20031108_020512_000000622021_00261_08832_8634.N1	08-NOV-2003 02:05:12	Dark	62.000	2	Alp Car	-0.73600	7000.0	124	8832	No
33	GOM_NL__2PRFIN20031108_020812_000000892021_00261_08832_8635.N1	08-NOV-2003 02:08:12	Dark	88.500	23	21Eps CMa	1.5020	26000.	177	8832	No
34	GOM_NL__2PRFIN20031108_021115_000000422021_00261_08832_8636.N1	08-NOV-2003 02:11:15	Dark	41.500	9	Alp Eri	0.45300	24000.	83	8832	No
35	GOM_NL__2PRFIN20031108_021446_000000432021_00261_08832_8637.N1	08-NOV-2003 02:14:46	Straylight	42.500	157	The1Eri	2.9060	9300.0	85	8832	No
36	GOM_NL__2PRFIN20031108_021839_000001692021_00261_08832_8638.N1	08-NOV-2003 02:18:39	Straylight	168.50	47	2Bet CMa	1.9760	28000.	337	8832	No
37	GOM_NL__2PRFIN20031108_022617_000001232021_00261_08832_8639.N1	08-NOV-2003 02:26:17	Twilight_stray	123.00	7	19Bet Ori	0.10000	14000.	246	8832	No
38	GOM_NL__2PRFIN20031108_023300_000000392021_00261_08832_8640.N1	08-NOV-2003 02:33:00	Bright	38.500	105	6Bet Ari	2.6450	8900.0	77	8832	No
39	GOM_NL__2PRFIN20031108_023609_000000382021_00261_08832_8641.N1	08-NOV-2003 02:36:09	Bright	37.500	58	21Alp And	2.0730	11000.	75	8832	No
40	GOM_NL__2PRFIN20031108_023916_000000402021_00261_08832_8642.N1	08-NOV-2003 02:39:16	Bright	40.000	73	57Gam1And	2.2600	13100.	80	8832	No
41	GOM_NL__2PRFIN20031108_024309_000000362021_00261_08832_8643.N1	08-NOV-2003 02:43:09	Bright	36.000	68	18Alp Cas	2.2250	4500.0	72	8832	No
42	GOM_NL__2PRFIN20031108_024806_000000612021_00261_08832_8644.N1	08-NOV-2003 02:48:06	Bright	61.000	6	13Alp Aur	0.080000	3400.0	122	8832	No

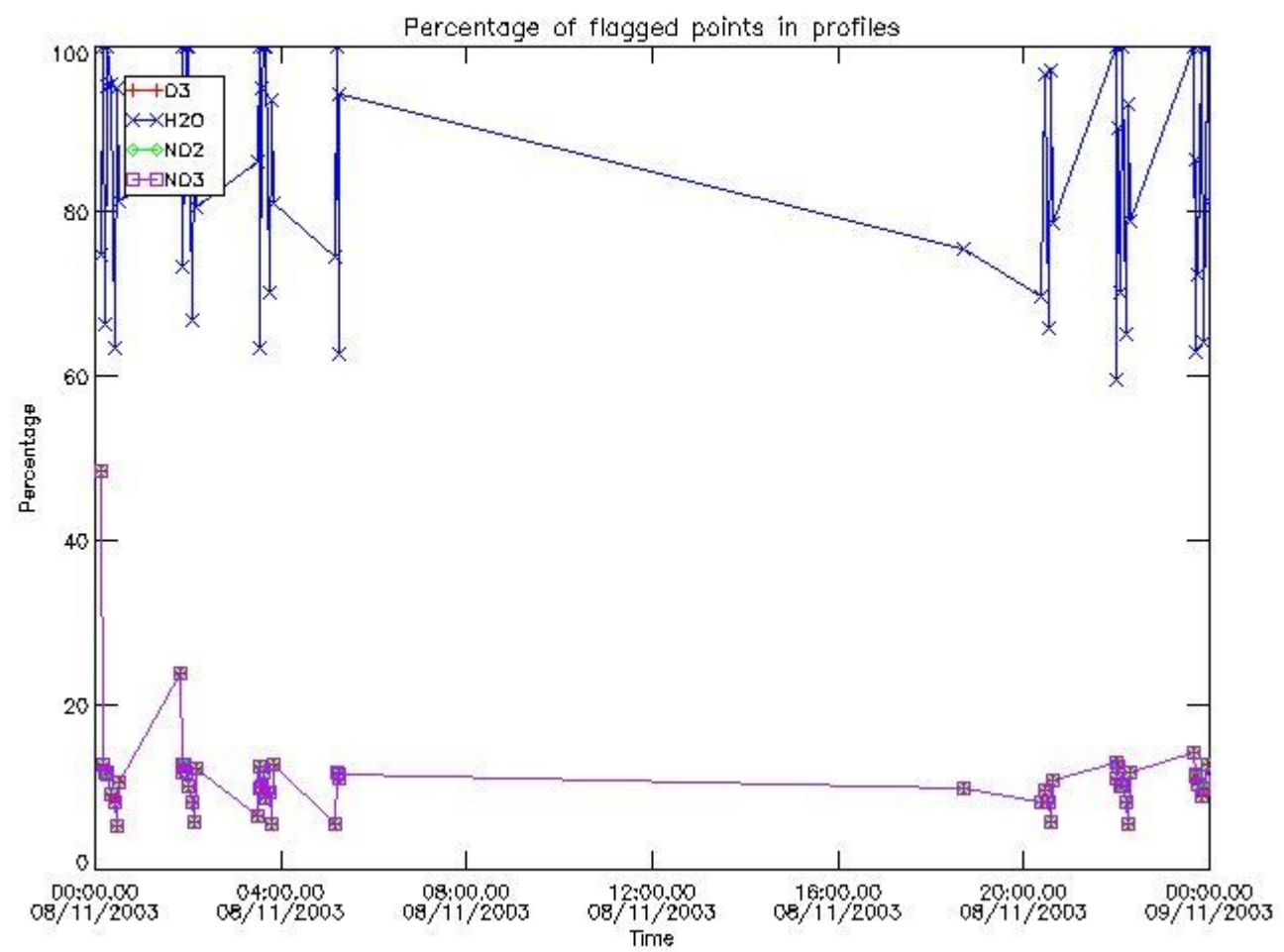
43	GOM_NL__2PRFIN20031108_025219_000000382021_00261_08832_8645.N1	08-NOV-2003 02:52:19	Bright	37.500	49	1Alp UMi	1.9900	6300.0	75	8832	No
44	GOM_NL__2PRFIN20031108_025624_000000402021_00261_08832_8646.N1	08-NOV-2003 02:56:24	Bright	40.000	60	7Bet UMi	2.0810	3950.0	80	8832	No
45	GOM_NL__2PRFIN20031108_030018_000000442021_00261_08832_8647.N1	08-NOV-2003 03:00:18	Bright	44.000	36	50Alp UMa	1.8000	6300.0	88	8832	No
46	GOM_NL__2PRFIN20031108_030156_000000412021_00261_08832_8648.N1	08-NOV-2003 03:01:56	Bright	41.000	82	48Bet UMa	2.3650	10600.	82	8832	No
47	GOM_NL__2PRFIN20031108_030339_000000362021_00261_08832_8649.N1	08-NOV-2003 03:03:39	Bright	35.500	39	85Eta UMa	1.8540	24000.	71	8832	No
48	GOM_NL__2PRFIN20031108_030546_000000422021_00261_08832_8650.N1	08-NOV-2003 03:05:46	Bright	41.500	174	52Psi UMa	3.0040	4400.0	83	8832	No
49	GOM_NL__2PRFIN20031108_031434_000000692021_00261_08832_8651.N1	08-NOV-2003 03:14:34	Bright	69.000	166	17Eps Leo	2.9800	6000.0	138	8832	No
50	GOM_NL__2PRFIN20031108_031845_000000712021_00261_08832_8652.N1	08-NOV-2003 03:18:45	Twilight	71.000	22	32Alp Leo	1.3600	15200.	142	8832	No
51	GOM_NL__2PRFIN20031108_032933_000000862021_00261_08832_8653.N1	08-NOV-2003 03:29:33	Dark	86.000	48	30Alp Hya	1.9770	4100.0	172	8832	No
52	GOM_NL__2PRFIN20031108_033217_000000412021_00261_08832_8654.N1	08-NOV-2003 03:32:17	Dark	41.000	99	Del Cen	2.5750	26000.	82	8832	No
53	GOM_NL__2PRFIN20031108_033346_000000512021_00261_08832_8655.N1	08-NOV-2003 03:33:46	Dark	51.000	26	Gam Cru	1.6240	2900.0	102	8832	No
54	GOM_NL__2PRFIN20031108_033526_000000502021_00261_08832_8656.N1	08-NOV-2003 03:35:26	Dark	50.000	12	Alp1Cru	0.77500	30000.	100	8832	No
55	GOM_NL__2PRFIN20031108_033743_000000442021_00262_08833_8633.N1	08-NOV-2003 03:37:43	Dark	43.500	91	Kap Vel	2.4900	26000.	87	8833	No
56	GOM_NL__2PRFIN20031108_034107_000000582021_00262_08833_8634.N1	08-NOV-2003 03:41:07	Dark	58.000	70	Zet Pup	2.2460	39000.	116	8833	No
57	GOM_NL__2PRFIN20031108_034546_000000542021_00262_08833_8635.N1	08-NOV-2003 03:45:46	Dark	54.000	2	Alp Car	-0.73600	7000.0	108	8833	No
58	GOM_NL__2PRFIN20031108_034849_000000942021_00262_08833_8636.N1	08-NOV-2003 03:48:49	Dark	93.500	23	21Eps CMa	1.5020	26000.	187	8833	No
59	GOM_NL__2PRFIN20031108_035151_000000402021_00262_08833_8637.N1	08-NOV-2003 03:51:51	Dark	40.000	9	Alp Eri	0.45300	24000.	80	8833	No
60	GOM_NL__2PRFIN20031108_035523_000000442021_00262_08833_8638.N1	08-NOV-2003 03:55:23	Straylight	44.000	157	The1Eri	2.9060	9300.0	88	8833	No
61	GOM_NL__2PRFIN20031108_035915_000001892021_00262_08833_8639.N1	08-NOV-2003 03:59:15	Straylight	188.50	47	2Bet CMa	1.9760	28000.	377	8833	No
62	GOM_NL__2PRFIN20031108_040652_000001232021_00262_08833_8640.N1	08-NOV-2003 04:06:52	Twilight	122.50	7	19Bet Ori	0.10000	14000.	245	8833	No
63	GOM_NL__2PRFIN20031108_041335_000000412021_00262_08833_8641.N1	08-NOV-2003 04:13:35	Bright	40.500	105	6Bet Ari	2.6450	8900.0	81	8833	No
64	GOM_NL__2PRFIN20031108_041645_000000392021_00262_08833_8642.N1	08-NOV-2003 04:16:45	Bright	38.500	58	21Alp And	2.0730	11000.	77	8833	No
65	GOM_NL__2PRFIN20031108_041952_000000422021_00262_08833_8643.N1	08-NOV-2003 04:19:52	Bright	42.000	73	57Gam1And	2.2600	13100.	84	8833	No
66	GOM_NL__2PRFIN20031108_042343_000000422021_00262_08833_8644.N1	08-NOV-2003 04:23:43	Bright	41.500	68	18Alp Cas	2.2250	4500.0	83	8833	No
67	GOM_NL__2PRFIN20031108_042841_000000642021_00262_08833_8645.N1	08-NOV-2003 04:28:41	Bright	64.000	6	13Alp Aur	0.080000	3400.0	128	8833	No
68	GOM_NL__2PRFIN20031108_043254_000000382021_00262_08833_8646.N1	08-NOV-2003 04:32:54	Bright	38.000	49	1Alp UMi	1.9900	6300.0	76	8833	No
69	GOM_NL__2PRFIN20031108_043700_000000402021_00262_08833_8647.N1	08-NOV-2003 04:37:00	Bright	39.500	60	7Bet UMi	2.0810	3950.0	79	8833	No
70	GOM_NL__2PRFIN20031108_044054_000000432021_00262_08833_8648.N1	08-NOV-2003 04:40:54	Bright	42.500	36	50Alp UMa	1.8000	6300.0	85	8833	No
71	GOM_NL__2PRFIN20031108_044231_000000432021_00262_08833_8649.N1	08-NOV-2003 04:42:31	Bright	43.000	82	48Bet UMa	2.3650	10600.	86	8833	No
72	GOM_NL__2PRFIN20031108_044416_000000372021_00262_08833_8650.N1	08-NOV-2003 04:44:16	Bright	37.000	39	85Eta UMa	1.8540	24000.	74	8833	No
73	GOM_NL__2PRFIN20031108_044622_000000412021_00262_08833_8651.N1	08-NOV-2003 04:46:22	Bright	40.500	174	52Psi UMa	3.0040	4400.0	81	8833	No
74	GOM_NL__2PRFIN20031108_045511_000000702021_00262_08833_8652.N1	08-NOV-2003 04:55:11	Bright	70.000	166	17Eps Leo	2.9800	6000.0	140	8833	No
75	GOM_NL__2PRFIN20031108_045922_000000652021_00262_08833_8653.N1	08-NOV-2003 04:59:22	Twilight	64.500	22	32Alp Leo	1.3600	15200.	129	8833	No
76	GOM_NL__2PRFIN20031108_051011_000001022021_00262_08833_8654.N1	08-NOV-2003 05:10:11	Dark	102.00	48	30Alp Hya	1.9770	4100.0	204	8833	No
77	GOM_NL__2PRFIN20031108_051253_000000432021_00262_08833_8655.N1	08-NOV-2003 05:12:53	Dark	43.000	99	Del Cen	2.5750	26000.	86	8833	No
78	GOM_NL__2PRFIN20031108_051422_000000462021_00262_08833_8656.N1	08-NOV-2003 05:14:22	Dark	46.000	26	Gam Cru	1.6240	2900.0	92	8833	No
79	GOM_NL__2PRFIN20031108_051602_000000442021_00262_08833_8657.N1	08-NOV-2003 05:16:02	Dark	44.000	12	Alp1Cru	0.77500	30000.	88	8833	No
80	GOM_NL__2PRFIN20031108_184232_000000522021_00271_08842_8635.N1	08-NOV-2003 18:42:32	Dark	51.500	65	Lam Vel	2.2040	4400.0	103	8842	No
81	GOM_NL__2PRFIN20031108_202309_000000632021_00272_08843_8637.N1	08-NOV-2003 20:23:09	Dark	63.000	65	Lam Vel	2.2040	4400.0	126	8843	No
82	GOM_NL__2PRFIN20031108_202720_000000592021_00272_08843_8638.N1	08-NOV-2003 20:27:20	Dark	58.500	70	Zet Pup	2.2460	39000.	117	8843	No
83	GOM_NL__2PRFIN20031108_203156_000000622021_00272_08843_8639.N1	08-NOV-2003 20:31:56	Dark	62.000	2	Alp Car	-0.73600	7000.0	124	8843	No
84	GOM_NL__2PRFIN20031108_203505_000000902021_00272_08843_8640.N1	08-NOV-2003 20:35:05	Dark	89.500	23	21Eps CMa	1.5020	26000.	179	8843	No
85	GOM_NL__2PRFIN20031108_203752_000000522021_00272_08843_8641.N1	08-NOV-2003 20:37:52	Dark	52.000	9	Alp Eri	0.45300	24000.	104	8843	No
86	GOM_NL__2PRFIN20031108_204125_000000422021_00272_08843_8642.N1	08-NOV-2003 20:41:25	Straylight	41.500	157	The1Eri	2.9060	9300.0	83	8843	No
87	GOM_NL__2PRFIN20031108_204456_000000812021_00272_08843_8643.N1	08-NOV-2003 20:44:56	Straylight	80.500	139	9Bet Lep	2.8330	5600.0	161	8843	No
88	GOM_NL__2PRFIN20031108_204917_000000432021_00272_08843_8644.N1	08-NOV-2003 20:49:17	Straylight	43.000	52	16Bet Cet	2.0370	4500.0	86	8843	No
89	GOM_NL__2PRFIN20031108_205243_000001152021_00272_08843_8645.N1	08-NOV-2003 20:52:43	Twilight	114.50	7	19Bet Ori	0.10000	14000.	229	8843	No
90	GOM_NL__2PRFIN20031108_205935_000000392021_00272_08843_8646.N1	08-NOV-2003 20:59:35	Bright	39.000	105	6Bet Ari	2.6450	8900.0	78	8843	No
91	GOM_NL__2PRFIN20031108_210248_000000382021_00272_08843_8647.N1	08-NOV-2003 21:02:48	Bright	38.000	58	21Alp And	2.0730	11000.	76	8843	No
92	GOM_NL__2PRFIN20031108_210549_000000412021_00272_08843_8648.N1	08-NOV-2003 21:05:49	Bright	40.500	73	57Gam1And	2.2600	13100.	81	8843	No
93	GOM_NL__2PRFIN20031108_210813_000000482021_00272_08843_8649.N1	08-NOV-2003 21:08:13	Bright	48.000	149	45Eps Per	2.8880	30000.	96	8843	No
94	GOM_NL__2PRFIN20031108_210959_000000432021_00272_08843_8650.N1	08-NOV-2003 21:09:59	Bright	43.000	160	23Gam Per	2.9300	4700.0	86	8843	No
95	GOM_NL__2PRFIN20031108_211427_000000622021_00272_08843_8651.N1	08-NOV-2003 21:14:27	Bright	62.000	6	13Alp Aur	0.080000	3400.0	124	8843	No
96	GOM_NL__2PRFIN20031108_211854_000000392021_00272_08843_8652.N1	08-NOV-2003 21:18:54	Bright	39.000	49	1Alp UMi	1.9900	6300.0	78	8843	No
97	GOM_NL__2PRFIN20031108_212301_000000402021_00272_08843_8653.N1	08-NOV-2003 21:23:01	Bright	40.000	60	7Bet UMi	2.0810	3950.0	80	8843	No
98	GOM_NL__2PRFIN20031108_212652_000000432021_00272_08843_8654.N1	08-NOV-2003 21:26:52	Bright	42.500	36	50Alp UMa	1.8000	6300.0	85	8843	No
99	GOM_NL__2PRFIN20031108_212829_000000422021_00272_08843_8655.N1	08-NOV-2003 21:28:29	Bright	42.000	82	48Bet UMa	2.3650	10600.	84	8843	No
100	GOM_NL__2PRFIN20031108_213017_000000382021_00272_08843_8656.N1	08-NOV-2003 21:30:17	Bright	38.000	39	85Eta UMa	1.8540	24000.	76	8843	No
101	GOM_NL__2PRFIN20031108_213221_000000592021_00272_08843_8657.N1	08-NOV-2003 21:32:21	Bright	59.000	174	52Psi UMa	3.0040	4400.0	118	8843	No

102	GOM_NL__2PRFIN20031108_213348_000000492021_00272_08843_8658.N1	08-NOV-2003 21:33:48	Bright	49.000	152	12Alp2CVn	2.8900	11000.	98	8843	No
103	GOM_NL__2PRFIN20031108_214116_000000692021_00272_08843_8659.N1	08-NOV-2003 21:41:16	Bright	69.000	166	17Eps Leo	2.9800	6000.0	138	8843	No
104	GOM_NL__2PRFIN20031108_214530_000000772021_00272_08843_8660.N1	08-NOV-2003 21:45:30	Twilight	77.000	22	32Alp Leo	1.3600	15200.	154	8843	No
105	GOM_NL__2PRFIN20031108_215854_000000392021_00272_08843_8661.N1	08-NOV-2003 21:58:54	Dark	39.000	99	Del Cen	2.5750	26000.	78	8843	No
106	GOM_NL__2PRFIN20031108_220022_000000512021_00272_08843_8662.N1	08-NOV-2003 22:00:22	Dark	51.000	26	Gam Cru	1.6240	2900.0	102	8843	No
107	GOM_NL__2PRFIN20031108_220202_000000412021_00272_08843_8663.N1	08-NOV-2003 22:02:02	Dark	40.500	12	Alp1Cru	0.77500	30000.	81	8843	No
108	GOM_NL__2PRFIN20031108_220346_000000512021_00273_08844_8637.N1	08-NOV-2003 22:03:46	Dark	50.500	65	Lam Vel	2.2040	4400.0	101	8844	No
109	GOM_NL__2PRFIN20031108_220757_000000562021_00273_08844_8638.N1	08-NOV-2003 22:07:57	Dark	55.500	70	Zet Pup	2.2460	39000.	111	8844	No
110	GOM_NL__2PRFIN20031108_221232_000000622021_00273_08844_8639.N1	08-NOV-2003 22:12:32	Dark	62.000	2	Alp Car	-0.73600	7000.0	124	8844	No
111	GOM_NL__2PRFIN20031108_221542_000000922021_00273_08844_8640.N1	08-NOV-2003 22:15:42	Dark	92.000	23	21Eps CMa	1.5020	26000.	184	8844	No
112	GOM_NL__2PRFIN20031108_221828_000000432021_00273_08844_8641.N1	08-NOV-2003 22:18:28	Dark	43.000	9	Alp Eri	0.45300	24000.	86	8844	No
113	GOM_NL__2PRFIN20031108_222159_000000452021_00273_08844_8642.N1	08-NOV-2003 22:21:59	Straylight	45.000	157	The1Eri	2.9060	9300.0	90	8844	No
114	GOM_NL__2PRFIN20031108_222532_000000782021_00273_08844_8643.N1	08-NOV-2003 22:25:32	Straylight	78.000	139	9Bet Lep	2.8330	5600.0	156	8844	No
115	GOM_NL__2PRFIN20031108_222952_000000482021_00273_08844_8644.N1	08-NOV-2003 22:29:52	Straylight	48.000	52	16Bet Cet	2.0370	4500.0	96	8844	No
116	GOM_NL__2PRFIN20031108_223319_000001132021_00273_08844_8645.N1	08-NOV-2003 22:33:19	Twilight	112.50	7	19Bet Ori	0.10000	14000.	225	8844	No
117	GOM_NL__2PRFIN20031108_224011_000000382021_00273_08844_8646.N1	08-NOV-2003 22:40:11	Bright	38.000	105	6Bet Ari	2.6450	8900.0	76	8844	No
118	GOM_NL__2PRFIN20031108_224324_000000392021_00273_08844_8647.N1	08-NOV-2003 22:43:24	Bright	39.000	58	21Alp And	2.0730	11000.	78	8844	No
119	GOM_NL__2PRFIN20031108_224626_000000392021_00273_08844_8648.N1	08-NOV-2003 22:46:26	Bright	39.000	73	57Gam1And	2.2600	13100.	78	8844	No
120	GOM_NL__2PRFIN20031108_224848_000000482021_00273_08844_8649.N1	08-NOV-2003 22:48:48	Bright	47.500	149	45Eps Per	2.8880	30000.	95	8844	No
121	GOM_NL__2PRFIN20031108_225035_000000432021_00273_08844_8650.N1	08-NOV-2003 22:50:35	Bright	42.500	160	23Gam Per	2.9300	4700.0	85	8844	No
122	GOM_NL__2PRFIN20031108_225502_000000612021_00273_08844_8651.N1	08-NOV-2003 22:55:02	Bright	61.000	6	13Alp Aur	0.080000	3400.0	122	8844	No
123	GOM_NL__2PRFIN20031108_225930_000000392021_00273_08844_8652.N1	08-NOV-2003 22:59:30	Bright	38.500	49	1Alp UMi	1.9900	6300.0	77	8844	No
124	GOM_NL__2PRFIN20031108_230336_000000372021_00273_08844_8653.N1	08-NOV-2003 23:03:36	Bright	37.000	60	7Bet UMi	2.0810	3950.0	74	8844	No
125	GOM_NL__2PRFIN20031108_230728_000000432021_00273_08844_8654.N1	08-NOV-2003 23:07:28	Bright	42.500	36	50Alp UMa	1.8000	6300.0	85	8844	No
126	GOM_NL__2PRFIN20031108_230905_000000422021_00273_08844_8655.N1	08-NOV-2003 23:09:05	Bright	42.000	82	48Bet UMa	2.3650	10600.	84	8844	No
127	GOM_NL__2PRFIN20031108_231053_000000522021_00273_08844_8656.N1	08-NOV-2003 23:10:53	Bright	52.000	39	85Eta UMa	1.8540	24000.	104	8844	No
128	GOM_NL__2PRFIN20031108_231257_000000402021_00273_08844_8657.N1	08-NOV-2003 23:12:57	Bright	40.000	174	52Psi UMa	3.0040	4400.0	80	8844	No
129	GOM_NL__2PRFIN20031108_231424_000000422021_00273_08844_8658.N1	08-NOV-2003 23:14:24	Bright	42.000	152	12Alp2CVn	2.8900	11000.	84	8844	No
130	GOM_NL__2PRFIN20031108_232152_000000712021_00273_08844_8659.N1	08-NOV-2003 23:21:52	Bright	70.500	166	17Eps Leo	2.9800	6000.0	141	8844	No
131	GOM_NL__2PRFIN20031108_232607_000000722021_00273_08844_8660.N1	08-NOV-2003 23:26:07	Twilight	71.500	22	32Alp Leo	1.3600	15200.	143	8844	No
132	GOM_NL__2PRFIN20031108_233931_000000432021_00273_08844_8661.N1	08-NOV-2003 23:39:31	Dark	43.000	99	Del Cen	2.5750	26000.	86	8844	No
133	GOM_NL__2PRFIN20031108_234058_000000452021_00273_08844_8662.N1	08-NOV-2003 23:40:58	Dark	45.000	26	Gam Cru	1.6240	2900.0	90	8844	No
134	GOM_NL__2PRFIN20031108_234238_000000452021_00273_08844_8663.N1	08-NOV-2003 23:42:38	Dark	44.500	12	Alp1Cru	0.77500	30000.	89	8844	No
135	GOM_NL__2PRFIN20031108_234422_000000492021_00274_08845_8637.N1	08-NOV-2003 23:44:22	Dark	49.000	65	Lam Vel	2.2040	4400.0	98	8845	No
136	GOM_NL__2PRFIN20031108_234834_000000572021_00274_08845_8638.N1	08-NOV-2003 23:48:34	Dark	56.500	70	Zet Pup	2.2460	39000.	113	8845	No
137	GOM_NL__2PRFIN20031108_235309_000000522021_00274_08845_8639.N1	08-NOV-2003 23:53:09	Dark	52.000	2	Alp Car	-0.73600	7000.0	104	8845	No
138	GOM_NL__2PRFIN20031108_235742_000000402021_00274_08845_8640.N1	08-NOV-2003 23:57:42	Dark	40.000	143	Alp Hyi	2.8570	7200.0	80	8845	No
139	GOM_NL__2PRFIN20031108_235904_000000512021_00274_08845_8641.N1	08-NOV-2003 23:59:04	Dark	51.000	9	Alp Eri	0.45300	24000.	102	8845	No

3. Quality information per product


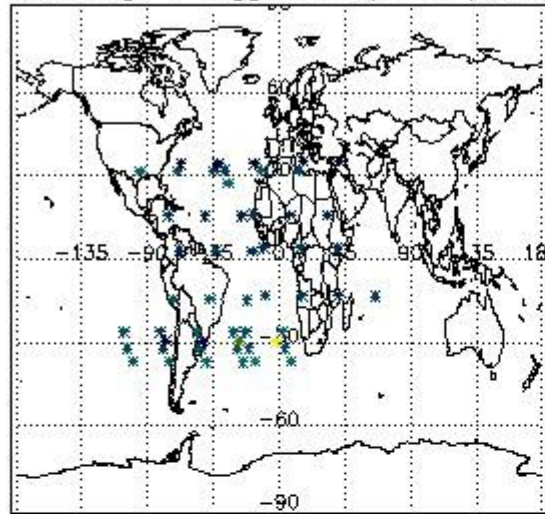
In this section it is plotted some information contained in the Quality Summary data set of the level 2 products. Only products in dark limb conditions and without errors (error flag in the MPH set to "0") are used.

3.1 Plot quality information per product (time dependant)

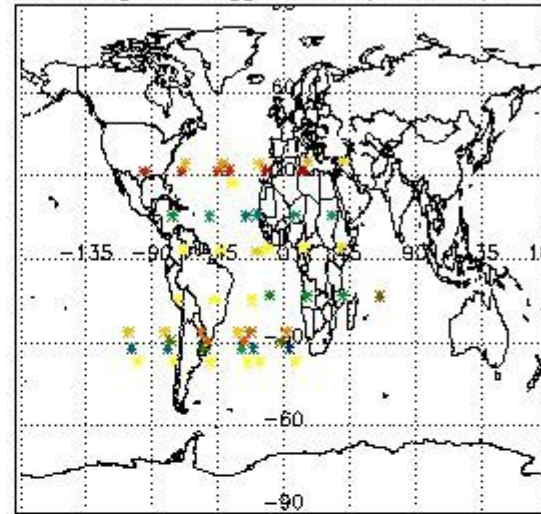


3.2 Plot quality information per product (world map)


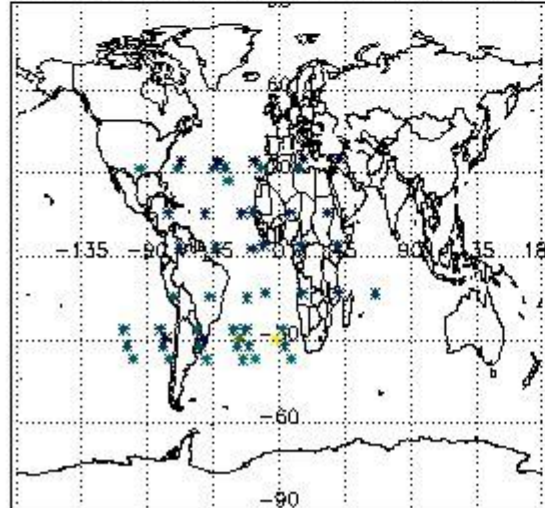
Percentage of flagged data per O3 profile



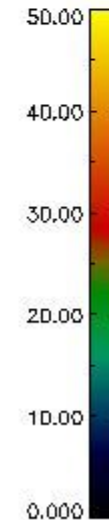
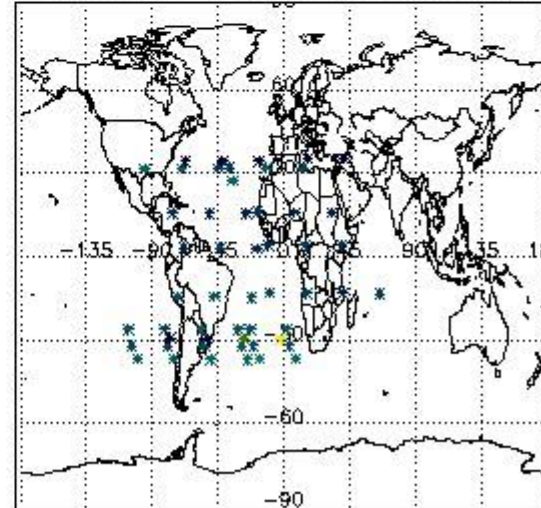
Percentage of flagged data per H2O profile



Percentage of flagged data per NO2 profile



Percentage of flagged data per NO3 profile

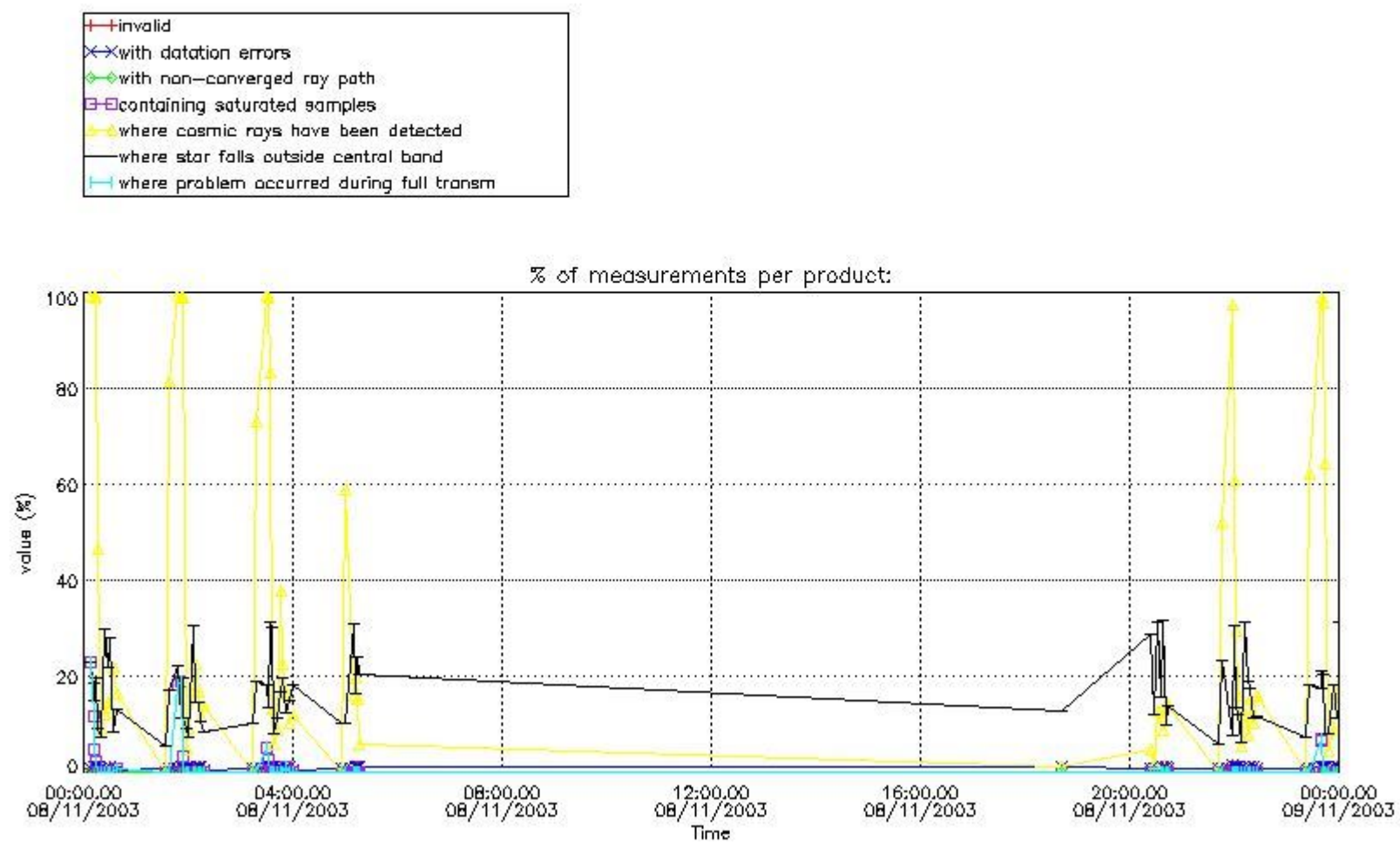


4. Level 1 quality information per product

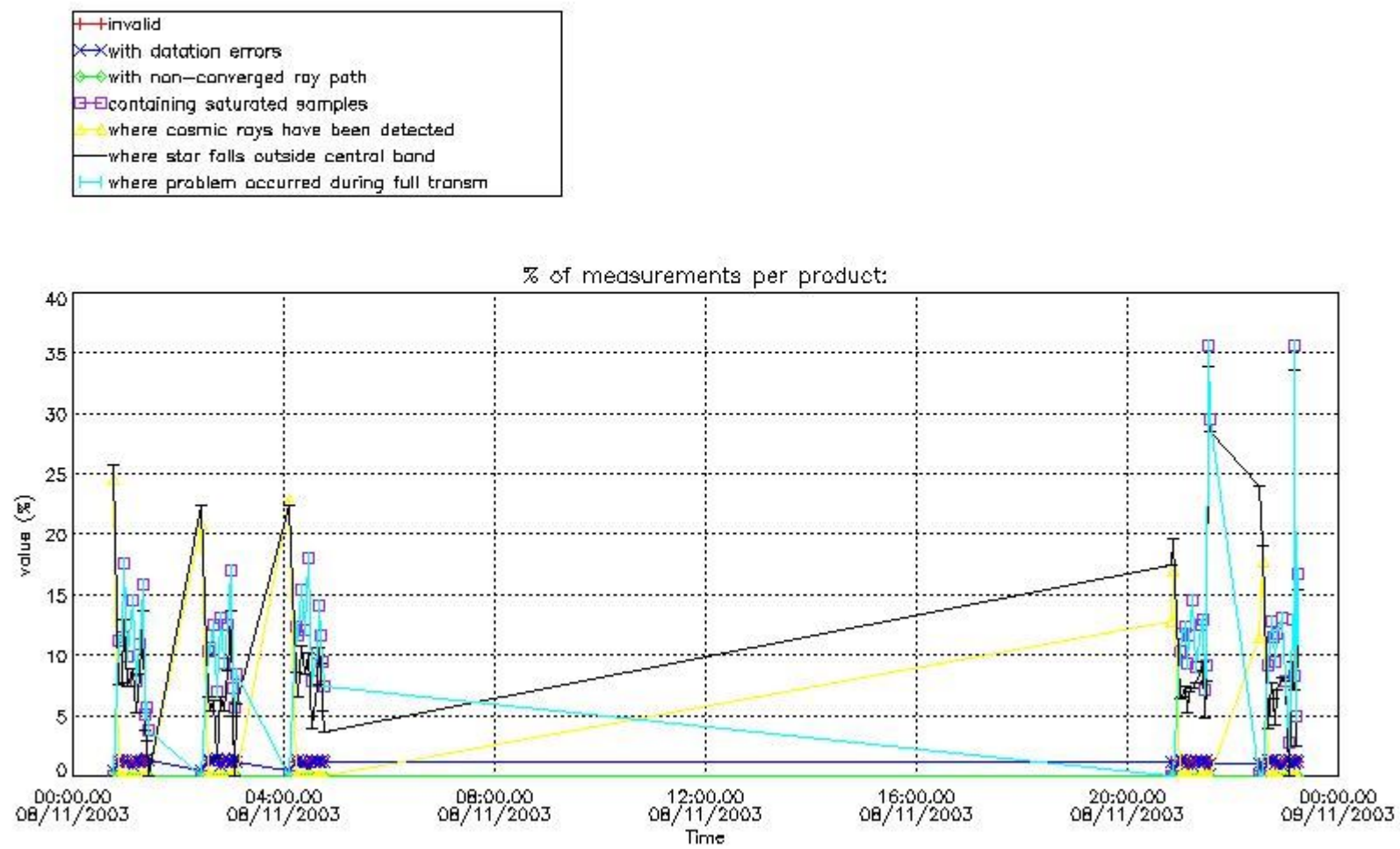
In this section it is plotted some information contained in the Quality Summary data set of the level 2 products that comes from the level 1b processing. Products without errors (error flag in the MPH set to "0") are used.

4.1 Plot quality information per product (time dependant) coming from level 1b processing

4.1.1 Plot level 1 quality information per product (time dependant): ENVISAT ASCENDING passes



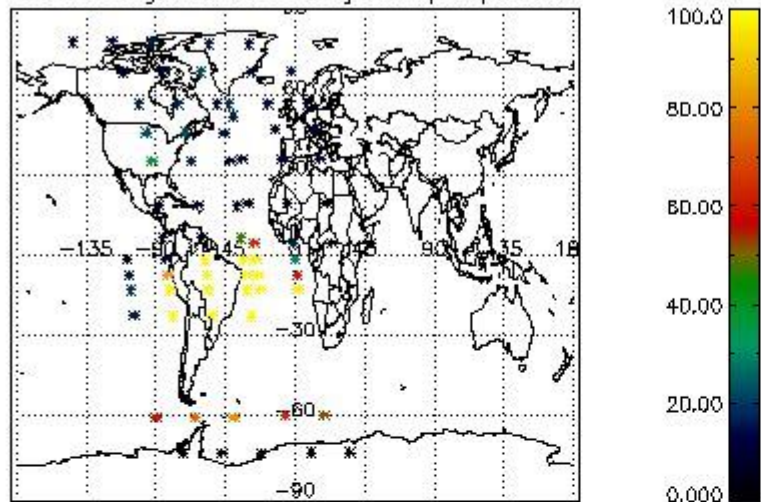
4.1.2 Plot level 1 quality information per product (time dependant): ENVI SAT DESCENDING passes



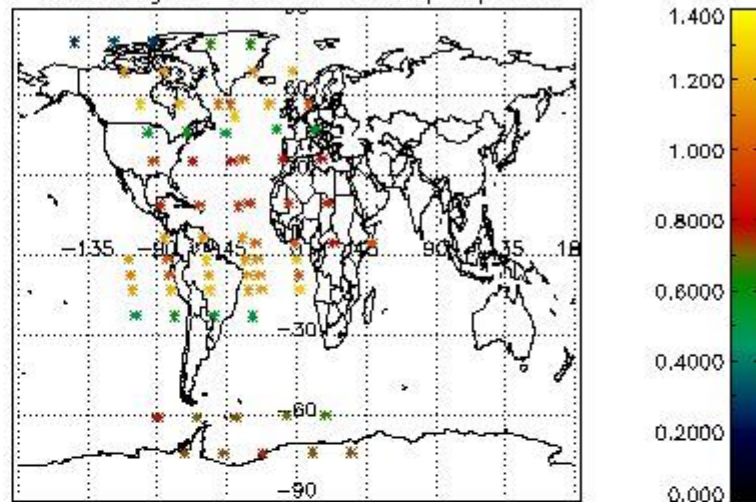
4.2 Plot quality information per product coming from level 1b processing (world map)

4.2.1 Plot level 1 quality information per product (world map): ENVISAT ASCENDING passes

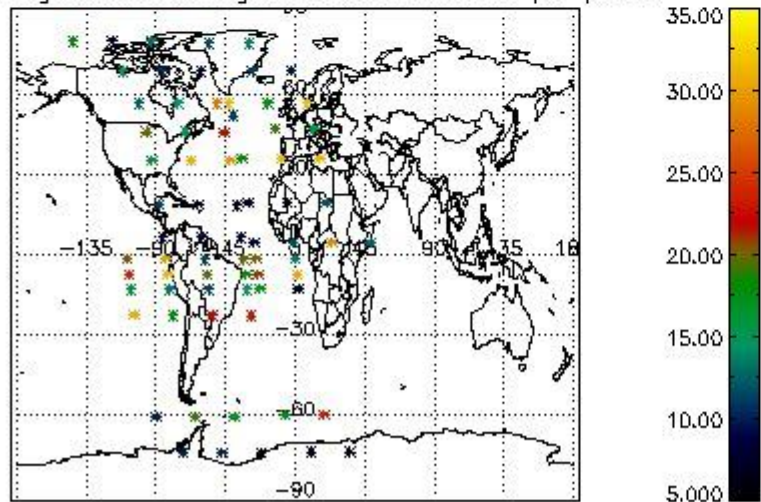
Percentage of cosmic ray hits per profile



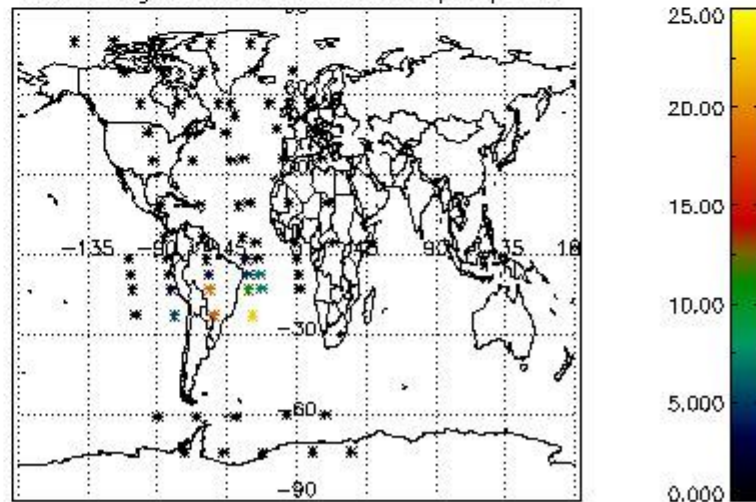
Percentage of datation errors per profile



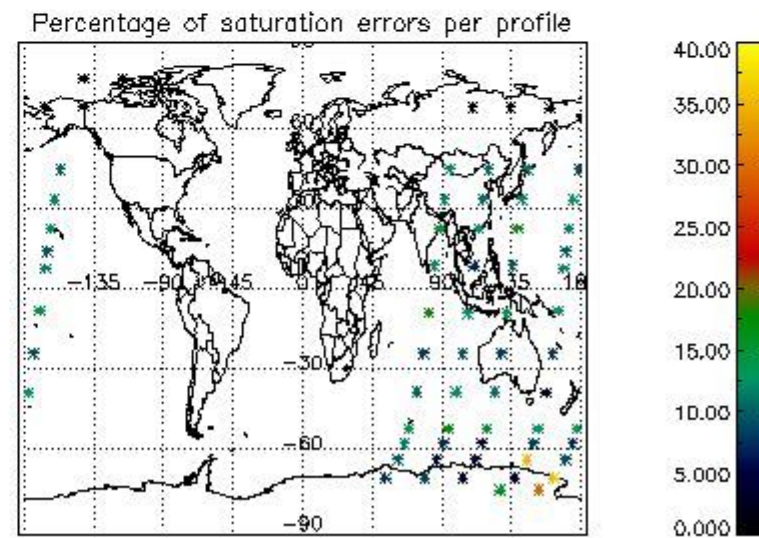
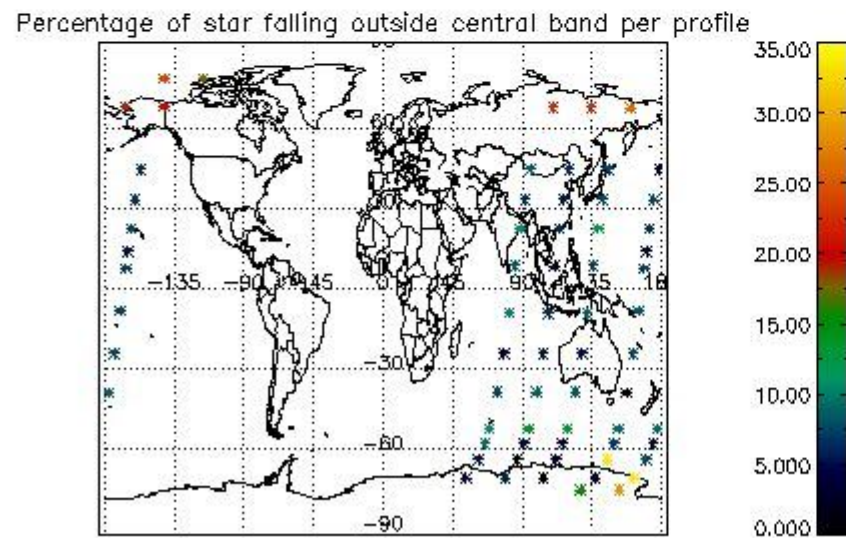
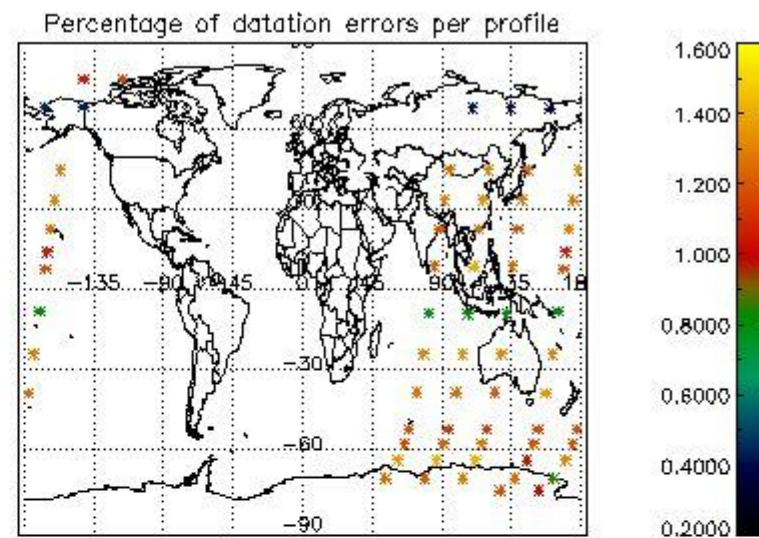
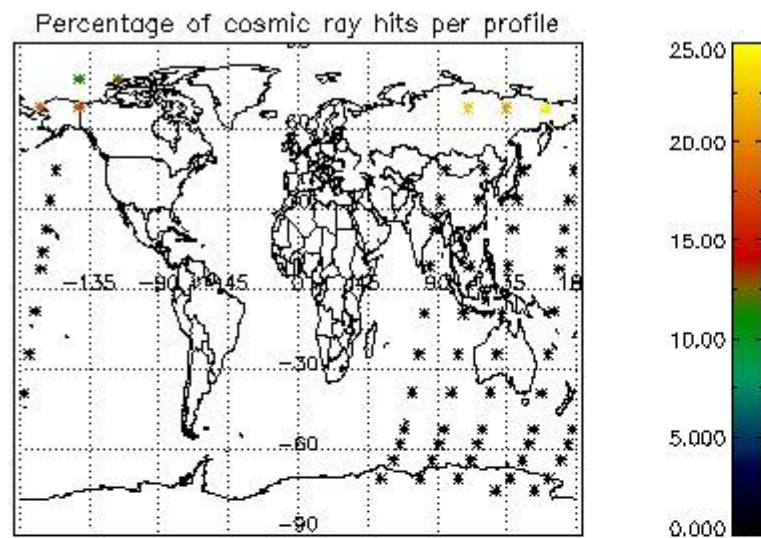
Percentage of star falling outside central band per profile



Percentage of saturation errors per profile



4.2.2 Plot level 1 quality information per product (world map): ENVISAT DESCENDING passes



5. Trace gas profiles

5.1 Ozone statistics based on quality of products

The final quality of the products can be "measured" using the STD (Standard Deviation) attached to every point profile. This information is written to the parameter GOM_NL__2P/NL_LOCAL_SPECIES_DENSITY/o3_std of the level 2 products. The table below shows the statistics for given STD ranges.

The statistics are given with respect to the overall valid production:

- Products without fatal errors: GOM_NL__2P/MPH/PRODUCT_ERR=0
- Valid point profile: GOM_NL__2P/NL_LOCAL_SPECIES_DENSITY/pcd(0)=0

The 'Criteria' is applied to valid points of dark limb products:

- Products in dark limb illumination condition: GOM_NL__2P/NL_SUMMARY_QUALITY/obs_ill_cond=0
- Products without fatal errors: GOM_NL__2P/MPH/PRODUCT_ERR=0
- Valid point profile: GOM_NL__2P/NL_LOCAL_SPECIES_DENSITY/pcd(0)=0

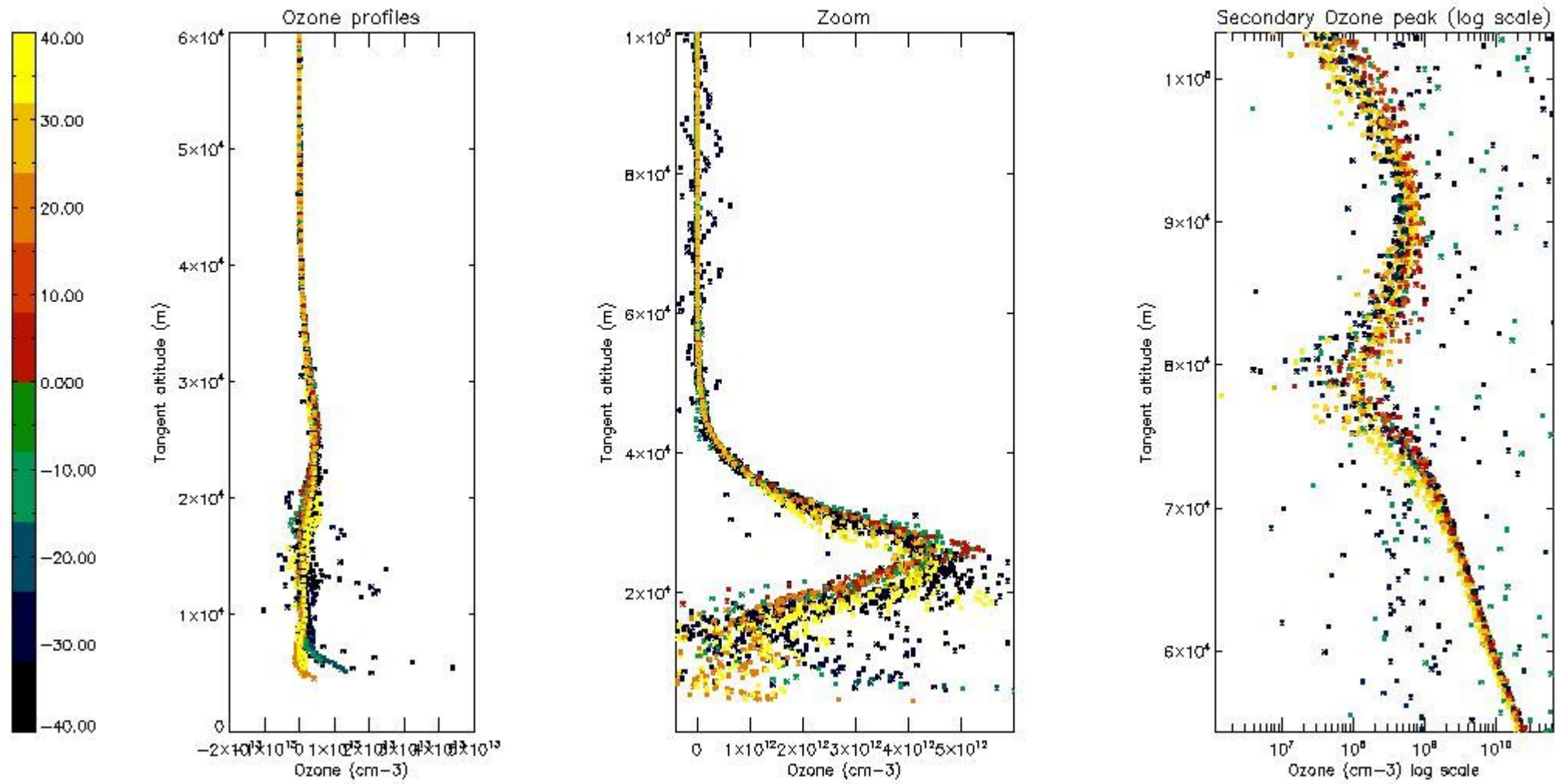
So, the table below shows the percentage of dark limb and valid observations for each criteria with respect to the overall valid daily observations.

Criteria	% of total production
All STD	38
STD < 20	22

STD < 10	19
STD < 5	16

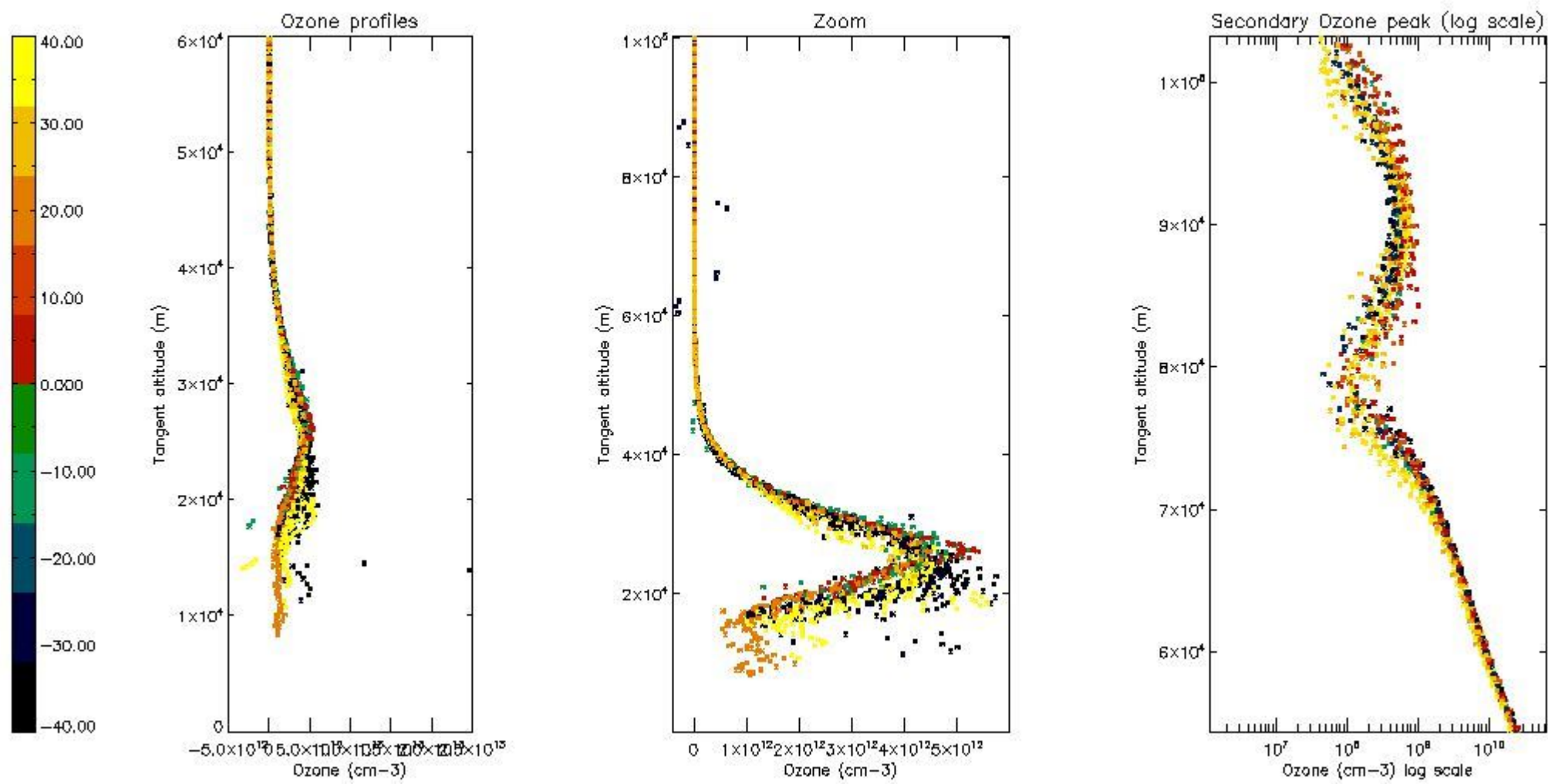
5.2 Plot ozone profiles for all STD (dark without errors)

The colorbar represents the latitude.



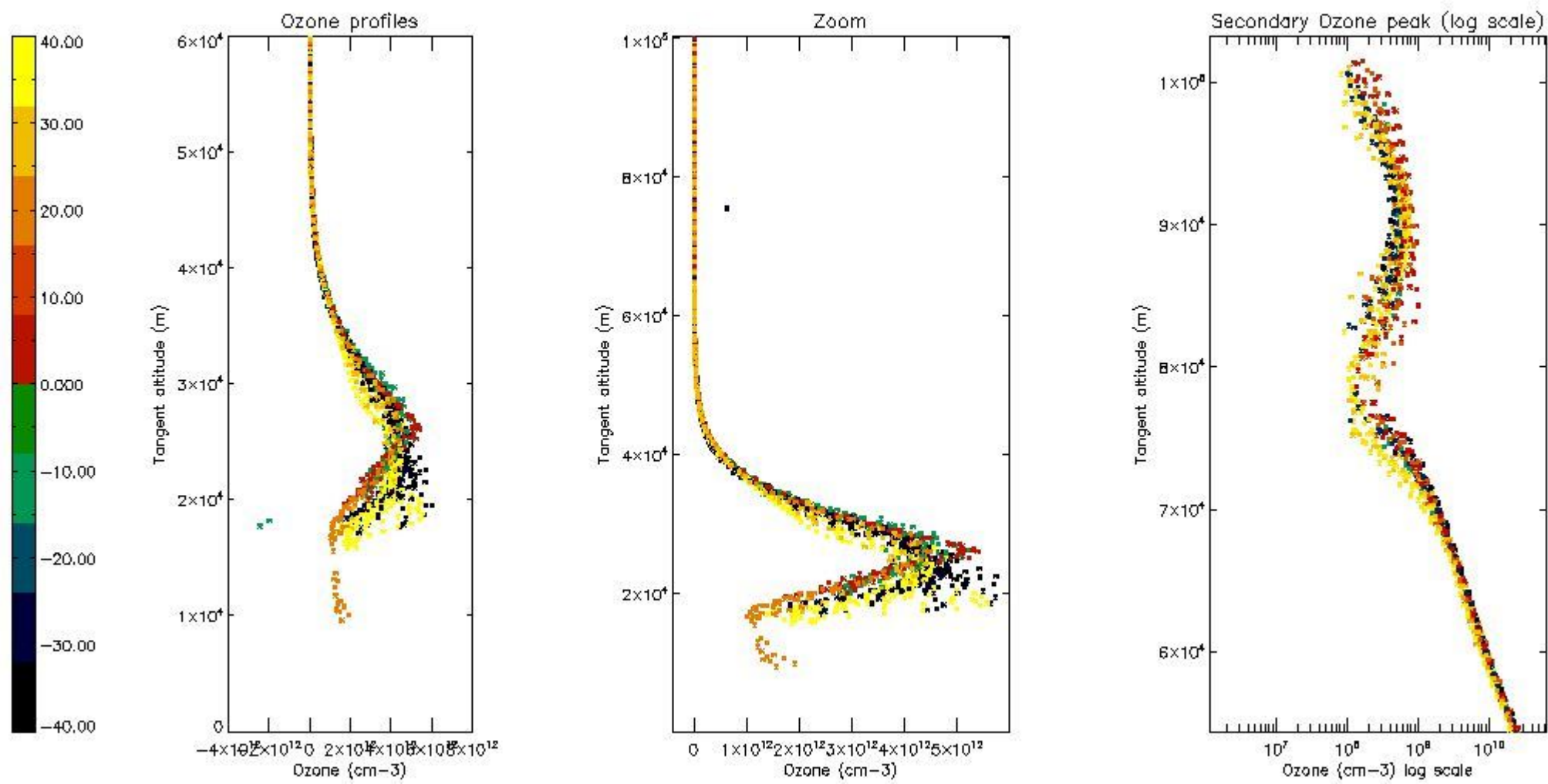
5.3 Plot ozone profiles where STD < 20% (dark without errors)

The colorbar represents the latitude.



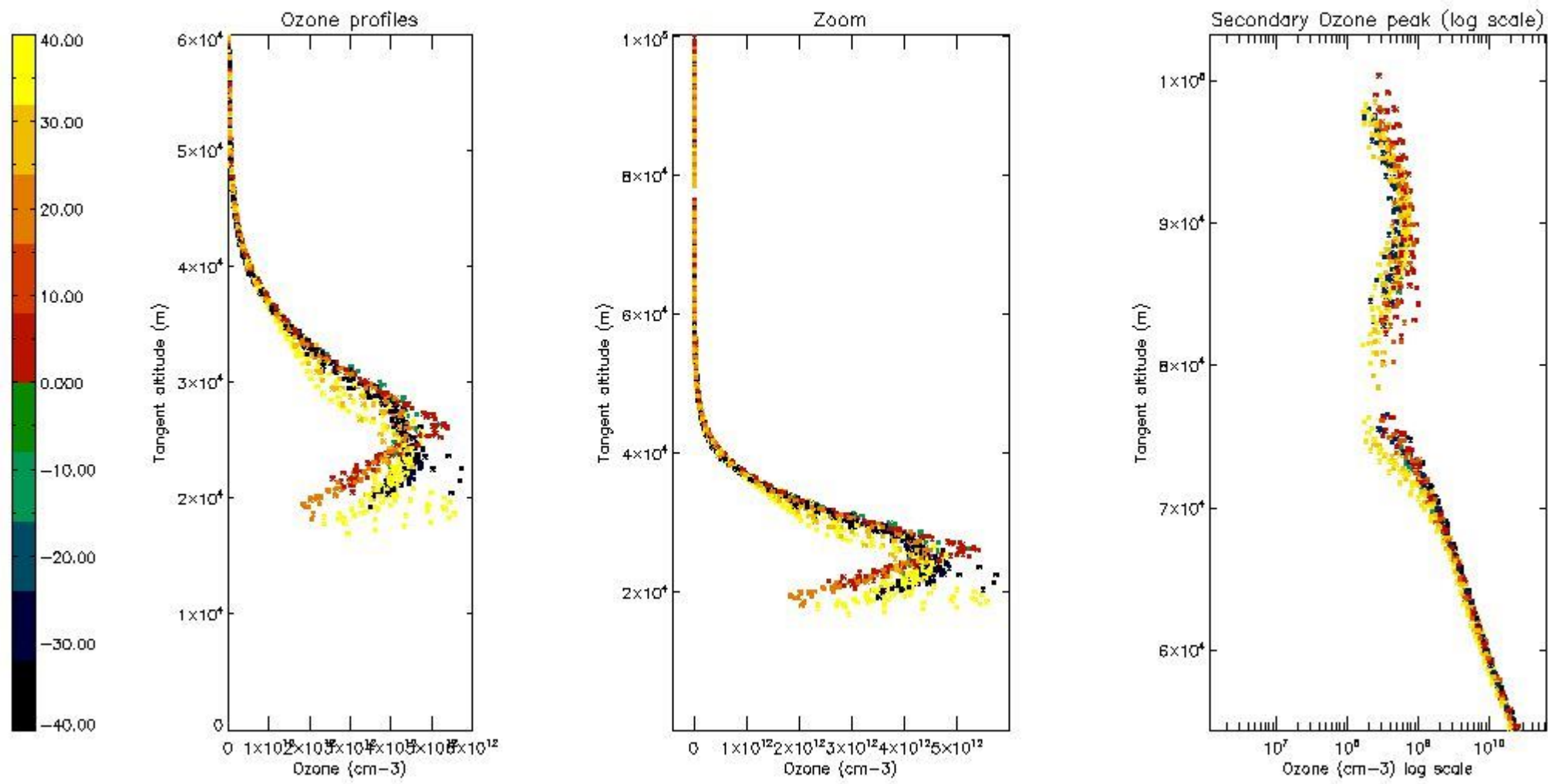
5.4 Plot ozone profiles where $STD < 10\%$ (dark without errors)

The colorbar represents the latitude.



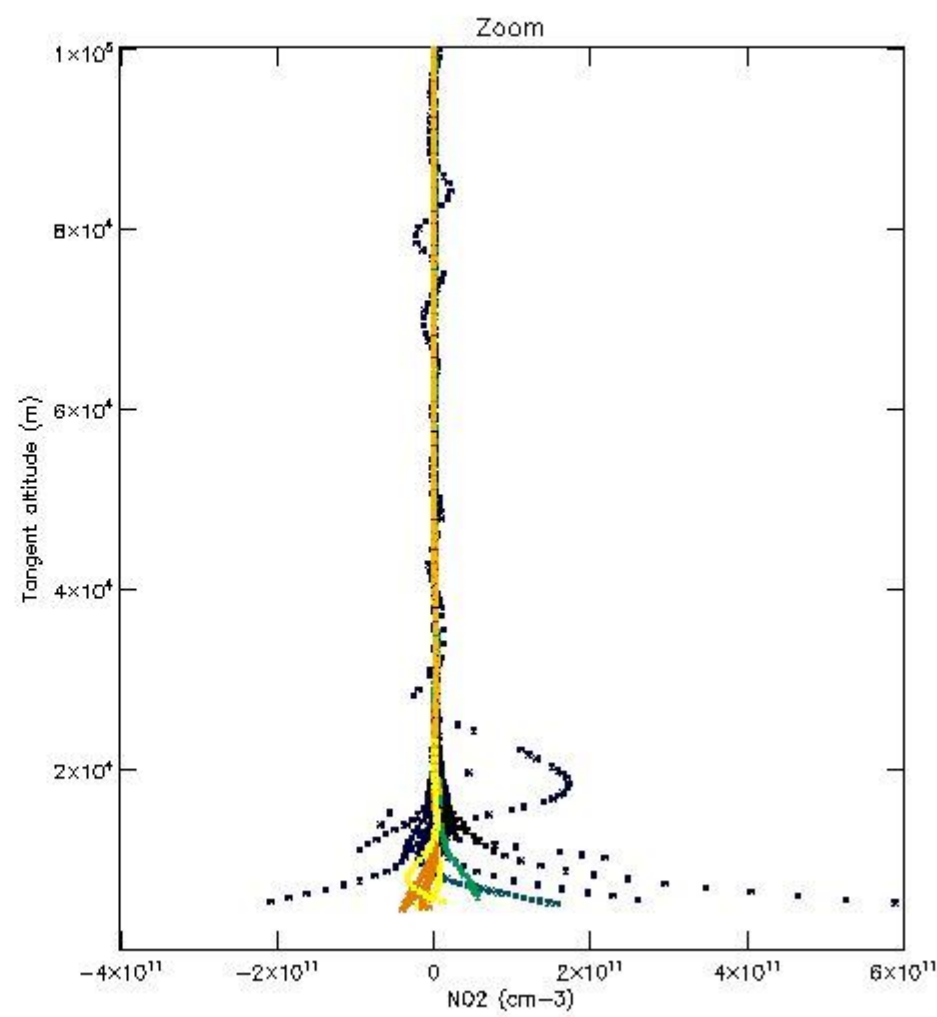
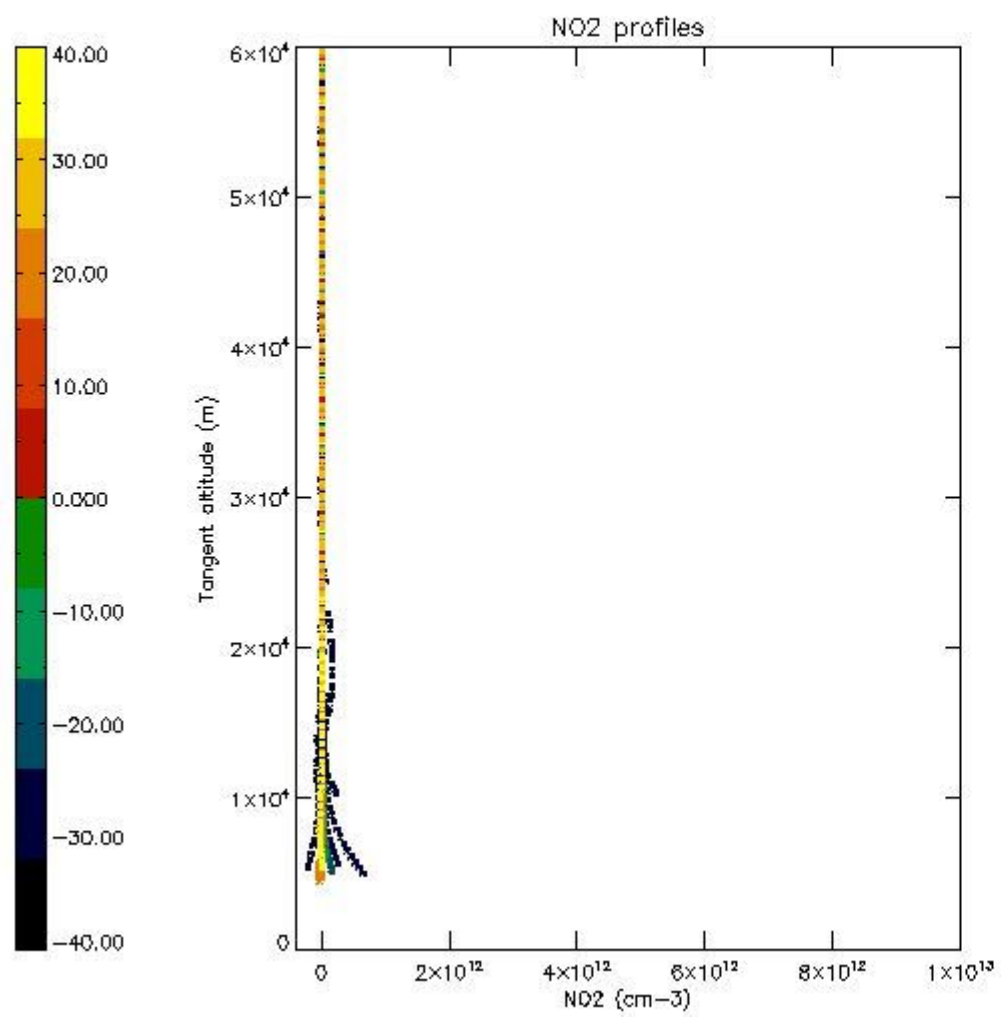
5.5 Plot ozone profiles where STD < 5% (dark without errors)

The colorbar represents the latitude.



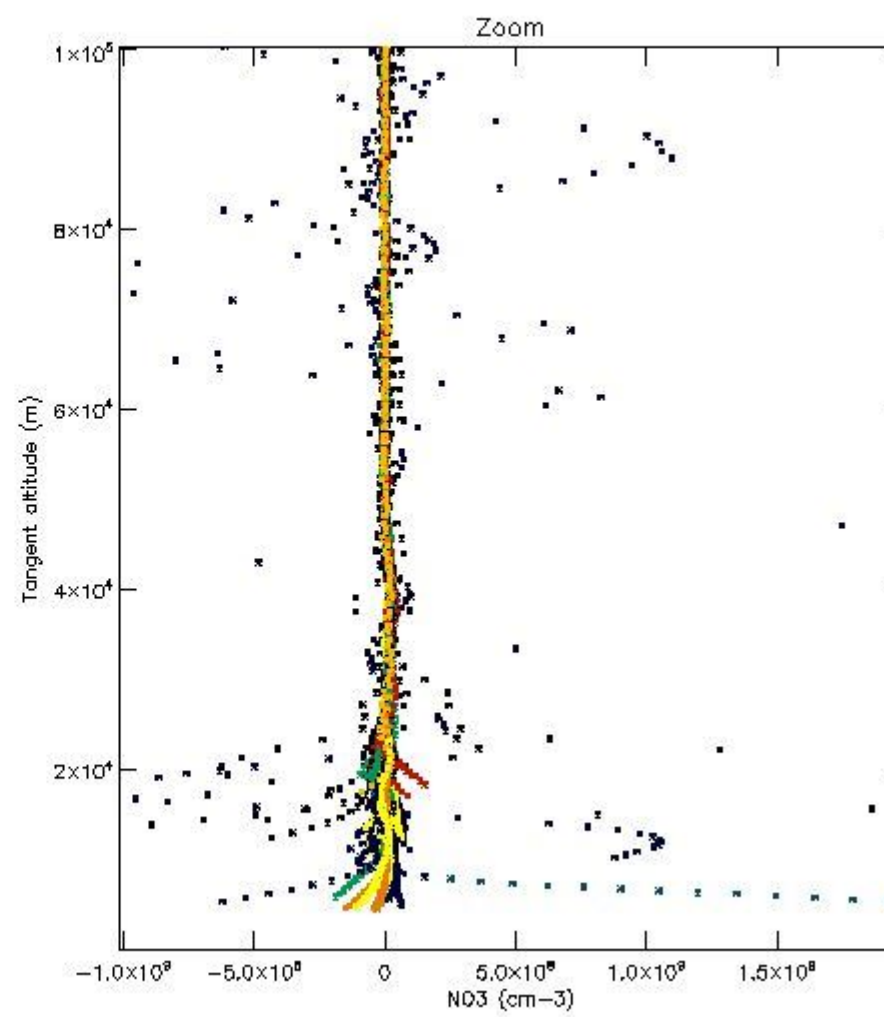
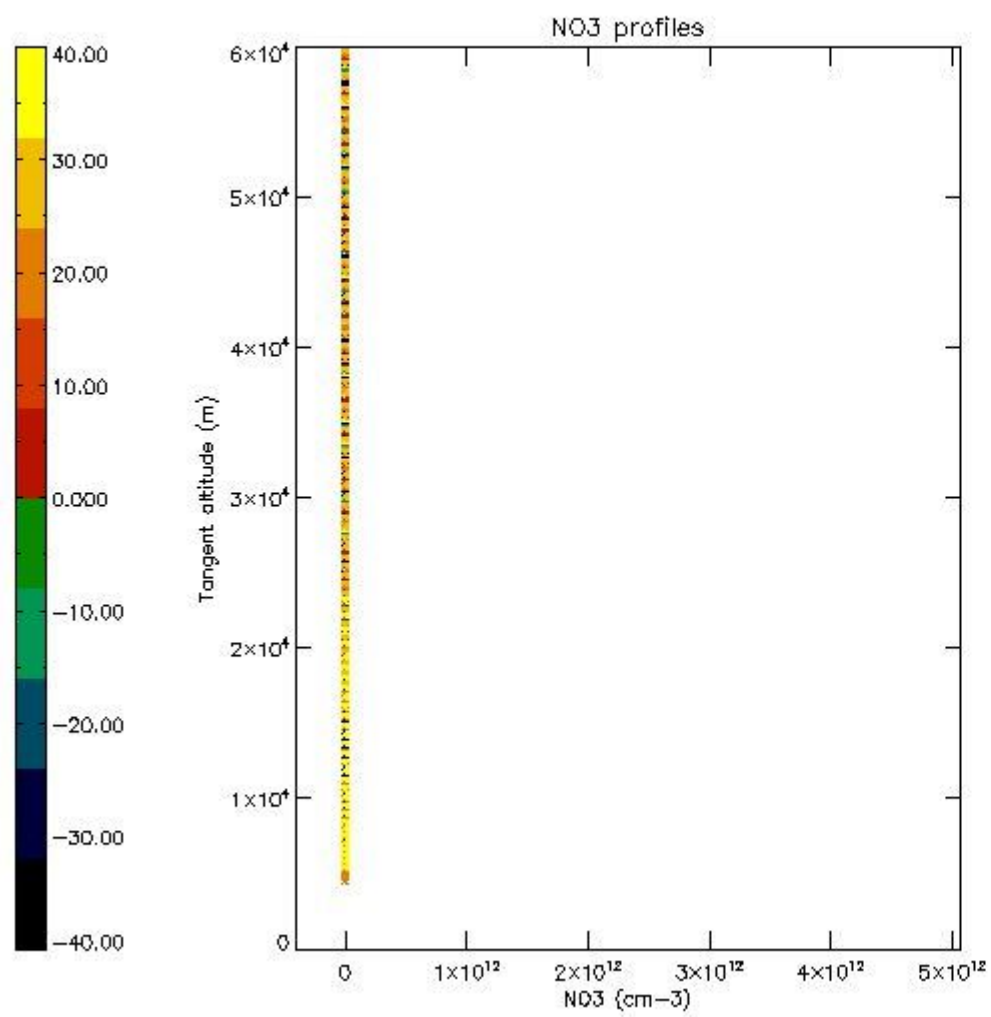
5.6 Plot NO₂ profiles for all STD (dark without errors)

The colorbar represents the latitude.



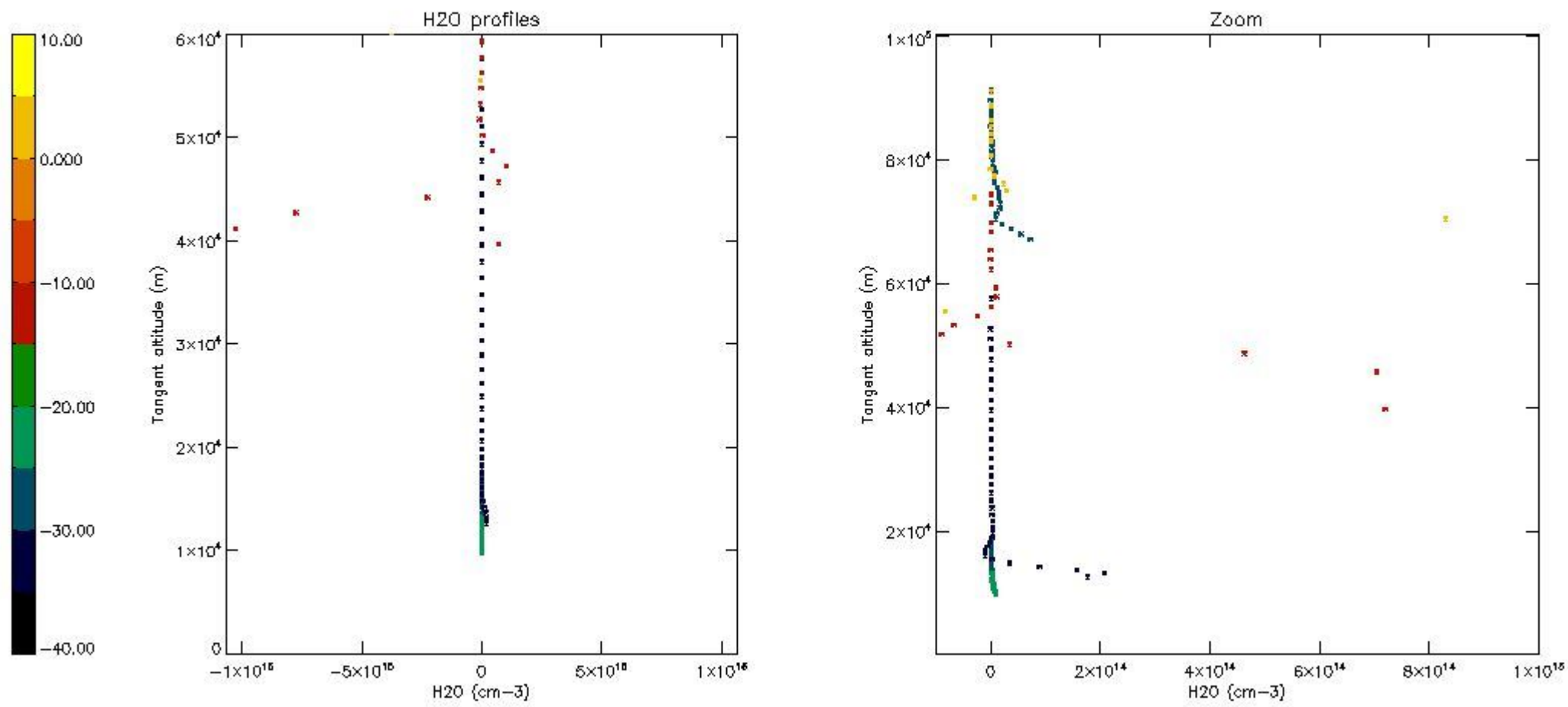
5.7 Plot NO3 profiles for all STD (dark without errors)

The colorbar represents the latitude.



5.8 Plot H2O profiles for all STD (only for occultations of stars 1,2,3,4,13,14,16,26,63 dark without errors)

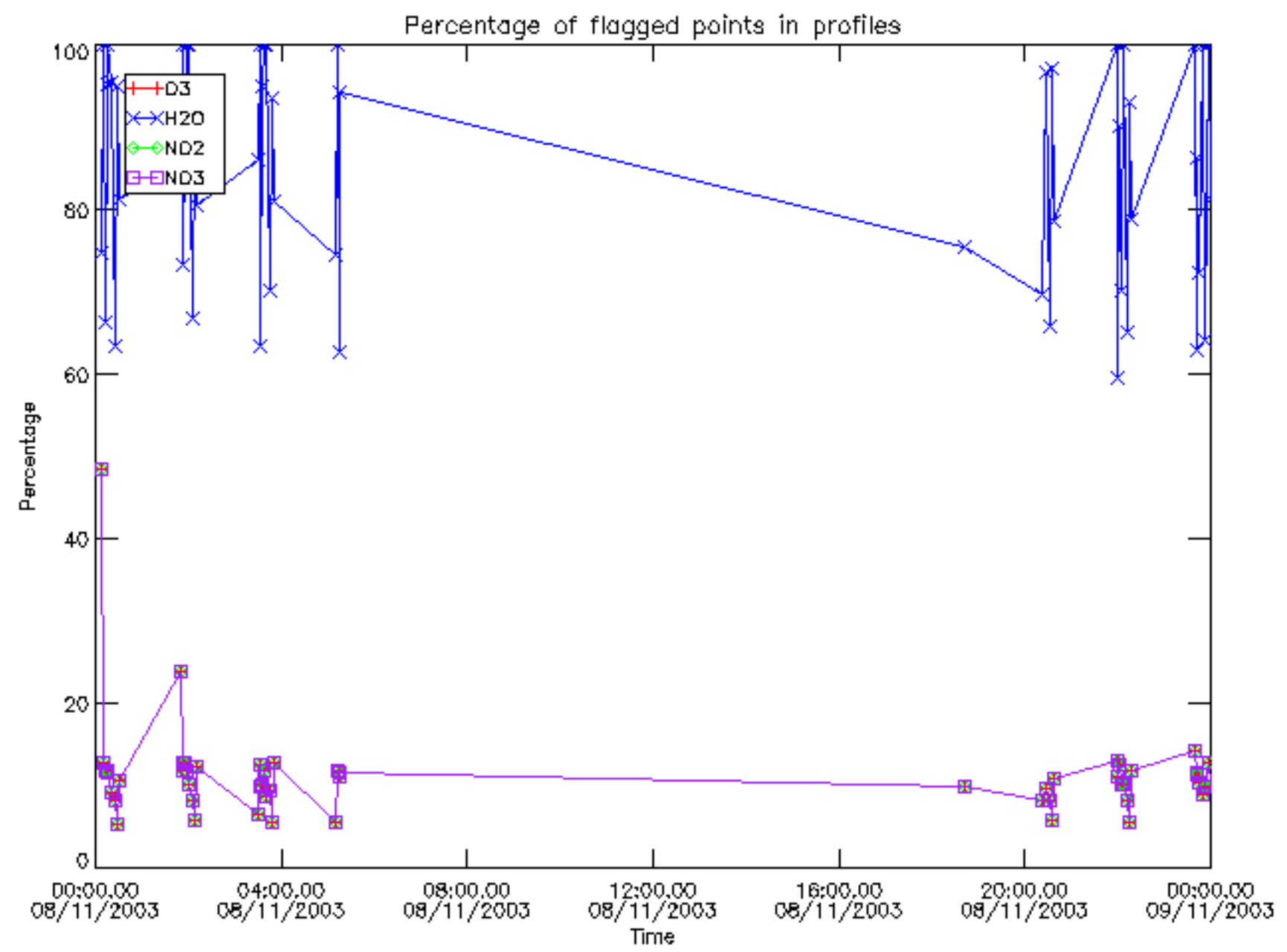
The colorbar represents the latitude.



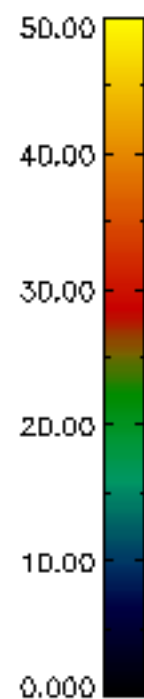
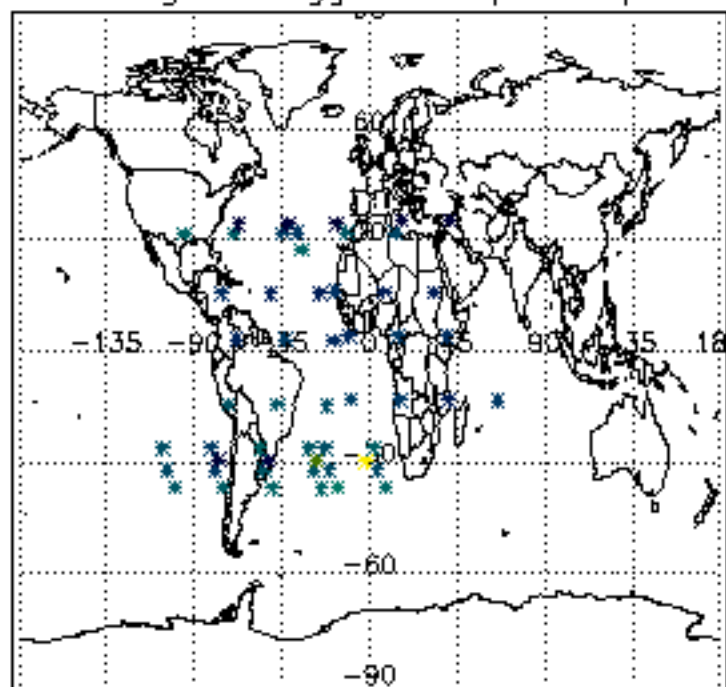
6. Auxiliary Data Files used for the production reported in section 2

The number reported in the third column indicates since which file (see list in section 2) the corresponding auxiliary file has been used. The fourth column is the date of those product files.

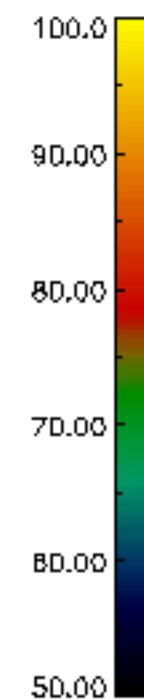
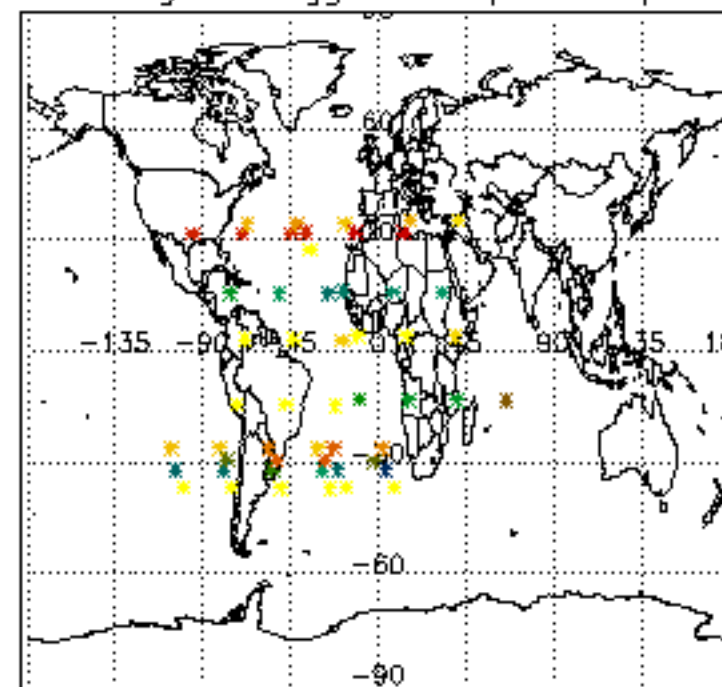
Type	Auxiliary Filename	Used since product	Used since product date
INST_PHYS_CHARACTERISTICS	GOM_INS_AXVIEC20091111_143220_20030716_120000_20500101_000000	1	08-NOV-2003 00:08:17
LEVEL-2_PROC_CONFIG	GOM_PR2_AXVIEC20091111_152718_20020301_000000_20500101_000000	1	08-NOV-2003 00:08:17
CROSS_SECTIONS_FILE	GOM_CRS_AXVIEC20091111_154832_20020301_000000_20500101_000000	1	08-NOV-2003 00:08:17



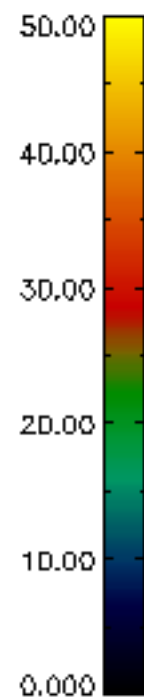
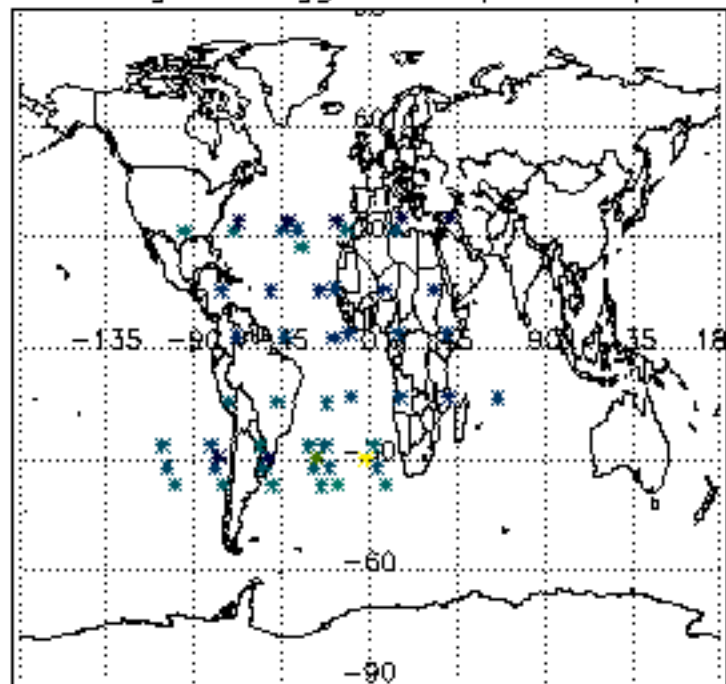
Percentage of flagged data per D3 profile



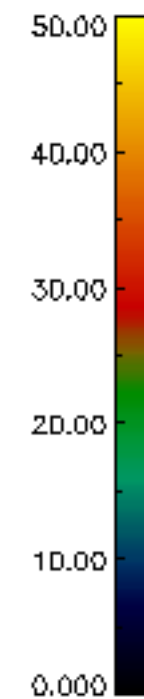
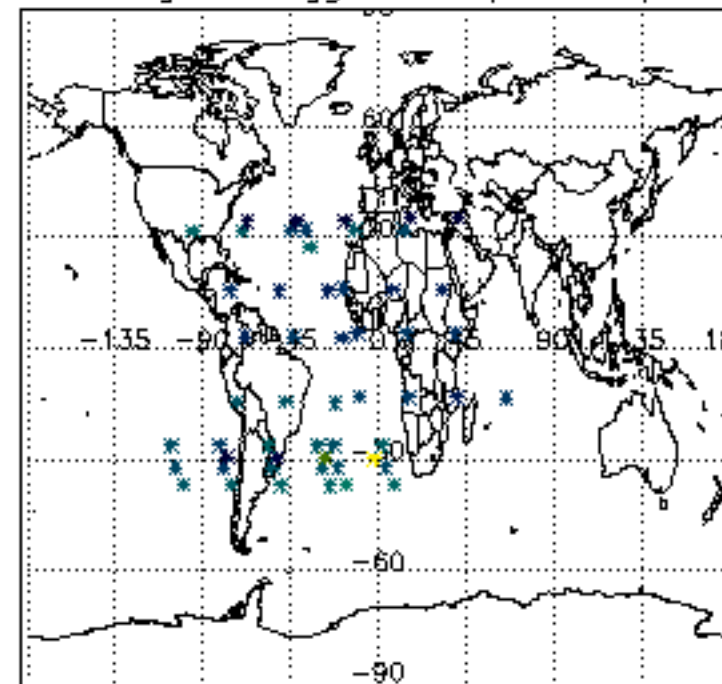
Percentage of flagged data per H2O profile

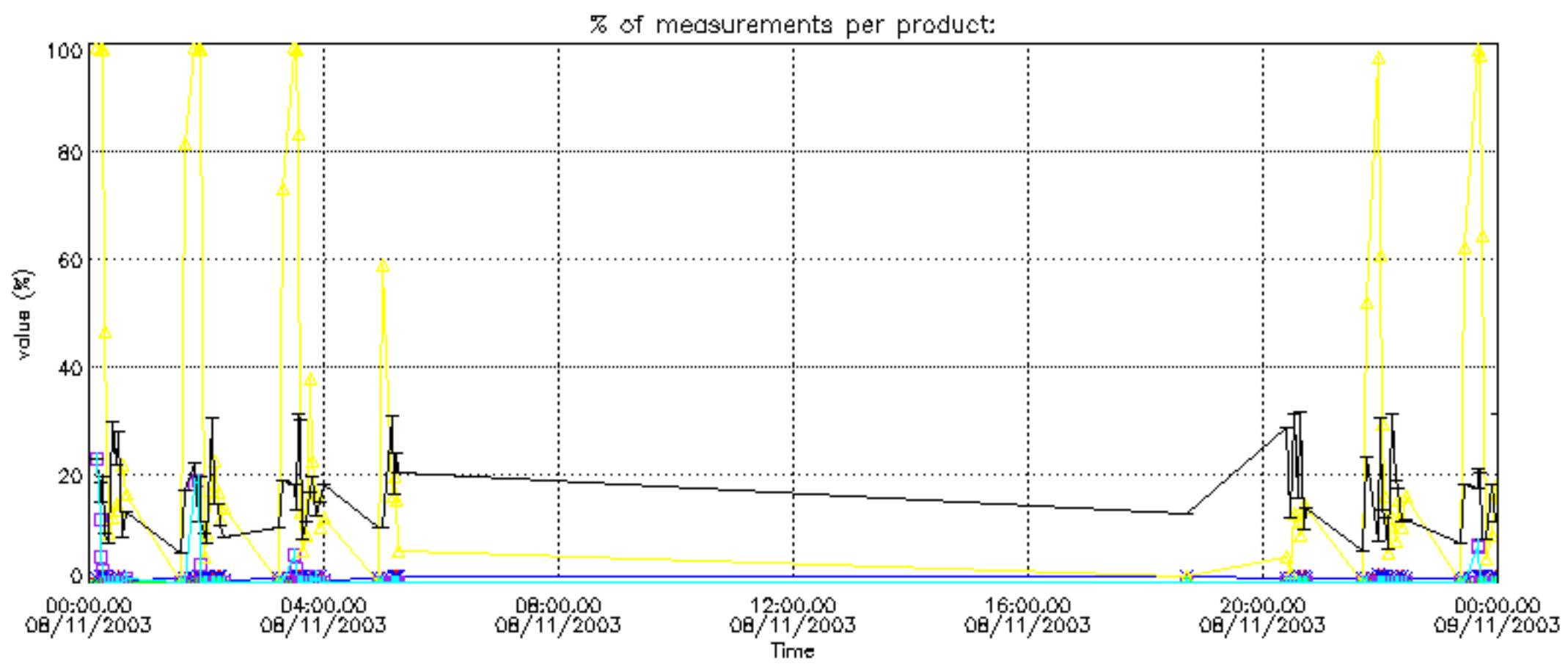


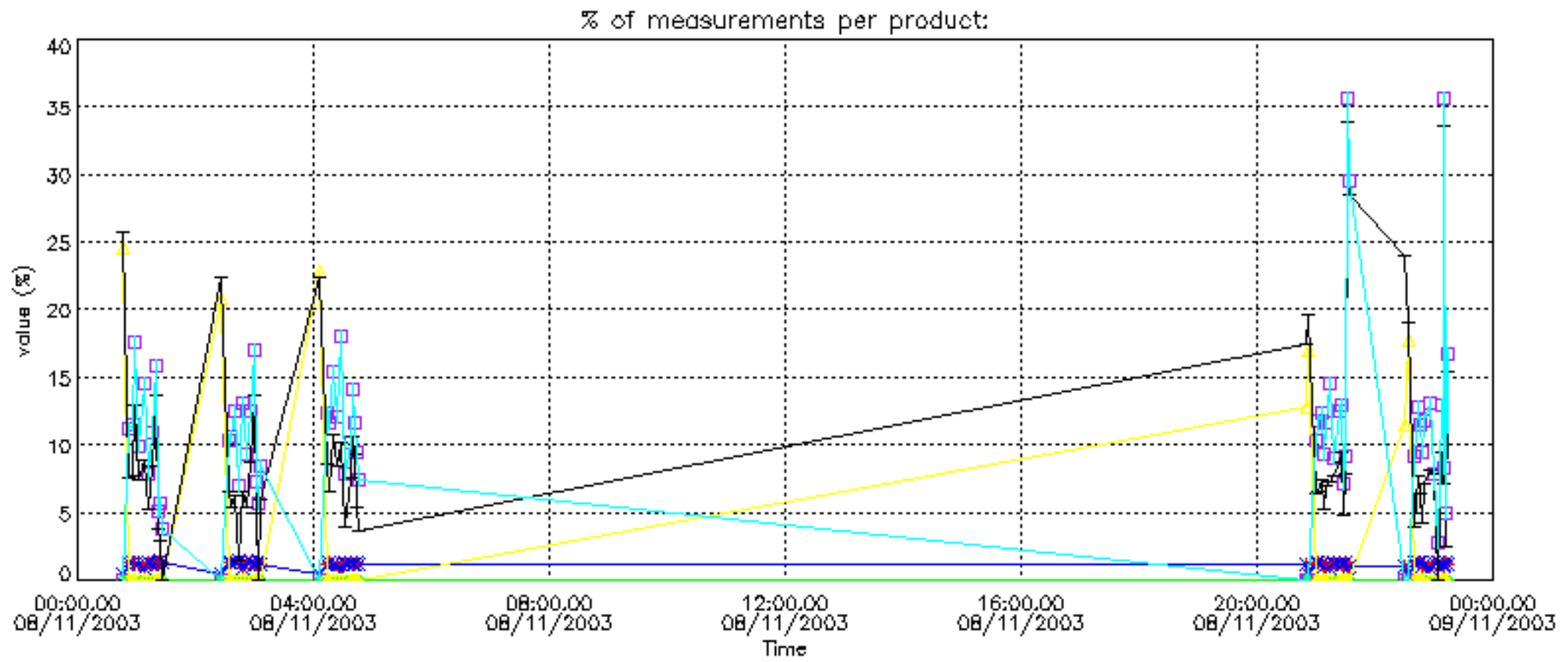
Percentage of flagged data per NO2 profile



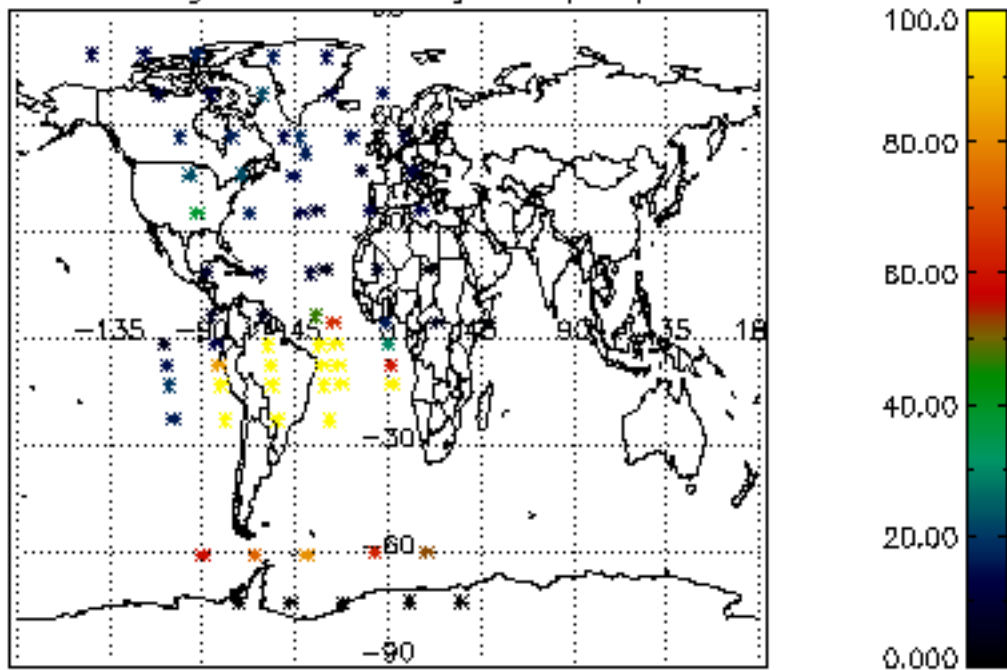
Percentage of flagged data per NO3 profile



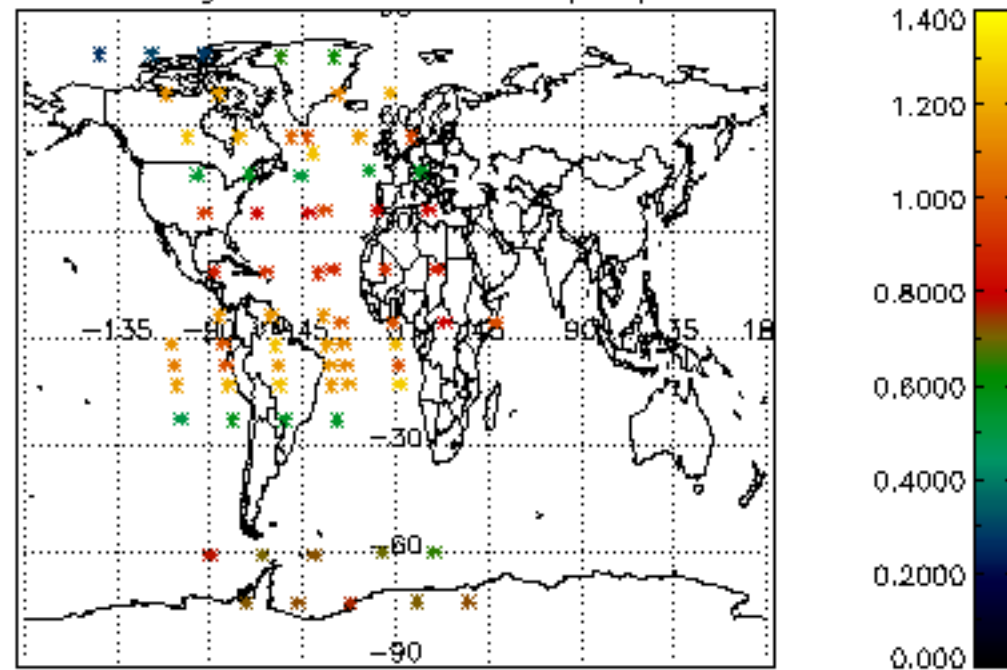




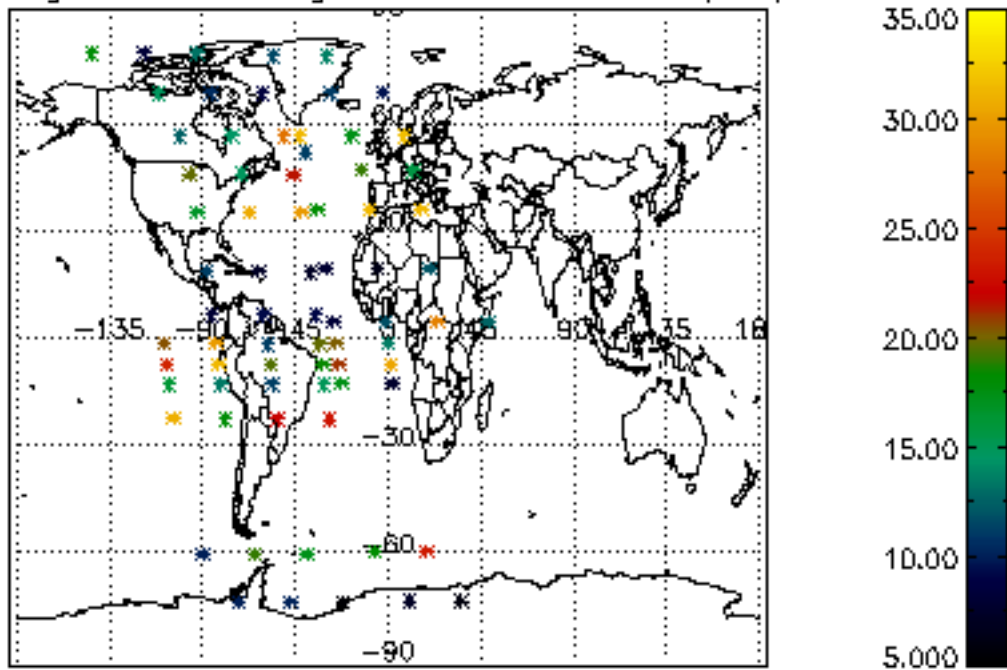
Percentage of cosmic ray hits per profile



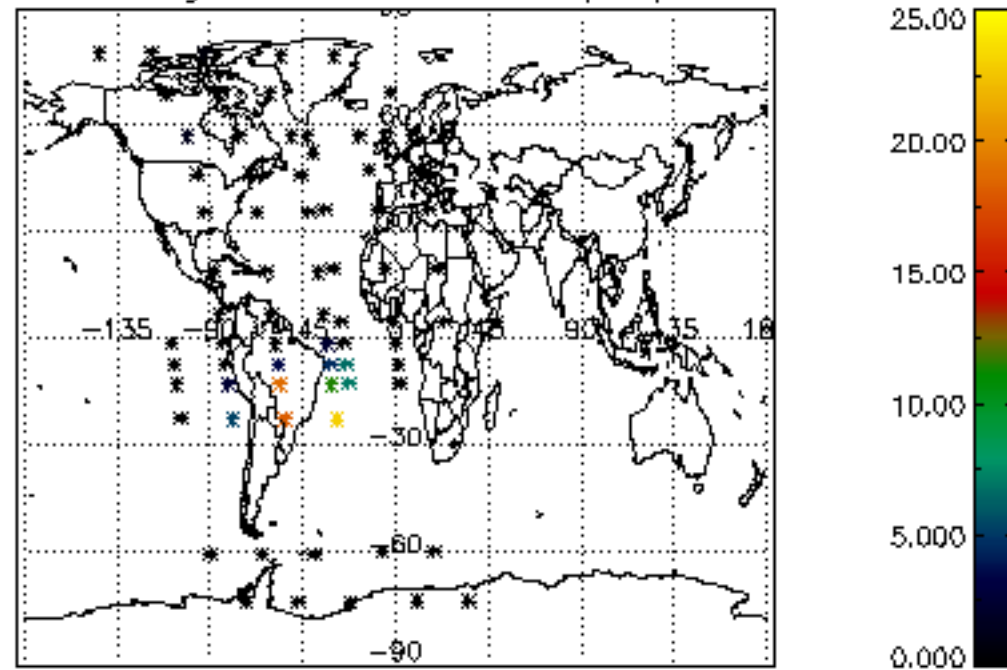
Percentage of datation errors per profile



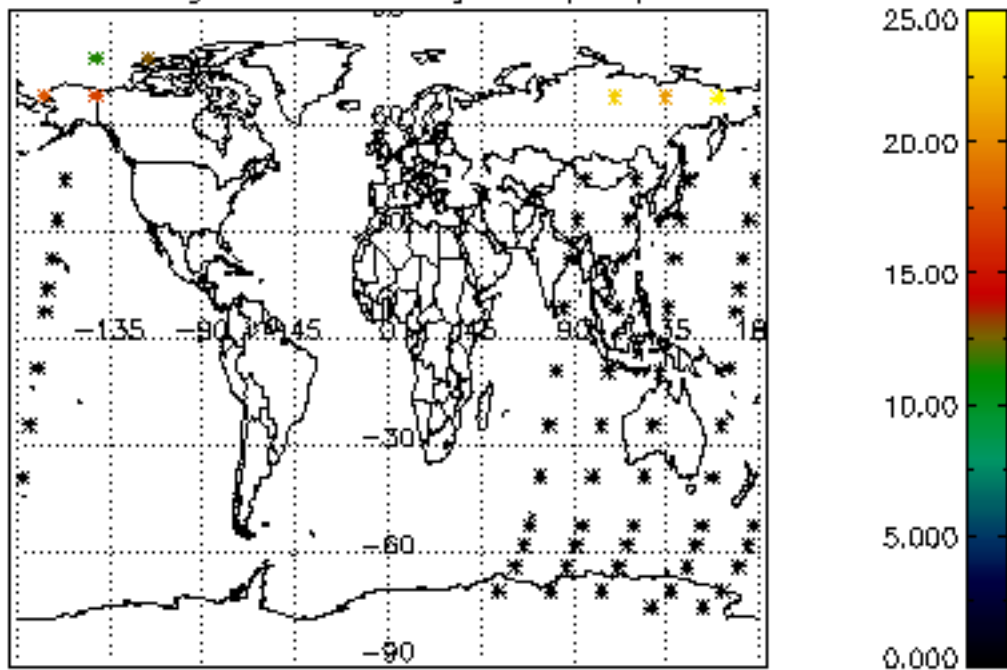
Percentage of star falling outside central band per profile



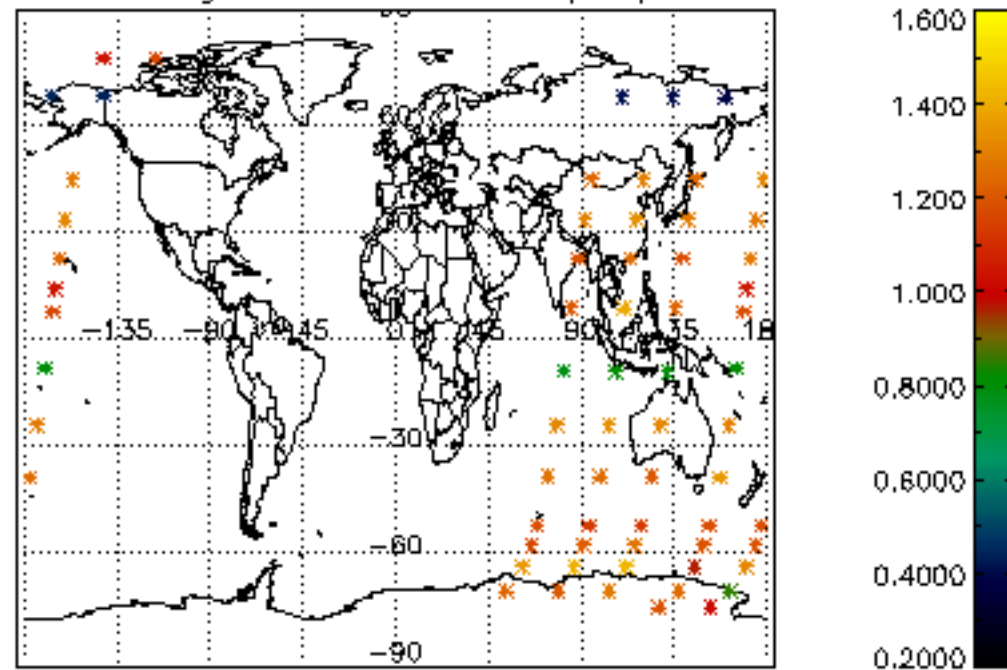
Percentage of saturation errors per profile



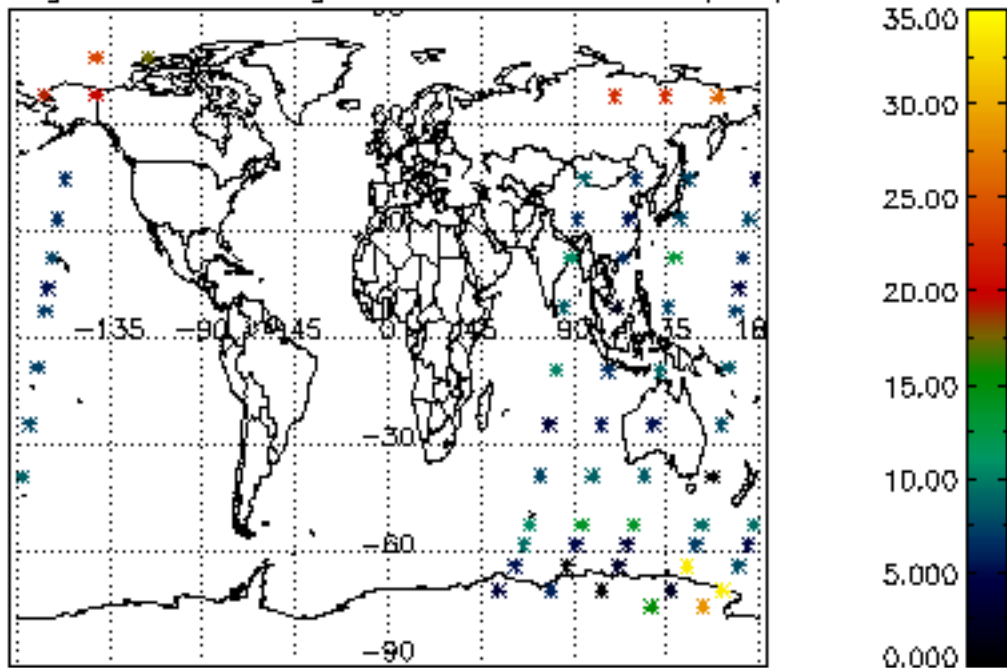
Percentage of cosmic ray hits per profile



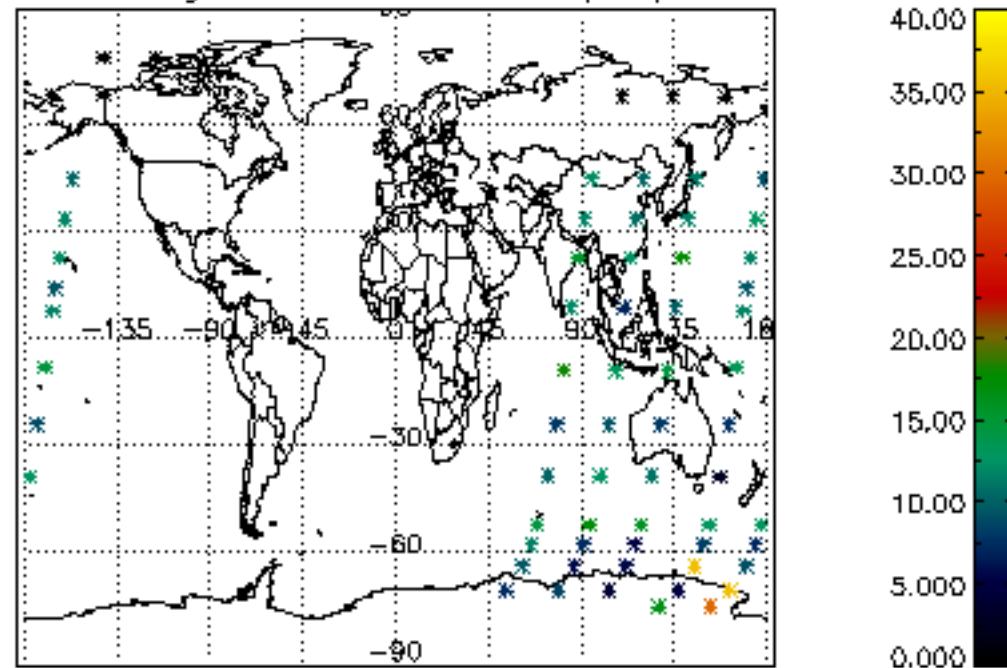
Percentage of datation errors per profile

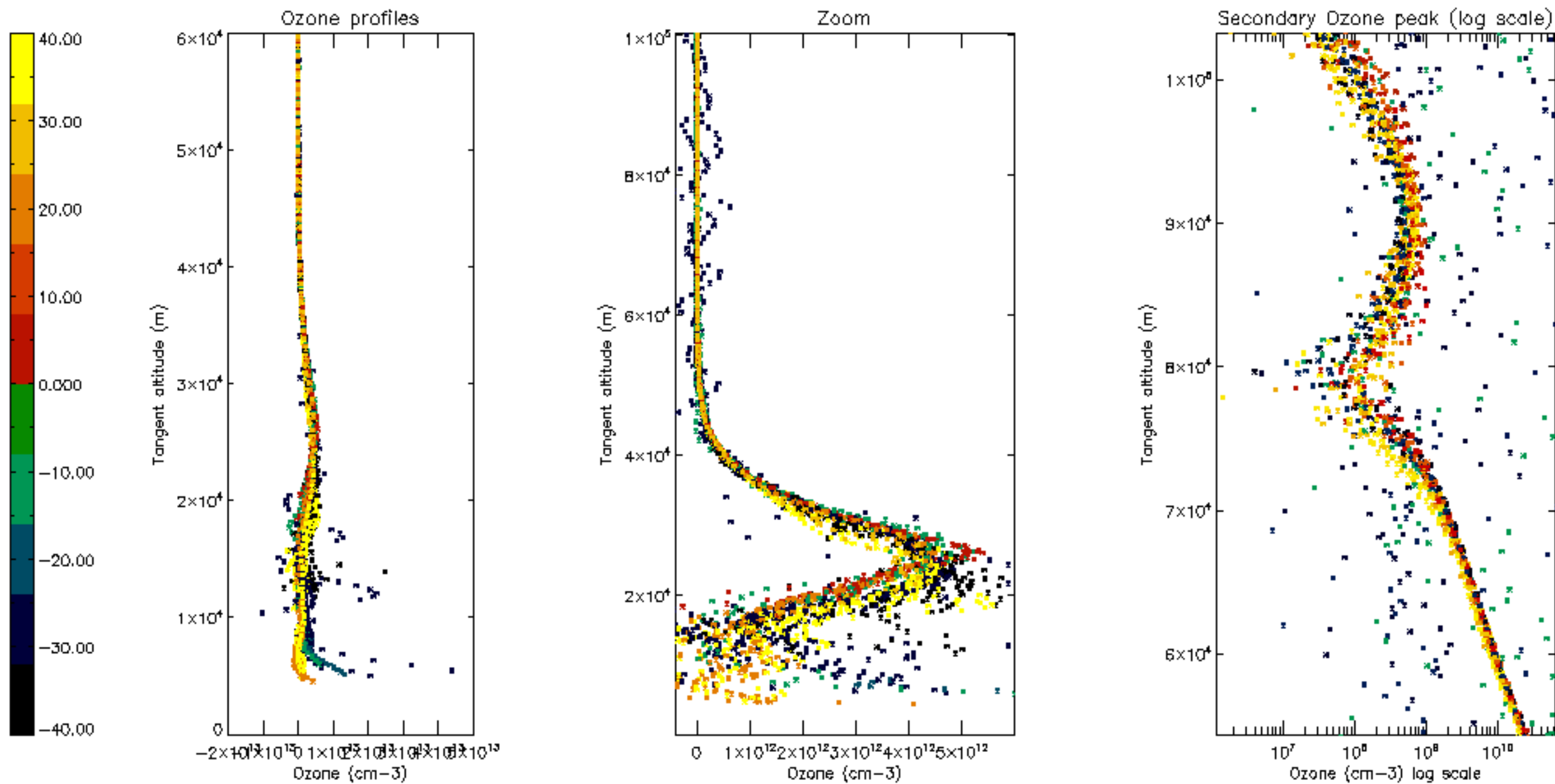


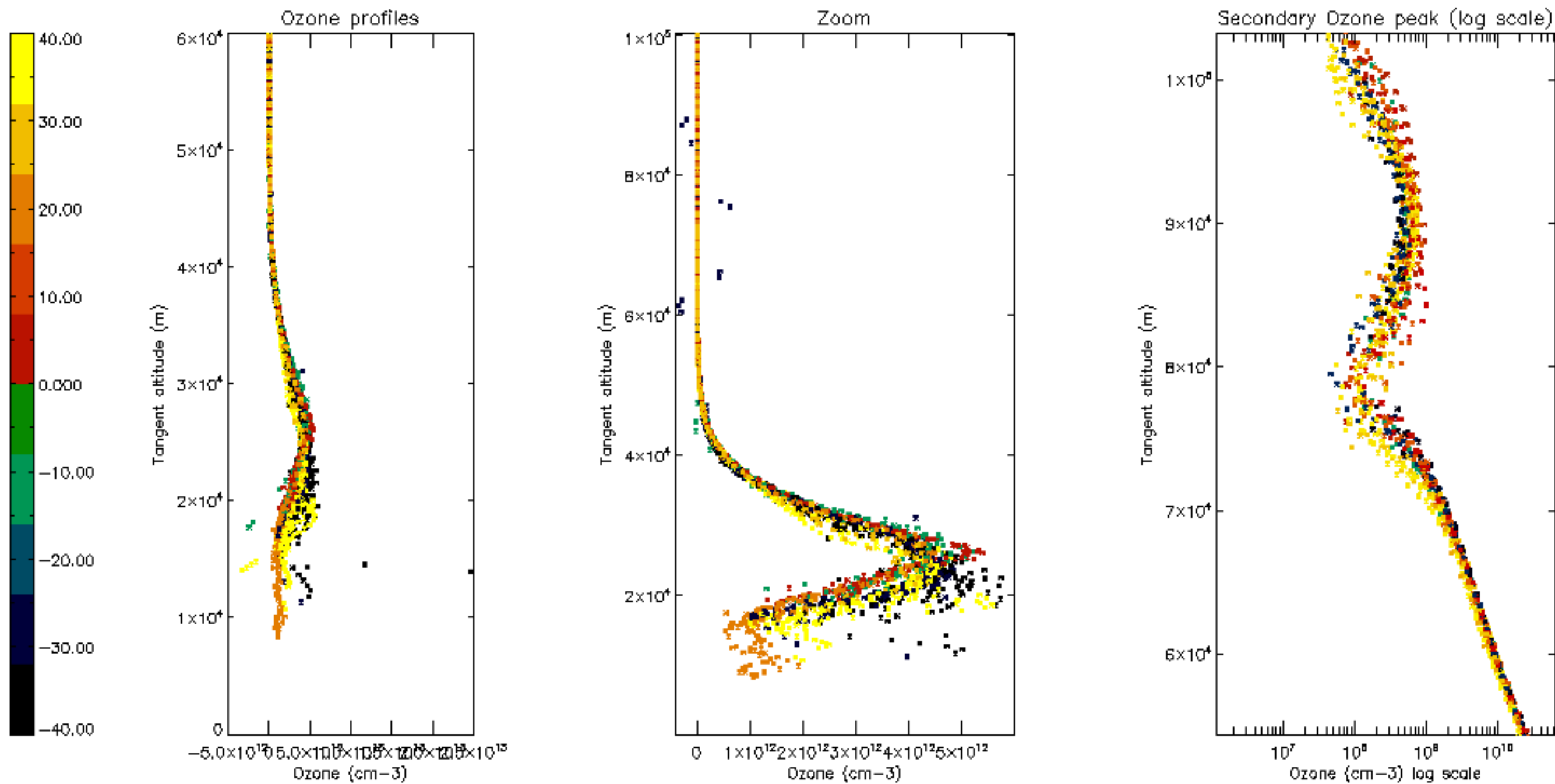
Percentage of star falling outside central band per profile

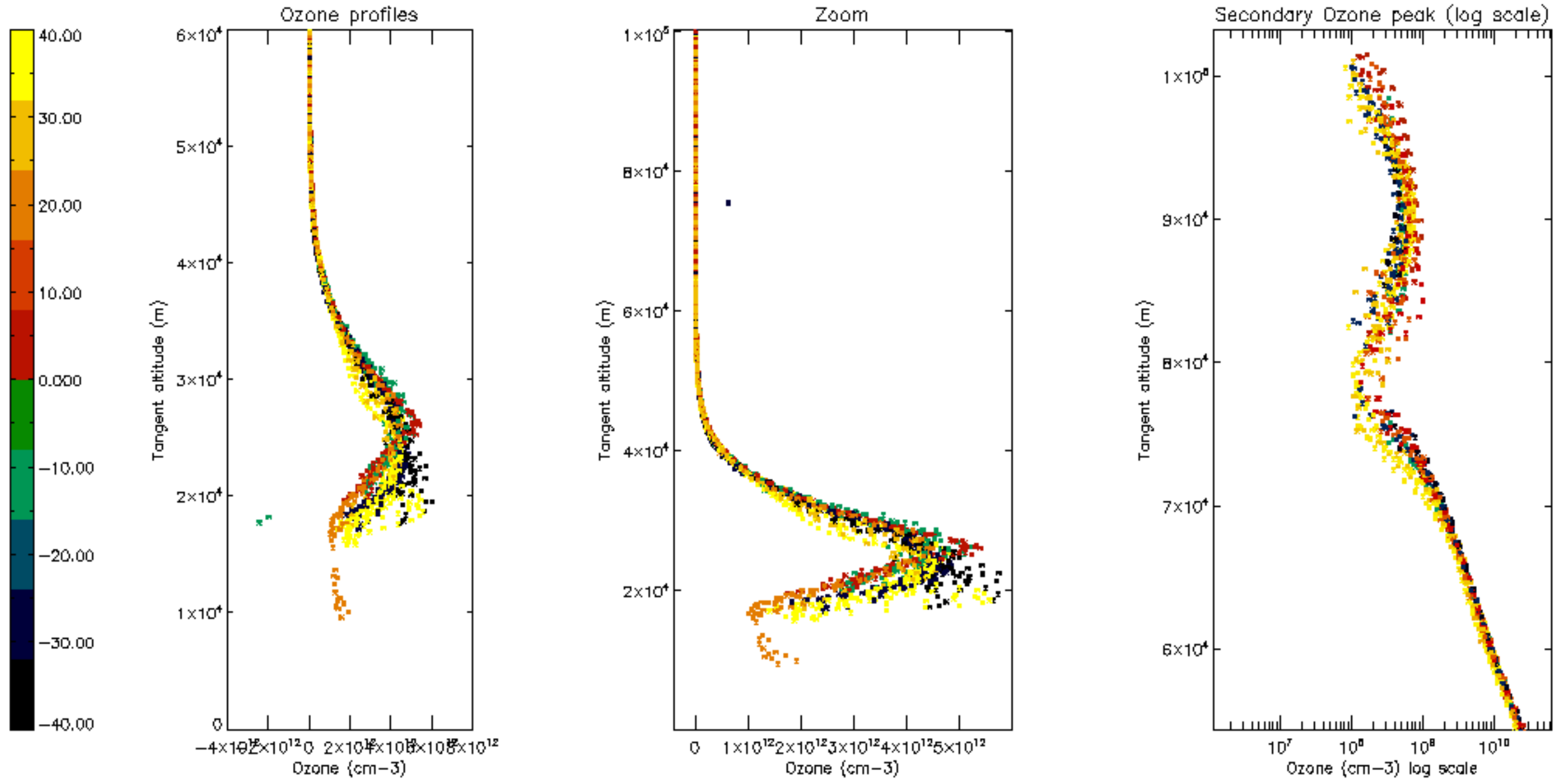


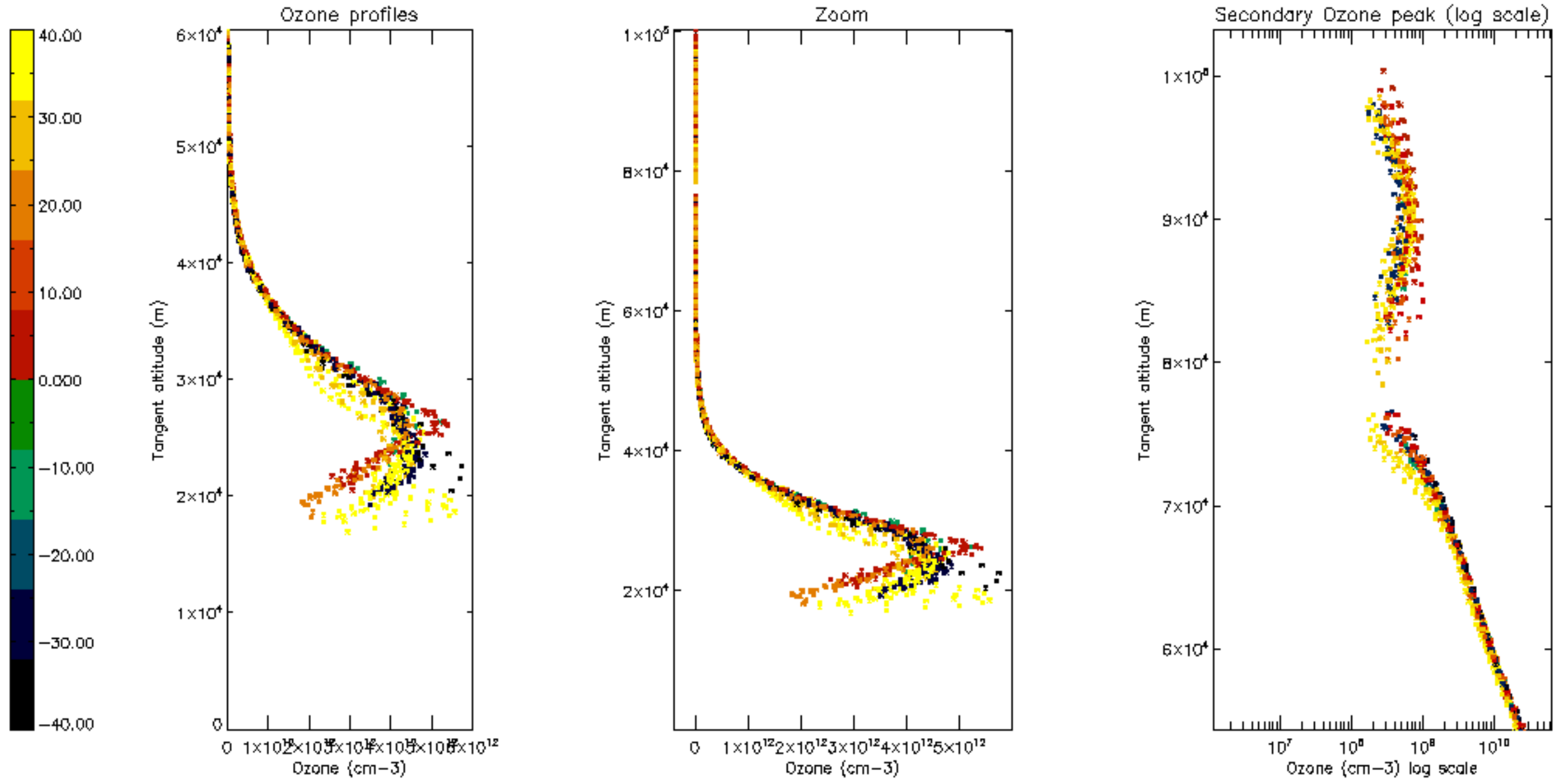
Percentage of saturation errors per profile

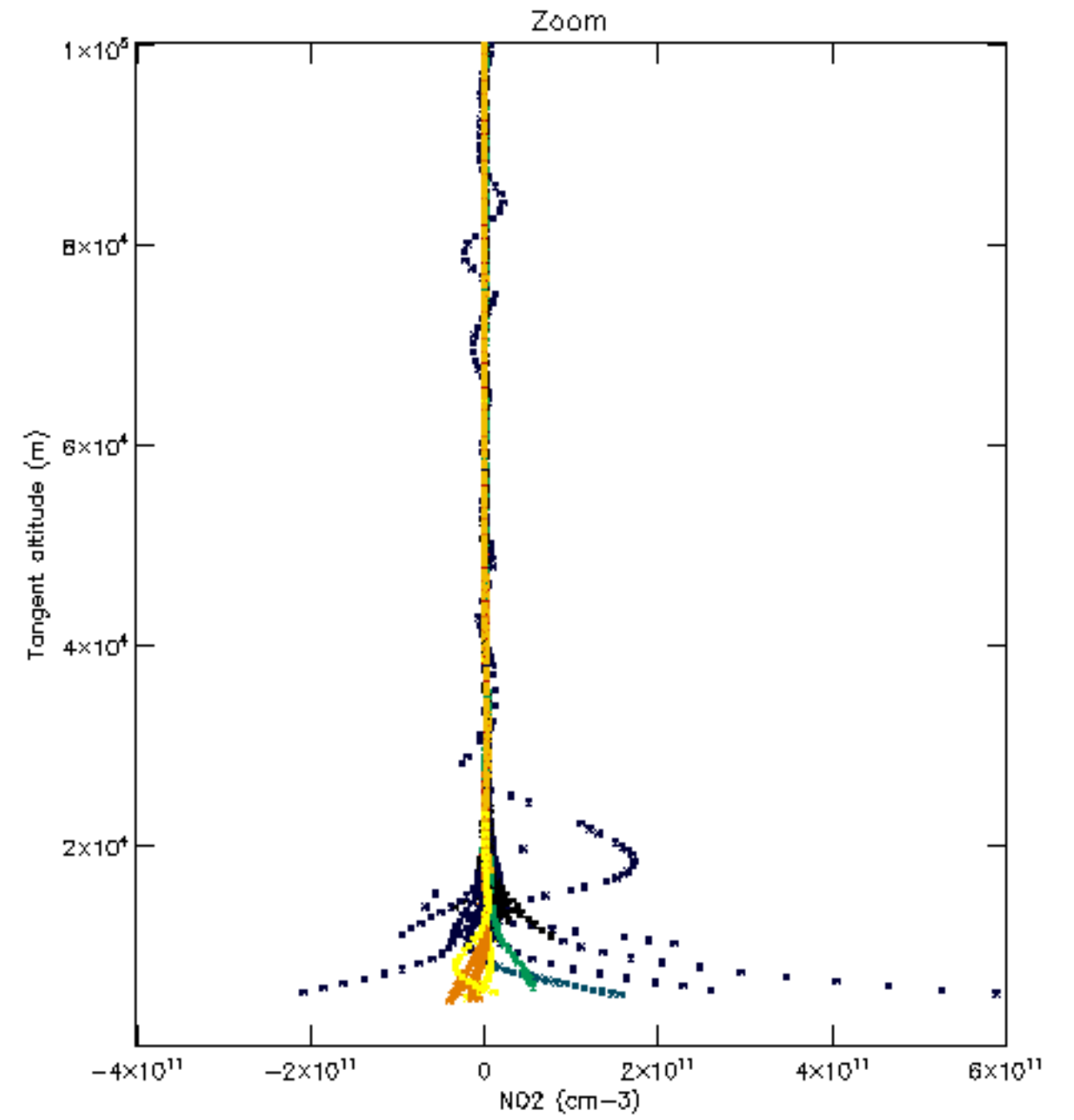
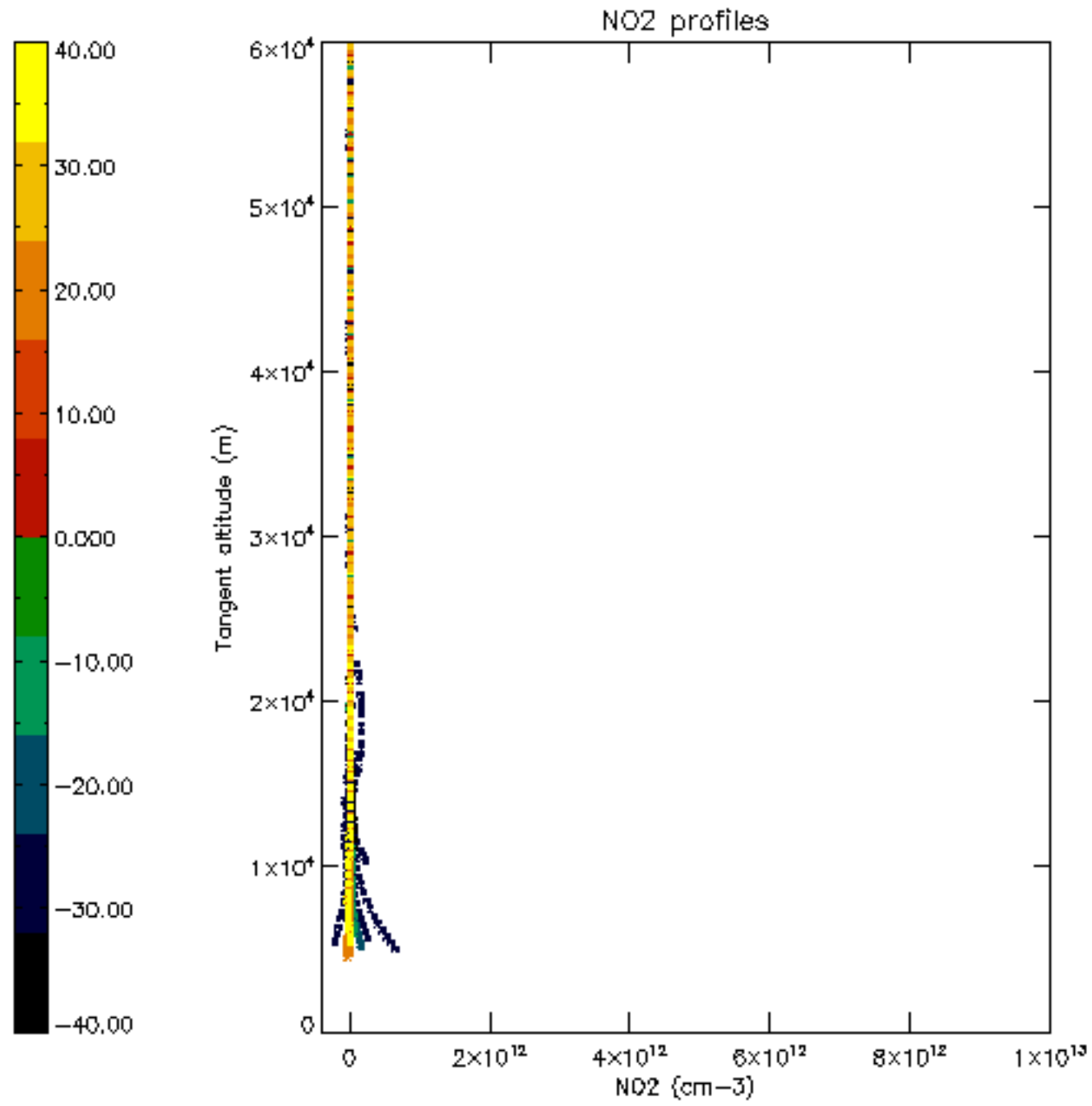


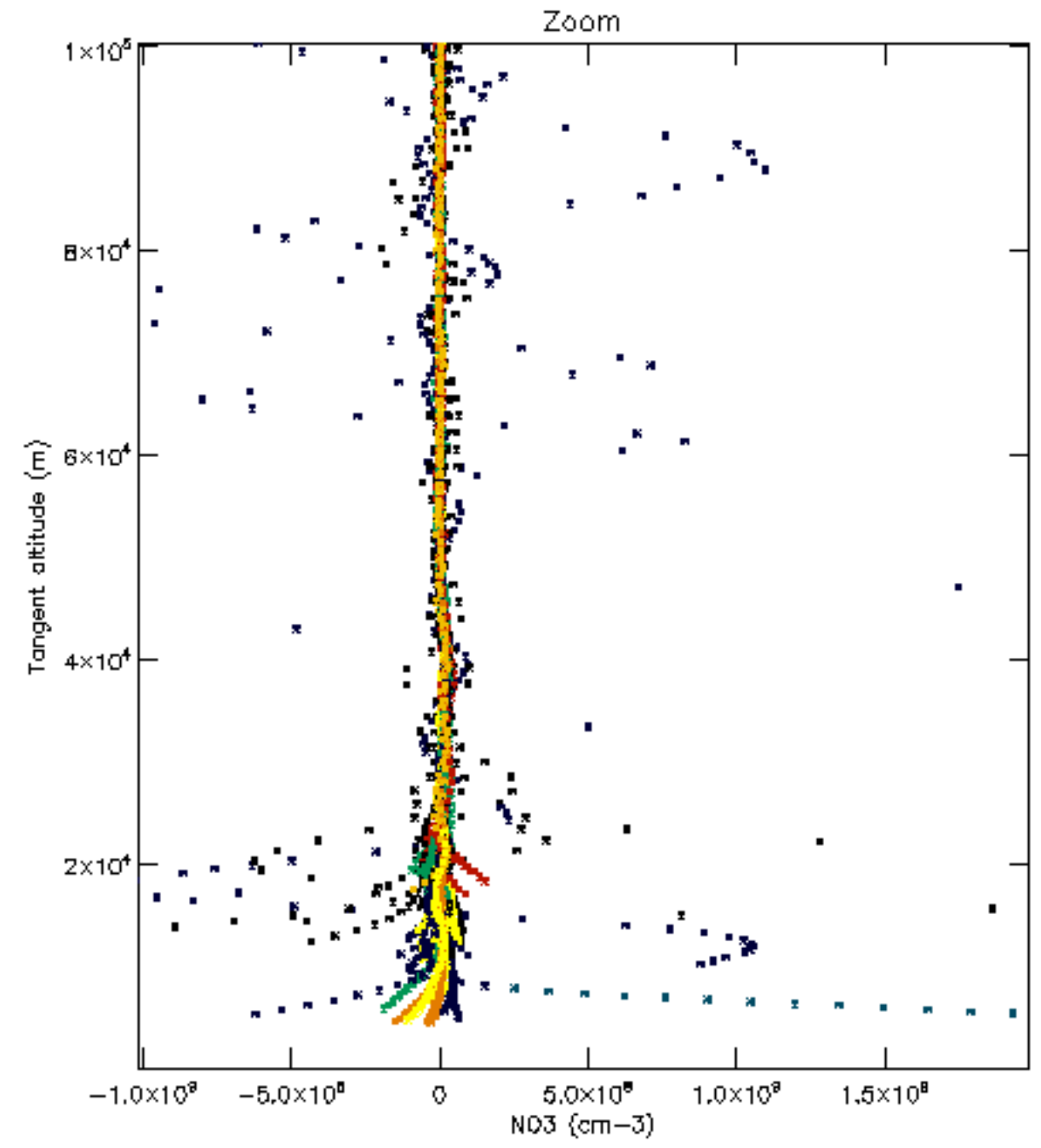
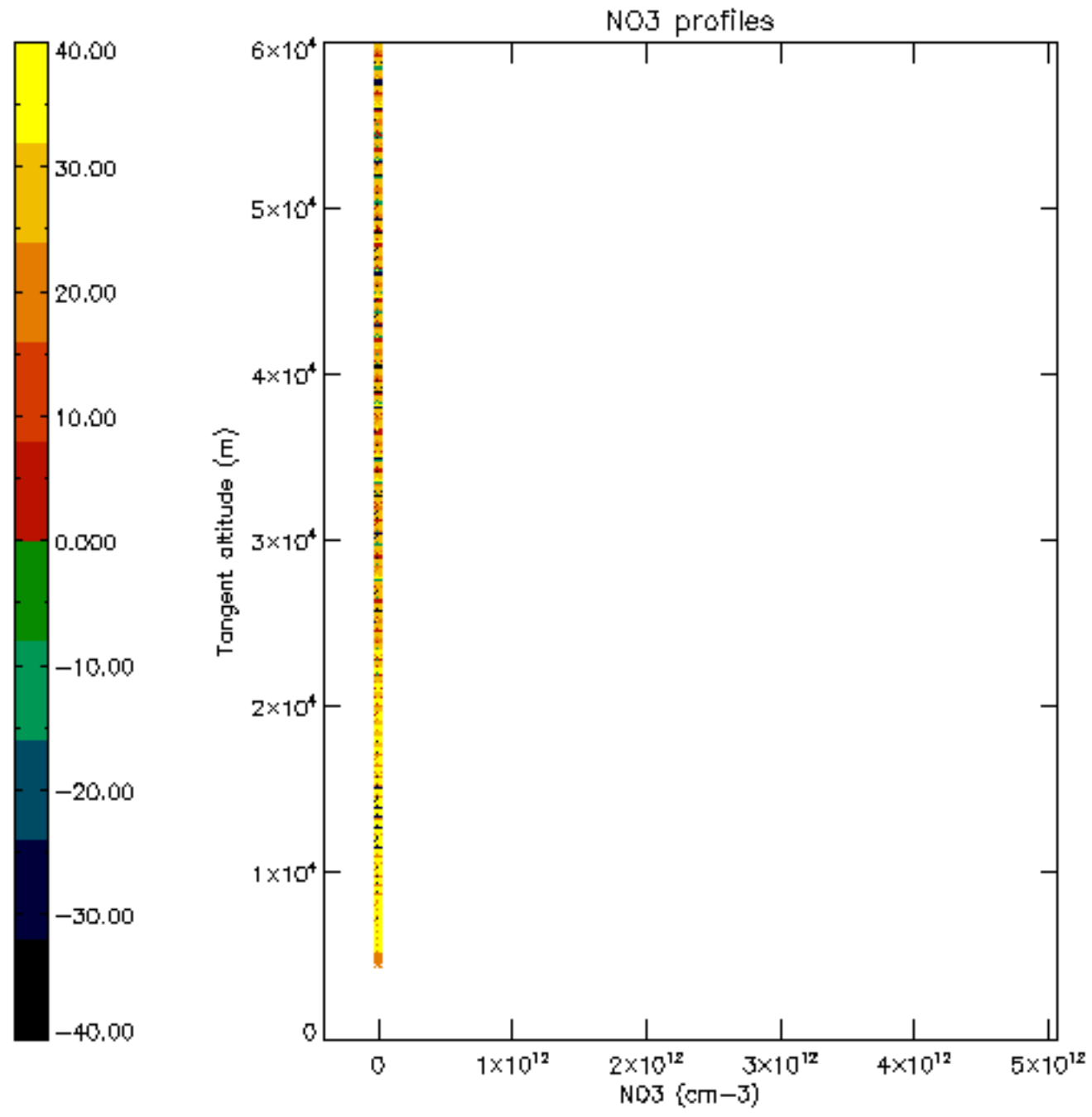


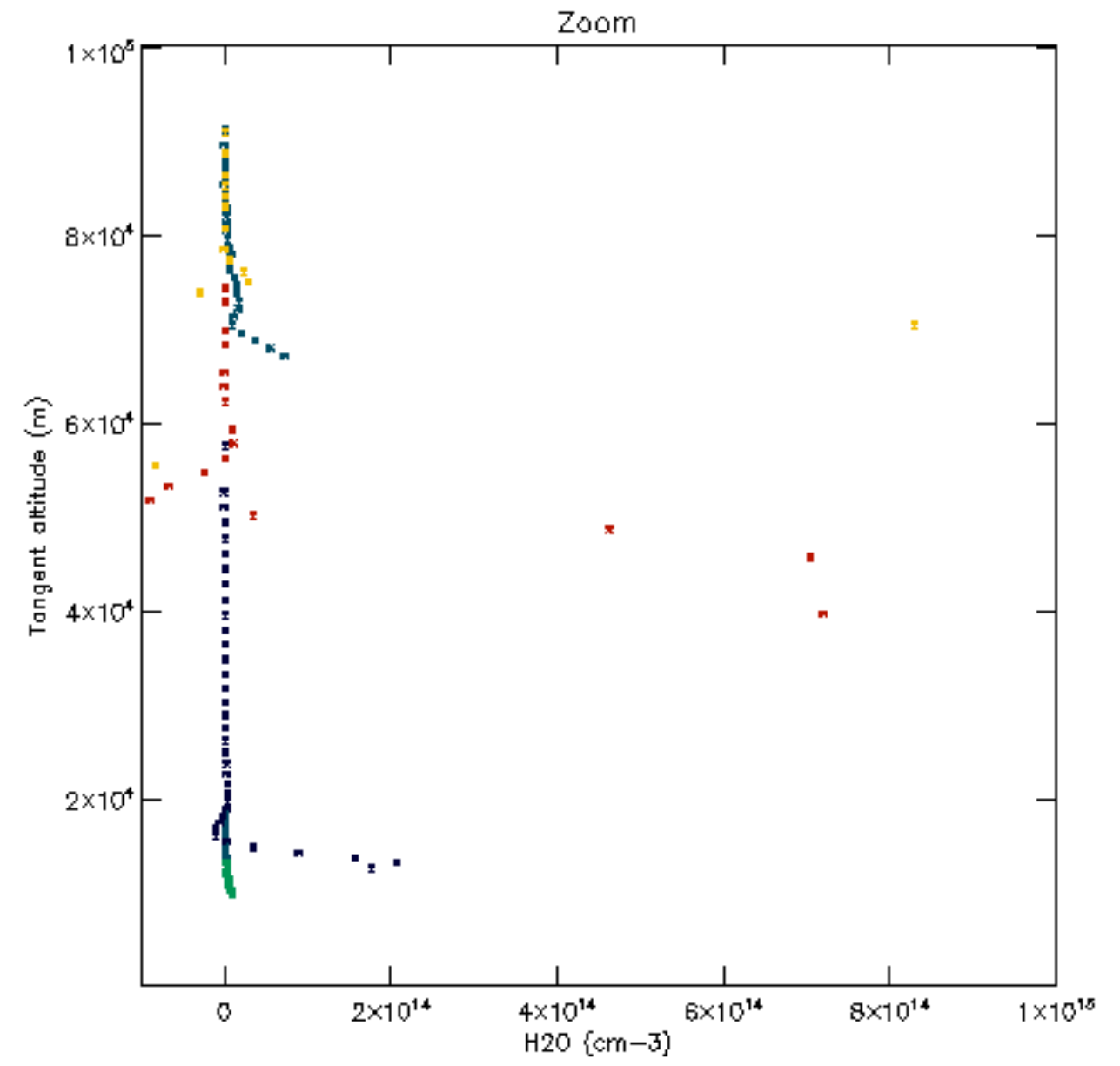
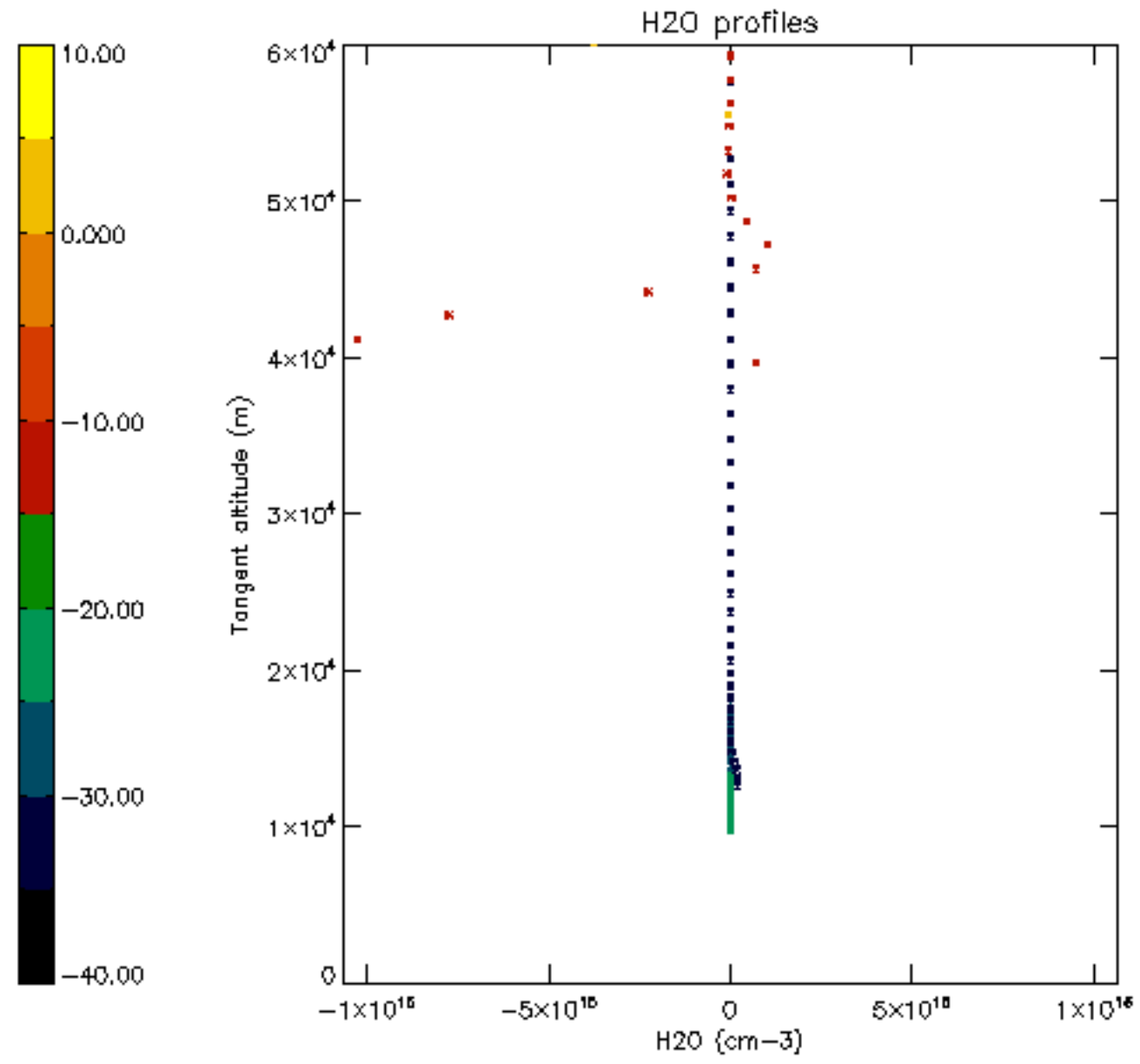


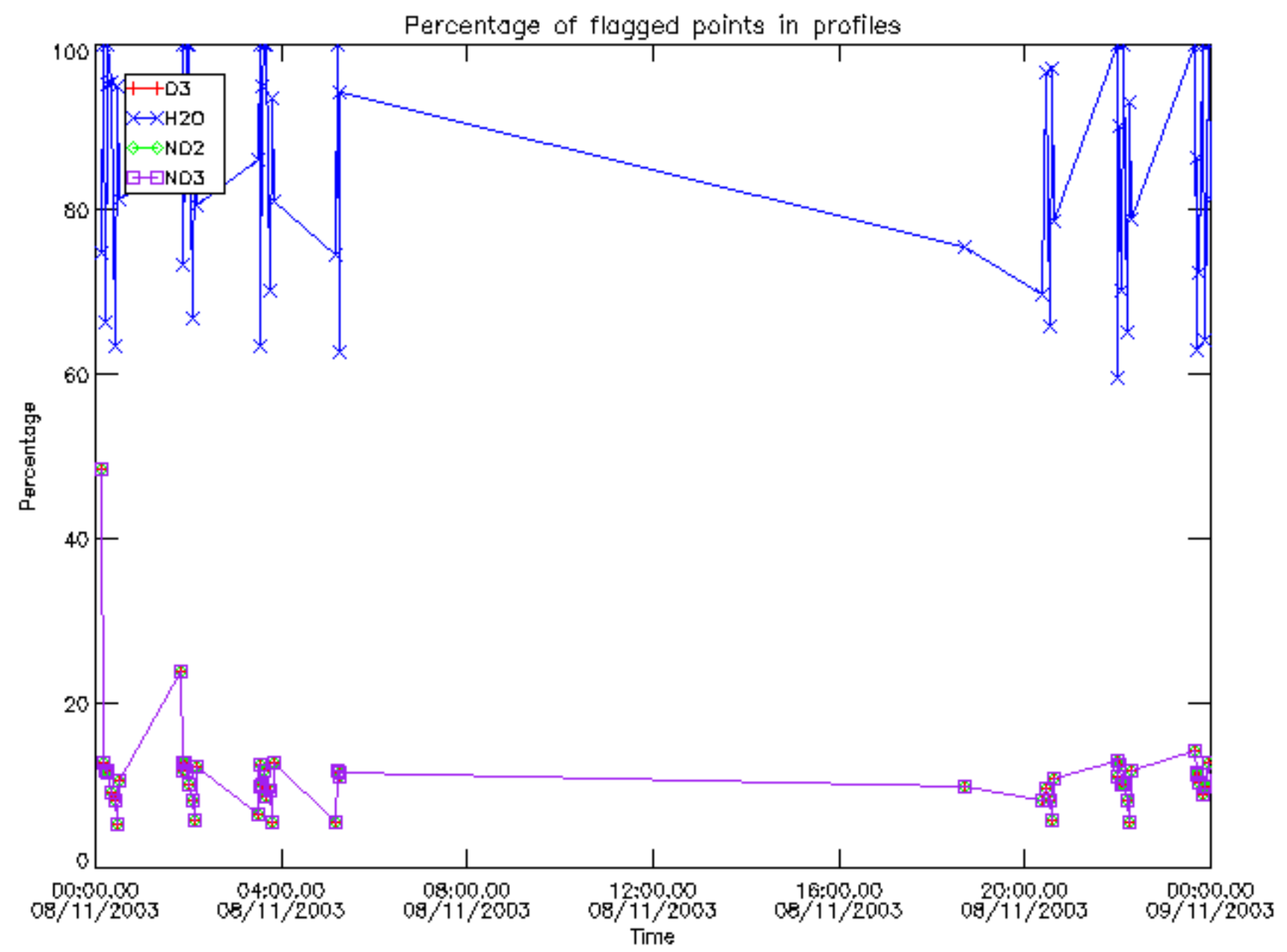




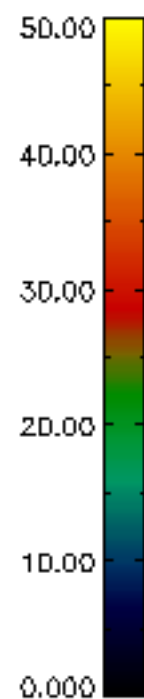
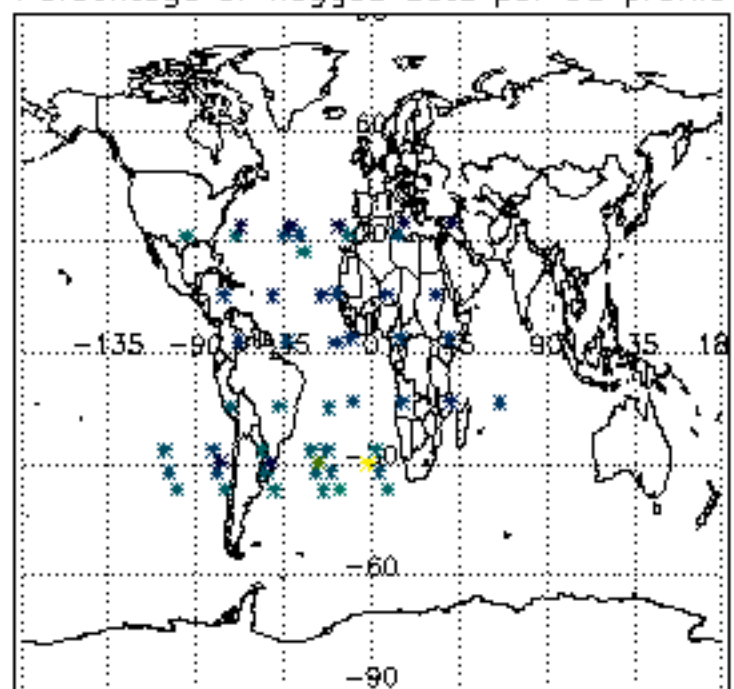




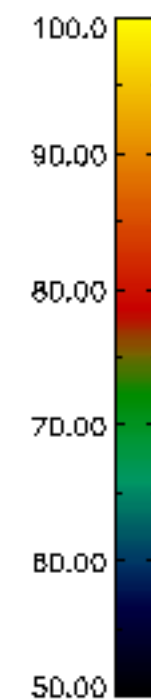
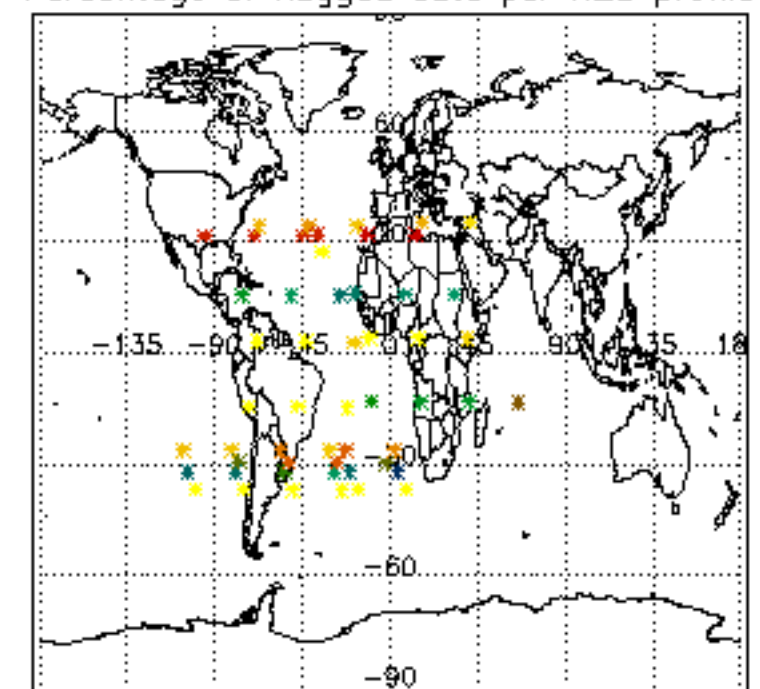




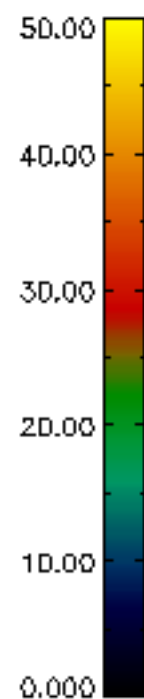
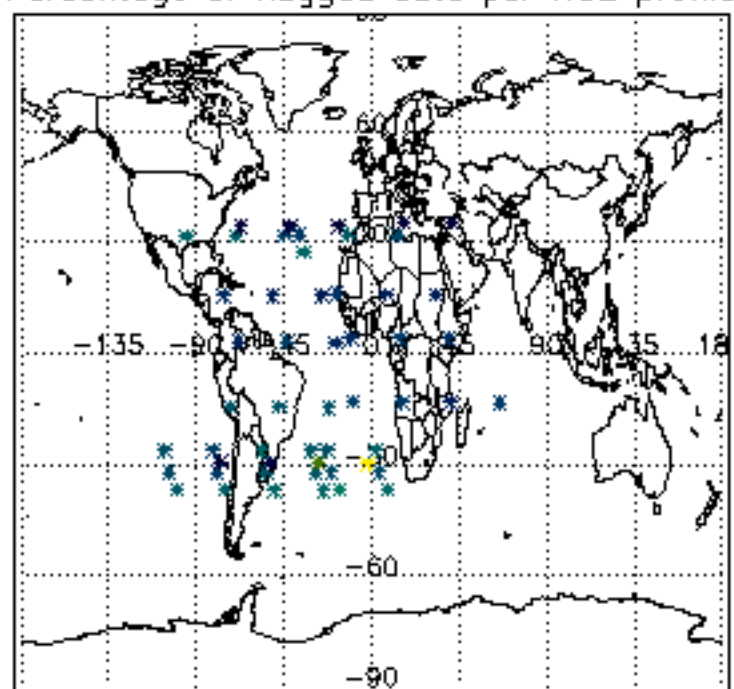
Percentage of flagged data per D3 profile



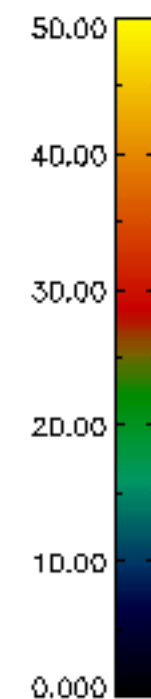
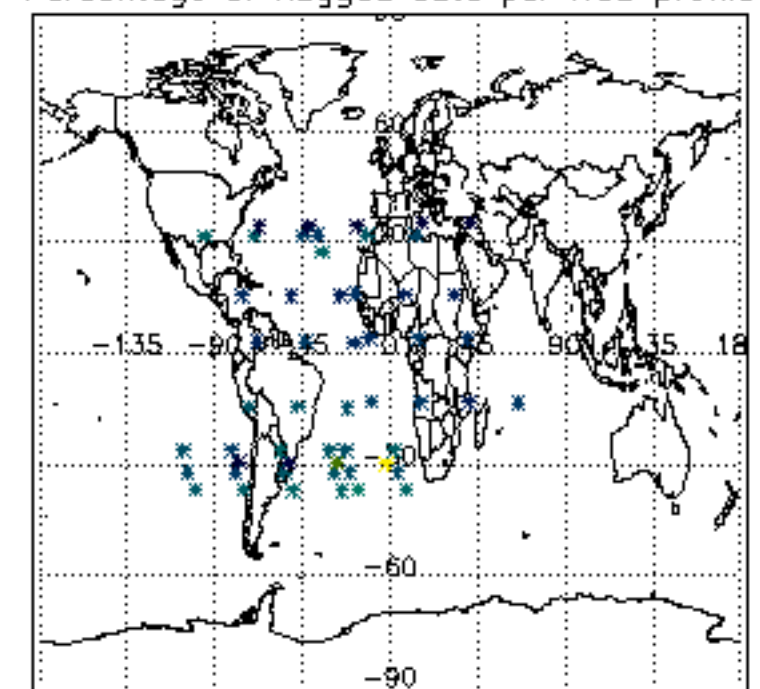
Percentage of flagged data per H2O profile

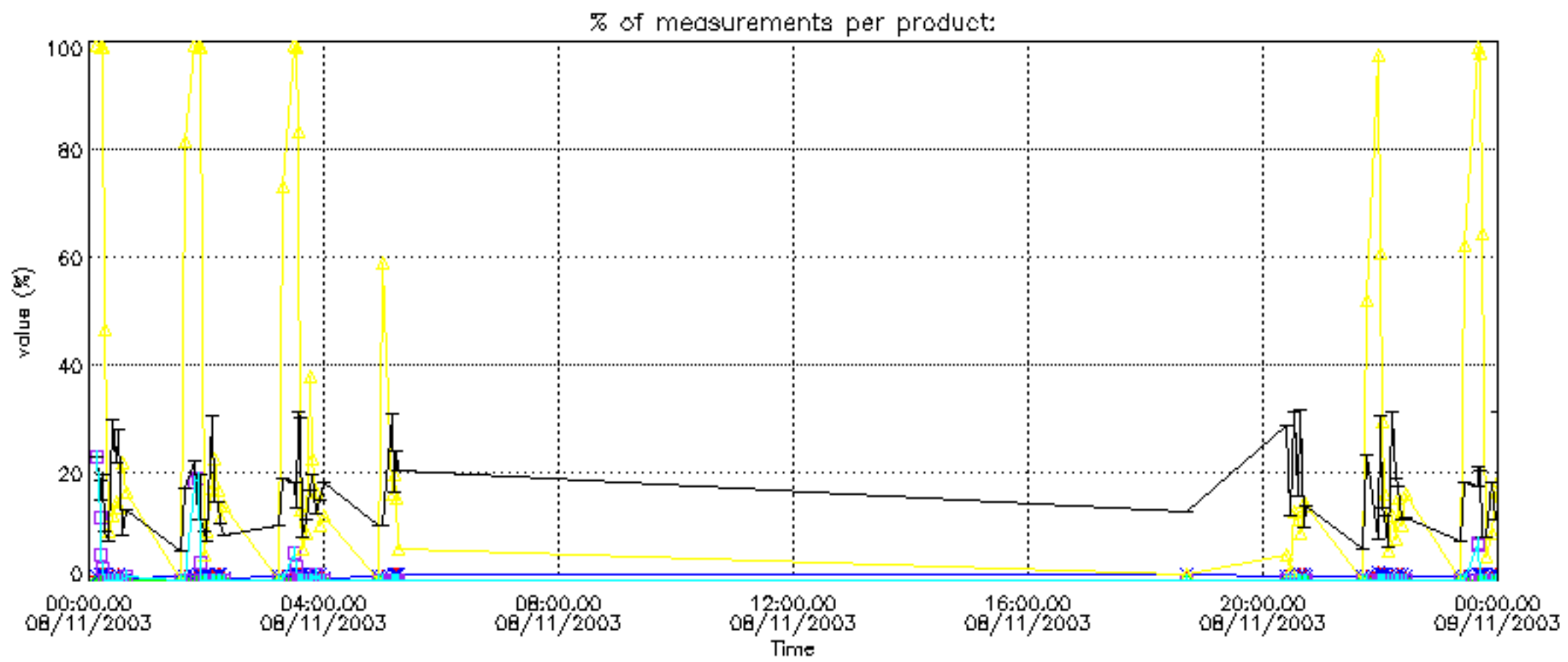


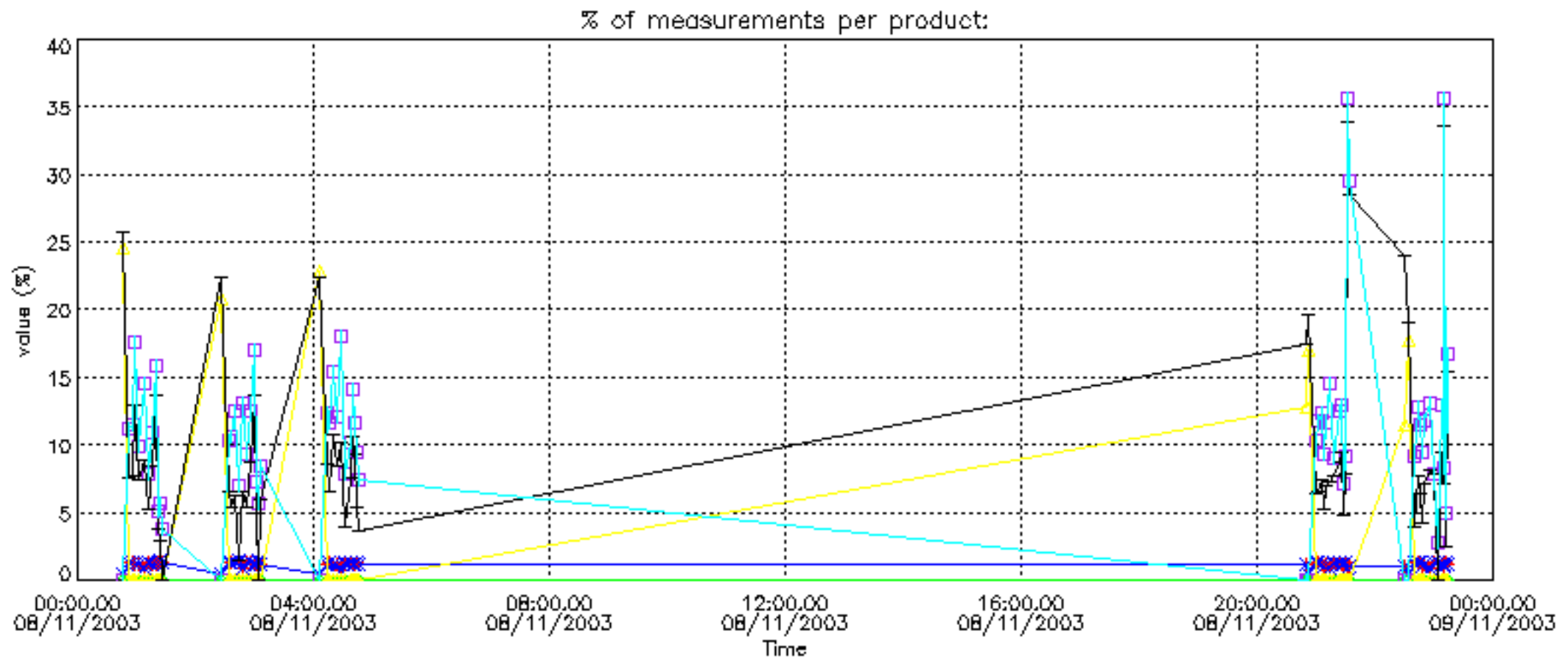
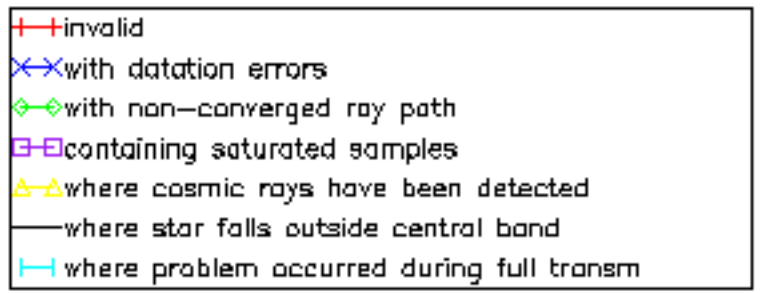
Percentage of flagged data per NO2 profile



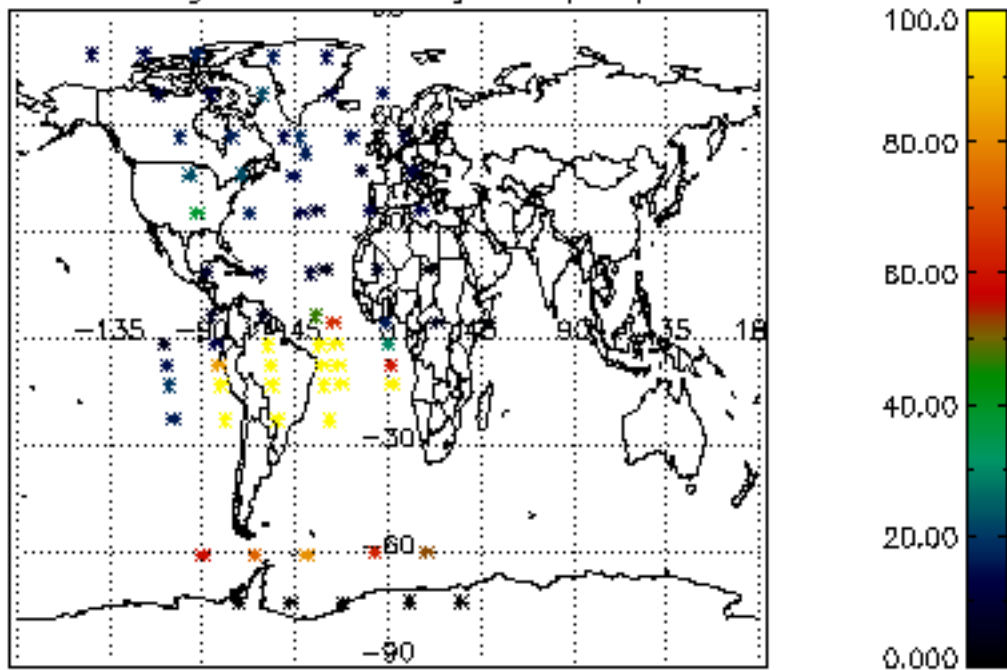
Percentage of flagged data per NO3 profile



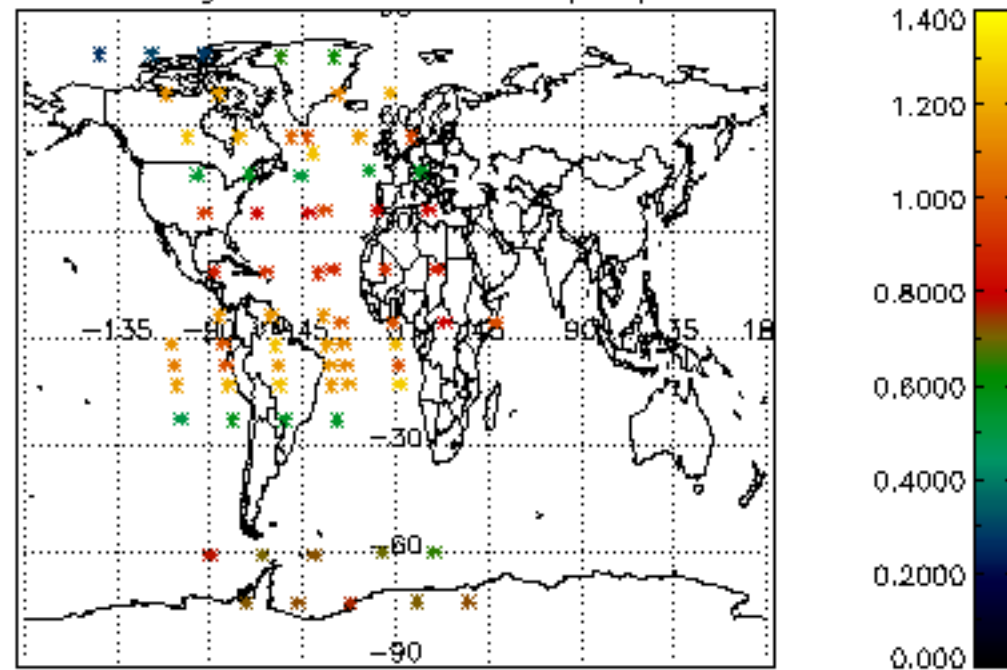




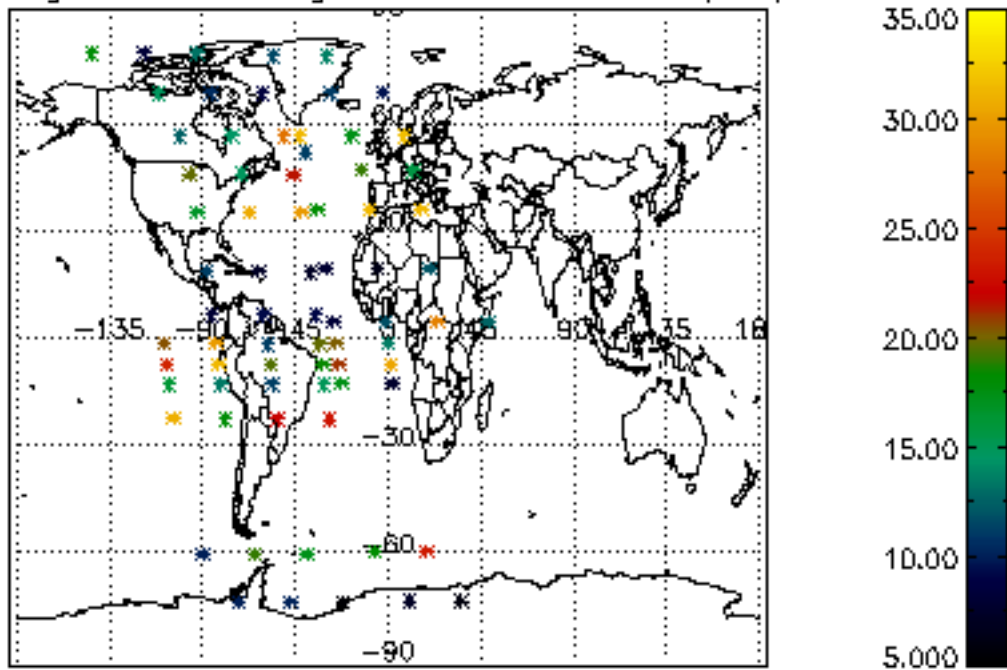
Percentage of cosmic ray hits per profile



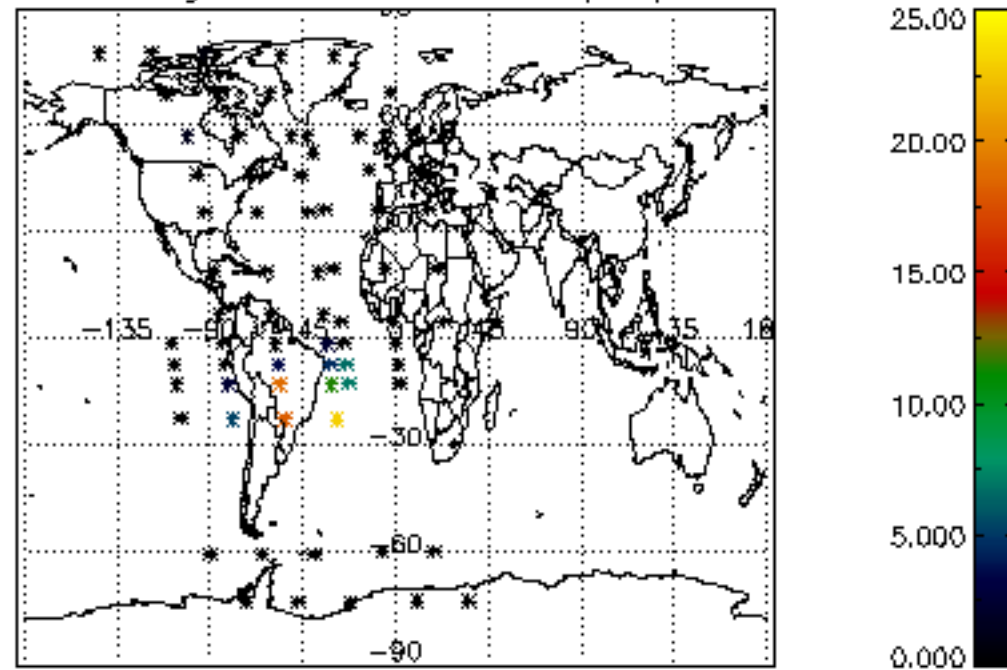
Percentage of datation errors per profile



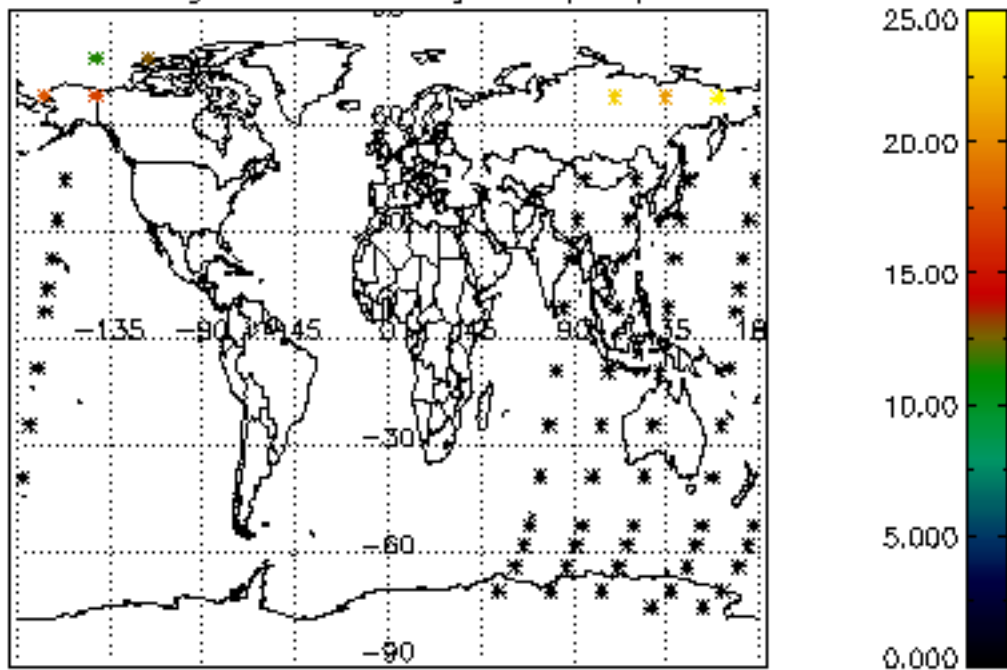
Percentage of star falling outside central band per profile



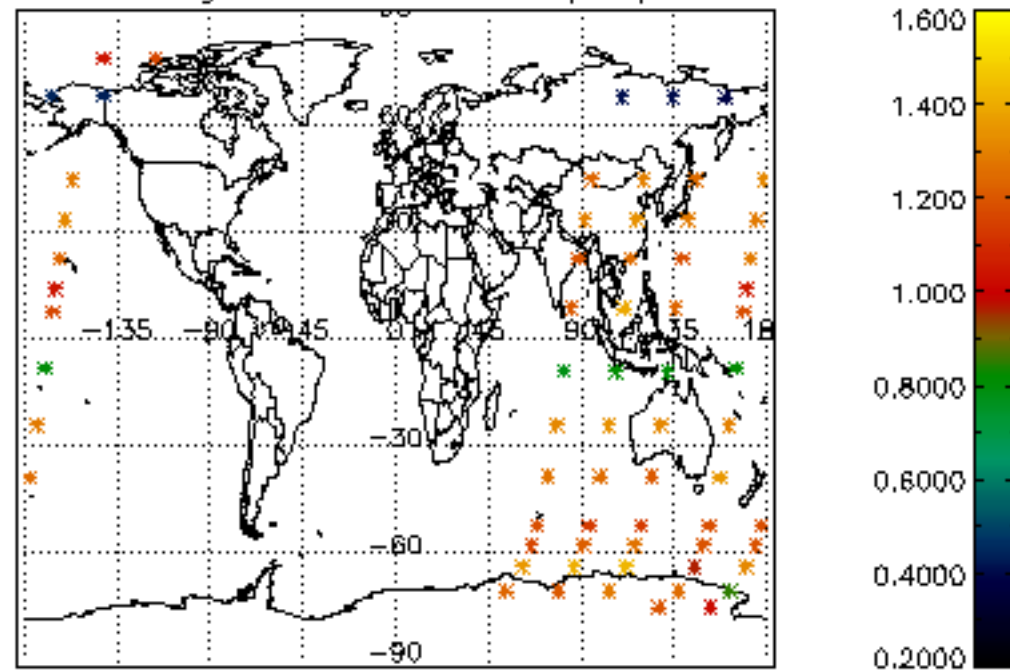
Percentage of saturation errors per profile



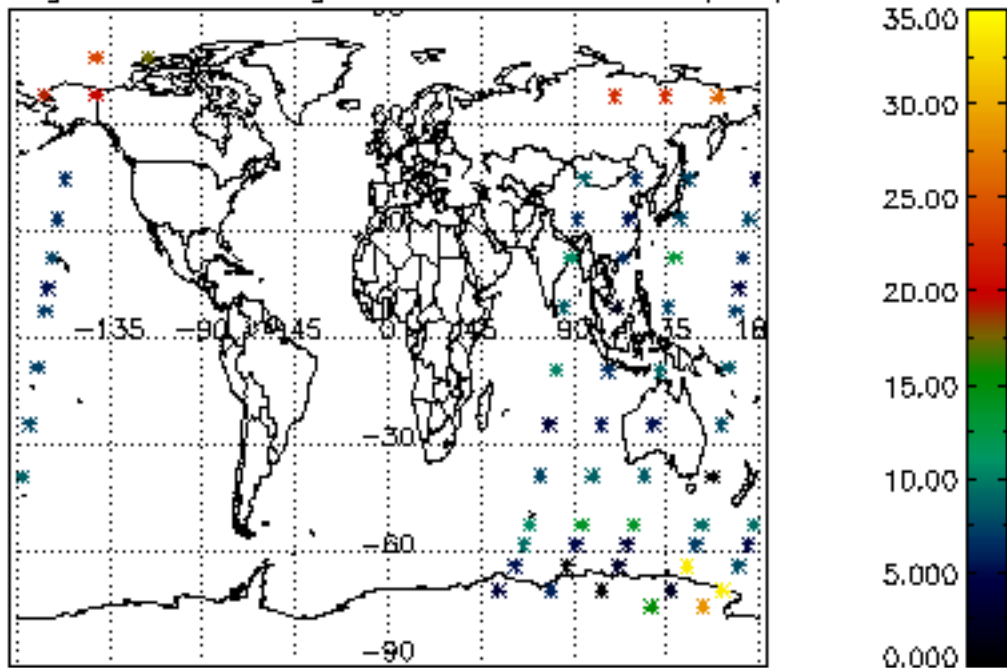
Percentage of cosmic ray hits per profile



Percentage of datation errors per profile



Percentage of star falling outside central band per profile



Percentage of saturation errors per profile

