

GOMOS Level 2 Daily Report

SUMMARY

[1. General Info](#)

[2. Summary of processed GOM_NL_2P products](#)

[3. Level 2 Quality information per product](#)

[3.1 Plot of level 2 quality information per product \(time dependant\)](#)

[3.2 Plot of level 2 quality information per product \(world map\)](#)

[4. Level 1 Quality information per product \(stored on level 2 products\)](#)

[4.1 Plot of level 1 quality information per product \(time dependant\)](#)

[4.1.1 Plot of level 1 quality information per product \(time dependant\): ASCENDING](#)

[4.1.2 Plot of level 1 quality information per product \(time dependant\): DESCENDING](#)

[4.2 Plot of level 1 quality information per product \(world map\)](#)

[4.2.1 Plot of level 1 quality information per product \(world map\): ASCENDING](#)

[4.2.2 Plot of level 1 quality information per product \(world map\): DESCENDING](#)

[5. Ozone profiles based on quality statistics and other trace gas profiles](#)

[5.1 Ozone statistics based on quality of products](#)

[5.2 Plot ozone profiles for all STD \(dark without errors\)](#)

[5.3 Plot ozone profiles where STD < 20% \(dark without errors\)](#)

[5.4. Plot ozone profiles where STD < 10% \(dark without errors\)](#)

[5.5. Plot ozone profiles where STD < 5% \(dark without errors\)](#)

[5.6 Plot NO2 profiles for all STD \(dark without errors\)](#)

[5.7 Plot NO3 profiles for all STD \(dark without errors\)](#)

[5.8 Plot H2O profiles \(only for occultations of stars 1,2,3,4,13,14,16,26,63 dark without errors\) for all STD](#)

[6. Auxiliary Data Files used for the production reported in section 2](#)

This report presents the daily analysis on parameters extracted from GOMOS level 2 data (GOM_NL__2P). It is intended to monitor some important parameters that will impact the quality of these products. A list of level 2 products (and content) that have arrived during the reporting day to the PCF is also given.

Item	Value
Time of report generation	19APR2013 23:35:34
Data source version	GOMOS/6.01
Start time of products	07-11-2003 (07NOV2003 00:00:00)
Stop time of products	08-11-2003 (08NOV2003 00:00:00)
Store outputs in DB	Yes
Nb of level 2 prods	301
Nb of prods with errors	0

2. Summary of processed GOM_NL__2P products.

Nr	Filename	UTC Start time	Limb	Duration	Star Id	Star Name	Star Mag	Star Temp	Nb Meas	Orbit	Prod. error
1	GOM_NL__2PRFIN20031107_000246_000000332021_00245_08816_8568.N1	07-NOV-2003 00:02:46	Bright	33.000	49	1Alp UMi	1.9900	6300.0	66	8816	No
2	GOM_NL__2PRFIN20031107_000650_000000362021_00245_08816_8569.N1	07-NOV-2003 00:06:50	Bright	36.000	60	7Bet UMi	2.0810	3950.0	72	8816	No
3	GOM_NL__2PRFIN20031107_001047_000000402021_00245_08816_8570.N1	07-NOV-2003 00:10:47	Bright	39.500	36	50Alp UMa	1.8000	6300.0	79	8816	No
4	GOM_NL__2PRFIN20031107_001224_000000392021_00245_08816_8571.N1	07-NOV-2003 00:12:24	Bright	39.000	82	48Bet UMa	2.3650	10600.	78	8816	No
5	GOM_NL__2PRFIN20031107_001404_000000342021_00245_08816_8572.N1	07-NOV-2003 00:14:04	Bright	34.000	39	85Eta UMa	1.8540	24000.	68	8816	No
6	GOM_NL__2PRFIN20031107_001612_000000422021_00245_08816_8573.N1	07-NOV-2003 00:16:12	Bright	41.500	174	52Psi UMa	3.0040	4400.0	83	8816	No
7	GOM_NL__2PRFIN20031107_002451_000000682021_00245_08816_8574.N1	07-NOV-2003 00:24:51	Bright	68.000	166	17Eps Leo	2.9800	6000.0	136	8816	No
8	GOM_NL__2PRFIN20031107_002858_000000682021_00245_08816_8575.N1	07-NOV-2003 00:28:58	Twilight	67.500	22	32Alp Leo	1.3600	15200.	135	8816	No
9	GOM_NL__2PRFIN20031107_003929_000000962021_00245_08816_8576.N1	07-NOV-2003 00:39:29	Dark	95.500	48	30Alp Hya	1.9770	4100.0	191	8816	No
10	GOM_NL__2PRFIN20031107_004240_000000372021_00245_08816_8577.N1	07-NOV-2003 00:42:40	Dark	37.000	99	Del Cen	2.5750	26000.	74	8816	No
11	GOM_NL__2PRFIN20031107_004411_000000502021_00245_08816_8578.N1	07-NOV-2003 00:44:11	Dark	49.500	26	Gam Cru	1.6240	2900.0	99	8816	No
12	GOM_NL__2PRFIN20031107_004550_000000382021_00245_08816_8579.N1	07-NOV-2003 00:45:50	Dark	38.000	12	Alp1Cru	0.77500	30000.	76	8816	No
13	GOM_NL__2PRFIN20031107_005052_000000472021_00246_08817_0057.N1	07-NOV-2003 00:50:52	Dark	47.000	34	Gam2Vel	1.7930	23000.	94	8817	No
14	GOM_NL__2PRFIN20031107_005604_000000502021_00246_08817_0058.N1	07-NOV-2003 00:56:04	Dark	49.500	2	Alp Car	-0.73600	7000.0	99	8817	No
15	GOM_NL__2PRFIN20031107_005850_000000862021_00246_08817_0059.N1	07-NOV-2003 00:58:50	Dark	85.500	23	21Eps CMa	1.5020	26000.	171	8817	No
16	GOM_NL__2PRFIN20031107_010215_000000502021_00246_08817_0060.N1	07-NOV-2003 01:02:15	Dark	50.000	9	Alp Eri	0.45300	24000.	100	8817	No
17	GOM_NL__2PRFIN20031107_010546_000000392021_00246_08817_0061.N1	07-NOV-2003 01:05:46	Straylight	39.000	157	The1Eri	2.9060	9300.0	78	8817	No
18	GOM_NL__2PRFIN20031107_011027_000002122021_00246_08817_0062.N1	07-NOV-2003 01:10:27	Twilight	212.00	1	9Alp CMa	-1.4400	11000.	424	8817	No
19	GOM_NL__2PRFIN20031107_011733_000001522021_00246_08817_0063.N1	07-NOV-2003 01:17:33	Bright	152.00	7	19Bet Ori	0.10000	14000.	304	8817	No
20	GOM_NL__2PRFIN20031107_012404_000000372021_00246_08817_0064.N1	07-NOV-2003 01:24:04	Bright	36.500	105	6Bet Ari	2.6450	8900.0	73	8817	No
21	GOM_NL__2PRFIN20031107_012707_000000372021_00246_08817_0065.N1	07-NOV-2003 01:27:07	Bright	36.500	58	21Alp And	2.0730	11000.	73	8817	No
22	GOM_NL__2PRFIN20031107_013022_000000402021_00246_08817_0066.N1	07-NOV-2003 01:30:22	Bright	40.000	73	57Gam1And	2.2600	13100.	80	8817	No
23	GOM_NL__2PRFIN20031107_013927_000000632021_00246_08817_0067.N1	07-NOV-2003 01:39:27	Bright	62.500	6	13Alp Aur	0.080000	3400.0	125	8817	No
24	GOM_NL__2PRFIN20031107_014322_000000362021_00246_08817_0068.N1	07-NOV-2003 01:43:22	Bright	35.500	49	1Alp UMi	1.9900	6300.0	71	8817	No
25	GOM_NL__2PRFIN20031107_014726_000000372021_00246_08817_0069.N1	07-NOV-2003 01:47:26	Bright	37.000	60	7Bet UMi	2.0810	3950.0	74	8817	No
26	GOM_NL__2PRFIN20031107_015123_000000512021_00246_08817_0070.N1	07-NOV-2003 01:51:23	Bright	51.000	36	50Alp UMa	1.8000	6300.0	102	8817	No
27	GOM_NL__2PRFIN20031107_015300_000000382021_00246_08817_0071.N1	07-NOV-2003 01:53:00	Bright	38.000	82	48Bet UMa	2.3650	10600.	76	8817	No
28	GOM_NL__2PRFIN20031107_015440_000000352021_00246_08817_0072.N1	07-NOV-2003 01:54:40	Bright	34.500	39	85Eta UMa	1.8540	24000.	69	8817	No
29	GOM_NL__2PRFIN20031107_015649_000000412021_00246_08817_0073.N1	07-NOV-2003 01:56:49	Bright	41.000	174	52Psi UMa	3.0040	4400.0	82	8817	No
30	GOM_NL__2PRFIN20031107_020527_000000662021_00246_08817_0074.N1	07-NOV-2003 02:05:27	Bright	65.500	166	17Eps Leo	2.9800	6000.0	131	8817	No
31	GOM_NL__2PRFIN20031107_020934_000000642021_00246_08817_0075.N1	07-NOV-2003 02:09:34	Twilight	63.500	22	32Alp Leo	1.3600	15200.	127	8817	No
32	GOM_NL__2PRFIN20031107_022006_000000882021_00246_08817_0076.N1	07-NOV-2003 02:20:06	Dark	87.500	48	30Alp Hya	1.9770	4100.0	175	8817	No
33	GOM_NL__2PRFIN20031107_022447_000000412021_00246_08817_0077.N1	07-NOV-2003 02:24:47	Dark	41.000	26	Gam Cru	1.6240	2900.0	82	8817	No
34	GOM_NL__2PRFIN20031107_022627_000000402021_00246_08817_0078.N1	07-NOV-2003 02:26:27	Dark	40.000	12	Alp1Cru	0.77500	30000.	80	8817	No
35	GOM_NL__2PRFIN20031107_023129_000000502021_00247_08818_0170.N1	07-NOV-2003 02:31:29	Dark	49.500	34	Gam2Vel	1.7930	23000.	99	8818	No
36	GOM_NL__2PRFIN20031107_023641_000000492021_00247_08818_0171.N1	07-NOV-2003 02:36:41	Dark	49.000	2	Alp Car	-0.73600	7000.0	98	8818	No
37	GOM_NL__2PRFIN20031107_023927_000000832021_00247_08818_0172.N1	07-NOV-2003 02:39:27	Dark	82.500	23	21Eps CMa	1.5020	26000.	165	8818	No
38	GOM_NL__2PRFIN20031107_024251_000000402021_00247_08818_0173.N1	07-NOV-2003 02:42:51	Dark	40.000	9	Alp Eri	0.45300	24000.	80	8818	No
39	GOM_NL__2PRFIN20031107_024622_000000392021_00247_08818_0174.N1	07-NOV-2003 02:46:22	Straylight	39.000	157	The1Eri	2.9060	9300.0	78	8818	No
40	GOM_NL__2PRFIN20031107_025104_000002122021_00247_08818_0175.N1	07-NOV-2003 02:51:04	Twilight	212.00	1	9Alp CMa	-1.4400	11000.	424	8818	No
41	GOM_NL__2PRFIN20031107_025808_000001402021_00247_08818_0176.N1	07-NOV-2003 02:58:08	Bright	139.50	7	19Bet Ori	0.10000	14000.	279	8818	No
42	GOM_NL__2PRFIN20031107_030439_000000382021_00247_08818_0177.N1	07-NOV-2003 03:04:39	Bright	38.000	105	6Bet Ari	2.6450	8900.0	76	8818	No

43	GOM_NL__2PRFIN20031107_030743_000000362021_00247_08818_0178.N1	07-NOV-2003 03:07:43	Bright	35.500	58	21Alp And	2.0730	11000.	71	8818	No
44	GOM_NL__2PRFIN20031107_031057_000000382021_00247_08818_0179.N1	07-NOV-2003 03:10:57	Bright	37.500	73	57Gam1And	2.2600	13100.	75	8818	No
45	GOM_NL__2PRFIN20031107_032002_000000642021_00247_08818_0180.N1	07-NOV-2003 03:20:02	Bright	63.500	6	13Alp Aur	0.080000	3400.0	127	8818	No
46	GOM_NL__2PRFIN20031107_032358_000000362021_00247_08818_0181.N1	07-NOV-2003 03:23:58	Bright	36.000	49	1Alp UMi	1.9900	6300.0	72	8818	No
47	GOM_NL__2PRFIN20031107_032802_000000382021_00247_08818_0182.N1	07-NOV-2003 03:28:02	Bright	37.500	60	7Bet UMi	2.0810	3950.0	75	8818	No
48	GOM_NL__2PRFIN20031107_033158_000000422021_00247_08818_0183.N1	07-NOV-2003 03:31:58	Bright	42.000	36	50Alp UMa	1.8000	6300.0	84	8818	No
49	GOM_NL__2PRFIN20031107_033336_000000402021_00247_08818_0184.N1	07-NOV-2003 03:33:36	Bright	39.500	82	48Bet UMa	2.3650	10600.	79	8818	No
50	GOM_NL__2PRFIN20031107_033516_000000332021_00247_08818_0185.N1	07-NOV-2003 03:35:16	Bright	32.500	39	85Eta UMa	1.8540	24000.	65	8818	No
51	GOM_NL__2PRFIN20031107_033724_000000422021_00247_08818_0186.N1	07-NOV-2003 03:37:24	Bright	41.500	174	52Psi UMa	3.0040	4400.0	83	8818	No
52	GOM_NL__2PRFIN20031107_034603_000000662021_00247_08818_0187.N1	07-NOV-2003 03:46:03	Bright	65.500	166	17Eps Leo	2.9800	6000.0	131	8818	No
53	GOM_NL__2PRFIN20031107_035011_000000722021_00247_08818_0188.N1	07-NOV-2003 03:50:11	Twilight	72.000	22	32Alp Leo	1.3600	15200.	144	8818	No
54	GOM_NL__2PRFIN20031107_040044_000000832021_00247_08818_0189.N1	07-NOV-2003 04:00:44	Dark	83.000	48	30Alp Hya	1.9770	4100.0	166	8818	No
55	GOM_NL__2PRFIN20031107_040353_000000392021_00247_08818_0190.N1	07-NOV-2003 04:03:53	Dark	38.500	99	Del Cen	2.5750	26000.	77	8818	No
56	GOM_NL__2PRFIN20031107_040523_000000432021_00247_08818_0191.N1	07-NOV-2003 04:05:23	Dark	43.000	26	Gam Cru	1.6240	2900.0	86	8818	No
57	GOM_NL__2PRFIN20031107_040703_000000402021_00247_08818_0192.N1	07-NOV-2003 04:07:03	Dark	40.000	12	Alp1Cru	0.77500	30000.	80	8818	No
58	GOM_NL__2PRFIN20031107_041205_000000492021_00248_08819_0172.N1	07-NOV-2003 04:12:05	Dark	49.000	34	Gam2Vel	1.7930	23000.	98	8819	No
59	GOM_NL__2PRFIN20031107_041717_000000492021_00248_08819_0173.N1	07-NOV-2003 04:17:17	Dark	48.500	2	Alp Car	-0.73600	7000.0	97	8819	No
60	GOM_NL__2PRFIN20031107_042005_000000882021_00248_08819_0174.N1	07-NOV-2003 04:20:05	Dark	87.500	23	21Eps CMa	1.5020	26000.	175	8819	No
61	GOM_NL__2PRFIN20031107_042327_000000382021_00248_08819_0175.N1	07-NOV-2003 04:23:27	Dark	37.500	9	Alp Eri	0.45300	24000.	75	8819	No
62	GOM_NL__2PRFIN20031107_042658_000000392021_00248_08819_0176.N1	07-NOV-2003 04:26:58	Straylight	39.000	157	The1Eri	2.9060	9300.0	78	8819	No
63	GOM_NL__2PRFIN20031107_043140_000002122021_00248_08819_0177.N1	07-NOV-2003 04:31:40	Twilight	212.00	1	9Alp CMa	-1.4400	11000.	424	8819	No
64	GOM_NL__2PRFIN20031107_043842_000001302021_00248_08819_0178.N1	07-NOV-2003 04:38:42	Bright	129.50	7	19Bet Ori	0.10000	14000.	259	8819	No
65	GOM_NL__2PRFIN20031107_044515_000000382021_00248_08819_0179.N1	07-NOV-2003 04:45:15	Bright	38.000	105	6Bet Ari	2.6450	8900.0	76	8819	No
66	GOM_NL__2PRFIN20031107_044819_000000372021_00248_08819_0180.N1	07-NOV-2003 04:48:19	Bright	36.500	58	21Alp And	2.0730	11000.	73	8819	No
67	GOM_NL__2PRFIN20031107_045133_000000412021_00248_08819_0181.N1	07-NOV-2003 04:51:33	Bright	41.000	73	57Gam1And	2.2600	13100.	82	8819	No
68	GOM_NL__2PRFIN20031107_050036_000000652021_00248_08819_4100.N1	07-NOV-2003 05:00:36	Bright	64.500	6	13Alp Aur	0.080000	3400.0	129	8819	No
69	GOM_NL__2PRFIN20031107_050434_000000372021_00248_08819_4101.N1	07-NOV-2003 05:04:34	Bright	36.500	49	1Alp UMi	1.9900	6300.0	73	8819	No
70	GOM_NL__2PRFIN20031107_050838_000000382021_00248_08819_4102.N1	07-NOV-2003 05:08:38	Bright	38.000	60	7Bet UMi	2.0810	3950.0	76	8819	No
71	GOM_NL__2PRFIN20031107_051234_000000362021_00248_08819_4103.N1	07-NOV-2003 05:12:34	Bright	36.000	36	50Alp UMa	1.8000	6300.0	72	8819	No
72	GOM_NL__2PRFIN20031107_051412_000000412021_00248_08819_4104.N1	07-NOV-2003 05:14:12	Bright	40.500	82	48Bet UMa	2.3650	10600.	81	8819	No
73	GOM_NL__2PRFIN20031107_051552_000000342021_00248_08819_4105.N1	07-NOV-2003 05:15:52	Bright	34.000	39	85Eta UMa	1.8540	24000.	68	8819	No
74	GOM_NL__2PRFIN20031107_051800_000000402021_00248_08819_4106.N1	07-NOV-2003 05:18:00	Bright	40.000	174	52Psi UMa	3.0040	4400.0	80	8819	No
75	GOM_NL__2PRFIN20031107_052640_000000652021_00248_08819_4107.N1	07-NOV-2003 05:26:40	Bright	64.500	166	17Eps Leo	2.9800	6000.0	129	8819	No
76	GOM_NL__2PRFIN20031107_053048_000000682021_00248_08819_4108.N1	07-NOV-2003 05:30:48	Twilight	67.500	22	32Alp Leo	1.3600	15200.	135	8819	No
77	GOM_NL__2PRFIN20031107_054122_000000982021_00248_08819_4109.N1	07-NOV-2003 05:41:22	Dark	98.000	48	30Alp Hya	1.9770	4100.0	196	8819	No
78	GOM_NL__2PRFIN20031107_054429_000000382021_00248_08819_4110.N1	07-NOV-2003 05:44:29	Dark	37.500	99	Del Cen	2.5750	26000.	75	8819	No
79	GOM_NL__2PRFIN20031107_054559_000000442021_00248_08819_4111.N1	07-NOV-2003 05:45:59	Dark	43.500	26	Gam Cru	1.6240	2900.0	87	8819	No
80	GOM_NL__2PRFIN20031107_054739_000000402021_00248_08819_4112.N1	07-NOV-2003 05:47:39	Dark	40.000	12	Alp1Cru	0.77500	30000.	80	8819	No
81	GOM_NL__2PRFIN20031107_055304_000000572021_00249_08820_9220.N1	07-NOV-2003 05:53:04	Dark	57.000	70	Zet Pup	2.2460	39000.	114	8820	No
82	GOM_NL__2PRFIN20031107_055752_000000622021_00249_08820_9221.N1	07-NOV-2003 05:57:52	Dark	61.500	2	Alp Car	-0.73600	7000.0	123	8820	No
83	GOM_NL__2PRFIN20031107_060042_000000862021_00249_08820_9222.N1	07-NOV-2003 06:00:42	Dark	86.000	23	21Eps CMa	1.5020	26000.	172	8820	No
84	GOM_NL__2PRFIN20031107_060401_000000452021_00249_08820_9223.N1	07-NOV-2003 06:04:01	Dark	45.000	9	Alp Eri	0.45300	24000.	90	8820	No
85	GOM_NL__2PRFIN20031107_060732_000000442021_00249_08820_9224.N1	07-NOV-2003 06:07:32	Straylight	43.500	157	The1Eri	2.9060	9300.0	87	8820	No
86	GOM_NL__2PRFIN20031107_061216_000002162021_00249_08820_9225.N1	07-NOV-2003 06:12:16	Twilight	215.50	1	9Alp CMa	-1.4400	11000.	431	8820	No
87	GOM_NL__2PRFIN20031107_075952_000001312021_00250_08821_0059.N1	07-NOV-2003 07:59:52	Bright	130.50	7	19Bet Ori	0.10000	14000.	261	8821	No
88	GOM_NL__2PRFIN20031107_080625_000000402021_00250_08821_0060.N1	07-NOV-2003 08:06:25	Bright	39.500	105	6Bet Ari	2.6450	8900.0	79	8821	No
89	GOM_NL__2PRFIN20031107_080930_000000392021_00250_08821_0061.N1	07-NOV-2003 08:09:30	Bright	38.500	58	21Alp And	2.0730	11000.	77	8821	No
90	GOM_NL__2PRFIN20031107_081240_000000412021_00250_08821_0062.N1	07-NOV-2003 08:12:40	Bright	41.000	73	57Gam1And	2.2600	13100.	82	8821	No
91	GOM_NL__2PRFIN20031107_081632_000000382021_00250_08821_0063.N1	07-NOV-2003 08:16:32	Bright	38.000	68	18Alp Cas	2.2250	4500.0	76	8821	No
92	GOM_NL__2PRFIN20031107_082145_000000622021_00250_08821_0064.N1	07-NOV-2003 08:21:45	Bright	62.000	6	13Alp Aur	0.080000	3400.0	124	8821	No
93	GOM_NL__2PRFIN20031107_082544_000000362021_00250_08821_0065.N1	07-NOV-2003 08:25:44	Bright	35.500	49	1Alp UMi	1.9900	6300.0	71	8821	No
94	GOM_NL__2PRFIN20031107_082948_000000392021_00250_08821_0066.N1	07-NOV-2003 08:29:48	Bright	38.500	60	7Bet UMi	2.0810	3950.0	77	8821	No
95	GOM_NL__2PRFIN20031107_083344_000000442021_00250_08821_0067.N1	07-NOV-2003 08:33:44	Bright	43.500	36	50Alp UMa	1.8000	6300.0	87	8821	No
96	GOM_NL__2PRFIN20031107_083522_000000432021_00250_08821_0068.N1	07-NOV-2003 08:35:22	Bright	43.000	82	48Bet UMa	2.3650	10600.	86	8821	No
97	GOM_NL__2PRFIN20031107_083702_000000382021_00250_08821_0069.N1	07-NOV-2003 08:37:02	Bright	37.500	39	85Eta UMa	1.8540	24000.	75	8821	No
98	GOM_NL__2PRFIN20031107_083911_000000442021_00250_08821_0070.N1	07-NOV-2003 08:39:11	Bright	43.500	174	52Psi UMa	3.0040	4400.0	87	8821	No
99	GOM_NL__2PRFIN20031107_084753_000000672021_00250_08821_0071.N1	07-NOV-2003 08:47:53	Bright	67.000	166	17Eps Leo	2.9800	6000.0	134	8821	No
100	GOM_NL__2PRFIN20031107_085201_000000732021_00250_08821_0072.N1	07-NOV-2003 08:52:01	Twilight	72.500	22	32Alp Leo	1.3600	15200.	145	8821	No
101	GOM_NL__2PRFIN20031107_090237_000000912021_00250_08821_0073.N1	07-NOV-2003 09:02:37	Dark	91.000	48	30Alp Hya	1.9770	4100.0	182	8821	No

102	GOM_NL__2PRFIN20031107_090539_000000432021_00250_08821_0074.N1	07-NOV-2003 09:05:39	Dark	42.500	99	Del Cen	2.5750	26000.	85	8821	No
103	GOM_NL__2PRFIN20031107_090709_000000472021_00250_08821_0075.N1	07-NOV-2003 09:07:09	Dark	47.000	26	Gam Cru	1.6240	2900.0	94	8821	No
104	GOM_NL__2PRFIN20031107_090849_000000442021_00250_08821_0076.N1	07-NOV-2003 09:08:49	Dark	44.000	12	Alp1Cru	0.77500	30000.	88	8821	No
105	GOM_NL__2PRFIN20031107_091417_000000572021_00251_08822_0059.N1	07-NOV-2003 09:14:17	Dark	57.000	70	Zet Pup	2.2460	39000.	114	8822	No
106	GOM_NL__2PRFIN20031107_091905_000000622021_00251_08822_0060.N1	07-NOV-2003 09:19:05	Dark	62.000	2	Alp Car	-0.73600	7000.0	124	8822	No
107	GOM_NL__2PRFIN20031107_092156_000000872021_00251_08822_0061.N1	07-NOV-2003 09:21:56	Dark	87.000	23	21Eps CMa	1.5020	26000.	174	8822	No
108	GOM_NL__2PRFIN20031107_092514_000000492021_00251_08822_0062.N1	07-NOV-2003 09:25:14	Dark	49.000	9	Alp Eri	0.45300	24000.	98	8822	No
109	GOM_NL__2PRFIN20031107_092844_000000432021_00251_08822_0063.N1	07-NOV-2003 09:28:44	Straylight	42.500	157	The1Eri	2.9060	9300.0	85	8822	No
110	GOM_NL__2PRFIN20031107_093329_000002162021_00251_08822_0064.N1	07-NOV-2003 09:33:29	Tw_i_and_stray	215.50	1	9Alp CMa	-1.4400	11000.	431	8822	No
111	GOM_NL__2PRFIN20031107_094026_000001352021_00251_08822_0065.N1	07-NOV-2003 09:40:26	Bright	134.50	7	19Bet Ori	0.10000	14000.	269	8822	No
112	GOM_NL__2PRFIN20031107_094700_000000402021_00251_08822_0066.N1	07-NOV-2003 09:47:00	Bright	39.500	105	6Bet Ari	2.6450	8900.0	79	8822	No
113	GOM_NL__2PRFIN20031107_095007_000000372021_00251_08822_0067.N1	07-NOV-2003 09:50:07	Bright	37.000	58	21Alp And	2.0730	11000.	74	8822	No
114	GOM_NL__2PRFIN20031107_095318_000000422021_00251_08822_0068.N1	07-NOV-2003 09:53:18	Bright	42.000	73	57Gam1And	2.2600	13100.	84	8822	No
115	GOM_NL__2PRFIN20031107_095708_000000412021_00251_08822_0069.N1	07-NOV-2003 09:57:08	Bright	40.500	68	18Alp Cas	2.2250	4500.0	81	8822	No
116	GOM_NL__2PRFIN20031107_100220_000000652021_00251_08822_0070.N1	07-NOV-2003 10:02:20	Bright	65.000	6	13Alp Aur	0.080000	3400.0	130	8822	No
117	GOM_NL__2PRFIN20031107_100620_000000392021_00251_08822_0071.N1	07-NOV-2003 10:06:20	Bright	39.000	49	1Alp UMi	1.9900	6300.0	78	8822	No
118	GOM_NL__2PRFIN20031107_101024_000000392021_00251_08822_0072.N1	07-NOV-2003 10:10:24	Bright	38.500	60	7Bet UMi	2.0810	3950.0	77	8822	No
119	GOM_NL__2PRFIN20031107_101419_000000432021_00251_08822_0073.N1	07-NOV-2003 10:14:19	Bright	43.000	36	50Alp UMa	1.8000	6300.0	86	8822	No
120	GOM_NL__2PRFIN20031107_101557_000000422021_00251_08822_0074.N1	07-NOV-2003 10:15:57	Bright	41.500	82	48Bet UMa	2.3650	10600.	83	8822	No
121	GOM_NL__2PRFIN20031107_101738_000000382021_00251_08822_0075.N1	07-NOV-2003 10:17:38	Bright	38.000	39	85Eta UMa	1.8540	24000.	76	8822	No
122	GOM_NL__2PRFIN20031107_101947_000000432021_00251_08822_0076.N1	07-NOV-2003 10:19:47	Bright	43.000	174	52Psi UMa	3.0040	4400.0	86	8822	No
123	GOM_NL__2PRFIN20031107_102829_000000692021_00251_08822_0077.N1	07-NOV-2003 10:28:29	Bright	69.000	166	17Eps Leo	2.9800	6000.0	138	8822	No
124	GOM_NL__2PRFIN20031107_103237_000000702021_00251_08822_0078.N1	07-NOV-2003 10:32:37	Tw_i_and_stray	70.000	22	32Alp Leo	1.3600	15200.	140	8822	No
125	GOM_NL__2PRFIN20031107_104314_000000842021_00251_08822_0079.N1	07-NOV-2003 10:43:14	Dark	84.000	48	30Alp Hya	1.9770	4100.0	168	8822	No
126	GOM_NL__2PRFIN20031107_104615_000000402021_00251_08822_0080.N1	07-NOV-2003 10:46:15	Dark	39.500	99	Del Cen	2.5750	26000.	79	8822	No
127	GOM_NL__2PRFIN20031107_104745_000000452021_00251_08822_0081.N1	07-NOV-2003 10:47:45	Dark	45.000	26	Gam Cru	1.6240	2900.0	90	8822	No
128	GOM_NL__2PRFIN20031107_104925_000000402021_00251_08822_0082.N1	07-NOV-2003 10:49:25	Dark	39.500	12	Alp1Cru	0.77500	30000.	79	8822	No
129	GOM_NL__2PRFIN20031107_105454_000000562021_00252_08823_0060.N1	07-NOV-2003 10:54:54	Dark	56.000	70	Zet Pup	2.2460	39000.	112	8823	No
130	GOM_NL__2PRFIN20031107_105942_000000582021_00252_08823_0061.N1	07-NOV-2003 10:59:42	Dark	58.000	2	Alp Car	-0.73600	7000.0	116	8823	No
131	GOM_NL__2PRFIN20031107_110234_000000882021_00252_08823_0062.N1	07-NOV-2003 11:02:34	Dark	88.000	23	21Eps CMa	1.5020	26000.	176	8823	No
132	GOM_NL__2PRFIN20031107_110550_000000462021_00252_08823_0063.N1	07-NOV-2003 11:05:50	Dark	45.500	9	Alp Eri	0.45300	24000.	91	8823	No
133	GOM_NL__2PRFIN20031107_110920_000000422021_00252_08823_0064.N1	07-NOV-2003 11:09:20	Straylight	41.500	157	The1Eri	2.9060	9300.0	83	8823	No
134	GOM_NL__2PRFIN20031107_111406_000002162021_00252_08823_0065.N1	07-NOV-2003 11:14:06	Tw_i_and_stray	216.00	1	9Alp CMa	-1.4400	11000.	432	8823	No
135	GOM_NL__2PRFIN20031107_112101_000001342021_00252_08823_0066.N1	07-NOV-2003 11:21:01	Bright	133.50	7	19Bet Ori	0.10000	14000.	267	8823	No
136	GOM_NL__2PRFIN20031107_112736_000000402021_00252_08823_0067.N1	07-NOV-2003 11:27:36	Bright	40.000	105	6Bet Ari	2.6450	8900.0	80	8823	No
137	GOM_NL__2PRFIN20031107_113043_000000382021_00252_08823_0068.N1	07-NOV-2003 11:30:43	Bright	38.000	58	21Alp And	2.0730	11000.	76	8823	No
138	GOM_NL__2PRFIN20031107_113353_000000422021_00252_08823_0069.N1	07-NOV-2003 11:33:53	Bright	42.000	73	57Gam1And	2.2600	13100.	84	8823	No
139	GOM_NL__2PRFIN20031107_113745_000000402021_00252_08823_0070.N1	07-NOV-2003 11:37:45	Bright	40.000	68	18Alp Cas	2.2250	4500.0	80	8823	No
140	GOM_NL__2PRFIN20031107_114254_000000642021_00252_08823_0071.N1	07-NOV-2003 11:42:54	Bright	63.500	6	13Alp Aur	0.080000	3400.0	127	8823	No
141	GOM_NL__2PRFIN20031107_114656_000000392021_00252_08823_0072.N1	07-NOV-2003 11:46:56	Bright	39.000	49	1Alp UMi	1.9900	6300.0	78	8823	No
142	GOM_NL__2PRFIN20031107_115059_000000402021_00252_08823_0073.N1	07-NOV-2003 11:50:59	Bright	39.500	60	7Bet UMi	2.0810	3950.0	79	8823	No
143	GOM_NL__2PRFIN20031107_115456_000000402021_00252_08823_0074.N1	07-NOV-2003 11:54:56	Bright	40.000	36	50Alp UMa	1.8000	6300.0	80	8823	No
144	GOM_NL__2PRFIN20031107_115633_000000432021_00252_08823_0075.N1	07-NOV-2003 11:56:33	Bright	42.500	82	48Bet UMa	2.3650	10600.	85	8823	No
145	GOM_NL__2PRFIN20031107_115814_000000382021_00252_08823_0076.N1	07-NOV-2003 11:58:14	Bright	37.500	39	85Eta UMa	1.8540	24000.	75	8823	No
146	GOM_NL__2PRFIN20031107_120023_000000422021_00252_08823_0077.N1	07-NOV-2003 12:00:23	Bright	41.500	174	52Psi UMa	3.0040	4400.0	83	8823	No
147	GOM_NL__2PRFIN20031107_120905_000000672021_00252_08823_0078.N1	07-NOV-2003 12:09:05	Bright	66.500	166	17Eps Leo	2.9800	6000.0	133	8823	No
148	GOM_NL__2PRFIN20031107_121314_000000672021_00252_08823_0079.N1	07-NOV-2003 12:13:14	Tw_i_and_stray	67.000	22	32Alp Leo	1.3600	15200.	134	8823	No
149	GOM_NL__2PRFIN20031107_122352_000000892021_00252_08823_0080.N1	07-NOV-2003 12:23:52	Dark	88.500	48	30Alp Hya	1.9770	4100.0	177	8823	No
150	GOM_NL__2PRFIN20031107_122652_000000392021_00252_08823_0081.N1	07-NOV-2003 12:26:52	Dark	39.000	99	Del Cen	2.5750	26000.	78	8823	No
151	GOM_NL__2PRFIN20031107_122821_000000472021_00252_08823_0082.N1	07-NOV-2003 12:28:21	Dark	47.000	26	Gam Cru	1.6240	2900.0	94	8823	No
152	GOM_NL__2PRFIN20031107_123001_000000412021_00252_08823_0083.N1	07-NOV-2003 12:30:01	Dark	40.500	12	Alp1Cru	0.77500	30000.	81	8823	No
153	GOM_NL__2PRFIN20031107_123533_000000562021_00253_08824_0060.N1	07-NOV-2003 12:35:33	Dark	56.000	70	Zet Pup	2.2460	39000.	112	8824	No
154	GOM_NL__2PRFIN20031107_124019_000000472021_00253_08824_0061.N1	07-NOV-2003 12:40:19	Dark	47.000	2	Alp Car	-0.73600	7000.0	94	8824	No
155	GOM_NL__2PRFIN20031107_124312_000000922021_00253_08824_0062.N1	07-NOV-2003 12:43:12	Dark	91.500	23	21Eps CMa	1.5020	26000.	183	8824	No
156	GOM_NL__2PRFIN20031107_124626_000000512021_00253_08824_0063.N1	07-NOV-2003 12:46:26	Dark	51.000	9	Alp Eri	0.45300	24000.	102	8824	No
157	GOM_NL__2PRFIN20031107_124957_000000432021_00253_08824_0064.N1	07-NOV-2003 12:49:57	Straylight	43.000	157	The1Eri	2.9060	9300.0	86	8824	No
158	GOM_NL__2PRFIN20031107_125443_000002162021_00253_08824_0065.N1	07-NOV-2003 12:54:43	Tw_i_and_stray	216.00	1	9Alp CMa	-1.4400	11000.	432	8824	No
159	GOM_NL__2PRFIN20031107_130137_000001392021_00253_08824_0066.N1	07-NOV-2003 13:01:37	Bright	138.50	7	19Bet Ori	0.10000	14000.	277	8824	No
160	GOM_NL__2PRFIN20031107_130812_000000412021_00253_08824_0067.N1	07-NOV-2003 13:08:12	Bright	41.000	105	6Bet Ari	2.6450	8900.0	82	8824	No

161	GOM_NL__2PRFIN20031107_131119_000000402021_00253_08824_0068.N1	07-NOV-2003 13:11:19	Bright	39.500	58	21Alp And	2.0730	11000.	79	8824	No
162	GOM_NL__2PRFIN20031107_131429_000000402021_00253_08824_0069.N1	07-NOV-2003 13:14:29	Bright	40.000	73	57Gam1And	2.2600	13100.	80	8824	No
163	GOM_NL__2PRFIN20031107_131821_000000382021_00253_08824_0070.N1	07-NOV-2003 13:18:21	Bright	38.000	68	18Alp Cas	2.2250	4500.0	76	8824	No
164	GOM_NL__2PRFIN20031107_132329_000000622021_00253_08824_0071.N1	07-NOV-2003 13:23:29	Bright	62.000	6	13Alp Aur	0.080000	3400.0	124	8824	No
165	GOM_NL__2PRFIN20031107_132732_000000392021_00253_08824_0072.N1	07-NOV-2003 13:27:32	Bright	38.500	49	1Alp UMi	1.9900	6300.0	77	8824	No
166	GOM_NL__2PRFIN20031107_133136_000000402021_00253_08824_0073.N1	07-NOV-2003 13:31:36	Bright	39.500	60	7Bet UMi	2.0810	3950.0	79	8824	No
167	GOM_NL__2PRFIN20031107_133531_000000422021_00253_08824_0074.N1	07-NOV-2003 13:35:31	Bright	42.000	36	50Alp UMa	1.8000	6300.0	84	8824	No
168	GOM_NL__2PRFIN20031107_133709_000000422021_00253_08824_0075.N1	07-NOV-2003 13:37:09	Bright	41.500	82	48Bet UMa	2.3650	10600.	83	8824	No
169	GOM_NL__2PRFIN20031107_133851_000000362021_00253_08824_0076.N1	07-NOV-2003 13:38:51	Bright	36.000	39	85Eta UMa	1.8540	24000.	72	8824	No
170	GOM_NL__2PRFIN20031107_134059_000000432021_00253_08824_0077.N1	07-NOV-2003 13:40:59	Bright	43.000	174	52Psi UMa	3.0040	4400.0	86	8824	No
171	GOM_NL__2PRFIN20031107_134942_000000682021_00253_08824_0078.N1	07-NOV-2003 13:49:42	Bright	68.000	166	17Eps Leo	2.9800	6000.0	136	8824	No
172	GOM_NL__2PRFIN20031107_135351_000000682021_00253_08824_0079.N1	07-NOV-2003 13:53:51	Twilight	67.500	22	32Alp Leo	1.3600	15200.	135	8824	No
173	GOM_NL__2PRFIN20031107_140430_000000972021_00253_08824_0080.N1	07-NOV-2003 14:04:30	Dark	97.000	48	30Alp Hya	1.9770	4100.0	194	8824	No
174	GOM_NL__2PRFIN20031107_140728_000000412021_00253_08824_0081.N1	07-NOV-2003 14:07:28	Dark	41.000	99	Del Cen	2.5750	26000.	82	8824	No
175	GOM_NL__2PRFIN20031107_140857_000000512021_00253_08824_0082.N1	07-NOV-2003 14:08:57	Dark	51.000	26	Gam Cru	1.6240	2900.0	102	8824	No
176	GOM_NL__2PRFIN20031107_141037_000000492021_00253_08824_0083.N1	07-NOV-2003 14:10:37	Dark	49.000	12	Alp1Cru	0.77500	30000.	98	8824	No
177	GOM_NL__2PRFIN20031107_141610_000000562021_00254_08825_0175.N1	07-NOV-2003 14:16:10	Dark	56.000	70	Zet Pup	2.2460	39000.	112	8825	No
178	GOM_NL__2PRFIN20031107_142056_000000492021_00254_08825_0176.N1	07-NOV-2003 14:20:56	Dark	49.000	2	Alp Car	-0.73600	7000.0	98	8825	No
179	GOM_NL__2PRFIN20031107_142349_000000912021_00254_08825_0177.N1	07-NOV-2003 14:23:49	Dark	91.000	23	21Eps CMa	1.5020	26000.	182	8825	No
180	GOM_NL__2PRFIN20031107_142703_000000392021_00254_08825_0178.N1	07-NOV-2003 14:27:03	Dark	39.000	9	Alp Eri	0.45300	24000.	78	8825	No
181	GOM_NL__2PRFIN20031107_143034_000000432021_00254_08825_0179.N1	07-NOV-2003 14:30:34	Straylight	42.500	157	The1Eri	2.9060	9300.0	85	8825	No
182	GOM_NL__2PRFIN20031107_143402_000000852021_00254_08825_0180.N1	07-NOV-2003 14:34:02	Straylight	84.500	139	9Bet Lep	2.8330	5600.0	169	8825	No
183	GOM_NL__2PRFIN20031107_143826_000000452021_00254_08825_0181.N1	07-NOV-2003 14:38:26	Straylight	45.000	52	16Bet Cet	2.0370	4500.0	90	8825	No
184	GOM_NL__2PRFIN20031107_144212_000001322021_00254_08825_0182.N1	07-NOV-2003 14:42:12	Bright	132.00	7	19Bet Ori	0.10000	14000.	264	8825	No
185	GOM_NL__2PRFIN20031107_144849_000000392021_00254_08825_0183.N1	07-NOV-2003 14:48:49	Bright	39.000	105	6Bet Ari	2.6450	8900.0	78	8825	No
186	GOM_NL__2PRFIN20031107_145154_000000402021_00254_08825_0184.N1	07-NOV-2003 14:51:54	Bright	40.000	58	21Alp And	2.0730	11000.	80	8825	No
187	GOM_NL__2PRFIN20031107_145506_000000392021_00254_08825_0185.N1	07-NOV-2003 14:55:06	Bright	39.000	73	57Gam1And	2.2600	13100.	78	8825	No
188	GOM_NL__2PRFIN20031107_145857_000000392021_00254_08825_0186.N1	07-NOV-2003 14:58:57	Bright	38.500	68	18Alp Cas	2.2250	4500.0	77	8825	No
189	GOM_NL__2PRFIN20031107_150403_000000642021_00254_08825_0187.N1	07-NOV-2003 15:04:03	Bright	63.500	6	13Alp Aur	0.080000	3400.0	127	8825	No
190	GOM_NL__2PRFIN20031107_150808_000000382021_00254_08825_0188.N1	07-NOV-2003 15:08:08	Bright	37.500	49	1Alp UMi	1.9900	6300.0	75	8825	No
191	GOM_NL__2PRFIN20031107_151213_000000382021_00254_08825_0189.N1	07-NOV-2003 15:12:13	Bright	38.000	60	7Bet UMi	2.0810	3950.0	76	8825	No
192	GOM_NL__2PRFIN20031107_151607_000000422021_00254_08825_0190.N1	07-NOV-2003 15:16:07	Bright	42.000	36	50Alp UMa	1.8000	6300.0	84	8825	No
193	GOM_NL__2PRFIN20031107_151745_000000422021_00254_08825_0191.N1	07-NOV-2003 15:17:45	Bright	42.000	82	48Bet UMa	2.3650	10600.	84	8825	No
194	GOM_NL__2PRFIN20031107_151927_000000372021_00254_08825_0192.N1	07-NOV-2003 15:19:27	Bright	36.500	39	85Eta UMa	1.8540	24000.	73	8825	No
195	GOM_NL__2PRFIN20031107_152135_000000472021_00254_08825_0193.N1	07-NOV-2003 15:21:35	Bright	46.500	174	52Psi UMa	3.0040	4400.0	93	8825	No
196	GOM_NL__2PRFIN20031107_153018_000000652021_00254_08825_0194.N1	07-NOV-2003 15:30:18	Bright	64.500	166	17Eps Leo	2.9800	6000.0	129	8825	No
197	GOM_NL__2PRFIN20031107_153427_000000682021_00254_08825_0195.N1	07-NOV-2003 15:34:27	Twilight	68.000	22	32Alp Leo	1.3600	15200.	136	8825	No
198	GOM_NL__2PRFIN20031107_154507_000000982021_00254_08825_0196.N1	07-NOV-2003 15:45:07	Dark	97.500	48	30Alp Hya	1.9770	4100.0	195	8825	No
199	GOM_NL__2PRFIN20031107_154803_000000402021_00254_08825_0197.N1	07-NOV-2003 15:48:03	Dark	40.000	99	Del Cen	2.5750	26000.	80	8825	No
200	GOM_NL__2PRFIN20031107_154933_000000432021_00254_08825_0198.N1	07-NOV-2003 15:49:33	Dark	42.500	26	Gam Cru	1.6240	2900.0	85	8825	No
201	GOM_NL__2PRFIN20031107_155113_000000452021_00254_08825_0199.N1	07-NOV-2003 15:51:13	Dark	44.500	12	Alp1Cru	0.77500	30000.	89	8825	No
202	GOM_NL__2PRFIN20031107_155241_000000612021_00255_08826_0060.N1	07-NOV-2003 15:52:41	Dark	61.000	65	Lam Vel	2.2040	4400.0	122	8826	No
203	GOM_NL__2PRFIN20031107_155647_000000572021_00255_08826_0061.N1	07-NOV-2003 15:56:47	Dark	57.000	70	Zet Pup	2.2460	39000.	114	8826	No
204	GOM_NL__2PRFIN20031107_160132_000000622021_00255_08826_0062.N1	07-NOV-2003 16:01:32	Dark	62.000	2	Alp Car	-0.73600	7000.0	124	8826	No
205	GOM_NL__2PRFIN20031107_160426_000000832021_00255_08826_0063.N1	07-NOV-2003 16:04:26	Dark	83.000	23	21Eps CMa	1.5020	26000.	166	8826	No
206	GOM_NL__2PRFIN20031107_160739_000000492021_00255_08826_0064.N1	07-NOV-2003 16:07:39	Dark	48.500	9	Alp Eri	0.45300	24000.	97	8826	No
207	GOM_NL__2PRFIN20031107_161107_000000452021_00255_08826_0065.N1	07-NOV-2003 16:11:07	Straylight	44.500	157	The1Eri	2.9060	9300.0	89	8826	No
208	GOM_NL__2PRFIN20031107_161438_000000792021_00255_08826_0066.N1	07-NOV-2003 16:14:38	Straylight	79.000	139	9Bet Lep	2.8330	5600.0	158	8826	No
209	GOM_NL__2PRFIN20031107_161902_000000442021_00255_08826_0067.N1	07-NOV-2003 16:19:02	Straylight	44.000	52	16Bet Cet	2.0370	4500.0	88	8826	No
210	GOM_NL__2PRFIN20031107_162246_000001332021_00255_08826_0068.N1	07-NOV-2003 16:22:46	Bright	132.50	7	19Bet Ori	0.10000	14000.	265	8826	No
211	GOM_NL__2PRFIN20031107_162924_000000412021_00255_08826_0069.N1	07-NOV-2003 16:29:24	Bright	41.000	105	6Bet Ari	2.6450	8900.0	82	8826	No
212	GOM_NL__2PRFIN20031107_163230_000000412021_00255_08826_0070.N1	07-NOV-2003 16:32:30	Bright	41.000	58	21Alp And	2.0730	11000.	82	8826	No
213	GOM_NL__2PRFIN20031107_163542_000000392021_00255_08826_0071.N1	07-NOV-2003 16:35:42	Bright	39.000	73	57Gam1And	2.2600	13100.	78	8826	No
214	GOM_NL__2PRFIN20031107_163931_000000382021_00255_08826_0072.N1	07-NOV-2003 16:39:31	Bright	38.000	68	18Alp Cas	2.2250	4500.0	76	8826	No
215	GOM_NL__2PRFIN20031107_164438_000000642021_00255_08826_0073.N1	07-NOV-2003 16:44:38	Bright	64.000	6	13Alp Aur	0.080000	3400.0	128	8826	No
216	GOM_NL__2PRFIN20031107_164844_000000402021_00255_08826_0074.N1	07-NOV-2003 16:48:44	Bright	39.500	49	1Alp UMi	1.9900	6300.0	79	8826	No
217	GOM_NL__2PRFIN20031107_165248_000000412021_00255_08826_0075.N1	07-NOV-2003 16:52:48	Bright	41.000	60	7Bet UMi	2.0810	3950.0	82	8826	No
218	GOM_NL__2PRFIN20031107_165643_000000422021_00255_08826_0076.N1	07-NOV-2003 16:56:43	Bright	41.500	36	50Alp UMa	1.8000	6300.0	83	8826	No
219	GOM_NL__2PRFIN20031107_165821_000000422021_00255_08826_0077.N1	07-NOV-2003 16:58:21	Bright	41.500	82	48Bet UMa	2.3650	10600.	83	8826	No

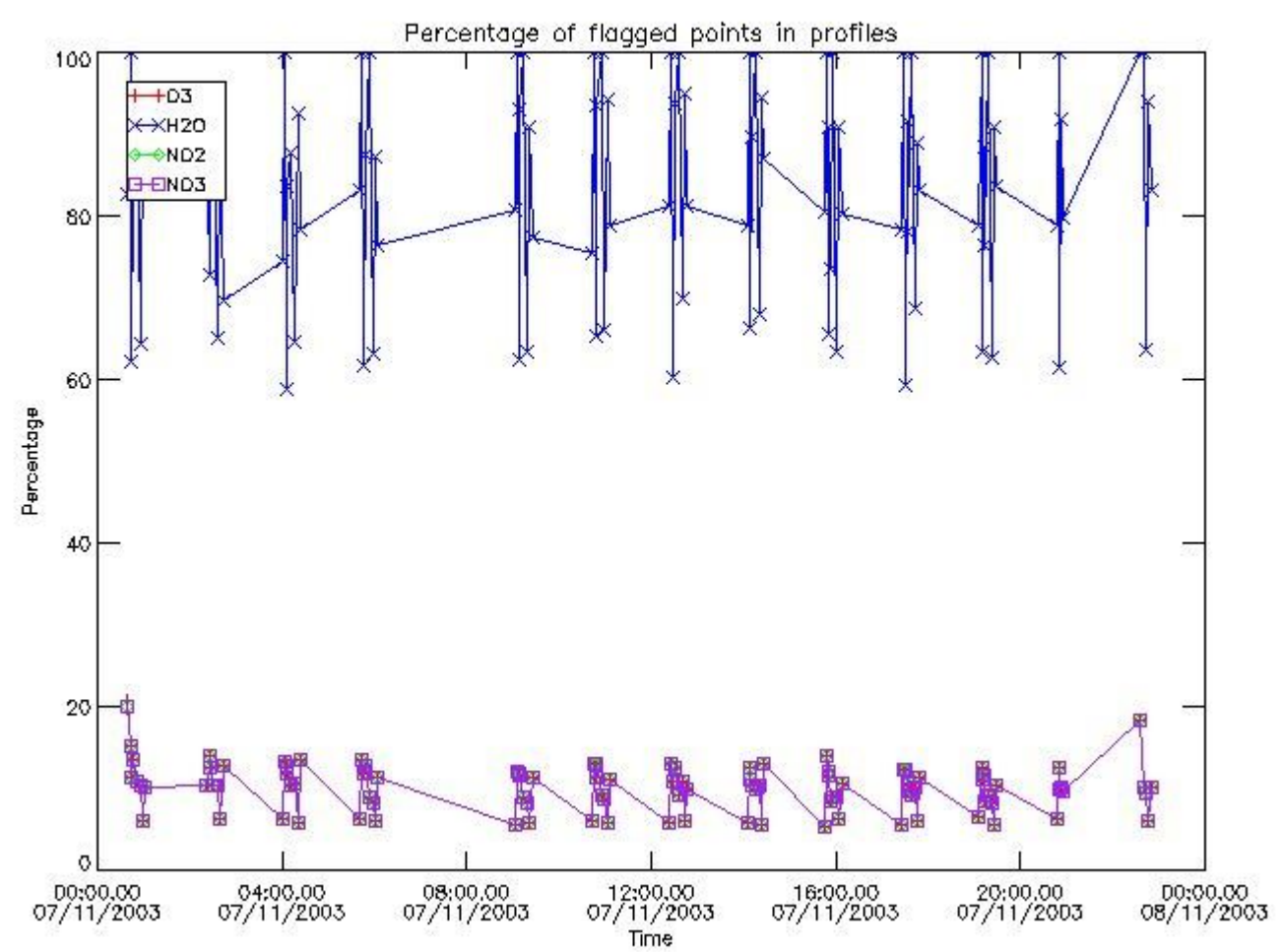
220	GOM_NL__2PRFIN20031107_170003_000000362021_00255_08826_0078.N1	07-NOV-2003 17:00:03	Bright	36.000	39	85Eta UMa	1.8540	24000.	72	8826	No
221	GOM_NL__2PRFIN20031107_170211_000000592021_00255_08826_0079.N1	07-NOV-2003 17:02:11	Bright	59.000	174	52Psi UMa	3.0040	4400.0	118	8826	No
222	GOM_NL__2PRFIN20031107_171055_000000672021_00255_08826_0080.N1	07-NOV-2003 17:10:55	Bright	67.000	166	17Eps Leo	2.9800	6000.0	134	8826	No
223	GOM_NL__2PRFIN20031107_171504_000000732021_00255_08826_0081.N1	07-NOV-2003 17:15:04	Tw_i_and_stray	72.500	22	32Alp Leo	1.3600	15200.	145	8826	No
224	GOM_NL__2PRFIN20031107_172545_000000912021_00255_08826_0082.N1	07-NOV-2003 17:25:45	Dark	90.500	48	30Alp Hya	1.9770	4100.0	181	8826	No
225	GOM_NL__2PRFIN20031107_172839_000000422021_00255_08826_0083.N1	07-NOV-2003 17:28:39	Dark	41.500	99	Del Cen	2.5750	26000.	83	8826	No
226	GOM_NL__2PRFIN20031107_173009_000000462021_00255_08826_0084.N1	07-NOV-2003 17:30:09	Dark	46.000	26	Gam Cru	1.6240	2900.0	92	8826	No
227	GOM_NL__2PRFIN20031107_173149_000000482021_00255_08826_0085.N1	07-NOV-2003 17:31:49	Dark	48.000	12	Alp1Cru	0.77500	30000.	96	8826	No
228	GOM_NL__2PRFIN20031107_173317_000000532021_00256_08827_9236.N1	07-NOV-2003 17:33:17	Dark	53.000	65	Lam Vel	2.2040	4400.0	106	8827	No
229	GOM_NL__2PRFIN20031107_173725_000000562021_00256_08827_9237.N1	07-NOV-2003 17:37:25	Dark	56.000	70	Zet Pup	2.2460	39000.	112	8827	No
230	GOM_NL__2PRFIN20031107_174208_000000502021_00256_08827_9238.N1	07-NOV-2003 17:42:08	Dark	50.000	2	Alp Car	-0.73600	7000.0	100	8827	No
231	GOM_NL__2PRFIN20031107_174504_000000862021_00256_08827_9239.N1	07-NOV-2003 17:45:04	Dark	85.500	23	21Eps CMa	1.5020	26000.	171	8827	No
232	GOM_NL__2PRFIN20031107_174814_000000452021_00256_08827_9240.N1	07-NOV-2003 17:48:14	Dark	44.500	9	Alp Eri	0.45300	24000.	89	8827	No
233	GOM_NL__2PRFIN20031107_175144_000000452021_00256_08827_9241.N1	07-NOV-2003 17:51:44	Straylight	44.500	157	The1Eri	2.9060	9300.0	89	8827	No
234	GOM_NL__2PRFIN20031107_175514_000000882021_00256_08827_9242.N1	07-NOV-2003 17:55:14	Straylight	87.500	139	9Bet Lep	2.8330	5600.0	175	8827	No
235	GOM_NL__2PRFIN20031107_175938_000000432021_00256_08827_9243.N1	07-NOV-2003 17:59:38	Straylight	43.000	52	16Bet Cet	2.0370	4500.0	86	8827	No
236	GOM_NL__2PRFIN20031107_180322_000001452021_00256_08827_9244.N1	07-NOV-2003 18:03:22	Bright	144.50	7	19Bet Ori	0.10000	14000.	289	8827	No
237	GOM_NL__2PRFIN20031107_181000_000000412021_00256_08827_9245.N1	07-NOV-2003 18:10:00	Bright	40.500	105	6Bet Ari	2.6450	8900.0	81	8827	No
238	GOM_NL__2PRFIN20031107_181308_000000402021_00256_08827_9246.N1	07-NOV-2003 18:13:08	Bright	40.000	58	21Alp And	2.0730	11000.	80	8827	No
239	GOM_NL__2PRFIN20031107_181617_000000402021_00256_08827_9247.N1	07-NOV-2003 18:16:17	Bright	40.000	73	57Gam1And	2.2600	13100.	80	8827	No
240	GOM_NL__2PRFIN20031107_182007_000000422021_00256_08827_9248.N1	07-NOV-2003 18:20:07	Bright	41.500	68	18Alp Cas	2.2250	4500.0	83	8827	No
241	GOM_NL__2PRFIN20031107_182513_000000642021_00256_08827_9249.N1	07-NOV-2003 18:25:13	Bright	64.000	6	13Alp Aur	0.080000	3400.0	128	8827	No
242	GOM_NL__2PRFIN20031107_182919_000000392021_00256_08827_9250.N1	07-NOV-2003 18:29:19	Bright	39.000	49	1Alp UMi	1.9900	6300.0	78	8827	No
243	GOM_NL__2PRFIN20031107_183322_000000432021_00256_08827_9251.N1	07-NOV-2003 18:33:22	Bright	43.000	60	7Bet UMi	2.0810	3950.0	86	8827	No
244	GOM_NL__2PRFIN20031107_183718_000000422021_00256_08827_9252.N1	07-NOV-2003 18:37:18	Bright	42.000	36	50Alp UMa	1.8000	6300.0	84	8827	No
245	GOM_NL__2PRFIN20031107_183855_000000412021_00256_08827_9253.N1	07-NOV-2003 18:38:55	Bright	40.500	82	48Bet UMa	2.3650	10600.	81	8827	No
246	GOM_NL__2PRFIN20031107_184040_000000352021_00256_08827_9254.N1	07-NOV-2003 18:40:40	Bright	34.500	39	85Eta UMa	1.8540	24000.	69	8827	No
247	GOM_NL__2PRFIN20031107_184247_000000592021_00256_08827_9255.N1	07-NOV-2003 18:42:47	Bright	59.000	174	52Psi UMa	3.0040	4400.0	118	8827	No
248	GOM_NL__2PRFIN20031107_185131_000000672021_00256_08827_9256.N1	07-NOV-2003 18:51:31	Bright	66.500	166	17Eps Leo	2.9800	6000.0	133	8827	No
249	GOM_NL__2PRFIN20031107_185541_000000692021_00256_08827_9257.N1	07-NOV-2003 18:55:41	Tw_i_and_stray	68.500	22	32Alp Leo	1.3600	15200.	137	8827	No
250	GOM_NL__2PRFIN20031107_190623_000000782021_00256_08827_9258.N1	07-NOV-2003 19:06:23	Dark	78.000	48	30Alp Hya	1.9770	4100.0	156	8827	No
251	GOM_NL__2PRFIN20031107_190915_000000412021_00256_08827_9259.N1	07-NOV-2003 19:09:15	Dark	40.500	99	Del Cen	2.5750	26000.	81	8827	No
252	GOM_NL__2PRFIN20031107_191045_000000512021_00256_08827_9260.N1	07-NOV-2003 19:10:45	Dark	51.000	26	Gam Cru	1.6240	2900.0	102	8827	No
253	GOM_NL__2PRFIN20031107_191225_000000442021_00256_08827_9261.N1	07-NOV-2003 19:12:25	Dark	44.000	12	Alp1Cru	0.77500	30000.	88	8827	No
254	GOM_NL__2PRFIN20031107_191355_000000602021_00257_08828_0061.N1	07-NOV-2003 19:13:55	Dark	60.000	65	Lam Vel	2.2040	4400.0	120	8828	No
255	GOM_NL__2PRFIN20031107_191802_000000552021_00257_08828_0062.N1	07-NOV-2003 19:18:02	Dark	55.000	70	Zet Pup	2.2460	39000.	110	8828	No
256	GOM_NL__2PRFIN20031107_192246_000000622021_00257_08828_0063.N1	07-NOV-2003 19:22:46	Dark	62.000	2	Alp Car	-0.73600	7000.0	124	8828	No
257	GOM_NL__2PRFIN20031107_192542_000000932021_00257_08828_0064.N1	07-NOV-2003 19:25:42	Dark	92.500	23	21Eps CMa	1.5020	26000.	185	8828	No
258	GOM_NL__2PRFIN20031107_192851_000000492021_00257_08828_0065.N1	07-NOV-2003 19:28:51	Dark	48.500	9	Alp Eri	0.45300	24000.	97	8828	No
259	GOM_NL__2PRFIN20031107_193220_000000452021_00257_08828_0066.N1	07-NOV-2003 19:32:20	Straylight	45.000	157	The1Eri	2.9060	9300.0	90	8828	No
260	GOM_NL__2PRFIN20031107_193551_000000872021_00257_08828_0067.N1	07-NOV-2003 19:35:51	Straylight	87.000	139	9Bet Lep	2.8330	5600.0	174	8828	No
261	GOM_NL__2PRFIN20031107_194014_000000402021_00257_08828_0068.N1	07-NOV-2003 19:40:14	Straylight	39.500	52	16Bet Cet	2.0370	4500.0	79	8828	No
262	GOM_NL__2PRFIN20031107_194357_000001352021_00257_08828_0069.N1	07-NOV-2003 19:43:57	Bright	135.00	7	19Bet Ori	0.10000	14000.	270	8828	No
263	GOM_NL__2PRFIN20031107_195036_000000402021_00257_08828_0070.N1	07-NOV-2003 19:50:36	Bright	40.000	105	6Bet Ari	2.6450	8900.0	80	8828	No
264	GOM_NL__2PRFIN20031107_195344_000000412021_00257_08828_0071.N1	07-NOV-2003 19:53:44	Bright	40.500	58	21Alp And	2.0730	11000.	81	8828	No
265	GOM_NL__2PRFIN20031107_195652_000000432021_00257_08828_0072.N1	07-NOV-2003 19:56:52	Bright	42.500	73	57Gam1And	2.2600	13100.	85	8828	No
266	GOM_NL__2PRFIN20031107_200043_000000392021_00257_08828_0073.N1	07-NOV-2003 20:00:43	Bright	38.500	68	18Alp Cas	2.2250	4500.0	77	8828	No
267	GOM_NL__2PRFIN20031107_200548_000000632021_00257_08828_0074.N1	07-NOV-2003 20:05:48	Bright	63.000	6	13Alp Aur	0.080000	3400.0	126	8828	No
268	GOM_NL__2PRFIN20031107_200955_000000392021_00257_08828_0075.N1	07-NOV-2003 20:09:55	Bright	38.500	49	1Alp UMi	1.9900	6300.0	77	8828	No
269	GOM_NL__2PRFIN20031107_201359_000000422021_00257_08828_0076.N1	07-NOV-2003 20:13:59	Bright	42.000	60	7Bet UMi	2.0810	3950.0	84	8828	No
270	GOM_NL__2PRFIN20031107_201754_000000432021_00257_08828_0077.N1	07-NOV-2003 20:17:54	Bright	42.500	36	50Alp UMa	1.8000	6300.0	85	8828	No
271	GOM_NL__2PRFIN20031107_201932_000000432021_00257_08828_0078.N1	07-NOV-2003 20:19:32	Bright	42.500	82	48Bet UMa	2.3650	10600.	85	8828	No
272	GOM_NL__2PRFIN20031107_202115_000000372021_00257_08828_0079.N1	07-NOV-2003 20:21:15	Bright	37.000	39	85Eta UMa	1.8540	24000.	74	8828	No
273	GOM_NL__2PRFIN20031107_202323_000000512021_00257_08828_0080.N1	07-NOV-2003 20:23:23	Bright	51.000	174	52Psi UMa	3.0040	4400.0	102	8828	No
274	GOM_NL__2PRFIN20031107_203208_000000702021_00257_08828_0081.N1	07-NOV-2003 20:32:08	Bright	69.500	166	17Eps Leo	2.9800	6000.0	139	8828	No
275	GOM_NL__2PRFIN20031107_203618_000000742021_00257_08828_0082.N1	07-NOV-2003 20:36:18	Tw_i_and_stray	73.500	22	32Alp Leo	1.3600	15200.	147	8828	No
276	GOM_NL__2PRFIN20031107_204701_000000882021_00257_08828_0083.N1	07-NOV-2003 20:47:01	Dark	88.000	48	30Alp Hya	1.9770	4100.0	176	8828	No
277	GOM_NL__2PRFIN20031107_204951_000000412021_00257_08828_0084.N1	07-NOV-2003 20:49:51	Dark	41.000	99	Del Cen	2.5750	26000.	82	8828	No
278	GOM_NL__2PRFIN20031107_205121_000000512021_00257_08828_0085.N1	07-NOV-2003 20:51:21	Dark	51.000	26	Gam Cru	1.6240	2900.0	102	8828	No

279	GOM_NL__2PRFIN20031107_205301_000000502021_00257_08828_0086.N1	07-NOV-2003 20:53:01	Dark	50.000	12	Alp1Cru	0.77500	30000.	100	8828	No
280	GOM_NL__2PRFIN20031107_205432_000000522021_00258_08829_0082.N1	07-NOV-2003 20:54:32	Dark	52.000	65	Lam Vel	2.2040	4400.0	104	8829	No
281	GOM_NL__2PRFIN20031107_223554_000000452021_00259_08830_0082.N1	07-NOV-2003 22:35:54	Dark	44.500	91	Kap Vel	2.4900	26000.	89	8830	No
282	GOM_NL__2PRFIN20031107_223917_000000562021_00259_08830_0083.N1	07-NOV-2003 22:39:17	Dark	55.500	70	Zet Pup	2.2460	39000.	111	8830	No
283	GOM_NL__2PRFIN20031107_224359_000000542021_00259_08830_0084.N1	07-NOV-2003 22:43:59	Dark	54.000	2	Alp Car	-0.73600	7000.0	108	8830	No
284	GOM_NL__2PRFIN20031107_224656_000000842021_00259_08830_0085.N1	07-NOV-2003 22:46:56	Dark	84.000	23	21Eps CMa	1.5020	26000.	168	8830	No
285	GOM_NL__2PRFIN20031107_225003_000000512021_00259_08830_0086.N1	07-NOV-2003 22:50:03	Dark	50.500	9	Alp Eri	0.45300	24000.	101	8830	No
286	GOM_NL__2PRFIN20031107_225332_000000422021_00259_08830_0087.N1	07-NOV-2003 22:53:32	Straylight	42.000	157	The1Eri	2.9060	9300.0	84	8830	No
287	GOM_NL__2PRFIN20031107_225725_000001692021_00259_08830_0088.N1	07-NOV-2003 22:57:25	Straylight	169.00	47	2Bet CMa	1.9760	28000.	338	8830	No
288	GOM_NL__2PRFIN20031107_230507_000001402021_00259_08830_0089.N1	07-NOV-2003 23:05:07	Bright	140.00	7	19Bet Ori	0.10000	14000.	280	8830	No
289	GOM_NL__2PRFIN20031107_231147_000000402021_00259_08830_0090.N1	07-NOV-2003 23:11:47	Bright	40.000	105	6Bet Ari	2.6450	8900.0	80	8830	No
290	GOM_NL__2PRFIN20031107_231456_000000402021_00259_08830_0091.N1	07-NOV-2003 23:14:56	Bright	39.500	58	21Alp And	2.0730	11000.	79	8830	No
291	GOM_NL__2PRFIN20031107_231802_000000432021_00259_08830_0092.N1	07-NOV-2003 23:18:02	Bright	43.000	73	57Gam1And	2.2600	13100.	86	8830	No
292	GOM_NL__2PRFIN20031107_232157_000000382021_00259_08830_0093.N1	07-NOV-2003 23:21:57	Bright	38.000	68	18Alp Cas	2.2250	4500.0	76	8830	No
293	GOM_NL__2PRFIN20031107_232657_000000632021_00259_08830_0094.N1	07-NOV-2003 23:26:57	Bright	63.000	6	13Alp Aur	0.080000	3400.0	126	8830	No
294	GOM_NL__2PRFIN20031107_233107_000000392021_00259_08830_0095.N1	07-NOV-2003 23:31:07	Bright	38.500	49	1Alp UMi	1.9900	6300.0	77	8830	No
295	GOM_NL__2PRFIN20031107_233512_000000382021_00259_08830_0096.N1	07-NOV-2003 23:35:12	Bright	37.500	60	7Bet UMi	2.0810	3950.0	75	8830	No
296	GOM_NL__2PRFIN20031107_233906_000000432021_00259_08830_0097.N1	07-NOV-2003 23:39:06	Bright	43.000	36	50Alp UMa	1.8000	6300.0	86	8830	No
297	GOM_NL__2PRFIN20031107_234044_000000582021_00259_08830_0098.N1	07-NOV-2003 23:40:44	Bright	58.000	82	48Bet UMa	2.3650	10600.	116	8830	No
298	GOM_NL__2PRFIN20031107_234227_000000372021_00259_08830_0099.N1	07-NOV-2003 23:42:27	Bright	36.500	39	85Eta UMa	1.8540	24000.	73	8830	No
299	GOM_NL__2PRFIN20031107_234434_000000452021_00259_08830_0100.N1	07-NOV-2003 23:44:34	Bright	44.500	174	52Psi UMa	3.0040	4400.0	89	8830	No
300	GOM_NL__2PRFIN20031107_235321_000000712021_00259_08830_0101.N1	07-NOV-2003 23:53:21	Bright	71.000	166	17Eps Leo	2.9800	6000.0	142	8830	No
301	GOM_NL__2PRFIN20031107_235732_000000742021_00259_08830_0102.N1	07-NOV-2003 23:57:32	Twilight	74.000	22	32Alp Leo	1.3600	15200.	148	8830	No

3. Quality information per product

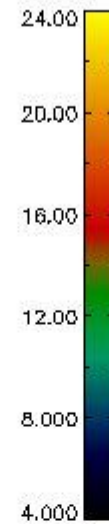
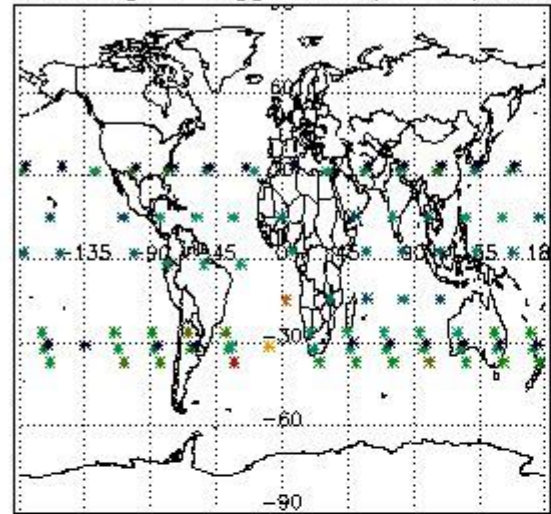
In this section it is plotted some information contained in the Quality Summary data set of the level 2 products. Only products in dark limb conditions and without errors (error flag in the MPH set to "0") are used.

3.1 Plot quality information per product (time dependant)

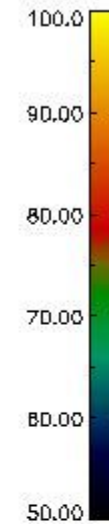
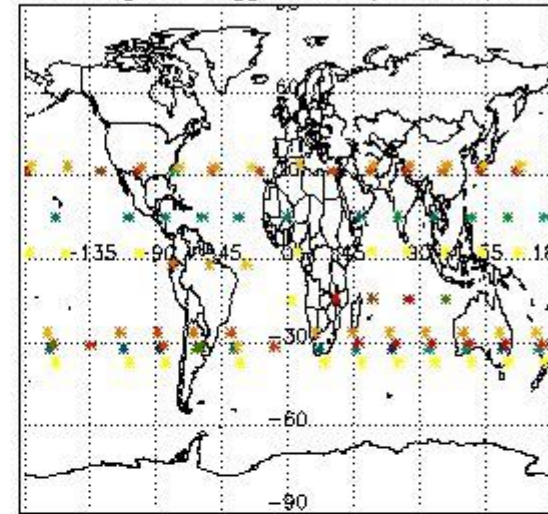


3.2 Plot quality information per product (world map)

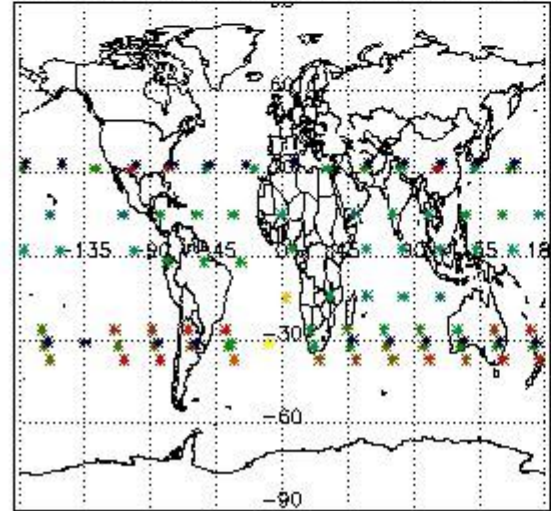
Percentage of flagged data per O3 profile



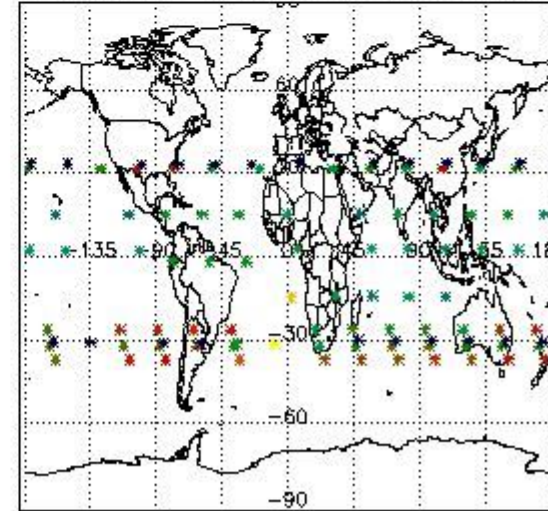
Percentage of flagged data per H2O profile



Percentage of flagged data per NO2 profile



Percentage of flagged data per NO3 profile

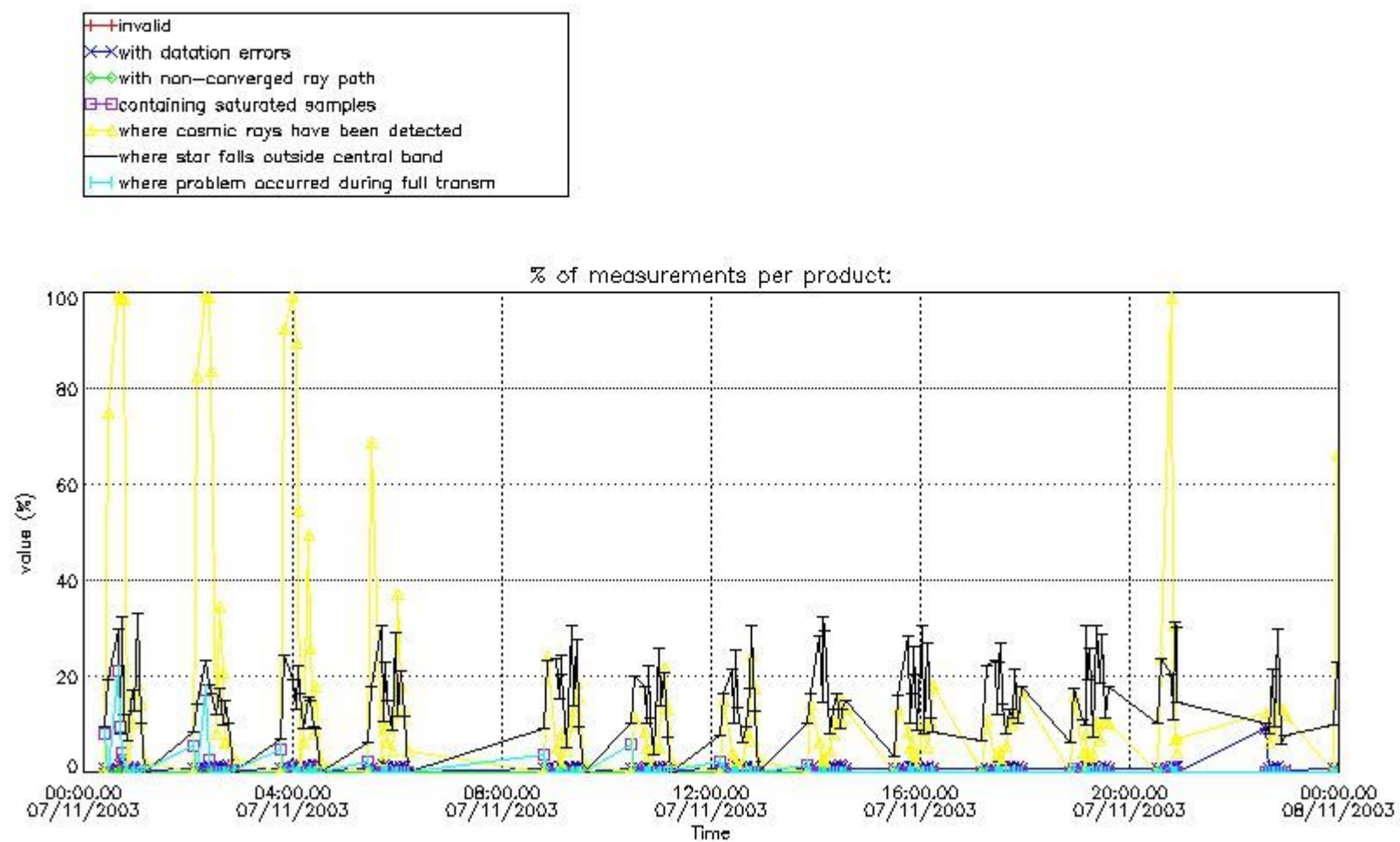


4. Level 1 quality information per product

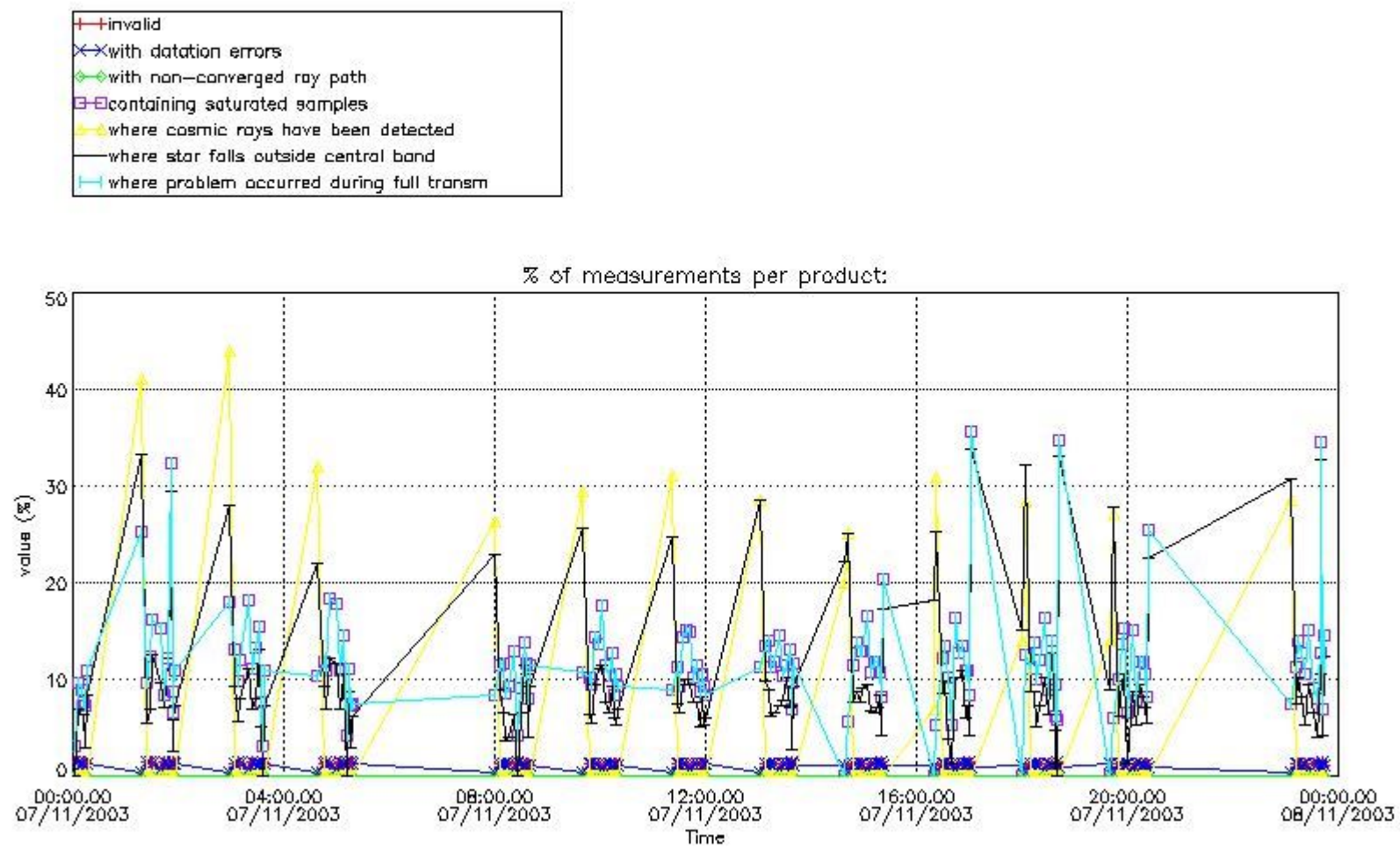
In this section it is plotted some information contained in the Quality Summary data set of the level 2 products that comes from the level 1b processing. Products without errors (error flag in the MPH set to "0") are used.

4.1 Plot quality information per product (time dependant) coming from level 1b processing

4.1.1 Plot level 1 quality information per product (time dependant): ENVISAT ASCENDING passes

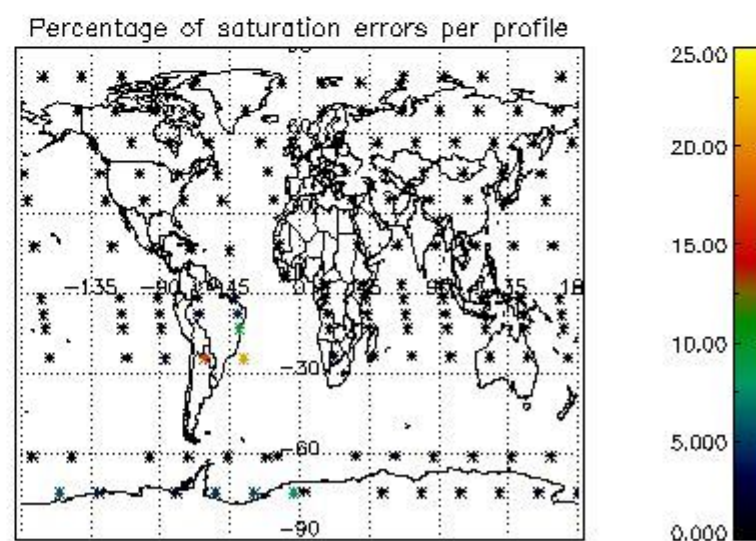
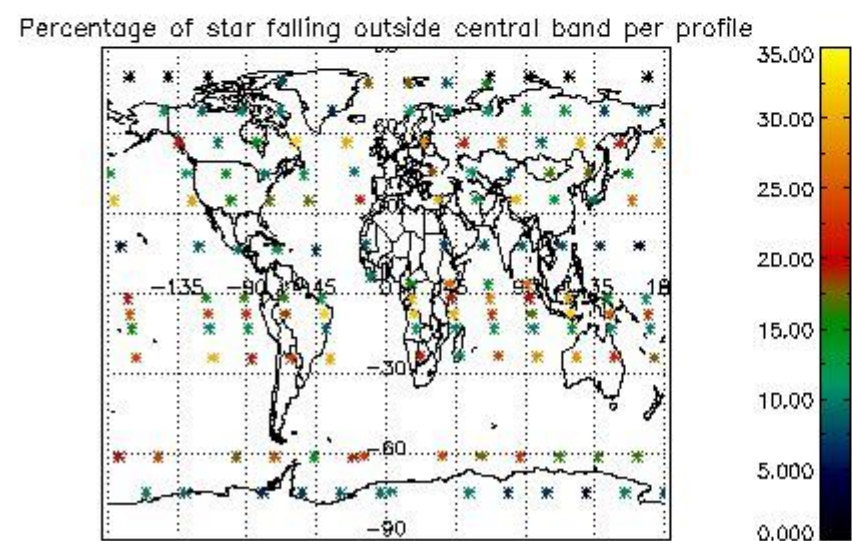
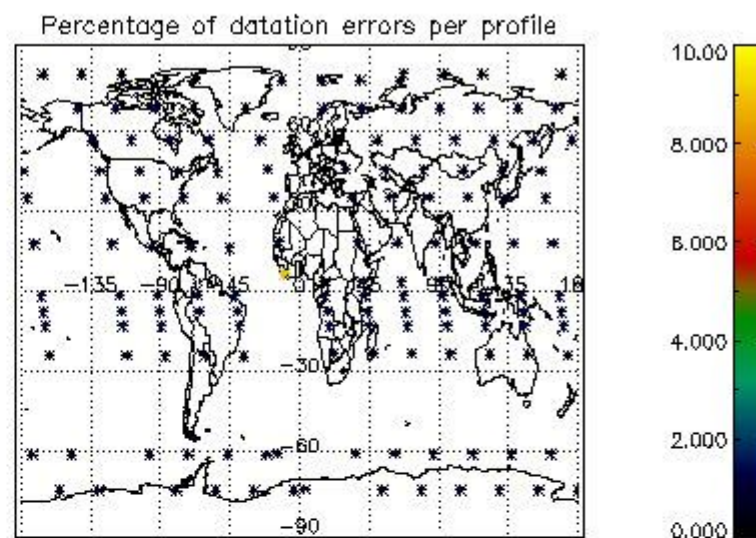
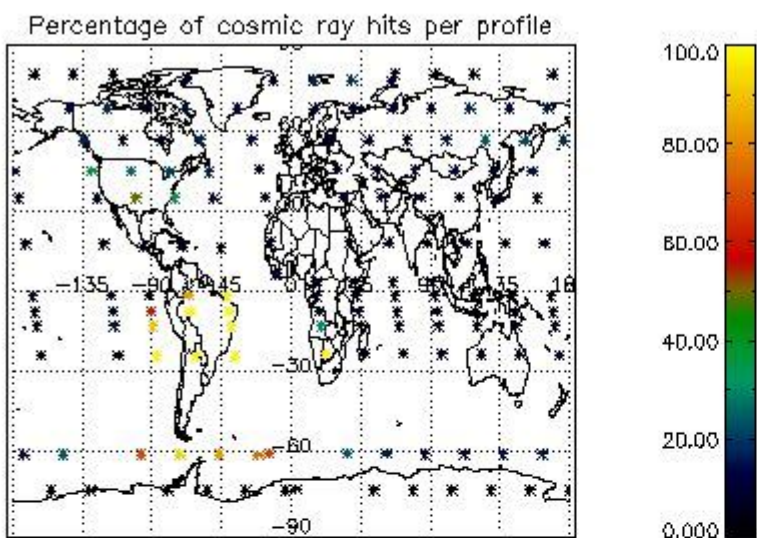


4.1.2 Plot level 1 quality information per product (time dependant): ENVI SAT DESCENDING passes



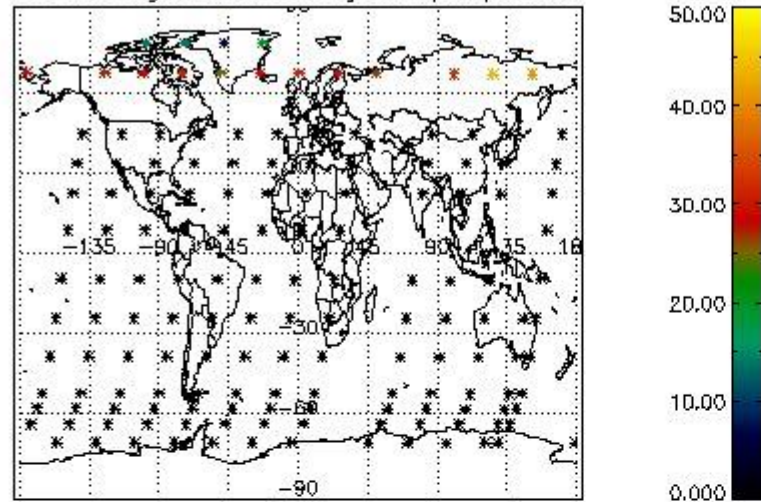
4.2 Plot quality information per product coming from level 1b processing (world map)

4.2.1 Plot level 1 quality information per product (world map): ENVISAT ASCENDING passes

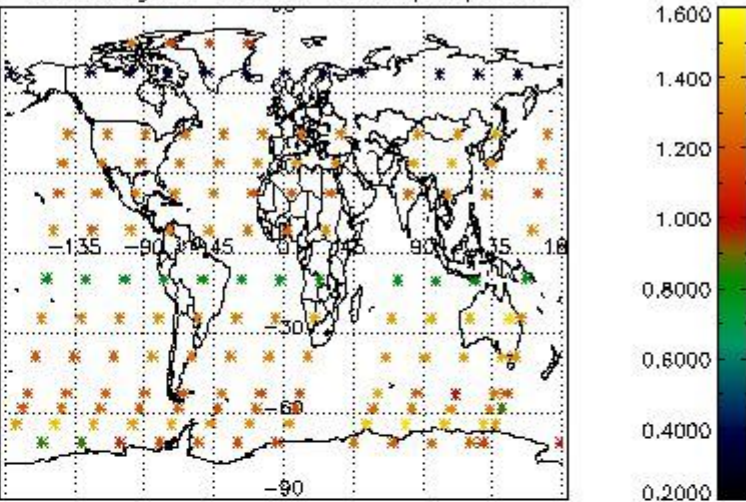


4.2.2 Plot level 1 quality information per product (world map): ENVISAT DESCENDING passes

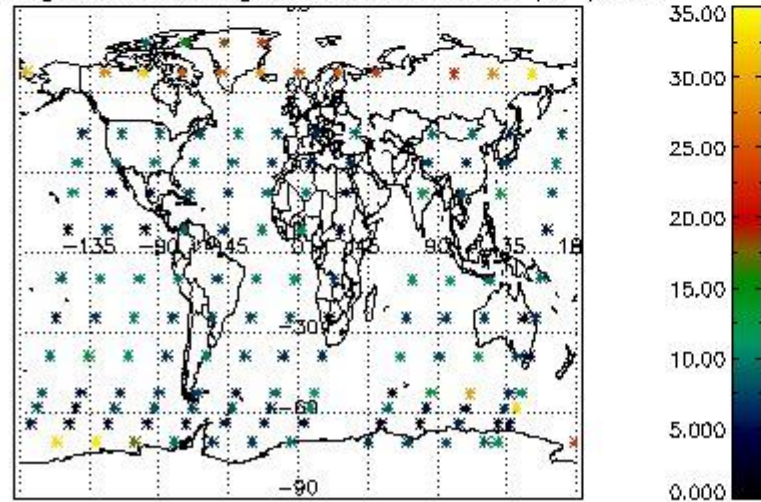
Percentage of cosmic ray hits per profile



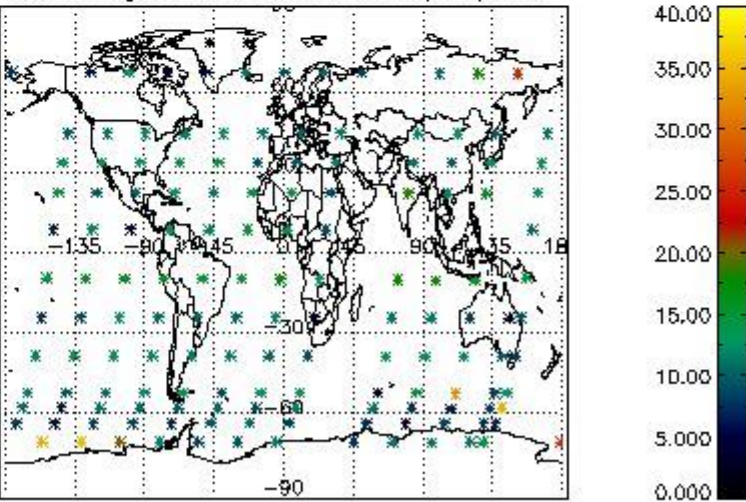
Percentage of datation errors per profile



Percentage of star falling outside central band per profile



Percentage of saturation errors per profile



5. Trace gas profiles

5.1 Ozone statistics based on quality of products

The final quality of the products can be "measured" using the STD (Standard Deviation) attached to every point profile. This information is written to the parameter GOM_NL__2P/NL_LOCAL_SPECIES_DENSITY/o3_std of the level 2 products. The table below shows the statistics for given STD ranges.

The statistics are given with respect to the overall valid production:

- Products without fatal errors: GOM_NL__2P/MPH/PRODUCT_ERR=0
- Valid point profile: GOM_NL__2P/NL_LOCAL_SPECIES_DENSITY/pcd(0)=0

The 'Criteria' is applied to valid points of dark limb products:

- Products in dark limb illumination condition: GOM_NL__2P/NL_SUMMARY_QUALITY/obs_ill_cond=0
- Products without fatal errors: GOM_NL__2P/MPH/PRODUCT_ERR=0
- Valid point profile: GOM_NL__2P/NL_LOCAL_SPECIES_DENSITY/pcd(0)=0

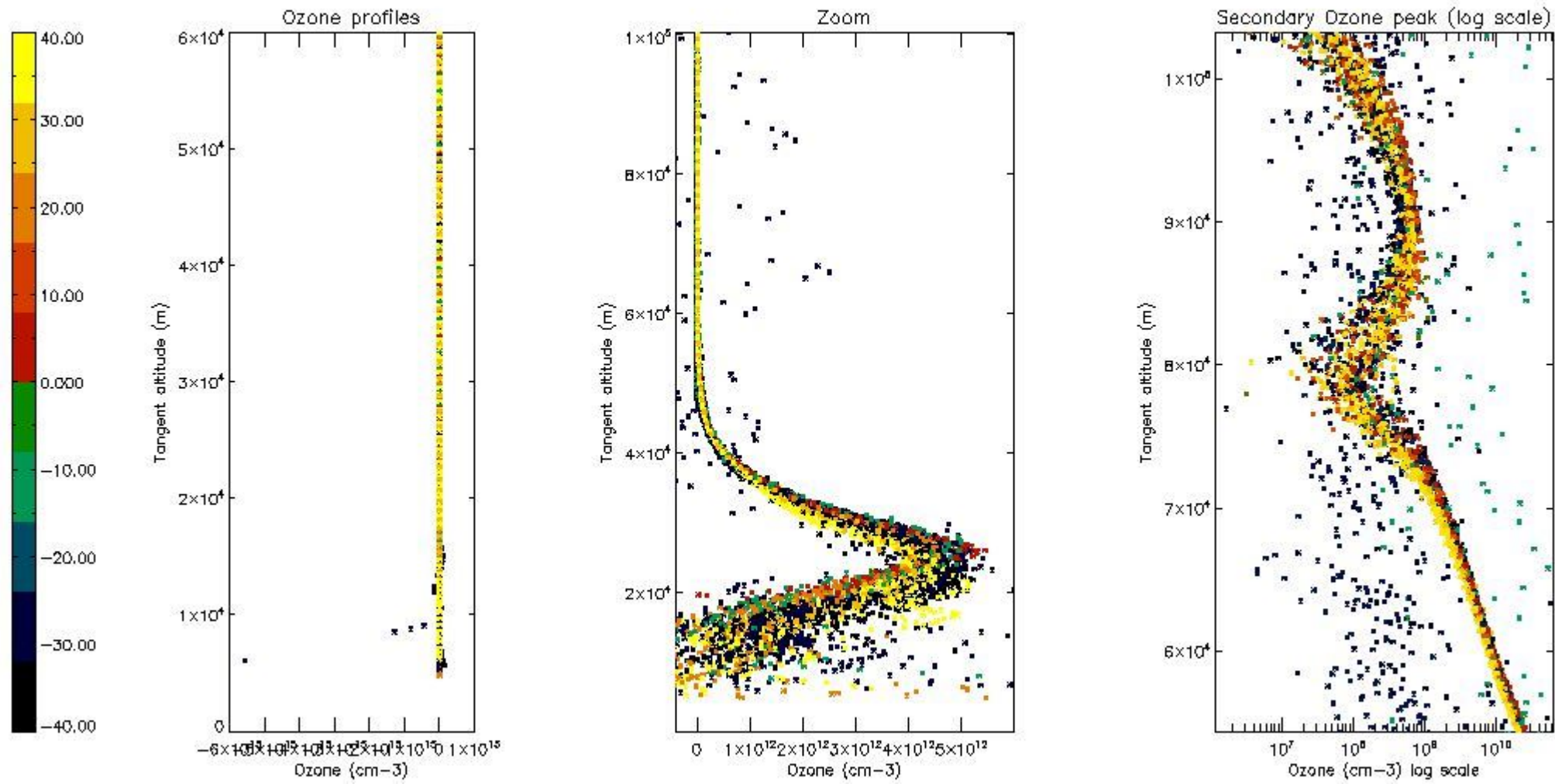
So, the table below shows the percentage of dark limb and valid observations for each criteria with respect to the overall valid daily observations.

Criteria	% of total production
All STD	33
STD < 20	20

STD < 10	17
STD < 5	14

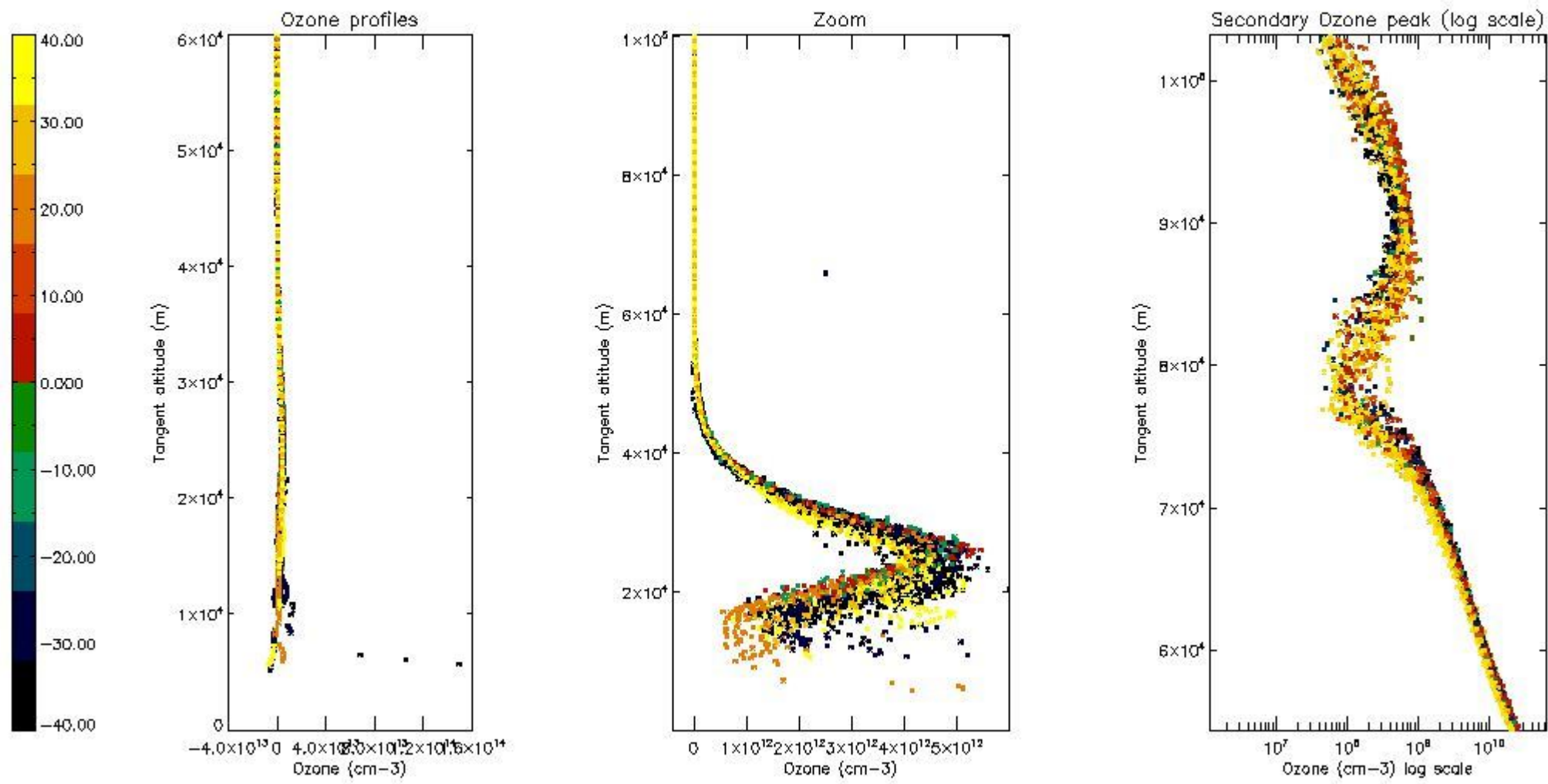
5.2 Plot ozone profiles for all STD (dark without errors)

The colorbar represents the latitude.



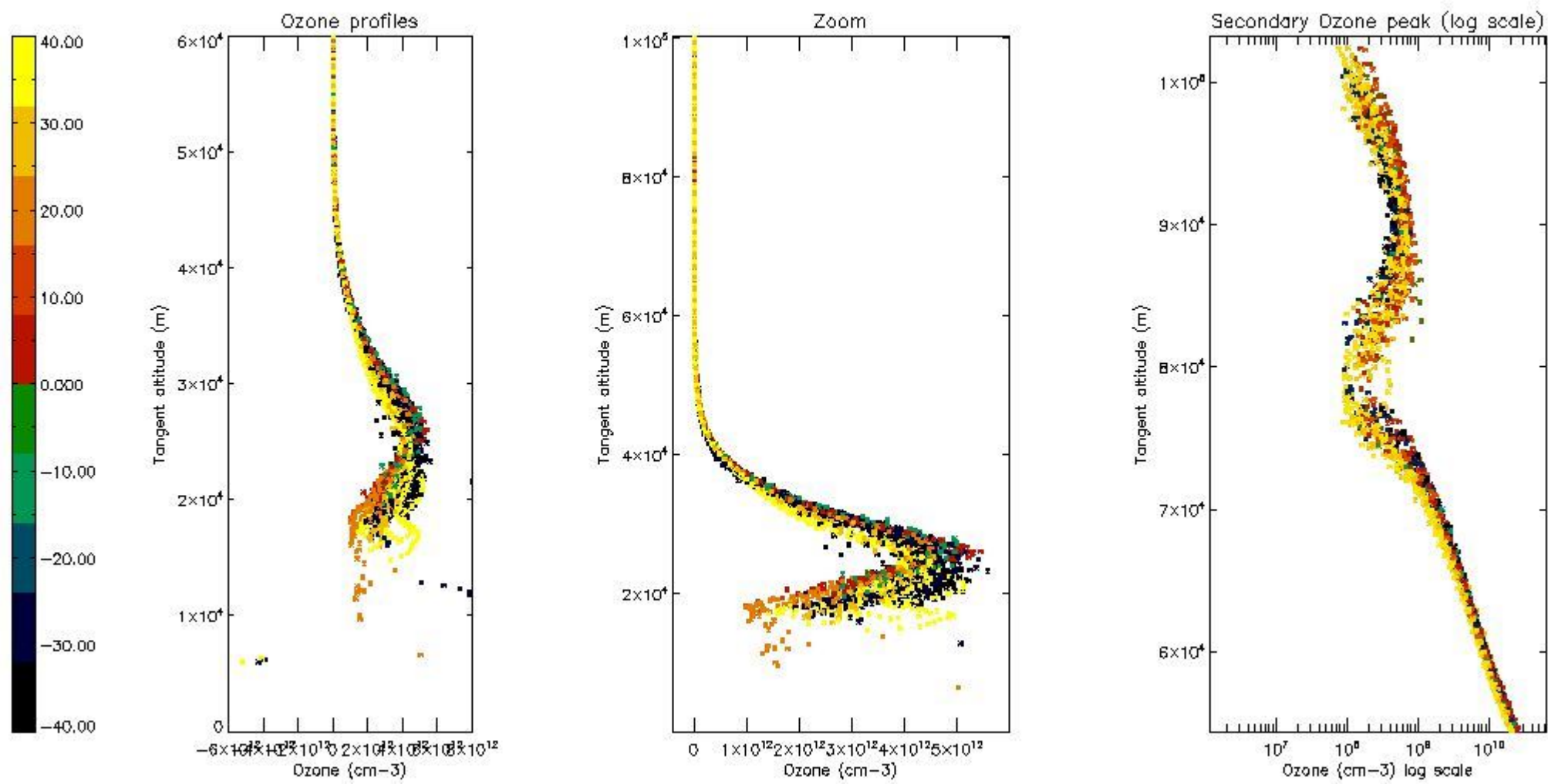
5.3 Plot ozone profiles where STD < 20% (dark without errors)

The colorbar represents the latitude.



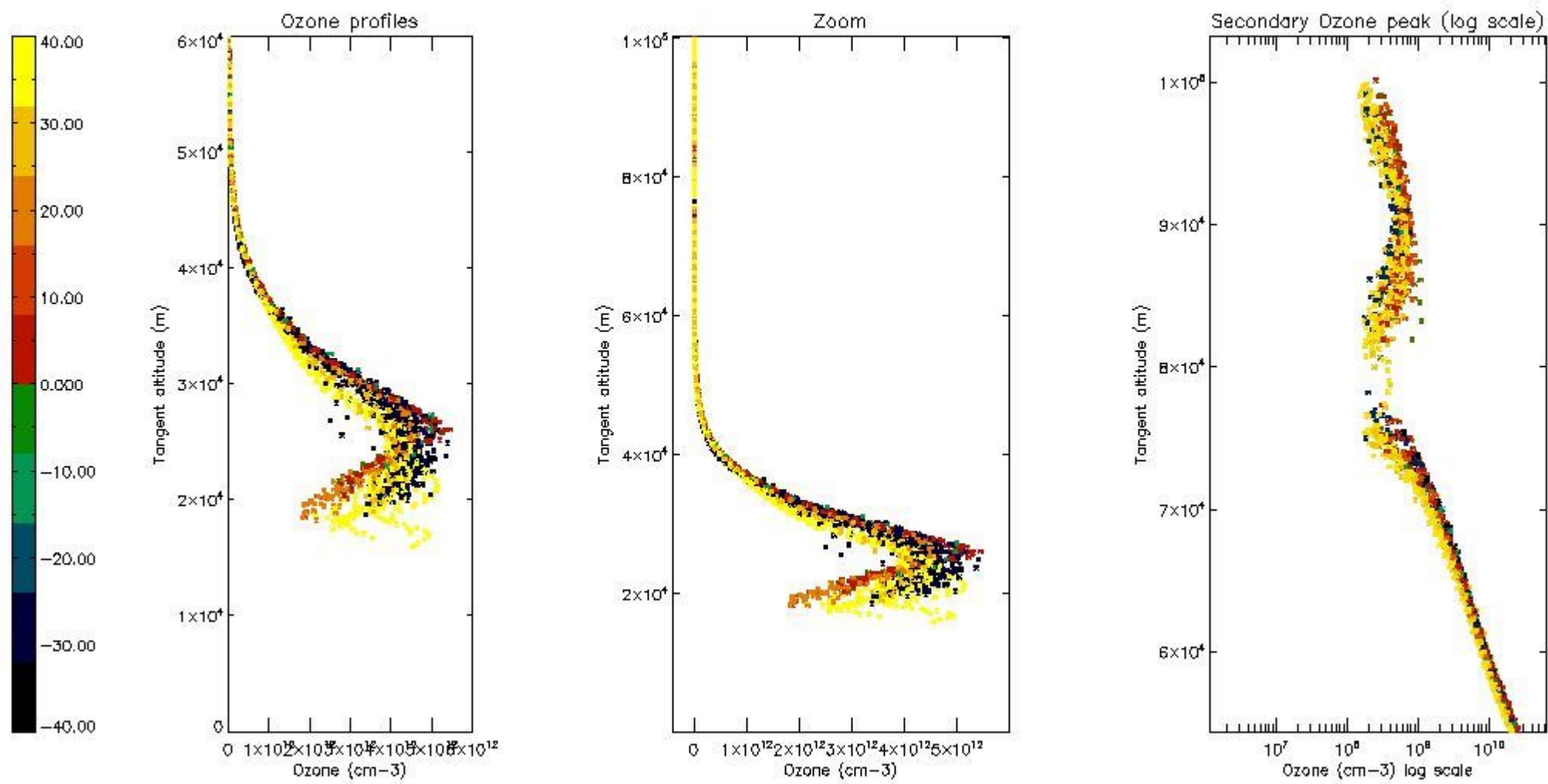
5.4 Plot ozone profiles where STD < 10% (dark without errors)

The colorbar represents the latitude.



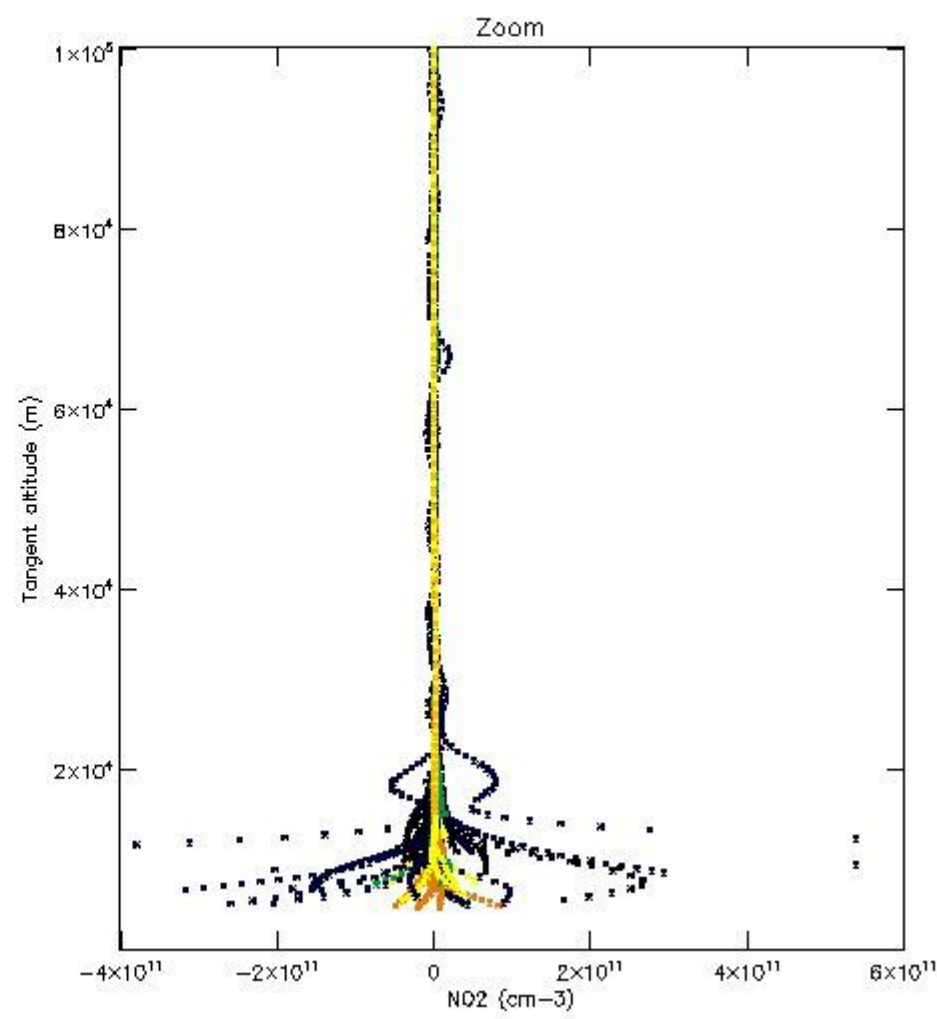
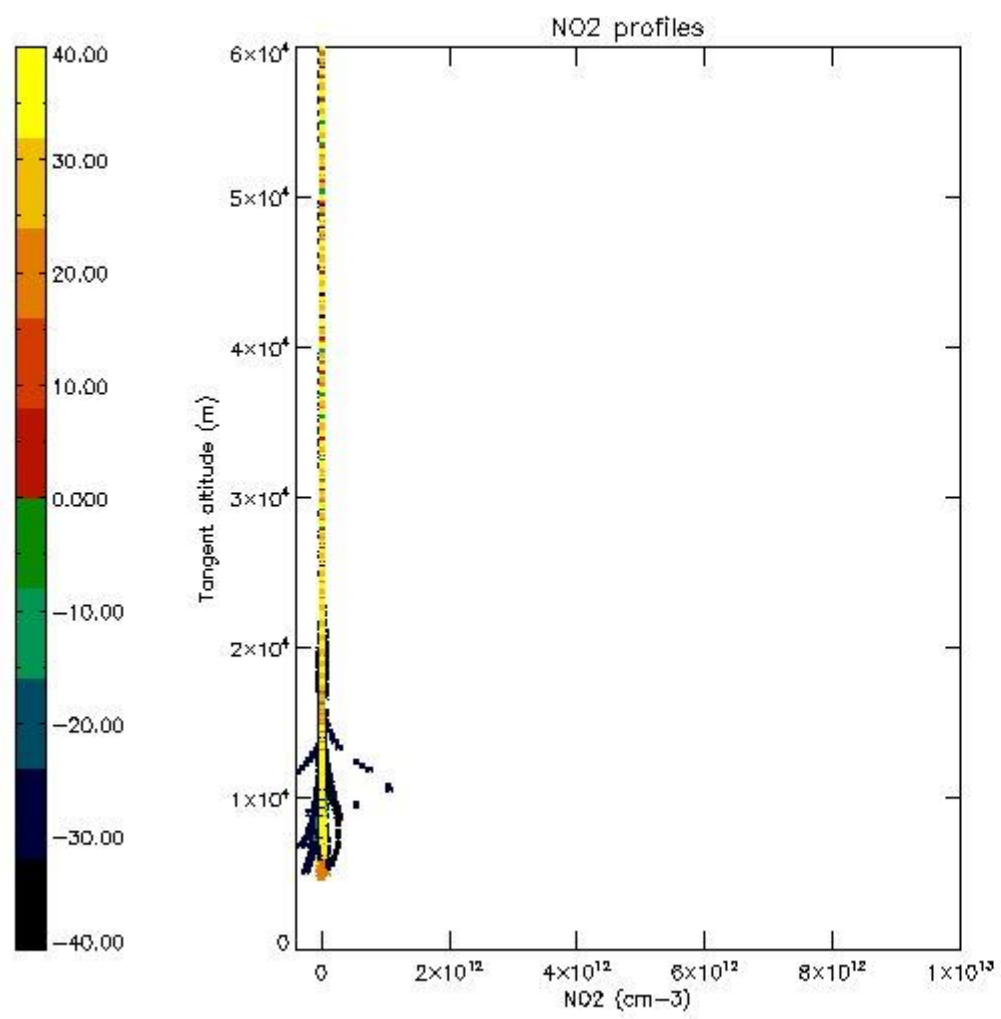
5.5 Plot ozone profiles where STD < 5% (dark without errors)

The colorbar represents the latitude.



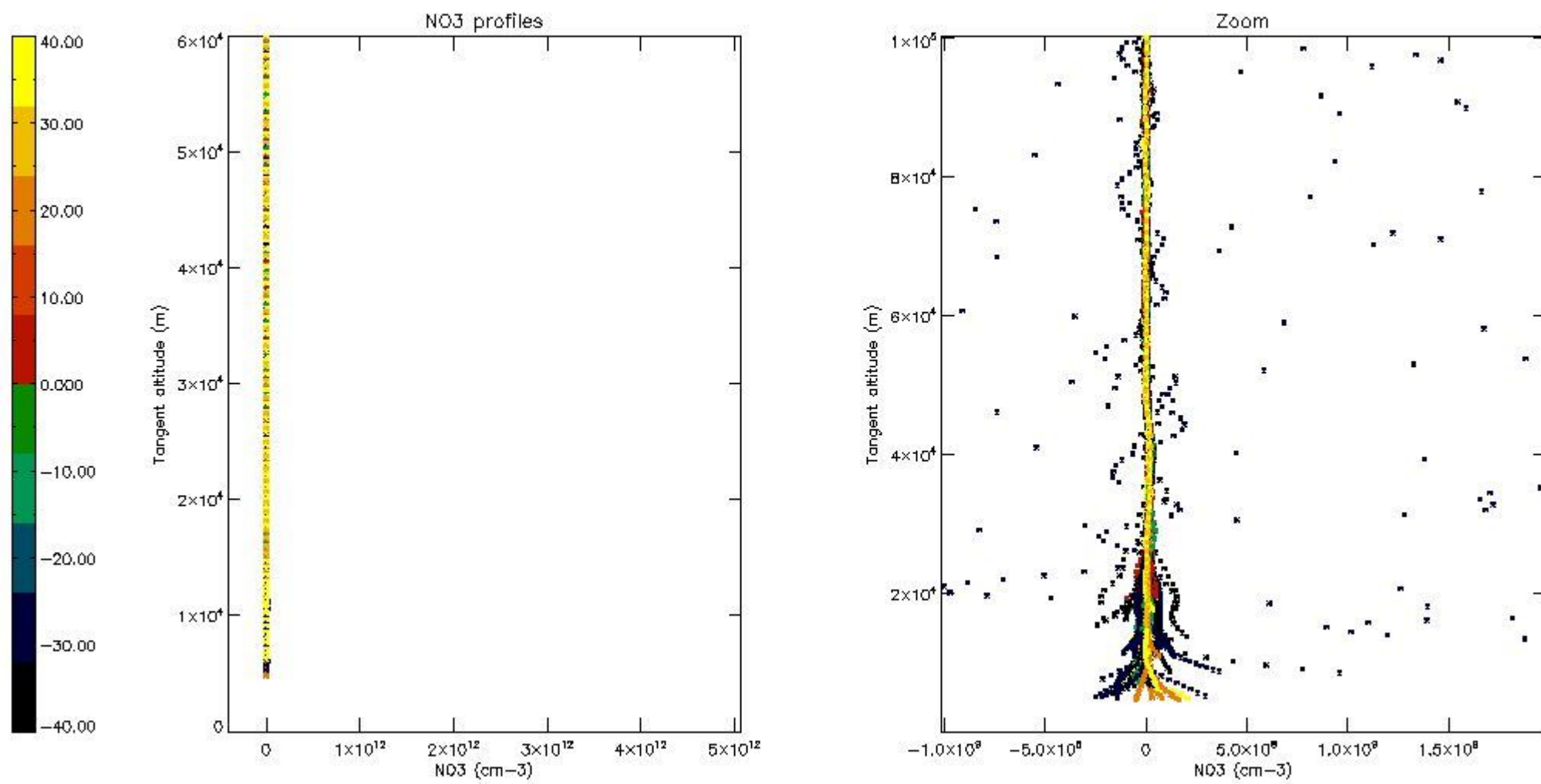
5.6 Plot NO₂ profiles for all STD (dark without errors)

The colorbar represents the latitude.



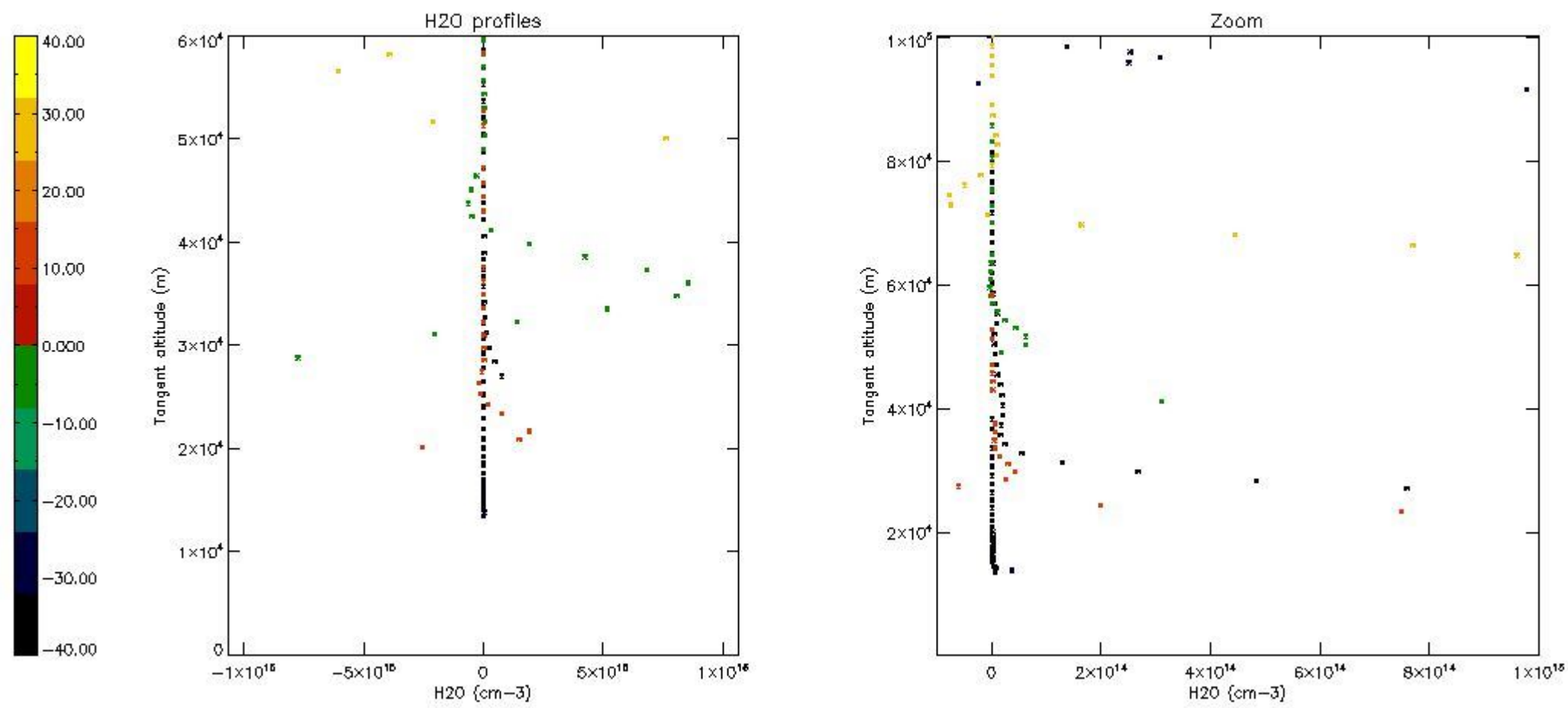
5.7 Plot NO3 profiles for all STD (dark without errors)

The colorbar represents the latitude.



5.8 Plot H2O profiles for all STD (only for occultations of stars 1,2,3,4,13,14,16,26,63 dark without errors)

The colorbar represents the latitude.



6. Auxiliary Data Files used for the production reported in section 2

The number reported in the third column indicates since which file (see list in section 2) the corresponding auxiliary file has been used. The fourth column is the date of those product files.

Type	Auxiliary Filename	Used since product	Used since product date
INST_PHYS_CHARACTERISTICS	GOM_INS_AXVIEC20091111_143220_20030716_120000_20500101_000000	1	07-NOV-2003 00:02:46
LEVEL-2_PROC_CONFIG	GOM_PR2_AXVIEC20091111_152718_20020301_000000_20500101_000000	1	07-NOV-2003 00:02:46
CROSS_SECTIONS_FILE	GOM_CR2_AXVIEC20091111_154832_20020301_000000_20500101_000000	1	07-NOV-2003 00:02:46

GOMOS Level 2 Daily Report

SUMMARY

[1. General Info](#)

[2. Summary of processed GOM_NL_2P products](#)

[3. Level 2 Quality information per product](#)

[3.1 Plot of level 2 quality information per product \(time dependant\)](#)

[3.2 Plot of level 2 quality information per product \(world map\)](#)

[4. Level 1 Quality information per product \(stored on level 2 products\)](#)

[4.1 Plot of level 1 quality information per product \(time dependant\)](#)

[4.1.1 Plot of level 1 quality information per product \(time dependant\): ASCENDING](#)

[4.1.2 Plot of level 1 quality information per product \(time dependant\): DESCENDING](#)

[4.2 Plot of level 1 quality information per product \(world map\)](#)

[4.2.1 Plot of level 1 quality information per product \(world map\): ASCENDING](#)

[4.2.2 Plot of level 1 quality information per product \(world map\): DESCENDING](#)

[5. Ozone profiles based on quality statistics and other trace gas profiles](#)

[5.1 Ozone statistics based on quality of products](#)

[5.2 Plot ozone profiles for all STD \(dark without errors\)](#)

[5.3 Plot ozone profiles where STD < 20% \(dark without errors\)](#)

[5.4. Plot ozone profiles where STD < 10% \(dark without errors\)](#)

[5.5. Plot ozone profiles where STD < 5% \(dark without errors\)](#)

[5.6 Plot NO2 profiles for all STD \(dark without errors\)](#)

[5.7 Plot NO3 profiles for all STD \(dark without errors\)](#)

[5.8 Plot H2O profiles \(only for occultations of stars 1,2,3,4,13,14,16,26,63 dark without errors\) for all STD](#)

[6. Auxiliary Data Files used for the production reported in section 2](#)

This report presents the daily analysis on parameters extracted from GOMOS level 2 data (GOM_NL__2P). It is intended to monitor some important parameters that will impact the quality of these products. A list of level 2 products (and content) that have arrived during the reporting day to the PCF is also given.

Item	Value
Time of report generation	19APR2013 23:35:34
Data source version	GOMOS/6.01
Start time of products	07-11-2003 (07NOV2003 00:00:00)
Stop time of products	08-11-2003 (08NOV2003 00:00:00)
Store outputs in DB	Yes
Nb of level 2 prods	301
Nb of prods with errors	0

2. Summary of processed GOM_NL__2P products.

Nr	Filename	UTC Start time	Limb	Duration	Star Id	Star Name	Star Mag	Star Temp	Nb Meas	Orbit	Prod. error
1	GOM_NL__2PRFIN20031107_000246_000000332021_00245_08816_8568.N1	07-NOV-2003 00:02:46	Bright	33.000	49	1Alp UMi	1.9900	6300.0	66	8816	No
2	GOM_NL__2PRFIN20031107_000650_000000362021_00245_08816_8569.N1	07-NOV-2003 00:06:50	Bright	36.000	60	7Bet UMi	2.0810	3950.0	72	8816	No
3	GOM_NL__2PRFIN20031107_001047_000000402021_00245_08816_8570.N1	07-NOV-2003 00:10:47	Bright	39.500	36	50Alp UMa	1.8000	6300.0	79	8816	No
4	GOM_NL__2PRFIN20031107_001224_000000392021_00245_08816_8571.N1	07-NOV-2003 00:12:24	Bright	39.000	82	48Bet UMa	2.3650	10600.	78	8816	No
5	GOM_NL__2PRFIN20031107_001404_000000342021_00245_08816_8572.N1	07-NOV-2003 00:14:04	Bright	34.000	39	85Eta UMa	1.8540	24000.	68	8816	No
6	GOM_NL__2PRFIN20031107_001612_000000422021_00245_08816_8573.N1	07-NOV-2003 00:16:12	Bright	41.500	174	52Psi UMa	3.0040	4400.0	83	8816	No
7	GOM_NL__2PRFIN20031107_002451_000000682021_00245_08816_8574.N1	07-NOV-2003 00:24:51	Bright	68.000	166	17Eps Leo	2.9800	6000.0	136	8816	No
8	GOM_NL__2PRFIN20031107_002858_000000682021_00245_08816_8575.N1	07-NOV-2003 00:28:58	Twilight	67.500	22	32Alp Leo	1.3600	15200.	135	8816	No
9	GOM_NL__2PRFIN20031107_003929_000000962021_00245_08816_8576.N1	07-NOV-2003 00:39:29	Dark	95.500	48	30Alp Hya	1.9770	4100.0	191	8816	No
10	GOM_NL__2PRFIN20031107_004240_000000372021_00245_08816_8577.N1	07-NOV-2003 00:42:40	Dark	37.000	99	Del Cen	2.5750	26000.	74	8816	No
11	GOM_NL__2PRFIN20031107_004411_000000502021_00245_08816_8578.N1	07-NOV-2003 00:44:11	Dark	49.500	26	Gam Cru	1.6240	2900.0	99	8816	No
12	GOM_NL__2PRFIN20031107_004550_000000382021_00245_08816_8579.N1	07-NOV-2003 00:45:50	Dark	38.000	12	Alp1Cru	0.77500	30000.	76	8816	No
13	GOM_NL__2PRFIN20031107_005052_000000472021_00246_08817_0057.N1	07-NOV-2003 00:50:52	Dark	47.000	34	Gam2Vel	1.7930	23000.	94	8817	No
14	GOM_NL__2PRFIN20031107_005604_000000502021_00246_08817_0058.N1	07-NOV-2003 00:56:04	Dark	49.500	2	Alp Car	-0.73600	7000.0	99	8817	No
15	GOM_NL__2PRFIN20031107_005850_000000862021_00246_08817_0059.N1	07-NOV-2003 00:58:50	Dark	85.500	23	21Eps CMa	1.5020	26000.	171	8817	No
16	GOM_NL__2PRFIN20031107_010215_000000502021_00246_08817_0060.N1	07-NOV-2003 01:02:15	Dark	50.000	9	Alp Eri	0.45300	24000.	100	8817	No
17	GOM_NL__2PRFIN20031107_010546_000000392021_00246_08817_0061.N1	07-NOV-2003 01:05:46	Straylight	39.000	157	The1Eri	2.9060	9300.0	78	8817	No
18	GOM_NL__2PRFIN20031107_011027_000002122021_00246_08817_0062.N1	07-NOV-2003 01:10:27	Twilight	212.00	1	9Alp CMa	-1.4400	11000.	424	8817	No
19	GOM_NL__2PRFIN20031107_011733_000001522021_00246_08817_0063.N1	07-NOV-2003 01:17:33	Bright	152.00	7	19Bet Ori	0.10000	14000.	304	8817	No
20	GOM_NL__2PRFIN20031107_012404_000000372021_00246_08817_0064.N1	07-NOV-2003 01:24:04	Bright	36.500	105	6Bet Ari	2.6450	8900.0	73	8817	No
21	GOM_NL__2PRFIN20031107_012707_000000372021_00246_08817_0065.N1	07-NOV-2003 01:27:07	Bright	36.500	58	21Alp And	2.0730	11000.	73	8817	No
22	GOM_NL__2PRFIN20031107_013022_000000402021_00246_08817_0066.N1	07-NOV-2003 01:30:22	Bright	40.000	73	57Gam1And	2.2600	13100.	80	8817	No
23	GOM_NL__2PRFIN20031107_013927_000000632021_00246_08817_0067.N1	07-NOV-2003 01:39:27	Bright	62.500	6	13Alp Aur	0.080000	3400.0	125	8817	No
24	GOM_NL__2PRFIN20031107_014322_000000362021_00246_08817_0068.N1	07-NOV-2003 01:43:22	Bright	35.500	49	1Alp UMi	1.9900	6300.0	71	8817	No
25	GOM_NL__2PRFIN20031107_014726_000000372021_00246_08817_0069.N1	07-NOV-2003 01:47:26	Bright	37.000	60	7Bet UMi	2.0810	3950.0	74	8817	No
26	GOM_NL__2PRFIN20031107_015123_000000512021_00246_08817_0070.N1	07-NOV-2003 01:51:23	Bright	51.000	36	50Alp UMa	1.8000	6300.0	102	8817	No
27	GOM_NL__2PRFIN20031107_015300_000000382021_00246_08817_0071.N1	07-NOV-2003 01:53:00	Bright	38.000	82	48Bet UMa	2.3650	10600.	76	8817	No
28	GOM_NL__2PRFIN20031107_015440_000000352021_00246_08817_0072.N1	07-NOV-2003 01:54:40	Bright	34.500	39	85Eta UMa	1.8540	24000.	69	8817	No
29	GOM_NL__2PRFIN20031107_015649_000000412021_00246_08817_0073.N1	07-NOV-2003 01:56:49	Bright	41.000	174	52Psi UMa	3.0040	4400.0	82	8817	No
30	GOM_NL__2PRFIN20031107_020527_000000662021_00246_08817_0074.N1	07-NOV-2003 02:05:27	Bright	65.500	166	17Eps Leo	2.9800	6000.0	131	8817	No
31	GOM_NL__2PRFIN20031107_020934_000000642021_00246_08817_0075.N1	07-NOV-2003 02:09:34	Twilight	63.500	22	32Alp Leo	1.3600	15200.	127	8817	No
32	GOM_NL__2PRFIN20031107_022006_000000882021_00246_08817_0076.N1	07-NOV-2003 02:20:06	Dark	87.500	48	30Alp Hya	1.9770	4100.0	175	8817	No
33	GOM_NL__2PRFIN20031107_022447_000000412021_00246_08817_0077.N1	07-NOV-2003 02:24:47	Dark	41.000	26	Gam Cru	1.6240	2900.0	82	8817	No
34	GOM_NL__2PRFIN20031107_022627_000000402021_00246_08817_0078.N1	07-NOV-2003 02:26:27	Dark	40.000	12	Alp1Cru	0.77500	30000.	80	8817	No
35	GOM_NL__2PRFIN20031107_023129_000000502021_00247_08818_0170.N1	07-NOV-2003 02:31:29	Dark	49.500	34	Gam2Vel	1.7930	23000.	99	8818	No
36	GOM_NL__2PRFIN20031107_023641_000000492021_00247_08818_0171.N1	07-NOV-2003 02:36:41	Dark	49.000	2	Alp Car	-0.73600	7000.0	98	8818	No
37	GOM_NL__2PRFIN20031107_023927_000000832021_00247_08818_0172.N1	07-NOV-2003 02:39:27	Dark	82.500	23	21Eps CMa	1.5020	26000.	165	8818	No
38	GOM_NL__2PRFIN20031107_024251_000000402021_00247_08818_0173.N1	07-NOV-2003 02:42:51	Dark	40.000	9	Alp Eri	0.45300	24000.	80	8818	No
39	GOM_NL__2PRFIN20031107_024622_000000392021_00247_08818_0174.N1	07-NOV-2003 02:46:22	Straylight	39.000	157	The1Eri	2.9060	9300.0	78	8818	No
40	GOM_NL__2PRFIN20031107_025104_000002122021_00247_08818_0175.N1	07-NOV-2003 02:51:04	Twilight	212.00	1	9Alp CMa	-1.4400	11000.	424	8818	No
41	GOM_NL__2PRFIN20031107_025808_000001402021_00247_08818_0176.N1	07-NOV-2003 02:58:08	Bright	139.50	7	19Bet Ori	0.10000	14000.	279	8818	No
42	GOM_NL__2PRFIN20031107_030439_000000382021_00247_08818_0177.N1	07-NOV-2003 03:04:39	Bright	38.000	105	6Bet Ari	2.6450	8900.0	76	8818	No

43	GOM_NL__2PRFIN20031107_030743_000000362021_00247_08818_0178.N1	07-NOV-2003 03:07:43	Bright	35.500	58	21Alp And	2.0730	11000.	71	8818	No
44	GOM_NL__2PRFIN20031107_031057_000000382021_00247_08818_0179.N1	07-NOV-2003 03:10:57	Bright	37.500	73	57Gam1And	2.2600	13100.	75	8818	No
45	GOM_NL__2PRFIN20031107_032002_000000642021_00247_08818_0180.N1	07-NOV-2003 03:20:02	Bright	63.500	6	13Alp Aur	0.080000	3400.0	127	8818	No
46	GOM_NL__2PRFIN20031107_032358_000000362021_00247_08818_0181.N1	07-NOV-2003 03:23:58	Bright	36.000	49	1Alp UMi	1.9900	6300.0	72	8818	No
47	GOM_NL__2PRFIN20031107_032802_000000382021_00247_08818_0182.N1	07-NOV-2003 03:28:02	Bright	37.500	60	7Bet UMi	2.0810	3950.0	75	8818	No
48	GOM_NL__2PRFIN20031107_033158_000000422021_00247_08818_0183.N1	07-NOV-2003 03:31:58	Bright	42.000	36	50Alp UMa	1.8000	6300.0	84	8818	No
49	GOM_NL__2PRFIN20031107_033336_000000402021_00247_08818_0184.N1	07-NOV-2003 03:33:36	Bright	39.500	82	48Bet UMa	2.3650	10600.	79	8818	No
50	GOM_NL__2PRFIN20031107_033516_000000332021_00247_08818_0185.N1	07-NOV-2003 03:35:16	Bright	32.500	39	85Eta UMa	1.8540	24000.	65	8818	No
51	GOM_NL__2PRFIN20031107_033724_000000422021_00247_08818_0186.N1	07-NOV-2003 03:37:24	Bright	41.500	174	52Psi UMa	3.0040	4400.0	83	8818	No
52	GOM_NL__2PRFIN20031107_034603_000000662021_00247_08818_0187.N1	07-NOV-2003 03:46:03	Bright	65.500	166	17Eps Leo	2.9800	6000.0	131	8818	No
53	GOM_NL__2PRFIN20031107_035011_000000722021_00247_08818_0188.N1	07-NOV-2003 03:50:11	Twilight	72.000	22	32Alp Leo	1.3600	15200.	144	8818	No
54	GOM_NL__2PRFIN20031107_040044_000000832021_00247_08818_0189.N1	07-NOV-2003 04:00:44	Dark	83.000	48	30Alp Hya	1.9770	4100.0	166	8818	No
55	GOM_NL__2PRFIN20031107_040353_000000392021_00247_08818_0190.N1	07-NOV-2003 04:03:53	Dark	38.500	99	Del Cen	2.5750	26000.	77	8818	No
56	GOM_NL__2PRFIN20031107_040523_000000432021_00247_08818_0191.N1	07-NOV-2003 04:05:23	Dark	43.000	26	Gam Cru	1.6240	2900.0	86	8818	No
57	GOM_NL__2PRFIN20031107_040703_000000402021_00247_08818_0192.N1	07-NOV-2003 04:07:03	Dark	40.000	12	Alp1Cru	0.77500	30000.	80	8818	No
58	GOM_NL__2PRFIN20031107_041205_000000492021_00248_08819_0172.N1	07-NOV-2003 04:12:05	Dark	49.000	34	Gam2Vel	1.7930	23000.	98	8819	No
59	GOM_NL__2PRFIN20031107_041717_000000492021_00248_08819_0173.N1	07-NOV-2003 04:17:17	Dark	48.500	2	Alp Car	-0.73600	7000.0	97	8819	No
60	GOM_NL__2PRFIN20031107_042005_000000882021_00248_08819_0174.N1	07-NOV-2003 04:20:05	Dark	87.500	23	21Eps CMa	1.5020	26000.	175	8819	No
61	GOM_NL__2PRFIN20031107_042327_000000382021_00248_08819_0175.N1	07-NOV-2003 04:23:27	Dark	37.500	9	Alp Eri	0.45300	24000.	75	8819	No
62	GOM_NL__2PRFIN20031107_042658_000000392021_00248_08819_0176.N1	07-NOV-2003 04:26:58	Straylight	39.000	157	The1Eri	2.9060	9300.0	78	8819	No
63	GOM_NL__2PRFIN20031107_043140_000002122021_00248_08819_0177.N1	07-NOV-2003 04:31:40	Twilight	212.00	1	9Alp CMa	-1.4400	11000.	424	8819	No
64	GOM_NL__2PRFIN20031107_043842_000001302021_00248_08819_0178.N1	07-NOV-2003 04:38:42	Bright	129.50	7	19Bet Ori	0.10000	14000.	259	8819	No
65	GOM_NL__2PRFIN20031107_044515_000000382021_00248_08819_0179.N1	07-NOV-2003 04:45:15	Bright	38.000	105	6Bet Ari	2.6450	8900.0	76	8819	No
66	GOM_NL__2PRFIN20031107_044819_000000372021_00248_08819_0180.N1	07-NOV-2003 04:48:19	Bright	36.500	58	21Alp And	2.0730	11000.	73	8819	No
67	GOM_NL__2PRFIN20031107_045133_000000412021_00248_08819_0181.N1	07-NOV-2003 04:51:33	Bright	41.000	73	57Gam1And	2.2600	13100.	82	8819	No
68	GOM_NL__2PRFIN20031107_050036_000000652021_00248_08819_4100.N1	07-NOV-2003 05:00:36	Bright	64.500	6	13Alp Aur	0.080000	3400.0	129	8819	No
69	GOM_NL__2PRFIN20031107_050434_000000372021_00248_08819_4101.N1	07-NOV-2003 05:04:34	Bright	36.500	49	1Alp UMi	1.9900	6300.0	73	8819	No
70	GOM_NL__2PRFIN20031107_050838_000000382021_00248_08819_4102.N1	07-NOV-2003 05:08:38	Bright	38.000	60	7Bet UMi	2.0810	3950.0	76	8819	No
71	GOM_NL__2PRFIN20031107_051234_000000362021_00248_08819_4103.N1	07-NOV-2003 05:12:34	Bright	36.000	36	50Alp UMa	1.8000	6300.0	72	8819	No
72	GOM_NL__2PRFIN20031107_051412_000000412021_00248_08819_4104.N1	07-NOV-2003 05:14:12	Bright	40.500	82	48Bet UMa	2.3650	10600.	81	8819	No
73	GOM_NL__2PRFIN20031107_051552_000000342021_00248_08819_4105.N1	07-NOV-2003 05:15:52	Bright	34.000	39	85Eta UMa	1.8540	24000.	68	8819	No
74	GOM_NL__2PRFIN20031107_051800_000000402021_00248_08819_4106.N1	07-NOV-2003 05:18:00	Bright	40.000	174	52Psi UMa	3.0040	4400.0	80	8819	No
75	GOM_NL__2PRFIN20031107_052640_000000652021_00248_08819_4107.N1	07-NOV-2003 05:26:40	Bright	64.500	166	17Eps Leo	2.9800	6000.0	129	8819	No
76	GOM_NL__2PRFIN20031107_053048_000000682021_00248_08819_4108.N1	07-NOV-2003 05:30:48	Twilight	67.500	22	32Alp Leo	1.3600	15200.	135	8819	No
77	GOM_NL__2PRFIN20031107_054122_000000982021_00248_08819_4109.N1	07-NOV-2003 05:41:22	Dark	98.000	48	30Alp Hya	1.9770	4100.0	196	8819	No
78	GOM_NL__2PRFIN20031107_054429_000000382021_00248_08819_4110.N1	07-NOV-2003 05:44:29	Dark	37.500	99	Del Cen	2.5750	26000.	75	8819	No
79	GOM_NL__2PRFIN20031107_054559_000000442021_00248_08819_4111.N1	07-NOV-2003 05:45:59	Dark	43.500	26	Gam Cru	1.6240	2900.0	87	8819	No
80	GOM_NL__2PRFIN20031107_054739_000000402021_00248_08819_4112.N1	07-NOV-2003 05:47:39	Dark	40.000	12	Alp1Cru	0.77500	30000.	80	8819	No
81	GOM_NL__2PRFIN20031107_055304_000000572021_00249_08820_9220.N1	07-NOV-2003 05:53:04	Dark	57.000	70	Zet Pup	2.2460	39000.	114	8820	No
82	GOM_NL__2PRFIN20031107_055752_000000622021_00249_08820_9221.N1	07-NOV-2003 05:57:52	Dark	61.500	2	Alp Car	-0.73600	7000.0	123	8820	No
83	GOM_NL__2PRFIN20031107_060042_000000862021_00249_08820_9222.N1	07-NOV-2003 06:00:42	Dark	86.000	23	21Eps CMa	1.5020	26000.	172	8820	No
84	GOM_NL__2PRFIN20031107_060401_000000452021_00249_08820_9223.N1	07-NOV-2003 06:04:01	Dark	45.000	9	Alp Eri	0.45300	24000.	90	8820	No
85	GOM_NL__2PRFIN20031107_060732_000000442021_00249_08820_9224.N1	07-NOV-2003 06:07:32	Straylight	43.500	157	The1Eri	2.9060	9300.0	87	8820	No
86	GOM_NL__2PRFIN20031107_061216_000002162021_00249_08820_9225.N1	07-NOV-2003 06:12:16	Twilight	215.50	1	9Alp CMa	-1.4400	11000.	431	8820	No
87	GOM_NL__2PRFIN20031107_075952_000001312021_00250_08821_0059.N1	07-NOV-2003 07:59:52	Bright	130.50	7	19Bet Ori	0.10000	14000.	261	8821	No
88	GOM_NL__2PRFIN20031107_080625_000000402021_00250_08821_0060.N1	07-NOV-2003 08:06:25	Bright	39.500	105	6Bet Ari	2.6450	8900.0	79	8821	No
89	GOM_NL__2PRFIN20031107_080930_000000392021_00250_08821_0061.N1	07-NOV-2003 08:09:30	Bright	38.500	58	21Alp And	2.0730	11000.	77	8821	No
90	GOM_NL__2PRFIN20031107_081240_000000412021_00250_08821_0062.N1	07-NOV-2003 08:12:40	Bright	41.000	73	57Gam1And	2.2600	13100.	82	8821	No
91	GOM_NL__2PRFIN20031107_081632_000000382021_00250_08821_0063.N1	07-NOV-2003 08:16:32	Bright	38.000	68	18Alp Cas	2.2250	4500.0	76	8821	No
92	GOM_NL__2PRFIN20031107_082145_000000622021_00250_08821_0064.N1	07-NOV-2003 08:21:45	Bright	62.000	6	13Alp Aur	0.080000	3400.0	124	8821	No
93	GOM_NL__2PRFIN20031107_082544_000000362021_00250_08821_0065.N1	07-NOV-2003 08:25:44	Bright	35.500	49	1Alp UMi	1.9900	6300.0	71	8821	No
94	GOM_NL__2PRFIN20031107_082948_000000392021_00250_08821_0066.N1	07-NOV-2003 08:29:48	Bright	38.500	60	7Bet UMi	2.0810	3950.0	77	8821	No
95	GOM_NL__2PRFIN20031107_083344_000000442021_00250_08821_0067.N1	07-NOV-2003 08:33:44	Bright	43.500	36	50Alp UMa	1.8000	6300.0	87	8821	No
96	GOM_NL__2PRFIN20031107_083522_000000432021_00250_08821_0068.N1	07-NOV-2003 08:35:22	Bright	43.000	82	48Bet UMa	2.3650	10600.	86	8821	No
97	GOM_NL__2PRFIN20031107_083702_000000382021_00250_08821_0069.N1	07-NOV-2003 08:37:02	Bright	37.500	39	85Eta UMa	1.8540	24000.	75	8821	No
98	GOM_NL__2PRFIN20031107_083911_000000442021_00250_08821_0070.N1	07-NOV-2003 08:39:11	Bright	43.500	174	52Psi UMa	3.0040	4400.0	87	8821	No
99	GOM_NL__2PRFIN20031107_084753_000000672021_00250_08821_0071.N1	07-NOV-2003 08:47:53	Bright	67.000	166	17Eps Leo	2.9800	6000.0	134	8821	No
100	GOM_NL__2PRFIN20031107_085201_000000732021_00250_08821_0072.N1	07-NOV-2003 08:52:01	Twilight	72.500	22	32Alp Leo	1.3600	15200.	145	8821	No
101	GOM_NL__2PRFIN20031107_090237_000000912021_00250_08821_0073.N1	07-NOV-2003 09:02:37	Dark	91.000	48	30Alp Hya	1.9770	4100.0	182	8821	No

102	GOM_NL__2PRFIN20031107_090539_000000432021_00250_08821_0074.N1	07-NOV-2003 09:05:39	Dark	42.500	99	Del Cen	2.5750	26000.	85	8821	No
103	GOM_NL__2PRFIN20031107_090709_000000472021_00250_08821_0075.N1	07-NOV-2003 09:07:09	Dark	47.000	26	Gam Cru	1.6240	2900.0	94	8821	No
104	GOM_NL__2PRFIN20031107_090849_000000442021_00250_08821_0076.N1	07-NOV-2003 09:08:49	Dark	44.000	12	Alp1Cru	0.77500	30000.	88	8821	No
105	GOM_NL__2PRFIN20031107_091417_000000572021_00251_08822_0059.N1	07-NOV-2003 09:14:17	Dark	57.000	70	Zet Pup	2.2460	39000.	114	8822	No
106	GOM_NL__2PRFIN20031107_091905_000000622021_00251_08822_0060.N1	07-NOV-2003 09:19:05	Dark	62.000	2	Alp Car	-0.73600	7000.0	124	8822	No
107	GOM_NL__2PRFIN20031107_092156_000000872021_00251_08822_0061.N1	07-NOV-2003 09:21:56	Dark	87.000	23	21Eps CMa	1.5020	26000.	174	8822	No
108	GOM_NL__2PRFIN20031107_092514_000000492021_00251_08822_0062.N1	07-NOV-2003 09:25:14	Dark	49.000	9	Alp Eri	0.45300	24000.	98	8822	No
109	GOM_NL__2PRFIN20031107_092844_000000432021_00251_08822_0063.N1	07-NOV-2003 09:28:44	Straylight	42.500	157	The1Eri	2.9060	9300.0	85	8822	No
110	GOM_NL__2PRFIN20031107_093329_000002162021_00251_08822_0064.N1	07-NOV-2003 09:33:29	Tw_i_and_stray	215.50	1	9Alp CMa	-1.4400	11000.	431	8822	No
111	GOM_NL__2PRFIN20031107_094026_000001352021_00251_08822_0065.N1	07-NOV-2003 09:40:26	Bright	134.50	7	19Bet Ori	0.10000	14000.	269	8822	No
112	GOM_NL__2PRFIN20031107_094700_000000402021_00251_08822_0066.N1	07-NOV-2003 09:47:00	Bright	39.500	105	6Bet Ari	2.6450	8900.0	79	8822	No
113	GOM_NL__2PRFIN20031107_095007_000000372021_00251_08822_0067.N1	07-NOV-2003 09:50:07	Bright	37.000	58	21Alp And	2.0730	11000.	74	8822	No
114	GOM_NL__2PRFIN20031107_095318_000000422021_00251_08822_0068.N1	07-NOV-2003 09:53:18	Bright	42.000	73	57Gam1And	2.2600	13100.	84	8822	No
115	GOM_NL__2PRFIN20031107_095708_000000412021_00251_08822_0069.N1	07-NOV-2003 09:57:08	Bright	40.500	68	18Alp Cas	2.2250	4500.0	81	8822	No
116	GOM_NL__2PRFIN20031107_100220_000000652021_00251_08822_0070.N1	07-NOV-2003 10:02:20	Bright	65.000	6	13Alp Aur	0.080000	3400.0	130	8822	No
117	GOM_NL__2PRFIN20031107_100620_000000392021_00251_08822_0071.N1	07-NOV-2003 10:06:20	Bright	39.000	49	1Alp UMi	1.9900	6300.0	78	8822	No
118	GOM_NL__2PRFIN20031107_101024_000000392021_00251_08822_0072.N1	07-NOV-2003 10:10:24	Bright	38.500	60	7Bet UMi	2.0810	3950.0	77	8822	No
119	GOM_NL__2PRFIN20031107_101419_000000432021_00251_08822_0073.N1	07-NOV-2003 10:14:19	Bright	43.000	36	50Alp UMa	1.8000	6300.0	86	8822	No
120	GOM_NL__2PRFIN20031107_101557_000000422021_00251_08822_0074.N1	07-NOV-2003 10:15:57	Bright	41.500	82	48Bet UMa	2.3650	10600.	83	8822	No
121	GOM_NL__2PRFIN20031107_101738_000000382021_00251_08822_0075.N1	07-NOV-2003 10:17:38	Bright	38.000	39	85Eta UMa	1.8540	24000.	76	8822	No
122	GOM_NL__2PRFIN20031107_101947_000000432021_00251_08822_0076.N1	07-NOV-2003 10:19:47	Bright	43.000	174	52Psi UMa	3.0040	4400.0	86	8822	No
123	GOM_NL__2PRFIN20031107_102829_000000692021_00251_08822_0077.N1	07-NOV-2003 10:28:29	Bright	69.000	166	17Eps Leo	2.9800	6000.0	138	8822	No
124	GOM_NL__2PRFIN20031107_103237_000000702021_00251_08822_0078.N1	07-NOV-2003 10:32:37	Tw_i_and_stray	70.000	22	32Alp Leo	1.3600	15200.	140	8822	No
125	GOM_NL__2PRFIN20031107_104314_000000842021_00251_08822_0079.N1	07-NOV-2003 10:43:14	Dark	84.000	48	30Alp Hya	1.9770	4100.0	168	8822	No
126	GOM_NL__2PRFIN20031107_104615_000000402021_00251_08822_0080.N1	07-NOV-2003 10:46:15	Dark	39.500	99	Del Cen	2.5750	26000.	79	8822	No
127	GOM_NL__2PRFIN20031107_104745_000000452021_00251_08822_0081.N1	07-NOV-2003 10:47:45	Dark	45.000	26	Gam Cru	1.6240	2900.0	90	8822	No
128	GOM_NL__2PRFIN20031107_104925_000000402021_00251_08822_0082.N1	07-NOV-2003 10:49:25	Dark	39.500	12	Alp1Cru	0.77500	30000.	79	8822	No
129	GOM_NL__2PRFIN20031107_105454_000000562021_00252_08823_0060.N1	07-NOV-2003 10:54:54	Dark	56.000	70	Zet Pup	2.2460	39000.	112	8823	No
130	GOM_NL__2PRFIN20031107_105942_000000582021_00252_08823_0061.N1	07-NOV-2003 10:59:42	Dark	58.000	2	Alp Car	-0.73600	7000.0	116	8823	No
131	GOM_NL__2PRFIN20031107_110234_000000882021_00252_08823_0062.N1	07-NOV-2003 11:02:34	Dark	88.000	23	21Eps CMa	1.5020	26000.	176	8823	No
132	GOM_NL__2PRFIN20031107_110550_000000462021_00252_08823_0063.N1	07-NOV-2003 11:05:50	Dark	45.500	9	Alp Eri	0.45300	24000.	91	8823	No
133	GOM_NL__2PRFIN20031107_110920_000000422021_00252_08823_0064.N1	07-NOV-2003 11:09:20	Straylight	41.500	157	The1Eri	2.9060	9300.0	83	8823	No
134	GOM_NL__2PRFIN20031107_111406_000002162021_00252_08823_0065.N1	07-NOV-2003 11:14:06	Tw_i_and_stray	216.00	1	9Alp CMa	-1.4400	11000.	432	8823	No
135	GOM_NL__2PRFIN20031107_112101_000001342021_00252_08823_0066.N1	07-NOV-2003 11:21:01	Bright	133.50	7	19Bet Ori	0.10000	14000.	267	8823	No
136	GOM_NL__2PRFIN20031107_112736_000000402021_00252_08823_0067.N1	07-NOV-2003 11:27:36	Bright	40.000	105	6Bet Ari	2.6450	8900.0	80	8823	No
137	GOM_NL__2PRFIN20031107_113043_000000382021_00252_08823_0068.N1	07-NOV-2003 11:30:43	Bright	38.000	58	21Alp And	2.0730	11000.	76	8823	No
138	GOM_NL__2PRFIN20031107_113353_000000422021_00252_08823_0069.N1	07-NOV-2003 11:33:53	Bright	42.000	73	57Gam1And	2.2600	13100.	84	8823	No
139	GOM_NL__2PRFIN20031107_113745_000000402021_00252_08823_0070.N1	07-NOV-2003 11:37:45	Bright	40.000	68	18Alp Cas	2.2250	4500.0	80	8823	No
140	GOM_NL__2PRFIN20031107_114254_000000642021_00252_08823_0071.N1	07-NOV-2003 11:42:54	Bright	63.500	6	13Alp Aur	0.080000	3400.0	127	8823	No
141	GOM_NL__2PRFIN20031107_114656_000000392021_00252_08823_0072.N1	07-NOV-2003 11:46:56	Bright	39.000	49	1Alp UMi	1.9900	6300.0	78	8823	No
142	GOM_NL__2PRFIN20031107_115059_000000402021_00252_08823_0073.N1	07-NOV-2003 11:50:59	Bright	39.500	60	7Bet UMi	2.0810	3950.0	79	8823	No
143	GOM_NL__2PRFIN20031107_115456_000000402021_00252_08823_0074.N1	07-NOV-2003 11:54:56	Bright	40.000	36	50Alp UMa	1.8000	6300.0	80	8823	No
144	GOM_NL__2PRFIN20031107_115633_000000432021_00252_08823_0075.N1	07-NOV-2003 11:56:33	Bright	42.500	82	48Bet UMa	2.3650	10600.	85	8823	No
145	GOM_NL__2PRFIN20031107_115814_000000382021_00252_08823_0076.N1	07-NOV-2003 11:58:14	Bright	37.500	39	85Eta UMa	1.8540	24000.	75	8823	No
146	GOM_NL__2PRFIN20031107_120023_000000422021_00252_08823_0077.N1	07-NOV-2003 12:00:23	Bright	41.500	174	52Psi UMa	3.0040	4400.0	83	8823	No
147	GOM_NL__2PRFIN20031107_120905_000000672021_00252_08823_0078.N1	07-NOV-2003 12:09:05	Bright	66.500	166	17Eps Leo	2.9800	6000.0	133	8823	No
148	GOM_NL__2PRFIN20031107_121314_000000672021_00252_08823_0079.N1	07-NOV-2003 12:13:14	Tw_i_and_stray	67.000	22	32Alp Leo	1.3600	15200.	134	8823	No
149	GOM_NL__2PRFIN20031107_122352_000000892021_00252_08823_0080.N1	07-NOV-2003 12:23:52	Dark	88.500	48	30Alp Hya	1.9770	4100.0	177	8823	No
150	GOM_NL__2PRFIN20031107_122652_000000392021_00252_08823_0081.N1	07-NOV-2003 12:26:52	Dark	39.000	99	Del Cen	2.5750	26000.	78	8823	No
151	GOM_NL__2PRFIN20031107_122821_000000472021_00252_08823_0082.N1	07-NOV-2003 12:28:21	Dark	47.000	26	Gam Cru	1.6240	2900.0	94	8823	No
152	GOM_NL__2PRFIN20031107_123001_000000412021_00252_08823_0083.N1	07-NOV-2003 12:30:01	Dark	40.500	12	Alp1Cru	0.77500	30000.	81	8823	No
153	GOM_NL__2PRFIN20031107_123533_000000562021_00253_08824_0060.N1	07-NOV-2003 12:35:33	Dark	56.000	70	Zet Pup	2.2460	39000.	112	8824	No
154	GOM_NL__2PRFIN20031107_124019_000000472021_00253_08824_0061.N1	07-NOV-2003 12:40:19	Dark	47.000	2	Alp Car	-0.73600	7000.0	94	8824	No
155	GOM_NL__2PRFIN20031107_124312_000000922021_00253_08824_0062.N1	07-NOV-2003 12:43:12	Dark	91.500	23	21Eps CMa	1.5020	26000.	183	8824	No
156	GOM_NL__2PRFIN20031107_124626_000000512021_00253_08824_0063.N1	07-NOV-2003 12:46:26	Dark	51.000	9	Alp Eri	0.45300	24000.	102	8824	No
157	GOM_NL__2PRFIN20031107_124957_000000432021_00253_08824_0064.N1	07-NOV-2003 12:49:57	Straylight	43.000	157	The1Eri	2.9060	9300.0	86	8824	No
158	GOM_NL__2PRFIN20031107_125443_000002162021_00253_08824_0065.N1	07-NOV-2003 12:54:43	Tw_i_and_stray	216.00	1	9Alp CMa	-1.4400	11000.	432	8824	No
159	GOM_NL__2PRFIN20031107_130137_000001392021_00253_08824_0066.N1	07-NOV-2003 13:01:37	Bright	138.50	7	19Bet Ori	0.10000	14000.	277	8824	No
160	GOM_NL__2PRFIN20031107_130812_000000412021_00253_08824_0067.N1	07-NOV-2003 13:08:12	Bright	41.000	105	6Bet Ari	2.6450	8900.0	82	8824	No

161	GOM_NL__2PRFIN20031107_131119_000000402021_00253_08824_0068.N1	07-NOV-2003 13:11:19	Bright	39.500	58	21Alp And	2.0730	11000.	79	8824	No
162	GOM_NL__2PRFIN20031107_131429_000000402021_00253_08824_0069.N1	07-NOV-2003 13:14:29	Bright	40.000	73	57Gam1And	2.2600	13100.	80	8824	No
163	GOM_NL__2PRFIN20031107_131821_000000382021_00253_08824_0070.N1	07-NOV-2003 13:18:21	Bright	38.000	68	18Alp Cas	2.2250	4500.0	76	8824	No
164	GOM_NL__2PRFIN20031107_132329_000000622021_00253_08824_0071.N1	07-NOV-2003 13:23:29	Bright	62.000	6	13Alp Aur	0.080000	3400.0	124	8824	No
165	GOM_NL__2PRFIN20031107_132732_000000392021_00253_08824_0072.N1	07-NOV-2003 13:27:32	Bright	38.500	49	1Alp UMi	1.9900	6300.0	77	8824	No
166	GOM_NL__2PRFIN20031107_133136_000000402021_00253_08824_0073.N1	07-NOV-2003 13:31:36	Bright	39.500	60	7Bet UMi	2.0810	3950.0	79	8824	No
167	GOM_NL__2PRFIN20031107_133531_000000422021_00253_08824_0074.N1	07-NOV-2003 13:35:31	Bright	42.000	36	50Alp UMa	1.8000	6300.0	84	8824	No
168	GOM_NL__2PRFIN20031107_133709_000000422021_00253_08824_0075.N1	07-NOV-2003 13:37:09	Bright	41.500	82	48Bet UMa	2.3650	10600.	83	8824	No
169	GOM_NL__2PRFIN20031107_133851_000000362021_00253_08824_0076.N1	07-NOV-2003 13:38:51	Bright	36.000	39	85Eta UMa	1.8540	24000.	72	8824	No
170	GOM_NL__2PRFIN20031107_134059_000000432021_00253_08824_0077.N1	07-NOV-2003 13:40:59	Bright	43.000	174	52Psi UMa	3.0040	4400.0	86	8824	No
171	GOM_NL__2PRFIN20031107_134942_000000682021_00253_08824_0078.N1	07-NOV-2003 13:49:42	Bright	68.000	166	17Eps Leo	2.9800	6000.0	136	8824	No
172	GOM_NL__2PRFIN20031107_135351_000000682021_00253_08824_0079.N1	07-NOV-2003 13:53:51	Tw_i_and_stray	67.500	22	32Alp Leo	1.3600	15200.	135	8824	No
173	GOM_NL__2PRFIN20031107_140430_000000972021_00253_08824_0080.N1	07-NOV-2003 14:04:30	Dark	97.000	48	30Alp Hya	1.9770	4100.0	194	8824	No
174	GOM_NL__2PRFIN20031107_140728_000000412021_00253_08824_0081.N1	07-NOV-2003 14:07:28	Dark	41.000	99	Del Cen	2.5750	26000.	82	8824	No
175	GOM_NL__2PRFIN20031107_140857_000000512021_00253_08824_0082.N1	07-NOV-2003 14:08:57	Dark	51.000	26	Gam Cru	1.6240	2900.0	102	8824	No
176	GOM_NL__2PRFIN20031107_141037_000000492021_00253_08824_0083.N1	07-NOV-2003 14:10:37	Dark	49.000	12	Alp1Cru	0.77500	30000.	98	8824	No
177	GOM_NL__2PRFIN20031107_141610_000000562021_00254_08825_0175.N1	07-NOV-2003 14:16:10	Dark	56.000	70	Zet Pup	2.2460	39000.	112	8825	No
178	GOM_NL__2PRFIN20031107_142056_000000492021_00254_08825_0176.N1	07-NOV-2003 14:20:56	Dark	49.000	2	Alp Car	-0.73600	7000.0	98	8825	No
179	GOM_NL__2PRFIN20031107_142349_000000912021_00254_08825_0177.N1	07-NOV-2003 14:23:49	Dark	91.000	23	21Eps CMa	1.5020	26000.	182	8825	No
180	GOM_NL__2PRFIN20031107_142703_000000392021_00254_08825_0178.N1	07-NOV-2003 14:27:03	Dark	39.000	9	Alp Eri	0.45300	24000.	78	8825	No
181	GOM_NL__2PRFIN20031107_143034_000000432021_00254_08825_0179.N1	07-NOV-2003 14:30:34	Straylight	42.500	157	The1Eri	2.9060	9300.0	85	8825	No
182	GOM_NL__2PRFIN20031107_143402_000000852021_00254_08825_0180.N1	07-NOV-2003 14:34:02	Straylight	84.500	139	9Bet Lep	2.8330	5600.0	169	8825	No
183	GOM_NL__2PRFIN20031107_143826_000000452021_00254_08825_0181.N1	07-NOV-2003 14:38:26	Straylight	45.000	52	16Bet Cet	2.0370	4500.0	90	8825	No
184	GOM_NL__2PRFIN20031107_144212_000001322021_00254_08825_0182.N1	07-NOV-2003 14:42:12	Bright	132.00	7	19Bet Ori	0.10000	14000.	264	8825	No
185	GOM_NL__2PRFIN20031107_144849_000000392021_00254_08825_0183.N1	07-NOV-2003 14:48:49	Bright	39.000	105	6Bet Ari	2.6450	8900.0	78	8825	No
186	GOM_NL__2PRFIN20031107_145154_000000402021_00254_08825_0184.N1	07-NOV-2003 14:51:54	Bright	40.000	58	21Alp And	2.0730	11000.	80	8825	No
187	GOM_NL__2PRFIN20031107_145506_000000392021_00254_08825_0185.N1	07-NOV-2003 14:55:06	Bright	39.000	73	57Gam1And	2.2600	13100.	78	8825	No
188	GOM_NL__2PRFIN20031107_145857_000000392021_00254_08825_0186.N1	07-NOV-2003 14:58:57	Bright	38.500	68	18Alp Cas	2.2250	4500.0	77	8825	No
189	GOM_NL__2PRFIN20031107_150403_000000642021_00254_08825_0187.N1	07-NOV-2003 15:04:03	Bright	63.500	6	13Alp Aur	0.080000	3400.0	127	8825	No
190	GOM_NL__2PRFIN20031107_150808_000000382021_00254_08825_0188.N1	07-NOV-2003 15:08:08	Bright	37.500	49	1Alp UMi	1.9900	6300.0	75	8825	No
191	GOM_NL__2PRFIN20031107_151213_000000382021_00254_08825_0189.N1	07-NOV-2003 15:12:13	Bright	38.000	60	7Bet UMi	2.0810	3950.0	76	8825	No
192	GOM_NL__2PRFIN20031107_151607_000000422021_00254_08825_0190.N1	07-NOV-2003 15:16:07	Bright	42.000	36	50Alp UMa	1.8000	6300.0	84	8825	No
193	GOM_NL__2PRFIN20031107_151745_000000422021_00254_08825_0191.N1	07-NOV-2003 15:17:45	Bright	42.000	82	48Bet UMa	2.3650	10600.	84	8825	No
194	GOM_NL__2PRFIN20031107_151927_000000372021_00254_08825_0192.N1	07-NOV-2003 15:19:27	Bright	36.500	39	85Eta UMa	1.8540	24000.	73	8825	No
195	GOM_NL__2PRFIN20031107_152135_000000472021_00254_08825_0193.N1	07-NOV-2003 15:21:35	Bright	46.500	174	52Psi UMa	3.0040	4400.0	93	8825	No
196	GOM_NL__2PRFIN20031107_153018_000000652021_00254_08825_0194.N1	07-NOV-2003 15:30:18	Bright	64.500	166	17Eps Leo	2.9800	6000.0	129	8825	No
197	GOM_NL__2PRFIN20031107_153427_000000682021_00254_08825_0195.N1	07-NOV-2003 15:34:27	Tw_i_and_stray	68.000	22	32Alp Leo	1.3600	15200.	136	8825	No
198	GOM_NL__2PRFIN20031107_154507_000000982021_00254_08825_0196.N1	07-NOV-2003 15:45:07	Dark	97.500	48	30Alp Hya	1.9770	4100.0	195	8825	No
199	GOM_NL__2PRFIN20031107_154803_000000402021_00254_08825_0197.N1	07-NOV-2003 15:48:03	Dark	40.000	99	Del Cen	2.5750	26000.	80	8825	No
200	GOM_NL__2PRFIN20031107_154933_000000432021_00254_08825_0198.N1	07-NOV-2003 15:49:33	Dark	42.500	26	Gam Cru	1.6240	2900.0	85	8825	No
201	GOM_NL__2PRFIN20031107_155113_000000452021_00254_08825_0199.N1	07-NOV-2003 15:51:13	Dark	44.500	12	Alp1Cru	0.77500	30000.	89	8825	No
202	GOM_NL__2PRFIN20031107_155241_000000612021_00255_08826_0060.N1	07-NOV-2003 15:52:41	Dark	61.000	65	Lam Vel	2.2040	4400.0	122	8826	No
203	GOM_NL__2PRFIN20031107_155647_000000572021_00255_08826_0061.N1	07-NOV-2003 15:56:47	Dark	57.000	70	Zet Pup	2.2460	39000.	114	8826	No
204	GOM_NL__2PRFIN20031107_160132_000000622021_00255_08826_0062.N1	07-NOV-2003 16:01:32	Dark	62.000	2	Alp Car	-0.73600	7000.0	124	8826	No
205	GOM_NL__2PRFIN20031107_160426_000000832021_00255_08826_0063.N1	07-NOV-2003 16:04:26	Dark	83.000	23	21Eps CMa	1.5020	26000.	166	8826	No
206	GOM_NL__2PRFIN20031107_160739_000000492021_00255_08826_0064.N1	07-NOV-2003 16:07:39	Dark	48.500	9	Alp Eri	0.45300	24000.	97	8826	No
207	GOM_NL__2PRFIN20031107_161107_000000452021_00255_08826_0065.N1	07-NOV-2003 16:11:07	Straylight	44.500	157	The1Eri	2.9060	9300.0	89	8826	No
208	GOM_NL__2PRFIN20031107_161438_000000792021_00255_08826_0066.N1	07-NOV-2003 16:14:38	Straylight	79.000	139	9Bet Lep	2.8330	5600.0	158	8826	No
209	GOM_NL__2PRFIN20031107_161902_000000442021_00255_08826_0067.N1	07-NOV-2003 16:19:02	Straylight	44.000	52	16Bet Cet	2.0370	4500.0	88	8826	No
210	GOM_NL__2PRFIN20031107_162246_000001332021_00255_08826_0068.N1	07-NOV-2003 16:22:46	Bright	132.50	7	19Bet Ori	0.10000	14000.	265	8826	No
211	GOM_NL__2PRFIN20031107_162924_000000412021_00255_08826_0069.N1	07-NOV-2003 16:29:24	Bright	41.000	105	6Bet Ari	2.6450	8900.0	82	8826	No
212	GOM_NL__2PRFIN20031107_163230_000000412021_00255_08826_0070.N1	07-NOV-2003 16:32:30	Bright	41.000	58	21Alp And	2.0730	11000.	82	8826	No
213	GOM_NL__2PRFIN20031107_163542_000000392021_00255_08826_0071.N1	07-NOV-2003 16:35:42	Bright	39.000	73	57Gam1And	2.2600	13100.	78	8826	No
214	GOM_NL__2PRFIN20031107_163931_000000382021_00255_08826_0072.N1	07-NOV-2003 16:39:31	Bright	38.000	68	18Alp Cas	2.2250	4500.0	76	8826	No
215	GOM_NL__2PRFIN20031107_164438_000000642021_00255_08826_0073.N1	07-NOV-2003 16:44:38	Bright	64.000	6	13Alp Aur	0.080000	3400.0	128	8826	No
216	GOM_NL__2PRFIN20031107_164844_000000402021_00255_08826_0074.N1	07-NOV-2003 16:48:44	Bright	39.500	49	1Alp UMi	1.9900	6300.0	79	8826	No
217	GOM_NL__2PRFIN20031107_165248_000000412021_00255_08826_0075.N1	07-NOV-2003 16:52:48	Bright	41.000	60	7Bet UMi	2.0810	3950.0	82	8826	No
218	GOM_NL__2PRFIN20031107_165643_000000422021_00255_08826_0076.N1	07-NOV-2003 16:56:43	Bright	41.500	36	50Alp UMa	1.8000	6300.0	83	8826	No
219	GOM_NL__2PRFIN20031107_165821_000000422021_00255_08826_0077.N1	07-NOV-2003 16:58:21	Bright	41.500	82	48Bet UMa	2.3650	10600.	83	8826	No

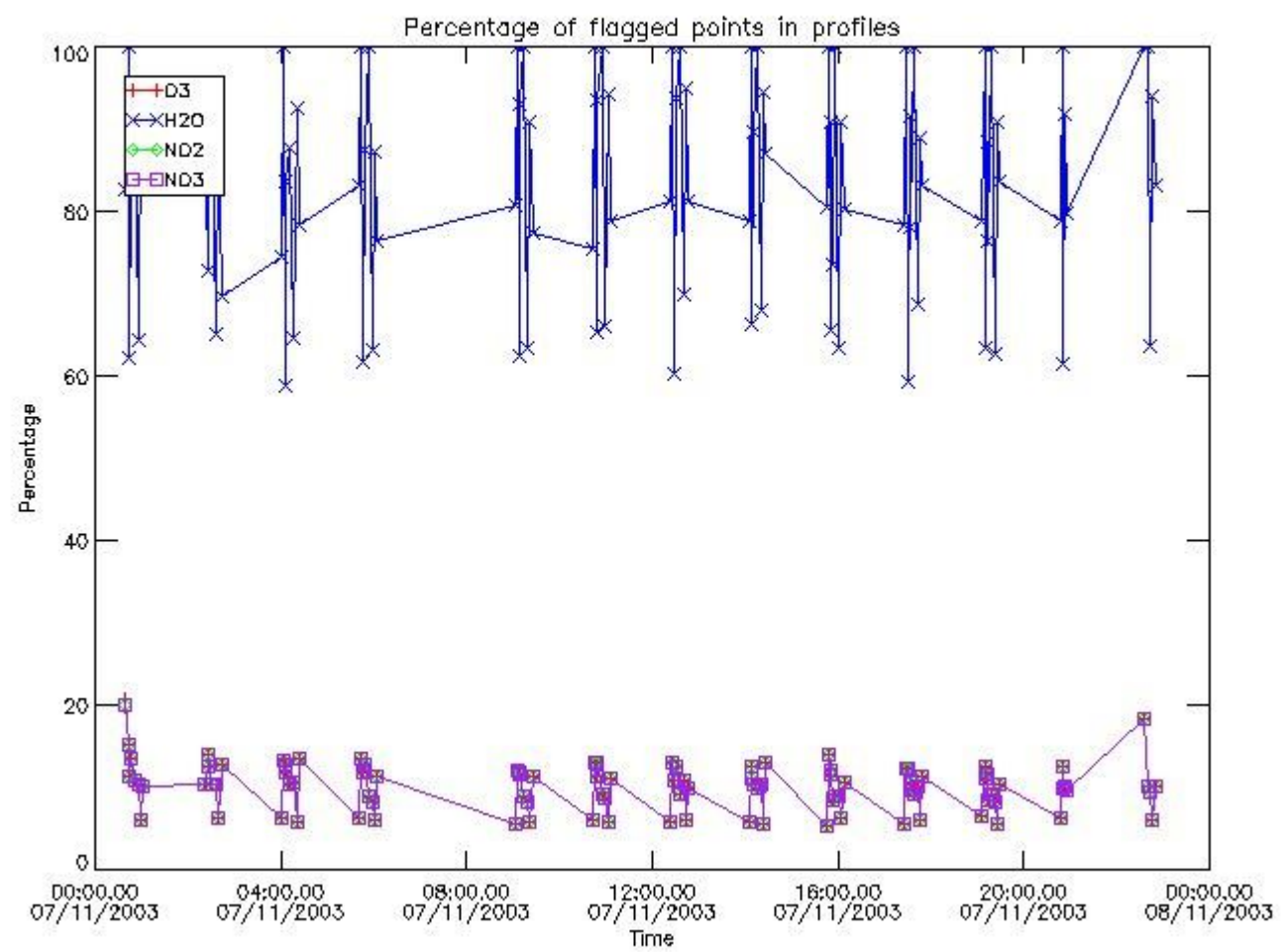
220	GOM_NL__2PRFIN20031107_170003_000000362021_00255_08826_0078.N1	07-NOV-2003 17:00:03	Bright	36.000	39	85Eta UMa	1.8540	24000.	72	8826	No
221	GOM_NL__2PRFIN20031107_170211_000000592021_00255_08826_0079.N1	07-NOV-2003 17:02:11	Bright	59.000	174	52Psi UMa	3.0040	4400.0	118	8826	No
222	GOM_NL__2PRFIN20031107_171055_000000672021_00255_08826_0080.N1	07-NOV-2003 17:10:55	Bright	67.000	166	17Eps Leo	2.9800	6000.0	134	8826	No
223	GOM_NL__2PRFIN20031107_171504_000000732021_00255_08826_0081.N1	07-NOV-2003 17:15:04	Tw_i_and_stray	72.500	22	32Alp Leo	1.3600	15200.	145	8826	No
224	GOM_NL__2PRFIN20031107_172545_000000912021_00255_08826_0082.N1	07-NOV-2003 17:25:45	Dark	90.500	48	30Alp Hya	1.9770	4100.0	181	8826	No
225	GOM_NL__2PRFIN20031107_172839_000000422021_00255_08826_0083.N1	07-NOV-2003 17:28:39	Dark	41.500	99	Del Cen	2.5750	26000.	83	8826	No
226	GOM_NL__2PRFIN20031107_173009_000000462021_00255_08826_0084.N1	07-NOV-2003 17:30:09	Dark	46.000	26	Gam Cru	1.6240	2900.0	92	8826	No
227	GOM_NL__2PRFIN20031107_173149_000000482021_00255_08826_0085.N1	07-NOV-2003 17:31:49	Dark	48.000	12	Alp1Cru	0.77500	30000.	96	8826	No
228	GOM_NL__2PRFIN20031107_173317_000000532021_00256_08827_9236.N1	07-NOV-2003 17:33:17	Dark	53.000	65	Lam Vel	2.2040	4400.0	106	8827	No
229	GOM_NL__2PRFIN20031107_173725_000000562021_00256_08827_9237.N1	07-NOV-2003 17:37:25	Dark	56.000	70	Zet Pup	2.2460	39000.	112	8827	No
230	GOM_NL__2PRFIN20031107_174208_000000502021_00256_08827_9238.N1	07-NOV-2003 17:42:08	Dark	50.000	2	Alp Car	-0.73600	7000.0	100	8827	No
231	GOM_NL__2PRFIN20031107_174504_000000862021_00256_08827_9239.N1	07-NOV-2003 17:45:04	Dark	85.500	23	21Eps CMa	1.5020	26000.	171	8827	No
232	GOM_NL__2PRFIN20031107_174814_000000452021_00256_08827_9240.N1	07-NOV-2003 17:48:14	Dark	44.500	9	Alp Eri	0.45300	24000.	89	8827	No
233	GOM_NL__2PRFIN20031107_175144_000000452021_00256_08827_9241.N1	07-NOV-2003 17:51:44	Straylight	44.500	157	The1Eri	2.9060	9300.0	89	8827	No
234	GOM_NL__2PRFIN20031107_175514_000000882021_00256_08827_9242.N1	07-NOV-2003 17:55:14	Straylight	87.500	139	9Bet Lep	2.8330	5600.0	175	8827	No
235	GOM_NL__2PRFIN20031107_175938_000000432021_00256_08827_9243.N1	07-NOV-2003 17:59:38	Straylight	43.000	52	16Bet Cet	2.0370	4500.0	86	8827	No
236	GOM_NL__2PRFIN20031107_180322_000001452021_00256_08827_9244.N1	07-NOV-2003 18:03:22	Bright	144.50	7	19Bet Ori	0.10000	14000.	289	8827	No
237	GOM_NL__2PRFIN20031107_181000_000000412021_00256_08827_9245.N1	07-NOV-2003 18:10:00	Bright	40.500	105	6Bet Ari	2.6450	8900.0	81	8827	No
238	GOM_NL__2PRFIN20031107_181308_000000402021_00256_08827_9246.N1	07-NOV-2003 18:13:08	Bright	40.000	58	21Alp And	2.0730	11000.	80	8827	No
239	GOM_NL__2PRFIN20031107_181617_000000402021_00256_08827_9247.N1	07-NOV-2003 18:16:17	Bright	40.000	73	57Gam1And	2.2600	13100.	80	8827	No
240	GOM_NL__2PRFIN20031107_182007_000000422021_00256_08827_9248.N1	07-NOV-2003 18:20:07	Bright	41.500	68	18Alp Cas	2.2250	4500.0	83	8827	No
241	GOM_NL__2PRFIN20031107_182513_000000642021_00256_08827_9249.N1	07-NOV-2003 18:25:13	Bright	64.000	6	13Alp Aur	0.080000	3400.0	128	8827	No
242	GOM_NL__2PRFIN20031107_182919_000000392021_00256_08827_9250.N1	07-NOV-2003 18:29:19	Bright	39.000	49	1Alp UMi	1.9900	6300.0	78	8827	No
243	GOM_NL__2PRFIN20031107_183322_000000432021_00256_08827_9251.N1	07-NOV-2003 18:33:22	Bright	43.000	60	7Bet UMi	2.0810	3950.0	86	8827	No
244	GOM_NL__2PRFIN20031107_183718_000000422021_00256_08827_9252.N1	07-NOV-2003 18:37:18	Bright	42.000	36	50Alp UMa	1.8000	6300.0	84	8827	No
245	GOM_NL__2PRFIN20031107_183855_000000412021_00256_08827_9253.N1	07-NOV-2003 18:38:55	Bright	40.500	82	48Bet UMa	2.3650	10600.	81	8827	No
246	GOM_NL__2PRFIN20031107_184040_000000352021_00256_08827_9254.N1	07-NOV-2003 18:40:40	Bright	34.500	39	85Eta UMa	1.8540	24000.	69	8827	No
247	GOM_NL__2PRFIN20031107_184247_000000592021_00256_08827_9255.N1	07-NOV-2003 18:42:47	Bright	59.000	174	52Psi UMa	3.0040	4400.0	118	8827	No
248	GOM_NL__2PRFIN20031107_185131_000000672021_00256_08827_9256.N1	07-NOV-2003 18:51:31	Bright	66.500	166	17Eps Leo	2.9800	6000.0	133	8827	No
249	GOM_NL__2PRFIN20031107_185541_000000692021_00256_08827_9257.N1	07-NOV-2003 18:55:41	Tw_i_and_stray	68.500	22	32Alp Leo	1.3600	15200.	137	8827	No
250	GOM_NL__2PRFIN20031107_190623_000000782021_00256_08827_9258.N1	07-NOV-2003 19:06:23	Dark	78.000	48	30Alp Hya	1.9770	4100.0	156	8827	No
251	GOM_NL__2PRFIN20031107_190915_000000412021_00256_08827_9259.N1	07-NOV-2003 19:09:15	Dark	40.500	99	Del Cen	2.5750	26000.	81	8827	No
252	GOM_NL__2PRFIN20031107_191045_000000512021_00256_08827_9260.N1	07-NOV-2003 19:10:45	Dark	51.000	26	Gam Cru	1.6240	2900.0	102	8827	No
253	GOM_NL__2PRFIN20031107_191225_000000442021_00256_08827_9261.N1	07-NOV-2003 19:12:25	Dark	44.000	12	Alp1Cru	0.77500	30000.	88	8827	No
254	GOM_NL__2PRFIN20031107_191355_000000602021_00257_08828_0061.N1	07-NOV-2003 19:13:55	Dark	60.000	65	Lam Vel	2.2040	4400.0	120	8828	No
255	GOM_NL__2PRFIN20031107_191802_000000552021_00257_08828_0062.N1	07-NOV-2003 19:18:02	Dark	55.000	70	Zet Pup	2.2460	39000.	110	8828	No
256	GOM_NL__2PRFIN20031107_192246_000000622021_00257_08828_0063.N1	07-NOV-2003 19:22:46	Dark	62.000	2	Alp Car	-0.73600	7000.0	124	8828	No
257	GOM_NL__2PRFIN20031107_192542_000000932021_00257_08828_0064.N1	07-NOV-2003 19:25:42	Dark	92.500	23	21Eps CMa	1.5020	26000.	185	8828	No
258	GOM_NL__2PRFIN20031107_192851_000000492021_00257_08828_0065.N1	07-NOV-2003 19:28:51	Dark	48.500	9	Alp Eri	0.45300	24000.	97	8828	No
259	GOM_NL__2PRFIN20031107_193220_000000452021_00257_08828_0066.N1	07-NOV-2003 19:32:20	Straylight	45.000	157	The1Eri	2.9060	9300.0	90	8828	No
260	GOM_NL__2PRFIN20031107_193551_000000872021_00257_08828_0067.N1	07-NOV-2003 19:35:51	Straylight	87.000	139	9Bet Lep	2.8330	5600.0	174	8828	No
261	GOM_NL__2PRFIN20031107_194014_000000402021_00257_08828_0068.N1	07-NOV-2003 19:40:14	Straylight	39.500	52	16Bet Cet	2.0370	4500.0	79	8828	No
262	GOM_NL__2PRFIN20031107_194357_000001352021_00257_08828_0069.N1	07-NOV-2003 19:43:57	Bright	135.00	7	19Bet Ori	0.10000	14000.	270	8828	No
263	GOM_NL__2PRFIN20031107_195036_000000402021_00257_08828_0070.N1	07-NOV-2003 19:50:36	Bright	40.000	105	6Bet Ari	2.6450	8900.0	80	8828	No
264	GOM_NL__2PRFIN20031107_195344_000000412021_00257_08828_0071.N1	07-NOV-2003 19:53:44	Bright	40.500	58	21Alp And	2.0730	11000.	81	8828	No
265	GOM_NL__2PRFIN20031107_195652_000000432021_00257_08828_0072.N1	07-NOV-2003 19:56:52	Bright	42.500	73	57Gam1And	2.2600	13100.	85	8828	No
266	GOM_NL__2PRFIN20031107_200043_000000392021_00257_08828_0073.N1	07-NOV-2003 20:00:43	Bright	38.500	68	18Alp Cas	2.2250	4500.0	77	8828	No
267	GOM_NL__2PRFIN20031107_200548_000000632021_00257_08828_0074.N1	07-NOV-2003 20:05:48	Bright	63.000	6	13Alp Aur	0.080000	3400.0	126	8828	No
268	GOM_NL__2PRFIN20031107_200955_000000392021_00257_08828_0075.N1	07-NOV-2003 20:09:55	Bright	38.500	49	1Alp UMi	1.9900	6300.0	77	8828	No
269	GOM_NL__2PRFIN20031107_201359_000000422021_00257_08828_0076.N1	07-NOV-2003 20:13:59	Bright	42.000	60	7Bet UMi	2.0810	3950.0	84	8828	No
270	GOM_NL__2PRFIN20031107_201754_000000432021_00257_08828_0077.N1	07-NOV-2003 20:17:54	Bright	42.500	36	50Alp UMa	1.8000	6300.0	85	8828	No
271	GOM_NL__2PRFIN20031107_201932_000000432021_00257_08828_0078.N1	07-NOV-2003 20:19:32	Bright	42.500	82	48Bet UMa	2.3650	10600.	85	8828	No
272	GOM_NL__2PRFIN20031107_202115_000000372021_00257_08828_0079.N1	07-NOV-2003 20:21:15	Bright	37.000	39	85Eta UMa	1.8540	24000.	74	8828	No
273	GOM_NL__2PRFIN20031107_202323_000000512021_00257_08828_0080.N1	07-NOV-2003 20:23:23	Bright	51.000	174	52Psi UMa	3.0040	4400.0	102	8828	No
274	GOM_NL__2PRFIN20031107_203208_000000702021_00257_08828_0081.N1	07-NOV-2003 20:32:08	Bright	69.500	166	17Eps Leo	2.9800	6000.0	139	8828	No
275	GOM_NL__2PRFIN20031107_203618_000000742021_00257_08828_0082.N1	07-NOV-2003 20:36:18	Tw_i_and_stray	73.500	22	32Alp Leo	1.3600	15200.	147	8828	No
276	GOM_NL__2PRFIN20031107_204701_000000882021_00257_08828_0083.N1	07-NOV-2003 20:47:01	Dark	88.000	48	30Alp Hya	1.9770	4100.0	176	8828	No
277	GOM_NL__2PRFIN20031107_204951_000000412021_00257_08828_0084.N1	07-NOV-2003 20:49:51	Dark	41.000	99	Del Cen	2.5750	26000.	82	8828	No
278	GOM_NL__2PRFIN20031107_205121_000000512021_00257_08828_0085.N1	07-NOV-2003 20:51:21	Dark	51.000	26	Gam Cru	1.6240	2900.0	102	8828	No

279	GOM_NL__2PRFIN20031107_205301_000000502021_00257_08828_0086.N1	07-NOV-2003 20:53:01	Dark	50.000	12	Alp1Cru	0.77500	30000.	100	8828	No
280	GOM_NL__2PRFIN20031107_205432_000000522021_00258_08829_0082.N1	07-NOV-2003 20:54:32	Dark	52.000	65	Lam Vel	2.2040	4400.0	104	8829	No
281	GOM_NL__2PRFIN20031107_223554_000000452021_00259_08830_0082.N1	07-NOV-2003 22:35:54	Dark	44.500	91	Kap Vel	2.4900	26000.	89	8830	No
282	GOM_NL__2PRFIN20031107_223917_000000562021_00259_08830_0083.N1	07-NOV-2003 22:39:17	Dark	55.500	70	Zet Pup	2.2460	39000.	111	8830	No
283	GOM_NL__2PRFIN20031107_224359_000000542021_00259_08830_0084.N1	07-NOV-2003 22:43:59	Dark	54.000	2	Alp Car	-0.73600	7000.0	108	8830	No
284	GOM_NL__2PRFIN20031107_224656_000000842021_00259_08830_0085.N1	07-NOV-2003 22:46:56	Dark	84.000	23	21Eps CMa	1.5020	26000.	168	8830	No
285	GOM_NL__2PRFIN20031107_225003_000000512021_00259_08830_0086.N1	07-NOV-2003 22:50:03	Dark	50.500	9	Alp Eri	0.45300	24000.	101	8830	No
286	GOM_NL__2PRFIN20031107_225332_000000422021_00259_08830_0087.N1	07-NOV-2003 22:53:32	Straylight	42.000	157	The1Eri	2.9060	9300.0	84	8830	No
287	GOM_NL__2PRFIN20031107_225725_000001692021_00259_08830_0088.N1	07-NOV-2003 22:57:25	Straylight	169.00	47	2Bet CMa	1.9760	28000.	338	8830	No
288	GOM_NL__2PRFIN20031107_230507_000001402021_00259_08830_0089.N1	07-NOV-2003 23:05:07	Bright	140.00	7	19Bet Ori	0.10000	14000.	280	8830	No
289	GOM_NL__2PRFIN20031107_231147_000000402021_00259_08830_0090.N1	07-NOV-2003 23:11:47	Bright	40.000	105	6Bet Ari	2.6450	8900.0	80	8830	No
290	GOM_NL__2PRFIN20031107_231456_000000402021_00259_08830_0091.N1	07-NOV-2003 23:14:56	Bright	39.500	58	21Alp And	2.0730	11000.	79	8830	No
291	GOM_NL__2PRFIN20031107_231802_000000432021_00259_08830_0092.N1	07-NOV-2003 23:18:02	Bright	43.000	73	57Gam1And	2.2600	13100.	86	8830	No
292	GOM_NL__2PRFIN20031107_232157_000000382021_00259_08830_0093.N1	07-NOV-2003 23:21:57	Bright	38.000	68	18Alp Cas	2.2250	4500.0	76	8830	No
293	GOM_NL__2PRFIN20031107_232657_000000632021_00259_08830_0094.N1	07-NOV-2003 23:26:57	Bright	63.000	6	13Alp Aur	0.080000	3400.0	126	8830	No
294	GOM_NL__2PRFIN20031107_233107_000000392021_00259_08830_0095.N1	07-NOV-2003 23:31:07	Bright	38.500	49	1Alp UMi	1.9900	6300.0	77	8830	No
295	GOM_NL__2PRFIN20031107_233512_000000382021_00259_08830_0096.N1	07-NOV-2003 23:35:12	Bright	37.500	60	7Bet UMi	2.0810	3950.0	75	8830	No
296	GOM_NL__2PRFIN20031107_233906_000000432021_00259_08830_0097.N1	07-NOV-2003 23:39:06	Bright	43.000	36	50Alp UMa	1.8000	6300.0	86	8830	No
297	GOM_NL__2PRFIN20031107_234044_000000582021_00259_08830_0098.N1	07-NOV-2003 23:40:44	Bright	58.000	82	48Bet UMa	2.3650	10600.	116	8830	No
298	GOM_NL__2PRFIN20031107_234227_000000372021_00259_08830_0099.N1	07-NOV-2003 23:42:27	Bright	36.500	39	85Eta UMa	1.8540	24000.	73	8830	No
299	GOM_NL__2PRFIN20031107_234434_000000452021_00259_08830_0100.N1	07-NOV-2003 23:44:34	Bright	44.500	174	52Psi UMa	3.0040	4400.0	89	8830	No
300	GOM_NL__2PRFIN20031107_235321_000000712021_00259_08830_0101.N1	07-NOV-2003 23:53:21	Bright	71.000	166	17Eps Leo	2.9800	6000.0	142	8830	No
301	GOM_NL__2PRFIN20031107_235732_000000742021_00259_08830_0102.N1	07-NOV-2003 23:57:32	Twilight	74.000	22	32Alp Leo	1.3600	15200.	148	8830	No

3. Quality information per product

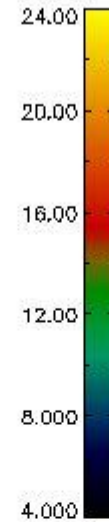
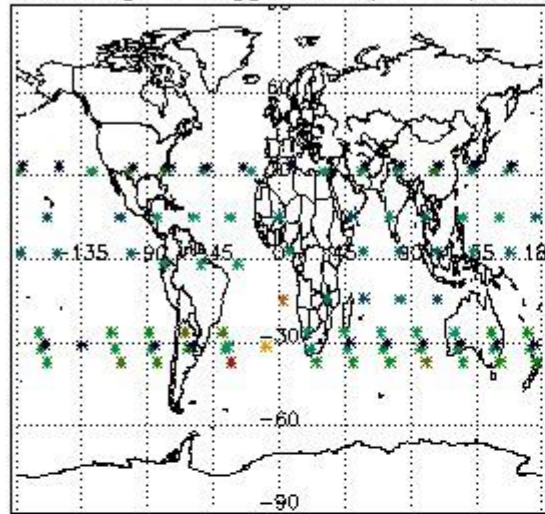
In this section it is plotted some information contained in the Quality Summary data set of the level 2 products. Only products in dark limb conditions and without errors (error flag in the MPH set to "0") are used.

3.1 Plot quality information per product (time dependant)

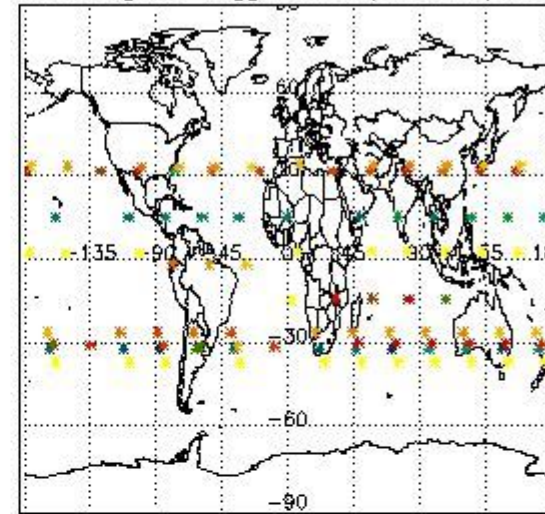


3.2 Plot quality information per product (world map)


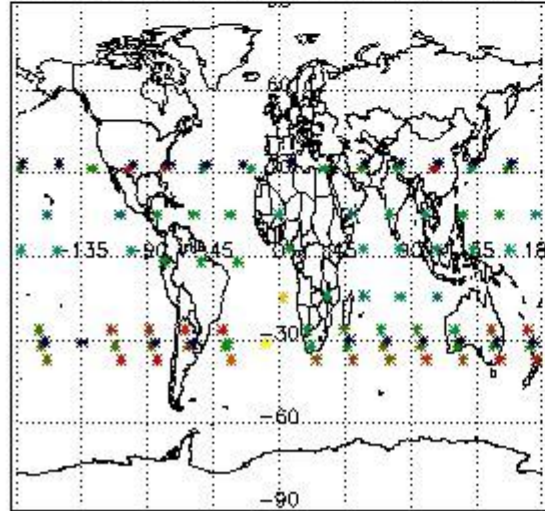
Percentage of flagged data per O3 profile



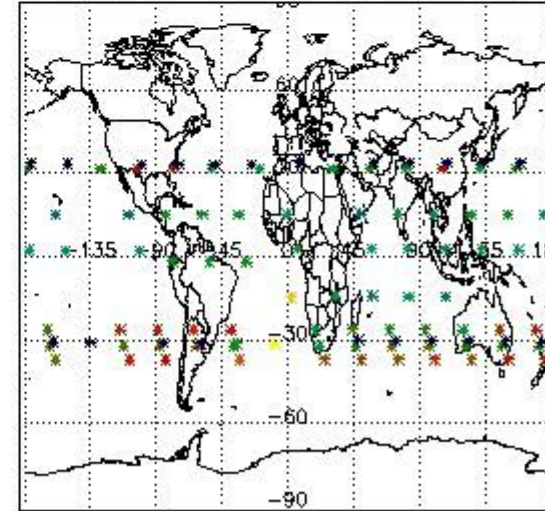
Percentage of flagged data per H2O profile



Percentage of flagged data per NO2 profile



Percentage of flagged data per NO3 profile

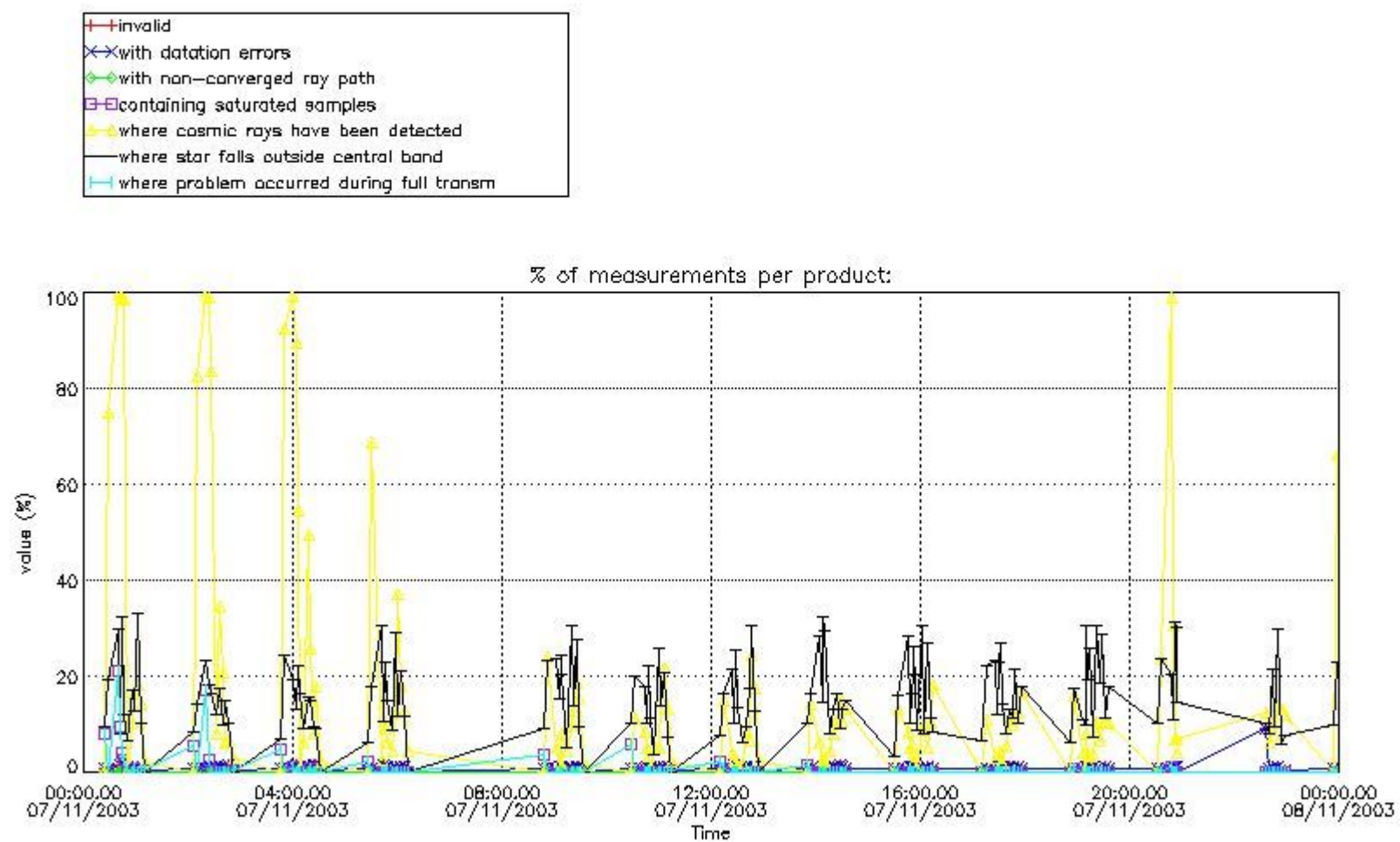


4. Level 1 quality information per product

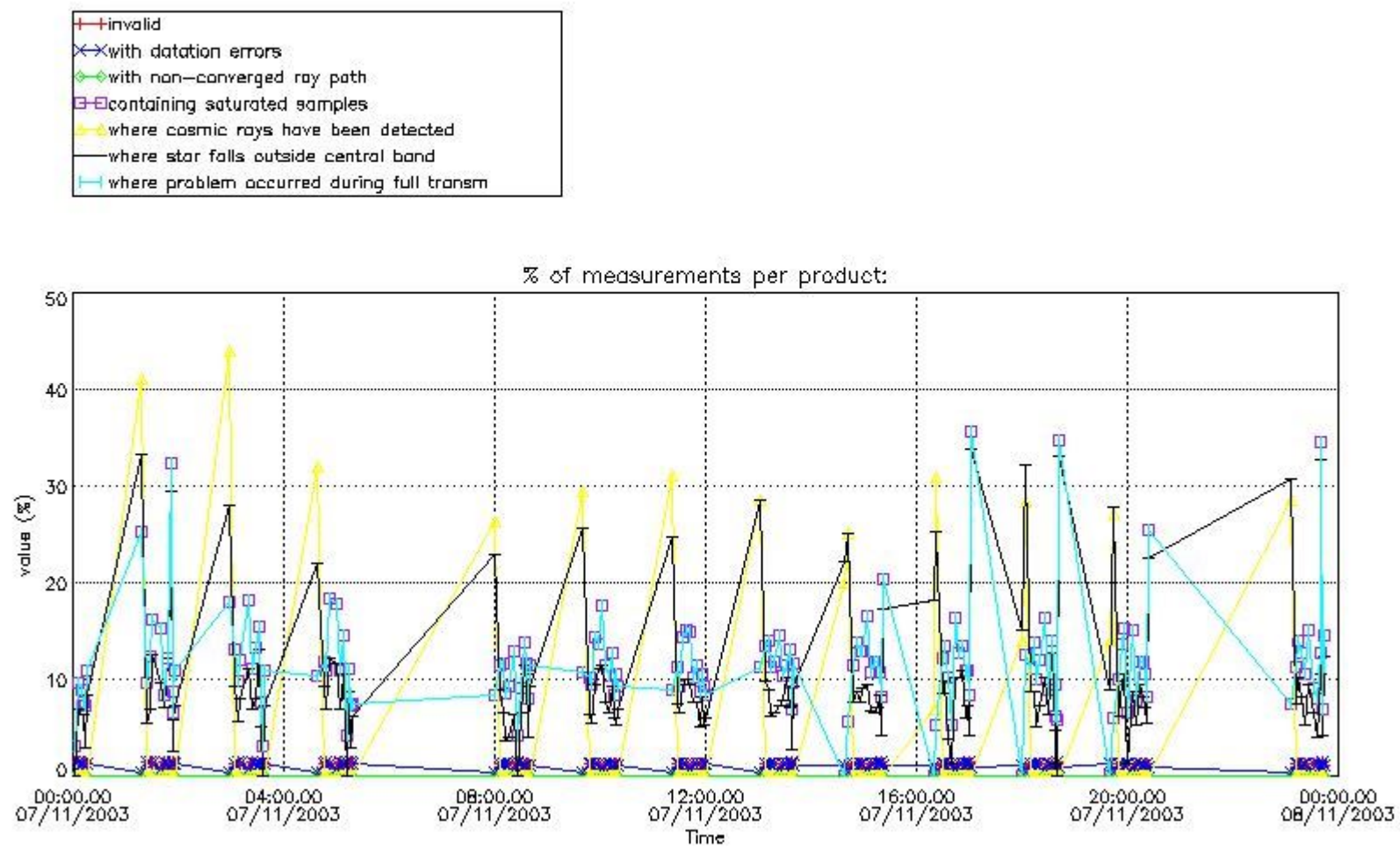
In this section it is plotted some information contained in the Quality Summary data set of the level 2 products that comes from the level 1b processing. Products without errors (error flag in the MPH set to "0") are used.

4.1 Plot quality information per product (time dependant) coming from level 1b processing

4.1.1 Plot level 1 quality information per product (time dependant): ENVISAT ASCENDING passes

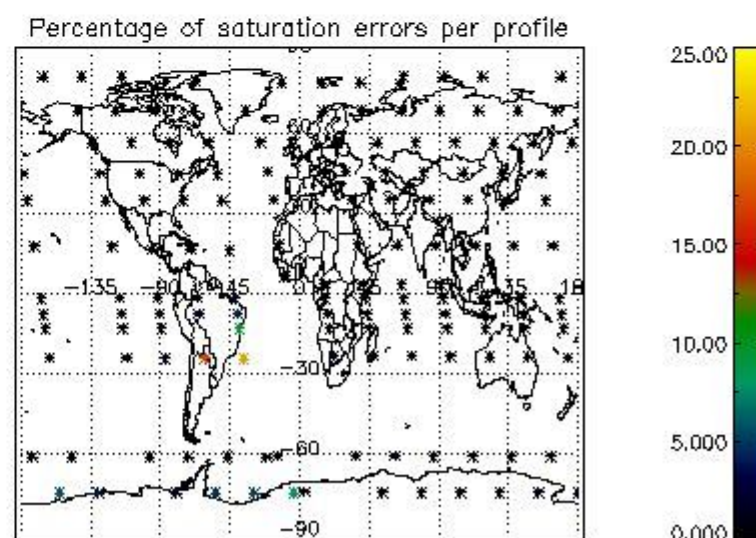
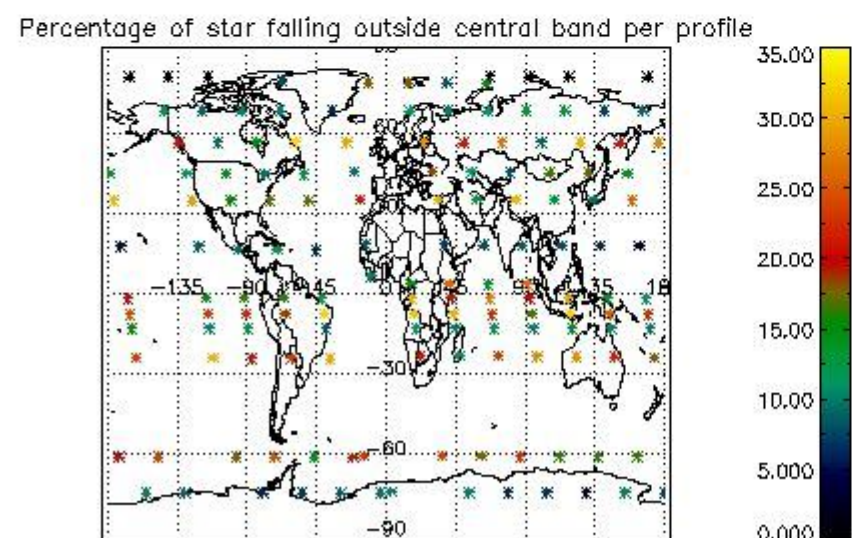
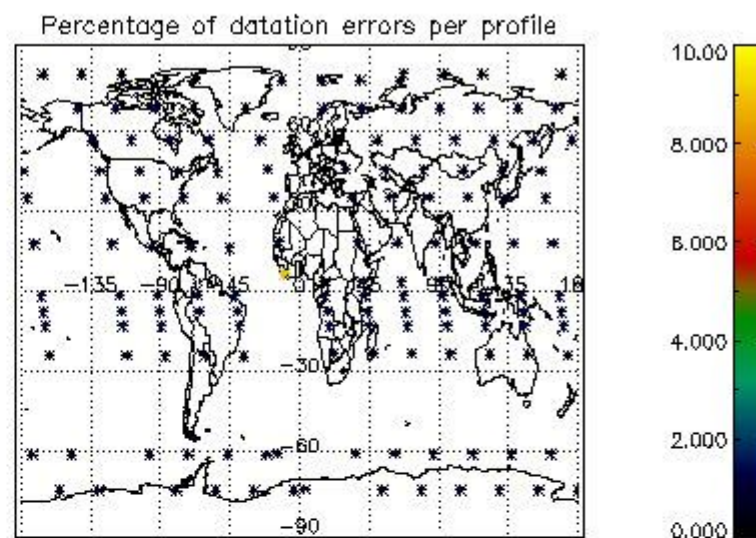
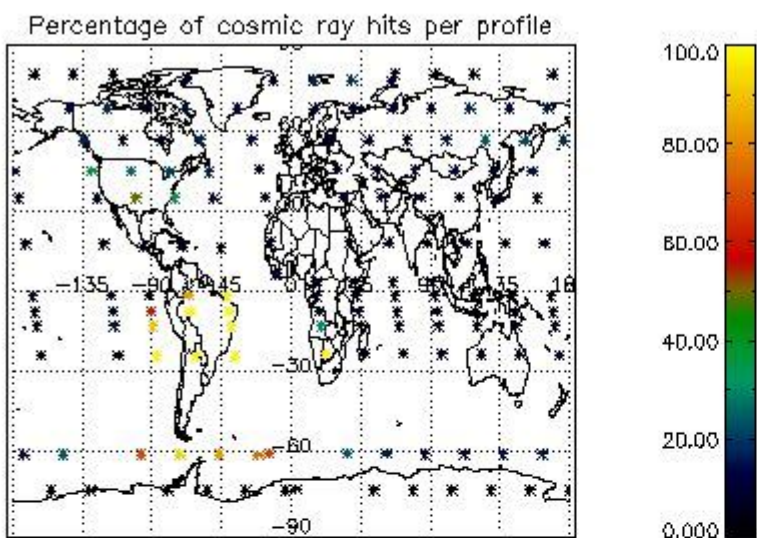


4.1.2 Plot level 1 quality information per product (time dependant): ENVI SAT DESCENDING passes

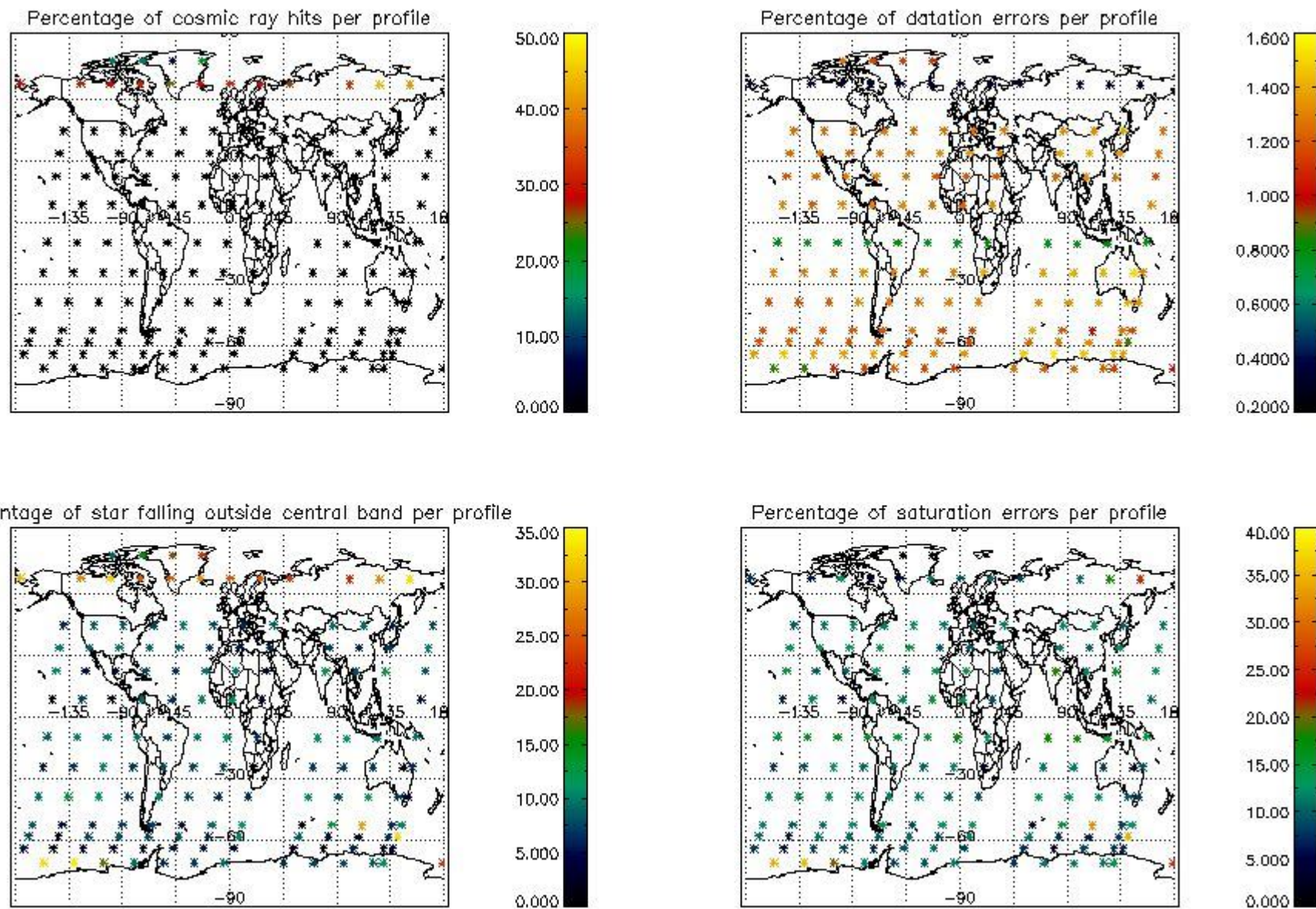


4.2 Plot quality information per product coming from level 1b processing (world map)

4.2.1 Plot level 1 quality information per product (world map): ENVISAT ASCENDING passes



4.2.2 Plot level 1 quality information per product (world map): ENVISAT DESCENDING passes



5. Trace gas profiles

5.1 Ozone statistics based on quality of products

The final quality of the products can be "measured" using the STD (Standard Deviation) attached to every point profile. This information is written to the parameter GOM_NL__2P/NL_LOCAL_SPECIES_DENSITY/o3_std of the level 2 products. The table below shows the statistics for given STD ranges.

The statistics are given with respect to the overall valid production:

- Products without fatal errors: GOM_NL__2P/MPH/PRODUCT_ERR=0
- Valid point profile: GOM_NL__2P/NL_LOCAL_SPECIES_DENSITY/pcd(0)=0

The 'Criteria' is applied to valid points of dark limb products:

- Products in dark limb illumination condition: GOM_NL__2P/NL_SUMMARY_QUALITY/obs_ill_cond=0
- Products without fatal errors: GOM_NL__2P/MPH/PRODUCT_ERR=0
- Valid point profile: GOM_NL__2P/NL_LOCAL_SPECIES_DENSITY/pcd(0)=0

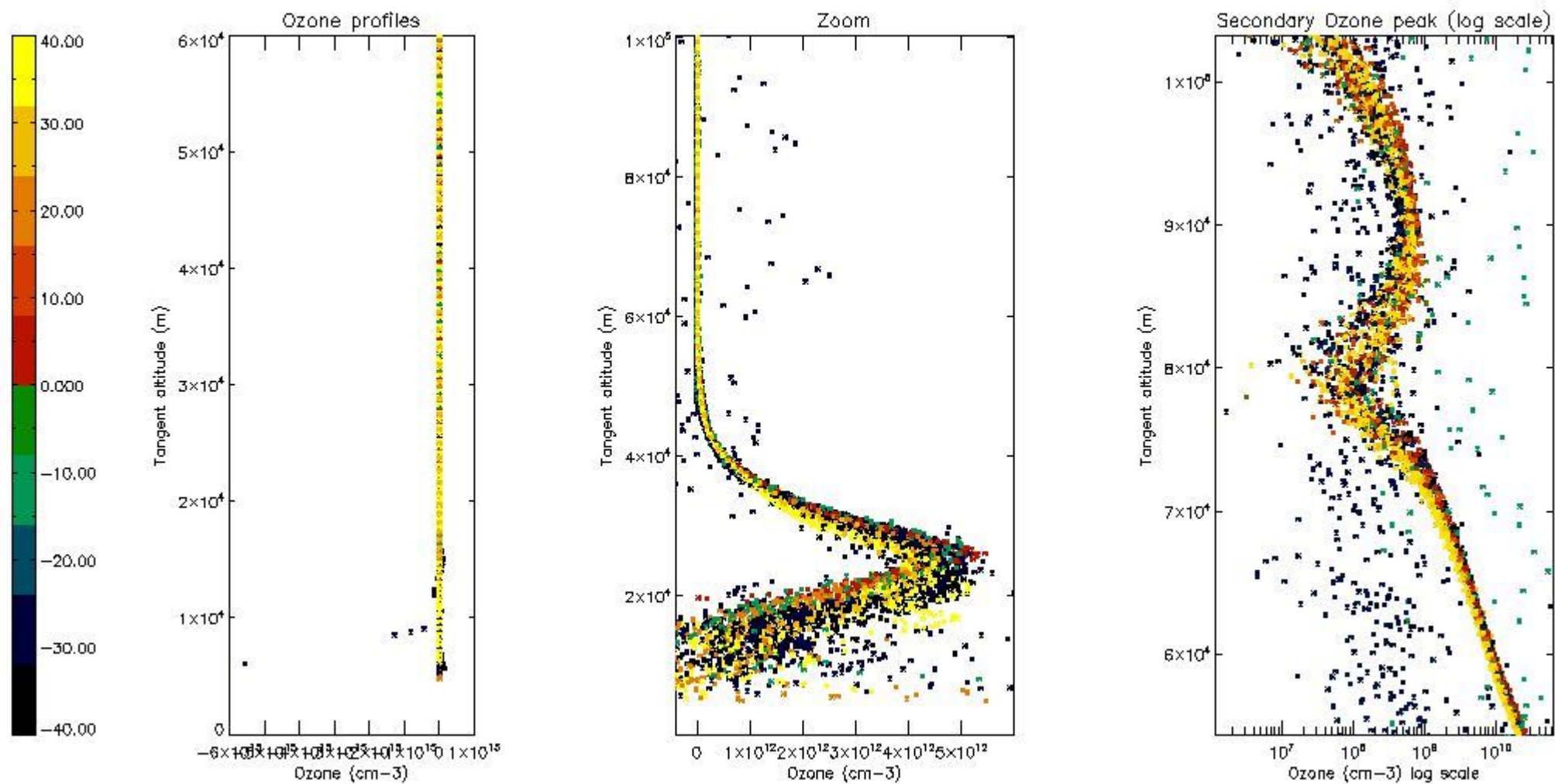
So, the table below shows the percentage of dark limb and valid observations for each criteria with respect to the overall valid daily observations.

Criteria	% of total production
All STD	33
STD < 20	20

STD < 10	17
STD < 5	14

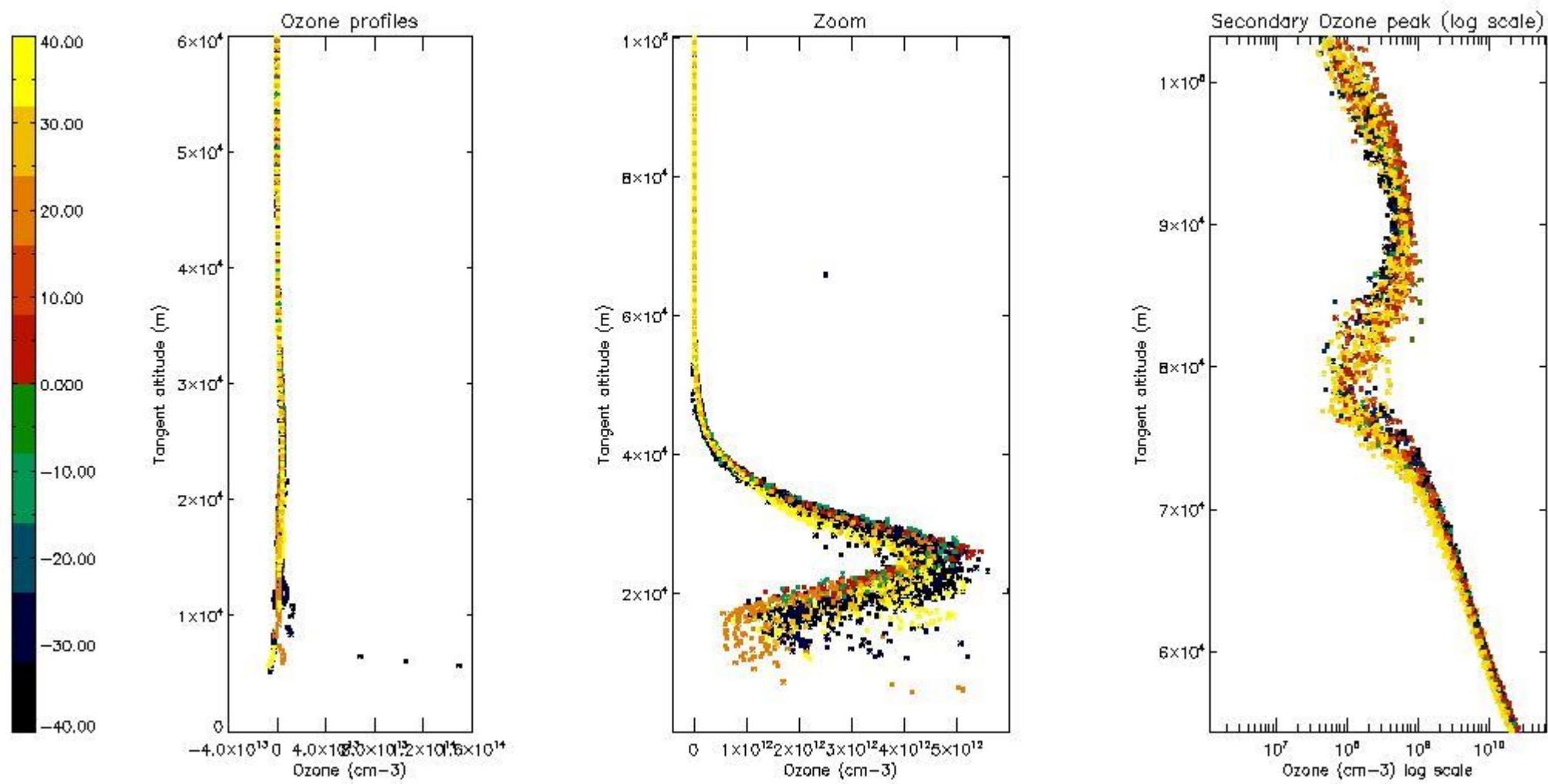
5.2 Plot ozone profiles for all STD (dark without errors)

The colorbar represents the latitude.



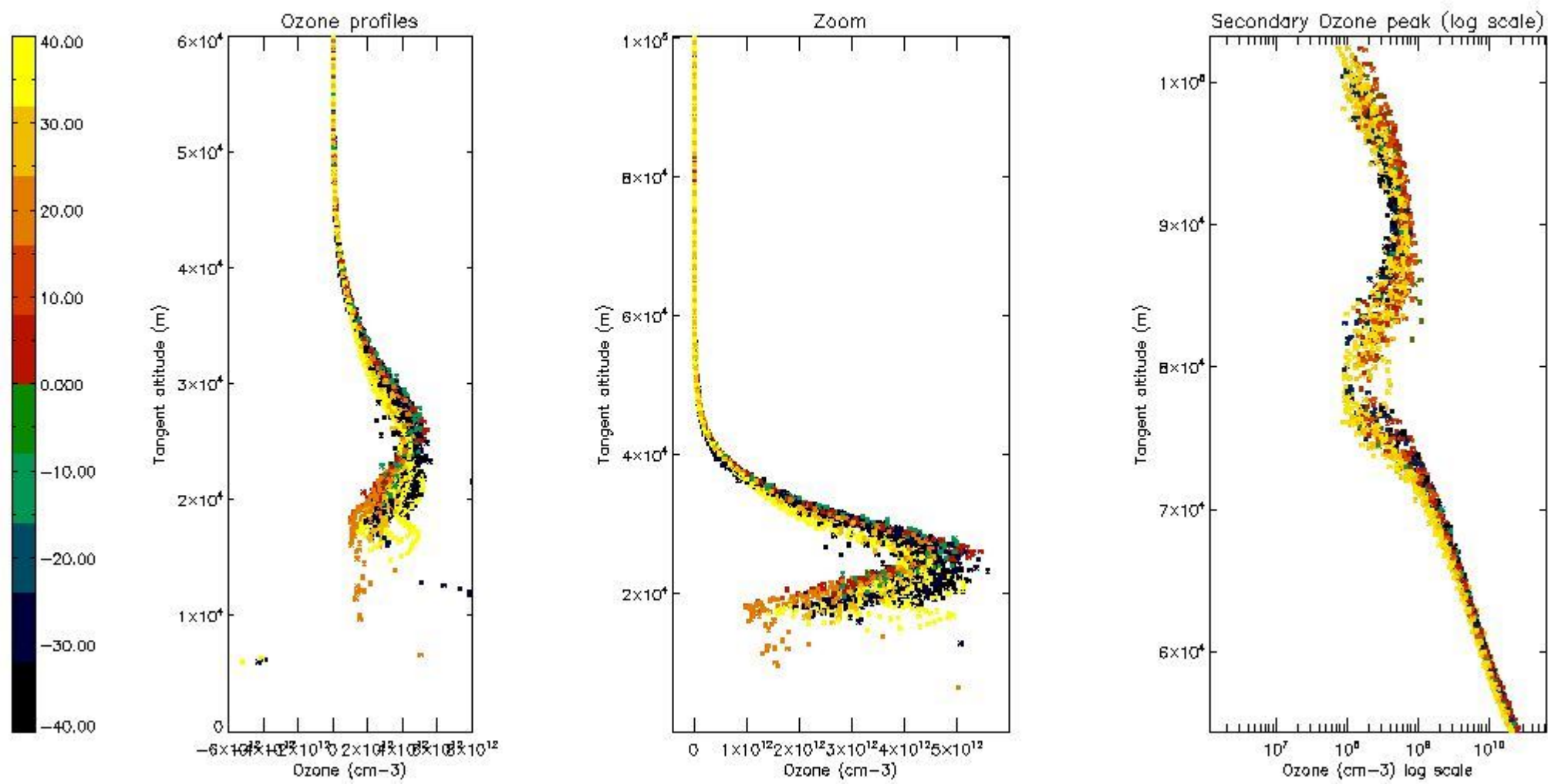
5.3 Plot ozone profiles where STD < 20% (dark without errors)

The colorbar represents the latitude.



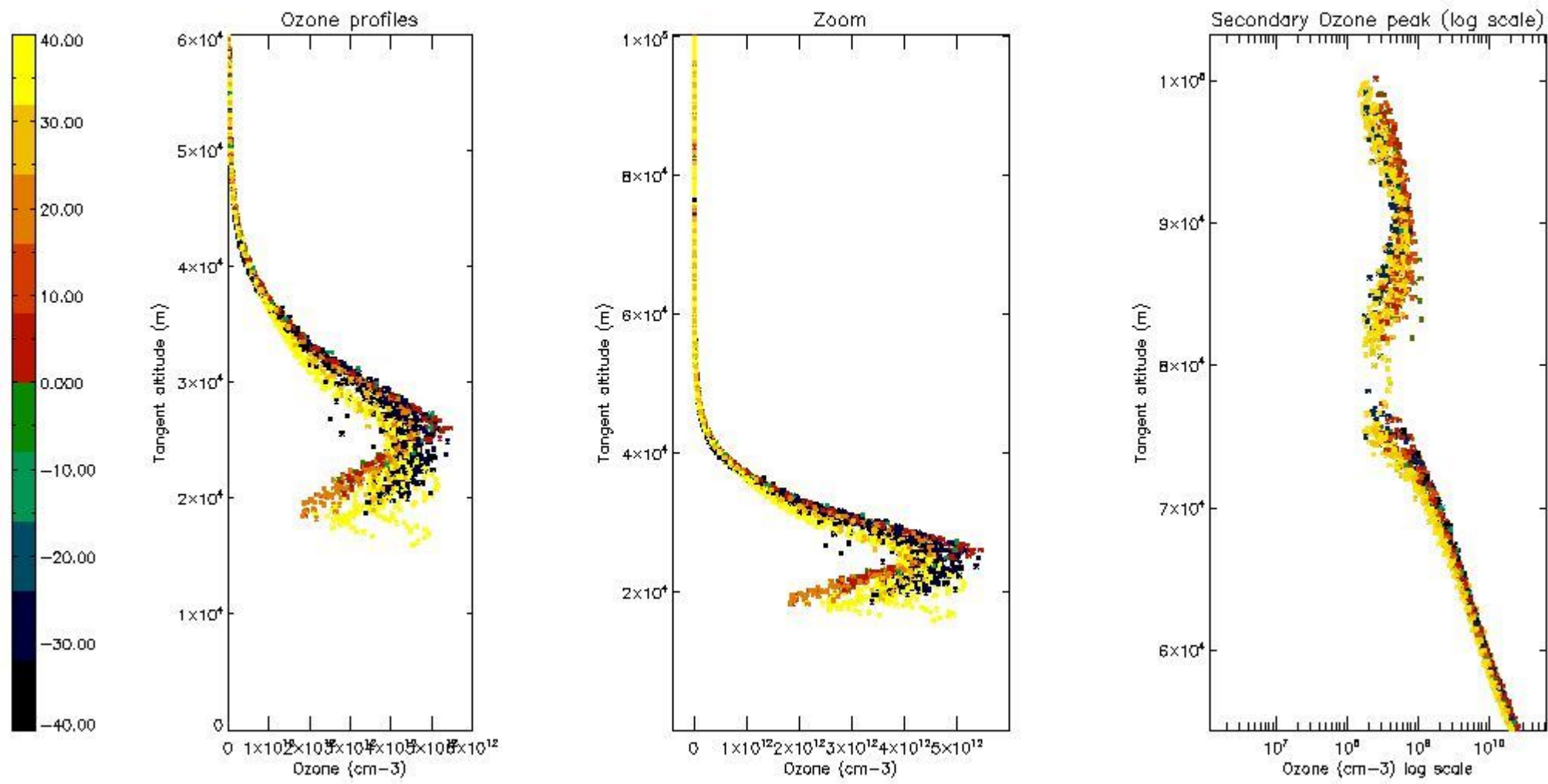
5.4 Plot ozone profiles where $STD < 10\%$ (dark without errors)

The colorbar represents the latitude.



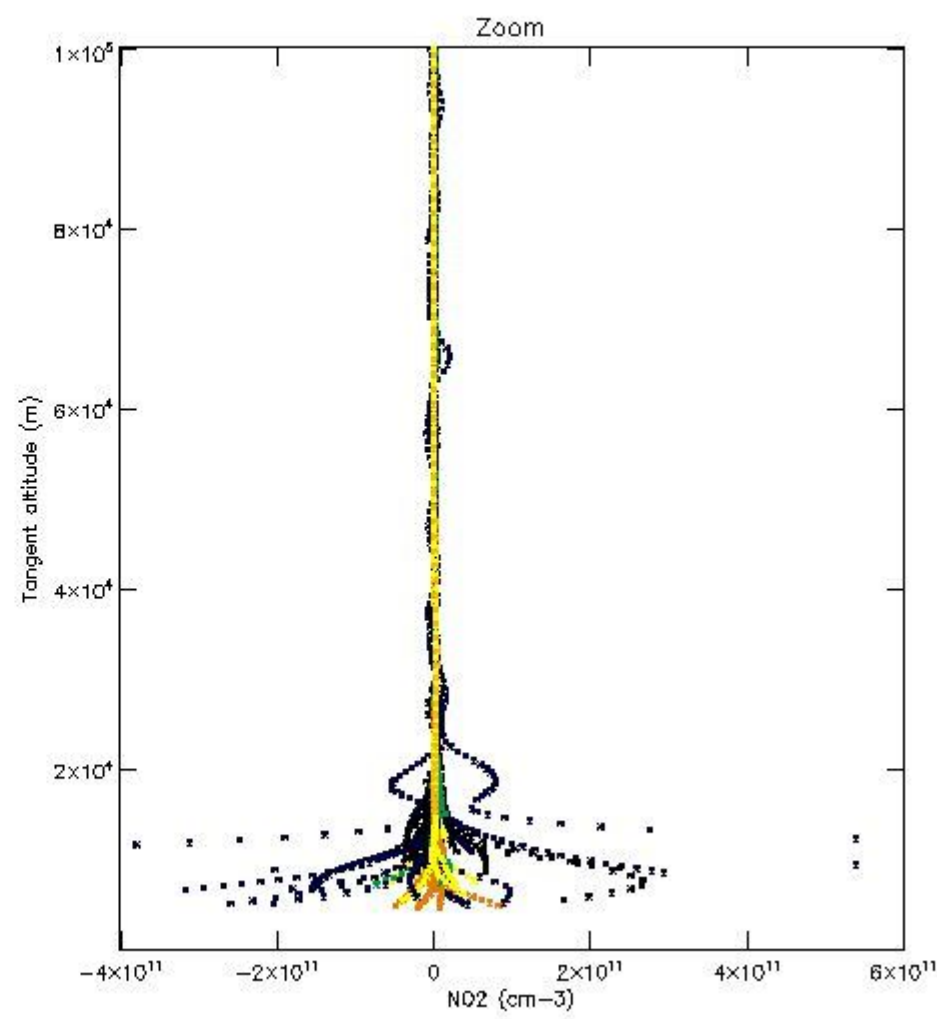
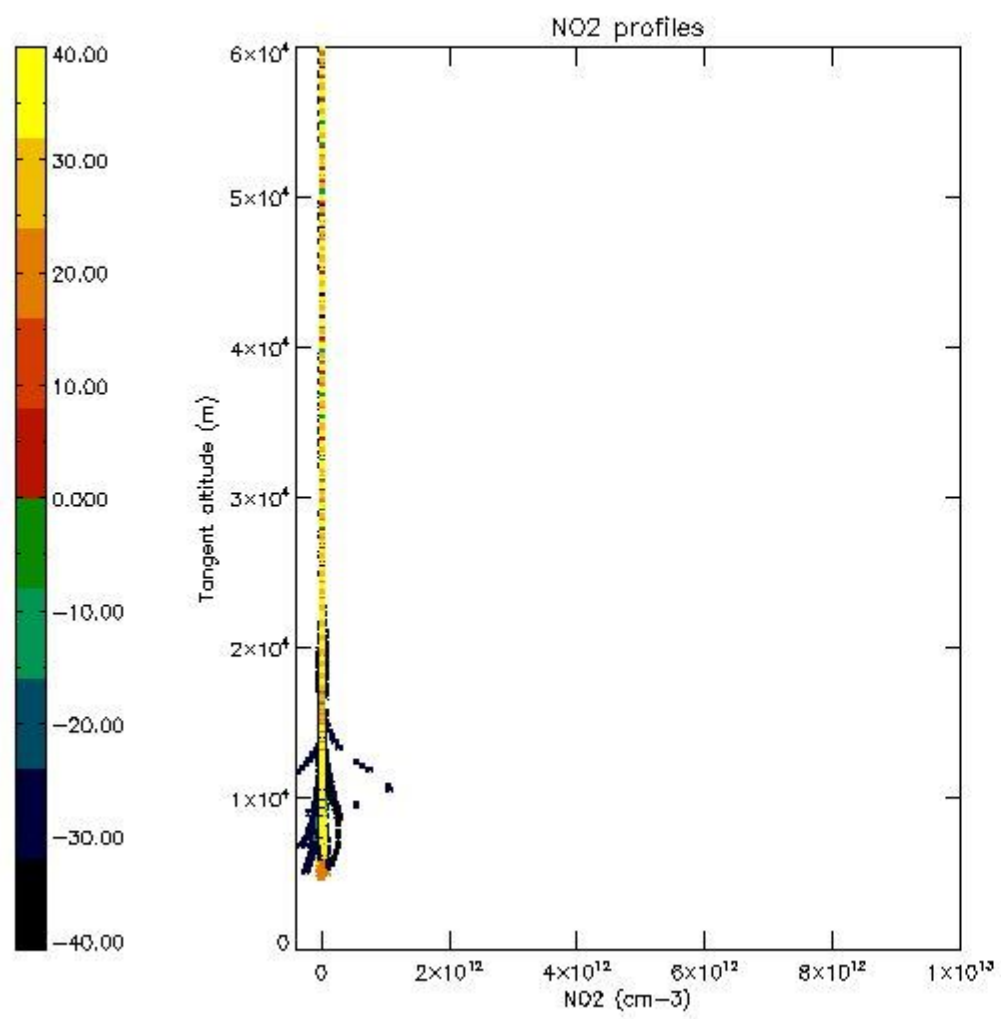
5.5 Plot ozone profiles where STD < 5% (dark without errors)

The colorbar represents the latitude.



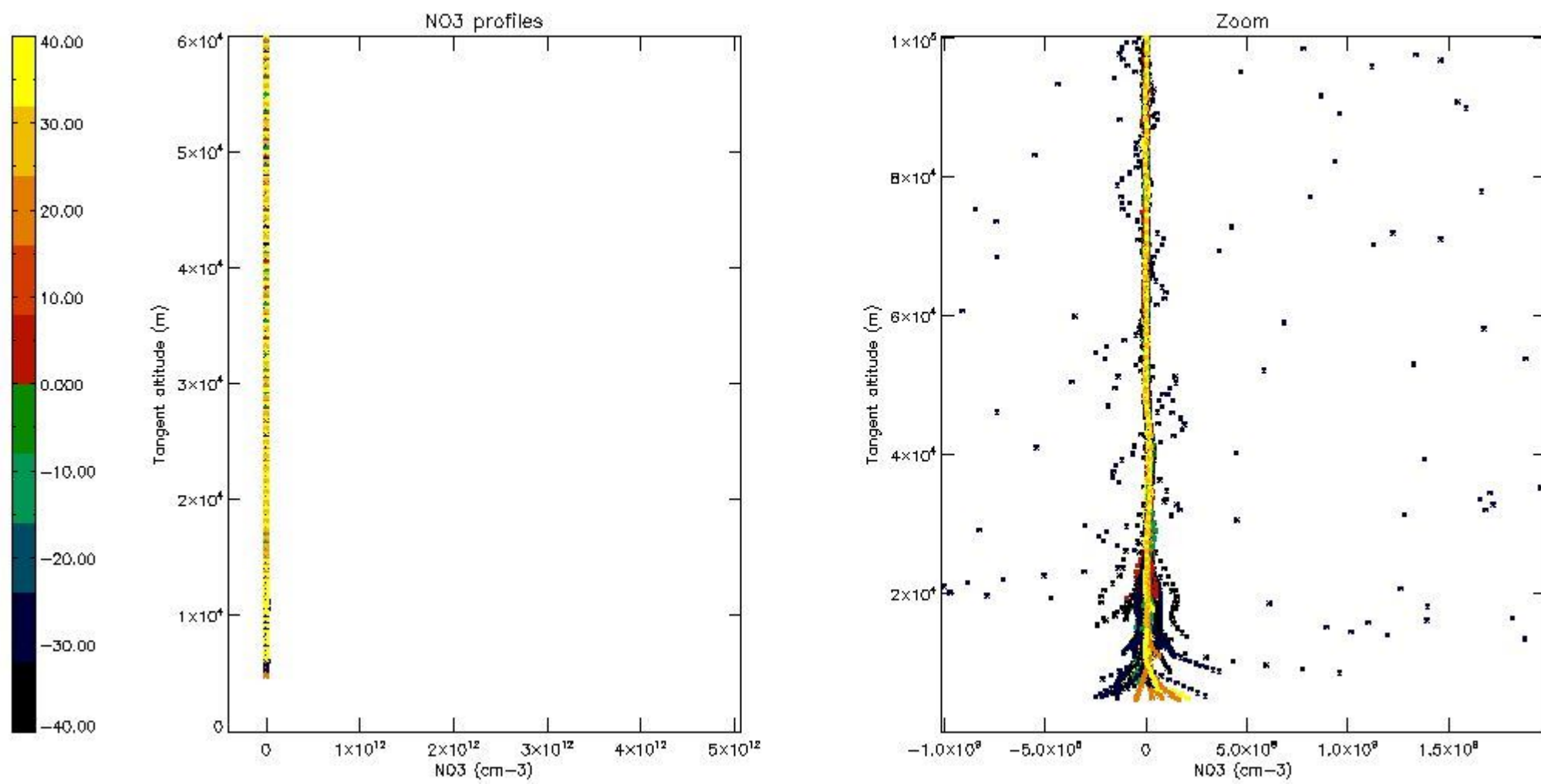
5.6 Plot NO₂ profiles for all STD (dark without errors)

The colorbar represents the latitude.



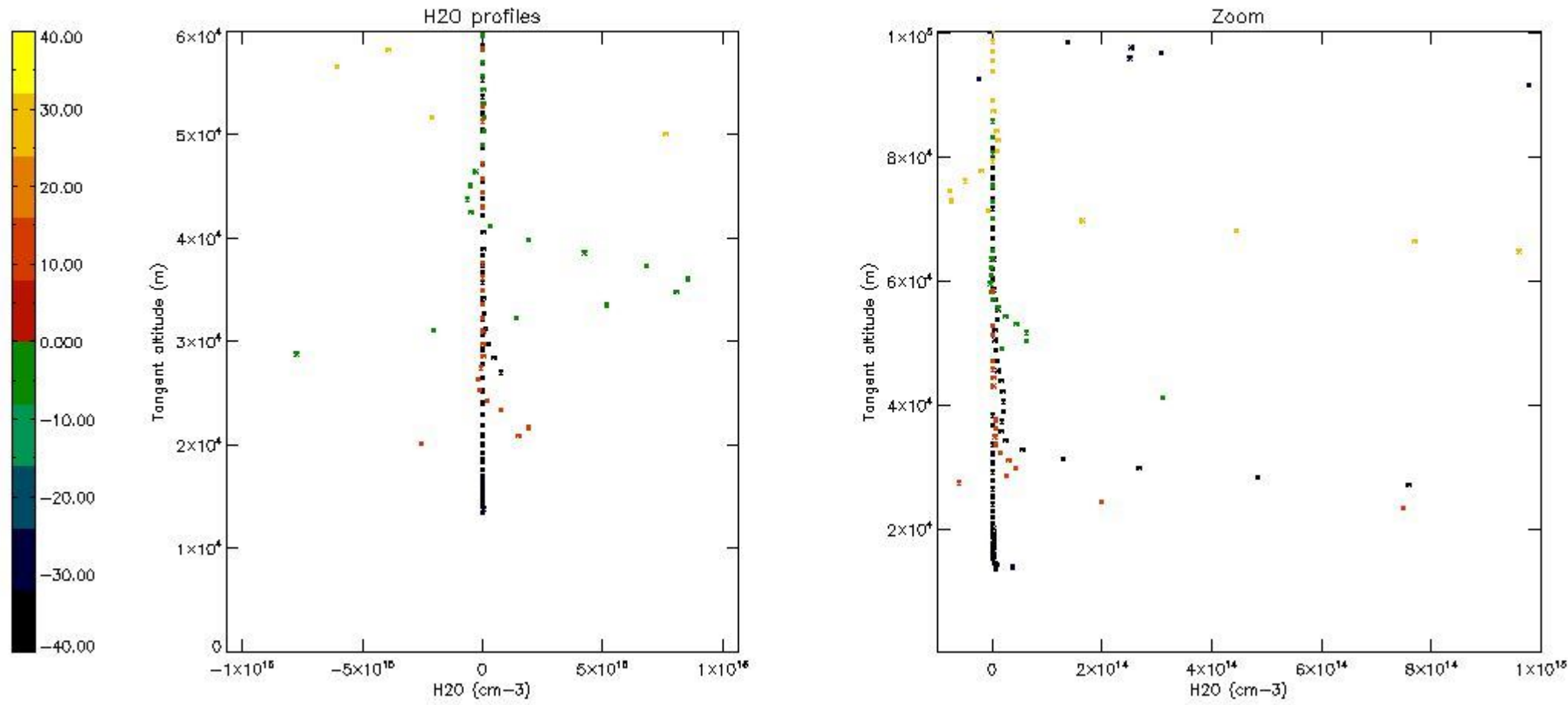
5.7 Plot NO3 profiles for all STD (dark without errors)

The colorbar represents the latitude.



5.8 Plot H2O profiles for all STD (only for occultations of stars 1,2,3,4,13,14,16,26,63 dark without errors)

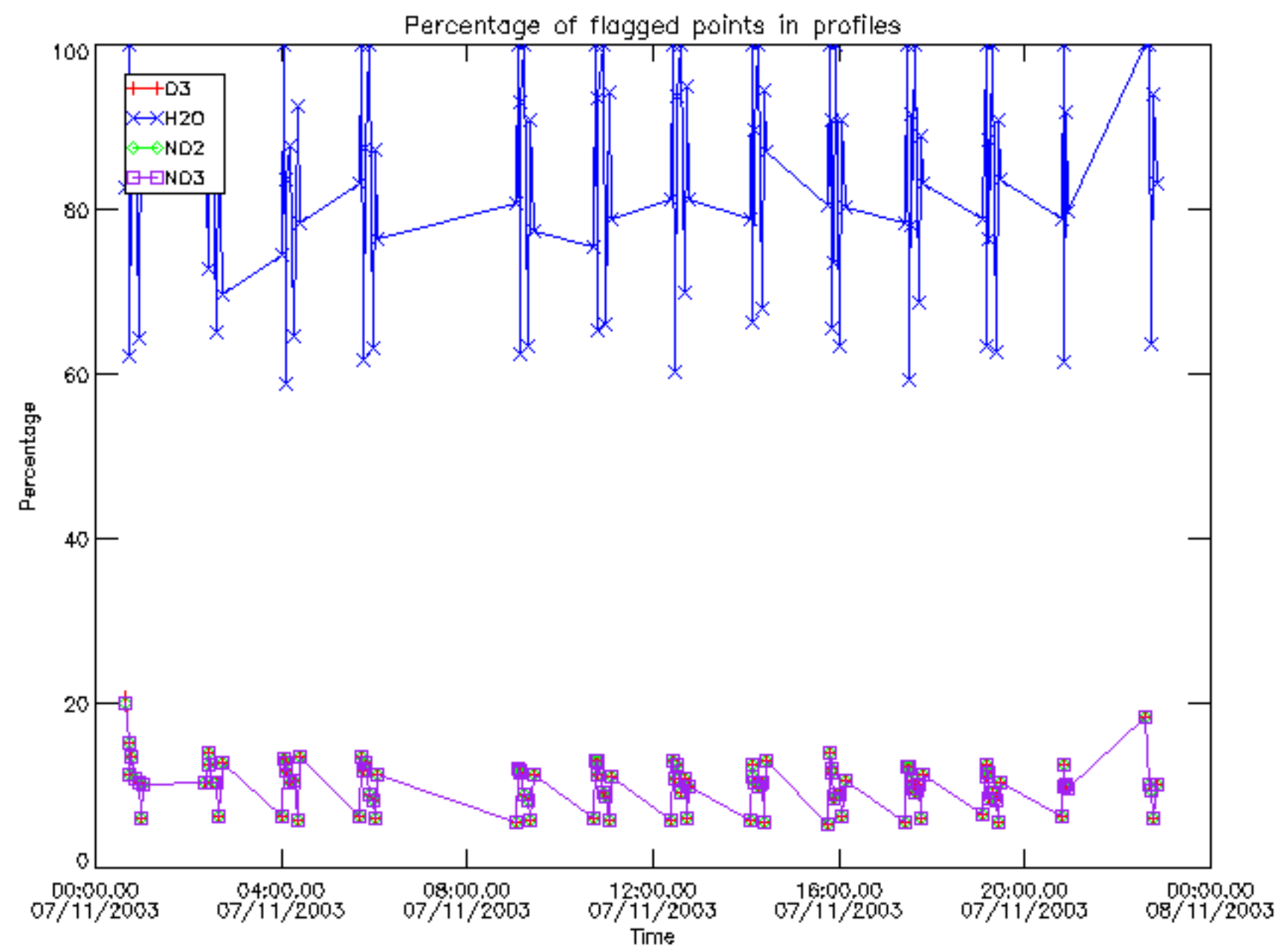
The colorbar represents the latitude.



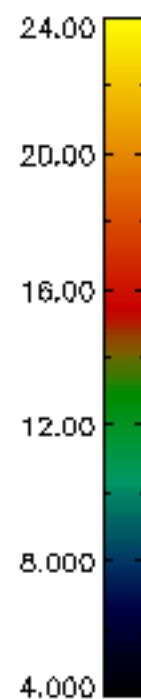
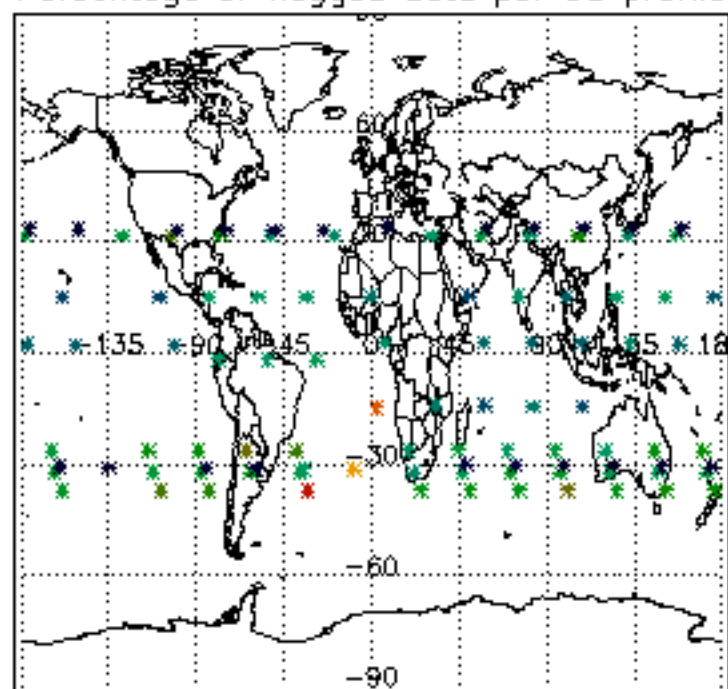
6. Auxiliary Data Files used for the production reported in section 2

The number reported in the third column indicates since which file (see list in section 2) the corresponding auxiliary file has been used. The fourth column is the date of those product files.

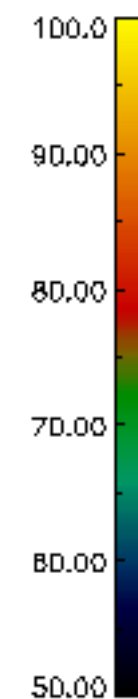
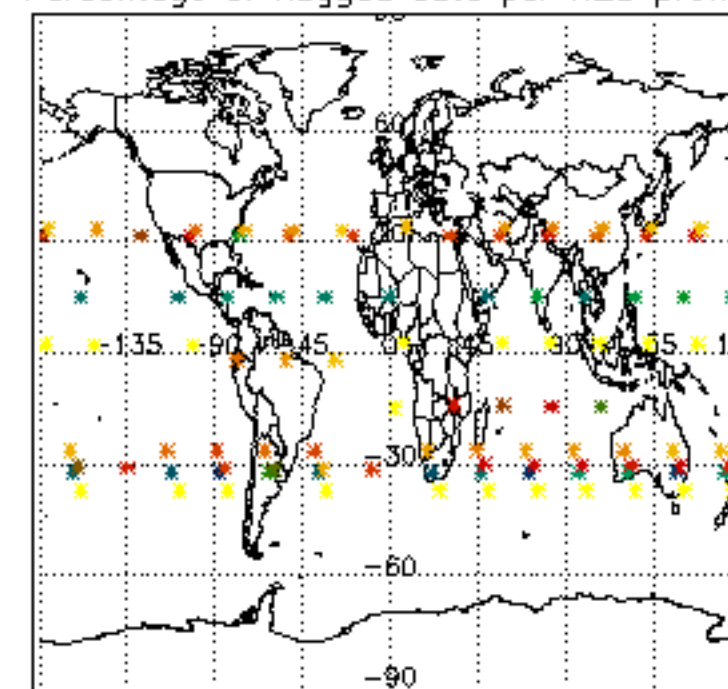
Type	Auxiliary Filename	Used since product	Used since product date
INST_PHYS_CHARACTERISTICS	GOM_INS_AXVIEC20091111_143220_20030716_120000_20500101_000000	1	07-NOV-2003 00:02:46
LEVEL-2_PROC_CONFIG	GOM_PR2_AXVIEC20091111_152718_20020301_000000_20500101_000000	1	07-NOV-2003 00:02:46
CROSS_SECTIONS_FILE	GOM_CRS_AXVIEC20091111_154832_20020301_000000_20500101_000000	1	07-NOV-2003 00:02:46



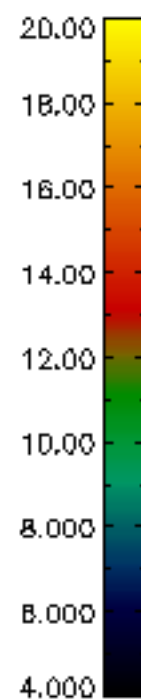
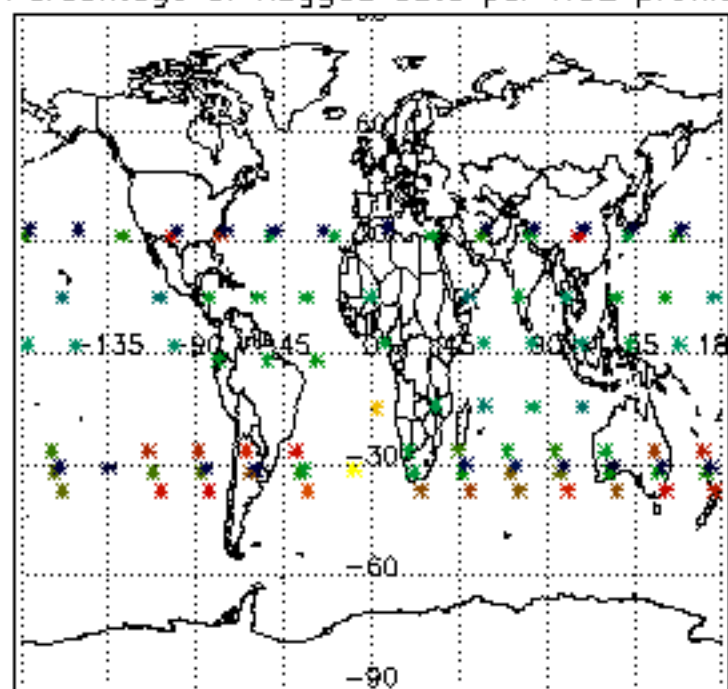
Percentage of flagged data per D3 profile



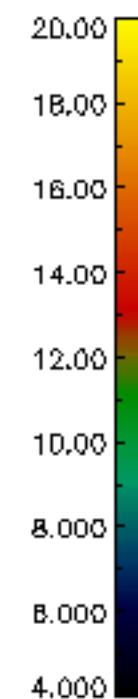
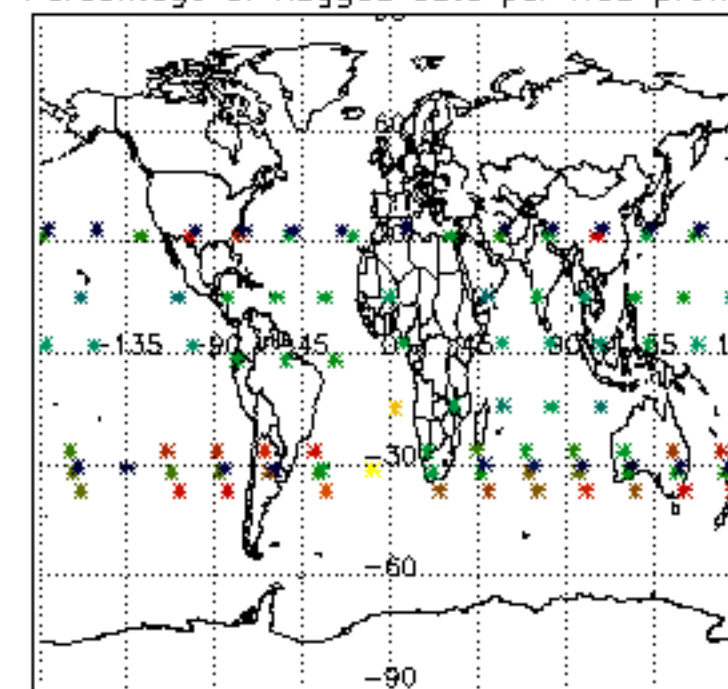
Percentage of flagged data per H2O profile

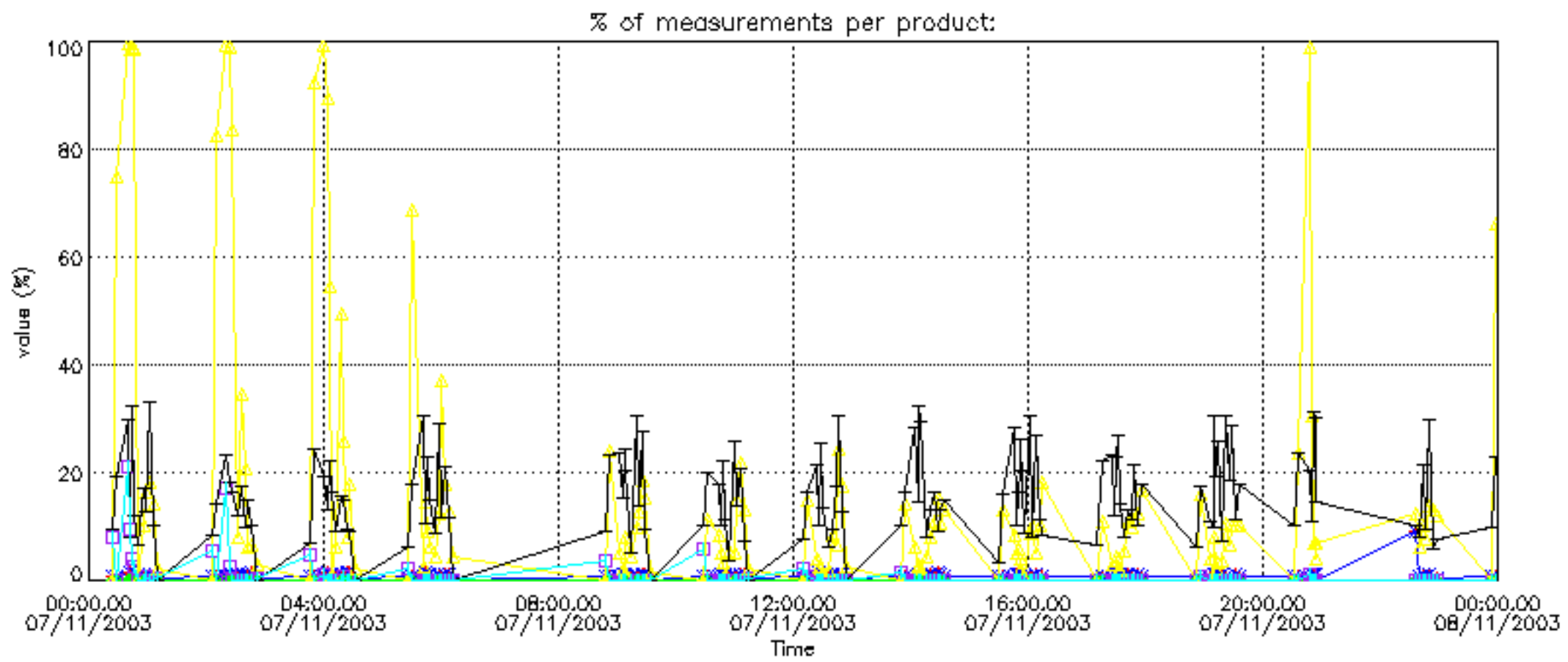


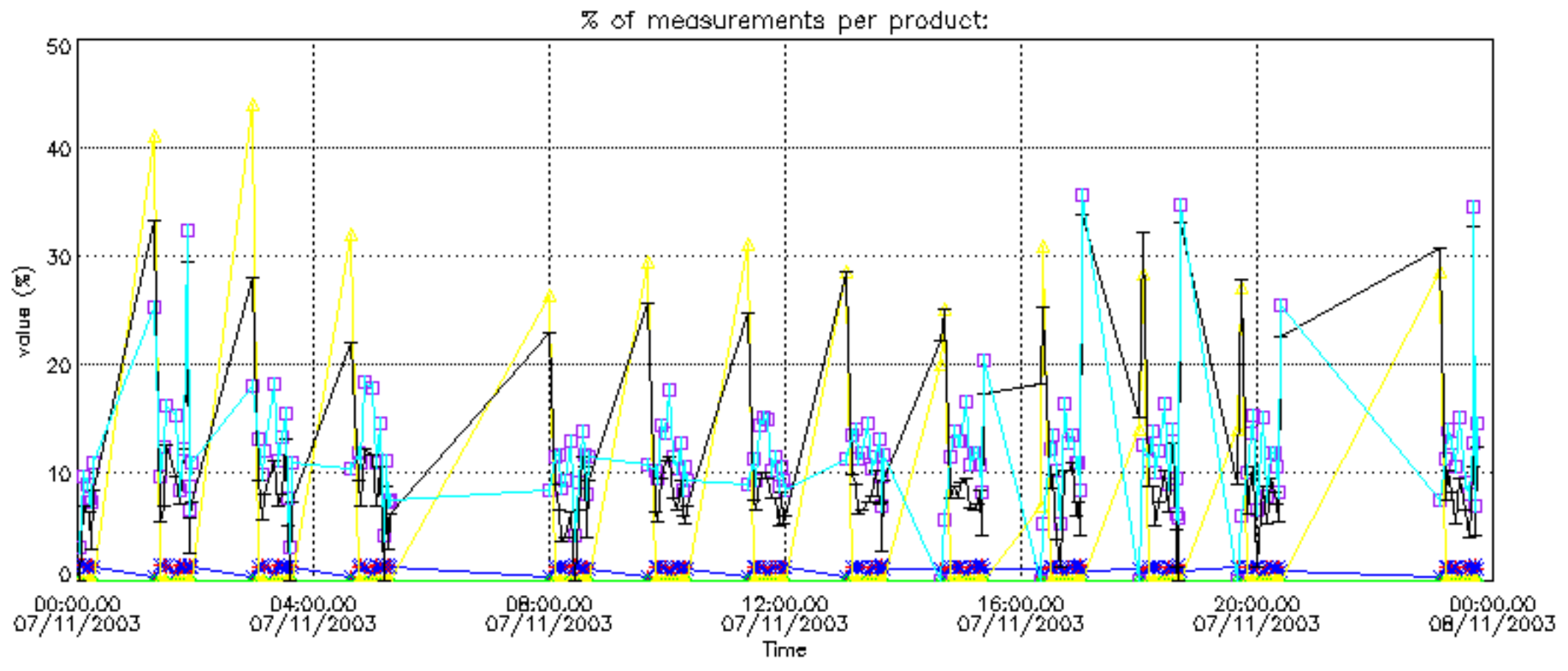
Percentage of flagged data per NO2 profile



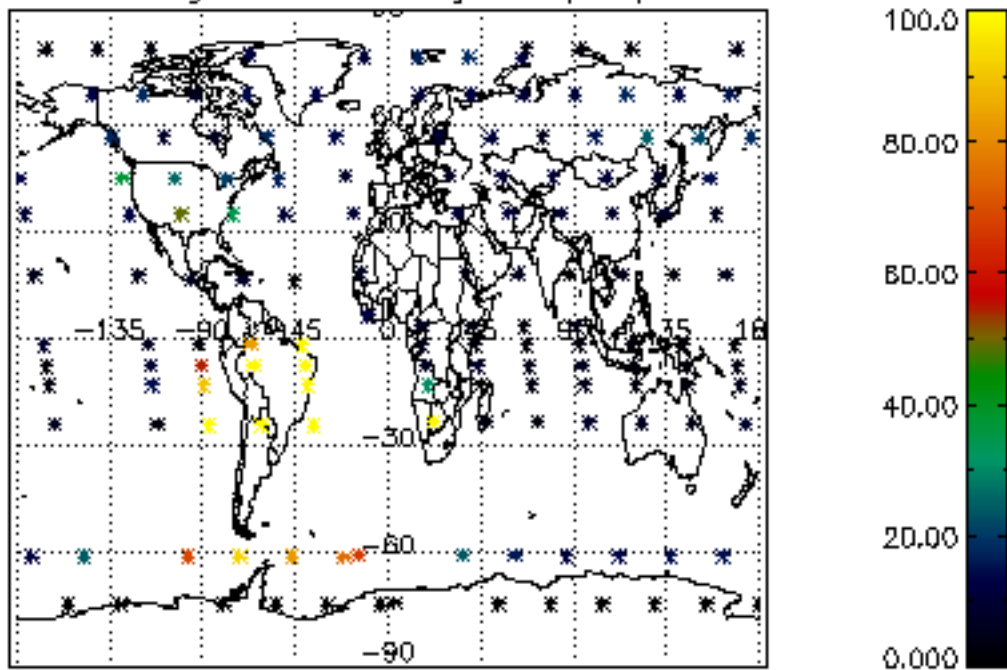
Percentage of flagged data per NO3 profile



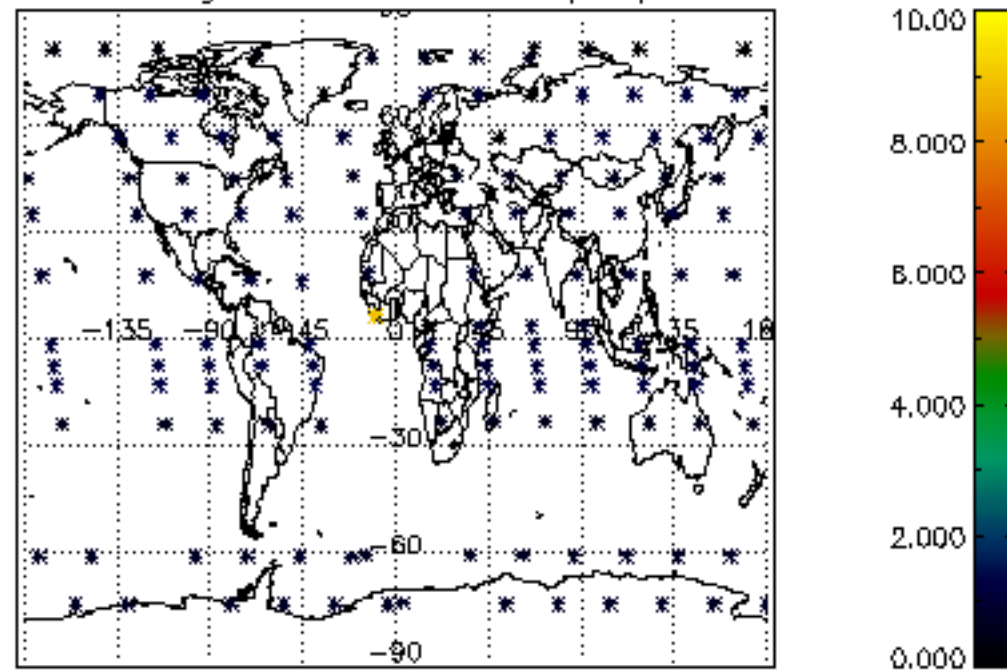




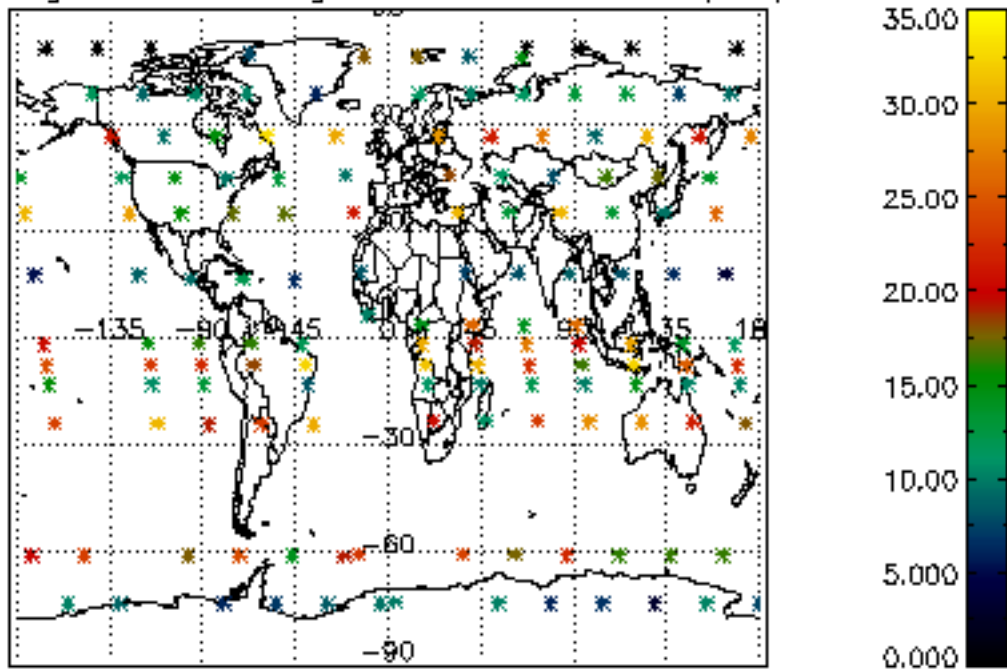
Percentage of cosmic ray hits per profile



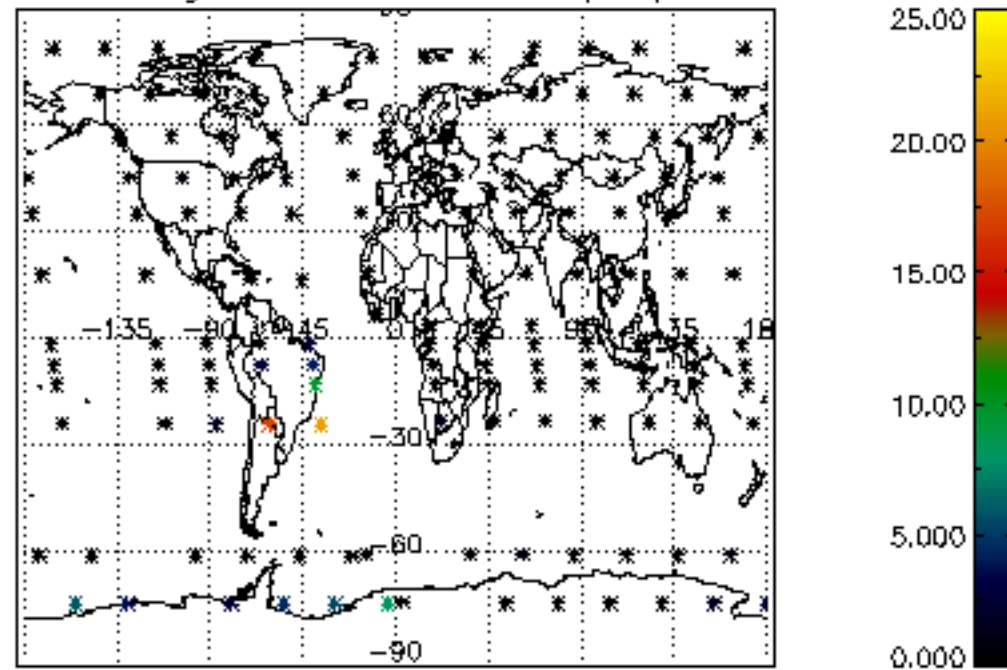
Percentage of datation errors per profile



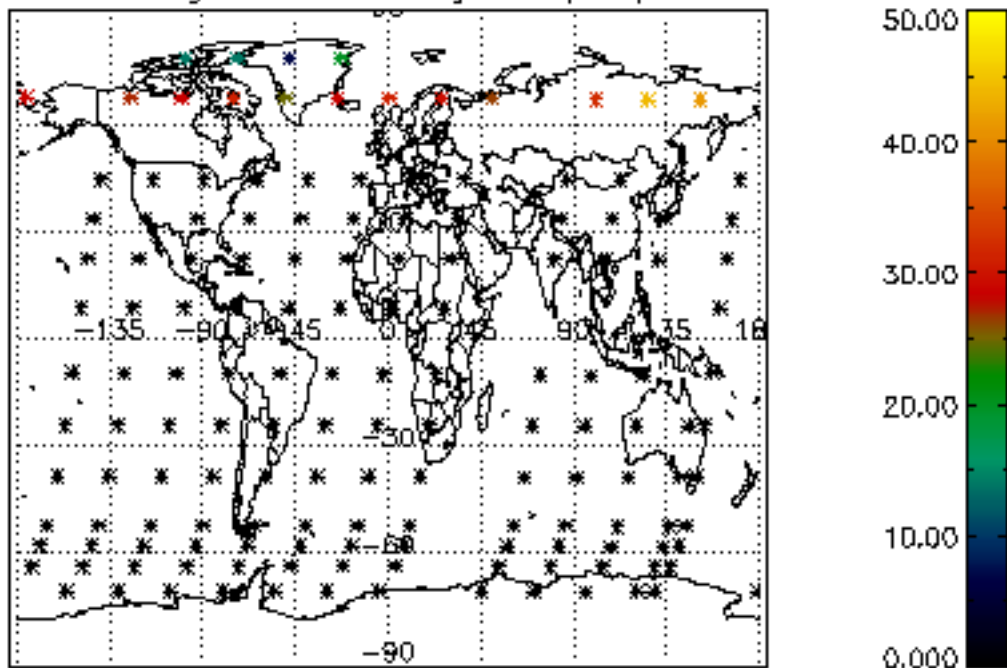
Percentage of star falling outside central band per profile



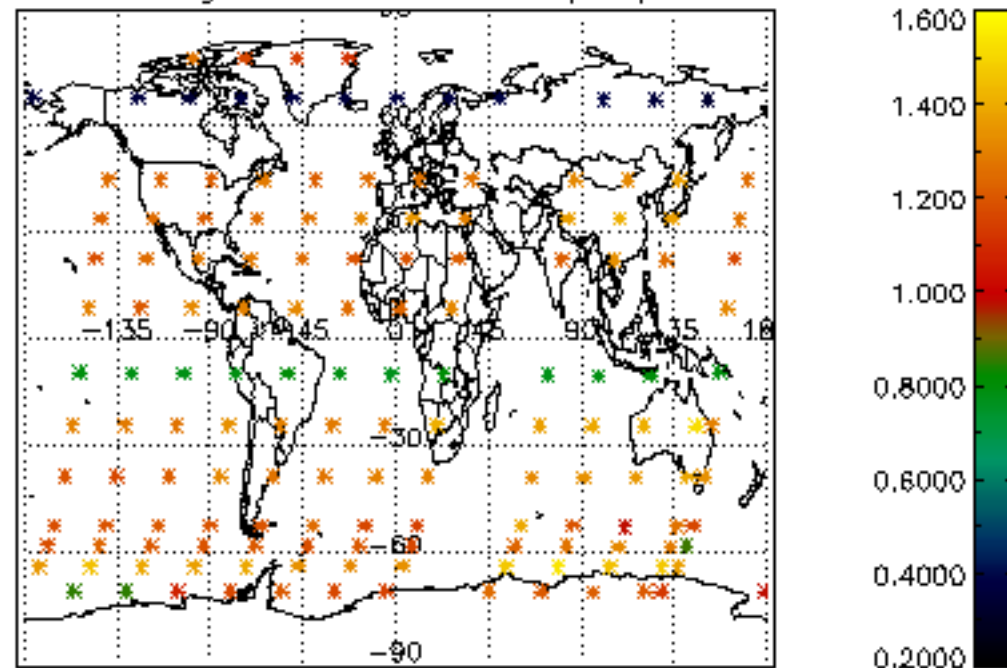
Percentage of saturation errors per profile



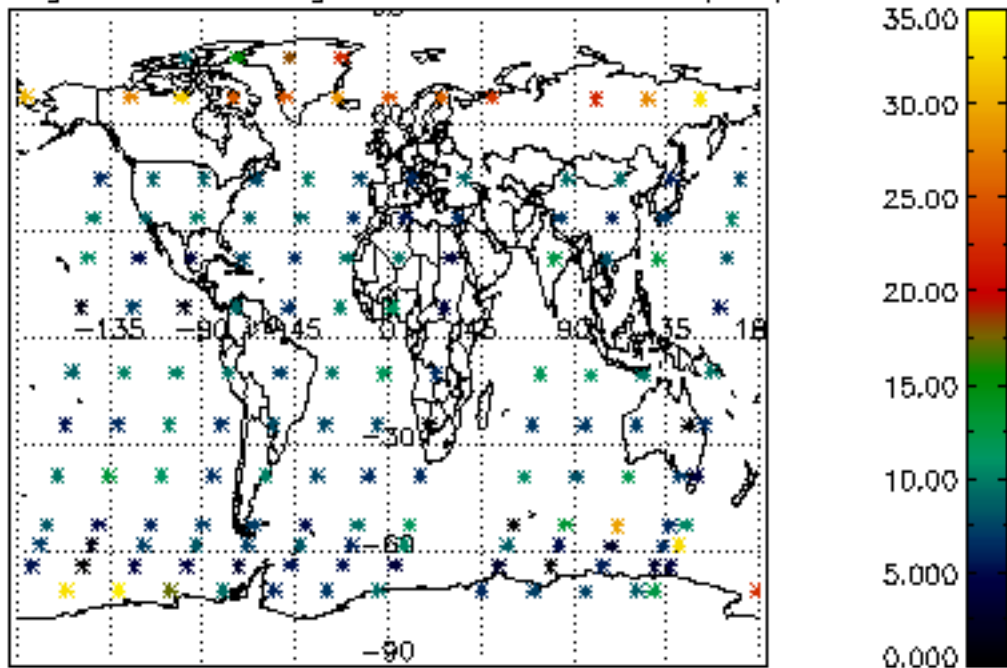
Percentage of cosmic ray hits per profile



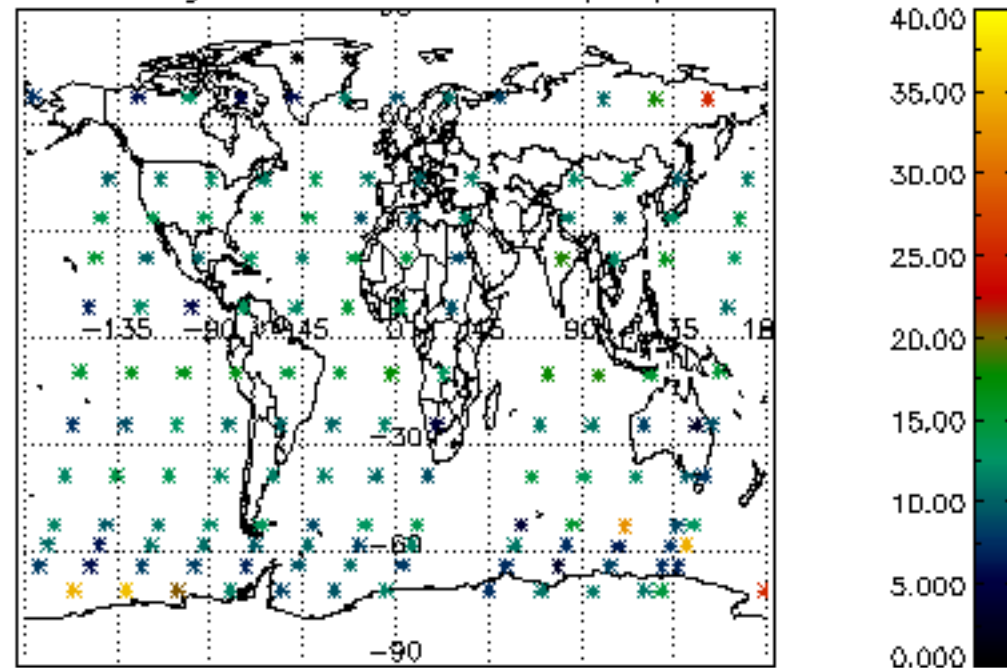
Percentage of datation errors per profile

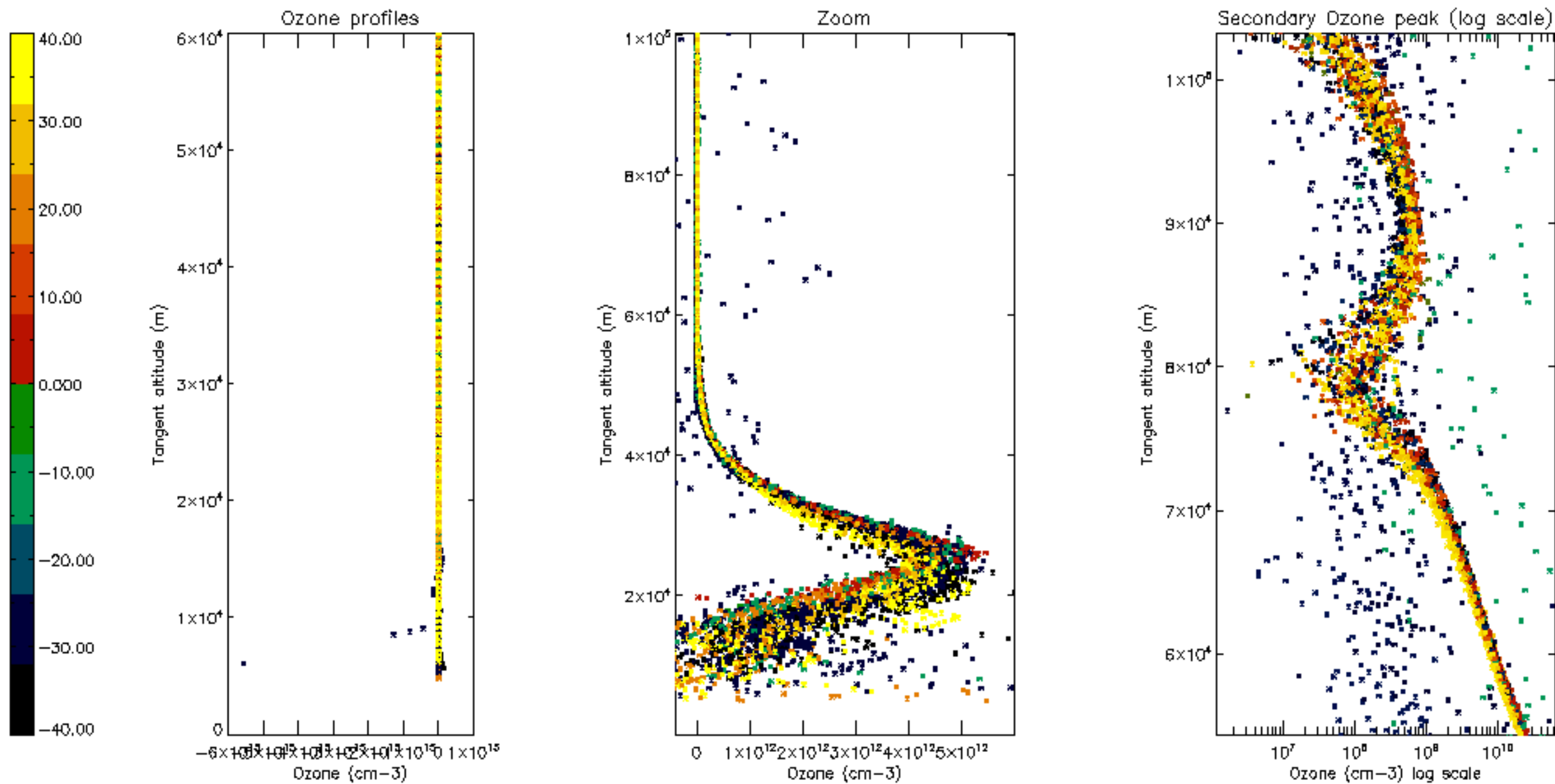


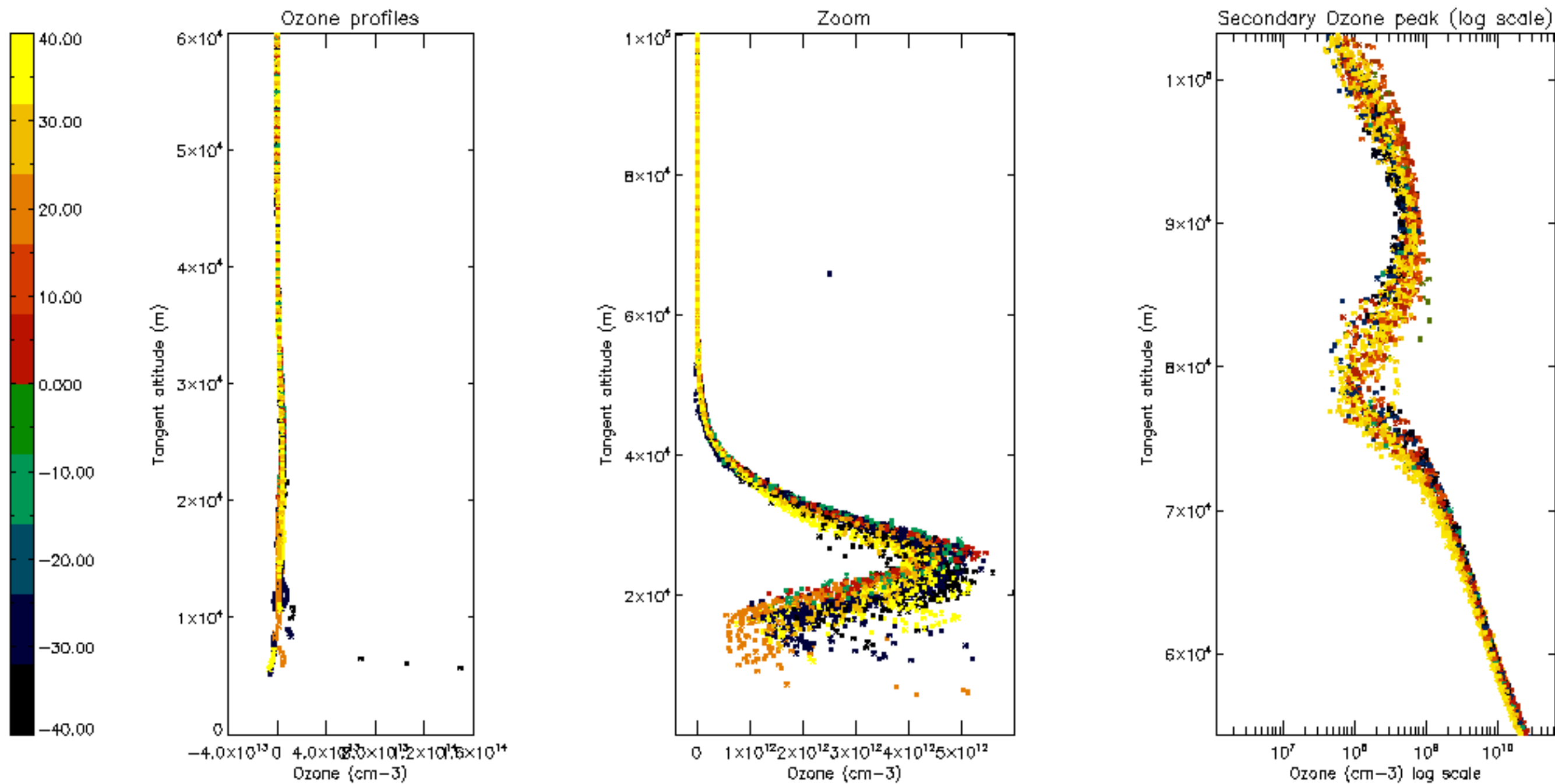
Percentage of star falling outside central band per profile

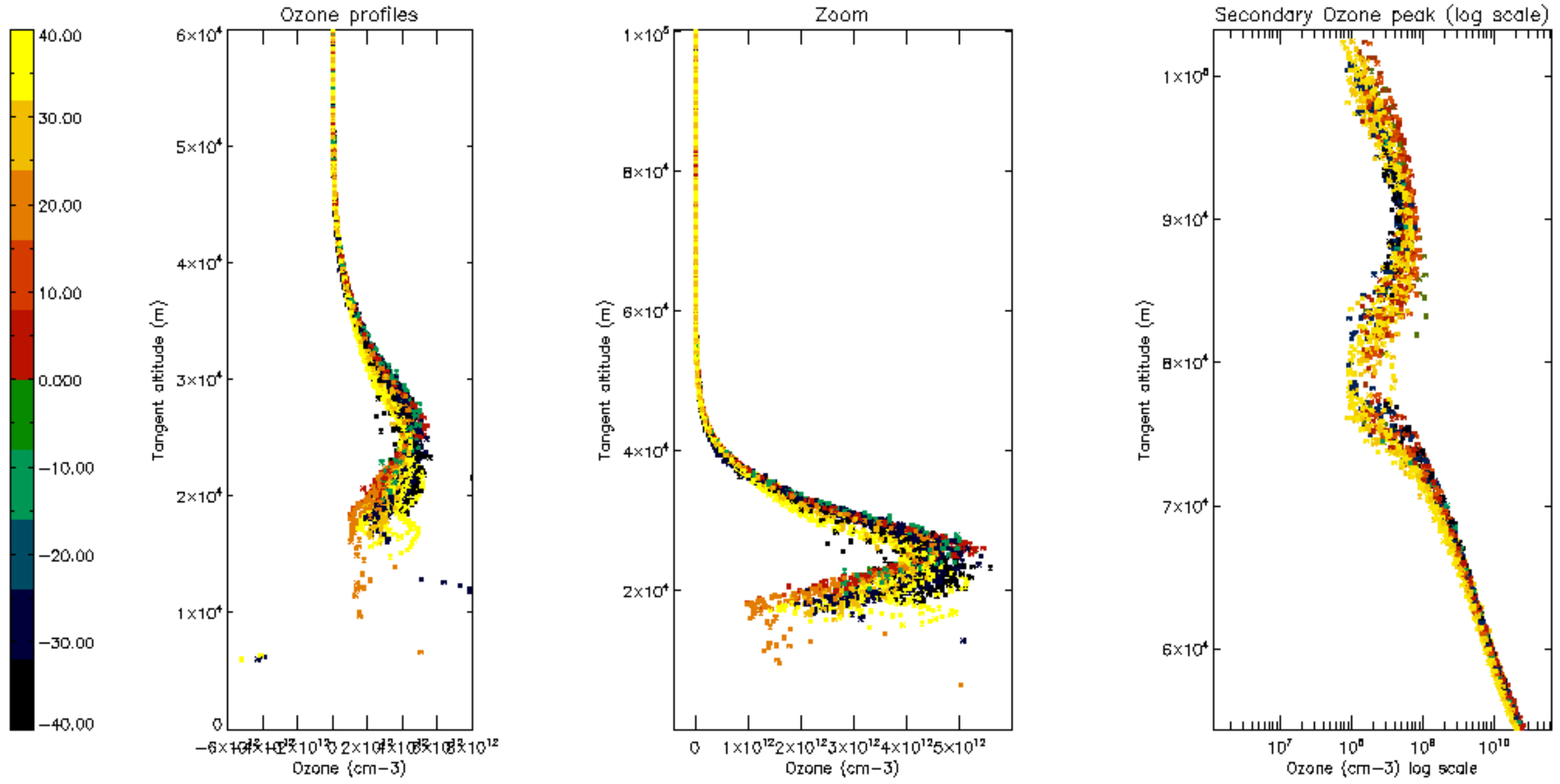


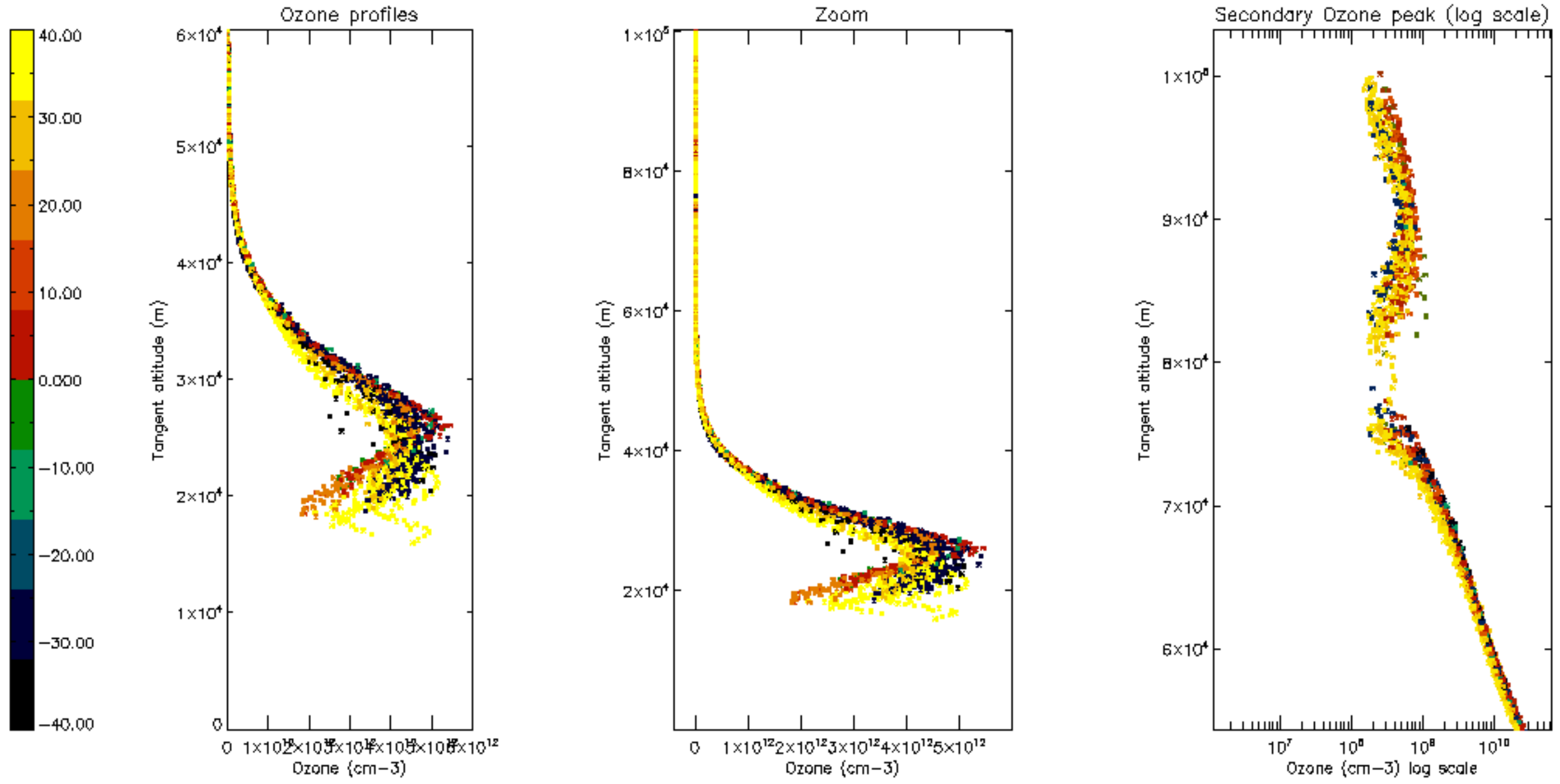
Percentage of saturation errors per profile

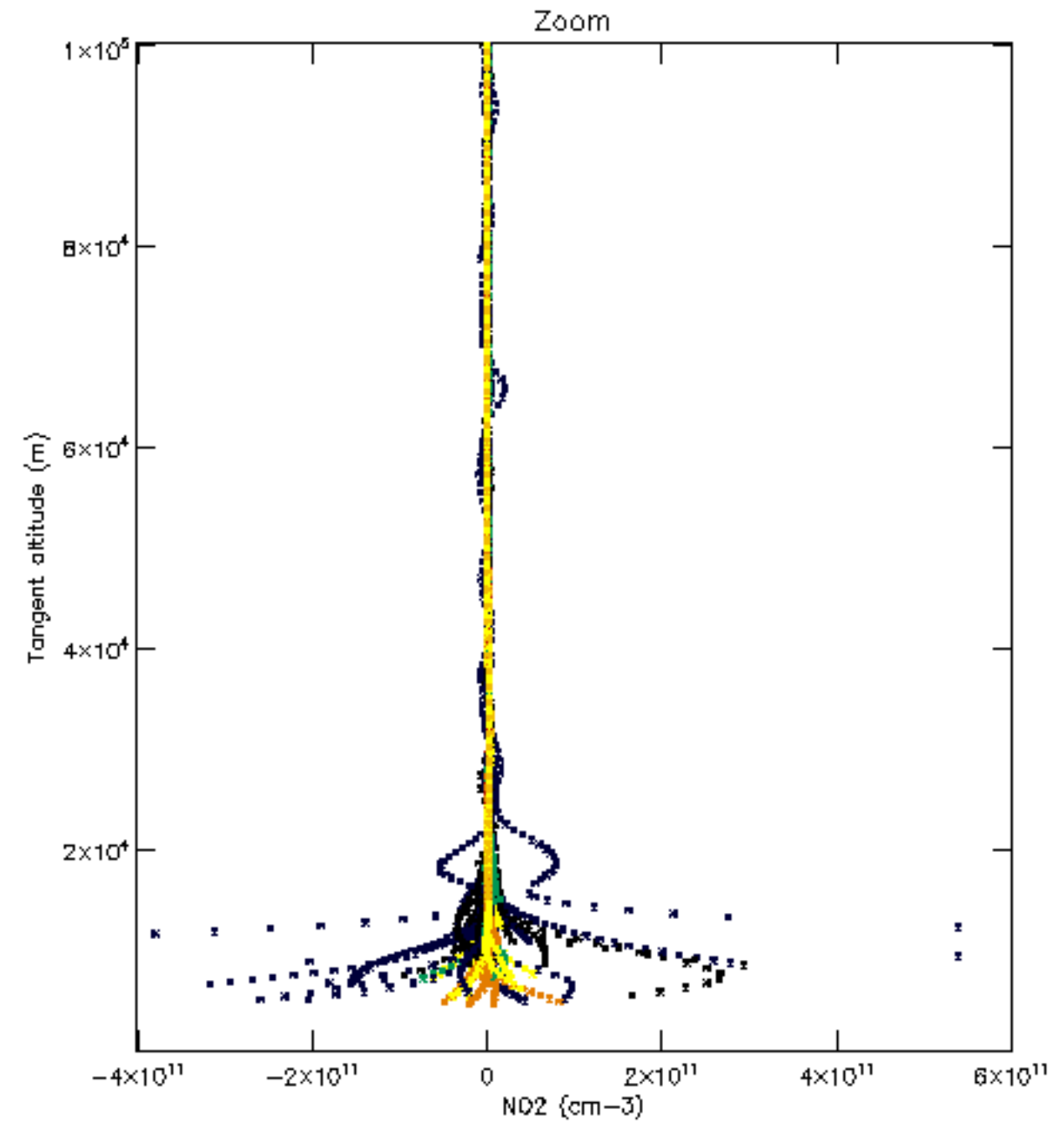
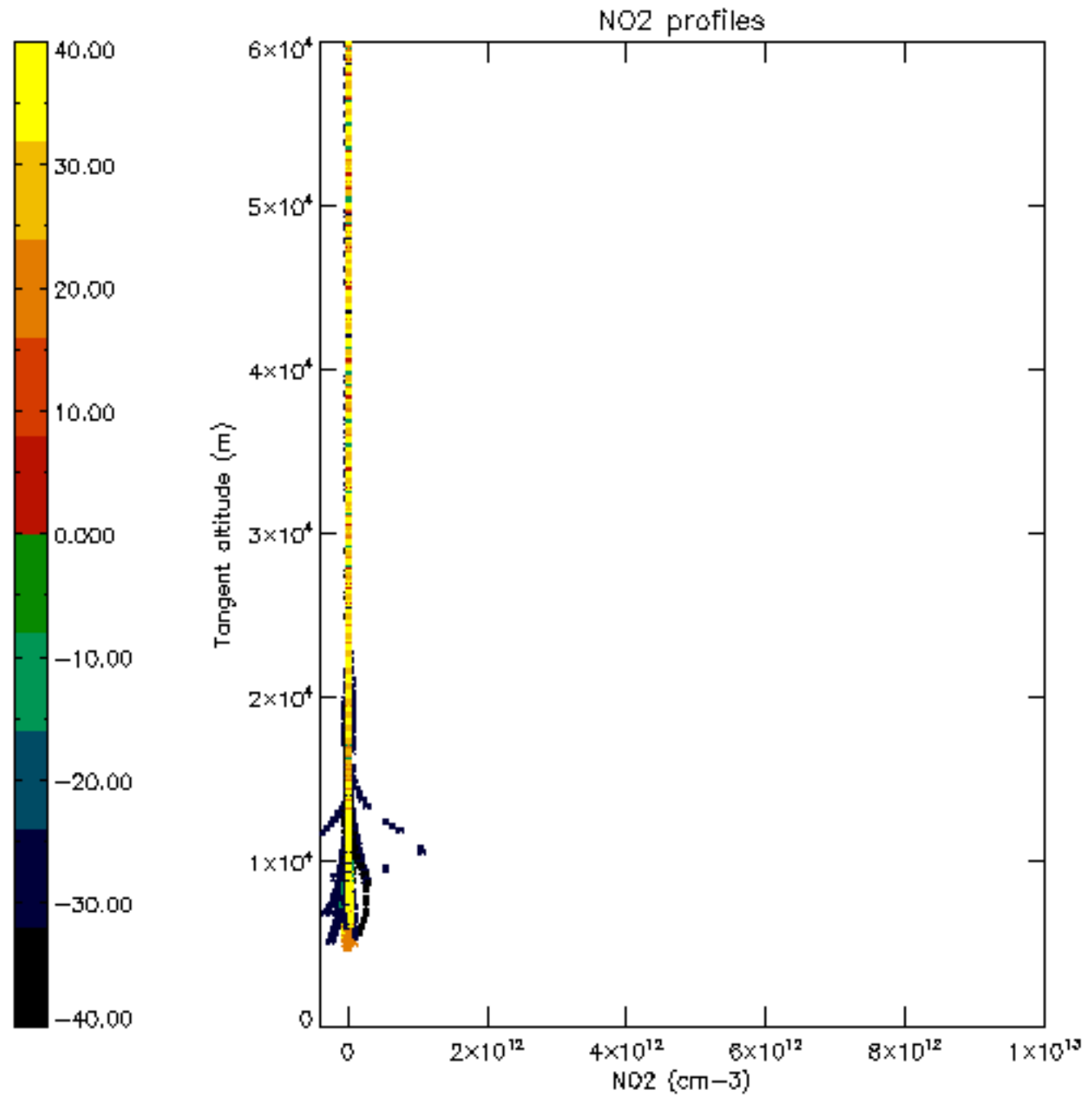


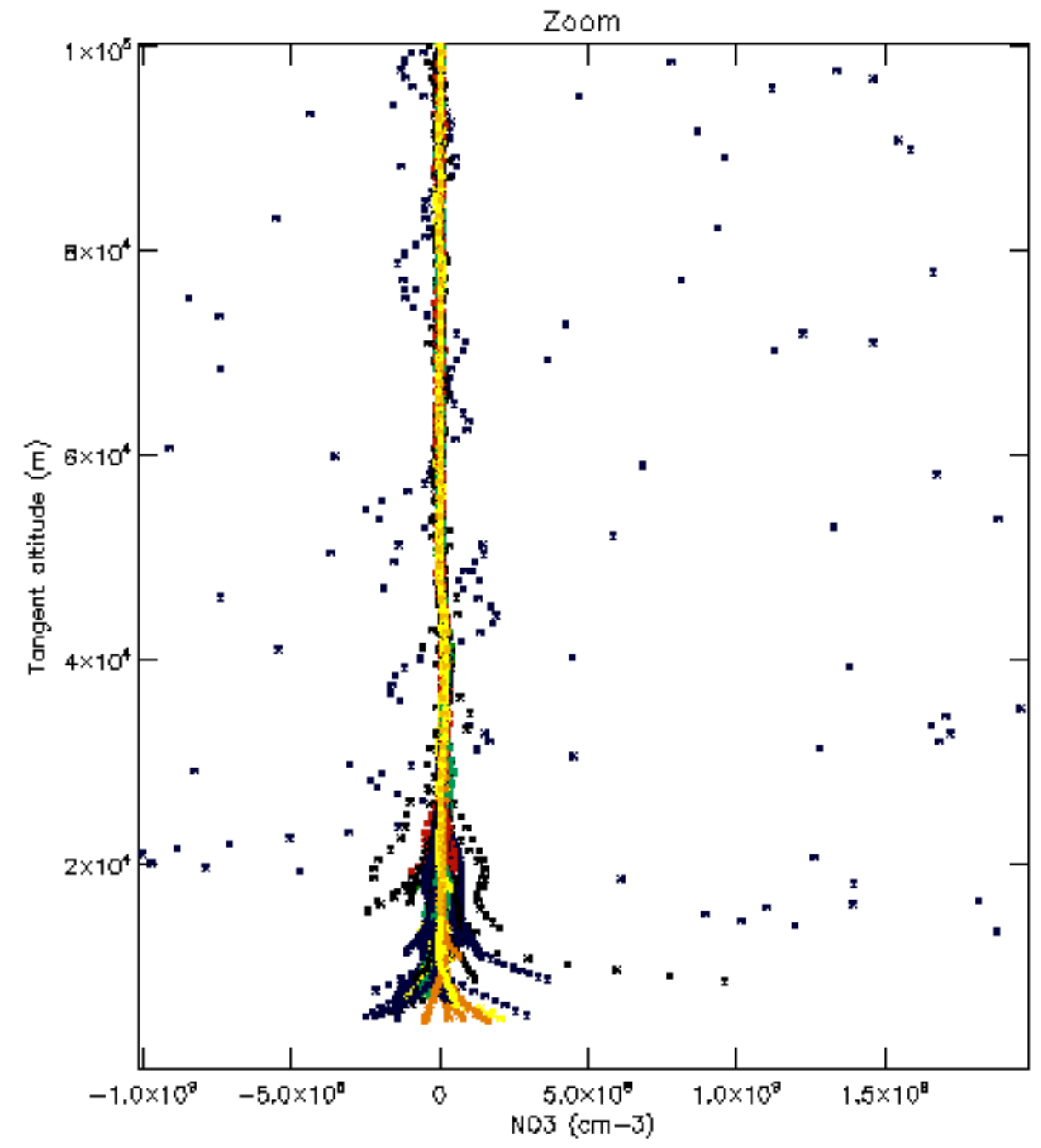
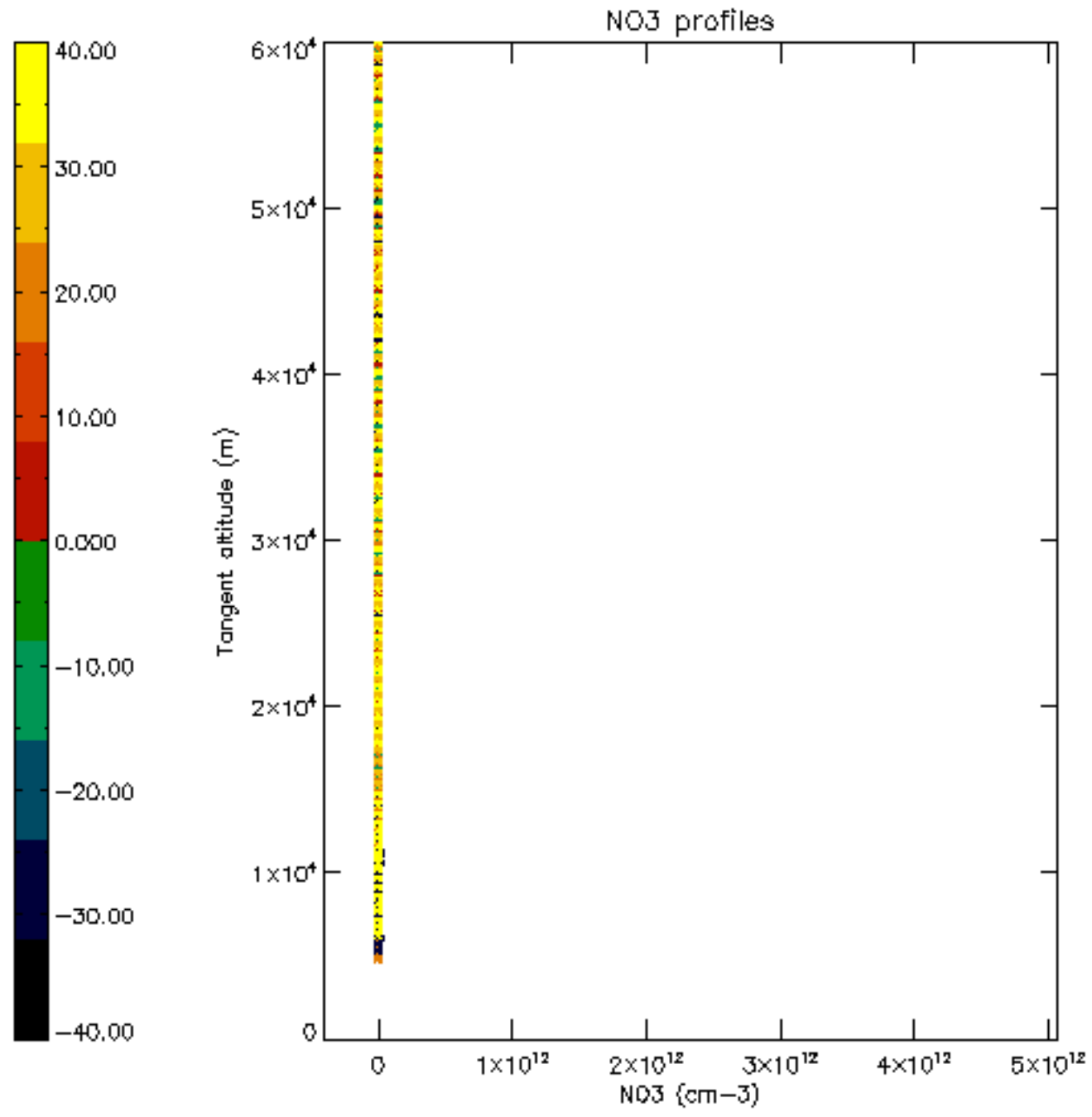


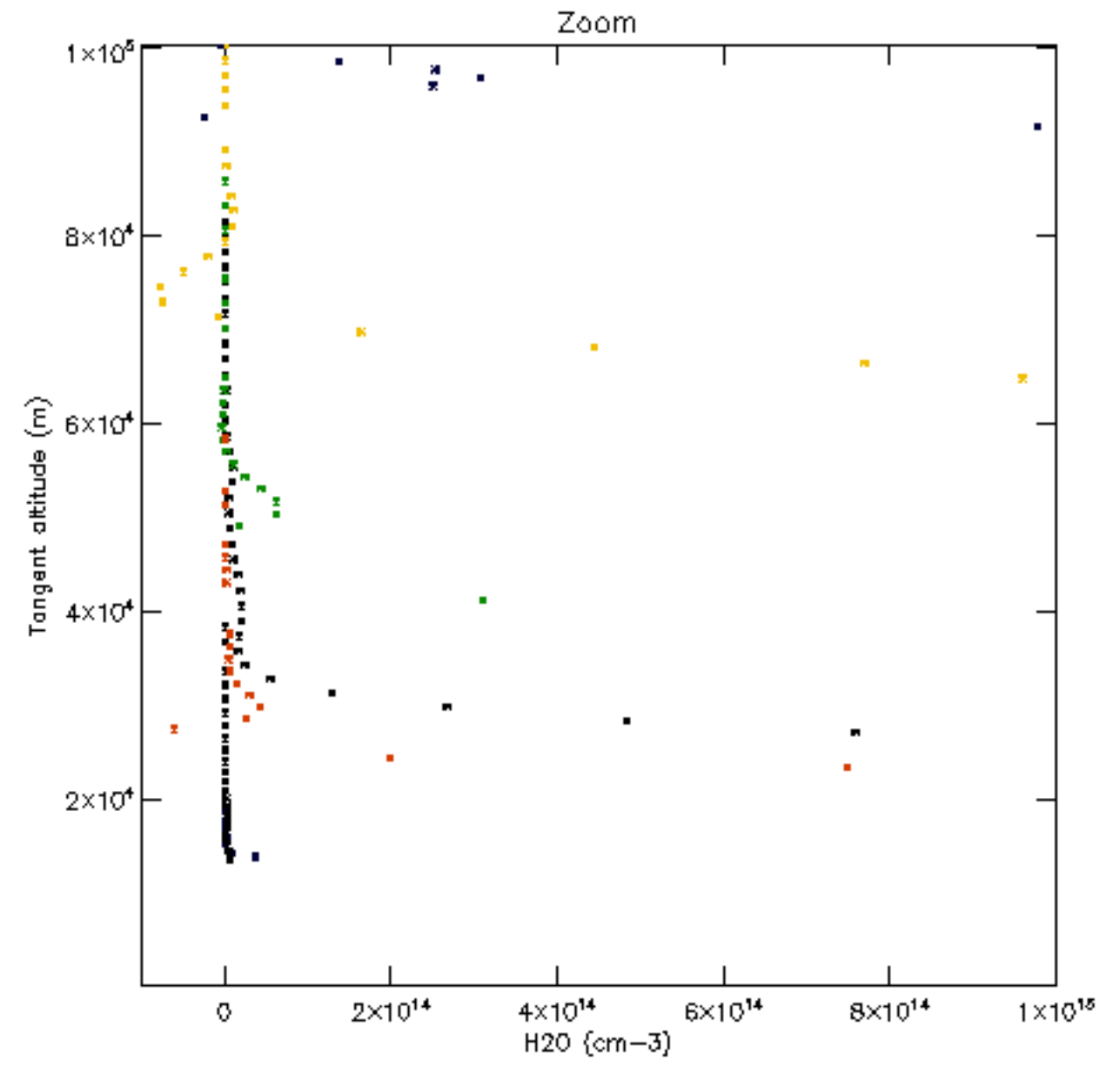
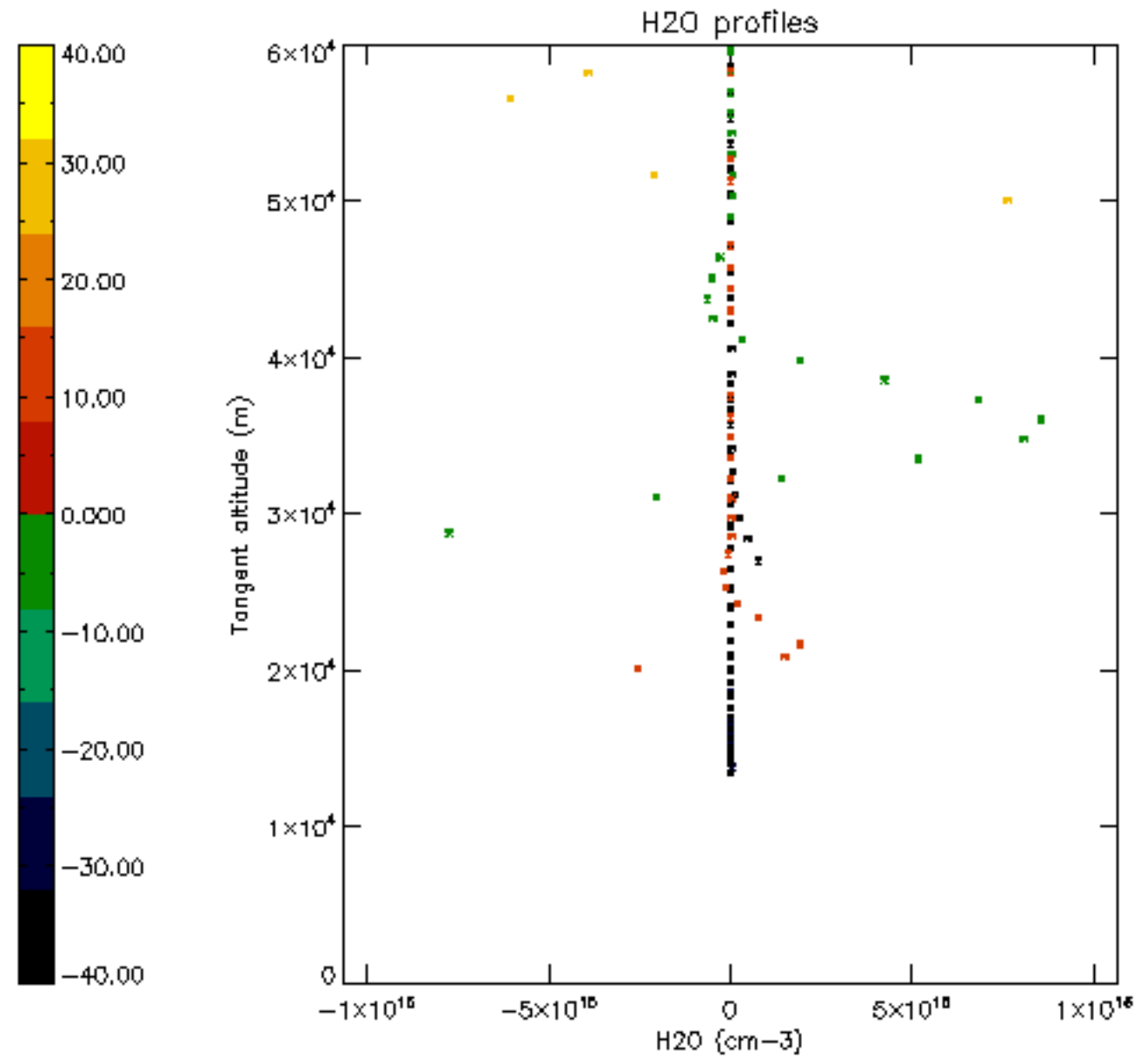


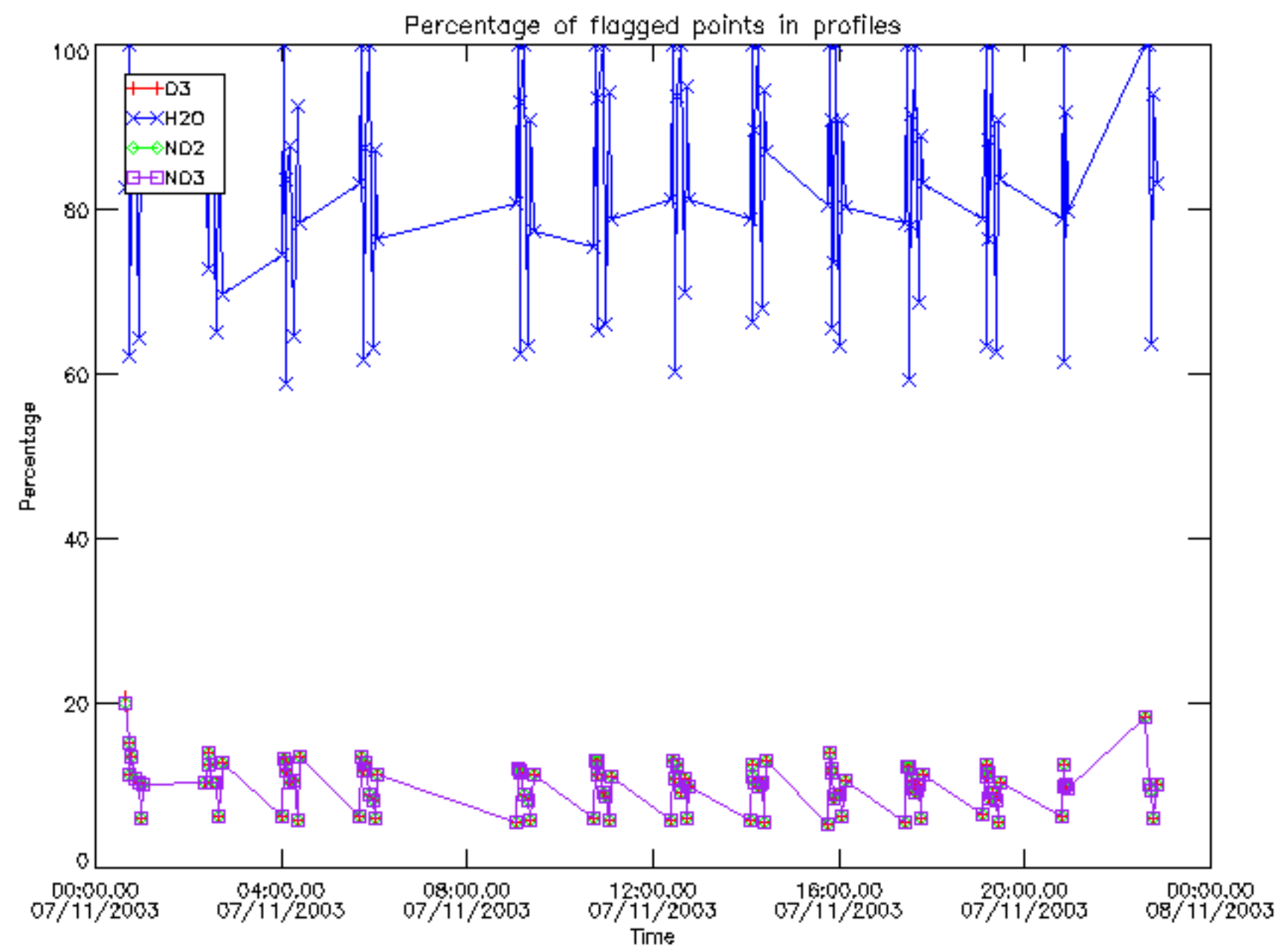




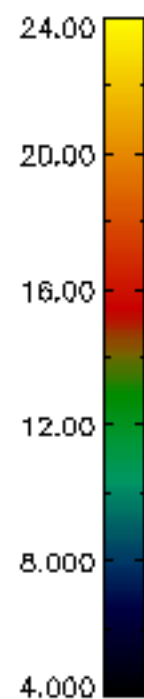
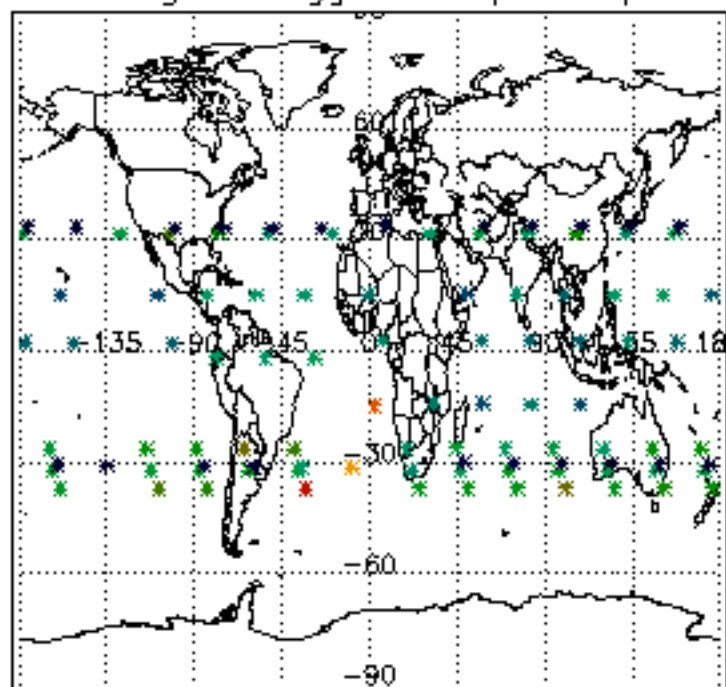




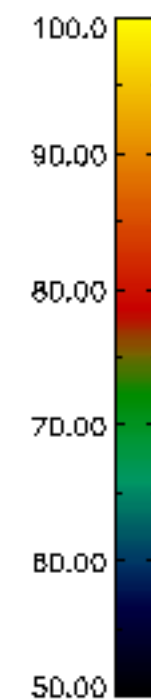
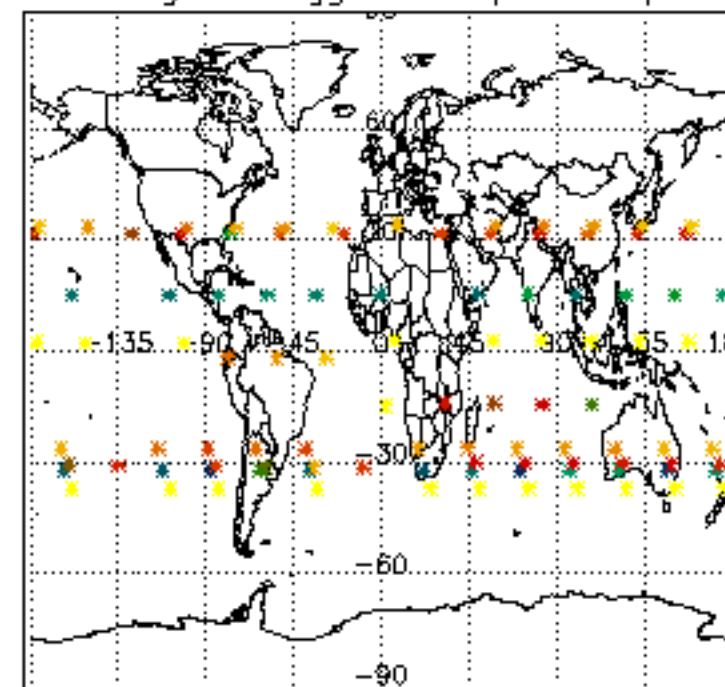




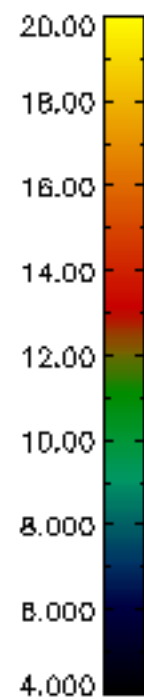
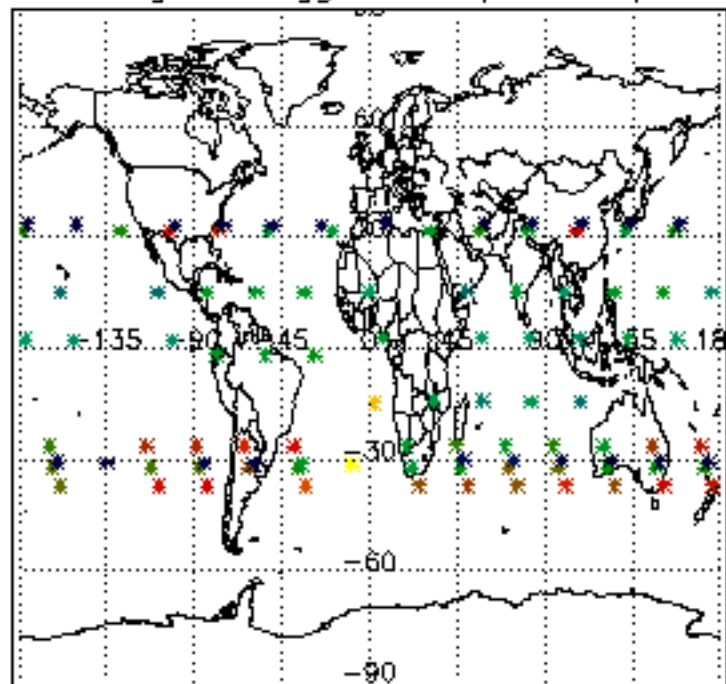
Percentage of flagged data per D3 profile



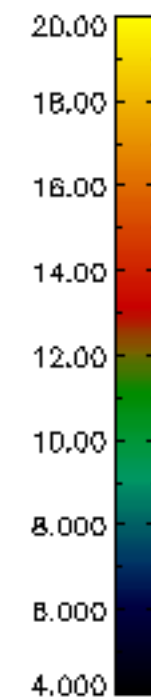
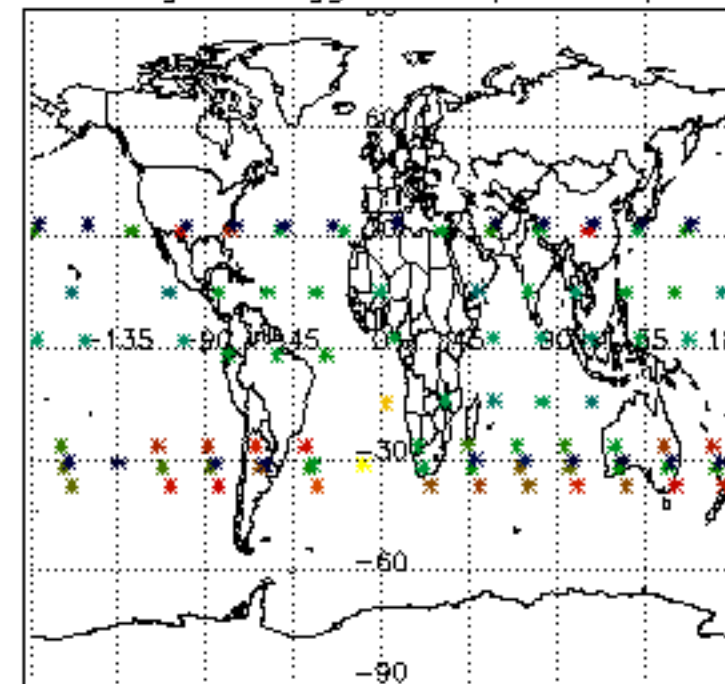
Percentage of flagged data per H2O profile

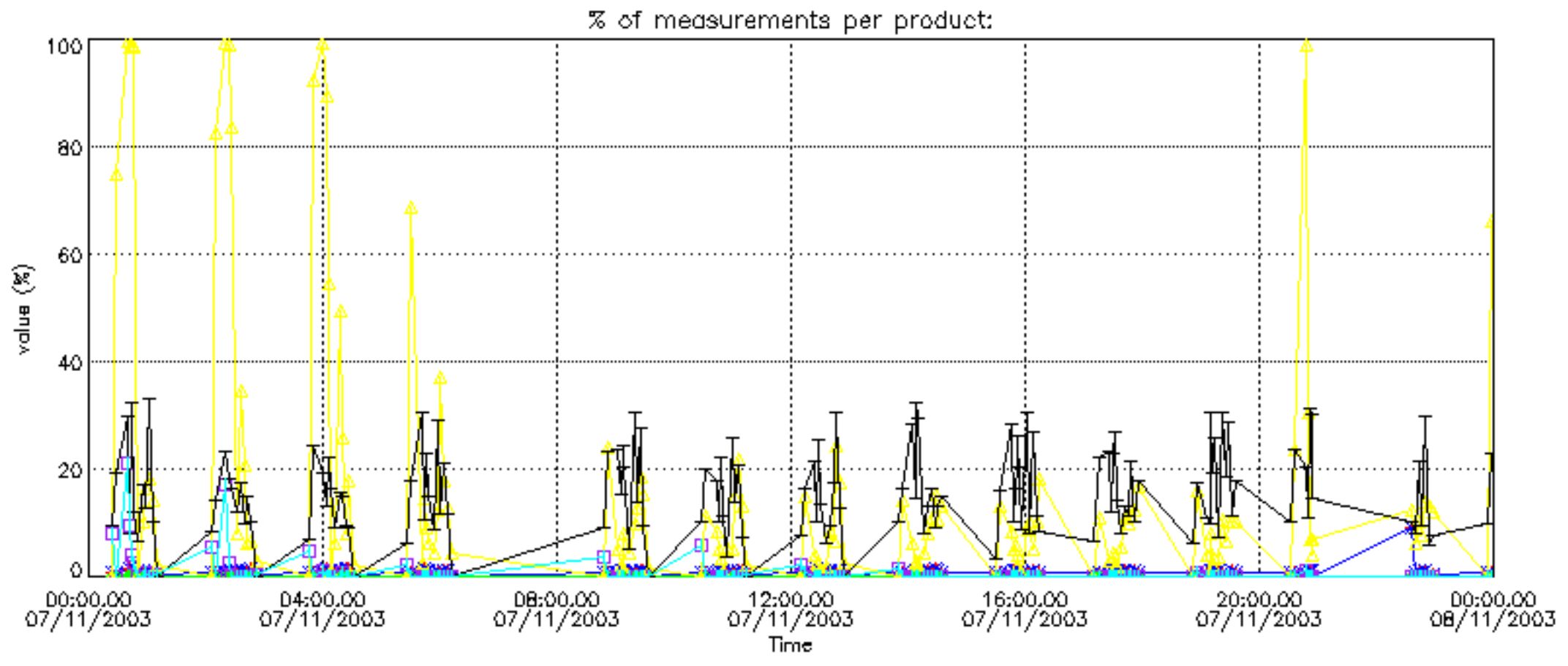


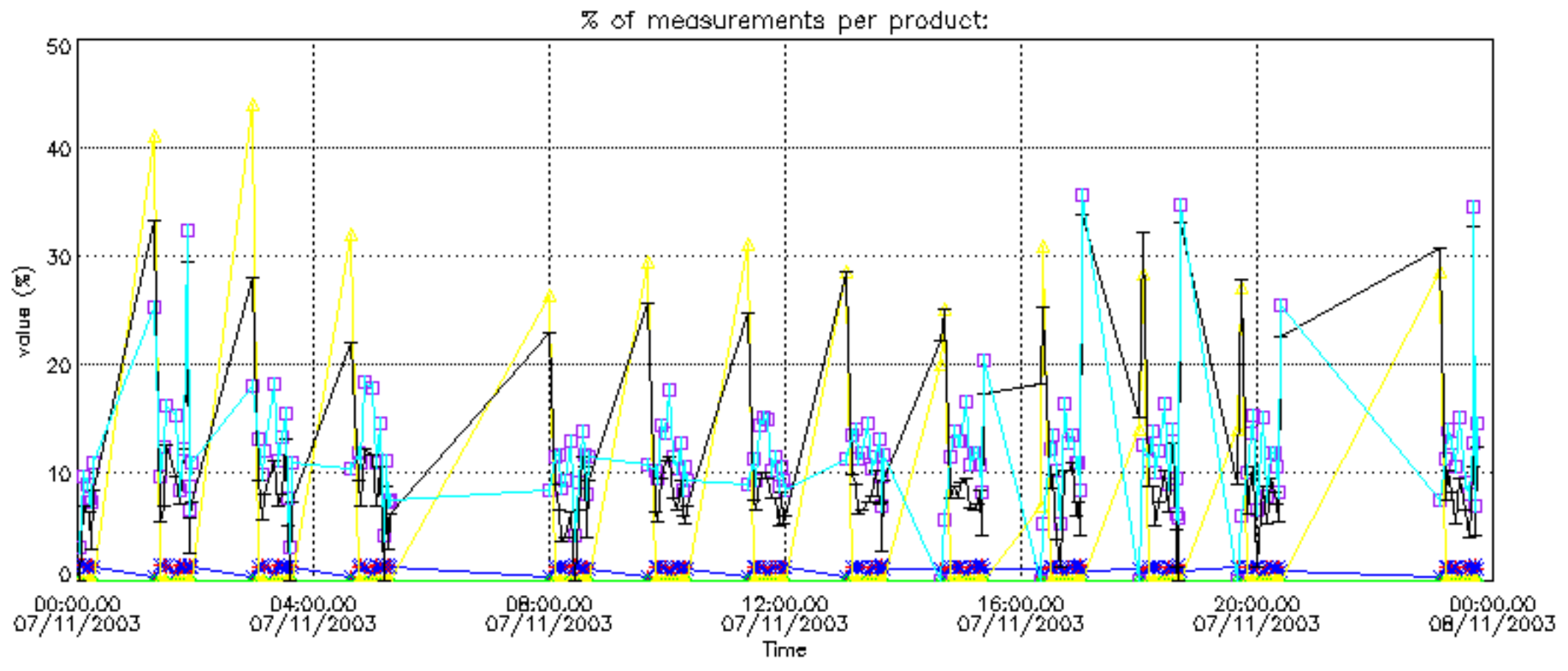
Percentage of flagged data per NO2 profile



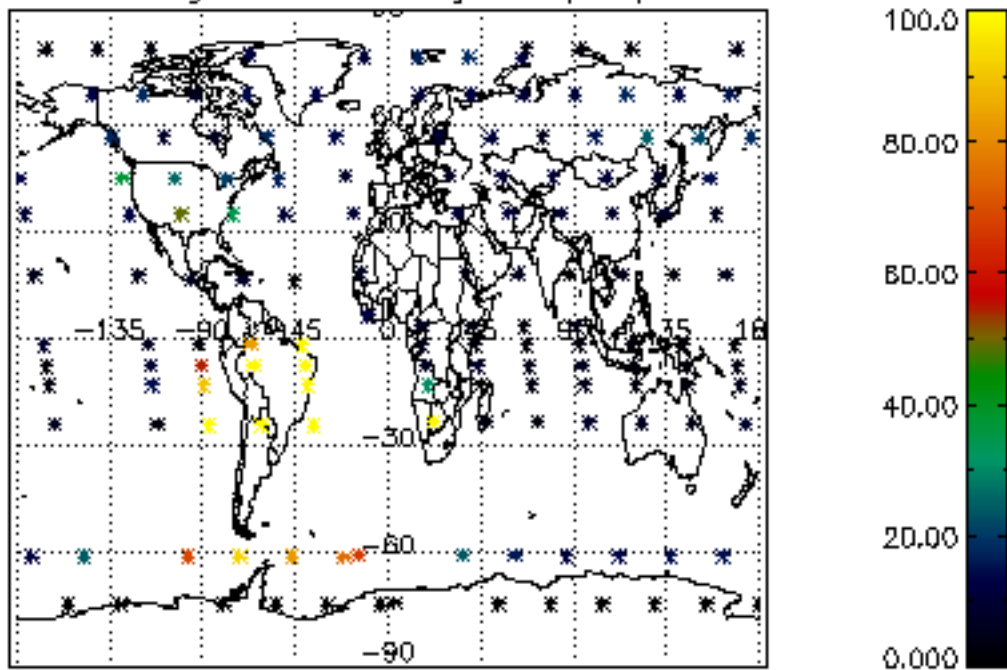
Percentage of flagged data per NO3 profile



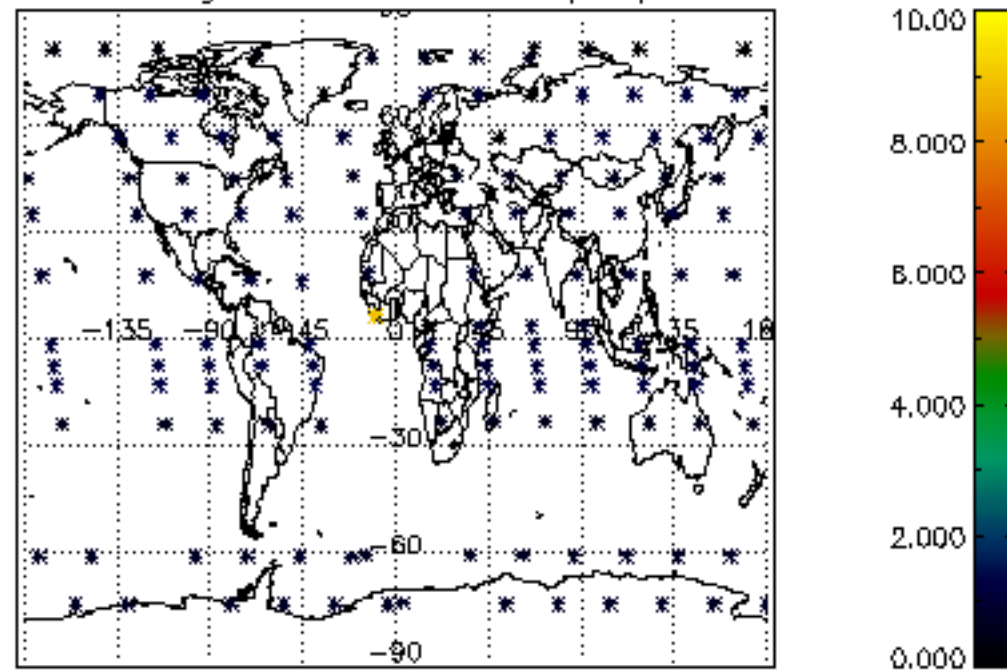




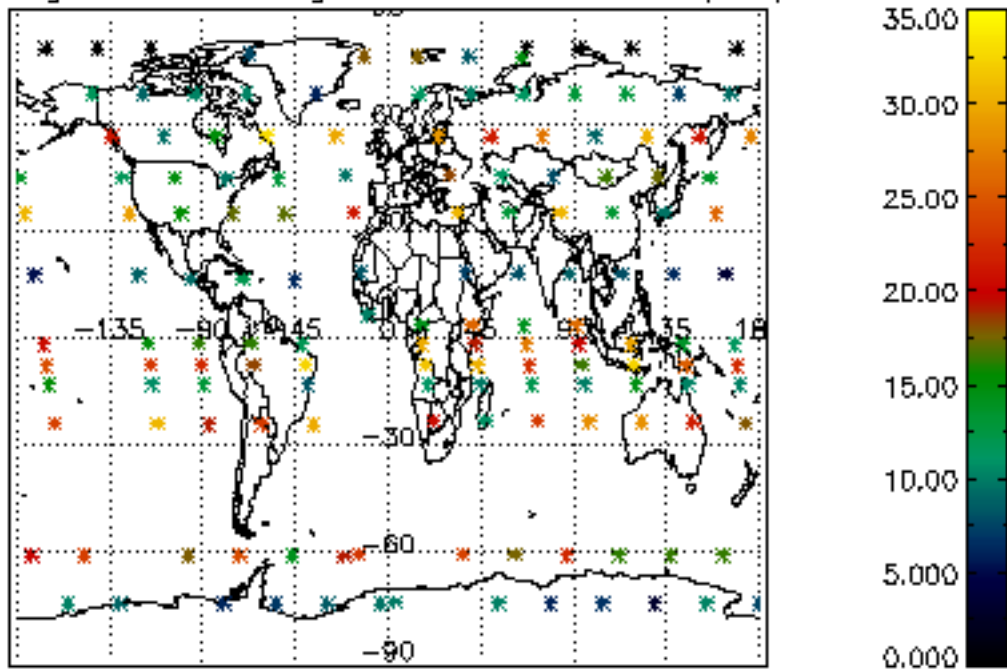
Percentage of cosmic ray hits per profile



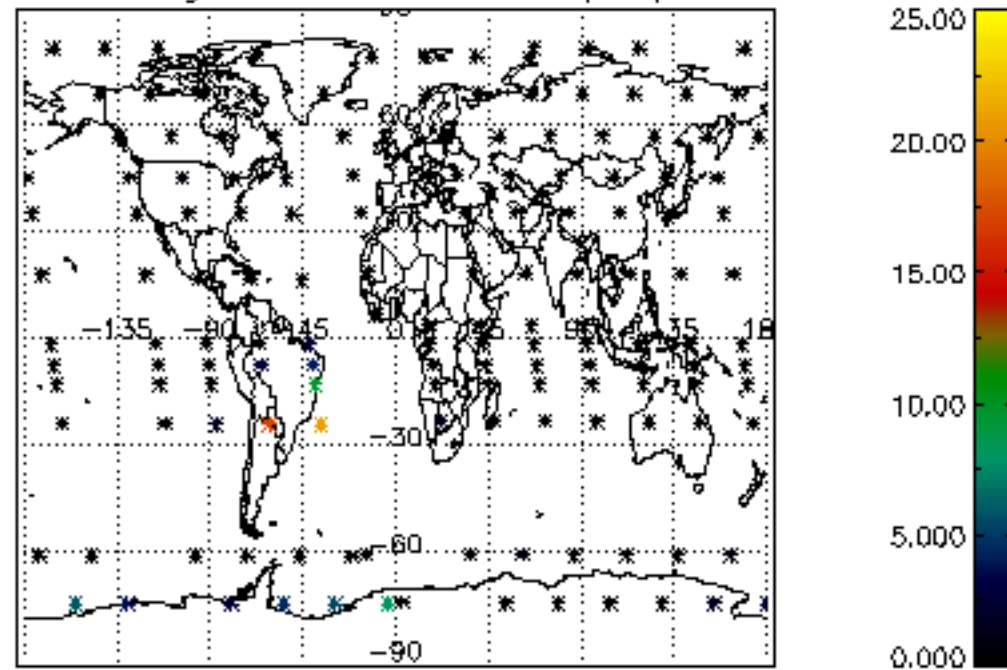
Percentage of datation errors per profile



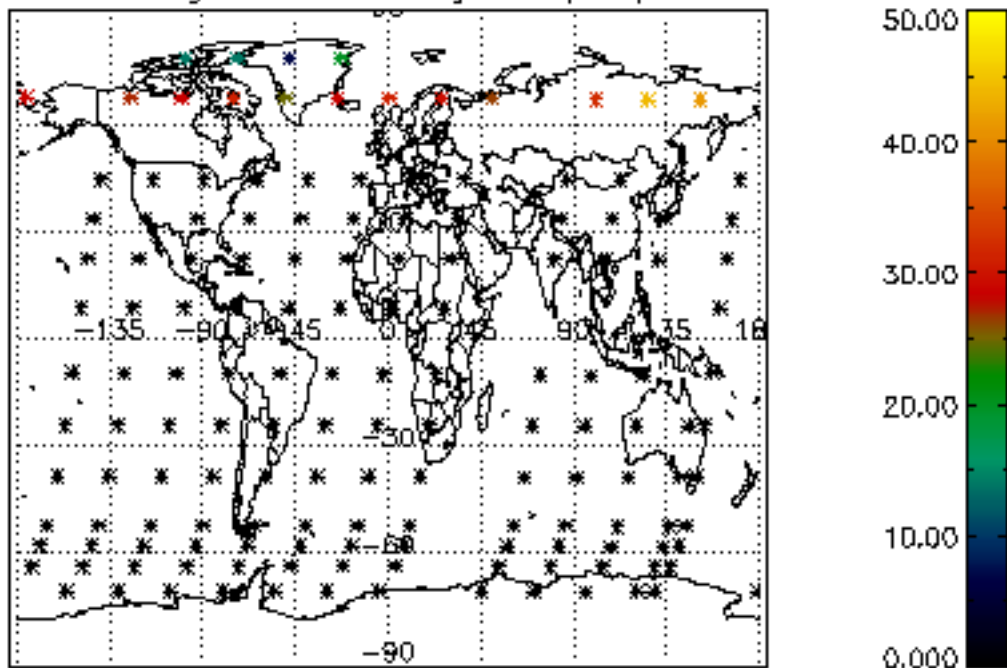
Percentage of star falling outside central band per profile



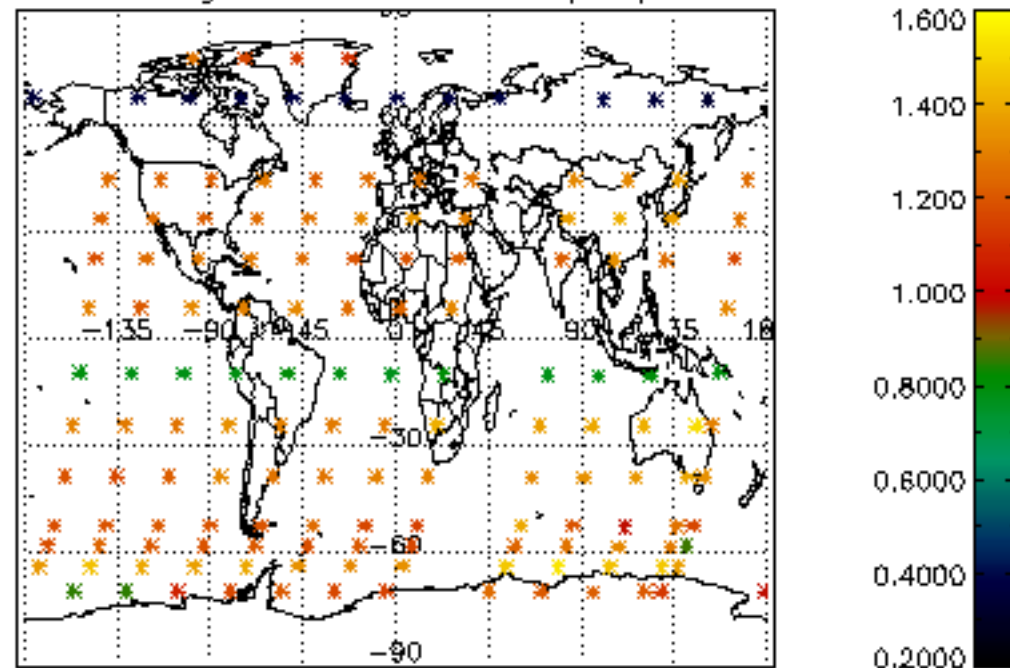
Percentage of saturation errors per profile



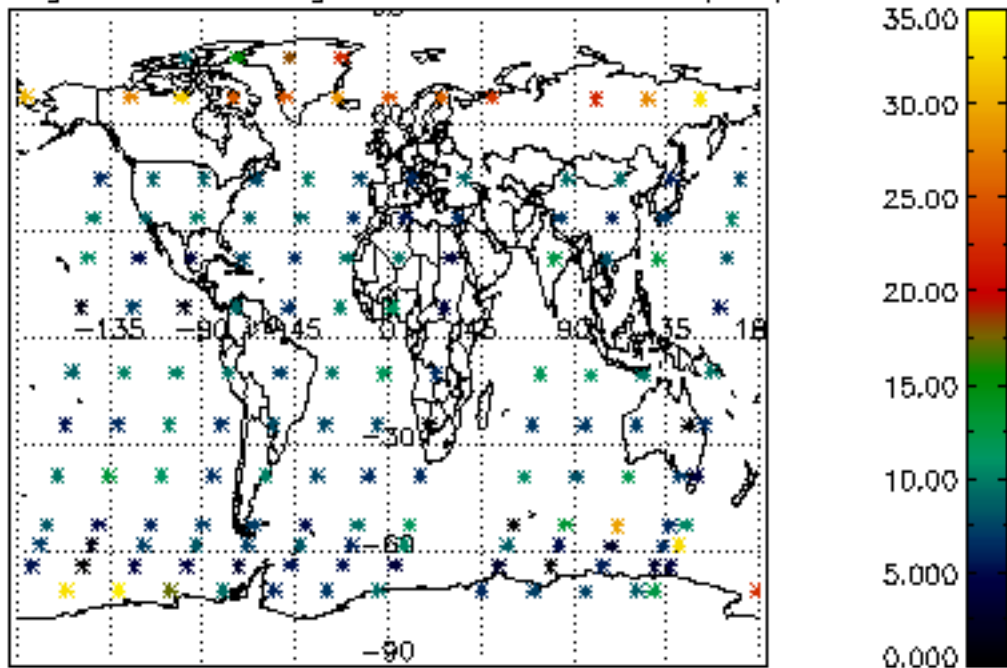
Percentage of cosmic ray hits per profile



Percentage of datation errors per profile



Percentage of star falling outside central band per profile



Percentage of saturation errors per profile

