

GOMOS Level 2 Daily Report

SUMMARY

[1. General Info](#)

[2. Summary of processed GOM_NL_2P products](#)

[3. Level 2 Quality information per product](#)

[3.1 Plot of level 2 quality information per product \(time dependant\)](#)

[3.2 Plot of level 2 quality information per product \(world map\)](#)

[4. Level 1 Quality information per product \(stored on level 2 products\)](#)

[4.1 Plot of level 1 quality information per product \(time dependant\)](#)

[4.1.1 Plot of level 1 quality information per product \(time dependant\): ASCENDING](#)

[4.1.2 Plot of level 1 quality information per product \(time dependant\): DESCENDING](#)

[4.2 Plot of level 1 quality information per product \(world map\)](#)

[4.2.1 Plot of level 1 quality information per product \(world map\): ASCENDING](#)

[4.2.2 Plot of level 1 quality information per product \(world map\): DESCENDING](#)

[5. Ozone profiles based on quality statistics and other trace gas profiles](#)

[5.1 Ozone statistics based on quality of products](#)

[5.2 Plot ozone profiles for all STD \(dark without errors\)](#)

[5.3 Plot ozone profiles where STD < 20% \(dark without errors\)](#)

[5.4. Plot ozone profiles where STD < 10% \(dark without errors\)](#)

[5.5. Plot ozone profiles where STD < 5% \(dark without errors\)](#)

[5.6 Plot NO2 profiles for all STD \(dark without errors\)](#)

[5.7 Plot NO3 profiles for all STD \(dark without errors\)](#)

[5.8 Plot H2O profiles \(only for occultations of stars 1,2,3,4,13,14,16,26,63 dark without errors\) for all STD](#)

[6. Auxiliary Data Files used for the production reported in section 2](#)

This report presents the daily analysis on parameters extracted from GOMOS level 2 data (GOM_NL__2P). It is intended to monitor some important parameters that will impact the quality of these products. A list of level 2 products (and content) that have arrived during the reporting day to the PCF is also given.

Item	Value
Time of report generation	19APR2013 23:29:23
Data source version	GOMOS/6.01
Start time of products	05-11-2003 (05NOV2003 00:00:00)
Stop time of products	06-11-2003 (06NOV2003 00:00:00)
Store outputs in DB	Yes
Nb of level 2 prods	349
Nb of prods with errors	0

2. Summary of processed GOM_NL__2P products.

Nr	Filename	UTC Start time	Limb	Duration	Star Id	Star Name	Star Mag	Star Temp	Nb Meas	Orbit	Prod. error
1	GOM_NL__2PRFIN20031105_000116_000000832021_00216_08787_8514.N1	05-NOV-2003 00:01:16	Dark	82.500	48	30Alp Hya	1.9770	4100.0	165	8787	No
2	GOM_NL__2PRFIN20031105_000511_000000402021_00216_08787_8515.N1	05-NOV-2003 00:05:11	Dark	40.000	99	Del Cen	2.5750	26000.	80	8787	No
3	GOM_NL__2PRFIN20031105_000644_000000512021_00216_08787_8516.N1	05-NOV-2003 00:06:44	Dark	51.000	26	Gam Cru	1.6240	2900.0	102	8787	No
4	GOM_NL__2PRFIN20031105_000824_000000482021_00216_08787_8517.N1	05-NOV-2003 00:08:24	Dark	47.500	12	Alp1Cru	0.77500	30000.	95	8787	No
5	GOM_NL__2PRFIN20031105_001019_000000422021_00217_08788_8489.N1	05-NOV-2003 00:10:19	Dark	41.500	91	Kap Vel	2.4900	26000.	83	8788	No
6	GOM_NL__2PRFIN20031105_001819_000000512021_00217_08788_8490.N1	05-NOV-2003 00:18:19	Dark	51.000	2	Alp Car	-0.73600	7000.0	102	8788	No
7	GOM_NL__2PRFIN20031105_002035_000000872021_00217_08788_8491.N1	05-NOV-2003 00:20:35	Dark	86.500	23	21Eps CMa	1.5020	26000.	173	8788	No
8	GOM_NL__2PRFIN20031105_002325_000000402021_00217_08788_8492.N1	05-NOV-2003 00:23:25	Dark	39.500	143	Alp Hyi	2.8570	7200.0	79	8788	No
9	GOM_NL__2PRFIN20031105_002447_000000482021_00217_08788_8493.N1	05-NOV-2003 00:24:47	Dark	47.500	9	Alp Eri	0.45300	24000.	95	8788	No
10	GOM_NL__2PRFIN20031105_002813_000000412021_00217_08788_8494.N1	05-NOV-2003 00:28:13	Straylight	41.000	157	The1Eri	2.9060	9300.0	82	8788	No
11	GOM_NL__2PRFIN20031105_003142_000002132021_00217_08788_8495.N1	05-NOV-2003 00:31:42	Straylight	213.00	47	2Bet CMa	1.9760	28000.	426	8788	No
12	GOM_NL__2PRFIN20031105_003608_000000682021_00217_08788_8496.N1	05-NOV-2003 00:36:08	Straylight	67.500	165	34Gam Eri	2.9500	3200.0	135	8788	No
13	GOM_NL__2PRFIN20031105_004212_000000642021_00217_08788_8497.N1	05-NOV-2003 00:42:12	Twilight_stray	64.000	94	92Alp Cet	2.5260	3100.0	128	8788	No
14	GOM_NL__2PRFIN20031105_004543_000000382021_00217_08788_8498.N1	05-NOV-2003 00:45:43	Bright	37.500	140	88Gam Peg	2.8340	26000.	75	8788	No
15	GOM_NL__2PRFIN20031105_004735_000000422021_00217_08788_8499.N1	05-NOV-2003 00:47:35	Bright	42.000	50	13Alp Ari	2.0070	4250.0	84	8788	No
16	GOM_NL__2PRFIN20031105_004935_000000372021_00217_08788_8500.N1	05-NOV-2003 00:49:35	Bright	37.000	58	21Alp And	2.0730	11000.	74	8788	No
17	GOM_NL__2PRFIN20031105_005101_000000402021_00217_08788_8501.N1	05-NOV-2003 00:51:01	Bright	39.500	173	4Bet Tri	3.0040	8900.0	79	8788	No
18	GOM_NL__2PRFIN20031105_005303_000000412021_00217_08788_8502.N1	05-NOV-2003 00:53:03	Bright	41.000	73	57Gam1And	2.2600	13100.	82	8788	No
19	GOM_NL__2PRFIN20031105_005644_000000392021_00217_08788_8503.N1	05-NOV-2003 00:56:44	Bright	38.500	68	18Alp Cas	2.2250	4500.0	77	8788	No
20	GOM_NL__2PRFIN20031105_005920_000000812021_00217_08788_8504.N1	05-NOV-2003 00:59:20	Bright	81.000	114	3lot Aur	2.6930	4600.0	162	8788	No
21	GOM_NL__2PRFIN20031105_010242_000000652021_00217_08788_8505.N1	05-NOV-2003 01:02:42	Bright	64.500	6	13Alp Aur	0.080000	3400.0	129	8788	No
22	GOM_NL__2PRFIN20031105_010558_000000382021_00217_08788_8506.N1	05-NOV-2003 01:05:58	Bright	37.500	49	1Alp UMi	1.9900	6300.0	75	8788	No
23	GOM_NL__2PRFIN20031105_010957_000000402021_00217_08788_8507.N1	05-NOV-2003 01:09:57	Bright	39.500	60	7Bet UMi	2.0810	3950.0	79	8788	No
24	GOM_NL__2PRFIN20031105_011402_000000452021_00217_08788_8508.N1	05-NOV-2003 01:14:02	Bright	44.500	36	50Alp UMa	1.8000	6300.0	89	8788	No
25	GOM_NL__2PRFIN20031105_011539_000000572021_00217_08788_8509.N1	05-NOV-2003 01:15:39	Bright	57.000	82	48Bet UMa	2.3650	10600.	114	8788	No
26	GOM_NL__2PRFIN20031105_011710_000000462021_00217_08788_8510.N1	05-NOV-2003 01:17:10	Bright	46.000	39	85Eta UMa	1.8540	24000.	92	8788	No
27	GOM_NL__2PRFIN20031105_011924_000000402021_00217_08788_8511.N1	05-NOV-2003 01:19:24	Bright	40.000	174	52Psi UMa	3.0040	4400.0	80	8788	No
28	GOM_NL__2PRFIN20031105_012749_000000632021_00217_08788_8512.N1	05-NOV-2003 01:27:49	Bright	63.000	166	17Eps Leo	2.9800	6000.0	126	8788	No
29	GOM_NL__2PRFIN20031105_013148_000000602021_00217_08788_8513.N1	05-NOV-2003 01:31:48	Bright	59.500	22	32Alp Leo	1.3600	15200.	119	8788	No
30	GOM_NL__2PRFIN20031105_014153_000000922021_00217_08788_8514.N1	05-NOV-2003 01:41:53	Dark	91.500	48	30Alp Hya	1.9770	4100.0	183	8788	No
31	GOM_NL__2PRFIN20031105_014547_000000422021_00217_08788_8515.N1	05-NOV-2003 01:45:47	Dark	41.500	99	Del Cen	2.5750	26000.	83	8788	No
32	GOM_NL__2PRFIN20031105_014720_000000452021_00217_08788_8516.N1	05-NOV-2003 01:47:20	Dark	45.000	26	Gam Cru	1.6240	2900.0	90	8788	No
33	GOM_NL__2PRFIN20031105_014859_000000462021_00217_08788_8517.N1	05-NOV-2003 01:48:59	Dark	45.500	12	Alp1Cru	0.77500	30000.	91	8788	No
34	GOM_NL__2PRFIN20031105_015055_000000422021_00218_08789_8489.N1	05-NOV-2003 01:50:55	Dark	41.500	91	Kap Vel	2.4900	26000.	83	8789	No
35	GOM_NL__2PRFIN20031105_015855_000000522021_00218_08789_8490.N1	05-NOV-2003 01:58:55	Dark	52.000	2	Alp Car	-0.73600	7000.0	104	8789	No
36	GOM_NL__2PRFIN20031105_020114_000000842021_00218_08789_8491.N1	05-NOV-2003 02:01:14	Dark	83.500	23	21Eps CMa	1.5020	26000.	167	8789	No
37	GOM_NL__2PRFIN20031105_020400_000000422021_00218_08789_8492.N1	05-NOV-2003 02:04:00	Dark	41.500	143	Alp Hyi	2.8570	7200.0	83	8789	No
38	GOM_NL__2PRFIN20031105_020523_000000442021_00218_08789_8493.N1	05-NOV-2003 02:05:23	Dark	43.500	9	Alp Eri	0.45300	24000.	87	8789	No
39	GOM_NL__2PRFIN20031105_020849_000000422021_00218_08789_8494.N1	05-NOV-2003 02:08:49	Straylight	42.000	157	The1Eri	2.9060	9300.0	84	8789	No
40	GOM_NL__2PRFIN20031105_021219_000002132021_00218_08789_8495.N1	05-NOV-2003 02:12:19	Straylight	213.00	47	2Bet CMa	1.9760	28000.	426	8789	No
41	GOM_NL__2PRFIN20031105_021645_000000662021_00218_08789_8496.N1	05-NOV-2003 02:16:45	Straylight	66.000	165	34Gam Eri	2.9500	3200.0	132	8789	No
42	GOM_NL__2PRFIN20031105_022248_000000592021_00218_08789_8497.N1	05-NOV-2003 02:22:48	Twilight_stray	58.500	94	92Alp Cet	2.5260	3100.0	117	8789	No

43	GOM_NL__2PRFIN20031105_022619_000000372021_00218_08789_8498.N1	05-NOV-2003 02:26:19	Bright	37.000	140	88Gam Peg	2.8340	26000.	74	8789	No
44	GOM_NL__2PRFIN20031105_022810_000000412021_00218_08789_8499.N1	05-NOV-2003 02:28:10	Bright	41.000	50	13Alp Ari	2.0070	4250.0	82	8789	No
45	GOM_NL__2PRFIN20031105_023011_000000382021_00218_08789_8500.N1	05-NOV-2003 02:30:11	Bright	38.000	58	21Alp And	2.0730	11000.	76	8789	No
46	GOM_NL__2PRFIN20031105_023136_000000392021_00218_08789_8501.N1	05-NOV-2003 02:31:36	Bright	38.500	173	4Bet Tri	3.0040	8900.0	77	8789	No
47	GOM_NL__2PRFIN20031105_023339_000000402021_00218_08789_8502.N1	05-NOV-2003 02:33:39	Bright	40.000	73	57Gam1And	2.2600	13100.	80	8789	No
48	GOM_NL__2PRFIN20031105_023720_000000402021_00218_08789_8503.N1	05-NOV-2003 02:37:20	Bright	39.500	68	18Alp Cas	2.2250	4500.0	79	8789	No
49	GOM_NL__2PRFIN20031105_023953_000000792021_00218_08789_8504.N1	05-NOV-2003 02:39:53	Bright	78.500	114	3lot Aur	2.6930	4600.0	157	8789	No
50	GOM_NL__2PRFIN20031105_024316_000000672021_00218_08789_8505.N1	05-NOV-2003 02:43:16	Bright	67.000	6	13Alp Aur	0.080000	3400.0	134	8789	No
51	GOM_NL__2PRFIN20031105_024635_000000382021_00218_08789_8506.N1	05-NOV-2003 02:46:35	Bright	37.500	49	1Alp UMi	1.9900	6300.0	75	8789	No
52	GOM_NL__2PRFIN20031105_025034_000000382021_00218_08789_8507.N1	05-NOV-2003 02:50:34	Bright	38.000	60	7Bet UMi	2.0810	3950.0	76	8789	No
53	GOM_NL__2PRFIN20031105_025438_000000422021_00218_08789_8508.N1	05-NOV-2003 02:54:38	Bright	42.000	36	50Alp UMa	1.8000	6300.0	84	8789	No
54	GOM_NL__2PRFIN20031105_025616_000000412021_00218_08789_8509.N1	05-NOV-2003 02:56:16	Bright	40.500	82	48Bet UMa	2.3650	10600.	81	8789	No
55	GOM_NL__2PRFIN20031105_025747_000000352021_00218_08789_8510.N1	05-NOV-2003 02:57:47	Bright	34.500	39	85Eta UMa	1.8540	24000.	69	8789	No
56	GOM_NL__2PRFIN20031105_030001_000000422021_00218_08789_8511.N1	05-NOV-2003 03:00:01	Bright	42.000	174	52Psi UMa	3.0040	4400.0	84	8789	No
57	GOM_NL__2PRFIN20031105_030825_000000632021_00218_08789_8512.N1	05-NOV-2003 03:08:25	Bright	62.500	166	17Eps Leo	2.9800	6000.0	125	8789	No
58	GOM_NL__2PRFIN20031105_031224_000000662021_00218_08789_8513.N1	05-NOV-2003 03:12:24	Bright	65.500	22	32Alp Leo	1.3600	15200.	131	8789	No
59	GOM_NL__2PRFIN20031105_032231_000000832021_00218_08789_8514.N1	05-NOV-2003 03:22:31	Dark	82.500	48	30Alp Hya	1.9770	4100.0	165	8789	No
60	GOM_NL__2PRFIN20031105_032623_000000402021_00218_08789_8515.N1	05-NOV-2003 03:26:23	Dark	39.500	99	Del Cen	2.5750	26000.	79	8789	No
61	GOM_NL__2PRFIN20031105_032756_000000452021_00218_08789_8516.N1	05-NOV-2003 03:27:56	Dark	45.000	26	Gam Cru	1.6240	2900.0	90	8789	No
62	GOM_NL__2PRFIN20031105_032936_000000472021_00218_08789_8517.N1	05-NOV-2003 03:29:36	Dark	47.000	12	Alp1Cru	0.77500	30000.	94	8789	No
63	GOM_NL__2PRFIN20031105_033131_000000422021_00219_08790_8489.N1	05-NOV-2003 03:31:31	Dark	42.000	91	Kap Vel	2.4900	26000.	84	8790	No
64	GOM_NL__2PRFIN20031105_033931_000000522021_00219_08790_8490.N1	05-NOV-2003 03:39:31	Dark	52.000	2	Alp Car	-0.73600	7000.0	104	8790	No
65	GOM_NL__2PRFIN20031105_034153_000000922021_00219_08790_8491.N1	05-NOV-2003 03:41:53	Dark	91.500	23	21Eps CMa	1.5020	26000.	183	8790	No
66	GOM_NL__2PRFIN20031105_034559_000000482021_00219_08790_8492.N1	05-NOV-2003 03:45:59	Dark	48.000	9	Alp Eri	0.45300	24000.	96	8790	No
67	GOM_NL__2PRFIN20031105_034924_000000422021_00219_08790_8493.N1	05-NOV-2003 03:49:24	Straylight	42.000	157	The1Eri	2.9060	9300.0	84	8790	No
68	GOM_NL__2PRFIN20031105_035347_000001832021_00219_08790_8494.N1	05-NOV-2003 03:53:47	Straylight	183.00	1	9Alp CMa	-1.4400	11000.	366	8790	No
69	GOM_NL__2PRFIN20031105_040324_000000562021_00219_08790_8495.N1	05-NOV-2003 04:03:24	Tw_i_and_stray	55.500	94	92Alp Cet	2.5260	3100.0	111	8790	No
70	GOM_NL__2PRFIN20031105_040656_000000382021_00219_08790_8496.N1	05-NOV-2003 04:06:56	Bright	38.000	140	88Gam Peg	2.8340	26000.	76	8790	No
71	GOM_NL__2PRFIN20031105_040846_000000432021_00219_08790_8497.N1	05-NOV-2003 04:08:46	Bright	42.500	50	13Alp Ari	2.0070	4250.0	85	8790	No
72	GOM_NL__2PRFIN20031105_041415_000000392021_00219_08790_8498.N1	05-NOV-2003 04:14:15	Bright	38.500	73	57Gam1And	2.2600	13100.	77	8790	No
73	GOM_NL__2PRFIN20031105_041757_000000392021_00219_08790_8499.N1	05-NOV-2003 04:17:57	Bright	39.000	68	18Alp Cas	2.2250	4500.0	78	8790	No
74	GOM_NL__2PRFIN20031105_042028_000000752021_00219_08790_8500.N1	05-NOV-2003 04:20:28	Bright	75.000	114	3lot Aur	2.6930	4600.0	150	8790	No
75	GOM_NL__2PRFIN20031105_042351_000000652021_00219_08790_8501.N1	05-NOV-2003 04:23:51	Bright	64.500	6	13Alp Aur	0.080000	3400.0	129	8790	No
76	GOM_NL__2PRFIN20031105_042710_000000352021_00219_08790_8502.N1	05-NOV-2003 04:27:10	Bright	34.500	49	1Alp UMi	1.9900	6300.0	69	8790	No
77	GOM_NL__2PRFIN20031105_043109_000000382021_00219_08790_8503.N1	05-NOV-2003 04:31:09	Bright	38.000	60	7Bet UMi	2.0810	3950.0	76	8790	No
78	GOM_NL__2PRFIN20031105_043513_000000432021_00219_08790_8504.N1	05-NOV-2003 04:35:13	Bright	42.500	36	50Alp UMa	1.8000	6300.0	85	8790	No
79	GOM_NL__2PRFIN20031105_043651_000000422021_00219_08790_8505.N1	05-NOV-2003 04:36:51	Bright	42.000	82	48Bet UMa	2.3650	10600.	84	8790	No
80	GOM_NL__2PRFIN20031105_043822_000000362021_00219_08790_8506.N1	05-NOV-2003 04:38:22	Bright	36.000	39	85Eta UMa	1.8540	24000.	72	8790	No
81	GOM_NL__2PRFIN20031105_044037_000000412021_00219_08790_8507.N1	05-NOV-2003 04:40:37	Bright	41.000	174	52Psi UMa	3.0040	4400.0	82	8790	No
82	GOM_NL__2PRFIN20031105_044814_000000422021_00219_08790_8508.N1	05-NOV-2003 04:48:14	Bright	42.000	96	68Del Leo	2.5600	9300.0	84	8790	No
83	GOM_NL__2PRFIN20031105_044939_000000542021_00219_08790_8509.N1	05-NOV-2003 04:49:39	Bright	53.500	51	41Gam1Leo	2.0100	4500.0	107	8790	No
84	GOM_NL__2PRFIN20031105_045302_000000662021_00219_08790_8510.N1	05-NOV-2003 04:53:02	Tw_i_and_stray	65.500	22	32Alp Leo	1.3600	15200.	131	8790	No
85	GOM_NL__2PRFIN20031105_050309_000000922021_00219_08790_8511.N1	05-NOV-2003 05:03:09	Dark	92.000	48	30Alp Hya	1.9770	4100.0	184	8790	No
86	GOM_NL__2PRFIN20031105_050659_000000422021_00219_08790_8512.N1	05-NOV-2003 05:06:59	Dark	42.000	99	Del Cen	2.5750	26000.	84	8790	No
87	GOM_NL__2PRFIN20031105_050832_000000512021_00219_08790_8513.N1	05-NOV-2003 05:08:32	Dark	51.000	26	Gam Cru	1.6240	2900.0	102	8790	No
88	GOM_NL__2PRFIN20031105_051012_000000452021_00219_08790_8514.N1	05-NOV-2003 05:10:12	Dark	44.500	12	Alp1Cru	0.77500	30000.	89	8790	No
89	GOM_NL__2PRFIN20031105_051208_000000422021_00220_08791_8509.N1	05-NOV-2003 05:12:08	Dark	42.000	91	Kap Vel	2.4900	26000.	84	8791	No
90	GOM_NL__2PRFIN20031105_052007_000000522021_00220_08791_8510.N1	05-NOV-2003 05:20:07	Dark	52.000	2	Alp Car	-0.73600	7000.0	104	8791	No
91	GOM_NL__2PRFIN20031105_052231_000000832021_00220_08791_8511.N1	05-NOV-2003 05:22:31	Dark	83.000	23	21Eps CMa	1.5020	26000.	166	8791	No
92	GOM_NL__2PRFIN20031105_052635_000000452021_00220_08791_8512.N1	05-NOV-2003 05:26:35	Dark	45.000	9	Alp Eri	0.45300	24000.	90	8791	No
93	GOM_NL__2PRFIN20031105_053001_000000452021_00220_08791_8513.N1	05-NOV-2003 05:30:01	Straylight	44.500	157	The1Eri	2.9060	9300.0	89	8791	No
94	GOM_NL__2PRFIN20031105_053424_000001832021_00220_08791_8514.N1	05-NOV-2003 05:34:24	Straylight	183.00	1	9Alp CMa	-1.4400	11000.	366	8791	No
95	GOM_NL__2PRFIN20031105_054400_000000562021_00220_08791_8515.N1	05-NOV-2003 05:44:00	Tw_i_and_stray	56.000	94	92Alp Cet	2.5260	3100.0	112	8791	No
96	GOM_NL__2PRFIN20031105_054732_000000372021_00220_08791_8516.N1	05-NOV-2003 05:47:32	Bright	37.000	140	88Gam Peg	2.8340	26000.	74	8791	No
97	GOM_NL__2PRFIN20031105_054921_000000442021_00220_08791_8517.N1	05-NOV-2003 05:49:21	Bright	44.000	50	13Alp Ari	2.0070	4250.0	88	8791	No
98	GOM_NL__2PRFIN20031105_055451_000000412021_00220_08791_8518.N1	05-NOV-2003 05:54:51	Bright	41.000	73	57Gam1And	2.2600	13100.	82	8791	No
99	GOM_NL__2PRFIN20031105_055832_000000392021_00220_08791_8519.N1	05-NOV-2003 05:58:32	Bright	39.000	68	18Alp Cas	2.2250	4500.0	78	8791	No
100	GOM_NL__2PRFIN20031105_060102_000000812021_00220_08791_8520.N1	05-NOV-2003 06:01:02	Bright	80.500	114	3lot Aur	2.6930	4600.0	161	8791	No
101	GOM_NL__2PRFIN20031105_060425_000000682021_00220_08791_8521.N1	05-NOV-2003 06:04:25	Bright	68.000	6	13Alp Aur	0.080000	3400.0	136	8791	No

102	GOM_NL__2PRFIN20031105_060746_000000392021_00220_08791_8522.N1	05-NOV-2003 06:07:46	Bright	38.500	49	1Alp UMi	1.9900	6300.0	77	8791	No
103	GOM_NL__2PRFIN20031105_061145_000000392021_00220_08791_8523.N1	05-NOV-2003 06:11:45	Bright	39.000	60	7Bet UMi	2.0810	3950.0	78	8791	No
104	GOM_NL__2PRFIN20031105_061549_000000402021_00220_08791_8524.N1	05-NOV-2003 06:15:49	Bright	39.500	36	50Alp UMa	1.8000	6300.0	79	8791	No
105	GOM_NL__2PRFIN20031105_061727_000000572021_00220_08791_8525.N1	05-NOV-2003 06:17:27	Bright	57.000	82	48Bet UMa	2.3650	10600.	114	8791	No
106	GOM_NL__2PRFIN20031105_061858_000000372021_00220_08791_8526.N1	05-NOV-2003 06:18:58	Bright	36.500	39	85Eta UMa	1.8540	24000.	73	8791	No
107	GOM_NL__2PRFIN20031105_062113_000000422021_00220_08791_8527.N1	05-NOV-2003 06:21:13	Bright	41.500	174	52Psi UMa	3.0040	4400.0	83	8791	No
108	GOM_NL__2PRFIN20031105_062851_000000422021_00220_08791_8528.N1	05-NOV-2003 06:28:51	Bright	41.500	96	68Del Leo	2.5600	9300.0	83	8791	No
109	GOM_NL__2PRFIN20031105_063015_000000542021_00220_08791_8529.N1	05-NOV-2003 06:30:15	Bright	53.500	51	41Gam1Leo	2.0100	4500.0	107	8791	No
110	GOM_NL__2PRFIN20031105_063339_000000672021_00220_08791_8530.N1	05-NOV-2003 06:33:39	Twilight	67.000	22	32Alp Leo	1.3600	15200.	134	8791	No
111	GOM_NL__2PRFIN20031105_064347_000000842021_00220_08791_8531.N1	05-NOV-2003 06:43:47	Dark	84.000	48	30Alp Hya	1.9770	4100.0	168	8791	No
112	GOM_NL__2PRFIN20031105_064735_000000412021_00220_08791_8532.N1	05-NOV-2003 06:47:35	Dark	41.000	99	Del Cen	2.5750	26000.	82	8791	No
113	GOM_NL__2PRFIN20031105_064907_000000512021_00220_08791_8533.N1	05-NOV-2003 06:49:07	Dark	51.000	26	Gam Cru	1.6240	2900.0	102	8791	No
114	GOM_NL__2PRFIN20031105_065048_000000412021_00220_08791_8534.N1	05-NOV-2003 06:50:48	Dark	41.000	12	Alp1Cru	0.77500	30000.	82	8791	No
115	GOM_NL__2PRFIN20031105_065245_000000452021_00221_08792_8509.N1	05-NOV-2003 06:52:45	Dark	44.500	91	Kap Vel	2.4900	26000.	89	8792	No
116	GOM_NL__2PRFIN20031105_070044_000000512021_00221_08792_8510.N1	05-NOV-2003 07:00:44	Dark	51.000	2	Alp Car	-0.73600	7000.0	102	8792	No
117	GOM_NL__2PRFIN20031105_070309_000000912021_00221_08792_8511.N1	05-NOV-2003 07:03:09	Dark	90.500	23	21Eps CMa	1.5020	26000.	181	8792	No
118	GOM_NL__2PRFIN20031105_070711_000000462021_00221_08792_8512.N1	05-NOV-2003 07:07:11	Dark	45.500	9	Alp Eri	0.45300	24000.	91	8792	No
119	GOM_NL__2PRFIN20031105_071037_000000452021_00221_08792_8513.N1	05-NOV-2003 07:10:37	Straylight	44.500	157	The1Eri	2.9060	9300.0	89	8792	No
120	GOM_NL__2PRFIN20031105_071502_000001832021_00221_08792_8514.N1	05-NOV-2003 07:15:02	Straylight	182.50	1	9Alp CMa	-1.4400	11000.	365	8792	No
121	GOM_NL__2PRFIN20031105_072435_000000562021_00221_08792_8515.N1	05-NOV-2003 07:24:35	Twilight	55.500	94	92Alp Cet	2.5260	3100.0	111	8792	No
122	GOM_NL__2PRFIN20031105_072809_000000382021_00221_08792_8516.N1	05-NOV-2003 07:28:09	Bright	37.500	140	88Gam Peg	2.8340	26000.	75	8792	No
123	GOM_NL__2PRFIN20031105_072957_000000442021_00221_08792_8517.N1	05-NOV-2003 07:29:57	Bright	43.500	50	13Alp Ari	2.0070	4250.0	87	8792	No
124	GOM_NL__2PRFIN20031105_073526_000000392021_00221_08792_8518.N1	05-NOV-2003 07:35:26	Bright	39.000	73	57Gam1And	2.2600	13100.	78	8792	No
125	GOM_NL__2PRFIN20031105_073908_000000402021_00221_08792_8519.N1	05-NOV-2003 07:39:08	Bright	39.500	68	18Alp Cas	2.2250	4500.0	79	8792	No
126	GOM_NL__2PRFIN20031105_074136_000000792021_00221_08792_8520.N1	05-NOV-2003 07:41:36	Bright	79.000	114	3lot Aur	2.6930	4600.0	158	8792	No
127	GOM_NL__2PRFIN20031105_074500_000000642021_00221_08792_8521.N1	05-NOV-2003 07:45:00	Bright	63.500	6	13Alp Aur	0.080000	3400.0	127	8792	No
128	GOM_NL__2PRFIN20031105_074822_000000372021_00221_08792_8522.N1	05-NOV-2003 07:48:22	Bright	36.500	49	1Alp UMi	1.9900	6300.0	73	8792	No
129	GOM_NL__2PRFIN20031105_075221_000000382021_00221_08792_8523.N1	05-NOV-2003 07:52:21	Bright	38.000	60	7Bet UMi	2.0810	3950.0	76	8792	No
130	GOM_NL__2PRFIN20031105_075624_000000442021_00221_08792_8524.N1	05-NOV-2003 07:56:24	Bright	43.500	36	50Alp UMa	1.8000	6300.0	87	8792	No
131	GOM_NL__2PRFIN20031105_075803_000000402021_00221_08792_8525.N1	05-NOV-2003 07:58:03	Bright	40.000	82	48Bet UMa	2.3650	10600.	80	8792	No
132	GOM_NL__2PRFIN20031105_075934_000000382021_00221_08792_8526.N1	05-NOV-2003 07:59:34	Bright	38.000	39	85Eta UMa	1.8540	24000.	76	8792	No
133	GOM_NL__2PRFIN20031105_080149_000000402021_00221_08792_8527.N1	05-NOV-2003 08:01:49	Bright	39.500	174	52Psi UMa	3.0040	4400.0	79	8792	No
134	GOM_NL__2PRFIN20031105_080927_000000592021_00221_08792_8528.N1	05-NOV-2003 08:09:27	Bright	59.000	96	68Del Leo	2.5600	9300.0	118	8792	No
135	GOM_NL__2PRFIN20031105_081051_000000732021_00221_08792_8529.N1	05-NOV-2003 08:10:51	Bright	73.000	51	41Gam1Leo	2.0100	4500.0	146	8792	No
136	GOM_NL__2PRFIN20031105_081415_000000672021_00221_08792_8530.N1	05-NOV-2003 08:14:15	Twilight	66.500	22	32Alp Leo	1.3600	15200.	133	8792	No
137	GOM_NL__2PRFIN20031105_082424_000000802021_00221_08792_8531.N1	05-NOV-2003 08:24:24	Dark	79.500	48	30Alp Hya	1.9770	4100.0	159	8792	No
138	GOM_NL__2PRFIN20031105_082811_000000392021_00221_08792_8532.N1	05-NOV-2003 08:28:11	Dark	39.000	99	Del Cen	2.5750	26000.	78	8792	No
139	GOM_NL__2PRFIN20031105_082944_000000442021_00221_08792_8533.N1	05-NOV-2003 08:29:44	Dark	44.000	26	Gam Cru	1.6240	2900.0	88	8792	No
140	GOM_NL__2PRFIN20031105_083124_000000402021_00221_08792_8534.N1	05-NOV-2003 08:31:24	Dark	39.500	12	Alp1Cru	0.77500	30000.	79	8792	No
141	GOM_NL__2PRFIN20031105_083320_000000442021_00222_08793_8510.N1	05-NOV-2003 08:33:20	Dark	44.000	91	Kap Vel	2.4900	26000.	88	8793	No
142	GOM_NL__2PRFIN20031105_084121_000000622021_00222_08793_8511.N1	05-NOV-2003 08:41:21	Dark	62.000	2	Alp Car	-0.73600	7000.0	124	8793	No
143	GOM_NL__2PRFIN20031105_084346_000000952021_00222_08793_8512.N1	05-NOV-2003 08:43:46	Dark	94.500	23	21Eps CMa	1.5020	26000.	189	8793	No
144	GOM_NL__2PRFIN20031105_084747_000000432021_00222_08793_8513.N1	05-NOV-2003 08:47:47	Dark	42.500	9	Alp Eri	0.45300	24000.	85	8793	No
145	GOM_NL__2PRFIN20031105_085114_000000442021_00222_08793_8514.N1	05-NOV-2003 08:51:14	Straylight	44.000	157	The1Eri	2.9060	9300.0	88	8793	No
146	GOM_NL__2PRFIN20031105_085539_000001832021_00222_08793_8515.N1	05-NOV-2003 08:55:39	Straylight	182.50	1	9Alp CMa	-1.4400	11000.	365	8793	No
147	GOM_NL__2PRFIN20031105_090511_000000562021_00222_08793_8516.N1	05-NOV-2003 09:05:11	Twilight	55.500	94	92Alp Cet	2.5260	3100.0	111	8793	No
148	GOM_NL__2PRFIN20031105_090844_000000382021_00222_08793_8517.N1	05-NOV-2003 09:08:44	Bright	37.500	140	88Gam Peg	2.8340	26000.	75	8793	No
149	GOM_NL__2PRFIN20031105_091033_000000422021_00222_08793_8518.N1	05-NOV-2003 09:10:33	Bright	41.500	50	13Alp Ari	2.0070	4250.0	83	8793	No
150	GOM_NL__2PRFIN20031105_091602_000000412021_00222_08793_8519.N1	05-NOV-2003 09:16:02	Bright	41.000	73	57Gam1And	2.2600	13100.	82	8793	No
151	GOM_NL__2PRFIN20031105_091944_000000362021_00222_08793_8520.N1	05-NOV-2003 09:19:44	Bright	36.000	68	18Alp Cas	2.2250	4500.0	72	8793	No
152	GOM_NL__2PRFIN20031105_092210_000000782021_00222_08793_8521.N1	05-NOV-2003 09:22:10	Bright	77.500	114	3lot Aur	2.6930	4600.0	155	8793	No
153	GOM_NL__2PRFIN20031105_092535_000000642021_00222_08793_8522.N1	05-NOV-2003 09:25:35	Bright	63.500	6	13Alp Aur	0.080000	3400.0	127	8793	No
154	GOM_NL__2PRFIN20031105_092858_000000382021_00222_08793_8523.N1	05-NOV-2003 09:28:58	Bright	37.500	49	1Alp UMi	1.9900	6300.0	75	8793	No
155	GOM_NL__2PRFIN20031105_093257_000000382021_00222_08793_8524.N1	05-NOV-2003 09:32:57	Bright	37.500	60	7Bet UMi	2.0810	3950.0	75	8793	No
156	GOM_NL__2PRFIN20031105_093701_000000422021_00222_08793_8525.N1	05-NOV-2003 09:37:01	Bright	41.500	36	50Alp UMa	1.8000	6300.0	83	8793	No
157	GOM_NL__2PRFIN20031105_093838_000000392021_00222_08793_8526.N1	05-NOV-2003 09:38:38	Bright	38.500	82	48Bet UMa	2.3650	10600.	77	8793	No
158	GOM_NL__2PRFIN20031105_094010_000000362021_00222_08793_8527.N1	05-NOV-2003 09:40:10	Bright	35.500	39	85Eta UMa	1.8540	24000.	71	8793	No
159	GOM_NL__2PRFIN20031105_094225_000000422021_00222_08793_8528.N1	05-NOV-2003 09:42:25	Bright	41.500	174	52Psi UMa	3.0040	4400.0	83	8793	No
160	GOM_NL__2PRFIN20031105_095003_000000422021_00222_08793_8529.N1	05-NOV-2003 09:50:03	Bright	42.000	96	68Del Leo	2.5600	9300.0	84	8793	No

161	GOM_NL__2PRFIN20031105_095128_000000732021_00222_08793_8530.N1	05-NOV-2003 09:51:28	Bright	73.000	51	41Gam1Leo	2.0100	4500.0	146	8793	No
162	GOM_NL__2PRFIN20031105_095452_000000672021_00222_08793_8531.N1	05-NOV-2003 09:54:52	Twilight	66.500	22	32Alp Leo	1.3600	15200.	133	8793	No
163	GOM_NL__2PRFIN20031105_100502_000000942021_00222_08793_8532.N1	05-NOV-2003 10:05:02	Dark	93.500	48	30Alp Hya	1.9770	4100.0	187	8793	No
164	GOM_NL__2PRFIN20031105_100847_000000412021_00222_08793_8533.N1	05-NOV-2003 10:08:47	Dark	41.000	99	Del Cen	2.5750	26000.	82	8793	No
165	GOM_NL__2PRFIN20031105_101020_000000512021_00222_08793_8534.N1	05-NOV-2003 10:10:20	Dark	51.000	26	Gam Cru	1.6240	2900.0	102	8793	No
166	GOM_NL__2PRFIN20031105_101200_000000392021_00222_08793_8535.N1	05-NOV-2003 10:12:00	Dark	39.000	12	Alp1Cru	0.77500	30000.	78	8793	No
167	GOM_NL__2PRFIN20031105_101358_000000432021_00223_08794_8510.N1	05-NOV-2003 10:13:58	Dark	42.500	91	Kap Vel	2.4900	26000.	85	8794	No
168	GOM_NL__2PRFIN20031105_102157_000000612021_00223_08794_8511.N1	05-NOV-2003 10:21:57	Dark	61.000	2	Alp Car	-0.73600	7000.0	122	8794	No
169	GOM_NL__2PRFIN20031105_102424_000000902021_00223_08794_8512.N1	05-NOV-2003 10:24:24	Dark	89.500	23	21Eps CMa	1.5020	26000.	179	8794	No
170	GOM_NL__2PRFIN20031105_102823_000000482021_00223_08794_8513.N1	05-NOV-2003 10:28:23	Dark	48.000	9	Alp Eri	0.45300	24000.	96	8794	No
171	GOM_NL__2PRFIN20031105_103151_000000422021_00223_08794_8514.N1	05-NOV-2003 10:31:51	Straylight	42.000	157	The1Eri	2.9060	9300.0	84	8794	No
172	GOM_NL__2PRFIN20031105_103616_000001832021_00223_08794_8515.N1	05-NOV-2003 10:36:16	Straylight	182.50	1	9Alp CMa	-1.4400	11000.	365	8794	No
173	GOM_NL__2PRFIN20031105_104547_000000622021_00223_08794_8516.N1	05-NOV-2003 10:45:47	Twilight	61.500	94	92Alp Cet	2.5260	3100.0	123	8794	No
174	GOM_NL__2PRFIN20031105_104921_000000382021_00223_08794_8517.N1	05-NOV-2003 10:49:21	Bright	37.500	140	88Gam Peg	2.8340	26000.	75	8794	No
175	GOM_NL__2PRFIN20031105_105109_000000432021_00223_08794_8518.N1	05-NOV-2003 10:51:09	Bright	42.500	50	13Alp Ari	2.0070	4250.0	85	8794	No
176	GOM_NL__2PRFIN20031105_105638_000000412021_00223_08794_8519.N1	05-NOV-2003 10:56:38	Bright	40.500	73	57Gam1And	2.2600	13100.	81	8794	No
177	GOM_NL__2PRFIN20031105_110021_000000402021_00223_08794_8520.N1	05-NOV-2003 11:00:21	Bright	39.500	68	18Alp Cas	2.2250	4500.0	79	8794	No
178	GOM_NL__2PRFIN20031105_110244_000000732021_00223_08794_8521.N1	05-NOV-2003 11:02:44	Bright	73.000	114	3lot Aur	2.6930	4600.0	146	8794	No
179	GOM_NL__2PRFIN20031105_110609_000000642021_00223_08794_8522.N1	05-NOV-2003 11:06:09	Bright	64.000	6	13Alp Aur	0.080000	3400.0	128	8794	No
180	GOM_NL__2PRFIN20031105_110935_000000362021_00223_08794_8523.N1	05-NOV-2003 11:09:35	Bright	36.000	49	1Alp UMi	1.9900	6300.0	72	8794	No
181	GOM_NL__2PRFIN20031105_111334_000000382021_00223_08794_8524.N1	05-NOV-2003 11:13:34	Bright	38.000	60	7Bet UMi	2.0810	3950.0	76	8794	No
182	GOM_NL__2PRFIN20031105_111737_000000432021_00223_08794_8525.N1	05-NOV-2003 11:17:37	Bright	43.000	36	50Alp UMa	1.8000	6300.0	86	8794	No
183	GOM_NL__2PRFIN20031105_111915_000000412021_00223_08794_8526.N1	05-NOV-2003 11:19:15	Bright	40.500	82	48Bet UMa	2.3650	10600.	81	8794	No
184	GOM_NL__2PRFIN20031105_112048_000000372021_00223_08794_8527.N1	05-NOV-2003 11:20:48	Bright	36.500	39	85Eta UMa	1.8540	24000.	73	8794	No
185	GOM_NL__2PRFIN20031105_112301_000000432021_00223_08794_8528.N1	05-NOV-2003 11:23:01	Bright	43.000	174	52Psi UMa	3.0040	4400.0	86	8794	No
186	GOM_NL__2PRFIN20031105_113040_000000422021_00223_08794_8529.N1	05-NOV-2003 11:30:40	Bright	41.500	96	68Del Leo	2.5600	9300.0	83	8794	No
187	GOM_NL__2PRFIN20031105_113204_000000542021_00223_08794_8530.N1	05-NOV-2003 11:32:04	Bright	53.500	51	41Gam1Leo	2.0100	4500.0	107	8794	No
188	GOM_NL__2PRFIN20031105_113529_000000632021_00223_08794_8531.N1	05-NOV-2003 11:35:29	Twilight	63.000	22	32Alp Leo	1.3600	15200.	126	8794	No
189	GOM_NL__2PRFIN20031105_114540_000000812021_00223_08794_8532.N1	05-NOV-2003 11:45:40	Dark	80.500	48	30Alp Hya	1.9770	4100.0	161	8794	No
190	GOM_NL__2PRFIN20031105_114923_000000402021_00223_08794_8533.N1	05-NOV-2003 11:49:23	Dark	39.500	99	Del Cen	2.5750	26000.	79	8794	No
191	GOM_NL__2PRFIN20031105_115056_000000452021_00223_08794_8534.N1	05-NOV-2003 11:50:56	Dark	44.500	26	Gam Cru	1.6240	2900.0	89	8794	No
192	GOM_NL__2PRFIN20031105_115237_000000392021_00223_08794_8535.N1	05-NOV-2003 11:52:37	Dark	38.500	12	Alp1Cru	0.77500	30000.	77	8794	No
193	GOM_NL__2PRFIN20031105_115435_000000432021_00224_08795_8638.N1	05-NOV-2003 11:54:35	Dark	42.500	91	Kap Vel	2.4900	26000.	85	8795	No
194	GOM_NL__2PRFIN20031105_120235_000000502021_00224_08795_8639.N1	05-NOV-2003 12:02:35	Dark	50.000	2	Alp Car	-0.73600	7000.0	100	8795	No
195	GOM_NL__2PRFIN20031105_120502_000000832021_00224_08795_8640.N1	05-NOV-2003 12:05:02	Dark	83.000	23	21Eps CMa	1.5020	26000.	166	8795	No
196	GOM_NL__2PRFIN20031105_120900_000000482021_00224_08795_8641.N1	05-NOV-2003 12:09:00	Dark	47.500	9	Alp Eri	0.45300	24000.	95	8795	No
197	GOM_NL__2PRFIN20031105_121226_000000442021_00224_08795_8642.N1	05-NOV-2003 12:12:26	Straylight	43.500	157	The1Eri	2.9060	9300.0	87	8795	No
198	GOM_NL__2PRFIN20031105_121548_000000872021_00224_08795_8643.N1	05-NOV-2003 12:15:48	Straylight	87.000	139	9Bet Lep	2.8330	5600.0	174	8795	No
199	GOM_NL__2PRFIN20031105_122022_000000452021_00224_08795_8644.N1	05-NOV-2003 12:20:22	Straylight	45.000	52	16Bet Cet	2.0370	4500.0	90	8795	No
200	GOM_NL__2PRFIN20031105_122623_000000562021_00224_08795_8645.N1	05-NOV-2003 12:26:23	Twilight	56.000	94	92Alp Cet	2.5260	3100.0	112	8795	No
201	GOM_NL__2PRFIN20031105_123053_000000412021_00224_08795_8646.N1	05-NOV-2003 12:30:53	Bright	40.500	105	6Bet Ari	2.6450	8900.0	81	8795	No
202	GOM_NL__2PRFIN20031105_123348_000000392021_00224_08795_8647.N1	05-NOV-2003 12:33:48	Bright	39.000	58	21Alp And	2.0730	11000.	78	8795	No
203	GOM_NL__2PRFIN20031105_123714_000000402021_00224_08795_8648.N1	05-NOV-2003 12:37:14	Bright	40.000	73	57Gam1And	2.2600	13100.	80	8795	No
204	GOM_NL__2PRFIN20031105_124057_000000382021_00224_08795_8649.N1	05-NOV-2003 12:40:57	Bright	38.000	68	18Alp Cas	2.2250	4500.0	76	8795	No
205	GOM_NL__2PRFIN20031105_124318_000000792021_00224_08795_8650.N1	05-NOV-2003 12:43:18	Bright	79.000	114	3lot Aur	2.6930	4600.0	158	8795	No
206	GOM_NL__2PRFIN20031105_124644_000000642021_00224_08795_8651.N1	05-NOV-2003 12:46:44	Bright	63.500	6	13Alp Aur	0.080000	3400.0	127	8795	No
207	GOM_NL__2PRFIN20031105_125010_000000382021_00224_08795_8652.N1	05-NOV-2003 12:50:10	Bright	38.000	49	1Alp UMi	1.9900	6300.0	76	8795	No
208	GOM_NL__2PRFIN20031105_125410_000000352021_00224_08795_8653.N1	05-NOV-2003 12:54:10	Bright	34.500	60	7Bet UMi	2.0810	3950.0	69	8795	No
209	GOM_NL__2PRFIN20031105_125813_000000422021_00224_08795_8654.N1	05-NOV-2003 12:58:13	Bright	41.500	36	50Alp UMa	1.8000	6300.0	83	8795	No
210	GOM_NL__2PRFIN20031105_125951_000000422021_00224_08795_8655.N1	05-NOV-2003 12:59:51	Bright	42.000	82	48Bet UMa	2.3650	10600.	84	8795	No
211	GOM_NL__2PRFIN20031105_130123_000000372021_00224_08795_8656.N1	05-NOV-2003 13:01:23	Bright	36.500	39	85Eta UMa	1.8540	24000.	73	8795	No
212	GOM_NL__2PRFIN20031105_130337_000000422021_00224_08795_8657.N1	05-NOV-2003 13:03:37	Bright	41.500	174	52Psi UMa	3.0040	4400.0	83	8795	No
213	GOM_NL__2PRFIN20031105_131204_000000642021_00224_08795_8658.N1	05-NOV-2003 13:12:04	Bright	64.000	166	17Eps Leo	2.9800	6000.0	128	8795	No
214	GOM_NL__2PRFIN20031105_131605_000000662021_00224_08795_8659.N1	05-NOV-2003 13:16:05	Twilight	65.500	22	32Alp Leo	1.3600	15200.	131	8795	No
215	GOM_NL__2PRFIN20031105_132617_000000802021_00224_08795_8660.N1	05-NOV-2003 13:26:17	Dark	80.000	48	30Alp Hya	1.9770	4100.0	160	8795	No
216	GOM_NL__2PRFIN20031105_133000_000000412021_00224_08795_8661.N1	05-NOV-2003 13:30:00	Dark	40.500	99	Del Cen	2.5750	26000.	81	8795	No
217	GOM_NL__2PRFIN20031105_133132_000000512021_00224_08795_8662.N1	05-NOV-2003 13:31:32	Dark	51.000	26	Gam Cru	1.6240	2900.0	102	8795	No
218	GOM_NL__2PRFIN20031105_133313_000000482021_00224_08795_8663.N1	05-NOV-2003 13:33:13	Dark	47.500	12	Alp1Cru	0.77500	30000.	95	8795	No
219	GOM_NL__2PRFIN20031105_133512_000000412021_00225_08796_8639.N1	05-NOV-2003 13:35:12	Dark	41.000	91	Kap Vel	2.4900	26000.	82	8796	No

220	GOM_NL__2PRFIN20031105_134312_000000522021_00225_08796_8640.N1	05-NOV-2003 13:43:12	Dark	52.000	2	Alp Car	-0.73600	7000.0	104	8796	No
221	GOM_NL__2PRFIN20031105_134540_000000862021_00225_08796_8641.N1	05-NOV-2003 13:45:40	Dark	85.500	23	21Eps CMa	1.5020	26000.	171	8796	No
222	GOM_NL__2PRFIN20031105_134936_000000492021_00225_08796_8642.N1	05-NOV-2003 13:49:36	Dark	49.000	9	Alp Eri	0.45300	24000.	98	8796	No
223	GOM_NL__2PRFIN20031105_135303_000000432021_00225_08796_8643.N1	05-NOV-2003 13:53:03	Straylight	43.000	157	The1Eri	2.9060	9300.0	86	8796	No
224	GOM_NL__2PRFIN20031105_135625_000000872021_00225_08796_8644.N1	05-NOV-2003 13:56:25	Straylight	87.000	139	9Bet Lep	2.8330	5600.0	174	8796	No
225	GOM_NL__2PRFIN20031105_140059_000000442021_00225_08796_8645.N1	05-NOV-2003 14:00:59	Straylight	43.500	52	16Bet Cet	2.0370	4500.0	87	8796	No
226	GOM_NL__2PRFIN20031105_140659_000000572021_00225_08796_8646.N1	05-NOV-2003 14:06:59	Tw_i_and_stray	57.000	94	92Alp Cet	2.5260	3100.0	114	8796	No
227	GOM_NL__2PRFIN20031105_141129_000000402021_00225_08796_8647.N1	05-NOV-2003 14:11:29	Bright	39.500	105	6Bet Ari	2.6450	8900.0	79	8796	No
228	GOM_NL__2PRFIN20031105_141425_000000382021_00225_08796_8648.N1	05-NOV-2003 14:14:25	Bright	38.000	58	21Alp And	2.0730	11000.	76	8796	No
229	GOM_NL__2PRFIN20031105_141749_000000382021_00225_08796_8649.N1	05-NOV-2003 14:17:49	Bright	37.500	73	57Gam1And	2.2600	13100.	75	8796	No
230	GOM_NL__2PRFIN20031105_142133_000000382021_00225_08796_8650.N1	05-NOV-2003 14:21:33	Bright	38.000	68	18Alp Cas	2.2250	4500.0	76	8796	No
231	GOM_NL__2PRFIN20031105_142351_000000802021_00225_08796_8651.N1	05-NOV-2003 14:23:51	Bright	79.500	114	3Iot Aur	2.6930	4600.0	159	8796	No
232	GOM_NL__2PRFIN20031105_142718_000000662021_00225_08796_8652.N1	05-NOV-2003 14:27:18	Bright	65.500	6	13Alp Aur	0.080000	3400.0	131	8796	No
233	GOM_NL__2PRFIN20031105_143046_000000382021_00225_08796_8653.N1	05-NOV-2003 14:30:46	Bright	37.500	49	1Alp UMi	1.9900	6300.0	75	8796	No
234	GOM_NL__2PRFIN20031105_143446_000000402021_00225_08796_8654.N1	05-NOV-2003 14:34:46	Bright	40.000	60	7Bet UMi	2.0810	3950.0	80	8796	No
235	GOM_NL__2PRFIN20031105_143848_000000412021_00225_08796_8655.N1	05-NOV-2003 14:38:48	Bright	40.500	36	50Alp UMa	1.8000	6300.0	81	8796	No
236	GOM_NL__2PRFIN20031105_144026_000000392021_00225_08796_8656.N1	05-NOV-2003 14:40:26	Bright	38.500	82	48Bet UMa	2.3650	10600.	77	8796	No
237	GOM_NL__2PRFIN20031105_144159_000000362021_00225_08796_8657.N1	05-NOV-2003 14:41:59	Bright	35.500	39	85Eta UMa	1.8540	24000.	71	8796	No
238	GOM_NL__2PRFIN20031105_144411_000000432021_00225_08796_8658.N1	05-NOV-2003 14:44:11	Bright	42.500	174	52Psi UMa	3.0040	4400.0	85	8796	No
239	GOM_NL__2PRFIN20031105_145240_000000892021_00225_08796_8659.N1	05-NOV-2003 14:52:40	Bright	89.000	166	17Eps Leo	2.9800	6000.0	178	8796	No
240	GOM_NL__2PRFIN20031105_145641_000000692021_00225_08796_8660.N1	05-NOV-2003 14:56:41	Tw_i_and_stray	69.000	22	32Alp Leo	1.3600	15200.	138	8796	No
241	GOM_NL__2PRFIN20031105_150654_000000832021_00225_08796_8661.N1	05-NOV-2003 15:06:54	Dark	83.000	48	30Alp Hya	1.9770	4100.0	166	8796	No
242	GOM_NL__2PRFIN20031105_151036_000000412021_00225_08796_8662.N1	05-NOV-2003 15:10:36	Dark	40.500	99	Del Cen	2.5750	26000.	81	8796	No
243	GOM_NL__2PRFIN20031105_151208_000000512021_00225_08796_8663.N1	05-NOV-2003 15:12:08	Dark	51.000	26	Gam Cru	1.6240	2900.0	102	8796	No
244	GOM_NL__2PRFIN20031105_151348_000000442021_00225_08796_8664.N1	05-NOV-2003 15:13:48	Dark	43.500	12	Alp1Cru	0.77500	30000.	87	8796	No
245	GOM_NL__2PRFIN20031105_151547_000000432021_00226_08797_8510.N1	05-NOV-2003 15:15:47	Dark	42.500	91	Kap Vel	2.4900	26000.	85	8797	No
246	GOM_NL__2PRFIN20031105_152348_000000622021_00226_08797_8511.N1	05-NOV-2003 15:23:48	Dark	62.000	2	Alp Car	-0.73600	7000.0	124	8797	No
247	GOM_NL__2PRFIN20031105_152616_000000992021_00226_08797_8512.N1	05-NOV-2003 15:26:16	Dark	98.500	23	21Eps CMa	1.5020	26000.	197	8797	No
248	GOM_NL__2PRFIN20031105_153012_000000442021_00226_08797_8513.N1	05-NOV-2003 15:30:12	Dark	44.000	9	Alp Eri	0.45300	24000.	88	8797	No
249	GOM_NL__2PRFIN20031105_153338_000000432021_00226_08797_8514.N1	05-NOV-2003 15:33:38	Straylight	43.000	157	The1Eri	2.9060	9300.0	86	8797	No
250	GOM_NL__2PRFIN20031105_153701_000000902021_00226_08797_8515.N1	05-NOV-2003 15:37:01	Straylight	90.000	139	9Bet Lep	2.8330	5600.0	180	8797	No
251	GOM_NL__2PRFIN20031105_154134_000000482021_00226_08797_8516.N1	05-NOV-2003 15:41:34	Straylight	47.500	52	16Bet Cet	2.0370	4500.0	95	8797	No
252	GOM_NL__2PRFIN20031105_154733_000000552021_00226_08797_8517.N1	05-NOV-2003 15:47:33	Tw_i_and_stray	54.500	94	92Alp Cet	2.5260	3100.0	109	8797	No
253	GOM_NL__2PRFIN20031105_155204_000000412021_00226_08797_8518.N1	05-NOV-2003 15:52:04	Bright	40.500	105	6Bet Ari	2.6450	8900.0	81	8797	No
254	GOM_NL__2PRFIN20031105_155501_000000382021_00226_08797_8519.N1	05-NOV-2003 15:55:01	Bright	38.000	58	21Alp And	2.0730	11000.	76	8797	No
255	GOM_NL__2PRFIN20031105_155824_000000412021_00226_08797_8520.N1	05-NOV-2003 15:58:24	Bright	40.500	73	57Gam1And	2.2600	13100.	81	8797	No
256	GOM_NL__2PRFIN20031105_160208_000000382021_00226_08797_8521.N1	05-NOV-2003 16:02:08	Bright	38.000	68	18Alp Cas	2.2250	4500.0	76	8797	No
257	GOM_NL__2PRFIN20031105_160426_000000722021_00226_08797_8522.N1	05-NOV-2003 16:04:26	Bright	71.500	114	3Iot Aur	2.6930	4600.0	143	8797	No
258	GOM_NL__2PRFIN20031105_160753_000000662021_00226_08797_8523.N1	05-NOV-2003 16:07:53	Bright	65.500	6	13Alp Aur	0.080000	3400.0	131	8797	No
259	GOM_NL__2PRFIN20031105_161119_000000412021_00226_08797_8524.N1	05-NOV-2003 16:11:19	Bright	40.500	49	1Alp UMi	1.9900	6300.0	81	8797	No
260	GOM_NL__2PRFIN20031105_161519_000000422021_00226_08797_8525.N1	05-NOV-2003 16:15:19	Bright	42.000	60	7Bet UMi	2.0810	3950.0	84	8797	No
261	GOM_NL__2PRFIN20031105_161922_000000452021_00226_08797_8526.N1	05-NOV-2003 16:19:22	Bright	45.000	36	50Alp UMa	1.8000	6300.0	90	8797	No
262	GOM_NL__2PRFIN20031105_162102_000000402021_00226_08797_8527.N1	05-NOV-2003 16:21:02	Bright	40.000	82	48Bet UMa	2.3650	10600.	80	8797	No
263	GOM_NL__2PRFIN20031105_162233_000000412021_00226_08797_8528.N1	05-NOV-2003 16:22:33	Bright	40.500	39	85Eta UMa	1.8540	24000.	81	8797	No
264	GOM_NL__2PRFIN20031105_162446_000000582021_00226_08797_8529.N1	05-NOV-2003 16:24:46	Bright	58.000	174	52Psi UMa	3.0040	4400.0	116	8797	No
265	GOM_NL__2PRFIN20031105_163317_000000632021_00226_08797_8530.N1	05-NOV-2003 16:33:17	Bright	62.500	166	17Eps Leo	2.9800	6000.0	125	8797	No
266	GOM_NL__2PRFIN20031105_163718_000000722021_00226_08797_8531.N1	05-NOV-2003 16:37:18	Tw_i_and_stray	71.500	22	32Alp Leo	1.3600	15200.	143	8797	No
267	GOM_NL__2PRFIN20031105_164732_000000802021_00226_08797_8532.N1	05-NOV-2003 16:47:32	Dark	79.500	48	30Alp Hya	1.9770	4100.0	159	8797	No
268	GOM_NL__2PRFIN20031105_165112_000000412021_00226_08797_8533.N1	05-NOV-2003 16:51:12	Dark	41.000	99	Del Cen	2.5750	26000.	82	8797	No
269	GOM_NL__2PRFIN20031105_165244_000000442021_00226_08797_8534.N1	05-NOV-2003 16:52:44	Dark	44.000	26	Gam Cru	1.6240	2900.0	88	8797	No
270	GOM_NL__2PRFIN20031105_165424_000000502021_00226_08797_8535.N1	05-NOV-2003 16:54:24	Dark	49.500	12	Alp1Cru	0.77500	30000.	99	8797	No
271	GOM_NL__2PRFIN20031105_165624_000000422021_00227_08798_8510.N1	05-NOV-2003 16:56:24	Dark	42.000	91	Kap Vel	2.4900	26000.	84	8798	No
272	GOM_NL__2PRFIN20031105_170425_000000622021_00227_08798_8511.N1	05-NOV-2003 17:04:25	Dark	62.000	2	Alp Car	-0.73600	7000.0	124	8798	No
273	GOM_NL__2PRFIN20031105_170654_000000902021_00227_08798_8512.N1	05-NOV-2003 17:06:54	Dark	90.000	23	21Eps CMa	1.5020	26000.	180	8798	No
274	GOM_NL__2PRFIN20031105_171048_000000482021_00227_08798_8513.N1	05-NOV-2003 17:10:48	Dark	47.500	9	Alp Eri	0.45300	24000.	95	8798	No
275	GOM_NL__2PRFIN20031105_171415_000000422021_00227_08798_8514.N1	05-NOV-2003 17:14:15	Straylight	42.000	157	The1Eri	2.9060	9300.0	84	8798	No
276	GOM_NL__2PRFIN20031105_171738_000000872021_00227_08798_8515.N1	05-NOV-2003 17:17:38	Straylight	86.500	139	9Bet Lep	2.8330	5600.0	173	8798	No
277	GOM_NL__2PRFIN20031105_172210_000000432021_00227_08798_8516.N1	05-NOV-2003 17:22:10	Straylight	43.000	52	16Bet Cet	2.0370	4500.0	86	8798	No
278	GOM_NL__2PRFIN20031105_172809_000000572021_00227_08798_8517.N1	05-NOV-2003 17:28:09	Tw_i_and_stray	57.000	94	92Alp Cet	2.5260	3100.0	114	8798	No

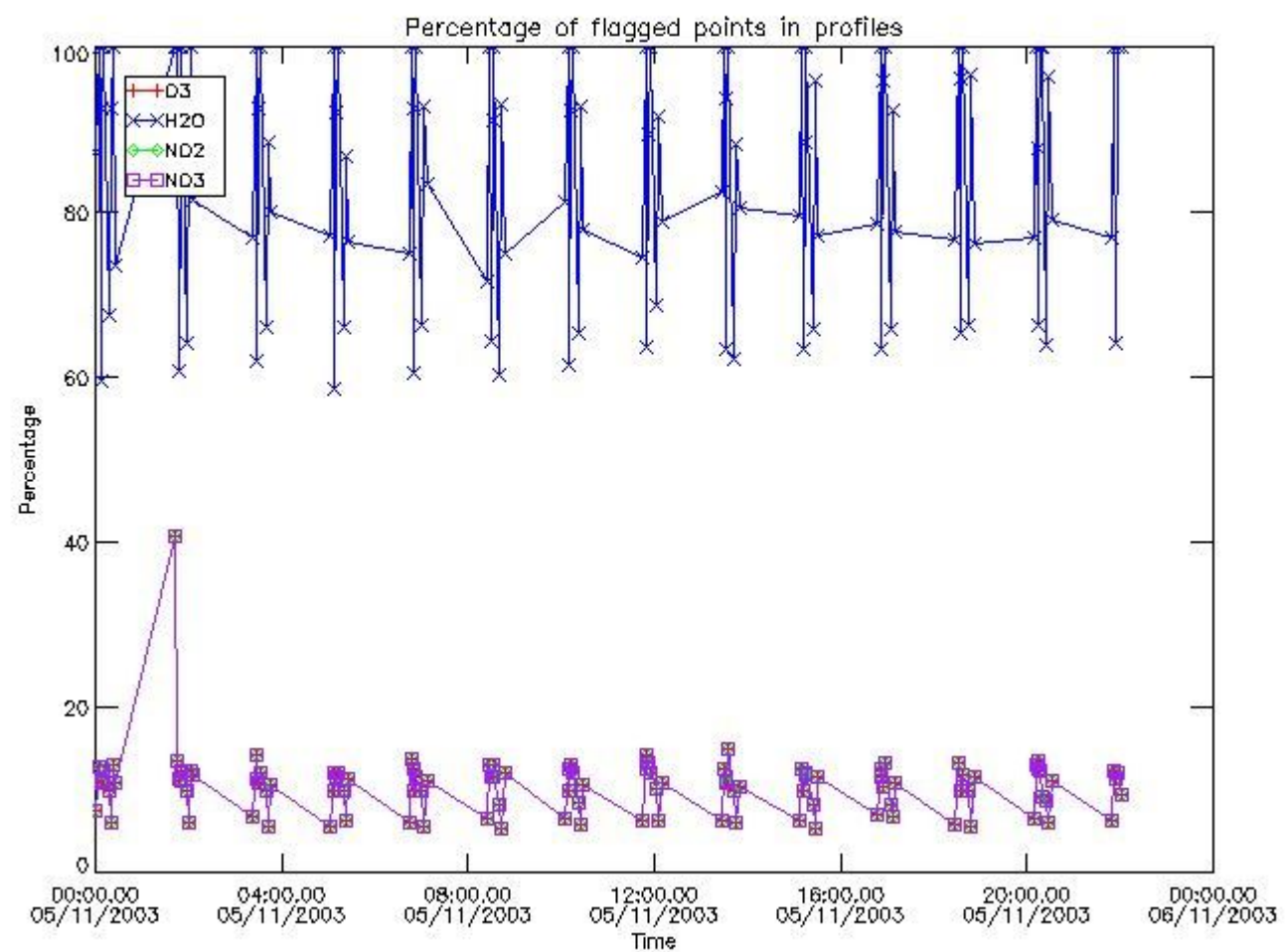
279	GOM_NL__2PRFIN20031105_173240_000000392021_00227_08798_8518.N1	05-NOV-2003 17:32:40	Bright	39.000	105	6Bet Ari	2.6450	8900.0	78	8798	No
280	GOM_NL__2PRFIN20031105_173537_000000382021_00227_08798_8519.N1	05-NOV-2003 17:35:37	Bright	38.000	58	21Alp And	2.0730	11000.	76	8798	No
281	GOM_NL__2PRFIN20031105_173901_000000422021_00227_08798_8520.N1	05-NOV-2003 17:39:01	Bright	41.500	73	57Gam1And	2.2600	13100.	83	8798	No
282	GOM_NL__2PRFIN20031105_174245_000000402021_00227_08798_8521.N1	05-NOV-2003 17:42:45	Bright	39.500	68	18Alp Cas	2.2250	4500.0	79	8798	No
283	GOM_NL__2PRFIN20031105_174500_000000802021_00227_08798_8522.N1	05-NOV-2003 17:45:00	Bright	79.500	114	3Iot Aur	2.6930	4600.0	159	8798	No
284	GOM_NL__2PRFIN20031105_174828_000000652021_00227_08798_8523.N1	05-NOV-2003 17:48:28	Bright	65.000	6	13Alp Aur	0.080000	3400.0	130	8798	No
285	GOM_NL__2PRFIN20031105_175157_000000382021_00227_08798_8524.N1	05-NOV-2003 17:51:57	Bright	38.000	49	1Alp UMi	1.9900	6300.0	76	8798	No
286	GOM_NL__2PRFIN20031105_175557_000000402021_00227_08798_8525.N1	05-NOV-2003 17:55:57	Bright	40.000	60	7Bet UMi	2.0810	3950.0	80	8798	No
287	GOM_NL__2PRFIN20031105_175959_000000442021_00227_08798_8526.N1	05-NOV-2003 17:59:59	Bright	43.500	36	50Alp UMa	1.8000	6300.0	87	8798	No
288	GOM_NL__2PRFIN20031105_180138_000000432021_00227_08798_8527.N1	05-NOV-2003 18:01:38	Bright	43.000	82	48Bet UMa	2.3650	10600.	86	8798	No
289	GOM_NL__2PRFIN20031105_180309_000000382021_00227_08798_8528.N1	05-NOV-2003 18:03:09	Bright	38.000	39	85Eta UMa	1.8540	24000.	76	8798	No
290	GOM_NL__2PRFIN20031105_180524_000000432021_00227_08798_8529.N1	05-NOV-2003 18:05:24	Bright	42.500	174	52Psi UMa	3.0040	4400.0	85	8798	No
291	GOM_NL__2PRFIN20031105_181353_000000652021_00227_08798_8530.N1	05-NOV-2003 18:13:53	Bright	64.500	166	17Eps Leo	2.9800	6000.0	129	8798	No
292	GOM_NL__2PRFIN20031105_181755_000000642021_00227_08798_8531.N1	05-NOV-2003 18:17:55	Tw_i_and_stray	63.500	22	32Alp Leo	1.3600	15200.	127	8798	No
293	GOM_NL__2PRFIN20031105_182810_000000882021_00227_08798_8532.N1	05-NOV-2003 18:28:10	Dark	88.000	48	30Alp Hya	1.9770	4100.0	176	8798	No
294	GOM_NL__2PRFIN20031105_183148_000000392021_00227_08798_8533.N1	05-NOV-2003 18:31:48	Dark	38.500	99	Del Cen	2.5750	26000.	77	8798	No
295	GOM_NL__2PRFIN20031105_183320_000000512021_00227_08798_8534.N1	05-NOV-2003 18:33:20	Dark	51.000	26	Gam Cru	1.6240	2900.0	102	8798	No
296	GOM_NL__2PRFIN20031105_183457_000000512021_00227_08798_8535.N1	05-NOV-2003 18:34:57	Dark	51.000	12	Alp1Cru	0.77500	30000.	102	8798	No
297	GOM_NL__2PRFIN20031105_183700_000000432021_00228_08799_8511.N1	05-NOV-2003 18:37:00	Dark	43.000	91	Kap Vel	2.4900	26000.	86	8799	No
298	GOM_NL__2PRFIN20031105_184502_000000512021_00228_08799_8512.N1	05-NOV-2003 18:45:02	Dark	51.000	2	Alp Car	-0.73600	7000.0	102	8799	No
299	GOM_NL__2PRFIN20031105_184732_000000912021_00228_08799_8513.N1	05-NOV-2003 18:47:32	Dark	91.000	23	21Eps CMa	1.5020	26000.	182	8799	No
300	GOM_NL__2PRFIN20031105_185125_000000442021_00228_08799_8514.N1	05-NOV-2003 18:51:25	Dark	44.000	9	Alp Eri	0.45300	24000.	88	8799	No
301	GOM_NL__2PRFIN20031105_185451_000000422021_00228_08799_8515.N1	05-NOV-2003 18:54:51	Straylight	42.000	157	The1Eri	2.9060	9300.0	84	8799	No
302	GOM_NL__2PRFIN20031105_185814_000000892021_00228_08799_8516.N1	05-NOV-2003 18:58:14	Straylight	89.000	139	9Bet Lep	2.8330	5600.0	178	8799	No
303	GOM_NL__2PRFIN20031105_190247_000000452021_00228_08799_8517.N1	05-NOV-2003 19:02:47	Straylight	44.500	52	16Bet Cet	2.0370	4500.0	89	8799	No
304	GOM_NL__2PRFIN20031105_190846_000000572021_00228_08799_8518.N1	05-NOV-2003 19:08:46	Tw_i_and_stray	56.500	94	92Alp Cet	2.5260	3100.0	113	8799	No
305	GOM_NL__2PRFIN20031105_191316_000000402021_00228_08799_8519.N1	05-NOV-2003 19:13:16	Bright	40.000	105	6Bet Ari	2.6450	8900.0	80	8799	No
306	GOM_NL__2PRFIN20031105_191613_000000392021_00228_08799_8520.N1	05-NOV-2003 19:16:13	Bright	38.500	58	21Alp And	2.0730	11000.	77	8799	No
307	GOM_NL__2PRFIN20031105_191936_000000402021_00228_08799_8521.N1	05-NOV-2003 19:19:36	Bright	40.000	73	57Gam1And	2.2600	13100.	80	8799	No
308	GOM_NL__2PRFIN20031105_192321_000000402021_00228_08799_8522.N1	05-NOV-2003 19:23:21	Bright	40.000	68	18Alp Cas	2.2250	4500.0	80	8799	No
309	GOM_NL__2PRFIN20031105_192534_000000792021_00228_08799_8523.N1	05-NOV-2003 19:25:34	Bright	79.000	114	3Iot Aur	2.6930	4600.0	158	8799	No
310	GOM_NL__2PRFIN20031105_192903_000000652021_00228_08799_8524.N1	05-NOV-2003 19:29:03	Bright	65.000	6	13Alp Aur	0.080000	3400.0	130	8799	No
311	GOM_NL__2PRFIN20031105_193233_000000392021_00228_08799_8525.N1	05-NOV-2003 19:32:33	Bright	39.000	49	1Alp UMi	1.9900	6300.0	78	8799	No
312	GOM_NL__2PRFIN20031105_193632_000000372021_00228_08799_8526.N1	05-NOV-2003 19:36:32	Bright	36.500	60	7Bet UMi	2.0810	3950.0	73	8799	No
313	GOM_NL__2PRFIN20031105_194033_000000412021_00228_08799_8527.N1	05-NOV-2003 19:40:33	Bright	41.000	36	50Alp UMa	1.8000	6300.0	82	8799	No
314	GOM_NL__2PRFIN20031105_194214_000000382021_00228_08799_8528.N1	05-NOV-2003 19:42:14	Bright	38.000	82	48Bet UMa	2.3650	10600.	76	8799	No
315	GOM_NL__2PRFIN20031105_194345_000000372021_00228_08799_8529.N1	05-NOV-2003 19:43:45	Bright	37.000	39	85Eta UMa	1.8540	24000.	74	8799	No
316	GOM_NL__2PRFIN20031105_194600_000000422021_00228_08799_8530.N1	05-NOV-2003 19:46:00	Bright	42.000	174	52Psi UMa	3.0040	4400.0	84	8799	No
317	GOM_NL__2PRFIN20031105_195430_000000632021_00228_08799_8531.N1	05-NOV-2003 19:54:30	Bright	62.500	166	17Eps Leo	2.9800	6000.0	125	8799	No
318	GOM_NL__2PRFIN20031105_195832_000000672021_00228_08799_8532.N1	05-NOV-2003 19:58:32	Tw_i_and_stray	67.000	22	32Alp Leo	1.3600	15200.	134	8799	No
319	GOM_NL__2PRFIN20031105_200848_000000782021_00228_08799_8533.N1	05-NOV-2003 20:08:48	Dark	78.000	48	30Alp Hya	1.9770	4100.0	156	8799	No
320	GOM_NL__2PRFIN20031105_201224_000000392021_00228_08799_8534.N1	05-NOV-2003 20:12:24	Dark	39.000	99	Del Cen	2.5750	26000.	78	8799	No
321	GOM_NL__2PRFIN20031105_201356_000000412021_00228_08799_8535.N1	05-NOV-2003 20:13:56	Dark	40.500	26	Gam Cru	1.6240	2900.0	81	8799	No
322	GOM_NL__2PRFIN20031105_201536_000000422021_00228_08799_8536.N1	05-NOV-2003 20:15:36	Dark	41.500	12	Alp1Cru	0.77500	30000.	83	8799	No
323	GOM_NL__2PRFIN20031105_201737_000000422021_00229_08800_8640.N1	05-NOV-2003 20:17:37	Dark	41.500	91	Kap Vel	2.4900	26000.	83	8800	No
324	GOM_NL__2PRFIN20031105_202041_000000562021_00229_08800_8641.N1	05-NOV-2003 20:20:41	Dark	55.500	70	Zet Pup	2.2460	39000.	111	8800	No
325	GOM_NL__2PRFIN20031105_202539_000000592021_00229_08800_8642.N1	05-NOV-2003 20:25:39	Dark	58.500	2	Alp Car	-0.73600	7000.0	117	8800	No
326	GOM_NL__2PRFIN20031105_202809_000000862021_00229_08800_8643.N1	05-NOV-2003 20:28:09	Dark	85.500	23	21Eps CMa	1.5020	26000.	171	8800	No
327	GOM_NL__2PRFIN20031105_203200_000000462021_00229_08800_8644.N1	05-NOV-2003 20:32:00	Dark	45.500	9	Alp Eri	0.45300	24000.	91	8800	No
328	GOM_NL__2PRFIN20031105_203527_000000442021_00229_08800_8645.N1	05-NOV-2003 20:35:27	Straylight	44.000	157	The1Eri	2.9060	9300.0	88	8800	No
329	GOM_NL__2PRFIN20031105_203959_000001932021_00229_08800_8646.N1	05-NOV-2003 20:39:59	Tw_i_and_stray	193.00	1	9Alp CMa	-1.4400	11000.	386	8800	No
330	GOM_NL__2PRFIN20031105_204921_000000582021_00229_08800_8647.N1	05-NOV-2003 20:49:21	Tw_i_and_stray	57.500	94	92Alp Cet	2.5260	3100.0	115	8800	No
331	GOM_NL__2PRFIN20031105_205351_000000412021_00229_08800_8648.N1	05-NOV-2003 20:53:51	Bright	41.000	105	6Bet Ari	2.6450	8900.0	82	8800	No
332	GOM_NL__2PRFIN20031105_205649_000000392021_00229_08800_8649.N1	05-NOV-2003 20:56:49	Bright	38.500	58	21Alp And	2.0730	11000.	77	8800	No
333	GOM_NL__2PRFIN20031105_210011_000000412021_00229_08800_8650.N1	05-NOV-2003 21:00:11	Bright	41.000	73	57Gam1And	2.2600	13100.	82	8800	No
334	GOM_NL__2PRFIN20031105_210354_000000382021_00229_08800_8651.N1	05-NOV-2003 21:03:54	Bright	37.500	68	18Alp Cas	2.2250	4500.0	75	8800	No
335	GOM_NL__2PRFIN20031105_210608_000000792021_00229_08800_8652.N1	05-NOV-2003 21:06:08	Bright	79.000	114	3Iot Aur	2.6930	4600.0	158	8800	No
336	GOM_NL__2PRFIN20031105_210937_000000672021_00229_08800_8653.N1	05-NOV-2003 21:09:37	Bright	66.500	6	13Alp Aur	0.080000	3400.0	133	8800	No
337	GOM_NL__2PRFIN20031105_211309_000000392021_00229_08800_8654.N1	05-NOV-2003 21:13:09	Bright	38.500	49	1Alp UMi	1.9900	6300.0	77	8800	No

338	GOM_NL__2PRFIN20031105_211710_000000362021_00229_08800_8655.N1	05-NOV-2003 21:17:10	Bright	35.500	60	7Bet UMi	2.0810	3950.0	71	8800	No
339	GOM_NL__2PRFIN20031105_212109_000000452021_00229_08800_8656.N1	05-NOV-2003 21:21:09	Bright	45.000	36	50Alp UMa	1.8000	6300.0	90	8800	No
340	GOM_NL__2PRFIN20031105_212249_000000412021_00229_08800_8657.N1	05-NOV-2003 21:22:49	Bright	41.000	82	48Bet UMa	2.3650	10600.	82	8800	No
341	GOM_NL__2PRFIN20031105_212423_000000402021_00229_08800_8658.N1	05-NOV-2003 21:24:23	Bright	39.500	39	85Eta UMa	1.8540	24000.	79	8800	No
342	GOM_NL__2PRFIN20031105_212636_000000422021_00229_08800_8659.N1	05-NOV-2003 21:26:36	Bright	41.500	174	52Psi UMa	3.0040	4400.0	83	8800	No
343	GOM_NL__2PRFIN20031105_213506_000000812021_00229_08800_8660.N1	05-NOV-2003 21:35:06	Bright	80.500	166	17Eps Leo	2.9800	6000.0	161	8800	No
344	GOM_NL__2PRFIN20031105_213909_000000702021_00229_08800_8661.N1	05-NOV-2003 21:39:09	Tw_i_and_stray	69.500	22	32Alp Leo	1.3600	15200.	139	8800	No
345	GOM_NL__2PRFIN20031105_214925_000000802021_00229_08800_8662.N1	05-NOV-2003 21:49:25	Dark	80.000	48	30Alp Hya	1.9770	4100.0	160	8800	No
346	GOM_NL__2PRFIN20031105_215300_000000422021_00229_08800_8663.N1	05-NOV-2003 21:53:00	Dark	41.500	99	Del Cen	2.5750	26000.	83	8800	No
347	GOM_NL__2PRFIN20031105_215432_000000452021_00229_08800_8664.N1	05-NOV-2003 21:54:32	Dark	45.000	26	Gam Cru	1.6240	2900.0	90	8800	No
348	GOM_NL__2PRFIN20031105_215814_000000422021_00230_08801_8532.N1	05-NOV-2003 21:58:14	Dark	42.000	91	Kap Vel	2.4900	26000.	84	8801	No
349	GOM_NL__2PRFIN20031105_220116_000000602021_00230_08801_8533.N1	05-NOV-2003 22:01:16	Dark	59.500	70	Zet Pup	2.2460	39000.	119	8801	No

3. Quality information per product

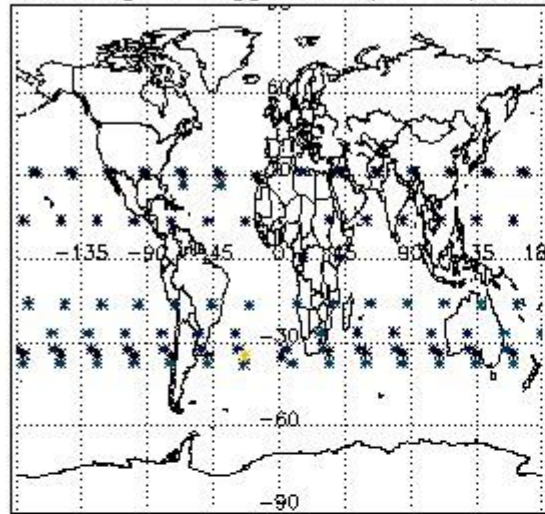
In this section it is plotted some information contained in the Quality Summary data set of the level 2 products. Only products in dark limb conditions and without errors (error flag in the MPH set to "0") are used.

3.1 Plot quality information per product (time dependant)

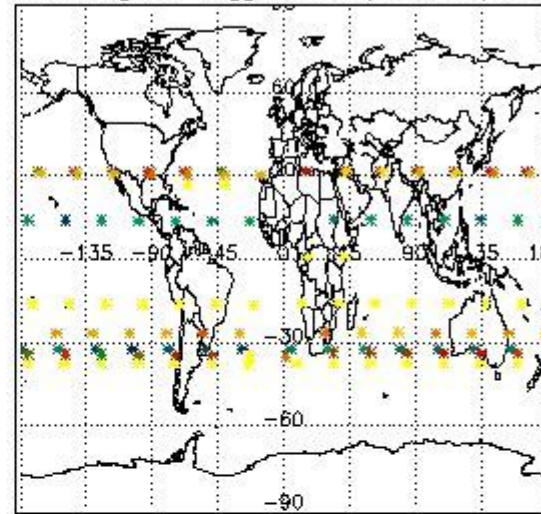


3.2 Plot quality information per product (world map)

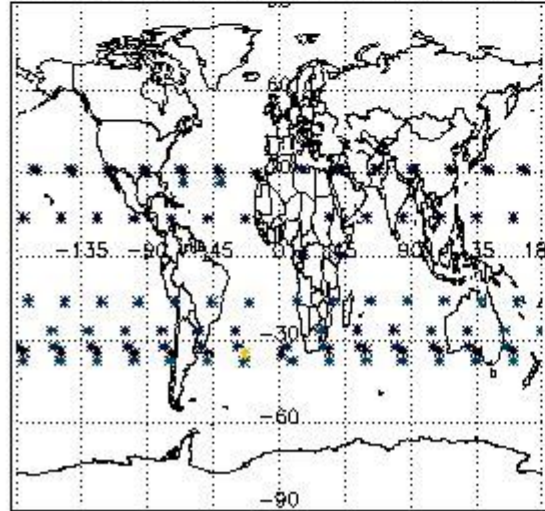
Percentage of flagged data per O3 profile



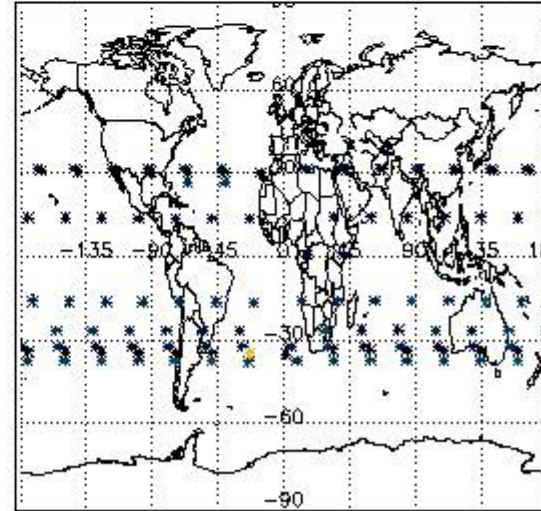
Percentage of flagged data per H2O profile



Percentage of flagged data per NO2 profile



Percentage of flagged data per NO3 profile

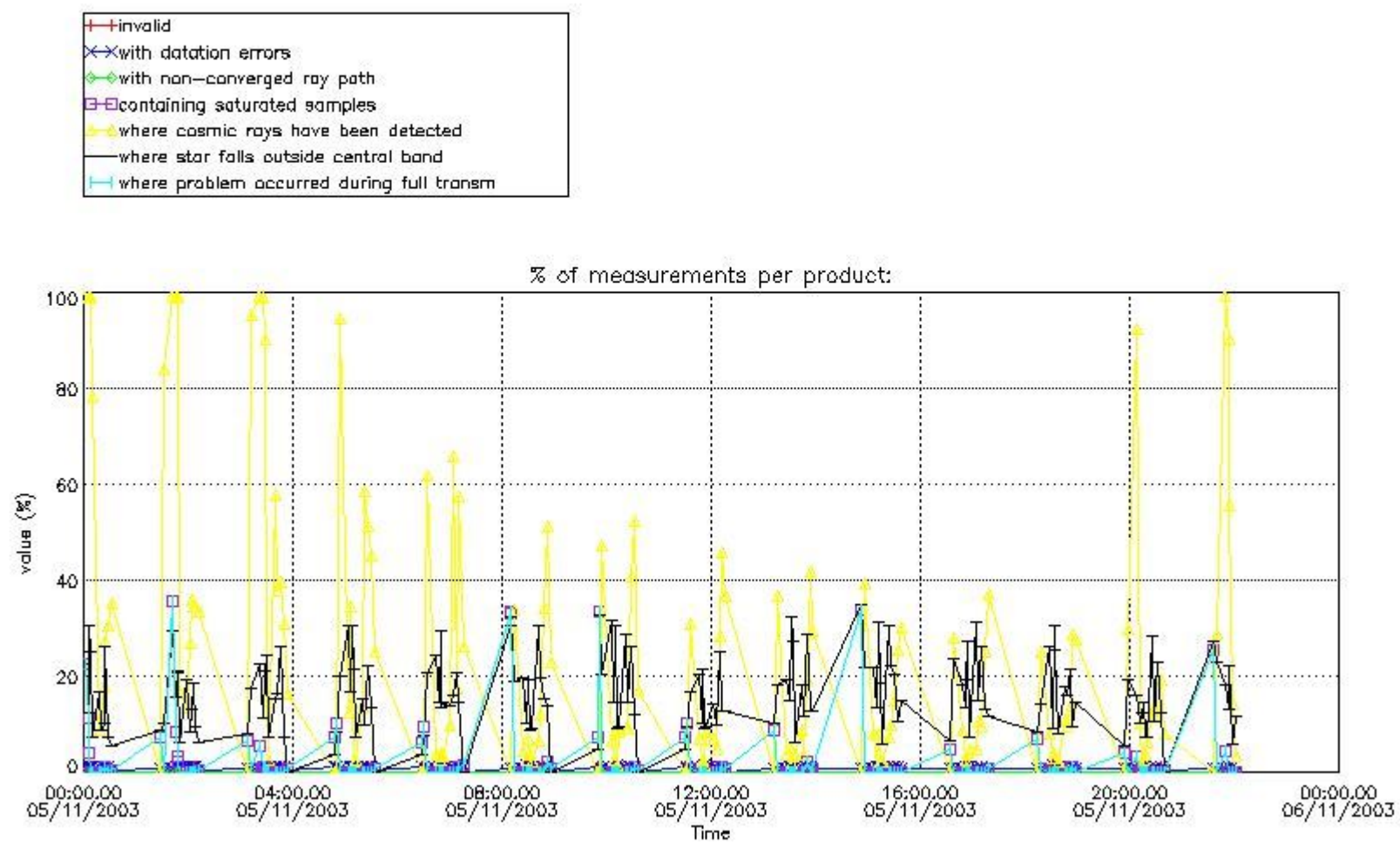


4. Level 1 quality information per product

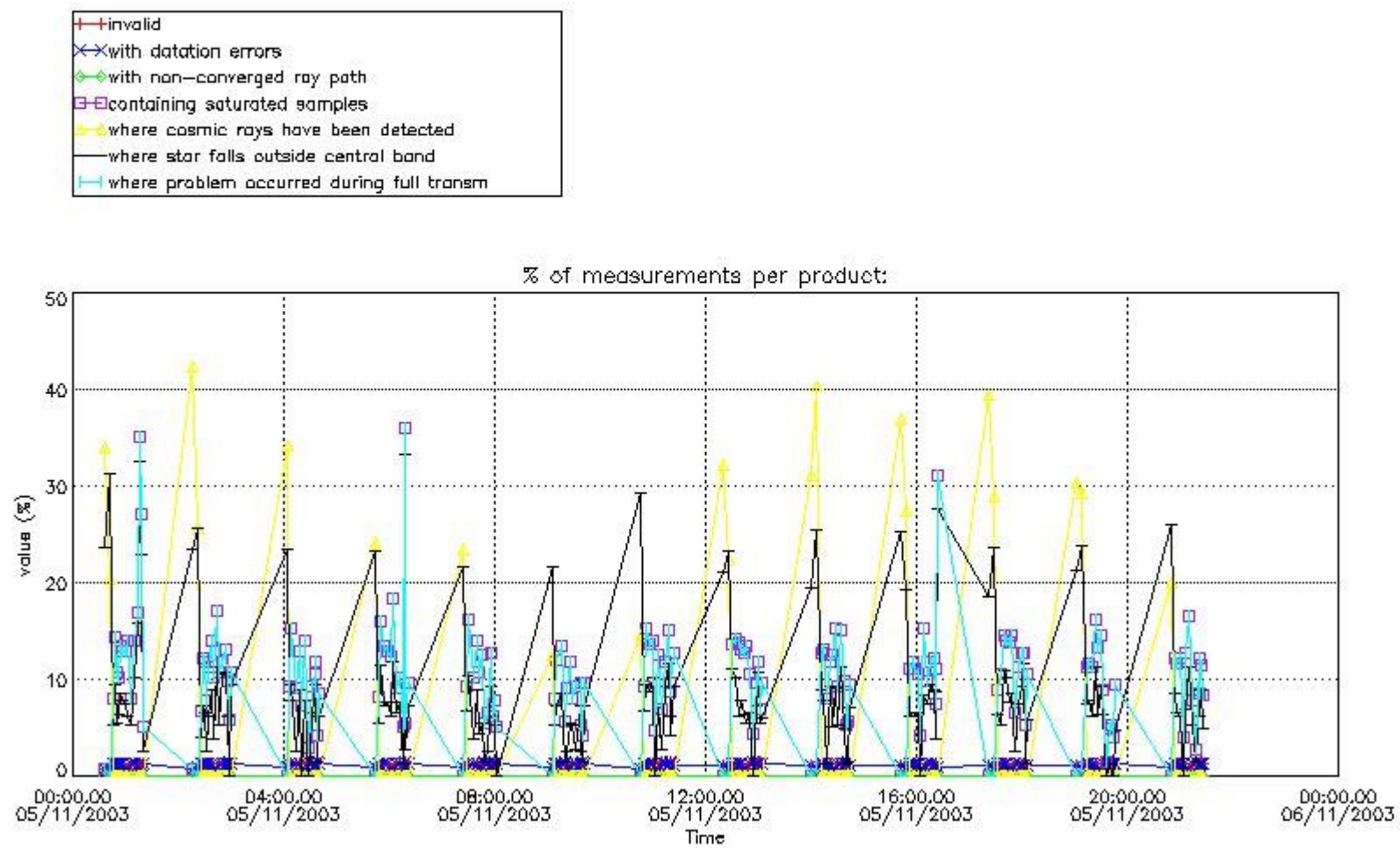
In this section it is plotted some information contained in the Quality Summary data set of the level 2 products that comes from the level 1b processing. Products without errors (error flag in the MPH set to "0") are used.

4.1 Plot quality information per product (time dependant) coming from level 1b processing

4.1.1 Plot level 1 quality information per product (time dependant): ENVISAT ASCENDING passes



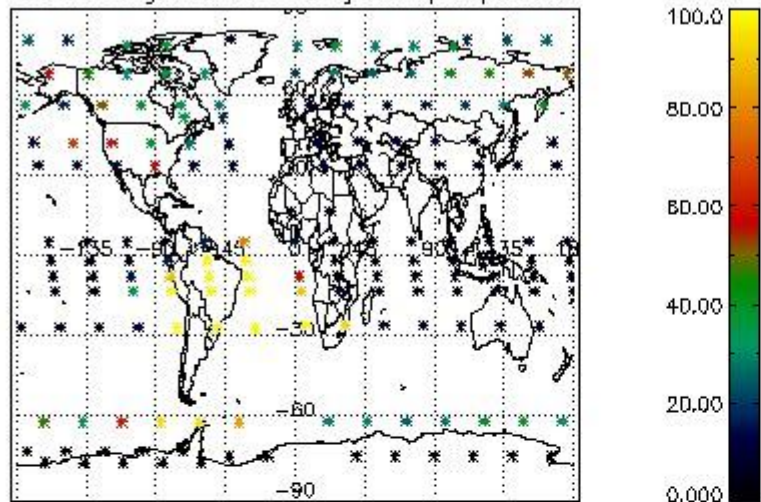
4.1.2 Plot level 1 quality information per product (time dependant): ENVISAT DESCENDING passes



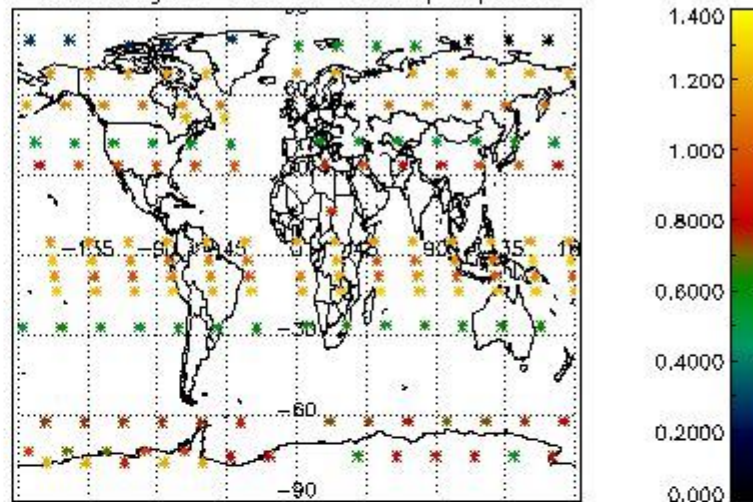
4.2 Plot quality information per product coming from level 1b processing (world map)

4.2.1 Plot level 1 quality information per product (world map): ENVISAT ASCENDING passes

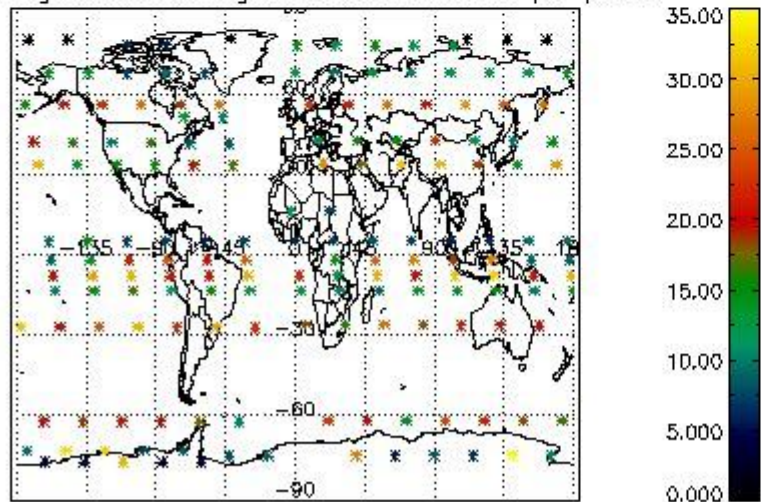
Percentage of cosmic ray hits per profile



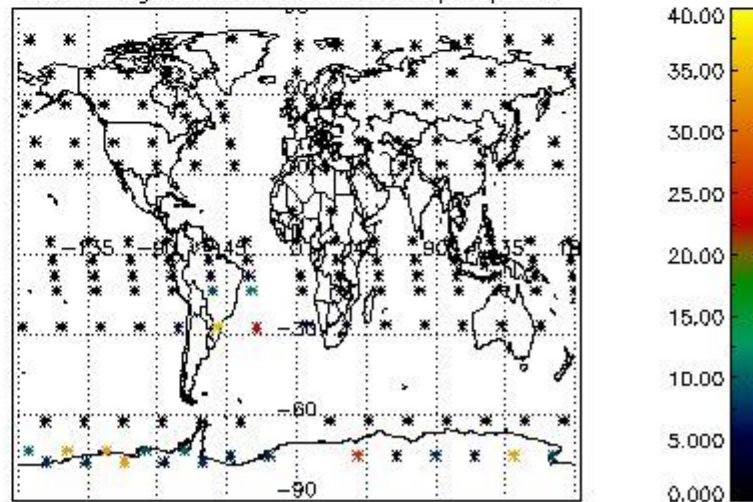
Percentage of datation errors per profile



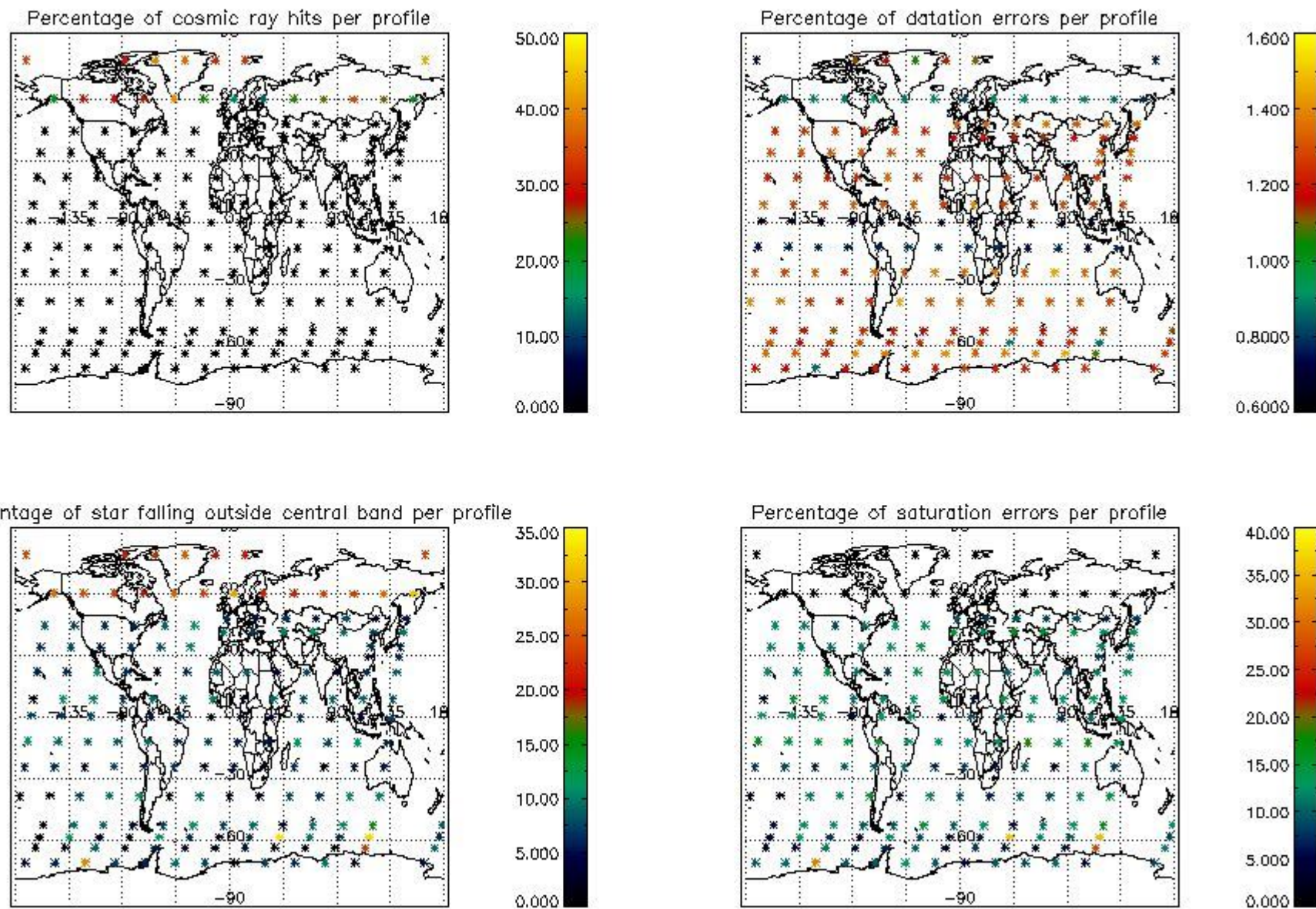
Percentage of star falling outside central band per profile



Percentage of saturation errors per profile



4.2.2 Plot level 1 quality information per product (world map): ENVISAT DESCENDING passes



5. Trace gas profiles

5.1 Ozone statistics based on quality of products

The final quality of the products can be "measured" using the STD (Standard Deviation) attached to every point profile. This information is written to the parameter GOM_NL__2P/NL_LOCAL_SPECIES_DENSITY/o3_std of the level 2 products. The table below shows the statistics for given STD ranges.

The statistics are given with respect to the overall valid production:

- Products without fatal errors: GOM_NL__2P/MPH/PRODUCT_ERR=0
- Valid point profile: GOM_NL__2P/NL_LOCAL_SPECIES_DENSITY/pcd(0)=0

The 'Criteria' is applied to valid points of dark limb products:

- Products in dark limb illumination condition: GOM_NL__2P/NL_SUMMARY_QUALITY/obs_ill_cond=0
- Products without fatal errors: GOM_NL__2P/MPH/PRODUCT_ERR=0
- Valid point profile: GOM_NL__2P/NL_LOCAL_SPECIES_DENSITY/pcd(0)=0

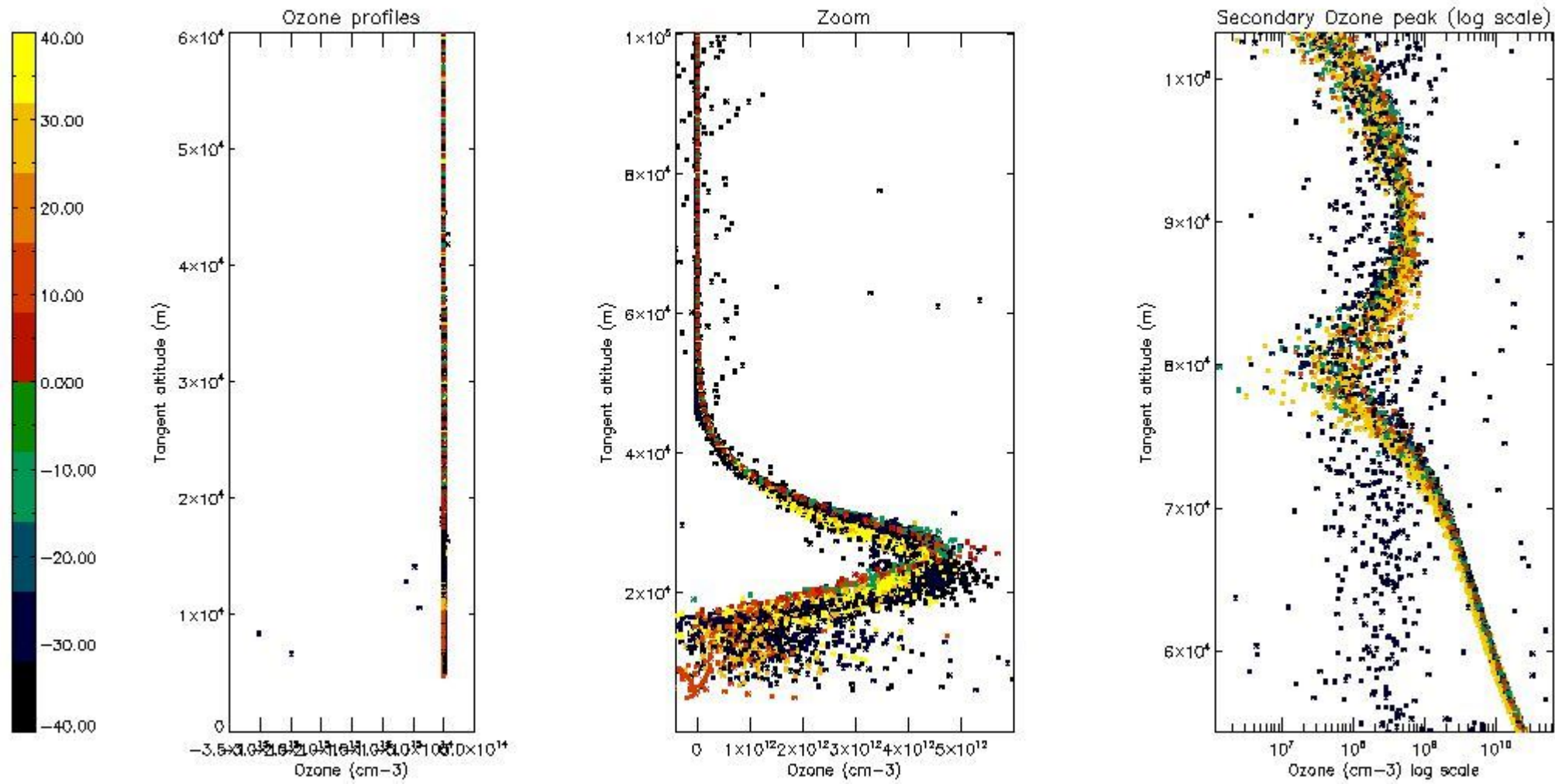
So, the table below shows the percentage of dark limb and valid observations for each criteria with respect to the overall valid daily observations.

Criteria	% of total production
All STD	33
STD < 20	20

STD < 10	17
STD < 5	14

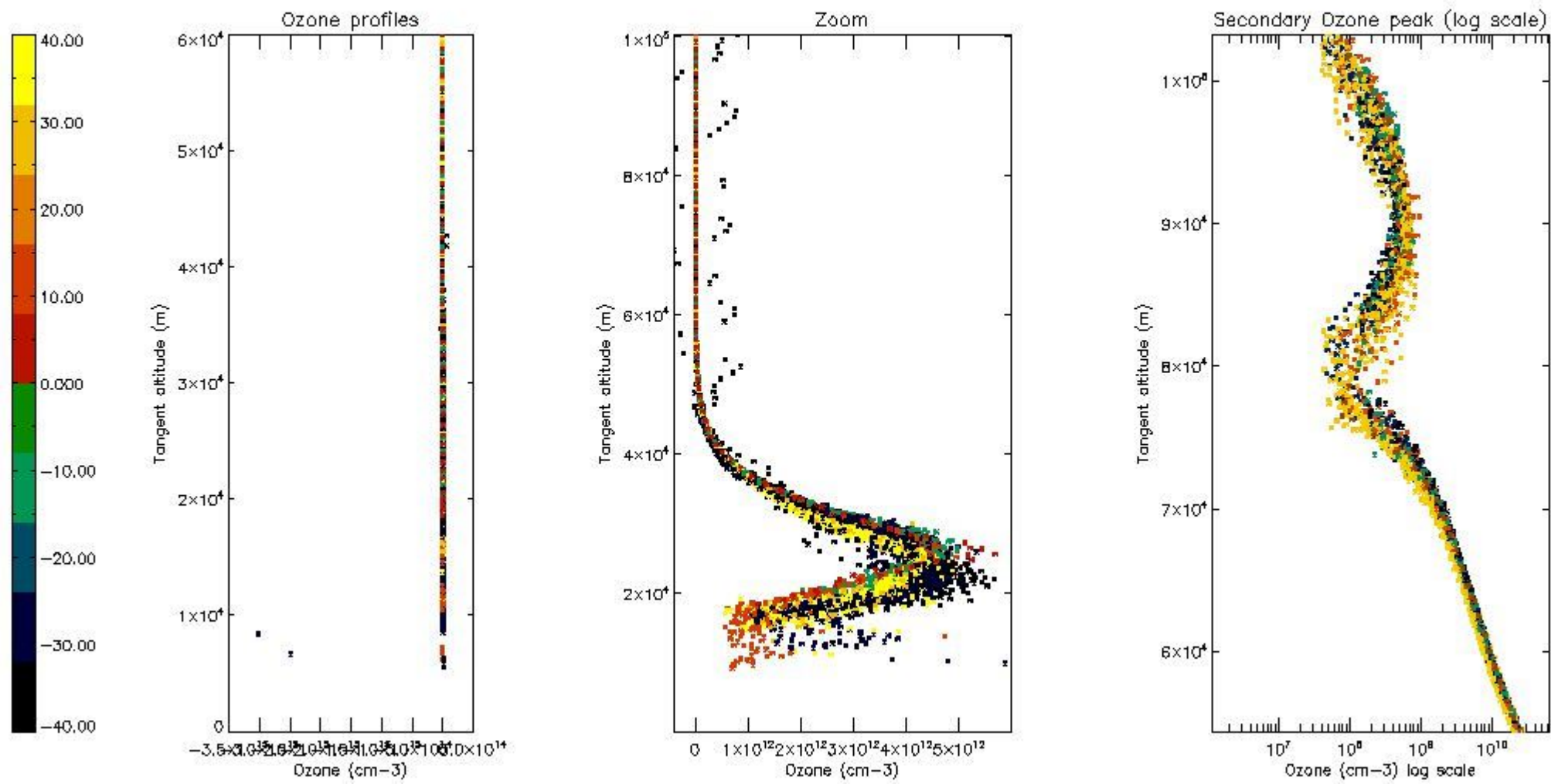
5.2 Plot ozone profiles for all STD (dark without errors)

The colorbar represents the latitude.



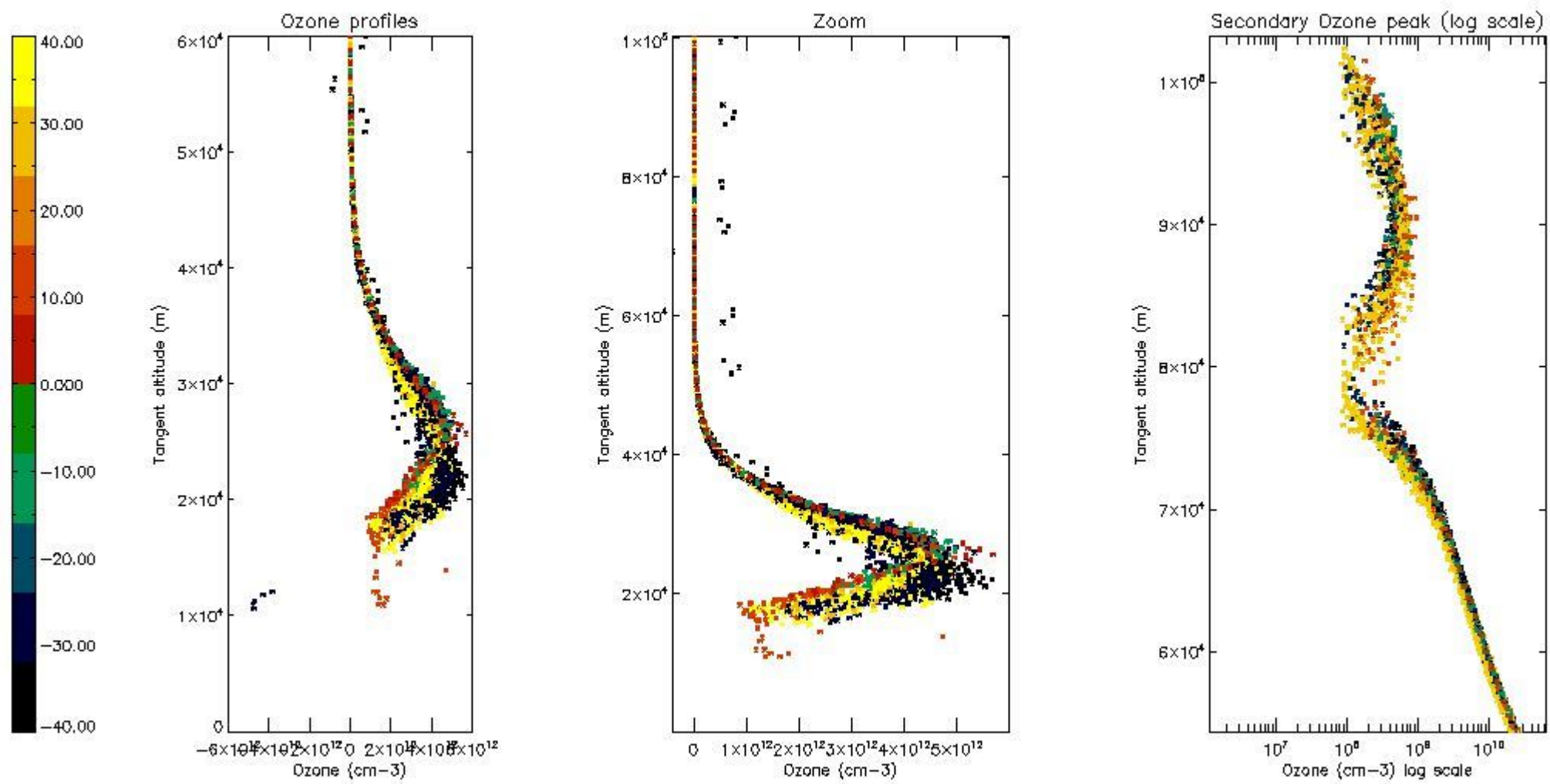
5.3 Plot ozone profiles where STD < 20% (dark without errors)

The colorbar represents the latitude.



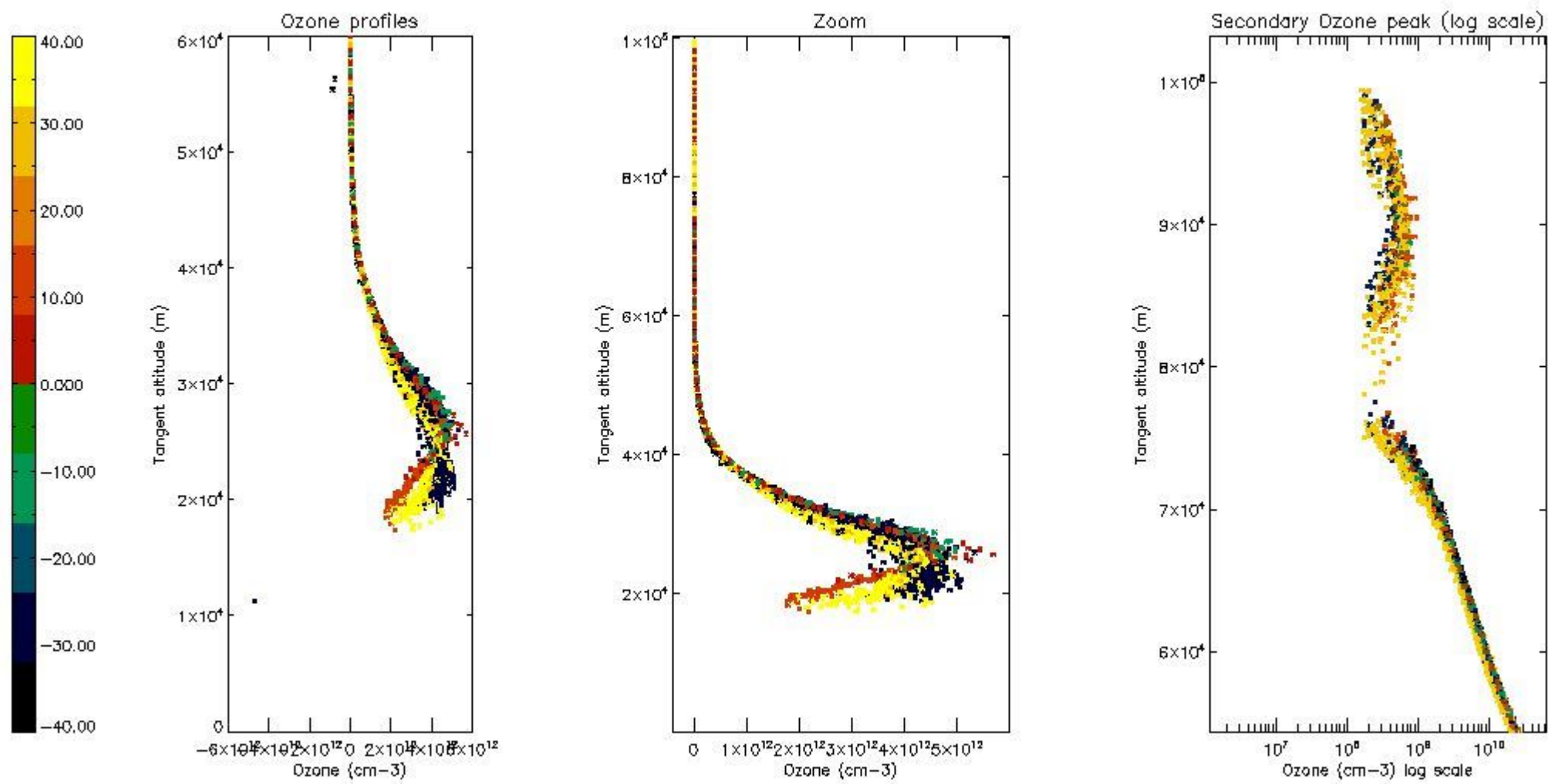
5.4 Plot ozone profiles where $STD < 10\%$ (dark without errors)

The colorbar represents the latitude.



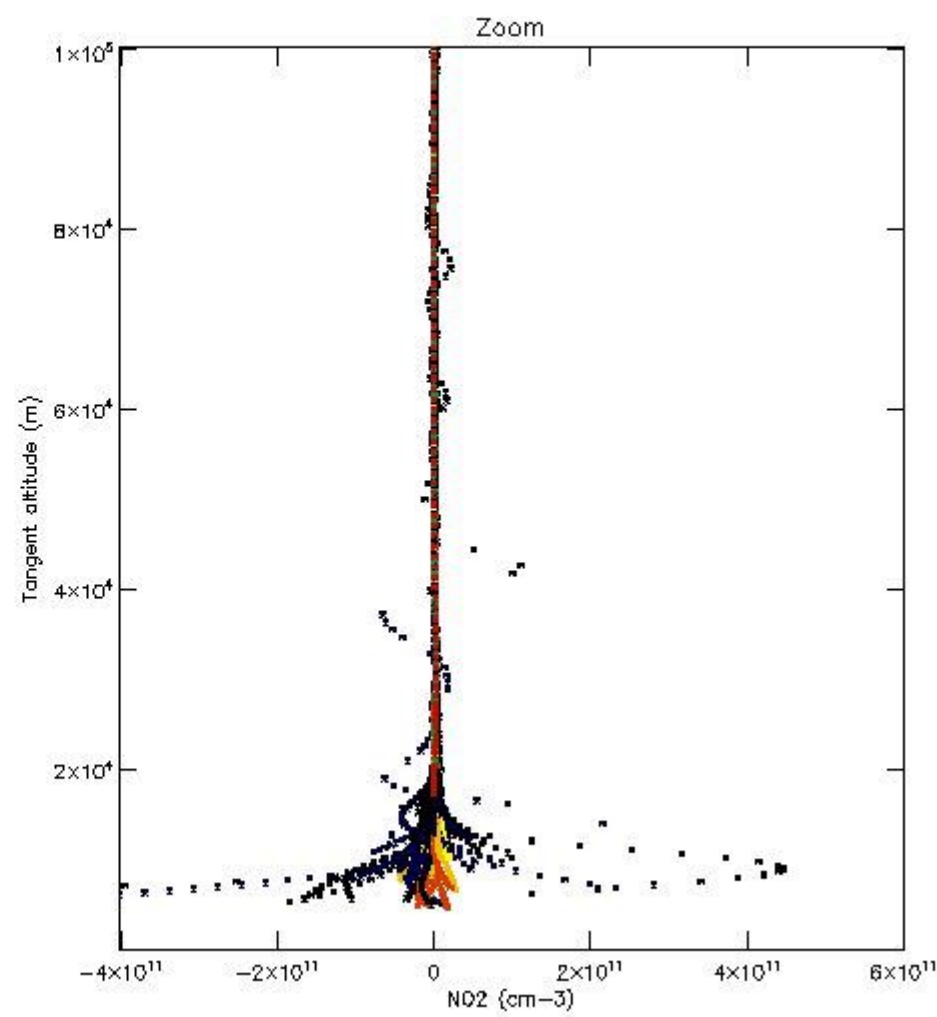
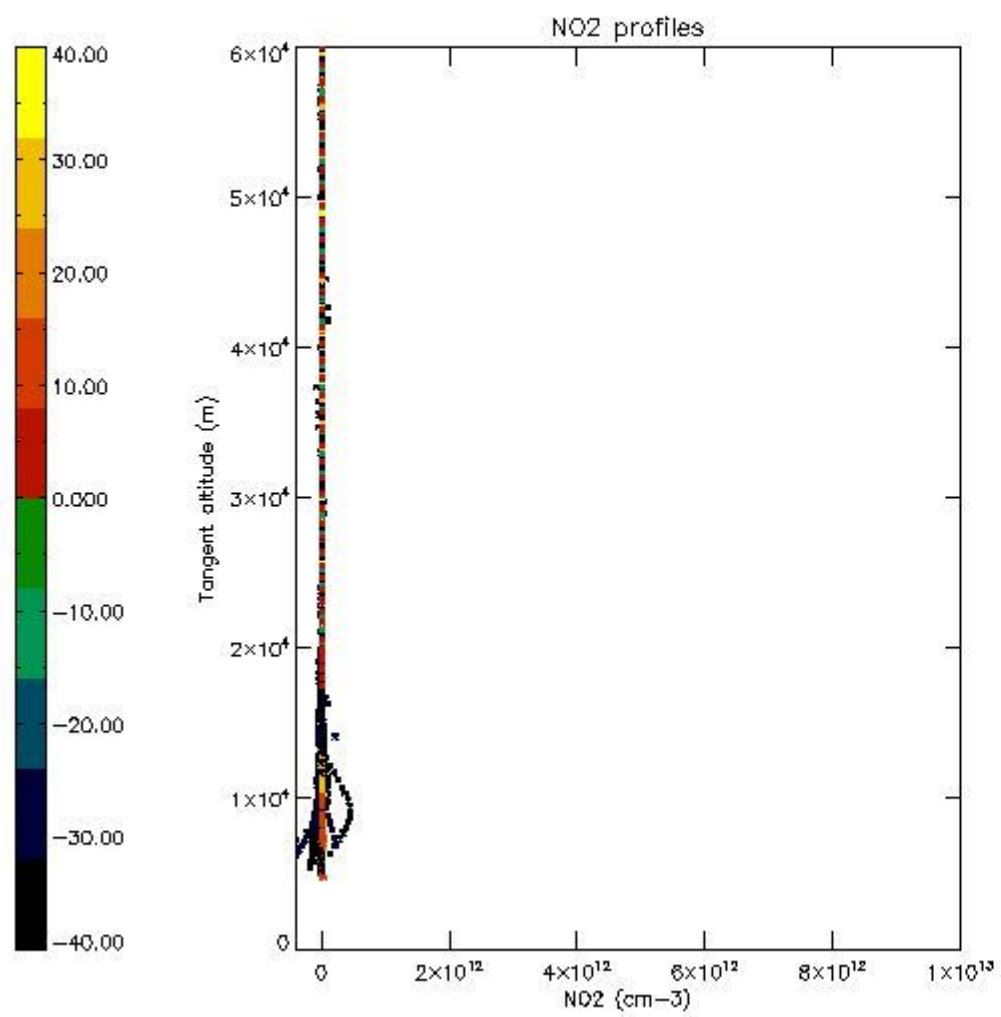
5.5 Plot ozone profiles where STD < 5% (dark without errors)

The colorbar represents the latitude.



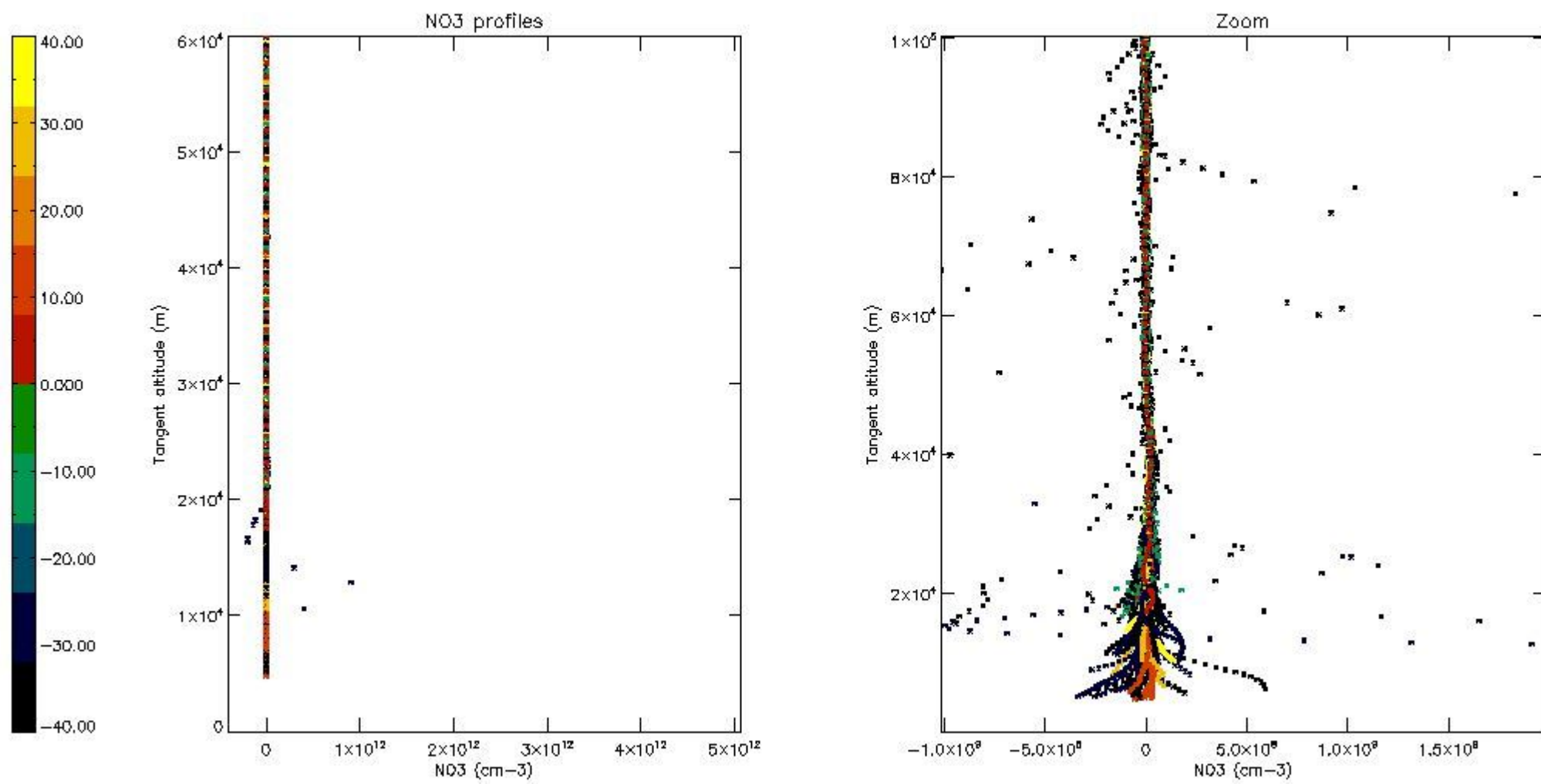
5.6 Plot NO₂ profiles for all STD (dark without errors)

The colorbar represents the latitude.



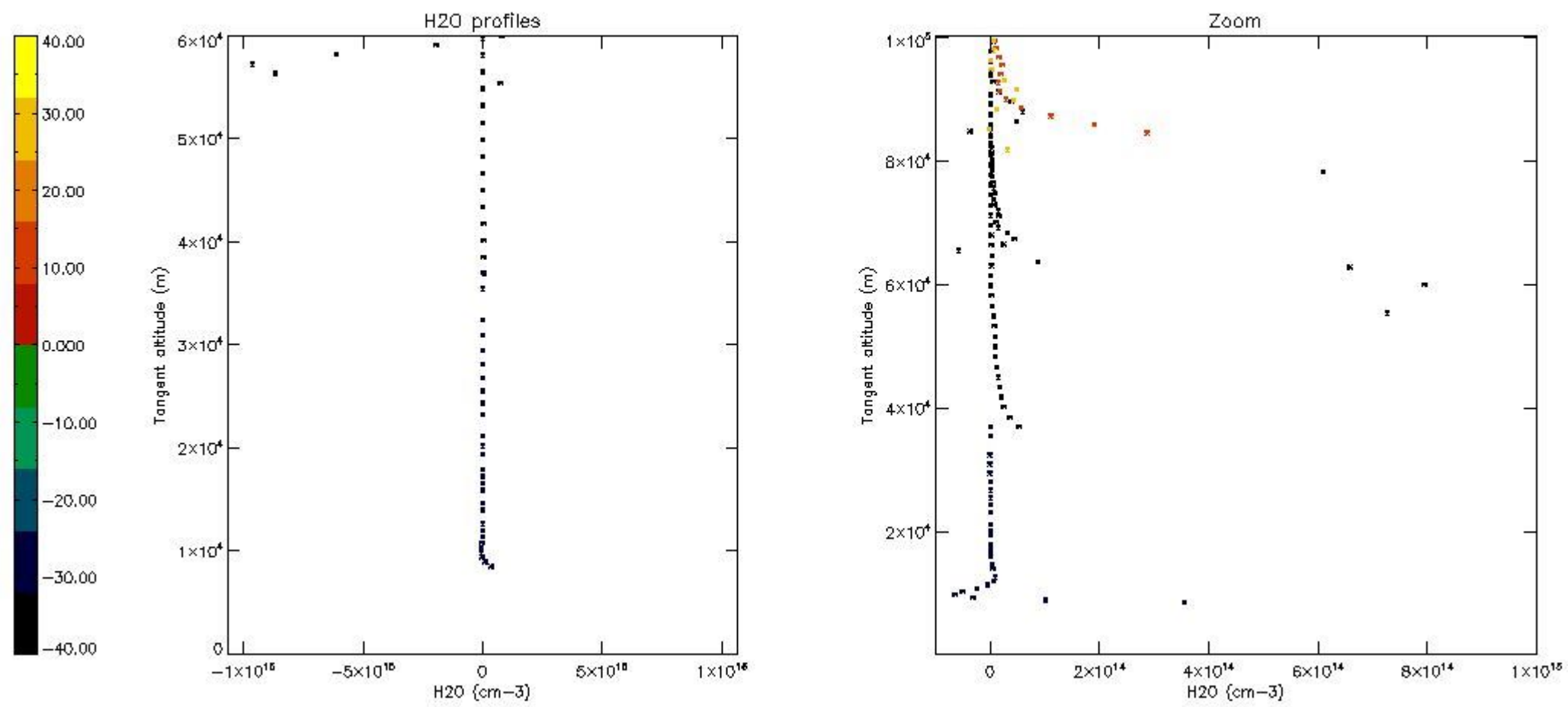
5.7 Plot NO3 profiles for all STD (dark without errors)

The colorbar represents the latitude.



5.8 Plot H2O profiles for all STD (only for occultations of stars 1,2,3,4,13,14,16,26,63 dark without errors)

The colorbar represents the latitude.



6. Auxiliary Data Files used for the production reported in section 2

The number reported in the third column indicates since which file (see list in section 2) the corresponding auxiliary file has been used. The fourth column is the date of those product files.

Type	Auxiliary Filename	Used since product	Used since product date
INST_PHYS_CHARACTERISTICS	GOM_INS_AXVIEC20091111_143220_20030716_120000_20500101_000000	1	05-NOV-2003 00:01:16
LEVEL-2_PROC_CONFIG	GOM_PR2_AXVIEC20091111_152718_20020301_000000_20500101_000000	1	05-NOV-2003 00:01:16
CROSS_SECTIONS_FILE	GOM_CRS_AXVIEC20091111_154832_20020301_000000_20500101_000000	1	05-NOV-2003 00:01:16

GOMOS Level 2 Daily Report

SUMMARY

[1. General Info](#)

[2. Summary of processed GOM_NL_2P products](#)

[3. Level 2 Quality information per product](#)

[3.1 Plot of level 2 quality information per product \(time dependant\)](#)

[3.2 Plot of level 2 quality information per product \(world map\)](#)

[4. Level 1 Quality information per product \(stored on level 2 products\)](#)

[4.1 Plot of level 1 quality information per product \(time dependant\)](#)

[4.1.1 Plot of level 1 quality information per product \(time dependant\): ASCENDING](#)

[4.1.2 Plot of level 1 quality information per product \(time dependant\): DESCENDING](#)

[4.2 Plot of level 1 quality information per product \(world map\)](#)

[4.2.1 Plot of level 1 quality information per product \(world map\): ASCENDING](#)

[4.2.2 Plot of level 1 quality information per product \(world map\): DESCENDING](#)

[5. Ozone profiles based on quality statistics and other trace gas profiles](#)

[5.1 Ozone statistics based on quality of products](#)

[5.2 Plot ozone profiles for all STD \(dark without errors\)](#)

[5.3 Plot ozone profiles where STD < 20% \(dark without errors\)](#)

[5.4. Plot ozone profiles where STD < 10% \(dark without errors\)](#)

[5.5. Plot ozone profiles where STD < 5% \(dark without errors\)](#)

[5.6 Plot NO2 profiles for all STD \(dark without errors\)](#)

[5.7 Plot NO3 profiles for all STD \(dark without errors\)](#)

[5.8 Plot H2O profiles \(only for occultations of stars 1,2,3,4,13,14,16,26,63 dark without errors\) for all STD](#)

[6. Auxiliary Data Files used for the production reported in section 2](#)

This report presents the daily analysis on parameters extracted from GOMOS level 2 data (GOM_NL__2P). It is intended to monitor some important parameters that will impact the quality of these products. A list of level 2 products (and content) that have arrived during the reporting day to the PCF is also given.

Item	Value
Time of report generation	19APR2013 23:29:23
Data source version	GOMOS/6.01
Start time of products	05-11-2003 (05NOV2003 00:00:00)
Stop time of products	06-11-2003 (06NOV2003 00:00:00)
Store outputs in DB	Yes
Nb of level 2 prods	349
Nb of prods with errors	0

2. Summary of processed GOM_NL__2P products.

Nr	Filename	UTC Start time	Limb	Duration	Star Id	Star Name	Star Mag	Star Temp	Nb Meas	Orbit	Prod. error
1	GOM_NL__2PRFIN20031105_000116_000000832021_00216_08787_8514.N1	05-NOV-2003 00:01:16	Dark	82.500	48	30Alp Hya	1.9770	4100.0	165	8787	No
2	GOM_NL__2PRFIN20031105_000511_000000402021_00216_08787_8515.N1	05-NOV-2003 00:05:11	Dark	40.000	99	Del Cen	2.5750	26000.	80	8787	No
3	GOM_NL__2PRFIN20031105_000644_000000512021_00216_08787_8516.N1	05-NOV-2003 00:06:44	Dark	51.000	26	Gam Cru	1.6240	2900.0	102	8787	No
4	GOM_NL__2PRFIN20031105_000824_000000482021_00216_08787_8517.N1	05-NOV-2003 00:08:24	Dark	47.500	12	Alp1Cru	0.77500	30000.	95	8787	No
5	GOM_NL__2PRFIN20031105_001019_000000422021_00217_08788_8489.N1	05-NOV-2003 00:10:19	Dark	41.500	91	Kap Vel	2.4900	26000.	83	8788	No
6	GOM_NL__2PRFIN20031105_001819_000000512021_00217_08788_8490.N1	05-NOV-2003 00:18:19	Dark	51.000	2	Alp Car	-0.73600	7000.0	102	8788	No
7	GOM_NL__2PRFIN20031105_002035_000000872021_00217_08788_8491.N1	05-NOV-2003 00:20:35	Dark	86.500	23	21Eps CMa	1.5020	26000.	173	8788	No
8	GOM_NL__2PRFIN20031105_002325_000000402021_00217_08788_8492.N1	05-NOV-2003 00:23:25	Dark	39.500	143	Alp Hyi	2.8570	7200.0	79	8788	No
9	GOM_NL__2PRFIN20031105_002447_000000482021_00217_08788_8493.N1	05-NOV-2003 00:24:47	Dark	47.500	9	Alp Eri	0.45300	24000.	95	8788	No
10	GOM_NL__2PRFIN20031105_002813_000000412021_00217_08788_8494.N1	05-NOV-2003 00:28:13	Straylight	41.000	157	The1Eri	2.9060	9300.0	82	8788	No
11	GOM_NL__2PRFIN20031105_003142_000002132021_00217_08788_8495.N1	05-NOV-2003 00:31:42	Straylight	213.00	47	2Bet CMa	1.9760	28000.	426	8788	No
12	GOM_NL__2PRFIN20031105_003608_000000682021_00217_08788_8496.N1	05-NOV-2003 00:36:08	Straylight	67.500	165	34Gam Eri	2.9500	3200.0	135	8788	No
13	GOM_NL__2PRFIN20031105_004212_000000642021_00217_08788_8497.N1	05-NOV-2003 00:42:12	Twilight_stray	64.000	94	92Alp Cet	2.5260	3100.0	128	8788	No
14	GOM_NL__2PRFIN20031105_004543_000000382021_00217_08788_8498.N1	05-NOV-2003 00:45:43	Bright	37.500	140	88Gam Peg	2.8340	26000.	75	8788	No
15	GOM_NL__2PRFIN20031105_004735_000000422021_00217_08788_8499.N1	05-NOV-2003 00:47:35	Bright	42.000	50	13Alp Ari	2.0070	4250.0	84	8788	No
16	GOM_NL__2PRFIN20031105_004935_000000372021_00217_08788_8500.N1	05-NOV-2003 00:49:35	Bright	37.000	58	21Alp And	2.0730	11000.	74	8788	No
17	GOM_NL__2PRFIN20031105_005101_000000402021_00217_08788_8501.N1	05-NOV-2003 00:51:01	Bright	39.500	173	4Bet Tri	3.0040	8900.0	79	8788	No
18	GOM_NL__2PRFIN20031105_005303_000000412021_00217_08788_8502.N1	05-NOV-2003 00:53:03	Bright	41.000	73	57Gam1And	2.2600	13100.	82	8788	No
19	GOM_NL__2PRFIN20031105_005644_000000392021_00217_08788_8503.N1	05-NOV-2003 00:56:44	Bright	38.500	68	18Alp Cas	2.2250	4500.0	77	8788	No
20	GOM_NL__2PRFIN20031105_005920_000000812021_00217_08788_8504.N1	05-NOV-2003 00:59:20	Bright	81.000	114	3lot Aur	2.6930	4600.0	162	8788	No
21	GOM_NL__2PRFIN20031105_010242_000000652021_00217_08788_8505.N1	05-NOV-2003 01:02:42	Bright	64.500	6	13Alp Aur	0.080000	3400.0	129	8788	No
22	GOM_NL__2PRFIN20031105_010558_000000382021_00217_08788_8506.N1	05-NOV-2003 01:05:58	Bright	37.500	49	1Alp UMi	1.9900	6300.0	75	8788	No
23	GOM_NL__2PRFIN20031105_010957_000000402021_00217_08788_8507.N1	05-NOV-2003 01:09:57	Bright	39.500	60	7Bet UMi	2.0810	3950.0	79	8788	No
24	GOM_NL__2PRFIN20031105_011402_000000452021_00217_08788_8508.N1	05-NOV-2003 01:14:02	Bright	44.500	36	50Alp UMa	1.8000	6300.0	89	8788	No
25	GOM_NL__2PRFIN20031105_011539_000000572021_00217_08788_8509.N1	05-NOV-2003 01:15:39	Bright	57.000	82	48Bet UMa	2.3650	10600.	114	8788	No
26	GOM_NL__2PRFIN20031105_011710_000000462021_00217_08788_8510.N1	05-NOV-2003 01:17:10	Bright	46.000	39	85Eta UMa	1.8540	24000.	92	8788	No
27	GOM_NL__2PRFIN20031105_011924_000000402021_00217_08788_8511.N1	05-NOV-2003 01:19:24	Bright	40.000	174	52Psi UMa	3.0040	4400.0	80	8788	No
28	GOM_NL__2PRFIN20031105_012749_000000632021_00217_08788_8512.N1	05-NOV-2003 01:27:49	Bright	63.000	166	17Eps Leo	2.9800	6000.0	126	8788	No
29	GOM_NL__2PRFIN20031105_013148_000000602021_00217_08788_8513.N1	05-NOV-2003 01:31:48	Bright	59.500	22	32Alp Leo	1.3600	15200.	119	8788	No
30	GOM_NL__2PRFIN20031105_014153_000000922021_00217_08788_8514.N1	05-NOV-2003 01:41:53	Dark	91.500	48	30Alp Hya	1.9770	4100.0	183	8788	No
31	GOM_NL__2PRFIN20031105_014547_000000422021_00217_08788_8515.N1	05-NOV-2003 01:45:47	Dark	41.500	99	Del Cen	2.5750	26000.	83	8788	No
32	GOM_NL__2PRFIN20031105_014720_000000452021_00217_08788_8516.N1	05-NOV-2003 01:47:20	Dark	45.000	26	Gam Cru	1.6240	2900.0	90	8788	No
33	GOM_NL__2PRFIN20031105_014859_000000462021_00217_08788_8517.N1	05-NOV-2003 01:48:59	Dark	45.500	12	Alp1Cru	0.77500	30000.	91	8788	No
34	GOM_NL__2PRFIN20031105_015055_000000422021_00218_08789_8489.N1	05-NOV-2003 01:50:55	Dark	41.500	91	Kap Vel	2.4900	26000.	83	8789	No
35	GOM_NL__2PRFIN20031105_015855_000000522021_00218_08789_8490.N1	05-NOV-2003 01:58:55	Dark	52.000	2	Alp Car	-0.73600	7000.0	104	8789	No
36	GOM_NL__2PRFIN20031105_020114_000000842021_00218_08789_8491.N1	05-NOV-2003 02:01:14	Dark	83.500	23	21Eps CMa	1.5020	26000.	167	8789	No
37	GOM_NL__2PRFIN20031105_020400_000000422021_00218_08789_8492.N1	05-NOV-2003 02:04:00	Dark	41.500	143	Alp Hyi	2.8570	7200.0	83	8789	No
38	GOM_NL__2PRFIN20031105_020523_000000442021_00218_08789_8493.N1	05-NOV-2003 02:05:23	Dark	43.500	9	Alp Eri	0.45300	24000.	87	8789	No
39	GOM_NL__2PRFIN20031105_020849_000000422021_00218_08789_8494.N1	05-NOV-2003 02:08:49	Straylight	42.000	157	The1Eri	2.9060	9300.0	84	8789	No
40	GOM_NL__2PRFIN20031105_021219_000002132021_00218_08789_8495.N1	05-NOV-2003 02:12:19	Straylight	213.00	47	2Bet CMa	1.9760	28000.	426	8789	No
41	GOM_NL__2PRFIN20031105_021645_000000662021_00218_08789_8496.N1	05-NOV-2003 02:16:45	Straylight	66.000	165	34Gam Eri	2.9500	3200.0	132	8789	No
42	GOM_NL__2PRFIN20031105_022248_000000592021_00218_08789_8497.N1	05-NOV-2003 02:22:48	Twilight_stray	58.500	94	92Alp Cet	2.5260	3100.0	117	8789	No

43	GOM_NL__2PRFIN20031105_022619_000000372021_00218_08789_8498.N1	05-NOV-2003 02:26:19	Bright	37.000	140	88Gam Peg	2.8340	26000.	74	8789	No
44	GOM_NL__2PRFIN20031105_022810_000000412021_00218_08789_8499.N1	05-NOV-2003 02:28:10	Bright	41.000	50	13Alp Ari	2.0070	4250.0	82	8789	No
45	GOM_NL__2PRFIN20031105_023011_000000382021_00218_08789_8500.N1	05-NOV-2003 02:30:11	Bright	38.000	58	21Alp And	2.0730	11000.	76	8789	No
46	GOM_NL__2PRFIN20031105_023136_000000392021_00218_08789_8501.N1	05-NOV-2003 02:31:36	Bright	38.500	173	4Bet Tri	3.0040	8900.0	77	8789	No
47	GOM_NL__2PRFIN20031105_023339_000000402021_00218_08789_8502.N1	05-NOV-2003 02:33:39	Bright	40.000	73	57Gam1And	2.2600	13100.	80	8789	No
48	GOM_NL__2PRFIN20031105_023720_000000402021_00218_08789_8503.N1	05-NOV-2003 02:37:20	Bright	39.500	68	18Alp Cas	2.2250	4500.0	79	8789	No
49	GOM_NL__2PRFIN20031105_023953_000000792021_00218_08789_8504.N1	05-NOV-2003 02:39:53	Bright	78.500	114	3lot Aur	2.6930	4600.0	157	8789	No
50	GOM_NL__2PRFIN20031105_024316_000000672021_00218_08789_8505.N1	05-NOV-2003 02:43:16	Bright	67.000	6	13Alp Aur	0.080000	3400.0	134	8789	No
51	GOM_NL__2PRFIN20031105_024635_000000382021_00218_08789_8506.N1	05-NOV-2003 02:46:35	Bright	37.500	49	1Alp UMi	1.9900	6300.0	75	8789	No
52	GOM_NL__2PRFIN20031105_025034_000000382021_00218_08789_8507.N1	05-NOV-2003 02:50:34	Bright	38.000	60	7Bet UMi	2.0810	3950.0	76	8789	No
53	GOM_NL__2PRFIN20031105_025438_000000422021_00218_08789_8508.N1	05-NOV-2003 02:54:38	Bright	42.000	36	50Alp UMa	1.8000	6300.0	84	8789	No
54	GOM_NL__2PRFIN20031105_025616_000000412021_00218_08789_8509.N1	05-NOV-2003 02:56:16	Bright	40.500	82	48Bet UMa	2.3650	10600.	81	8789	No
55	GOM_NL__2PRFIN20031105_025747_000000352021_00218_08789_8510.N1	05-NOV-2003 02:57:47	Bright	34.500	39	85Eta UMa	1.8540	24000.	69	8789	No
56	GOM_NL__2PRFIN20031105_030001_000000422021_00218_08789_8511.N1	05-NOV-2003 03:00:01	Bright	42.000	174	52Psi UMa	3.0040	4400.0	84	8789	No
57	GOM_NL__2PRFIN20031105_030825_000000632021_00218_08789_8512.N1	05-NOV-2003 03:08:25	Bright	62.500	166	17Eps Leo	2.9800	6000.0	125	8789	No
58	GOM_NL__2PRFIN20031105_031224_000000662021_00218_08789_8513.N1	05-NOV-2003 03:12:24	Bright	65.500	22	32Alp Leo	1.3600	15200.	131	8789	No
59	GOM_NL__2PRFIN20031105_032231_000000832021_00218_08789_8514.N1	05-NOV-2003 03:22:31	Dark	82.500	48	30Alp Hya	1.9770	4100.0	165	8789	No
60	GOM_NL__2PRFIN20031105_032623_000000402021_00218_08789_8515.N1	05-NOV-2003 03:26:23	Dark	39.500	99	Del Cen	2.5750	26000.	79	8789	No
61	GOM_NL__2PRFIN20031105_032756_000000452021_00218_08789_8516.N1	05-NOV-2003 03:27:56	Dark	45.000	26	Gam Cru	1.6240	2900.0	90	8789	No
62	GOM_NL__2PRFIN20031105_032936_000000472021_00218_08789_8517.N1	05-NOV-2003 03:29:36	Dark	47.000	12	Alp1Cru	0.77500	30000.	94	8789	No
63	GOM_NL__2PRFIN20031105_033131_000000422021_00219_08790_8489.N1	05-NOV-2003 03:31:31	Dark	42.000	91	Kap Vel	2.4900	26000.	84	8790	No
64	GOM_NL__2PRFIN20031105_033931_000000522021_00219_08790_8490.N1	05-NOV-2003 03:39:31	Dark	52.000	2	Alp Car	-0.73600	7000.0	104	8790	No
65	GOM_NL__2PRFIN20031105_034153_000000922021_00219_08790_8491.N1	05-NOV-2003 03:41:53	Dark	91.500	23	21Eps CMa	1.5020	26000.	183	8790	No
66	GOM_NL__2PRFIN20031105_034559_000000482021_00219_08790_8492.N1	05-NOV-2003 03:45:59	Dark	48.000	9	Alp Eri	0.45300	24000.	96	8790	No
67	GOM_NL__2PRFIN20031105_034924_000000422021_00219_08790_8493.N1	05-NOV-2003 03:49:24	Straylight	42.000	157	The1Eri	2.9060	9300.0	84	8790	No
68	GOM_NL__2PRFIN20031105_035347_000001832021_00219_08790_8494.N1	05-NOV-2003 03:53:47	Straylight	183.00	1	9Alp CMa	-1.4400	11000.	366	8790	No
69	GOM_NL__2PRFIN20031105_040324_000000562021_00219_08790_8495.N1	05-NOV-2003 04:03:24	Tw_i_and_stray	55.500	94	92Alp Cet	2.5260	3100.0	111	8790	No
70	GOM_NL__2PRFIN20031105_040656_000000382021_00219_08790_8496.N1	05-NOV-2003 04:06:56	Bright	38.000	140	88Gam Peg	2.8340	26000.	76	8790	No
71	GOM_NL__2PRFIN20031105_040846_000000432021_00219_08790_8497.N1	05-NOV-2003 04:08:46	Bright	42.500	50	13Alp Ari	2.0070	4250.0	85	8790	No
72	GOM_NL__2PRFIN20031105_041415_000000392021_00219_08790_8498.N1	05-NOV-2003 04:14:15	Bright	38.500	73	57Gam1And	2.2600	13100.	77	8790	No
73	GOM_NL__2PRFIN20031105_041757_000000392021_00219_08790_8499.N1	05-NOV-2003 04:17:57	Bright	39.000	68	18Alp Cas	2.2250	4500.0	78	8790	No
74	GOM_NL__2PRFIN20031105_042028_000000752021_00219_08790_8500.N1	05-NOV-2003 04:20:28	Bright	75.000	114	3lot Aur	2.6930	4600.0	150	8790	No
75	GOM_NL__2PRFIN20031105_042351_000000652021_00219_08790_8501.N1	05-NOV-2003 04:23:51	Bright	64.500	6	13Alp Aur	0.080000	3400.0	129	8790	No
76	GOM_NL__2PRFIN20031105_042710_000000352021_00219_08790_8502.N1	05-NOV-2003 04:27:10	Bright	34.500	49	1Alp UMi	1.9900	6300.0	69	8790	No
77	GOM_NL__2PRFIN20031105_043109_000000382021_00219_08790_8503.N1	05-NOV-2003 04:31:09	Bright	38.000	60	7Bet UMi	2.0810	3950.0	76	8790	No
78	GOM_NL__2PRFIN20031105_043513_000000432021_00219_08790_8504.N1	05-NOV-2003 04:35:13	Bright	42.500	36	50Alp UMa	1.8000	6300.0	85	8790	No
79	GOM_NL__2PRFIN20031105_043651_000000422021_00219_08790_8505.N1	05-NOV-2003 04:36:51	Bright	42.000	82	48Bet UMa	2.3650	10600.	84	8790	No
80	GOM_NL__2PRFIN20031105_043822_000000362021_00219_08790_8506.N1	05-NOV-2003 04:38:22	Bright	36.000	39	85Eta UMa	1.8540	24000.	72	8790	No
81	GOM_NL__2PRFIN20031105_044037_000000412021_00219_08790_8507.N1	05-NOV-2003 04:40:37	Bright	41.000	174	52Psi UMa	3.0040	4400.0	82	8790	No
82	GOM_NL__2PRFIN20031105_044814_000000422021_00219_08790_8508.N1	05-NOV-2003 04:48:14	Bright	42.000	96	68Del Leo	2.5600	9300.0	84	8790	No
83	GOM_NL__2PRFIN20031105_044939_000000542021_00219_08790_8509.N1	05-NOV-2003 04:49:39	Bright	53.500	51	41Gam1Leo	2.0100	4500.0	107	8790	No
84	GOM_NL__2PRFIN20031105_045302_000000662021_00219_08790_8510.N1	05-NOV-2003 04:53:02	Tw_i_and_stray	65.500	22	32Alp Leo	1.3600	15200.	131	8790	No
85	GOM_NL__2PRFIN20031105_050309_000000922021_00219_08790_8511.N1	05-NOV-2003 05:03:09	Dark	92.000	48	30Alp Hya	1.9770	4100.0	184	8790	No
86	GOM_NL__2PRFIN20031105_050659_000000422021_00219_08790_8512.N1	05-NOV-2003 05:06:59	Dark	42.000	99	Del Cen	2.5750	26000.	84	8790	No
87	GOM_NL__2PRFIN20031105_050832_000000512021_00219_08790_8513.N1	05-NOV-2003 05:08:32	Dark	51.000	26	Gam Cru	1.6240	2900.0	102	8790	No
88	GOM_NL__2PRFIN20031105_051012_000000452021_00219_08790_8514.N1	05-NOV-2003 05:10:12	Dark	44.500	12	Alp1Cru	0.77500	30000.	89	8790	No
89	GOM_NL__2PRFIN20031105_051208_000000422021_00220_08791_8509.N1	05-NOV-2003 05:12:08	Dark	42.000	91	Kap Vel	2.4900	26000.	84	8791	No
90	GOM_NL__2PRFIN20031105_052007_000000522021_00220_08791_8510.N1	05-NOV-2003 05:20:07	Dark	52.000	2	Alp Car	-0.73600	7000.0	104	8791	No
91	GOM_NL__2PRFIN20031105_052231_000000832021_00220_08791_8511.N1	05-NOV-2003 05:22:31	Dark	83.000	23	21Eps CMa	1.5020	26000.	166	8791	No
92	GOM_NL__2PRFIN20031105_052635_000000452021_00220_08791_8512.N1	05-NOV-2003 05:26:35	Dark	45.000	9	Alp Eri	0.45300	24000.	90	8791	No
93	GOM_NL__2PRFIN20031105_053001_000000452021_00220_08791_8513.N1	05-NOV-2003 05:30:01	Straylight	44.500	157	The1Eri	2.9060	9300.0	89	8791	No
94	GOM_NL__2PRFIN20031105_053424_000001832021_00220_08791_8514.N1	05-NOV-2003 05:34:24	Straylight	183.00	1	9Alp CMa	-1.4400	11000.	366	8791	No
95	GOM_NL__2PRFIN20031105_054400_000000562021_00220_08791_8515.N1	05-NOV-2003 05:44:00	Tw_i_and_stray	56.000	94	92Alp Cet	2.5260	3100.0	112	8791	No
96	GOM_NL__2PRFIN20031105_054732_000000372021_00220_08791_8516.N1	05-NOV-2003 05:47:32	Bright	37.000	140	88Gam Peg	2.8340	26000.	74	8791	No
97	GOM_NL__2PRFIN20031105_054921_000000442021_00220_08791_8517.N1	05-NOV-2003 05:49:21	Bright	44.000	50	13Alp Ari	2.0070	4250.0	88	8791	No
98	GOM_NL__2PRFIN20031105_055451_000000412021_00220_08791_8518.N1	05-NOV-2003 05:54:51	Bright	41.000	73	57Gam1And	2.2600	13100.	82	8791	No
99	GOM_NL__2PRFIN20031105_055832_000000392021_00220_08791_8519.N1	05-NOV-2003 05:58:32	Bright	39.000	68	18Alp Cas	2.2250	4500.0	78	8791	No
100	GOM_NL__2PRFIN20031105_060102_000000812021_00220_08791_8520.N1	05-NOV-2003 06:01:02	Bright	80.500	114	3lot Aur	2.6930	4600.0	161	8791	No
101	GOM_NL__2PRFIN20031105_060425_000000682021_00220_08791_8521.N1	05-NOV-2003 06:04:25	Bright	68.000	6	13Alp Aur	0.080000	3400.0	136	8791	No

102	GOM_NL__2PRFIN20031105_060746_000000392021_00220_08791_8522.N1	05-NOV-2003 06:07:46	Bright	38.500	49	1Alp UMi	1.9900	6300.0	77	8791	No
103	GOM_NL__2PRFIN20031105_061145_000000392021_00220_08791_8523.N1	05-NOV-2003 06:11:45	Bright	39.000	60	7Bet UMi	2.0810	3950.0	78	8791	No
104	GOM_NL__2PRFIN20031105_061549_000000402021_00220_08791_8524.N1	05-NOV-2003 06:15:49	Bright	39.500	36	50Alp UMa	1.8000	6300.0	79	8791	No
105	GOM_NL__2PRFIN20031105_061727_000000572021_00220_08791_8525.N1	05-NOV-2003 06:17:27	Bright	57.000	82	48Bet UMa	2.3650	10600.	114	8791	No
106	GOM_NL__2PRFIN20031105_061858_000000372021_00220_08791_8526.N1	05-NOV-2003 06:18:58	Bright	36.500	39	85Eta UMa	1.8540	24000.	73	8791	No
107	GOM_NL__2PRFIN20031105_062113_000000422021_00220_08791_8527.N1	05-NOV-2003 06:21:13	Bright	41.500	174	52Psi UMa	3.0040	4400.0	83	8791	No
108	GOM_NL__2PRFIN20031105_062851_000000422021_00220_08791_8528.N1	05-NOV-2003 06:28:51	Bright	41.500	96	68Del Leo	2.5600	9300.0	83	8791	No
109	GOM_NL__2PRFIN20031105_063015_000000542021_00220_08791_8529.N1	05-NOV-2003 06:30:15	Bright	53.500	51	41Gam1Leo	2.0100	4500.0	107	8791	No
110	GOM_NL__2PRFIN20031105_063339_000000672021_00220_08791_8530.N1	05-NOV-2003 06:33:39	Twilight	67.000	22	32Alp Leo	1.3600	15200.	134	8791	No
111	GOM_NL__2PRFIN20031105_064347_000000842021_00220_08791_8531.N1	05-NOV-2003 06:43:47	Dark	84.000	48	30Alp Hya	1.9770	4100.0	168	8791	No
112	GOM_NL__2PRFIN20031105_064735_000000412021_00220_08791_8532.N1	05-NOV-2003 06:47:35	Dark	41.000	99	Del Cen	2.5750	26000.	82	8791	No
113	GOM_NL__2PRFIN20031105_064907_000000512021_00220_08791_8533.N1	05-NOV-2003 06:49:07	Dark	51.000	26	Gam Cru	1.6240	2900.0	102	8791	No
114	GOM_NL__2PRFIN20031105_065048_000000412021_00220_08791_8534.N1	05-NOV-2003 06:50:48	Dark	41.000	12	Alp1Cru	0.77500	30000.	82	8791	No
115	GOM_NL__2PRFIN20031105_065245_000000452021_00221_08792_8509.N1	05-NOV-2003 06:52:45	Dark	44.500	91	Kap Vel	2.4900	26000.	89	8792	No
116	GOM_NL__2PRFIN20031105_070044_000000512021_00221_08792_8510.N1	05-NOV-2003 07:00:44	Dark	51.000	2	Alp Car	-0.73600	7000.0	102	8792	No
117	GOM_NL__2PRFIN20031105_070309_000000912021_00221_08792_8511.N1	05-NOV-2003 07:03:09	Dark	90.500	23	21Eps CMa	1.5020	26000.	181	8792	No
118	GOM_NL__2PRFIN20031105_070711_000000462021_00221_08792_8512.N1	05-NOV-2003 07:07:11	Dark	45.500	9	Alp Eri	0.45300	24000.	91	8792	No
119	GOM_NL__2PRFIN20031105_071037_000000452021_00221_08792_8513.N1	05-NOV-2003 07:10:37	Straylight	44.500	157	The1Eri	2.9060	9300.0	89	8792	No
120	GOM_NL__2PRFIN20031105_071502_000001832021_00221_08792_8514.N1	05-NOV-2003 07:15:02	Straylight	182.50	1	9Alp CMa	-1.4400	11000.	365	8792	No
121	GOM_NL__2PRFIN20031105_072435_000000562021_00221_08792_8515.N1	05-NOV-2003 07:24:35	Twilight	55.500	94	92Alp Cet	2.5260	3100.0	111	8792	No
122	GOM_NL__2PRFIN20031105_072809_000000382021_00221_08792_8516.N1	05-NOV-2003 07:28:09	Bright	37.500	140	88Gam Peg	2.8340	26000.	75	8792	No
123	GOM_NL__2PRFIN20031105_072957_000000442021_00221_08792_8517.N1	05-NOV-2003 07:29:57	Bright	43.500	50	13Alp Ari	2.0070	4250.0	87	8792	No
124	GOM_NL__2PRFIN20031105_073526_000000392021_00221_08792_8518.N1	05-NOV-2003 07:35:26	Bright	39.000	73	57Gam1And	2.2600	13100.	78	8792	No
125	GOM_NL__2PRFIN20031105_073908_000000402021_00221_08792_8519.N1	05-NOV-2003 07:39:08	Bright	39.500	68	18Alp Cas	2.2250	4500.0	79	8792	No
126	GOM_NL__2PRFIN20031105_074136_000000792021_00221_08792_8520.N1	05-NOV-2003 07:41:36	Bright	79.000	114	3lot Aur	2.6930	4600.0	158	8792	No
127	GOM_NL__2PRFIN20031105_074500_000000642021_00221_08792_8521.N1	05-NOV-2003 07:45:00	Bright	63.500	6	13Alp Aur	0.080000	3400.0	127	8792	No
128	GOM_NL__2PRFIN20031105_074822_000000372021_00221_08792_8522.N1	05-NOV-2003 07:48:22	Bright	36.500	49	1Alp UMi	1.9900	6300.0	73	8792	No
129	GOM_NL__2PRFIN20031105_075221_000000382021_00221_08792_8523.N1	05-NOV-2003 07:52:21	Bright	38.000	60	7Bet UMi	2.0810	3950.0	76	8792	No
130	GOM_NL__2PRFIN20031105_075624_000000442021_00221_08792_8524.N1	05-NOV-2003 07:56:24	Bright	43.500	36	50Alp UMa	1.8000	6300.0	87	8792	No
131	GOM_NL__2PRFIN20031105_075803_000000402021_00221_08792_8525.N1	05-NOV-2003 07:58:03	Bright	40.000	82	48Bet UMa	2.3650	10600.	80	8792	No
132	GOM_NL__2PRFIN20031105_075934_000000382021_00221_08792_8526.N1	05-NOV-2003 07:59:34	Bright	38.000	39	85Eta UMa	1.8540	24000.	76	8792	No
133	GOM_NL__2PRFIN20031105_080149_000000402021_00221_08792_8527.N1	05-NOV-2003 08:01:49	Bright	39.500	174	52Psi UMa	3.0040	4400.0	79	8792	No
134	GOM_NL__2PRFIN20031105_080927_000000592021_00221_08792_8528.N1	05-NOV-2003 08:09:27	Bright	59.000	96	68Del Leo	2.5600	9300.0	118	8792	No
135	GOM_NL__2PRFIN20031105_081051_000000732021_00221_08792_8529.N1	05-NOV-2003 08:10:51	Bright	73.000	51	41Gam1Leo	2.0100	4500.0	146	8792	No
136	GOM_NL__2PRFIN20031105_081415_000000672021_00221_08792_8530.N1	05-NOV-2003 08:14:15	Twilight	66.500	22	32Alp Leo	1.3600	15200.	133	8792	No
137	GOM_NL__2PRFIN20031105_082424_000000802021_00221_08792_8531.N1	05-NOV-2003 08:24:24	Dark	79.500	48	30Alp Hya	1.9770	4100.0	159	8792	No
138	GOM_NL__2PRFIN20031105_082811_000000392021_00221_08792_8532.N1	05-NOV-2003 08:28:11	Dark	39.000	99	Del Cen	2.5750	26000.	78	8792	No
139	GOM_NL__2PRFIN20031105_082944_000000442021_00221_08792_8533.N1	05-NOV-2003 08:29:44	Dark	44.000	26	Gam Cru	1.6240	2900.0	88	8792	No
140	GOM_NL__2PRFIN20031105_083124_000000402021_00221_08792_8534.N1	05-NOV-2003 08:31:24	Dark	39.500	12	Alp1Cru	0.77500	30000.	79	8792	No
141	GOM_NL__2PRFIN20031105_083320_000000442021_00222_08793_8510.N1	05-NOV-2003 08:33:20	Dark	44.000	91	Kap Vel	2.4900	26000.	88	8793	No
142	GOM_NL__2PRFIN20031105_084121_000000622021_00222_08793_8511.N1	05-NOV-2003 08:41:21	Dark	62.000	2	Alp Car	-0.73600	7000.0	124	8793	No
143	GOM_NL__2PRFIN20031105_084346_000000952021_00222_08793_8512.N1	05-NOV-2003 08:43:46	Dark	94.500	23	21Eps CMa	1.5020	26000.	189	8793	No
144	GOM_NL__2PRFIN20031105_084747_000000432021_00222_08793_8513.N1	05-NOV-2003 08:47:47	Dark	42.500	9	Alp Eri	0.45300	24000.	85	8793	No
145	GOM_NL__2PRFIN20031105_085114_000000442021_00222_08793_8514.N1	05-NOV-2003 08:51:14	Straylight	44.000	157	The1Eri	2.9060	9300.0	88	8793	No
146	GOM_NL__2PRFIN20031105_085539_000001832021_00222_08793_8515.N1	05-NOV-2003 08:55:39	Straylight	182.50	1	9Alp CMa	-1.4400	11000.	365	8793	No
147	GOM_NL__2PRFIN20031105_090511_000000562021_00222_08793_8516.N1	05-NOV-2003 09:05:11	Twilight	55.500	94	92Alp Cet	2.5260	3100.0	111	8793	No
148	GOM_NL__2PRFIN20031105_090844_000000382021_00222_08793_8517.N1	05-NOV-2003 09:08:44	Bright	37.500	140	88Gam Peg	2.8340	26000.	75	8793	No
149	GOM_NL__2PRFIN20031105_091033_000000422021_00222_08793_8518.N1	05-NOV-2003 09:10:33	Bright	41.500	50	13Alp Ari	2.0070	4250.0	83	8793	No
150	GOM_NL__2PRFIN20031105_091602_000000412021_00222_08793_8519.N1	05-NOV-2003 09:16:02	Bright	41.000	73	57Gam1And	2.2600	13100.	82	8793	No
151	GOM_NL__2PRFIN20031105_091944_000000362021_00222_08793_8520.N1	05-NOV-2003 09:19:44	Bright	36.000	68	18Alp Cas	2.2250	4500.0	72	8793	No
152	GOM_NL__2PRFIN20031105_092210_000000782021_00222_08793_8521.N1	05-NOV-2003 09:22:10	Bright	77.500	114	3lot Aur	2.6930	4600.0	155	8793	No
153	GOM_NL__2PRFIN20031105_092535_000000642021_00222_08793_8522.N1	05-NOV-2003 09:25:35	Bright	63.500	6	13Alp Aur	0.080000	3400.0	127	8793	No
154	GOM_NL__2PRFIN20031105_092858_000000382021_00222_08793_8523.N1	05-NOV-2003 09:28:58	Bright	37.500	49	1Alp UMi	1.9900	6300.0	75	8793	No
155	GOM_NL__2PRFIN20031105_093257_000000382021_00222_08793_8524.N1	05-NOV-2003 09:32:57	Bright	37.500	60	7Bet UMi	2.0810	3950.0	75	8793	No
156	GOM_NL__2PRFIN20031105_093701_000000422021_00222_08793_8525.N1	05-NOV-2003 09:37:01	Bright	41.500	36	50Alp UMa	1.8000	6300.0	83	8793	No
157	GOM_NL__2PRFIN20031105_093838_000000392021_00222_08793_8526.N1	05-NOV-2003 09:38:38	Bright	38.500	82	48Bet UMa	2.3650	10600.	77	8793	No
158	GOM_NL__2PRFIN20031105_094010_000000362021_00222_08793_8527.N1	05-NOV-2003 09:40:10	Bright	35.500	39	85Eta UMa	1.8540	24000.	71	8793	No
159	GOM_NL__2PRFIN20031105_094225_000000422021_00222_08793_8528.N1	05-NOV-2003 09:42:25	Bright	41.500	174	52Psi UMa	3.0040	4400.0	83	8793	No
160	GOM_NL__2PRFIN20031105_095003_000000422021_00222_08793_8529.N1	05-NOV-2003 09:50:03	Bright	42.000	96	68Del Leo	2.5600	9300.0	84	8793	No

161	GOM_NL__2PRFIN20031105_095128_000000732021_00222_08793_8530.N1	05-NOV-2003 09:51:28	Bright	73.000	51	41Gam1Leo	2.0100	4500.0	146	8793	No
162	GOM_NL__2PRFIN20031105_095452_000000672021_00222_08793_8531.N1	05-NOV-2003 09:54:52	Tw_i_and_stray	66.500	22	32Alp Leo	1.3600	15200.	133	8793	No
163	GOM_NL__2PRFIN20031105_100502_000000942021_00222_08793_8532.N1	05-NOV-2003 10:05:02	Dark	93.500	48	30Alp Hya	1.9770	4100.0	187	8793	No
164	GOM_NL__2PRFIN20031105_100847_000000412021_00222_08793_8533.N1	05-NOV-2003 10:08:47	Dark	41.000	99	Del Cen	2.5750	26000.	82	8793	No
165	GOM_NL__2PRFIN20031105_101020_000000512021_00222_08793_8534.N1	05-NOV-2003 10:10:20	Dark	51.000	26	Gam Cru	1.6240	2900.0	102	8793	No
166	GOM_NL__2PRFIN20031105_101200_000000392021_00222_08793_8535.N1	05-NOV-2003 10:12:00	Dark	39.000	12	Alp1Cru	0.77500	30000.	78	8793	No
167	GOM_NL__2PRFIN20031105_101358_000000432021_00223_08794_8510.N1	05-NOV-2003 10:13:58	Dark	42.500	91	Kap Vel	2.4900	26000.	85	8794	No
168	GOM_NL__2PRFIN20031105_102157_000000612021_00223_08794_8511.N1	05-NOV-2003 10:21:57	Dark	61.000	2	Alp Car	-0.73600	7000.0	122	8794	No
169	GOM_NL__2PRFIN20031105_102424_000000902021_00223_08794_8512.N1	05-NOV-2003 10:24:24	Dark	89.500	23	21Eps CMa	1.5020	26000.	179	8794	No
170	GOM_NL__2PRFIN20031105_102823_000000482021_00223_08794_8513.N1	05-NOV-2003 10:28:23	Dark	48.000	9	Alp Eri	0.45300	24000.	96	8794	No
171	GOM_NL__2PRFIN20031105_103151_000000422021_00223_08794_8514.N1	05-NOV-2003 10:31:51	Straylight	42.000	157	The1Eri	2.9060	9300.0	84	8794	No
172	GOM_NL__2PRFIN20031105_103616_000001832021_00223_08794_8515.N1	05-NOV-2003 10:36:16	Straylight	182.50	1	9Alp CMa	-1.4400	11000.	365	8794	No
173	GOM_NL__2PRFIN20031105_104547_000000622021_00223_08794_8516.N1	05-NOV-2003 10:45:47	Tw_i_and_stray	61.500	94	92Alp Cet	2.5260	3100.0	123	8794	No
174	GOM_NL__2PRFIN20031105_104921_000000382021_00223_08794_8517.N1	05-NOV-2003 10:49:21	Bright	37.500	140	88Gam Peg	2.8340	26000.	75	8794	No
175	GOM_NL__2PRFIN20031105_105109_000000432021_00223_08794_8518.N1	05-NOV-2003 10:51:09	Bright	42.500	50	13Alp Ari	2.0070	4250.0	85	8794	No
176	GOM_NL__2PRFIN20031105_105638_000000412021_00223_08794_8519.N1	05-NOV-2003 10:56:38	Bright	40.500	73	57Gam1And	2.2600	13100.	81	8794	No
177	GOM_NL__2PRFIN20031105_110021_000000402021_00223_08794_8520.N1	05-NOV-2003 11:00:21	Bright	39.500	68	18Alp Cas	2.2250	4500.0	79	8794	No
178	GOM_NL__2PRFIN20031105_110244_000000732021_00223_08794_8521.N1	05-NOV-2003 11:02:44	Bright	73.000	114	3lot Aur	2.6930	4600.0	146	8794	No
179	GOM_NL__2PRFIN20031105_110609_000000642021_00223_08794_8522.N1	05-NOV-2003 11:06:09	Bright	64.000	6	13Alp Aur	0.080000	3400.0	128	8794	No
180	GOM_NL__2PRFIN20031105_110935_000000362021_00223_08794_8523.N1	05-NOV-2003 11:09:35	Bright	36.000	49	1Alp UMi	1.9900	6300.0	72	8794	No
181	GOM_NL__2PRFIN20031105_111334_000000382021_00223_08794_8524.N1	05-NOV-2003 11:13:34	Bright	38.000	60	7Bet UMi	2.0810	3950.0	76	8794	No
182	GOM_NL__2PRFIN20031105_111737_000000432021_00223_08794_8525.N1	05-NOV-2003 11:17:37	Bright	43.000	36	50Alp UMa	1.8000	6300.0	86	8794	No
183	GOM_NL__2PRFIN20031105_111915_000000412021_00223_08794_8526.N1	05-NOV-2003 11:19:15	Bright	40.500	82	48Bet UMa	2.3650	10600.	81	8794	No
184	GOM_NL__2PRFIN20031105_112048_000000372021_00223_08794_8527.N1	05-NOV-2003 11:20:48	Bright	36.500	39	85Eta UMa	1.8540	24000.	73	8794	No
185	GOM_NL__2PRFIN20031105_112301_000000432021_00223_08794_8528.N1	05-NOV-2003 11:23:01	Bright	43.000	174	52Psi UMa	3.0040	4400.0	86	8794	No
186	GOM_NL__2PRFIN20031105_113040_000000422021_00223_08794_8529.N1	05-NOV-2003 11:30:40	Bright	41.500	96	68Del Leo	2.5600	9300.0	83	8794	No
187	GOM_NL__2PRFIN20031105_113204_000000542021_00223_08794_8530.N1	05-NOV-2003 11:32:04	Bright	53.500	51	41Gam1Leo	2.0100	4500.0	107	8794	No
188	GOM_NL__2PRFIN20031105_113529_000000632021_00223_08794_8531.N1	05-NOV-2003 11:35:29	Tw_i_and_stray	63.000	22	32Alp Leo	1.3600	15200.	126	8794	No
189	GOM_NL__2PRFIN20031105_114540_000000812021_00223_08794_8532.N1	05-NOV-2003 11:45:40	Dark	80.500	48	30Alp Hya	1.9770	4100.0	161	8794	No
190	GOM_NL__2PRFIN20031105_114923_000000402021_00223_08794_8533.N1	05-NOV-2003 11:49:23	Dark	39.500	99	Del Cen	2.5750	26000.	79	8794	No
191	GOM_NL__2PRFIN20031105_115056_000000452021_00223_08794_8534.N1	05-NOV-2003 11:50:56	Dark	44.500	26	Gam Cru	1.6240	2900.0	89	8794	No
192	GOM_NL__2PRFIN20031105_115237_000000392021_00223_08794_8535.N1	05-NOV-2003 11:52:37	Dark	38.500	12	Alp1Cru	0.77500	30000.	77	8794	No
193	GOM_NL__2PRFIN20031105_115435_000000432021_00224_08795_8638.N1	05-NOV-2003 11:54:35	Dark	42.500	91	Kap Vel	2.4900	26000.	85	8795	No
194	GOM_NL__2PRFIN20031105_120235_000000502021_00224_08795_8639.N1	05-NOV-2003 12:02:35	Dark	50.000	2	Alp Car	-0.73600	7000.0	100	8795	No
195	GOM_NL__2PRFIN20031105_120502_000000832021_00224_08795_8640.N1	05-NOV-2003 12:05:02	Dark	83.000	23	21Eps CMa	1.5020	26000.	166	8795	No
196	GOM_NL__2PRFIN20031105_120900_000000482021_00224_08795_8641.N1	05-NOV-2003 12:09:00	Dark	47.500	9	Alp Eri	0.45300	24000.	95	8795	No
197	GOM_NL__2PRFIN20031105_121226_000000442021_00224_08795_8642.N1	05-NOV-2003 12:12:26	Straylight	43.500	157	The1Eri	2.9060	9300.0	87	8795	No
198	GOM_NL__2PRFIN20031105_121548_000000872021_00224_08795_8643.N1	05-NOV-2003 12:15:48	Straylight	87.000	139	9Bet Lep	2.8330	5600.0	174	8795	No
199	GOM_NL__2PRFIN20031105_122022_000000452021_00224_08795_8644.N1	05-NOV-2003 12:20:22	Straylight	45.000	52	16Bet Cet	2.0370	4500.0	90	8795	No
200	GOM_NL__2PRFIN20031105_122623_000000562021_00224_08795_8645.N1	05-NOV-2003 12:26:23	Tw_i_and_stray	56.000	94	92Alp Cet	2.5260	3100.0	112	8795	No
201	GOM_NL__2PRFIN20031105_123053_000000412021_00224_08795_8646.N1	05-NOV-2003 12:30:53	Bright	40.500	105	6Bet Ari	2.6450	8900.0	81	8795	No
202	GOM_NL__2PRFIN20031105_123348_000000392021_00224_08795_8647.N1	05-NOV-2003 12:33:48	Bright	39.000	58	21Alp And	2.0730	11000.	78	8795	No
203	GOM_NL__2PRFIN20031105_123714_000000402021_00224_08795_8648.N1	05-NOV-2003 12:37:14	Bright	40.000	73	57Gam1And	2.2600	13100.	80	8795	No
204	GOM_NL__2PRFIN20031105_124057_000000382021_00224_08795_8649.N1	05-NOV-2003 12:40:57	Bright	38.000	68	18Alp Cas	2.2250	4500.0	76	8795	No
205	GOM_NL__2PRFIN20031105_124318_000000792021_00224_08795_8650.N1	05-NOV-2003 12:43:18	Bright	79.000	114	3lot Aur	2.6930	4600.0	158	8795	No
206	GOM_NL__2PRFIN20031105_124644_000000642021_00224_08795_8651.N1	05-NOV-2003 12:46:44	Bright	63.500	6	13Alp Aur	0.080000	3400.0	127	8795	No
207	GOM_NL__2PRFIN20031105_125010_000000382021_00224_08795_8652.N1	05-NOV-2003 12:50:10	Bright	38.000	49	1Alp UMi	1.9900	6300.0	76	8795	No
208	GOM_NL__2PRFIN20031105_125410_000000352021_00224_08795_8653.N1	05-NOV-2003 12:54:10	Bright	34.500	60	7Bet UMi	2.0810	3950.0	69	8795	No
209	GOM_NL__2PRFIN20031105_125813_000000422021_00224_08795_8654.N1	05-NOV-2003 12:58:13	Bright	41.500	36	50Alp UMa	1.8000	6300.0	83	8795	No
210	GOM_NL__2PRFIN20031105_125951_000000422021_00224_08795_8655.N1	05-NOV-2003 12:59:51	Bright	42.000	82	48Bet UMa	2.3650	10600.	84	8795	No
211	GOM_NL__2PRFIN20031105_130123_000000372021_00224_08795_8656.N1	05-NOV-2003 13:01:23	Bright	36.500	39	85Eta UMa	1.8540	24000.	73	8795	No
212	GOM_NL__2PRFIN20031105_130337_000000422021_00224_08795_8657.N1	05-NOV-2003 13:03:37	Bright	41.500	174	52Psi UMa	3.0040	4400.0	83	8795	No
213	GOM_NL__2PRFIN20031105_131204_000000642021_00224_08795_8658.N1	05-NOV-2003 13:12:04	Bright	64.000	166	17Eps Leo	2.9800	6000.0	128	8795	No
214	GOM_NL__2PRFIN20031105_131605_000000662021_00224_08795_8659.N1	05-NOV-2003 13:16:05	Tw_i_and_stray	65.500	22	32Alp Leo	1.3600	15200.	131	8795	No
215	GOM_NL__2PRFIN20031105_132617_000000802021_00224_08795_8660.N1	05-NOV-2003 13:26:17	Dark	80.000	48	30Alp Hya	1.9770	4100.0	160	8795	No
216	GOM_NL__2PRFIN20031105_133000_000000412021_00224_08795_8661.N1	05-NOV-2003 13:30:00	Dark	40.500	99	Del Cen	2.5750	26000.	81	8795	No
217	GOM_NL__2PRFIN20031105_133132_000000512021_00224_08795_8662.N1	05-NOV-2003 13:31:32	Dark	51.000	26	Gam Cru	1.6240	2900.0	102	8795	No
218	GOM_NL__2PRFIN20031105_133313_000000482021_00224_08795_8663.N1	05-NOV-2003 13:33:13	Dark	47.500	12	Alp1Cru	0.77500	30000.	95	8795	No
219	GOM_NL__2PRFIN20031105_133512_000000412021_00225_08796_8639.N1	05-NOV-2003 13:35:12	Dark	41.000	91	Kap Vel	2.4900	26000.	82	8796	No

220	GOM_NL__2PRFIN20031105_134312_000000522021_00225_08796_8640.N1	05-NOV-2003 13:43:12	Dark	52.000	2	Alp Car	-0.73600	7000.0	104	8796	No
221	GOM_NL__2PRFIN20031105_134540_000000862021_00225_08796_8641.N1	05-NOV-2003 13:45:40	Dark	85.500	23	21Eps CMa	1.5020	26000.	171	8796	No
222	GOM_NL__2PRFIN20031105_134936_000000492021_00225_08796_8642.N1	05-NOV-2003 13:49:36	Dark	49.000	9	Alp Eri	0.45300	24000.	98	8796	No
223	GOM_NL__2PRFIN20031105_135303_000000432021_00225_08796_8643.N1	05-NOV-2003 13:53:03	Straylight	43.000	157	The1Eri	2.9060	9300.0	86	8796	No
224	GOM_NL__2PRFIN20031105_135625_000000872021_00225_08796_8644.N1	05-NOV-2003 13:56:25	Straylight	87.000	139	9Bet Lep	2.8330	5600.0	174	8796	No
225	GOM_NL__2PRFIN20031105_140059_000000442021_00225_08796_8645.N1	05-NOV-2003 14:00:59	Straylight	43.500	52	16Bet Cet	2.0370	4500.0	87	8796	No
226	GOM_NL__2PRFIN20031105_140659_000000572021_00225_08796_8646.N1	05-NOV-2003 14:06:59	Tw_i_and_stray	57.000	94	92Alp Cet	2.5260	3100.0	114	8796	No
227	GOM_NL__2PRFIN20031105_141129_000000402021_00225_08796_8647.N1	05-NOV-2003 14:11:29	Bright	39.500	105	6Bet Ari	2.6450	8900.0	79	8796	No
228	GOM_NL__2PRFIN20031105_141425_000000382021_00225_08796_8648.N1	05-NOV-2003 14:14:25	Bright	38.000	58	21Alp And	2.0730	11000.	76	8796	No
229	GOM_NL__2PRFIN20031105_141749_000000382021_00225_08796_8649.N1	05-NOV-2003 14:17:49	Bright	37.500	73	57Gam1And	2.2600	13100.	75	8796	No
230	GOM_NL__2PRFIN20031105_142133_000000382021_00225_08796_8650.N1	05-NOV-2003 14:21:33	Bright	38.000	68	18Alp Cas	2.2250	4500.0	76	8796	No
231	GOM_NL__2PRFIN20031105_142351_000000802021_00225_08796_8651.N1	05-NOV-2003 14:23:51	Bright	79.500	114	3Iot Aur	2.6930	4600.0	159	8796	No
232	GOM_NL__2PRFIN20031105_142718_000000662021_00225_08796_8652.N1	05-NOV-2003 14:27:18	Bright	65.500	6	13Alp Aur	0.080000	3400.0	131	8796	No
233	GOM_NL__2PRFIN20031105_143046_000000382021_00225_08796_8653.N1	05-NOV-2003 14:30:46	Bright	37.500	49	1Alp UMi	1.9900	6300.0	75	8796	No
234	GOM_NL__2PRFIN20031105_143446_000000402021_00225_08796_8654.N1	05-NOV-2003 14:34:46	Bright	40.000	60	7Bet UMi	2.0810	3950.0	80	8796	No
235	GOM_NL__2PRFIN20031105_143848_000000412021_00225_08796_8655.N1	05-NOV-2003 14:38:48	Bright	40.500	36	50Alp UMa	1.8000	6300.0	81	8796	No
236	GOM_NL__2PRFIN20031105_144026_000000392021_00225_08796_8656.N1	05-NOV-2003 14:40:26	Bright	38.500	82	48Bet UMa	2.3650	10600.	77	8796	No
237	GOM_NL__2PRFIN20031105_144159_000000362021_00225_08796_8657.N1	05-NOV-2003 14:41:59	Bright	35.500	39	85Eta UMa	1.8540	24000.	71	8796	No
238	GOM_NL__2PRFIN20031105_144411_000000432021_00225_08796_8658.N1	05-NOV-2003 14:44:11	Bright	42.500	174	52Psi UMa	3.0040	4400.0	85	8796	No
239	GOM_NL__2PRFIN20031105_145240_000000892021_00225_08796_8659.N1	05-NOV-2003 14:52:40	Bright	89.000	166	17Eps Leo	2.9800	6000.0	178	8796	No
240	GOM_NL__2PRFIN20031105_145641_000000692021_00225_08796_8660.N1	05-NOV-2003 14:56:41	Tw_i_and_stray	69.000	22	32Alp Leo	1.3600	15200.	138	8796	No
241	GOM_NL__2PRFIN20031105_150654_000000832021_00225_08796_8661.N1	05-NOV-2003 15:06:54	Dark	83.000	48	30Alp Hya	1.9770	4100.0	166	8796	No
242	GOM_NL__2PRFIN20031105_151036_000000412021_00225_08796_8662.N1	05-NOV-2003 15:10:36	Dark	40.500	99	Del Cen	2.5750	26000.	81	8796	No
243	GOM_NL__2PRFIN20031105_151208_000000512021_00225_08796_8663.N1	05-NOV-2003 15:12:08	Dark	51.000	26	Gam Cru	1.6240	2900.0	102	8796	No
244	GOM_NL__2PRFIN20031105_151348_000000442021_00225_08796_8664.N1	05-NOV-2003 15:13:48	Dark	43.500	12	Alp1Cru	0.77500	30000.	87	8796	No
245	GOM_NL__2PRFIN20031105_151547_000000432021_00226_08797_8510.N1	05-NOV-2003 15:15:47	Dark	42.500	91	Kap Vel	2.4900	26000.	85	8797	No
246	GOM_NL__2PRFIN20031105_152348_000000622021_00226_08797_8511.N1	05-NOV-2003 15:23:48	Dark	62.000	2	Alp Car	-0.73600	7000.0	124	8797	No
247	GOM_NL__2PRFIN20031105_152616_000000992021_00226_08797_8512.N1	05-NOV-2003 15:26:16	Dark	98.500	23	21Eps CMa	1.5020	26000.	197	8797	No
248	GOM_NL__2PRFIN20031105_153012_000000442021_00226_08797_8513.N1	05-NOV-2003 15:30:12	Dark	44.000	9	Alp Eri	0.45300	24000.	88	8797	No
249	GOM_NL__2PRFIN20031105_153338_000000432021_00226_08797_8514.N1	05-NOV-2003 15:33:38	Straylight	43.000	157	The1Eri	2.9060	9300.0	86	8797	No
250	GOM_NL__2PRFIN20031105_153701_000000902021_00226_08797_8515.N1	05-NOV-2003 15:37:01	Straylight	90.000	139	9Bet Lep	2.8330	5600.0	180	8797	No
251	GOM_NL__2PRFIN20031105_154134_000000482021_00226_08797_8516.N1	05-NOV-2003 15:41:34	Straylight	47.500	52	16Bet Cet	2.0370	4500.0	95	8797	No
252	GOM_NL__2PRFIN20031105_154733_000000552021_00226_08797_8517.N1	05-NOV-2003 15:47:33	Tw_i_and_stray	54.500	94	92Alp Cet	2.5260	3100.0	109	8797	No
253	GOM_NL__2PRFIN20031105_155204_000000412021_00226_08797_8518.N1	05-NOV-2003 15:52:04	Bright	40.500	105	6Bet Ari	2.6450	8900.0	81	8797	No
254	GOM_NL__2PRFIN20031105_155501_000000382021_00226_08797_8519.N1	05-NOV-2003 15:55:01	Bright	38.000	58	21Alp And	2.0730	11000.	76	8797	No
255	GOM_NL__2PRFIN20031105_155824_000000412021_00226_08797_8520.N1	05-NOV-2003 15:58:24	Bright	40.500	73	57Gam1And	2.2600	13100.	81	8797	No
256	GOM_NL__2PRFIN20031105_160208_000000382021_00226_08797_8521.N1	05-NOV-2003 16:02:08	Bright	38.000	68	18Alp Cas	2.2250	4500.0	76	8797	No
257	GOM_NL__2PRFIN20031105_160426_000000722021_00226_08797_8522.N1	05-NOV-2003 16:04:26	Bright	71.500	114	3Iot Aur	2.6930	4600.0	143	8797	No
258	GOM_NL__2PRFIN20031105_160753_000000662021_00226_08797_8523.N1	05-NOV-2003 16:07:53	Bright	65.500	6	13Alp Aur	0.080000	3400.0	131	8797	No
259	GOM_NL__2PRFIN20031105_161119_000000412021_00226_08797_8524.N1	05-NOV-2003 16:11:19	Bright	40.500	49	1Alp UMi	1.9900	6300.0	81	8797	No
260	GOM_NL__2PRFIN20031105_161519_000000422021_00226_08797_8525.N1	05-NOV-2003 16:15:19	Bright	42.000	60	7Bet UMi	2.0810	3950.0	84	8797	No
261	GOM_NL__2PRFIN20031105_161922_000000452021_00226_08797_8526.N1	05-NOV-2003 16:19:22	Bright	45.000	36	50Alp UMa	1.8000	6300.0	90	8797	No
262	GOM_NL__2PRFIN20031105_162102_000000402021_00226_08797_8527.N1	05-NOV-2003 16:21:02	Bright	40.000	82	48Bet UMa	2.3650	10600.	80	8797	No
263	GOM_NL__2PRFIN20031105_162233_000000412021_00226_08797_8528.N1	05-NOV-2003 16:22:33	Bright	40.500	39	85Eta UMa	1.8540	24000.	81	8797	No
264	GOM_NL__2PRFIN20031105_162446_000000582021_00226_08797_8529.N1	05-NOV-2003 16:24:46	Bright	58.000	174	52Psi UMa	3.0040	4400.0	116	8797	No
265	GOM_NL__2PRFIN20031105_163317_000000632021_00226_08797_8530.N1	05-NOV-2003 16:33:17	Bright	62.500	166	17Eps Leo	2.9800	6000.0	125	8797	No
266	GOM_NL__2PRFIN20031105_163718_000000722021_00226_08797_8531.N1	05-NOV-2003 16:37:18	Tw_i_and_stray	71.500	22	32Alp Leo	1.3600	15200.	143	8797	No
267	GOM_NL__2PRFIN20031105_164732_000000802021_00226_08797_8532.N1	05-NOV-2003 16:47:32	Dark	79.500	48	30Alp Hya	1.9770	4100.0	159	8797	No
268	GOM_NL__2PRFIN20031105_165112_000000412021_00226_08797_8533.N1	05-NOV-2003 16:51:12	Dark	41.000	99	Del Cen	2.5750	26000.	82	8797	No
269	GOM_NL__2PRFIN20031105_165244_000000442021_00226_08797_8534.N1	05-NOV-2003 16:52:44	Dark	44.000	26	Gam Cru	1.6240	2900.0	88	8797	No
270	GOM_NL__2PRFIN20031105_165424_000000502021_00226_08797_8535.N1	05-NOV-2003 16:54:24	Dark	49.500	12	Alp1Cru	0.77500	30000.	99	8797	No
271	GOM_NL__2PRFIN20031105_165624_000000422021_00227_08798_8510.N1	05-NOV-2003 16:56:24	Dark	42.000	91	Kap Vel	2.4900	26000.	84	8798	No
272	GOM_NL__2PRFIN20031105_170425_000000622021_00227_08798_8511.N1	05-NOV-2003 17:04:25	Dark	62.000	2	Alp Car	-0.73600	7000.0	124	8798	No
273	GOM_NL__2PRFIN20031105_170654_000000902021_00227_08798_8512.N1	05-NOV-2003 17:06:54	Dark	90.000	23	21Eps CMa	1.5020	26000.	180	8798	No
274	GOM_NL__2PRFIN20031105_171048_000000482021_00227_08798_8513.N1	05-NOV-2003 17:10:48	Dark	47.500	9	Alp Eri	0.45300	24000.	95	8798	No
275	GOM_NL__2PRFIN20031105_171415_000000422021_00227_08798_8514.N1	05-NOV-2003 17:14:15	Straylight	42.000	157	The1Eri	2.9060	9300.0	84	8798	No
276	GOM_NL__2PRFIN20031105_171738_000000872021_00227_08798_8515.N1	05-NOV-2003 17:17:38	Straylight	86.500	139	9Bet Lep	2.8330	5600.0	173	8798	No
277	GOM_NL__2PRFIN20031105_172210_000000432021_00227_08798_8516.N1	05-NOV-2003 17:22:10	Straylight	43.000	52	16Bet Cet	2.0370	4500.0	86	8798	No
278	GOM_NL__2PRFIN20031105_172809_000000572021_00227_08798_8517.N1	05-NOV-2003 17:28:09	Tw_i_and_stray	57.000	94	92Alp Cet	2.5260	3100.0	114	8798	No

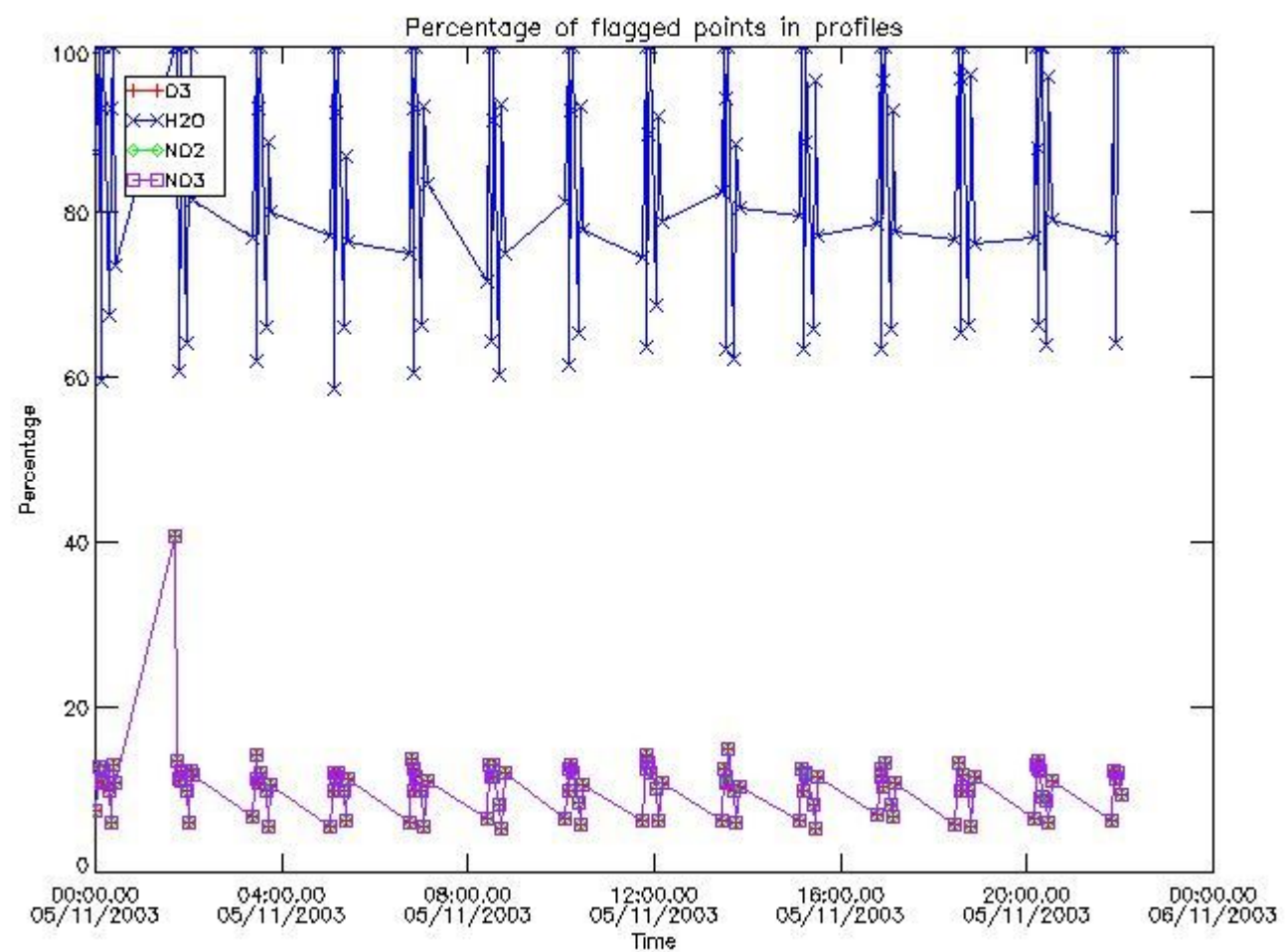
279	GOM_NL__2PRFIN20031105_173240_000000392021_00227_08798_8518.N1	05-NOV-2003 17:32:40	Bright	39.000	105	6Bet Ari	2.6450	8900.0	78	8798	No
280	GOM_NL__2PRFIN20031105_173537_000000382021_00227_08798_8519.N1	05-NOV-2003 17:35:37	Bright	38.000	58	21Alp And	2.0730	11000.	76	8798	No
281	GOM_NL__2PRFIN20031105_173901_000000422021_00227_08798_8520.N1	05-NOV-2003 17:39:01	Bright	41.500	73	57Gam1And	2.2600	13100.	83	8798	No
282	GOM_NL__2PRFIN20031105_174245_000000402021_00227_08798_8521.N1	05-NOV-2003 17:42:45	Bright	39.500	68	18Alp Cas	2.2250	4500.0	79	8798	No
283	GOM_NL__2PRFIN20031105_174500_000000802021_00227_08798_8522.N1	05-NOV-2003 17:45:00	Bright	79.500	114	3Iot Aur	2.6930	4600.0	159	8798	No
284	GOM_NL__2PRFIN20031105_174828_000000652021_00227_08798_8523.N1	05-NOV-2003 17:48:28	Bright	65.000	6	13Alp Aur	0.080000	3400.0	130	8798	No
285	GOM_NL__2PRFIN20031105_175157_000000382021_00227_08798_8524.N1	05-NOV-2003 17:51:57	Bright	38.000	49	1Alp UMi	1.9900	6300.0	76	8798	No
286	GOM_NL__2PRFIN20031105_175557_000000402021_00227_08798_8525.N1	05-NOV-2003 17:55:57	Bright	40.000	60	7Bet UMi	2.0810	3950.0	80	8798	No
287	GOM_NL__2PRFIN20031105_175959_000000442021_00227_08798_8526.N1	05-NOV-2003 17:59:59	Bright	43.500	36	50Alp UMa	1.8000	6300.0	87	8798	No
288	GOM_NL__2PRFIN20031105_180138_000000432021_00227_08798_8527.N1	05-NOV-2003 18:01:38	Bright	43.000	82	48Bet UMa	2.3650	10600.	86	8798	No
289	GOM_NL__2PRFIN20031105_180309_000000382021_00227_08798_8528.N1	05-NOV-2003 18:03:09	Bright	38.000	39	85Eta UMa	1.8540	24000.	76	8798	No
290	GOM_NL__2PRFIN20031105_180524_000000432021_00227_08798_8529.N1	05-NOV-2003 18:05:24	Bright	42.500	174	52Psi UMa	3.0040	4400.0	85	8798	No
291	GOM_NL__2PRFIN20031105_181353_000000652021_00227_08798_8530.N1	05-NOV-2003 18:13:53	Bright	64.500	166	17Eps Leo	2.9800	6000.0	129	8798	No
292	GOM_NL__2PRFIN20031105_181755_000000642021_00227_08798_8531.N1	05-NOV-2003 18:17:55	Tw_i_and_stray	63.500	22	32Alp Leo	1.3600	15200.	127	8798	No
293	GOM_NL__2PRFIN20031105_182810_000000882021_00227_08798_8532.N1	05-NOV-2003 18:28:10	Dark	88.000	48	30Alp Hya	1.9770	4100.0	176	8798	No
294	GOM_NL__2PRFIN20031105_183148_000000392021_00227_08798_8533.N1	05-NOV-2003 18:31:48	Dark	38.500	99	Del Cen	2.5750	26000.	77	8798	No
295	GOM_NL__2PRFIN20031105_183320_000000512021_00227_08798_8534.N1	05-NOV-2003 18:33:20	Dark	51.000	26	Gam Cru	1.6240	2900.0	102	8798	No
296	GOM_NL__2PRFIN20031105_183457_000000512021_00227_08798_8535.N1	05-NOV-2003 18:34:57	Dark	51.000	12	Alp1Cru	0.77500	30000.	102	8798	No
297	GOM_NL__2PRFIN20031105_183700_000000432021_00228_08799_8511.N1	05-NOV-2003 18:37:00	Dark	43.000	91	Kap Vel	2.4900	26000.	86	8799	No
298	GOM_NL__2PRFIN20031105_184502_000000512021_00228_08799_8512.N1	05-NOV-2003 18:45:02	Dark	51.000	2	Alp Car	-0.73600	7000.0	102	8799	No
299	GOM_NL__2PRFIN20031105_184732_000000912021_00228_08799_8513.N1	05-NOV-2003 18:47:32	Dark	91.000	23	21Eps CMa	1.5020	26000.	182	8799	No
300	GOM_NL__2PRFIN20031105_185125_000000442021_00228_08799_8514.N1	05-NOV-2003 18:51:25	Dark	44.000	9	Alp Eri	0.45300	24000.	88	8799	No
301	GOM_NL__2PRFIN20031105_185451_000000422021_00228_08799_8515.N1	05-NOV-2003 18:54:51	Straylight	42.000	157	The1Eri	2.9060	9300.0	84	8799	No
302	GOM_NL__2PRFIN20031105_185814_000000892021_00228_08799_8516.N1	05-NOV-2003 18:58:14	Straylight	89.000	139	9Bet Lep	2.8330	5600.0	178	8799	No
303	GOM_NL__2PRFIN20031105_190247_000000452021_00228_08799_8517.N1	05-NOV-2003 19:02:47	Straylight	44.500	52	16Bet Cet	2.0370	4500.0	89	8799	No
304	GOM_NL__2PRFIN20031105_190846_000000572021_00228_08799_8518.N1	05-NOV-2003 19:08:46	Tw_i_and_stray	56.500	94	92Alp Cet	2.5260	3100.0	113	8799	No
305	GOM_NL__2PRFIN20031105_191316_000000402021_00228_08799_8519.N1	05-NOV-2003 19:13:16	Bright	40.000	105	6Bet Ari	2.6450	8900.0	80	8799	No
306	GOM_NL__2PRFIN20031105_191613_000000392021_00228_08799_8520.N1	05-NOV-2003 19:16:13	Bright	38.500	58	21Alp And	2.0730	11000.	77	8799	No
307	GOM_NL__2PRFIN20031105_191936_000000402021_00228_08799_8521.N1	05-NOV-2003 19:19:36	Bright	40.000	73	57Gam1And	2.2600	13100.	80	8799	No
308	GOM_NL__2PRFIN20031105_192321_000000402021_00228_08799_8522.N1	05-NOV-2003 19:23:21	Bright	40.000	68	18Alp Cas	2.2250	4500.0	80	8799	No
309	GOM_NL__2PRFIN20031105_192534_000000792021_00228_08799_8523.N1	05-NOV-2003 19:25:34	Bright	79.000	114	3Iot Aur	2.6930	4600.0	158	8799	No
310	GOM_NL__2PRFIN20031105_192903_000000652021_00228_08799_8524.N1	05-NOV-2003 19:29:03	Bright	65.000	6	13Alp Aur	0.080000	3400.0	130	8799	No
311	GOM_NL__2PRFIN20031105_193233_000000392021_00228_08799_8525.N1	05-NOV-2003 19:32:33	Bright	39.000	49	1Alp UMi	1.9900	6300.0	78	8799	No
312	GOM_NL__2PRFIN20031105_193632_000000372021_00228_08799_8526.N1	05-NOV-2003 19:36:32	Bright	36.500	60	7Bet UMi	2.0810	3950.0	73	8799	No
313	GOM_NL__2PRFIN20031105_194033_000000412021_00228_08799_8527.N1	05-NOV-2003 19:40:33	Bright	41.000	36	50Alp UMa	1.8000	6300.0	82	8799	No
314	GOM_NL__2PRFIN20031105_194214_000000382021_00228_08799_8528.N1	05-NOV-2003 19:42:14	Bright	38.000	82	48Bet UMa	2.3650	10600.	76	8799	No
315	GOM_NL__2PRFIN20031105_194345_000000372021_00228_08799_8529.N1	05-NOV-2003 19:43:45	Bright	37.000	39	85Eta UMa	1.8540	24000.	74	8799	No
316	GOM_NL__2PRFIN20031105_194600_000000422021_00228_08799_8530.N1	05-NOV-2003 19:46:00	Bright	42.000	174	52Psi UMa	3.0040	4400.0	84	8799	No
317	GOM_NL__2PRFIN20031105_195430_000000632021_00228_08799_8531.N1	05-NOV-2003 19:54:30	Bright	62.500	166	17Eps Leo	2.9800	6000.0	125	8799	No
318	GOM_NL__2PRFIN20031105_195832_000000672021_00228_08799_8532.N1	05-NOV-2003 19:58:32	Tw_i_and_stray	67.000	22	32Alp Leo	1.3600	15200.	134	8799	No
319	GOM_NL__2PRFIN20031105_200848_000000782021_00228_08799_8533.N1	05-NOV-2003 20:08:48	Dark	78.000	48	30Alp Hya	1.9770	4100.0	156	8799	No
320	GOM_NL__2PRFIN20031105_201224_000000392021_00228_08799_8534.N1	05-NOV-2003 20:12:24	Dark	39.000	99	Del Cen	2.5750	26000.	78	8799	No
321	GOM_NL__2PRFIN20031105_201356_000000412021_00228_08799_8535.N1	05-NOV-2003 20:13:56	Dark	40.500	26	Gam Cru	1.6240	2900.0	81	8799	No
322	GOM_NL__2PRFIN20031105_201536_000000422021_00228_08799_8536.N1	05-NOV-2003 20:15:36	Dark	41.500	12	Alp1Cru	0.77500	30000.	83	8799	No
323	GOM_NL__2PRFIN20031105_201737_000000422021_00229_08800_8640.N1	05-NOV-2003 20:17:37	Dark	41.500	91	Kap Vel	2.4900	26000.	83	8800	No
324	GOM_NL__2PRFIN20031105_202041_000000562021_00229_08800_8641.N1	05-NOV-2003 20:20:41	Dark	55.500	70	Zet Pup	2.2460	39000.	111	8800	No
325	GOM_NL__2PRFIN20031105_202539_000000592021_00229_08800_8642.N1	05-NOV-2003 20:25:39	Dark	58.500	2	Alp Car	-0.73600	7000.0	117	8800	No
326	GOM_NL__2PRFIN20031105_202809_000000862021_00229_08800_8643.N1	05-NOV-2003 20:28:09	Dark	85.500	23	21Eps CMa	1.5020	26000.	171	8800	No
327	GOM_NL__2PRFIN20031105_203200_000000462021_00229_08800_8644.N1	05-NOV-2003 20:32:00	Dark	45.500	9	Alp Eri	0.45300	24000.	91	8800	No
328	GOM_NL__2PRFIN20031105_203527_000000442021_00229_08800_8645.N1	05-NOV-2003 20:35:27	Straylight	44.000	157	The1Eri	2.9060	9300.0	88	8800	No
329	GOM_NL__2PRFIN20031105_203959_000001932021_00229_08800_8646.N1	05-NOV-2003 20:39:59	Tw_i_and_stray	193.00	1	9Alp CMa	-1.4400	11000.	386	8800	No
330	GOM_NL__2PRFIN20031105_204921_000000582021_00229_08800_8647.N1	05-NOV-2003 20:49:21	Tw_i_and_stray	57.500	94	92Alp Cet	2.5260	3100.0	115	8800	No
331	GOM_NL__2PRFIN20031105_205351_000000412021_00229_08800_8648.N1	05-NOV-2003 20:53:51	Bright	41.000	105	6Bet Ari	2.6450	8900.0	82	8800	No
332	GOM_NL__2PRFIN20031105_205649_000000392021_00229_08800_8649.N1	05-NOV-2003 20:56:49	Bright	38.500	58	21Alp And	2.0730	11000.	77	8800	No
333	GOM_NL__2PRFIN20031105_210011_000000412021_00229_08800_8650.N1	05-NOV-2003 21:00:11	Bright	41.000	73	57Gam1And	2.2600	13100.	82	8800	No
334	GOM_NL__2PRFIN20031105_210354_000000382021_00229_08800_8651.N1	05-NOV-2003 21:03:54	Bright	37.500	68	18Alp Cas	2.2250	4500.0	75	8800	No
335	GOM_NL__2PRFIN20031105_210608_000000792021_00229_08800_8652.N1	05-NOV-2003 21:06:08	Bright	79.000	114	3Iot Aur	2.6930	4600.0	158	8800	No
336	GOM_NL__2PRFIN20031105_210937_000000672021_00229_08800_8653.N1	05-NOV-2003 21:09:37	Bright	66.500	6	13Alp Aur	0.080000	3400.0	133	8800	No
337	GOM_NL__2PRFIN20031105_211309_000000392021_00229_08800_8654.N1	05-NOV-2003 21:13:09	Bright	38.500	49	1Alp UMi	1.9900	6300.0	77	8800	No

338	GOM_NL__2PRFIN20031105_211710_000000362021_00229_08800_8655.N1	05-NOV-2003 21:17:10	Bright	35.500	60	7Bet UMi	2.0810	3950.0	71	8800	No
339	GOM_NL__2PRFIN20031105_212109_000000452021_00229_08800_8656.N1	05-NOV-2003 21:21:09	Bright	45.000	36	50Alp UMa	1.8000	6300.0	90	8800	No
340	GOM_NL__2PRFIN20031105_212249_000000412021_00229_08800_8657.N1	05-NOV-2003 21:22:49	Bright	41.000	82	48Bet UMa	2.3650	10600.	82	8800	No
341	GOM_NL__2PRFIN20031105_212423_000000402021_00229_08800_8658.N1	05-NOV-2003 21:24:23	Bright	39.500	39	85Eta UMa	1.8540	24000.	79	8800	No
342	GOM_NL__2PRFIN20031105_212636_000000422021_00229_08800_8659.N1	05-NOV-2003 21:26:36	Bright	41.500	174	52Psi UMa	3.0040	4400.0	83	8800	No
343	GOM_NL__2PRFIN20031105_213506_000000812021_00229_08800_8660.N1	05-NOV-2003 21:35:06	Bright	80.500	166	17Eps Leo	2.9800	6000.0	161	8800	No
344	GOM_NL__2PRFIN20031105_213909_000000702021_00229_08800_8661.N1	05-NOV-2003 21:39:09	Tw_i_and_stray	69.500	22	32Alp Leo	1.3600	15200.	139	8800	No
345	GOM_NL__2PRFIN20031105_214925_000000802021_00229_08800_8662.N1	05-NOV-2003 21:49:25	Dark	80.000	48	30Alp Hya	1.9770	4100.0	160	8800	No
346	GOM_NL__2PRFIN20031105_215300_000000422021_00229_08800_8663.N1	05-NOV-2003 21:53:00	Dark	41.500	99	Del Cen	2.5750	26000.	83	8800	No
347	GOM_NL__2PRFIN20031105_215432_000000452021_00229_08800_8664.N1	05-NOV-2003 21:54:32	Dark	45.000	26	Gam Cru	1.6240	2900.0	90	8800	No
348	GOM_NL__2PRFIN20031105_215814_000000422021_00230_08801_8532.N1	05-NOV-2003 21:58:14	Dark	42.000	91	Kap Vel	2.4900	26000.	84	8801	No
349	GOM_NL__2PRFIN20031105_220116_000000602021_00230_08801_8533.N1	05-NOV-2003 22:01:16	Dark	59.500	70	Zet Pup	2.2460	39000.	119	8801	No

3. Quality information per product

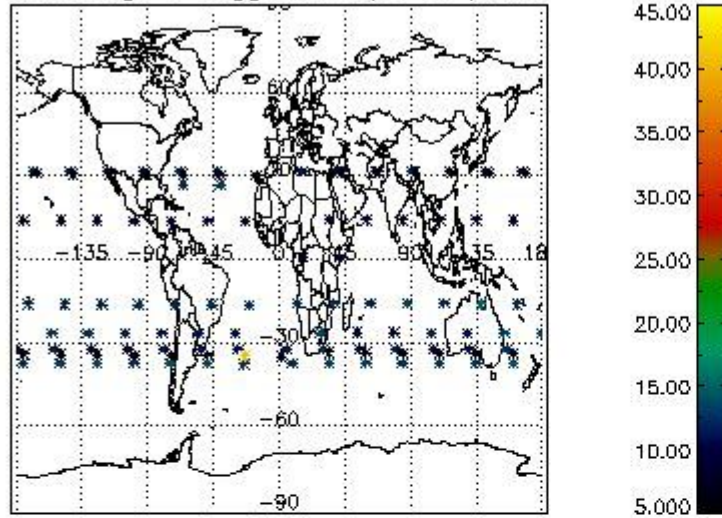
In this section it is plotted some information contained in the Quality Summary data set of the level 2 products. Only products in dark limb conditions and without errors (error flag in the MPH set to "0") are used.

3.1 Plot quality information per product (time dependant)

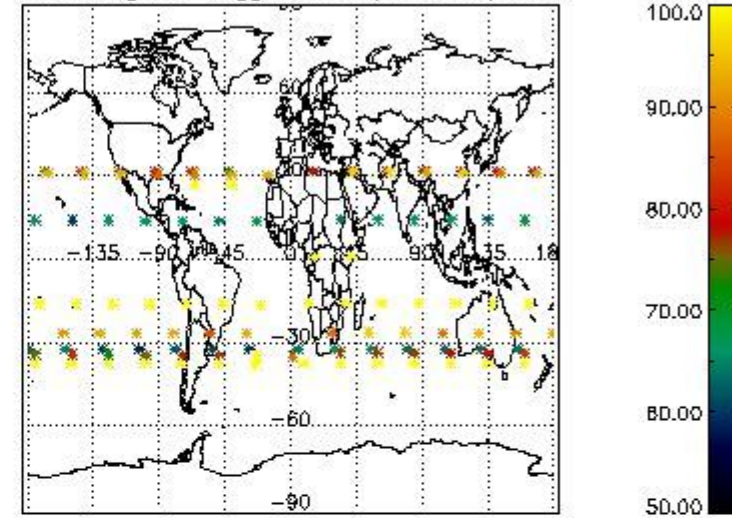


3.2 Plot quality information per product (world map)

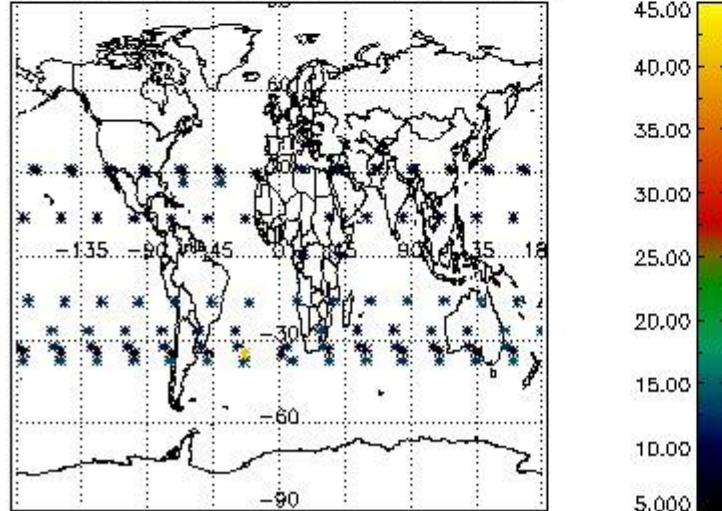
Percentage of flagged data per O3 profile



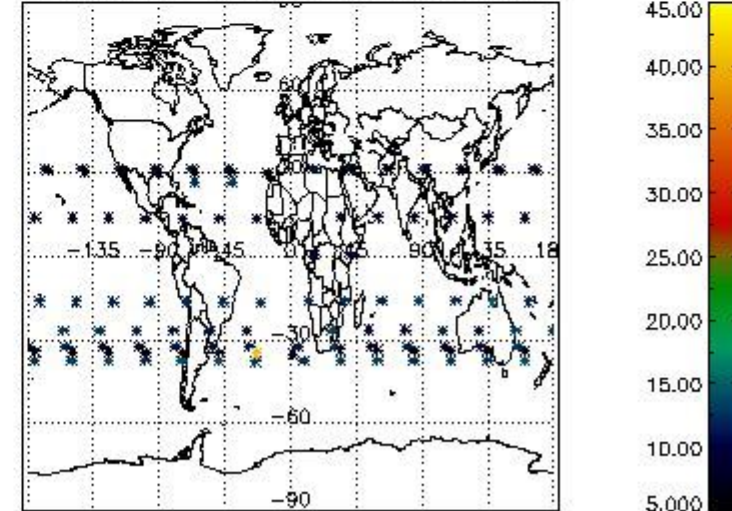
Percentage of flagged data per H2O profile



Percentage of flagged data per NO2 profile



Percentage of flagged data per NO3 profile

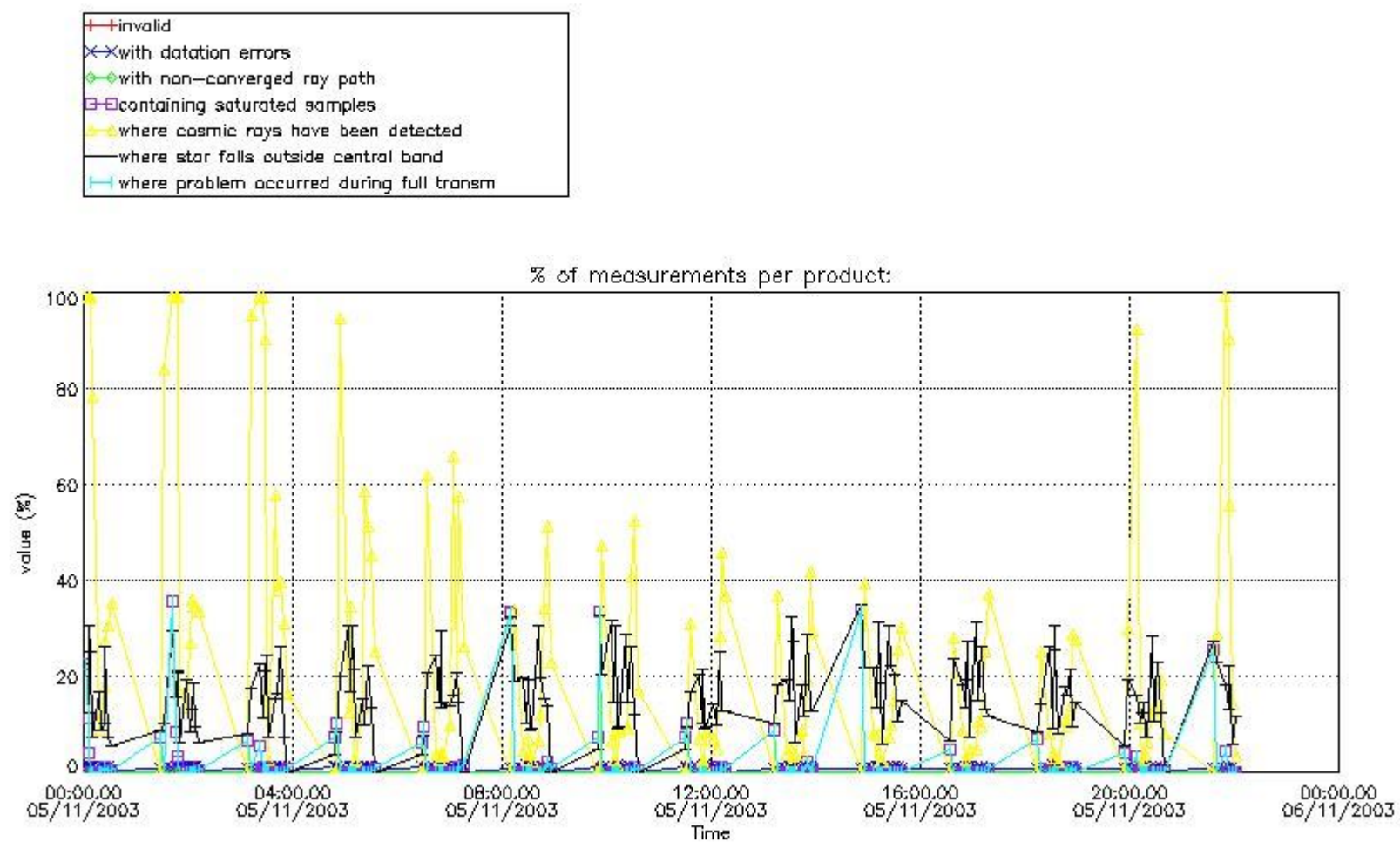


4. Level 1 quality information per product

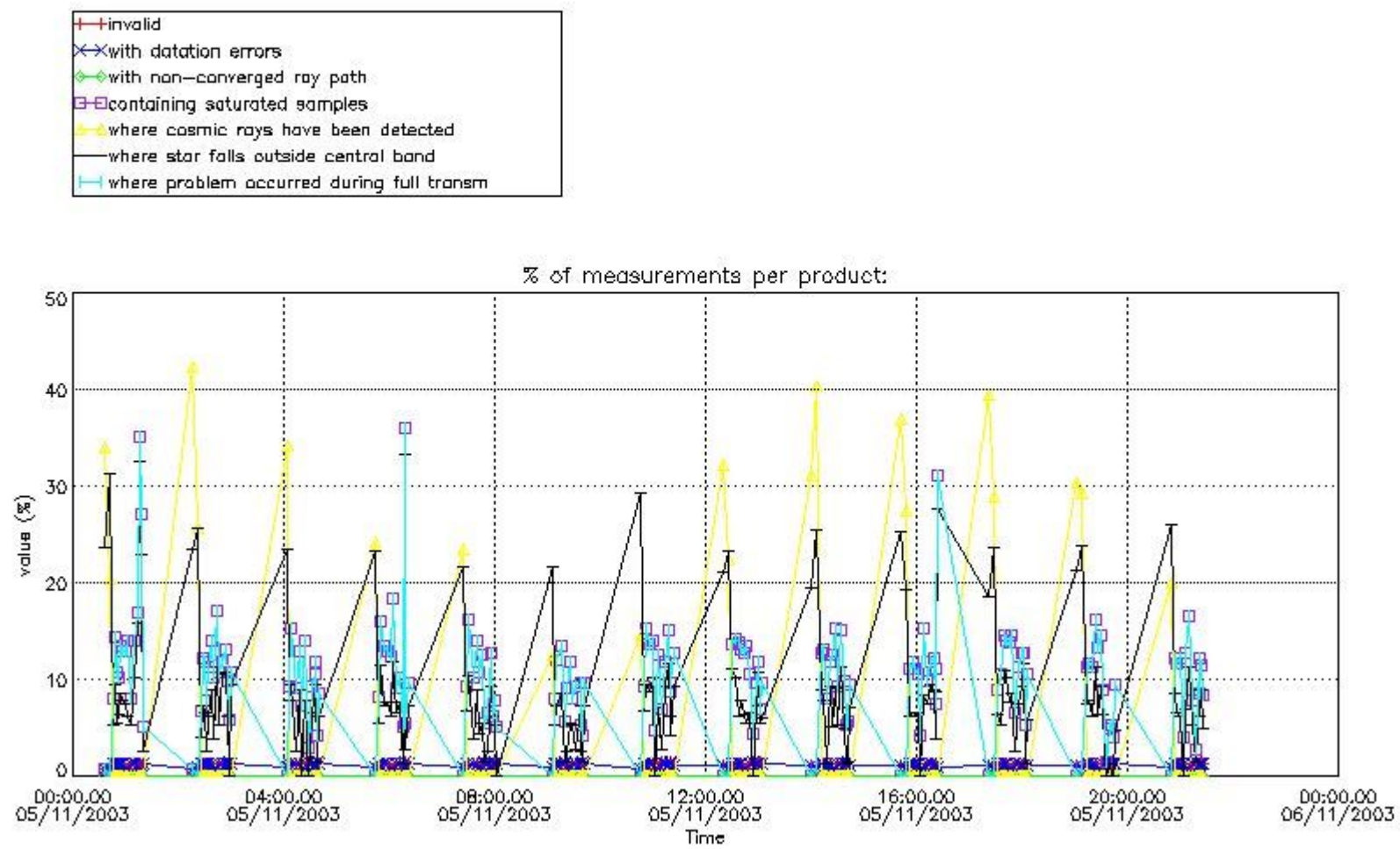
In this section it is plotted some information contained in the Quality Summary data set of the level 2 products that comes from the level 1b processing. Products without errors (error flag in the MPH set to "0") are used.

4.1 Plot quality information per product (time dependant) coming from level 1b processing

4.1.1 Plot level 1 quality information per product (time dependant): ENVISAT ASCENDING passes



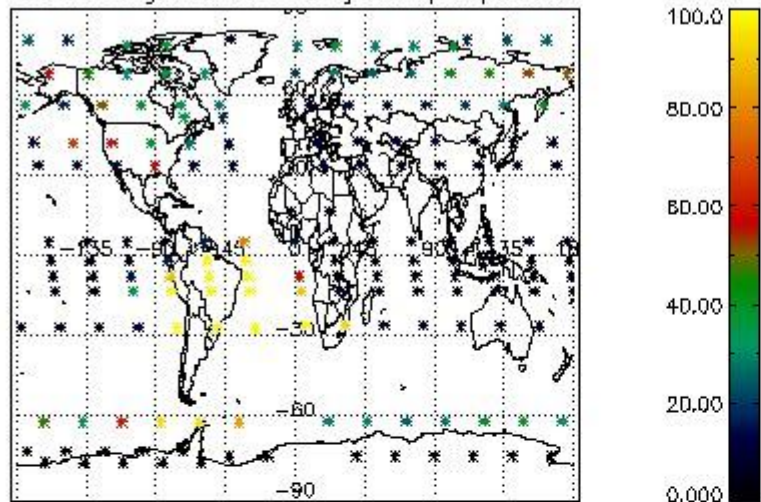
4.1.2 Plot level 1 quality information per product (time dependant): ENVISAT DESCENDING passes



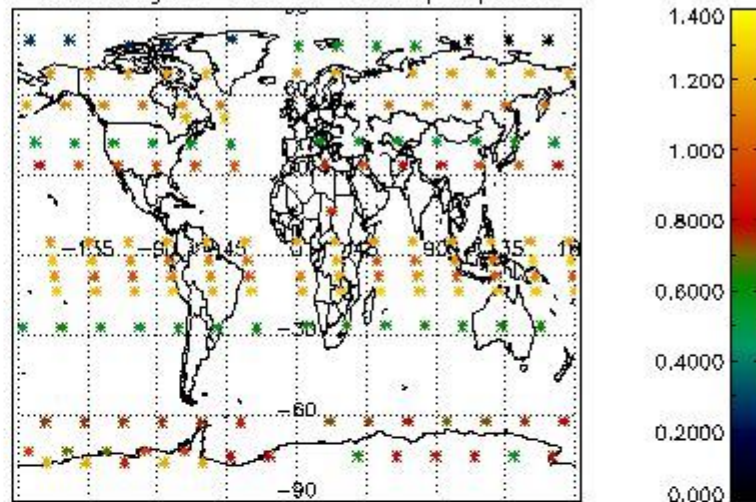
4.2 Plot quality information per product coming from level 1b processing (world map)

4.2.1 Plot level 1 quality information per product (world map): ENVISAT ASCENDING passes

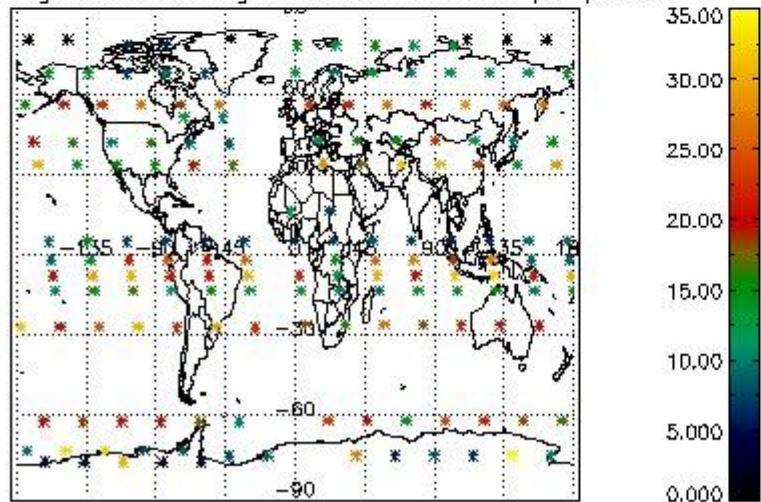
Percentage of cosmic ray hits per profile



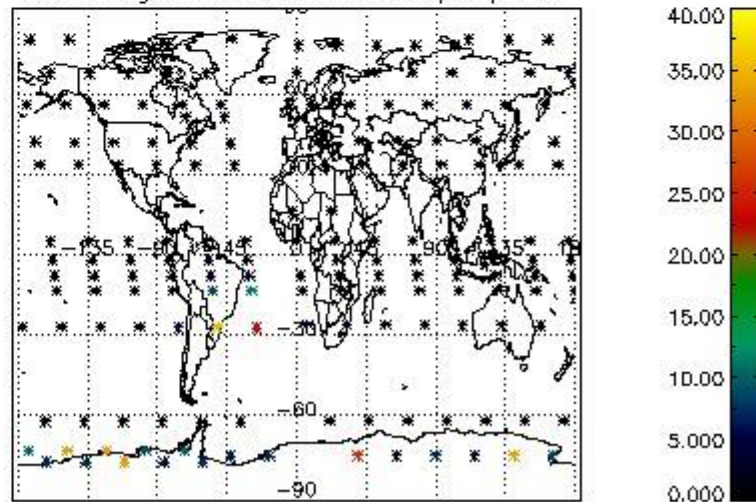
Percentage of datation errors per profile



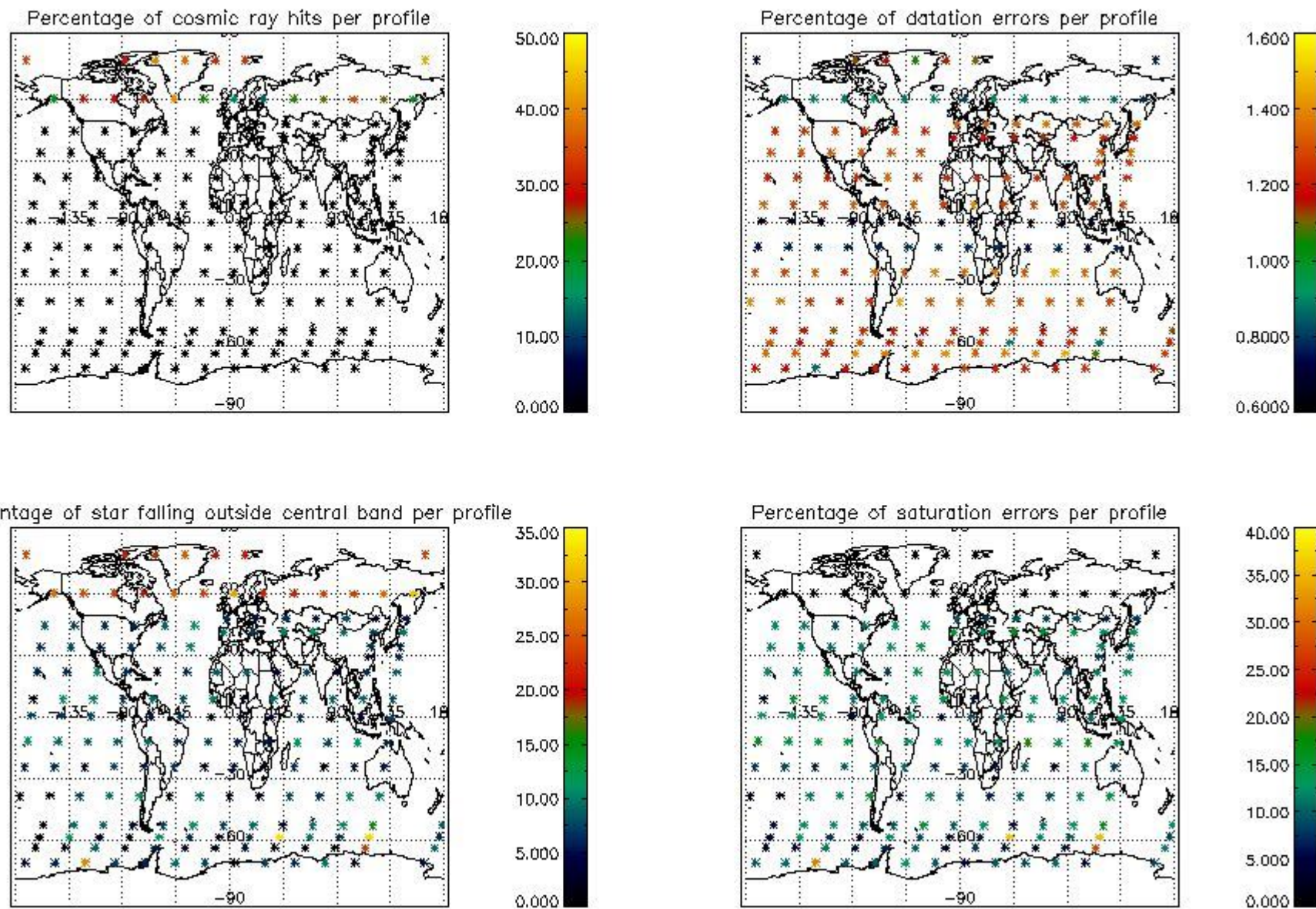
Percentage of star falling outside central band per profile



Percentage of saturation errors per profile



4.2.2 Plot level 1 quality information per product (world map): ENVISAT DESCENDING passes



5. Trace gas profiles

5.1 Ozone statistics based on quality of products

The final quality of the products can be "measured" using the STD (Standard Deviation) attached to every point profile. This information is written to the parameter GOM_NL__2P/NL_LOCAL_SPECIES_DENSITY/o3_std of the level 2 products. The table below shows the statistics for given STD ranges.

The statistics are given with respect to the overall valid production:

- Products without fatal errors: GOM_NL__2P/MPH/PRODUCT_ERR=0
- Valid point profile: GOM_NL__2P/NL_LOCAL_SPECIES_DENSITY/pcd(0)=0

The 'Criteria' is applied to valid points of dark limb products:

- Products in dark limb illumination condition: GOM_NL__2P/NL_SUMMARY_QUALITY/obs_ill_cond=0
- Products without fatal errors: GOM_NL__2P/MPH/PRODUCT_ERR=0
- Valid point profile: GOM_NL__2P/NL_LOCAL_SPECIES_DENSITY/pcd(0)=0

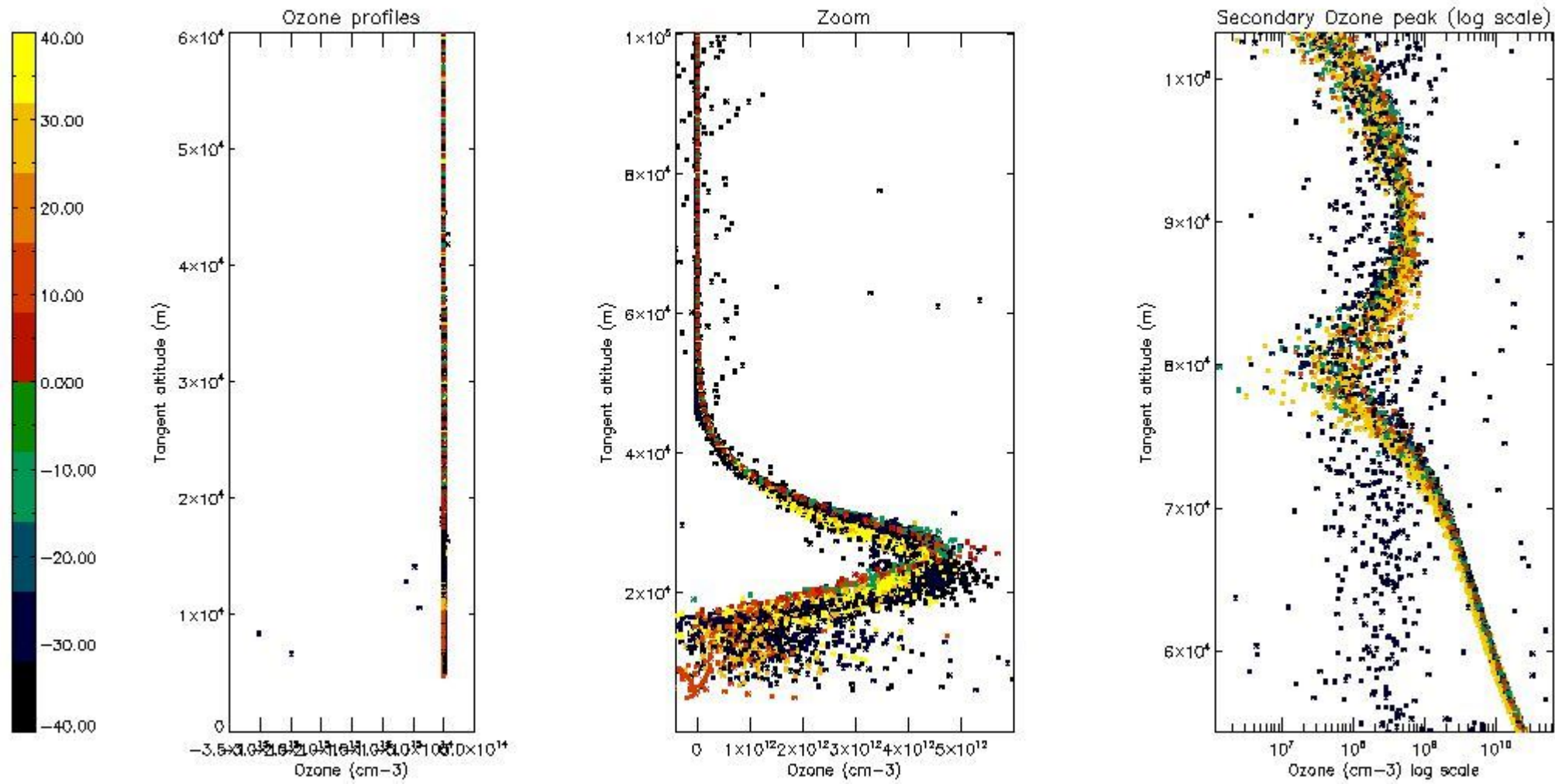
So, the table below shows the percentage of dark limb and valid observations for each criteria with respect to the overall valid daily observations.

Criteria	% of total production
All STD	33
STD < 20	20

STD < 10	17
STD < 5	14

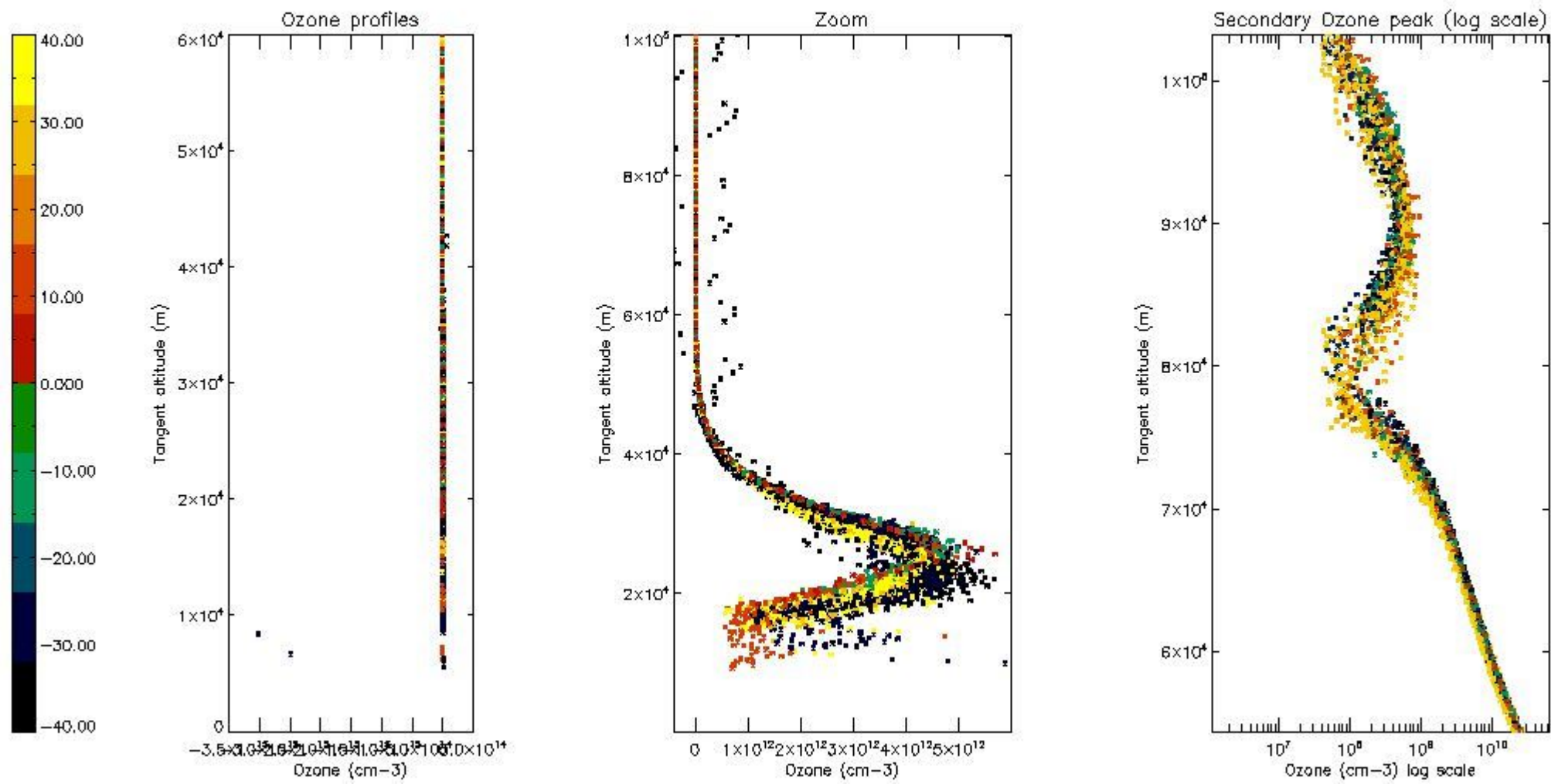
5.2 Plot ozone profiles for all STD (dark without errors)

The colorbar represents the latitude.



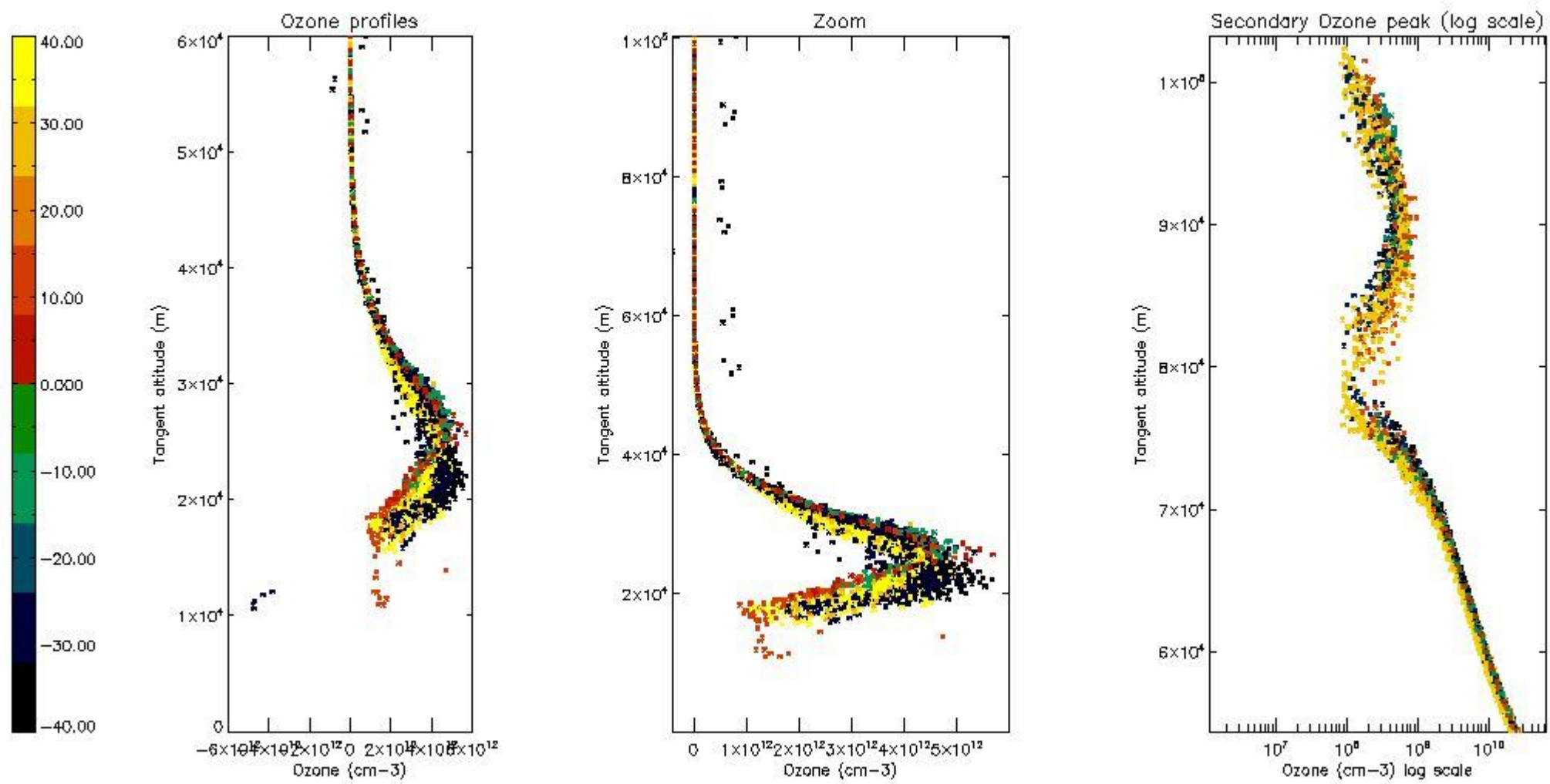
5.3 Plot ozone profiles where STD < 20% (dark without errors)

The colorbar represents the latitude.



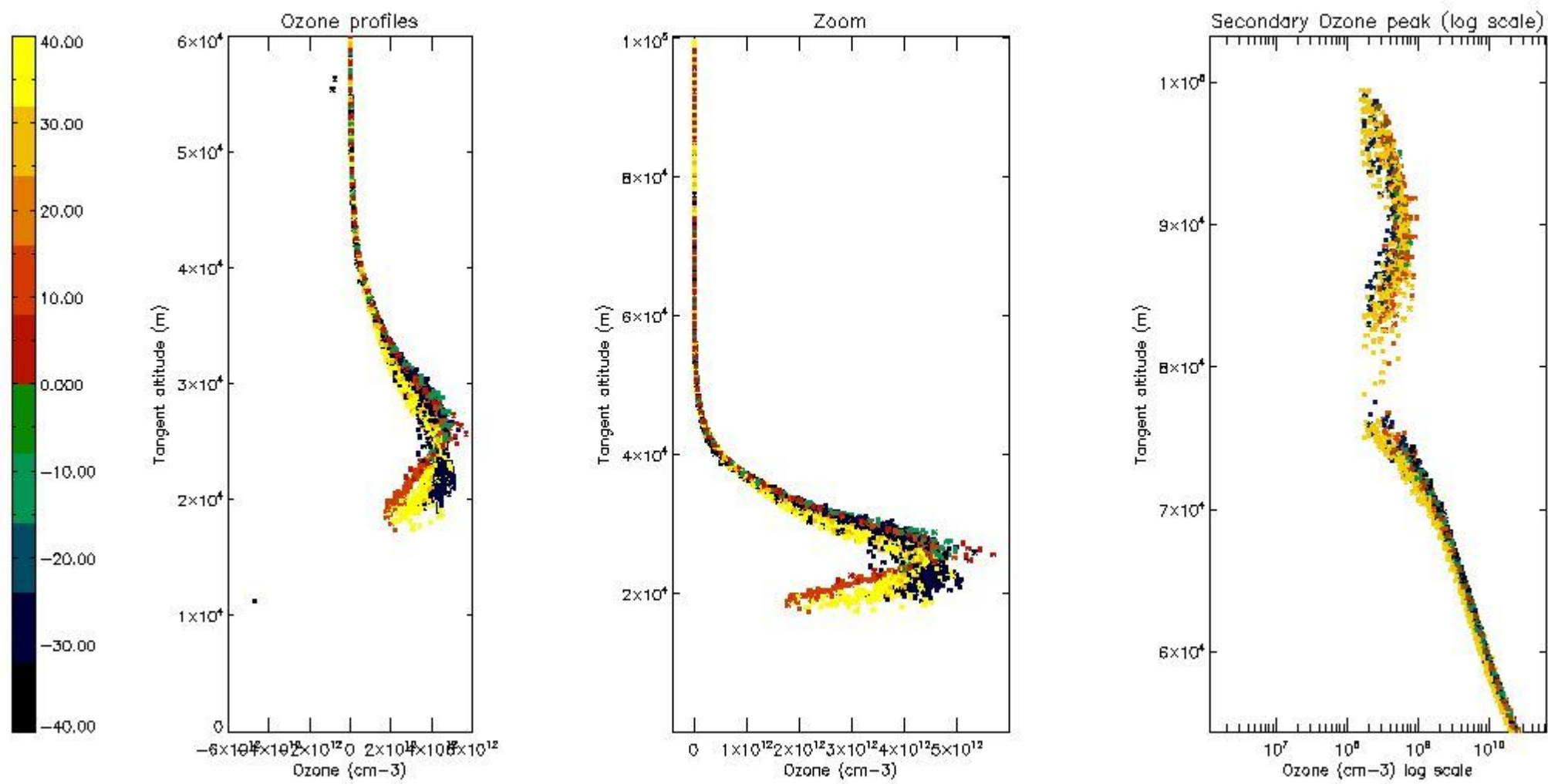
5.4 Plot ozone profiles where $STD < 10\%$ (dark without errors)

The colorbar represents the latitude.



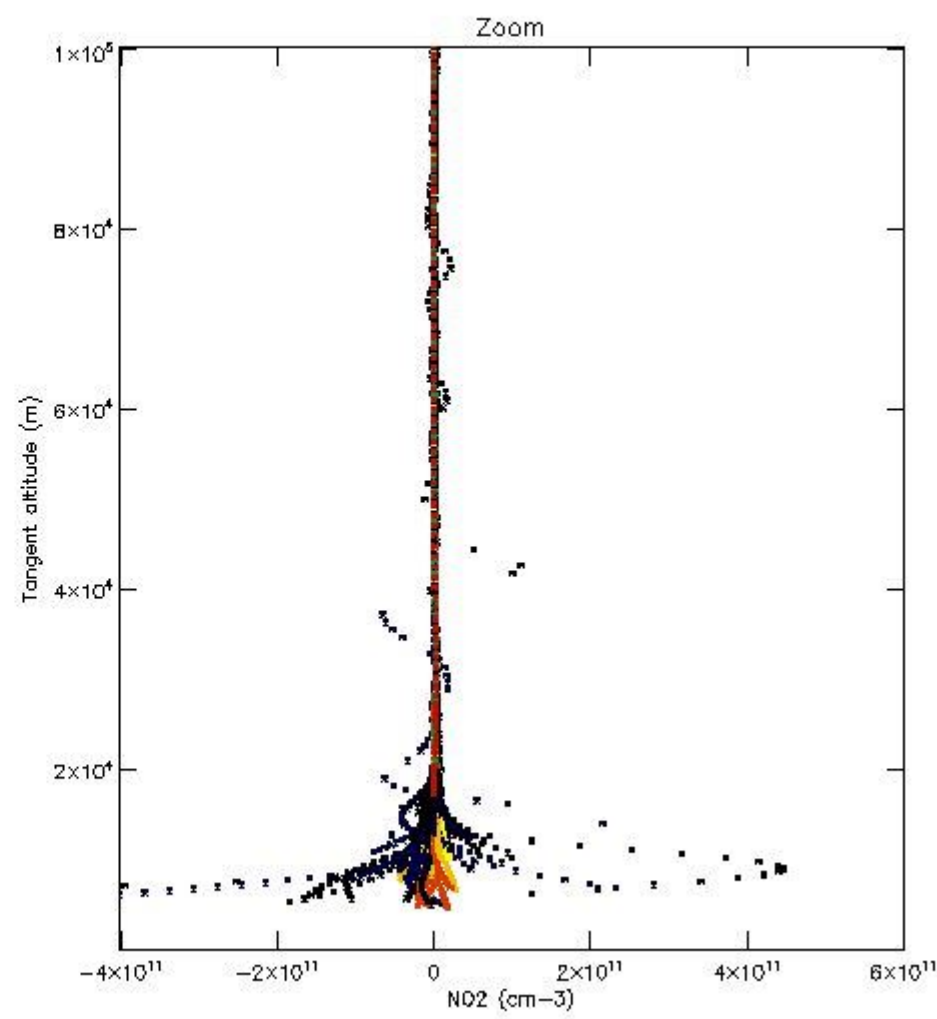
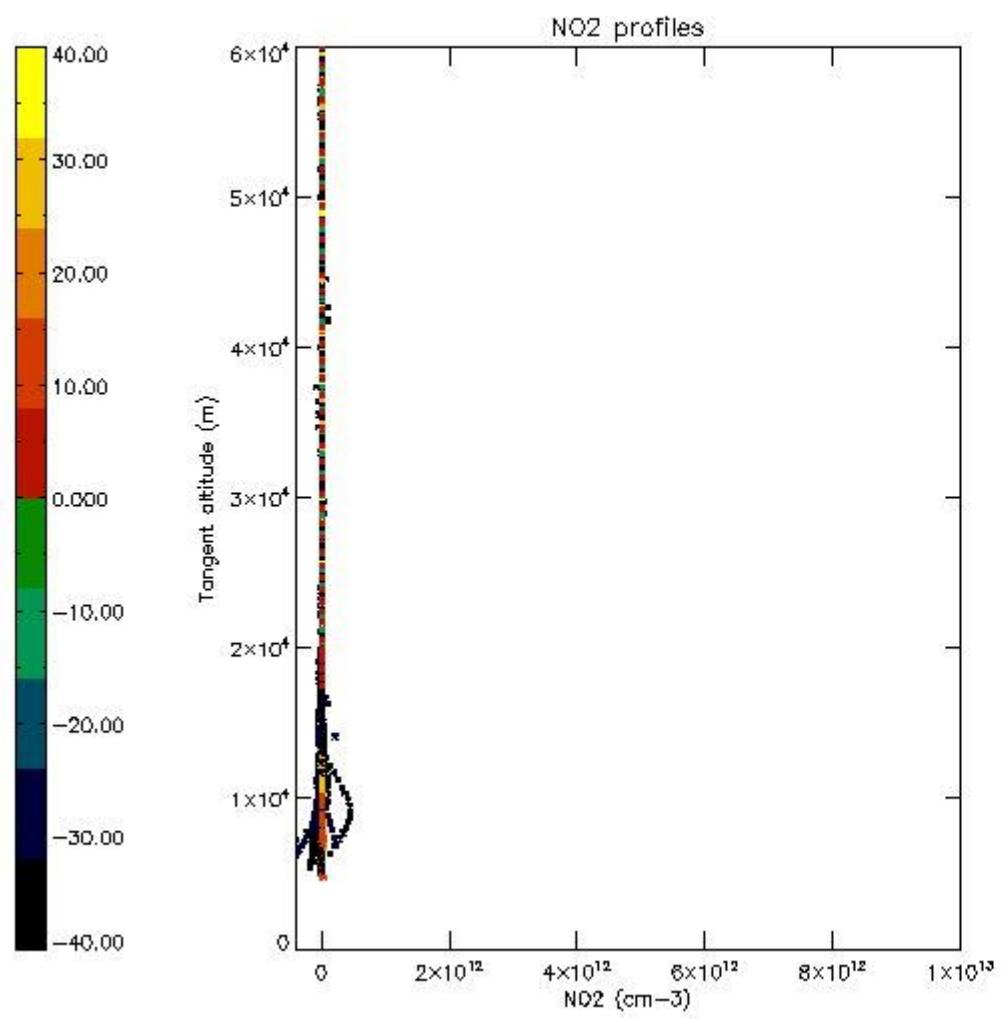
5.5 Plot ozone profiles where STD < 5% (dark without errors)

The colorbar represents the latitude.



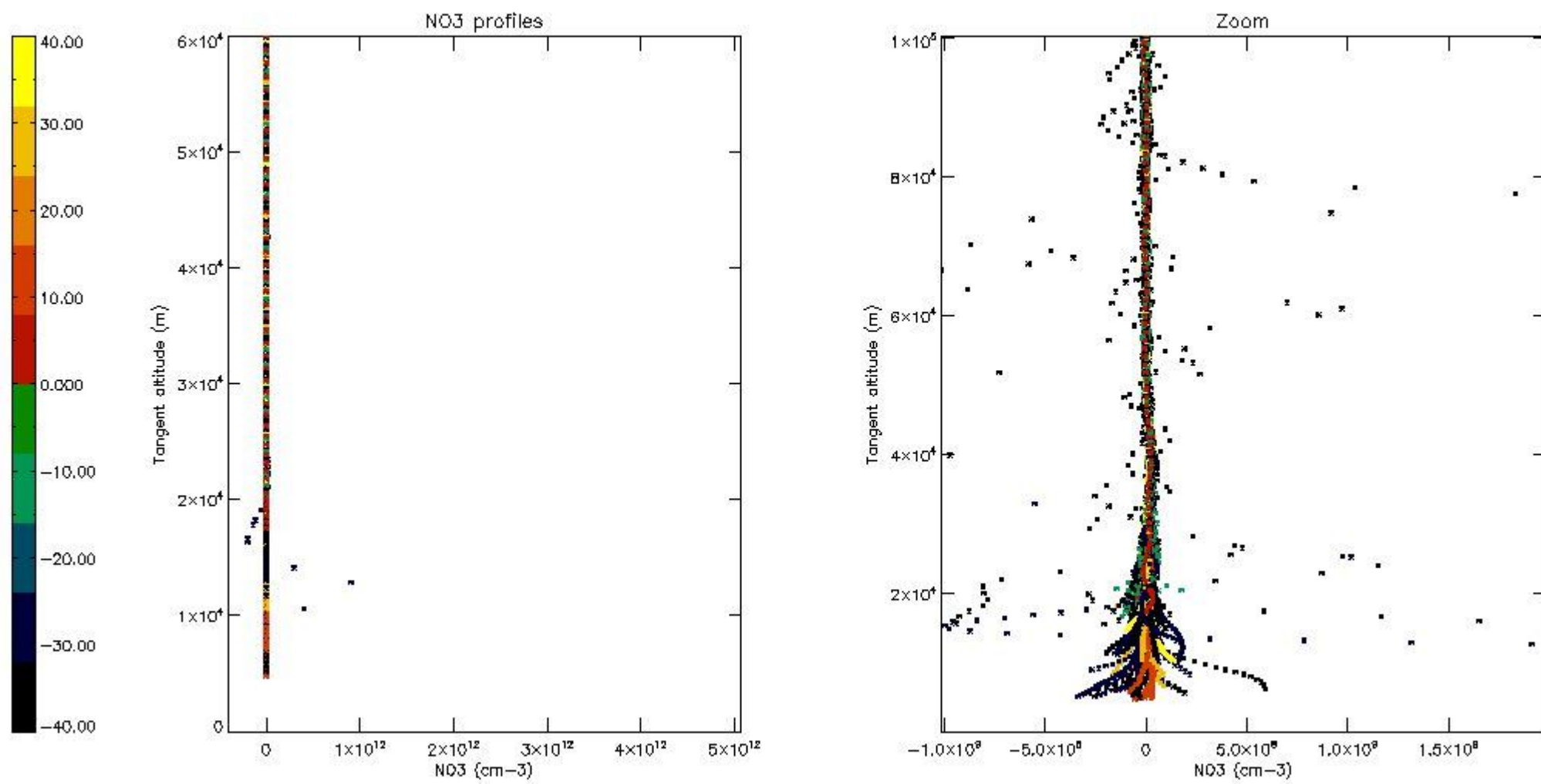
5.6 Plot NO₂ profiles for all STD (dark without errors)

The colorbar represents the latitude.



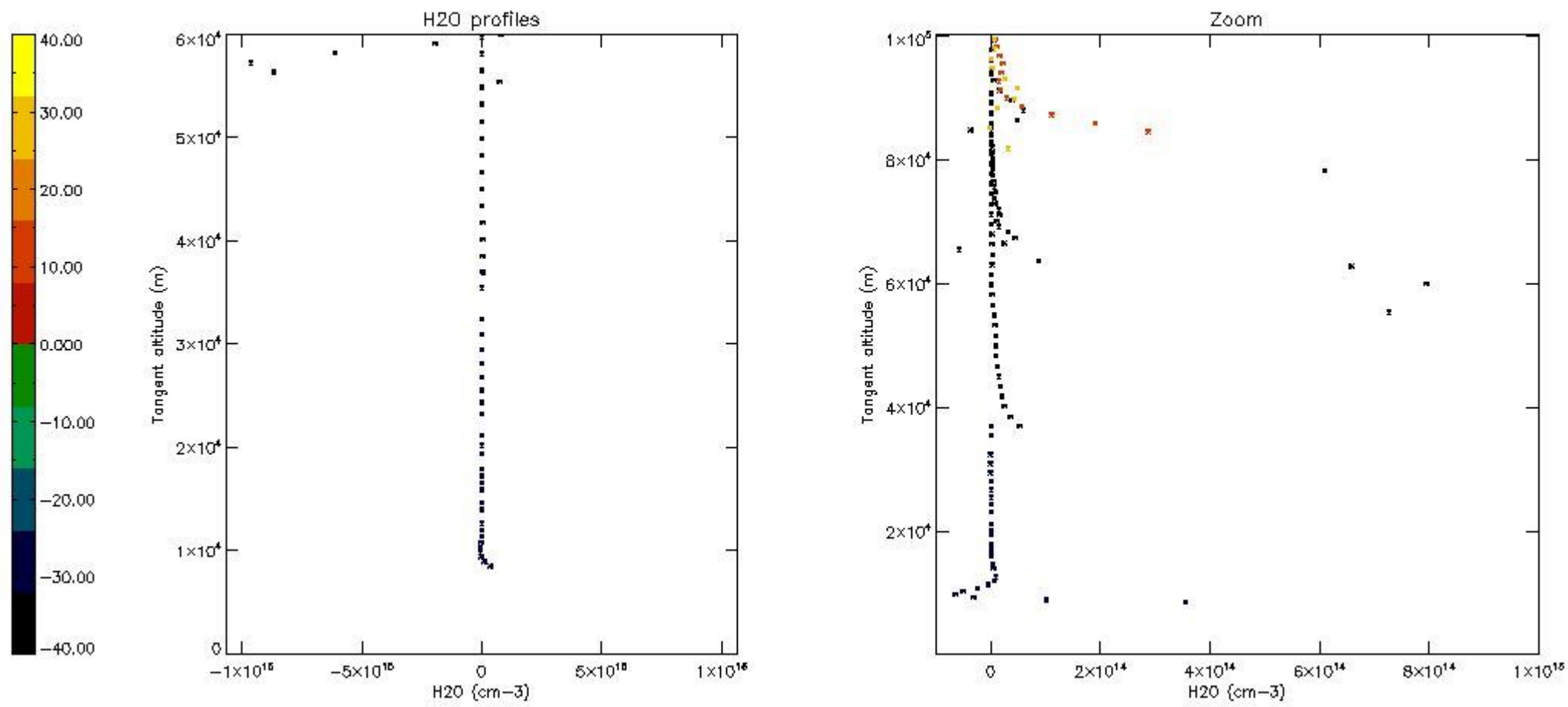
5.7 Plot NO3 profiles for all STD (dark without errors)

The colorbar represents the latitude.



5.8 Plot H₂O profiles for all STD (only for occultations of stars 1,2,3,4,13,14,16,26,63 dark without errors)

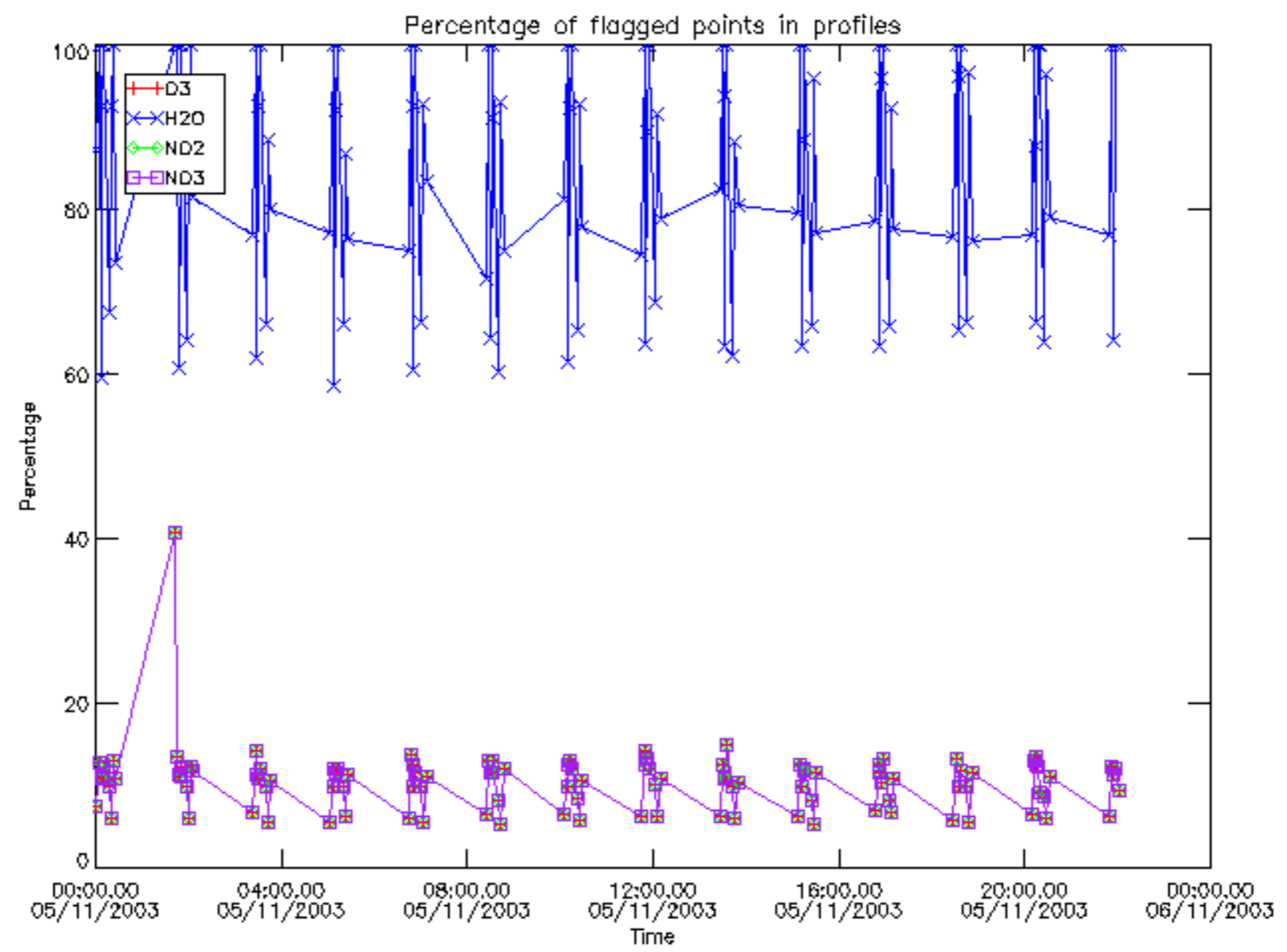
The colorbar represents the latitude.



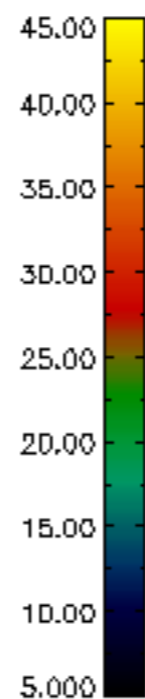
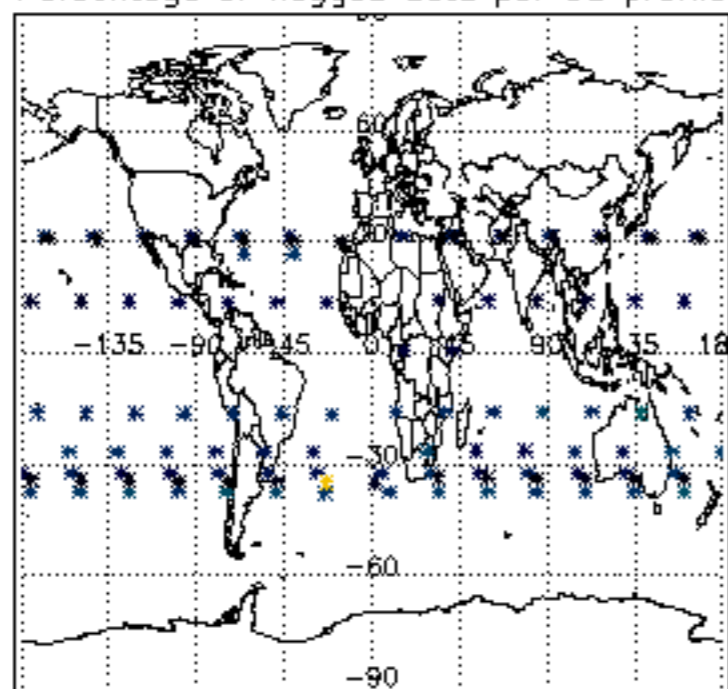
6. Auxiliary Data Files used for the production reported in section 2

The number reported in the third column indicates since which file (see list in section 2) the corresponding auxiliary file has been used. The fourth column is the date of those product files.

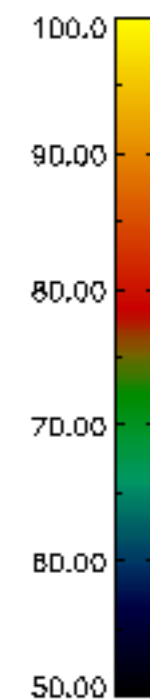
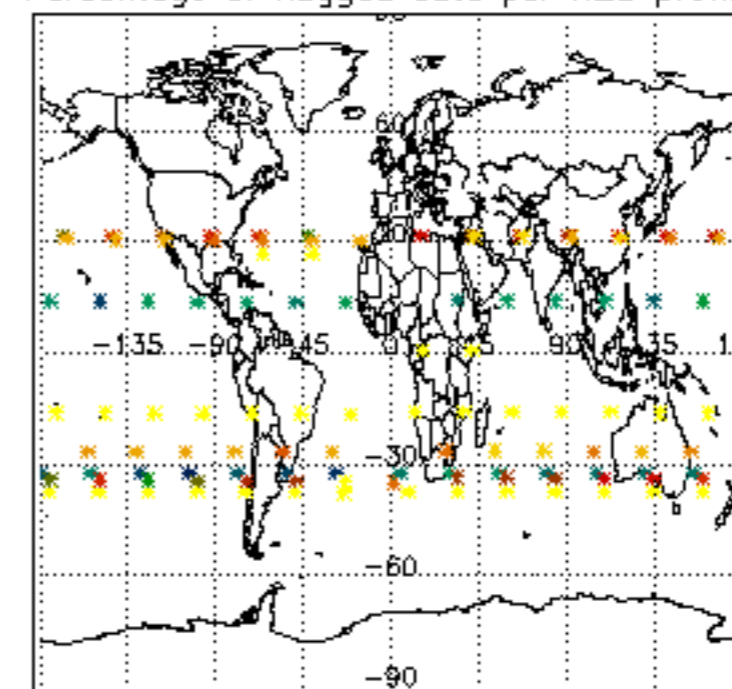
Type	Auxiliary Filename	Used since product	Used since product date
INST_PHYS_CHARACTERISTICS	GOM_INS_AXVIEC20091111_143220_20030716_120000_20500101_000000	1	05-NOV-2003 00:01:16
LEVEL-2_PROC_CONFIG	GOM_PR2_AXVIEC20091111_152718_20020301_000000_20500101_000000	1	05-NOV-2003 00:01:16
CROSS_SECTIONS_FILE	GOM_CRS_AXVIEC20091111_154832_20020301_000000_20500101_000000	1	05-NOV-2003 00:01:16



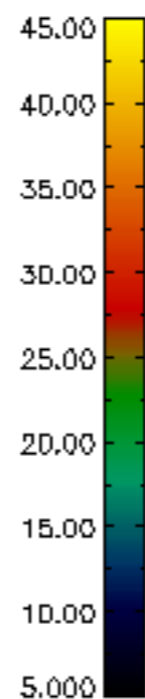
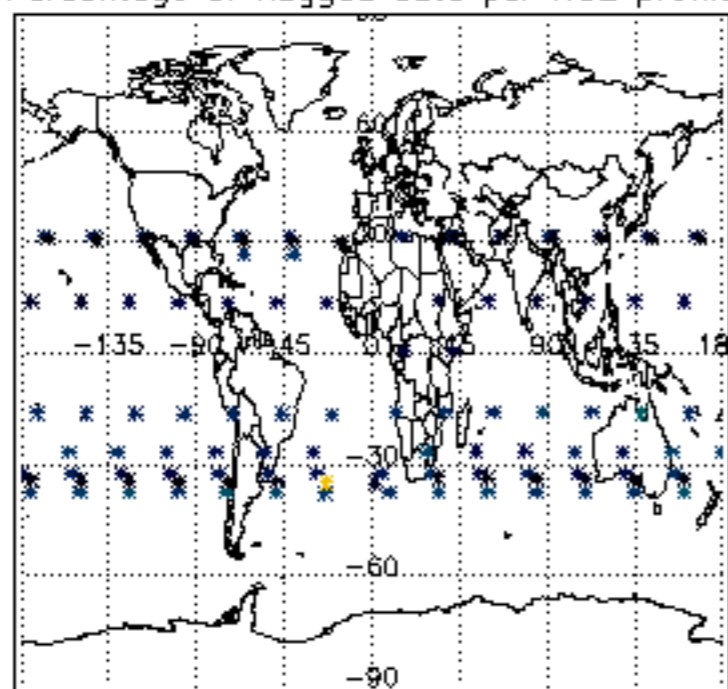
Percentage of flagged data per D3 profile



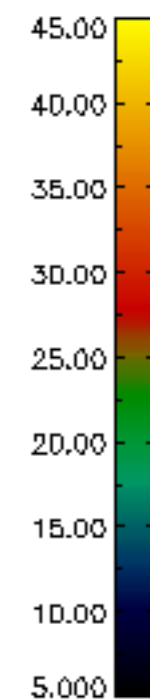
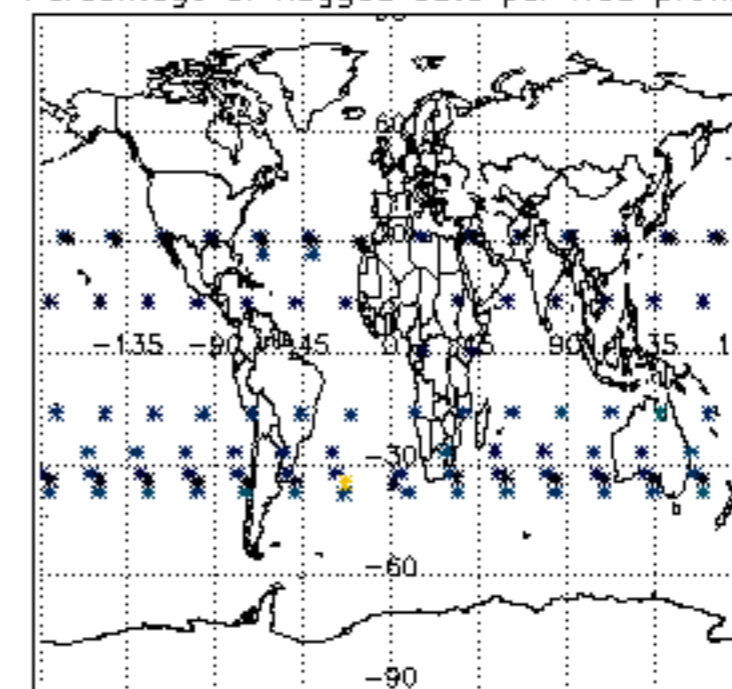
Percentage of flagged data per H2O profile

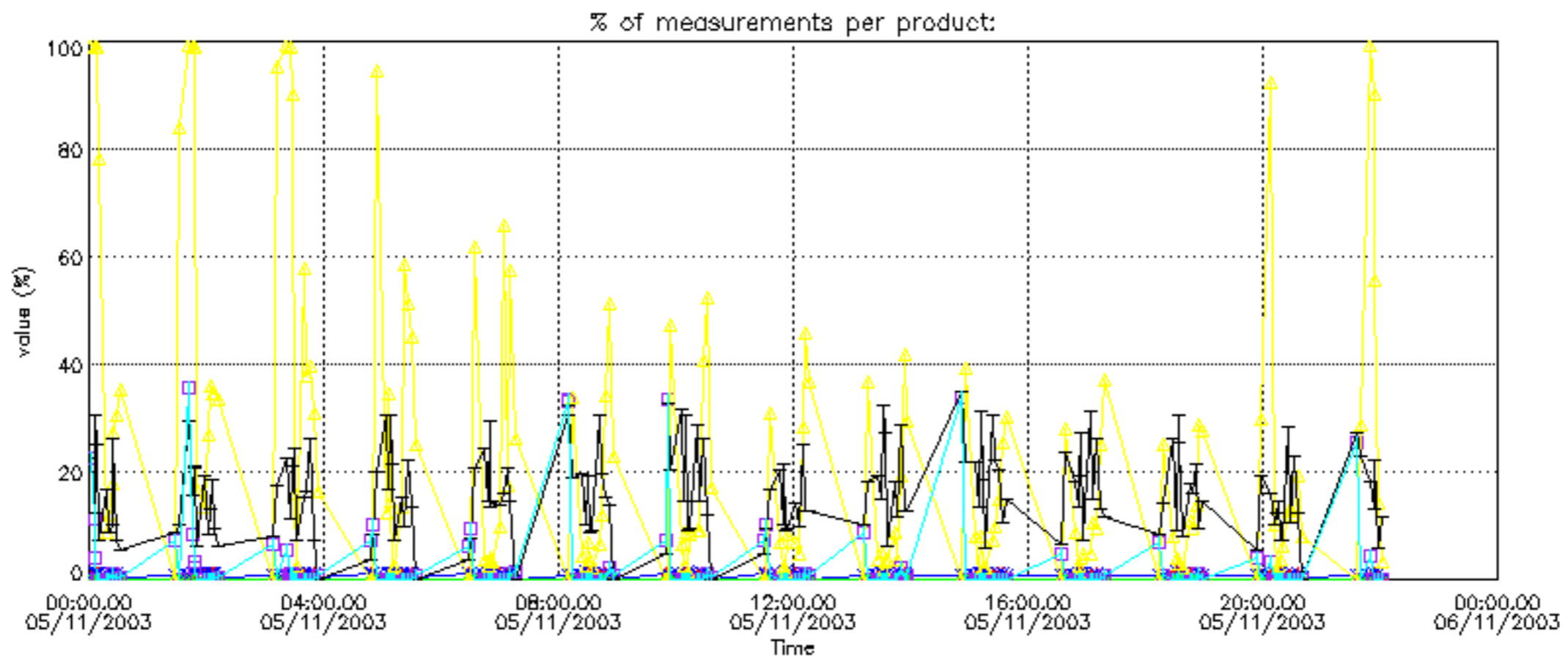


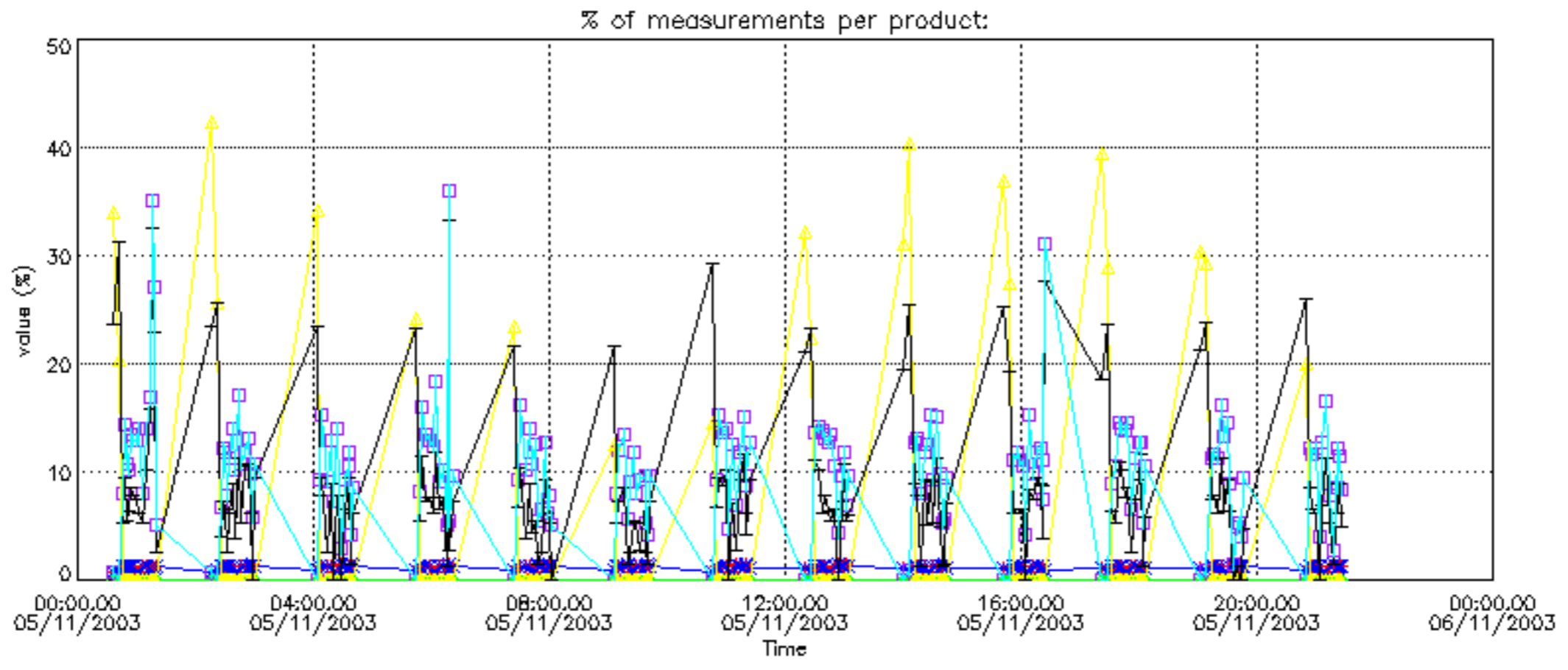
Percentage of flagged data per NO2 profile



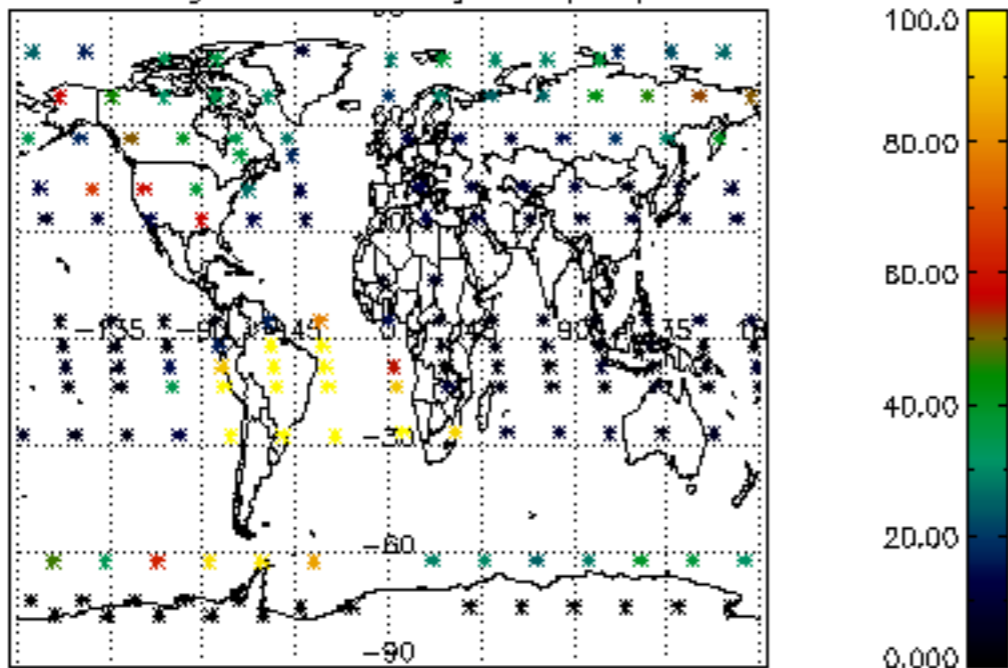
Percentage of flagged data per NO3 profile



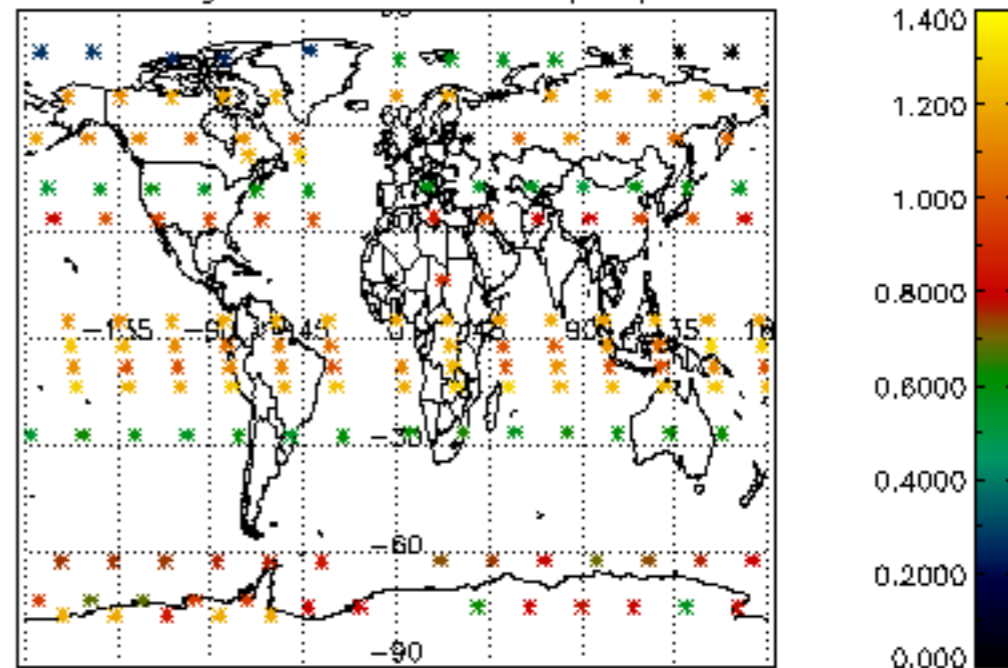




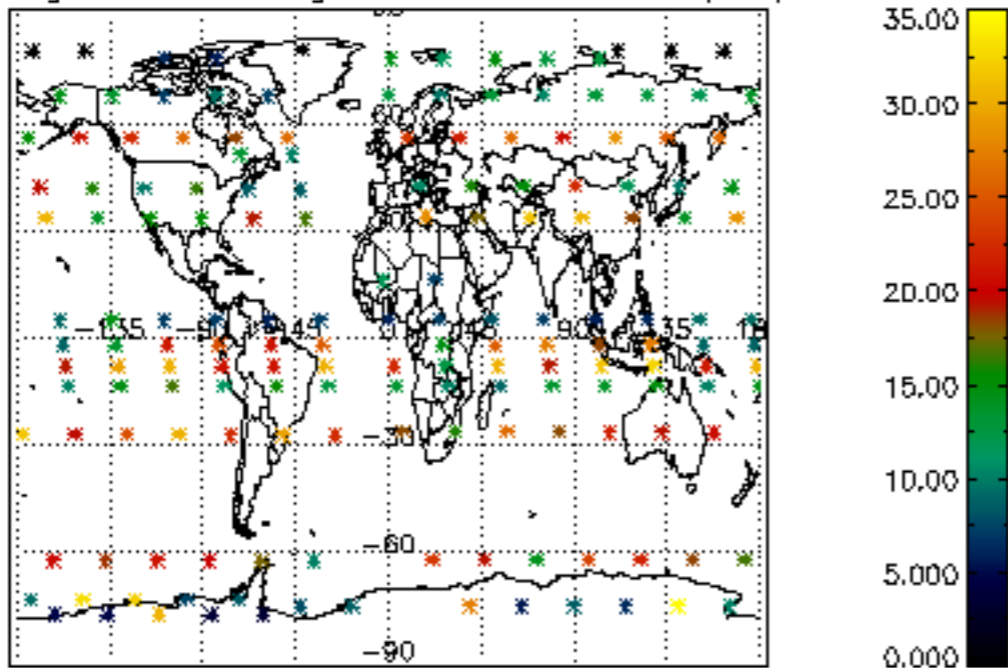
Percentage of cosmic ray hits per profile



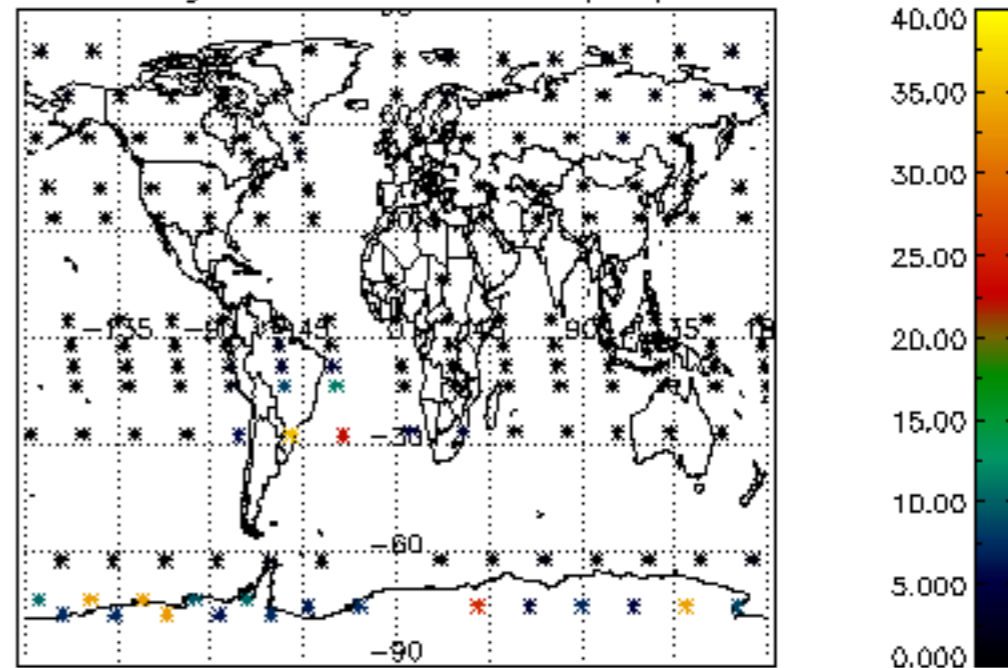
Percentage of datation errors per profile



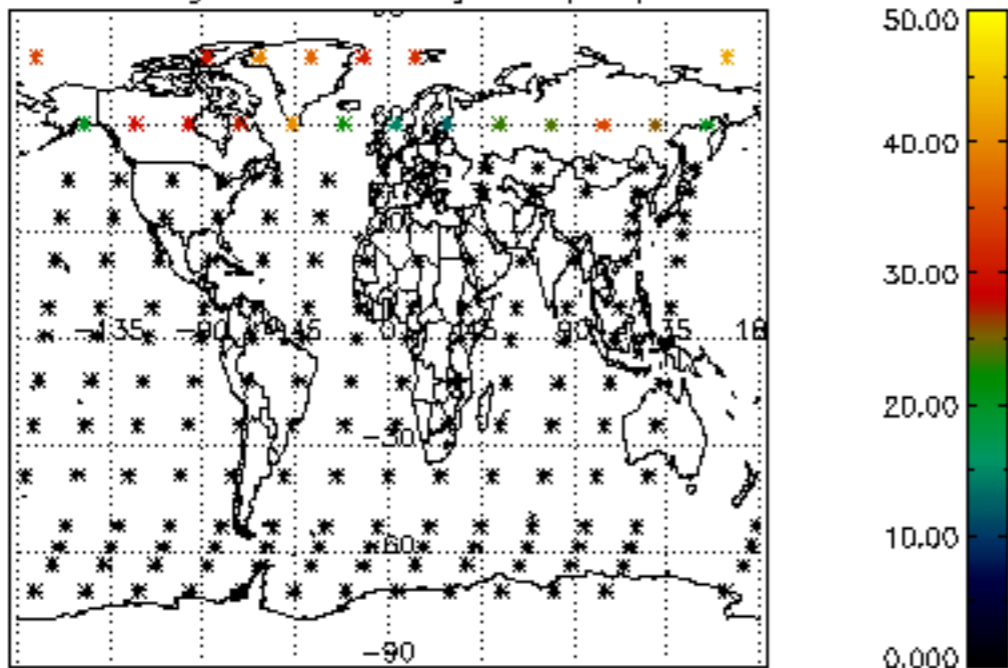
Percentage of star falling outside central band per profile



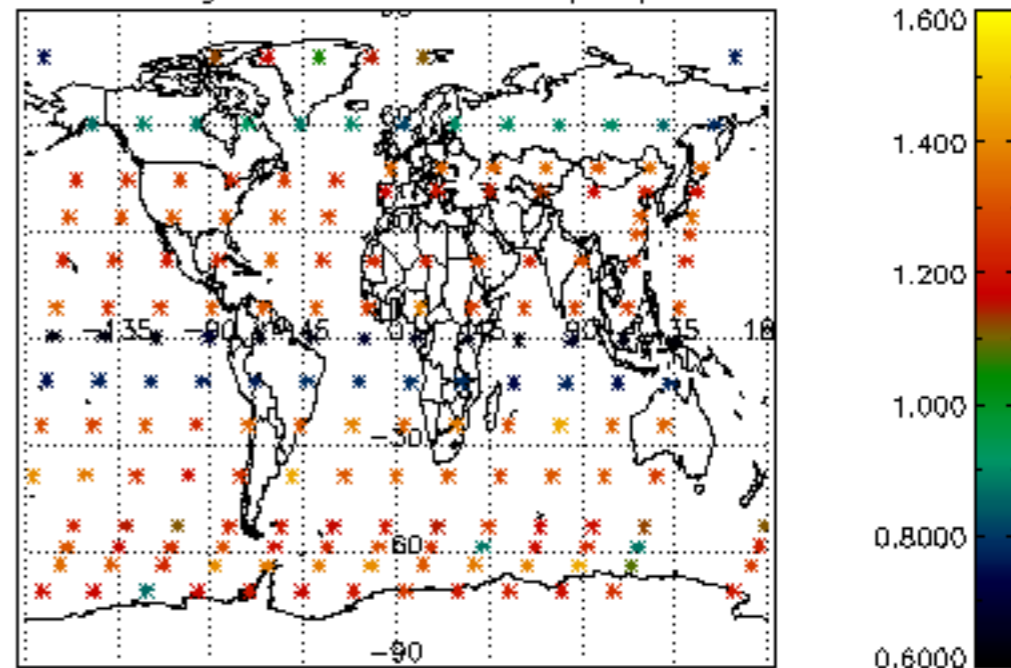
Percentage of saturation errors per profile



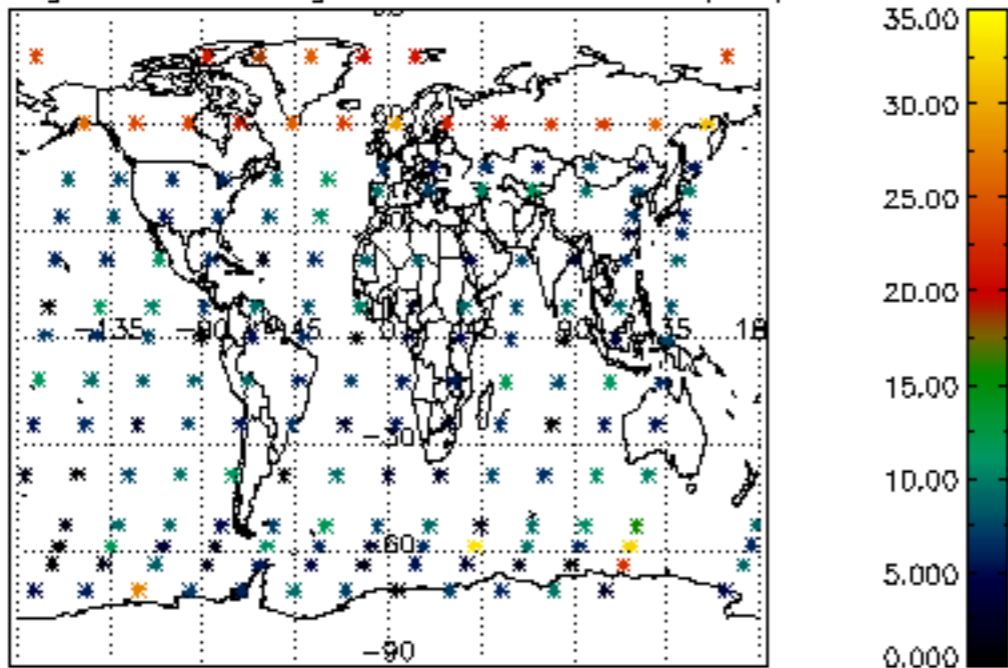
Percentage of cosmic ray hits per profile



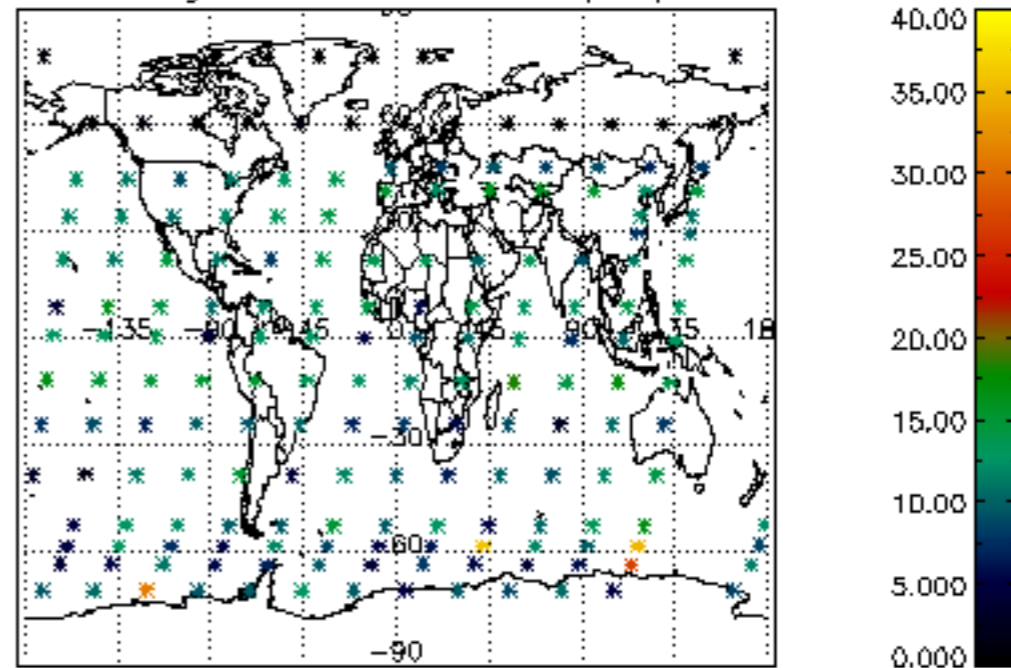
Percentage of datation errors per profile

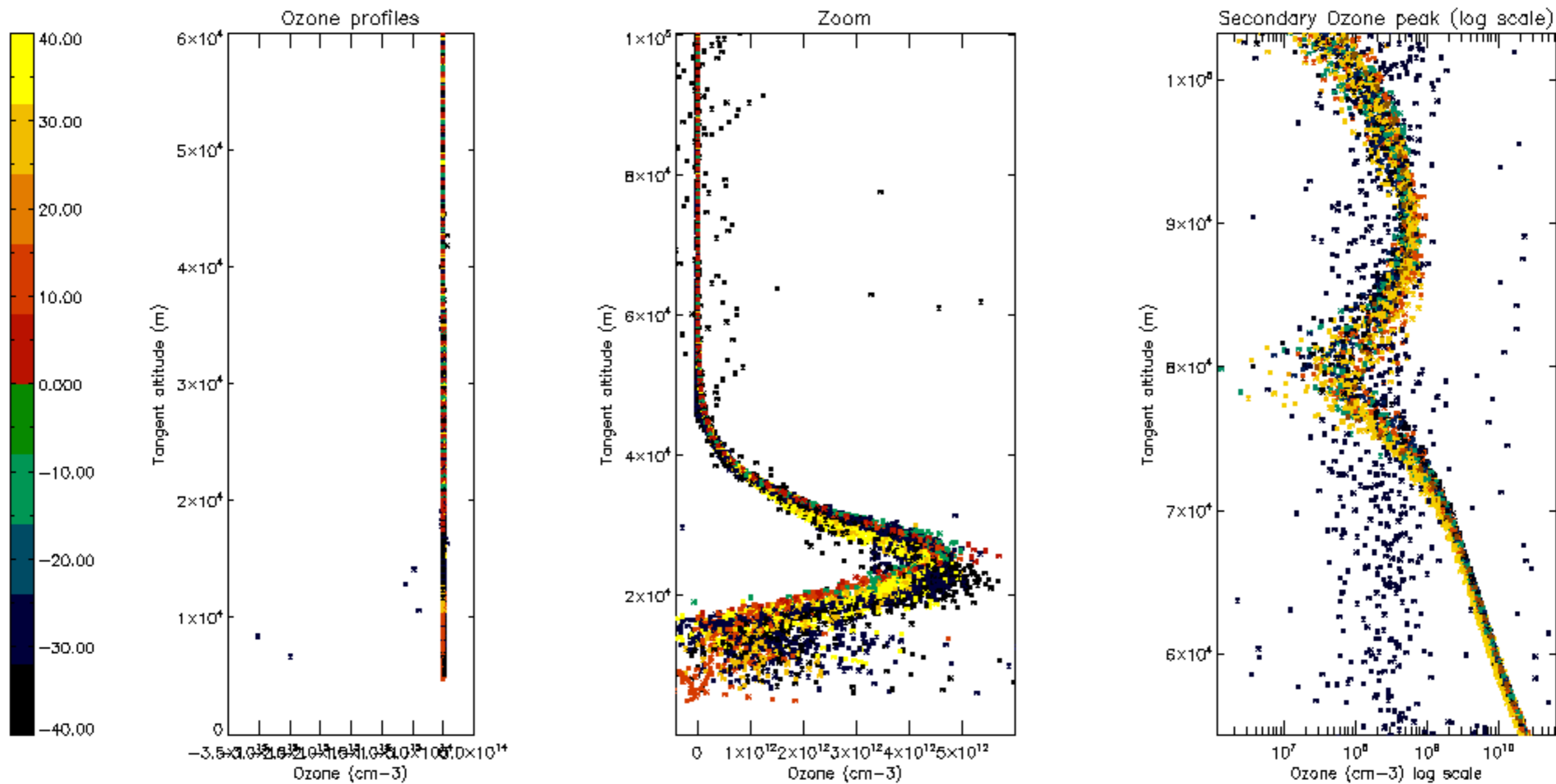


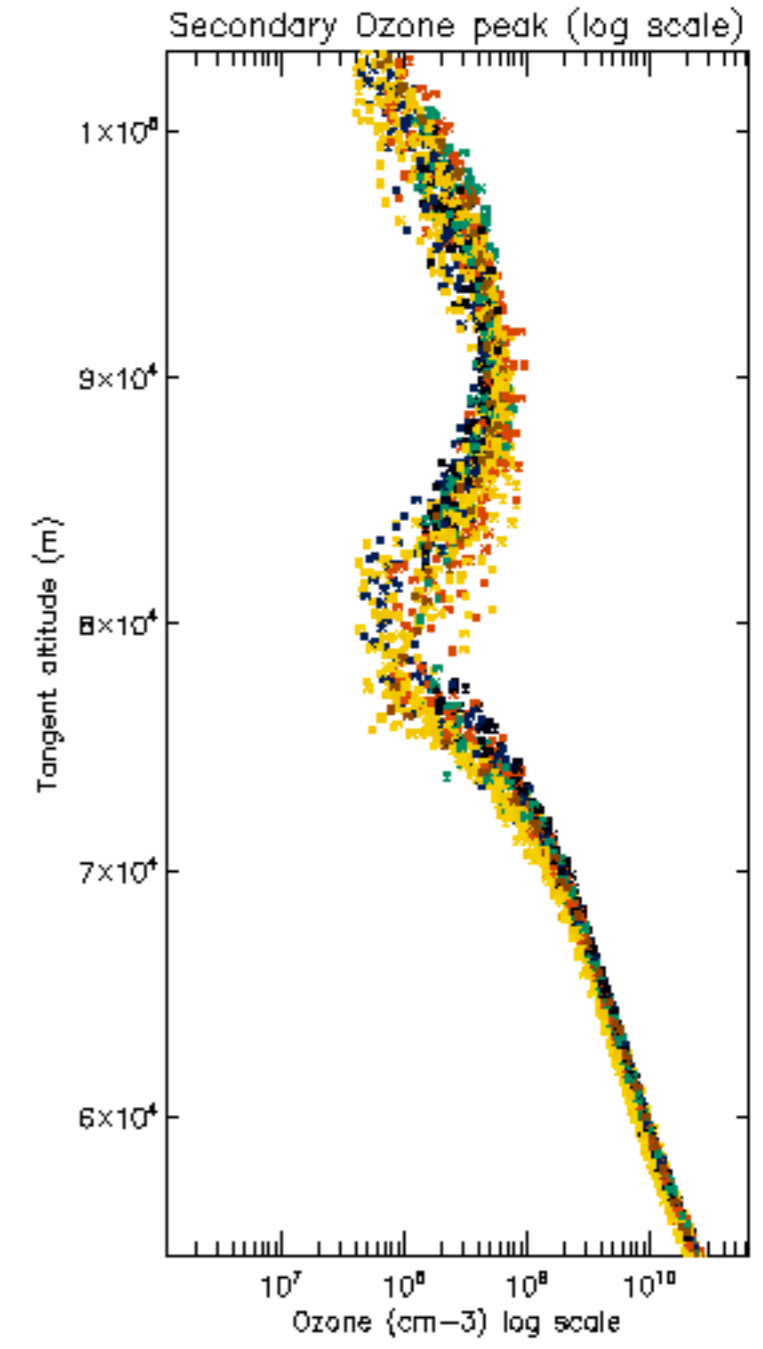
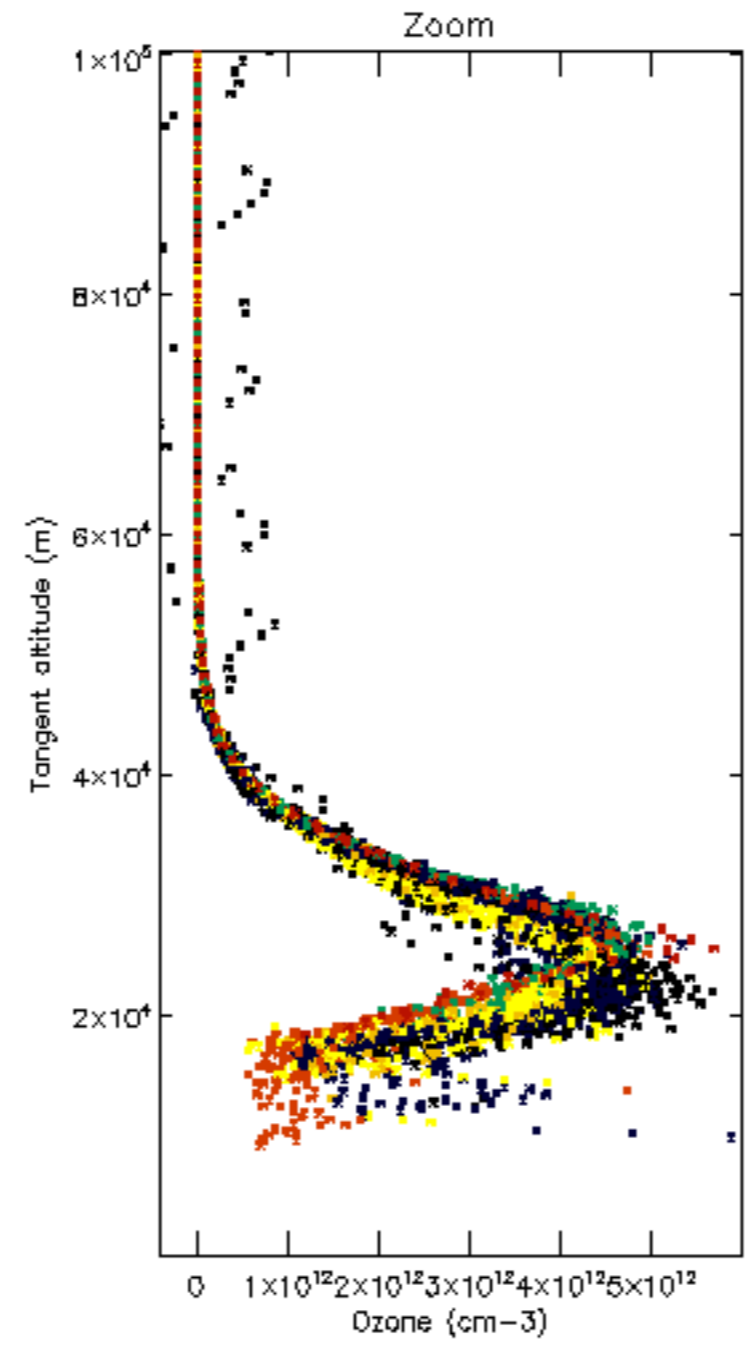
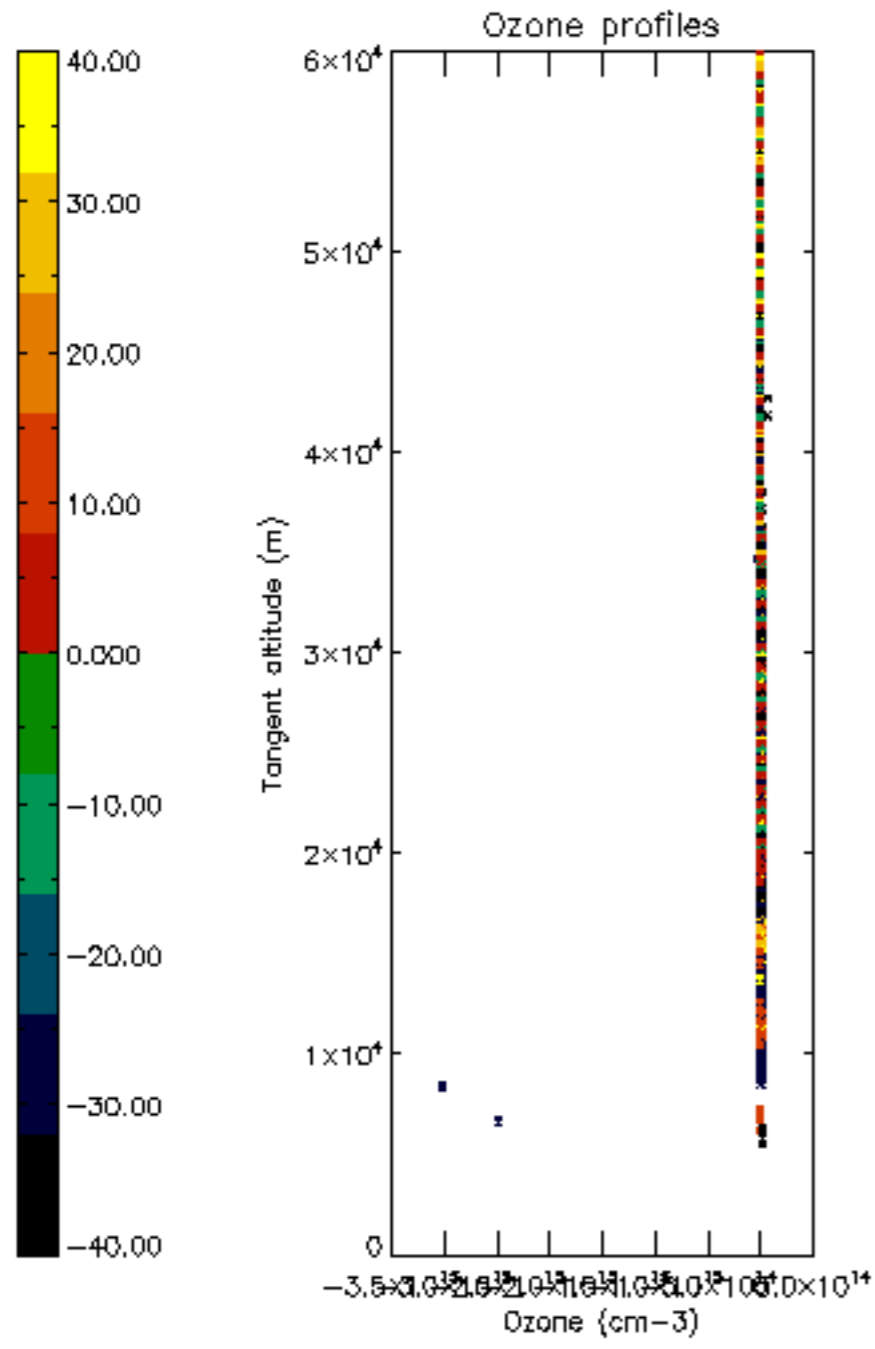
Percentage of star falling outside central band per profile

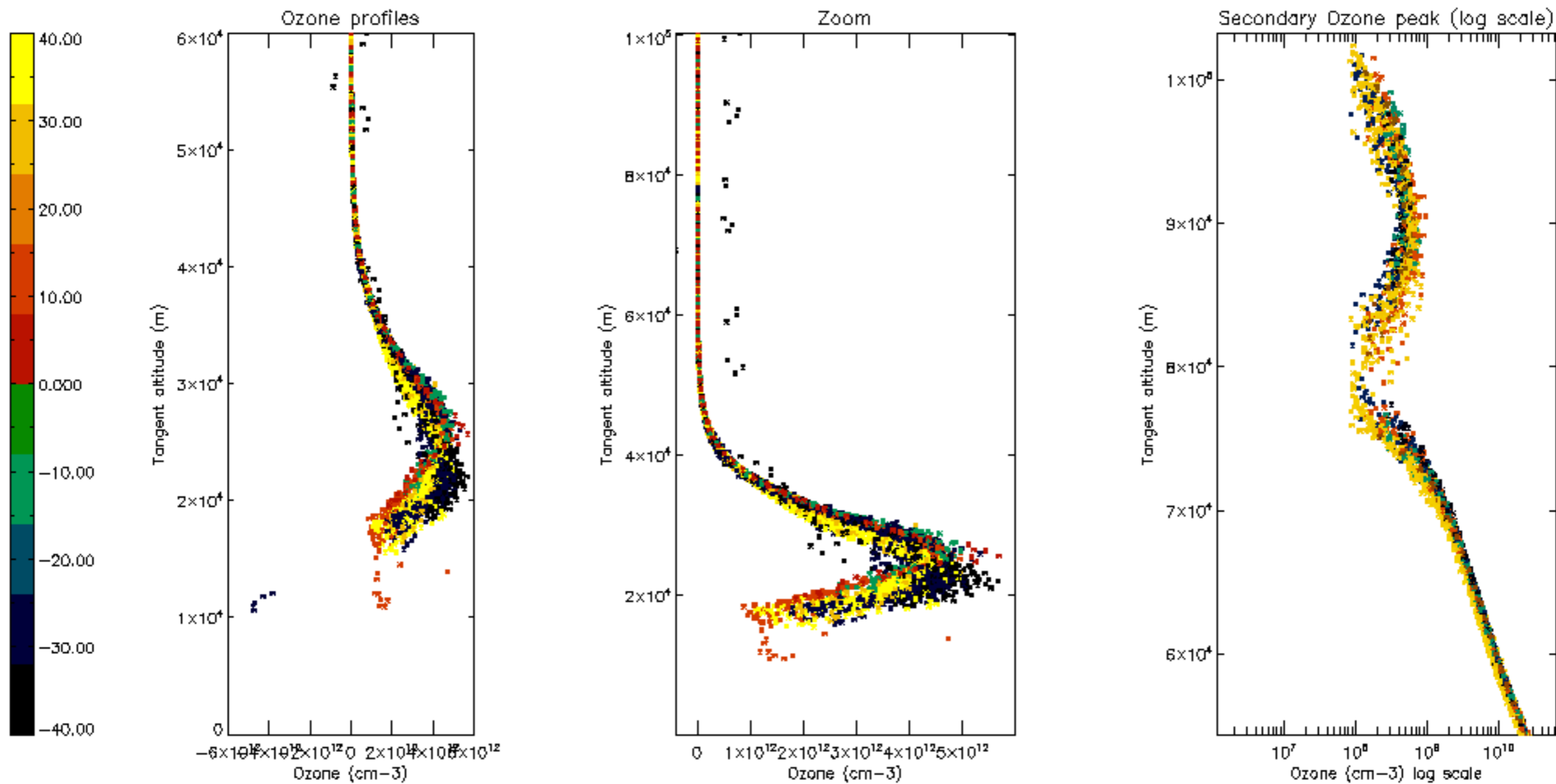


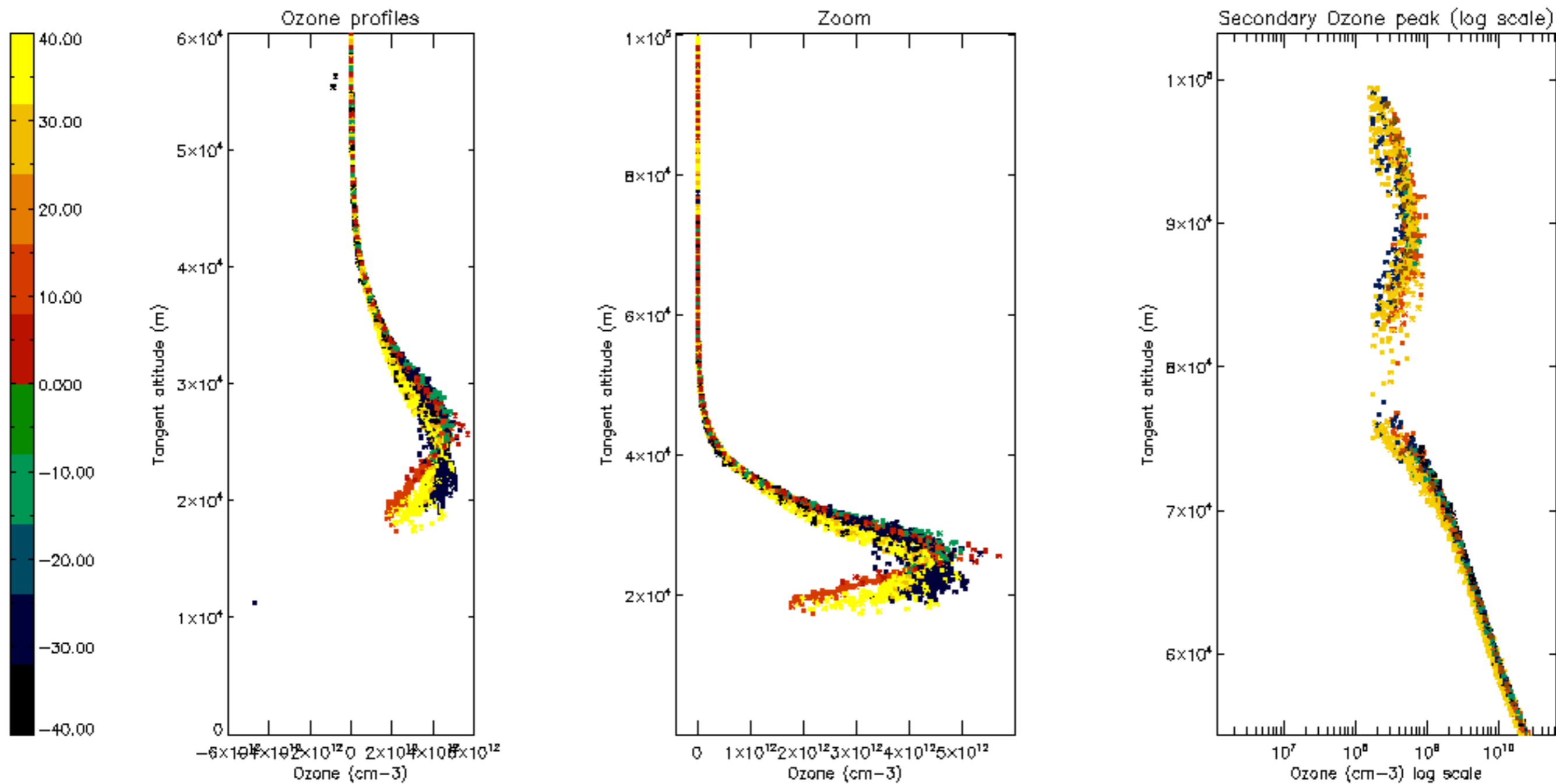
Percentage of saturation errors per profile

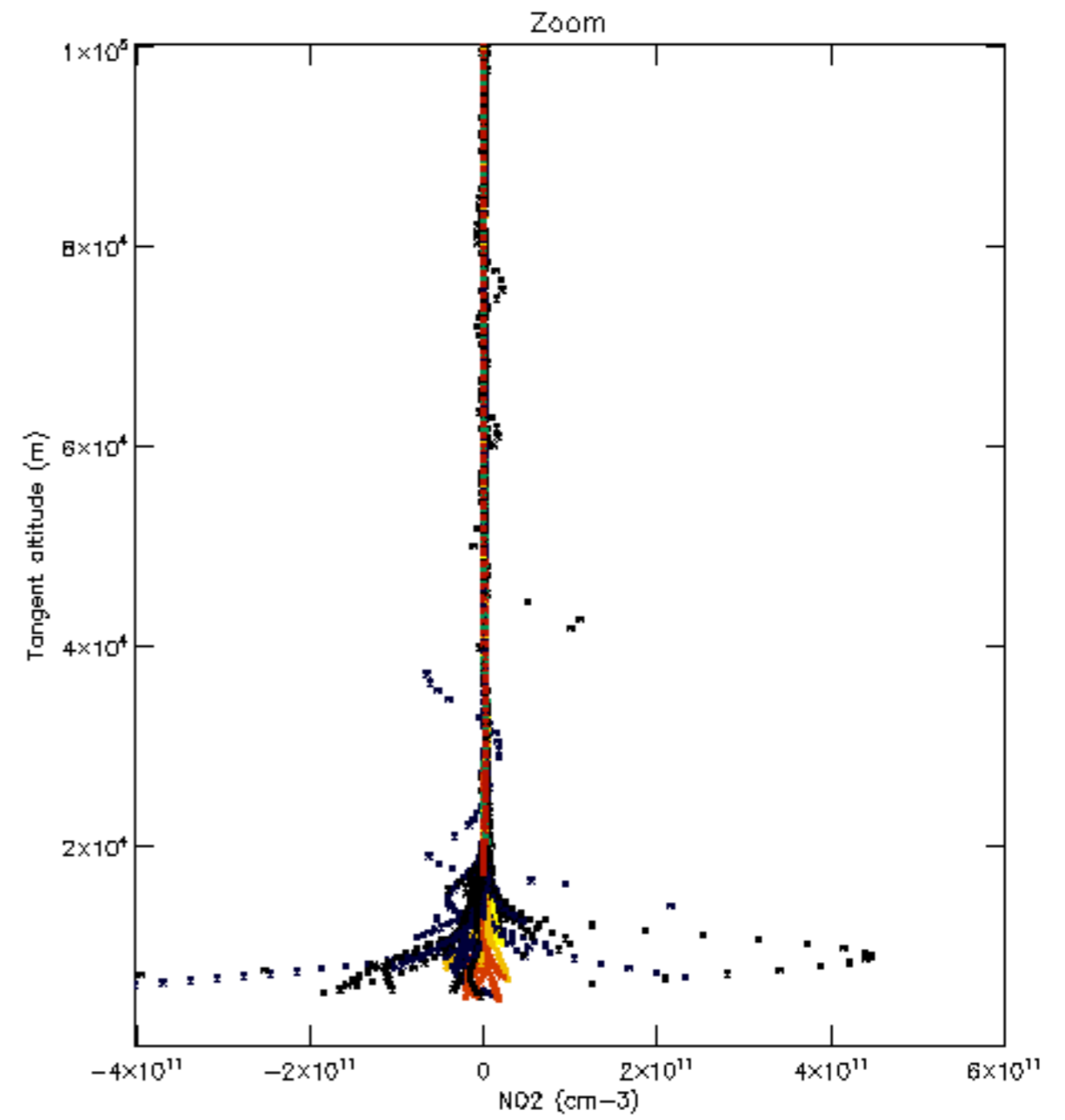
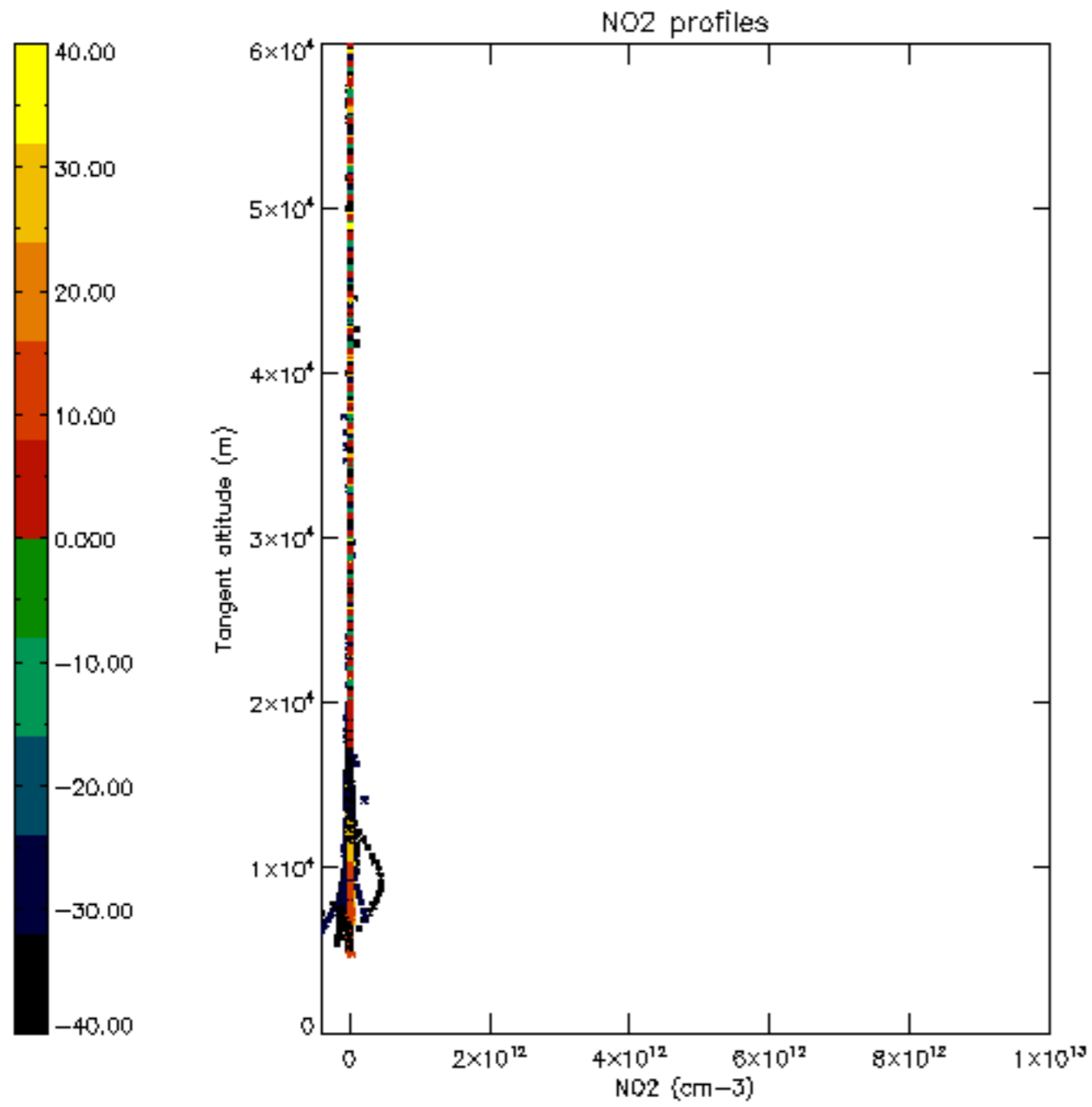


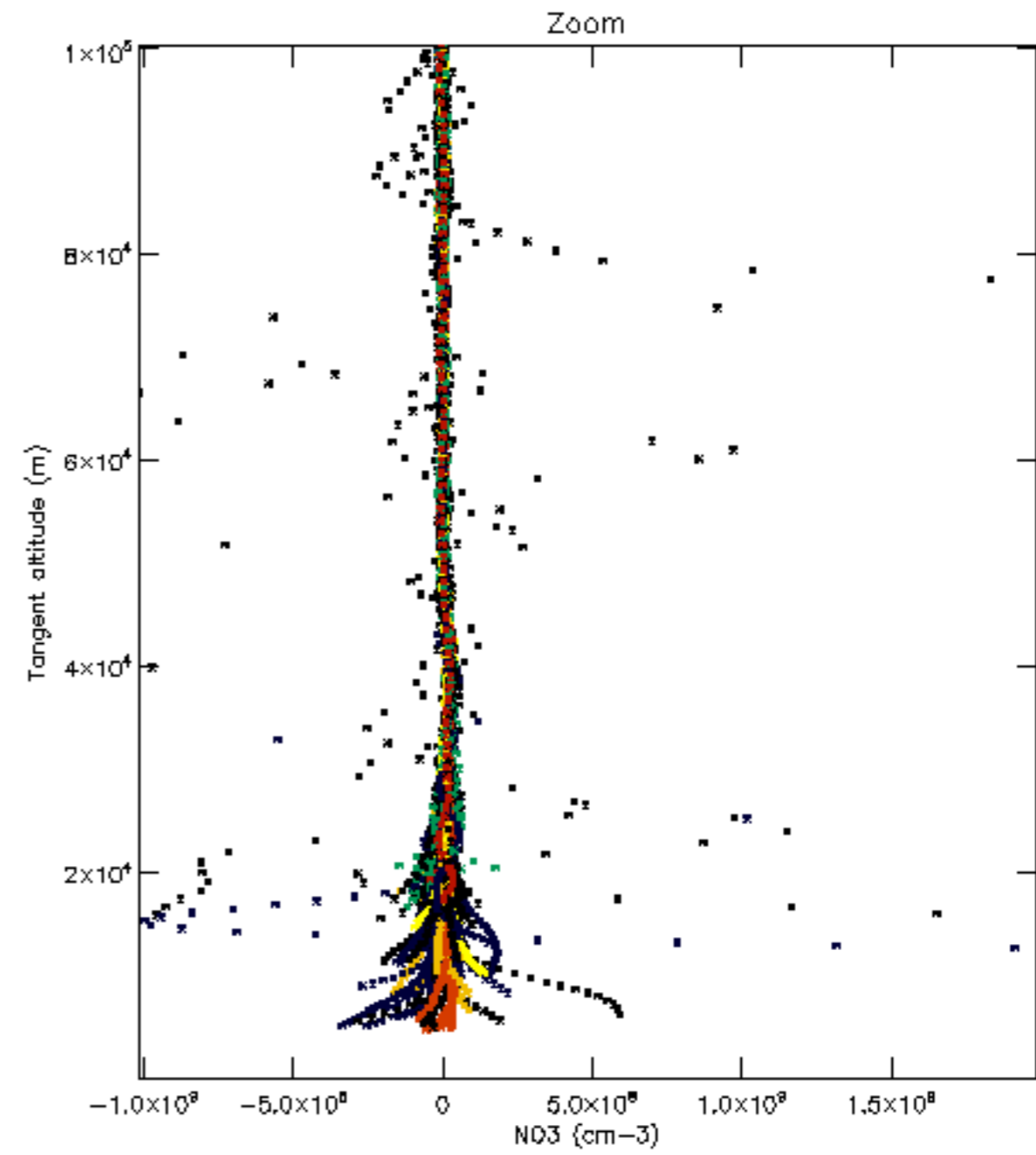
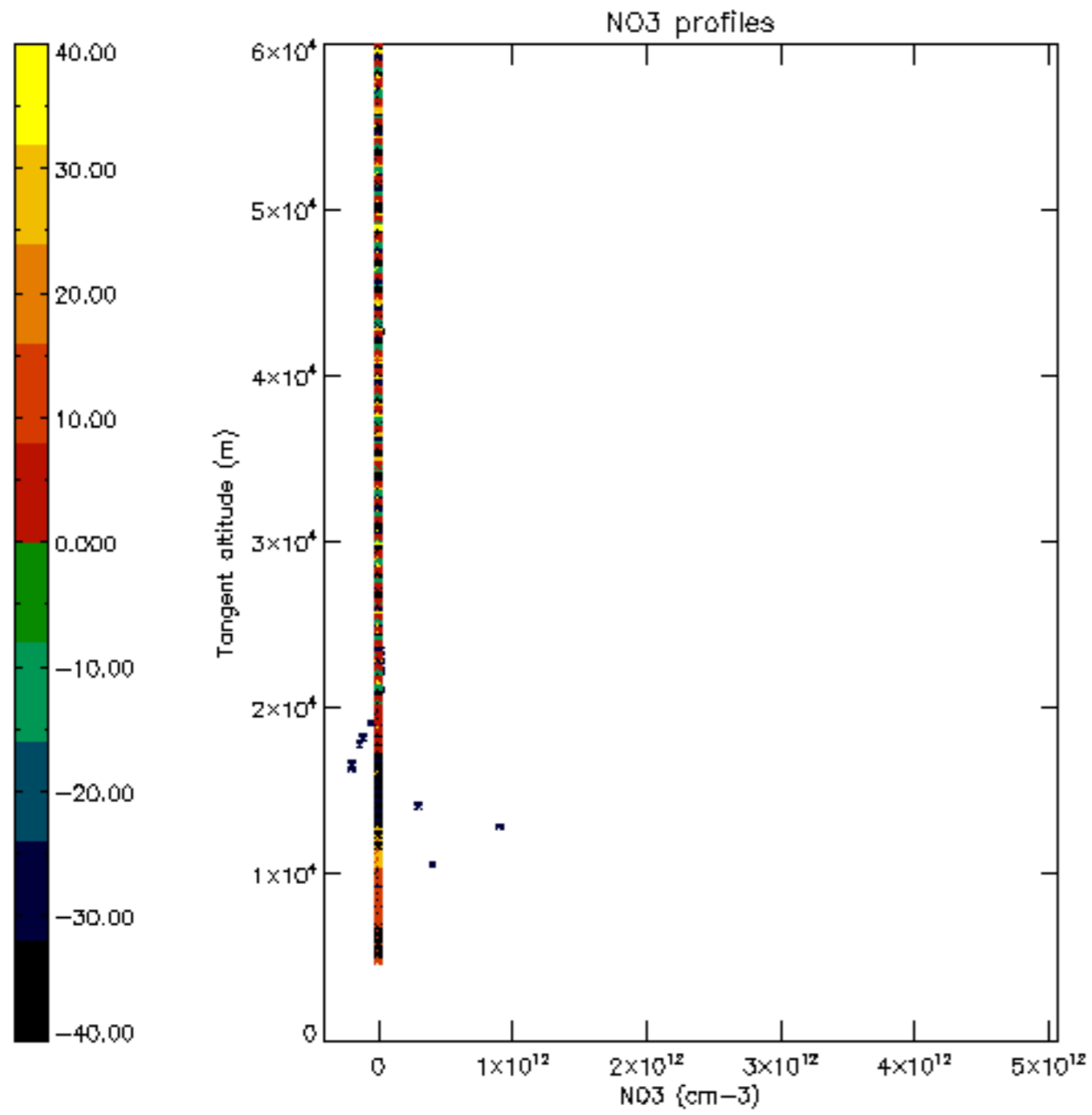


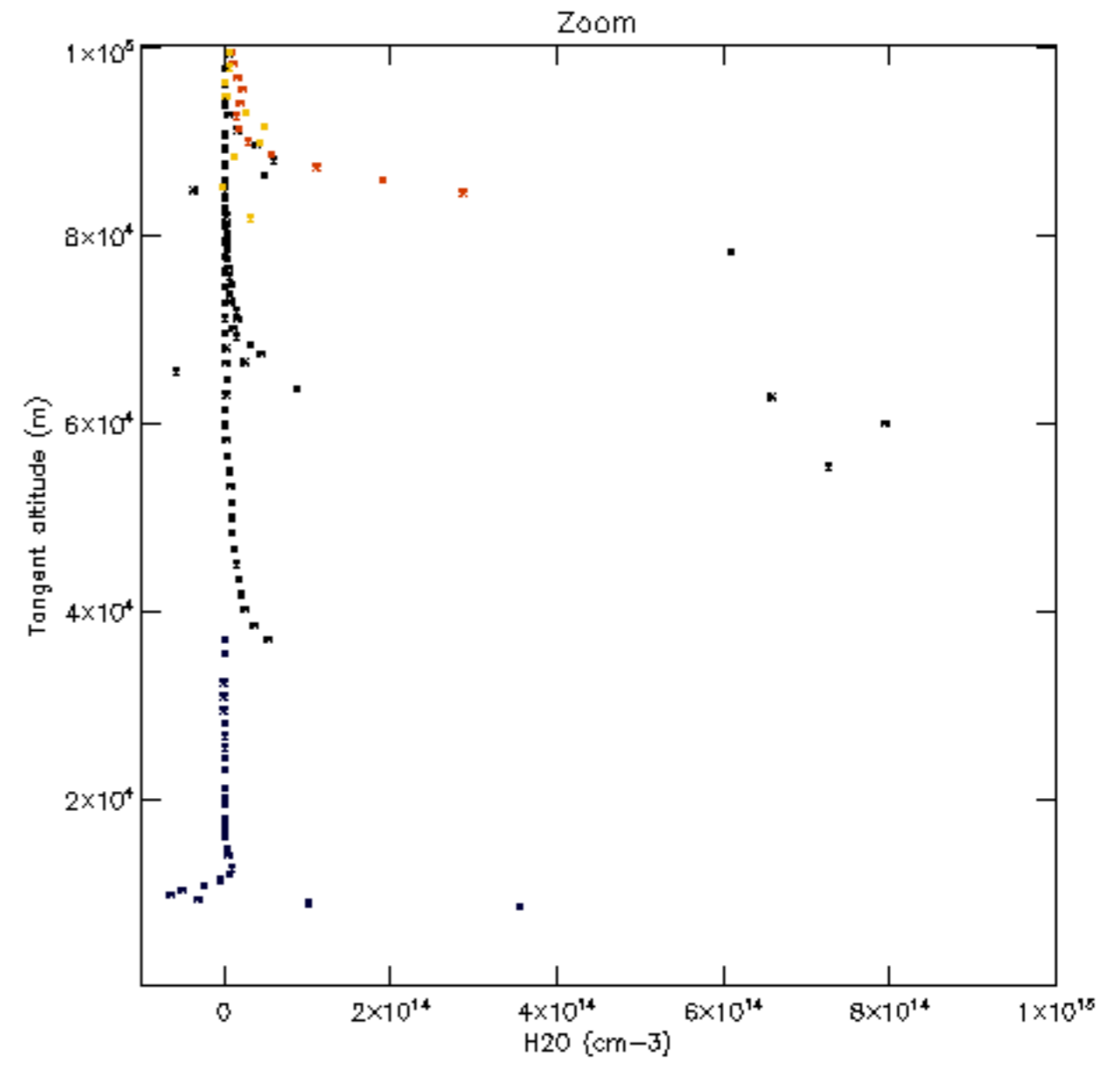
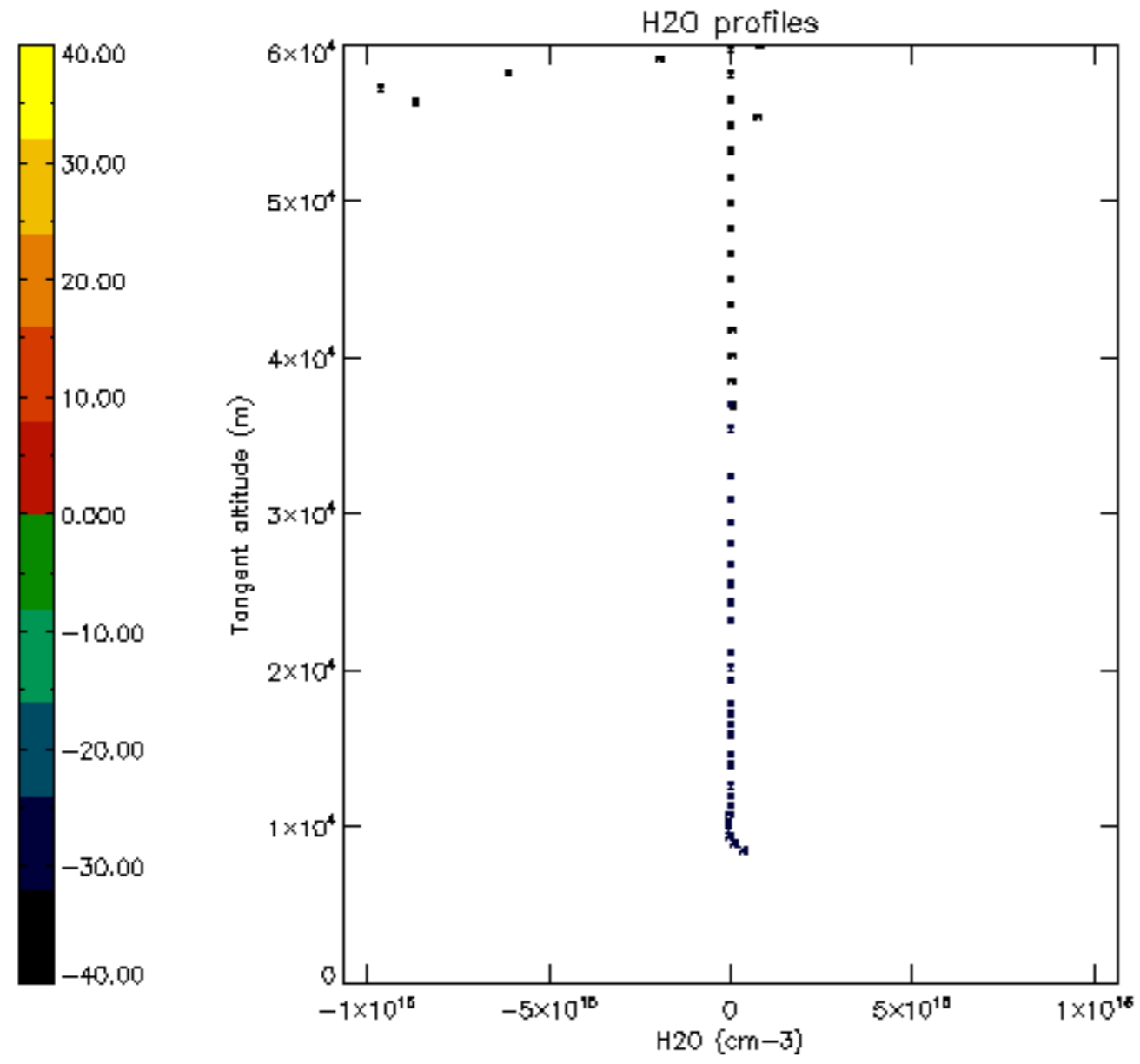


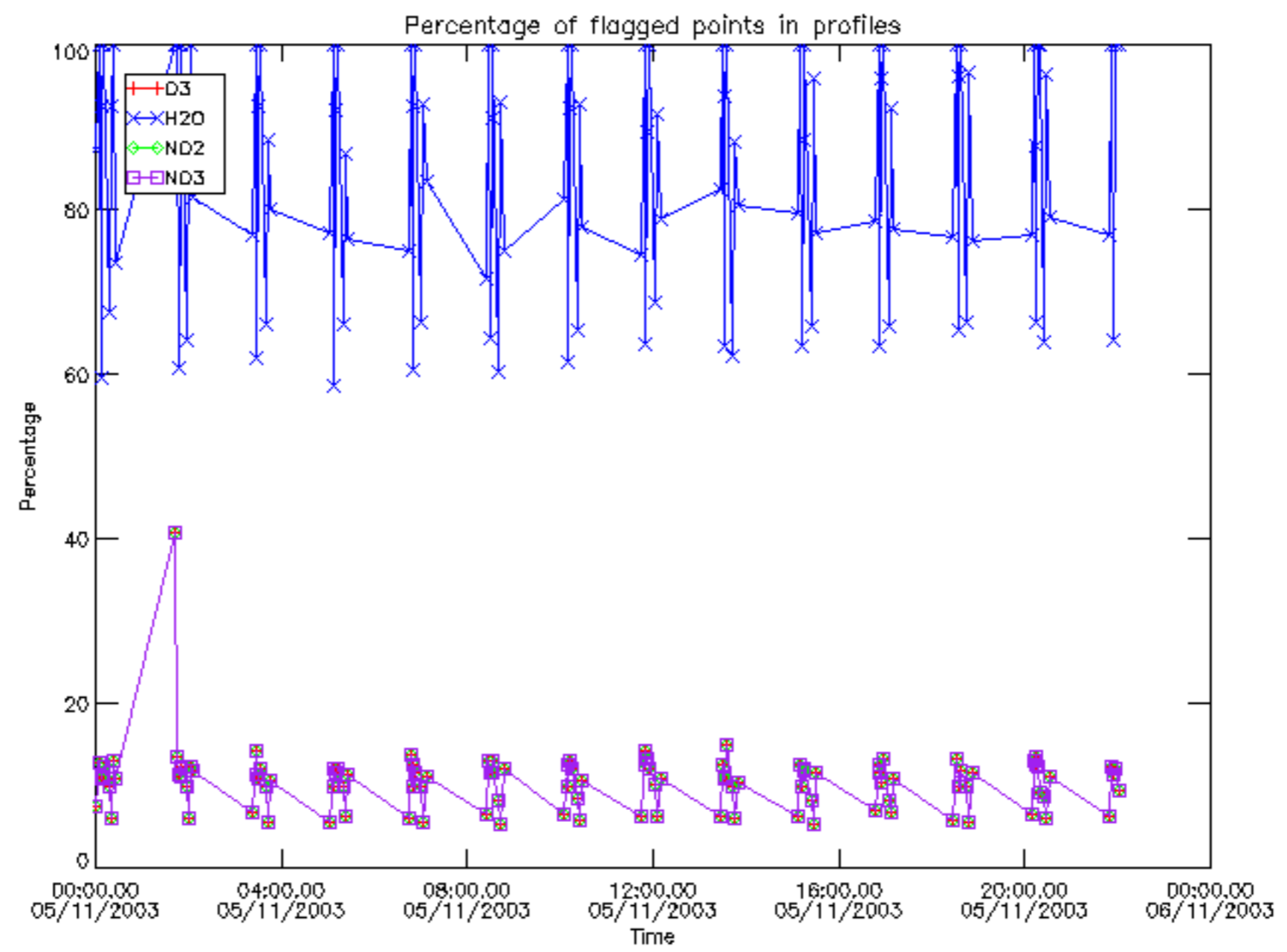




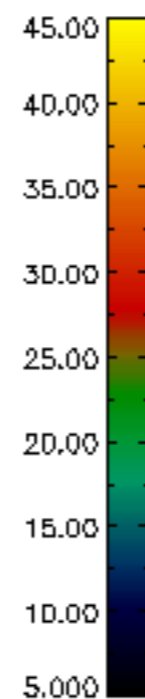
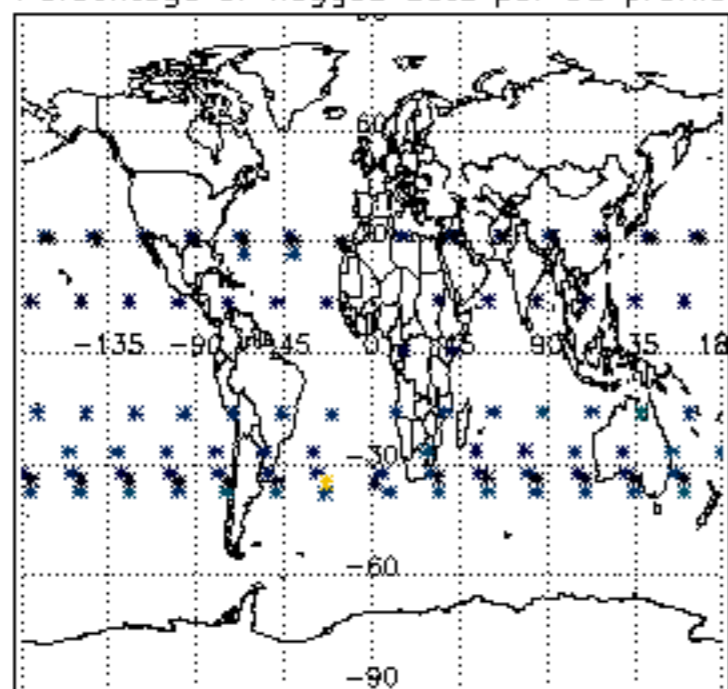




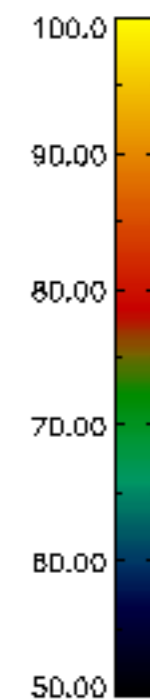
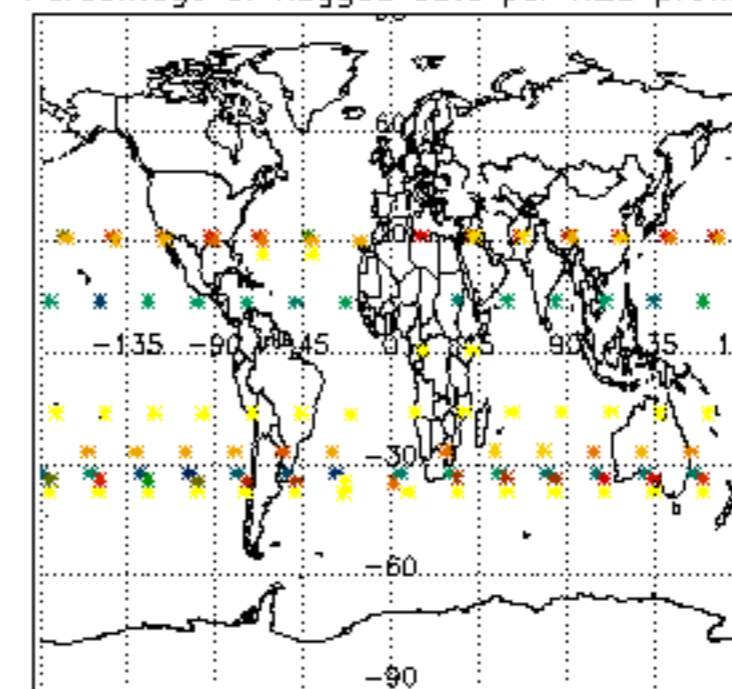




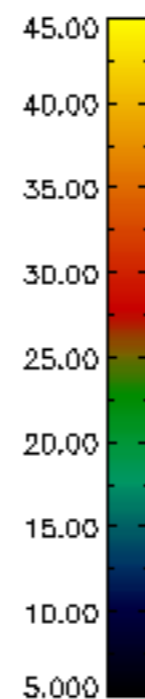
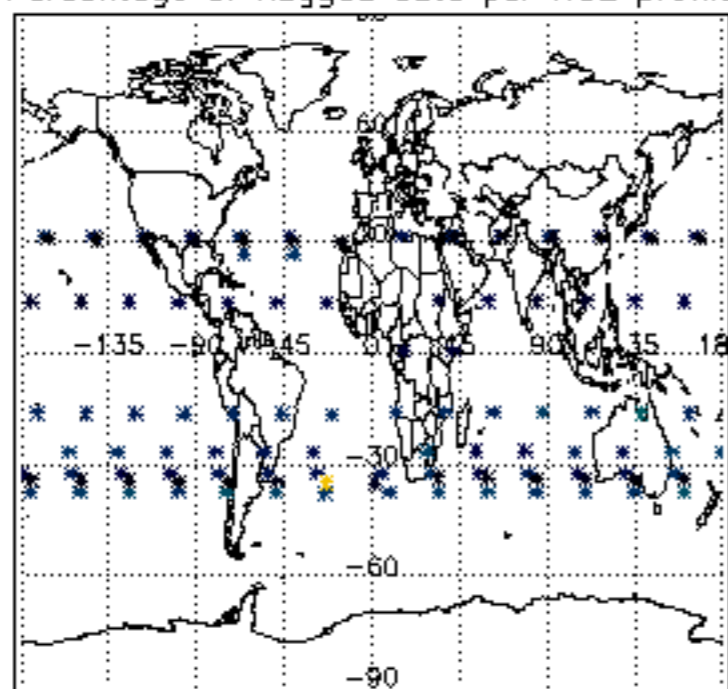
Percentage of flagged data per D3 profile



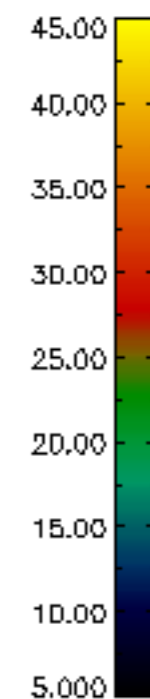
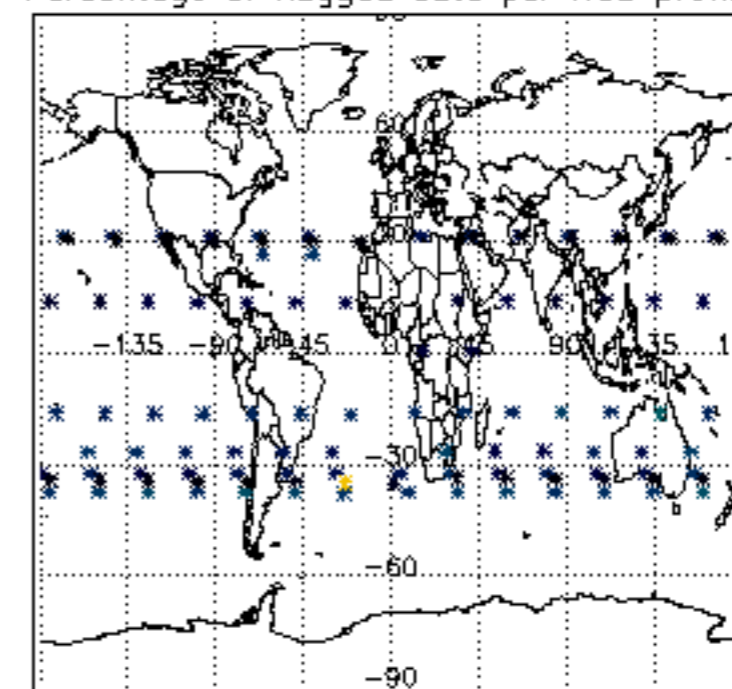
Percentage of flagged data per H2O profile

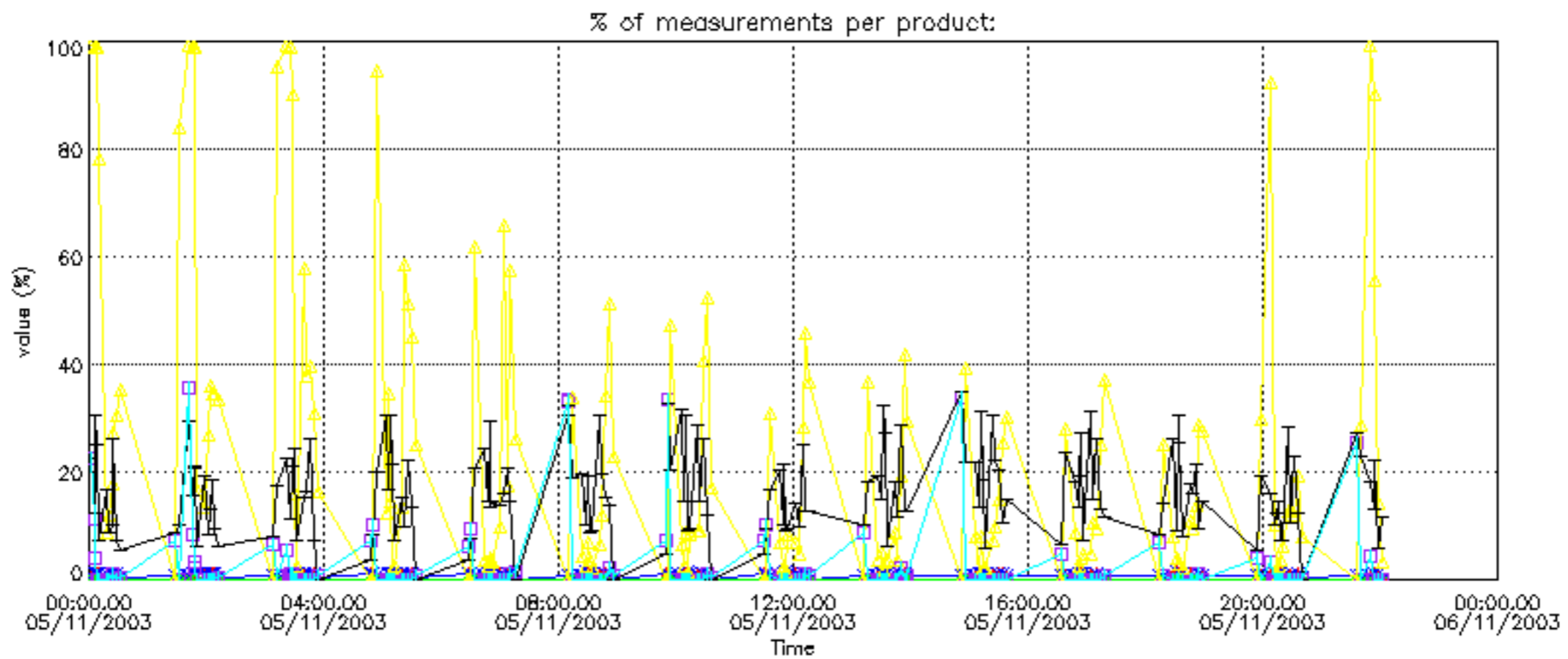


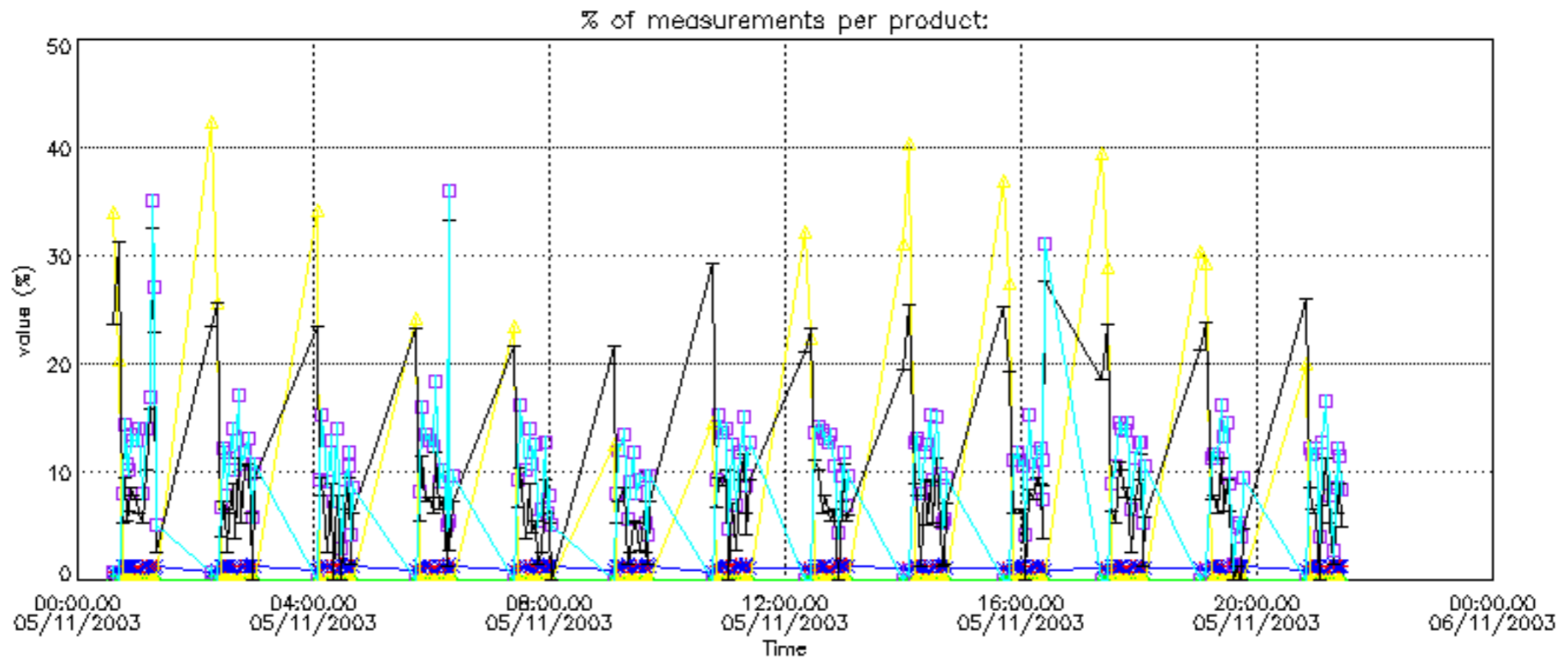
Percentage of flagged data per NO2 profile



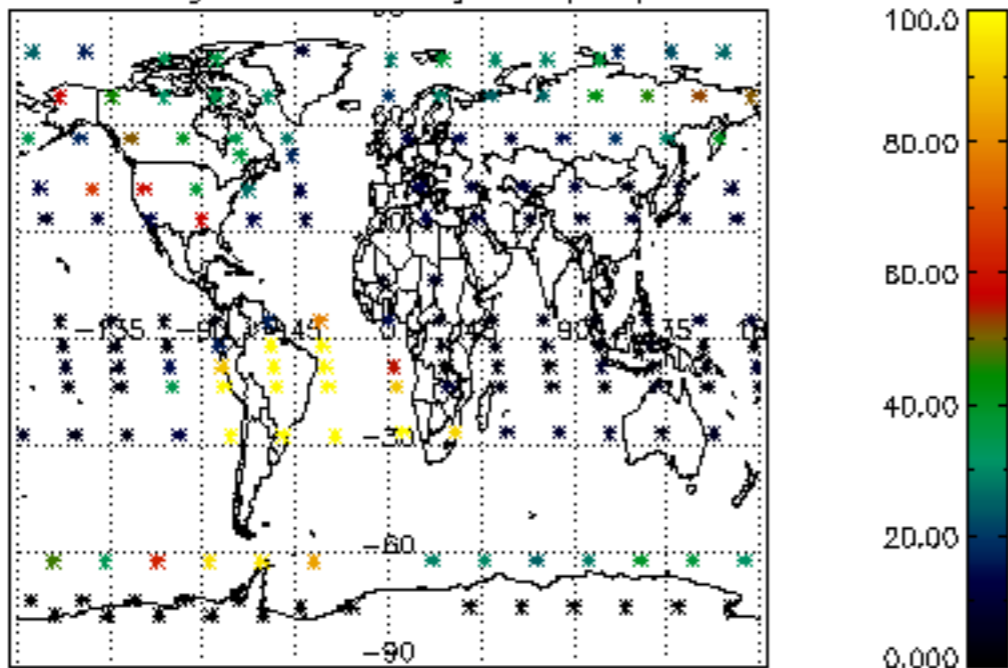
Percentage of flagged data per NO3 profile



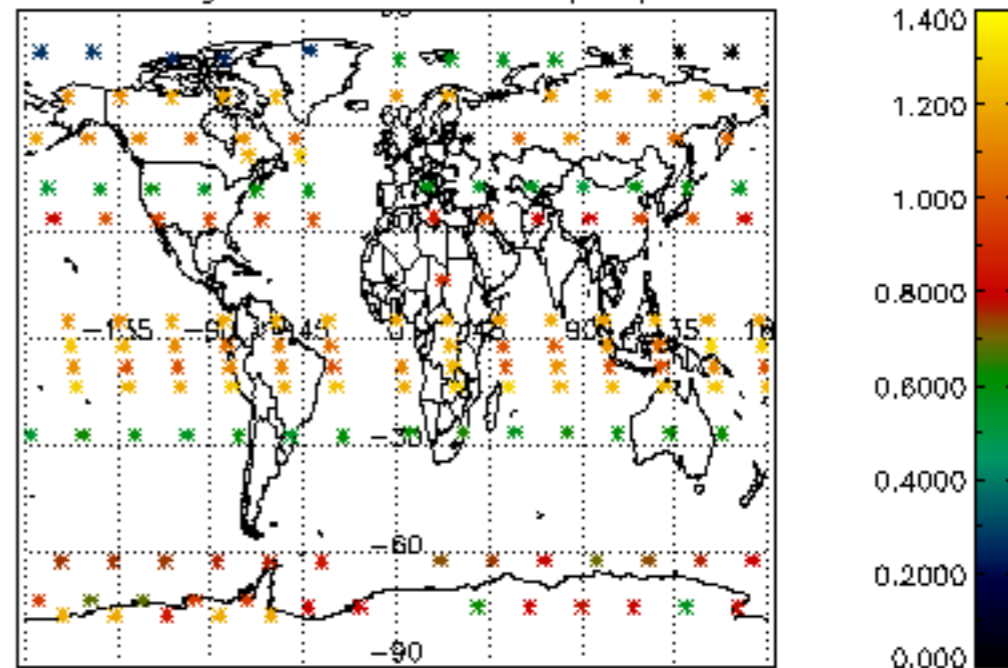




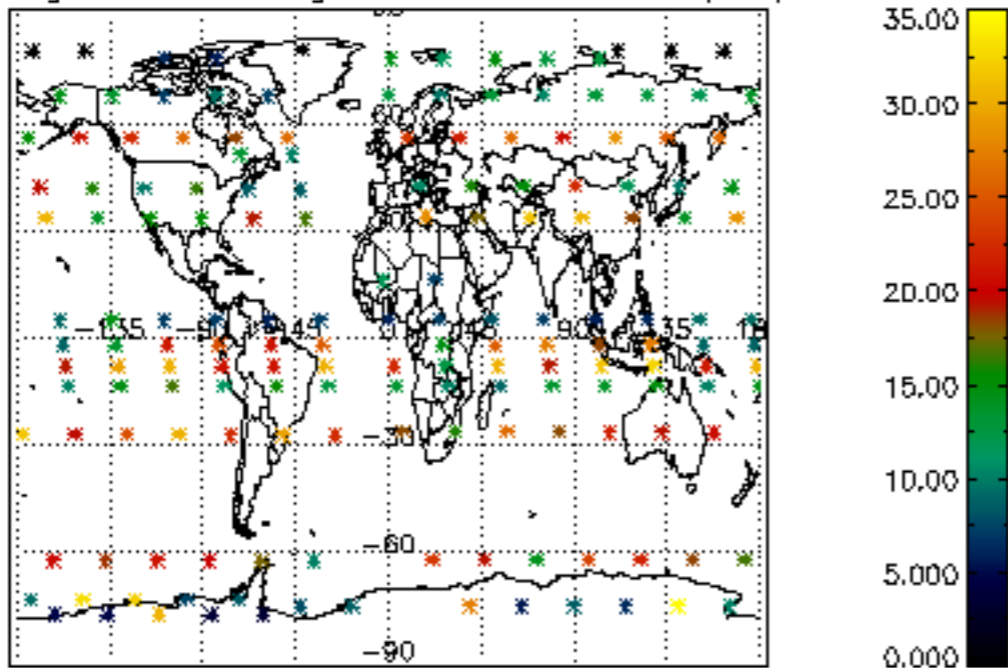
Percentage of cosmic ray hits per profile



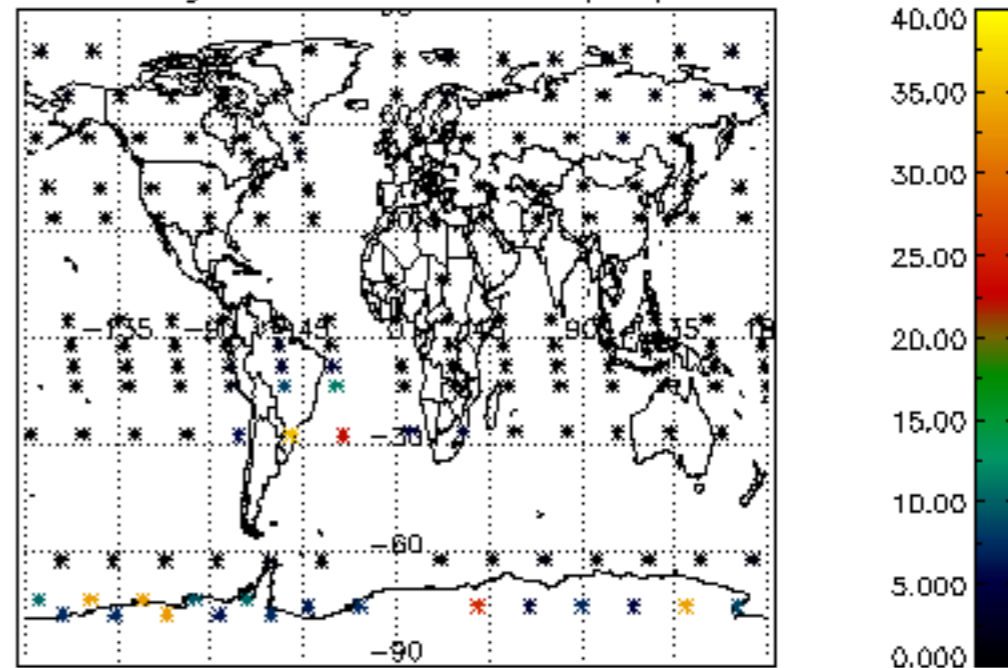
Percentage of datation errors per profile



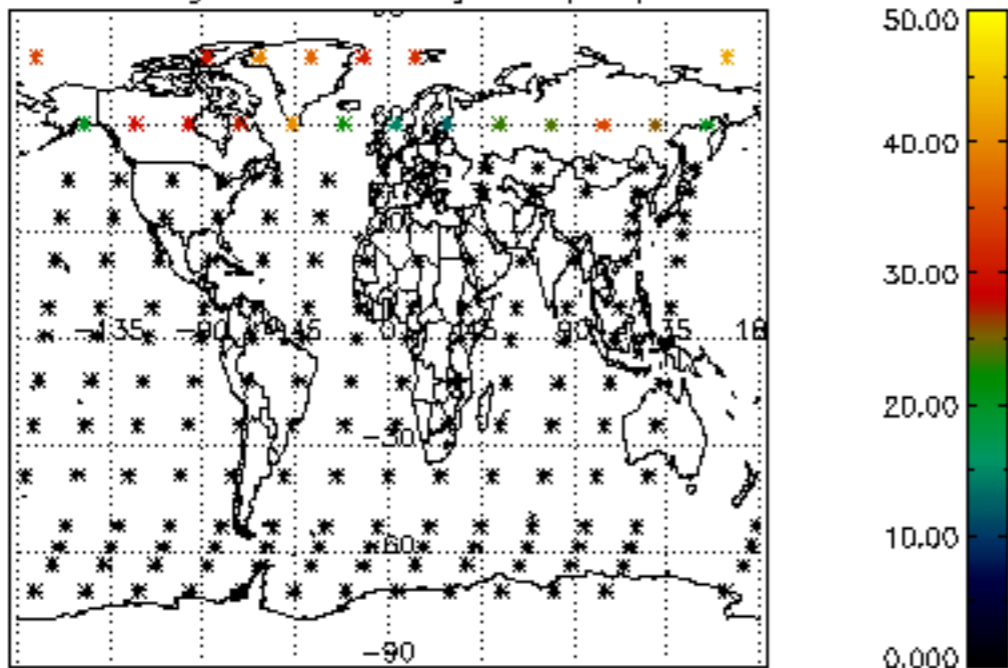
Percentage of star falling outside central band per profile



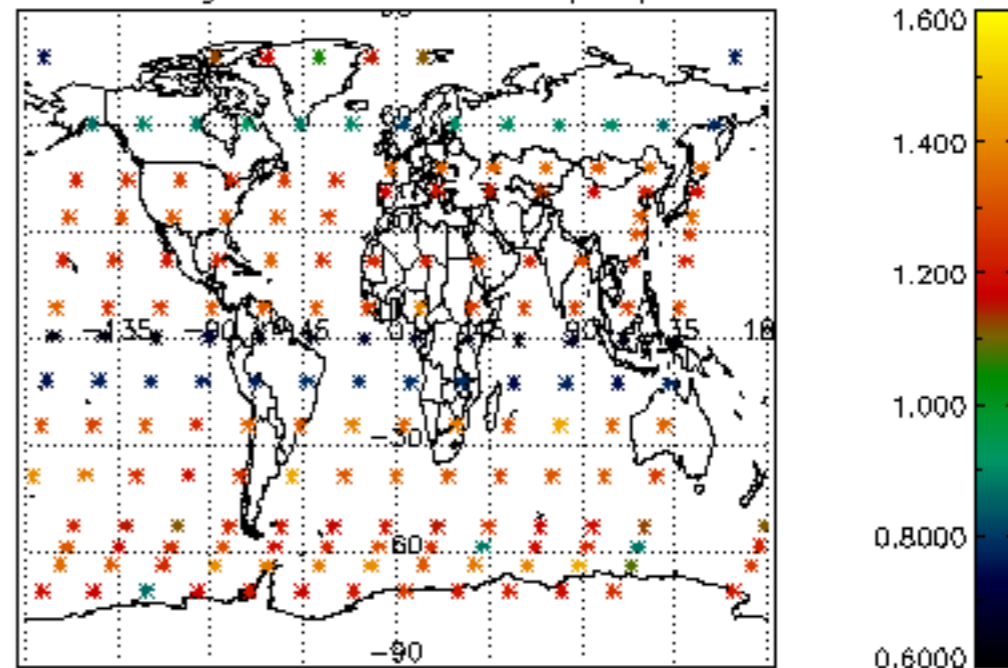
Percentage of saturation errors per profile



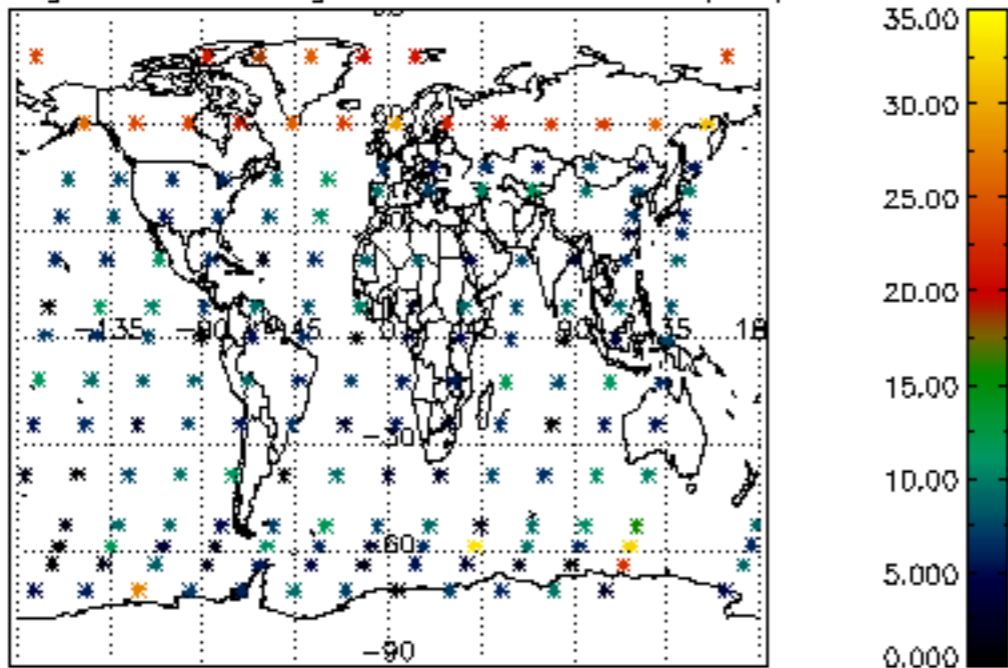
Percentage of cosmic ray hits per profile



Percentage of datation errors per profile



Percentage of star falling outside central band per profile



Percentage of saturation errors per profile

