

# GOMOS Level 2 Daily Report

## SUMMARY

### [1. General Info](#)

### [2. Summary of processed GOM\\_NL\\_2P products](#)

### [3. Level 2 Quality information per product](#)

#### [3.1 Plot of level 2 quality information per product \(time dependant\)](#)

#### [3.2 Plot of level 2 quality information per product \(world map\)](#)

### [4. Level 1 Quality information per product \(stored on level 2 products\)](#)

#### [4.1 Plot of level 1 quality information per product \(time dependant\)](#)

##### [4.1.1 Plot of level 1 quality information per product \(time dependant\): ASCENDING](#)

##### [4.1.2 Plot of level 1 quality information per product \(time dependant\): DESCENDING](#)

#### [4.2 Plot of level 1 quality information per product \(world map\)](#)

##### [4.2.1 Plot of level 1 quality information per product \(world map\): ASCENDING](#)

##### [4.2.2 Plot of level 1 quality information per product \(world map\): DESCENDING](#)

### [5. Ozone profiles based on quality statistics and other trace gas profiles](#)

#### [5.1 Ozone statistics based on quality of products](#)

#### [5.2 Plot ozone profiles for all STD \(dark without errors\)](#)

#### [5.3 Plot ozone profiles where STD < 20% \(dark without errors\)](#)

#### [5.4. Plot ozone profiles where STD < 10% \(dark without errors\)](#)

#### [5.5. Plot ozone profiles where STD < 5% \(dark without errors\)](#)

#### [5.6 Plot NO2 profiles for all STD \(dark without errors\)](#)

#### [5.7 Plot NO3 profiles for all STD \(dark without errors\)](#)

#### [5.8 Plot H2O profiles \(only for occultations of stars 1,2,3,4,13,14,16,26,63 dark without errors\) for all STD](#)

### [6. Auxiliary Data Files used for the production reported in section 2](#)

This report presents the daily analysis on parameters extracted from GOMOS level 2 data (GOM\_NL\_\_2P). It is intended to monitor some important parameters that will impact the quality of these products. A list of level 2 products (and content) that have arrived during the reporting day to the PCF is also given.

Item	Value
Time of report generation	19APR2013 23:26:07
Data source version	GOMOS/6.01
Start time of products	04-11-2003 (04NOV2003 00:00:00)
Stop time of products	05-11-2003 (05NOV2003 00:00:00)
Store outputs in DB	Yes
Nb of level 2 prods	370
Nb of prods with errors	0

## 2. Summary of processed GOM\_NL\_\_2P products.

Nr	Filename	UTC Start time	Limb	Duration	Star Id	Star Name	Star Mag	Star Temp	Nb Meas	Orbit	Prod. error
1	GOM_NL__2PRFIN20031104_000053_000000422021_00202_08773_8483.N1	04-NOV-2003 00:00:53	Bright	42.000	60	7Bet UMi	2.0810	3950.0	84	8773	No
2	GOM_NL__2PRFIN20031104_000504_000000422021_00202_08773_8484.N1	04-NOV-2003 00:05:04	Bright	42.000	36	50Alp UMa	1.8000	6300.0	84	8773	No
3	GOM_NL__2PRFIN20031104_000640_000000412021_00202_08773_8485.N1	04-NOV-2003 00:06:40	Bright	41.000	82	48Bet UMa	2.3650	10600.	82	8773	No
4	GOM_NL__2PRFIN20031104_001026_000000502021_00202_08773_8486.N1	04-NOV-2003 00:10:26	Bright	49.500	174	52Psi UMa	3.0040	4400.0	99	8773	No
5	GOM_NL__2PRFIN20031104_001842_000000622021_00202_08773_8487.N1	04-NOV-2003 00:18:42	Bright	61.500	166	17Eps Leo	2.9800	6000.0	123	8773	No
6	GOM_NL__2PRFIN20031104_002239_000000652021_00202_08773_8488.N1	04-NOV-2003 00:22:39	Bright	65.000	22	32Alp Leo	1.3600	15200.	130	8773	No
7	GOM_NL__2PRFIN20031104_003230_000000782021_00202_08773_8489.N1	04-NOV-2003 00:32:30	Dark	77.500	48	30Alp Hya	1.9770	4100.0	155	8773	No
8	GOM_NL__2PRFIN20031104_003645_000000422021_00202_08773_8490.N1	04-NOV-2003 00:36:45	Dark	42.000	99	Del Cen	2.5750	26000.	84	8773	No
9	GOM_NL__2PRFIN20031104_003819_000000492021_00202_08773_8491.N1	04-NOV-2003 00:38:19	Dark	48.500	26	Gam Cru	1.6240	2900.0	97	8773	No
10	GOM_NL__2PRFIN20031104_004000_000000472021_00202_08773_8492.N1	04-NOV-2003 00:40:00	Dark	46.500	12	Alp1Cru	0.77500	30000.	93	8773	No
11	GOM_NL__2PRFIN20031104_004942_000000552021_00203_08774_8465.N1	04-NOV-2003 00:49:42	Dark	54.500	2	Alp Car	-0.73600	7000.0	109	8774	No
12	GOM_NL__2PRFIN20031104_005150_000000902021_00203_08774_8466.N1	04-NOV-2003 00:51:50	Dark	90.000	23	21Eps CMa	1.5020	26000.	180	8774	No
13	GOM_NL__2PRFIN20031104_005458_000000402021_00203_08774_8467.N1	04-NOV-2003 00:54:58	Dark	39.500	143	Alp Hyi	2.8570	7200.0	79	8774	No
14	GOM_NL__2PRFIN20031104_005622_000000472021_00203_08774_8468.N1	04-NOV-2003 00:56:22	Dark	46.500	9	Alp Eri	0.45300	24000.	93	8774	No
15	GOM_NL__2PRFIN20031104_005942_000000482021_00203_08774_8469.N1	04-NOV-2003 00:59:42	Straylight	47.500	157	The1Eri	2.9060	9300.0	95	8774	No
16	GOM_NL__2PRFIN20031104_010347_000001702021_00203_08774_8470.N1	04-NOV-2003 01:03:47	Straylight	170.00	1	9Alp CMa	-1.4400	11000.	340	8774	No
17	GOM_NL__2PRFIN20031104_010743_000000442021_00203_08774_8471.N1	04-NOV-2003 01:07:43	Straylight	44.000	52	16Bet Cet	2.0370	4500.0	88	8774	No
18	GOM_NL__2PRFIN20031104_011352_000000542021_00203_08774_8472.N1	04-NOV-2003 01:13:52	Twilight_stray	53.500	94	92Alp Cet	2.5260	3100.0	107	8774	No
19	GOM_NL__2PRFIN20031104_011715_000000392021_00203_08774_8473.N1	04-NOV-2003 01:17:15	Bright	39.000	140	88Gam Peg	2.8340	26000.	78	8774	No
20	GOM_NL__2PRFIN20031104_011913_000000452021_00203_08774_8474.N1	04-NOV-2003 01:19:13	Bright	45.000	50	13Alp Ari	2.0070	4250.0	90	8774	No
21	GOM_NL__2PRFIN20031104_012107_000000392021_00203_08774_8475.N1	04-NOV-2003 01:21:07	Bright	38.500	58	21Alp And	2.0730	11000.	77	8774	No
22	GOM_NL__2PRFIN20031104_012223_000000422021_00203_08774_8476.N1	04-NOV-2003 01:22:23	Bright	42.000	53	43Bet And	2.0480	3300.0	84	8774	No
23	GOM_NL__2PRFIN20031104_012442_000000412021_00203_08774_8477.N1	04-NOV-2003 01:24:42	Bright	40.500	73	57Gam1And	2.2600	13100.	81	8774	No
24	GOM_NL__2PRFIN20031104_012820_000000392021_00203_08774_8478.N1	04-NOV-2003 01:28:20	Bright	38.500	68	18Alp Cas	2.2250	4500.0	77	8774	No
25	GOM_NL__2PRFIN20031104_012929_000000392021_00203_08774_8479.N1	04-NOV-2003 01:29:29	Bright	38.500	76	27Gam Cas	2.3000	30000.	77	8774	No
26	GOM_NL__2PRFIN20031104_013125_000000822021_00203_08774_8480.N1	04-NOV-2003 01:31:25	Bright	82.000	114	3lot Aur	2.6930	4600.0	164	8774	No
27	GOM_NL__2PRFIN20031104_013437_000000692021_00203_08774_8481.N1	04-NOV-2003 01:34:37	Bright	68.500	6	13Alp Aur	0.080000	3400.0	137	8774	No
28	GOM_NL__2PRFIN20031104_013734_000000402021_00203_08774_8482.N1	04-NOV-2003 01:37:34	Bright	39.500	49	1Alp UMi	1.9900	6300.0	79	8774	No
29	GOM_NL__2PRFIN20031104_014129_000000412021_00203_08774_8483.N1	04-NOV-2003 01:41:29	Bright	41.000	60	7Bet UMi	2.0810	3950.0	82	8774	No
30	GOM_NL__2PRFIN20031104_014539_000000432021_00203_08774_8484.N1	04-NOV-2003 01:45:39	Bright	42.500	36	50Alp UMa	1.8000	6300.0	85	8774	No
31	GOM_NL__2PRFIN20031104_014717_000000402021_00203_08774_8485.N1	04-NOV-2003 01:47:17	Bright	39.500	82	48Bet UMa	2.3650	10600.	79	8774	No
32	GOM_NL__2PRFIN20031104_015102_000000402021_00203_08774_8486.N1	04-NOV-2003 01:51:02	Bright	39.500	174	52Psi UMa	3.0040	4400.0	79	8774	No
33	GOM_NL__2PRFIN20031104_015918_000000582021_00203_08774_8487.N1	04-NOV-2003 01:59:18	Bright	58.000	166	17Eps Leo	2.9800	6000.0	116	8774	No
34	GOM_NL__2PRFIN20031104_020315_000000642021_00203_08774_8488.N1	04-NOV-2003 02:03:15	Bright	64.000	22	32Alp Leo	1.3600	15200.	128	8774	No
35	GOM_NL__2PRFIN20031104_021308_000000792021_00203_08774_8489.N1	04-NOV-2003 02:13:08	Dark	79.000	48	30Alp Hya	1.9770	4100.0	158	8774	No
36	GOM_NL__2PRFIN20031104_021721_000000392021_00203_08774_8490.N1	04-NOV-2003 02:17:21	Dark	39.000	99	Del Cen	2.5750	26000.	78	8774	No
37	GOM_NL__2PRFIN20031104_021855_000000482021_00203_08774_8491.N1	04-NOV-2003 02:18:55	Dark	48.000	26	Gam Cru	1.6240	2900.0	96	8774	No
38	GOM_NL__2PRFIN20031104_022036_000000412021_00203_08774_8492.N1	04-NOV-2003 02:20:36	Dark	41.000	12	Alp1Cru	0.77500	30000.	82	8774	No
39	GOM_NL__2PRFIN20031104_023021_000000582021_00204_08775_8465.N1	04-NOV-2003 02:30:21	Dark	58.000	2	Alp Car	-0.73600	7000.0	116	8775	No
40	GOM_NL__2PRFIN20031104_023228_000000982021_00204_08775_8466.N1	04-NOV-2003 02:32:28	Dark	97.500	23	21Eps CMa	1.5020	26000.	195	8775	No
41	GOM_NL__2PRFIN20031104_023535_000000392021_00204_08775_8467.N1	04-NOV-2003 02:35:35	Dark	39.000	143	Alp Hyi	2.8570	7200.0	78	8775	No
42	GOM_NL__2PRFIN20031104_023658_000000492021_00204_08775_8468.N1	04-NOV-2003 02:36:58	Dark	49.000	9	Alp Eri	0.45300	24000.	98	8775	No

43	GOM_NL__2PRFIN20031104_024020_000000432021_00204_08775_8469.N1	04-NOV-2003 02:40:20	Straylight	43.000	157	The1Eri	2.9060	9300.0	86	8775	No
44	GOM_NL__2PRFIN20031104_024343_000002132021_00204_08775_8470.N1	04-NOV-2003 02:43:43	Straylight	213.00	47	2Bet CMa	1.9760	28000.	426	8775	No
45	GOM_NL__2PRFIN20031104_025428_000000622021_00204_08775_8471.N1	04-NOV-2003 02:54:28	Tw_i_and_stray	61.500	94	92Alp Cet	2.5260	3100.0	123	8775	No
46	GOM_NL__2PRFIN20031104_025752_000000382021_00204_08775_8472.N1	04-NOV-2003 02:57:52	Bright	38.000	140	88Gam Peg	2.8340	26000.	76	8775	No
47	GOM_NL__2PRFIN20031104_025949_000000452021_00204_08775_8473.N1	04-NOV-2003 02:59:49	Bright	45.000	50	13Alp Ari	2.0070	4250.0	90	8775	No
48	GOM_NL__2PRFIN20031104_030143_000000382021_00204_08775_8474.N1	04-NOV-2003 03:01:43	Bright	37.500	58	21Alp And	2.0730	11000.	75	8775	No
49	GOM_NL__2PRFIN20031104_030259_000000422021_00204_08775_8475.N1	04-NOV-2003 03:02:59	Bright	41.500	53	43Bet And	2.0480	3300.0	83	8775	No
50	GOM_NL__2PRFIN20031104_030519_000000422021_00204_08775_8476.N1	04-NOV-2003 03:05:19	Bright	41.500	73	57Gam1And	2.2600	13100.	83	8775	No
51	GOM_NL__2PRFIN20031104_030856_000000392021_00204_08775_8477.N1	04-NOV-2003 03:08:56	Bright	39.000	68	18Alp Cas	2.2250	4500.0	78	8775	No
52	GOM_NL__2PRFIN20031104_031159_000000832021_00204_08775_8478.N1	04-NOV-2003 03:11:59	Bright	82.500	114	3lot Aur	2.6930	4600.0	165	8775	No
53	GOM_NL__2PRFIN20031104_031512_000000672021_00204_08775_8479.N1	04-NOV-2003 03:15:12	Bright	67.000	6	13Alp Aur	0.080000	3400.0	134	8775	No
54	GOM_NL__2PRFIN20031104_031811_000000382021_00204_08775_8480.N1	04-NOV-2003 03:18:11	Bright	38.000	49	1Alp UMi	1.9900	6300.0	76	8775	No
55	GOM_NL__2PRFIN20031104_032208_000000392021_00204_08775_8481.N1	04-NOV-2003 03:22:08	Bright	38.500	60	7Bet UMi	2.0810	3950.0	77	8775	No
56	GOM_NL__2PRFIN20031104_032616_000000432021_00204_08775_8482.N1	04-NOV-2003 03:26:16	Bright	43.000	36	50Alp UMa	1.8000	6300.0	86	8775	No
57	GOM_NL__2PRFIN20031104_032754_000000442021_00204_08775_8483.N1	04-NOV-2003 03:27:54	Bright	44.000	82	48Bet UMa	2.3650	10600.	88	8775	No
58	GOM_NL__2PRFIN20031104_033138_000000412021_00204_08775_8484.N1	04-NOV-2003 03:31:38	Bright	40.500	174	52Psi UMa	3.0040	4400.0	81	8775	No
59	GOM_NL__2PRFIN20031104_033955_000000622021_00204_08775_8485.N1	04-NOV-2003 03:39:55	Bright	62.000	166	17Eps Leo	2.9800	6000.0	124	8775	No
60	GOM_NL__2PRFIN20031104_034352_000000692021_00204_08775_8486.N1	04-NOV-2003 03:43:52	Bright	68.500	22	32Alp Leo	1.3600	15200.	137	8775	No
61	GOM_NL__2PRFIN20031104_035345_000000812021_00204_08775_8487.N1	04-NOV-2003 03:53:45	Dark	81.000	48	30Alp Hya	1.9770	4100.0	162	8775	No
62	GOM_NL__2PRFIN20031104_035757_000000402021_00204_08775_8488.N1	04-NOV-2003 03:57:57	Dark	40.000	99	Del Cen	2.5750	26000.	80	8775	No
63	GOM_NL__2PRFIN20031104_035931_000000462021_00204_08775_8489.N1	04-NOV-2003 03:59:31	Dark	45.500	26	Gam Cru	1.6240	2900.0	91	8775	No
64	GOM_NL__2PRFIN20031104_040112_000000412021_00204_08775_8490.N1	04-NOV-2003 04:01:12	Dark	40.500	12	Alp1Cru	0.77500	30000.	81	8775	No
65	GOM_NL__2PRFIN20031104_041058_000000522021_00205_08776_8465.N1	04-NOV-2003 04:10:58	Dark	52.000	2	Alp Car	-0.73600	7000.0	104	8776	No
66	GOM_NL__2PRFIN20031104_041305_000000842021_00205_08776_8466.N1	04-NOV-2003 04:13:05	Dark	83.500	23	21Eps CMa	1.5020	26000.	167	8776	No
67	GOM_NL__2PRFIN20031104_041611_000000382021_00205_08776_8467.N1	04-NOV-2003 04:16:11	Dark	38.000	143	Alp Hyi	2.8570	7200.0	76	8776	No
68	GOM_NL__2PRFIN20031104_041734_000000432021_00205_08776_8468.N1	04-NOV-2003 04:17:34	Dark	43.000	9	Alp Eri	0.45300	24000.	86	8776	No
69	GOM_NL__2PRFIN20031104_042057_000000432021_00205_08776_8469.N1	04-NOV-2003 04:20:57	Straylight	43.000	157	The1Eri	2.9060	9300.0	86	8776	No
70	GOM_NL__2PRFIN20031104_042420_000002132021_00205_08776_8470.N1	04-NOV-2003 04:24:20	Straylight	213.00	47	2Bet CMa	1.9760	28000.	426	8776	No
71	GOM_NL__2PRFIN20031104_043504_000000582021_00205_08776_8471.N1	04-NOV-2003 04:35:04	Tw_i_and_stray	58.000	94	92Alp Cet	2.5260	3100.0	116	8776	No
72	GOM_NL__2PRFIN20031104_043829_000000382021_00205_08776_8472.N1	04-NOV-2003 04:38:29	Bright	37.500	140	88Gam Peg	2.8340	26000.	75	8776	No
73	GOM_NL__2PRFIN20031104_044026_000000422021_00205_08776_8473.N1	04-NOV-2003 04:40:26	Bright	42.000	50	13Alp Ari	2.0070	4250.0	84	8776	No
74	GOM_NL__2PRFIN20031104_044220_000000382021_00205_08776_8474.N1	04-NOV-2003 04:42:20	Bright	37.500	58	21Alp And	2.0730	11000.	75	8776	No
75	GOM_NL__2PRFIN20031104_044337_000000412021_00205_08776_8475.N1	04-NOV-2003 04:43:37	Bright	41.000	53	43Bet And	2.0480	3300.0	82	8776	No
76	GOM_NL__2PRFIN20031104_044555_000000392021_00205_08776_8476.N1	04-NOV-2003 04:45:55	Bright	39.000	73	57Gam1And	2.2600	13100.	78	8776	No
77	GOM_NL__2PRFIN20031104_044932_000000382021_00205_08776_8477.N1	04-NOV-2003 04:49:32	Bright	37.500	68	18Alp Cas	2.2250	4500.0	75	8776	No
78	GOM_NL__2PRFIN20031104_045232_000000822021_00205_08776_8478.N1	04-NOV-2003 04:52:32	Bright	82.000	114	3lot Aur	2.6930	4600.0	164	8776	No
79	GOM_NL__2PRFIN20031104_045546_000000692021_00205_08776_8479.N1	04-NOV-2003 04:55:46	Bright	68.500	6	13Alp Aur	0.080000	3400.0	137	8776	No
80	GOM_NL__2PRFIN20031104_045846_000000402021_00205_08776_8480.N1	04-NOV-2003 04:58:46	Bright	40.000	49	1Alp UMi	1.9900	6300.0	80	8776	No
81	GOM_NL__2PRFIN20031104_050244_000000392021_00205_08776_8481.N1	04-NOV-2003 05:02:44	Bright	38.500	60	7Bet UMi	2.0810	3950.0	77	8776	No
82	GOM_NL__2PRFIN20031104_050652_000000442021_00205_08776_8482.N1	04-NOV-2003 05:06:52	Bright	44.000	36	50Alp UMa	1.8000	6300.0	88	8776	No
83	GOM_NL__2PRFIN20031104_050829_000000422021_00205_08776_8483.N1	04-NOV-2003 05:08:29	Bright	42.000	82	48Bet UMa	2.3650	10600.	84	8776	No
84	GOM_NL__2PRFIN20031104_051214_000000432021_00205_08776_8484.N1	04-NOV-2003 05:12:14	Bright	42.500	174	52Psi UMa	3.0040	4400.0	85	8776	No
85	GOM_NL__2PRFIN20031104_052032_000000622021_00205_08776_8485.N1	04-NOV-2003 05:20:32	Bright	61.500	166	17Eps Leo	2.9800	6000.0	123	8776	No
86	GOM_NL__2PRFIN20031104_052429_000000612021_00205_08776_8486.N1	04-NOV-2003 05:24:29	Bright	61.000	22	32Alp Leo	1.3600	15200.	122	8776	No
87	GOM_NL__2PRFIN20031104_053423_000000852021_00205_08776_8487.N1	04-NOV-2003 05:34:23	Dark	84.500	48	30Alp Hya	1.9770	4100.0	169	8776	No
88	GOM_NL__2PRFIN20031104_053833_000000422021_00205_08776_8488.N1	04-NOV-2003 05:38:33	Dark	42.000	99	Del Cen	2.5750	26000.	84	8776	No
89	GOM_NL__2PRFIN20031104_054007_000000472021_00205_08776_8489.N1	04-NOV-2003 05:40:07	Dark	47.000	26	Gam Cru	1.6240	2900.0	94	8776	No
90	GOM_NL__2PRFIN20031104_054148_000000422021_00205_08776_8490.N1	04-NOV-2003 05:41:48	Dark	42.000	12	Alp1Cru	0.77500	30000.	84	8776	No
91	GOM_NL__2PRFIN20031104_055134_000000562021_00206_08777_8465.N1	04-NOV-2003 05:51:34	Dark	56.000	2	Alp Car	-0.73600	7000.0	112	8777	No
92	GOM_NL__2PRFIN20031104_055344_000000882021_00206_08777_8466.N1	04-NOV-2003 05:53:44	Dark	87.500	23	21Eps CMa	1.5020	26000.	175	8777	No
93	GOM_NL__2PRFIN20031104_055647_000000392021_00206_08777_8467.N1	04-NOV-2003 05:56:47	Dark	39.000	143	Alp Hyi	2.8570	7200.0	78	8777	No
94	GOM_NL__2PRFIN20031104_055810_000000522021_00206_08777_8468.N1	04-NOV-2003 05:58:10	Dark	51.500	9	Alp Eri	0.45300	24000.	103	8777	No
95	GOM_NL__2PRFIN20031104_060134_000000452021_00206_08777_8469.N1	04-NOV-2003 06:01:34	Straylight	44.500	157	The1Eri	2.9060	9300.0	89	8777	No
96	GOM_NL__2PRFIN20031104_060457_000002132021_00206_08777_8470.N1	04-NOV-2003 06:04:57	Straylight	212.50	47	2Bet CMa	1.9760	28000.	425	8777	No
97	GOM_NL__2PRFIN20031104_061539_000000562021_00206_08777_8471.N1	04-NOV-2003 06:15:39	Tw_i_and_stray	56.000	94	92Alp Cet	2.5260	3100.0	112	8777	No
98	GOM_NL__2PRFIN20031104_061904_000000382021_00206_08777_8472.N1	04-NOV-2003 06:19:04	Bright	37.500	140	88Gam Peg	2.8340	26000.	75	8777	No
99	GOM_NL__2PRFIN20031104_062102_000000442021_00206_08777_8473.N1	04-NOV-2003 06:21:02	Bright	43.500	50	13Alp Ari	2.0070	4250.0	87	8777	No
100	GOM_NL__2PRFIN20031104_062255_000000392021_00206_08777_8474.N1	04-NOV-2003 06:22:55	Bright	39.000	58	21Alp And	2.0730	11000.	78	8777	No
101	GOM_NL__2PRFIN20031104_062413_000000402021_00206_08777_8475.N1	04-NOV-2003 06:24:13	Bright	39.500	53	43Bet And	2.0480	3300.0	79	8777	No

102	GOM_NL__2PRFIN20031104_062631_000000392021_00206_08777_8476.N1	04-NOV-2003 06:26:31	Bright	39.000	73	57Gam1And	2.2600	13100.	78	8777	No
103	GOM_NL__2PRFIN20031104_063008_000000392021_00206_08777_8477.N1	04-NOV-2003 06:30:08	Bright	39.000	68	18Alp Cas	2.2250	4500.0	78	8777	No
104	GOM_NL__2PRFIN20031104_063307_000000802021_00206_08777_8478.N1	04-NOV-2003 06:33:07	Bright	80.000	114	3lot Aur	2.6930	4600.0	160	8777	No
105	GOM_NL__2PRFIN20031104_063621_000000692021_00206_08777_8479.N1	04-NOV-2003 06:36:21	Bright	68.500	6	13Alp Aur	0.080000	3400.0	137	8777	No
106	GOM_NL__2PRFIN20031104_063920_000000422021_00206_08777_8480.N1	04-NOV-2003 06:39:20	Bright	41.500	49	1Alp UMi	1.9900	6300.0	83	8777	No
107	GOM_NL__2PRFIN20031104_064319_000000402021_00206_08777_8481.N1	04-NOV-2003 06:43:19	Bright	40.000	60	7Bet UMi	2.0810	3950.0	80	8777	No
108	GOM_NL__2PRFIN20031104_064727_000000422021_00206_08777_8482.N1	04-NOV-2003 06:47:27	Bright	42.000	36	50Alp UMa	1.8000	6300.0	84	8777	No
109	GOM_NL__2PRFIN20031104_064905_000000412021_00206_08777_8483.N1	04-NOV-2003 06:49:05	Bright	40.500	82	48Bet UMa	2.3650	10600.	81	8777	No
110	GOM_NL__2PRFIN20031104_065249_000000402021_00206_08777_8484.N1	04-NOV-2003 06:52:49	Bright	40.000	174	52Psi UMa	3.0040	4400.0	80	8777	No
111	GOM_NL__2PRFIN20031104_070108_000000612021_00206_08777_8485.N1	04-NOV-2003 07:01:08	Bright	61.000	166	17Eps Leo	2.9800	6000.0	122	8777	No
112	GOM_NL__2PRFIN20031104_070505_000000662021_00206_08777_8486.N1	04-NOV-2003 07:05:05	Bright	66.000	22	32Alp Leo	1.3600	15200.	132	8777	No
113	GOM_NL__2PRFIN20031104_071500_000000752021_00206_08777_8487.N1	04-NOV-2003 07:15:00	Dark	75.000	48	30Alp Hya	1.9770	4100.0	150	8777	No
114	GOM_NL__2PRFIN20031104_071910_000000422021_00206_08777_8488.N1	04-NOV-2003 07:19:10	Dark	41.500	99	Del Cen	2.5750	26000.	83	8777	No
115	GOM_NL__2PRFIN20031104_072043_000000442021_00206_08777_8489.N1	04-NOV-2003 07:20:43	Dark	44.000	26	Gam Cru	1.6240	2900.0	88	8777	No
116	GOM_NL__2PRFIN20031104_072224_000000432021_00206_08777_8490.N1	04-NOV-2003 07:22:24	Dark	42.500	12	Alp1Cru	0.77500	30000.	85	8777	No
117	GOM_NL__2PRFIN20031104_073211_000000532021_00207_08778_8465.N1	04-NOV-2003 07:32:11	Dark	53.000	2	Alp Car	-0.73600	7000.0	106	8778	No
118	GOM_NL__2PRFIN20031104_073421_000000822021_00207_08778_8466.N1	04-NOV-2003 07:34:21	Dark	82.000	23	21Eps CMa	1.5020	26000.	164	8778	No
119	GOM_NL__2PRFIN20031104_073723_000000392021_00207_08778_8467.N1	04-NOV-2003 07:37:23	Dark	39.000	143	Alp Hyl	2.8570	7200.0	78	8778	No
120	GOM_NL__2PRFIN20031104_073846_000000412021_00207_08778_8468.N1	04-NOV-2003 07:38:46	Dark	40.500	9	Alp Eri	0.45300	24000.	81	8778	No
121	GOM_NL__2PRFIN20031104_074210_000000432021_00207_08778_8469.N1	04-NOV-2003 07:42:10	Straylight	42.500	157	The1Eri	2.9060	9300.0	85	8778	No
122	GOM_NL__2PRFIN20031104_074534_000002132021_00207_08778_8470.N1	04-NOV-2003 07:45:34	Straylight	212.50	47	2Bet CMa	1.9760	28000.	425	8778	No
123	GOM_NL__2PRFIN20031104_075615_000000572021_00207_08778_8471.N1	04-NOV-2003 07:56:15	Tw_i_and_stray	57.000	94	92Alp Cet	2.5260	3100.0	114	8778	No
124	GOM_NL__2PRFIN20031104_075941_000000382021_00207_08778_8472.N1	04-NOV-2003 07:59:41	Bright	38.000	140	88Gam Peg	2.8340	26000.	76	8778	No
125	GOM_NL__2PRFIN20031104_080137_000000432021_00207_08778_8473.N1	04-NOV-2003 08:01:37	Bright	42.500	50	13Alp Ari	2.0070	4250.0	85	8778	No
126	GOM_NL__2PRFIN20031104_080332_000000392021_00207_08778_8474.N1	04-NOV-2003 08:03:32	Bright	38.500	58	21Alp And	2.0730	11000.	77	8778	No
127	GOM_NL__2PRFIN20031104_080449_000000422021_00207_08778_8475.N1	04-NOV-2003 08:04:49	Bright	41.500	53	43Bet And	2.0480	3300.0	83	8778	No
128	GOM_NL__2PRFIN20031104_080706_000000392021_00207_08778_8476.N1	04-NOV-2003 08:07:06	Bright	39.000	73	57Gam1And	2.2600	13100.	78	8778	No
129	GOM_NL__2PRFIN20031104_081044_000000402021_00207_08778_8477.N1	04-NOV-2003 08:10:44	Bright	40.000	68	18Alp Cas	2.2250	4500.0	80	8778	No
130	GOM_NL__2PRFIN20031104_081341_000000782021_00207_08778_8478.N1	04-NOV-2003 08:13:41	Bright	77.500	114	3lot Aur	2.6930	4600.0	155	8778	No
131	GOM_NL__2PRFIN20031104_081655_000000672021_00207_08778_8479.N1	04-NOV-2003 08:16:55	Bright	66.500	6	13Alp Aur	0.080000	3400.0	133	8778	No
132	GOM_NL__2PRFIN20031104_081956_000000402021_00207_08778_8480.N1	04-NOV-2003 08:19:56	Bright	40.000	49	1Alp UMi	1.9900	6300.0	80	8778	No
133	GOM_NL__2PRFIN20031104_082355_000000392021_00207_08778_8481.N1	04-NOV-2003 08:23:55	Bright	39.000	60	7Bet UMi	2.0810	3950.0	78	8778	No
134	GOM_NL__2PRFIN20031104_082801_000000422021_00207_08778_8482.N1	04-NOV-2003 08:28:01	Bright	41.500	36	50Alp UMa	1.8000	6300.0	83	8778	No
135	GOM_NL__2PRFIN20031104_082941_000000412021_00207_08778_8483.N1	04-NOV-2003 08:29:41	Bright	40.500	82	48Bet UMa	2.3650	10600.	81	8778	No
136	GOM_NL__2PRFIN20031104_083326_000000402021_00207_08778_8484.N1	04-NOV-2003 08:33:26	Bright	39.500	174	52Psi UMa	3.0040	4400.0	79	8778	No
137	GOM_NL__2PRFIN20031104_084144_000000622021_00207_08778_8485.N1	04-NOV-2003 08:41:44	Bright	61.500	166	17Eps Leo	2.9800	6000.0	123	8778	No
138	GOM_NL__2PRFIN20031104_084542_000000682021_00207_08778_8486.N1	04-NOV-2003 08:45:42	Bright	67.500	22	32Alp Leo	1.3600	15200.	135	8778	No
139	GOM_NL__2PRFIN20031104_085537_000000832021_00207_08778_8487.N1	04-NOV-2003 08:55:37	Dark	82.500	48	30Alp Hya	1.9770	4100.0	165	8778	No
140	GOM_NL__2PRFIN20031104_085946_000000392021_00207_08778_8488.N1	04-NOV-2003 08:59:46	Dark	39.000	99	Del Cen	2.5750	26000.	78	8778	No
141	GOM_NL__2PRFIN20031104_090119_000000462021_00207_08778_8489.N1	04-NOV-2003 09:01:19	Dark	45.500	26	Gam Cru	1.6240	2900.0	91	8778	No
142	GOM_NL__2PRFIN20031104_090300_000000442021_00207_08778_8490.N1	04-NOV-2003 09:03:00	Dark	43.500	12	Alp1Cru	0.77500	30000.	87	8778	No
143	GOM_NL__2PRFIN20031104_104504_000000392021_00209_08780_8704.N1	04-NOV-2003 10:45:04	Dark	39.000	124	The Car	2.7640	30000.	78	8780	No
144	GOM_NL__2PRFIN20031104_105325_000000572021_00209_08780_8705.N1	04-NOV-2003 10:53:25	Dark	57.000	2	Alp Car	-0.73600	7000.0	114	8780	No
145	GOM_NL__2PRFIN20031104_105536_000000922021_00209_08780_8706.N1	04-NOV-2003 10:55:36	Dark	92.000	23	21Eps CMa	1.5020	26000.	184	8780	No
146	GOM_NL__2PRFIN20031104_105835_000000382021_00209_08780_8707.N1	04-NOV-2003 10:58:35	Dark	38.000	143	Alp Hyl	2.8570	7200.0	76	8780	No
147	GOM_NL__2PRFIN20031104_105959_000000462021_00209_08780_8708.N1	04-NOV-2003 10:59:59	Dark	45.500	9	Alp Eri	0.45300	24000.	91	8780	No
148	GOM_NL__2PRFIN20031104_110322_000000432021_00209_08780_8709.N1	04-NOV-2003 11:03:22	Straylight	43.000	157	The1Eri	2.9060	9300.0	86	8780	No
149	GOM_NL__2PRFIN20031104_110733_000001752021_00209_08780_8710.N1	04-NOV-2003 11:07:33	Straylight	175.00	1	9Alp CMa	-1.4400	11000.	350	8780	No
150	GOM_NL__2PRFIN20031104_111120_000000642021_00209_08780_8711.N1	04-NOV-2003 11:11:20	Straylight	63.500	165	34Gam Eri	2.9500	3200.0	127	8780	No
151	GOM_NL__2PRFIN20031104_111727_000000592021_00209_08780_8712.N1	04-NOV-2003 11:17:27	Tw_i_and_stray	58.500	94	92Alp Cet	2.5260	3100.0	117	8780	No
152	GOM_NL__2PRFIN20031104_112053_000000382021_00209_08780_8713.N1	04-NOV-2003 11:20:53	Bright	38.000	140	88Gam Peg	2.8340	26000.	76	8780	No
153	GOM_NL__2PRFIN20031104_112248_000000422021_00209_08780_8714.N1	04-NOV-2003 11:22:48	Bright	42.000	50	13Alp Ari	2.0070	4250.0	84	8780	No
154	GOM_NL__2PRFIN20031104_112444_000000382021_00209_08780_8715.N1	04-NOV-2003 11:24:44	Bright	37.500	58	21Alp And	2.0730	11000.	75	8780	No
155	GOM_NL__2PRFIN20031104_112614_000000412021_00209_08780_8716.N1	04-NOV-2003 11:26:14	Bright	41.000	173	4Bet Tri	3.0040	8900.0	82	8780	No
156	GOM_NL__2PRFIN20031104_112817_000000412021_00209_08780_8717.N1	04-NOV-2003 11:28:17	Bright	40.500	73	57Gam1And	2.2600	13100.	81	8780	No
157	GOM_NL__2PRFIN20031104_113156_000000392021_00209_08780_8718.N1	04-NOV-2003 11:31:56	Bright	39.000	68	18Alp Cas	2.2250	4500.0	78	8780	No
158	GOM_NL__2PRFIN20031104_113449_000000762021_00209_08780_8719.N1	04-NOV-2003 11:34:49	Bright	76.000	114	3lot Aur	2.6930	4600.0	152	8780	No
159	GOM_NL__2PRFIN20031104_113805_000000702021_00209_08780_8720.N1	04-NOV-2003 11:38:05	Bright	70.000	6	13Alp Aur	0.080000	3400.0	140	8780	No
160	GOM_NL__2PRFIN20031104_114110_000000402021_00209_08780_8721.N1	04-NOV-2003 11:41:10	Bright	39.500	49	1Alp UMi	1.9900	6300.0	79	8780	No



161	GOM_NL__2PRFIN20031104_114507_000000402021_00209_08780_8722.N1	04-NOV-2003 11:45:07	Bright	40.000	60	7Bet UMi	2.0810	3950.0	80	8780	No
162	GOM_NL__2PRFIN20031104_114915_000000432021_00209_08780_8723.N1	04-NOV-2003 11:49:15	Bright	42.500	36	50Alp UMa	1.8000	6300.0	85	8780	No
163	GOM_NL__2PRFIN20031104_115052_000000442021_00209_08780_8724.N1	04-NOV-2003 11:50:52	Bright	44.000	82	48Bet UMa	2.3650	10600.	88	8780	No
164	GOM_NL__2PRFIN20031104_115221_000000382021_00209_08780_8725.N1	04-NOV-2003 11:52:21	Bright	37.500	39	85Eta UMa	1.8540	24000.	75	8780	No
165	GOM_NL__2PRFIN20031104_115437_000000422021_00209_08780_8726.N1	04-NOV-2003 11:54:37	Bright	41.500	174	52Psi UMa	3.0040	4400.0	83	8780	No
166	GOM_NL__2PRFIN20031104_120257_000000632021_00209_08780_8727.N1	04-NOV-2003 12:02:57	Bright	62.500	166	17Eps Leo	2.9800	6000.0	125	8780	No
167	GOM_NL__2PRFIN20031104_120655_000000652021_00209_08780_8728.N1	04-NOV-2003 12:06:55	Bright	64.500	22	32Alp Leo	1.3600	15200.	129	8780	No
168	GOM_NL__2PRFIN20031104_121653_000000872021_00209_08780_8729.N1	04-NOV-2003 12:16:53	Dark	86.500	48	30Alp Hya	1.9770	4100.0	173	8780	No
169	GOM_NL__2PRFIN20031104_122058_000000402021_00209_08780_8730.N1	04-NOV-2003 12:20:58	Dark	39.500	99	Del Cen	2.5750	26000.	79	8780	No
170	GOM_NL__2PRFIN20031104_122231_000000512021_00209_08780_8731.N1	04-NOV-2003 12:22:31	Dark	51.000	26	Gam Cru	1.6240	2900.0	102	8780	No
171	GOM_NL__2PRFIN20031104_122412_000000442021_00209_08780_8732.N1	04-NOV-2003 12:24:12	Dark	44.000	12	Alp1Cru	0.77500	30000.	88	8780	No
172	GOM_NL__2PRFIN20031104_122538_000000412021_00210_08781_8614.N1	04-NOV-2003 12:25:38	Dark	41.000	124	The Car	2.7640	30000.	82	8781	No
173	GOM_NL__2PRFIN20031104_123401_000000532021_00210_08781_8615.N1	04-NOV-2003 12:34:01	Dark	52.500	2	Alp Car	-0.73600	7000.0	105	8781	No
174	GOM_NL__2PRFIN20031104_123614_000000952021_00210_08781_8616.N1	04-NOV-2003 12:36:14	Dark	94.500	23	21Eps CMa	1.5020	26000.	189	8781	No
175	GOM_NL__2PRFIN20031104_123912_000000382021_00210_08781_8617.N1	04-NOV-2003 12:39:12	Dark	38.000	143	Alp Hyi	2.8570	7200.0	76	8781	No
176	GOM_NL__2PRFIN20031104_124035_000000502021_00210_08781_8618.N1	04-NOV-2003 12:40:35	Dark	50.000	9	Alp Eri	0.45300	24000.	100	8781	No
177	GOM_NL__2PRFIN20031104_124359_000000422021_00210_08781_8619.N1	04-NOV-2003 12:43:59	Straylight	41.500	157	The1Eri	2.9060	9300.0	83	8781	No
178	GOM_NL__2PRFIN20031104_124810_000001752021_00210_08781_8620.N1	04-NOV-2003 12:48:10	Straylight	175.00	1	9Alp CMa	-1.4400	11000.	350	8781	No
179	GOM_NL__2PRFIN20031104_125157_000000652021_00210_08781_8621.N1	04-NOV-2003 12:51:57	Straylight	64.500	165	34Gam Eri	2.9500	3200.0	129	8781	No
180	GOM_NL__2PRFIN20031104_125803_000000612021_00210_08781_8622.N1	04-NOV-2003 12:58:03	Tw_i_and_stray	61.000	94	92Alp Cet	2.5260	3100.0	122	8781	No
181	GOM_NL__2PRFIN20031104_130129_000000392021_00210_08781_8623.N1	04-NOV-2003 13:01:29	Bright	39.000	140	88Gam Peg	2.8340	26000.	78	8781	No
182	GOM_NL__2PRFIN20031104_130322_000000462021_00210_08781_8624.N1	04-NOV-2003 13:03:22	Bright	45.500	50	13Alp Ari	2.0070	4250.0	91	8781	No
183	GOM_NL__2PRFIN20031104_130521_000000402021_00210_08781_8625.N1	04-NOV-2003 13:05:21	Bright	39.500	58	21Alp And	2.0730	11000.	79	8781	No
184	GOM_NL__2PRFIN20031104_130650_000000412021_00210_08781_8626.N1	04-NOV-2003 13:06:50	Bright	41.000	173	4Bet Tri	3.0040	8900.0	82	8781	No
185	GOM_NL__2PRFIN20031104_130852_000000402021_00210_08781_8627.N1	04-NOV-2003 13:08:52	Bright	40.000	73	57Gam1And	2.2600	13100.	80	8781	No
186	GOM_NL__2PRFIN20031104_131232_000000402021_00210_08781_8628.N1	04-NOV-2003 13:12:32	Bright	39.500	68	18Alp Cas	2.2250	4500.0	79	8781	No
187	GOM_NL__2PRFIN20031104_131523_000000762021_00210_08781_8629.N1	04-NOV-2003 13:15:23	Bright	75.500	114	3lot Aur	2.6930	4600.0	151	8781	No
188	GOM_NL__2PRFIN20031104_131840_000000682021_00210_08781_8630.N1	04-NOV-2003 13:18:40	Bright	67.500	6	13Alp Aur	0.080000	3400.0	135	8781	No
189	GOM_NL__2PRFIN20031104_132147_000000352021_00210_08781_8631.N1	04-NOV-2003 13:21:47	Bright	35.000	49	1Alp UMi	1.9900	6300.0	70	8781	No
190	GOM_NL__2PRFIN20031104_132544_000000392021_00210_08781_8632.N1	04-NOV-2003 13:25:44	Bright	38.500	60	7Bet UMi	2.0810	3950.0	77	8781	No
191	GOM_NL__2PRFIN20031104_132951_000000432021_00210_08781_8633.N1	04-NOV-2003 13:29:51	Bright	43.000	36	50Alp UMa	1.8000	6300.0	86	8781	No
192	GOM_NL__2PRFIN20031104_133129_000000402021_00210_08781_8634.N1	04-NOV-2003 13:31:29	Bright	39.500	82	48Bet UMa	2.3650	10600.	79	8781	No
193	GOM_NL__2PRFIN20031104_133257_000000392021_00210_08781_8635.N1	04-NOV-2003 13:32:57	Bright	38.500	39	85Eta UMa	1.8540	24000.	77	8781	No
194	GOM_NL__2PRFIN20031104_133514_000000402021_00210_08781_8636.N1	04-NOV-2003 13:35:14	Bright	40.000	174	52Psi UMa	3.0040	4400.0	80	8781	No
195	GOM_NL__2PRFIN20031104_134334_000000592021_00210_08781_8637.N1	04-NOV-2003 13:43:34	Bright	58.500	166	17Eps Leo	2.9800	6000.0	117	8781	No
196	GOM_NL__2PRFIN20031104_134732_000000602021_00210_08781_8638.N1	04-NOV-2003 13:47:32	Bright	60.000	22	32Alp Leo	1.3600	15200.	120	8781	No
197	GOM_NL__2PRFIN20031104_135730_000000702021_00210_08781_8639.N1	04-NOV-2003 13:57:30	Dark	70.000	48	30Alp Hya	1.9770	4100.0	140	8781	No
198	GOM_NL__2PRFIN20031104_140134_000000392021_00210_08781_8640.N1	04-NOV-2003 14:01:34	Dark	38.500	99	Del Cen	2.5750	26000.	77	8781	No
199	GOM_NL__2PRFIN20031104_140307_000000512021_00210_08781_8641.N1	04-NOV-2003 14:03:07	Dark	51.000	26	Gam Cru	1.6240	2900.0	102	8781	No
200	GOM_NL__2PRFIN20031104_140448_000000452021_00210_08781_8642.N1	04-NOV-2003 14:04:48	Dark	45.000	12	Alp1Cru	0.77500	30000.	90	8781	No
201	GOM_NL__2PRFIN20031104_140617_000000382021_00211_08782_8487.N1	04-NOV-2003 14:06:17	Dark	38.000	124	The Car	2.7640	30000.	76	8782	No
202	GOM_NL__2PRFIN20031104_141437_000000492021_00211_08782_8488.N1	04-NOV-2003 14:14:37	Dark	48.500	2	Alp Car	-0.73600	7000.0	97	8782	No
203	GOM_NL__2PRFIN20031104_141652_000000822021_00211_08782_8489.N1	04-NOV-2003 14:16:52	Dark	82.000	23	21Eps CMa	1.5020	26000.	164	8782	No
204	GOM_NL__2PRFIN20031104_141948_000000392021_00211_08782_8490.N1	04-NOV-2003 14:19:48	Dark	38.500	143	Alp Hyi	2.8570	7200.0	77	8782	No
205	GOM_NL__2PRFIN20031104_142111_000000492021_00211_08782_8491.N1	04-NOV-2003 14:21:11	Dark	49.000	9	Alp Eri	0.45300	24000.	98	8782	No
206	GOM_NL__2PRFIN20031104_142435_000000432021_00211_08782_8492.N1	04-NOV-2003 14:24:35	Straylight	42.500	157	The1Eri	2.9060	9300.0	85	8782	No
207	GOM_NL__2PRFIN20031104_142848_000001752021_00211_08782_8493.N1	04-NOV-2003 14:28:48	Straylight	175.00	1	9Alp CMa	-1.4400	11000.	350	8782	No
208	GOM_NL__2PRFIN20031104_143234_000000652021_00211_08782_8494.N1	04-NOV-2003 14:32:34	Straylight	64.500	165	34Gam Eri	2.9500	3200.0	129	8782	No
209	GOM_NL__2PRFIN20031104_143839_000000592021_00211_08782_8495.N1	04-NOV-2003 14:38:39	Tw_i_and_stray	58.500	94	92Alp Cet	2.5260	3100.0	117	8782	No
210	GOM_NL__2PRFIN20031104_144207_000000372021_00211_08782_8496.N1	04-NOV-2003 14:42:07	Bright	36.500	140	88Gam Peg	2.8340	26000.	73	8782	No
211	GOM_NL__2PRFIN20031104_144401_000000432021_00211_08782_8497.N1	04-NOV-2003 14:44:01	Bright	42.500	50	13Alp Ari	2.0070	4250.0	85	8782	No
212	GOM_NL__2PRFIN20031104_144557_000000392021_00211_08782_8498.N1	04-NOV-2003 14:45:57	Bright	38.500	58	21Alp And	2.0730	11000.	77	8782	No
213	GOM_NL__2PRFIN20031104_144726_000000402021_00211_08782_8499.N1	04-NOV-2003 14:47:26	Bright	39.500	173	4Bet Tri	3.0040	8900.0	79	8782	No
214	GOM_NL__2PRFIN20031104_144928_000000392021_00211_08782_8500.N1	04-NOV-2003 14:49:28	Bright	39.000	73	57Gam1And	2.2600	13100.	78	8782	No
215	GOM_NL__2PRFIN20031104_145309_000000392021_00211_08782_8501.N1	04-NOV-2003 14:53:09	Bright	38.500	68	18Alp Cas	2.2250	4500.0	77	8782	No
216	GOM_NL__2PRFIN20031104_145556_000000822021_00211_08782_8502.N1	04-NOV-2003 14:55:56	Bright	82.000	114	3lot Aur	2.6930	4600.0	164	8782	No
217	GOM_NL__2PRFIN20031104_145914_000000662021_00211_08782_8503.N1	04-NOV-2003 14:59:14	Bright	66.000	6	13Alp Aur	0.080000	3400.0	132	8782	No
218	GOM_NL__2PRFIN20031104_150222_000000372021_00211_08782_8504.N1	04-NOV-2003 15:02:22	Bright	36.500	49	1Alp UMi	1.9900	6300.0	73	8782	No
219	GOM_NL__2PRFIN20031104_150621_000000382021_00211_08782_8505.N1	04-NOV-2003 15:06:21	Bright	38.000	60	7Bet UMi	2.0810	3950.0	76	8782	No

220	GOM_NL__2PRFIN20031104_151027_000000432021_00211_08782_8506.N1	04-NOV-2003 15:10:27	Bright	42.500	36	50Alp UMa	1.8000	6300.0	85	8782	No
221	GOM_NL__2PRFIN20031104_151204_000000402021_00211_08782_8507.N1	04-NOV-2003 15:12:04	Bright	39.500	82	48Bet UMa	2.3650	10600.	79	8782	No
222	GOM_NL__2PRFIN20031104_151332_000000372021_00211_08782_8508.N1	04-NOV-2003 15:13:32	Bright	37.000	39	85Eta UMa	1.8540	24000.	74	8782	No
223	GOM_NL__2PRFIN20031104_151549_000000422021_00211_08782_8509.N1	04-NOV-2003 15:15:49	Bright	41.500	174	52Psi UMa	3.0040	4400.0	83	8782	No
224	GOM_NL__2PRFIN20031104_152410_000000862021_00211_08782_8510.N1	04-NOV-2003 15:24:10	Bright	86.000	166	17Eps Leo	2.9800	6000.0	172	8782	No
225	GOM_NL__2PRFIN20031104_152808_000000622021_00211_08782_8511.N1	04-NOV-2003 15:28:08	Bright	61.500	22	32Alp Leo	1.3600	15200.	123	8782	No
226	GOM_NL__2PRFIN20031104_153808_000000832021_00211_08782_8512.N1	04-NOV-2003 15:38:08	Dark	82.500	48	30Alp Hya	1.9770	4100.0	165	8782	No
227	GOM_NL__2PRFIN20031104_154210_000000422021_00211_08782_8513.N1	04-NOV-2003 15:42:10	Dark	41.500	99	Del Cen	2.5750	26000.	83	8782	No
228	GOM_NL__2PRFIN20031104_154343_000000492021_00211_08782_8514.N1	04-NOV-2003 15:43:43	Dark	49.000	26	Gam Cru	1.6240	2900.0	98	8782	No
229	GOM_NL__2PRFIN20031104_154524_000000492021_00211_08782_8515.N1	04-NOV-2003 15:45:24	Dark	49.000	12	Alp1Cru	0.77500	30000.	98	8782	No
230	GOM_NL__2PRFIN20031104_154654_000000382021_00212_08783_8615.N1	04-NOV-2003 15:46:54	Dark	37.500	124	The Car	2.7640	30000.	75	8783	No
231	GOM_NL__2PRFIN20031104_155515_000000622021_00212_08783_8616.N1	04-NOV-2003 15:55:15	Dark	62.000	2	Alp Car	-0.73600	7000.0	124	8783	No
232	GOM_NL__2PRFIN20031104_155729_000000852021_00212_08783_8617.N1	04-NOV-2003 15:57:29	Dark	84.500	23	21Eps CMa	1.5020	26000.	169	8783	No
233	GOM_NL__2PRFIN20031104_160024_000000402021_00212_08783_8618.N1	04-NOV-2003 16:00:24	Dark	39.500	143	Alp Hyi	2.8570	7200.0	79	8783	No
234	GOM_NL__2PRFIN20031104_160147_000000402021_00212_08783_8619.N1	04-NOV-2003 16:01:47	Dark	40.000	9	Alp Eri	0.45300	24000.	80	8783	No
235	GOM_NL__2PRFIN20031104_160512_000000442021_00212_08783_8620.N1	04-NOV-2003 16:05:12	Straylight	44.000	157	The1Eri	2.9060	9300.0	88	8783	No
236	GOM_NL__2PRFIN20031104_160925_000001752021_00212_08783_8621.N1	04-NOV-2003 16:09:25	Straylight	175.00	1	9Alp CMa	-1.4400	11000.	350	8783	No
237	GOM_NL__2PRFIN20031104_161307_000000702021_00212_08783_8622.N1	04-NOV-2003 16:13:07	Straylight	69.500	165	34Gam Eri	2.9500	3200.0	139	8783	No
238	GOM_NL__2PRFIN20031104_161914_000000582021_00212_08783_8623.N1	04-NOV-2003 16:19:14	Tw_i_and_stray	58.000	94	92Alp Cet	2.5260	3100.0	116	8783	No
239	GOM_NL__2PRFIN20031104_162241_000000412021_00212_08783_8624.N1	04-NOV-2003 16:22:41	Bright	40.500	140	88Gam Peg	2.8340	26000.	81	8783	No
240	GOM_NL__2PRFIN20031104_162435_000000452021_00212_08783_8625.N1	04-NOV-2003 16:24:35	Bright	44.500	50	13Alp Ari	2.0070	4250.0	89	8783	No
241	GOM_NL__2PRFIN20031104_162633_000000382021_00212_08783_8626.N1	04-NOV-2003 16:26:33	Bright	38.000	58	21Alp And	2.0730	11000.	76	8783	No
242	GOM_NL__2PRFIN20031104_162802_000000412021_00212_08783_8627.N1	04-NOV-2003 16:28:02	Bright	40.500	173	4Bet Tri	3.0040	8900.0	81	8783	No
243	GOM_NL__2PRFIN20031104_163004_000000412021_00212_08783_8628.N1	04-NOV-2003 16:30:04	Bright	40.500	73	57Gam1And	2.2600	13100.	81	8783	No
244	GOM_NL__2PRFIN20031104_163345_000000382021_00212_08783_8629.N1	04-NOV-2003 16:33:45	Bright	37.500	68	18Alp Cas	2.2250	4500.0	75	8783	No
245	GOM_NL__2PRFIN20031104_163630_000000802021_00212_08783_8630.N1	04-NOV-2003 16:36:30	Bright	79.500	114	3lot Aur	2.6930	4600.0	159	8783	No
246	GOM_NL__2PRFIN20031104_163949_000000702021_00212_08783_8631.N1	04-NOV-2003 16:39:49	Bright	69.500	6	13Alp Aur	0.080000	3400.0	139	8783	No
247	GOM_NL__2PRFIN20031104_164258_000000392021_00212_08783_8632.N1	04-NOV-2003 16:42:58	Bright	38.500	49	1Alp UMi	1.9900	6300.0	77	8783	No
248	GOM_NL__2PRFIN20031104_164656_000000402021_00212_08783_8633.N1	04-NOV-2003 16:46:56	Bright	40.000	60	7Bet UMi	2.0810	3950.0	80	8783	No
249	GOM_NL__2PRFIN20031104_165103_000000432021_00212_08783_8634.N1	04-NOV-2003 16:51:03	Bright	43.000	36	50Alp UMa	1.8000	6300.0	86	8783	No
250	GOM_NL__2PRFIN20031104_165240_000000422021_00212_08783_8635.N1	04-NOV-2003 16:52:40	Bright	42.000	82	48Bet UMa	2.3650	10600.	84	8783	No
251	GOM_NL__2PRFIN20031104_165409_000000382021_00212_08783_8636.N1	04-NOV-2003 16:54:09	Bright	37.500	39	85Eta UMa	1.8540	24000.	75	8783	No
252	GOM_NL__2PRFIN20031104_165625_000000432021_00212_08783_8637.N1	04-NOV-2003 16:56:25	Bright	42.500	174	52Psi UMa	3.0040	4400.0	85	8783	No
253	GOM_NL__2PRFIN20031104_170447_000000622021_00212_08783_8638.N1	04-NOV-2003 17:04:47	Bright	62.000	166	17Eps Leo	2.9800	6000.0	124	8783	No
254	GOM_NL__2PRFIN20031104_170845_000000652021_00212_08783_8639.N1	04-NOV-2003 17:08:45	Bright	65.000	22	32Alp Leo	1.3600	15200.	130	8783	No
255	GOM_NL__2PRFIN20031104_171845_000000882021_00212_08783_8640.N1	04-NOV-2003 17:18:45	Dark	88.000	48	30Alp Hya	1.9770	4100.0	176	8783	No
256	GOM_NL__2PRFIN20031104_172246_000000392021_00212_08783_8641.N1	04-NOV-2003 17:22:46	Dark	39.000	99	Del Cen	2.5750	26000.	78	8783	No
257	GOM_NL__2PRFIN20031104_172419_000000512021_00212_08783_8642.N1	04-NOV-2003 17:24:19	Dark	51.000	26	Gam Cru	1.6240	2900.0	102	8783	No
258	GOM_NL__2PRFIN20031104_172559_000000522021_00212_08783_8643.N1	04-NOV-2003 17:25:59	Dark	52.000	12	Alp1Cru	0.77500	30000.	104	8783	No
259	GOM_NL__2PRFIN20031104_172730_000000392021_00213_08784_8725.N1	04-NOV-2003 17:27:30	Dark	39.000	124	The Car	2.7640	30000.	78	8784	No
260	GOM_NL__2PRFIN20031104_173552_000000502021_00213_08784_8726.N1	04-NOV-2003 17:35:52	Dark	50.000	2	Alp Car	-0.73600	7000.0	100	8784	No
261	GOM_NL__2PRFIN20031104_173806_000000852021_00213_08784_8727.N1	04-NOV-2003 17:38:06	Dark	84.500	23	21Eps CMa	1.5020	26000.	169	8784	No
262	GOM_NL__2PRFIN20031104_174100_000000402021_00213_08784_8728.N1	04-NOV-2003 17:41:00	Dark	39.500	143	Alp Hyi	2.8570	7200.0	79	8784	No
263	GOM_NL__2PRFIN20031104_174223_000000482021_00213_08784_8729.N1	04-NOV-2003 17:42:23	Dark	48.000	9	Alp Eri	0.45300	24000.	96	8784	No
264	GOM_NL__2PRFIN20031104_174548_000000452021_00213_08784_8730.N1	04-NOV-2003 17:45:48	Straylight	45.000	157	The1Eri	2.9060	9300.0	90	8784	No
265	GOM_NL__2PRFIN20031104_175003_000001752021_00213_08784_8731.N1	04-NOV-2003 17:50:03	Straylight	175.00	1	9Alp CMa	-1.4400	11000.	350	8784	No
266	GOM_NL__2PRFIN20031104_175343_000000682021_00213_08784_8732.N1	04-NOV-2003 17:53:43	Straylight	68.000	165	34Gam Eri	2.9500	3200.0	136	8784	No
267	GOM_NL__2PRFIN20031104_175950_000000542021_00213_08784_8733.N1	04-NOV-2003 17:59:50	Tw_i_and_stray	53.500	94	92Alp Cet	2.5260	3100.0	107	8784	No
268	GOM_NL__2PRFIN20031104_180318_000000392021_00213_08784_8734.N1	04-NOV-2003 18:03:18	Bright	39.000	140	88Gam Peg	2.8340	26000.	78	8784	No
269	GOM_NL__2PRFIN20031104_180511_000000452021_00213_08784_8735.N1	04-NOV-2003 18:05:11	Bright	44.500	50	13Alp Ari	2.0070	4250.0	89	8784	No
270	GOM_NL__2PRFIN20031104_180710_000000402021_00213_08784_8736.N1	04-NOV-2003 18:07:10	Bright	39.500	58	21Alp And	2.0730	11000.	79	8784	No
271	GOM_NL__2PRFIN20031104_180837_000000422021_00213_08784_8737.N1	04-NOV-2003 18:08:37	Bright	41.500	173	4Bet Tri	3.0040	8900.0	83	8784	No
272	GOM_NL__2PRFIN20031104_181040_000000412021_00213_08784_8738.N1	04-NOV-2003 18:10:40	Bright	40.500	73	57Gam1And	2.2600	13100.	81	8784	No
273	GOM_NL__2PRFIN20031104_181421_000000382021_00213_08784_8739.N1	04-NOV-2003 18:14:21	Bright	37.500	68	18Alp Cas	2.2250	4500.0	75	8784	No
274	GOM_NL__2PRFIN20031104_181704_000000812021_00213_08784_8740.N1	04-NOV-2003 18:17:04	Bright	81.000	114	3lot Aur	2.6930	4600.0	162	8784	No
275	GOM_NL__2PRFIN20031104_182023_000000682021_00213_08784_8741.N1	04-NOV-2003 18:20:23	Bright	67.500	6	13Alp Aur	0.080000	3400.0	135	8784	No
276	GOM_NL__2PRFIN20031104_182334_000000392021_00213_08784_8742.N1	04-NOV-2003 18:23:34	Bright	38.500	49	1Alp UMi	1.9900	6300.0	77	8784	No
277	GOM_NL__2PRFIN20031104_182733_000000412021_00213_08784_8743.N1	04-NOV-2003 18:27:33	Bright	40.500	60	7Bet UMi	2.0810	3950.0	81	8784	No
278	GOM_NL__2PRFIN20031104_183138_000000442021_00213_08784_8744.N1	04-NOV-2003 18:31:38	Bright	43.500	36	50Alp UMa	1.8000	6300.0	87	8784	No

279	GOM_NL__2PRFIN20031104_183316_000000402021_00213_08784_8745.N1	04-NOV-2003 18:33:16	Bright	40.000	82	48Bet UMa	2.3650	10600.	80	8784	No
280	GOM_NL__2PRFIN20031104_183446_000000362021_00213_08784_8746.N1	04-NOV-2003 18:34:46	Bright	35.500	39	85Eta UMa	1.8540	24000.	71	8784	No
281	GOM_NL__2PRFIN20031104_183701_000000422021_00213_08784_8747.N1	04-NOV-2003 18:37:01	Bright	42.000	174	52Psi UMa	3.0040	4400.0	84	8784	No
282	GOM_NL__2PRFIN20031104_184523_000000652021_00213_08784_8748.N1	04-NOV-2003 18:45:23	Bright	65.000	166	17Eps Leo	2.9800	6000.0	130	8784	No
283	GOM_NL__2PRFIN20031104_184922_000000672021_00213_08784_8749.N1	04-NOV-2003 18:49:22	Bright	66.500	22	32Alp Leo	1.3600	15200.	133	8784	No
284	GOM_NL__2PRFIN20031104_185923_000000792021_00213_08784_8750.N1	04-NOV-2003 18:59:23	Dark	78.500	48	30Alp Hya	1.9770	4100.0	157	8784	No
285	GOM_NL__2PRFIN20031104_190322_000000422021_00213_08784_8751.N1	04-NOV-2003 19:03:22	Dark	42.000	99	Del Cen	2.5750	26000.	84	8784	No
286	GOM_NL__2PRFIN20031104_190455_000000462021_00213_08784_8752.N1	04-NOV-2003 19:04:55	Dark	46.000	26	Gam Cru	1.6240	2900.0	92	8784	No
287	GOM_NL__2PRFIN20031104_190635_000000512021_00213_08784_8753.N1	04-NOV-2003 19:06:35	Dark	50.500	12	Alp1Cru	0.77500	30000.	101	8784	No
288	GOM_NL__2PRFIN20031104_190829_000000432021_00214_08785_8488.N1	04-NOV-2003 19:08:29	Dark	42.500	91	Kap Vel	2.4900	26000.	85	8785	No
289	GOM_NL__2PRFIN20031104_191629_000000522021_00214_08785_8489.N1	04-NOV-2003 19:16:29	Dark	51.500	2	Alp Car	-0.73600	7000.0	103	8785	No
290	GOM_NL__2PRFIN20031104_191845_000000922021_00214_08785_8490.N1	04-NOV-2003 19:18:45	Dark	92.000	23	21Eps CMa	1.5020	26000.	184	8785	No
291	GOM_NL__2PRFIN20031104_192137_000000392021_00214_08785_8491.N1	04-NOV-2003 19:21:37	Dark	38.500	143	Alp Hyi	2.8570	7200.0	77	8785	No
292	GOM_NL__2PRFIN20031104_192259_000000432021_00214_08785_8492.N1	04-NOV-2003 19:22:59	Dark	42.500	9	Alp Eri	0.45300	24000.	85	8785	No
293	GOM_NL__2PRFIN20031104_192624_000000422021_00214_08785_8493.N1	04-NOV-2003 19:26:24	Straylight	41.500	157	The1Eri	2.9060	9300.0	83	8785	No
294	GOM_NL__2PRFIN20031104_192952_0000002132021_00214_08785_8494.N1	04-NOV-2003 19:29:52	Straylight	213.00	47	2Bet CMa	1.9760	28000.	426	8785	No
295	GOM_NL__2PRFIN20031104_193421_000000642021_00214_08785_8495.N1	04-NOV-2003 19:34:21	Straylight	64.000	165	34Gam Eri	2.9500	3200.0	128	8785	No
296	GOM_NL__2PRFIN20031104_194025_000000562021_00214_08785_8496.N1	04-NOV-2003 19:40:25	Tw_i_and_stray	55.500	94	92Alp Cet	2.5260	3100.0	111	8785	No
297	GOM_NL__2PRFIN20031104_194355_000000402021_00214_08785_8497.N1	04-NOV-2003 19:43:55	Bright	39.500	140	88Gam Peg	2.8340	26000.	79	8785	No
298	GOM_NL__2PRFIN20031104_194548_000000412021_00214_08785_8498.N1	04-NOV-2003 19:45:48	Bright	41.000	50	13Alp Ari	2.0070	4250.0	82	8785	No
299	GOM_NL__2PRFIN20031104_194746_000000372021_00214_08785_8499.N1	04-NOV-2003 19:47:46	Bright	37.000	58	21Alp And	2.0730	11000.	74	8785	No
300	GOM_NL__2PRFIN20031104_194914_000000402021_00214_08785_8500.N1	04-NOV-2003 19:49:14	Bright	40.000	173	4Bet Tri	3.0040	8900.0	80	8785	No
301	GOM_NL__2PRFIN20031104_195117_000000402021_00214_08785_8501.N1	04-NOV-2003 19:51:17	Bright	39.500	73	57Gam1And	2.2600	13100.	79	8785	No
302	GOM_NL__2PRFIN20031104_195457_000000372021_00214_08785_8502.N1	04-NOV-2003 19:54:57	Bright	36.500	68	18Alp Cas	2.2250	4500.0	73	8785	No
303	GOM_NL__2PRFIN20031104_195737_000000812021_00214_08785_8503.N1	04-NOV-2003 19:57:37	Bright	80.500	114	3lot Aur	2.6930	4600.0	161	8785	No
304	GOM_NL__2PRFIN20031104_200056_000000692021_00214_08785_8504.N1	04-NOV-2003 20:00:56	Bright	69.000	6	13Alp Aur	0.080000	3400.0	138	8785	No
305	GOM_NL__2PRFIN20031104_200411_000000392021_00214_08785_8505.N1	04-NOV-2003 20:04:11	Bright	38.500	49	1Alp UMi	1.9900	6300.0	77	8785	No
306	GOM_NL__2PRFIN20031104_200809_000000392021_00214_08785_8506.N1	04-NOV-2003 20:08:09	Bright	39.000	60	7Bet UMi	2.0810	3950.0	78	8785	No
307	GOM_NL__2PRFIN20031104_201214_000000392021_00214_08785_8507.N1	04-NOV-2003 20:12:14	Bright	38.500	36	50Alp UMa	1.8000	6300.0	77	8785	No
308	GOM_NL__2PRFIN20031104_201351_000000402021_00214_08785_8508.N1	04-NOV-2003 20:13:51	Bright	39.500	82	48Bet UMa	2.3650	10600.	79	8785	No
309	GOM_NL__2PRFIN20031104_201522_000000362021_00214_08785_8509.N1	04-NOV-2003 20:15:22	Bright	36.000	39	85Eta UMa	1.8540	24000.	72	8785	No
310	GOM_NL__2PRFIN20031104_201737_000000582021_00214_08785_8510.N1	04-NOV-2003 20:17:37	Bright	58.000	174	52Psi UMa	3.0040	4400.0	116	8785	No
311	GOM_NL__2PRFIN20031104_202600_000000622021_00214_08785_8511.N1	04-NOV-2003 20:26:00	Bright	62.000	166	17Eps Leo	2.9800	6000.0	124	8785	No
312	GOM_NL__2PRFIN20031104_202958_000000612021_00214_08785_8512.N1	04-NOV-2003 20:29:58	Bright	60.500	22	32Alp Leo	1.3600	15200.	121	8785	No
313	GOM_NL__2PRFIN20031104_204001_000000882021_00214_08785_8513.N1	04-NOV-2003 20:40:01	Dark	88.000	48	30Alp Hya	1.9770	4100.0	176	8785	No
314	GOM_NL__2PRFIN20031104_204358_000000402021_00214_08785_8514.N1	04-NOV-2003 20:43:58	Dark	39.500	99	Del Cen	2.5750	26000.	79	8785	No
315	GOM_NL__2PRFIN20031104_204532_000000462021_00214_08785_8515.N1	04-NOV-2003 20:45:32	Dark	45.500	26	Gam Cru	1.6240	2900.0	91	8785	No
316	GOM_NL__2PRFIN20031104_204712_000000432021_00214_08785_8516.N1	04-NOV-2003 20:47:12	Dark	42.500	12	Alp1Cru	0.77500	30000.	85	8785	No
317	GOM_NL__2PRFIN20031104_204906_000000422021_00215_08786_8489.N1	04-NOV-2003 20:49:06	Dark	42.000	91	Kap Vel	2.4900	26000.	84	8786	No
318	GOM_NL__2PRFIN20031104_205705_000000622021_00215_08786_8490.N1	04-NOV-2003 20:57:05	Dark	62.000	2	Alp Car	-0.73600	7000.0	124	8786	No
319	GOM_NL__2PRFIN20031104_205920_000000862021_00215_08786_8491.N1	04-NOV-2003 20:59:20	Dark	86.000	23	21Eps CMa	1.5020	26000.	172	8786	No
320	GOM_NL__2PRFIN20031104_210213_000000402021_00215_08786_8492.N1	04-NOV-2003 21:02:13	Dark	40.000	143	Alp Hyi	2.8570	7200.0	80	8786	No
321	GOM_NL__2PRFIN20031104_210335_000000432021_00215_08786_8493.N1	04-NOV-2003 21:03:35	Dark	43.000	9	Alp Eri	0.45300	24000.	86	8786	No
322	GOM_NL__2PRFIN20031104_210701_000000412021_00215_08786_8494.N1	04-NOV-2003 21:07:01	Straylight	41.000	157	The1Eri	2.9060	9300.0	82	8786	No
323	GOM_NL__2PRFIN20031104_211028_0000002132021_00215_08786_8495.N1	04-NOV-2003 21:10:28	Straylight	213.00	47	2Bet CMa	1.9760	28000.	426	8786	No
324	GOM_NL__2PRFIN20031104_211457_000000632021_00215_08786_8496.N1	04-NOV-2003 21:14:57	Straylight	62.500	165	34Gam Eri	2.9500	3200.0	125	8786	No
325	GOM_NL__2PRFIN20031104_212102_000000562021_00215_08786_8497.N1	04-NOV-2003 21:21:02	Tw_i_and_stray	56.000	94	92Alp Cet	2.5260	3100.0	112	8786	No
326	GOM_NL__2PRFIN20031104_212431_000000382021_00215_08786_8498.N1	04-NOV-2003 21:24:31	Bright	37.500	140	88Gam Peg	2.8340	26000.	75	8786	No
327	GOM_NL__2PRFIN20031104_212624_000000422021_00215_08786_8499.N1	04-NOV-2003 21:26:24	Bright	42.000	50	13Alp Ari	2.0070	4250.0	84	8786	No
328	GOM_NL__2PRFIN20031104_212822_000000372021_00215_08786_8500.N1	04-NOV-2003 21:28:22	Bright	37.000	58	21Alp And	2.0730	11000.	74	8786	No
329	GOM_NL__2PRFIN20031104_212949_000000402021_00215_08786_8501.N1	04-NOV-2003 21:29:49	Bright	39.500	173	4Bet Tri	3.0040	8900.0	79	8786	No
330	GOM_NL__2PRFIN20031104_213153_000000422021_00215_08786_8502.N1	04-NOV-2003 21:31:53	Bright	41.500	73	57Gam1And	2.2600	13100.	83	8786	No
331	GOM_NL__2PRFIN20031104_213533_000000352021_00215_08786_8503.N1	04-NOV-2003 21:35:33	Bright	35.000	68	18Alp Cas	2.2250	4500.0	70	8786	No
332	GOM_NL__2PRFIN20031104_213811_000000752021_00215_08786_8504.N1	04-NOV-2003 21:38:11	Bright	74.500	114	3lot Aur	2.6930	4600.0	149	8786	No
333	GOM_NL__2PRFIN20031104_214132_000000672021_00215_08786_8505.N1	04-NOV-2003 21:41:32	Bright	66.500	6	13Alp Aur	0.080000	3400.0	133	8786	No
334	GOM_NL__2PRFIN20031104_214447_000000392021_00215_08786_8506.N1	04-NOV-2003 21:44:47	Bright	38.500	49	1Alp UMi	1.9900	6300.0	77	8786	No
335	GOM_NL__2PRFIN20031104_214845_000000372021_00215_08786_8507.N1	04-NOV-2003 21:48:45	Bright	36.500	60	7Bet UMi	2.0810	3950.0	73	8786	No
336	GOM_NL__2PRFIN20031104_215250_000000432021_00215_08786_8508.N1	04-NOV-2003 21:52:50	Bright	42.500	36	50Alp UMa	1.8000	6300.0	85	8786	No
337	GOM_NL__2PRFIN20031104_215427_000000422021_00215_08786_8509.N1	04-NOV-2003 21:54:27	Bright	41.500	82	48Bet UMa	2.3650	10600.	83	8786	No



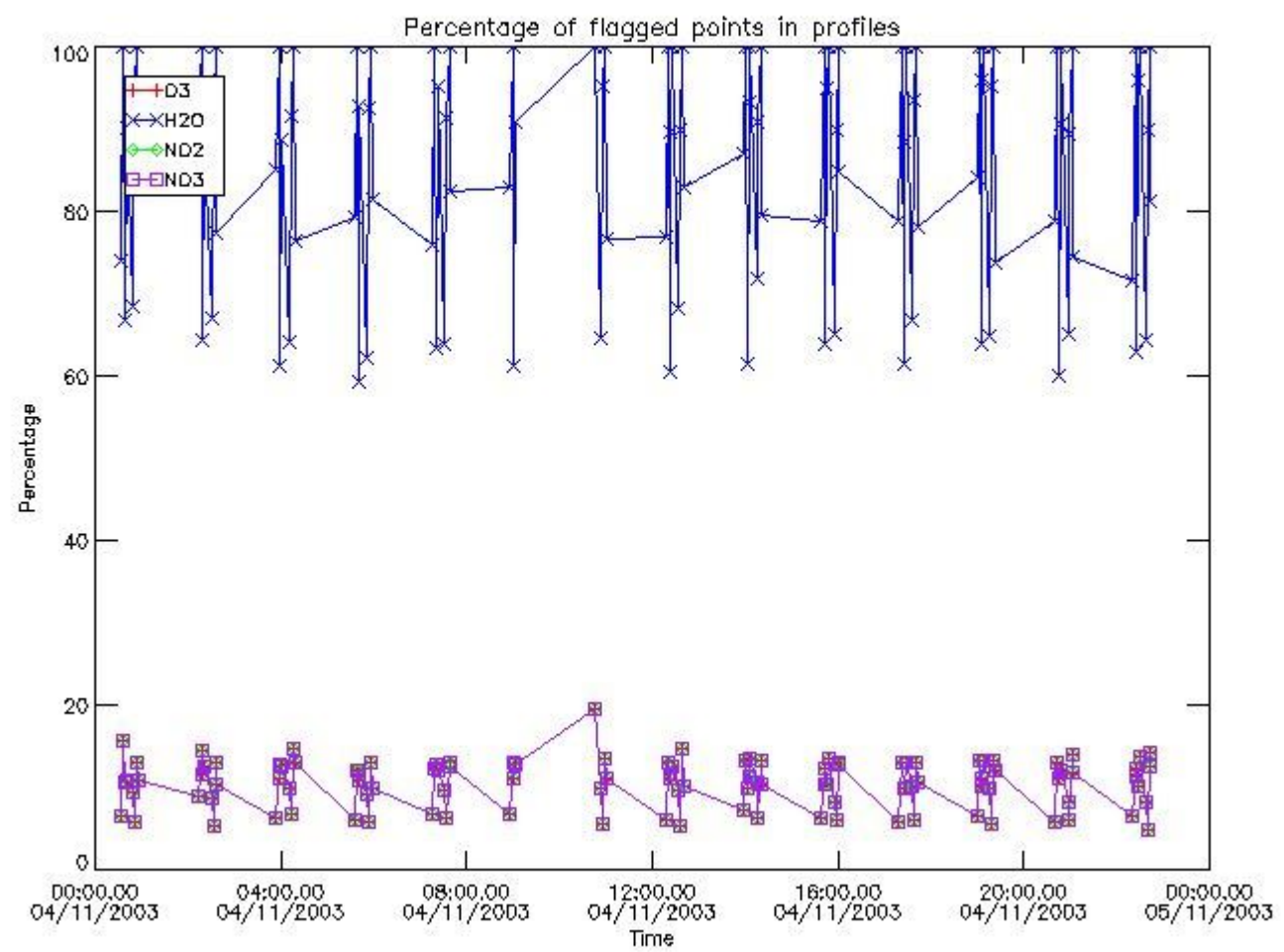
338	GOM_NL__2PRFIN20031104_215558_000000382021_00215_08786_8510.N1	04-NOV-2003 21:55:58	Bright	37.500	39	85Eta UMa	1.8540	24000.	75	8786	No
339	GOM_NL__2PRFIN20031104_215813_000000422021_00215_08786_8511.N1	04-NOV-2003 21:58:13	Bright	41.500	174	52Psi UMa	3.0040	4400.0	83	8786	No
340	GOM_NL__2PRFIN20031104_220636_000000642021_00215_08786_8512.N1	04-NOV-2003 22:06:36	Bright	64.000	166	17Eps Leo	2.9800	6000.0	128	8786	No
341	GOM_NL__2PRFIN20031104_221035_000000672021_00215_08786_8513.N1	04-NOV-2003 22:10:35	Bright	67.000	22	32Alp Leo	1.3600	15200.	134	8786	No
342	GOM_NL__2PRFIN20031104_222038_000000802021_00215_08786_8514.N1	04-NOV-2003 22:20:38	Dark	79.500	48	30Alp Hya	1.9770	4100.0	159	8786	No
343	GOM_NL__2PRFIN20031104_222434_000000422021_00215_08786_8515.N1	04-NOV-2003 22:24:34	Dark	41.500	99	Del Cen	2.5750	26000.	83	8786	No
344	GOM_NL__2PRFIN20031104_222608_000000452021_00215_08786_8516.N1	04-NOV-2003 22:26:08	Dark	45.000	26	Gam Cru	1.6240	2900.0	90	8786	No
345	GOM_NL__2PRFIN20031104_222748_000000512021_00215_08786_8517.N1	04-NOV-2003 22:27:48	Dark	50.500	12	Alp1Cru	0.77500	30000.	101	8786	No
346	GOM_NL__2PRFIN20031104_222943_000000412021_00216_08787_8489.N1	04-NOV-2003 22:29:43	Dark	40.500	91	Kap Vel	2.4900	26000.	81	8787	No
347	GOM_NL__2PRFIN20031104_223742_000000622021_00216_08787_8490.N1	04-NOV-2003 22:37:42	Dark	62.000	2	Alp Car	-0.73600	7000.0	124	8787	No
348	GOM_NL__2PRFIN20031104_223958_000001042021_00216_08787_8491.N1	04-NOV-2003 22:39:58	Dark	104.00	23	21Eps CMa	1.5020	26000.	208	8787	No
349	GOM_NL__2PRFIN20031104_224249_000000402021_00216_08787_8492.N1	04-NOV-2003 22:42:49	Dark	39.500	143	Alp Hyi	2.8570	7200.0	79	8787	No
350	GOM_NL__2PRFIN20031104_224411_000000412021_00216_08787_8493.N1	04-NOV-2003 22:44:11	Dark	40.500	9	Alp Eri	0.45300	24000.	81	8787	No
351	GOM_NL__2PRFIN20031104_224737_000000432021_00216_08787_8494.N1	04-NOV-2003 22:47:37	Straylight	42.500	157	The1Eri	2.9060	9300.0	85	8787	No
352	GOM_NL__2PRFIN20031104_225105_000002132021_00216_08787_8495.N1	04-NOV-2003 22:51:05	Straylight	213.00	47	2Bet CMa	1.9760	28000.	426	8787	No
353	GOM_NL__2PRFIN20031104_225532_000000652021_00216_08787_8496.N1	04-NOV-2003 22:55:32	Straylight	64.500	165	34Gam Eri	2.9500	3200.0	129	8787	No
354	GOM_NL__2PRFIN20031104_230136_000000572021_00216_08787_8497.N1	04-NOV-2003 23:01:36	Tw_i_and_stray	57.000	94	92Alp Cet	2.5260	3100.0	114	8787	No
355	GOM_NL__2PRFIN20031104_230507_000000382021_00216_08787_8498.N1	04-NOV-2003 23:05:07	Bright	38.000	140	88Gam Peg	2.8340	26000.	76	8787	No
356	GOM_NL__2PRFIN20031104_230659_000000432021_00216_08787_8499.N1	04-NOV-2003 23:06:59	Bright	42.500	50	13Alp Ari	2.0070	4250.0	85	8787	No
357	GOM_NL__2PRFIN20031104_230859_000000382021_00216_08787_8500.N1	04-NOV-2003 23:08:59	Bright	37.500	58	21Alp And	2.0730	11000.	75	8787	No
358	GOM_NL__2PRFIN20031104_231025_000000402021_00216_08787_8501.N1	04-NOV-2003 23:10:25	Bright	39.500	173	4Bet Tri	3.0040	8900.0	79	8787	No
359	GOM_NL__2PRFIN20031104_231228_000000412021_00216_08787_8502.N1	04-NOV-2003 23:12:28	Bright	41.000	73	57Gam1And	2.2600	13100.	82	8787	No
360	GOM_NL__2PRFIN20031104_231609_000000372021_00216_08787_8503.N1	04-NOV-2003 23:16:09	Bright	36.500	68	18Alp Cas	2.2250	4500.0	73	8787	No
361	GOM_NL__2PRFIN20031104_231845_000000812021_00216_08787_8504.N1	04-NOV-2003 23:18:45	Bright	81.000	114	3Iot Aur	2.6930	4600.0	162	8787	No
362	GOM_NL__2PRFIN20031104_232206_000000732021_00216_08787_8505.N1	04-NOV-2003 23:22:06	Bright	73.000	6	13Alp Aur	0.080000	3400.0	146	8787	No
363	GOM_NL__2PRFIN20031104_232523_000000362021_00216_08787_8506.N1	04-NOV-2003 23:25:23	Bright	35.500	49	1Alp UMi	1.9900	6300.0	71	8787	No
364	GOM_NL__2PRFIN20031104_232921_000000382021_00216_08787_8507.N1	04-NOV-2003 23:29:21	Bright	38.000	60	7Bet UMi	2.0810	3950.0	76	8787	No
365	GOM_NL__2PRFIN20031104_233326_000000422021_00216_08787_8508.N1	04-NOV-2003 23:33:26	Bright	42.000	36	50Alp UMa	1.8000	6300.0	84	8787	No
366	GOM_NL__2PRFIN20031104_233503_000000392021_00216_08787_8509.N1	04-NOV-2003 23:35:03	Bright	38.500	82	48Bet UMa	2.3650	10600.	77	8787	No
367	GOM_NL__2PRFIN20031104_233634_000000362021_00216_08787_8510.N1	04-NOV-2003 23:36:34	Bright	36.000	39	85Eta UMa	1.8540	24000.	72	8787	No
368	GOM_NL__2PRFIN20031104_233849_000000412021_00216_08787_8511.N1	04-NOV-2003 23:38:49	Bright	41.000	174	52Psi UMa	3.0040	4400.0	82	8787	No
369	GOM_NL__2PRFIN20031104_234712_000000622021_00216_08787_8512.N1	04-NOV-2003 23:47:12	Bright	61.500	166	17Eps Leo	2.9800	6000.0	123	8787	No
370	GOM_NL__2PRFIN20031104_235111_000000672021_00216_08787_8513.N1	04-NOV-2003 23:51:11	Bright	66.500	22	32Alp Leo	1.3600	15200.	133	8787	No

### 3. Quality information per product

In this section it is plotted some information contained in the Quality Summary data set of the level 2 products. Only products in dark limb conditions and without errors (error flag in the MPH set to "0") are used.

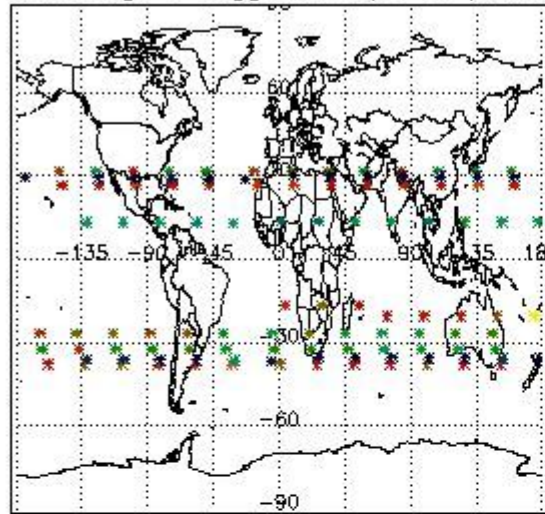
#### 3.1 Plot quality information per product (time dependant)



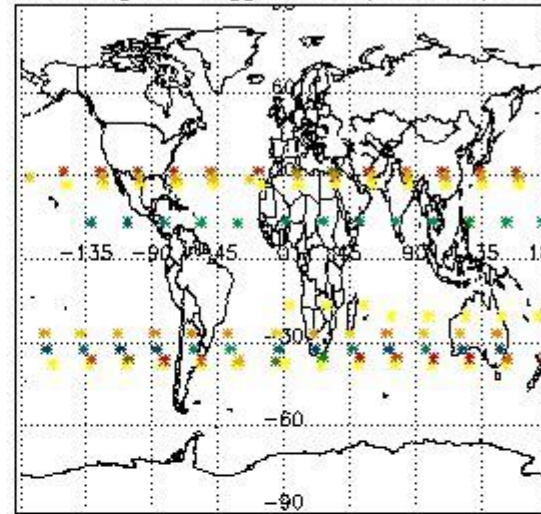


3.2 Plot quality information per product (world map)


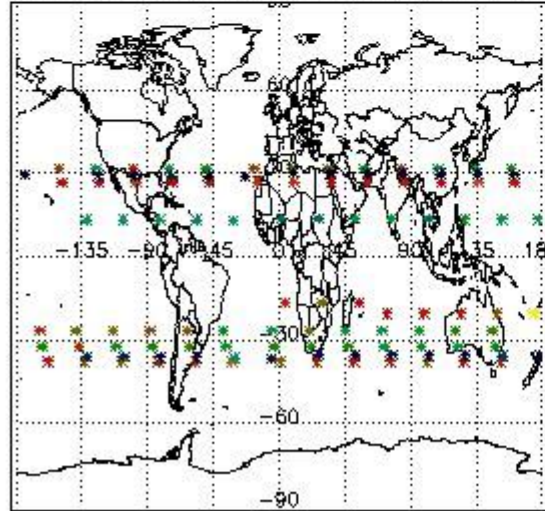
Percentage of flagged data per O3 profile



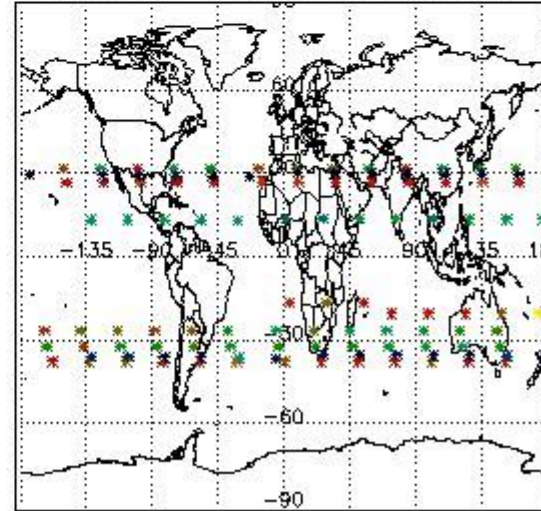
Percentage of flagged data per H2O profile



Percentage of flagged data per NO2 profile



Percentage of flagged data per NO3 profile

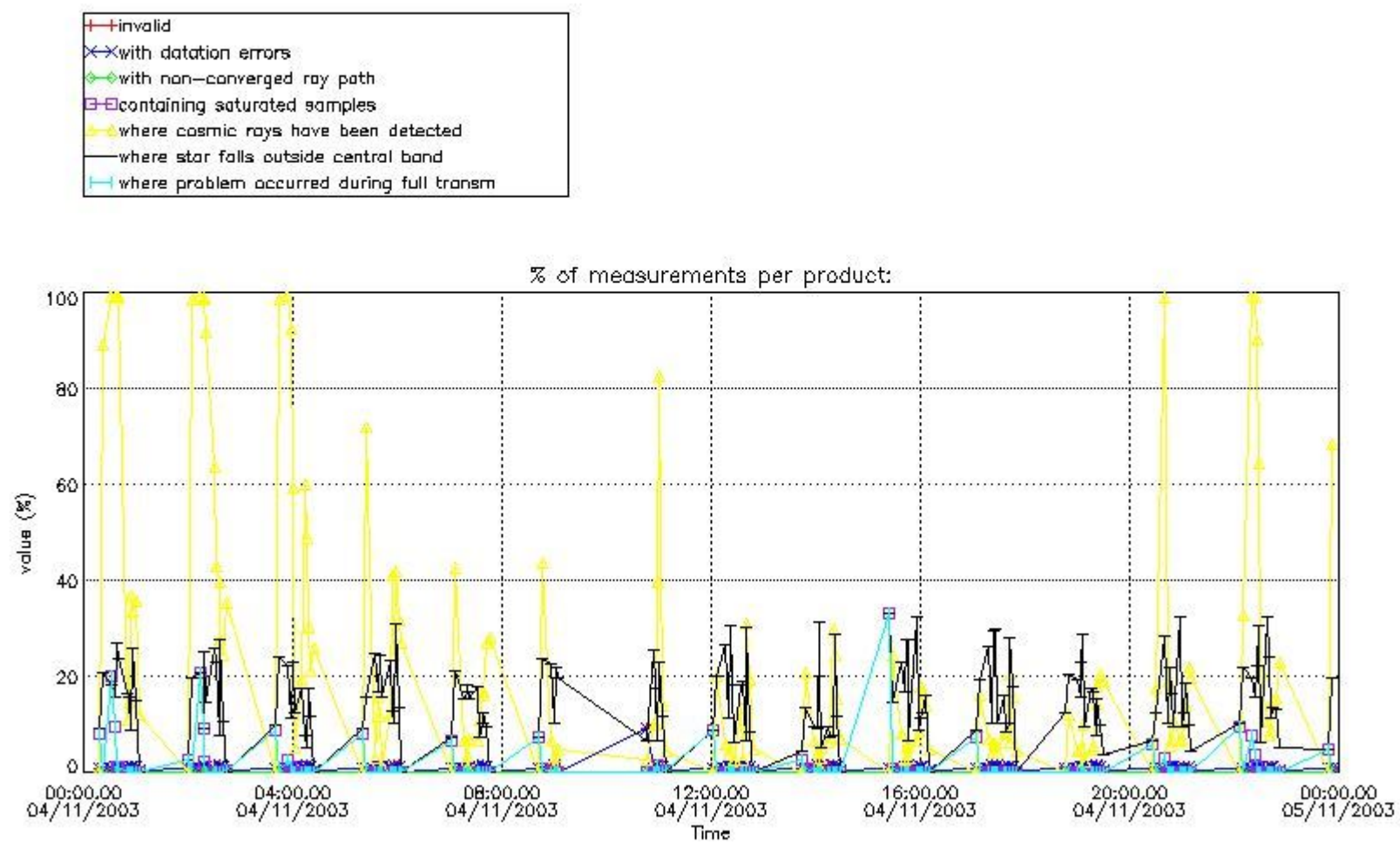


#### 4. Level 1 quality information per product

In this section it is plotted some information contained in the Quality Summary data set of the level 2 products that comes from the level 1b processing. Products without errors (error flag in the MPH set to "0") are used.

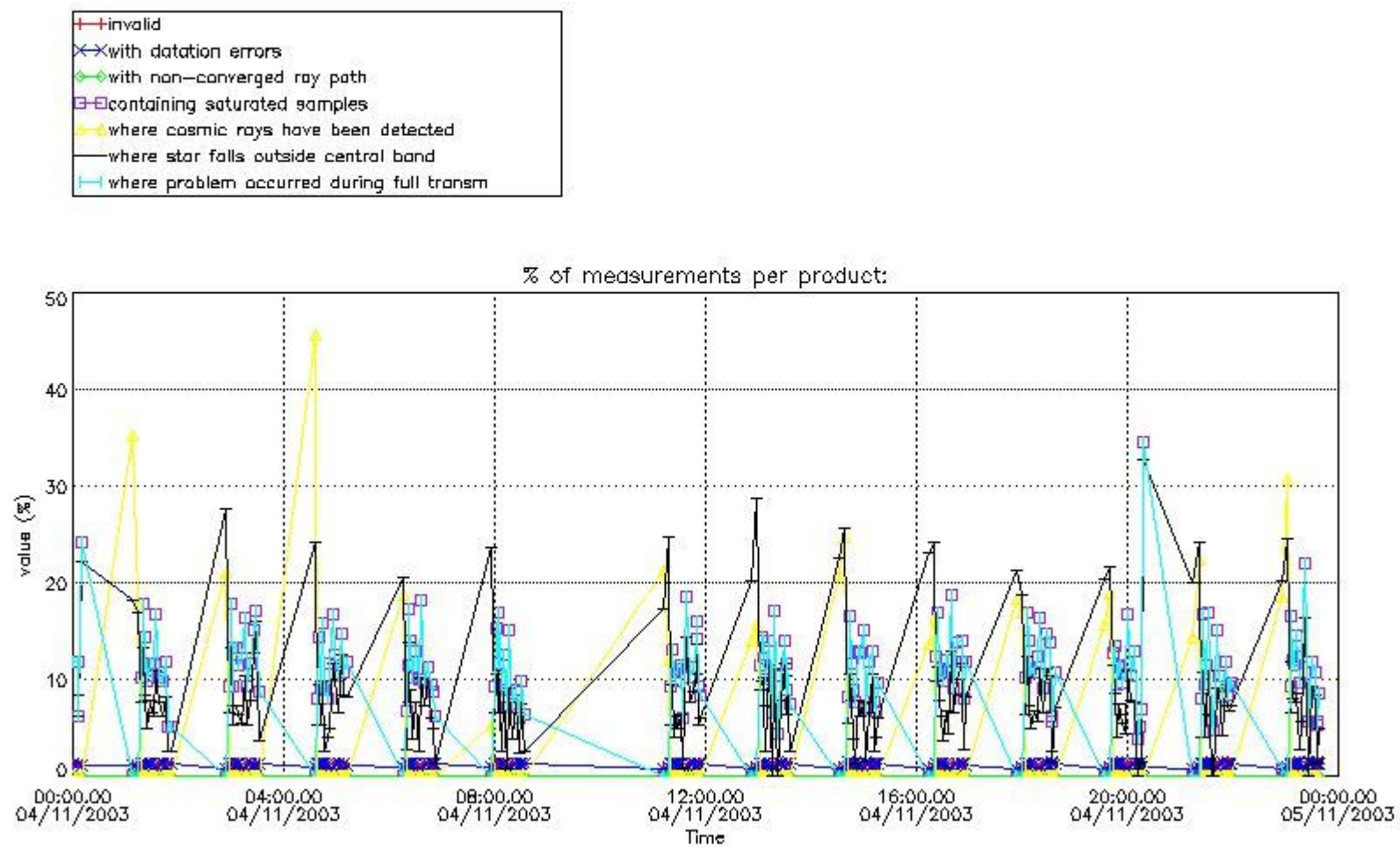
##### 4.1 Plot quality information per product (time dependant) coming from level 1b processing

###### 4.1.1 Plot level 1 quality information per product (time dependant): ENVISAT ASCENDING passes



4.1.2 Plot level 1 quality information per product (time dependant): ENVISAT DESCENDING passes

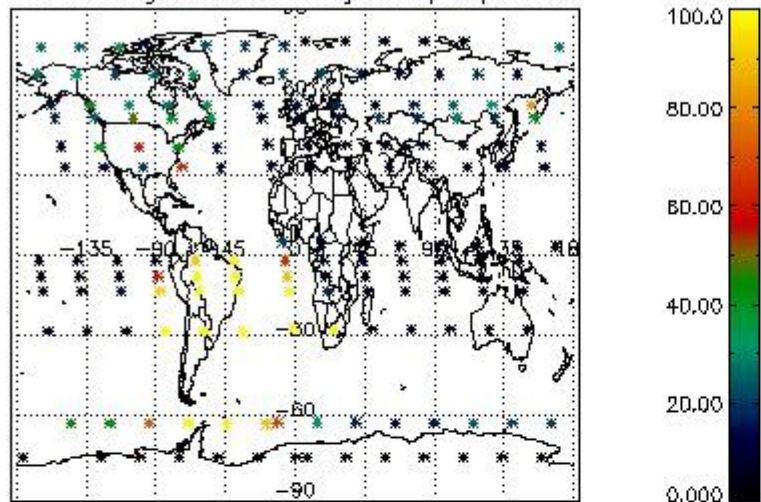




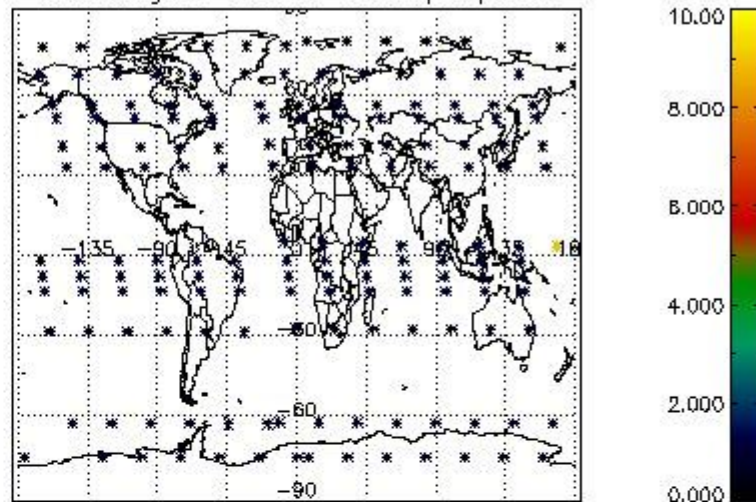
4.2 Plot quality information per product coming from level 1b processing (world map)

4.2.1 Plot level 1 quality information per product (world map): ENVISAT ASCENDING passes

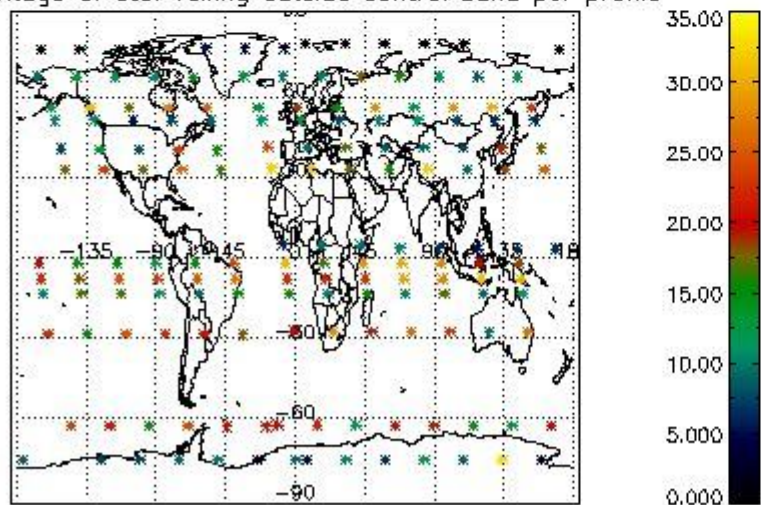
Percentage of cosmic ray hits per profile



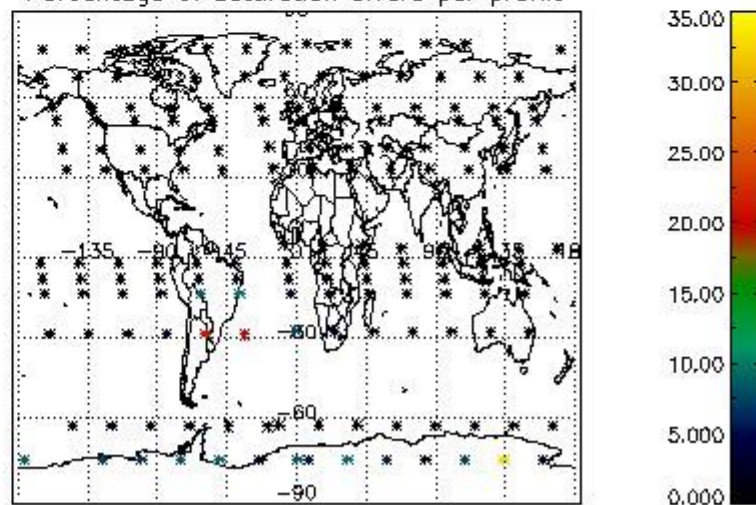
Percentage of datation errors per profile



Percentage of star falling outside central band per profile

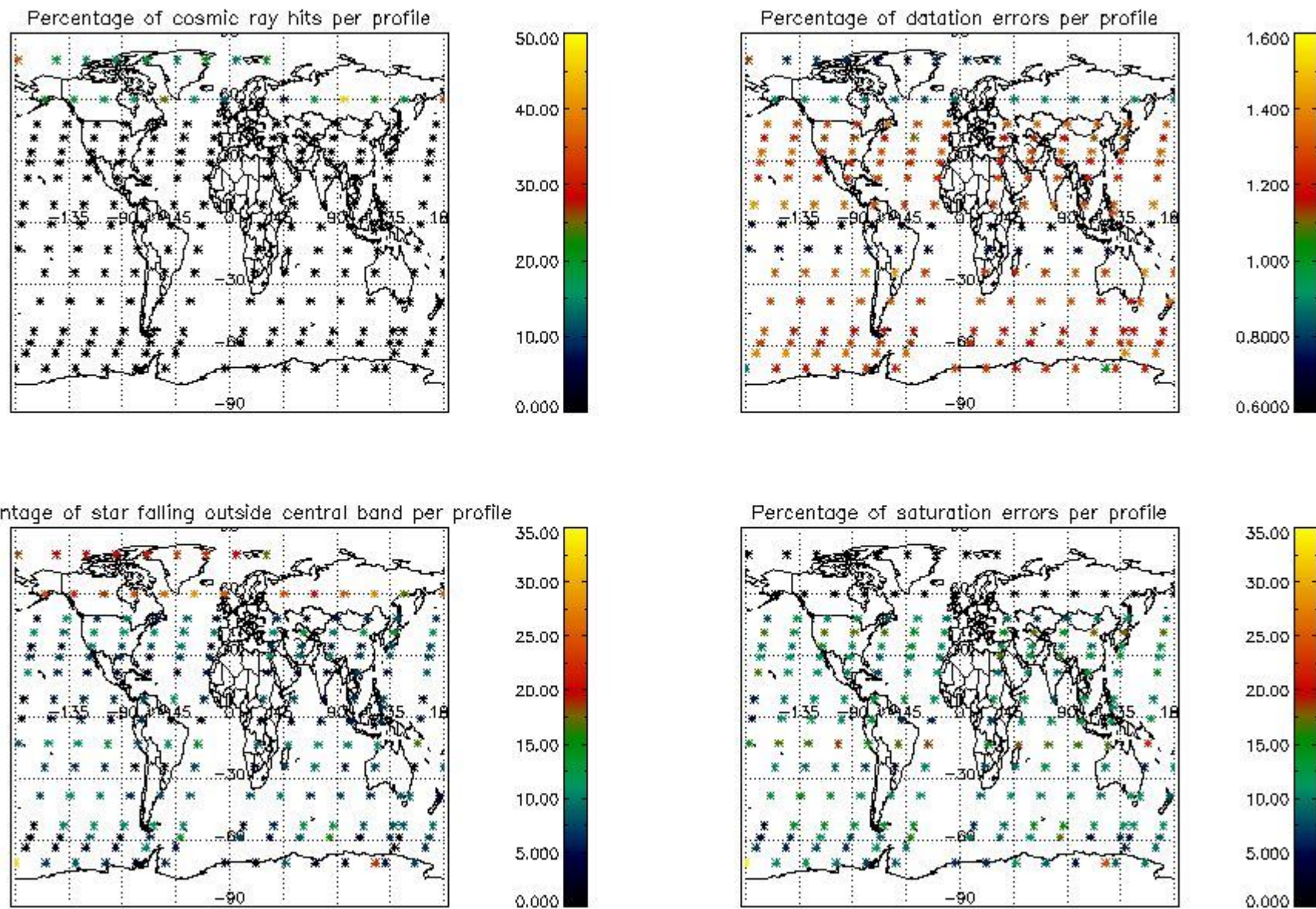


Percentage of saturation errors per profile



4.2.2 Plot level 1 quality information per product (world map): ENVISAT DESCENDING passes





## 5. Trace gas profiles

### 5.1 Ozone statistics based on quality of products

The final quality of the products can be "measured" using the STD (Standard Deviation) attached to every point profile. This information is written to the parameter GOM\_NL\_\_2P/NL\_LOCAL\_SPECIES\_DENSITY/o3\_std of the level 2 products. The table below shows the statistics for given STD ranges.

The statistics are given with respect to the overall valid production:

- Products without fatal errors: GOM\_NL\_\_2P/MPH/PRODUCT\_ERR=0
- Valid point profile: GOM\_NL\_\_2P/NL\_LOCAL\_SPECIES\_DENSITY/pcd(0)=0

The 'Criteria' is applied to valid points of dark limb products:

- Products in dark limb illumination condition: GOM\_NL\_\_2P/NL\_SUMMARY\_QUALITY/obs\_ill\_cond=0
- Products without fatal errors: GOM\_NL\_\_2P/MPH/PRODUCT\_ERR=0
- Valid point profile: GOM\_NL\_\_2P/NL\_LOCAL\_SPECIES\_DENSITY/pcd(0)=0

So, the table below shows the percentage of dark limb and valid observations for each criteria with respect to the overall valid daily observations.

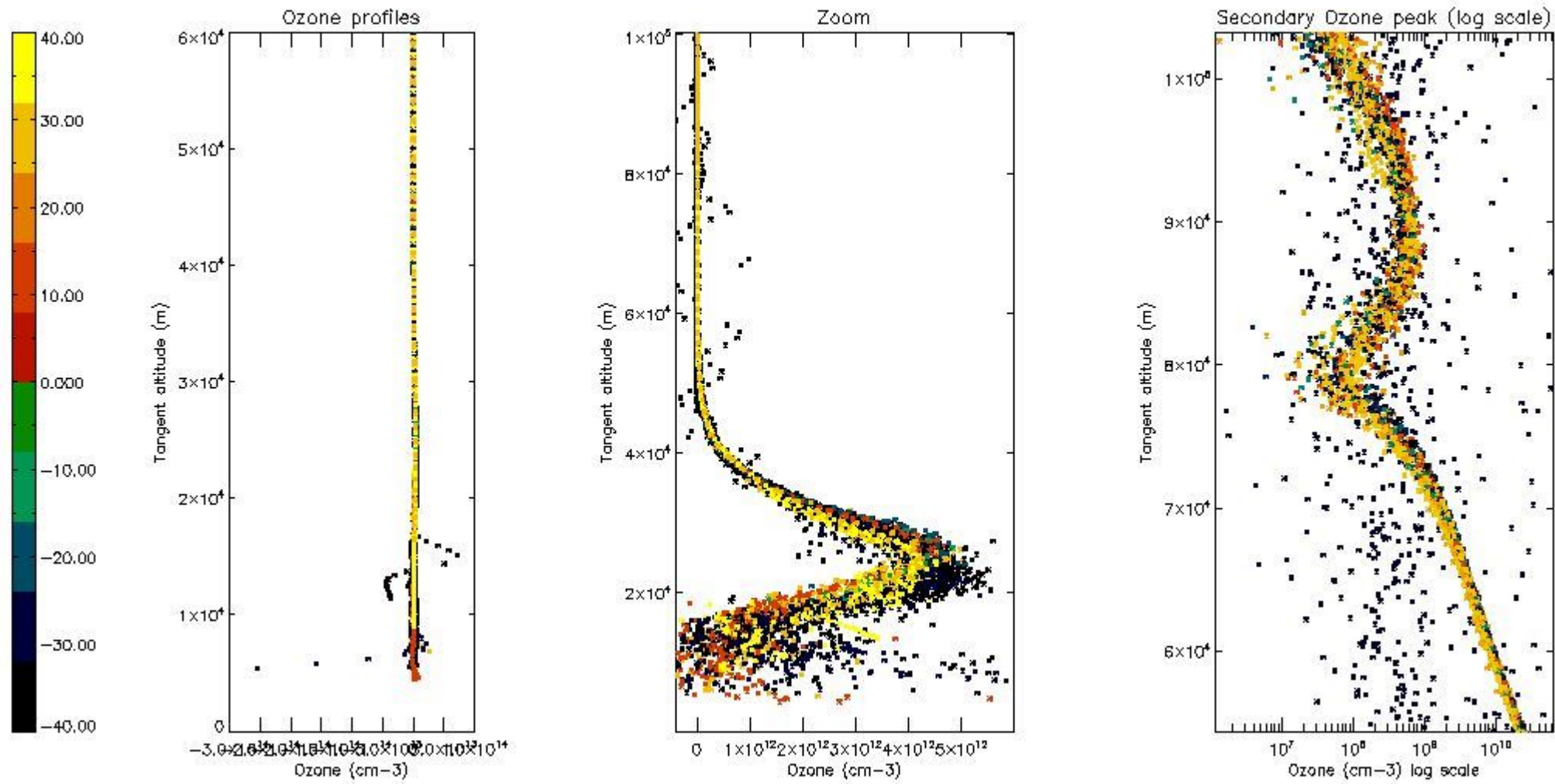
Criteria	% of total production
All STD	30
STD < 20	18



STD < 10	15
STD < 5	11

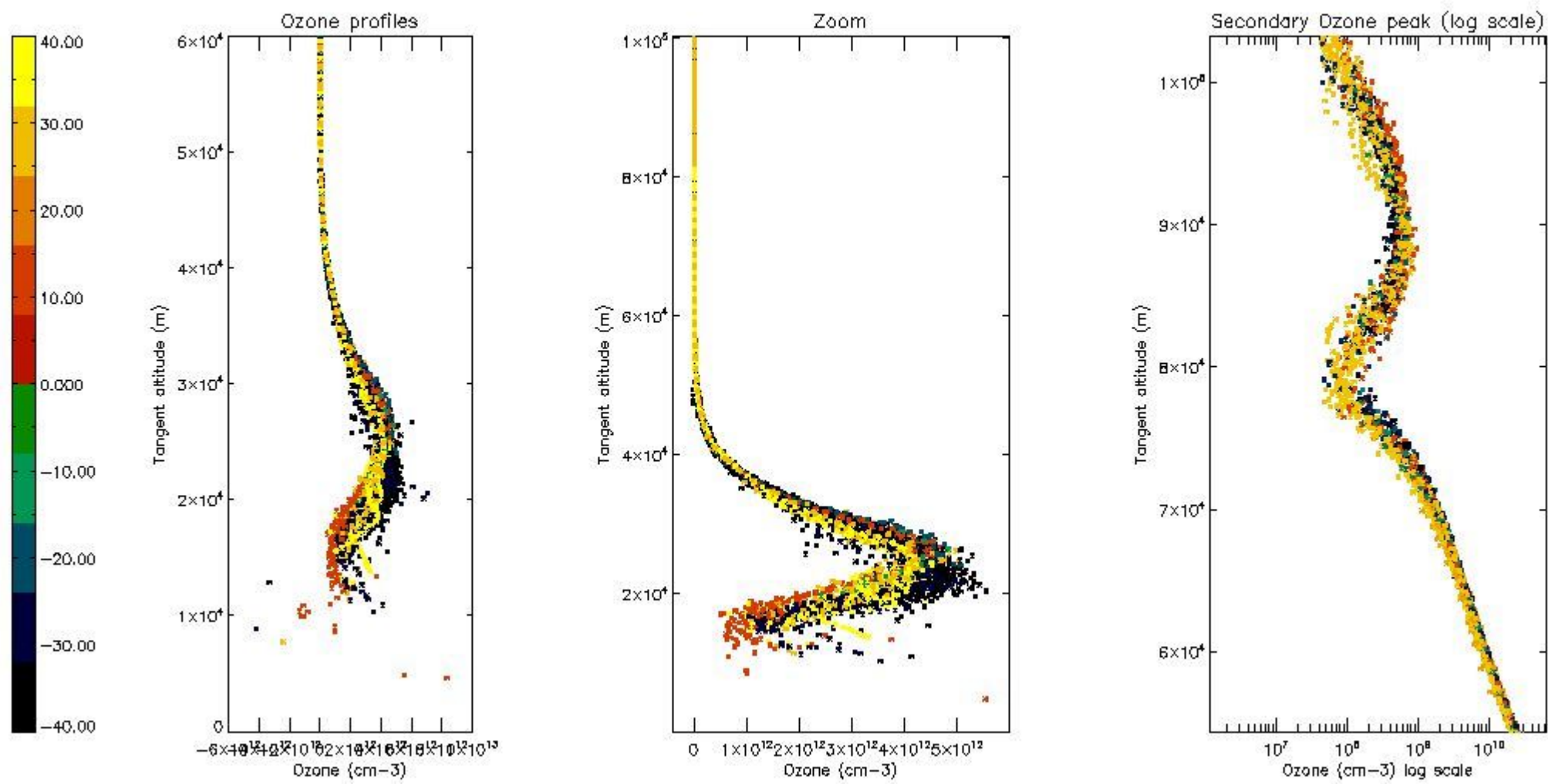
5.2 Plot ozone profiles for all STD (dark without errors)

The colorbar represents the latitude.



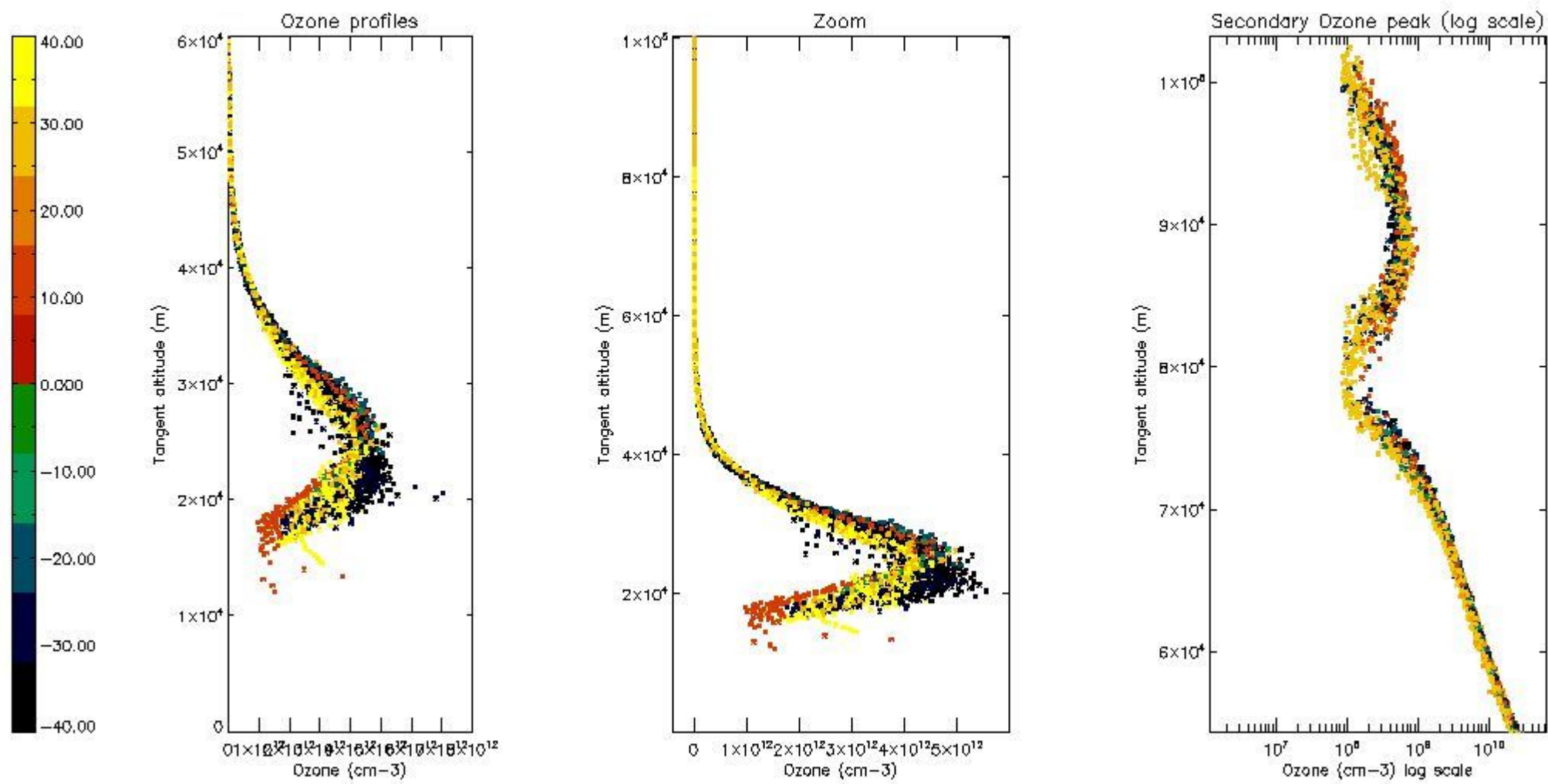
5.3 Plot ozone profiles where STD < 20% (dark without errors)

The colorbar represents the latitude.



*5.4 Plot ozone profiles where STD < 10% (dark without errors)*

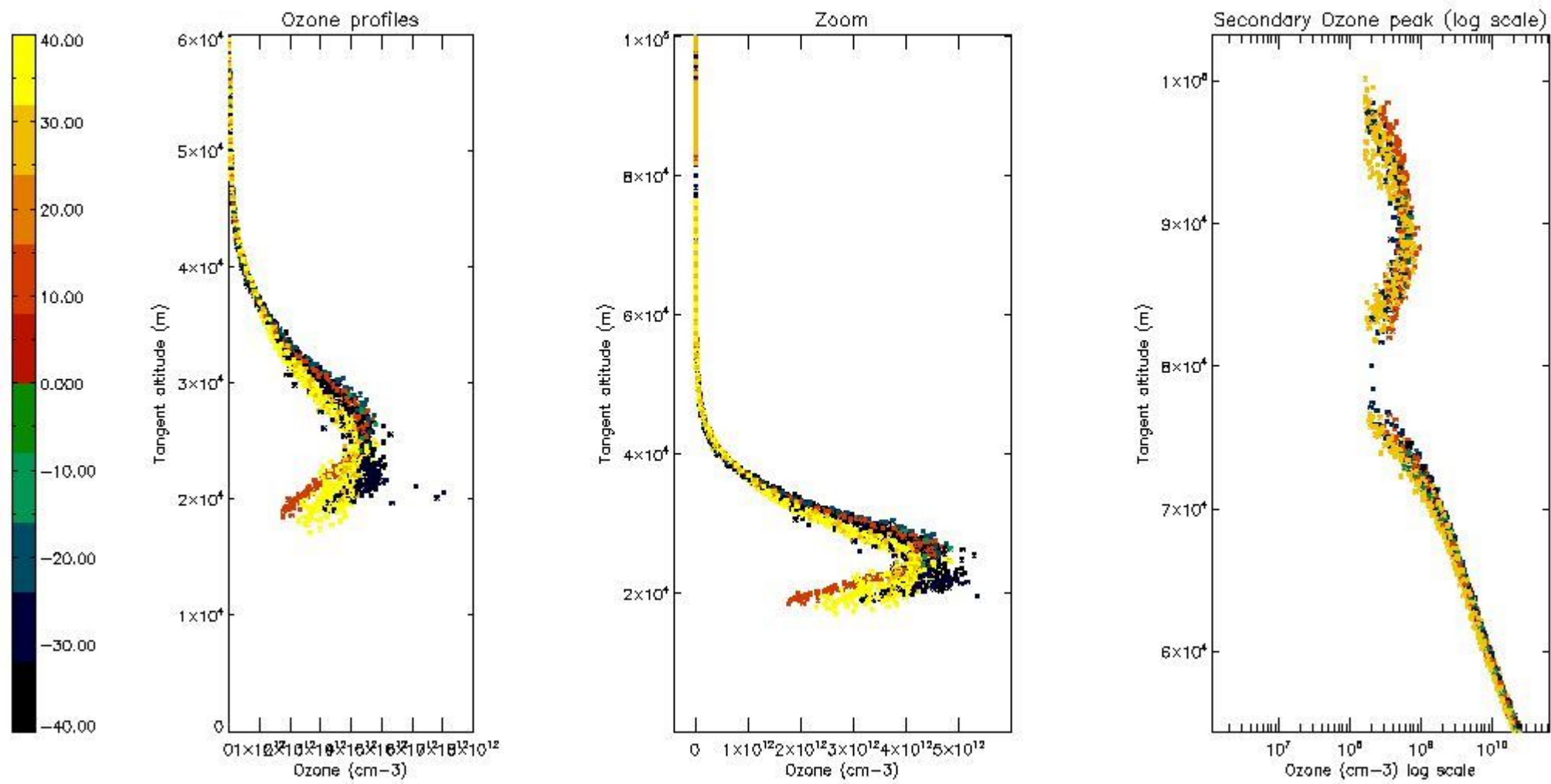
The colorbar represents the latitude.



*5.5 Plot ozone profiles where STD < 5% (dark without errors)*

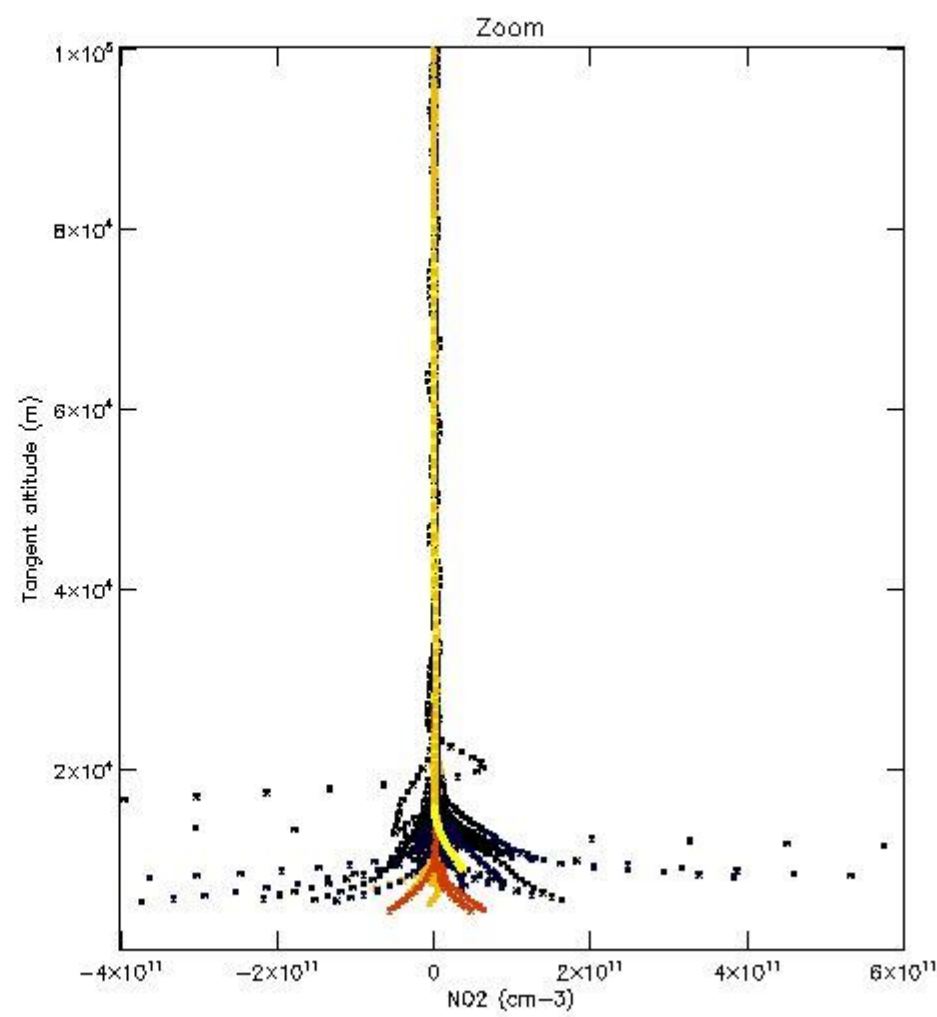
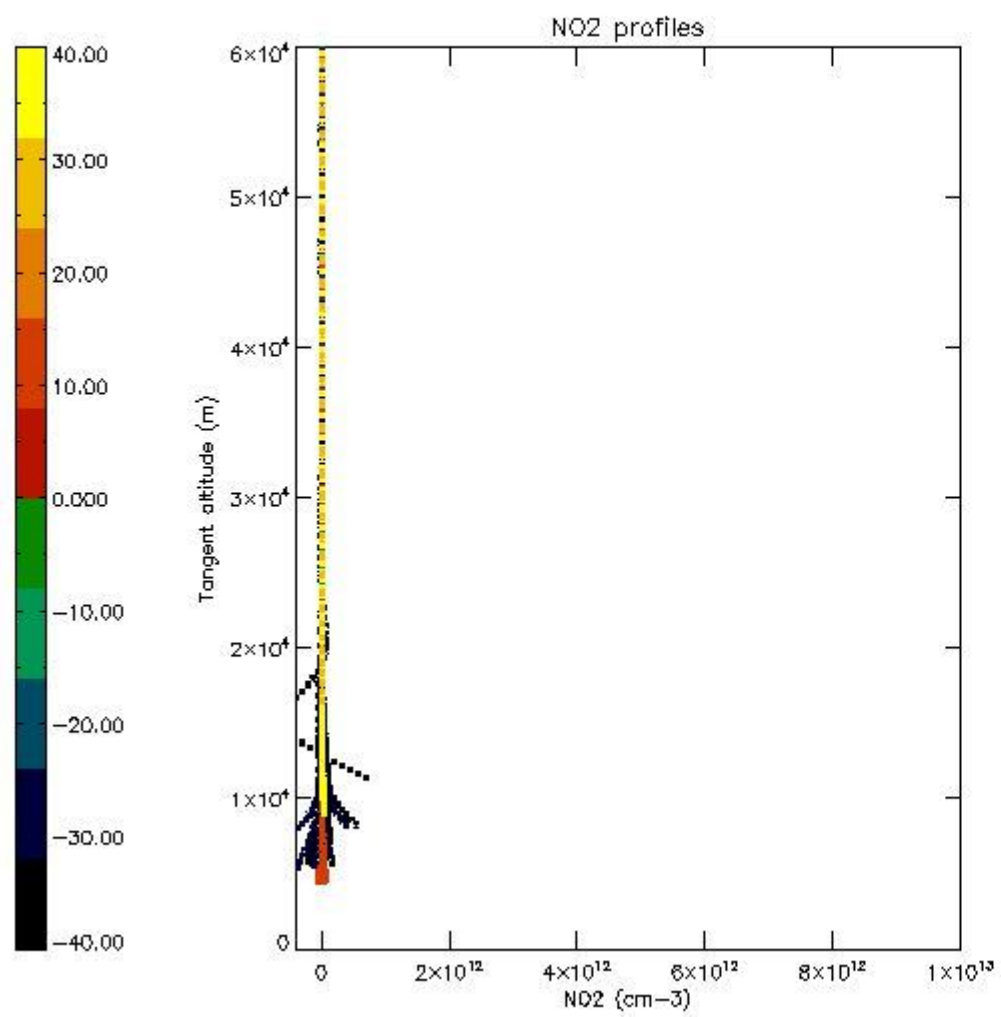
The colorbar represents the latitude.





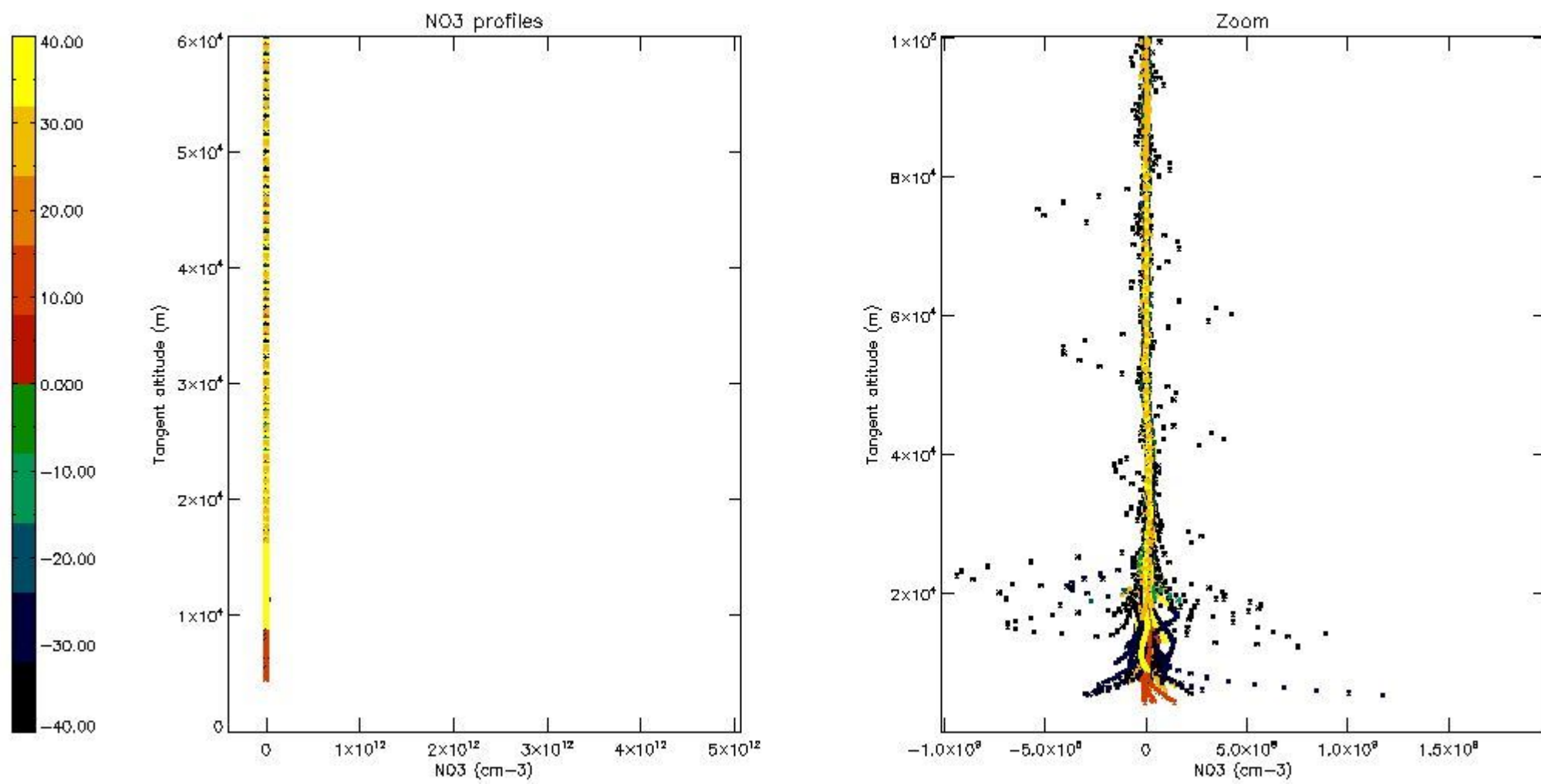
*5.6 Plot NO<sub>2</sub> profiles for all STD (dark without errors)*

The colorbar represents the latitude.



*5.7 Plot NO3 profiles for all STD (dark without errors)*

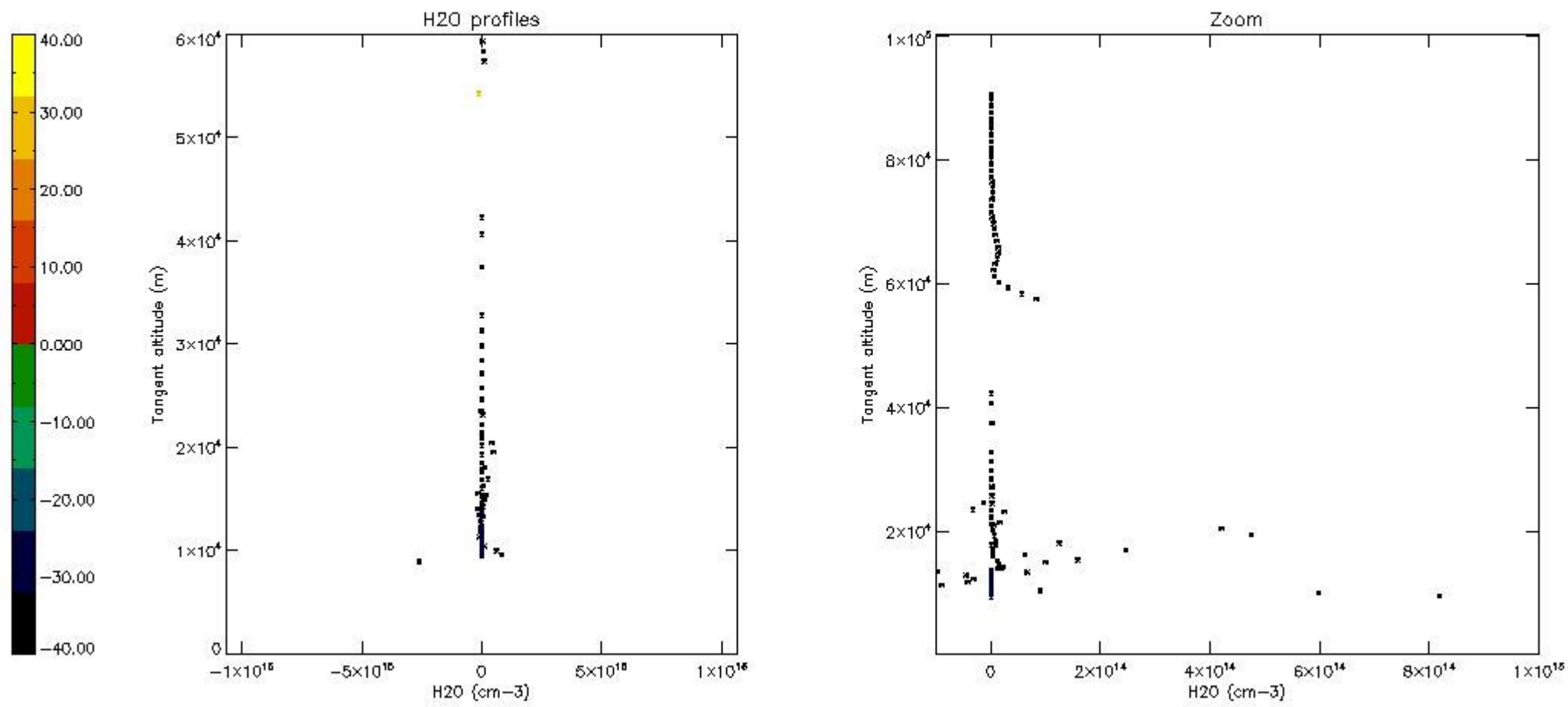
The colorbar represents the latitude.



5.8 Plot H2O profiles for all STD (only for occultations of stars 1,2,3,4,13,14,16,26,63 dark without errors)

The colorbar represents the latitude.





## 6. Auxiliary Data Files used for the production reported in section 2

The number reported in the third column indicates since which file (see list in section 2) the corresponding auxiliary file has been used. The fourth column is the date of those product files.

Type	Auxiliary Filename	Used since product	Used since product date
INST_PHYS_CHARACTERISTICS	GOM_INS_AXVIEC20091111_143220_20030716_120000_20500101_000000	1	04-NOV-2003 00:00:53
LEVEL-2_PROC_CONFIG	GOM_PR2_AXVIEC20091111_152718_20020301_000000_20500101_000000	1	04-NOV-2003 00:00:53
CROSS_SECTIONS_FILE	GOM_CRS_AXVIEC20091111_154832_20020301_000000_20500101_000000	1	04-NOV-2003 00:00:53

# GOMOS Level 2 Daily Report

## SUMMARY

### [1. General Info](#)

### [2. Summary of processed GOM\\_NL\\_2P products](#)

### [3. Level 2 Quality information per product](#)

#### [3.1 Plot of level 2 quality information per product \(time dependant\)](#)

#### [3.2 Plot of level 2 quality information per product \(world map\)](#)

### [4. Level 1 Quality information per product \(stored on level 2 products\)](#)

#### [4.1 Plot of level 1 quality information per product \(time dependant\)](#)

##### [4.1.1 Plot of level 1 quality information per product \(time dependant\): ASCENDING](#)

##### [4.1.2 Plot of level 1 quality information per product \(time dependant\): DESCENDING](#)

#### [4.2 Plot of level 1 quality information per product \(world map\)](#)

##### [4.2.1 Plot of level 1 quality information per product \(world map\): ASCENDING](#)

##### [4.2.2 Plot of level 1 quality information per product \(world map\): DESCENDING](#)

### [5. Ozone profiles based on quality statistics and other trace gas profiles](#)

#### [5.1 Ozone statistics based on quality of products](#)

#### [5.2 Plot ozone profiles for all STD \(dark without errors\)](#)

#### [5.3 Plot ozone profiles where STD < 20% \(dark without errors\)](#)

#### [5.4. Plot ozone profiles where STD < 10% \(dark without errors\)](#)

#### [5.5. Plot ozone profiles where STD < 5% \(dark without errors\)](#)

#### [5.6 Plot NO2 profiles for all STD \(dark without errors\)](#)

#### [5.7 Plot NO3 profiles for all STD \(dark without errors\)](#)

#### [5.8 Plot H2O profiles \(only for occultations of stars 1,2,3,4,13,14,16,26,63 dark without errors\) for all STD](#)

### [6. Auxiliary Data Files used for the production reported in section 2](#)

This report presents the daily analysis on parameters extracted from GOMOS level 2 data (GOM\_NL\_\_2P). It is intended to monitor some important parameters that will impact the quality of these products. A list of level 2 products (and content) that have arrived during the reporting day to the PCF is also given.

Item	Value
Time of report generation	19APR2013 23:26:07
Data source version	GOMOS/6.01
Start time of products	04-11-2003 (04NOV2003 00:00:00)
Stop time of products	05-11-2003 (05NOV2003 00:00:00)
Store outputs in DB	Yes
Nb of level 2 prods	370
Nb of prods with errors	0

## 2. Summary of processed GOM\_NL\_\_2P products.

Nr	Filename	UTC Start time	Limb	Duration	Star Id	Star Name	Star Mag	Star Temp	Nb Meas	Orbit	Prod. error
1	GOM_NL__2PRFIN20031104_000053_000000422021_00202_08773_8483.N1	04-NOV-2003 00:00:53	Bright	42.000	60	7Bet UMi	2.0810	3950.0	84	8773	No
2	GOM_NL__2PRFIN20031104_000504_000000422021_00202_08773_8484.N1	04-NOV-2003 00:05:04	Bright	42.000	36	50Alp UMa	1.8000	6300.0	84	8773	No
3	GOM_NL__2PRFIN20031104_000640_000000412021_00202_08773_8485.N1	04-NOV-2003 00:06:40	Bright	41.000	82	48Bet UMa	2.3650	10600.	82	8773	No
4	GOM_NL__2PRFIN20031104_001026_000000502021_00202_08773_8486.N1	04-NOV-2003 00:10:26	Bright	49.500	174	52Psi UMa	3.0040	4400.0	99	8773	No
5	GOM_NL__2PRFIN20031104_001842_000000622021_00202_08773_8487.N1	04-NOV-2003 00:18:42	Bright	61.500	166	17Eps Leo	2.9800	6000.0	123	8773	No
6	GOM_NL__2PRFIN20031104_002239_000000652021_00202_08773_8488.N1	04-NOV-2003 00:22:39	Bright	65.000	22	32Alp Leo	1.3600	15200.	130	8773	No
7	GOM_NL__2PRFIN20031104_003230_000000782021_00202_08773_8489.N1	04-NOV-2003 00:32:30	Dark	77.500	48	30Alp Hya	1.9770	4100.0	155	8773	No
8	GOM_NL__2PRFIN20031104_003645_000000422021_00202_08773_8490.N1	04-NOV-2003 00:36:45	Dark	42.000	99	Del Cen	2.5750	26000.	84	8773	No
9	GOM_NL__2PRFIN20031104_003819_000000492021_00202_08773_8491.N1	04-NOV-2003 00:38:19	Dark	48.500	26	Gam Cru	1.6240	2900.0	97	8773	No
10	GOM_NL__2PRFIN20031104_004000_000000472021_00202_08773_8492.N1	04-NOV-2003 00:40:00	Dark	46.500	12	Alp1Cru	0.77500	30000.	93	8773	No
11	GOM_NL__2PRFIN20031104_004942_000000552021_00203_08774_8465.N1	04-NOV-2003 00:49:42	Dark	54.500	2	Alp Car	-0.73600	7000.0	109	8774	No
12	GOM_NL__2PRFIN20031104_005150_000000902021_00203_08774_8466.N1	04-NOV-2003 00:51:50	Dark	90.000	23	21Eps CMa	1.5020	26000.	180	8774	No
13	GOM_NL__2PRFIN20031104_005458_000000402021_00203_08774_8467.N1	04-NOV-2003 00:54:58	Dark	39.500	143	Alp Hyi	2.8570	7200.0	79	8774	No
14	GOM_NL__2PRFIN20031104_005622_000000472021_00203_08774_8468.N1	04-NOV-2003 00:56:22	Dark	46.500	9	Alp Eri	0.45300	24000.	93	8774	No
15	GOM_NL__2PRFIN20031104_005942_000000482021_00203_08774_8469.N1	04-NOV-2003 00:59:42	Straylight	47.500	157	The1Eri	2.9060	9300.0	95	8774	No
16	GOM_NL__2PRFIN20031104_010347_000001702021_00203_08774_8470.N1	04-NOV-2003 01:03:47	Straylight	170.00	1	9Alp CMa	-1.4400	11000.	340	8774	No
17	GOM_NL__2PRFIN20031104_010743_000000442021_00203_08774_8471.N1	04-NOV-2003 01:07:43	Straylight	44.000	52	16Bet Cet	2.0370	4500.0	88	8774	No
18	GOM_NL__2PRFIN20031104_011352_000000542021_00203_08774_8472.N1	04-NOV-2003 01:13:52	Twilight_stray	53.500	94	92Alp Cet	2.5260	3100.0	107	8774	No
19	GOM_NL__2PRFIN20031104_011715_000000392021_00203_08774_8473.N1	04-NOV-2003 01:17:15	Bright	39.000	140	88Gam Peg	2.8340	26000.	78	8774	No
20	GOM_NL__2PRFIN20031104_011913_000000452021_00203_08774_8474.N1	04-NOV-2003 01:19:13	Bright	45.000	50	13Alp Ari	2.0070	4250.0	90	8774	No
21	GOM_NL__2PRFIN20031104_012107_000000392021_00203_08774_8475.N1	04-NOV-2003 01:21:07	Bright	38.500	58	21Alp And	2.0730	11000.	77	8774	No
22	GOM_NL__2PRFIN20031104_012223_000000422021_00203_08774_8476.N1	04-NOV-2003 01:22:23	Bright	42.000	53	43Bet And	2.0480	3300.0	84	8774	No
23	GOM_NL__2PRFIN20031104_012442_000000412021_00203_08774_8477.N1	04-NOV-2003 01:24:42	Bright	40.500	73	57Gam1And	2.2600	13100.	81	8774	No
24	GOM_NL__2PRFIN20031104_012820_000000392021_00203_08774_8478.N1	04-NOV-2003 01:28:20	Bright	38.500	68	18Alp Cas	2.2250	4500.0	77	8774	No
25	GOM_NL__2PRFIN20031104_012929_000000392021_00203_08774_8479.N1	04-NOV-2003 01:29:29	Bright	38.500	76	27Gam Cas	2.3000	30000.	77	8774	No
26	GOM_NL__2PRFIN20031104_013125_000000822021_00203_08774_8480.N1	04-NOV-2003 01:31:25	Bright	82.000	114	31ot Aur	2.6930	4600.0	164	8774	No
27	GOM_NL__2PRFIN20031104_013437_000000692021_00203_08774_8481.N1	04-NOV-2003 01:34:37	Bright	68.500	6	13Alp Aur	0.080000	3400.0	137	8774	No
28	GOM_NL__2PRFIN20031104_013734_000000402021_00203_08774_8482.N1	04-NOV-2003 01:37:34	Bright	39.500	49	1Alp UMi	1.9900	6300.0	79	8774	No
29	GOM_NL__2PRFIN20031104_014129_000000412021_00203_08774_8483.N1	04-NOV-2003 01:41:29	Bright	41.000	60	7Bet UMi	2.0810	3950.0	82	8774	No
30	GOM_NL__2PRFIN20031104_014539_000000432021_00203_08774_8484.N1	04-NOV-2003 01:45:39	Bright	42.500	36	50Alp UMa	1.8000	6300.0	85	8774	No
31	GOM_NL__2PRFIN20031104_014717_000000402021_00203_08774_8485.N1	04-NOV-2003 01:47:17	Bright	39.500	82	48Bet UMa	2.3650	10600.	79	8774	No
32	GOM_NL__2PRFIN20031104_015102_000000402021_00203_08774_8486.N1	04-NOV-2003 01:51:02	Bright	39.500	174	52Psi UMa	3.0040	4400.0	79	8774	No
33	GOM_NL__2PRFIN20031104_015918_000000582021_00203_08774_8487.N1	04-NOV-2003 01:59:18	Bright	58.000	166	17Eps Leo	2.9800	6000.0	116	8774	No
34	GOM_NL__2PRFIN20031104_020315_000000642021_00203_08774_8488.N1	04-NOV-2003 02:03:15	Bright	64.000	22	32Alp Leo	1.3600	15200.	128	8774	No
35	GOM_NL__2PRFIN20031104_021308_000000792021_00203_08774_8489.N1	04-NOV-2003 02:13:08	Dark	79.000	48	30Alp Hya	1.9770	4100.0	158	8774	No
36	GOM_NL__2PRFIN20031104_021721_000000392021_00203_08774_8490.N1	04-NOV-2003 02:17:21	Dark	39.000	99	Del Cen	2.5750	26000.	78	8774	No
37	GOM_NL__2PRFIN20031104_021855_000000482021_00203_08774_8491.N1	04-NOV-2003 02:18:55	Dark	48.000	26	Gam Cru	1.6240	2900.0	96	8774	No
38	GOM_NL__2PRFIN20031104_022036_000000412021_00203_08774_8492.N1	04-NOV-2003 02:20:36	Dark	41.000	12	Alp1Cru	0.77500	30000.	82	8774	No
39	GOM_NL__2PRFIN20031104_023021_000000582021_00204_08775_8465.N1	04-NOV-2003 02:30:21	Dark	58.000	2	Alp Car	-0.73600	7000.0	116	8775	No
40	GOM_NL__2PRFIN20031104_023228_000000982021_00204_08775_8466.N1	04-NOV-2003 02:32:28	Dark	97.500	23	21Eps CMa	1.5020	26000.	195	8775	No
41	GOM_NL__2PRFIN20031104_023535_000000392021_00204_08775_8467.N1	04-NOV-2003 02:35:35	Dark	39.000	143	Alp Hyi	2.8570	7200.0	78	8775	No
42	GOM_NL__2PRFIN20031104_023658_000000492021_00204_08775_8468.N1	04-NOV-2003 02:36:58	Dark	49.000	9	Alp Eri	0.45300	24000.	98	8775	No



43	GOM_NL__2PRFIN20031104_024020_000000432021_00204_08775_8469.N1	04-NOV-2003 02:40:20	Straylight	43.000	157	The1Eri	2.9060	9300.0	86	8775	No
44	GOM_NL__2PRFIN20031104_024343_000002132021_00204_08775_8470.N1	04-NOV-2003 02:43:43	Straylight	213.00	47	2Bet CMa	1.9760	28000.	426	8775	No
45	GOM_NL__2PRFIN20031104_025428_000000622021_00204_08775_8471.N1	04-NOV-2003 02:54:28	Tw_i_and_stray	61.500	94	92Alp Cet	2.5260	3100.0	123	8775	No
46	GOM_NL__2PRFIN20031104_025752_000000382021_00204_08775_8472.N1	04-NOV-2003 02:57:52	Bright	38.000	140	88Gam Peg	2.8340	26000.	76	8775	No
47	GOM_NL__2PRFIN20031104_025949_000000452021_00204_08775_8473.N1	04-NOV-2003 02:59:49	Bright	45.000	50	13Alp Ari	2.0070	4250.0	90	8775	No
48	GOM_NL__2PRFIN20031104_030143_000000382021_00204_08775_8474.N1	04-NOV-2003 03:01:43	Bright	37.500	58	21Alp And	2.0730	11000.	75	8775	No
49	GOM_NL__2PRFIN20031104_030259_000000422021_00204_08775_8475.N1	04-NOV-2003 03:02:59	Bright	41.500	53	43Bet And	2.0480	3300.0	83	8775	No
50	GOM_NL__2PRFIN20031104_030519_000000422021_00204_08775_8476.N1	04-NOV-2003 03:05:19	Bright	41.500	73	57Gam1And	2.2600	13100.	83	8775	No
51	GOM_NL__2PRFIN20031104_030856_000000392021_00204_08775_8477.N1	04-NOV-2003 03:08:56	Bright	39.000	68	18Alp Cas	2.2250	4500.0	78	8775	No
52	GOM_NL__2PRFIN20031104_031159_000000832021_00204_08775_8478.N1	04-NOV-2003 03:11:59	Bright	82.500	114	3lot Aur	2.6930	4600.0	165	8775	No
53	GOM_NL__2PRFIN20031104_031512_000000672021_00204_08775_8479.N1	04-NOV-2003 03:15:12	Bright	67.000	6	13Alp Aur	0.080000	3400.0	134	8775	No
54	GOM_NL__2PRFIN20031104_031811_000000382021_00204_08775_8480.N1	04-NOV-2003 03:18:11	Bright	38.000	49	1Alp UMi	1.9900	6300.0	76	8775	No
55	GOM_NL__2PRFIN20031104_032208_000000392021_00204_08775_8481.N1	04-NOV-2003 03:22:08	Bright	38.500	60	7Bet UMi	2.0810	3950.0	77	8775	No
56	GOM_NL__2PRFIN20031104_032616_000000432021_00204_08775_8482.N1	04-NOV-2003 03:26:16	Bright	43.000	36	50Alp UMa	1.8000	6300.0	86	8775	No
57	GOM_NL__2PRFIN20031104_032754_000000442021_00204_08775_8483.N1	04-NOV-2003 03:27:54	Bright	44.000	82	48Bet UMa	2.3650	10600.	88	8775	No
58	GOM_NL__2PRFIN20031104_033138_000000412021_00204_08775_8484.N1	04-NOV-2003 03:31:38	Bright	40.500	174	52Psi UMa	3.0040	4400.0	81	8775	No
59	GOM_NL__2PRFIN20031104_033955_000000622021_00204_08775_8485.N1	04-NOV-2003 03:39:55	Bright	62.000	166	17Eps Leo	2.9800	6000.0	124	8775	No
60	GOM_NL__2PRFIN20031104_034352_000000692021_00204_08775_8486.N1	04-NOV-2003 03:43:52	Bright	68.500	22	32Alp Leo	1.3600	15200.	137	8775	No
61	GOM_NL__2PRFIN20031104_035345_000000812021_00204_08775_8487.N1	04-NOV-2003 03:53:45	Dark	81.000	48	30Alp Hya	1.9770	4100.0	162	8775	No
62	GOM_NL__2PRFIN20031104_035757_000000402021_00204_08775_8488.N1	04-NOV-2003 03:57:57	Dark	40.000	99	Del Cen	2.5750	26000.	80	8775	No
63	GOM_NL__2PRFIN20031104_035931_000000462021_00204_08775_8489.N1	04-NOV-2003 03:59:31	Dark	45.500	26	Gam Cru	1.6240	2900.0	91	8775	No
64	GOM_NL__2PRFIN20031104_040112_000000412021_00204_08775_8490.N1	04-NOV-2003 04:01:12	Dark	40.500	12	Alp1Cru	0.77500	30000.	81	8775	No
65	GOM_NL__2PRFIN20031104_041058_000000522021_00205_08776_8465.N1	04-NOV-2003 04:10:58	Dark	52.000	2	Alp Car	-0.73600	7000.0	104	8776	No
66	GOM_NL__2PRFIN20031104_041305_000000842021_00205_08776_8466.N1	04-NOV-2003 04:13:05	Dark	83.500	23	21Eps CMa	1.5020	26000.	167	8776	No
67	GOM_NL__2PRFIN20031104_041611_000000382021_00205_08776_8467.N1	04-NOV-2003 04:16:11	Dark	38.000	143	Alp Hyi	2.8570	7200.0	76	8776	No
68	GOM_NL__2PRFIN20031104_041734_000000432021_00205_08776_8468.N1	04-NOV-2003 04:17:34	Dark	43.000	9	Alp Eri	0.45300	24000.	86	8776	No
69	GOM_NL__2PRFIN20031104_042057_000000432021_00205_08776_8469.N1	04-NOV-2003 04:20:57	Straylight	43.000	157	The1Eri	2.9060	9300.0	86	8776	No
70	GOM_NL__2PRFIN20031104_042420_000002132021_00205_08776_8470.N1	04-NOV-2003 04:24:20	Straylight	213.00	47	2Bet CMa	1.9760	28000.	426	8776	No
71	GOM_NL__2PRFIN20031104_043504_000000582021_00205_08776_8471.N1	04-NOV-2003 04:35:04	Tw_i_and_stray	58.000	94	92Alp Cet	2.5260	3100.0	116	8776	No
72	GOM_NL__2PRFIN20031104_043829_000000382021_00205_08776_8472.N1	04-NOV-2003 04:38:29	Bright	37.500	140	88Gam Peg	2.8340	26000.	75	8776	No
73	GOM_NL__2PRFIN20031104_044026_000000422021_00205_08776_8473.N1	04-NOV-2003 04:40:26	Bright	42.000	50	13Alp Ari	2.0070	4250.0	84	8776	No
74	GOM_NL__2PRFIN20031104_044220_000000382021_00205_08776_8474.N1	04-NOV-2003 04:42:20	Bright	37.500	58	21Alp And	2.0730	11000.	75	8776	No
75	GOM_NL__2PRFIN20031104_044337_000000412021_00205_08776_8475.N1	04-NOV-2003 04:43:37	Bright	41.000	53	43Bet And	2.0480	3300.0	82	8776	No
76	GOM_NL__2PRFIN20031104_044555_000000392021_00205_08776_8476.N1	04-NOV-2003 04:45:55	Bright	39.000	73	57Gam1And	2.2600	13100.	78	8776	No
77	GOM_NL__2PRFIN20031104_044932_000000382021_00205_08776_8477.N1	04-NOV-2003 04:49:32	Bright	37.500	68	18Alp Cas	2.2250	4500.0	75	8776	No
78	GOM_NL__2PRFIN20031104_045232_000000822021_00205_08776_8478.N1	04-NOV-2003 04:52:32	Bright	82.000	114	3lot Aur	2.6930	4600.0	164	8776	No
79	GOM_NL__2PRFIN20031104_045546_000000692021_00205_08776_8479.N1	04-NOV-2003 04:55:46	Bright	68.500	6	13Alp Aur	0.080000	3400.0	137	8776	No
80	GOM_NL__2PRFIN20031104_045846_000000402021_00205_08776_8480.N1	04-NOV-2003 04:58:46	Bright	40.000	49	1Alp UMi	1.9900	6300.0	80	8776	No
81	GOM_NL__2PRFIN20031104_050244_000000392021_00205_08776_8481.N1	04-NOV-2003 05:02:44	Bright	38.500	60	7Bet UMi	2.0810	3950.0	77	8776	No
82	GOM_NL__2PRFIN20031104_050652_000000442021_00205_08776_8482.N1	04-NOV-2003 05:06:52	Bright	44.000	36	50Alp UMa	1.8000	6300.0	88	8776	No
83	GOM_NL__2PRFIN20031104_050829_000000422021_00205_08776_8483.N1	04-NOV-2003 05:08:29	Bright	42.000	82	48Bet UMa	2.3650	10600.	84	8776	No
84	GOM_NL__2PRFIN20031104_051214_000000432021_00205_08776_8484.N1	04-NOV-2003 05:12:14	Bright	42.500	174	52Psi UMa	3.0040	4400.0	85	8776	No
85	GOM_NL__2PRFIN20031104_052032_000000622021_00205_08776_8485.N1	04-NOV-2003 05:20:32	Bright	61.500	166	17Eps Leo	2.9800	6000.0	123	8776	No
86	GOM_NL__2PRFIN20031104_052429_000000612021_00205_08776_8486.N1	04-NOV-2003 05:24:29	Bright	61.000	22	32Alp Leo	1.3600	15200.	122	8776	No
87	GOM_NL__2PRFIN20031104_053423_000000852021_00205_08776_8487.N1	04-NOV-2003 05:34:23	Dark	84.500	48	30Alp Hya	1.9770	4100.0	169	8776	No
88	GOM_NL__2PRFIN20031104_053833_000000422021_00205_08776_8488.N1	04-NOV-2003 05:38:33	Dark	42.000	99	Del Cen	2.5750	26000.	84	8776	No
89	GOM_NL__2PRFIN20031104_054007_000000472021_00205_08776_8489.N1	04-NOV-2003 05:40:07	Dark	47.000	26	Gam Cru	1.6240	2900.0	94	8776	No
90	GOM_NL__2PRFIN20031104_054148_000000422021_00205_08776_8490.N1	04-NOV-2003 05:41:48	Dark	42.000	12	Alp1Cru	0.77500	30000.	84	8776	No
91	GOM_NL__2PRFIN20031104_055134_000000562021_00206_08777_8465.N1	04-NOV-2003 05:51:34	Dark	56.000	2	Alp Car	-0.73600	7000.0	112	8777	No
92	GOM_NL__2PRFIN20031104_055344_000000882021_00206_08777_8466.N1	04-NOV-2003 05:53:44	Dark	87.500	23	21Eps CMa	1.5020	26000.	175	8777	No
93	GOM_NL__2PRFIN20031104_055647_000000392021_00206_08777_8467.N1	04-NOV-2003 05:56:47	Dark	39.000	143	Alp Hyi	2.8570	7200.0	78	8777	No
94	GOM_NL__2PRFIN20031104_055810_000000522021_00206_08777_8468.N1	04-NOV-2003 05:58:10	Dark	51.500	9	Alp Eri	0.45300	24000.	103	8777	No
95	GOM_NL__2PRFIN20031104_060134_000000452021_00206_08777_8469.N1	04-NOV-2003 06:01:34	Straylight	44.500	157	The1Eri	2.9060	9300.0	89	8777	No
96	GOM_NL__2PRFIN20031104_060457_000002132021_00206_08777_8470.N1	04-NOV-2003 06:04:57	Straylight	212.50	47	2Bet CMa	1.9760	28000.	425	8777	No
97	GOM_NL__2PRFIN20031104_061539_000000562021_00206_08777_8471.N1	04-NOV-2003 06:15:39	Tw_i_and_stray	56.000	94	92Alp Cet	2.5260	3100.0	112	8777	No
98	GOM_NL__2PRFIN20031104_061904_000000382021_00206_08777_8472.N1	04-NOV-2003 06:19:04	Bright	37.500	140	88Gam Peg	2.8340	26000.	75	8777	No
99	GOM_NL__2PRFIN20031104_062102_000000442021_00206_08777_8473.N1	04-NOV-2003 06:21:02	Bright	43.500	50	13Alp Ari	2.0070	4250.0	87	8777	No
100	GOM_NL__2PRFIN20031104_062255_000000392021_00206_08777_8474.N1	04-NOV-2003 06:22:55	Bright	39.000	58	21Alp And	2.0730	11000.	78	8777	No
101	GOM_NL__2PRFIN20031104_062413_000000402021_00206_08777_8475.N1	04-NOV-2003 06:24:13	Bright	39.500	53	43Bet And	2.0480	3300.0	79	8777	No

102	GOM_NL__2PRFIN20031104_062631_000000392021_00206_08777_8476.N1	04-NOV-2003 06:26:31	Bright	39.000	73	57Gam1And	2.2600	13100.	78	8777	No
103	GOM_NL__2PRFIN20031104_063008_000000392021_00206_08777_8477.N1	04-NOV-2003 06:30:08	Bright	39.000	68	18Alp Cas	2.2250	4500.0	78	8777	No
104	GOM_NL__2PRFIN20031104_063307_000000802021_00206_08777_8478.N1	04-NOV-2003 06:33:07	Bright	80.000	114	3lot Aur	2.6930	4600.0	160	8777	No
105	GOM_NL__2PRFIN20031104_063621_000000692021_00206_08777_8479.N1	04-NOV-2003 06:36:21	Bright	68.500	6	13Alp Aur	0.080000	3400.0	137	8777	No
106	GOM_NL__2PRFIN20031104_063920_000000422021_00206_08777_8480.N1	04-NOV-2003 06:39:20	Bright	41.500	49	1Alp UMi	1.9900	6300.0	83	8777	No
107	GOM_NL__2PRFIN20031104_064319_000000402021_00206_08777_8481.N1	04-NOV-2003 06:43:19	Bright	40.000	60	7Bet UMi	2.0810	3950.0	80	8777	No
108	GOM_NL__2PRFIN20031104_064727_000000422021_00206_08777_8482.N1	04-NOV-2003 06:47:27	Bright	42.000	36	50Alp UMa	1.8000	6300.0	84	8777	No
109	GOM_NL__2PRFIN20031104_064905_000000412021_00206_08777_8483.N1	04-NOV-2003 06:49:05	Bright	40.500	82	48Bet UMa	2.3650	10600.	81	8777	No
110	GOM_NL__2PRFIN20031104_065249_000000402021_00206_08777_8484.N1	04-NOV-2003 06:52:49	Bright	40.000	174	52Psi UMa	3.0040	4400.0	80	8777	No
111	GOM_NL__2PRFIN20031104_070108_000000612021_00206_08777_8485.N1	04-NOV-2003 07:01:08	Bright	61.000	166	17Eps Leo	2.9800	6000.0	122	8777	No
112	GOM_NL__2PRFIN20031104_070505_000000662021_00206_08777_8486.N1	04-NOV-2003 07:05:05	Bright	66.000	22	32Alp Leo	1.3600	15200.	132	8777	No
113	GOM_NL__2PRFIN20031104_071500_000000752021_00206_08777_8487.N1	04-NOV-2003 07:15:00	Dark	75.000	48	30Alp Hya	1.9770	4100.0	150	8777	No
114	GOM_NL__2PRFIN20031104_071910_000000422021_00206_08777_8488.N1	04-NOV-2003 07:19:10	Dark	41.500	99	Del Cen	2.5750	26000.	83	8777	No
115	GOM_NL__2PRFIN20031104_072043_000000442021_00206_08777_8489.N1	04-NOV-2003 07:20:43	Dark	44.000	26	Gam Cru	1.6240	2900.0	88	8777	No
116	GOM_NL__2PRFIN20031104_072224_000000432021_00206_08777_8490.N1	04-NOV-2003 07:22:24	Dark	42.500	12	Alp1Cru	0.77500	30000.	85	8777	No
117	GOM_NL__2PRFIN20031104_073211_000000532021_00207_08778_8465.N1	04-NOV-2003 07:32:11	Dark	53.000	2	Alp Car	-0.73600	7000.0	106	8778	No
118	GOM_NL__2PRFIN20031104_073421_000000822021_00207_08778_8466.N1	04-NOV-2003 07:34:21	Dark	82.000	23	21Eps CMa	1.5020	26000.	164	8778	No
119	GOM_NL__2PRFIN20031104_073723_000000392021_00207_08778_8467.N1	04-NOV-2003 07:37:23	Dark	39.000	143	Alp Hyl	2.8570	7200.0	78	8778	No
120	GOM_NL__2PRFIN20031104_073846_000000412021_00207_08778_8468.N1	04-NOV-2003 07:38:46	Dark	40.500	9	Alp Eri	0.45300	24000.	81	8778	No
121	GOM_NL__2PRFIN20031104_074210_000000432021_00207_08778_8469.N1	04-NOV-2003 07:42:10	Straylight	42.500	157	The1Eri	2.9060	9300.0	85	8778	No
122	GOM_NL__2PRFIN20031104_074534_000002132021_00207_08778_8470.N1	04-NOV-2003 07:45:34	Straylight	212.50	47	2Bet CMa	1.9760	28000.	425	8778	No
123	GOM_NL__2PRFIN20031104_075615_000000572021_00207_08778_8471.N1	04-NOV-2003 07:56:15	Tw_i_and_stray	57.000	94	92Alp Cet	2.5260	3100.0	114	8778	No
124	GOM_NL__2PRFIN20031104_075941_000000382021_00207_08778_8472.N1	04-NOV-2003 07:59:41	Bright	38.000	140	88Gam Peg	2.8340	26000.	76	8778	No
125	GOM_NL__2PRFIN20031104_080137_000000432021_00207_08778_8473.N1	04-NOV-2003 08:01:37	Bright	42.500	50	13Alp Ari	2.0070	4250.0	85	8778	No
126	GOM_NL__2PRFIN20031104_080332_000000392021_00207_08778_8474.N1	04-NOV-2003 08:03:32	Bright	38.500	58	21Alp And	2.0730	11000.	77	8778	No
127	GOM_NL__2PRFIN20031104_080449_000000422021_00207_08778_8475.N1	04-NOV-2003 08:04:49	Bright	41.500	53	43Bet And	2.0480	3300.0	83	8778	No
128	GOM_NL__2PRFIN20031104_080706_000000392021_00207_08778_8476.N1	04-NOV-2003 08:07:06	Bright	39.000	73	57Gam1And	2.2600	13100.	78	8778	No
129	GOM_NL__2PRFIN20031104_081044_000000402021_00207_08778_8477.N1	04-NOV-2003 08:10:44	Bright	40.000	68	18Alp Cas	2.2250	4500.0	80	8778	No
130	GOM_NL__2PRFIN20031104_081341_000000782021_00207_08778_8478.N1	04-NOV-2003 08:13:41	Bright	77.500	114	3lot Aur	2.6930	4600.0	155	8778	No
131	GOM_NL__2PRFIN20031104_081655_000000672021_00207_08778_8479.N1	04-NOV-2003 08:16:55	Bright	66.500	6	13Alp Aur	0.080000	3400.0	133	8778	No
132	GOM_NL__2PRFIN20031104_081956_000000402021_00207_08778_8480.N1	04-NOV-2003 08:19:56	Bright	40.000	49	1Alp UMi	1.9900	6300.0	80	8778	No
133	GOM_NL__2PRFIN20031104_082355_000000392021_00207_08778_8481.N1	04-NOV-2003 08:23:55	Bright	39.000	60	7Bet UMi	2.0810	3950.0	78	8778	No
134	GOM_NL__2PRFIN20031104_082801_000000422021_00207_08778_8482.N1	04-NOV-2003 08:28:01	Bright	41.500	36	50Alp UMa	1.8000	6300.0	83	8778	No
135	GOM_NL__2PRFIN20031104_082941_000000412021_00207_08778_8483.N1	04-NOV-2003 08:29:41	Bright	40.500	82	48Bet UMa	2.3650	10600.	81	8778	No
136	GOM_NL__2PRFIN20031104_083326_000000402021_00207_08778_8484.N1	04-NOV-2003 08:33:26	Bright	39.500	174	52Psi UMa	3.0040	4400.0	79	8778	No
137	GOM_NL__2PRFIN20031104_084144_000000622021_00207_08778_8485.N1	04-NOV-2003 08:41:44	Bright	61.500	166	17Eps Leo	2.9800	6000.0	123	8778	No
138	GOM_NL__2PRFIN20031104_084542_000000682021_00207_08778_8486.N1	04-NOV-2003 08:45:42	Bright	67.500	22	32Alp Leo	1.3600	15200.	135	8778	No
139	GOM_NL__2PRFIN20031104_085537_000000832021_00207_08778_8487.N1	04-NOV-2003 08:55:37	Dark	82.500	48	30Alp Hya	1.9770	4100.0	165	8778	No
140	GOM_NL__2PRFIN20031104_085946_000000392021_00207_08778_8488.N1	04-NOV-2003 08:59:46	Dark	39.000	99	Del Cen	2.5750	26000.	78	8778	No
141	GOM_NL__2PRFIN20031104_090119_000000462021_00207_08778_8489.N1	04-NOV-2003 09:01:19	Dark	45.500	26	Gam Cru	1.6240	2900.0	91	8778	No
142	GOM_NL__2PRFIN20031104_090300_000000442021_00207_08778_8490.N1	04-NOV-2003 09:03:00	Dark	43.500	12	Alp1Cru	0.77500	30000.	87	8778	No
143	GOM_NL__2PRFIN20031104_104504_000000392021_00209_08780_8704.N1	04-NOV-2003 10:45:04	Dark	39.000	124	The Car	2.7640	30000.	78	8780	No
144	GOM_NL__2PRFIN20031104_105325_000000572021_00209_08780_8705.N1	04-NOV-2003 10:53:25	Dark	57.000	2	Alp Car	-0.73600	7000.0	114	8780	No
145	GOM_NL__2PRFIN20031104_105536_000000922021_00209_08780_8706.N1	04-NOV-2003 10:55:36	Dark	92.000	23	21Eps CMa	1.5020	26000.	184	8780	No
146	GOM_NL__2PRFIN20031104_105835_000000382021_00209_08780_8707.N1	04-NOV-2003 10:58:35	Dark	38.000	143	Alp Hyl	2.8570	7200.0	76	8780	No
147	GOM_NL__2PRFIN20031104_105959_000000462021_00209_08780_8708.N1	04-NOV-2003 10:59:59	Dark	45.500	9	Alp Eri	0.45300	24000.	91	8780	No
148	GOM_NL__2PRFIN20031104_110322_000000432021_00209_08780_8709.N1	04-NOV-2003 11:03:22	Straylight	43.000	157	The1Eri	2.9060	9300.0	86	8780	No
149	GOM_NL__2PRFIN20031104_110733_000001752021_00209_08780_8710.N1	04-NOV-2003 11:07:33	Straylight	175.00	1	9Alp CMa	-1.4400	11000.	350	8780	No
150	GOM_NL__2PRFIN20031104_111120_000000642021_00209_08780_8711.N1	04-NOV-2003 11:11:20	Straylight	63.500	165	34Gam Eri	2.9500	3200.0	127	8780	No
151	GOM_NL__2PRFIN20031104_111727_000000592021_00209_08780_8712.N1	04-NOV-2003 11:17:27	Tw_i_and_stray	58.500	94	92Alp Cet	2.5260	3100.0	117	8780	No
152	GOM_NL__2PRFIN20031104_112053_000000382021_00209_08780_8713.N1	04-NOV-2003 11:20:53	Bright	38.000	140	88Gam Peg	2.8340	26000.	76	8780	No
153	GOM_NL__2PRFIN20031104_112248_000000422021_00209_08780_8714.N1	04-NOV-2003 11:22:48	Bright	42.000	50	13Alp Ari	2.0070	4250.0	84	8780	No
154	GOM_NL__2PRFIN20031104_112444_000000382021_00209_08780_8715.N1	04-NOV-2003 11:24:44	Bright	37.500	58	21Alp And	2.0730	11000.	75	8780	No
155	GOM_NL__2PRFIN20031104_112614_000000412021_00209_08780_8716.N1	04-NOV-2003 11:26:14	Bright	41.000	173	4Bet Tri	3.0040	8900.0	82	8780	No
156	GOM_NL__2PRFIN20031104_112817_000000412021_00209_08780_8717.N1	04-NOV-2003 11:28:17	Bright	40.500	73	57Gam1And	2.2600	13100.	81	8780	No
157	GOM_NL__2PRFIN20031104_113156_000000392021_00209_08780_8718.N1	04-NOV-2003 11:31:56	Bright	39.000	68	18Alp Cas	2.2250	4500.0	78	8780	No
158	GOM_NL__2PRFIN20031104_113449_000000762021_00209_08780_8719.N1	04-NOV-2003 11:34:49	Bright	76.000	114	3lot Aur	2.6930	4600.0	152	8780	No
159	GOM_NL__2PRFIN20031104_113805_000000702021_00209_08780_8720.N1	04-NOV-2003 11:38:05	Bright	70.000	6	13Alp Aur	0.080000	3400.0	140	8780	No
160	GOM_NL__2PRFIN20031104_114110_000000402021_00209_08780_8721.N1	04-NOV-2003 11:41:10	Bright	39.500	49	1Alp UMi	1.9900	6300.0	79	8780	No

161	GOM_NL__2PRFIN20031104_114507_000000402021_00209_08780_8722.N1	04-NOV-2003 11:45:07	Bright	40.000	60	7Bet UMi	2.0810	3950.0	80	8780	No
162	GOM_NL__2PRFIN20031104_114915_000000432021_00209_08780_8723.N1	04-NOV-2003 11:49:15	Bright	42.500	36	50Alp UMa	1.8000	6300.0	85	8780	No
163	GOM_NL__2PRFIN20031104_115052_000000442021_00209_08780_8724.N1	04-NOV-2003 11:50:52	Bright	44.000	82	48Bet UMa	2.3650	10600.	88	8780	No
164	GOM_NL__2PRFIN20031104_115221_000000382021_00209_08780_8725.N1	04-NOV-2003 11:52:21	Bright	37.500	39	85Eta UMa	1.8540	24000.	75	8780	No
165	GOM_NL__2PRFIN20031104_115437_000000422021_00209_08780_8726.N1	04-NOV-2003 11:54:37	Bright	41.500	174	52Psi UMa	3.0040	4400.0	83	8780	No
166	GOM_NL__2PRFIN20031104_120257_000000632021_00209_08780_8727.N1	04-NOV-2003 12:02:57	Bright	62.500	166	17Eps Leo	2.9800	6000.0	125	8780	No
167	GOM_NL__2PRFIN20031104_120655_000000652021_00209_08780_8728.N1	04-NOV-2003 12:06:55	Bright	64.500	22	32Alp Leo	1.3600	15200.	129	8780	No
168	GOM_NL__2PRFIN20031104_121653_000000872021_00209_08780_8729.N1	04-NOV-2003 12:16:53	Dark	86.500	48	30Alp Hya	1.9770	4100.0	173	8780	No
169	GOM_NL__2PRFIN20031104_122058_000000402021_00209_08780_8730.N1	04-NOV-2003 12:20:58	Dark	39.500	99	Del Cen	2.5750	26000.	79	8780	No
170	GOM_NL__2PRFIN20031104_122231_000000512021_00209_08780_8731.N1	04-NOV-2003 12:22:31	Dark	51.000	26	Gam Cru	1.6240	2900.0	102	8780	No
171	GOM_NL__2PRFIN20031104_122412_000000442021_00209_08780_8732.N1	04-NOV-2003 12:24:12	Dark	44.000	12	Alp1Cru	0.77500	30000.	88	8780	No
172	GOM_NL__2PRFIN20031104_122538_000000412021_00210_08781_8614.N1	04-NOV-2003 12:25:38	Dark	41.000	124	The Car	2.7640	30000.	82	8781	No
173	GOM_NL__2PRFIN20031104_123401_000000532021_00210_08781_8615.N1	04-NOV-2003 12:34:01	Dark	52.500	2	Alp Car	-0.73600	7000.0	105	8781	No
174	GOM_NL__2PRFIN20031104_123614_000000952021_00210_08781_8616.N1	04-NOV-2003 12:36:14	Dark	94.500	23	21Eps CMa	1.5020	26000.	189	8781	No
175	GOM_NL__2PRFIN20031104_123912_000000382021_00210_08781_8617.N1	04-NOV-2003 12:39:12	Dark	38.000	143	Alp Hyi	2.8570	7200.0	76	8781	No
176	GOM_NL__2PRFIN20031104_124035_000000502021_00210_08781_8618.N1	04-NOV-2003 12:40:35	Dark	50.000	9	Alp Eri	0.45300	24000.	100	8781	No
177	GOM_NL__2PRFIN20031104_124359_000000422021_00210_08781_8619.N1	04-NOV-2003 12:43:59	Straylight	41.500	157	The1Eri	2.9060	9300.0	83	8781	No
178	GOM_NL__2PRFIN20031104_124810_000001752021_00210_08781_8620.N1	04-NOV-2003 12:48:10	Straylight	175.00	1	9Alp CMa	-1.4400	11000.	350	8781	No
179	GOM_NL__2PRFIN20031104_125157_000000652021_00210_08781_8621.N1	04-NOV-2003 12:51:57	Straylight	64.500	165	34Gam Eri	2.9500	3200.0	129	8781	No
180	GOM_NL__2PRFIN20031104_125803_000000612021_00210_08781_8622.N1	04-NOV-2003 12:58:03	Tw_i_and_stray	61.000	94	92Alp Cet	2.5260	3100.0	122	8781	No
181	GOM_NL__2PRFIN20031104_130129_000000392021_00210_08781_8623.N1	04-NOV-2003 13:01:29	Bright	39.000	140	88Gam Peg	2.8340	26000.	78	8781	No
182	GOM_NL__2PRFIN20031104_130322_000000462021_00210_08781_8624.N1	04-NOV-2003 13:03:22	Bright	45.500	50	13Alp Ari	2.0070	4250.0	91	8781	No
183	GOM_NL__2PRFIN20031104_130521_000000402021_00210_08781_8625.N1	04-NOV-2003 13:05:21	Bright	39.500	58	21Alp And	2.0730	11000.	79	8781	No
184	GOM_NL__2PRFIN20031104_130650_000000412021_00210_08781_8626.N1	04-NOV-2003 13:06:50	Bright	41.000	173	4Bet Tri	3.0040	8900.0	82	8781	No
185	GOM_NL__2PRFIN20031104_130852_000000402021_00210_08781_8627.N1	04-NOV-2003 13:08:52	Bright	40.000	73	57Gam1And	2.2600	13100.	80	8781	No
186	GOM_NL__2PRFIN20031104_131232_000000402021_00210_08781_8628.N1	04-NOV-2003 13:12:32	Bright	39.500	68	18Alp Cas	2.2250	4500.0	79	8781	No
187	GOM_NL__2PRFIN20031104_131523_000000762021_00210_08781_8629.N1	04-NOV-2003 13:15:23	Bright	75.500	114	3lot Aur	2.6930	4600.0	151	8781	No
188	GOM_NL__2PRFIN20031104_131840_000000682021_00210_08781_8630.N1	04-NOV-2003 13:18:40	Bright	67.500	6	13Alp Aur	0.080000	3400.0	135	8781	No
189	GOM_NL__2PRFIN20031104_132147_000000352021_00210_08781_8631.N1	04-NOV-2003 13:21:47	Bright	35.000	49	1Alp UMi	1.9900	6300.0	70	8781	No
190	GOM_NL__2PRFIN20031104_132544_000000392021_00210_08781_8632.N1	04-NOV-2003 13:25:44	Bright	38.500	60	7Bet UMi	2.0810	3950.0	77	8781	No
191	GOM_NL__2PRFIN20031104_132951_000000432021_00210_08781_8633.N1	04-NOV-2003 13:29:51	Bright	43.000	36	50Alp UMa	1.8000	6300.0	86	8781	No
192	GOM_NL__2PRFIN20031104_133129_000000402021_00210_08781_8634.N1	04-NOV-2003 13:31:29	Bright	39.500	82	48Bet UMa	2.3650	10600.	79	8781	No
193	GOM_NL__2PRFIN20031104_133257_000000392021_00210_08781_8635.N1	04-NOV-2003 13:32:57	Bright	38.500	39	85Eta UMa	1.8540	24000.	77	8781	No
194	GOM_NL__2PRFIN20031104_133514_000000402021_00210_08781_8636.N1	04-NOV-2003 13:35:14	Bright	40.000	174	52Psi UMa	3.0040	4400.0	80	8781	No
195	GOM_NL__2PRFIN20031104_134334_000000592021_00210_08781_8637.N1	04-NOV-2003 13:43:34	Bright	58.500	166	17Eps Leo	2.9800	6000.0	117	8781	No
196	GOM_NL__2PRFIN20031104_134732_000000602021_00210_08781_8638.N1	04-NOV-2003 13:47:32	Bright	60.000	22	32Alp Leo	1.3600	15200.	120	8781	No
197	GOM_NL__2PRFIN20031104_135730_000000702021_00210_08781_8639.N1	04-NOV-2003 13:57:30	Dark	70.000	48	30Alp Hya	1.9770	4100.0	140	8781	No
198	GOM_NL__2PRFIN20031104_140134_000000392021_00210_08781_8640.N1	04-NOV-2003 14:01:34	Dark	38.500	99	Del Cen	2.5750	26000.	77	8781	No
199	GOM_NL__2PRFIN20031104_140307_000000512021_00210_08781_8641.N1	04-NOV-2003 14:03:07	Dark	51.000	26	Gam Cru	1.6240	2900.0	102	8781	No
200	GOM_NL__2PRFIN20031104_140448_000000452021_00210_08781_8642.N1	04-NOV-2003 14:04:48	Dark	45.000	12	Alp1Cru	0.77500	30000.	90	8781	No
201	GOM_NL__2PRFIN20031104_140617_000000382021_00211_08782_8487.N1	04-NOV-2003 14:06:17	Dark	38.000	124	The Car	2.7640	30000.	76	8782	No
202	GOM_NL__2PRFIN20031104_141437_000000492021_00211_08782_8488.N1	04-NOV-2003 14:14:37	Dark	48.500	2	Alp Car	-0.73600	7000.0	97	8782	No
203	GOM_NL__2PRFIN20031104_141652_000000822021_00211_08782_8489.N1	04-NOV-2003 14:16:52	Dark	82.000	23	21Eps CMa	1.5020	26000.	164	8782	No
204	GOM_NL__2PRFIN20031104_141948_000000392021_00211_08782_8490.N1	04-NOV-2003 14:19:48	Dark	38.500	143	Alp Hyi	2.8570	7200.0	77	8782	No
205	GOM_NL__2PRFIN20031104_142111_000000492021_00211_08782_8491.N1	04-NOV-2003 14:21:11	Dark	49.000	9	Alp Eri	0.45300	24000.	98	8782	No
206	GOM_NL__2PRFIN20031104_142435_000000432021_00211_08782_8492.N1	04-NOV-2003 14:24:35	Straylight	42.500	157	The1Eri	2.9060	9300.0	85	8782	No
207	GOM_NL__2PRFIN20031104_142848_000001752021_00211_08782_8493.N1	04-NOV-2003 14:28:48	Straylight	175.00	1	9Alp CMa	-1.4400	11000.	350	8782	No
208	GOM_NL__2PRFIN20031104_143234_000000652021_00211_08782_8494.N1	04-NOV-2003 14:32:34	Straylight	64.500	165	34Gam Eri	2.9500	3200.0	129	8782	No
209	GOM_NL__2PRFIN20031104_143839_000000592021_00211_08782_8495.N1	04-NOV-2003 14:38:39	Tw_i_and_stray	58.500	94	92Alp Cet	2.5260	3100.0	117	8782	No
210	GOM_NL__2PRFIN20031104_144207_000000372021_00211_08782_8496.N1	04-NOV-2003 14:42:07	Bright	36.500	140	88Gam Peg	2.8340	26000.	73	8782	No
211	GOM_NL__2PRFIN20031104_144401_000000432021_00211_08782_8497.N1	04-NOV-2003 14:44:01	Bright	42.500	50	13Alp Ari	2.0070	4250.0	85	8782	No
212	GOM_NL__2PRFIN20031104_144557_000000392021_00211_08782_8498.N1	04-NOV-2003 14:45:57	Bright	38.500	58	21Alp And	2.0730	11000.	77	8782	No
213	GOM_NL__2PRFIN20031104_144726_000000402021_00211_08782_8499.N1	04-NOV-2003 14:47:26	Bright	39.500	173	4Bet Tri	3.0040	8900.0	79	8782	No
214	GOM_NL__2PRFIN20031104_144928_000000392021_00211_08782_8500.N1	04-NOV-2003 14:49:28	Bright	39.000	73	57Gam1And	2.2600	13100.	78	8782	No
215	GOM_NL__2PRFIN20031104_145309_000000392021_00211_08782_8501.N1	04-NOV-2003 14:53:09	Bright	38.500	68	18Alp Cas	2.2250	4500.0	77	8782	No
216	GOM_NL__2PRFIN20031104_145556_000000822021_00211_08782_8502.N1	04-NOV-2003 14:55:56	Bright	82.000	114	3lot Aur	2.6930	4600.0	164	8782	No
217	GOM_NL__2PRFIN20031104_145914_000000662021_00211_08782_8503.N1	04-NOV-2003 14:59:14	Bright	66.000	6	13Alp Aur	0.080000	3400.0	132	8782	No
218	GOM_NL__2PRFIN20031104_150222_000000372021_00211_08782_8504.N1	04-NOV-2003 15:02:22	Bright	36.500	49	1Alp UMi	1.9900	6300.0	73	8782	No
219	GOM_NL__2PRFIN20031104_150621_000000382021_00211_08782_8505.N1	04-NOV-2003 15:06:21	Bright	38.000	60	7Bet UMi	2.0810	3950.0	76	8782	No



220	GOM_NL__2PRFIN20031104_151027_000000432021_00211_08782_8506.N1	04-NOV-2003 15:10:27	Bright	42.500	36	50Alp UMa	1.8000	6300.0	85	8782	No
221	GOM_NL__2PRFIN20031104_151204_000000402021_00211_08782_8507.N1	04-NOV-2003 15:12:04	Bright	39.500	82	48Bet UMa	2.3650	10600.	79	8782	No
222	GOM_NL__2PRFIN20031104_151332_000000372021_00211_08782_8508.N1	04-NOV-2003 15:13:32	Bright	37.000	39	85Eta UMa	1.8540	24000.	74	8782	No
223	GOM_NL__2PRFIN20031104_151549_000000422021_00211_08782_8509.N1	04-NOV-2003 15:15:49	Bright	41.500	174	52Psi UMa	3.0040	4400.0	83	8782	No
224	GOM_NL__2PRFIN20031104_152410_000000862021_00211_08782_8510.N1	04-NOV-2003 15:24:10	Bright	86.000	166	17Eps Leo	2.9800	6000.0	172	8782	No
225	GOM_NL__2PRFIN20031104_152808_000000622021_00211_08782_8511.N1	04-NOV-2003 15:28:08	Bright	61.500	22	32Alp Leo	1.3600	15200.	123	8782	No
226	GOM_NL__2PRFIN20031104_153808_000000832021_00211_08782_8512.N1	04-NOV-2003 15:38:08	Dark	82.500	48	30Alp Hya	1.9770	4100.0	165	8782	No
227	GOM_NL__2PRFIN20031104_154210_000000422021_00211_08782_8513.N1	04-NOV-2003 15:42:10	Dark	41.500	99	Del Cen	2.5750	26000.	83	8782	No
228	GOM_NL__2PRFIN20031104_154343_000000492021_00211_08782_8514.N1	04-NOV-2003 15:43:43	Dark	49.000	26	Gam Cru	1.6240	2900.0	98	8782	No
229	GOM_NL__2PRFIN20031104_154524_000000492021_00211_08782_8515.N1	04-NOV-2003 15:45:24	Dark	49.000	12	Alp1Cru	0.77500	30000.	98	8782	No
230	GOM_NL__2PRFIN20031104_154654_000000382021_00212_08783_8615.N1	04-NOV-2003 15:46:54	Dark	37.500	124	The Car	2.7640	30000.	75	8783	No
231	GOM_NL__2PRFIN20031104_155515_000000622021_00212_08783_8616.N1	04-NOV-2003 15:55:15	Dark	62.000	2	Alp Car	-0.73600	7000.0	124	8783	No
232	GOM_NL__2PRFIN20031104_155729_000000852021_00212_08783_8617.N1	04-NOV-2003 15:57:29	Dark	84.500	23	21Eps CMa	1.5020	26000.	169	8783	No
233	GOM_NL__2PRFIN20031104_160024_000000402021_00212_08783_8618.N1	04-NOV-2003 16:00:24	Dark	39.500	143	Alp Hyi	2.8570	7200.0	79	8783	No
234	GOM_NL__2PRFIN20031104_160147_000000402021_00212_08783_8619.N1	04-NOV-2003 16:01:47	Dark	40.000	9	Alp Eri	0.45300	24000.	80	8783	No
235	GOM_NL__2PRFIN20031104_160512_000000442021_00212_08783_8620.N1	04-NOV-2003 16:05:12	Straylight	44.000	157	The1Eri	2.9060	9300.0	88	8783	No
236	GOM_NL__2PRFIN20031104_160925_000001752021_00212_08783_8621.N1	04-NOV-2003 16:09:25	Straylight	175.00	1	9Alp CMa	-1.4400	11000.	350	8783	No
237	GOM_NL__2PRFIN20031104_161307_000000702021_00212_08783_8622.N1	04-NOV-2003 16:13:07	Straylight	69.500	165	34Gam Eri	2.9500	3200.0	139	8783	No
238	GOM_NL__2PRFIN20031104_161914_000000582021_00212_08783_8623.N1	04-NOV-2003 16:19:14	Tw_i_and_stray	58.000	94	92Alp Cet	2.5260	3100.0	116	8783	No
239	GOM_NL__2PRFIN20031104_162241_000000412021_00212_08783_8624.N1	04-NOV-2003 16:22:41	Bright	40.500	140	88Gam Peg	2.8340	26000.	81	8783	No
240	GOM_NL__2PRFIN20031104_162435_000000452021_00212_08783_8625.N1	04-NOV-2003 16:24:35	Bright	44.500	50	13Alp Ari	2.0070	4250.0	89	8783	No
241	GOM_NL__2PRFIN20031104_162633_000000382021_00212_08783_8626.N1	04-NOV-2003 16:26:33	Bright	38.000	58	21Alp And	2.0730	11000.	76	8783	No
242	GOM_NL__2PRFIN20031104_162802_000000412021_00212_08783_8627.N1	04-NOV-2003 16:28:02	Bright	40.500	173	4Bet Tri	3.0040	8900.0	81	8783	No
243	GOM_NL__2PRFIN20031104_163004_000000412021_00212_08783_8628.N1	04-NOV-2003 16:30:04	Bright	40.500	73	57Gam1And	2.2600	13100.	81	8783	No
244	GOM_NL__2PRFIN20031104_163345_000000382021_00212_08783_8629.N1	04-NOV-2003 16:33:45	Bright	37.500	68	18Alp Cas	2.2250	4500.0	75	8783	No
245	GOM_NL__2PRFIN20031104_163630_000000802021_00212_08783_8630.N1	04-NOV-2003 16:36:30	Bright	79.500	114	3lot Aur	2.6930	4600.0	159	8783	No
246	GOM_NL__2PRFIN20031104_163949_000000702021_00212_08783_8631.N1	04-NOV-2003 16:39:49	Bright	69.500	6	13Alp Aur	0.080000	3400.0	139	8783	No
247	GOM_NL__2PRFIN20031104_164258_000000392021_00212_08783_8632.N1	04-NOV-2003 16:42:58	Bright	38.500	49	1Alp UMi	1.9900	6300.0	77	8783	No
248	GOM_NL__2PRFIN20031104_164656_000000402021_00212_08783_8633.N1	04-NOV-2003 16:46:56	Bright	40.000	60	7Bet UMi	2.0810	3950.0	80	8783	No
249	GOM_NL__2PRFIN20031104_165103_000000432021_00212_08783_8634.N1	04-NOV-2003 16:51:03	Bright	43.000	36	50Alp UMa	1.8000	6300.0	86	8783	No
250	GOM_NL__2PRFIN20031104_165240_000000422021_00212_08783_8635.N1	04-NOV-2003 16:52:40	Bright	42.000	82	48Bet UMa	2.3650	10600.	84	8783	No
251	GOM_NL__2PRFIN20031104_165409_000000382021_00212_08783_8636.N1	04-NOV-2003 16:54:09	Bright	37.500	39	85Eta UMa	1.8540	24000.	75	8783	No
252	GOM_NL__2PRFIN20031104_165625_000000432021_00212_08783_8637.N1	04-NOV-2003 16:56:25	Bright	42.500	174	52Psi UMa	3.0040	4400.0	85	8783	No
253	GOM_NL__2PRFIN20031104_170447_000000622021_00212_08783_8638.N1	04-NOV-2003 17:04:47	Bright	62.000	166	17Eps Leo	2.9800	6000.0	124	8783	No
254	GOM_NL__2PRFIN20031104_170845_000000652021_00212_08783_8639.N1	04-NOV-2003 17:08:45	Bright	65.000	22	32Alp Leo	1.3600	15200.	130	8783	No
255	GOM_NL__2PRFIN20031104_171845_000000882021_00212_08783_8640.N1	04-NOV-2003 17:18:45	Dark	88.000	48	30Alp Hya	1.9770	4100.0	176	8783	No
256	GOM_NL__2PRFIN20031104_172246_000000392021_00212_08783_8641.N1	04-NOV-2003 17:22:46	Dark	39.000	99	Del Cen	2.5750	26000.	78	8783	No
257	GOM_NL__2PRFIN20031104_172419_000000512021_00212_08783_8642.N1	04-NOV-2003 17:24:19	Dark	51.000	26	Gam Cru	1.6240	2900.0	102	8783	No
258	GOM_NL__2PRFIN20031104_172559_000000522021_00212_08783_8643.N1	04-NOV-2003 17:25:59	Dark	52.000	12	Alp1Cru	0.77500	30000.	104	8783	No
259	GOM_NL__2PRFIN20031104_172730_000000392021_00213_08784_8725.N1	04-NOV-2003 17:27:30	Dark	39.000	124	The Car	2.7640	30000.	78	8784	No
260	GOM_NL__2PRFIN20031104_173552_000000502021_00213_08784_8726.N1	04-NOV-2003 17:35:52	Dark	50.000	2	Alp Car	-0.73600	7000.0	100	8784	No
261	GOM_NL__2PRFIN20031104_173806_000000852021_00213_08784_8727.N1	04-NOV-2003 17:38:06	Dark	84.500	23	21Eps CMa	1.5020	26000.	169	8784	No
262	GOM_NL__2PRFIN20031104_174100_000000402021_00213_08784_8728.N1	04-NOV-2003 17:41:00	Dark	39.500	143	Alp Hyi	2.8570	7200.0	79	8784	No
263	GOM_NL__2PRFIN20031104_174223_000000482021_00213_08784_8729.N1	04-NOV-2003 17:42:23	Dark	48.000	9	Alp Eri	0.45300	24000.	96	8784	No
264	GOM_NL__2PRFIN20031104_174548_000000452021_00213_08784_8730.N1	04-NOV-2003 17:45:48	Straylight	45.000	157	The1Eri	2.9060	9300.0	90	8784	No
265	GOM_NL__2PRFIN20031104_175003_000001752021_00213_08784_8731.N1	04-NOV-2003 17:50:03	Straylight	175.00	1	9Alp CMa	-1.4400	11000.	350	8784	No
266	GOM_NL__2PRFIN20031104_175343_000000682021_00213_08784_8732.N1	04-NOV-2003 17:53:43	Straylight	68.000	165	34Gam Eri	2.9500	3200.0	136	8784	No
267	GOM_NL__2PRFIN20031104_175950_000000542021_00213_08784_8733.N1	04-NOV-2003 17:59:50	Tw_i_and_stray	53.500	94	92Alp Cet	2.5260	3100.0	107	8784	No
268	GOM_NL__2PRFIN20031104_180318_000000392021_00213_08784_8734.N1	04-NOV-2003 18:03:18	Bright	39.000	140	88Gam Peg	2.8340	26000.	78	8784	No
269	GOM_NL__2PRFIN20031104_180511_000000452021_00213_08784_8735.N1	04-NOV-2003 18:05:11	Bright	44.500	50	13Alp Ari	2.0070	4250.0	89	8784	No
270	GOM_NL__2PRFIN20031104_180710_000000402021_00213_08784_8736.N1	04-NOV-2003 18:07:10	Bright	39.500	58	21Alp And	2.0730	11000.	79	8784	No
271	GOM_NL__2PRFIN20031104_180837_000000422021_00213_08784_8737.N1	04-NOV-2003 18:08:37	Bright	41.500	173	4Bet Tri	3.0040	8900.0	83	8784	No
272	GOM_NL__2PRFIN20031104_181040_000000412021_00213_08784_8738.N1	04-NOV-2003 18:10:40	Bright	40.500	73	57Gam1And	2.2600	13100.	81	8784	No
273	GOM_NL__2PRFIN20031104_181421_000000382021_00213_08784_8739.N1	04-NOV-2003 18:14:21	Bright	37.500	68	18Alp Cas	2.2250	4500.0	75	8784	No
274	GOM_NL__2PRFIN20031104_181704_000000812021_00213_08784_8740.N1	04-NOV-2003 18:17:04	Bright	81.000	114	3lot Aur	2.6930	4600.0	162	8784	No
275	GOM_NL__2PRFIN20031104_182023_000000682021_00213_08784_8741.N1	04-NOV-2003 18:20:23	Bright	67.500	6	13Alp Aur	0.080000	3400.0	135	8784	No
276	GOM_NL__2PRFIN20031104_182334_000000392021_00213_08784_8742.N1	04-NOV-2003 18:23:34	Bright	38.500	49	1Alp UMi	1.9900	6300.0	77	8784	No
277	GOM_NL__2PRFIN20031104_182733_000000412021_00213_08784_8743.N1	04-NOV-2003 18:27:33	Bright	40.500	60	7Bet UMi	2.0810	3950.0	81	8784	No
278	GOM_NL__2PRFIN20031104_183138_000000442021_00213_08784_8744.N1	04-NOV-2003 18:31:38	Bright	43.500	36	50Alp UMa	1.8000	6300.0	87	8784	No

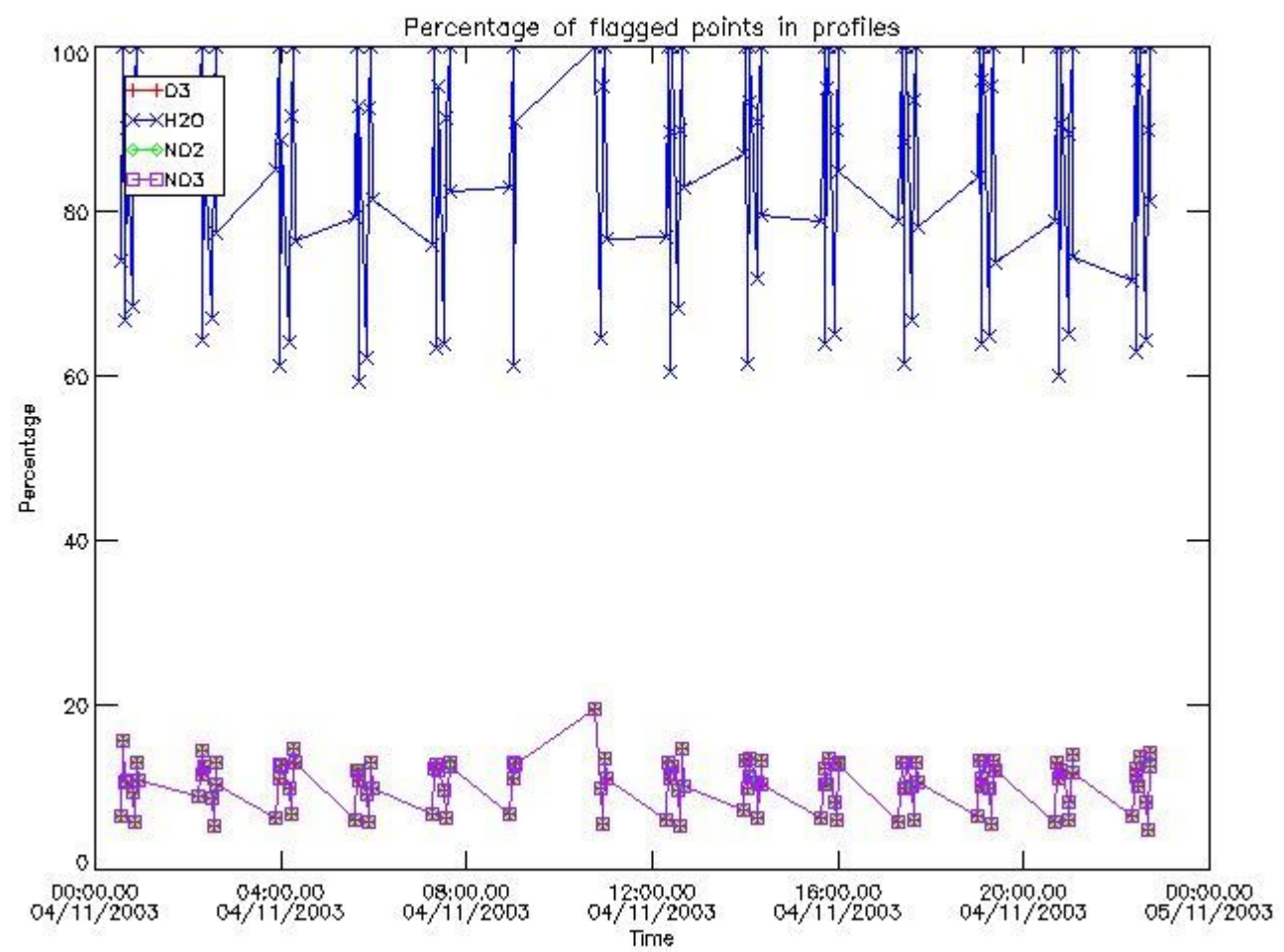
279	GOM_NL__2PRFIN20031104_183316_000000402021_00213_08784_8745.N1	04-NOV-2003 18:33:16	Bright	40.000	82	48Bet UMa	2.3650	10600.	80	8784	No
280	GOM_NL__2PRFIN20031104_183446_000000362021_00213_08784_8746.N1	04-NOV-2003 18:34:46	Bright	35.500	39	85Eta UMa	1.8540	24000.	71	8784	No
281	GOM_NL__2PRFIN20031104_183701_000000422021_00213_08784_8747.N1	04-NOV-2003 18:37:01	Bright	42.000	174	52Psi UMa	3.0040	4400.0	84	8784	No
282	GOM_NL__2PRFIN20031104_184523_000000652021_00213_08784_8748.N1	04-NOV-2003 18:45:23	Bright	65.000	166	17Eps Leo	2.9800	6000.0	130	8784	No
283	GOM_NL__2PRFIN20031104_184922_000000672021_00213_08784_8749.N1	04-NOV-2003 18:49:22	Bright	66.500	22	32Alp Leo	1.3600	15200.	133	8784	No
284	GOM_NL__2PRFIN20031104_185923_000000792021_00213_08784_8750.N1	04-NOV-2003 18:59:23	Dark	78.500	48	30Alp Hya	1.9770	4100.0	157	8784	No
285	GOM_NL__2PRFIN20031104_190322_000000422021_00213_08784_8751.N1	04-NOV-2003 19:03:22	Dark	42.000	99	Del Cen	2.5750	26000.	84	8784	No
286	GOM_NL__2PRFIN20031104_190455_000000462021_00213_08784_8752.N1	04-NOV-2003 19:04:55	Dark	46.000	26	Gam Cru	1.6240	2900.0	92	8784	No
287	GOM_NL__2PRFIN20031104_190635_000000512021_00213_08784_8753.N1	04-NOV-2003 19:06:35	Dark	50.500	12	Alp1Cru	0.77500	30000.	101	8784	No
288	GOM_NL__2PRFIN20031104_190829_000000432021_00214_08785_8488.N1	04-NOV-2003 19:08:29	Dark	42.500	91	Kap Vel	2.4900	26000.	85	8785	No
289	GOM_NL__2PRFIN20031104_191629_000000522021_00214_08785_8489.N1	04-NOV-2003 19:16:29	Dark	51.500	2	Alp Car	-0.73600	7000.0	103	8785	No
290	GOM_NL__2PRFIN20031104_191845_000000922021_00214_08785_8490.N1	04-NOV-2003 19:18:45	Dark	92.000	23	21Eps CMa	1.5020	26000.	184	8785	No
291	GOM_NL__2PRFIN20031104_192137_000000392021_00214_08785_8491.N1	04-NOV-2003 19:21:37	Dark	38.500	143	Alp Hyi	2.8570	7200.0	77	8785	No
292	GOM_NL__2PRFIN20031104_192259_000000432021_00214_08785_8492.N1	04-NOV-2003 19:22:59	Dark	42.500	9	Alp Eri	0.45300	24000.	85	8785	No
293	GOM_NL__2PRFIN20031104_192624_000000422021_00214_08785_8493.N1	04-NOV-2003 19:26:24	Straylight	41.500	157	The1Eri	2.9060	9300.0	83	8785	No
294	GOM_NL__2PRFIN20031104_192952_0000002132021_00214_08785_8494.N1	04-NOV-2003 19:29:52	Straylight	213.00	47	2Bet CMa	1.9760	28000.	426	8785	No
295	GOM_NL__2PRFIN20031104_193421_000000642021_00214_08785_8495.N1	04-NOV-2003 19:34:21	Straylight	64.000	165	34Gam Eri	2.9500	3200.0	128	8785	No
296	GOM_NL__2PRFIN20031104_194025_000000562021_00214_08785_8496.N1	04-NOV-2003 19:40:25	Tw_i_and_stray	55.500	94	92Alp Cet	2.5260	3100.0	111	8785	No
297	GOM_NL__2PRFIN20031104_194355_000000402021_00214_08785_8497.N1	04-NOV-2003 19:43:55	Bright	39.500	140	88Gam Peg	2.8340	26000.	79	8785	No
298	GOM_NL__2PRFIN20031104_194548_000000412021_00214_08785_8498.N1	04-NOV-2003 19:45:48	Bright	41.000	50	13Alp Ari	2.0070	4250.0	82	8785	No
299	GOM_NL__2PRFIN20031104_194746_000000372021_00214_08785_8499.N1	04-NOV-2003 19:47:46	Bright	37.000	58	21Alp And	2.0730	11000.	74	8785	No
300	GOM_NL__2PRFIN20031104_194914_000000402021_00214_08785_8500.N1	04-NOV-2003 19:49:14	Bright	40.000	173	4Bet Tri	3.0040	8900.0	80	8785	No
301	GOM_NL__2PRFIN20031104_195117_000000402021_00214_08785_8501.N1	04-NOV-2003 19:51:17	Bright	39.500	73	57Gam1And	2.2600	13100.	79	8785	No
302	GOM_NL__2PRFIN20031104_195457_000000372021_00214_08785_8502.N1	04-NOV-2003 19:54:57	Bright	36.500	68	18Alp Cas	2.2250	4500.0	73	8785	No
303	GOM_NL__2PRFIN20031104_195737_000000812021_00214_08785_8503.N1	04-NOV-2003 19:57:37	Bright	80.500	114	3lot Aur	2.6930	4600.0	161	8785	No
304	GOM_NL__2PRFIN20031104_200056_000000692021_00214_08785_8504.N1	04-NOV-2003 20:00:56	Bright	69.000	6	13Alp Aur	0.080000	3400.0	138	8785	No
305	GOM_NL__2PRFIN20031104_200411_000000392021_00214_08785_8505.N1	04-NOV-2003 20:04:11	Bright	38.500	49	1Alp UMi	1.9900	6300.0	77	8785	No
306	GOM_NL__2PRFIN20031104_200809_000000392021_00214_08785_8506.N1	04-NOV-2003 20:08:09	Bright	39.000	60	7Bet UMi	2.0810	3950.0	78	8785	No
307	GOM_NL__2PRFIN20031104_201214_000000392021_00214_08785_8507.N1	04-NOV-2003 20:12:14	Bright	38.500	36	50Alp UMa	1.8000	6300.0	77	8785	No
308	GOM_NL__2PRFIN20031104_201351_000000402021_00214_08785_8508.N1	04-NOV-2003 20:13:51	Bright	39.500	82	48Bet UMa	2.3650	10600.	79	8785	No
309	GOM_NL__2PRFIN20031104_201522_000000362021_00214_08785_8509.N1	04-NOV-2003 20:15:22	Bright	36.000	39	85Eta UMa	1.8540	24000.	72	8785	No
310	GOM_NL__2PRFIN20031104_201737_000000582021_00214_08785_8510.N1	04-NOV-2003 20:17:37	Bright	58.000	174	52Psi UMa	3.0040	4400.0	116	8785	No
311	GOM_NL__2PRFIN20031104_202600_000000622021_00214_08785_8511.N1	04-NOV-2003 20:26:00	Bright	62.000	166	17Eps Leo	2.9800	6000.0	124	8785	No
312	GOM_NL__2PRFIN20031104_202958_000000612021_00214_08785_8512.N1	04-NOV-2003 20:29:58	Bright	60.500	22	32Alp Leo	1.3600	15200.	121	8785	No
313	GOM_NL__2PRFIN20031104_204001_000000882021_00214_08785_8513.N1	04-NOV-2003 20:40:01	Dark	88.000	48	30Alp Hya	1.9770	4100.0	176	8785	No
314	GOM_NL__2PRFIN20031104_204358_000000402021_00214_08785_8514.N1	04-NOV-2003 20:43:58	Dark	39.500	99	Del Cen	2.5750	26000.	79	8785	No
315	GOM_NL__2PRFIN20031104_204532_000000462021_00214_08785_8515.N1	04-NOV-2003 20:45:32	Dark	45.500	26	Gam Cru	1.6240	2900.0	91	8785	No
316	GOM_NL__2PRFIN20031104_204712_000000432021_00214_08785_8516.N1	04-NOV-2003 20:47:12	Dark	42.500	12	Alp1Cru	0.77500	30000.	85	8785	No
317	GOM_NL__2PRFIN20031104_204906_000000422021_00215_08786_8489.N1	04-NOV-2003 20:49:06	Dark	42.000	91	Kap Vel	2.4900	26000.	84	8786	No
318	GOM_NL__2PRFIN20031104_205705_000000622021_00215_08786_8490.N1	04-NOV-2003 20:57:05	Dark	62.000	2	Alp Car	-0.73600	7000.0	124	8786	No
319	GOM_NL__2PRFIN20031104_205920_000000862021_00215_08786_8491.N1	04-NOV-2003 20:59:20	Dark	86.000	23	21Eps CMa	1.5020	26000.	172	8786	No
320	GOM_NL__2PRFIN20031104_210213_000000402021_00215_08786_8492.N1	04-NOV-2003 21:02:13	Dark	40.000	143	Alp Hyi	2.8570	7200.0	80	8786	No
321	GOM_NL__2PRFIN20031104_210335_000000432021_00215_08786_8493.N1	04-NOV-2003 21:03:35	Dark	43.000	9	Alp Eri	0.45300	24000.	86	8786	No
322	GOM_NL__2PRFIN20031104_210701_000000412021_00215_08786_8494.N1	04-NOV-2003 21:07:01	Straylight	41.000	157	The1Eri	2.9060	9300.0	82	8786	No
323	GOM_NL__2PRFIN20031104_211028_0000002132021_00215_08786_8495.N1	04-NOV-2003 21:10:28	Straylight	213.00	47	2Bet CMa	1.9760	28000.	426	8786	No
324	GOM_NL__2PRFIN20031104_211457_000000632021_00215_08786_8496.N1	04-NOV-2003 21:14:57	Straylight	62.500	165	34Gam Eri	2.9500	3200.0	125	8786	No
325	GOM_NL__2PRFIN20031104_212102_000000562021_00215_08786_8497.N1	04-NOV-2003 21:21:02	Tw_i_and_stray	56.000	94	92Alp Cet	2.5260	3100.0	112	8786	No
326	GOM_NL__2PRFIN20031104_212431_000000382021_00215_08786_8498.N1	04-NOV-2003 21:24:31	Bright	37.500	140	88Gam Peg	2.8340	26000.	75	8786	No
327	GOM_NL__2PRFIN20031104_212624_000000422021_00215_08786_8499.N1	04-NOV-2003 21:26:24	Bright	42.000	50	13Alp Ari	2.0070	4250.0	84	8786	No
328	GOM_NL__2PRFIN20031104_212822_000000372021_00215_08786_8500.N1	04-NOV-2003 21:28:22	Bright	37.000	58	21Alp And	2.0730	11000.	74	8786	No
329	GOM_NL__2PRFIN20031104_212949_000000402021_00215_08786_8501.N1	04-NOV-2003 21:29:49	Bright	39.500	173	4Bet Tri	3.0040	8900.0	79	8786	No
330	GOM_NL__2PRFIN20031104_213153_000000422021_00215_08786_8502.N1	04-NOV-2003 21:31:53	Bright	41.500	73	57Gam1And	2.2600	13100.	83	8786	No
331	GOM_NL__2PRFIN20031104_213533_000000352021_00215_08786_8503.N1	04-NOV-2003 21:35:33	Bright	35.000	68	18Alp Cas	2.2250	4500.0	70	8786	No
332	GOM_NL__2PRFIN20031104_213811_000000752021_00215_08786_8504.N1	04-NOV-2003 21:38:11	Bright	74.500	114	3lot Aur	2.6930	4600.0	149	8786	No
333	GOM_NL__2PRFIN20031104_214132_000000672021_00215_08786_8505.N1	04-NOV-2003 21:41:32	Bright	66.500	6	13Alp Aur	0.080000	3400.0	133	8786	No
334	GOM_NL__2PRFIN20031104_214447_000000392021_00215_08786_8506.N1	04-NOV-2003 21:44:47	Bright	38.500	49	1Alp UMi	1.9900	6300.0	77	8786	No
335	GOM_NL__2PRFIN20031104_214845_000000372021_00215_08786_8507.N1	04-NOV-2003 21:48:45	Bright	36.500	60	7Bet UMi	2.0810	3950.0	73	8786	No
336	GOM_NL__2PRFIN20031104_215250_000000432021_00215_08786_8508.N1	04-NOV-2003 21:52:50	Bright	42.500	36	50Alp UMa	1.8000	6300.0	85	8786	No
337	GOM_NL__2PRFIN20031104_215427_000000422021_00215_08786_8509.N1	04-NOV-2003 21:54:27	Bright	41.500	82	48Bet UMa	2.3650	10600.	83	8786	No

338	GOM_NL__2PRFIN20031104_215558_000000382021_00215_08786_8510.N1	04-NOV-2003 21:55:58	Bright	37.500	39	85Eta UMa	1.8540	24000.	75	8786	No
339	GOM_NL__2PRFIN20031104_215813_000000422021_00215_08786_8511.N1	04-NOV-2003 21:58:13	Bright	41.500	174	52Psi UMa	3.0040	4400.0	83	8786	No
340	GOM_NL__2PRFIN20031104_220636_000000642021_00215_08786_8512.N1	04-NOV-2003 22:06:36	Bright	64.000	166	17Eps Leo	2.9800	6000.0	128	8786	No
341	GOM_NL__2PRFIN20031104_221035_000000672021_00215_08786_8513.N1	04-NOV-2003 22:10:35	Bright	67.000	22	32Alp Leo	1.3600	15200.	134	8786	No
342	GOM_NL__2PRFIN20031104_222038_000000802021_00215_08786_8514.N1	04-NOV-2003 22:20:38	Dark	79.500	48	30Alp Hya	1.9770	4100.0	159	8786	No
343	GOM_NL__2PRFIN20031104_222434_000000422021_00215_08786_8515.N1	04-NOV-2003 22:24:34	Dark	41.500	99	Del Cen	2.5750	26000.	83	8786	No
344	GOM_NL__2PRFIN20031104_222608_000000452021_00215_08786_8516.N1	04-NOV-2003 22:26:08	Dark	45.000	26	Gam Cru	1.6240	2900.0	90	8786	No
345	GOM_NL__2PRFIN20031104_222748_000000512021_00215_08786_8517.N1	04-NOV-2003 22:27:48	Dark	50.500	12	Alp1Cru	0.77500	30000.	101	8786	No
346	GOM_NL__2PRFIN20031104_222943_000000412021_00216_08787_8489.N1	04-NOV-2003 22:29:43	Dark	40.500	91	Kap Vel	2.4900	26000.	81	8787	No
347	GOM_NL__2PRFIN20031104_223742_000000622021_00216_08787_8490.N1	04-NOV-2003 22:37:42	Dark	62.000	2	Alp Car	-0.73600	7000.0	124	8787	No
348	GOM_NL__2PRFIN20031104_223958_000001042021_00216_08787_8491.N1	04-NOV-2003 22:39:58	Dark	104.00	23	21Eps CMa	1.5020	26000.	208	8787	No
349	GOM_NL__2PRFIN20031104_224249_000000402021_00216_08787_8492.N1	04-NOV-2003 22:42:49	Dark	39.500	143	Alp Hyi	2.8570	7200.0	79	8787	No
350	GOM_NL__2PRFIN20031104_224411_000000412021_00216_08787_8493.N1	04-NOV-2003 22:44:11	Dark	40.500	9	Alp Eri	0.45300	24000.	81	8787	No
351	GOM_NL__2PRFIN20031104_224737_000000432021_00216_08787_8494.N1	04-NOV-2003 22:47:37	Straylight	42.500	157	The1Eri	2.9060	9300.0	85	8787	No
352	GOM_NL__2PRFIN20031104_225105_000002132021_00216_08787_8495.N1	04-NOV-2003 22:51:05	Straylight	213.00	47	2Bet CMa	1.9760	28000.	426	8787	No
353	GOM_NL__2PRFIN20031104_225532_000000652021_00216_08787_8496.N1	04-NOV-2003 22:55:32	Straylight	64.500	165	34Gam Eri	2.9500	3200.0	129	8787	No
354	GOM_NL__2PRFIN20031104_230136_000000572021_00216_08787_8497.N1	04-NOV-2003 23:01:36	Tw_i_and_stray	57.000	94	92Alp Cet	2.5260	3100.0	114	8787	No
355	GOM_NL__2PRFIN20031104_230507_000000382021_00216_08787_8498.N1	04-NOV-2003 23:05:07	Bright	38.000	140	88Gam Peg	2.8340	26000.	76	8787	No
356	GOM_NL__2PRFIN20031104_230659_000000432021_00216_08787_8499.N1	04-NOV-2003 23:06:59	Bright	42.500	50	13Alp Ari	2.0070	4250.0	85	8787	No
357	GOM_NL__2PRFIN20031104_230859_000000382021_00216_08787_8500.N1	04-NOV-2003 23:08:59	Bright	37.500	58	21Alp And	2.0730	11000.	75	8787	No
358	GOM_NL__2PRFIN20031104_231025_000000402021_00216_08787_8501.N1	04-NOV-2003 23:10:25	Bright	39.500	173	4Bet Tri	3.0040	8900.0	79	8787	No
359	GOM_NL__2PRFIN20031104_231228_000000412021_00216_08787_8502.N1	04-NOV-2003 23:12:28	Bright	41.000	73	57Gam1And	2.2600	13100.	82	8787	No
360	GOM_NL__2PRFIN20031104_231609_000000372021_00216_08787_8503.N1	04-NOV-2003 23:16:09	Bright	36.500	68	18Alp Cas	2.2250	4500.0	73	8787	No
361	GOM_NL__2PRFIN20031104_231845_000000812021_00216_08787_8504.N1	04-NOV-2003 23:18:45	Bright	81.000	114	3Iot Aur	2.6930	4600.0	162	8787	No
362	GOM_NL__2PRFIN20031104_232206_000000732021_00216_08787_8505.N1	04-NOV-2003 23:22:06	Bright	73.000	6	13Alp Aur	0.080000	3400.0	146	8787	No
363	GOM_NL__2PRFIN20031104_232523_000000362021_00216_08787_8506.N1	04-NOV-2003 23:25:23	Bright	35.500	49	1Alp UMi	1.9900	6300.0	71	8787	No
364	GOM_NL__2PRFIN20031104_232921_000000382021_00216_08787_8507.N1	04-NOV-2003 23:29:21	Bright	38.000	60	7Bet UMi	2.0810	3950.0	76	8787	No
365	GOM_NL__2PRFIN20031104_233326_000000422021_00216_08787_8508.N1	04-NOV-2003 23:33:26	Bright	42.000	36	50Alp UMa	1.8000	6300.0	84	8787	No
366	GOM_NL__2PRFIN20031104_233503_000000392021_00216_08787_8509.N1	04-NOV-2003 23:35:03	Bright	38.500	82	48Bet UMa	2.3650	10600.	77	8787	No
367	GOM_NL__2PRFIN20031104_233634_000000362021_00216_08787_8510.N1	04-NOV-2003 23:36:34	Bright	36.000	39	85Eta UMa	1.8540	24000.	72	8787	No
368	GOM_NL__2PRFIN20031104_233849_000000412021_00216_08787_8511.N1	04-NOV-2003 23:38:49	Bright	41.000	174	52Psi UMa	3.0040	4400.0	82	8787	No
369	GOM_NL__2PRFIN20031104_234712_000000622021_00216_08787_8512.N1	04-NOV-2003 23:47:12	Bright	61.500	166	17Eps Leo	2.9800	6000.0	123	8787	No
370	GOM_NL__2PRFIN20031104_235111_000000672021_00216_08787_8513.N1	04-NOV-2003 23:51:11	Bright	66.500	22	32Alp Leo	1.3600	15200.	133	8787	No

### 3. Quality information per product

In this section it is plotted some information contained in the Quality Summary data set of the level 2 products. Only products in dark limb conditions and without errors (error flag in the MPH set to "0") are used.

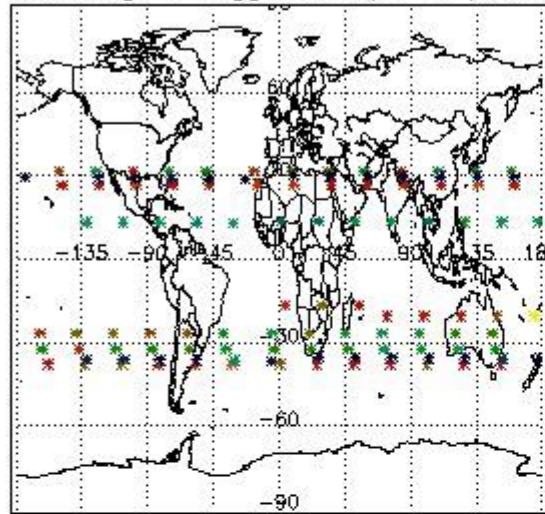
#### 3.1 Plot quality information per product (time dependant)



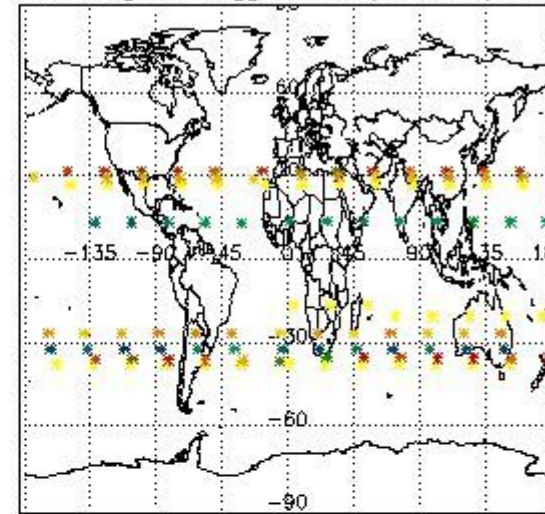
*3.2 Plot quality information per product (world map)*



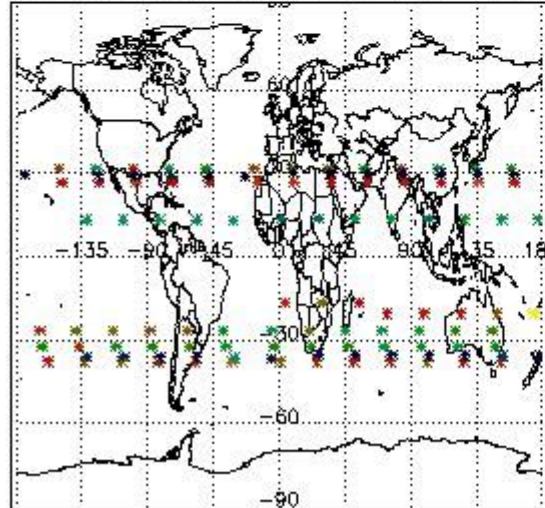
Percentage of flagged data per O3 profile



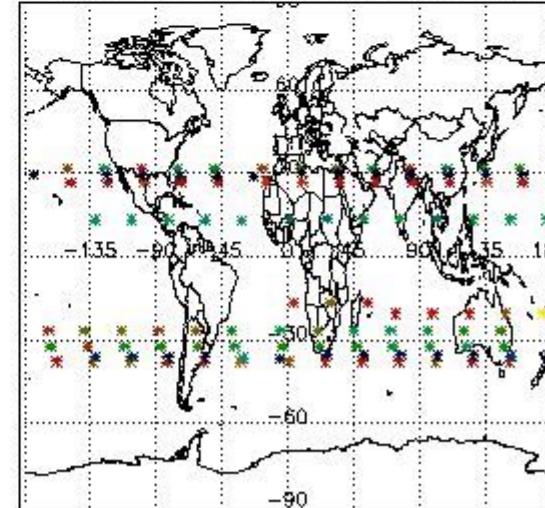
Percentage of flagged data per H2O profile



Percentage of flagged data per NO2 profile



Percentage of flagged data per NO3 profile

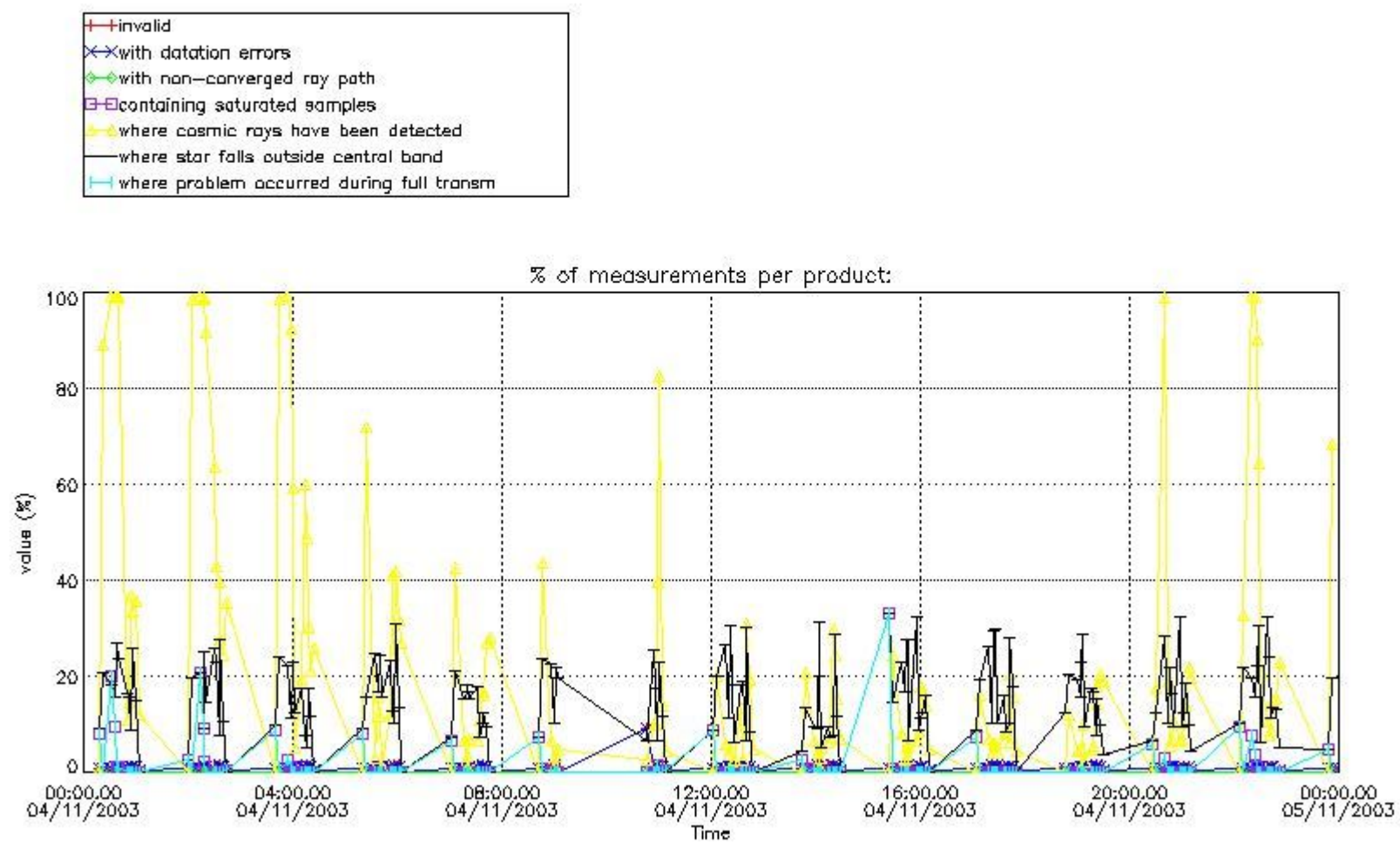


#### 4. Level 1 quality information per product

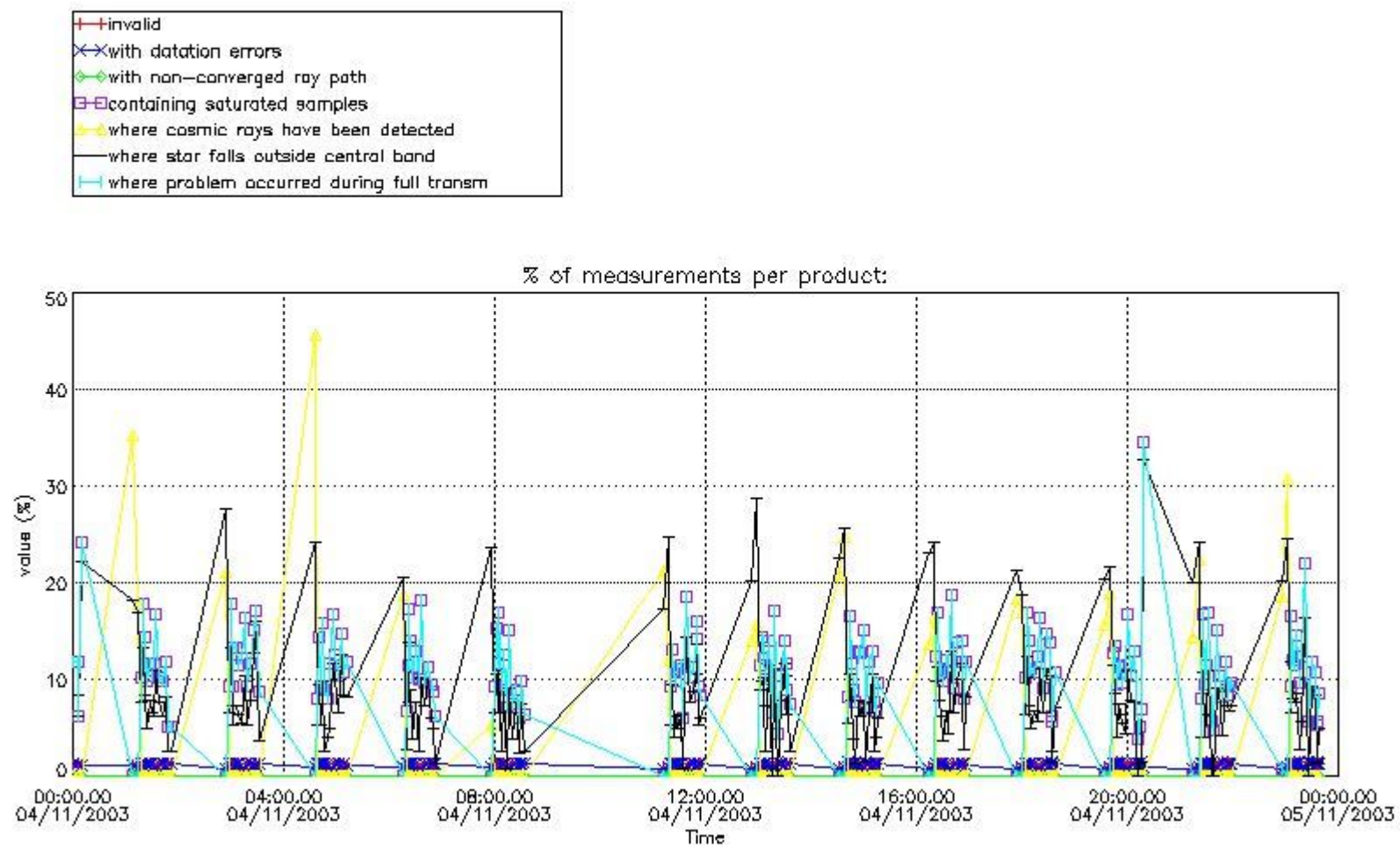
In this section it is plotted some information contained in the Quality Summary data set of the level 2 products that comes from the level 1b processing. Products without errors (error flag in the MPH set to "0") are used.

##### 4.1 Plot quality information per product (time dependant) coming from level 1b processing

###### 4.1.1 Plot level 1 quality information per product (time dependant): ENVISAT ASCENDING passes



4.1.2 Plot level 1 quality information per product (time dependant): ENVISAT DESCENDING passes

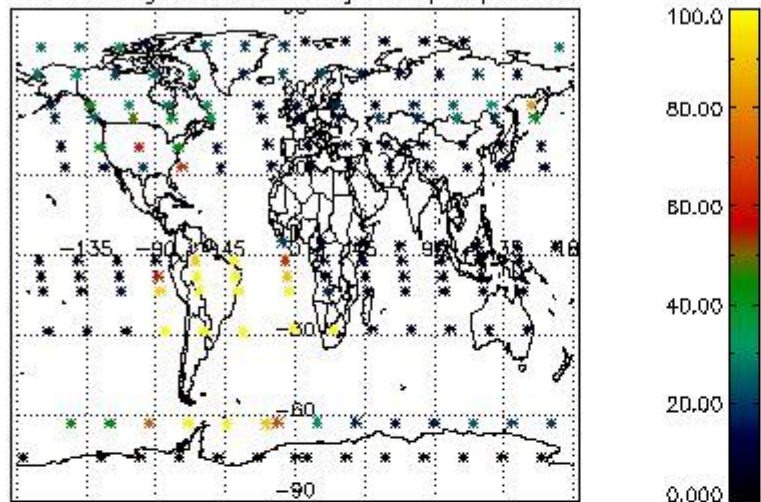


4.2 Plot quality information per product coming from level 1b processing (world map)

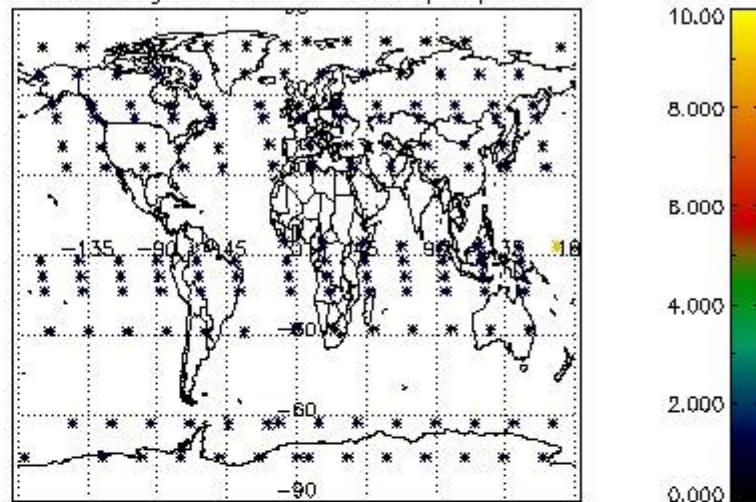
4.2.1 Plot level 1 quality information per product (world map): ENVISAT ASCENDING passes



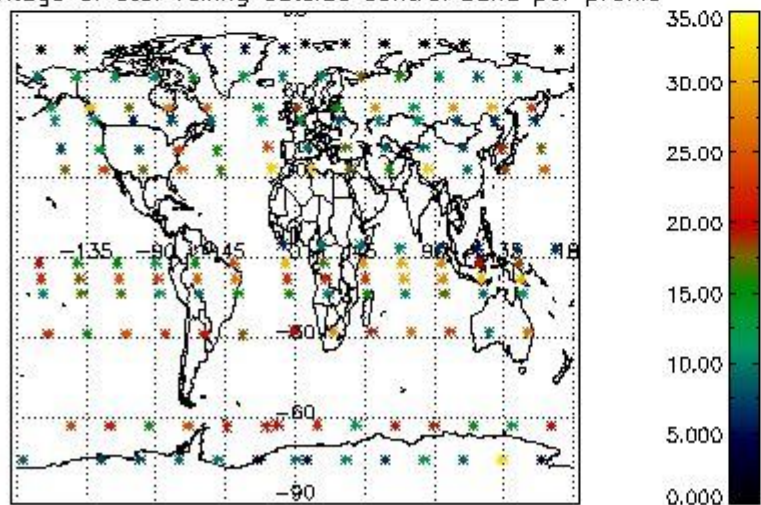
Percentage of cosmic ray hits per profile



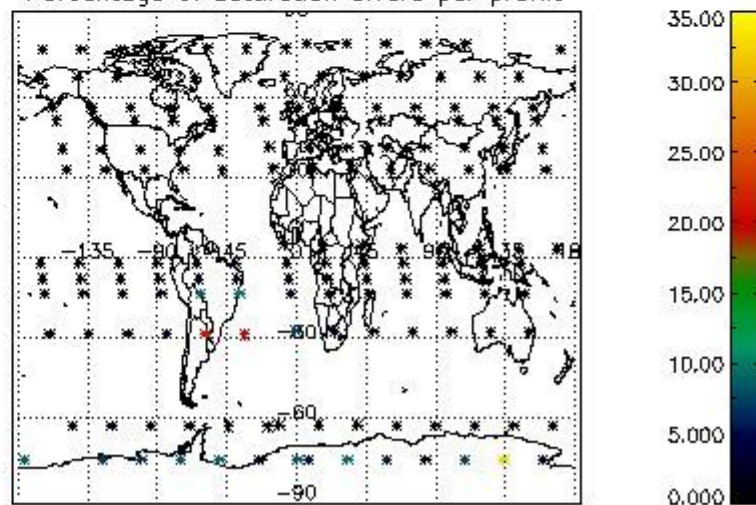
Percentage of datation errors per profile



Percentage of star falling outside central band per profile



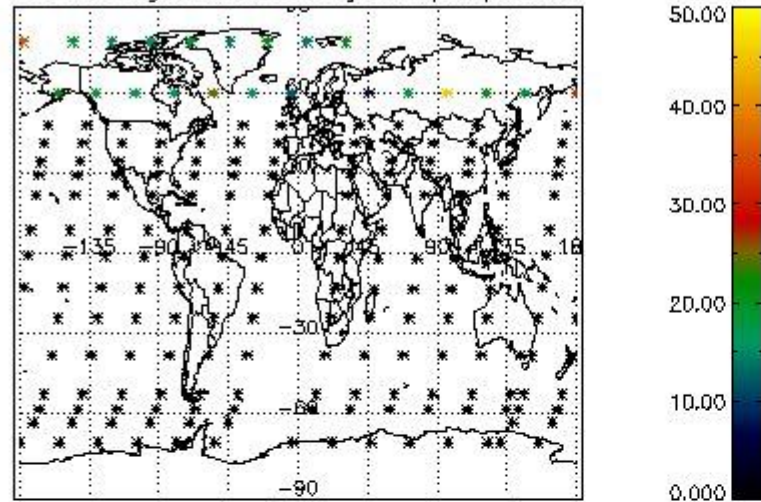
Percentage of saturation errors per profile



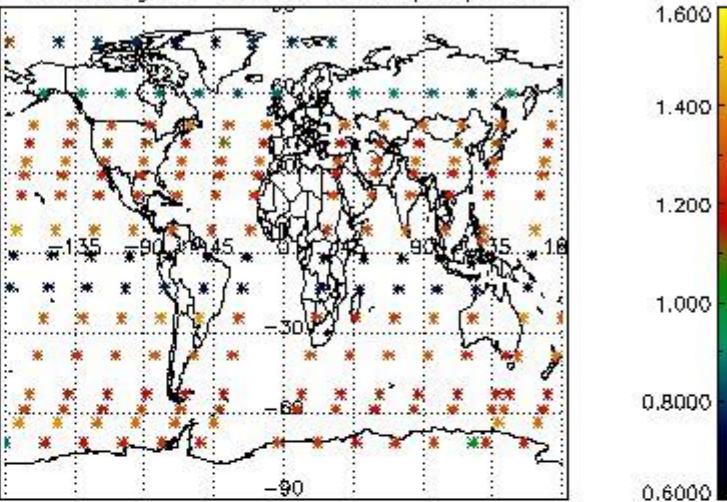
4.2.2 Plot level 1 quality information per product (world map): ENVISAT DESCENDING passes



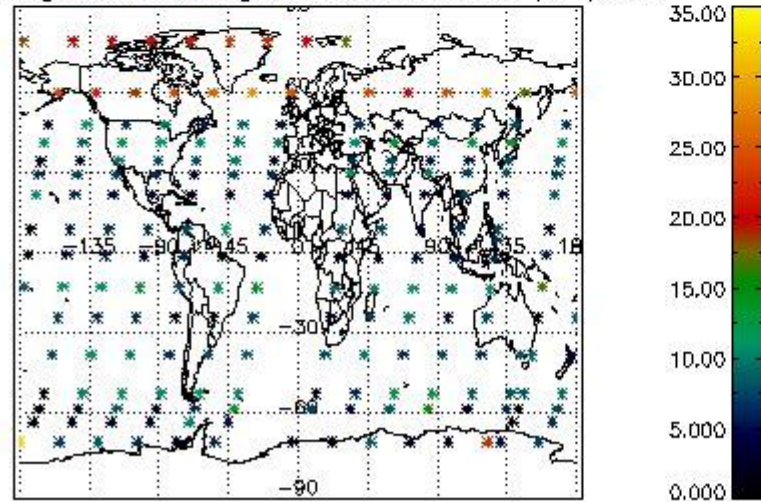
Percentage of cosmic ray hits per profile



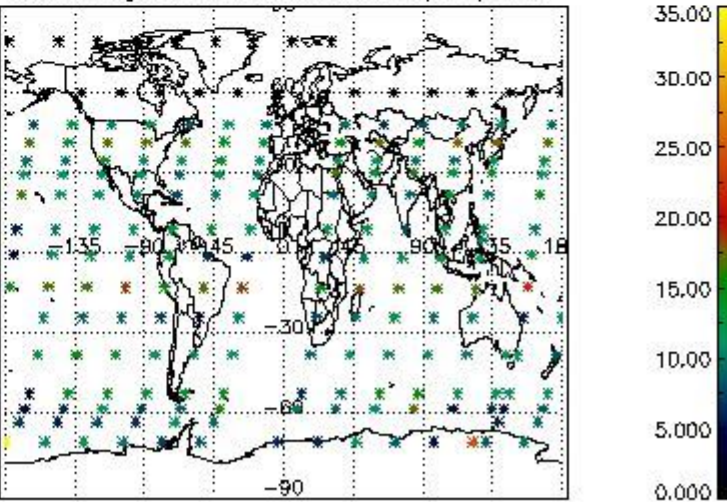
Percentage of datation errors per profile



Percentage of star falling outside central band per profile



Percentage of saturation errors per profile



## 5. Trace gas profiles

### 5.1 Ozone statistics based on quality of products

The final quality of the products can be "measured" using the STD (Standard Deviation) attached to every point profile. This information is written to the parameter GOM\_NL\_\_2P/NL\_LOCAL\_SPECIES\_DENSITY/o3\_std of the level 2 products. The table below shows the statistics for given STD ranges.

The statistics are given with respect to the overall valid production:

- Products without fatal errors: GOM\_NL\_\_2P/MPH/PRODUCT\_ERR=0
- Valid point profile: GOM\_NL\_\_2P/NL\_LOCAL\_SPECIES\_DENSITY/pcd(0)=0

The 'Criteria' is applied to valid points of dark limb products:

- Products in dark limb illumination condition: GOM\_NL\_\_2P/NL\_SUMMARY\_QUALITY/obs\_ill\_cond=0
- Products without fatal errors: GOM\_NL\_\_2P/MPH/PRODUCT\_ERR=0
- Valid point profile: GOM\_NL\_\_2P/NL\_LOCAL\_SPECIES\_DENSITY/pcd(0)=0

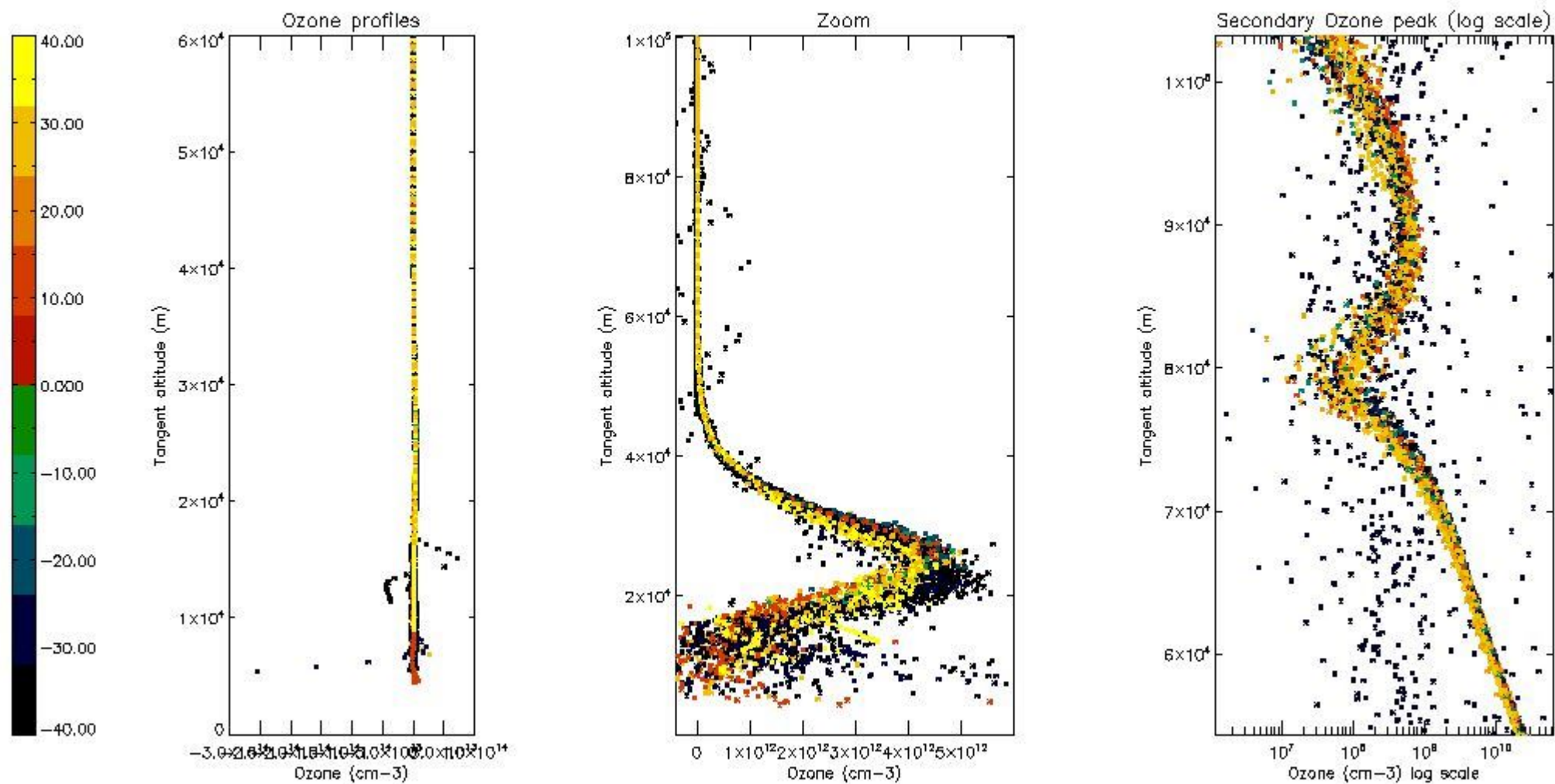
So, the table below shows the percentage of dark limb and valid observations for each criteria with respect to the overall valid daily observations.

Criteria	% of total production
All STD	30
STD < 20	18

STD < 10	15
STD < 5	11

5.2 Plot ozone profiles for all STD (dark without errors)

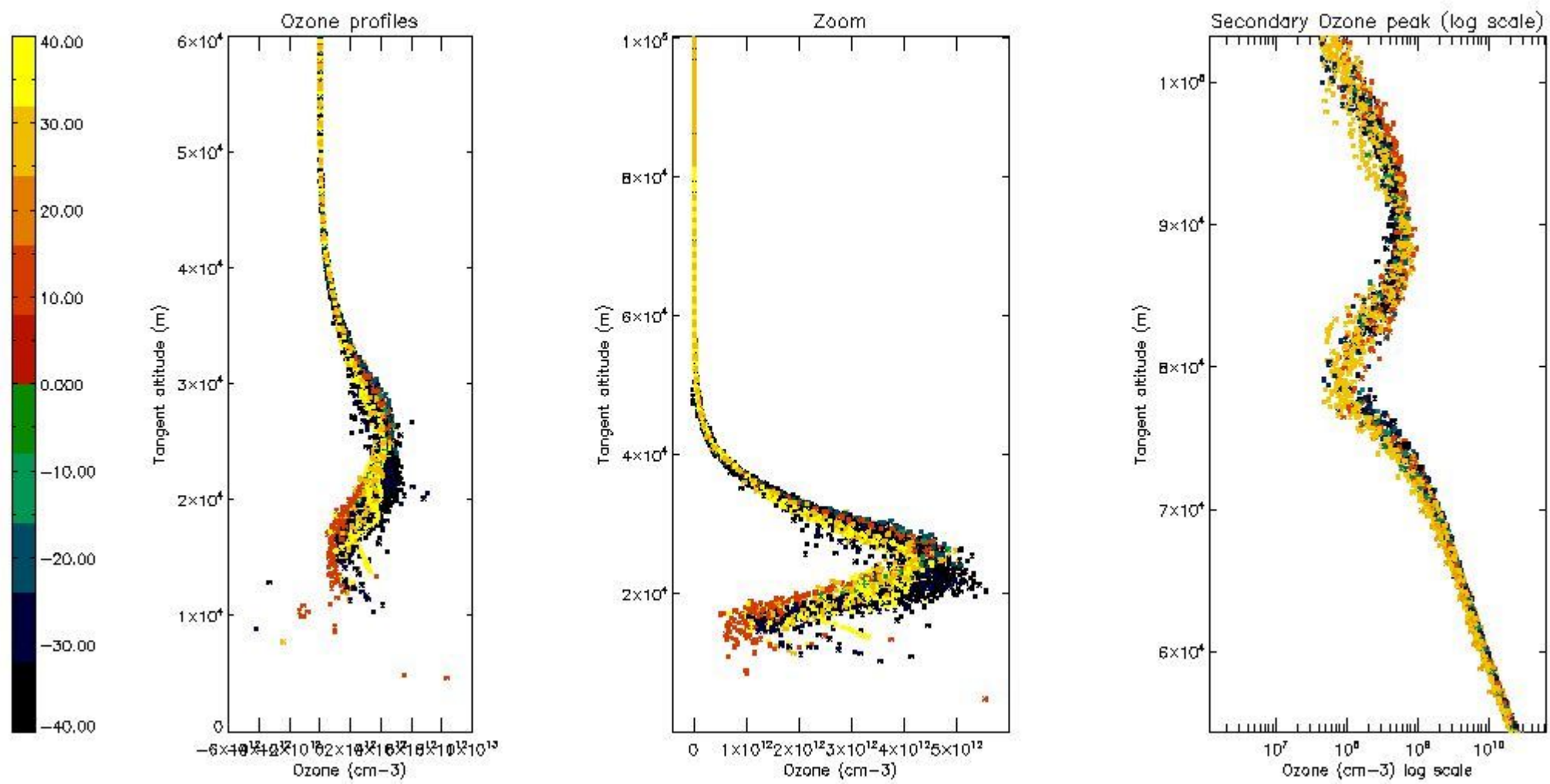
The colorbar represents the latitude.



5.3 Plot ozone profiles where STD < 20% (dark without errors)

The colorbar represents the latitude.

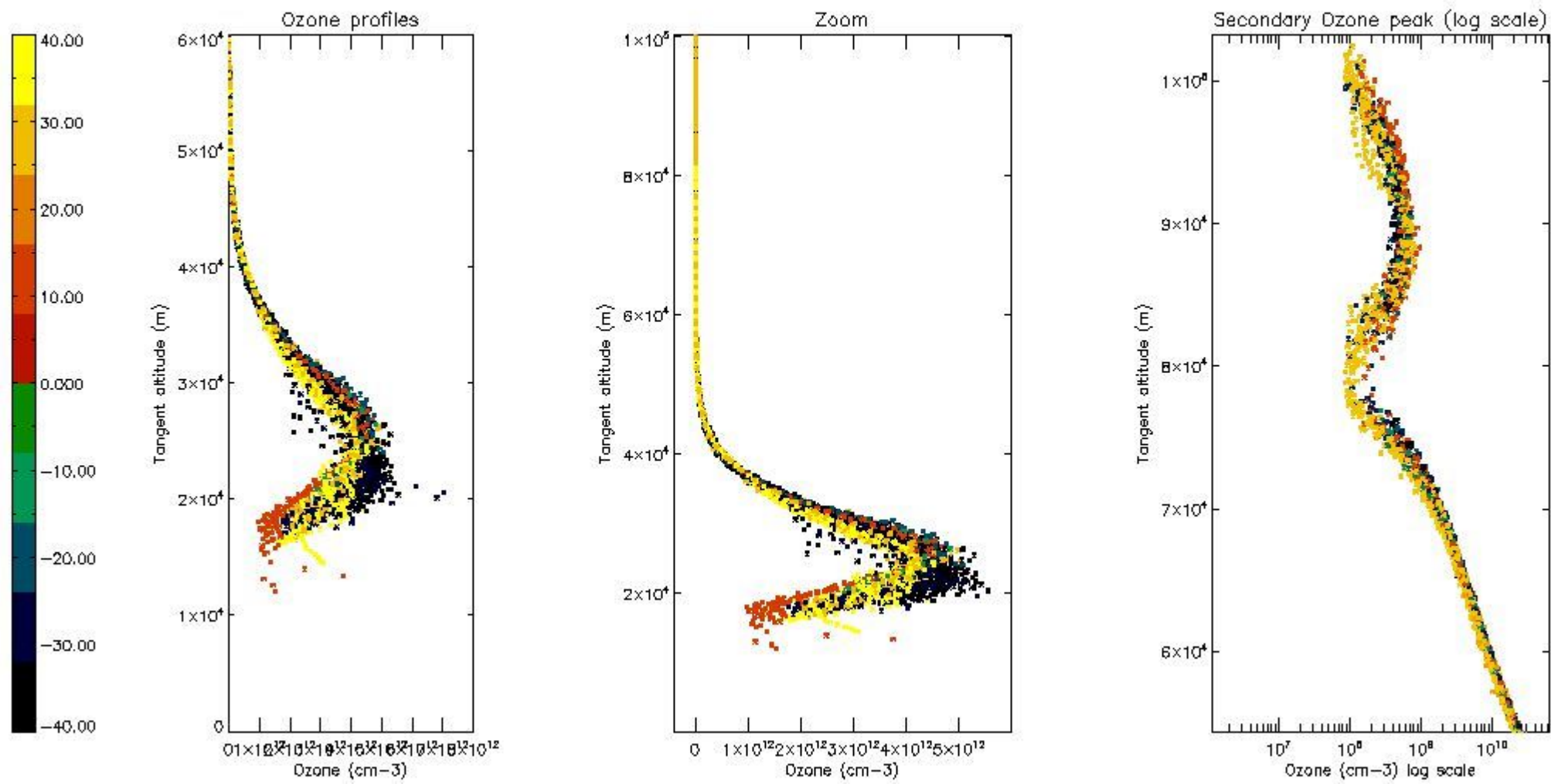




*5.4 Plot ozone profiles where  $STD < 10\%$  (dark without errors)*

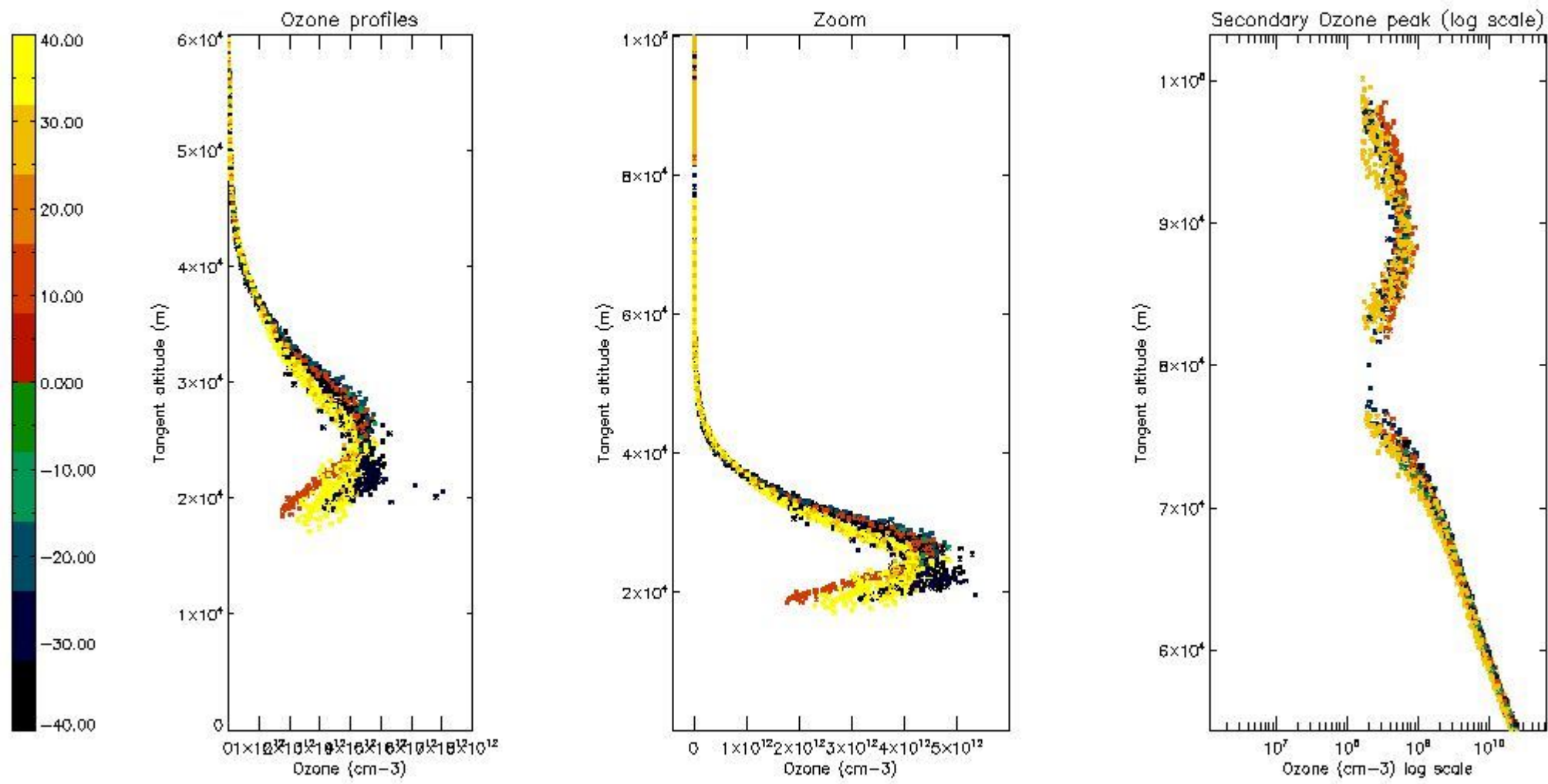
The colorbar represents the latitude.





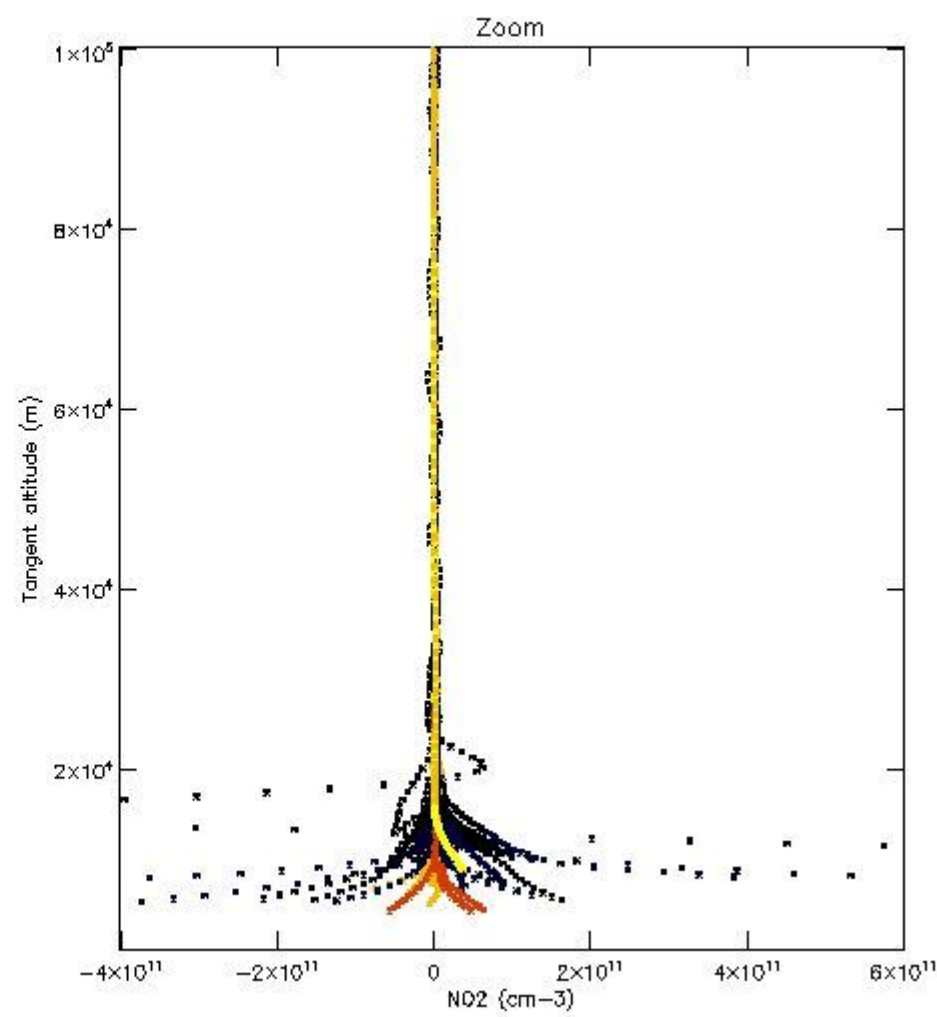
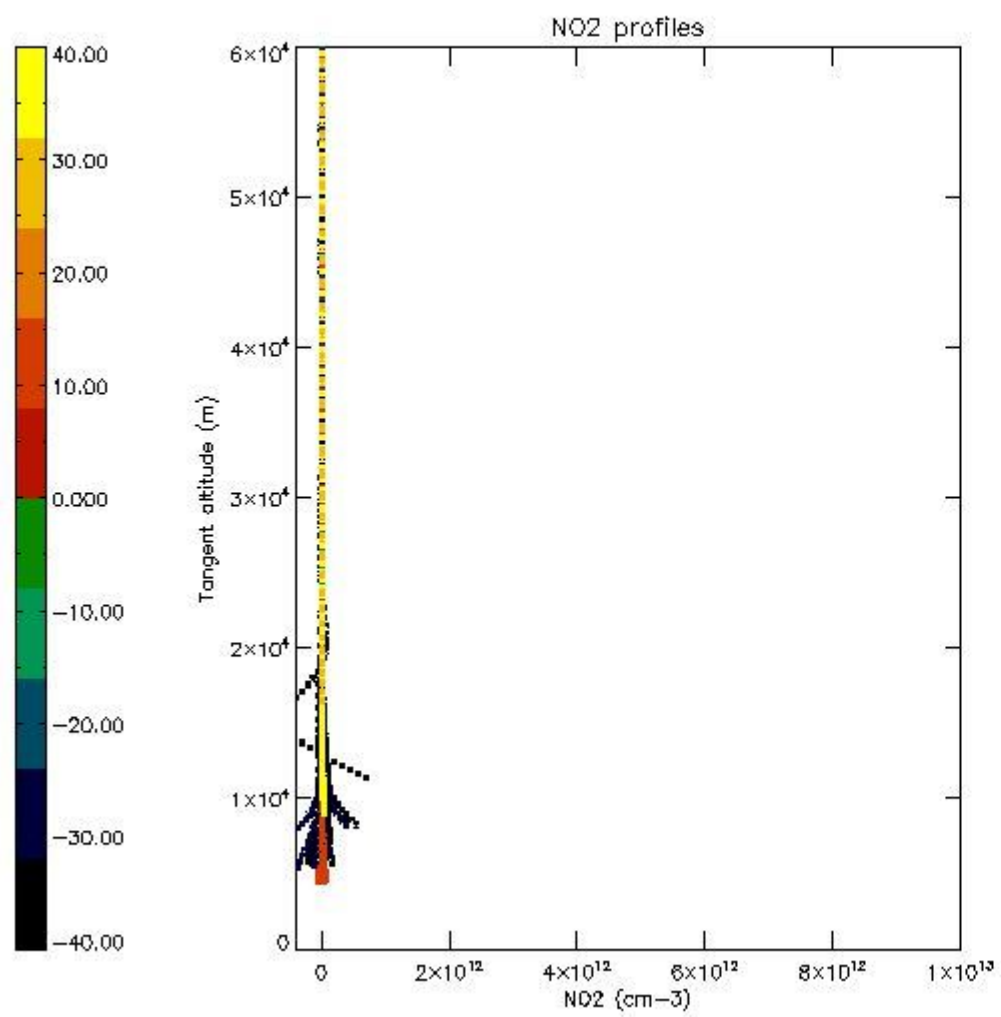
*5.5 Plot ozone profiles where STD < 5% (dark without errors)*

The colorbar represents the latitude.



*5.6 Plot NO<sub>2</sub> profiles for all STD (dark without errors)*

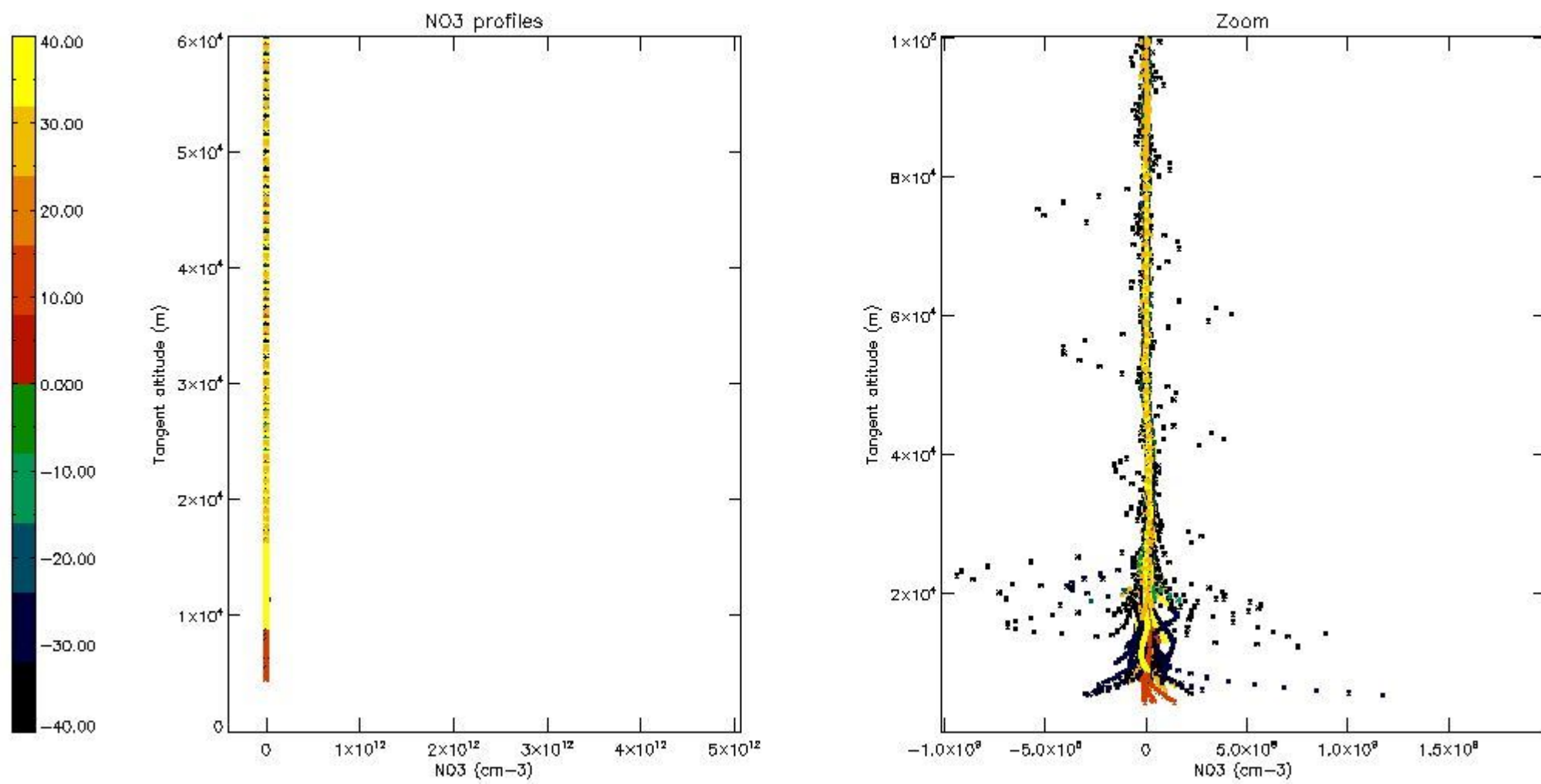
The colorbar represents the latitude.



*5.7 Plot NO3 profiles for all STD (dark without errors)*

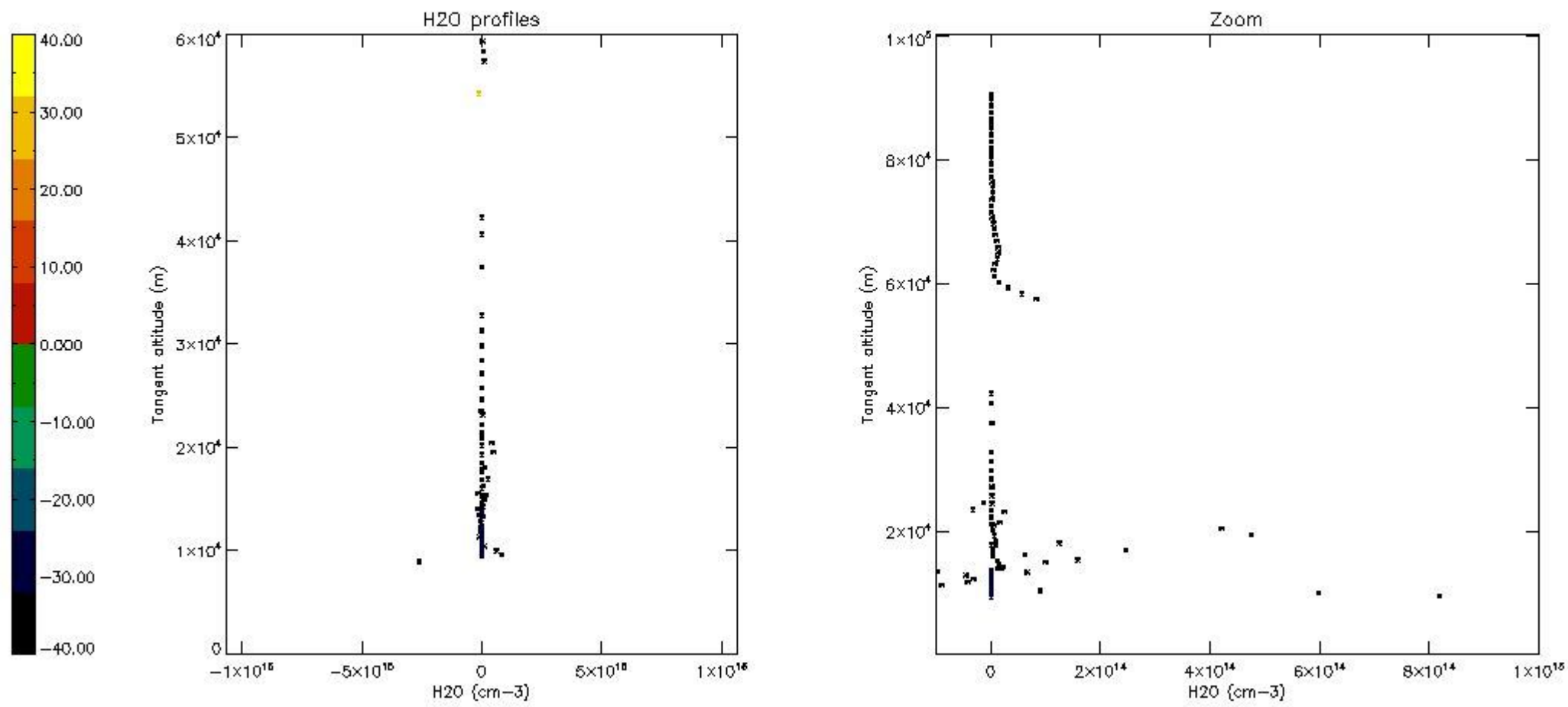
The colorbar represents the latitude.





5.8 Plot H<sub>2</sub>O profiles for all STD (only for occultations of stars 1,2,3,4,13,14,16,26,63 dark without errors)

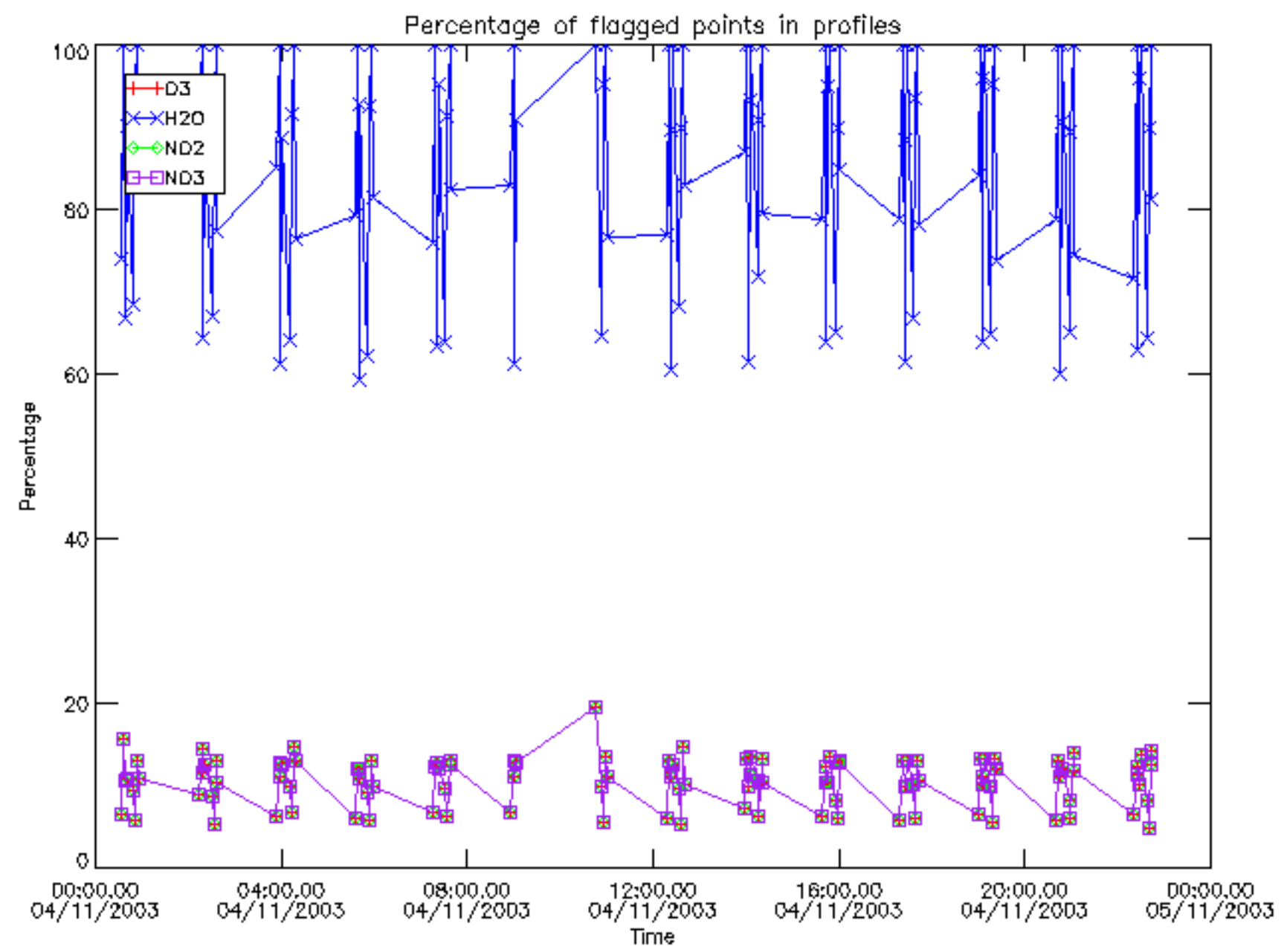
The colorbar represents the latitude.



## 6. Auxiliary Data Files used for the production reported in section 2

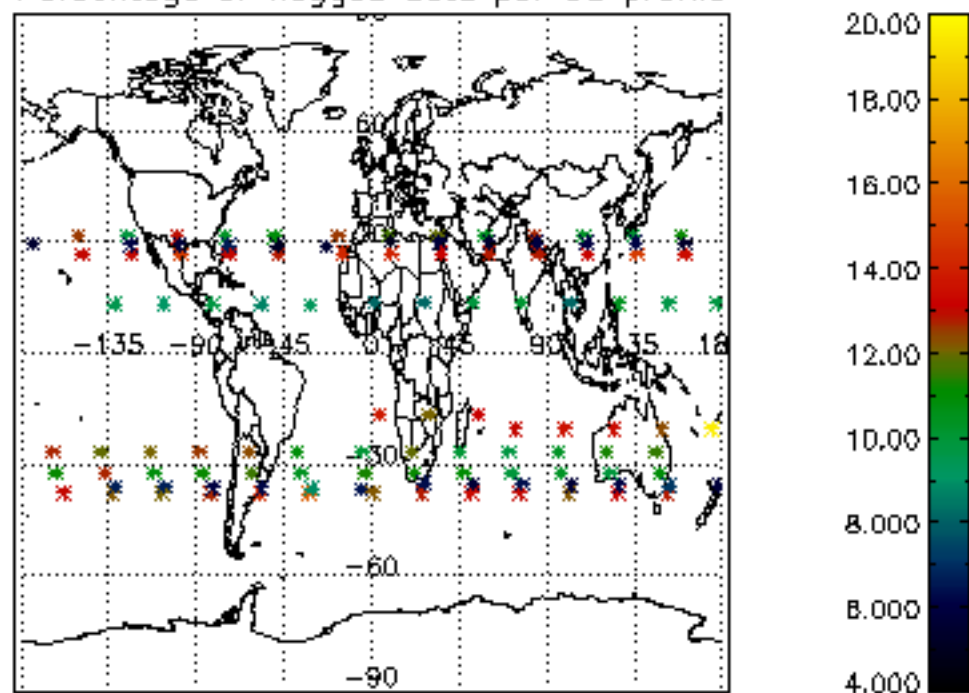
The number reported in the third column indicates since which file (see list in section 2) the corresponding auxiliary file has been used. The fourth column is the date of those product files.

Type	Auxiliary Filename	Used since product	Used since product date
INST_PHYS_CHARACTERISTICS	GOM_INS_AXVIEC20091111_143220_20030716_120000_20500101_000000	1	04-NOV-2003 00:00:53
LEVEL-2_PROC_CONFIG	GOM_PR2_AXVIEC20091111_152718_20020301_000000_20500101_000000	1	04-NOV-2003 00:00:53
CROSS_SECTIONS_FILE	GOM_CRS_AXVIEC20091111_154832_20020301_000000_20500101_000000	1	04-NOV-2003 00:00:53

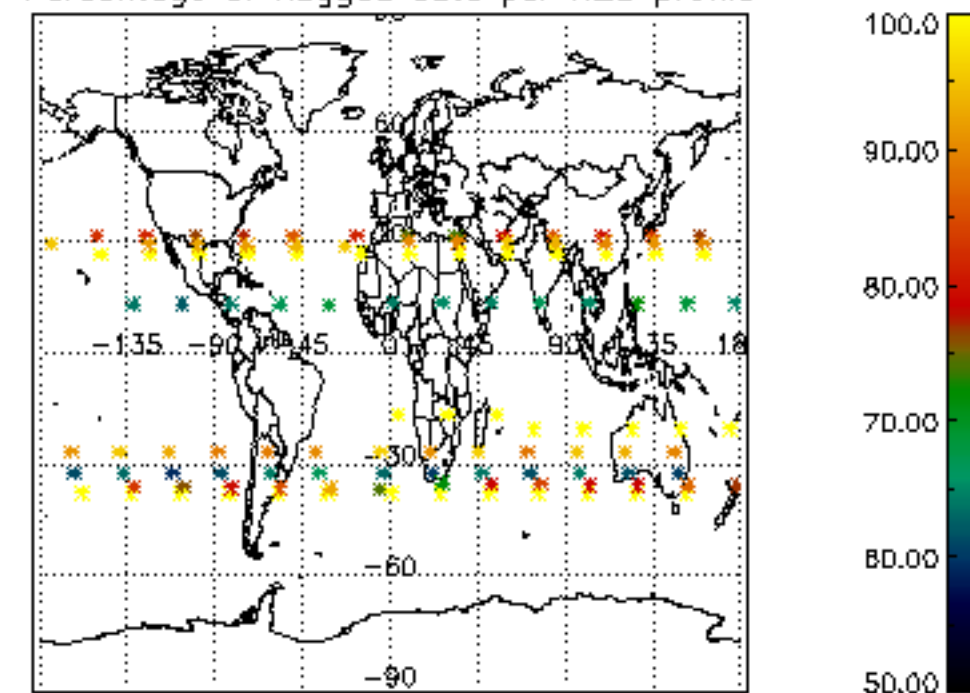




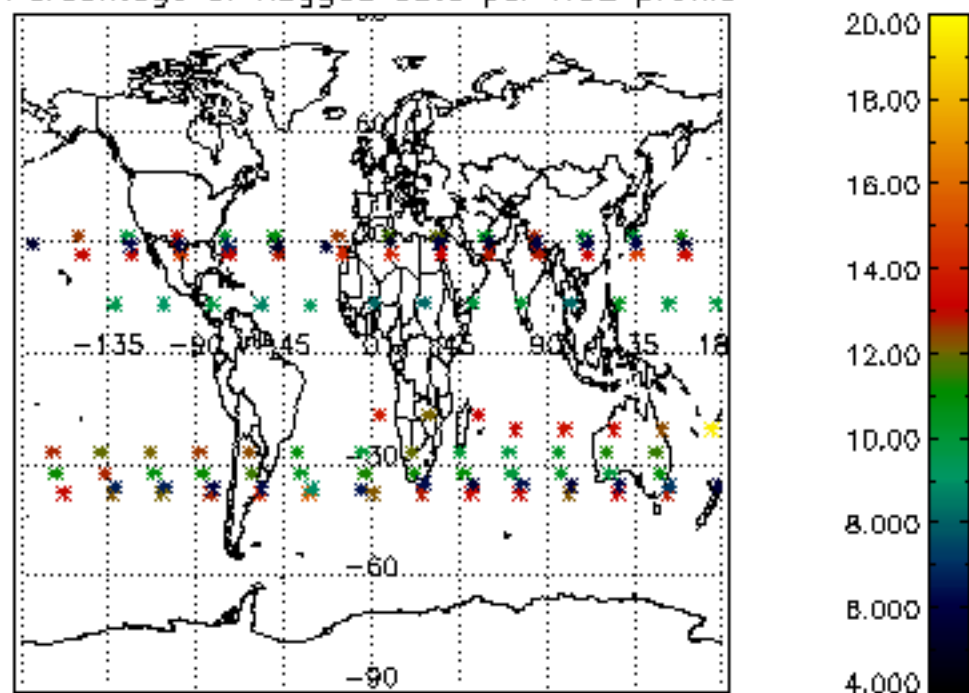
Percentage of flagged data per D3 profile



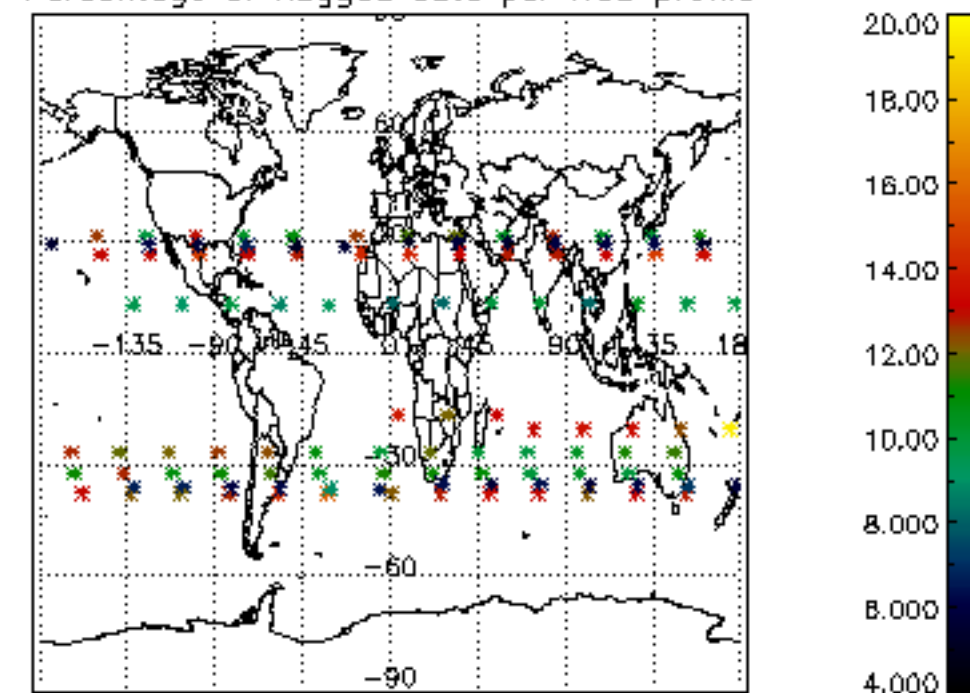
Percentage of flagged data per H2O profile

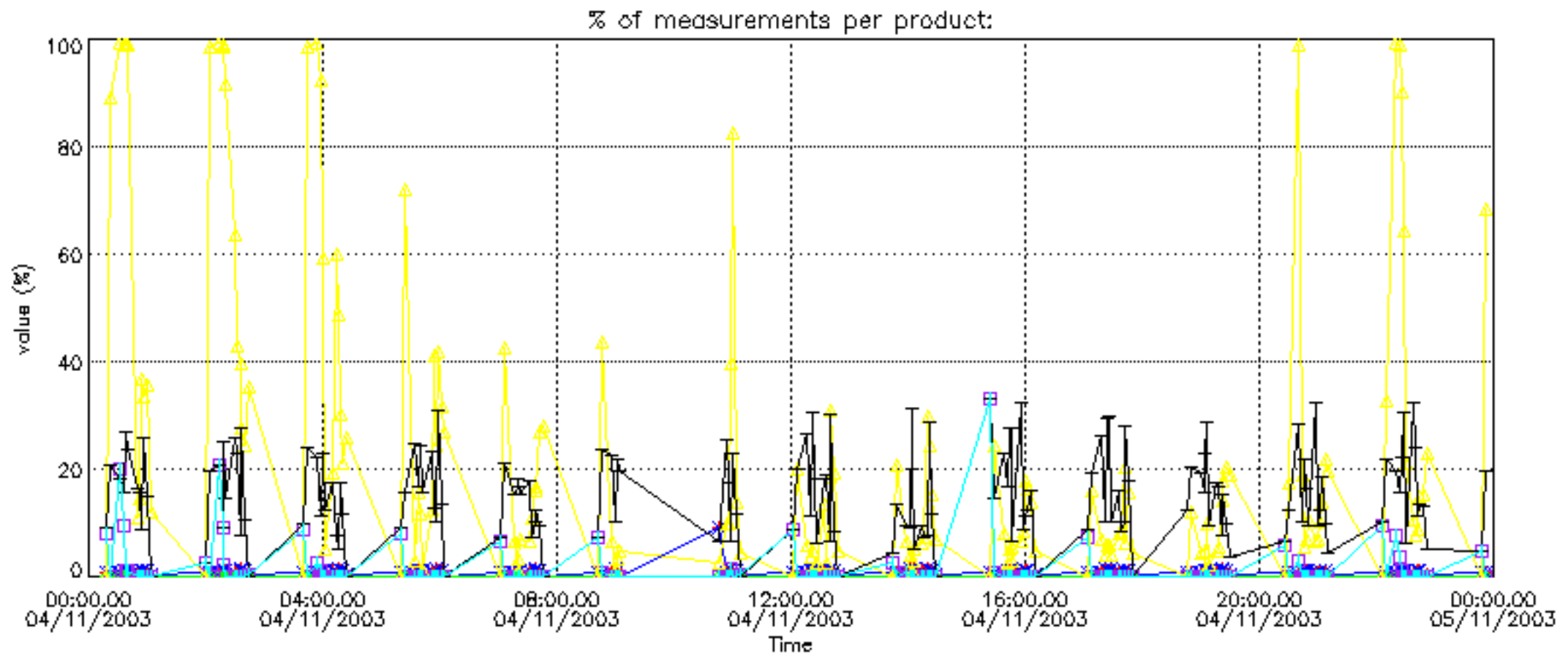


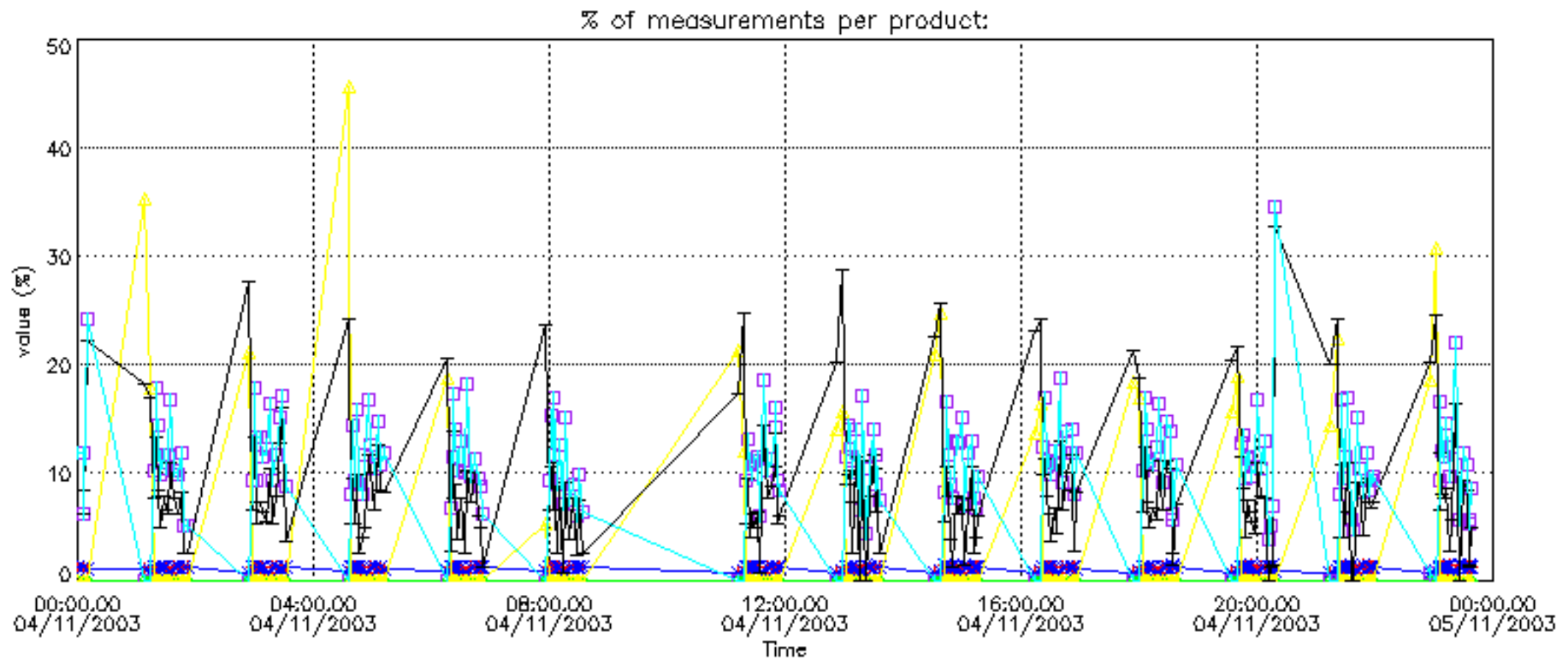
Percentage of flagged data per NO2 profile



Percentage of flagged data per NO3 profile

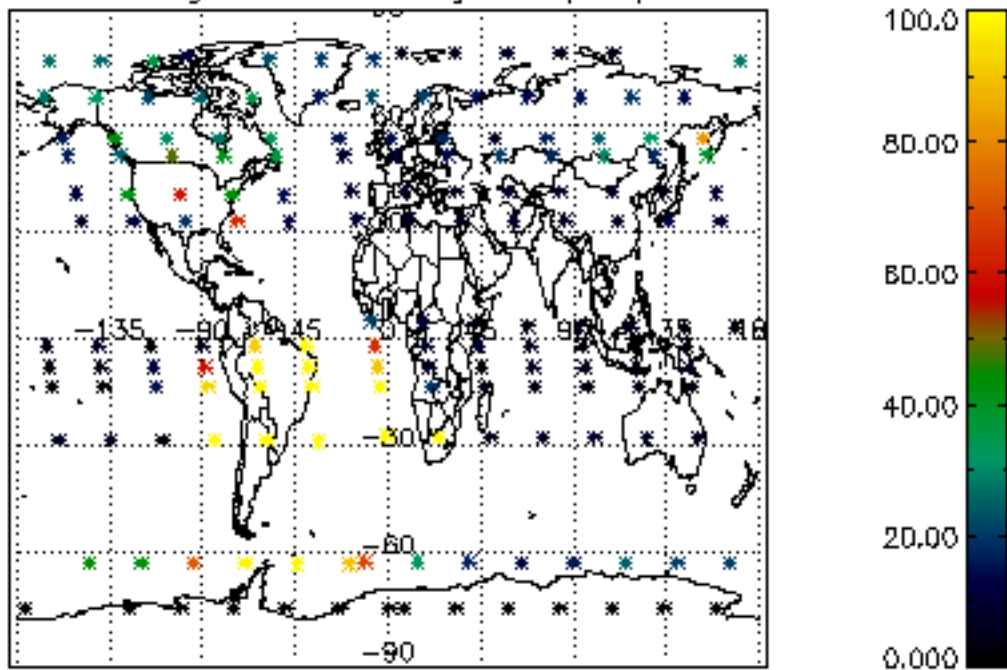




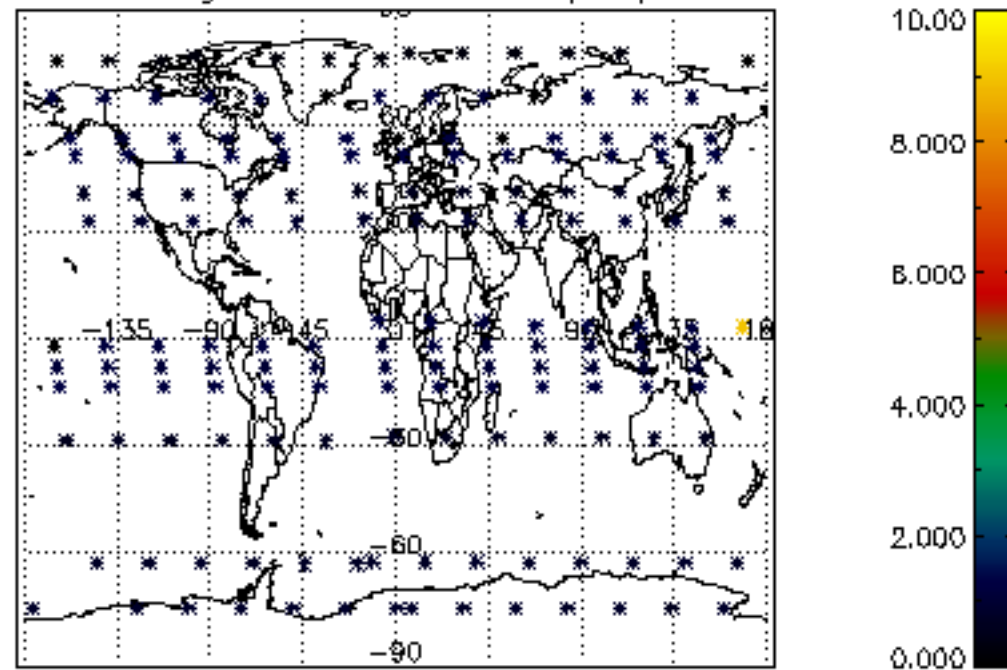




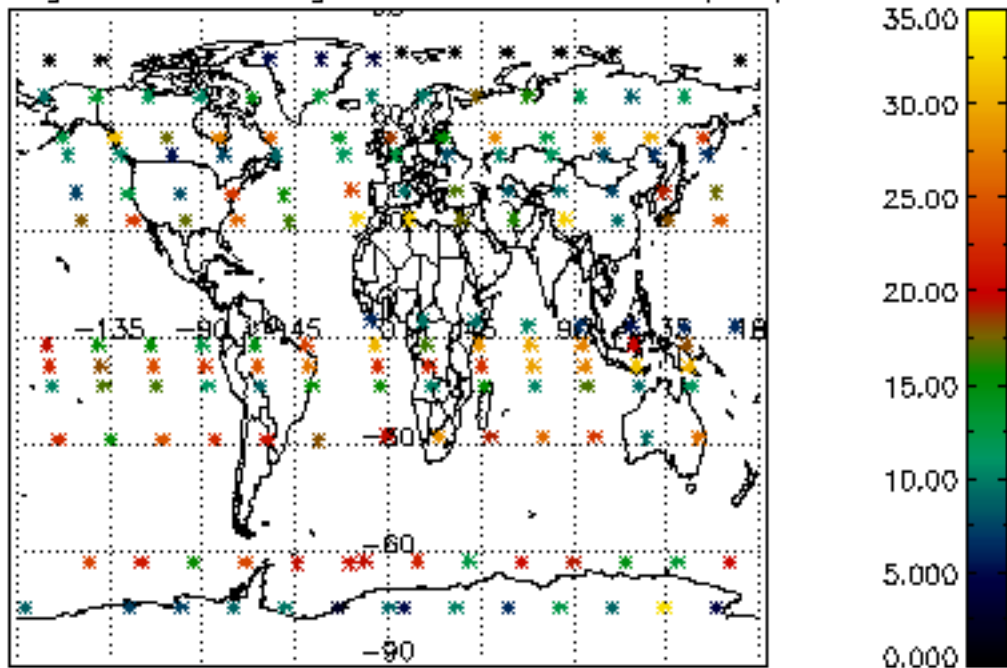
Percentage of cosmic ray hits per profile



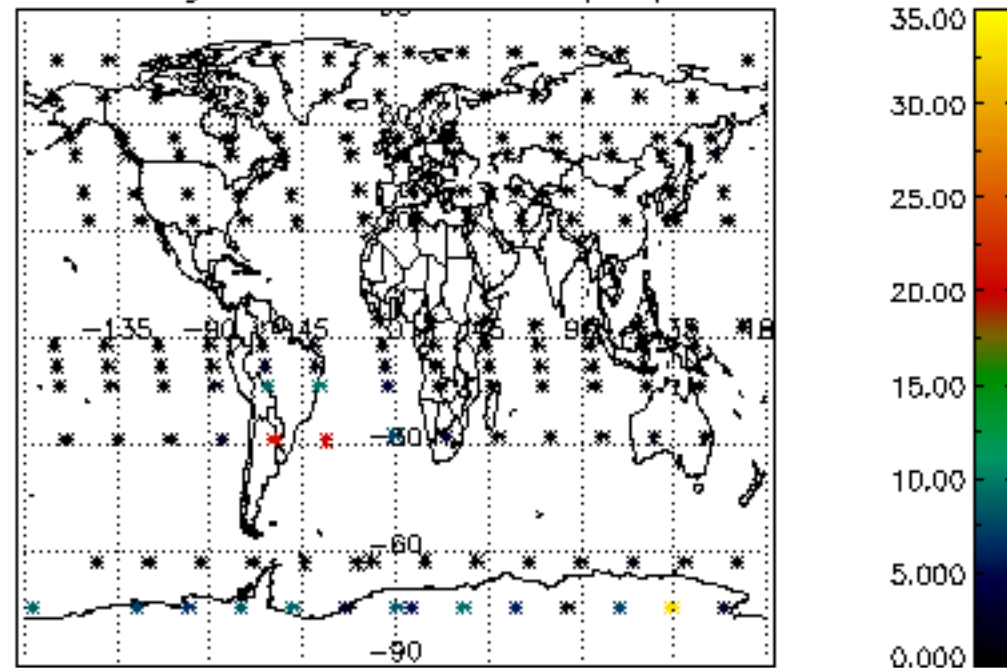
Percentage of datation errors per profile



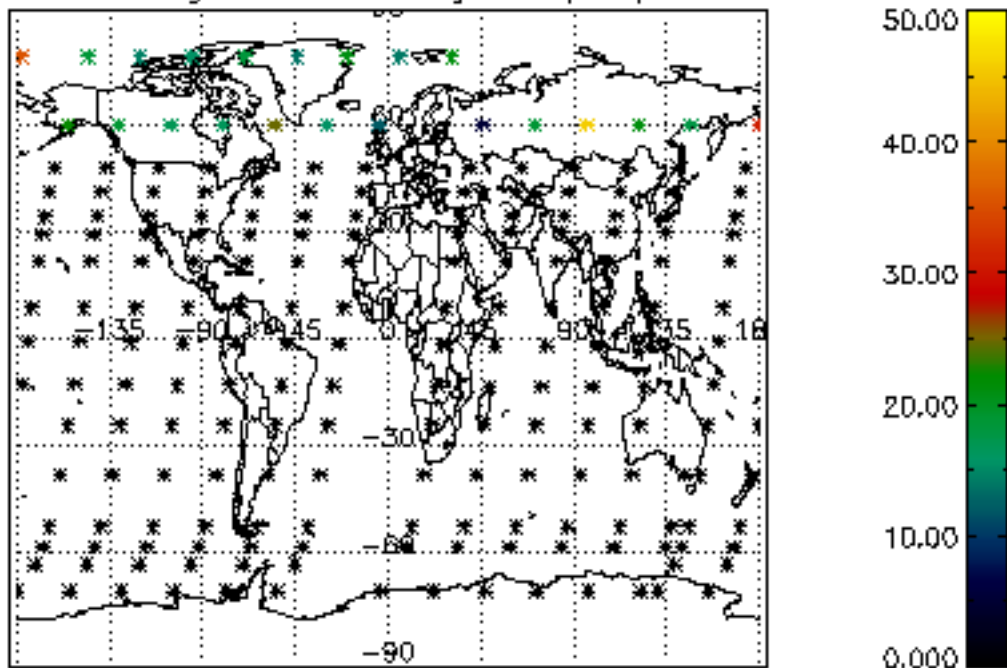
Percentage of star falling outside central band per profile



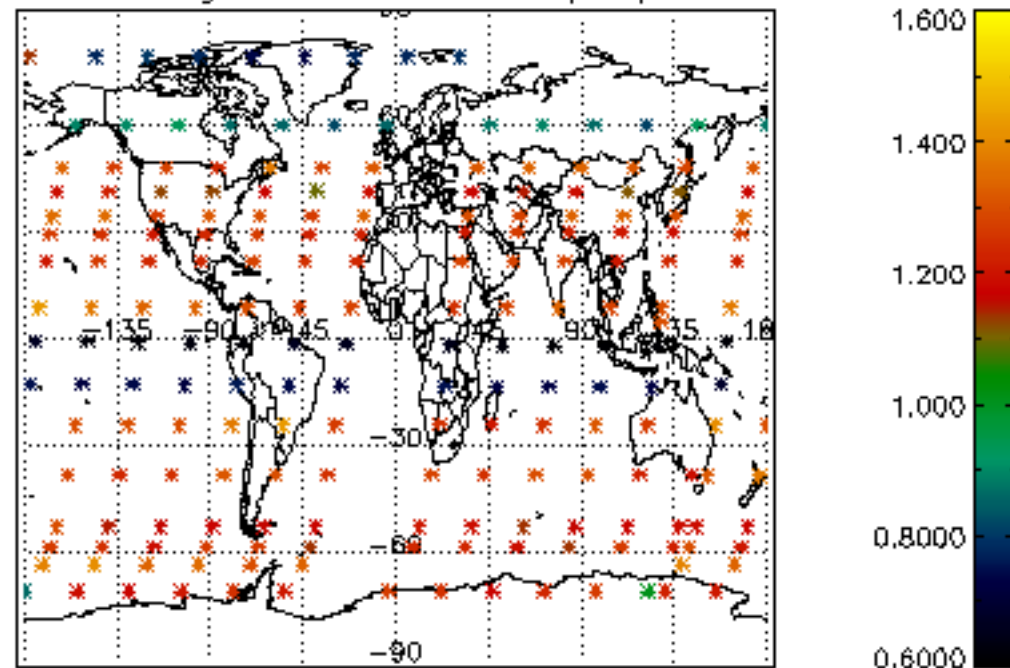
Percentage of saturation errors per profile



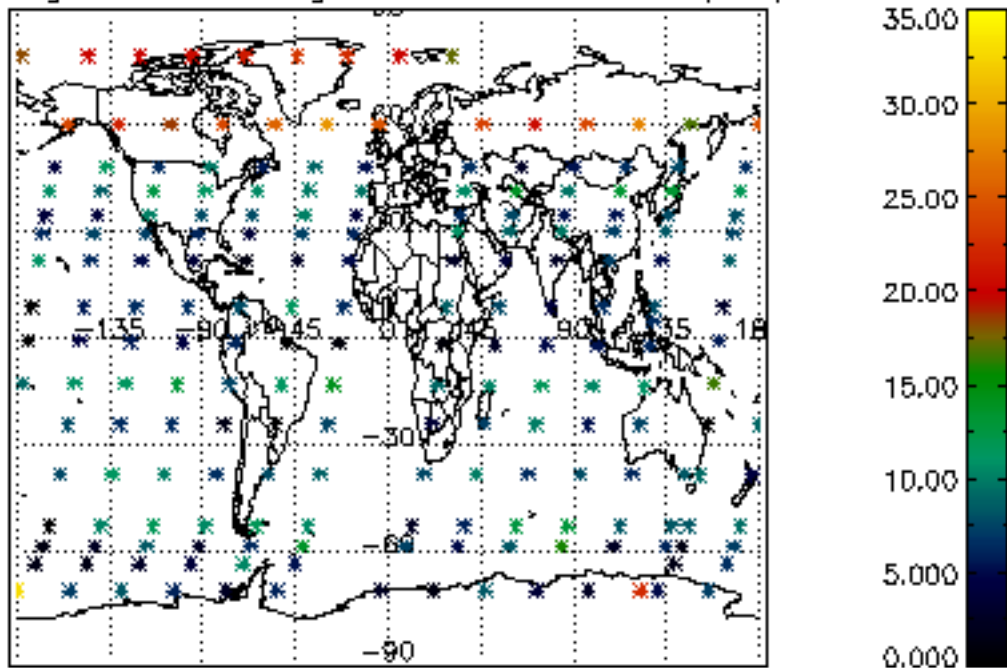
Percentage of cosmic ray hits per profile



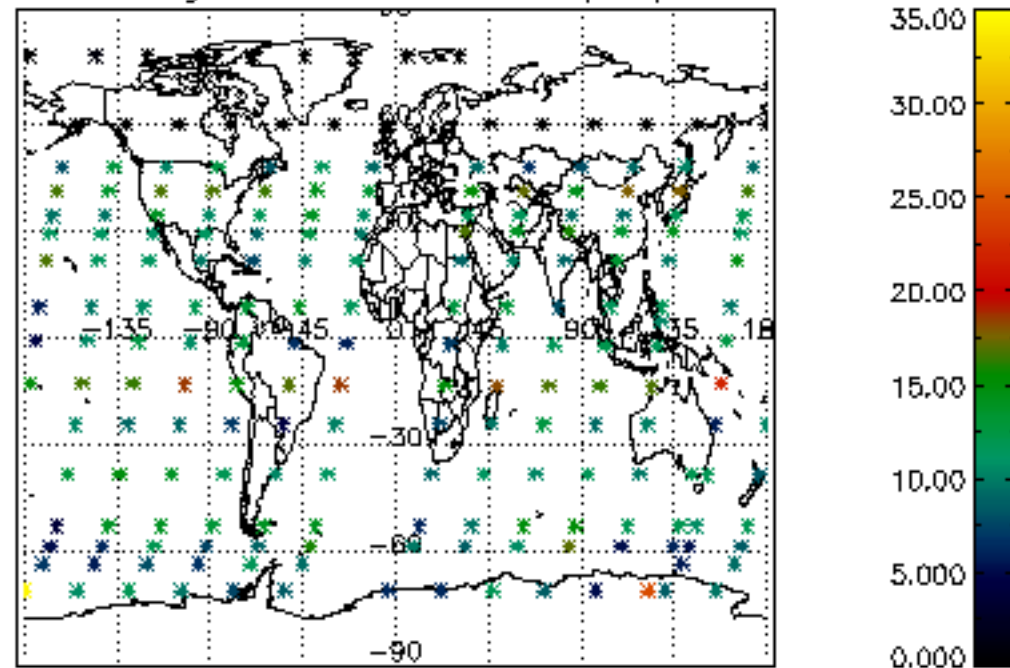
Percentage of datation errors per profile

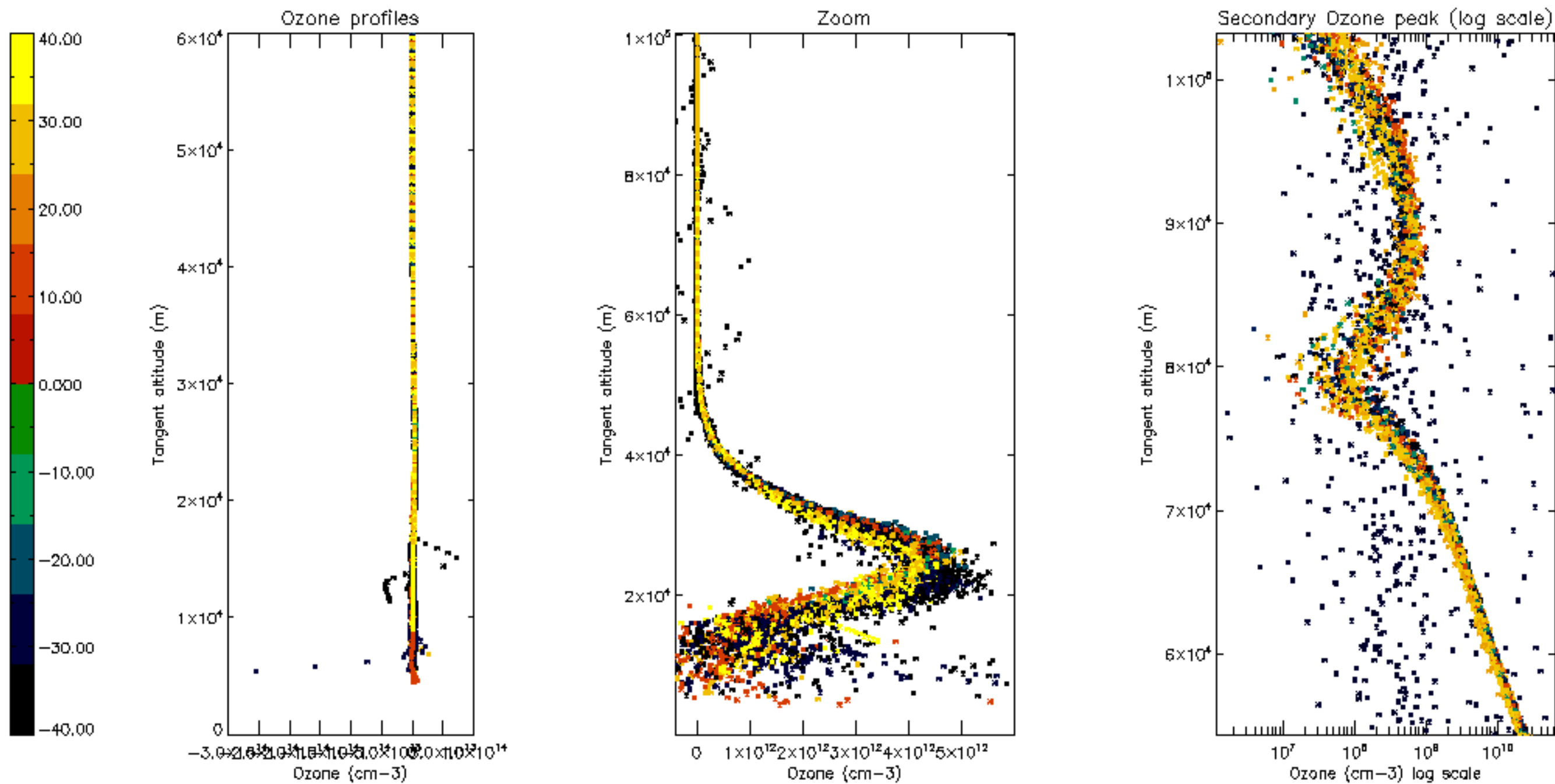


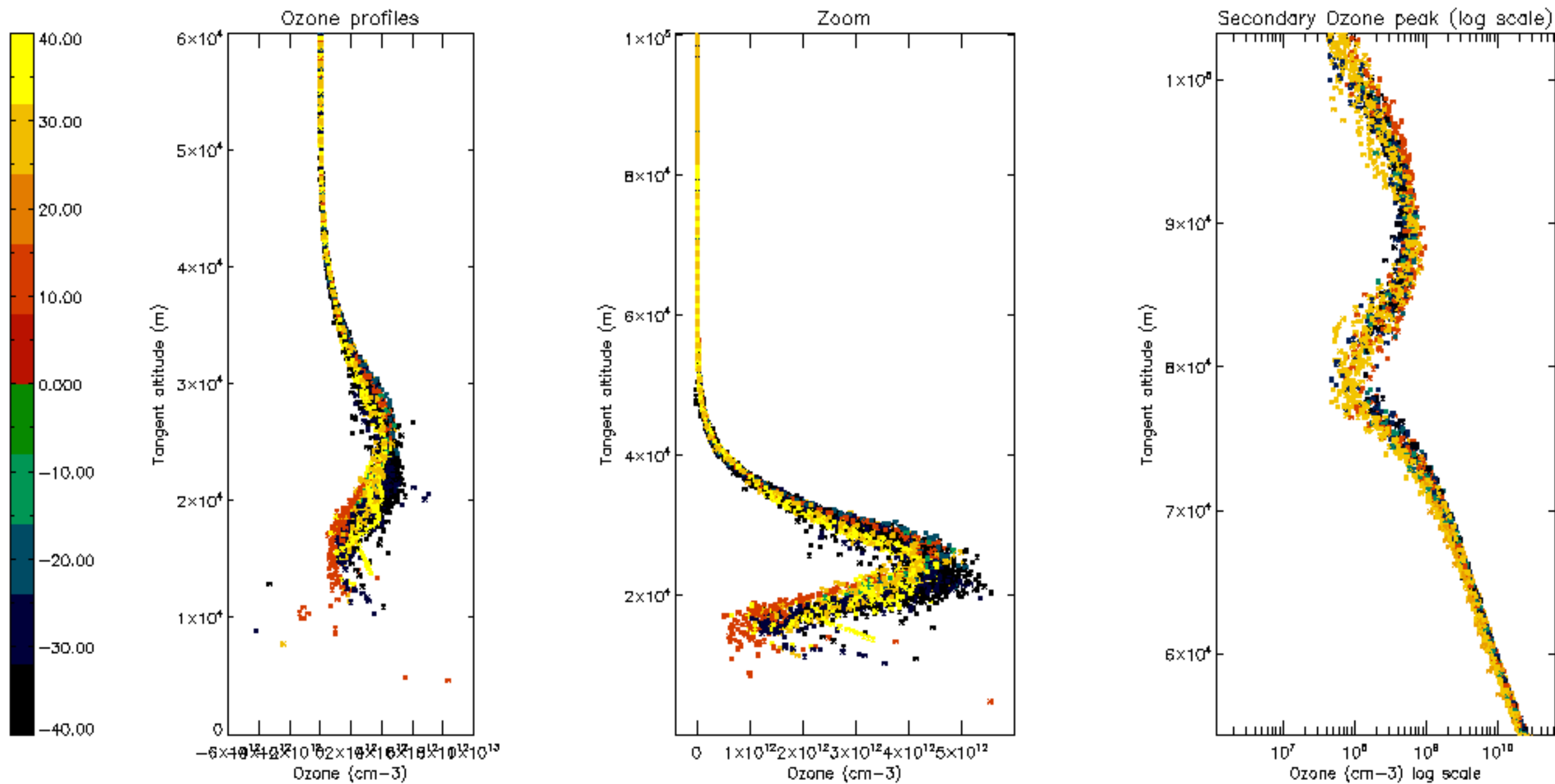
Percentage of star falling outside central band per profile



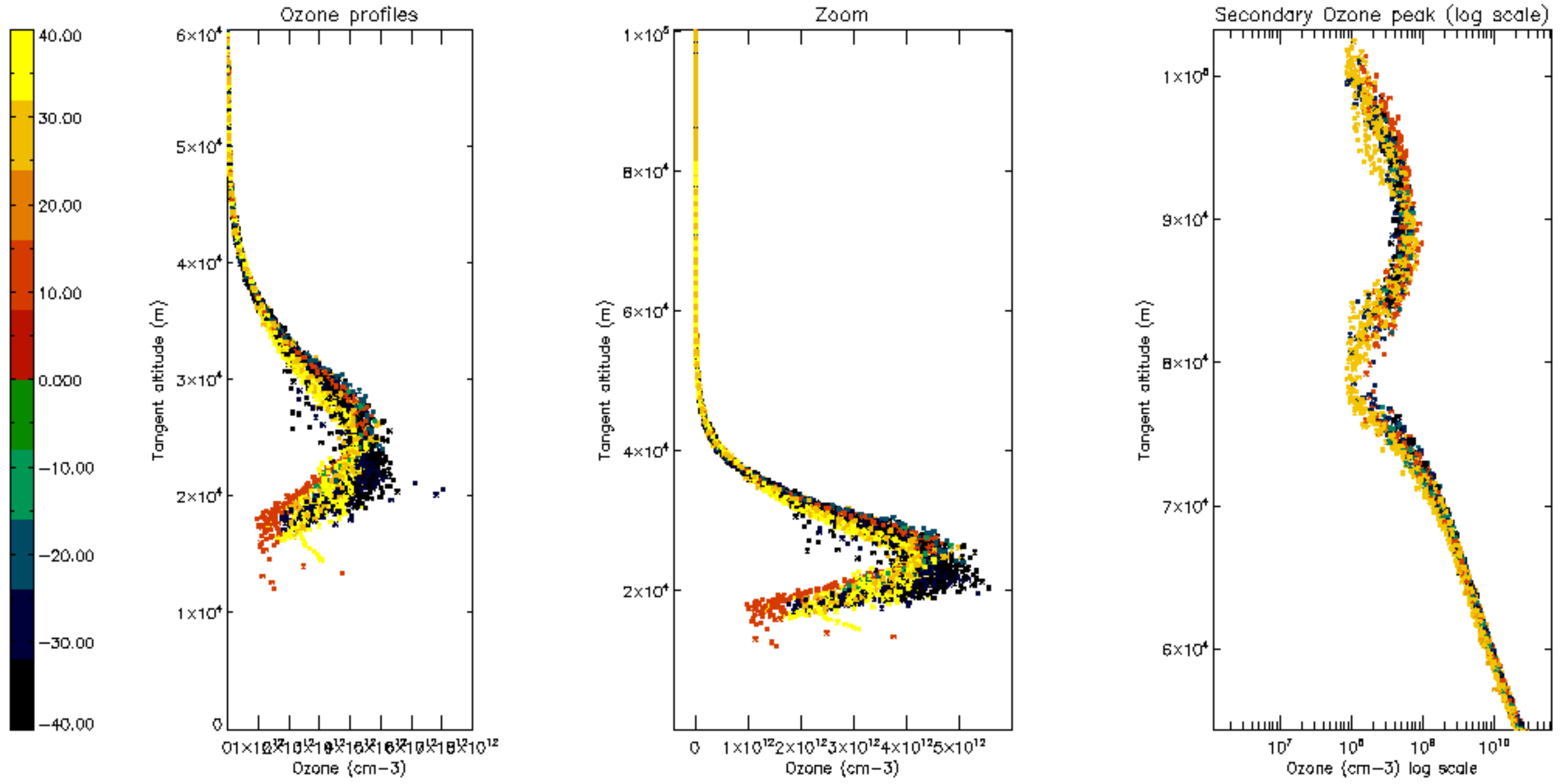
Percentage of saturation errors per profile

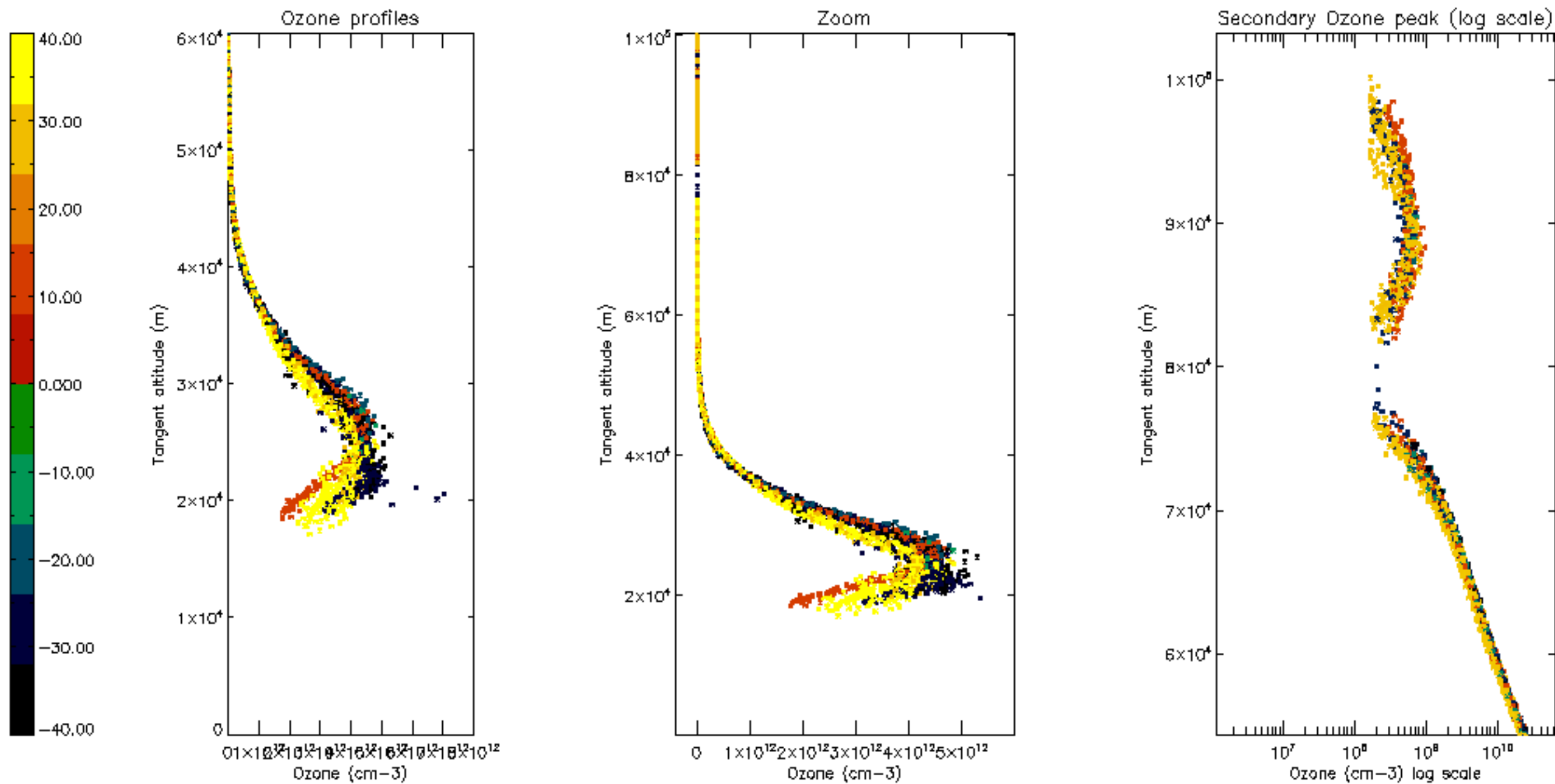


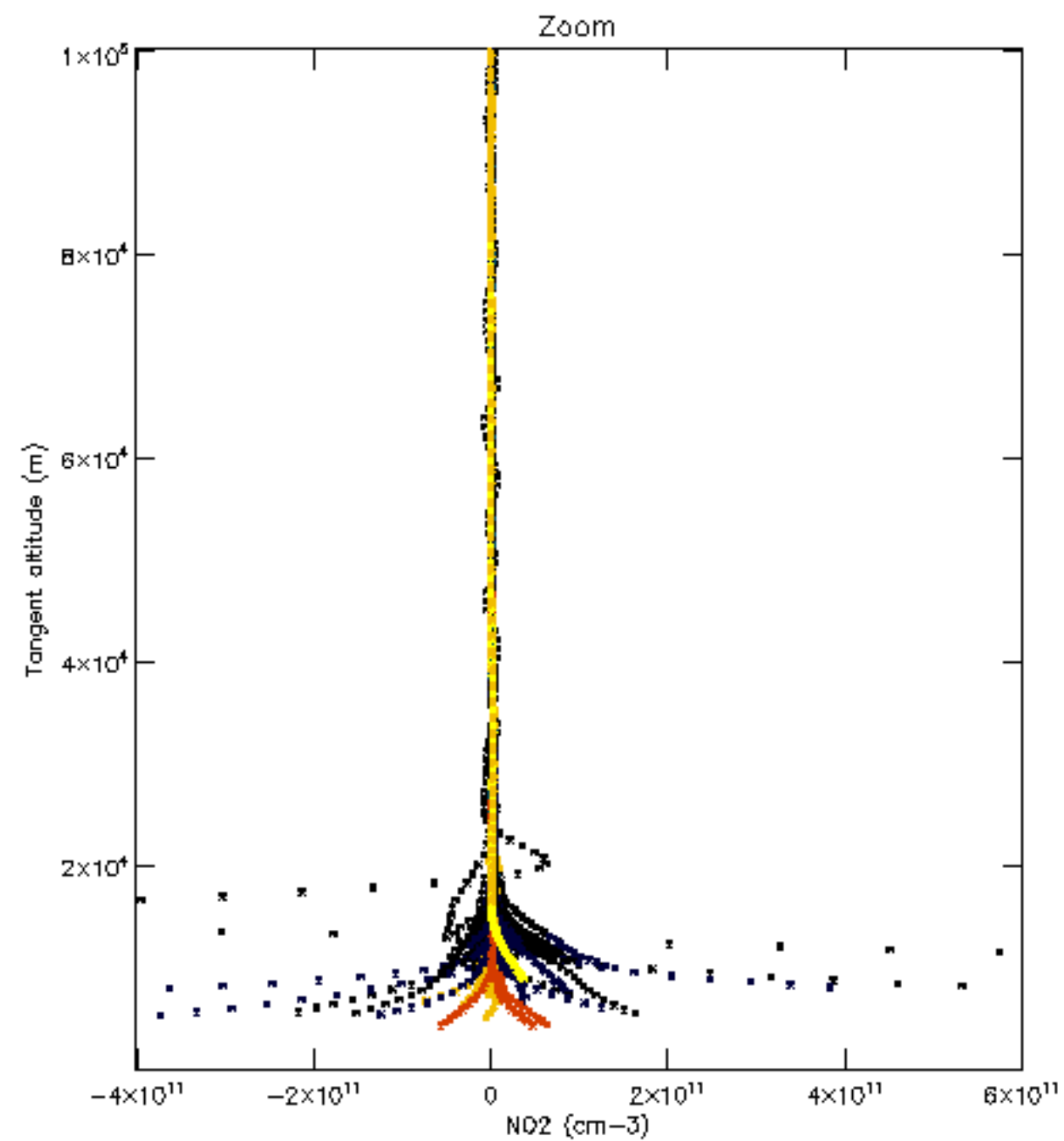
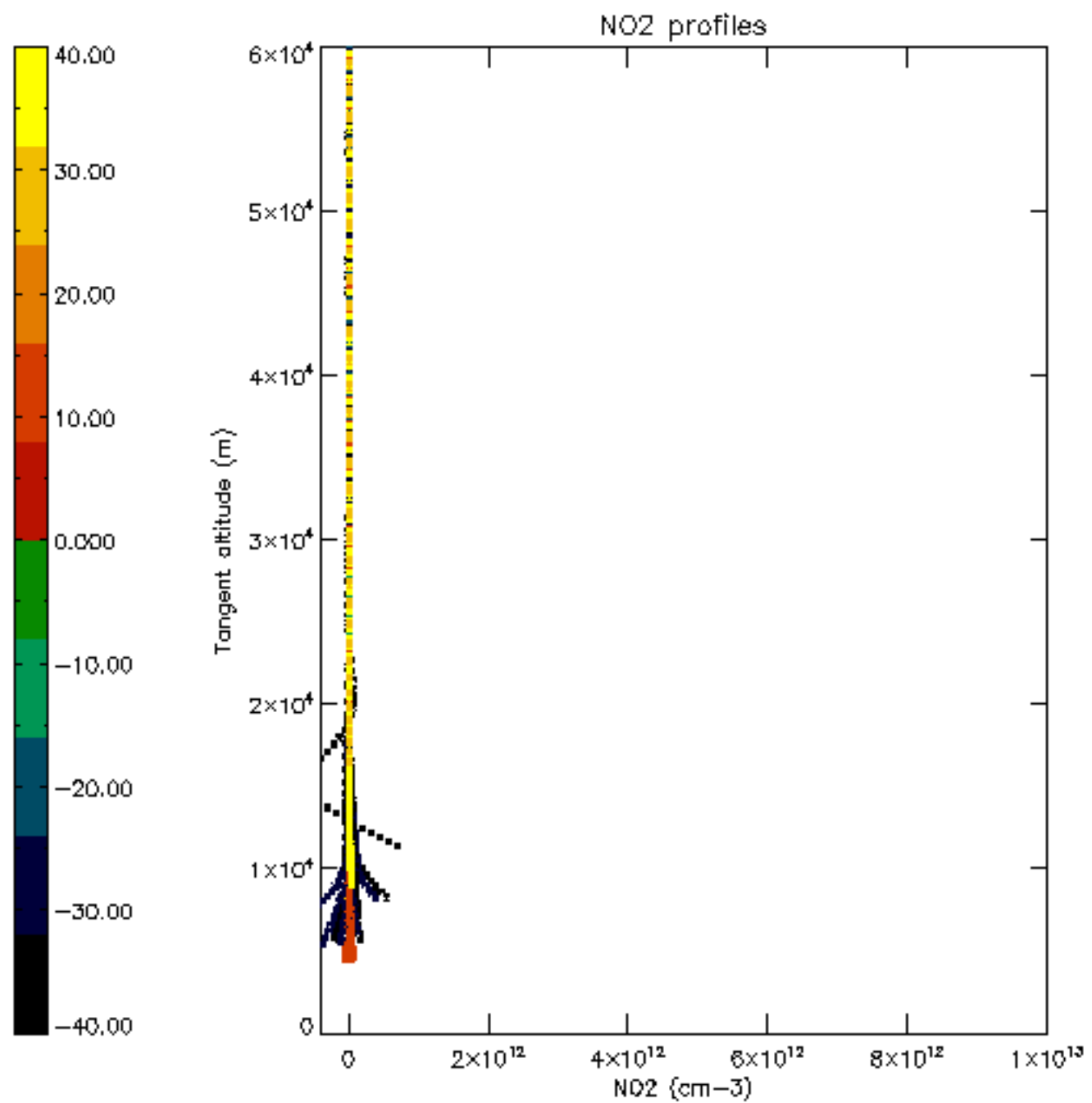


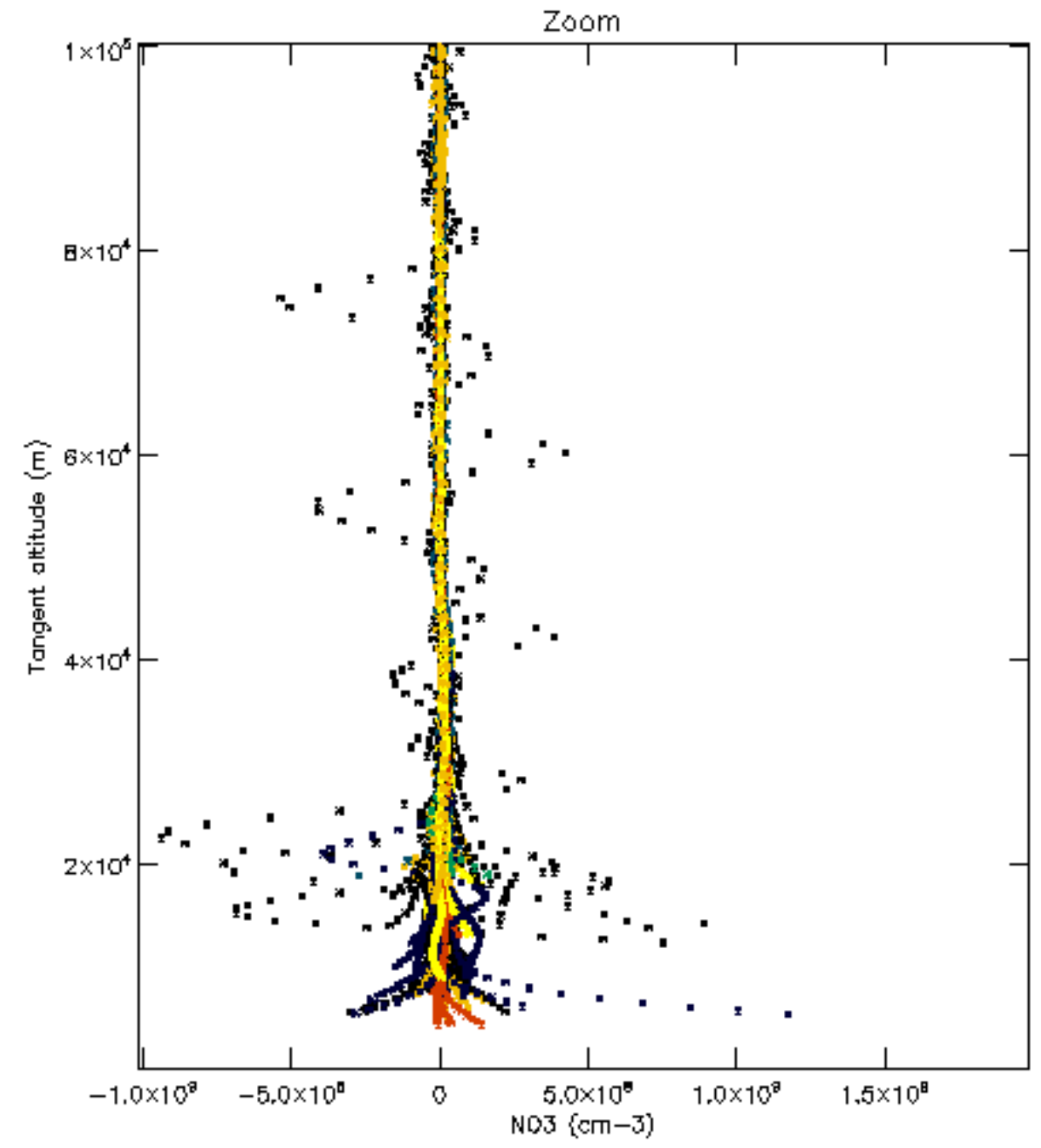
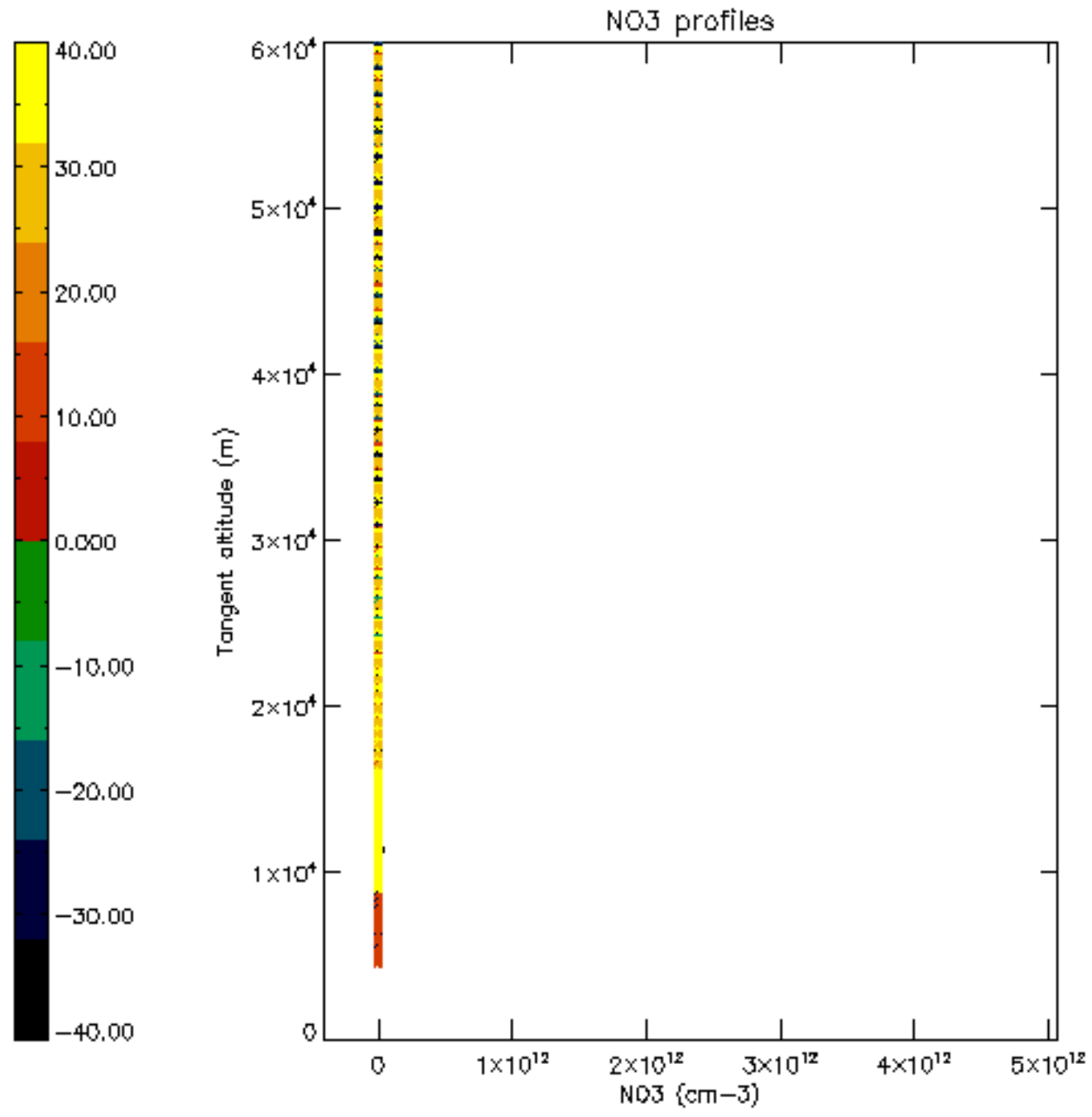




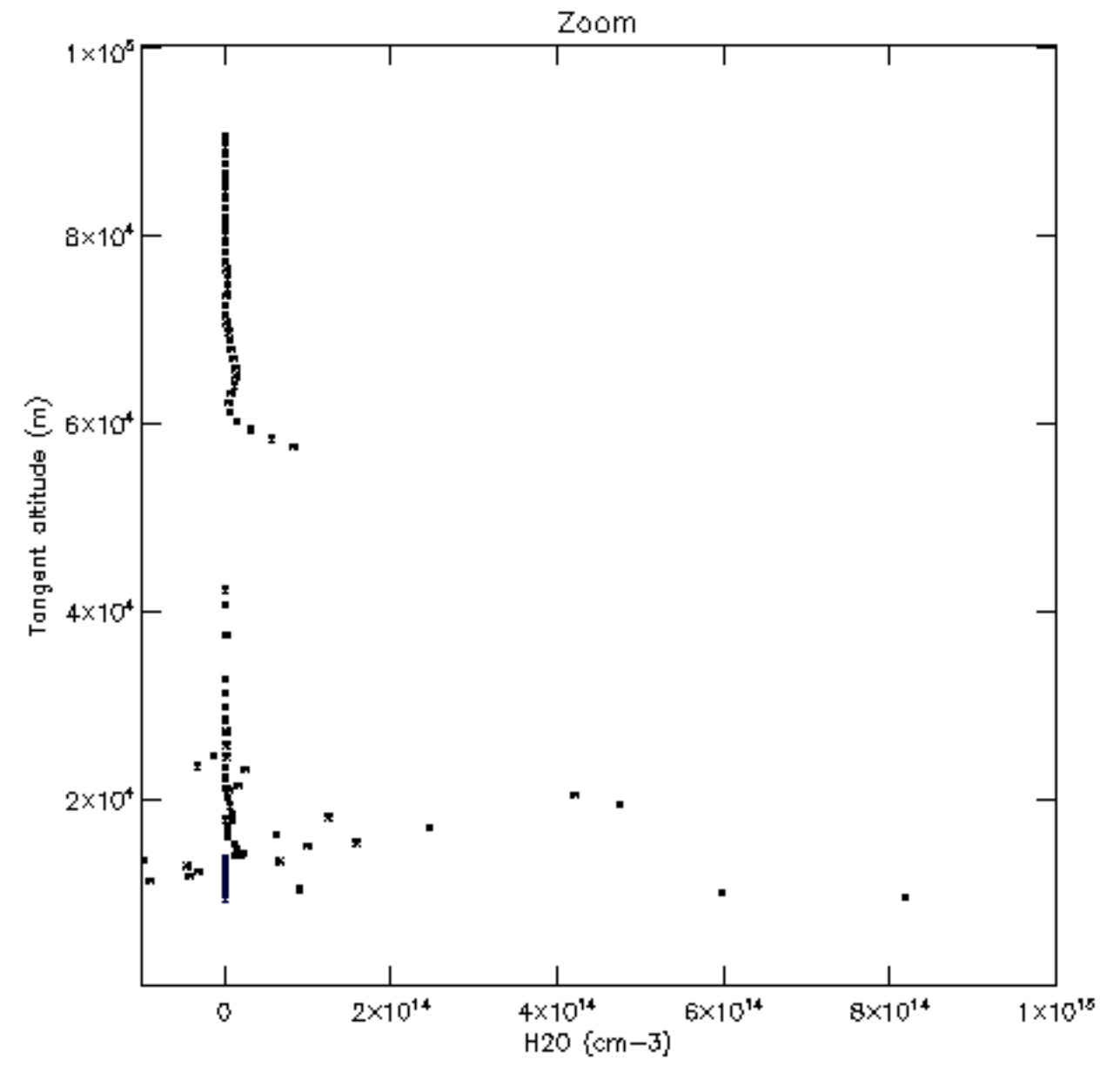
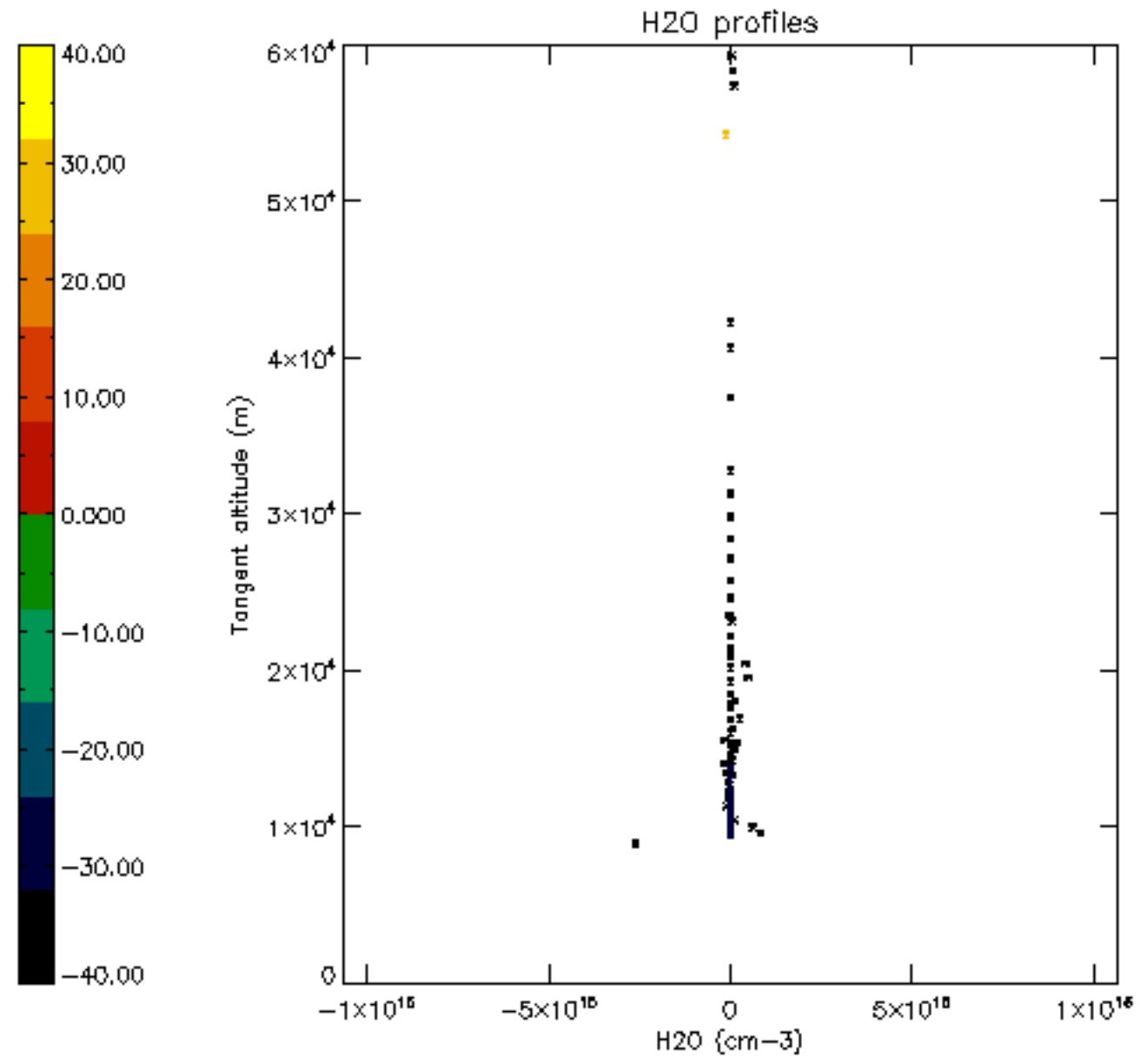


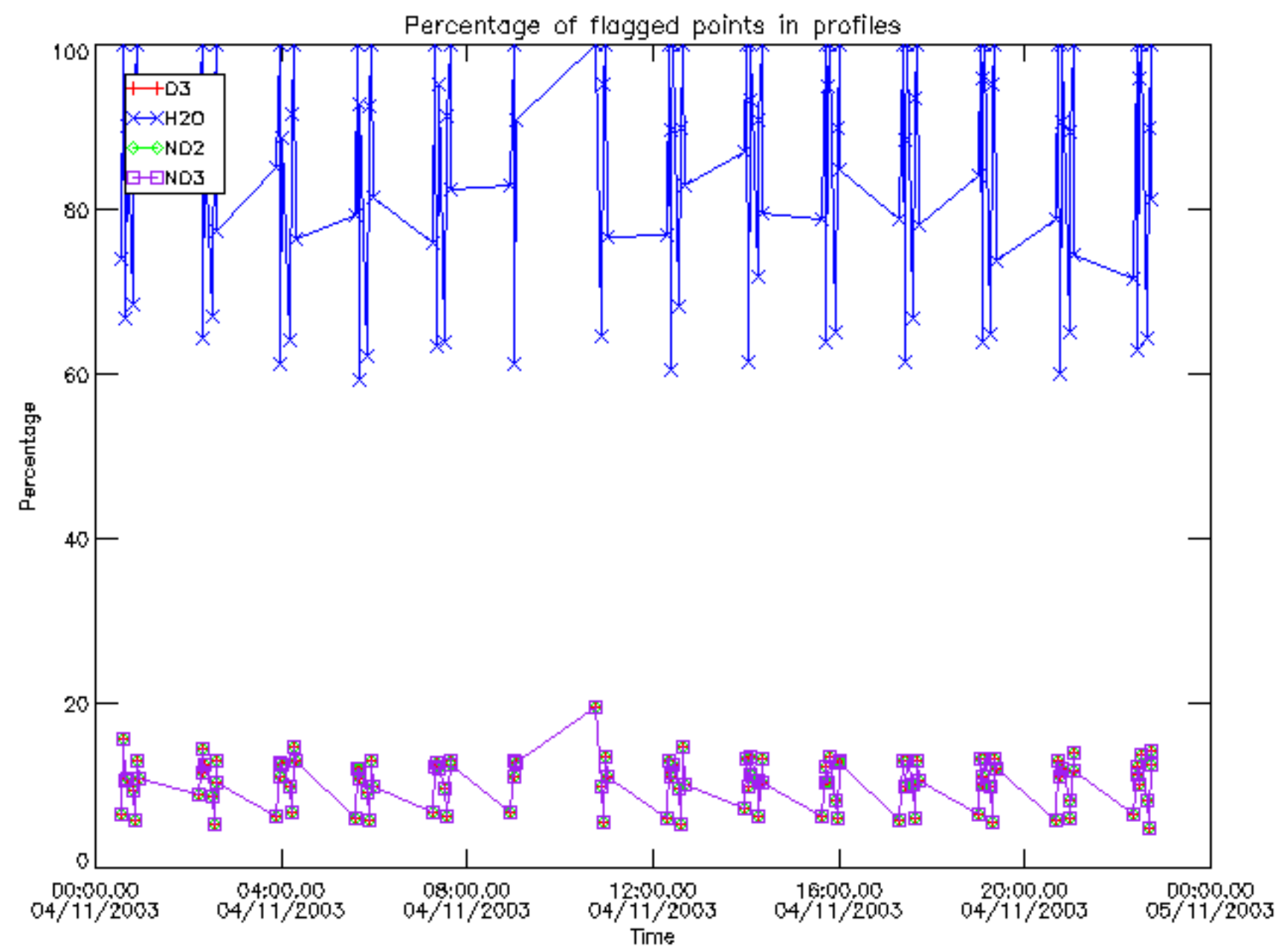




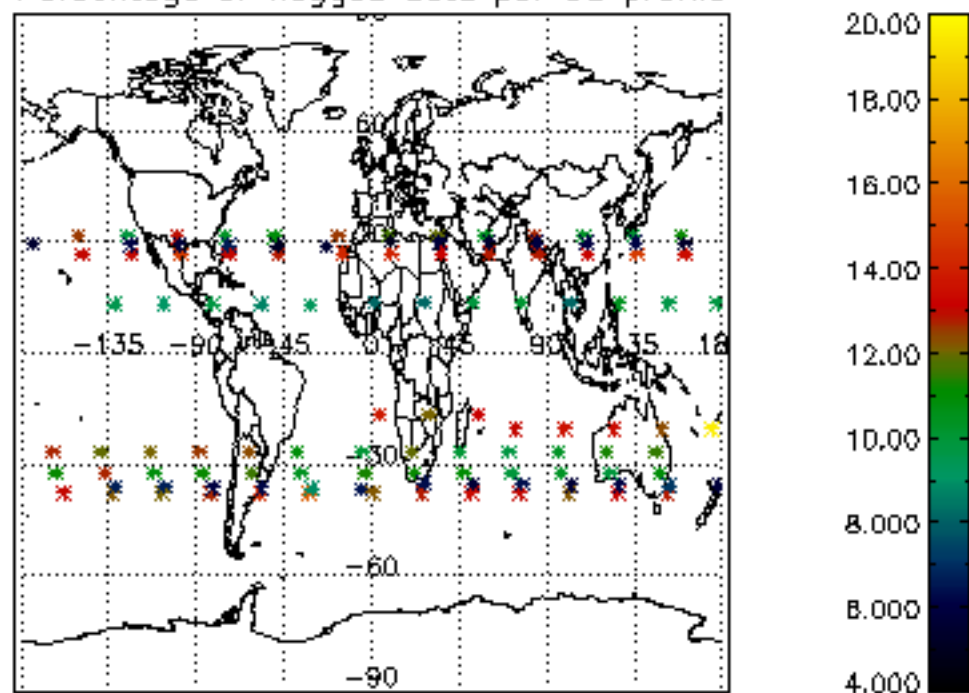




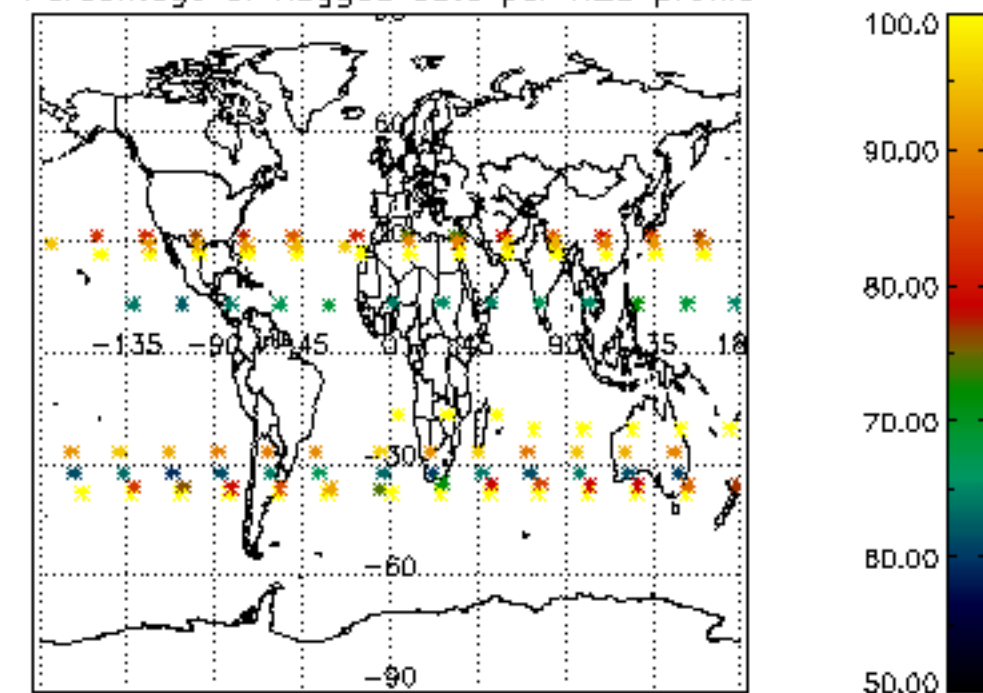




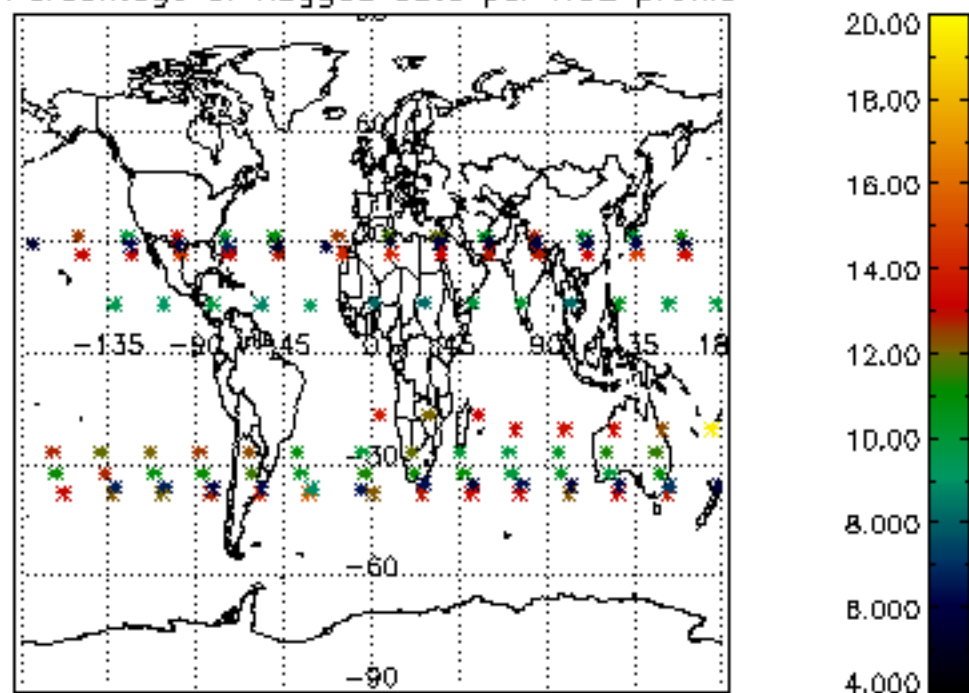
Percentage of flagged data per D3 profile



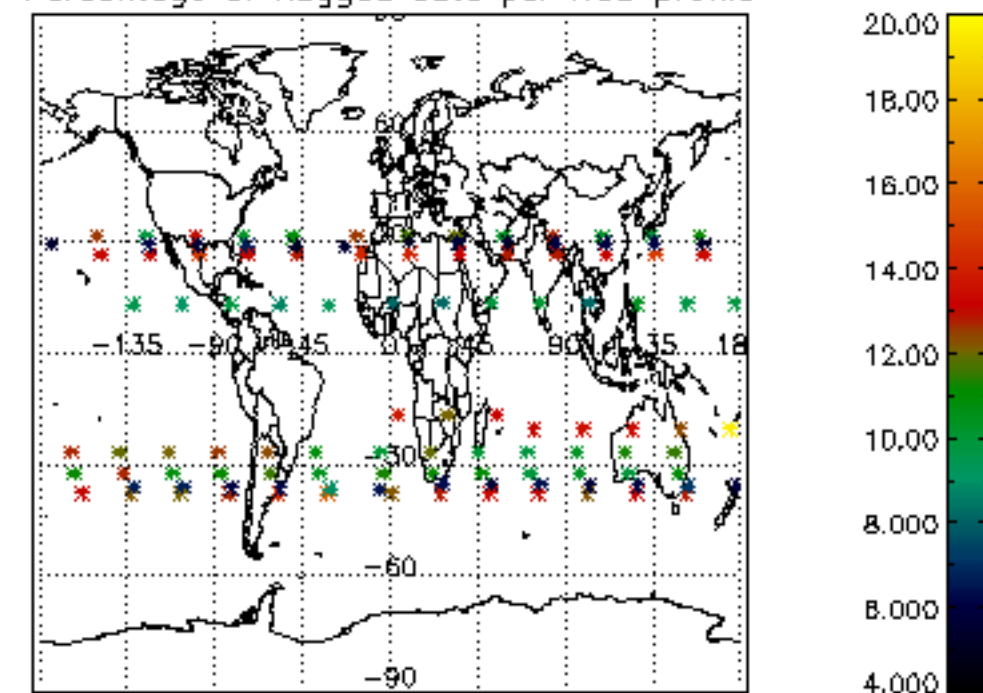
Percentage of flagged data per H2O profile

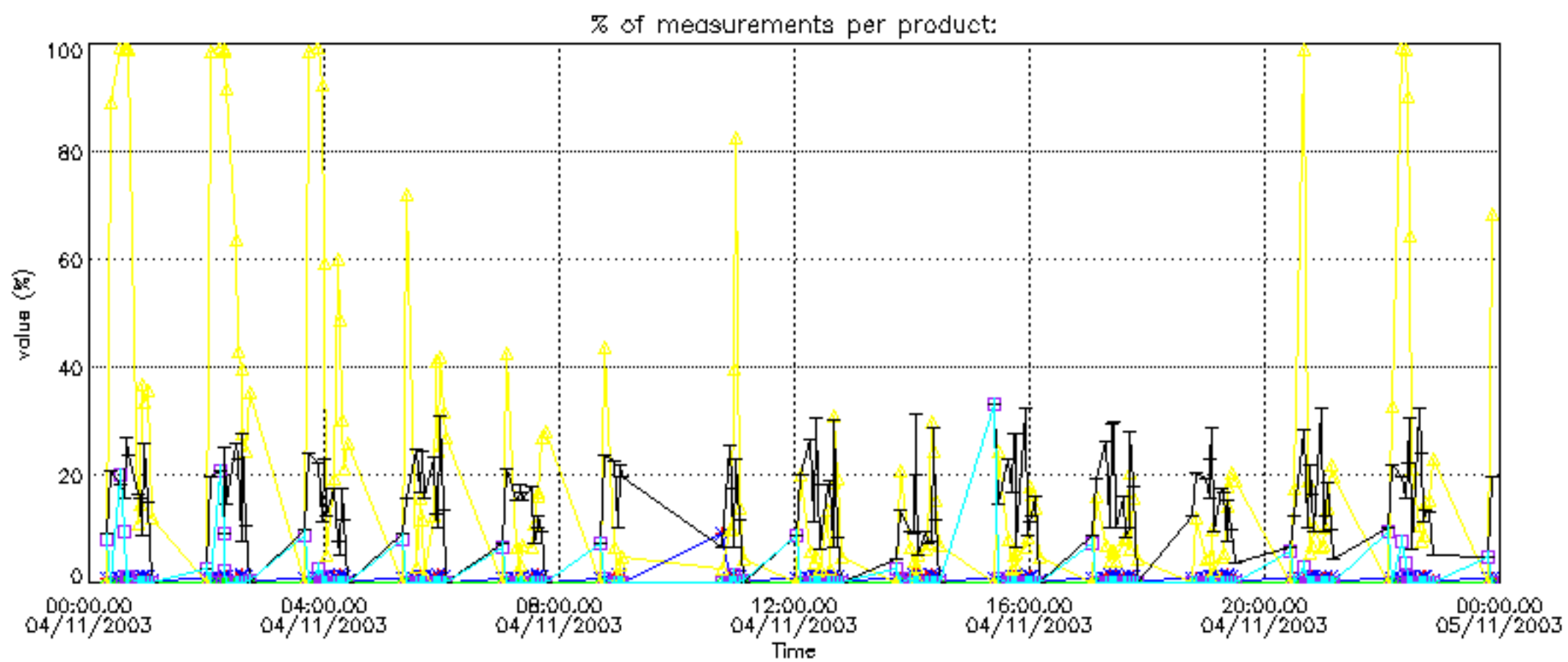


Percentage of flagged data per NO2 profile

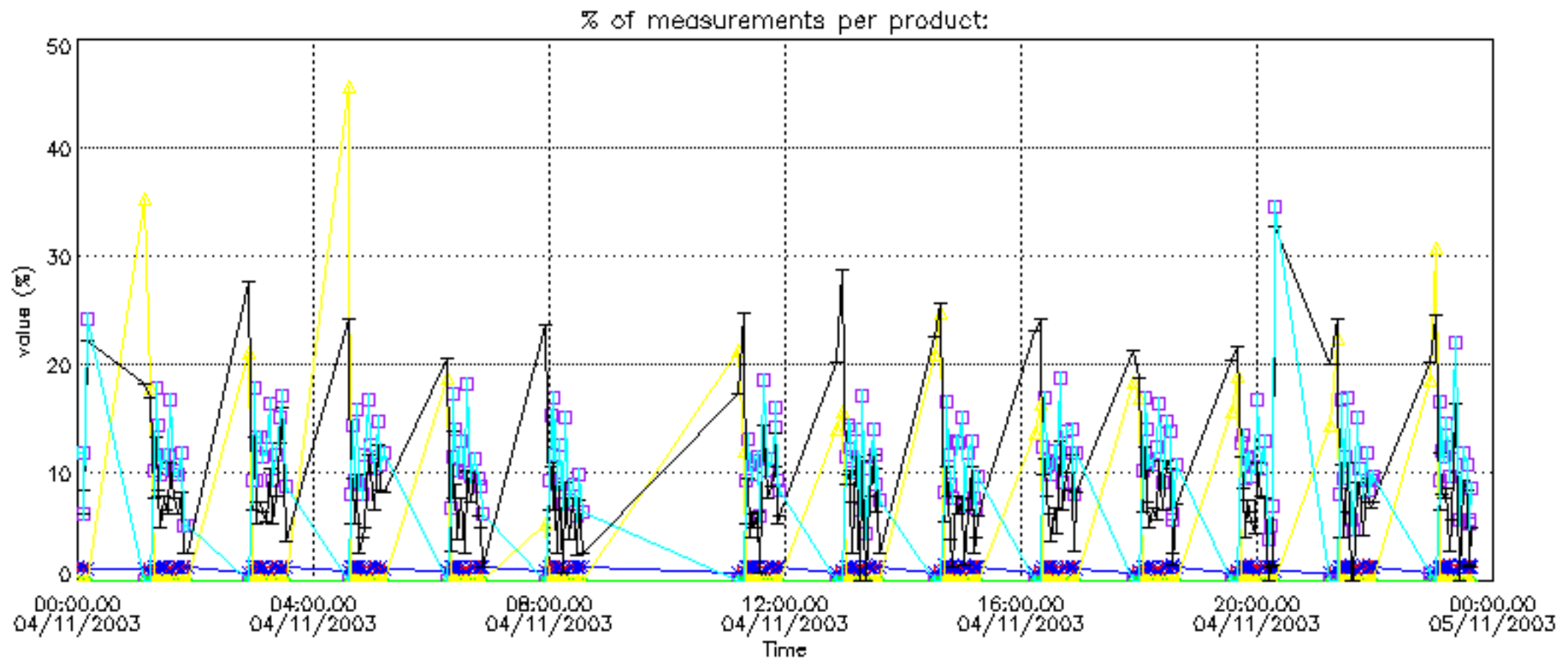


Percentage of flagged data per NO3 profile

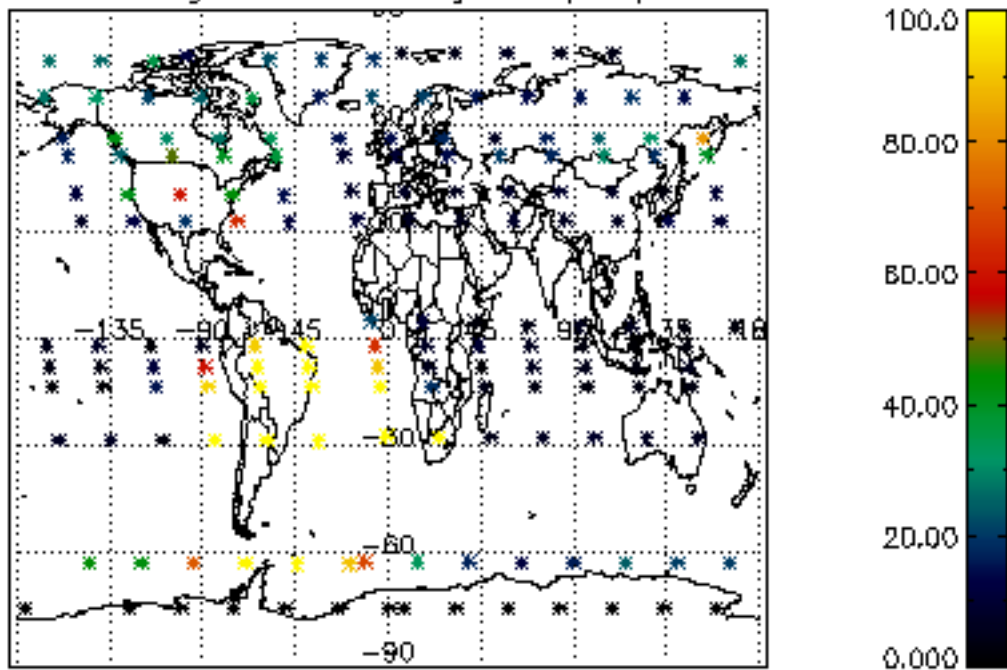




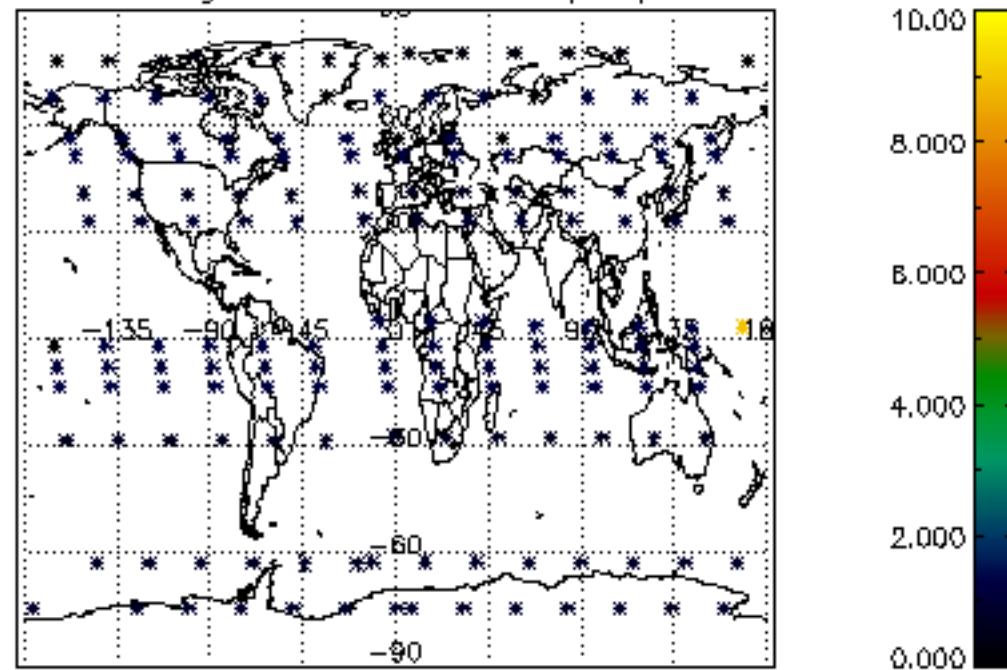




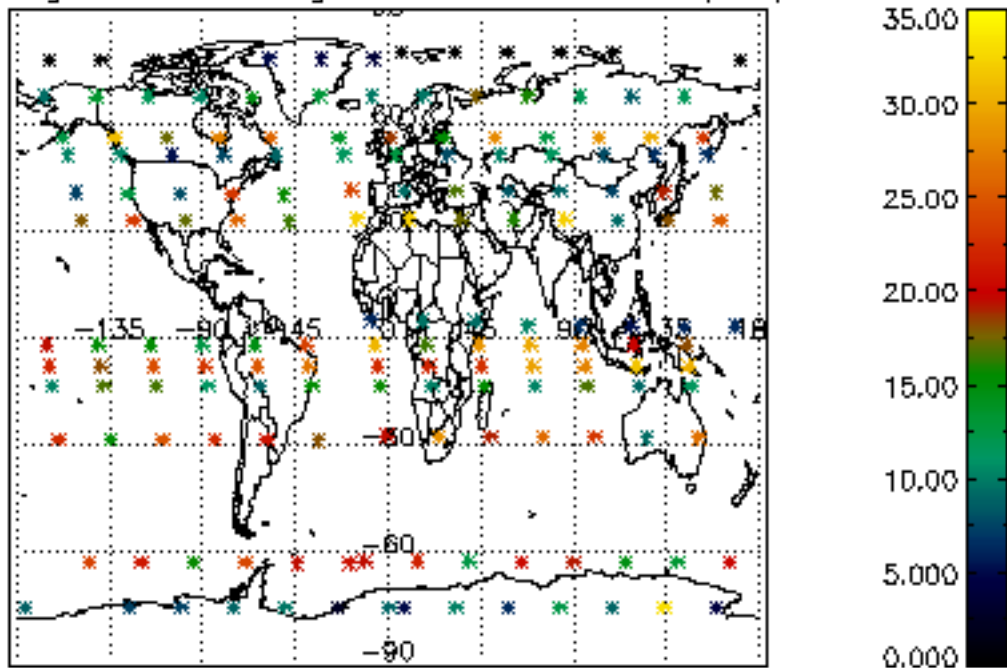
Percentage of cosmic ray hits per profile



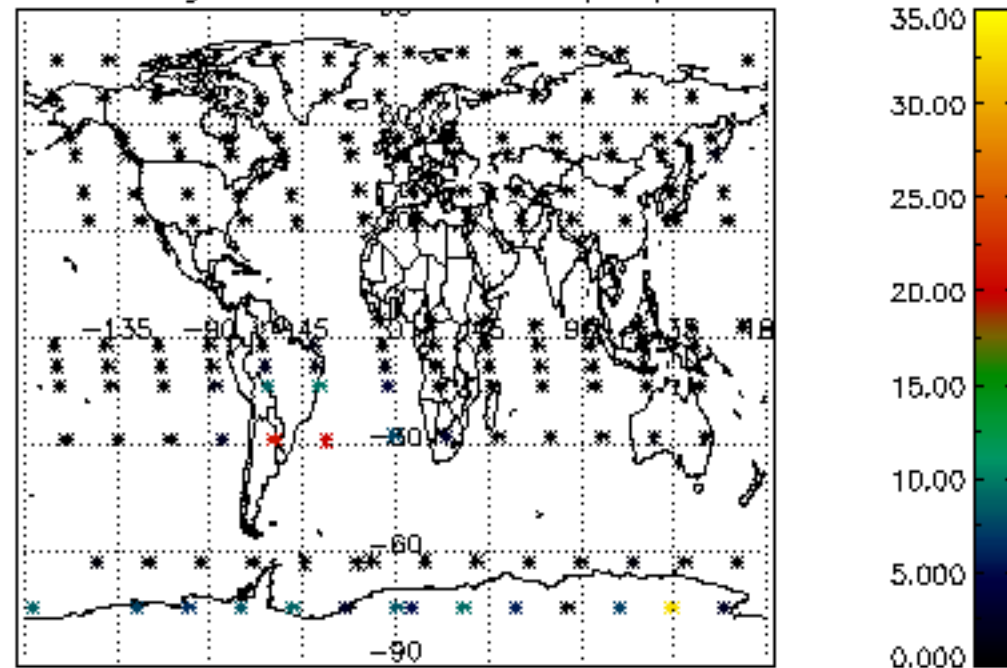
Percentage of datation errors per profile



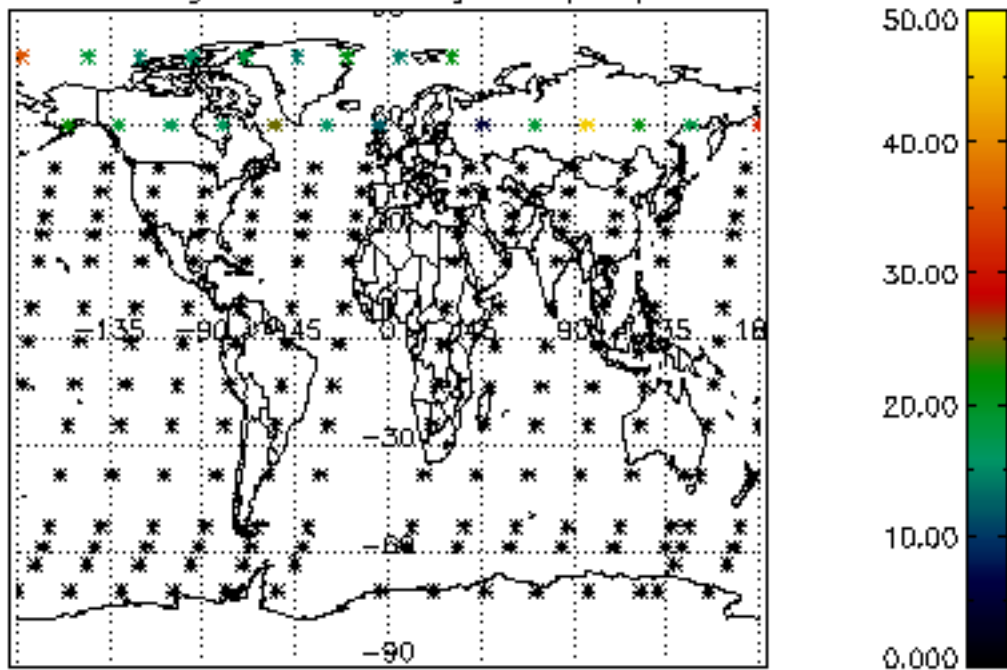
Percentage of star falling outside central band per profile



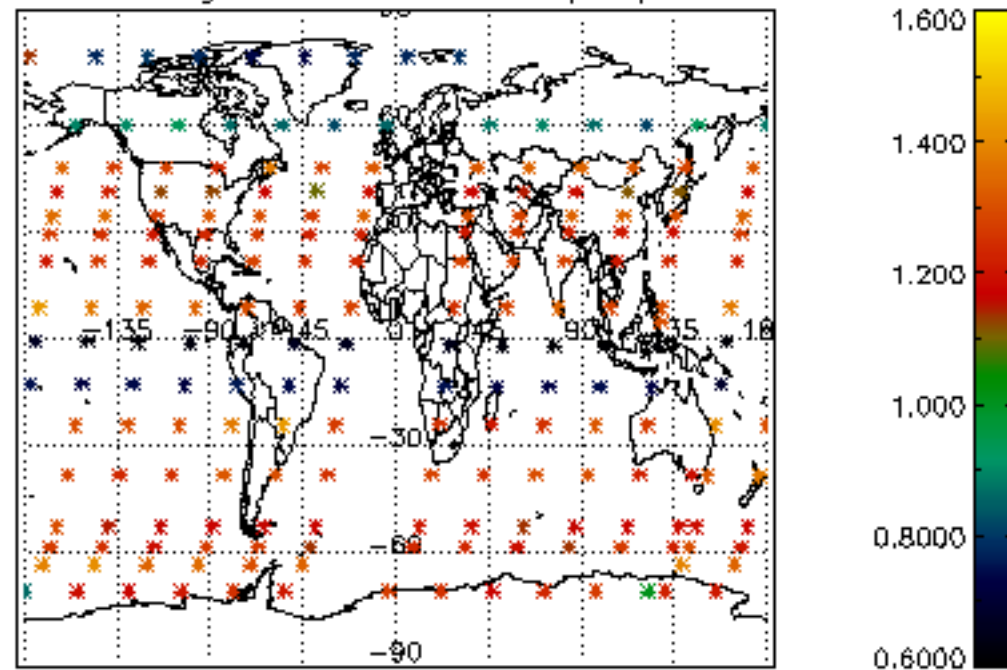
Percentage of saturation errors per profile



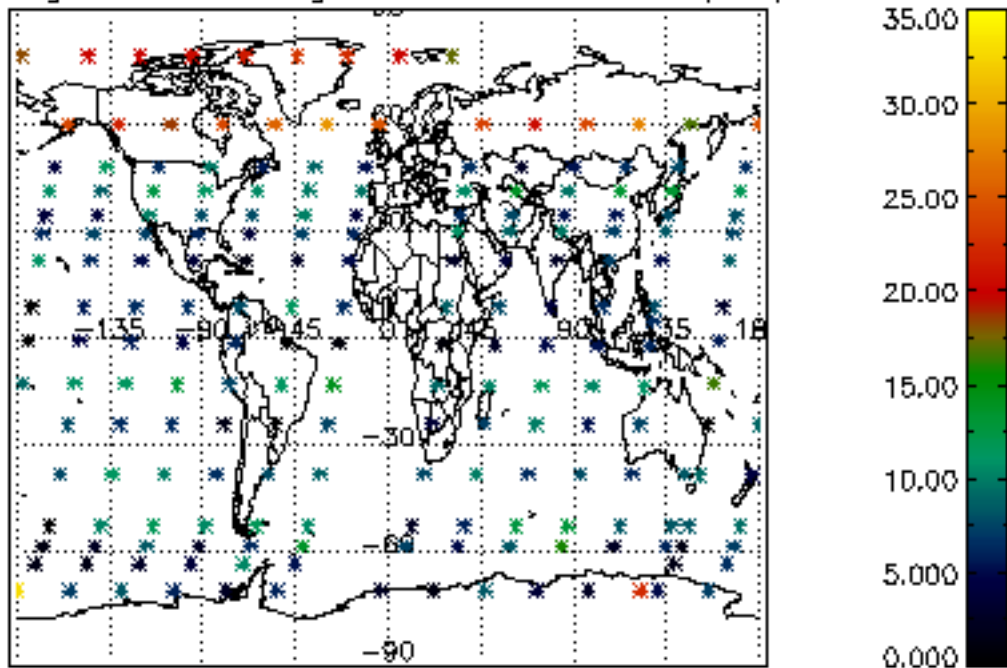
Percentage of cosmic ray hits per profile



Percentage of datation errors per profile



Percentage of star falling outside central band per profile



Percentage of saturation errors per profile

