

GOMOS Level 2 Daily Report

SUMMARY

[1. General Info](#)

[2. Summary of processed GOM_NL_2P products](#)

[3. Level 2 Quality information per product](#)

[3.1 Plot of level 2 quality information per product \(time dependant\)](#)

[3.2 Plot of level 2 quality information per product \(world map\)](#)

[4. Level 1 Quality information per product \(stored on level 2 products\)](#)

[4.1 Plot of level 1 quality information per product \(time dependant\)](#)

[4.1.1 Plot of level 1 quality information per product \(time dependant\): ASCENDING](#)

[4.1.2 Plot of level 1 quality information per product \(time dependant\): DESCENDING](#)

[4.2 Plot of level 1 quality information per product \(world map\)](#)

[4.2.1 Plot of level 1 quality information per product \(world map\): ASCENDING](#)

[4.2.2 Plot of level 1 quality information per product \(world map\): DESCENDING](#)

[5. Ozone profiles based on quality statistics and other trace gas profiles](#)

[5.1 Ozone statistics based on quality of products](#)

[5.2 Plot ozone profiles for all STD \(dark without errors\)](#)

[5.3 Plot ozone profiles where STD < 20% \(dark without errors\)](#)

[5.4. Plot ozone profiles where STD < 10% \(dark without errors\)](#)

[5.5. Plot ozone profiles where STD < 5% \(dark without errors\)](#)

[5.6 Plot NO2 profiles for all STD \(dark without errors\)](#)

[5.7 Plot NO3 profiles for all STD \(dark without errors\)](#)

[5.8 Plot H2O profiles \(only for occultations of stars 1,2,3,4,13,14,16,26,63 dark without errors\) for all STD](#)

[6. Auxiliary Data Files used for the production reported in section 2](#)

This report presents the daily analysis on parameters extracted from GOMOS level 2 data (GOM_NL__2P). It is intended to monitor some important parameters that will impact the quality of these products. A list of level 2 products (and content) that have arrived during the reporting day to the PCF is also given.

Item	Value
Time of report generation	19APR2013 23:08:45
Data source version	GOMOS/6.01
Start time of products	30-10-2003 (30OCT2003 00:00:00)
Stop time of products	31-10-2003 (31OCT2003 00:00:00)
Store outputs in DB	Yes
Nb of level 2 prods	384
Nb of prods with errors	0

2. Summary of processed GOM_NL__2P products.

Nr	Filename	UTC Start time	Limb	Duration	Star Id	Star Name	Star Mag	Star Temp	Nb Meas	Orbit	Prod. error
1	GOM_NL__2PRFIN20031030_000338_000000632021_00131_08702_7553.N1	30-OCT-2003 00:03:38	Dark	63.000	117	Pi Pup	2.7060	3800.0	126	8702	No
2	GOM_NL__2PRFIN20031030_000541_000000512021_00131_08702_7554.N1	30-OCT-2003 00:05:41	Dark	50.500	2	Alp Car	-0.73600	7000.0	101	8702	No
3	GOM_NL__2PRFIN20031030_000731_000001042021_00131_08702_7555.N1	30-OCT-2003 00:07:31	Dark	103.50	179	24Omi2CMa	3.0320	24000.	207	8702	No
4	GOM_NL__2PRFIN20031030_001138_000000372021_00131_08702_7556.N1	30-OCT-2003 00:11:38	Dark	37.000	143	Alp Hyi	2.8570	7200.0	74	8702	No
5	GOM_NL__2PRFIN20031030_001301_000000522021_00131_08702_7557.N1	30-OCT-2003 00:13:01	Dark	52.000	9	Alp Eri	0.45300	24000.	104	8702	No
6	GOM_NL__2PRFIN20031030_001614_000000442021_00131_08702_7558.N1	30-OCT-2003 00:16:14	Straylight	44.000	157	The1Eri	2.9060	9300.0	88	8702	No
7	GOM_NL__2PRFIN20031030_001748_000000412021_00131_08702_7559.N1	30-OCT-2003 00:17:48	Straylight	41.000	84	Alp Phe	2.3970	4500.0	82	8702	No
8	GOM_NL__2PRFIN20031030_002422_000000432021_00131_08702_7560.N1	30-OCT-2003 00:24:22	Straylight	42.500	52	16Bet Cet	2.0370	4500.0	85	8702	No
9	GOM_NL__2PRFIN20031030_003106_000000712021_00131_08702_7561.N1	30-OCT-2003 00:31:06	Bright	71.000	94	92Alp Cet	2.5260	3100.0	142	8702	No
10	GOM_NL__2PRFIN20031030_003352_000000382021_00131_08702_7562.N1	30-OCT-2003 00:33:52	Bright	38.000	140	88Gam Peg	2.8340	26000.	76	8702	No
11	GOM_NL__2PRFIN20031030_003525_000000422021_00131_08702_7563.N1	30-OCT-2003 00:35:25	Bright	41.500	105	6Bet Ari	2.6450	8900.0	83	8702	No
12	GOM_NL__2PRFIN20031030_003744_000000382021_00131_08702_7564.N1	30-OCT-2003 00:37:44	Bright	38.000	58	21Alp And	2.0730	11000.	76	8702	No
13	GOM_NL__2PRFIN20031030_003921_000000412021_00131_08702_7565.N1	30-OCT-2003 00:39:21	Bright	40.500	53	43Bet And	2.0480	3300.0	81	8702	No
14	GOM_NL__2PRFIN20031030_004156_000000432021_00131_08702_7566.N1	30-OCT-2003 00:41:56	Bright	43.000	73	57Gam1And	2.2600	13100.	86	8702	No
15	GOM_NL__2PRFIN20031030_004625_000000392021_00131_08702_7567.N1	30-OCT-2003 00:46:25	Bright	38.500	76	27Gam Cas	2.3000	30000.	77	8702	No
16	GOM_NL__2PRFIN20031030_004936_000000402021_00131_08702_7568.N1	30-OCT-2003 00:49:36	Bright	39.500	89	5Alp Cep	2.4510	8000.0	79	8702	No
17	GOM_NL__2PRFIN20031030_005428_000000382021_00131_08702_7569.N1	30-OCT-2003 00:54:28	Bright	38.000	49	1Alp UMi	1.9900	6300.0	76	8702	No
18	GOM_NL__2PRFIN20031030_005811_000000382021_00131_08702_7570.N1	30-OCT-2003 00:58:11	Bright	38.000	60	7Bet UMi	2.0810	3950.0	76	8702	No
19	GOM_NL__2PRFIN20031030_010238_000000442021_00131_08702_7571.N1	30-OCT-2003 01:02:38	Bright	43.500	36	50Alp UMa	1.8000	6300.0	87	8702	No
20	GOM_NL__2PRFIN20031030_010406_000000392021_00131_08702_7572.N1	30-OCT-2003 01:04:06	Bright	38.500	32	77Eps UMa	1.7630	11000.	77	8702	No
21	GOM_NL__2PRFIN20031030_010752_000000402021_00131_08702_7573.N1	30-OCT-2003 01:07:52	Bright	39.500	174	52Psi UMa	3.0040	4400.0	79	8702	No
22	GOM_NL__2PRFIN20031030_011439_000002352021_00131_08702_7574.N1	30-OCT-2003 01:14:39	Twilight	235.00	24	66Alp Gem	1.5800	10200.	470	8702	No
23	GOM_NL__2PRFIN20031030_011926_000002552021_00131_08702_7575.N1	30-OCT-2003 01:19:26	Straylight	255.00	17	78Bet Gem	1.1610	4500.0	510	8702	No
24	GOM_NL__2PRFIN20031030_012822_000000752021_00131_08702_7576.N1	30-OCT-2003 01:28:22	Dark	75.000	48	30Alp Hya	1.9770	4100.0	150	8702	No
25	GOM_NL__2PRFIN20031030_013404_000000402021_00131_08702_7577.N1	30-OCT-2003 01:34:04	Dark	40.000	99	Del Cen	2.5750	26000.	80	8702	No
26	GOM_NL__2PRFIN20031030_013614_000000392021_00131_08702_7578.N1	30-OCT-2003 01:36:14	Dark	38.500	129	Del Cru	2.7930	26000.	77	8702	No
27	GOM_NL__2PRFIN20031030_014415_000000622021_00132_08703_7537.N1	30-OCT-2003 01:44:15	Dark	61.500	117	Pi Pup	2.7060	3800.0	123	8703	No
28	GOM_NL__2PRFIN20031030_014617_000000602021_00132_08703_7538.N1	30-OCT-2003 01:46:17	Dark	59.500	2	Alp Car	-0.73600	7000.0	119	8703	No
29	GOM_NL__2PRFIN20031030_014809_000001022021_00132_08703_7539.N1	30-OCT-2003 01:48:09	Dark	102.00	179	24Omi2CMa	3.0320	24000.	204	8703	No
30	GOM_NL__2PRFIN20031030_015214_000000402021_00132_08703_7540.N1	30-OCT-2003 01:52:14	Dark	39.500	143	Alp Hyi	2.8570	7200.0	79	8703	No
31	GOM_NL__2PRFIN20031030_015338_000000502021_00132_08703_7541.N1	30-OCT-2003 01:53:38	Dark	49.500	9	Alp Eri	0.45300	24000.	99	8703	No
32	GOM_NL__2PRFIN20031030_015649_000000432021_00132_08703_7542.N1	30-OCT-2003 01:56:49	Straylight	43.000	157	The1Eri	2.9060	9300.0	86	8703	No
33	GOM_NL__2PRFIN20031030_015824_000000442021_00132_08703_7543.N1	30-OCT-2003 01:58:24	Straylight	44.000	84	Alp Phe	2.3970	4500.0	88	8703	No
34	GOM_NL__2PRFIN20031030_020459_000000442021_00132_08703_7544.N1	30-OCT-2003 02:04:59	Straylight	43.500	52	16Bet Cet	2.0370	4500.0	87	8703	No
35	GOM_NL__2PRFIN20031030_021142_000000632021_00132_08703_7545.N1	30-OCT-2003 02:11:42	Bright	62.500	94	92Alp Cet	2.5260	3100.0	125	8703	No
36	GOM_NL__2PRFIN20031030_021428_000000372021_00132_08703_7546.N1	30-OCT-2003 02:14:28	Bright	37.000	140	88Gam Peg	2.8340	26000.	74	8703	No
37	GOM_NL__2PRFIN20031030_021600_000000422021_00132_08703_7547.N1	30-OCT-2003 02:16:00	Bright	41.500	105	6Bet Ari	2.6450	8900.0	83	8703	No
38	GOM_NL__2PRFIN20031030_021820_000000392021_00132_08703_7548.N1	30-OCT-2003 02:18:20	Bright	38.500	58	21Alp And	2.0730	11000.	77	8703	No
39	GOM_NL__2PRFIN20031030_021956_000000412021_00132_08703_7549.N1	30-OCT-2003 02:19:56	Bright	40.500	53	43Bet And	2.0480	3300.0	81	8703	No
40	GOM_NL__2PRFIN20031030_022231_000000432021_00132_08703_7550.N1	30-OCT-2003 02:22:31	Bright	42.500	73	57Gam1And	2.2600	13100.	85	8703	No
41	GOM_NL__2PRFIN20031030_022701_000000372021_00132_08703_7551.N1	30-OCT-2003 02:27:01	Bright	37.000	76	27Gam Cas	2.3000	30000.	74	8703	No
42	GOM_NL__2PRFIN20031030_023013_000000392021_00132_08703_7552.N1	30-OCT-2003 02:30:13	Bright	38.500	89	5Alp Cep	2.4510	8000.0	77	8703	No

43	GOM_NL__2PRFIN20031030_023505_000000342021_00132_08703_7553.N1	30-OCT-2003 02:35:05	Bright	34.000	49	1Alp UMi	1.9900	6300.0	68	8703	No
44	GOM_NL__2PRFIN20031030_023848_000000392021_00132_08703_7554.N1	30-OCT-2003 02:38:48	Bright	38.500	60	7Bet UMi	2.0810	3950.0	77	8703	No
45	GOM_NL__2PRFIN20031030_024316_000000422021_00132_08703_7555.N1	30-OCT-2003 02:43:16	Bright	42.000	36	50Alp UMa	1.8000	6300.0	84	8703	No
46	GOM_NL__2PRFIN20031030_024444_000000372021_00132_08703_7556.N1	30-OCT-2003 02:44:44	Bright	37.000	32	77Eps UMa	1.7630	11000.	74	8703	No
47	GOM_NL__2PRFIN20031030_025515_000002552021_00132_08703_7557.N1	30-OCT-2003 02:55:15	Tw_i_and_stray	255.00	24	66Alp Gem	1.5800	10200.	510	8703	No
48	GOM_NL__2PRFIN20031030_030005_000002552021_00132_08703_7558.N1	30-OCT-2003 03:00:05	Straylight	255.00	17	78Bet Gem	1.1610	4500.0	510	8703	No
49	GOM_NL__2PRFIN20031030_030859_000000702021_00132_08703_7559.N1	30-OCT-2003 03:08:59	Dark	70.000	48	30Alp Hya	1.9770	4100.0	140	8703	No
50	GOM_NL__2PRFIN20031030_031439_000000402021_00132_08703_7560.N1	30-OCT-2003 03:14:39	Dark	39.500	99	Del Cen	2.5750	26000.	79	8703	No
51	GOM_NL__2PRFIN20031030_031650_000000392021_00132_08703_7561.N1	30-OCT-2003 03:16:50	Dark	38.500	129	Del Cru	2.7930	26000.	77	8703	No
52	GOM_NL__2PRFIN20031030_032453_000000642021_00133_08704_7434.N1	30-OCT-2003 03:24:53	Dark	64.000	117	Pi Pup	2.7060	3800.0	128	8704	No
53	GOM_NL__2PRFIN20031030_032655_000000472021_00133_08704_7435.N1	30-OCT-2003 03:26:55	Dark	47.000	2	Alp Car	-0.73600	7000.0	94	8704	No
54	GOM_NL__2PRFIN20031030_032847_000001022021_00133_08704_7436.N1	30-OCT-2003 03:28:47	Dark	101.50	179	24Omi2CMa	3.0320	24000.	203	8704	No
55	GOM_NL__2PRFIN20031030_033250_000000382021_00133_08704_7437.N1	30-OCT-2003 03:32:50	Dark	38.000	143	Alp Hyi	2.8570	7200.0	76	8704	No
56	GOM_NL__2PRFIN20031030_033414_000000422021_00133_08704_7438.N1	30-OCT-2003 03:34:14	Dark	42.000	9	Alp Eri	0.45300	24000.	84	8704	No
57	GOM_NL__2PRFIN20031030_033727_000000432021_00133_08704_7439.N1	30-OCT-2003 03:37:27	Straylight	42.500	157	The1Eri	2.9060	9300.0	85	8704	No
58	GOM_NL__2PRFIN20031030_033900_000000412021_00133_08704_7440.N1	30-OCT-2003 03:39:00	Straylight	40.500	84	Alp Phe	2.3970	4500.0	81	8704	No
59	GOM_NL__2PRFIN20031030_034535_000000432021_00133_08704_7441.N1	30-OCT-2003 03:45:35	Straylight	43.000	52	16Bet Cet	2.0370	4500.0	86	8704	No
60	GOM_NL__2PRFIN20031030_035218_000000662021_00133_08704_7442.N1	30-OCT-2003 03:52:18	Bright	65.500	94	92Alp Cet	2.5260	3100.0	131	8704	No
61	GOM_NL__2PRFIN20031030_035504_000000382021_00133_08704_7443.N1	30-OCT-2003 03:55:04	Bright	38.000	140	88Gam Peg	2.8340	26000.	76	8704	No
62	GOM_NL__2PRFIN20031030_035636_000000402021_00133_08704_7444.N1	30-OCT-2003 03:56:36	Bright	40.000	105	6Bet Ari	2.6450	8900.0	80	8704	No
63	GOM_NL__2PRFIN20031030_035857_000000382021_00133_08704_7445.N1	30-OCT-2003 03:58:57	Bright	37.500	58	21Alp And	2.0730	11000.	75	8704	No
64	GOM_NL__2PRFIN20031030_040033_000000392021_00133_08704_7446.N1	30-OCT-2003 04:00:33	Bright	39.000	53	43Bet And	2.0480	3300.0	78	8704	No
65	GOM_NL__2PRFIN20031030_040308_000000422021_00133_08704_7447.N1	30-OCT-2003 04:03:08	Bright	41.500	73	57Gam1And	2.2600	13100.	83	8704	No
66	GOM_NL__2PRFIN20031030_040737_000000382021_00133_08704_7448.N1	30-OCT-2003 04:07:37	Bright	38.000	76	27Gam Cas	2.3000	30000.	76	8704	No
67	GOM_NL__2PRFIN20031030_041049_000000402021_00133_08704_7449.N1	30-OCT-2003 04:10:49	Bright	39.500	89	5Alp Cep	2.4510	8000.0	79	8704	No
68	GOM_NL__2PRFIN20031030_041541_000000372021_00133_08704_7450.N1	30-OCT-2003 04:15:41	Bright	36.500	49	1Alp UMi	1.9900	6300.0	73	8704	No
69	GOM_NL__2PRFIN20031030_041924_000000392021_00133_08704_7451.N1	30-OCT-2003 04:19:24	Bright	39.000	60	7Bet UMi	2.0810	3950.0	78	8704	No
70	GOM_NL__2PRFIN20031030_042351_000000412021_00133_08704_7452.N1	30-OCT-2003 04:23:51	Bright	41.000	36	50Alp UMa	1.8000	6300.0	82	8704	No
71	GOM_NL__2PRFIN20031030_042520_000000382021_00133_08704_7453.N1	30-OCT-2003 04:25:20	Bright	37.500	32	77Eps UMa	1.7630	11000.	75	8704	No
72	GOM_NL__2PRFIN20031030_042905_000000472021_00133_08704_7454.N1	30-OCT-2003 04:29:05	Bright	47.000	174	52Psi UMa	3.0040	4400.0	94	8704	No
73	GOM_NL__2PRFIN20031030_043552_000002472021_00133_08704_7455.N1	30-OCT-2003 04:35:52	Tw_i_and_stray	246.50	24	66Alp Gem	1.5800	10200.	493	8704	No
74	GOM_NL__2PRFIN20031030_044045_000002552021_00133_08704_7456.N1	30-OCT-2003 04:40:45	Straylight	255.00	17	78Bet Gem	1.1610	4500.0	510	8704	No
75	GOM_NL__2PRFIN20031030_044936_000000692021_00133_08704_7457.N1	30-OCT-2003 04:49:36	Dark	69.000	48	30Alp Hya	1.9770	4100.0	138	8704	No
76	GOM_NL__2PRFIN20031030_045516_000000422021_00133_08704_7458.N1	30-OCT-2003 04:55:16	Dark	42.000	99	Del Cen	2.5750	26000.	84	8704	No
77	GOM_NL__2PRFIN20031030_045726_000000402021_00133_08704_7459.N1	30-OCT-2003 04:57:26	Dark	39.500	129	Del Cru	2.7930	26000.	79	8704	No
78	GOM_NL__2PRFIN20031030_050530_000000652021_00134_08705_7434.N1	30-OCT-2003 05:05:30	Dark	65.000	117	Pi Pup	2.7060	3800.0	130	8705	No
79	GOM_NL__2PRFIN20031030_050729_000000552021_00134_08705_7435.N1	30-OCT-2003 05:07:29	Dark	55.000	2	Alp Car	-0.73600	7000.0	110	8705	No
80	GOM_NL__2PRFIN20031030_050926_000001022021_00134_08705_7436.N1	30-OCT-2003 05:09:26	Dark	101.50	179	24Omi2CMa	3.0320	24000.	203	8705	No
81	GOM_NL__2PRFIN20031030_051326_000000392021_00134_08705_7437.N1	30-OCT-2003 05:13:26	Dark	38.500	143	Alp Hyi	2.8570	7200.0	77	8705	No
82	GOM_NL__2PRFIN20031030_051449_000000452021_00134_08705_7438.N1	30-OCT-2003 05:14:49	Dark	44.500	9	Alp Eri	0.45300	24000.	89	8705	No
83	GOM_NL__2PRFIN20031030_051854_000002172021_00134_08705_7439.N1	30-OCT-2003 05:18:54	Straylight	217.00	1	9Alp CMa	-1.4400	11000.	434	8705	No
84	GOM_NL__2PRFIN20031030_052610_000000432021_00134_08705_7440.N1	30-OCT-2003 05:26:10	Straylight	42.500	52	16Bet Cet	2.0370	4500.0	85	8705	No
85	GOM_NL__2PRFIN20031030_053254_000000672021_00134_08705_7441.N1	30-OCT-2003 05:32:54	Bright	66.500	94	92Alp Cet	2.5260	3100.0	133	8705	No
86	GOM_NL__2PRFIN20031030_053540_000000382021_00134_08705_7442.N1	30-OCT-2003 05:35:40	Bright	38.000	140	88Gam Peg	2.8340	26000.	76	8705	No
87	GOM_NL__2PRFIN20031030_053712_000000402021_00134_08705_7443.N1	30-OCT-2003 05:37:12	Bright	40.000	105	6Bet Ari	2.6450	8900.0	80	8705	No
88	GOM_NL__2PRFIN20031030_053931_000000392021_00134_08705_7444.N1	30-OCT-2003 05:39:31	Bright	38.500	58	21Alp And	2.0730	11000.	77	8705	No
89	GOM_NL__2PRFIN20031030_054108_000000392021_00134_08705_7445.N1	30-OCT-2003 05:41:08	Bright	39.000	53	43Bet And	2.0480	3300.0	78	8705	No
90	GOM_NL__2PRFIN20031030_054343_000000402021_00134_08705_7446.N1	30-OCT-2003 05:43:43	Bright	40.000	73	57Gam1And	2.2600	13100.	80	8705	No
91	GOM_NL__2PRFIN20031030_054517_000000452021_00134_08705_7447.N1	30-OCT-2003 05:45:17	Bright	45.000	79	26Bet Per	2.3100	13100.	90	8705	No
92	GOM_NL__2PRFIN20031030_054700_000000372021_00134_08705_7448.N1	30-OCT-2003 05:47:00	Bright	37.000	68	18Alp Cas	2.2250	4500.0	74	8705	No
93	GOM_NL__2PRFIN20031030_054812_000000382021_00134_08705_7449.N1	30-OCT-2003 05:48:12	Bright	38.000	76	27Gam Cas	2.3000	30000.	76	8705	No
94	GOM_NL__2PRFIN20031030_055126_000000382021_00134_08705_7450.N1	30-OCT-2003 05:51:26	Bright	38.000	89	5Alp Cep	2.4510	8000.0	76	8705	No
95	GOM_NL__2PRFIN20031030_055616_000000392021_00134_08705_7451.N1	30-OCT-2003 05:56:16	Bright	38.500	49	1Alp UMi	1.9900	6300.0	77	8705	No
96	GOM_NL__2PRFIN20031030_060000_000000372021_00134_08705_7452.N1	30-OCT-2003 06:00:00	Bright	36.500	60	7Bet UMi	2.0810	3950.0	73	8705	No
97	GOM_NL__2PRFIN20031030_060427_000000432021_00134_08705_7453.N1	30-OCT-2003 06:04:27	Bright	42.500	36	50Alp UMa	1.8000	6300.0	85	8705	No
98	GOM_NL__2PRFIN20031030_060942_000000392021_00134_08705_7454.N1	30-OCT-2003 06:09:42	Bright	39.000	174	52Psi UMa	3.0040	4400.0	78	8705	No
99	GOM_NL__2PRFIN20031030_062125_000002552021_00134_08705_7455.N1	30-OCT-2003 06:21:25	Straylight	255.00	17	78Bet Gem	1.1610	4500.0	510	8705	No
100	GOM_NL__2PRFIN20031030_063014_000000672021_00134_08705_7456.N1	30-OCT-2003 06:30:14	Dark	66.500	48	30Alp Hya	1.9770	4100.0	133	8705	No
101	GOM_NL__2PRFIN20031030_063552_000000412021_00134_08705_7457.N1	30-OCT-2003 06:35:52	Dark	40.500	99	Del Cen	2.5750	26000.	81	8705	No

102	GOM_NL__2PRFIN20031030_063803_000000382021_00134_08705_7458.N1	30-OCT-2003 06:38:03	Dark	37.500	129	Del Cru	2.7930	26000.	75	8705	No
103	GOM_NL__2PRFIN20031030_064026_000000382021_00135_08706_7435.N1	30-OCT-2003 06:40:26	Dark	37.500	124	The Car	2.7640	30000.	75	8706	No
104	GOM_NL__2PRFIN20031030_064607_000000692021_00135_08706_7436.N1	30-OCT-2003 06:46:07	Dark	68.500	117	Pi Pup	2.7060	3800.0	137	8706	No
105	GOM_NL__2PRFIN20031030_064807_000000522021_00135_08706_7437.N1	30-OCT-2003 06:48:07	Dark	52.000	2	Alp Car	-0.73600	7000.0	104	8706	No
106	GOM_NL__2PRFIN20031030_065005_000001042021_00135_08706_7438.N1	30-OCT-2003 06:50:05	Dark	104.00	179	24Omi2Cma	3.0320	24000.	208	8706	No
107	GOM_NL__2PRFIN20031030_065402_000000442021_00135_08706_7439.N1	30-OCT-2003 06:54:02	Dark	43.500	143	Alp Hyi	2.8570	7200.0	87	8706	No
108	GOM_NL__2PRFIN20031030_065526_000000522021_00135_08706_7440.N1	30-OCT-2003 06:55:26	Dark	52.000	9	Alp Eri	0.45300	24000.	104	8706	No
109	GOM_NL__2PRFIN20031030_065935_000002172021_00135_08706_7441.N1	30-OCT-2003 06:59:35	Straylight	217.00	1	9Alp Cma	-1.4400	11000.	434	8706	No
110	GOM_NL__2PRFIN20031030_070647_000000442021_00135_08706_7442.N1	30-OCT-2003 07:06:47	Straylight	43.500	52	16Bet Cet	2.0370	4500.0	87	8706	No
111	GOM_NL__2PRFIN20031030_071329_000000642021_00135_08706_7443.N1	30-OCT-2003 07:13:29	Bright	63.500	94	92Alp Cet	2.5260	3100.0	127	8706	No
112	GOM_NL__2PRFIN20031030_071617_000000362021_00135_08706_7444.N1	30-OCT-2003 07:16:17	Bright	36.000	140	88Gam Peg	2.8340	26000.	72	8706	No
113	GOM_NL__2PRFIN20031030_071747_000000402021_00135_08706_7445.N1	30-OCT-2003 07:17:47	Bright	40.000	105	6Bet Ari	2.6450	8900.0	80	8706	No
114	GOM_NL__2PRFIN20031030_072008_000000382021_00135_08706_7446.N1	30-OCT-2003 07:20:08	Bright	38.000	58	21Alp And	2.0730	11000.	76	8706	No
115	GOM_NL__2PRFIN20031030_072144_000000402021_00135_08706_7447.N1	30-OCT-2003 07:21:44	Bright	39.500	53	43Bet And	2.0480	3300.0	79	8706	No
116	GOM_NL__2PRFIN20031030_072418_000000432021_00135_08706_7448.N1	30-OCT-2003 07:24:18	Bright	42.500	73	57Gam1And	2.2600	13100.	85	8706	No
117	GOM_NL__2PRFIN20031030_072552_000000462021_00135_08706_7449.N1	30-OCT-2003 07:25:52	Bright	46.000	79	26Bet Per	2.3100	13100.	92	8706	No
118	GOM_NL__2PRFIN20031030_072736_000000372021_00135_08706_7450.N1	30-OCT-2003 07:27:36	Bright	37.000	68	18Alp Cas	2.2250	4500.0	74	8706	No
119	GOM_NL__2PRFIN20031030_072848_000000392021_00135_08706_7451.N1	30-OCT-2003 07:28:48	Bright	38.500	76	27Gam Cas	2.3000	30000.	77	8706	No
120	GOM_NL__2PRFIN20031030_073203_000000392021_00135_08706_7452.N1	30-OCT-2003 07:32:03	Bright	38.500	89	5Alp Cep	2.4510	8000.0	77	8706	No
121	GOM_NL__2PRFIN20031030_073652_000000362021_00135_08706_7453.N1	30-OCT-2003 07:36:52	Bright	35.500	49	1Alp UMi	1.9900	6300.0	71	8706	No
122	GOM_NL__2PRFIN20031030_074037_000000392021_00135_08706_7454.N1	30-OCT-2003 07:40:37	Bright	38.500	60	7Bet UMi	2.0810	3950.0	77	8706	No
123	GOM_NL__2PRFIN20031030_074503_000000372021_00135_08706_7455.N1	30-OCT-2003 07:45:03	Bright	37.000	36	50Alp UMa	1.8000	6300.0	74	8706	No
124	GOM_NL__2PRFIN20031030_075018_000000382021_00135_08706_7456.N1	30-OCT-2003 07:50:18	Bright	38.000	174	52Psi UMa	3.0040	4400.0	76	8706	No
125	GOM_NL__2PRFIN20031030_075706_000002552021_00135_08706_7457.N1	30-OCT-2003 07:57:06	Tw_i_and_stray	255.00	24	66Alp Gem	1.5800	10200.	510	8706	No
126	GOM_NL__2PRFIN20031030_080205_000002552021_00135_08706_7458.N1	30-OCT-2003 08:02:05	Straylight	255.00	17	78Bet Gem	1.1610	4500.0	510	8706	No
127	GOM_NL__2PRFIN20031030_081051_000000682021_00135_08706_7459.N1	30-OCT-2003 08:10:51	Dark	67.500	48	30Alp Hya	1.9770	4100.0	135	8706	No
128	GOM_NL__2PRFIN20031030_081628_000000402021_00135_08706_7460.N1	30-OCT-2003 08:16:28	Dark	40.000	99	Del Cen	2.5750	26000.	80	8706	No
129	GOM_NL__2PRFIN20031030_081839_000000392021_00135_08706_7461.N1	30-OCT-2003 08:18:39	Dark	38.500	129	Del Cru	2.7930	26000.	77	8706	No
130	GOM_NL__2PRFIN20031030_082102_000000382021_00136_08707_7435.N1	30-OCT-2003 08:21:02	Dark	37.500	124	The Car	2.7640	30000.	75	8707	No
131	GOM_NL__2PRFIN20031030_082645_000000662021_00136_08707_7436.N1	30-OCT-2003 08:26:45	Dark	65.500	117	Pi Pup	2.7060	3800.0	131	8707	No
132	GOM_NL__2PRFIN20031030_082845_000000532021_00136_08707_7437.N1	30-OCT-2003 08:28:45	Dark	52.500	2	Alp Car	-0.73600	7000.0	105	8707	No
133	GOM_NL__2PRFIN20031030_083043_000000992021_00136_08707_7438.N1	30-OCT-2003 08:30:43	Dark	98.500	179	24Omi2Cma	3.0320	24000.	197	8707	No
134	GOM_NL__2PRFIN20031030_083439_000000382021_00136_08707_7439.N1	30-OCT-2003 08:34:39	Dark	38.000	143	Alp Hyi	2.8570	7200.0	76	8707	No
135	GOM_NL__2PRFIN20031030_083602_000000462021_00136_08707_7440.N1	30-OCT-2003 08:36:02	Dark	46.000	9	Alp Eri	0.45300	24000.	92	8707	No
136	GOM_NL__2PRFIN20031030_084015_000002172021_00136_08707_7441.N1	30-OCT-2003 08:40:15	Straylight	217.00	1	9Alp Cma	-1.4400	11000.	434	8707	No
137	GOM_NL__2PRFIN20031030_084724_000000432021_00136_08707_7442.N1	30-OCT-2003 08:47:24	Straylight	42.500	52	16Bet Cet	2.0370	4500.0	85	8707	No
138	GOM_NL__2PRFIN20031030_085405_000000612021_00136_08707_7443.N1	30-OCT-2003 08:54:05	Bright	61.000	94	92Alp Cet	2.5260	3100.0	122	8707	No
139	GOM_NL__2PRFIN20031030_085653_000000362021_00136_08707_7444.N1	30-OCT-2003 08:56:53	Bright	36.000	140	88Gam Peg	2.8340	26000.	72	8707	No
140	GOM_NL__2PRFIN20031030_085823_000000422021_00136_08707_7445.N1	30-OCT-2003 08:58:23	Bright	41.500	105	6Bet Ari	2.6450	8900.0	83	8707	No
141	GOM_NL__2PRFIN20031030_090045_000000372021_00136_08707_7446.N1	30-OCT-2003 09:00:45	Bright	37.000	58	21Alp And	2.0730	11000.	74	8707	No
142	GOM_NL__2PRFIN20031030_090220_000000382021_00136_08707_7447.N1	30-OCT-2003 09:02:20	Bright	38.000	53	43Bet And	2.0480	3300.0	76	8707	No
143	GOM_NL__2PRFIN20031030_090454_000000442021_00136_08707_7448.N1	30-OCT-2003 09:04:54	Bright	43.500	73	57Gam1And	2.2600	13100.	87	8707	No
144	GOM_NL__2PRFIN20031030_090628_000000472021_00136_08707_7449.N1	30-OCT-2003 09:06:28	Bright	46.500	79	26Bet Per	2.3100	13100.	93	8707	No
145	GOM_NL__2PRFIN20031030_090812_000000352021_00136_08707_7450.N1	30-OCT-2003 09:08:12	Bright	35.000	68	18Alp Cas	2.2250	4500.0	70	8707	No
146	GOM_NL__2PRFIN20031030_090925_000000372021_00136_08707_7451.N1	30-OCT-2003 09:09:25	Bright	37.000	76	27Gam Cas	2.3000	30000.	74	8707	No
147	GOM_NL__2PRFIN20031030_091240_000000382021_00136_08707_7452.N1	30-OCT-2003 09:12:40	Bright	38.000	89	5Alp Cep	2.4510	8000.0	76	8707	No
148	GOM_NL__2PRFIN20031030_091729_000000382021_00136_08707_7453.N1	30-OCT-2003 09:17:29	Bright	37.500	49	1Alp UMi	1.9900	6300.0	75	8707	No
149	GOM_NL__2PRFIN20031030_092113_000000392021_00136_08707_7454.N1	30-OCT-2003 09:21:13	Bright	38.500	60	7Bet UMi	2.0810	3950.0	77	8707	No
150	GOM_NL__2PRFIN20031030_092539_000000422021_00136_08707_7455.N1	30-OCT-2003 09:25:39	Bright	41.500	36	50Alp UMa	1.8000	6300.0	83	8707	No
151	GOM_NL__2PRFIN20031030_093054_000000392021_00136_08707_7456.N1	30-OCT-2003 09:30:54	Bright	39.000	174	52Psi UMa	3.0040	4400.0	78	8707	No
152	GOM_NL__2PRFIN20031030_093743_000002552021_00136_08707_7457.N1	30-OCT-2003 09:37:43	Tw_i_and_stray	255.00	24	66Alp Gem	1.5800	10200.	510	8707	No
153	GOM_NL__2PRFIN20031030_094245_000002552021_00136_08707_7458.N1	30-OCT-2003 09:42:45	Straylight	255.00	17	78Bet Gem	1.1610	4500.0	510	8707	No
154	GOM_NL__2PRFIN20031030_095128_000000682021_00136_08707_7459.N1	30-OCT-2003 09:51:28	Dark	67.500	48	30Alp Hya	1.9770	4100.0	135	8707	No
155	GOM_NL__2PRFIN20031030_095704_000000392021_00136_08707_7460.N1	30-OCT-2003 09:57:04	Dark	39.000	99	Del Cen	2.5750	26000.	78	8707	No
156	GOM_NL__2PRFIN20031030_095915_000000382021_00136_08707_7461.N1	30-OCT-2003 09:59:15	Dark	38.000	129	Del Cru	2.7930	26000.	76	8707	No
157	GOM_NL__2PRFIN20031030_100139_000000382021_00137_08708_7435.N1	30-OCT-2003 10:01:39	Dark	37.500	124	The Car	2.7640	30000.	75	8708	No
158	GOM_NL__2PRFIN20031030_100722_000000652021_00137_08708_7436.N1	30-OCT-2003 10:07:22	Dark	65.000	117	Pi Pup	2.7060	3800.0	130	8708	No
159	GOM_NL__2PRFIN20031030_100922_000000492021_00137_08708_7437.N1	30-OCT-2003 10:09:22	Dark	49.000	2	Alp Car	-0.73600	7000.0	98	8708	No
160	GOM_NL__2PRFIN20031030_101122_000001022021_00137_08708_7438.N1	30-OCT-2003 10:11:22	Dark	102.00	179	24Omi2Cma	3.0320	24000.	204	8708	No

161	GOM_NL__2PRFIN20031030_101515_000000392021_00137_08708_7439.N1	30-OCT-2003 10:15:15	Dark	38.500	143	Alp Hyi	2.8570	7200.0	77	8708	No
162	GOM_NL__2PRFIN20031030_101639_000000472021_00137_08708_7440.N1	30-OCT-2003 10:16:39	Dark	47.000	9	Alp Eri	0.45300	24000.	94	8708	No
163	GOM_NL__2PRFIN20031030_102055_000002172021_00137_08708_7441.N1	30-OCT-2003 10:20:55	Straylight	217.00	1	9Alp CMa	-1.4400	11000.	434	8708	No
164	GOM_NL__2PRFIN20031030_102800_000000452021_00137_08708_7442.N1	30-OCT-2003 10:28:00	Straylight	44.500	52	16Bet Cet	2.0370	4500.0	89	8708	No
165	GOM_NL__2PRFIN20031030_103441_000000672021_00137_08708_7443.N1	30-OCT-2003 10:34:41	Bright	66.500	94	92Alp Cet	2.5260	3100.0	133	8708	No
166	GOM_NL__2PRFIN20031030_103730_000000362021_00137_08708_7444.N1	30-OCT-2003 10:37:30	Bright	36.000	140	88Gam Peg	2.8340	26000.	72	8708	No
167	GOM_NL__2PRFIN20031030_103900_000000402021_00137_08708_7445.N1	30-OCT-2003 10:39:00	Bright	40.000	105	6Bet Ari	2.6450	8900.0	80	8708	No
168	GOM_NL__2PRFIN20031030_104121_000000372021_00137_08708_7446.N1	30-OCT-2003 10:41:21	Bright	36.500	58	21Alp And	2.0730	11000.	73	8708	No
169	GOM_NL__2PRFIN20031030_104257_000000372021_00137_08708_7447.N1	30-OCT-2003 10:42:57	Bright	37.000	53	43Bet And	2.0480	3300.0	74	8708	No
170	GOM_NL__2PRFIN20031030_104531_000000382021_00137_08708_7448.N1	30-OCT-2003 10:45:31	Bright	38.000	73	57Gam1And	2.2600	13100.	76	8708	No
171	GOM_NL__2PRFIN20031030_104703_000000452021_00137_08708_7449.N1	30-OCT-2003 10:47:03	Bright	45.000	79	26Bet Per	2.3100	13100.	90	8708	No
172	GOM_NL__2PRFIN20031030_104849_000000382021_00137_08708_7450.N1	30-OCT-2003 10:48:49	Bright	37.500	68	18Alp Cas	2.2250	4500.0	75	8708	No
173	GOM_NL__2PRFIN20031030_105001_000000362021_00137_08708_7451.N1	30-OCT-2003 10:50:01	Bright	36.000	76	27Gam Cas	2.3000	30000.	72	8708	No
174	GOM_NL__2PRFIN20031030_105316_000000372021_00137_08708_7452.N1	30-OCT-2003 10:53:16	Bright	36.500	89	5Alp Cep	2.4510	8000.0	73	8708	No
175	GOM_NL__2PRFIN20031030_105805_000000372021_00137_08708_7453.N1	30-OCT-2003 10:58:05	Bright	37.000	49	1Alp UMi	1.9900	6300.0	74	8708	No
176	GOM_NL__2PRFIN20031030_110150_000000372021_00137_08708_7454.N1	30-OCT-2003 11:01:50	Bright	36.500	60	7Bet UMi	2.0810	3950.0	73	8708	No
177	GOM_NL__2PRFIN20031030_110616_000000382021_00137_08708_7455.N1	30-OCT-2003 11:06:16	Bright	37.500	36	50Alp UMa	1.8000	6300.0	75	8708	No
178	GOM_NL__2PRFIN20031030_111130_000000382021_00137_08708_7456.N1	30-OCT-2003 11:11:30	Bright	37.500	174	52Psi UMa	3.0040	4400.0	75	8708	No
179	GOM_NL__2PRFIN20031030_111820_000002552021_00137_08708_7457.N1	30-OCT-2003 11:18:20	Tw_i_and_stray	255.00	24	66Alp Gem	1.5800	10200.	510	8708	No
180	GOM_NL__2PRFIN20031030_112325_000002552021_00137_08708_7458.N1	30-OCT-2003 11:23:25	Straylight	255.00	17	78Bet Gem	1.1610	4500.0	510	8708	No
181	GOM_NL__2PRFIN20031030_113206_000000772021_00137_08708_7459.N1	30-OCT-2003 11:32:06	Dark	76.500	48	30Alp Hya	1.9770	4100.0	153	8708	No
182	GOM_NL__2PRFIN20031030_113741_000000382021_00137_08708_7460.N1	30-OCT-2003 11:37:41	Dark	37.500	99	Del Cen	2.5750	26000.	75	8708	No
183	GOM_NL__2PRFIN20031030_113951_000000382021_00137_08708_7461.N1	30-OCT-2003 11:39:51	Dark	37.500	129	Del Cru	2.7930	26000.	75	8708	No
184	GOM_NL__2PRFIN20031030_114215_000000372021_00138_08709_7435.N1	30-OCT-2003 11:42:15	Dark	36.500	124	The Car	2.7640	30000.	73	8709	No
185	GOM_NL__2PRFIN20031030_114800_000000612021_00138_08709_7436.N1	30-OCT-2003 11:48:00	Dark	60.500	117	Pi Pup	2.7060	3800.0	121	8709	No
186	GOM_NL__2PRFIN20031030_114959_000000552021_00138_08709_7437.N1	30-OCT-2003 11:49:59	Dark	55.000	2	Alp Car	-0.73600	7000.0	110	8709	No
187	GOM_NL__2PRFIN20031030_115200_000001012021_00138_08709_7438.N1	30-OCT-2003 11:52:00	Dark	100.50	179	24Omi2CMa	3.0320	24000.	201	8709	No
188	GOM_NL__2PRFIN20031030_115552_000000362021_00138_08709_7439.N1	30-OCT-2003 11:55:52	Dark	36.000	143	Alp Hyi	2.8570	7200.0	72	8709	No
189	GOM_NL__2PRFIN20031030_115716_000000462021_00138_08709_7440.N1	30-OCT-2003 11:57:16	Dark	46.000	9	Alp Eri	0.45300	24000.	92	8709	No
190	GOM_NL__2PRFIN20031030_120135_000002172021_00138_08709_7441.N1	30-OCT-2003 12:01:35	Straylight	217.00	1	9Alp CMa	-1.4400	11000.	434	8709	No
191	GOM_NL__2PRFIN20031030_120837_000000442021_00138_08709_7442.N1	30-OCT-2003 12:08:37	Straylight	44.000	52	16Bet Cet	2.0370	4500.0	88	8709	No
192	GOM_NL__2PRFIN20031030_121517_000000632021_00138_08709_7443.N1	30-OCT-2003 12:15:17	Bright	62.500	94	92Alp Cet	2.5260	3100.0	125	8709	No
193	GOM_NL__2PRFIN20031030_121806_000000362021_00138_08709_7444.N1	30-OCT-2003 12:18:06	Bright	36.000	140	88Gam Peg	2.8340	26000.	72	8709	No
194	GOM_NL__2PRFIN20031030_121936_000000392021_00138_08709_7445.N1	30-OCT-2003 12:19:36	Bright	39.000	105	6Bet Ari	2.6450	8900.0	78	8709	No
195	GOM_NL__2PRFIN20031030_122158_000000382021_00138_08709_7446.N1	30-OCT-2003 12:21:58	Bright	37.500	58	21Alp And	2.0730	11000.	75	8709	No
196	GOM_NL__2PRFIN20031030_122333_000000382021_00138_08709_7447.N1	30-OCT-2003 12:23:33	Bright	38.000	53	43Bet And	2.0480	3300.0	76	8709	No
197	GOM_NL__2PRFIN20031030_122607_000000402021_00138_08709_7448.N1	30-OCT-2003 12:26:07	Bright	40.000	73	57Gam1And	2.2600	13100.	80	8709	No
198	GOM_NL__2PRFIN20031030_122739_000000462021_00138_08709_7449.N1	30-OCT-2003 12:27:39	Bright	46.000	79	26Bet Per	2.3100	13100.	92	8709	No
199	GOM_NL__2PRFIN20031030_122925_000000372021_00138_08709_7450.N1	30-OCT-2003 12:29:25	Bright	37.000	68	18Alp Cas	2.2250	4500.0	74	8709	No
200	GOM_NL__2PRFIN20031030_123037_000000372021_00138_08709_7451.N1	30-OCT-2003 12:30:37	Bright	36.500	76	27Gam Cas	2.3000	30000.	73	8709	No
201	GOM_NL__2PRFIN20031030_123353_000000382021_00138_08709_7452.N1	30-OCT-2003 12:33:53	Bright	37.500	89	5Alp Cep	2.4510	8000.0	75	8709	No
202	GOM_NL__2PRFIN20031030_123841_000000362021_00138_08709_7453.N1	30-OCT-2003 12:38:41	Bright	36.000	49	1Alp UMi	1.9900	6300.0	72	8709	No
203	GOM_NL__2PRFIN20031030_124226_000000372021_00138_08709_7454.N1	30-OCT-2003 12:42:26	Bright	37.000	60	7Bet UMi	2.0810	3950.0	74	8709	No
204	GOM_NL__2PRFIN20031030_124652_000000402021_00138_08709_7455.N1	30-OCT-2003 12:46:52	Bright	40.000	36	50Alp UMa	1.8000	6300.0	80	8709	No
205	GOM_NL__2PRFIN20031030_125207_000000382021_00138_08709_7456.N1	30-OCT-2003 12:52:07	Bright	38.000	174	52Psi UMa	3.0040	4400.0	76	8709	No
206	GOM_NL__2PRFIN20031030_125857_000002552021_00138_08709_7457.N1	30-OCT-2003 12:58:57	Tw_i_and_stray	255.00	24	66Alp Gem	1.5800	10200.	510	8709	No
207	GOM_NL__2PRFIN20031030_130405_000002552021_00138_08709_7458.N1	30-OCT-2003 13:04:05	Straylight	255.00	17	78Bet Gem	1.1610	4500.0	510	8709	No
208	GOM_NL__2PRFIN20031030_131243_000000702021_00138_08709_7459.N1	30-OCT-2003 13:12:43	Dark	70.000	48	30Alp Hya	1.9770	4100.0	140	8709	No
209	GOM_NL__2PRFIN20031030_131817_000000392021_00138_08709_7460.N1	30-OCT-2003 13:18:17	Dark	39.000	99	Del Cen	2.5750	26000.	78	8709	No
210	GOM_NL__2PRFIN20031030_132028_000000372021_00138_08709_7461.N1	30-OCT-2003 13:20:28	Dark	37.000	129	Del Cru	2.7930	26000.	74	8709	No
211	GOM_NL__2PRFIN20031030_132252_000000372021_00139_08710_7456.N1	30-OCT-2003 13:22:52	Dark	36.500	124	The Car	2.7640	30000.	73	8710	No
212	GOM_NL__2PRFIN20031030_132837_000000592021_00139_08710_7457.N1	30-OCT-2003 13:28:37	Dark	58.500	117	Pi Pup	2.7060	3800.0	117	8710	No
213	GOM_NL__2PRFIN20031030_133036_000000512021_00139_08710_7458.N1	30-OCT-2003 13:30:36	Dark	51.000	2	Alp Car	-0.73600	7000.0	102	8710	No
214	GOM_NL__2PRFIN20031030_133239_000001022021_00139_08710_7459.N1	30-OCT-2003 13:32:39	Dark	101.50	179	24Omi2CMa	3.0320	24000.	203	8710	No
215	GOM_NL__2PRFIN20031030_133628_000000382021_00139_08710_7460.N1	30-OCT-2003 13:36:28	Dark	37.500	143	Alp Hyi	2.8570	7200.0	75	8710	No
216	GOM_NL__2PRFIN20031030_133752_000000452021_00139_08710_7461.N1	30-OCT-2003 13:37:52	Dark	45.000	9	Alp Eri	0.45300	24000.	90	8710	No
217	GOM_NL__2PRFIN20031030_134106_000000392021_00139_08710_7462.N1	30-OCT-2003 13:41:06	Straylight	39.000	157	The1Eri	2.9060	9300.0	78	8710	No
218	GOM_NL__2PRFIN20031030_134238_000000402021_00139_08710_7463.N1	30-OCT-2003 13:42:38	Straylight	39.500	84	Alp Phe	2.3970	4500.0	79	8710	No
219	GOM_NL__2PRFIN20031030_134913_000000442021_00139_08710_7464.N1	30-OCT-2003 13:49:13	Straylight	43.500	52	16Bet Cet	2.0370	4500.0	87	8710	No

220	GOM_NL__2PRFIN20031030_135553_000000572021_00139_08710_7465.N1	30-OCT-2003 13:55:53	Bright	57.000	94	92Alp Cet	2.5260	3100.0	114	8710	No
221	GOM_NL__2PRFIN20031030_135843_000000352021_00139_08710_7466.N1	30-OCT-2003 13:58:43	Bright	34.500	140	88Gam Peg	2.8340	26000.	69	8710	No
222	GOM_NL__2PRFIN20031030_140012_000000402021_00139_08710_7467.N1	30-OCT-2003 14:00:12	Bright	40.000	105	6Bet Ari	2.6450	8900.0	80	8710	No
223	GOM_NL__2PRFIN20031030_140235_000000362021_00139_08710_7468.N1	30-OCT-2003 14:02:35	Bright	36.000	58	21Alp And	2.0730	11000.	72	8710	No
224	GOM_NL__2PRFIN20031030_140409_000000352021_00139_08710_7469.N1	30-OCT-2003 14:04:09	Bright	35.000	53	43Bet And	2.0480	3300.0	70	8710	No
225	GOM_NL__2PRFIN20031030_140642_000000422021_00139_08710_7470.N1	30-OCT-2003 14:06:42	Bright	41.500	73	57Gam1And	2.2600	13100.	83	8710	No
226	GOM_NL__2PRFIN20031030_140814_000000452021_00139_08710_7471.N1	30-OCT-2003 14:08:14	Bright	44.500	79	26Bet Per	2.3100	13100.	89	8710	No
227	GOM_NL__2PRFIN20031030_141000_000000382021_00139_08710_7472.N1	30-OCT-2003 14:10:00	Bright	37.500	68	18Alp Cas	2.2250	4500.0	75	8710	No
228	GOM_NL__2PRFIN20031030_141112_000000352021_00139_08710_7473.N1	30-OCT-2003 14:11:12	Bright	34.500	76	27Gam Cas	2.3000	30000.	69	8710	No
229	GOM_NL__2PRFIN20031030_141429_000000372021_00139_08710_7474.N1	30-OCT-2003 14:14:29	Bright	37.000	89	5Alp Cep	2.4510	8000.0	74	8710	No
230	GOM_NL__2PRFIN20031030_141916_000000352021_00139_08710_7475.N1	30-OCT-2003 14:19:16	Bright	34.500	49	1Alp UMi	1.9900	6300.0	69	8710	No
231	GOM_NL__2PRFIN20031030_142301_000000362021_00139_08710_7476.N1	30-OCT-2003 14:23:01	Bright	35.500	60	7Bet UMi	2.0810	3950.0	71	8710	No
232	GOM_NL__2PRFIN20031030_142727_000000392021_00139_08710_7477.N1	30-OCT-2003 14:27:27	Bright	39.000	36	50Alp UMa	1.8000	6300.0	78	8710	No
233	GOM_NL__2PRFIN20031030_142856_000000382021_00139_08710_7478.N1	30-OCT-2003 14:28:56	Bright	37.500	32	77Eps UMa	1.7630	11000.	75	8710	No
234	GOM_NL__2PRFIN20031030_143012_000000362021_00139_08710_7479.N1	30-OCT-2003 14:30:12	Bright	35.500	39	85Eta UMa	1.8540	24000.	71	8710	No
235	GOM_NL__2PRFIN20031030_143242_000000392021_00139_08710_7480.N1	30-OCT-2003 14:32:42	Bright	38.500	174	52Psi UMa	3.0040	4400.0	77	8710	No
236	GOM_NL__2PRFIN20031030_143933_000002552021_00139_08710_7481.N1	30-OCT-2003 14:39:33	Tw_i_and_stray	255.00	24	66Alp Gem	1.5800	10200.	510	8710	No
237	GOM_NL__2PRFIN20031030_145320_000000682021_00139_08710_7482.N1	30-OCT-2003 14:53:20	Dark	68.000	48	30Alp Hya	1.9770	4100.0	136	8710	No
238	GOM_NL__2PRFIN20031030_145853_000000382021_00139_08710_7483.N1	30-OCT-2003 14:58:53	Dark	38.000	99	Del Cen	2.5750	26000.	76	8710	No
239	GOM_NL__2PRFIN20031030_150103_000000372021_00139_08710_7484.N1	30-OCT-2003 15:01:03	Dark	37.000	129	Del Cru	2.7930	26000.	74	8710	No
240	GOM_NL__2PRFIN20031030_150327_000000382021_00140_08711_7457.N1	30-OCT-2003 15:03:27	Dark	37.500	124	The Car	2.7640	30000.	75	8711	No
241	GOM_NL__2PRFIN20031030_150915_000000632021_00140_08711_7458.N1	30-OCT-2003 15:09:15	Dark	63.000	117	Pi Pup	2.7060	3800.0	126	8711	No
242	GOM_NL__2PRFIN20031030_151112_000000492021_00140_08711_7459.N1	30-OCT-2003 15:11:12	Dark	48.500	2	Alp Car	-0.73600	7000.0	97	8711	No
243	GOM_NL__2PRFIN20031030_151317_000001002021_00140_08711_7460.N1	30-OCT-2003 15:13:17	Dark	100.00	179	24Omi2CMa	3.0320	24000.	200	8711	No
244	GOM_NL__2PRFIN20031030_151704_000000362021_00140_08711_7461.N1	30-OCT-2003 15:17:04	Dark	35.500	143	Alp Hyi	2.8570	7200.0	71	8711	No
245	GOM_NL__2PRFIN20031030_151828_000000472021_00140_08711_7462.N1	30-OCT-2003 15:18:28	Dark	46.500	9	Alp Eri	0.45300	24000.	93	8711	No
246	GOM_NL__2PRFIN20031030_152141_000000412021_00140_08711_7463.N1	30-OCT-2003 15:21:41	Straylight	40.500	157	The1Eri	2.9060	9300.0	81	8711	No
247	GOM_NL__2PRFIN20031030_152314_000000412021_00140_08711_7464.N1	30-OCT-2003 15:23:14	Straylight	41.000	84	Alp Phe	2.3970	4500.0	82	8711	No
248	GOM_NL__2PRFIN20031030_152949_000000452021_00140_08711_7465.N1	30-OCT-2003 15:29:49	Straylight	45.000	52	16Bet Cet	2.0370	4500.0	90	8711	No
249	GOM_NL__2PRFIN20031030_153628_000000612021_00140_08711_7466.N1	30-OCT-2003 15:36:28	Bright	61.000	94	92Alp Cet	2.5260	3100.0	122	8711	No
250	GOM_NL__2PRFIN20031030_154047_000000402021_00140_08711_7467.N1	30-OCT-2003 15:40:47	Bright	40.000	105	6Bet Ari	2.6450	8900.0	80	8711	No
251	GOM_NL__2PRFIN20031030_154310_000000362021_00140_08711_7468.N1	30-OCT-2003 15:43:10	Bright	35.500	58	21Alp And	2.0730	11000.	71	8711	No
252	GOM_NL__2PRFIN20031030_154445_000000382021_00140_08711_7469.N1	30-OCT-2003 15:44:45	Bright	38.000	53	43Bet And	2.0480	3300.0	76	8711	No
253	GOM_NL__2PRFIN20031030_154718_000000412021_00140_08711_7470.N1	30-OCT-2003 15:47:18	Bright	40.500	73	57Gam1And	2.2600	13100.	81	8711	No
254	GOM_NL__2PRFIN20031030_154849_000000462021_00140_08711_7471.N1	30-OCT-2003 15:48:49	Bright	45.500	79	26Bet Per	2.3100	13100.	91	8711	No
255	GOM_NL__2PRFIN20031030_155037_000000372021_00140_08711_7472.N1	30-OCT-2003 15:50:37	Bright	36.500	68	18Alp Cas	2.2250	4500.0	73	8711	No
256	GOM_NL__2PRFIN20031030_155149_000000372021_00140_08711_7473.N1	30-OCT-2003 15:51:49	Bright	37.000	76	27Gam Cas	2.3000	30000.	74	8711	No
257	GOM_NL__2PRFIN20031030_155506_000000382021_00140_08711_7474.N1	30-OCT-2003 15:55:06	Bright	37.500	89	5Alp Cep	2.4510	8000.0	75	8711	No
258	GOM_NL__2PRFIN20031030_155953_000000372021_00140_08711_7475.N1	30-OCT-2003 15:59:53	Bright	36.500	49	1Alp UMi	1.9900	6300.0	73	8711	No
259	GOM_NL__2PRFIN20031030_160338_000000372021_00140_08711_7476.N1	30-OCT-2003 16:03:38	Bright	36.500	60	7Bet UMi	2.0810	3950.0	73	8711	No
260	GOM_NL__2PRFIN20031030_160803_000000392021_00140_08711_7477.N1	30-OCT-2003 16:08:03	Bright	39.000	36	50Alp UMa	1.8000	6300.0	78	8711	No
261	GOM_NL__2PRFIN20031030_160933_000000342021_00140_08711_7478.N1	30-OCT-2003 16:09:33	Bright	34.000	32	77Eps UMa	1.7630	11000.	68	8711	No
262	GOM_NL__2PRFIN20031030_161048_000000342021_00140_08711_7479.N1	30-OCT-2003 16:10:48	Bright	34.000	39	85Eta UMa	1.8540	24000.	68	8711	No
263	GOM_NL__2PRFIN20031030_161318_000000372021_00140_08711_7480.N1	30-OCT-2003 16:13:18	Bright	36.500	174	52Psi UMa	3.0040	4400.0	73	8711	No
264	GOM_NL__2PRFIN20031030_162010_000002552021_00140_08711_7481.N1	30-OCT-2003 16:20:10	Tw_i_and_stray	255.00	24	66Alp Gem	1.5800	10200.	510	8711	No
265	GOM_NL__2PRFIN20031030_163357_000000772021_00140_08711_7482.N1	30-OCT-2003 16:33:57	Dark	76.500	48	30Alp Hya	1.9770	4100.0	153	8711	No
266	GOM_NL__2PRFIN20031030_163929_000000382021_00140_08711_7483.N1	30-OCT-2003 16:39:29	Dark	37.500	99	Del Cen	2.5750	26000.	75	8711	No
267	GOM_NL__2PRFIN20031030_164140_000000362021_00140_08711_7484.N1	30-OCT-2003 16:41:40	Dark	35.500	129	Del Cru	2.7930	26000.	71	8711	No
268	GOM_NL__2PRFIN20031030_164404_000000372021_00141_08712_7457.N1	30-OCT-2003 16:44:04	Dark	36.500	124	The Car	2.7640	30000.	73	8712	No
269	GOM_NL__2PRFIN20031030_164952_000000582021_00141_08712_7458.N1	30-OCT-2003 16:49:52	Dark	58.000	117	Pi Pup	2.7060	3800.0	116	8712	No
270	GOM_NL__2PRFIN20031030_165150_000000502021_00141_08712_7459.N1	30-OCT-2003 16:51:50	Dark	50.000	2	Alp Car	-0.73600	7000.0	100	8712	No
271	GOM_NL__2PRFIN20031030_165355_000001002021_00141_08712_7460.N1	30-OCT-2003 16:53:55	Dark	100.00	179	24Omi2CMa	3.0320	24000.	200	8712	No
272	GOM_NL__2PRFIN20031030_165741_000000382021_00141_08712_7461.N1	30-OCT-2003 16:57:41	Dark	38.000	143	Alp Hyi	2.8570	7200.0	76	8712	No
273	GOM_NL__2PRFIN20031030_165904_000000482021_00141_08712_7462.N1	30-OCT-2003 16:59:04	Dark	47.500	9	Alp Eri	0.45300	24000.	95	8712	No
274	GOM_NL__2PRFIN20031030_170218_000000412021_00141_08712_7463.N1	30-OCT-2003 17:02:18	Straylight	41.000	157	The1Eri	2.9060	9300.0	82	8712	No
275	GOM_NL__2PRFIN20031030_170350_000000392021_00141_08712_7464.N1	30-OCT-2003 17:03:50	Straylight	39.000	84	Alp Phe	2.3970	4500.0	78	8712	No
276	GOM_NL__2PRFIN20031030_171026_000000432021_00141_08712_7465.N1	30-OCT-2003 17:10:26	Straylight	43.000	52	16Bet Cet	2.0370	4500.0	86	8712	No
277	GOM_NL__2PRFIN20031030_171704_000000592021_00141_08712_7466.N1	30-OCT-2003 17:17:04	Bright	58.500	94	92Alp Cet	2.5260	3100.0	117	8712	No
278	GOM_NL__2PRFIN20031030_171955_000000352021_00141_08712_7467.N1	30-OCT-2003 17:19:55	Bright	35.000	140	88Gam Peg	2.8340	26000.	70	8712	No

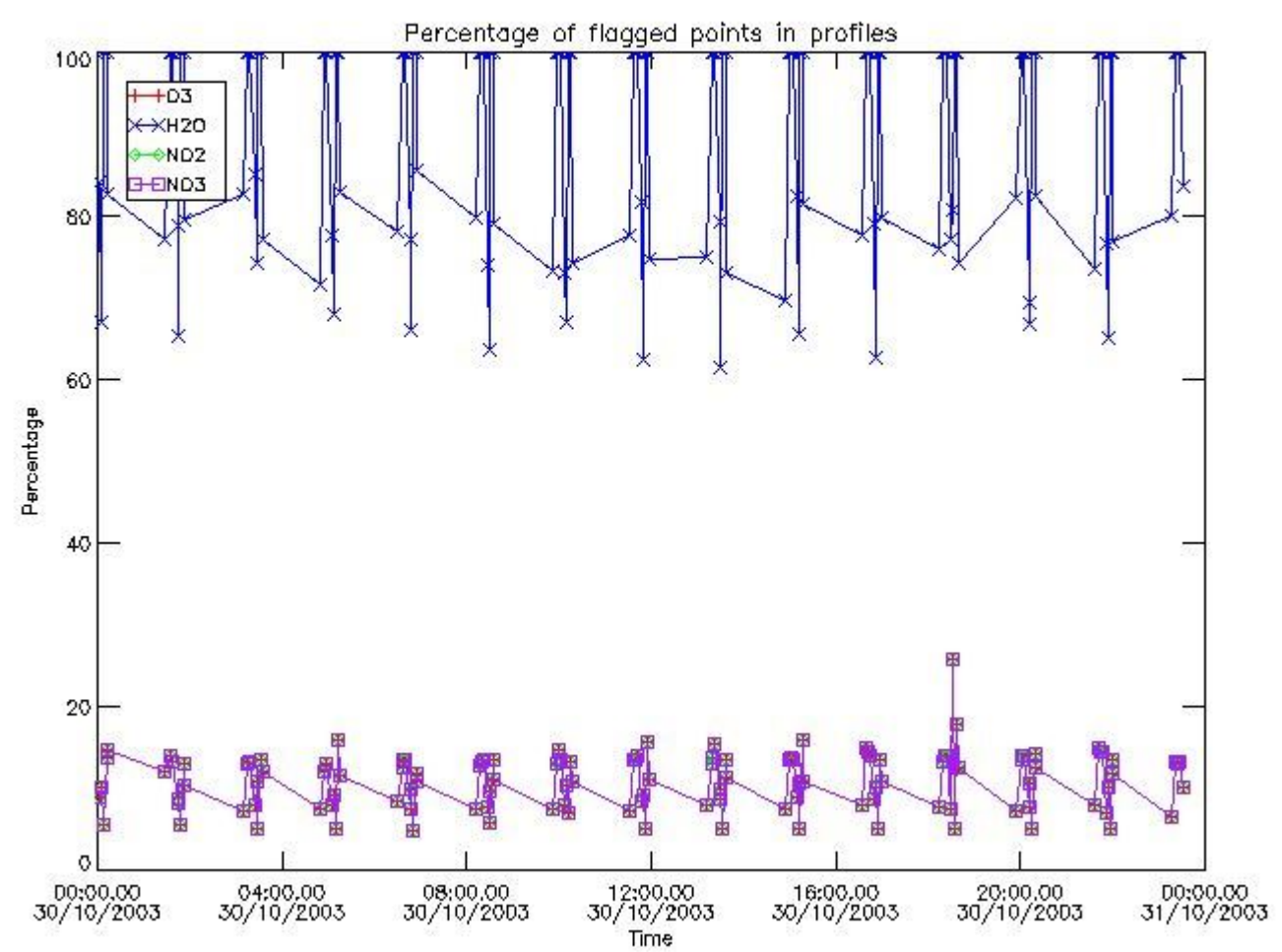
279	GOM_NL__2PRFIN20031030_172123_000000402021_00141_08712_7468.N1	30-OCT-2003 17:21:23	Bright	39.500	105	6Bet Ari	2.6450	8900.0	79	8712	No
280	GOM_NL__2PRFIN20031030_172347_000000362021_00141_08712_7469.N1	30-OCT-2003 17:23:47	Bright	36.000	58	21Alp And	2.0730	11000.	72	8712	No
281	GOM_NL__2PRFIN20031030_172521_000000372021_00141_08712_7470.N1	30-OCT-2003 17:25:21	Bright	37.000	53	43Bet And	2.0480	3300.0	74	8712	No
282	GOM_NL__2PRFIN20031030_172754_000000392021_00141_08712_7471.N1	30-OCT-2003 17:27:54	Bright	39.000	73	57Gam1And	2.2600	13100.	78	8712	No
283	GOM_NL__2PRFIN20031030_172925_000000452021_00141_08712_7472.N1	30-OCT-2003 17:29:25	Bright	44.500	79	26Bet Per	2.3100	13100.	89	8712	No
284	GOM_NL__2PRFIN20031030_173113_000000362021_00141_08712_7473.N1	30-OCT-2003 17:31:13	Bright	36.000	68	18Alp Cas	2.2250	4500.0	72	8712	No
285	GOM_NL__2PRFIN20031030_173225_000000372021_00141_08712_7474.N1	30-OCT-2003 17:32:25	Bright	36.500	76	27Gam Cas	2.3000	30000.	73	8712	No
286	GOM_NL__2PRFIN20031030_173542_000000362021_00141_08712_7475.N1	30-OCT-2003 17:35:42	Bright	36.000	89	5Alp Cep	2.4510	8000.0	72	8712	No
287	GOM_NL__2PRFIN20031030_174029_000000362021_00141_08712_7476.N1	30-OCT-2003 17:40:29	Bright	35.500	49	1Alp UMi	1.9900	6300.0	71	8712	No
288	GOM_NL__2PRFIN20031030_174415_000000382021_00141_08712_7477.N1	30-OCT-2003 17:44:15	Bright	37.500	60	7Bet UMi	2.0810	3950.0	75	8712	No
289	GOM_NL__2PRFIN20031030_174839_000000392021_00141_08712_7478.N1	30-OCT-2003 17:48:39	Bright	39.000	36	50Alp UMa	1.8000	6300.0	78	8712	No
290	GOM_NL__2PRFIN20031030_175010_000000372021_00141_08712_7479.N1	30-OCT-2003 17:50:10	Bright	37.000	32	77Eps UMa	1.7630	11000.	74	8712	No
291	GOM_NL__2PRFIN20031030_175125_000000342021_00141_08712_7480.N1	30-OCT-2003 17:51:25	Bright	33.500	39	85Eta UMa	1.8540	24000.	67	8712	No
292	GOM_NL__2PRFIN20031030_175355_000000402021_00141_08712_7481.N1	30-OCT-2003 17:53:55	Bright	39.500	174	52Psi UMa	3.0040	4400.0	79	8712	No
293	GOM_NL__2PRFIN20031030_180047_0000002552021_00141_08712_7482.N1	30-OCT-2003 18:00:47	Tw_i_and_stray	255.00	24	66Alp Gem	1.5800	10200.	510	8712	No
294	GOM_NL__2PRFIN20031030_181435_000000792021_00141_08712_7483.N1	30-OCT-2003 18:14:35	Dark	79.000	48	30Alp Hya	1.9770	4100.0	158	8712	No
295	GOM_NL__2PRFIN20031030_182005_000000392021_00141_08712_7484.N1	30-OCT-2003 18:20:05	Dark	38.500	99	Del Cen	2.5750	26000.	77	8712	No
296	GOM_NL__2PRFIN20031030_182216_000000372021_00141_08712_7485.N1	30-OCT-2003 18:22:16	Dark	36.500	129	Del Cru	2.7930	26000.	73	8712	No
297	GOM_NL__2PRFIN20031030_182440_000000372021_00142_08713_7656.N1	30-OCT-2003 18:24:40	Dark	36.500	124	The Car	2.7640	30000.	73	8713	No
298	GOM_NL__2PRFIN20031030_183030_000000752021_00142_08713_7657.N1	30-OCT-2003 18:30:30	Dark	74.500	117	Pi Pup	2.7060	3800.0	149	8713	No
299	GOM_NL__2PRFIN20031030_183227_000000642021_00142_08713_7658.N1	30-OCT-2003 18:32:27	Dark	63.500	2	Alp Car	-0.73600	7000.0	127	8713	No
300	GOM_NL__2PRFIN20031030_183434_000001022021_00142_08713_7659.N1	30-OCT-2003 18:34:34	Dark	101.50	179	24Omi2CMa	3.0320	24000.	203	8713	No
301	GOM_NL__2PRFIN20031030_183817_000000372021_00142_08713_7660.N1	30-OCT-2003 18:38:17	Dark	37.000	143	Alp Hyi	2.8570	7200.0	74	8713	No
302	GOM_NL__2PRFIN20031030_183941_000000412021_00142_08713_7661.N1	30-OCT-2003 18:39:41	Dark	40.500	9	Alp Eri	0.45300	24000.	81	8713	No
303	GOM_NL__2PRFIN20031030_184255_000000392021_00142_08713_7662.N1	30-OCT-2003 18:42:55	Straylight	38.500	157	The1Eri	2.9060	9300.0	77	8713	No
304	GOM_NL__2PRFIN20031030_184427_000000402021_00142_08713_7663.N1	30-OCT-2003 18:44:27	Straylight	39.500	84	Alp Phe	2.3970	4500.0	79	8713	No
305	GOM_NL__2PRFIN20031030_185102_000000432021_00142_08713_7664.N1	30-OCT-2003 18:51:02	Straylight	43.000	52	16Bet Cet	2.0370	4500.0	86	8713	No
306	GOM_NL__2PRFIN20031030_185740_000000672021_00142_08713_7665.N1	30-OCT-2003 18:57:40	Bright	67.000	94	92Alp Cet	2.5260	3100.0	134	8713	No
307	GOM_NL__2PRFIN20031030_190031_000000362021_00142_08713_7666.N1	30-OCT-2003 19:00:31	Bright	35.500	140	88Gam Peg	2.8340	26000.	71	8713	No
308	GOM_NL__2PRFIN20031030_190159_000000382021_00142_08713_7667.N1	30-OCT-2003 19:01:59	Bright	37.500	105	6Bet Ari	2.6450	8900.0	75	8713	No
309	GOM_NL__2PRFIN20031030_190423_000000372021_00142_08713_7668.N1	30-OCT-2003 19:04:23	Bright	36.500	58	21Alp And	2.0730	11000.	73	8713	No
310	GOM_NL__2PRFIN20031030_190557_000000382021_00142_08713_7669.N1	30-OCT-2003 19:05:57	Bright	38.000	53	43Bet And	2.0480	3300.0	76	8713	No
311	GOM_NL__2PRFIN20031030_190830_000000422021_00142_08713_7670.N1	30-OCT-2003 19:08:30	Bright	41.500	73	57Gam1And	2.2600	13100.	83	8713	No
312	GOM_NL__2PRFIN20031030_191000_000000442021_00142_08713_7671.N1	30-OCT-2003 19:10:00	Bright	44.000	79	26Bet Per	2.3100	13100.	88	8713	No
313	GOM_NL__2PRFIN20031030_191149_000000362021_00142_08713_7672.N1	30-OCT-2003 19:11:49	Bright	35.500	68	18Alp Cas	2.2250	4500.0	71	8713	No
314	GOM_NL__2PRFIN20031030_191301_000000362021_00142_08713_7673.N1	30-OCT-2003 19:13:01	Bright	36.000	76	27Gam Cas	2.3000	30000.	72	8713	No
315	GOM_NL__2PRFIN20031030_191619_000000372021_00142_08713_7674.N1	30-OCT-2003 19:16:19	Bright	37.000	89	5Alp Cep	2.4510	8000.0	74	8713	No
316	GOM_NL__2PRFIN20031030_192105_000000372021_00142_08713_7675.N1	30-OCT-2003 19:21:05	Bright	36.500	49	1Alp UMi	1.9900	6300.0	73	8713	No
317	GOM_NL__2PRFIN20031030_192451_000000362021_00142_08713_7676.N1	30-OCT-2003 19:24:51	Bright	35.500	60	7Bet UMi	2.0810	3950.0	71	8713	No
318	GOM_NL__2PRFIN20031030_192916_000000412021_00142_08713_7677.N1	30-OCT-2003 19:29:16	Bright	40.500	36	50Alp UMa	1.8000	6300.0	81	8713	No
319	GOM_NL__2PRFIN20031030_193046_000000352021_00142_08713_7678.N1	30-OCT-2003 19:30:46	Bright	34.500	32	77Eps UMa	1.7630	11000.	69	8713	No
320	GOM_NL__2PRFIN20031030_193201_000000362021_00142_08713_7679.N1	30-OCT-2003 19:32:01	Bright	35.500	39	85Eta UMa	1.8540	24000.	71	8713	No
321	GOM_NL__2PRFIN20031030_193431_000000382021_00142_08713_7680.N1	30-OCT-2003 19:34:31	Bright	37.500	174	52Psi UMa	3.0040	4400.0	75	8713	No
322	GOM_NL__2PRFIN20031030_194124_0000002552021_00142_08713_7681.N1	30-OCT-2003 19:41:24	Tw_i_and_stray	255.00	24	66Alp Gem	1.5800	10200.	510	8713	No
323	GOM_NL__2PRFIN20031030_195512_000000772021_00142_08713_7682.N1	30-OCT-2003 19:55:12	Dark	76.500	48	30Alp Hya	1.9770	4100.0	153	8713	No
324	GOM_NL__2PRFIN20031030_200042_000000382021_00142_08713_7683.N1	30-OCT-2003 20:00:42	Dark	37.500	99	Del Cen	2.5750	26000.	75	8713	No
325	GOM_NL__2PRFIN20031030_200252_000000372021_00142_08713_7684.N1	30-OCT-2003 20:02:52	Dark	36.500	129	Del Cru	2.7930	26000.	73	8713	No
326	GOM_NL__2PRFIN20031030_200517_000000372021_00143_08714_7657.N1	30-OCT-2003 20:05:17	Dark	36.500	124	The Car	2.7640	30000.	73	8714	No
327	GOM_NL__2PRFIN20031030_201107_000000662021_00143_08714_7658.N1	30-OCT-2003 20:11:07	Dark	66.000	117	Pi Pup	2.7060	3800.0	132	8714	No
328	GOM_NL__2PRFIN20031030_201304_000000492021_00143_08714_7659.N1	30-OCT-2003 20:13:04	Dark	48.500	2	Alp Car	-0.73600	7000.0	97	8714	No
329	GOM_NL__2PRFIN20031030_201512_000001022021_00143_08714_7660.N1	30-OCT-2003 20:15:12	Dark	101.50	179	24Omi2CMa	3.0320	24000.	203	8714	No
330	GOM_NL__2PRFIN20031030_201854_000000362021_00143_08714_7661.N1	30-OCT-2003 20:18:54	Dark	36.000	143	Alp Hyi	2.8570	7200.0	72	8714	No
331	GOM_NL__2PRFIN20031030_202017_000000412021_00143_08714_7662.N1	30-OCT-2003 20:20:17	Dark	40.500	9	Alp Eri	0.45300	24000.	81	8714	No
332	GOM_NL__2PRFIN20031030_202331_000000412021_00143_08714_7663.N1	30-OCT-2003 20:23:31	Straylight	41.000	157	The1Eri	2.9060	9300.0	82	8714	No
333	GOM_NL__2PRFIN20031030_202503_000000412021_00143_08714_7664.N1	30-OCT-2003 20:25:03	Straylight	41.000	84	Alp Phe	2.3970	4500.0	82	8714	No
334	GOM_NL__2PRFIN20031030_203138_000000442021_00143_08714_7665.N1	30-OCT-2003 20:31:38	Straylight	43.500	52	16Bet Cet	2.0370	4500.0	87	8714	No
335	GOM_NL__2PRFIN20031030_203816_000000642021_00143_08714_7666.N1	30-OCT-2003 20:38:16	Bright	63.500	94	92Alp Cet	2.5260	3100.0	127	8714	No
336	GOM_NL__2PRFIN20031030_204108_000000352021_00143_08714_7667.N1	30-OCT-2003 20:41:08	Bright	35.000	140	88Gam Peg	2.8340	26000.	70	8714	No
337	GOM_NL__2PRFIN20031030_204235_000000382021_00143_08714_7668.N1	30-OCT-2003 20:42:35	Bright	38.000	105	6Bet Ari	2.6450	8900.0	76	8714	No

338	GOM_NL__2PRFIN20031030_204500_000000352021_00143_08714_7669.N1	30-OCT-2003 20:45:00	Bright	34.500	58	21Alp And	2.0730	11000.	69	8714	No
339	GOM_NL__2PRFIN20031030_204634_000000362021_00143_08714_7670.N1	30-OCT-2003 20:46:34	Bright	36.000	53	43Bet And	2.0480	3300.0	72	8714	No
340	GOM_NL__2PRFIN20031030_204906_000000402021_00143_08714_7671.N1	30-OCT-2003 20:49:06	Bright	39.500	73	57Gam1And	2.2600	13100.	79	8714	No
341	GOM_NL__2PRFIN20031030_205036_000000452021_00143_08714_7672.N1	30-OCT-2003 20:50:36	Bright	44.500	79	26Bet Per	2.3100	13100.	89	8714	No
342	GOM_NL__2PRFIN20031030_205225_000000362021_00143_08714_7673.N1	30-OCT-2003 20:52:25	Bright	36.000	68	18Alp Cas	2.2250	4500.0	72	8714	No
343	GOM_NL__2PRFIN20031030_205338_000000362021_00143_08714_7674.N1	30-OCT-2003 20:53:38	Bright	36.000	76	27Gam Cas	2.3000	30000.	72	8714	No
344	GOM_NL__2PRFIN20031030_205655_000000362021_00143_08714_7675.N1	30-OCT-2003 20:56:55	Bright	35.500	89	5Alp Cep	2.4510	8000.0	71	8714	No
345	GOM_NL__2PRFIN20031030_210142_000000362021_00143_08714_7676.N1	30-OCT-2003 21:01:42	Bright	36.000	49	1Alp UMi	1.9900	6300.0	72	8714	No
346	GOM_NL__2PRFIN20031030_210527_000000372021_00143_08714_7677.N1	30-OCT-2003 21:05:27	Bright	36.500	60	7Bet UMi	2.0810	3950.0	73	8714	No
347	GOM_NL__2PRFIN20031030_210952_000000352021_00143_08714_7678.N1	30-OCT-2003 21:09:52	Bright	35.000	36	50Alp UMa	1.8000	6300.0	70	8714	No
348	GOM_NL__2PRFIN20031030_211122_000000332021_00143_08714_7679.N1	30-OCT-2003 21:11:22	Bright	32.500	32	77Eps UMa	1.7630	11000.	65	8714	No
349	GOM_NL__2PRFIN20031030_211238_000000342021_00143_08714_7680.N1	30-OCT-2003 21:12:38	Bright	33.500	39	85Eta UMa	1.8540	24000.	67	8714	No
350	GOM_NL__2PRFIN20031030_211507_000000392021_00143_08714_7681.N1	30-OCT-2003 21:15:07	Bright	38.500	174	52Psi UMa	3.0040	4400.0	77	8714	No
351	GOM_NL__2PRFIN20031030_212201_000002552021_00143_08714_7682.N1	30-OCT-2003 21:22:01	Tw_i_and_stray	255.00	24	66Alp Gem	1.5800	10200.	510	8714	No
352	GOM_NL__2PRFIN20031030_213550_000000652021_00143_08714_7683.N1	30-OCT-2003 21:35:50	Dark	64.500	48	30Alp Hya	1.9770	4100.0	129	8714	No
353	GOM_NL__2PRFIN20031030_214118_000000382021_00143_08714_7684.N1	30-OCT-2003 21:41:18	Dark	37.500	99	Del Cen	2.5750	26000.	75	8714	No
354	GOM_NL__2PRFIN20031030_214328_000000362021_00143_08714_7685.N1	30-OCT-2003 21:43:28	Dark	35.500	129	Del Cru	2.7930	26000.	71	8714	No
355	GOM_NL__2PRFIN20031030_214553_000000362021_00144_08715_7460.N1	30-OCT-2003 21:45:53	Dark	35.500	124	The Car	2.7640	30000.	71	8715	No
356	GOM_NL__2PRFIN20031030_215143_000000742021_00144_08715_7461.N1	30-OCT-2003 21:51:43	Dark	73.500	117	Pi Pup	2.7060	3800.0	147	8715	No
357	GOM_NL__2PRFIN20031030_215338_000000512021_00144_08715_7462.N1	30-OCT-2003 21:53:38	Dark	50.500	2	Alp Car	-0.73600	7000.0	101	8715	No
358	GOM_NL__2PRFIN20031030_215549_000000992021_00144_08715_7463.N1	30-OCT-2003 21:55:49	Dark	99.000	179	24Omi2CMa	3.0320	24000.	198	8715	No
359	GOM_NL__2PRFIN20031030_215927_000000382021_00144_08715_7464.N1	30-OCT-2003 21:59:27	Dark	38.000	143	Alp Hyi	2.8570	7200.0	76	8715	No
360	GOM_NL__2PRFIN20031030_220051_000000432021_00144_08715_7465.N1	30-OCT-2003 22:00:51	Dark	43.000	9	Alp Eri	0.45300	24000.	86	8715	No
361	GOM_NL__2PRFIN20031030_220534_000002052021_00144_08715_7466.N1	30-OCT-2003 22:05:34	Straylight	205.00	1	9Alp CMa	-1.4400	11000.	410	8715	No
362	GOM_NL__2PRFIN20031030_221212_000000452021_00144_08715_7467.N1	30-OCT-2003 22:12:12	Straylight	45.000	52	16Bet Cet	2.0370	4500.0	90	8715	No
363	GOM_NL__2PRFIN20031030_221849_000000612021_00144_08715_7468.N1	30-OCT-2003 22:18:49	Bright	61.000	94	92Alp Cet	2.5260	3100.0	122	8715	No
364	GOM_NL__2PRFIN20031030_222141_000000382021_00144_08715_7469.N1	30-OCT-2003 22:21:41	Bright	37.500	140	88Gam Peg	2.8340	26000.	75	8715	No
365	GOM_NL__2PRFIN20031030_222308_000000412021_00144_08715_7470.N1	30-OCT-2003 22:23:08	Bright	41.000	105	6Bet Ari	2.6450	8900.0	82	8715	No
366	GOM_NL__2PRFIN20031030_222533_000000382021_00144_08715_7471.N1	30-OCT-2003 22:25:33	Bright	38.000	58	21Alp And	2.0730	11000.	76	8715	No
367	GOM_NL__2PRFIN20031030_222706_000000402021_00144_08715_7472.N1	30-OCT-2003 22:27:06	Bright	39.500	53	43Bet And	2.0480	3300.0	79	8715	No
368	GOM_NL__2PRFIN20031030_222939_000000402021_00144_08715_7473.N1	30-OCT-2003 22:29:39	Bright	39.500	73	57Gam1And	2.2600	13100.	79	8715	No
369	GOM_NL__2PRFIN20031030_223108_000000452021_00144_08715_7474.N1	30-OCT-2003 22:31:08	Bright	44.500	79	26Bet Per	2.3100	13100.	89	8715	No
370	GOM_NL__2PRFIN20031030_223258_000000372021_00144_08715_7475.N1	30-OCT-2003 22:32:58	Bright	37.000	68	18Alp Cas	2.2250	4500.0	74	8715	No
371	GOM_NL__2PRFIN20031030_223410_000000392021_00144_08715_7476.N1	30-OCT-2003 22:34:10	Bright	38.500	76	27Gam Cas	2.3000	30000.	77	8715	No
372	GOM_NL__2PRFIN20031030_223730_000000382021_00144_08715_7477.N1	30-OCT-2003 22:37:30	Bright	38.000	89	5Alp Cep	2.4510	8000.0	76	8715	No
373	GOM_NL__2PRFIN20031030_224215_000000382021_00144_08715_7478.N1	30-OCT-2003 22:42:15	Bright	38.000	49	1Alp UMi	1.9900	6300.0	76	8715	No
374	GOM_NL__2PRFIN20031030_224600_000000412021_00144_08715_7479.N1	30-OCT-2003 22:46:00	Bright	40.500	60	7Bet UMi	2.0810	3950.0	81	8715	No
375	GOM_NL__2PRFIN20031030_225025_000000382021_00144_08715_7480.N1	30-OCT-2003 22:50:25	Bright	37.500	36	50Alp UMa	1.8000	6300.0	75	8715	No
376	GOM_NL__2PRFIN20031030_225155_000000392021_00144_08715_7481.N1	30-OCT-2003 22:51:55	Bright	39.000	32	77Eps UMa	1.7630	11000.	78	8715	No
377	GOM_NL__2PRFIN20031030_225311_000000382021_00144_08715_7482.N1	30-OCT-2003 22:53:11	Bright	37.500	39	85Eta UMa	1.8540	24000.	75	8715	No
378	GOM_NL__2PRFIN20031030_225540_000000402021_00144_08715_7483.N1	30-OCT-2003 22:55:40	Bright	40.000	174	52Psi UMa	3.0040	4400.0	80	8715	No
379	GOM_NL__2PRFIN20031030_230237_000002552021_00144_08715_7484.N1	30-OCT-2003 23:02:37	Tw_i_and_stray	255.00	24	66Alp Gem	1.5800	10200.	510	8715	No
380	GOM_NL__2PRFIN20031030_231625_000000782021_00144_08715_7485.N1	30-OCT-2003 23:16:25	Dark	78.000	48	30Alp Hya	1.9770	4100.0	156	8715	No
381	GOM_NL__2PRFIN20031030_232152_000000432021_00144_08715_7486.N1	30-OCT-2003 23:21:52	Dark	42.500	99	Del Cen	2.5750	26000.	85	8715	No
382	GOM_NL__2PRFIN20031030_232402_000000392021_00144_08715_7487.N1	30-OCT-2003 23:24:02	Dark	39.000	129	Del Cru	2.7930	26000.	78	8715	No
383	GOM_NL__2PRFIN20031030_232627_000000392021_00145_08716_7457.N1	30-OCT-2003 23:26:27	Dark	38.500	124	The Car	2.7640	30000.	77	8716	No
384	GOM_NL__2PRFIN20031030_233220_000000552021_00145_08716_7458.N1	30-OCT-2003 23:32:20	Dark	54.500	117	Pi Pup	2.7060	3800.0	109	8716	No

3. Quality information per product

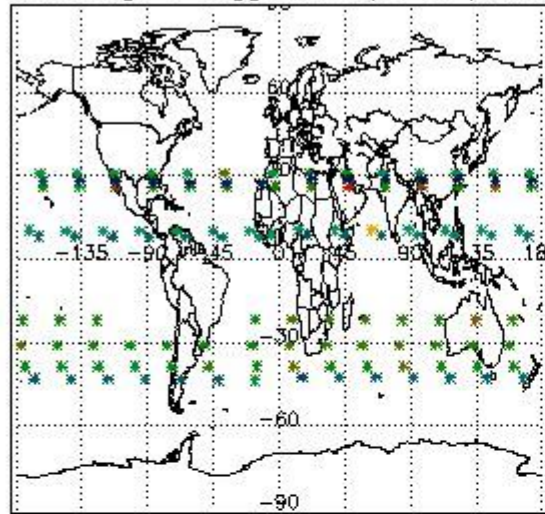
In this section it is plotted some information contained in the Quality Summary data set of the level 2 products. Only products in dark limb conditions and without errors (error flag in the MPH set to "0") are used.

3.1 Plot quality information per product (time dependant)

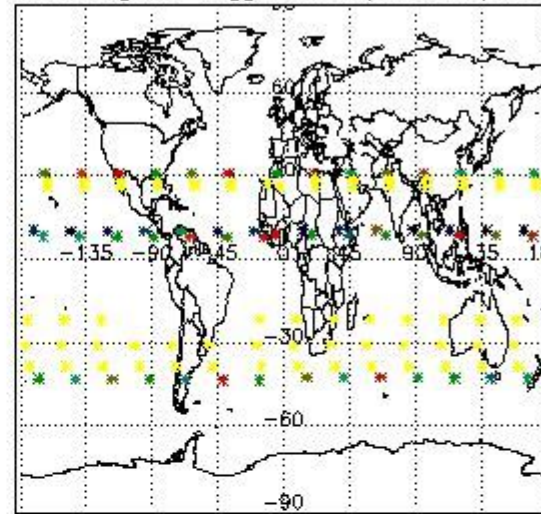


3.2 Plot quality information per product (world map)

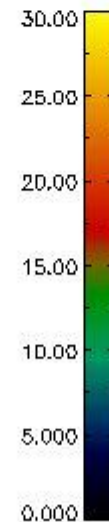
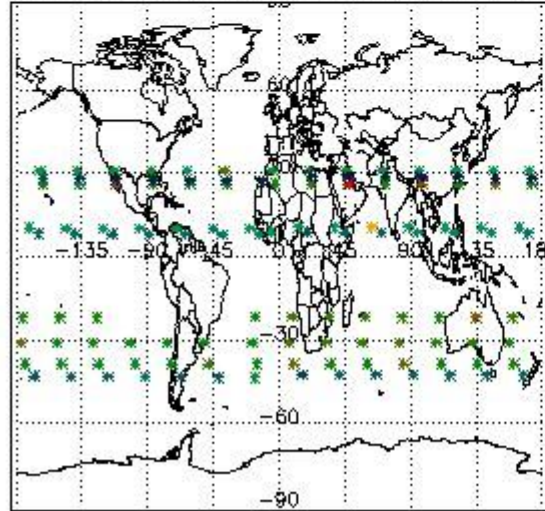
Percentage of flagged data per O3 profile



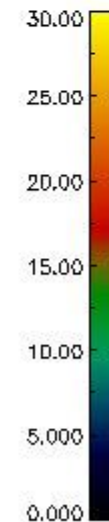
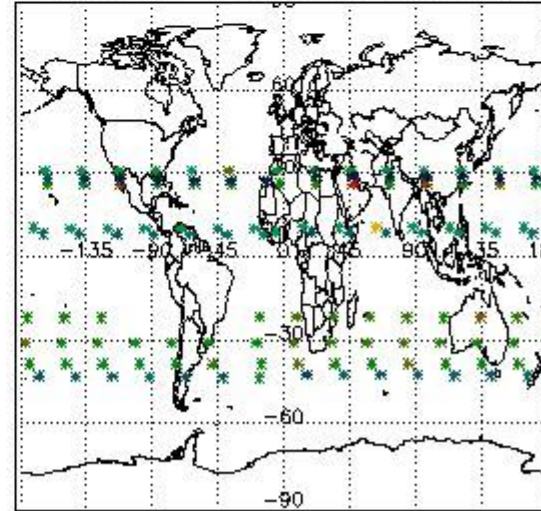
Percentage of flagged data per H2O profile



Percentage of flagged data per NO2 profile



Percentage of flagged data per NO3 profile

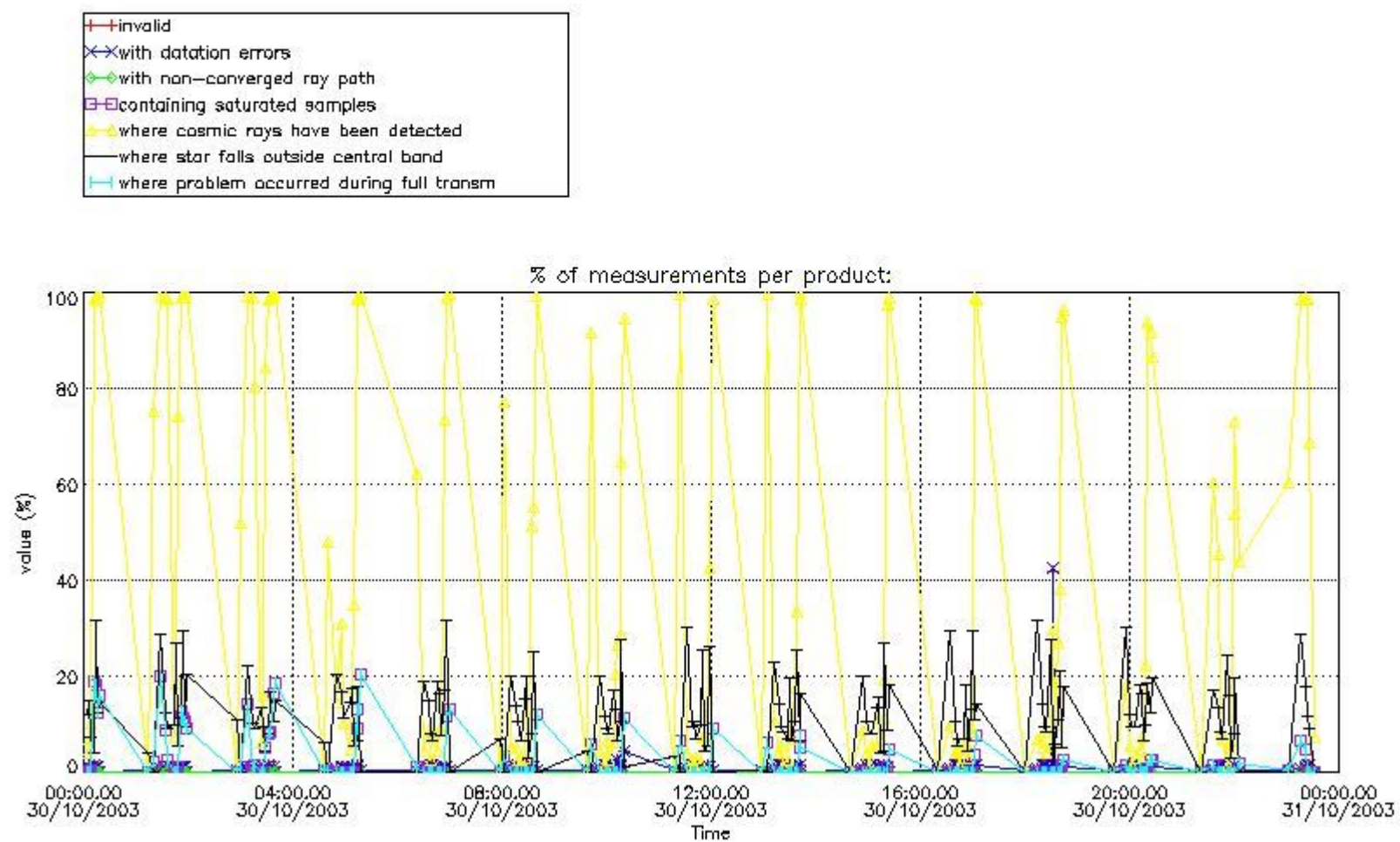


4. Level 1 quality information per product

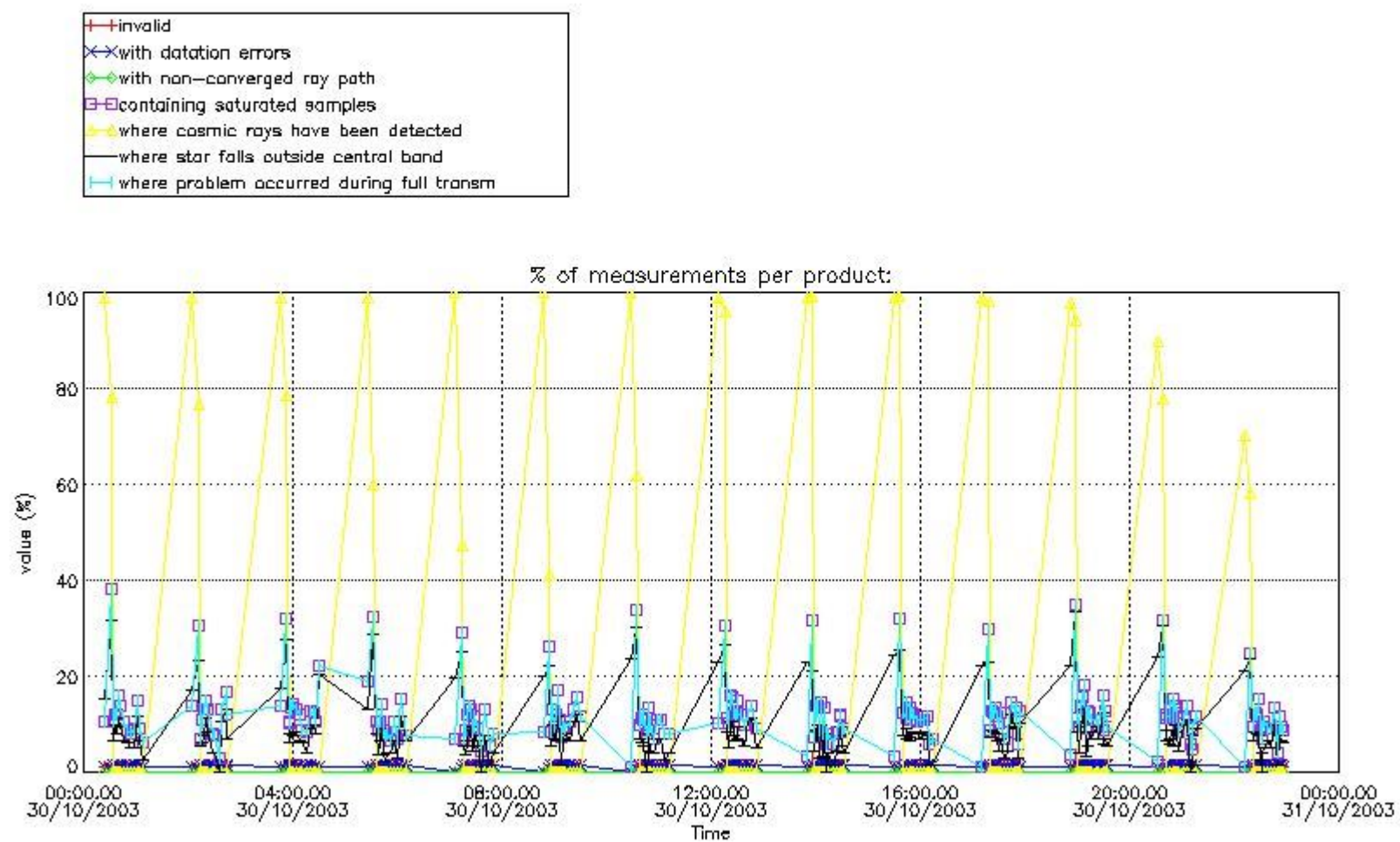
In this section it is plotted some information contained in the Quality Summary data set of the level 2 products that comes from the level 1b processing. Products without errors (error flag in the MPH set to "0") are used.

4.1 Plot quality information per product (time dependant) coming from level 1b processing

4.1.1 Plot level 1 quality information per product (time dependant): ENVISAT ASCENDING passes



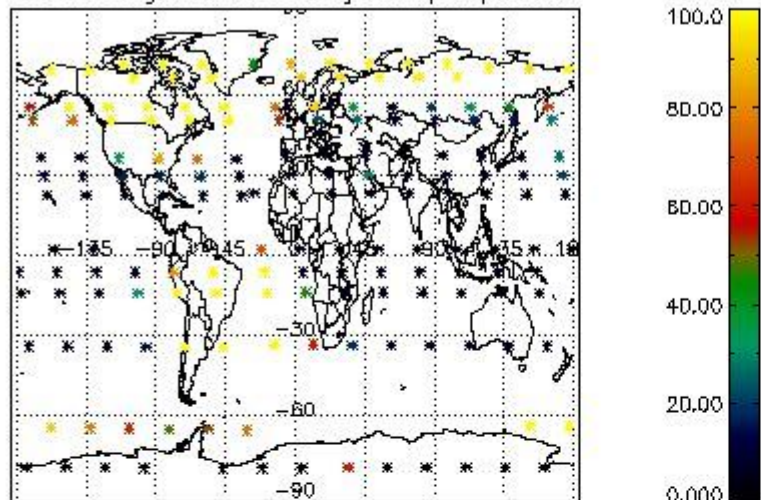
4.1.2 Plot level 1 quality information per product (time dependant): ENVI SAT DESCENDING passes



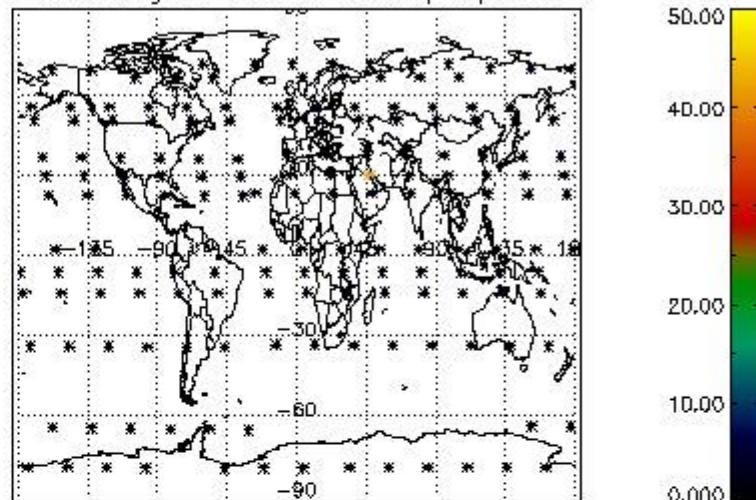
4.2 Plot quality information per product coming from level 1b processing (world map)

4.2.1 Plot level 1 quality information per product (world map): ENVISAT ASCENDING passes

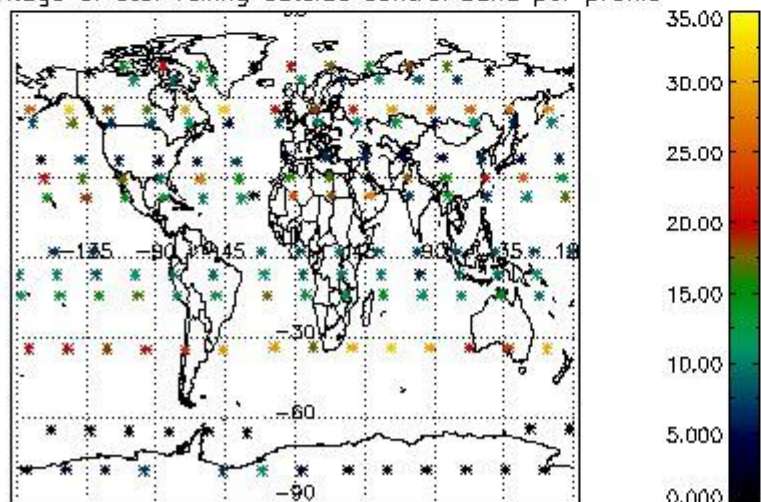
Percentage of cosmic ray hits per profile



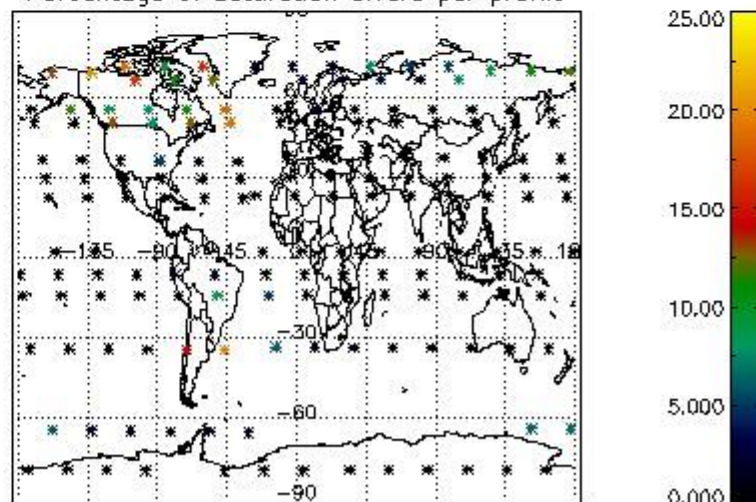
Percentage of datation errors per profile



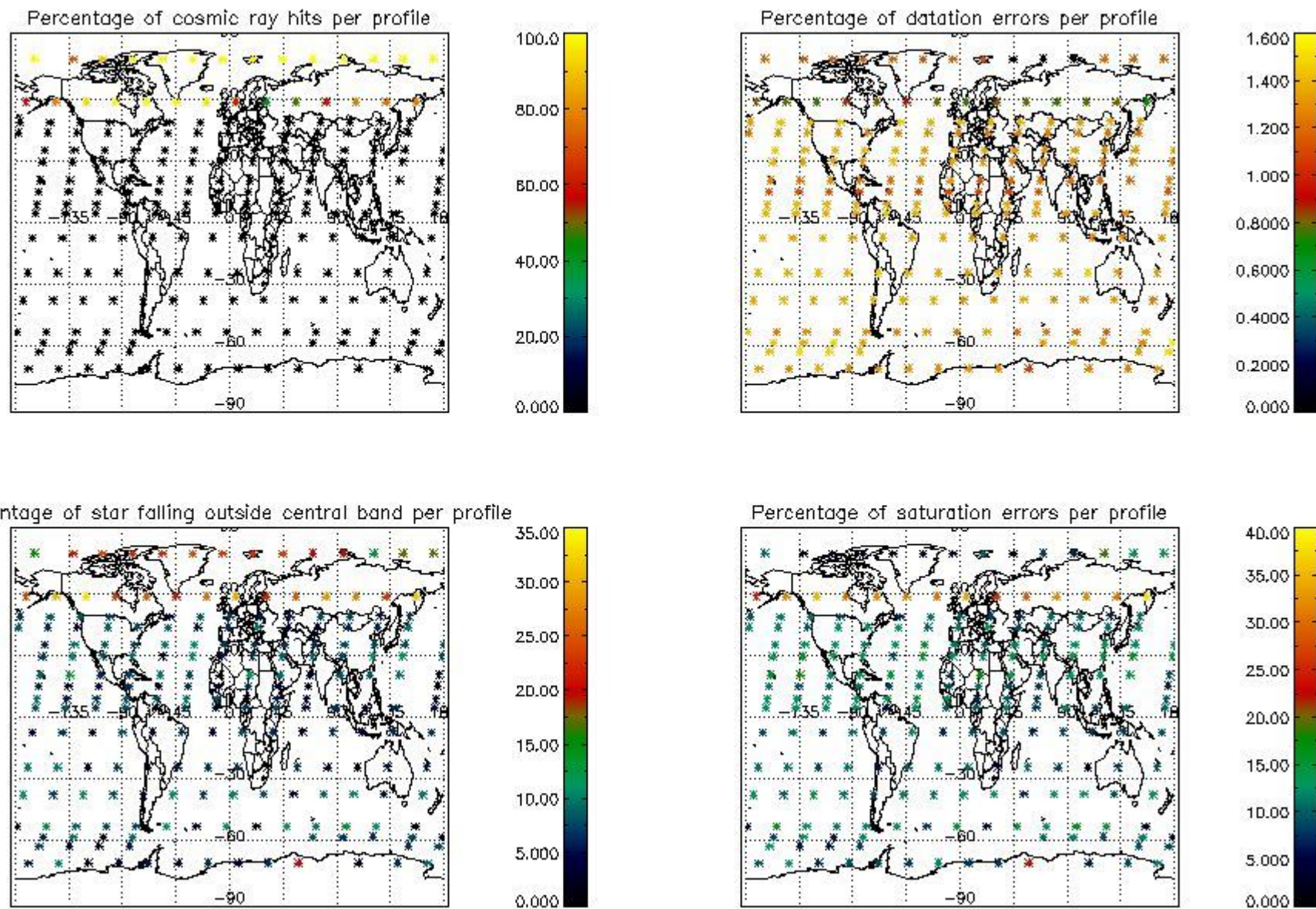
Percentage of star falling outside central band per profile



Percentage of saturation errors per profile



4.2.2 Plot level 1 quality information per product (world map): ENVISAT DESCENDING passes



5. Trace gas profiles

5.1 Ozone statistics based on quality of products

The final quality of the products can be "measured" using the STD (Standard Deviation) attached to every point profile. This information is written to the parameter GOM_NL__2P/NL_LOCAL_SPECIES_DENSITY/o3_std of the level 2 products. The table below shows the statistics for given STD ranges.

The statistics are given with respect to the overall valid production:

- Products without fatal errors: GOM_NL__2P/MPH/PRODUCT_ERR=0
- Valid point profile: GOM_NL__2P/NL_LOCAL_SPECIES_DENSITY/pcd(0)=0

The 'Criteria' is applied to valid points of dark limb products:

- Products in dark limb illumination condition: GOM_NL__2P/NL_SUMMARY_QUALITY/obs_ill_cond=0
- Products without fatal errors: GOM_NL__2P/MPH/PRODUCT_ERR=0
- Valid point profile: GOM_NL__2P/NL_LOCAL_SPECIES_DENSITY/pcd(0)=0

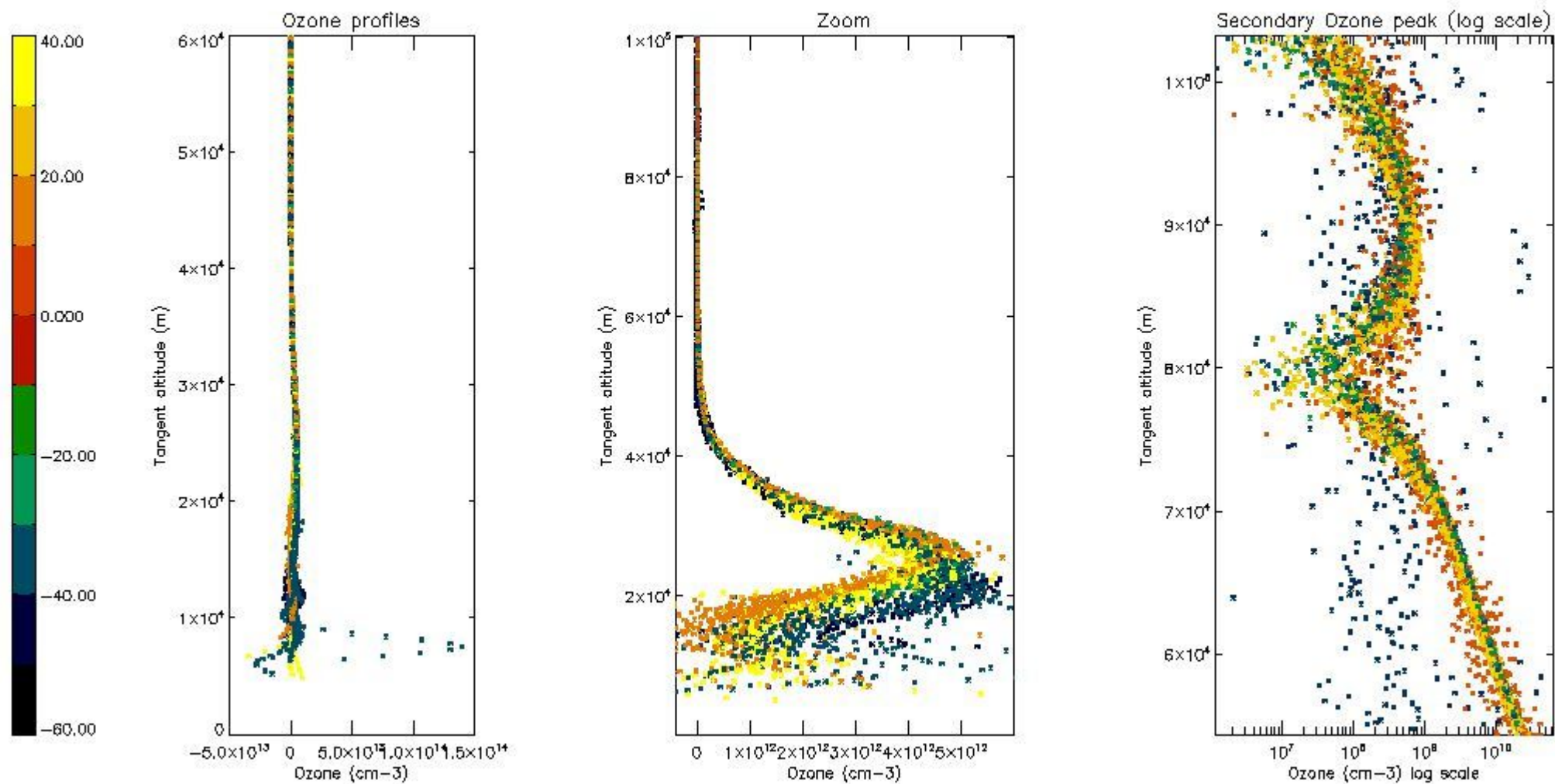
So, the table below shows the percentage of dark limb and valid observations for each criteria with respect to the overall valid daily observations.

Criteria	% of total production
All STD	30
STD < 20	17

STD < 10	15
STD < 5	11

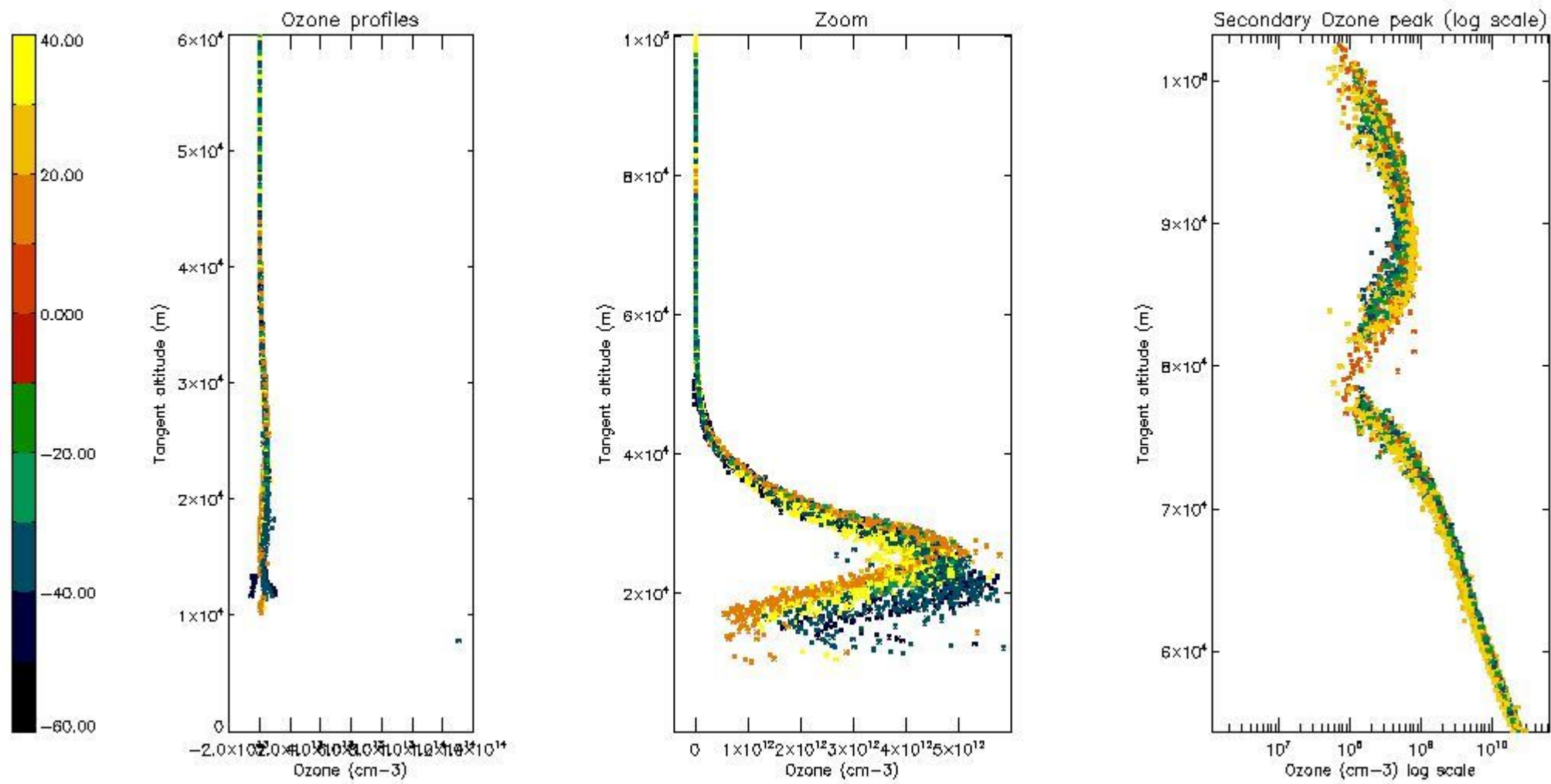
5.2 Plot ozone profiles for all STD (dark without errors)

The colorbar represents the latitude.



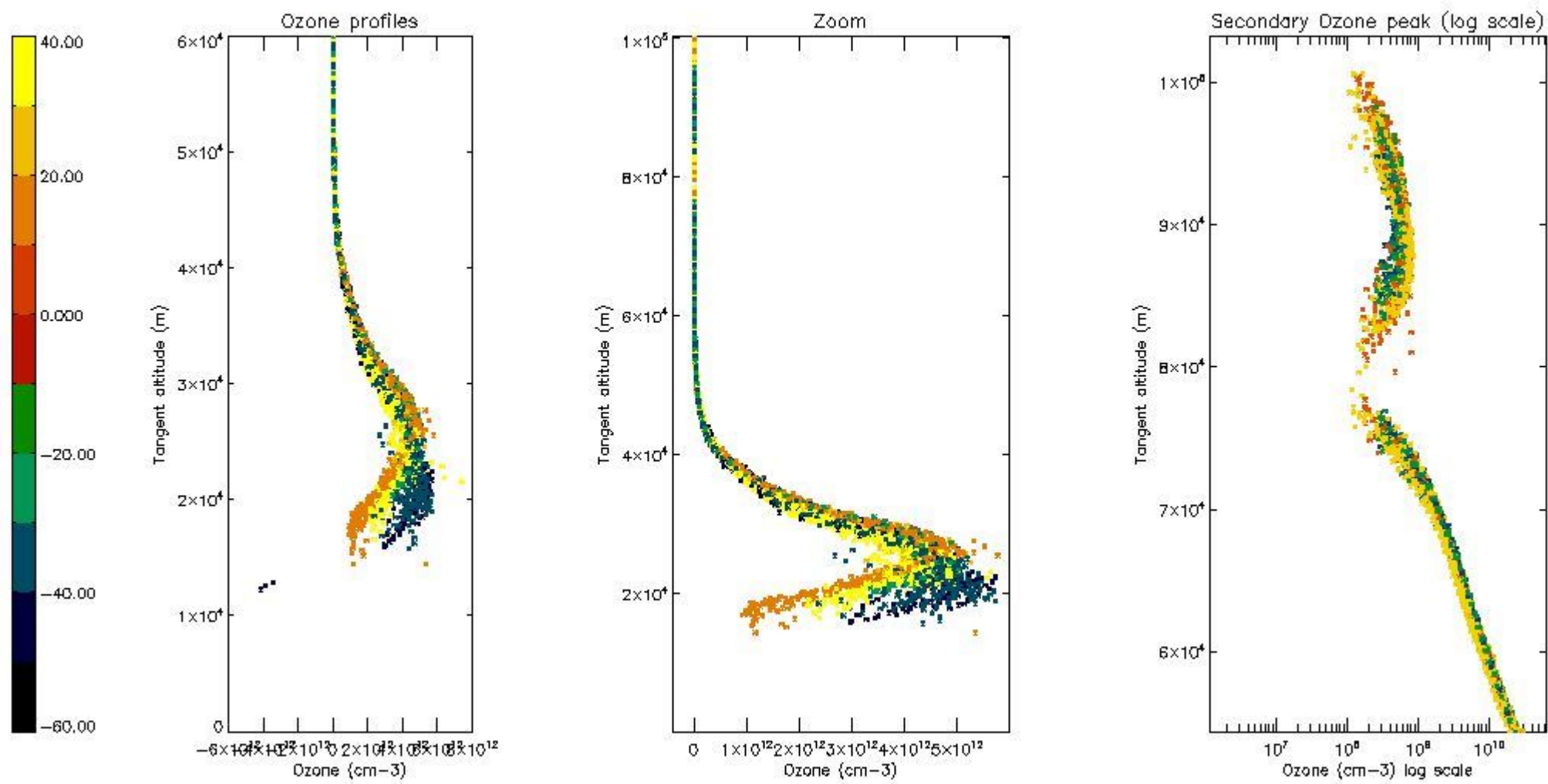
5.3 Plot ozone profiles where STD < 20% (dark without errors)

The colorbar represents the latitude.



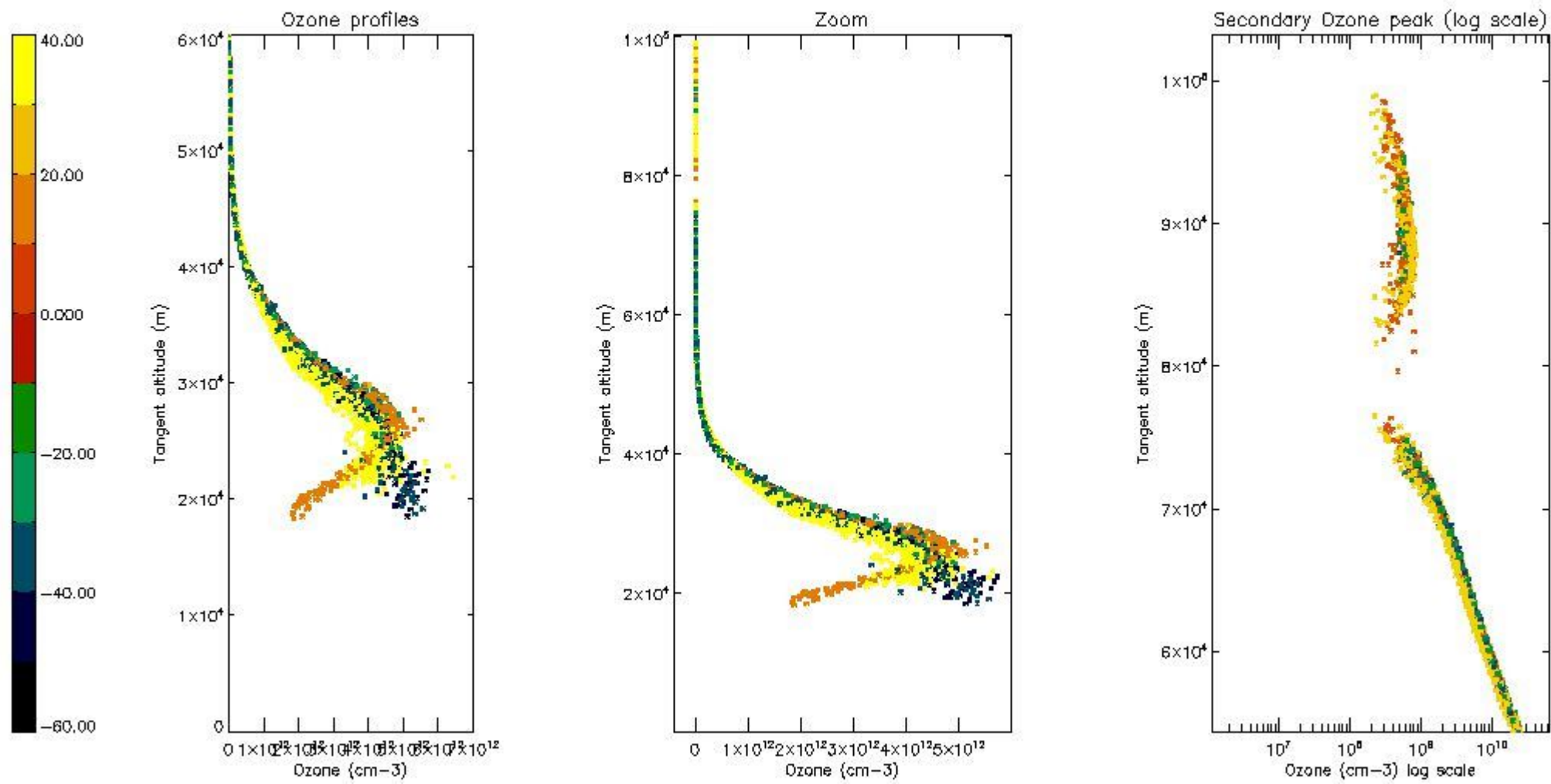
5.4 Plot ozone profiles where STD < 10% (dark without errors)

The colorbar represents the latitude.



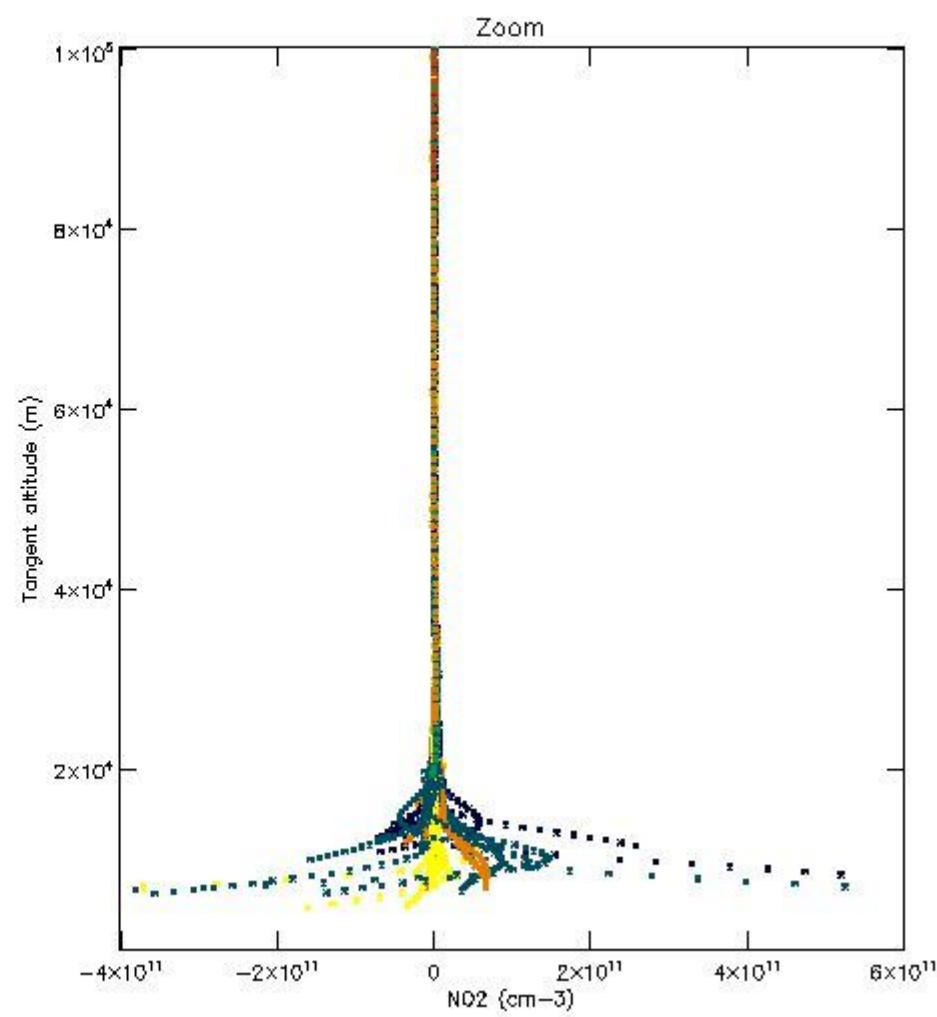
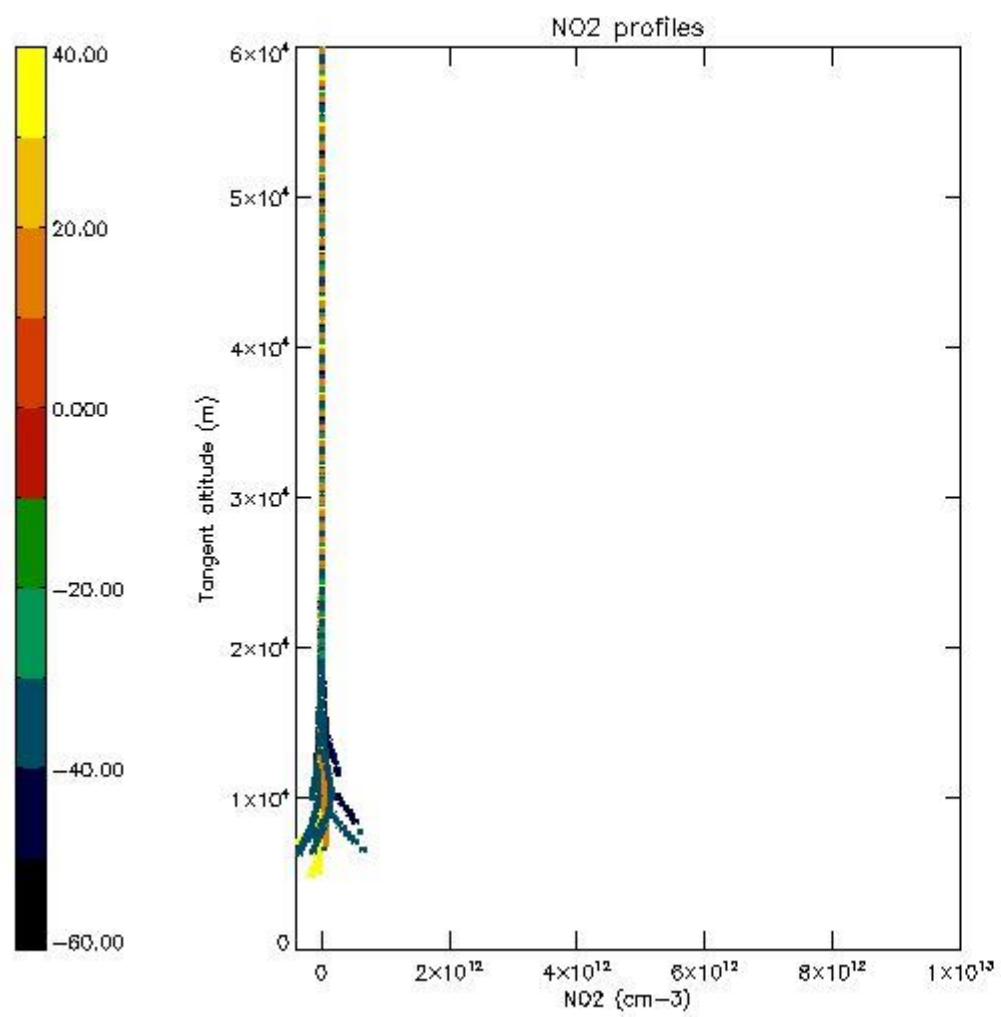
5.5 Plot ozone profiles where STD < 5% (dark without errors)

The colorbar represents the latitude.



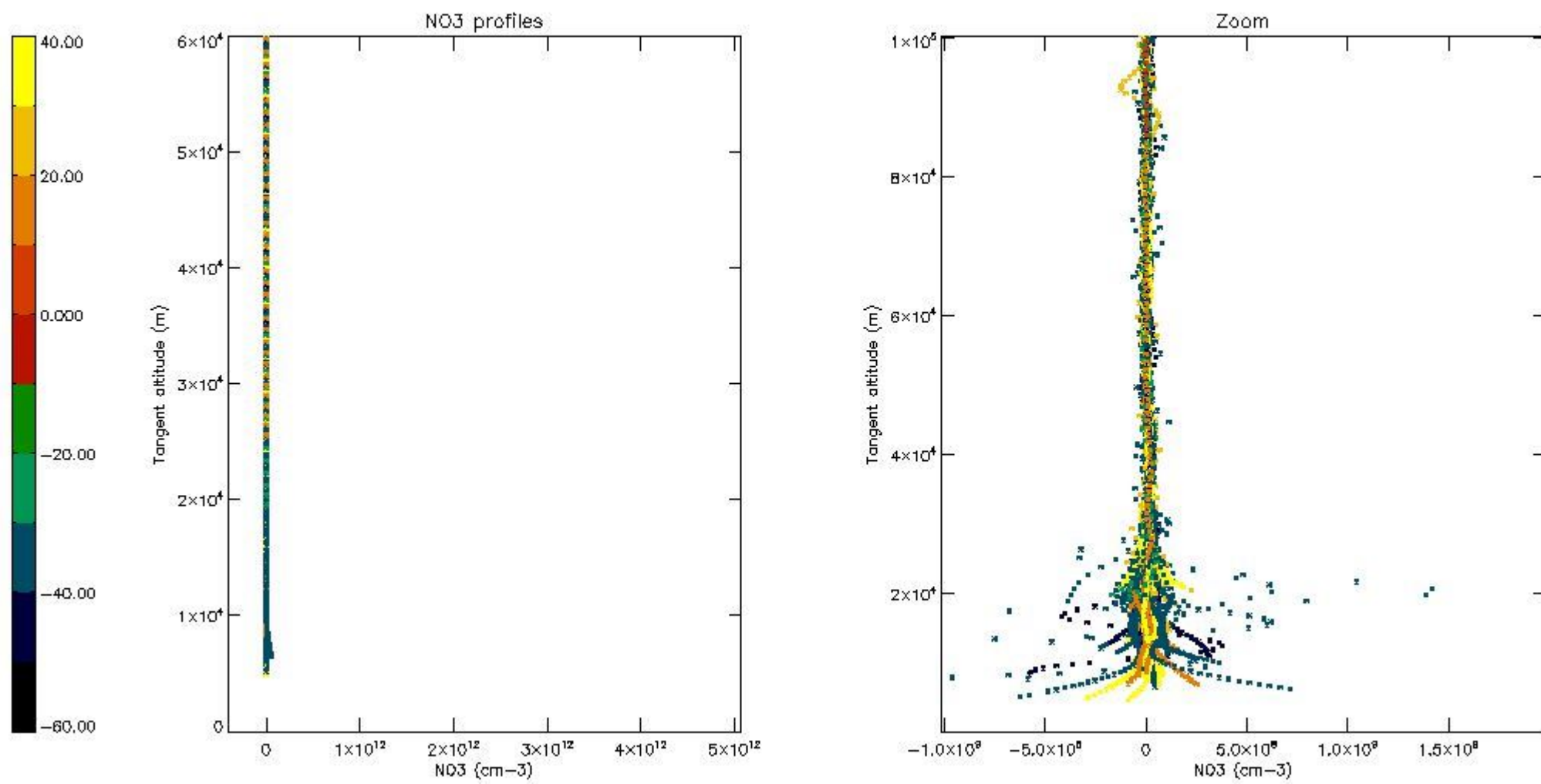
5.6 Plot NO₂ profiles for all STD (dark without errors)

The colorbar represents the latitude.



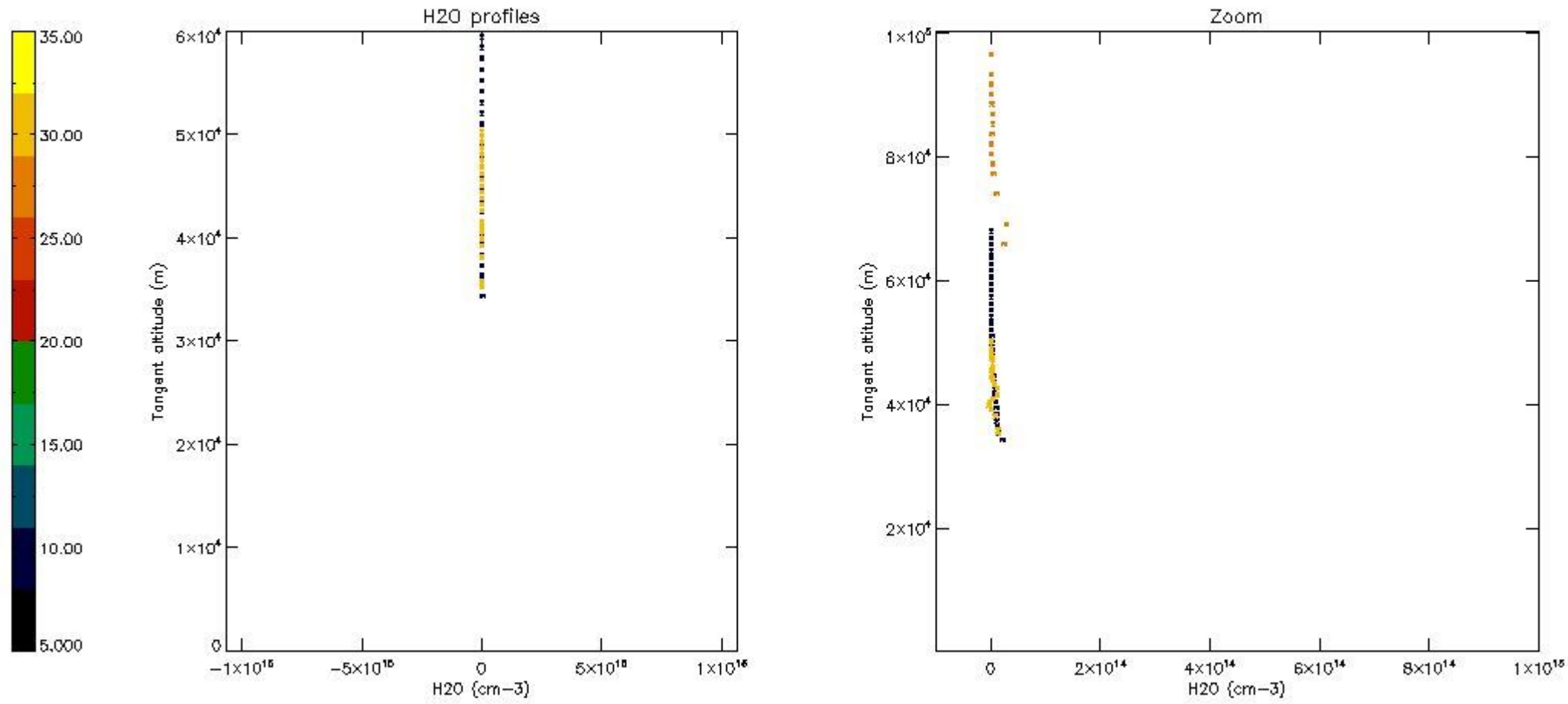
5.7 Plot NO3 profiles for all STD (dark without errors)

The colorbar represents the latitude.



5.8 Plot H₂O profiles for all STD (only for occultations of stars 1,2,3,4,13,14,16,26,63 dark without errors)

The colorbar represents the latitude.



6. Auxiliary Data Files used for the production reported in section 2

The number reported in the third column indicates since which file (see list in section 2) the corresponding auxiliary file has been used. The fourth column is the date of those product files.

Type	Auxiliary Filename	Used since product	Used since product date
INST_PHYS_CHARACTERISTICS	GOM_INS_AXVIEC20091111_143220_20030716_120000_20500101_000000	1	30-OCT-2003 00:03:38
LEVEL-2_PROC_CONFIG	GOM_PR2_AXVIEC20091111_152718_20020301_000000_20500101_000000	1	30-OCT-2003 00:03:38
CROSS_SECTIONS_FILE	GOM_CRS_AXVIEC20091111_154832_20020301_000000_20500101_000000	1	30-OCT-2003 00:03:38

GOMOS Level 2 Daily Report

SUMMARY

[1. General Info](#)

[2. Summary of processed GOM_NL_2P products](#)

[3. Level 2 Quality information per product](#)

[3.1 Plot of level 2 quality information per product \(time dependant\)](#)

[3.2 Plot of level 2 quality information per product \(world map\)](#)

[4. Level 1 Quality information per product \(stored on level 2 products\)](#)

[4.1 Plot of level 1 quality information per product \(time dependant\)](#)

[4.1.1 Plot of level 1 quality information per product \(time dependant\): ASCENDING](#)

[4.1.2 Plot of level 1 quality information per product \(time dependant\): DESCENDING](#)

[4.2 Plot of level 1 quality information per product \(world map\)](#)

[4.2.1 Plot of level 1 quality information per product \(world map\): ASCENDING](#)

[4.2.2 Plot of level 1 quality information per product \(world map\): DESCENDING](#)

[5. Ozone profiles based on quality statistics and other trace gas profiles](#)

[5.1 Ozone statistics based on quality of products](#)

[5.2 Plot ozone profiles for all STD \(dark without errors\)](#)

[5.3 Plot ozone profiles where STD < 20% \(dark without errors\)](#)

[5.4. Plot ozone profiles where STD < 10% \(dark without errors\)](#)

[5.5. Plot ozone profiles where STD < 5% \(dark without errors\)](#)

[5.6 Plot NO2 profiles for all STD \(dark without errors\)](#)

[5.7 Plot NO3 profiles for all STD \(dark without errors\)](#)

[5.8 Plot H2O profiles \(only for occultations of stars 1,2,3,4,13,14,16,26,63 dark without errors\) for all STD](#)

[6. Auxiliary Data Files used for the production reported in section 2](#)

This report presents the daily analysis on parameters extracted from GOMOS level 2 data (GOM_NL__2P). It is intended to monitor some important parameters that will impact the quality of these products. A list of level 2 products (and content) that have arrived during the reporting day to the PCF is also given.

Item	Value
Time of report generation	19APR2013 23:08:45
Data source version	GOMOS/6.01
Start time of products	30-10-2003 (30OCT2003 00:00:00)
Stop time of products	31-10-2003 (31OCT2003 00:00:00)
Store outputs in DB	Yes
Nb of level 2 prods	384
Nb of prods with errors	0

2. Summary of processed GOM_NL__2P products.

Nr	Filename	UTC Start time	Limb	Duration	Star Id	Star Name	Star Mag	Star Temp	Nb Meas	Orbit	Prod. error
1	GOM_NL__2PRFIN20031030_000338_000000632021_00131_08702_7553.N1	30-OCT-2003 00:03:38	Dark	63.000	117	Pi Pup	2.7060	3800.0	126	8702	No
2	GOM_NL__2PRFIN20031030_000541_000000512021_00131_08702_7554.N1	30-OCT-2003 00:05:41	Dark	50.500	2	Alp Car	-0.73600	7000.0	101	8702	No
3	GOM_NL__2PRFIN20031030_000731_000001042021_00131_08702_7555.N1	30-OCT-2003 00:07:31	Dark	103.50	179	24Omi2Cma	3.0320	24000.	207	8702	No
4	GOM_NL__2PRFIN20031030_001138_000000372021_00131_08702_7556.N1	30-OCT-2003 00:11:38	Dark	37.000	143	Alp Hyi	2.8570	7200.0	74	8702	No
5	GOM_NL__2PRFIN20031030_001301_000000522021_00131_08702_7557.N1	30-OCT-2003 00:13:01	Dark	52.000	9	Alp Eri	0.45300	24000.	104	8702	No
6	GOM_NL__2PRFIN20031030_001614_000000442021_00131_08702_7558.N1	30-OCT-2003 00:16:14	Straylight	44.000	157	The1Eri	2.9060	9300.0	88	8702	No
7	GOM_NL__2PRFIN20031030_001748_000000412021_00131_08702_7559.N1	30-OCT-2003 00:17:48	Straylight	41.000	84	Alp Phe	2.3970	4500.0	82	8702	No
8	GOM_NL__2PRFIN20031030_002422_000000432021_00131_08702_7560.N1	30-OCT-2003 00:24:22	Straylight	42.500	52	16Bet Cet	2.0370	4500.0	85	8702	No
9	GOM_NL__2PRFIN20031030_003106_000000712021_00131_08702_7561.N1	30-OCT-2003 00:31:06	Bright	71.000	94	92Alp Cet	2.5260	3100.0	142	8702	No
10	GOM_NL__2PRFIN20031030_003352_000000382021_00131_08702_7562.N1	30-OCT-2003 00:33:52	Bright	38.000	140	88Gam Peg	2.8340	26000.	76	8702	No
11	GOM_NL__2PRFIN20031030_003525_000000422021_00131_08702_7563.N1	30-OCT-2003 00:35:25	Bright	41.500	105	6Bet Ari	2.6450	8900.0	83	8702	No
12	GOM_NL__2PRFIN20031030_003744_000000382021_00131_08702_7564.N1	30-OCT-2003 00:37:44	Bright	38.000	58	21Alp And	2.0730	11000.	76	8702	No
13	GOM_NL__2PRFIN20031030_003921_000000412021_00131_08702_7565.N1	30-OCT-2003 00:39:21	Bright	40.500	53	43Bet And	2.0480	3300.0	81	8702	No
14	GOM_NL__2PRFIN20031030_004156_000000432021_00131_08702_7566.N1	30-OCT-2003 00:41:56	Bright	43.000	73	57Gam1And	2.2600	13100.	86	8702	No
15	GOM_NL__2PRFIN20031030_004625_000000392021_00131_08702_7567.N1	30-OCT-2003 00:46:25	Bright	38.500	76	27Gam Cas	2.3000	30000.	77	8702	No
16	GOM_NL__2PRFIN20031030_004936_000000402021_00131_08702_7568.N1	30-OCT-2003 00:49:36	Bright	39.500	89	5Alp Cep	2.4510	8000.0	79	8702	No
17	GOM_NL__2PRFIN20031030_005428_000000382021_00131_08702_7569.N1	30-OCT-2003 00:54:28	Bright	38.000	49	1Alp UMi	1.9900	6300.0	76	8702	No
18	GOM_NL__2PRFIN20031030_005811_000000382021_00131_08702_7570.N1	30-OCT-2003 00:58:11	Bright	38.000	60	7Bet UMi	2.0810	3950.0	76	8702	No
19	GOM_NL__2PRFIN20031030_010238_000000442021_00131_08702_7571.N1	30-OCT-2003 01:02:38	Bright	43.500	36	50Alp UMa	1.8000	6300.0	87	8702	No
20	GOM_NL__2PRFIN20031030_010406_000000392021_00131_08702_7572.N1	30-OCT-2003 01:04:06	Bright	38.500	32	77Eps UMa	1.7630	11000.	77	8702	No
21	GOM_NL__2PRFIN20031030_010752_000000402021_00131_08702_7573.N1	30-OCT-2003 01:07:52	Bright	39.500	174	52Psi UMa	3.0040	4400.0	79	8702	No
22	GOM_NL__2PRFIN20031030_011439_000002352021_00131_08702_7574.N1	30-OCT-2003 01:14:39	Twilight	235.00	24	66Alp Gem	1.5800	10200.	470	8702	No
23	GOM_NL__2PRFIN20031030_011926_000002552021_00131_08702_7575.N1	30-OCT-2003 01:19:26	Straylight	255.00	17	78Bet Gem	1.1610	4500.0	510	8702	No
24	GOM_NL__2PRFIN20031030_012822_000000752021_00131_08702_7576.N1	30-OCT-2003 01:28:22	Dark	75.000	48	30Alp Hya	1.9770	4100.0	150	8702	No
25	GOM_NL__2PRFIN20031030_013404_000000402021_00131_08702_7577.N1	30-OCT-2003 01:34:04	Dark	40.000	99	Del Cen	2.5750	26000.	80	8702	No
26	GOM_NL__2PRFIN20031030_013614_000000392021_00131_08702_7578.N1	30-OCT-2003 01:36:14	Dark	38.500	129	Del Cru	2.7930	26000.	77	8702	No
27	GOM_NL__2PRFIN20031030_014415_000000622021_00132_08703_7537.N1	30-OCT-2003 01:44:15	Dark	61.500	117	Pi Pup	2.7060	3800.0	123	8703	No
28	GOM_NL__2PRFIN20031030_014617_000000602021_00132_08703_7538.N1	30-OCT-2003 01:46:17	Dark	59.500	2	Alp Car	-0.73600	7000.0	119	8703	No
29	GOM_NL__2PRFIN20031030_014809_000001022021_00132_08703_7539.N1	30-OCT-2003 01:48:09	Dark	102.00	179	24Omi2Cma	3.0320	24000.	204	8703	No
30	GOM_NL__2PRFIN20031030_015214_000000402021_00132_08703_7540.N1	30-OCT-2003 01:52:14	Dark	39.500	143	Alp Hyi	2.8570	7200.0	79	8703	No
31	GOM_NL__2PRFIN20031030_015338_000000502021_00132_08703_7541.N1	30-OCT-2003 01:53:38	Dark	49.500	9	Alp Eri	0.45300	24000.	99	8703	No
32	GOM_NL__2PRFIN20031030_015649_000000432021_00132_08703_7542.N1	30-OCT-2003 01:56:49	Straylight	43.000	157	The1Eri	2.9060	9300.0	86	8703	No
33	GOM_NL__2PRFIN20031030_015824_000000442021_00132_08703_7543.N1	30-OCT-2003 01:58:24	Straylight	44.000	84	Alp Phe	2.3970	4500.0	88	8703	No
34	GOM_NL__2PRFIN20031030_020459_000000442021_00132_08703_7544.N1	30-OCT-2003 02:04:59	Straylight	43.500	52	16Bet Cet	2.0370	4500.0	87	8703	No
35	GOM_NL__2PRFIN20031030_021142_000000632021_00132_08703_7545.N1	30-OCT-2003 02:11:42	Bright	62.500	94	92Alp Cet	2.5260	3100.0	125	8703	No
36	GOM_NL__2PRFIN20031030_021428_000000372021_00132_08703_7546.N1	30-OCT-2003 02:14:28	Bright	37.000	140	88Gam Peg	2.8340	26000.	74	8703	No
37	GOM_NL__2PRFIN20031030_021600_000000422021_00132_08703_7547.N1	30-OCT-2003 02:16:00	Bright	41.500	105	6Bet Ari	2.6450	8900.0	83	8703	No
38	GOM_NL__2PRFIN20031030_021820_000000392021_00132_08703_7548.N1	30-OCT-2003 02:18:20	Bright	38.500	58	21Alp And	2.0730	11000.	77	8703	No
39	GOM_NL__2PRFIN20031030_021956_000000412021_00132_08703_7549.N1	30-OCT-2003 02:19:56	Bright	40.500	53	43Bet And	2.0480	3300.0	81	8703	No
40	GOM_NL__2PRFIN20031030_022231_000000432021_00132_08703_7550.N1	30-OCT-2003 02:22:31	Bright	42.500	73	57Gam1And	2.2600	13100.	85	8703	No
41	GOM_NL__2PRFIN20031030_022701_000000372021_00132_08703_7551.N1	30-OCT-2003 02:27:01	Bright	37.000	76	27Gam Cas	2.3000	30000.	74	8703	No
42	GOM_NL__2PRFIN20031030_023013_000000392021_00132_08703_7552.N1	30-OCT-2003 02:30:13	Bright	38.500	89	5Alp Cep	2.4510	8000.0	77	8703	No

43	GOM_NL__2PRFIN20031030_023505_000000342021_00132_08703_7553.N1	30-OCT-2003 02:35:05	Bright	34.000	49	1Alp UMi	1.9900	6300.0	68	8703	No
44	GOM_NL__2PRFIN20031030_023848_000000392021_00132_08703_7554.N1	30-OCT-2003 02:38:48	Bright	38.500	60	7Bet UMi	2.0810	3950.0	77	8703	No
45	GOM_NL__2PRFIN20031030_024316_000000422021_00132_08703_7555.N1	30-OCT-2003 02:43:16	Bright	42.000	36	50Alp UMa	1.8000	6300.0	84	8703	No
46	GOM_NL__2PRFIN20031030_024444_000000372021_00132_08703_7556.N1	30-OCT-2003 02:44:44	Bright	37.000	32	77Eps UMa	1.7630	11000.	74	8703	No
47	GOM_NL__2PRFIN20031030_025515_000002552021_00132_08703_7557.N1	30-OCT-2003 02:55:15	Tw_i_and_stray	255.00	24	66Alp Gem	1.5800	10200.	510	8703	No
48	GOM_NL__2PRFIN20031030_030005_000002552021_00132_08703_7558.N1	30-OCT-2003 03:00:05	Straylight	255.00	17	78Bet Gem	1.1610	4500.0	510	8703	No
49	GOM_NL__2PRFIN20031030_030859_000000702021_00132_08703_7559.N1	30-OCT-2003 03:08:59	Dark	70.000	48	30Alp Hya	1.9770	4100.0	140	8703	No
50	GOM_NL__2PRFIN20031030_031439_000000402021_00132_08703_7560.N1	30-OCT-2003 03:14:39	Dark	39.500	99	Del Cen	2.5750	26000.	79	8703	No
51	GOM_NL__2PRFIN20031030_031650_000000392021_00132_08703_7561.N1	30-OCT-2003 03:16:50	Dark	38.500	129	Del Cru	2.7930	26000.	77	8703	No
52	GOM_NL__2PRFIN20031030_032453_000000642021_00133_08704_7434.N1	30-OCT-2003 03:24:53	Dark	64.000	117	Pi Pup	2.7060	3800.0	128	8704	No
53	GOM_NL__2PRFIN20031030_032655_000000472021_00133_08704_7435.N1	30-OCT-2003 03:26:55	Dark	47.000	2	Alp Car	-0.73600	7000.0	94	8704	No
54	GOM_NL__2PRFIN20031030_032847_000001022021_00133_08704_7436.N1	30-OCT-2003 03:28:47	Dark	101.50	179	24Omi2CMa	3.0320	24000.	203	8704	No
55	GOM_NL__2PRFIN20031030_033250_000000382021_00133_08704_7437.N1	30-OCT-2003 03:32:50	Dark	38.000	143	Alp Hyi	2.8570	7200.0	76	8704	No
56	GOM_NL__2PRFIN20031030_033414_000000422021_00133_08704_7438.N1	30-OCT-2003 03:34:14	Dark	42.000	9	Alp Eri	0.45300	24000.	84	8704	No
57	GOM_NL__2PRFIN20031030_033727_000000432021_00133_08704_7439.N1	30-OCT-2003 03:37:27	Straylight	42.500	157	The1Eri	2.9060	9300.0	85	8704	No
58	GOM_NL__2PRFIN20031030_033900_000000412021_00133_08704_7440.N1	30-OCT-2003 03:39:00	Straylight	40.500	84	Alp Phe	2.3970	4500.0	81	8704	No
59	GOM_NL__2PRFIN20031030_034535_000000432021_00133_08704_7441.N1	30-OCT-2003 03:45:35	Straylight	43.000	52	16Bet Cet	2.0370	4500.0	86	8704	No
60	GOM_NL__2PRFIN20031030_035218_000000662021_00133_08704_7442.N1	30-OCT-2003 03:52:18	Bright	65.500	94	92Alp Cet	2.5260	3100.0	131	8704	No
61	GOM_NL__2PRFIN20031030_035504_000000382021_00133_08704_7443.N1	30-OCT-2003 03:55:04	Bright	38.000	140	88Gam Peg	2.8340	26000.	76	8704	No
62	GOM_NL__2PRFIN20031030_035636_000000402021_00133_08704_7444.N1	30-OCT-2003 03:56:36	Bright	40.000	105	6Bet Ari	2.6450	8900.0	80	8704	No
63	GOM_NL__2PRFIN20031030_035857_000000382021_00133_08704_7445.N1	30-OCT-2003 03:58:57	Bright	37.500	58	21Alp And	2.0730	11000.	75	8704	No
64	GOM_NL__2PRFIN20031030_040033_000000392021_00133_08704_7446.N1	30-OCT-2003 04:00:33	Bright	39.000	53	43Bet And	2.0480	3300.0	78	8704	No
65	GOM_NL__2PRFIN20031030_040308_000000422021_00133_08704_7447.N1	30-OCT-2003 04:03:08	Bright	41.500	73	57Gam1And	2.2600	13100.	83	8704	No
66	GOM_NL__2PRFIN20031030_040737_000000382021_00133_08704_7448.N1	30-OCT-2003 04:07:37	Bright	38.000	76	27Gam Cas	2.3000	30000.	76	8704	No
67	GOM_NL__2PRFIN20031030_041049_000000402021_00133_08704_7449.N1	30-OCT-2003 04:10:49	Bright	39.500	89	5Alp Cep	2.4510	8000.0	79	8704	No
68	GOM_NL__2PRFIN20031030_041541_000000372021_00133_08704_7450.N1	30-OCT-2003 04:15:41	Bright	36.500	49	1Alp UMi	1.9900	6300.0	73	8704	No
69	GOM_NL__2PRFIN20031030_041924_000000392021_00133_08704_7451.N1	30-OCT-2003 04:19:24	Bright	39.000	60	7Bet UMi	2.0810	3950.0	78	8704	No
70	GOM_NL__2PRFIN20031030_042351_000000412021_00133_08704_7452.N1	30-OCT-2003 04:23:51	Bright	41.000	36	50Alp UMa	1.8000	6300.0	82	8704	No
71	GOM_NL__2PRFIN20031030_042520_000000382021_00133_08704_7453.N1	30-OCT-2003 04:25:20	Bright	37.500	32	77Eps UMa	1.7630	11000.	75	8704	No
72	GOM_NL__2PRFIN20031030_042905_000000472021_00133_08704_7454.N1	30-OCT-2003 04:29:05	Bright	47.000	174	52Psi UMa	3.0040	4400.0	94	8704	No
73	GOM_NL__2PRFIN20031030_043552_000002472021_00133_08704_7455.N1	30-OCT-2003 04:35:52	Tw_i_and_stray	246.50	24	66Alp Gem	1.5800	10200.	493	8704	No
74	GOM_NL__2PRFIN20031030_044045_000002552021_00133_08704_7456.N1	30-OCT-2003 04:40:45	Straylight	255.00	17	78Bet Gem	1.1610	4500.0	510	8704	No
75	GOM_NL__2PRFIN20031030_044936_000000692021_00133_08704_7457.N1	30-OCT-2003 04:49:36	Dark	69.000	48	30Alp Hya	1.9770	4100.0	138	8704	No
76	GOM_NL__2PRFIN20031030_045516_000000422021_00133_08704_7458.N1	30-OCT-2003 04:55:16	Dark	42.000	99	Del Cen	2.5750	26000.	84	8704	No
77	GOM_NL__2PRFIN20031030_045726_000000402021_00133_08704_7459.N1	30-OCT-2003 04:57:26	Dark	39.500	129	Del Cru	2.7930	26000.	79	8704	No
78	GOM_NL__2PRFIN20031030_050530_000000652021_00134_08705_7434.N1	30-OCT-2003 05:05:30	Dark	65.000	117	Pi Pup	2.7060	3800.0	130	8705	No
79	GOM_NL__2PRFIN20031030_050729_000000552021_00134_08705_7435.N1	30-OCT-2003 05:07:29	Dark	55.000	2	Alp Car	-0.73600	7000.0	110	8705	No
80	GOM_NL__2PRFIN20031030_050926_000001022021_00134_08705_7436.N1	30-OCT-2003 05:09:26	Dark	101.50	179	24Omi2CMa	3.0320	24000.	203	8705	No
81	GOM_NL__2PRFIN20031030_051326_000000392021_00134_08705_7437.N1	30-OCT-2003 05:13:26	Dark	38.500	143	Alp Hyi	2.8570	7200.0	77	8705	No
82	GOM_NL__2PRFIN20031030_051449_000000452021_00134_08705_7438.N1	30-OCT-2003 05:14:49	Dark	44.500	9	Alp Eri	0.45300	24000.	89	8705	No
83	GOM_NL__2PRFIN20031030_051854_000002172021_00134_08705_7439.N1	30-OCT-2003 05:18:54	Straylight	217.00	1	9Alp CMa	-1.4400	11000.	434	8705	No
84	GOM_NL__2PRFIN20031030_052610_000000432021_00134_08705_7440.N1	30-OCT-2003 05:26:10	Straylight	42.500	52	16Bet Cet	2.0370	4500.0	85	8705	No
85	GOM_NL__2PRFIN20031030_053254_000000672021_00134_08705_7441.N1	30-OCT-2003 05:32:54	Bright	66.500	94	92Alp Cet	2.5260	3100.0	133	8705	No
86	GOM_NL__2PRFIN20031030_053540_000000382021_00134_08705_7442.N1	30-OCT-2003 05:35:40	Bright	38.000	140	88Gam Peg	2.8340	26000.	76	8705	No
87	GOM_NL__2PRFIN20031030_053712_000000402021_00134_08705_7443.N1	30-OCT-2003 05:37:12	Bright	40.000	105	6Bet Ari	2.6450	8900.0	80	8705	No
88	GOM_NL__2PRFIN20031030_053931_000000392021_00134_08705_7444.N1	30-OCT-2003 05:39:31	Bright	38.500	58	21Alp And	2.0730	11000.	77	8705	No
89	GOM_NL__2PRFIN20031030_054108_000000392021_00134_08705_7445.N1	30-OCT-2003 05:41:08	Bright	39.000	53	43Bet And	2.0480	3300.0	78	8705	No
90	GOM_NL__2PRFIN20031030_054343_000000402021_00134_08705_7446.N1	30-OCT-2003 05:43:43	Bright	40.000	73	57Gam1And	2.2600	13100.	80	8705	No
91	GOM_NL__2PRFIN20031030_054517_000000452021_00134_08705_7447.N1	30-OCT-2003 05:45:17	Bright	45.000	79	26Bet Per	2.3100	13100.	90	8705	No
92	GOM_NL__2PRFIN20031030_054700_000000372021_00134_08705_7448.N1	30-OCT-2003 05:47:00	Bright	37.000	68	18Alp Cas	2.2250	4500.0	74	8705	No
93	GOM_NL__2PRFIN20031030_054812_000000382021_00134_08705_7449.N1	30-OCT-2003 05:48:12	Bright	38.000	76	27Gam Cas	2.3000	30000.	76	8705	No
94	GOM_NL__2PRFIN20031030_055126_000000382021_00134_08705_7450.N1	30-OCT-2003 05:51:26	Bright	38.000	89	5Alp Cep	2.4510	8000.0	76	8705	No
95	GOM_NL__2PRFIN20031030_055616_000000392021_00134_08705_7451.N1	30-OCT-2003 05:56:16	Bright	38.500	49	1Alp UMi	1.9900	6300.0	77	8705	No
96	GOM_NL__2PRFIN20031030_060000_000000372021_00134_08705_7452.N1	30-OCT-2003 06:00:00	Bright	36.500	60	7Bet UMi	2.0810	3950.0	73	8705	No
97	GOM_NL__2PRFIN20031030_060427_000000432021_00134_08705_7453.N1	30-OCT-2003 06:04:27	Bright	42.500	36	50Alp UMa	1.8000	6300.0	85	8705	No
98	GOM_NL__2PRFIN20031030_060942_000000392021_00134_08705_7454.N1	30-OCT-2003 06:09:42	Bright	39.000	174	52Psi UMa	3.0040	4400.0	78	8705	No
99	GOM_NL__2PRFIN20031030_062125_000002552021_00134_08705_7455.N1	30-OCT-2003 06:21:25	Straylight	255.00	17	78Bet Gem	1.1610	4500.0	510	8705	No
100	GOM_NL__2PRFIN20031030_063014_000000672021_00134_08705_7456.N1	30-OCT-2003 06:30:14	Dark	66.500	48	30Alp Hya	1.9770	4100.0	133	8705	No
101	GOM_NL__2PRFIN20031030_063552_000000412021_00134_08705_7457.N1	30-OCT-2003 06:35:52	Dark	40.500	99	Del Cen	2.5750	26000.	81	8705	No

102	GOM_NL__2PRFIN20031030_063803_000000382021_00134_08705_7458.N1	30-OCT-2003 06:38:03	Dark	37.500	129	Del Cru	2.7930	26000.	75	8705	No
103	GOM_NL__2PRFIN20031030_064026_000000382021_00135_08706_7435.N1	30-OCT-2003 06:40:26	Dark	37.500	124	The Car	2.7640	30000.	75	8706	No
104	GOM_NL__2PRFIN20031030_064607_000000692021_00135_08706_7436.N1	30-OCT-2003 06:46:07	Dark	68.500	117	Pi Pup	2.7060	3800.0	137	8706	No
105	GOM_NL__2PRFIN20031030_064807_000000522021_00135_08706_7437.N1	30-OCT-2003 06:48:07	Dark	52.000	2	Alp Car	-0.73600	7000.0	104	8706	No
106	GOM_NL__2PRFIN20031030_065005_000001042021_00135_08706_7438.N1	30-OCT-2003 06:50:05	Dark	104.00	179	24Omi2CMa	3.0320	24000.	208	8706	No
107	GOM_NL__2PRFIN20031030_065402_000000442021_00135_08706_7439.N1	30-OCT-2003 06:54:02	Dark	43.500	143	Alp Hyi	2.8570	7200.0	87	8706	No
108	GOM_NL__2PRFIN20031030_065526_000000522021_00135_08706_7440.N1	30-OCT-2003 06:55:26	Dark	52.000	9	Alp Eri	0.45300	24000.	104	8706	No
109	GOM_NL__2PRFIN20031030_065935_000002172021_00135_08706_7441.N1	30-OCT-2003 06:59:35	Straylight	217.00	1	9Alp CMa	-1.4400	11000.	434	8706	No
110	GOM_NL__2PRFIN20031030_070647_000000442021_00135_08706_7442.N1	30-OCT-2003 07:06:47	Straylight	43.500	52	16Bet Cet	2.0370	4500.0	87	8706	No
111	GOM_NL__2PRFIN20031030_071329_000000642021_00135_08706_7443.N1	30-OCT-2003 07:13:29	Bright	63.500	94	92Alp Cet	2.5260	3100.0	127	8706	No
112	GOM_NL__2PRFIN20031030_071617_000000362021_00135_08706_7444.N1	30-OCT-2003 07:16:17	Bright	36.000	140	88Gam Peg	2.8340	26000.	72	8706	No
113	GOM_NL__2PRFIN20031030_071747_000000402021_00135_08706_7445.N1	30-OCT-2003 07:17:47	Bright	40.000	105	6Bet Ari	2.6450	8900.0	80	8706	No
114	GOM_NL__2PRFIN20031030_072008_000000382021_00135_08706_7446.N1	30-OCT-2003 07:20:08	Bright	38.000	58	21Alp And	2.0730	11000.	76	8706	No
115	GOM_NL__2PRFIN20031030_072144_000000402021_00135_08706_7447.N1	30-OCT-2003 07:21:44	Bright	39.500	53	43Bet And	2.0480	3300.0	79	8706	No
116	GOM_NL__2PRFIN20031030_072418_000000432021_00135_08706_7448.N1	30-OCT-2003 07:24:18	Bright	42.500	73	57Gam1And	2.2600	13100.	85	8706	No
117	GOM_NL__2PRFIN20031030_072552_000000462021_00135_08706_7449.N1	30-OCT-2003 07:25:52	Bright	46.000	79	26Bet Per	2.3100	13100.	92	8706	No
118	GOM_NL__2PRFIN20031030_072736_000000372021_00135_08706_7450.N1	30-OCT-2003 07:27:36	Bright	37.000	68	18Alp Cas	2.2250	4500.0	74	8706	No
119	GOM_NL__2PRFIN20031030_072848_000000392021_00135_08706_7451.N1	30-OCT-2003 07:28:48	Bright	38.500	76	27Gam Cas	2.3000	30000.	77	8706	No
120	GOM_NL__2PRFIN20031030_073203_000000392021_00135_08706_7452.N1	30-OCT-2003 07:32:03	Bright	38.500	89	5Alp Cep	2.4510	8000.0	77	8706	No
121	GOM_NL__2PRFIN20031030_073652_000000362021_00135_08706_7453.N1	30-OCT-2003 07:36:52	Bright	35.500	49	1Alp UMi	1.9900	6300.0	71	8706	No
122	GOM_NL__2PRFIN20031030_074037_000000392021_00135_08706_7454.N1	30-OCT-2003 07:40:37	Bright	38.500	60	7Bet UMi	2.0810	3950.0	77	8706	No
123	GOM_NL__2PRFIN20031030_074503_000000372021_00135_08706_7455.N1	30-OCT-2003 07:45:03	Bright	37.000	36	50Alp UMa	1.8000	6300.0	74	8706	No
124	GOM_NL__2PRFIN20031030_075018_000000382021_00135_08706_7456.N1	30-OCT-2003 07:50:18	Bright	38.000	174	52Psi UMa	3.0040	4400.0	76	8706	No
125	GOM_NL__2PRFIN20031030_075706_000002552021_00135_08706_7457.N1	30-OCT-2003 07:57:06	Tw_i_and_stray	255.00	24	66Alp Gem	1.5800	10200.	510	8706	No
126	GOM_NL__2PRFIN20031030_080205_000002552021_00135_08706_7458.N1	30-OCT-2003 08:02:05	Straylight	255.00	17	78Bet Gem	1.1610	4500.0	510	8706	No
127	GOM_NL__2PRFIN20031030_081051_000000682021_00135_08706_7459.N1	30-OCT-2003 08:10:51	Dark	67.500	48	30Alp Hya	1.9770	4100.0	135	8706	No
128	GOM_NL__2PRFIN20031030_081628_000000402021_00135_08706_7460.N1	30-OCT-2003 08:16:28	Dark	40.000	99	Del Cen	2.5750	26000.	80	8706	No
129	GOM_NL__2PRFIN20031030_081839_000000392021_00135_08706_7461.N1	30-OCT-2003 08:18:39	Dark	38.500	129	Del Cru	2.7930	26000.	77	8706	No
130	GOM_NL__2PRFIN20031030_082102_000000382021_00136_08707_7435.N1	30-OCT-2003 08:21:02	Dark	37.500	124	The Car	2.7640	30000.	75	8707	No
131	GOM_NL__2PRFIN20031030_082645_000000662021_00136_08707_7436.N1	30-OCT-2003 08:26:45	Dark	65.500	117	Pi Pup	2.7060	3800.0	131	8707	No
132	GOM_NL__2PRFIN20031030_082845_000000532021_00136_08707_7437.N1	30-OCT-2003 08:28:45	Dark	52.500	2	Alp Car	-0.73600	7000.0	105	8707	No
133	GOM_NL__2PRFIN20031030_083043_000000992021_00136_08707_7438.N1	30-OCT-2003 08:30:43	Dark	98.500	179	24Omi2CMa	3.0320	24000.	197	8707	No
134	GOM_NL__2PRFIN20031030_083439_000000382021_00136_08707_7439.N1	30-OCT-2003 08:34:39	Dark	38.000	143	Alp Hyi	2.8570	7200.0	76	8707	No
135	GOM_NL__2PRFIN20031030_083602_000000462021_00136_08707_7440.N1	30-OCT-2003 08:36:02	Dark	46.000	9	Alp Eri	0.45300	24000.	92	8707	No
136	GOM_NL__2PRFIN20031030_084015_000002172021_00136_08707_7441.N1	30-OCT-2003 08:40:15	Straylight	217.00	1	9Alp CMa	-1.4400	11000.	434	8707	No
137	GOM_NL__2PRFIN20031030_084724_000000432021_00136_08707_7442.N1	30-OCT-2003 08:47:24	Straylight	42.500	52	16Bet Cet	2.0370	4500.0	85	8707	No
138	GOM_NL__2PRFIN20031030_085405_000000612021_00136_08707_7443.N1	30-OCT-2003 08:54:05	Bright	61.000	94	92Alp Cet	2.5260	3100.0	122	8707	No
139	GOM_NL__2PRFIN20031030_085653_000000362021_00136_08707_7444.N1	30-OCT-2003 08:56:53	Bright	36.000	140	88Gam Peg	2.8340	26000.	72	8707	No
140	GOM_NL__2PRFIN20031030_085823_000000422021_00136_08707_7445.N1	30-OCT-2003 08:58:23	Bright	41.500	105	6Bet Ari	2.6450	8900.0	83	8707	No
141	GOM_NL__2PRFIN20031030_090045_000000372021_00136_08707_7446.N1	30-OCT-2003 09:00:45	Bright	37.000	58	21Alp And	2.0730	11000.	74	8707	No
142	GOM_NL__2PRFIN20031030_090220_000000382021_00136_08707_7447.N1	30-OCT-2003 09:02:20	Bright	38.000	53	43Bet And	2.0480	3300.0	76	8707	No
143	GOM_NL__2PRFIN20031030_090454_000000442021_00136_08707_7448.N1	30-OCT-2003 09:04:54	Bright	43.500	73	57Gam1And	2.2600	13100.	87	8707	No
144	GOM_NL__2PRFIN20031030_090628_000000472021_00136_08707_7449.N1	30-OCT-2003 09:06:28	Bright	46.500	79	26Bet Per	2.3100	13100.	93	8707	No
145	GOM_NL__2PRFIN20031030_090812_000000352021_00136_08707_7450.N1	30-OCT-2003 09:08:12	Bright	35.000	68	18Alp Cas	2.2250	4500.0	70	8707	No
146	GOM_NL__2PRFIN20031030_090925_000000372021_00136_08707_7451.N1	30-OCT-2003 09:09:25	Bright	37.000	76	27Gam Cas	2.3000	30000.	74	8707	No
147	GOM_NL__2PRFIN20031030_091240_000000382021_00136_08707_7452.N1	30-OCT-2003 09:12:40	Bright	38.000	89	5Alp Cep	2.4510	8000.0	76	8707	No
148	GOM_NL__2PRFIN20031030_091729_000000382021_00136_08707_7453.N1	30-OCT-2003 09:17:29	Bright	37.500	49	1Alp UMi	1.9900	6300.0	75	8707	No
149	GOM_NL__2PRFIN20031030_092113_000000392021_00136_08707_7454.N1	30-OCT-2003 09:21:13	Bright	38.500	60	7Bet UMi	2.0810	3950.0	77	8707	No
150	GOM_NL__2PRFIN20031030_092539_000000422021_00136_08707_7455.N1	30-OCT-2003 09:25:39	Bright	41.500	36	50Alp UMa	1.8000	6300.0	83	8707	No
151	GOM_NL__2PRFIN20031030_093054_000000392021_00136_08707_7456.N1	30-OCT-2003 09:30:54	Bright	39.000	174	52Psi UMa	3.0040	4400.0	78	8707	No
152	GOM_NL__2PRFIN20031030_093743_000002552021_00136_08707_7457.N1	30-OCT-2003 09:37:43	Tw_i_and_stray	255.00	24	66Alp Gem	1.5800	10200.	510	8707	No
153	GOM_NL__2PRFIN20031030_094245_000002552021_00136_08707_7458.N1	30-OCT-2003 09:42:45	Straylight	255.00	17	78Bet Gem	1.1610	4500.0	510	8707	No
154	GOM_NL__2PRFIN20031030_095128_000000682021_00136_08707_7459.N1	30-OCT-2003 09:51:28	Dark	67.500	48	30Alp Hya	1.9770	4100.0	135	8707	No
155	GOM_NL__2PRFIN20031030_095704_000000392021_00136_08707_7460.N1	30-OCT-2003 09:57:04	Dark	39.000	99	Del Cen	2.5750	26000.	78	8707	No
156	GOM_NL__2PRFIN20031030_095915_000000382021_00136_08707_7461.N1	30-OCT-2003 09:59:15	Dark	38.000	129	Del Cru	2.7930	26000.	76	8707	No
157	GOM_NL__2PRFIN20031030_100139_000000382021_00137_08708_7435.N1	30-OCT-2003 10:01:39	Dark	37.500	124	The Car	2.7640	30000.	75	8708	No
158	GOM_NL__2PRFIN20031030_100722_000000652021_00137_08708_7436.N1	30-OCT-2003 10:07:22	Dark	65.000	117	Pi Pup	2.7060	3800.0	130	8708	No
159	GOM_NL__2PRFIN20031030_100922_000000492021_00137_08708_7437.N1	30-OCT-2003 10:09:22	Dark	49.000	2	Alp Car	-0.73600	7000.0	98	8708	No
160	GOM_NL__2PRFIN20031030_101122_000001022021_00137_08708_7438.N1	30-OCT-2003 10:11:22	Dark	102.00	179	24Omi2CMa	3.0320	24000.	204	8708	No

161	GOM_NL__2PRFIN20031030_101515_000000392021_00137_08708_7439.N1	30-OCT-2003 10:15:15	Dark	38.500	143	Alp Hyi	2.8570	7200.0	77	8708	No
162	GOM_NL__2PRFIN20031030_101639_000000472021_00137_08708_7440.N1	30-OCT-2003 10:16:39	Dark	47.000	9	Alp Eri	0.45300	24000.	94	8708	No
163	GOM_NL__2PRFIN20031030_102055_000002172021_00137_08708_7441.N1	30-OCT-2003 10:20:55	Straylight	217.00	1	9Alp CMa	-1.4400	11000.	434	8708	No
164	GOM_NL__2PRFIN20031030_102800_000000452021_00137_08708_7442.N1	30-OCT-2003 10:28:00	Straylight	44.500	52	16Bet Cet	2.0370	4500.0	89	8708	No
165	GOM_NL__2PRFIN20031030_103441_000000672021_00137_08708_7443.N1	30-OCT-2003 10:34:41	Bright	66.500	94	92Alp Cet	2.5260	3100.0	133	8708	No
166	GOM_NL__2PRFIN20031030_103730_000000362021_00137_08708_7444.N1	30-OCT-2003 10:37:30	Bright	36.000	140	88Gam Peg	2.8340	26000.	72	8708	No
167	GOM_NL__2PRFIN20031030_103900_000000402021_00137_08708_7445.N1	30-OCT-2003 10:39:00	Bright	40.000	105	6Bet Ari	2.6450	8900.0	80	8708	No
168	GOM_NL__2PRFIN20031030_104121_000000372021_00137_08708_7446.N1	30-OCT-2003 10:41:21	Bright	36.500	58	21Alp And	2.0730	11000.	73	8708	No
169	GOM_NL__2PRFIN20031030_104257_000000372021_00137_08708_7447.N1	30-OCT-2003 10:42:57	Bright	37.000	53	43Bet And	2.0480	3300.0	74	8708	No
170	GOM_NL__2PRFIN20031030_104531_000000382021_00137_08708_7448.N1	30-OCT-2003 10:45:31	Bright	38.000	73	57Gam1And	2.2600	13100.	76	8708	No
171	GOM_NL__2PRFIN20031030_104703_000000452021_00137_08708_7449.N1	30-OCT-2003 10:47:03	Bright	45.000	79	26Bet Per	2.3100	13100.	90	8708	No
172	GOM_NL__2PRFIN20031030_104849_000000382021_00137_08708_7450.N1	30-OCT-2003 10:48:49	Bright	37.500	68	18Alp Cas	2.2250	4500.0	75	8708	No
173	GOM_NL__2PRFIN20031030_105001_000000362021_00137_08708_7451.N1	30-OCT-2003 10:50:01	Bright	36.000	76	27Gam Cas	2.3000	30000.	72	8708	No
174	GOM_NL__2PRFIN20031030_105316_000000372021_00137_08708_7452.N1	30-OCT-2003 10:53:16	Bright	36.500	89	5Alp Cep	2.4510	8000.0	73	8708	No
175	GOM_NL__2PRFIN20031030_105805_000000372021_00137_08708_7453.N1	30-OCT-2003 10:58:05	Bright	37.000	49	1Alp UMi	1.9900	6300.0	74	8708	No
176	GOM_NL__2PRFIN20031030_110150_000000372021_00137_08708_7454.N1	30-OCT-2003 11:01:50	Bright	36.500	60	7Bet UMi	2.0810	3950.0	73	8708	No
177	GOM_NL__2PRFIN20031030_110616_000000382021_00137_08708_7455.N1	30-OCT-2003 11:06:16	Bright	37.500	36	50Alp UMa	1.8000	6300.0	75	8708	No
178	GOM_NL__2PRFIN20031030_111130_000000382021_00137_08708_7456.N1	30-OCT-2003 11:11:30	Bright	37.500	174	52Psi UMa	3.0040	4400.0	75	8708	No
179	GOM_NL__2PRFIN20031030_111820_000002552021_00137_08708_7457.N1	30-OCT-2003 11:18:20	Tw_i_and_stray	255.00	24	66Alp Gem	1.5800	10200.	510	8708	No
180	GOM_NL__2PRFIN20031030_112325_000002552021_00137_08708_7458.N1	30-OCT-2003 11:23:25	Straylight	255.00	17	78Bet Gem	1.1610	4500.0	510	8708	No
181	GOM_NL__2PRFIN20031030_113206_000000772021_00137_08708_7459.N1	30-OCT-2003 11:32:06	Dark	76.500	48	30Alp Hya	1.9770	4100.0	153	8708	No
182	GOM_NL__2PRFIN20031030_113741_000000382021_00137_08708_7460.N1	30-OCT-2003 11:37:41	Dark	37.500	99	Del Cen	2.5750	26000.	75	8708	No
183	GOM_NL__2PRFIN20031030_113951_000000382021_00137_08708_7461.N1	30-OCT-2003 11:39:51	Dark	37.500	129	Del Cru	2.7930	26000.	75	8708	No
184	GOM_NL__2PRFIN20031030_114215_000000372021_00138_08709_7435.N1	30-OCT-2003 11:42:15	Dark	36.500	124	The Car	2.7640	30000.	73	8709	No
185	GOM_NL__2PRFIN20031030_114800_000000612021_00138_08709_7436.N1	30-OCT-2003 11:48:00	Dark	60.500	117	Pi Pup	2.7060	3800.0	121	8709	No
186	GOM_NL__2PRFIN20031030_114959_000000552021_00138_08709_7437.N1	30-OCT-2003 11:49:59	Dark	55.000	2	Alp Car	-0.73600	7000.0	110	8709	No
187	GOM_NL__2PRFIN20031030_115200_000001012021_00138_08709_7438.N1	30-OCT-2003 11:52:00	Dark	100.50	179	24Omi2CMa	3.0320	24000.	201	8709	No
188	GOM_NL__2PRFIN20031030_115552_000000362021_00138_08709_7439.N1	30-OCT-2003 11:55:52	Dark	36.000	143	Alp Hyi	2.8570	7200.0	72	8709	No
189	GOM_NL__2PRFIN20031030_115716_000000462021_00138_08709_7440.N1	30-OCT-2003 11:57:16	Dark	46.000	9	Alp Eri	0.45300	24000.	92	8709	No
190	GOM_NL__2PRFIN20031030_120135_000002172021_00138_08709_7441.N1	30-OCT-2003 12:01:35	Straylight	217.00	1	9Alp CMa	-1.4400	11000.	434	8709	No
191	GOM_NL__2PRFIN20031030_120837_000000442021_00138_08709_7442.N1	30-OCT-2003 12:08:37	Straylight	44.000	52	16Bet Cet	2.0370	4500.0	88	8709	No
192	GOM_NL__2PRFIN20031030_121517_000000632021_00138_08709_7443.N1	30-OCT-2003 12:15:17	Bright	62.500	94	92Alp Cet	2.5260	3100.0	125	8709	No
193	GOM_NL__2PRFIN20031030_121806_000000362021_00138_08709_7444.N1	30-OCT-2003 12:18:06	Bright	36.000	140	88Gam Peg	2.8340	26000.	72	8709	No
194	GOM_NL__2PRFIN20031030_121936_000000392021_00138_08709_7445.N1	30-OCT-2003 12:19:36	Bright	39.000	105	6Bet Ari	2.6450	8900.0	78	8709	No
195	GOM_NL__2PRFIN20031030_122158_000000382021_00138_08709_7446.N1	30-OCT-2003 12:21:58	Bright	37.500	58	21Alp And	2.0730	11000.	75	8709	No
196	GOM_NL__2PRFIN20031030_122333_000000382021_00138_08709_7447.N1	30-OCT-2003 12:23:33	Bright	38.000	53	43Bet And	2.0480	3300.0	76	8709	No
197	GOM_NL__2PRFIN20031030_122607_000000402021_00138_08709_7448.N1	30-OCT-2003 12:26:07	Bright	40.000	73	57Gam1And	2.2600	13100.	80	8709	No
198	GOM_NL__2PRFIN20031030_122739_000000462021_00138_08709_7449.N1	30-OCT-2003 12:27:39	Bright	46.000	79	26Bet Per	2.3100	13100.	92	8709	No
199	GOM_NL__2PRFIN20031030_122925_000000372021_00138_08709_7450.N1	30-OCT-2003 12:29:25	Bright	37.000	68	18Alp Cas	2.2250	4500.0	74	8709	No
200	GOM_NL__2PRFIN20031030_123037_000000372021_00138_08709_7451.N1	30-OCT-2003 12:30:37	Bright	36.500	76	27Gam Cas	2.3000	30000.	73	8709	No
201	GOM_NL__2PRFIN20031030_123353_000000382021_00138_08709_7452.N1	30-OCT-2003 12:33:53	Bright	37.500	89	5Alp Cep	2.4510	8000.0	75	8709	No
202	GOM_NL__2PRFIN20031030_123841_000000362021_00138_08709_7453.N1	30-OCT-2003 12:38:41	Bright	36.000	49	1Alp UMi	1.9900	6300.0	72	8709	No
203	GOM_NL__2PRFIN20031030_124226_000000372021_00138_08709_7454.N1	30-OCT-2003 12:42:26	Bright	37.000	60	7Bet UMi	2.0810	3950.0	74	8709	No
204	GOM_NL__2PRFIN20031030_124652_000000402021_00138_08709_7455.N1	30-OCT-2003 12:46:52	Bright	40.000	36	50Alp UMa	1.8000	6300.0	80	8709	No
205	GOM_NL__2PRFIN20031030_125207_000000382021_00138_08709_7456.N1	30-OCT-2003 12:52:07	Bright	38.000	174	52Psi UMa	3.0040	4400.0	76	8709	No
206	GOM_NL__2PRFIN20031030_125857_000002552021_00138_08709_7457.N1	30-OCT-2003 12:58:57	Tw_i_and_stray	255.00	24	66Alp Gem	1.5800	10200.	510	8709	No
207	GOM_NL__2PRFIN20031030_130405_000002552021_00138_08709_7458.N1	30-OCT-2003 13:04:05	Straylight	255.00	17	78Bet Gem	1.1610	4500.0	510	8709	No
208	GOM_NL__2PRFIN20031030_131243_000000702021_00138_08709_7459.N1	30-OCT-2003 13:12:43	Dark	70.000	48	30Alp Hya	1.9770	4100.0	140	8709	No
209	GOM_NL__2PRFIN20031030_131817_000000392021_00138_08709_7460.N1	30-OCT-2003 13:18:17	Dark	39.000	99	Del Cen	2.5750	26000.	78	8709	No
210	GOM_NL__2PRFIN20031030_132028_000000372021_00138_08709_7461.N1	30-OCT-2003 13:20:28	Dark	37.000	129	Del Cru	2.7930	26000.	74	8709	No
211	GOM_NL__2PRFIN20031030_132252_000000372021_00139_08710_7456.N1	30-OCT-2003 13:22:52	Dark	36.500	124	The Car	2.7640	30000.	73	8710	No
212	GOM_NL__2PRFIN20031030_132837_000000592021_00139_08710_7457.N1	30-OCT-2003 13:28:37	Dark	58.500	117	Pi Pup	2.7060	3800.0	117	8710	No
213	GOM_NL__2PRFIN20031030_133036_000000512021_00139_08710_7458.N1	30-OCT-2003 13:30:36	Dark	51.000	2	Alp Car	-0.73600	7000.0	102	8710	No
214	GOM_NL__2PRFIN20031030_133239_000001022021_00139_08710_7459.N1	30-OCT-2003 13:32:39	Dark	101.50	179	24Omi2CMa	3.0320	24000.	203	8710	No
215	GOM_NL__2PRFIN20031030_133628_000000382021_00139_08710_7460.N1	30-OCT-2003 13:36:28	Dark	37.500	143	Alp Hyi	2.8570	7200.0	75	8710	No
216	GOM_NL__2PRFIN20031030_133752_000000452021_00139_08710_7461.N1	30-OCT-2003 13:37:52	Dark	45.000	9	Alp Eri	0.45300	24000.	90	8710	No
217	GOM_NL__2PRFIN20031030_134106_000000392021_00139_08710_7462.N1	30-OCT-2003 13:41:06	Straylight	39.000	157	The1Eri	2.9060	9300.0	78	8710	No
218	GOM_NL__2PRFIN20031030_134238_000000402021_00139_08710_7463.N1	30-OCT-2003 13:42:38	Straylight	39.500	84	Alp Phe	2.3970	4500.0	79	8710	No
219	GOM_NL__2PRFIN20031030_134913_000000442021_00139_08710_7464.N1	30-OCT-2003 13:49:13	Straylight	43.500	52	16Bet Cet	2.0370	4500.0	87	8710	No

220	GOM_NL__2PRFIN20031030_135553_000000572021_00139_08710_7465.N1	30-OCT-2003 13:55:53	Bright	57.000	94	92Alp Cet	2.5260	3100.0	114	8710	No
221	GOM_NL__2PRFIN20031030_135843_000000352021_00139_08710_7466.N1	30-OCT-2003 13:58:43	Bright	34.500	140	88Gam Peg	2.8340	26000.	69	8710	No
222	GOM_NL__2PRFIN20031030_140012_000000402021_00139_08710_7467.N1	30-OCT-2003 14:00:12	Bright	40.000	105	6Bet Ari	2.6450	8900.0	80	8710	No
223	GOM_NL__2PRFIN20031030_140235_000000362021_00139_08710_7468.N1	30-OCT-2003 14:02:35	Bright	36.000	58	21Alp And	2.0730	11000.	72	8710	No
224	GOM_NL__2PRFIN20031030_140409_000000352021_00139_08710_7469.N1	30-OCT-2003 14:04:09	Bright	35.000	53	43Bet And	2.0480	3300.0	70	8710	No
225	GOM_NL__2PRFIN20031030_140642_000000422021_00139_08710_7470.N1	30-OCT-2003 14:06:42	Bright	41.500	73	57Gam1And	2.2600	13100.	83	8710	No
226	GOM_NL__2PRFIN20031030_140814_000000452021_00139_08710_7471.N1	30-OCT-2003 14:08:14	Bright	44.500	79	26Bet Per	2.3100	13100.	89	8710	No
227	GOM_NL__2PRFIN20031030_141000_000000382021_00139_08710_7472.N1	30-OCT-2003 14:10:00	Bright	37.500	68	18Alp Cas	2.2250	4500.0	75	8710	No
228	GOM_NL__2PRFIN20031030_141112_000000352021_00139_08710_7473.N1	30-OCT-2003 14:11:12	Bright	34.500	76	27Gam Cas	2.3000	30000.	69	8710	No
229	GOM_NL__2PRFIN20031030_141429_000000372021_00139_08710_7474.N1	30-OCT-2003 14:14:29	Bright	37.000	89	5Alp Cep	2.4510	8000.0	74	8710	No
230	GOM_NL__2PRFIN20031030_141916_000000352021_00139_08710_7475.N1	30-OCT-2003 14:19:16	Bright	34.500	49	1Alp UMi	1.9900	6300.0	69	8710	No
231	GOM_NL__2PRFIN20031030_142301_000000362021_00139_08710_7476.N1	30-OCT-2003 14:23:01	Bright	35.500	60	7Bet UMi	2.0810	3950.0	71	8710	No
232	GOM_NL__2PRFIN20031030_142727_000000392021_00139_08710_7477.N1	30-OCT-2003 14:27:27	Bright	39.000	36	50Alp UMa	1.8000	6300.0	78	8710	No
233	GOM_NL__2PRFIN20031030_142856_000000382021_00139_08710_7478.N1	30-OCT-2003 14:28:56	Bright	37.500	32	77Eps UMa	1.7630	11000.	75	8710	No
234	GOM_NL__2PRFIN20031030_143012_000000362021_00139_08710_7479.N1	30-OCT-2003 14:30:12	Bright	35.500	39	85Eta UMa	1.8540	24000.	71	8710	No
235	GOM_NL__2PRFIN20031030_143242_000000392021_00139_08710_7480.N1	30-OCT-2003 14:32:42	Bright	38.500	174	52Psi UMa	3.0040	4400.0	77	8710	No
236	GOM_NL__2PRFIN20031030_143933_000002552021_00139_08710_7481.N1	30-OCT-2003 14:39:33	Tw_i_and_stray	255.00	24	66Alp Gem	1.5800	10200.	510	8710	No
237	GOM_NL__2PRFIN20031030_145320_000000682021_00139_08710_7482.N1	30-OCT-2003 14:53:20	Dark	68.000	48	30Alp Hya	1.9770	4100.0	136	8710	No
238	GOM_NL__2PRFIN20031030_145853_000000382021_00139_08710_7483.N1	30-OCT-2003 14:58:53	Dark	38.000	99	Del Cen	2.5750	26000.	76	8710	No
239	GOM_NL__2PRFIN20031030_150103_000000372021_00139_08710_7484.N1	30-OCT-2003 15:01:03	Dark	37.000	129	Del Cru	2.7930	26000.	74	8710	No
240	GOM_NL__2PRFIN20031030_150327_000000382021_00140_08711_7457.N1	30-OCT-2003 15:03:27	Dark	37.500	124	The Car	2.7640	30000.	75	8711	No
241	GOM_NL__2PRFIN20031030_150915_000000632021_00140_08711_7458.N1	30-OCT-2003 15:09:15	Dark	63.000	117	Pi Pup	2.7060	3800.0	126	8711	No
242	GOM_NL__2PRFIN20031030_151112_000000492021_00140_08711_7459.N1	30-OCT-2003 15:11:12	Dark	48.500	2	Alp Car	-0.73600	7000.0	97	8711	No
243	GOM_NL__2PRFIN20031030_151317_000001002021_00140_08711_7460.N1	30-OCT-2003 15:13:17	Dark	100.00	179	24Omi2CMa	3.0320	24000.	200	8711	No
244	GOM_NL__2PRFIN20031030_151704_000000362021_00140_08711_7461.N1	30-OCT-2003 15:17:04	Dark	35.500	143	Alp Hyi	2.8570	7200.0	71	8711	No
245	GOM_NL__2PRFIN20031030_151828_000000472021_00140_08711_7462.N1	30-OCT-2003 15:18:28	Dark	46.500	9	Alp Eri	0.45300	24000.	93	8711	No
246	GOM_NL__2PRFIN20031030_152141_000000412021_00140_08711_7463.N1	30-OCT-2003 15:21:41	Straylight	40.500	157	The1Eri	2.9060	9300.0	81	8711	No
247	GOM_NL__2PRFIN20031030_152314_000000412021_00140_08711_7464.N1	30-OCT-2003 15:23:14	Straylight	41.000	84	Alp Phe	2.3970	4500.0	82	8711	No
248	GOM_NL__2PRFIN20031030_152949_000000452021_00140_08711_7465.N1	30-OCT-2003 15:29:49	Straylight	45.000	52	16Bet Cet	2.0370	4500.0	90	8711	No
249	GOM_NL__2PRFIN20031030_153628_000000612021_00140_08711_7466.N1	30-OCT-2003 15:36:28	Bright	61.000	94	92Alp Cet	2.5260	3100.0	122	8711	No
250	GOM_NL__2PRFIN20031030_154047_000000402021_00140_08711_7467.N1	30-OCT-2003 15:40:47	Bright	40.000	105	6Bet Ari	2.6450	8900.0	80	8711	No
251	GOM_NL__2PRFIN20031030_154310_000000362021_00140_08711_7468.N1	30-OCT-2003 15:43:10	Bright	35.500	58	21Alp And	2.0730	11000.	71	8711	No
252	GOM_NL__2PRFIN20031030_154445_000000382021_00140_08711_7469.N1	30-OCT-2003 15:44:45	Bright	38.000	53	43Bet And	2.0480	3300.0	76	8711	No
253	GOM_NL__2PRFIN20031030_154718_000000412021_00140_08711_7470.N1	30-OCT-2003 15:47:18	Bright	40.500	73	57Gam1And	2.2600	13100.	81	8711	No
254	GOM_NL__2PRFIN20031030_154849_000000462021_00140_08711_7471.N1	30-OCT-2003 15:48:49	Bright	45.500	79	26Bet Per	2.3100	13100.	91	8711	No
255	GOM_NL__2PRFIN20031030_155037_000000372021_00140_08711_7472.N1	30-OCT-2003 15:50:37	Bright	36.500	68	18Alp Cas	2.2250	4500.0	73	8711	No
256	GOM_NL__2PRFIN20031030_155149_000000372021_00140_08711_7473.N1	30-OCT-2003 15:51:49	Bright	37.000	76	27Gam Cas	2.3000	30000.	74	8711	No
257	GOM_NL__2PRFIN20031030_155506_000000382021_00140_08711_7474.N1	30-OCT-2003 15:55:06	Bright	37.500	89	5Alp Cep	2.4510	8000.0	75	8711	No
258	GOM_NL__2PRFIN20031030_155953_000000372021_00140_08711_7475.N1	30-OCT-2003 15:59:53	Bright	36.500	49	1Alp UMi	1.9900	6300.0	73	8711	No
259	GOM_NL__2PRFIN20031030_160338_000000372021_00140_08711_7476.N1	30-OCT-2003 16:03:38	Bright	36.500	60	7Bet UMi	2.0810	3950.0	73	8711	No
260	GOM_NL__2PRFIN20031030_160803_000000392021_00140_08711_7477.N1	30-OCT-2003 16:08:03	Bright	39.000	36	50Alp UMa	1.8000	6300.0	78	8711	No
261	GOM_NL__2PRFIN20031030_160933_000000342021_00140_08711_7478.N1	30-OCT-2003 16:09:33	Bright	34.000	32	77Eps UMa	1.7630	11000.	68	8711	No
262	GOM_NL__2PRFIN20031030_161048_000000342021_00140_08711_7479.N1	30-OCT-2003 16:10:48	Bright	34.000	39	85Eta UMa	1.8540	24000.	68	8711	No
263	GOM_NL__2PRFIN20031030_161318_000000372021_00140_08711_7480.N1	30-OCT-2003 16:13:18	Bright	36.500	174	52Psi UMa	3.0040	4400.0	73	8711	No
264	GOM_NL__2PRFIN20031030_162010_000002552021_00140_08711_7481.N1	30-OCT-2003 16:20:10	Tw_i_and_stray	255.00	24	66Alp Gem	1.5800	10200.	510	8711	No
265	GOM_NL__2PRFIN20031030_163357_000000772021_00140_08711_7482.N1	30-OCT-2003 16:33:57	Dark	76.500	48	30Alp Hya	1.9770	4100.0	153	8711	No
266	GOM_NL__2PRFIN20031030_163929_000000382021_00140_08711_7483.N1	30-OCT-2003 16:39:29	Dark	37.500	99	Del Cen	2.5750	26000.	75	8711	No
267	GOM_NL__2PRFIN20031030_164140_000000362021_00140_08711_7484.N1	30-OCT-2003 16:41:40	Dark	35.500	129	Del Cru	2.7930	26000.	71	8711	No
268	GOM_NL__2PRFIN20031030_164404_000000372021_00141_08712_7457.N1	30-OCT-2003 16:44:04	Dark	36.500	124	The Car	2.7640	30000.	73	8712	No
269	GOM_NL__2PRFIN20031030_164952_000000582021_00141_08712_7458.N1	30-OCT-2003 16:49:52	Dark	58.000	117	Pi Pup	2.7060	3800.0	116	8712	No
270	GOM_NL__2PRFIN20031030_165150_000000502021_00141_08712_7459.N1	30-OCT-2003 16:51:50	Dark	50.000	2	Alp Car	-0.73600	7000.0	100	8712	No
271	GOM_NL__2PRFIN20031030_165355_000001002021_00141_08712_7460.N1	30-OCT-2003 16:53:55	Dark	100.00	179	24Omi2CMa	3.0320	24000.	200	8712	No
272	GOM_NL__2PRFIN20031030_165741_000000382021_00141_08712_7461.N1	30-OCT-2003 16:57:41	Dark	38.000	143	Alp Hyi	2.8570	7200.0	76	8712	No
273	GOM_NL__2PRFIN20031030_165904_000000482021_00141_08712_7462.N1	30-OCT-2003 16:59:04	Dark	47.500	9	Alp Eri	0.45300	24000.	95	8712	No
274	GOM_NL__2PRFIN20031030_170218_000000412021_00141_08712_7463.N1	30-OCT-2003 17:02:18	Straylight	41.000	157	The1Eri	2.9060	9300.0	82	8712	No
275	GOM_NL__2PRFIN20031030_170350_000000392021_00141_08712_7464.N1	30-OCT-2003 17:03:50	Straylight	39.000	84	Alp Phe	2.3970	4500.0	78	8712	No
276	GOM_NL__2PRFIN20031030_171026_000000432021_00141_08712_7465.N1	30-OCT-2003 17:10:26	Straylight	43.000	52	16Bet Cet	2.0370	4500.0	86	8712	No
277	GOM_NL__2PRFIN20031030_171704_000000592021_00141_08712_7466.N1	30-OCT-2003 17:17:04	Bright	58.500	94	92Alp Cet	2.5260	3100.0	117	8712	No
278	GOM_NL__2PRFIN20031030_171955_000000352021_00141_08712_7467.N1	30-OCT-2003 17:19:55	Bright	35.000	140	88Gam Peg	2.8340	26000.	70	8712	No

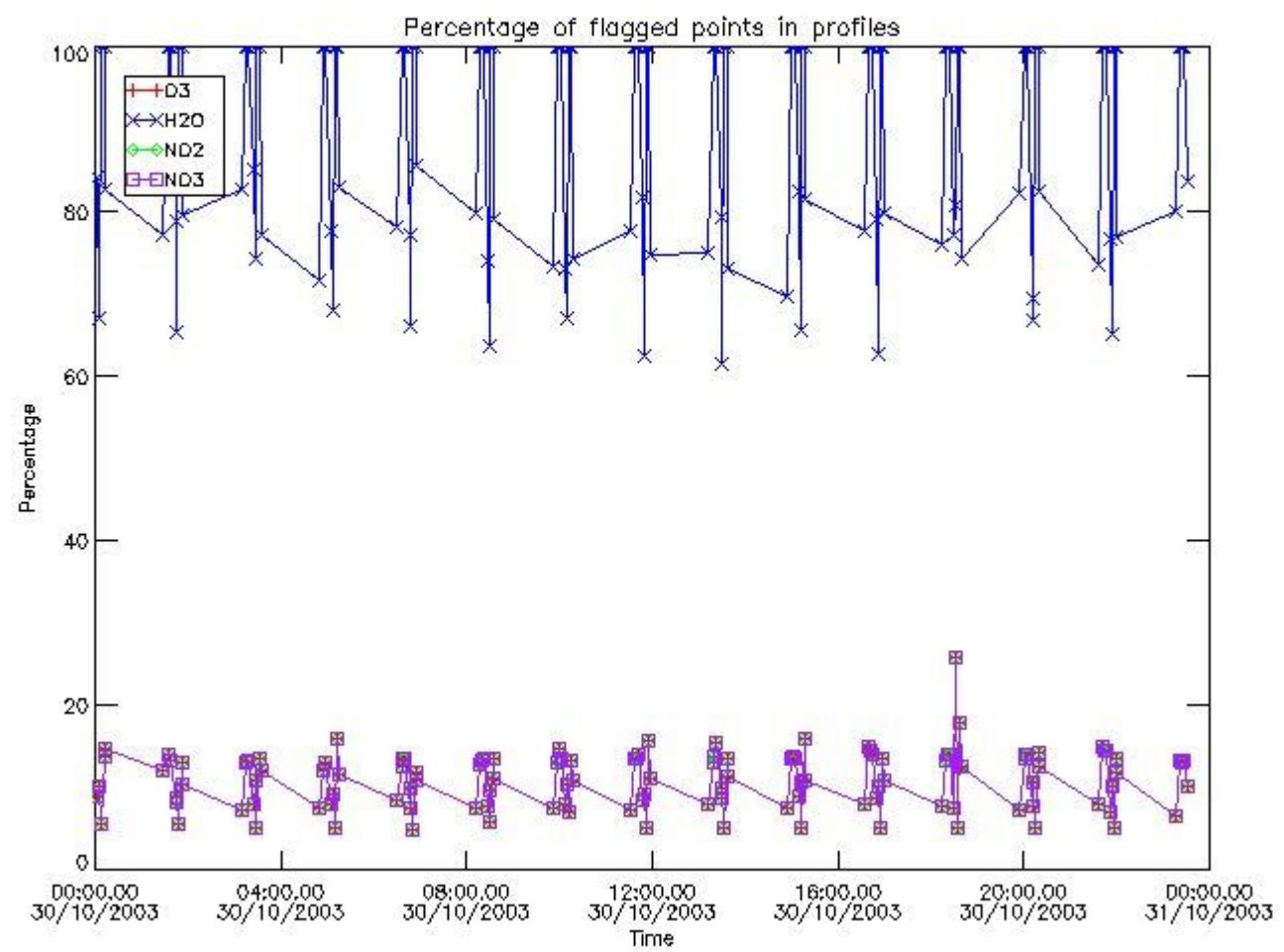
279	GOM_NL__2PRFIN20031030_172123_000000402021_00141_08712_7468.N1	30-OCT-2003 17:21:23	Bright	39.500	105	6Bet Ari	2.6450	8900.0	79	8712	No
280	GOM_NL__2PRFIN20031030_172347_000000362021_00141_08712_7469.N1	30-OCT-2003 17:23:47	Bright	36.000	58	21Alp And	2.0730	11000.	72	8712	No
281	GOM_NL__2PRFIN20031030_172521_000000372021_00141_08712_7470.N1	30-OCT-2003 17:25:21	Bright	37.000	53	43Bet And	2.0480	3300.0	74	8712	No
282	GOM_NL__2PRFIN20031030_172754_000000392021_00141_08712_7471.N1	30-OCT-2003 17:27:54	Bright	39.000	73	57Gam1And	2.2600	13100.	78	8712	No
283	GOM_NL__2PRFIN20031030_172925_000000452021_00141_08712_7472.N1	30-OCT-2003 17:29:25	Bright	44.500	79	26Bet Per	2.3100	13100.	89	8712	No
284	GOM_NL__2PRFIN20031030_173113_000000362021_00141_08712_7473.N1	30-OCT-2003 17:31:13	Bright	36.000	68	18Alp Cas	2.2250	4500.0	72	8712	No
285	GOM_NL__2PRFIN20031030_173225_000000372021_00141_08712_7474.N1	30-OCT-2003 17:32:25	Bright	36.500	76	27Gam Cas	2.3000	30000.	73	8712	No
286	GOM_NL__2PRFIN20031030_173542_000000362021_00141_08712_7475.N1	30-OCT-2003 17:35:42	Bright	36.000	89	5Alp Cep	2.4510	8000.0	72	8712	No
287	GOM_NL__2PRFIN20031030_174029_000000362021_00141_08712_7476.N1	30-OCT-2003 17:40:29	Bright	35.500	49	1Alp UMi	1.9900	6300.0	71	8712	No
288	GOM_NL__2PRFIN20031030_174415_000000382021_00141_08712_7477.N1	30-OCT-2003 17:44:15	Bright	37.500	60	7Bet UMi	2.0810	3950.0	75	8712	No
289	GOM_NL__2PRFIN20031030_174839_000000392021_00141_08712_7478.N1	30-OCT-2003 17:48:39	Bright	39.000	36	50Alp UMa	1.8000	6300.0	78	8712	No
290	GOM_NL__2PRFIN20031030_175010_000000372021_00141_08712_7479.N1	30-OCT-2003 17:50:10	Bright	37.000	32	77Eps UMa	1.7630	11000.	74	8712	No
291	GOM_NL__2PRFIN20031030_175125_000000342021_00141_08712_7480.N1	30-OCT-2003 17:51:25	Bright	33.500	39	85Eta UMa	1.8540	24000.	67	8712	No
292	GOM_NL__2PRFIN20031030_175355_000000402021_00141_08712_7481.N1	30-OCT-2003 17:53:55	Bright	39.500	174	52Psi UMa	3.0040	4400.0	79	8712	No
293	GOM_NL__2PRFIN20031030_180047_0000002552021_00141_08712_7482.N1	30-OCT-2003 18:00:47	Tw_i_and_stray	255.00	24	66Alp Gem	1.5800	10200.	510	8712	No
294	GOM_NL__2PRFIN20031030_181435_000000792021_00141_08712_7483.N1	30-OCT-2003 18:14:35	Dark	79.000	48	30Alp Hya	1.9770	4100.0	158	8712	No
295	GOM_NL__2PRFIN20031030_182005_000000392021_00141_08712_7484.N1	30-OCT-2003 18:20:05	Dark	38.500	99	Del Cen	2.5750	26000.	77	8712	No
296	GOM_NL__2PRFIN20031030_182216_000000372021_00141_08712_7485.N1	30-OCT-2003 18:22:16	Dark	36.500	129	Del Cru	2.7930	26000.	73	8712	No
297	GOM_NL__2PRFIN20031030_182440_000000372021_00142_08713_7656.N1	30-OCT-2003 18:24:40	Dark	36.500	124	The Car	2.7640	30000.	73	8713	No
298	GOM_NL__2PRFIN20031030_183030_000000752021_00142_08713_7657.N1	30-OCT-2003 18:30:30	Dark	74.500	117	Pi Pup	2.7060	3800.0	149	8713	No
299	GOM_NL__2PRFIN20031030_183227_000000642021_00142_08713_7658.N1	30-OCT-2003 18:32:27	Dark	63.500	2	Alp Car	-0.73600	7000.0	127	8713	No
300	GOM_NL__2PRFIN20031030_183434_000001022021_00142_08713_7659.N1	30-OCT-2003 18:34:34	Dark	101.50	179	24Omi2CMa	3.0320	24000.	203	8713	No
301	GOM_NL__2PRFIN20031030_183817_000000372021_00142_08713_7660.N1	30-OCT-2003 18:38:17	Dark	37.000	143	Alp Hyi	2.8570	7200.0	74	8713	No
302	GOM_NL__2PRFIN20031030_183941_000000412021_00142_08713_7661.N1	30-OCT-2003 18:39:41	Dark	40.500	9	Alp Eri	0.45300	24000.	81	8713	No
303	GOM_NL__2PRFIN20031030_184255_000000392021_00142_08713_7662.N1	30-OCT-2003 18:42:55	Straylight	38.500	157	The1Eri	2.9060	9300.0	77	8713	No
304	GOM_NL__2PRFIN20031030_184427_000000402021_00142_08713_7663.N1	30-OCT-2003 18:44:27	Straylight	39.500	84	Alp Phe	2.3970	4500.0	79	8713	No
305	GOM_NL__2PRFIN20031030_185102_000000432021_00142_08713_7664.N1	30-OCT-2003 18:51:02	Straylight	43.000	52	16Bet Cet	2.0370	4500.0	86	8713	No
306	GOM_NL__2PRFIN20031030_185740_000000672021_00142_08713_7665.N1	30-OCT-2003 18:57:40	Bright	67.000	94	92Alp Cet	2.5260	3100.0	134	8713	No
307	GOM_NL__2PRFIN20031030_190031_000000362021_00142_08713_7666.N1	30-OCT-2003 19:00:31	Bright	35.500	140	88Gam Peg	2.8340	26000.	71	8713	No
308	GOM_NL__2PRFIN20031030_190159_000000382021_00142_08713_7667.N1	30-OCT-2003 19:01:59	Bright	37.500	105	6Bet Ari	2.6450	8900.0	75	8713	No
309	GOM_NL__2PRFIN20031030_190423_000000372021_00142_08713_7668.N1	30-OCT-2003 19:04:23	Bright	36.500	58	21Alp And	2.0730	11000.	73	8713	No
310	GOM_NL__2PRFIN20031030_190557_000000382021_00142_08713_7669.N1	30-OCT-2003 19:05:57	Bright	38.000	53	43Bet And	2.0480	3300.0	76	8713	No
311	GOM_NL__2PRFIN20031030_190830_000000422021_00142_08713_7670.N1	30-OCT-2003 19:08:30	Bright	41.500	73	57Gam1And	2.2600	13100.	83	8713	No
312	GOM_NL__2PRFIN20031030_191000_000000442021_00142_08713_7671.N1	30-OCT-2003 19:10:00	Bright	44.000	79	26Bet Per	2.3100	13100.	88	8713	No
313	GOM_NL__2PRFIN20031030_191149_000000362021_00142_08713_7672.N1	30-OCT-2003 19:11:49	Bright	35.500	68	18Alp Cas	2.2250	4500.0	71	8713	No
314	GOM_NL__2PRFIN20031030_191301_000000362021_00142_08713_7673.N1	30-OCT-2003 19:13:01	Bright	36.000	76	27Gam Cas	2.3000	30000.	72	8713	No
315	GOM_NL__2PRFIN20031030_191619_000000372021_00142_08713_7674.N1	30-OCT-2003 19:16:19	Bright	37.000	89	5Alp Cep	2.4510	8000.0	74	8713	No
316	GOM_NL__2PRFIN20031030_192105_000000372021_00142_08713_7675.N1	30-OCT-2003 19:21:05	Bright	36.500	49	1Alp UMi	1.9900	6300.0	73	8713	No
317	GOM_NL__2PRFIN20031030_192451_000000362021_00142_08713_7676.N1	30-OCT-2003 19:24:51	Bright	35.500	60	7Bet UMi	2.0810	3950.0	71	8713	No
318	GOM_NL__2PRFIN20031030_192916_000000412021_00142_08713_7677.N1	30-OCT-2003 19:29:16	Bright	40.500	36	50Alp UMa	1.8000	6300.0	81	8713	No
319	GOM_NL__2PRFIN20031030_193046_000000352021_00142_08713_7678.N1	30-OCT-2003 19:30:46	Bright	34.500	32	77Eps UMa	1.7630	11000.	69	8713	No
320	GOM_NL__2PRFIN20031030_193201_000000362021_00142_08713_7679.N1	30-OCT-2003 19:32:01	Bright	35.500	39	85Eta UMa	1.8540	24000.	71	8713	No
321	GOM_NL__2PRFIN20031030_193431_000000382021_00142_08713_7680.N1	30-OCT-2003 19:34:31	Bright	37.500	174	52Psi UMa	3.0040	4400.0	75	8713	No
322	GOM_NL__2PRFIN20031030_194124_0000002552021_00142_08713_7681.N1	30-OCT-2003 19:41:24	Tw_i_and_stray	255.00	24	66Alp Gem	1.5800	10200.	510	8713	No
323	GOM_NL__2PRFIN20031030_195512_000000772021_00142_08713_7682.N1	30-OCT-2003 19:55:12	Dark	76.500	48	30Alp Hya	1.9770	4100.0	153	8713	No
324	GOM_NL__2PRFIN20031030_200042_000000382021_00142_08713_7683.N1	30-OCT-2003 20:00:42	Dark	37.500	99	Del Cen	2.5750	26000.	75	8713	No
325	GOM_NL__2PRFIN20031030_200252_000000372021_00142_08713_7684.N1	30-OCT-2003 20:02:52	Dark	36.500	129	Del Cru	2.7930	26000.	73	8713	No
326	GOM_NL__2PRFIN20031030_200517_000000372021_00143_08714_7657.N1	30-OCT-2003 20:05:17	Dark	36.500	124	The Car	2.7640	30000.	73	8714	No
327	GOM_NL__2PRFIN20031030_201107_000000662021_00143_08714_7658.N1	30-OCT-2003 20:11:07	Dark	66.000	117	Pi Pup	2.7060	3800.0	132	8714	No
328	GOM_NL__2PRFIN20031030_201304_000000492021_00143_08714_7659.N1	30-OCT-2003 20:13:04	Dark	48.500	2	Alp Car	-0.73600	7000.0	97	8714	No
329	GOM_NL__2PRFIN20031030_201512_000001022021_00143_08714_7660.N1	30-OCT-2003 20:15:12	Dark	101.50	179	24Omi2CMa	3.0320	24000.	203	8714	No
330	GOM_NL__2PRFIN20031030_201854_000000362021_00143_08714_7661.N1	30-OCT-2003 20:18:54	Dark	36.000	143	Alp Hyi	2.8570	7200.0	72	8714	No
331	GOM_NL__2PRFIN20031030_202017_000000412021_00143_08714_7662.N1	30-OCT-2003 20:20:17	Dark	40.500	9	Alp Eri	0.45300	24000.	81	8714	No
332	GOM_NL__2PRFIN20031030_202331_000000412021_00143_08714_7663.N1	30-OCT-2003 20:23:31	Straylight	41.000	157	The1Eri	2.9060	9300.0	82	8714	No
333	GOM_NL__2PRFIN20031030_202503_000000412021_00143_08714_7664.N1	30-OCT-2003 20:25:03	Straylight	41.000	84	Alp Phe	2.3970	4500.0	82	8714	No
334	GOM_NL__2PRFIN20031030_203138_000000442021_00143_08714_7665.N1	30-OCT-2003 20:31:38	Straylight	43.500	52	16Bet Cet	2.0370	4500.0	87	8714	No
335	GOM_NL__2PRFIN20031030_203816_000000642021_00143_08714_7666.N1	30-OCT-2003 20:38:16	Bright	63.500	94	92Alp Cet	2.5260	3100.0	127	8714	No
336	GOM_NL__2PRFIN20031030_204108_000000352021_00143_08714_7667.N1	30-OCT-2003 20:41:08	Bright	35.000	140	88Gam Peg	2.8340	26000.	70	8714	No
337	GOM_NL__2PRFIN20031030_204235_000000382021_00143_08714_7668.N1	30-OCT-2003 20:42:35	Bright	38.000	105	6Bet Ari	2.6450	8900.0	76	8714	No

338	GOM_NL__2PRFIN20031030_204500_000000352021_00143_08714_7669.N1	30-OCT-2003 20:45:00	Bright	34.500	58	21Alp And	2.0730	11000.	69	8714	No
339	GOM_NL__2PRFIN20031030_204634_000000362021_00143_08714_7670.N1	30-OCT-2003 20:46:34	Bright	36.000	53	43Bet And	2.0480	3300.0	72	8714	No
340	GOM_NL__2PRFIN20031030_204906_000000402021_00143_08714_7671.N1	30-OCT-2003 20:49:06	Bright	39.500	73	57Gam1And	2.2600	13100.	79	8714	No
341	GOM_NL__2PRFIN20031030_205036_000000452021_00143_08714_7672.N1	30-OCT-2003 20:50:36	Bright	44.500	79	26Bet Per	2.3100	13100.	89	8714	No
342	GOM_NL__2PRFIN20031030_205225_000000362021_00143_08714_7673.N1	30-OCT-2003 20:52:25	Bright	36.000	68	18Alp Cas	2.2250	4500.0	72	8714	No
343	GOM_NL__2PRFIN20031030_205338_000000362021_00143_08714_7674.N1	30-OCT-2003 20:53:38	Bright	36.000	76	27Gam Cas	2.3000	30000.	72	8714	No
344	GOM_NL__2PRFIN20031030_205655_000000362021_00143_08714_7675.N1	30-OCT-2003 20:56:55	Bright	35.500	89	5Alp Cep	2.4510	8000.0	71	8714	No
345	GOM_NL__2PRFIN20031030_210142_000000362021_00143_08714_7676.N1	30-OCT-2003 21:01:42	Bright	36.000	49	1Alp UMi	1.9900	6300.0	72	8714	No
346	GOM_NL__2PRFIN20031030_210527_000000372021_00143_08714_7677.N1	30-OCT-2003 21:05:27	Bright	36.500	60	7Bet UMi	2.0810	3950.0	73	8714	No
347	GOM_NL__2PRFIN20031030_210952_000000352021_00143_08714_7678.N1	30-OCT-2003 21:09:52	Bright	35.000	36	50Alp UMa	1.8000	6300.0	70	8714	No
348	GOM_NL__2PRFIN20031030_211122_000000332021_00143_08714_7679.N1	30-OCT-2003 21:11:22	Bright	32.500	32	77Eps UMa	1.7630	11000.	65	8714	No
349	GOM_NL__2PRFIN20031030_211238_000000342021_00143_08714_7680.N1	30-OCT-2003 21:12:38	Bright	33.500	39	85Eta UMa	1.8540	24000.	67	8714	No
350	GOM_NL__2PRFIN20031030_211507_000000392021_00143_08714_7681.N1	30-OCT-2003 21:15:07	Bright	38.500	174	52Psi UMa	3.0040	4400.0	77	8714	No
351	GOM_NL__2PRFIN20031030_212201_000002552021_00143_08714_7682.N1	30-OCT-2003 21:22:01	Tw_i_and_stray	255.00	24	66Alp Gem	1.5800	10200.	510	8714	No
352	GOM_NL__2PRFIN20031030_213550_000000652021_00143_08714_7683.N1	30-OCT-2003 21:35:50	Dark	64.500	48	30Alp Hya	1.9770	4100.0	129	8714	No
353	GOM_NL__2PRFIN20031030_214118_000000382021_00143_08714_7684.N1	30-OCT-2003 21:41:18	Dark	37.500	99	Del Cen	2.5750	26000.	75	8714	No
354	GOM_NL__2PRFIN20031030_214328_000000362021_00143_08714_7685.N1	30-OCT-2003 21:43:28	Dark	35.500	129	Del Cru	2.7930	26000.	71	8714	No
355	GOM_NL__2PRFIN20031030_214553_000000362021_00144_08715_7460.N1	30-OCT-2003 21:45:53	Dark	35.500	124	The Car	2.7640	30000.	71	8715	No
356	GOM_NL__2PRFIN20031030_215143_000000742021_00144_08715_7461.N1	30-OCT-2003 21:51:43	Dark	73.500	117	Pi Pup	2.7060	3800.0	147	8715	No
357	GOM_NL__2PRFIN20031030_215338_000000512021_00144_08715_7462.N1	30-OCT-2003 21:53:38	Dark	50.500	2	Alp Car	-0.73600	7000.0	101	8715	No
358	GOM_NL__2PRFIN20031030_215549_000000992021_00144_08715_7463.N1	30-OCT-2003 21:55:49	Dark	99.000	179	24Omi2CMa	3.0320	24000.	198	8715	No
359	GOM_NL__2PRFIN20031030_215927_000000382021_00144_08715_7464.N1	30-OCT-2003 21:59:27	Dark	38.000	143	Alp Hyi	2.8570	7200.0	76	8715	No
360	GOM_NL__2PRFIN20031030_220051_000000432021_00144_08715_7465.N1	30-OCT-2003 22:00:51	Dark	43.000	9	Alp Eri	0.45300	24000.	86	8715	No
361	GOM_NL__2PRFIN20031030_220534_000002052021_00144_08715_7466.N1	30-OCT-2003 22:05:34	Straylight	205.00	1	9Alp CMa	-1.4400	11000.	410	8715	No
362	GOM_NL__2PRFIN20031030_221212_000000452021_00144_08715_7467.N1	30-OCT-2003 22:12:12	Straylight	45.000	52	16Bet Cet	2.0370	4500.0	90	8715	No
363	GOM_NL__2PRFIN20031030_221849_000000612021_00144_08715_7468.N1	30-OCT-2003 22:18:49	Bright	61.000	94	92Alp Cet	2.5260	3100.0	122	8715	No
364	GOM_NL__2PRFIN20031030_222141_000000382021_00144_08715_7469.N1	30-OCT-2003 22:21:41	Bright	37.500	140	88Gam Peg	2.8340	26000.	75	8715	No
365	GOM_NL__2PRFIN20031030_222308_000000412021_00144_08715_7470.N1	30-OCT-2003 22:23:08	Bright	41.000	105	6Bet Ari	2.6450	8900.0	82	8715	No
366	GOM_NL__2PRFIN20031030_222533_000000382021_00144_08715_7471.N1	30-OCT-2003 22:25:33	Bright	38.000	58	21Alp And	2.0730	11000.	76	8715	No
367	GOM_NL__2PRFIN20031030_222706_000000402021_00144_08715_7472.N1	30-OCT-2003 22:27:06	Bright	39.500	53	43Bet And	2.0480	3300.0	79	8715	No
368	GOM_NL__2PRFIN20031030_222939_000000402021_00144_08715_7473.N1	30-OCT-2003 22:29:39	Bright	39.500	73	57Gam1And	2.2600	13100.	79	8715	No
369	GOM_NL__2PRFIN20031030_223108_000000452021_00144_08715_7474.N1	30-OCT-2003 22:31:08	Bright	44.500	79	26Bet Per	2.3100	13100.	89	8715	No
370	GOM_NL__2PRFIN20031030_223258_000000372021_00144_08715_7475.N1	30-OCT-2003 22:32:58	Bright	37.000	68	18Alp Cas	2.2250	4500.0	74	8715	No
371	GOM_NL__2PRFIN20031030_223410_000000392021_00144_08715_7476.N1	30-OCT-2003 22:34:10	Bright	38.500	76	27Gam Cas	2.3000	30000.	77	8715	No
372	GOM_NL__2PRFIN20031030_223730_000000382021_00144_08715_7477.N1	30-OCT-2003 22:37:30	Bright	38.000	89	5Alp Cep	2.4510	8000.0	76	8715	No
373	GOM_NL__2PRFIN20031030_224215_000000382021_00144_08715_7478.N1	30-OCT-2003 22:42:15	Bright	38.000	49	1Alp UMi	1.9900	6300.0	76	8715	No
374	GOM_NL__2PRFIN20031030_224600_000000412021_00144_08715_7479.N1	30-OCT-2003 22:46:00	Bright	40.500	60	7Bet UMi	2.0810	3950.0	81	8715	No
375	GOM_NL__2PRFIN20031030_225025_000000382021_00144_08715_7480.N1	30-OCT-2003 22:50:25	Bright	37.500	36	50Alp UMa	1.8000	6300.0	75	8715	No
376	GOM_NL__2PRFIN20031030_225155_000000392021_00144_08715_7481.N1	30-OCT-2003 22:51:55	Bright	39.000	32	77Eps UMa	1.7630	11000.	78	8715	No
377	GOM_NL__2PRFIN20031030_225311_000000382021_00144_08715_7482.N1	30-OCT-2003 22:53:11	Bright	37.500	39	85Eta UMa	1.8540	24000.	75	8715	No
378	GOM_NL__2PRFIN20031030_225540_000000402021_00144_08715_7483.N1	30-OCT-2003 22:55:40	Bright	40.000	174	52Psi UMa	3.0040	4400.0	80	8715	No
379	GOM_NL__2PRFIN20031030_230237_000002552021_00144_08715_7484.N1	30-OCT-2003 23:02:37	Tw_i_and_stray	255.00	24	66Alp Gem	1.5800	10200.	510	8715	No
380	GOM_NL__2PRFIN20031030_231625_000000782021_00144_08715_7485.N1	30-OCT-2003 23:16:25	Dark	78.000	48	30Alp Hya	1.9770	4100.0	156	8715	No
381	GOM_NL__2PRFIN20031030_232152_000000432021_00144_08715_7486.N1	30-OCT-2003 23:21:52	Dark	42.500	99	Del Cen	2.5750	26000.	85	8715	No
382	GOM_NL__2PRFIN20031030_232402_000000392021_00144_08715_7487.N1	30-OCT-2003 23:24:02	Dark	39.000	129	Del Cru	2.7930	26000.	78	8715	No
383	GOM_NL__2PRFIN20031030_232627_000000392021_00145_08716_7457.N1	30-OCT-2003 23:26:27	Dark	38.500	124	The Car	2.7640	30000.	77	8716	No
384	GOM_NL__2PRFIN20031030_233220_000000552021_00145_08716_7458.N1	30-OCT-2003 23:32:20	Dark	54.500	117	Pi Pup	2.7060	3800.0	109	8716	No

3. Quality information per product

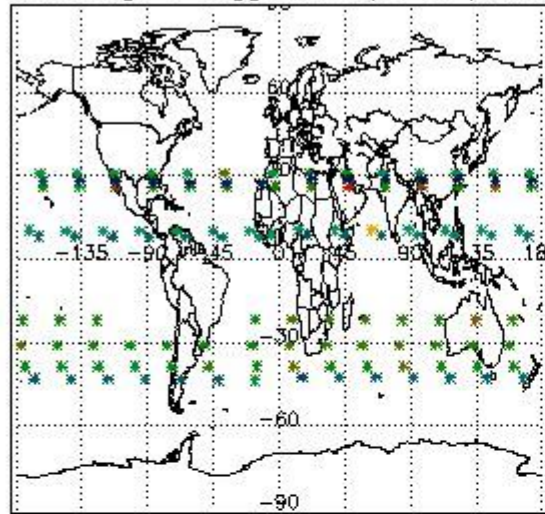
In this section it is plotted some information contained in the Quality Summary data set of the level 2 products. Only products in dark limb conditions and without errors (error flag in the MPH set to "0") are used.

3.1 Plot quality information per product (time dependant)

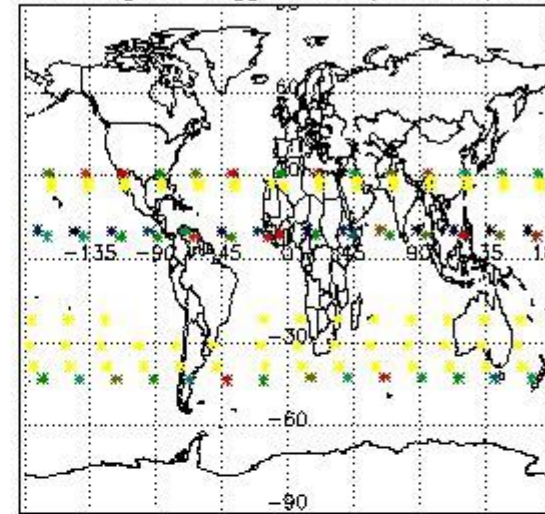


3.2 Plot quality information per product (world map)

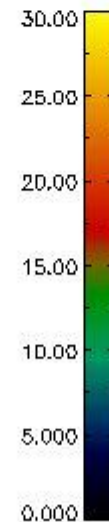
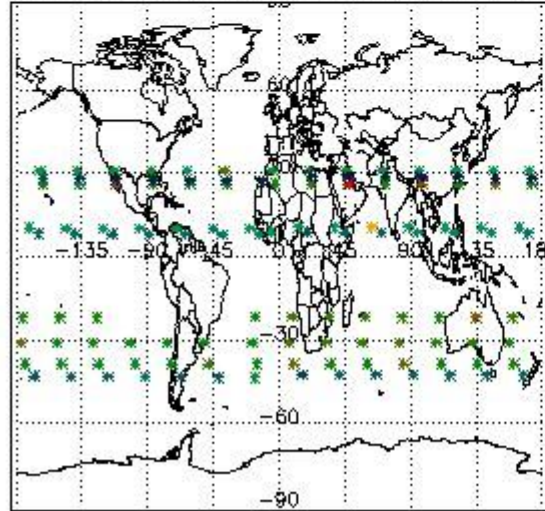
Percentage of flagged data per O3 profile



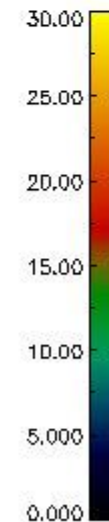
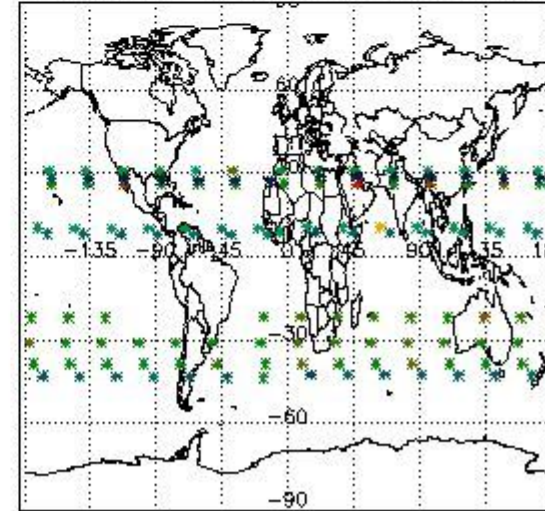
Percentage of flagged data per H2O profile



Percentage of flagged data per NO2 profile



Percentage of flagged data per NO3 profile

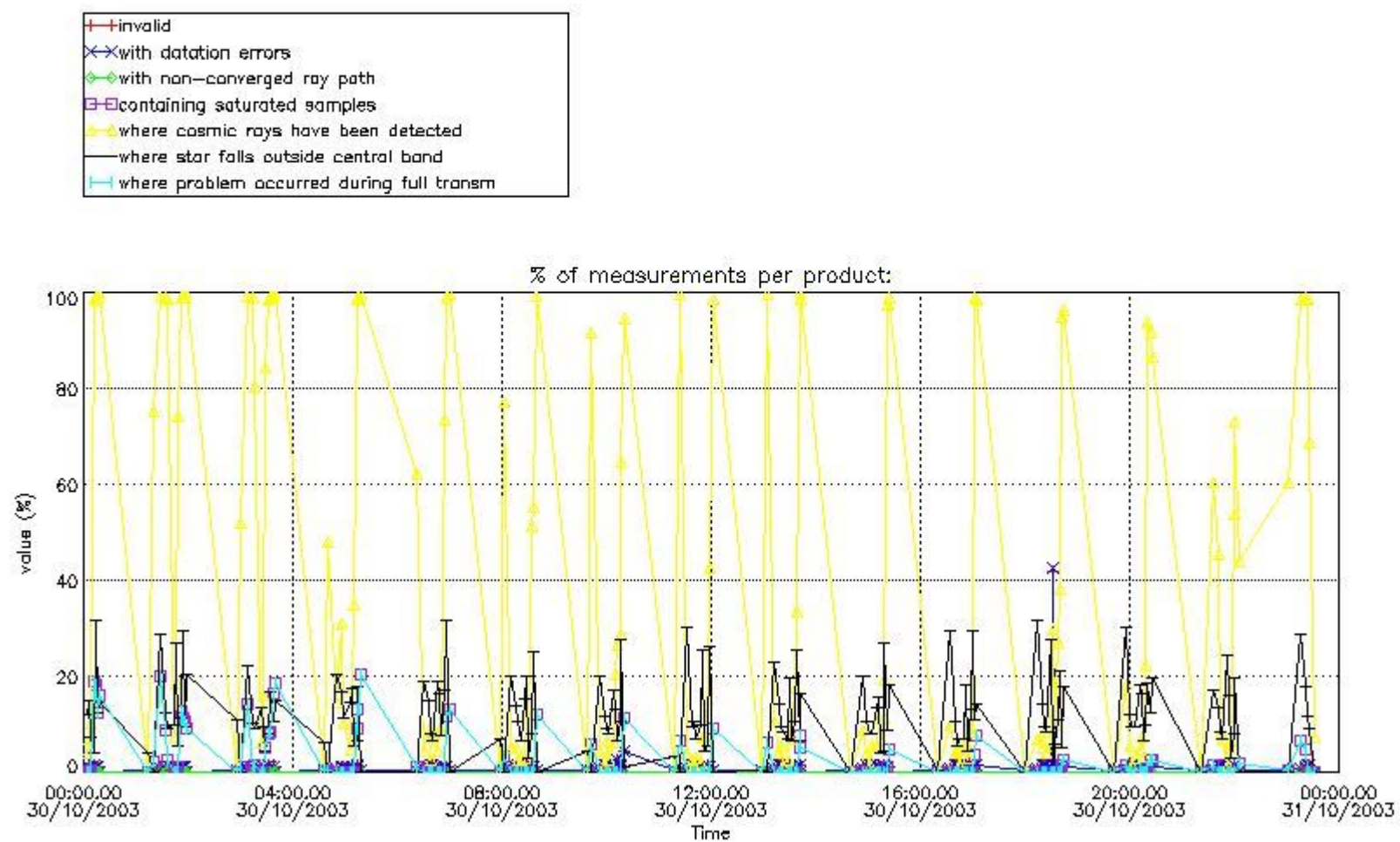


4. Level 1 quality information per product

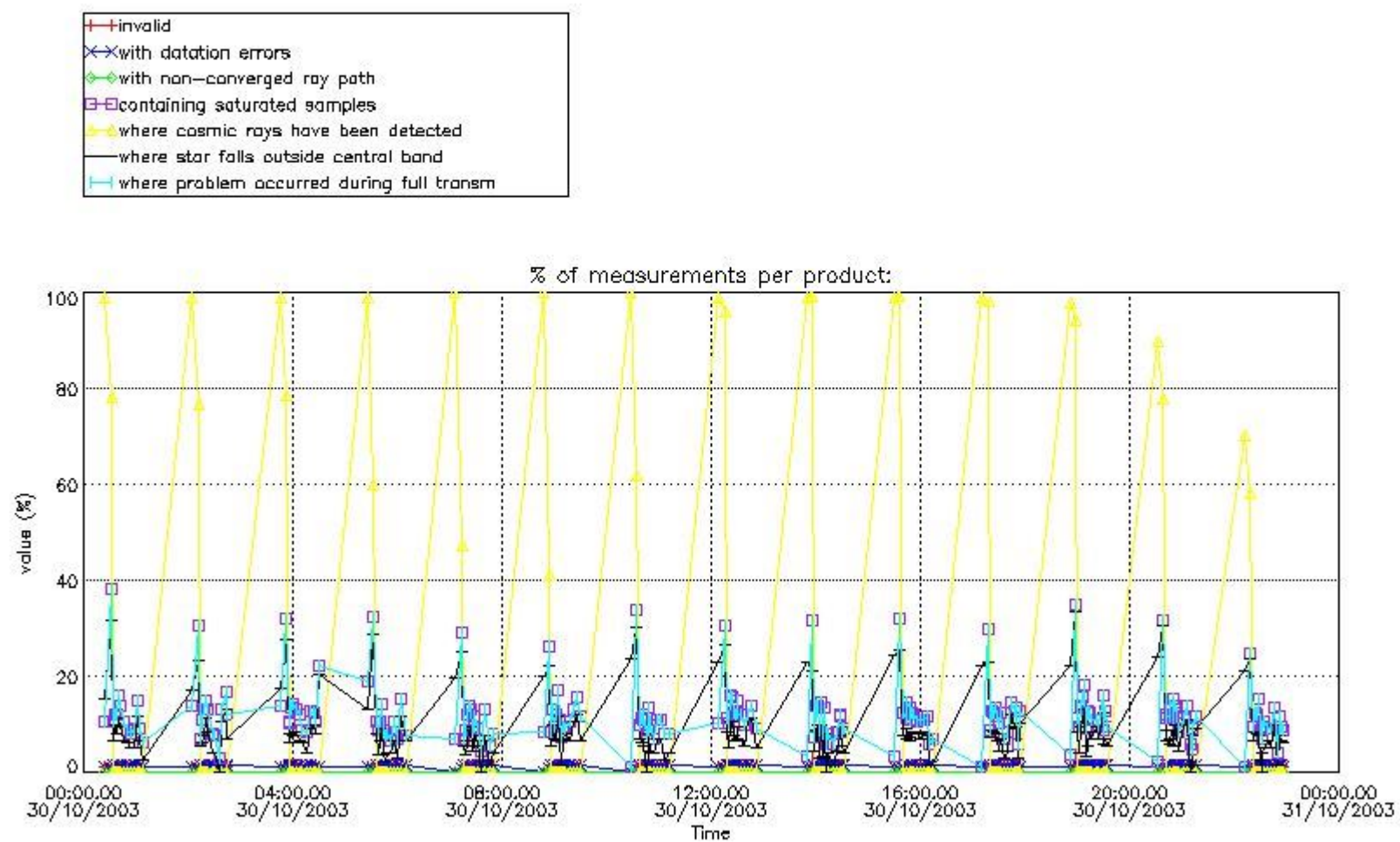
In this section it is plotted some information contained in the Quality Summary data set of the level 2 products that comes from the level 1b processing. Products without errors (error flag in the MPH set to "0") are used.

4.1 Plot quality information per product (time dependant) coming from level 1b processing

4.1.1 Plot level 1 quality information per product (time dependant): ENVISAT ASCENDING passes



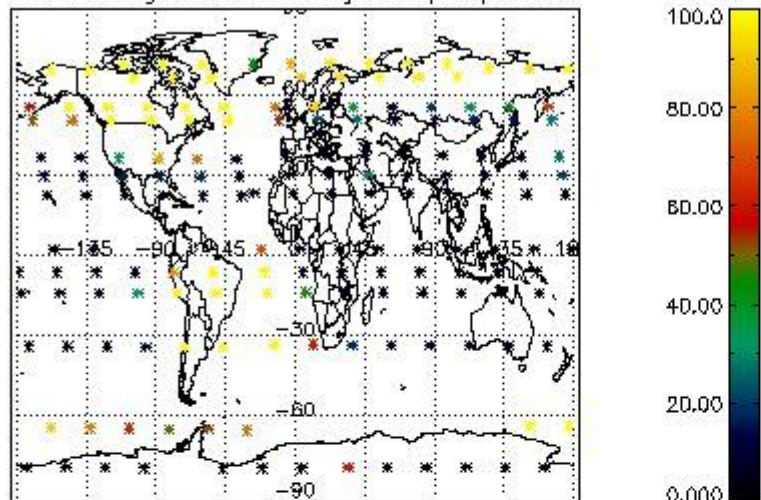
4.1.2 Plot level 1 quality information per product (time dependant): ENVI SAT DESCENDING passes



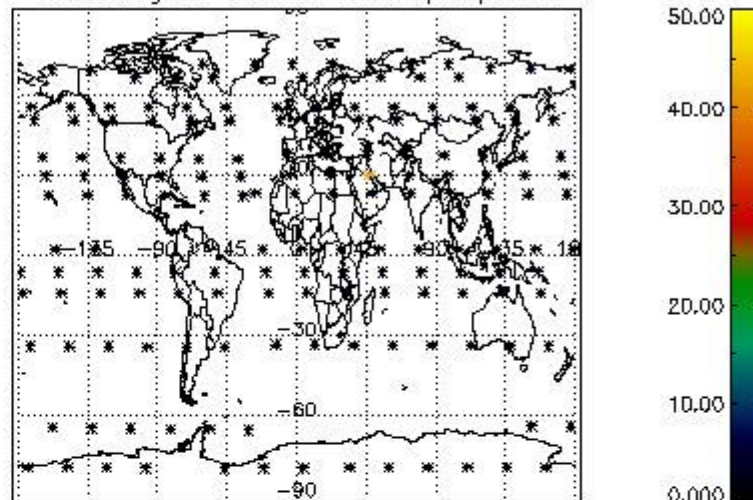
4.2 Plot quality information per product coming from level 1b processing (world map)

4.2.1 Plot level 1 quality information per product (world map): ENVISAT ASCENDING passes

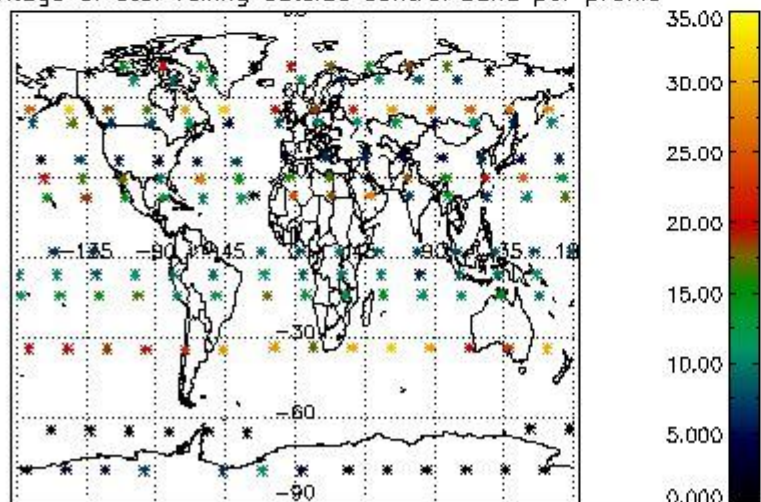
Percentage of cosmic ray hits per profile



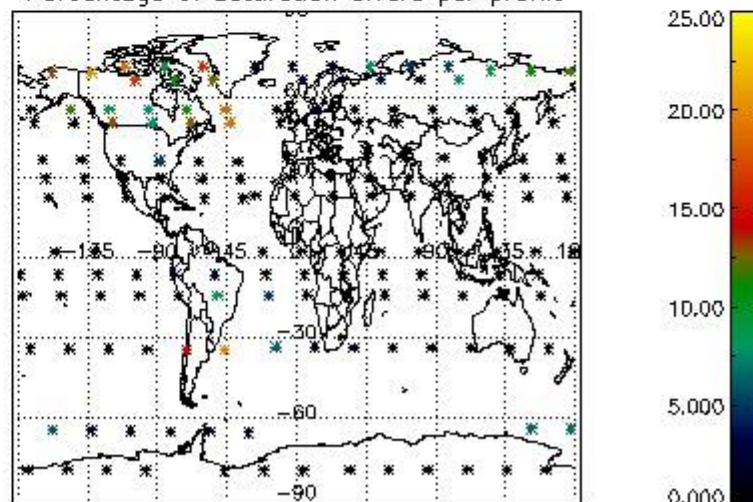
Percentage of datation errors per profile



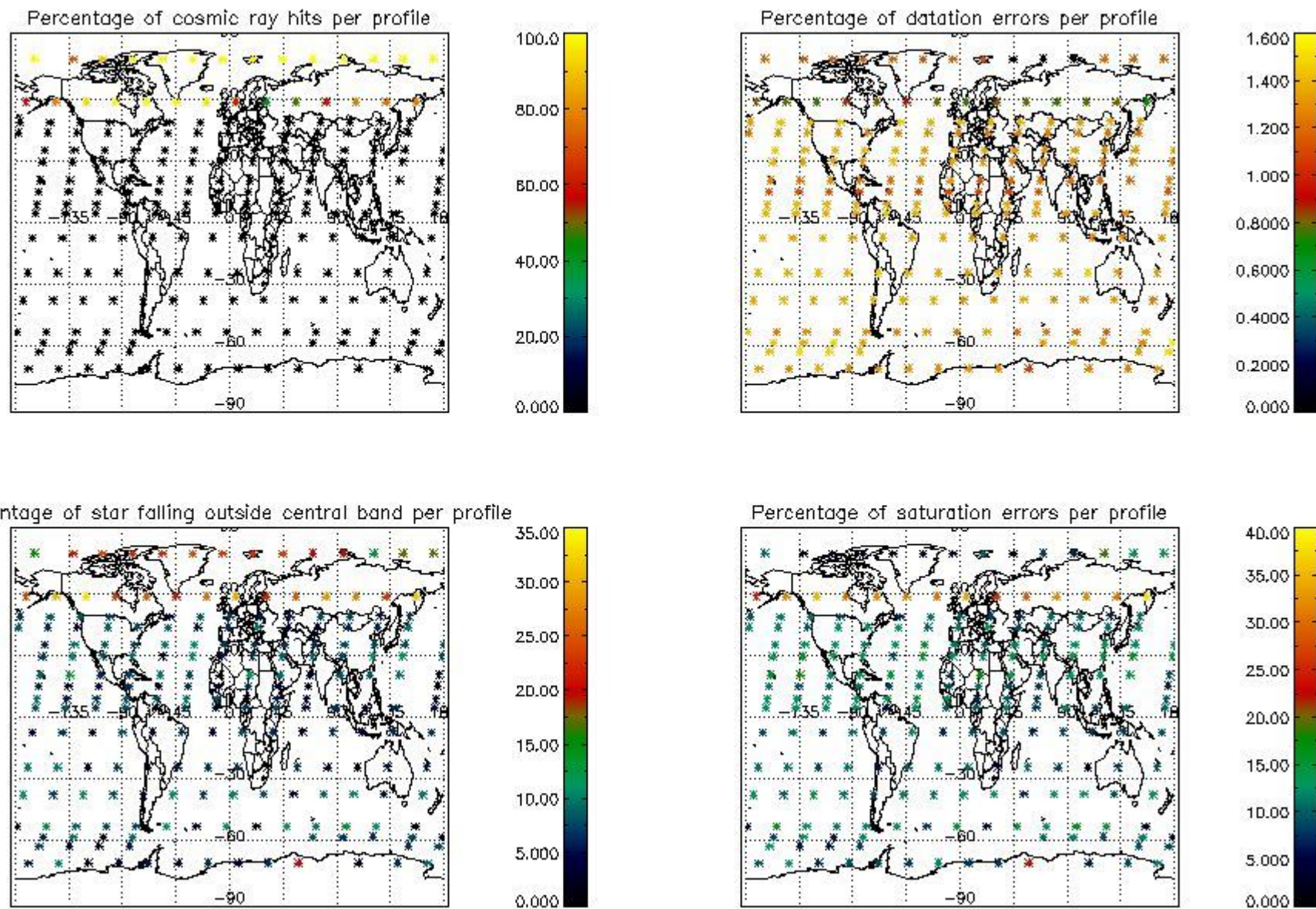
Percentage of star falling outside central band per profile



Percentage of saturation errors per profile



4.2.2 Plot level 1 quality information per product (world map): ENVISAT DESCENDING passes



5. Trace gas profiles

5.1 Ozone statistics based on quality of products

The final quality of the products can be "measured" using the STD (Standard Deviation) attached to every point profile. This information is written to the parameter GOM_NL__2P/NL_LOCAL_SPECIES_DENSITY/o3_std of the level 2 products. The table below shows the statistics for given STD ranges.

The statistics are given with respect to the overall valid production:

- Products without fatal errors: GOM_NL__2P/MPH/PRODUCT_ERR=0
- Valid point profile: GOM_NL__2P/NL_LOCAL_SPECIES_DENSITY/pcd(0)=0

The 'Criteria' is applied to valid points of dark limb products:

- Products in dark limb illumination condition: GOM_NL__2P/NL_SUMMARY_QUALITY/obs_ill_cond=0
- Products without fatal errors: GOM_NL__2P/MPH/PRODUCT_ERR=0
- Valid point profile: GOM_NL__2P/NL_LOCAL_SPECIES_DENSITY/pcd(0)=0

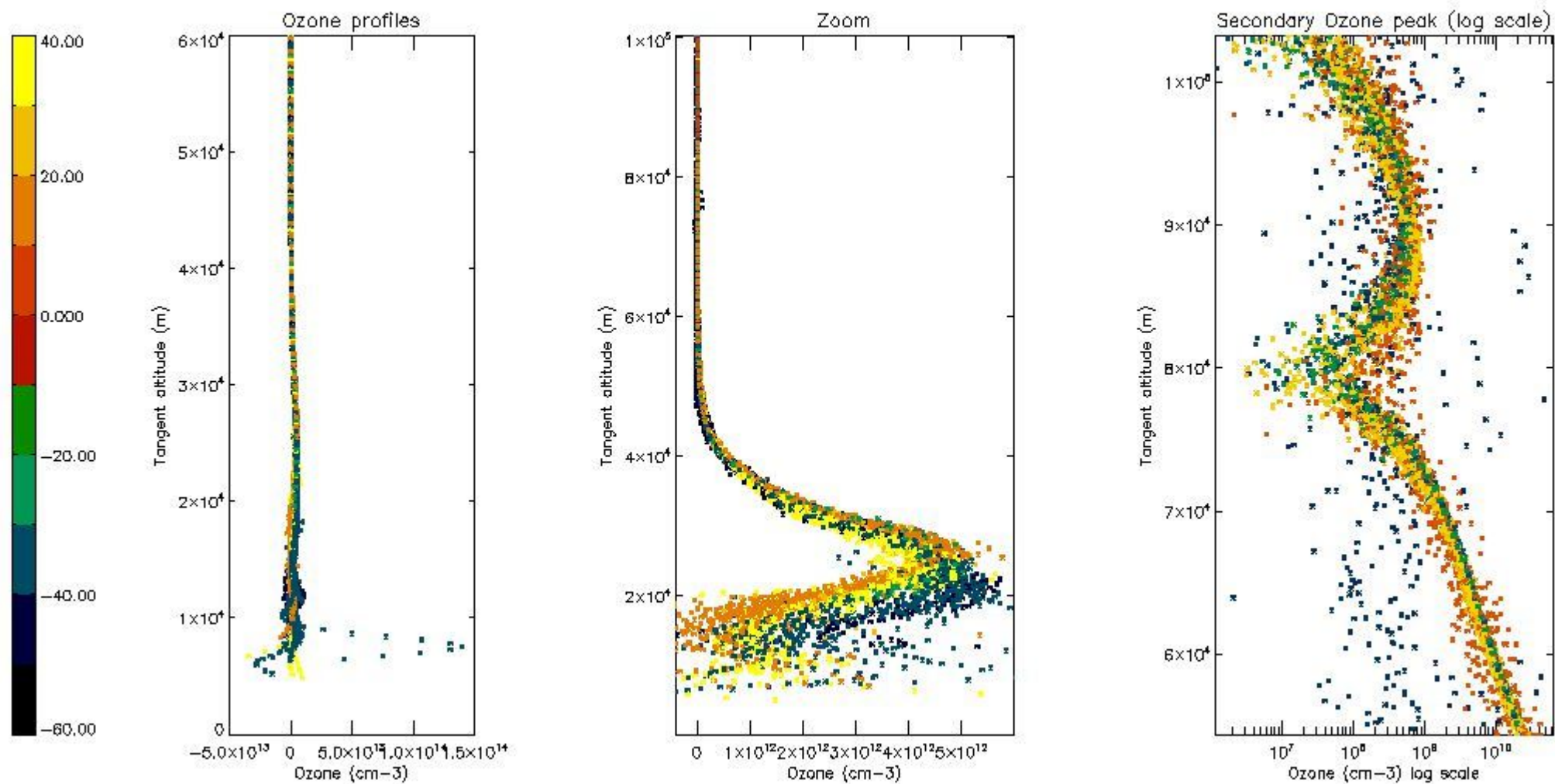
So, the table below shows the percentage of dark limb and valid observations for each criteria with respect to the overall valid daily observations.

Criteria	% of total production
All STD	30
STD < 20	17

STD < 10	15
STD < 5	11

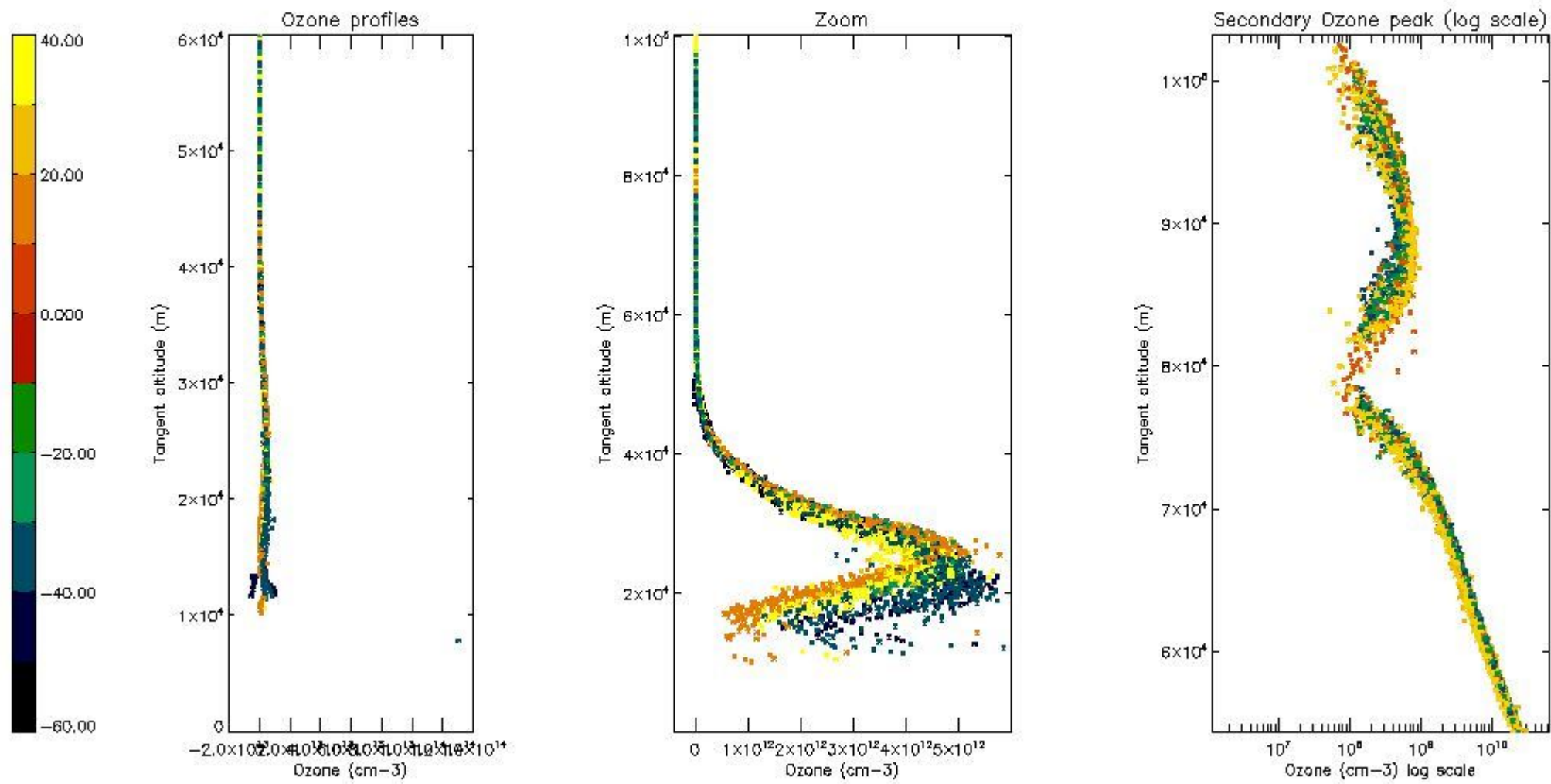
5.2 Plot ozone profiles for all STD (dark without errors)

The colorbar represents the latitude.



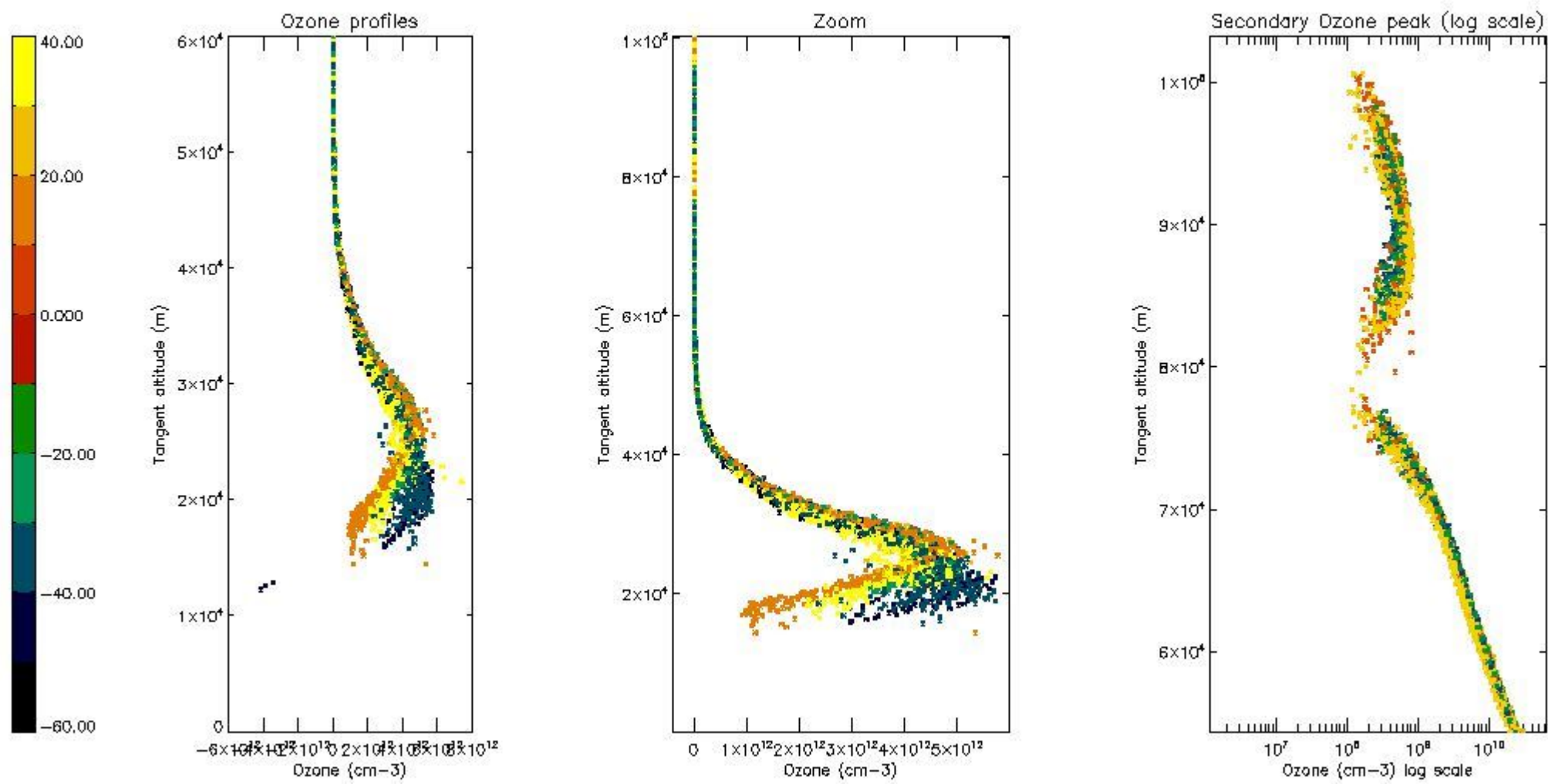
5.3 Plot ozone profiles where STD < 20% (dark without errors)

The colorbar represents the latitude.



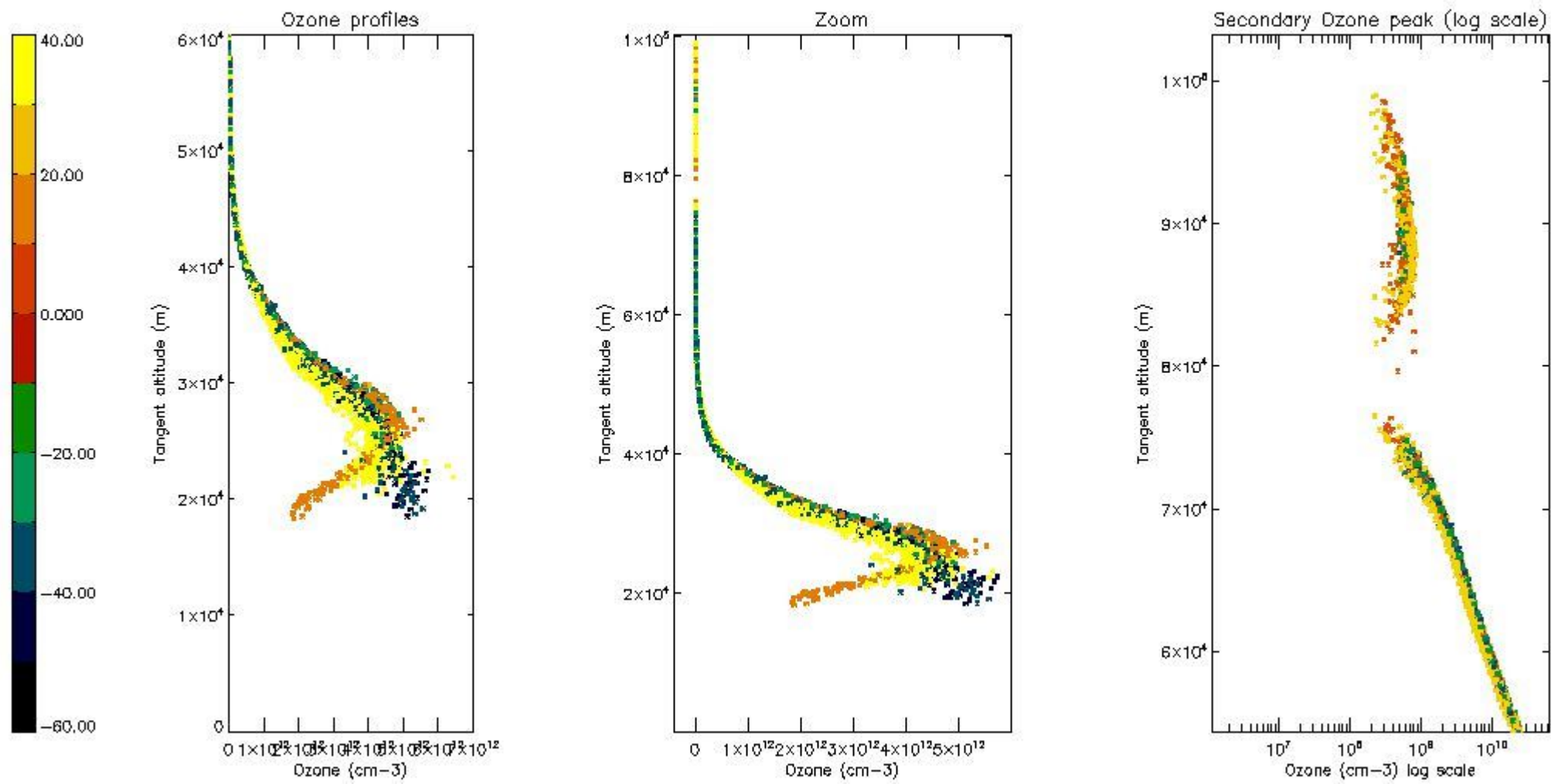
5.4 Plot ozone profiles where STD < 10% (dark without errors)

The colorbar represents the latitude.



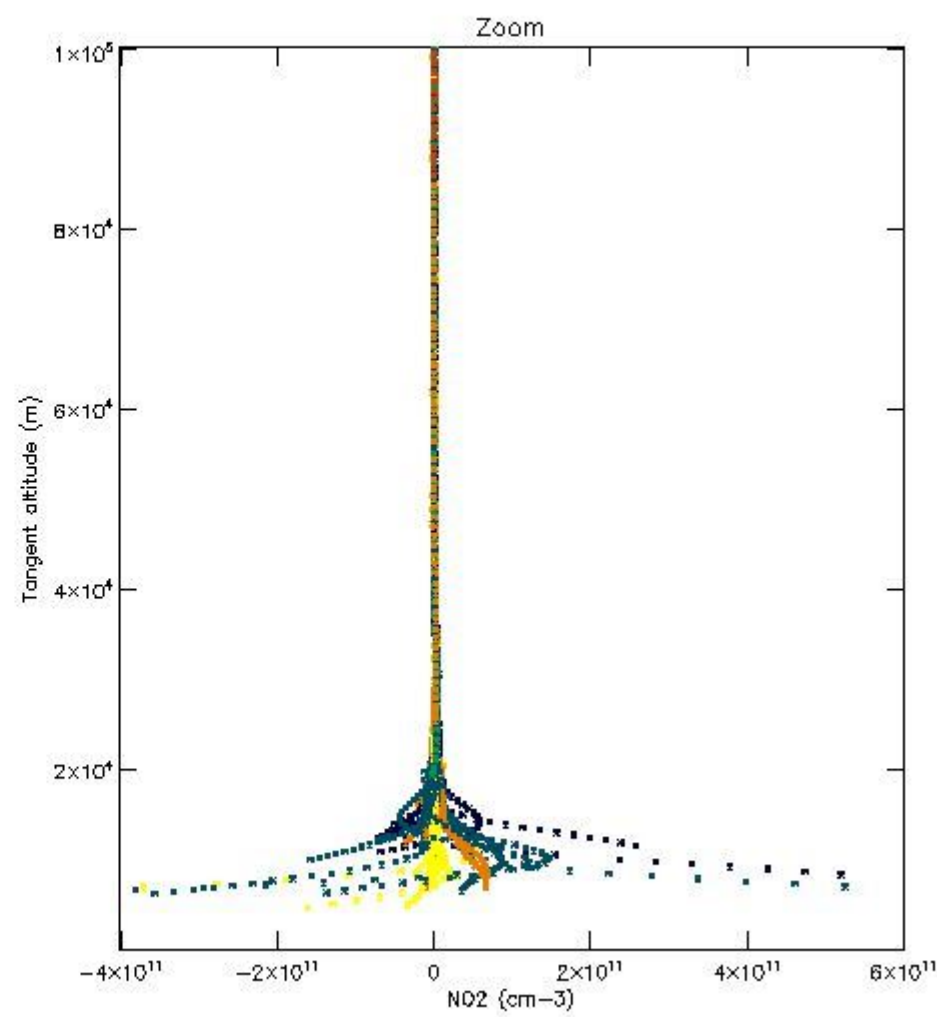
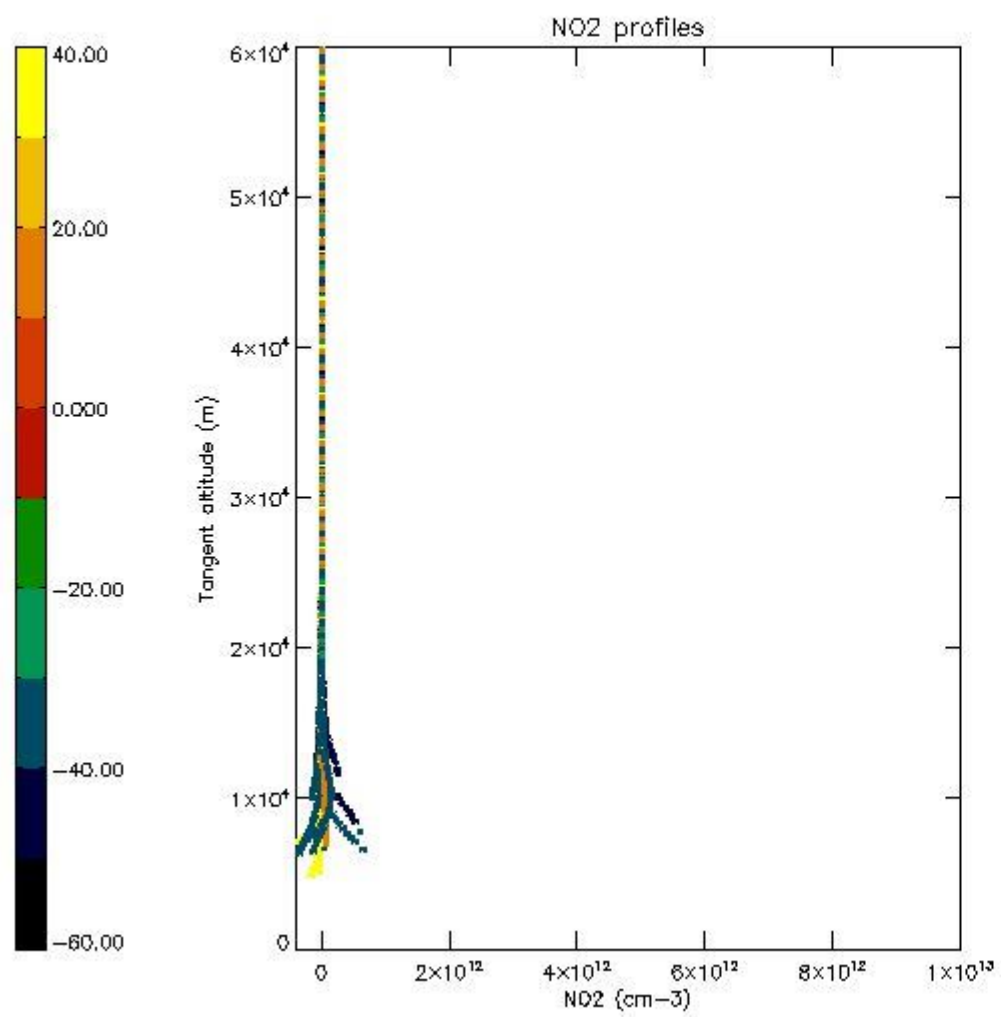
5.5 Plot ozone profiles where STD < 5% (dark without errors)

The colorbar represents the latitude.



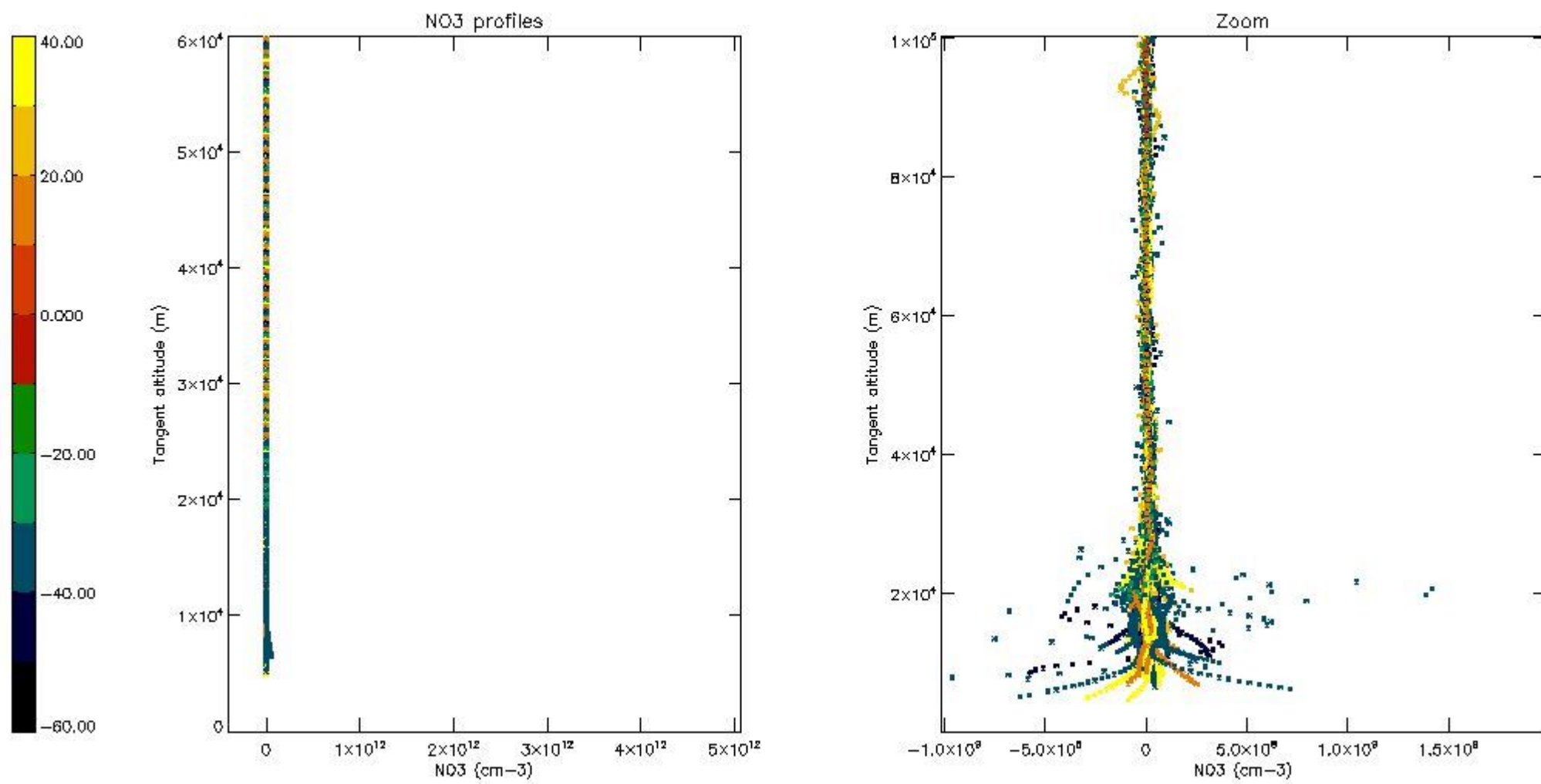
5.6 Plot NO₂ profiles for all STD (dark without errors)

The colorbar represents the latitude.



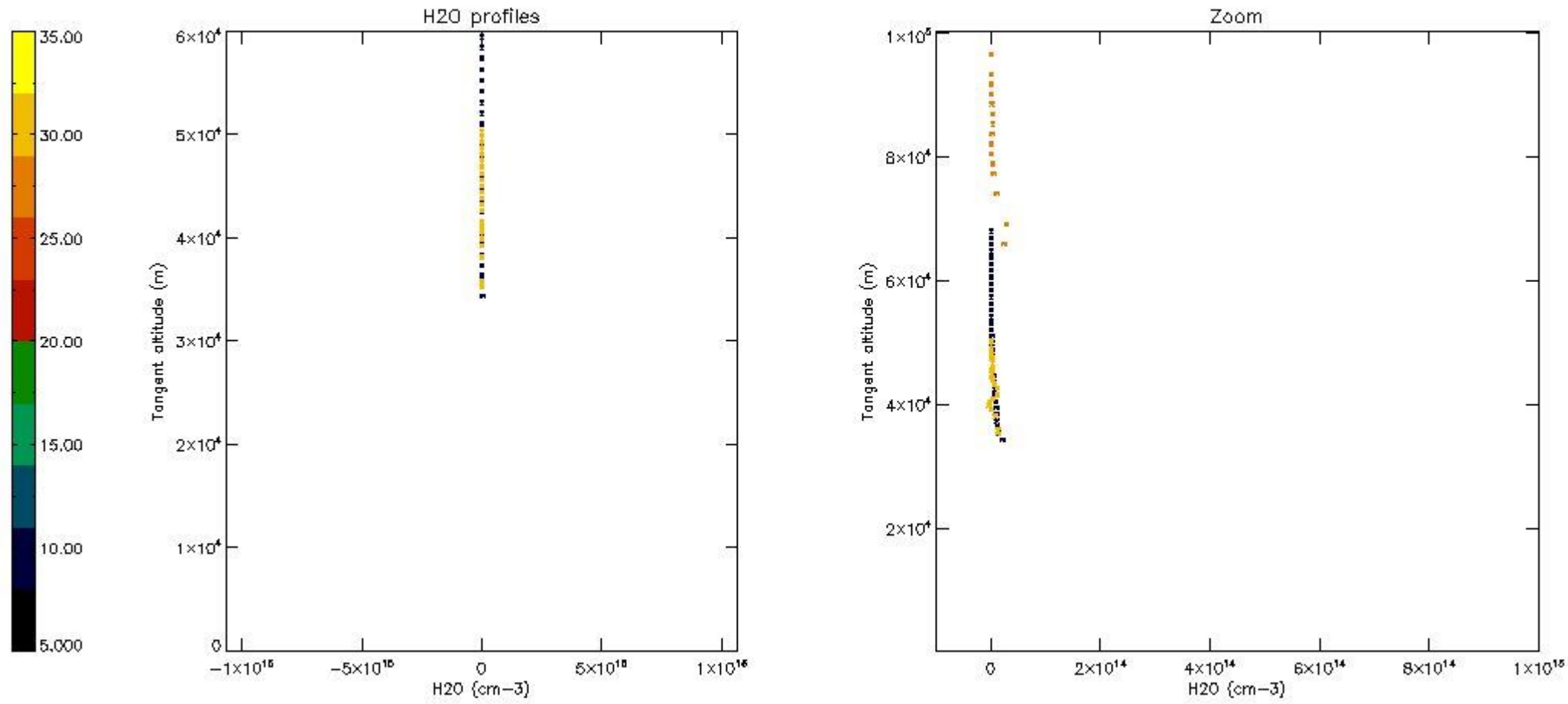
5.7 Plot NO3 profiles for all STD (dark without errors)

The colorbar represents the latitude.



5.8 Plot H2O profiles for all STD (only for occultations of stars 1,2,3,4,13,14,16,26,63 dark without errors)

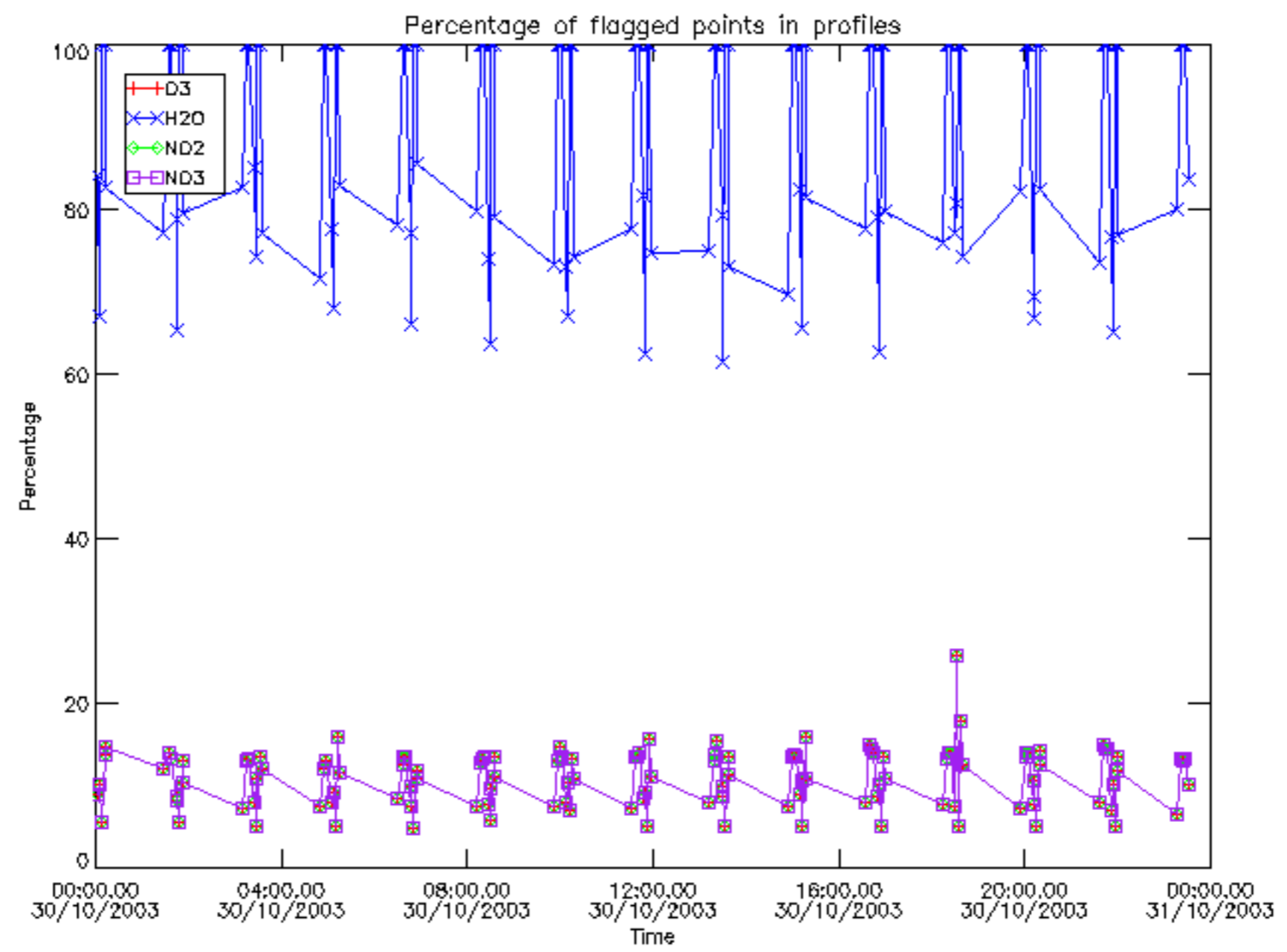
The colorbar represents the latitude.



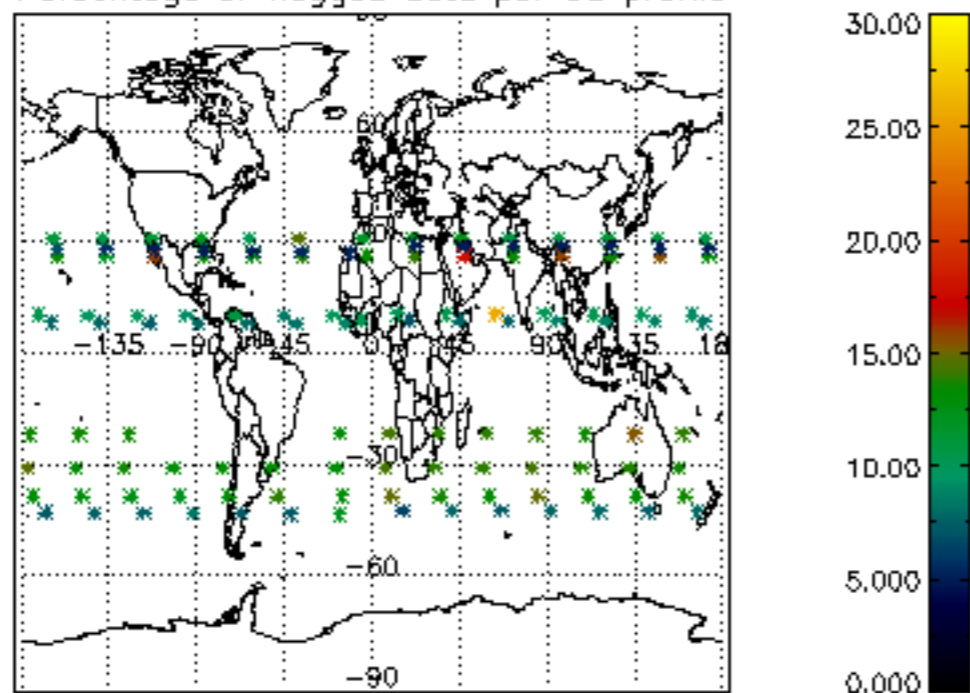
6. Auxiliary Data Files used for the production reported in section 2

The number reported in the third column indicates since which file (see list in section 2) the corresponding auxiliary file has been used. The fourth column is the date of those product files.

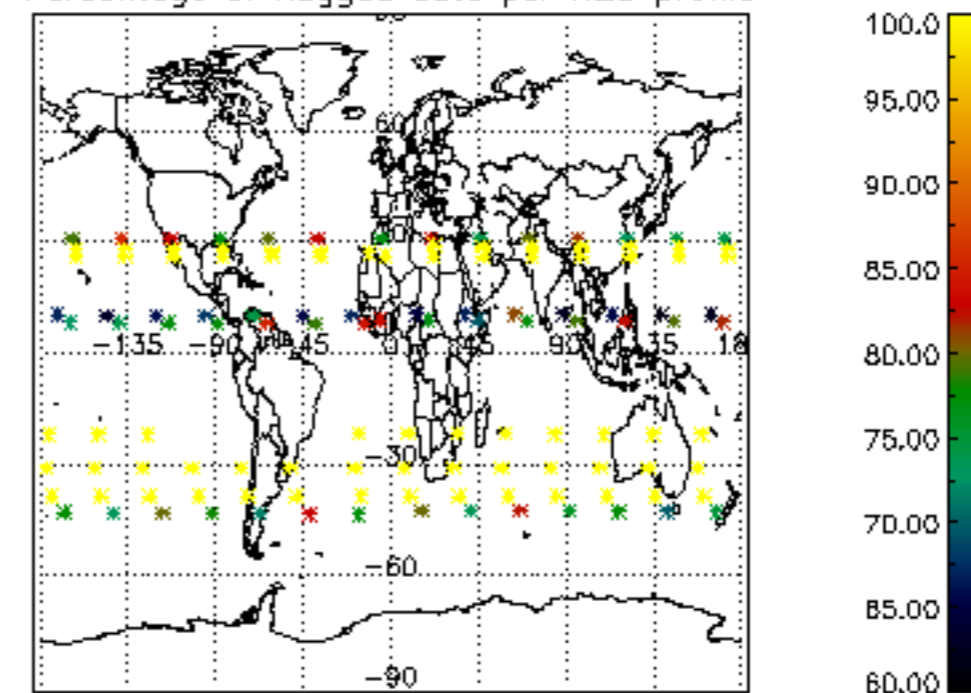
Type	Auxiliary Filename	Used since product	Used since product date
INST_PHYS_CHARACTERISTICS	GOM_INS_AXVIEC20091111_143220_20030716_120000_20500101_000000	1	30-OCT-2003 00:03:38
LEVEL-2_PROC_CONFIG	GOM_PR2_AXVIEC20091111_152718_20020301_000000_20500101_000000	1	30-OCT-2003 00:03:38
CROSS_SECTIONS_FILE	GOM_CRS_AXVIEC20091111_154832_20020301_000000_20500101_000000	1	30-OCT-2003 00:03:38



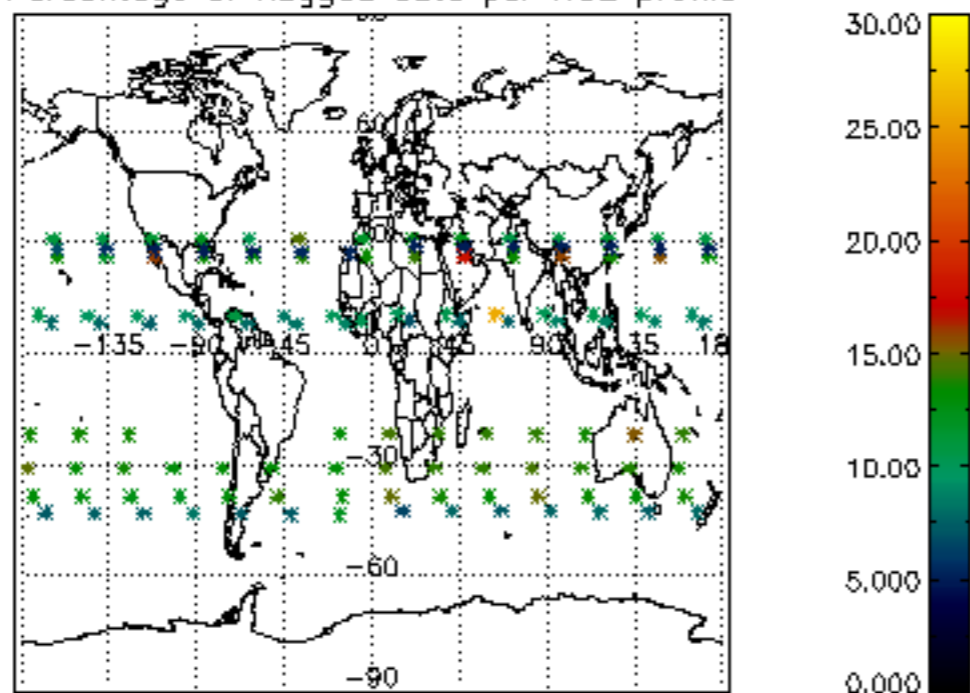
Percentage of flagged data per D3 profile



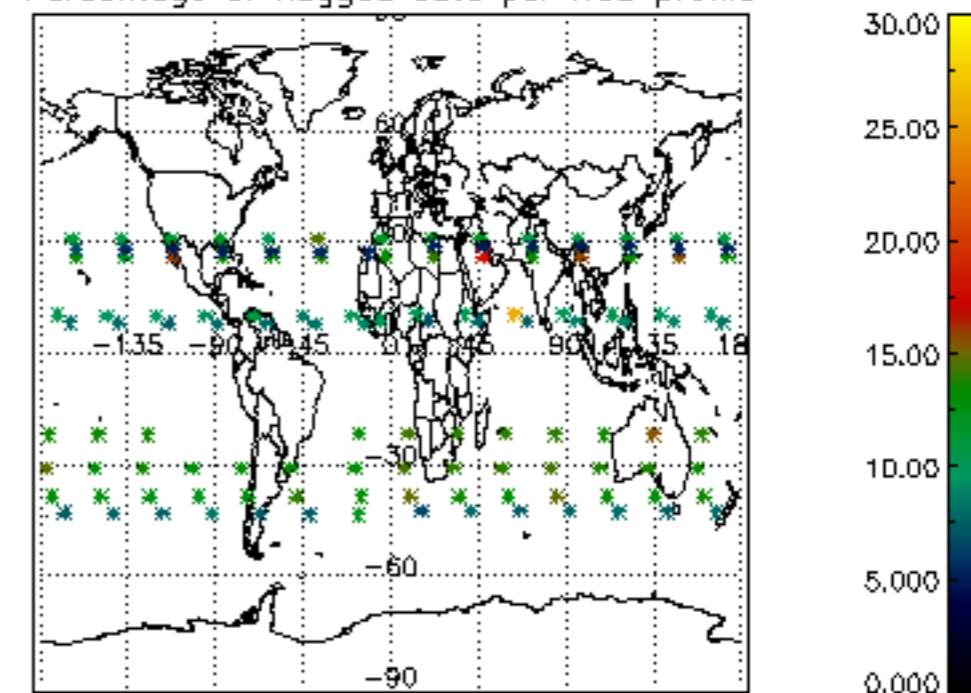
Percentage of flagged data per H2O profile

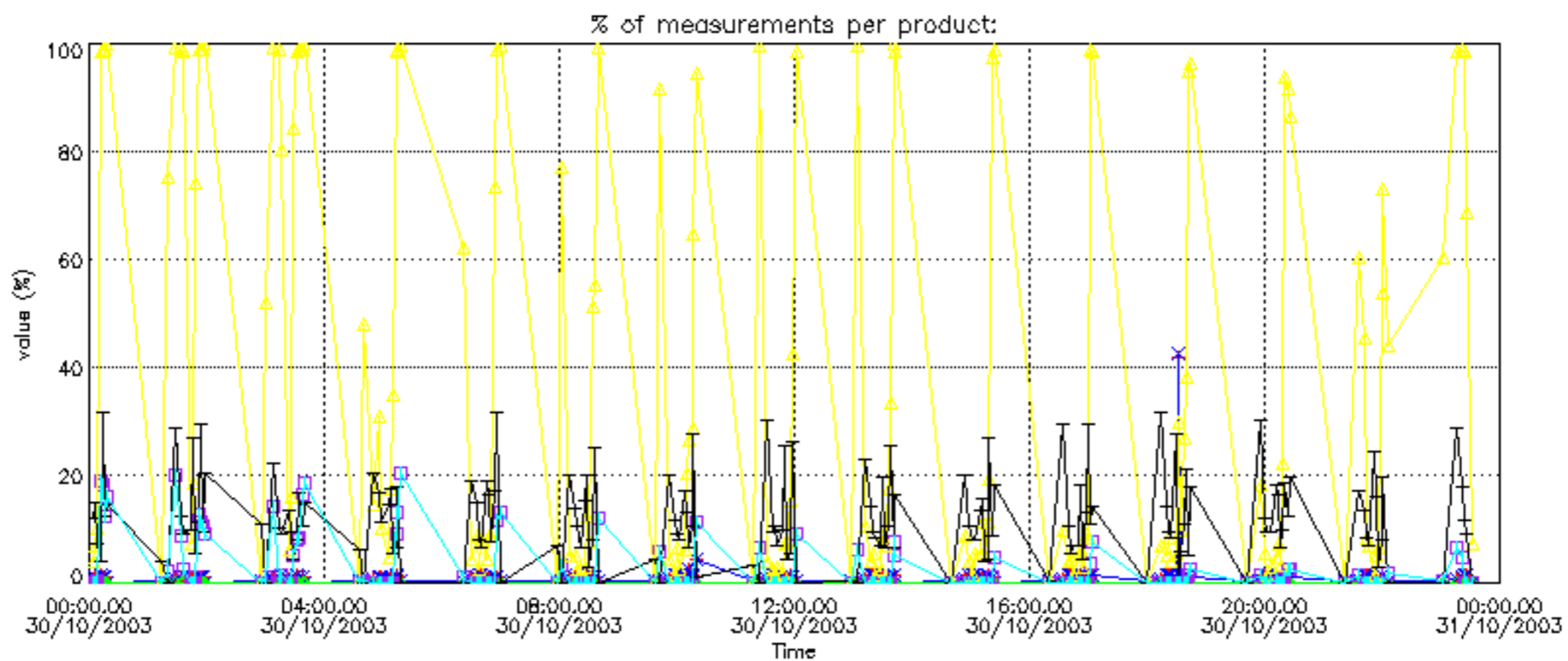


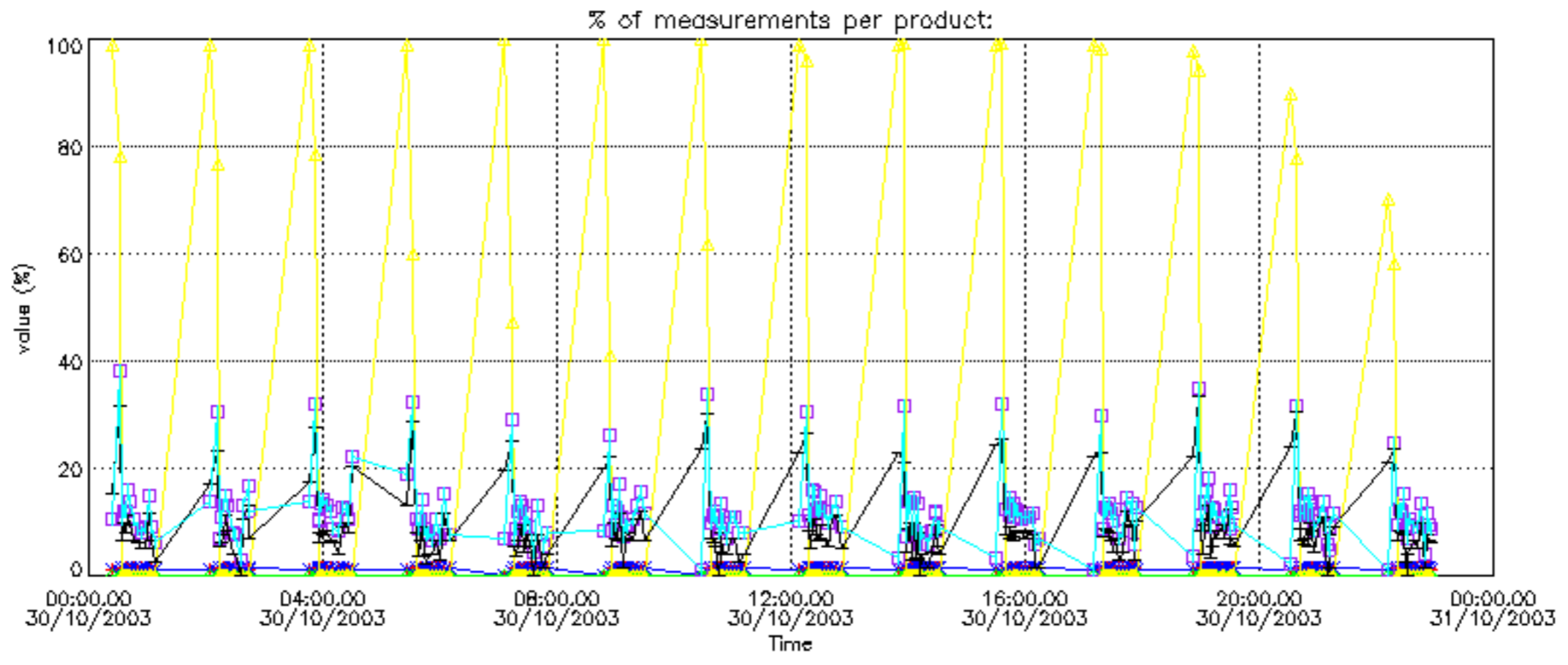
Percentage of flagged data per NO2 profile



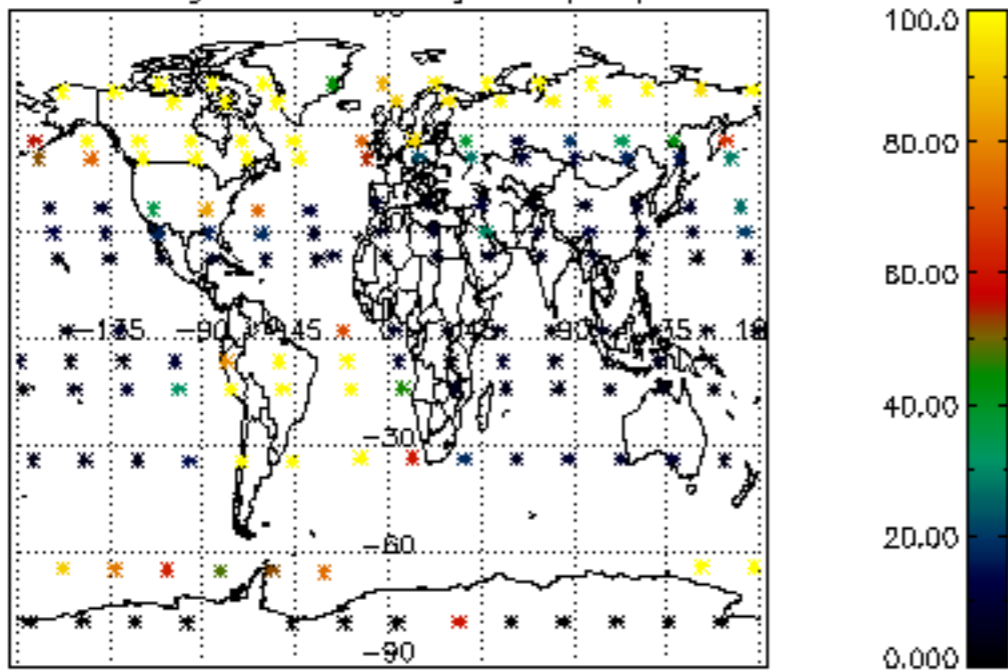
Percentage of flagged data per NO3 profile



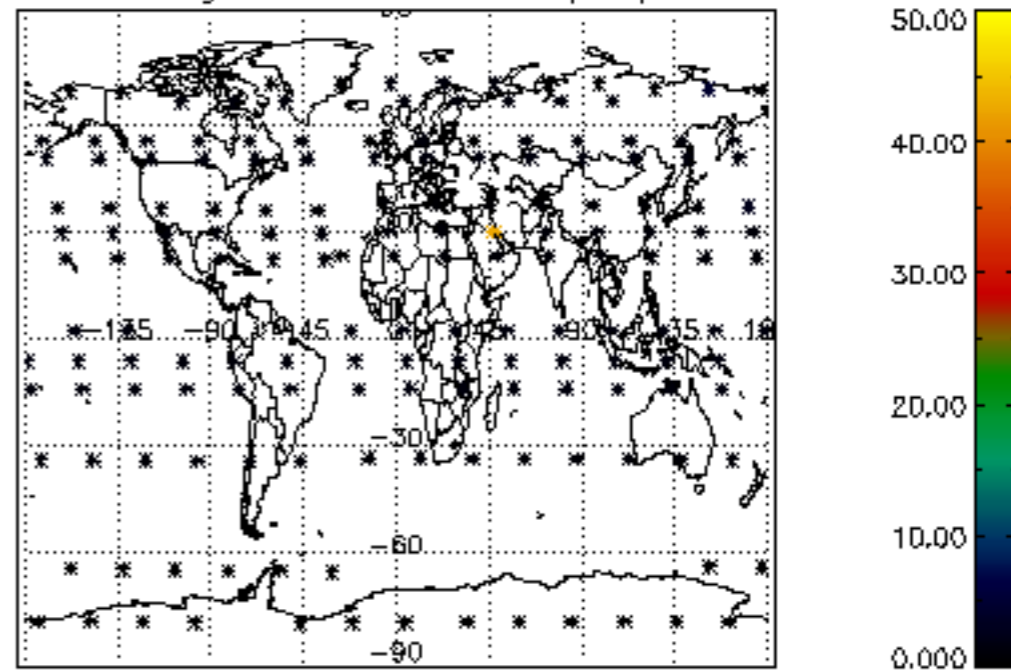




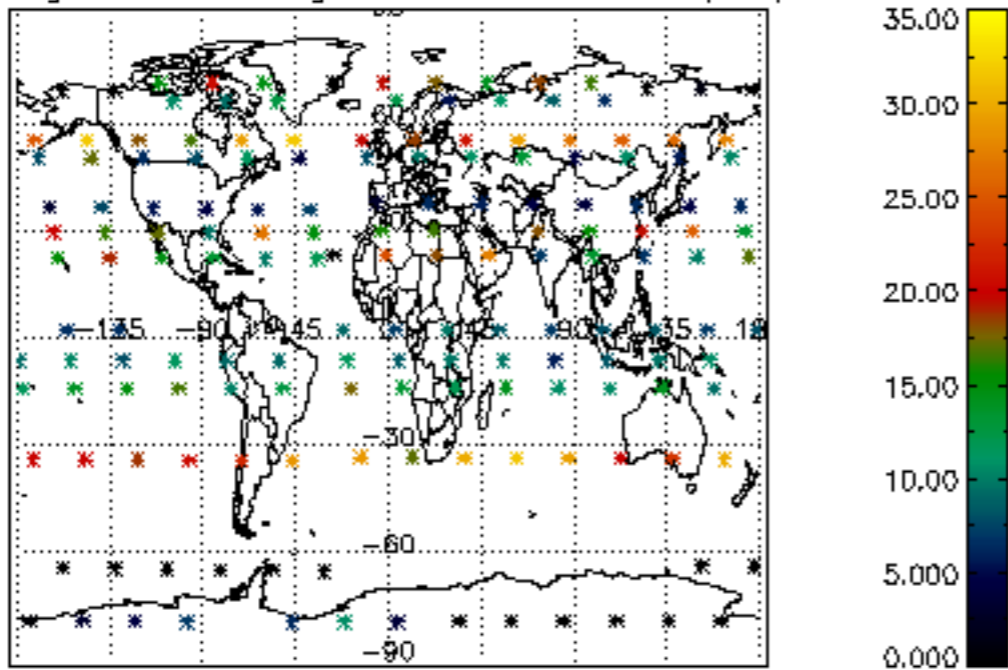
Percentage of cosmic ray hits per profile



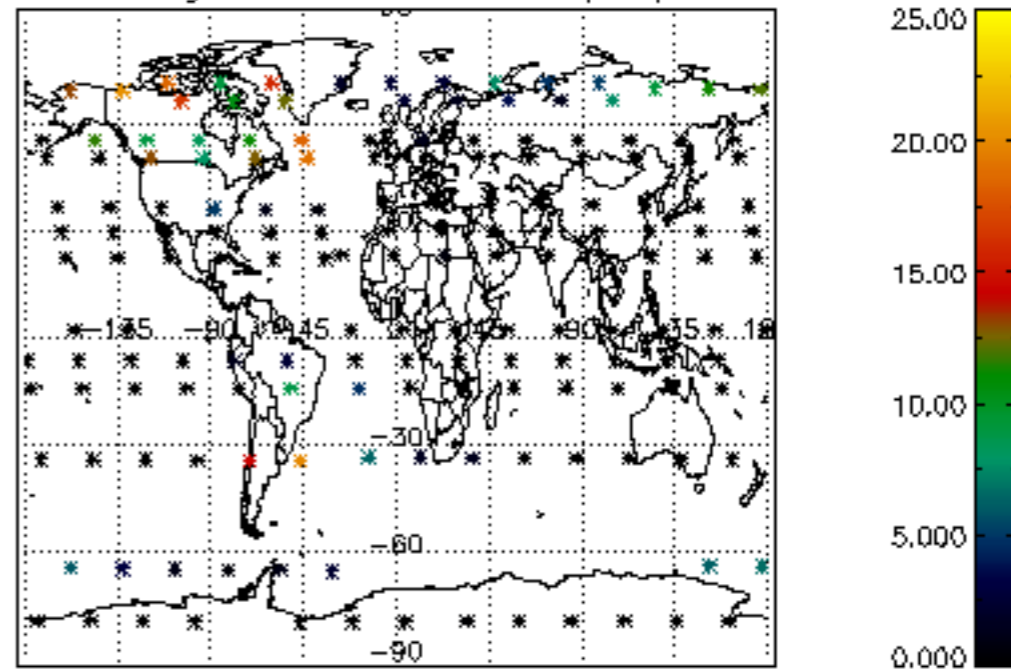
Percentage of datation errors per profile



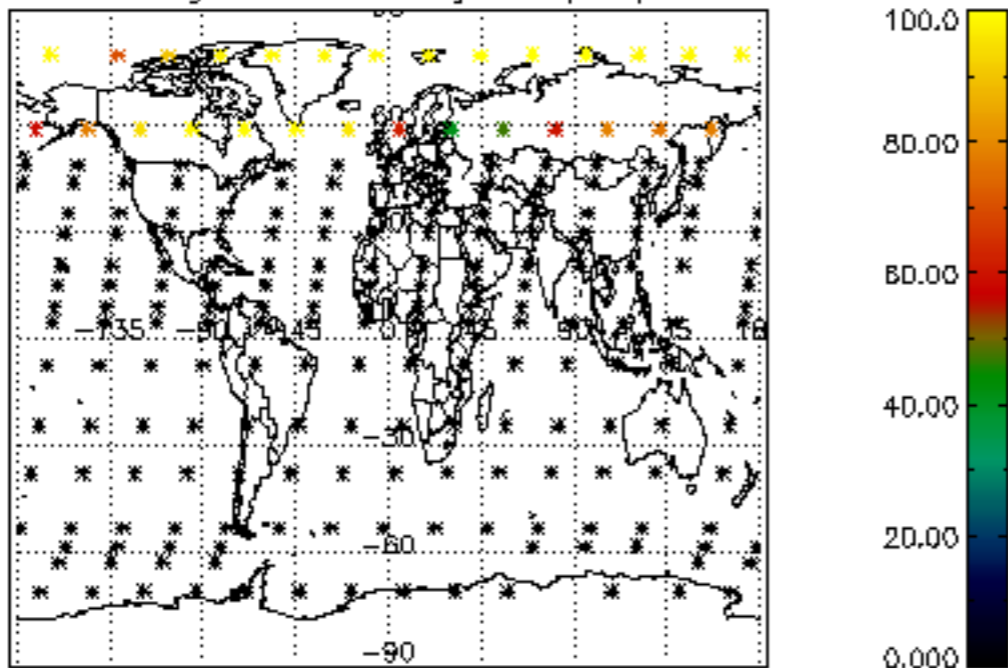
Percentage of star falling outside central band per profile



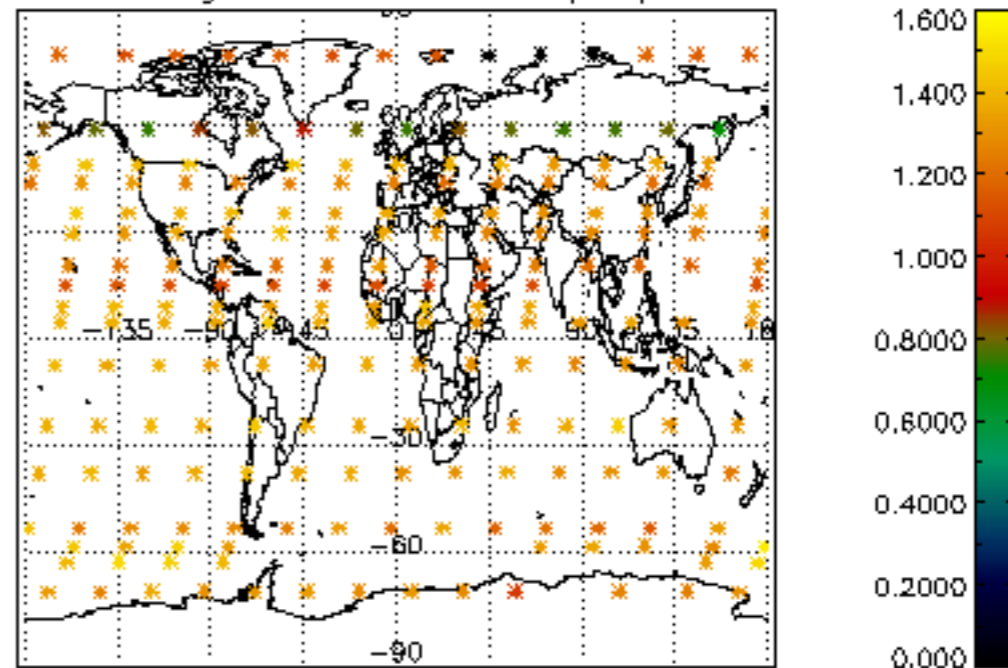
Percentage of saturation errors per profile



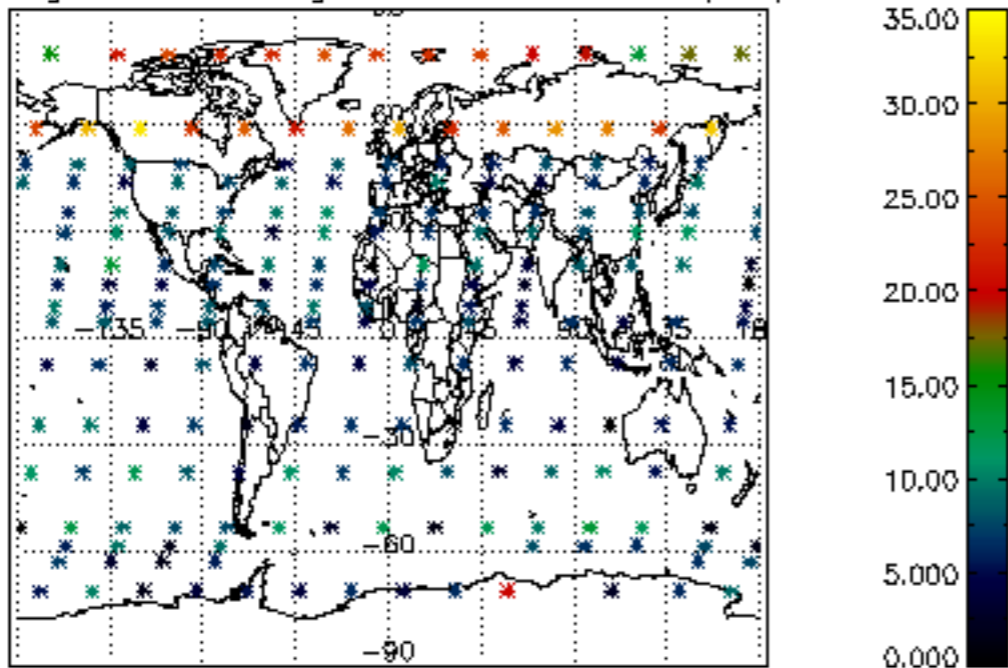
Percentage of cosmic ray hits per profile



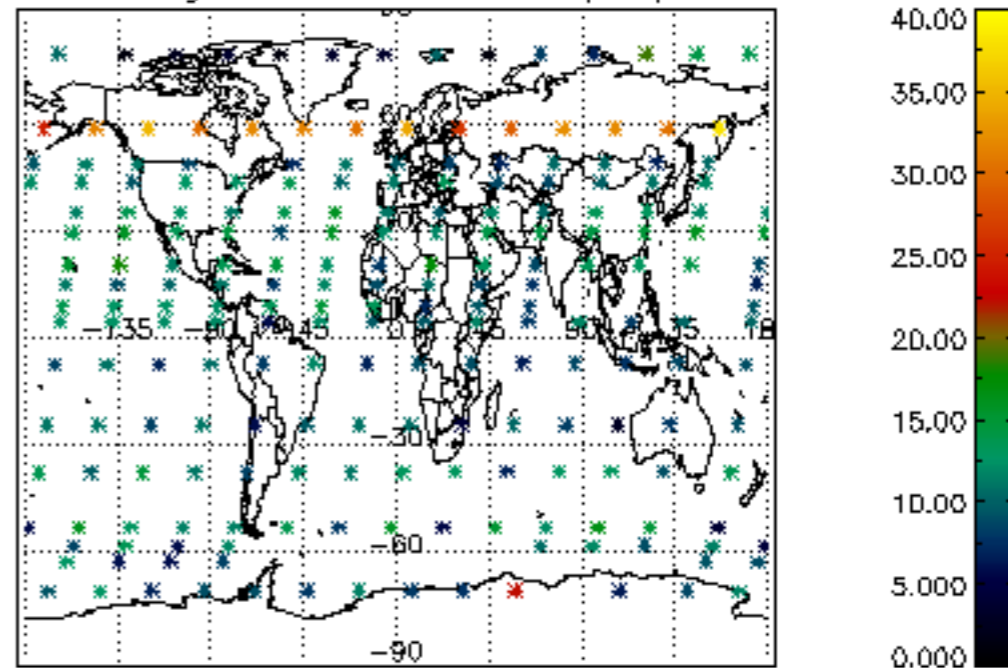
Percentage of datation errors per profile

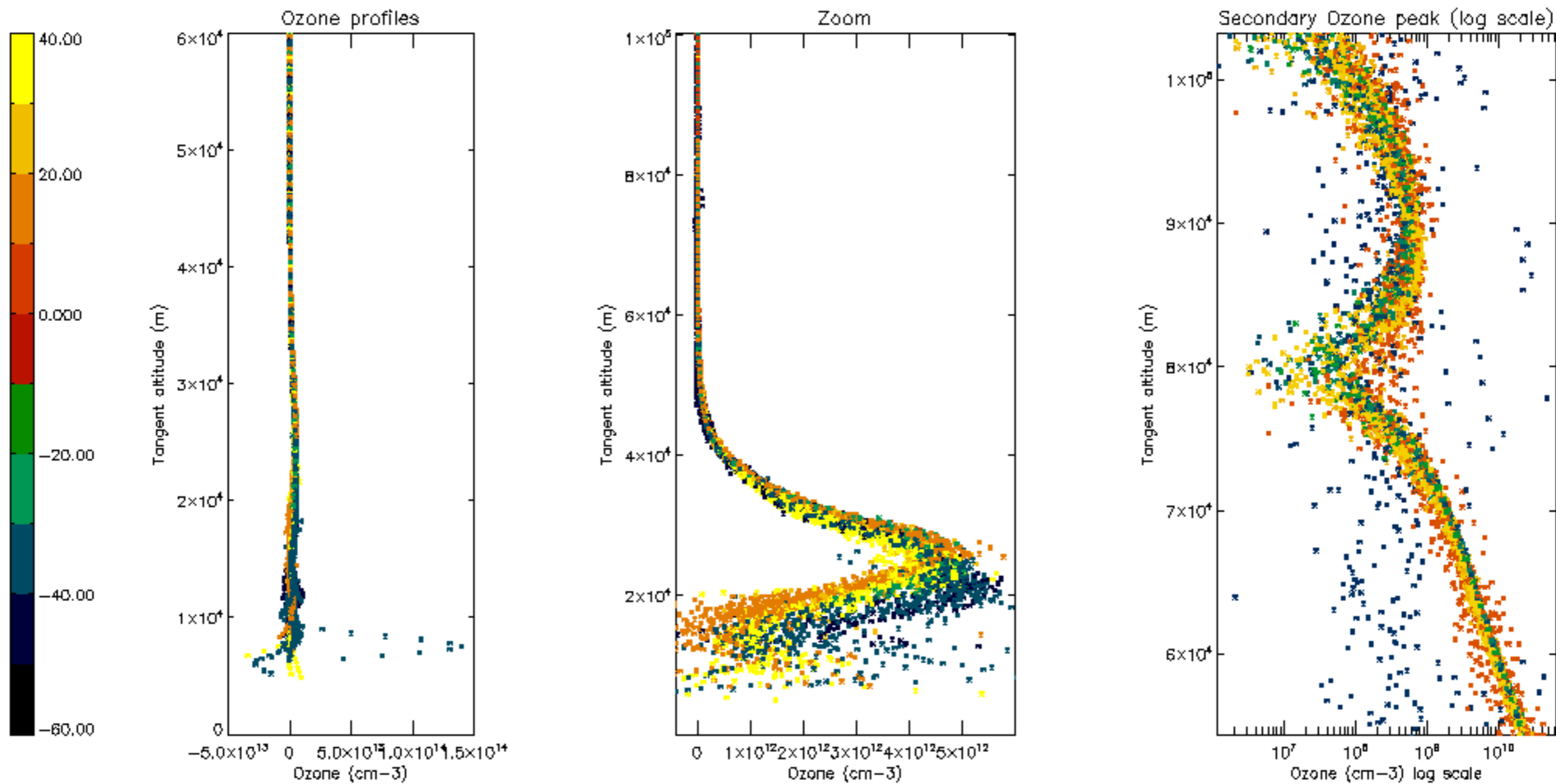


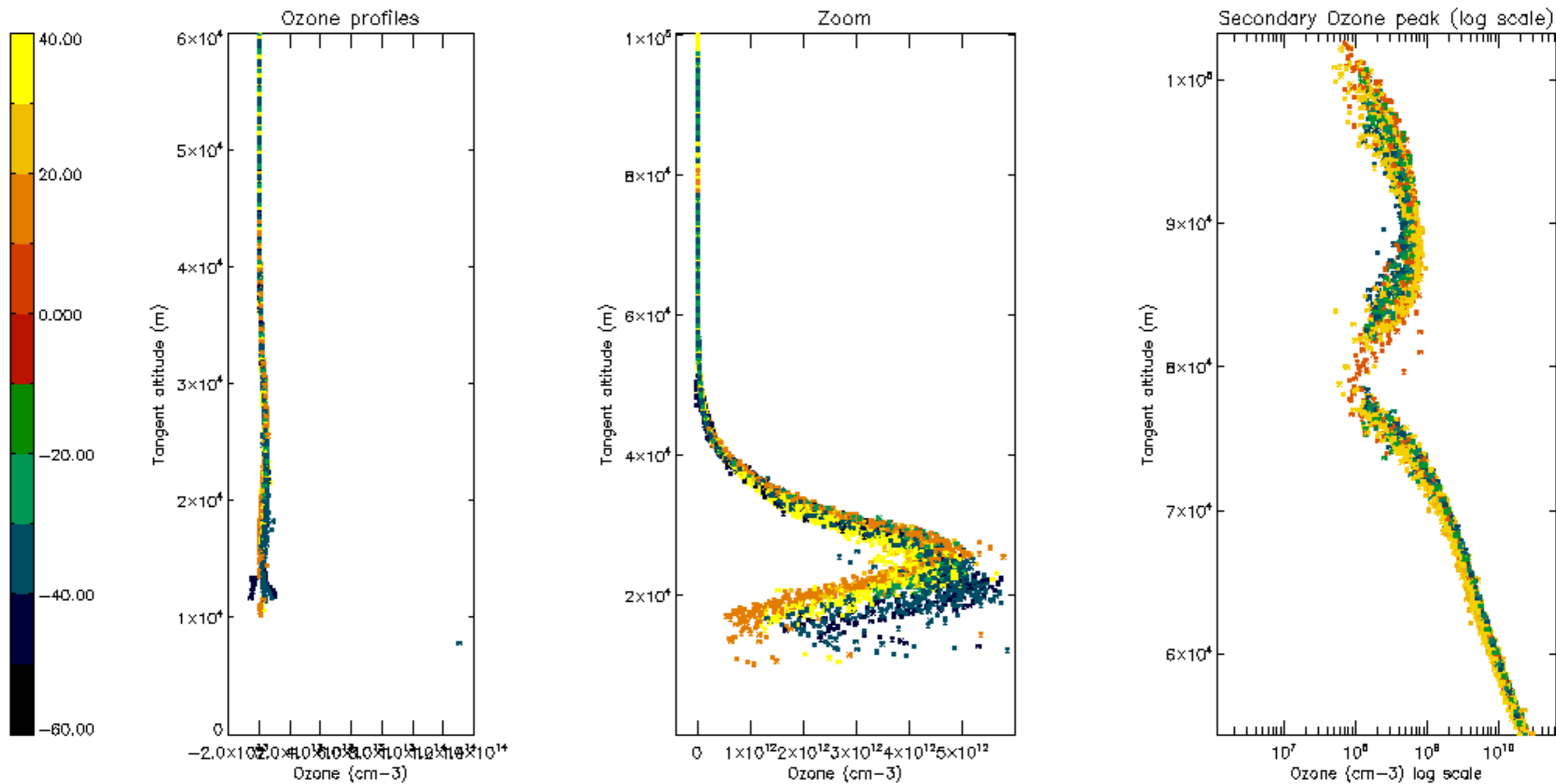
Percentage of star falling outside central band per profile

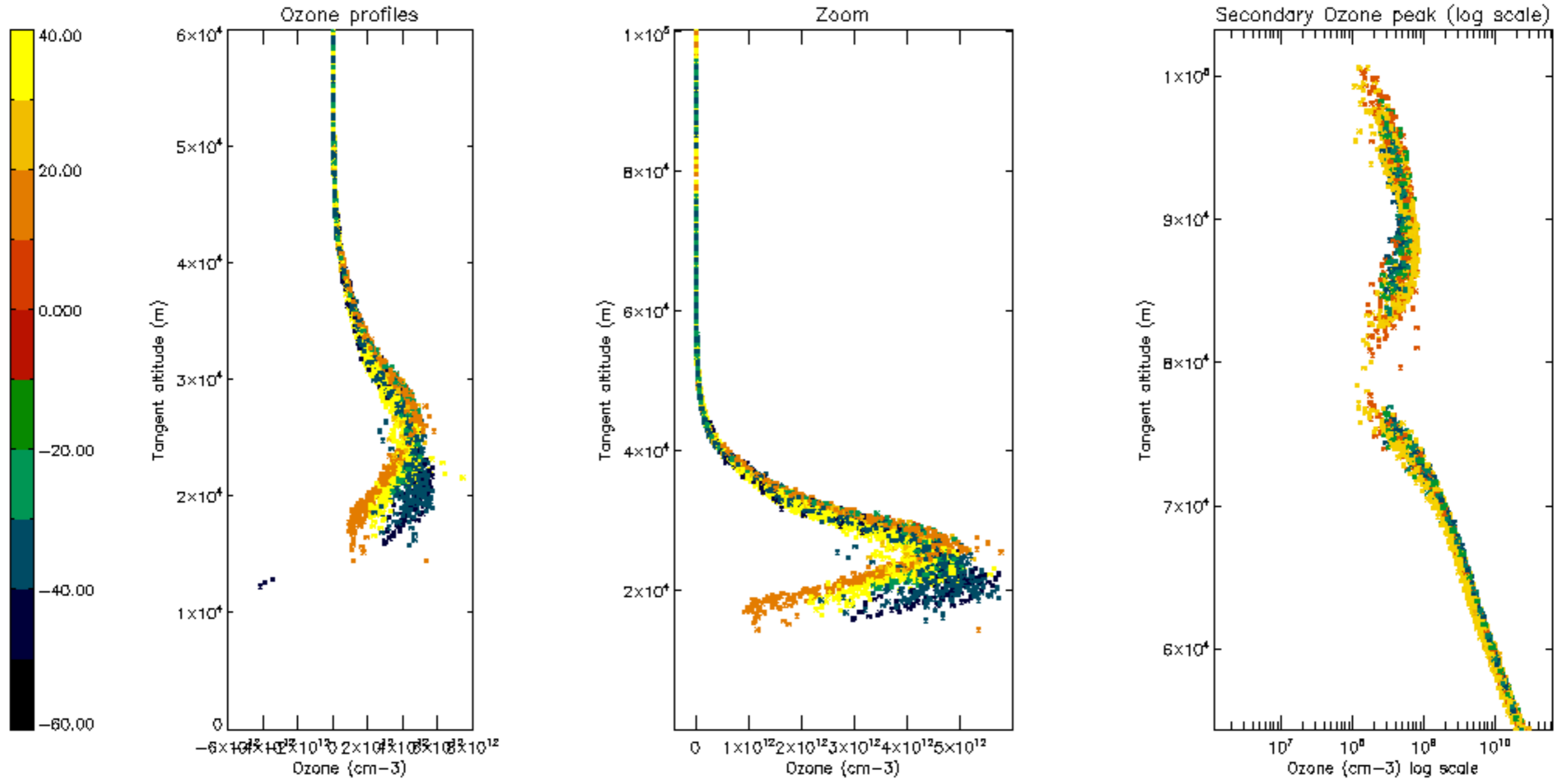


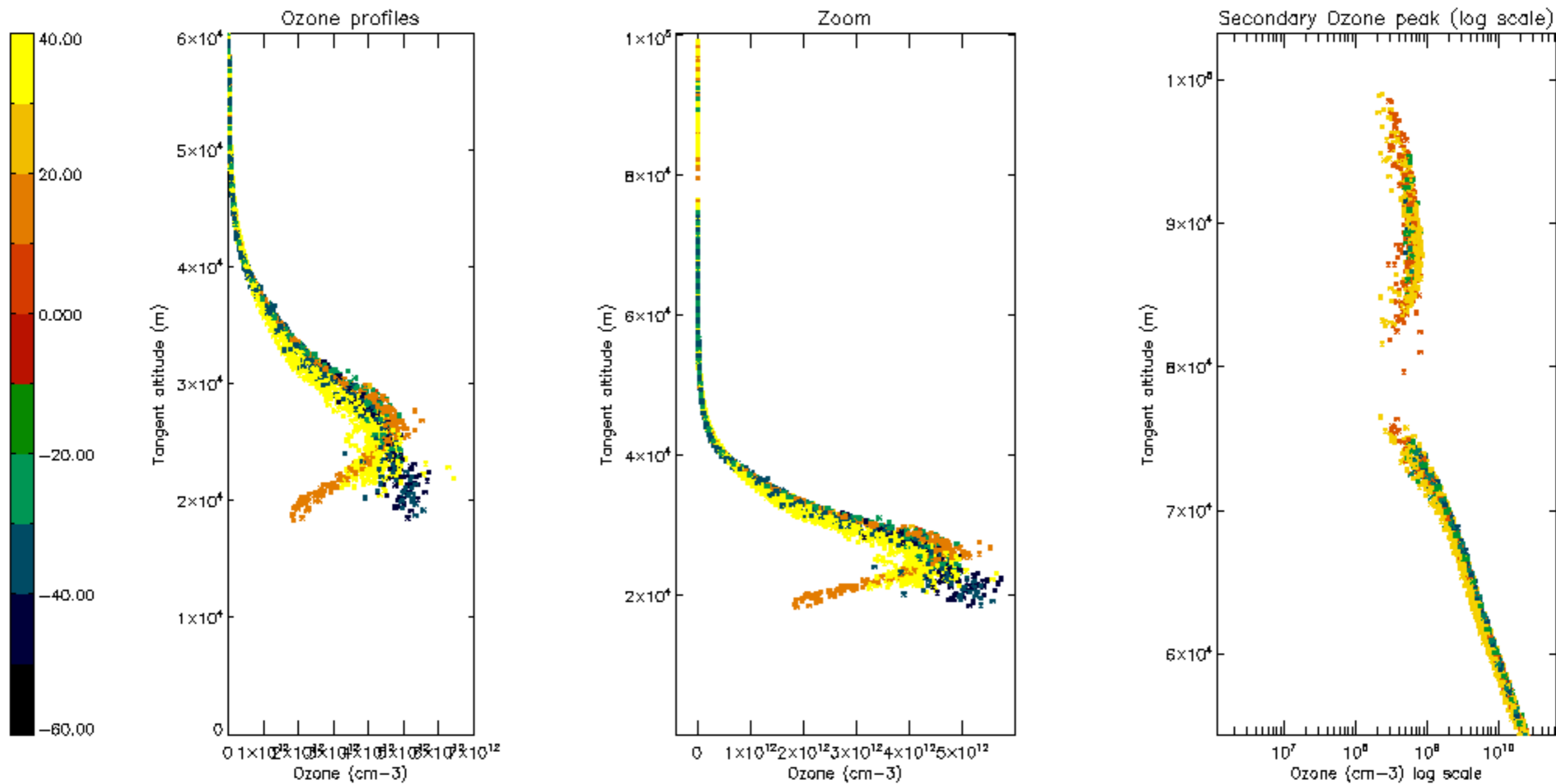
Percentage of saturation errors per profile

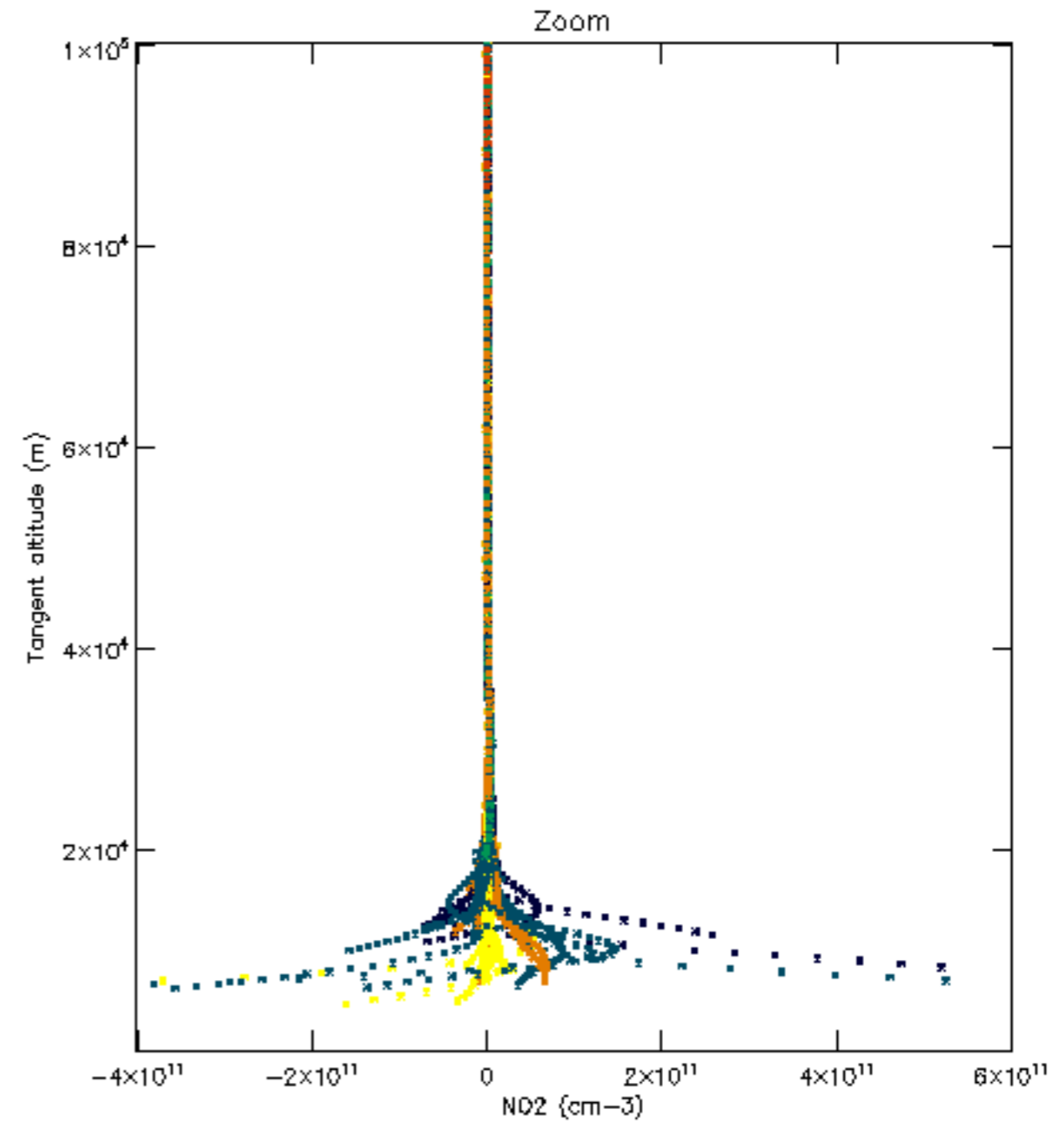
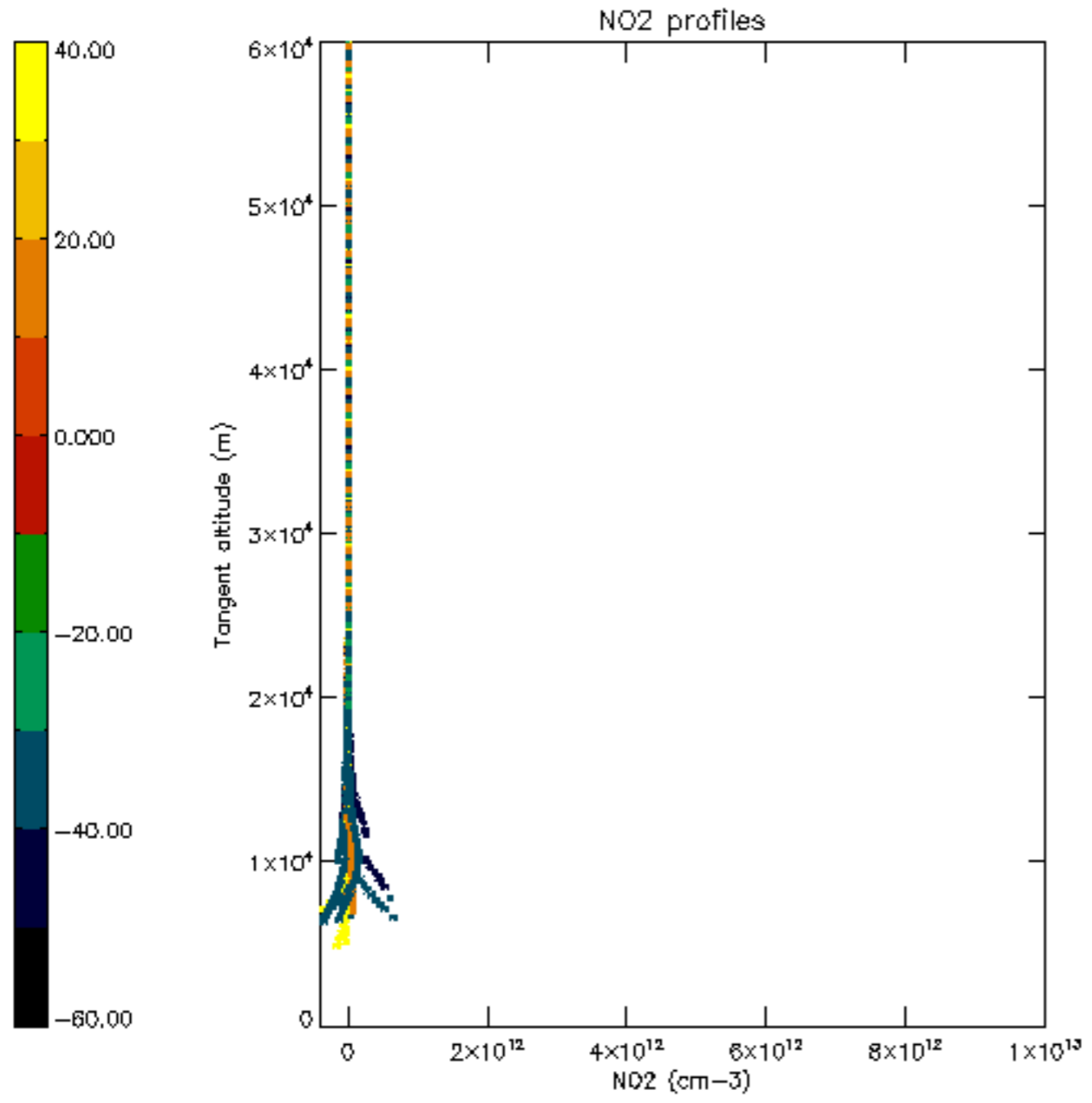


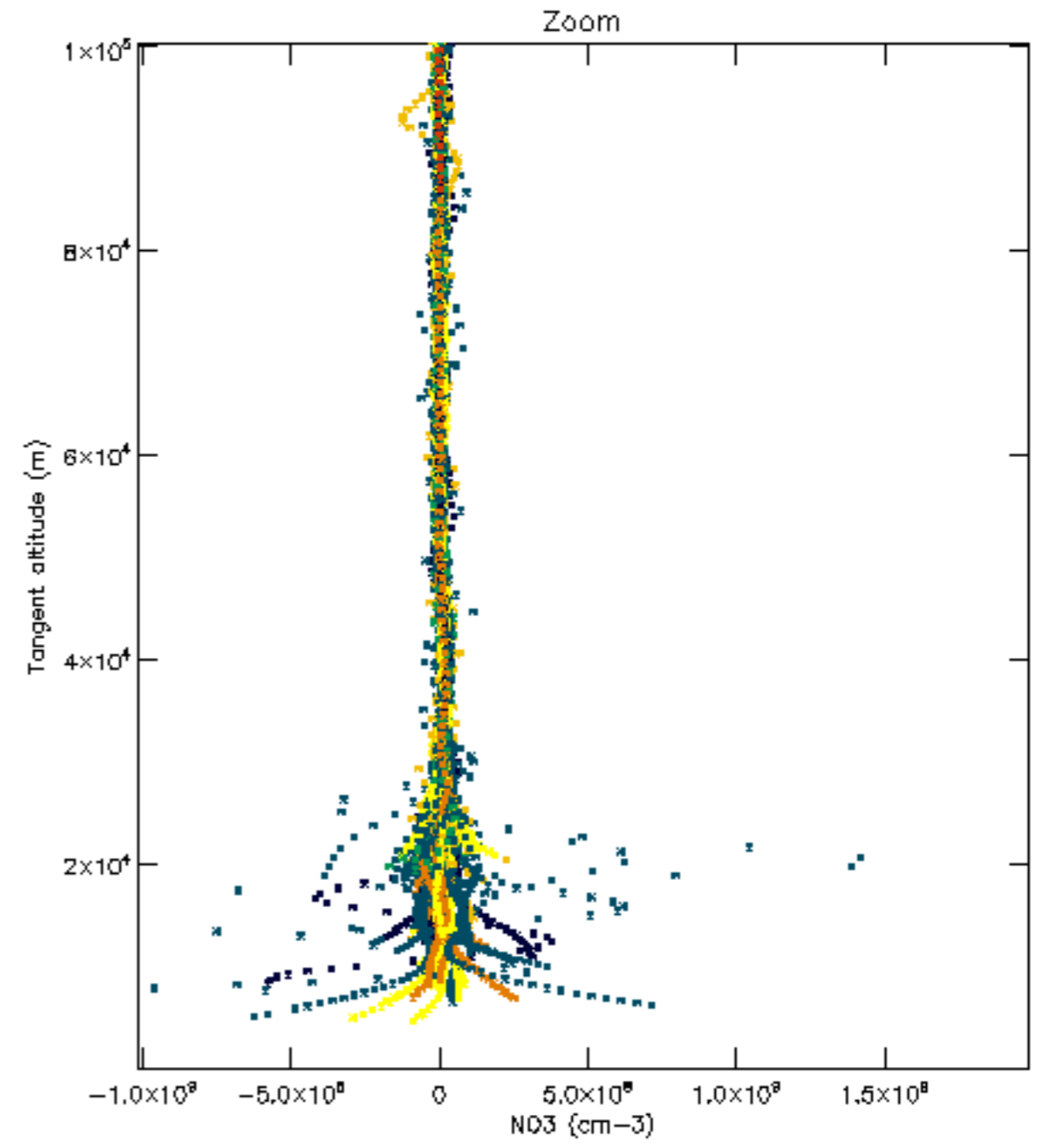
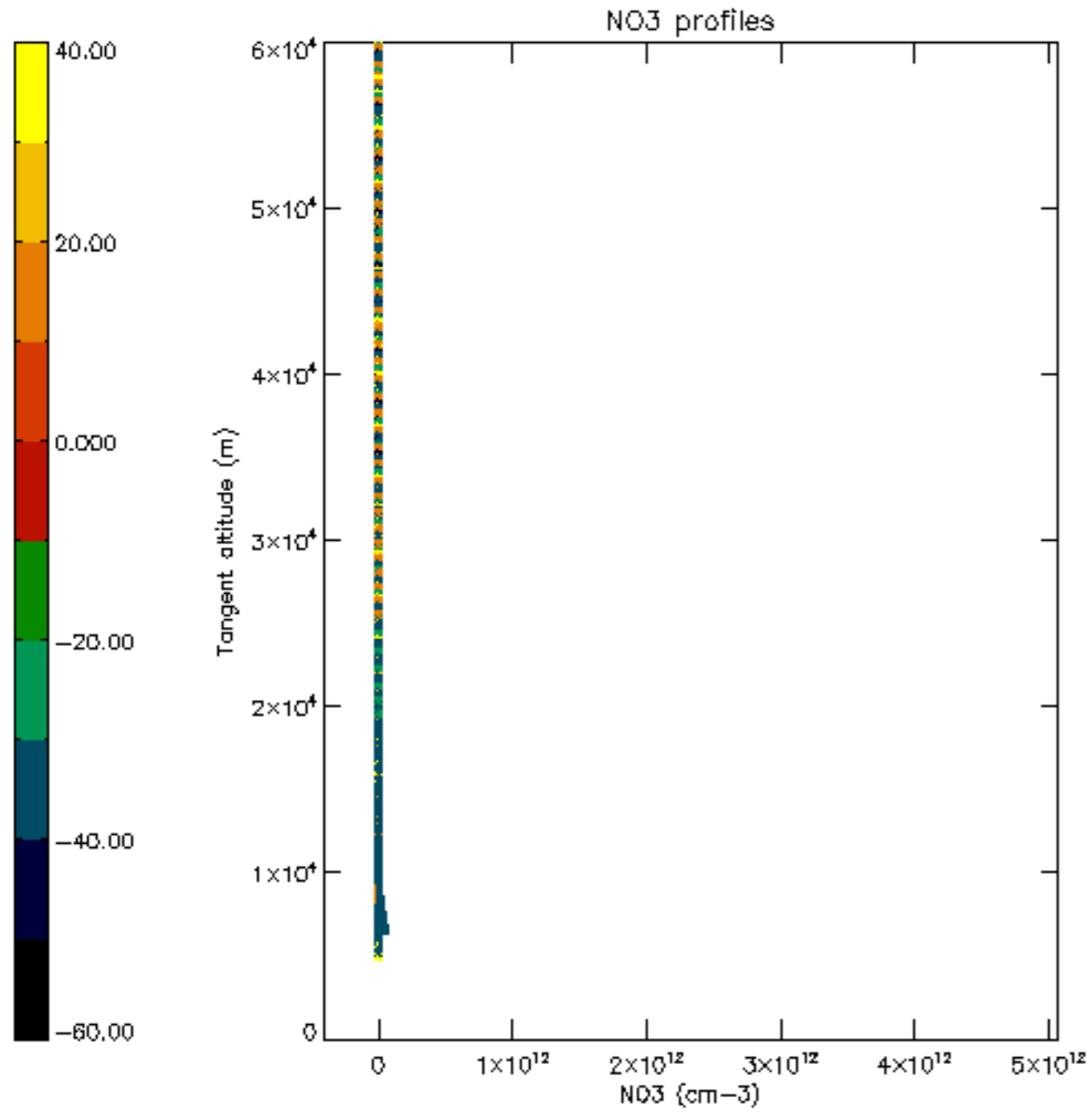


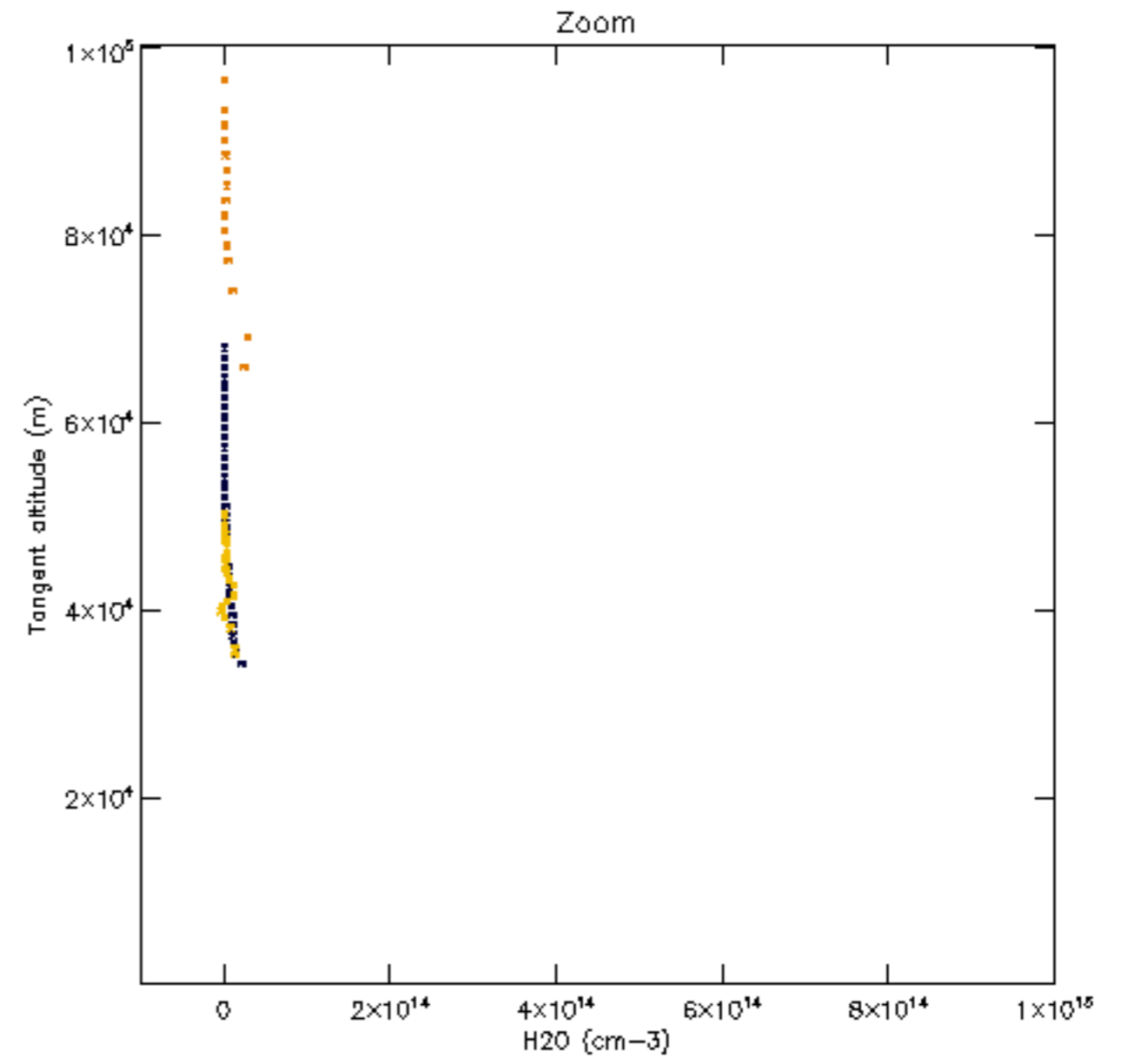
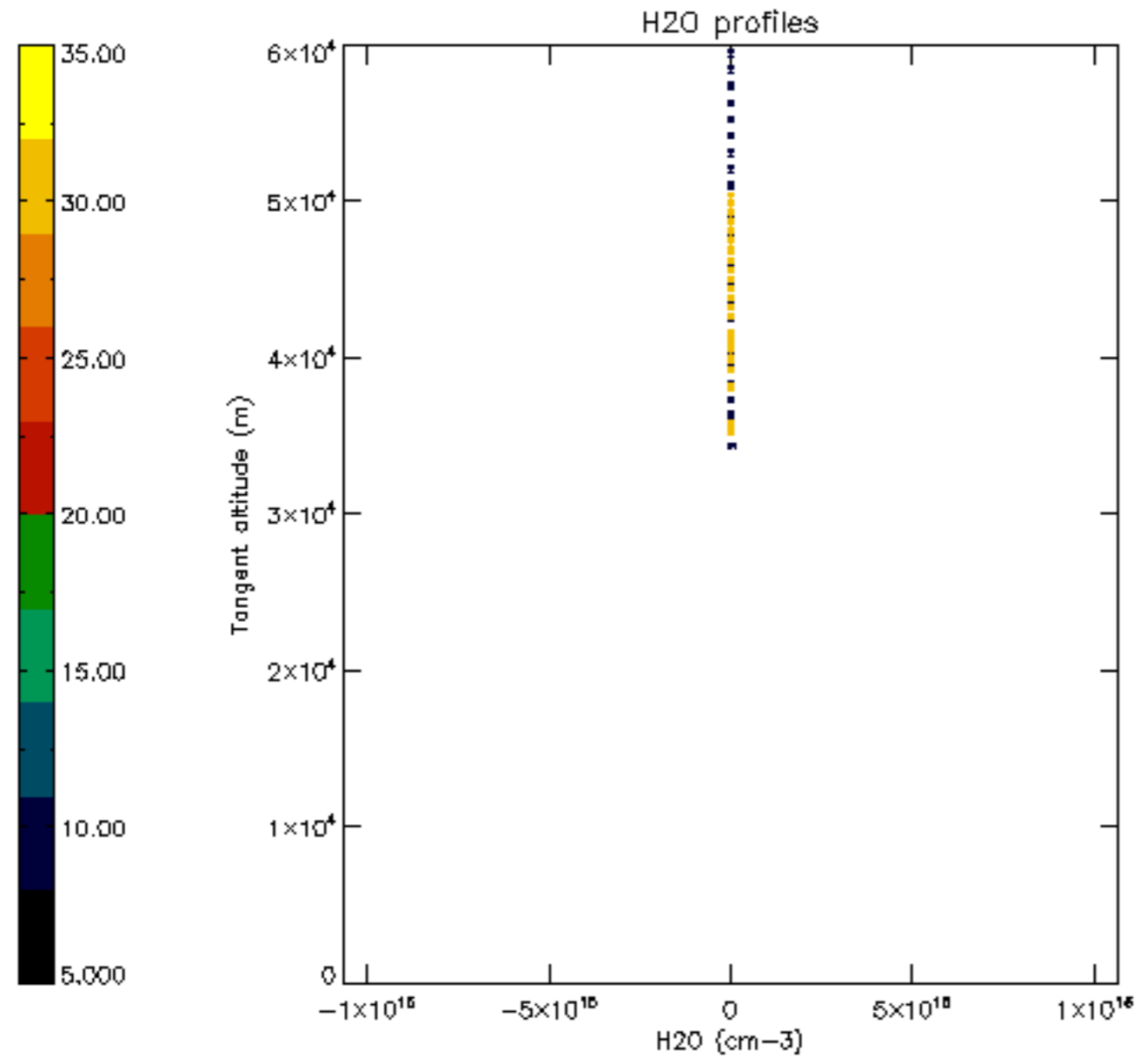


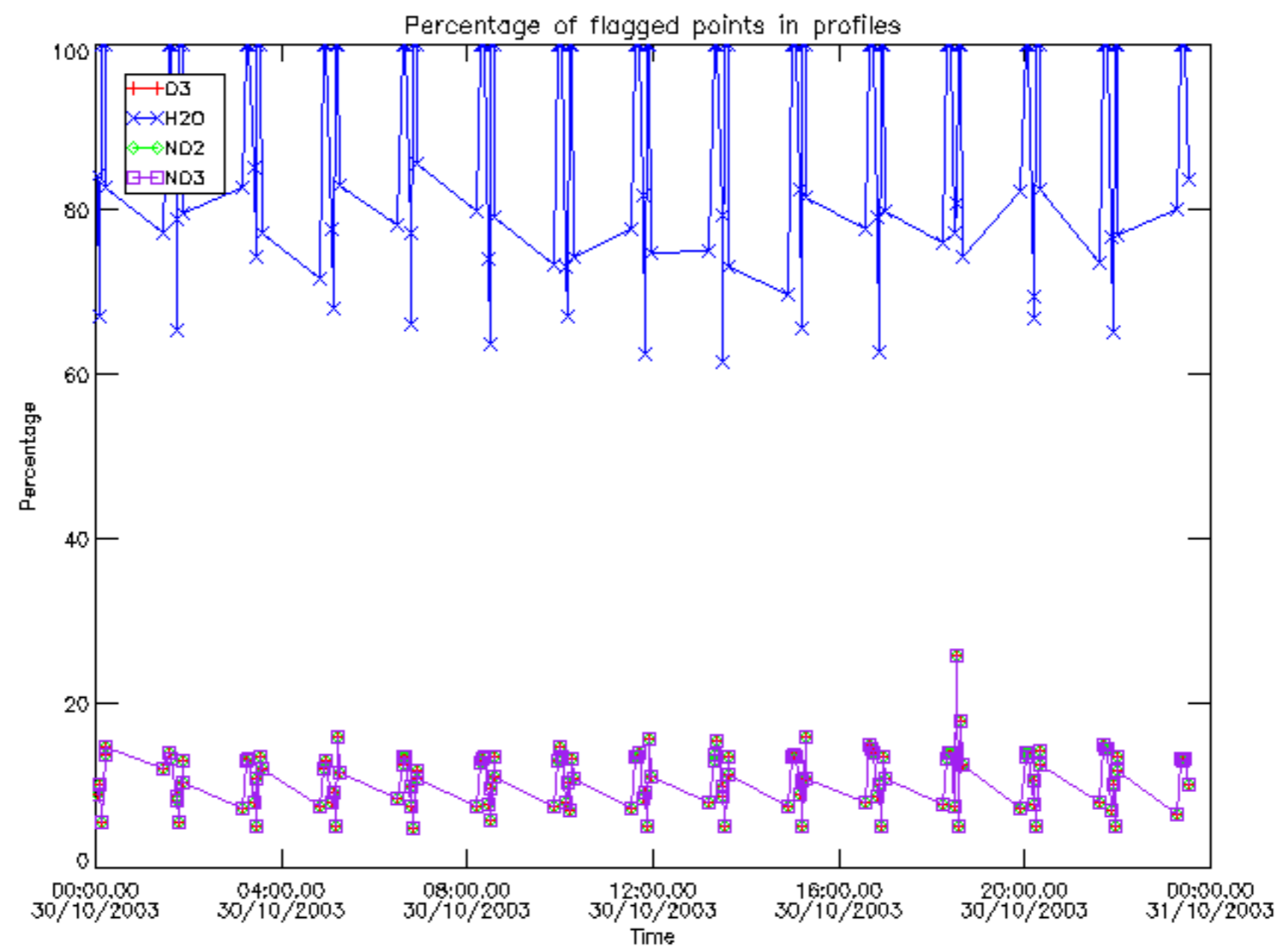




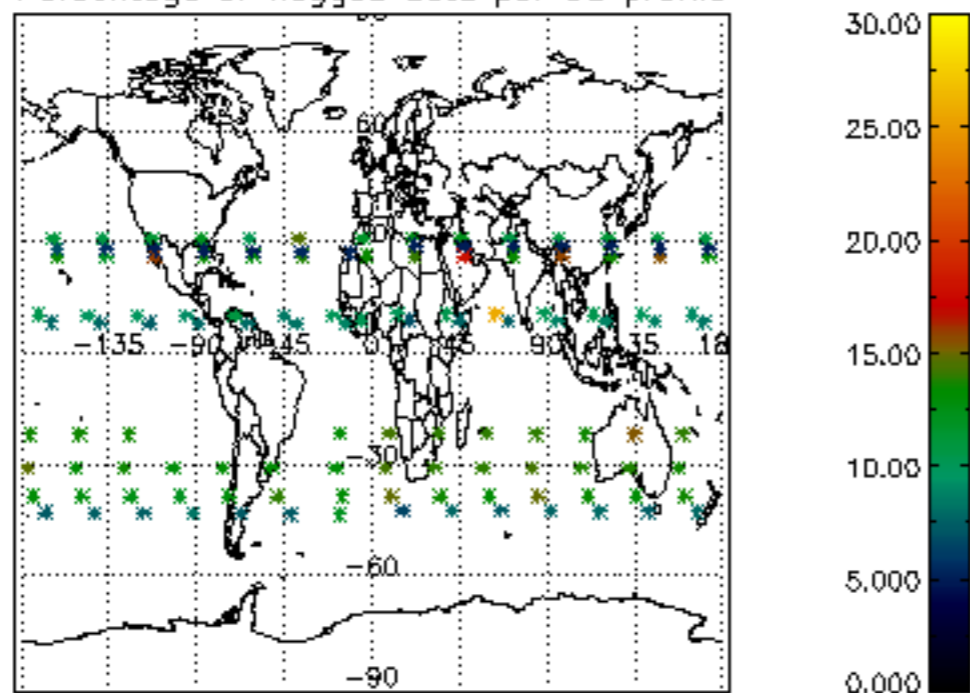




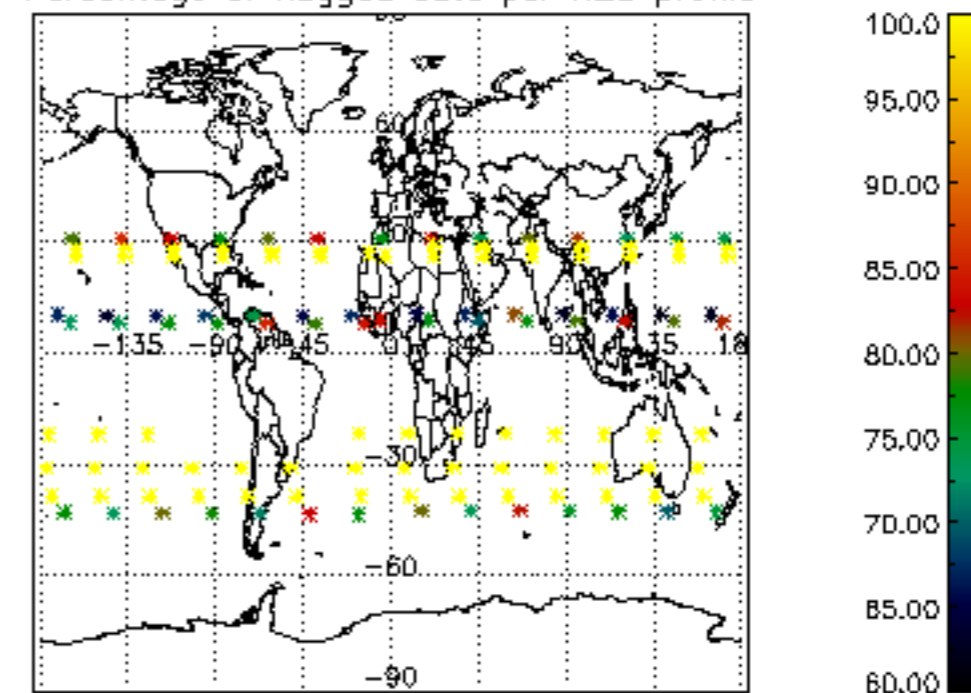




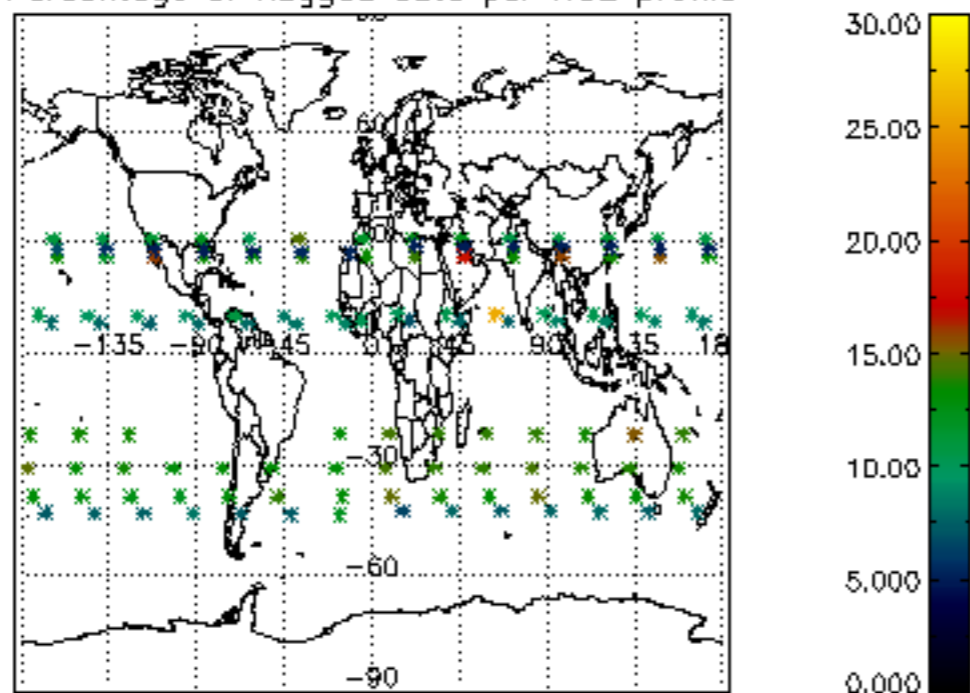
Percentage of flagged data per D3 profile



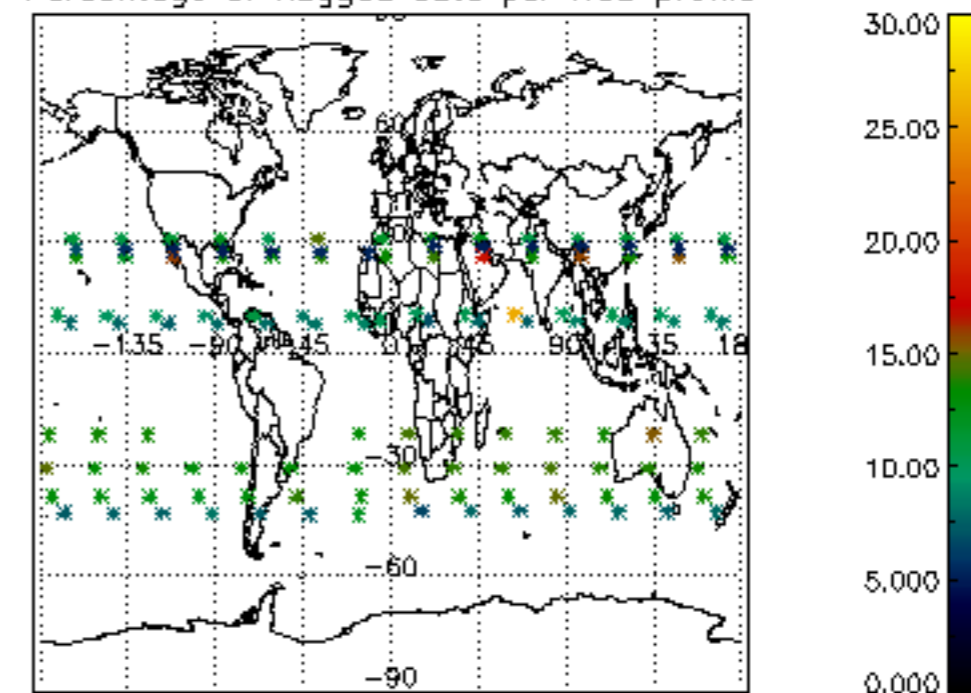
Percentage of flagged data per H2O profile

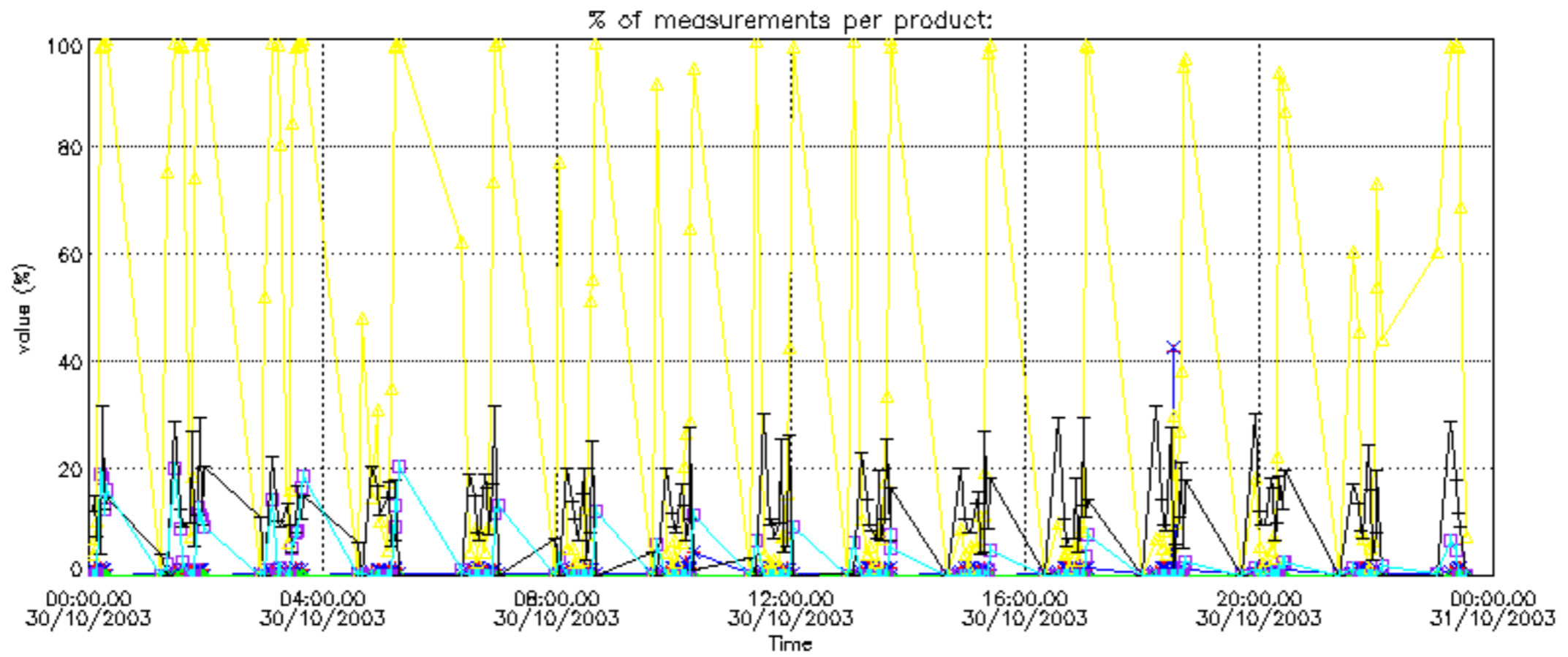


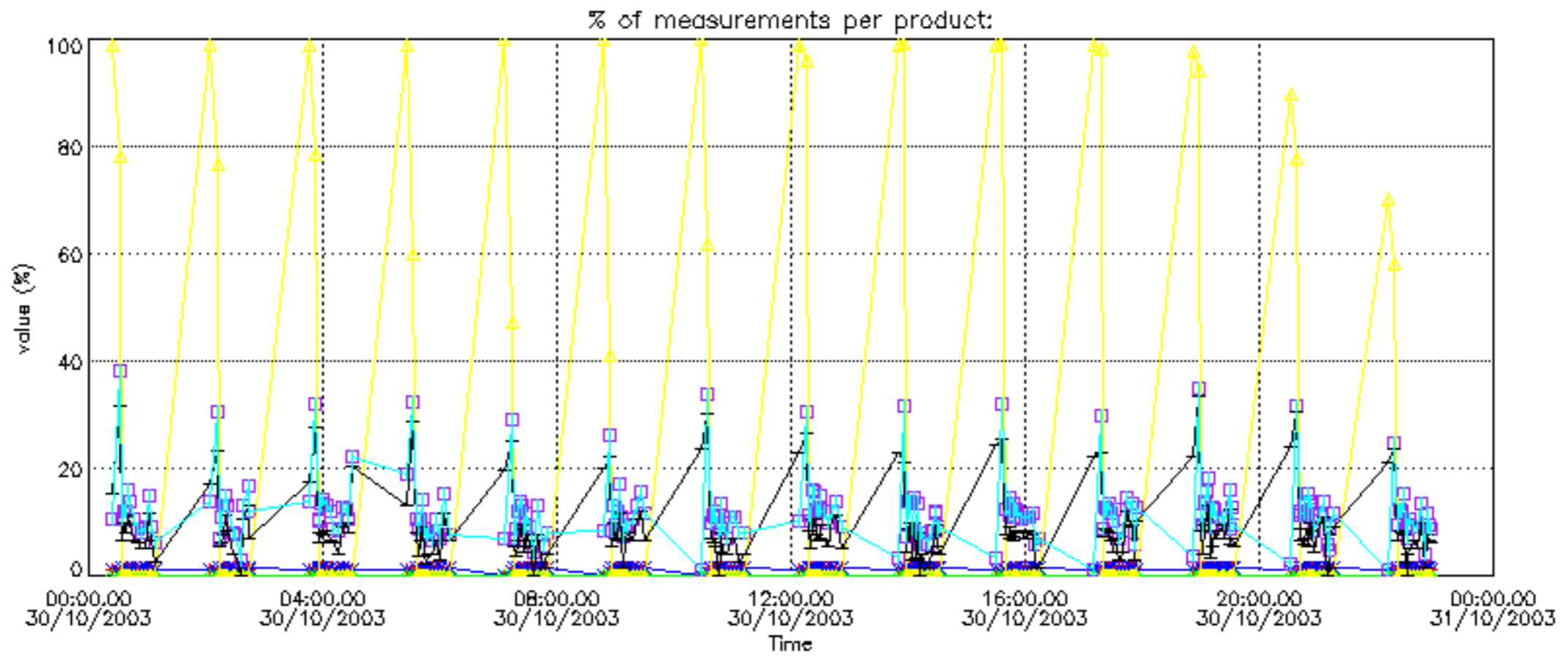
Percentage of flagged data per NO2 profile



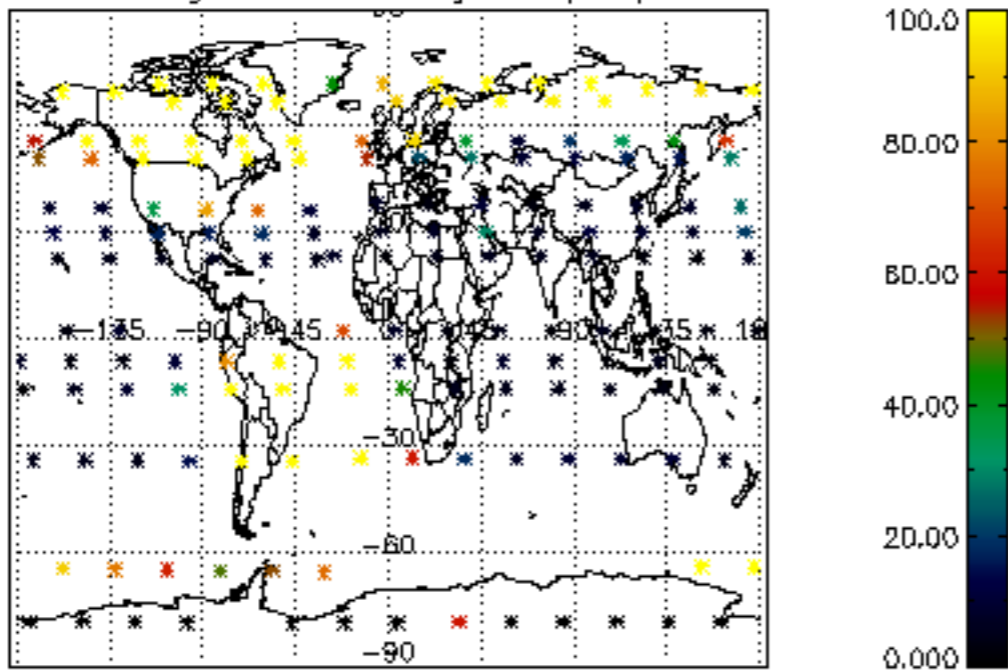
Percentage of flagged data per NO3 profile



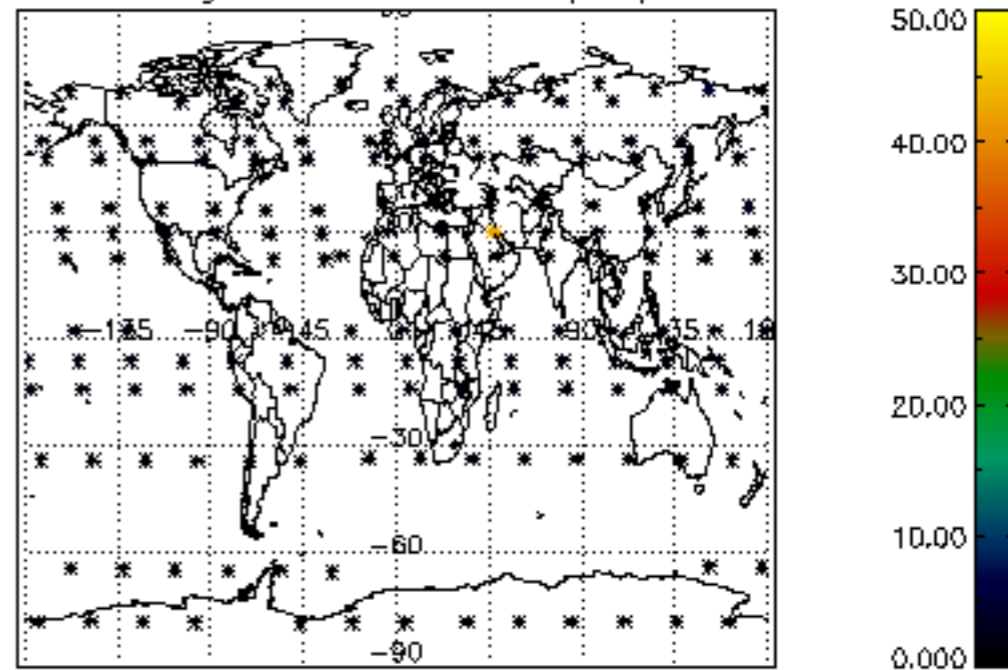




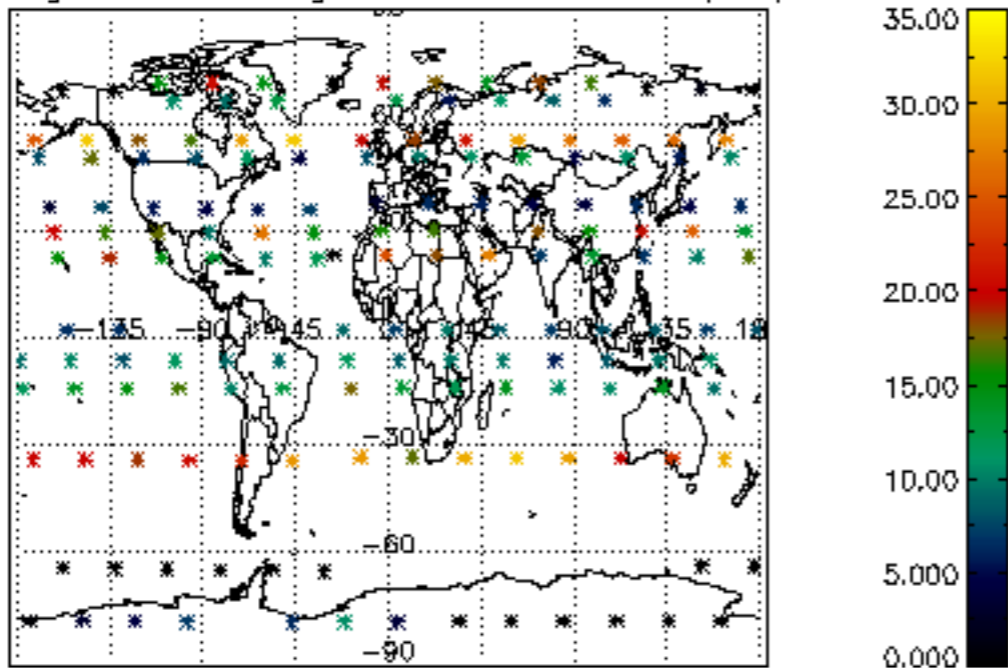
Percentage of cosmic ray hits per profile



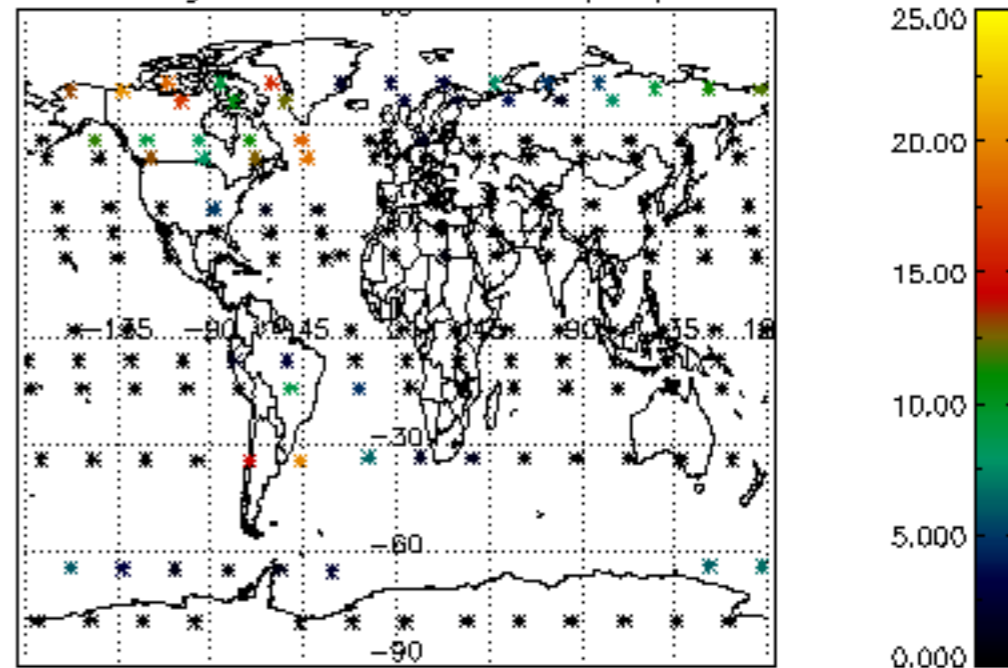
Percentage of datation errors per profile



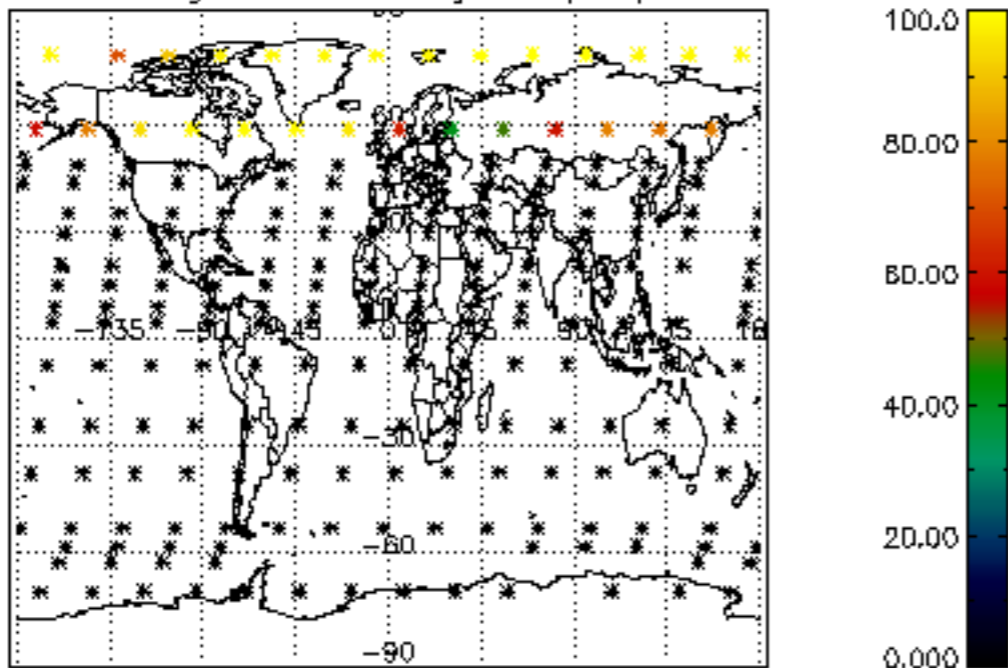
Percentage of star falling outside central band per profile



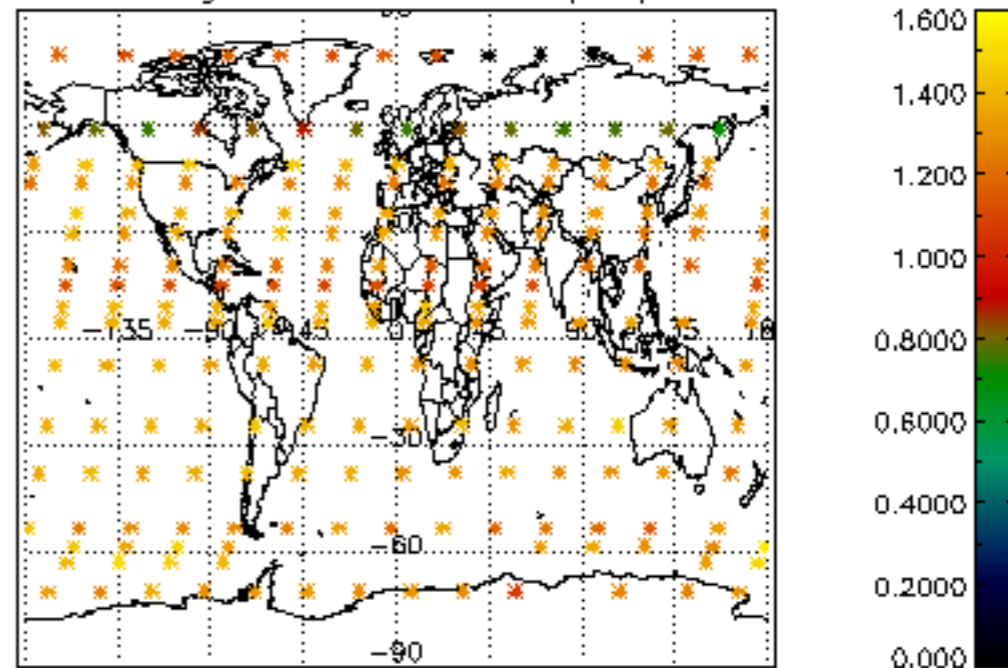
Percentage of saturation errors per profile



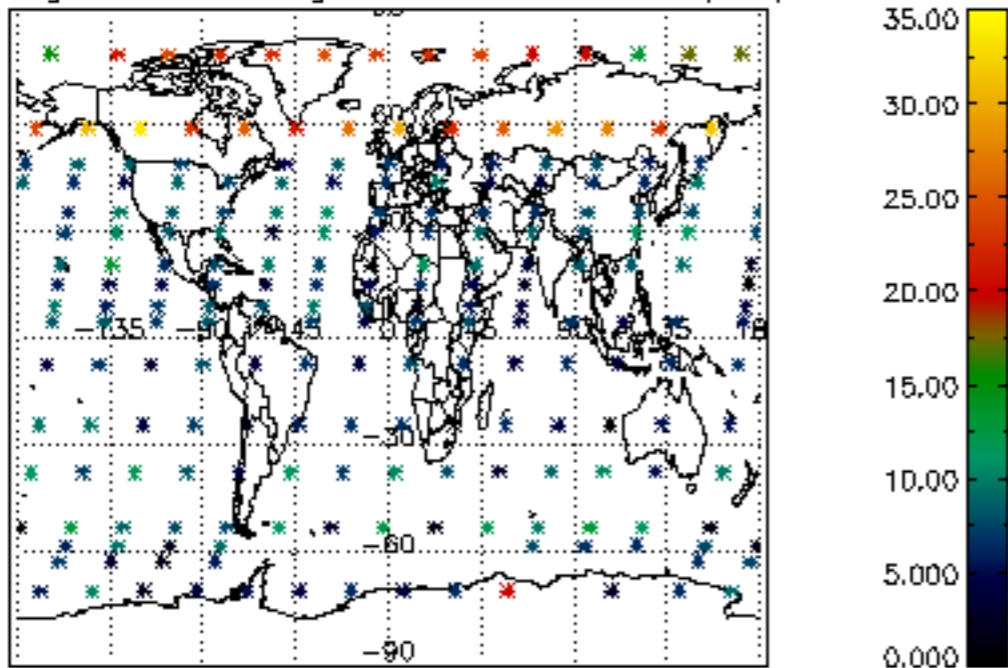
Percentage of cosmic ray hits per profile



Percentage of datation errors per profile



Percentage of star falling outside central band per profile



Percentage of saturation errors per profile

