

GOMOS Level 2 Daily Report

SUMMARY

[1. General Info](#)

[2. Summary of processed GOM_NL_2P products](#)

[3. Level 2 Quality information per product](#)

[3.1 Plot of level 2 quality information per product \(time dependant\)](#)

[3.2 Plot of level 2 quality information per product \(world map\)](#)

[4. Level 1 Quality information per product \(stored on level 2 products\)](#)

[4.1 Plot of level 1 quality information per product \(time dependant\)](#)

[4.1.1 Plot of level 1 quality information per product \(time dependant\): ASCENDING](#)

[4.1.2 Plot of level 1 quality information per product \(time dependant\): DESCENDING](#)

[4.2 Plot of level 1 quality information per product \(world map\)](#)

[4.2.1 Plot of level 1 quality information per product \(world map\): ASCENDING](#)

[4.2.2 Plot of level 1 quality information per product \(world map\): DESCENDING](#)

[5. Ozone profiles based on quality statistics and other trace gas profiles](#)

[5.1 Ozone statistics based on quality of products](#)

[5.2 Plot ozone profiles for all STD \(dark without errors\)](#)

[5.3 Plot ozone profiles where STD < 20% \(dark without errors\)](#)

[5.4. Plot ozone profiles where STD < 10% \(dark without errors\)](#)

[5.5. Plot ozone profiles where STD < 5% \(dark without errors\)](#)

[5.6 Plot NO2 profiles for all STD \(dark without errors\)](#)

[5.7 Plot NO3 profiles for all STD \(dark without errors\)](#)

[5.8 Plot H2O profiles \(only for occultations of stars 1,2,3,4,13,14,16,26,63 dark without errors\) for all STD](#)

[6. Auxiliary Data Files used for the production reported in section 2](#)

This report presents the daily analysis on parameters extracted from GOMOS level 2 data (GOM_NL__2P). It is intended to monitor some important parameters that will impact the quality of these products. A list of level 2 products (and content) that have arrived during the reporting day to the PCF is also given.

Item	Value
Time of report generation	19APR2013 23:05:04
Data source version	GOMOS/6.01
Start time of products	29-10-2003 (29OCT2003 00:00:00)
Stop time of products	30-10-2003 (30OCT2003 00:00:00)
Store outputs in DB	Yes
Nb of level 2 prods	274
Nb of prods with errors	0

2. Summary of processed GOM_NL__2P products.

Nr	Filename	UTC Start time	Limb	Duration	Star Id	Star Name	Star Mag	Star Temp	Nb Meas	Orbit	Prod. error
1	GOM_NL__2PRFIN20031029_060437_000000652021_00120_08691_7411.N1	29-OCT-2003 06:04:37	Bright	64.500	94	92Alp Cet	2.5260	3100.0	129	8691	No
2	GOM_NL__2PRFIN20031029_060714_000000392021_00120_08691_7412.N1	29-OCT-2003 06:07:14	Bright	39.000	140	88Gam Peg	2.8340	26000.	78	8691	No
3	GOM_NL__2PRFIN20031029_060852_000000412021_00120_08691_7413.N1	29-OCT-2003 06:08:52	Bright	40.500	105	6Bet Ari	2.6450	8900.0	81	8691	No
4	GOM_NL__2PRFIN20031029_061107_000000392021_00120_08691_7414.N1	29-OCT-2003 06:11:07	Bright	38.500	58	21Alp And	2.0730	11000.	77	8691	No
5	GOM_NL__2PRFIN20031029_061247_000000392021_00120_08691_7415.N1	29-OCT-2003 06:12:47	Bright	38.500	53	43Bet And	2.0480	3300.0	77	8691	No
6	GOM_NL__2PRFIN20031029_061526_000000392021_00120_08691_7416.N1	29-OCT-2003 06:15:26	Bright	39.000	73	57Gam1And	2.2600	13100.	78	8691	No
7	GOM_NL__2PRFIN20031029_061705_000000452021_00120_08691_7417.N1	29-OCT-2003 06:17:05	Bright	45.000	79	26Bet Per	2.3100	13100.	90	8691	No
8	GOM_NL__2PRFIN20031029_061925_000000382021_00120_08691_7418.N1	29-OCT-2003 06:19:25	Bright	37.500	74	11Bet Cas	2.2680	6600.0	75	8691	No
9	GOM_NL__2PRFIN20031029_062257_000000392021_00120_08691_7419.N1	29-OCT-2003 06:22:57	Bright	39.000	89	5Alp Cep	2.4510	8000.0	78	8691	No
10	GOM_NL__2PRFIN20031029_062755_000000362021_00120_08691_7420.N1	29-OCT-2003 06:27:55	Bright	35.500	49	1Alp UMi	1.9900	6300.0	71	8691	No
11	GOM_NL__2PRFIN20031029_063136_000000392021_00120_08691_7421.N1	29-OCT-2003 06:31:36	Bright	38.500	60	7Bet UMi	2.0810	3950.0	77	8691	No
12	GOM_NL__2PRFIN20031029_063606_000000412021_00120_08691_7422.N1	29-OCT-2003 06:36:06	Bright	41.000	36	50Alp UMa	1.8000	6300.0	82	8691	No
13	GOM_NL__2PRFIN20031029_063732_000000382021_00120_08691_7423.N1	29-OCT-2003 06:37:32	Bright	38.000	32	77Eps UMa	1.7630	11000.	76	8691	No
14	GOM_NL__2PRFIN20031029_064119_000000402021_00120_08691_7424.N1	29-OCT-2003 06:41:19	Bright	40.000	174	52Psi UMa	3.0040	4400.0	80	8691	No
15	GOM_NL__2PRFIN20031029_064902_000000552021_00120_08691_7425.N1	29-OCT-2003 06:49:02	Bright	55.000	166	17Eps Leo	2.9800	6000.0	110	8691	No
16	GOM_NL__2PRFIN20031029_065218_000002552021_00120_08691_7426.N1	29-OCT-2003 06:52:18	Straylight	255.00	17	78Bet Gem	1.1610	4500.0	510	8691	No
17	GOM_NL__2PRFIN20031029_070133_000000672021_00120_08691_7427.N1	29-OCT-2003 07:01:33	Dark	67.000	48	30Alp Hya	1.9770	4100.0	134	8691	No
18	GOM_NL__2PRFIN20031029_070728_000000412021_00120_08691_7428.N1	29-OCT-2003 07:07:28	Dark	40.500	99	Del Cen	2.5750	26000.	81	8691	No
19	GOM_NL__2PRFIN20031029_071200_000000392021_00121_08692_7411.N1	29-OCT-2003 07:12:00	Dark	38.500	124	The Car	2.7640	30000.	77	8692	No
20	GOM_NL__2PRFIN20031029_071725_000000622021_00121_08692_7412.N1	29-OCT-2003 07:17:25	Dark	61.500	117	Pi Pup	2.7060	3800.0	123	8692	No
21	GOM_NL__2PRFIN20031029_071934_000000542021_00121_08692_7413.N1	29-OCT-2003 07:19:34	Dark	53.500	2	Alp Car	-0.73600	7000.0	107	8692	No
22	GOM_NL__2PRFIN20031029_072538_000000402021_00121_08692_7414.N1	29-OCT-2003 07:25:38	Dark	40.000	143	Alp Hyi	2.8570	7200.0	80	8692	No
23	GOM_NL__2PRFIN20031029_072701_000000512021_00121_08692_7415.N1	29-OCT-2003 07:27:01	Dark	51.000	9	Alp Eri	0.45300	24000.	102	8692	No
24	GOM_NL__2PRFIN20031029_073014_000002172021_00121_08692_7416.N1	29-OCT-2003 07:30:14	Straylight	217.00	1	9Alp CMa	-1.4400	11000.	434	8692	No
25	GOM_NL__2PRFIN20031029_073822_000000442021_00121_08692_7417.N1	29-OCT-2003 07:38:22	Straylight	44.000	52	16Bet Cet	2.0370	4500.0	88	8692	No
26	GOM_NL__2PRFIN20031029_074512_000000632021_00121_08692_7418.N1	29-OCT-2003 07:45:12	Bright	62.500	94	92Alp Cet	2.5260	3100.0	125	8692	No
27	GOM_NL__2PRFIN20031029_074750_000000402021_00121_08692_7419.N1	29-OCT-2003 07:47:50	Bright	40.000	140	88Gam Peg	2.8340	26000.	80	8692	No
28	GOM_NL__2PRFIN20031029_074928_000000422021_00121_08692_7420.N1	29-OCT-2003 07:49:28	Bright	41.500	105	6Bet Ari	2.6450	8900.0	83	8692	No
29	GOM_NL__2PRFIN20031029_075143_000000382021_00121_08692_7421.N1	29-OCT-2003 07:51:43	Bright	38.000	58	21Alp And	2.0730	11000.	76	8692	No
30	GOM_NL__2PRFIN20031029_075323_000000402021_00121_08692_7422.N1	29-OCT-2003 07:53:23	Bright	39.500	53	43Bet And	2.0480	3300.0	79	8692	No
31	GOM_NL__2PRFIN20031029_075601_000000412021_00121_08692_7423.N1	29-OCT-2003 07:56:01	Bright	40.500	73	57Gam1And	2.2600	13100.	81	8692	No
32	GOM_NL__2PRFIN20031029_075740_000000462021_00121_08692_7424.N1	29-OCT-2003 07:57:40	Bright	45.500	79	26Bet Per	2.3100	13100.	91	8692	No
33	GOM_NL__2PRFIN20031029_080001_000000372021_00121_08692_7425.N1	29-OCT-2003 08:00:01	Bright	37.000	74	11Bet Cas	2.2680	6600.0	74	8692	No
34	GOM_NL__2PRFIN20031029_080334_000000402021_00121_08692_7426.N1	29-OCT-2003 08:03:34	Bright	39.500	89	5Alp Cep	2.4510	8000.0	79	8692	No
35	GOM_NL__2PRFIN20031029_080830_000000342021_00121_08692_7427.N1	29-OCT-2003 08:08:30	Bright	34.000	49	1Alp UMi	1.9900	6300.0	68	8692	No
36	GOM_NL__2PRFIN20031029_081212_000000382021_00121_08692_7428.N1	29-OCT-2003 08:12:12	Bright	38.000	60	7Bet UMi	2.0810	3950.0	76	8692	No
37	GOM_NL__2PRFIN20031029_081642_000000402021_00121_08692_7429.N1	29-OCT-2003 08:16:42	Bright	39.500	36	50Alp UMa	1.8000	6300.0	79	8692	No
38	GOM_NL__2PRFIN20031029_082155_000000402021_00121_08692_7430.N1	29-OCT-2003 08:21:55	Bright	39.500	174	52Psi UMa	3.0040	4400.0	79	8692	No
39	GOM_NL__2PRFIN20031029_082938_000000532021_00121_08692_7431.N1	29-OCT-2003 08:29:38	Bright	52.500	166	17Eps Leo	2.9800	6000.0	105	8692	No
40	GOM_NL__2PRFIN20031029_083257_000002552021_00121_08692_7432.N1	29-OCT-2003 08:32:57	Straylight	255.00	17	78Bet Gem	1.1610	4500.0	510	8692	No
41	GOM_NL__2PRFIN20031029_084210_000000682021_00121_08692_7433.N1	29-OCT-2003 08:42:10	Dark	68.000	48	30Alp Hya	1.9770	4100.0	136	8692	No
42	GOM_NL__2PRFIN20031029_084804_000000392021_00121_08692_7434.N1	29-OCT-2003 08:48:04	Dark	39.000	99	Del Cen	2.5750	26000.	78	8692	No

43	GOM_NL__2PRFIN20031029_085236_000000382021_00122_08693_7411.N1	29-OCT-2003 08:52:36	Dark	38.000	124	The Car	2.7640	30000.	76	8693	No
44	GOM_NL__2PRFIN20031029_085802_000000612021_00122_08693_7412.N1	29-OCT-2003 08:58:02	Dark	61.000	117	Pi Pup	2.7060	3800.0	122	8693	No
45	GOM_NL__2PRFIN20031029_090011_000000532021_00122_08693_7413.N1	29-OCT-2003 09:00:11	Dark	53.000	2	Alp Car	-0.73600	7000.0	106	8693	No
46	GOM_NL__2PRFIN20031029_090614_000000392021_00122_08693_7414.N1	29-OCT-2003 09:06:14	Dark	38.500	143	Alp Hyi	2.8570	7200.0	77	8693	No
47	GOM_NL__2PRFIN20031029_090737_000000462021_00122_08693_7415.N1	29-OCT-2003 09:07:37	Dark	46.000	9	Alp Eri	0.45300	24000.	92	8693	No
48	GOM_NL__2PRFIN20031029_091054_000002172021_00122_08693_7416.N1	29-OCT-2003 09:10:54	Straylight	217.00	1	9Alp CMa	-1.4400	11000.	434	8693	No
49	GOM_NL__2PRFIN20031029_091858_000000462021_00122_08693_7417.N1	29-OCT-2003 09:18:58	Straylight	45.500	52	16Bet Cet	2.0370	4500.0	91	8693	No
50	GOM_NL__2PRFIN20031029_092548_000000662021_00122_08693_7418.N1	29-OCT-2003 09:25:48	Bright	66.000	94	92Alp Cet	2.5260	3100.0	132	8693	No
51	GOM_NL__2PRFIN20031029_092826_000000392021_00122_08693_7419.N1	29-OCT-2003 09:28:26	Bright	39.000	140	88Gam Peg	2.8340	26000.	78	8693	No
52	GOM_NL__2PRFIN20031029_093004_000000412021_00122_08693_7420.N1	29-OCT-2003 09:30:04	Bright	40.500	105	6Bet Ari	2.6450	8900.0	81	8693	No
53	GOM_NL__2PRFIN20031029_093219_000000382021_00122_08693_7421.N1	29-OCT-2003 09:32:19	Bright	38.000	58	21Alp And	2.0730	11000.	76	8693	No
54	GOM_NL__2PRFIN20031029_093359_000000402021_00122_08693_7422.N1	29-OCT-2003 09:33:59	Bright	40.000	53	43Bet And	2.0480	3300.0	80	8693	No
55	GOM_NL__2PRFIN20031029_093637_000000412021_00122_08693_7423.N1	29-OCT-2003 09:36:37	Bright	40.500	73	57Gam1And	2.2600	13100.	81	8693	No
56	GOM_NL__2PRFIN20031029_093815_000000492021_00122_08693_7424.N1	29-OCT-2003 09:38:15	Bright	48.500	79	26Bet Per	2.3100	13100.	97	8693	No
57	GOM_NL__2PRFIN20031029_094036_000000352021_00122_08693_7425.N1	29-OCT-2003 09:40:36	Bright	35.000	74	11Bet Cas	2.2680	6600.0	70	8693	No
58	GOM_NL__2PRFIN20031029_094410_000000392021_00122_08693_7426.N1	29-OCT-2003 09:44:10	Bright	38.500	89	5Alp Cep	2.4510	8000.0	77	8693	No
59	GOM_NL__2PRFIN20031029_094906_000000372021_00122_08693_7427.N1	29-OCT-2003 09:49:06	Bright	36.500	49	1Alp UMi	1.9900	6300.0	73	8693	No
60	GOM_NL__2PRFIN20031029_095248_000000392021_00122_08693_7428.N1	29-OCT-2003 09:52:48	Bright	38.500	60	7Bet UMi	2.0810	3950.0	77	8693	No
61	GOM_NL__2PRFIN20031029_095718_000000402021_00122_08693_7429.N1	29-OCT-2003 09:57:18	Bright	40.000	36	50Alp UMa	1.8000	6300.0	80	8693	No
62	GOM_NL__2PRFIN20031029_095844_000000372021_00122_08693_7430.N1	29-OCT-2003 09:58:44	Bright	36.500	32	77Eps UMa	1.7630	11000.	73	8693	No
63	GOM_NL__2PRFIN20031029_100231_000000402021_00122_08693_7431.N1	29-OCT-2003 10:02:31	Bright	39.500	174	52Psi UMa	3.0040	4400.0	79	8693	No
64	GOM_NL__2PRFIN20031029_101015_000000532021_00122_08693_7432.N1	29-OCT-2003 10:10:15	Bright	53.000	166	17Eps Leo	2.9800	6000.0	106	8693	No
65	GOM_NL__2PRFIN20031029_101335_000002552021_00122_08693_7433.N1	29-OCT-2003 10:13:35	Straylight	255.00	17	78Bet Gem	1.1610	4500.0	510	8693	No
66	GOM_NL__2PRFIN20031029_102247_000000772021_00122_08693_7434.N1	29-OCT-2003 10:22:47	Dark	76.500	48	30Alp Hya	1.9770	4100.0	153	8693	No
67	GOM_NL__2PRFIN20031029_102840_000000402021_00122_08693_7435.N1	29-OCT-2003 10:28:40	Dark	39.500	99	Del Cen	2.5750	26000.	79	8693	No
68	GOM_NL__2PRFIN20031029_103312_000000382021_00123_08694_7412.N1	29-OCT-2003 10:33:12	Dark	37.500	124	The Car	2.7640	30000.	75	8694	No
69	GOM_NL__2PRFIN20031029_103839_000000602021_00123_08694_7413.N1	29-OCT-2003 10:38:39	Dark	59.500	117	Pi Pup	2.7060	3800.0	119	8694	No
70	GOM_NL__2PRFIN20031029_104048_000000532021_00123_08694_7414.N1	29-OCT-2003 10:40:48	Dark	53.000	2	Alp Car	-0.73600	7000.0	106	8694	No
71	GOM_NL__2PRFIN20031029_104650_000000382021_00123_08694_7415.N1	29-OCT-2003 10:46:50	Dark	38.000	143	Alp Hyi	2.8570	7200.0	76	8694	No
72	GOM_NL__2PRFIN20031029_104813_000000402021_00123_08694_7416.N1	29-OCT-2003 10:48:13	Dark	39.500	9	Alp Eri	0.45300	24000.	79	8694	No
73	GOM_NL__2PRFIN20031029_105134_000002172021_00123_08694_7417.N1	29-OCT-2003 10:51:34	Straylight	217.00	1	9Alp CMa	-1.4400	11000.	434	8694	No
74	GOM_NL__2PRFIN20031029_105934_000000472021_00123_08694_7418.N1	29-OCT-2003 10:59:34	Straylight	47.000	52	16Bet Cet	2.0370	4500.0	94	8694	No
75	GOM_NL__2PRFIN20031029_110623_000000632021_00123_08694_7419.N1	29-OCT-2003 11:06:23	Bright	63.000	94	92Alp Cet	2.5260	3100.0	126	8694	No
76	GOM_NL__2PRFIN20031029_110903_000000372021_00123_08694_7420.N1	29-OCT-2003 11:09:03	Bright	37.000	140	88Gam Peg	2.8340	26000.	74	8694	No
77	GOM_NL__2PRFIN20031029_111039_000000412021_00123_08694_7421.N1	29-OCT-2003 11:10:39	Bright	40.500	105	6Bet Ari	2.6450	8900.0	81	8694	No
78	GOM_NL__2PRFIN20031029_111255_000000372021_00123_08694_7422.N1	29-OCT-2003 11:12:55	Bright	37.000	58	21Alp And	2.0730	11000.	74	8694	No
79	GOM_NL__2PRFIN20031029_111435_000000382021_00123_08694_7423.N1	29-OCT-2003 11:14:35	Bright	37.500	53	43Bet And	2.0480	3300.0	75	8694	No
80	GOM_NL__2PRFIN20031029_111713_000000392021_00123_08694_7424.N1	29-OCT-2003 11:17:13	Bright	38.500	73	57Gam1And	2.2600	13100.	77	8694	No
81	GOM_NL__2PRFIN20031029_111851_000000482021_00123_08694_7425.N1	29-OCT-2003 11:18:51	Bright	48.000	79	26Bet Per	2.3100	13100.	96	8694	No
82	GOM_NL__2PRFIN20031029_112112_000000372021_00123_08694_7426.N1	29-OCT-2003 11:21:12	Bright	37.000	74	11Bet Cas	2.2680	6600.0	74	8694	No
83	GOM_NL__2PRFIN20031029_112447_000000392021_00123_08694_7427.N1	29-OCT-2003 11:24:47	Bright	38.500	89	5Alp Cep	2.4510	8000.0	77	8694	No
84	GOM_NL__2PRFIN20031029_112942_000000382021_00123_08694_7428.N1	29-OCT-2003 11:29:42	Bright	37.500	49	1Alp UMi	1.9900	6300.0	75	8694	No
85	GOM_NL__2PRFIN20031029_113324_000000362021_00123_08694_7429.N1	29-OCT-2003 11:33:24	Bright	36.000	60	7Bet UMi	2.0810	3950.0	72	8694	No
86	GOM_NL__2PRFIN20031029_113754_000000382021_00123_08694_7430.N1	29-OCT-2003 11:37:54	Bright	37.500	36	50Alp UMa	1.8000	6300.0	75	8694	No
87	GOM_NL__2PRFIN20031029_113920_000000362021_00123_08694_7431.N1	29-OCT-2003 11:39:20	Bright	36.000	32	77Eps UMa	1.7630	11000.	72	8694	No
88	GOM_NL__2PRFIN20031029_114307_000000382021_00123_08694_7432.N1	29-OCT-2003 11:43:07	Bright	38.000	174	52Psi UMa	3.0040	4400.0	76	8694	No
89	GOM_NL__2PRFIN20031029_115051_000000512021_00123_08694_7433.N1	29-OCT-2003 11:50:51	Bright	51.000	166	17Eps Leo	2.9800	6000.0	102	8694	No
90	GOM_NL__2PRFIN20031029_115414_000002552021_00123_08694_7434.N1	29-OCT-2003 11:54:14	Straylight	255.00	17	78Bet Gem	1.1610	4500.0	510	8694	No
91	GOM_NL__2PRFIN20031029_120324_000000682021_00123_08694_7435.N1	29-OCT-2003 12:03:24	Dark	68.000	48	30Alp Hya	1.9770	4100.0	136	8694	No
92	GOM_NL__2PRFIN20031029_120916_000000402021_00123_08694_7436.N1	29-OCT-2003 12:09:16	Dark	39.500	99	Del Cen	2.5750	26000.	79	8694	No
93	GOM_NL__2PRFIN20031029_121348_000000382021_00124_08695_7412.N1	29-OCT-2003 12:13:48	Dark	38.000	124	The Car	2.7640	30000.	76	8695	No
94	GOM_NL__2PRFIN20031029_121630_000000452021_00124_08695_7413.N1	29-OCT-2003 12:16:30	Dark	45.000	29	Bet Car	1.6720	10200.	90	8695	No
95	GOM_NL__2PRFIN20031029_122125_000000502021_00124_08695_7414.N1	29-OCT-2003 12:21:25	Dark	49.500	2	Alp Car	-0.73600	7000.0	99	8695	No
96	GOM_NL__2PRFIN20031029_122304_000000972021_00124_08695_7415.N1	29-OCT-2003 12:23:04	Dark	96.500	179	24Omi2CMa	3.0320	24000.	193	8695	No
97	GOM_NL__2PRFIN20031029_122726_000000382021_00124_08695_7416.N1	29-OCT-2003 12:27:26	Dark	37.500	143	Alp Hyi	2.8570	7200.0	75	8695	No
98	GOM_NL__2PRFIN20031029_122850_000000392021_00124_08695_7417.N1	29-OCT-2003 12:28:50	Dark	39.000	9	Alp Eri	0.45300	24000.	78	8695	No
99	GOM_NL__2PRFIN20031029_123214_000002172021_00124_08695_7418.N1	29-OCT-2003 12:32:14	Straylight	216.50	1	9Alp CMa	-1.4400	11000.	433	8695	No
100	GOM_NL__2PRFIN20031029_124011_000000442021_00124_08695_7419.N1	29-OCT-2003 12:40:11	Straylight	43.500	52	16Bet Cet	2.0370	4500.0	87	8695	No
101	GOM_NL__2PRFIN20031029_124659_000000622021_00124_08695_7420.N1	29-OCT-2003 12:46:59	Bright	61.500	94	92Alp Cet	2.5260	3100.0	123	8695	No

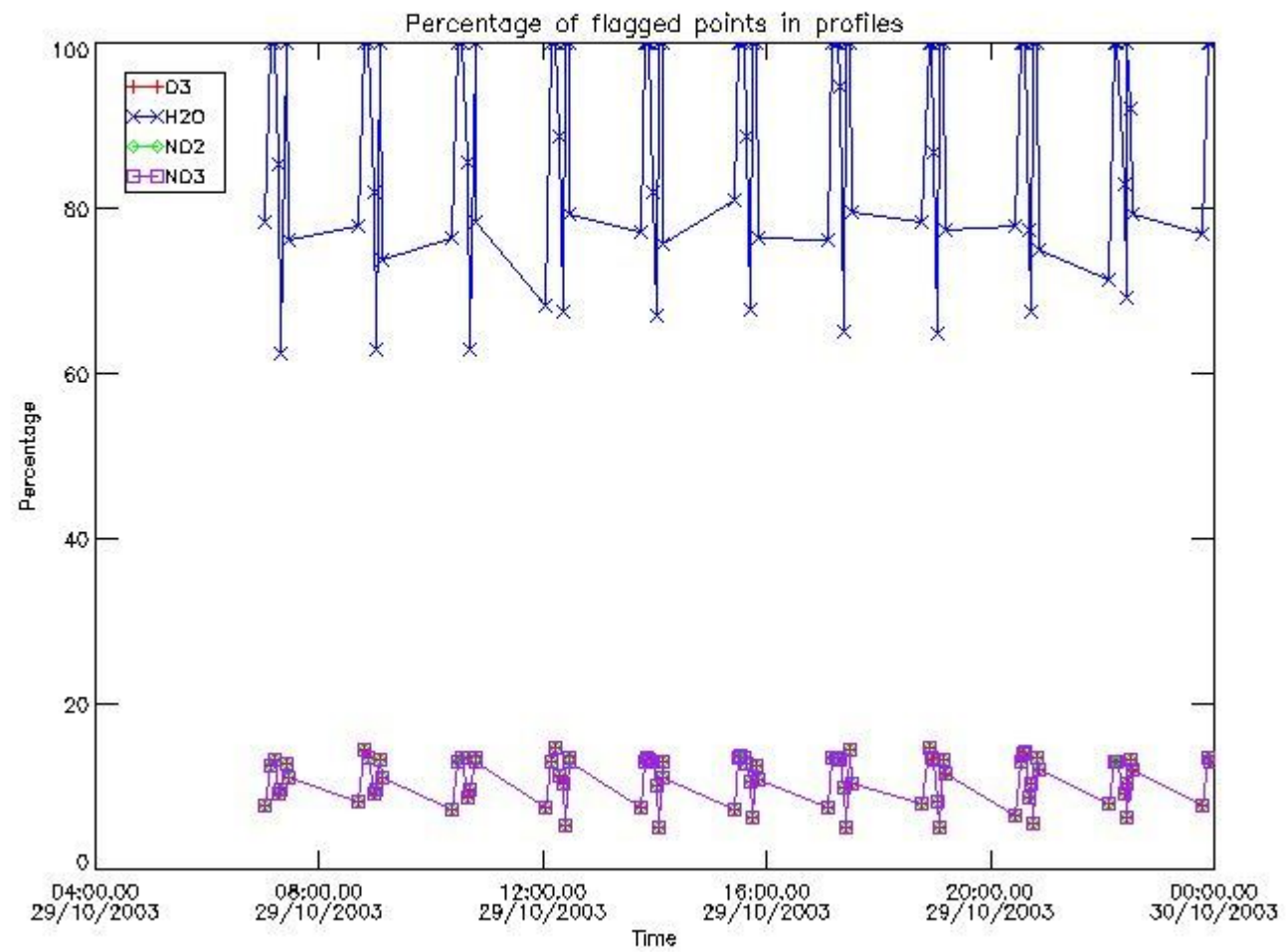
102	GOM_NL__2PRFIN20031029_124939_000000372021_00124_08695_7421.N1	29-OCT-2003 12:49:39	Bright	37.000	140	88Gam Peg	2.8340	26000.	74	8695	No
103	GOM_NL__2PRFIN20031029_125115_000000422021_00124_08695_7422.N1	29-OCT-2003 12:51:15	Bright	42.000	105	6Bet Ari	2.6450	8900.0	84	8695	No
104	GOM_NL__2PRFIN20031029_125331_000000362021_00124_08695_7423.N1	29-OCT-2003 12:53:31	Bright	36.000	58	21Alp And	2.0730	11000.	72	8695	No
105	GOM_NL__2PRFIN20031029_125511_000000382021_00124_08695_7424.N1	29-OCT-2003 12:55:11	Bright	38.000	53	43Bet And	2.0480	3300.0	76	8695	No
106	GOM_NL__2PRFIN20031029_125748_000000432021_00124_08695_7425.N1	29-OCT-2003 12:57:48	Bright	42.500	73	57Gam1And	2.2600	13100.	85	8695	No
107	GOM_NL__2PRFIN20031029_125926_000000472021_00124_08695_7426.N1	29-OCT-2003 12:59:26	Bright	46.500	79	26Bet Per	2.3100	13100.	93	8695	No
108	GOM_NL__2PRFIN20031029_130148_000000382021_00124_08695_7427.N1	29-OCT-2003 13:01:48	Bright	38.000	74	11Bet Cas	2.2680	6600.0	76	8695	No
109	GOM_NL__2PRFIN20031029_130523_000000392021_00124_08695_7428.N1	29-OCT-2003 13:05:23	Bright	39.000	89	5Alp Cep	2.4510	8000.0	78	8695	No
110	GOM_NL__2PRFIN20031029_131018_000000372021_00124_08695_7429.N1	29-OCT-2003 13:10:18	Bright	36.500	49	1Alp UMi	1.9900	6300.0	73	8695	No
111	GOM_NL__2PRFIN20031029_131400_000000372021_00124_08695_7430.N1	29-OCT-2003 13:14:00	Bright	36.500	60	7Bet UMi	2.0810	3950.0	73	8695	No
112	GOM_NL__2PRFIN20031029_131830_000000402021_00124_08695_7431.N1	29-OCT-2003 13:18:30	Bright	40.000	36	50Alp UMa	1.8000	6300.0	80	8695	No
113	GOM_NL__2PRFIN20031029_131956_000000372021_00124_08695_7432.N1	29-OCT-2003 13:19:56	Bright	37.000	32	77Eps UMa	1.7630	11000.	74	8695	No
114	GOM_NL__2PRFIN20031029_132343_000000382021_00124_08695_7433.N1	29-OCT-2003 13:23:43	Bright	37.500	174	52Psi UMa	3.0040	4400.0	75	8695	No
115	GOM_NL__2PRFIN20031029_133452_000002552021_00124_08695_7434.N1	29-OCT-2003 13:34:52	Straylight	255.00	17	78Bet Gem	1.1610	4500.0	510	8695	No
116	GOM_NL__2PRFIN20031029_134402_000000692021_00124_08695_7435.N1	29-OCT-2003 13:44:02	Dark	68.500	48	30Alp Hya	1.9770	4100.0	137	8695	No
117	GOM_NL__2PRFIN20031029_134952_000000402021_00124_08695_7436.N1	29-OCT-2003 13:49:52	Dark	39.500	99	Del Cen	2.5750	26000.	79	8695	No
118	GOM_NL__2PRFIN20031029_135204_000000382021_00124_08695_7437.N1	29-OCT-2003 13:52:04	Dark	38.000	129	Del Cru	2.7930	26000.	76	8695	No
119	GOM_NL__2PRFIN20031029_135424_000000392021_00125_08696_7412.N1	29-OCT-2003 13:54:24	Dark	38.500	124	The Car	2.7640	30000.	77	8696	No
120	GOM_NL__2PRFIN20031029_135706_000000392021_00125_08696_7413.N1	29-OCT-2003 13:57:06	Dark	39.000	29	Bet Car	1.6720	10200.	78	8696	No
121	GOM_NL__2PRFIN20031029_140202_000000512021_00125_08696_7414.N1	29-OCT-2003 14:02:02	Dark	50.500	2	Alp Car	-0.73600	7000.0	101	8696	No
122	GOM_NL__2PRFIN20031029_140343_000001002021_00125_08696_7415.N1	29-OCT-2003 14:03:43	Dark	100.00	179	24Omi2CMa	3.0320	24000.	200	8696	No
123	GOM_NL__2PRFIN20031029_140802_000000392021_00125_08696_7416.N1	29-OCT-2003 14:08:02	Dark	39.000	143	Alp Hyi	2.8570	7200.0	78	8696	No
124	GOM_NL__2PRFIN20031029_140926_000000462021_00125_08696_7417.N1	29-OCT-2003 14:09:26	Dark	45.500	9	Alp Eri	0.45300	24000.	91	8696	No
125	GOM_NL__2PRFIN20031029_141254_000002172021_00125_08696_7418.N1	29-OCT-2003 14:12:54	Straylight	216.50	1	9Alp CMa	-1.4400	11000.	433	8696	No
126	GOM_NL__2PRFIN20031029_142047_000000462021_00125_08696_7419.N1	29-OCT-2003 14:20:47	Straylight	46.000	52	16Bet Cet	2.0370	4500.0	92	8696	No
127	GOM_NL__2PRFIN20031029_142735_000000642021_00125_08696_7420.N1	29-OCT-2003 14:27:35	Bright	64.000	94	92Alp Cet	2.5260	3100.0	128	8696	No
128	GOM_NL__2PRFIN20031029_143016_000000372021_00125_08696_7421.N1	29-OCT-2003 14:30:16	Bright	36.500	140	88Gam Peg	2.8340	26000.	73	8696	No
129	GOM_NL__2PRFIN20031029_143151_000000412021_00125_08696_7422.N1	29-OCT-2003 14:31:51	Bright	40.500	105	6Bet Ari	2.6450	8900.0	81	8696	No
130	GOM_NL__2PRFIN20031029_143408_000000382021_00125_08696_7423.N1	29-OCT-2003 14:34:08	Bright	37.500	58	21Alp And	2.0730	11000.	75	8696	No
131	GOM_NL__2PRFIN20031029_143546_000000382021_00125_08696_7424.N1	29-OCT-2003 14:35:46	Bright	37.500	53	43Bet And	2.0480	3300.0	75	8696	No
132	GOM_NL__2PRFIN20031029_143823_000000402021_00125_08696_7425.N1	29-OCT-2003 14:38:23	Bright	39.500	73	57Gam1And	2.2600	13100.	79	8696	No
133	GOM_NL__2PRFIN20031029_144000_000000482021_00125_08696_7426.N1	29-OCT-2003 14:40:00	Bright	47.500	79	26Bet Per	2.3100	13100.	95	8696	No
134	GOM_NL__2PRFIN20031029_144224_000000372021_00125_08696_7427.N1	29-OCT-2003 14:42:24	Bright	37.000	74	11Bet Cas	2.2680	6600.0	74	8696	No
135	GOM_NL__2PRFIN20031029_144559_000000402021_00125_08696_7428.N1	29-OCT-2003 14:45:59	Bright	39.500	89	5Alp Cep	2.4510	8000.0	79	8696	No
136	GOM_NL__2PRFIN20031029_145054_000000342021_00125_08696_7429.N1	29-OCT-2003 14:50:54	Bright	33.500	49	1Alp UMi	1.9900	6300.0	67	8696	No
137	GOM_NL__2PRFIN20031029_145436_000000382021_00125_08696_7430.N1	29-OCT-2003 14:54:36	Bright	37.500	60	7Bet UMi	2.0810	3950.0	75	8696	No
138	GOM_NL__2PRFIN20031029_145905_000000392021_00125_08696_7431.N1	29-OCT-2003 14:59:05	Bright	39.000	36	50Alp UMa	1.8000	6300.0	78	8696	No
139	GOM_NL__2PRFIN20031029_150032_000000522021_00125_08696_7432.N1	29-OCT-2003 15:00:32	Bright	52.000	32	77Eps UMa	1.7630	11000.	104	8696	No
140	GOM_NL__2PRFIN20031029_150419_000000402021_00125_08696_7433.N1	29-OCT-2003 15:04:19	Bright	40.000	174	52Psi UMa	3.0040	4400.0	80	8696	No
141	GOM_NL__2PRFIN20031029_151531_000002552021_00125_08696_7434.N1	29-OCT-2003 15:15:31	Straylight	255.00	17	78Bet Gem	1.1610	4500.0	510	8696	No
142	GOM_NL__2PRFIN20031029_152440_000000712021_00125_08696_7435.N1	29-OCT-2003 15:24:40	Dark	71.000	48	30Alp Hya	1.9770	4100.0	142	8696	No
143	GOM_NL__2PRFIN20031029_153028_000000382021_00125_08696_7436.N1	29-OCT-2003 15:30:28	Dark	38.000	99	Del Cen	2.5750	26000.	76	8696	No
144	GOM_NL__2PRFIN20031029_153240_000000372021_00125_08696_7437.N1	29-OCT-2003 15:32:40	Dark	37.000	129	Del Cru	2.7930	26000.	74	8696	No
145	GOM_NL__2PRFIN20031029_153501_000000382021_00126_08697_7412.N1	29-OCT-2003 15:35:01	Dark	38.000	124	The Car	2.7640	30000.	76	8697	No
146	GOM_NL__2PRFIN20031029_153742_000000402021_00126_08697_7413.N1	29-OCT-2003 15:37:42	Dark	40.000	29	Bet Car	1.6720	10200.	80	8697	No
147	GOM_NL__2PRFIN20031029_154239_000000492021_00126_08697_7414.N1	29-OCT-2003 15:42:39	Dark	48.500	2	Alp Car	-0.73600	7000.0	97	8697	No
148	GOM_NL__2PRFIN20031029_154420_000000992021_00126_08697_7415.N1	29-OCT-2003 15:44:20	Dark	99.000	179	24Omi2CMa	3.0320	24000.	198	8697	No
149	GOM_NL__2PRFIN20031029_154838_000000412021_00126_08697_7416.N1	29-OCT-2003 15:48:38	Dark	40.500	143	Alp Hyi	2.8570	7200.0	81	8697	No
150	GOM_NL__2PRFIN20031029_155002_000000472021_00126_08697_7417.N1	29-OCT-2003 15:50:02	Dark	47.000	9	Alp Eri	0.45300	24000.	94	8697	No
151	GOM_NL__2PRFIN20031029_155334_000002172021_00126_08697_7418.N1	29-OCT-2003 15:53:34	Straylight	217.00	1	9Alp CMa	-1.4400	11000.	434	8697	No
152	GOM_NL__2PRFIN20031029_160123_000000482021_00126_08697_7419.N1	29-OCT-2003 16:01:23	Straylight	48.000	52	16Bet Cet	2.0370	4500.0	96	8697	No
153	GOM_NL__2PRFIN20031029_160809_000000652021_00126_08697_7420.N1	29-OCT-2003 16:08:09	Bright	65.000	94	92Alp Cet	2.5260	3100.0	130	8697	No
154	GOM_NL__2PRFIN20031029_161052_000000382021_00126_08697_7421.N1	29-OCT-2003 16:10:52	Bright	37.500	140	88Gam Peg	2.8340	26000.	75	8697	No
155	GOM_NL__2PRFIN20031029_161226_000000422021_00126_08697_7422.N1	29-OCT-2003 16:12:26	Bright	42.000	105	6Bet Ari	2.6450	8900.0	84	8697	No
156	GOM_NL__2PRFIN20031029_161444_000000382021_00126_08697_7423.N1	29-OCT-2003 16:14:44	Bright	37.500	58	21Alp And	2.0730	11000.	75	8697	No
157	GOM_NL__2PRFIN20031029_161622_000000382021_00126_08697_7424.N1	29-OCT-2003 16:16:22	Bright	38.000	53	43Bet And	2.0480	3300.0	76	8697	No
158	GOM_NL__2PRFIN20031029_161859_000000432021_00126_08697_7425.N1	29-OCT-2003 16:18:59	Bright	43.000	73	57Gam1And	2.2600	13100.	86	8697	No
159	GOM_NL__2PRFIN20031029_162036_000000482021_00126_08697_7426.N1	29-OCT-2003 16:20:36	Bright	47.500	79	26Bet Per	2.3100	13100.	95	8697	No
160	GOM_NL__2PRFIN20031029_162300_000000372021_00126_08697_7427.N1	29-OCT-2003 16:23:00	Bright	37.000	74	11Bet Cas	2.2680	6600.0	74	8697	No

161	GOM_NL__2PRFIN20031029_162635_000000372021_00126_08697_7428.N1	29-OCT-2003 16:26:35	Bright	36.500	89	5Alp Cep	2.4510	8000.0	73	8697	No
162	GOM_NL__2PRFIN20031029_163130_000000392021_00126_08697_7429.N1	29-OCT-2003 16:31:30	Bright	39.000	49	1Alp UMi	1.9900	6300.0	78	8697	No
163	GOM_NL__2PRFIN20031029_163512_000000392021_00126_08697_7430.N1	29-OCT-2003 16:35:12	Bright	38.500	60	7Bet UMi	2.0810	3950.0	77	8697	No
164	GOM_NL__2PRFIN20031029_163941_000000392021_00126_08697_7431.N1	29-OCT-2003 16:39:41	Bright	38.500	36	50Alp UMa	1.8000	6300.0	77	8697	No
165	GOM_NL__2PRFIN20031029_164108_000000352021_00126_08697_7432.N1	29-OCT-2003 16:41:08	Bright	34.500	32	77Eps UMa	1.7630	11000.	69	8697	No
166	GOM_NL__2PRFIN20031029_164454_000000382021_00126_08697_7433.N1	29-OCT-2003 16:44:54	Bright	38.000	174	52Psi UMa	3.0040	4400.0	76	8697	No
167	GOM_NL__2PRFIN20031029_165610_000002552021_00126_08697_7434.N1	29-OCT-2003 16:56:10	Straylight	255.00	17	78Bet Gem	1.1610	4500.0	510	8697	No
168	GOM_NL__2PRFIN20031029_170517_000000762021_00126_08697_7435.N1	29-OCT-2003 17:05:17	Dark	76.000	48	30Alp Hya	1.9770	4100.0	152	8697	No
169	GOM_NL__2PRFIN20031029_171104_000000382021_00126_08697_7436.N1	29-OCT-2003 17:11:04	Dark	38.000	99	Del Cen	2.5750	26000.	76	8697	No
170	GOM_NL__2PRFIN20031029_171316_000000382021_00126_08697_7437.N1	29-OCT-2003 17:13:16	Dark	37.500	129	Del Cru	2.7930	26000.	75	8697	No
171	GOM_NL__2PRFIN20031029_171537_000000392021_00127_08698_7412.N1	29-OCT-2003 17:15:37	Dark	38.500	124	The Car	2.7640	30000.	77	8698	No
172	GOM_NL__2PRFIN20031029_171819_000000392021_00127_08698_7413.N1	29-OCT-2003 17:18:19	Dark	38.500	29	Bet Car	1.6720	10200.	77	8698	No
173	GOM_NL__2PRFIN20031029_172315_000000522021_00127_08698_7414.N1	29-OCT-2003 17:23:15	Dark	52.000	2	Alp Car	-0.73600	7000.0	104	8698	No
174	GOM_NL__2PRFIN20031029_172458_000001042021_00127_08698_7415.N1	29-OCT-2003 17:24:58	Dark	103.50	179	24Omi2CMa	3.0320	24000.	207	8698	No
175	GOM_NL__2PRFIN20031029_172914_000000392021_00127_08698_7416.N1	29-OCT-2003 17:29:14	Dark	39.000	143	Alp Hyi	2.8570	7200.0	78	8698	No
176	GOM_NL__2PRFIN20031029_173038_000000502021_00127_08698_7417.N1	29-OCT-2003 17:30:38	Dark	49.500	9	Alp Eri	0.45300	24000.	99	8698	No
177	GOM_NL__2PRFIN20031029_173414_000002172021_00127_08698_7418.N1	29-OCT-2003 17:34:14	Straylight	217.00	1	9Alp CMa	-1.4400	11000.	434	8698	No
178	GOM_NL__2PRFIN20031029_174159_000000452021_00127_08698_7419.N1	29-OCT-2003 17:41:59	Straylight	44.500	52	16Bet Cet	2.0370	4500.0	89	8698	No
179	GOM_NL__2PRFIN20031029_174844_000000642021_00127_08698_7420.N1	29-OCT-2003 17:48:44	Bright	63.500	94	92Alp Cet	2.5260	3100.0	127	8698	No
180	GOM_NL__2PRFIN20031029_175128_000000382021_00127_08698_7421.N1	29-OCT-2003 17:51:28	Bright	38.000	140	88Gam Peg	2.8340	26000.	76	8698	No
181	GOM_NL__2PRFIN20031029_175301_000000422021_00127_08698_7422.N1	29-OCT-2003 17:53:01	Bright	41.500	105	6Bet Ari	2.6450	8900.0	83	8698	No
182	GOM_NL__2PRFIN20031029_175520_000000382021_00127_08698_7423.N1	29-OCT-2003 17:55:20	Bright	38.000	58	21Alp And	2.0730	11000.	76	8698	No
183	GOM_NL__2PRFIN20031029_175658_000000392021_00127_08698_7424.N1	29-OCT-2003 17:56:58	Bright	38.500	53	43Bet And	2.0480	3300.0	77	8698	No
184	GOM_NL__2PRFIN20031029_175934_000000432021_00127_08698_7425.N1	29-OCT-2003 17:59:34	Bright	42.500	73	57Gam1And	2.2600	13100.	85	8698	No
185	GOM_NL__2PRFIN20031029_180111_000000472021_00127_08698_7426.N1	29-OCT-2003 18:01:11	Bright	47.000	79	26Bet Per	2.3100	13100.	94	8698	No
186	GOM_NL__2PRFIN20031029_180336_000000382021_00127_08698_7427.N1	29-OCT-2003 18:03:36	Bright	37.500	74	11Bet Cas	2.2680	6600.0	75	8698	No
187	GOM_NL__2PRFIN20031029_180712_000000382021_00127_08698_7428.N1	29-OCT-2003 18:07:12	Bright	38.000	89	5Alp Cep	2.4510	8000.0	76	8698	No
188	GOM_NL__2PRFIN20031029_181206_000000372021_00127_08698_7429.N1	29-OCT-2003 18:12:06	Bright	37.000	49	1Alp UMi	1.9900	6300.0	74	8698	No
189	GOM_NL__2PRFIN20031029_181548_000000372021_00127_08698_7430.N1	29-OCT-2003 18:15:48	Bright	37.000	60	7Bet UMi	2.0810	3950.0	74	8698	No
190	GOM_NL__2PRFIN20031029_182017_000000412021_00127_08698_7431.N1	29-OCT-2003 18:20:17	Bright	40.500	36	50Alp UMa	1.8000	6300.0	81	8698	No
191	GOM_NL__2PRFIN20031029_182144_000000352021_00127_08698_7432.N1	29-OCT-2003 18:21:44	Bright	35.000	32	77Eps UMa	1.7630	11000.	70	8698	No
192	GOM_NL__2PRFIN20031029_182531_000000392021_00127_08698_7433.N1	29-OCT-2003 18:25:31	Bright	39.000	174	52Psi UMa	3.0040	4400.0	78	8698	No
193	GOM_NL__2PRFIN20031029_183649_000002552021_00127_08698_7434.N1	29-OCT-2003 18:36:49	Straylight	255.00	17	78Bet Gem	1.1610	4500.0	510	8698	No
194	GOM_NL__2PRFIN20031029_184554_000000772021_00127_08698_7435.N1	29-OCT-2003 18:45:54	Dark	76.500	48	30Alp Hya	1.9770	4100.0	153	8698	No
195	GOM_NL__2PRFIN20031029_185351_000000382021_00127_08698_7437.N1	29-OCT-2003 18:53:51	Dark	38.000	129	Del Cru	2.7930	26000.	76	8698	No
196	GOM_NL__2PRFIN20031029_185613_000000382021_00128_08699_7413.N1	29-OCT-2003 18:56:13	Dark	38.000	124	The Car	2.7640	30000.	76	8699	No
197	GOM_NL__2PRFIN20031029_185855_000000392021_00128_08699_7414.N1	29-OCT-2003 18:58:55	Dark	38.500	29	Bet Car	1.6720	10200.	77	8699	No
198	GOM_NL__2PRFIN20031029_190352_000000632021_00128_08699_7415.N1	29-OCT-2003 19:03:52	Dark	63.000	2	Alp Car	-0.73600	7000.0	126	8699	No
199	GOM_NL__2PRFIN20031029_190536_000001002021_00128_08699_7416.N1	29-OCT-2003 19:05:36	Dark	99.500	179	24Omi2CMa	3.0320	24000.	199	8699	No
200	GOM_NL__2PRFIN20031029_190950_000000392021_00128_08699_7417.N1	29-OCT-2003 19:09:50	Dark	38.500	143	Alp Hyi	2.8570	7200.0	77	8699	No
201	GOM_NL__2PRFIN20031029_191114_000000452021_00128_08699_7418.N1	29-OCT-2003 19:11:14	Dark	44.500	9	Alp Eri	0.45300	24000.	89	8699	No
202	GOM_NL__2PRFIN20031029_191455_000002172021_00128_08699_7419.N1	29-OCT-2003 19:14:55	Straylight	217.00	1	9Alp CMa	-1.4400	11000.	434	8699	No
203	GOM_NL__2PRFIN20031029_192235_000000462021_00128_08699_7420.N1	29-OCT-2003 19:22:35	Straylight	46.000	52	16Bet Cet	2.0370	4500.0	92	8699	No
204	GOM_NL__2PRFIN20031029_192921_000000652021_00128_08699_7421.N1	29-OCT-2003 19:29:21	Bright	64.500	94	92Alp Cet	2.5260	3100.0	129	8699	No
205	GOM_NL__2PRFIN20031029_193204_000000382021_00128_08699_7422.N1	29-OCT-2003 19:32:04	Bright	38.000	140	88Gam Peg	2.8340	26000.	76	8699	No
206	GOM_NL__2PRFIN20031029_193337_000000402021_00128_08699_7423.N1	29-OCT-2003 19:33:37	Bright	40.000	105	6Bet Ari	2.6450	8900.0	80	8699	No
207	GOM_NL__2PRFIN20031029_193556_000000382021_00128_08699_7424.N1	29-OCT-2003 19:35:56	Bright	37.500	58	21Alp And	2.0730	11000.	75	8699	No
208	GOM_NL__2PRFIN20031029_193734_000000412021_00128_08699_7425.N1	29-OCT-2003 19:37:34	Bright	41.000	53	43Bet And	2.0480	3300.0	82	8699	No
209	GOM_NL__2PRFIN20031029_194010_000000402021_00128_08699_7426.N1	29-OCT-2003 19:40:10	Bright	39.500	73	57Gam1And	2.2600	13100.	79	8699	No
210	GOM_NL__2PRFIN20031029_194146_000000472021_00128_08699_7427.N1	29-OCT-2003 19:41:46	Bright	47.000	79	26Bet Per	2.3100	13100.	94	8699	No
211	GOM_NL__2PRFIN20031029_194412_000000382021_00128_08699_7428.N1	29-OCT-2003 19:44:12	Bright	37.500	74	11Bet Cas	2.2680	6600.0	75	8699	No
212	GOM_NL__2PRFIN20031029_194748_000000372021_00128_08699_7429.N1	29-OCT-2003 19:47:48	Bright	36.500	89	5Alp Cep	2.4510	8000.0	73	8699	No
213	GOM_NL__2PRFIN20031029_195242_000000372021_00128_08699_7430.N1	29-OCT-2003 19:52:42	Bright	37.000	49	1Alp UMi	1.9900	6300.0	74	8699	No
214	GOM_NL__2PRFIN20031029_195625_000000382021_00128_08699_7431.N1	29-OCT-2003 19:56:25	Bright	37.500	60	7Bet UMi	2.0810	3950.0	75	8699	No
215	GOM_NL__2PRFIN20031029_200053_000000382021_00128_08699_7432.N1	29-OCT-2003 20:00:53	Bright	37.500	36	50Alp UMa	1.8000	6300.0	75	8699	No
216	GOM_NL__2PRFIN20031029_200220_000000362021_00128_08699_7433.N1	29-OCT-2003 20:02:20	Bright	35.500	32	77Eps UMa	1.7630	11000.	71	8699	No
217	GOM_NL__2PRFIN20031029_200607_000000382021_00128_08699_7434.N1	29-OCT-2003 20:06:07	Bright	37.500	174	52Psi UMa	3.0040	4400.0	75	8699	No
218	GOM_NL__2PRFIN20031029_201728_000002552021_00128_08699_7435.N1	29-OCT-2003 20:17:28	Straylight	255.00	17	78Bet Gem	1.1610	4500.0	510	8699	No
219	GOM_NL__2PRFIN20031029_202631_000000772021_00128_08699_7436.N1	29-OCT-2003 20:26:31	Dark	77.000	48	30Alp Hya	1.9770	4100.0	154	8699	No

220	GOM_NL__2PRFIN20031029_203216_000000402021_00128_08699_7437.N1	29-OCT-2003 20:32:16	Dark	39.500	99	Del Cen	2.5750	26000.	79	8699	No
221	GOM_NL__2PRFIN20031029_203428_000000372021_00128_08699_7438.N1	29-OCT-2003 20:34:28	Dark	36.500	129	Del Cru	2.7930	26000.	73	8699	No
222	GOM_NL__2PRFIN20031029_203649_000000402021_00129_08700_7434.N1	29-OCT-2003 20:36:49	Dark	39.500	124	The Car	2.7640	30000.	79	8700	No
223	GOM_NL__2PRFIN20031029_204223_000000652021_00129_08700_7435.N1	29-OCT-2003 20:42:23	Dark	64.500	117	Pi Pup	2.7060	3800.0	129	8700	No
224	GOM_NL__2PRFIN20031029_204428_000000502021_00129_08700_7436.N1	29-OCT-2003 20:44:28	Dark	49.500	2	Alp Car	-0.73600	7000.0	99	8700	No
225	GOM_NL__2PRFIN20031029_204615_000001002021_00129_08700_7437.N1	29-OCT-2003 20:46:15	Dark	100.00	179	24Omi2CMA	3.0320	24000.	200	8700	No
226	GOM_NL__2PRFIN20031029_205026_000000382021_00129_08700_7438.N1	29-OCT-2003 20:50:26	Dark	38.000	143	Alp Hyi	2.8570	7200.0	76	8700	No
227	GOM_NL__2PRFIN20031029_205149_000000422021_00129_08700_7439.N1	29-OCT-2003 20:51:49	Dark	42.000	9	Alp Eri	0.45300	24000.	84	8700	No
228	GOM_NL__2PRFIN20031029_205502_000000432021_00129_08700_7440.N1	29-OCT-2003 20:55:02	Straylight	43.000	157	The1Eri	2.9060	9300.0	86	8700	No
229	GOM_NL__2PRFIN20031029_205636_000000462021_00129_08700_7441.N1	29-OCT-2003 20:56:36	Straylight	45.500	84	Alp Phe	2.3970	4500.0	91	8700	No
230	GOM_NL__2PRFIN20031029_210310_000000472021_00129_08700_7442.N1	29-OCT-2003 21:03:10	Straylight	46.500	52	16Bet Cet	2.0370	4500.0	93	8700	No
231	GOM_NL__2PRFIN20031029_210955_000000602021_00129_08700_7443.N1	29-OCT-2003 21:09:55	Bright	60.000	94	92Alp Cet	2.5260	3100.0	120	8700	No
232	GOM_NL__2PRFIN20031029_211240_000000372021_00129_08700_7444.N1	29-OCT-2003 21:12:40	Bright	37.000	140	88Gam Peg	2.8340	26000.	74	8700	No
233	GOM_NL__2PRFIN20031029_211414_000000412021_00129_08700_7445.N1	29-OCT-2003 21:14:14	Bright	41.000	105	6Bet Ari	2.6450	8900.0	82	8700	No
234	GOM_NL__2PRFIN20031029_211632_000000382021_00129_08700_7446.N1	29-OCT-2003 21:16:32	Bright	37.500	58	21Alp And	2.0730	11000.	75	8700	No
235	GOM_NL__2PRFIN20031029_211810_000000382021_00129_08700_7447.N1	29-OCT-2003 21:18:10	Bright	37.500	53	43Bet And	2.0480	3300.0	75	8700	No
236	GOM_NL__2PRFIN20031029_212046_000000422021_00129_08700_7448.N1	29-OCT-2003 21:20:46	Bright	41.500	73	57Gam1And	2.2600	13100.	83	8700	No
237	GOM_NL__2PRFIN20031029_212514_000000392021_00129_08700_7449.N1	29-OCT-2003 21:25:14	Bright	38.500	76	27Gam Cas	2.3000	30000.	77	8700	No
238	GOM_NL__2PRFIN20031029_212824_000000382021_00129_08700_7450.N1	29-OCT-2003 21:28:24	Bright	38.000	89	5Alp Cep	2.4510	8000.0	76	8700	No
239	GOM_NL__2PRFIN20031029_213317_000000392021_00129_08700_7451.N1	29-OCT-2003 21:33:17	Bright	38.500	49	1Alp UMi	1.9900	6300.0	77	8700	No
240	GOM_NL__2PRFIN20031029_213700_000000382021_00129_08700_7452.N1	29-OCT-2003 21:37:00	Bright	37.500	60	7Bet UMi	2.0810	3950.0	75	8700	No
241	GOM_NL__2PRFIN20031029_214128_000000422021_00129_08700_7453.N1	29-OCT-2003 21:41:28	Bright	41.500	36	50Alp UMa	1.8000	6300.0	83	8700	No
242	GOM_NL__2PRFIN20031029_214255_000000362021_00129_08700_7454.N1	29-OCT-2003 21:42:55	Bright	35.500	32	77Eps UMa	1.7630	11000.	71	8700	No
243	GOM_NL__2PRFIN20031029_214642_000000402021_00129_08700_7455.N1	29-OCT-2003 21:46:42	Bright	39.500	174	52Psi UMa	3.0040	4400.0	79	8700	No
244	GOM_NL__2PRFIN20031029_215325_000002332021_00129_08700_7456.N1	29-OCT-2003 21:53:25	Tw_i_and_stray	233.00	24	66Alp Gem	1.5800	10200.	466	8700	No
245	GOM_NL__2PRFIN20031029_215807_000002552021_00129_08700_7457.N1	29-OCT-2003 21:58:07	Straylight	255.00	17	78Bet Gem	1.1610	4500.0	510	8700	No
246	GOM_NL__2PRFIN20031029_220708_000000652021_00129_08700_7458.N1	29-OCT-2003 22:07:08	Dark	65.000	48	30Alp Hya	1.9770	4100.0	130	8700	No
247	GOM_NL__2PRFIN20031029_221251_000000392021_00129_08700_7459.N1	29-OCT-2003 22:12:51	Dark	39.000	99	Del Cen	2.5750	26000.	78	8700	No
248	GOM_NL__2PRFIN20031029_221502_000000392021_00129_08700_7460.N1	29-OCT-2003 22:15:02	Dark	39.000	129	Del Cru	2.7930	26000.	78	8700	No
249	GOM_NL__2PRFIN20031029_222301_000000622021_00130_08701_7434.N1	29-OCT-2003 22:23:01	Dark	61.500	117	Pi Pup	2.7060	3800.0	123	8701	No
250	GOM_NL__2PRFIN20031029_222505_000000492021_00130_08701_7435.N1	29-OCT-2003 22:25:05	Dark	49.000	2	Alp Car	-0.73600	7000.0	98	8701	No
251	GOM_NL__2PRFIN20031029_222653_000000962021_00130_08701_7436.N1	29-OCT-2003 22:26:53	Dark	96.000	179	24Omi2CMA	3.0320	24000.	192	8701	No
252	GOM_NL__2PRFIN20031029_223102_000000392021_00130_08701_7437.N1	29-OCT-2003 22:31:02	Dark	38.500	143	Alp Hyi	2.8570	7200.0	77	8701	No
253	GOM_NL__2PRFIN20031029_223226_000000472021_00130_08701_7438.N1	29-OCT-2003 22:32:26	Dark	46.500	9	Alp Eri	0.45300	24000.	93	8701	No
254	GOM_NL__2PRFIN20031029_223538_000000412021_00130_08701_7439.N1	29-OCT-2003 22:35:38	Straylight	40.500	157	The1Eri	2.9060	9300.0	81	8701	No
255	GOM_NL__2PRFIN20031029_223712_000000442021_00130_08701_7440.N1	29-OCT-2003 22:37:12	Straylight	43.500	84	Alp Phe	2.3970	4500.0	87	8701	No
256	GOM_NL__2PRFIN20031029_224347_000000472021_00130_08701_7441.N1	29-OCT-2003 22:43:47	Straylight	46.500	52	16Bet Cet	2.0370	4500.0	93	8701	No
257	GOM_NL__2PRFIN20031029_225030_000000712021_00130_08701_7442.N1	29-OCT-2003 22:50:30	Bright	71.000	94	92Alp Cet	2.5260	3100.0	142	8701	No
258	GOM_NL__2PRFIN20031029_225316_000000372021_00130_08701_7443.N1	29-OCT-2003 22:53:16	Bright	37.000	140	88Gam Peg	2.8340	26000.	74	8701	No
259	GOM_NL__2PRFIN20031029_225449_000000422021_00130_08701_7444.N1	29-OCT-2003 22:54:49	Bright	41.500	105	6Bet Ari	2.6450	8900.0	83	8701	No
260	GOM_NL__2PRFIN20031029_225708_000000372021_00130_08701_7445.N1	29-OCT-2003 22:57:08	Bright	37.000	58	21Alp And	2.0730	11000.	74	8701	No
261	GOM_NL__2PRFIN20031029_225845_000000412021_00130_08701_7446.N1	29-OCT-2003 22:58:45	Bright	40.500	53	43Bet And	2.0480	3300.0	81	8701	No
262	GOM_NL__2PRFIN20031029_230121_000000402021_00130_08701_7447.N1	29-OCT-2003 23:01:21	Bright	39.500	73	57Gam1And	2.2600	13100.	79	8701	No
263	GOM_NL__2PRFIN20031029_230550_000000382021_00130_08701_7448.N1	29-OCT-2003 23:05:50	Bright	37.500	76	27Gam Cas	2.3000	30000.	75	8701	No
264	GOM_NL__2PRFIN20031029_230900_000000402021_00130_08701_7449.N1	29-OCT-2003 23:09:00	Bright	39.500	89	5Alp Cep	2.4510	8000.0	79	8701	No
265	GOM_NL__2PRFIN20031029_231352_000000342021_00130_08701_7450.N1	29-OCT-2003 23:13:52	Bright	34.000	49	1Alp UMi	1.9900	6300.0	68	8701	No
266	GOM_NL__2PRFIN20031029_231736_000000392021_00130_08701_7451.N1	29-OCT-2003 23:17:36	Bright	39.000	60	7Bet UMi	2.0810	3950.0	78	8701	No
267	GOM_NL__2PRFIN20031029_232203_000000432021_00130_08701_7452.N1	29-OCT-2003 23:22:03	Bright	42.500	36	50Alp UMa	1.8000	6300.0	85	8701	No
268	GOM_NL__2PRFIN20031029_232331_000000362021_00130_08701_7453.N1	29-OCT-2003 23:23:31	Bright	36.000	32	77Eps UMa	1.7630	11000.	72	8701	No
269	GOM_NL__2PRFIN20031029_232717_000000482021_00130_08701_7454.N1	29-OCT-2003 23:27:17	Bright	48.000	174	52Psi UMa	3.0040	4400.0	96	8701	No
270	GOM_NL__2PRFIN20031029_233402_000002502021_00130_08701_7455.N1	29-OCT-2003 23:34:02	Tw_i_and_stray	249.50	24	66Alp Gem	1.5800	10200.	499	8701	No
271	GOM_NL__2PRFIN20031029_233847_000002552021_00130_08701_7456.N1	29-OCT-2003 23:38:47	Straylight	255.00	17	78Bet Gem	1.1610	4500.0	510	8701	No
272	GOM_NL__2PRFIN20031029_234745_000000662021_00130_08701_7457.N1	29-OCT-2003 23:47:45	Dark	65.500	48	30Alp Hya	1.9770	4100.0	131	8701	No
273	GOM_NL__2PRFIN20031029_235328_000000382021_00130_08701_7458.N1	29-OCT-2003 23:53:28	Dark	38.000	99	Del Cen	2.5750	26000.	76	8701	No
274	GOM_NL__2PRFIN20031029_235538_000000392021_00130_08701_7459.N1	29-OCT-2003 23:55:38	Dark	39.000	129	Del Cru	2.7930	26000.	78	8701	No

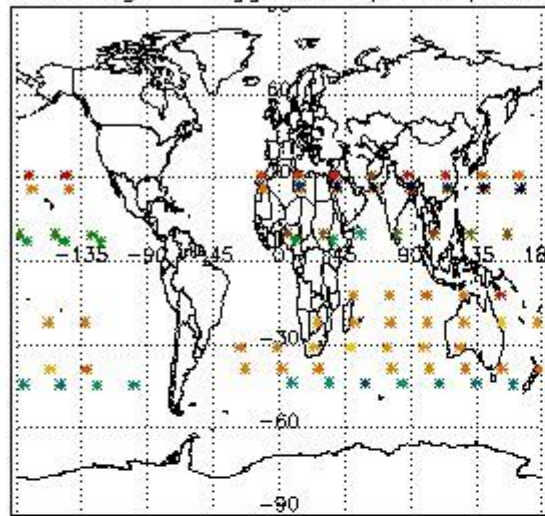
In this section it is plotted some information contained in the Quality Summary data set of the level 2 products. Only products in dark limb conditions and without errors (error flag in the MPH set to "0") are used.

3.1 Plot quality information per product (time dependant)

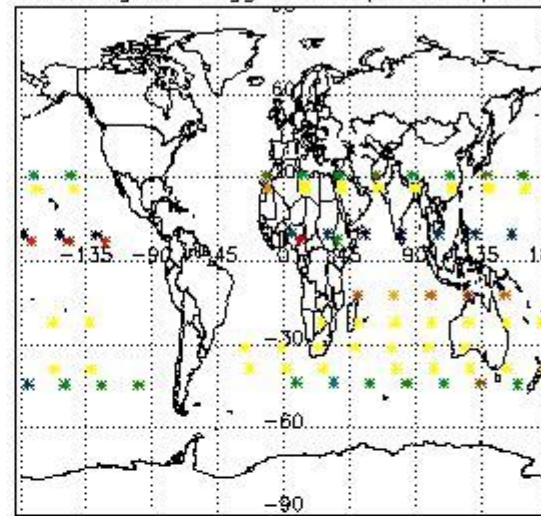


3.2 Plot quality information per product (world map)

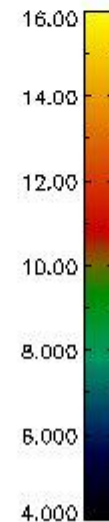
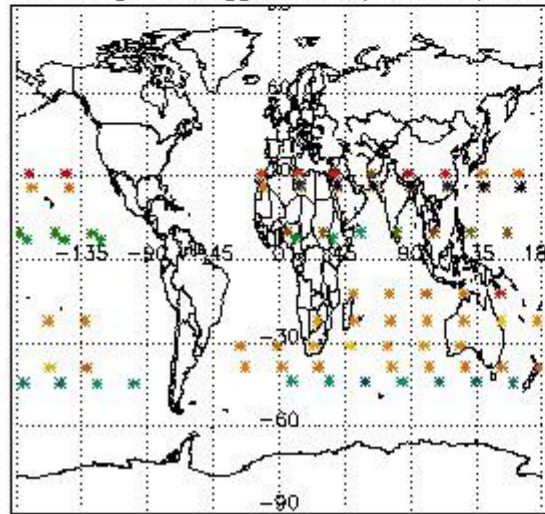
Percentage of flagged data per O3 profile



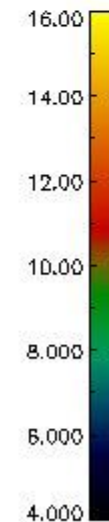
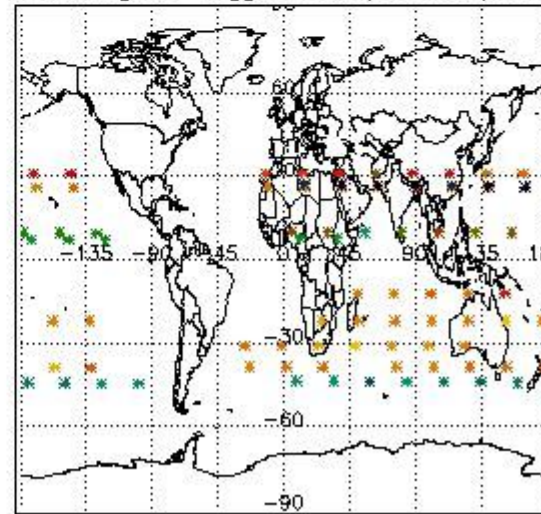
Percentage of flagged data per H2O profile



Percentage of flagged data per NO2 profile



Percentage of flagged data per NO3 profile

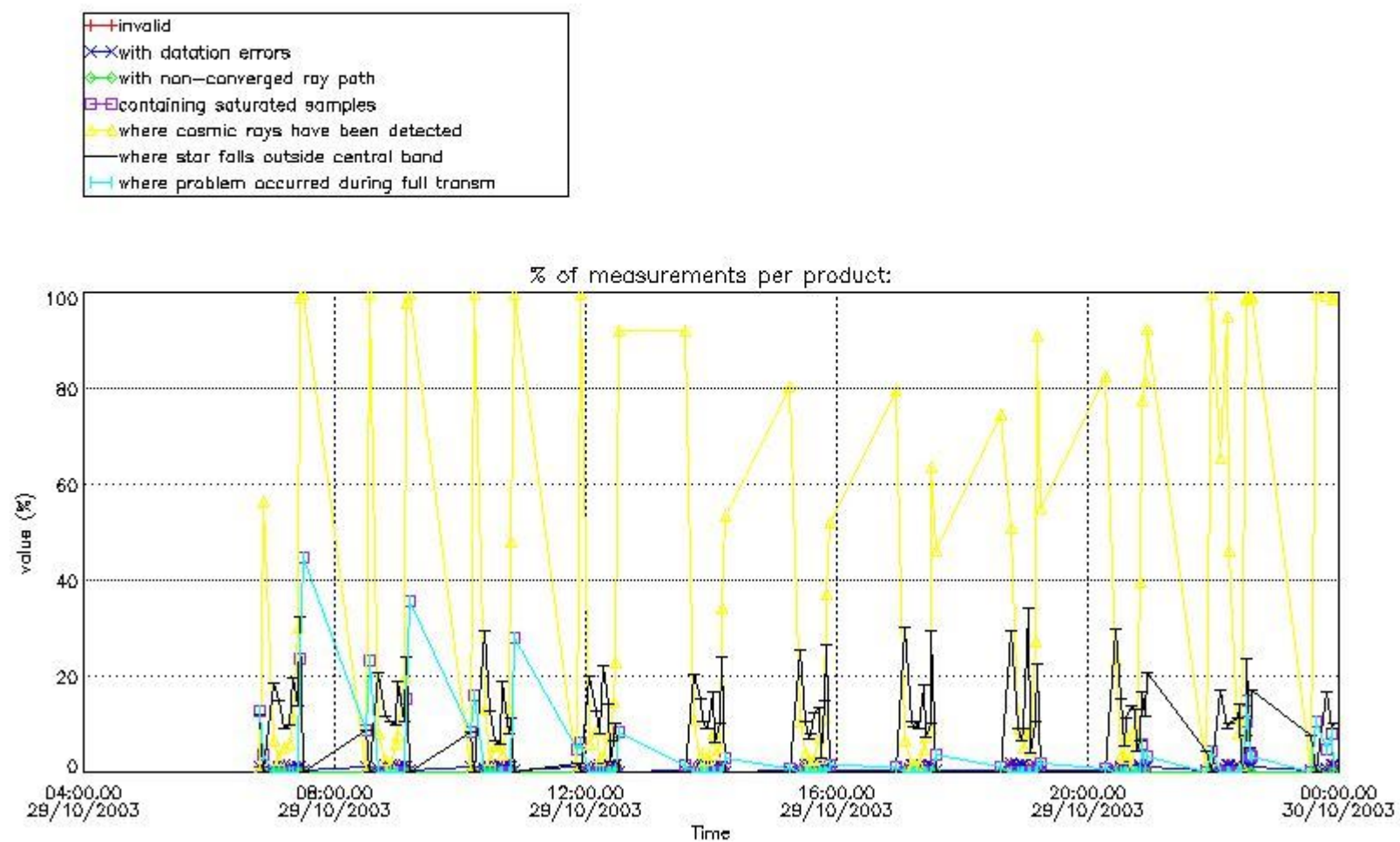


4. Level 1 quality information per product

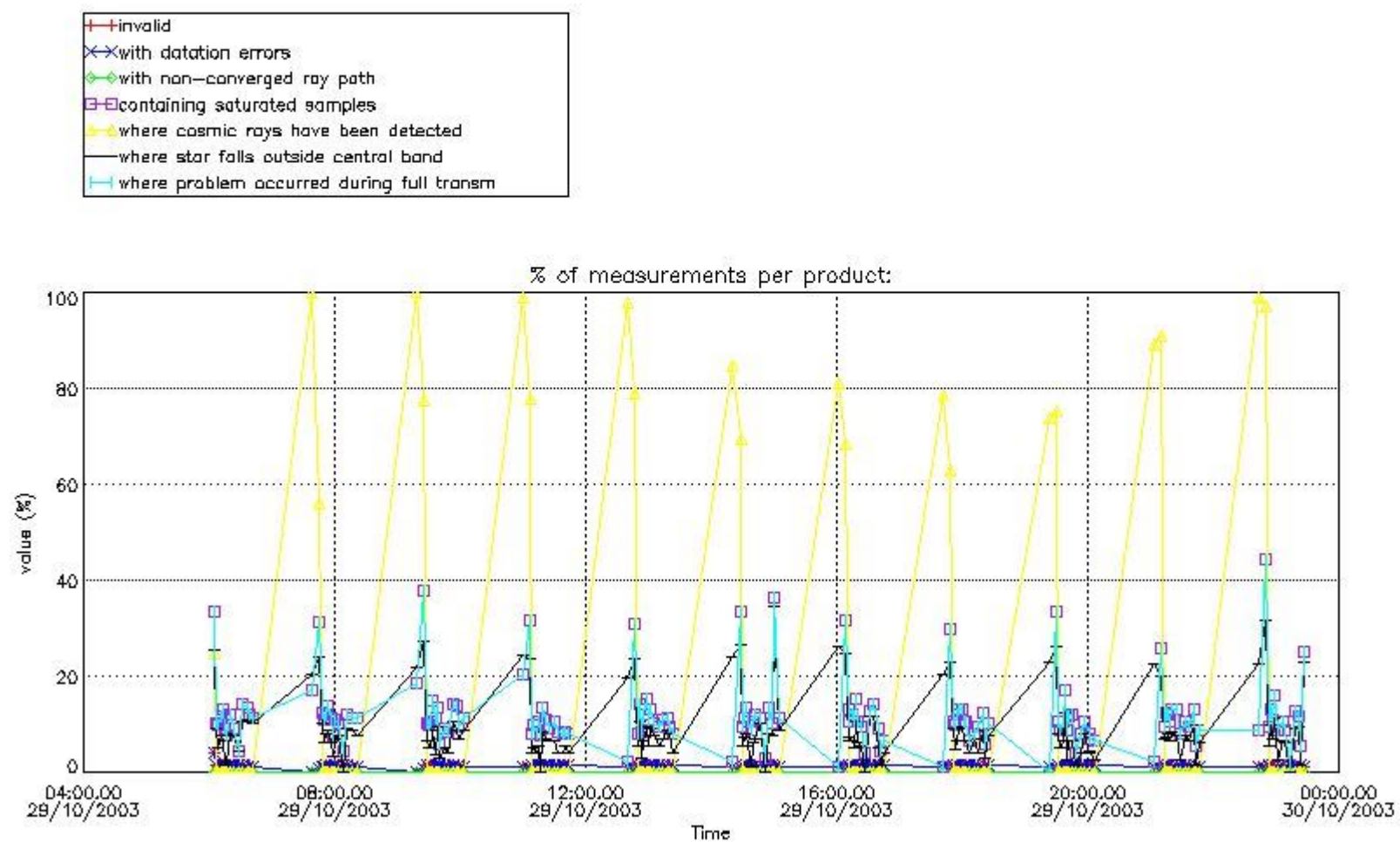
In this section it is plotted some information contained in the Quality Summary data set of the level 2 products that comes from the level 1b processing. Products without errors (error flag in the MPH set to "0") are used.

4.1 Plot quality information per product (time dependant) coming from level 1b processing

4.1.1 Plot level 1 quality information per product (time dependant): ENVISAT ASCENDING passes



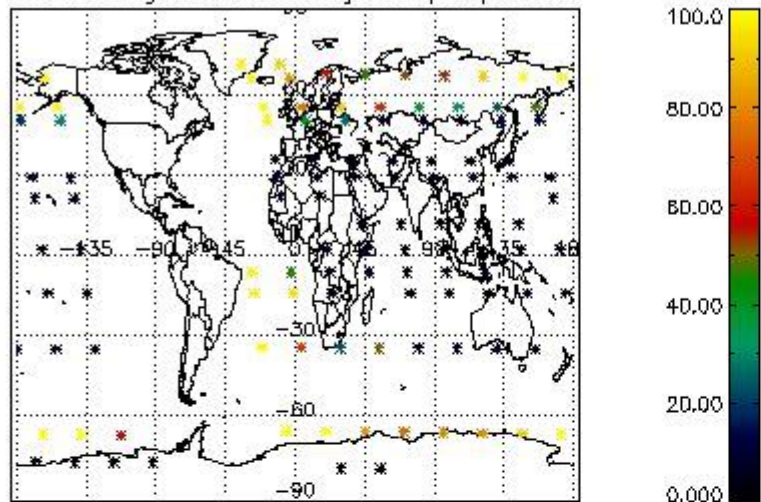
4.1.2 Plot level 1 quality information per product (time dependant): ENVI SAT DESCENDING passes



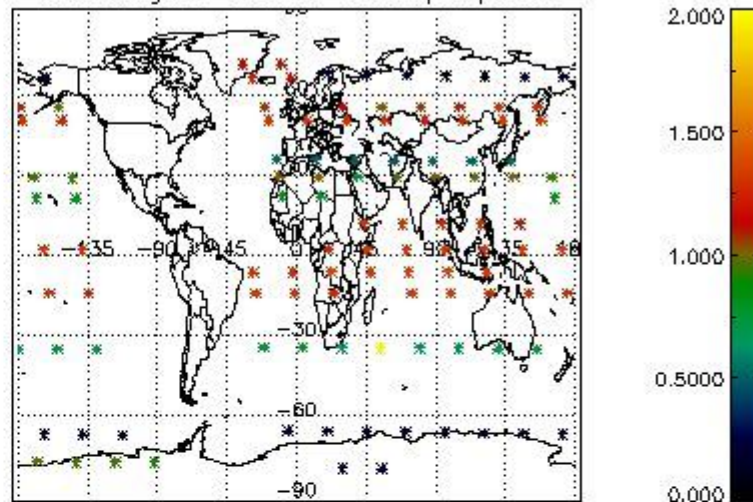
4.2 Plot quality information per product coming from level 1b processing (world map)

4.2.1 Plot level 1 quality information per product (world map): ENVISAT ASCENDING passes

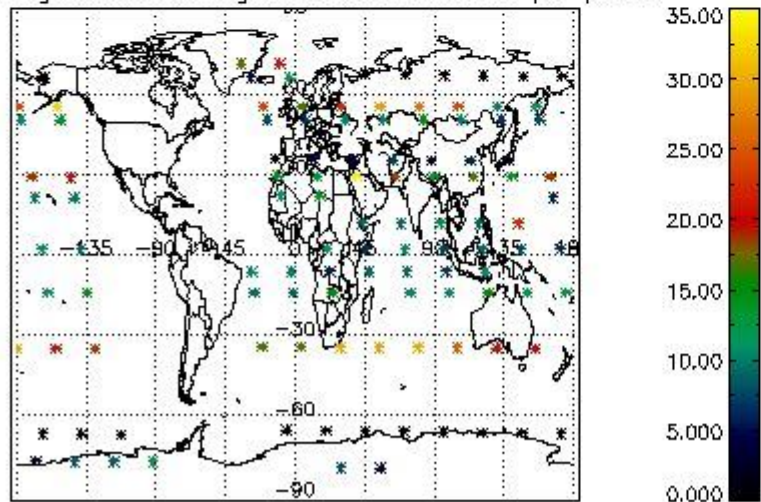
Percentage of cosmic ray hits per profile



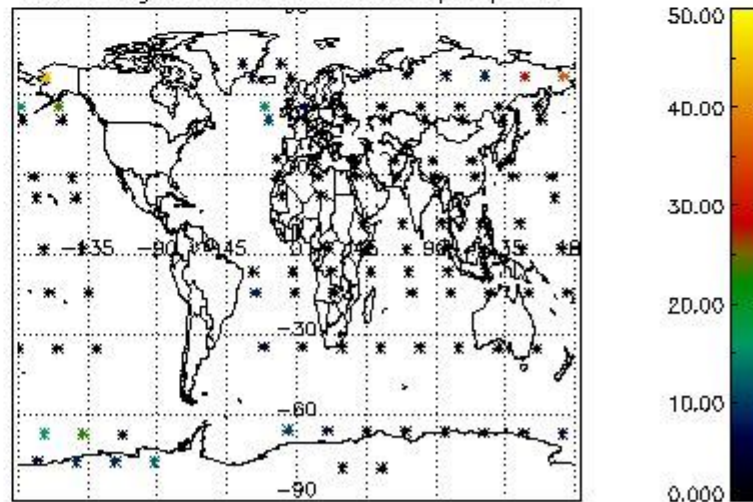
Percentage of datation errors per profile



Percentage of star falling outside central band per profile

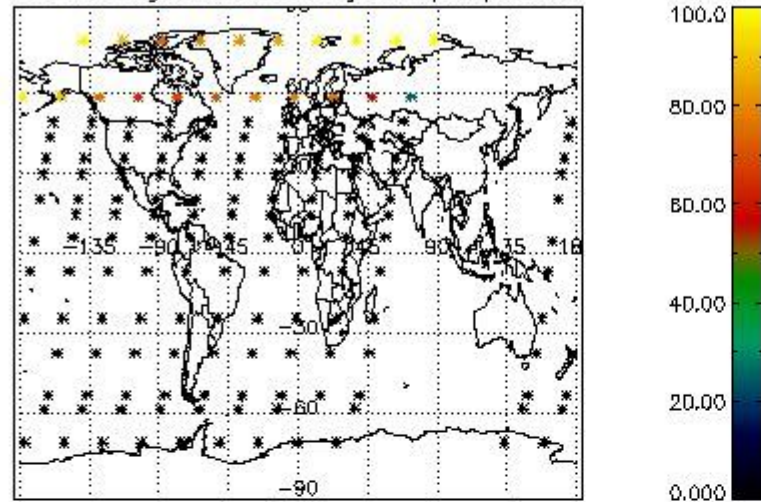


Percentage of saturation errors per profile

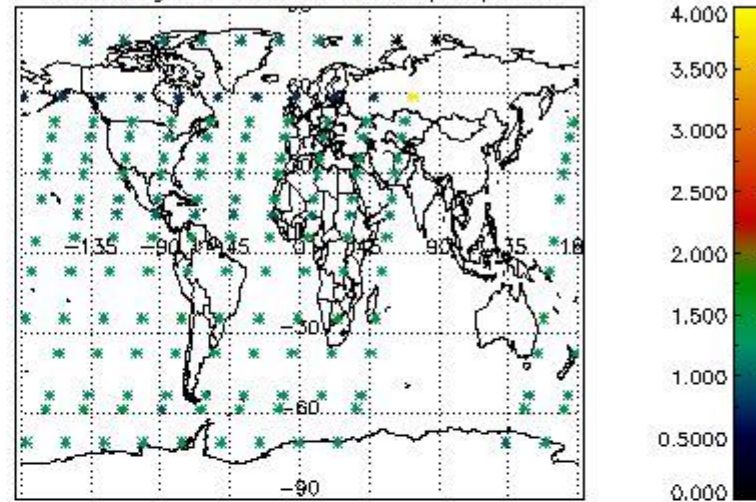


4.2.2 Plot level 1 quality information per product (world map): ENVISAT DESCENDING passes

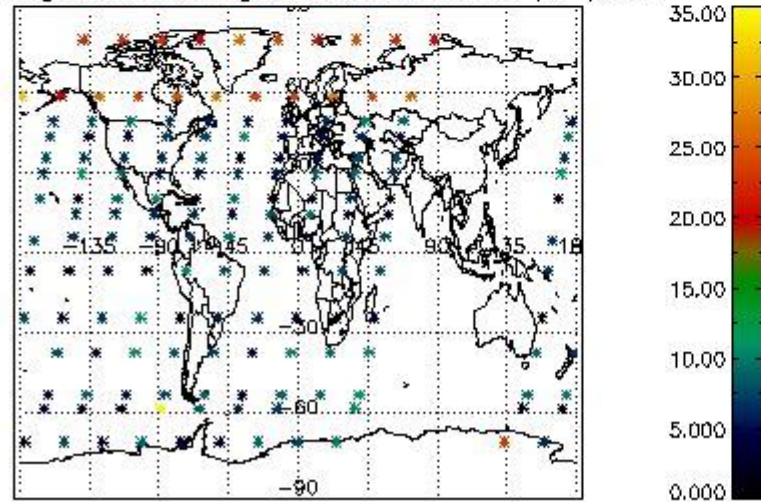
Percentage of cosmic ray hits per profile



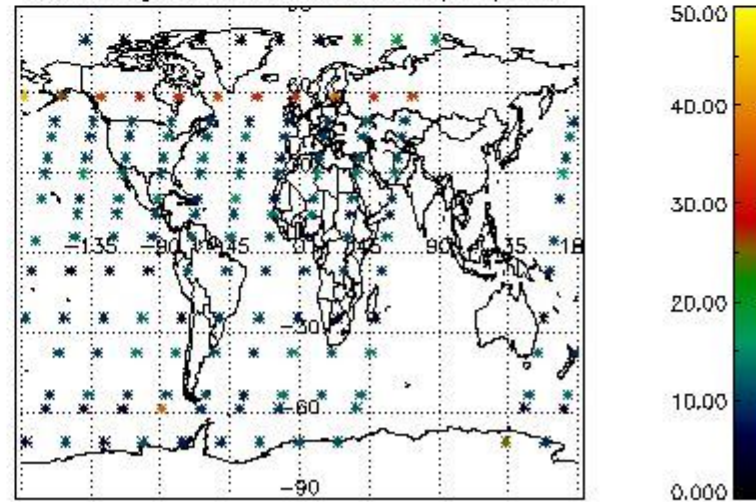
Percentage of datation errors per profile



Percentage of star falling outside central band per profile



Percentage of saturation errors per profile



5. Trace gas profiles

5.1 Ozone statistics based on quality of products

The final quality of the products can be "measured" using the STD (Standard Deviation) attached to every point profile. This information is written to the parameter GOM_NL__2P/NL_LOCAL_SPECIES_DENSITY/o3_std of the level 2 products. The table below shows the statistics for given STD ranges.

The statistics are given with respect to the overall valid production:

- Products without fatal errors: GOM_NL__2P/MPH/PRODUCT_ERR=0
- Valid point profile: GOM_NL__2P/NL_LOCAL_SPECIES_DENSITY/pcd(0)=0

The 'Criteria' is applied to valid points of dark limb products:

- Products in dark limb illumination condition: GOM_NL__2P/NL_SUMMARY_QUALITY/obs_ill_cond=0
- Products without fatal errors: GOM_NL__2P/MPH/PRODUCT_ERR=0
- Valid point profile: GOM_NL__2P/NL_LOCAL_SPECIES_DENSITY/pcd(0)=0

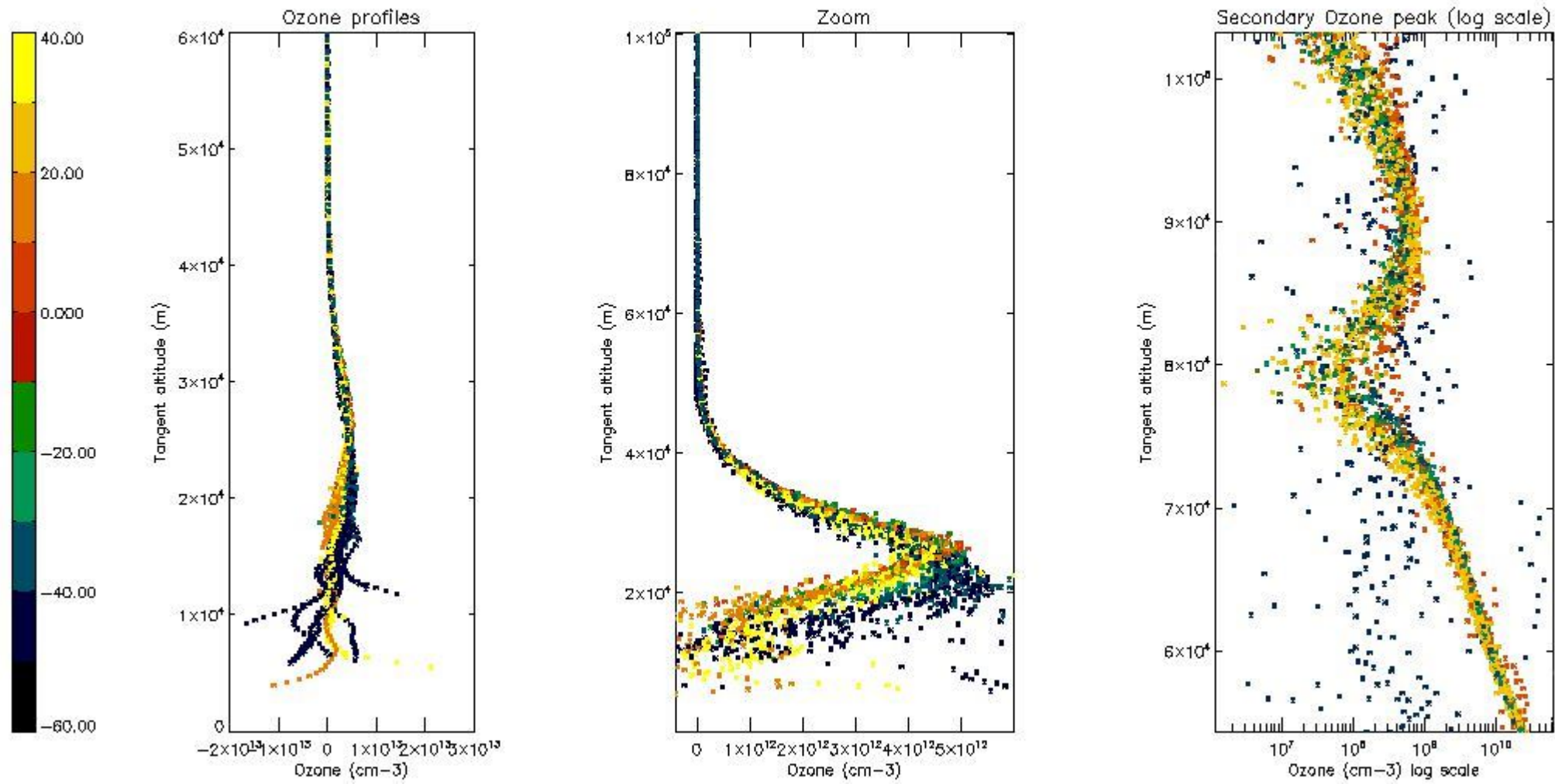
So, the table below shows the percentage of dark limb and valid observations for each criteria with respect to the overall valid daily observations.

Criteria	% of total production
All STD	27
STD < 20	16

STD < 10	14
STD < 5	10

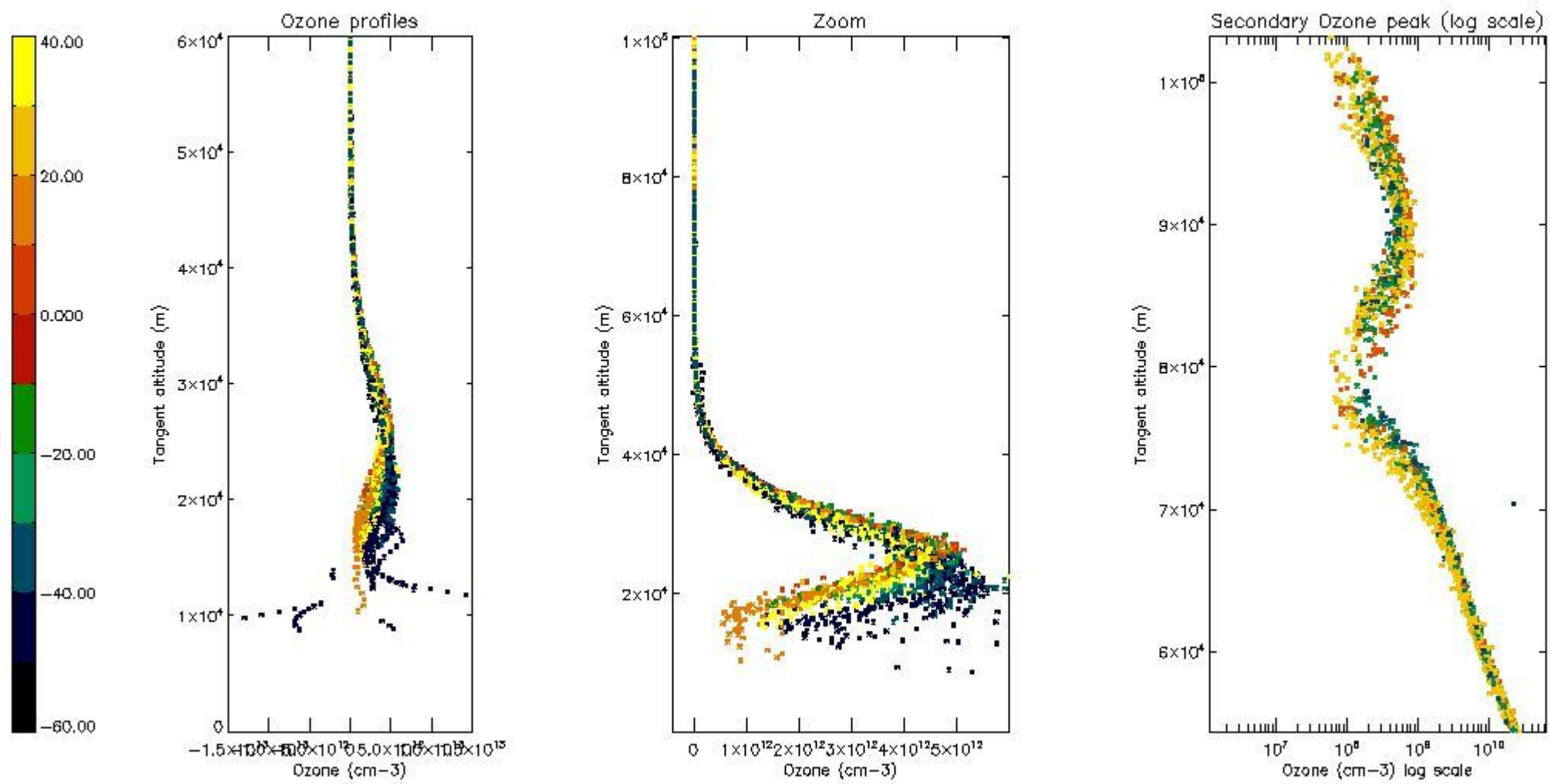
5.2 Plot ozone profiles for all STD (dark without errors)

The colorbar represents the latitude.



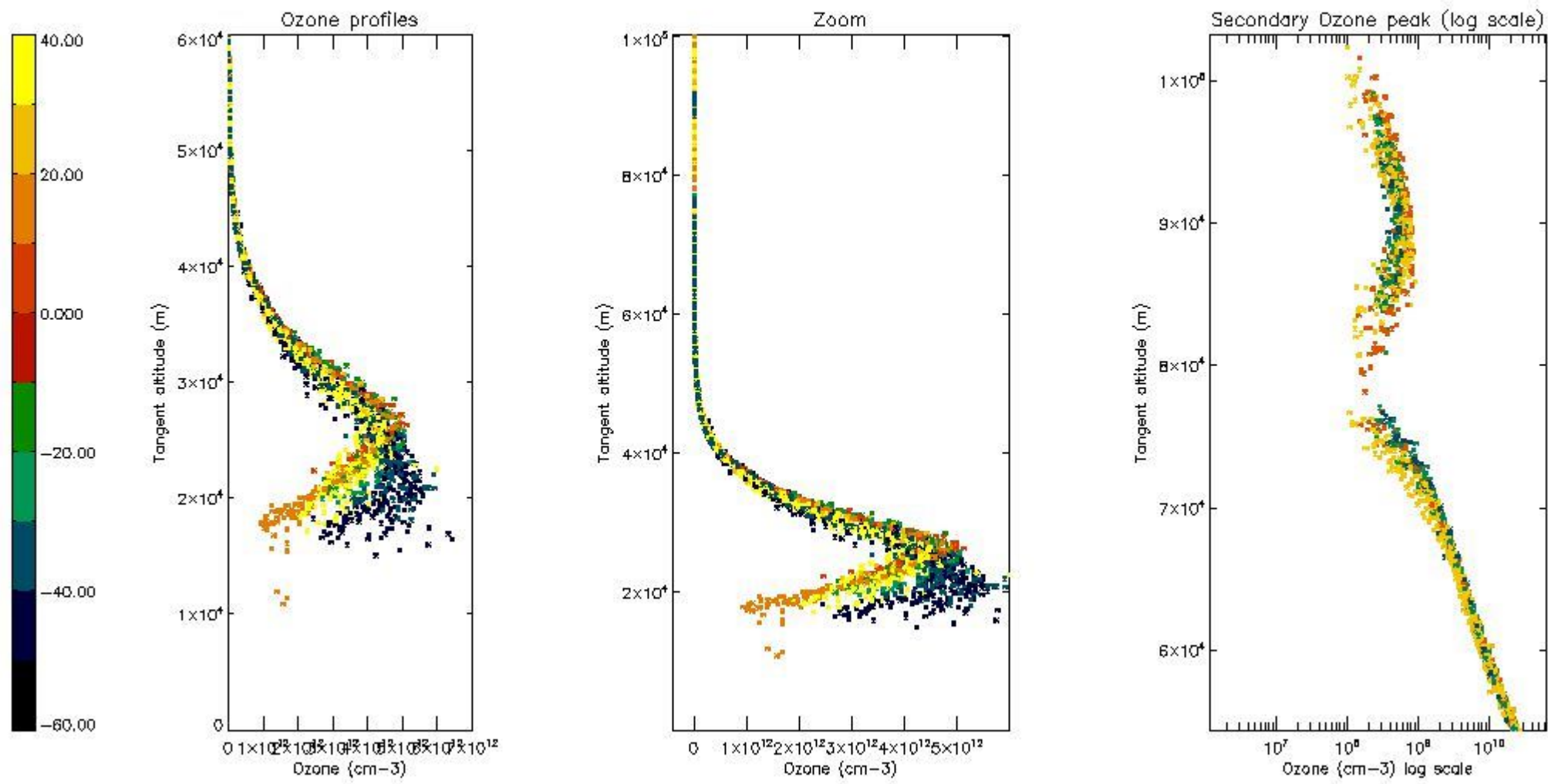
5.3 Plot ozone profiles where STD < 20% (dark without errors)

The colorbar represents the latitude.



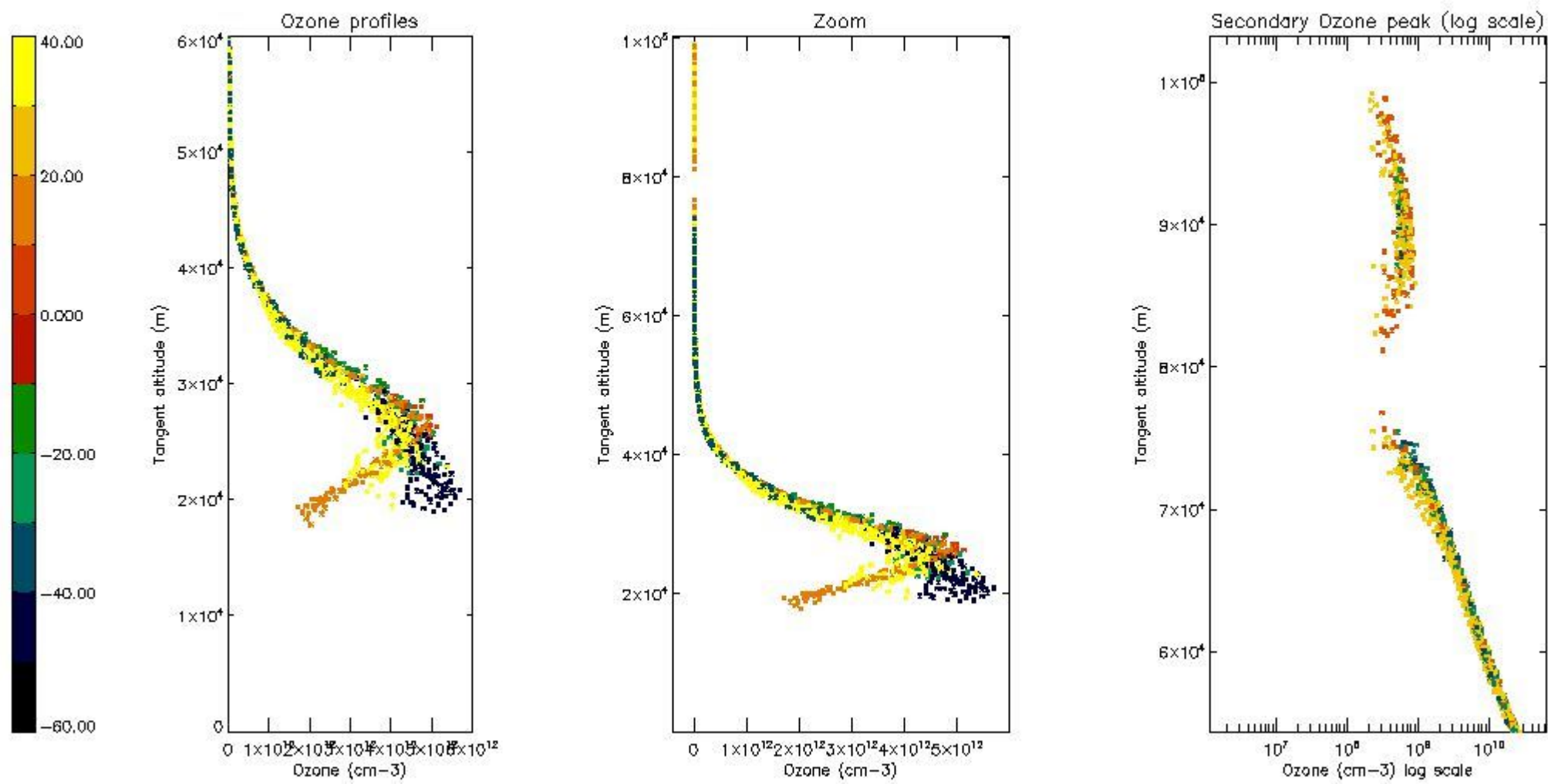
5.4 Plot ozone profiles where STD < 10% (dark without errors)

The colorbar represents the latitude.



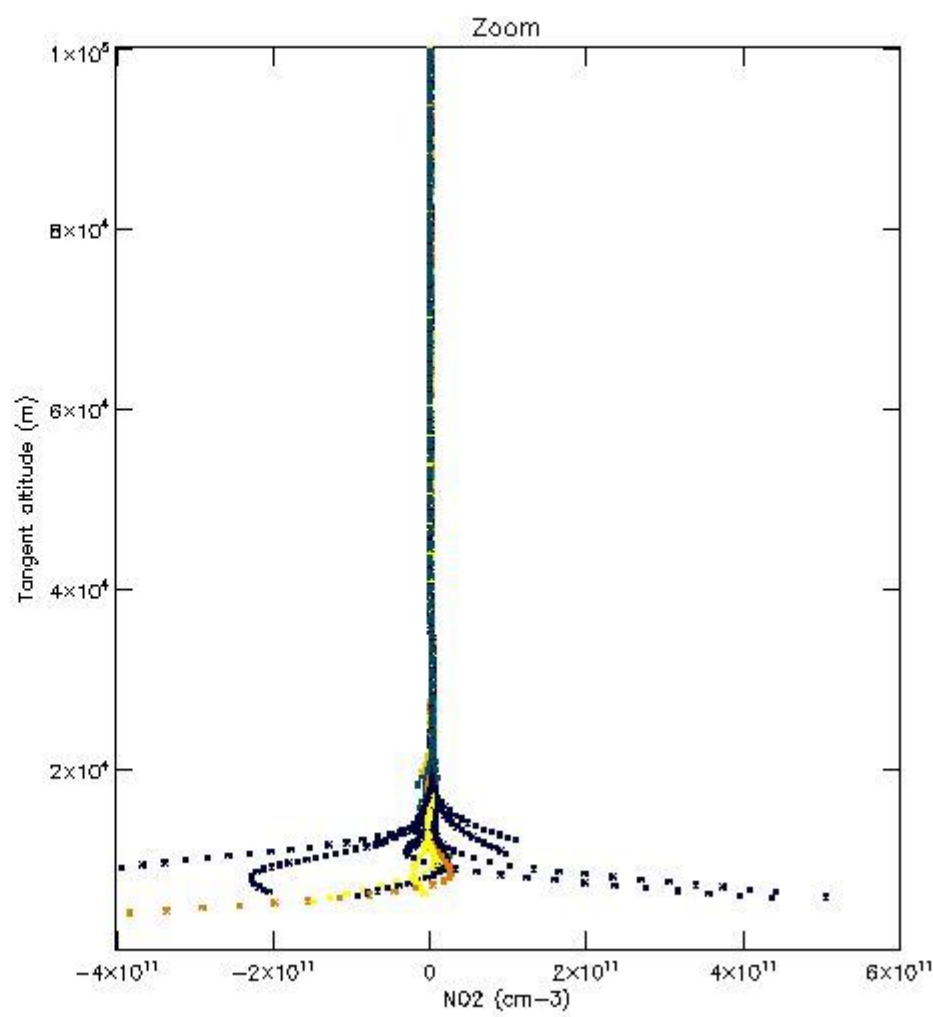
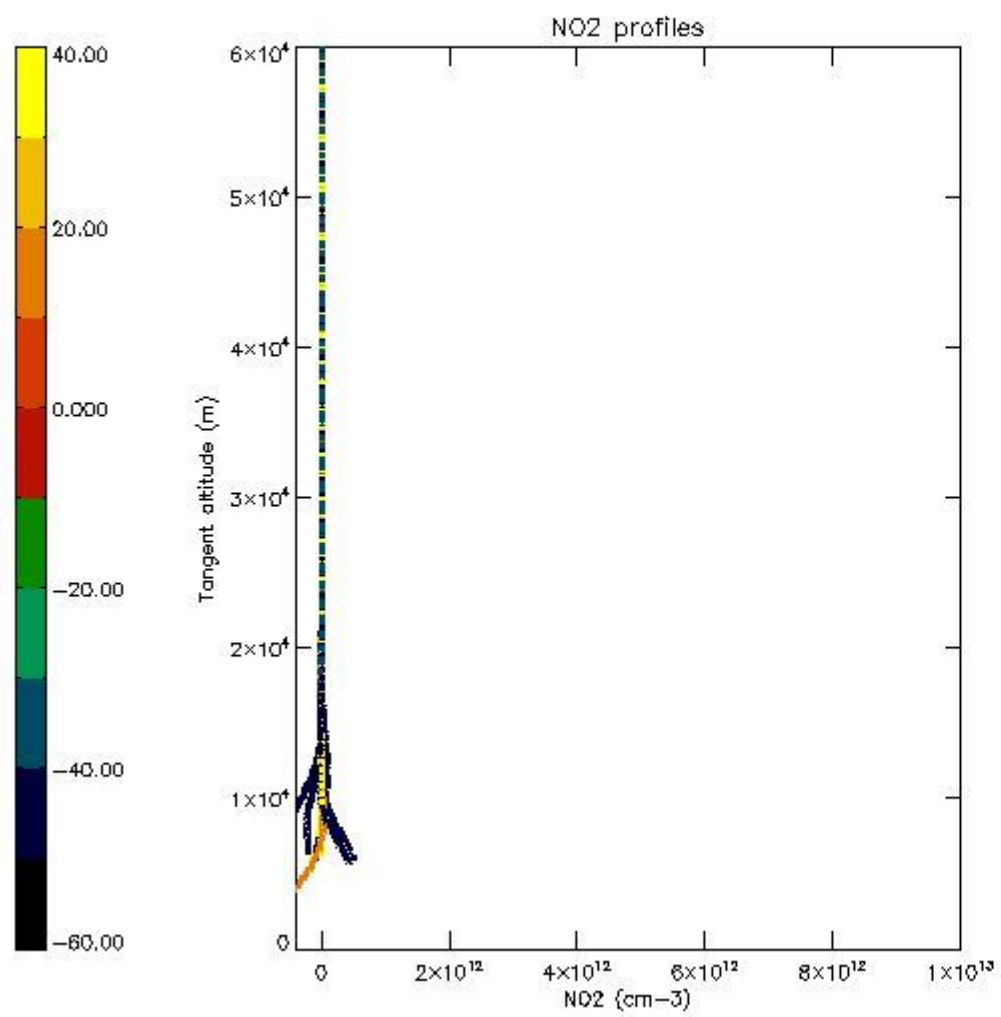
5.5 Plot ozone profiles where STD < 5% (dark without errors)

The colorbar represents the latitude.



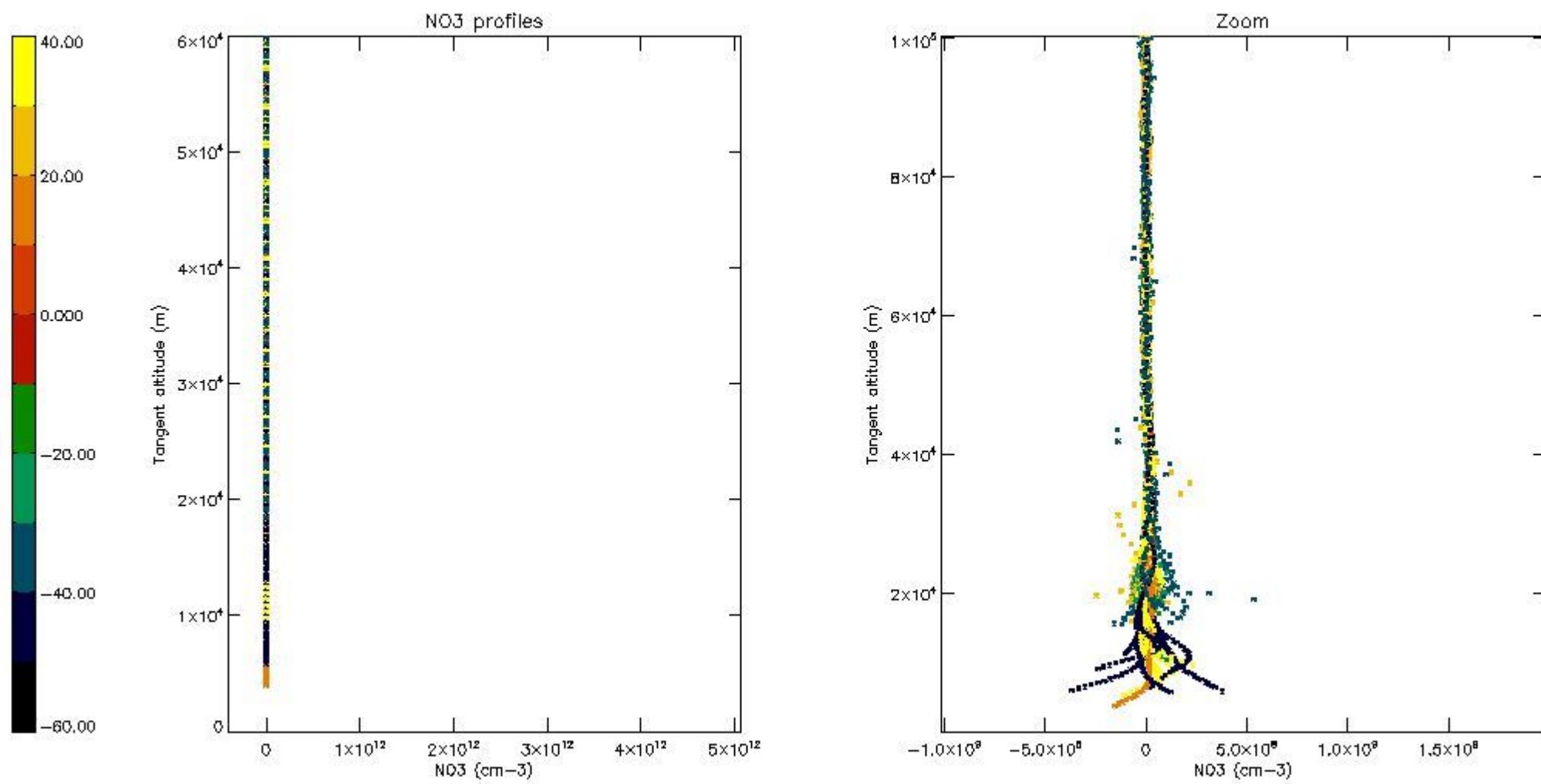
5.6 Plot NO₂ profiles for all STD (dark without errors)

The colorbar represents the latitude.



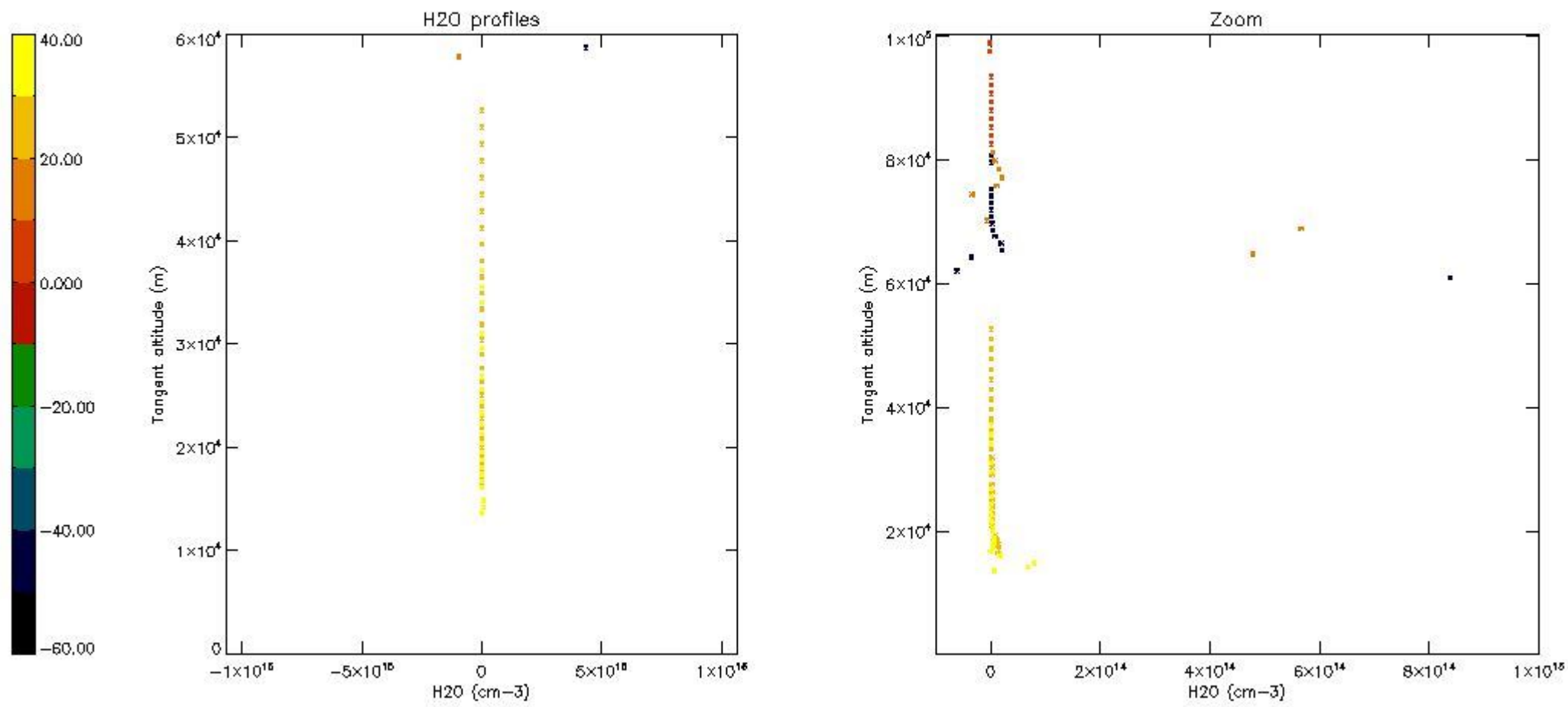
5.7 Plot NO3 profiles for all STD (dark without errors)

The colorbar represents the latitude.



5.8 Plot H₂O profiles for all STD (only for occultations of stars 1,2,3,4,13,14,16,26,63 dark without errors)

The colorbar represents the latitude.



6. Auxiliary Data Files used for the production reported in section 2

The number reported in the third column indicates since which file (see list in section 2) the corresponding auxiliary file has been used. The fourth column is the date of those product files.

Type	Auxiliary Filename	Used since product	Used since product date
INST_PHYS_CHARACTERISTICS	GOM_INS_AXVIEC20091111_143220_20030716_120000_20500101_000000	1	29-OCT-2003 06:04:37
LEVEL-2_PROC_CONFIG	GOM_PR2_AXVIEC20091111_152718_20020301_000000_20500101_000000	1	29-OCT-2003 06:04:37
CROSS_SECTIONS_FILE	GOM_CRS_AXVIEC20091111_154832_20020301_000000_20500101_000000	1	29-OCT-2003 06:04:37

GOMOS Level 2 Daily Report

SUMMARY

[1. General Info](#)

[2. Summary of processed GOM_NL_2P products](#)

[3. Level 2 Quality information per product](#)

[3.1 Plot of level 2 quality information per product \(time dependant\)](#)

[3.2 Plot of level 2 quality information per product \(world map\)](#)

[4. Level 1 Quality information per product \(stored on level 2 products\)](#)

[4.1 Plot of level 1 quality information per product \(time dependant\)](#)

[4.1.1 Plot of level 1 quality information per product \(time dependant\): ASCENDING](#)

[4.1.2 Plot of level 1 quality information per product \(time dependant\): DESCENDING](#)

[4.2 Plot of level 1 quality information per product \(world map\)](#)

[4.2.1 Plot of level 1 quality information per product \(world map\): ASCENDING](#)

[4.2.2 Plot of level 1 quality information per product \(world map\): DESCENDING](#)

[5. Ozone profiles based on quality statistics and other trace gas profiles](#)

[5.1 Ozone statistics based on quality of products](#)

[5.2 Plot ozone profiles for all STD \(dark without errors\)](#)

[5.3 Plot ozone profiles where STD < 20% \(dark without errors\)](#)

[5.4. Plot ozone profiles where STD < 10% \(dark without errors\)](#)

[5.5. Plot ozone profiles where STD < 5% \(dark without errors\)](#)

[5.6 Plot NO2 profiles for all STD \(dark without errors\)](#)

[5.7 Plot NO3 profiles for all STD \(dark without errors\)](#)

[5.8 Plot H2O profiles \(only for occultations of stars 1,2,3,4,13,14,16,26,63 dark without errors\) for all STD](#)

[6. Auxiliary Data Files used for the production reported in section 2](#)

This report presents the daily analysis on parameters extracted from GOMOS level 2 data (GOM_NL__2P). It is intended to monitor some important parameters that will impact the quality of these products. A list of level 2 products (and content) that have arrived during the reporting day to the PCF is also given.

Item	Value
Time of report generation	19APR2013 23:05:04
Data source version	GOMOS/6.01
Start time of products	29-10-2003 (29OCT2003 00:00:00)
Stop time of products	30-10-2003 (30OCT2003 00:00:00)
Store outputs in DB	Yes
Nb of level 2 prods	274
Nb of prods with errors	0

2. Summary of processed GOM_NL__2P products.

Nr	Filename	UTC Start time	Limb	Duration	Star Id	Star Name	Star Mag	Star Temp	Nb Meas	Orbit	Prod. error
1	GOM_NL__2PRFIN20031029_060437_000000652021_00120_08691_7411.N1	29-OCT-2003 06:04:37	Bright	64.500	94	92Alp Cet	2.5260	3100.0	129	8691	No
2	GOM_NL__2PRFIN20031029_060714_000000392021_00120_08691_7412.N1	29-OCT-2003 06:07:14	Bright	39.000	140	88Gam Peg	2.8340	26000.	78	8691	No
3	GOM_NL__2PRFIN20031029_060852_000000412021_00120_08691_7413.N1	29-OCT-2003 06:08:52	Bright	40.500	105	6Bet Ari	2.6450	8900.0	81	8691	No
4	GOM_NL__2PRFIN20031029_061107_000000392021_00120_08691_7414.N1	29-OCT-2003 06:11:07	Bright	38.500	58	21Alp And	2.0730	11000.	77	8691	No
5	GOM_NL__2PRFIN20031029_061247_000000392021_00120_08691_7415.N1	29-OCT-2003 06:12:47	Bright	38.500	53	43Bet And	2.0480	3300.0	77	8691	No
6	GOM_NL__2PRFIN20031029_061526_000000392021_00120_08691_7416.N1	29-OCT-2003 06:15:26	Bright	39.000	73	57Gam1And	2.2600	13100.	78	8691	No
7	GOM_NL__2PRFIN20031029_061705_000000452021_00120_08691_7417.N1	29-OCT-2003 06:17:05	Bright	45.000	79	26Bet Per	2.3100	13100.	90	8691	No
8	GOM_NL__2PRFIN20031029_061925_000000382021_00120_08691_7418.N1	29-OCT-2003 06:19:25	Bright	37.500	74	11Bet Cas	2.2680	6600.0	75	8691	No
9	GOM_NL__2PRFIN20031029_062257_000000392021_00120_08691_7419.N1	29-OCT-2003 06:22:57	Bright	39.000	89	5Alp Cep	2.4510	8000.0	78	8691	No
10	GOM_NL__2PRFIN20031029_062755_000000362021_00120_08691_7420.N1	29-OCT-2003 06:27:55	Bright	35.500	49	1Alp UMi	1.9900	6300.0	71	8691	No
11	GOM_NL__2PRFIN20031029_063136_000000392021_00120_08691_7421.N1	29-OCT-2003 06:31:36	Bright	38.500	60	7Bet UMi	2.0810	3950.0	77	8691	No
12	GOM_NL__2PRFIN20031029_063606_000000412021_00120_08691_7422.N1	29-OCT-2003 06:36:06	Bright	41.000	36	50Alp UMa	1.8000	6300.0	82	8691	No
13	GOM_NL__2PRFIN20031029_063732_000000382021_00120_08691_7423.N1	29-OCT-2003 06:37:32	Bright	38.000	32	77Eps UMa	1.7630	11000.	76	8691	No
14	GOM_NL__2PRFIN20031029_064119_000000402021_00120_08691_7424.N1	29-OCT-2003 06:41:19	Bright	40.000	174	52Psi UMa	3.0040	4400.0	80	8691	No
15	GOM_NL__2PRFIN20031029_064902_000000552021_00120_08691_7425.N1	29-OCT-2003 06:49:02	Bright	55.000	166	17Eps Leo	2.9800	6000.0	110	8691	No
16	GOM_NL__2PRFIN20031029_065218_000002552021_00120_08691_7426.N1	29-OCT-2003 06:52:18	Straylight	255.00	17	78Bet Gem	1.1610	4500.0	510	8691	No
17	GOM_NL__2PRFIN20031029_070133_000000672021_00120_08691_7427.N1	29-OCT-2003 07:01:33	Dark	67.000	48	30Alp Hya	1.9770	4100.0	134	8691	No
18	GOM_NL__2PRFIN20031029_070728_000000412021_00120_08691_7428.N1	29-OCT-2003 07:07:28	Dark	40.500	99	Del Cen	2.5750	26000.	81	8691	No
19	GOM_NL__2PRFIN20031029_071200_000000392021_00121_08692_7411.N1	29-OCT-2003 07:12:00	Dark	38.500	124	The Car	2.7640	30000.	77	8692	No
20	GOM_NL__2PRFIN20031029_071725_000000622021_00121_08692_7412.N1	29-OCT-2003 07:17:25	Dark	61.500	117	Pi Pup	2.7060	3800.0	123	8692	No
21	GOM_NL__2PRFIN20031029_071934_000000542021_00121_08692_7413.N1	29-OCT-2003 07:19:34	Dark	53.500	2	Alp Car	-0.73600	7000.0	107	8692	No
22	GOM_NL__2PRFIN20031029_072538_000000402021_00121_08692_7414.N1	29-OCT-2003 07:25:38	Dark	40.000	143	Alp Hyi	2.8570	7200.0	80	8692	No
23	GOM_NL__2PRFIN20031029_072701_000000512021_00121_08692_7415.N1	29-OCT-2003 07:27:01	Dark	51.000	9	Alp Eri	0.45300	24000.	102	8692	No
24	GOM_NL__2PRFIN20031029_073014_000002172021_00121_08692_7416.N1	29-OCT-2003 07:30:14	Straylight	217.00	1	9Alp CMa	-1.4400	11000.	434	8692	No
25	GOM_NL__2PRFIN20031029_073822_000000442021_00121_08692_7417.N1	29-OCT-2003 07:38:22	Straylight	44.000	52	16Bet Cet	2.0370	4500.0	88	8692	No
26	GOM_NL__2PRFIN20031029_074512_000000632021_00121_08692_7418.N1	29-OCT-2003 07:45:12	Bright	62.500	94	92Alp Cet	2.5260	3100.0	125	8692	No
27	GOM_NL__2PRFIN20031029_074750_000000402021_00121_08692_7419.N1	29-OCT-2003 07:47:50	Bright	40.000	140	88Gam Peg	2.8340	26000.	80	8692	No
28	GOM_NL__2PRFIN20031029_074928_000000422021_00121_08692_7420.N1	29-OCT-2003 07:49:28	Bright	41.500	105	6Bet Ari	2.6450	8900.0	83	8692	No
29	GOM_NL__2PRFIN20031029_075143_000000382021_00121_08692_7421.N1	29-OCT-2003 07:51:43	Bright	38.000	58	21Alp And	2.0730	11000.	76	8692	No
30	GOM_NL__2PRFIN20031029_075323_000000402021_00121_08692_7422.N1	29-OCT-2003 07:53:23	Bright	39.500	53	43Bet And	2.0480	3300.0	79	8692	No
31	GOM_NL__2PRFIN20031029_075601_000000412021_00121_08692_7423.N1	29-OCT-2003 07:56:01	Bright	40.500	73	57Gam1And	2.2600	13100.	81	8692	No
32	GOM_NL__2PRFIN20031029_075740_000000462021_00121_08692_7424.N1	29-OCT-2003 07:57:40	Bright	45.500	79	26Bet Per	2.3100	13100.	91	8692	No
33	GOM_NL__2PRFIN20031029_080001_000000372021_00121_08692_7425.N1	29-OCT-2003 08:00:01	Bright	37.000	74	11Bet Cas	2.2680	6600.0	74	8692	No
34	GOM_NL__2PRFIN20031029_080334_000000402021_00121_08692_7426.N1	29-OCT-2003 08:03:34	Bright	39.500	89	5Alp Cep	2.4510	8000.0	79	8692	No
35	GOM_NL__2PRFIN20031029_080830_000000342021_00121_08692_7427.N1	29-OCT-2003 08:08:30	Bright	34.000	49	1Alp UMi	1.9900	6300.0	68	8692	No
36	GOM_NL__2PRFIN20031029_081212_000000382021_00121_08692_7428.N1	29-OCT-2003 08:12:12	Bright	38.000	60	7Bet UMi	2.0810	3950.0	76	8692	No
37	GOM_NL__2PRFIN20031029_081642_000000402021_00121_08692_7429.N1	29-OCT-2003 08:16:42	Bright	39.500	36	50Alp UMa	1.8000	6300.0	79	8692	No
38	GOM_NL__2PRFIN20031029_082155_000000402021_00121_08692_7430.N1	29-OCT-2003 08:21:55	Bright	39.500	174	52Psi UMa	3.0040	4400.0	79	8692	No
39	GOM_NL__2PRFIN20031029_082938_000000532021_00121_08692_7431.N1	29-OCT-2003 08:29:38	Bright	52.500	166	17Eps Leo	2.9800	6000.0	105	8692	No
40	GOM_NL__2PRFIN20031029_083257_000002552021_00121_08692_7432.N1	29-OCT-2003 08:32:57	Straylight	255.00	17	78Bet Gem	1.1610	4500.0	510	8692	No
41	GOM_NL__2PRFIN20031029_084210_000000682021_00121_08692_7433.N1	29-OCT-2003 08:42:10	Dark	68.000	48	30Alp Hya	1.9770	4100.0	136	8692	No
42	GOM_NL__2PRFIN20031029_084804_000000392021_00121_08692_7434.N1	29-OCT-2003 08:48:04	Dark	39.000	99	Del Cen	2.5750	26000.	78	8692	No

43	GOM_NL__2PRFIN20031029_085236_000000382021_00122_08693_7411.N1	29-OCT-2003 08:52:36	Dark	38.000	124	The Car	2.7640	30000.	76	8693	No
44	GOM_NL__2PRFIN20031029_085802_000000612021_00122_08693_7412.N1	29-OCT-2003 08:58:02	Dark	61.000	117	Pi Pup	2.7060	3800.0	122	8693	No
45	GOM_NL__2PRFIN20031029_090011_000000532021_00122_08693_7413.N1	29-OCT-2003 09:00:11	Dark	53.000	2	Alp Car	-0.73600	7000.0	106	8693	No
46	GOM_NL__2PRFIN20031029_090614_000000392021_00122_08693_7414.N1	29-OCT-2003 09:06:14	Dark	38.500	143	Alp Hyi	2.8570	7200.0	77	8693	No
47	GOM_NL__2PRFIN20031029_090737_000000462021_00122_08693_7415.N1	29-OCT-2003 09:07:37	Dark	46.000	9	Alp Eri	0.45300	24000.	92	8693	No
48	GOM_NL__2PRFIN20031029_091054_000002172021_00122_08693_7416.N1	29-OCT-2003 09:10:54	Straylight	217.00	1	9Alp CMa	-1.4400	11000.	434	8693	No
49	GOM_NL__2PRFIN20031029_091858_000000462021_00122_08693_7417.N1	29-OCT-2003 09:18:58	Straylight	45.500	52	16Bet Cet	2.0370	4500.0	91	8693	No
50	GOM_NL__2PRFIN20031029_092548_000000662021_00122_08693_7418.N1	29-OCT-2003 09:25:48	Bright	66.000	94	92Alp Cet	2.5260	3100.0	132	8693	No
51	GOM_NL__2PRFIN20031029_092826_000000392021_00122_08693_7419.N1	29-OCT-2003 09:28:26	Bright	39.000	140	88Gam Peg	2.8340	26000.	78	8693	No
52	GOM_NL__2PRFIN20031029_093004_000000412021_00122_08693_7420.N1	29-OCT-2003 09:30:04	Bright	40.500	105	6Bet Ari	2.6450	8900.0	81	8693	No
53	GOM_NL__2PRFIN20031029_093219_000000382021_00122_08693_7421.N1	29-OCT-2003 09:32:19	Bright	38.000	58	21Alp And	2.0730	11000.	76	8693	No
54	GOM_NL__2PRFIN20031029_093359_000000402021_00122_08693_7422.N1	29-OCT-2003 09:33:59	Bright	40.000	53	43Bet And	2.0480	3300.0	80	8693	No
55	GOM_NL__2PRFIN20031029_093637_000000412021_00122_08693_7423.N1	29-OCT-2003 09:36:37	Bright	40.500	73	57Gam1And	2.2600	13100.	81	8693	No
56	GOM_NL__2PRFIN20031029_093815_000000492021_00122_08693_7424.N1	29-OCT-2003 09:38:15	Bright	48.500	79	26Bet Per	2.3100	13100.	97	8693	No
57	GOM_NL__2PRFIN20031029_094036_000000352021_00122_08693_7425.N1	29-OCT-2003 09:40:36	Bright	35.000	74	11Bet Cas	2.2680	6600.0	70	8693	No
58	GOM_NL__2PRFIN20031029_094410_000000392021_00122_08693_7426.N1	29-OCT-2003 09:44:10	Bright	38.500	89	5Alp Cep	2.4510	8000.0	77	8693	No
59	GOM_NL__2PRFIN20031029_094906_000000372021_00122_08693_7427.N1	29-OCT-2003 09:49:06	Bright	36.500	49	1Alp UMi	1.9900	6300.0	73	8693	No
60	GOM_NL__2PRFIN20031029_095248_000000392021_00122_08693_7428.N1	29-OCT-2003 09:52:48	Bright	38.500	60	7Bet UMi	2.0810	3950.0	77	8693	No
61	GOM_NL__2PRFIN20031029_095718_000000402021_00122_08693_7429.N1	29-OCT-2003 09:57:18	Bright	40.000	36	50Alp UMa	1.8000	6300.0	80	8693	No
62	GOM_NL__2PRFIN20031029_095844_000000372021_00122_08693_7430.N1	29-OCT-2003 09:58:44	Bright	36.500	32	77Eps UMa	1.7630	11000.	73	8693	No
63	GOM_NL__2PRFIN20031029_100231_000000402021_00122_08693_7431.N1	29-OCT-2003 10:02:31	Bright	39.500	174	52Psi UMa	3.0040	4400.0	79	8693	No
64	GOM_NL__2PRFIN20031029_101015_000000532021_00122_08693_7432.N1	29-OCT-2003 10:10:15	Bright	53.000	166	17Eps Leo	2.9800	6000.0	106	8693	No
65	GOM_NL__2PRFIN20031029_101335_000002552021_00122_08693_7433.N1	29-OCT-2003 10:13:35	Straylight	255.00	17	78Bet Gem	1.1610	4500.0	510	8693	No
66	GOM_NL__2PRFIN20031029_102247_000000772021_00122_08693_7434.N1	29-OCT-2003 10:22:47	Dark	76.500	48	30Alp Hya	1.9770	4100.0	153	8693	No
67	GOM_NL__2PRFIN20031029_102840_000000402021_00122_08693_7435.N1	29-OCT-2003 10:28:40	Dark	39.500	99	Del Cen	2.5750	26000.	79	8693	No
68	GOM_NL__2PRFIN20031029_103312_000000382021_00123_08694_7412.N1	29-OCT-2003 10:33:12	Dark	37.500	124	The Car	2.7640	30000.	75	8694	No
69	GOM_NL__2PRFIN20031029_103839_000000602021_00123_08694_7413.N1	29-OCT-2003 10:38:39	Dark	59.500	117	Pi Pup	2.7060	3800.0	119	8694	No
70	GOM_NL__2PRFIN20031029_104048_000000532021_00123_08694_7414.N1	29-OCT-2003 10:40:48	Dark	53.000	2	Alp Car	-0.73600	7000.0	106	8694	No
71	GOM_NL__2PRFIN20031029_104650_000000382021_00123_08694_7415.N1	29-OCT-2003 10:46:50	Dark	38.000	143	Alp Hyi	2.8570	7200.0	76	8694	No
72	GOM_NL__2PRFIN20031029_104813_000000402021_00123_08694_7416.N1	29-OCT-2003 10:48:13	Dark	39.500	9	Alp Eri	0.45300	24000.	79	8694	No
73	GOM_NL__2PRFIN20031029_105134_000002172021_00123_08694_7417.N1	29-OCT-2003 10:51:34	Straylight	217.00	1	9Alp CMa	-1.4400	11000.	434	8694	No
74	GOM_NL__2PRFIN20031029_105934_000000472021_00123_08694_7418.N1	29-OCT-2003 10:59:34	Straylight	47.000	52	16Bet Cet	2.0370	4500.0	94	8694	No
75	GOM_NL__2PRFIN20031029_110623_000000632021_00123_08694_7419.N1	29-OCT-2003 11:06:23	Bright	63.000	94	92Alp Cet	2.5260	3100.0	126	8694	No
76	GOM_NL__2PRFIN20031029_110903_000000372021_00123_08694_7420.N1	29-OCT-2003 11:09:03	Bright	37.000	140	88Gam Peg	2.8340	26000.	74	8694	No
77	GOM_NL__2PRFIN20031029_111039_000000412021_00123_08694_7421.N1	29-OCT-2003 11:10:39	Bright	40.500	105	6Bet Ari	2.6450	8900.0	81	8694	No
78	GOM_NL__2PRFIN20031029_111255_000000372021_00123_08694_7422.N1	29-OCT-2003 11:12:55	Bright	37.000	58	21Alp And	2.0730	11000.	74	8694	No
79	GOM_NL__2PRFIN20031029_111435_000000382021_00123_08694_7423.N1	29-OCT-2003 11:14:35	Bright	37.500	53	43Bet And	2.0480	3300.0	75	8694	No
80	GOM_NL__2PRFIN20031029_111713_000000392021_00123_08694_7424.N1	29-OCT-2003 11:17:13	Bright	38.500	73	57Gam1And	2.2600	13100.	77	8694	No
81	GOM_NL__2PRFIN20031029_111851_000000482021_00123_08694_7425.N1	29-OCT-2003 11:18:51	Bright	48.000	79	26Bet Per	2.3100	13100.	96	8694	No
82	GOM_NL__2PRFIN20031029_112112_000000372021_00123_08694_7426.N1	29-OCT-2003 11:21:12	Bright	37.000	74	11Bet Cas	2.2680	6600.0	74	8694	No
83	GOM_NL__2PRFIN20031029_112447_000000392021_00123_08694_7427.N1	29-OCT-2003 11:24:47	Bright	38.500	89	5Alp Cep	2.4510	8000.0	77	8694	No
84	GOM_NL__2PRFIN20031029_112942_000000382021_00123_08694_7428.N1	29-OCT-2003 11:29:42	Bright	37.500	49	1Alp UMi	1.9900	6300.0	75	8694	No
85	GOM_NL__2PRFIN20031029_113324_000000362021_00123_08694_7429.N1	29-OCT-2003 11:33:24	Bright	36.000	60	7Bet UMi	2.0810	3950.0	72	8694	No
86	GOM_NL__2PRFIN20031029_113754_000000382021_00123_08694_7430.N1	29-OCT-2003 11:37:54	Bright	37.500	36	50Alp UMa	1.8000	6300.0	75	8694	No
87	GOM_NL__2PRFIN20031029_113920_000000362021_00123_08694_7431.N1	29-OCT-2003 11:39:20	Bright	36.000	32	77Eps UMa	1.7630	11000.	72	8694	No
88	GOM_NL__2PRFIN20031029_114307_000000382021_00123_08694_7432.N1	29-OCT-2003 11:43:07	Bright	38.000	174	52Psi UMa	3.0040	4400.0	76	8694	No
89	GOM_NL__2PRFIN20031029_115051_000000512021_00123_08694_7433.N1	29-OCT-2003 11:50:51	Bright	51.000	166	17Eps Leo	2.9800	6000.0	102	8694	No
90	GOM_NL__2PRFIN20031029_115414_000002552021_00123_08694_7434.N1	29-OCT-2003 11:54:14	Straylight	255.00	17	78Bet Gem	1.1610	4500.0	510	8694	No
91	GOM_NL__2PRFIN20031029_120324_000000682021_00123_08694_7435.N1	29-OCT-2003 12:03:24	Dark	68.000	48	30Alp Hya	1.9770	4100.0	136	8694	No
92	GOM_NL__2PRFIN20031029_120916_000000402021_00123_08694_7436.N1	29-OCT-2003 12:09:16	Dark	39.500	99	Del Cen	2.5750	26000.	79	8694	No
93	GOM_NL__2PRFIN20031029_121348_000000382021_00124_08695_7412.N1	29-OCT-2003 12:13:48	Dark	38.000	124	The Car	2.7640	30000.	76	8695	No
94	GOM_NL__2PRFIN20031029_121630_000000452021_00124_08695_7413.N1	29-OCT-2003 12:16:30	Dark	45.000	29	Bet Car	1.6720	10200.	90	8695	No
95	GOM_NL__2PRFIN20031029_122125_000000502021_00124_08695_7414.N1	29-OCT-2003 12:21:25	Dark	49.500	2	Alp Car	-0.73600	7000.0	99	8695	No
96	GOM_NL__2PRFIN20031029_122304_000000972021_00124_08695_7415.N1	29-OCT-2003 12:23:04	Dark	96.500	179	24Omi2CMa	3.0320	24000.	193	8695	No
97	GOM_NL__2PRFIN20031029_122726_000000382021_00124_08695_7416.N1	29-OCT-2003 12:27:26	Dark	37.500	143	Alp Hyi	2.8570	7200.0	75	8695	No
98	GOM_NL__2PRFIN20031029_122850_000000392021_00124_08695_7417.N1	29-OCT-2003 12:28:50	Dark	39.000	9	Alp Eri	0.45300	24000.	78	8695	No
99	GOM_NL__2PRFIN20031029_123214_000002172021_00124_08695_7418.N1	29-OCT-2003 12:32:14	Straylight	216.50	1	9Alp CMa	-1.4400	11000.	433	8695	No
100	GOM_NL__2PRFIN20031029_124011_000000442021_00124_08695_7419.N1	29-OCT-2003 12:40:11	Straylight	43.500	52	16Bet Cet	2.0370	4500.0	87	8695	No
101	GOM_NL__2PRFIN20031029_124659_000000622021_00124_08695_7420.N1	29-OCT-2003 12:46:59	Bright	61.500	94	92Alp Cet	2.5260	3100.0	123	8695	No

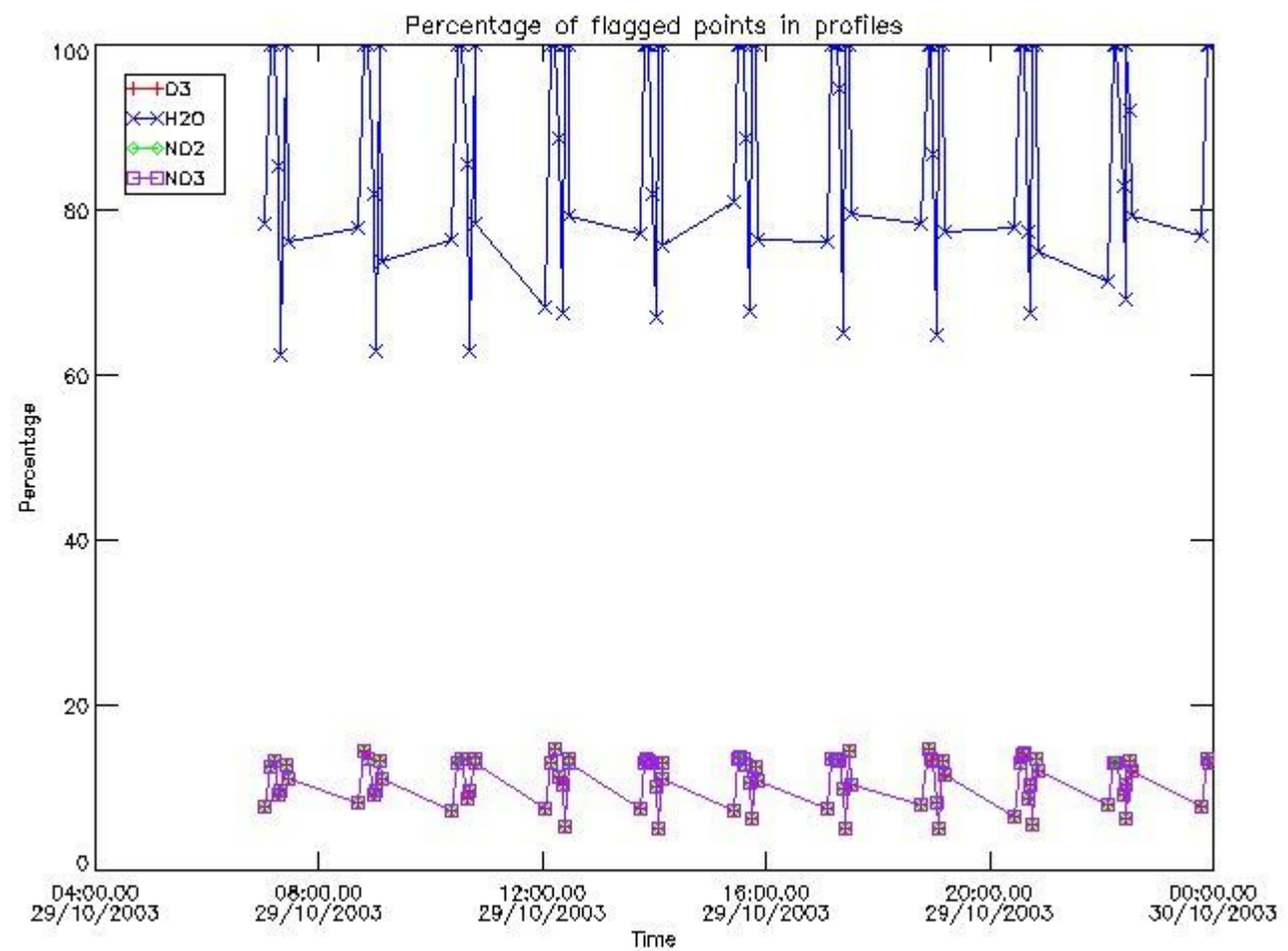
102	GOM_NL__2PRFIN20031029_124939_000000372021_00124_08695_7421.N1	29-OCT-2003 12:49:39	Bright	37.000	140	88Gam Peg	2.8340	26000.	74	8695	No
103	GOM_NL__2PRFIN20031029_125115_000000422021_00124_08695_7422.N1	29-OCT-2003 12:51:15	Bright	42.000	105	6Bet Ari	2.6450	8900.0	84	8695	No
104	GOM_NL__2PRFIN20031029_125331_000000362021_00124_08695_7423.N1	29-OCT-2003 12:53:31	Bright	36.000	58	21Alp And	2.0730	11000.	72	8695	No
105	GOM_NL__2PRFIN20031029_125511_000000382021_00124_08695_7424.N1	29-OCT-2003 12:55:11	Bright	38.000	53	43Bet And	2.0480	3300.0	76	8695	No
106	GOM_NL__2PRFIN20031029_125748_000000432021_00124_08695_7425.N1	29-OCT-2003 12:57:48	Bright	42.500	73	57Gam1And	2.2600	13100.	85	8695	No
107	GOM_NL__2PRFIN20031029_125926_000000472021_00124_08695_7426.N1	29-OCT-2003 12:59:26	Bright	46.500	79	26Bet Per	2.3100	13100.	93	8695	No
108	GOM_NL__2PRFIN20031029_130148_000000382021_00124_08695_7427.N1	29-OCT-2003 13:01:48	Bright	38.000	74	11Bet Cas	2.2680	6600.0	76	8695	No
109	GOM_NL__2PRFIN20031029_130523_000000392021_00124_08695_7428.N1	29-OCT-2003 13:05:23	Bright	39.000	89	5Alp Cep	2.4510	8000.0	78	8695	No
110	GOM_NL__2PRFIN20031029_131018_000000372021_00124_08695_7429.N1	29-OCT-2003 13:10:18	Bright	36.500	49	1Alp UMi	1.9900	6300.0	73	8695	No
111	GOM_NL__2PRFIN20031029_131400_000000372021_00124_08695_7430.N1	29-OCT-2003 13:14:00	Bright	36.500	60	7Bet UMi	2.0810	3950.0	73	8695	No
112	GOM_NL__2PRFIN20031029_131830_000000402021_00124_08695_7431.N1	29-OCT-2003 13:18:30	Bright	40.000	36	50Alp UMa	1.8000	6300.0	80	8695	No
113	GOM_NL__2PRFIN20031029_131956_000000372021_00124_08695_7432.N1	29-OCT-2003 13:19:56	Bright	37.000	32	77Eps UMa	1.7630	11000.	74	8695	No
114	GOM_NL__2PRFIN20031029_132343_000000382021_00124_08695_7433.N1	29-OCT-2003 13:23:43	Bright	37.500	174	52Psi UMa	3.0040	4400.0	75	8695	No
115	GOM_NL__2PRFIN20031029_133452_000002552021_00124_08695_7434.N1	29-OCT-2003 13:34:52	Straylight	255.00	17	78Bet Gem	1.1610	4500.0	510	8695	No
116	GOM_NL__2PRFIN20031029_134402_000000692021_00124_08695_7435.N1	29-OCT-2003 13:44:02	Dark	68.500	48	30Alp Hya	1.9770	4100.0	137	8695	No
117	GOM_NL__2PRFIN20031029_134952_000000402021_00124_08695_7436.N1	29-OCT-2003 13:49:52	Dark	39.500	99	Del Cen	2.5750	26000.	79	8695	No
118	GOM_NL__2PRFIN20031029_135204_000000382021_00124_08695_7437.N1	29-OCT-2003 13:52:04	Dark	38.000	129	Del Cru	2.7930	26000.	76	8695	No
119	GOM_NL__2PRFIN20031029_135424_000000392021_00125_08696_7412.N1	29-OCT-2003 13:54:24	Dark	38.500	124	The Car	2.7640	30000.	77	8696	No
120	GOM_NL__2PRFIN20031029_135706_000000392021_00125_08696_7413.N1	29-OCT-2003 13:57:06	Dark	39.000	29	Bet Car	1.6720	10200.	78	8696	No
121	GOM_NL__2PRFIN20031029_140202_000000512021_00125_08696_7414.N1	29-OCT-2003 14:02:02	Dark	50.500	2	Alp Car	-0.73600	7000.0	101	8696	No
122	GOM_NL__2PRFIN20031029_140343_000001002021_00125_08696_7415.N1	29-OCT-2003 14:03:43	Dark	100.00	179	24Omi2CMa	3.0320	24000.	200	8696	No
123	GOM_NL__2PRFIN20031029_140802_000000392021_00125_08696_7416.N1	29-OCT-2003 14:08:02	Dark	39.000	143	Alp Hyi	2.8570	7200.0	78	8696	No
124	GOM_NL__2PRFIN20031029_140926_000000462021_00125_08696_7417.N1	29-OCT-2003 14:09:26	Dark	45.500	9	Alp Eri	0.45300	24000.	91	8696	No
125	GOM_NL__2PRFIN20031029_141254_000002172021_00125_08696_7418.N1	29-OCT-2003 14:12:54	Straylight	216.50	1	9Alp CMa	-1.4400	11000.	433	8696	No
126	GOM_NL__2PRFIN20031029_142047_000000462021_00125_08696_7419.N1	29-OCT-2003 14:20:47	Straylight	46.000	52	16Bet Cet	2.0370	4500.0	92	8696	No
127	GOM_NL__2PRFIN20031029_142735_000000642021_00125_08696_7420.N1	29-OCT-2003 14:27:35	Bright	64.000	94	92Alp Cet	2.5260	3100.0	128	8696	No
128	GOM_NL__2PRFIN20031029_143016_000000372021_00125_08696_7421.N1	29-OCT-2003 14:30:16	Bright	36.500	140	88Gam Peg	2.8340	26000.	73	8696	No
129	GOM_NL__2PRFIN20031029_143151_000000412021_00125_08696_7422.N1	29-OCT-2003 14:31:51	Bright	40.500	105	6Bet Ari	2.6450	8900.0	81	8696	No
130	GOM_NL__2PRFIN20031029_143408_000000382021_00125_08696_7423.N1	29-OCT-2003 14:34:08	Bright	37.500	58	21Alp And	2.0730	11000.	75	8696	No
131	GOM_NL__2PRFIN20031029_143546_000000382021_00125_08696_7424.N1	29-OCT-2003 14:35:46	Bright	37.500	53	43Bet And	2.0480	3300.0	75	8696	No
132	GOM_NL__2PRFIN20031029_143823_000000402021_00125_08696_7425.N1	29-OCT-2003 14:38:23	Bright	39.500	73	57Gam1And	2.2600	13100.	79	8696	No
133	GOM_NL__2PRFIN20031029_144000_000000482021_00125_08696_7426.N1	29-OCT-2003 14:40:00	Bright	47.500	79	26Bet Per	2.3100	13100.	95	8696	No
134	GOM_NL__2PRFIN20031029_144224_000000372021_00125_08696_7427.N1	29-OCT-2003 14:42:24	Bright	37.000	74	11Bet Cas	2.2680	6600.0	74	8696	No
135	GOM_NL__2PRFIN20031029_144559_000000402021_00125_08696_7428.N1	29-OCT-2003 14:45:59	Bright	39.500	89	5Alp Cep	2.4510	8000.0	79	8696	No
136	GOM_NL__2PRFIN20031029_145054_000000342021_00125_08696_7429.N1	29-OCT-2003 14:50:54	Bright	33.500	49	1Alp UMi	1.9900	6300.0	67	8696	No
137	GOM_NL__2PRFIN20031029_145436_000000382021_00125_08696_7430.N1	29-OCT-2003 14:54:36	Bright	37.500	60	7Bet UMi	2.0810	3950.0	75	8696	No
138	GOM_NL__2PRFIN20031029_145905_000000392021_00125_08696_7431.N1	29-OCT-2003 14:59:05	Bright	39.000	36	50Alp UMa	1.8000	6300.0	78	8696	No
139	GOM_NL__2PRFIN20031029_150032_000000522021_00125_08696_7432.N1	29-OCT-2003 15:00:32	Bright	52.000	32	77Eps UMa	1.7630	11000.	104	8696	No
140	GOM_NL__2PRFIN20031029_150419_000000402021_00125_08696_7433.N1	29-OCT-2003 15:04:19	Bright	40.000	174	52Psi UMa	3.0040	4400.0	80	8696	No
141	GOM_NL__2PRFIN20031029_151531_000002552021_00125_08696_7434.N1	29-OCT-2003 15:15:31	Straylight	255.00	17	78Bet Gem	1.1610	4500.0	510	8696	No
142	GOM_NL__2PRFIN20031029_152440_000000712021_00125_08696_7435.N1	29-OCT-2003 15:24:40	Dark	71.000	48	30Alp Hya	1.9770	4100.0	142	8696	No
143	GOM_NL__2PRFIN20031029_153028_000000382021_00125_08696_7436.N1	29-OCT-2003 15:30:28	Dark	38.000	99	Del Cen	2.5750	26000.	76	8696	No
144	GOM_NL__2PRFIN20031029_153240_000000372021_00125_08696_7437.N1	29-OCT-2003 15:32:40	Dark	37.000	129	Del Cru	2.7930	26000.	74	8696	No
145	GOM_NL__2PRFIN20031029_153501_000000382021_00126_08697_7412.N1	29-OCT-2003 15:35:01	Dark	38.000	124	The Car	2.7640	30000.	76	8697	No
146	GOM_NL__2PRFIN20031029_153742_000000402021_00126_08697_7413.N1	29-OCT-2003 15:37:42	Dark	40.000	29	Bet Car	1.6720	10200.	80	8697	No
147	GOM_NL__2PRFIN20031029_154239_000000492021_00126_08697_7414.N1	29-OCT-2003 15:42:39	Dark	48.500	2	Alp Car	-0.73600	7000.0	97	8697	No
148	GOM_NL__2PRFIN20031029_154420_000000992021_00126_08697_7415.N1	29-OCT-2003 15:44:20	Dark	99.000	179	24Omi2CMa	3.0320	24000.	198	8697	No
149	GOM_NL__2PRFIN20031029_154838_000000412021_00126_08697_7416.N1	29-OCT-2003 15:48:38	Dark	40.500	143	Alp Hyi	2.8570	7200.0	81	8697	No
150	GOM_NL__2PRFIN20031029_155002_000000472021_00126_08697_7417.N1	29-OCT-2003 15:50:02	Dark	47.000	9	Alp Eri	0.45300	24000.	94	8697	No
151	GOM_NL__2PRFIN20031029_155334_000002172021_00126_08697_7418.N1	29-OCT-2003 15:53:34	Straylight	217.00	1	9Alp CMa	-1.4400	11000.	434	8697	No
152	GOM_NL__2PRFIN20031029_160123_000000482021_00126_08697_7419.N1	29-OCT-2003 16:01:23	Straylight	48.000	52	16Bet Cet	2.0370	4500.0	96	8697	No
153	GOM_NL__2PRFIN20031029_160809_000000652021_00126_08697_7420.N1	29-OCT-2003 16:08:09	Bright	65.000	94	92Alp Cet	2.5260	3100.0	130	8697	No
154	GOM_NL__2PRFIN20031029_161052_000000382021_00126_08697_7421.N1	29-OCT-2003 16:10:52	Bright	37.500	140	88Gam Peg	2.8340	26000.	75	8697	No
155	GOM_NL__2PRFIN20031029_161226_000000422021_00126_08697_7422.N1	29-OCT-2003 16:12:26	Bright	42.000	105	6Bet Ari	2.6450	8900.0	84	8697	No
156	GOM_NL__2PRFIN20031029_161444_000000382021_00126_08697_7423.N1	29-OCT-2003 16:14:44	Bright	37.500	58	21Alp And	2.0730	11000.	75	8697	No
157	GOM_NL__2PRFIN20031029_161622_000000382021_00126_08697_7424.N1	29-OCT-2003 16:16:22	Bright	38.000	53	43Bet And	2.0480	3300.0	76	8697	No
158	GOM_NL__2PRFIN20031029_161859_000000432021_00126_08697_7425.N1	29-OCT-2003 16:18:59	Bright	43.000	73	57Gam1And	2.2600	13100.	86	8697	No
159	GOM_NL__2PRFIN20031029_162036_000000482021_00126_08697_7426.N1	29-OCT-2003 16:20:36	Bright	47.500	79	26Bet Per	2.3100	13100.	95	8697	No
160	GOM_NL__2PRFIN20031029_162300_000000372021_00126_08697_7427.N1	29-OCT-2003 16:23:00	Bright	37.000	74	11Bet Cas	2.2680	6600.0	74	8697	No

161	GOM_NL__2PRFIN20031029_162635_000000372021_00126_08697_7428.N1	29-OCT-2003 16:26:35	Bright	36.500	89	5Alp Cep	2.4510	8000.0	73	8697	No
162	GOM_NL__2PRFIN20031029_163130_000000392021_00126_08697_7429.N1	29-OCT-2003 16:31:30	Bright	39.000	49	1Alp UMi	1.9900	6300.0	78	8697	No
163	GOM_NL__2PRFIN20031029_163512_000000392021_00126_08697_7430.N1	29-OCT-2003 16:35:12	Bright	38.500	60	7Bet UMi	2.0810	3950.0	77	8697	No
164	GOM_NL__2PRFIN20031029_163941_000000392021_00126_08697_7431.N1	29-OCT-2003 16:39:41	Bright	38.500	36	50Alp UMa	1.8000	6300.0	77	8697	No
165	GOM_NL__2PRFIN20031029_164108_000000352021_00126_08697_7432.N1	29-OCT-2003 16:41:08	Bright	34.500	32	77Eps UMa	1.7630	11000.	69	8697	No
166	GOM_NL__2PRFIN20031029_164454_000000382021_00126_08697_7433.N1	29-OCT-2003 16:44:54	Bright	38.000	174	52Psi UMa	3.0040	4400.0	76	8697	No
167	GOM_NL__2PRFIN20031029_165610_000002552021_00126_08697_7434.N1	29-OCT-2003 16:56:10	Straylight	255.00	17	78Bet Gem	1.1610	4500.0	510	8697	No
168	GOM_NL__2PRFIN20031029_170517_000000762021_00126_08697_7435.N1	29-OCT-2003 17:05:17	Dark	76.000	48	30Alp Hya	1.9770	4100.0	152	8697	No
169	GOM_NL__2PRFIN20031029_171104_000000382021_00126_08697_7436.N1	29-OCT-2003 17:11:04	Dark	38.000	99	Del Cen	2.5750	26000.	76	8697	No
170	GOM_NL__2PRFIN20031029_171316_000000382021_00126_08697_7437.N1	29-OCT-2003 17:13:16	Dark	37.500	129	Del Cru	2.7930	26000.	75	8697	No
171	GOM_NL__2PRFIN20031029_171537_000000392021_00127_08698_7412.N1	29-OCT-2003 17:15:37	Dark	38.500	124	The Car	2.7640	30000.	77	8698	No
172	GOM_NL__2PRFIN20031029_171819_000000392021_00127_08698_7413.N1	29-OCT-2003 17:18:19	Dark	38.500	29	Bet Car	1.6720	10200.	77	8698	No
173	GOM_NL__2PRFIN20031029_172315_000000522021_00127_08698_7414.N1	29-OCT-2003 17:23:15	Dark	52.000	2	Alp Car	-0.73600	7000.0	104	8698	No
174	GOM_NL__2PRFIN20031029_172458_000001042021_00127_08698_7415.N1	29-OCT-2003 17:24:58	Dark	103.50	179	24Omi2CMa	3.0320	24000.	207	8698	No
175	GOM_NL__2PRFIN20031029_172914_000000392021_00127_08698_7416.N1	29-OCT-2003 17:29:14	Dark	39.000	143	Alp Hyi	2.8570	7200.0	78	8698	No
176	GOM_NL__2PRFIN20031029_173038_000000502021_00127_08698_7417.N1	29-OCT-2003 17:30:38	Dark	49.500	9	Alp Eri	0.45300	24000.	99	8698	No
177	GOM_NL__2PRFIN20031029_173414_000002172021_00127_08698_7418.N1	29-OCT-2003 17:34:14	Straylight	217.00	1	9Alp CMa	-1.4400	11000.	434	8698	No
178	GOM_NL__2PRFIN20031029_174159_000000452021_00127_08698_7419.N1	29-OCT-2003 17:41:59	Straylight	44.500	52	16Bet Cet	2.0370	4500.0	89	8698	No
179	GOM_NL__2PRFIN20031029_174844_000000642021_00127_08698_7420.N1	29-OCT-2003 17:48:44	Bright	63.500	94	92Alp Cet	2.5260	3100.0	127	8698	No
180	GOM_NL__2PRFIN20031029_175128_000000382021_00127_08698_7421.N1	29-OCT-2003 17:51:28	Bright	38.000	140	88Gam Peg	2.8340	26000.	76	8698	No
181	GOM_NL__2PRFIN20031029_175301_000000422021_00127_08698_7422.N1	29-OCT-2003 17:53:01	Bright	41.500	105	6Bet Ari	2.6450	8900.0	83	8698	No
182	GOM_NL__2PRFIN20031029_175520_000000382021_00127_08698_7423.N1	29-OCT-2003 17:55:20	Bright	38.000	58	21Alp And	2.0730	11000.	76	8698	No
183	GOM_NL__2PRFIN20031029_175658_000000392021_00127_08698_7424.N1	29-OCT-2003 17:56:58	Bright	38.500	53	43Bet And	2.0480	3300.0	77	8698	No
184	GOM_NL__2PRFIN20031029_175934_000000432021_00127_08698_7425.N1	29-OCT-2003 17:59:34	Bright	42.500	73	57Gam1And	2.2600	13100.	85	8698	No
185	GOM_NL__2PRFIN20031029_180111_000000472021_00127_08698_7426.N1	29-OCT-2003 18:01:11	Bright	47.000	79	26Bet Per	2.3100	13100.	94	8698	No
186	GOM_NL__2PRFIN20031029_180336_000000382021_00127_08698_7427.N1	29-OCT-2003 18:03:36	Bright	37.500	74	11Bet Cas	2.2680	6600.0	75	8698	No
187	GOM_NL__2PRFIN20031029_180712_000000382021_00127_08698_7428.N1	29-OCT-2003 18:07:12	Bright	38.000	89	5Alp Cep	2.4510	8000.0	76	8698	No
188	GOM_NL__2PRFIN20031029_181206_000000372021_00127_08698_7429.N1	29-OCT-2003 18:12:06	Bright	37.000	49	1Alp UMi	1.9900	6300.0	74	8698	No
189	GOM_NL__2PRFIN20031029_181548_000000372021_00127_08698_7430.N1	29-OCT-2003 18:15:48	Bright	37.000	60	7Bet UMi	2.0810	3950.0	74	8698	No
190	GOM_NL__2PRFIN20031029_182017_000000412021_00127_08698_7431.N1	29-OCT-2003 18:20:17	Bright	40.500	36	50Alp UMa	1.8000	6300.0	81	8698	No
191	GOM_NL__2PRFIN20031029_182144_000000352021_00127_08698_7432.N1	29-OCT-2003 18:21:44	Bright	35.000	32	77Eps UMa	1.7630	11000.	70	8698	No
192	GOM_NL__2PRFIN20031029_182531_000000392021_00127_08698_7433.N1	29-OCT-2003 18:25:31	Bright	39.000	174	52Psi UMa	3.0040	4400.0	78	8698	No
193	GOM_NL__2PRFIN20031029_183649_000002552021_00127_08698_7434.N1	29-OCT-2003 18:36:49	Straylight	255.00	17	78Bet Gem	1.1610	4500.0	510	8698	No
194	GOM_NL__2PRFIN20031029_184554_000000772021_00127_08698_7435.N1	29-OCT-2003 18:45:54	Dark	76.500	48	30Alp Hya	1.9770	4100.0	153	8698	No
195	GOM_NL__2PRFIN20031029_185351_000000382021_00127_08698_7437.N1	29-OCT-2003 18:53:51	Dark	38.000	129	Del Cru	2.7930	26000.	76	8698	No
196	GOM_NL__2PRFIN20031029_185613_000000382021_00128_08699_7413.N1	29-OCT-2003 18:56:13	Dark	38.000	124	The Car	2.7640	30000.	76	8699	No
197	GOM_NL__2PRFIN20031029_185855_000000392021_00128_08699_7414.N1	29-OCT-2003 18:58:55	Dark	38.500	29	Bet Car	1.6720	10200.	77	8699	No
198	GOM_NL__2PRFIN20031029_190352_000000632021_00128_08699_7415.N1	29-OCT-2003 19:03:52	Dark	63.000	2	Alp Car	-0.73600	7000.0	126	8699	No
199	GOM_NL__2PRFIN20031029_190536_000001002021_00128_08699_7416.N1	29-OCT-2003 19:05:36	Dark	99.500	179	24Omi2CMa	3.0320	24000.	199	8699	No
200	GOM_NL__2PRFIN20031029_190950_000000392021_00128_08699_7417.N1	29-OCT-2003 19:09:50	Dark	38.500	143	Alp Hyi	2.8570	7200.0	77	8699	No
201	GOM_NL__2PRFIN20031029_191114_000000452021_00128_08699_7418.N1	29-OCT-2003 19:11:14	Dark	44.500	9	Alp Eri	0.45300	24000.	89	8699	No
202	GOM_NL__2PRFIN20031029_191455_000002172021_00128_08699_7419.N1	29-OCT-2003 19:14:55	Straylight	217.00	1	9Alp CMa	-1.4400	11000.	434	8699	No
203	GOM_NL__2PRFIN20031029_192235_000000462021_00128_08699_7420.N1	29-OCT-2003 19:22:35	Straylight	46.000	52	16Bet Cet	2.0370	4500.0	92	8699	No
204	GOM_NL__2PRFIN20031029_192921_000000652021_00128_08699_7421.N1	29-OCT-2003 19:29:21	Bright	64.500	94	92Alp Cet	2.5260	3100.0	129	8699	No
205	GOM_NL__2PRFIN20031029_193204_000000382021_00128_08699_7422.N1	29-OCT-2003 19:32:04	Bright	38.000	140	88Gam Peg	2.8340	26000.	76	8699	No
206	GOM_NL__2PRFIN20031029_193337_000000402021_00128_08699_7423.N1	29-OCT-2003 19:33:37	Bright	40.000	105	6Bet Ari	2.6450	8900.0	80	8699	No
207	GOM_NL__2PRFIN20031029_193556_000000382021_00128_08699_7424.N1	29-OCT-2003 19:35:56	Bright	37.500	58	21Alp And	2.0730	11000.	75	8699	No
208	GOM_NL__2PRFIN20031029_193734_000000412021_00128_08699_7425.N1	29-OCT-2003 19:37:34	Bright	41.000	53	43Bet And	2.0480	3300.0	82	8699	No
209	GOM_NL__2PRFIN20031029_194010_000000402021_00128_08699_7426.N1	29-OCT-2003 19:40:10	Bright	39.500	73	57Gam1And	2.2600	13100.	79	8699	No
210	GOM_NL__2PRFIN20031029_194146_000000472021_00128_08699_7427.N1	29-OCT-2003 19:41:46	Bright	47.000	79	26Bet Per	2.3100	13100.	94	8699	No
211	GOM_NL__2PRFIN20031029_194412_000000382021_00128_08699_7428.N1	29-OCT-2003 19:44:12	Bright	37.500	74	11Bet Cas	2.2680	6600.0	75	8699	No
212	GOM_NL__2PRFIN20031029_194748_000000372021_00128_08699_7429.N1	29-OCT-2003 19:47:48	Bright	36.500	89	5Alp Cep	2.4510	8000.0	73	8699	No
213	GOM_NL__2PRFIN20031029_195242_000000372021_00128_08699_7430.N1	29-OCT-2003 19:52:42	Bright	37.000	49	1Alp UMi	1.9900	6300.0	74	8699	No
214	GOM_NL__2PRFIN20031029_195625_000000382021_00128_08699_7431.N1	29-OCT-2003 19:56:25	Bright	37.500	60	7Bet UMi	2.0810	3950.0	75	8699	No
215	GOM_NL__2PRFIN20031029_200053_000000382021_00128_08699_7432.N1	29-OCT-2003 20:00:53	Bright	37.500	36	50Alp UMa	1.8000	6300.0	75	8699	No
216	GOM_NL__2PRFIN20031029_200220_000000362021_00128_08699_7433.N1	29-OCT-2003 20:02:20	Bright	35.500	32	77Eps UMa	1.7630	11000.	71	8699	No
217	GOM_NL__2PRFIN20031029_200607_000000382021_00128_08699_7434.N1	29-OCT-2003 20:06:07	Bright	37.500	174	52Psi UMa	3.0040	4400.0	75	8699	No
218	GOM_NL__2PRFIN20031029_201728_000002552021_00128_08699_7435.N1	29-OCT-2003 20:17:28	Straylight	255.00	17	78Bet Gem	1.1610	4500.0	510	8699	No
219	GOM_NL__2PRFIN20031029_202631_000000772021_00128_08699_7436.N1	29-OCT-2003 20:26:31	Dark	77.000	48	30Alp Hya	1.9770	4100.0	154	8699	No

220	GOM_NL__2PRFIN20031029_203216_000000402021_00128_08699_7437.N1	29-OCT-2003 20:32:16	Dark	39.500	99	Del Cen	2.5750	26000.	79	8699	No
221	GOM_NL__2PRFIN20031029_203428_000000372021_00128_08699_7438.N1	29-OCT-2003 20:34:28	Dark	36.500	129	Del Cru	2.7930	26000.	73	8699	No
222	GOM_NL__2PRFIN20031029_203649_000000402021_00129_08700_7434.N1	29-OCT-2003 20:36:49	Dark	39.500	124	The Car	2.7640	30000.	79	8700	No
223	GOM_NL__2PRFIN20031029_204223_000000652021_00129_08700_7435.N1	29-OCT-2003 20:42:23	Dark	64.500	117	Pi Pup	2.7060	3800.0	129	8700	No
224	GOM_NL__2PRFIN20031029_204428_000000502021_00129_08700_7436.N1	29-OCT-2003 20:44:28	Dark	49.500	2	Alp Car	-0.73600	7000.0	99	8700	No
225	GOM_NL__2PRFIN20031029_204615_000001002021_00129_08700_7437.N1	29-OCT-2003 20:46:15	Dark	100.00	179	24Omi2CMA	3.0320	24000.	200	8700	No
226	GOM_NL__2PRFIN20031029_205026_000000382021_00129_08700_7438.N1	29-OCT-2003 20:50:26	Dark	38.000	143	Alp Hyi	2.8570	7200.0	76	8700	No
227	GOM_NL__2PRFIN20031029_205149_000000422021_00129_08700_7439.N1	29-OCT-2003 20:51:49	Dark	42.000	9	Alp Eri	0.45300	24000.	84	8700	No
228	GOM_NL__2PRFIN20031029_205502_000000432021_00129_08700_7440.N1	29-OCT-2003 20:55:02	Straylight	43.000	157	The1Eri	2.9060	9300.0	86	8700	No
229	GOM_NL__2PRFIN20031029_205636_000000462021_00129_08700_7441.N1	29-OCT-2003 20:56:36	Straylight	45.500	84	Alp Phe	2.3970	4500.0	91	8700	No
230	GOM_NL__2PRFIN20031029_210310_000000472021_00129_08700_7442.N1	29-OCT-2003 21:03:10	Straylight	46.500	52	16Bet Cet	2.0370	4500.0	93	8700	No
231	GOM_NL__2PRFIN20031029_210955_000000602021_00129_08700_7443.N1	29-OCT-2003 21:09:55	Bright	60.000	94	92Alp Cet	2.5260	3100.0	120	8700	No
232	GOM_NL__2PRFIN20031029_211240_000000372021_00129_08700_7444.N1	29-OCT-2003 21:12:40	Bright	37.000	140	88Gam Peg	2.8340	26000.	74	8700	No
233	GOM_NL__2PRFIN20031029_211414_000000412021_00129_08700_7445.N1	29-OCT-2003 21:14:14	Bright	41.000	105	6Bet Ari	2.6450	8900.0	82	8700	No
234	GOM_NL__2PRFIN20031029_211632_000000382021_00129_08700_7446.N1	29-OCT-2003 21:16:32	Bright	37.500	58	21Alp And	2.0730	11000.	75	8700	No
235	GOM_NL__2PRFIN20031029_211810_000000382021_00129_08700_7447.N1	29-OCT-2003 21:18:10	Bright	37.500	53	43Bet And	2.0480	3300.0	75	8700	No
236	GOM_NL__2PRFIN20031029_212046_000000422021_00129_08700_7448.N1	29-OCT-2003 21:20:46	Bright	41.500	73	57Gam1And	2.2600	13100.	83	8700	No
237	GOM_NL__2PRFIN20031029_212514_000000392021_00129_08700_7449.N1	29-OCT-2003 21:25:14	Bright	38.500	76	27Gam Cas	2.3000	30000.	77	8700	No
238	GOM_NL__2PRFIN20031029_212824_000000382021_00129_08700_7450.N1	29-OCT-2003 21:28:24	Bright	38.000	89	5Alp Cep	2.4510	8000.0	76	8700	No
239	GOM_NL__2PRFIN20031029_213317_000000392021_00129_08700_7451.N1	29-OCT-2003 21:33:17	Bright	38.500	49	1Alp UMi	1.9900	6300.0	77	8700	No
240	GOM_NL__2PRFIN20031029_213700_000000382021_00129_08700_7452.N1	29-OCT-2003 21:37:00	Bright	37.500	60	7Bet UMi	2.0810	3950.0	75	8700	No
241	GOM_NL__2PRFIN20031029_214128_000000422021_00129_08700_7453.N1	29-OCT-2003 21:41:28	Bright	41.500	36	50Alp UMa	1.8000	6300.0	83	8700	No
242	GOM_NL__2PRFIN20031029_214255_000000362021_00129_08700_7454.N1	29-OCT-2003 21:42:55	Bright	35.500	32	77Eps UMa	1.7630	11000.	71	8700	No
243	GOM_NL__2PRFIN20031029_214642_000000402021_00129_08700_7455.N1	29-OCT-2003 21:46:42	Bright	39.500	174	52Psi UMa	3.0040	4400.0	79	8700	No
244	GOM_NL__2PRFIN20031029_215325_000002332021_00129_08700_7456.N1	29-OCT-2003 21:53:25	Tw_i_and_stray	233.00	24	66Alp Gem	1.5800	10200.	466	8700	No
245	GOM_NL__2PRFIN20031029_215807_000002552021_00129_08700_7457.N1	29-OCT-2003 21:58:07	Straylight	255.00	17	78Bet Gem	1.1610	4500.0	510	8700	No
246	GOM_NL__2PRFIN20031029_220708_000000652021_00129_08700_7458.N1	29-OCT-2003 22:07:08	Dark	65.000	48	30Alp Hya	1.9770	4100.0	130	8700	No
247	GOM_NL__2PRFIN20031029_221251_000000392021_00129_08700_7459.N1	29-OCT-2003 22:12:51	Dark	39.000	99	Del Cen	2.5750	26000.	78	8700	No
248	GOM_NL__2PRFIN20031029_221502_000000392021_00129_08700_7460.N1	29-OCT-2003 22:15:02	Dark	39.000	129	Del Cru	2.7930	26000.	78	8700	No
249	GOM_NL__2PRFIN20031029_222301_000000622021_00130_08701_7434.N1	29-OCT-2003 22:23:01	Dark	61.500	117	Pi Pup	2.7060	3800.0	123	8701	No
250	GOM_NL__2PRFIN20031029_222505_000000492021_00130_08701_7435.N1	29-OCT-2003 22:25:05	Dark	49.000	2	Alp Car	-0.73600	7000.0	98	8701	No
251	GOM_NL__2PRFIN20031029_222653_000000962021_00130_08701_7436.N1	29-OCT-2003 22:26:53	Dark	96.000	179	24Omi2CMA	3.0320	24000.	192	8701	No
252	GOM_NL__2PRFIN20031029_223102_000000392021_00130_08701_7437.N1	29-OCT-2003 22:31:02	Dark	38.500	143	Alp Hyi	2.8570	7200.0	77	8701	No
253	GOM_NL__2PRFIN20031029_223226_000000472021_00130_08701_7438.N1	29-OCT-2003 22:32:26	Dark	46.500	9	Alp Eri	0.45300	24000.	93	8701	No
254	GOM_NL__2PRFIN20031029_223538_000000412021_00130_08701_7439.N1	29-OCT-2003 22:35:38	Straylight	40.500	157	The1Eri	2.9060	9300.0	81	8701	No
255	GOM_NL__2PRFIN20031029_223712_000000442021_00130_08701_7440.N1	29-OCT-2003 22:37:12	Straylight	43.500	84	Alp Phe	2.3970	4500.0	87	8701	No
256	GOM_NL__2PRFIN20031029_224347_000000472021_00130_08701_7441.N1	29-OCT-2003 22:43:47	Straylight	46.500	52	16Bet Cet	2.0370	4500.0	93	8701	No
257	GOM_NL__2PRFIN20031029_225030_000000712021_00130_08701_7442.N1	29-OCT-2003 22:50:30	Bright	71.000	94	92Alp Cet	2.5260	3100.0	142	8701	No
258	GOM_NL__2PRFIN20031029_225316_000000372021_00130_08701_7443.N1	29-OCT-2003 22:53:16	Bright	37.000	140	88Gam Peg	2.8340	26000.	74	8701	No
259	GOM_NL__2PRFIN20031029_225449_000000422021_00130_08701_7444.N1	29-OCT-2003 22:54:49	Bright	41.500	105	6Bet Ari	2.6450	8900.0	83	8701	No
260	GOM_NL__2PRFIN20031029_225708_000000372021_00130_08701_7445.N1	29-OCT-2003 22:57:08	Bright	37.000	58	21Alp And	2.0730	11000.	74	8701	No
261	GOM_NL__2PRFIN20031029_225845_000000412021_00130_08701_7446.N1	29-OCT-2003 22:58:45	Bright	40.500	53	43Bet And	2.0480	3300.0	81	8701	No
262	GOM_NL__2PRFIN20031029_230121_000000402021_00130_08701_7447.N1	29-OCT-2003 23:01:21	Bright	39.500	73	57Gam1And	2.2600	13100.	79	8701	No
263	GOM_NL__2PRFIN20031029_230550_000000382021_00130_08701_7448.N1	29-OCT-2003 23:05:50	Bright	37.500	76	27Gam Cas	2.3000	30000.	75	8701	No
264	GOM_NL__2PRFIN20031029_230900_000000402021_00130_08701_7449.N1	29-OCT-2003 23:09:00	Bright	39.500	89	5Alp Cep	2.4510	8000.0	79	8701	No
265	GOM_NL__2PRFIN20031029_231352_000000342021_00130_08701_7450.N1	29-OCT-2003 23:13:52	Bright	34.000	49	1Alp UMi	1.9900	6300.0	68	8701	No
266	GOM_NL__2PRFIN20031029_231736_000000392021_00130_08701_7451.N1	29-OCT-2003 23:17:36	Bright	39.000	60	7Bet UMi	2.0810	3950.0	78	8701	No
267	GOM_NL__2PRFIN20031029_232203_000000432021_00130_08701_7452.N1	29-OCT-2003 23:22:03	Bright	42.500	36	50Alp UMa	1.8000	6300.0	85	8701	No
268	GOM_NL__2PRFIN20031029_232331_000000362021_00130_08701_7453.N1	29-OCT-2003 23:23:31	Bright	36.000	32	77Eps UMa	1.7630	11000.	72	8701	No
269	GOM_NL__2PRFIN20031029_232717_000000482021_00130_08701_7454.N1	29-OCT-2003 23:27:17	Bright	48.000	174	52Psi UMa	3.0040	4400.0	96	8701	No
270	GOM_NL__2PRFIN20031029_233402_000002502021_00130_08701_7455.N1	29-OCT-2003 23:34:02	Tw_i_and_stray	249.50	24	66Alp Gem	1.5800	10200.	499	8701	No
271	GOM_NL__2PRFIN20031029_233847_000002552021_00130_08701_7456.N1	29-OCT-2003 23:38:47	Straylight	255.00	17	78Bet Gem	1.1610	4500.0	510	8701	No
272	GOM_NL__2PRFIN20031029_234745_000000662021_00130_08701_7457.N1	29-OCT-2003 23:47:45	Dark	65.500	48	30Alp Hya	1.9770	4100.0	131	8701	No
273	GOM_NL__2PRFIN20031029_235328_000000382021_00130_08701_7458.N1	29-OCT-2003 23:53:28	Dark	38.000	99	Del Cen	2.5750	26000.	76	8701	No
274	GOM_NL__2PRFIN20031029_235538_000000392021_00130_08701_7459.N1	29-OCT-2003 23:55:38	Dark	39.000	129	Del Cru	2.7930	26000.	78	8701	No

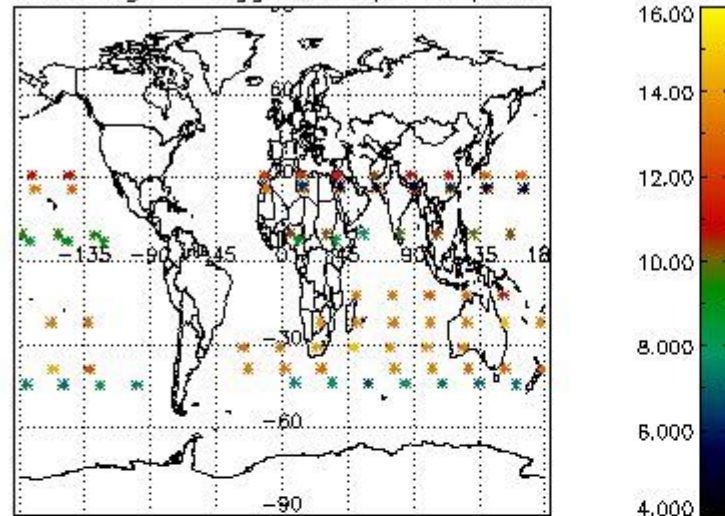
In this section it is plotted some information contained in the Quality Summary data set of the level 2 products. Only products in dark limb conditions and without errors (error flag in the MPH set to "0") are used.

3.1 Plot quality information per product (time dependant)

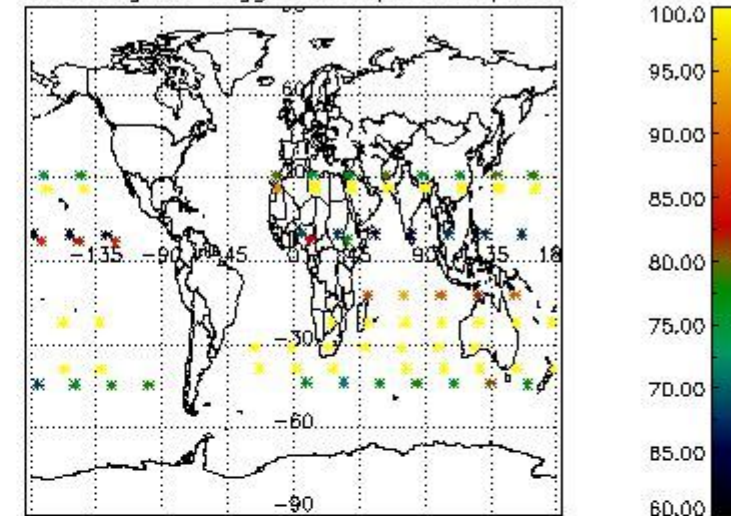


3.2 Plot quality information per product (world map)

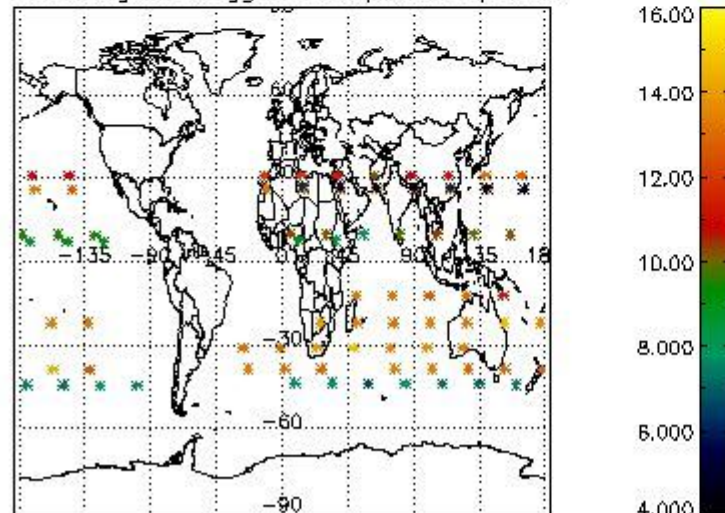
Percentage of flagged data per O3 profile



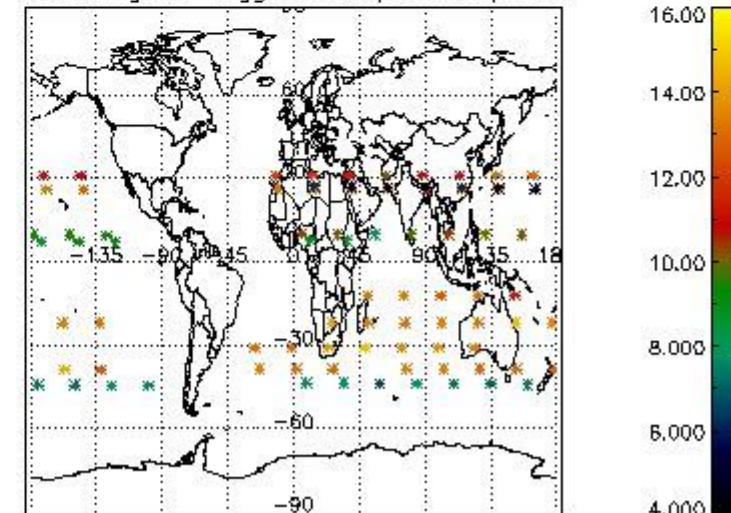
Percentage of flagged data per H2O profile



Percentage of flagged data per NO2 profile



Percentage of flagged data per NO3 profile

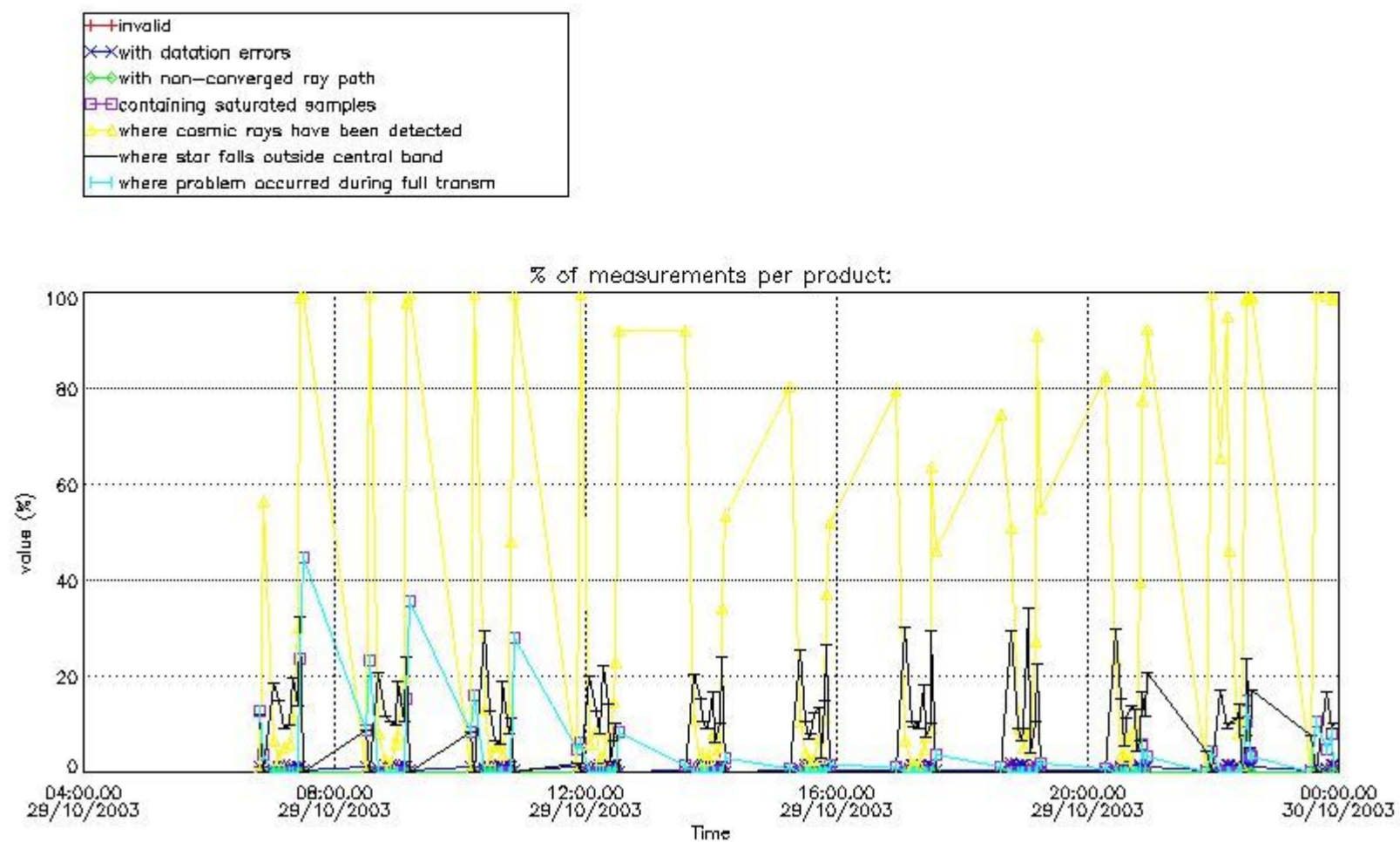


4. Level 1 quality information per product

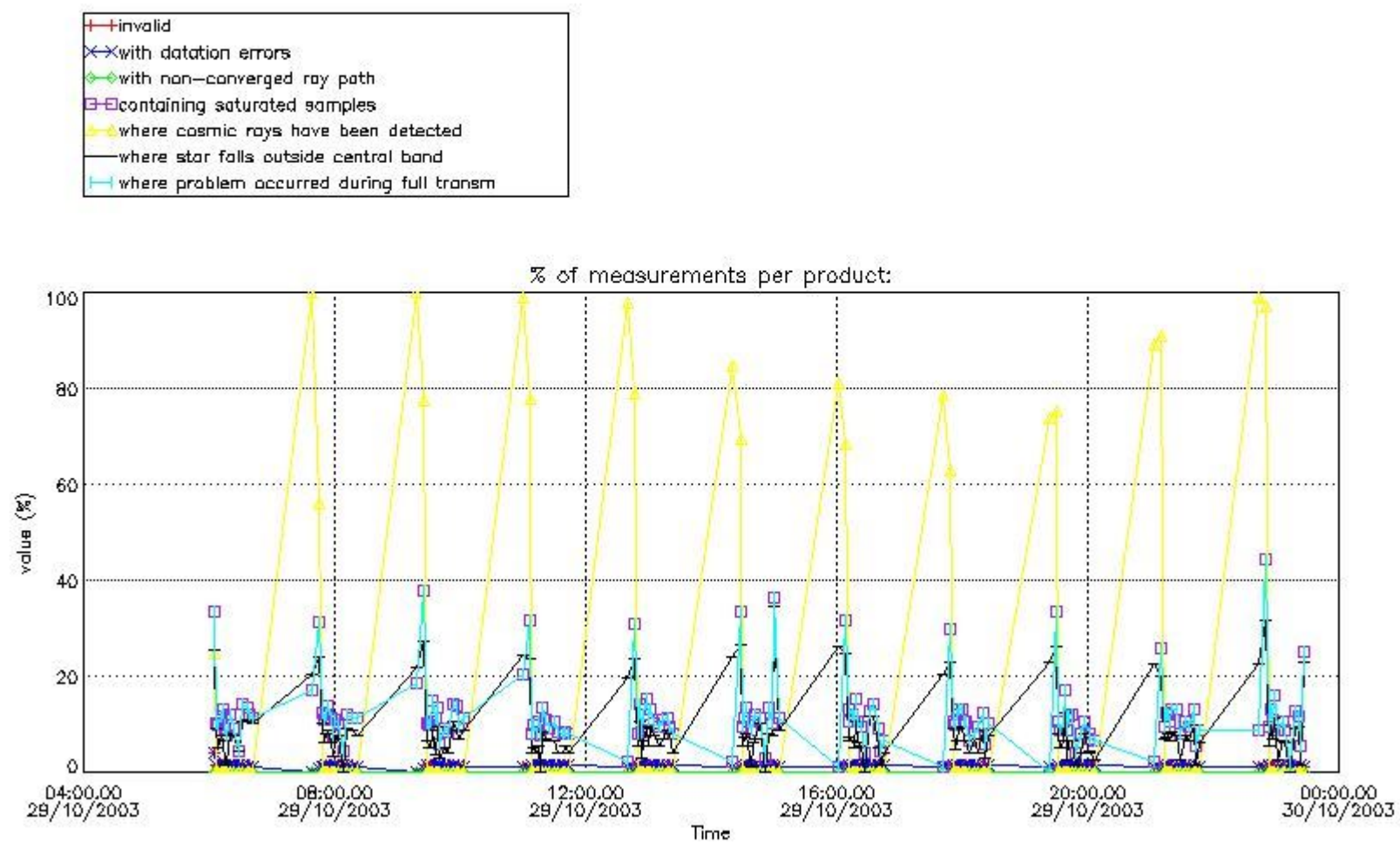
In this section it is plotted some information contained in the Quality Summary data set of the level 2 products that comes from the level 1b processing. Products without errors (error flag in the MPH set to "0") are used.

4.1 Plot quality information per product (time dependant) coming from level 1b processing

4.1.1 Plot level 1 quality information per product (time dependant): ENVISAT ASCENDING passes



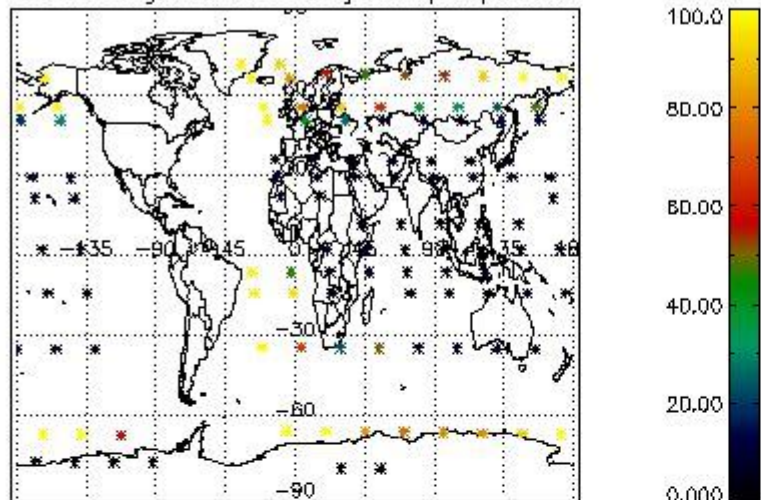
4.1.2 Plot level 1 quality information per product (time dependant): ENVI SAT DESCENDING passes



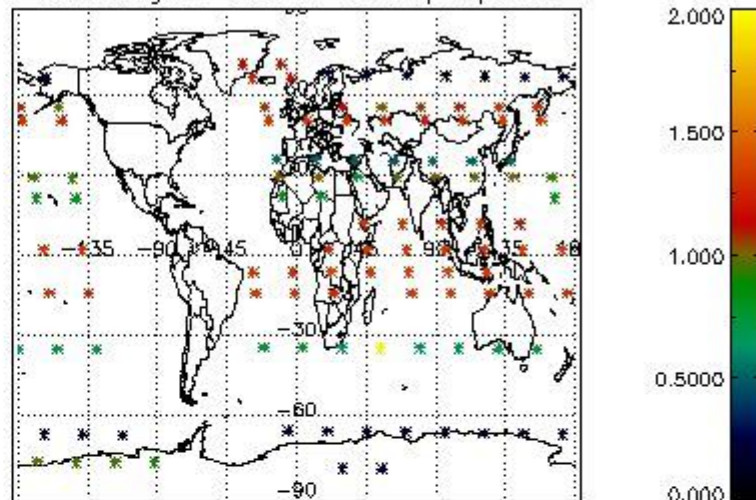
4.2 Plot quality information per product coming from level 1b processing (world map)

4.2.1 Plot level 1 quality information per product (world map): ENVISAT ASCENDING passes

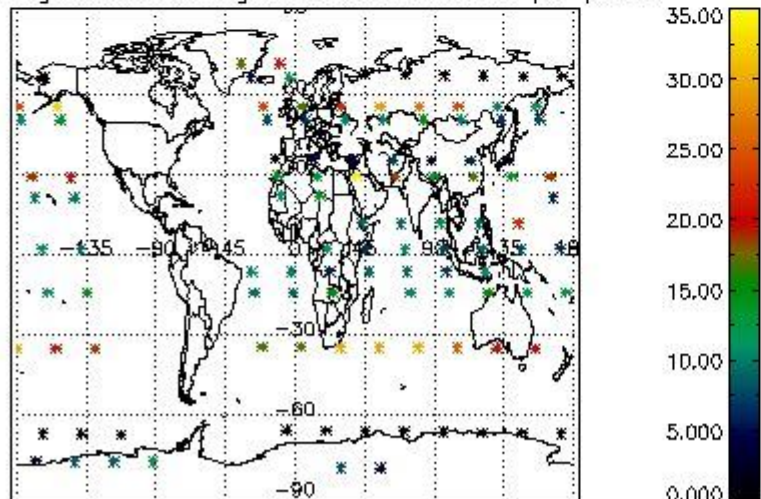
Percentage of cosmic ray hits per profile



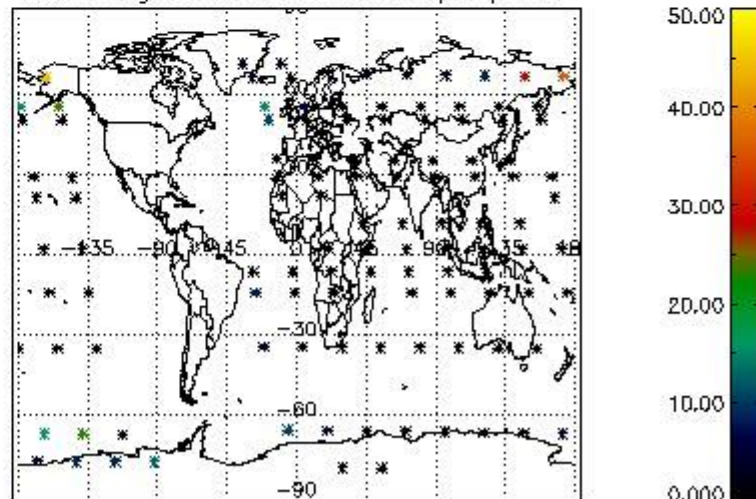
Percentage of datation errors per profile



Percentage of star falling outside central band per profile

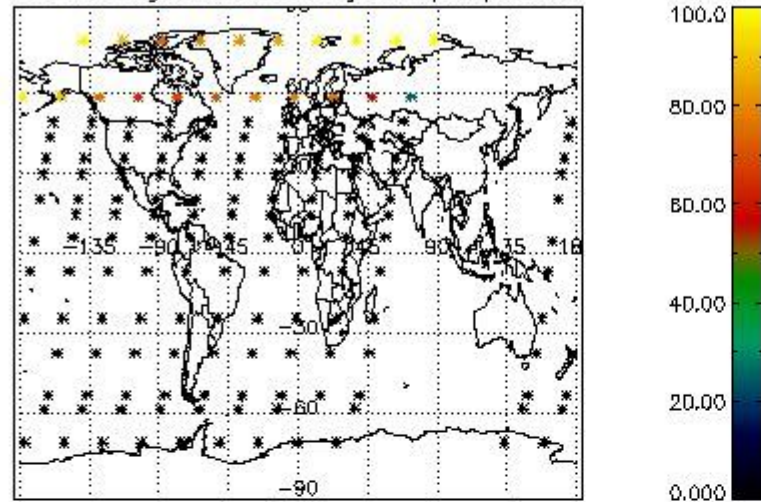


Percentage of saturation errors per profile

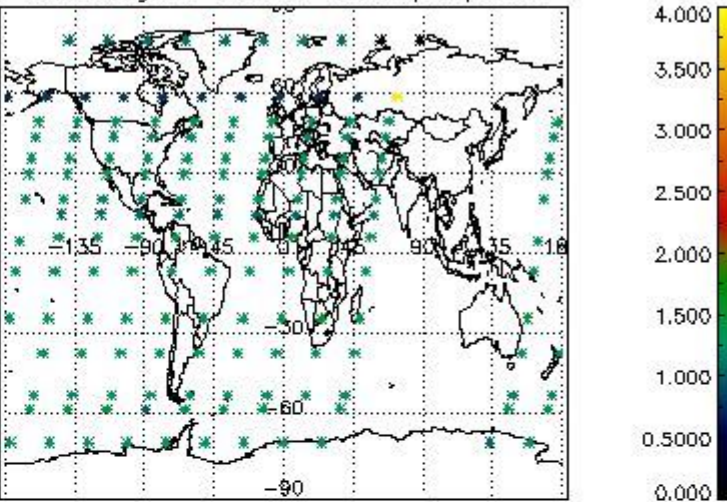


4.2.2 Plot level 1 quality information per product (world map): ENVISAT DESCENDING passes

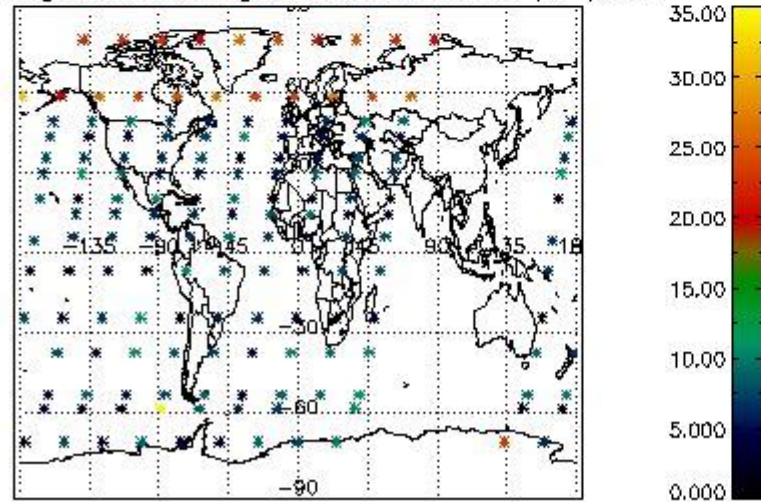
Percentage of cosmic ray hits per profile



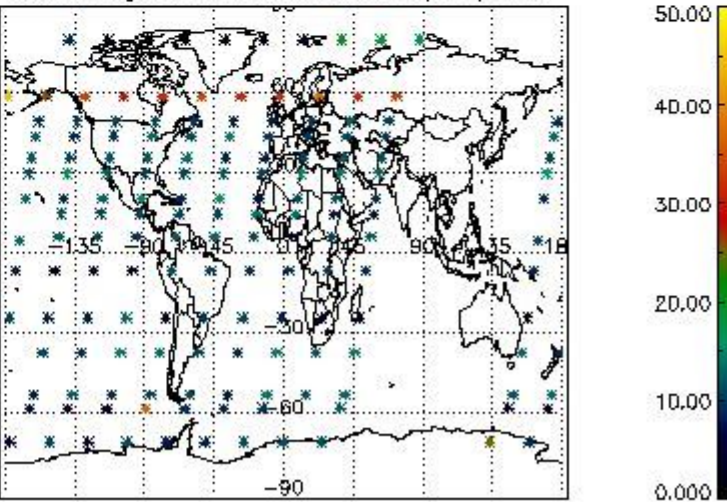
Percentage of datation errors per profile



Percentage of star falling outside central band per profile



Percentage of saturation errors per profile



5. Trace gas profiles

5.1 Ozone statistics based on quality of products

The final quality of the products can be "measured" using the STD (Standard Deviation) attached to every point profile. This information is written to the parameter GOM_NL__2P/NL_LOCAL_SPECIES_DENSITY/o3_std of the level 2 products. The table below shows the statistics for given STD ranges.

The statistics are given with respect to the overall valid production:

- Products without fatal errors: GOM_NL__2P/MPH/PRODUCT_ERR=0
- Valid point profile: GOM_NL__2P/NL_LOCAL_SPECIES_DENSITY/pcd(0)=0

The 'Criteria' is applied to valid points of dark limb products:

- Products in dark limb illumination condition: GOM_NL__2P/NL_SUMMARY_QUALITY/obs_ill_cond=0
- Products without fatal errors: GOM_NL__2P/MPH/PRODUCT_ERR=0
- Valid point profile: GOM_NL__2P/NL_LOCAL_SPECIES_DENSITY/pcd(0)=0

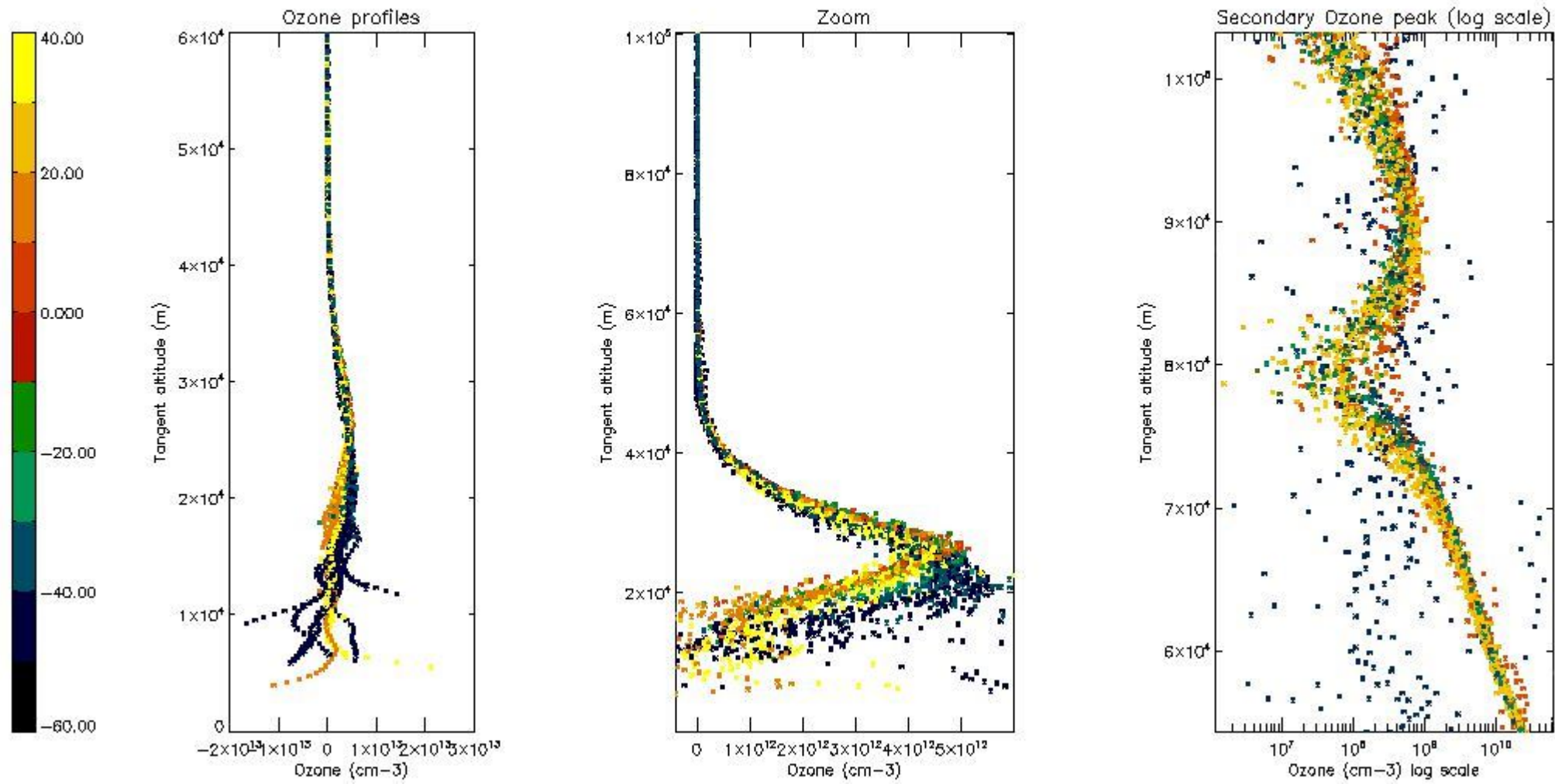
So, the table below shows the percentage of dark limb and valid observations for each criteria with respect to the overall valid daily observations.

Criteria	% of total production
All STD	27
STD < 20	16

STD < 10	14
STD < 5	10

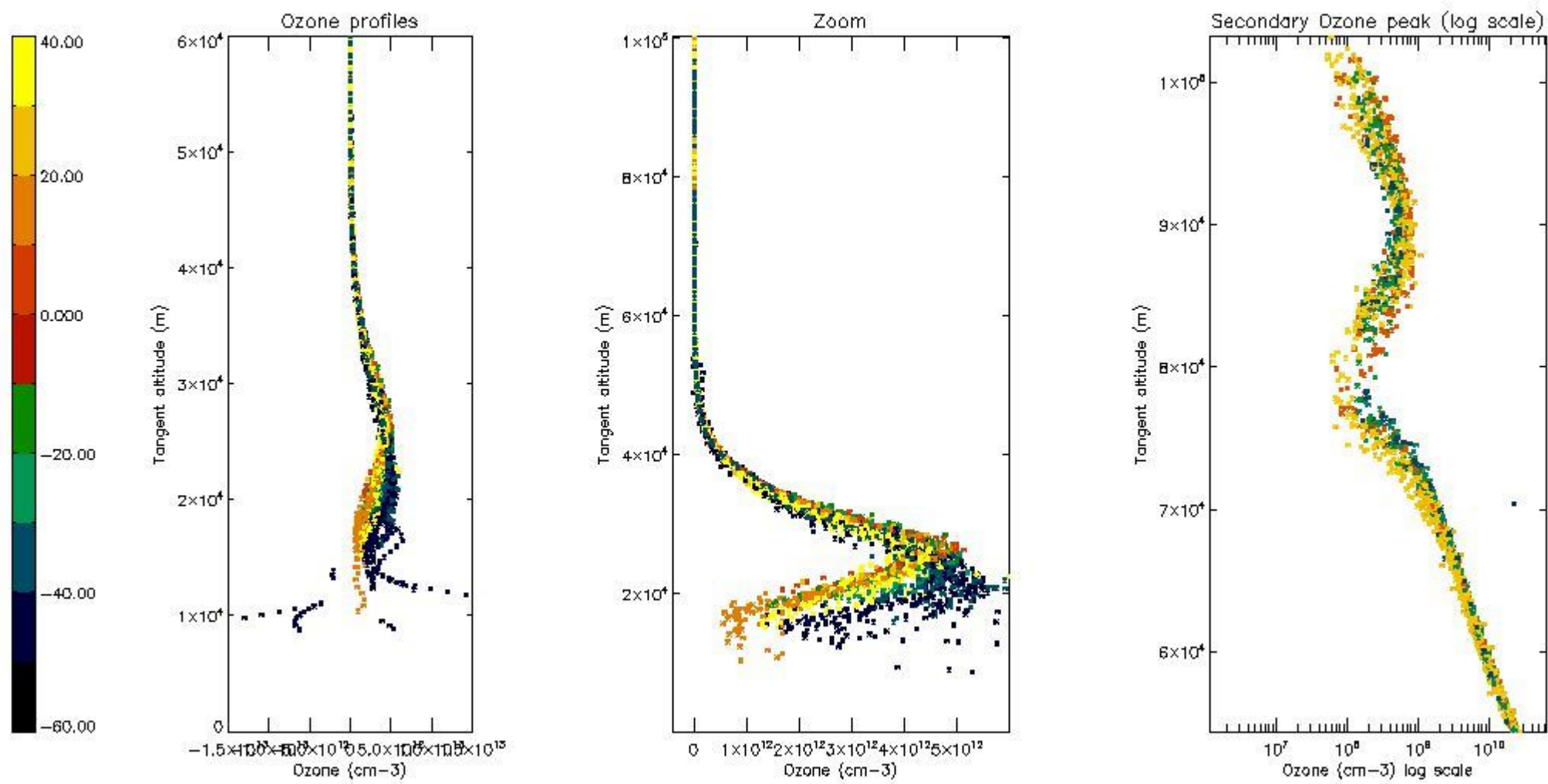
5.2 Plot ozone profiles for all STD (dark without errors)

The colorbar represents the latitude.



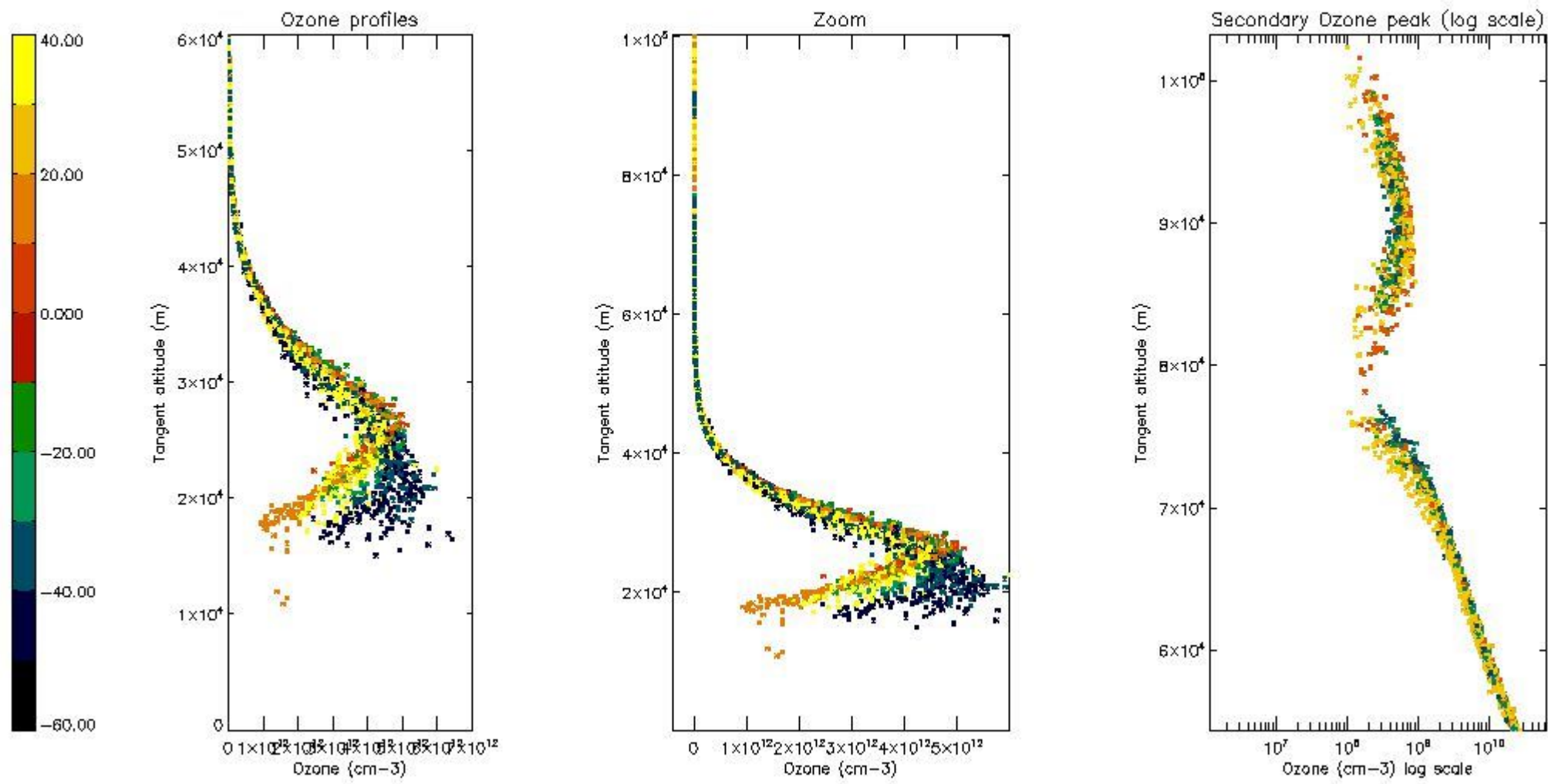
5.3 Plot ozone profiles where STD < 20% (dark without errors)

The colorbar represents the latitude.



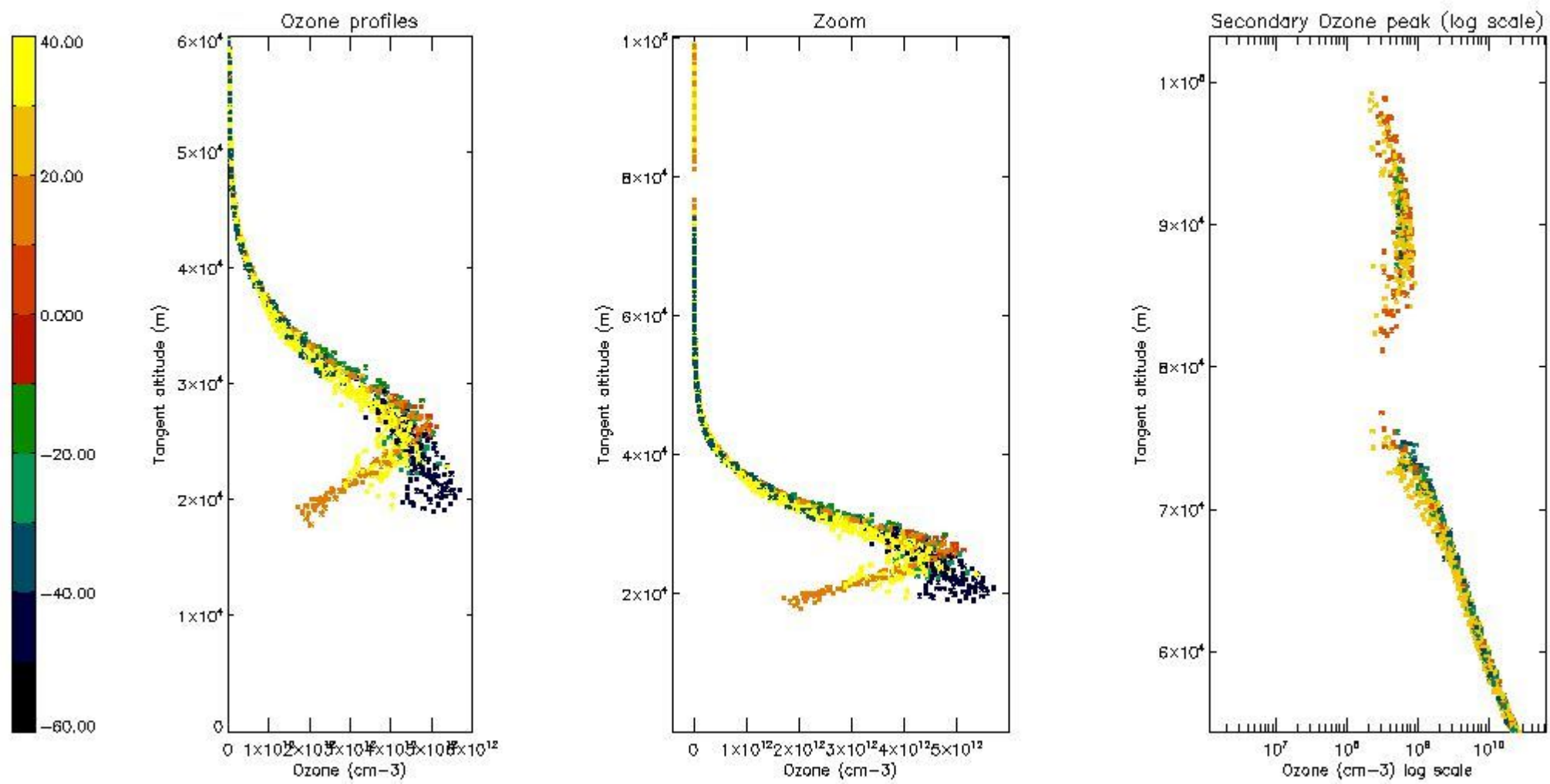
5.4 Plot ozone profiles where STD < 10% (dark without errors)

The colorbar represents the latitude.



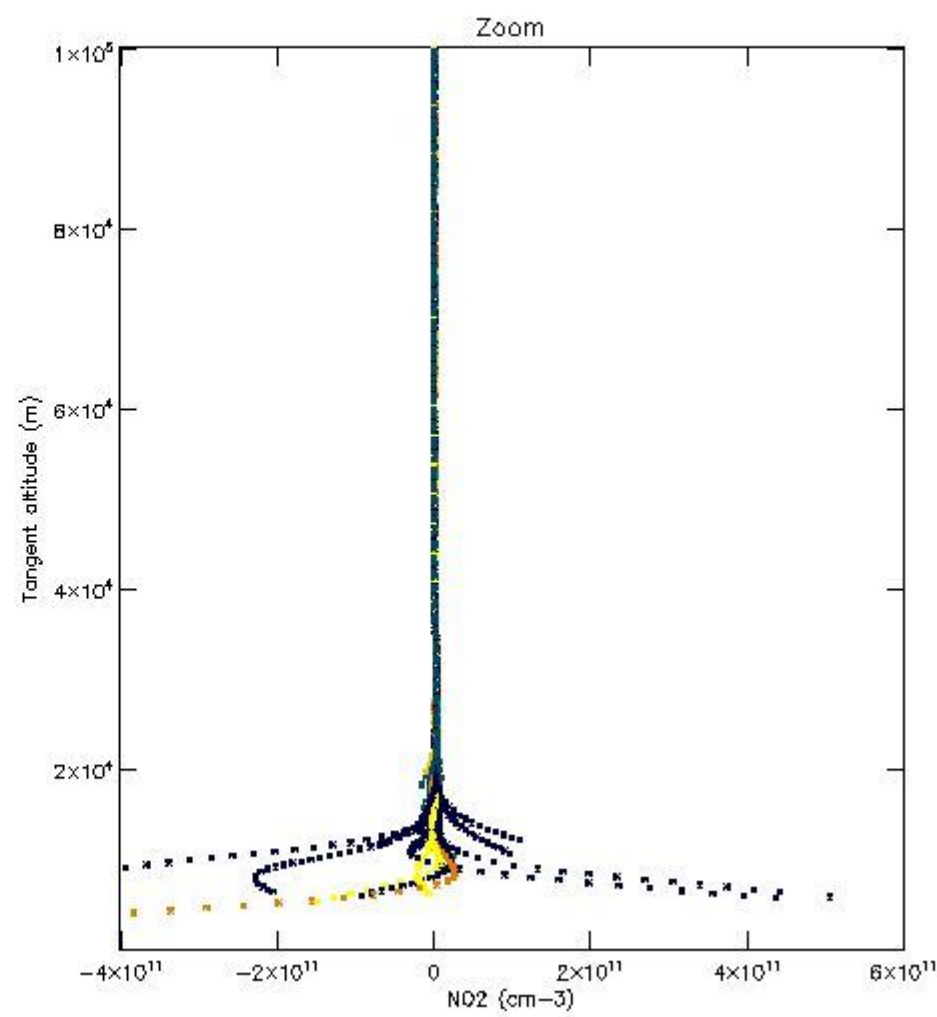
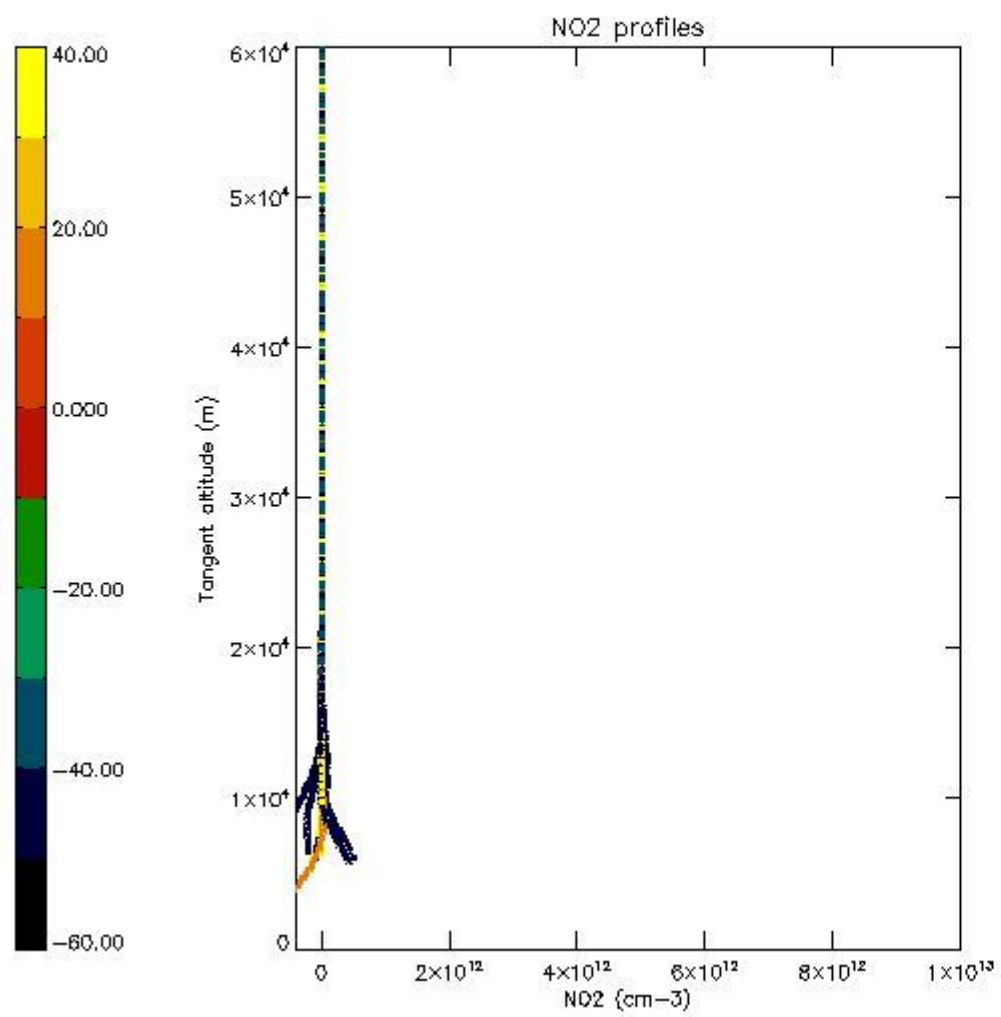
5.5 Plot ozone profiles where STD < 5% (dark without errors)

The colorbar represents the latitude.



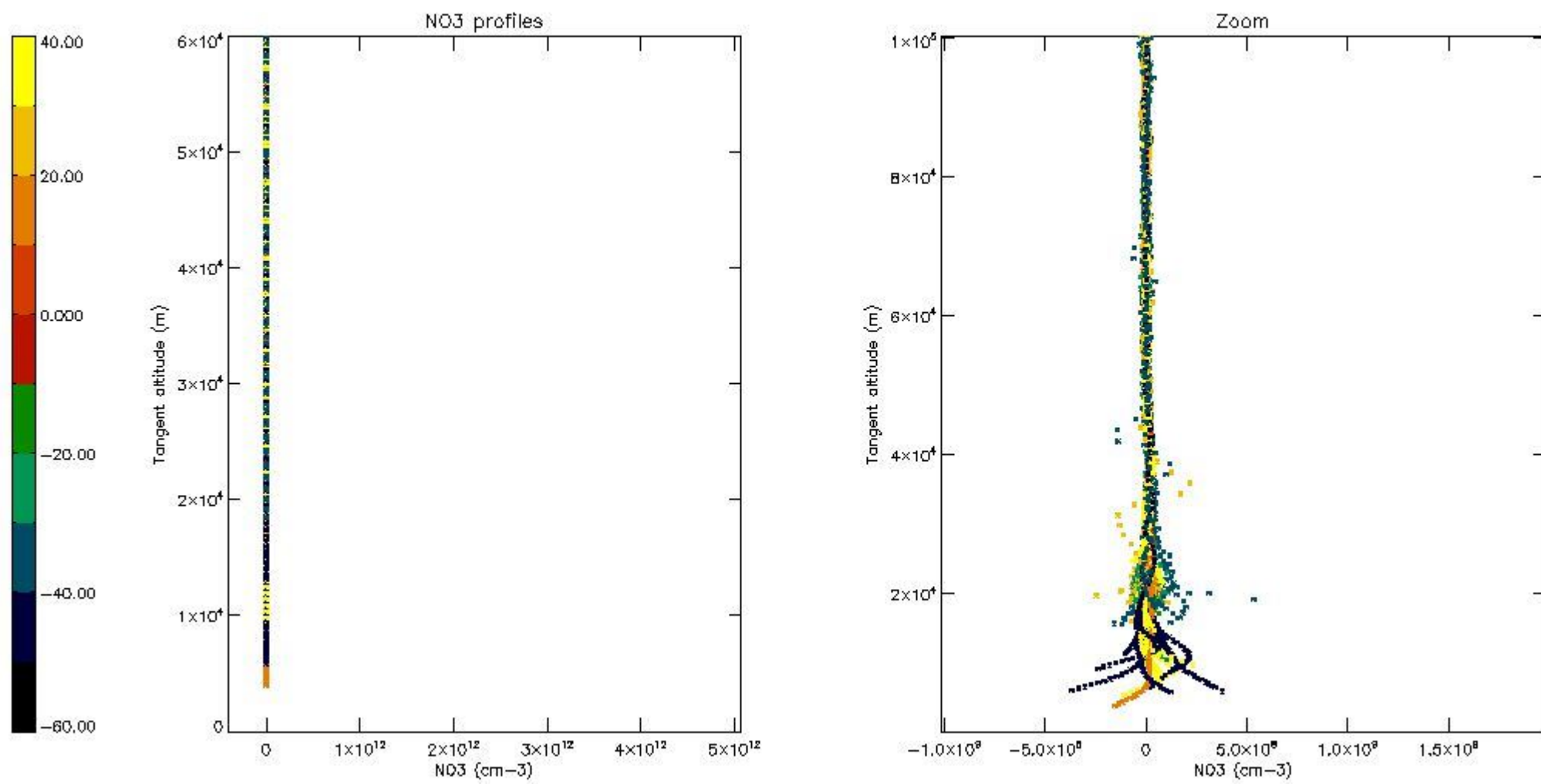
5.6 Plot NO₂ profiles for all STD (dark without errors)

The colorbar represents the latitude.



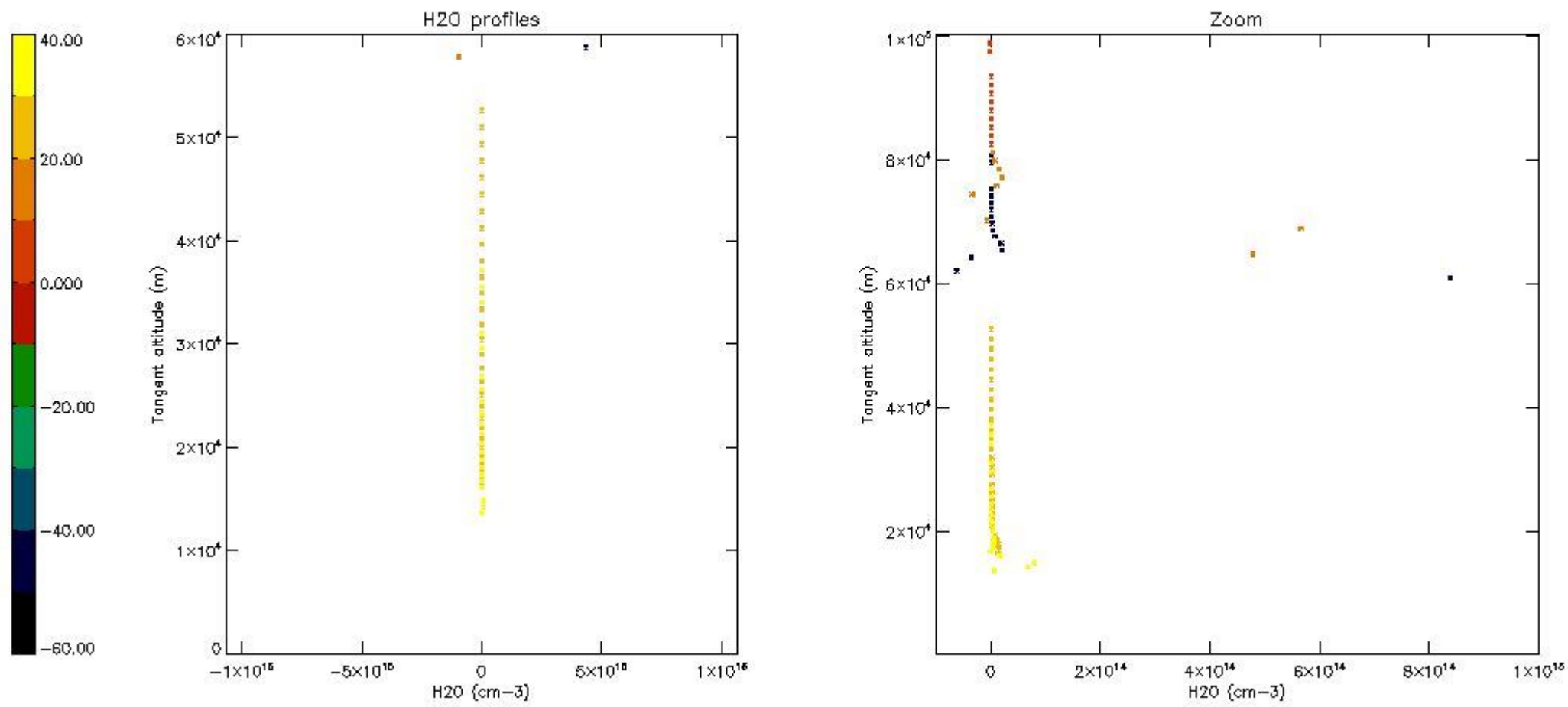
5.7 Plot NO3 profiles for all STD (dark without errors)

The colorbar represents the latitude.



5.8 Plot H₂O profiles for all STD (only for occultations of stars 1,2,3,4,13,14,16,26,63 dark without errors)

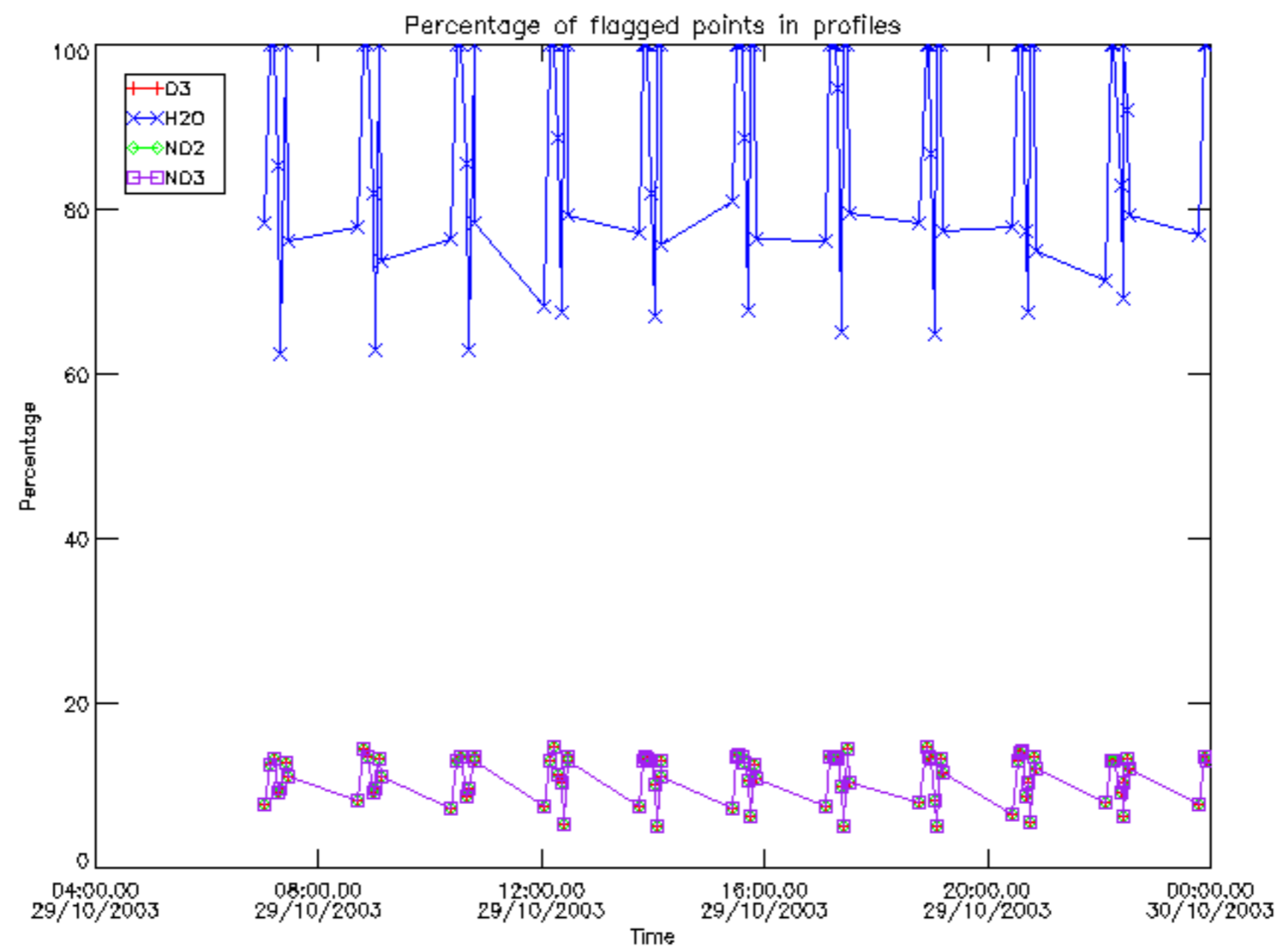
The colorbar represents the latitude.



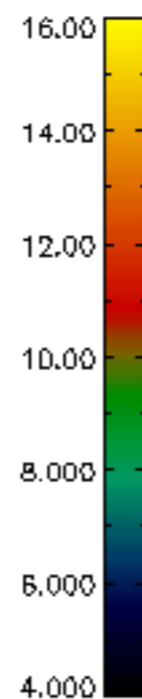
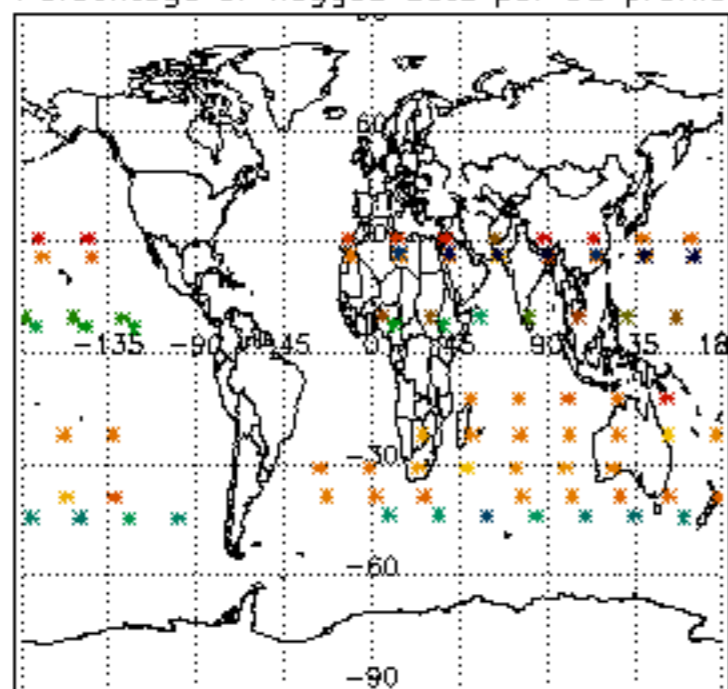
6. Auxiliary Data Files used for the production reported in section 2

The number reported in the third column indicates since which file (see list in section 2) the corresponding auxiliary file has been used. The fourth column is the date of those product files.

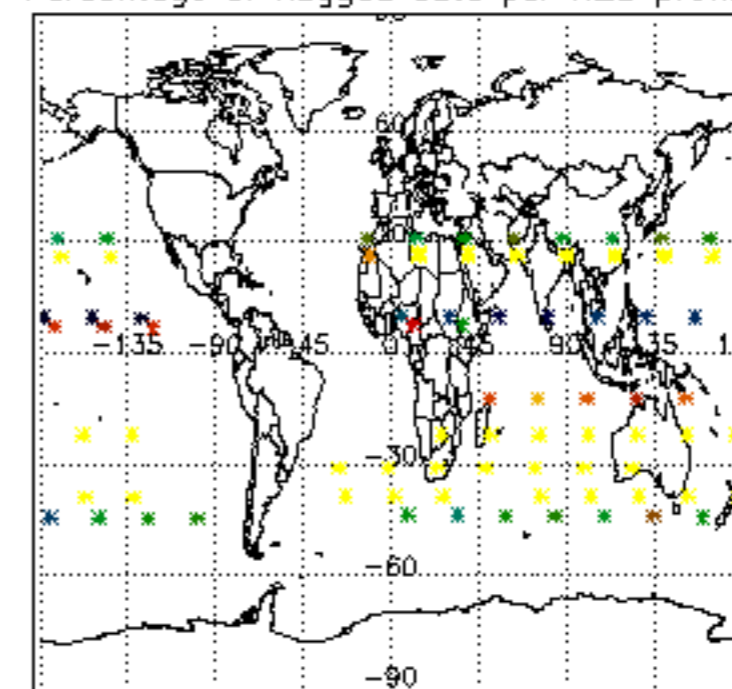
Type	Auxiliary Filename	Used since product	Used since product date
INST_PHYS_CHARACTERISTICS	GOM_INS_AXVIEC20091111_143220_20030716_120000_20500101_000000	1	29-OCT-2003 06:04:37
LEVEL-2_PROC_CONFIG	GOM_PR2_AXVIEC20091111_152718_20020301_000000_20500101_000000	1	29-OCT-2003 06:04:37
CROSS_SECTIONS_FILE	GOM_CRS_AXVIEC20091111_154832_20020301_000000_20500101_000000	1	29-OCT-2003 06:04:37



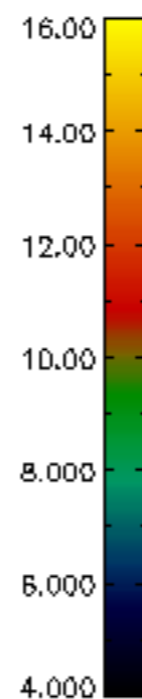
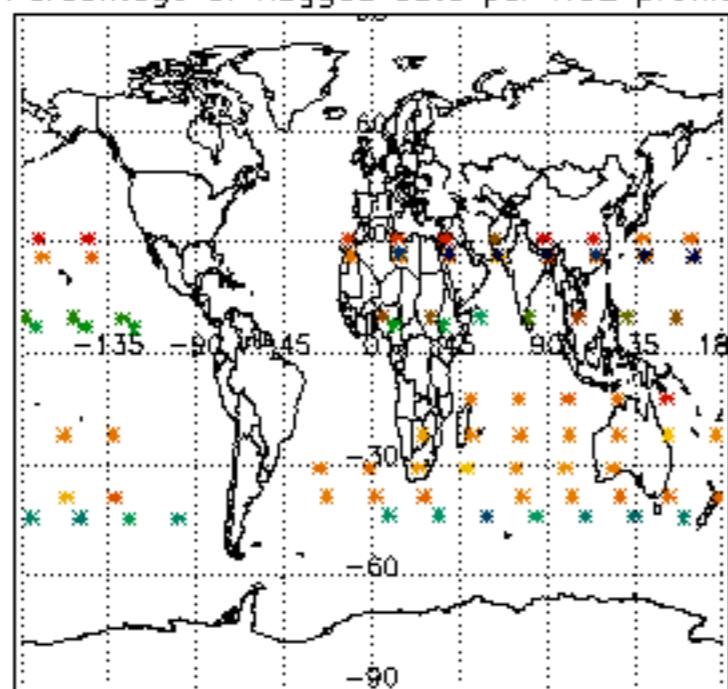
Percentage of flagged data per D3 profile



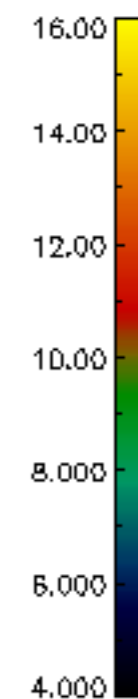
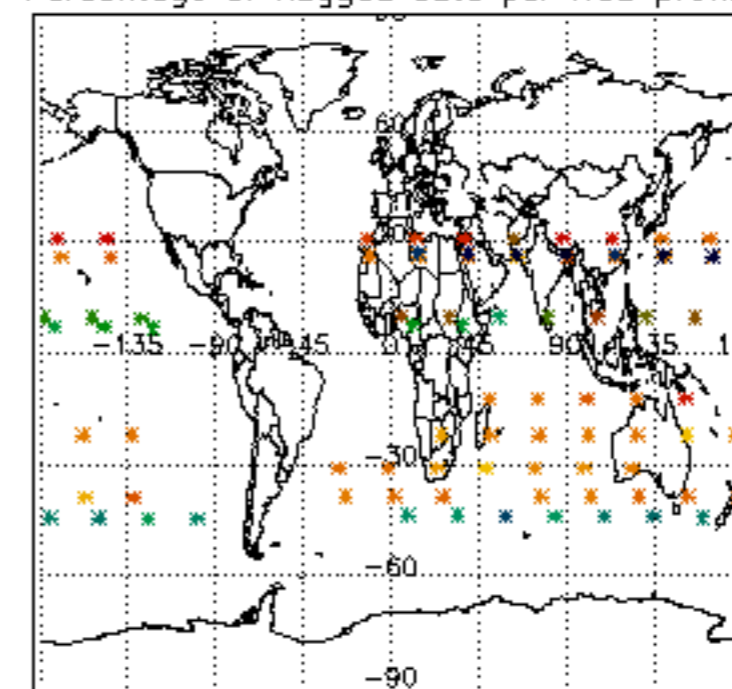
Percentage of flagged data per H2O profile

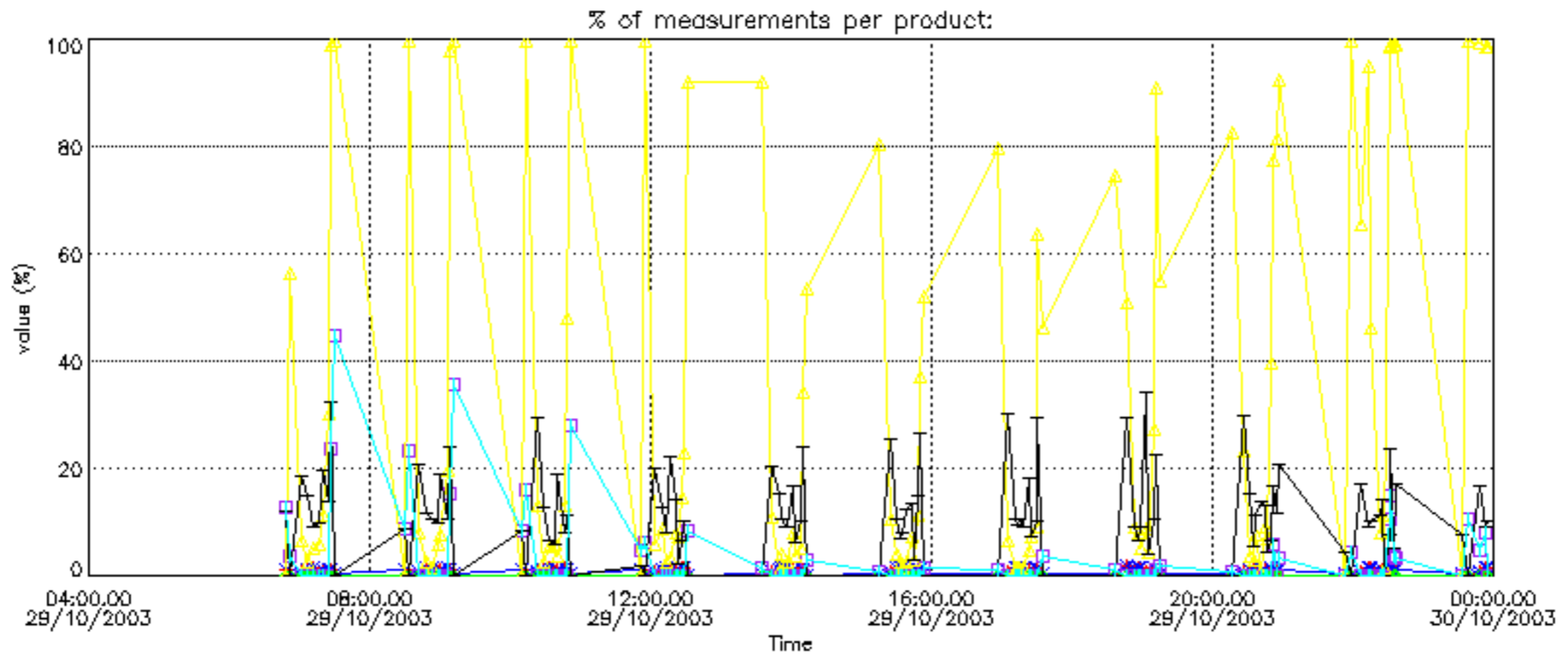


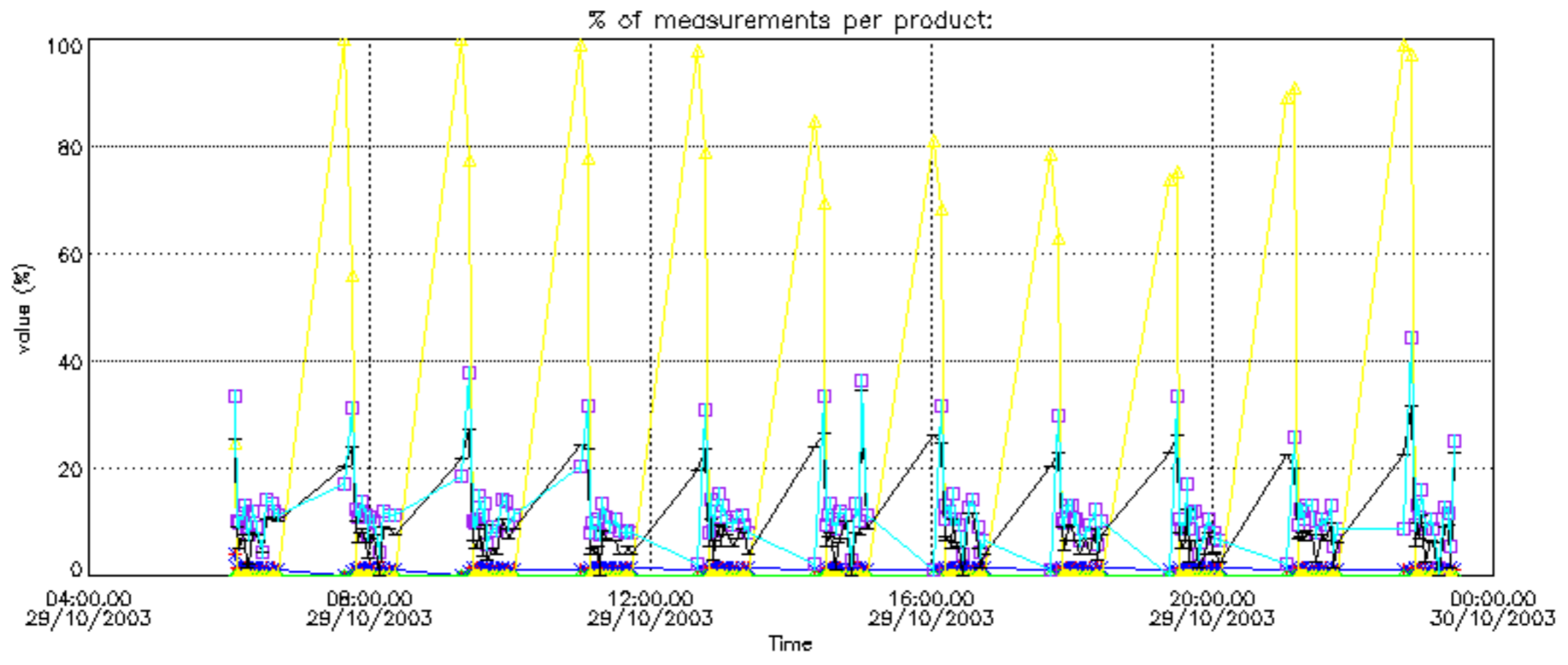
Percentage of flagged data per NO2 profile



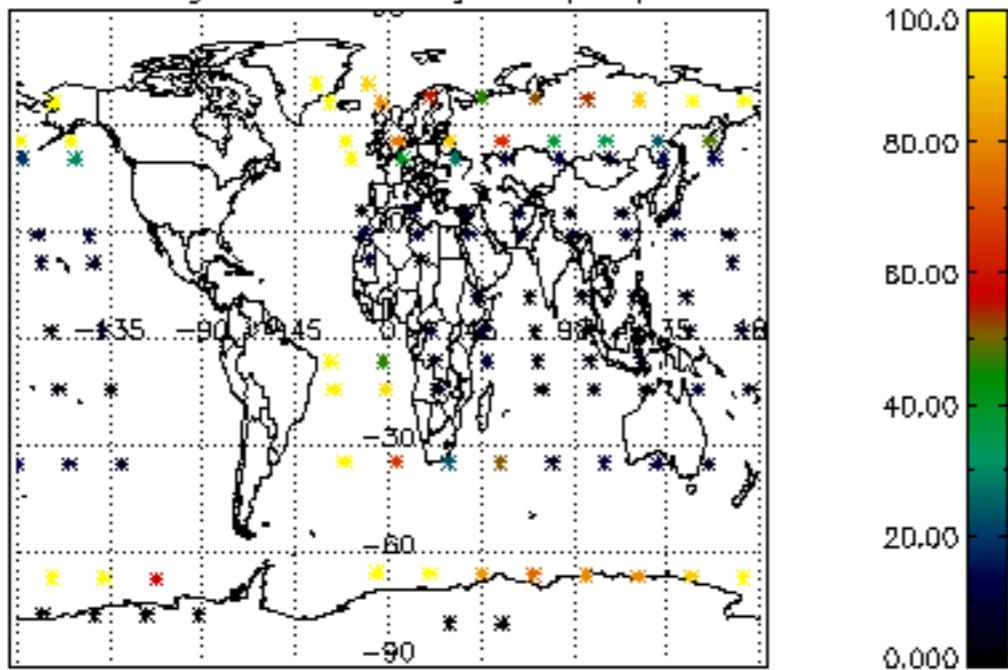
Percentage of flagged data per NO3 profile



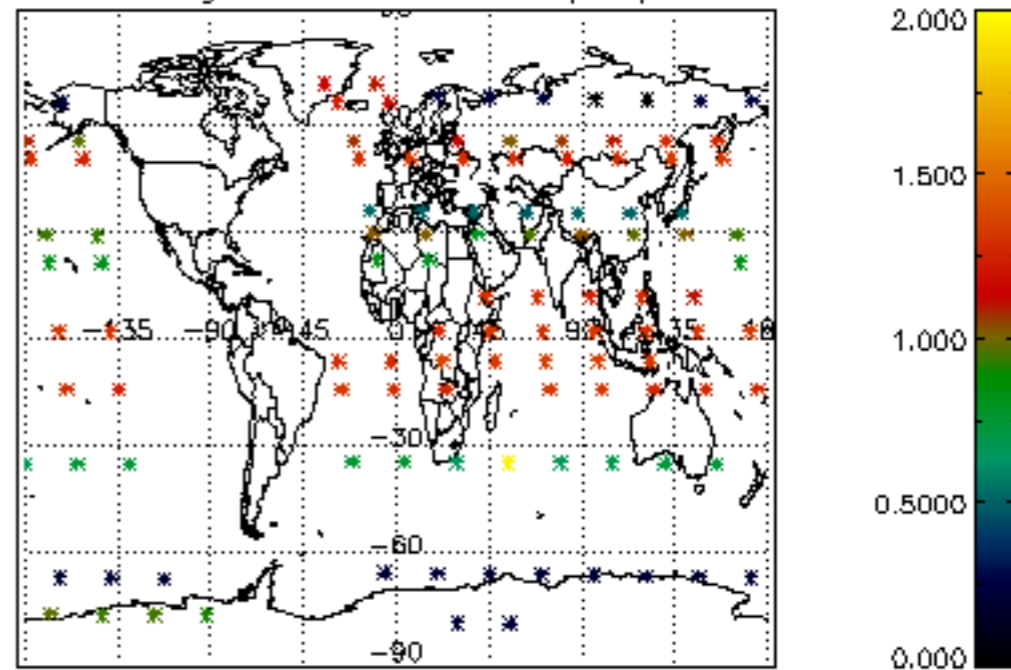




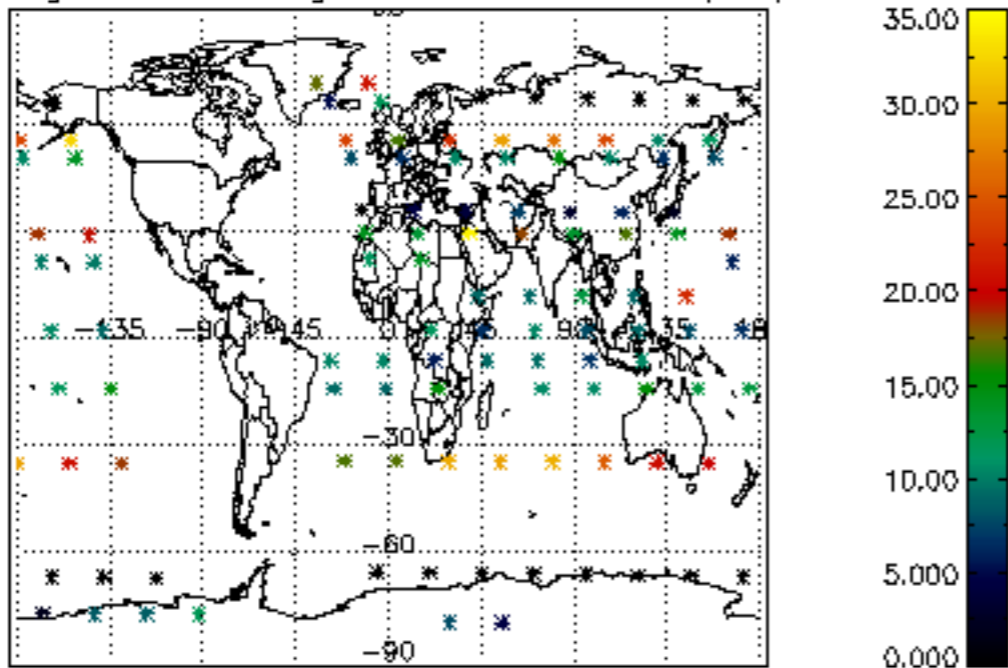
Percentage of cosmic ray hits per profile



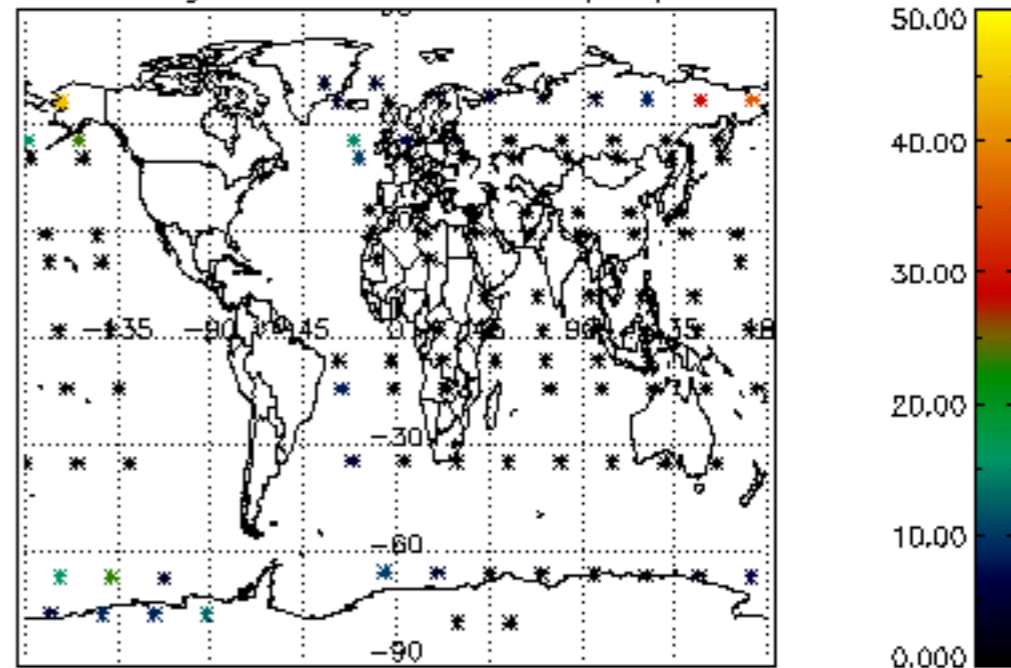
Percentage of datation errors per profile



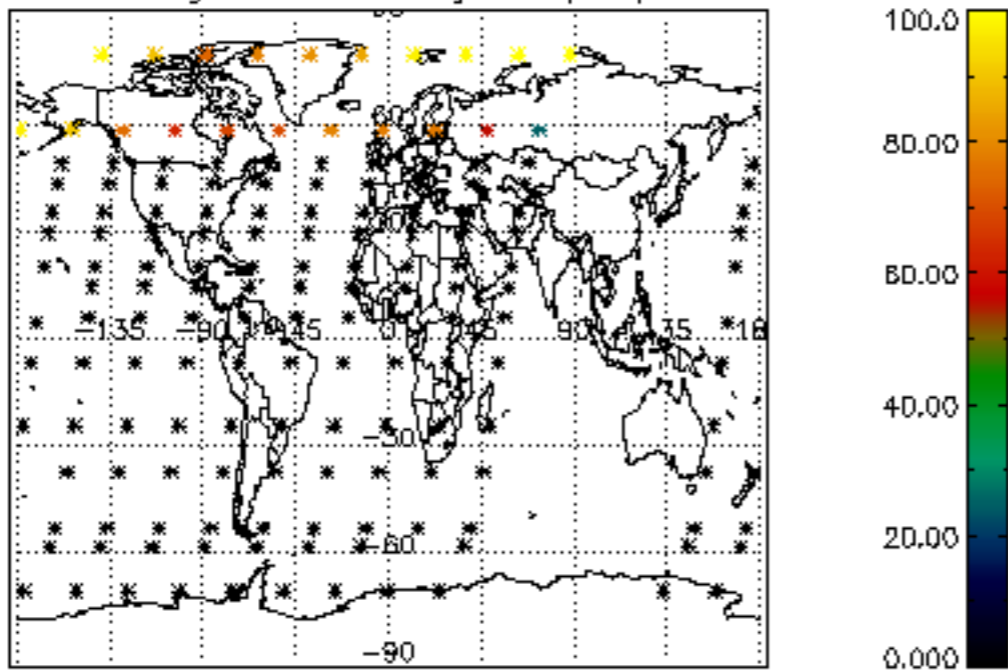
Percentage of star falling outside central band per profile



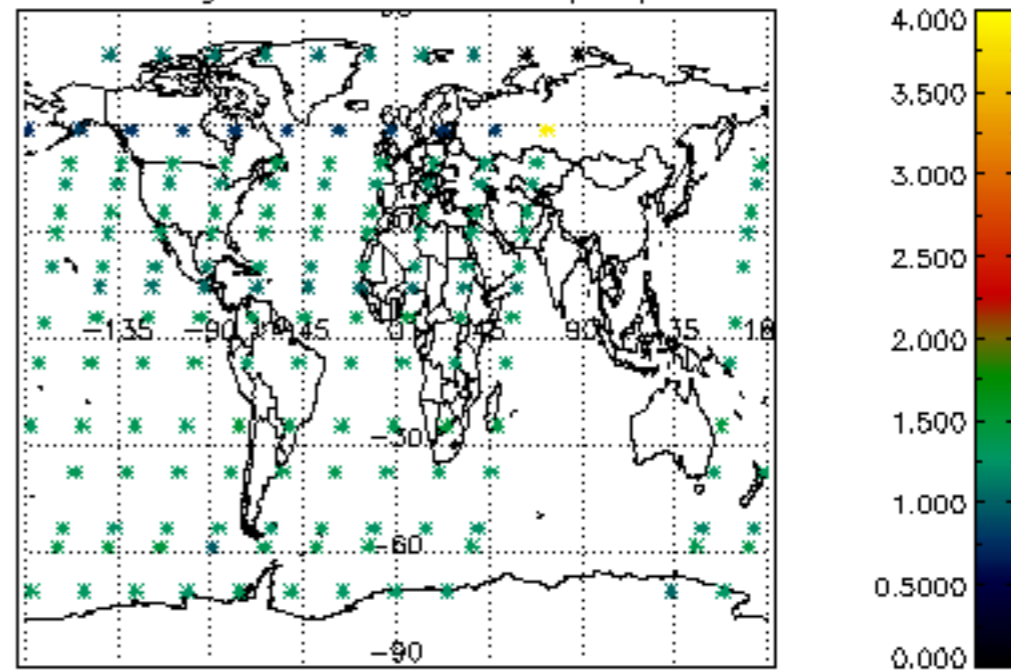
Percentage of saturation errors per profile



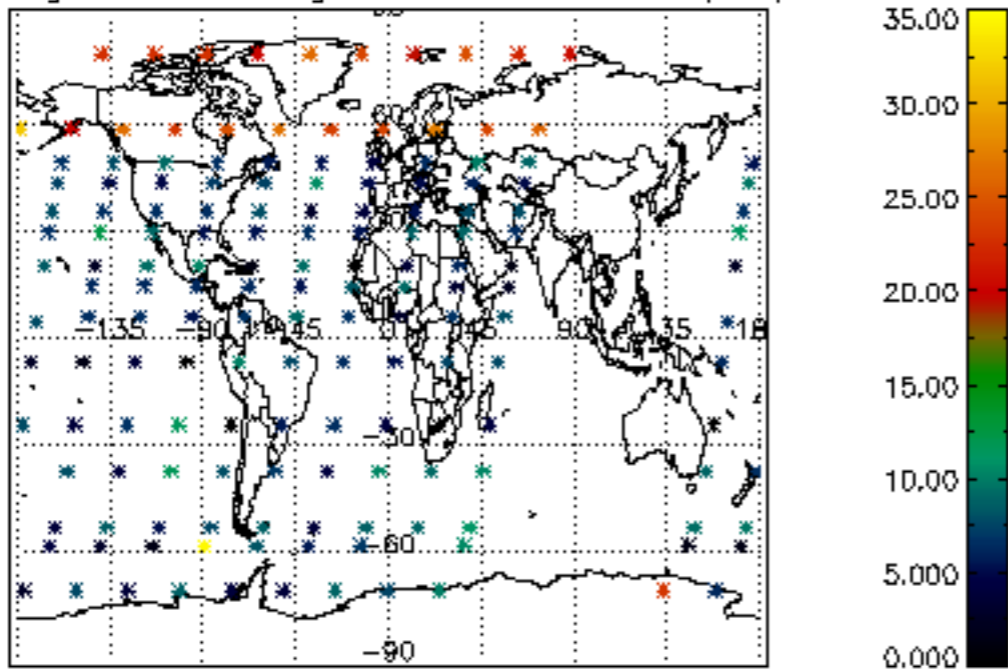
Percentage of cosmic ray hits per profile



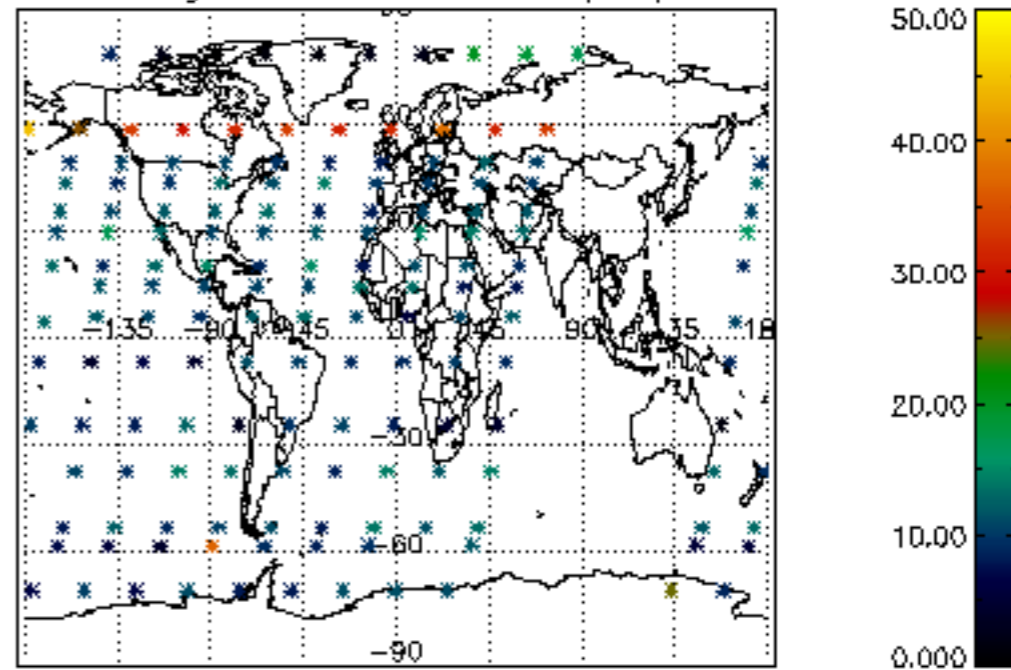
Percentage of datation errors per profile

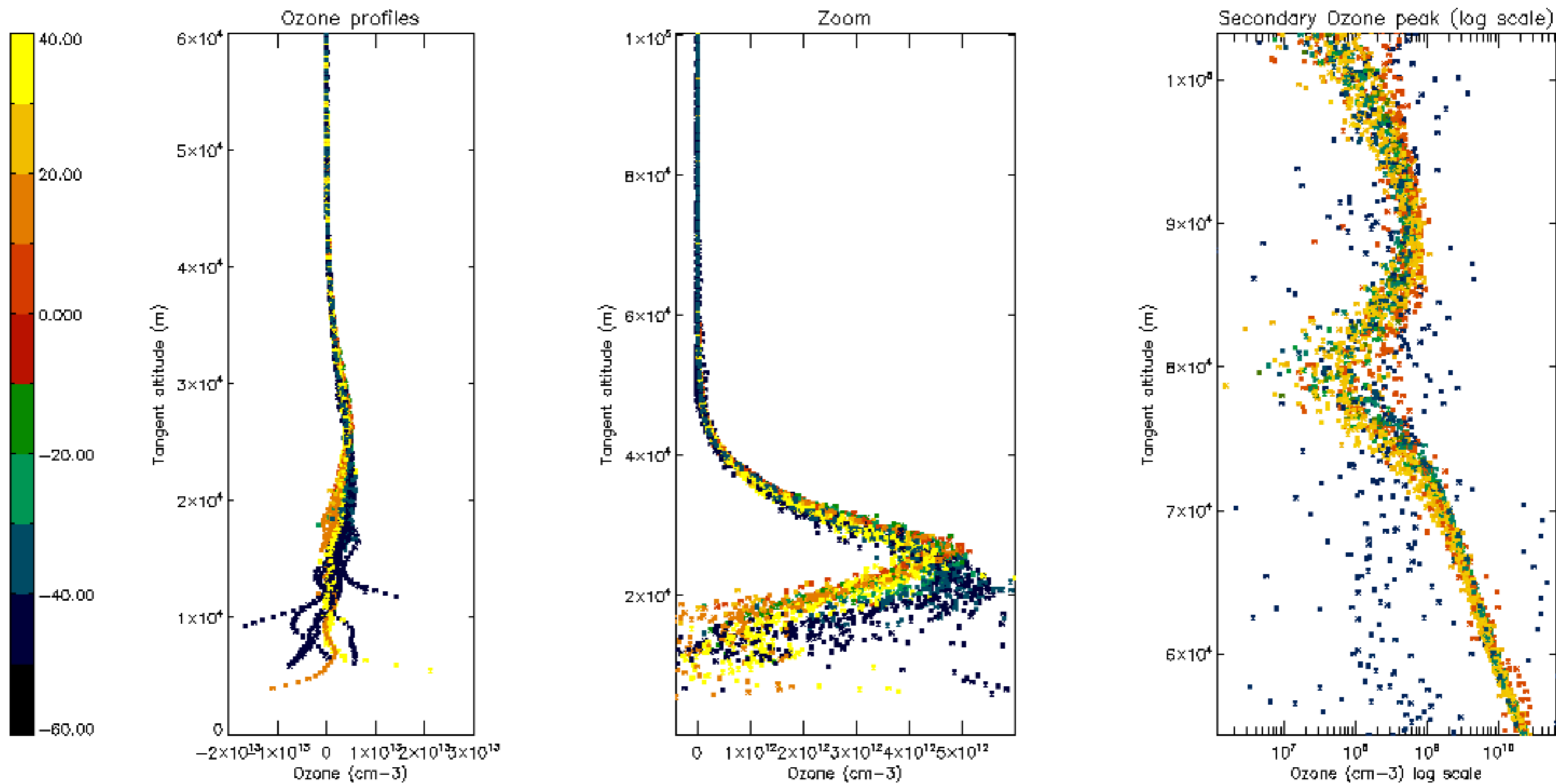


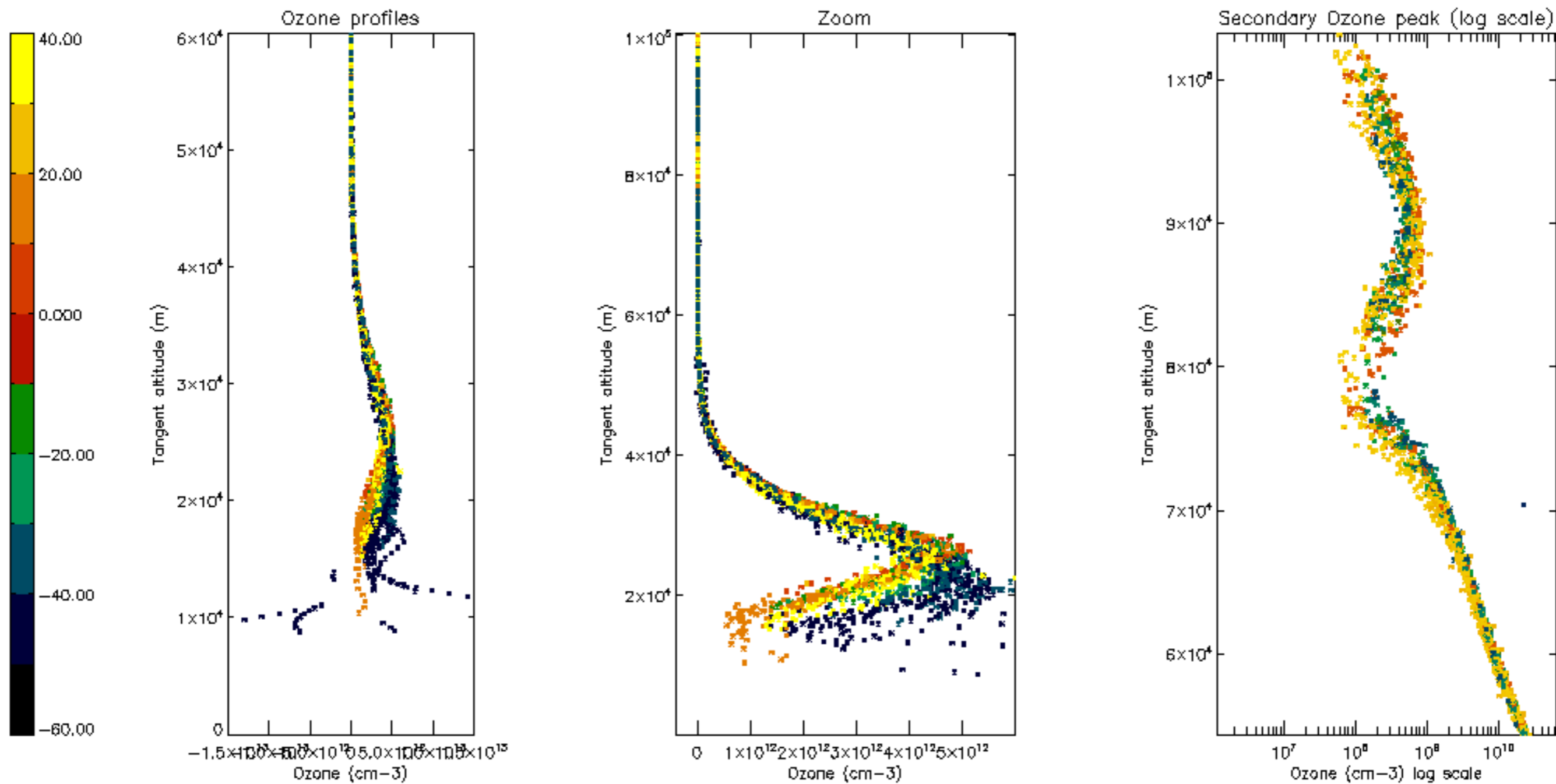
Percentage of star falling outside central band per profile

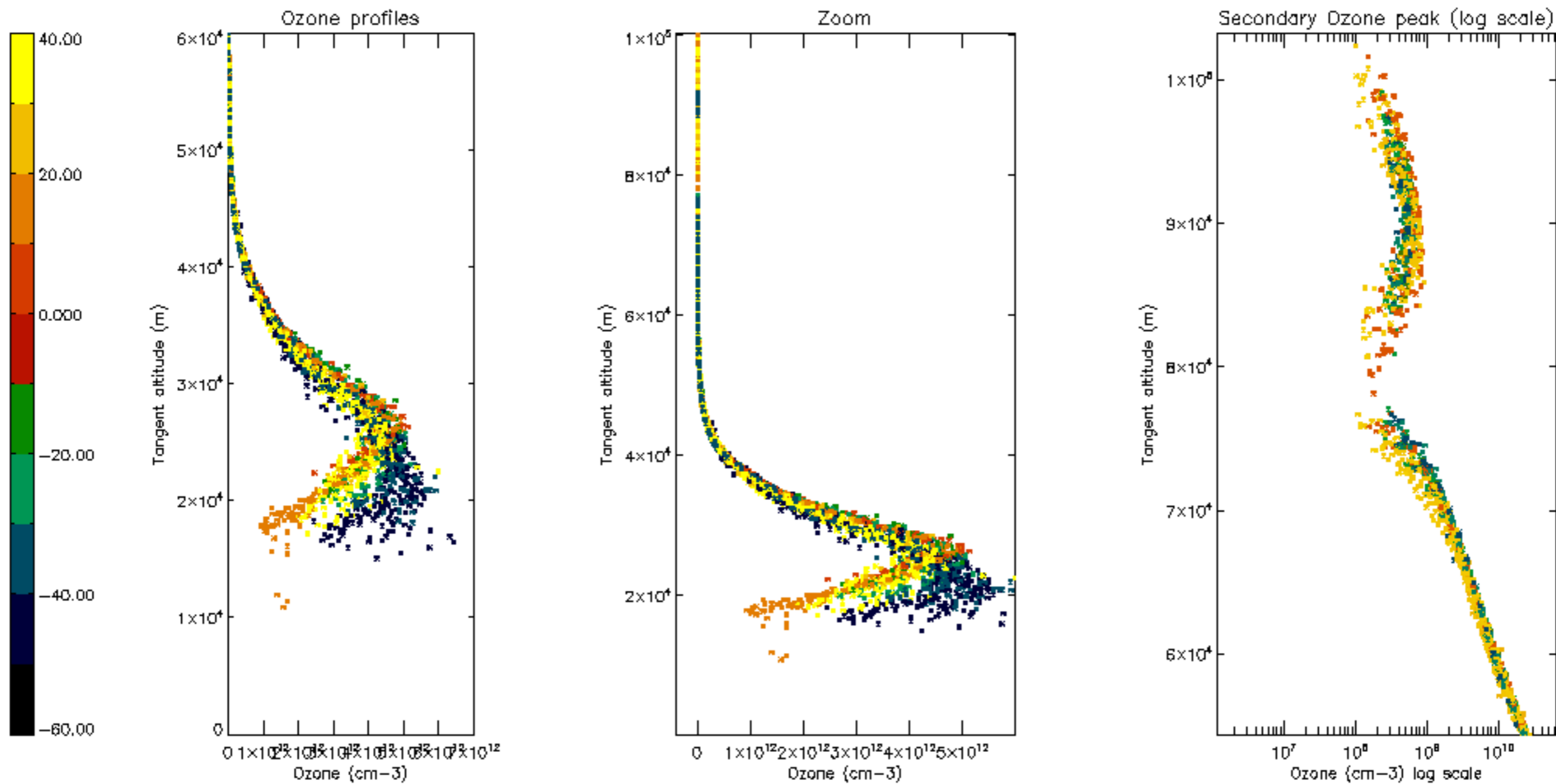


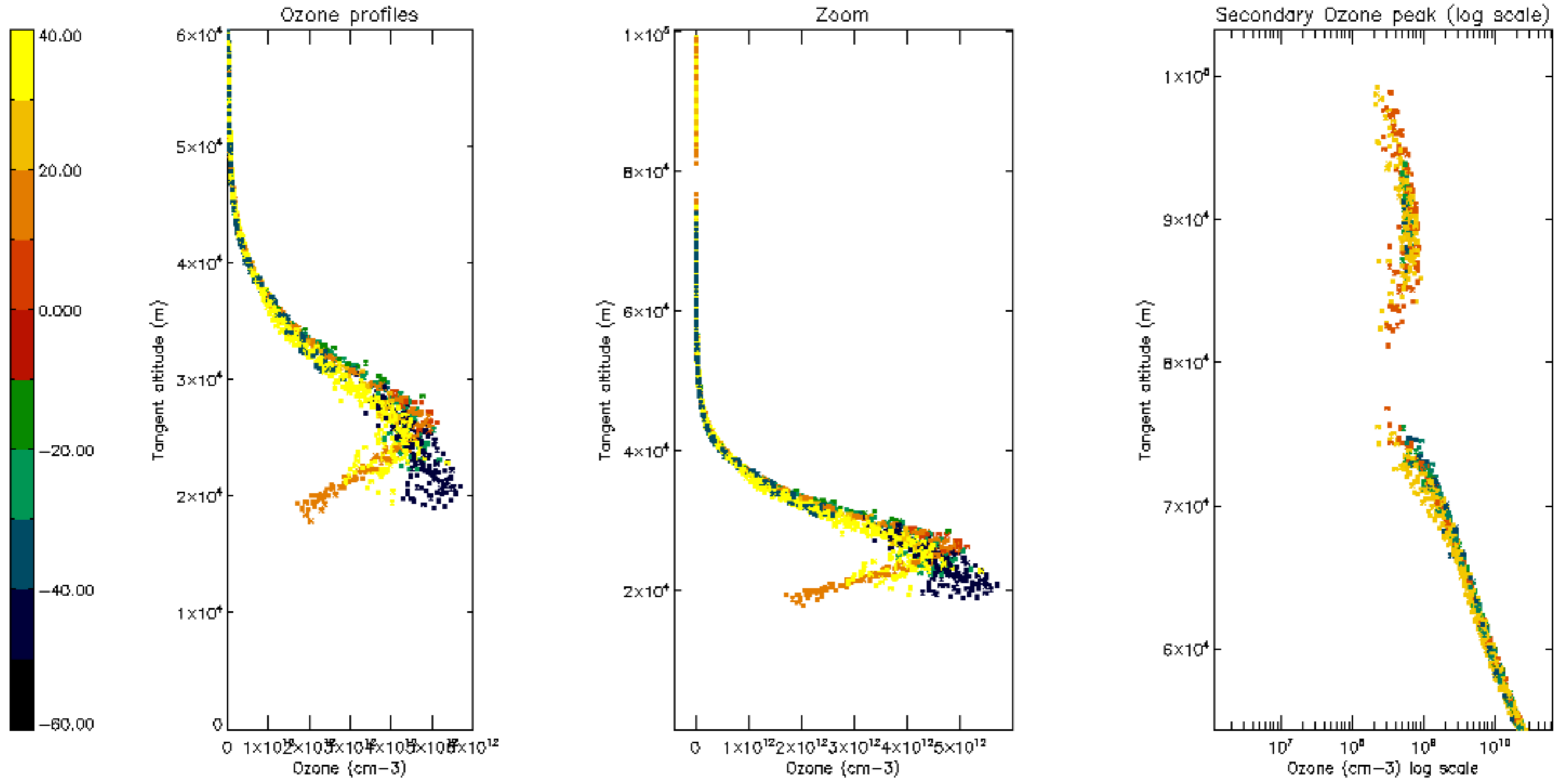
Percentage of saturation errors per profile

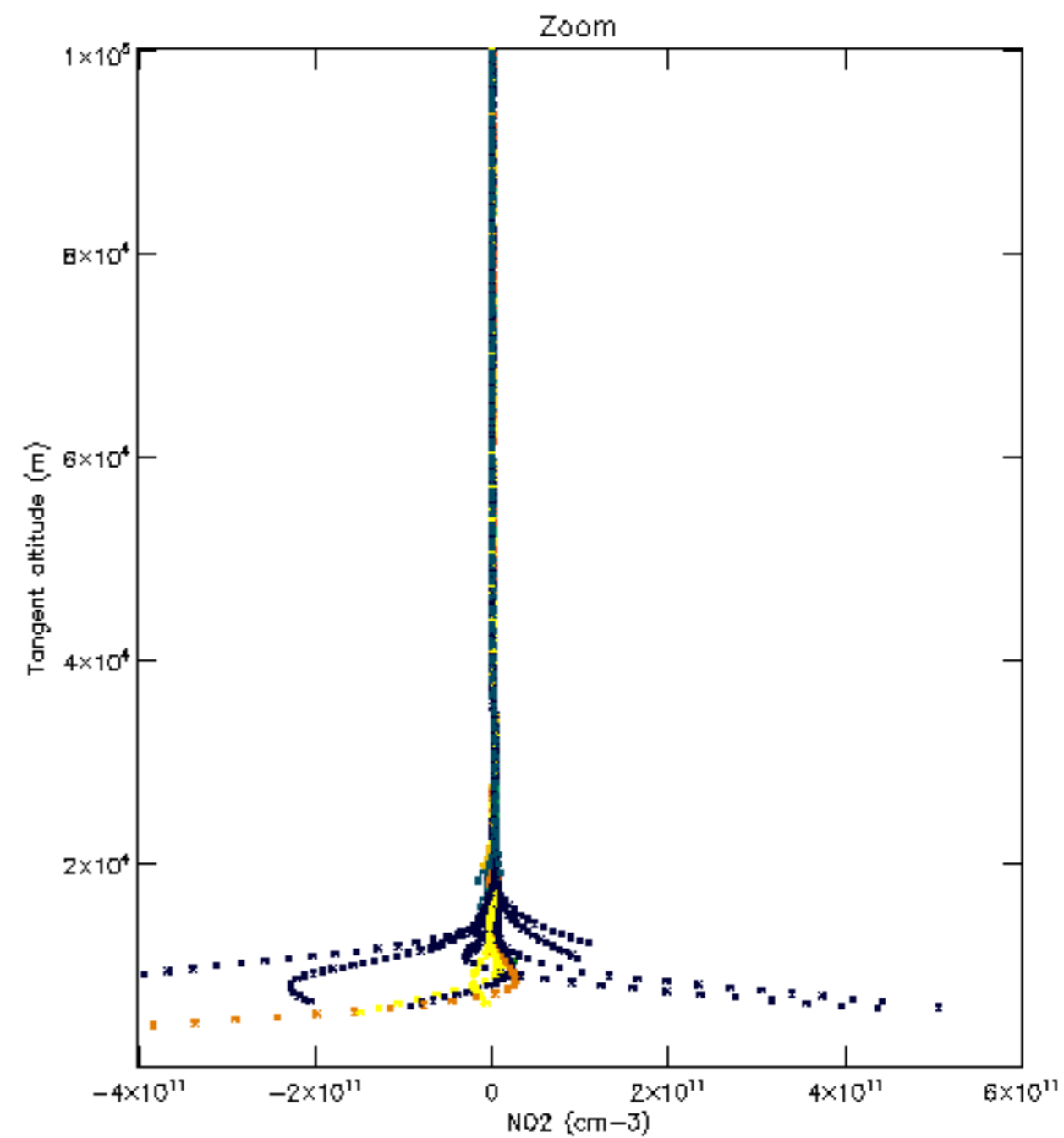
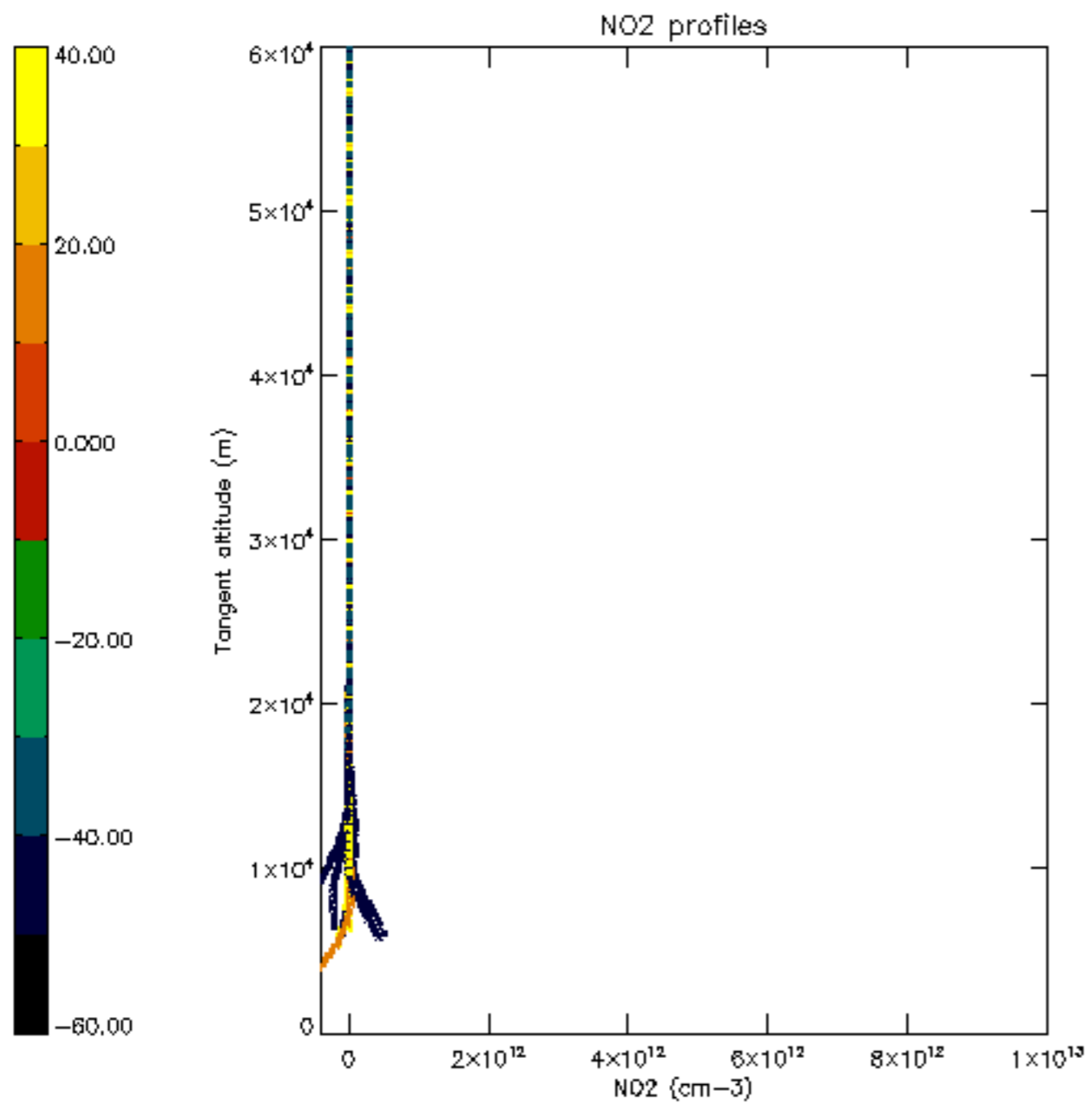


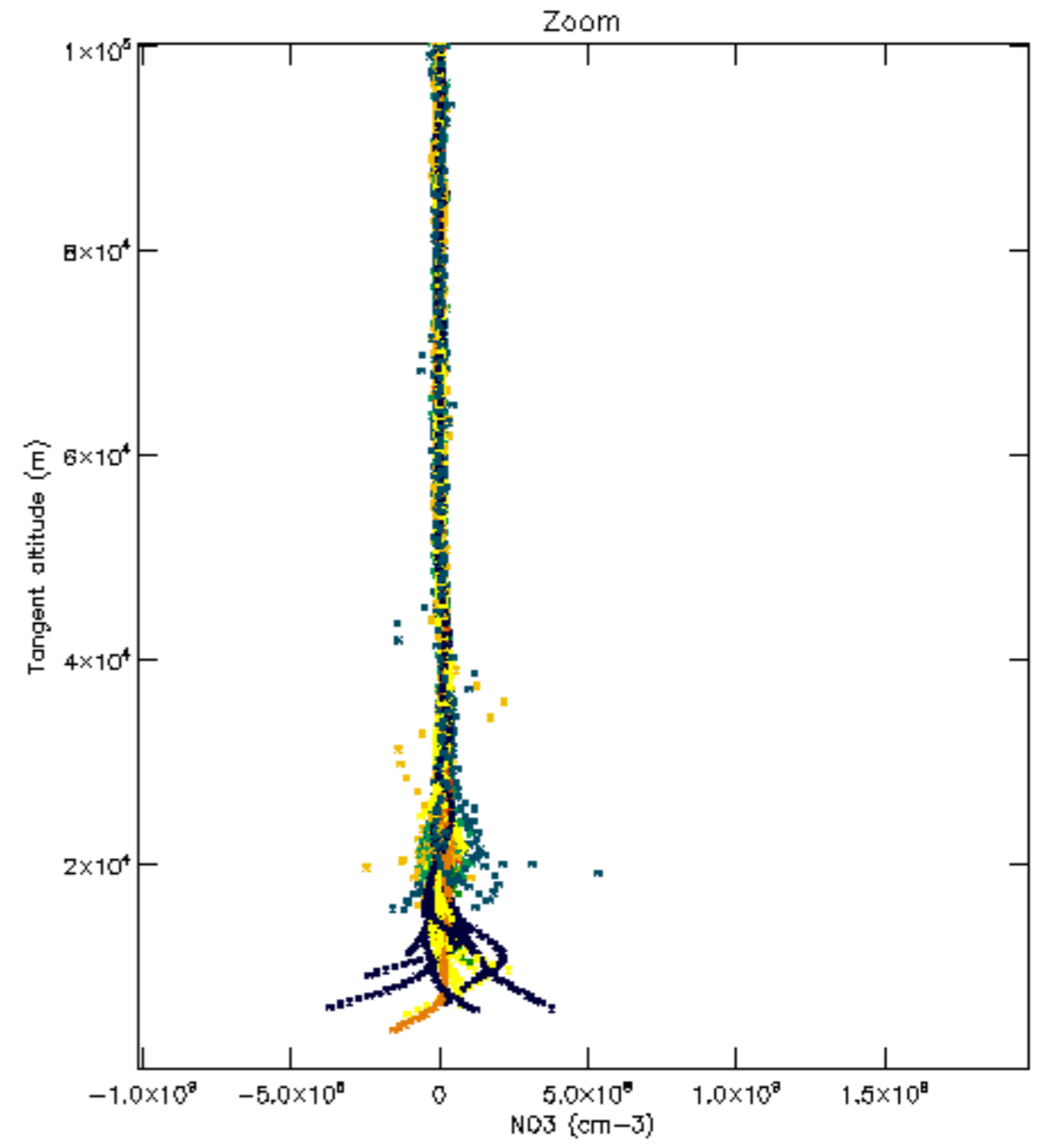
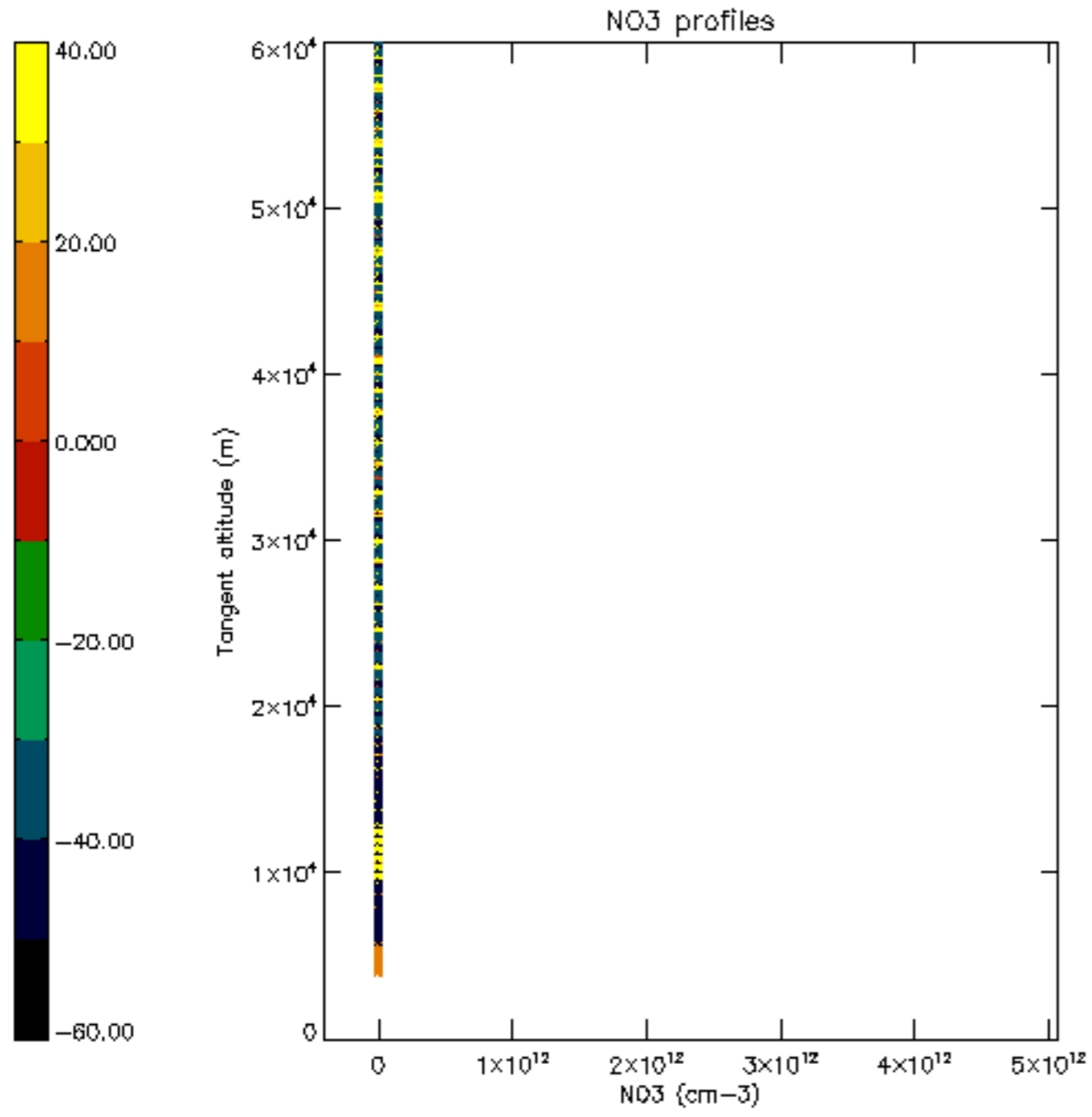


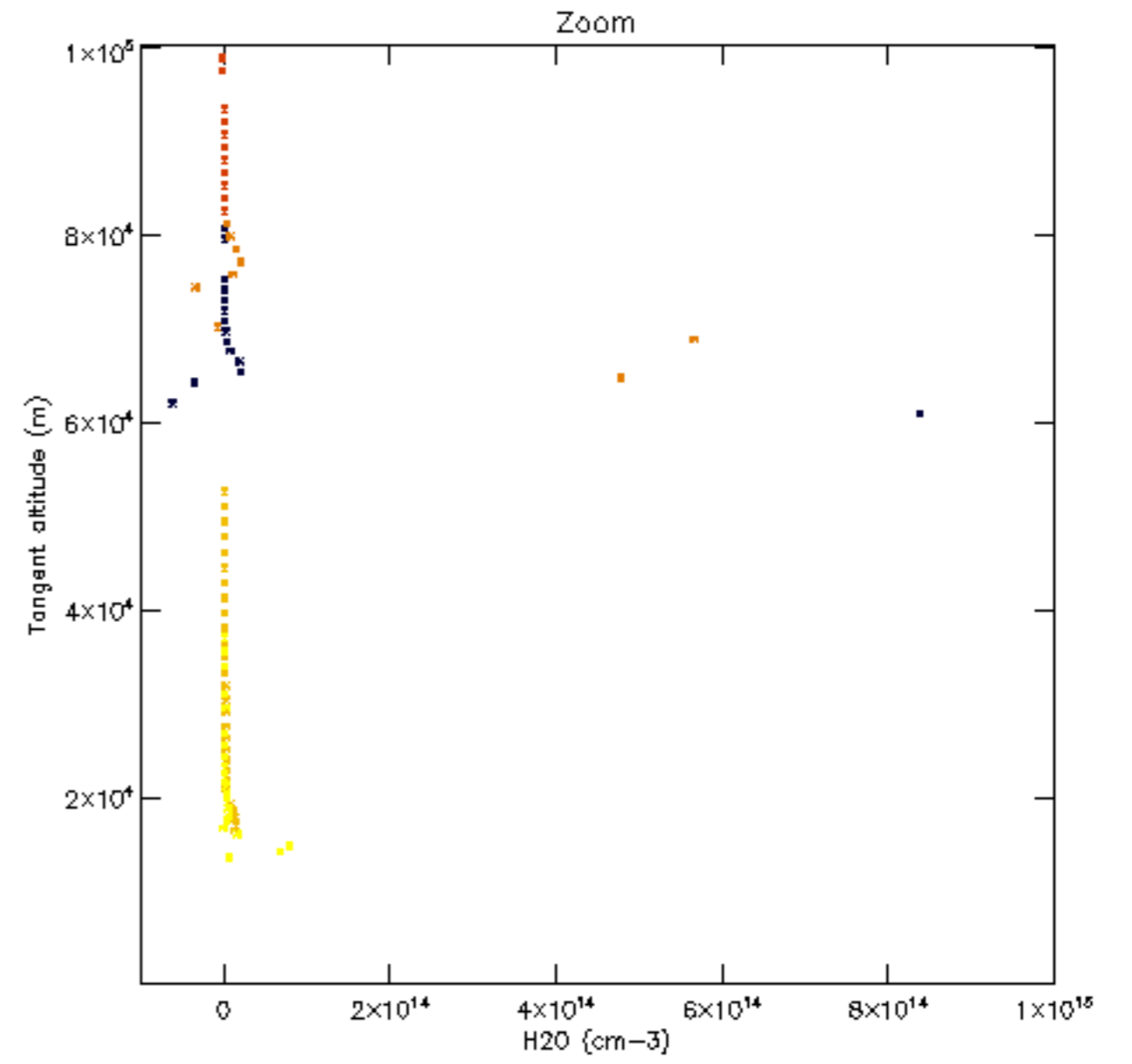
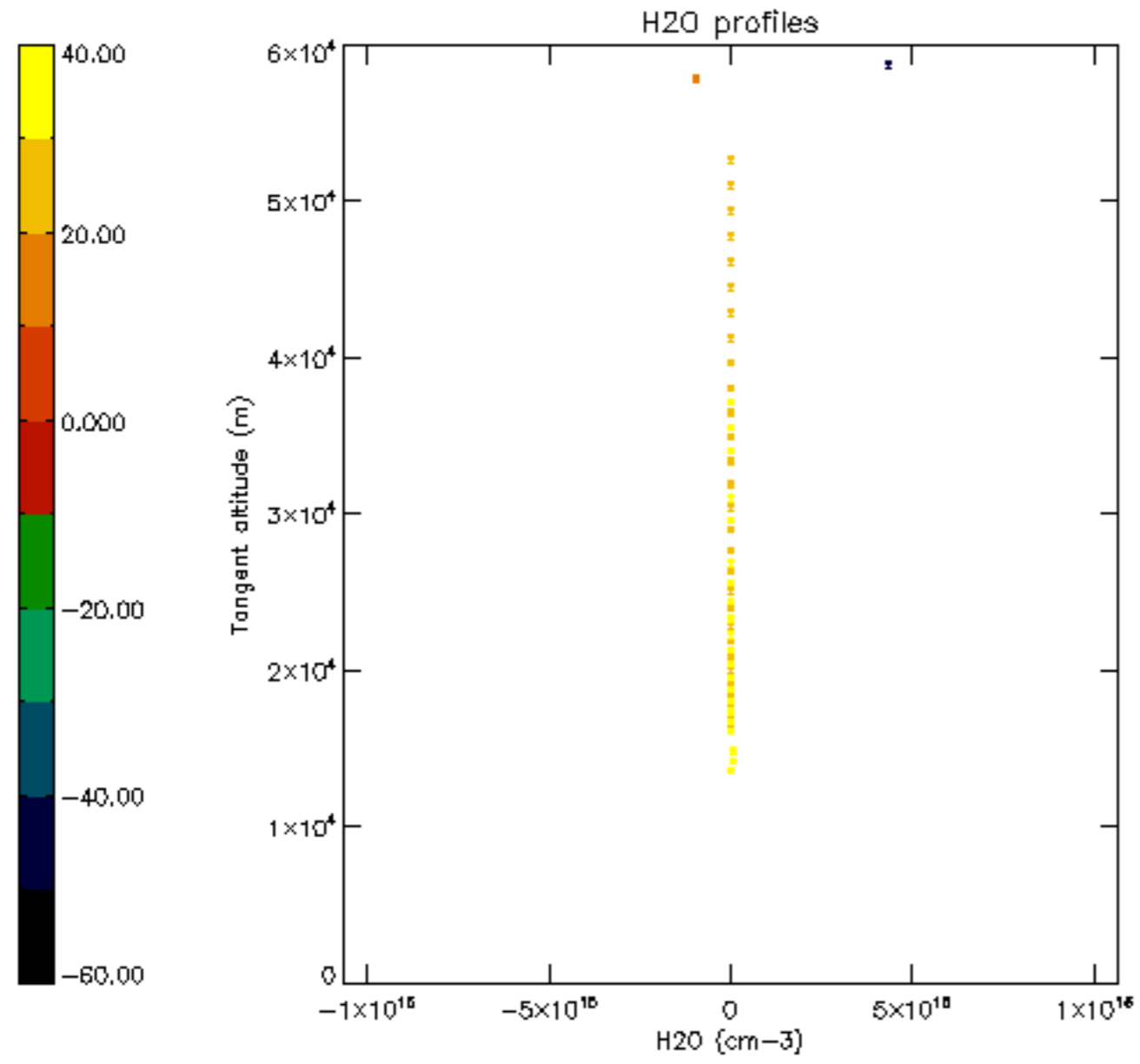


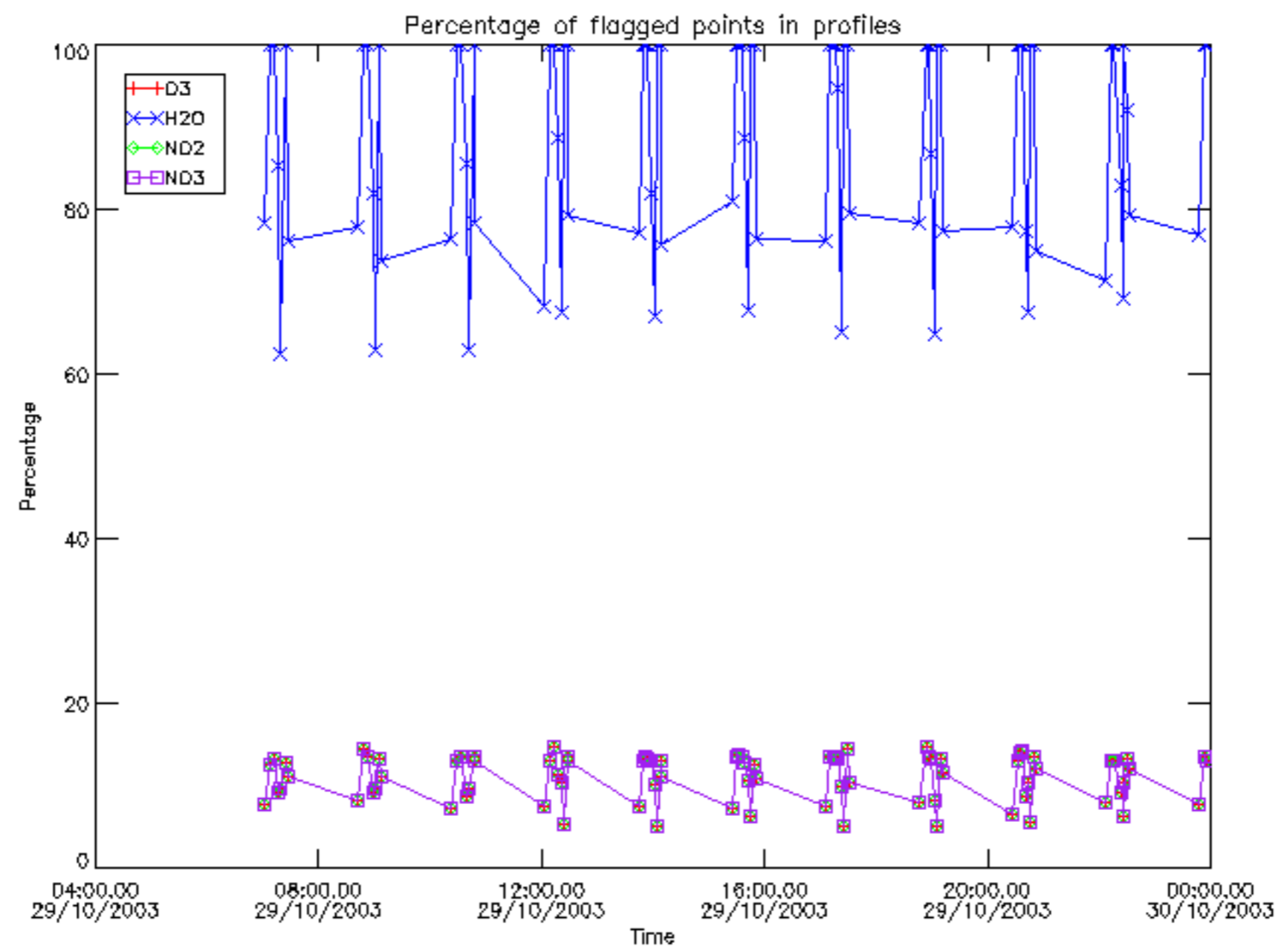




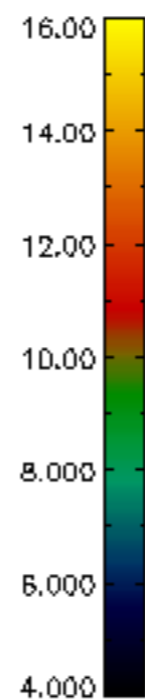
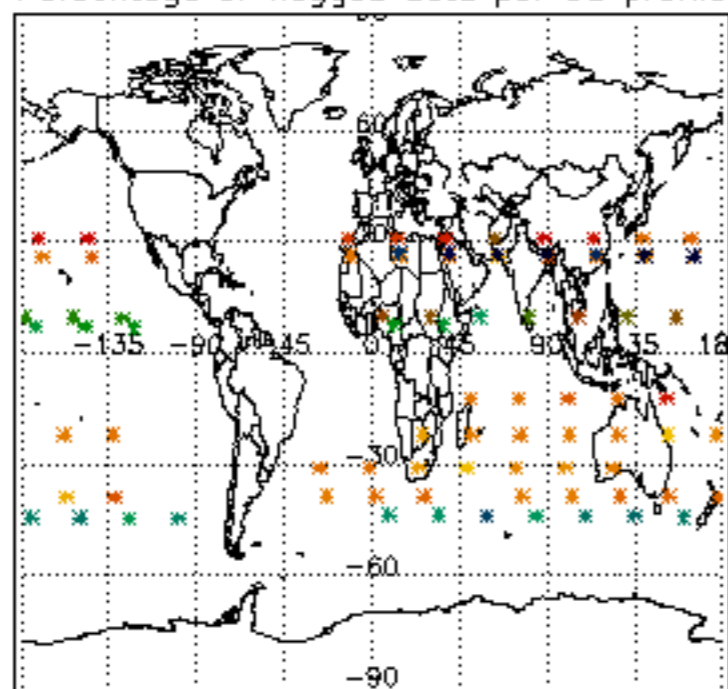




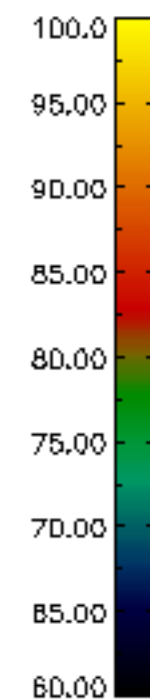
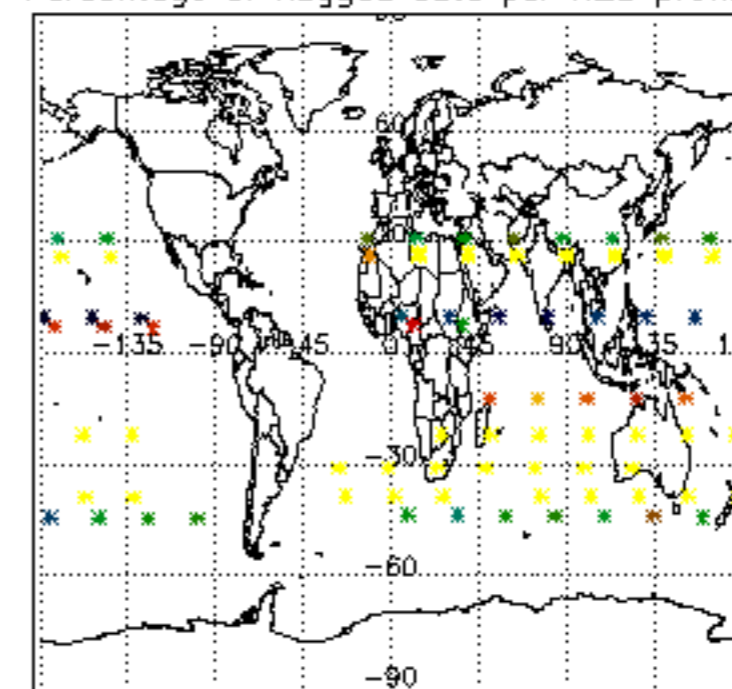




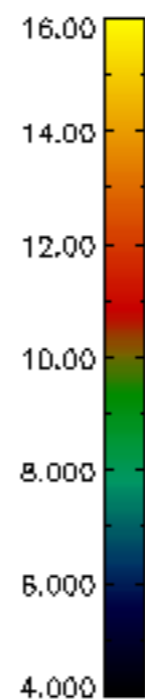
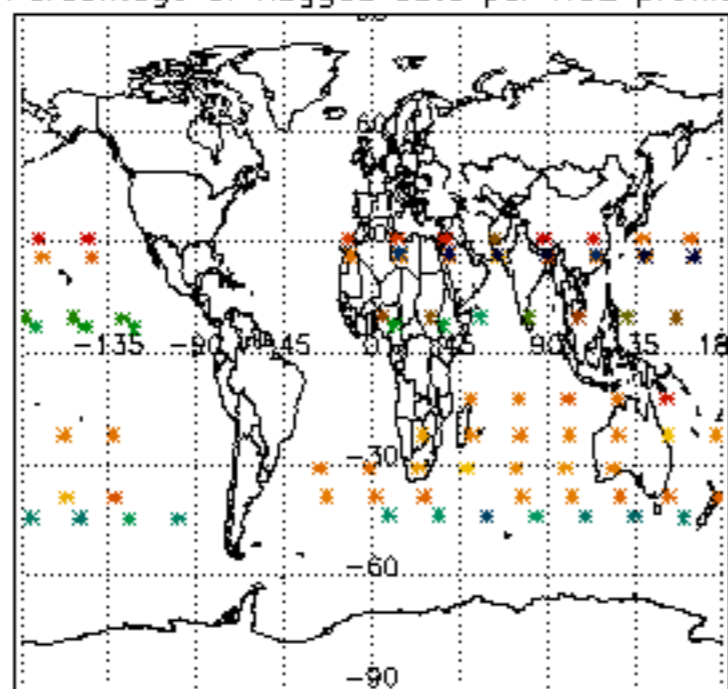
Percentage of flagged data per D3 profile



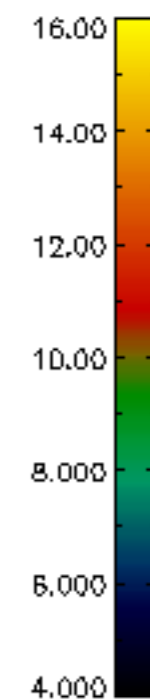
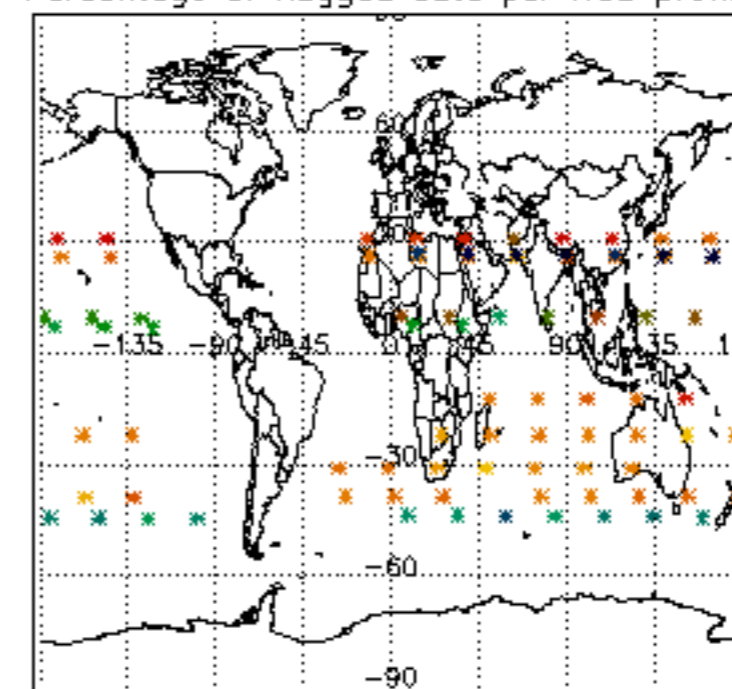
Percentage of flagged data per H2O profile

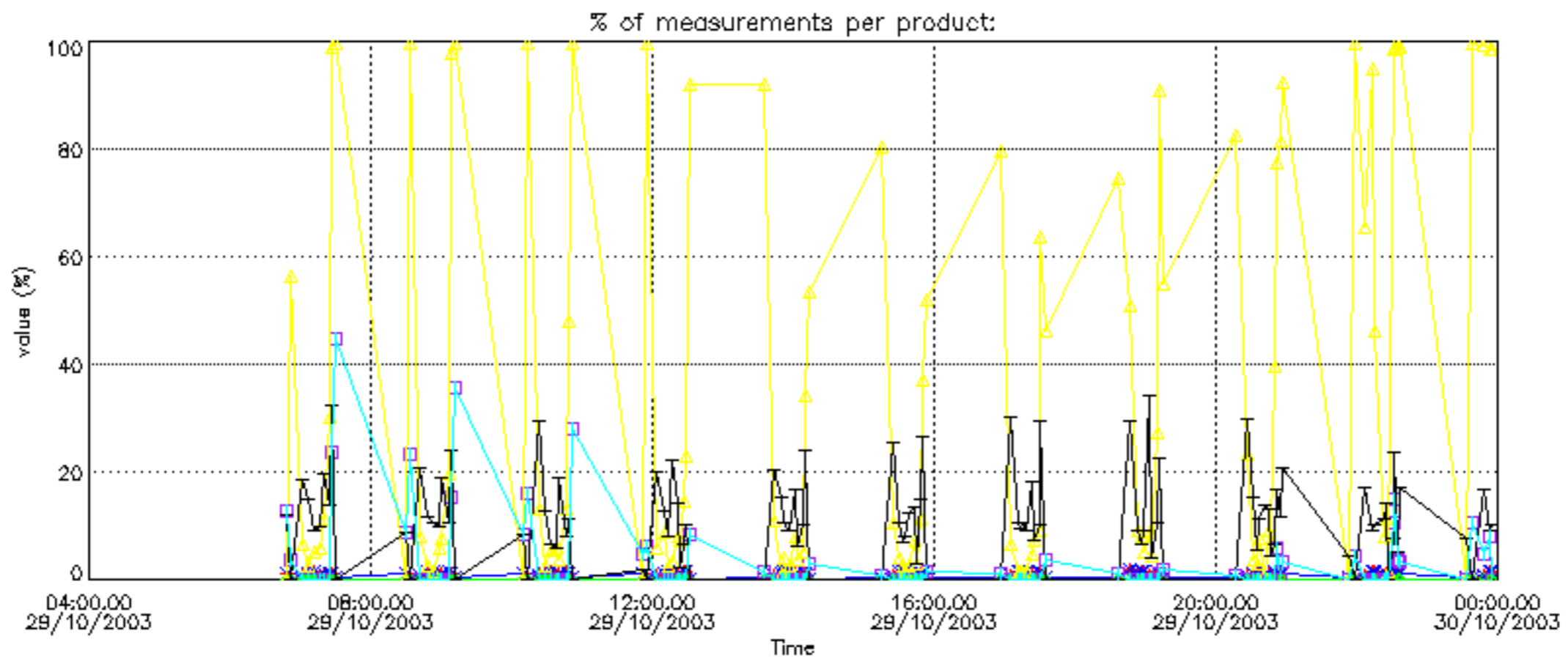


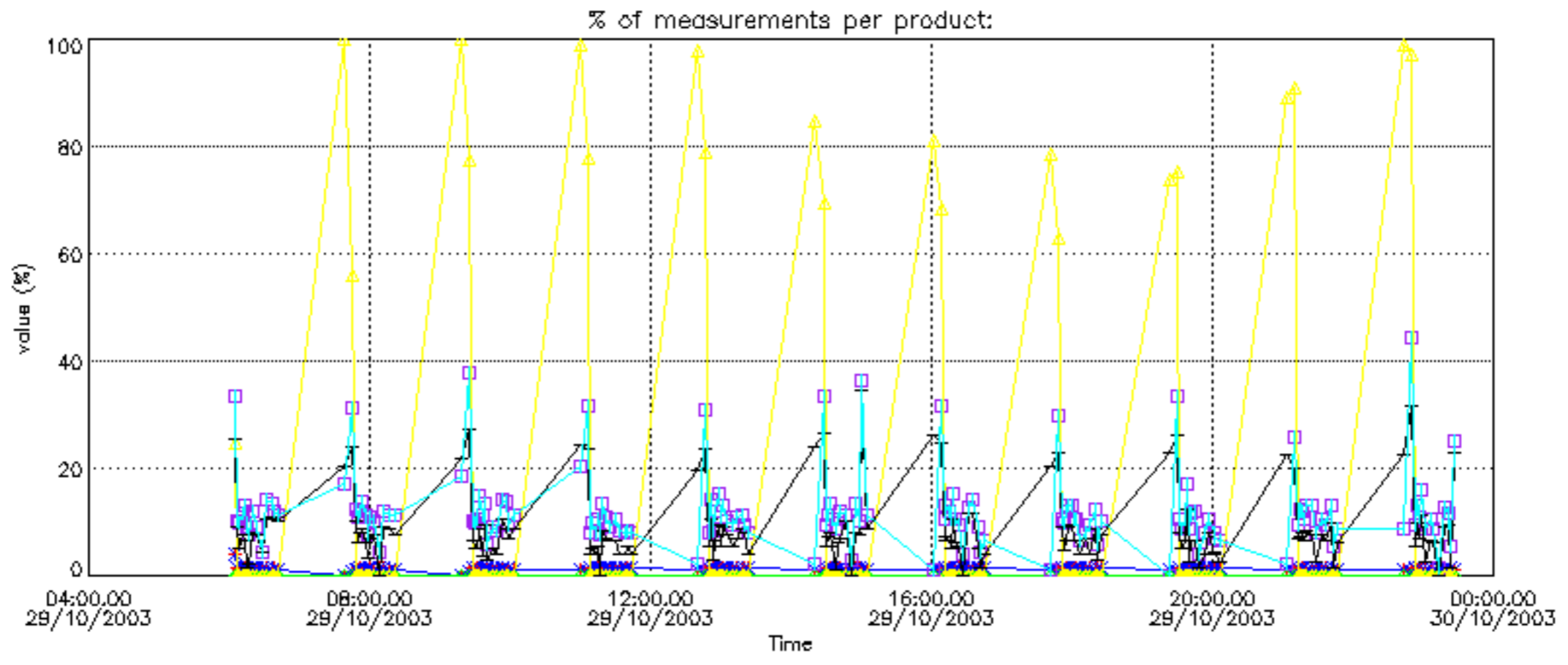
Percentage of flagged data per NO2 profile



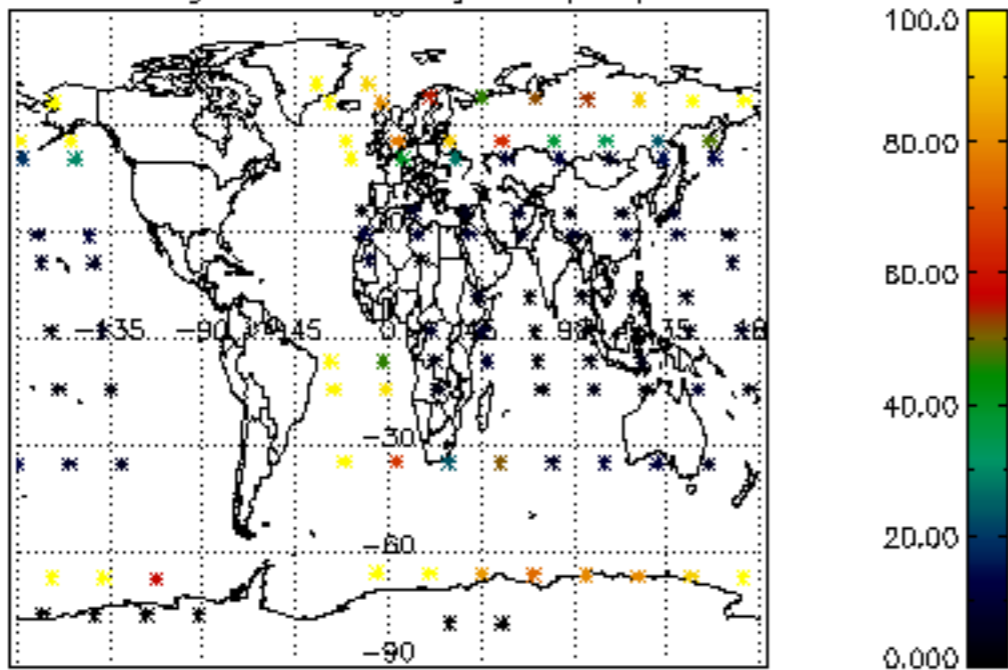
Percentage of flagged data per NO3 profile



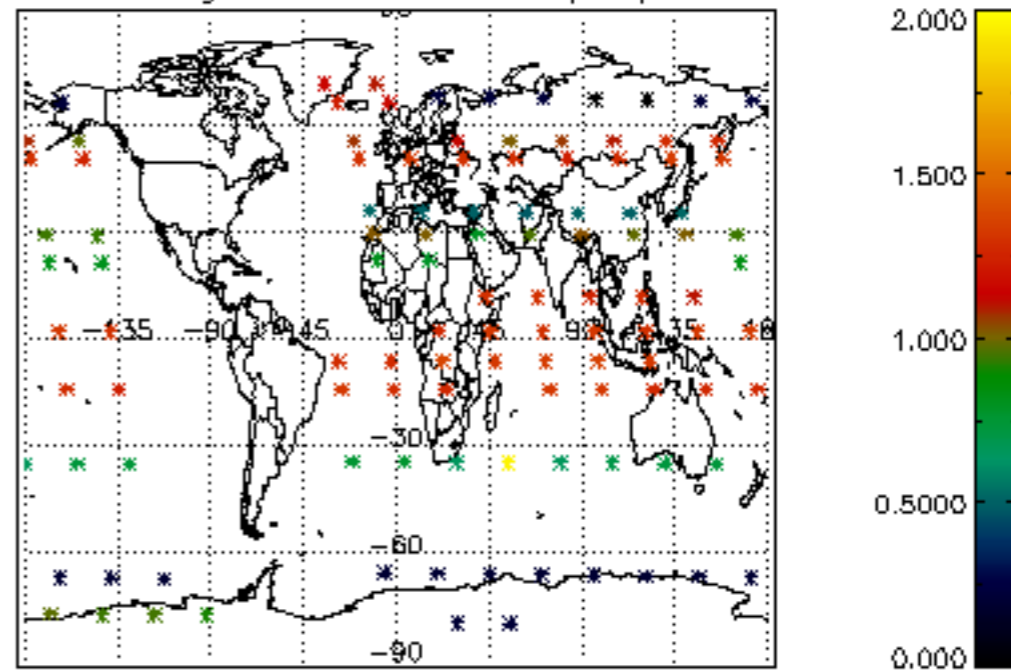




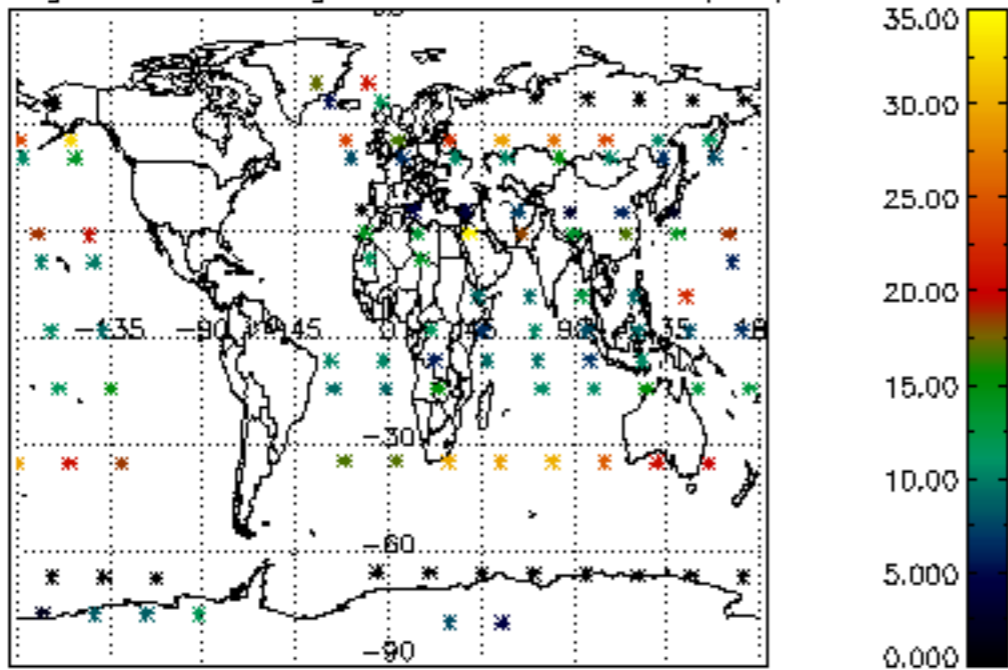
Percentage of cosmic ray hits per profile



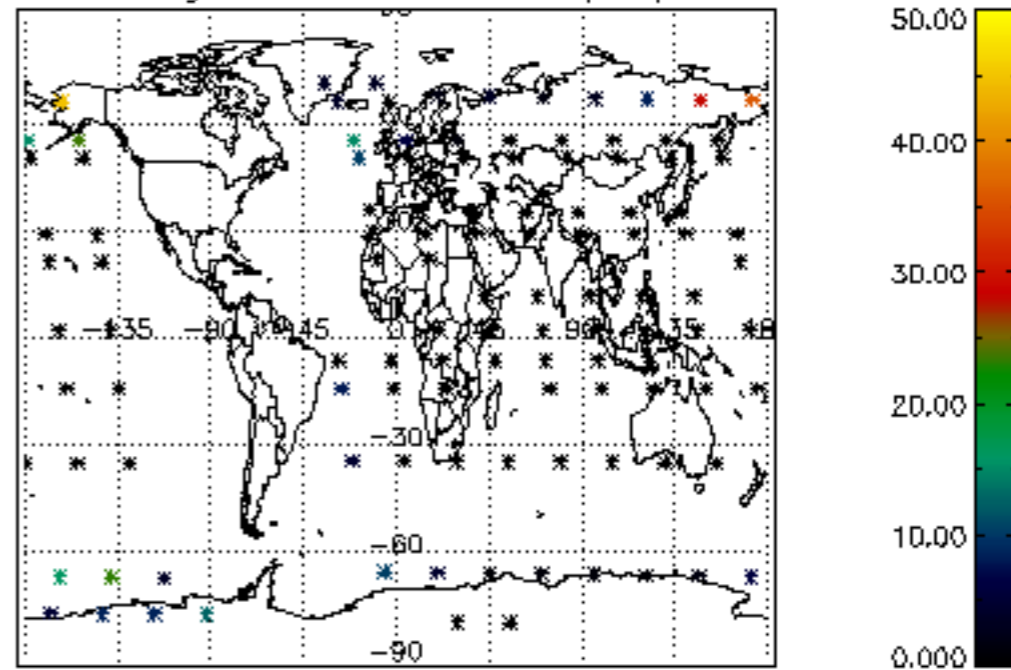
Percentage of datation errors per profile



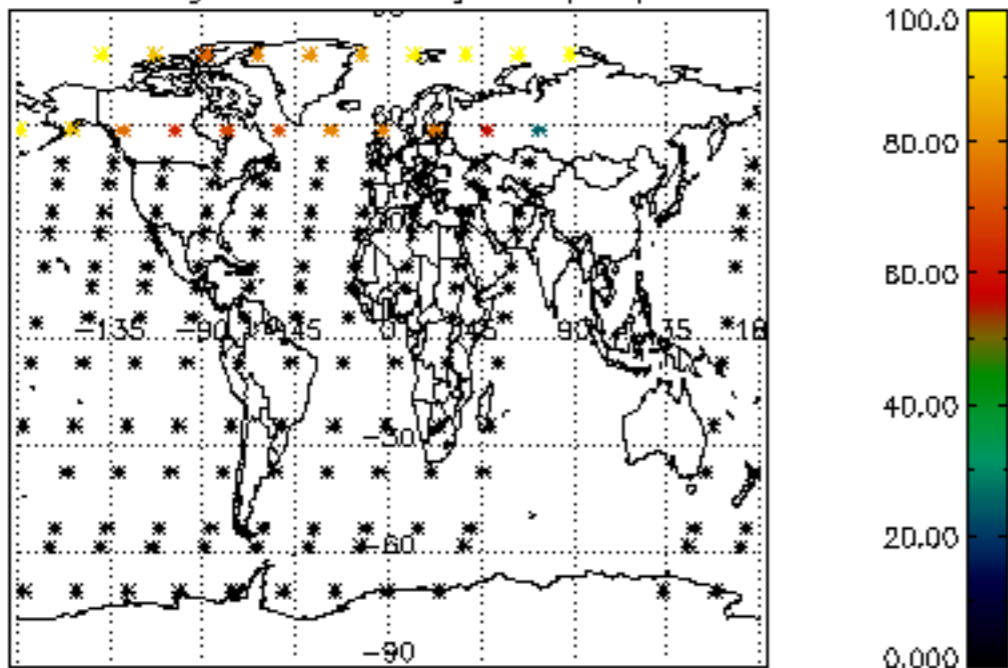
Percentage of star falling outside central band per profile



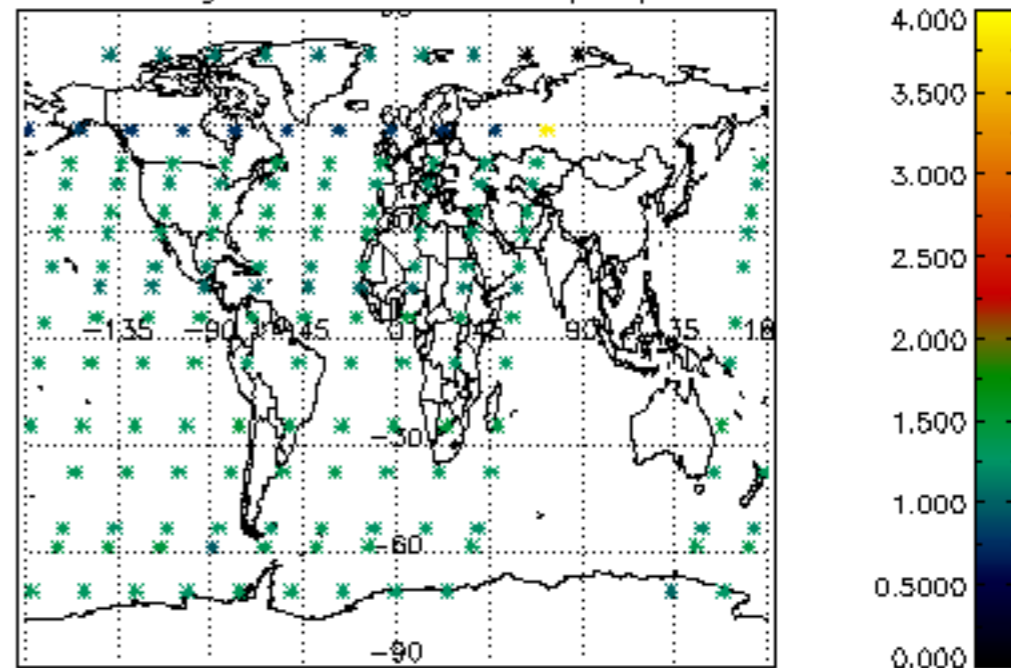
Percentage of saturation errors per profile



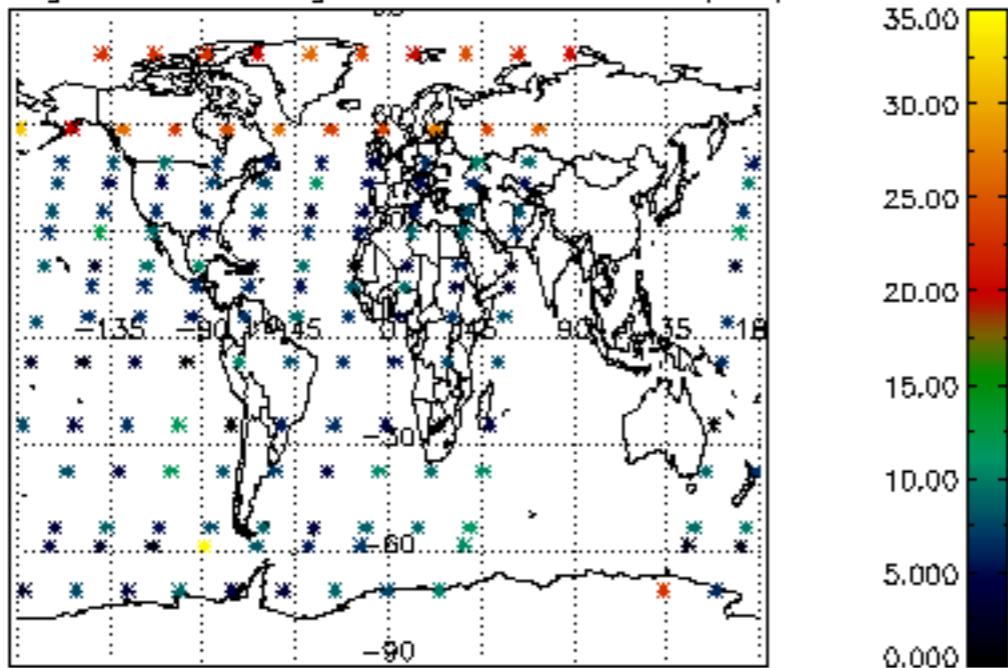
Percentage of cosmic ray hits per profile



Percentage of datation errors per profile



Percentage of star falling outside central band per profile



Percentage of saturation errors per profile

