

GOMOS Level 2 Daily Report

SUMMARY

[1. General Info](#)

[2. Summary of processed GOM_NL_2P products](#)

[3. Level 2 Quality information per product](#)

[3.1 Plot of level 2 quality information per product \(time dependant\)](#)

[3.2 Plot of level 2 quality information per product \(world map\)](#)

[4. Level 1 Quality information per product \(stored on level 2 products\)](#)

[4.1 Plot of level 1 quality information per product \(time dependant\)](#)

[4.1.1 Plot of level 1 quality information per product \(time dependant\): ASCENDING](#)

[4.1.2 Plot of level 1 quality information per product \(time dependant\): DESCENDING](#)

[4.2 Plot of level 1 quality information per product \(world map\)](#)

[4.2.1 Plot of level 1 quality information per product \(world map\): ASCENDING](#)

[4.2.2 Plot of level 1 quality information per product \(world map\): DESCENDING](#)

[5. Ozone profiles based on quality statistics and other trace gas profiles](#)

[5.1 Ozone statistics based on quality of products](#)

[5.2 Plot ozone profiles for all STD \(dark without errors\)](#)

[5.3 Plot ozone profiles where STD < 20% \(dark without errors\)](#)

[5.4. Plot ozone profiles where STD < 10% \(dark without errors\)](#)

[5.5. Plot ozone profiles where STD < 5% \(dark without errors\)](#)

[5.6 Plot NO2 profiles for all STD \(dark without errors\)](#)

[5.7 Plot NO3 profiles for all STD \(dark without errors\)](#)

[5.8 Plot H2O profiles \(only for occultations of stars 1,2,3,4,13,14,16,26,63 dark without errors\) for all STD](#)

[6. Auxiliary Data Files used for the production reported in section 2](#)

This report presents the daily analysis on parameters extracted from GOMOS level 2 data (GOM_NL__2P). It is intended to monitor some important parameters that will impact the quality of these products. A list of level 2 products (and content) that have arrived during the reporting day to the PCF is also given.

Item	Value
Time of report generation	19APR2013 23:01:12
Data source version	GOMOS/6.01
Start time of products	27-10-2003 (27OCT2003 00:00:00)
Stop time of products	28-10-2003 (28OCT2003 00:00:00)
Store outputs in DB	Yes
Nb of level 2 prods	385
Nb of prods with errors	0

2. Summary of processed GOM_NL__2P products.

Nr	Filename	UTC Start time	Limb	Duration	Star Id	Star Name	Star Mag	Star Temp	Nb Meas	Orbit	Prod. error
1	GOM_NL__2PRFIN20031027_000544_000000422021_00088_08659_7333.N1	27-OCT-2003 00:05:44	Dark	42.000	143	Alp Hyi	2.8570	7200.0	84	8659	No
2	GOM_NL__2PRFIN20031027_000709_000000462021_00088_08659_7334.N1	27-OCT-2003 00:07:09	Dark	46.000	9	Alp Eri	0.45300	24000.	92	8659	No
3	GOM_NL__2PRFIN20031027_001014_000000442021_00088_08659_7335.N1	27-OCT-2003 00:10:14	Straylight	44.000	157	The1Eri	2.9060	9300.0	88	8659	No
4	GOM_NL__2PRFIN20031027_001159_000000432021_00088_08659_7336.N1	27-OCT-2003 00:11:59	Straylight	43.000	84	Alp Phe	2.3970	4500.0	86	8659	No
5	GOM_NL__2PRFIN20031027_001832_000000462021_00088_08659_7337.N1	27-OCT-2003 00:18:32	Straylight	46.000	52	16Bet Cet	2.0370	4500.0	92	8659	No
6	GOM_NL__2PRFIN20031027_002541_000000612021_00088_08659_7338.N1	27-OCT-2003 00:25:41	Bright	61.000	94	92Alp Cet	2.5260	3100.0	122	8659	No
7	GOM_NL__2PRFIN20031027_002801_000000382021_00088_08659_7339.N1	27-OCT-2003 00:28:01	Bright	38.000	140	88Gam Peg	2.8340	26000.	76	8659	No
8	GOM_NL__2PRFIN20031027_002951_000000432021_00088_08659_7340.N1	27-OCT-2003 00:29:51	Bright	43.000	105	6Bet Ari	2.6450	8900.0	86	8659	No
9	GOM_NL__2PRFIN20031027_003151_000000402021_00088_08659_7341.N1	27-OCT-2003 00:31:51	Bright	40.000	58	21Alp And	2.0730	11000.	80	8659	No
10	GOM_NL__2PRFIN20031027_003342_000000422021_00088_08659_7342.N1	27-OCT-2003 00:33:42	Bright	42.000	53	43Bet And	2.0480	3300.0	84	8659	No
11	GOM_NL__2PRFIN20031027_003628_000000452021_00088_08659_7343.N1	27-OCT-2003 00:36:28	Bright	45.000	73	57Gam1And	2.2600	13100.	90	8659	No
12	GOM_NL__2PRFIN20031027_003927_000000412021_00088_08659_7344.N1	27-OCT-2003 00:39:27	Bright	40.500	68	18Alp Cas	2.2250	4500.0	81	8659	No
13	GOM_NL__2PRFIN20031027_004044_000000392021_00088_08659_7345.N1	27-OCT-2003 00:40:44	Bright	39.000	76	27Gam Cas	2.3000	30000.	78	8659	No
14	GOM_NL__2PRFIN20031027_004334_000000412021_00088_08659_7346.N1	27-OCT-2003 00:43:34	Bright	40.500	89	5Alp Cep	2.4510	8000.0	81	8659	No
15	GOM_NL__2PRFIN20031027_004845_000000352021_00088_08659_7347.N1	27-OCT-2003 00:48:45	Bright	35.000	49	1Alp UMi	1.9900	6300.0	70	8659	No
16	GOM_NL__2PRFIN20031027_005219_000000392021_00088_08659_7348.N1	27-OCT-2003 00:52:19	Bright	39.000	60	7Bet UMi	2.0810	3950.0	78	8659	No
17	GOM_NL__2PRFIN20031027_005659_000000402021_00088_08659_7349.N1	27-OCT-2003 00:56:59	Bright	40.000	36	50Alp UMa	1.8000	6300.0	80	8659	No
18	GOM_NL__2PRFIN20031027_005833_000000552021_00088_08659_7350.N1	27-OCT-2003 00:58:33	Bright	55.000	82	48Bet UMa	2.3650	10600.	110	8659	No
19	GOM_NL__2PRFIN20031027_010207_000000392021_00088_08659_7351.N1	27-OCT-2003 01:02:07	Bright	39.000	174	52Psi UMa	3.0040	4400.0	78	8659	No
20	GOM_NL__2PRFIN20031027_010941_000000522021_00088_08659_7352.N1	27-OCT-2003 01:09:41	Bright	51.500	166	17Eps Leo	2.9800	6000.0	103	8659	No
21	GOM_NL__2PRFIN20031027_011203_0000002492021_00088_08659_7353.N1	27-OCT-2003 01:12:03	Twilight_stray	248.50	17	78Bet Gem	1.1610	4500.0	497	8659	No
22	GOM_NL__2PRFIN20031027_012149_000000752021_00088_08659_7354.N1	27-OCT-2003 01:21:49	Dark	74.500	48	30Alp Hya	1.9770	4100.0	149	8659	No
23	GOM_NL__2PRFIN20031027_012816_000000382021_00088_08659_7355.N1	27-OCT-2003 01:28:16	Dark	38.000	99	Del Cen	2.5750	26000.	76	8659	No
24	GOM_NL__2PRFIN20031027_013053_000000502021_00088_08659_7356.N1	27-OCT-2003 01:30:53	Dark	49.500	65	Lam Vel	2.2040	4400.0	99	8659	No
25	GOM_NL__2PRFIN20031027_013243_000000392021_00089_08660_7331.N1	27-OCT-2003 01:32:43	Dark	38.500	124	The Car	2.7640	30000.	77	8660	No
26	GOM_NL__2PRFIN20031027_013717_000000712021_00089_08660_7332.N1	27-OCT-2003 01:37:17	Dark	71.000	88	31Eta CMa	2.4480	20000.	142	8660	No
27	GOM_NL__2PRFIN20031027_014000_000000492021_00089_08660_7333.N1	27-OCT-2003 01:40:00	Dark	49.000	2	Alp Car	-0.73600	7000.0	98	8660	No
28	GOM_NL__2PRFIN20031027_014621_000000382021_00089_08660_7334.N1	27-OCT-2003 01:46:21	Dark	38.000	143	Alp Hyi	2.8570	7200.0	76	8660	No
29	GOM_NL__2PRFIN20031027_014746_000000472021_00089_08660_7335.N1	27-OCT-2003 01:47:46	Dark	46.500	9	Alp Eri	0.45300	24000.	93	8660	No
30	GOM_NL__2PRFIN20031027_015051_000000442021_00089_08660_7336.N1	27-OCT-2003 01:50:51	Straylight	44.000	157	The1Eri	2.9060	9300.0	88	8660	No
31	GOM_NL__2PRFIN20031027_015235_000000402021_00089_08660_7337.N1	27-OCT-2003 01:52:35	Straylight	40.000	84	Alp Phe	2.3970	4500.0	80	8660	No
32	GOM_NL__2PRFIN20031027_015909_000000432021_00089_08660_7338.N1	27-OCT-2003 01:59:09	Straylight	42.500	52	16Bet Cet	2.0370	4500.0	85	8660	No
33	GOM_NL__2PRFIN20031027_020617_000000592021_00089_08660_7339.N1	27-OCT-2003 02:06:17	Bright	58.500	94	92Alp Cet	2.5260	3100.0	117	8660	No
34	GOM_NL__2PRFIN20031027_020837_000000372021_00089_08660_7340.N1	27-OCT-2003 02:08:37	Bright	37.000	140	88Gam Peg	2.8340	26000.	74	8660	No
35	GOM_NL__2PRFIN20031027_021027_000000432021_00089_08660_7341.N1	27-OCT-2003 02:10:27	Bright	42.500	105	6Bet Ari	2.6450	8900.0	85	8660	No
36	GOM_NL__2PRFIN20031027_021229_000000392021_00089_08660_7342.N1	27-OCT-2003 02:12:29	Bright	38.500	58	21Alp And	2.0730	11000.	77	8660	No
37	GOM_NL__2PRFIN20031027_021418_000000422021_00089_08660_7343.N1	27-OCT-2003 02:14:18	Bright	41.500	53	43Bet And	2.0480	3300.0	83	8660	No
38	GOM_NL__2PRFIN20031027_021704_000000442021_00089_08660_7344.N1	27-OCT-2003 02:17:04	Bright	43.500	73	57Gam1And	2.2600	13100.	87	8660	No
39	GOM_NL__2PRFIN20031027_022005_000000392021_00089_08660_7345.N1	27-OCT-2003 02:20:05	Bright	38.500	68	18Alp Cas	2.2250	4500.0	77	8660	No
40	GOM_NL__2PRFIN20031027_022121_000000382021_00089_08660_7346.N1	27-OCT-2003 02:21:21	Bright	37.500	76	27Gam Cas	2.3000	30000.	75	8660	No
41	GOM_NL__2PRFIN20031027_022412_000000382021_00089_08660_7347.N1	27-OCT-2003 02:24:12	Bright	37.500	89	5Alp Cep	2.4510	8000.0	75	8660	No
42	GOM_NL__2PRFIN20031027_022921_000000382021_00089_08660_7348.N1	27-OCT-2003 02:29:21	Bright	38.000	49	1Alp UMi	1.9900	6300.0	76	8660	No

43	GOM_NL__2PRFIN20031027_023256_000000382021_00089_08660_7349.N1	27-OCT-2003 02:32:56	Bright	37.500	60	7Bet UMi	2.0810	3950.0	75	8660	No
44	GOM_NL__2PRFIN20031027_023735_000000402021_00089_08660_7350.N1	27-OCT-2003 02:37:35	Bright	40.000	36	50Alp UMa	1.8000	6300.0	80	8660	No
45	GOM_NL__2PRFIN20031027_023853_000000522021_00089_08660_7351.N1	27-OCT-2003 02:38:53	Bright	52.000	32	77Eps UMa	1.7630	11000.	104	8660	No
46	GOM_NL__2PRFIN20031027_024244_000000402021_00089_08660_7352.N1	27-OCT-2003 02:42:44	Bright	40.000	174	52Psi UMa	3.0040	4400.0	80	8660	No
47	GOM_NL__2PRFIN20031027_025018_000000492021_00089_08660_7353.N1	27-OCT-2003 02:50:18	Bright	48.500	166	17Eps Leo	2.9800	6000.0	97	8660	No
48	GOM_NL__2PRFIN20031027_025240_000002542021_00089_08660_7354.N1	27-OCT-2003 02:52:40	Tw_i_and_stray	254.00	17	78Bet Gem	1.1610	4500.0	508	8660	No
49	GOM_NL__2PRFIN20031027_030226_000000582021_00089_08660_7355.N1	27-OCT-2003 03:02:26	Dark	58.000	48	30Alp Hya	1.9770	4100.0	116	8660	No
50	GOM_NL__2PRFIN20031027_030852_000000402021_00089_08660_7356.N1	27-OCT-2003 03:08:52	Dark	39.500	99	Del Cen	2.5750	26000.	79	8660	No
51	GOM_NL__2PRFIN20031027_031128_000000482021_00089_08660_7357.N1	27-OCT-2003 03:11:28	Dark	48.000	65	Lam Vel	2.2040	4400.0	96	8660	No
52	GOM_NL__2PRFIN20031027_031319_000000382021_00090_08661_7331.N1	27-OCT-2003 03:13:19	Dark	38.000	124	The Car	2.7640	30000.	76	8661	No
53	GOM_NL__2PRFIN20031027_031755_000000722021_00090_08661_7332.N1	27-OCT-2003 03:17:55	Dark	72.000	88	31Eta CMa	2.4480	20000.	144	8661	No
54	GOM_NL__2PRFIN20031027_032034_000000602021_00090_08661_7333.N1	27-OCT-2003 03:20:34	Dark	59.500	2	Alp Car	-0.73600	7000.0	119	8661	No
55	GOM_NL__2PRFIN20031027_032657_000000402021_00090_08661_7334.N1	27-OCT-2003 03:26:57	Dark	39.500	143	Alp Hyi	2.8570	7200.0	79	8661	No
56	GOM_NL__2PRFIN20031027_032821_000000462021_00090_08661_7335.N1	27-OCT-2003 03:28:21	Dark	45.500	9	Alp Eri	0.45300	24000.	91	8661	No
57	GOM_NL__2PRFIN20031027_033126_000000462021_00090_08661_7336.N1	27-OCT-2003 03:31:26	Straylight	45.500	157	The1Eri	2.9060	9300.0	91	8661	No
58	GOM_NL__2PRFIN20031027_033311_000000412021_00090_08661_7337.N1	27-OCT-2003 03:33:11	Straylight	41.000	84	Alp Phe	2.3970	4500.0	82	8661	No
59	GOM_NL__2PRFIN20031027_033944_000000462021_00090_08661_7338.N1	27-OCT-2003 03:39:44	Straylight	45.500	52	16Bet Cet	2.0370	4500.0	91	8661	No
60	GOM_NL__2PRFIN20031027_034652_000000612021_00090_08661_7339.N1	27-OCT-2003 03:46:52	Bright	61.000	94	92Alp Cet	2.5260	3100.0	122	8661	No
61	GOM_NL__2PRFIN20031027_034913_000000372021_00090_08661_7340.N1	27-OCT-2003 03:49:13	Bright	37.000	140	88Gam Peg	2.8340	26000.	74	8661	No
62	GOM_NL__2PRFIN20031027_035102_000000442021_00090_08661_7341.N1	27-OCT-2003 03:51:02	Bright	43.500	105	6Bet Ari	2.6450	8900.0	87	8661	No
63	GOM_NL__2PRFIN20031027_035305_000000372021_00090_08661_7342.N1	27-OCT-2003 03:53:05	Bright	37.000	58	21Alp And	2.0730	11000.	74	8661	No
64	GOM_NL__2PRFIN20031027_035452_000000412021_00090_08661_7343.N1	27-OCT-2003 03:54:52	Bright	40.500	53	43Bet And	2.0480	3300.0	81	8661	No
65	GOM_NL__2PRFIN20031027_035739_000000452021_00090_08661_7344.N1	27-OCT-2003 03:57:39	Bright	44.500	73	57Gam1And	2.2600	13100.	89	8661	No
66	GOM_NL__2PRFIN20031027_040040_000000392021_00090_08661_7345.N1	27-OCT-2003 04:00:40	Bright	38.500	68	18Alp Cas	2.2250	4500.0	77	8661	No
67	GOM_NL__2PRFIN20031027_040157_000000382021_00090_08661_7346.N1	27-OCT-2003 04:01:57	Bright	37.500	76	27Gam Cas	2.3000	30000.	75	8661	No
68	GOM_NL__2PRFIN20031027_040447_000000382021_00090_08661_7347.N1	27-OCT-2003 04:04:47	Bright	38.000	89	5Alp Cep	2.4510	8000.0	76	8661	No
69	GOM_NL__2PRFIN20031027_040957_000000362021_00090_08661_7348.N1	27-OCT-2003 04:09:57	Bright	35.500	49	1Alp UMi	1.9900	6300.0	71	8661	No
70	GOM_NL__2PRFIN20031027_041332_000000362021_00090_08661_7349.N1	27-OCT-2003 04:13:32	Bright	36.000	60	7Bet UMi	2.0810	3950.0	72	8661	No
71	GOM_NL__2PRFIN20031027_041811_000000392021_00090_08661_7350.N1	27-OCT-2003 04:18:11	Bright	38.500	36	50Alp UMa	1.8000	6300.0	77	8661	No
72	GOM_NL__2PRFIN20031027_041930_000000362021_00090_08661_7351.N1	27-OCT-2003 04:19:30	Bright	36.000	32	77Eps UMa	1.7630	11000.	72	8661	No
73	GOM_NL__2PRFIN20031027_042320_000000372021_00090_08661_7352.N1	27-OCT-2003 04:23:20	Bright	37.000	174	52Psi UMa	3.0040	4400.0	74	8661	No
74	GOM_NL__2PRFIN20031027_043053_000000712021_00090_08661_7353.N1	27-OCT-2003 04:30:53	Bright	71.000	166	17Eps Leo	2.9800	6000.0	142	8661	No
75	GOM_NL__2PRFIN20031027_043318_000002442021_00090_08661_7354.N1	27-OCT-2003 04:33:18	Tw_i_and_stray	244.00	17	78Bet Gem	1.1610	4500.0	488	8661	No
76	GOM_NL__2PRFIN20031027_044303_000000662021_00090_08661_7355.N1	27-OCT-2003 04:43:03	Dark	65.500	48	30Alp Hya	1.9770	4100.0	131	8661	No
77	GOM_NL__2PRFIN20031027_044928_000000402021_00090_08661_7356.N1	27-OCT-2003 04:49:28	Dark	39.500	99	Del Cen	2.5750	26000.	79	8661	No
78	GOM_NL__2PRFIN20031027_045206_000000582021_00090_08661_7357.N1	27-OCT-2003 04:52:06	Dark	58.000	65	Lam Vel	2.2040	4400.0	116	8661	No
79	GOM_NL__2PRFIN20031027_045355_000000402021_00091_08662_7331.N1	27-OCT-2003 04:53:55	Dark	39.500	124	The Car	2.7640	30000.	79	8662	No
80	GOM_NL__2PRFIN20031027_045833_000000742021_00091_08662_7332.N1	27-OCT-2003 04:58:33	Dark	73.500	88	31Eta CMa	2.4480	20000.	147	8662	No
81	GOM_NL__2PRFIN20031027_050113_000000522021_00091_08662_7333.N1	27-OCT-2003 05:01:13	Dark	51.500	2	Alp Car	-0.73600	7000.0	103	8662	No
82	GOM_NL__2PRFIN20031027_050733_000000392021_00091_08662_7334.N1	27-OCT-2003 05:07:33	Dark	38.500	143	Alp Hyi	2.8570	7200.0	77	8662	No
83	GOM_NL__2PRFIN20031027_050858_000000522021_00091_08662_7335.N1	27-OCT-2003 05:08:58	Dark	52.000	9	Alp Eri	0.45300	24000.	104	8662	No
84	GOM_NL__2PRFIN20031027_051203_000000462021_00091_08662_7336.N1	27-OCT-2003 05:12:03	Straylight	45.500	157	The1Eri	2.9060	9300.0	91	8662	No
85	GOM_NL__2PRFIN20031027_051347_000000422021_00091_08662_7337.N1	27-OCT-2003 05:13:47	Straylight	41.500	84	Alp Phe	2.3970	4500.0	83	8662	No
86	GOM_NL__2PRFIN20031027_052020_000000442021_00091_08662_7338.N1	27-OCT-2003 05:20:20	Straylight	43.500	52	16Bet Cet	2.0370	4500.0	87	8662	No
87	GOM_NL__2PRFIN20031027_052727_000000602021_00091_08662_7339.N1	27-OCT-2003 05:27:27	Bright	60.000	94	92Alp Cet	2.5260	3100.0	120	8662	No
88	GOM_NL__2PRFIN20031027_052949_000000372021_00091_08662_7340.N1	27-OCT-2003 05:29:49	Bright	37.000	140	88Gam Peg	2.8340	26000.	74	8662	No
89	GOM_NL__2PRFIN20031027_053138_000000432021_00091_08662_7341.N1	27-OCT-2003 05:31:38	Bright	43.000	105	6Bet Ari	2.6450	8900.0	86	8662	No
90	GOM_NL__2PRFIN20031027_053342_000000382021_00091_08662_7342.N1	27-OCT-2003 05:33:42	Bright	38.000	58	21Alp And	2.0730	11000.	76	8662	No
91	GOM_NL__2PRFIN20031027_053529_000000422021_00091_08662_7343.N1	27-OCT-2003 05:35:29	Bright	41.500	53	43Bet And	2.0480	3300.0	83	8662	No
92	GOM_NL__2PRFIN20031027_053815_000000412021_00091_08662_7344.N1	27-OCT-2003 05:38:15	Bright	40.500	73	57Gam1And	2.2600	13100.	81	8662	No
93	GOM_NL__2PRFIN20031027_054117_000000402021_00091_08662_7345.N1	27-OCT-2003 05:41:17	Bright	39.500	68	18Alp Cas	2.2250	4500.0	79	8662	No
94	GOM_NL__2PRFIN20031027_054232_000000392021_00091_08662_7346.N1	27-OCT-2003 05:42:32	Bright	39.000	76	27Gam Cas	2.3000	30000.	78	8662	No
95	GOM_NL__2PRFIN20031027_054524_000000392021_00091_08662_7347.N1	27-OCT-2003 05:45:24	Bright	38.500	89	5Alp Cep	2.4510	8000.0	77	8662	No
96	GOM_NL__2PRFIN20031027_055033_000000392021_00091_08662_7348.N1	27-OCT-2003 05:50:33	Bright	39.000	49	1Alp UMi	1.9900	6300.0	78	8662	No
97	GOM_NL__2PRFIN20031027_055408_000000382021_00091_08662_7349.N1	27-OCT-2003 05:54:08	Bright	37.500	60	7Bet UMi	2.0810	3950.0	75	8662	No
98	GOM_NL__2PRFIN20031027_055846_000000412021_00091_08662_7350.N1	27-OCT-2003 05:58:46	Bright	40.500	36	50Alp UMa	1.8000	6300.0	81	8662	No
99	GOM_NL__2PRFIN20031027_060007_000000372021_00091_08662_7351.N1	27-OCT-2003 06:00:07	Bright	36.500	32	77Eps UMa	1.7630	11000.	73	8662	No
100	GOM_NL__2PRFIN20031027_060356_000000392021_00091_08662_7352.N1	27-OCT-2003 06:03:56	Bright	39.000	174	52Psi UMa	3.0040	4400.0	78	8662	No
101	GOM_NL__2PRFIN20031027_061130_000000712021_00091_08662_7353.N1	27-OCT-2003 06:11:30	Bright	71.000	166	17Eps Leo	2.9800	6000.0	142	8662	No

102	GOM_NL__2PRFIN20031027_061355_000002552021_00091_08662_7354.N1	27-OCT-2003 06:13:55	Tw_i_and_stray	255.00	17	78Bet Gem	1.1610	4500.0	510	8662	No
103	GOM_NL__2PRFIN20031027_062340_000000652021_00091_08662_7355.N1	27-OCT-2003 06:23:40	Dark	64.500	48	30Alp Hya	1.9770	4100.0	129	8662	No
104	GOM_NL__2PRFIN20031027_063004_000000392021_00091_08662_7356.N1	27-OCT-2003 06:30:04	Dark	39.000	99	Del Cen	2.5750	26000.	78	8662	No
105	GOM_NL__2PRFIN20031027_063244_000000592021_00091_08662_7357.N1	27-OCT-2003 06:32:44	Dark	59.000	65	Lam Vel	2.2040	4400.0	118	8662	No
106	GOM_NL__2PRFIN20031027_063432_000000402021_00092_08663_7332.N1	27-OCT-2003 06:34:32	Dark	39.500	124	The Car	2.7640	30000.	79	8663	No
107	GOM_NL__2PRFIN20031027_063911_000000732021_00092_08663_7333.N1	27-OCT-2003 06:39:11	Dark	72.500	88	31Eta CMa	2.4480	20000.	145	8663	No
108	GOM_NL__2PRFIN20031027_064150_000000582021_00092_08663_7334.N1	27-OCT-2003 06:41:50	Dark	58.000	2	Alp Car	-0.73600	7000.0	116	8663	No
109	GOM_NL__2PRFIN20031027_064809_000000392021_00092_08663_7335.N1	27-OCT-2003 06:48:09	Dark	39.000	143	Alp Hyi	2.8570	7200.0	78	8663	No
110	GOM_NL__2PRFIN20031027_064934_000000522021_00092_08663_7336.N1	27-OCT-2003 06:49:34	Dark	52.000	9	Alp Eri	0.45300	24000.	104	8663	No
111	GOM_NL__2PRFIN20031027_065239_000000452021_00092_08663_7337.N1	27-OCT-2003 06:52:39	Straylight	44.500	157	The1Eri	2.9060	9300.0	89	8663	No
112	GOM_NL__2PRFIN20031027_065423_000000422021_00092_08663_7338.N1	27-OCT-2003 06:54:23	Straylight	41.500	84	Alp Phe	2.3970	4500.0	83	8663	No
113	GOM_NL__2PRFIN20031027_070056_000000442021_00092_08663_7339.N1	27-OCT-2003 07:00:56	Straylight	43.500	52	16Bet Cet	2.0370	4500.0	87	8663	No
114	GOM_NL__2PRFIN20031027_070802_000000632021_00092_08663_7340.N1	27-OCT-2003 07:08:02	Bright	63.000	94	92Alp Cet	2.5260	3100.0	126	8663	No
115	GOM_NL__2PRFIN20031027_071025_000000372021_00092_08663_7341.N1	27-OCT-2003 07:10:25	Bright	37.000	140	88Gam Peg	2.8340	26000.	74	8663	No
116	GOM_NL__2PRFIN20031027_071213_000000432021_00092_08663_7342.N1	27-OCT-2003 07:12:13	Bright	42.500	105	6Bet Ari	2.6450	8900.0	85	8663	No
117	GOM_NL__2PRFIN20031027_071418_000000372021_00092_08663_7343.N1	27-OCT-2003 07:14:18	Bright	37.000	58	21Alp And	2.0730	11000.	74	8663	No
118	GOM_NL__2PRFIN20031027_071604_000000402021_00092_08663_7344.N1	27-OCT-2003 07:16:04	Bright	40.000	53	43Bet And	2.0480	3300.0	80	8663	No
119	GOM_NL__2PRFIN20031027_071850_000000442021_00092_08663_7345.N1	27-OCT-2003 07:18:50	Bright	43.500	73	57Gam1And	2.2600	13100.	87	8663	No
120	GOM_NL__2PRFIN20031027_072153_000000382021_00092_08663_7346.N1	27-OCT-2003 07:21:53	Bright	37.500	68	18Alp Cas	2.2250	4500.0	75	8663	No
121	GOM_NL__2PRFIN20031027_072309_000000382021_00092_08663_7347.N1	27-OCT-2003 07:23:09	Bright	37.500	76	27Gam Cas	2.3000	30000.	75	8663	No
122	GOM_NL__2PRFIN20031027_072600_000000382021_00092_08663_7348.N1	27-OCT-2003 07:26:00	Bright	38.000	89	5Alp Cep	2.4510	8000.0	76	8663	No
123	GOM_NL__2PRFIN20031027_073108_000000382021_00092_08663_7349.N1	27-OCT-2003 07:31:08	Bright	38.000	49	1Alp UMi	1.9900	6300.0	76	8663	No
124	GOM_NL__2PRFIN20031027_073445_000000382021_00092_08663_7350.N1	27-OCT-2003 07:34:45	Bright	37.500	60	7Bet UMi	2.0810	3950.0	75	8663	No
125	GOM_NL__2PRFIN20031027_073922_000000402021_00092_08663_7351.N1	27-OCT-2003 07:39:22	Bright	40.000	36	50Alp UMa	1.8000	6300.0	80	8663	No
126	GOM_NL__2PRFIN20031027_074043_000000372021_00092_08663_7352.N1	27-OCT-2003 07:40:43	Bright	37.000	32	77Eps UMa	1.7630	11000.	74	8663	No
127	GOM_NL__2PRFIN20031027_074433_000000372021_00092_08663_7353.N1	27-OCT-2003 07:44:33	Bright	37.000	174	52Psi UMa	3.0040	4400.0	74	8663	No
128	GOM_NL__2PRFIN20031027_075206_000000502021_00092_08663_7354.N1	27-OCT-2003 07:52:06	Bright	50.000	166	17Eps Leo	2.9800	6000.0	100	8663	No
129	GOM_NL__2PRFIN20031027_075433_000002552021_00092_08663_7355.N1	27-OCT-2003 07:54:33	Tw_i_and_stray	255.00	17	78Bet Gem	1.1610	4500.0	510	8663	No
130	GOM_NL__2PRFIN20031027_080417_000000642021_00092_08663_7356.N1	27-OCT-2003 08:04:17	Dark	63.500	48	30Alp Hya	1.9770	4100.0	127	8663	No
131	GOM_NL__2PRFIN20031027_081040_000000402021_00092_08663_7357.N1	27-OCT-2003 08:10:40	Dark	40.000	99	Del Cen	2.5750	26000.	80	8663	No
132	GOM_NL__2PRFIN20031027_081321_000000522021_00092_08663_7358.N1	27-OCT-2003 08:13:21	Dark	51.500	65	Lam Vel	2.2040	4400.0	103	8663	No
133	GOM_NL__2PRFIN20031027_081508_000000392021_00093_08664_7332.N1	27-OCT-2003 08:15:08	Dark	38.500	124	The Car	2.7640	30000.	77	8664	No
134	GOM_NL__2PRFIN20031027_081948_000000712021_00093_08664_7333.N1	27-OCT-2003 08:19:48	Dark	70.500	88	31Eta CMa	2.4480	20000.	141	8664	No
135	GOM_NL__2PRFIN20031027_082227_000000542021_00093_08664_7334.N1	27-OCT-2003 08:22:27	Dark	54.000	2	Alp Car	-0.73600	7000.0	108	8664	No
136	GOM_NL__2PRFIN20031027_082846_000000392021_00093_08664_7335.N1	27-OCT-2003 08:28:46	Dark	39.000	143	Alp Hyi	2.8570	7200.0	78	8664	No
137	GOM_NL__2PRFIN20031027_083010_000000442021_00093_08664_7336.N1	27-OCT-2003 08:30:10	Dark	43.500	9	Alp Eri	0.45300	24000.	87	8664	No
138	GOM_NL__2PRFIN20031027_083316_000000442021_00093_08664_7337.N1	27-OCT-2003 08:33:16	Straylight	44.000	157	The1Eri	2.9060	9300.0	88	8664	No
139	GOM_NL__2PRFIN20031027_083459_000000462021_00093_08664_7338.N1	27-OCT-2003 08:34:59	Straylight	45.500	84	Alp Phe	2.3970	4500.0	91	8664	No
140	GOM_NL__2PRFIN20031027_084133_000000442021_00093_08664_7339.N1	27-OCT-2003 08:41:33	Straylight	44.000	52	16Bet Cet	2.0370	4500.0	88	8664	No
141	GOM_NL__2PRFIN20031027_084838_000000632021_00093_08664_7340.N1	27-OCT-2003 08:48:38	Bright	63.000	94	92Alp Cet	2.5260	3100.0	126	8664	No
142	GOM_NL__2PRFIN20031027_085101_000000372021_00093_08664_7341.N1	27-OCT-2003 08:51:01	Bright	37.000	140	88Gam Peg	2.8340	26000.	74	8664	No
143	GOM_NL__2PRFIN20031027_085249_000000412021_00093_08664_7342.N1	27-OCT-2003 08:52:49	Bright	40.500	105	6Bet Ari	2.6450	8900.0	81	8664	No
144	GOM_NL__2PRFIN20031027_085454_000000392021_00093_08664_7343.N1	27-OCT-2003 08:54:54	Bright	39.000	58	21Alp And	2.0730	11000.	78	8664	No
145	GOM_NL__2PRFIN20031027_085641_000000412021_00093_08664_7344.N1	27-OCT-2003 08:56:41	Bright	40.500	53	43Bet And	2.0480	3300.0	81	8664	No
146	GOM_NL__2PRFIN20031027_085926_000000432021_00093_08664_7345.N1	27-OCT-2003 08:59:26	Bright	42.500	73	57Gam1And	2.2600	13100.	85	8664	No
147	GOM_NL__2PRFIN20031027_090229_000000372021_00093_08664_7346.N1	27-OCT-2003 09:02:29	Bright	36.500	68	18Alp Cas	2.2250	4500.0	73	8664	No
148	GOM_NL__2PRFIN20031027_090344_000000362021_00093_08664_7347.N1	27-OCT-2003 09:03:44	Bright	36.000	76	27Gam Cas	2.3000	30000.	72	8664	No
149	GOM_NL__2PRFIN20031027_090637_000000392021_00093_08664_7348.N1	27-OCT-2003 09:06:37	Bright	38.500	89	5Alp Cep	2.4510	8000.0	77	8664	No
150	GOM_NL__2PRFIN20031027_091145_000000362021_00093_08664_7349.N1	27-OCT-2003 09:11:45	Bright	36.000	49	1Alp UMi	1.9900	6300.0	72	8664	No
151	GOM_NL__2PRFIN20031027_091521_000000382021_00093_08664_7350.N1	27-OCT-2003 09:15:21	Bright	37.500	60	7Bet UMi	2.0810	3950.0	75	8664	No
152	GOM_NL__2PRFIN20031027_091958_000000402021_00093_08664_7351.N1	27-OCT-2003 09:19:58	Bright	40.000	36	50Alp UMa	1.8000	6300.0	80	8664	No
153	GOM_NL__2PRFIN20031027_092119_000000372021_00093_08664_7352.N1	27-OCT-2003 09:21:19	Bright	37.000	32	77Eps UMa	1.7630	11000.	74	8664	No
154	GOM_NL__2PRFIN20031027_092509_000000392021_00093_08664_7353.N1	27-OCT-2003 09:25:09	Bright	39.000	174	52Psi UMa	3.0040	4400.0	78	8664	No
155	GOM_NL__2PRFIN20031027_093243_000000622021_00093_08664_7354.N1	27-OCT-2003 09:32:43	Bright	62.000	166	17Eps Leo	2.9800	6000.0	124	8664	No
156	GOM_NL__2PRFIN20031027_093511_000002552021_00093_08664_7355.N1	27-OCT-2003 09:35:11	Tw_i_and_stray	255.00	17	78Bet Gem	1.1610	4500.0	510	8664	No
157	GOM_NL__2PRFIN20031027_094454_000000642021_00093_08664_7356.N1	27-OCT-2003 09:44:54	Dark	63.500	48	30Alp Hya	1.9770	4100.0	127	8664	No
158	GOM_NL__2PRFIN20031027_095117_000000412021_00093_08664_7357.N1	27-OCT-2003 09:51:17	Dark	40.500	99	Del Cen	2.5750	26000.	81	8664	No
159	GOM_NL__2PRFIN20031027_095358_000000552021_00093_08664_7358.N1	27-OCT-2003 09:53:58	Dark	54.500	65	Lam Vel	2.2040	4400.0	109	8664	No
160	GOM_NL__2PRFIN20031027_095545_000000382021_00094_08665_7387.N1	27-OCT-2003 09:55:45	Dark	38.000	124	The Car	2.7640	30000.	76	8665	No

161	GOM_NL__2PRFIN20031027_100026_000000702021_00094_08665_7388.N1	27-OCT-2003 10:00:26	Dark	70.000	88	31Eta CMa	2.4480	20000.	140	8665	No
162	GOM_NL__2PRFIN20031027_100319_000000792021_00094_08665_7389.N1	27-OCT-2003 10:03:19	Dark	79.000	23	21Eps CMa	1.5020	26000.	158	8665	No
163	GOM_NL__2PRFIN20031027_100922_000000392021_00094_08665_7390.N1	27-OCT-2003 10:09:22	Dark	38.500	143	Alp Hyi	2.8570	7200.0	77	8665	No
164	GOM_NL__2PRFIN20031027_101046_000000392021_00094_08665_7391.N1	27-OCT-2003 10:10:46	Dark	38.500	9	Alp Eri	0.45300	24000.	77	8665	No
165	GOM_NL__2PRFIN20031027_101352_000000432021_00094_08665_7392.N1	27-OCT-2003 10:13:52	Straylight	43.000	157	The1Eri	2.9060	9300.0	86	8665	No
166	GOM_NL__2PRFIN20031027_101535_000000412021_00094_08665_7393.N1	27-OCT-2003 10:15:35	Straylight	41.000	84	Alp Phe	2.3970	4500.0	82	8665	No
167	GOM_NL__2PRFIN20031027_102209_000000442021_00094_08665_7394.N1	27-OCT-2003 10:22:09	Straylight	44.000	52	16Bet Cet	2.0370	4500.0	88	8665	No
168	GOM_NL__2PRFIN20031027_102913_000000602021_00094_08665_7395.N1	27-OCT-2003 10:29:13	Bright	60.000	94	92Alp Cet	2.5260	3100.0	120	8665	No
169	GOM_NL__2PRFIN20031027_103138_000000372021_00094_08665_7396.N1	27-OCT-2003 10:31:38	Bright	37.000	140	88Gam Peg	2.8340	26000.	74	8665	No
170	GOM_NL__2PRFIN20031027_103325_000000412021_00094_08665_7397.N1	27-OCT-2003 10:33:25	Bright	40.500	105	6Bet Ari	2.6450	8900.0	81	8665	No
171	GOM_NL__2PRFIN20031027_103530_000000372021_00094_08665_7398.N1	27-OCT-2003 10:35:30	Bright	37.000	58	21Alp And	2.0730	11000.	74	8665	No
172	GOM_NL__2PRFIN20031027_103717_000000412021_00094_08665_7399.N1	27-OCT-2003 10:37:17	Bright	40.500	53	43Bet And	2.0480	3300.0	81	8665	No
173	GOM_NL__2PRFIN20031027_104002_000000422021_00094_08665_7400.N1	27-OCT-2003 10:40:02	Bright	41.500	73	57Gam1And	2.2600	13100.	83	8665	No
174	GOM_NL__2PRFIN20031027_104305_000000372021_00094_08665_7401.N1	27-OCT-2003 10:43:05	Bright	36.500	68	18Alp Cas	2.2250	4500.0	73	8665	No
175	GOM_NL__2PRFIN20031027_104420_000000372021_00094_08665_7402.N1	27-OCT-2003 10:44:20	Bright	37.000	76	27Gam Cas	2.3000	30000.	74	8665	No
176	GOM_NL__2PRFIN20031027_104714_000000382021_00094_08665_7403.N1	27-OCT-2003 10:47:14	Bright	38.000	89	5Alp Cep	2.4510	8000.0	76	8665	No
177	GOM_NL__2PRFIN20031027_105221_000000372021_00094_08665_7404.N1	27-OCT-2003 10:52:21	Bright	37.000	49	1Alp UMi	1.9900	6300.0	74	8665	No
178	GOM_NL__2PRFIN20031027_105558_000000382021_00094_08665_7405.N1	27-OCT-2003 10:55:58	Bright	37.500	60	7Bet UMi	2.0810	3950.0	75	8665	No
179	GOM_NL__2PRFIN20031027_110035_000000372021_00094_08665_7406.N1	27-OCT-2003 11:00:35	Bright	36.500	36	50Alp UMa	1.8000	6300.0	73	8665	No
180	GOM_NL__2PRFIN20031027_110155_000000352021_00094_08665_7407.N1	27-OCT-2003 11:01:55	Bright	35.000	32	77Eps UMa	1.7630	11000.	70	8665	No
181	GOM_NL__2PRFIN20031027_110545_000000362021_00094_08665_7408.N1	27-OCT-2003 11:05:45	Bright	36.000	174	52Psi UMa	3.0040	4400.0	72	8665	No
182	GOM_NL__2PRFIN20031027_111319_000000512021_00094_08665_7409.N1	27-OCT-2003 11:13:19	Bright	51.000	166	17Eps Leo	2.9800	6000.0	102	8665	No
183	GOM_NL__2PRFIN20031027_111549_000002552021_00094_08665_7410.N1	27-OCT-2003 11:15:49	Tw_i_and_stray	255.00	17	78Bet Gem	1.1610	4500.0	510	8665	No
184	GOM_NL__2PRFIN20031027_112531_000000662021_00094_08665_7411.N1	27-OCT-2003 11:25:31	Dark	65.500	48	30Alp Hya	1.9770	4100.0	131	8665	No
185	GOM_NL__2PRFIN20031027_113153_000000382021_00094_08665_7412.N1	27-OCT-2003 11:31:53	Dark	38.000	99	Del Cen	2.5750	26000.	76	8665	No
186	GOM_NL__2PRFIN20031027_113435_000000452021_00094_08665_7413.N1	27-OCT-2003 11:34:35	Dark	45.000	65	Lam Vel	2.2040	4400.0	90	8665	No
187	GOM_NL__2PRFIN20031027_113621_000000392021_00095_08666_7387.N1	27-OCT-2003 11:36:21	Dark	39.000	124	The Car	2.7640	30000.	78	8666	No
188	GOM_NL__2PRFIN20031027_114104_000000712021_00095_08666_7388.N1	27-OCT-2003 11:41:04	Dark	70.500	88	31Eta CMa	2.4480	20000.	141	8666	No
189	GOM_NL__2PRFIN20031027_114357_000000942021_00095_08666_7389.N1	27-OCT-2003 11:43:57	Dark	94.000	23	21Eps CMa	1.5020	26000.	188	8666	No
190	GOM_NL__2PRFIN20031027_114959_000000362021_00095_08666_7390.N1	27-OCT-2003 11:49:59	Dark	35.500	143	Alp Hyi	2.8570	7200.0	71	8666	No
191	GOM_NL__2PRFIN20031027_115123_000000462021_00095_08666_7391.N1	27-OCT-2003 11:51:23	Dark	45.500	9	Alp Eri	0.45300	24000.	91	8666	No
192	GOM_NL__2PRFIN20031027_115429_000000422021_00095_08666_7392.N1	27-OCT-2003 11:54:29	Straylight	42.000	157	The1Eri	2.9060	9300.0	84	8666	No
193	GOM_NL__2PRFIN20031027_115612_000000392021_00095_08666_7393.N1	27-OCT-2003 11:56:12	Straylight	39.000	84	Alp Phe	2.3970	4500.0	78	8666	No
194	GOM_NL__2PRFIN20031027_120245_000000442021_00095_08666_7394.N1	27-OCT-2003 12:02:45	Straylight	44.000	52	16Bet Cet	2.0370	4500.0	88	8666	No
195	GOM_NL__2PRFIN20031027_120949_000000632021_00095_08666_7395.N1	27-OCT-2003 12:09:49	Bright	62.500	94	92Alp Cet	2.5260	3100.0	125	8666	No
196	GOM_NL__2PRFIN20031027_121214_000000362021_00095_08666_7396.N1	27-OCT-2003 12:12:14	Bright	35.500	140	88Gam Peg	2.8340	26000.	71	8666	No
197	GOM_NL__2PRFIN20031027_121401_000000412021_00095_08666_7397.N1	27-OCT-2003 12:14:01	Bright	40.500	105	6Bet Ari	2.6450	8900.0	81	8666	No
198	GOM_NL__2PRFIN20031027_121607_000000382021_00095_08666_7398.N1	27-OCT-2003 12:16:07	Bright	37.500	58	21Alp And	2.0730	11000.	75	8666	No
199	GOM_NL__2PRFIN20031027_121753_000000402021_00095_08666_7399.N1	27-OCT-2003 12:17:53	Bright	40.000	53	43Bet And	2.0480	3300.0	80	8666	No
200	GOM_NL__2PRFIN20031027_122038_000000412021_00095_08666_7400.N1	27-OCT-2003 12:20:38	Bright	41.000	73	57Gam1And	2.2600	13100.	82	8666	No
201	GOM_NL__2PRFIN20031027_122342_000000382021_00095_08666_7401.N1	27-OCT-2003 12:23:42	Bright	38.000	68	18Alp Cas	2.2250	4500.0	76	8666	No
202	GOM_NL__2PRFIN20031027_122456_000000382021_00095_08666_7402.N1	27-OCT-2003 12:24:56	Bright	38.000	76	27Gam Cas	2.3000	30000.	76	8666	No
203	GOM_NL__2PRFIN20031027_122750_000000362021_00095_08666_7403.N1	27-OCT-2003 12:27:50	Bright	35.500	89	5Alp Cep	2.4510	8000.0	71	8666	No
204	GOM_NL__2PRFIN20031027_123258_000000362021_00095_08666_7404.N1	27-OCT-2003 12:32:58	Bright	36.000	49	1Alp UMi	1.9900	6300.0	72	8666	No
205	GOM_NL__2PRFIN20031027_123634_000000362021_00095_08666_7405.N1	27-OCT-2003 12:36:34	Bright	36.000	60	7Bet UMi	2.0810	3950.0	72	8666	No
206	GOM_NL__2PRFIN20031027_124111_000000402021_00095_08666_7406.N1	27-OCT-2003 12:41:11	Bright	39.500	36	50Alp UMa	1.8000	6300.0	79	8666	No
207	GOM_NL__2PRFIN20031027_124232_000000372021_00095_08666_7407.N1	27-OCT-2003 12:42:32	Bright	36.500	32	77Eps UMa	1.7630	11000.	73	8666	No
208	GOM_NL__2PRFIN20031027_124621_000000382021_00095_08666_7408.N1	27-OCT-2003 12:46:21	Bright	37.500	174	52Psi UMa	3.0040	4400.0	75	8666	No
209	GOM_NL__2PRFIN20031027_125356_000000722021_00095_08666_7409.N1	27-OCT-2003 12:53:56	Bright	72.000	166	17Eps Leo	2.9800	6000.0	144	8666	No
210	GOM_NL__2PRFIN20031027_125626_000002552021_00095_08666_7410.N1	27-OCT-2003 12:56:26	Tw_i_and_stray	255.00	17	78Bet Gem	1.1610	4500.0	510	8666	No
211	GOM_NL__2PRFIN20031027_130609_000000682021_00095_08666_7411.N1	27-OCT-2003 13:06:09	Dark	67.500	48	30Alp Hya	1.9770	4100.0	135	8666	No
212	GOM_NL__2PRFIN20031027_131229_000000382021_00095_08666_7412.N1	27-OCT-2003 13:12:29	Dark	38.000	99	Del Cen	2.5750	26000.	76	8666	No
213	GOM_NL__2PRFIN20031027_131512_000000562021_00095_08666_7413.N1	27-OCT-2003 13:15:12	Dark	56.000	65	Lam Vel	2.2040	4400.0	112	8666	No
214	GOM_NL__2PRFIN20031027_131657_000000362021_00096_08667_7492.N1	27-OCT-2003 13:16:57	Dark	35.500	124	The Car	2.7640	30000.	71	8667	No
215	GOM_NL__2PRFIN20031027_132142_000000732021_00096_08667_7493.N1	27-OCT-2003 13:21:42	Dark	73.000	88	31Eta CMa	2.4480	20000.	146	8667	No
216	GOM_NL__2PRFIN20031027_132435_000000772021_00096_08667_7494.N1	27-OCT-2003 13:24:35	Dark	77.000	23	21Eps CMa	1.5020	26000.	154	8667	No
217	GOM_NL__2PRFIN20031027_133035_000000412021_00096_08667_7495.N1	27-OCT-2003 13:30:35	Dark	41.000	143	Alp Hyi	2.8570	7200.0	82	8667	No
218	GOM_NL__2PRFIN20031027_133159_000000472021_00096_08667_7496.N1	27-OCT-2003 13:31:59	Dark	47.000	9	Alp Eri	0.45300	24000.	94	8667	No
219	GOM_NL__2PRFIN20031027_133505_000000422021_00096_08667_7497.N1	27-OCT-2003 13:35:05	Straylight	42.000	157	The1Eri	2.9060	9300.0	84	8667	No

220	GOM_NL__2PRFIN20031027_133648_000000422021_00096_08667_7498.N1	27-OCT-2003 13:36:48	Straylight	42.000	84	Alp Phe	2.3970	4500.0	84	8667	No
221	GOM_NL__2PRFIN20031027_134322_000000422021_00096_08667_7499.N1	27-OCT-2003 13:43:22	Straylight	42.000	52	16Bet Cet	2.0370	4500.0	84	8667	No
222	GOM_NL__2PRFIN20031027_135025_000000672021_00096_08667_7500.N1	27-OCT-2003 13:50:25	Bright	67.000	94	92Alp Cet	2.5260	3100.0	134	8667	No
223	GOM_NL__2PRFIN20031027_135251_000000362021_00096_08667_7501.N1	27-OCT-2003 13:52:51	Bright	36.000	140	88Gam Peg	2.8340	26000.	72	8667	No
224	GOM_NL__2PRFIN20031027_135437_000000422021_00096_08667_7502.N1	27-OCT-2003 13:54:37	Bright	41.500	105	6Bet Ari	2.6450	8900.0	83	8667	No
225	GOM_NL__2PRFIN20031027_135643_000000362021_00096_08667_7503.N1	27-OCT-2003 13:56:43	Bright	36.000	58	21Alp And	2.0730	11000.	72	8667	No
226	GOM_NL__2PRFIN20031027_135829_000000372021_00096_08667_7504.N1	27-OCT-2003 13:58:29	Bright	37.000	53	43Bet And	2.0480	3300.0	74	8667	No
227	GOM_NL__2PRFIN20031027_140112_000000412021_00096_08667_7505.N1	27-OCT-2003 14:01:12	Bright	40.500	73	57Gam1And	2.2600	13100.	81	8667	No
228	GOM_NL__2PRFIN20031027_140414_000000412021_00096_08667_7506.N1	27-OCT-2003 14:04:14	Bright	41.000	68	18Alp Cas	2.2250	4500.0	82	8667	No
229	GOM_NL__2PRFIN20031027_140531_000000372021_00096_08667_7507.N1	27-OCT-2003 14:05:31	Bright	37.000	76	27Gam Cas	2.3000	30000.	74	8667	No
230	GOM_NL__2PRFIN20031027_140825_000000402021_00096_08667_7508.N1	27-OCT-2003 14:08:25	Bright	39.500	89	5Alp Cep	2.4510	8000.0	79	8667	No
231	GOM_NL__2PRFIN20031027_141331_000000372021_00096_08667_7509.N1	27-OCT-2003 14:13:31	Bright	37.000	49	1Alp UMi	1.9900	6300.0	74	8667	No
232	GOM_NL__2PRFIN20031027_141708_000000382021_00096_08667_7510.N1	27-OCT-2003 14:17:08	Bright	37.500	60	7Bet UMi	2.0810	3950.0	75	8667	No
233	GOM_NL__2PRFIN20031027_142145_000000422021_00096_08667_7511.N1	27-OCT-2003 14:21:45	Bright	41.500	36	50Alp UMa	1.8000	6300.0	83	8667	No
234	GOM_NL__2PRFIN20031027_142306_000000362021_00096_08667_7512.N1	27-OCT-2003 14:23:06	Bright	36.000	32	77Eps UMa	1.7630	11000.	72	8667	No
235	GOM_NL__2PRFIN20031027_142656_000000392021_00096_08667_7513.N1	27-OCT-2003 14:26:56	Bright	38.500	174	52Psi UMa	3.0040	4400.0	77	8667	No
236	GOM_NL__2PRFIN20031027_143431_000000502021_00096_08667_7514.N1	27-OCT-2003 14:34:31	Bright	50.000	166	17Eps Leo	2.9800	6000.0	100	8667	No
237	GOM_NL__2PRFIN20031027_143704_000002552021_00096_08667_7515.N1	27-OCT-2003 14:37:04	Tw_i_and_stray	255.00	17	78Bet Gem	1.1610	4500.0	510	8667	No
238	GOM_NL__2PRFIN20031027_144645_000000692021_00096_08667_7516.N1	27-OCT-2003 14:46:45	Dark	69.000	48	30Alp Hya	1.9770	4100.0	138	8667	No
239	GOM_NL__2PRFIN20031027_145303_000000392021_00096_08667_7517.N1	27-OCT-2003 14:53:03	Dark	39.000	99	Del Cen	2.5750	26000.	78	8667	No
240	GOM_NL__2PRFIN20031027_145547_000000562021_00096_08667_7518.N1	27-OCT-2003 14:55:47	Dark	56.000	65	Lam Vel	2.2040	4400.0	112	8667	No
241	GOM_NL__2PRFIN20031027_145731_000000392021_00097_08668_7387.N1	27-OCT-2003 14:57:31	Dark	39.000	124	The Car	2.7640	30000.	78	8668	No
242	GOM_NL__2PRFIN20031027_150219_000000742021_00097_08668_7388.N1	27-OCT-2003 15:02:19	Dark	73.500	88	31Eta CMa	2.4480	20000.	147	8668	No
243	GOM_NL__2PRFIN20031027_150512_000000812021_00097_08668_7389.N1	27-OCT-2003 15:05:12	Dark	80.500	23	21Eps CMa	1.5020	26000.	161	8668	No
244	GOM_NL__2PRFIN20031027_151107_000000422021_00097_08668_7390.N1	27-OCT-2003 15:11:07	Dark	42.000	143	Alp Hyi	2.8570	7200.0	84	8668	No
245	GOM_NL__2PRFIN20031027_151233_000000462021_00097_08668_7391.N1	27-OCT-2003 15:12:33	Dark	46.000	9	Alp Eri	0.45300	24000.	92	8668	No
246	GOM_NL__2PRFIN20031027_151538_000000472021_00097_08668_7392.N1	27-OCT-2003 15:15:38	Straylight	46.500	157	The1Eri	2.9060	9300.0	93	8668	No
247	GOM_NL__2PRFIN20031027_151723_000000432021_00097_08668_7393.N1	27-OCT-2003 15:17:23	Straylight	43.000	84	Alp Phe	2.3970	4500.0	86	8668	No
248	GOM_NL__2PRFIN20031027_152356_000000482021_00097_08668_7394.N1	27-OCT-2003 15:23:56	Straylight	48.000	52	16Bet Cet	2.0370	4500.0	96	8668	No
249	GOM_NL__2PRFIN20031027_153100_000000672021_00097_08668_7395.N1	27-OCT-2003 15:31:00	Bright	66.500	94	92Alp Cet	2.5260	3100.0	133	8668	No
250	GOM_NL__2PRFIN20031027_153325_000000382021_00097_08668_7396.N1	27-OCT-2003 15:33:25	Bright	37.500	140	88Gam Peg	2.8340	26000.	75	8668	No
251	GOM_NL__2PRFIN20031027_153511_000000442021_00097_08668_7397.N1	27-OCT-2003 15:35:11	Bright	43.500	105	6Bet Ari	2.6450	8900.0	87	8668	No
252	GOM_NL__2PRFIN20031027_153717_000000392021_00097_08668_7398.N1	27-OCT-2003 15:37:17	Bright	39.000	58	21Alp And	2.0730	11000.	78	8668	No
253	GOM_NL__2PRFIN20031027_153903_000000412021_00097_08668_7399.N1	27-OCT-2003 15:39:03	Bright	41.000	53	43Bet And	2.0480	3300.0	82	8668	No
254	GOM_NL__2PRFIN20031027_154148_000000422021_00097_08668_7400.N1	27-OCT-2003 15:41:48	Bright	42.000	73	57Gam1And	2.2600	13100.	84	8668	No
255	GOM_NL__2PRFIN20031027_154451_000000372021_00097_08668_7401.N1	27-OCT-2003 15:44:51	Bright	37.000	68	18Alp Cas	2.2250	4500.0	74	8668	No
256	GOM_NL__2PRFIN20031027_154608_000000352021_00097_08668_7402.N1	27-OCT-2003 15:46:08	Bright	35.000	76	27Gam Cas	2.3000	30000.	70	8668	No
257	GOM_NL__2PRFIN20031027_154902_000000382021_00097_08668_7403.N1	27-OCT-2003 15:49:02	Bright	38.000	89	5Alp Cep	2.4510	8000.0	76	8668	No
258	GOM_NL__2PRFIN20031027_155408_000000402021_00097_08668_7404.N1	27-OCT-2003 15:54:08	Bright	39.500	49	1Alp UMi	1.9900	6300.0	79	8668	No
259	GOM_NL__2PRFIN20031027_155745_000000392021_00097_08668_7405.N1	27-OCT-2003 15:57:45	Bright	38.500	60	7Bet UMi	2.0810	3950.0	77	8668	No
260	GOM_NL__2PRFIN20031027_160222_000000402021_00097_08668_7406.N1	27-OCT-2003 16:02:22	Bright	39.500	36	50Alp UMa	1.8000	6300.0	79	8668	No
261	GOM_NL__2PRFIN20031027_160343_000000352021_00097_08668_7407.N1	27-OCT-2003 16:03:43	Bright	35.000	32	77Eps UMa	1.7630	11000.	70	8668	No
262	GOM_NL__2PRFIN20031027_160731_000000422021_00097_08668_7408.N1	27-OCT-2003 16:07:31	Bright	41.500	174	52Psi UMa	3.0040	4400.0	83	8668	No
263	GOM_NL__2PRFIN20031027_161507_000000722021_00097_08668_7409.N1	27-OCT-2003 16:15:07	Bright	72.000	166	17Eps Leo	2.9800	6000.0	144	8668	No
264	GOM_NL__2PRFIN20031027_161742_000002552021_00097_08668_7410.N1	27-OCT-2003 16:17:42	Tw_i_and_stray	255.00	17	78Bet Gem	1.1610	4500.0	510	8668	No
265	GOM_NL__2PRFIN20031027_162722_000000652021_00097_08668_7411.N1	27-OCT-2003 16:27:22	Dark	65.000	48	30Alp Hya	1.9770	4100.0	130	8668	No
266	GOM_NL__2PRFIN20031027_163340_000000392021_00097_08668_7412.N1	27-OCT-2003 16:33:40	Dark	38.500	99	Del Cen	2.5750	26000.	77	8668	No
267	GOM_NL__2PRFIN20031027_163623_000000552021_00097_08668_7413.N1	27-OCT-2003 16:36:23	Dark	54.500	65	Lam Vel	2.2040	4400.0	109	8668	No
268	GOM_NL__2PRFIN20031027_163808_000000392021_00098_08669_7387.N1	27-OCT-2003 16:38:08	Dark	39.000	124	The Car	2.7640	30000.	78	8669	No
269	GOM_NL__2PRFIN20031027_164257_000000712021_00098_08669_7388.N1	27-OCT-2003 16:42:57	Dark	71.000	88	31Eta CMa	2.4480	20000.	142	8669	No
270	GOM_NL__2PRFIN20031027_164550_000000992021_00098_08669_7389.N1	27-OCT-2003 16:45:50	Dark	98.500	23	21Eps CMa	1.5020	26000.	197	8669	No
271	GOM_NL__2PRFIN20031027_165145_000000402021_00098_08669_7390.N1	27-OCT-2003 16:51:45	Dark	40.000	143	Alp Hyi	2.8570	7200.0	80	8669	No
272	GOM_NL__2PRFIN20031027_165309_000000492021_00098_08669_7391.N1	27-OCT-2003 16:53:09	Dark	49.000	9	Alp Eri	0.45300	24000.	98	8669	No
273	GOM_NL__2PRFIN20031027_165617_000000422021_00098_08669_7392.N1	27-OCT-2003 16:56:17	Straylight	42.000	157	The1Eri	2.9060	9300.0	84	8669	No
274	GOM_NL__2PRFIN20031027_165759_000000432021_00098_08669_7393.N1	27-OCT-2003 16:57:59	Straylight	42.500	84	Alp Phe	2.3970	4500.0	85	8669	No
275	GOM_NL__2PRFIN20031027_170432_000000472021_00098_08669_7394.N1	27-OCT-2003 17:04:32	Straylight	46.500	52	16Bet Cet	2.0370	4500.0	93	8669	No
276	GOM_NL__2PRFIN20031027_171136_000000642021_00098_08669_7395.N1	27-OCT-2003 17:11:36	Bright	63.500	94	92Alp Cet	2.5260	3100.0	127	8669	No
277	GOM_NL__2PRFIN20031027_171401_000000392021_00098_08669_7396.N1	27-OCT-2003 17:14:01	Bright	38.500	140	88Gam Peg	2.8340	26000.	77	8669	No
278	GOM_NL__2PRFIN20031027_171547_000000442021_00098_08669_7397.N1	27-OCT-2003 17:15:47	Bright	43.500	105	6Bet Ari	2.6450	8900.0	87	8669	No

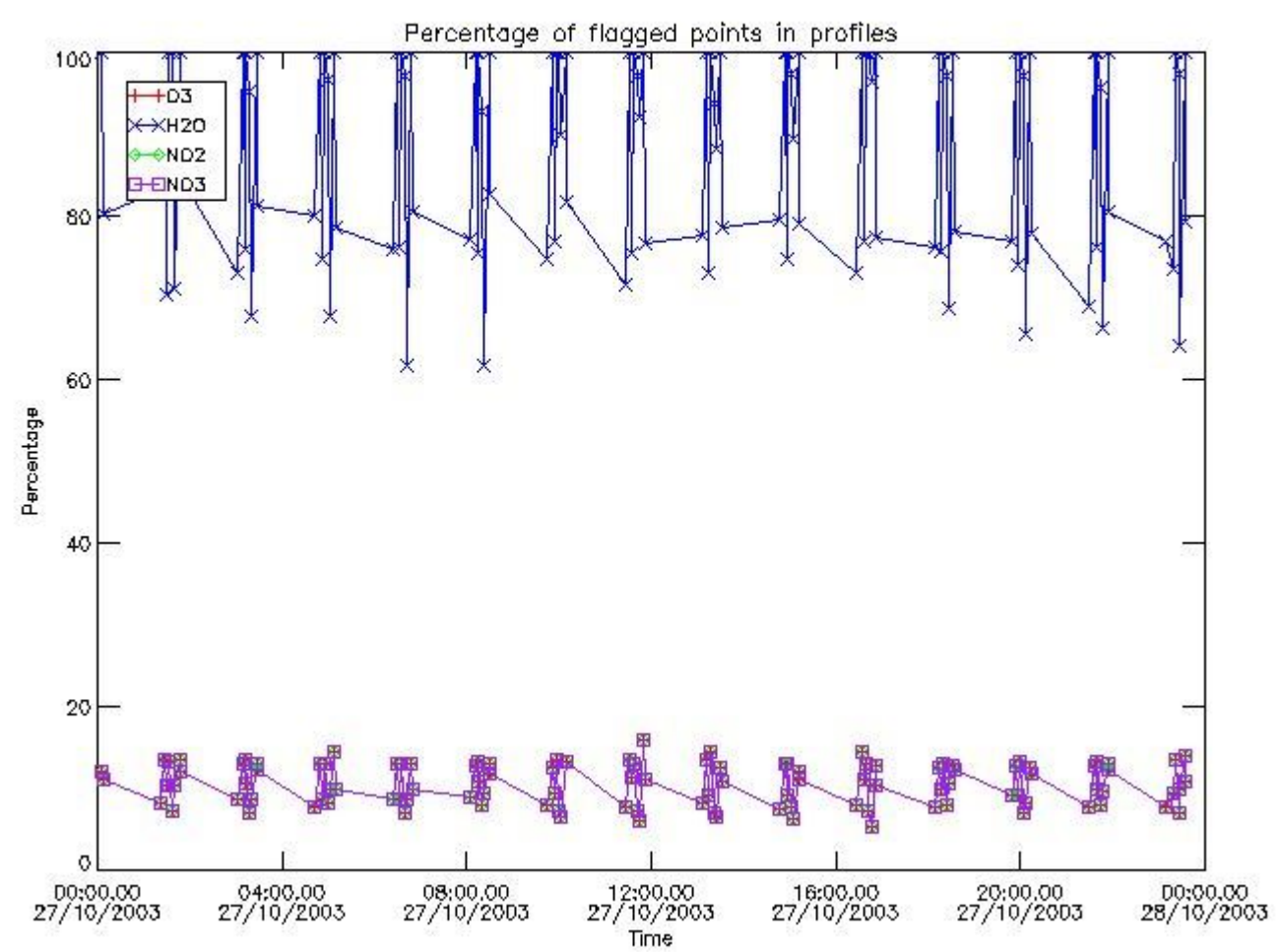
279	GOM_NL__2PRFIN20031027_171754_000000392021_00098_08669_7398.N1	27-OCT-2003 17:17:54	Bright	38.500	58	21Alp And	2.0730	11000.	77	8669	No
280	GOM_NL__2PRFIN20031027_171940_000000402021_00098_08669_7399.N1	27-OCT-2003 17:19:40	Bright	40.000	53	43Bet And	2.0480	3300.0	80	8669	No
281	GOM_NL__2PRFIN20031027_172224_000000432021_00098_08669_7400.N1	27-OCT-2003 17:22:24	Bright	42.500	73	57Gam1And	2.2600	13100.	85	8669	No
282	GOM_NL__2PRFIN20031027_172527_000000402021_00098_08669_7401.N1	27-OCT-2003 17:25:27	Bright	39.500	68	18Alp Cas	2.2250	4500.0	79	8669	No
283	GOM_NL__2PRFIN20031027_172644_000000392021_00098_08669_7402.N1	27-OCT-2003 17:26:44	Bright	38.500	76	27Gam Cas	2.3000	30000.	77	8669	No
284	GOM_NL__2PRFIN20031027_172938_000000392021_00098_08669_7403.N1	27-OCT-2003 17:29:38	Bright	38.500	89	5Alp Cep	2.4510	8000.0	77	8669	No
285	GOM_NL__2PRFIN20031027_173444_000000382021_00098_08669_7404.N1	27-OCT-2003 17:34:44	Bright	38.000	49	1Alp UMi	1.9900	6300.0	76	8669	No
286	GOM_NL__2PRFIN20031027_173821_000000392021_00098_08669_7405.N1	27-OCT-2003 17:38:21	Bright	39.000	60	7Bet UMi	2.0810	3950.0	78	8669	No
287	GOM_NL__2PRFIN20031027_174257_000000402021_00098_08669_7406.N1	27-OCT-2003 17:42:57	Bright	40.000	36	50Alp UMa	1.8000	6300.0	80	8669	No
288	GOM_NL__2PRFIN20031027_174419_000000352021_00098_08669_7407.N1	27-OCT-2003 17:44:19	Bright	35.000	32	77Eps UMa	1.7630	11000.	70	8669	No
289	GOM_NL__2PRFIN20031027_174808_000000382021_00098_08669_7408.N1	27-OCT-2003 17:48:08	Bright	38.000	174	52Psi UMa	3.0040	4400.0	76	8669	No
290	GOM_NL__2PRFIN20031027_175544_000000522021_00098_08669_7409.N1	27-OCT-2003 17:55:44	Bright	51.500	166	17Eps Leo	2.9800	6000.0	103	8669	No
291	GOM_NL__2PRFIN20031027_175819_000002552021_00098_08669_7410.N1	27-OCT-2003 17:58:19	Tw_i_and_stray	255.00	17	78Bet Gem	1.1610	4500.0	510	8669	No
292	GOM_NL__2PRFIN20031027_180759_000000662021_00098_08669_7411.N1	27-OCT-2003 18:07:59	Dark	65.500	48	30Alp Hya	1.9770	4100.0	131	8669	No
293	GOM_NL__2PRFIN20031027_181415_000000412021_00098_08669_7412.N1	27-OCT-2003 18:14:15	Dark	40.500	99	Del Cen	2.5750	26000.	81	8669	No
294	GOM_NL__2PRFIN20031027_181700_000000562021_00098_08669_7413.N1	27-OCT-2003 18:17:00	Dark	56.000	65	Lam Vel	2.2040	4400.0	112	8669	No
295	GOM_NL__2PRFIN20031027_181844_000000402021_00099_08670_7493.N1	27-OCT-2003 18:18:44	Dark	39.500	124	The Car	2.7640	30000.	79	8670	No
296	GOM_NL__2PRFIN20031027_182334_000000702021_00099_08670_7494.N1	27-OCT-2003 18:23:34	Dark	70.000	88	31Eta CMa	2.4480	20000.	140	8670	No
297	GOM_NL__2PRFIN20031027_182607_000000492021_00099_08670_7495.N1	27-OCT-2003 18:26:07	Dark	48.500	2	Alp Car	-0.73600	7000.0	97	8670	No
298	GOM_NL__2PRFIN20031027_183222_000000402021_00099_08670_7496.N1	27-OCT-2003 18:32:22	Dark	40.000	143	Alp Hyi	2.8570	7200.0	80	8670	No
299	GOM_NL__2PRFIN20031027_183346_000000412021_00099_08670_7497.N1	27-OCT-2003 18:33:46	Dark	41.000	9	Alp Eri	0.45300	24000.	82	8670	No
300	GOM_NL__2PRFIN20031027_183652_000000452021_00099_08670_7498.N1	27-OCT-2003 18:36:52	Straylight	45.000	157	The1Eri	2.9060	9300.0	90	8670	No
301	GOM_NL__2PRFIN20031027_183835_000000442021_00099_08670_7499.N1	27-OCT-2003 18:38:35	Straylight	43.500	84	Alp Phe	2.3970	4500.0	87	8670	No
302	GOM_NL__2PRFIN20031027_184508_000000462021_00099_08670_7500.N1	27-OCT-2003 18:45:08	Straylight	46.000	52	16Bet Cet	2.0370	4500.0	92	8670	No
303	GOM_NL__2PRFIN20031027_185211_000000642021_00099_08670_7501.N1	27-OCT-2003 18:52:11	Bright	63.500	94	92Alp Cet	2.5260	3100.0	127	8670	No
304	GOM_NL__2PRFIN20031027_185437_000000382021_00099_08670_7502.N1	27-OCT-2003 18:54:37	Bright	37.500	140	88Gam Peg	2.8340	26000.	75	8670	No
305	GOM_NL__2PRFIN20031027_185623_000000432021_00099_08670_7503.N1	27-OCT-2003 18:56:23	Bright	43.000	105	6Bet Ari	2.6450	8900.0	86	8670	No
306	GOM_NL__2PRFIN20031027_185830_000000392021_00099_08670_7504.N1	27-OCT-2003 18:58:30	Bright	39.000	58	21Alp And	2.0730	11000.	78	8670	No
307	GOM_NL__2PRFIN20031027_190015_000000382021_00099_08670_7505.N1	27-OCT-2003 19:00:15	Bright	38.000	53	43Bet And	2.0480	3300.0	76	8670	No
308	GOM_NL__2PRFIN20031027_190259_000000432021_00099_08670_7506.N1	27-OCT-2003 19:02:59	Bright	43.000	73	57Gam1And	2.2600	13100.	86	8670	No
309	GOM_NL__2PRFIN20031027_190603_000000412021_00099_08670_7507.N1	27-OCT-2003 19:06:03	Bright	40.500	68	18Alp Cas	2.2250	4500.0	81	8670	No
310	GOM_NL__2PRFIN20031027_190719_000000382021_00099_08670_7508.N1	27-OCT-2003 19:07:19	Bright	38.000	76	27Gam Cas	2.3000	30000.	76	8670	No
311	GOM_NL__2PRFIN20031027_191015_000000392021_00099_08670_7509.N1	27-OCT-2003 19:10:15	Bright	39.000	89	5Alp Cep	2.4510	8000.0	78	8670	No
312	GOM_NL__2PRFIN20031027_191520_000000382021_00099_08670_7510.N1	27-OCT-2003 19:15:20	Bright	38.000	49	1Alp UMi	1.9900	6300.0	76	8670	No
313	GOM_NL__2PRFIN20031027_191857_000000392021_00099_08670_7511.N1	27-OCT-2003 19:18:57	Bright	38.500	60	7Bet UMi	2.0810	3950.0	77	8670	No
314	GOM_NL__2PRFIN20031027_192333_000000422021_00099_08670_7512.N1	27-OCT-2003 19:23:33	Bright	42.000	36	50Alp UMa	1.8000	6300.0	84	8670	No
315	GOM_NL__2PRFIN20031027_192455_000000362021_00099_08670_7513.N1	27-OCT-2003 19:24:55	Bright	36.000	32	77Eps UMa	1.7630	11000.	72	8670	No
316	GOM_NL__2PRFIN20031027_192844_000000382021_00099_08670_7514.N1	27-OCT-2003 19:28:44	Bright	38.000	174	52Psi UMa	3.0040	4400.0	76	8670	No
317	GOM_NL__2PRFIN20031027_193620_000000502021_00099_08670_7515.N1	27-OCT-2003 19:36:20	Bright	49.500	166	17Eps Leo	2.9800	6000.0	99	8670	No
318	GOM_NL__2PRFIN20031027_193857_000002552021_00099_08670_7516.N1	27-OCT-2003 19:38:57	Tw_i_and_stray	255.00	17	78Bet Gem	1.1610	4500.0	510	8670	No
319	GOM_NL__2PRFIN20031027_194836_000000612021_00099_08670_7517.N1	27-OCT-2003 19:48:36	Dark	61.000	48	30Alp Hya	1.9770	4100.0	122	8670	No
320	GOM_NL__2PRFIN20031027_195452_000000402021_00099_08670_7518.N1	27-OCT-2003 19:54:52	Dark	40.000	99	Del Cen	2.5750	26000.	80	8670	No
321	GOM_NL__2PRFIN20031027_195737_000000562021_00099_08670_7519.N1	27-OCT-2003 19:57:37	Dark	56.000	65	Lam Vel	2.2040	4400.0	112	8670	No
322	GOM_NL__2PRFIN20031027_195921_000000392021_00100_08671_7387.N1	27-OCT-2003 19:59:21	Dark	38.500	124	The Car	2.7640	30000.	77	8671	No
323	GOM_NL__2PRFIN20031027_200412_000000732021_00100_08671_7388.N1	27-OCT-2003 20:04:12	Dark	72.500	88	31Eta CMa	2.4480	20000.	145	8671	No
324	GOM_NL__2PRFIN20031027_200644_000000632021_00100_08671_7389.N1	27-OCT-2003 20:06:44	Dark	63.000	2	Alp Car	-0.73600	7000.0	126	8671	No
325	GOM_NL__2PRFIN20031027_201257_000000412021_00100_08671_7390.N1	27-OCT-2003 20:12:57	Dark	40.500	143	Alp Hyi	2.8570	7200.0	81	8671	No
326	GOM_NL__2PRFIN20031027_201422_000000442021_00100_08671_7391.N1	27-OCT-2003 20:14:22	Dark	43.500	9	Alp Eri	0.45300	24000.	87	8671	No
327	GOM_NL__2PRFIN20031027_201729_000000472021_00100_08671_7392.N1	27-OCT-2003 20:17:29	Straylight	47.000	157	The1Eri	2.9060	9300.0	94	8671	No
328	GOM_NL__2PRFIN20031027_201911_000000432021_00100_08671_7393.N1	27-OCT-2003 20:19:11	Straylight	43.000	84	Alp Phe	2.3970	4500.0	86	8671	No
329	GOM_NL__2PRFIN20031027_202544_000000482021_00100_08671_7394.N1	27-OCT-2003 20:25:44	Straylight	47.500	52	16Bet Cet	2.0370	4500.0	95	8671	No
330	GOM_NL__2PRFIN20031027_203245_000000662021_00100_08671_7395.N1	27-OCT-2003 20:32:45	Bright	66.000	94	92Alp Cet	2.5260	3100.0	132	8671	No
331	GOM_NL__2PRFIN20031027_203513_000000382021_00100_08671_7396.N1	27-OCT-2003 20:35:13	Bright	38.000	140	88Gam Peg	2.8340	26000.	76	8671	No
332	GOM_NL__2PRFIN20031027_203658_000000442021_00100_08671_7397.N1	27-OCT-2003 20:36:58	Bright	44.000	105	6Bet Ari	2.6450	8900.0	88	8671	No
333	GOM_NL__2PRFIN20031027_203906_000000382021_00100_08671_7398.N1	27-OCT-2003 20:39:06	Bright	37.500	58	21Alp And	2.0730	11000.	75	8671	No
334	GOM_NL__2PRFIN20031027_204051_000000412021_00100_08671_7399.N1	27-OCT-2003 20:40:51	Bright	40.500	53	43Bet And	2.0480	3300.0	81	8671	No
335	GOM_NL__2PRFIN20031027_204334_000000442021_00100_08671_7400.N1	27-OCT-2003 20:43:34	Bright	43.500	73	57Gam1And	2.2600	13100.	87	8671	No
336	GOM_NL__2PRFIN20031027_204637_000000412021_00100_08671_7401.N1	27-OCT-2003 20:46:37	Bright	40.500	68	18Alp Cas	2.2250	4500.0	81	8671	No
337	GOM_NL__2PRFIN20031027_204754_000000382021_00100_08671_7402.N1	27-OCT-2003 20:47:54	Bright	37.500	76	27Gam Cas	2.3000	30000.	75	8671	No

338	GOM_NL__2PRFIN20031027_205051_000000392021_00100_08671_7403.N1	27-OCT-2003 20:50:51	Bright	38.500	89	5Alp Cep	2.4510	8000.0	77	8671	No
339	GOM_NL__2PRFIN20031027_205556_000000372021_00100_08671_7404.N1	27-OCT-2003 20:55:56	Bright	37.000	49	1Alp UMi	1.9900	6300.0	74	8671	No
340	GOM_NL__2PRFIN20031027_205933_000000392021_00100_08671_7405.N1	27-OCT-2003 20:59:33	Bright	39.000	60	7Bet UMi	2.0810	3950.0	78	8671	No
341	GOM_NL__2PRFIN20031027_210408_000000412021_00100_08671_7406.N1	27-OCT-2003 21:04:08	Bright	40.500	36	50Alp UMa	1.8000	6300.0	81	8671	No
342	GOM_NL__2PRFIN20031027_210531_000000382021_00100_08671_7407.N1	27-OCT-2003 21:05:31	Bright	38.000	32	77Eps UMa	1.7630	11000.	76	8671	No
343	GOM_NL__2PRFIN20031027_210920_000000552021_00100_08671_7408.N1	27-OCT-2003 21:09:20	Bright	55.000	174	52Psi UMa	3.0040	4400.0	110	8671	No
344	GOM_NL__2PRFIN20031027_211656_000000532021_00100_08671_7409.N1	27-OCT-2003 21:16:56	Bright	52.500	166	17Eps Leo	2.9800	6000.0	105	8671	No
345	GOM_NL__2PRFIN20031027_211935_000002552021_00100_08671_7410.N1	27-OCT-2003 21:19:35	Twilight	255.00	17	78Bet Gem	1.1610	4500.0	510	8671	No
346	GOM_NL__2PRFIN20031027_212913_000000672021_00100_08671_7411.N1	27-OCT-2003 21:29:13	Dark	66.500	48	30Alp Hya	1.9770	4100.0	133	8671	No
347	GOM_NL__2PRFIN20031027_213527_000000402021_00100_08671_7412.N1	27-OCT-2003 21:35:27	Dark	40.000	99	Del Cen	2.5750	26000.	80	8671	No
348	GOM_NL__2PRFIN20031027_213813_000000512021_00100_08671_7413.N1	27-OCT-2003 21:38:13	Dark	51.000	65	Lam Vel	2.2040	4400.0	102	8671	No
349	GOM_NL__2PRFIN20031027_213956_000000392021_00101_08672_7387.N1	27-OCT-2003 21:39:56	Dark	38.500	124	The Car	2.7640	30000.	77	8672	No
350	GOM_NL__2PRFIN20031027_214449_000000722021_00101_08672_7388.N1	27-OCT-2003 21:44:49	Dark	71.500	88	31Eta CMa	2.4480	20000.	143	8672	No
351	GOM_NL__2PRFIN20031027_214720_000000532021_00101_08672_7389.N1	27-OCT-2003 21:47:20	Dark	52.500	2	Alp Car	-0.73600	7000.0	105	8672	No
352	GOM_NL__2PRFIN20031027_215333_000000392021_00101_08672_7390.N1	27-OCT-2003 21:53:33	Dark	39.000	143	Alp Hyi	2.8570	7200.0	78	8672	No
353	GOM_NL__2PRFIN20031027_215458_000000422021_00101_08672_7391.N1	27-OCT-2003 21:54:58	Dark	41.500	9	Alp Eri	0.45300	24000.	83	8672	No
354	GOM_NL__2PRFIN20031027_215805_000000482021_00101_08672_7392.N1	27-OCT-2003 21:58:05	Straylight	47.500	157	The1Eri	2.9060	9300.0	95	8672	No
355	GOM_NL__2PRFIN20031027_215947_000000432021_00101_08672_7393.N1	27-OCT-2003 21:59:47	Straylight	43.000	84	Alp Phe	2.3970	4500.0	86	8672	No
356	GOM_NL__2PRFIN20031027_220621_000000442021_00101_08672_7394.N1	27-OCT-2003 22:06:21	Straylight	44.000	52	16Bet Cet	2.0370	4500.0	88	8672	No
357	GOM_NL__2PRFIN20031027_221322_000000742021_00101_08672_7395.N1	27-OCT-2003 22:13:22	Bright	74.000	94	92Alp Cet	2.5260	3100.0	148	8672	No
358	GOM_NL__2PRFIN20031027_221549_000000372021_00101_08672_7396.N1	27-OCT-2003 22:15:49	Bright	37.000	140	88Gam Peg	2.8340	26000.	74	8672	No
359	GOM_NL__2PRFIN20031027_221734_000000432021_00101_08672_7397.N1	27-OCT-2003 22:17:34	Bright	43.000	105	6Bet Ari	2.6450	8900.0	86	8672	No
360	GOM_NL__2PRFIN20031027_221942_000000382021_00101_08672_7398.N1	27-OCT-2003 22:19:42	Bright	37.500	58	21Alp And	2.0730	11000.	75	8672	No
361	GOM_NL__2PRFIN20031027_222127_000000382021_00101_08672_7399.N1	27-OCT-2003 22:21:27	Bright	37.500	53	43Bet And	2.0480	3300.0	75	8672	No
362	GOM_NL__2PRFIN20031027_222410_000000422021_00101_08672_7400.N1	27-OCT-2003 22:24:10	Bright	41.500	73	57Gam1And	2.2600	13100.	83	8672	No
363	GOM_NL__2PRFIN20031027_222716_000000402021_00101_08672_7401.N1	27-OCT-2003 22:27:16	Bright	39.500	68	18Alp Cas	2.2250	4500.0	79	8672	No
364	GOM_NL__2PRFIN20031027_222831_000000372021_00101_08672_7402.N1	27-OCT-2003 22:28:31	Bright	37.000	76	27Gam Cas	2.3000	30000.	74	8672	No
365	GOM_NL__2PRFIN20031027_223127_000000382021_00101_08672_7403.N1	27-OCT-2003 22:31:27	Bright	38.000	89	5Alp Cep	2.4510	8000.0	76	8672	No
366	GOM_NL__2PRFIN20031027_223632_000000382021_00101_08672_7404.N1	27-OCT-2003 22:36:32	Bright	38.000	49	1Alp UMi	1.9900	6300.0	76	8672	No
367	GOM_NL__2PRFIN20031027_224009_000000402021_00101_08672_7405.N1	27-OCT-2003 22:40:09	Bright	40.000	60	7Bet UMi	2.0810	3950.0	80	8672	No
368	GOM_NL__2PRFIN20031027_224444_000000422021_00101_08672_7406.N1	27-OCT-2003 22:44:44	Bright	41.500	36	50Alp UMa	1.8000	6300.0	83	8672	No
369	GOM_NL__2PRFIN20031027_224607_000000392021_00101_08672_7407.N1	27-OCT-2003 22:46:07	Bright	38.500	32	77Eps UMa	1.7630	11000.	77	8672	No
370	GOM_NL__2PRFIN20031027_224956_000000402021_00101_08672_7408.N1	27-OCT-2003 22:49:56	Bright	39.500	174	52Psi UMa	3.0040	4400.0	79	8672	No
371	GOM_NL__2PRFIN20031027_225732_000000522021_00101_08672_7409.N1	27-OCT-2003 22:57:32	Bright	52.000	166	17Eps Leo	2.9800	6000.0	104	8672	No
372	GOM_NL__2PRFIN20031027_230013_000002552021_00101_08672_7410.N1	27-OCT-2003 23:00:13	Twilight	255.00	17	78Bet Gem	1.1610	4500.0	510	8672	No
373	GOM_NL__2PRFIN20031027_230949_000000662021_00101_08672_7411.N1	27-OCT-2003 23:09:49	Dark	65.500	48	30Alp Hya	1.9770	4100.0	131	8672	No
374	GOM_NL__2PRFIN20031027_231850_000000592021_00101_08672_7412.N1	27-OCT-2003 23:18:50	Dark	59.000	65	Lam Vel	2.2040	4400.0	118	8672	No
375	GOM_NL__2PRFIN20031027_232033_000000382021_00102_08673_7388.N1	27-OCT-2003 23:20:33	Dark	38.000	124	The Car	2.7640	30000.	76	8673	No
376	GOM_NL__2PRFIN20031027_232527_000000732021_00102_08673_7389.N1	27-OCT-2003 23:25:27	Dark	73.000	88	31Eta CMa	2.4480	20000.	146	8673	No
377	GOM_NL__2PRFIN20031027_232757_000000522021_00102_08673_7390.N1	27-OCT-2003 23:27:57	Dark	52.000	2	Alp Car	-0.73600	7000.0	104	8673	No
378	GOM_NL__2PRFIN20031027_233411_000000402021_00102_08673_7391.N1	27-OCT-2003 23:34:11	Dark	40.000	143	Alp Hyi	2.8570	7200.0	80	8673	No
379	GOM_NL__2PRFIN20031027_233535_000000472021_00102_08673_7392.N1	27-OCT-2003 23:35:35	Dark	46.500	9	Alp Eri	0.45300	24000.	93	8673	No
380	GOM_NL__2PRFIN20031027_233842_000000442021_00102_08673_7393.N1	27-OCT-2003 23:38:42	Straylight	43.500	157	The1Eri	2.9060	9300.0	87	8673	No
381	GOM_NL__2PRFIN20031027_234023_000000432021_00102_08673_7394.N1	27-OCT-2003 23:40:23	Straylight	43.000	84	Alp Phe	2.3970	4500.0	86	8673	No
382	GOM_NL__2PRFIN20031027_234657_000000452021_00102_08673_7395.N1	27-OCT-2003 23:46:57	Straylight	45.000	52	16Bet Cet	2.0370	4500.0	90	8673	No
383	GOM_NL__2PRFIN20031027_235357_000000672021_00102_08673_7396.N1	27-OCT-2003 23:53:57	Bright	67.000	94	92Alp Cet	2.5260	3100.0	134	8673	No
384	GOM_NL__2PRFIN20031027_235626_000000372021_00102_08673_7397.N1	27-OCT-2003 23:56:26	Bright	37.000	140	88Gam Peg	2.8340	26000.	74	8673	No
385	GOM_NL__2PRFIN20031027_235810_000000432021_00102_08673_7398.N1	27-OCT-2003 23:58:10	Bright	42.500	105	6Bet Ari	2.6450	8900.0	85	8673	No

3. Quality information per product

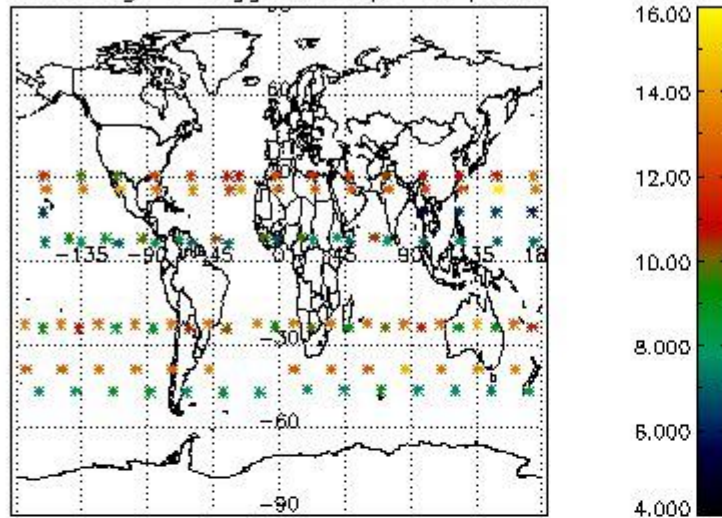
In this section it is plotted some information contained in the Quality Summary data set of the level 2 products. Only products in dark limb conditions and without errors (error flag in the MPH set to "0") are used.

3.1 Plot quality information per product (time dependant)

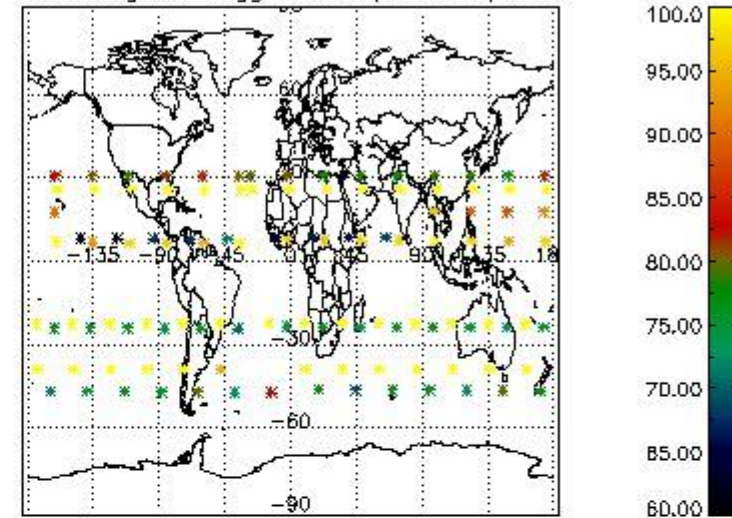


3.2 Plot quality information per product (world map)

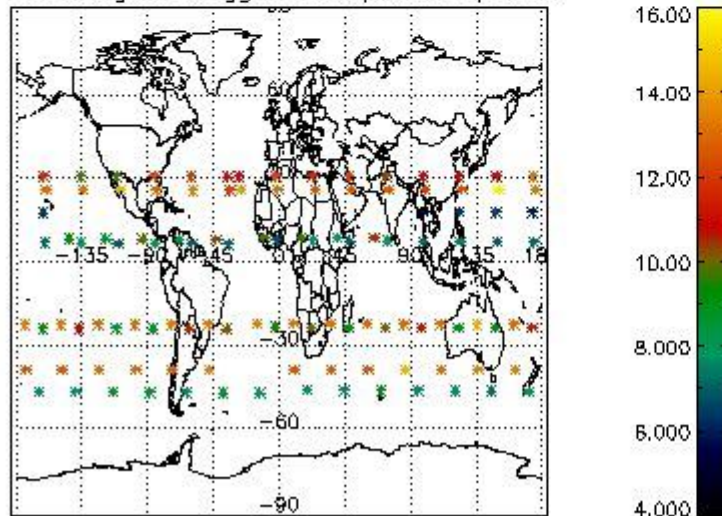
Percentage of flagged data per O3 profile



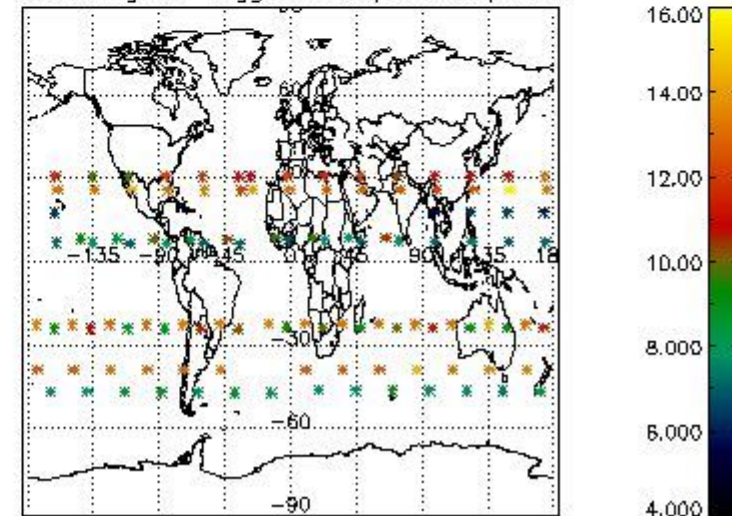
Percentage of flagged data per H2O profile



Percentage of flagged data per NO2 profile



Percentage of flagged data per NO3 profile

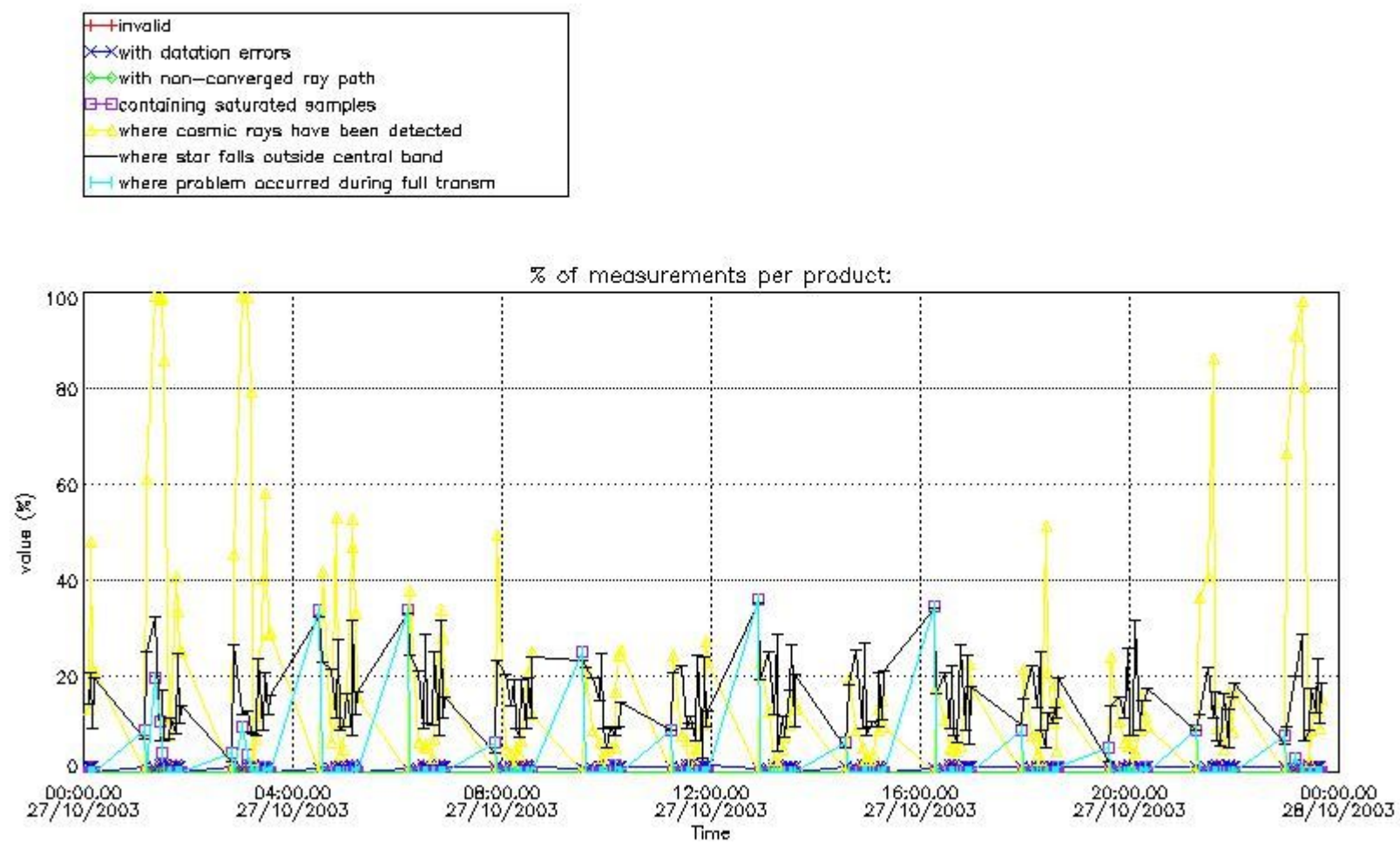


4. Level 1 quality information per product

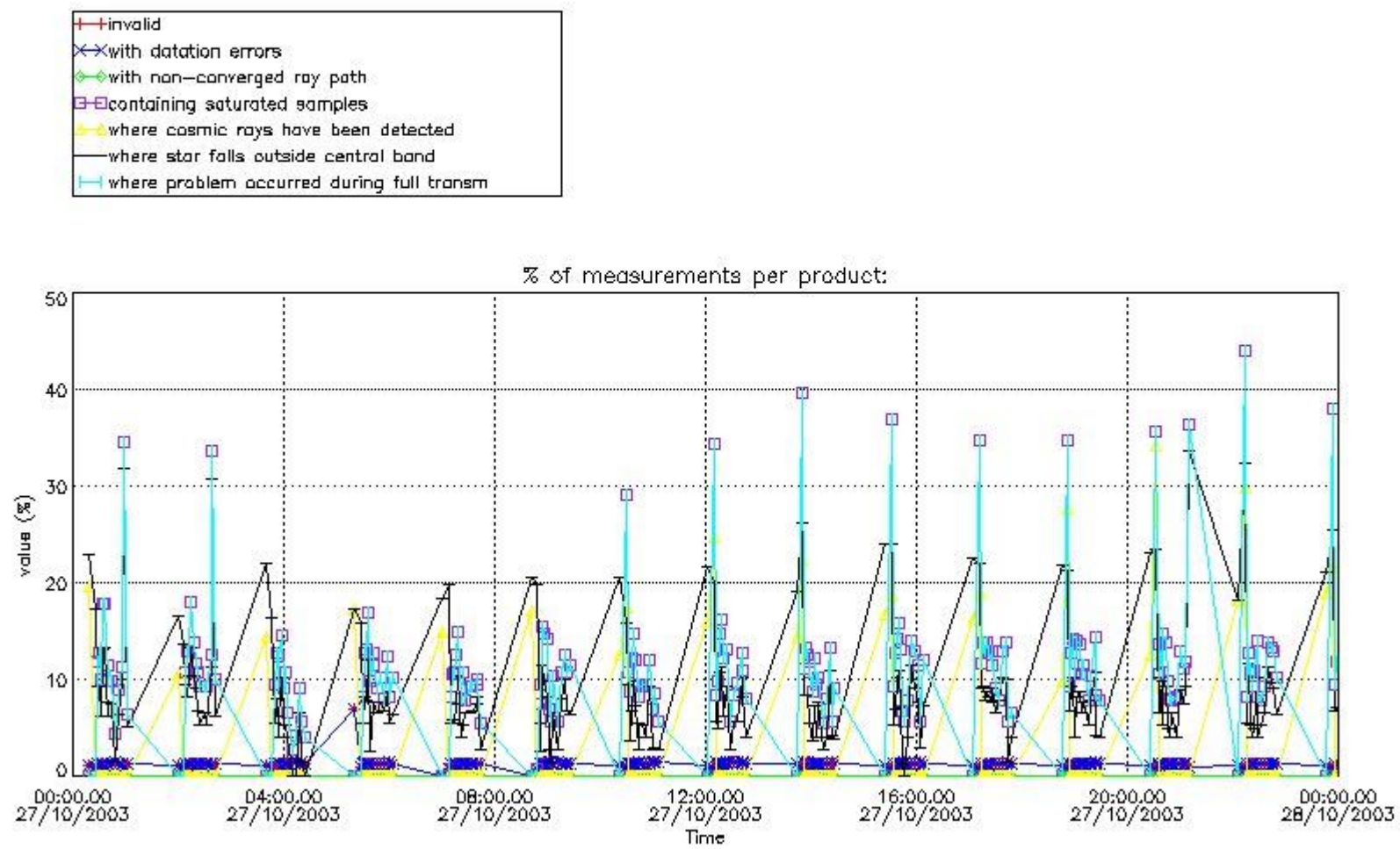
In this section it is plotted some information contained in the Quality Summary data set of the level 2 products that comes from the level 1b processing. Products without errors (error flag in the MPH set to "0") are used.

4.1 Plot quality information per product (time dependant) coming from level 1b processing

4.1.1 Plot level 1 quality information per product (time dependant): ENVISAT ASCENDING passes

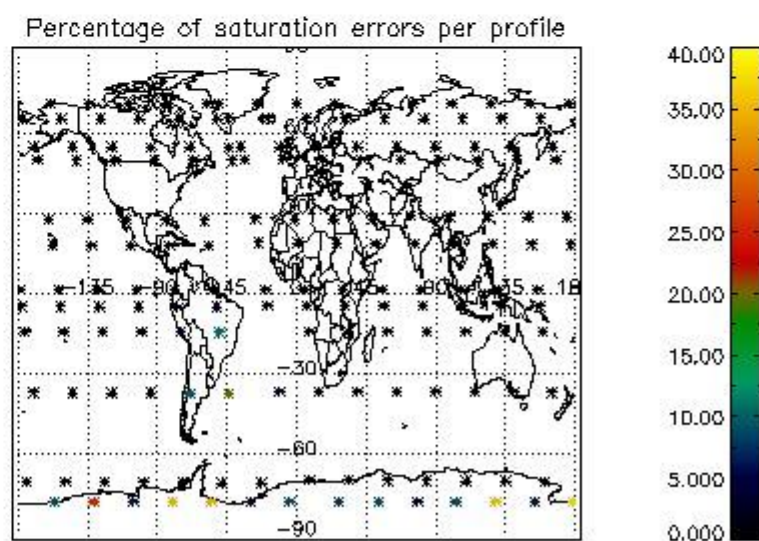
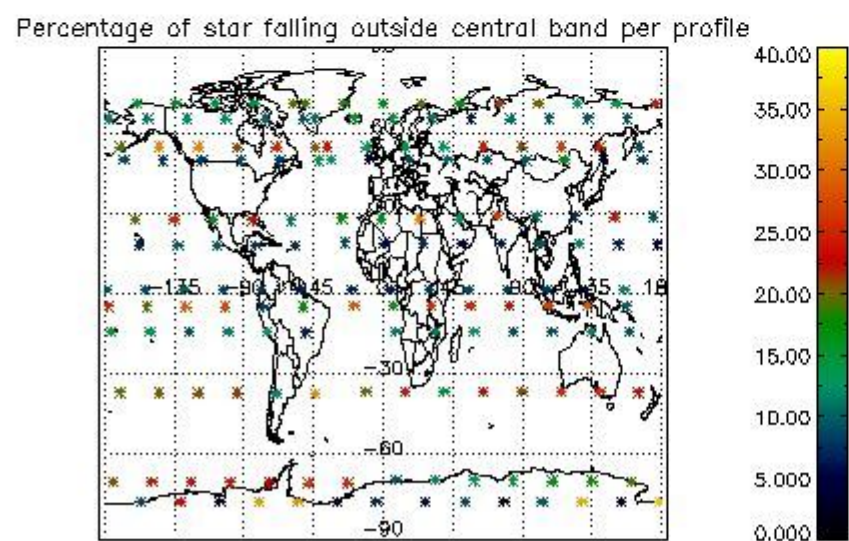
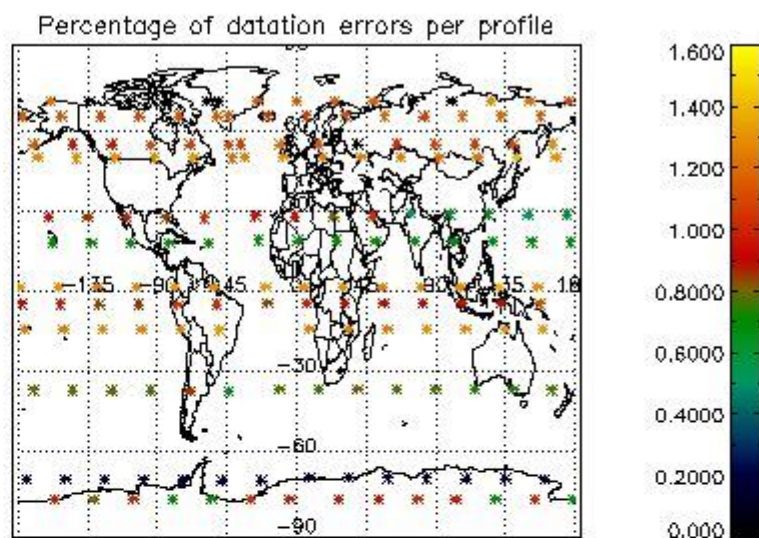
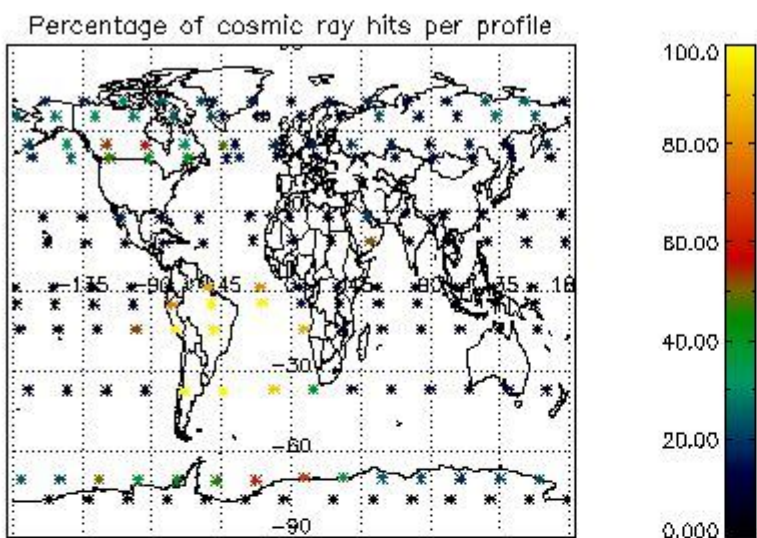


4.1.2 Plot level 1 quality information per product (time dependant): ENVI SAT DESCENDING passes

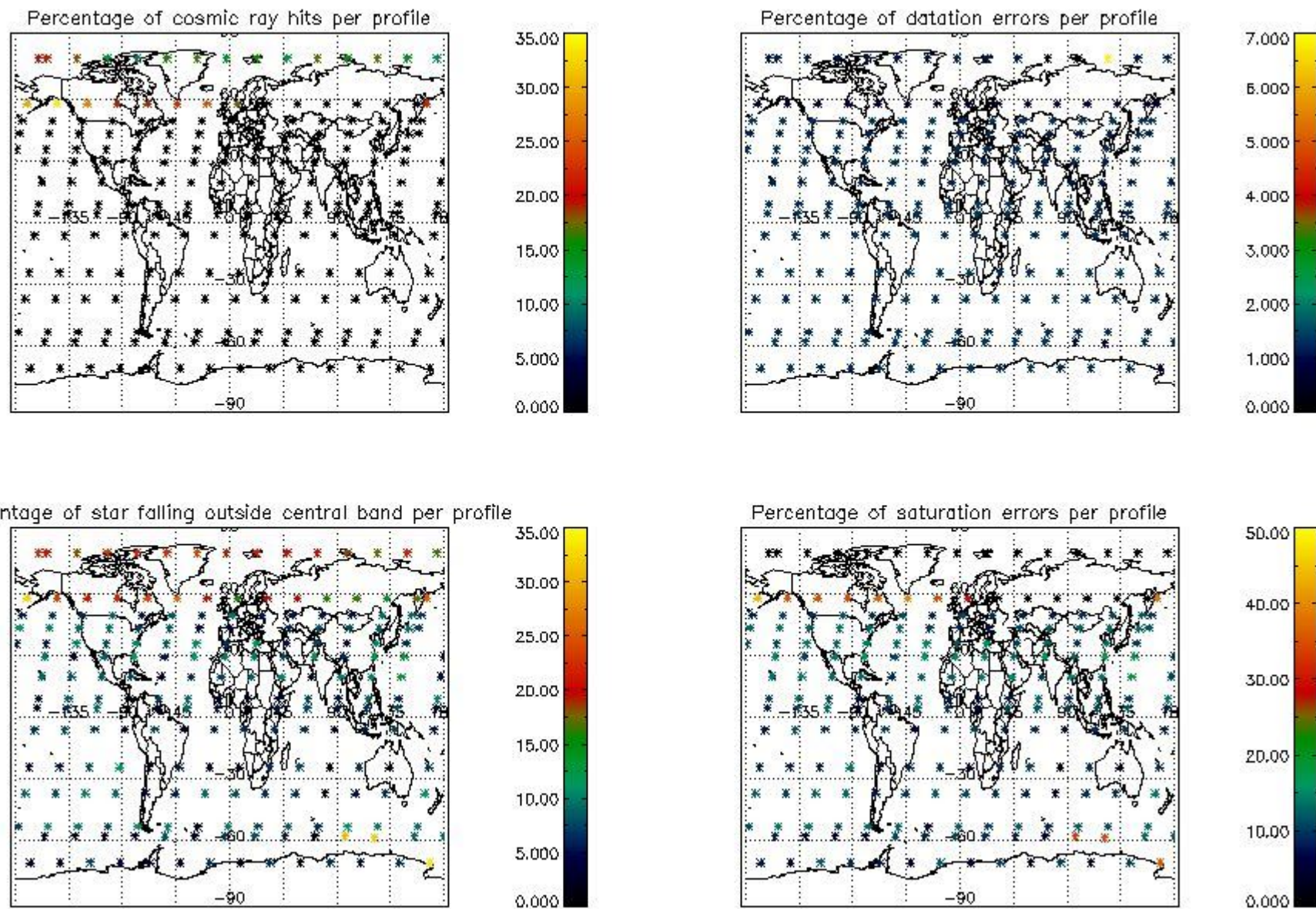


4.2 Plot quality information per product coming from level 1b processing (world map)

4.2.1 Plot level 1 quality information per product (world map): ENVISAT ASCENDING passes



4.2.2 Plot level 1 quality information per product (world map): ENVISAT DESCENDING passes



5. Trace gas profiles

5.1 Ozone statistics based on quality of products

The final quality of the products can be "measured" using the STD (Standard Deviation) attached to every point profile. This information is written to the parameter GOM_NL__2P/NL_LOCAL_SPECIES_DENSITY/o3_std of the level 2 products. The table below shows the statistics for given STD ranges.

The statistics are given with respect to the overall valid production:

- Products without fatal errors: GOM_NL__2P/MPH/PRODUCT_ERR=0
- Valid point profile: GOM_NL__2P/NL_LOCAL_SPECIES_DENSITY/pcd(0)=0

The 'Criteria' is applied to valid points of dark limb products:

- Products in dark limb illumination condition: GOM_NL__2P/NL_SUMMARY_QUALITY/obs_ill_cond=0
- Products without fatal errors: GOM_NL__2P/MPH/PRODUCT_ERR=0
- Valid point profile: GOM_NL__2P/NL_LOCAL_SPECIES_DENSITY/pcd(0)=0

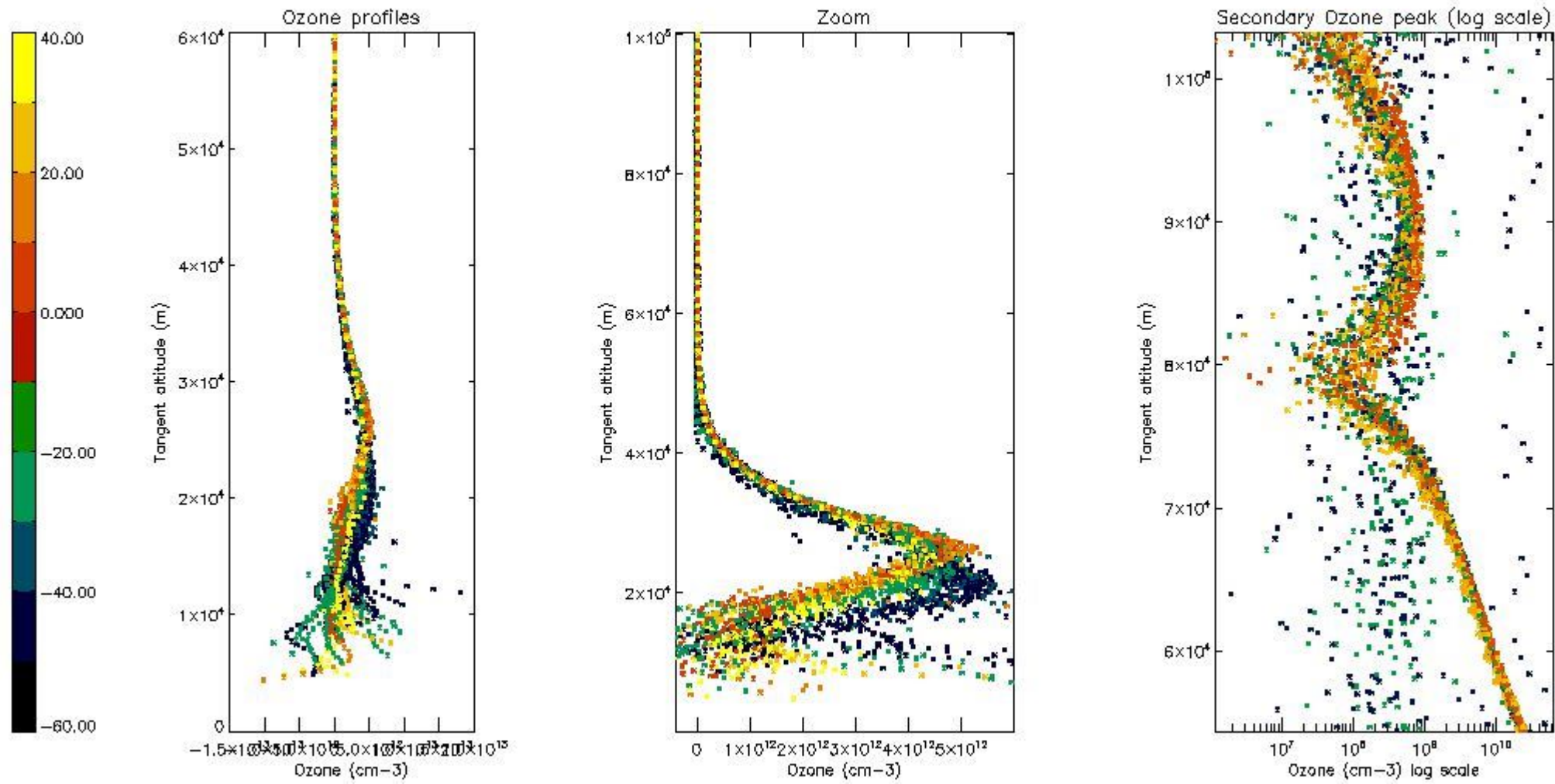
So, the table below shows the percentage of dark limb and valid observations for each criteria with respect to the overall valid daily observations.

Criteria	% of total production
All STD	30
STD < 20	17

STD < 10	15
STD < 5	11

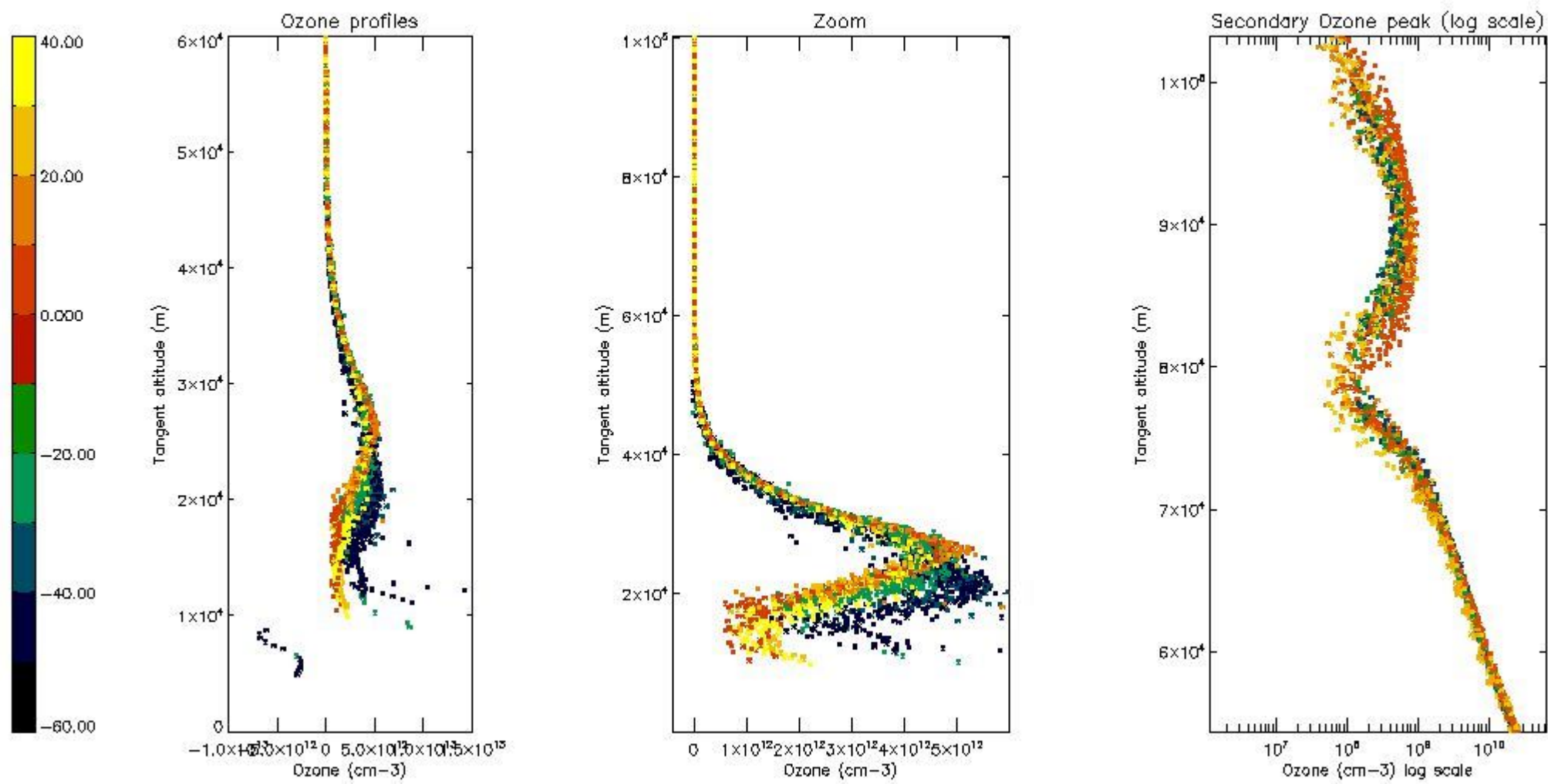
5.2 Plot ozone profiles for all STD (dark without errors)

The colorbar represents the latitude.



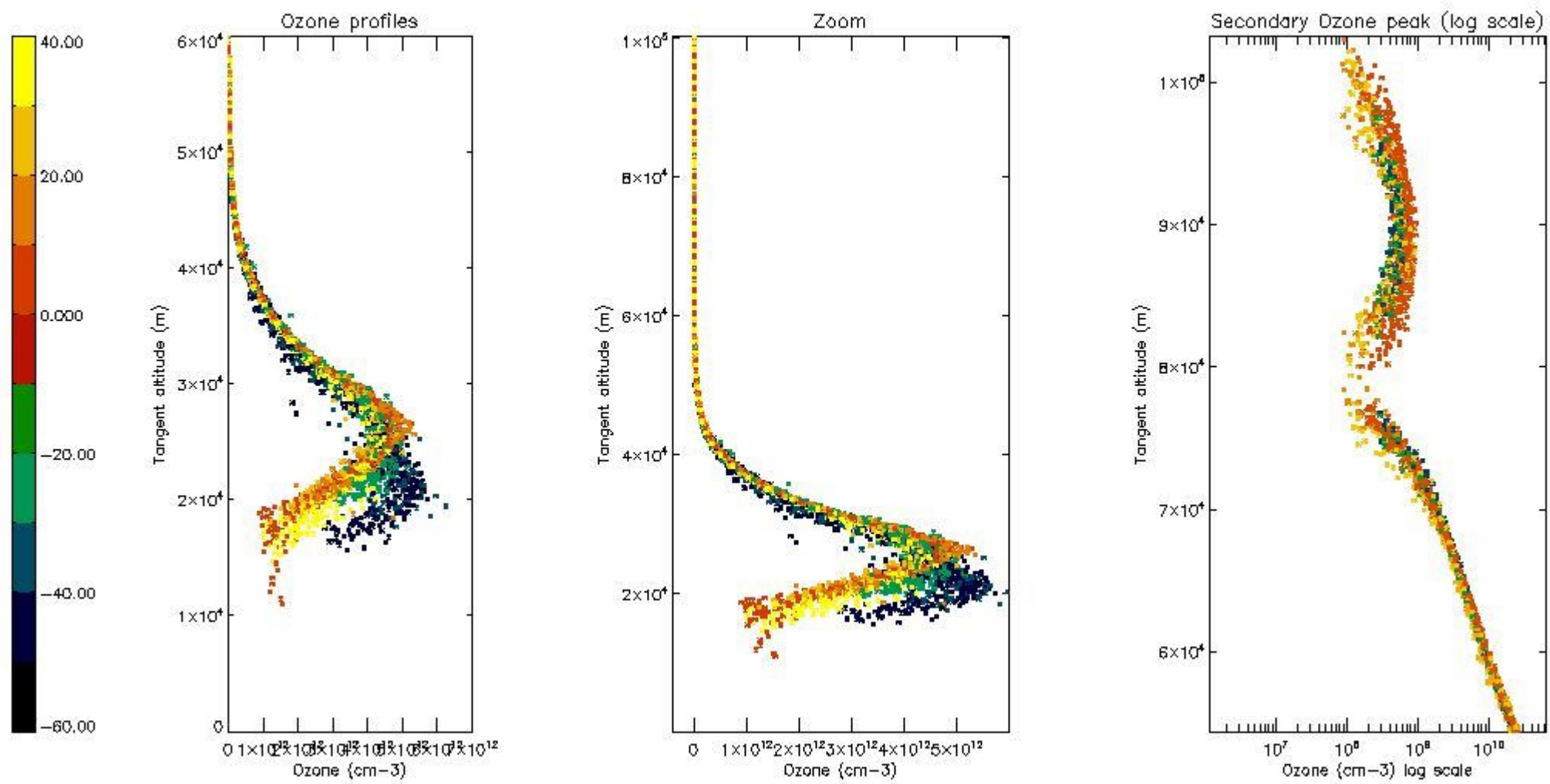
5.3 Plot ozone profiles where STD < 20% (dark without errors)

The colorbar represents the latitude.



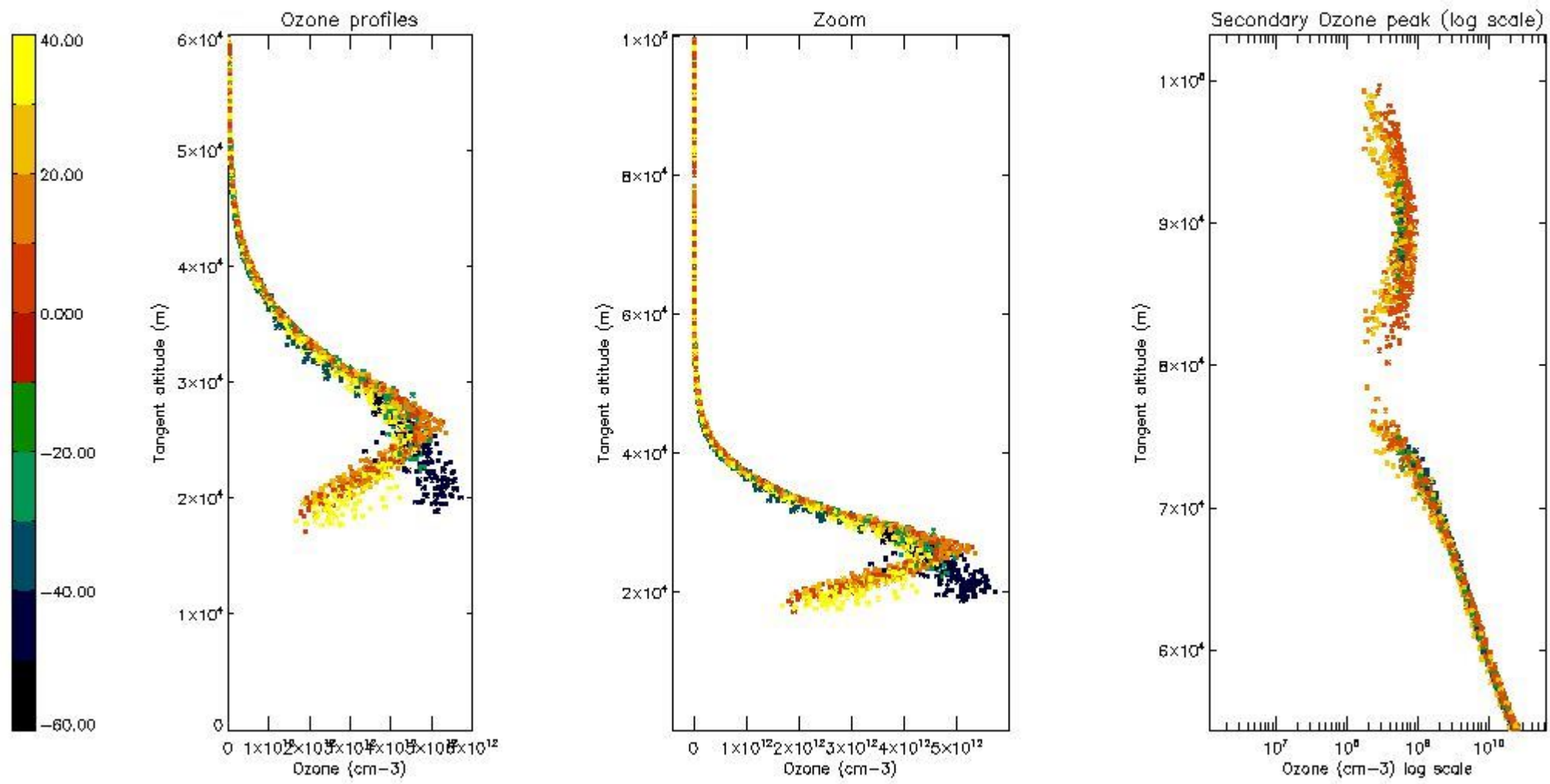
5.4 Plot ozone profiles where STD < 10% (dark without errors)

The colorbar represents the latitude.



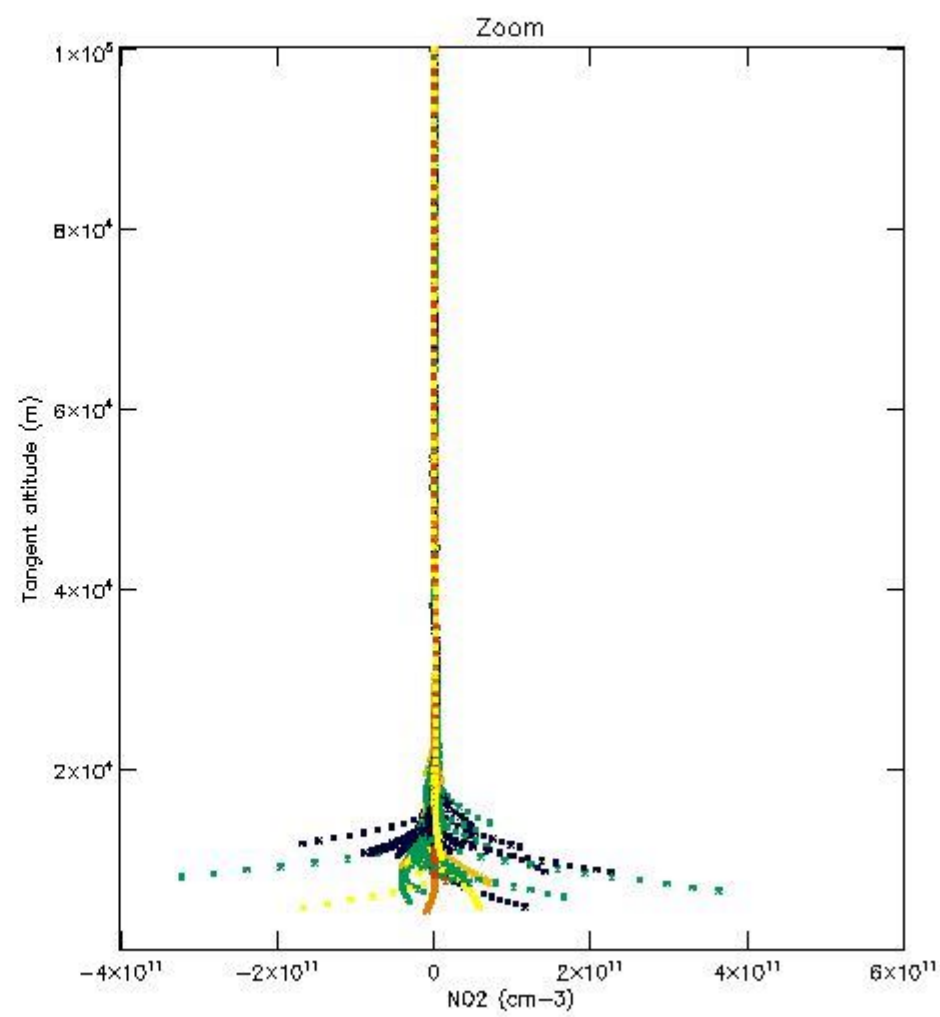
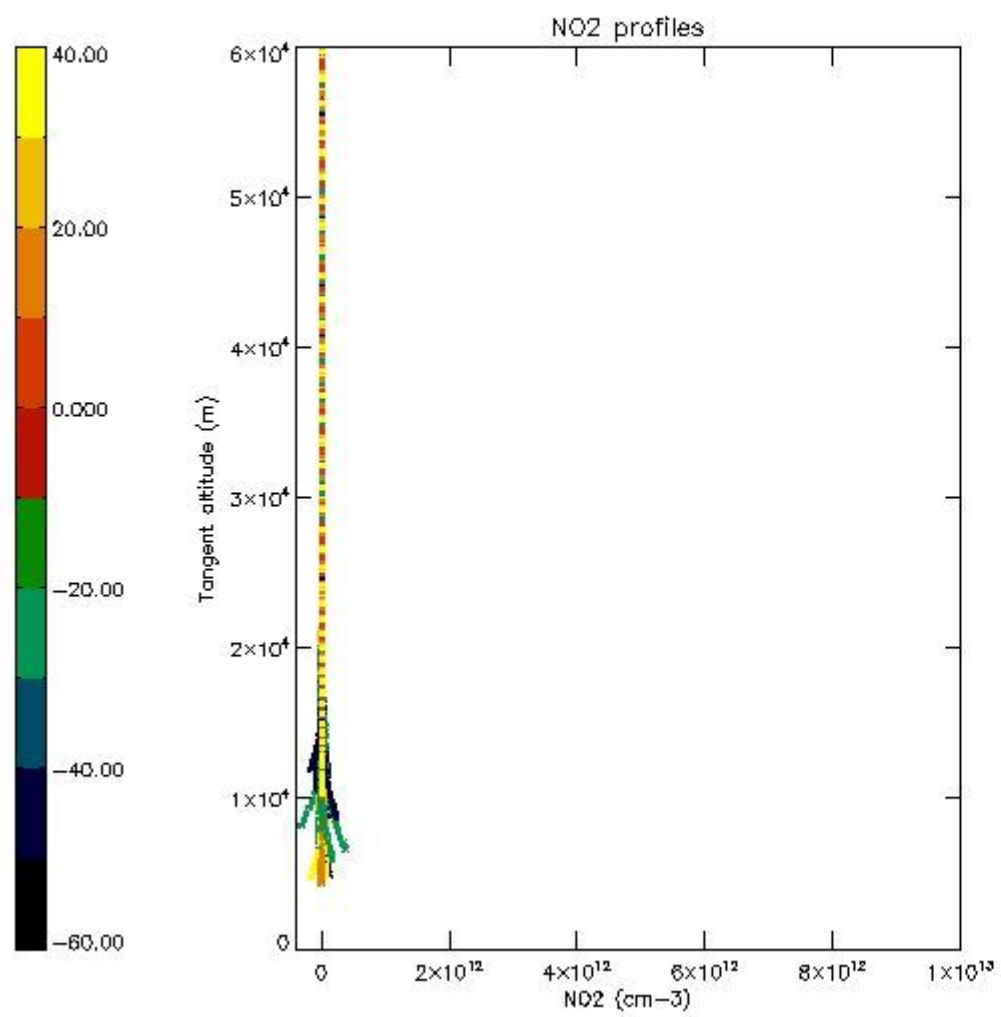
5.5 Plot ozone profiles where STD < 5% (dark without errors)

The colorbar represents the latitude.



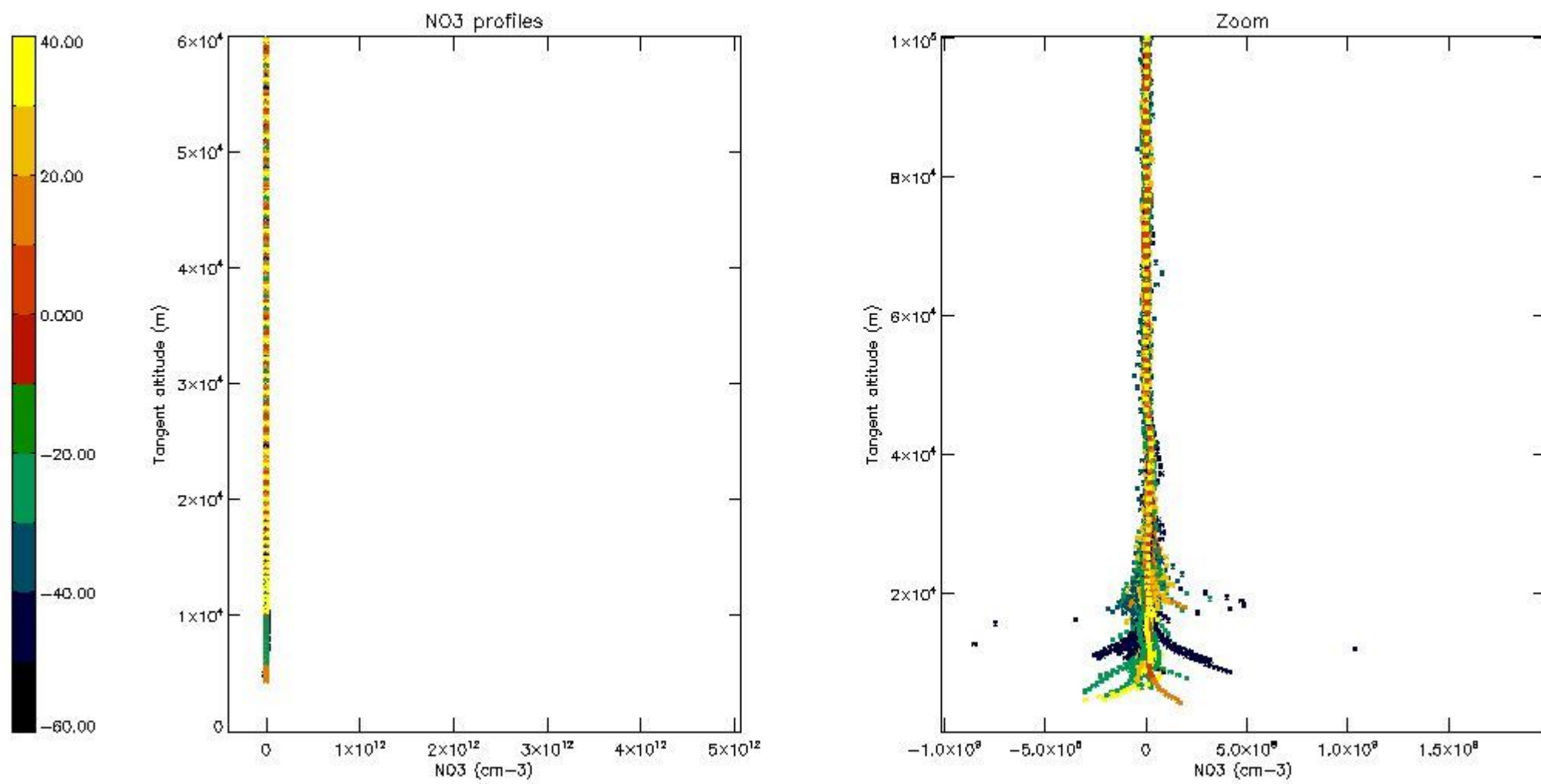
5.6 Plot NO₂ profiles for all STD (dark without errors)

The colorbar represents the latitude.



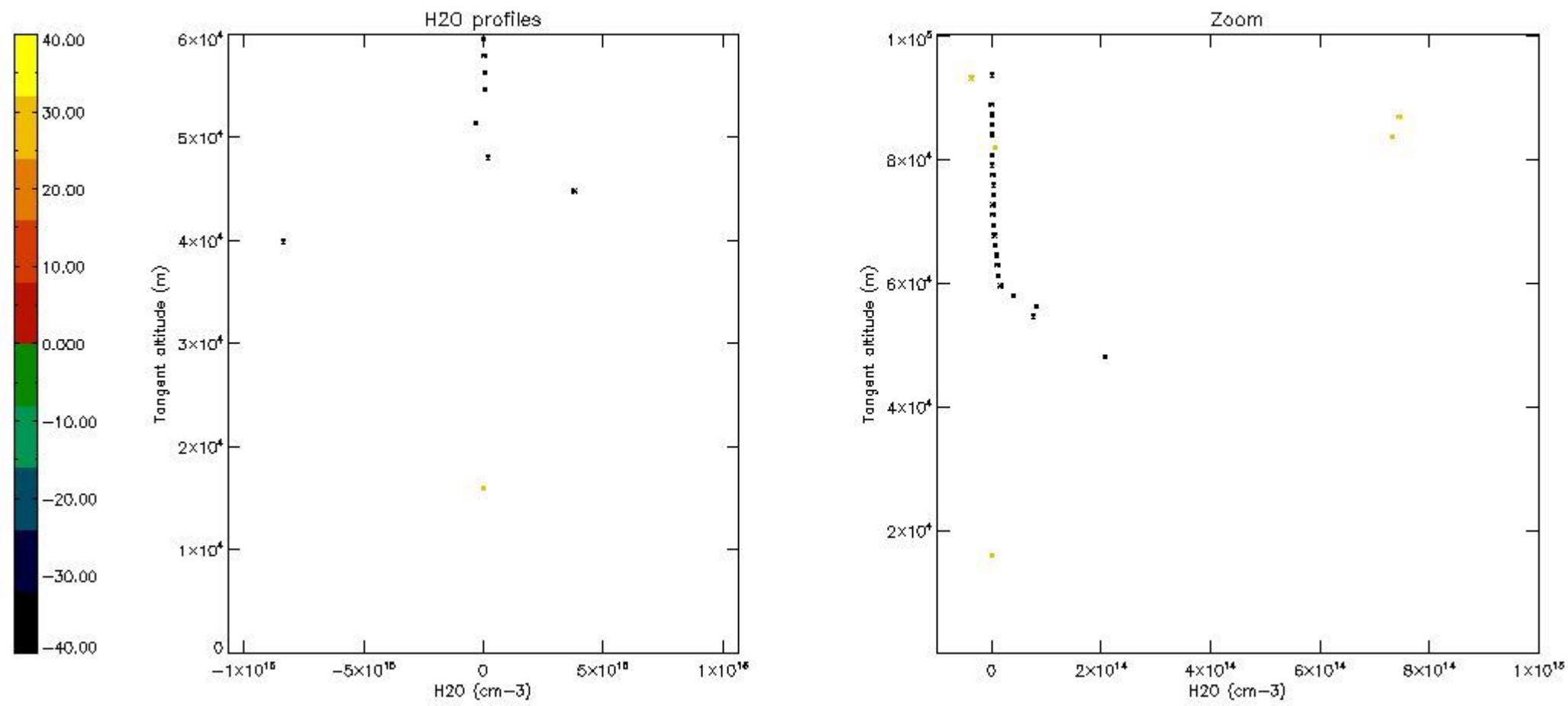
5.7 Plot NO3 profiles for all STD (dark without errors)

The colorbar represents the latitude.



5.8 Plot H₂O profiles for all STD (only for occultations of stars 1,2,3,4,13,14,16,26,63 dark without errors)

The colorbar represents the latitude.



6. Auxiliary Data Files used for the production reported in section 2

The number reported in the third column indicates since which file (see list in section 2) the corresponding auxiliary file has been used. The fourth column is the date of those product files.

Type	Auxiliary Filename	Used since product	Used since product date
INST_PHYS_CHARACTERISTICS	GOM_INS_AXVIEC20091111_143220_20030716_120000_20500101_000000	1	27-OCT-2003 00:05:44
LEVEL-2_PROC_CONFIG	GOM_PR2_AXVIEC20091111_152718_20020301_000000_20500101_000000	1	27-OCT-2003 00:05:44
CROSS_SECTIONS_FILE	GOM_CRS_AXVIEC20091111_154832_20020301_000000_20500101_000000	1	27-OCT-2003 00:05:44

GOMOS Level 2 Daily Report

SUMMARY

[1. General Info](#)

[2. Summary of processed GOM_NL_2P products](#)

[3. Level 2 Quality information per product](#)

[3.1 Plot of level 2 quality information per product \(time dependant\)](#)

[3.2 Plot of level 2 quality information per product \(world map\)](#)

[4. Level 1 Quality information per product \(stored on level 2 products\)](#)

[4.1 Plot of level 1 quality information per product \(time dependant\)](#)

[4.1.1 Plot of level 1 quality information per product \(time dependant\): ASCENDING](#)

[4.1.2 Plot of level 1 quality information per product \(time dependant\): DESCENDING](#)

[4.2 Plot of level 1 quality information per product \(world map\)](#)

[4.2.1 Plot of level 1 quality information per product \(world map\): ASCENDING](#)

[4.2.2 Plot of level 1 quality information per product \(world map\): DESCENDING](#)

[5. Ozone profiles based on quality statistics and other trace gas profiles](#)

[5.1 Ozone statistics based on quality of products](#)

[5.2 Plot ozone profiles for all STD \(dark without errors\)](#)

[5.3 Plot ozone profiles where STD < 20% \(dark without errors\)](#)

[5.4. Plot ozone profiles where STD < 10% \(dark without errors\)](#)

[5.5. Plot ozone profiles where STD < 5% \(dark without errors\)](#)

[5.6 Plot NO2 profiles for all STD \(dark without errors\)](#)

[5.7 Plot NO3 profiles for all STD \(dark without errors\)](#)

[5.8 Plot H2O profiles \(only for occultations of stars 1,2,3,4,13,14,16,26,63 dark without errors\) for all STD](#)

[6. Auxiliary Data Files used for the production reported in section 2](#)

This report presents the daily analysis on parameters extracted from GOMOS level 2 data (GOM_NL__2P). It is intended to monitor some important parameters that will impact the quality of these products. A list of level 2 products (and content) that have arrived during the reporting day to the PCF is also given.

Item	Value
Time of report generation	19APR2013 23:01:12
Data source version	GOMOS/6.01
Start time of products	27-10-2003 (27OCT2003 00:00:00)
Stop time of products	28-10-2003 (28OCT2003 00:00:00)
Store outputs in DB	Yes
Nb of level 2 prods	385
Nb of prods with errors	0

2. Summary of processed GOM_NL__2P products.

Nr	Filename	UTC Start time	Limb	Duration	Star Id	Star Name	Star Mag	Star Temp	Nb Meas	Orbit	Prod. error
1	GOM_NL__2PRFIN20031027_000544_000000422021_00088_08659_7333.N1	27-OCT-2003 00:05:44	Dark	42.000	143	Alp Hyi	2.8570	7200.0	84	8659	No
2	GOM_NL__2PRFIN20031027_000709_000000462021_00088_08659_7334.N1	27-OCT-2003 00:07:09	Dark	46.000	9	Alp Eri	0.45300	24000.	92	8659	No
3	GOM_NL__2PRFIN20031027_001014_000000442021_00088_08659_7335.N1	27-OCT-2003 00:10:14	Straylight	44.000	157	The1Eri	2.9060	9300.0	88	8659	No
4	GOM_NL__2PRFIN20031027_001159_000000432021_00088_08659_7336.N1	27-OCT-2003 00:11:59	Straylight	43.000	84	Alp Phe	2.3970	4500.0	86	8659	No
5	GOM_NL__2PRFIN20031027_001832_000000462021_00088_08659_7337.N1	27-OCT-2003 00:18:32	Straylight	46.000	52	16Bet Cet	2.0370	4500.0	92	8659	No
6	GOM_NL__2PRFIN20031027_002541_000000612021_00088_08659_7338.N1	27-OCT-2003 00:25:41	Bright	61.000	94	92Alp Cet	2.5260	3100.0	122	8659	No
7	GOM_NL__2PRFIN20031027_002801_000000382021_00088_08659_7339.N1	27-OCT-2003 00:28:01	Bright	38.000	140	88Gam Peg	2.8340	26000.	76	8659	No
8	GOM_NL__2PRFIN20031027_002951_000000432021_00088_08659_7340.N1	27-OCT-2003 00:29:51	Bright	43.000	105	6Bet Ari	2.6450	8900.0	86	8659	No
9	GOM_NL__2PRFIN20031027_003151_000000402021_00088_08659_7341.N1	27-OCT-2003 00:31:51	Bright	40.000	58	21Alp And	2.0730	11000.	80	8659	No
10	GOM_NL__2PRFIN20031027_003342_000000422021_00088_08659_7342.N1	27-OCT-2003 00:33:42	Bright	42.000	53	43Bet And	2.0480	3300.0	84	8659	No
11	GOM_NL__2PRFIN20031027_003628_000000452021_00088_08659_7343.N1	27-OCT-2003 00:36:28	Bright	45.000	73	57Gam1And	2.2600	13100.	90	8659	No
12	GOM_NL__2PRFIN20031027_003927_000000412021_00088_08659_7344.N1	27-OCT-2003 00:39:27	Bright	40.500	68	18Alp Cas	2.2250	4500.0	81	8659	No
13	GOM_NL__2PRFIN20031027_004044_000000392021_00088_08659_7345.N1	27-OCT-2003 00:40:44	Bright	39.000	76	27Gam Cas	2.3000	30000.	78	8659	No
14	GOM_NL__2PRFIN20031027_004334_000000412021_00088_08659_7346.N1	27-OCT-2003 00:43:34	Bright	40.500	89	5Alp Cep	2.4510	8000.0	81	8659	No
15	GOM_NL__2PRFIN20031027_004845_000000352021_00088_08659_7347.N1	27-OCT-2003 00:48:45	Bright	35.000	49	1Alp UMi	1.9900	6300.0	70	8659	No
16	GOM_NL__2PRFIN20031027_005219_000000392021_00088_08659_7348.N1	27-OCT-2003 00:52:19	Bright	39.000	60	7Bet UMi	2.0810	3950.0	78	8659	No
17	GOM_NL__2PRFIN20031027_005659_000000402021_00088_08659_7349.N1	27-OCT-2003 00:56:59	Bright	40.000	36	50Alp UMa	1.8000	6300.0	80	8659	No
18	GOM_NL__2PRFIN20031027_005833_000000552021_00088_08659_7350.N1	27-OCT-2003 00:58:33	Bright	55.000	82	48Bet UMa	2.3650	10600.	110	8659	No
19	GOM_NL__2PRFIN20031027_010207_000000392021_00088_08659_7351.N1	27-OCT-2003 01:02:07	Bright	39.000	174	52Psi UMa	3.0040	4400.0	78	8659	No
20	GOM_NL__2PRFIN20031027_010941_000000522021_00088_08659_7352.N1	27-OCT-2003 01:09:41	Bright	51.500	166	17Eps Leo	2.9800	6000.0	103	8659	No
21	GOM_NL__2PRFIN20031027_011203_0000002492021_00088_08659_7353.N1	27-OCT-2003 01:12:03	Twilight_stray	248.50	17	78Bet Gem	1.1610	4500.0	497	8659	No
22	GOM_NL__2PRFIN20031027_012149_000000752021_00088_08659_7354.N1	27-OCT-2003 01:21:49	Dark	74.500	48	30Alp Hya	1.9770	4100.0	149	8659	No
23	GOM_NL__2PRFIN20031027_012816_000000382021_00088_08659_7355.N1	27-OCT-2003 01:28:16	Dark	38.000	99	Del Cen	2.5750	26000.	76	8659	No
24	GOM_NL__2PRFIN20031027_013053_000000502021_00088_08659_7356.N1	27-OCT-2003 01:30:53	Dark	49.500	65	Lam Vel	2.2040	4400.0	99	8659	No
25	GOM_NL__2PRFIN20031027_013243_000000392021_00089_08660_7331.N1	27-OCT-2003 01:32:43	Dark	38.500	124	The Car	2.7640	30000.	77	8660	No
26	GOM_NL__2PRFIN20031027_013717_000000712021_00089_08660_7332.N1	27-OCT-2003 01:37:17	Dark	71.000	88	31Eta CMa	2.4480	20000.	142	8660	No
27	GOM_NL__2PRFIN20031027_014000_000000492021_00089_08660_7333.N1	27-OCT-2003 01:40:00	Dark	49.000	2	Alp Car	-0.73600	7000.0	98	8660	No
28	GOM_NL__2PRFIN20031027_014621_000000382021_00089_08660_7334.N1	27-OCT-2003 01:46:21	Dark	38.000	143	Alp Hyi	2.8570	7200.0	76	8660	No
29	GOM_NL__2PRFIN20031027_014746_000000472021_00089_08660_7335.N1	27-OCT-2003 01:47:46	Dark	46.500	9	Alp Eri	0.45300	24000.	93	8660	No
30	GOM_NL__2PRFIN20031027_015051_000000442021_00089_08660_7336.N1	27-OCT-2003 01:50:51	Straylight	44.000	157	The1Eri	2.9060	9300.0	88	8660	No
31	GOM_NL__2PRFIN20031027_015235_000000402021_00089_08660_7337.N1	27-OCT-2003 01:52:35	Straylight	40.000	84	Alp Phe	2.3970	4500.0	80	8660	No
32	GOM_NL__2PRFIN20031027_015909_000000432021_00089_08660_7338.N1	27-OCT-2003 01:59:09	Straylight	42.500	52	16Bet Cet	2.0370	4500.0	85	8660	No
33	GOM_NL__2PRFIN20031027_020617_000000592021_00089_08660_7339.N1	27-OCT-2003 02:06:17	Bright	58.500	94	92Alp Cet	2.5260	3100.0	117	8660	No
34	GOM_NL__2PRFIN20031027_020837_000000372021_00089_08660_7340.N1	27-OCT-2003 02:08:37	Bright	37.000	140	88Gam Peg	2.8340	26000.	74	8660	No
35	GOM_NL__2PRFIN20031027_021027_000000432021_00089_08660_7341.N1	27-OCT-2003 02:10:27	Bright	42.500	105	6Bet Ari	2.6450	8900.0	85	8660	No
36	GOM_NL__2PRFIN20031027_021229_000000392021_00089_08660_7342.N1	27-OCT-2003 02:12:29	Bright	38.500	58	21Alp And	2.0730	11000.	77	8660	No
37	GOM_NL__2PRFIN20031027_021418_000000422021_00089_08660_7343.N1	27-OCT-2003 02:14:18	Bright	41.500	53	43Bet And	2.0480	3300.0	83	8660	No
38	GOM_NL__2PRFIN20031027_021704_000000442021_00089_08660_7344.N1	27-OCT-2003 02:17:04	Bright	43.500	73	57Gam1And	2.2600	13100.	87	8660	No
39	GOM_NL__2PRFIN20031027_022005_000000392021_00089_08660_7345.N1	27-OCT-2003 02:20:05	Bright	38.500	68	18Alp Cas	2.2250	4500.0	77	8660	No
40	GOM_NL__2PRFIN20031027_022121_000000382021_00089_08660_7346.N1	27-OCT-2003 02:21:21	Bright	37.500	76	27Gam Cas	2.3000	30000.	75	8660	No
41	GOM_NL__2PRFIN20031027_022412_000000382021_00089_08660_7347.N1	27-OCT-2003 02:24:12	Bright	37.500	89	5Alp Cep	2.4510	8000.0	75	8660	No
42	GOM_NL__2PRFIN20031027_022921_000000382021_00089_08660_7348.N1	27-OCT-2003 02:29:21	Bright	38.000	49	1Alp UMi	1.9900	6300.0	76	8660	No

43	GOM_NL__2PRFIN20031027_023256_000000382021_00089_08660_7349.N1	27-OCT-2003 02:32:56	Bright	37.500	60	7Bet UMi	2.0810	3950.0	75	8660	No
44	GOM_NL__2PRFIN20031027_023735_000000402021_00089_08660_7350.N1	27-OCT-2003 02:37:35	Bright	40.000	36	50Alp UMa	1.8000	6300.0	80	8660	No
45	GOM_NL__2PRFIN20031027_023853_000000522021_00089_08660_7351.N1	27-OCT-2003 02:38:53	Bright	52.000	32	77Eps UMa	1.7630	11000.	104	8660	No
46	GOM_NL__2PRFIN20031027_024244_000000402021_00089_08660_7352.N1	27-OCT-2003 02:42:44	Bright	40.000	174	52Psi UMa	3.0040	4400.0	80	8660	No
47	GOM_NL__2PRFIN20031027_025018_000000492021_00089_08660_7353.N1	27-OCT-2003 02:50:18	Bright	48.500	166	17Eps Leo	2.9800	6000.0	97	8660	No
48	GOM_NL__2PRFIN20031027_025240_000002542021_00089_08660_7354.N1	27-OCT-2003 02:52:40	Tw_i_and_stray	254.00	17	78Bet Gem	1.1610	4500.0	508	8660	No
49	GOM_NL__2PRFIN20031027_030226_000000582021_00089_08660_7355.N1	27-OCT-2003 03:02:26	Dark	58.000	48	30Alp Hya	1.9770	4100.0	116	8660	No
50	GOM_NL__2PRFIN20031027_030852_000000402021_00089_08660_7356.N1	27-OCT-2003 03:08:52	Dark	39.500	99	Del Cen	2.5750	26000.	79	8660	No
51	GOM_NL__2PRFIN20031027_031128_000000482021_00089_08660_7357.N1	27-OCT-2003 03:11:28	Dark	48.000	65	Lam Vel	2.2040	4400.0	96	8660	No
52	GOM_NL__2PRFIN20031027_031319_000000382021_00090_08661_7331.N1	27-OCT-2003 03:13:19	Dark	38.000	124	The Car	2.7640	30000.	76	8661	No
53	GOM_NL__2PRFIN20031027_031755_000000722021_00090_08661_7332.N1	27-OCT-2003 03:17:55	Dark	72.000	88	31Eta CMa	2.4480	20000.	144	8661	No
54	GOM_NL__2PRFIN20031027_032034_000000602021_00090_08661_7333.N1	27-OCT-2003 03:20:34	Dark	59.500	2	Alp Car	-0.73600	7000.0	119	8661	No
55	GOM_NL__2PRFIN20031027_032657_000000402021_00090_08661_7334.N1	27-OCT-2003 03:26:57	Dark	39.500	143	Alp Hyi	2.8570	7200.0	79	8661	No
56	GOM_NL__2PRFIN20031027_032821_000000462021_00090_08661_7335.N1	27-OCT-2003 03:28:21	Dark	45.500	9	Alp Eri	0.45300	24000.	91	8661	No
57	GOM_NL__2PRFIN20031027_033126_000000462021_00090_08661_7336.N1	27-OCT-2003 03:31:26	Straylight	45.500	157	The1Eri	2.9060	9300.0	91	8661	No
58	GOM_NL__2PRFIN20031027_033311_000000412021_00090_08661_7337.N1	27-OCT-2003 03:33:11	Straylight	41.000	84	Alp Phe	2.3970	4500.0	82	8661	No
59	GOM_NL__2PRFIN20031027_033944_000000462021_00090_08661_7338.N1	27-OCT-2003 03:39:44	Straylight	45.500	52	16Bet Cet	2.0370	4500.0	91	8661	No
60	GOM_NL__2PRFIN20031027_034652_000000612021_00090_08661_7339.N1	27-OCT-2003 03:46:52	Bright	61.000	94	92Alp Cet	2.5260	3100.0	122	8661	No
61	GOM_NL__2PRFIN20031027_034913_000000372021_00090_08661_7340.N1	27-OCT-2003 03:49:13	Bright	37.000	140	88Gam Peg	2.8340	26000.	74	8661	No
62	GOM_NL__2PRFIN20031027_035102_000000442021_00090_08661_7341.N1	27-OCT-2003 03:51:02	Bright	43.500	105	6Bet Ari	2.6450	8900.0	87	8661	No
63	GOM_NL__2PRFIN20031027_035305_000000372021_00090_08661_7342.N1	27-OCT-2003 03:53:05	Bright	37.000	58	21Alp And	2.0730	11000.	74	8661	No
64	GOM_NL__2PRFIN20031027_035452_000000412021_00090_08661_7343.N1	27-OCT-2003 03:54:52	Bright	40.500	53	43Bet And	2.0480	3300.0	81	8661	No
65	GOM_NL__2PRFIN20031027_035739_000000452021_00090_08661_7344.N1	27-OCT-2003 03:57:39	Bright	44.500	73	57Gam1And	2.2600	13100.	89	8661	No
66	GOM_NL__2PRFIN20031027_040040_000000392021_00090_08661_7345.N1	27-OCT-2003 04:00:40	Bright	38.500	68	18Alp Cas	2.2250	4500.0	77	8661	No
67	GOM_NL__2PRFIN20031027_040157_000000382021_00090_08661_7346.N1	27-OCT-2003 04:01:57	Bright	37.500	76	27Gam Cas	2.3000	30000.	75	8661	No
68	GOM_NL__2PRFIN20031027_040447_000000382021_00090_08661_7347.N1	27-OCT-2003 04:04:47	Bright	38.000	89	5Alp Cep	2.4510	8000.0	76	8661	No
69	GOM_NL__2PRFIN20031027_040957_000000362021_00090_08661_7348.N1	27-OCT-2003 04:09:57	Bright	35.500	49	1Alp UMi	1.9900	6300.0	71	8661	No
70	GOM_NL__2PRFIN20031027_041332_000000362021_00090_08661_7349.N1	27-OCT-2003 04:13:32	Bright	36.000	60	7Bet UMi	2.0810	3950.0	72	8661	No
71	GOM_NL__2PRFIN20031027_041811_000000392021_00090_08661_7350.N1	27-OCT-2003 04:18:11	Bright	38.500	36	50Alp UMa	1.8000	6300.0	77	8661	No
72	GOM_NL__2PRFIN20031027_041930_000000362021_00090_08661_7351.N1	27-OCT-2003 04:19:30	Bright	36.000	32	77Eps UMa	1.7630	11000.	72	8661	No
73	GOM_NL__2PRFIN20031027_042320_000000372021_00090_08661_7352.N1	27-OCT-2003 04:23:20	Bright	37.000	174	52Psi UMa	3.0040	4400.0	74	8661	No
74	GOM_NL__2PRFIN20031027_043053_000000712021_00090_08661_7353.N1	27-OCT-2003 04:30:53	Bright	71.000	166	17Eps Leo	2.9800	6000.0	142	8661	No
75	GOM_NL__2PRFIN20031027_043318_000002442021_00090_08661_7354.N1	27-OCT-2003 04:33:18	Tw_i_and_stray	244.00	17	78Bet Gem	1.1610	4500.0	488	8661	No
76	GOM_NL__2PRFIN20031027_044303_000000662021_00090_08661_7355.N1	27-OCT-2003 04:43:03	Dark	65.500	48	30Alp Hya	1.9770	4100.0	131	8661	No
77	GOM_NL__2PRFIN20031027_044928_000000402021_00090_08661_7356.N1	27-OCT-2003 04:49:28	Dark	39.500	99	Del Cen	2.5750	26000.	79	8661	No
78	GOM_NL__2PRFIN20031027_045206_000000582021_00090_08661_7357.N1	27-OCT-2003 04:52:06	Dark	58.000	65	Lam Vel	2.2040	4400.0	116	8661	No
79	GOM_NL__2PRFIN20031027_045355_000000402021_00091_08662_7331.N1	27-OCT-2003 04:53:55	Dark	39.500	124	The Car	2.7640	30000.	79	8662	No
80	GOM_NL__2PRFIN20031027_045833_000000742021_00091_08662_7332.N1	27-OCT-2003 04:58:33	Dark	73.500	88	31Eta CMa	2.4480	20000.	147	8662	No
81	GOM_NL__2PRFIN20031027_050113_000000522021_00091_08662_7333.N1	27-OCT-2003 05:01:13	Dark	51.500	2	Alp Car	-0.73600	7000.0	103	8662	No
82	GOM_NL__2PRFIN20031027_050733_000000392021_00091_08662_7334.N1	27-OCT-2003 05:07:33	Dark	38.500	143	Alp Hyi	2.8570	7200.0	77	8662	No
83	GOM_NL__2PRFIN20031027_050858_000000522021_00091_08662_7335.N1	27-OCT-2003 05:08:58	Dark	52.000	9	Alp Eri	0.45300	24000.	104	8662	No
84	GOM_NL__2PRFIN20031027_051203_000000462021_00091_08662_7336.N1	27-OCT-2003 05:12:03	Straylight	45.500	157	The1Eri	2.9060	9300.0	91	8662	No
85	GOM_NL__2PRFIN20031027_051347_000000422021_00091_08662_7337.N1	27-OCT-2003 05:13:47	Straylight	41.500	84	Alp Phe	2.3970	4500.0	83	8662	No
86	GOM_NL__2PRFIN20031027_052020_000000442021_00091_08662_7338.N1	27-OCT-2003 05:20:20	Straylight	43.500	52	16Bet Cet	2.0370	4500.0	87	8662	No
87	GOM_NL__2PRFIN20031027_052727_000000602021_00091_08662_7339.N1	27-OCT-2003 05:27:27	Bright	60.000	94	92Alp Cet	2.5260	3100.0	120	8662	No
88	GOM_NL__2PRFIN20031027_052949_000000372021_00091_08662_7340.N1	27-OCT-2003 05:29:49	Bright	37.000	140	88Gam Peg	2.8340	26000.	74	8662	No
89	GOM_NL__2PRFIN20031027_053138_000000432021_00091_08662_7341.N1	27-OCT-2003 05:31:38	Bright	43.000	105	6Bet Ari	2.6450	8900.0	86	8662	No
90	GOM_NL__2PRFIN20031027_053342_000000382021_00091_08662_7342.N1	27-OCT-2003 05:33:42	Bright	38.000	58	21Alp And	2.0730	11000.	76	8662	No
91	GOM_NL__2PRFIN20031027_053529_000000422021_00091_08662_7343.N1	27-OCT-2003 05:35:29	Bright	41.500	53	43Bet And	2.0480	3300.0	83	8662	No
92	GOM_NL__2PRFIN20031027_053815_000000412021_00091_08662_7344.N1	27-OCT-2003 05:38:15	Bright	40.500	73	57Gam1And	2.2600	13100.	81	8662	No
93	GOM_NL__2PRFIN20031027_054117_000000402021_00091_08662_7345.N1	27-OCT-2003 05:41:17	Bright	39.500	68	18Alp Cas	2.2250	4500.0	79	8662	No
94	GOM_NL__2PRFIN20031027_054232_000000392021_00091_08662_7346.N1	27-OCT-2003 05:42:32	Bright	39.000	76	27Gam Cas	2.3000	30000.	78	8662	No
95	GOM_NL__2PRFIN20031027_054524_000000392021_00091_08662_7347.N1	27-OCT-2003 05:45:24	Bright	38.500	89	5Alp Cep	2.4510	8000.0	77	8662	No
96	GOM_NL__2PRFIN20031027_055033_000000392021_00091_08662_7348.N1	27-OCT-2003 05:50:33	Bright	39.000	49	1Alp UMi	1.9900	6300.0	78	8662	No
97	GOM_NL__2PRFIN20031027_055408_000000382021_00091_08662_7349.N1	27-OCT-2003 05:54:08	Bright	37.500	60	7Bet UMi	2.0810	3950.0	75	8662	No
98	GOM_NL__2PRFIN20031027_055846_000000412021_00091_08662_7350.N1	27-OCT-2003 05:58:46	Bright	40.500	36	50Alp UMa	1.8000	6300.0	81	8662	No
99	GOM_NL__2PRFIN20031027_060007_000000372021_00091_08662_7351.N1	27-OCT-2003 06:00:07	Bright	36.500	32	77Eps UMa	1.7630	11000.	73	8662	No
100	GOM_NL__2PRFIN20031027_060356_000000392021_00091_08662_7352.N1	27-OCT-2003 06:03:56	Bright	39.000	174	52Psi UMa	3.0040	4400.0	78	8662	No
101	GOM_NL__2PRFIN20031027_061130_000000712021_00091_08662_7353.N1	27-OCT-2003 06:11:30	Bright	71.000	166	17Eps Leo	2.9800	6000.0	142	8662	No

102	GOM_NL__2PRFIN20031027_061355_000002552021_00091_08662_7354.N1	27-OCT-2003 06:13:55	Tw_i_and_stray	255.00	17	78Bet Gem	1.1610	4500.0	510	8662	No
103	GOM_NL__2PRFIN20031027_062340_000000652021_00091_08662_7355.N1	27-OCT-2003 06:23:40	Dark	64.500	48	30Alp Hya	1.9770	4100.0	129	8662	No
104	GOM_NL__2PRFIN20031027_063004_000000392021_00091_08662_7356.N1	27-OCT-2003 06:30:04	Dark	39.000	99	Del Cen	2.5750	26000.	78	8662	No
105	GOM_NL__2PRFIN20031027_063244_000000592021_00091_08662_7357.N1	27-OCT-2003 06:32:44	Dark	59.000	65	Lam Vel	2.2040	4400.0	118	8662	No
106	GOM_NL__2PRFIN20031027_063432_000000402021_00092_08663_7332.N1	27-OCT-2003 06:34:32	Dark	39.500	124	The Car	2.7640	30000.	79	8663	No
107	GOM_NL__2PRFIN20031027_063911_000000732021_00092_08663_7333.N1	27-OCT-2003 06:39:11	Dark	72.500	88	31Eta CMa	2.4480	20000.	145	8663	No
108	GOM_NL__2PRFIN20031027_064150_000000582021_00092_08663_7334.N1	27-OCT-2003 06:41:50	Dark	58.000	2	Alp Car	-0.73600	7000.0	116	8663	No
109	GOM_NL__2PRFIN20031027_064809_000000392021_00092_08663_7335.N1	27-OCT-2003 06:48:09	Dark	39.000	143	Alp Hyi	2.8570	7200.0	78	8663	No
110	GOM_NL__2PRFIN20031027_064934_000000522021_00092_08663_7336.N1	27-OCT-2003 06:49:34	Dark	52.000	9	Alp Eri	0.45300	24000.	104	8663	No
111	GOM_NL__2PRFIN20031027_065239_000000452021_00092_08663_7337.N1	27-OCT-2003 06:52:39	Straylight	44.500	157	The1Eri	2.9060	9300.0	89	8663	No
112	GOM_NL__2PRFIN20031027_065423_000000422021_00092_08663_7338.N1	27-OCT-2003 06:54:23	Straylight	41.500	84	Alp Phe	2.3970	4500.0	83	8663	No
113	GOM_NL__2PRFIN20031027_070056_000000442021_00092_08663_7339.N1	27-OCT-2003 07:00:56	Straylight	43.500	52	16Bet Cet	2.0370	4500.0	87	8663	No
114	GOM_NL__2PRFIN20031027_070802_000000632021_00092_08663_7340.N1	27-OCT-2003 07:08:02	Bright	63.000	94	92Alp Cet	2.5260	3100.0	126	8663	No
115	GOM_NL__2PRFIN20031027_071025_000000372021_00092_08663_7341.N1	27-OCT-2003 07:10:25	Bright	37.000	140	88Gam Peg	2.8340	26000.	74	8663	No
116	GOM_NL__2PRFIN20031027_071213_000000432021_00092_08663_7342.N1	27-OCT-2003 07:12:13	Bright	42.500	105	6Bet Ari	2.6450	8900.0	85	8663	No
117	GOM_NL__2PRFIN20031027_071418_000000372021_00092_08663_7343.N1	27-OCT-2003 07:14:18	Bright	37.000	58	21Alp And	2.0730	11000.	74	8663	No
118	GOM_NL__2PRFIN20031027_071604_000000402021_00092_08663_7344.N1	27-OCT-2003 07:16:04	Bright	40.000	53	43Bet And	2.0480	3300.0	80	8663	No
119	GOM_NL__2PRFIN20031027_071850_000000442021_00092_08663_7345.N1	27-OCT-2003 07:18:50	Bright	43.500	73	57Gam1And	2.2600	13100.	87	8663	No
120	GOM_NL__2PRFIN20031027_072153_000000382021_00092_08663_7346.N1	27-OCT-2003 07:21:53	Bright	37.500	68	18Alp Cas	2.2250	4500.0	75	8663	No
121	GOM_NL__2PRFIN20031027_072309_000000382021_00092_08663_7347.N1	27-OCT-2003 07:23:09	Bright	37.500	76	27Gam Cas	2.3000	30000.	75	8663	No
122	GOM_NL__2PRFIN20031027_072600_000000382021_00092_08663_7348.N1	27-OCT-2003 07:26:00	Bright	38.000	89	5Alp Cep	2.4510	8000.0	76	8663	No
123	GOM_NL__2PRFIN20031027_073108_000000382021_00092_08663_7349.N1	27-OCT-2003 07:31:08	Bright	38.000	49	1Alp UMi	1.9900	6300.0	76	8663	No
124	GOM_NL__2PRFIN20031027_073445_000000382021_00092_08663_7350.N1	27-OCT-2003 07:34:45	Bright	37.500	60	7Bet UMi	2.0810	3950.0	75	8663	No
125	GOM_NL__2PRFIN20031027_073922_000000402021_00092_08663_7351.N1	27-OCT-2003 07:39:22	Bright	40.000	36	50Alp UMa	1.8000	6300.0	80	8663	No
126	GOM_NL__2PRFIN20031027_074043_000000372021_00092_08663_7352.N1	27-OCT-2003 07:40:43	Bright	37.000	32	77Eps UMa	1.7630	11000.	74	8663	No
127	GOM_NL__2PRFIN20031027_074433_000000372021_00092_08663_7353.N1	27-OCT-2003 07:44:33	Bright	37.000	174	52Psi UMa	3.0040	4400.0	74	8663	No
128	GOM_NL__2PRFIN20031027_075206_000000502021_00092_08663_7354.N1	27-OCT-2003 07:52:06	Bright	50.000	166	17Eps Leo	2.9800	6000.0	100	8663	No
129	GOM_NL__2PRFIN20031027_075433_000002552021_00092_08663_7355.N1	27-OCT-2003 07:54:33	Tw_i_and_stray	255.00	17	78Bet Gem	1.1610	4500.0	510	8663	No
130	GOM_NL__2PRFIN20031027_080417_000000642021_00092_08663_7356.N1	27-OCT-2003 08:04:17	Dark	63.500	48	30Alp Hya	1.9770	4100.0	127	8663	No
131	GOM_NL__2PRFIN20031027_081040_000000402021_00092_08663_7357.N1	27-OCT-2003 08:10:40	Dark	40.000	99	Del Cen	2.5750	26000.	80	8663	No
132	GOM_NL__2PRFIN20031027_081321_000000522021_00092_08663_7358.N1	27-OCT-2003 08:13:21	Dark	51.500	65	Lam Vel	2.2040	4400.0	103	8663	No
133	GOM_NL__2PRFIN20031027_081508_000000392021_00093_08664_7332.N1	27-OCT-2003 08:15:08	Dark	38.500	124	The Car	2.7640	30000.	77	8664	No
134	GOM_NL__2PRFIN20031027_081948_000000712021_00093_08664_7333.N1	27-OCT-2003 08:19:48	Dark	70.500	88	31Eta CMa	2.4480	20000.	141	8664	No
135	GOM_NL__2PRFIN20031027_082227_000000542021_00093_08664_7334.N1	27-OCT-2003 08:22:27	Dark	54.000	2	Alp Car	-0.73600	7000.0	108	8664	No
136	GOM_NL__2PRFIN20031027_082846_000000392021_00093_08664_7335.N1	27-OCT-2003 08:28:46	Dark	39.000	143	Alp Hyi	2.8570	7200.0	78	8664	No
137	GOM_NL__2PRFIN20031027_083010_000000442021_00093_08664_7336.N1	27-OCT-2003 08:30:10	Dark	43.500	9	Alp Eri	0.45300	24000.	87	8664	No
138	GOM_NL__2PRFIN20031027_083316_000000442021_00093_08664_7337.N1	27-OCT-2003 08:33:16	Straylight	44.000	157	The1Eri	2.9060	9300.0	88	8664	No
139	GOM_NL__2PRFIN20031027_083459_000000462021_00093_08664_7338.N1	27-OCT-2003 08:34:59	Straylight	45.500	84	Alp Phe	2.3970	4500.0	91	8664	No
140	GOM_NL__2PRFIN20031027_084133_000000442021_00093_08664_7339.N1	27-OCT-2003 08:41:33	Straylight	44.000	52	16Bet Cet	2.0370	4500.0	88	8664	No
141	GOM_NL__2PRFIN20031027_084838_000000632021_00093_08664_7340.N1	27-OCT-2003 08:48:38	Bright	63.000	94	92Alp Cet	2.5260	3100.0	126	8664	No
142	GOM_NL__2PRFIN20031027_085101_000000372021_00093_08664_7341.N1	27-OCT-2003 08:51:01	Bright	37.000	140	88Gam Peg	2.8340	26000.	74	8664	No
143	GOM_NL__2PRFIN20031027_085249_000000412021_00093_08664_7342.N1	27-OCT-2003 08:52:49	Bright	40.500	105	6Bet Ari	2.6450	8900.0	81	8664	No
144	GOM_NL__2PRFIN20031027_085454_000000392021_00093_08664_7343.N1	27-OCT-2003 08:54:54	Bright	39.000	58	21Alp And	2.0730	11000.	78	8664	No
145	GOM_NL__2PRFIN20031027_085641_000000412021_00093_08664_7344.N1	27-OCT-2003 08:56:41	Bright	40.500	53	43Bet And	2.0480	3300.0	81	8664	No
146	GOM_NL__2PRFIN20031027_085926_000000432021_00093_08664_7345.N1	27-OCT-2003 08:59:26	Bright	42.500	73	57Gam1And	2.2600	13100.	85	8664	No
147	GOM_NL__2PRFIN20031027_090229_000000372021_00093_08664_7346.N1	27-OCT-2003 09:02:29	Bright	36.500	68	18Alp Cas	2.2250	4500.0	73	8664	No
148	GOM_NL__2PRFIN20031027_090344_000000362021_00093_08664_7347.N1	27-OCT-2003 09:03:44	Bright	36.000	76	27Gam Cas	2.3000	30000.	72	8664	No
149	GOM_NL__2PRFIN20031027_090637_000000392021_00093_08664_7348.N1	27-OCT-2003 09:06:37	Bright	38.500	89	5Alp Cep	2.4510	8000.0	77	8664	No
150	GOM_NL__2PRFIN20031027_091145_000000362021_00093_08664_7349.N1	27-OCT-2003 09:11:45	Bright	36.000	49	1Alp UMi	1.9900	6300.0	72	8664	No
151	GOM_NL__2PRFIN20031027_091521_000000382021_00093_08664_7350.N1	27-OCT-2003 09:15:21	Bright	37.500	60	7Bet UMi	2.0810	3950.0	75	8664	No
152	GOM_NL__2PRFIN20031027_091958_000000402021_00093_08664_7351.N1	27-OCT-2003 09:19:58	Bright	40.000	36	50Alp UMa	1.8000	6300.0	80	8664	No
153	GOM_NL__2PRFIN20031027_092119_000000372021_00093_08664_7352.N1	27-OCT-2003 09:21:19	Bright	37.000	32	77Eps UMa	1.7630	11000.	74	8664	No
154	GOM_NL__2PRFIN20031027_092509_000000392021_00093_08664_7353.N1	27-OCT-2003 09:25:09	Bright	39.000	174	52Psi UMa	3.0040	4400.0	78	8664	No
155	GOM_NL__2PRFIN20031027_093243_000000622021_00093_08664_7354.N1	27-OCT-2003 09:32:43	Bright	62.000	166	17Eps Leo	2.9800	6000.0	124	8664	No
156	GOM_NL__2PRFIN20031027_093511_000002552021_00093_08664_7355.N1	27-OCT-2003 09:35:11	Tw_i_and_stray	255.00	17	78Bet Gem	1.1610	4500.0	510	8664	No
157	GOM_NL__2PRFIN20031027_094454_000000642021_00093_08664_7356.N1	27-OCT-2003 09:44:54	Dark	63.500	48	30Alp Hya	1.9770	4100.0	127	8664	No
158	GOM_NL__2PRFIN20031027_095117_000000412021_00093_08664_7357.N1	27-OCT-2003 09:51:17	Dark	40.500	99	Del Cen	2.5750	26000.	81	8664	No
159	GOM_NL__2PRFIN20031027_095358_000000552021_00093_08664_7358.N1	27-OCT-2003 09:53:58	Dark	54.500	65	Lam Vel	2.2040	4400.0	109	8664	No
160	GOM_NL__2PRFIN20031027_095545_000000382021_00094_08665_7387.N1	27-OCT-2003 09:55:45	Dark	38.000	124	The Car	2.7640	30000.	76	8665	No

161	GOM_NL__2PRFIN20031027_100026_000000702021_00094_08665_7388.N1	27-OCT-2003 10:00:26	Dark	70.000	88	31Eta CMa	2.4480	20000.	140	8665	No
162	GOM_NL__2PRFIN20031027_100319_000000792021_00094_08665_7389.N1	27-OCT-2003 10:03:19	Dark	79.000	23	21Eps CMa	1.5020	26000.	158	8665	No
163	GOM_NL__2PRFIN20031027_100922_000000392021_00094_08665_7390.N1	27-OCT-2003 10:09:22	Dark	38.500	143	Alp Hyi	2.8570	7200.0	77	8665	No
164	GOM_NL__2PRFIN20031027_101046_000000392021_00094_08665_7391.N1	27-OCT-2003 10:10:46	Dark	38.500	9	Alp Eri	0.45300	24000.	77	8665	No
165	GOM_NL__2PRFIN20031027_101352_000000432021_00094_08665_7392.N1	27-OCT-2003 10:13:52	Straylight	43.000	157	The1Eri	2.9060	9300.0	86	8665	No
166	GOM_NL__2PRFIN20031027_101535_000000412021_00094_08665_7393.N1	27-OCT-2003 10:15:35	Straylight	41.000	84	Alp Phe	2.3970	4500.0	82	8665	No
167	GOM_NL__2PRFIN20031027_102209_000000442021_00094_08665_7394.N1	27-OCT-2003 10:22:09	Straylight	44.000	52	16Bet Cet	2.0370	4500.0	88	8665	No
168	GOM_NL__2PRFIN20031027_102913_000000602021_00094_08665_7395.N1	27-OCT-2003 10:29:13	Bright	60.000	94	92Alp Cet	2.5260	3100.0	120	8665	No
169	GOM_NL__2PRFIN20031027_103138_000000372021_00094_08665_7396.N1	27-OCT-2003 10:31:38	Bright	37.000	140	88Gam Peg	2.8340	26000.	74	8665	No
170	GOM_NL__2PRFIN20031027_103325_000000412021_00094_08665_7397.N1	27-OCT-2003 10:33:25	Bright	40.500	105	6Bet Ari	2.6450	8900.0	81	8665	No
171	GOM_NL__2PRFIN20031027_103530_000000372021_00094_08665_7398.N1	27-OCT-2003 10:35:30	Bright	37.000	58	21Alp And	2.0730	11000.	74	8665	No
172	GOM_NL__2PRFIN20031027_103717_000000412021_00094_08665_7399.N1	27-OCT-2003 10:37:17	Bright	40.500	53	43Bet And	2.0480	3300.0	81	8665	No
173	GOM_NL__2PRFIN20031027_104002_000000422021_00094_08665_7400.N1	27-OCT-2003 10:40:02	Bright	41.500	73	57Gam1And	2.2600	13100.	83	8665	No
174	GOM_NL__2PRFIN20031027_104305_000000372021_00094_08665_7401.N1	27-OCT-2003 10:43:05	Bright	36.500	68	18Alp Cas	2.2250	4500.0	73	8665	No
175	GOM_NL__2PRFIN20031027_104420_000000372021_00094_08665_7402.N1	27-OCT-2003 10:44:20	Bright	37.000	76	27Gam Cas	2.3000	30000.	74	8665	No
176	GOM_NL__2PRFIN20031027_104714_000000382021_00094_08665_7403.N1	27-OCT-2003 10:47:14	Bright	38.000	89	5Alp Cep	2.4510	8000.0	76	8665	No
177	GOM_NL__2PRFIN20031027_105221_000000372021_00094_08665_7404.N1	27-OCT-2003 10:52:21	Bright	37.000	49	1Alp UMi	1.9900	6300.0	74	8665	No
178	GOM_NL__2PRFIN20031027_105558_000000382021_00094_08665_7405.N1	27-OCT-2003 10:55:58	Bright	37.500	60	7Bet UMi	2.0810	3950.0	75	8665	No
179	GOM_NL__2PRFIN20031027_110035_000000372021_00094_08665_7406.N1	27-OCT-2003 11:00:35	Bright	36.500	36	50Alp UMa	1.8000	6300.0	73	8665	No
180	GOM_NL__2PRFIN20031027_110155_000000352021_00094_08665_7407.N1	27-OCT-2003 11:01:55	Bright	35.000	32	77Eps UMa	1.7630	11000.	70	8665	No
181	GOM_NL__2PRFIN20031027_110545_000000362021_00094_08665_7408.N1	27-OCT-2003 11:05:45	Bright	36.000	174	52Psi UMa	3.0040	4400.0	72	8665	No
182	GOM_NL__2PRFIN20031027_111319_000000512021_00094_08665_7409.N1	27-OCT-2003 11:13:19	Bright	51.000	166	17Eps Leo	2.9800	6000.0	102	8665	No
183	GOM_NL__2PRFIN20031027_111549_000002552021_00094_08665_7410.N1	27-OCT-2003 11:15:49	Tw_i_and_stray	255.00	17	78Bet Gem	1.1610	4500.0	510	8665	No
184	GOM_NL__2PRFIN20031027_112531_000000662021_00094_08665_7411.N1	27-OCT-2003 11:25:31	Dark	65.500	48	30Alp Hya	1.9770	4100.0	131	8665	No
185	GOM_NL__2PRFIN20031027_113153_000000382021_00094_08665_7412.N1	27-OCT-2003 11:31:53	Dark	38.000	99	Del Cen	2.5750	26000.	76	8665	No
186	GOM_NL__2PRFIN20031027_113435_000000452021_00094_08665_7413.N1	27-OCT-2003 11:34:35	Dark	45.000	65	Lam Vel	2.2040	4400.0	90	8665	No
187	GOM_NL__2PRFIN20031027_113621_000000392021_00095_08666_7387.N1	27-OCT-2003 11:36:21	Dark	39.000	124	The Car	2.7640	30000.	78	8666	No
188	GOM_NL__2PRFIN20031027_114104_000000712021_00095_08666_7388.N1	27-OCT-2003 11:41:04	Dark	70.500	88	31Eta CMa	2.4480	20000.	141	8666	No
189	GOM_NL__2PRFIN20031027_114357_000000942021_00095_08666_7389.N1	27-OCT-2003 11:43:57	Dark	94.000	23	21Eps CMa	1.5020	26000.	188	8666	No
190	GOM_NL__2PRFIN20031027_114959_000000362021_00095_08666_7390.N1	27-OCT-2003 11:49:59	Dark	35.500	143	Alp Hyi	2.8570	7200.0	71	8666	No
191	GOM_NL__2PRFIN20031027_115123_000000462021_00095_08666_7391.N1	27-OCT-2003 11:51:23	Dark	45.500	9	Alp Eri	0.45300	24000.	91	8666	No
192	GOM_NL__2PRFIN20031027_115429_000000422021_00095_08666_7392.N1	27-OCT-2003 11:54:29	Straylight	42.000	157	The1Eri	2.9060	9300.0	84	8666	No
193	GOM_NL__2PRFIN20031027_115612_000000392021_00095_08666_7393.N1	27-OCT-2003 11:56:12	Straylight	39.000	84	Alp Phe	2.3970	4500.0	78	8666	No
194	GOM_NL__2PRFIN20031027_120245_000000442021_00095_08666_7394.N1	27-OCT-2003 12:02:45	Straylight	44.000	52	16Bet Cet	2.0370	4500.0	88	8666	No
195	GOM_NL__2PRFIN20031027_120949_000000632021_00095_08666_7395.N1	27-OCT-2003 12:09:49	Bright	62.500	94	92Alp Cet	2.5260	3100.0	125	8666	No
196	GOM_NL__2PRFIN20031027_121214_000000362021_00095_08666_7396.N1	27-OCT-2003 12:12:14	Bright	35.500	140	88Gam Peg	2.8340	26000.	71	8666	No
197	GOM_NL__2PRFIN20031027_121401_000000412021_00095_08666_7397.N1	27-OCT-2003 12:14:01	Bright	40.500	105	6Bet Ari	2.6450	8900.0	81	8666	No
198	GOM_NL__2PRFIN20031027_121607_000000382021_00095_08666_7398.N1	27-OCT-2003 12:16:07	Bright	37.500	58	21Alp And	2.0730	11000.	75	8666	No
199	GOM_NL__2PRFIN20031027_121753_000000402021_00095_08666_7399.N1	27-OCT-2003 12:17:53	Bright	40.000	53	43Bet And	2.0480	3300.0	80	8666	No
200	GOM_NL__2PRFIN20031027_122038_000000412021_00095_08666_7400.N1	27-OCT-2003 12:20:38	Bright	41.000	73	57Gam1And	2.2600	13100.	82	8666	No
201	GOM_NL__2PRFIN20031027_122342_000000382021_00095_08666_7401.N1	27-OCT-2003 12:23:42	Bright	38.000	68	18Alp Cas	2.2250	4500.0	76	8666	No
202	GOM_NL__2PRFIN20031027_122456_000000382021_00095_08666_7402.N1	27-OCT-2003 12:24:56	Bright	38.000	76	27Gam Cas	2.3000	30000.	76	8666	No
203	GOM_NL__2PRFIN20031027_122750_000000362021_00095_08666_7403.N1	27-OCT-2003 12:27:50	Bright	35.500	89	5Alp Cep	2.4510	8000.0	71	8666	No
204	GOM_NL__2PRFIN20031027_123258_000000362021_00095_08666_7404.N1	27-OCT-2003 12:32:58	Bright	36.000	49	1Alp UMi	1.9900	6300.0	72	8666	No
205	GOM_NL__2PRFIN20031027_123634_000000362021_00095_08666_7405.N1	27-OCT-2003 12:36:34	Bright	36.000	60	7Bet UMi	2.0810	3950.0	72	8666	No
206	GOM_NL__2PRFIN20031027_124111_000000402021_00095_08666_7406.N1	27-OCT-2003 12:41:11	Bright	39.500	36	50Alp UMa	1.8000	6300.0	79	8666	No
207	GOM_NL__2PRFIN20031027_124232_000000372021_00095_08666_7407.N1	27-OCT-2003 12:42:32	Bright	36.500	32	77Eps UMa	1.7630	11000.	73	8666	No
208	GOM_NL__2PRFIN20031027_124621_000000382021_00095_08666_7408.N1	27-OCT-2003 12:46:21	Bright	37.500	174	52Psi UMa	3.0040	4400.0	75	8666	No
209	GOM_NL__2PRFIN20031027_125356_000000722021_00095_08666_7409.N1	27-OCT-2003 12:53:56	Bright	72.000	166	17Eps Leo	2.9800	6000.0	144	8666	No
210	GOM_NL__2PRFIN20031027_125626_000002552021_00095_08666_7410.N1	27-OCT-2003 12:56:26	Tw_i_and_stray	255.00	17	78Bet Gem	1.1610	4500.0	510	8666	No
211	GOM_NL__2PRFIN20031027_130609_000000682021_00095_08666_7411.N1	27-OCT-2003 13:06:09	Dark	67.500	48	30Alp Hya	1.9770	4100.0	135	8666	No
212	GOM_NL__2PRFIN20031027_131229_000000382021_00095_08666_7412.N1	27-OCT-2003 13:12:29	Dark	38.000	99	Del Cen	2.5750	26000.	76	8666	No
213	GOM_NL__2PRFIN20031027_131512_000000562021_00095_08666_7413.N1	27-OCT-2003 13:15:12	Dark	56.000	65	Lam Vel	2.2040	4400.0	112	8666	No
214	GOM_NL__2PRFIN20031027_131657_000000362021_00096_08667_7492.N1	27-OCT-2003 13:16:57	Dark	35.500	124	The Car	2.7640	30000.	71	8667	No
215	GOM_NL__2PRFIN20031027_132142_000000732021_00096_08667_7493.N1	27-OCT-2003 13:21:42	Dark	73.000	88	31Eta CMa	2.4480	20000.	146	8667	No
216	GOM_NL__2PRFIN20031027_132435_000000772021_00096_08667_7494.N1	27-OCT-2003 13:24:35	Dark	77.000	23	21Eps CMa	1.5020	26000.	154	8667	No
217	GOM_NL__2PRFIN20031027_133035_000000412021_00096_08667_7495.N1	27-OCT-2003 13:30:35	Dark	41.000	143	Alp Hyi	2.8570	7200.0	82	8667	No
218	GOM_NL__2PRFIN20031027_133159_000000472021_00096_08667_7496.N1	27-OCT-2003 13:31:59	Dark	47.000	9	Alp Eri	0.45300	24000.	94	8667	No
219	GOM_NL__2PRFIN20031027_133505_000000422021_00096_08667_7497.N1	27-OCT-2003 13:35:05	Straylight	42.000	157	The1Eri	2.9060	9300.0	84	8667	No

220	GOM_NL__2PRFIN20031027_133648_000000422021_00096_08667_7498.N1	27-OCT-2003 13:36:48	Straylight	42.000	84	Alp Phe	2.3970	4500.0	84	8667	No
221	GOM_NL__2PRFIN20031027_134322_000000422021_00096_08667_7499.N1	27-OCT-2003 13:43:22	Straylight	42.000	52	16Bet Cet	2.0370	4500.0	84	8667	No
222	GOM_NL__2PRFIN20031027_135025_000000672021_00096_08667_7500.N1	27-OCT-2003 13:50:25	Bright	67.000	94	92Alp Cet	2.5260	3100.0	134	8667	No
223	GOM_NL__2PRFIN20031027_135251_000000362021_00096_08667_7501.N1	27-OCT-2003 13:52:51	Bright	36.000	140	88Gam Peg	2.8340	26000.	72	8667	No
224	GOM_NL__2PRFIN20031027_135437_000000422021_00096_08667_7502.N1	27-OCT-2003 13:54:37	Bright	41.500	105	6Bet Ari	2.6450	8900.0	83	8667	No
225	GOM_NL__2PRFIN20031027_135643_000000362021_00096_08667_7503.N1	27-OCT-2003 13:56:43	Bright	36.000	58	21Alp And	2.0730	11000.	72	8667	No
226	GOM_NL__2PRFIN20031027_135829_000000372021_00096_08667_7504.N1	27-OCT-2003 13:58:29	Bright	37.000	53	43Bet And	2.0480	3300.0	74	8667	No
227	GOM_NL__2PRFIN20031027_140112_000000412021_00096_08667_7505.N1	27-OCT-2003 14:01:12	Bright	40.500	73	57Gam1And	2.2600	13100.	81	8667	No
228	GOM_NL__2PRFIN20031027_140414_000000412021_00096_08667_7506.N1	27-OCT-2003 14:04:14	Bright	41.000	68	18Alp Cas	2.2250	4500.0	82	8667	No
229	GOM_NL__2PRFIN20031027_140531_000000372021_00096_08667_7507.N1	27-OCT-2003 14:05:31	Bright	37.000	76	27Gam Cas	2.3000	30000.	74	8667	No
230	GOM_NL__2PRFIN20031027_140825_000000402021_00096_08667_7508.N1	27-OCT-2003 14:08:25	Bright	39.500	89	5Alp Cep	2.4510	8000.0	79	8667	No
231	GOM_NL__2PRFIN20031027_141331_000000372021_00096_08667_7509.N1	27-OCT-2003 14:13:31	Bright	37.000	49	1Alp UMi	1.9900	6300.0	74	8667	No
232	GOM_NL__2PRFIN20031027_141708_000000382021_00096_08667_7510.N1	27-OCT-2003 14:17:08	Bright	37.500	60	7Bet UMi	2.0810	3950.0	75	8667	No
233	GOM_NL__2PRFIN20031027_142145_000000422021_00096_08667_7511.N1	27-OCT-2003 14:21:45	Bright	41.500	36	50Alp UMa	1.8000	6300.0	83	8667	No
234	GOM_NL__2PRFIN20031027_142306_000000362021_00096_08667_7512.N1	27-OCT-2003 14:23:06	Bright	36.000	32	77Eps UMa	1.7630	11000.	72	8667	No
235	GOM_NL__2PRFIN20031027_142656_000000392021_00096_08667_7513.N1	27-OCT-2003 14:26:56	Bright	38.500	174	52Psi UMa	3.0040	4400.0	77	8667	No
236	GOM_NL__2PRFIN20031027_143431_000000502021_00096_08667_7514.N1	27-OCT-2003 14:34:31	Bright	50.000	166	17Eps Leo	2.9800	6000.0	100	8667	No
237	GOM_NL__2PRFIN20031027_143704_000002552021_00096_08667_7515.N1	27-OCT-2003 14:37:04	Tw_i_and_stray	255.00	17	78Bet Gem	1.1610	4500.0	510	8667	No
238	GOM_NL__2PRFIN20031027_144645_000000692021_00096_08667_7516.N1	27-OCT-2003 14:46:45	Dark	69.000	48	30Alp Hya	1.9770	4100.0	138	8667	No
239	GOM_NL__2PRFIN20031027_145303_000000392021_00096_08667_7517.N1	27-OCT-2003 14:53:03	Dark	39.000	99	Del Cen	2.5750	26000.	78	8667	No
240	GOM_NL__2PRFIN20031027_145547_000000562021_00096_08667_7518.N1	27-OCT-2003 14:55:47	Dark	56.000	65	Lam Vel	2.2040	4400.0	112	8667	No
241	GOM_NL__2PRFIN20031027_145731_000000392021_00097_08668_7387.N1	27-OCT-2003 14:57:31	Dark	39.000	124	The Car	2.7640	30000.	78	8668	No
242	GOM_NL__2PRFIN20031027_150219_000000742021_00097_08668_7388.N1	27-OCT-2003 15:02:19	Dark	73.500	88	31Eta CMa	2.4480	20000.	147	8668	No
243	GOM_NL__2PRFIN20031027_150512_000000812021_00097_08668_7389.N1	27-OCT-2003 15:05:12	Dark	80.500	23	21Eps CMa	1.5020	26000.	161	8668	No
244	GOM_NL__2PRFIN20031027_151107_000000422021_00097_08668_7390.N1	27-OCT-2003 15:11:07	Dark	42.000	143	Alp Hyi	2.8570	7200.0	84	8668	No
245	GOM_NL__2PRFIN20031027_151233_000000462021_00097_08668_7391.N1	27-OCT-2003 15:12:33	Dark	46.000	9	Alp Eri	0.45300	24000.	92	8668	No
246	GOM_NL__2PRFIN20031027_151538_000000472021_00097_08668_7392.N1	27-OCT-2003 15:15:38	Straylight	46.500	157	The1Eri	2.9060	9300.0	93	8668	No
247	GOM_NL__2PRFIN20031027_151723_000000432021_00097_08668_7393.N1	27-OCT-2003 15:17:23	Straylight	43.000	84	Alp Phe	2.3970	4500.0	86	8668	No
248	GOM_NL__2PRFIN20031027_152356_000000482021_00097_08668_7394.N1	27-OCT-2003 15:23:56	Straylight	48.000	52	16Bet Cet	2.0370	4500.0	96	8668	No
249	GOM_NL__2PRFIN20031027_153100_000000672021_00097_08668_7395.N1	27-OCT-2003 15:31:00	Bright	66.500	94	92Alp Cet	2.5260	3100.0	133	8668	No
250	GOM_NL__2PRFIN20031027_153325_000000382021_00097_08668_7396.N1	27-OCT-2003 15:33:25	Bright	37.500	140	88Gam Peg	2.8340	26000.	75	8668	No
251	GOM_NL__2PRFIN20031027_153511_000000442021_00097_08668_7397.N1	27-OCT-2003 15:35:11	Bright	43.500	105	6Bet Ari	2.6450	8900.0	87	8668	No
252	GOM_NL__2PRFIN20031027_153717_000000392021_00097_08668_7398.N1	27-OCT-2003 15:37:17	Bright	39.000	58	21Alp And	2.0730	11000.	78	8668	No
253	GOM_NL__2PRFIN20031027_153903_000000412021_00097_08668_7399.N1	27-OCT-2003 15:39:03	Bright	41.000	53	43Bet And	2.0480	3300.0	82	8668	No
254	GOM_NL__2PRFIN20031027_154148_000000422021_00097_08668_7400.N1	27-OCT-2003 15:41:48	Bright	42.000	73	57Gam1And	2.2600	13100.	84	8668	No
255	GOM_NL__2PRFIN20031027_154451_000000372021_00097_08668_7401.N1	27-OCT-2003 15:44:51	Bright	37.000	68	18Alp Cas	2.2250	4500.0	74	8668	No
256	GOM_NL__2PRFIN20031027_154608_000000352021_00097_08668_7402.N1	27-OCT-2003 15:46:08	Bright	35.000	76	27Gam Cas	2.3000	30000.	70	8668	No
257	GOM_NL__2PRFIN20031027_154902_000000382021_00097_08668_7403.N1	27-OCT-2003 15:49:02	Bright	38.000	89	5Alp Cep	2.4510	8000.0	76	8668	No
258	GOM_NL__2PRFIN20031027_155408_000000402021_00097_08668_7404.N1	27-OCT-2003 15:54:08	Bright	39.500	49	1Alp UMi	1.9900	6300.0	79	8668	No
259	GOM_NL__2PRFIN20031027_155745_000000392021_00097_08668_7405.N1	27-OCT-2003 15:57:45	Bright	38.500	60	7Bet UMi	2.0810	3950.0	77	8668	No
260	GOM_NL__2PRFIN20031027_160222_000000402021_00097_08668_7406.N1	27-OCT-2003 16:02:22	Bright	39.500	36	50Alp UMa	1.8000	6300.0	79	8668	No
261	GOM_NL__2PRFIN20031027_160343_000000352021_00097_08668_7407.N1	27-OCT-2003 16:03:43	Bright	35.000	32	77Eps UMa	1.7630	11000.	70	8668	No
262	GOM_NL__2PRFIN20031027_160731_000000422021_00097_08668_7408.N1	27-OCT-2003 16:07:31	Bright	41.500	174	52Psi UMa	3.0040	4400.0	83	8668	No
263	GOM_NL__2PRFIN20031027_161507_000000722021_00097_08668_7409.N1	27-OCT-2003 16:15:07	Bright	72.000	166	17Eps Leo	2.9800	6000.0	144	8668	No
264	GOM_NL__2PRFIN20031027_161742_000002552021_00097_08668_7410.N1	27-OCT-2003 16:17:42	Tw_i_and_stray	255.00	17	78Bet Gem	1.1610	4500.0	510	8668	No
265	GOM_NL__2PRFIN20031027_162722_000000652021_00097_08668_7411.N1	27-OCT-2003 16:27:22	Dark	65.000	48	30Alp Hya	1.9770	4100.0	130	8668	No
266	GOM_NL__2PRFIN20031027_163340_000000392021_00097_08668_7412.N1	27-OCT-2003 16:33:40	Dark	38.500	99	Del Cen	2.5750	26000.	77	8668	No
267	GOM_NL__2PRFIN20031027_163623_000000552021_00097_08668_7413.N1	27-OCT-2003 16:36:23	Dark	54.500	65	Lam Vel	2.2040	4400.0	109	8668	No
268	GOM_NL__2PRFIN20031027_163808_000000392021_00098_08669_7387.N1	27-OCT-2003 16:38:08	Dark	39.000	124	The Car	2.7640	30000.	78	8669	No
269	GOM_NL__2PRFIN20031027_164257_000000712021_00098_08669_7388.N1	27-OCT-2003 16:42:57	Dark	71.000	88	31Eta CMa	2.4480	20000.	142	8669	No
270	GOM_NL__2PRFIN20031027_164550_000000992021_00098_08669_7389.N1	27-OCT-2003 16:45:50	Dark	98.500	23	21Eps CMa	1.5020	26000.	197	8669	No
271	GOM_NL__2PRFIN20031027_165145_000000402021_00098_08669_7390.N1	27-OCT-2003 16:51:45	Dark	40.000	143	Alp Hyi	2.8570	7200.0	80	8669	No
272	GOM_NL__2PRFIN20031027_165309_000000492021_00098_08669_7391.N1	27-OCT-2003 16:53:09	Dark	49.000	9	Alp Eri	0.45300	24000.	98	8669	No
273	GOM_NL__2PRFIN20031027_165617_000000422021_00098_08669_7392.N1	27-OCT-2003 16:56:17	Straylight	42.000	157	The1Eri	2.9060	9300.0	84	8669	No
274	GOM_NL__2PRFIN20031027_165759_000000432021_00098_08669_7393.N1	27-OCT-2003 16:57:59	Straylight	42.500	84	Alp Phe	2.3970	4500.0	85	8669	No
275	GOM_NL__2PRFIN20031027_170432_000000472021_00098_08669_7394.N1	27-OCT-2003 17:04:32	Straylight	46.500	52	16Bet Cet	2.0370	4500.0	93	8669	No
276	GOM_NL__2PRFIN20031027_171136_000000642021_00098_08669_7395.N1	27-OCT-2003 17:11:36	Bright	63.500	94	92Alp Cet	2.5260	3100.0	127	8669	No
277	GOM_NL__2PRFIN20031027_171401_000000392021_00098_08669_7396.N1	27-OCT-2003 17:14:01	Bright	38.500	140	88Gam Peg	2.8340	26000.	77	8669	No
278	GOM_NL__2PRFIN20031027_171547_000000442021_00098_08669_7397.N1	27-OCT-2003 17:15:47	Bright	43.500	105	6Bet Ari	2.6450	8900.0	87	8669	No

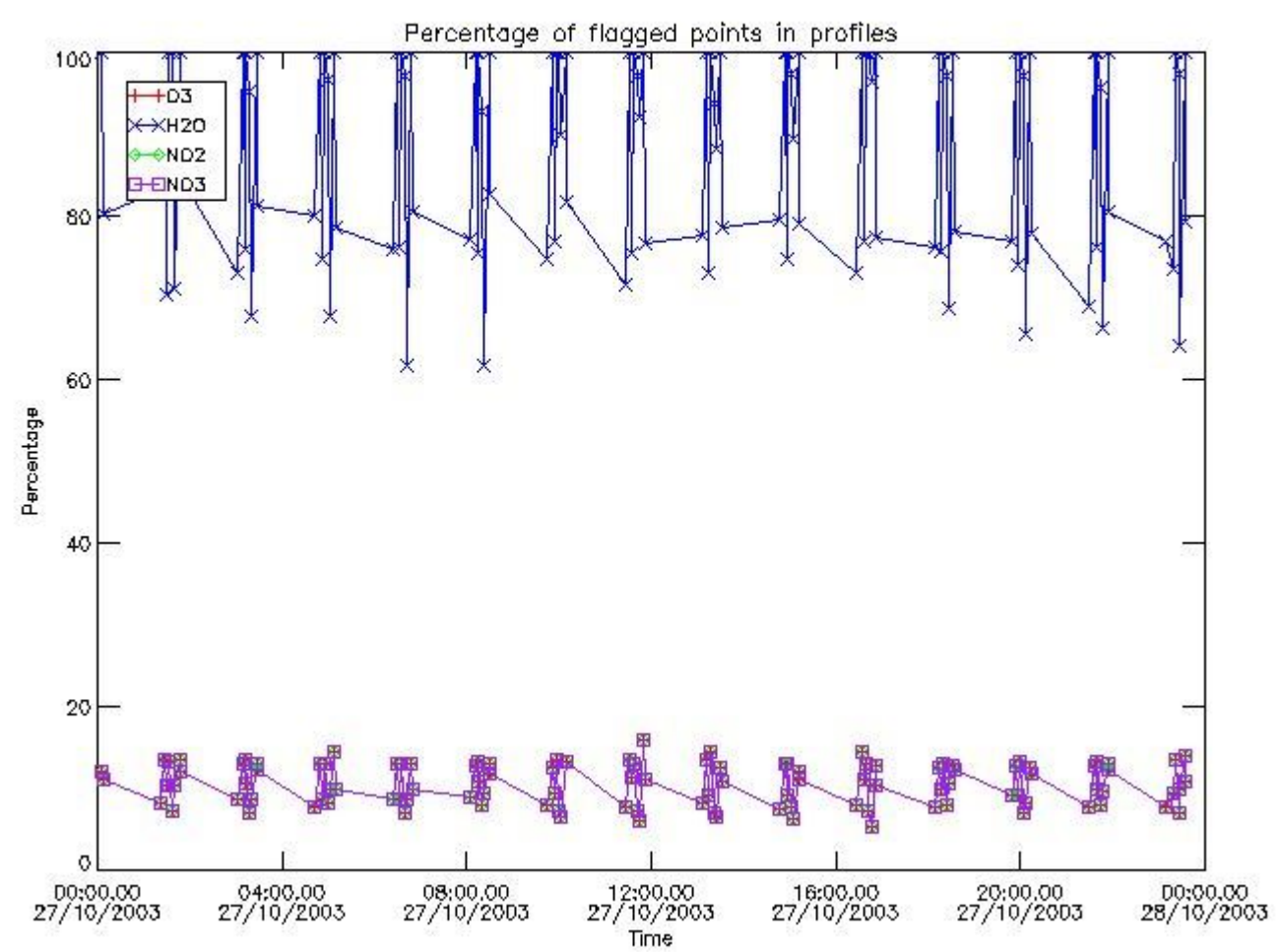
279	GOM_NL__2PRFIN20031027_171754_000000392021_00098_08669_7398.N1	27-OCT-2003 17:17:54	Bright	38.500	58	21Alp And	2.0730	11000.	77	8669	No
280	GOM_NL__2PRFIN20031027_171940_000000402021_00098_08669_7399.N1	27-OCT-2003 17:19:40	Bright	40.000	53	43Bet And	2.0480	3300.0	80	8669	No
281	GOM_NL__2PRFIN20031027_172224_000000432021_00098_08669_7400.N1	27-OCT-2003 17:22:24	Bright	42.500	73	57Gam1And	2.2600	13100.	85	8669	No
282	GOM_NL__2PRFIN20031027_172527_000000402021_00098_08669_7401.N1	27-OCT-2003 17:25:27	Bright	39.500	68	18Alp Cas	2.2250	4500.0	79	8669	No
283	GOM_NL__2PRFIN20031027_172644_000000392021_00098_08669_7402.N1	27-OCT-2003 17:26:44	Bright	38.500	76	27Gam Cas	2.3000	30000.	77	8669	No
284	GOM_NL__2PRFIN20031027_172938_000000392021_00098_08669_7403.N1	27-OCT-2003 17:29:38	Bright	38.500	89	5Alp Cep	2.4510	8000.0	77	8669	No
285	GOM_NL__2PRFIN20031027_173444_000000382021_00098_08669_7404.N1	27-OCT-2003 17:34:44	Bright	38.000	49	1Alp UMi	1.9900	6300.0	76	8669	No
286	GOM_NL__2PRFIN20031027_173821_000000392021_00098_08669_7405.N1	27-OCT-2003 17:38:21	Bright	39.000	60	7Bet UMi	2.0810	3950.0	78	8669	No
287	GOM_NL__2PRFIN20031027_174257_000000402021_00098_08669_7406.N1	27-OCT-2003 17:42:57	Bright	40.000	36	50Alp UMa	1.8000	6300.0	80	8669	No
288	GOM_NL__2PRFIN20031027_174419_000000352021_00098_08669_7407.N1	27-OCT-2003 17:44:19	Bright	35.000	32	77Eps UMa	1.7630	11000.	70	8669	No
289	GOM_NL__2PRFIN20031027_174808_000000382021_00098_08669_7408.N1	27-OCT-2003 17:48:08	Bright	38.000	174	52Psi UMa	3.0040	4400.0	76	8669	No
290	GOM_NL__2PRFIN20031027_175544_000000522021_00098_08669_7409.N1	27-OCT-2003 17:55:44	Bright	51.500	166	17Eps Leo	2.9800	6000.0	103	8669	No
291	GOM_NL__2PRFIN20031027_175819_000002552021_00098_08669_7410.N1	27-OCT-2003 17:58:19	Tw_i_and_stray	255.00	17	78Bet Gem	1.1610	4500.0	510	8669	No
292	GOM_NL__2PRFIN20031027_180759_000000662021_00098_08669_7411.N1	27-OCT-2003 18:07:59	Dark	65.500	48	30Alp Hya	1.9770	4100.0	131	8669	No
293	GOM_NL__2PRFIN20031027_181415_000000412021_00098_08669_7412.N1	27-OCT-2003 18:14:15	Dark	40.500	99	Del Cen	2.5750	26000.	81	8669	No
294	GOM_NL__2PRFIN20031027_181700_000000562021_00098_08669_7413.N1	27-OCT-2003 18:17:00	Dark	56.000	65	Lam Vel	2.2040	4400.0	112	8669	No
295	GOM_NL__2PRFIN20031027_181844_000000402021_00099_08670_7493.N1	27-OCT-2003 18:18:44	Dark	39.500	124	The Car	2.7640	30000.	79	8670	No
296	GOM_NL__2PRFIN20031027_182334_000000702021_00099_08670_7494.N1	27-OCT-2003 18:23:34	Dark	70.000	88	31Eta CMa	2.4480	20000.	140	8670	No
297	GOM_NL__2PRFIN20031027_182607_000000492021_00099_08670_7495.N1	27-OCT-2003 18:26:07	Dark	48.500	2	Alp Car	-0.73600	7000.0	97	8670	No
298	GOM_NL__2PRFIN20031027_183222_000000402021_00099_08670_7496.N1	27-OCT-2003 18:32:22	Dark	40.000	143	Alp Hyi	2.8570	7200.0	80	8670	No
299	GOM_NL__2PRFIN20031027_183346_000000412021_00099_08670_7497.N1	27-OCT-2003 18:33:46	Dark	41.000	9	Alp Eri	0.45300	24000.	82	8670	No
300	GOM_NL__2PRFIN20031027_183652_000000452021_00099_08670_7498.N1	27-OCT-2003 18:36:52	Straylight	45.000	157	The1Eri	2.9060	9300.0	90	8670	No
301	GOM_NL__2PRFIN20031027_183835_000000442021_00099_08670_7499.N1	27-OCT-2003 18:38:35	Straylight	43.500	84	Alp Phe	2.3970	4500.0	87	8670	No
302	GOM_NL__2PRFIN20031027_184508_000000462021_00099_08670_7500.N1	27-OCT-2003 18:45:08	Straylight	46.000	52	16Bet Cet	2.0370	4500.0	92	8670	No
303	GOM_NL__2PRFIN20031027_185211_000000642021_00099_08670_7501.N1	27-OCT-2003 18:52:11	Bright	63.500	94	92Alp Cet	2.5260	3100.0	127	8670	No
304	GOM_NL__2PRFIN20031027_185437_000000382021_00099_08670_7502.N1	27-OCT-2003 18:54:37	Bright	37.500	140	88Gam Peg	2.8340	26000.	75	8670	No
305	GOM_NL__2PRFIN20031027_185623_000000432021_00099_08670_7503.N1	27-OCT-2003 18:56:23	Bright	43.000	105	6Bet Ari	2.6450	8900.0	86	8670	No
306	GOM_NL__2PRFIN20031027_185830_000000392021_00099_08670_7504.N1	27-OCT-2003 18:58:30	Bright	39.000	58	21Alp And	2.0730	11000.	78	8670	No
307	GOM_NL__2PRFIN20031027_190015_000000382021_00099_08670_7505.N1	27-OCT-2003 19:00:15	Bright	38.000	53	43Bet And	2.0480	3300.0	76	8670	No
308	GOM_NL__2PRFIN20031027_190259_000000432021_00099_08670_7506.N1	27-OCT-2003 19:02:59	Bright	43.000	73	57Gam1And	2.2600	13100.	86	8670	No
309	GOM_NL__2PRFIN20031027_190603_000000412021_00099_08670_7507.N1	27-OCT-2003 19:06:03	Bright	40.500	68	18Alp Cas	2.2250	4500.0	81	8670	No
310	GOM_NL__2PRFIN20031027_190719_000000382021_00099_08670_7508.N1	27-OCT-2003 19:07:19	Bright	38.000	76	27Gam Cas	2.3000	30000.	76	8670	No
311	GOM_NL__2PRFIN20031027_191015_000000392021_00099_08670_7509.N1	27-OCT-2003 19:10:15	Bright	39.000	89	5Alp Cep	2.4510	8000.0	78	8670	No
312	GOM_NL__2PRFIN20031027_191520_000000382021_00099_08670_7510.N1	27-OCT-2003 19:15:20	Bright	38.000	49	1Alp UMi	1.9900	6300.0	76	8670	No
313	GOM_NL__2PRFIN20031027_191857_000000392021_00099_08670_7511.N1	27-OCT-2003 19:18:57	Bright	38.500	60	7Bet UMi	2.0810	3950.0	77	8670	No
314	GOM_NL__2PRFIN20031027_192333_000000422021_00099_08670_7512.N1	27-OCT-2003 19:23:33	Bright	42.000	36	50Alp UMa	1.8000	6300.0	84	8670	No
315	GOM_NL__2PRFIN20031027_192455_000000362021_00099_08670_7513.N1	27-OCT-2003 19:24:55	Bright	36.000	32	77Eps UMa	1.7630	11000.	72	8670	No
316	GOM_NL__2PRFIN20031027_192844_000000382021_00099_08670_7514.N1	27-OCT-2003 19:28:44	Bright	38.000	174	52Psi UMa	3.0040	4400.0	76	8670	No
317	GOM_NL__2PRFIN20031027_193620_000000502021_00099_08670_7515.N1	27-OCT-2003 19:36:20	Bright	49.500	166	17Eps Leo	2.9800	6000.0	99	8670	No
318	GOM_NL__2PRFIN20031027_193857_000002552021_00099_08670_7516.N1	27-OCT-2003 19:38:57	Tw_i_and_stray	255.00	17	78Bet Gem	1.1610	4500.0	510	8670	No
319	GOM_NL__2PRFIN20031027_194836_000000612021_00099_08670_7517.N1	27-OCT-2003 19:48:36	Dark	61.000	48	30Alp Hya	1.9770	4100.0	122	8670	No
320	GOM_NL__2PRFIN20031027_195452_000000402021_00099_08670_7518.N1	27-OCT-2003 19:54:52	Dark	40.000	99	Del Cen	2.5750	26000.	80	8670	No
321	GOM_NL__2PRFIN20031027_195737_000000562021_00099_08670_7519.N1	27-OCT-2003 19:57:37	Dark	56.000	65	Lam Vel	2.2040	4400.0	112	8670	No
322	GOM_NL__2PRFIN20031027_195921_000000392021_00100_08671_7387.N1	27-OCT-2003 19:59:21	Dark	38.500	124	The Car	2.7640	30000.	77	8671	No
323	GOM_NL__2PRFIN20031027_200412_000000732021_00100_08671_7388.N1	27-OCT-2003 20:04:12	Dark	72.500	88	31Eta CMa	2.4480	20000.	145	8671	No
324	GOM_NL__2PRFIN20031027_200644_000000632021_00100_08671_7389.N1	27-OCT-2003 20:06:44	Dark	63.000	2	Alp Car	-0.73600	7000.0	126	8671	No
325	GOM_NL__2PRFIN20031027_201257_000000412021_00100_08671_7390.N1	27-OCT-2003 20:12:57	Dark	40.500	143	Alp Hyi	2.8570	7200.0	81	8671	No
326	GOM_NL__2PRFIN20031027_201422_000000442021_00100_08671_7391.N1	27-OCT-2003 20:14:22	Dark	43.500	9	Alp Eri	0.45300	24000.	87	8671	No
327	GOM_NL__2PRFIN20031027_201729_000000472021_00100_08671_7392.N1	27-OCT-2003 20:17:29	Straylight	47.000	157	The1Eri	2.9060	9300.0	94	8671	No
328	GOM_NL__2PRFIN20031027_201911_000000432021_00100_08671_7393.N1	27-OCT-2003 20:19:11	Straylight	43.000	84	Alp Phe	2.3970	4500.0	86	8671	No
329	GOM_NL__2PRFIN20031027_202544_000000482021_00100_08671_7394.N1	27-OCT-2003 20:25:44	Straylight	47.500	52	16Bet Cet	2.0370	4500.0	95	8671	No
330	GOM_NL__2PRFIN20031027_203245_000000662021_00100_08671_7395.N1	27-OCT-2003 20:32:45	Bright	66.000	94	92Alp Cet	2.5260	3100.0	132	8671	No
331	GOM_NL__2PRFIN20031027_203513_000000382021_00100_08671_7396.N1	27-OCT-2003 20:35:13	Bright	38.000	140	88Gam Peg	2.8340	26000.	76	8671	No
332	GOM_NL__2PRFIN20031027_203658_000000442021_00100_08671_7397.N1	27-OCT-2003 20:36:58	Bright	44.000	105	6Bet Ari	2.6450	8900.0	88	8671	No
333	GOM_NL__2PRFIN20031027_203906_000000382021_00100_08671_7398.N1	27-OCT-2003 20:39:06	Bright	37.500	58	21Alp And	2.0730	11000.	75	8671	No
334	GOM_NL__2PRFIN20031027_204051_000000412021_00100_08671_7399.N1	27-OCT-2003 20:40:51	Bright	40.500	53	43Bet And	2.0480	3300.0	81	8671	No
335	GOM_NL__2PRFIN20031027_204334_000000442021_00100_08671_7400.N1	27-OCT-2003 20:43:34	Bright	43.500	73	57Gam1And	2.2600	13100.	87	8671	No
336	GOM_NL__2PRFIN20031027_204637_000000412021_00100_08671_7401.N1	27-OCT-2003 20:46:37	Bright	40.500	68	18Alp Cas	2.2250	4500.0	81	8671	No
337	GOM_NL__2PRFIN20031027_204754_000000382021_00100_08671_7402.N1	27-OCT-2003 20:47:54	Bright	37.500	76	27Gam Cas	2.3000	30000.	75	8671	No

338	GOM_NL__2PRFIN20031027_205051_000000392021_00100_08671_7403.N1	27-OCT-2003 20:50:51	Bright	38.500	89	5Alp Cep	2.4510	8000.0	77	8671	No
339	GOM_NL__2PRFIN20031027_205556_000000372021_00100_08671_7404.N1	27-OCT-2003 20:55:56	Bright	37.000	49	1Alp UMi	1.9900	6300.0	74	8671	No
340	GOM_NL__2PRFIN20031027_205933_000000392021_00100_08671_7405.N1	27-OCT-2003 20:59:33	Bright	39.000	60	7Bet UMi	2.0810	3950.0	78	8671	No
341	GOM_NL__2PRFIN20031027_210408_000000412021_00100_08671_7406.N1	27-OCT-2003 21:04:08	Bright	40.500	36	50Alp UMa	1.8000	6300.0	81	8671	No
342	GOM_NL__2PRFIN20031027_210531_000000382021_00100_08671_7407.N1	27-OCT-2003 21:05:31	Bright	38.000	32	77Eps UMa	1.7630	11000.	76	8671	No
343	GOM_NL__2PRFIN20031027_210920_000000552021_00100_08671_7408.N1	27-OCT-2003 21:09:20	Bright	55.000	174	52Psi UMa	3.0040	4400.0	110	8671	No
344	GOM_NL__2PRFIN20031027_211656_000000532021_00100_08671_7409.N1	27-OCT-2003 21:16:56	Bright	52.500	166	17Eps Leo	2.9800	6000.0	105	8671	No
345	GOM_NL__2PRFIN20031027_211935_000002552021_00100_08671_7410.N1	27-OCT-2003 21:19:35	Twilight	255.00	17	78Bet Gem	1.1610	4500.0	510	8671	No
346	GOM_NL__2PRFIN20031027_212913_000000672021_00100_08671_7411.N1	27-OCT-2003 21:29:13	Dark	66.500	48	30Alp Hya	1.9770	4100.0	133	8671	No
347	GOM_NL__2PRFIN20031027_213527_000000402021_00100_08671_7412.N1	27-OCT-2003 21:35:27	Dark	40.000	99	Del Cen	2.5750	26000.	80	8671	No
348	GOM_NL__2PRFIN20031027_213813_000000512021_00100_08671_7413.N1	27-OCT-2003 21:38:13	Dark	51.000	65	Lam Vel	2.2040	4400.0	102	8671	No
349	GOM_NL__2PRFIN20031027_213956_000000392021_00101_08672_7387.N1	27-OCT-2003 21:39:56	Dark	38.500	124	The Car	2.7640	30000.	77	8672	No
350	GOM_NL__2PRFIN20031027_214449_000000722021_00101_08672_7388.N1	27-OCT-2003 21:44:49	Dark	71.500	88	31Eta CMa	2.4480	20000.	143	8672	No
351	GOM_NL__2PRFIN20031027_214720_000000532021_00101_08672_7389.N1	27-OCT-2003 21:47:20	Dark	52.500	2	Alp Car	-0.73600	7000.0	105	8672	No
352	GOM_NL__2PRFIN20031027_215333_000000392021_00101_08672_7390.N1	27-OCT-2003 21:53:33	Dark	39.000	143	Alp Hyi	2.8570	7200.0	78	8672	No
353	GOM_NL__2PRFIN20031027_215458_000000422021_00101_08672_7391.N1	27-OCT-2003 21:54:58	Dark	41.500	9	Alp Eri	0.45300	24000.	83	8672	No
354	GOM_NL__2PRFIN20031027_215805_000000482021_00101_08672_7392.N1	27-OCT-2003 21:58:05	Straylight	47.500	157	The1Eri	2.9060	9300.0	95	8672	No
355	GOM_NL__2PRFIN20031027_215947_000000432021_00101_08672_7393.N1	27-OCT-2003 21:59:47	Straylight	43.000	84	Alp Phe	2.3970	4500.0	86	8672	No
356	GOM_NL__2PRFIN20031027_220621_000000442021_00101_08672_7394.N1	27-OCT-2003 22:06:21	Straylight	44.000	52	16Bet Cet	2.0370	4500.0	88	8672	No
357	GOM_NL__2PRFIN20031027_221322_000000742021_00101_08672_7395.N1	27-OCT-2003 22:13:22	Bright	74.000	94	92Alp Cet	2.5260	3100.0	148	8672	No
358	GOM_NL__2PRFIN20031027_221549_000000372021_00101_08672_7396.N1	27-OCT-2003 22:15:49	Bright	37.000	140	88Gam Peg	2.8340	26000.	74	8672	No
359	GOM_NL__2PRFIN20031027_221734_000000432021_00101_08672_7397.N1	27-OCT-2003 22:17:34	Bright	43.000	105	6Bet Ari	2.6450	8900.0	86	8672	No
360	GOM_NL__2PRFIN20031027_221942_000000382021_00101_08672_7398.N1	27-OCT-2003 22:19:42	Bright	37.500	58	21Alp And	2.0730	11000.	75	8672	No
361	GOM_NL__2PRFIN20031027_222127_000000382021_00101_08672_7399.N1	27-OCT-2003 22:21:27	Bright	37.500	53	43Bet And	2.0480	3300.0	75	8672	No
362	GOM_NL__2PRFIN20031027_222410_000000422021_00101_08672_7400.N1	27-OCT-2003 22:24:10	Bright	41.500	73	57Gam1And	2.2600	13100.	83	8672	No
363	GOM_NL__2PRFIN20031027_222716_000000402021_00101_08672_7401.N1	27-OCT-2003 22:27:16	Bright	39.500	68	18Alp Cas	2.2250	4500.0	79	8672	No
364	GOM_NL__2PRFIN20031027_222831_000000372021_00101_08672_7402.N1	27-OCT-2003 22:28:31	Bright	37.000	76	27Gam Cas	2.3000	30000.	74	8672	No
365	GOM_NL__2PRFIN20031027_223127_000000382021_00101_08672_7403.N1	27-OCT-2003 22:31:27	Bright	38.000	89	5Alp Cep	2.4510	8000.0	76	8672	No
366	GOM_NL__2PRFIN20031027_223632_000000382021_00101_08672_7404.N1	27-OCT-2003 22:36:32	Bright	38.000	49	1Alp UMi	1.9900	6300.0	76	8672	No
367	GOM_NL__2PRFIN20031027_224009_000000402021_00101_08672_7405.N1	27-OCT-2003 22:40:09	Bright	40.000	60	7Bet UMi	2.0810	3950.0	80	8672	No
368	GOM_NL__2PRFIN20031027_224444_000000422021_00101_08672_7406.N1	27-OCT-2003 22:44:44	Bright	41.500	36	50Alp UMa	1.8000	6300.0	83	8672	No
369	GOM_NL__2PRFIN20031027_224607_000000392021_00101_08672_7407.N1	27-OCT-2003 22:46:07	Bright	38.500	32	77Eps UMa	1.7630	11000.	77	8672	No
370	GOM_NL__2PRFIN20031027_224956_000000402021_00101_08672_7408.N1	27-OCT-2003 22:49:56	Bright	39.500	174	52Psi UMa	3.0040	4400.0	79	8672	No
371	GOM_NL__2PRFIN20031027_225732_000000522021_00101_08672_7409.N1	27-OCT-2003 22:57:32	Bright	52.000	166	17Eps Leo	2.9800	6000.0	104	8672	No
372	GOM_NL__2PRFIN20031027_230013_000002552021_00101_08672_7410.N1	27-OCT-2003 23:00:13	Twilight	255.00	17	78Bet Gem	1.1610	4500.0	510	8672	No
373	GOM_NL__2PRFIN20031027_230949_000000662021_00101_08672_7411.N1	27-OCT-2003 23:09:49	Dark	65.500	48	30Alp Hya	1.9770	4100.0	131	8672	No
374	GOM_NL__2PRFIN20031027_231850_000000592021_00101_08672_7412.N1	27-OCT-2003 23:18:50	Dark	59.000	65	Lam Vel	2.2040	4400.0	118	8672	No
375	GOM_NL__2PRFIN20031027_232033_000000382021_00102_08673_7388.N1	27-OCT-2003 23:20:33	Dark	38.000	124	The Car	2.7640	30000.	76	8673	No
376	GOM_NL__2PRFIN20031027_232527_000000732021_00102_08673_7389.N1	27-OCT-2003 23:25:27	Dark	73.000	88	31Eta CMa	2.4480	20000.	146	8673	No
377	GOM_NL__2PRFIN20031027_232757_000000522021_00102_08673_7390.N1	27-OCT-2003 23:27:57	Dark	52.000	2	Alp Car	-0.73600	7000.0	104	8673	No
378	GOM_NL__2PRFIN20031027_233411_000000402021_00102_08673_7391.N1	27-OCT-2003 23:34:11	Dark	40.000	143	Alp Hyi	2.8570	7200.0	80	8673	No
379	GOM_NL__2PRFIN20031027_233535_000000472021_00102_08673_7392.N1	27-OCT-2003 23:35:35	Dark	46.500	9	Alp Eri	0.45300	24000.	93	8673	No
380	GOM_NL__2PRFIN20031027_233842_000000442021_00102_08673_7393.N1	27-OCT-2003 23:38:42	Straylight	43.500	157	The1Eri	2.9060	9300.0	87	8673	No
381	GOM_NL__2PRFIN20031027_234023_000000432021_00102_08673_7394.N1	27-OCT-2003 23:40:23	Straylight	43.000	84	Alp Phe	2.3970	4500.0	86	8673	No
382	GOM_NL__2PRFIN20031027_234657_000000452021_00102_08673_7395.N1	27-OCT-2003 23:46:57	Straylight	45.000	52	16Bet Cet	2.0370	4500.0	90	8673	No
383	GOM_NL__2PRFIN20031027_235357_000000672021_00102_08673_7396.N1	27-OCT-2003 23:53:57	Bright	67.000	94	92Alp Cet	2.5260	3100.0	134	8673	No
384	GOM_NL__2PRFIN20031027_235626_000000372021_00102_08673_7397.N1	27-OCT-2003 23:56:26	Bright	37.000	140	88Gam Peg	2.8340	26000.	74	8673	No
385	GOM_NL__2PRFIN20031027_235810_000000432021_00102_08673_7398.N1	27-OCT-2003 23:58:10	Bright	42.500	105	6Bet Ari	2.6450	8900.0	85	8673	No

3. Quality information per product

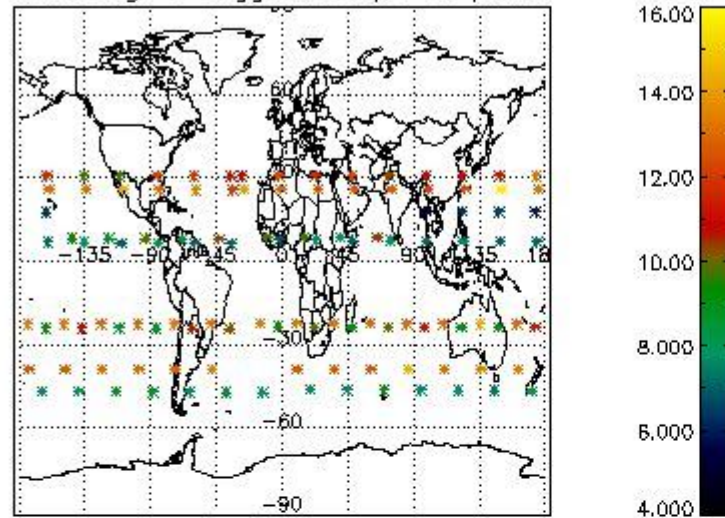
In this section it is plotted some information contained in the Quality Summary data set of the level 2 products. Only products in dark limb conditions and without errors (error flag in the MPH set to "0") are used.

3.1 Plot quality information per product (time dependant)

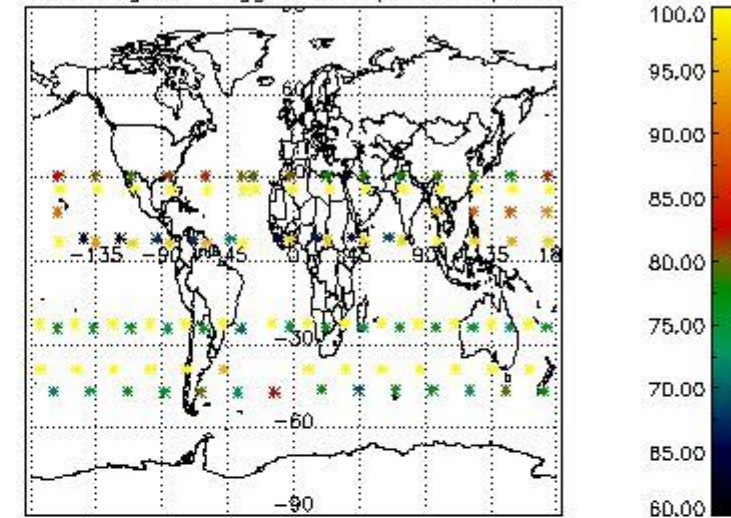


3.2 Plot quality information per product (world map)

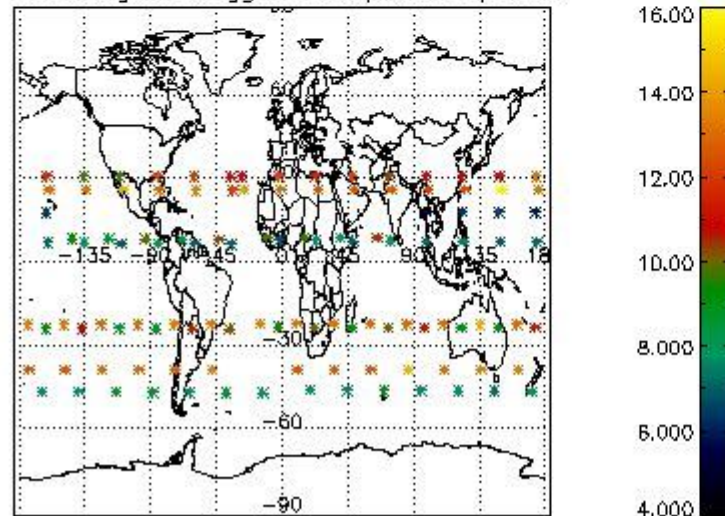
Percentage of flagged data per O3 profile



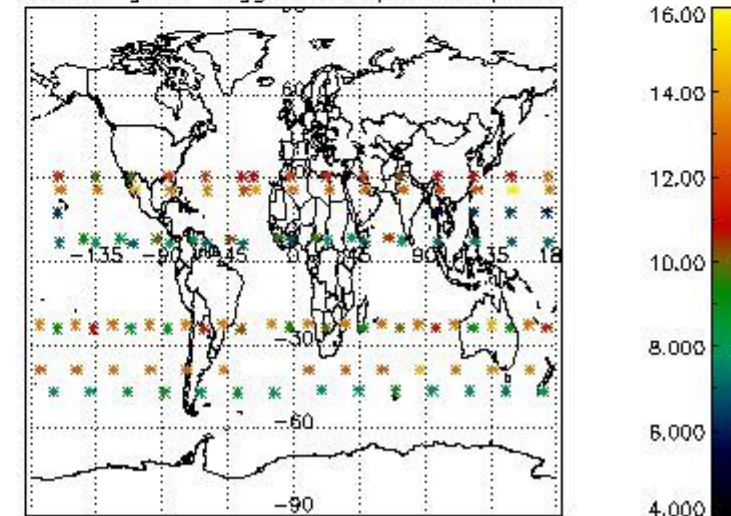
Percentage of flagged data per H2O profile



Percentage of flagged data per NO2 profile



Percentage of flagged data per NO3 profile

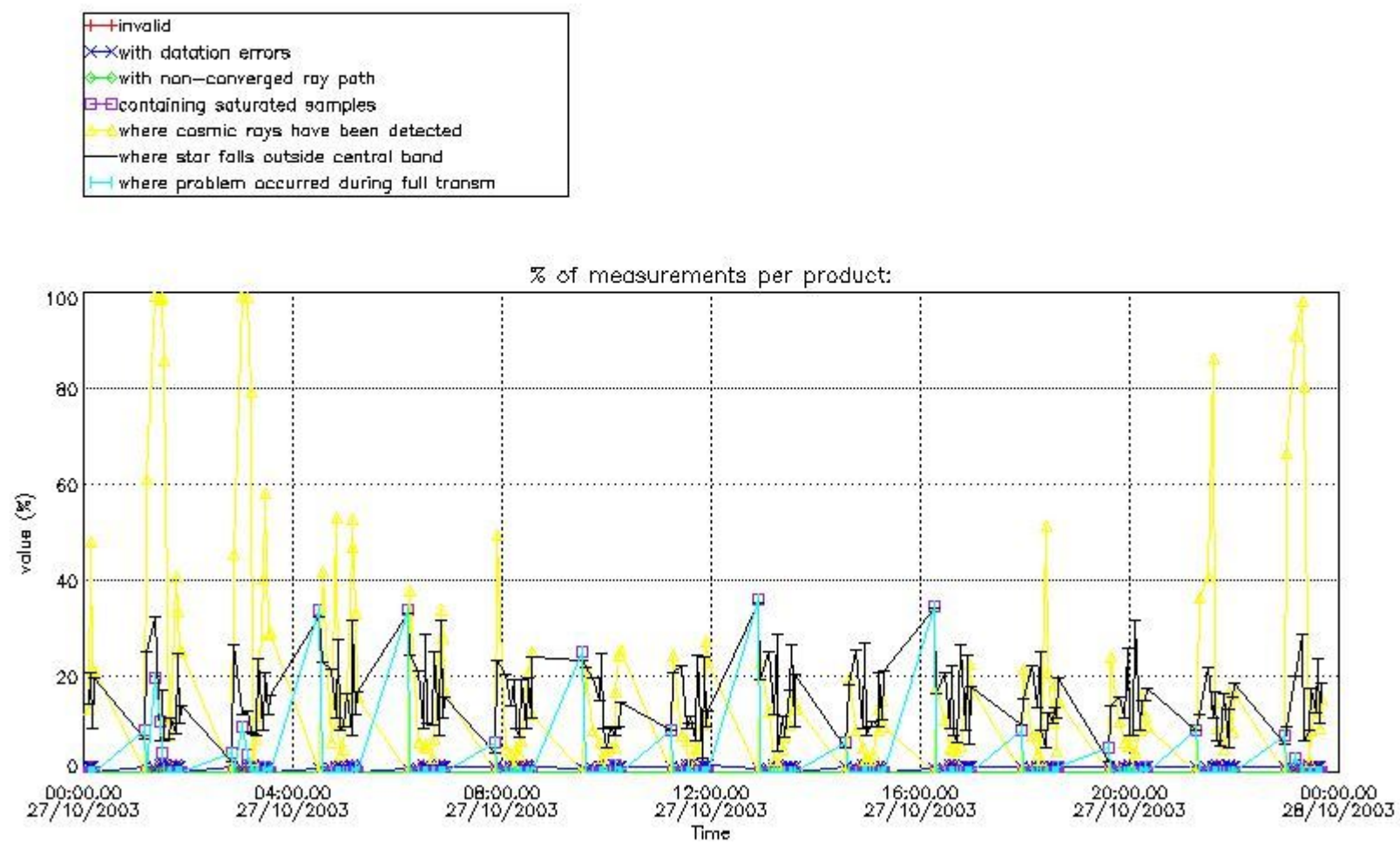


4. Level 1 quality information per product

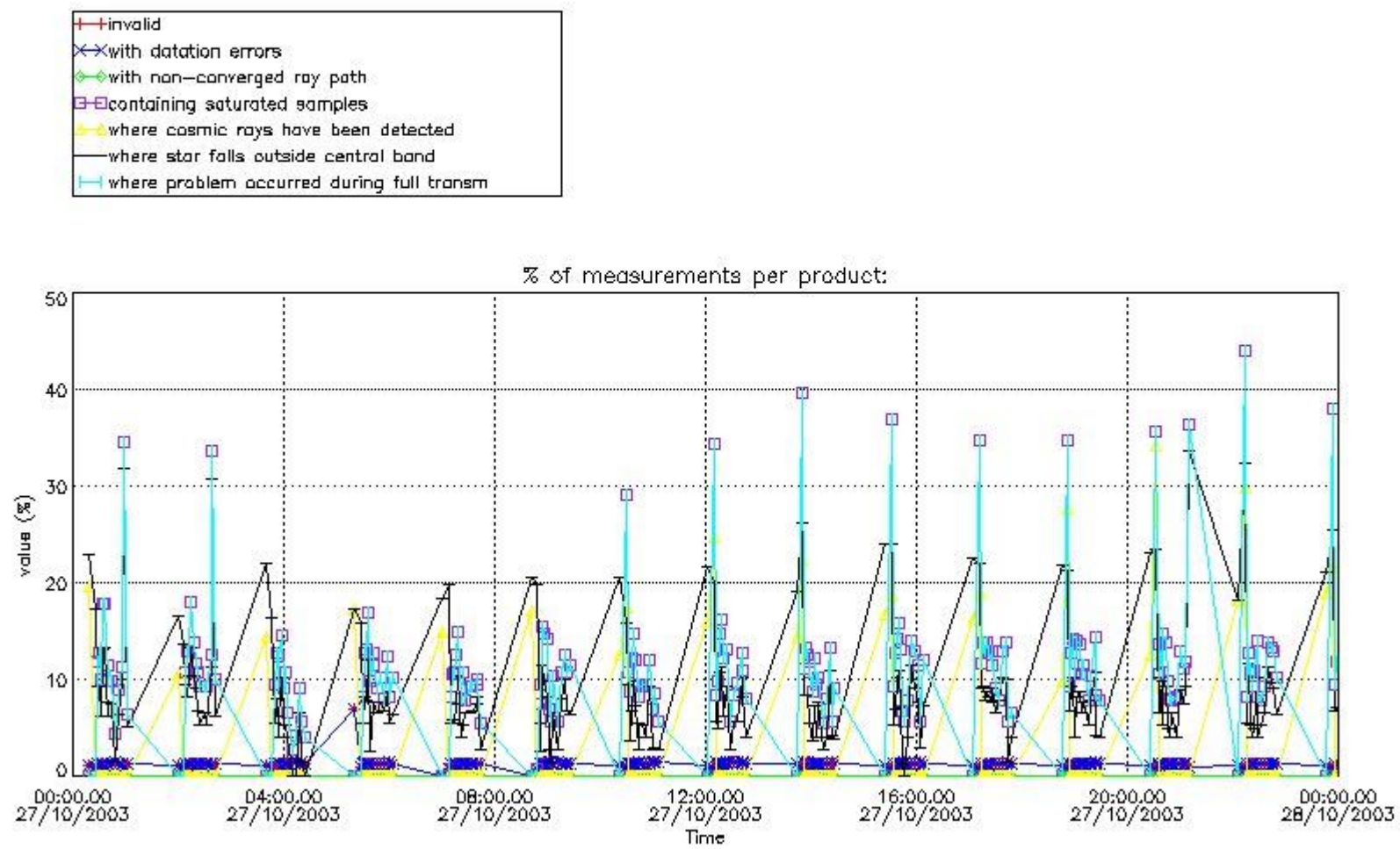
In this section it is plotted some information contained in the Quality Summary data set of the level 2 products that comes from the level 1b processing. Products without errors (error flag in the MPH set to "0") are used.

4.1 Plot quality information per product (time dependant) coming from level 1b processing

4.1.1 Plot level 1 quality information per product (time dependant): ENVISAT ASCENDING passes

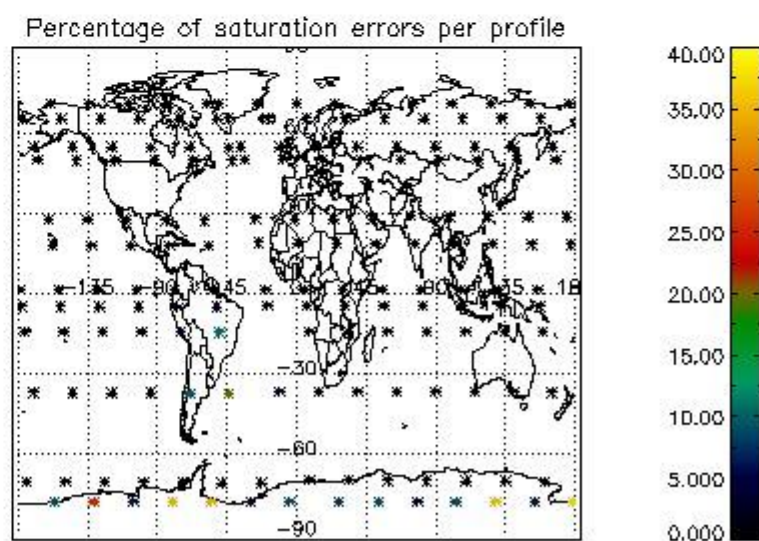
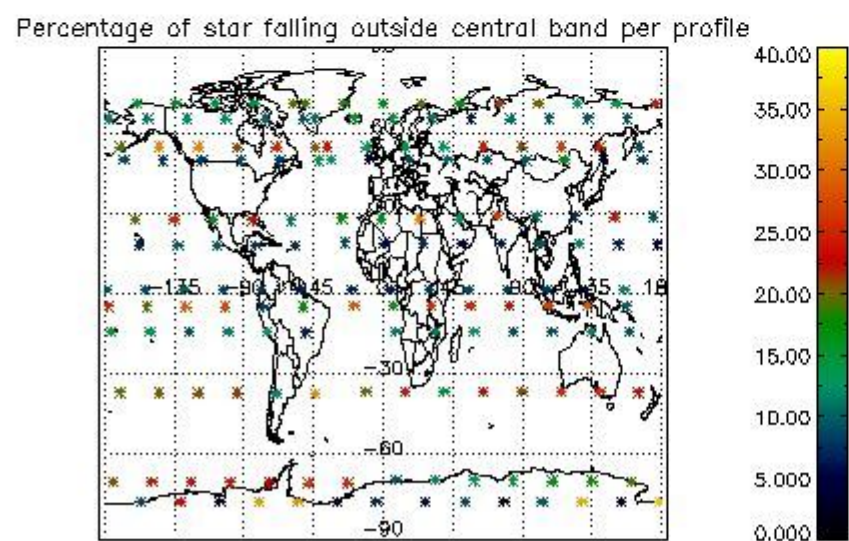
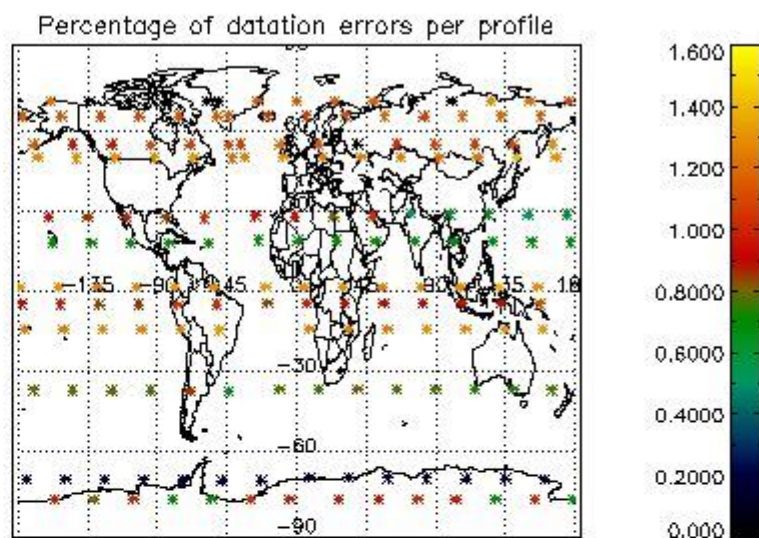
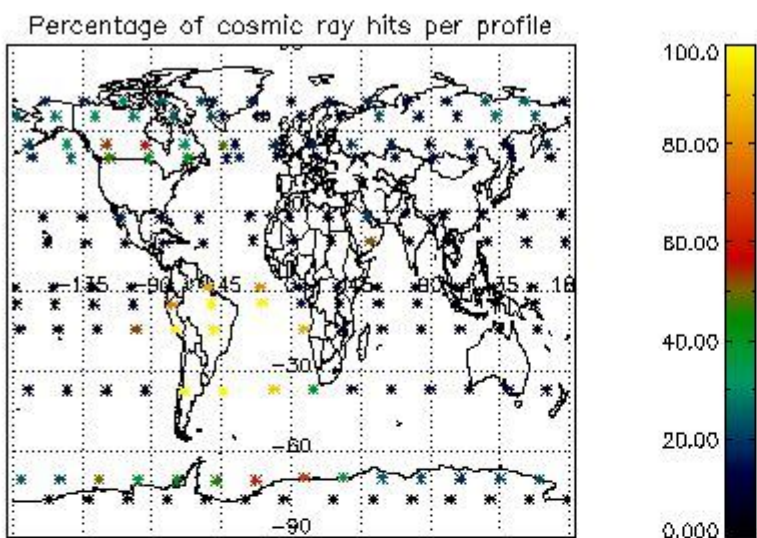


4.1.2 Plot level 1 quality information per product (time dependant): ENVI SAT DESCENDING passes

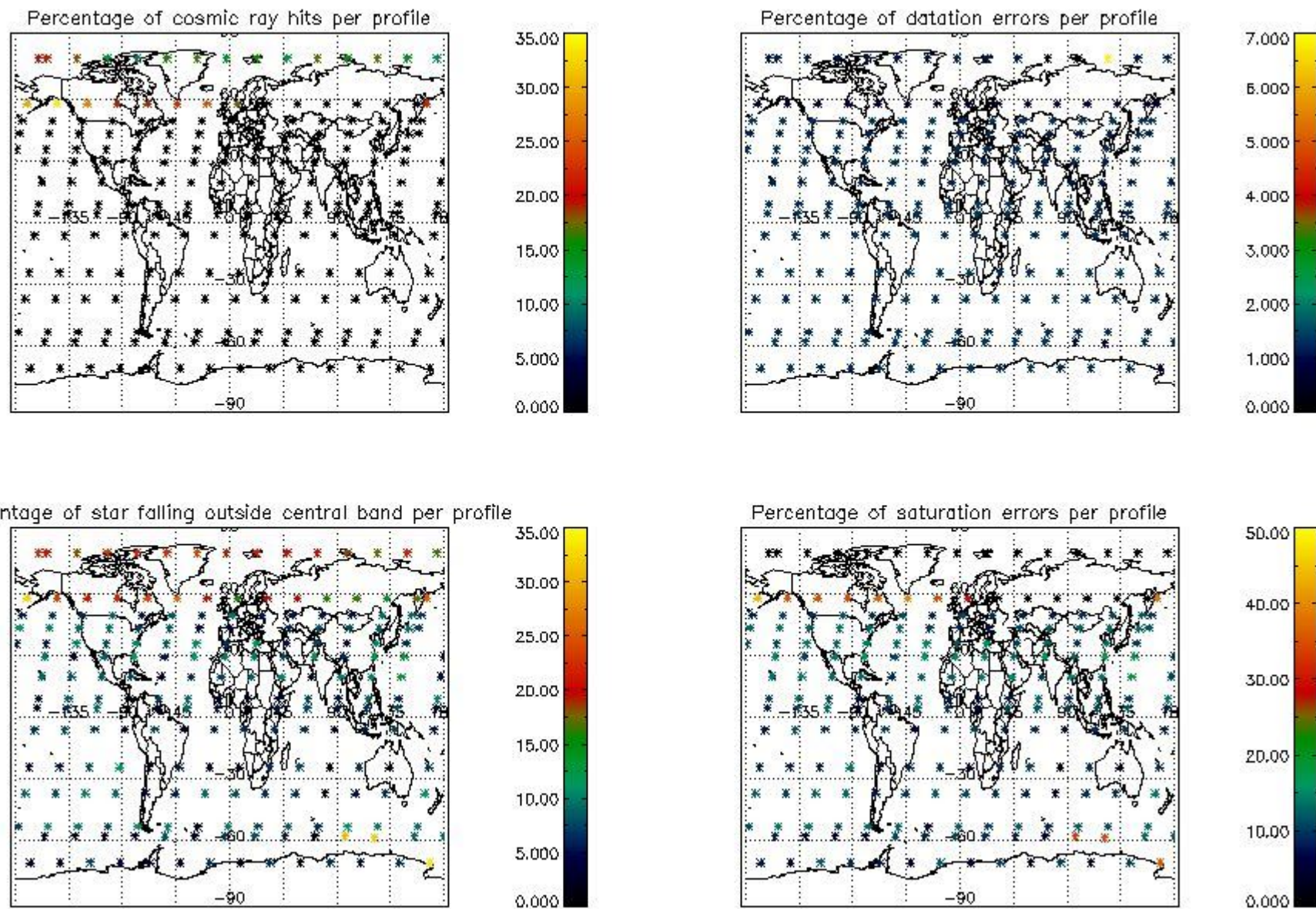


4.2 Plot quality information per product coming from level 1b processing (world map)

4.2.1 Plot level 1 quality information per product (world map): ENVISAT ASCENDING passes



4.2.2 Plot level 1 quality information per product (world map): ENVISAT DESCENDING passes



5. Trace gas profiles

5.1 Ozone statistics based on quality of products

The final quality of the products can be "measured" using the STD (Standard Deviation) attached to every point profile. This information is written to the parameter GOM_NL__2P/NL_LOCAL_SPECIES_DENSITY/o3_std of the level 2 products. The table below shows the statistics for given STD ranges.

The statistics are given with respect to the overall valid production:

- Products without fatal errors: GOM_NL__2P/MPH/PRODUCT_ERR=0
- Valid point profile: GOM_NL__2P/NL_LOCAL_SPECIES_DENSITY/pcd(0)=0

The 'Criteria' is applied to valid points of dark limb products:

- Products in dark limb illumination condition: GOM_NL__2P/NL_SUMMARY_QUALITY/obs_ill_cond=0
- Products without fatal errors: GOM_NL__2P/MPH/PRODUCT_ERR=0
- Valid point profile: GOM_NL__2P/NL_LOCAL_SPECIES_DENSITY/pcd(0)=0

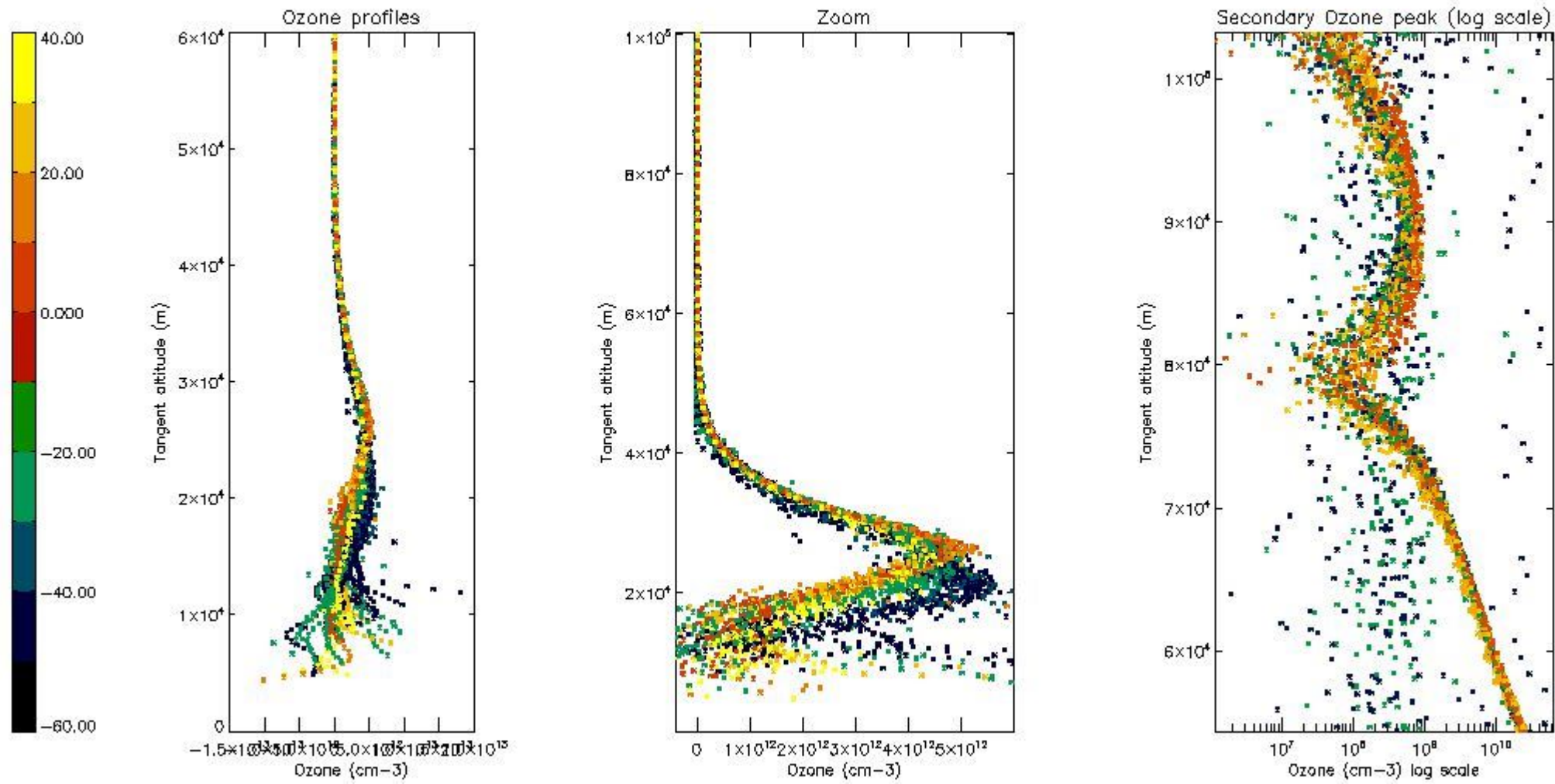
So, the table below shows the percentage of dark limb and valid observations for each criteria with respect to the overall valid daily observations.

Criteria	% of total production
All STD	30
STD < 20	17

STD < 10	15
STD < 5	11

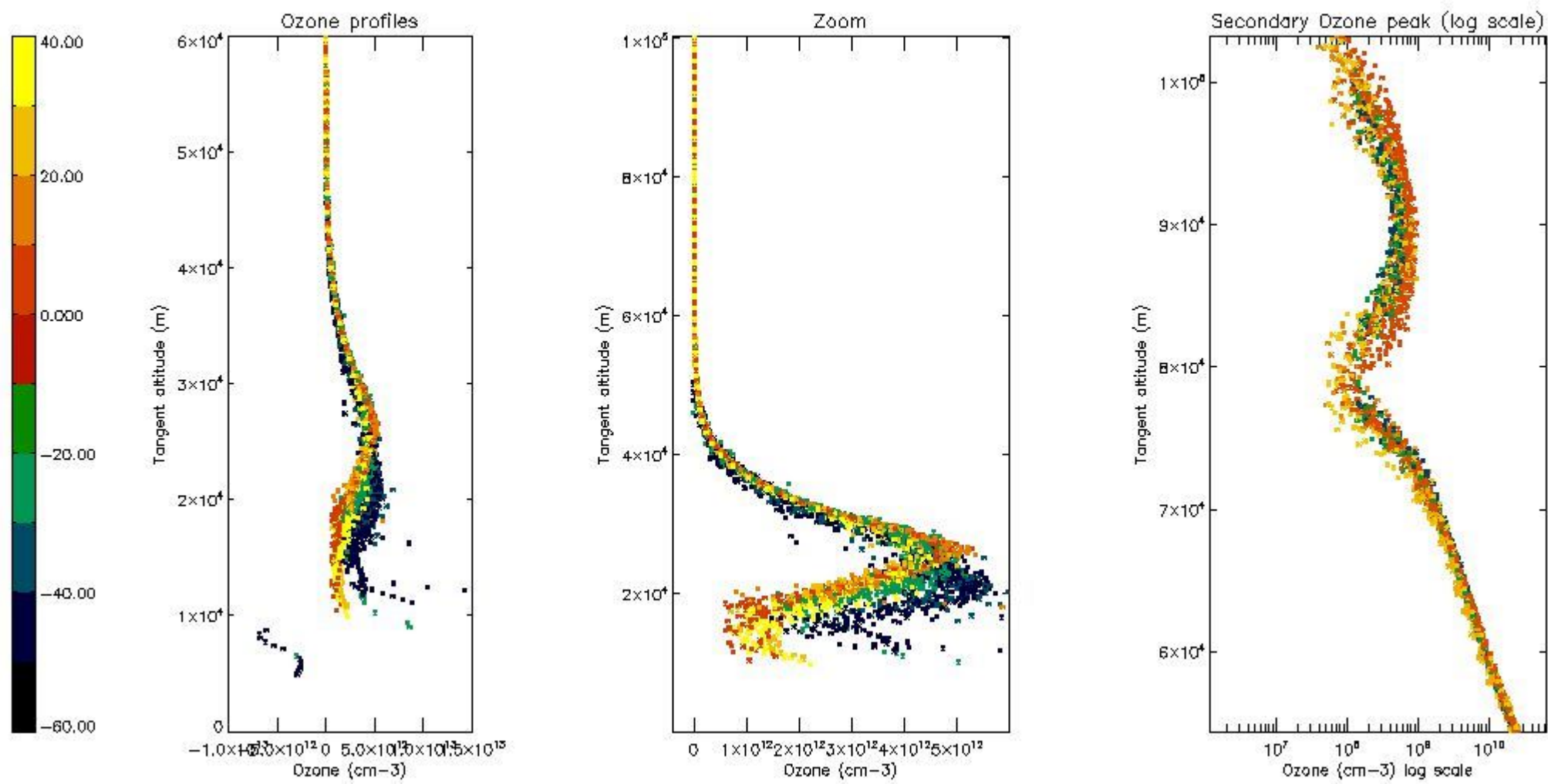
5.2 Plot ozone profiles for all STD (dark without errors)

The colorbar represents the latitude.



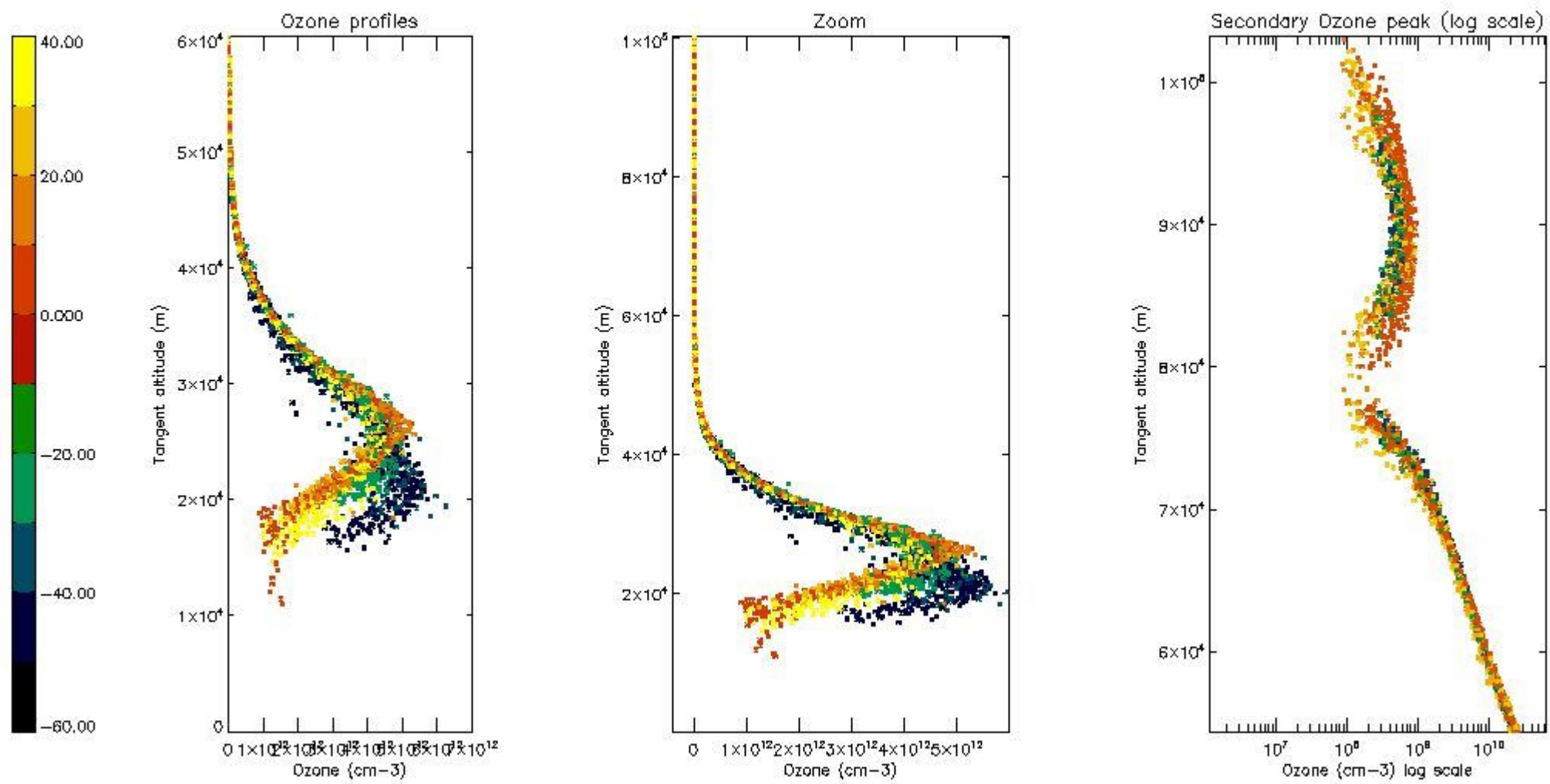
5.3 Plot ozone profiles where STD < 20% (dark without errors)

The colorbar represents the latitude.



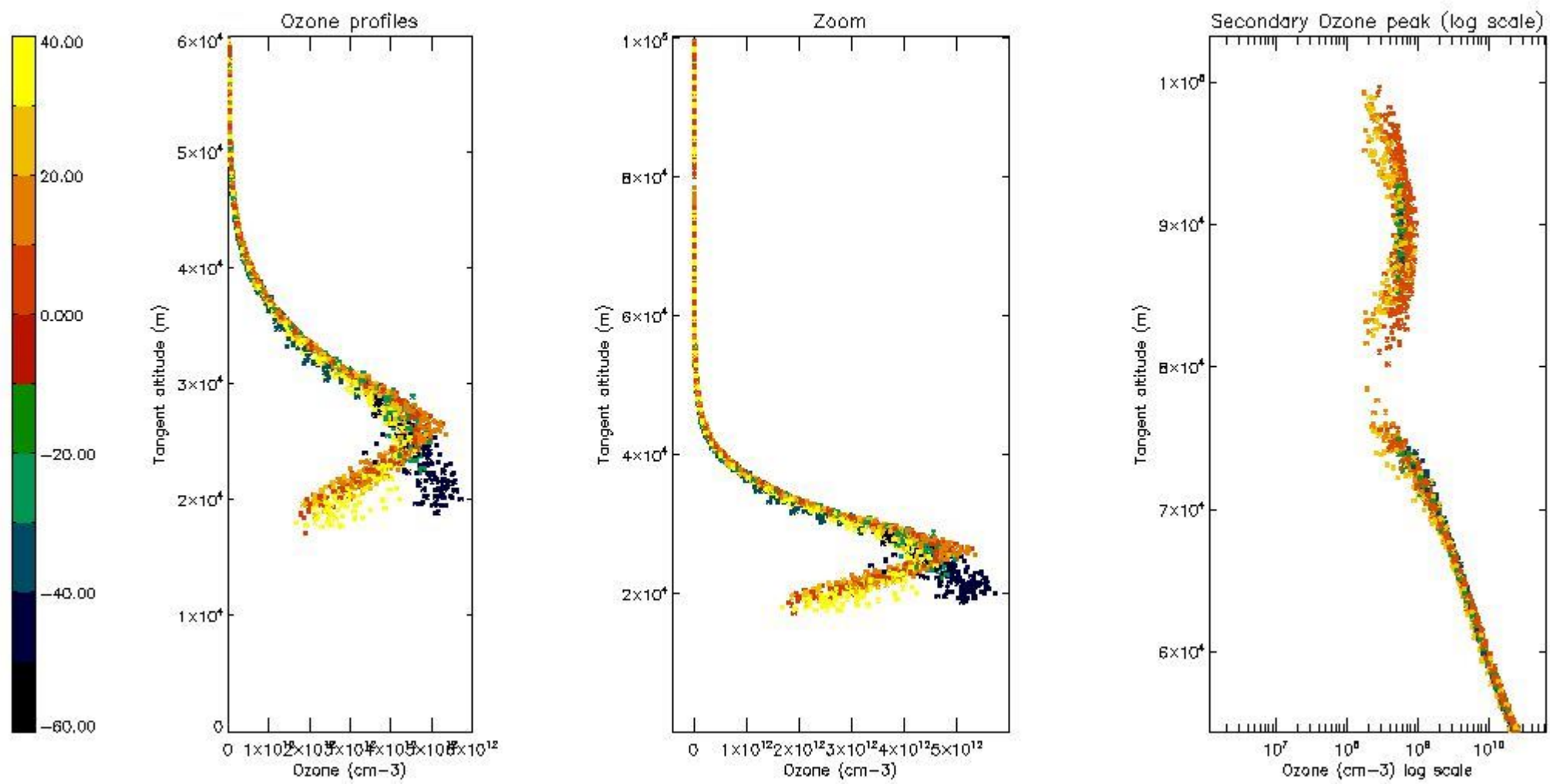
5.4 Plot ozone profiles where STD < 10% (dark without errors)

The colorbar represents the latitude.



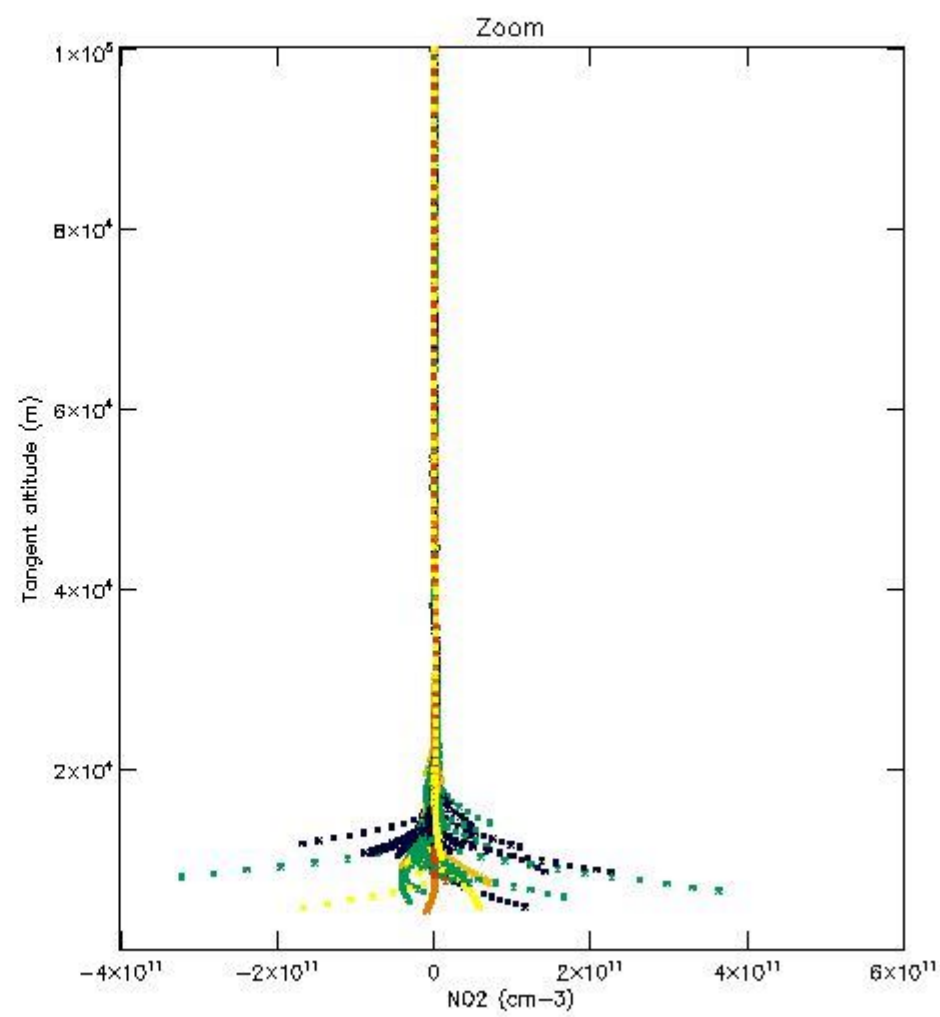
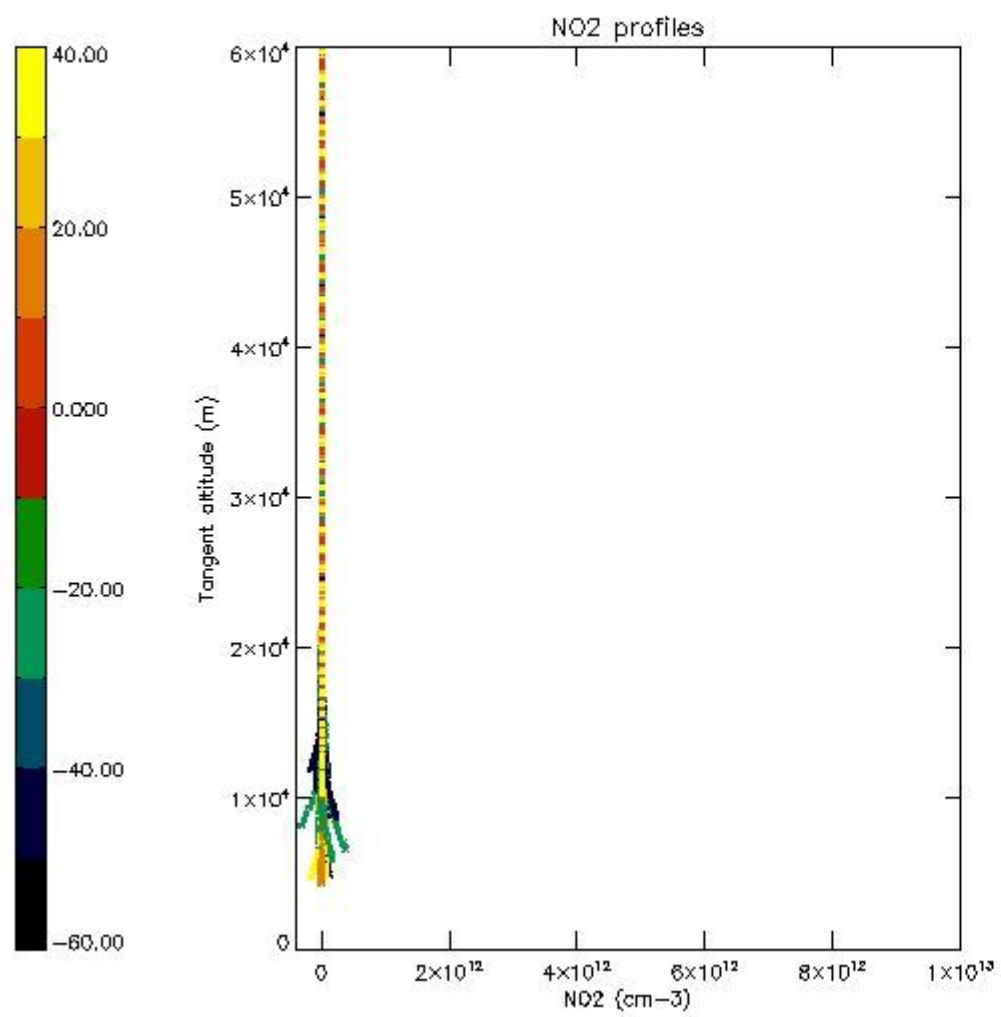
5.5 Plot ozone profiles where STD < 5% (dark without errors)

The colorbar represents the latitude.



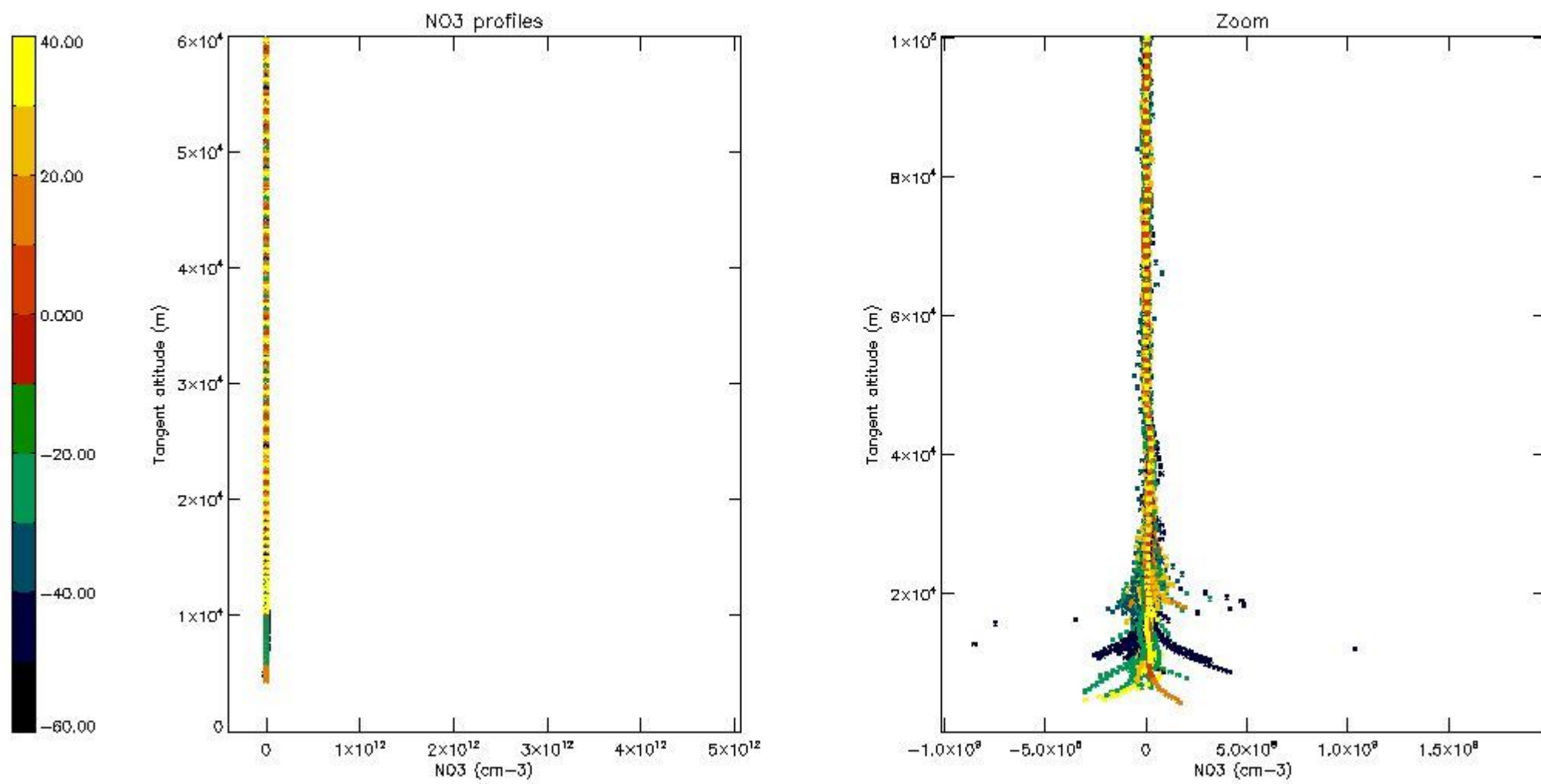
5.6 Plot NO₂ profiles for all STD (dark without errors)

The colorbar represents the latitude.



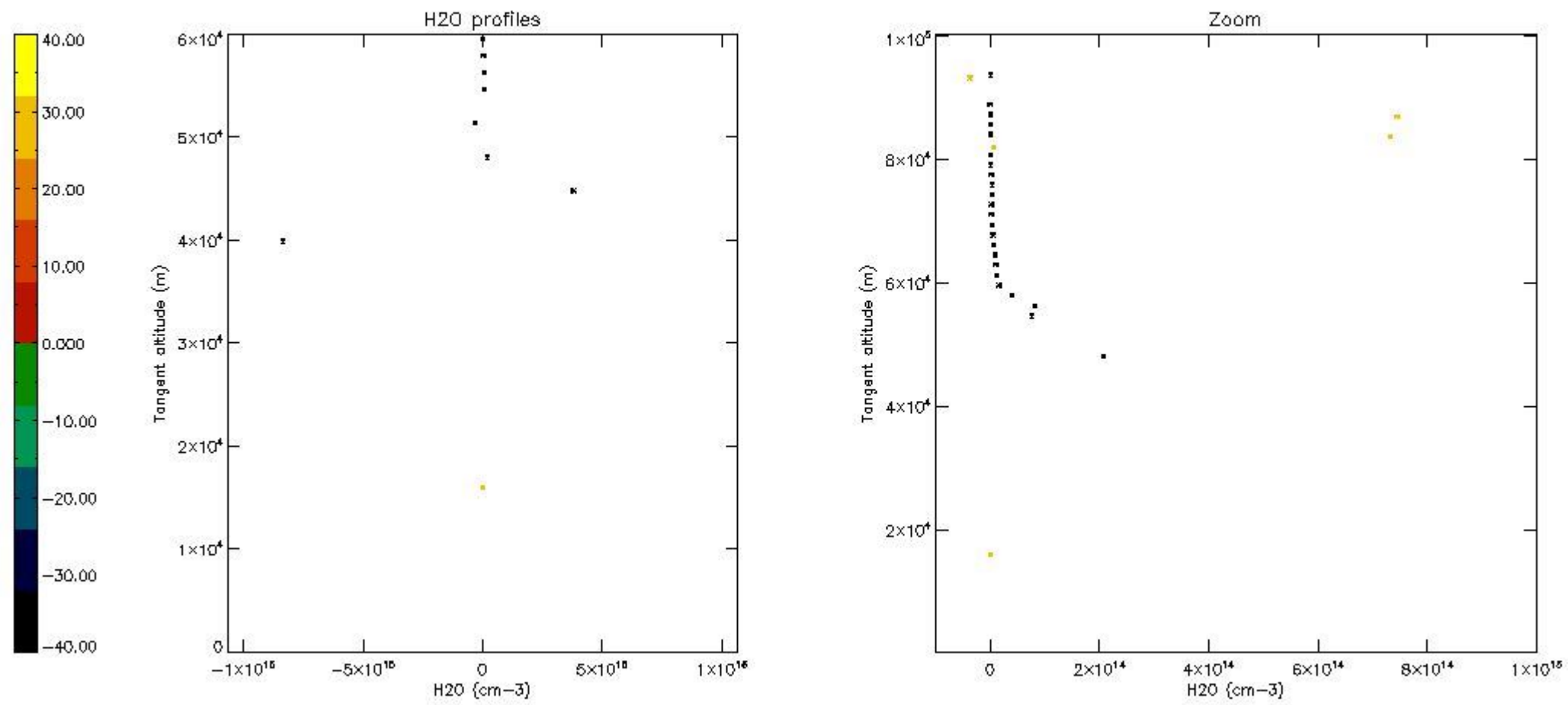
5.7 Plot NO3 profiles for all STD (dark without errors)

The colorbar represents the latitude.



5.8 Plot H₂O profiles for all STD (only for occultations of stars 1,2,3,4,13,14,16,26,63 dark without errors)

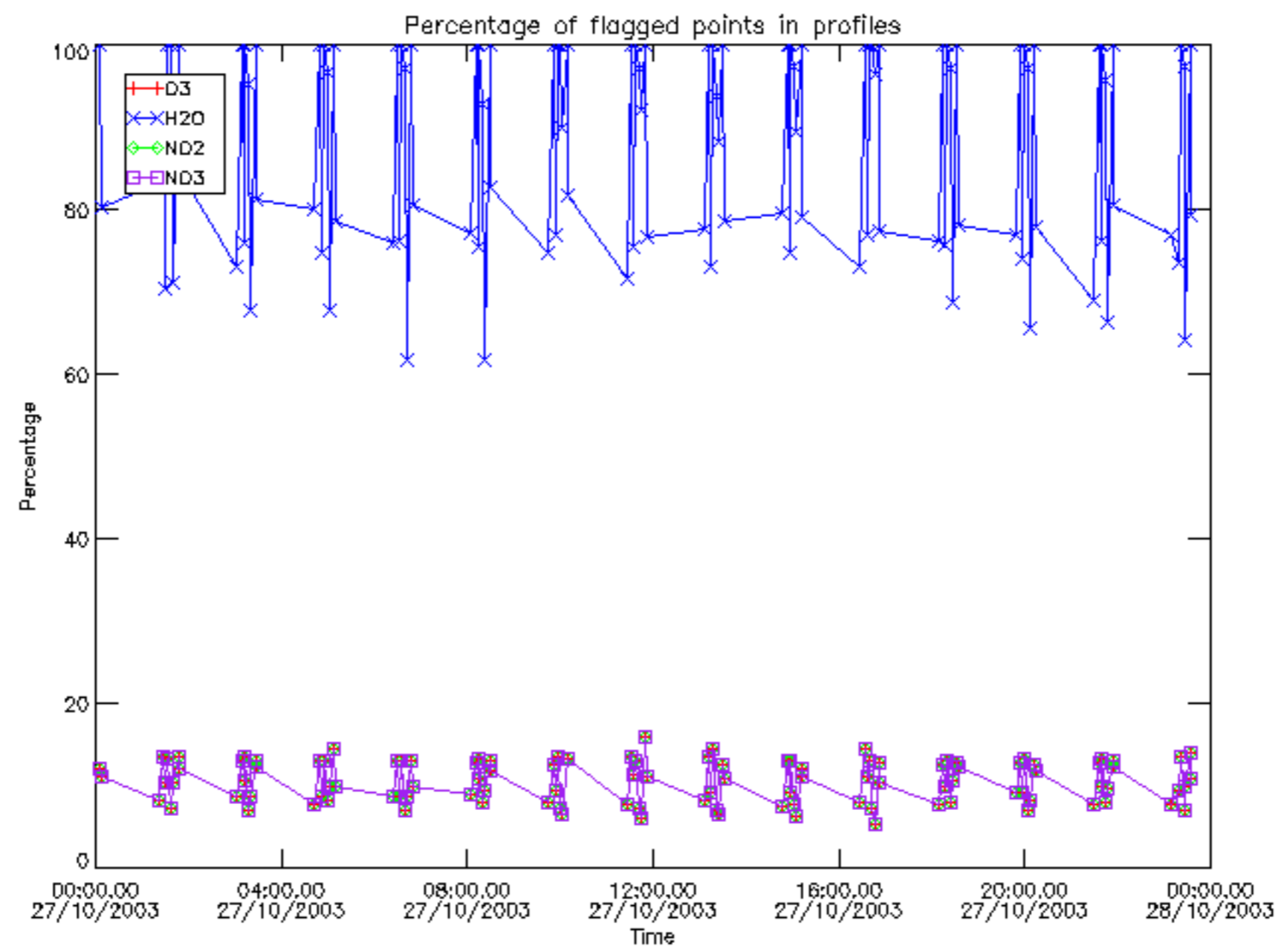
The colorbar represents the latitude.



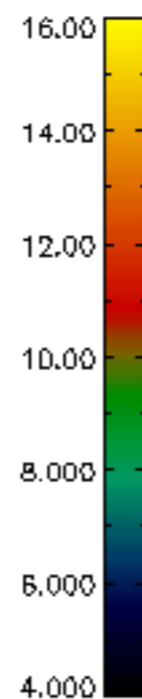
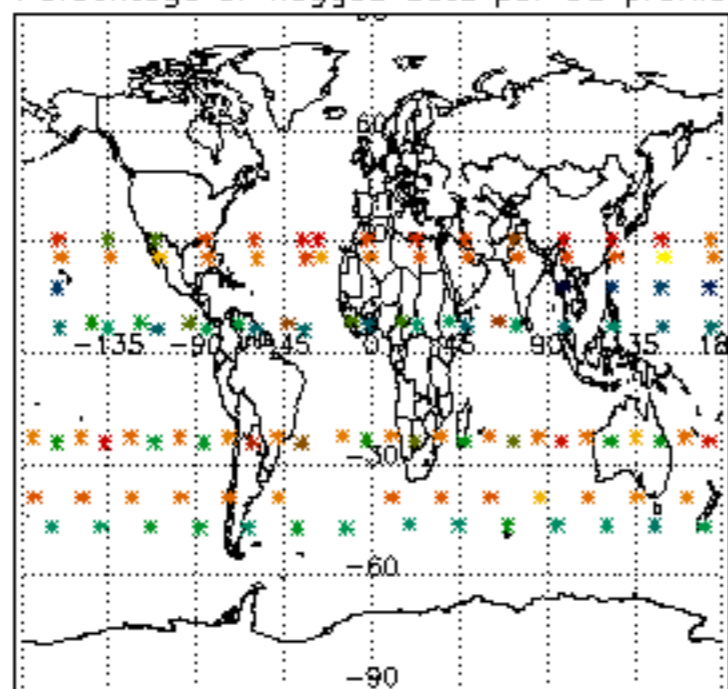
6. Auxiliary Data Files used for the production reported in section 2

The number reported in the third column indicates since which file (see list in section 2) the corresponding auxiliary file has been used. The fourth column is the date of those product files.

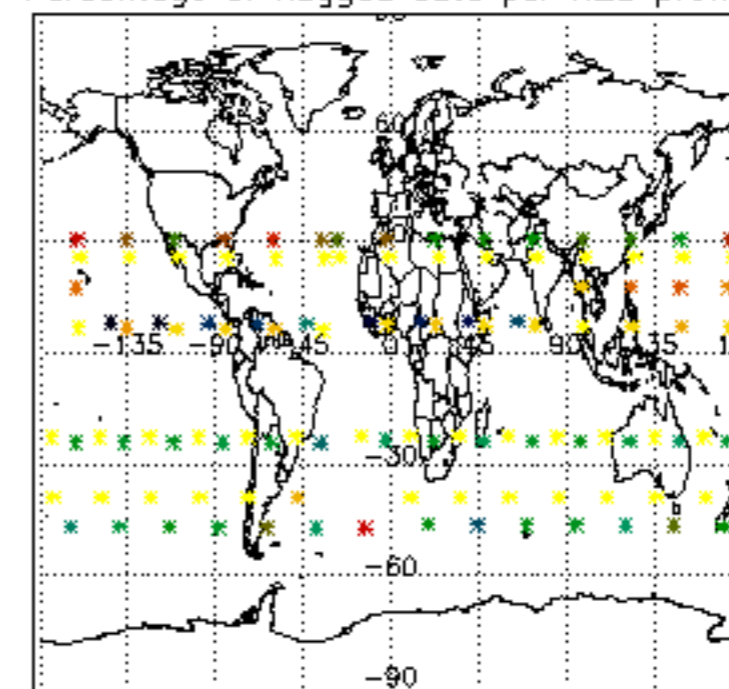
Type	Auxiliary Filename	Used since product	Used since product date
INST_PHYS_CHARACTERISTICS	GOM_INS_AXVIEC20091111_143220_20030716_120000_20500101_000000	1	27-OCT-2003 00:05:44
LEVEL-2_PROC_CONFIG	GOM_PR2_AXVIEC20091111_152718_20020301_000000_20500101_000000	1	27-OCT-2003 00:05:44
CROSS_SECTIONS_FILE	GOM_CRS_AXVIEC20091111_154832_20020301_000000_20500101_000000	1	27-OCT-2003 00:05:44



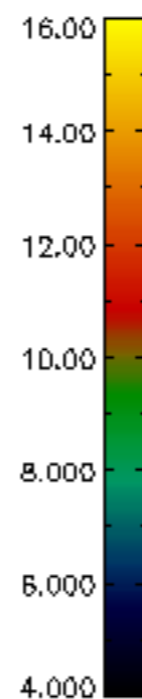
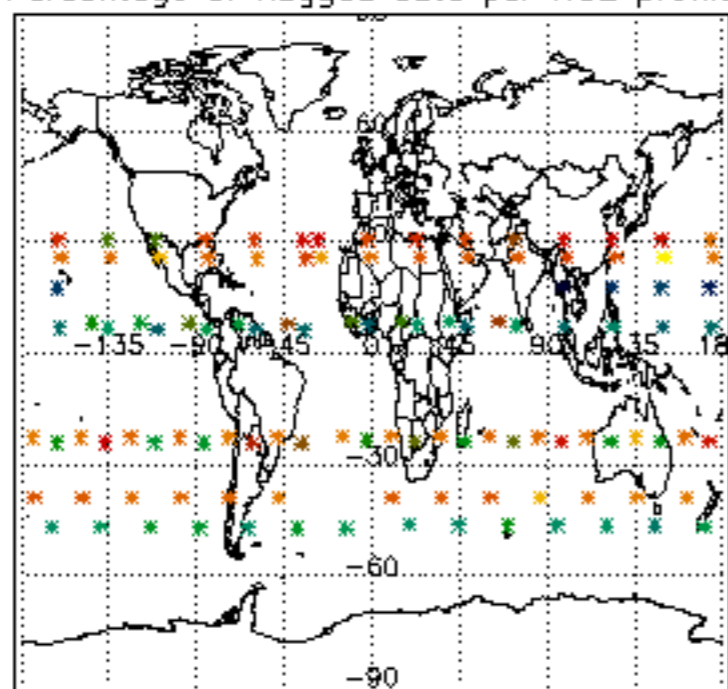
Percentage of flagged data per D3 profile



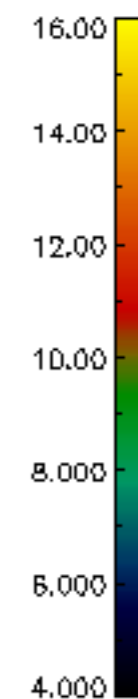
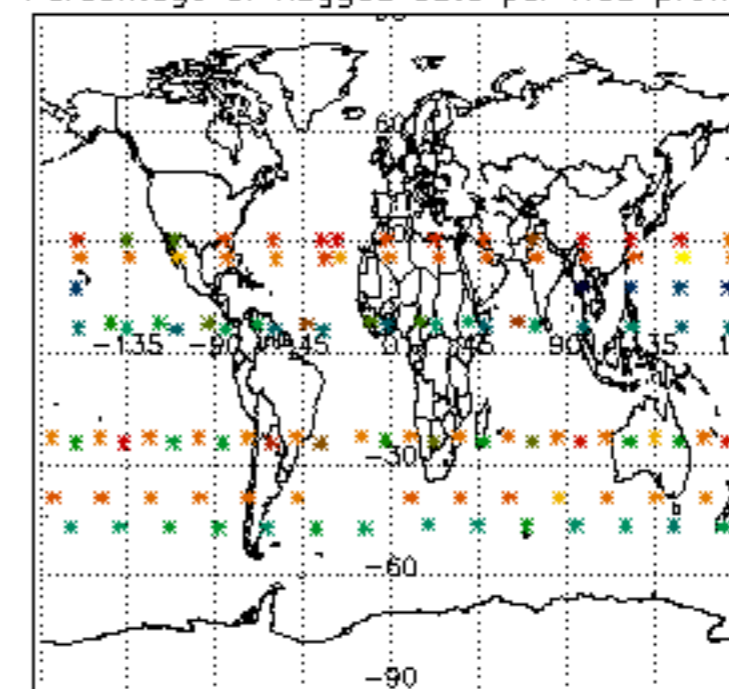
Percentage of flagged data per H2O profile

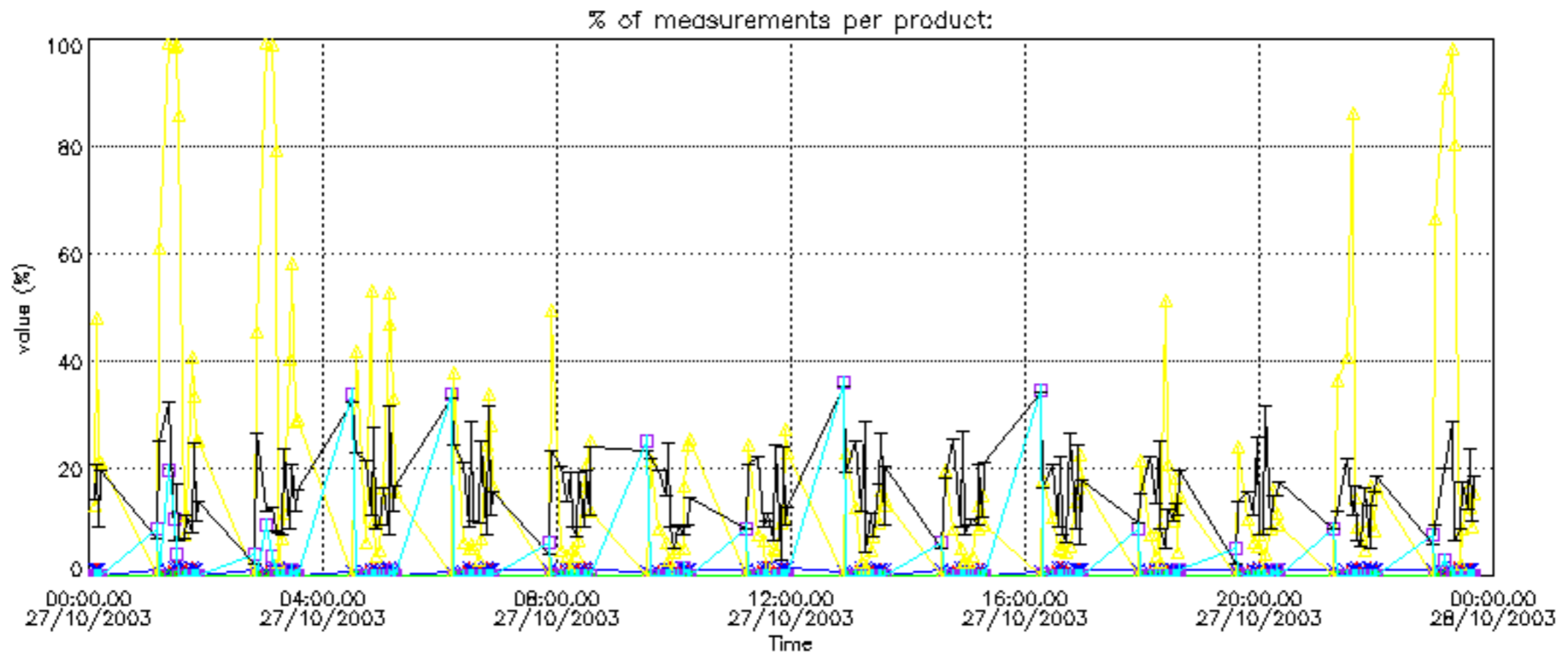


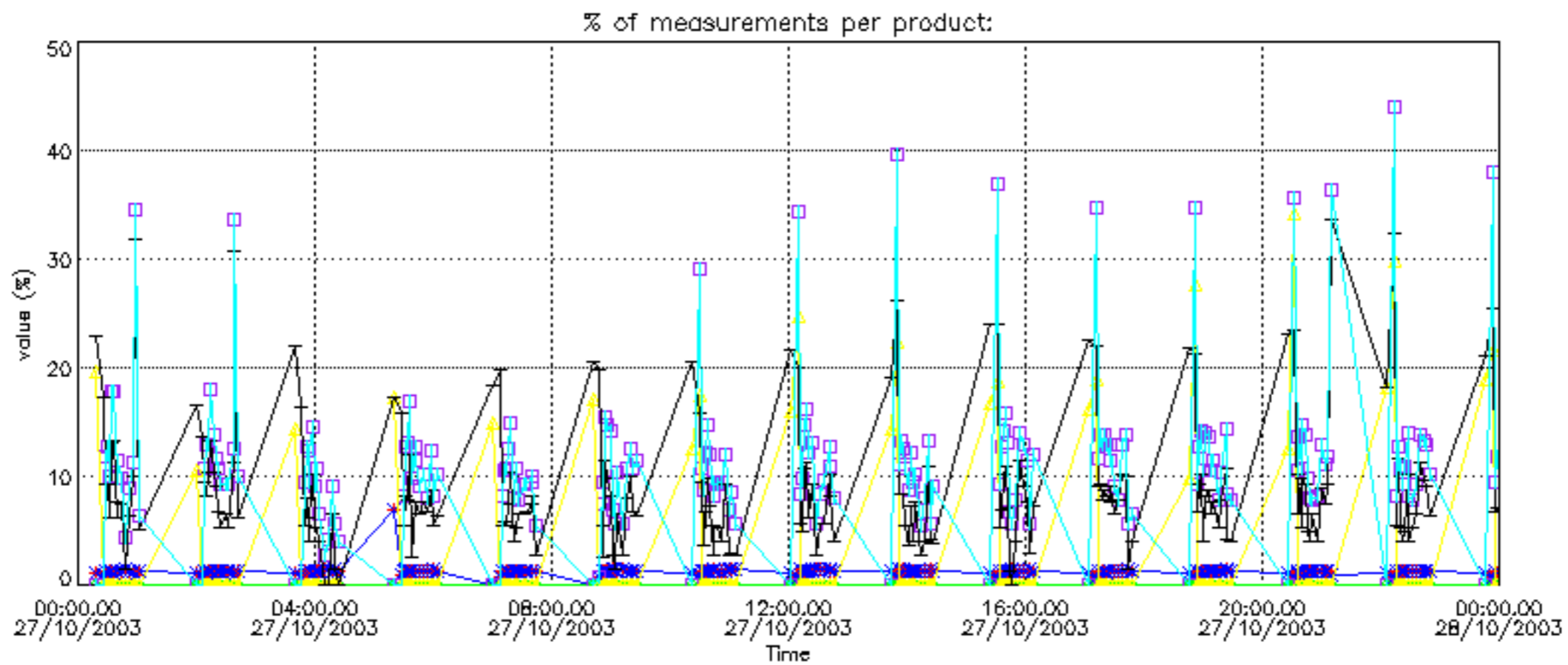
Percentage of flagged data per NO2 profile



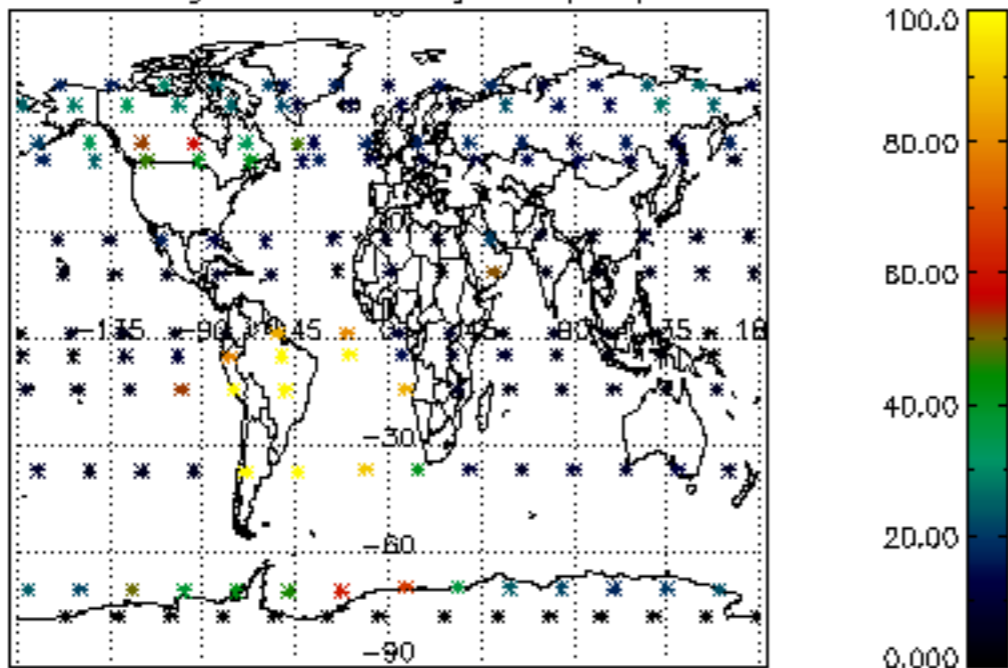
Percentage of flagged data per NO3 profile



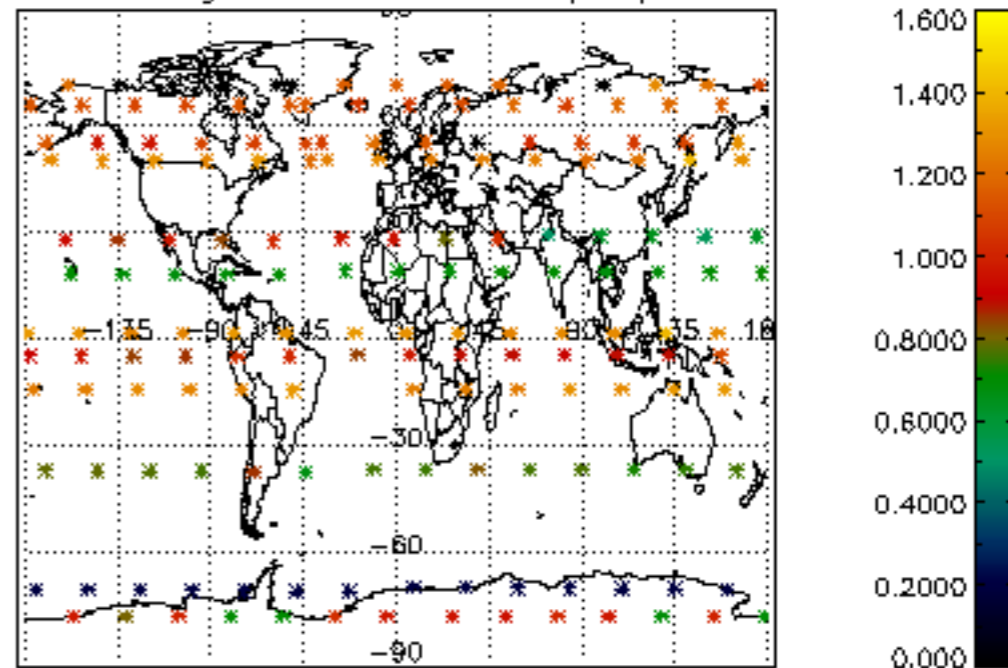




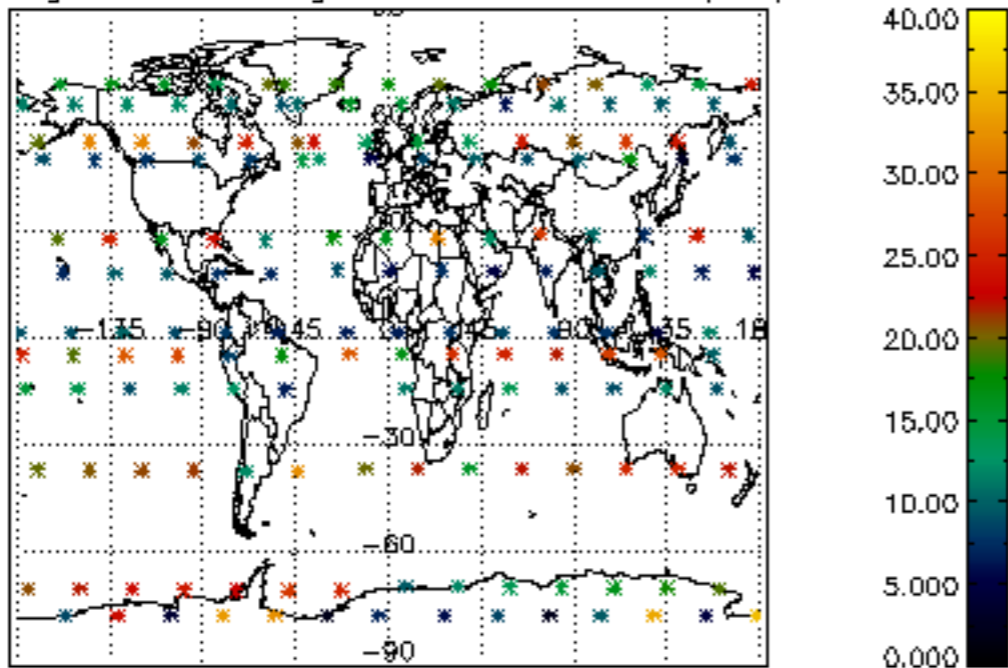
Percentage of cosmic ray hits per profile



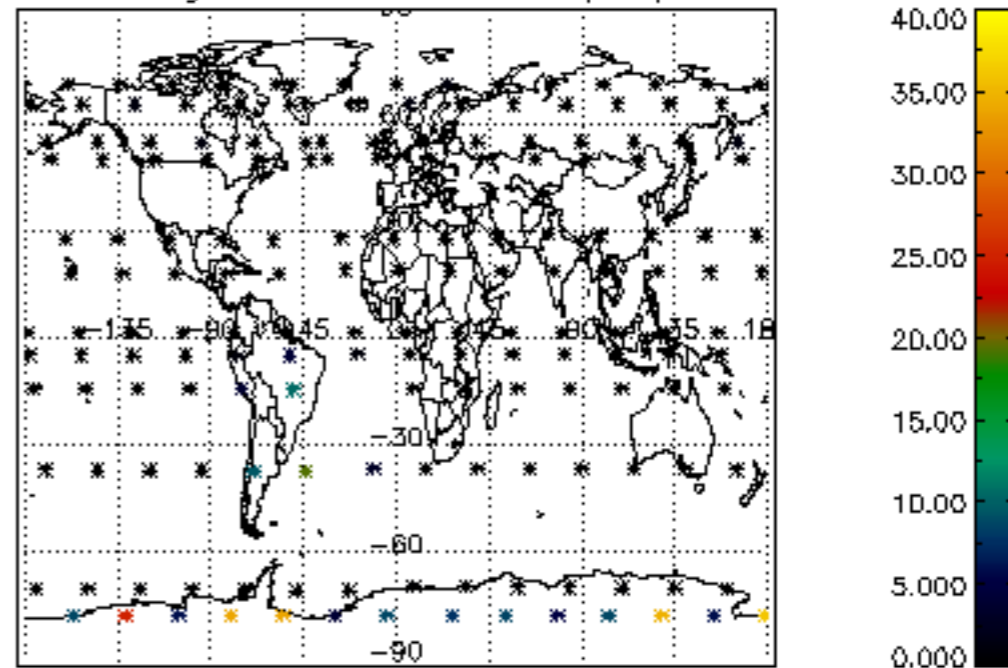
Percentage of datation errors per profile



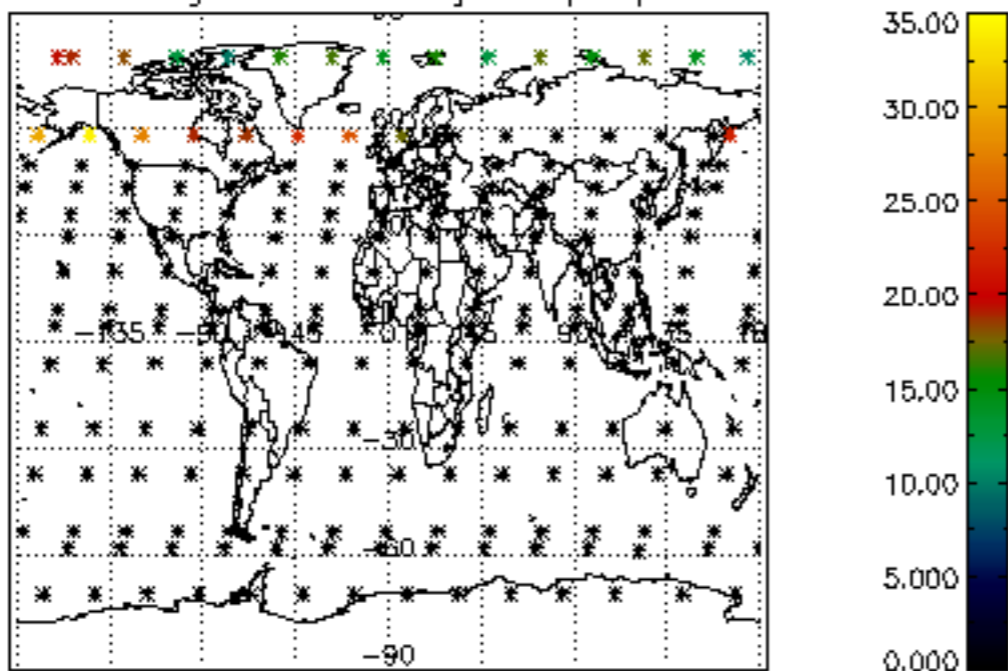
Percentage of star falling outside central band per profile



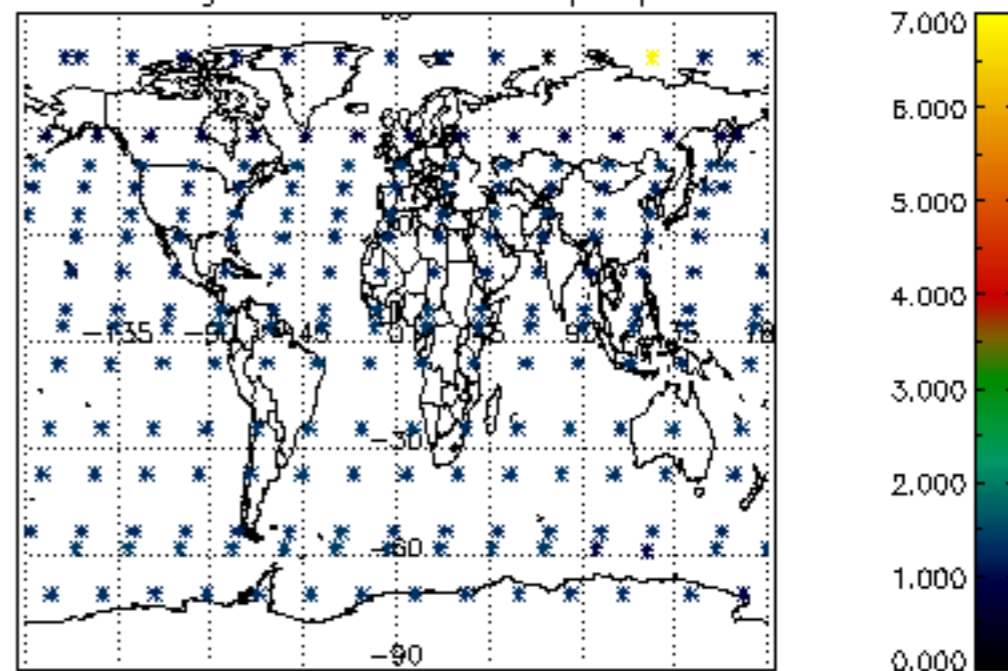
Percentage of saturation errors per profile



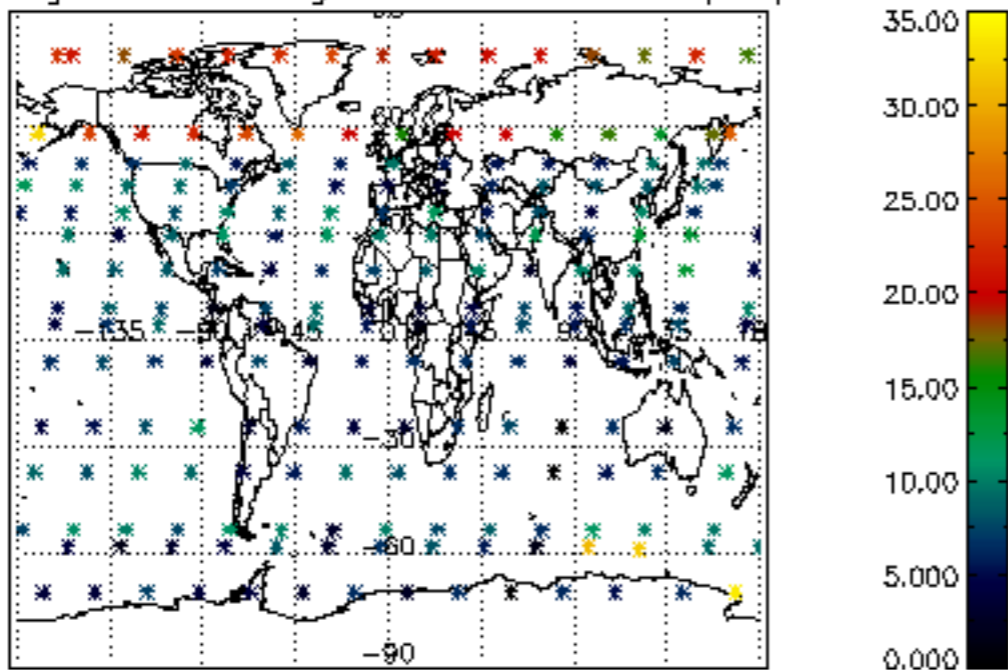
Percentage of cosmic ray hits per profile



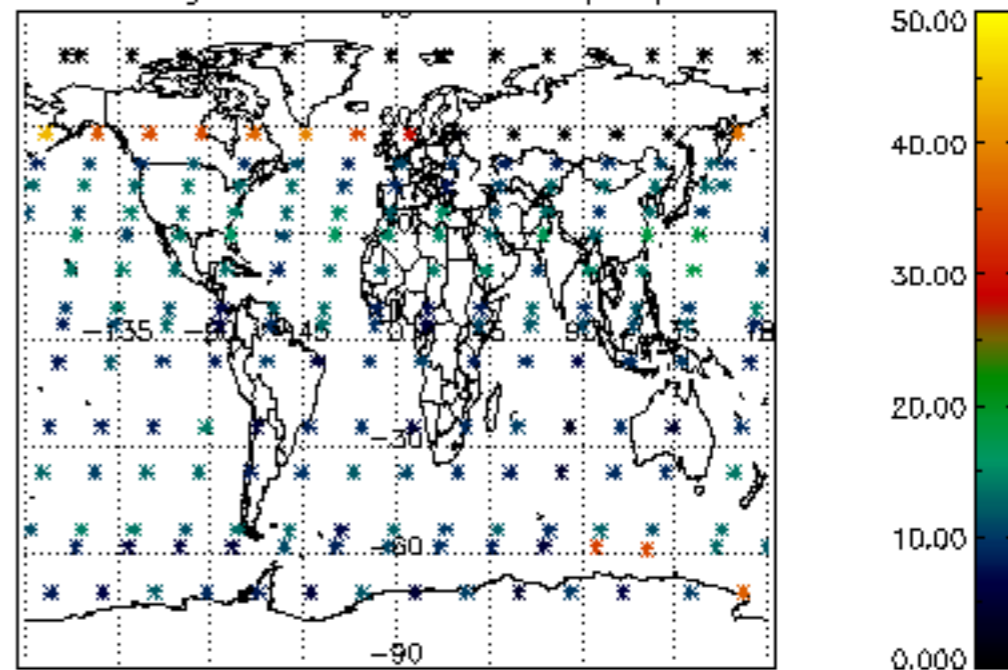
Percentage of datation errors per profile

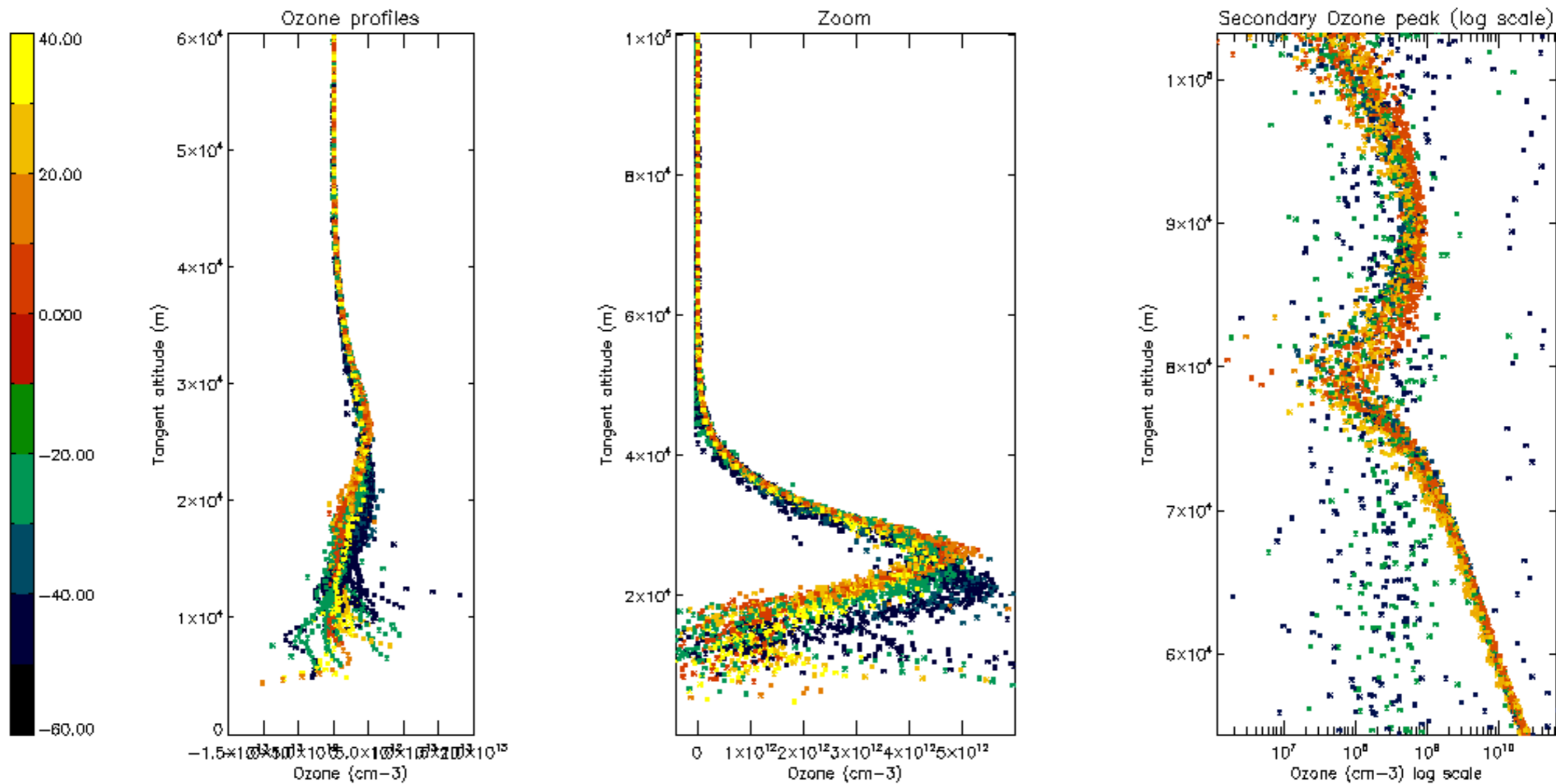


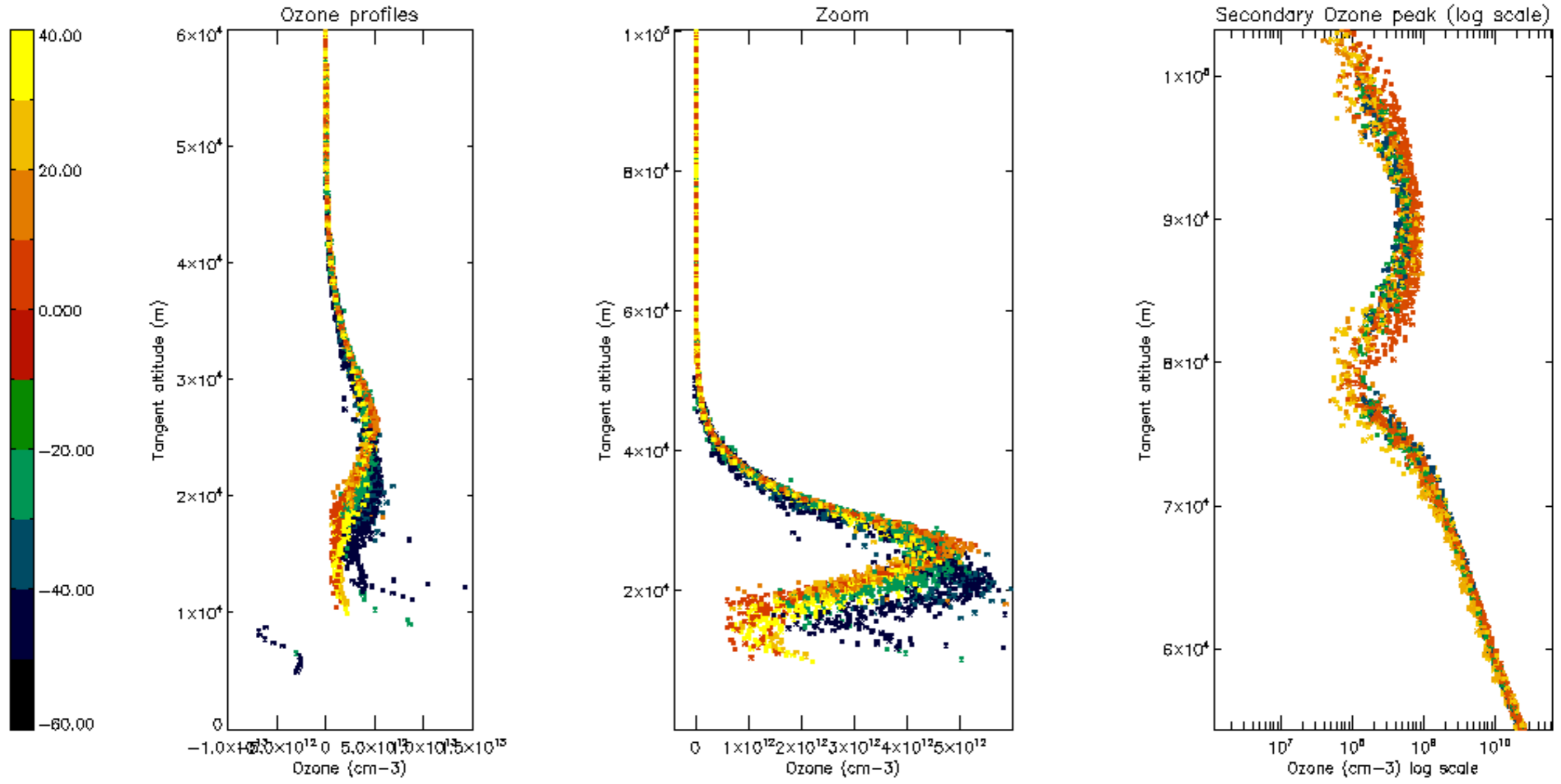
Percentage of star falling outside central band per profile

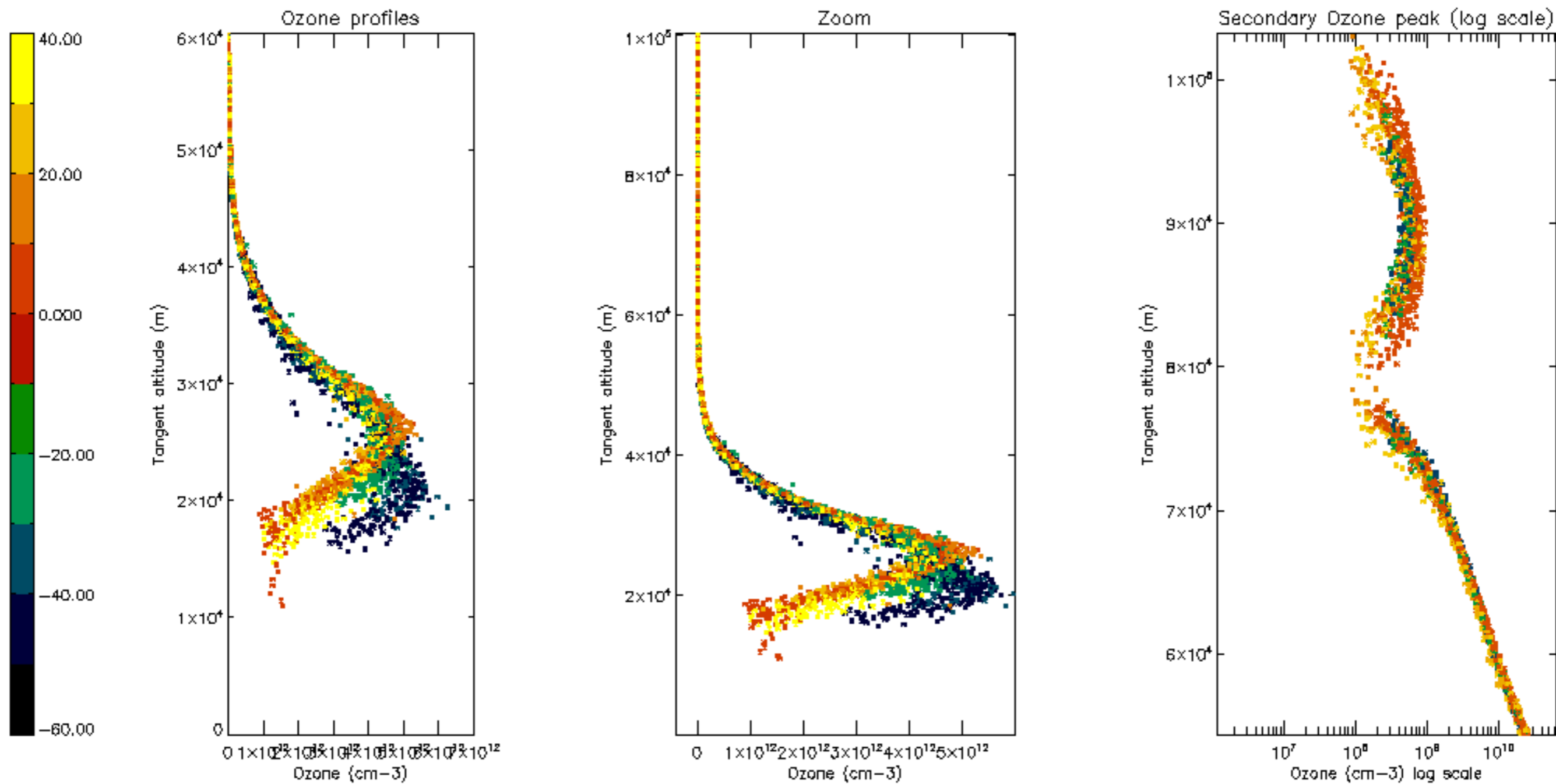


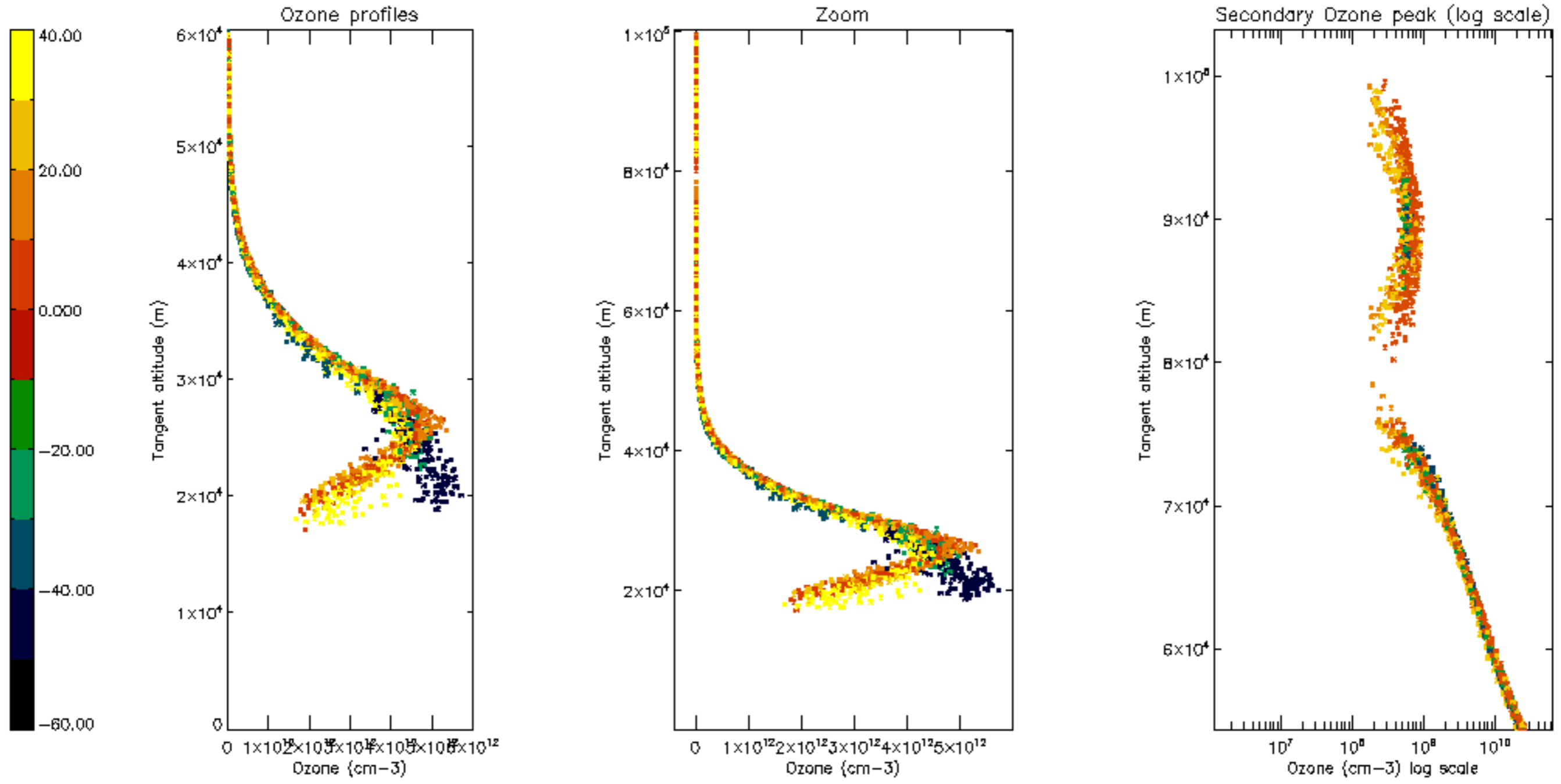
Percentage of saturation errors per profile

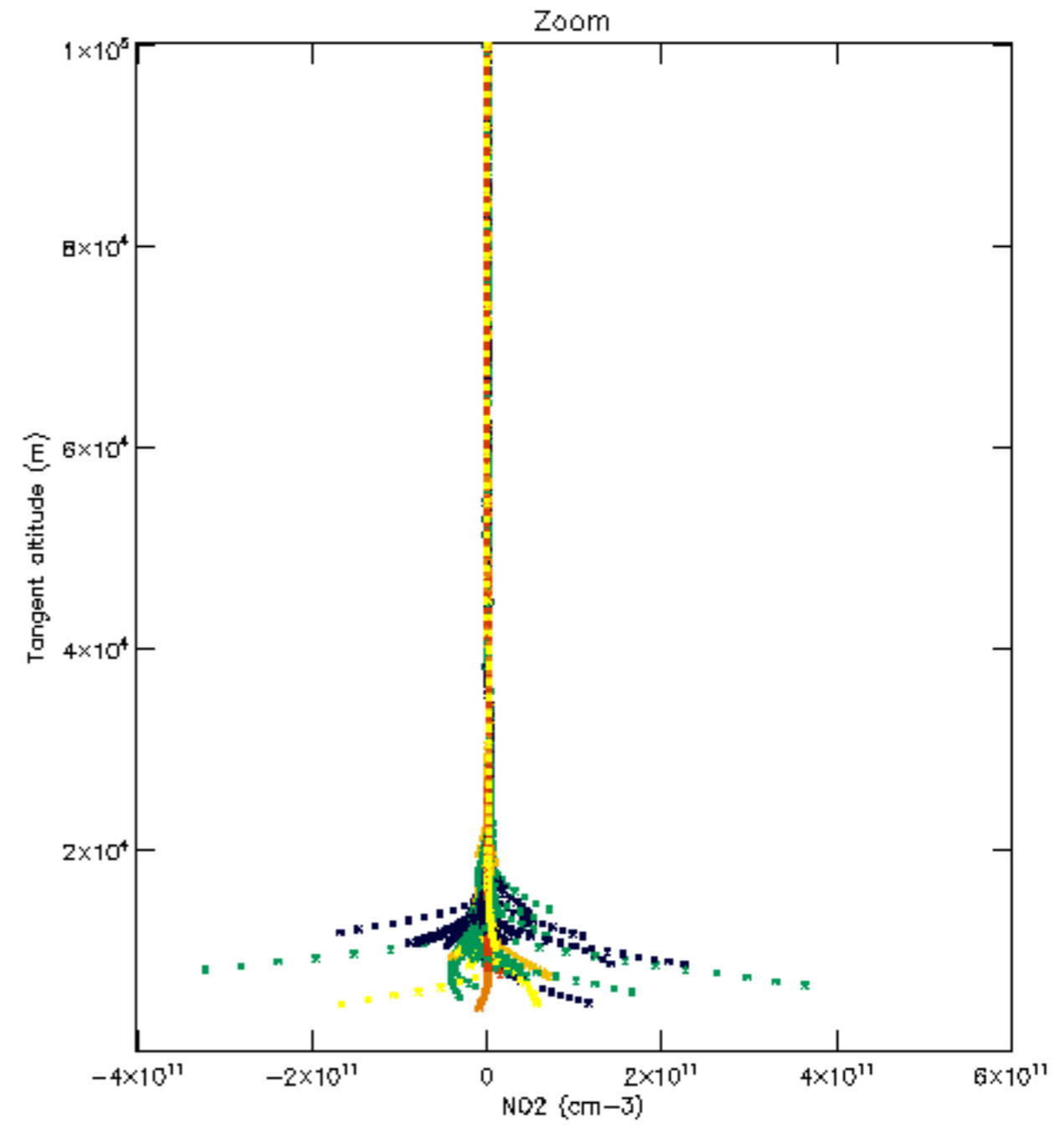
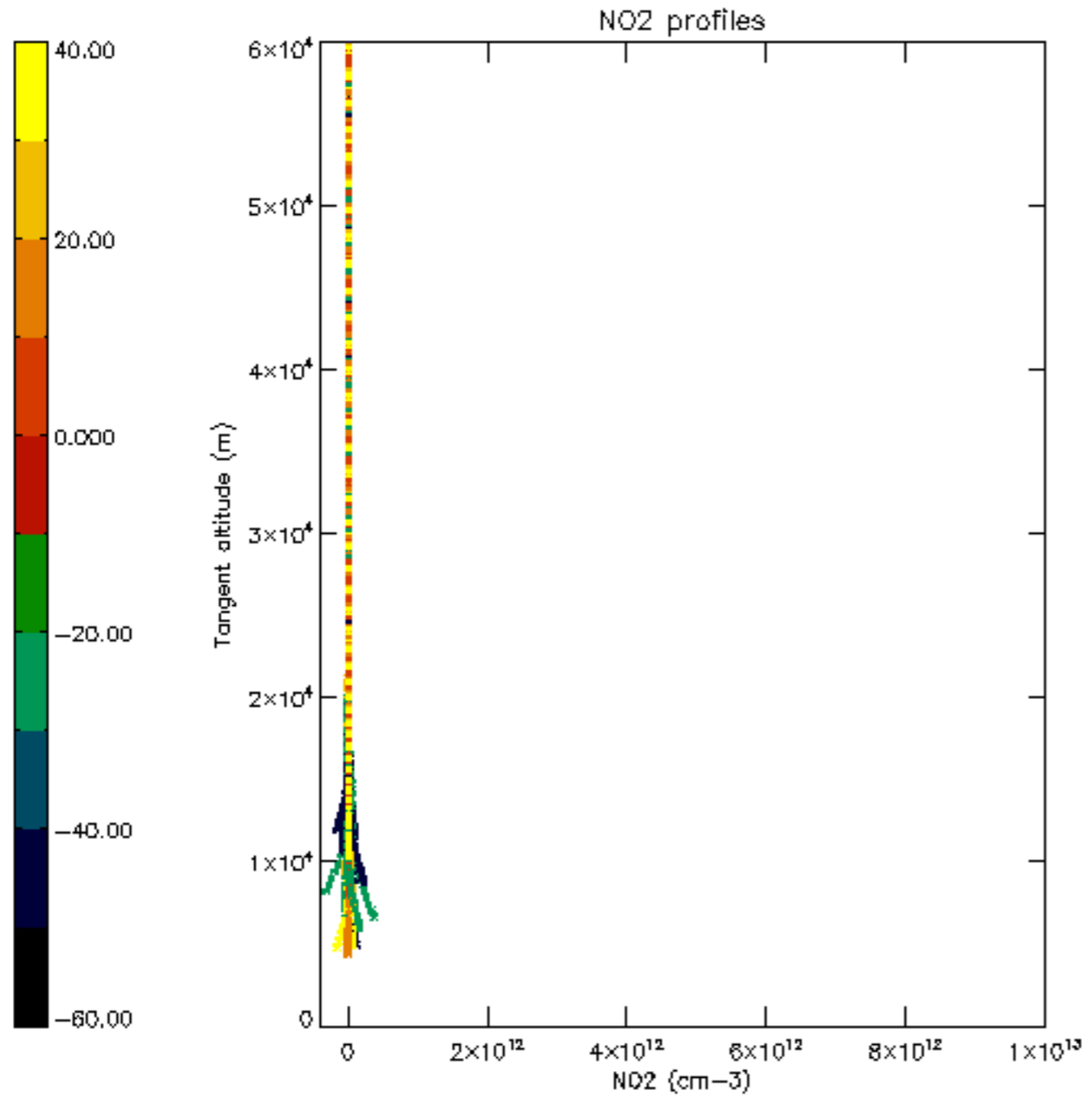


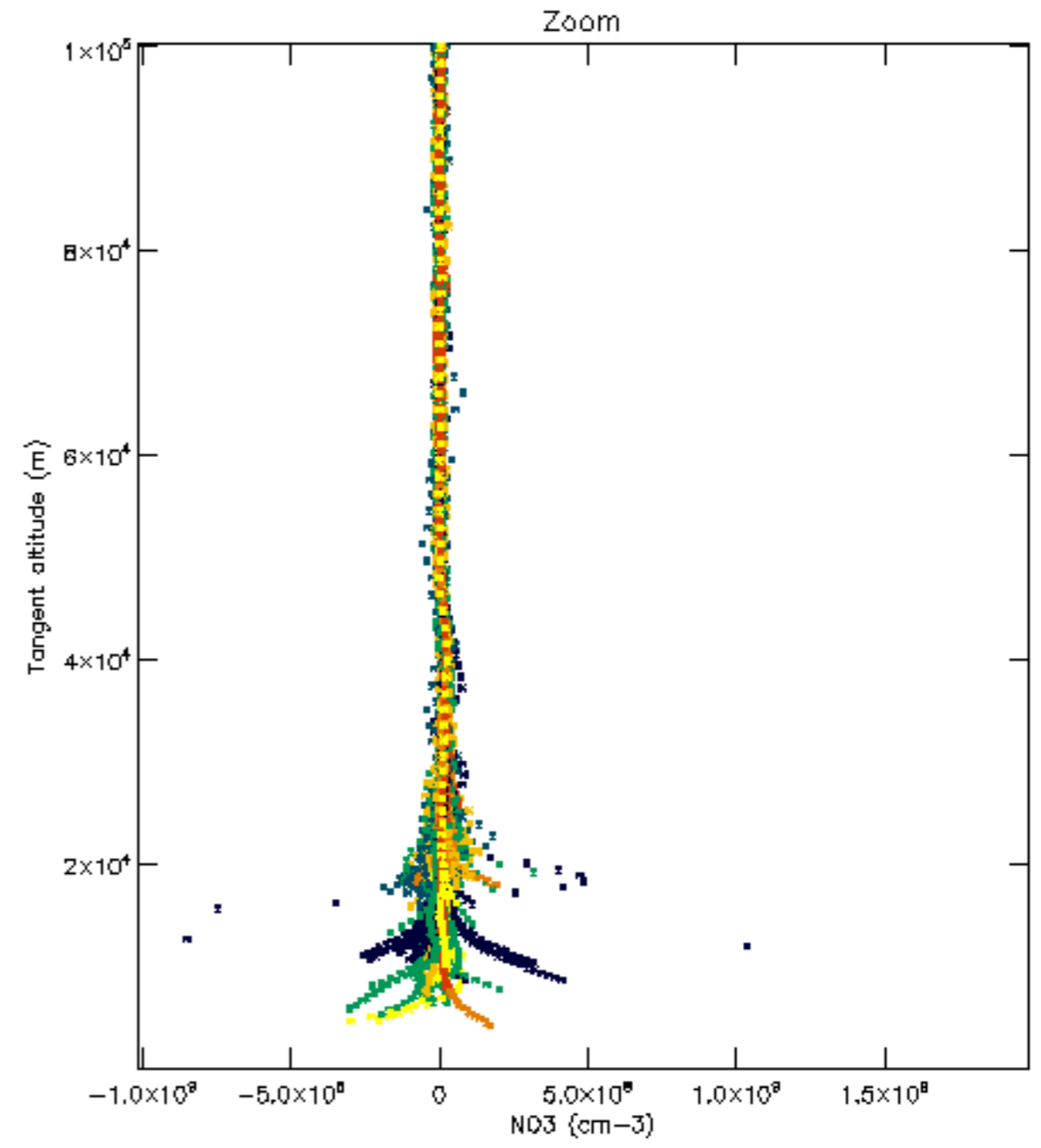
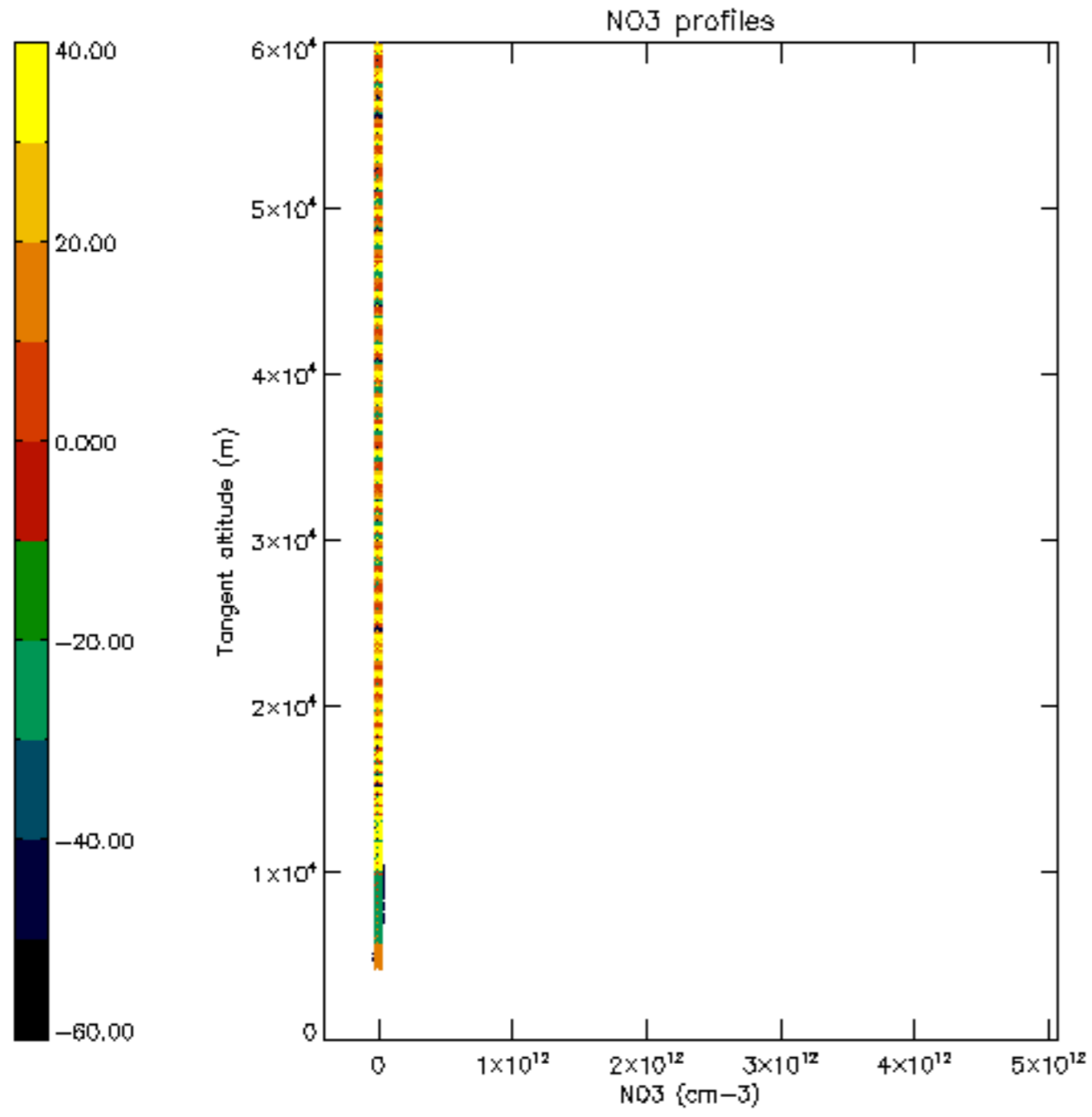


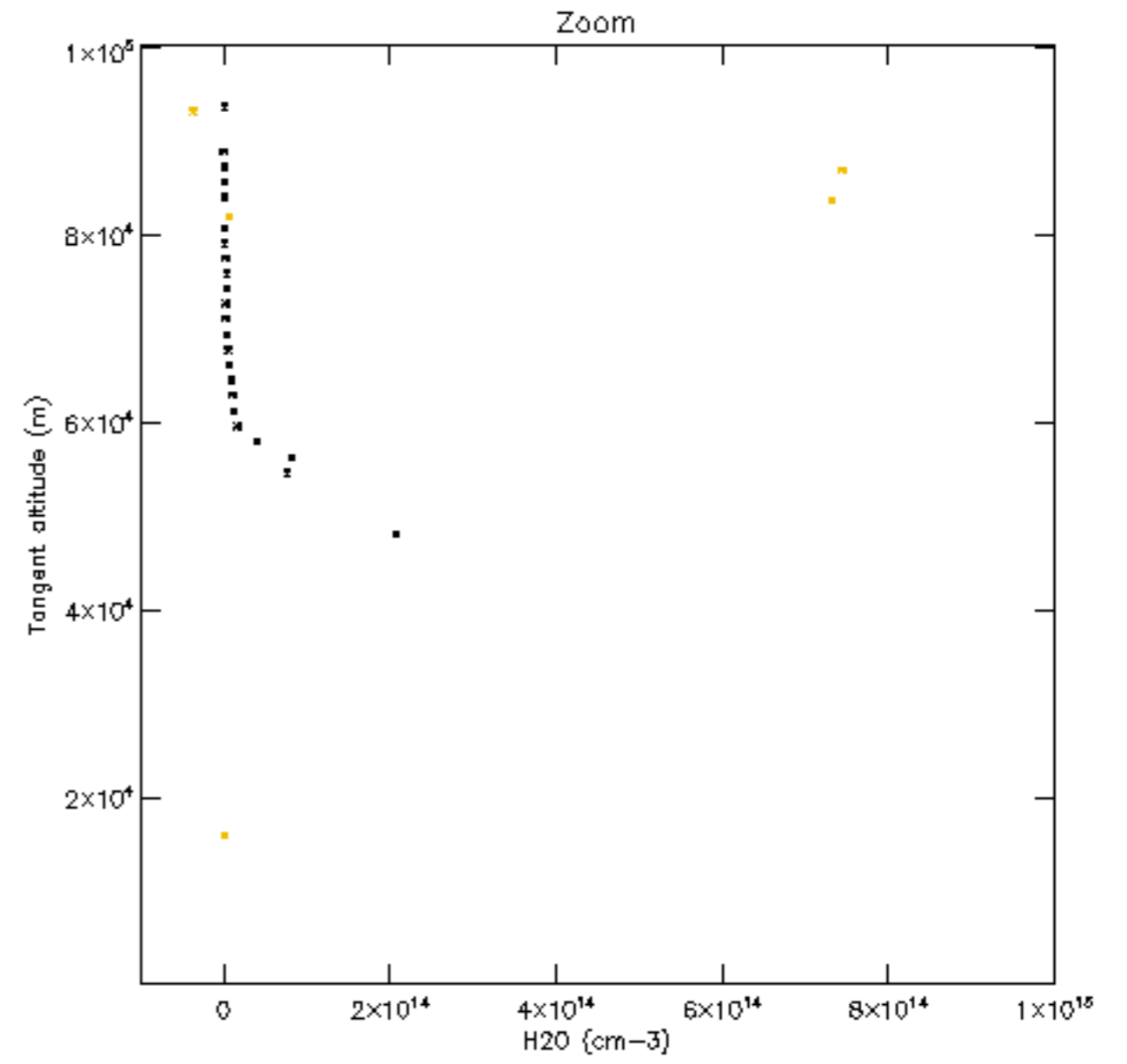
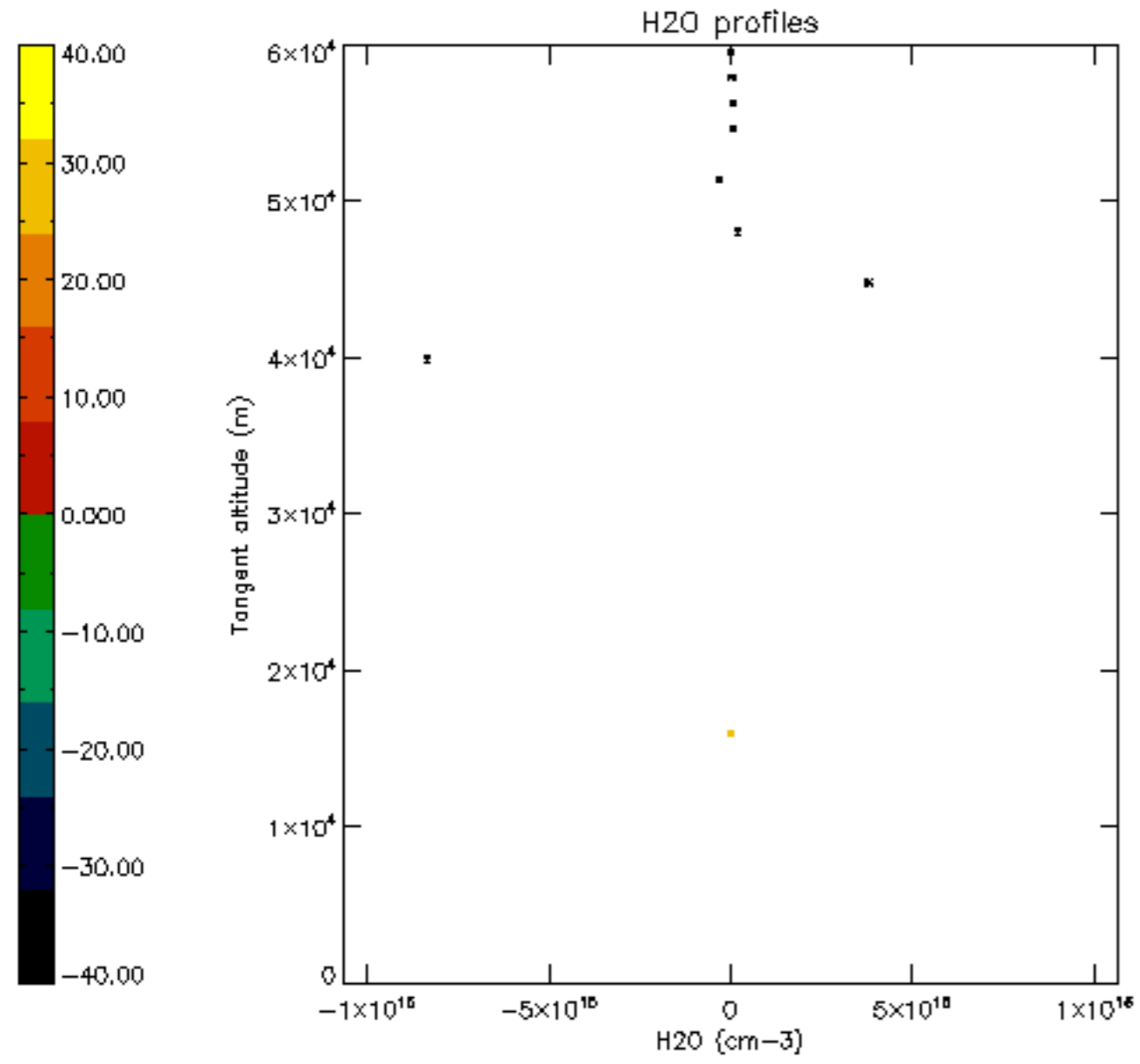


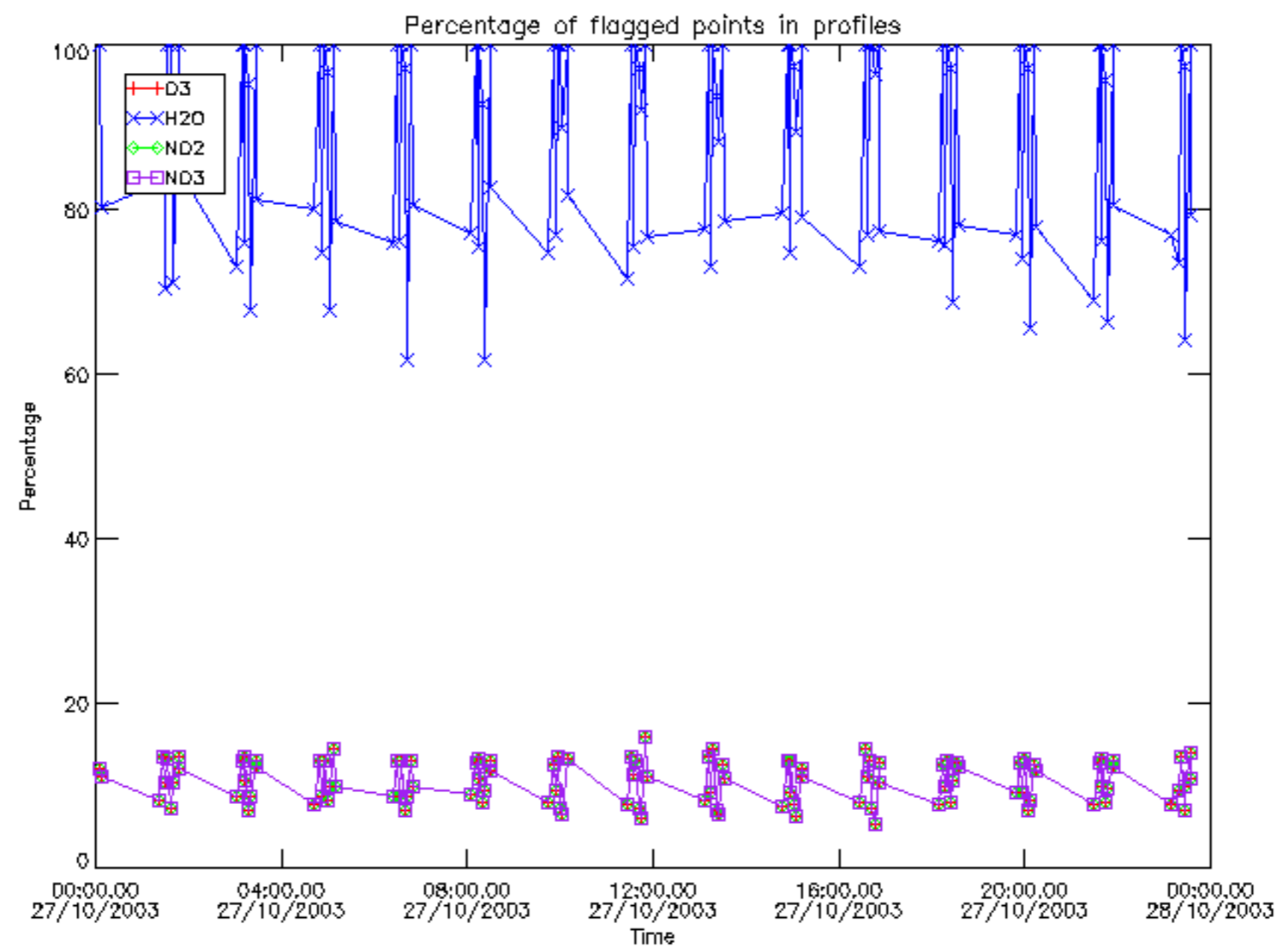




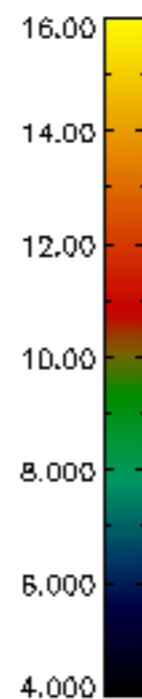
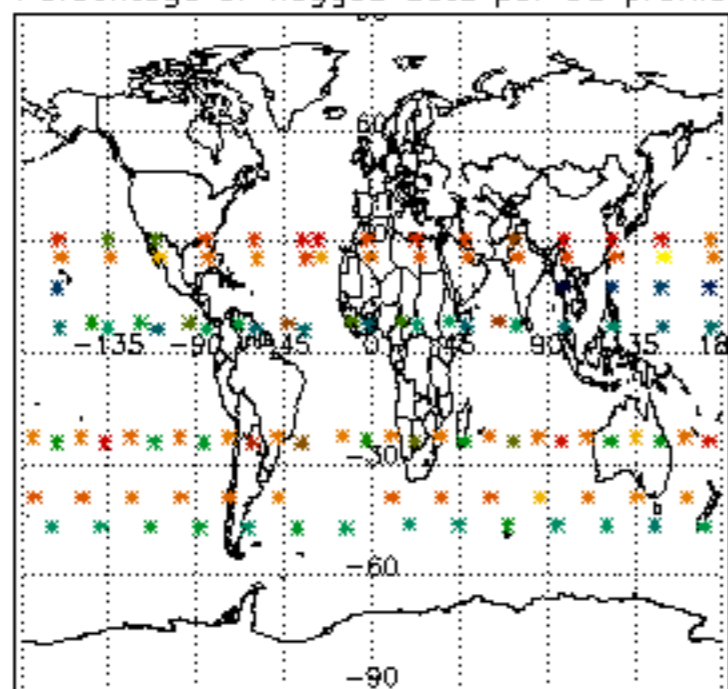




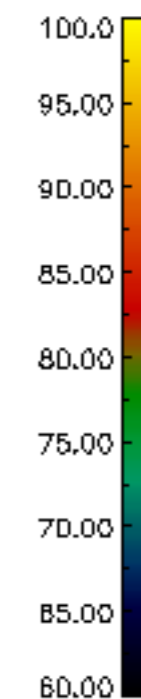
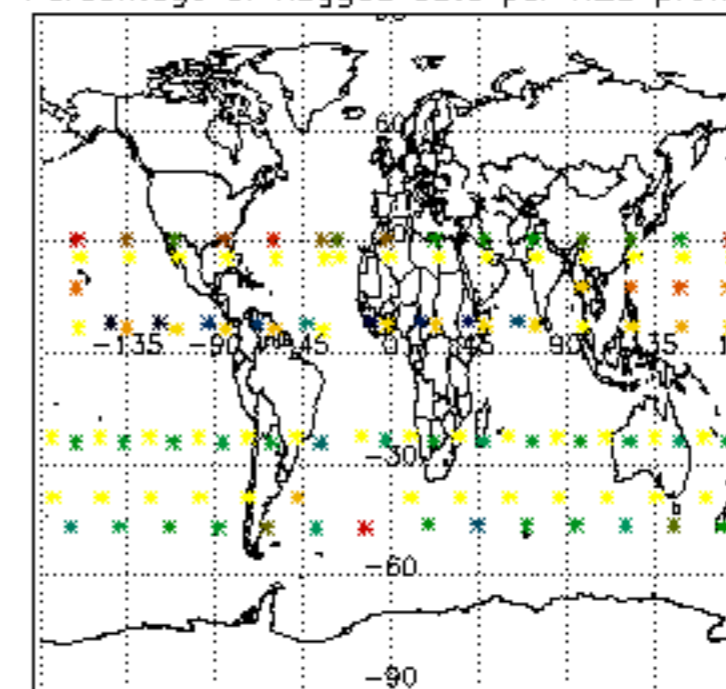




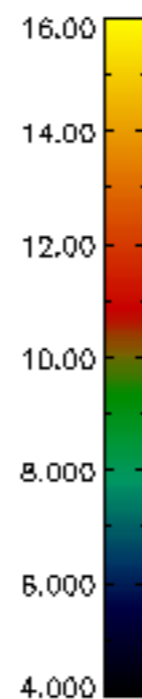
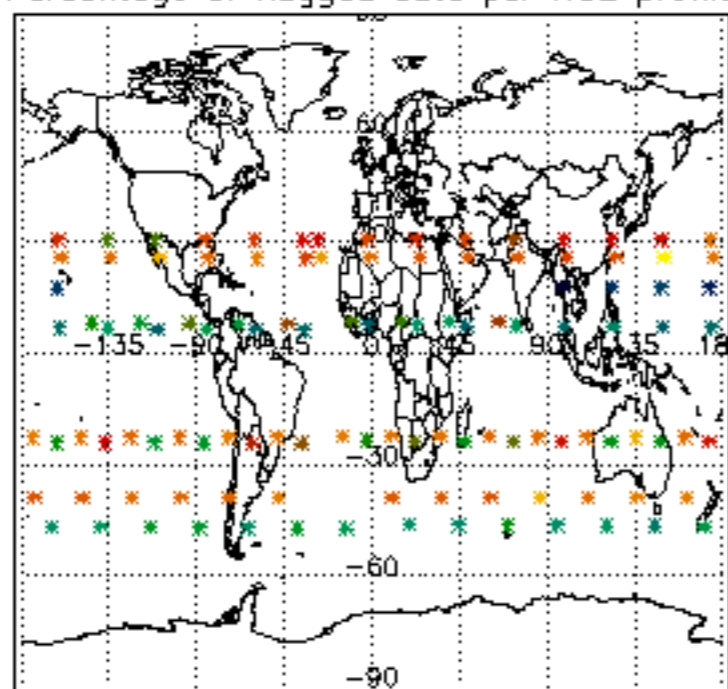
Percentage of flagged data per D3 profile



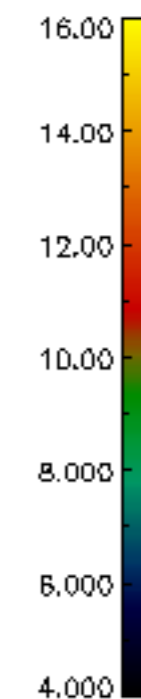
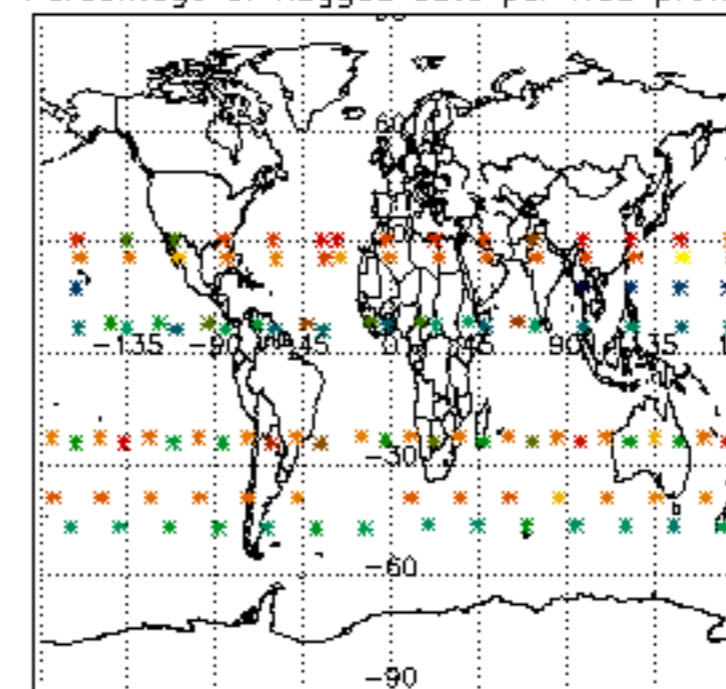
Percentage of flagged data per H2O profile

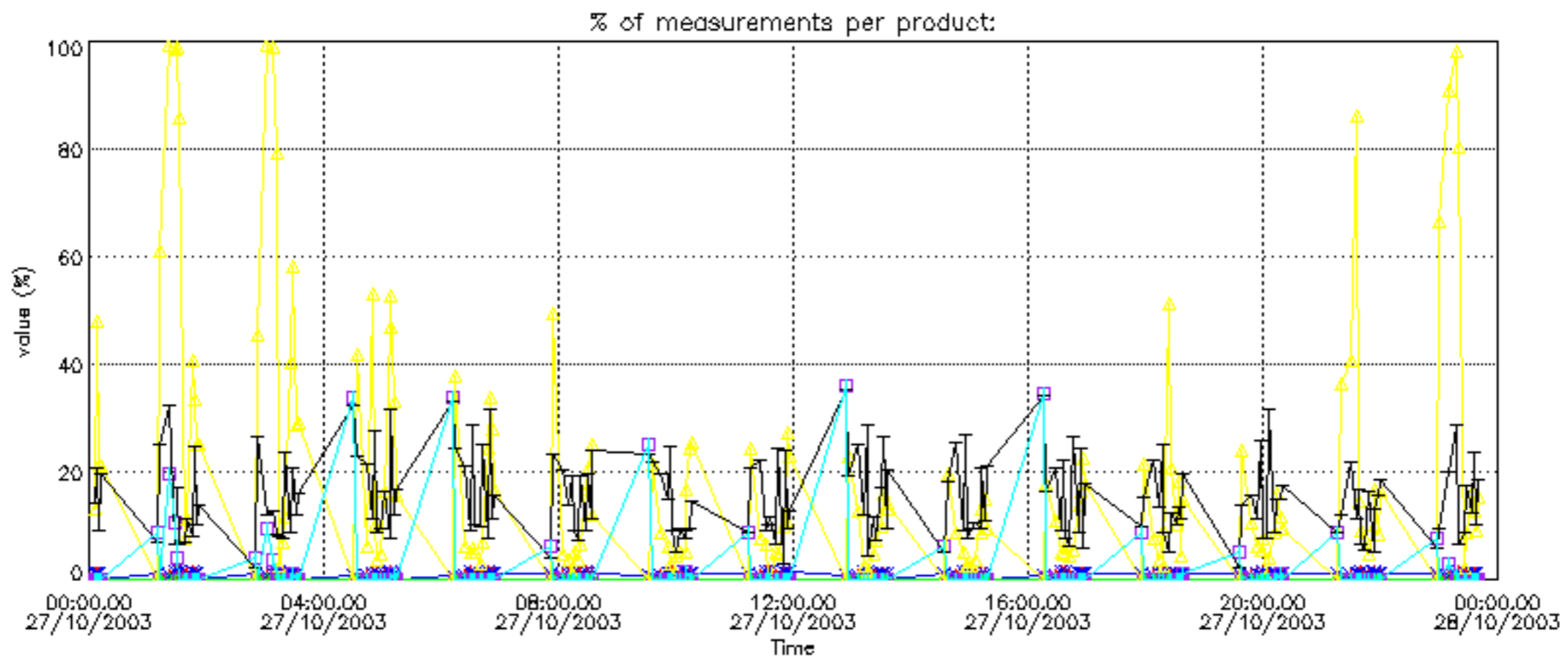


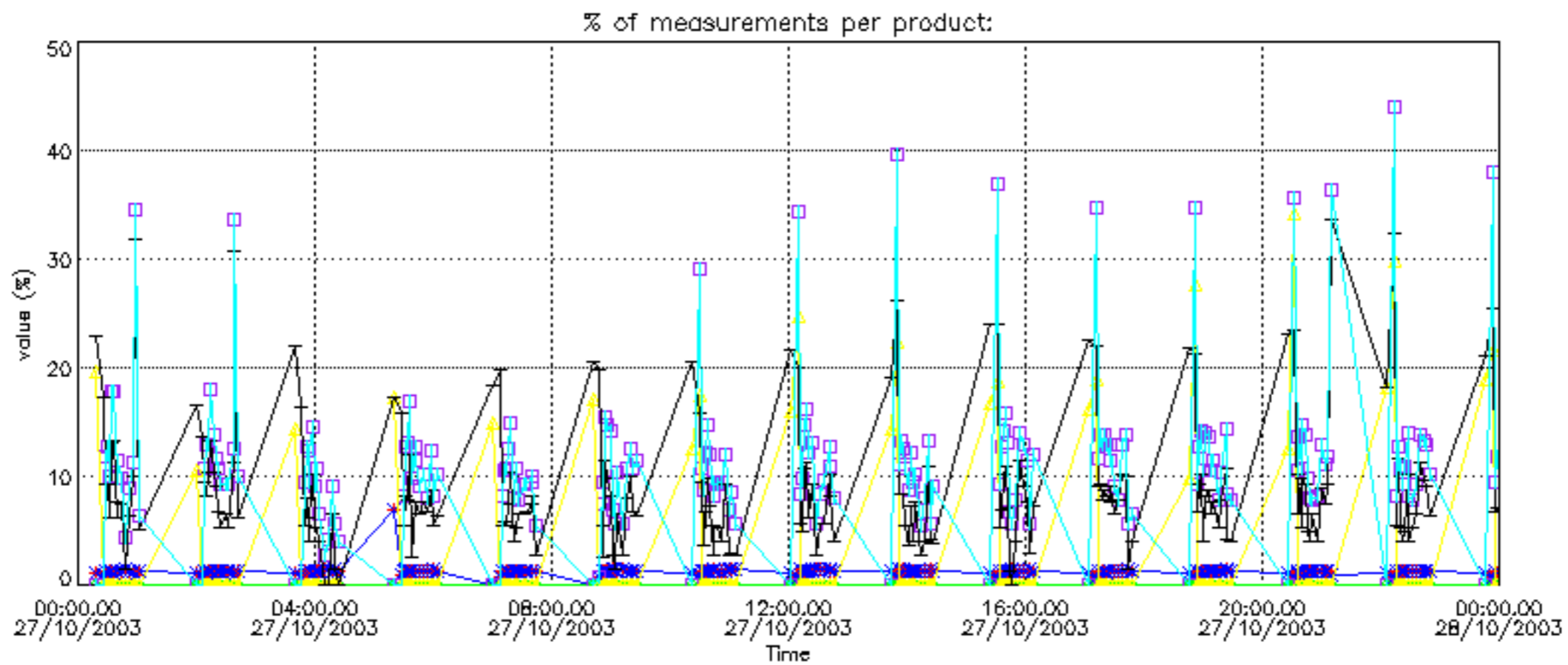
Percentage of flagged data per NO2 profile



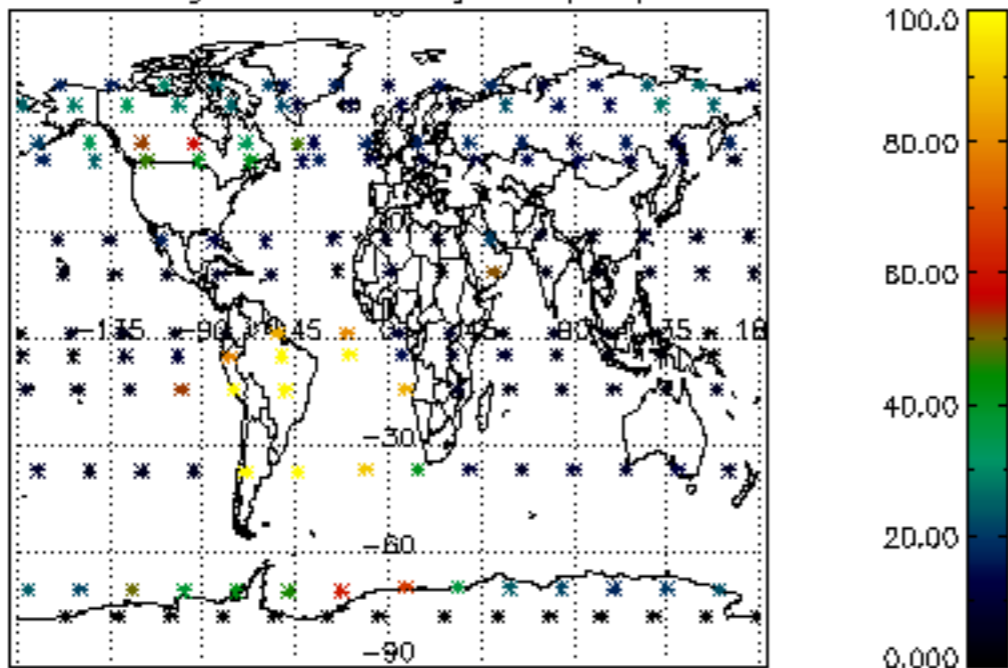
Percentage of flagged data per NO3 profile



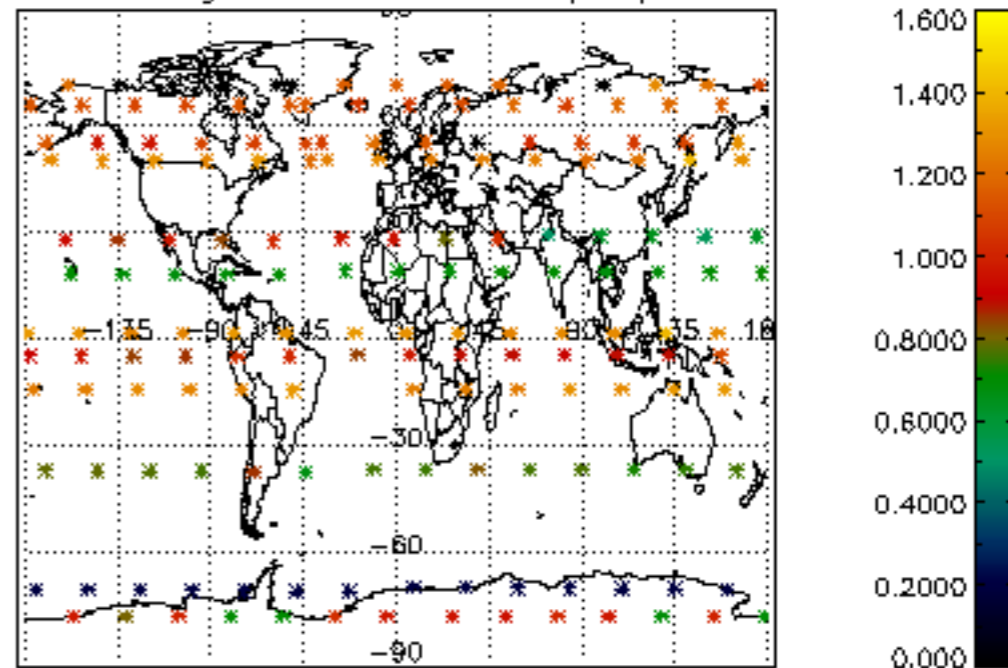




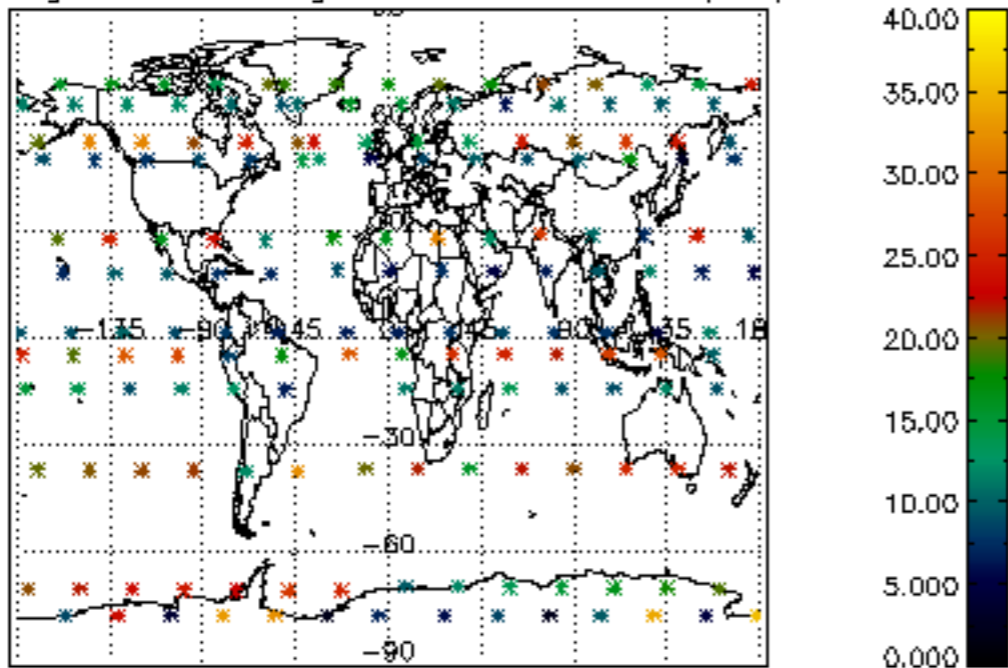
Percentage of cosmic ray hits per profile



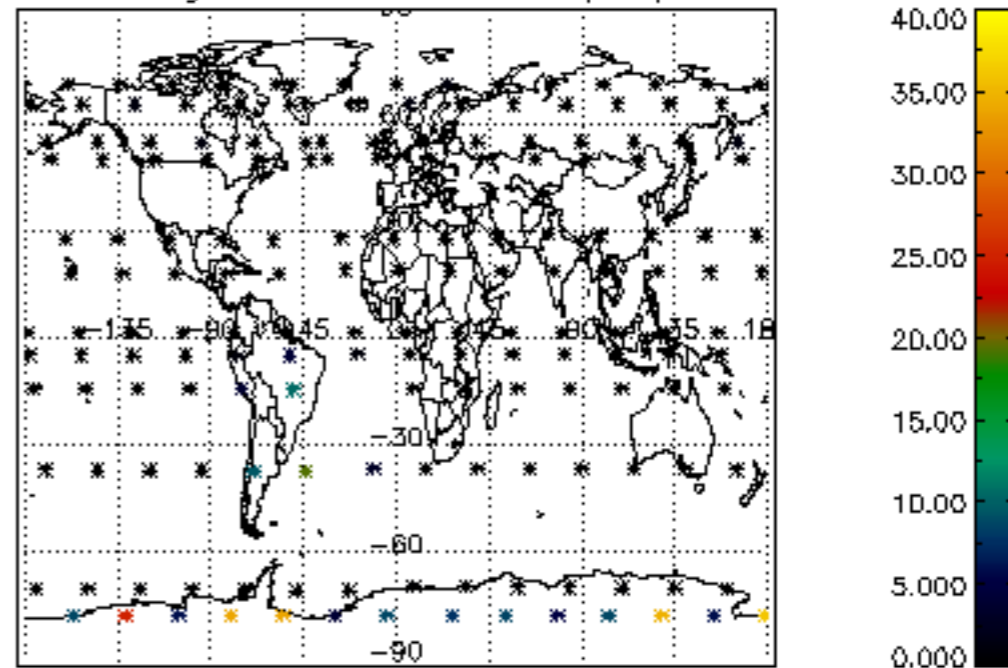
Percentage of datation errors per profile



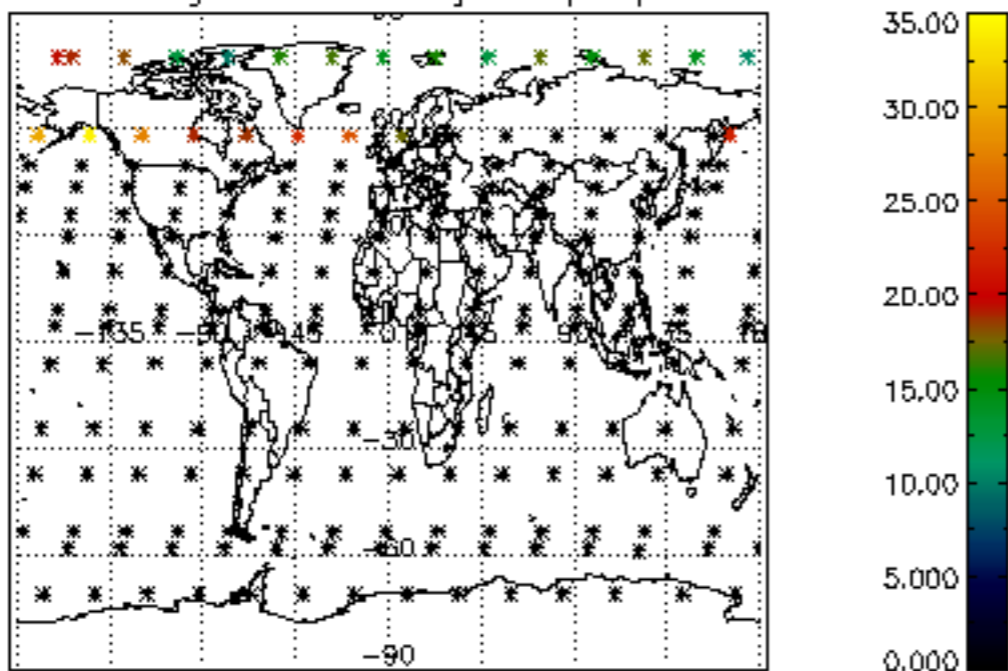
Percentage of star falling outside central band per profile



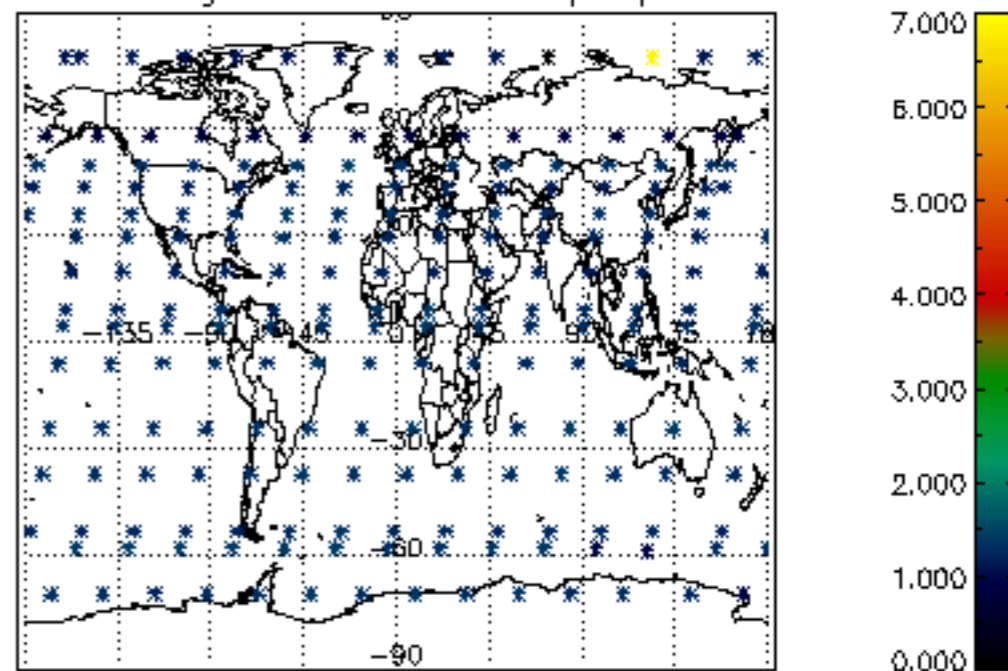
Percentage of saturation errors per profile



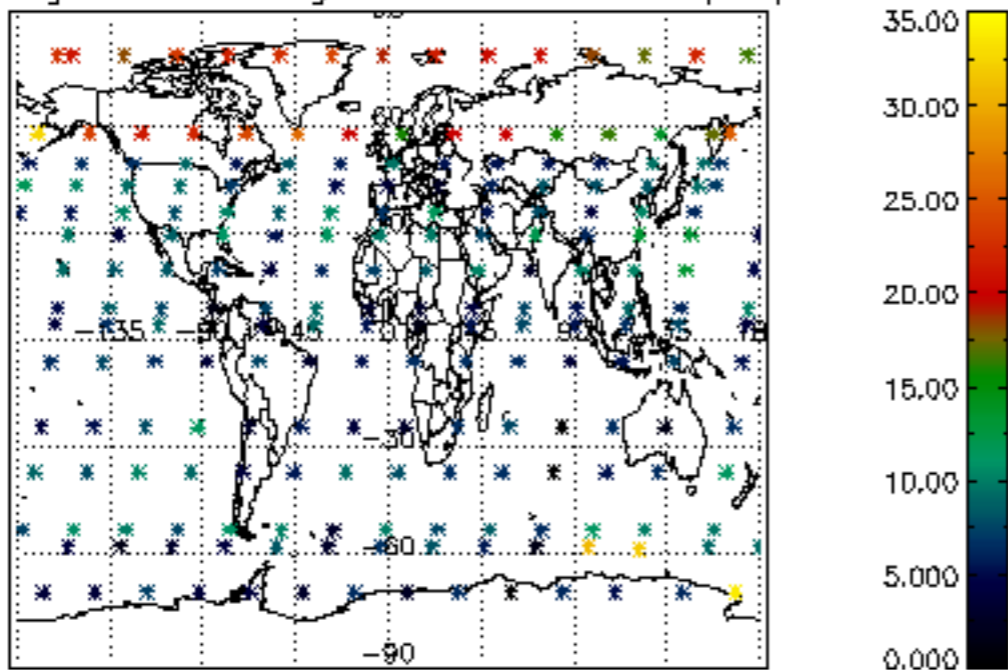
Percentage of cosmic ray hits per profile



Percentage of datation errors per profile



Percentage of star falling outside central band per profile



Percentage of saturation errors per profile

