

GOMOS Level 2 Daily Report

SUMMARY

[1. General Info](#)

[2. Summary of processed GOM_NL_2P products](#)

[3. Level 2 Quality information per product](#)

[3.1 Plot of level 2 quality information per product \(time dependant\)](#)

[3.2 Plot of level 2 quality information per product \(world map\)](#)

[4. Level 1 Quality information per product \(stored on level 2 products\)](#)

[4.1 Plot of level 1 quality information per product \(time dependant\)](#)

[4.1.1 Plot of level 1 quality information per product \(time dependant\): ASCENDING](#)

[4.1.2 Plot of level 1 quality information per product \(time dependant\): DESCENDING](#)

[4.2 Plot of level 1 quality information per product \(world map\)](#)

[4.2.1 Plot of level 1 quality information per product \(world map\): ASCENDING](#)

[4.2.2 Plot of level 1 quality information per product \(world map\): DESCENDING](#)

[5. Ozone profiles based on quality statistics and other trace gas profiles](#)

[5.1 Ozone statistics based on quality of products](#)

[5.2 Plot ozone profiles for all STD \(dark without errors\)](#)

[5.3 Plot ozone profiles where STD < 20% \(dark without errors\)](#)

[5.4. Plot ozone profiles where STD < 10% \(dark without errors\)](#)

[5.5. Plot ozone profiles where STD < 5% \(dark without errors\)](#)

[5.6 Plot NO2 profiles for all STD \(dark without errors\)](#)

[5.7 Plot NO3 profiles for all STD \(dark without errors\)](#)

[5.8 Plot H2O profiles \(only for occultations of stars 1,2,3,4,13,14,16,26,63 dark without errors\) for all STD](#)

[6. Auxiliary Data Files used for the production reported in section 2](#)

This report presents the daily analysis on parameters extracted from GOMOS level 2 data (GOM_NL__2P). It is intended to monitor some important parameters that will impact the quality of these products. A list of level 2 products (and content) that have arrived during the reporting day to the PCF is also given.

Item	Value
Time of report generation	19APR2013 22:55:53
Data source version	GOMOS/6.01
Start time of products	26-10-2003 (26OCT2003 00:00:00)
Stop time of products	27-10-2003 (27OCT2003 00:00:00)
Store outputs in DB	Yes
Nb of level 2 prods	359
Nb of prods with errors	0

2. Summary of processed GOM_NL__2P products.

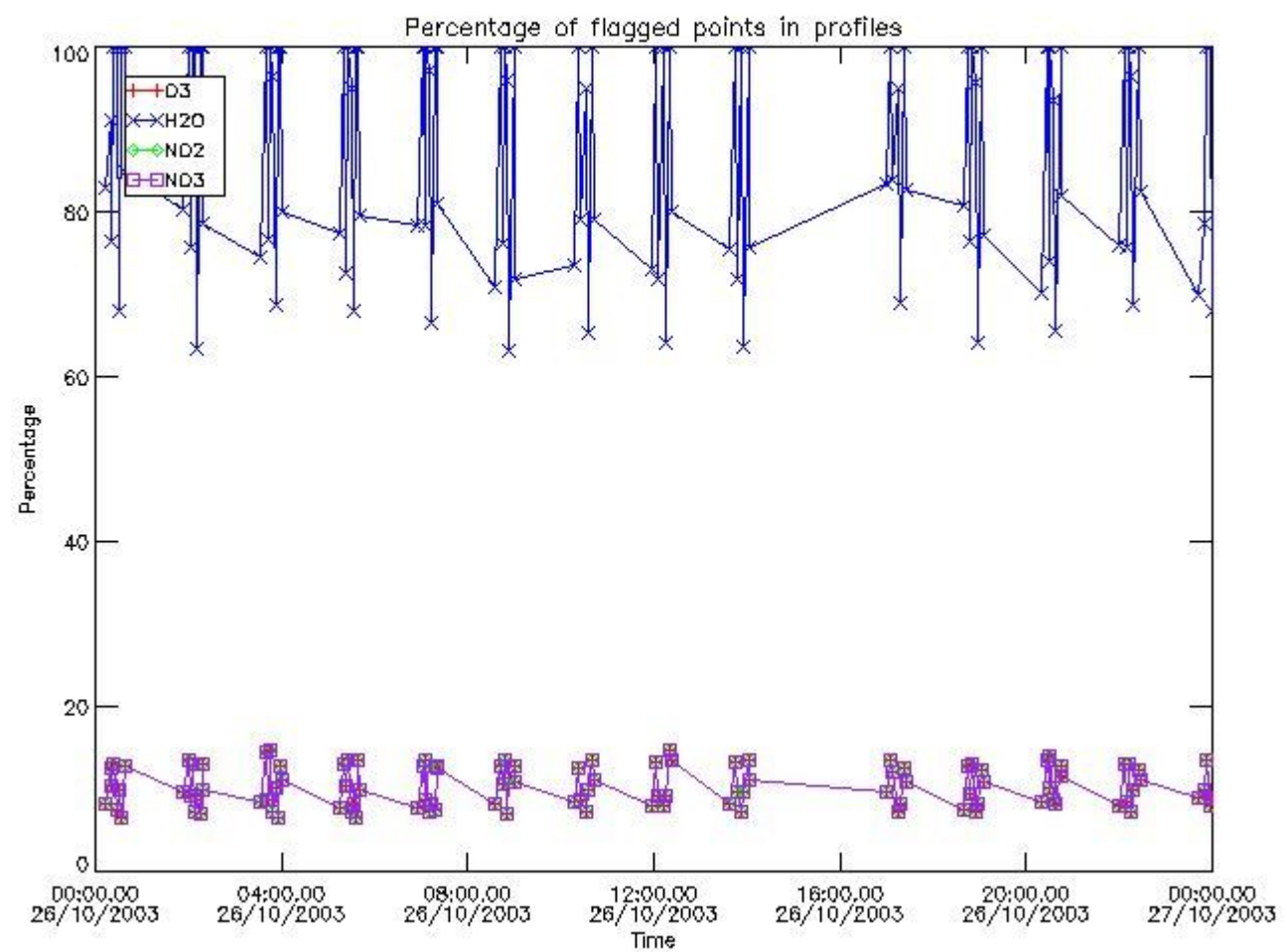
Nr	Filename	UTC Start time	Limb	Duration	Star Id	Star Name	Star Mag	Star Temp	Nb Meas	Orbit	Prod. error
1	GOM_NL__2PRFIN20031026_000038_00000522021_00073_08644_7300.N1	26-OCT-2003 00:00:38	Bright	51.500	166	17Eps Leo	2.9800	6000.0	103	8644	No
2	GOM_NL__2PRFIN20031026_000242_000002252021_00073_08644_7301.N1	26-OCT-2003 00:02:42	Twilight_stray	224.50	17	78Bet Gem	1.1610	4500.0	449	8644	No
3	GOM_NL__2PRFIN20031026_001234_000000622021_00073_08644_7302.N1	26-OCT-2003 00:12:34	Dark	61.500	48	30Alp Hya	1.9770	4100.0	123	8644	No
4	GOM_NL__2PRFIN20031026_001951_000000452021_00073_08644_7303.N1	26-OCT-2003 00:19:51	Dark	45.000	113	Mu Vel	2.6920	5000.0	90	8644	No
5	GOM_NL__2PRFIN20031026_002141_000000492021_00073_08644_7304.N1	26-OCT-2003 00:21:41	Dark	49.000	65	Lam Vel	2.2040	4400.0	98	8644	No
6	GOM_NL__2PRFIN20031026_002341_000000392021_00074_08645_7298.N1	26-OCT-2003 00:23:41	Dark	39.000	124	The Car	2.7640	30000.	78	8645	No
7	GOM_NL__2PRFIN20031026_002752_000000682021_00074_08645_7299.N1	26-OCT-2003 00:27:52	Dark	68.000	88	31Eta CMa	2.4480	20000.	136	8645	No
8	GOM_NL__2PRFIN20031026_003049_000000522021_00074_08645_7300.N1	26-OCT-2003 00:30:49	Dark	52.000	2	Alp Car	-0.73600	7000.0	104	8645	No
9	GOM_NL__2PRFIN20031026_003434_000000782021_00074_08645_7301.N1	26-OCT-2003 00:34:34	Dark	77.500	177	1Zet CMa	3.0220	26000.	155	8645	No
10	GOM_NL__2PRFIN20031026_003718_000000402021_00074_08645_7302.N1	26-OCT-2003 00:37:18	Dark	40.000	143	Alp Hyi	2.8570	7200.0	80	8645	No
11	GOM_NL__2PRFIN20031026_003843_000000402021_00074_08645_7303.N1	26-OCT-2003 00:38:43	Dark	40.000	9	Alp Eri	0.45300	24000.	80	8645	No
12	GOM_NL__2PRFIN20031026_004146_000000442021_00074_08645_7304.N1	26-OCT-2003 00:41:46	Straylight	44.000	157	The1Eri	2.9060	9300.0	88	8645	No
13	GOM_NL__2PRFIN20031026_004334_000000432021_00074_08645_7305.N1	26-OCT-2003 00:43:34	Straylight	43.000	84	Alp Phe	2.3970	4500.0	86	8645	No
14	GOM_NL__2PRFIN20031026_005007_000000462021_00074_08645_7306.N1	26-OCT-2003 00:50:07	Straylight	45.500	52	16Bet Cet	2.0370	4500.0	91	8645	No
15	GOM_NL__2PRFIN20031026_005725_000000662021_00074_08645_7307.N1	26-OCT-2003 00:57:25	Bright	66.000	94	92Alp Cet	2.5260	3100.0	132	8645	No
16	GOM_NL__2PRFIN20031026_005936_000000372021_00074_08645_7308.N1	26-OCT-2003 00:59:36	Bright	37.000	140	88Gam Peg	2.8340	26000.	74	8645	No
17	GOM_NL__2PRFIN20031026_010132_000000432021_00074_08645_7309.N1	26-OCT-2003 01:01:32	Bright	43.000	105	6Bet Ari	2.6450	8900.0	86	8645	No
18	GOM_NL__2PRFIN20031026_010328_000000392021_00074_08645_7310.N1	26-OCT-2003 01:03:28	Bright	39.000	58	21Alp And	2.0730	11000.	78	8645	No
19	GOM_NL__2PRFIN20031026_010520_000000432021_00074_08645_7311.N1	26-OCT-2003 01:05:20	Bright	42.500	53	43Bet And	2.0480	3300.0	85	8645	No
20	GOM_NL__2PRFIN20031026_010811_000000462021_00074_08645_7312.N1	26-OCT-2003 01:08:11	Bright	46.000	73	57Gam1And	2.2600	13100.	92	8645	No
21	GOM_NL__2PRFIN20031026_011107_000000402021_00074_08645_7313.N1	26-OCT-2003 01:11:07	Bright	39.500	68	18Alp Cas	2.2250	4500.0	79	8645	No
22	GOM_NL__2PRFIN20031026_011224_000000382021_00074_08645_7314.N1	26-OCT-2003 01:12:24	Bright	38.000	76	27Gam Cas	2.3000	30000.	76	8645	No
23	GOM_NL__2PRFIN20031026_011505_000000382021_00074_08645_7315.N1	26-OCT-2003 01:15:05	Bright	38.000	89	5Alp Cep	2.4510	8000.0	76	8645	No
24	GOM_NL__2PRFIN20031026_012022_000000392021_00074_08645_7316.N1	26-OCT-2003 01:20:22	Bright	39.000	49	1Alp UMi	1.9900	6300.0	78	8645	No
25	GOM_NL__2PRFIN20031026_012354_000000392021_00074_08645_7317.N1	26-OCT-2003 01:23:54	Bright	38.500	60	7Bet UMi	2.0810	3950.0	77	8645	No
26	GOM_NL__2PRFIN20031026_012837_000000402021_00074_08645_7318.N1	26-OCT-2003 01:28:37	Bright	40.000	36	50Alp UMa	1.8000	6300.0	80	8645	No
27	GOM_NL__2PRFIN20031026_013012_000000402021_00074_08645_7319.N1	26-OCT-2003 01:30:12	Bright	40.000	82	48Bet UMa	2.3650	10600.	80	8645	No
28	GOM_NL__2PRFIN20031026_013346_000000372021_00074_08645_7320.N1	26-OCT-2003 01:33:46	Bright	37.000	174	52Psi UMa	3.0040	4400.0	74	8645	No
29	GOM_NL__2PRFIN20031026_014114_000000502021_00074_08645_7321.N1	26-OCT-2003 01:41:14	Bright	50.000	166	17Eps Leo	2.9800	6000.0	100	8645	No
30	GOM_NL__2PRFIN20031026_014319_000001982021_00074_08645_7322.N1	26-OCT-2003 01:43:19	Twilight_stray	198.00	17	78Bet Gem	1.1610	4500.0	396	8645	No
31	GOM_NL__2PRFIN20031026_015312_000000592021_00074_08645_7323.N1	26-OCT-2003 01:53:12	Dark	58.500	48	30Alp Hya	1.9770	4100.0	117	8645	No
32	GOM_NL__2PRFIN20031026_015953_000000382021_00074_08645_7324.N1	26-OCT-2003 01:59:53	Dark	37.500	99	Del Cen	2.5750	26000.	75	8645	No
33	GOM_NL__2PRFIN20031026_020220_000000562021_00074_08645_7325.N1	26-OCT-2003 02:02:20	Dark	56.000	65	Lam Vel	2.2040	4400.0	112	8645	No
34	GOM_NL__2PRFIN20031026_020417_000000392021_00075_08646_7298.N1	26-OCT-2003 02:04:17	Dark	39.000	124	The Car	2.7640	30000.	78	8646	No
35	GOM_NL__2PRFIN20031026_020830_000000712021_00075_08646_7299.N1	26-OCT-2003 02:08:30	Dark	70.500	88	31Eta CMa	2.4480	20000.	141	8646	No
36	GOM_NL__2PRFIN20031026_021126_000000592021_00075_08646_7300.N1	26-OCT-2003 02:11:26	Dark	59.000	2	Alp Car	-0.73600	7000.0	118	8646	No
37	GOM_NL__2PRFIN20031026_021512_000000742021_00075_08646_7301.N1	26-OCT-2003 02:15:12	Dark	74.000	177	1Zet CMa	3.0220	26000.	148	8646	No
38	GOM_NL__2PRFIN20031026_021755_000000392021_00075_08646_7302.N1	26-OCT-2003 02:17:55	Dark	39.000	143	Alp Hyi	2.8570	7200.0	78	8646	No
39	GOM_NL__2PRFIN20031026_021920_000000522021_00075_08646_7303.N1	26-OCT-2003 02:19:20	Dark	51.500	9	Alp Eri	0.45300	24000.	103	8646	No
40	GOM_NL__2PRFIN20031026_022222_000000462021_00075_08646_7304.N1	26-OCT-2003 02:22:22	Straylight	45.500	157	The1Eri	2.9060	9300.0	91	8646	No
41	GOM_NL__2PRFIN20031026_022410_000000402021_00075_08646_7305.N1	26-OCT-2003 02:24:10	Straylight	40.000	84	Alp Phe	2.3970	4500.0	80	8646	No
42	GOM_NL__2PRFIN20031026_023044_000000462021_00075_08646_7306.N1	26-OCT-2003 02:30:44	Straylight	45.500	52	16Bet Cet	2.0370	4500.0	91	8646	No

338	GOM_NL__2PRFIN20031026_223755_000000472021_00087_08658_7336.N1	26-OCT-2003 22:37:55	Straylight	46.500	52	16Bet Cet	2.0370	4500.0	93	8658	No
339	GOM_NL__2PRFIN20031026_224505_000000622021_00087_08658_7337.N1	26-OCT-2003 22:45:05	Bright	61.500	94	92Alp Cet	2.5260	3100.0	123	8658	No
340	GOM_NL__2PRFIN20031026_224724_000000382021_00087_08658_7338.N1	26-OCT-2003 22:47:24	Bright	37.500	140	88Gam Peg	2.8340	26000.	75	8658	No
341	GOM_NL__2PRFIN20031026_224915_000000432021_00087_08658_7339.N1	26-OCT-2003 22:49:15	Bright	43.000	105	6Bet Ari	2.6450	8900.0	86	8658	No
342	GOM_NL__2PRFIN20031026_225115_000000412021_00087_08658_7340.N1	26-OCT-2003 22:51:15	Bright	40.500	58	21Alp And	2.0730	11000.	81	8658	No
343	GOM_NL__2PRFIN20031026_225306_000000392021_00087_08658_7341.N1	26-OCT-2003 22:53:06	Bright	38.500	53	43Bet And	2.0480	3300.0	77	8658	No
344	GOM_NL__2PRFIN20031026_225553_000000412021_00087_08658_7342.N1	26-OCT-2003 22:55:53	Bright	40.500	73	57Gam1And	2.2600	13100.	81	8658	No
345	GOM_NL__2PRFIN20031026_225853_000000392021_00087_08658_7343.N1	26-OCT-2003 22:58:53	Bright	39.000	68	18Alp Cas	2.2250	4500.0	78	8658	No
346	GOM_NL__2PRFIN20031026_230009_000000382021_00087_08658_7344.N1	26-OCT-2003 23:00:09	Bright	38.000	76	27Gam Cas	2.3000	30000.	76	8658	No
347	GOM_NL__2PRFIN20031026_230256_000000412021_00087_08658_7345.N1	26-OCT-2003 23:02:56	Bright	41.000	89	5Alp Cep	2.4510	8000.0	82	8658	No
348	GOM_NL__2PRFIN20031026_230809_000000372021_00087_08658_7346.N1	26-OCT-2003 23:08:09	Bright	37.000	49	1Alp UMi	1.9900	6300.0	74	8658	No
349	GOM_NL__2PRFIN20031026_231143_000000392021_00087_08658_7347.N1	26-OCT-2003 23:11:43	Bright	39.000	60	7Bet UMi	2.0810	3950.0	78	8658	No
350	GOM_NL__2PRFIN20031026_231623_000000392021_00087_08658_7348.N1	26-OCT-2003 23:16:23	Bright	39.000	36	50Alp UMa	1.8000	6300.0	78	8658	No
351	GOM_NL__2PRFIN20031026_231755_000000432021_00087_08658_7349.N1	26-OCT-2003 23:17:55	Bright	42.500	82	48Bet UMa	2.3650	10600.	85	8658	No
352	GOM_NL__2PRFIN20031026_232132_000000412021_00087_08658_7350.N1	26-OCT-2003 23:21:32	Bright	40.500	174	52Psi UMa	3.0040	4400.0	81	8658	No
353	GOM_NL__2PRFIN20031026_232905_000000512021_00087_08658_7351.N1	26-OCT-2003 23:29:05	Bright	51.000	166	17Eps Leo	2.9800	6000.0	102	8658	No
354	GOM_NL__2PRFIN20031026_233125_000002552021_00087_08658_7352.N1	26-OCT-2003 23:31:25	Tw_i_and_stray	255.00	17	78Bet Gem	1.1610	4500.0	510	8658	No
355	GOM_NL__2PRFIN20031026_234112_000000622021_00087_08658_7353.N1	26-OCT-2003 23:41:12	Dark	62.000	48	30Alp Hya	1.9770	4100.0	124	8658	No
356	GOM_NL__2PRFIN20031026_235016_000000522021_00087_08658_7354.N1	26-OCT-2003 23:50:16	Dark	52.000	65	Lam Vel	2.2040	4400.0	104	8658	No
357	GOM_NL__2PRFIN20031026_235207_000000382021_00088_08659_7330.N1	26-OCT-2003 23:52:07	Dark	38.000	124	The Car	2.7640	30000.	76	8659	No
358	GOM_NL__2PRFIN20031026_235640_000000712021_00088_08659_7331.N1	26-OCT-2003 23:56:40	Dark	71.000	88	31Eta CMa	2.4480	20000.	142	8659	No
359	GOM_NL__2PRFIN20031026_235923_000000632021_00088_08659_7332.N1	26-OCT-2003 23:59:23	Dark	63.000	2	Alp Car	-0.73600	7000.0	126	8659	No

3. Quality information per product

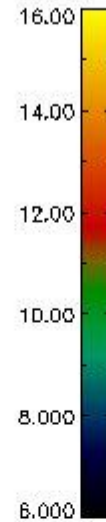
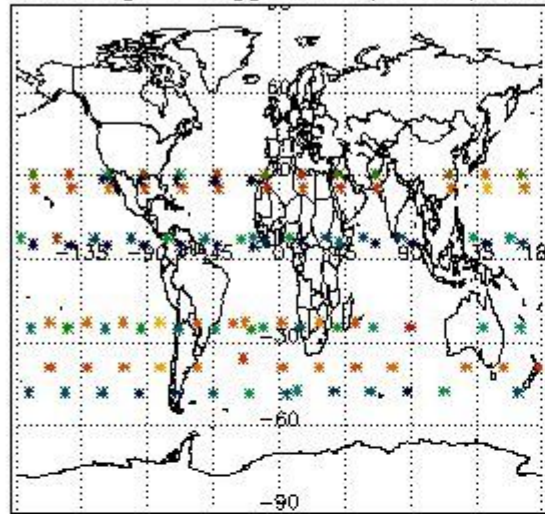
In this section it is plotted some information contained in the Quality Summary data set of the level 2 products. Only products in dark limb conditions and without errors (error flag in the MPH set to "0") are used.

3.1 Plot quality information per product (time dependant)

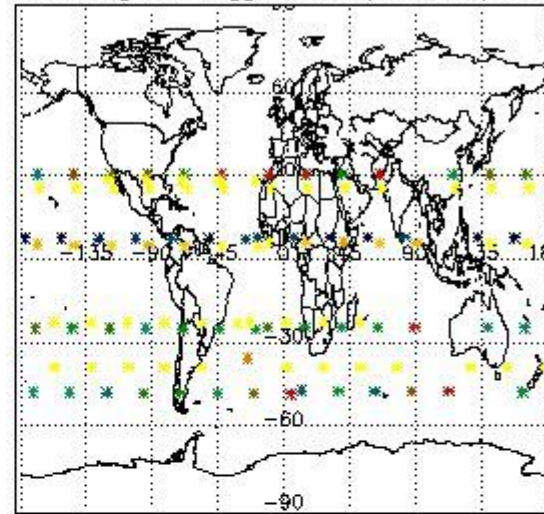


3.2 Plot quality information per product (world map)

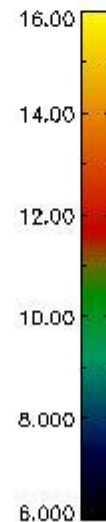
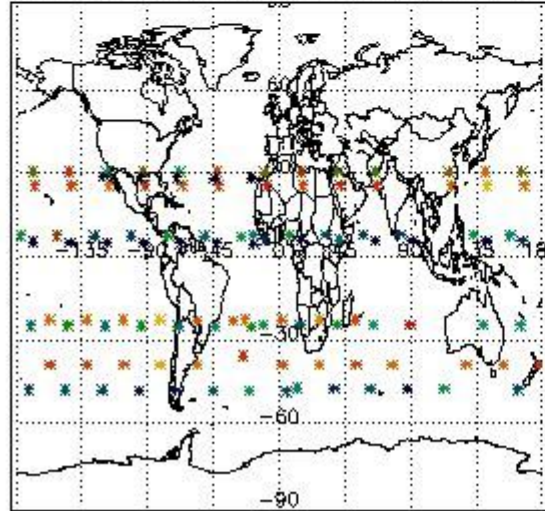
Percentage of flagged data per O3 profile



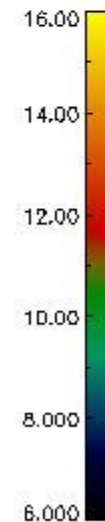
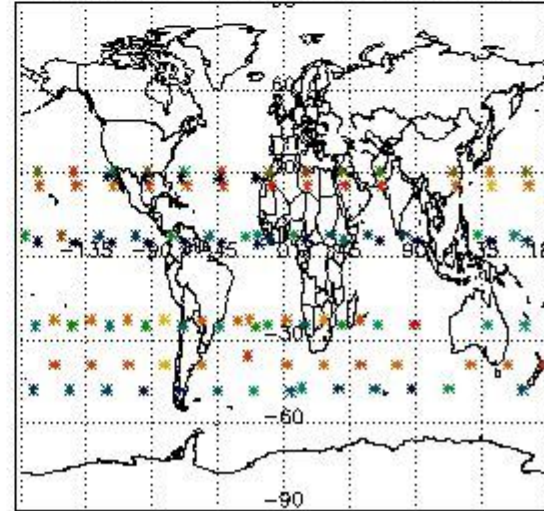
Percentage of flagged data per H2O profile



Percentage of flagged data per NO2 profile



Percentage of flagged data per NO3 profile

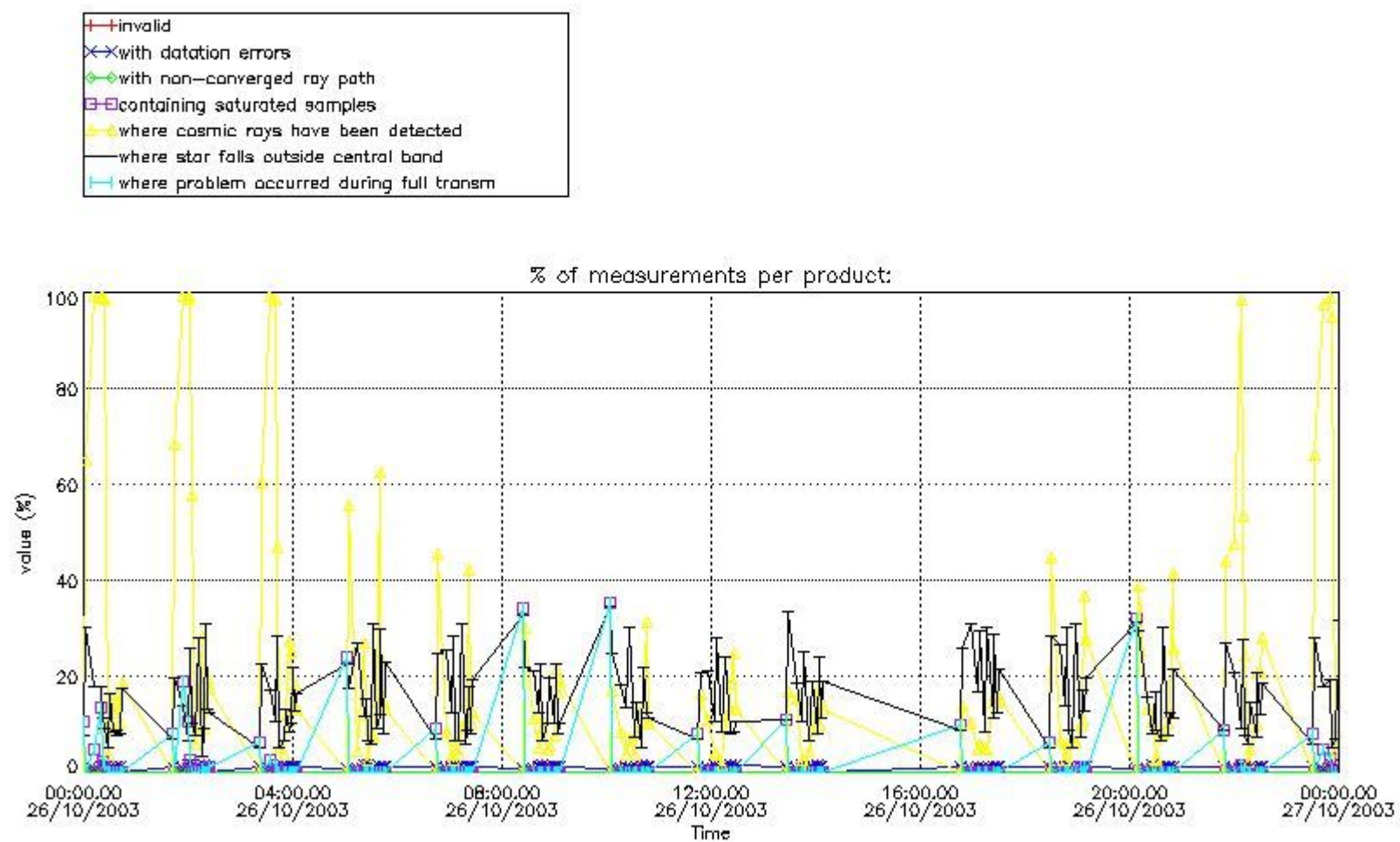


4. Level 1 quality information per product

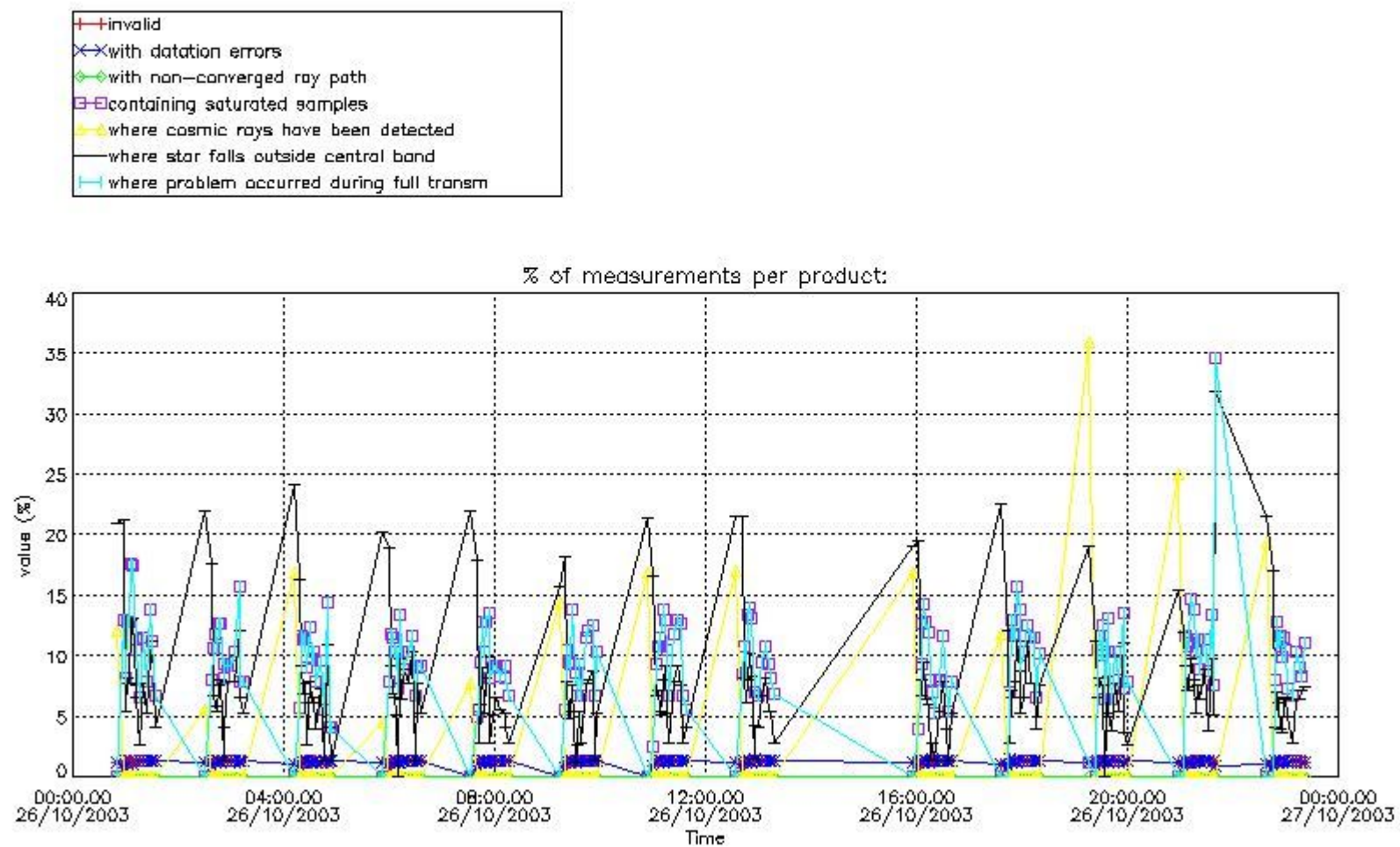
In this section it is plotted some information contained in the Quality Summary data set of the level 2 products that comes from the level 1b processing. Products without errors (error flag in the MPH set to "0") are used.

4.1 Plot quality information per product (time dependant) coming from level 1b processing

4.1.1 Plot level 1 quality information per product (time dependant): ENVISAT ASCENDING passes



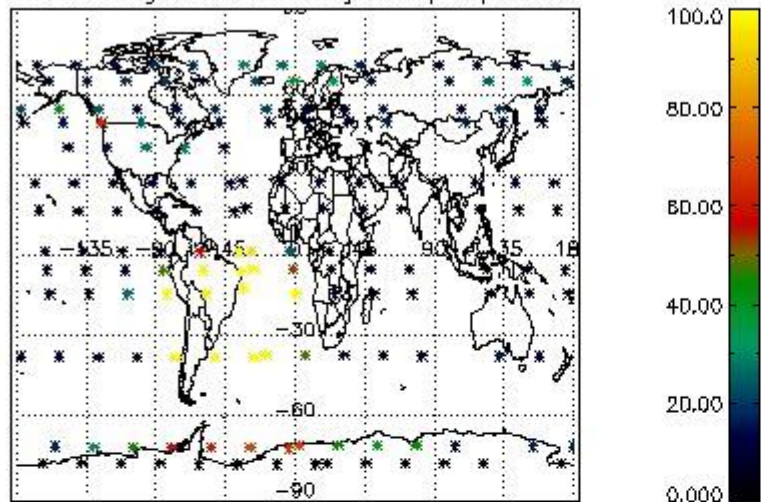
4.1.2 Plot level 1 quality information per product (time dependant): ENVI SAT DESCENDING passes



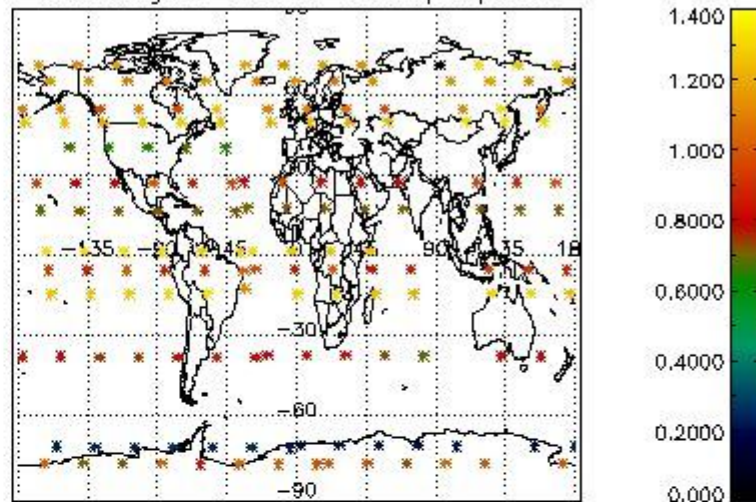
4.2 Plot quality information per product coming from level 1b processing (world map)

4.2.1 Plot level 1 quality information per product (world map): ENVISAT ASCENDING passes

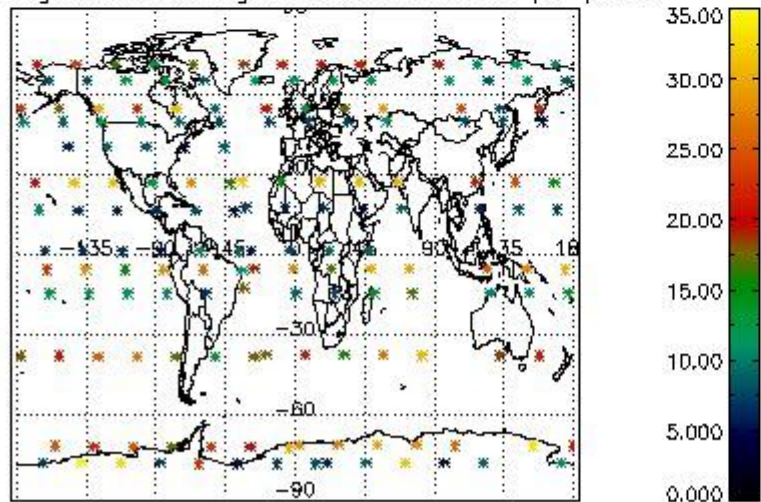
Percentage of cosmic ray hits per profile



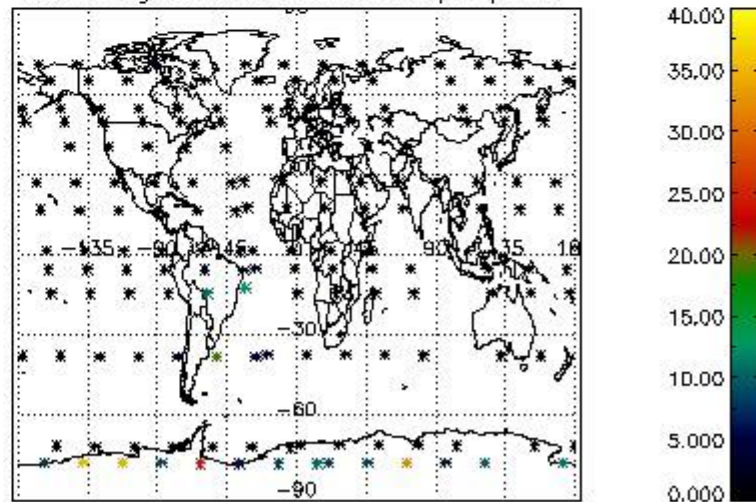
Percentage of datation errors per profile



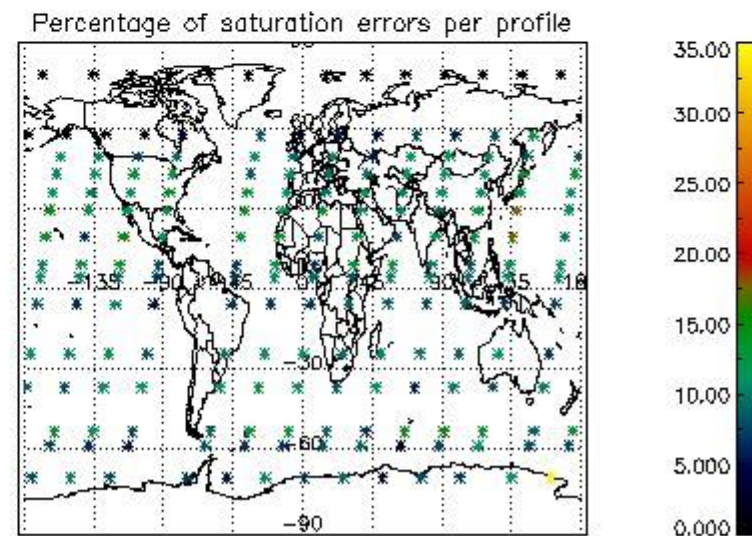
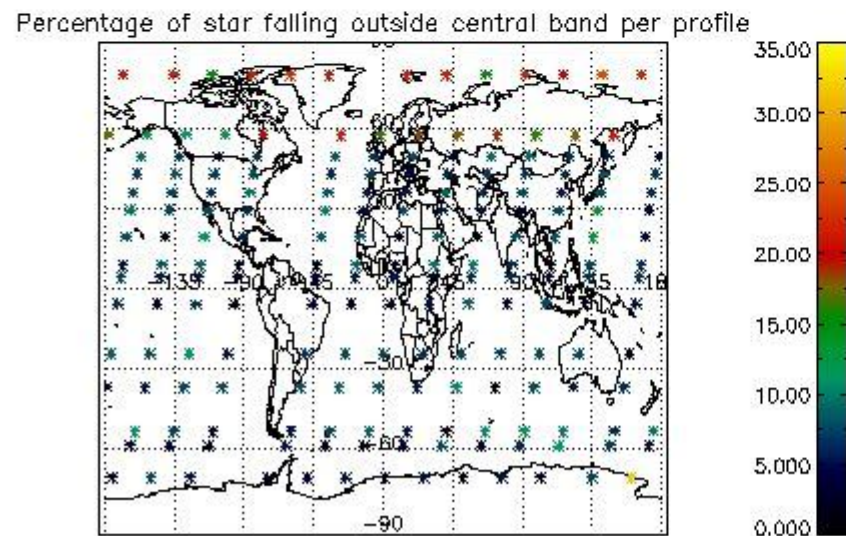
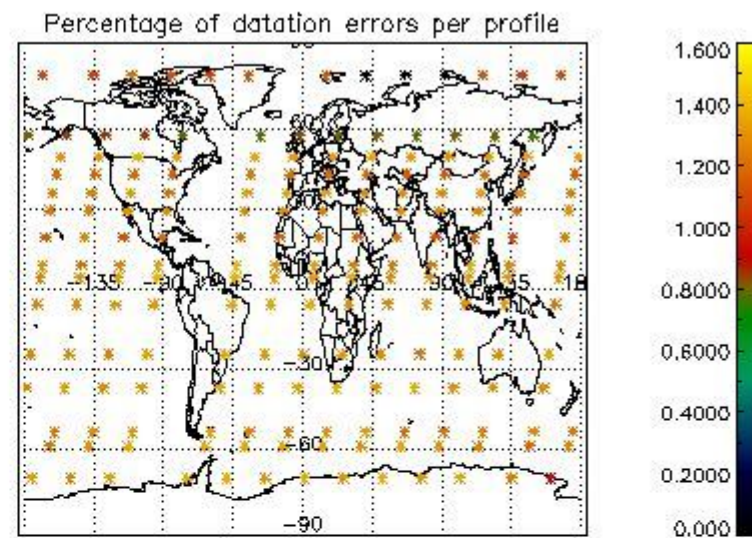
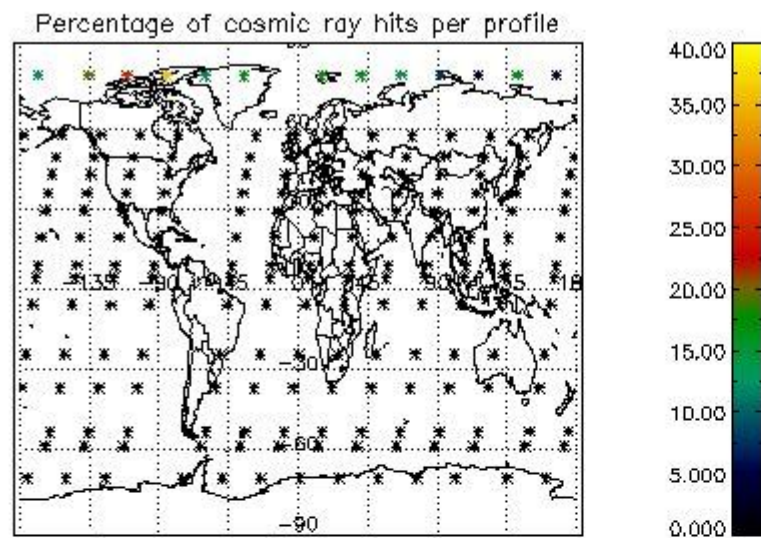
Percentage of star falling outside central band per profile



Percentage of saturation errors per profile



4.2.2 Plot level 1 quality information per product (world map): ENVISAT DESCENDING passes



5. Trace gas profiles

5.1 Ozone statistics based on quality of products

The final quality of the products can be "measured" using the STD (Standard Deviation) attached to every point profile. This information is written to the parameter GOM_NL__2P/NL_LOCAL_SPECIES_DENSITY/o3_std of the level 2 products. The table below shows the statistics for given STD ranges.

The statistics are given with respect to the overall valid production:

- Products without fatal errors: GOM_NL__2P/MPH/PRODUCT_ERR=0
- Valid point profile: GOM_NL__2P/NL_LOCAL_SPECIES_DENSITY/pcd(0)=0

The 'Criteria' is applied to valid points of dark limb products:

- Products in dark limb illumination condition: GOM_NL__2P/NL_SUMMARY_QUALITY/obs_ill_cond=0
- Products without fatal errors: GOM_NL__2P/MPH/PRODUCT_ERR=0
- Valid point profile: GOM_NL__2P/NL_LOCAL_SPECIES_DENSITY/pcd(0)=0

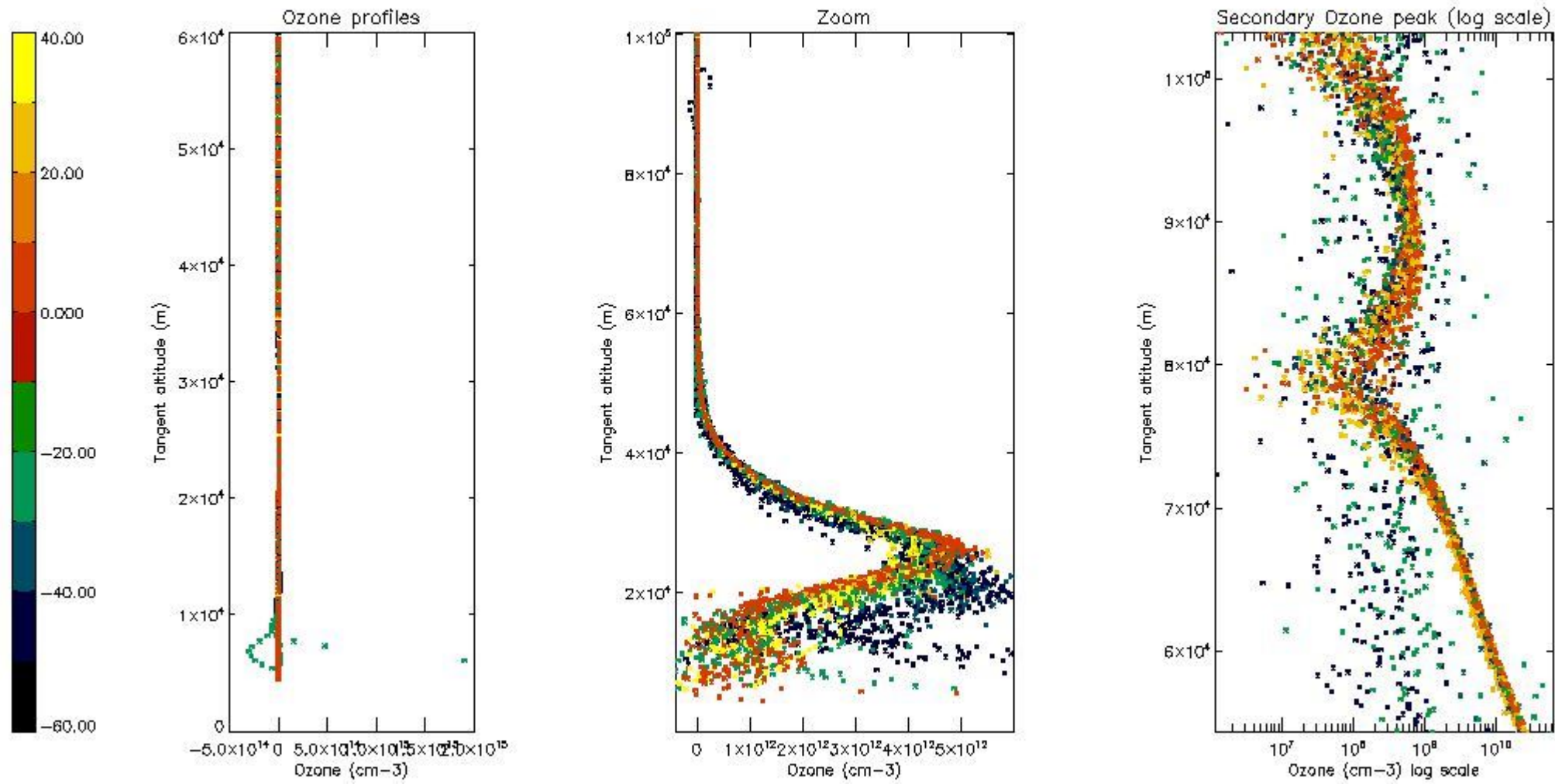
So, the table below shows the percentage of dark limb and valid observations for each criteria with respect to the overall valid daily observations.

Criteria	% of total production
All STD	31
STD < 20	18

STD < 10	16
STD < 5	11

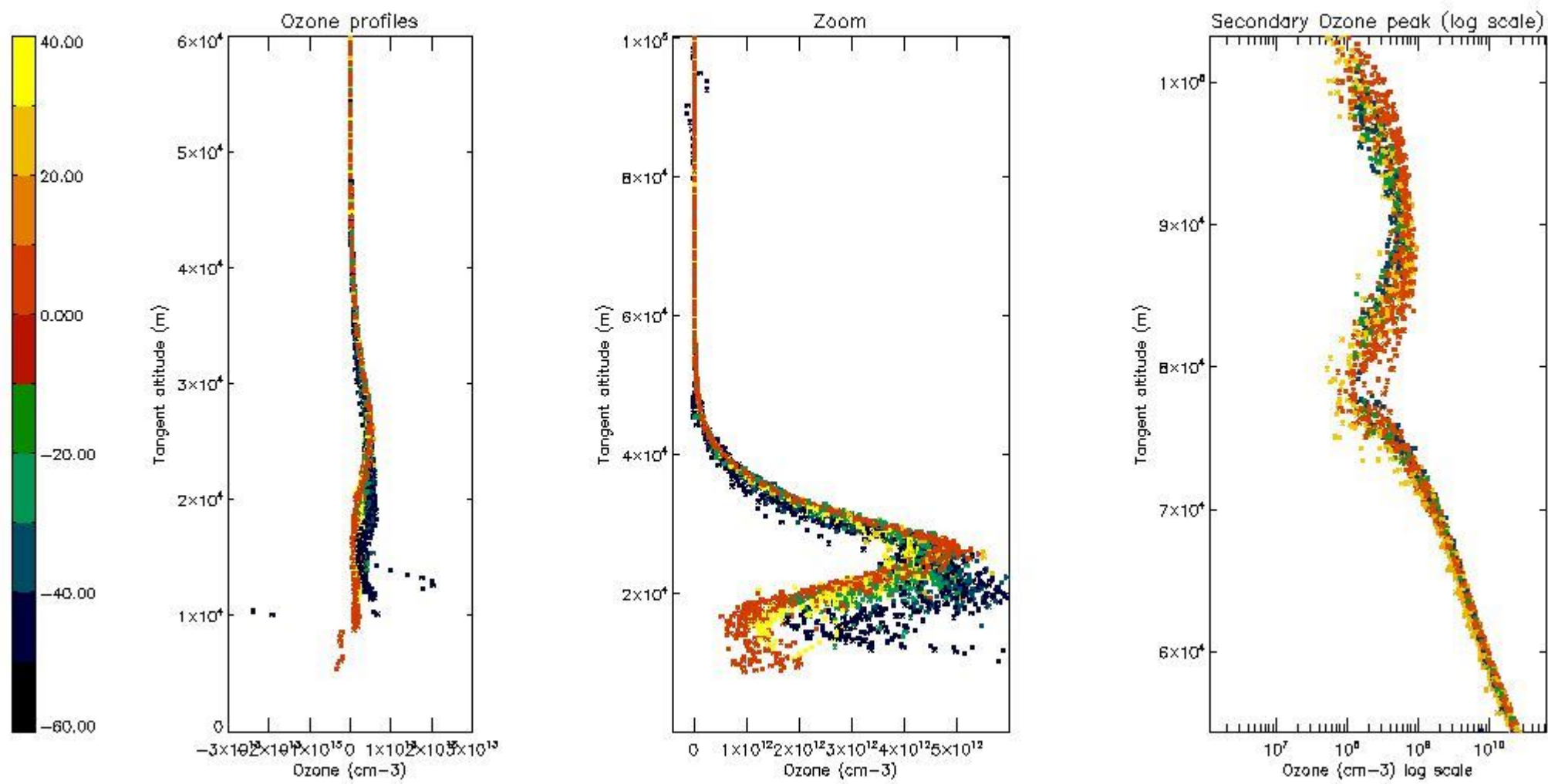
5.2 Plot ozone profiles for all STD (dark without errors)

The colorbar represents the latitude.



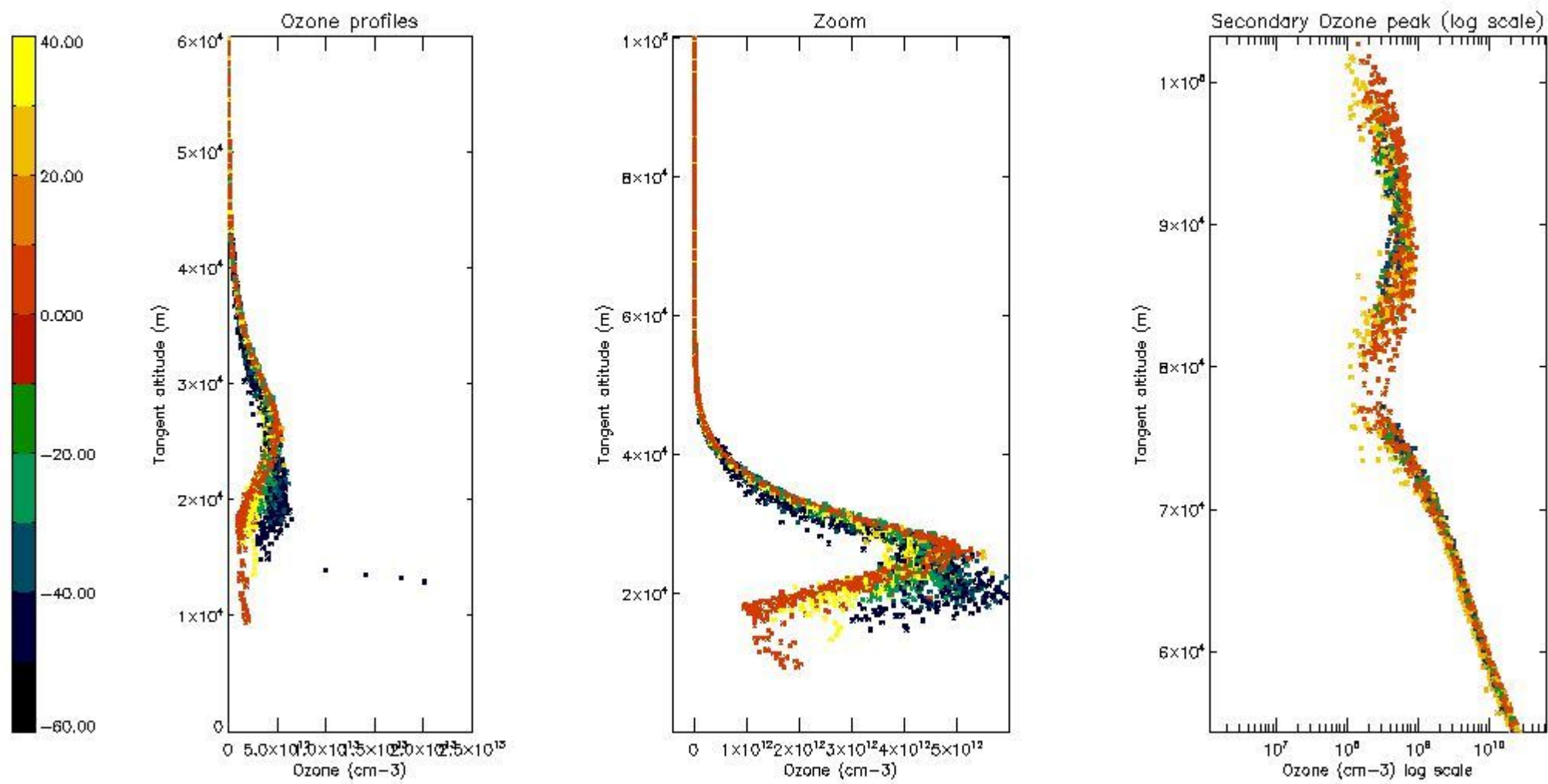
5.3 Plot ozone profiles where STD < 20% (dark without errors)

The colorbar represents the latitude.



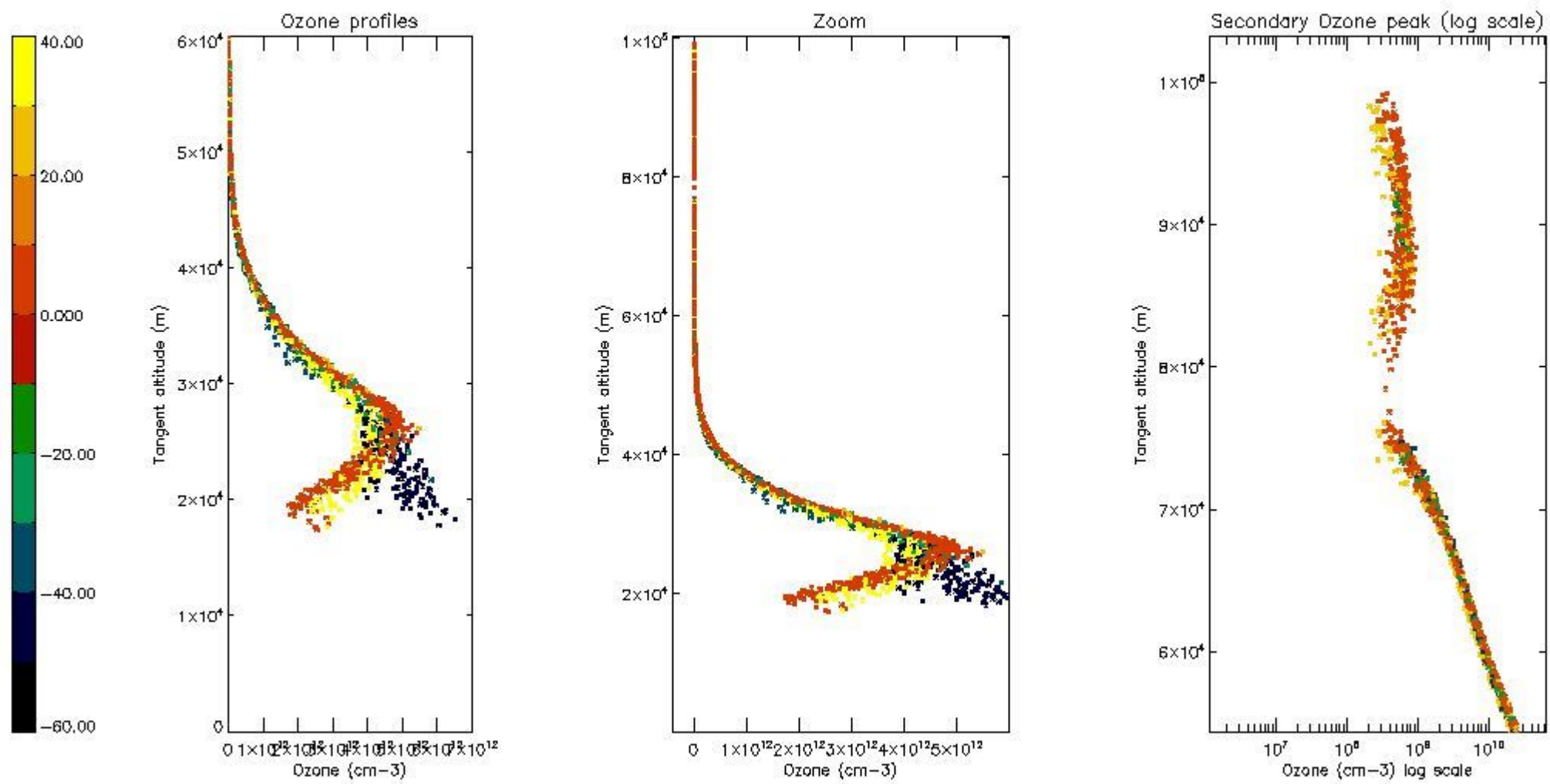
5.4 Plot ozone profiles where STD < 10% (dark without errors)

The colorbar represents the latitude.



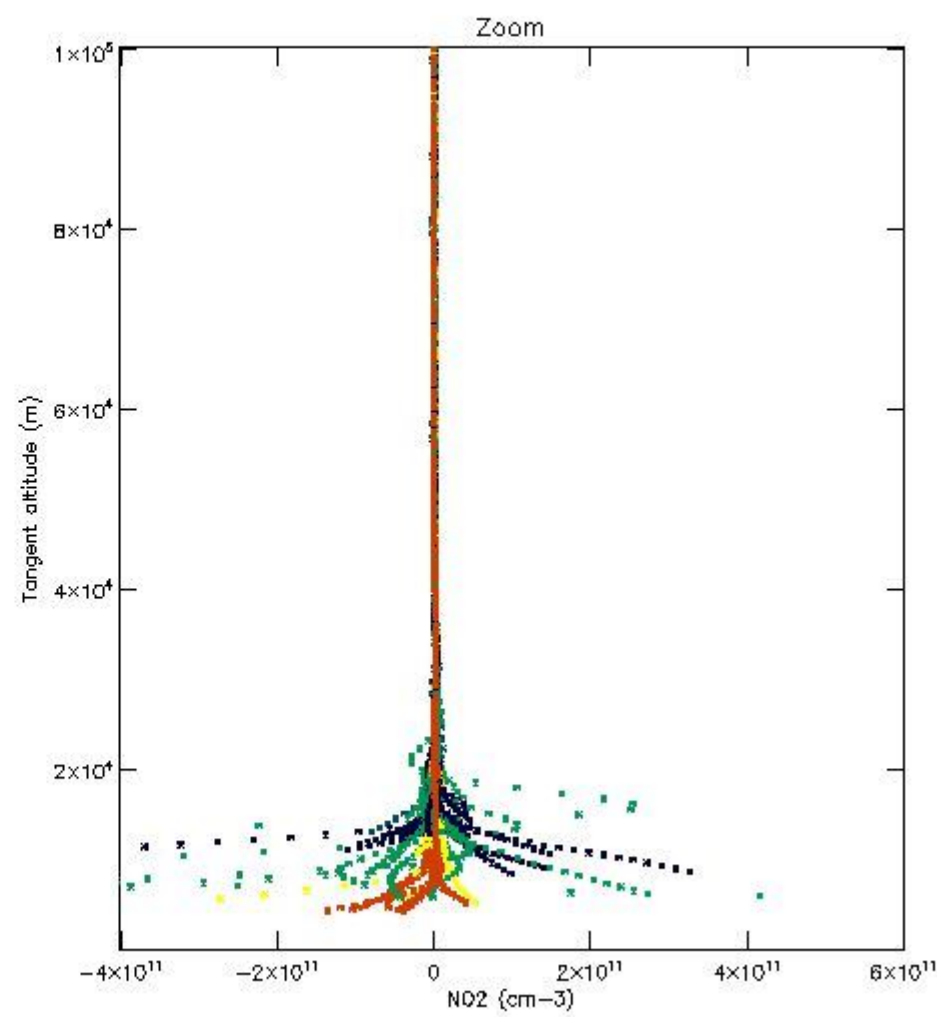
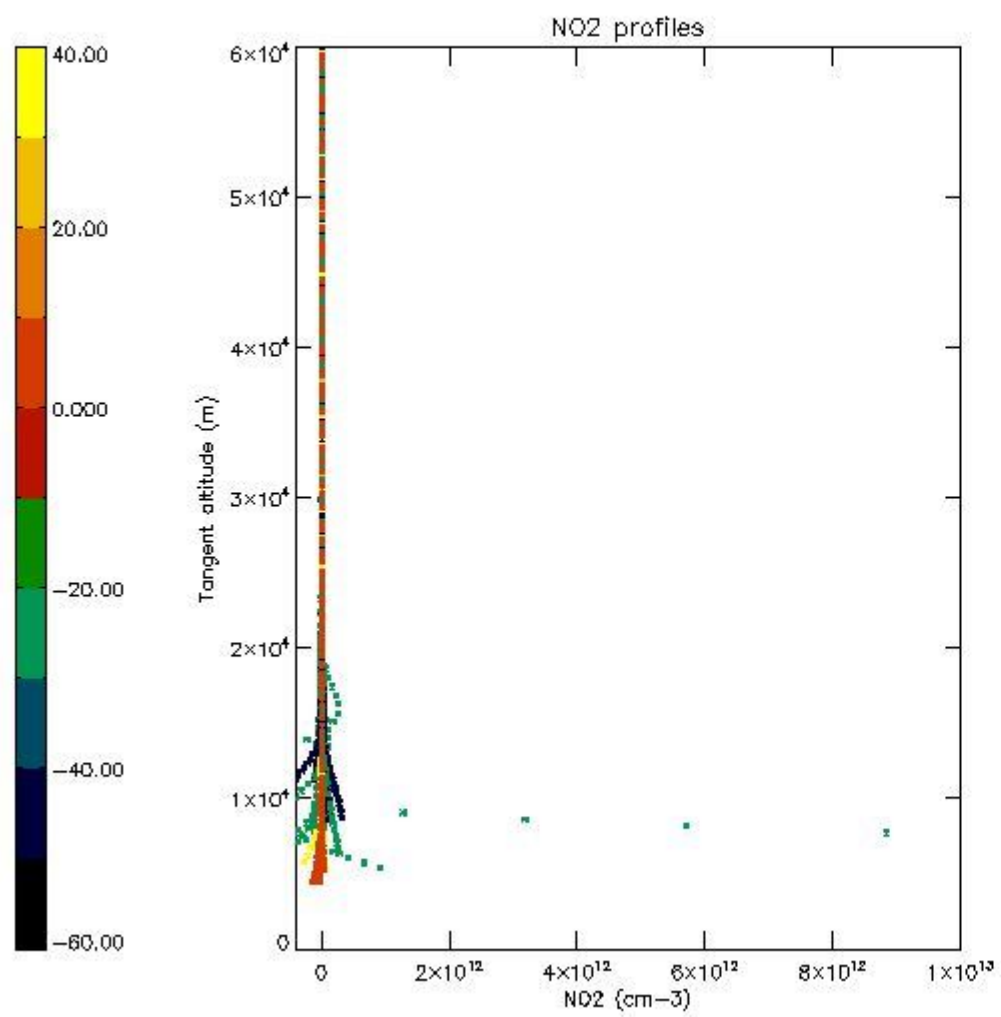
5.5 Plot ozone profiles where STD < 5% (dark without errors)

The colorbar represents the latitude.



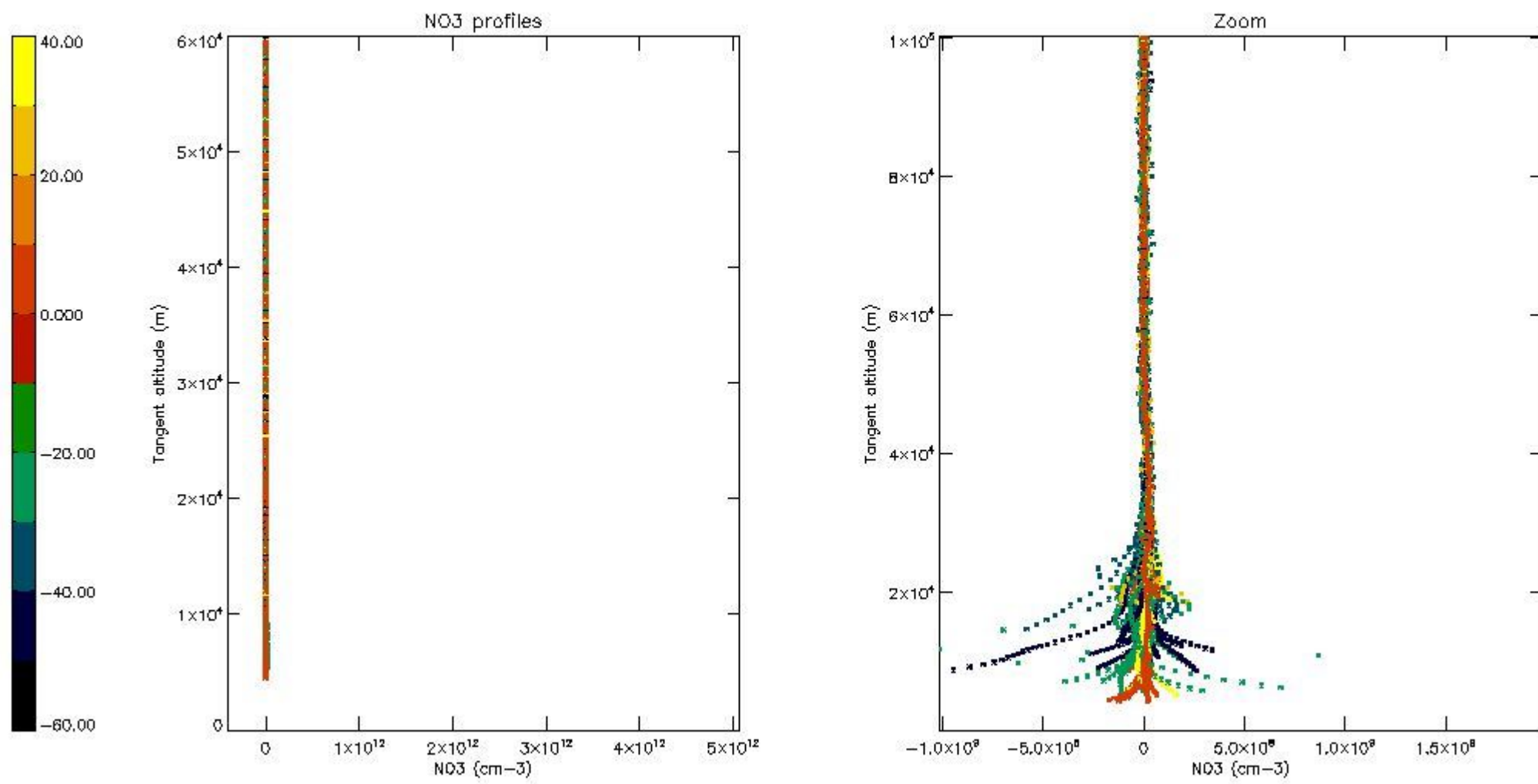
5.6 Plot NO₂ profiles for all STD (dark without errors)

The colorbar represents the latitude.



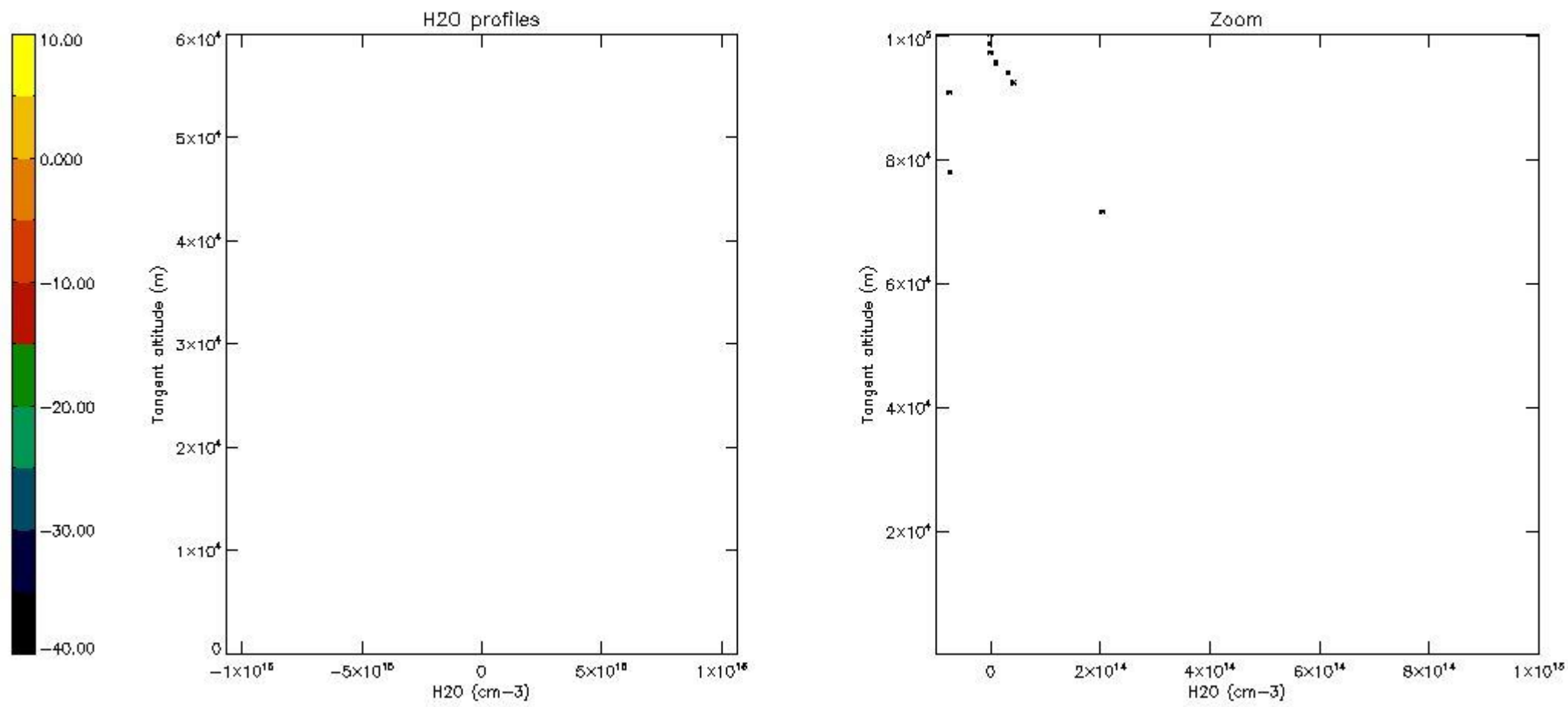
5.7 Plot NO3 profiles for all STD (dark without errors)

The colorbar represents the latitude.



5.8 Plot H2O profiles for all STD (only for occultations of stars 1,2,3,4,13,14,16,26,63 dark without errors)

The colorbar represents the latitude.



6. Auxiliary Data Files used for the production reported in section 2

The number reported in the third column indicates since which file (see list in section 2) the corresponding auxiliary file has been used. The fourth column is the date of those product files.

Type	Auxiliary Filename	Used since product	Used since product date
INST_PHYS_CHARACTERISTICS	GOM_INS_AXVIEC20091111_143220_20030716_120000_20500101_000000	1	26-OCT-2003 00:00:38
LEVEL-2_PROC_CONFIG	GOM_PR2_AXVIEC20091111_152718_20020301_000000_20500101_000000	1	26-OCT-2003 00:00:38
CROSS_SECTIONS_FILE	GOM_CRS_AXVIEC20091111_154832_20020301_000000_20500101_000000	1	26-OCT-2003 00:00:38

GOMOS Level 2 Daily Report

SUMMARY

[1. General Info](#)

[2. Summary of processed GOM_NL_2P products](#)

[3. Level 2 Quality information per product](#)

[3.1 Plot of level 2 quality information per product \(time dependant\)](#)

[3.2 Plot of level 2 quality information per product \(world map\)](#)

[4. Level 1 Quality information per product \(stored on level 2 products\)](#)

[4.1 Plot of level 1 quality information per product \(time dependant\)](#)

[4.1.1 Plot of level 1 quality information per product \(time dependant\): ASCENDING](#)

[4.1.2 Plot of level 1 quality information per product \(time dependant\): DESCENDING](#)

[4.2 Plot of level 1 quality information per product \(world map\)](#)

[4.2.1 Plot of level 1 quality information per product \(world map\): ASCENDING](#)

[4.2.2 Plot of level 1 quality information per product \(world map\): DESCENDING](#)

[5. Ozone profiles based on quality statistics and other trace gas profiles](#)

[5.1 Ozone statistics based on quality of products](#)

[5.2 Plot ozone profiles for all STD \(dark without errors\)](#)

[5.3 Plot ozone profiles where STD < 20% \(dark without errors\)](#)

[5.4. Plot ozone profiles where STD < 10% \(dark without errors\)](#)

[5.5. Plot ozone profiles where STD < 5% \(dark without errors\)](#)

[5.6 Plot NO2 profiles for all STD \(dark without errors\)](#)

[5.7 Plot NO3 profiles for all STD \(dark without errors\)](#)

[5.8 Plot H2O profiles \(only for occultations of stars 1,2,3,4,13,14,16,26,63 dark without errors\) for all STD](#)

[6. Auxiliary Data Files used for the production reported in section 2](#)

This report presents the daily analysis on parameters extracted from GOMOS level 2 data (GOM_NL__2P). It is intended to monitor some important parameters that will impact the quality of these products. A list of level 2 products (and content) that have arrived during the reporting day to the PCF is also given.

Item	Value
Time of report generation	19APR2013 22:55:53
Data source version	GOMOS/6.01
Start time of products	26-10-2003 (26OCT2003 00:00:00)
Stop time of products	27-10-2003 (27OCT2003 00:00:00)
Store outputs in DB	Yes
Nb of level 2 prods	359
Nb of prods with errors	0

2. Summary of processed GOM_NL__2P products.

Nr	Filename	UTC Start time	Limb	Duration	Star Id	Star Name	Star Mag	Star Temp	Nb Meas	Orbit	Prod. error
1	GOM_NL__2PRFIN20031026_000038_00000522021_00073_08644_7300.N1	26-OCT-2003 00:00:38	Bright	51.500	166	17Eps Leo	2.9800	6000.0	103	8644	No
2	GOM_NL__2PRFIN20031026_000242_000002252021_00073_08644_7301.N1	26-OCT-2003 00:02:42	Twilight_stray	224.50	17	78Bet Gem	1.1610	4500.0	449	8644	No
3	GOM_NL__2PRFIN20031026_001234_000000622021_00073_08644_7302.N1	26-OCT-2003 00:12:34	Dark	61.500	48	30Alp Hya	1.9770	4100.0	123	8644	No
4	GOM_NL__2PRFIN20031026_001951_000000452021_00073_08644_7303.N1	26-OCT-2003 00:19:51	Dark	45.000	113	Mu Vel	2.6920	5000.0	90	8644	No
5	GOM_NL__2PRFIN20031026_002141_000000492021_00073_08644_7304.N1	26-OCT-2003 00:21:41	Dark	49.000	65	Lam Vel	2.2040	4400.0	98	8644	No
6	GOM_NL__2PRFIN20031026_002341_000000392021_00074_08645_7298.N1	26-OCT-2003 00:23:41	Dark	39.000	124	The Car	2.7640	30000.	78	8645	No
7	GOM_NL__2PRFIN20031026_002752_000000682021_00074_08645_7299.N1	26-OCT-2003 00:27:52	Dark	68.000	88	31Eta CMa	2.4480	20000.	136	8645	No
8	GOM_NL__2PRFIN20031026_003049_000000522021_00074_08645_7300.N1	26-OCT-2003 00:30:49	Dark	52.000	2	Alp Car	-0.73600	7000.0	104	8645	No
9	GOM_NL__2PRFIN20031026_003434_000000782021_00074_08645_7301.N1	26-OCT-2003 00:34:34	Dark	77.500	177	1Zet CMa	3.0220	26000.	155	8645	No
10	GOM_NL__2PRFIN20031026_003718_000000402021_00074_08645_7302.N1	26-OCT-2003 00:37:18	Dark	40.000	143	Alp Hyi	2.8570	7200.0	80	8645	No
11	GOM_NL__2PRFIN20031026_003843_000000402021_00074_08645_7303.N1	26-OCT-2003 00:38:43	Dark	40.000	9	Alp Eri	0.45300	24000.	80	8645	No
12	GOM_NL__2PRFIN20031026_004146_000000442021_00074_08645_7304.N1	26-OCT-2003 00:41:46	Straylight	44.000	157	The1Eri	2.9060	9300.0	88	8645	No
13	GOM_NL__2PRFIN20031026_004334_000000432021_00074_08645_7305.N1	26-OCT-2003 00:43:34	Straylight	43.000	84	Alp Phe	2.3970	4500.0	86	8645	No
14	GOM_NL__2PRFIN20031026_005007_000000462021_00074_08645_7306.N1	26-OCT-2003 00:50:07	Straylight	45.500	52	16Bet Cet	2.0370	4500.0	91	8645	No
15	GOM_NL__2PRFIN20031026_005725_000000662021_00074_08645_7307.N1	26-OCT-2003 00:57:25	Bright	66.000	94	92Alp Cet	2.5260	3100.0	132	8645	No
16	GOM_NL__2PRFIN20031026_005936_000000372021_00074_08645_7308.N1	26-OCT-2003 00:59:36	Bright	37.000	140	88Gam Peg	2.8340	26000.	74	8645	No
17	GOM_NL__2PRFIN20031026_010132_000000432021_00074_08645_7309.N1	26-OCT-2003 01:01:32	Bright	43.000	105	6Bet Ari	2.6450	8900.0	86	8645	No
18	GOM_NL__2PRFIN20031026_010328_000000392021_00074_08645_7310.N1	26-OCT-2003 01:03:28	Bright	39.000	58	21Alp And	2.0730	11000.	78	8645	No
19	GOM_NL__2PRFIN20031026_010520_000000432021_00074_08645_7311.N1	26-OCT-2003 01:05:20	Bright	42.500	53	43Bet And	2.0480	3300.0	85	8645	No
20	GOM_NL__2PRFIN20031026_010811_000000462021_00074_08645_7312.N1	26-OCT-2003 01:08:11	Bright	46.000	73	57Gam1And	2.2600	13100.	92	8645	No
21	GOM_NL__2PRFIN20031026_011107_000000402021_00074_08645_7313.N1	26-OCT-2003 01:11:07	Bright	39.500	68	18Alp Cas	2.2250	4500.0	79	8645	No
22	GOM_NL__2PRFIN20031026_011224_000000382021_00074_08645_7314.N1	26-OCT-2003 01:12:24	Bright	38.000	76	27Gam Cas	2.3000	30000.	76	8645	No
23	GOM_NL__2PRFIN20031026_011505_000000382021_00074_08645_7315.N1	26-OCT-2003 01:15:05	Bright	38.000	89	5Alp Cep	2.4510	8000.0	76	8645	No
24	GOM_NL__2PRFIN20031026_012022_000000392021_00074_08645_7316.N1	26-OCT-2003 01:20:22	Bright	39.000	49	1Alp UMi	1.9900	6300.0	78	8645	No
25	GOM_NL__2PRFIN20031026_012354_000000392021_00074_08645_7317.N1	26-OCT-2003 01:23:54	Bright	38.500	60	7Bet UMi	2.0810	3950.0	77	8645	No
26	GOM_NL__2PRFIN20031026_012837_000000402021_00074_08645_7318.N1	26-OCT-2003 01:28:37	Bright	40.000	36	50Alp UMa	1.8000	6300.0	80	8645	No
27	GOM_NL__2PRFIN20031026_013012_000000402021_00074_08645_7319.N1	26-OCT-2003 01:30:12	Bright	40.000	82	48Bet UMa	2.3650	10600.	80	8645	No
28	GOM_NL__2PRFIN20031026_013346_000000372021_00074_08645_7320.N1	26-OCT-2003 01:33:46	Bright	37.000	174	52Psi UMa	3.0040	4400.0	74	8645	No
29	GOM_NL__2PRFIN20031026_014114_000000502021_00074_08645_7321.N1	26-OCT-2003 01:41:14	Bright	50.000	166	17Eps Leo	2.9800	6000.0	100	8645	No
30	GOM_NL__2PRFIN20031026_014319_000001982021_00074_08645_7322.N1	26-OCT-2003 01:43:19	Twilight_stray	198.00	17	78Bet Gem	1.1610	4500.0	396	8645	No
31	GOM_NL__2PRFIN20031026_015312_000000592021_00074_08645_7323.N1	26-OCT-2003 01:53:12	Dark	58.500	48	30Alp Hya	1.9770	4100.0	117	8645	No
32	GOM_NL__2PRFIN20031026_015953_000000382021_00074_08645_7324.N1	26-OCT-2003 01:59:53	Dark	37.500	99	Del Cen	2.5750	26000.	75	8645	No
33	GOM_NL__2PRFIN20031026_020220_000000562021_00074_08645_7325.N1	26-OCT-2003 02:02:20	Dark	56.000	65	Lam Vel	2.2040	4400.0	112	8645	No
34	GOM_NL__2PRFIN20031026_020417_000000392021_00075_08646_7298.N1	26-OCT-2003 02:04:17	Dark	39.000	124	The Car	2.7640	30000.	78	8646	No
35	GOM_NL__2PRFIN20031026_020830_000000712021_00075_08646_7299.N1	26-OCT-2003 02:08:30	Dark	70.500	88	31Eta CMa	2.4480	20000.	141	8646	No
36	GOM_NL__2PRFIN20031026_021126_000000592021_00075_08646_7300.N1	26-OCT-2003 02:11:26	Dark	59.000	2	Alp Car	-0.73600	7000.0	118	8646	No
37	GOM_NL__2PRFIN20031026_021512_000000742021_00075_08646_7301.N1	26-OCT-2003 02:15:12	Dark	74.000	177	1Zet CMa	3.0220	26000.	148	8646	No
38	GOM_NL__2PRFIN20031026_021755_000000392021_00075_08646_7302.N1	26-OCT-2003 02:17:55	Dark	39.000	143	Alp Hyi	2.8570	7200.0	78	8646	No
39	GOM_NL__2PRFIN20031026_021920_000000522021_00075_08646_7303.N1	26-OCT-2003 02:19:20	Dark	51.500	9	Alp Eri	0.45300	24000.	103	8646	No
40	GOM_NL__2PRFIN20031026_022222_000000462021_00075_08646_7304.N1	26-OCT-2003 02:22:22	Straylight	45.500	157	The1Eri	2.9060	9300.0	91	8646	No
41	GOM_NL__2PRFIN20031026_022410_000000402021_00075_08646_7305.N1	26-OCT-2003 02:24:10	Straylight	40.000	84	Alp Phe	2.3970	4500.0	80	8646	No
42	GOM_NL__2PRFIN20031026_023044_000000462021_00075_08646_7306.N1	26-OCT-2003 02:30:44	Straylight	45.500	52	16Bet Cet	2.0370	4500.0	91	8646	No

43	GOM_NL__2PRFIN20031026_023800_000000632021_00075_08646_7307.N1	26-OCT-2003 02:38:00	Bright	62.500	94	92Alp Cet	2.5260	3100.0	125	8646	No
44	GOM_NL__2PRFIN20031026_024012_000000382021_00075_08646_7308.N1	26-OCT-2003 02:40:12	Bright	37.500	140	88Gam Peg	2.8340	26000.	75	8646	No
45	GOM_NL__2PRFIN20031026_024208_000000432021_00075_08646_7309.N1	26-OCT-2003 02:42:08	Bright	42.500	105	6Bet Ari	2.6450	8900.0	85	8646	No
46	GOM_NL__2PRFIN20031026_024405_000000382021_00075_08646_7310.N1	26-OCT-2003 02:44:05	Bright	37.500	58	21Alp And	2.0730	11000.	75	8646	No
47	GOM_NL__2PRFIN20031026_024557_000000402021_00075_08646_7311.N1	26-OCT-2003 02:45:57	Bright	39.500	53	43Bet And	2.0480	3300.0	79	8646	No
48	GOM_NL__2PRFIN20031026_024846_000000442021_00075_08646_7312.N1	26-OCT-2003 02:48:46	Bright	43.500	73	57Gam1And	2.2600	13100.	87	8646	No
49	GOM_NL__2PRFIN20031026_025143_000000372021_00075_08646_7313.N1	26-OCT-2003 02:51:43	Bright	37.000	68	18Alp Cas	2.2250	4500.0	74	8646	No
50	GOM_NL__2PRFIN20031026_025259_000000382021_00075_08646_7314.N1	26-OCT-2003 02:52:59	Bright	37.500	76	27Gam Cas	2.3000	30000.	75	8646	No
51	GOM_NL__2PRFIN20031026_025543_000000392021_00075_08646_7315.N1	26-OCT-2003 02:55:43	Bright	38.500	89	5Alp Cep	2.4510	8000.0	77	8646	No
52	GOM_NL__2PRFIN20031026_030058_000000392021_00075_08646_7316.N1	26-OCT-2003 03:00:58	Bright	38.500	49	1Alp UMi	1.9900	6300.0	77	8646	No
53	GOM_NL__2PRFIN20031026_030430_000000392021_00075_08646_7317.N1	26-OCT-2003 03:04:30	Bright	38.500	60	7Bet UMi	2.0810	3950.0	77	8646	No
54	GOM_NL__2PRFIN20031026_030913_000000422021_00075_08646_7318.N1	26-OCT-2003 03:09:13	Bright	41.500	36	50Alp UMa	1.8000	6300.0	83	8646	No
55	GOM_NL__2PRFIN20031026_031048_000000392021_00075_08646_7319.N1	26-OCT-2003 03:10:48	Bright	38.500	82	48Bet UMa	2.3650	10600.	77	8646	No
56	GOM_NL__2PRFIN20031026_031421_000000382021_00075_08646_7320.N1	26-OCT-2003 03:14:21	Bright	38.000	174	52Psi UMa	3.0040	4400.0	76	8646	No
57	GOM_NL__2PRFIN20031026_032150_000000492021_00075_08646_7321.N1	26-OCT-2003 03:21:50	Bright	48.500	166	17Eps Leo	2.9800	6000.0	97	8646	No
58	GOM_NL__2PRFIN20031026_032356_0000002072021_00075_08646_7322.N1	26-OCT-2003 03:23:56	Twi_and_stray	206.50	17	78Bet Gem	1.1610	4500.0	413	8646	No
59	GOM_NL__2PRFIN20031026_033348_000000612021_00075_08646_7323.N1	26-OCT-2003 03:33:48	Dark	61.000	48	30Alp Hya	1.9770	4100.0	122	8646	No
60	GOM_NL__2PRFIN20031026_034029_000000392021_00075_08646_7324.N1	26-OCT-2003 03:40:29	Dark	38.500	99	Del Cen	2.5750	26000.	77	8646	No
61	GOM_NL__2PRFIN20031026_034256_000000592021_00075_08646_7325.N1	26-OCT-2003 03:42:56	Dark	58.500	65	Lam Vel	2.2040	4400.0	117	8646	No
62	GOM_NL__2PRFIN20031026_034453_000000382021_00076_08647_7298.N1	26-OCT-2003 03:44:53	Dark	38.000	124	The Car	2.7640	30000.	76	8647	No
63	GOM_NL__2PRFIN20031026_034907_000000702021_00076_08647_7299.N1	26-OCT-2003 03:49:07	Dark	70.000	88	31Eta CMa	2.4480	20000.	140	8647	No
64	GOM_NL__2PRFIN20031026_035202_000000502021_00076_08647_7300.N1	26-OCT-2003 03:52:02	Dark	50.000	2	Alp Car	-0.73600	7000.0	100	8647	No
65	GOM_NL__2PRFIN20031026_035550_000000782021_00076_08647_7301.N1	26-OCT-2003 03:55:50	Dark	77.500	177	1Zet CMa	3.0220	26000.	155	8647	No
66	GOM_NL__2PRFIN20031026_035831_000000402021_00076_08647_7302.N1	26-OCT-2003 03:58:31	Dark	40.000	143	Alp Hyi	2.8570	7200.0	80	8647	No
67	GOM_NL__2PRFIN20031026_035955_000000462021_00076_08647_7303.N1	26-OCT-2003 03:59:55	Dark	45.500	9	Alp Eri	0.45300	24000.	91	8647	No
68	GOM_NL__2PRFIN20031026_040258_000000472021_00076_08647_7304.N1	26-OCT-2003 04:02:58	Straylight	46.500	157	The1Eri	2.9060	9300.0	93	8647	No
69	GOM_NL__2PRFIN20031026_040446_000000432021_00076_08647_7305.N1	26-OCT-2003 04:04:46	Straylight	42.500	84	Alp Phe	2.3970	4500.0	85	8647	No
70	GOM_NL__2PRFIN20031026_041119_000000482021_00076_08647_7306.N1	26-OCT-2003 04:11:19	Straylight	47.500	52	16Bet Cet	2.0370	4500.0	95	8647	No
71	GOM_NL__2PRFIN20031026_041836_000000622021_00076_08647_7307.N1	26-OCT-2003 04:18:36	Bright	61.500	94	92Alp Cet	2.5260	3100.0	123	8647	No
72	GOM_NL__2PRFIN20031026_042048_000000392021_00076_08647_7308.N1	26-OCT-2003 04:20:48	Bright	38.500	140	88Gam Peg	2.8340	26000.	77	8647	No
73	GOM_NL__2PRFIN20031026_042242_000000442021_00076_08647_7309.N1	26-OCT-2003 04:22:42	Bright	44.000	105	6Bet Ari	2.6450	8900.0	88	8647	No
74	GOM_NL__2PRFIN20031026_042440_000000392021_00076_08647_7310.N1	26-OCT-2003 04:24:40	Bright	39.000	58	21Alp And	2.0730	11000.	78	8647	No
75	GOM_NL__2PRFIN20031026_042631_000000392021_00076_08647_7311.N1	26-OCT-2003 04:26:31	Bright	39.000	53	43Bet And	2.0480	3300.0	78	8647	No
76	GOM_NL__2PRFIN20031026_042921_000000452021_00076_08647_7312.N1	26-OCT-2003 04:29:21	Bright	44.500	73	57Gam1And	2.2600	13100.	89	8647	No
77	GOM_NL__2PRFIN20031026_043217_000000412021_00076_08647_7313.N1	26-OCT-2003 04:32:17	Bright	41.000	68	18Alp Cas	2.2250	4500.0	82	8647	No
78	GOM_NL__2PRFIN20031026_043335_000000392021_00076_08647_7314.N1	26-OCT-2003 04:33:35	Bright	38.500	76	27Gam Cas	2.3000	30000.	77	8647	No
79	GOM_NL__2PRFIN20031026_043619_000000392021_00076_08647_7315.N1	26-OCT-2003 04:36:19	Bright	38.500	89	5Alp Cep	2.4510	8000.0	77	8647	No
80	GOM_NL__2PRFIN20031026_044132_000000422021_00076_08647_7316.N1	26-OCT-2003 04:41:32	Bright	41.500	49	1Alp UMi	1.9900	6300.0	83	8647	No
81	GOM_NL__2PRFIN20031026_044506_000000372021_00076_08647_7317.N1	26-OCT-2003 04:45:06	Bright	36.500	60	7Bet UMi	2.0810	3950.0	73	8647	No
82	GOM_NL__2PRFIN20031026_044948_000000422021_00076_08647_7318.N1	26-OCT-2003 04:49:48	Bright	41.500	36	50Alp UMa	1.8000	6300.0	83	8647	No
83	GOM_NL__2PRFIN20031026_045124_000000372021_00076_08647_7319.N1	26-OCT-2003 04:51:24	Bright	37.000	82	48Bet UMa	2.3650	10600.	74	8647	No
84	GOM_NL__2PRFIN20031026_045457_000000372021_00076_08647_7320.N1	26-OCT-2003 04:54:57	Bright	36.500	174	52Psi UMa	3.0040	4400.0	73	8647	No
85	GOM_NL__2PRFIN20031026_050226_000000602021_00076_08647_7321.N1	26-OCT-2003 05:02:26	Bright	60.000	166	17Eps Leo	2.9800	6000.0	120	8647	No
86	GOM_NL__2PRFIN20031026_050434_000001952021_00076_08647_7322.N1	26-OCT-2003 05:04:34	Twi_and_stray	195.00	17	78Bet Gem	1.1610	4500.0	390	8647	No
87	GOM_NL__2PRFIN20031026_051426_000000672021_00076_08647_7323.N1	26-OCT-2003 05:14:26	Dark	67.000	48	30Alp Hya	1.9770	4100.0	134	8647	No
88	GOM_NL__2PRFIN20031026_052105_000000392021_00076_08647_7324.N1	26-OCT-2003 05:21:05	Dark	39.000	99	Del Cen	2.5750	26000.	78	8647	No
89	GOM_NL__2PRFIN20031026_052333_000000502021_00076_08647_7325.N1	26-OCT-2003 05:23:33	Dark	49.500	65	Lam Vel	2.2040	4400.0	99	8647	No
90	GOM_NL__2PRFIN20031026_052529_000000382021_00077_08648_7515.N1	26-OCT-2003 05:25:29	Dark	38.000	124	The Car	2.7640	30000.	76	8648	No
91	GOM_NL__2PRFIN20031026_052945_000000702021_00077_08648_7516.N1	26-OCT-2003 05:29:45	Dark	69.500	88	31Eta CMa	2.4480	20000.	139	8648	No
92	GOM_NL__2PRFIN20031026_053240_000000632021_00077_08648_7517.N1	26-OCT-2003 05:32:40	Dark	63.000	2	Alp Car	-0.73600	7000.0	126	8648	No
93	GOM_NL__2PRFIN20031026_053627_000000792021_00077_08648_7518.N1	26-OCT-2003 05:36:27	Dark	78.500	177	1Zet CMa	3.0220	26000.	157	8648	No
94	GOM_NL__2PRFIN20031026_053906_000000422021_00077_08648_7519.N1	26-OCT-2003 05:39:06	Dark	41.500	143	Alp Hyi	2.8570	7200.0	83	8648	No
95	GOM_NL__2PRFIN20031026_054031_000000522021_00077_08648_7520.N1	26-OCT-2003 05:40:31	Dark	52.000	9	Alp Eri	0.45300	24000.	104	8648	No
96	GOM_NL__2PRFIN20031026_054334_000000452021_00077_08648_7521.N1	26-OCT-2003 05:43:34	Straylight	44.500	157	The1Eri	2.9060	9300.0	89	8648	No
97	GOM_NL__2PRFIN20031026_054522_000000462021_00077_08648_7522.N1	26-OCT-2003 05:45:22	Straylight	45.500	84	Alp Phe	2.3970	4500.0	91	8648	No
98	GOM_NL__2PRFIN20031026_055155_000000452021_00077_08648_7523.N1	26-OCT-2003 05:51:55	Straylight	44.500	52	16Bet Cet	2.0370	4500.0	89	8648	No
99	GOM_NL__2PRFIN20031026_055911_000000642021_00077_08648_7524.N1	26-OCT-2003 05:59:11	Bright	63.500	94	92Alp Cet	2.5260	3100.0	127	8648	No
100	GOM_NL__2PRFIN20031026_060124_000000382021_00077_08648_7525.N1	26-OCT-2003 06:01:24	Bright	38.000	140	88Gam Peg	2.8340	26000.	76	8648	No
101	GOM_NL__2PRFIN20031026_060319_000000442021_00077_08648_7526.N1	26-OCT-2003 06:03:19	Bright	43.500	105	6Bet Ari	2.6450	8900.0	87	8648	No

102	GOM_NL__2PRFIN20031026_060516_000000392021_00077_08648_7527.N1	26-OCT-2003 06:05:16	Bright	38.500	58	21Alp And	2.0730	11000.	77	8648	No
103	GOM_NL__2PRFIN20031026_060708_000000392021_00077_08648_7528.N1	26-OCT-2003 06:07:08	Bright	39.000	53	43Bet And	2.0480	3300.0	78	8648	No
104	GOM_NL__2PRFIN20031026_060957_000000412021_00077_08648_7529.N1	26-OCT-2003 06:09:57	Bright	41.000	73	57Gam1And	2.2600	13100.	82	8648	No
105	GOM_NL__2PRFIN20031026_061254_000000412021_00077_08648_7530.N1	26-OCT-2003 06:12:54	Bright	41.000	68	18Alp Cas	2.2250	4500.0	82	8648	No
106	GOM_NL__2PRFIN20031026_061411_000000392021_00077_08648_7531.N1	26-OCT-2003 06:14:11	Bright	39.000	76	27Gam Cas	2.3000	30000.	78	8648	No
107	GOM_NL__2PRFIN20031026_061655_000000402021_00077_08648_7532.N1	26-OCT-2003 06:16:55	Bright	39.500	89	5Alp Cep	2.4510	8000.0	79	8648	No
108	GOM_NL__2PRFIN20031026_062210_000000392021_00077_08648_7533.N1	26-OCT-2003 06:22:10	Bright	39.000	49	1Alp UMi	1.9900	6300.0	78	8648	No
109	GOM_NL__2PRFIN20031026_062543_000000392021_00077_08648_7534.N1	26-OCT-2003 06:25:43	Bright	38.500	60	7Bet UMi	2.0810	3950.0	77	8648	No
110	GOM_NL__2PRFIN20031026_063024_000000382021_00077_08648_7535.N1	26-OCT-2003 06:30:24	Bright	37.500	36	50Alp UMa	1.8000	6300.0	75	8648	No
111	GOM_NL__2PRFIN20031026_063200_000000392021_00077_08648_7536.N1	26-OCT-2003 06:32:00	Bright	39.000	82	48Bet UMa	2.3650	10600.	78	8648	No
112	GOM_NL__2PRFIN20031026_063533_000000392021_00077_08648_7537.N1	26-OCT-2003 06:35:33	Bright	38.500	174	52Psi UMa	3.0040	4400.0	77	8648	No
113	GOM_NL__2PRFIN20031026_064303_000000502021_00077_08648_7538.N1	26-OCT-2003 06:43:03	Bright	50.000	166	17Eps Leo	2.9800	6000.0	100	8648	No
114	GOM_NL__2PRFIN20031026_064511_000002162021_00077_08648_7539.N1	26-OCT-2003 06:45:11	Tw_i_and_stray	216.00	17	78Bet Gem	1.1610	4500.0	432	8648	No
115	GOM_NL__2PRFIN20031026_065503_000000672021_00077_08648_7540.N1	26-OCT-2003 06:55:03	Dark	67.000	48	30Alp Hya	1.9770	4100.0	134	8648	No
116	GOM_NL__2PRFIN20031026_070141_000000402021_00077_08648_7541.N1	26-OCT-2003 07:01:41	Dark	40.000	99	Del Cen	2.5750	26000.	80	8648	No
117	GOM_NL__2PRFIN20031026_070410_000000582021_00077_08648_7542.N1	26-OCT-2003 07:04:10	Dark	58.000	65	Lam Vel	2.2040	4400.0	116	8648	No
118	GOM_NL__2PRFIN20031026_070606_000000382021_00078_08649_7299.N1	26-OCT-2003 07:06:06	Dark	38.000	124	The Car	2.7640	30000.	76	8649	No
119	GOM_NL__2PRFIN20031026_071023_000000702021_00078_08649_7300.N1	26-OCT-2003 07:10:23	Dark	69.500	88	31Eta CMa	2.4480	20000.	139	8649	No
120	GOM_NL__2PRFIN20031026_071316_000000632021_00078_08649_7301.N1	26-OCT-2003 07:13:16	Dark	63.000	2	Alp Car	-0.73600	7000.0	126	8649	No
121	GOM_NL__2PRFIN20031026_071705_000000762021_00078_08649_7302.N1	26-OCT-2003 07:17:05	Dark	75.500	177	1Zet CMa	3.0220	26000.	151	8649	No
122	GOM_NL__2PRFIN20031026_071943_000000402021_00078_08649_7303.N1	26-OCT-2003 07:19:43	Dark	40.000	143	Alp Hyi	2.8570	7200.0	80	8649	No
123	GOM_NL__2PRFIN20031026_072107_000000452021_00078_08649_7304.N1	26-OCT-2003 07:21:07	Dark	45.000	9	Alp Eri	0.45300	24000.	90	8649	No
124	GOM_NL__2PRFIN20031026_072411_000000442021_00078_08649_7305.N1	26-OCT-2003 07:24:11	Straylight	43.500	157	The1Eri	2.9060	9300.0	87	8649	No
125	GOM_NL__2PRFIN20031026_072558_000000442021_00078_08649_7306.N1	26-OCT-2003 07:25:58	Straylight	44.000	84	Alp Phe	2.3970	4500.0	88	8649	No
126	GOM_NL__2PRFIN20031026_073231_000000462021_00078_08649_7307.N1	26-OCT-2003 07:32:31	Straylight	45.500	52	16Bet Cet	2.0370	4500.0	91	8649	No
127	GOM_NL__2PRFIN20031026_073947_000000622021_00078_08649_7308.N1	26-OCT-2003 07:39:47	Bright	61.500	94	92Alp Cet	2.5260	3100.0	123	8649	No
128	GOM_NL__2PRFIN20031026_074159_000000372021_00078_08649_7309.N1	26-OCT-2003 07:41:59	Bright	36.500	140	88Gam Peg	2.8340	26000.	73	8649	No
129	GOM_NL__2PRFIN20031026_074355_000000422021_00078_08649_7310.N1	26-OCT-2003 07:43:55	Bright	42.000	105	6Bet Ari	2.6450	8900.0	84	8649	No
130	GOM_NL__2PRFIN20031026_074553_000000392021_00078_08649_7311.N1	26-OCT-2003 07:45:53	Bright	39.000	58	21Alp And	2.0730	11000.	78	8649	No
131	GOM_NL__2PRFIN20031026_074744_000000392021_00078_08649_7312.N1	26-OCT-2003 07:47:44	Bright	38.500	53	43Bet And	2.0480	3300.0	77	8649	No
132	GOM_NL__2PRFIN20031026_075033_000000432021_00078_08649_7313.N1	26-OCT-2003 07:50:33	Bright	43.000	73	57Gam1And	2.2600	13100.	86	8649	No
133	GOM_NL__2PRFIN20031026_075330_000000412021_00078_08649_7314.N1	26-OCT-2003 07:53:30	Bright	40.500	68	18Alp Cas	2.2250	4500.0	81	8649	No
134	GOM_NL__2PRFIN20031026_075447_000000372021_00078_08649_7315.N1	26-OCT-2003 07:54:47	Bright	37.000	76	27Gam Cas	2.3000	30000.	74	8649	No
135	GOM_NL__2PRFIN20031026_075732_000000392021_00078_08649_7316.N1	26-OCT-2003 07:57:32	Bright	39.000	89	5Alp Cep	2.4510	8000.0	78	8649	No
136	GOM_NL__2PRFIN20031026_080247_000000382021_00078_08649_7317.N1	26-OCT-2003 08:02:47	Bright	38.000	49	1Alp UMi	1.9900	6300.0	76	8649	No
137	GOM_NL__2PRFIN20031026_080620_000000372021_00078_08649_7318.N1	26-OCT-2003 08:06:20	Bright	36.500	60	7Bet UMi	2.0810	3950.0	73	8649	No
138	GOM_NL__2PRFIN20031026_081100_000000392021_00078_08649_7319.N1	26-OCT-2003 08:11:00	Bright	38.500	36	50Alp UMa	1.8000	6300.0	77	8649	No
139	GOM_NL__2PRFIN20031026_081236_000000372021_00078_08649_7320.N1	26-OCT-2003 08:12:36	Bright	37.000	82	48Bet UMa	2.3650	10600.	74	8649	No
140	GOM_NL__2PRFIN20031026_081609_000000372021_00078_08649_7321.N1	26-OCT-2003 08:16:09	Bright	37.000	174	52Psi UMa	3.0040	4400.0	74	8649	No
141	GOM_NL__2PRFIN20031026_082339_000000702021_00078_08649_7322.N1	26-OCT-2003 08:23:39	Bright	70.000	166	17Eps Leo	2.9800	6000.0	140	8649	No
142	GOM_NL__2PRFIN20031026_082549_000002112021_00078_08649_7323.N1	26-OCT-2003 08:25:49	Tw_i_and_stray	211.00	17	78Bet Gem	1.1610	4500.0	422	8649	No
143	GOM_NL__2PRFIN20031026_083540_000000622021_00078_08649_7324.N1	26-OCT-2003 08:35:40	Dark	62.000	48	30Alp Hya	1.9770	4100.0	124	8649	No
144	GOM_NL__2PRFIN20031026_084217_000000402021_00078_08649_7325.N1	26-OCT-2003 08:42:17	Dark	40.000	99	Del Cen	2.5750	26000.	80	8649	No
145	GOM_NL__2PRFIN20031026_084447_000000532021_00078_08649_7326.N1	26-OCT-2003 08:44:47	Dark	53.000	65	Lam Vel	2.2040	4400.0	106	8649	No
146	GOM_NL__2PRFIN20031026_084642_000000382021_00079_08650_7300.N1	26-OCT-2003 08:46:42	Dark	38.000	124	The Car	2.7640	30000.	76	8650	No
147	GOM_NL__2PRFIN20031026_085101_000000742021_00079_08650_7301.N1	26-OCT-2003 08:51:01	Dark	73.500	88	31Eta CMa	2.4480	20000.	147	8650	No
148	GOM_NL__2PRFIN20031026_085353_000000542021_00079_08650_7302.N1	26-OCT-2003 08:53:53	Dark	53.500	2	Alp Car	-0.73600	7000.0	107	8650	No
149	GOM_NL__2PRFIN20031026_090019_000000402021_00079_08650_7303.N1	26-OCT-2003 09:00:19	Dark	40.000	143	Alp Hyi	2.8570	7200.0	80	8650	No
150	GOM_NL__2PRFIN20031026_090143_000000472021_00079_08650_7304.N1	26-OCT-2003 09:01:43	Dark	46.500	9	Alp Eri	0.45300	24000.	93	8650	No
151	GOM_NL__2PRFIN20031026_090448_000000432021_00079_08650_7305.N1	26-OCT-2003 09:04:48	Straylight	43.000	157	The1Eri	2.9060	9300.0	86	8650	No
152	GOM_NL__2PRFIN20031026_090634_000000402021_00079_08650_7306.N1	26-OCT-2003 09:06:34	Straylight	39.500	84	Alp Phe	2.3970	4500.0	79	8650	No
153	GOM_NL__2PRFIN20031026_091307_000000422021_00079_08650_7307.N1	26-OCT-2003 09:13:07	Straylight	41.500	52	16Bet Cet	2.0370	4500.0	83	8650	No
154	GOM_NL__2PRFIN20031026_092022_000000632021_00079_08650_7308.N1	26-OCT-2003 09:20:22	Bright	63.000	94	92Alp Cet	2.5260	3100.0	126	8650	No
155	GOM_NL__2PRFIN20031026_092236_000000382021_00079_08650_7309.N1	26-OCT-2003 09:22:36	Bright	38.000	140	88Gam Peg	2.8340	26000.	76	8650	No
156	GOM_NL__2PRFIN20031026_092430_000000422021_00079_08650_7310.N1	26-OCT-2003 09:24:30	Bright	42.000	105	6Bet Ari	2.6450	8900.0	84	8650	No
157	GOM_NL__2PRFIN20031026_092629_000000382021_00079_08650_7311.N1	26-OCT-2003 09:26:29	Bright	37.500	58	21Alp And	2.0730	11000.	75	8650	No
158	GOM_NL__2PRFIN20031026_092820_000000402021_00079_08650_7312.N1	26-OCT-2003 09:28:20	Bright	40.000	53	43Bet And	2.0480	3300.0	80	8650	No
159	GOM_NL__2PRFIN20031026_093109_000000412021_00079_08650_7313.N1	26-OCT-2003 09:31:09	Bright	40.500	73	57Gam1And	2.2600	13100.	81	8650	No
160	GOM_NL__2PRFIN20031026_093406_000000382021_00079_08650_7314.N1	26-OCT-2003 09:34:06	Bright	37.500	68	18Alp Cas	2.2250	4500.0	75	8650	No

161	GOM_NL__2PRFIN20031026_093523_000000382021_00079_08650_7315.N1	26-OCT-2003 09:35:23	Bright	37.500	76	27Gam Cas	2.3000	30000.	75	8650	No
162	GOM_NL__2PRFIN20031026_093808_000000372021_00079_08650_7316.N1	26-OCT-2003 09:38:08	Bright	37.000	89	5Alp Cep	2.4510	8000.0	74	8650	No
163	GOM_NL__2PRFIN20031026_094322_000000392021_00079_08650_7317.N1	26-OCT-2003 09:43:22	Bright	39.000	49	1Alp UMi	1.9900	6300.0	78	8650	No
164	GOM_NL__2PRFIN20031026_094656_000000382021_00079_08650_7318.N1	26-OCT-2003 09:46:56	Bright	37.500	60	7Bet UMi	2.0810	3950.0	75	8650	No
165	GOM_NL__2PRFIN20031026_095136_000000402021_00079_08650_7319.N1	26-OCT-2003 09:51:36	Bright	40.000	36	50Alp UMa	1.8000	6300.0	80	8650	No
166	GOM_NL__2PRFIN20031026_095312_000000372021_00079_08650_7320.N1	26-OCT-2003 09:53:12	Bright	37.000	82	48Bet UMa	2.3650	10600.	74	8650	No
167	GOM_NL__2PRFIN20031026_095645_000000392021_00079_08650_7321.N1	26-OCT-2003 09:56:45	Bright	38.500	174	52Psi UMa	3.0040	4400.0	77	8650	No
168	GOM_NL__2PRFIN20031026_100415_000000712021_00079_08650_7322.N1	26-OCT-2003 10:04:15	Bright	71.000	166	17Eps Leo	2.9800	6000.0	142	8650	No
169	GOM_NL__2PRFIN20031026_100626_000002212021_00079_08650_7323.N1	26-OCT-2003 10:06:26	Tw_i_and_stray	221.00	17	78Bet Gem	1.1610	4500.0	442	8650	No
170	GOM_NL__2PRFIN20031026_101617_000000612021_00079_08650_7324.N1	26-OCT-2003 10:16:17	Dark	61.000	48	30Alp Hya	1.9770	4100.0	122	8650	No
171	GOM_NL__2PRFIN20031026_102253_000000412021_00079_08650_7325.N1	26-OCT-2003 10:22:53	Dark	40.500	99	Del Cen	2.5750	26000.	81	8650	No
172	GOM_NL__2PRFIN20031026_102524_000000582021_00079_08650_7326.N1	26-OCT-2003 10:25:24	Dark	58.000	65	Lam Vel	2.2040	4400.0	116	8650	No
173	GOM_NL__2PRFIN20031026_103138_000000702021_00080_08651_7301.N1	26-OCT-2003 10:31:38	Dark	70.000	88	31Eta CMa	2.4480	20000.	140	8651	No
174	GOM_NL__2PRFIN20031026_103430_000000512021_00080_08651_7302.N1	26-OCT-2003 10:34:30	Dark	51.000	2	Alp Car	-0.73600	7000.0	102	8651	No
175	GOM_NL__2PRFIN20031026_104055_000000382021_00080_08651_7303.N1	26-OCT-2003 10:40:55	Dark	38.000	143	Alp Hyi	2.8570	7200.0	76	8651	No
176	GOM_NL__2PRFIN20031026_104220_000000462021_00080_08651_7304.N1	26-OCT-2003 10:42:20	Dark	46.000	9	Alp Eri	0.45300	24000.	92	8651	No
177	GOM_NL__2PRFIN20031026_104524_000000452021_00080_08651_7305.N1	26-OCT-2003 10:45:24	Straylight	45.000	157	The1Eri	2.9060	9300.0	90	8651	No
178	GOM_NL__2PRFIN20031026_104711_000000402021_00080_08651_7306.N1	26-OCT-2003 10:47:11	Straylight	39.500	84	Alp Phe	2.3970	4500.0	79	8651	No
179	GOM_NL__2PRFIN20031026_105344_000000452021_00080_08651_7307.N1	26-OCT-2003 10:53:44	Straylight	44.500	52	16Bet Cet	2.0370	4500.0	89	8651	No
180	GOM_NL__2PRFIN20031026_110058_000000612021_00080_08651_7308.N1	26-OCT-2003 11:00:58	Bright	60.500	94	92Alp Cet	2.5260	3100.0	121	8651	No
181	GOM_NL__2PRFIN20031026_110312_000000382021_00080_08651_7309.N1	26-OCT-2003 11:03:12	Bright	37.500	140	88Gam Peg	2.8340	26000.	75	8651	No
182	GOM_NL__2PRFIN20031026_110506_000000422021_00080_08651_7310.N1	26-OCT-2003 11:05:06	Bright	42.000	105	6Bet Ari	2.6450	8900.0	84	8651	No
183	GOM_NL__2PRFIN20031026_110705_000000372021_00080_08651_7311.N1	26-OCT-2003 11:07:05	Bright	37.000	58	21Alp And	2.0730	11000.	74	8651	No
184	GOM_NL__2PRFIN20031026_110856_000000392021_00080_08651_7312.N1	26-OCT-2003 11:08:56	Bright	39.000	53	43Bet And	2.0480	3300.0	78	8651	No
185	GOM_NL__2PRFIN20031026_111144_000000442021_00080_08651_7313.N1	26-OCT-2003 11:11:44	Bright	43.500	73	57Gam1And	2.2600	13100.	87	8651	No
186	GOM_NL__2PRFIN20031026_111443_000000392021_00080_08651_7314.N1	26-OCT-2003 11:14:43	Bright	38.500	68	18Alp Cas	2.2250	4500.0	77	8651	No
187	GOM_NL__2PRFIN20031026_111558_000000382021_00080_08651_7315.N1	26-OCT-2003 11:15:58	Bright	38.000	76	27Gam Cas	2.3000	30000.	76	8651	No
188	GOM_NL__2PRFIN20031026_111845_000000372021_00080_08651_7316.N1	26-OCT-2003 11:18:45	Bright	37.000	89	5Alp Cep	2.4510	8000.0	74	8651	No
189	GOM_NL__2PRFIN20031026_112359_000000382021_00080_08651_7317.N1	26-OCT-2003 11:23:59	Bright	38.000	49	1Alp UMi	1.9900	6300.0	76	8651	No
190	GOM_NL__2PRFIN20031026_112732_000000392021_00080_08651_7318.N1	26-OCT-2003 11:27:32	Bright	38.500	60	7Bet UMi	2.0810	3950.0	77	8651	No
191	GOM_NL__2PRFIN20031026_113212_000000402021_00080_08651_7319.N1	26-OCT-2003 11:32:12	Bright	39.500	36	50Alp UMa	1.8000	6300.0	79	8651	No
192	GOM_NL__2PRFIN20031026_113348_000000372021_00080_08651_7320.N1	26-OCT-2003 11:33:48	Bright	37.000	82	48Bet UMa	2.3650	10600.	74	8651	No
193	GOM_NL__2PRFIN20031026_113722_000000372021_00080_08651_7321.N1	26-OCT-2003 11:37:22	Bright	36.500	174	52Psi UMa	3.0040	4400.0	73	8651	No
194	GOM_NL__2PRFIN20031026_114452_000000502021_00080_08651_7322.N1	26-OCT-2003 11:44:52	Bright	50.000	166	17Eps Leo	2.9800	6000.0	100	8651	No
195	GOM_NL__2PRFIN20031026_114703_000002122021_00080_08651_7323.N1	26-OCT-2003 11:47:03	Tw_i_and_stray	212.00	17	78Bet Gem	1.1610	4500.0	424	8651	No
196	GOM_NL__2PRFIN20031026_115654_000000642021_00080_08651_7324.N1	26-OCT-2003 11:56:54	Dark	63.500	48	30Alp Hya	1.9770	4100.0	127	8651	No
197	GOM_NL__2PRFIN20031026_120329_000000392021_00080_08651_7325.N1	26-OCT-2003 12:03:29	Dark	38.500	99	Del Cen	2.5750	26000.	77	8651	No
198	GOM_NL__2PRFIN20031026_120601_000000562021_00080_08651_7326.N1	26-OCT-2003 12:06:01	Dark	55.500	65	Lam Vel	2.2040	4400.0	111	8651	No
199	GOM_NL__2PRFIN20031026_121216_000000712021_00081_08652_7301.N1	26-OCT-2003 12:12:16	Dark	71.000	88	31Eta CMa	2.4480	20000.	142	8652	No
200	GOM_NL__2PRFIN20031026_121507_000000562021_00081_08652_7302.N1	26-OCT-2003 12:15:07	Dark	56.000	2	Alp Car	-0.73600	7000.0	112	8652	No
201	GOM_NL__2PRFIN20031026_122132_000000382021_00081_08652_7303.N1	26-OCT-2003 12:21:32	Dark	38.000	143	Alp Hyi	2.8570	7200.0	76	8652	No
202	GOM_NL__2PRFIN20031026_122257_000000382021_00081_08652_7304.N1	26-OCT-2003 12:22:57	Dark	38.000	9	Alp Eri	0.45300	24000.	76	8652	No
203	GOM_NL__2PRFIN20031026_122601_000000432021_00081_08652_7305.N1	26-OCT-2003 12:26:01	Straylight	42.500	157	The1Eri	2.9060	9300.0	85	8652	No
204	GOM_NL__2PRFIN20031026_122747_000000382021_00081_08652_7306.N1	26-OCT-2003 12:27:47	Straylight	38.000	84	Alp Phe	2.3970	4500.0	76	8652	No
205	GOM_NL__2PRFIN20031026_123420_000000442021_00081_08652_7307.N1	26-OCT-2003 12:34:20	Straylight	44.000	52	16Bet Cet	2.0370	4500.0	88	8652	No
206	GOM_NL__2PRFIN20031026_124133_000000652021_00081_08652_7308.N1	26-OCT-2003 12:41:33	Bright	65.000	94	92Alp Cet	2.5260	3100.0	130	8652	No
207	GOM_NL__2PRFIN20031026_124349_000000372021_00081_08652_7309.N1	26-OCT-2003 12:43:49	Bright	37.000	140	88Gam Peg	2.8340	26000.	74	8652	No
208	GOM_NL__2PRFIN20031026_124542_000000412021_00081_08652_7310.N1	26-OCT-2003 12:45:42	Bright	41.000	105	6Bet Ari	2.6450	8900.0	82	8652	No
209	GOM_NL__2PRFIN20031026_124742_000000382021_00081_08652_7311.N1	26-OCT-2003 12:47:42	Bright	37.500	58	21Alp And	2.0730	11000.	75	8652	No
210	GOM_NL__2PRFIN20031026_124932_000000402021_00081_08652_7312.N1	26-OCT-2003 12:49:32	Bright	39.500	53	43Bet And	2.0480	3300.0	79	8652	No
211	GOM_NL__2PRFIN20031026_125220_000000422021_00081_08652_7313.N1	26-OCT-2003 12:52:20	Bright	42.000	73	57Gam1And	2.2600	13100.	84	8652	No
212	GOM_NL__2PRFIN20031026_125519_000000362021_00081_08652_7314.N1	26-OCT-2003 12:55:19	Bright	35.500	68	18Alp Cas	2.2250	4500.0	71	8652	No
213	GOM_NL__2PRFIN20031026_125635_000000362021_00081_08652_7315.N1	26-OCT-2003 12:56:35	Bright	36.000	76	27Gam Cas	2.3000	30000.	72	8652	No
214	GOM_NL__2PRFIN20031026_125922_000000372021_00081_08652_7316.N1	26-OCT-2003 12:59:22	Bright	37.000	89	5Alp Cep	2.4510	8000.0	74	8652	No
215	GOM_NL__2PRFIN20031026_130435_000000372021_00081_08652_7317.N1	26-OCT-2003 13:04:35	Bright	37.000	49	1Alp UMi	1.9900	6300.0	74	8652	No
216	GOM_NL__2PRFIN20031026_130809_000000372021_00081_08652_7318.N1	26-OCT-2003 13:08:09	Bright	37.000	60	7Bet UMi	2.0810	3950.0	74	8652	No
217	GOM_NL__2PRFIN20031026_131249_000000382021_00081_08652_7319.N1	26-OCT-2003 13:12:49	Bright	37.500	36	50Alp UMa	1.8000	6300.0	75	8652	No
218	GOM_NL__2PRFIN20031026_131424_000000372021_00081_08652_7320.N1	26-OCT-2003 13:14:24	Bright	37.000	82	48Bet UMa	2.3650	10600.	74	8652	No
219	GOM_NL__2PRFIN20031026_131758_000000372021_00081_08652_7321.N1	26-OCT-2003 13:17:58	Bright	36.500	174	52Psi UMa	3.0040	4400.0	73	8652	No

220	GOM_NL__2PRFIN20031026_132528_000000512021_00081_08652_7322.N1	26-OCT-2003 13:25:28	Bright	51.000	166	17Eps Leo	2.9800	6000.0	102	8652	No
221	GOM_NL__2PRFIN20031026_132741_000002552021_00081_08652_7323.N1	26-OCT-2003 13:27:41	Twilight	255.00	17	78Bet Gem	1.1610	4500.0	510	8652	No
222	GOM_NL__2PRFIN20031026_133731_000000622021_00081_08652_7324.N1	26-OCT-2003 13:37:31	Dark	61.500	48	30Alp Hya	1.9770	4100.0	123	8652	No
223	GOM_NL__2PRFIN20031026_134405_000000392021_00081_08652_7325.N1	26-OCT-2003 13:44:05	Dark	38.500	99	Del Cen	2.5750	26000.	77	8652	No
224	GOM_NL__2PRFIN20031026_134638_000000542021_00081_08652_7326.N1	26-OCT-2003 13:46:38	Dark	53.500	65	Lam Vel	2.2040	4400.0	107	8652	No
225	GOM_NL__2PRFIN20031026_135254_000000702021_00082_08653_7301.N1	26-OCT-2003 13:52:54	Dark	69.500	88	31Eta CMa	2.4480	20000.	139	8653	No
226	GOM_NL__2PRFIN20031026_135543_000000532021_00082_08653_7302.N1	26-OCT-2003 13:55:43	Dark	52.500	2	Alp Car	-0.73600	7000.0	105	8653	No
227	GOM_NL__2PRFIN20031026_140209_000000382021_00082_08653_7303.N1	26-OCT-2003 14:02:09	Dark	38.000	143	Alp Hyi	2.8570	7200.0	76	8653	No
228	GOM_NL__2PRFIN20031026_140333_000000462021_00082_08653_7304.N1	26-OCT-2003 14:03:33	Dark	45.500	9	Alp Eri	0.45300	24000.	91	8653	No
229	GOM_NL__2PRFIN20031026_140637_000000442021_00082_08653_7305.N1	26-OCT-2003 14:06:37	Straylight	44.000	157	The1Eri	2.9060	9300.0	88	8653	No
230	GOM_NL__2PRFIN20031026_140823_000000422021_00082_08653_7306.N1	26-OCT-2003 14:08:23	Straylight	42.000	84	Alp Phe	2.3970	4500.0	84	8653	No
231	GOM_NL__2PRFIN20031026_155532_000000452021_00083_08654_7302.N1	26-OCT-2003 15:55:32	Straylight	44.500	52	16Bet Cet	2.0370	4500.0	89	8654	No
232	GOM_NL__2PRFIN20031026_160243_000000642021_00083_08654_7303.N1	26-OCT-2003 16:02:43	Bright	64.000	94	92Alp Cet	2.5260	3100.0	128	8654	No
233	GOM_NL__2PRFIN20031026_160500_000000382021_00083_08654_7304.N1	26-OCT-2003 16:05:00	Bright	37.500	140	88Gam Peg	2.8340	26000.	75	8654	No
234	GOM_NL__2PRFIN20031026_160652_000000442021_00083_08654_7305.N1	26-OCT-2003 16:06:52	Bright	43.500	105	6Bet Ari	2.6450	8900.0	87	8654	No
235	GOM_NL__2PRFIN20031026_160851_000000422021_00083_08654_7306.N1	26-OCT-2003 16:08:51	Bright	42.000	58	21Alp And	2.0730	11000.	84	8654	No
236	GOM_NL__2PRFIN20031026_161043_000000392021_00083_08654_7307.N1	26-OCT-2003 16:10:43	Bright	39.000	53	43Bet And	2.0480	3300.0	78	8654	No
237	GOM_NL__2PRFIN20031026_161331_000000422021_00083_08654_7308.N1	26-OCT-2003 16:13:31	Bright	42.000	73	57Gam1And	2.2600	13100.	84	8654	No
238	GOM_NL__2PRFIN20031026_161629_000000382021_00083_08654_7309.N1	26-OCT-2003 16:16:29	Bright	37.500	68	18Alp Cas	2.2250	4500.0	75	8654	No
239	GOM_NL__2PRFIN20031026_161746_000000362021_00083_08654_7310.N1	26-OCT-2003 16:17:46	Bright	35.500	76	27Gam Cas	2.3000	30000.	71	8654	No
240	GOM_NL__2PRFIN20031026_162032_000000382021_00083_08654_7311.N1	26-OCT-2003 16:20:32	Bright	38.000	89	5Alp Cep	2.4510	8000.0	76	8654	No
241	GOM_NL__2PRFIN20031026_162546_000000382021_00083_08654_7312.N1	26-OCT-2003 16:25:46	Bright	37.500	49	1Alp UMi	1.9900	6300.0	75	8654	No
242	GOM_NL__2PRFIN20031026_162920_000000392021_00083_08654_7313.N1	26-OCT-2003 16:29:20	Bright	38.500	60	7Bet UMi	2.0810	3950.0	77	8654	No
243	GOM_NL__2PRFIN20031026_163400_000000382021_00083_08654_7314.N1	26-OCT-2003 16:34:00	Bright	38.000	36	50Alp UMa	1.8000	6300.0	76	8654	No
244	GOM_NL__2PRFIN20031026_163535_000000372021_00083_08654_7315.N1	26-OCT-2003 16:35:35	Bright	37.000	82	48Bet UMa	2.3650	10600.	74	8654	No
245	GOM_NL__2PRFIN20031026_163909_000000382021_00083_08654_7316.N1	26-OCT-2003 16:39:09	Bright	38.000	174	52Psi UMa	3.0040	4400.0	76	8654	No
246	GOM_NL__2PRFIN20031026_164640_000000512021_00083_08654_7317.N1	26-OCT-2003 16:46:40	Bright	51.000	166	17Eps Leo	2.9800	6000.0	102	8654	No
247	GOM_NL__2PRFIN20031026_164855_000002362021_00083_08654_7318.N1	26-OCT-2003 16:48:55	Twilight	235.50	17	78Bet Gem	1.1610	4500.0	471	8654	No
248	GOM_NL__2PRFIN20031026_165844_000000732021_00083_08654_7319.N1	26-OCT-2003 16:58:44	Dark	73.000	48	30Alp Hya	1.9770	4100.0	146	8654	No
249	GOM_NL__2PRFIN20031026_170516_000000422021_00083_08654_7320.N1	26-OCT-2003 17:05:16	Dark	41.500	99	Del Cen	2.5750	26000.	83	8654	No
250	GOM_NL__2PRFIN20031026_170750_000000602021_00083_08654_7321.N1	26-OCT-2003 17:07:50	Dark	59.500	65	Lam Vel	2.2040	4400.0	119	8654	No
251	GOM_NL__2PRFIN20031026_171409_000000712021_00084_08655_7323.N1	26-OCT-2003 17:14:09	Dark	71.000	88	31Eta CMa	2.4480	20000.	142	8655	No
252	GOM_NL__2PRFIN20031026_171656_000000632021_00084_08655_7324.N1	26-OCT-2003 17:16:56	Dark	63.000	2	Alp Car	-0.73600	7000.0	126	8655	No
253	GOM_NL__2PRFIN20031026_172320_000000412021_00084_08655_7325.N1	26-OCT-2003 17:23:20	Dark	40.500	143	Alp Hyi	2.8570	7200.0	81	8655	No
254	GOM_NL__2PRFIN20031026_172444_000000522021_00084_08655_7326.N1	26-OCT-2003 17:24:44	Dark	52.000	9	Alp Eri	0.45300	24000.	104	8655	No
255	GOM_NL__2PRFIN20031026_172749_000000452021_00084_08655_7327.N1	26-OCT-2003 17:27:49	Straylight	45.000	157	The1Eri	2.9060	9300.0	90	8655	No
256	GOM_NL__2PRFIN20031026_172935_000000452021_00084_08655_7328.N1	26-OCT-2003 17:29:35	Straylight	44.500	84	Alp Phe	2.3970	4500.0	89	8655	No
257	GOM_NL__2PRFIN20031026_173608_000000472021_00084_08655_7329.N1	26-OCT-2003 17:36:08	Straylight	46.500	52	16Bet Cet	2.0370	4500.0	93	8655	No
258	GOM_NL__2PRFIN20031026_174319_000000582021_00084_08655_7330.N1	26-OCT-2003 17:43:19	Bright	58.000	94	92Alp Cet	2.5260	3100.0	116	8655	No
259	GOM_NL__2PRFIN20031026_174537_000000362021_00084_08655_7331.N1	26-OCT-2003 17:45:37	Bright	36.000	140	88Gam Peg	2.8340	26000.	72	8655	No
260	GOM_NL__2PRFIN20031026_174729_000000432021_00084_08655_7332.N1	26-OCT-2003 17:47:29	Bright	42.500	105	6Bet Ari	2.6450	8900.0	85	8655	No
261	GOM_NL__2PRFIN20031026_174929_000000382021_00084_08655_7333.N1	26-OCT-2003 17:49:29	Bright	38.000	58	21Alp And	2.0730	11000.	76	8655	No
262	GOM_NL__2PRFIN20031026_175119_000000392021_00084_08655_7334.N1	26-OCT-2003 17:51:19	Bright	38.500	53	43Bet And	2.0480	3300.0	77	8655	No
263	GOM_NL__2PRFIN20031026_175407_000000452021_00084_08655_7335.N1	26-OCT-2003 17:54:07	Bright	44.500	73	57Gam1And	2.2600	13100.	89	8655	No
264	GOM_NL__2PRFIN20031026_175706_000000402021_00084_08655_7336.N1	26-OCT-2003 17:57:06	Bright	40.000	68	18Alp Cas	2.2250	4500.0	80	8655	No
265	GOM_NL__2PRFIN20031026_175822_000000382021_00084_08655_7337.N1	26-OCT-2003 17:58:22	Bright	38.000	76	27Gam Cas	2.3000	30000.	76	8655	No
266	GOM_NL__2PRFIN20031026_180110_000000392021_00084_08655_7338.N1	26-OCT-2003 18:01:10	Bright	38.500	89	5Alp Cep	2.4510	8000.0	77	8655	No
267	GOM_NL__2PRFIN20031026_180622_000000402021_00084_08655_7339.N1	26-OCT-2003 18:06:22	Bright	40.000	49	1Alp UMi	1.9900	6300.0	80	8655	No
268	GOM_NL__2PRFIN20031026_180956_000000392021_00084_08655_7340.N1	26-OCT-2003 18:09:56	Bright	39.000	60	7Bet UMi	2.0810	3950.0	78	8655	No
269	GOM_NL__2PRFIN20031026_181436_000000392021_00084_08655_7341.N1	26-OCT-2003 18:14:36	Bright	39.000	36	50Alp UMa	1.8000	6300.0	78	8655	No
270	GOM_NL__2PRFIN20031026_181610_000000392021_00084_08655_7342.N1	26-OCT-2003 18:16:10	Bright	38.500	82	48Bet UMa	2.3650	10600.	77	8655	No
271	GOM_NL__2PRFIN20031026_181945_000000402021_00084_08655_7343.N1	26-OCT-2003 18:19:45	Bright	39.500	174	52Psi UMa	3.0040	4400.0	79	8655	No
272	GOM_NL__2PRFIN20031026_182717_000000492021_00084_08655_7344.N1	26-OCT-2003 18:27:17	Bright	48.500	166	17Eps Leo	2.9800	6000.0	97	8655	No
273	GOM_NL__2PRFIN20031026_182933_000002462021_00084_08655_7345.N1	26-OCT-2003 18:29:33	Twilight	245.50	17	78Bet Gem	1.1610	4500.0	491	8655	No
274	GOM_NL__2PRFIN20031026_183921_000000682021_00084_08655_7346.N1	26-OCT-2003 18:39:21	Dark	68.000	48	30Alp Hya	1.9770	4100.0	136	8655	No
275	GOM_NL__2PRFIN20031026_184552_000000402021_00084_08655_7347.N1	26-OCT-2003 18:45:52	Dark	40.000	99	Del Cen	2.5750	26000.	80	8655	No
276	GOM_NL__2PRFIN20031026_184826_000000602021_00084_08655_7348.N1	26-OCT-2003 18:48:26	Dark	60.000	65	Lam Vel	2.2040	4400.0	120	8655	No
277	GOM_NL__2PRFIN20031026_185018_000000402021_00085_08656_7327.N1	26-OCT-2003 18:50:18	Dark	39.500	124	The Car	2.7640	30000.	79	8656	No
278	GOM_NL__2PRFIN20031026_185447_000000702021_00085_08656_7328.N1	26-OCT-2003 18:54:47	Dark	70.000	88	31Eta CMa	2.4480	20000.	140	8656	No

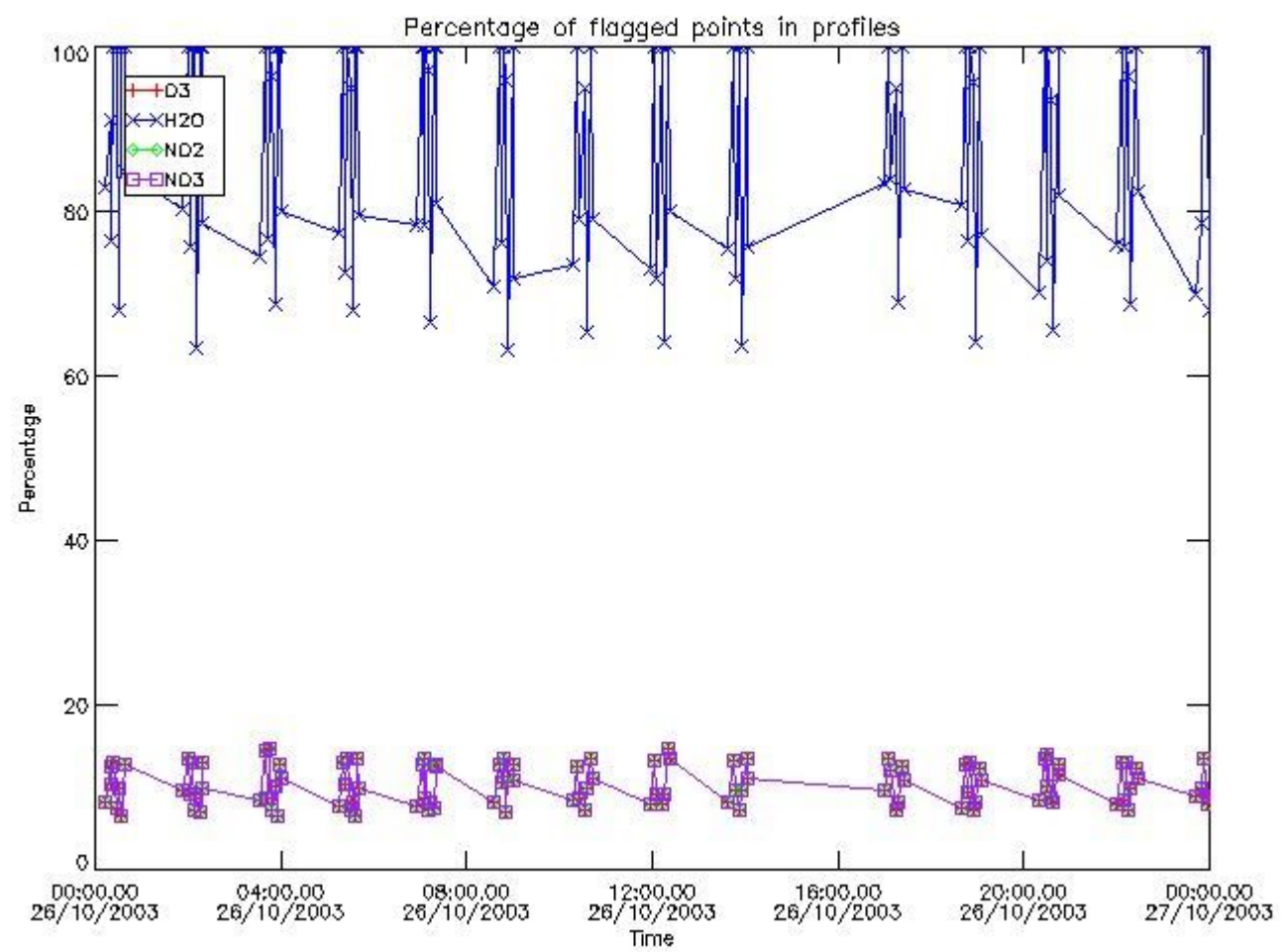
279	GOM_NL__2PRFIN20031026_185733_000000632021_00085_08656_7329.N1	26-OCT-2003 18:57:33	Dark	63.000	2	Alp Car	-0.73600	7000.0	126	8656	No
280	GOM_NL__2PRFIN20031026_190354_000000422021_00085_08656_7330.N1	26-OCT-2003 19:03:54	Dark	41.500	143	Alp Hyi	2.8570	7200.0	83	8656	No
281	GOM_NL__2PRFIN20031026_190518_000000472021_00085_08656_7331.N1	26-OCT-2003 19:05:18	Dark	46.500	9	Alp Eri	0.45300	24000.	93	8656	No
282	GOM_NL__2PRFIN20031026_190824_000000472021_00085_08656_7332.N1	26-OCT-2003 19:08:24	Straylight	46.500	157	The1Eri	2.9060	9300.0	93	8656	No
283	GOM_NL__2PRFIN20031026_191011_000000442021_00085_08656_7333.N1	26-OCT-2003 19:10:11	Straylight	43.500	84	Alp Phe	2.3970	4500.0	87	8656	No
284	GOM_NL__2PRFIN20031026_191644_000000452021_00085_08656_7334.N1	26-OCT-2003 19:16:44	Straylight	44.500	52	16Bet Cet	2.0370	4500.0	89	8656	No
285	GOM_NL__2PRFIN20031026_192354_000000582021_00085_08656_7335.N1	26-OCT-2003 19:23:54	Bright	58.000	94	92Alp Cet	2.5260	3100.0	116	8656	No
286	GOM_NL__2PRFIN20031026_192612_000000382021_00085_08656_7336.N1	26-OCT-2003 19:26:12	Bright	38.000	140	88Gam Peg	2.8340	26000.	76	8656	No
287	GOM_NL__2PRFIN20031026_192804_000000432021_00085_08656_7337.N1	26-OCT-2003 19:28:04	Bright	43.000	105	6Bet Ari	2.6450	8900.0	86	8656	No
288	GOM_NL__2PRFIN20031026_193003_000000402021_00085_08656_7338.N1	26-OCT-2003 19:30:03	Bright	40.000	58	21Alp And	2.0730	11000.	80	8656	No
289	GOM_NL__2PRFIN20031026_193154_000000402021_00085_08656_7339.N1	26-OCT-2003 19:31:54	Bright	40.000	53	43Bet And	2.0480	3300.0	80	8656	No
290	GOM_NL__2PRFIN20031026_193442_000000402021_00085_08656_7340.N1	26-OCT-2003 19:34:42	Bright	39.500	73	57Gam1And	2.2600	13100.	79	8656	No
291	GOM_NL__2PRFIN20031026_193740_000000422021_00085_08656_7341.N1	26-OCT-2003 19:37:40	Bright	42.000	68	18Alp Cas	2.2250	4500.0	84	8656	No
292	GOM_NL__2PRFIN20031026_193857_000000392021_00085_08656_7342.N1	26-OCT-2003 19:38:57	Bright	38.500	76	27Gam Cas	2.3000	30000.	77	8656	No
293	GOM_NL__2PRFIN20031026_194145_000000392021_00085_08656_7343.N1	26-OCT-2003 19:41:45	Bright	39.000	89	5Alp Cep	2.4510	8000.0	78	8656	No
294	GOM_NL__2PRFIN20031026_194657_000000392021_00085_08656_7344.N1	26-OCT-2003 19:46:57	Bright	39.000	49	1Alp UMi	1.9900	6300.0	78	8656	No
295	GOM_NL__2PRFIN20031026_195032_000000382021_00085_08656_7345.N1	26-OCT-2003 19:50:32	Bright	37.500	60	7Bet UMi	2.0810	3950.0	75	8656	No
296	GOM_NL__2PRFIN20031026_195512_000000412021_00085_08656_7346.N1	26-OCT-2003 19:55:12	Bright	40.500	36	50Alp UMa	1.8000	6300.0	81	8656	No
297	GOM_NL__2PRFIN20031026_195644_000000412021_00085_08656_7347.N1	26-OCT-2003 19:56:44	Bright	41.000	82	48Bet UMa	2.3650	10600.	82	8656	No
298	GOM_NL__2PRFIN20031026_200020_000000382021_00085_08656_7348.N1	26-OCT-2003 20:00:20	Bright	38.000	174	52Psi UMa	3.0040	4400.0	76	8656	No
299	GOM_NL__2PRFIN20031026_200753_000000692021_00085_08656_7349.N1	26-OCT-2003 20:07:53	Bright	68.500	166	17Eps Leo	2.9800	6000.0	137	8656	No
300	GOM_NL__2PRFIN20031026_201010_000002552021_00085_08656_7350.N1	26-OCT-2003 20:10:10	Tw_i_and_stray	255.00	17	78Bet Gem	1.1610	4500.0	510	8656	No
301	GOM_NL__2PRFIN20031026_201958_000000612021_00085_08656_7351.N1	26-OCT-2003 20:19:58	Dark	60.500	48	30Alp Hya	1.9770	4100.0	121	8656	No
302	GOM_NL__2PRFIN20031026_202628_000000382021_00085_08656_7352.N1	26-OCT-2003 20:26:28	Dark	38.000	99	Del Cen	2.5750	26000.	76	8656	No
303	GOM_NL__2PRFIN20031026_202903_000000512021_00085_08656_7353.N1	26-OCT-2003 20:29:03	Dark	50.500	65	Lam Vel	2.2040	4400.0	101	8656	No
304	GOM_NL__2PRFIN20031026_203054_000000402021_00086_08657_7328.N1	26-OCT-2003 20:30:54	Dark	40.000	124	The Car	2.7640	30000.	80	8657	No
305	GOM_NL__2PRFIN20031026_203524_000000712021_00086_08657_7329.N1	26-OCT-2003 20:35:24	Dark	70.500	88	31Eta CMa	2.4480	20000.	141	8657	No
306	GOM_NL__2PRFIN20031026_203810_000000622021_00086_08657_7330.N1	26-OCT-2003 20:38:10	Dark	61.500	2	Alp Car	-0.73600	7000.0	123	8657	No
307	GOM_NL__2PRFIN20031026_204432_000000402021_00086_08657_7331.N1	26-OCT-2003 20:44:32	Dark	40.000	143	Alp Hyi	2.8570	7200.0	80	8657	No
308	GOM_NL__2PRFIN20031026_204554_000000452021_00086_08657_7332.N1	26-OCT-2003 20:45:54	Dark	44.500	9	Alp Eri	0.45300	24000.	89	8657	No
309	GOM_NL__2PRFIN20031026_204901_000000452021_00086_08657_7333.N1	26-OCT-2003 20:49:01	Straylight	44.500	157	The1Eri	2.9060	9300.0	89	8657	No
310	GOM_NL__2PRFIN20031026_205047_000000452021_00086_08657_7334.N1	26-OCT-2003 20:50:47	Straylight	44.500	84	Alp Phe	2.3970	4500.0	89	8657	No
311	GOM_NL__2PRFIN20031026_205720_000000422021_00086_08657_7335.N1	26-OCT-2003 20:57:20	Straylight	42.000	52	16Bet Cet	2.0370	4500.0	84	8657	No
312	GOM_NL__2PRFIN20031026_210429_000000592021_00086_08657_7336.N1	26-OCT-2003 21:04:29	Bright	59.000	94	92Alp Cet	2.5260	3100.0	118	8657	No
313	GOM_NL__2PRFIN20031026_210648_000000392021_00086_08657_7337.N1	26-OCT-2003 21:06:48	Bright	38.500	140	88Gam Peg	2.8340	26000.	77	8657	No
314	GOM_NL__2PRFIN20031026_210840_000000422021_00086_08657_7338.N1	26-OCT-2003 21:08:40	Bright	42.000	105	6Bet Ari	2.6450	8900.0	84	8657	No
315	GOM_NL__2PRFIN20031026_211039_000000412021_00086_08657_7339.N1	26-OCT-2003 21:10:39	Bright	40.500	58	21Alp And	2.0730	11000.	81	8657	No
316	GOM_NL__2PRFIN20031026_211229_000000412021_00086_08657_7340.N1	26-OCT-2003 21:12:29	Bright	41.000	53	43Bet And	2.0480	3300.0	82	8657	No
317	GOM_NL__2PRFIN20031026_211517_000000442021_00086_08657_7341.N1	26-OCT-2003 21:15:17	Bright	43.500	73	57Gam1And	2.2600	13100.	87	8657	No
318	GOM_NL__2PRFIN20031026_211817_000000392021_00086_08657_7342.N1	26-OCT-2003 21:18:17	Bright	38.500	68	18Alp Cas	2.2250	4500.0	77	8657	No
319	GOM_NL__2PRFIN20031026_211932_000000402021_00086_08657_7343.N1	26-OCT-2003 21:19:32	Bright	39.500	76	27Gam Cas	2.3000	30000.	79	8657	No
320	GOM_NL__2PRFIN20031026_212221_000000402021_00086_08657_7344.N1	26-OCT-2003 21:22:21	Bright	39.500	89	5Alp Cep	2.4510	8000.0	79	8657	No
321	GOM_NL__2PRFIN20031026_212733_000000402021_00086_08657_7345.N1	26-OCT-2003 21:27:33	Bright	39.500	49	1Alp UMi	1.9900	6300.0	79	8657	No
322	GOM_NL__2PRFIN20031026_213105_000000402021_00086_08657_7346.N1	26-OCT-2003 21:31:05	Bright	40.000	60	7Bet UMi	2.0810	3950.0	80	8657	No
323	GOM_NL__2PRFIN20031026_213547_000000412021_00086_08657_7347.N1	26-OCT-2003 21:35:47	Bright	41.000	36	50Alp UMa	1.8000	6300.0	82	8657	No
324	GOM_NL__2PRFIN20031026_213721_000000402021_00086_08657_7348.N1	26-OCT-2003 21:37:21	Bright	39.500	82	48Bet UMa	2.3650	10600.	79	8657	No
325	GOM_NL__2PRFIN20031026_214055_000000552021_00086_08657_7349.N1	26-OCT-2003 21:40:55	Bright	55.000	174	52Psi UMa	3.0040	4400.0	110	8657	No
326	GOM_NL__2PRFIN20031026_214828_000000522021_00086_08657_7350.N1	26-OCT-2003 21:48:28	Bright	52.000	166	17Eps Leo	2.9800	6000.0	104	8657	No
327	GOM_NL__2PRFIN20031026_215048_000002462021_00086_08657_7351.N1	26-OCT-2003 21:50:48	Tw_i_and_stray	246.00	17	78Bet Gem	1.1610	4500.0	492	8657	No
328	GOM_NL__2PRFIN20031026_220035_000000652021_00086_08657_7352.N1	26-OCT-2003 22:00:35	Dark	65.000	48	30Alp Hya	1.9770	4100.0	130	8657	No
329	GOM_NL__2PRFIN20031026_220704_000000392021_00086_08657_7353.N1	26-OCT-2003 22:07:04	Dark	39.000	99	Del Cen	2.5750	26000.	78	8657	No
330	GOM_NL__2PRFIN20031026_220938_000000602021_00086_08657_7354.N1	26-OCT-2003 22:09:38	Dark	60.000	65	Lam Vel	2.2040	4400.0	120	8657	No
331	GOM_NL__2PRFIN20031026_221130_000000392021_00087_08658_7329.N1	26-OCT-2003 22:11:30	Dark	39.000	124	The Car	2.7640	30000.	78	8658	No
332	GOM_NL__2PRFIN20031026_221602_000000702021_00087_08658_7330.N1	26-OCT-2003 22:16:02	Dark	70.000	88	31Eta CMa	2.4480	20000.	140	8658	No
333	GOM_NL__2PRFIN20031026_221846_000000522021_00087_08658_7331.N1	26-OCT-2003 22:18:46	Dark	51.500	2	Alp Car	-0.73600	7000.0	103	8658	No
334	GOM_NL__2PRFIN20031026_222506_000000422021_00087_08658_7332.N1	26-OCT-2003 22:25:06	Dark	41.500	143	Alp Hyi	2.8570	7200.0	83	8658	No
335	GOM_NL__2PRFIN20031026_222632_000000462021_00087_08658_7333.N1	26-OCT-2003 22:26:32	Dark	46.000	9	Alp Eri	0.45300	24000.	92	8658	No
336	GOM_NL__2PRFIN20031026_222937_000000462021_00087_08658_7334.N1	26-OCT-2003 22:29:37	Straylight	45.500	157	The1Eri	2.9060	9300.0	91	8658	No
337	GOM_NL__2PRFIN20031026_223123_000000432021_00087_08658_7335.N1	26-OCT-2003 22:31:23	Straylight	43.000	84	Alp Phe	2.3970	4500.0	86	8658	No

338	GOM_NL__2PRFIN20031026_223755_000000472021_00087_08658_7336.N1	26-OCT-2003 22:37:55	Straylight	46.500	52	16Bet Cet	2.0370	4500.0	93	8658	No
339	GOM_NL__2PRFIN20031026_224505_000000622021_00087_08658_7337.N1	26-OCT-2003 22:45:05	Bright	61.500	94	92Alp Cet	2.5260	3100.0	123	8658	No
340	GOM_NL__2PRFIN20031026_224724_000000382021_00087_08658_7338.N1	26-OCT-2003 22:47:24	Bright	37.500	140	88Gam Peg	2.8340	26000.	75	8658	No
341	GOM_NL__2PRFIN20031026_224915_000000432021_00087_08658_7339.N1	26-OCT-2003 22:49:15	Bright	43.000	105	6Bet Ari	2.6450	8900.0	86	8658	No
342	GOM_NL__2PRFIN20031026_225115_000000412021_00087_08658_7340.N1	26-OCT-2003 22:51:15	Bright	40.500	58	21Alp And	2.0730	11000.	81	8658	No
343	GOM_NL__2PRFIN20031026_225306_000000392021_00087_08658_7341.N1	26-OCT-2003 22:53:06	Bright	38.500	53	43Bet And	2.0480	3300.0	77	8658	No
344	GOM_NL__2PRFIN20031026_225553_000000412021_00087_08658_7342.N1	26-OCT-2003 22:55:53	Bright	40.500	73	57Gam1And	2.2600	13100.	81	8658	No
345	GOM_NL__2PRFIN20031026_225853_000000392021_00087_08658_7343.N1	26-OCT-2003 22:58:53	Bright	39.000	68	18Alp Cas	2.2250	4500.0	78	8658	No
346	GOM_NL__2PRFIN20031026_230009_000000382021_00087_08658_7344.N1	26-OCT-2003 23:00:09	Bright	38.000	76	27Gam Cas	2.3000	30000.	76	8658	No
347	GOM_NL__2PRFIN20031026_230256_000000412021_00087_08658_7345.N1	26-OCT-2003 23:02:56	Bright	41.000	89	5Alp Cep	2.4510	8000.0	82	8658	No
348	GOM_NL__2PRFIN20031026_230809_000000372021_00087_08658_7346.N1	26-OCT-2003 23:08:09	Bright	37.000	49	1Alp UMi	1.9900	6300.0	74	8658	No
349	GOM_NL__2PRFIN20031026_231143_000000392021_00087_08658_7347.N1	26-OCT-2003 23:11:43	Bright	39.000	60	7Bet UMi	2.0810	3950.0	78	8658	No
350	GOM_NL__2PRFIN20031026_231623_000000392021_00087_08658_7348.N1	26-OCT-2003 23:16:23	Bright	39.000	36	50Alp UMa	1.8000	6300.0	78	8658	No
351	GOM_NL__2PRFIN20031026_231755_000000432021_00087_08658_7349.N1	26-OCT-2003 23:17:55	Bright	42.500	82	48Bet UMa	2.3650	10600.	85	8658	No
352	GOM_NL__2PRFIN20031026_232132_000000412021_00087_08658_7350.N1	26-OCT-2003 23:21:32	Bright	40.500	174	52Psi UMa	3.0040	4400.0	81	8658	No
353	GOM_NL__2PRFIN20031026_232905_000000512021_00087_08658_7351.N1	26-OCT-2003 23:29:05	Bright	51.000	166	17Eps Leo	2.9800	6000.0	102	8658	No
354	GOM_NL__2PRFIN20031026_233125_000002552021_00087_08658_7352.N1	26-OCT-2003 23:31:25	Tw_i_and_stray	255.00	17	78Bet Gem	1.1610	4500.0	510	8658	No
355	GOM_NL__2PRFIN20031026_234112_000000622021_00087_08658_7353.N1	26-OCT-2003 23:41:12	Dark	62.000	48	30Alp Hya	1.9770	4100.0	124	8658	No
356	GOM_NL__2PRFIN20031026_235016_000000522021_00087_08658_7354.N1	26-OCT-2003 23:50:16	Dark	52.000	65	Lam Vel	2.2040	4400.0	104	8658	No
357	GOM_NL__2PRFIN20031026_235207_000000382021_00088_08659_7330.N1	26-OCT-2003 23:52:07	Dark	38.000	124	The Car	2.7640	30000.	76	8659	No
358	GOM_NL__2PRFIN20031026_235640_000000712021_00088_08659_7331.N1	26-OCT-2003 23:56:40	Dark	71.000	88	31Eta CMa	2.4480	20000.	142	8659	No
359	GOM_NL__2PRFIN20031026_235923_000000632021_00088_08659_7332.N1	26-OCT-2003 23:59:23	Dark	63.000	2	Alp Car	-0.73600	7000.0	126	8659	No

3. Quality information per product

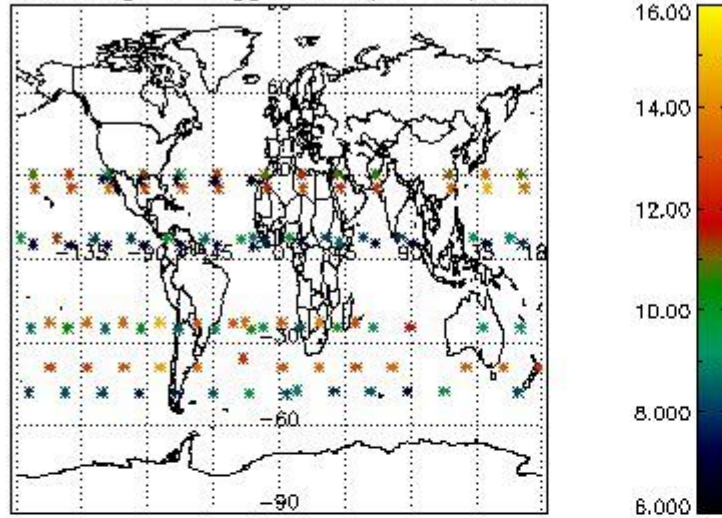
In this section it is plotted some information contained in the Quality Summary data set of the level 2 products. Only products in dark limb conditions and without errors (error flag in the MPH set to "0") are used.

3.1 Plot quality information per product (time dependant)

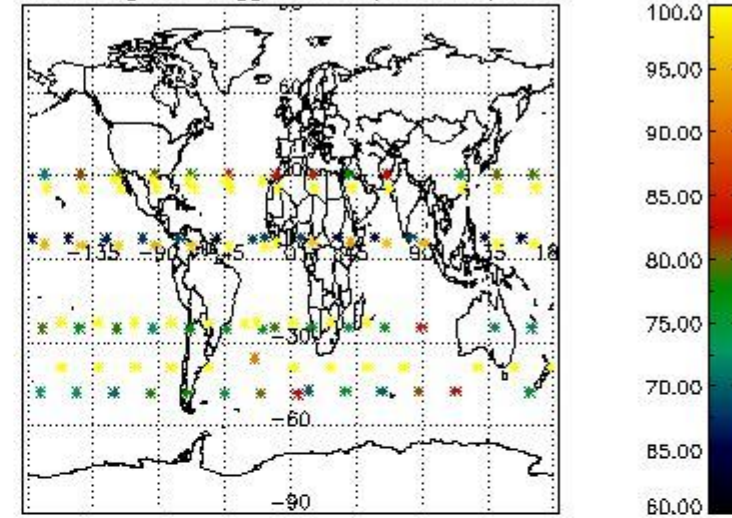


3.2 Plot quality information per product (world map)

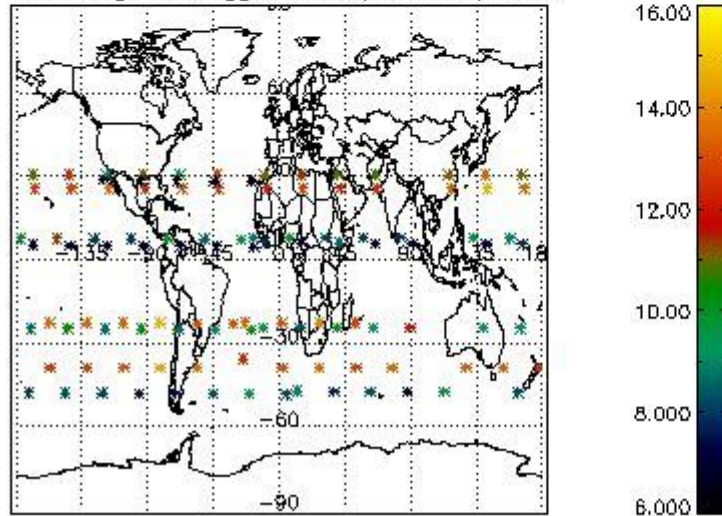
Percentage of flagged data per O3 profile



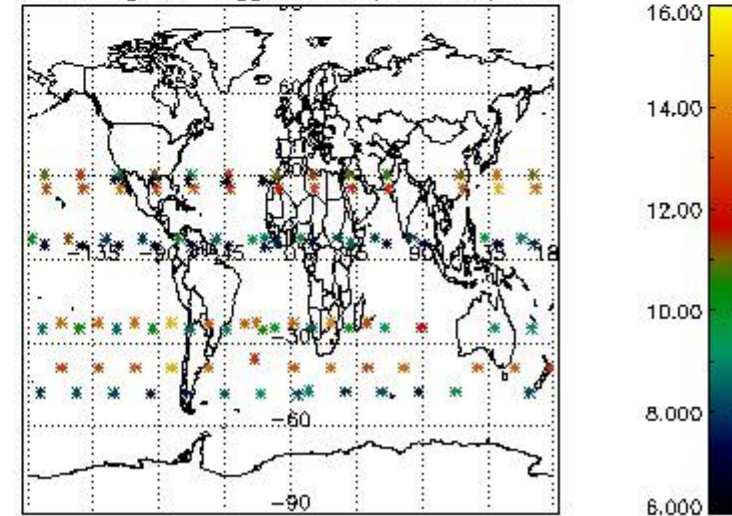
Percentage of flagged data per H2O profile



Percentage of flagged data per NO2 profile



Percentage of flagged data per NO3 profile

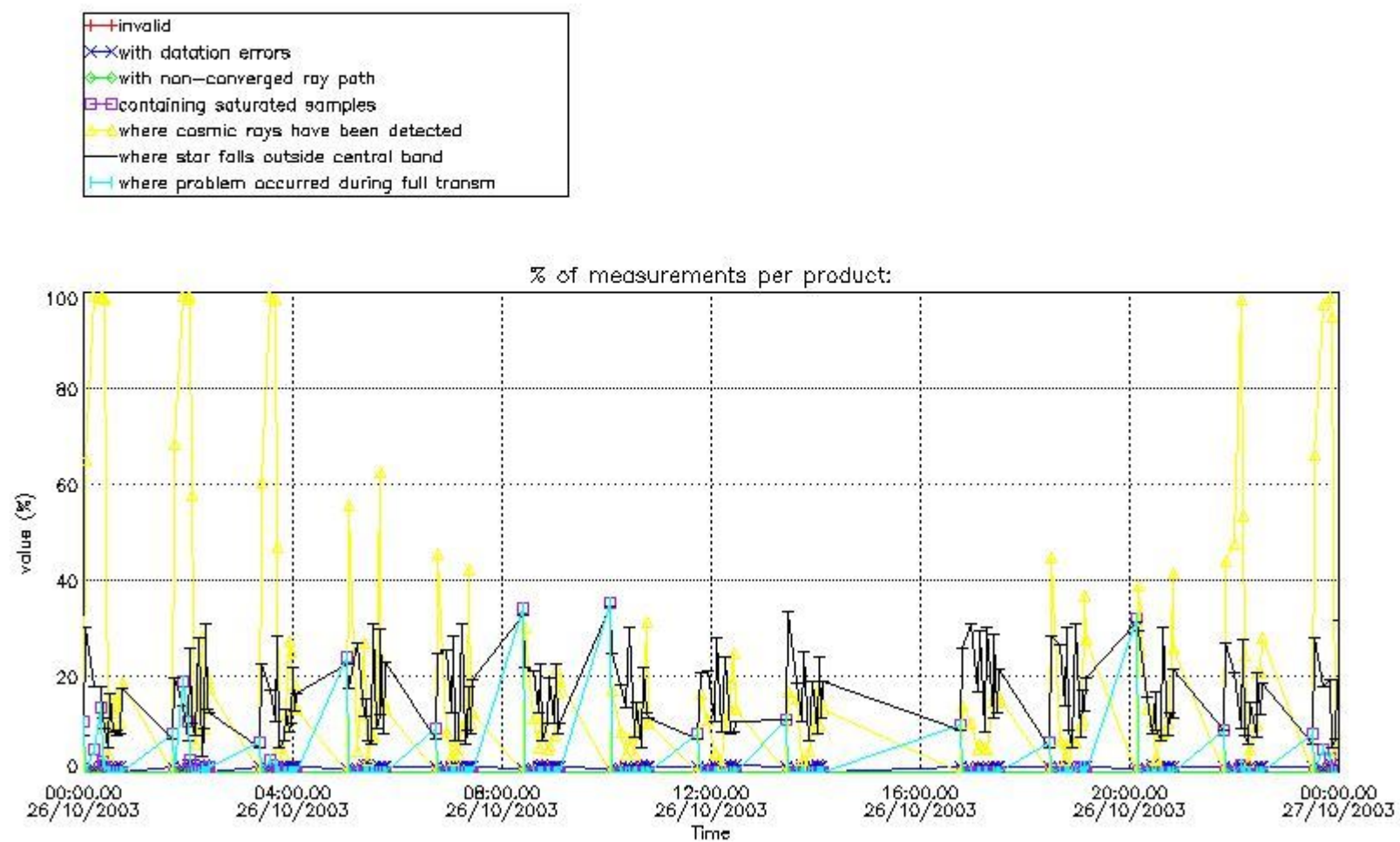


4. Level 1 quality information per product

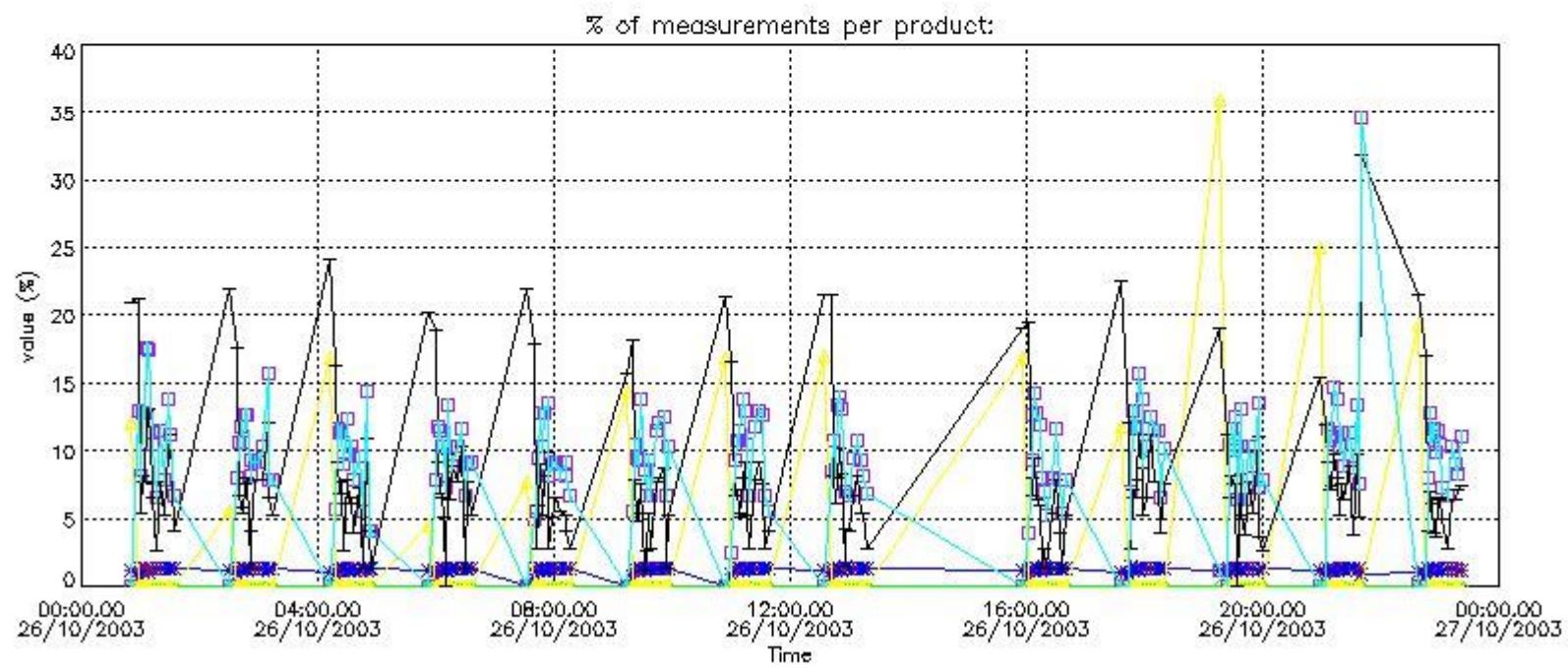
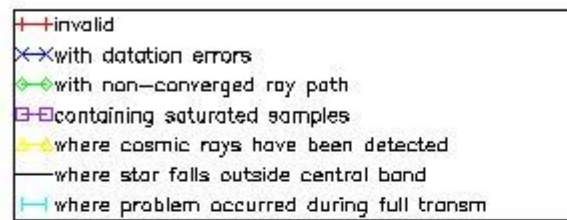
In this section it is plotted some information contained in the Quality Summary data set of the level 2 products that comes from the level 1b processing. Products without errors (error flag in the MPH set to "0") are used.

4.1 Plot quality information per product (time dependant) coming from level 1b processing

4.1.1 Plot level 1 quality information per product (time dependant): ENVISAT ASCENDING passes



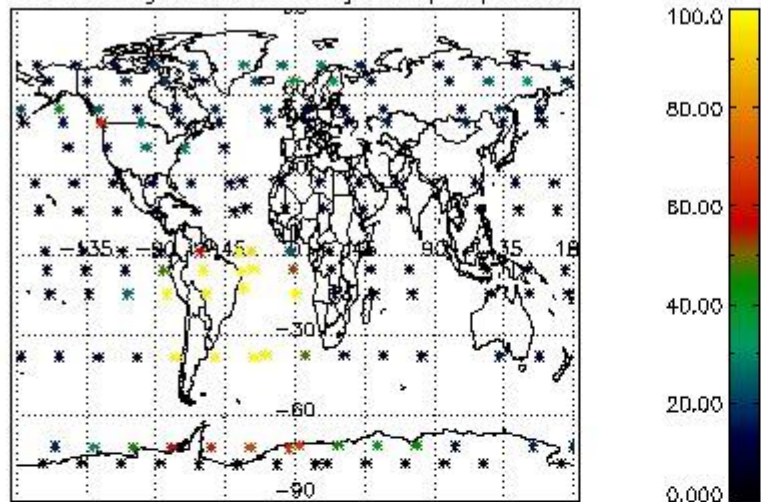
4.1.2 Plot level 1 quality information per product (time dependant): ENVI SAT DESCENDING passes



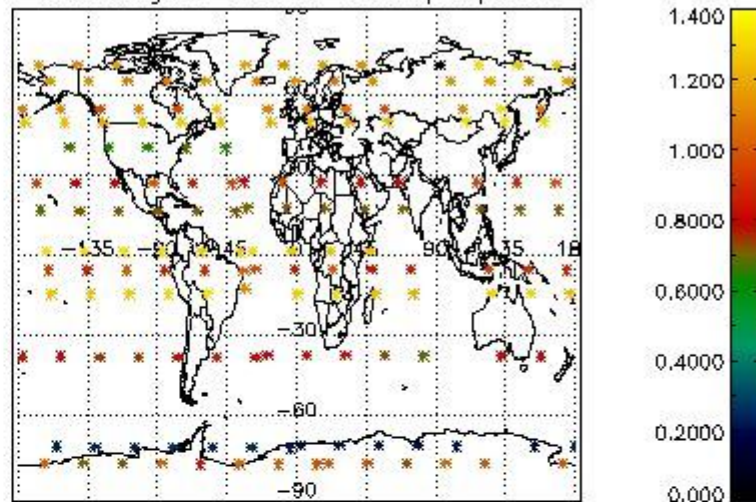
4.2 Plot quality information per product coming from level 1b processing (world map)

4.2.1 Plot level 1 quality information per product (world map): ENVISAT ASCENDING passes

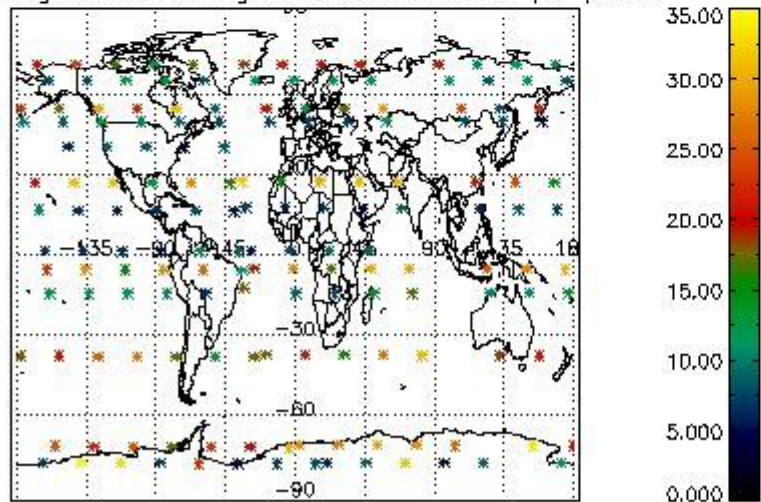
Percentage of cosmic ray hits per profile



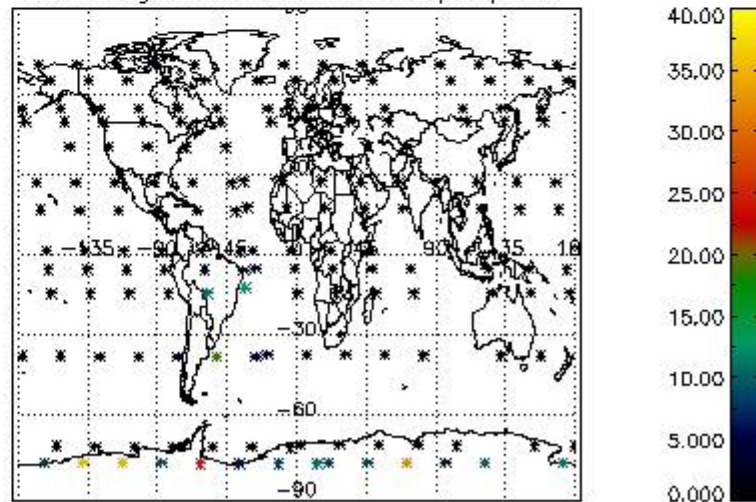
Percentage of datation errors per profile



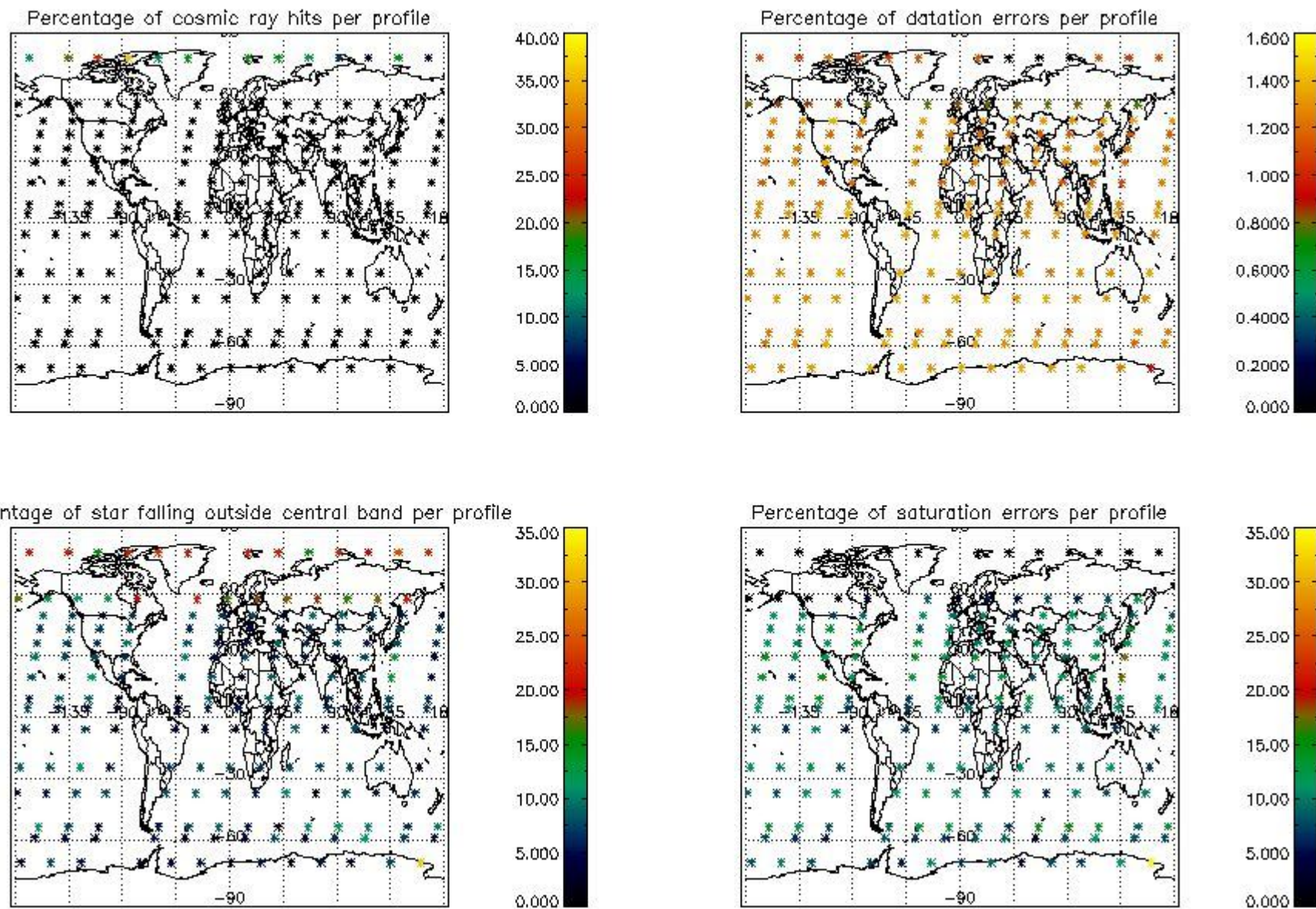
Percentage of star falling outside central band per profile



Percentage of saturation errors per profile



4.2.2 Plot level 1 quality information per product (world map): ENVISAT DESCENDING passes



5. Trace gas profiles

5.1 Ozone statistics based on quality of products

The final quality of the products can be "measured" using the STD (Standard Deviation) attached to every point profile. This information is written to the parameter GOM_NL__2P/NL_LOCAL_SPECIES_DENSITY/o3_std of the level 2 products. The table below shows the statistics for given STD ranges.

The statistics are given with respect to the overall valid production:

- Products without fatal errors: GOM_NL__2P/MPH/PRODUCT_ERR=0
- Valid point profile: GOM_NL__2P/NL_LOCAL_SPECIES_DENSITY/pcd(0)=0

The 'Criteria' is applied to valid points of dark limb products:

- Products in dark limb illumination condition: GOM_NL__2P/NL_SUMMARY_QUALITY/obs_ill_cond=0
- Products without fatal errors: GOM_NL__2P/MPH/PRODUCT_ERR=0
- Valid point profile: GOM_NL__2P/NL_LOCAL_SPECIES_DENSITY/pcd(0)=0

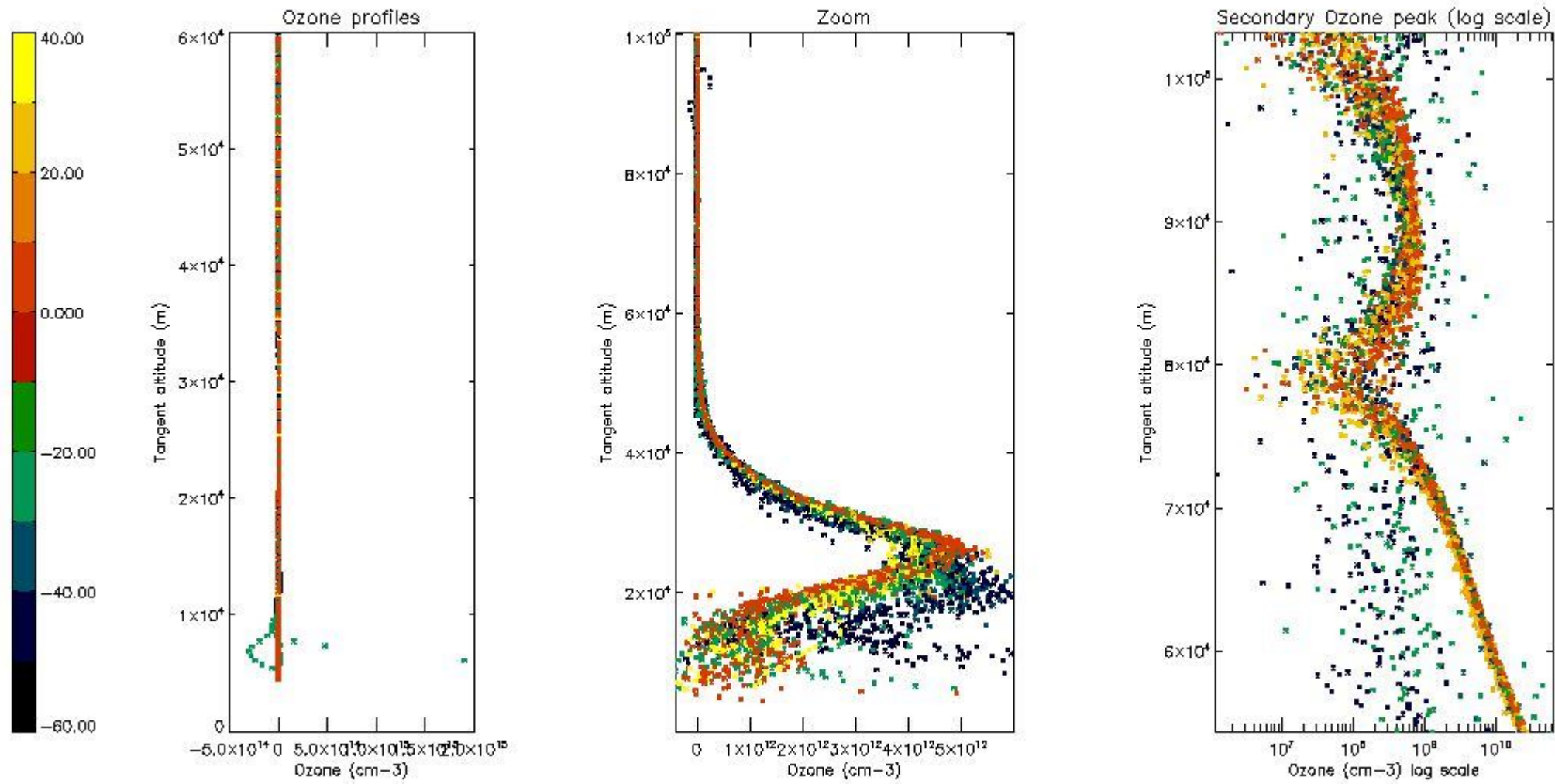
So, the table below shows the percentage of dark limb and valid observations for each criteria with respect to the overall valid daily observations.

Criteria	% of total production
All STD	31
STD < 20	18

STD < 10	16
STD < 5	11

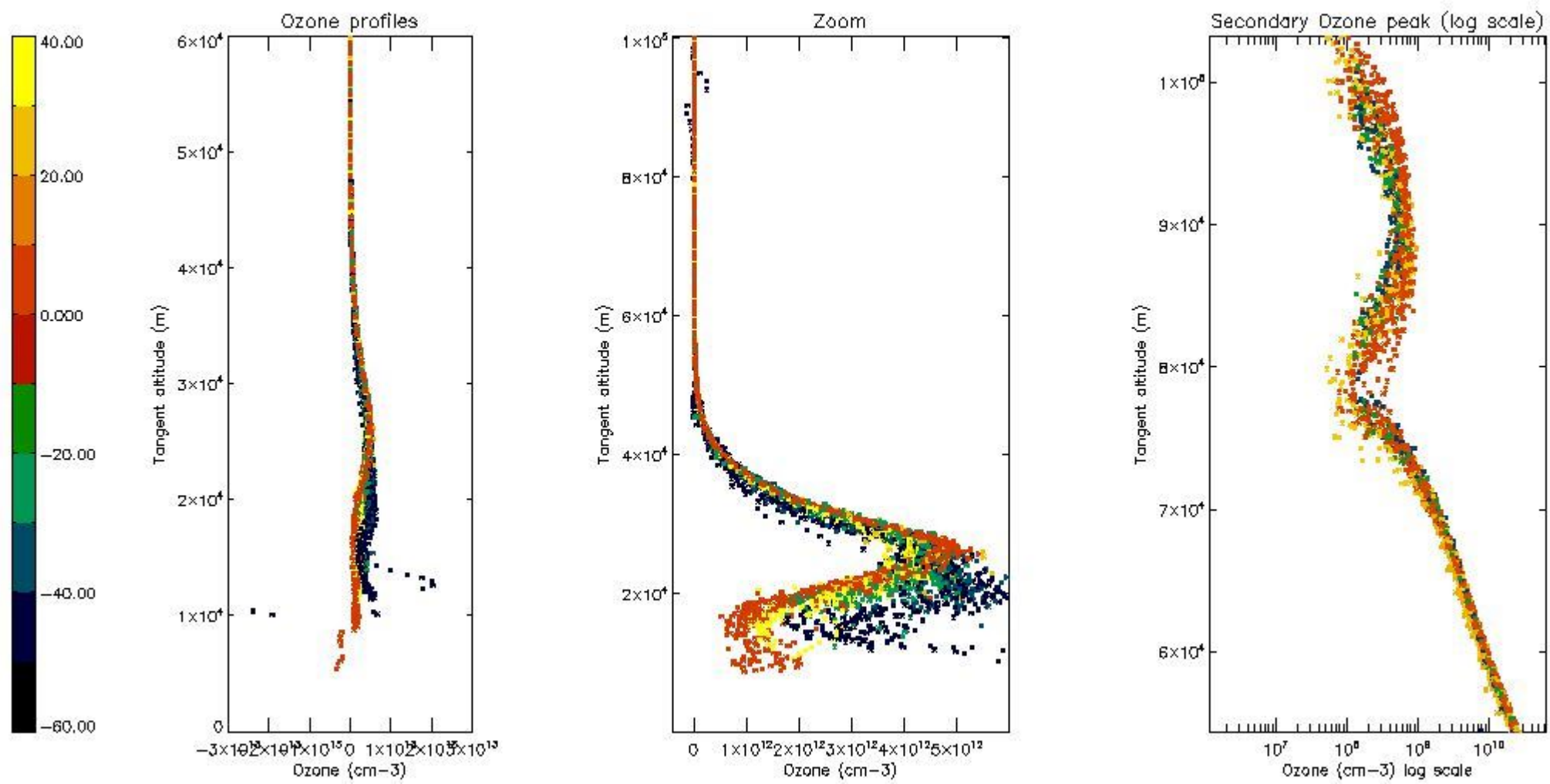
5.2 Plot ozone profiles for all STD (dark without errors)

The colorbar represents the latitude.



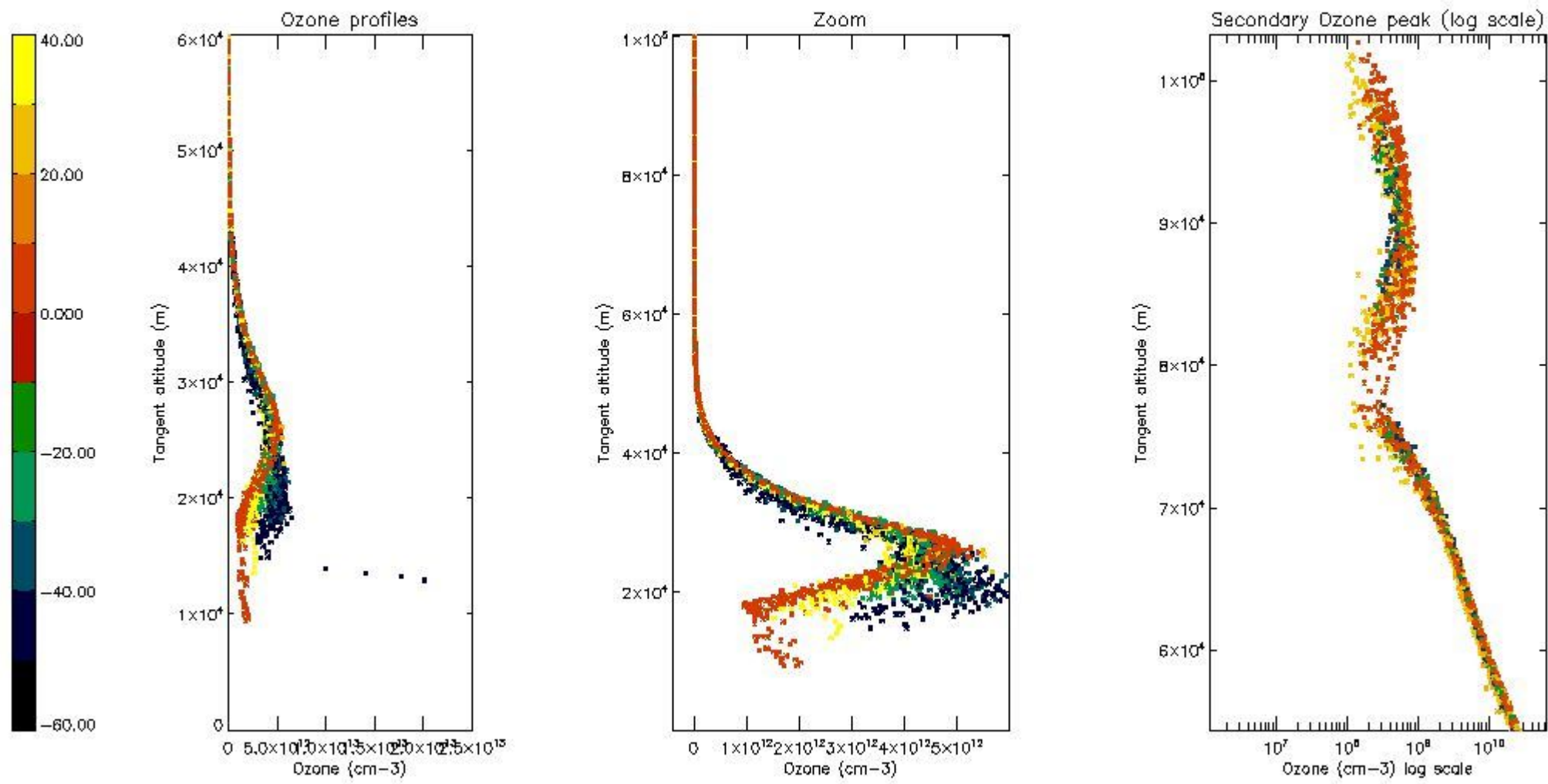
5.3 Plot ozone profiles where STD < 20% (dark without errors)

The colorbar represents the latitude.



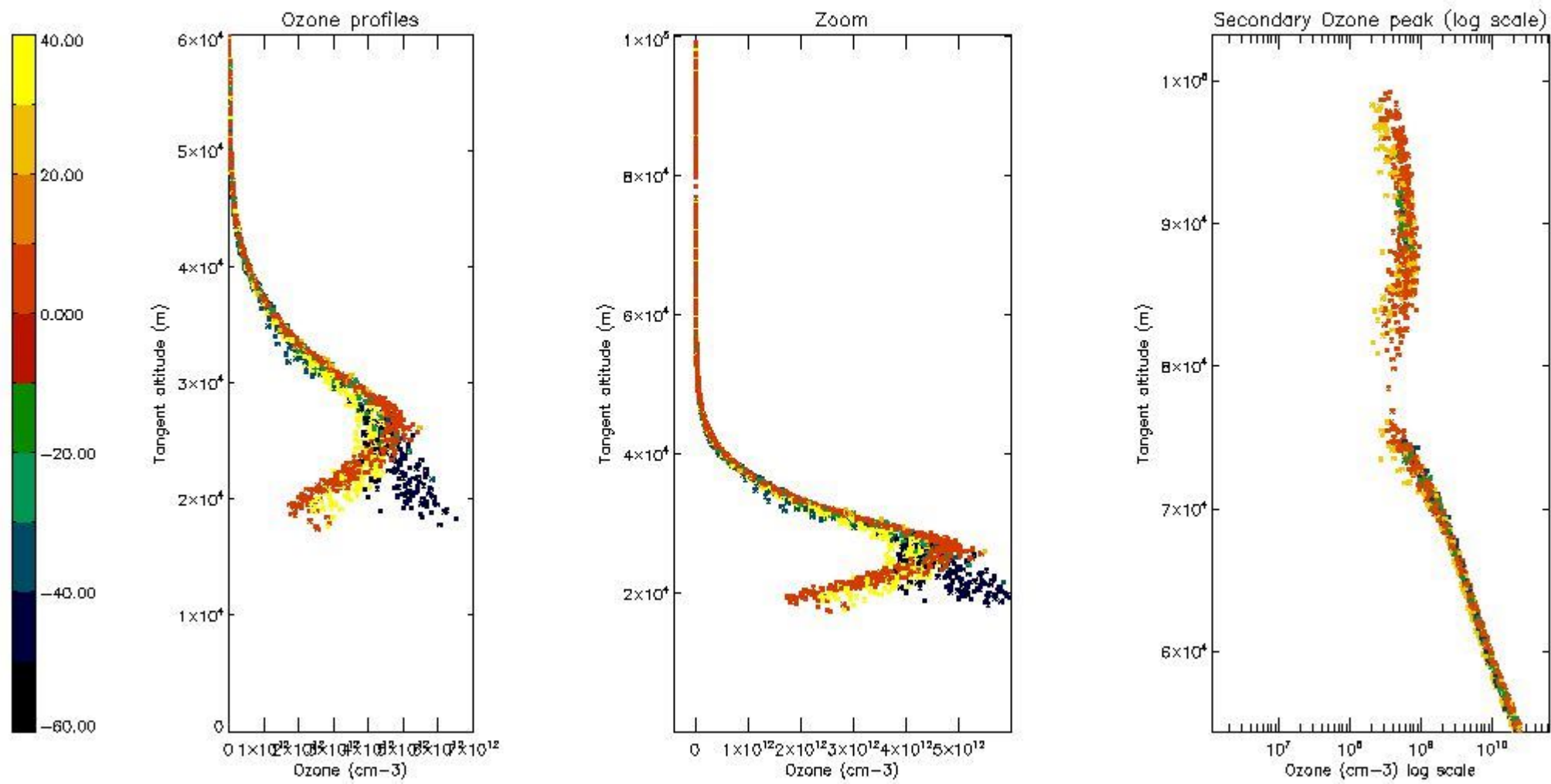
5.4 Plot ozone profiles where STD < 10% (dark without errors)

The colorbar represents the latitude.



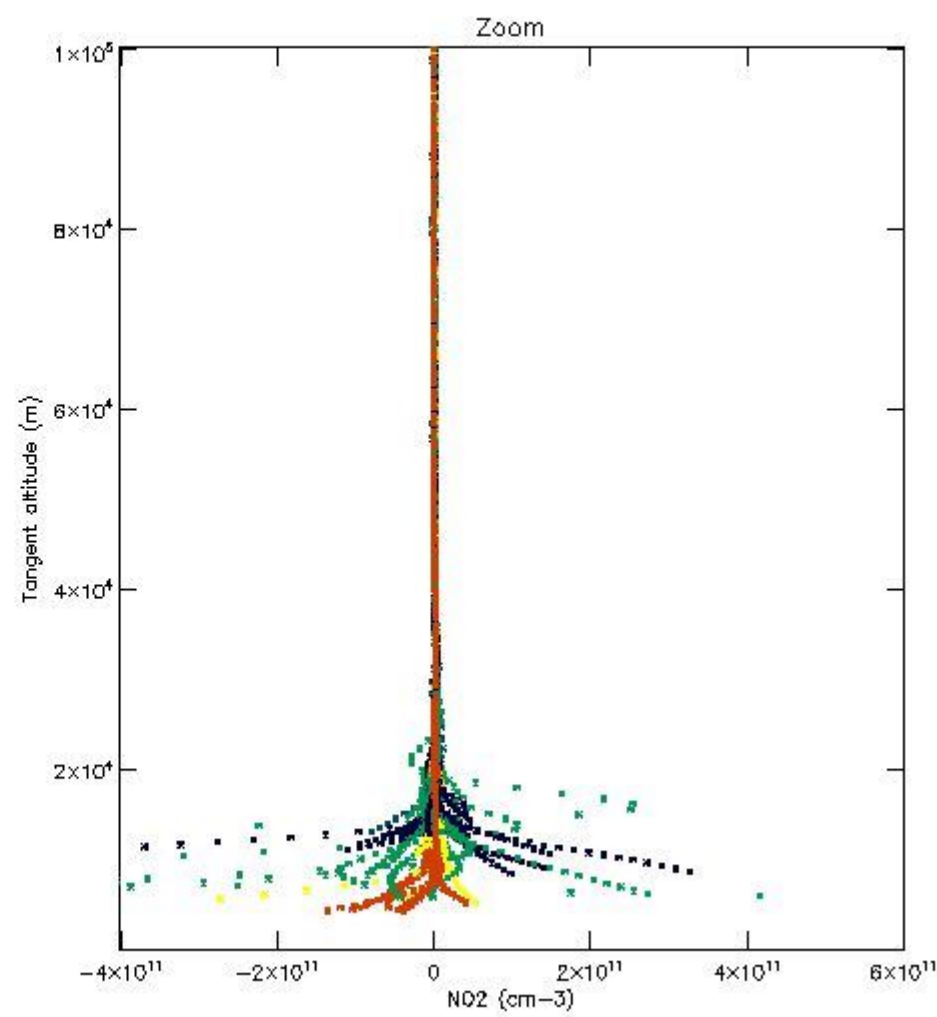
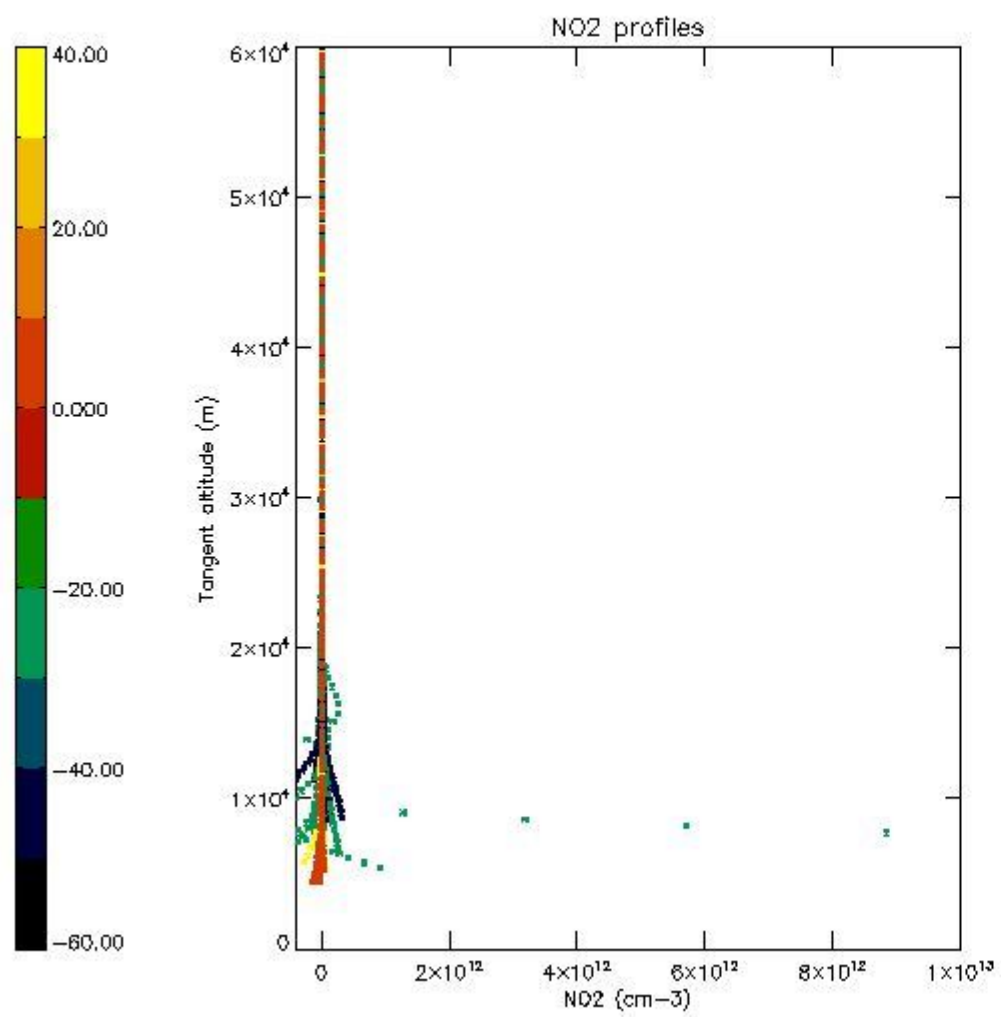
5.5 Plot ozone profiles where STD < 5% (dark without errors)

The colorbar represents the latitude.



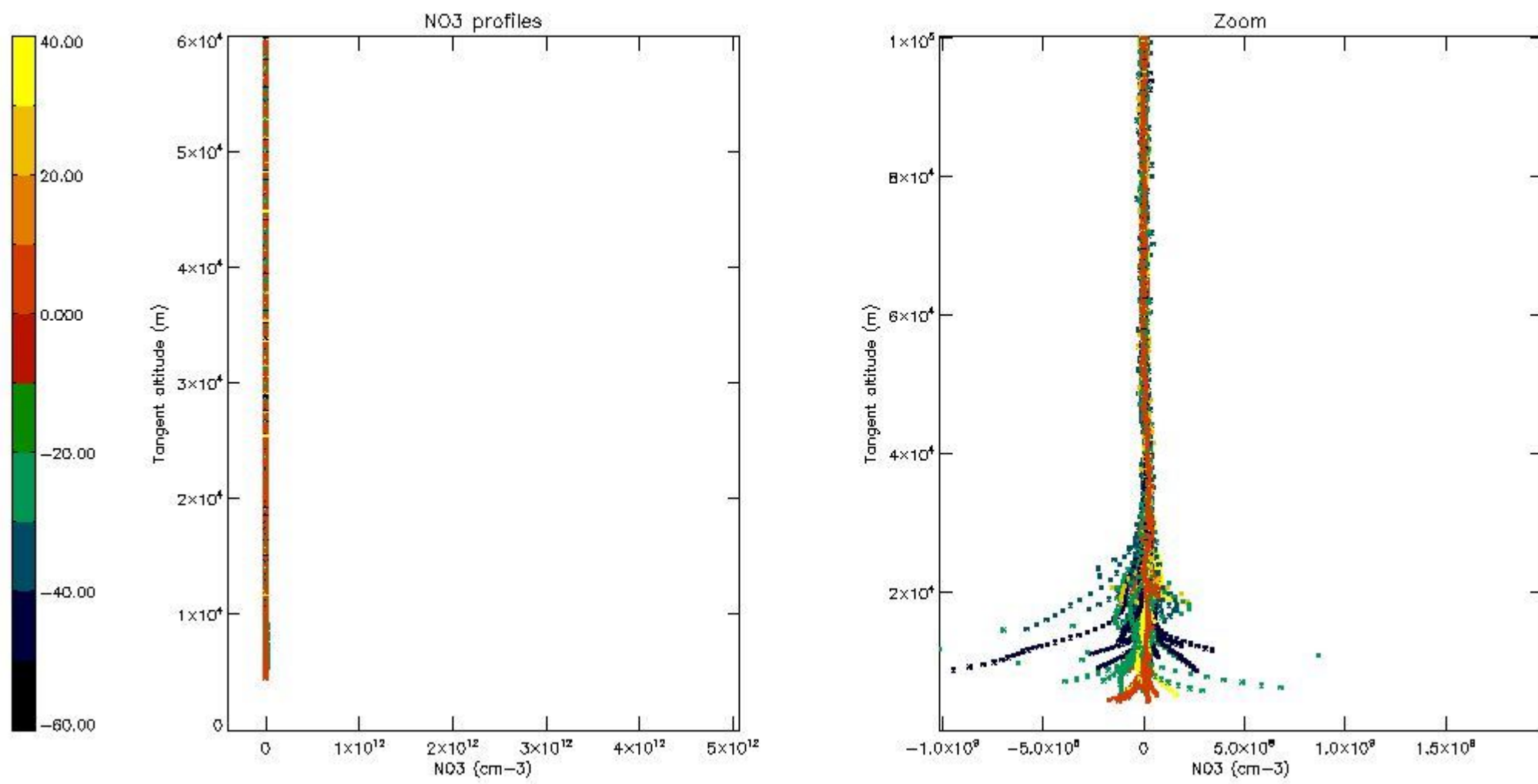
5.6 Plot NO₂ profiles for all STD (dark without errors)

The colorbar represents the latitude.



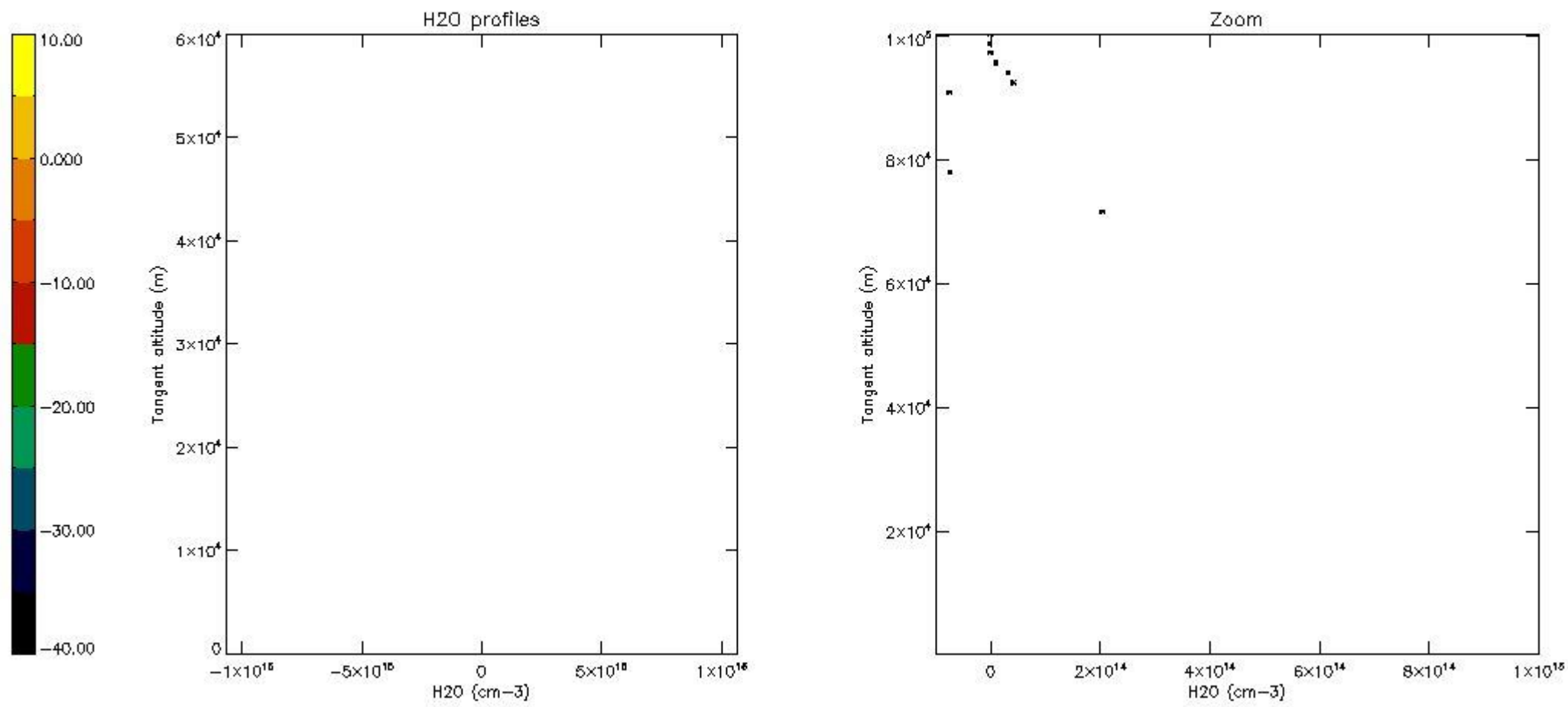
5.7 Plot NO3 profiles for all STD (dark without errors)

The colorbar represents the latitude.



5.8 Plot H₂O profiles for all STD (only for occultations of stars 1,2,3,4,13,14,16,26,63 dark without errors)

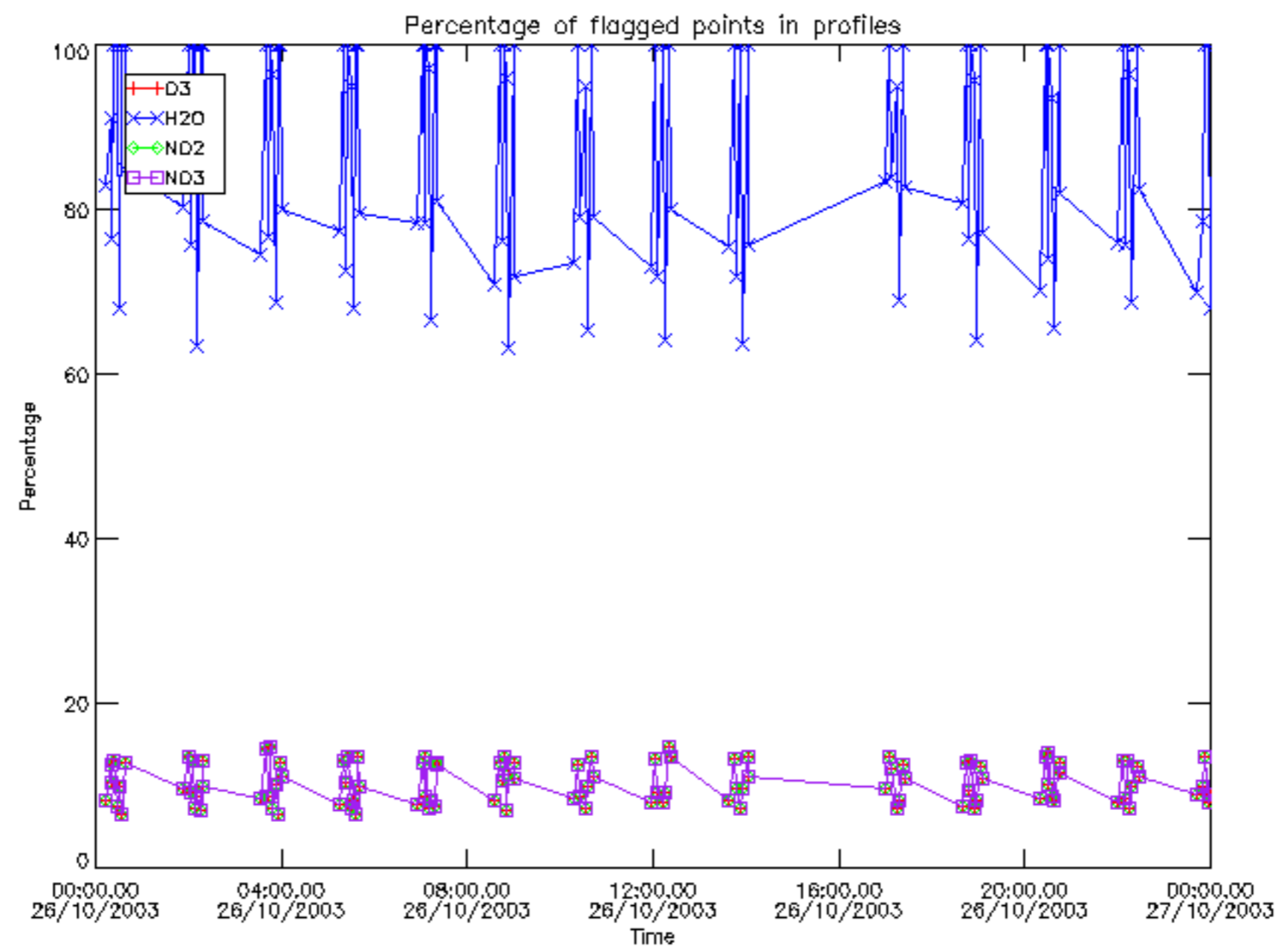
The colorbar represents the latitude.



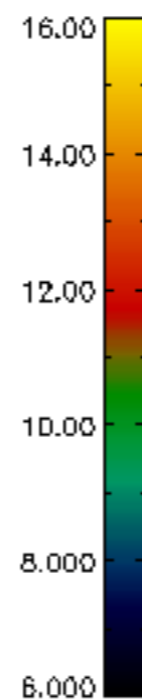
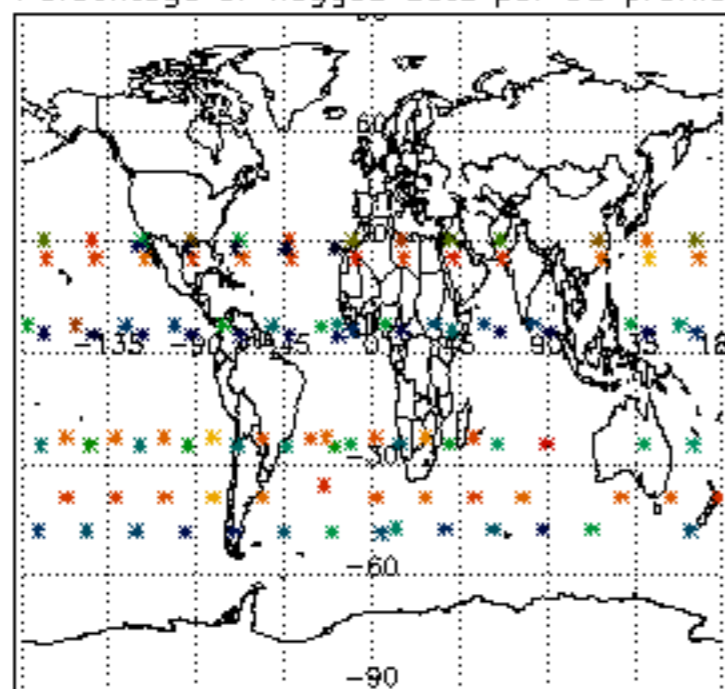
6. Auxiliary Data Files used for the production reported in section 2

The number reported in the third column indicates since which file (see list in section 2) the corresponding auxiliary file has been used. The fourth column is the date of those product files.

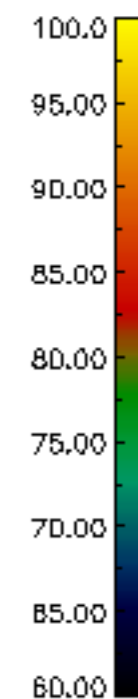
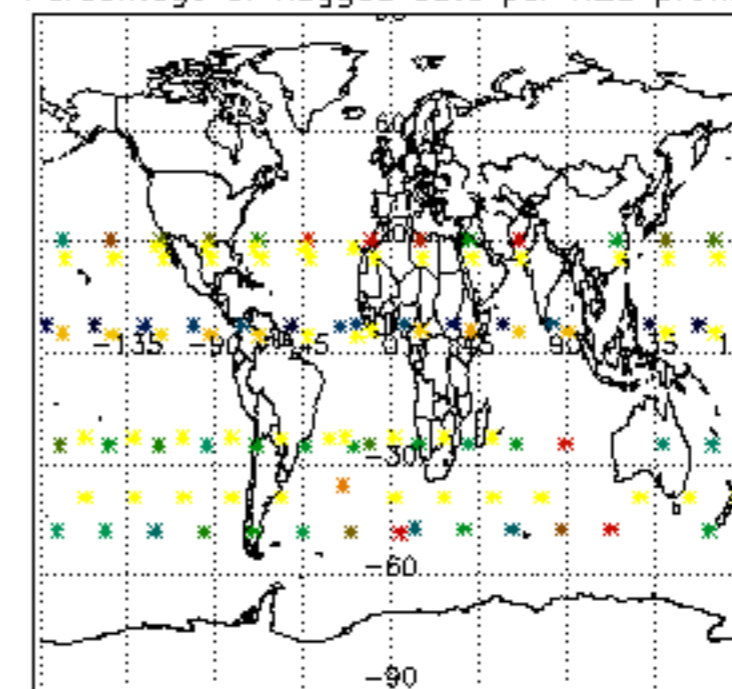
Type	Auxiliary Filename	Used since product	Used since product date
INST_PHYS_CHARACTERISTICS	GOM_INS_AXVIEC20091111_143220_20030716_120000_20500101_000000	1	26-OCT-2003 00:00:38
LEVEL-2_PROC_CONFIG	GOM_PR2_AXVIEC20091111_152718_20020301_000000_20500101_000000	1	26-OCT-2003 00:00:38
CROSS_SECTIONS_FILE	GOM_CRS_AXVIEC20091111_154832_20020301_000000_20500101_000000	1	26-OCT-2003 00:00:38



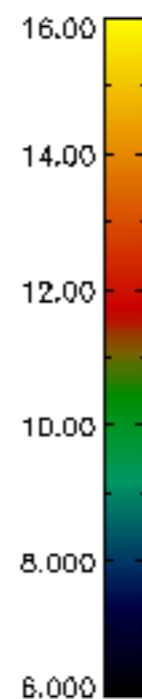
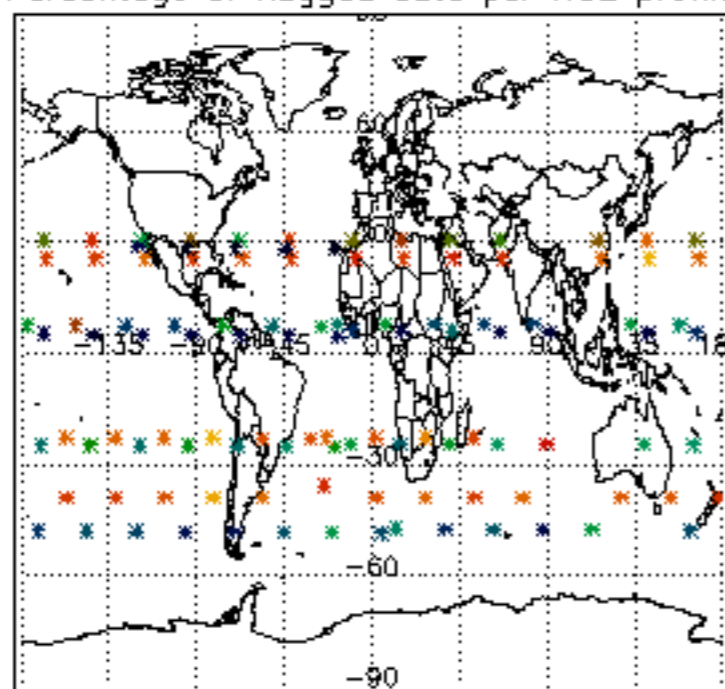
Percentage of flagged data per D3 profile



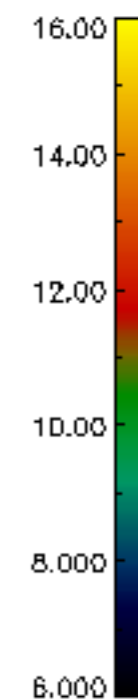
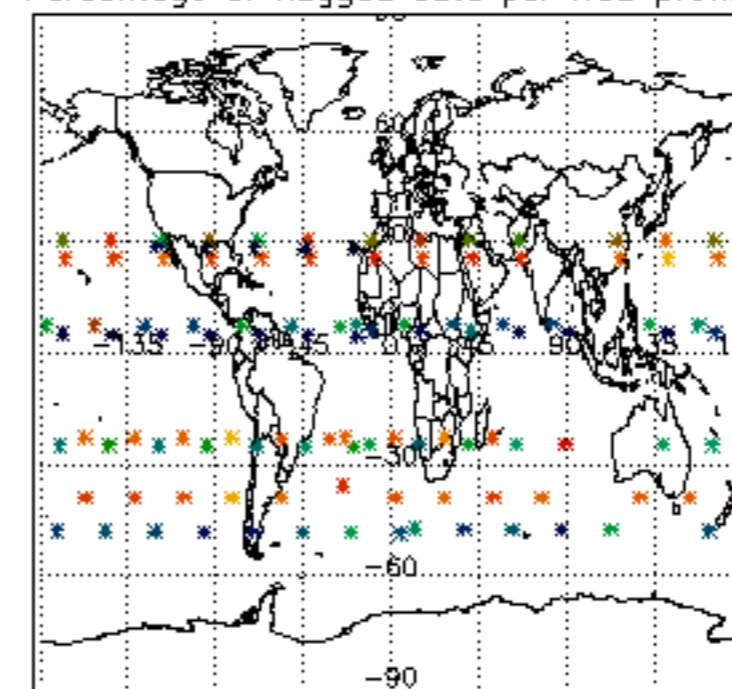
Percentage of flagged data per H2O profile

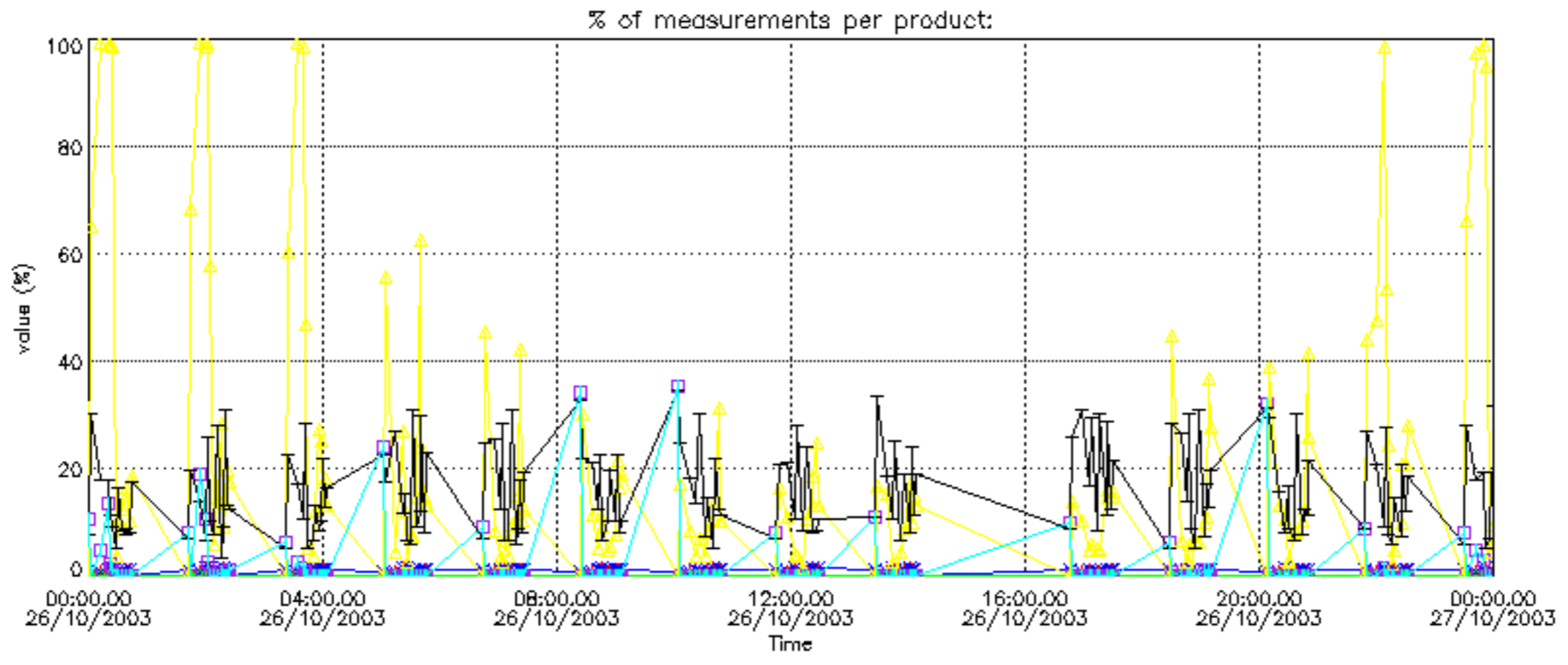


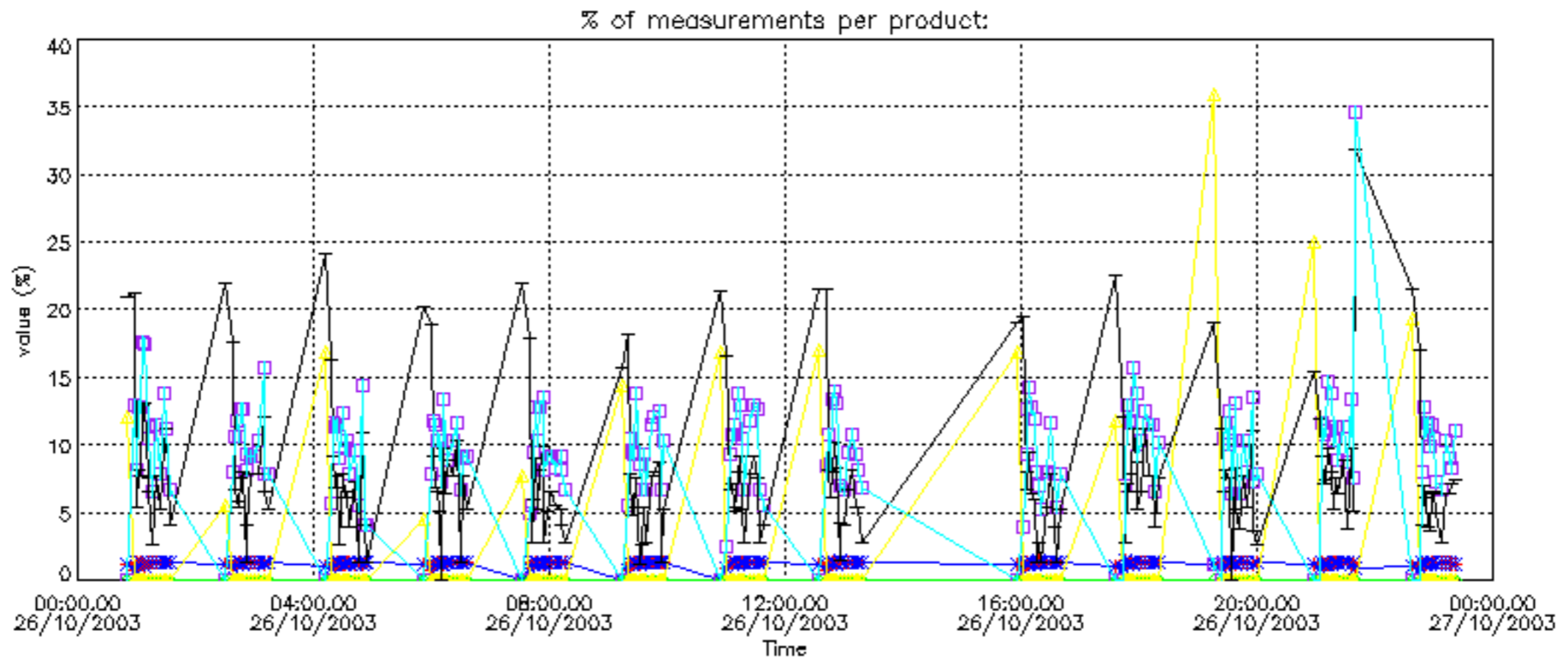
Percentage of flagged data per NO2 profile



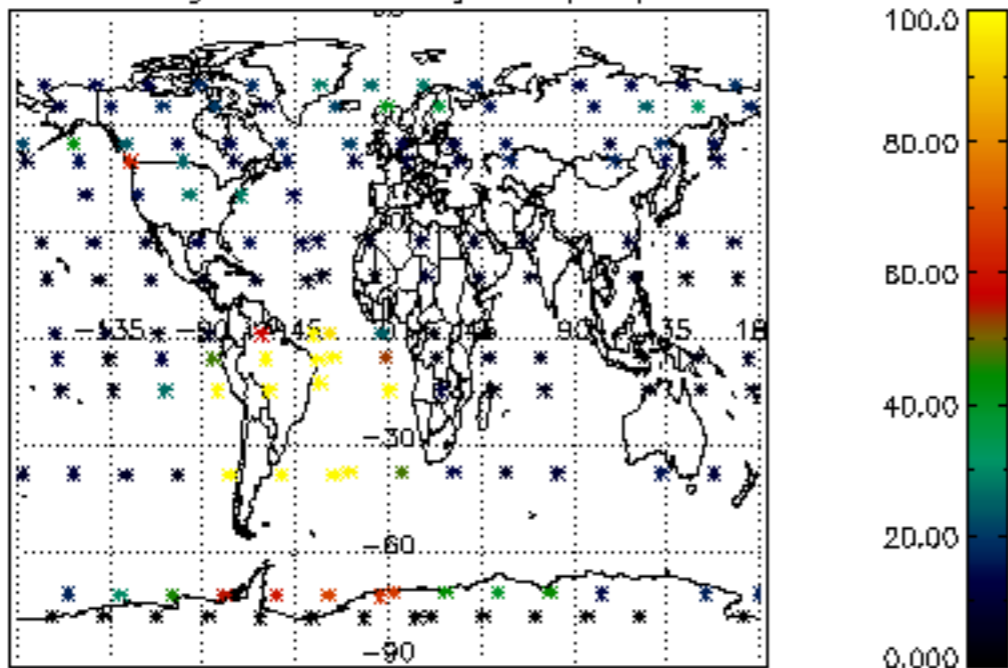
Percentage of flagged data per NO3 profile



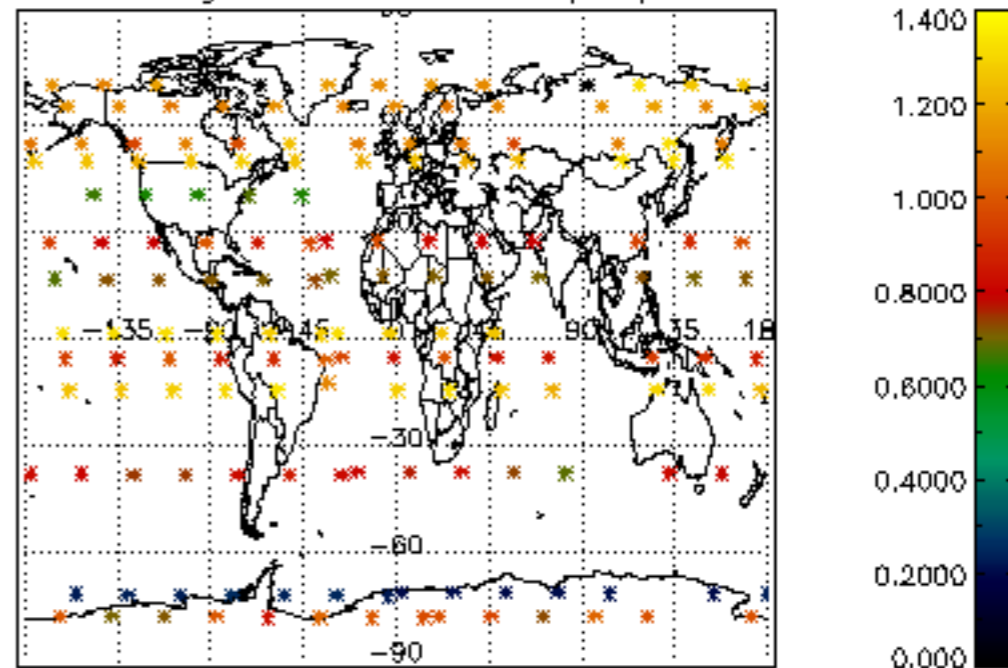




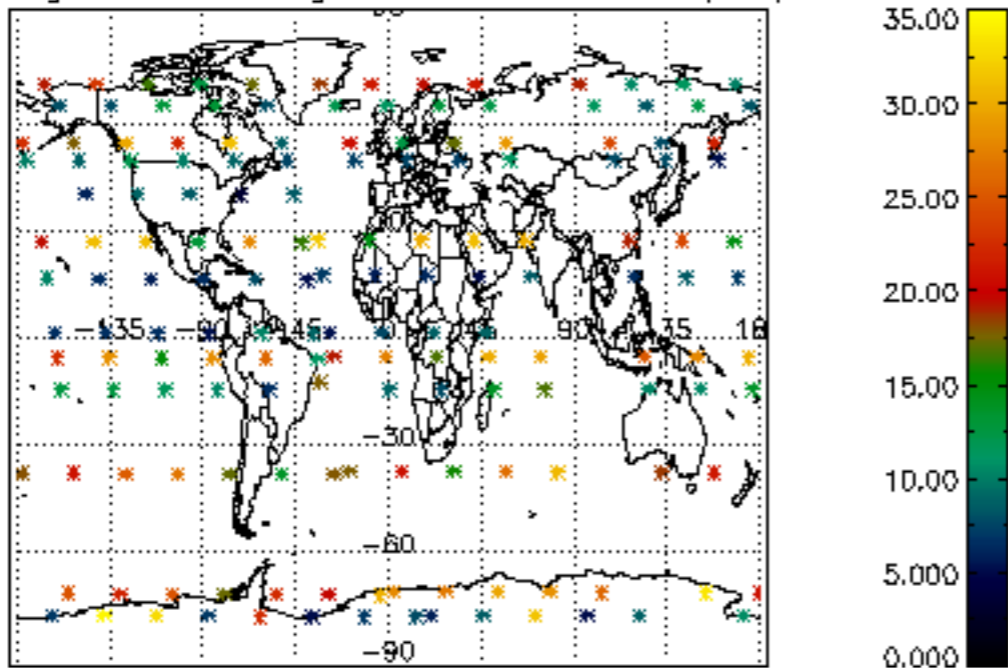
Percentage of cosmic ray hits per profile



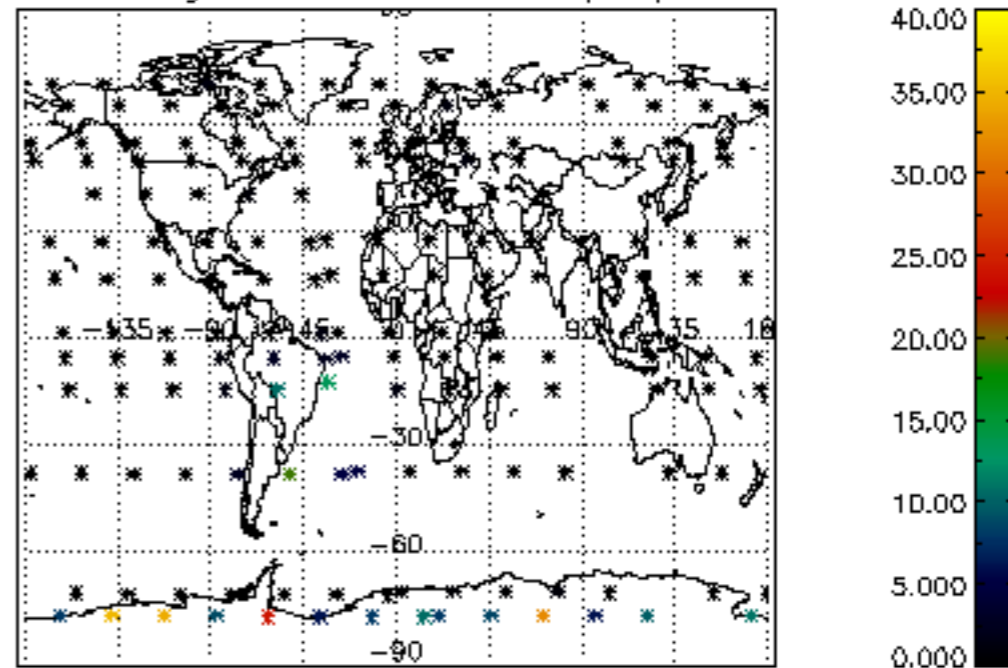
Percentage of datation errors per profile



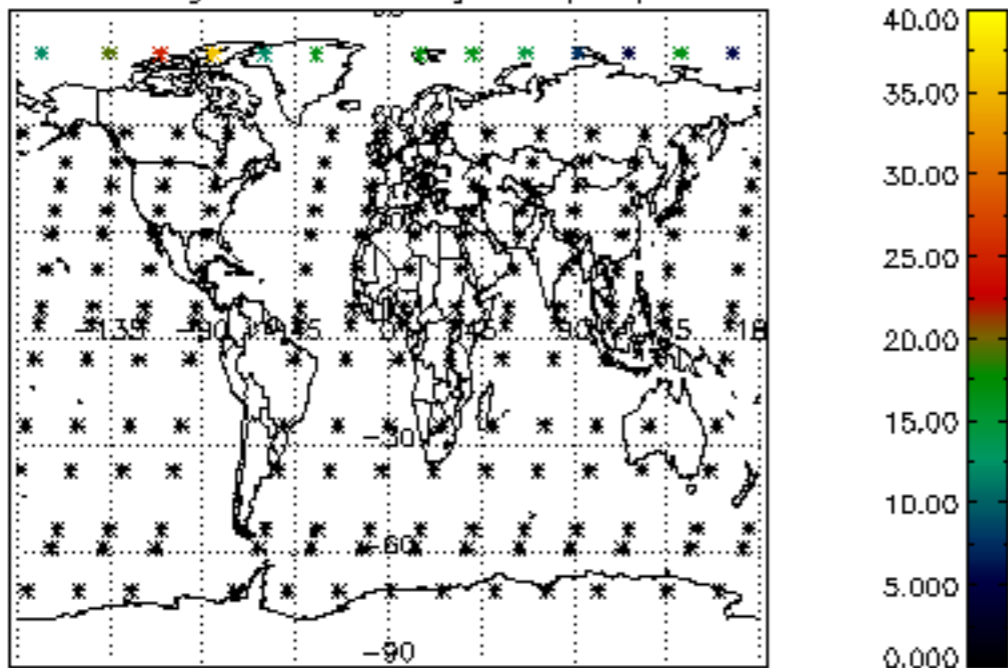
Percentage of star falling outside central band per profile



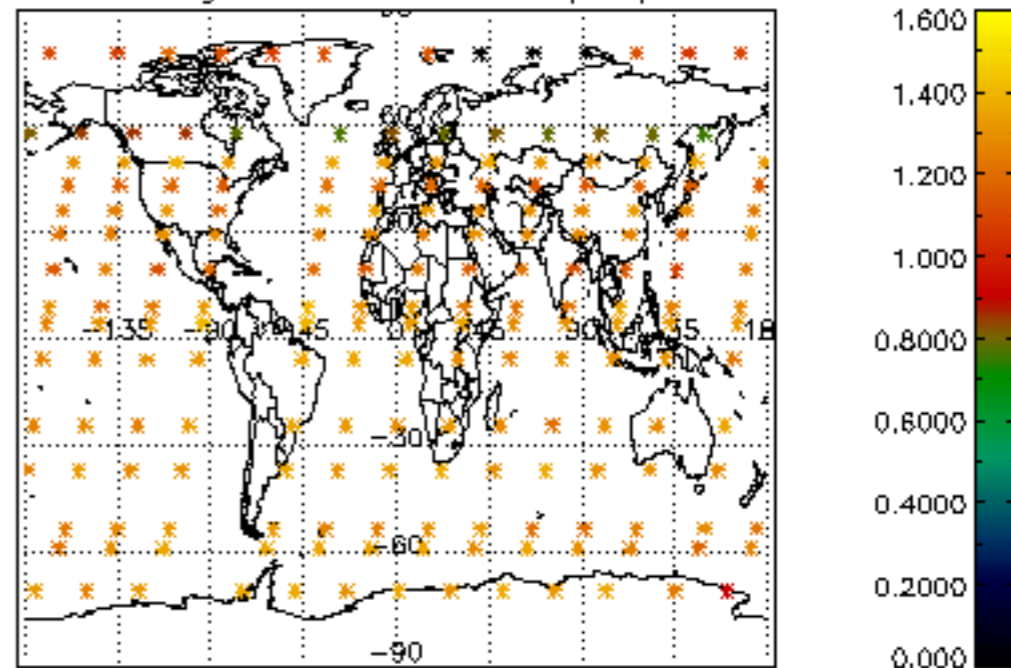
Percentage of saturation errors per profile



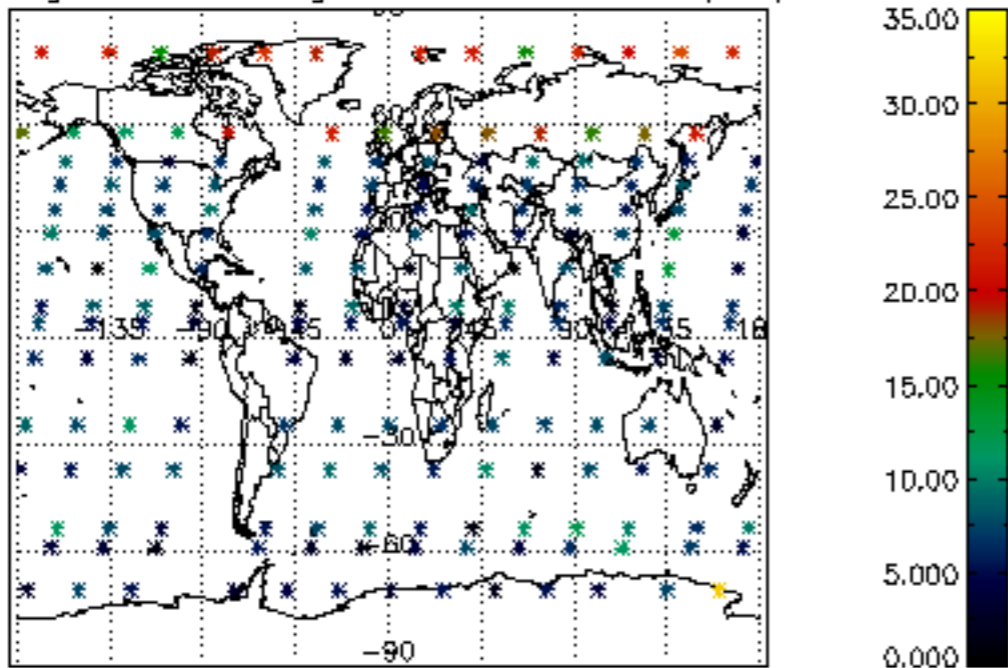
Percentage of cosmic ray hits per profile



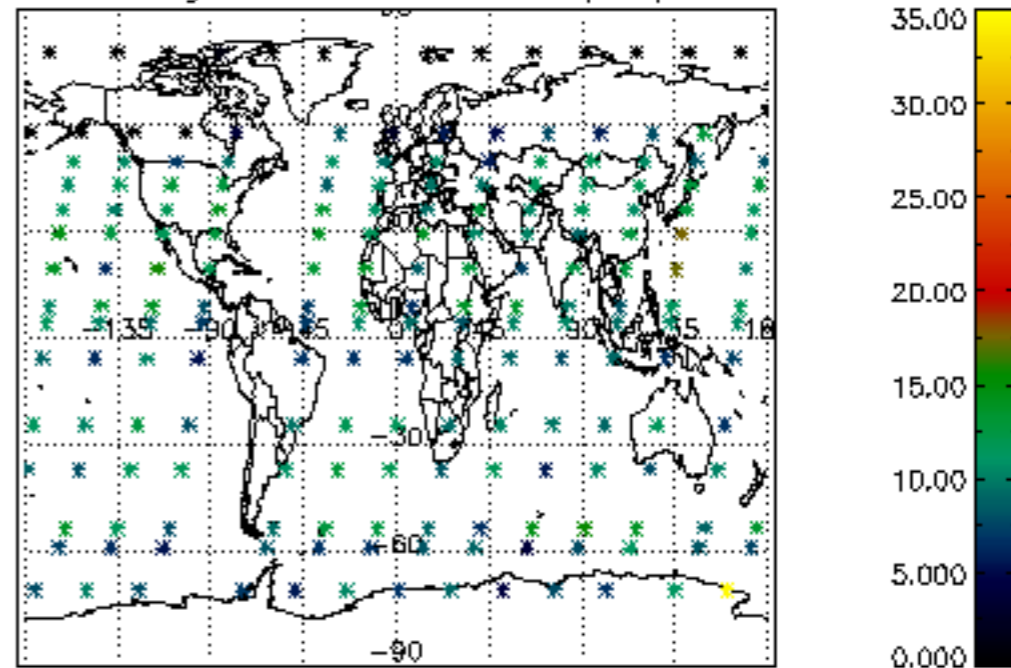
Percentage of datation errors per profile

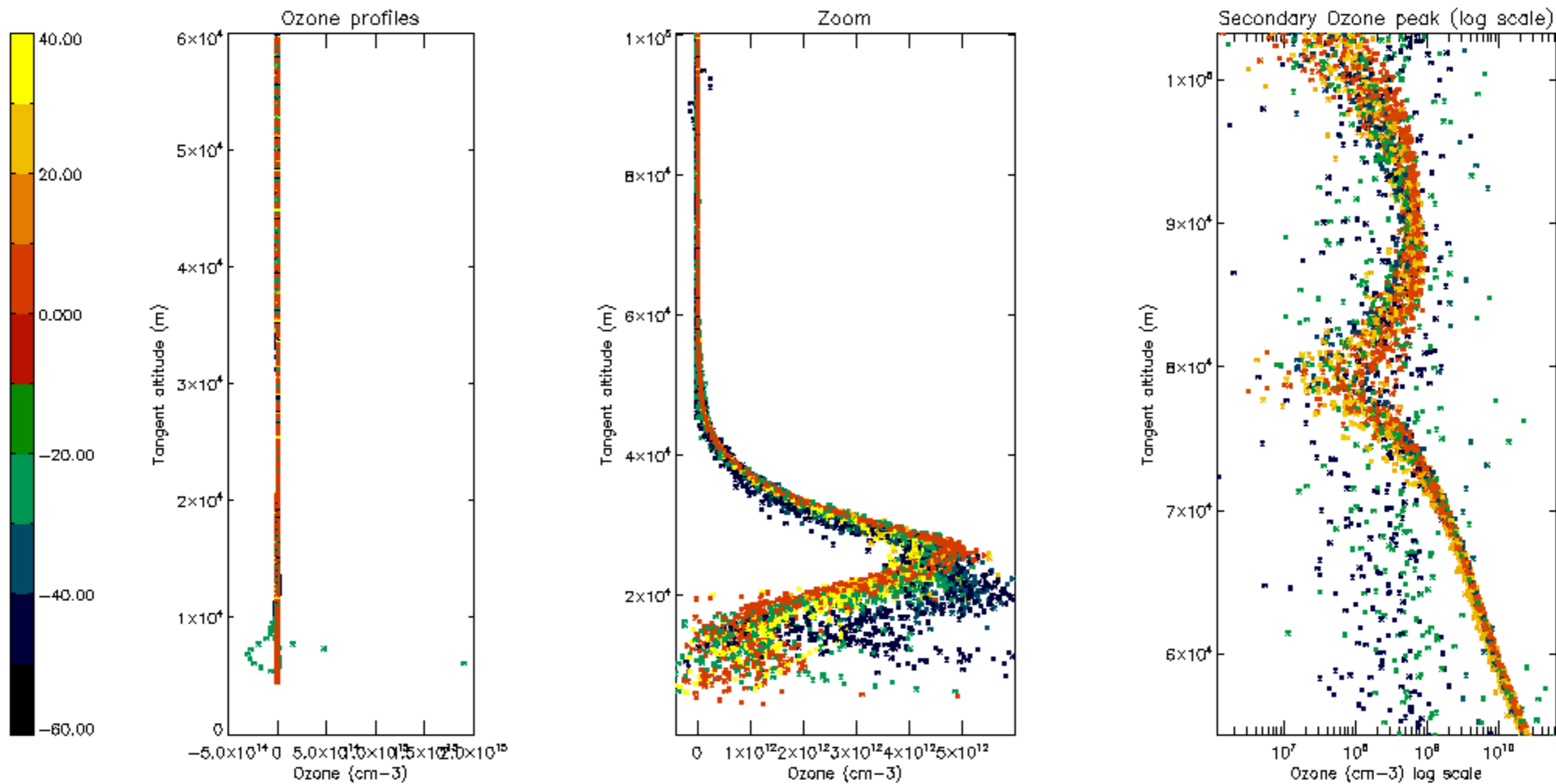


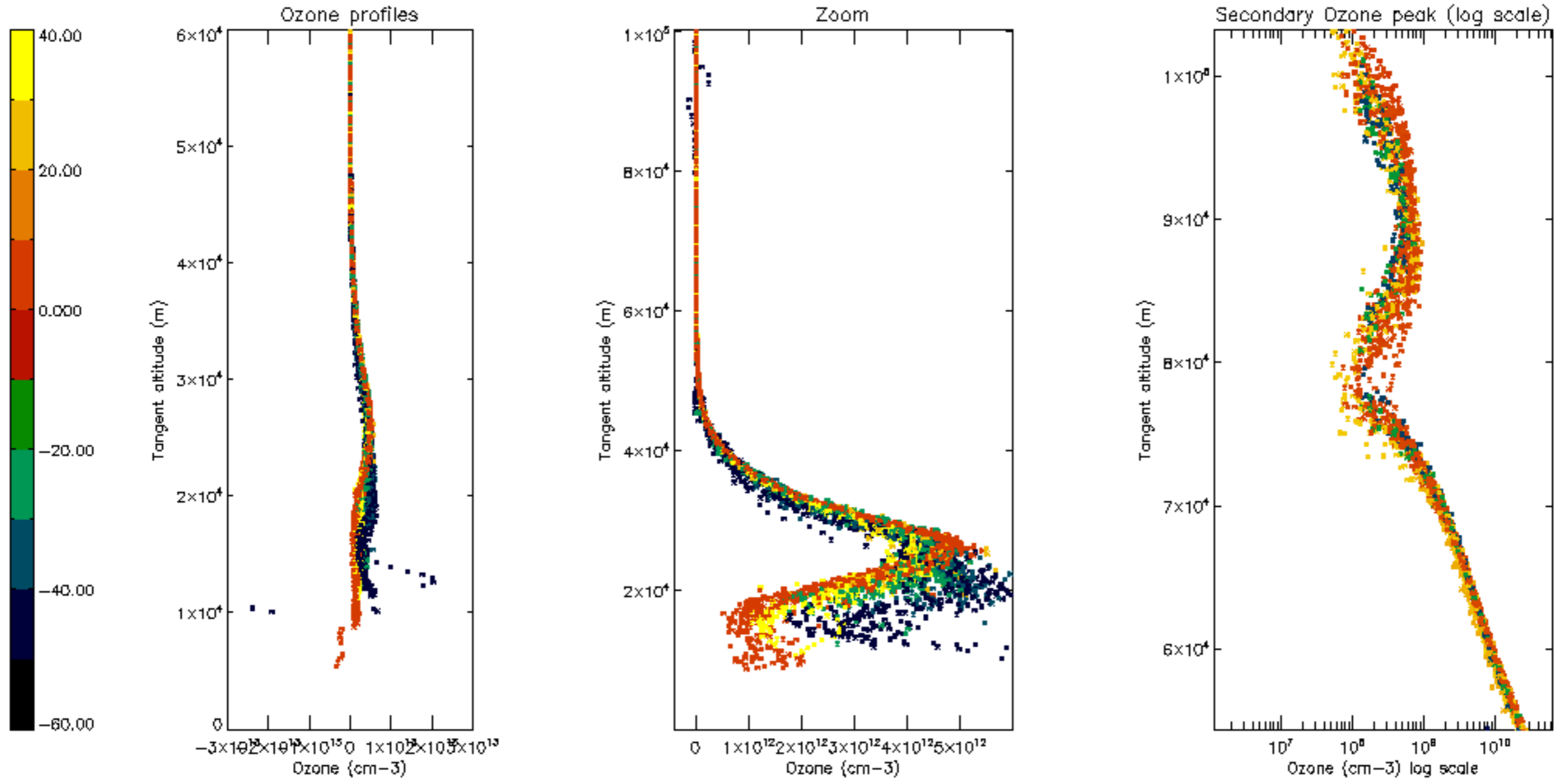
Percentage of star falling outside central band per profile

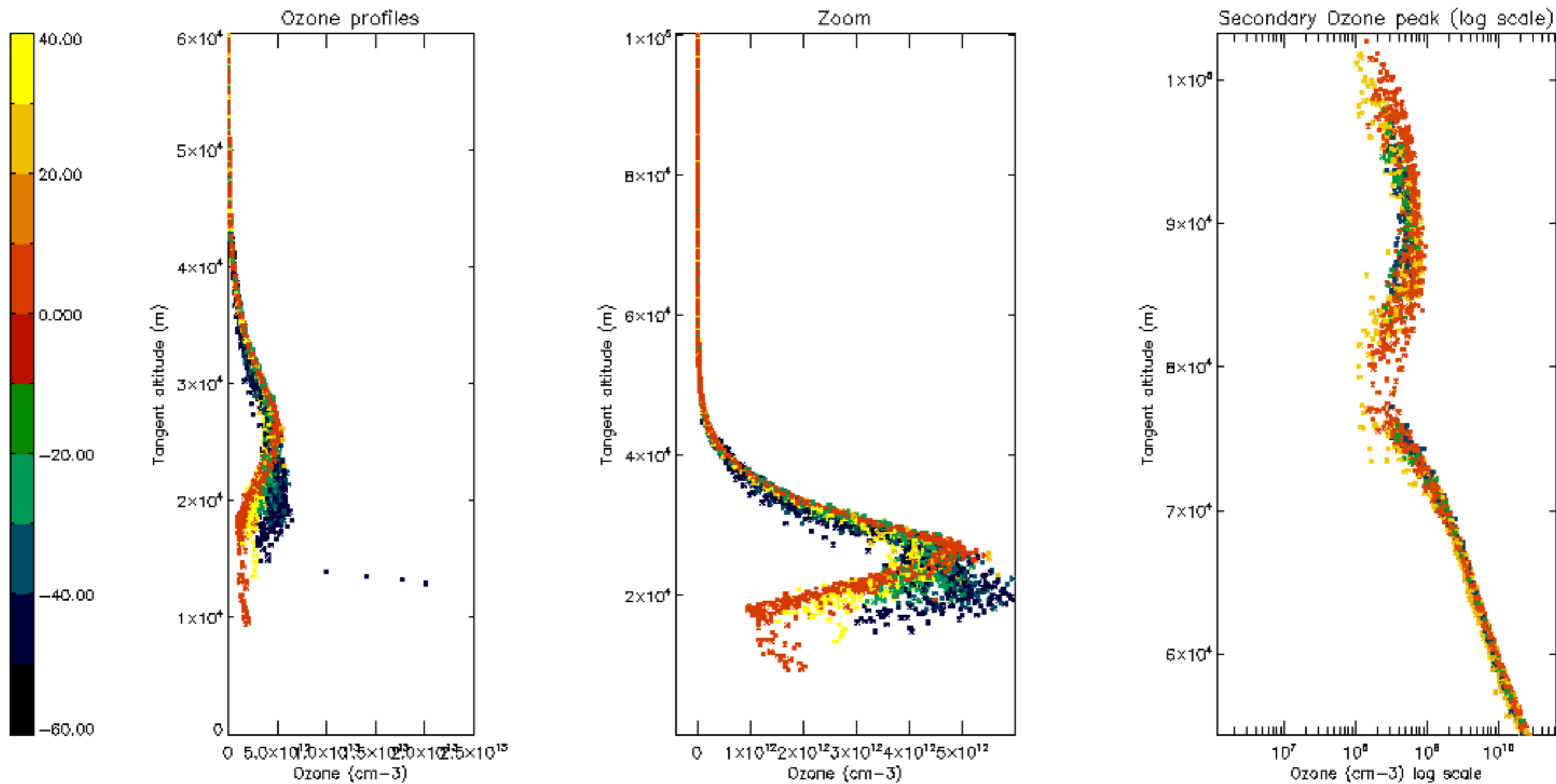


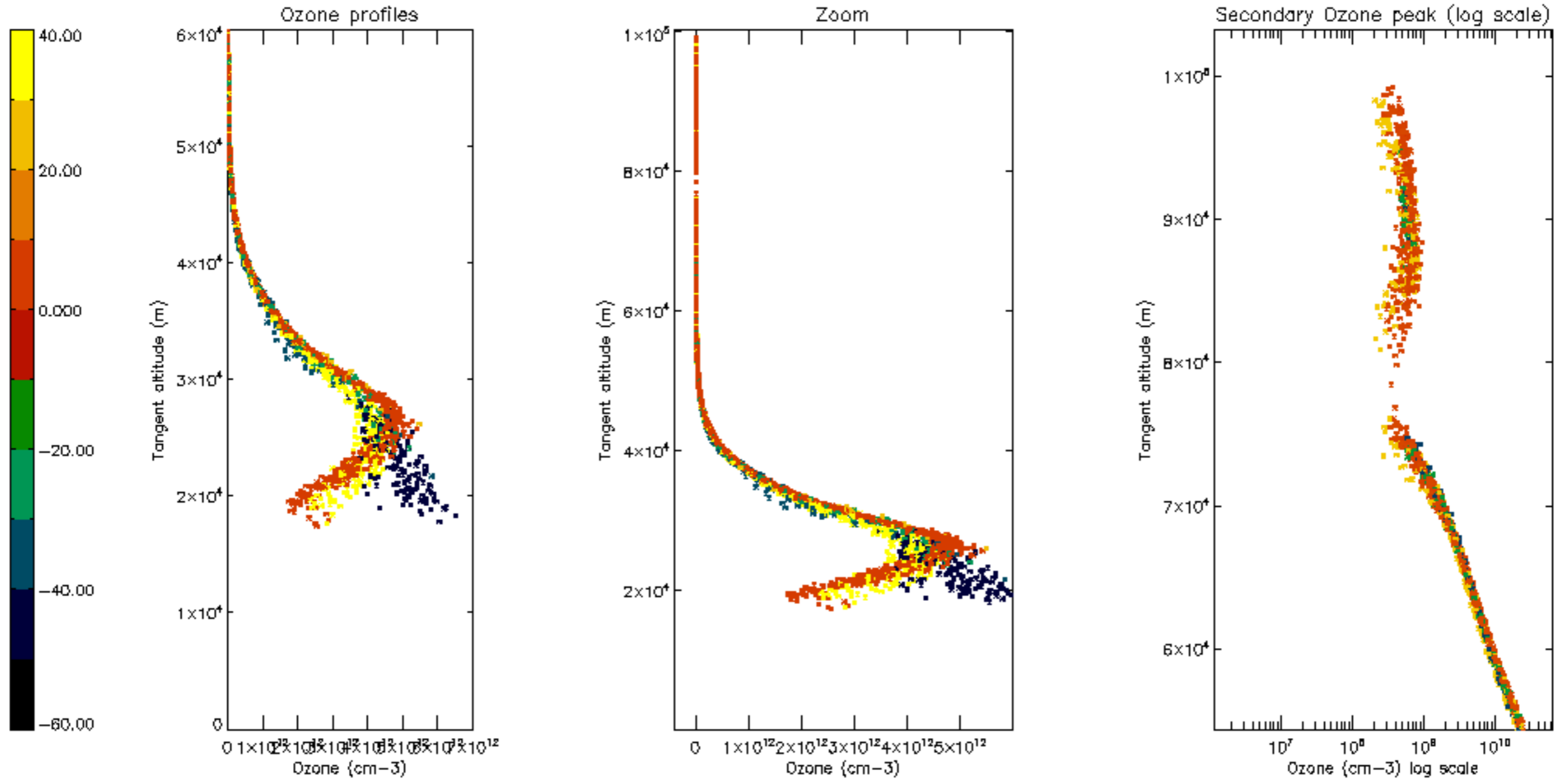
Percentage of saturation errors per profile

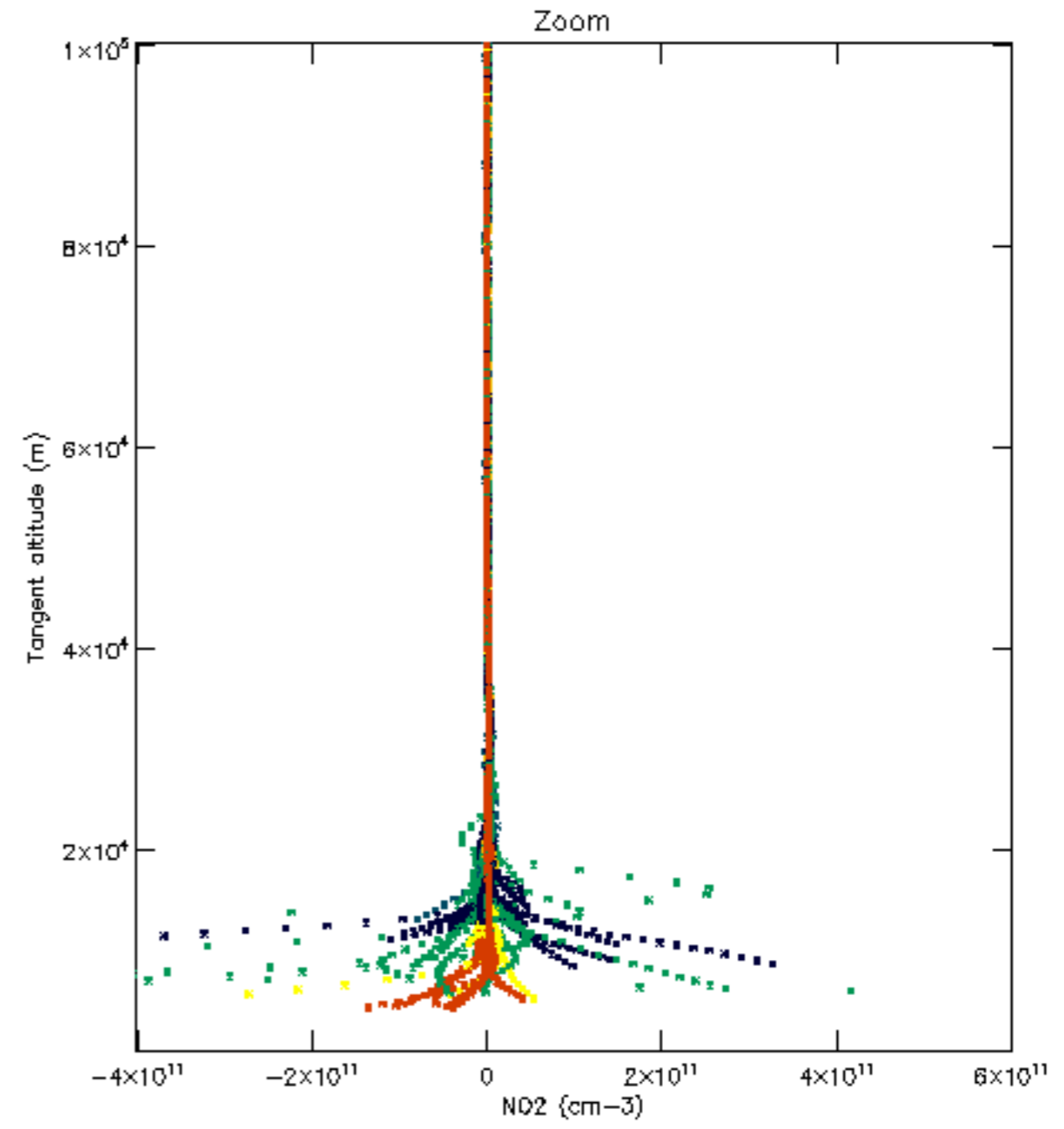
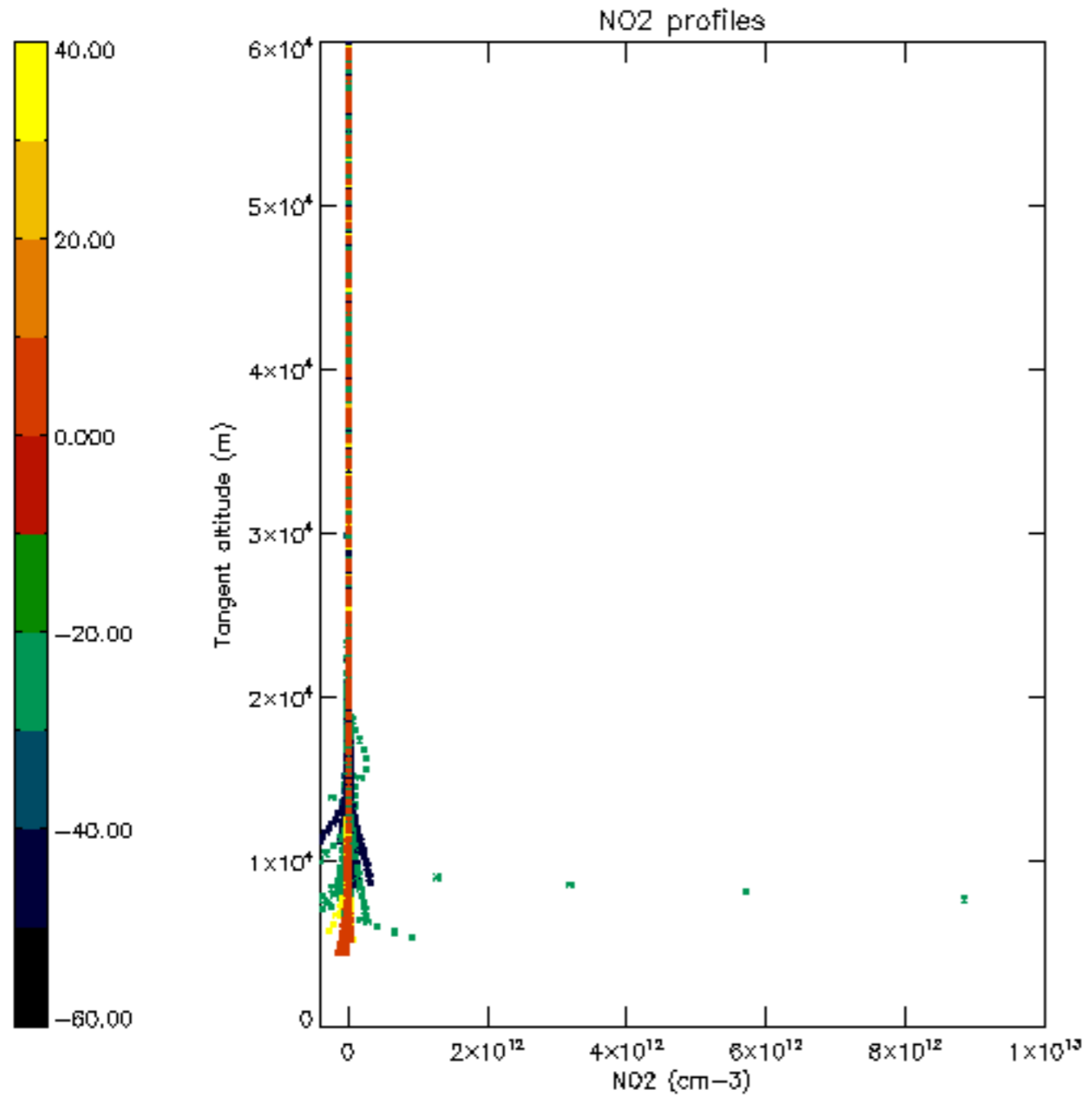


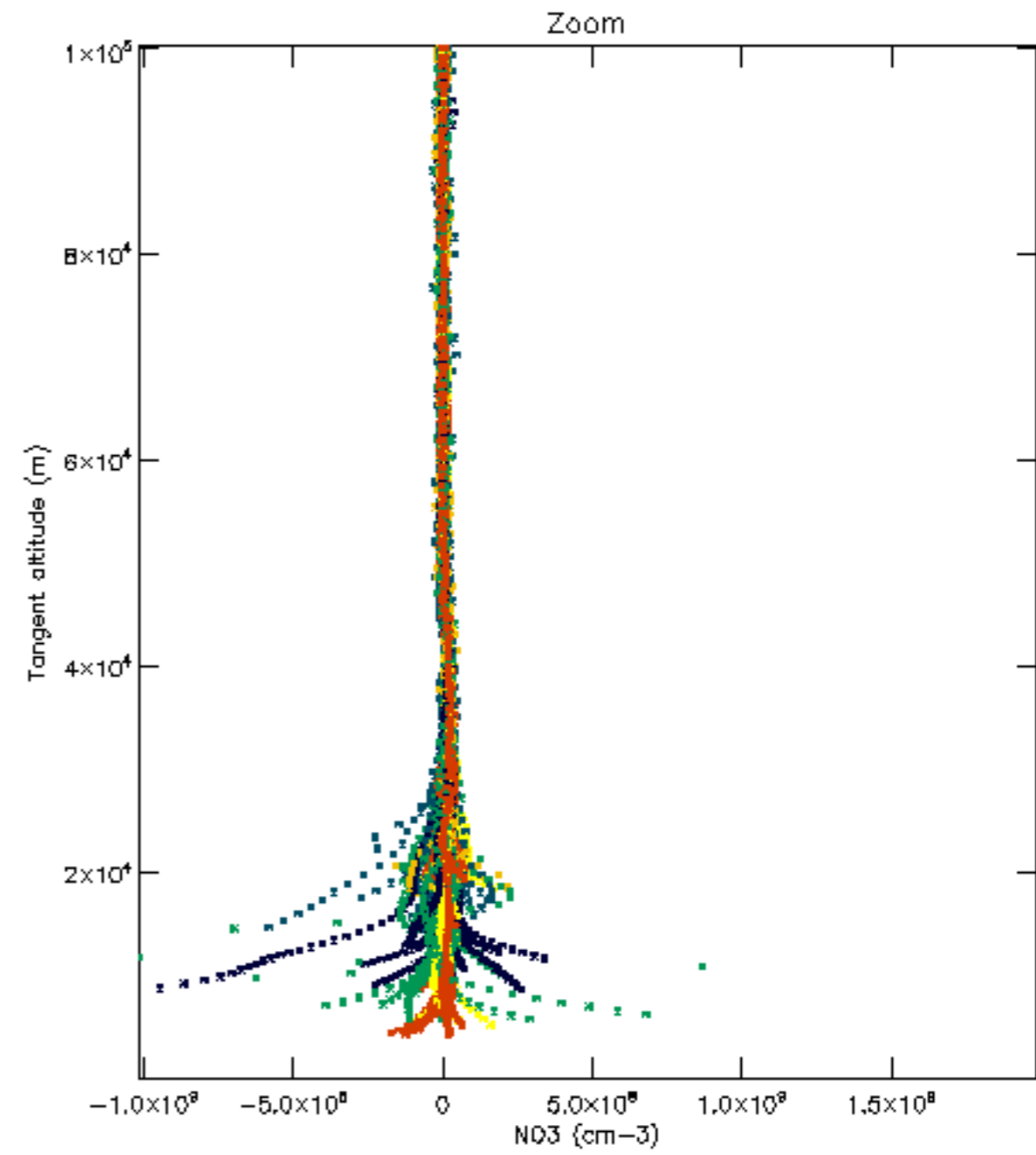
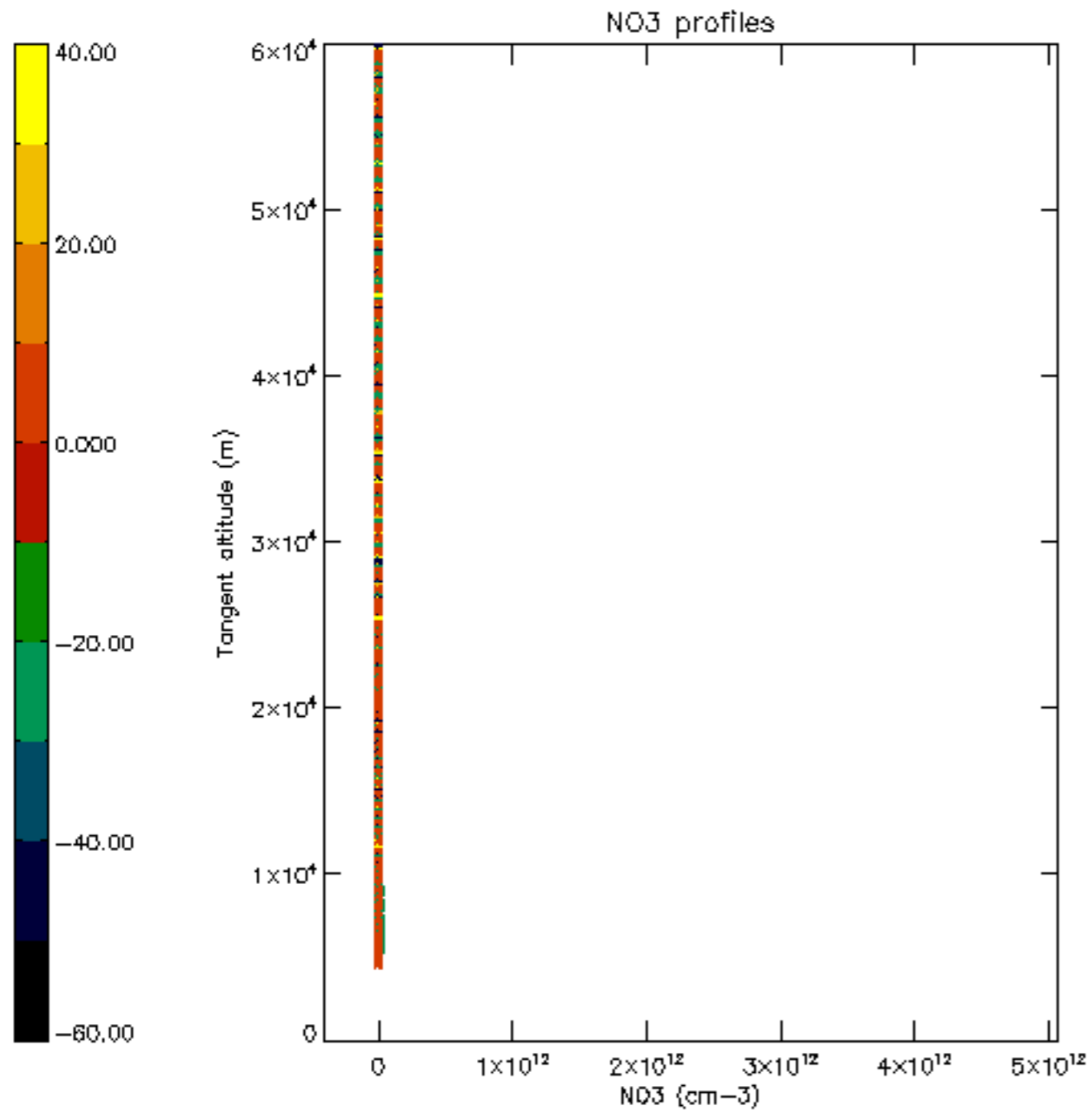


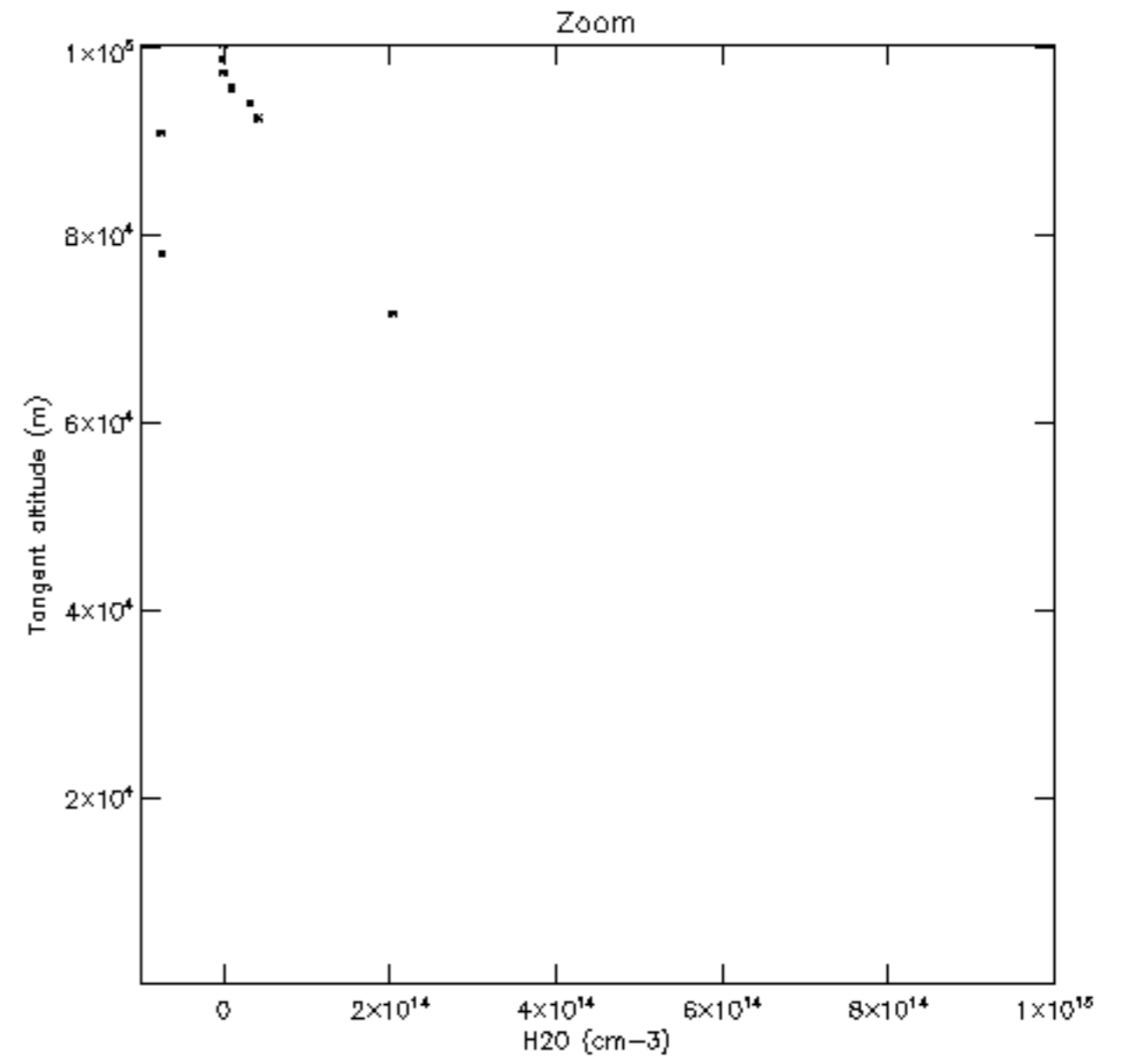
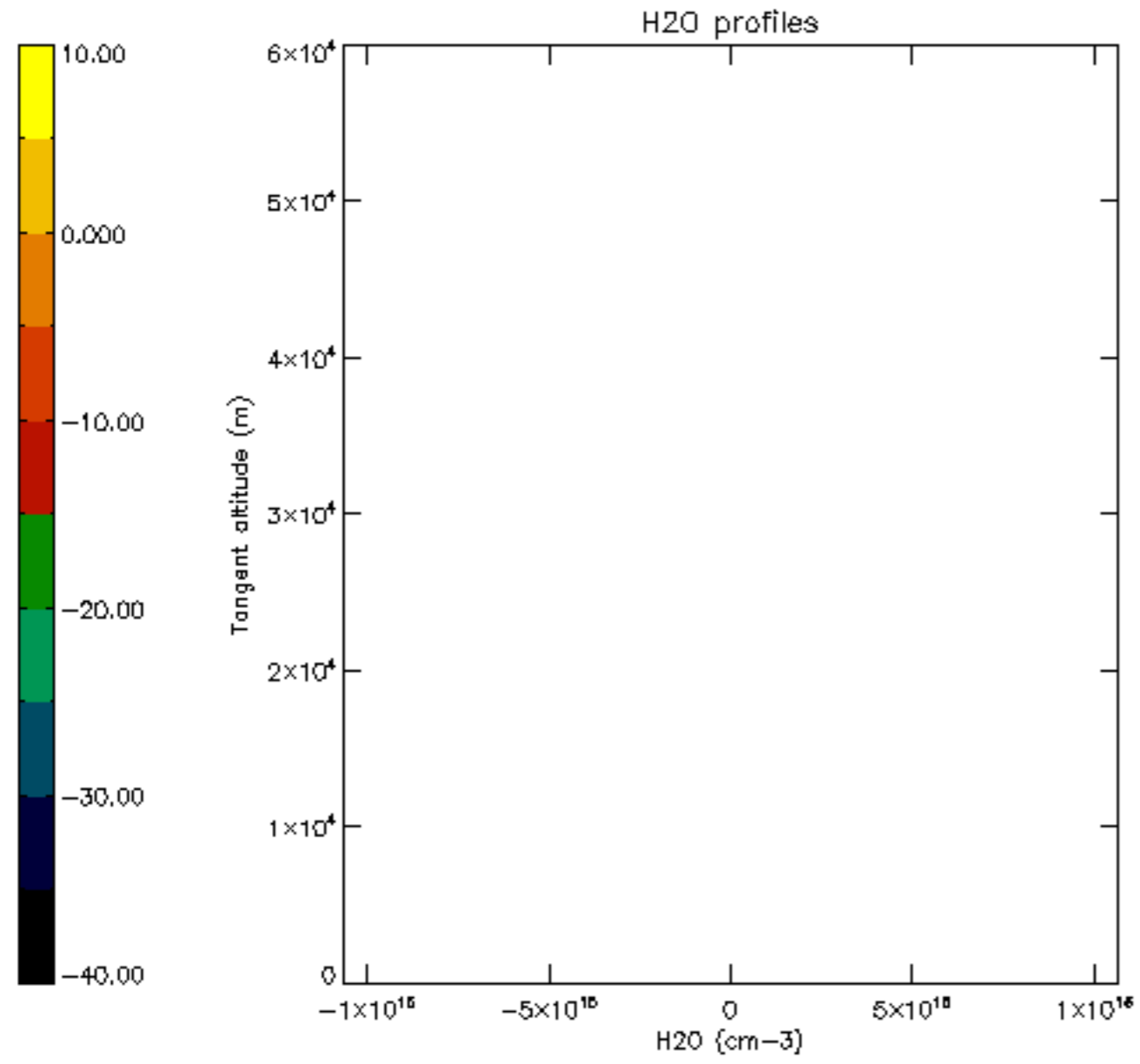


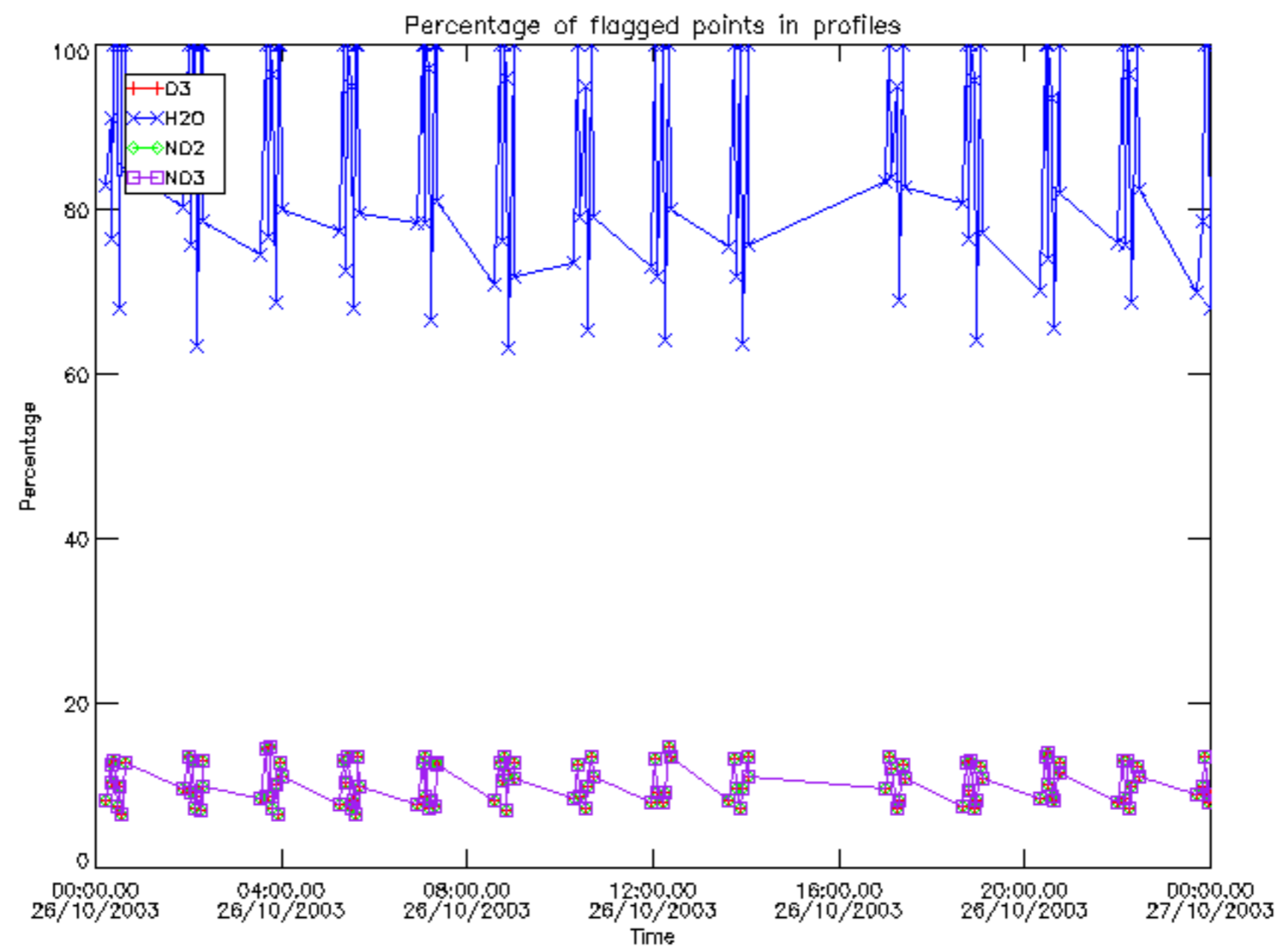




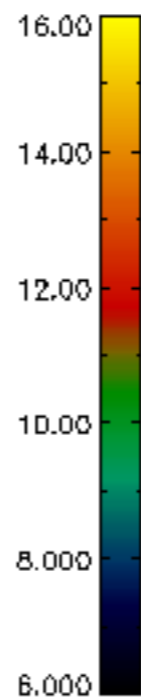
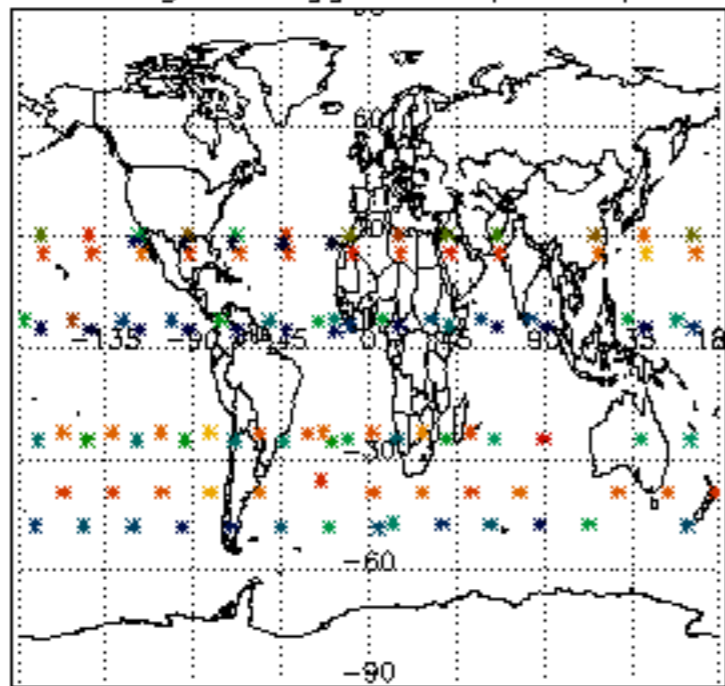




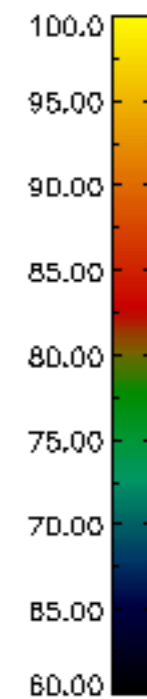
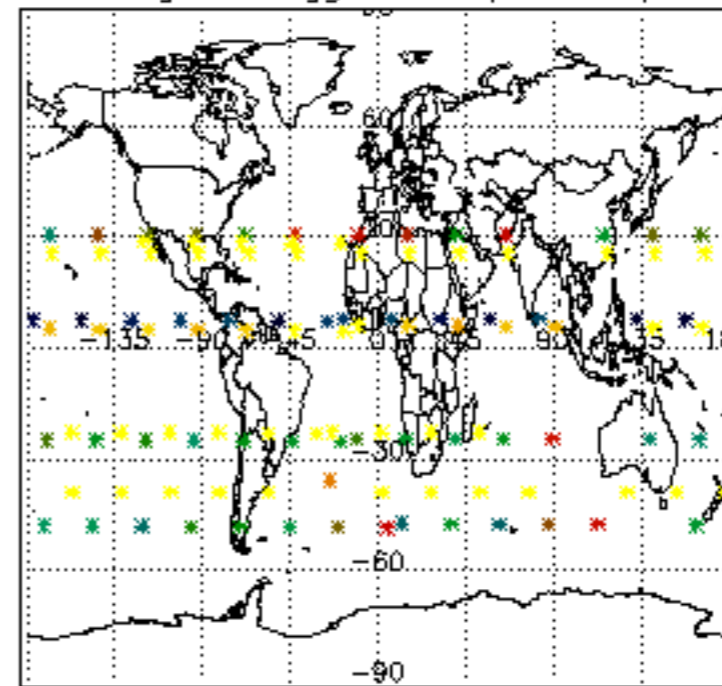




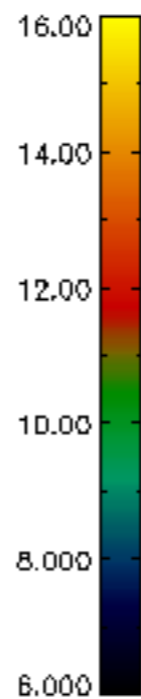
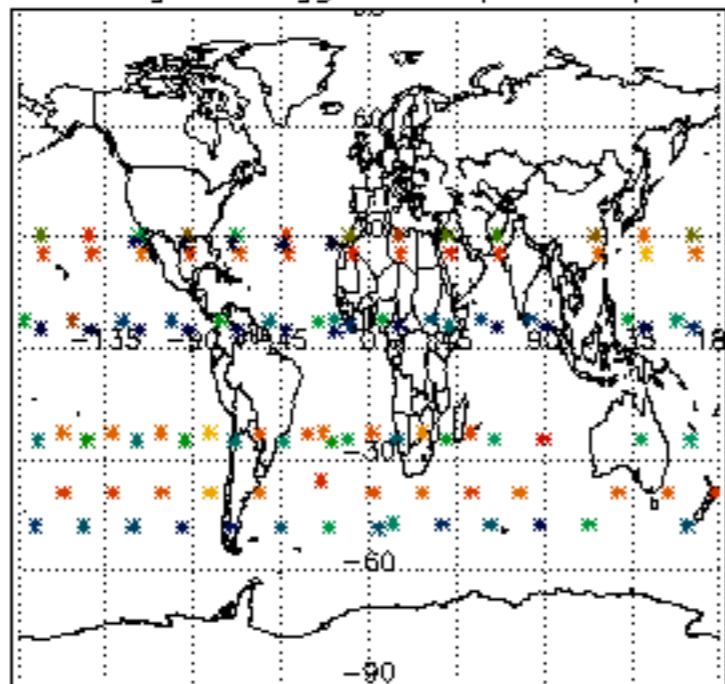
Percentage of flagged data per D3 profile



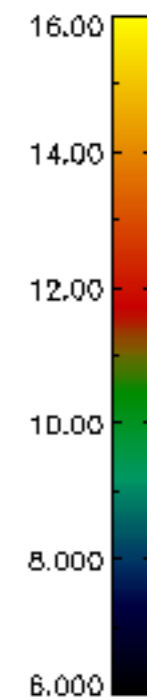
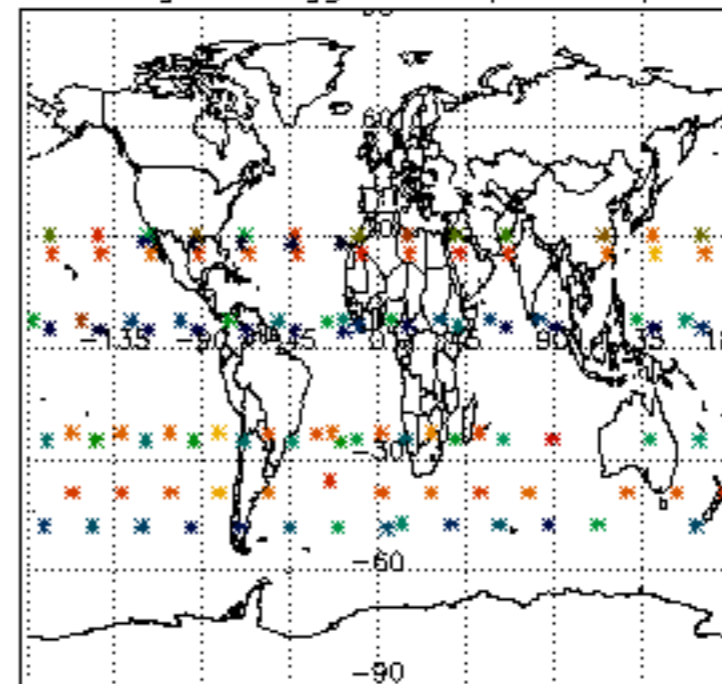
Percentage of flagged data per H2O profile

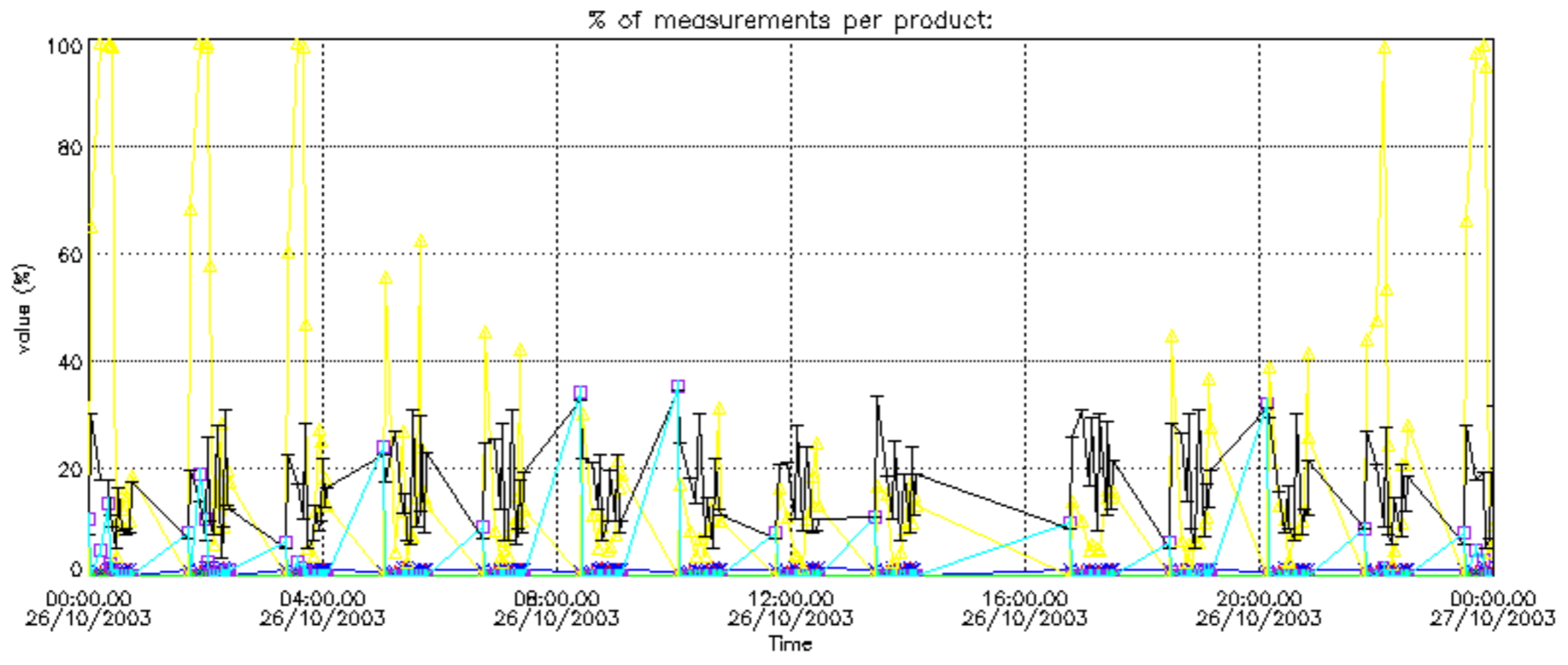


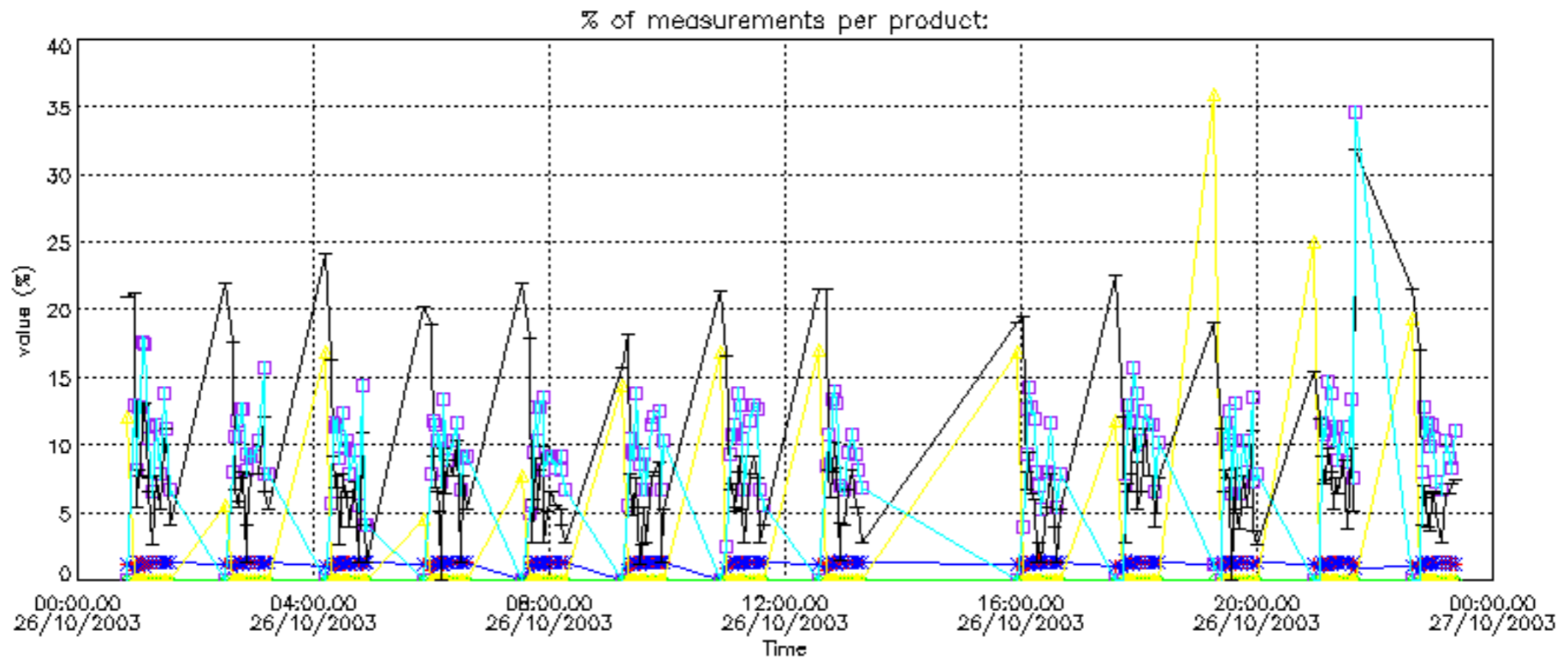
Percentage of flagged data per NO2 profile



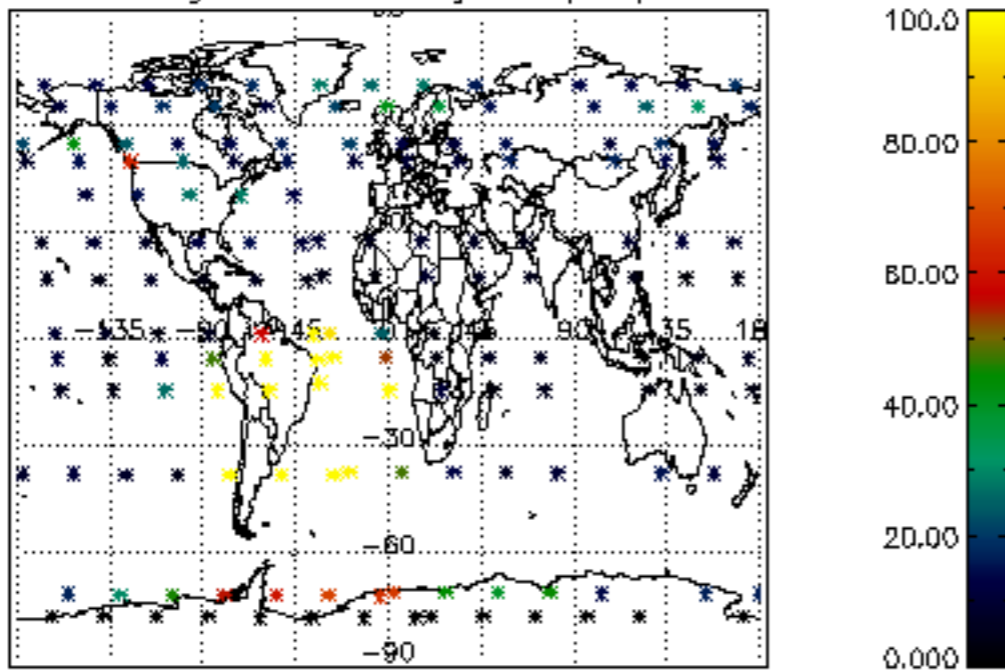
Percentage of flagged data per NO3 profile



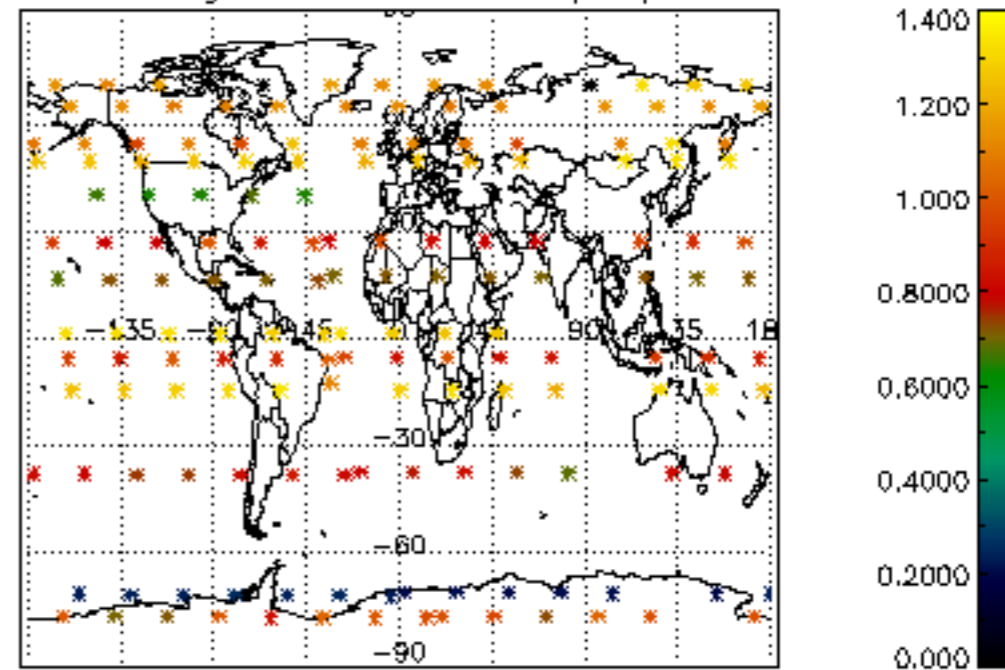




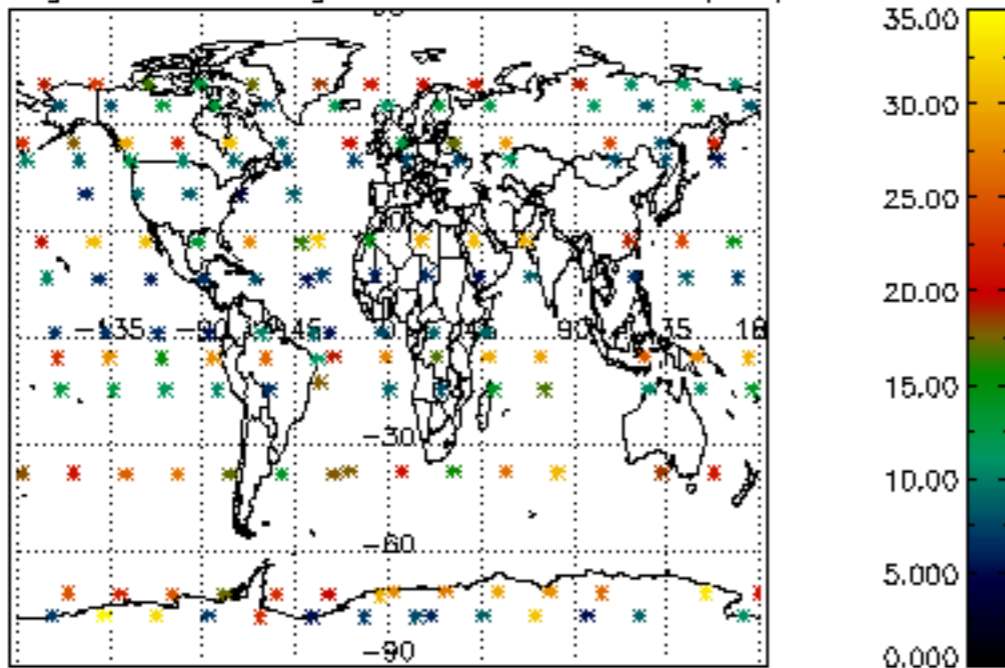
Percentage of cosmic ray hits per profile



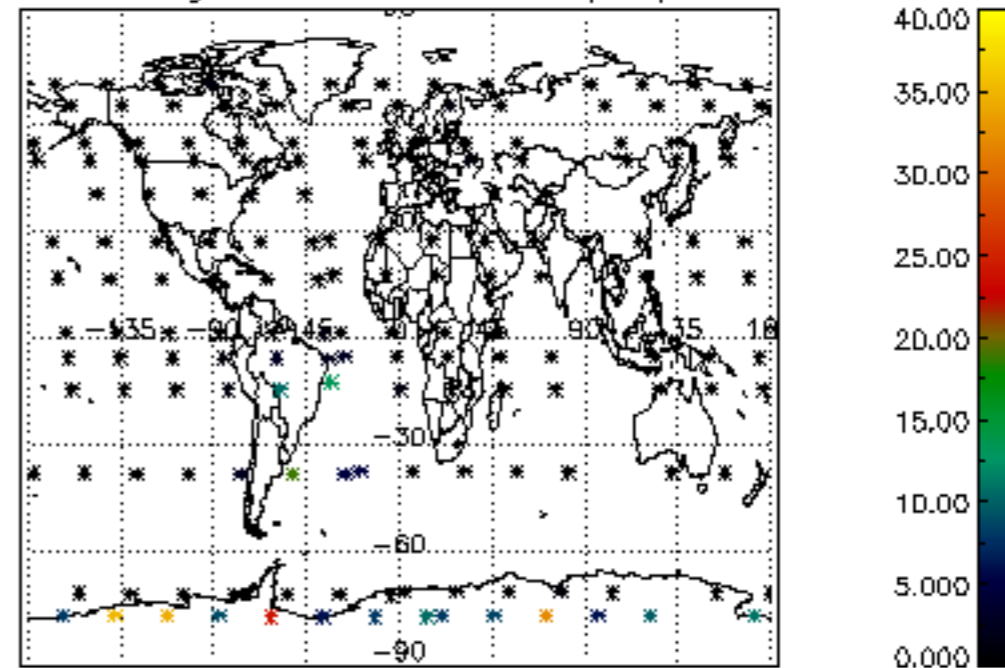
Percentage of datation errors per profile



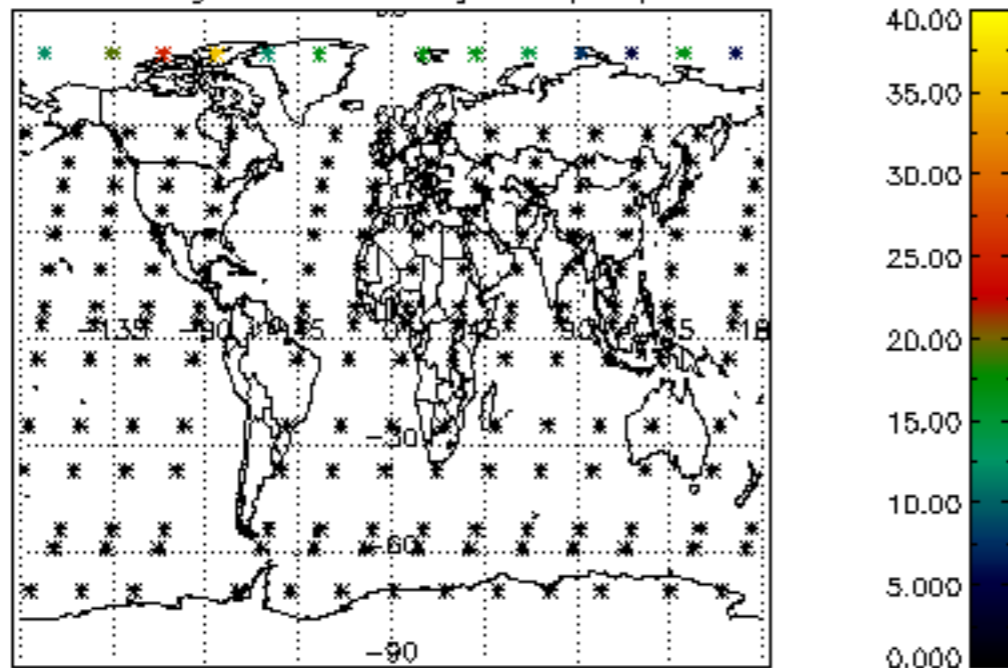
Percentage of star falling outside central band per profile



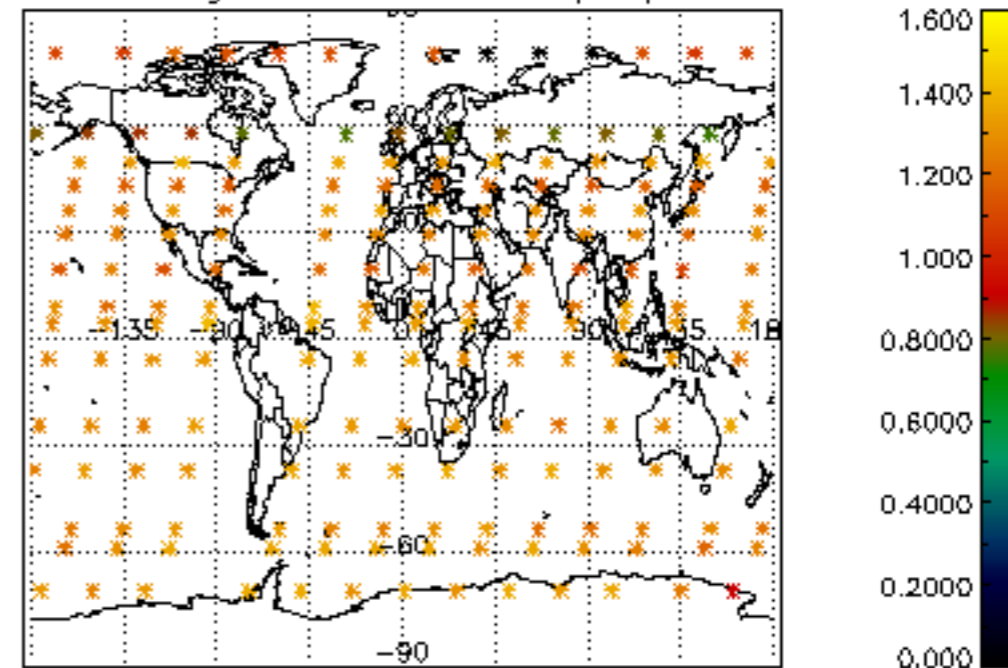
Percentage of saturation errors per profile



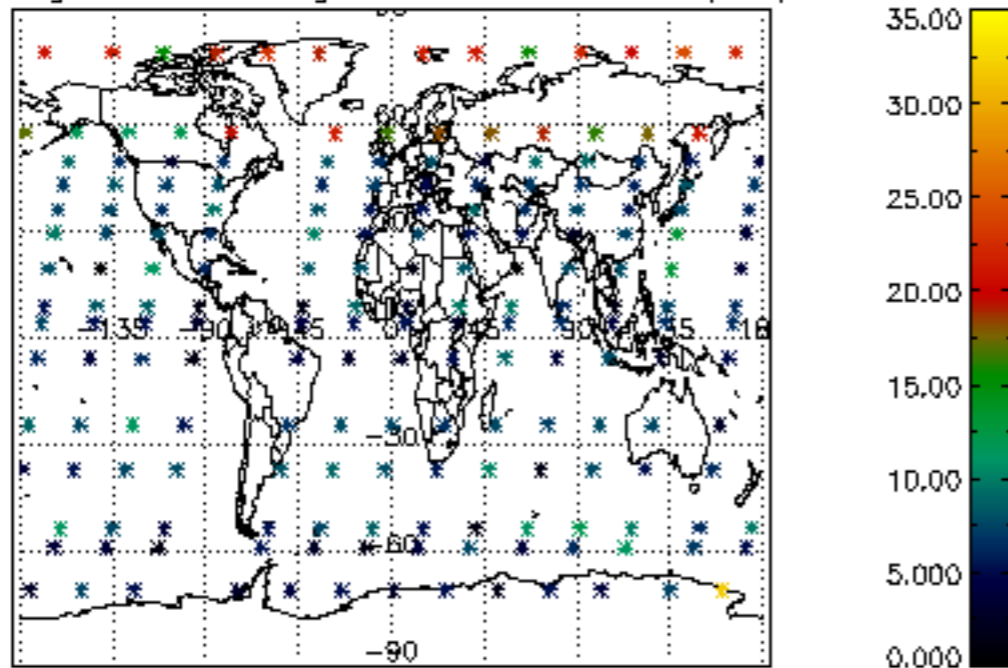
Percentage of cosmic ray hits per profile



Percentage of datation errors per profile



Percentage of star falling outside central band per profile



Percentage of saturation errors per profile

