

GOMOS Level 2 Daily Report

SUMMARY

[1. General Info](#)

[2. Summary of processed GOM_NL__2P products](#)

[3. Level 2 Quality information per product](#)

[3.1 Plot of level 2 quality information per product \(time dependant\)](#)

[3.2 Plot of level 2 quality information per product \(world map\)](#)

[4. Level 1 Quality information per product \(stored on level 2 products\)](#)

[4.1 Plot of level 1 quality information per product \(time dependant\)](#)

[4.1.1 Plot of level 1 quality information per product \(time dependant\): ASCENDING](#)

[4.1.2 Plot of level 1 quality information per product \(time dependant\): DESCENDING](#)

[4.2 Plot of level 1 quality information per product \(world map\)](#)

[4.2.1 Plot of level 1 quality information per product \(world map\): ASCENDING](#)

[4.2.2 Plot of level 1 quality information per product \(world map\): DESCENDING](#)

[5. Ozone profiles based on quality statistics and other trace gas profiles](#)

[5.1 Ozone statistics based on quality of products](#)

[5.2 Plot ozone profiles for all STD \(dark without errors\)](#)

[5.3 Plot ozone profiles where STD < 20% \(dark without errors\)](#)

[5.4. Plot ozone profiles where STD < 10% \(dark without errors\)](#)

[5.5. Plot ozone profiles where STD < 5% \(dark without errors\)](#)

[5.6 Plot NO2 profiles for all STD \(dark without errors\)](#)

[5.7 Plot NO3 profiles for all STD \(dark without errors\)](#)

[5.8 Plot H2O profiles \(only for occultations of stars 1,2,3,4,13,14,16,26,63 dark without errors\) for all STD](#)

[6. Auxiliary Data Files used for the production reported in section 2](#)

This report presents the daily analysis on parameters extracted from GOMOS level 2 data (GOM_NL__2P). It is intended to monitor some important parameters that will impact the quality of these products. A list of level 2 products (and content) that have arrived during the reporting day to the PCF is also given.

Item	Value
Time of report generation	19APR2013 22:49:05
Data source version	GOMOS/6.01
Start time of products	25-10-2003 (25OCT2003 00:00:00)
Stop time of products	26-10-2003 (26OCT2003 00:00:00)
Store outputs in DB	Yes
Nb of level 2 prods	372
Nb of prods with errors	0

2. Summary of processed GOM_NL__2P products.

Nr	Filename	UTC Start time	Limb	Duration	Star Id	Star Name	Star Mag	Star Temp	Nb Meas	Orbit	Prod. error
1	GOM_NL__2PRFIN20031025_000211_000000382021_00059_08630_7271.N1	25-OCT-2003 00:02:11	Bright	38.000	68	18Alp Cas	2.2250	4500.0	76	8630	No
2	GOM_NL__2PRFIN20031025_000326_000000382021_00059_08630_7272.N1	25-OCT-2003 00:03:26	Bright	37.500	76	27Gam Cas	2.3000	30000.	75	8630	No
3	GOM_NL__2PRFIN20031025_000602_000000392021_00059_08630_7273.N1	25-OCT-2003 00:06:02	Bright	38.500	89	5Alp Cep	2.4510	8000.0	77	8630	No
4	GOM_NL__2PRFIN20031025_001123_000000362021_00059_08630_7274.N1	25-OCT-2003 00:11:23	Bright	36.000	49	1Alp UMi	1.9900	6300.0	72	8630	No
5	GOM_NL__2PRFIN20031025_001452_000000402021_00059_08630_7275.N1	25-OCT-2003 00:14:52	Bright	40.000	60	7Bet UMi	2.0810	3950.0	80	8630	No
6	GOM_NL__2PRFIN20031025_001939_000000412021_00059_08630_7276.N1	25-OCT-2003 00:19:39	Bright	40.500	36	50Alp UMa	1.8000	6300.0	81	8630	No
7	GOM_NL__2PRFIN20031025_002114_000000542021_00059_08630_7277.N1	25-OCT-2003 00:21:14	Bright	53.500	82	48Bet UMa	2.3650	10600.	107	8630	No
8	GOM_NL__2PRFIN20031025_002446_000000392021_00059_08630_7278.N1	25-OCT-2003 00:24:46	Bright	39.000	174	52Psi UMa	3.0040	4400.0	78	8630	No
9	GOM_NL__2PRFIN20031025_003210_000000502021_00059_08630_7279.N1	25-OCT-2003 00:32:10	Bright	50.000	166	17Eps Leo	2.9800	6000.0	100	8630	No
10	GOM_NL__2PRFIN20031025_003401_000001942021_00059_08630_7280.N1	25-OCT-2003 00:34:01	Twilight	194.00	17	78Bet Gem	1.1610	4500.0	388	8630	No
11	GOM_NL__2PRFIN20031025_004358_000000622021_00059_08630_7281.N1	25-OCT-2003 00:43:58	Dark	61.500	48	30Alp Hya	1.9770	4100.0	123	8630	No
12	GOM_NL__2PRFIN20031025_005125_000000432021_00059_08630_7282.N1	25-OCT-2003 00:51:25	Dark	43.000	113	Mu Vel	2.6920	5000.0	86	8630	No
13	GOM_NL__2PRFIN20031025_005310_000000512021_00059_08630_7283.N1	25-OCT-2003 00:53:10	Dark	50.500	65	Lam Vel	2.2040	4400.0	101	8630	No
14	GOM_NL__2PRFIN20031025_005516_000000382021_00060_08631_7257.N1	25-OCT-2003 00:55:16	Dark	38.000	124	The Car	2.7640	30000.	76	8631	No
15	GOM_NL__2PRFIN20031025_005932_000000602021_00060_08631_7258.N1	25-OCT-2003 00:59:32	Dark	60.000	117	Pi Pup	2.7060	3800.0	120	8631	No
16	GOM_NL__2PRFIN20031025_010216_000000512021_00060_08631_7259.N1	25-OCT-2003 01:02:16	Dark	51.000	2	Alp Car	-0.73600	7000.0	102	8631	No
17	GOM_NL__2PRFIN20031025_010549_000000762021_00060_08631_7260.N1	25-OCT-2003 01:05:49	Dark	75.500	177	1Zet CMa	3.0220	26000.	151	8631	No
18	GOM_NL__2PRFIN20031025_010854_000000392021_00060_08631_7261.N1	25-OCT-2003 01:08:54	Dark	39.000	143	Alp Hyi	2.8570	7200.0	78	8631	No
19	GOM_NL__2PRFIN20031025_011018_000000422021_00060_08631_7262.N1	25-OCT-2003 01:10:18	Dark	42.000	9	Alp Eri	0.45300	24000.	84	8631	No
20	GOM_NL__2PRFIN20031025_011318_000000442021_00060_08631_7263.N1	25-OCT-2003 01:13:18	Straylight	43.500	157	The1Eri	2.9060	9300.0	87	8631	No
21	GOM_NL__2PRFIN20031025_011510_000000452021_00060_08631_7264.N1	25-OCT-2003 01:15:10	Straylight	44.500	84	Alp Phe	2.3970	4500.0	89	8631	No
22	GOM_NL__2PRFIN20031025_012143_000000442021_00060_08631_7265.N1	25-OCT-2003 01:21:43	Straylight	43.500	52	16Bet Cet	2.0370	4500.0	87	8631	No
23	GOM_NL__2PRFIN20031025_012909_000000622021_00060_08631_7266.N1	25-OCT-2003 01:29:09	Bright	62.000	94	92Alp Cet	2.5260	3100.0	124	8631	No
24	GOM_NL__2PRFIN20031025_013112_000000372021_00060_08631_7267.N1	25-OCT-2003 01:31:12	Bright	36.500	140	88Gam Peg	2.8340	26000.	73	8631	No
25	GOM_NL__2PRFIN20031025_013314_000000452021_00060_08631_7268.N1	25-OCT-2003 01:33:14	Bright	44.500	105	6Bet Ari	2.6450	8900.0	89	8631	No
26	GOM_NL__2PRFIN20031025_013505_000000382021_00060_08631_7269.N1	25-OCT-2003 01:35:05	Bright	37.500	58	21Alp And	2.0730	11000.	75	8631	No
27	GOM_NL__2PRFIN20031025_013700_000000422021_00060_08631_7270.N1	25-OCT-2003 01:37:00	Bright	41.500	53	43Bet And	2.0480	3300.0	83	8631	No
28	GOM_NL__2PRFIN20031025_013954_000000462021_00060_08631_7271.N1	25-OCT-2003 01:39:54	Bright	46.000	73	57Gam1And	2.2600	13100.	92	8631	No
29	GOM_NL__2PRFIN20031025_014246_000000382021_00060_08631_7272.N1	25-OCT-2003 01:42:46	Bright	37.500	68	18Alp Cas	2.2250	4500.0	75	8631	No
30	GOM_NL__2PRFIN20031025_014402_000000382021_00060_08631_7273.N1	25-OCT-2003 01:44:02	Bright	37.500	76	27Gam Cas	2.3000	30000.	75	8631	No
31	GOM_NL__2PRFIN20031025_014639_000000382021_00060_08631_7274.N1	25-OCT-2003 01:46:39	Bright	37.500	89	5Alp Cep	2.4510	8000.0	75	8631	No
32	GOM_NL__2PRFIN20031025_015200_000000392021_00060_08631_7275.N1	25-OCT-2003 01:52:00	Bright	38.500	49	1Alp UMi	1.9900	6300.0	77	8631	No
33	GOM_NL__2PRFIN20031025_015529_000000402021_00060_08631_7276.N1	25-OCT-2003 01:55:29	Bright	39.500	60	7Bet UMi	2.0810	3950.0	79	8631	No
34	GOM_NL__2PRFIN20031025_020015_000000402021_00060_08631_7277.N1	25-OCT-2003 02:00:15	Bright	40.000	36	50Alp UMa	1.8000	6300.0	80	8631	No
35	GOM_NL__2PRFIN20031025_020150_000000392021_00060_08631_7278.N1	25-OCT-2003 02:01:50	Bright	38.500	82	48Bet UMa	2.3650	10600.	77	8631	No
36	GOM_NL__2PRFIN20031025_020522_000000362021_00060_08631_7279.N1	25-OCT-2003 02:05:22	Bright	36.000	174	52Psi UMa	3.0040	4400.0	72	8631	No
37	GOM_NL__2PRFIN20031025_021247_000000502021_00060_08631_7280.N1	25-OCT-2003 02:12:47	Bright	50.000	166	17Eps Leo	2.9800	6000.0	100	8631	No
38	GOM_NL__2PRFIN20031025_021438_000001802021_00060_08631_7281.N1	25-OCT-2003 02:14:38	Twilight	180.00	17	78Bet Gem	1.1610	4500.0	360	8631	No
39	GOM_NL__2PRFIN20031025_022434_000000602021_00060_08631_7282.N1	25-OCT-2003 02:24:34	Dark	60.000	48	30Alp Hya	1.9770	4100.0	120	8631	No
40	GOM_NL__2PRFIN20031025_023201_000000402021_00060_08631_7283.N1	25-OCT-2003 02:32:01	Dark	40.000	113	Mu Vel	2.6920	5000.0	80	8631	No
41	GOM_NL__2PRFIN20031025_023346_000000462021_00060_08631_7284.N1	25-OCT-2003 02:33:46	Dark	46.000	65	Lam Vel	2.2040	4400.0	92	8631	No
42	GOM_NL__2PRFIN20031025_023552_000000392021_00061_08632_7360.N1	25-OCT-2003 02:35:52	Dark	38.500	124	The Car	2.7640	30000.	77	8632	No

43	GOM_NL__2PRFIN20031025_024009_000000622021_00061_08632_7361.N1	25-OCT-2003 02:40:09	Dark	61.500	117	Pi Pup	2.7060	3800.0	123	8632	No
44	GOM_NL__2PRFIN20031025_024252_000000552021_00061_08632_7362.N1	25-OCT-2003 02:42:52	Dark	55.000	2	Alp Car	-0.73600	7000.0	110	8632	No
45	GOM_NL__2PRFIN20031025_024626_000000772021_00061_08632_7363.N1	25-OCT-2003 02:46:26	Dark	77.000	177	1Zet CMa	3.0220	26000.	154	8632	No
46	GOM_NL__2PRFIN20031025_024930_000000392021_00061_08632_7364.N1	25-OCT-2003 02:49:30	Dark	38.500	143	Alp Hyi	2.8570	7200.0	77	8632	No
47	GOM_NL__2PRFIN20031025_025054_000000522021_00061_08632_7365.N1	25-OCT-2003 02:50:54	Dark	52.000	9	Alp Eri	0.45300	24000.	104	8632	No
48	GOM_NL__2PRFIN20031025_025354_000000462021_00061_08632_7366.N1	25-OCT-2003 02:53:54	Straylight	45.500	157	The1Eri	2.9060	9300.0	91	8632	No
49	GOM_NL__2PRFIN20031025_025545_000000432021_00061_08632_7367.N1	25-OCT-2003 02:55:45	Straylight	43.000	84	Alp Phe	2.3970	4500.0	86	8632	No
50	GOM_NL__2PRFIN20031025_030218_000000472021_00061_08632_7368.N1	25-OCT-2003 03:02:18	Straylight	46.500	52	16Bet Cet	2.0370	4500.0	93	8632	No
51	GOM_NL__2PRFIN20031025_030945_000000622021_00061_08632_7369.N1	25-OCT-2003 03:09:45	Bright	62.000	94	92Alp Cet	2.5260	3100.0	124	8632	No
52	GOM_NL__2PRFIN20031025_031147_000000372021_00061_08632_7370.N1	25-OCT-2003 03:11:47	Bright	36.500	140	88Gam Peg	2.8340	26000.	73	8632	No
53	GOM_NL__2PRFIN20031025_031349_000000442021_00061_08632_7371.N1	25-OCT-2003 03:13:49	Bright	44.000	105	6Bet Ari	2.6450	8900.0	88	8632	No
54	GOM_NL__2PRFIN20031025_031541_000000392021_00061_08632_7372.N1	25-OCT-2003 03:15:41	Bright	38.500	58	21Alp And	2.0730	11000.	77	8632	No
55	GOM_NL__2PRFIN20031025_031736_000000392021_00061_08632_7373.N1	25-OCT-2003 03:17:36	Bright	38.500	53	43Bet And	2.0480	3300.0	77	8632	No
56	GOM_NL__2PRFIN20031025_032030_000000432021_00061_08632_7374.N1	25-OCT-2003 03:20:30	Bright	43.000	73	57Gam1And	2.2600	13100.	86	8632	No
57	GOM_NL__2PRFIN20031025_032322_000000382021_00061_08632_7375.N1	25-OCT-2003 03:23:22	Bright	37.500	68	18Alp Cas	2.2250	4500.0	75	8632	No
58	GOM_NL__2PRFIN20031025_032438_000000372021_00061_08632_7376.N1	25-OCT-2003 03:24:38	Bright	37.000	76	27Gam Cas	2.3000	30000.	74	8632	No
59	GOM_NL__2PRFIN20031025_032715_000000372021_00061_08632_7377.N1	25-OCT-2003 03:27:15	Bright	37.000	89	5Alp Cep	2.4510	8000.0	74	8632	No
60	GOM_NL__2PRFIN20031025_033236_000000382021_00061_08632_7378.N1	25-OCT-2003 03:32:36	Bright	38.000	49	1Alp UMi	1.9900	6300.0	76	8632	No
61	GOM_NL__2PRFIN20031025_033606_000000392021_00061_08632_7379.N1	25-OCT-2003 03:36:06	Bright	39.000	60	7Bet UMi	2.0810	3950.0	78	8632	No
62	GOM_NL__2PRFIN20031025_034051_000000422021_00061_08632_7380.N1	25-OCT-2003 03:40:51	Bright	41.500	36	50Alp UMa	1.8000	6300.0	83	8632	No
63	GOM_NL__2PRFIN20031025_034226_000000372021_00061_08632_7381.N1	25-OCT-2003 03:42:26	Bright	37.000	82	48Bet UMa	2.3650	10600.	74	8632	No
64	GOM_NL__2PRFIN20031025_034558_000000372021_00061_08632_7382.N1	25-OCT-2003 03:45:58	Bright	36.500	174	52Psi UMa	3.0040	4400.0	73	8632	No
65	GOM_NL__2PRFIN20031025_035323_000000492021_00061_08632_7383.N1	25-OCT-2003 03:53:23	Bright	49.000	166	17Eps Leo	2.9800	6000.0	98	8632	No
66	GOM_NL__2PRFIN20031025_035516_000001592021_00061_08632_7384.N1	25-OCT-2003 03:55:16	Tw_i_and_stray	158.50	17	78Bet Gem	1.1610	4500.0	317	8632	No
67	GOM_NL__2PRFIN20031025_040512_000000562021_00061_08632_7385.N1	25-OCT-2003 04:05:12	Dark	56.000	48	30Alp Hya	1.9770	4100.0	112	8632	No
68	GOM_NL__2PRFIN20031025_041238_000000442021_00061_08632_7386.N1	25-OCT-2003 04:12:38	Dark	44.000	113	Mu Vel	2.6920	5000.0	88	8632	No
69	GOM_NL__2PRFIN20031025_041424_000000512021_00061_08632_7387.N1	25-OCT-2003 04:14:24	Dark	51.000	65	Lam Vel	2.2040	4400.0	102	8632	No
70	GOM_NL__2PRFIN20031025_041629_000000392021_00062_08633_7257.N1	25-OCT-2003 04:16:29	Dark	39.000	124	The Car	2.7640	30000.	78	8633	No
71	GOM_NL__2PRFIN20031025_042047_000000622021_00062_08633_7258.N1	25-OCT-2003 04:20:47	Dark	61.500	117	Pi Pup	2.7060	3800.0	123	8633	No
72	GOM_NL__2PRFIN20031025_042329_000000522021_00062_08633_7259.N1	25-OCT-2003 04:23:29	Dark	51.500	2	Alp Car	-0.73600	7000.0	103	8633	No
73	GOM_NL__2PRFIN20031025_042704_000000752021_00062_08633_7260.N1	25-OCT-2003 04:27:04	Dark	75.000	177	1Zet CMa	3.0220	26000.	150	8633	No
74	GOM_NL__2PRFIN20031025_043006_000000392021_00062_08633_7261.N1	25-OCT-2003 04:30:06	Dark	38.500	143	Alp Hyi	2.8570	7200.0	77	8633	No
75	GOM_NL__2PRFIN20031025_043130_000000502021_00062_08633_7262.N1	25-OCT-2003 04:31:30	Dark	50.000	9	Alp Eri	0.45300	24000.	100	8633	No
76	GOM_NL__2PRFIN20031025_043431_000000442021_00062_08633_7263.N1	25-OCT-2003 04:34:31	Straylight	43.500	157	The1Eri	2.9060	9300.0	87	8633	No
77	GOM_NL__2PRFIN20031025_043622_000000402021_00062_08633_7264.N1	25-OCT-2003 04:36:22	Straylight	40.000	84	Alp Phe	2.3970	4500.0	80	8633	No
78	GOM_NL__2PRFIN20031025_044254_000000452021_00062_08633_7265.N1	25-OCT-2003 04:42:54	Straylight	44.500	52	16Bet Cet	2.0370	4500.0	89	8633	No
79	GOM_NL__2PRFIN20031025_045020_000000652021_00062_08633_7266.N1	25-OCT-2003 04:50:20	Bright	64.500	94	92Alp Cet	2.5260	3100.0	129	8633	No
80	GOM_NL__2PRFIN20031025_045223_000000382021_00062_08633_7267.N1	25-OCT-2003 04:52:23	Bright	37.500	140	88Gam Peg	2.8340	26000.	75	8633	No
81	GOM_NL__2PRFIN20031025_045425_000000442021_00062_08633_7268.N1	25-OCT-2003 04:54:25	Bright	44.000	105	6Bet Ari	2.6450	8900.0	88	8633	No
82	GOM_NL__2PRFIN20031025_045617_000000392021_00062_08633_7269.N1	25-OCT-2003 04:56:17	Bright	38.500	58	21Alp And	2.0730	11000.	77	8633	No
83	GOM_NL__2PRFIN20031025_045812_000000402021_00062_08633_7270.N1	25-OCT-2003 04:58:12	Bright	39.500	53	43Bet And	2.0480	3300.0	79	8633	No
84	GOM_NL__2PRFIN20031025_050106_000000442021_00062_08633_7271.N1	25-OCT-2003 05:01:06	Bright	43.500	73	57Gam1And	2.2600	13100.	87	8633	No
85	GOM_NL__2PRFIN20031025_050358_000000382021_00062_08633_7272.N1	25-OCT-2003 05:03:58	Bright	37.500	68	18Alp Cas	2.2250	4500.0	75	8633	No
86	GOM_NL__2PRFIN20031025_050514_000000382021_00062_08633_7273.N1	25-OCT-2003 05:05:14	Bright	38.000	76	27Gam Cas	2.3000	30000.	76	8633	No
87	GOM_NL__2PRFIN20031025_050751_000000382021_00062_08633_7274.N1	25-OCT-2003 05:07:51	Bright	37.500	89	5Alp Cep	2.4510	8000.0	75	8633	No
88	GOM_NL__2PRFIN20031025_051312_000000382021_00062_08633_7275.N1	25-OCT-2003 05:13:12	Bright	37.500	49	1Alp UMi	1.9900	6300.0	75	8633	No
89	GOM_NL__2PRFIN20031025_051642_000000382021_00062_08633_7276.N1	25-OCT-2003 05:16:42	Bright	37.500	60	7Bet UMi	2.0810	3950.0	75	8633	No
90	GOM_NL__2PRFIN20031025_052127_000000412021_00062_08633_7277.N1	25-OCT-2003 05:21:27	Bright	40.500	36	50Alp UMa	1.8000	6300.0	81	8633	No
91	GOM_NL__2PRFIN20031025_052302_000000372021_00062_08633_7278.N1	25-OCT-2003 05:23:02	Bright	37.000	82	48Bet UMa	2.3650	10600.	74	8633	No
92	GOM_NL__2PRFIN20031025_052634_000000362021_00062_08633_7279.N1	25-OCT-2003 05:26:34	Bright	36.000	174	52Psi UMa	3.0040	4400.0	72	8633	No
93	GOM_NL__2PRFIN20031025_053359_000000492021_00062_08633_7280.N1	25-OCT-2003 05:33:59	Bright	49.000	166	17Eps Leo	2.9800	6000.0	98	8633	No
94	GOM_NL__2PRFIN20031025_053553_000001872021_00062_08633_7281.N1	25-OCT-2003 05:35:53	Tw_i_and_stray	186.50	17	78Bet Gem	1.1610	4500.0	373	8633	No
95	GOM_NL__2PRFIN20031025_054549_000000662021_00062_08633_7282.N1	25-OCT-2003 05:45:49	Dark	65.500	48	30Alp Hya	1.9770	4100.0	131	8633	No
96	GOM_NL__2PRFIN20031025_055315_000000422021_00062_08633_7283.N1	25-OCT-2003 05:53:15	Dark	41.500	113	Mu Vel	2.6920	5000.0	83	8633	No
97	GOM_NL__2PRFIN20031025_055501_000000592021_00062_08633_7284.N1	25-OCT-2003 05:55:01	Dark	58.500	65	Lam Vel	2.2040	4400.0	117	8633	No
98	GOM_NL__2PRFIN20031025_055705_000000402021_00063_08634_7476.N1	25-OCT-2003 05:57:05	Dark	39.500	124	The Car	2.7640	30000.	79	8634	No
99	GOM_NL__2PRFIN20031025_073957_000000562021_00064_08635_7277.N1	25-OCT-2003 07:39:57	Dark	55.500	41	Eps Car	1.8600	4100.0	111	8635	No
100	GOM_NL__2PRFIN20031025_074443_000000502021_00064_08635_7278.N1	25-OCT-2003 07:44:43	Dark	49.500	2	Alp Car	-0.73600	7000.0	99	8635	No
101	GOM_NL__2PRFIN20031025_074819_000000782021_00064_08635_7279.N1	25-OCT-2003 07:48:19	Dark	78.000	177	1Zet CMa	3.0220	26000.	156	8635	No

102	GOM_NL__2PRFIN20031025_075119_000000402021_00064_08635_7280.N1	25-OCT-2003 07:51:19	Dark	39.500	143	Alp Hyi	2.8570	7200.0	79	8635	No
103	GOM_NL__2PRFIN20031025_075243_000000402021_00064_08635_7281.N1	25-OCT-2003 07:52:43	Dark	39.500	9	Alp Eri	0.45300	24000.	79	8635	No
104	GOM_NL__2PRFIN20031025_075543_000000442021_00064_08635_7282.N1	25-OCT-2003 07:55:43	Straylight	44.000	157	The1Eri	2.9060	9300.0	88	8635	No
105	GOM_NL__2PRFIN20031025_075734_000000462021_00064_08635_7283.N1	25-OCT-2003 07:57:34	Straylight	45.500	84	Alp Phe	2.3970	4500.0	91	8635	No
106	GOM_NL__2PRFIN20031025_080407_000000452021_00064_08635_7284.N1	25-OCT-2003 08:04:07	Straylight	45.000	52	16Bet Cet	2.0370	4500.0	90	8635	No
107	GOM_NL__2PRFIN20031025_081131_000000582021_00064_08635_7285.N1	25-OCT-2003 08:11:31	Bright	58.000	94	92Alp Cet	2.5260	3100.0	116	8635	No
108	GOM_NL__2PRFIN20031025_081336_000000362021_00064_08635_7286.N1	25-OCT-2003 08:13:36	Bright	36.000	140	88Gam Peg	2.8340	26000.	72	8635	No
109	GOM_NL__2PRFIN20031025_081536_000000442021_00064_08635_7287.N1	25-OCT-2003 08:15:36	Bright	43.500	105	6Bet Ari	2.6450	8900.0	87	8635	No
110	GOM_NL__2PRFIN20031025_081729_000000382021_00064_08635_7288.N1	25-OCT-2003 08:17:29	Bright	38.000	58	21Alp And	2.0730	11000.	76	8635	No
111	GOM_NL__2PRFIN20031025_081924_000000422021_00064_08635_7289.N1	25-OCT-2003 08:19:24	Bright	41.500	53	43Bet And	2.0480	3300.0	83	8635	No
112	GOM_NL__2PRFIN20031025_082217_000000442021_00064_08635_7290.N1	25-OCT-2003 08:22:17	Bright	44.000	73	57Gam1And	2.2600	13100.	88	8635	No
113	GOM_NL__2PRFIN20031025_082510_000000382021_00064_08635_7291.N1	25-OCT-2003 08:25:10	Bright	38.000	68	18Alp Cas	2.2250	4500.0	76	8635	No
114	GOM_NL__2PRFIN20031025_082626_000000372021_00064_08635_7292.N1	25-OCT-2003 08:26:26	Bright	37.000	76	27Gam Cas	2.3000	30000.	74	8635	No
115	GOM_NL__2PRFIN20031025_082904_000000362021_00064_08635_7293.N1	25-OCT-2003 08:29:04	Bright	35.500	89	5Alp Cep	2.4510	8000.0	71	8635	No
116	GOM_NL__2PRFIN20031025_083425_000000372021_00064_08635_7294.N1	25-OCT-2003 08:34:25	Bright	36.500	49	1Alp UMi	1.9900	6300.0	73	8635	No
117	GOM_NL__2PRFIN20031025_083755_000000362021_00064_08635_7295.N1	25-OCT-2003 08:37:55	Bright	35.500	60	7Bet UMi	2.0810	3950.0	71	8635	No
118	GOM_NL__2PRFIN20031025_084239_000000402021_00064_08635_7296.N1	25-OCT-2003 08:42:39	Bright	40.000	36	50Alp UMa	1.8000	6300.0	80	8635	No
119	GOM_NL__2PRFIN20031025_084414_000000372021_00064_08635_7297.N1	25-OCT-2003 08:44:14	Bright	37.000	82	48Bet UMa	2.3650	10600.	74	8635	No
120	GOM_NL__2PRFIN20031025_084747_000000362021_00064_08635_7298.N1	25-OCT-2003 08:47:47	Bright	36.000	174	52Psi UMa	3.0040	4400.0	72	8635	No
121	GOM_NL__2PRFIN20031025_085512_000000502021_00064_08635_7299.N1	25-OCT-2003 08:55:12	Bright	49.500	166	17Eps Leo	2.9800	6000.0	99	8635	No
122	GOM_NL__2PRFIN20031025_085707_000001862021_00064_08635_7300.N1	25-OCT-2003 08:57:07	Tw_i_and_stray	186.00	17	78Bet Gem	1.1610	4500.0	372	8635	No
123	GOM_NL__2PRFIN20031025_090703_000000612021_00064_08635_7301.N1	25-OCT-2003 09:07:03	Dark	61.000	48	30Alp Hya	1.9770	4100.0	122	8635	No
124	GOM_NL__2PRFIN20031025_091427_000000422021_00064_08635_7302.N1	25-OCT-2003 09:14:27	Dark	42.000	113	Mu Vel	2.6920	5000.0	84	8635	No
125	GOM_NL__2PRFIN20031025_091615_000000462021_00064_08635_7303.N1	25-OCT-2003 09:16:15	Dark	45.500	65	Lam Vel	2.2040	4400.0	91	8635	No
126	GOM_NL__2PRFIN20031025_091817_000000372021_00065_08636_7277.N1	25-OCT-2003 09:18:17	Dark	37.000	124	The Car	2.7640	30000.	74	8636	No
127	GOM_NL__2PRFIN20031025_092034_000000452021_00065_08636_7278.N1	25-OCT-2003 09:20:34	Dark	44.500	41	Eps Car	1.8600	4100.0	89	8636	No
128	GOM_NL__2PRFIN20031025_092520_000000512021_00065_08636_7279.N1	25-OCT-2003 09:25:20	Dark	50.500	2	Alp Car	-0.73600	7000.0	101	8636	No
129	GOM_NL__2PRFIN20031025_092857_000000772021_00065_08636_7280.N1	25-OCT-2003 09:28:57	Dark	76.500	177	1Zet CMa	3.0220	26000.	153	8636	No
130	GOM_NL__2PRFIN20031025_093155_000000392021_00065_08636_7281.N1	25-OCT-2003 09:31:55	Dark	39.000	143	Alp Hyi	2.8570	7200.0	78	8636	No
131	GOM_NL__2PRFIN20031025_093319_000000462021_00065_08636_7282.N1	25-OCT-2003 09:33:19	Dark	45.500	9	Alp Eri	0.45300	24000.	91	8636	No
132	GOM_NL__2PRFIN20031025_093620_000000472021_00065_08636_7283.N1	25-OCT-2003 09:36:20	Straylight	46.500	157	The1Eri	2.9060	9300.0	93	8636	No
133	GOM_NL__2PRFIN20031025_093810_000000402021_00065_08636_7284.N1	25-OCT-2003 09:38:10	Straylight	39.500	84	Alp Phe	2.3970	4500.0	79	8636	No
134	GOM_NL__2PRFIN20031025_094443_000000432021_00065_08636_7285.N1	25-OCT-2003 09:44:43	Straylight	42.500	52	16Bet Cet	2.0370	4500.0	85	8636	No
135	GOM_NL__2PRFIN20031025_095207_000000592021_00065_08636_7286.N1	25-OCT-2003 09:52:07	Bright	59.000	94	92Alp Cet	2.5260	3100.0	118	8636	No
136	GOM_NL__2PRFIN20031025_095413_000000362021_00065_08636_7287.N1	25-OCT-2003 09:54:13	Bright	35.500	140	88Gam Peg	2.8340	26000.	71	8636	No
137	GOM_NL__2PRFIN20031025_095612_000000432021_00065_08636_7288.N1	25-OCT-2003 09:56:12	Bright	42.500	105	6Bet Ari	2.6450	8900.0	85	8636	No
138	GOM_NL__2PRFIN20031025_095806_000000382021_00065_08636_7289.N1	25-OCT-2003 09:58:06	Bright	38.000	58	21Alp And	2.0730	11000.	76	8636	No
139	GOM_NL__2PRFIN20031025_100000_000000412021_00065_08636_7290.N1	25-OCT-2003 10:00:00	Bright	41.000	53	43Bet And	2.0480	3300.0	82	8636	No
140	GOM_NL__2PRFIN20031025_100252_000000412021_00065_08636_7291.N1	25-OCT-2003 10:02:52	Bright	40.500	73	57Gam1And	2.2600	13100.	81	8636	No
141	GOM_NL__2PRFIN20031025_100546_000000372021_00065_08636_7292.N1	25-OCT-2003 10:05:46	Bright	37.000	68	18Alp Cas	2.2250	4500.0	74	8636	No
142	GOM_NL__2PRFIN20031025_100702_000000362021_00065_08636_7293.N1	25-OCT-2003 10:07:02	Bright	36.000	76	27Gam Cas	2.3000	30000.	72	8636	No
143	GOM_NL__2PRFIN20031025_100941_000000382021_00065_08636_7294.N1	25-OCT-2003 10:09:41	Bright	37.500	89	5Alp Cep	2.4510	8000.0	75	8636	No
144	GOM_NL__2PRFIN20031025_101501_000000372021_00065_08636_7295.N1	25-OCT-2003 10:15:01	Bright	37.000	49	1Alp UMi	1.9900	6300.0	74	8636	No
145	GOM_NL__2PRFIN20031025_101831_000000372021_00065_08636_7296.N1	25-OCT-2003 10:18:31	Bright	37.000	60	7Bet UMi	2.0810	3950.0	74	8636	No
146	GOM_NL__2PRFIN20031025_102315_000000402021_00065_08636_7297.N1	25-OCT-2003 10:23:15	Bright	39.500	36	50Alp UMa	1.8000	6300.0	79	8636	No
147	GOM_NL__2PRFIN20031025_102450_000000382021_00065_08636_7298.N1	25-OCT-2003 10:24:50	Bright	38.000	82	48Bet UMa	2.3650	10600.	76	8636	No
148	GOM_NL__2PRFIN20031025_102823_000000362021_00065_08636_7299.N1	25-OCT-2003 10:28:23	Bright	36.000	174	52Psi UMa	3.0040	4400.0	72	8636	No
149	GOM_NL__2PRFIN20031025_103548_000000692021_00065_08636_7300.N1	25-OCT-2003 10:35:48	Bright	69.000	166	17Eps Leo	2.9800	6000.0	138	8636	No
150	GOM_NL__2PRFIN20031025_103744_000001892021_00065_08636_7301.N1	25-OCT-2003 10:37:44	Tw_i_and_stray	188.50	17	78Bet Gem	1.1610	4500.0	377	8636	No
151	GOM_NL__2PRFIN20031025_104740_000000612021_00065_08636_7302.N1	25-OCT-2003 10:47:40	Dark	60.500	48	30Alp Hya	1.9770	4100.0	121	8636	No
152	GOM_NL__2PRFIN20031025_105504_000000402021_00065_08636_7303.N1	25-OCT-2003 10:55:04	Dark	40.000	113	Mu Vel	2.6920	5000.0	80	8636	No
153	GOM_NL__2PRFIN20031025_105652_000000582021_00065_08636_7304.N1	25-OCT-2003 10:56:52	Dark	58.000	65	Lam Vel	2.2040	4400.0	116	8636	No
154	GOM_NL__2PRFIN20031025_105854_000000382021_00066_08637_7374.N1	25-OCT-2003 10:58:54	Dark	37.500	124	The Car	2.7640	30000.	75	8637	No
155	GOM_NL__2PRFIN20031025_110110_000000432021_00066_08637_7375.N1	25-OCT-2003 11:01:10	Dark	42.500	41	Eps Car	1.8600	4100.0	85	8637	No
156	GOM_NL__2PRFIN20031025_110557_000000632021_00066_08637_7376.N1	25-OCT-2003 11:05:57	Dark	63.000	2	Alp Car	-0.73600	7000.0	126	8637	No
157	GOM_NL__2PRFIN20031025_110935_000000752021_00066_08637_7377.N1	25-OCT-2003 11:09:35	Dark	75.000	177	1Zet CMa	3.0220	26000.	150	8637	No
158	GOM_NL__2PRFIN20031025_111231_000000382021_00066_08637_7378.N1	25-OCT-2003 11:12:31	Dark	37.500	143	Alp Hyi	2.8570	7200.0	75	8637	No
159	GOM_NL__2PRFIN20031025_111356_000000392021_00066_08637_7379.N1	25-OCT-2003 11:13:56	Dark	38.500	9	Alp Eri	0.45300	24000.	77	8637	No
160	GOM_NL__2PRFIN20031025_111656_000000432021_00066_08637_7380.N1	25-OCT-2003 11:16:56	Straylight	43.000	157	The1Eri	2.9060	9300.0	86	8637	No

161	GOM_NL__2PRFIN20031025_111846_000000412021_00066_08637_7381.N1	25-OCT-2003 11:18:46	Straylight	40.500	84	Alp Phe	2.3970	4500.0	81	8637	No
162	GOM_NL__2PRFIN20031025_112520_000000432021_00066_08637_7382.N1	25-OCT-2003 11:25:20	Straylight	43.000	52	16Bet Cet	2.0370	4500.0	86	8637	No
163	GOM_NL__2PRFIN20031025_113242_000000652021_00066_08637_7383.N1	25-OCT-2003 11:32:42	Bright	64.500	94	92Alp Cet	2.5260	3100.0	129	8637	No
164	GOM_NL__2PRFIN20031025_113449_000000362021_00066_08637_7384.N1	25-OCT-2003 11:34:49	Bright	35.500	140	88Gam Peg	2.8340	26000.	71	8637	No
165	GOM_NL__2PRFIN20031025_113648_000000412021_00066_08637_7385.N1	25-OCT-2003 11:36:48	Bright	41.000	105	6Bet Ari	2.6450	8900.0	82	8637	No
166	GOM_NL__2PRFIN20031025_113842_000000362021_00066_08637_7386.N1	25-OCT-2003 11:38:42	Bright	36.000	58	21Alp And	2.0730	11000.	72	8637	No
167	GOM_NL__2PRFIN20031025_114036_000000402021_00066_08637_7387.N1	25-OCT-2003 11:40:36	Bright	39.500	53	43Bet And	2.0480	3300.0	79	8637	No
168	GOM_NL__2PRFIN20031025_114328_000000422021_00066_08637_7388.N1	25-OCT-2003 11:43:28	Bright	42.000	73	57Gam1And	2.2600	13100.	84	8637	No
169	GOM_NL__2PRFIN20031025_114622_000000372021_00066_08637_7389.N1	25-OCT-2003 11:46:22	Bright	37.000	68	18Alp Cas	2.2250	4500.0	74	8637	No
170	GOM_NL__2PRFIN20031025_114738_000000382021_00066_08637_7390.N1	25-OCT-2003 11:47:38	Bright	37.500	76	27Gam Cas	2.3000	30000.	75	8637	No
171	GOM_NL__2PRFIN20031025_115017_000000362021_00066_08637_7391.N1	25-OCT-2003 11:50:17	Bright	36.000	89	5Alp Cep	2.4510	8000.0	72	8637	No
172	GOM_NL__2PRFIN20031025_115537_000000372021_00066_08637_7392.N1	25-OCT-2003 11:55:37	Bright	36.500	49	1Alp UMi	1.9900	6300.0	73	8637	No
173	GOM_NL__2PRFIN20031025_115907_000000362021_00066_08637_7393.N1	25-OCT-2003 11:59:07	Bright	36.000	60	7Bet UMi	2.0810	3950.0	72	8637	No
174	GOM_NL__2PRFIN20031025_120351_000000362021_00066_08637_7394.N1	25-OCT-2003 12:03:51	Bright	35.500	36	50Alp UMa	1.8000	6300.0	71	8637	No
175	GOM_NL__2PRFIN20031025_120526_000000352021_00066_08637_7395.N1	25-OCT-2003 12:05:26	Bright	35.000	82	48Bet UMa	2.3650	10600.	70	8637	No
176	GOM_NL__2PRFIN20031025_120859_000000382021_00066_08637_7396.N1	25-OCT-2003 12:08:59	Bright	37.500	174	52Psi UMa	3.0040	4400.0	75	8637	No
177	GOM_NL__2PRFIN20031025_121625_000000492021_00066_08637_7397.N1	25-OCT-2003 12:16:25	Bright	48.500	166	17Eps Leo	2.9800	6000.0	97	8637	No
178	GOM_NL__2PRFIN20031025_121822_000002142021_00066_08637_7398.N1	25-OCT-2003 12:18:22	Tw_i_and_stray	214.00	17	78Bet Gem	1.1610	4500.0	428	8637	No
179	GOM_NL__2PRFIN20031025_122817_000000652021_00066_08637_7399.N1	25-OCT-2003 12:28:17	Dark	65.000	48	30Alp Hya	1.9770	4100.0	130	8637	No
180	GOM_NL__2PRFIN20031025_123540_000000432021_00066_08637_7400.N1	25-OCT-2003 12:35:40	Dark	42.500	113	Mu Vel	2.6920	5000.0	85	8637	No
181	GOM_NL__2PRFIN20031025_123729_000000532021_00066_08637_7401.N1	25-OCT-2003 12:37:29	Dark	52.500	65	Lam Vel	2.2040	4400.0	105	8637	No
182	GOM_NL__2PRFIN20031025_123930_000000372021_00067_08638_7277.N1	25-OCT-2003 12:39:30	Dark	36.500	124	The Car	2.7640	30000.	73	8638	No
183	GOM_NL__2PRFIN20031025_124147_000000472021_00067_08638_7278.N1	25-OCT-2003 12:41:47	Dark	46.500	41	Eps Car	1.8600	4100.0	93	8638	No
184	GOM_NL__2PRFIN20031025_124634_000000502021_00067_08638_7279.N1	25-OCT-2003 12:46:34	Dark	50.000	2	Alp Car	-0.73600	7000.0	100	8638	No
185	GOM_NL__2PRFIN20031025_125012_000000722021_00067_08638_7280.N1	25-OCT-2003 12:50:12	Dark	72.000	177	1Zet CMa	3.0220	26000.	144	8638	No
186	GOM_NL__2PRFIN20031025_125307_000000382021_00067_08638_7281.N1	25-OCT-2003 12:53:07	Dark	38.000	143	Alp Hyi	2.8570	7200.0	76	8638	No
187	GOM_NL__2PRFIN20031025_125432_000000472021_00067_08638_7282.N1	25-OCT-2003 12:54:32	Dark	46.500	9	Alp Eri	0.45300	24000.	93	8638	No
188	GOM_NL__2PRFIN20031025_125733_000000432021_00067_08638_7283.N1	25-OCT-2003 12:57:33	Straylight	43.000	157	The1Eri	2.9060	9300.0	86	8638	No
189	GOM_NL__2PRFIN20031025_125923_000000432021_00067_08638_7284.N1	25-OCT-2003 12:59:23	Straylight	42.500	84	Alp Phe	2.3970	4500.0	85	8638	No
190	GOM_NL__2PRFIN20031025_130556_000000442021_00067_08638_7285.N1	25-OCT-2003 13:05:56	Straylight	44.000	52	16Bet Cet	2.0370	4500.0	88	8638	No
191	GOM_NL__2PRFIN20031025_131318_000000642021_00067_08638_7286.N1	25-OCT-2003 13:13:18	Bright	63.500	94	92Alp Cet	2.5260	3100.0	127	8638	No
192	GOM_NL__2PRFIN20031025_131525_000000352021_00067_08638_7287.N1	25-OCT-2003 13:15:25	Bright	35.000	140	88Gam Peg	2.8340	26000.	70	8638	No
193	GOM_NL__2PRFIN20031025_131724_000000422021_00067_08638_7288.N1	25-OCT-2003 13:17:24	Bright	42.000	105	6Bet Ari	2.6450	8900.0	84	8638	No
194	GOM_NL__2PRFIN20031025_131918_000000362021_00067_08638_7289.N1	25-OCT-2003 13:19:18	Bright	36.000	58	21Alp And	2.0730	11000.	72	8638	No
195	GOM_NL__2PRFIN20031025_132112_000000402021_00067_08638_7290.N1	25-OCT-2003 13:21:12	Bright	40.000	53	43Bet And	2.0480	3300.0	80	8638	No
196	GOM_NL__2PRFIN20031025_132404_000000422021_00067_08638_7291.N1	25-OCT-2003 13:24:04	Bright	42.000	73	57Gam1And	2.2600	13100.	84	8638	No
197	GOM_NL__2PRFIN20031025_132658_000000372021_00067_08638_7292.N1	25-OCT-2003 13:26:58	Bright	36.500	68	18Alp Cas	2.2250	4500.0	73	8638	No
198	GOM_NL__2PRFIN20031025_132814_000000372021_00067_08638_7293.N1	25-OCT-2003 13:28:14	Bright	36.500	76	27Gam Cas	2.3000	30000.	73	8638	No
199	GOM_NL__2PRFIN20031025_133054_000000382021_00067_08638_7294.N1	25-OCT-2003 13:30:54	Bright	38.000	89	5Alp Cep	2.4510	8000.0	76	8638	No
200	GOM_NL__2PRFIN20031025_133613_000000372021_00067_08638_7295.N1	25-OCT-2003 13:36:13	Bright	37.000	49	1Alp UMi	1.9900	6300.0	74	8638	No
201	GOM_NL__2PRFIN20031025_133943_000000382021_00067_08638_7296.N1	25-OCT-2003 13:39:43	Bright	38.000	60	7Bet UMi	2.0810	3950.0	76	8638	No
202	GOM_NL__2PRFIN20031025_134427_000000382021_00067_08638_7297.N1	25-OCT-2003 13:44:27	Bright	38.000	36	50Alp UMa	1.8000	6300.0	76	8638	No
203	GOM_NL__2PRFIN20031025_134602_000000432021_00067_08638_7298.N1	25-OCT-2003 13:46:02	Bright	43.000	82	48Bet UMa	2.3650	10600.	86	8638	No
204	GOM_NL__2PRFIN20031025_134935_000000392021_00067_08638_7299.N1	25-OCT-2003 13:49:35	Bright	39.000	174	52Psi UMa	3.0040	4400.0	78	8638	No
205	GOM_NL__2PRFIN20031025_135701_000000492021_00067_08638_7300.N1	25-OCT-2003 13:57:01	Bright	48.500	166	17Eps Leo	2.9800	6000.0	97	8638	No
206	GOM_NL__2PRFIN20031025_135859_000001912021_00067_08638_7301.N1	25-OCT-2003 13:58:59	Tw_i_and_stray	191.00	17	78Bet Gem	1.1610	4500.0	382	8638	No
207	GOM_NL__2PRFIN20031025_140854_000000632021_00067_08638_7302.N1	25-OCT-2003 14:08:54	Dark	63.000	48	30Alp Hya	1.9770	4100.0	126	8638	No
208	GOM_NL__2PRFIN20031025_141616_000000412021_00067_08638_7303.N1	25-OCT-2003 14:16:16	Dark	40.500	113	Mu Vel	2.6920	5000.0	81	8638	No
209	GOM_NL__2PRFIN20031025_141805_000000472021_00067_08638_7304.N1	25-OCT-2003 14:18:05	Dark	47.000	65	Lam Vel	2.2040	4400.0	94	8638	No
210	GOM_NL__2PRFIN20031025_142006_000000372021_00068_08639_7277.N1	25-OCT-2003 14:20:06	Dark	37.000	124	The Car	2.7640	30000.	74	8639	No
211	GOM_NL__2PRFIN20031025_142224_000000512021_00068_08639_7278.N1	25-OCT-2003 14:22:24	Dark	51.000	41	Eps Car	1.8600	4100.0	102	8639	No
212	GOM_NL__2PRFIN20031025_142710_000000492021_00068_08639_7279.N1	25-OCT-2003 14:27:10	Dark	48.500	2	Alp Car	-0.73600	7000.0	97	8639	No
213	GOM_NL__2PRFIN20031025_143050_000000742021_00068_08639_7280.N1	25-OCT-2003 14:30:50	Dark	74.000	177	1Zet CMa	3.0220	26000.	148	8639	No
214	GOM_NL__2PRFIN20031025_143344_000000392021_00068_08639_7281.N1	25-OCT-2003 14:33:44	Dark	39.000	143	Alp Hyi	2.8570	7200.0	78	8639	No
215	GOM_NL__2PRFIN20031025_143508_000000412021_00068_08639_7282.N1	25-OCT-2003 14:35:08	Dark	40.500	9	Alp Eri	0.45300	24000.	81	8639	No
216	GOM_NL__2PRFIN20031025_143809_000000442021_00068_08639_7283.N1	25-OCT-2003 14:38:09	Straylight	44.000	157	The1Eri	2.9060	9300.0	88	8639	No
217	GOM_NL__2PRFIN20031025_143959_000000422021_00068_08639_7284.N1	25-OCT-2003 14:39:59	Straylight	41.500	84	Alp Phe	2.3970	4500.0	83	8639	No
218	GOM_NL__2PRFIN20031025_144632_000000442021_00068_08639_7285.N1	25-OCT-2003 14:46:32	Straylight	43.500	52	16Bet Cet	2.0370	4500.0	87	8639	No
219	GOM_NL__2PRFIN20031025_145353_000000612021_00068_08639_7286.N1	25-OCT-2003 14:53:53	Bright	61.000	94	92Alp Cet	2.5260	3100.0	122	8639	No

220	GOM_NL__2PRFIN20031025_145601_000000352021_00068_08639_7287.N1	25-OCT-2003 14:56:01	Bright	34.500	140	88Gam Peg	2.8340	26000.	69	8639	No
221	GOM_NL__2PRFIN20031025_145800_000000422021_00068_08639_7288.N1	25-OCT-2003 14:58:00	Bright	42.000	105	6Bet Ari	2.6450	8900.0	84	8639	No
222	GOM_NL__2PRFIN20031025_145954_000000372021_00068_08639_7289.N1	25-OCT-2003 14:59:54	Bright	37.000	58	21Alp And	2.0730	11000.	74	8639	No
223	GOM_NL__2PRFIN20031025_150145_000000402021_00068_08639_7290.N1	25-OCT-2003 15:01:45	Bright	39.500	53	43Bet And	2.0480	3300.0	79	8639	No
224	GOM_NL__2PRFIN20031025_150437_000000422021_00068_08639_7291.N1	25-OCT-2003 15:04:37	Bright	41.500	73	57Gam1And	2.2600	13100.	83	8639	No
225	GOM_NL__2PRFIN20031025_150732_000000382021_00068_08639_7292.N1	25-OCT-2003 15:07:32	Bright	37.500	68	18Alp Cas	2.2250	4500.0	75	8639	No
226	GOM_NL__2PRFIN20031025_150849_000000382021_00068_08639_7293.N1	25-OCT-2003 15:08:49	Bright	37.500	76	27Gam Cas	2.3000	30000.	75	8639	No
227	GOM_NL__2PRFIN20031025_151128_000000382021_00068_08639_7294.N1	25-OCT-2003 15:11:28	Bright	38.000	89	5Alp Cep	2.4510	8000.0	76	8639	No
228	GOM_NL__2PRFIN20031025_151647_000000392021_00068_08639_7295.N1	25-OCT-2003 15:16:47	Bright	39.000	49	1Alp UMi	1.9900	6300.0	78	8639	No
229	GOM_NL__2PRFIN20031025_152017_000000392021_00068_08639_7296.N1	25-OCT-2003 15:20:17	Bright	38.500	60	7Bet UMi	2.0810	3950.0	77	8639	No
230	GOM_NL__2PRFIN20031025_152501_000000392021_00068_08639_7297.N1	25-OCT-2003 15:25:01	Bright	38.500	36	50Alp UMa	1.8000	6300.0	77	8639	No
231	GOM_NL__2PRFIN20031025_152637_000000372021_00068_08639_7298.N1	25-OCT-2003 15:26:37	Bright	37.000	82	48Bet UMa	2.3650	10600.	74	8639	No
232	GOM_NL__2PRFIN20031025_153010_000000372021_00068_08639_7299.N1	25-OCT-2003 15:30:10	Bright	36.500	174	52Psi UMa	3.0040	4400.0	73	8639	No
233	GOM_NL__2PRFIN20031025_153737_000000492021_00068_08639_7300.N1	25-OCT-2003 15:37:37	Bright	48.500	166	17Eps Leo	2.9800	6000.0	97	8639	No
234	GOM_NL__2PRFIN20031025_153936_000002062021_00068_08639_7301.N1	25-OCT-2003 15:39:36	Twi_and_stray	205.50	17	78Bet Gem	1.1610	4500.0	411	8639	No
235	GOM_NL__2PRFIN20031025_154930_000000662021_00068_08639_7302.N1	25-OCT-2003 15:49:30	Dark	66.000	48	30Alp Hya	1.9770	4100.0	132	8639	No
236	GOM_NL__2PRFIN20031025_155651_000000442021_00068_08639_7303.N1	25-OCT-2003 15:56:51	Dark	44.000	113	Mu Vel	2.6920	5000.0	88	8639	No
237	GOM_NL__2PRFIN20031025_155840_000000562021_00068_08639_7304.N1	25-OCT-2003 15:58:40	Dark	55.500	65	Lam Vel	2.2040	4400.0	111	8639	No
238	GOM_NL__2PRFIN20031025_160040_000000392021_00069_08640_7277.N1	25-OCT-2003 16:00:40	Dark	39.000	124	The Car	2.7640	30000.	78	8640	No
239	GOM_NL__2PRFIN20031025_160444_000000732021_00069_08640_7278.N1	25-OCT-2003 16:04:44	Dark	73.000	88	31Eta CMa	2.4480	20000.	146	8640	No
240	GOM_NL__2PRFIN20031025_160744_000000532021_00069_08640_7279.N1	25-OCT-2003 16:07:44	Dark	53.000	2	Alp Car	-0.73600	7000.0	106	8640	No
241	GOM_NL__2PRFIN20031025_161127_000000762021_00069_08640_7280.N1	25-OCT-2003 16:11:27	Dark	76.000	177	1Zet CMa	3.0220	26000.	152	8640	No
242	GOM_NL__2PRFIN20031025_161418_000000412021_00069_08640_7281.N1	25-OCT-2003 16:14:18	Dark	40.500	143	Alp Hyi	2.8570	7200.0	81	8640	No
243	GOM_NL__2PRFIN20031025_161542_000000512021_00069_08640_7282.N1	25-OCT-2003 16:15:42	Dark	51.000	9	Alp Eri	0.45300	24000.	102	8640	No
244	GOM_NL__2PRFIN20031025_161844_000000442021_00069_08640_7283.N1	25-OCT-2003 16:18:44	Straylight	44.000	157	The1Eri	2.9060	9300.0	88	8640	No
245	GOM_NL__2PRFIN20031025_162033_000000432021_00069_08640_7284.N1	25-OCT-2003 16:20:33	Straylight	43.000	84	Alp Phe	2.3970	4500.0	86	8640	No
246	GOM_NL__2PRFIN20031025_162704_000000492021_00069_08640_7285.N1	25-OCT-2003 16:27:04	Straylight	48.500	52	16Bet Cet	2.0370	4500.0	97	8640	No
247	GOM_NL__2PRFIN20031025_163428_000000652021_00069_08640_7286.N1	25-OCT-2003 16:34:28	Bright	64.500	94	92Alp Cet	2.5260	3100.0	129	8640	No
248	GOM_NL__2PRFIN20031025_163636_000000382021_00069_08640_7287.N1	25-OCT-2003 16:36:36	Bright	37.500	140	88Gam Peg	2.8340	26000.	75	8640	No
249	GOM_NL__2PRFIN20031025_163834_000000432021_00069_08640_7288.N1	25-OCT-2003 16:38:34	Bright	43.000	105	6Bet Ari	2.6450	8900.0	86	8640	No
250	GOM_NL__2PRFIN20031025_164029_000000382021_00069_08640_7289.N1	25-OCT-2003 16:40:29	Bright	38.000	58	21Alp And	2.0730	11000.	76	8640	No
251	GOM_NL__2PRFIN20031025_164221_000000402021_00069_08640_7290.N1	25-OCT-2003 16:42:21	Bright	40.000	53	43Bet And	2.0480	3300.0	80	8640	No
252	GOM_NL__2PRFIN20031025_164513_000000452021_00069_08640_7291.N1	25-OCT-2003 16:45:13	Bright	45.000	73	57Gam1And	2.2600	13100.	90	8640	No
253	GOM_NL__2PRFIN20031025_164808_000000392021_00069_08640_7292.N1	25-OCT-2003 16:48:08	Bright	39.000	68	18Alp Cas	2.2250	4500.0	78	8640	No
254	GOM_NL__2PRFIN20031025_164925_000000392021_00069_08640_7293.N1	25-OCT-2003 16:49:25	Bright	38.500	76	27Gam Cas	2.3000	30000.	77	8640	No
255	GOM_NL__2PRFIN20031025_165205_000000392021_00069_08640_7294.N1	25-OCT-2003 16:52:05	Bright	39.000	89	5Alp Cep	2.4510	8000.0	78	8640	No
256	GOM_NL__2PRFIN20031025_165722_000000402021_00069_08640_7295.N1	25-OCT-2003 16:57:22	Bright	39.500	49	1Alp UMi	1.9900	6300.0	79	8640	No
257	GOM_NL__2PRFIN20031025_170054_000000392021_00069_08640_7296.N1	25-OCT-2003 17:00:54	Bright	38.500	60	7Bet UMi	2.0810	3950.0	77	8640	No
258	GOM_NL__2PRFIN20031025_170538_000000382021_00069_08640_7297.N1	25-OCT-2003 17:05:38	Bright	38.000	36	50Alp UMa	1.8000	6300.0	76	8640	No
259	GOM_NL__2PRFIN20031025_170713_000000422021_00069_08640_7298.N1	25-OCT-2003 17:07:13	Bright	41.500	82	48Bet UMa	2.3650	10600.	83	8640	No
260	GOM_NL__2PRFIN20031025_171046_000000382021_00069_08640_7299.N1	25-OCT-2003 17:10:46	Bright	37.500	174	52Psi UMa	3.0040	4400.0	75	8640	No
261	GOM_NL__2PRFIN20031025_171813_000000702021_00069_08640_7300.N1	25-OCT-2003 17:18:13	Bright	69.500	166	17Eps Leo	2.9800	6000.0	139	8640	No
262	GOM_NL__2PRFIN20031025_172013_000001912021_00069_08640_7301.N1	25-OCT-2003 17:20:13	Twi_and_stray	191.00	17	78Bet Gem	1.1610	4500.0	382	8640	No
263	GOM_NL__2PRFIN20031025_173007_000000722021_00069_08640_7302.N1	25-OCT-2003 17:30:07	Dark	72.000	48	30Alp Hya	1.9770	4100.0	144	8640	No
264	GOM_NL__2PRFIN20031025_173728_000000422021_00069_08640_7303.N1	25-OCT-2003 17:37:28	Dark	42.000	113	Mu Vel	2.6920	5000.0	84	8640	No
265	GOM_NL__2PRFIN20031025_173915_000000562021_00069_08640_7304.N1	25-OCT-2003 17:39:15	Dark	55.500	65	Lam Vel	2.2040	4400.0	111	8640	No
266	GOM_NL__2PRFIN20031025_174117_000000382021_00070_08641_7277.N1	25-OCT-2003 17:41:17	Dark	38.000	124	The Car	2.7640	30000.	76	8641	No
267	GOM_NL__2PRFIN20031025_174522_000000692021_00070_08641_7278.N1	25-OCT-2003 17:45:22	Dark	69.000	88	31Eta CMa	2.4480	20000.	138	8641	No
268	GOM_NL__2PRFIN20031025_174822_000000622021_00070_08641_7279.N1	25-OCT-2003 17:48:22	Dark	61.500	2	Alp Car	-0.73600	7000.0	123	8641	No
269	GOM_NL__2PRFIN20031025_175204_000000772021_00070_08641_7280.N1	25-OCT-2003 17:52:04	Dark	76.500	177	1Zet CMa	3.0220	26000.	153	8641	No
270	GOM_NL__2PRFIN20031025_175454_000000402021_00070_08641_7281.N1	25-OCT-2003 17:54:54	Dark	40.000	143	Alp Hyi	2.8570	7200.0	80	8641	No
271	GOM_NL__2PRFIN20031025_175617_000000522021_00070_08641_7282.N1	25-OCT-2003 17:56:17	Dark	52.000	9	Alp Eri	0.45300	24000.	104	8641	No
272	GOM_NL__2PRFIN20031025_175920_000000462021_00070_08641_7283.N1	25-OCT-2003 17:59:20	Straylight	46.000	157	The1Eri	2.9060	9300.0	92	8641	No
273	GOM_NL__2PRFIN20031025_180109_000000472021_00070_08641_7284.N1	25-OCT-2003 18:01:09	Straylight	46.500	84	Alp Phe	2.3970	4500.0	93	8641	No
274	GOM_NL__2PRFIN20031025_180742_000000432021_00070_08641_7285.N1	25-OCT-2003 18:07:42	Straylight	43.000	52	16Bet Cet	2.0370	4500.0	86	8641	No
275	GOM_NL__2PRFIN20031025_181503_000000622021_00070_08641_7286.N1	25-OCT-2003 18:15:03	Bright	62.000	94	92Alp Cet	2.5260	3100.0	124	8641	No
276	GOM_NL__2PRFIN20031025_181711_000000402021_00070_08641_7287.N1	25-OCT-2003 18:17:11	Bright	39.500	140	88Gam Peg	2.8340	26000.	79	8641	No
277	GOM_NL__2PRFIN20031025_181907_000000472021_00070_08641_7288.N1	25-OCT-2003 18:19:07	Bright	47.000	105	6Bet Ari	2.6450	8900.0	94	8641	No
278	GOM_NL__2PRFIN20031025_182104_000000382021_00070_08641_7289.N1	25-OCT-2003 18:21:04	Bright	38.000	58	21Alp And	2.0730	11000.	76	8641	No

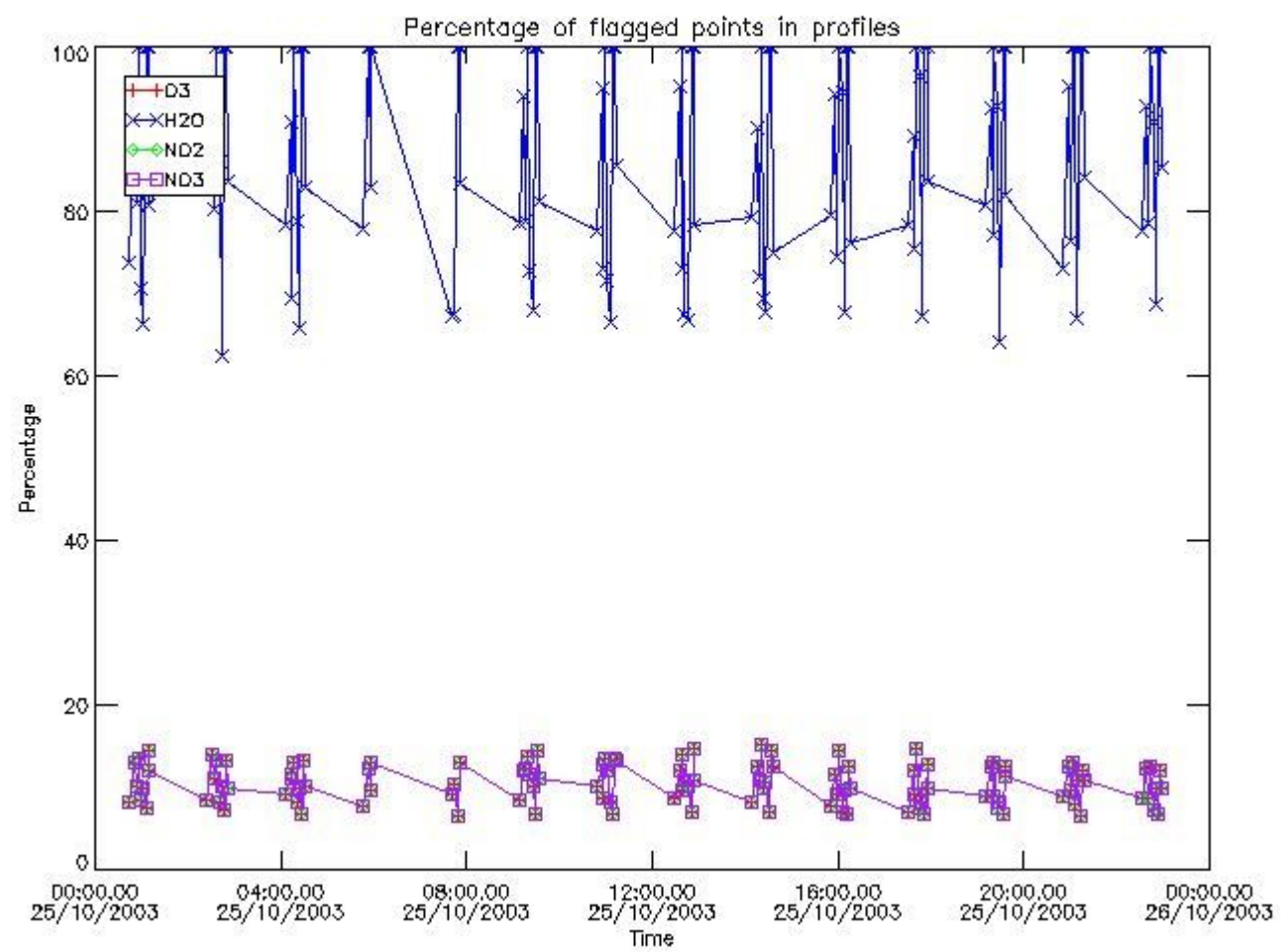
279	GOM_NL__2PRFIN20031025_182255_000000422021_00070_08641_7290.N1	25-OCT-2003 18:22:55	Bright	42.000	53	43Bet And	2.0480	3300.0	84	8641	No
280	GOM_NL__2PRFIN20031025_182546_000000462021_00070_08641_7291.N1	25-OCT-2003 18:25:46	Bright	46.000	73	57Gam1And	2.2600	13100.	92	8641	No
281	GOM_NL__2PRFIN20031025_182844_000000412021_00070_08641_7292.N1	25-OCT-2003 18:28:44	Bright	41.000	68	18Alp Cas	2.2250	4500.0	82	8641	No
282	GOM_NL__2PRFIN20031025_183000_000000402021_00070_08641_7293.N1	25-OCT-2003 18:30:00	Bright	39.500	76	27Gam Cas	2.3000	30000.	79	8641	No
283	GOM_NL__2PRFIN20031025_183240_000000382021_00070_08641_7294.N1	25-OCT-2003 18:32:40	Bright	37.500	89	5Alp Cep	2.4510	8000.0	75	8641	No
284	GOM_NL__2PRFIN20031025_183757_000000422021_00070_08641_7295.N1	25-OCT-2003 18:37:57	Bright	41.500	49	1Alp UMi	1.9900	6300.0	83	8641	No
285	GOM_NL__2PRFIN20031025_184130_000000402021_00070_08641_7296.N1	25-OCT-2003 18:41:30	Bright	40.000	60	7Bet UMi	2.0810	3950.0	80	8641	No
286	GOM_NL__2PRFIN20031025_184613_000000402021_00070_08641_7297.N1	25-OCT-2003 18:46:13	Bright	39.500	36	50Alp UMa	1.8000	6300.0	79	8641	No
287	GOM_NL__2PRFIN20031025_184749_000000412021_00070_08641_7298.N1	25-OCT-2003 18:47:49	Bright	40.500	82	48Bet UMa	2.3650	10600.	81	8641	No
288	GOM_NL__2PRFIN20031025_185121_000000522021_00070_08641_7299.N1	25-OCT-2003 18:51:21	Bright	52.000	174	52Psi UMa	3.0040	4400.0	104	8641	No
289	GOM_NL__2PRFIN20031025_185849_000000492021_00070_08641_7300.N1	25-OCT-2003 18:58:49	Bright	48.500	166	17Eps Leo	2.9800	6000.0	97	8641	No
290	GOM_NL__2PRFIN20031025_190050_000001922021_00070_08641_7301.N1	25-OCT-2003 19:00:50	Tw_i_and_stray	191.50	17	78Bet Gem	1.1610	4500.0	383	8641	No
291	GOM_NL__2PRFIN20031025_191043_000000742021_00070_08641_7302.N1	25-OCT-2003 19:10:43	Dark	73.500	48	30Alp Hya	1.9770	4100.0	147	8641	No
292	GOM_NL__2PRFIN20031025_191804_000000412021_00070_08641_7303.N1	25-OCT-2003 19:18:04	Dark	40.500	113	Mu Vel	2.6920	5000.0	81	8641	No
293	GOM_NL__2PRFIN20031025_191954_000000582021_00070_08641_7304.N1	25-OCT-2003 19:19:54	Dark	57.500	65	Lam Vel	2.2040	4400.0	115	8641	No
294	GOM_NL__2PRFIN20031025_192152_000000402021_00071_08642_7375.N1	25-OCT-2003 19:21:52	Dark	39.500	124	The Car	2.7640	30000.	79	8642	No
295	GOM_NL__2PRFIN20031025_192559_000000692021_00071_08642_7376.N1	25-OCT-2003 19:25:59	Dark	69.000	88	31Eta CMa	2.4480	20000.	138	8642	No
296	GOM_NL__2PRFIN20031025_192859_000000632021_00071_08642_7377.N1	25-OCT-2003 19:28:59	Dark	63.000	2	Alp Car	-0.73600	7000.0	126	8642	No
297	GOM_NL__2PRFIN20031025_193242_000000772021_00071_08642_7378.N1	25-OCT-2003 19:32:42	Dark	76.500	177	1Zet CMa	3.0220	26000.	153	8642	No
298	GOM_NL__2PRFIN20031025_193530_000000412021_00071_08642_7379.N1	25-OCT-2003 19:35:30	Dark	40.500	143	Alp Hyi	2.8570	7200.0	81	8642	No
299	GOM_NL__2PRFIN20031025_193655_000000452021_00071_08642_7380.N1	25-OCT-2003 19:36:55	Dark	44.500	9	Alp Eri	0.45300	24000.	89	8642	No
300	GOM_NL__2PRFIN20031025_193954_000000472021_00071_08642_7381.N1	25-OCT-2003 19:39:54	Straylight	46.500	157	The1Eri	2.9060	9300.0	93	8642	No
301	GOM_NL__2PRFIN20031025_194146_000000412021_00071_08642_7382.N1	25-OCT-2003 19:41:46	Straylight	41.000	84	Alp Phe	2.3970	4500.0	82	8642	No
302	GOM_NL__2PRFIN20031025_194818_000000462021_00071_08642_7383.N1	25-OCT-2003 19:48:18	Straylight	46.000	52	16Bet Cet	2.0370	4500.0	92	8642	No
303	GOM_NL__2PRFIN20031025_195538_000000652021_00071_08642_7384.N1	25-OCT-2003 19:55:38	Bright	64.500	94	92Alp Cet	2.5260	3100.0	129	8642	No
304	GOM_NL__2PRFIN20031025_195748_000000382021_00071_08642_7385.N1	25-OCT-2003 19:57:48	Bright	37.500	140	88Gam Peg	2.8340	26000.	75	8642	No
305	GOM_NL__2PRFIN20031025_195945_000000442021_00071_08642_7386.N1	25-OCT-2003 19:59:45	Bright	43.500	105	6Bet Ari	2.6450	8900.0	87	8642	No
306	GOM_NL__2PRFIN20031025_200138_000000412021_00071_08642_7387.N1	25-OCT-2003 20:01:38	Bright	40.500	58	21Alp And	2.0730	11000.	81	8642	No
307	GOM_NL__2PRFIN20031025_200333_000000432021_00071_08642_7388.N1	25-OCT-2003 20:03:33	Bright	42.500	53	43Bet And	2.0480	3300.0	85	8642	No
308	GOM_NL__2PRFIN20031025_200624_000000432021_00071_08642_7389.N1	25-OCT-2003 20:06:24	Bright	42.500	73	57Gam1And	2.2600	13100.	85	8642	No
309	GOM_NL__2PRFIN20031025_200920_000000372021_00071_08642_7390.N1	25-OCT-2003 20:09:20	Bright	36.500	68	18Alp Cas	2.2250	4500.0	73	8642	No
310	GOM_NL__2PRFIN20031025_201036_000000392021_00071_08642_7391.N1	25-OCT-2003 20:10:36	Bright	39.000	76	27Gam Cas	2.3000	30000.	78	8642	No
311	GOM_NL__2PRFIN20031025_201317_000000392021_00071_08642_7392.N1	25-OCT-2003 20:13:17	Bright	38.500	89	5Alp Cep	2.4510	8000.0	77	8642	No
312	GOM_NL__2PRFIN20031025_201835_000000392021_00071_08642_7393.N1	25-OCT-2003 20:18:35	Bright	39.000	49	1Alp UMi	1.9900	6300.0	78	8642	No
313	GOM_NL__2PRFIN20031025_202204_000000422021_00071_08642_7394.N1	25-OCT-2003 20:22:04	Bright	41.500	60	7Bet UMi	2.0810	3950.0	83	8642	No
314	GOM_NL__2PRFIN20031025_202649_000000412021_00071_08642_7395.N1	25-OCT-2003 20:26:49	Bright	41.000	36	50Alp UMa	1.8000	6300.0	82	8642	No
315	GOM_NL__2PRFIN20031025_202823_000000392021_00071_08642_7396.N1	25-OCT-2003 20:28:23	Bright	39.000	82	48Bet UMa	2.3650	10600.	78	8642	No
316	GOM_NL__2PRFIN20031025_203158_000000402021_00071_08642_7397.N1	25-OCT-2003 20:31:58	Bright	39.500	174	52Psi UMa	3.0040	4400.0	79	8642	No
317	GOM_NL__2PRFIN20031025_203925_000000532021_00071_08642_7398.N1	25-OCT-2003 20:39:25	Bright	53.000	166	17Eps Leo	2.9800	6000.0	106	8642	No
318	GOM_NL__2PRFIN20031025_204127_000002022021_00071_08642_7399.N1	25-OCT-2003 20:41:27	Tw_i_and_stray	202.00	17	78Bet Gem	1.1610	4500.0	404	8642	No
319	GOM_NL__2PRFIN20031025_205120_000000642021_00071_08642_7400.N1	25-OCT-2003 20:51:20	Dark	63.500	48	30Alp Hya	1.9770	4100.0	127	8642	No
320	GOM_NL__2PRFIN20031025_205840_000000412021_00071_08642_7401.N1	25-OCT-2003 20:58:40	Dark	41.000	113	Mu Vel	2.6920	5000.0	82	8642	No
321	GOM_NL__2PRFIN20031025_210028_000000542021_00071_08642_7402.N1	25-OCT-2003 21:00:28	Dark	53.500	65	Lam Vel	2.2040	4400.0	107	8642	No
322	GOM_NL__2PRFIN20031025_210228_000000392021_00072_08643_7277.N1	25-OCT-2003 21:02:28	Dark	39.000	124	The Car	2.7640	30000.	78	8643	No
323	GOM_NL__2PRFIN20031025_210637_000000722021_00072_08643_7278.N1	25-OCT-2003 21:06:37	Dark	71.500	88	31Eta CMa	2.4480	20000.	143	8643	No
324	GOM_NL__2PRFIN20031025_210935_000000522021_00072_08643_7279.N1	25-OCT-2003 21:09:35	Dark	52.000	2	Alp Car	-0.73600	7000.0	104	8643	No
325	GOM_NL__2PRFIN20031025_211319_000000772021_00072_08643_7280.N1	25-OCT-2003 21:13:19	Dark	77.000	177	1Zet CMa	3.0220	26000.	154	8643	No
326	GOM_NL__2PRFIN20031025_211604_000000422021_00072_08643_7281.N1	25-OCT-2003 21:16:04	Dark	42.000	143	Alp Hyi	2.8570	7200.0	84	8643	No
327	GOM_NL__2PRFIN20031025_211729_000000482021_00072_08643_7282.N1	25-OCT-2003 21:17:29	Dark	47.500	9	Alp Eri	0.45300	24000.	95	8643	No
328	GOM_NL__2PRFIN20031025_212033_000000452021_00072_08643_7283.N1	25-OCT-2003 21:20:33	Straylight	44.500	157	The1Eri	2.9060	9300.0	89	8643	No
329	GOM_NL__2PRFIN20031025_212222_000000412021_00072_08643_7284.N1	25-OCT-2003 21:22:22	Straylight	41.000	84	Alp Phe	2.3970	4500.0	82	8643	No
330	GOM_NL__2PRFIN20031025_212854_000000432021_00072_08643_7285.N1	25-OCT-2003 21:28:54	Straylight	43.000	52	16Bet Cet	2.0370	4500.0	86	8643	No
331	GOM_NL__2PRFIN20031025_213613_000000622021_00072_08643_7286.N1	25-OCT-2003 21:36:13	Bright	62.000	94	92Alp Cet	2.5260	3100.0	124	8643	No
332	GOM_NL__2PRFIN20031025_213823_000000382021_00072_08643_7287.N1	25-OCT-2003 21:38:23	Bright	37.500	140	88Gam Peg	2.8340	26000.	75	8643	No
333	GOM_NL__2PRFIN20031025_214020_000000432021_00072_08643_7288.N1	25-OCT-2003 21:40:20	Bright	42.500	105	6Bet Ari	2.6450	8900.0	85	8643	No
334	GOM_NL__2PRFIN20031025_214214_000000412021_00072_08643_7289.N1	25-OCT-2003 21:42:14	Bright	41.000	58	21Alp And	2.0730	11000.	82	8643	No
335	GOM_NL__2PRFIN20031025_214409_000000412021_00072_08643_7290.N1	25-OCT-2003 21:44:09	Bright	41.000	53	43Bet And	2.0480	3300.0	82	8643	No
336	GOM_NL__2PRFIN20031025_214700_000000432021_00072_08643_7291.N1	25-OCT-2003 21:47:00	Bright	42.500	73	57Gam1And	2.2600	13100.	85	8643	No
337	GOM_NL__2PRFIN20031025_214956_000000392021_00072_08643_7292.N1	25-OCT-2003 21:49:56	Bright	38.500	68	18Alp Cas	2.2250	4500.0	77	8643	No

338	GOM_NL__2PRFIN20031025_215112_000000362021_00072_08643_7293.N1	25-OCT-2003 21:51:12	Bright	36.000	76	27Gam Cas	2.3000	30000.	72	8643	No
339	GOM_NL__2PRFIN20031025_215353_000000402021_00072_08643_7294.N1	25-OCT-2003 21:53:53	Bright	40.000	89	5Alp Cep	2.4510	8000.0	80	8643	No
340	GOM_NL__2PRFIN20031025_215911_000000402021_00072_08643_7295.N1	25-OCT-2003 21:59:11	Bright	39.500	49	1Alp UMi	1.9900	6300.0	79	8643	No
341	GOM_NL__2PRFIN20031025_220242_000000402021_00072_08643_7296.N1	25-OCT-2003 22:02:42	Bright	40.000	60	7Bet UMi	2.0810	3950.0	80	8643	No
342	GOM_NL__2PRFIN20031025_220725_000000412021_00072_08643_7297.N1	25-OCT-2003 22:07:25	Bright	41.000	36	50Alp UMa	1.8000	6300.0	82	8643	No
343	GOM_NL__2PRFIN20031025_220900_000000372021_00072_08643_7298.N1	25-OCT-2003 22:09:00	Bright	37.000	82	48Bet UMa	2.3650	10600.	74	8643	No
344	GOM_NL__2PRFIN20031025_221233_000000382021_00072_08643_7299.N1	25-OCT-2003 22:12:33	Bright	37.500	174	52Psi UMa	3.0040	4400.0	75	8643	No
345	GOM_NL__2PRFIN20031025_222001_000000512021_00072_08643_7300.N1	25-OCT-2003 22:20:01	Bright	51.000	166	17Eps Leo	2.9800	6000.0	102	8643	No
346	GOM_NL__2PRFIN20031025_222205_000002002021_00072_08643_7301.N1	25-OCT-2003 22:22:05	Twilight	200.00	17	78Bet Gem	1.1610	4500.0	400	8643	No
347	GOM_NL__2PRFIN20031025_223158_000000652021_00072_08643_7302.N1	25-OCT-2003 22:31:58	Dark	65.000	48	30Alp Hya	1.9770	4100.0	130	8643	No
348	GOM_NL__2PRFIN20031025_223915_000000422021_00072_08643_7303.N1	25-OCT-2003 22:39:15	Dark	41.500	113	Mu Vel	2.6920	5000.0	83	8643	No
349	GOM_NL__2PRFIN20031025_224105_000000592021_00072_08643_7304.N1	25-OCT-2003 22:41:05	Dark	58.500	65	Lam Vel	2.2040	4400.0	117	8643	No
350	GOM_NL__2PRFIN20031025_224303_000000412021_00073_08644_7277.N1	25-OCT-2003 22:43:03	Dark	41.000	124	The Car	2.7640	30000.	82	8644	No
351	GOM_NL__2PRFIN20031025_224714_000000722021_00073_08644_7278.N1	25-OCT-2003 22:47:14	Dark	71.500	88	31Eta CMa	2.4480	20000.	143	8644	No
352	GOM_NL__2PRFIN20031025_225012_000000522021_00073_08644_7279.N1	25-OCT-2003 22:50:12	Dark	51.500	2	Alp Car	-0.73600	7000.0	103	8644	No
353	GOM_NL__2PRFIN20031025_225357_000000772021_00073_08644_7280.N1	25-OCT-2003 22:53:57	Dark	76.500	177	1Zet CMa	3.0220	26000.	153	8644	No
354	GOM_NL__2PRFIN20031025_225642_000000432021_00073_08644_7281.N1	25-OCT-2003 22:56:42	Dark	42.500	143	Alp Hyi	2.8570	7200.0	85	8644	No
355	GOM_NL__2PRFIN20031025_225805_000000522021_00073_08644_7282.N1	25-OCT-2003 22:58:05	Dark	51.500	9	Alp Eri	0.45300	24000.	103	8644	No
356	GOM_NL__2PRFIN20031025_230109_000000452021_00073_08644_7283.N1	25-OCT-2003 23:01:09	Straylight	44.500	157	The1Eri	2.9060	9300.0	89	8644	No
357	GOM_NL__2PRFIN20031025_230258_000000442021_00073_08644_7284.N1	25-OCT-2003 23:02:58	Straylight	43.500	84	Alp Phe	2.3970	4500.0	87	8644	No
358	GOM_NL__2PRFIN20031025_230931_000000452021_00073_08644_7285.N1	25-OCT-2003 23:09:31	Straylight	44.500	52	16Bet Cet	2.0370	4500.0	89	8644	No
359	GOM_NL__2PRFIN20031025_231649_000000642021_00073_08644_7286.N1	25-OCT-2003 23:16:49	Bright	63.500	94	92Alp Cet	2.5260	3100.0	127	8644	No
360	GOM_NL__2PRFIN20031025_231859_000000392021_00073_08644_7287.N1	25-OCT-2003 23:18:59	Bright	38.500	140	88Gam Peg	2.8340	26000.	77	8644	No
361	GOM_NL__2PRFIN20031025_232056_000000432021_00073_08644_7288.N1	25-OCT-2003 23:20:56	Bright	43.000	105	6Bet Ari	2.6450	8900.0	86	8644	No
362	GOM_NL__2PRFIN20031025_232250_000000402021_00073_08644_7289.N1	25-OCT-2003 23:22:50	Bright	40.000	58	21Alp And	2.0730	11000.	80	8644	No
363	GOM_NL__2PRFIN20031025_232445_000000412021_00073_08644_7290.N1	25-OCT-2003 23:24:45	Bright	40.500	53	43Bet And	2.0480	3300.0	81	8644	No
364	GOM_NL__2PRFIN20031025_232735_000000422021_00073_08644_7291.N1	25-OCT-2003 23:27:35	Bright	41.500	73	57Gam1And	2.2600	13100.	83	8644	No
365	GOM_NL__2PRFIN20031025_233032_000000402021_00073_08644_7292.N1	25-OCT-2003 23:30:32	Bright	39.500	68	18Alp Cas	2.2250	4500.0	79	8644	No
366	GOM_NL__2PRFIN20031025_233147_000000382021_00073_08644_7293.N1	25-OCT-2003 23:31:47	Bright	38.000	76	27Gam Cas	2.3000	30000.	76	8644	No
367	GOM_NL__2PRFIN20031025_233429_000000412021_00073_08644_7294.N1	25-OCT-2003 23:34:29	Bright	40.500	89	5Alp Cep	2.4510	8000.0	81	8644	No
368	GOM_NL__2PRFIN20031025_233947_000000382021_00073_08644_7295.N1	25-OCT-2003 23:39:47	Bright	38.000	49	1Alp UMi	1.9900	6300.0	76	8644	No
369	GOM_NL__2PRFIN20031025_234318_000000382021_00073_08644_7296.N1	25-OCT-2003 23:43:18	Bright	38.000	60	7Bet UMi	2.0810	3950.0	76	8644	No
370	GOM_NL__2PRFIN20031025_234801_000000412021_00073_08644_7297.N1	25-OCT-2003 23:48:01	Bright	40.500	36	50Alp UMa	1.8000	6300.0	81	8644	No
371	GOM_NL__2PRFIN20031025_234935_000000462021_00073_08644_7298.N1	25-OCT-2003 23:49:35	Bright	45.500	82	48Bet UMa	2.3650	10600.	91	8644	No
372	GOM_NL__2PRFIN20031025_235309_000000402021_00073_08644_7299.N1	25-OCT-2003 23:53:09	Bright	39.500	174	52Psi UMa	3.0040	4400.0	79	8644	No

3. Quality information per product

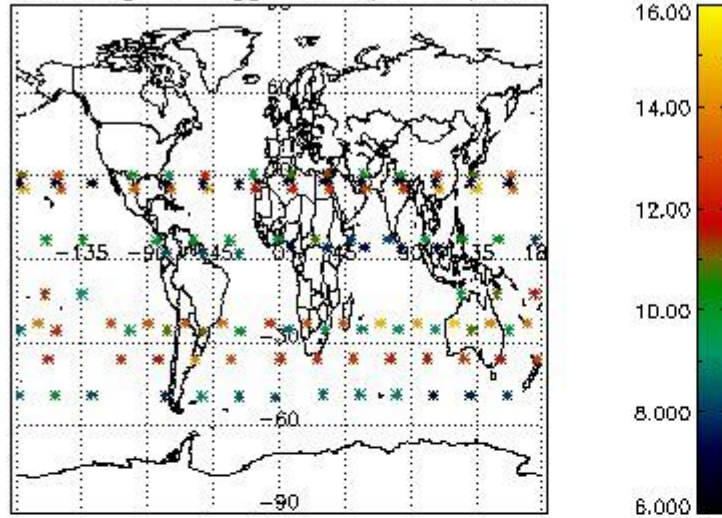
In this section it is plotted some information contained in the Quality Summary data set of the level 2 products. Only products in dark limb conditions and without errors (error flag in the MPH set to "0") are used.

3.1 Plot quality information per product (time dependant)

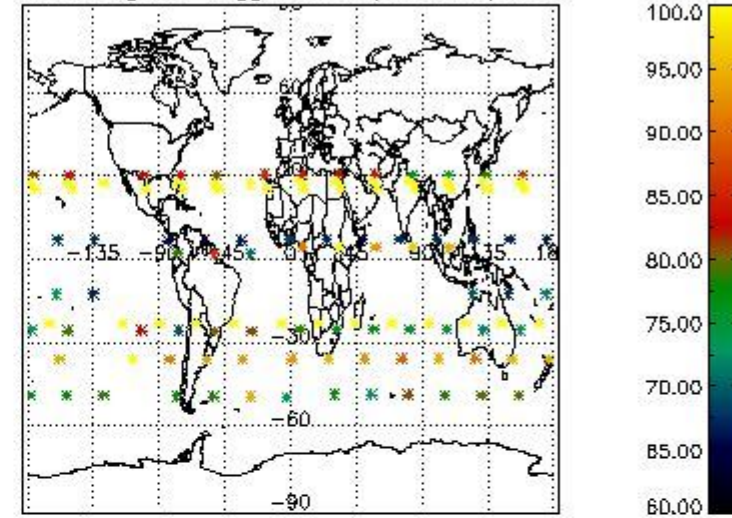


3.2 Plot quality information per product (world map)

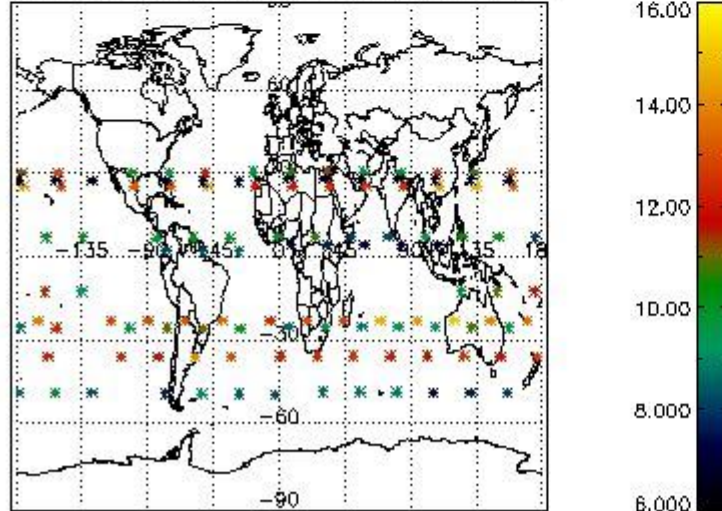
Percentage of flagged data per O3 profile



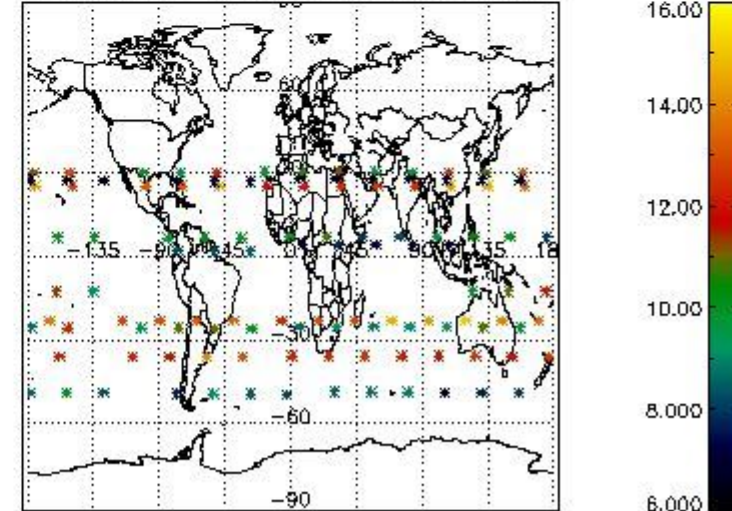
Percentage of flagged data per H2O profile



Percentage of flagged data per NO2 profile



Percentage of flagged data per NO3 profile

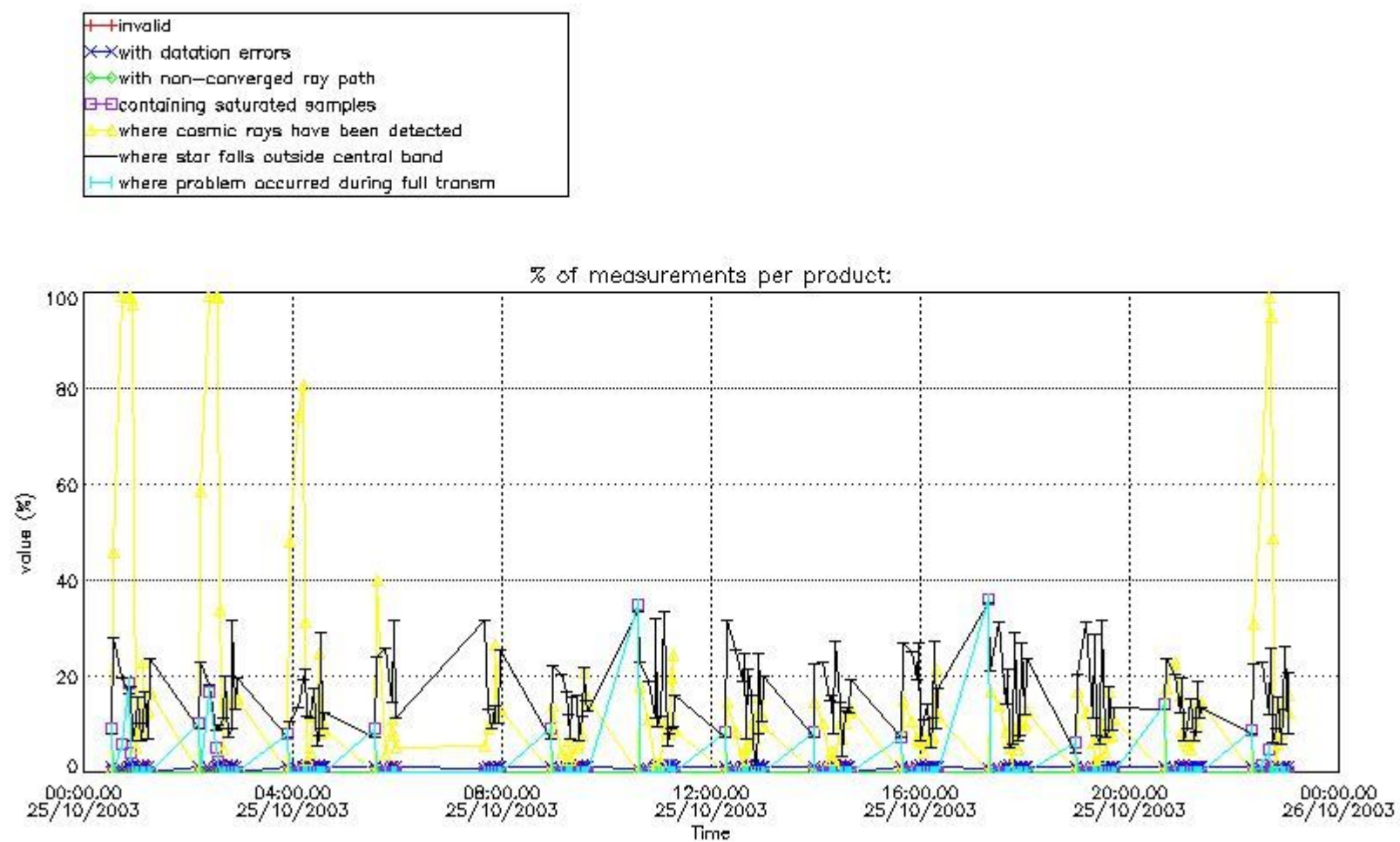


4. Level 1 quality information per product

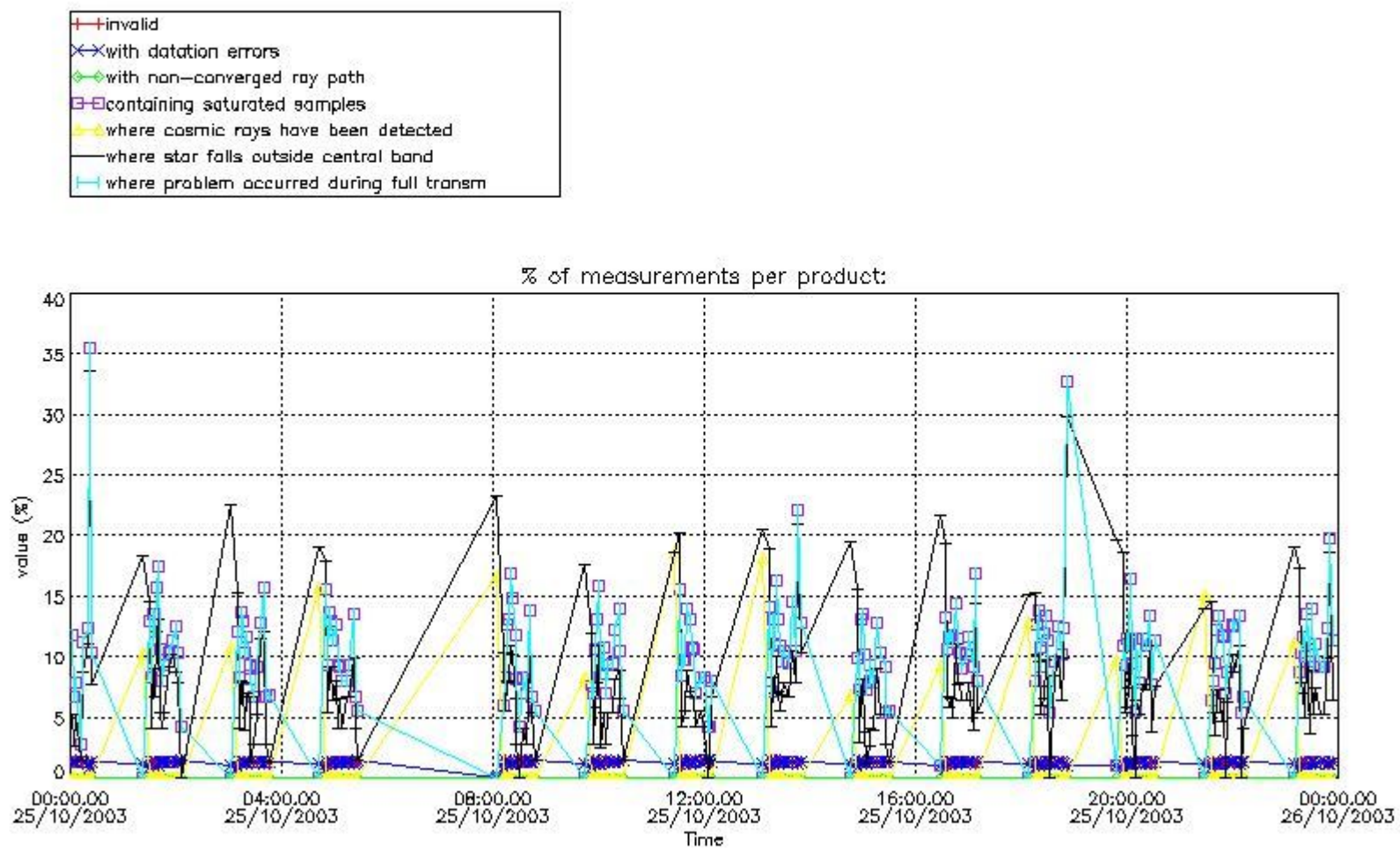
In this section it is plotted some information contained in the Quality Summary data set of the level 2 products that comes from the level 1b processing. Products without errors (error flag in the MPH set to "0") are used.

4.1 Plot quality information per product (time dependant) coming from level 1b processing

4.1.1 Plot level 1 quality information per product (time dependant): ENVISAT ASCENDING passes



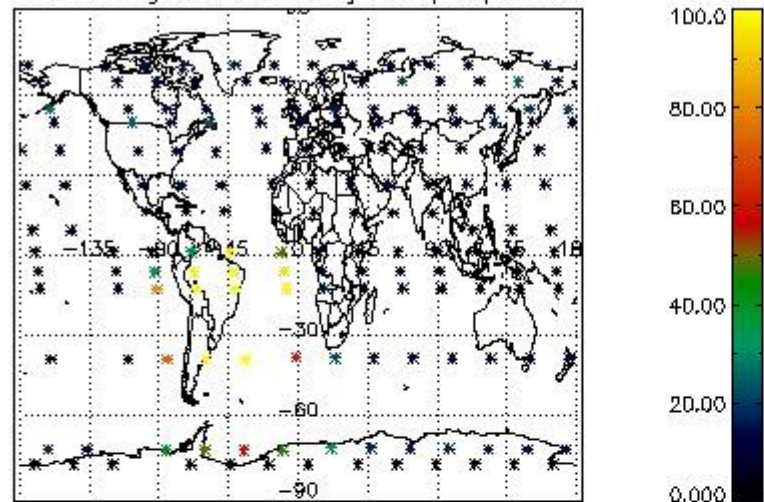
4.1.2 Plot level 1 quality information per product (time dependant): ENVI SAT DESCENDING passes



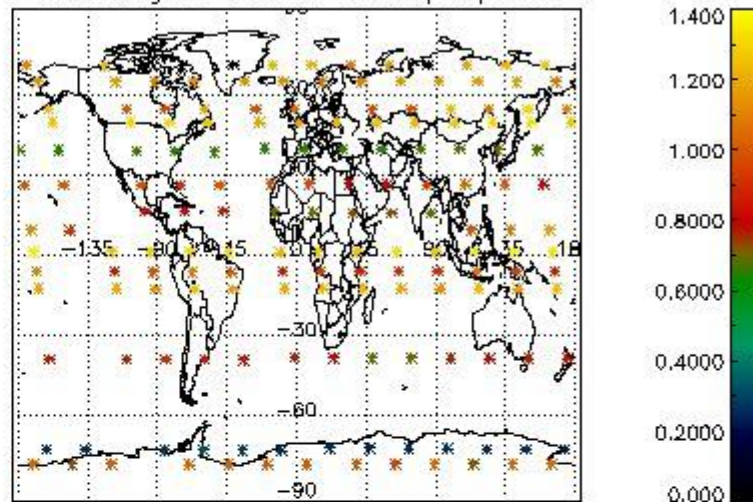
4.2 Plot quality information per product coming from level 1b processing (world map)

4.2.1 Plot level 1 quality information per product (world map): ENVISAT ASCENDING passes

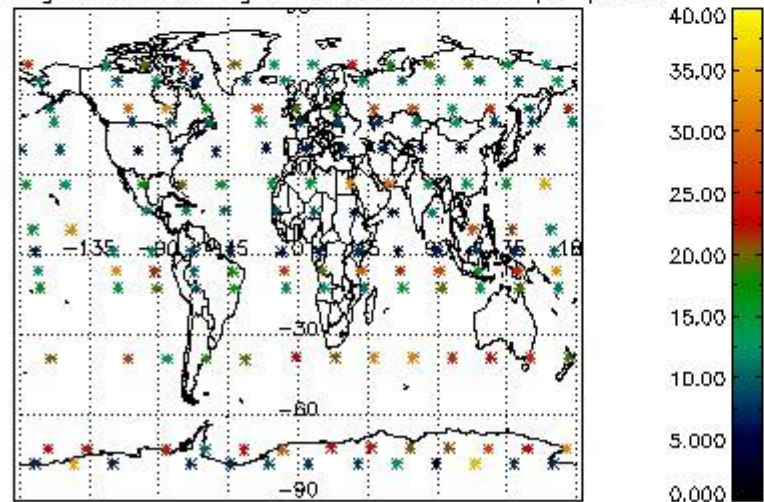
Percentage of cosmic ray hits per profile



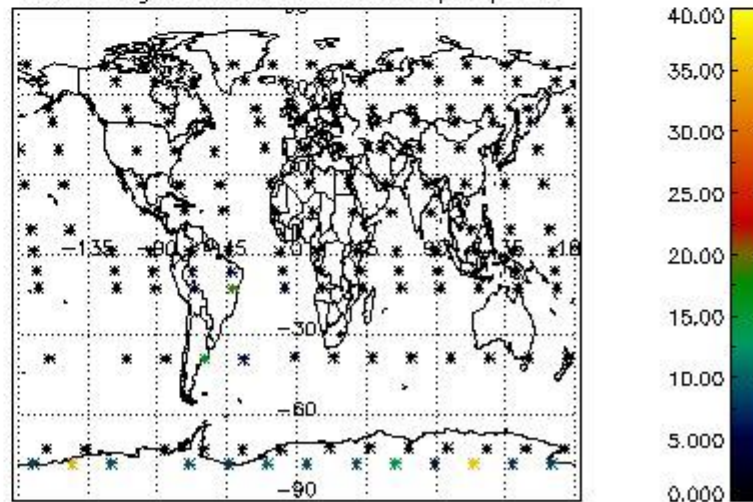
Percentage of datation errors per profile



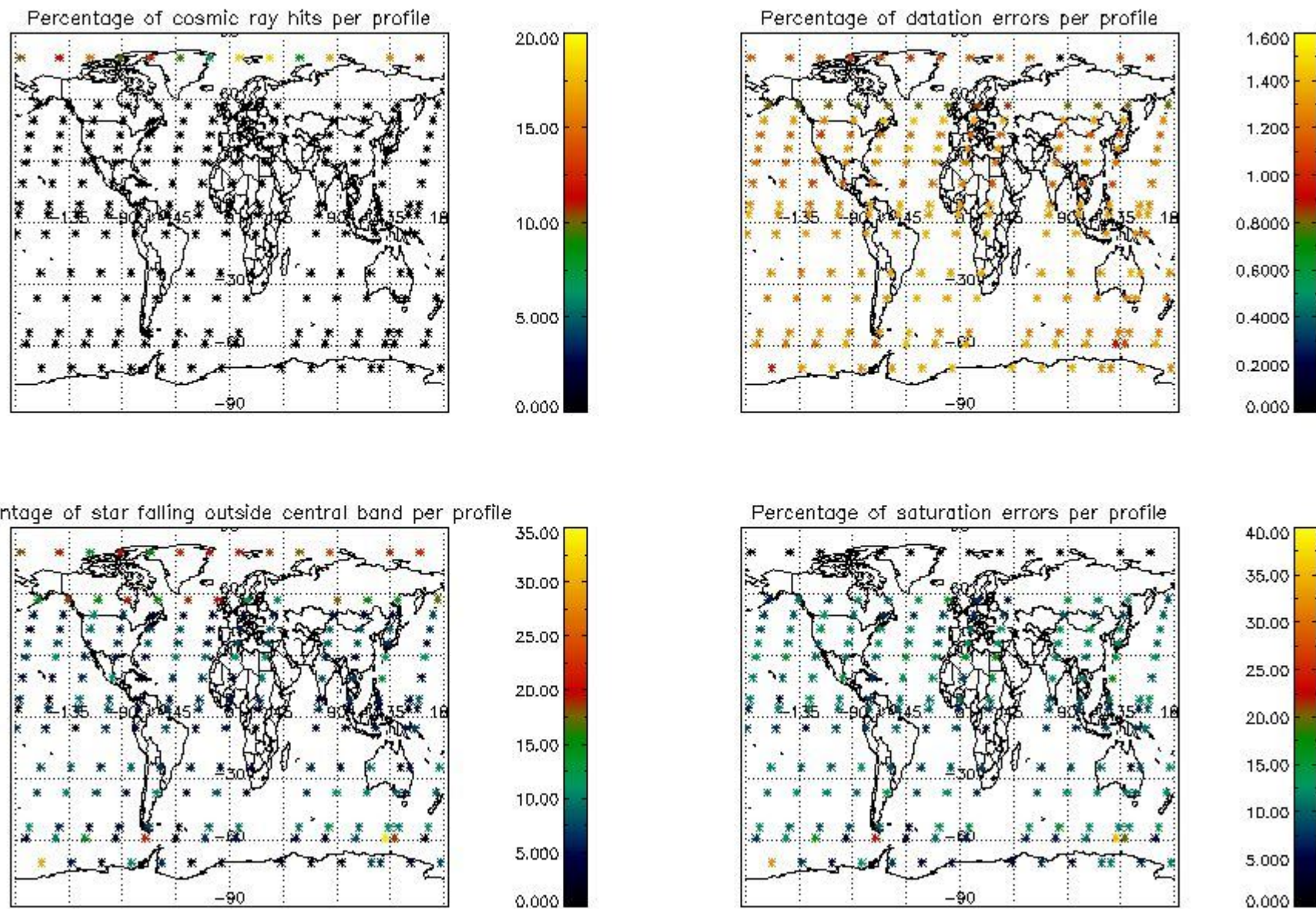
Percentage of star falling outside central band per profile



Percentage of saturation errors per profile



4.2.2 Plot level 1 quality information per product (world map): ENVISAT DESCENDING passes



5. Trace gas profiles

5.1 Ozone statistics based on quality of products

The final quality of the products can be "measured" using the STD (Standard Deviation) attached to every point profile. This information is written to the parameter GOM_NL__2P/NL_LOCAL_SPECIES_DENSITY/o3_std of the level 2 products. The table below shows the statistics for given STD ranges.

The statistics are given with respect to the overall valid production:

- Products without fatal errors: GOM_NL__2P/MPH/PRODUCT_ERR=0
- Valid point profile: GOM_NL__2P/NL_LOCAL_SPECIES_DENSITY/pcd(0)=0

The 'Criteria' is applied to valid points of dark limb products:

- Products in dark limb illumination condition: GOM_NL__2P/NL_SUMMARY_QUALITY/obs_ill_cond=0
- Products without fatal errors: GOM_NL__2P/MPH/PRODUCT_ERR=0
- Valid point profile: GOM_NL__2P/NL_LOCAL_SPECIES_DENSITY/pcd(0)=0

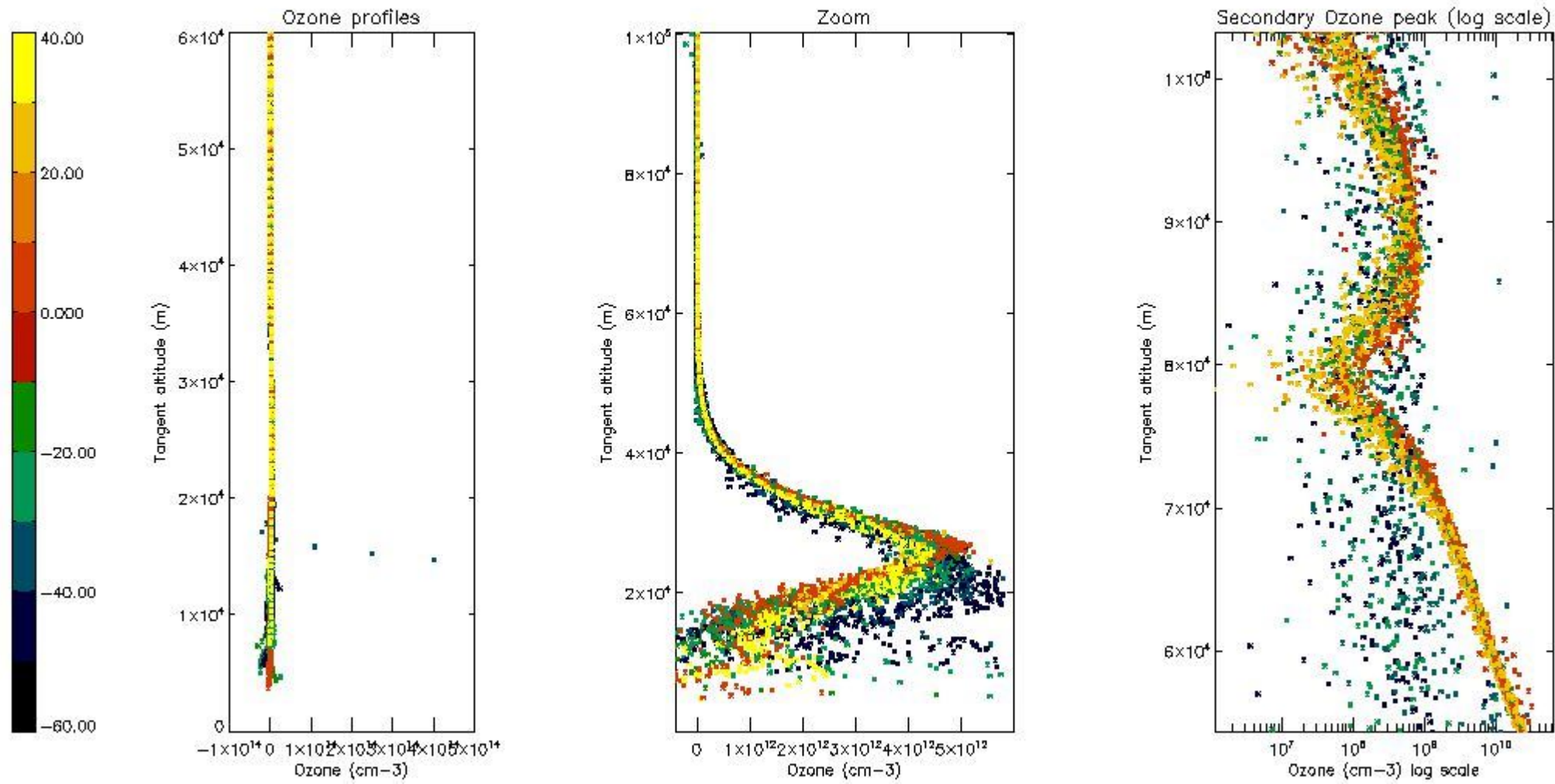
So, the table below shows the percentage of dark limb and valid observations for each criteria with respect to the overall valid daily observations.

Criteria	% of total production
All STD	33
STD < 20	18

STD < 10	15
STD < 5	11

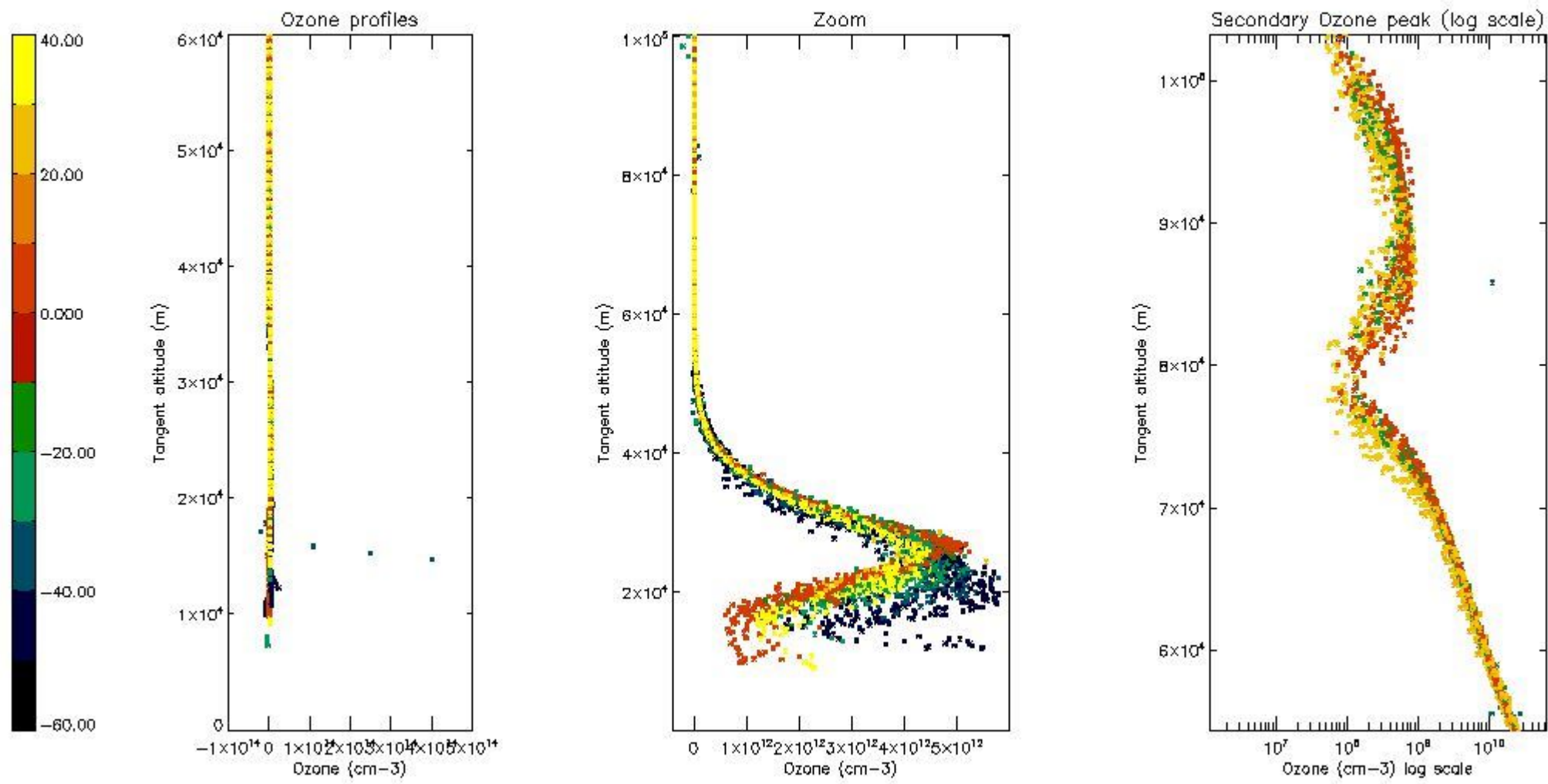
5.2 Plot ozone profiles for all STD (dark without errors)

The colorbar represents the latitude.



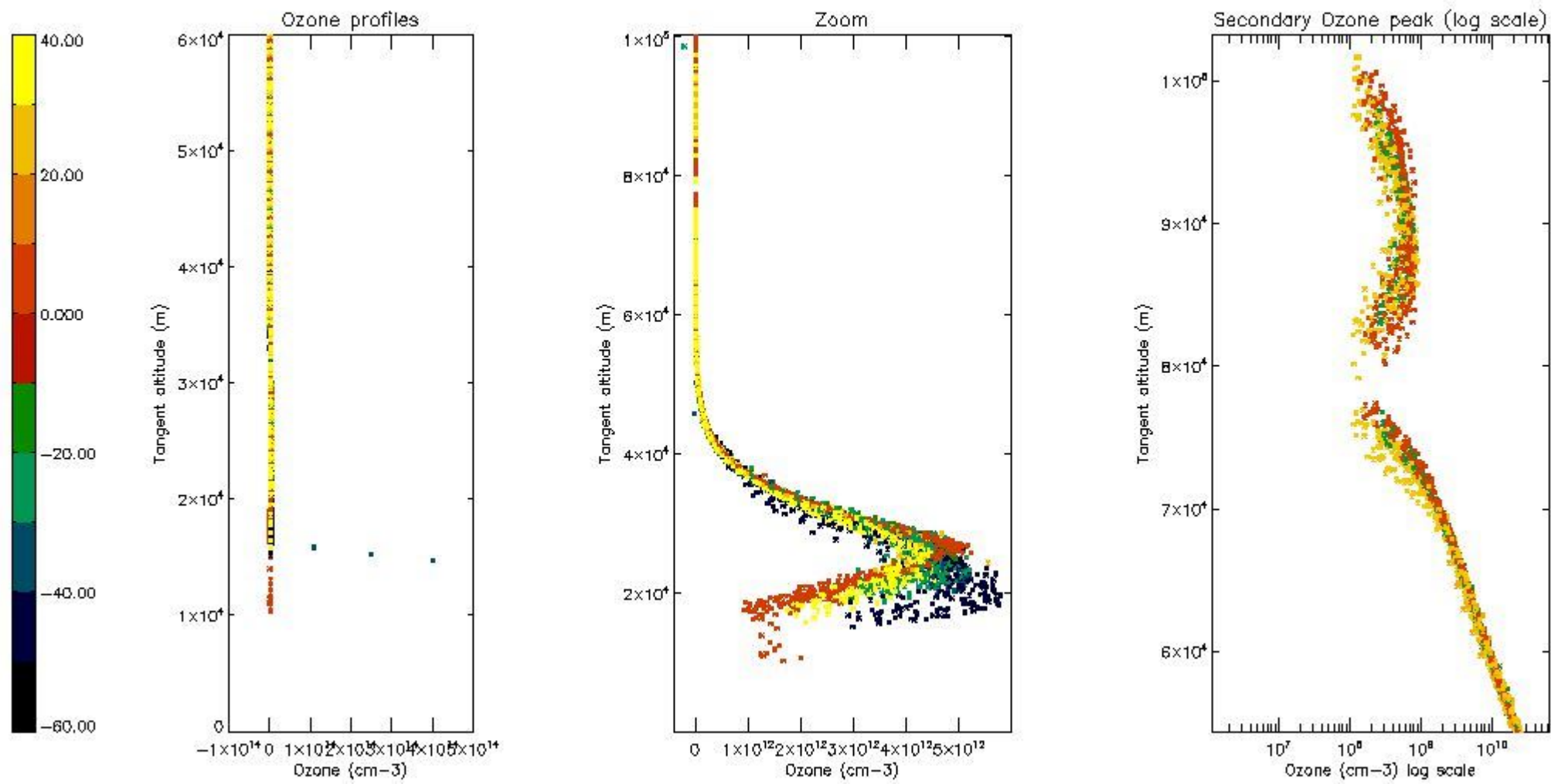
5.3 Plot ozone profiles where STD < 20% (dark without errors)

The colorbar represents the latitude.



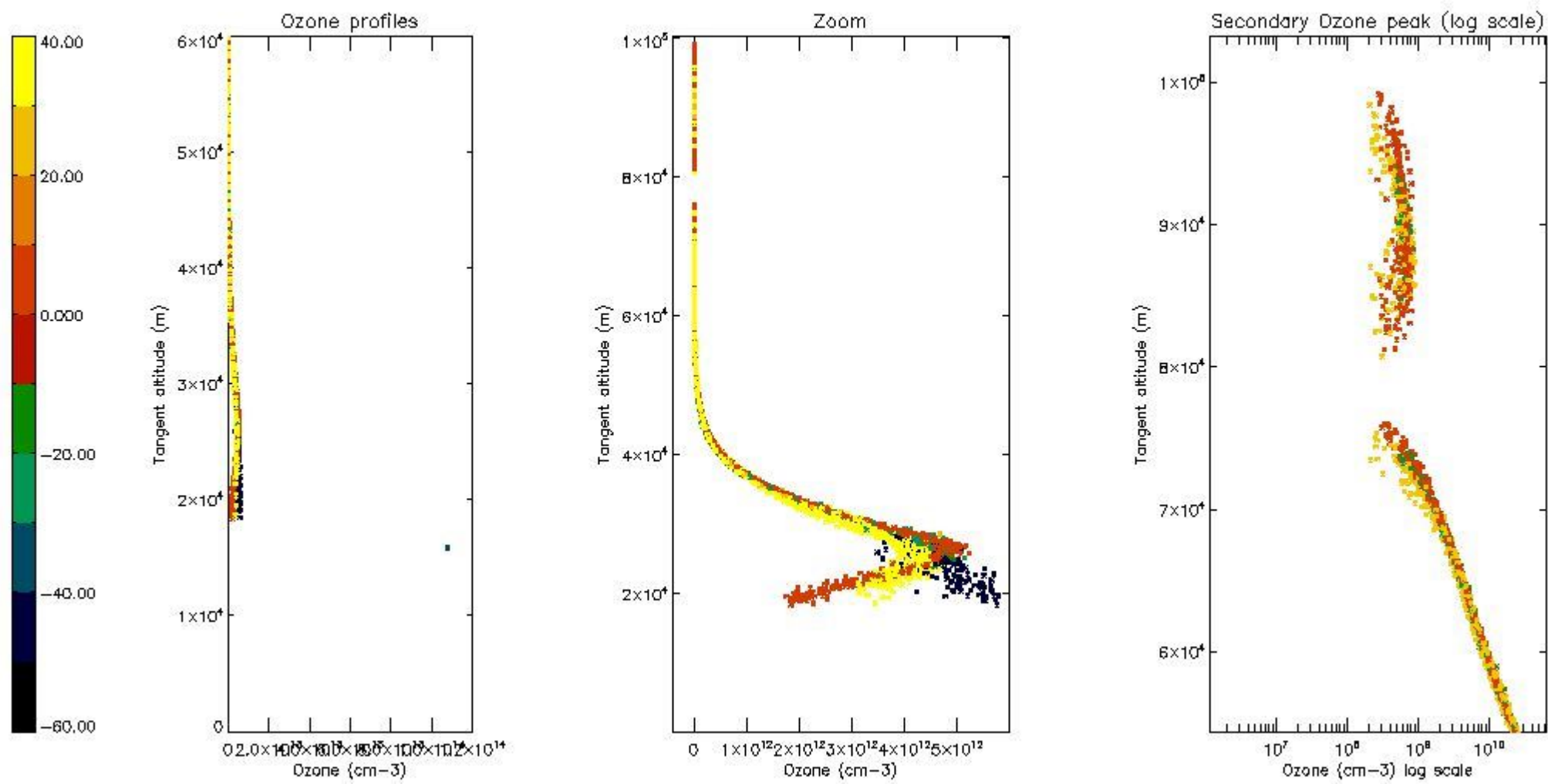
5.4 Plot ozone profiles where STD < 10% (dark without errors)

The colorbar represents the latitude.



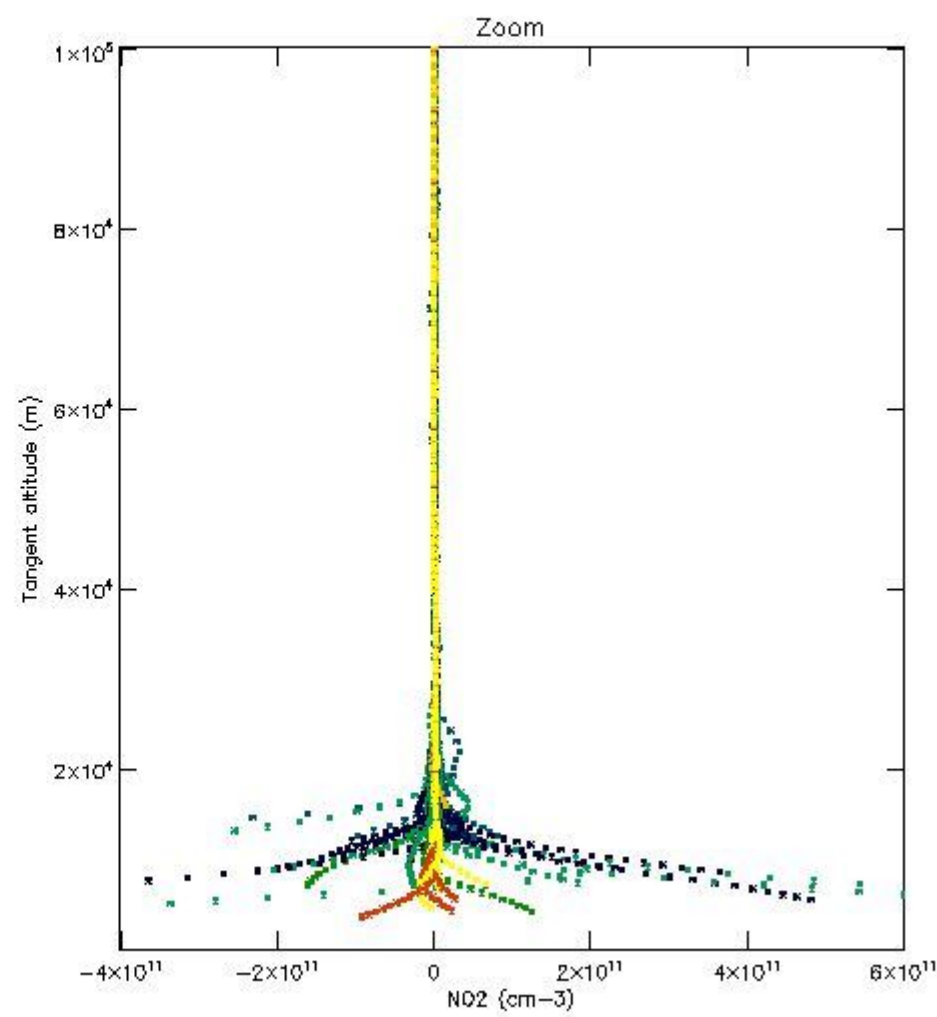
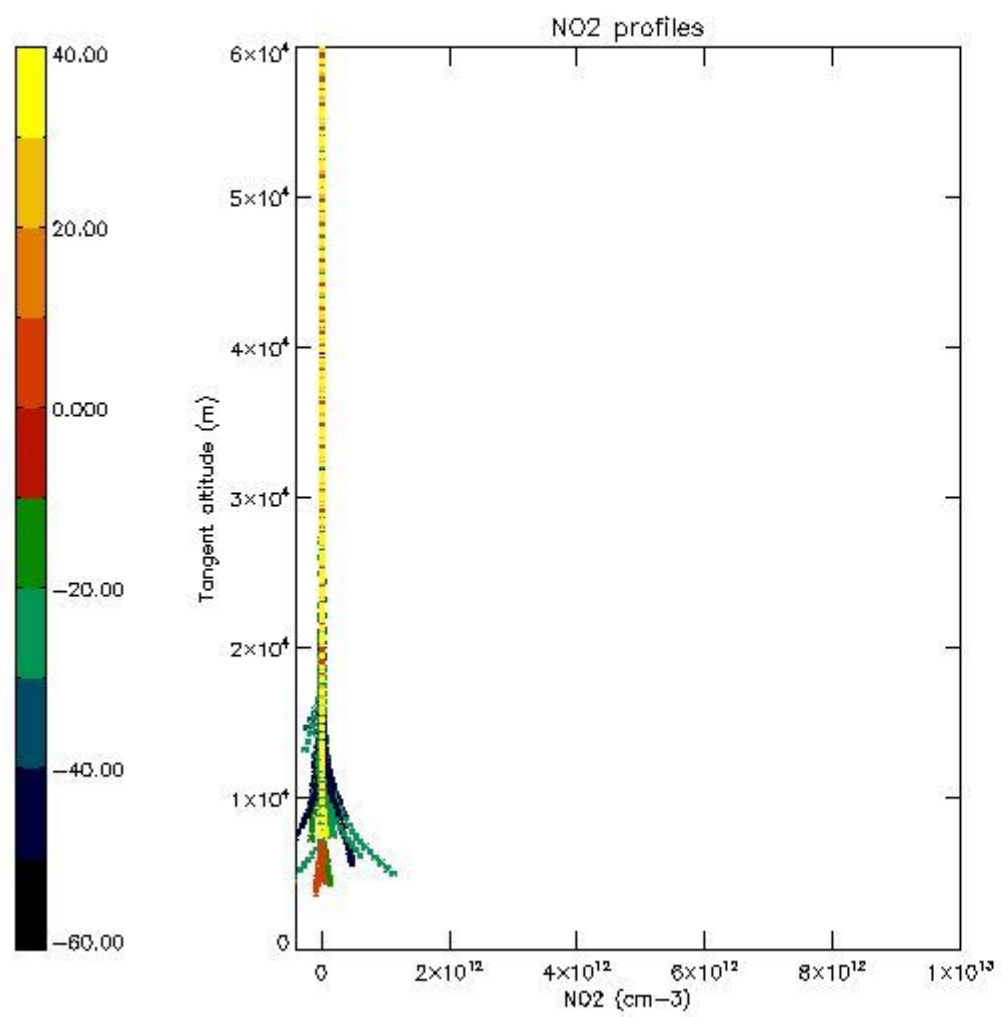
5.5 Plot ozone profiles where $STD < 5\%$ (dark without errors)

The colorbar represents the latitude.



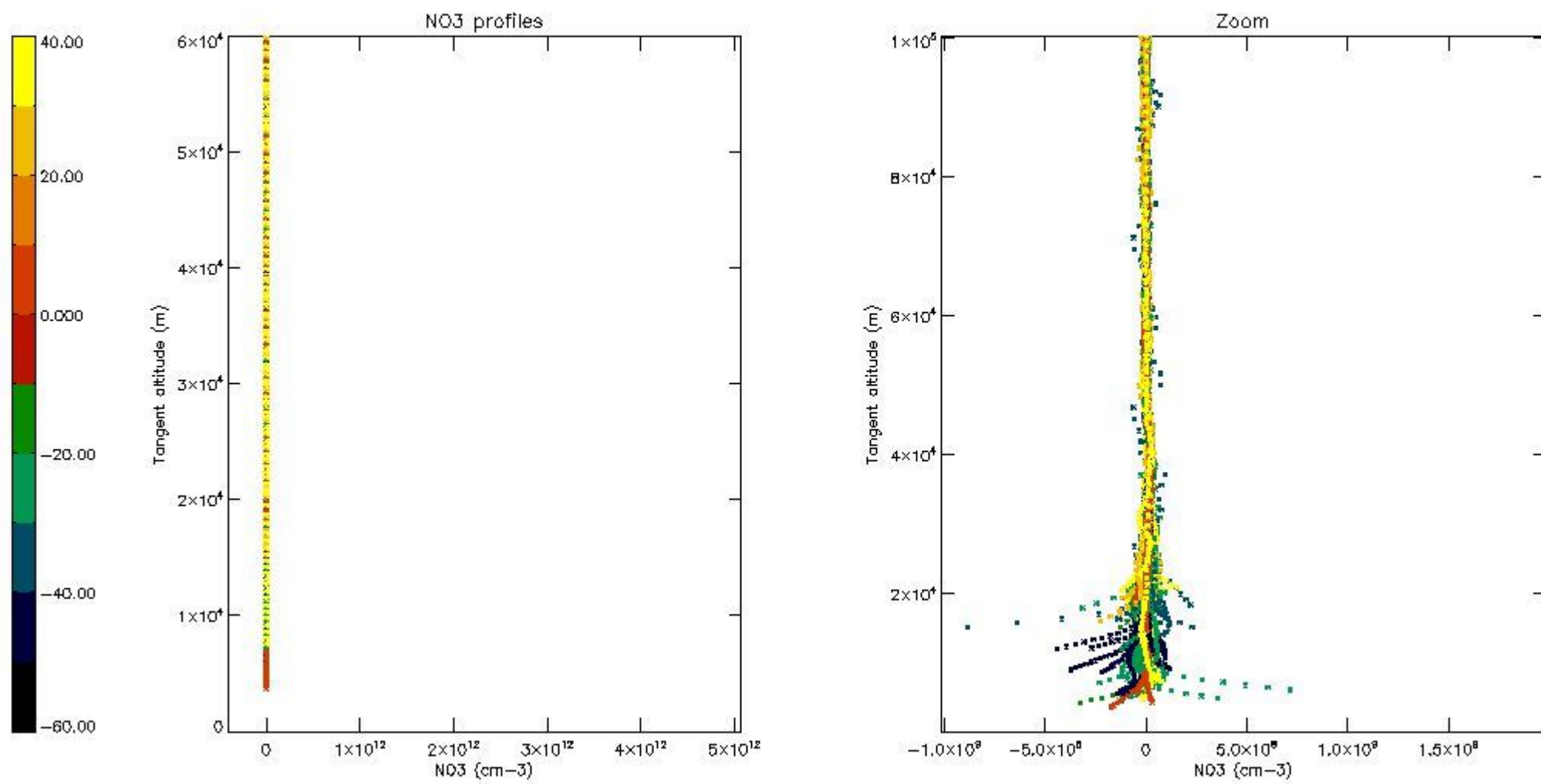
5.6 Plot NO₂ profiles for all STD (dark without errors)

The colorbar represents the latitude.



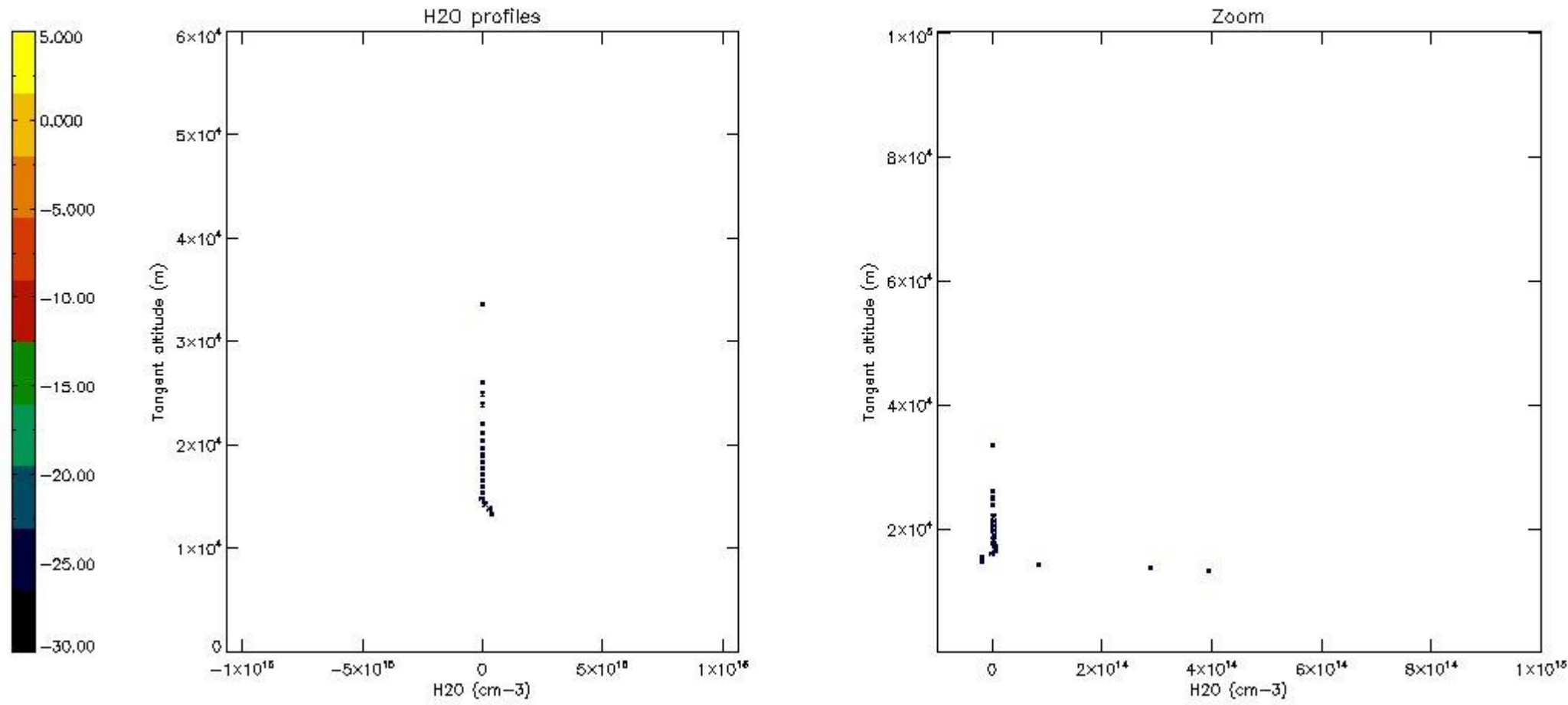
5.7 Plot NO3 profiles for all STD (dark without errors)

The colorbar represents the latitude.



5.8 Plot H2O profiles for all STD (only for occultations of stars 1,2,3,4,13,14,16,26,63 dark without errors)

The colorbar represents the latitude.



6. Auxiliary Data Files used for the production reported in section 2

The number reported in the third column indicates since which file (see list in section 2) the corresponding auxiliary file has been used. The fourth column is the date of those product files.

Type	Auxiliary Filename	Used since product	Used since product date
INST_PHYS_CHARACTERISTICS	GOM_INS_AXVIEC20091111_143220_20030716_120000_20500101_000000	1	25-OCT-2003 00:02:11
LEVEL-2_PROC_CONFIG	GOM_PR2_AXVIEC20091111_152718_20020301_000000_20500101_000000	1	25-OCT-2003 00:02:11
CROSS_SECTIONS_FILE	GOM_CRS_AXVIEC20091111_154832_20020301_000000_20500101_000000	1	25-OCT-2003 00:02:11

GOMOS Level 2 Daily Report

SUMMARY

[1. General Info](#)

[2. Summary of processed GOM_NL_2P products](#)

[3. Level 2 Quality information per product](#)

[3.1 Plot of level 2 quality information per product \(time dependant\)](#)

[3.2 Plot of level 2 quality information per product \(world map\)](#)

[4. Level 1 Quality information per product \(stored on level 2 products\)](#)

[4.1 Plot of level 1 quality information per product \(time dependant\)](#)

[4.1.1 Plot of level 1 quality information per product \(time dependant\): ASCENDING](#)

[4.1.2 Plot of level 1 quality information per product \(time dependant\): DESCENDING](#)

[4.2 Plot of level 1 quality information per product \(world map\)](#)

[4.2.1 Plot of level 1 quality information per product \(world map\): ASCENDING](#)

[4.2.2 Plot of level 1 quality information per product \(world map\): DESCENDING](#)

[5. Ozone profiles based on quality statistics and other trace gas profiles](#)

[5.1 Ozone statistics based on quality of products](#)

[5.2 Plot ozone profiles for all STD \(dark without errors\)](#)

[5.3 Plot ozone profiles where STD < 20% \(dark without errors\)](#)

[5.4. Plot ozone profiles where STD < 10% \(dark without errors\)](#)

[5.5. Plot ozone profiles where STD < 5% \(dark without errors\)](#)

[5.6 Plot NO2 profiles for all STD \(dark without errors\)](#)

[5.7 Plot NO3 profiles for all STD \(dark without errors\)](#)

[5.8 Plot H2O profiles \(only for occultations of stars 1,2,3,4,13,14,16,26,63 dark without errors\) for all STD](#)

[6. Auxiliary Data Files used for the production reported in section 2](#)

This report presents the daily analysis on parameters extracted from GOMOS level 2 data (GOM_NL__2P). It is intended to monitor some important parameters that will impact the quality of these products. A list of level 2 products (and content) that have arrived during the reporting day to the PCF is also given.

Item	Value
Time of report generation	19APR2013 22:49:05
Data source version	GOMOS/6.01
Start time of products	25-10-2003 (25OCT2003 00:00:00)
Stop time of products	26-10-2003 (26OCT2003 00:00:00)
Store outputs in DB	Yes
Nb of level 2 prods	372
Nb of prods with errors	0

2. Summary of processed GOM_NL__2P products.

Nr	Filename	UTC Start time	Limb	Duration	Star Id	Star Name	Star Mag	Star Temp	Nb Meas	Orbit	Prod. error
1	GOM_NL__2PRFIN20031025_000211_000000382021_00059_08630_7271.N1	25-OCT-2003 00:02:11	Bright	38.000	68	18Alp Cas	2.2250	4500.0	76	8630	No
2	GOM_NL__2PRFIN20031025_000326_000000382021_00059_08630_7272.N1	25-OCT-2003 00:03:26	Bright	37.500	76	27Gam Cas	2.3000	30000.	75	8630	No
3	GOM_NL__2PRFIN20031025_000602_000000392021_00059_08630_7273.N1	25-OCT-2003 00:06:02	Bright	38.500	89	5Alp Cep	2.4510	8000.0	77	8630	No
4	GOM_NL__2PRFIN20031025_001123_000000362021_00059_08630_7274.N1	25-OCT-2003 00:11:23	Bright	36.000	49	1Alp UMi	1.9900	6300.0	72	8630	No
5	GOM_NL__2PRFIN20031025_001452_000000402021_00059_08630_7275.N1	25-OCT-2003 00:14:52	Bright	40.000	60	7Bet UMi	2.0810	3950.0	80	8630	No
6	GOM_NL__2PRFIN20031025_001939_000000412021_00059_08630_7276.N1	25-OCT-2003 00:19:39	Bright	40.500	36	50Alp UMa	1.8000	6300.0	81	8630	No
7	GOM_NL__2PRFIN20031025_002114_000000542021_00059_08630_7277.N1	25-OCT-2003 00:21:14	Bright	53.500	82	48Bet UMa	2.3650	10600.	107	8630	No
8	GOM_NL__2PRFIN20031025_002446_000000392021_00059_08630_7278.N1	25-OCT-2003 00:24:46	Bright	39.000	174	52Psi UMa	3.0040	4400.0	78	8630	No
9	GOM_NL__2PRFIN20031025_003210_000000502021_00059_08630_7279.N1	25-OCT-2003 00:32:10	Bright	50.000	166	17Eps Leo	2.9800	6000.0	100	8630	No
10	GOM_NL__2PRFIN20031025_003401_000001942021_00059_08630_7280.N1	25-OCT-2003 00:34:01	Twilight	194.00	17	78Bet Gem	1.1610	4500.0	388	8630	No
11	GOM_NL__2PRFIN20031025_004358_000000622021_00059_08630_7281.N1	25-OCT-2003 00:43:58	Dark	61.500	48	30Alp Hya	1.9770	4100.0	123	8630	No
12	GOM_NL__2PRFIN20031025_005125_000000432021_00059_08630_7282.N1	25-OCT-2003 00:51:25	Dark	43.000	113	Mu Vel	2.6920	5000.0	86	8630	No
13	GOM_NL__2PRFIN20031025_005310_000000512021_00059_08630_7283.N1	25-OCT-2003 00:53:10	Dark	50.500	65	Lam Vel	2.2040	4400.0	101	8630	No
14	GOM_NL__2PRFIN20031025_005516_000000382021_00060_08631_7257.N1	25-OCT-2003 00:55:16	Dark	38.000	124	The Car	2.7640	30000.	76	8631	No
15	GOM_NL__2PRFIN20031025_005932_000000602021_00060_08631_7258.N1	25-OCT-2003 00:59:32	Dark	60.000	117	Pi Pup	2.7060	3800.0	120	8631	No
16	GOM_NL__2PRFIN20031025_010216_000000512021_00060_08631_7259.N1	25-OCT-2003 01:02:16	Dark	51.000	2	Alp Car	-0.73600	7000.0	102	8631	No
17	GOM_NL__2PRFIN20031025_010549_000000762021_00060_08631_7260.N1	25-OCT-2003 01:05:49	Dark	75.500	177	1Zet CMa	3.0220	26000.	151	8631	No
18	GOM_NL__2PRFIN20031025_010854_000000392021_00060_08631_7261.N1	25-OCT-2003 01:08:54	Dark	39.000	143	Alp Hyi	2.8570	7200.0	78	8631	No
19	GOM_NL__2PRFIN20031025_011018_000000422021_00060_08631_7262.N1	25-OCT-2003 01:10:18	Dark	42.000	9	Alp Eri	0.45300	24000.	84	8631	No
20	GOM_NL__2PRFIN20031025_011318_000000442021_00060_08631_7263.N1	25-OCT-2003 01:13:18	Straylight	43.500	157	The1Eri	2.9060	9300.0	87	8631	No
21	GOM_NL__2PRFIN20031025_011510_000000452021_00060_08631_7264.N1	25-OCT-2003 01:15:10	Straylight	44.500	84	Alp Phe	2.3970	4500.0	89	8631	No
22	GOM_NL__2PRFIN20031025_012143_000000442021_00060_08631_7265.N1	25-OCT-2003 01:21:43	Straylight	43.500	52	16Bet Cet	2.0370	4500.0	87	8631	No
23	GOM_NL__2PRFIN20031025_012909_000000622021_00060_08631_7266.N1	25-OCT-2003 01:29:09	Bright	62.000	94	92Alp Cet	2.5260	3100.0	124	8631	No
24	GOM_NL__2PRFIN20031025_013112_000000372021_00060_08631_7267.N1	25-OCT-2003 01:31:12	Bright	36.500	140	88Gam Peg	2.8340	26000.	73	8631	No
25	GOM_NL__2PRFIN20031025_013314_000000452021_00060_08631_7268.N1	25-OCT-2003 01:33:14	Bright	44.500	105	6Bet Ari	2.6450	8900.0	89	8631	No
26	GOM_NL__2PRFIN20031025_013505_000000382021_00060_08631_7269.N1	25-OCT-2003 01:35:05	Bright	37.500	58	21Alp And	2.0730	11000.	75	8631	No
27	GOM_NL__2PRFIN20031025_013700_000000422021_00060_08631_7270.N1	25-OCT-2003 01:37:00	Bright	41.500	53	43Bet And	2.0480	3300.0	83	8631	No
28	GOM_NL__2PRFIN20031025_013954_000000462021_00060_08631_7271.N1	25-OCT-2003 01:39:54	Bright	46.000	73	57Gam1And	2.2600	13100.	92	8631	No
29	GOM_NL__2PRFIN20031025_014246_000000382021_00060_08631_7272.N1	25-OCT-2003 01:42:46	Bright	37.500	68	18Alp Cas	2.2250	4500.0	75	8631	No
30	GOM_NL__2PRFIN20031025_014402_000000382021_00060_08631_7273.N1	25-OCT-2003 01:44:02	Bright	37.500	76	27Gam Cas	2.3000	30000.	75	8631	No
31	GOM_NL__2PRFIN20031025_014639_000000382021_00060_08631_7274.N1	25-OCT-2003 01:46:39	Bright	37.500	89	5Alp Cep	2.4510	8000.0	75	8631	No
32	GOM_NL__2PRFIN20031025_015200_000000392021_00060_08631_7275.N1	25-OCT-2003 01:52:00	Bright	38.500	49	1Alp UMi	1.9900	6300.0	77	8631	No
33	GOM_NL__2PRFIN20031025_015529_000000402021_00060_08631_7276.N1	25-OCT-2003 01:55:29	Bright	39.500	60	7Bet UMi	2.0810	3950.0	79	8631	No
34	GOM_NL__2PRFIN20031025_020015_000000402021_00060_08631_7277.N1	25-OCT-2003 02:00:15	Bright	40.000	36	50Alp UMa	1.8000	6300.0	80	8631	No
35	GOM_NL__2PRFIN20031025_020150_000000392021_00060_08631_7278.N1	25-OCT-2003 02:01:50	Bright	38.500	82	48Bet UMa	2.3650	10600.	77	8631	No
36	GOM_NL__2PRFIN20031025_020522_000000362021_00060_08631_7279.N1	25-OCT-2003 02:05:22	Bright	36.000	174	52Psi UMa	3.0040	4400.0	72	8631	No
37	GOM_NL__2PRFIN20031025_021247_000000502021_00060_08631_7280.N1	25-OCT-2003 02:12:47	Bright	50.000	166	17Eps Leo	2.9800	6000.0	100	8631	No
38	GOM_NL__2PRFIN20031025_021438_000001802021_00060_08631_7281.N1	25-OCT-2003 02:14:38	Twilight	180.00	17	78Bet Gem	1.1610	4500.0	360	8631	No
39	GOM_NL__2PRFIN20031025_022434_000000602021_00060_08631_7282.N1	25-OCT-2003 02:24:34	Dark	60.000	48	30Alp Hya	1.9770	4100.0	120	8631	No
40	GOM_NL__2PRFIN20031025_023201_000000402021_00060_08631_7283.N1	25-OCT-2003 02:32:01	Dark	40.000	113	Mu Vel	2.6920	5000.0	80	8631	No
41	GOM_NL__2PRFIN20031025_023346_000000462021_00060_08631_7284.N1	25-OCT-2003 02:33:46	Dark	46.000	65	Lam Vel	2.2040	4400.0	92	8631	No
42	GOM_NL__2PRFIN20031025_023552_000000392021_00061_08632_7360.N1	25-OCT-2003 02:35:52	Dark	38.500	124	The Car	2.7640	30000.	77	8632	No

43	GOM_NL__2PRFIN20031025_024009_000000622021_00061_08632_7361.N1	25-OCT-2003 02:40:09	Dark	61.500	117	Pi Pup	2.7060	3800.0	123	8632	No
44	GOM_NL__2PRFIN20031025_024252_000000552021_00061_08632_7362.N1	25-OCT-2003 02:42:52	Dark	55.000	2	Alp Car	-0.73600	7000.0	110	8632	No
45	GOM_NL__2PRFIN20031025_024626_000000772021_00061_08632_7363.N1	25-OCT-2003 02:46:26	Dark	77.000	177	1Zet CMA	3.0220	26000.	154	8632	No
46	GOM_NL__2PRFIN20031025_024930_000000392021_00061_08632_7364.N1	25-OCT-2003 02:49:30	Dark	38.500	143	Alp Hyi	2.8570	7200.0	77	8632	No
47	GOM_NL__2PRFIN20031025_025054_000000522021_00061_08632_7365.N1	25-OCT-2003 02:50:54	Dark	52.000	9	Alp Eri	0.45300	24000.	104	8632	No
48	GOM_NL__2PRFIN20031025_025354_000000462021_00061_08632_7366.N1	25-OCT-2003 02:53:54	Straylight	45.500	157	The1Eri	2.9060	9300.0	91	8632	No
49	GOM_NL__2PRFIN20031025_025545_000000432021_00061_08632_7367.N1	25-OCT-2003 02:55:45	Straylight	43.000	84	Alp Phe	2.3970	4500.0	86	8632	No
50	GOM_NL__2PRFIN20031025_030218_000000472021_00061_08632_7368.N1	25-OCT-2003 03:02:18	Straylight	46.500	52	16Bet Cet	2.0370	4500.0	93	8632	No
51	GOM_NL__2PRFIN20031025_030945_000000622021_00061_08632_7369.N1	25-OCT-2003 03:09:45	Bright	62.000	94	92Alp Cet	2.5260	3100.0	124	8632	No
52	GOM_NL__2PRFIN20031025_031147_000000372021_00061_08632_7370.N1	25-OCT-2003 03:11:47	Bright	36.500	140	88Gam Peg	2.8340	26000.	73	8632	No
53	GOM_NL__2PRFIN20031025_031349_000000442021_00061_08632_7371.N1	25-OCT-2003 03:13:49	Bright	44.000	105	6Bet Ari	2.6450	8900.0	88	8632	No
54	GOM_NL__2PRFIN20031025_031541_000000392021_00061_08632_7372.N1	25-OCT-2003 03:15:41	Bright	38.500	58	21Alp And	2.0730	11000.	77	8632	No
55	GOM_NL__2PRFIN20031025_031736_000000392021_00061_08632_7373.N1	25-OCT-2003 03:17:36	Bright	38.500	53	43Bet And	2.0480	3300.0	77	8632	No
56	GOM_NL__2PRFIN20031025_032030_000000432021_00061_08632_7374.N1	25-OCT-2003 03:20:30	Bright	43.000	73	57Gam1And	2.2600	13100.	86	8632	No
57	GOM_NL__2PRFIN20031025_032322_000000382021_00061_08632_7375.N1	25-OCT-2003 03:23:22	Bright	37.500	68	18Alp Cas	2.2250	4500.0	75	8632	No
58	GOM_NL__2PRFIN20031025_032438_000000372021_00061_08632_7376.N1	25-OCT-2003 03:24:38	Bright	37.000	76	27Gam Cas	2.3000	30000.	74	8632	No
59	GOM_NL__2PRFIN20031025_032715_000000372021_00061_08632_7377.N1	25-OCT-2003 03:27:15	Bright	37.000	89	5Alp Cep	2.4510	8000.0	74	8632	No
60	GOM_NL__2PRFIN20031025_033236_000000382021_00061_08632_7378.N1	25-OCT-2003 03:32:36	Bright	38.000	49	1Alp UMi	1.9900	6300.0	76	8632	No
61	GOM_NL__2PRFIN20031025_033606_000000392021_00061_08632_7379.N1	25-OCT-2003 03:36:06	Bright	39.000	60	7Bet UMi	2.0810	3950.0	78	8632	No
62	GOM_NL__2PRFIN20031025_034051_000000422021_00061_08632_7380.N1	25-OCT-2003 03:40:51	Bright	41.500	36	50Alp UMa	1.8000	6300.0	83	8632	No
63	GOM_NL__2PRFIN20031025_034226_000000372021_00061_08632_7381.N1	25-OCT-2003 03:42:26	Bright	37.000	82	48Bet UMa	2.3650	10600.	74	8632	No
64	GOM_NL__2PRFIN20031025_034558_000000372021_00061_08632_7382.N1	25-OCT-2003 03:45:58	Bright	36.500	174	52Psi UMa	3.0040	4400.0	73	8632	No
65	GOM_NL__2PRFIN20031025_035323_000000492021_00061_08632_7383.N1	25-OCT-2003 03:53:23	Bright	49.000	166	17Eps Leo	2.9800	6000.0	98	8632	No
66	GOM_NL__2PRFIN20031025_035516_000001592021_00061_08632_7384.N1	25-OCT-2003 03:55:16	Tw_i_and_stray	158.50	17	78Bet Gem	1.1610	4500.0	317	8632	No
67	GOM_NL__2PRFIN20031025_040512_000000562021_00061_08632_7385.N1	25-OCT-2003 04:05:12	Dark	56.000	48	30Alp Hya	1.9770	4100.0	112	8632	No
68	GOM_NL__2PRFIN20031025_041238_000000442021_00061_08632_7386.N1	25-OCT-2003 04:12:38	Dark	44.000	113	Mu Vel	2.6920	5000.0	88	8632	No
69	GOM_NL__2PRFIN20031025_041424_000000512021_00061_08632_7387.N1	25-OCT-2003 04:14:24	Dark	51.000	65	Lam Vel	2.2040	4400.0	102	8632	No
70	GOM_NL__2PRFIN20031025_041629_000000392021_00062_08633_7257.N1	25-OCT-2003 04:16:29	Dark	39.000	124	The Car	2.7640	30000.	78	8633	No
71	GOM_NL__2PRFIN20031025_042047_000000622021_00062_08633_7258.N1	25-OCT-2003 04:20:47	Dark	61.500	117	Pi Pup	2.7060	3800.0	123	8633	No
72	GOM_NL__2PRFIN20031025_042329_000000522021_00062_08633_7259.N1	25-OCT-2003 04:23:29	Dark	51.500	2	Alp Car	-0.73600	7000.0	103	8633	No
73	GOM_NL__2PRFIN20031025_042704_000000752021_00062_08633_7260.N1	25-OCT-2003 04:27:04	Dark	75.000	177	1Zet CMA	3.0220	26000.	150	8633	No
74	GOM_NL__2PRFIN20031025_043006_000000392021_00062_08633_7261.N1	25-OCT-2003 04:30:06	Dark	38.500	143	Alp Hyi	2.8570	7200.0	77	8633	No
75	GOM_NL__2PRFIN20031025_043130_000000502021_00062_08633_7262.N1	25-OCT-2003 04:31:30	Dark	50.000	9	Alp Eri	0.45300	24000.	100	8633	No
76	GOM_NL__2PRFIN20031025_043431_000000442021_00062_08633_7263.N1	25-OCT-2003 04:34:31	Straylight	43.500	157	The1Eri	2.9060	9300.0	87	8633	No
77	GOM_NL__2PRFIN20031025_043622_000000402021_00062_08633_7264.N1	25-OCT-2003 04:36:22	Straylight	40.000	84	Alp Phe	2.3970	4500.0	80	8633	No
78	GOM_NL__2PRFIN20031025_044254_000000452021_00062_08633_7265.N1	25-OCT-2003 04:42:54	Straylight	44.500	52	16Bet Cet	2.0370	4500.0	89	8633	No
79	GOM_NL__2PRFIN20031025_045020_000000652021_00062_08633_7266.N1	25-OCT-2003 04:50:20	Bright	64.500	94	92Alp Cet	2.5260	3100.0	129	8633	No
80	GOM_NL__2PRFIN20031025_045223_000000382021_00062_08633_7267.N1	25-OCT-2003 04:52:23	Bright	37.500	140	88Gam Peg	2.8340	26000.	75	8633	No
81	GOM_NL__2PRFIN20031025_045425_000000442021_00062_08633_7268.N1	25-OCT-2003 04:54:25	Bright	44.000	105	6Bet Ari	2.6450	8900.0	88	8633	No
82	GOM_NL__2PRFIN20031025_045617_000000392021_00062_08633_7269.N1	25-OCT-2003 04:56:17	Bright	38.500	58	21Alp And	2.0730	11000.	77	8633	No
83	GOM_NL__2PRFIN20031025_045812_000000402021_00062_08633_7270.N1	25-OCT-2003 04:58:12	Bright	39.500	53	43Bet And	2.0480	3300.0	79	8633	No
84	GOM_NL__2PRFIN20031025_050106_000000442021_00062_08633_7271.N1	25-OCT-2003 05:01:06	Bright	43.500	73	57Gam1And	2.2600	13100.	87	8633	No
85	GOM_NL__2PRFIN20031025_050358_000000382021_00062_08633_7272.N1	25-OCT-2003 05:03:58	Bright	37.500	68	18Alp Cas	2.2250	4500.0	75	8633	No
86	GOM_NL__2PRFIN20031025_050514_000000382021_00062_08633_7273.N1	25-OCT-2003 05:05:14	Bright	38.000	76	27Gam Cas	2.3000	30000.	76	8633	No
87	GOM_NL__2PRFIN20031025_050751_000000382021_00062_08633_7274.N1	25-OCT-2003 05:07:51	Bright	37.500	89	5Alp Cep	2.4510	8000.0	75	8633	No
88	GOM_NL__2PRFIN20031025_051312_000000382021_00062_08633_7275.N1	25-OCT-2003 05:13:12	Bright	37.500	49	1Alp UMi	1.9900	6300.0	75	8633	No
89	GOM_NL__2PRFIN20031025_051642_000000382021_00062_08633_7276.N1	25-OCT-2003 05:16:42	Bright	37.500	60	7Bet UMi	2.0810	3950.0	75	8633	No
90	GOM_NL__2PRFIN20031025_052127_000000412021_00062_08633_7277.N1	25-OCT-2003 05:21:27	Bright	40.500	36	50Alp UMa	1.8000	6300.0	81	8633	No
91	GOM_NL__2PRFIN20031025_052302_000000372021_00062_08633_7278.N1	25-OCT-2003 05:23:02	Bright	37.000	82	48Bet UMa	2.3650	10600.	74	8633	No
92	GOM_NL__2PRFIN20031025_052634_000000362021_00062_08633_7279.N1	25-OCT-2003 05:26:34	Bright	36.000	174	52Psi UMa	3.0040	4400.0	72	8633	No
93	GOM_NL__2PRFIN20031025_053359_000000492021_00062_08633_7280.N1	25-OCT-2003 05:33:59	Bright	49.000	166	17Eps Leo	2.9800	6000.0	98	8633	No
94	GOM_NL__2PRFIN20031025_053553_000001872021_00062_08633_7281.N1	25-OCT-2003 05:35:53	Tw_i_and_stray	186.50	17	78Bet Gem	1.1610	4500.0	373	8633	No
95	GOM_NL__2PRFIN20031025_054549_000000662021_00062_08633_7282.N1	25-OCT-2003 05:45:49	Dark	65.500	48	30Alp Hya	1.9770	4100.0	131	8633	No
96	GOM_NL__2PRFIN20031025_055315_000000422021_00062_08633_7283.N1	25-OCT-2003 05:53:15	Dark	41.500	113	Mu Vel	2.6920	5000.0	83	8633	No
97	GOM_NL__2PRFIN20031025_055501_000000592021_00062_08633_7284.N1	25-OCT-2003 05:55:01	Dark	58.500	65	Lam Vel	2.2040	4400.0	117	8633	No
98	GOM_NL__2PRFIN20031025_055705_000000402021_00063_08634_7476.N1	25-OCT-2003 05:57:05	Dark	39.500	124	The Car	2.7640	30000.	79	8634	No
99	GOM_NL__2PRFIN20031025_073957_000000562021_00064_08635_7277.N1	25-OCT-2003 07:39:57	Dark	55.500	41	Eps Car	1.8600	4100.0	111	8635	No
100	GOM_NL__2PRFIN20031025_074443_000000502021_00064_08635_7278.N1	25-OCT-2003 07:44:43	Dark	49.500	2	Alp Car	-0.73600	7000.0	99	8635	No
101	GOM_NL__2PRFIN20031025_074819_000000782021_00064_08635_7279.N1	25-OCT-2003 07:48:19	Dark	78.000	177	1Zet CMA	3.0220	26000.	156	8635	No

102	GOM_NL__2PRFIN20031025_075119_000000402021_00064_08635_7280.N1	25-OCT-2003 07:51:19	Dark	39.500	143	Alp Hyi	2.8570	7200.0	79	8635	No
103	GOM_NL__2PRFIN20031025_075243_000000402021_00064_08635_7281.N1	25-OCT-2003 07:52:43	Dark	39.500	9	Alp Eri	0.45300	24000.	79	8635	No
104	GOM_NL__2PRFIN20031025_075543_000000442021_00064_08635_7282.N1	25-OCT-2003 07:55:43	Straylight	44.000	157	The1Eri	2.9060	9300.0	88	8635	No
105	GOM_NL__2PRFIN20031025_075734_000000462021_00064_08635_7283.N1	25-OCT-2003 07:57:34	Straylight	45.500	84	Alp Phe	2.3970	4500.0	91	8635	No
106	GOM_NL__2PRFIN20031025_080407_000000452021_00064_08635_7284.N1	25-OCT-2003 08:04:07	Straylight	45.000	52	16Bet Cet	2.0370	4500.0	90	8635	No
107	GOM_NL__2PRFIN20031025_081131_000000582021_00064_08635_7285.N1	25-OCT-2003 08:11:31	Bright	58.000	94	92Alp Cet	2.5260	3100.0	116	8635	No
108	GOM_NL__2PRFIN20031025_081336_000000362021_00064_08635_7286.N1	25-OCT-2003 08:13:36	Bright	36.000	140	88Gam Peg	2.8340	26000.	72	8635	No
109	GOM_NL__2PRFIN20031025_081536_000000442021_00064_08635_7287.N1	25-OCT-2003 08:15:36	Bright	43.500	105	6Bet Ari	2.6450	8900.0	87	8635	No
110	GOM_NL__2PRFIN20031025_081729_000000382021_00064_08635_7288.N1	25-OCT-2003 08:17:29	Bright	38.000	58	21Alp And	2.0730	11000.	76	8635	No
111	GOM_NL__2PRFIN20031025_081924_000000422021_00064_08635_7289.N1	25-OCT-2003 08:19:24	Bright	41.500	53	43Bet And	2.0480	3300.0	83	8635	No
112	GOM_NL__2PRFIN20031025_082217_000000442021_00064_08635_7290.N1	25-OCT-2003 08:22:17	Bright	44.000	73	57Gam1And	2.2600	13100.	88	8635	No
113	GOM_NL__2PRFIN20031025_082510_000000382021_00064_08635_7291.N1	25-OCT-2003 08:25:10	Bright	38.000	68	18Alp Cas	2.2250	4500.0	76	8635	No
114	GOM_NL__2PRFIN20031025_082626_000000372021_00064_08635_7292.N1	25-OCT-2003 08:26:26	Bright	37.000	76	27Gam Cas	2.3000	30000.	74	8635	No
115	GOM_NL__2PRFIN20031025_082904_000000362021_00064_08635_7293.N1	25-OCT-2003 08:29:04	Bright	35.500	89	5Alp Cep	2.4510	8000.0	71	8635	No
116	GOM_NL__2PRFIN20031025_083425_000000372021_00064_08635_7294.N1	25-OCT-2003 08:34:25	Bright	36.500	49	1Alp UMi	1.9900	6300.0	73	8635	No
117	GOM_NL__2PRFIN20031025_083755_000000362021_00064_08635_7295.N1	25-OCT-2003 08:37:55	Bright	35.500	60	7Bet UMi	2.0810	3950.0	71	8635	No
118	GOM_NL__2PRFIN20031025_084239_000000402021_00064_08635_7296.N1	25-OCT-2003 08:42:39	Bright	40.000	36	50Alp UMa	1.8000	6300.0	80	8635	No
119	GOM_NL__2PRFIN20031025_084414_000000372021_00064_08635_7297.N1	25-OCT-2003 08:44:14	Bright	37.000	82	48Bet UMa	2.3650	10600.	74	8635	No
120	GOM_NL__2PRFIN20031025_084747_000000362021_00064_08635_7298.N1	25-OCT-2003 08:47:47	Bright	36.000	174	52Psi UMa	3.0040	4400.0	72	8635	No
121	GOM_NL__2PRFIN20031025_085512_000000502021_00064_08635_7299.N1	25-OCT-2003 08:55:12	Bright	49.500	166	17Eps Leo	2.9800	6000.0	99	8635	No
122	GOM_NL__2PRFIN20031025_085707_000001862021_00064_08635_7300.N1	25-OCT-2003 08:57:07	Tw_i_and_stray	186.00	17	78Bet Gem	1.1610	4500.0	372	8635	No
123	GOM_NL__2PRFIN20031025_090703_000000612021_00064_08635_7301.N1	25-OCT-2003 09:07:03	Dark	61.000	48	30Alp Hya	1.9770	4100.0	122	8635	No
124	GOM_NL__2PRFIN20031025_091427_000000422021_00064_08635_7302.N1	25-OCT-2003 09:14:27	Dark	42.000	113	Mu Vel	2.6920	5000.0	84	8635	No
125	GOM_NL__2PRFIN20031025_091615_000000462021_00064_08635_7303.N1	25-OCT-2003 09:16:15	Dark	45.500	65	Lam Vel	2.2040	4400.0	91	8635	No
126	GOM_NL__2PRFIN20031025_091817_000000372021_00065_08636_7277.N1	25-OCT-2003 09:18:17	Dark	37.000	124	The Car	2.7640	30000.	74	8636	No
127	GOM_NL__2PRFIN20031025_092034_000000452021_00065_08636_7278.N1	25-OCT-2003 09:20:34	Dark	44.500	41	Eps Car	1.8600	4100.0	89	8636	No
128	GOM_NL__2PRFIN20031025_092520_000000512021_00065_08636_7279.N1	25-OCT-2003 09:25:20	Dark	50.500	2	Alp Car	-0.73600	7000.0	101	8636	No
129	GOM_NL__2PRFIN20031025_092857_000000772021_00065_08636_7280.N1	25-OCT-2003 09:28:57	Dark	76.500	177	1Zet CMa	3.0220	26000.	153	8636	No
130	GOM_NL__2PRFIN20031025_093155_000000392021_00065_08636_7281.N1	25-OCT-2003 09:31:55	Dark	39.000	143	Alp Hyi	2.8570	7200.0	78	8636	No
131	GOM_NL__2PRFIN20031025_093319_000000462021_00065_08636_7282.N1	25-OCT-2003 09:33:19	Dark	45.500	9	Alp Eri	0.45300	24000.	91	8636	No
132	GOM_NL__2PRFIN20031025_093620_000000472021_00065_08636_7283.N1	25-OCT-2003 09:36:20	Straylight	46.500	157	The1Eri	2.9060	9300.0	93	8636	No
133	GOM_NL__2PRFIN20031025_093810_000000402021_00065_08636_7284.N1	25-OCT-2003 09:38:10	Straylight	39.500	84	Alp Phe	2.3970	4500.0	79	8636	No
134	GOM_NL__2PRFIN20031025_094443_000000432021_00065_08636_7285.N1	25-OCT-2003 09:44:43	Straylight	42.500	52	16Bet Cet	2.0370	4500.0	85	8636	No
135	GOM_NL__2PRFIN20031025_095207_000000592021_00065_08636_7286.N1	25-OCT-2003 09:52:07	Bright	59.000	94	92Alp Cet	2.5260	3100.0	118	8636	No
136	GOM_NL__2PRFIN20031025_095413_000000362021_00065_08636_7287.N1	25-OCT-2003 09:54:13	Bright	35.500	140	88Gam Peg	2.8340	26000.	71	8636	No
137	GOM_NL__2PRFIN20031025_095612_000000432021_00065_08636_7288.N1	25-OCT-2003 09:56:12	Bright	42.500	105	6Bet Ari	2.6450	8900.0	85	8636	No
138	GOM_NL__2PRFIN20031025_095806_000000382021_00065_08636_7289.N1	25-OCT-2003 09:58:06	Bright	38.000	58	21Alp And	2.0730	11000.	76	8636	No
139	GOM_NL__2PRFIN20031025_100000_000000412021_00065_08636_7290.N1	25-OCT-2003 10:00:00	Bright	41.000	53	43Bet And	2.0480	3300.0	82	8636	No
140	GOM_NL__2PRFIN20031025_100252_000000412021_00065_08636_7291.N1	25-OCT-2003 10:02:52	Bright	40.500	73	57Gam1And	2.2600	13100.	81	8636	No
141	GOM_NL__2PRFIN20031025_100546_000000372021_00065_08636_7292.N1	25-OCT-2003 10:05:46	Bright	37.000	68	18Alp Cas	2.2250	4500.0	74	8636	No
142	GOM_NL__2PRFIN20031025_100702_000000362021_00065_08636_7293.N1	25-OCT-2003 10:07:02	Bright	36.000	76	27Gam Cas	2.3000	30000.	72	8636	No
143	GOM_NL__2PRFIN20031025_100941_000000382021_00065_08636_7294.N1	25-OCT-2003 10:09:41	Bright	37.500	89	5Alp Cep	2.4510	8000.0	75	8636	No
144	GOM_NL__2PRFIN20031025_101501_000000372021_00065_08636_7295.N1	25-OCT-2003 10:15:01	Bright	37.000	49	1Alp UMi	1.9900	6300.0	74	8636	No
145	GOM_NL__2PRFIN20031025_101831_000000372021_00065_08636_7296.N1	25-OCT-2003 10:18:31	Bright	37.000	60	7Bet UMi	2.0810	3950.0	74	8636	No
146	GOM_NL__2PRFIN20031025_102315_000000402021_00065_08636_7297.N1	25-OCT-2003 10:23:15	Bright	39.500	36	50Alp UMa	1.8000	6300.0	79	8636	No
147	GOM_NL__2PRFIN20031025_102450_000000382021_00065_08636_7298.N1	25-OCT-2003 10:24:50	Bright	38.000	82	48Bet UMa	2.3650	10600.	76	8636	No
148	GOM_NL__2PRFIN20031025_102823_000000362021_00065_08636_7299.N1	25-OCT-2003 10:28:23	Bright	36.000	174	52Psi UMa	3.0040	4400.0	72	8636	No
149	GOM_NL__2PRFIN20031025_103548_000000692021_00065_08636_7300.N1	25-OCT-2003 10:35:48	Bright	69.000	166	17Eps Leo	2.9800	6000.0	138	8636	No
150	GOM_NL__2PRFIN20031025_103744_000001892021_00065_08636_7301.N1	25-OCT-2003 10:37:44	Tw_i_and_stray	188.50	17	78Bet Gem	1.1610	4500.0	377	8636	No
151	GOM_NL__2PRFIN20031025_104740_000000612021_00065_08636_7302.N1	25-OCT-2003 10:47:40	Dark	60.500	48	30Alp Hya	1.9770	4100.0	121	8636	No
152	GOM_NL__2PRFIN20031025_105504_000000402021_00065_08636_7303.N1	25-OCT-2003 10:55:04	Dark	40.000	113	Mu Vel	2.6920	5000.0	80	8636	No
153	GOM_NL__2PRFIN20031025_105652_000000582021_00065_08636_7304.N1	25-OCT-2003 10:56:52	Dark	58.000	65	Lam Vel	2.2040	4400.0	116	8636	No
154	GOM_NL__2PRFIN20031025_105854_000000382021_00066_08637_7374.N1	25-OCT-2003 10:58:54	Dark	37.500	124	The Car	2.7640	30000.	75	8637	No
155	GOM_NL__2PRFIN20031025_110110_000000432021_00066_08637_7375.N1	25-OCT-2003 11:01:10	Dark	42.500	41	Eps Car	1.8600	4100.0	85	8637	No
156	GOM_NL__2PRFIN20031025_110557_000000632021_00066_08637_7376.N1	25-OCT-2003 11:05:57	Dark	63.000	2	Alp Car	-0.73600	7000.0	126	8637	No
157	GOM_NL__2PRFIN20031025_110935_000000752021_00066_08637_7377.N1	25-OCT-2003 11:09:35	Dark	75.000	177	1Zet CMa	3.0220	26000.	150	8637	No
158	GOM_NL__2PRFIN20031025_111231_000000382021_00066_08637_7378.N1	25-OCT-2003 11:12:31	Dark	37.500	143	Alp Hyi	2.8570	7200.0	75	8637	No
159	GOM_NL__2PRFIN20031025_111356_000000392021_00066_08637_7379.N1	25-OCT-2003 11:13:56	Dark	38.500	9	Alp Eri	0.45300	24000.	77	8637	No
160	GOM_NL__2PRFIN20031025_111656_000000432021_00066_08637_7380.N1	25-OCT-2003 11:16:56	Straylight	43.000	157	The1Eri	2.9060	9300.0	86	8637	No

161	GOM_NL__2PRFIN20031025_111846_000000412021_00066_08637_7381.N1	25-OCT-2003 11:18:46	Straylight	40.500	84	Alp Phe	2.3970	4500.0	81	8637	No
162	GOM_NL__2PRFIN20031025_112520_000000432021_00066_08637_7382.N1	25-OCT-2003 11:25:20	Straylight	43.000	52	16Bet Cet	2.0370	4500.0	86	8637	No
163	GOM_NL__2PRFIN20031025_113242_000000652021_00066_08637_7383.N1	25-OCT-2003 11:32:42	Bright	64.500	94	92Alp Cet	2.5260	3100.0	129	8637	No
164	GOM_NL__2PRFIN20031025_113449_000000362021_00066_08637_7384.N1	25-OCT-2003 11:34:49	Bright	35.500	140	88Gam Peg	2.8340	26000.	71	8637	No
165	GOM_NL__2PRFIN20031025_113648_000000412021_00066_08637_7385.N1	25-OCT-2003 11:36:48	Bright	41.000	105	6Bet Ari	2.6450	8900.0	82	8637	No
166	GOM_NL__2PRFIN20031025_113842_000000362021_00066_08637_7386.N1	25-OCT-2003 11:38:42	Bright	36.000	58	21Alp And	2.0730	11000.	72	8637	No
167	GOM_NL__2PRFIN20031025_114036_000000402021_00066_08637_7387.N1	25-OCT-2003 11:40:36	Bright	39.500	53	43Bet And	2.0480	3300.0	79	8637	No
168	GOM_NL__2PRFIN20031025_114328_000000422021_00066_08637_7388.N1	25-OCT-2003 11:43:28	Bright	42.000	73	57Gam1And	2.2600	13100.	84	8637	No
169	GOM_NL__2PRFIN20031025_114622_000000372021_00066_08637_7389.N1	25-OCT-2003 11:46:22	Bright	37.000	68	18Alp Cas	2.2250	4500.0	74	8637	No
170	GOM_NL__2PRFIN20031025_114738_000000382021_00066_08637_7390.N1	25-OCT-2003 11:47:38	Bright	37.500	76	27Gam Cas	2.3000	30000.	75	8637	No
171	GOM_NL__2PRFIN20031025_115017_000000362021_00066_08637_7391.N1	25-OCT-2003 11:50:17	Bright	36.000	89	5Alp Cep	2.4510	8000.0	72	8637	No
172	GOM_NL__2PRFIN20031025_115537_000000372021_00066_08637_7392.N1	25-OCT-2003 11:55:37	Bright	36.500	49	1Alp UMi	1.9900	6300.0	73	8637	No
173	GOM_NL__2PRFIN20031025_115907_000000362021_00066_08637_7393.N1	25-OCT-2003 11:59:07	Bright	36.000	60	7Bet UMi	2.0810	3950.0	72	8637	No
174	GOM_NL__2PRFIN20031025_120351_000000362021_00066_08637_7394.N1	25-OCT-2003 12:03:51	Bright	35.500	36	50Alp UMa	1.8000	6300.0	71	8637	No
175	GOM_NL__2PRFIN20031025_120526_000000352021_00066_08637_7395.N1	25-OCT-2003 12:05:26	Bright	35.000	82	48Bet UMa	2.3650	10600.	70	8637	No
176	GOM_NL__2PRFIN20031025_120859_000000382021_00066_08637_7396.N1	25-OCT-2003 12:08:59	Bright	37.500	174	52Psi UMa	3.0040	4400.0	75	8637	No
177	GOM_NL__2PRFIN20031025_121625_000000492021_00066_08637_7397.N1	25-OCT-2003 12:16:25	Bright	48.500	166	17Eps Leo	2.9800	6000.0	97	8637	No
178	GOM_NL__2PRFIN20031025_121822_000002142021_00066_08637_7398.N1	25-OCT-2003 12:18:22	Tw_i_and_stray	214.00	17	78Bet Gem	1.1610	4500.0	428	8637	No
179	GOM_NL__2PRFIN20031025_122817_000000652021_00066_08637_7399.N1	25-OCT-2003 12:28:17	Dark	65.000	48	30Alp Hya	1.9770	4100.0	130	8637	No
180	GOM_NL__2PRFIN20031025_123540_000000432021_00066_08637_7400.N1	25-OCT-2003 12:35:40	Dark	42.500	113	Mu Vel	2.6920	5000.0	85	8637	No
181	GOM_NL__2PRFIN20031025_123729_000000532021_00066_08637_7401.N1	25-OCT-2003 12:37:29	Dark	52.500	65	Lam Vel	2.2040	4400.0	105	8637	No
182	GOM_NL__2PRFIN20031025_123930_000000372021_00067_08638_7277.N1	25-OCT-2003 12:39:30	Dark	36.500	124	The Car	2.7640	30000.	73	8638	No
183	GOM_NL__2PRFIN20031025_124147_000000472021_00067_08638_7278.N1	25-OCT-2003 12:41:47	Dark	46.500	41	Eps Car	1.8600	4100.0	93	8638	No
184	GOM_NL__2PRFIN20031025_124634_000000502021_00067_08638_7279.N1	25-OCT-2003 12:46:34	Dark	50.000	2	Alp Car	-0.73600	7000.0	100	8638	No
185	GOM_NL__2PRFIN20031025_125012_000000722021_00067_08638_7280.N1	25-OCT-2003 12:50:12	Dark	72.000	177	1Zet CMa	3.0220	26000.	144	8638	No
186	GOM_NL__2PRFIN20031025_125307_000000382021_00067_08638_7281.N1	25-OCT-2003 12:53:07	Dark	38.000	143	Alp Hyi	2.8570	7200.0	76	8638	No
187	GOM_NL__2PRFIN20031025_125432_000000472021_00067_08638_7282.N1	25-OCT-2003 12:54:32	Dark	46.500	9	Alp Eri	0.45300	24000.	93	8638	No
188	GOM_NL__2PRFIN20031025_125733_000000432021_00067_08638_7283.N1	25-OCT-2003 12:57:33	Straylight	43.000	157	The1Eri	2.9060	9300.0	86	8638	No
189	GOM_NL__2PRFIN20031025_125923_000000432021_00067_08638_7284.N1	25-OCT-2003 12:59:23	Straylight	42.500	84	Alp Phe	2.3970	4500.0	85	8638	No
190	GOM_NL__2PRFIN20031025_130556_000000442021_00067_08638_7285.N1	25-OCT-2003 13:05:56	Straylight	44.000	52	16Bet Cet	2.0370	4500.0	88	8638	No
191	GOM_NL__2PRFIN20031025_131318_000000642021_00067_08638_7286.N1	25-OCT-2003 13:13:18	Bright	63.500	94	92Alp Cet	2.5260	3100.0	127	8638	No
192	GOM_NL__2PRFIN20031025_131525_000000352021_00067_08638_7287.N1	25-OCT-2003 13:15:25	Bright	35.000	140	88Gam Peg	2.8340	26000.	70	8638	No
193	GOM_NL__2PRFIN20031025_131724_000000422021_00067_08638_7288.N1	25-OCT-2003 13:17:24	Bright	42.000	105	6Bet Ari	2.6450	8900.0	84	8638	No
194	GOM_NL__2PRFIN20031025_131918_000000362021_00067_08638_7289.N1	25-OCT-2003 13:19:18	Bright	36.000	58	21Alp And	2.0730	11000.	72	8638	No
195	GOM_NL__2PRFIN20031025_132112_000000402021_00067_08638_7290.N1	25-OCT-2003 13:21:12	Bright	40.000	53	43Bet And	2.0480	3300.0	80	8638	No
196	GOM_NL__2PRFIN20031025_132404_000000422021_00067_08638_7291.N1	25-OCT-2003 13:24:04	Bright	42.000	73	57Gam1And	2.2600	13100.	84	8638	No
197	GOM_NL__2PRFIN20031025_132658_000000372021_00067_08638_7292.N1	25-OCT-2003 13:26:58	Bright	36.500	68	18Alp Cas	2.2250	4500.0	73	8638	No
198	GOM_NL__2PRFIN20031025_132814_000000372021_00067_08638_7293.N1	25-OCT-2003 13:28:14	Bright	36.500	76	27Gam Cas	2.3000	30000.	73	8638	No
199	GOM_NL__2PRFIN20031025_133054_000000382021_00067_08638_7294.N1	25-OCT-2003 13:30:54	Bright	38.000	89	5Alp Cep	2.4510	8000.0	76	8638	No
200	GOM_NL__2PRFIN20031025_133613_000000372021_00067_08638_7295.N1	25-OCT-2003 13:36:13	Bright	37.000	49	1Alp UMi	1.9900	6300.0	74	8638	No
201	GOM_NL__2PRFIN20031025_133943_000000382021_00067_08638_7296.N1	25-OCT-2003 13:39:43	Bright	38.000	60	7Bet UMi	2.0810	3950.0	76	8638	No
202	GOM_NL__2PRFIN20031025_134427_000000382021_00067_08638_7297.N1	25-OCT-2003 13:44:27	Bright	38.000	36	50Alp UMa	1.8000	6300.0	76	8638	No
203	GOM_NL__2PRFIN20031025_134602_000000432021_00067_08638_7298.N1	25-OCT-2003 13:46:02	Bright	43.000	82	48Bet UMa	2.3650	10600.	86	8638	No
204	GOM_NL__2PRFIN20031025_134935_000000392021_00067_08638_7299.N1	25-OCT-2003 13:49:35	Bright	39.000	174	52Psi UMa	3.0040	4400.0	78	8638	No
205	GOM_NL__2PRFIN20031025_135701_000000492021_00067_08638_7300.N1	25-OCT-2003 13:57:01	Bright	48.500	166	17Eps Leo	2.9800	6000.0	97	8638	No
206	GOM_NL__2PRFIN20031025_135859_000001912021_00067_08638_7301.N1	25-OCT-2003 13:58:59	Tw_i_and_stray	191.00	17	78Bet Gem	1.1610	4500.0	382	8638	No
207	GOM_NL__2PRFIN20031025_140854_000000632021_00067_08638_7302.N1	25-OCT-2003 14:08:54	Dark	63.000	48	30Alp Hya	1.9770	4100.0	126	8638	No
208	GOM_NL__2PRFIN20031025_141616_000000412021_00067_08638_7303.N1	25-OCT-2003 14:16:16	Dark	40.500	113	Mu Vel	2.6920	5000.0	81	8638	No
209	GOM_NL__2PRFIN20031025_141805_000000472021_00067_08638_7304.N1	25-OCT-2003 14:18:05	Dark	47.000	65	Lam Vel	2.2040	4400.0	94	8638	No
210	GOM_NL__2PRFIN20031025_142006_000000372021_00068_08639_7277.N1	25-OCT-2003 14:20:06	Dark	37.000	124	The Car	2.7640	30000.	74	8639	No
211	GOM_NL__2PRFIN20031025_142224_000000512021_00068_08639_7278.N1	25-OCT-2003 14:22:24	Dark	51.000	41	Eps Car	1.8600	4100.0	102	8639	No
212	GOM_NL__2PRFIN20031025_142710_000000492021_00068_08639_7279.N1	25-OCT-2003 14:27:10	Dark	48.500	2	Alp Car	-0.73600	7000.0	97	8639	No
213	GOM_NL__2PRFIN20031025_143050_000000742021_00068_08639_7280.N1	25-OCT-2003 14:30:50	Dark	74.000	177	1Zet CMa	3.0220	26000.	148	8639	No
214	GOM_NL__2PRFIN20031025_143344_000000392021_00068_08639_7281.N1	25-OCT-2003 14:33:44	Dark	39.000	143	Alp Hyi	2.8570	7200.0	78	8639	No
215	GOM_NL__2PRFIN20031025_143508_000000412021_00068_08639_7282.N1	25-OCT-2003 14:35:08	Dark	40.500	9	Alp Eri	0.45300	24000.	81	8639	No
216	GOM_NL__2PRFIN20031025_143809_000000442021_00068_08639_7283.N1	25-OCT-2003 14:38:09	Straylight	44.000	157	The1Eri	2.9060	9300.0	88	8639	No
217	GOM_NL__2PRFIN20031025_143959_000000422021_00068_08639_7284.N1	25-OCT-2003 14:39:59	Straylight	41.500	84	Alp Phe	2.3970	4500.0	83	8639	No
218	GOM_NL__2PRFIN20031025_144632_000000442021_00068_08639_7285.N1	25-OCT-2003 14:46:32	Straylight	43.500	52	16Bet Cet	2.0370	4500.0	87	8639	No
219	GOM_NL__2PRFIN20031025_145353_000000612021_00068_08639_7286.N1	25-OCT-2003 14:53:53	Bright	61.000	94	92Alp Cet	2.5260	3100.0	122	8639	No

220	GOM_NL__2PRFIN20031025_145601_000000352021_00068_08639_7287.N1	25-OCT-2003 14:56:01	Bright	34.500	140	88Gam Peg	2.8340	26000.	69	8639	No
221	GOM_NL__2PRFIN20031025_145800_000000422021_00068_08639_7288.N1	25-OCT-2003 14:58:00	Bright	42.000	105	6Bet Ari	2.6450	8900.0	84	8639	No
222	GOM_NL__2PRFIN20031025_145954_000000372021_00068_08639_7289.N1	25-OCT-2003 14:59:54	Bright	37.000	58	21Alp And	2.0730	11000.	74	8639	No
223	GOM_NL__2PRFIN20031025_150145_000000402021_00068_08639_7290.N1	25-OCT-2003 15:01:45	Bright	39.500	53	43Bet And	2.0480	3300.0	79	8639	No
224	GOM_NL__2PRFIN20031025_150437_000000422021_00068_08639_7291.N1	25-OCT-2003 15:04:37	Bright	41.500	73	57Gam1And	2.2600	13100.	83	8639	No
225	GOM_NL__2PRFIN20031025_150732_000000382021_00068_08639_7292.N1	25-OCT-2003 15:07:32	Bright	37.500	68	18Alp Cas	2.2250	4500.0	75	8639	No
226	GOM_NL__2PRFIN20031025_150849_000000382021_00068_08639_7293.N1	25-OCT-2003 15:08:49	Bright	37.500	76	27Gam Cas	2.3000	30000.	75	8639	No
227	GOM_NL__2PRFIN20031025_151128_000000382021_00068_08639_7294.N1	25-OCT-2003 15:11:28	Bright	38.000	89	5Alp Cep	2.4510	8000.0	76	8639	No
228	GOM_NL__2PRFIN20031025_151647_000000392021_00068_08639_7295.N1	25-OCT-2003 15:16:47	Bright	39.000	49	1Alp UMi	1.9900	6300.0	78	8639	No
229	GOM_NL__2PRFIN20031025_152017_000000392021_00068_08639_7296.N1	25-OCT-2003 15:20:17	Bright	38.500	60	7Bet UMi	2.0810	3950.0	77	8639	No
230	GOM_NL__2PRFIN20031025_152501_000000392021_00068_08639_7297.N1	25-OCT-2003 15:25:01	Bright	38.500	36	50Alp UMa	1.8000	6300.0	77	8639	No
231	GOM_NL__2PRFIN20031025_152637_000000372021_00068_08639_7298.N1	25-OCT-2003 15:26:37	Bright	37.000	82	48Bet UMa	2.3650	10600.	74	8639	No
232	GOM_NL__2PRFIN20031025_153010_000000372021_00068_08639_7299.N1	25-OCT-2003 15:30:10	Bright	36.500	174	52Psi UMa	3.0040	4400.0	73	8639	No
233	GOM_NL__2PRFIN20031025_153737_000000492021_00068_08639_7300.N1	25-OCT-2003 15:37:37	Bright	48.500	166	17Eps Leo	2.9800	6000.0	97	8639	No
234	GOM_NL__2PRFIN20031025_153936_000002062021_00068_08639_7301.N1	25-OCT-2003 15:39:36	Twi_and_stray	205.50	17	78Bet Gem	1.1610	4500.0	411	8639	No
235	GOM_NL__2PRFIN20031025_154930_000000662021_00068_08639_7302.N1	25-OCT-2003 15:49:30	Dark	66.000	48	30Alp Hya	1.9770	4100.0	132	8639	No
236	GOM_NL__2PRFIN20031025_155651_000000442021_00068_08639_7303.N1	25-OCT-2003 15:56:51	Dark	44.000	113	Mu Vel	2.6920	5000.0	88	8639	No
237	GOM_NL__2PRFIN20031025_155840_000000562021_00068_08639_7304.N1	25-OCT-2003 15:58:40	Dark	55.500	65	Lam Vel	2.2040	4400.0	111	8639	No
238	GOM_NL__2PRFIN20031025_160040_000000392021_00069_08640_7277.N1	25-OCT-2003 16:00:40	Dark	39.000	124	The Car	2.7640	30000.	78	8640	No
239	GOM_NL__2PRFIN20031025_160444_000000732021_00069_08640_7278.N1	25-OCT-2003 16:04:44	Dark	73.000	88	31Eta CMa	2.4480	20000.	146	8640	No
240	GOM_NL__2PRFIN20031025_160744_000000532021_00069_08640_7279.N1	25-OCT-2003 16:07:44	Dark	53.000	2	Alp Car	-0.73600	7000.0	106	8640	No
241	GOM_NL__2PRFIN20031025_161127_000000762021_00069_08640_7280.N1	25-OCT-2003 16:11:27	Dark	76.000	177	1Zet CMa	3.0220	26000.	152	8640	No
242	GOM_NL__2PRFIN20031025_161418_000000412021_00069_08640_7281.N1	25-OCT-2003 16:14:18	Dark	40.500	143	Alp Hyi	2.8570	7200.0	81	8640	No
243	GOM_NL__2PRFIN20031025_161542_000000512021_00069_08640_7282.N1	25-OCT-2003 16:15:42	Dark	51.000	9	Alp Eri	0.45300	24000.	102	8640	No
244	GOM_NL__2PRFIN20031025_161844_000000442021_00069_08640_7283.N1	25-OCT-2003 16:18:44	Straylight	44.000	157	The1Eri	2.9060	9300.0	88	8640	No
245	GOM_NL__2PRFIN20031025_162033_000000432021_00069_08640_7284.N1	25-OCT-2003 16:20:33	Straylight	43.000	84	Alp Phe	2.3970	4500.0	86	8640	No
246	GOM_NL__2PRFIN20031025_162704_000000492021_00069_08640_7285.N1	25-OCT-2003 16:27:04	Straylight	48.500	52	16Bet Cet	2.0370	4500.0	97	8640	No
247	GOM_NL__2PRFIN20031025_163428_000000652021_00069_08640_7286.N1	25-OCT-2003 16:34:28	Bright	64.500	94	92Alp Cet	2.5260	3100.0	129	8640	No
248	GOM_NL__2PRFIN20031025_163636_000000382021_00069_08640_7287.N1	25-OCT-2003 16:36:36	Bright	37.500	140	88Gam Peg	2.8340	26000.	75	8640	No
249	GOM_NL__2PRFIN20031025_163834_000000432021_00069_08640_7288.N1	25-OCT-2003 16:38:34	Bright	43.000	105	6Bet Ari	2.6450	8900.0	86	8640	No
250	GOM_NL__2PRFIN20031025_164029_000000382021_00069_08640_7289.N1	25-OCT-2003 16:40:29	Bright	38.000	58	21Alp And	2.0730	11000.	76	8640	No
251	GOM_NL__2PRFIN20031025_164221_000000402021_00069_08640_7290.N1	25-OCT-2003 16:42:21	Bright	40.000	53	43Bet And	2.0480	3300.0	80	8640	No
252	GOM_NL__2PRFIN20031025_164513_000000452021_00069_08640_7291.N1	25-OCT-2003 16:45:13	Bright	45.000	73	57Gam1And	2.2600	13100.	90	8640	No
253	GOM_NL__2PRFIN20031025_164808_000000392021_00069_08640_7292.N1	25-OCT-2003 16:48:08	Bright	39.000	68	18Alp Cas	2.2250	4500.0	78	8640	No
254	GOM_NL__2PRFIN20031025_164925_000000392021_00069_08640_7293.N1	25-OCT-2003 16:49:25	Bright	38.500	76	27Gam Cas	2.3000	30000.	77	8640	No
255	GOM_NL__2PRFIN20031025_165205_000000392021_00069_08640_7294.N1	25-OCT-2003 16:52:05	Bright	39.000	89	5Alp Cep	2.4510	8000.0	78	8640	No
256	GOM_NL__2PRFIN20031025_165722_000000402021_00069_08640_7295.N1	25-OCT-2003 16:57:22	Bright	39.500	49	1Alp UMi	1.9900	6300.0	79	8640	No
257	GOM_NL__2PRFIN20031025_170054_000000392021_00069_08640_7296.N1	25-OCT-2003 17:00:54	Bright	38.500	60	7Bet UMi	2.0810	3950.0	77	8640	No
258	GOM_NL__2PRFIN20031025_170538_000000382021_00069_08640_7297.N1	25-OCT-2003 17:05:38	Bright	38.000	36	50Alp UMa	1.8000	6300.0	76	8640	No
259	GOM_NL__2PRFIN20031025_170713_000000422021_00069_08640_7298.N1	25-OCT-2003 17:07:13	Bright	41.500	82	48Bet UMa	2.3650	10600.	83	8640	No
260	GOM_NL__2PRFIN20031025_171046_000000382021_00069_08640_7299.N1	25-OCT-2003 17:10:46	Bright	37.500	174	52Psi UMa	3.0040	4400.0	75	8640	No
261	GOM_NL__2PRFIN20031025_171813_000000702021_00069_08640_7300.N1	25-OCT-2003 17:18:13	Bright	69.500	166	17Eps Leo	2.9800	6000.0	139	8640	No
262	GOM_NL__2PRFIN20031025_172013_000001912021_00069_08640_7301.N1	25-OCT-2003 17:20:13	Twi_and_stray	191.00	17	78Bet Gem	1.1610	4500.0	382	8640	No
263	GOM_NL__2PRFIN20031025_173007_000000722021_00069_08640_7302.N1	25-OCT-2003 17:30:07	Dark	72.000	48	30Alp Hya	1.9770	4100.0	144	8640	No
264	GOM_NL__2PRFIN20031025_173728_000000422021_00069_08640_7303.N1	25-OCT-2003 17:37:28	Dark	42.000	113	Mu Vel	2.6920	5000.0	84	8640	No
265	GOM_NL__2PRFIN20031025_173915_000000562021_00069_08640_7304.N1	25-OCT-2003 17:39:15	Dark	55.500	65	Lam Vel	2.2040	4400.0	111	8640	No
266	GOM_NL__2PRFIN20031025_174117_000000382021_00070_08641_7277.N1	25-OCT-2003 17:41:17	Dark	38.000	124	The Car	2.7640	30000.	76	8641	No
267	GOM_NL__2PRFIN20031025_174522_000000692021_00070_08641_7278.N1	25-OCT-2003 17:45:22	Dark	69.000	88	31Eta CMa	2.4480	20000.	138	8641	No
268	GOM_NL__2PRFIN20031025_174822_000000622021_00070_08641_7279.N1	25-OCT-2003 17:48:22	Dark	61.500	2	Alp Car	-0.73600	7000.0	123	8641	No
269	GOM_NL__2PRFIN20031025_175204_000000772021_00070_08641_7280.N1	25-OCT-2003 17:52:04	Dark	76.500	177	1Zet CMa	3.0220	26000.	153	8641	No
270	GOM_NL__2PRFIN20031025_175454_000000402021_00070_08641_7281.N1	25-OCT-2003 17:54:54	Dark	40.000	143	Alp Hyi	2.8570	7200.0	80	8641	No
271	GOM_NL__2PRFIN20031025_175617_000000522021_00070_08641_7282.N1	25-OCT-2003 17:56:17	Dark	52.000	9	Alp Eri	0.45300	24000.	104	8641	No
272	GOM_NL__2PRFIN20031025_175920_000000462021_00070_08641_7283.N1	25-OCT-2003 17:59:20	Straylight	46.000	157	The1Eri	2.9060	9300.0	92	8641	No
273	GOM_NL__2PRFIN20031025_180109_000000472021_00070_08641_7284.N1	25-OCT-2003 18:01:09	Straylight	46.500	84	Alp Phe	2.3970	4500.0	93	8641	No
274	GOM_NL__2PRFIN20031025_180742_000000432021_00070_08641_7285.N1	25-OCT-2003 18:07:42	Straylight	43.000	52	16Bet Cet	2.0370	4500.0	86	8641	No
275	GOM_NL__2PRFIN20031025_181503_000000622021_00070_08641_7286.N1	25-OCT-2003 18:15:03	Bright	62.000	94	92Alp Cet	2.5260	3100.0	124	8641	No
276	GOM_NL__2PRFIN20031025_181711_000000402021_00070_08641_7287.N1	25-OCT-2003 18:17:11	Bright	39.500	140	88Gam Peg	2.8340	26000.	79	8641	No
277	GOM_NL__2PRFIN20031025_181907_000000472021_00070_08641_7288.N1	25-OCT-2003 18:19:07	Bright	47.000	105	6Bet Ari	2.6450	8900.0	94	8641	No
278	GOM_NL__2PRFIN20031025_182104_000000382021_00070_08641_7289.N1	25-OCT-2003 18:21:04	Bright	38.000	58	21Alp And	2.0730	11000.	76	8641	No

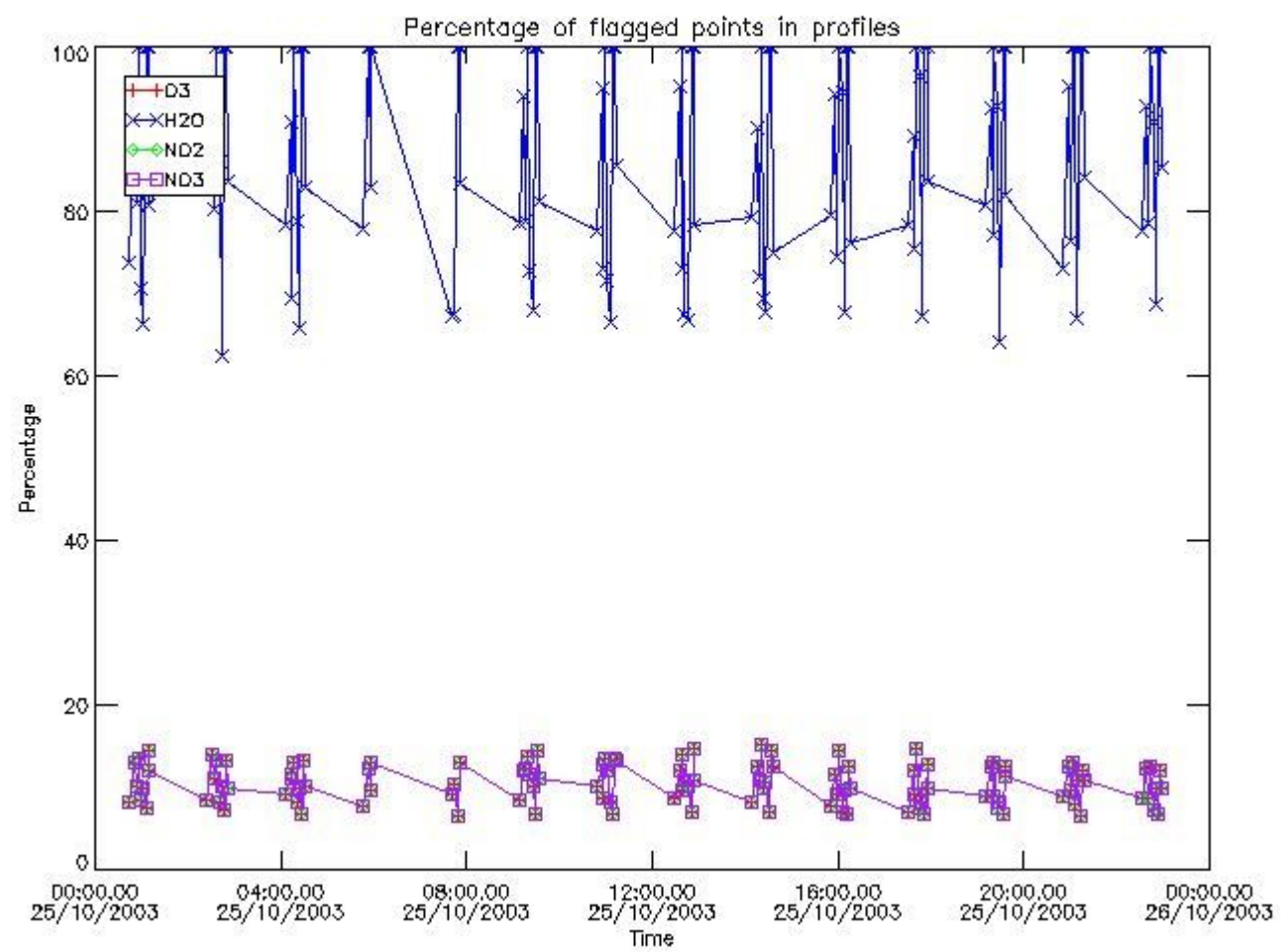
279	GOM_NL__2PRFIN20031025_182255_000000422021_00070_08641_7290.N1	25-OCT-2003 18:22:55	Bright	42.000	53	43Bet And	2.0480	3300.0	84	8641	No
280	GOM_NL__2PRFIN20031025_182546_000000462021_00070_08641_7291.N1	25-OCT-2003 18:25:46	Bright	46.000	73	57Gam1And	2.2600	13100.	92	8641	No
281	GOM_NL__2PRFIN20031025_182844_000000412021_00070_08641_7292.N1	25-OCT-2003 18:28:44	Bright	41.000	68	18Alp Cas	2.2250	4500.0	82	8641	No
282	GOM_NL__2PRFIN20031025_183000_000000402021_00070_08641_7293.N1	25-OCT-2003 18:30:00	Bright	39.500	76	27Gam Cas	2.3000	30000.	79	8641	No
283	GOM_NL__2PRFIN20031025_183240_000000382021_00070_08641_7294.N1	25-OCT-2003 18:32:40	Bright	37.500	89	5Alp Cep	2.4510	8000.0	75	8641	No
284	GOM_NL__2PRFIN20031025_183757_000000422021_00070_08641_7295.N1	25-OCT-2003 18:37:57	Bright	41.500	49	1Alp UMi	1.9900	6300.0	83	8641	No
285	GOM_NL__2PRFIN20031025_184130_000000402021_00070_08641_7296.N1	25-OCT-2003 18:41:30	Bright	40.000	60	7Bet UMi	2.0810	3950.0	80	8641	No
286	GOM_NL__2PRFIN20031025_184613_000000402021_00070_08641_7297.N1	25-OCT-2003 18:46:13	Bright	39.500	36	50Alp UMa	1.8000	6300.0	79	8641	No
287	GOM_NL__2PRFIN20031025_184749_000000412021_00070_08641_7298.N1	25-OCT-2003 18:47:49	Bright	40.500	82	48Bet UMa	2.3650	10600.	81	8641	No
288	GOM_NL__2PRFIN20031025_185121_000000522021_00070_08641_7299.N1	25-OCT-2003 18:51:21	Bright	52.000	174	52Psi UMa	3.0040	4400.0	104	8641	No
289	GOM_NL__2PRFIN20031025_185849_000000492021_00070_08641_7300.N1	25-OCT-2003 18:58:49	Bright	48.500	166	17Eps Leo	2.9800	6000.0	97	8641	No
290	GOM_NL__2PRFIN20031025_190050_000001922021_00070_08641_7301.N1	25-OCT-2003 19:00:50	Tw_i_and_stray	191.50	17	78Bet Gem	1.1610	4500.0	383	8641	No
291	GOM_NL__2PRFIN20031025_191043_000000742021_00070_08641_7302.N1	25-OCT-2003 19:10:43	Dark	73.500	48	30Alp Hya	1.9770	4100.0	147	8641	No
292	GOM_NL__2PRFIN20031025_191804_000000412021_00070_08641_7303.N1	25-OCT-2003 19:18:04	Dark	40.500	113	Mu Vel	2.6920	5000.0	81	8641	No
293	GOM_NL__2PRFIN20031025_191954_000000582021_00070_08641_7304.N1	25-OCT-2003 19:19:54	Dark	57.500	65	Lam Vel	2.2040	4400.0	115	8641	No
294	GOM_NL__2PRFIN20031025_192152_000000402021_00071_08642_7375.N1	25-OCT-2003 19:21:52	Dark	39.500	124	The Car	2.7640	30000.	79	8642	No
295	GOM_NL__2PRFIN20031025_192559_000000692021_00071_08642_7376.N1	25-OCT-2003 19:25:59	Dark	69.000	88	31Eta CMa	2.4480	20000.	138	8642	No
296	GOM_NL__2PRFIN20031025_192859_000000632021_00071_08642_7377.N1	25-OCT-2003 19:28:59	Dark	63.000	2	Alp Car	-0.73600	7000.0	126	8642	No
297	GOM_NL__2PRFIN20031025_193242_000000772021_00071_08642_7378.N1	25-OCT-2003 19:32:42	Dark	76.500	177	1Zet CMa	3.0220	26000.	153	8642	No
298	GOM_NL__2PRFIN20031025_193530_000000412021_00071_08642_7379.N1	25-OCT-2003 19:35:30	Dark	40.500	143	Alp Hyi	2.8570	7200.0	81	8642	No
299	GOM_NL__2PRFIN20031025_193655_000000452021_00071_08642_7380.N1	25-OCT-2003 19:36:55	Dark	44.500	9	Alp Eri	0.45300	24000.	89	8642	No
300	GOM_NL__2PRFIN20031025_193954_000000472021_00071_08642_7381.N1	25-OCT-2003 19:39:54	Straylight	46.500	157	The1Eri	2.9060	9300.0	93	8642	No
301	GOM_NL__2PRFIN20031025_194146_000000412021_00071_08642_7382.N1	25-OCT-2003 19:41:46	Straylight	41.000	84	Alp Phe	2.3970	4500.0	82	8642	No
302	GOM_NL__2PRFIN20031025_194818_000000462021_00071_08642_7383.N1	25-OCT-2003 19:48:18	Straylight	46.000	52	16Bet Cet	2.0370	4500.0	92	8642	No
303	GOM_NL__2PRFIN20031025_195538_000000652021_00071_08642_7384.N1	25-OCT-2003 19:55:38	Bright	64.500	94	92Alp Cet	2.5260	3100.0	129	8642	No
304	GOM_NL__2PRFIN20031025_195748_000000382021_00071_08642_7385.N1	25-OCT-2003 19:57:48	Bright	37.500	140	88Gam Peg	2.8340	26000.	75	8642	No
305	GOM_NL__2PRFIN20031025_195945_000000442021_00071_08642_7386.N1	25-OCT-2003 19:59:45	Bright	43.500	105	6Bet Ari	2.6450	8900.0	87	8642	No
306	GOM_NL__2PRFIN20031025_200138_000000412021_00071_08642_7387.N1	25-OCT-2003 20:01:38	Bright	40.500	58	21Alp And	2.0730	11000.	81	8642	No
307	GOM_NL__2PRFIN20031025_200333_000000432021_00071_08642_7388.N1	25-OCT-2003 20:03:33	Bright	42.500	53	43Bet And	2.0480	3300.0	85	8642	No
308	GOM_NL__2PRFIN20031025_200624_000000432021_00071_08642_7389.N1	25-OCT-2003 20:06:24	Bright	42.500	73	57Gam1And	2.2600	13100.	85	8642	No
309	GOM_NL__2PRFIN20031025_200920_000000372021_00071_08642_7390.N1	25-OCT-2003 20:09:20	Bright	36.500	68	18Alp Cas	2.2250	4500.0	73	8642	No
310	GOM_NL__2PRFIN20031025_201036_000000392021_00071_08642_7391.N1	25-OCT-2003 20:10:36	Bright	39.000	76	27Gam Cas	2.3000	30000.	78	8642	No
311	GOM_NL__2PRFIN20031025_201317_000000392021_00071_08642_7392.N1	25-OCT-2003 20:13:17	Bright	38.500	89	5Alp Cep	2.4510	8000.0	77	8642	No
312	GOM_NL__2PRFIN20031025_201835_000000392021_00071_08642_7393.N1	25-OCT-2003 20:18:35	Bright	39.000	49	1Alp UMi	1.9900	6300.0	78	8642	No
313	GOM_NL__2PRFIN20031025_202204_000000422021_00071_08642_7394.N1	25-OCT-2003 20:22:04	Bright	41.500	60	7Bet UMi	2.0810	3950.0	83	8642	No
314	GOM_NL__2PRFIN20031025_202649_000000412021_00071_08642_7395.N1	25-OCT-2003 20:26:49	Bright	41.000	36	50Alp UMa	1.8000	6300.0	82	8642	No
315	GOM_NL__2PRFIN20031025_202823_000000392021_00071_08642_7396.N1	25-OCT-2003 20:28:23	Bright	39.000	82	48Bet UMa	2.3650	10600.	78	8642	No
316	GOM_NL__2PRFIN20031025_203158_000000402021_00071_08642_7397.N1	25-OCT-2003 20:31:58	Bright	39.500	174	52Psi UMa	3.0040	4400.0	79	8642	No
317	GOM_NL__2PRFIN20031025_203925_000000532021_00071_08642_7398.N1	25-OCT-2003 20:39:25	Bright	53.000	166	17Eps Leo	2.9800	6000.0	106	8642	No
318	GOM_NL__2PRFIN20031025_204127_000002022021_00071_08642_7399.N1	25-OCT-2003 20:41:27	Tw_i_and_stray	202.00	17	78Bet Gem	1.1610	4500.0	404	8642	No
319	GOM_NL__2PRFIN20031025_205120_000000642021_00071_08642_7400.N1	25-OCT-2003 20:51:20	Dark	63.500	48	30Alp Hya	1.9770	4100.0	127	8642	No
320	GOM_NL__2PRFIN20031025_205840_000000412021_00071_08642_7401.N1	25-OCT-2003 20:58:40	Dark	41.000	113	Mu Vel	2.6920	5000.0	82	8642	No
321	GOM_NL__2PRFIN20031025_210028_000000542021_00071_08642_7402.N1	25-OCT-2003 21:00:28	Dark	53.500	65	Lam Vel	2.2040	4400.0	107	8642	No
322	GOM_NL__2PRFIN20031025_210228_000000392021_00072_08643_7277.N1	25-OCT-2003 21:02:28	Dark	39.000	124	The Car	2.7640	30000.	78	8643	No
323	GOM_NL__2PRFIN20031025_210637_000000722021_00072_08643_7278.N1	25-OCT-2003 21:06:37	Dark	71.500	88	31Eta CMa	2.4480	20000.	143	8643	No
324	GOM_NL__2PRFIN20031025_210935_000000522021_00072_08643_7279.N1	25-OCT-2003 21:09:35	Dark	52.000	2	Alp Car	-0.73600	7000.0	104	8643	No
325	GOM_NL__2PRFIN20031025_211319_000000772021_00072_08643_7280.N1	25-OCT-2003 21:13:19	Dark	77.000	177	1Zet CMa	3.0220	26000.	154	8643	No
326	GOM_NL__2PRFIN20031025_211604_000000422021_00072_08643_7281.N1	25-OCT-2003 21:16:04	Dark	42.000	143	Alp Hyi	2.8570	7200.0	84	8643	No
327	GOM_NL__2PRFIN20031025_211729_000000482021_00072_08643_7282.N1	25-OCT-2003 21:17:29	Dark	47.500	9	Alp Eri	0.45300	24000.	95	8643	No
328	GOM_NL__2PRFIN20031025_212033_000000452021_00072_08643_7283.N1	25-OCT-2003 21:20:33	Straylight	44.500	157	The1Eri	2.9060	9300.0	89	8643	No
329	GOM_NL__2PRFIN20031025_212222_000000412021_00072_08643_7284.N1	25-OCT-2003 21:22:22	Straylight	41.000	84	Alp Phe	2.3970	4500.0	82	8643	No
330	GOM_NL__2PRFIN20031025_212854_000000432021_00072_08643_7285.N1	25-OCT-2003 21:28:54	Straylight	43.000	52	16Bet Cet	2.0370	4500.0	86	8643	No
331	GOM_NL__2PRFIN20031025_213613_000000622021_00072_08643_7286.N1	25-OCT-2003 21:36:13	Bright	62.000	94	92Alp Cet	2.5260	3100.0	124	8643	No
332	GOM_NL__2PRFIN20031025_213823_000000382021_00072_08643_7287.N1	25-OCT-2003 21:38:23	Bright	37.500	140	88Gam Peg	2.8340	26000.	75	8643	No
333	GOM_NL__2PRFIN20031025_214020_000000432021_00072_08643_7288.N1	25-OCT-2003 21:40:20	Bright	42.500	105	6Bet Ari	2.6450	8900.0	85	8643	No
334	GOM_NL__2PRFIN20031025_214214_000000412021_00072_08643_7289.N1	25-OCT-2003 21:42:14	Bright	41.000	58	21Alp And	2.0730	11000.	82	8643	No
335	GOM_NL__2PRFIN20031025_214409_000000412021_00072_08643_7290.N1	25-OCT-2003 21:44:09	Bright	41.000	53	43Bet And	2.0480	3300.0	82	8643	No
336	GOM_NL__2PRFIN20031025_214700_000000432021_00072_08643_7291.N1	25-OCT-2003 21:47:00	Bright	42.500	73	57Gam1And	2.2600	13100.	85	8643	No
337	GOM_NL__2PRFIN20031025_214956_000000392021_00072_08643_7292.N1	25-OCT-2003 21:49:56	Bright	38.500	68	18Alp Cas	2.2250	4500.0	77	8643	No

338	GOM_NL__2PRFIN20031025_215112_000000362021_00072_08643_7293.N1	25-OCT-2003 21:51:12	Bright	36.000	76	27Gam Cas	2.3000	30000.	72	8643	No
339	GOM_NL__2PRFIN20031025_215353_000000402021_00072_08643_7294.N1	25-OCT-2003 21:53:53	Bright	40.000	89	5Alp Cep	2.4510	8000.0	80	8643	No
340	GOM_NL__2PRFIN20031025_215911_000000402021_00072_08643_7295.N1	25-OCT-2003 21:59:11	Bright	39.500	49	1Alp UMi	1.9900	6300.0	79	8643	No
341	GOM_NL__2PRFIN20031025_220242_000000402021_00072_08643_7296.N1	25-OCT-2003 22:02:42	Bright	40.000	60	7Bet UMi	2.0810	3950.0	80	8643	No
342	GOM_NL__2PRFIN20031025_220725_000000412021_00072_08643_7297.N1	25-OCT-2003 22:07:25	Bright	41.000	36	50Alp UMa	1.8000	6300.0	82	8643	No
343	GOM_NL__2PRFIN20031025_220900_000000372021_00072_08643_7298.N1	25-OCT-2003 22:09:00	Bright	37.000	82	48Bet UMa	2.3650	10600.	74	8643	No
344	GOM_NL__2PRFIN20031025_221233_000000382021_00072_08643_7299.N1	25-OCT-2003 22:12:33	Bright	37.500	174	52Psi UMa	3.0040	4400.0	75	8643	No
345	GOM_NL__2PRFIN20031025_222001_000000512021_00072_08643_7300.N1	25-OCT-2003 22:20:01	Bright	51.000	166	17Eps Leo	2.9800	6000.0	102	8643	No
346	GOM_NL__2PRFIN20031025_222205_000002002021_00072_08643_7301.N1	25-OCT-2003 22:22:05	Twilight	200.00	17	78Bet Gem	1.1610	4500.0	400	8643	No
347	GOM_NL__2PRFIN20031025_223158_000000652021_00072_08643_7302.N1	25-OCT-2003 22:31:58	Dark	65.000	48	30Alp Hya	1.9770	4100.0	130	8643	No
348	GOM_NL__2PRFIN20031025_223915_000000422021_00072_08643_7303.N1	25-OCT-2003 22:39:15	Dark	41.500	113	Mu Vel	2.6920	5000.0	83	8643	No
349	GOM_NL__2PRFIN20031025_224105_000000592021_00072_08643_7304.N1	25-OCT-2003 22:41:05	Dark	58.500	65	Lam Vel	2.2040	4400.0	117	8643	No
350	GOM_NL__2PRFIN20031025_224303_000000412021_00073_08644_7277.N1	25-OCT-2003 22:43:03	Dark	41.000	124	The Car	2.7640	30000.	82	8644	No
351	GOM_NL__2PRFIN20031025_224714_000000722021_00073_08644_7278.N1	25-OCT-2003 22:47:14	Dark	71.500	88	31Eta CMa	2.4480	20000.	143	8644	No
352	GOM_NL__2PRFIN20031025_225012_000000522021_00073_08644_7279.N1	25-OCT-2003 22:50:12	Dark	51.500	2	Alp Car	-0.73600	7000.0	103	8644	No
353	GOM_NL__2PRFIN20031025_225357_000000772021_00073_08644_7280.N1	25-OCT-2003 22:53:57	Dark	76.500	177	1Zet CMa	3.0220	26000.	153	8644	No
354	GOM_NL__2PRFIN20031025_225642_000000432021_00073_08644_7281.N1	25-OCT-2003 22:56:42	Dark	42.500	143	Alp Hyi	2.8570	7200.0	85	8644	No
355	GOM_NL__2PRFIN20031025_225805_000000522021_00073_08644_7282.N1	25-OCT-2003 22:58:05	Dark	51.500	9	Alp Eri	0.45300	24000.	103	8644	No
356	GOM_NL__2PRFIN20031025_230109_000000452021_00073_08644_7283.N1	25-OCT-2003 23:01:09	Straylight	44.500	157	The1Eri	2.9060	9300.0	89	8644	No
357	GOM_NL__2PRFIN20031025_230258_000000442021_00073_08644_7284.N1	25-OCT-2003 23:02:58	Straylight	43.500	84	Alp Phe	2.3970	4500.0	87	8644	No
358	GOM_NL__2PRFIN20031025_230931_000000452021_00073_08644_7285.N1	25-OCT-2003 23:09:31	Straylight	44.500	52	16Bet Cet	2.0370	4500.0	89	8644	No
359	GOM_NL__2PRFIN20031025_231649_000000642021_00073_08644_7286.N1	25-OCT-2003 23:16:49	Bright	63.500	94	92Alp Cet	2.5260	3100.0	127	8644	No
360	GOM_NL__2PRFIN20031025_231859_000000392021_00073_08644_7287.N1	25-OCT-2003 23:18:59	Bright	38.500	140	88Gam Peg	2.8340	26000.	77	8644	No
361	GOM_NL__2PRFIN20031025_232056_000000432021_00073_08644_7288.N1	25-OCT-2003 23:20:56	Bright	43.000	105	6Bet Ari	2.6450	8900.0	86	8644	No
362	GOM_NL__2PRFIN20031025_232250_000000402021_00073_08644_7289.N1	25-OCT-2003 23:22:50	Bright	40.000	58	21Alp And	2.0730	11000.	80	8644	No
363	GOM_NL__2PRFIN20031025_232445_000000412021_00073_08644_7290.N1	25-OCT-2003 23:24:45	Bright	40.500	53	43Bet And	2.0480	3300.0	81	8644	No
364	GOM_NL__2PRFIN20031025_232735_000000422021_00073_08644_7291.N1	25-OCT-2003 23:27:35	Bright	41.500	73	57Gam1And	2.2600	13100.	83	8644	No
365	GOM_NL__2PRFIN20031025_233032_000000402021_00073_08644_7292.N1	25-OCT-2003 23:30:32	Bright	39.500	68	18Alp Cas	2.2250	4500.0	79	8644	No
366	GOM_NL__2PRFIN20031025_233147_000000382021_00073_08644_7293.N1	25-OCT-2003 23:31:47	Bright	38.000	76	27Gam Cas	2.3000	30000.	76	8644	No
367	GOM_NL__2PRFIN20031025_233429_000000412021_00073_08644_7294.N1	25-OCT-2003 23:34:29	Bright	40.500	89	5Alp Cep	2.4510	8000.0	81	8644	No
368	GOM_NL__2PRFIN20031025_233947_000000382021_00073_08644_7295.N1	25-OCT-2003 23:39:47	Bright	38.000	49	1Alp UMi	1.9900	6300.0	76	8644	No
369	GOM_NL__2PRFIN20031025_234318_000000382021_00073_08644_7296.N1	25-OCT-2003 23:43:18	Bright	38.000	60	7Bet UMi	2.0810	3950.0	76	8644	No
370	GOM_NL__2PRFIN20031025_234801_000000412021_00073_08644_7297.N1	25-OCT-2003 23:48:01	Bright	40.500	36	50Alp UMa	1.8000	6300.0	81	8644	No
371	GOM_NL__2PRFIN20031025_234935_000000462021_00073_08644_7298.N1	25-OCT-2003 23:49:35	Bright	45.500	82	48Bet UMa	2.3650	10600.	91	8644	No
372	GOM_NL__2PRFIN20031025_235309_000000402021_00073_08644_7299.N1	25-OCT-2003 23:53:09	Bright	39.500	174	52Psi UMa	3.0040	4400.0	79	8644	No

3. Quality information per product

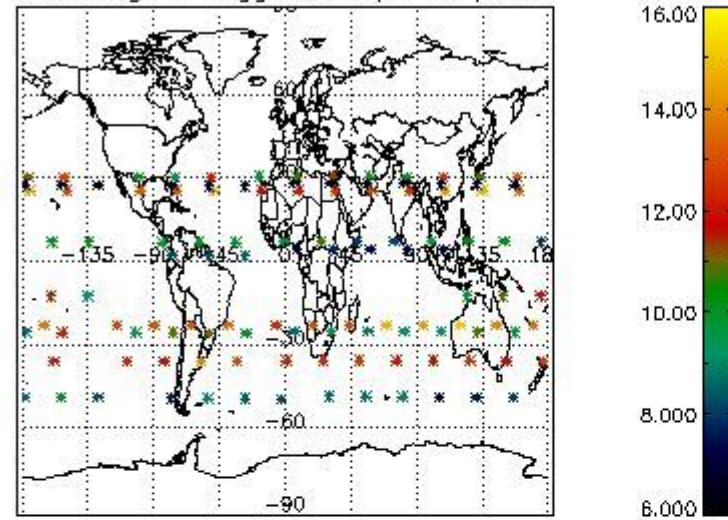
In this section it is plotted some information contained in the Quality Summary data set of the level 2 products. Only products in dark limb conditions and without errors (error flag in the MPH set to "0") are used.

3.1 Plot quality information per product (time dependant)

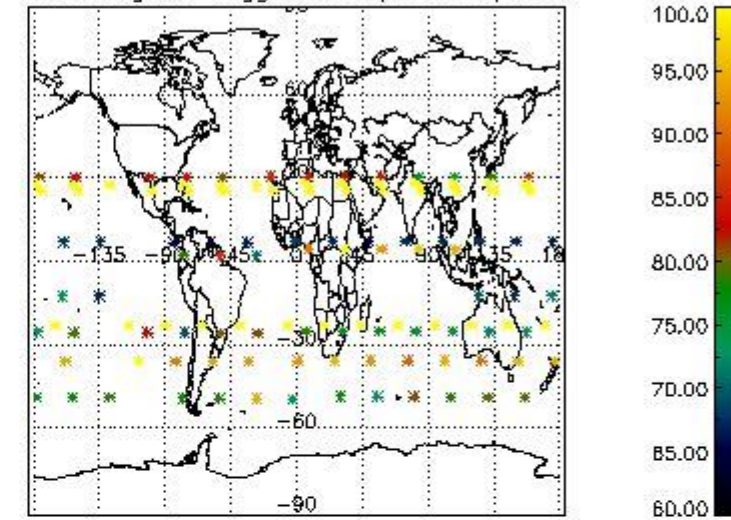


3.2 Plot quality information per product (world map)

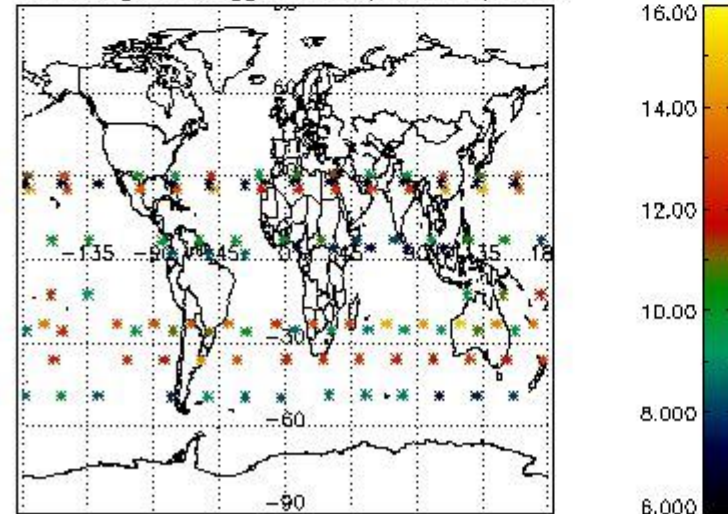
Percentage of flagged data per O3 profile



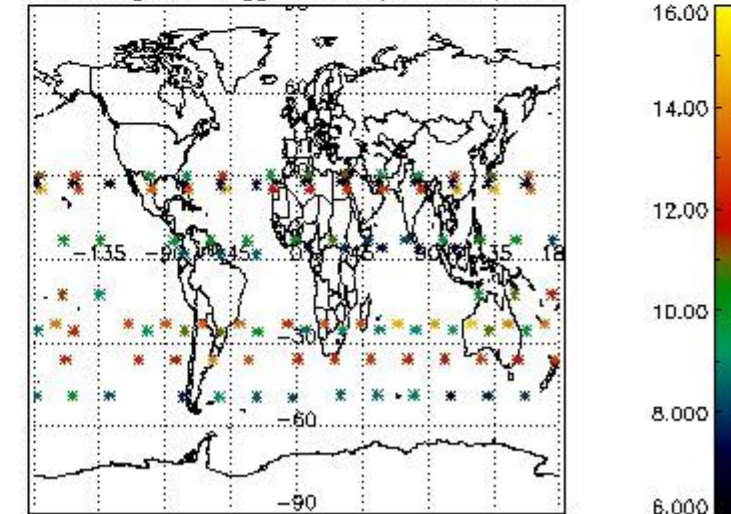
Percentage of flagged data per H2O profile



Percentage of flagged data per NO2 profile



Percentage of flagged data per NO3 profile

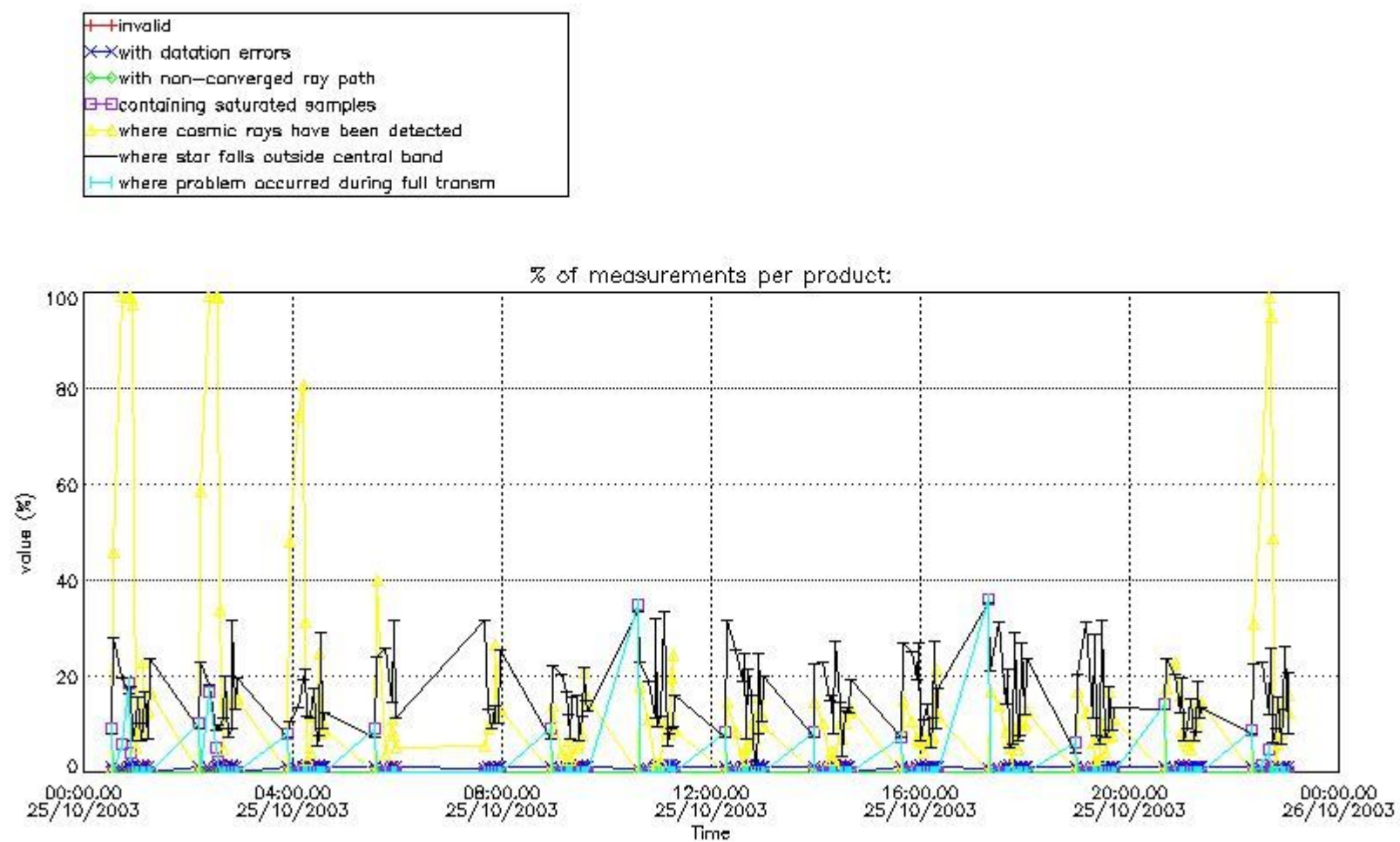


4. Level 1 quality information per product

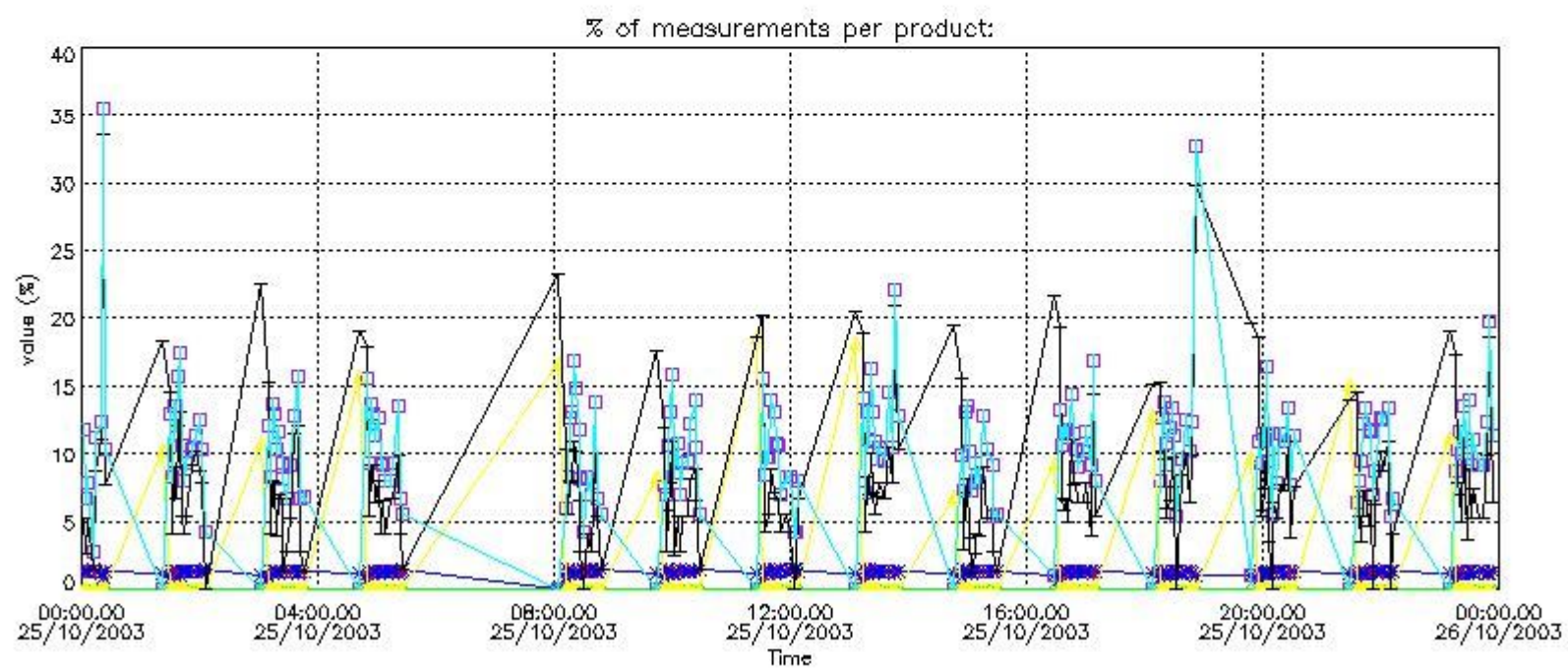
In this section it is plotted some information contained in the Quality Summary data set of the level 2 products that comes from the level 1b processing. Products without errors (error flag in the MPH set to "0") are used.

4.1 Plot quality information per product (time dependant) coming from level 1b processing

4.1.1 Plot level 1 quality information per product (time dependant): ENVISAT ASCENDING passes

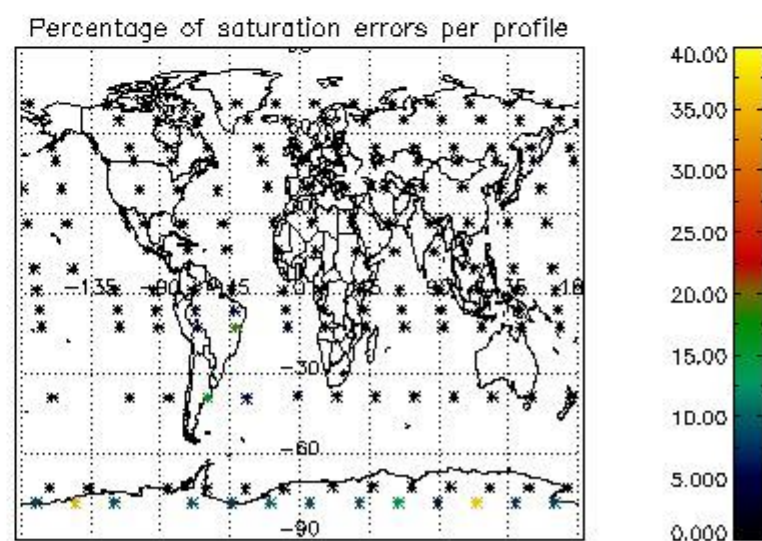
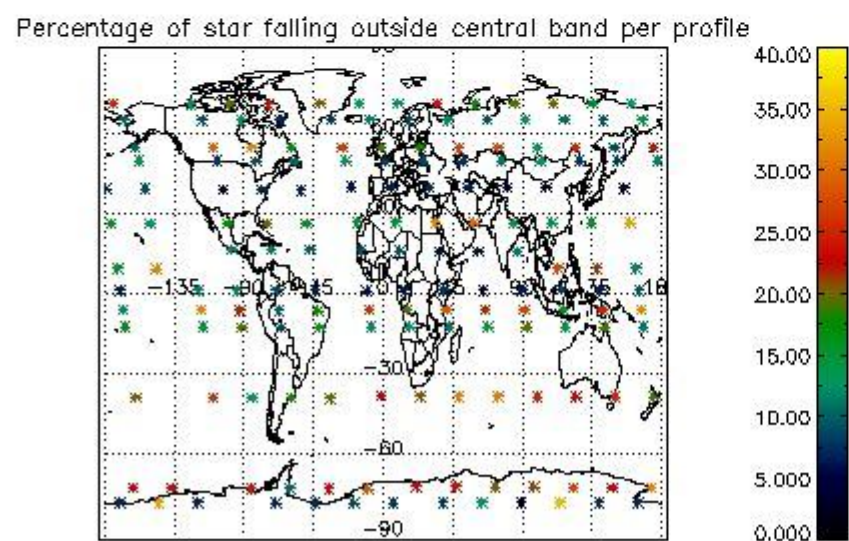
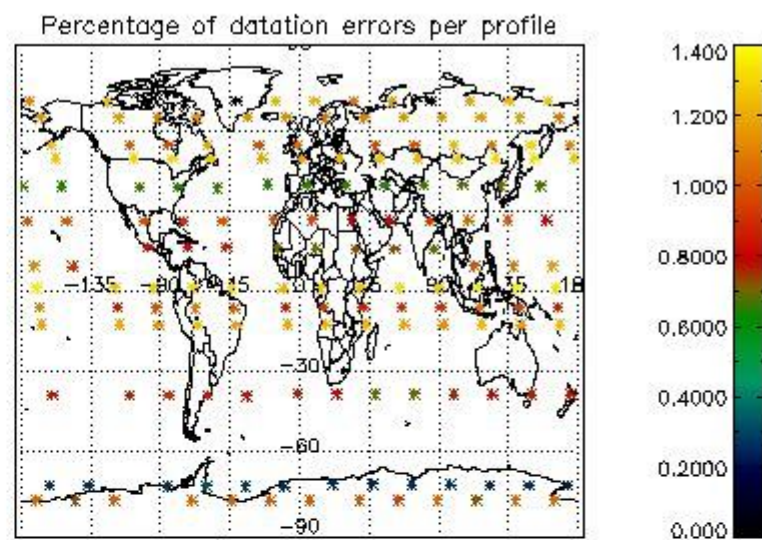
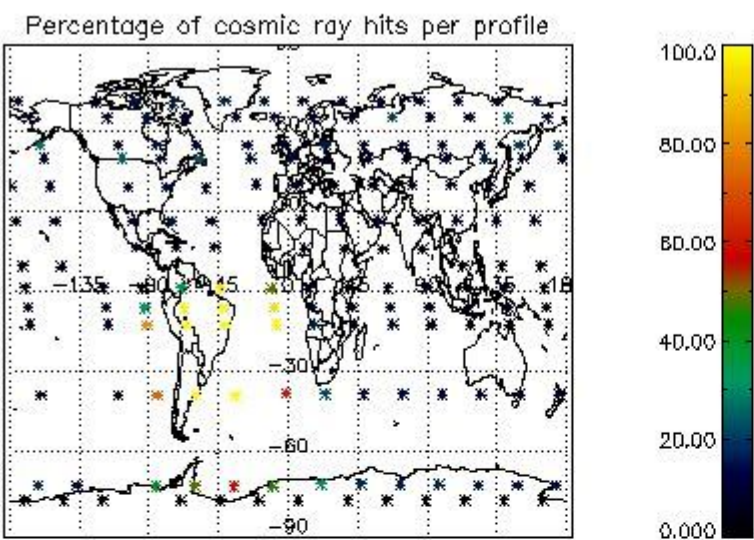


4.1.2 Plot level 1 quality information per product (time dependant): ENVI SAT DESCENDING passes

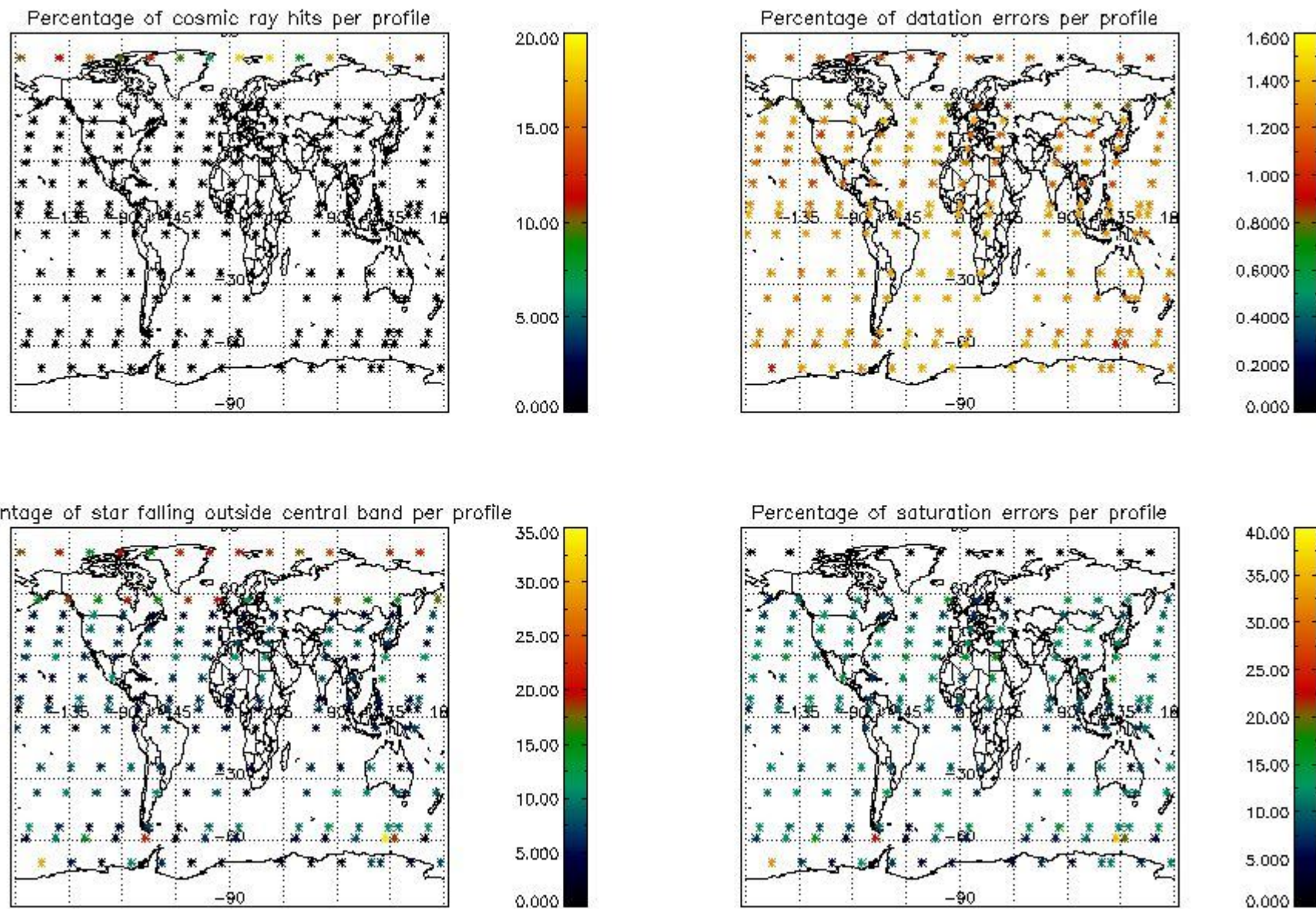


4.2 Plot quality information per product coming from level 1b processing (world map)

4.2.1 Plot level 1 quality information per product (world map): ENVISAT ASCENDING passes



4.2.2 Plot level 1 quality information per product (world map): ENVISAT DESCENDING passes



5. Trace gas profiles

5.1 Ozone statistics based on quality of products

The final quality of the products can be "measured" using the STD (Standard Deviation) attached to every point profile. This information is written to the parameter GOM_NL__2P/NL_LOCAL_SPECIES_DENSITY/o3_std of the level 2 products. The table below shows the statistics for given STD ranges.

The statistics are given with respect to the overall valid production:

- Products without fatal errors: GOM_NL__2P/MPH/PRODUCT_ERR=0
- Valid point profile: GOM_NL__2P/NL_LOCAL_SPECIES_DENSITY/pcd(0)=0

The 'Criteria' is applied to valid points of dark limb products:

- Products in dark limb illumination condition: GOM_NL__2P/NL_SUMMARY_QUALITY/obs_ill_cond=0
- Products without fatal errors: GOM_NL__2P/MPH/PRODUCT_ERR=0
- Valid point profile: GOM_NL__2P/NL_LOCAL_SPECIES_DENSITY/pcd(0)=0

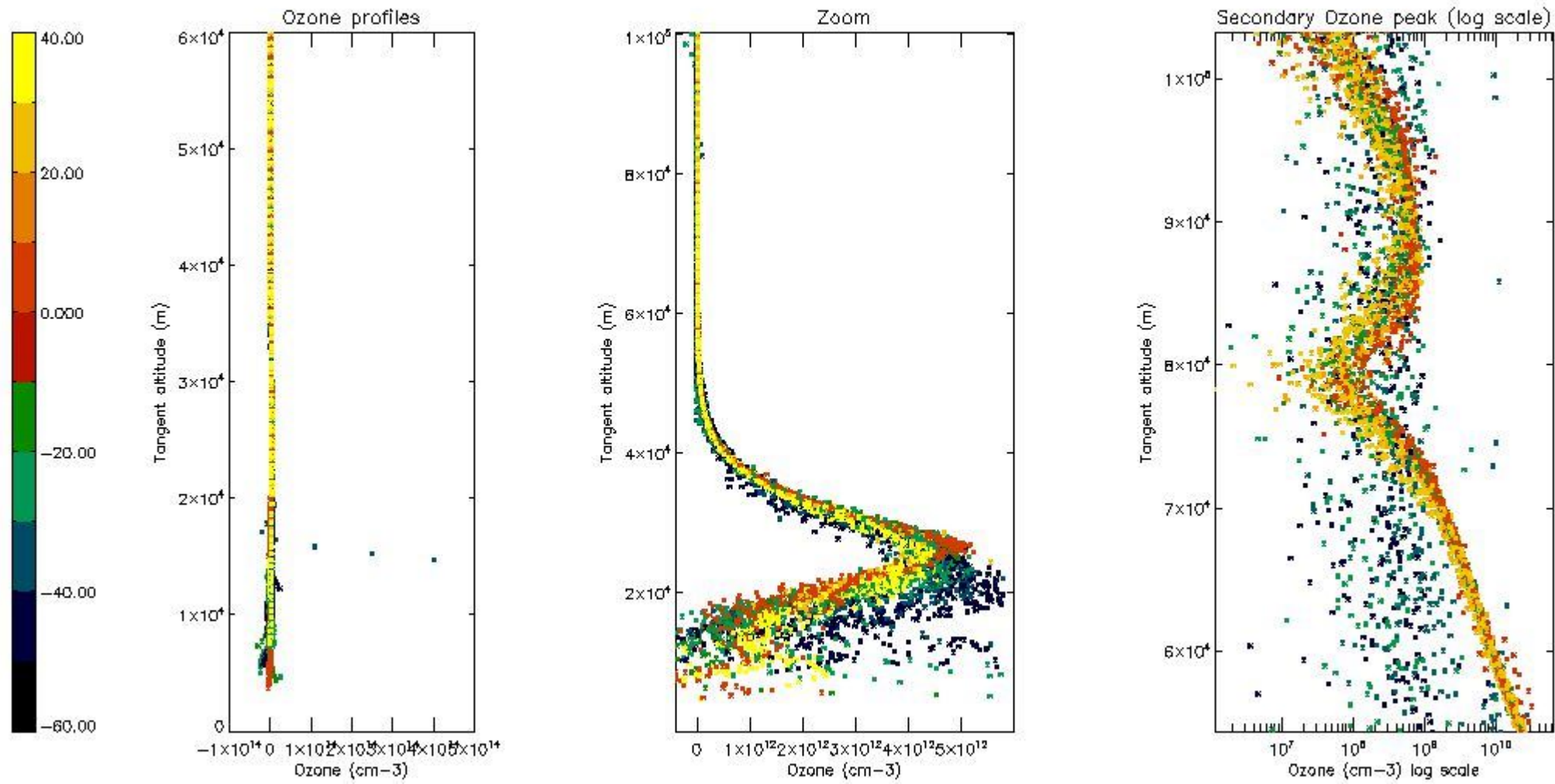
So, the table below shows the percentage of dark limb and valid observations for each criteria with respect to the overall valid daily observations.

Criteria	% of total production
All STD	33
STD < 20	18

STD < 10	15
STD < 5	11

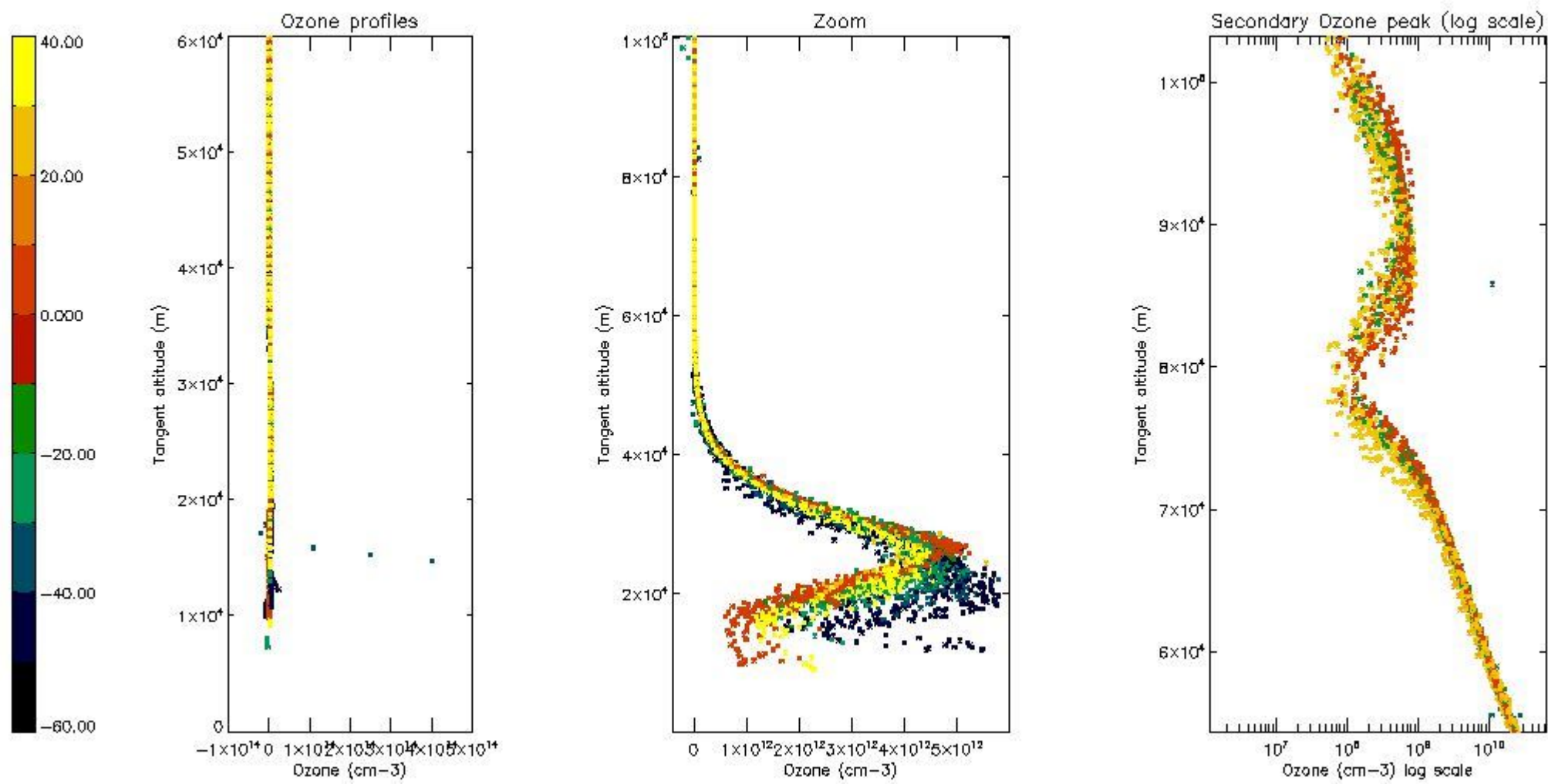
5.2 Plot ozone profiles for all STD (dark without errors)

The colorbar represents the latitude.



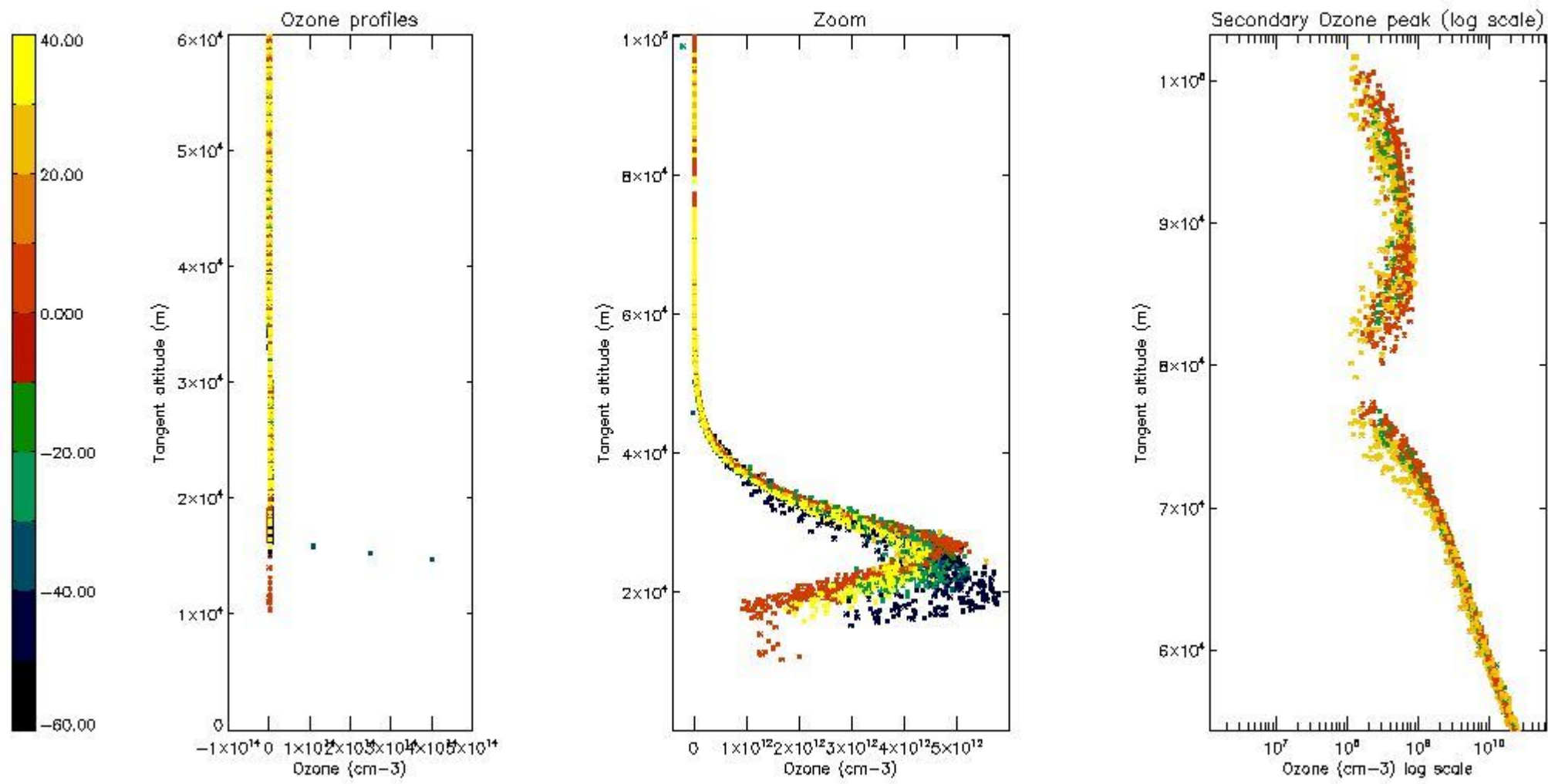
5.3 Plot ozone profiles where STD < 20% (dark without errors)

The colorbar represents the latitude.



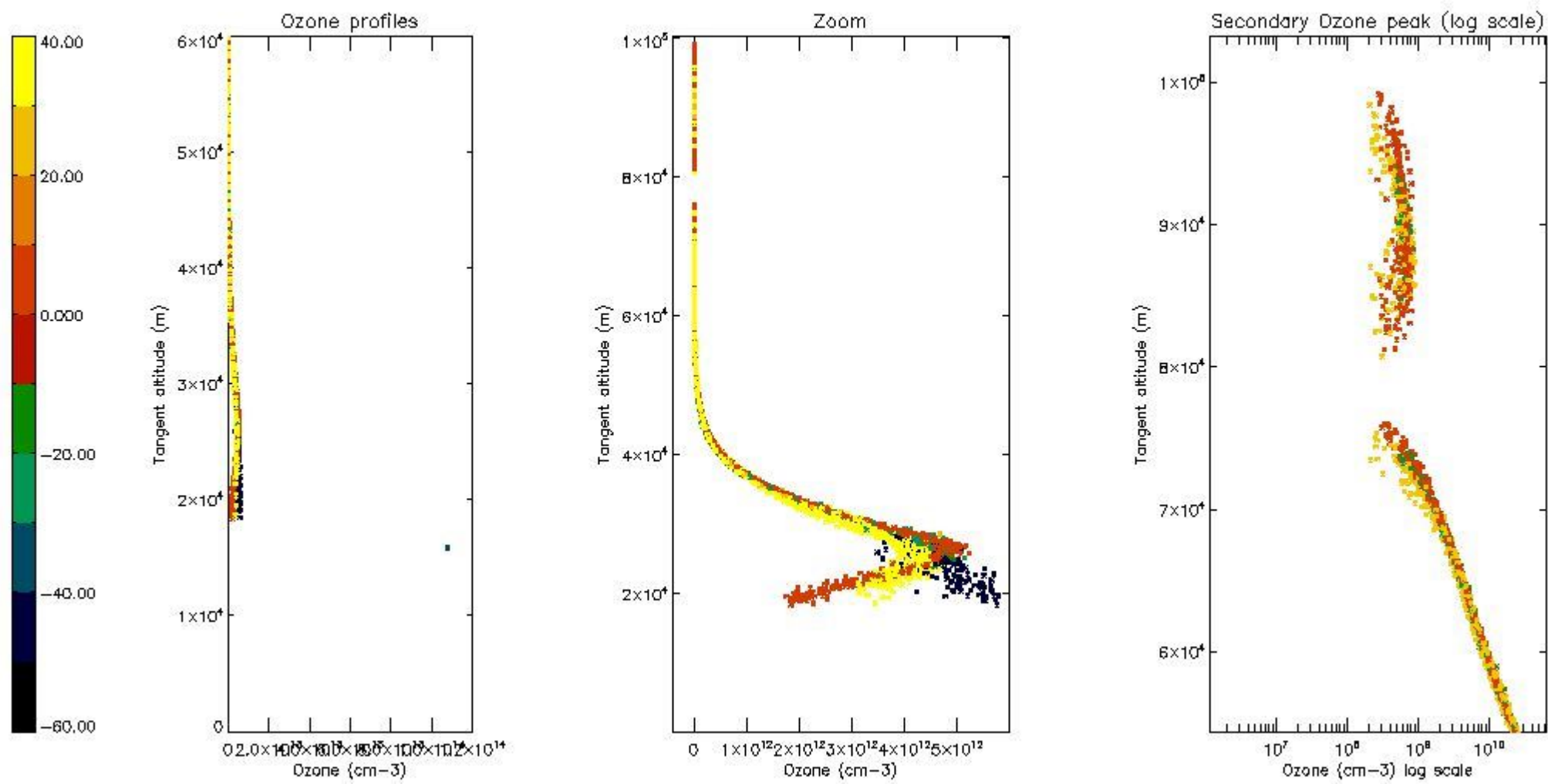
5.4 Plot ozone profiles where $STD < 10\%$ (dark without errors)

The colorbar represents the latitude.



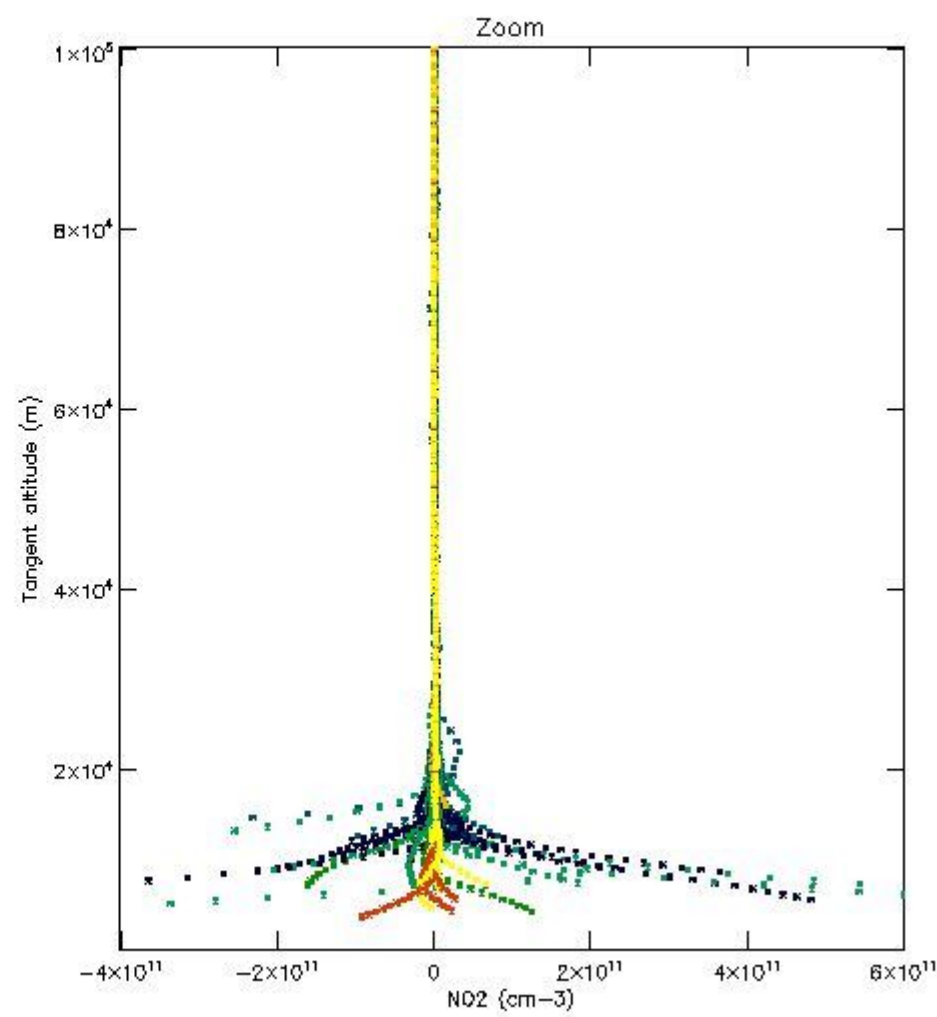
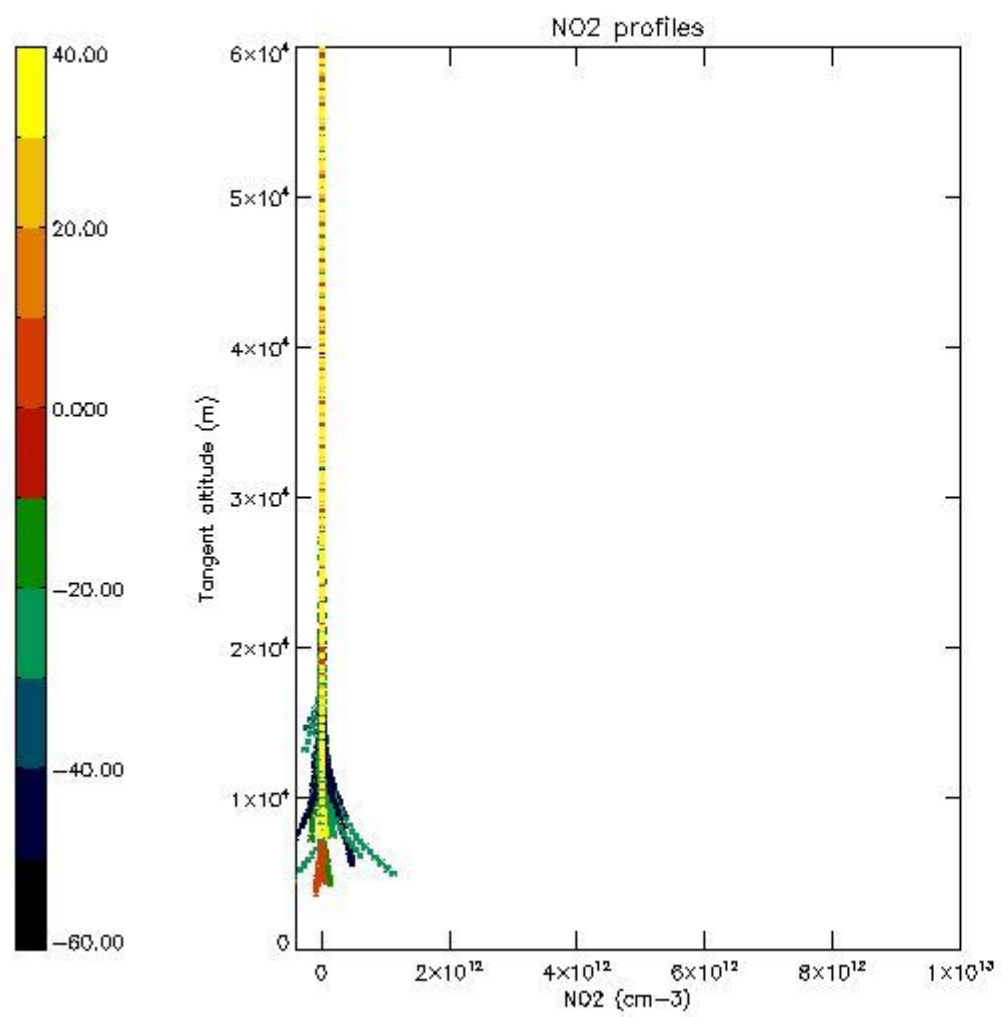
5.5 Plot ozone profiles where $STD < 5\%$ (dark without errors)

The colorbar represents the latitude.



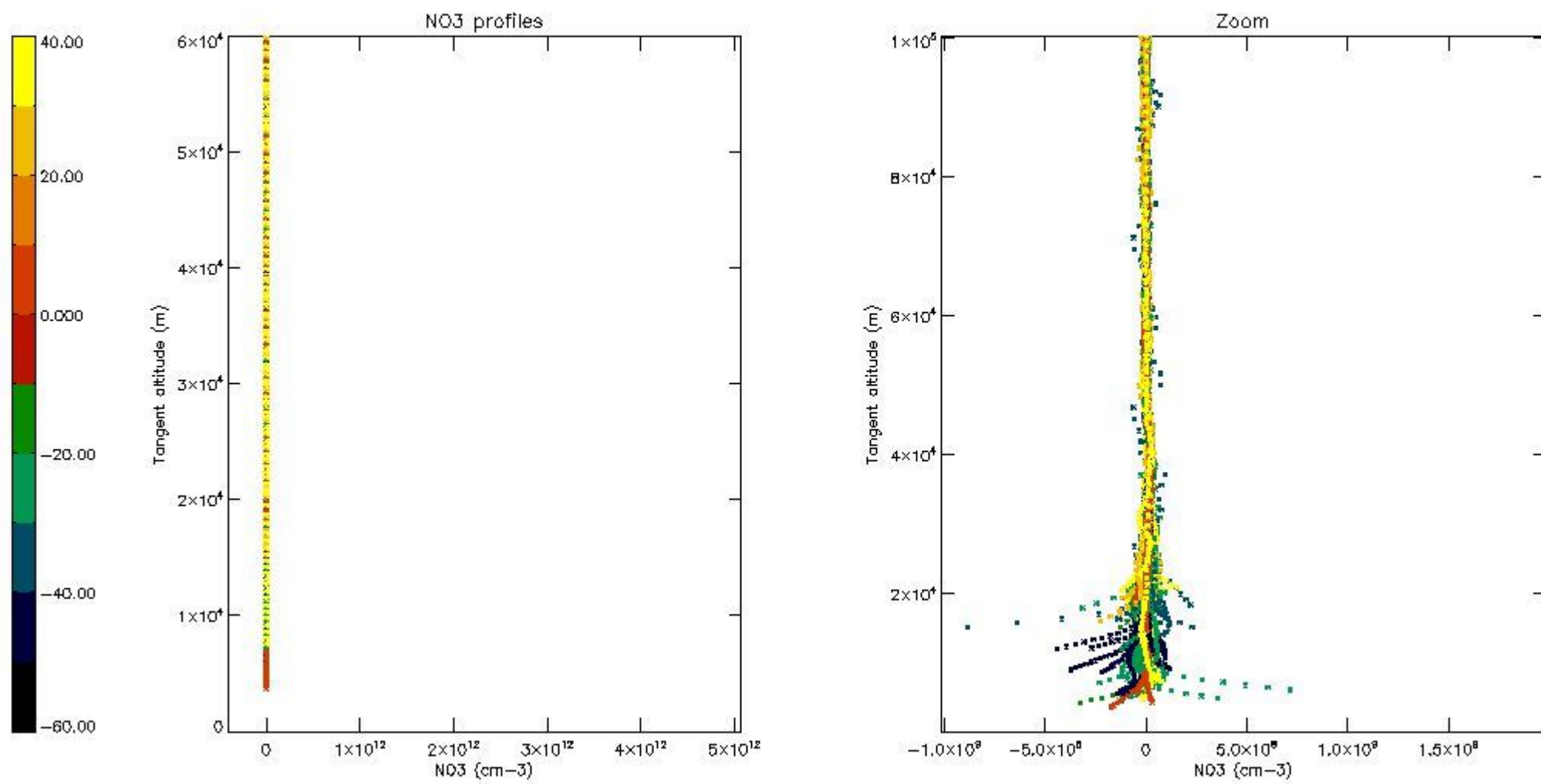
5.6 Plot NO₂ profiles for all STD (dark without errors)

The colorbar represents the latitude.



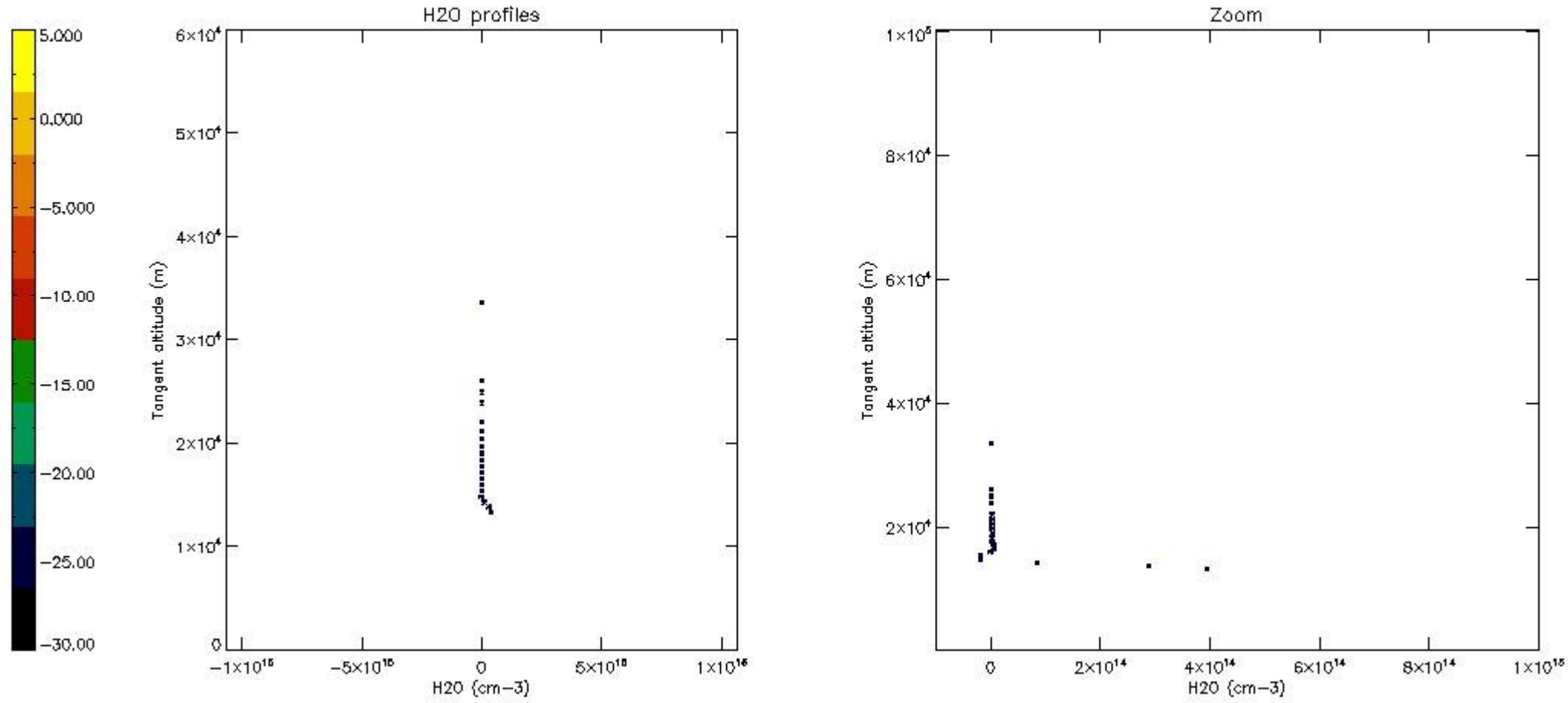
5.7 Plot NO3 profiles for all STD (dark without errors)

The colorbar represents the latitude.



5.8 Plot H2O profiles for all STD (only for occultations of stars 1,2,3,4,13,14,16,26,63 dark without errors)

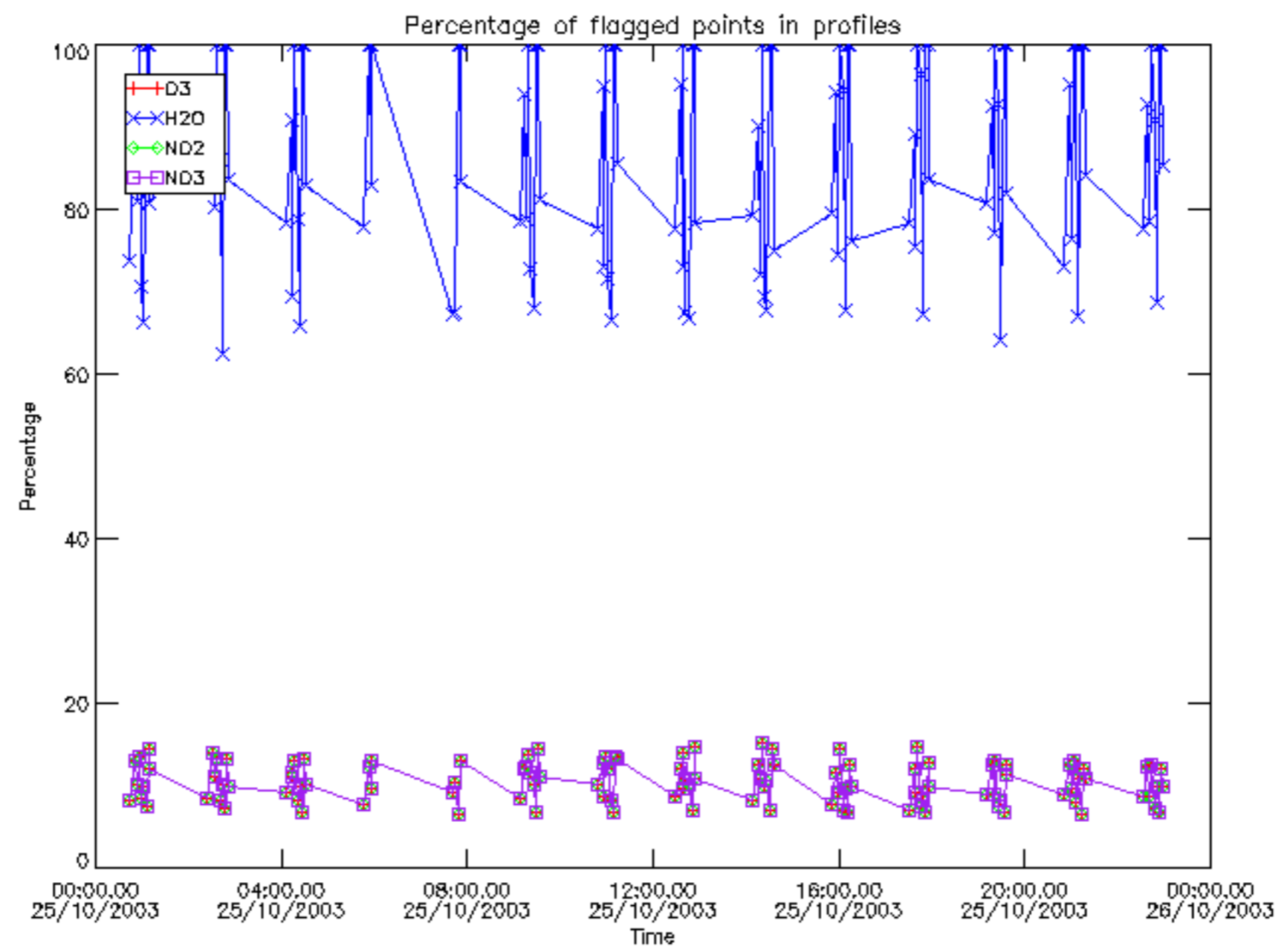
The colorbar represents the latitude.



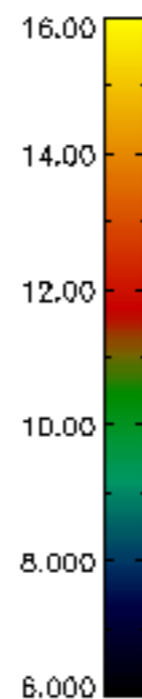
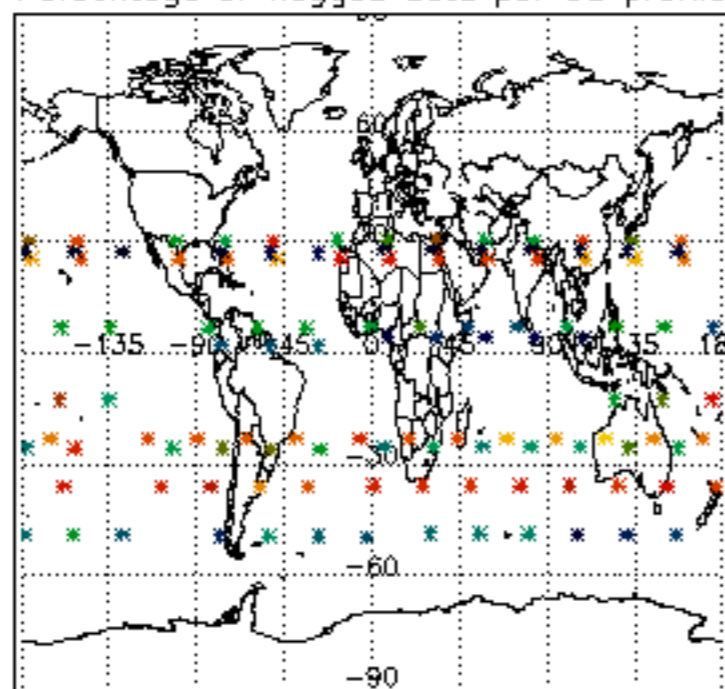
6. Auxiliary Data Files used for the production reported in section 2

The number reported in the third column indicates since which file (see list in section 2) the corresponding auxiliary file has been used. The fourth column is the date of those product files.

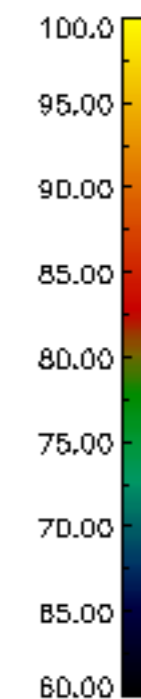
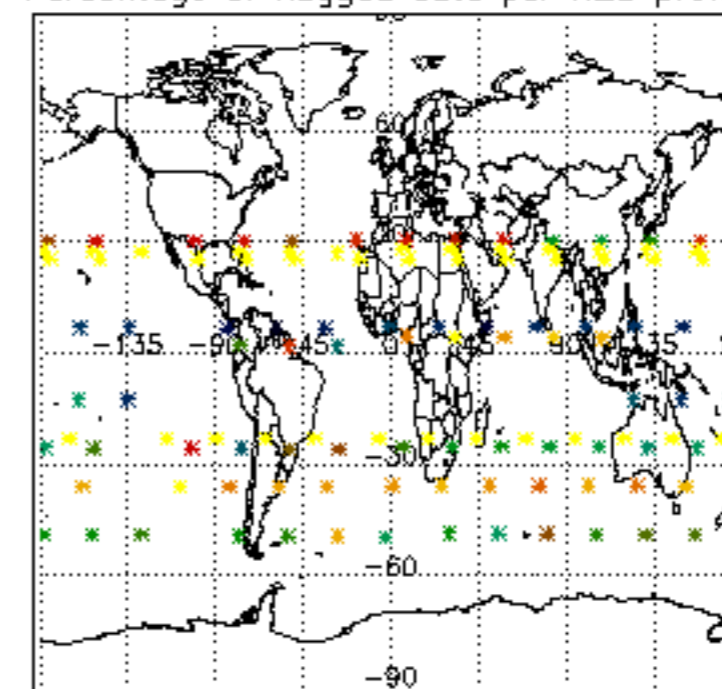
Type	Auxiliary Filename	Used since product	Used since product date
INST_PHYS_CHARACTERISTICS	GOM_INS_AXVIEC20091111_143220_20030716_120000_20500101_000000	1	25-OCT-2003 00:02:11
LEVEL-2_PROC_CONFIG	GOM_PR2_AXVIEC20091111_152718_20020301_000000_20500101_000000	1	25-OCT-2003 00:02:11
CROSS_SECTIONS_FILE	GOM_CRS_AXVIEC20091111_154832_20020301_000000_20500101_000000	1	25-OCT-2003 00:02:11



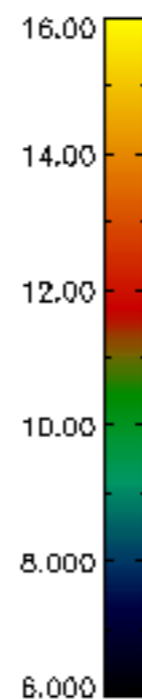
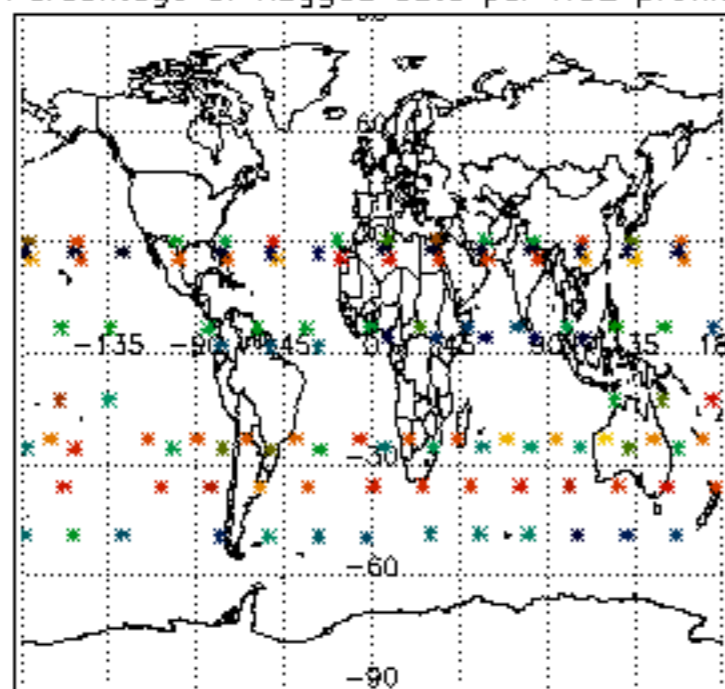
Percentage of flagged data per D3 profile



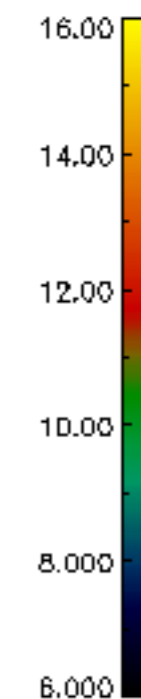
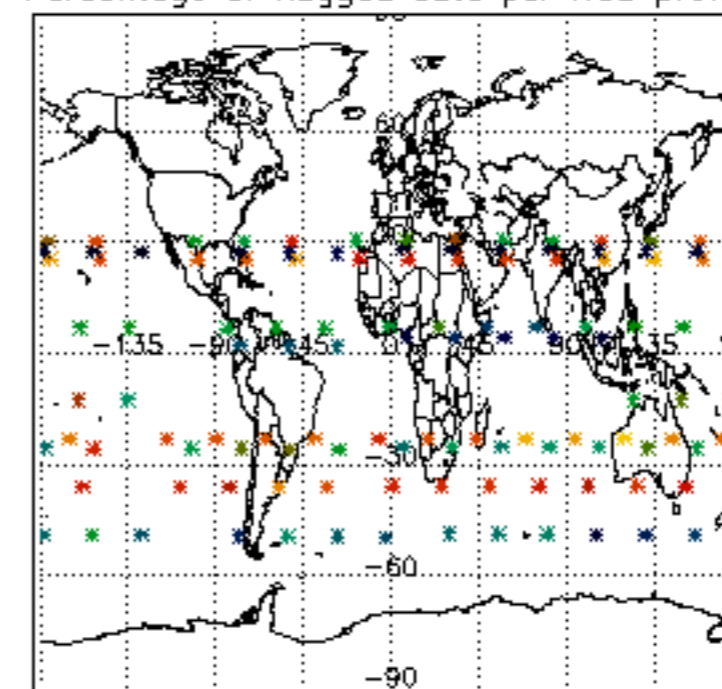
Percentage of flagged data per H2O profile

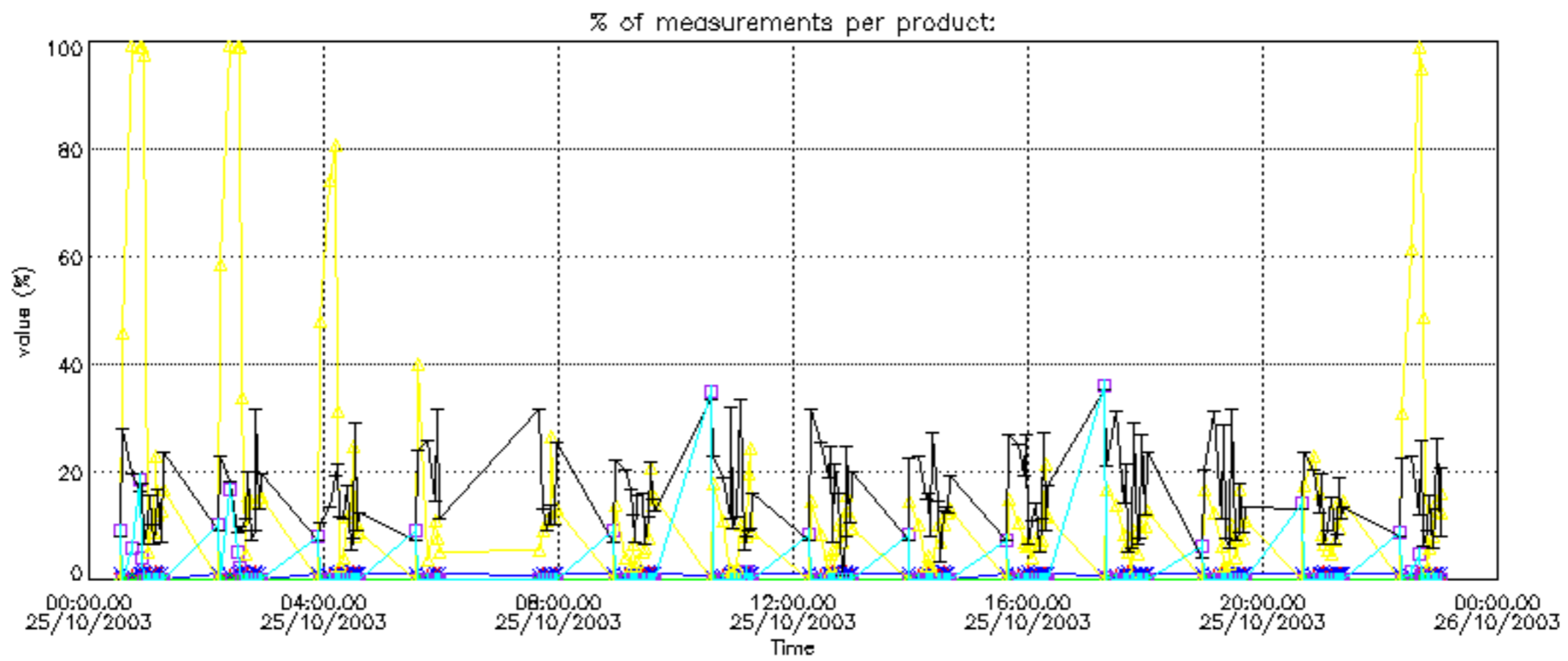


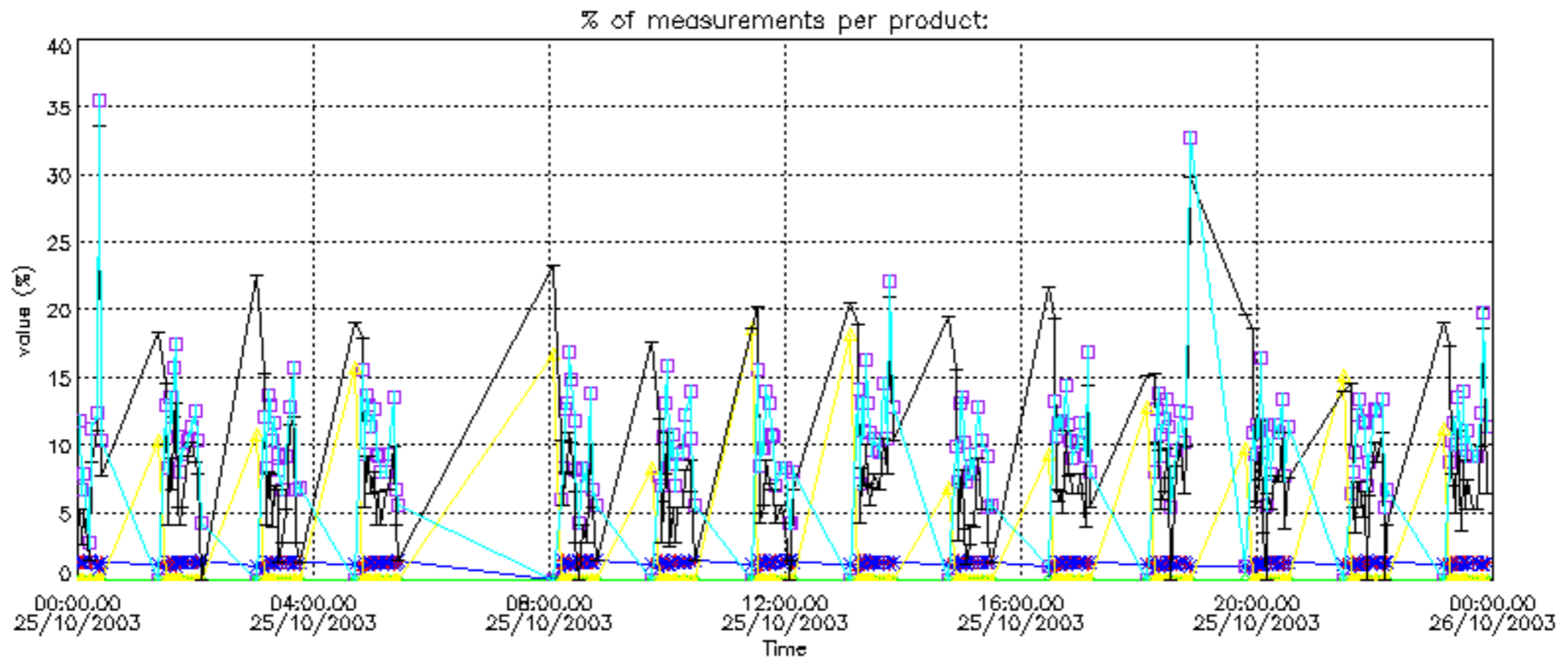
Percentage of flagged data per NO2 profile



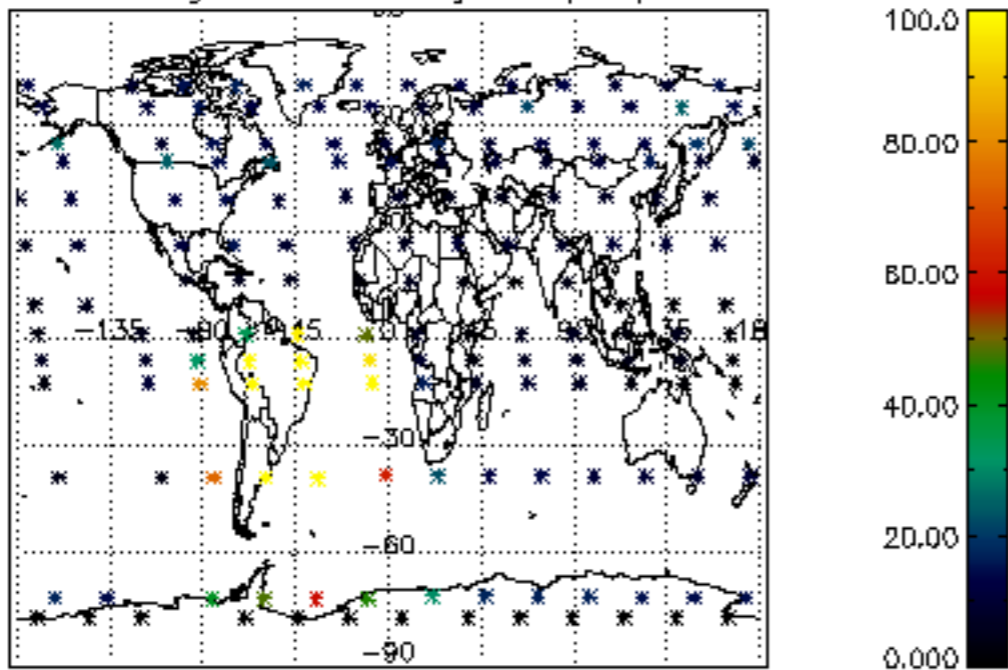
Percentage of flagged data per NO3 profile



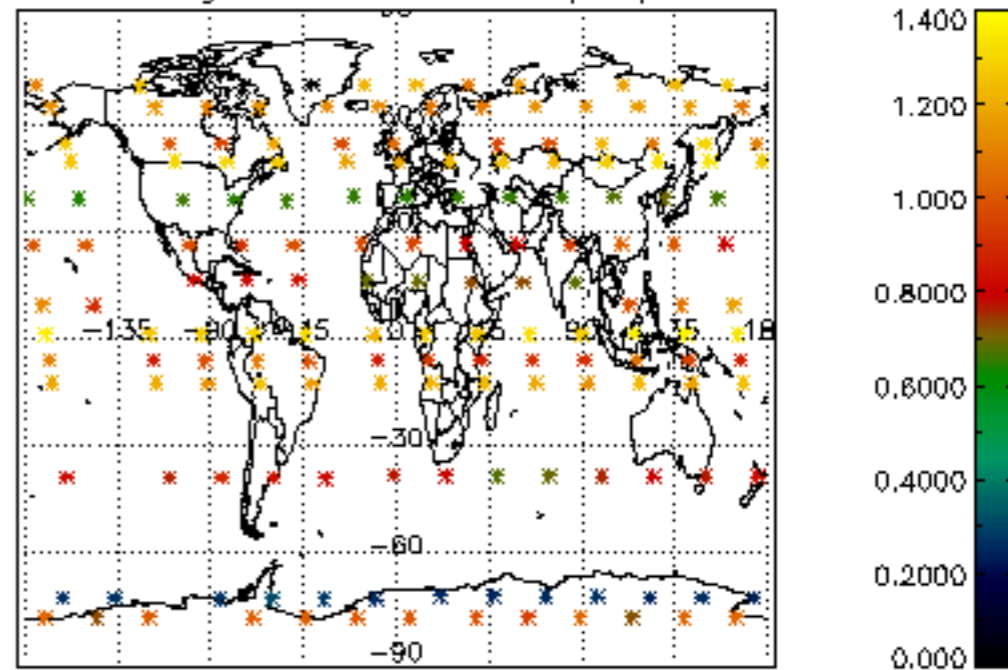




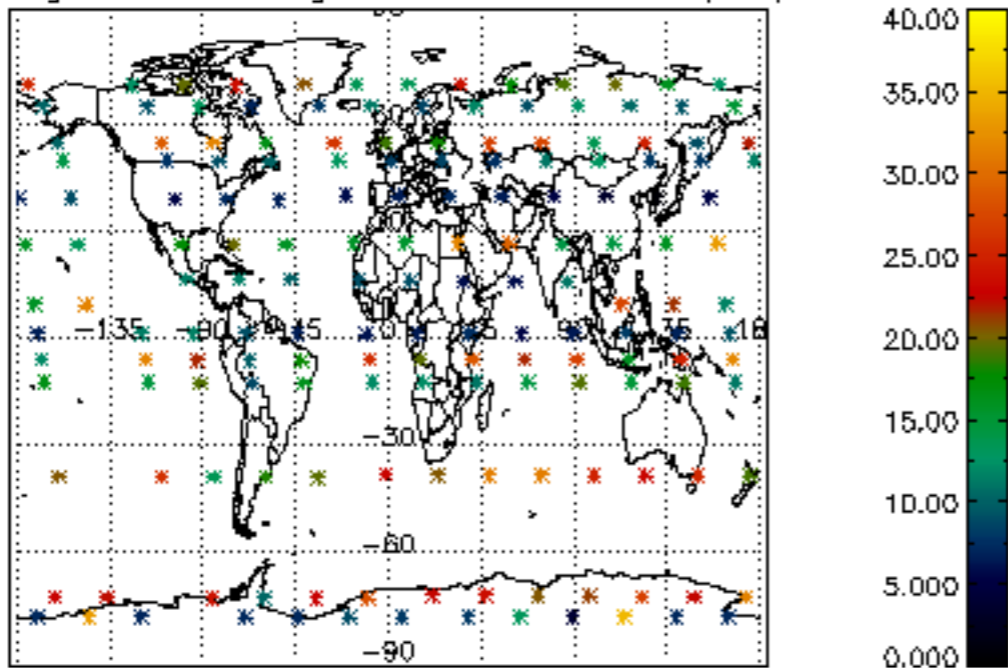
Percentage of cosmic ray hits per profile



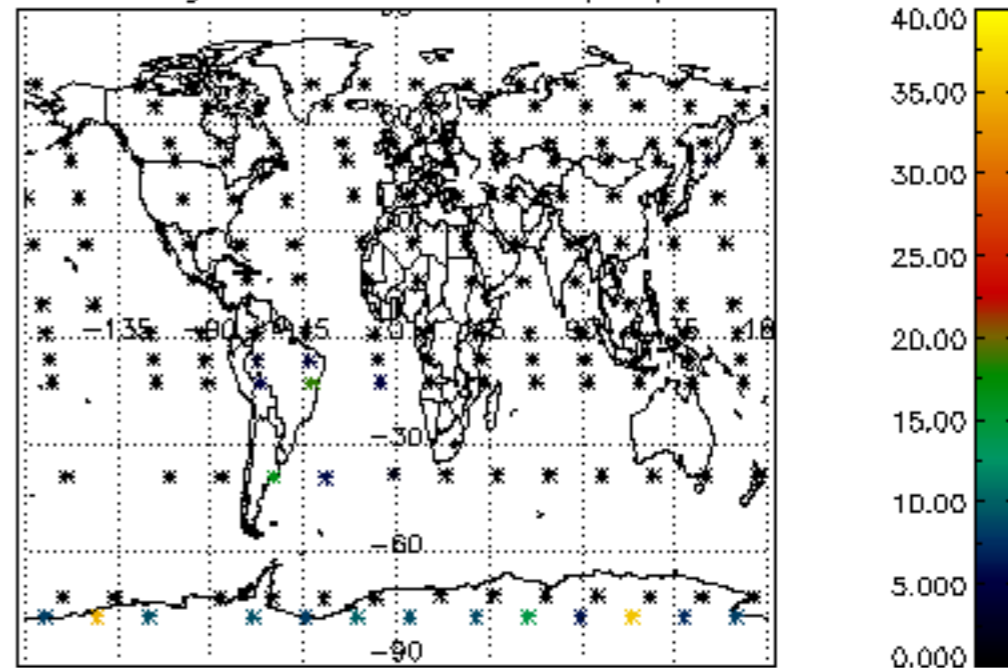
Percentage of datation errors per profile



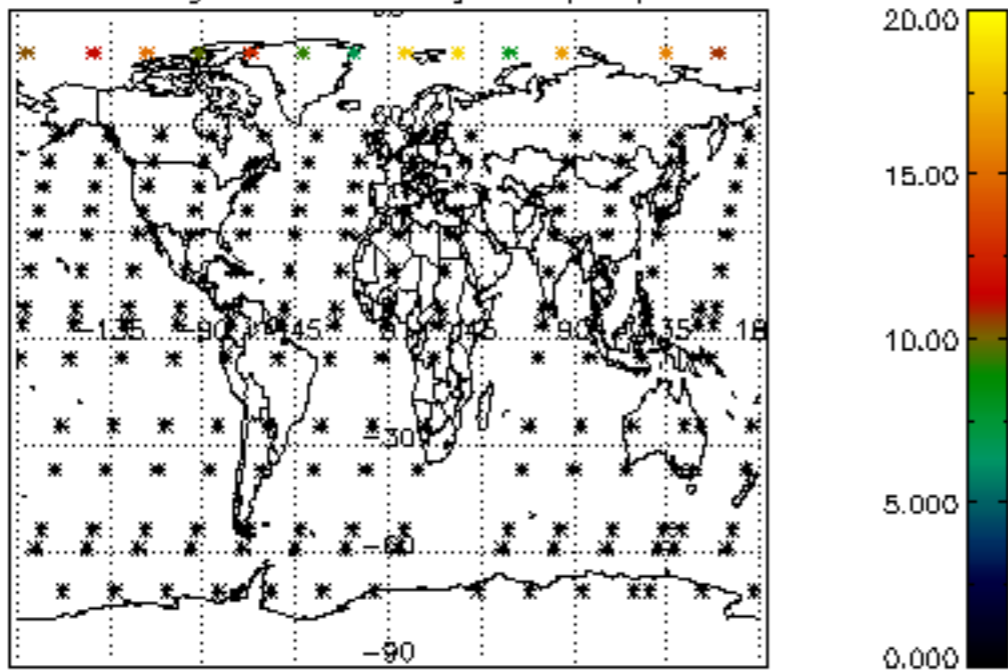
Percentage of star falling outside central band per profile



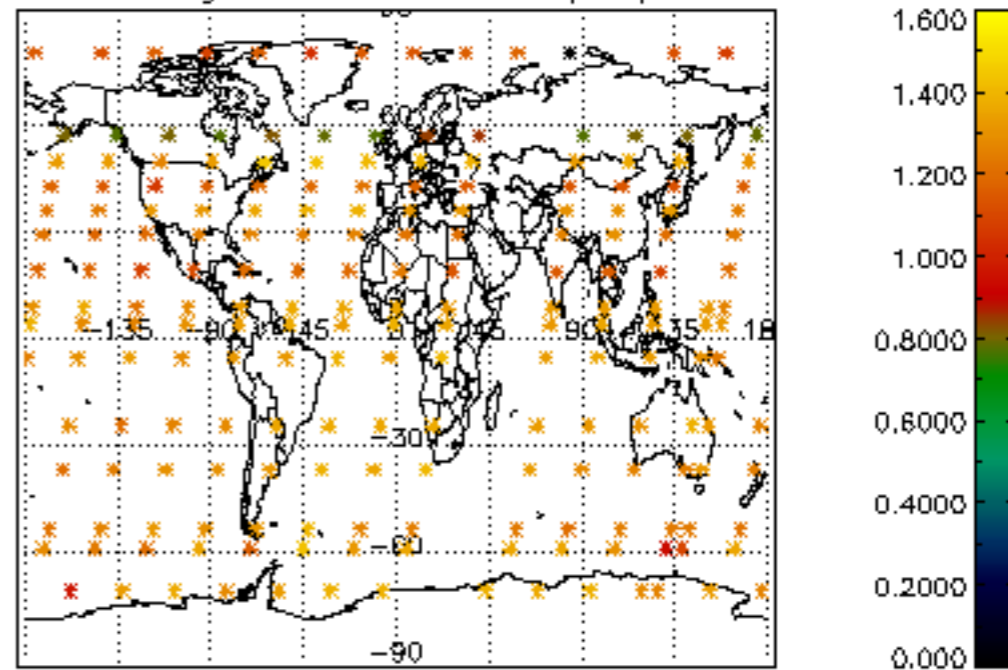
Percentage of saturation errors per profile



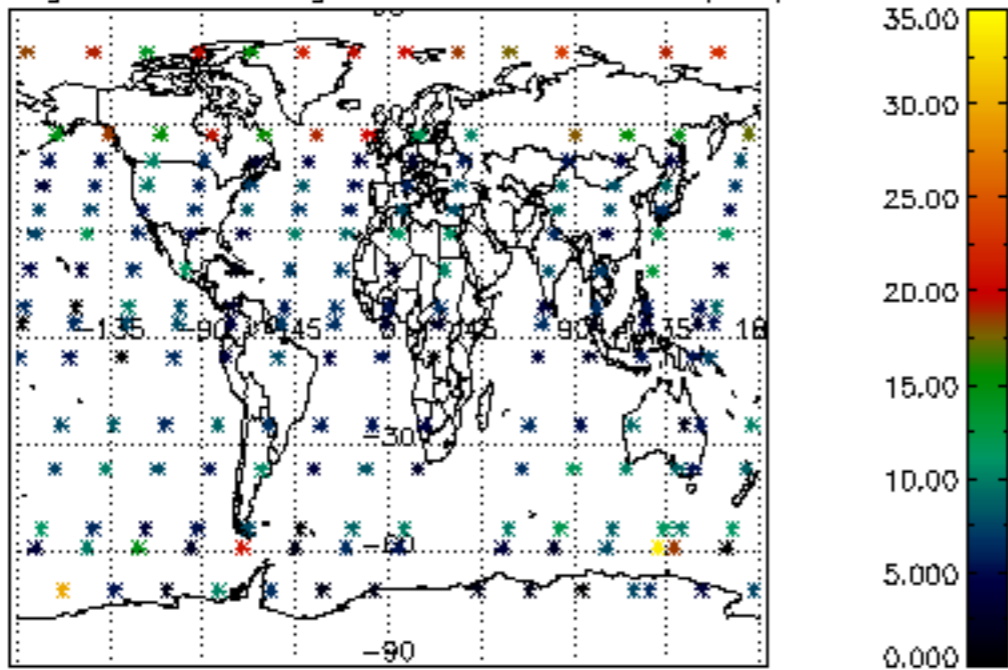
Percentage of cosmic ray hits per profile



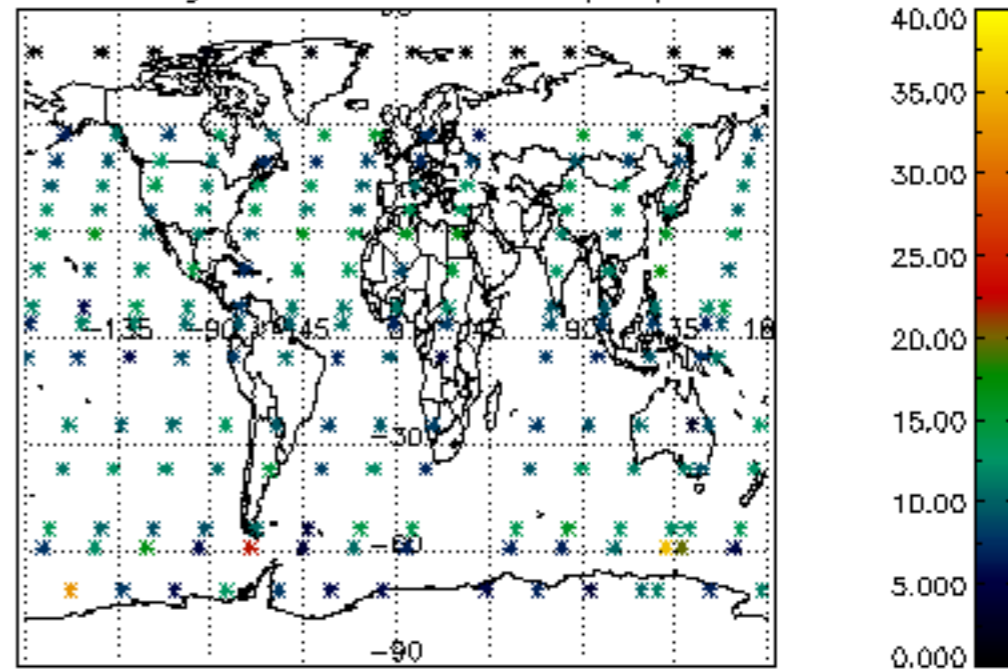
Percentage of datation errors per profile

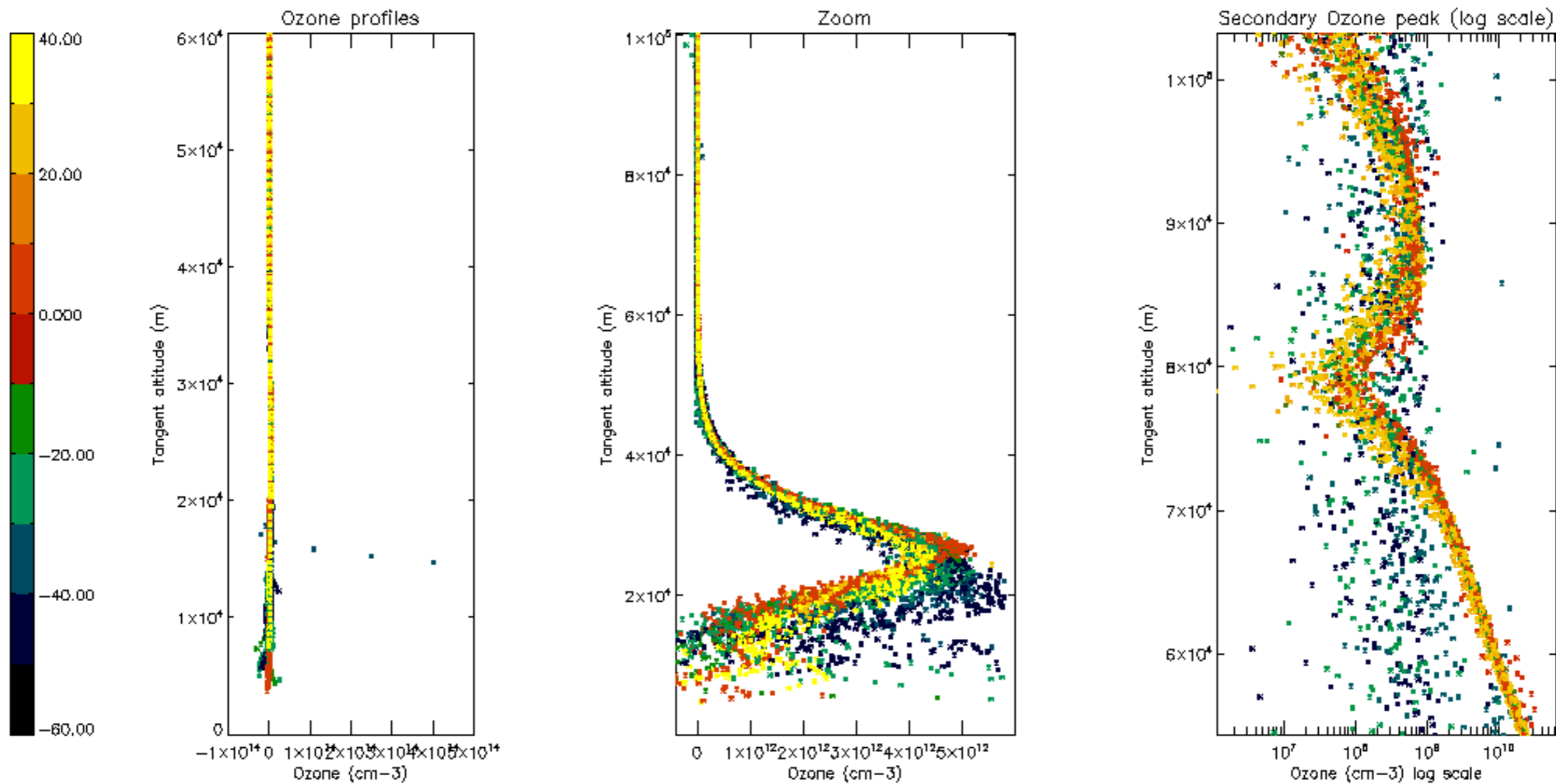


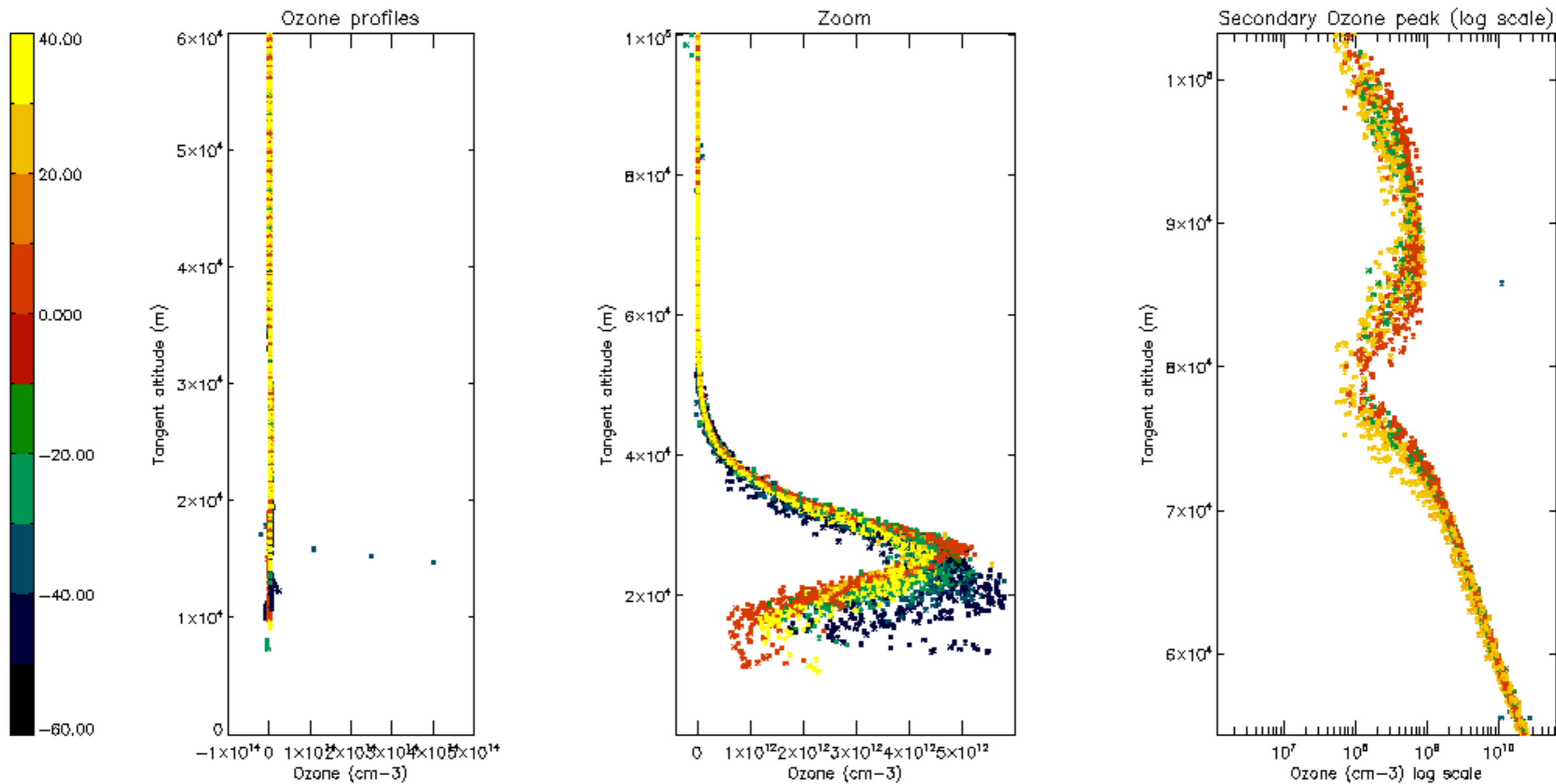
Percentage of star falling outside central band per profile

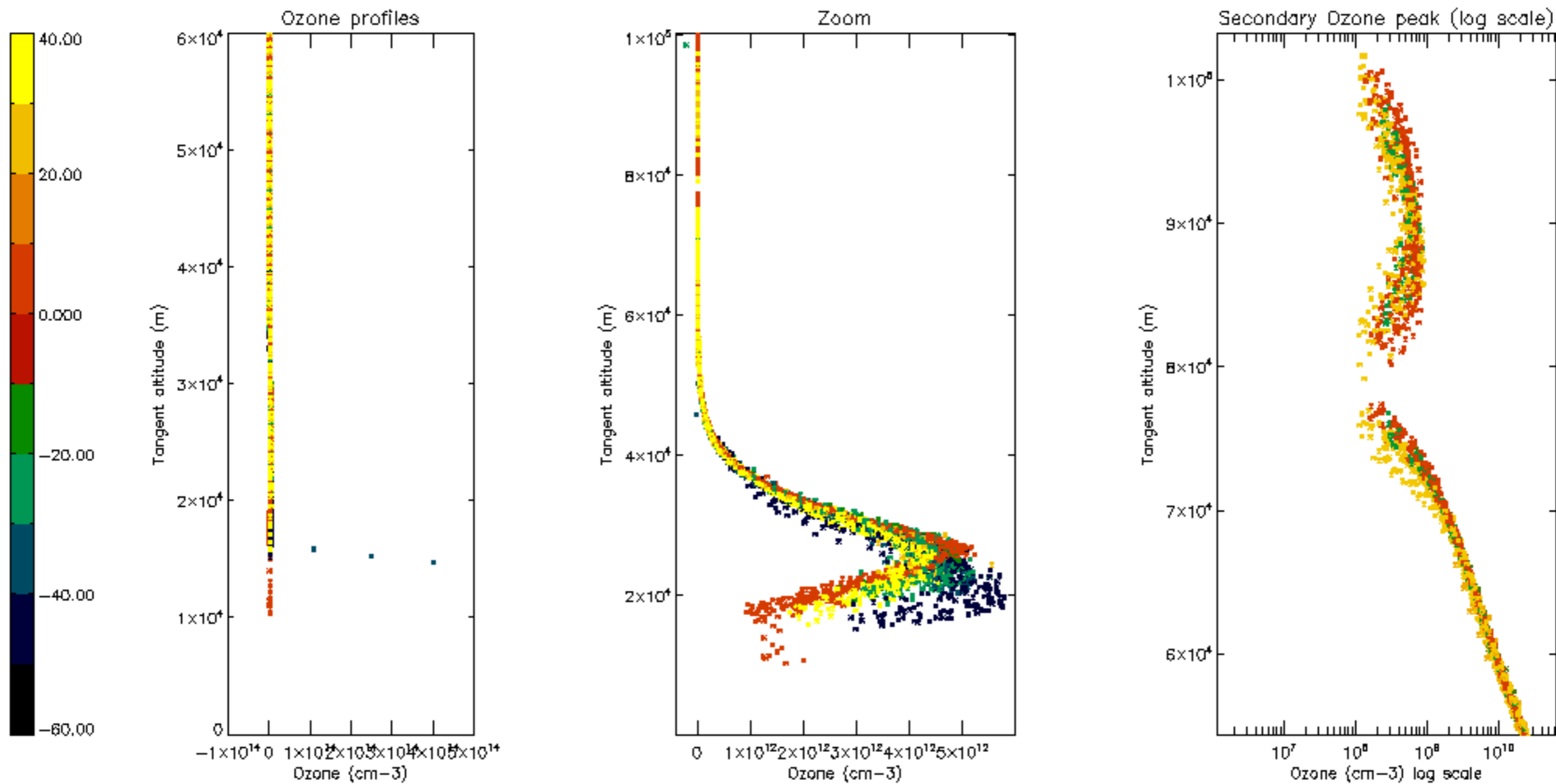


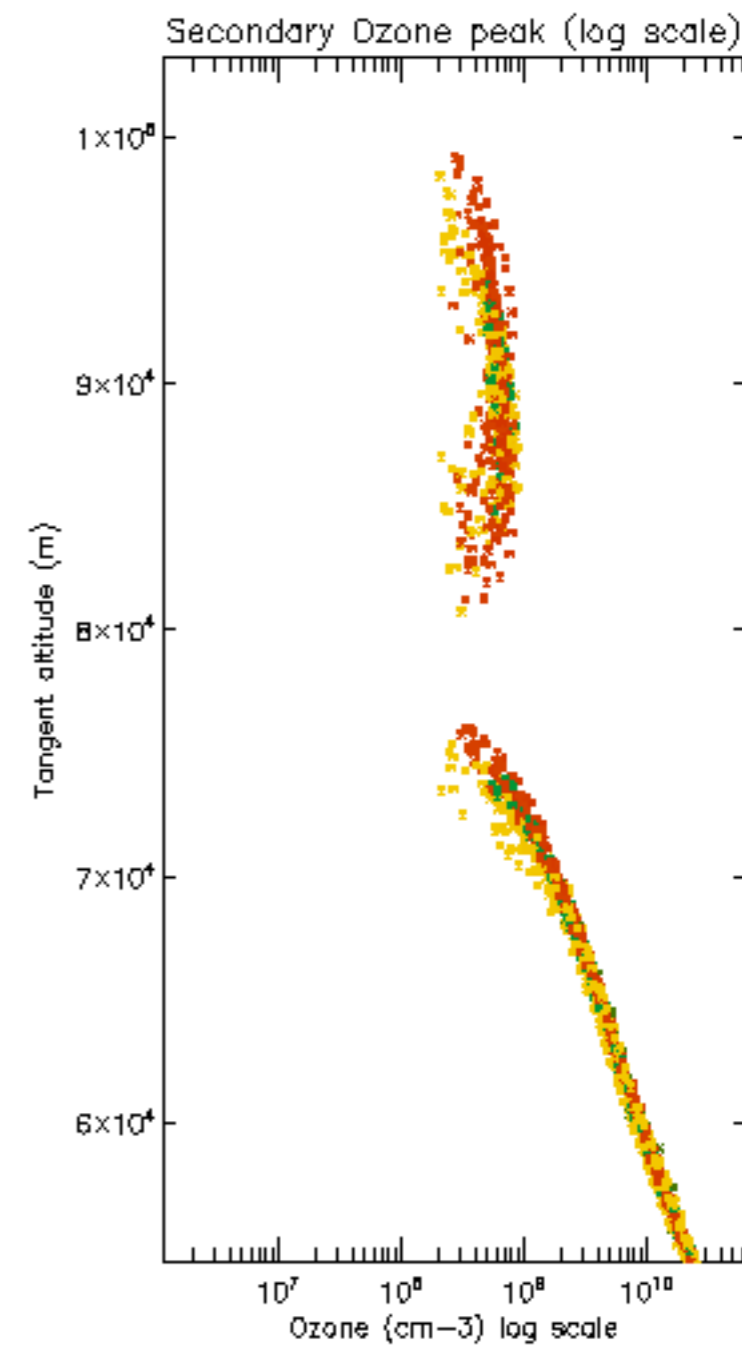
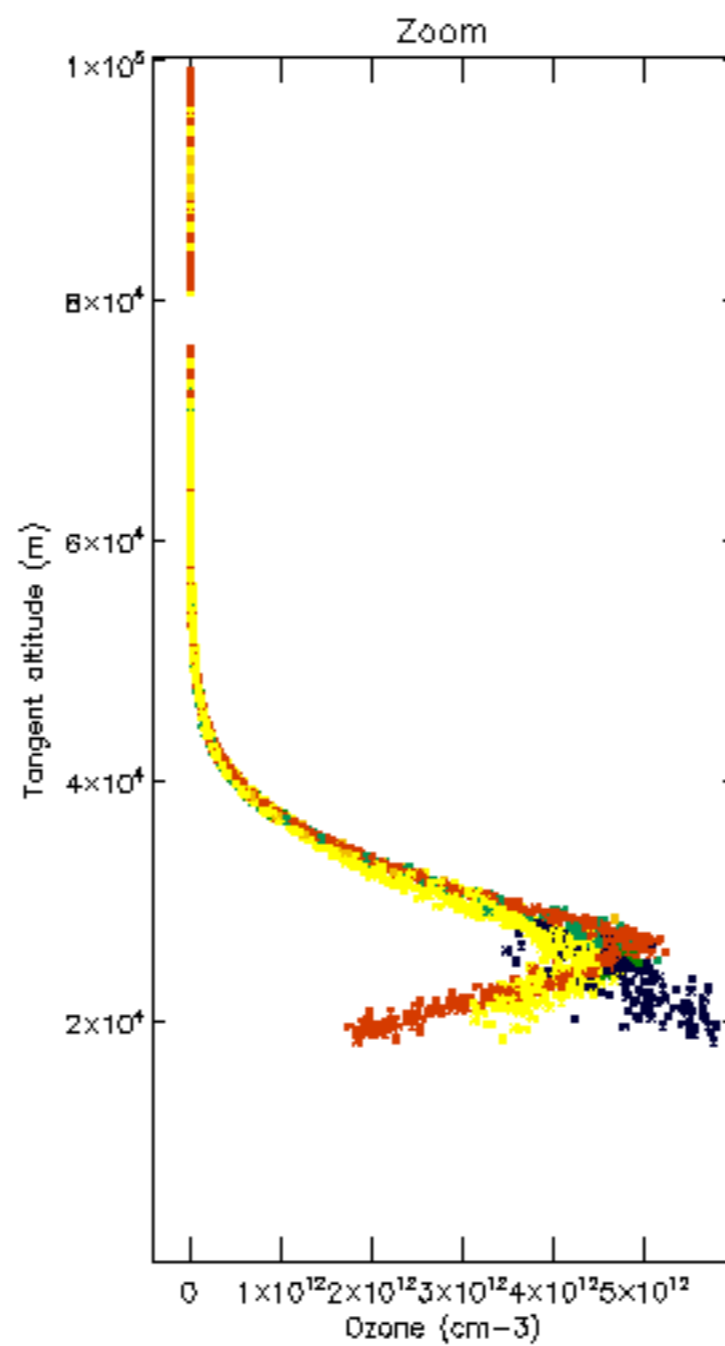
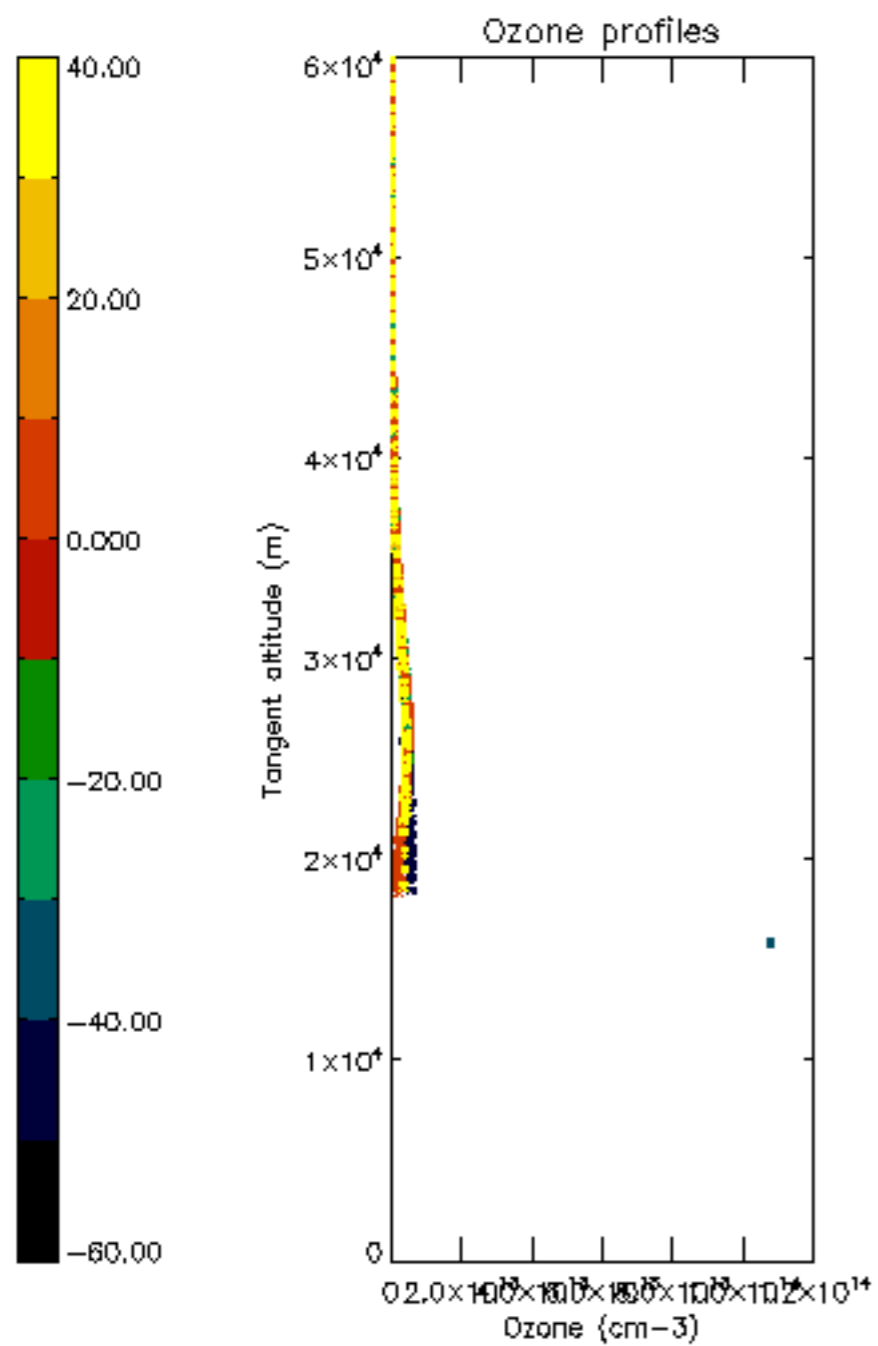
Percentage of saturation errors per profile

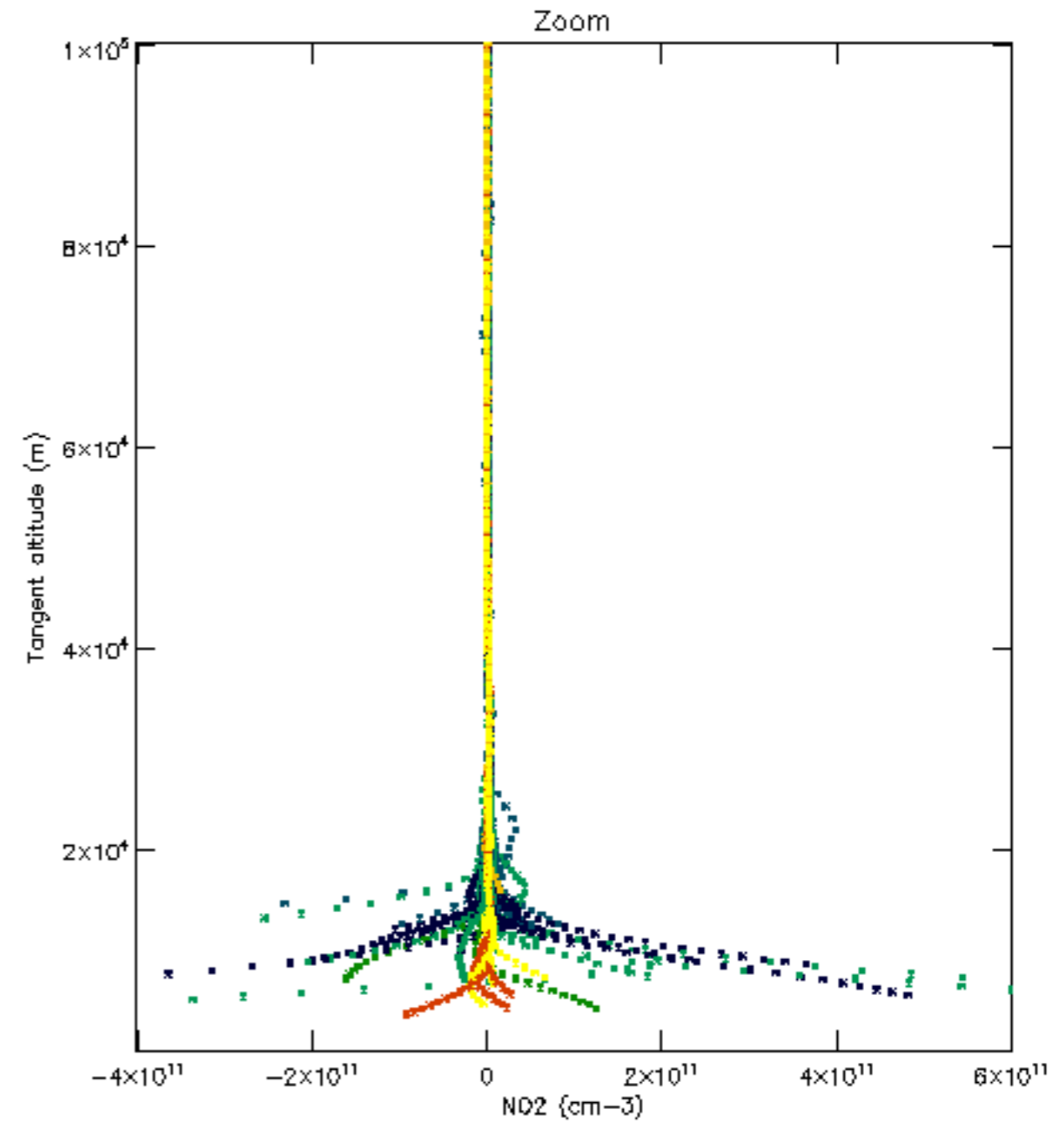
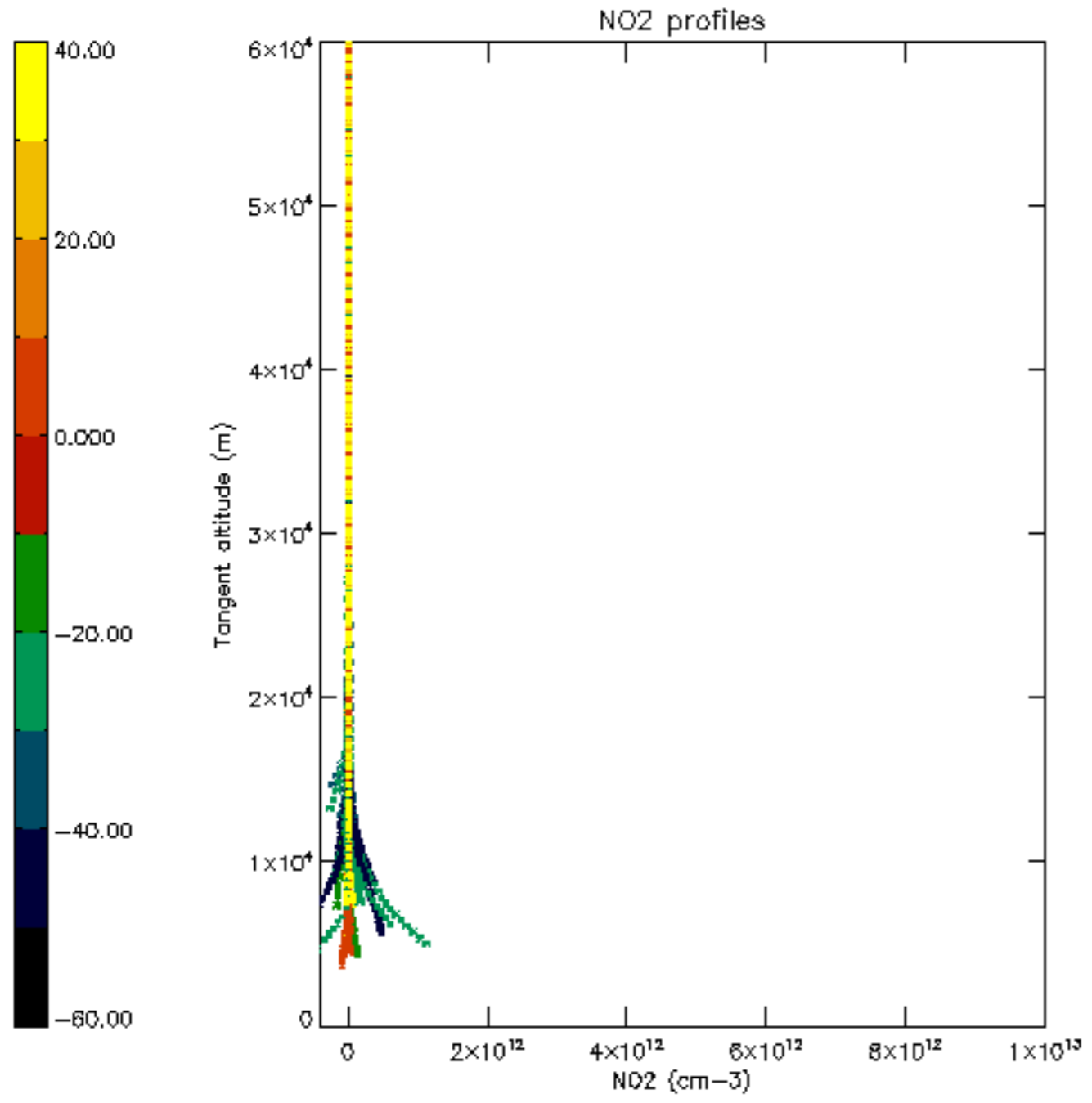


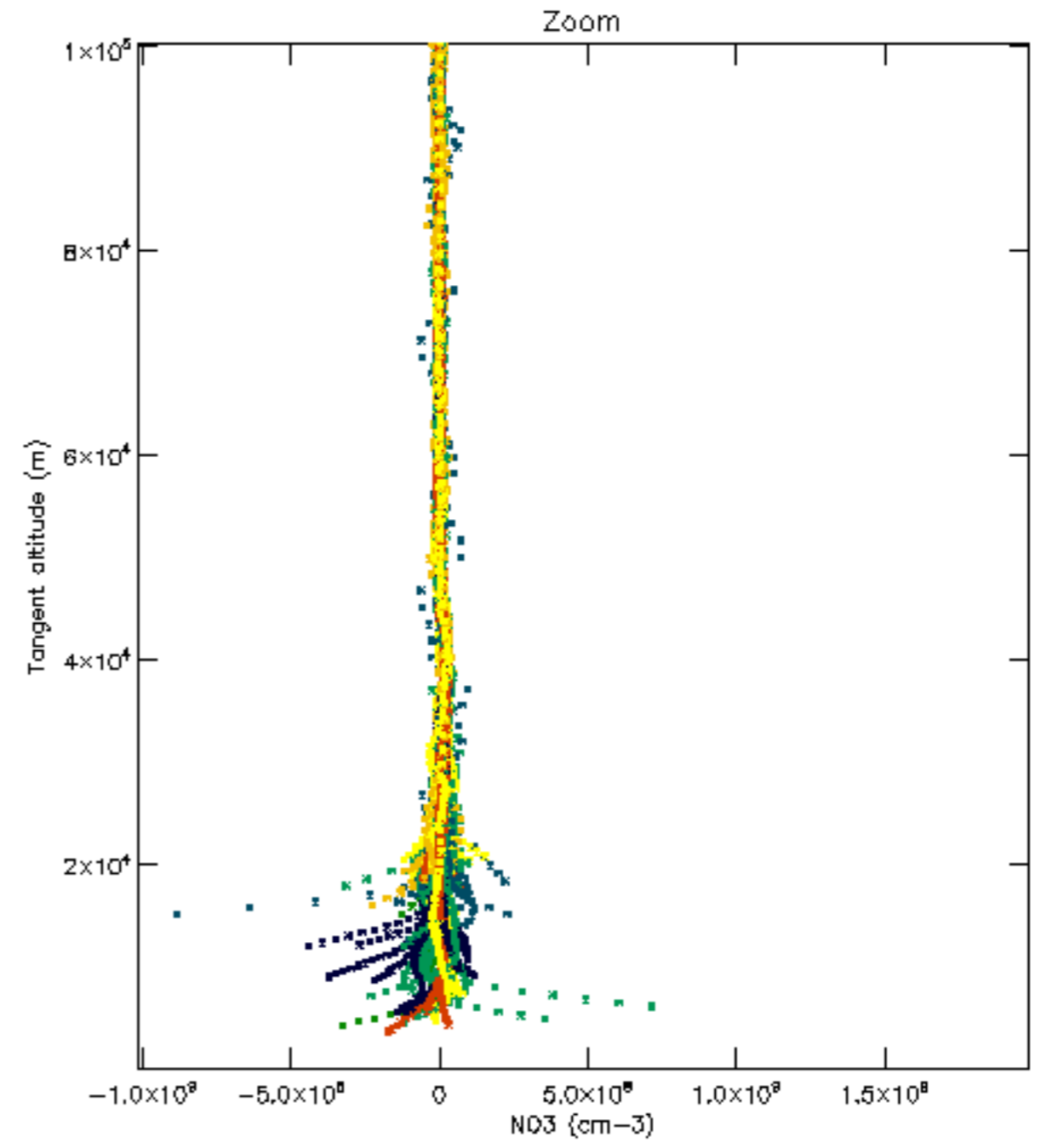
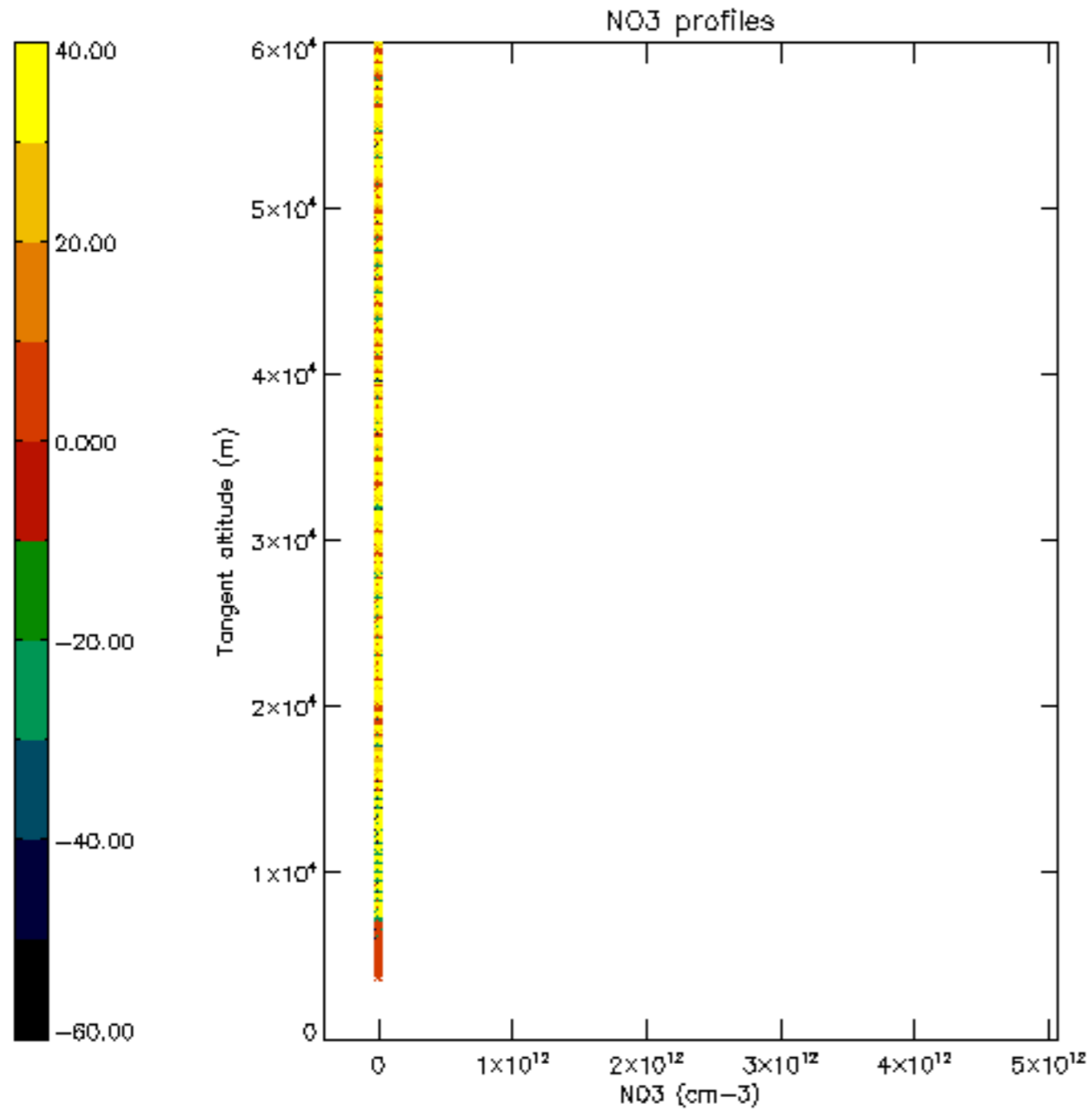


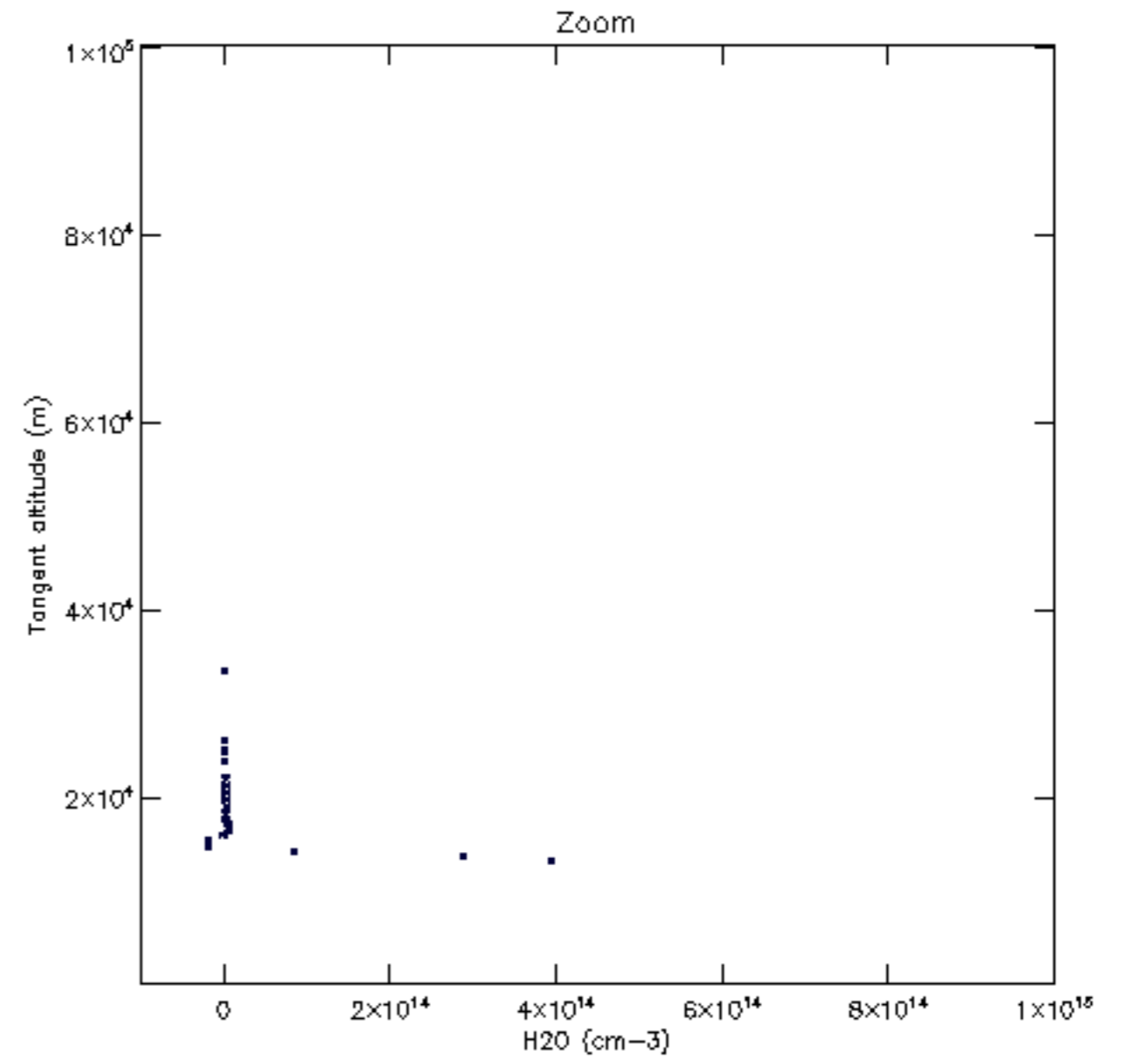
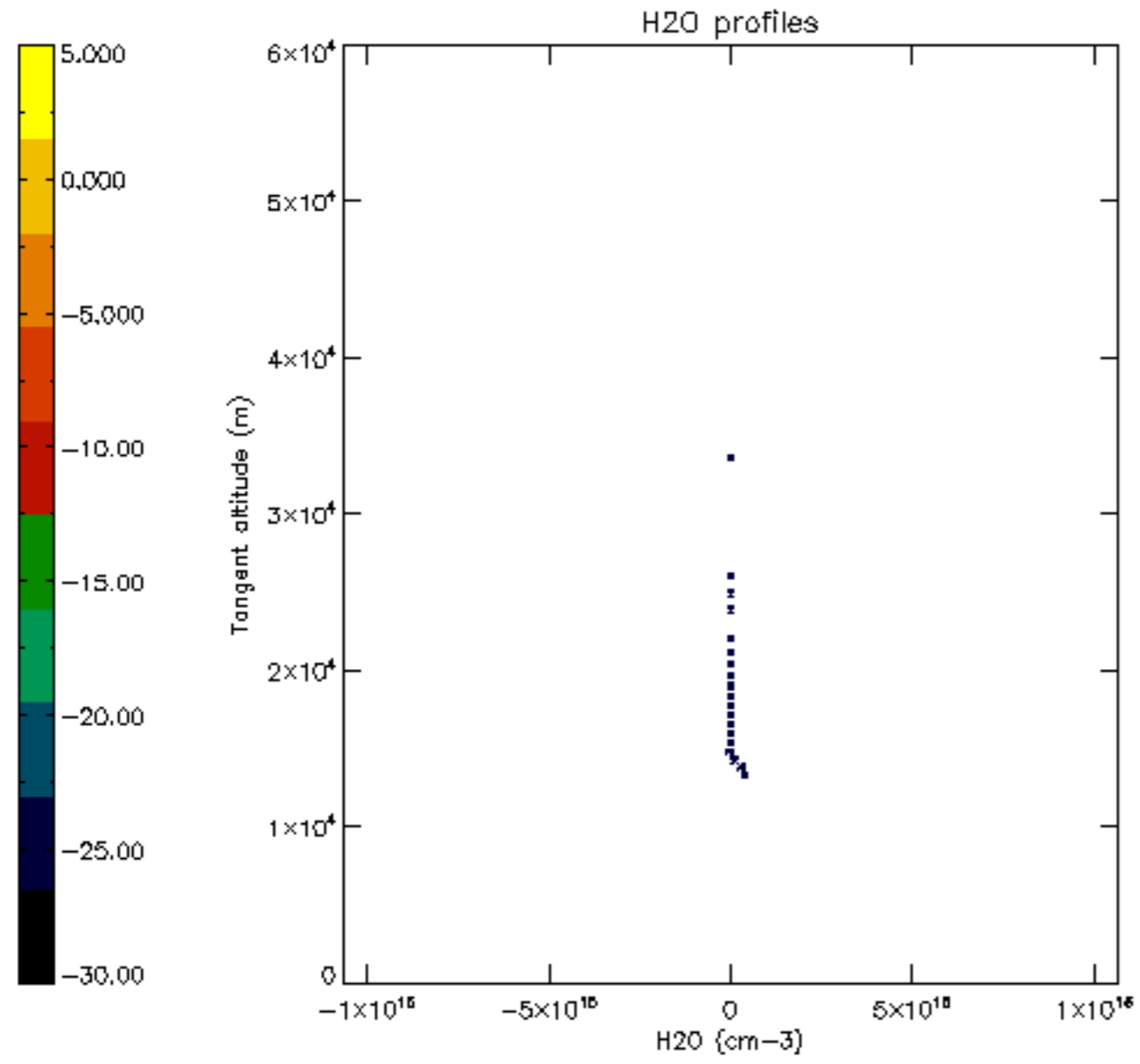


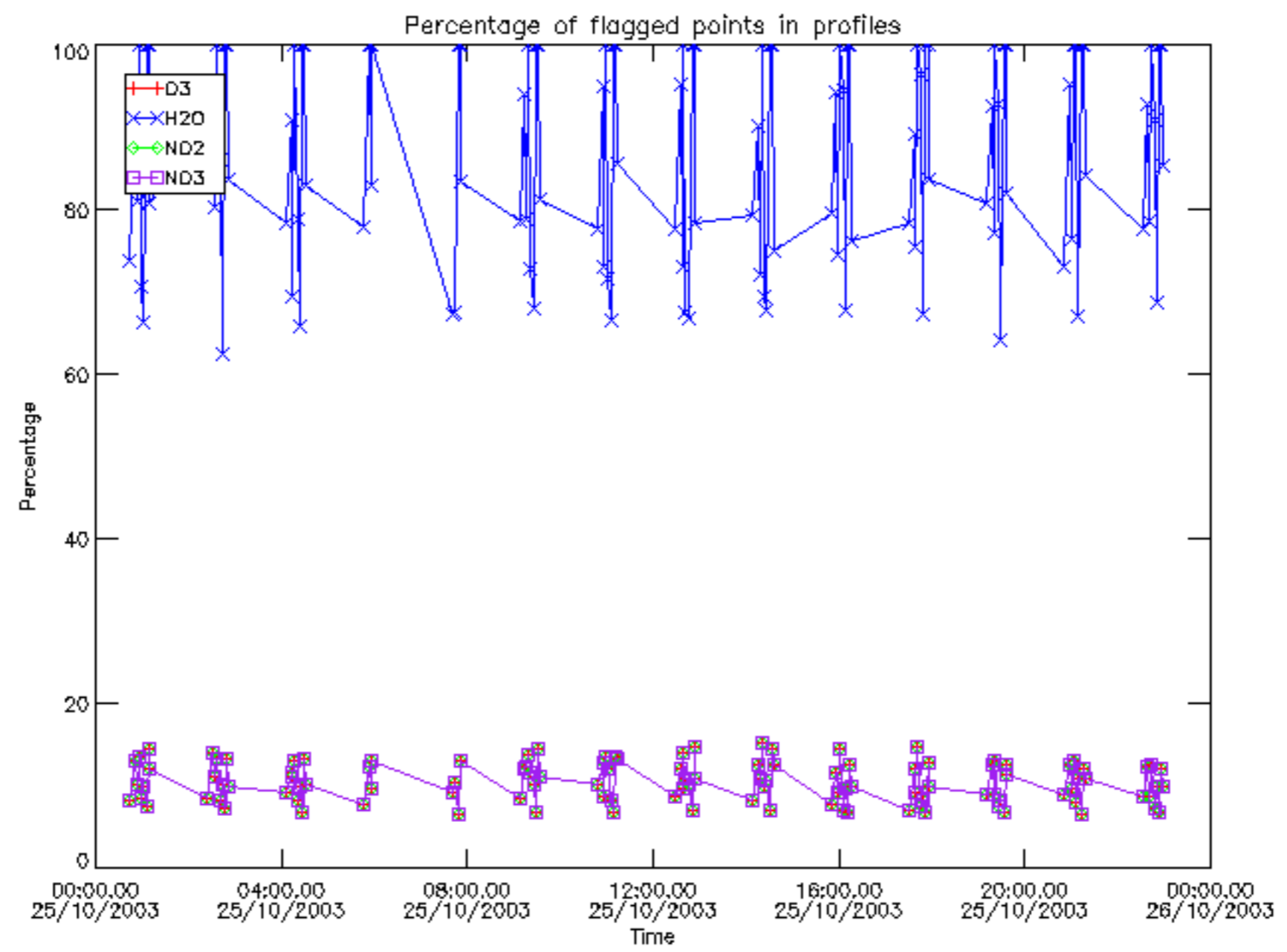




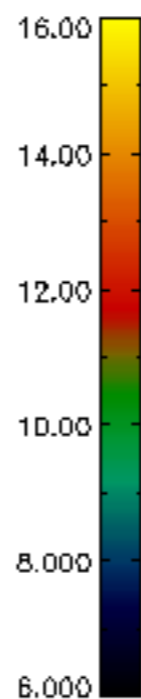
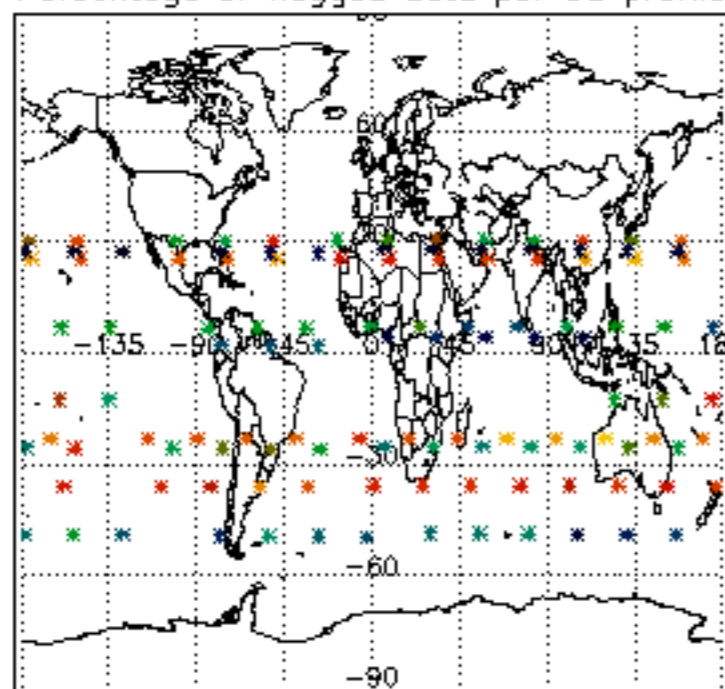




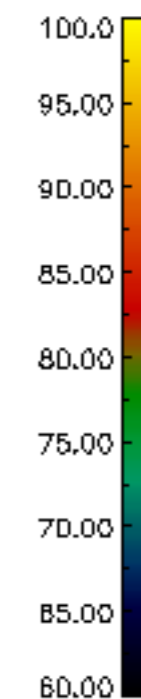
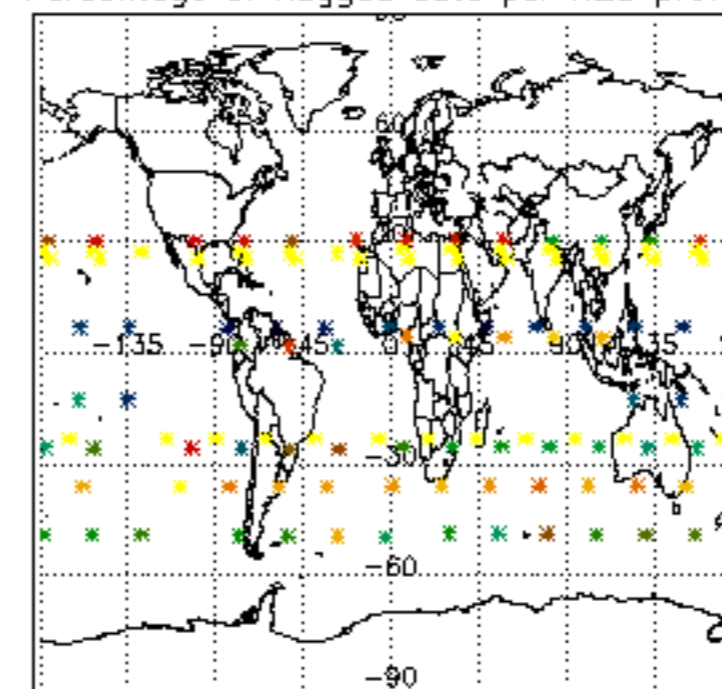




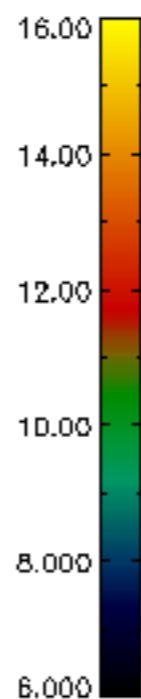
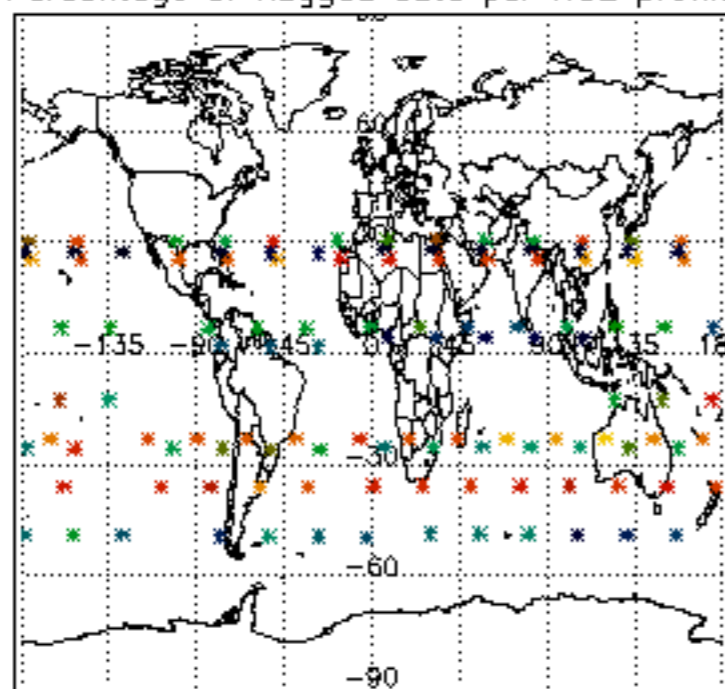
Percentage of flagged data per D3 profile



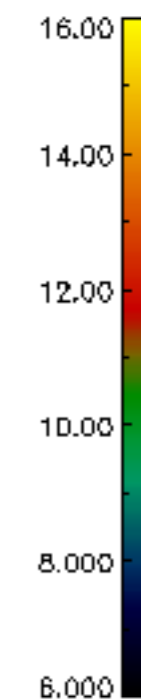
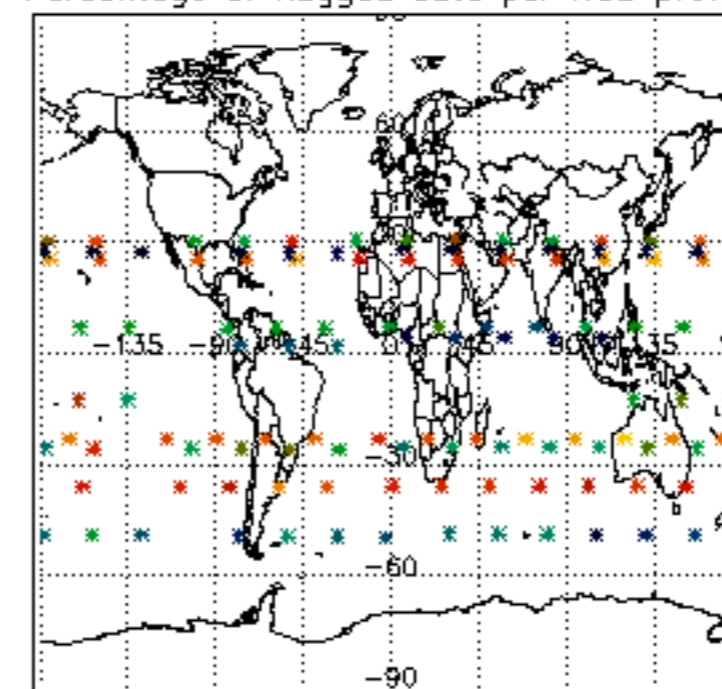
Percentage of flagged data per H2O profile

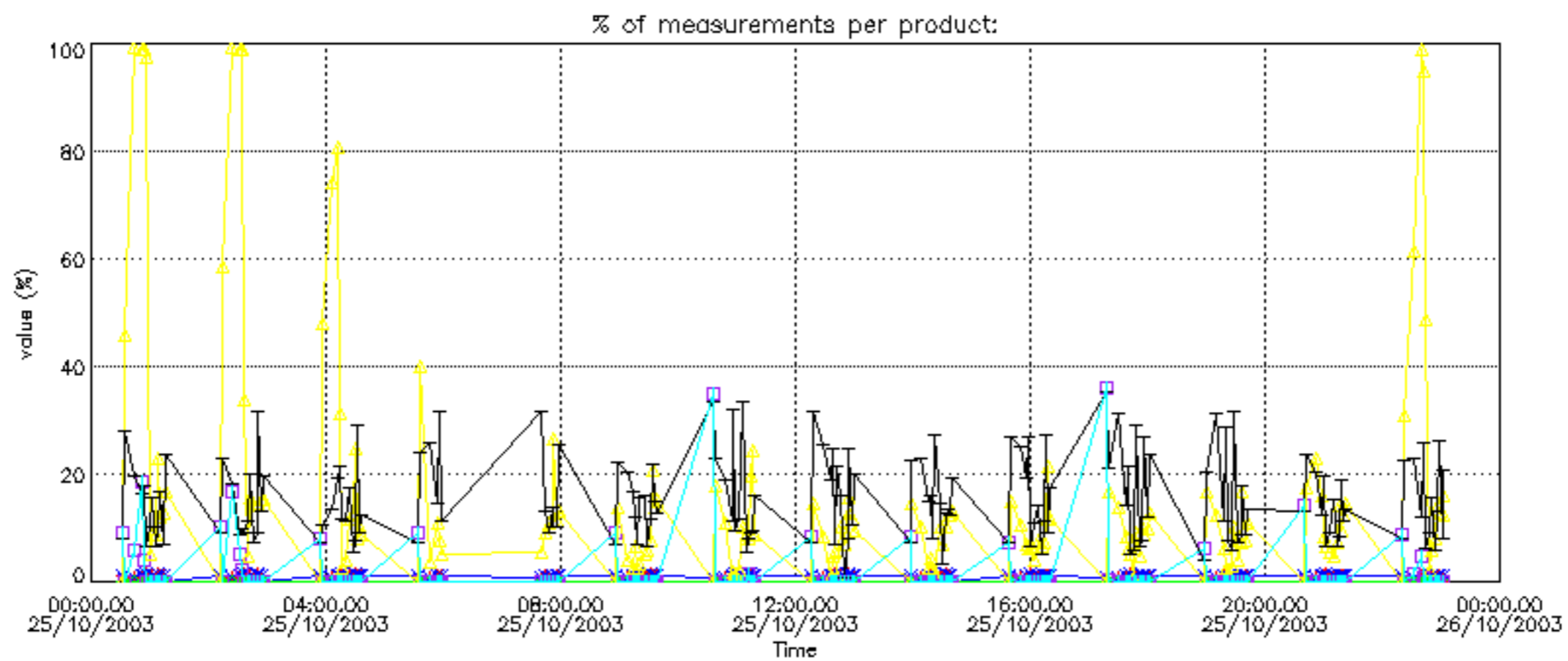


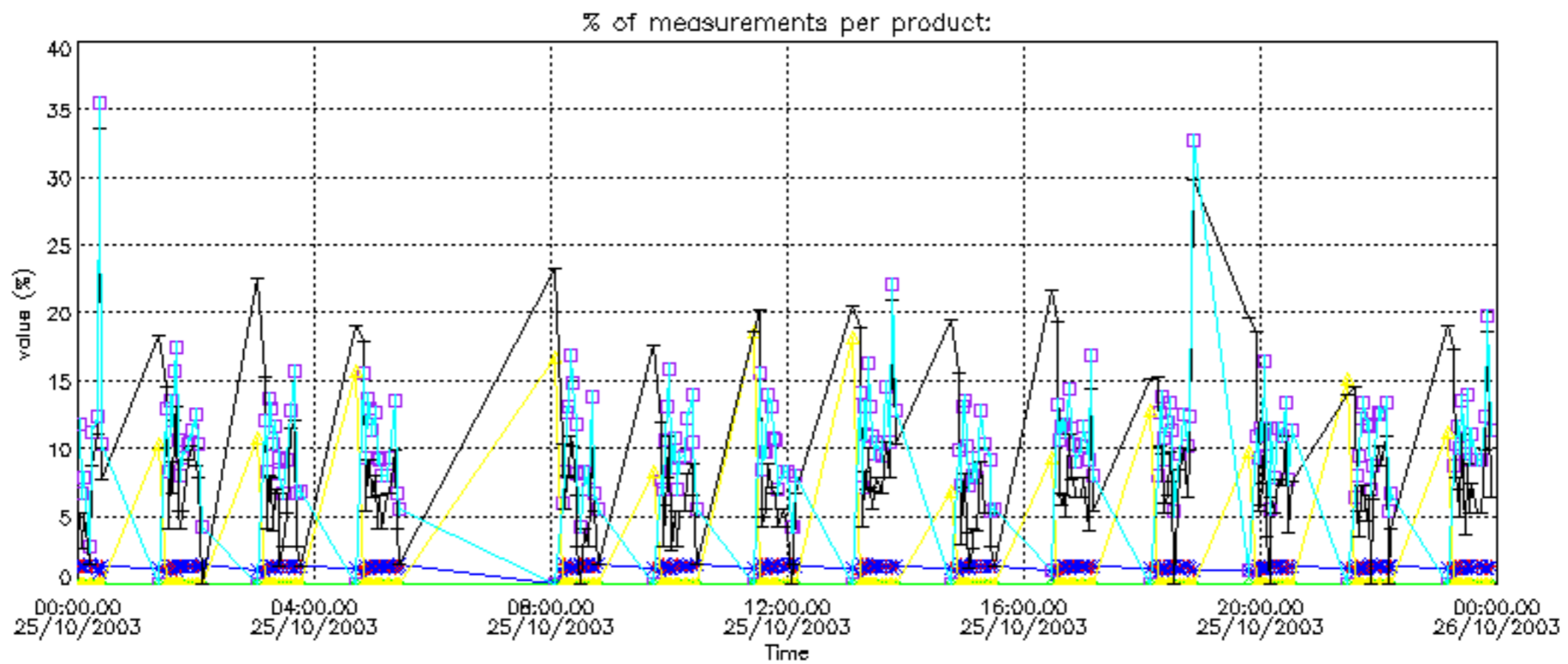
Percentage of flagged data per NO2 profile



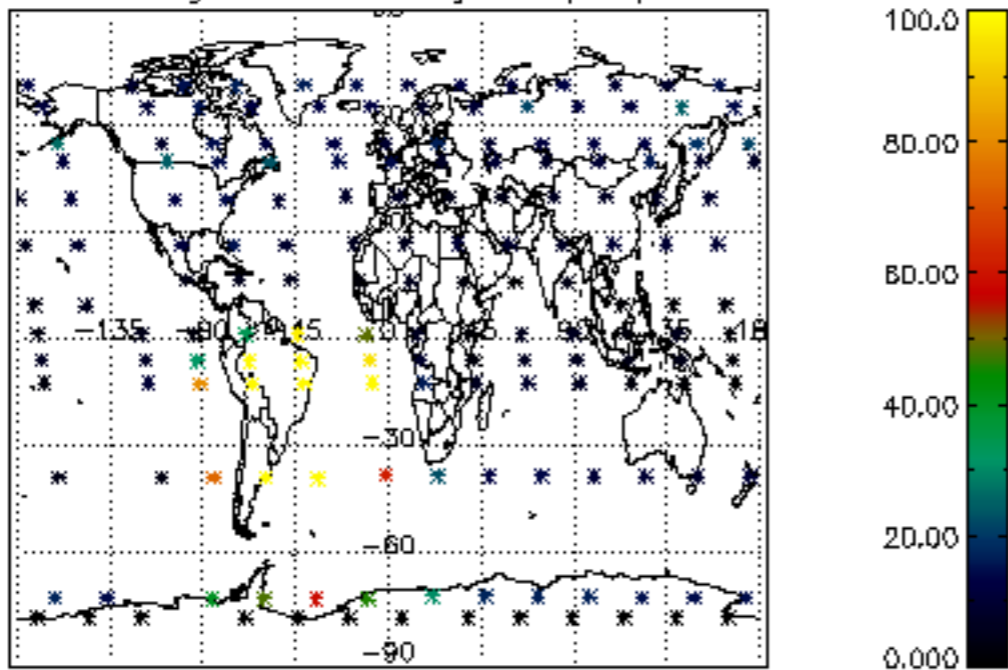
Percentage of flagged data per NO3 profile



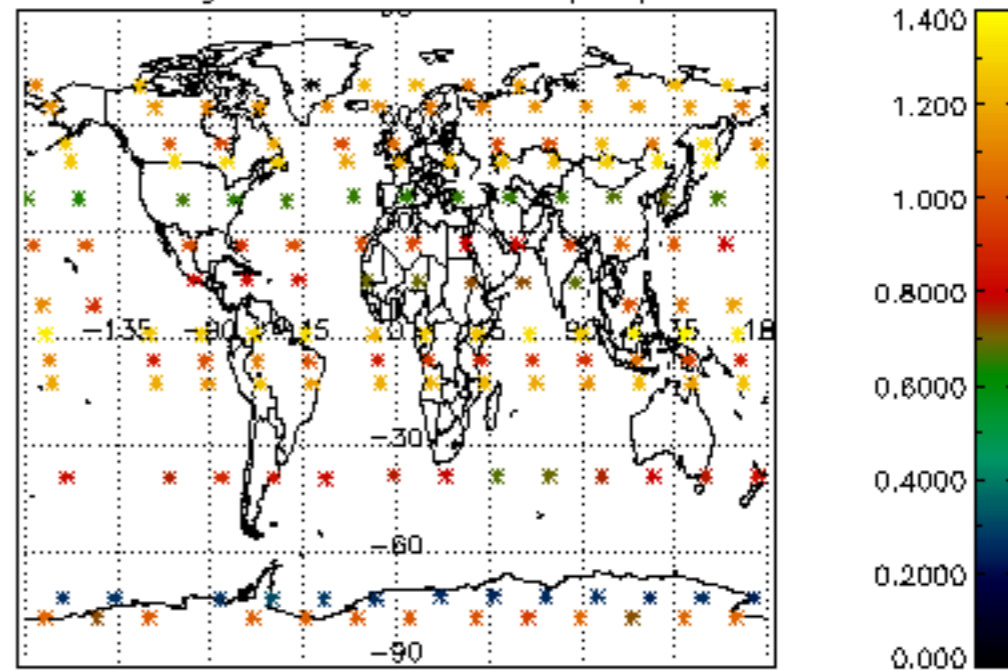




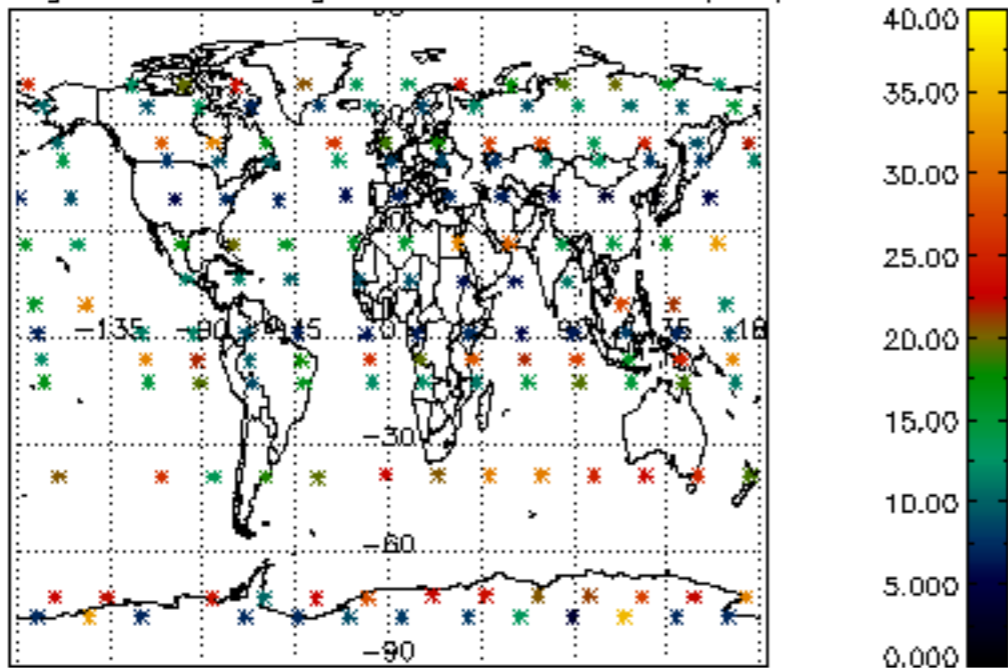
Percentage of cosmic ray hits per profile



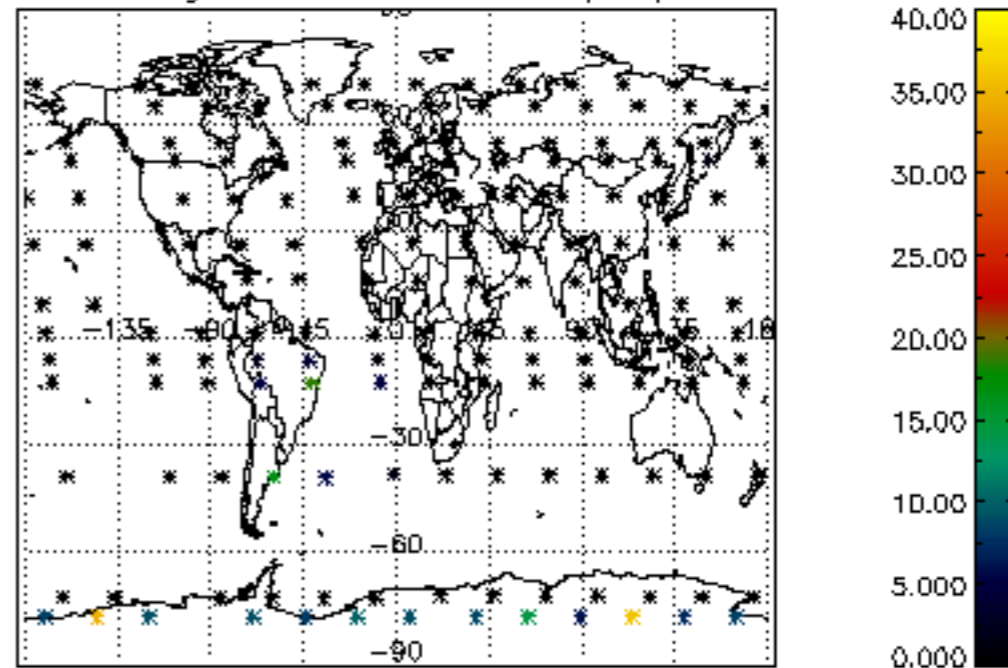
Percentage of datation errors per profile



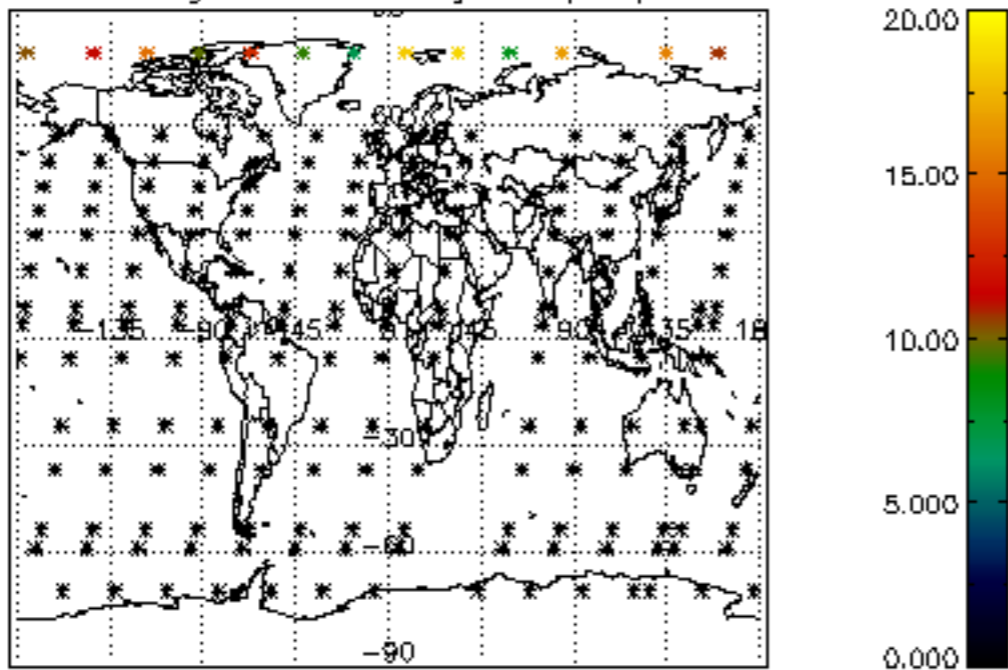
Percentage of star falling outside central band per profile



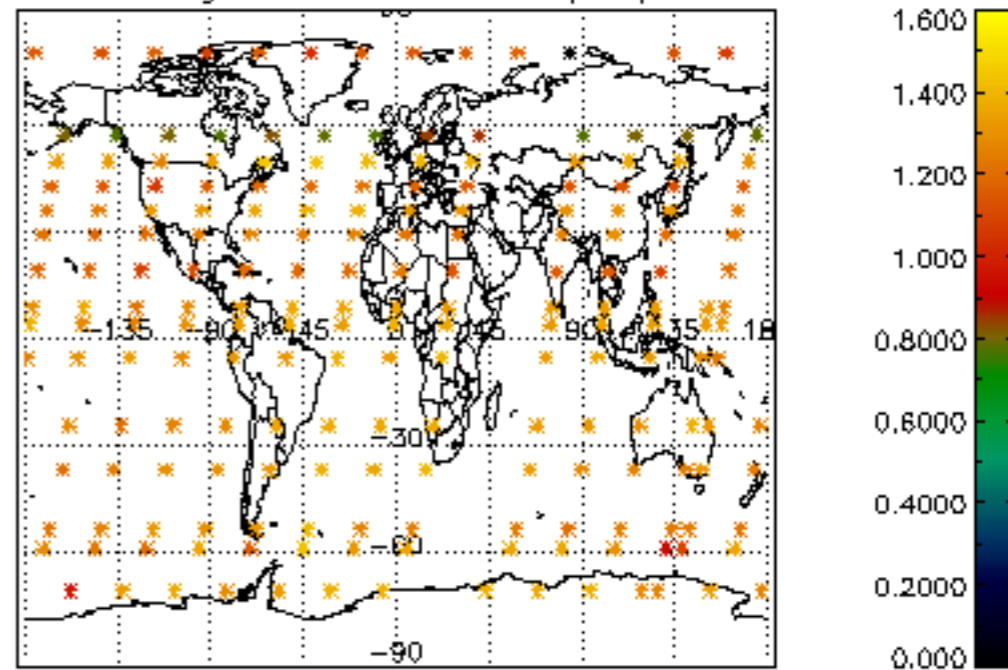
Percentage of saturation errors per profile



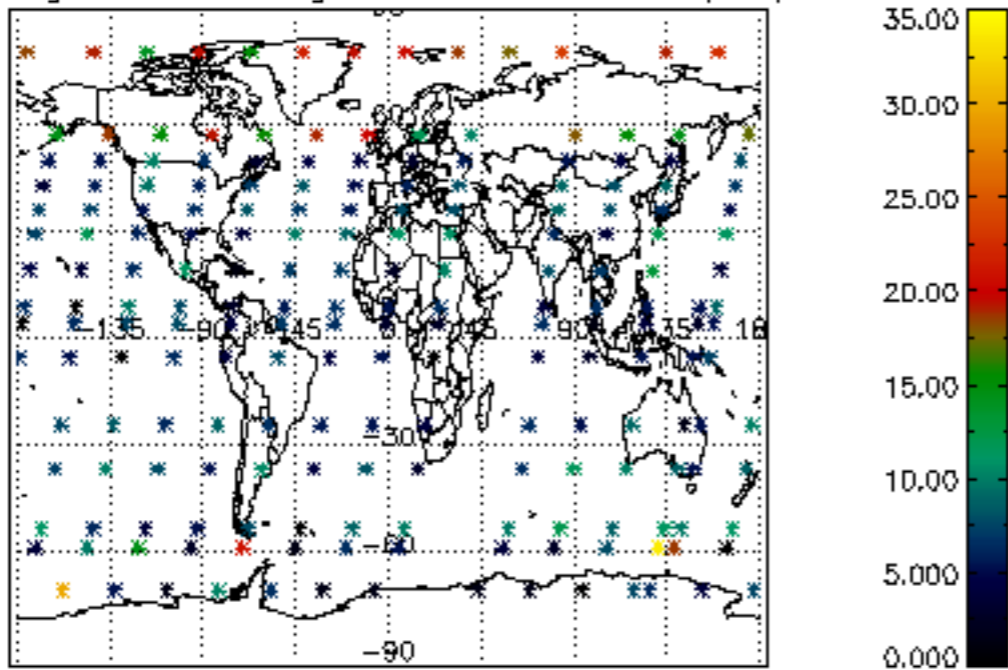
Percentage of cosmic ray hits per profile



Percentage of datation errors per profile



Percentage of star falling outside central band per profile



Percentage of saturation errors per profile

