

GOMOS Level 2 Daily Report

SUMMARY

[1. General Info](#)

[2. Summary of processed GOM_NL_2P products](#)

[3. Level 2 Quality information per product](#)

[3.1 Plot of level 2 quality information per product \(time dependant\)](#)

[3.2 Plot of level 2 quality information per product \(world map\)](#)

[4. Level 1 Quality information per product \(stored on level 2 products\)](#)

[4.1 Plot of level 1 quality information per product \(time dependant\)](#)

[4.1.1 Plot of level 1 quality information per product \(time dependant\): ASCENDING](#)

[4.1.2 Plot of level 1 quality information per product \(time dependant\): DESCENDING](#)

[4.2 Plot of level 1 quality information per product \(world map\)](#)

[4.2.1 Plot of level 1 quality information per product \(world map\): ASCENDING](#)

[4.2.2 Plot of level 1 quality information per product \(world map\): DESCENDING](#)

[5. Ozone profiles based on quality statistics and other trace gas profiles](#)

[5.1 Ozone statistics based on quality of products](#)

[5.2 Plot ozone profiles for all STD \(dark without errors\)](#)

[5.3 Plot ozone profiles where STD < 20% \(dark without errors\)](#)

[5.4. Plot ozone profiles where STD < 10% \(dark without errors\)](#)

[5.5. Plot ozone profiles where STD < 5% \(dark without errors\)](#)

[5.6 Plot NO2 profiles for all STD \(dark without errors\)](#)

[5.7 Plot NO3 profiles for all STD \(dark without errors\)](#)

[5.8 Plot H2O profiles \(only for occultations of stars 1,2,3,4,13,14,16,26,63 dark without errors\) for all STD](#)

[6. Auxiliary Data Files used for the production reported in section 2](#)

This report presents the daily analysis on parameters extracted from GOMOS level 2 data (GOM_NL__2P). It is intended to monitor some important parameters that will impact the quality of these products. A list of level 2 products (and content) that have arrived during the reporting day to the PCF is also given.

Item	Value
Time of report generation	19APR2013 22:29:19
Data source version	GOMOS/6.01
Start time of products	22-10-2003 (22OCT2003 00:00:00)
Stop time of products	23-10-2003 (23OCT2003 00:00:00)
Store outputs in DB	Yes
Nb of level 2 prods	367
Nb of prods with errors	0

2. Summary of processed GOM_NL__2P products.

Nr	Filename	UTC Start time	Limb	Duration	Star Id	Star Name	Star Mag	Star Temp	Nb Meas	Orbit	Prod. error
1	GOM_NL__2PRFIN20031022_000002_000000382021_00016_08587_0382.N1	22-OCT-2003 00:00:02	Bright	37.500	89	5Alp Cep	2.4510	8000.0	75	8587	No
2	GOM_NL__2PRFIN20031022_000542_000000392021_00016_08587_0383.N1	22-OCT-2003 00:05:42	Bright	38.500	49	1Alp UMi	1.9900	6300.0	77	8587	No
3	GOM_NL__2PRFIN20031022_000901_000000372021_00016_08587_0384.N1	22-OCT-2003 00:09:01	Bright	37.000	60	7Bet UMi	2.0810	3950.0	74	8587	No
4	GOM_NL__2PRFIN20031022_001356_000000392021_00016_08587_0385.N1	22-OCT-2003 00:13:56	Bright	39.000	36	50Alp UMa	1.8000	6300.0	78	8587	No
5	GOM_NL__2PRFIN20031022_001531_000000392021_00016_08587_0386.N1	22-OCT-2003 00:15:31	Bright	39.000	82	48Bet UMa	2.3650	10600.	78	8587	No
6	GOM_NL__2PRFIN20031022_001900_000000382021_00016_08587_0387.N1	22-OCT-2003 00:19:00	Bright	37.500	174	52Psi UMa	3.0040	4400.0	75	8587	No
7	GOM_NL__2PRFIN20031022_002734_000001532021_00016_08587_0388.N1	22-OCT-2003 00:27:34	Twilight	152.50	17	78Bet Gem	1.1610	4500.0	305	8587	No
8	GOM_NL__2PRFIN20031022_003734_000000592021_00016_08587_0389.N1	22-OCT-2003 00:37:34	Dark	59.000	48	30Alp Hya	1.9770	4100.0	118	8587	No
9	GOM_NL__2PRFIN20031022_004529_000000402021_00016_08587_0390.N1	22-OCT-2003 00:45:29	Dark	39.500	113	Mu Vel	2.6920	5000.0	79	8587	No
10	GOM_NL__2PRFIN20031022_004656_000000462021_00016_08587_0391.N1	22-OCT-2003 00:46:56	Dark	45.500	65	Lam Vel	2.2040	4400.0	91	8587	No
11	GOM_NL__2PRFIN20031022_005021_000000392021_00017_08588_0369.N1	22-OCT-2003 00:50:21	Dark	39.000	159	Ups Car	2.9200	7200.0	78	8588	No
12	GOM_NL__2PRFIN20031022_005156_000000472021_00017_08588_0370.N1	22-OCT-2003 00:51:56	Dark	47.000	29	Bet Car	1.6720	10200.	94	8588	No
13	GOM_NL__2PRFIN20031022_010031_000002202021_00017_08588_0371.N1	22-OCT-2003 01:00:31	Dark	220.00	1	9Alp CMa	-1.4400	11000.	440	8588	No
14	GOM_NL__2PRFIN20031022_010434_000002172021_00017_08588_0372.N1	22-OCT-2003 01:04:34	Straylight	217.00	47	2Bet CMa	1.9760	28000.	434	8588	No
15	GOM_NL__2PRFIN20031022_010919_000000422021_00017_08588_0373.N1	22-OCT-2003 01:09:19	Straylight	42.000	84	Alp Phe	2.3970	4500.0	84	8588	No
16	GOM_NL__2PRFIN20031022_011552_000000412021_00017_08588_0374.N1	22-OCT-2003 01:15:52	Straylight	40.500	52	16Bet Cet	2.0370	4500.0	81	8588	No
17	GOM_NL__2PRFIN20031022_012523_000000362021_00017_08588_0375.N1	22-OCT-2003 01:25:23	Bright	36.000	140	88Gam Peg	2.8340	26000.	72	8588	No
18	GOM_NL__2PRFIN20031022_012745_000000452021_00017_08588_0376.N1	22-OCT-2003 01:27:45	Bright	44.500	105	6Bet Ari	2.6450	8900.0	89	8588	No
19	GOM_NL__2PRFIN20031022_012946_000000532021_00017_08588_0377.N1	22-OCT-2003 01:29:46	Bright	53.000	93	53Bet Peg	2.5200	3100.0	106	8588	No
20	GOM_NL__2PRFIN20031022_013125_000000422021_00017_08588_0378.N1	22-OCT-2003 01:31:25	Bright	41.500	53	43Bet And	2.0480	3300.0	83	8588	No
21	GOM_NL__2PRFIN20031022_013431_000000472021_00017_08588_0379.N1	22-OCT-2003 01:34:31	Bright	46.500	73	57Gam1And	2.2600	13100.	93	8588	No
22	GOM_NL__2PRFIN20031022_013707_000000382021_00017_08588_0380.N1	22-OCT-2003 01:37:07	Bright	38.000	68	18Alp Cas	2.2250	4500.0	76	8588	No
23	GOM_NL__2PRFIN20031022_013825_000000382021_00017_08588_0381.N1	22-OCT-2003 01:38:25	Bright	37.500	76	27Gam Cas	2.3000	30000.	75	8588	No
24	GOM_NL__2PRFIN20031022_014039_000000342021_00017_08588_0382.N1	22-OCT-2003 01:40:39	Bright	33.500	89	5Alp Cep	2.4510	8000.0	67	8588	No
25	GOM_NL__2PRFIN20031022_014617_000000372021_00017_08588_0383.N1	22-OCT-2003 01:46:17	Bright	37.000	49	1Alp UMi	1.9900	6300.0	74	8588	No
26	GOM_NL__2PRFIN20031022_014937_000000392021_00017_08588_0384.N1	22-OCT-2003 01:49:37	Bright	38.500	60	7Bet UMi	2.0810	3950.0	77	8588	No
27	GOM_NL__2PRFIN20031022_015432_000000402021_00017_08588_0385.N1	22-OCT-2003 01:54:32	Bright	39.500	36	50Alp UMa	1.8000	6300.0	79	8588	No
28	GOM_NL__2PRFIN20031022_015607_000000372021_00017_08588_0386.N1	22-OCT-2003 01:56:07	Bright	37.000	82	48Bet UMa	2.3650	10600.	74	8588	No
29	GOM_NL__2PRFIN20031022_015936_000000392021_00017_08588_0387.N1	22-OCT-2003 01:59:36	Bright	38.500	174	52Psi UMa	3.0040	4400.0	77	8588	No
30	GOM_NL__2PRFIN20031022_020810_000001432021_00017_08588_0388.N1	22-OCT-2003 02:08:10	Twilight	142.50	17	78Bet Gem	1.1610	4500.0	285	8588	No
31	GOM_NL__2PRFIN20031022_021811_000000622021_00017_08588_0389.N1	22-OCT-2003 02:18:11	Dark	61.500	48	30Alp Hya	1.9770	4100.0	123	8588	No
32	GOM_NL__2PRFIN20031022_022605_000000442021_00017_08588_0390.N1	22-OCT-2003 02:26:05	Dark	43.500	113	Mu Vel	2.6920	5000.0	87	8588	No
33	GOM_NL__2PRFIN20031022_022732_000000542021_00017_08588_0391.N1	22-OCT-2003 02:27:32	Dark	53.500	65	Lam Vel	2.2040	4400.0	107	8588	No
34	GOM_NL__2PRFIN20031022_023057_000000382021_00018_08589_7168.N1	22-OCT-2003 02:30:57	Dark	38.000	159	Ups Car	2.9200	7200.0	76	8589	No
35	GOM_NL__2PRFIN20031022_023231_000000392021_00018_08589_7169.N1	22-OCT-2003 02:32:31	Dark	39.000	29	Bet Car	1.6720	10200.	78	8589	No
36	GOM_NL__2PRFIN20031022_024111_000002202021_00018_08589_7170.N1	22-OCT-2003 02:41:11	Dark	220.00	1	9Alp CMa	-1.4400	11000.	440	8589	No
37	GOM_NL__2PRFIN20031022_024513_000002172021_00018_08589_7171.N1	22-OCT-2003 02:45:13	Straylight	217.00	47	2Bet CMa	1.9760	28000.	434	8589	No
38	GOM_NL__2PRFIN20031022_024955_000000452021_00018_08589_7172.N1	22-OCT-2003 02:49:55	Straylight	45.000	84	Alp Phe	2.3970	4500.0	90	8589	No
39	GOM_NL__2PRFIN20031022_025628_000000442021_00018_08589_7173.N1	22-OCT-2003 02:56:28	Straylight	43.500	52	16Bet Cet	2.0370	4500.0	87	8589	No
40	GOM_NL__2PRFIN20031022_030559_000000372021_00018_08589_7174.N1	22-OCT-2003 03:05:59	Bright	36.500	140	88Gam Peg	2.8340	26000.	73	8589	No
41	GOM_NL__2PRFIN20031022_030821_000000452021_00018_08589_7175.N1	22-OCT-2003 03:08:21	Bright	45.000	105	6Bet Ari	2.6450	8900.0	90	8589	No
42	GOM_NL__2PRFIN20031022_031022_000000412021_00018_08589_7176.N1	22-OCT-2003 03:10:22	Bright	41.000	93	53Bet Peg	2.5200	3100.0	82	8589	No

43	GOM_NL__2PRFIN20031022_031200_000000422021_00018_08589_7177.N1	22-OCT-2003 03:12:00	Bright	41.500	53	43Bet And	2.0480	3300.0	83	8589	No
44	GOM_NL__2PRFIN20031022_031506_000000452021_00018_08589_7178.N1	22-OCT-2003 03:15:06	Bright	44.500	73	57Gam1And	2.2600	13100.	89	8589	No
45	GOM_NL__2PRFIN20031022_031742_000000382021_00018_08589_7179.N1	22-OCT-2003 03:17:42	Bright	37.500	68	18Alp Cas	2.2250	4500.0	75	8589	No
46	GOM_NL__2PRFIN20031022_031901_000000392021_00018_08589_7180.N1	22-OCT-2003 03:19:01	Bright	38.500	76	27Gam Cas	2.3000	30000.	77	8589	No
47	GOM_NL__2PRFIN20031022_032115_000000382021_00018_08589_7181.N1	22-OCT-2003 03:21:15	Bright	37.500	89	5Alp Cep	2.4510	8000.0	75	8589	No
48	GOM_NL__2PRFIN20031022_032653_000000382021_00018_08589_7182.N1	22-OCT-2003 03:26:53	Bright	37.500	49	1Alp UMi	1.9900	6300.0	75	8589	No
49	GOM_NL__2PRFIN20031022_033013_000000352021_00018_08589_7183.N1	22-OCT-2003 03:30:13	Bright	35.000	60	7Bet UMi	2.0810	3950.0	70	8589	No
50	GOM_NL__2PRFIN20031022_033508_000000392021_00018_08589_7184.N1	22-OCT-2003 03:35:08	Bright	39.000	36	50Alp UMa	1.8000	6300.0	78	8589	No
51	GOM_NL__2PRFIN20031022_033643_000000542021_00018_08589_7185.N1	22-OCT-2003 03:36:43	Bright	54.000	82	48Bet UMa	2.3650	10600.	108	8589	No
52	GOM_NL__2PRFIN20031022_034012_000000382021_00018_08589_7186.N1	22-OCT-2003 03:40:12	Bright	37.500	174	52Psi UMa	3.0040	4400.0	75	8589	No
53	GOM_NL__2PRFIN20031022_034847_000001482021_00018_08589_7187.N1	22-OCT-2003 03:48:47	Twi_and_stray	147.50	17	78Bet Gem	1.1610	4500.0	295	8589	No
54	GOM_NL__2PRFIN20031022_035848_000000582021_00018_08589_7188.N1	22-OCT-2003 03:58:48	Dark	58.000	48	30Alp Hya	1.9770	4100.0	116	8589	No
55	GOM_NL__2PRFIN20031022_040641_000000422021_00018_08589_7189.N1	22-OCT-2003 04:06:41	Dark	41.500	113	Mu Vel	2.6920	5000.0	83	8589	No
56	GOM_NL__2PRFIN20031022_040809_000000552021_00018_08589_7190.N1	22-OCT-2003 04:08:09	Dark	55.000	65	Lam Vel	2.2040	4400.0	110	8589	No
57	GOM_NL__2PRFIN20031022_041134_000000392021_00019_08590_7042.N1	22-OCT-2003 04:11:34	Dark	38.500	159	Ups Car	2.9200	7200.0	77	8590	No
58	GOM_NL__2PRFIN20031022_041308_000000402021_00019_08590_7043.N1	22-OCT-2003 04:13:08	Dark	40.000	29	Bet Car	1.6720	10200.	80	8590	No
59	GOM_NL__2PRFIN20031022_042007_000000762021_00019_08590_7044.N1	22-OCT-2003 04:20:07	Dark	75.500	177	1Zet CMa	3.0220	26000.	151	8590	No
60	GOM_NL__2PRFIN20031022_042244_000000642021_00019_08590_7045.N1	22-OCT-2003 04:22:44	Dark	63.500	108	Alp Col	2.6520	15200.	127	8590	No
61	GOM_NL__2PRFIN20031022_042537_000000522021_00019_08590_7046.N1	22-OCT-2003 04:25:37	Dark	51.500	9	Alp Eri	0.45300	24000.	103	8590	No
62	GOM_NL__2PRFIN20031022_042829_000000432021_00019_08590_7047.N1	22-OCT-2003 04:28:29	Straylight	43.000	157	The1Eri	2.9060	9300.0	86	8590	No
63	GOM_NL__2PRFIN20031022_043031_000000402021_00019_08590_7048.N1	22-OCT-2003 04:30:31	Straylight	40.000	84	Alp Phe	2.3970	4500.0	80	8590	No
64	GOM_NL__2PRFIN20031022_043307_000002132021_00019_08590_7049.N1	22-OCT-2003 04:33:07	Twi_and_stray	213.00	101	11Alp Lep	2.5820	7000.0	426	8590	No
65	GOM_NL__2PRFIN20031022_043746_000000912021_00019_08590_7050.N1	22-OCT-2003 04:37:46	Twi_and_stray	91.000	165	34Gam Eri	2.9500	3200.0	182	8590	No
66	GOM_NL__2PRFIN20031022_044635_000000362021_00019_08590_7051.N1	22-OCT-2003 04:46:35	Bright	36.000	140	88Gam Peg	2.8340	26000.	72	8590	No
67	GOM_NL__2PRFIN20031022_044856_000000452021_00019_08590_7052.N1	22-OCT-2003 04:48:56	Bright	44.500	105	6Bet Ari	2.6450	8900.0	89	8590	No
68	GOM_NL__2PRFIN20031022_045030_000000372021_00019_08590_7053.N1	22-OCT-2003 04:50:30	Bright	37.000	58	21Alp And	2.0730	11000.	74	8590	No
69	GOM_NL__2PRFIN20031022_045236_000000432021_00019_08590_7054.N1	22-OCT-2003 04:52:36	Bright	42.500	53	43Bet And	2.0480	3300.0	85	8590	No
70	GOM_NL__2PRFIN20031022_045542_000000452021_00019_08590_7055.N1	22-OCT-2003 04:55:42	Bright	44.500	73	57Gam1And	2.2600	13100.	89	8590	No
71	GOM_NL__2PRFIN20031022_045818_000000382021_00019_08590_7056.N1	22-OCT-2003 04:58:18	Bright	37.500	68	18Alp Cas	2.2250	4500.0	75	8590	No
72	GOM_NL__2PRFIN20031022_045936_000000382021_00019_08590_7057.N1	22-OCT-2003 04:59:36	Bright	37.500	76	27Gam Cas	2.3000	30000.	75	8590	No
73	GOM_NL__2PRFIN20031022_050151_000000362021_00019_08590_7058.N1	22-OCT-2003 05:01:51	Bright	35.500	89	5Alp Cep	2.4510	8000.0	71	8590	No
74	GOM_NL__2PRFIN20031022_050729_000000392021_00019_08590_7059.N1	22-OCT-2003 05:07:29	Bright	38.500	49	1Alp UMi	1.9900	6300.0	77	8590	No
75	GOM_NL__2PRFIN20031022_051049_000000392021_00019_08590_7060.N1	22-OCT-2003 05:10:49	Bright	39.000	60	7Bet UMi	2.0810	3950.0	78	8590	No
76	GOM_NL__2PRFIN20031022_051309_000000812021_00019_08590_7061.N1	22-OCT-2003 05:13:09	Bright	80.500	42	34Bet Aur	1.9000	10200.	161	8590	No
77	GOM_NL__2PRFIN20031022_051651_000000372021_00019_08590_7062.N1	22-OCT-2003 05:16:51	Bright	37.000	32	77Eps UMa	1.7630	11000.	74	8590	No
78	GOM_NL__2PRFIN20031022_052048_000000352021_00019_08590_7063.N1	22-OCT-2003 05:20:48	Bright	35.000	174	52Psi UMa	3.0040	4400.0	70	8590	No
79	GOM_NL__2PRFIN20031022_052744_000000352021_00019_08590_7064.N1	22-OCT-2003 05:27:44	Bright	35.000	96	68Del Leo	2.5600	9300.0	70	8590	No
80	GOM_NL__2PRFIN20031022_052924_000001322021_00019_08590_7065.N1	22-OCT-2003 05:29:24	Twi_and_stray	132.00	17	78Bet Gem	1.1610	4500.0	264	8590	No
81	GOM_NL__2PRFIN20031022_053925_000000542021_00019_08590_7066.N1	22-OCT-2003 05:39:25	Dark	53.500	48	30Alp Hya	1.9770	4100.0	107	8590	No
82	GOM_NL__2PRFIN20031022_054718_000000392021_00019_08590_7067.N1	22-OCT-2003 05:47:18	Dark	38.500	113	Mu Vel	2.6920	5000.0	77	8590	No
83	GOM_NL__2PRFIN20031022_054846_000000492021_00019_08590_7068.N1	22-OCT-2003 05:48:46	Dark	48.500	65	Lam Vel	2.2040	4400.0	97	8590	No
84	GOM_NL__2PRFIN20031022_055210_000000392021_00020_08591_7043.N1	22-OCT-2003 05:52:10	Dark	38.500	159	Ups Car	2.9200	7200.0	77	8591	No
85	GOM_NL__2PRFIN20031022_055344_000000402021_00020_08591_7044.N1	22-OCT-2003 05:53:44	Dark	39.500	29	Bet Car	1.6720	10200.	79	8591	No
86	GOM_NL__2PRFIN20031022_060045_000000742021_00020_08591_7045.N1	22-OCT-2003 06:00:45	Dark	74.000	177	1Zet CMa	3.0220	26000.	148	8591	No
87	GOM_NL__2PRFIN20031022_060321_000000662021_00020_08591_7046.N1	22-OCT-2003 06:03:21	Dark	65.500	108	Alp Col	2.6520	15200.	131	8591	No
88	GOM_NL__2PRFIN20031022_060613_000000452021_00020_08591_7047.N1	22-OCT-2003 06:06:13	Dark	45.000	9	Alp Eri	0.45300	24000.	90	8591	No
89	GOM_NL__2PRFIN20031022_060905_000000452021_00020_08591_7048.N1	22-OCT-2003 06:09:05	Straylight	44.500	157	The1Eri	2.9060	9300.0	89	8591	No
90	GOM_NL__2PRFIN20031022_061107_000000412021_00020_08591_7049.N1	22-OCT-2003 06:11:07	Straylight	41.000	84	Alp Phe	2.3970	4500.0	82	8591	No
91	GOM_NL__2PRFIN20031022_061344_000002132021_00020_08591_7050.N1	22-OCT-2003 06:13:44	Twi_and_stray	213.00	101	11Alp Lep	2.5820	7000.0	426	8591	No
92	GOM_NL__2PRFIN20031022_061822_000000872021_00020_08591_7051.N1	22-OCT-2003 06:18:22	Twi_and_stray	86.500	165	34Gam Eri	2.9500	3200.0	173	8591	No
93	GOM_NL__2PRFIN20031022_062711_000000372021_00020_08591_7052.N1	22-OCT-2003 06:27:11	Bright	36.500	140	88Gam Peg	2.8340	26000.	73	8591	No
94	GOM_NL__2PRFIN20031022_062932_000000442021_00020_08591_7053.N1	22-OCT-2003 06:29:32	Bright	44.000	105	6Bet Ari	2.6450	8900.0	88	8591	No
95	GOM_NL__2PRFIN20031022_063106_000000392021_00020_08591_7054.N1	22-OCT-2003 06:31:06	Bright	38.500	58	21Alp And	2.0730	11000.	77	8591	No
96	GOM_NL__2PRFIN20031022_063312_000000392021_00020_08591_7055.N1	22-OCT-2003 06:33:12	Bright	39.000	53	43Bet And	2.0480	3300.0	78	8591	No
97	GOM_NL__2PRFIN20031022_063617_000000442021_00020_08591_7056.N1	22-OCT-2003 06:36:17	Bright	43.500	73	57Gam1And	2.2600	13100.	87	8591	No
98	GOM_NL__2PRFIN20031022_063854_000000392021_00020_08591_7057.N1	22-OCT-2003 06:38:54	Bright	38.500	68	18Alp Cas	2.2250	4500.0	77	8591	No
99	GOM_NL__2PRFIN20031022_064012_000000392021_00020_08591_7058.N1	22-OCT-2003 06:40:12	Bright	38.500	76	27Gam Cas	2.3000	30000.	77	8591	No
100	GOM_NL__2PRFIN20031022_064228_000000372021_00020_08591_7059.N1	22-OCT-2003 06:42:28	Bright	37.000	89	5Alp Cep	2.4510	8000.0	74	8591	No
101	GOM_NL__2PRFIN20031022_064805_000000382021_00020_08591_7060.N1	22-OCT-2003 06:48:05	Bright	38.000	49	1Alp UMi	1.9900	6300.0	76	8591	No

102	GOM_NL__2PRFIN20031022_065126_000000402021_00020_08591_7061.N1	22-OCT-2003 06:51:26	Bright	39.500	60	7Bet UMi	2.0810	3950.0	79	8591	No
103	GOM_NL__2PRFIN20031022_065343_000000832021_00020_08591_7062.N1	22-OCT-2003 06:53:43	Bright	82.500	42	34Bet Aur	1.9000	10200.	165	8591	No
104	GOM_NL__2PRFIN20031022_065727_000000362021_00020_08591_7063.N1	22-OCT-2003 06:57:27	Bright	36.000	32	77Eps UMa	1.7630	11000.	72	8591	No
105	GOM_NL__2PRFIN20031022_070124_000000542021_00020_08591_7064.N1	22-OCT-2003 07:01:24	Bright	54.000	174	52Psi UMa	3.0040	4400.0	108	8591	No
106	GOM_NL__2PRFIN20031022_070820_000000362021_00020_08591_7065.N1	22-OCT-2003 07:08:20	Bright	36.000	96	68Del Leo	2.5600	9300.0	72	8591	No
107	GOM_NL__2PRFIN20031022_071001_000001392021_00020_08591_7066.N1	22-OCT-2003 07:10:01	Tw_i_and_stray	139.00	17	78Bet Gem	1.1610	4500.0	278	8591	No
108	GOM_NL__2PRFIN20031022_072002_000000612021_00020_08591_7067.N1	22-OCT-2003 07:20:02	Dark	60.500	48	30Alp Hya	1.9770	4100.0	121	8591	No
109	GOM_NL__2PRFIN20031022_072754_000000422021_00020_08591_7068.N1	22-OCT-2003 07:27:54	Dark	42.000	113	Mu Vel	2.6920	5000.0	84	8591	No
110	GOM_NL__2PRFIN20031022_072923_000000482021_00020_08591_7069.N1	22-OCT-2003 07:29:23	Dark	47.500	65	Lam Vel	2.2040	4400.0	95	8591	No
111	GOM_NL__2PRFIN20031022_073246_000000392021_00021_08592_7043.N1	22-OCT-2003 07:32:46	Dark	38.500	159	Ups Car	2.9200	7200.0	77	8592	No
112	GOM_NL__2PRFIN20031022_073421_000000382021_00021_08592_7044.N1	22-OCT-2003 07:34:21	Dark	38.000	29	Bet Car	1.6720	10200.	76	8592	No
113	GOM_NL__2PRFIN20031022_074122_000000762021_00021_08592_7045.N1	22-OCT-2003 07:41:22	Dark	75.500	177	1Zet CMa	3.0220	26000.	151	8592	No
114	GOM_NL__2PRFIN20031022_074358_000000662021_00021_08592_7046.N1	22-OCT-2003 07:43:58	Dark	66.000	108	Alp Col	2.6520	15200.	132	8592	No
115	GOM_NL__2PRFIN20031022_074650_000000442021_00021_08592_7047.N1	22-OCT-2003 07:46:50	Dark	43.500	9	Alp Eri	0.45300	24000.	87	8592	No
116	GOM_NL__2PRFIN20031022_074942_000000432021_00021_08592_7048.N1	22-OCT-2003 07:49:42	Straylight	43.000	157	The1Eri	2.9060	9300.0	86	8592	No
117	GOM_NL__2PRFIN20031022_075143_000000442021_00021_08592_7049.N1	22-OCT-2003 07:51:43	Straylight	44.000	84	Alp Phe	2.3970	4500.0	88	8592	No
118	GOM_NL__2PRFIN20031022_075421_000002132021_00021_08592_7050.N1	22-OCT-2003 07:54:21	Tw_i_and_stray	213.00	101	11Alp Lep	2.5820	7000.0	426	8592	No
119	GOM_NL__2PRFIN20031022_075858_000000862021_00021_08592_7051.N1	22-OCT-2003 07:58:58	Tw_i_and_stray	85.500	165	34Gam Eri	2.9500	3200.0	171	8592	No
120	GOM_NL__2PRFIN20031022_080747_000000372021_00021_08592_7052.N1	22-OCT-2003 08:07:47	Bright	36.500	140	88Gam Peg	2.8340	26000.	73	8592	No
121	GOM_NL__2PRFIN20031022_081007_000000452021_00021_08592_7053.N1	22-OCT-2003 08:10:07	Bright	45.000	105	6Bet Ari	2.6450	8900.0	90	8592	No
122	GOM_NL__2PRFIN20031022_081142_000000382021_00021_08592_7054.N1	22-OCT-2003 08:11:42	Bright	38.000	58	21Alp And	2.0730	11000.	76	8592	No
123	GOM_NL__2PRFIN20031022_081347_000000402021_00021_08592_7055.N1	22-OCT-2003 08:13:47	Bright	39.500	53	43Bet And	2.0480	3300.0	79	8592	No
124	GOM_NL__2PRFIN20031022_081652_000000452021_00021_08592_7056.N1	22-OCT-2003 08:16:52	Bright	45.000	73	57Gam1And	2.2600	13100.	90	8592	No
125	GOM_NL__2PRFIN20031022_081930_000000392021_00021_08592_7057.N1	22-OCT-2003 08:19:30	Bright	38.500	68	18Alp Cas	2.2250	4500.0	77	8592	No
126	GOM_NL__2PRFIN20031022_082048_000000382021_00021_08592_7058.N1	22-OCT-2003 08:20:48	Bright	37.500	76	27Gam Cas	2.3000	30000.	75	8592	No
127	GOM_NL__2PRFIN20031022_082304_000000382021_00021_08592_7059.N1	22-OCT-2003 08:23:04	Bright	37.500	89	5Alp Cep	2.4510	8000.0	75	8592	No
128	GOM_NL__2PRFIN20031022_082841_000000352021_00021_08592_7060.N1	22-OCT-2003 08:28:41	Bright	34.500	49	1Alp UMi	1.9900	6300.0	69	8592	No
129	GOM_NL__2PRFIN20031022_083202_000000372021_00021_08592_7061.N1	22-OCT-2003 08:32:02	Bright	37.000	60	7Bet UMi	2.0810	3950.0	74	8592	No
130	GOM_NL__2PRFIN20031022_083418_000000782021_00021_08592_7062.N1	22-OCT-2003 08:34:18	Bright	77.500	42	34Bet Aur	1.9000	10200.	155	8592	No
131	GOM_NL__2PRFIN20031022_083803_000000352021_00021_08592_7063.N1	22-OCT-2003 08:38:03	Bright	34.500	32	77Eps UMa	1.7630	11000.	69	8592	No
132	GOM_NL__2PRFIN20031022_084200_000000362021_00021_08592_7064.N1	22-OCT-2003 08:42:00	Bright	36.000	174	52Psi UMa	3.0040	4400.0	72	8592	No
133	GOM_NL__2PRFIN20031022_084856_000000372021_00021_08592_7065.N1	22-OCT-2003 08:48:56	Bright	36.500	96	68Del Leo	2.5600	9300.0	73	8592	No
134	GOM_NL__2PRFIN20031022_085038_000001602021_00021_08592_7066.N1	22-OCT-2003 08:50:38	Tw_i_and_stray	160.00	17	78Bet Gem	1.1610	4500.0	320	8592	No
135	GOM_NL__2PRFIN20031022_090039_000000582021_00021_08592_7067.N1	22-OCT-2003 09:00:39	Dark	57.500	48	30Alp Hya	1.9770	4100.0	115	8592	No
136	GOM_NL__2PRFIN20031022_090830_000000422021_00021_08592_7068.N1	22-OCT-2003 09:08:30	Dark	41.500	113	Mu Vel	2.6920	5000.0	83	8592	No
137	GOM_NL__2PRFIN20031022_091000_000000522021_00021_08592_7069.N1	22-OCT-2003 09:10:00	Dark	52.000	65	Lam Vel	2.2040	4400.0	104	8592	No
138	GOM_NL__2PRFIN20031022_091323_000000392021_00022_08593_7043.N1	22-OCT-2003 09:13:23	Dark	39.000	159	Ups Car	2.9200	7200.0	78	8593	No
139	GOM_NL__2PRFIN20031022_091457_000000392021_00022_08593_7044.N1	22-OCT-2003 09:14:57	Dark	39.000	29	Bet Car	1.6720	10200.	78	8593	No
140	GOM_NL__2PRFIN20031022_092200_000000772021_00022_08593_7045.N1	22-OCT-2003 09:22:00	Dark	77.000	177	1Zet CMa	3.0220	26000.	154	8593	No
141	GOM_NL__2PRFIN20031022_092435_000000652021_00022_08593_7046.N1	22-OCT-2003 09:24:35	Dark	65.000	108	Alp Col	2.6520	15200.	130	8593	No
142	GOM_NL__2PRFIN20031022_092726_000000462021_00022_08593_7047.N1	22-OCT-2003 09:27:26	Dark	45.500	9	Alp Eri	0.45300	24000.	91	8593	No
143	GOM_NL__2PRFIN20031022_093018_000000452021_00022_08593_7048.N1	22-OCT-2003 09:30:18	Straylight	45.000	157	The1Eri	2.9060	9300.0	90	8593	No
144	GOM_NL__2PRFIN20031022_093220_000000442021_00022_08593_7049.N1	22-OCT-2003 09:32:20	Straylight	44.000	84	Alp Phe	2.3970	4500.0	88	8593	No
145	GOM_NL__2PRFIN20031022_093458_000002132021_00022_08593_7050.N1	22-OCT-2003 09:34:58	Tw_i_and_stray	213.00	101	11Alp Lep	2.5820	7000.0	426	8593	No
146	GOM_NL__2PRFIN20031022_093933_000000862021_00022_08593_7051.N1	22-OCT-2003 09:39:33	Tw_i_and_stray	86.000	165	34Gam Eri	2.9500	3200.0	172	8593	No
147	GOM_NL__2PRFIN20031022_094823_000000372021_00022_08593_7052.N1	22-OCT-2003 09:48:23	Bright	36.500	140	88Gam Peg	2.8340	26000.	73	8593	No
148	GOM_NL__2PRFIN20031022_095043_000000442021_00022_08593_7053.N1	22-OCT-2003 09:50:43	Bright	44.000	105	6Bet Ari	2.6450	8900.0	88	8593	No
149	GOM_NL__2PRFIN20031022_095218_000000382021_00022_08593_7054.N1	22-OCT-2003 09:52:18	Bright	38.000	58	21Alp And	2.0730	11000.	76	8593	No
150	GOM_NL__2PRFIN20031022_095423_000000392021_00022_08593_7055.N1	22-OCT-2003 09:54:23	Bright	39.000	53	43Bet And	2.0480	3300.0	78	8593	No
151	GOM_NL__2PRFIN20031022_095728_000000452021_00022_08593_7056.N1	22-OCT-2003 09:57:28	Bright	44.500	73	57Gam1And	2.2600	13100.	89	8593	No
152	GOM_NL__2PRFIN20031022_100006_000000362021_00022_08593_7057.N1	22-OCT-2003 10:00:06	Bright	35.500	68	18Alp Cas	2.2250	4500.0	71	8593	No
153	GOM_NL__2PRFIN20031022_100124_000000362021_00022_08593_7058.N1	22-OCT-2003 10:01:24	Bright	36.000	76	27Gam Cas	2.3000	30000.	72	8593	No
154	GOM_NL__2PRFIN20031022_100340_000000372021_00022_08593_7059.N1	22-OCT-2003 10:03:40	Bright	37.000	89	5Alp Cep	2.4510	8000.0	74	8593	No
155	GOM_NL__2PRFIN20031022_100917_000000372021_00022_08593_7060.N1	22-OCT-2003 10:09:17	Bright	37.000	49	1Alp UMi	1.9900	6300.0	74	8593	No
156	GOM_NL__2PRFIN20031022_101238_000000382021_00022_08593_7061.N1	22-OCT-2003 10:12:38	Bright	37.500	60	7Bet UMi	2.0810	3950.0	75	8593	No
157	GOM_NL__2PRFIN20031022_101452_000000762021_00022_08593_7062.N1	22-OCT-2003 10:14:52	Bright	76.000	42	34Bet Aur	1.9000	10200.	152	8593	No
158	GOM_NL__2PRFIN20031022_101839_000000522021_00022_08593_7063.N1	22-OCT-2003 10:18:39	Bright	52.000	32	77Eps UMa	1.7630	11000.	104	8593	No
159	GOM_NL__2PRFIN20031022_102236_000000382021_00022_08593_7064.N1	22-OCT-2003 10:22:36	Bright	38.000	174	52Psi UMa	3.0040	4400.0	76	8593	No
160	GOM_NL__2PRFIN20031022_102932_000000362021_00022_08593_7065.N1	22-OCT-2003 10:29:32	Bright	35.500	96	68Del Leo	2.5600	9300.0	71	8593	No

161	GOM_NL__2PRFIN20031022_103115_000001472021_00022_08593_7066.N1	22-OCT-2003 10:31:15	Tw_i_and_stray	146.50	17	78Bet Gem	1.1610	4500.0	293	8593	No
162	GOM_NL__2PRFIN20031022_104116_000000662021_00022_08593_7067.N1	22-OCT-2003 10:41:16	Dark	65.500	48	30Alp Hya	1.9770	4100.0	131	8593	No
163	GOM_NL__2PRFIN20031022_104907_000000422021_00022_08593_7068.N1	22-OCT-2003 10:49:07	Dark	41.500	113	Mu Vel	2.6920	5000.0	83	8593	No
164	GOM_NL__2PRFIN20031022_105036_000000522021_00022_08593_7069.N1	22-OCT-2003 10:50:36	Dark	51.500	65	Lam Vel	2.2040	4400.0	103	8593	No
165	GOM_NL__2PRFIN20031022_105359_000000382021_00023_08594_7044.N1	22-OCT-2003 10:53:59	Dark	38.000	159	Ups Car	2.9200	7200.0	76	8594	No
166	GOM_NL__2PRFIN20031022_105534_000000462021_00023_08594_7045.N1	22-OCT-2003 10:55:34	Dark	45.500	29	Bet Car	1.6720	10200.	91	8594	No
167	GOM_NL__2PRFIN20031022_110238_000000732021_00023_08594_7046.N1	22-OCT-2003 11:02:38	Dark	73.000	177	1Zet CMa	3.0220	26000.	146	8594	No
168	GOM_NL__2PRFIN20031022_110513_000000662021_00023_08594_7047.N1	22-OCT-2003 11:05:13	Dark	66.000	108	Alp Col	2.6520	15200.	132	8594	No
169	GOM_NL__2PRFIN20031022_110802_000000422021_00023_08594_7048.N1	22-OCT-2003 11:08:02	Dark	42.000	9	Alp Eri	0.45300	24000.	84	8594	No
170	GOM_NL__2PRFIN20031022_111055_000000462021_00023_08594_7049.N1	22-OCT-2003 11:10:55	Straylight	45.500	157	The1Eri	2.9060	9300.0	91	8594	No
171	GOM_NL__2PRFIN20031022_111256_000000432021_00023_08594_7050.N1	22-OCT-2003 11:12:56	Straylight	42.500	84	Alp Phe	2.3970	4500.0	85	8594	No
172	GOM_NL__2PRFIN20031022_111535_000002132021_00023_08594_7051.N1	22-OCT-2003 11:15:35	Tw_i_and_stray	213.00	101	11Alp Lep	2.5820	7000.0	426	8594	No
173	GOM_NL__2PRFIN20031022_112009_000000992021_00023_08594_7052.N1	22-OCT-2003 11:20:09	Tw_i_and_stray	98.500	165	34Gam Eri	2.9500	3200.0	197	8594	No
174	GOM_NL__2PRFIN20031022_112900_000000372021_00023_08594_7053.N1	22-OCT-2003 11:29:00	Bright	36.500	140	88Gam Peg	2.8340	26000.	73	8594	No
175	GOM_NL__2PRFIN20031022_113119_000000452021_00023_08594_7054.N1	22-OCT-2003 11:31:19	Bright	44.500	105	6Bet Ari	2.6450	8900.0	89	8594	No
176	GOM_NL__2PRFIN20031022_113254_000000382021_00023_08594_7055.N1	22-OCT-2003 11:32:54	Bright	37.500	58	21Alp And	2.0730	11000.	75	8594	No
177	GOM_NL__2PRFIN20031022_113500_000000402021_00023_08594_7056.N1	22-OCT-2003 11:35:00	Bright	40.000	53	43Bet And	2.0480	3300.0	80	8594	No
178	GOM_NL__2PRFIN20031022_113804_000000412021_00023_08594_7057.N1	22-OCT-2003 11:38:04	Bright	41.000	73	57Gam1And	2.2600	13100.	82	8594	No
179	GOM_NL__2PRFIN20031022_114042_000000382021_00023_08594_7058.N1	22-OCT-2003 11:40:42	Bright	37.500	68	18Alp Cas	2.2250	4500.0	75	8594	No
180	GOM_NL__2PRFIN20031022_114200_000000382021_00023_08594_7059.N1	22-OCT-2003 11:42:00	Bright	37.500	76	27Gam Cas	2.3000	30000.	75	8594	No
181	GOM_NL__2PRFIN20031022_114417_000000372021_00023_08594_7060.N1	22-OCT-2003 11:44:17	Bright	37.000	89	5Alp Cep	2.4510	8000.0	74	8594	No
182	GOM_NL__2PRFIN20031022_114954_000000372021_00023_08594_7061.N1	22-OCT-2003 11:49:54	Bright	37.000	49	1Alp UMi	1.9900	6300.0	74	8594	No
183	GOM_NL__2PRFIN20031022_115315_000000372021_00023_08594_7062.N1	22-OCT-2003 11:53:15	Bright	36.500	60	7Bet UMi	2.0810	3950.0	73	8594	No
184	GOM_NL__2PRFIN20031022_115527_000000812021_00023_08594_7063.N1	22-OCT-2003 11:55:27	Bright	80.500	42	34Bet Aur	1.9000	10200.	161	8594	No
185	GOM_NL__2PRFIN20031022_115915_000000332021_00023_08594_7064.N1	22-OCT-2003 11:59:15	Bright	33.000	32	77Eps UMa	1.7630	11000.	66	8594	No
186	GOM_NL__2PRFIN20031022_120312_000000362021_00023_08594_7065.N1	22-OCT-2003 12:03:12	Bright	36.000	174	52Psi UMa	3.0040	4400.0	72	8594	No
187	GOM_NL__2PRFIN20031022_121009_000000352021_00023_08594_7066.N1	22-OCT-2003 12:10:09	Bright	35.000	96	68Del Leo	2.5600	9300.0	70	8594	No
188	GOM_NL__2PRFIN20031022_121151_000001352021_00023_08594_7067.N1	22-OCT-2003 12:11:51	Tw_i_and_stray	135.00	17	78Bet Gem	1.1610	4500.0	270	8594	No
189	GOM_NL__2PRFIN20031022_122153_000000632021_00023_08594_7068.N1	22-OCT-2003 12:21:53	Dark	62.500	48	30Alp Hya	1.9770	4100.0	125	8594	No
190	GOM_NL__2PRFIN20031022_122943_000000422021_00023_08594_7069.N1	22-OCT-2003 12:29:43	Dark	42.000	113	Mu Vel	2.6920	5000.0	84	8594	No
191	GOM_NL__2PRFIN20031022_123113_000000542021_00023_08594_7070.N1	22-OCT-2003 12:31:13	Dark	54.000	65	Lam Vel	2.2040	4400.0	108	8594	No
192	GOM_NL__2PRFIN20031022_123436_000000392021_00024_08595_7064.N1	22-OCT-2003 12:34:36	Dark	38.500	159	Ups Car	2.9200	7200.0	77	8595	No
193	GOM_NL__2PRFIN20031022_123610_000000462021_00024_08595_7065.N1	22-OCT-2003 12:36:10	Dark	46.000	29	Bet Car	1.6720	10200.	92	8595	No
194	GOM_NL__2PRFIN20031022_124316_000000742021_00024_08595_7066.N1	22-OCT-2003 12:43:16	Dark	74.000	177	1Zet CMa	3.0220	26000.	148	8595	No
195	GOM_NL__2PRFIN20031022_124550_000000672021_00024_08595_7067.N1	22-OCT-2003 12:45:50	Dark	66.500	108	Alp Col	2.6520	15200.	133	8595	No
196	GOM_NL__2PRFIN20031022_124838_000000392021_00024_08595_7068.N1	22-OCT-2003 12:48:38	Dark	38.500	9	Alp Eri	0.45300	24000.	77	8595	No
197	GOM_NL__2PRFIN20031022_125131_000000422021_00024_08595_7069.N1	22-OCT-2003 12:51:31	Straylight	41.500	157	The1Eri	2.9060	9300.0	83	8595	No
198	GOM_NL__2PRFIN20031022_125332_000000412021_00024_08595_7070.N1	22-OCT-2003 12:53:32	Straylight	40.500	84	Alp Phe	2.3970	4500.0	81	8595	No
199	GOM_NL__2PRFIN20031022_130005_000000442021_00024_08595_7071.N1	22-OCT-2003 13:00:05	Straylight	43.500	52	16Bet Cet	2.0370	4500.0	87	8595	No
200	GOM_NL__2PRFIN20031022_130936_000000362021_00024_08595_7072.N1	22-OCT-2003 13:09:36	Bright	36.000	140	88Gam Peg	2.8340	26000.	72	8595	No
201	GOM_NL__2PRFIN20031022_131154_000000442021_00024_08595_7073.N1	22-OCT-2003 13:11:54	Bright	44.000	105	6Bet Ari	2.6450	8900.0	88	8595	No
202	GOM_NL__2PRFIN20031022_131330_000000372021_00024_08595_7074.N1	22-OCT-2003 13:13:30	Bright	36.500	58	21Alp And	2.0730	11000.	73	8595	No
203	GOM_NL__2PRFIN20031022_131535_000000382021_00024_08595_7075.N1	22-OCT-2003 13:15:35	Bright	37.500	53	43Bet And	2.0480	3300.0	75	8595	No
204	GOM_NL__2PRFIN20031022_131839_000000432021_00024_08595_7076.N1	22-OCT-2003 13:18:39	Bright	43.000	73	57Gam1And	2.2600	13100.	86	8595	No
205	GOM_NL__2PRFIN20031022_132118_000000362021_00024_08595_7077.N1	22-OCT-2003 13:21:18	Bright	35.500	68	18Alp Cas	2.2250	4500.0	71	8595	No
206	GOM_NL__2PRFIN20031022_132235_000000372021_00024_08595_7078.N1	22-OCT-2003 13:22:35	Bright	36.500	76	27Gam Cas	2.3000	30000.	73	8595	No
207	GOM_NL__2PRFIN20031022_132453_000000382021_00024_08595_7079.N1	22-OCT-2003 13:24:53	Bright	38.000	89	5Alp Cep	2.4510	8000.0	76	8595	No
208	GOM_NL__2PRFIN20031022_133029_000000372021_00024_08595_7080.N1	22-OCT-2003 13:30:29	Bright	37.000	49	1Alp UMi	1.9900	6300.0	74	8595	No
209	GOM_NL__2PRFIN20031022_133350_000000342021_00024_08595_7081.N1	22-OCT-2003 13:33:50	Bright	34.000	60	7Bet UMi	2.0810	3950.0	68	8595	No
210	GOM_NL__2PRFIN20031022_134019_000000372021_00024_08595_7082.N1	22-OCT-2003 13:40:19	Bright	36.500	82	48Bet UMa	2.3650	10600.	73	8595	No
211	GOM_NL__2PRFIN20031022_134348_000000352021_00024_08595_7083.N1	22-OCT-2003 13:43:48	Bright	34.500	174	52Psi UMa	3.0040	4400.0	69	8595	No
212	GOM_NL__2PRFIN20031022_135045_000000362021_00024_08595_7084.N1	22-OCT-2003 13:50:45	Bright	35.500	96	68Del Leo	2.5600	9300.0	71	8595	No
213	GOM_NL__2PRFIN20031022_135228_000001382021_00024_08595_7085.N1	22-OCT-2003 13:52:28	Tw_i_and_stray	137.50	17	78Bet Gem	1.1610	4500.0	275	8595	No
214	GOM_NL__2PRFIN20031022_140229_000000612021_00024_08595_7086.N1	22-OCT-2003 14:02:29	Dark	60.500	48	30Alp Hya	1.9770	4100.0	121	8595	No
215	GOM_NL__2PRFIN20031022_141019_000000422021_00024_08595_7087.N1	22-OCT-2003 14:10:19	Dark	41.500	113	Mu Vel	2.6920	5000.0	83	8595	No
216	GOM_NL__2PRFIN20031022_141150_000000552021_00024_08595_7088.N1	22-OCT-2003 14:11:50	Dark	55.000	65	Lam Vel	2.2040	4400.0	110	8595	No
217	GOM_NL__2PRFIN20031022_141512_000000382021_00025_08596_7064.N1	22-OCT-2003 14:15:12	Dark	37.500	159	Ups Car	2.9200	7200.0	75	8596	No
218	GOM_NL__2PRFIN20031022_141646_000000412021_00025_08596_7065.N1	22-OCT-2003 14:16:46	Dark	41.000	29	Bet Car	1.6720	10200.	82	8596	No
219	GOM_NL__2PRFIN20031022_142353_000000782021_00025_08596_7066.N1	22-OCT-2003 14:23:53	Dark	77.500	177	1Zet CMa	3.0220	26000.	155	8596	No

220	GOM_NL__2PRFIN20031022_142627_000000672021_00025_08596_7067.N1	22-OCT-2003 14:26:27	Dark	66.500	108	Alp Col	2.6520	15200.	133	8596	No
221	GOM_NL__2PRFIN20031022_142915_000000492021_00025_08596_7068.N1	22-OCT-2003 14:29:15	Dark	49.000	9	Alp Eri	0.45300	24000.	98	8596	No
222	GOM_NL__2PRFIN20031022_143208_000000442021_00025_08596_7069.N1	22-OCT-2003 14:32:08	Straylight	43.500	157	The1Eri	2.9060	9300.0	87	8596	No
223	GOM_NL__2PRFIN20031022_143408_000000402021_00025_08596_7070.N1	22-OCT-2003 14:34:08	Straylight	40.000	84	Alp Phe	2.3970	4500.0	80	8596	No
224	GOM_NL__2PRFIN20031022_144042_000000442021_00025_08596_7071.N1	22-OCT-2003 14:40:42	Straylight	43.500	52	16Bet Cet	2.0370	4500.0	87	8596	No
225	GOM_NL__2PRFIN20031022_145012_000000362021_00025_08596_7072.N1	22-OCT-2003 14:50:12	Bright	35.500	140	88Gam Peg	2.8340	26000.	71	8596	No
226	GOM_NL__2PRFIN20031022_145230_000000442021_00025_08596_7073.N1	22-OCT-2003 14:52:30	Bright	43.500	105	6Bet Ari	2.6450	8900.0	87	8596	No
227	GOM_NL__2PRFIN20031022_145406_000000372021_00025_08596_7074.N1	22-OCT-2003 14:54:06	Bright	36.500	58	21Alp And	2.0730	11000.	73	8596	No
228	GOM_NL__2PRFIN20031022_145610_000000412021_00025_08596_7075.N1	22-OCT-2003 14:56:10	Bright	40.500	53	43Bet And	2.0480	3300.0	81	8596	No
229	GOM_NL__2PRFIN20031022_145914_000000442021_00025_08596_7076.N1	22-OCT-2003 14:59:14	Bright	44.000	73	57Gam1And	2.2600	13100.	88	8596	No
230	GOM_NL__2PRFIN20031022_150152_000000402021_00025_08596_7077.N1	22-OCT-2003 15:01:52	Bright	39.500	68	18Alp Cas	2.2250	4500.0	79	8596	No
231	GOM_NL__2PRFIN20031022_150310_000000392021_00025_08596_7078.N1	22-OCT-2003 15:03:10	Bright	39.000	76	27Gam Cas	2.3000	30000.	78	8596	No
232	GOM_NL__2PRFIN20031022_150528_000000362021_00025_08596_7079.N1	22-OCT-2003 15:05:28	Bright	36.000	89	5Alp Cep	2.4510	8000.0	72	8596	No
233	GOM_NL__2PRFIN20031022_151103_000000382021_00025_08596_7080.N1	22-OCT-2003 15:11:03	Bright	37.500	49	1Alp UMi	1.9900	6300.0	75	8596	No
234	GOM_NL__2PRFIN20031022_151423_000000402021_00025_08596_7081.N1	22-OCT-2003 15:14:23	Bright	40.000	60	7Bet UMi	2.0810	3950.0	80	8596	No
235	GOM_NL__2PRFIN20031022_152054_000000372021_00025_08596_7082.N1	22-OCT-2003 15:20:54	Bright	37.000	82	48Bet UMa	2.3650	10600.	74	8596	No
236	GOM_NL__2PRFIN20031022_152423_000000392021_00025_08596_7083.N1	22-OCT-2003 15:24:23	Bright	38.500	174	52Psi UMa	3.0040	4400.0	77	8596	No
237	GOM_NL__2PRFIN20031022_153120_000000372021_00025_08596_7084.N1	22-OCT-2003 15:31:20	Bright	37.000	96	68Del Leo	2.5600	9300.0	74	8596	No
238	GOM_NL__2PRFIN20031022_153305_000001562021_00025_08596_7085.N1	22-OCT-2003 15:33:05	Tw_i_and_stray	155.50	17	78Bet Gem	1.1610	4500.0	311	8596	No
239	GOM_NL__2PRFIN20031022_154305_000000622021_00025_08596_7086.N1	22-OCT-2003 15:43:05	Dark	61.500	48	30Alp Hya	1.9770	4100.0	123	8596	No
240	GOM_NL__2PRFIN20031022_155051_000000432021_00025_08596_7087.N1	22-OCT-2003 15:50:51	Dark	42.500	113	Mu Vel	2.6920	5000.0	85	8596	No
241	GOM_NL__2PRFIN20031022_155224_000000552021_00025_08596_7088.N1	22-OCT-2003 15:52:24	Dark	54.500	65	Lam Vel	2.2040	4400.0	109	8596	No
242	GOM_NL__2PRFIN20031022_155546_000000402021_00026_08597_7064.N1	22-OCT-2003 15:55:46	Dark	39.500	159	Ups Car	2.9200	7200.0	79	8597	No
243	GOM_NL__2PRFIN20031022_155721_000000412021_00026_08597_7065.N1	22-OCT-2003 15:57:21	Dark	41.000	29	Bet Car	1.6720	10200.	82	8597	No
244	GOM_NL__2PRFIN20031022_160431_000000762021_00026_08597_7066.N1	22-OCT-2003 16:04:31	Dark	75.500	177	1Zet CMa	3.0220	26000.	151	8597	No
245	GOM_NL__2PRFIN20031022_160703_000000662021_00026_08597_7067.N1	22-OCT-2003 16:07:03	Dark	66.000	108	Alp Col	2.6520	15200.	132	8597	No
246	GOM_NL__2PRFIN20031022_160950_000000502021_00026_08597_7068.N1	22-OCT-2003 16:09:50	Dark	50.000	9	Alp Eri	0.45300	24000.	100	8597	No
247	GOM_NL__2PRFIN20031022_161242_000000462021_00026_08597_7069.N1	22-OCT-2003 16:12:42	Straylight	46.000	157	The1Eri	2.9060	9300.0	92	8597	No
248	GOM_NL__2PRFIN20031022_161443_000000452021_00026_08597_7070.N1	22-OCT-2003 16:14:43	Straylight	44.500	84	Alp Phe	2.3970	4500.0	89	8597	No
249	GOM_NL__2PRFIN20031022_162115_000000472021_00026_08597_7071.N1	22-OCT-2003 16:21:15	Straylight	47.000	52	16Bet Cet	2.0370	4500.0	94	8597	No
250	GOM_NL__2PRFIN20031022_163046_000000382021_00026_08597_7072.N1	22-OCT-2003 16:30:46	Bright	38.000	140	88Gam Peg	2.8340	26000.	76	8597	No
251	GOM_NL__2PRFIN20031022_163304_000000432021_00026_08597_7073.N1	22-OCT-2003 16:33:04	Bright	43.000	105	6Bet Ari	2.6450	8900.0	86	8597	No
252	GOM_NL__2PRFIN20031022_163440_000000392021_00026_08597_7074.N1	22-OCT-2003 16:34:40	Bright	39.000	58	21Alp And	2.0730	11000.	78	8597	No
253	GOM_NL__2PRFIN20031022_163646_000000422021_00026_08597_7075.N1	22-OCT-2003 16:36:46	Bright	41.500	53	43Bet And	2.0480	3300.0	83	8597	No
254	GOM_NL__2PRFIN20031022_163949_000000462021_00026_08597_7076.N1	22-OCT-2003 16:39:49	Bright	46.000	73	57Gam1And	2.2600	13100.	92	8597	No
255	GOM_NL__2PRFIN20031022_164228_000000382021_00026_08597_7077.N1	22-OCT-2003 16:42:28	Bright	38.000	68	18Alp Cas	2.2250	4500.0	76	8597	No
256	GOM_NL__2PRFIN20031022_164346_000000402021_00026_08597_7078.N1	22-OCT-2003 16:43:46	Bright	39.500	76	27Gam Cas	2.3000	30000.	79	8597	No
257	GOM_NL__2PRFIN20031022_164604_000000382021_00026_08597_7079.N1	22-OCT-2003 16:46:04	Bright	38.000	89	5Alp Cep	2.4510	8000.0	76	8597	No
258	GOM_NL__2PRFIN20031022_165139_000000392021_00026_08597_7080.N1	22-OCT-2003 16:51:39	Bright	39.000	49	1Alp UMi	1.9900	6300.0	78	8597	No
259	GOM_NL__2PRFIN20031022_165501_000000412021_00026_08597_7081.N1	22-OCT-2003 16:55:01	Bright	41.000	60	7Bet UMi	2.0810	3950.0	82	8597	No
260	GOM_NL__2PRFIN20031022_170129_000000372021_00026_08597_7082.N1	22-OCT-2003 17:01:29	Bright	37.000	82	48Bet UMa	2.3650	10600.	74	8597	No
261	GOM_NL__2PRFIN20031022_170459_000000382021_00026_08597_7083.N1	22-OCT-2003 17:04:59	Bright	38.000	174	52Psi UMa	3.0040	4400.0	76	8597	No
262	GOM_NL__2PRFIN20031022_171156_000000372021_00026_08597_7084.N1	22-OCT-2003 17:11:56	Bright	36.500	96	68Del Leo	2.5600	9300.0	73	8597	No
263	GOM_NL__2PRFIN20031022_171342_000001482021_00026_08597_7085.N1	22-OCT-2003 17:13:42	Tw_i_and_stray	147.50	17	78Bet Gem	1.1610	4500.0	295	8597	No
264	GOM_NL__2PRFIN20031022_172343_000000602021_00026_08597_7086.N1	22-OCT-2003 17:23:43	Dark	60.000	48	30Alp Hya	1.9770	4100.0	120	8597	No
265	GOM_NL__2PRFIN20031022_173128_000000442021_00026_08597_7087.N1	22-OCT-2003 17:31:28	Dark	44.000	113	Mu Vel	2.6920	5000.0	88	8597	No
266	GOM_NL__2PRFIN20031022_173259_000000492021_00026_08597_7088.N1	22-OCT-2003 17:32:59	Dark	49.000	65	Lam Vel	2.2040	4400.0	98	8597	No
267	GOM_NL__2PRFIN20031022_173623_000000402021_00027_08598_7065.N1	22-OCT-2003 17:36:23	Dark	39.500	159	Ups Car	2.9200	7200.0	79	8598	No
268	GOM_NL__2PRFIN20031022_173757_000000402021_00027_08598_7066.N1	22-OCT-2003 17:37:57	Dark	40.000	29	Bet Car	1.6720	10200.	80	8598	No
269	GOM_NL__2PRFIN20031022_174508_000000742021_00027_08598_7067.N1	22-OCT-2003 17:45:08	Dark	74.000	177	1Zet CMa	3.0220	26000.	148	8598	No
270	GOM_NL__2PRFIN20031022_174741_000000672021_00027_08598_7068.N1	22-OCT-2003 17:47:41	Dark	67.000	108	Alp Col	2.6520	15200.	134	8598	No
271	GOM_NL__2PRFIN20031022_175026_000000512021_00027_08598_7069.N1	22-OCT-2003 17:50:26	Dark	50.500	9	Alp Eri	0.45300	24000.	101	8598	No
272	GOM_NL__2PRFIN20031022_175318_000000492021_00027_08598_7070.N1	22-OCT-2003 17:53:18	Straylight	48.500	157	The1Eri	2.9060	9300.0	97	8598	No
273	GOM_NL__2PRFIN20031022_175519_000000432021_00027_08598_7071.N1	22-OCT-2003 17:55:19	Straylight	42.500	84	Alp Phe	2.3970	4500.0	85	8598	No
274	GOM_NL__2PRFIN20031022_180152_000000472021_00027_08598_7072.N1	22-OCT-2003 18:01:52	Straylight	47.000	52	16Bet Cet	2.0370	4500.0	94	8598	No
275	GOM_NL__2PRFIN20031022_181123_000000382021_00027_08598_7073.N1	22-OCT-2003 18:11:23	Bright	37.500	140	88Gam Peg	2.8340	26000.	75	8598	No
276	GOM_NL__2PRFIN20031022_181340_000000442021_00027_08598_7074.N1	22-OCT-2003 18:13:40	Bright	44.000	105	6Bet Ari	2.6450	8900.0	88	8598	No
277	GOM_NL__2PRFIN20031022_181517_000000382021_00027_08598_7075.N1	22-OCT-2003 18:15:17	Bright	38.000	58	21Alp And	2.0730	11000.	76	8598	No
278	GOM_NL__2PRFIN20031022_181721_000000392021_00027_08598_7076.N1	22-OCT-2003 18:17:21	Bright	39.000	53	43Bet And	2.0480	3300.0	78	8598	No

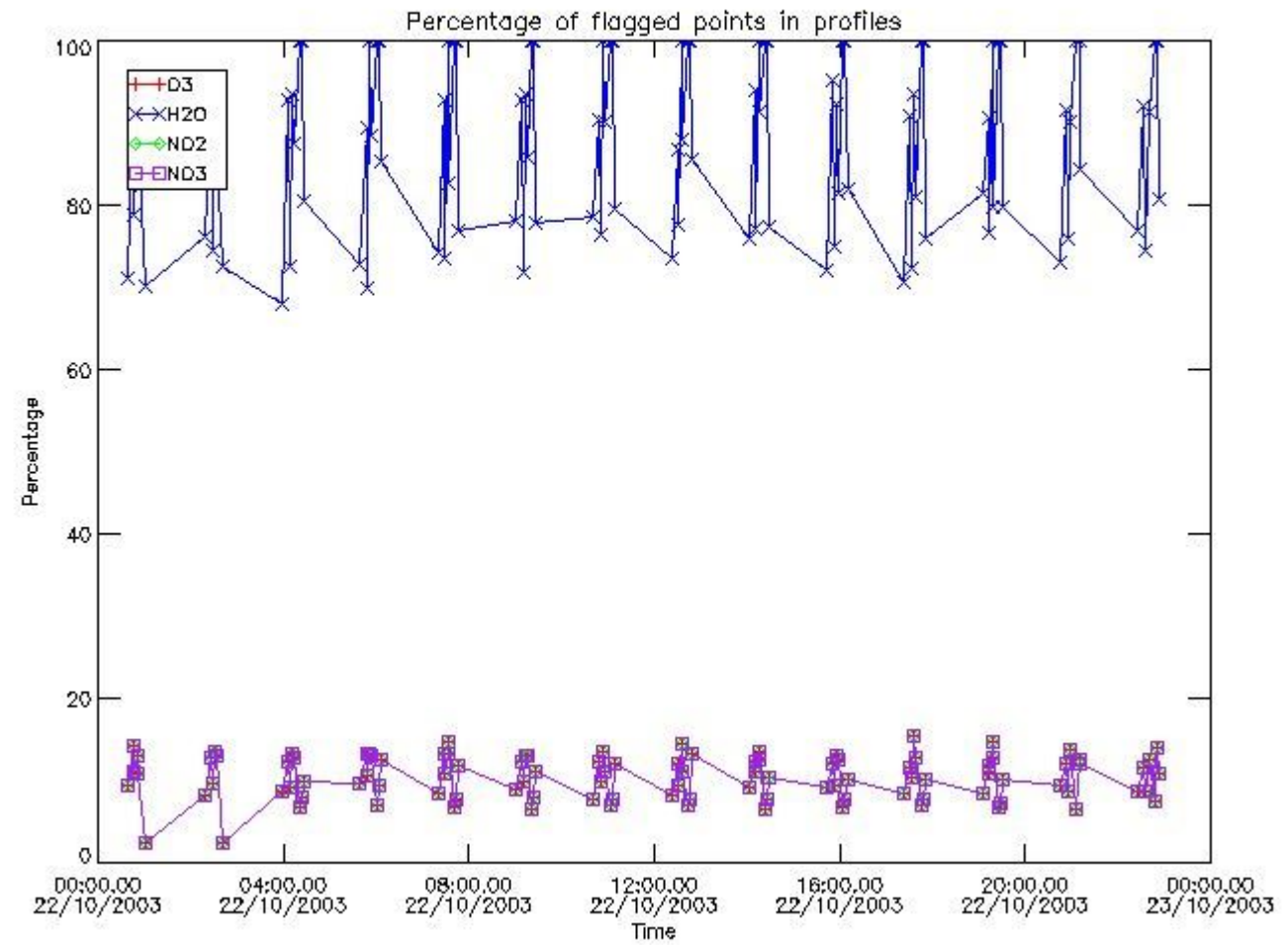
279	GOM_NL__2PRFIN20031022_182025_000000462021_00027_08598_7077.N1	22-OCT-2003 18:20:25	Bright	45.500	73	57Gam1And	2.2600	13100.	91	8598	No
280	GOM_NL__2PRFIN20031022_182304_000000412021_00027_08598_7078.N1	22-OCT-2003 18:23:04	Bright	40.500	68	18Alp Cas	2.2250	4500.0	81	8598	No
281	GOM_NL__2PRFIN20031022_182422_000000382021_00027_08598_7079.N1	22-OCT-2003 18:24:22	Bright	38.000	76	27Gam Cas	2.3000	30000.	76	8598	No
282	GOM_NL__2PRFIN20031022_182641_000000382021_00027_08598_7080.N1	22-OCT-2003 18:26:41	Bright	37.500	89	5Alp Cep	2.4510	8000.0	75	8598	No
283	GOM_NL__2PRFIN20031022_183216_000000402021_00027_08598_7081.N1	22-OCT-2003 18:32:16	Bright	39.500	49	1Alp UMi	1.9900	6300.0	79	8598	No
284	GOM_NL__2PRFIN20031022_183537_000000402021_00027_08598_7082.N1	22-OCT-2003 18:35:37	Bright	39.500	60	7Bet UMi	2.0810	3950.0	79	8598	No
285	GOM_NL__2PRFIN20031022_184205_000000402021_00027_08598_7083.N1	22-OCT-2003 18:42:05	Bright	39.500	82	48Bet UMa	2.3650	10600.	79	8598	No
286	GOM_NL__2PRFIN20031022_184535_000000382021_00027_08598_7084.N1	22-OCT-2003 18:45:35	Bright	37.500	174	52Psi UMa	3.0040	4400.0	75	8598	No
287	GOM_NL__2PRFIN20031022_185232_000000532021_00027_08598_7085.N1	22-OCT-2003 18:52:32	Bright	53.000	96	68Del Leo	2.5600	9300.0	106	8598	No
288	GOM_NL__2PRFIN20031022_185419_000001472021_00027_08598_7086.N1	22-OCT-2003 18:54:19	Tw_i_and_stray	146.50	17	78Bet Gem	1.1610	4500.0	293	8598	No
289	GOM_NL__2PRFIN20031022_190419_000000602021_00027_08598_7087.N1	22-OCT-2003 19:04:19	Dark	60.000	48	30Alp Hya	1.9770	4100.0	120	8598	No
290	GOM_NL__2PRFIN20031022_191206_000000442021_00027_08598_7088.N1	22-OCT-2003 19:12:06	Dark	43.500	113	Mu Vel	2.6920	5000.0	87	8598	No
291	GOM_NL__2PRFIN20031022_191336_000000482021_00027_08598_7089.N1	22-OCT-2003 19:13:36	Dark	47.500	65	Lam Vel	2.2040	4400.0	95	8598	No
292	GOM_NL__2PRFIN20031022_191659_000000382021_00028_08599_7066.N1	22-OCT-2003 19:16:59	Dark	38.000	159	Ups Car	2.9200	7200.0	76	8599	No
293	GOM_NL__2PRFIN20031022_191833_000000402021_00028_08599_7067.N1	22-OCT-2003 19:18:33	Dark	40.000	29	Bet Car	1.6720	10200.	80	8599	No
294	GOM_NL__2PRFIN20031022_192546_000000752021_00028_08599_7068.N1	22-OCT-2003 19:25:46	Dark	75.000	177	1Zet CMa	3.0220	26000.	150	8599	No
295	GOM_NL__2PRFIN20031022_192818_000000702021_00028_08599_7069.N1	22-OCT-2003 19:28:18	Dark	69.500	108	Alp Col	2.6520	15200.	139	8599	No
296	GOM_NL__2PRFIN20031022_193102_000000502021_00028_08599_7070.N1	22-OCT-2003 19:31:02	Dark	50.000	9	Alp Eri	0.45300	24000.	100	8599	No
297	GOM_NL__2PRFIN20031022_193355_000000462021_00028_08599_7071.N1	22-OCT-2003 19:33:55	Straylight	46.000	157	The1Eri	2.9060	9300.0	92	8599	No
298	GOM_NL__2PRFIN20031022_193556_000000442021_00028_08599_7072.N1	22-OCT-2003 19:35:56	Straylight	43.500	84	Alp Phe	2.3970	4500.0	87	8599	No
299	GOM_NL__2PRFIN20031022_194228_000000472021_00028_08599_7073.N1	22-OCT-2003 19:42:28	Straylight	47.000	52	16Bet Cet	2.0370	4500.0	94	8599	No
300	GOM_NL__2PRFIN20031022_195159_000000382021_00028_08599_7074.N1	22-OCT-2003 19:51:59	Bright	37.500	140	88Gam Peg	2.8340	26000.	75	8599	No
301	GOM_NL__2PRFIN20031022_195416_000000452021_00028_08599_7075.N1	22-OCT-2003 19:54:16	Bright	44.500	105	6Bet Ari	2.6450	8900.0	89	8599	No
302	GOM_NL__2PRFIN20031022_195553_000000392021_00028_08599_7076.N1	22-OCT-2003 19:55:53	Bright	38.500	58	21Alp And	2.0730	11000.	77	8599	No
303	GOM_NL__2PRFIN20031022_195758_000000412021_00028_08599_7077.N1	22-OCT-2003 19:57:58	Bright	41.000	53	43Bet And	2.0480	3300.0	82	8599	No
304	GOM_NL__2PRFIN20031022_200100_000000422021_00028_08599_7078.N1	22-OCT-2003 20:01:00	Bright	41.500	73	57Gam1And	2.2600	13100.	83	8599	No
305	GOM_NL__2PRFIN20031022_200340_000000392021_00028_08599_7079.N1	22-OCT-2003 20:03:40	Bright	39.000	68	18Alp Cas	2.2250	4500.0	78	8599	No
306	GOM_NL__2PRFIN20031022_200458_000000392021_00028_08599_7080.N1	22-OCT-2003 20:04:58	Bright	39.000	76	27Gam Cas	2.3000	30000.	78	8599	No
307	GOM_NL__2PRFIN20031022_200717_000000382021_00028_08599_7081.N1	22-OCT-2003 20:07:17	Bright	37.500	89	5Alp Cep	2.4510	8000.0	75	8599	No
308	GOM_NL__2PRFIN20031022_201252_000000382021_00028_08599_7082.N1	22-OCT-2003 20:12:52	Bright	37.500	49	1Alp UMi	1.9900	6300.0	75	8599	No
309	GOM_NL__2PRFIN20031022_201614_000000402021_00028_08599_7083.N1	22-OCT-2003 20:16:14	Bright	39.500	60	7Bet UMi	2.0810	3950.0	79	8599	No
310	GOM_NL__2PRFIN20031022_202242_000000372021_00028_08599_7084.N1	22-OCT-2003 20:22:42	Bright	37.000	82	48Bet UMa	2.3650	10600.	74	8599	No
311	GOM_NL__2PRFIN20031022_202611_000000382021_00028_08599_7085.N1	22-OCT-2003 20:26:11	Bright	37.500	174	52Psi UMa	3.0040	4400.0	75	8599	No
312	GOM_NL__2PRFIN20031022_203308_000000482021_00028_08599_7086.N1	22-OCT-2003 20:33:08	Bright	47.500	96	68Del Leo	2.5600	9300.0	95	8599	No
313	GOM_NL__2PRFIN20031022_203456_000001492021_00028_08599_7087.N1	22-OCT-2003 20:34:56	Tw_i_and_stray	149.00	17	78Bet Gem	1.1610	4500.0	298	8599	No
314	GOM_NL__2PRFIN20031022_204457_000000602021_00028_08599_7088.N1	22-OCT-2003 20:44:57	Dark	59.500	48	30Alp Hya	1.9770	4100.0	119	8599	No
315	GOM_NL__2PRFIN20031022_205242_000000422021_00028_08599_7089.N1	22-OCT-2003 20:52:42	Dark	42.000	113	Mu Vel	2.6920	5000.0	84	8599	No
316	GOM_NL__2PRFIN20031022_205414_000000592021_00028_08599_7090.N1	22-OCT-2003 20:54:14	Dark	58.500	65	Lam Vel	2.2040	4400.0	117	8599	No
317	GOM_NL__2PRFIN20031022_205909_000000412021_00029_08600_7066.N1	22-OCT-2003 20:59:09	Dark	40.500	29	Bet Car	1.6720	10200.	81	8600	No
318	GOM_NL__2PRFIN20031022_210623_000000772021_00029_08600_7067.N1	22-OCT-2003 21:06:23	Dark	77.000	177	1Zet CMa	3.0220	26000.	154	8600	No
319	GOM_NL__2PRFIN20031022_211013_000000412021_00029_08600_7068.N1	22-OCT-2003 21:10:13	Dark	40.500	143	Alp Hyi	2.8570	7200.0	81	8600	No
320	GOM_NL__2PRFIN20031022_211138_000000422021_00029_08600_7069.N1	22-OCT-2003 21:11:38	Dark	42.000	9	Alp Eri	0.45300	24000.	84	8600	No
321	GOM_NL__2PRFIN20031022_211431_000000482021_00029_08600_7070.N1	22-OCT-2003 21:14:31	Straylight	47.500	157	The1Eri	2.9060	9300.0	95	8600	No
322	GOM_NL__2PRFIN20031022_211632_000000472021_00029_08600_7071.N1	22-OCT-2003 21:16:32	Straylight	47.000	84	Alp Phe	2.3970	4500.0	94	8600	No
323	GOM_NL__2PRFIN20031022_211916_000002132021_00029_08600_7072.N1	22-OCT-2003 21:19:16	Tw_i_and_stray	213.00	101	11Alp Lep	2.5820	7000.0	426	8600	No
324	GOM_NL__2PRFIN20031022_212344_000000852021_00029_08600_7073.N1	22-OCT-2003 21:23:44	Tw_i_and_stray	85.000	165	34Gam Eri	2.9500	3200.0	170	8600	No
325	GOM_NL__2PRFIN20031022_213234_000000382021_00029_08600_7074.N1	22-OCT-2003 21:32:34	Bright	37.500	140	88Gam Peg	2.8340	26000.	75	8600	No
326	GOM_NL__2PRFIN20031022_213451_000000442021_00029_08600_7075.N1	22-OCT-2003 21:34:51	Bright	44.000	105	6Bet Ari	2.6450	8900.0	88	8600	No
327	GOM_NL__2PRFIN20031022_213626_000000412021_00029_08600_7076.N1	22-OCT-2003 21:36:26	Bright	40.500	58	21Alp And	2.0730	11000.	81	8600	No
328	GOM_NL__2PRFIN20031022_213833_000000412021_00029_08600_7077.N1	22-OCT-2003 21:38:33	Bright	41.000	53	43Bet And	2.0480	3300.0	82	8600	No
329	GOM_NL__2PRFIN20031022_214136_000000442021_00029_08600_7078.N1	22-OCT-2003 21:41:36	Bright	44.000	73	57Gam1And	2.2600	13100.	88	8600	No
330	GOM_NL__2PRFIN20031022_214415_000000392021_00029_08600_7079.N1	22-OCT-2003 21:44:15	Bright	39.000	68	18Alp Cas	2.2250	4500.0	78	8600	No
331	GOM_NL__2PRFIN20031022_214533_000000382021_00029_08600_7080.N1	22-OCT-2003 21:45:33	Bright	38.000	76	27Gam Cas	2.3000	30000.	76	8600	No
332	GOM_NL__2PRFIN20031022_214753_000000382021_00029_08600_7081.N1	22-OCT-2003 21:47:53	Bright	38.000	89	5Alp Cep	2.4510	8000.0	76	8600	No
333	GOM_NL__2PRFIN20031022_215327_000000392021_00029_08600_7082.N1	22-OCT-2003 21:53:27	Bright	39.000	49	1Alp UMi	1.9900	6300.0	78	8600	No
334	GOM_NL__2PRFIN20031022_215649_000000392021_00029_08600_7083.N1	22-OCT-2003 21:56:49	Bright	38.500	60	7Bet UMi	2.0810	3950.0	77	8600	No
335	GOM_NL__2PRFIN20031022_215853_000000822021_00029_08600_7084.N1	22-OCT-2003 21:58:53	Bright	82.000	42	34Bet Aur	1.9000	10200.	164	8600	No
336	GOM_NL__2PRFIN20031022_220142_000000392021_00029_08600_7085.N1	22-OCT-2003 22:01:42	Bright	39.000	36	50Alp UMa	1.8000	6300.0	78	8600	No
337	GOM_NL__2PRFIN20031022_220317_000000392021_00029_08600_7086.N1	22-OCT-2003 22:03:17	Bright	38.500	82	48Bet UMa	2.3650	10600.	77	8600	No

338	GOM_NL__2PRFIN20031022_220647_000000402021_00029_08600_7087.N1	22-OCT-2003 22:06:47	Bright	40.000	174	52Psi UMa	3.0040	4400.0	80	8600	No
339	GOM_NL__2PRFIN20031022_221344_000000372021_00029_08600_7088.N1	22-OCT-2003 22:13:44	Bright	37.000	96	68Del Leo	2.5600	9300.0	74	8600	No
340	GOM_NL__2PRFIN20031022_221532_000001832021_00029_08600_7089.N1	22-OCT-2003 22:15:32	Twilight	183.00	17	78Bet Gem	1.1610	4500.0	366	8600	No
341	GOM_NL__2PRFIN20031022_222533_000000592021_00029_08600_7090.N1	22-OCT-2003 22:25:33	Dark	59.000	48	30Alp Hya	1.9770	4100.0	118	8600	No
342	GOM_NL__2PRFIN20031022_223318_000000442021_00029_08600_7091.N1	22-OCT-2003 22:33:18	Dark	44.000	113	Mu Vel	2.6920	5000.0	88	8600	No
343	GOM_NL__2PRFIN20031022_223449_000000592021_00029_08600_7092.N1	22-OCT-2003 22:34:49	Dark	59.000	65	Lam Vel	2.2040	4400.0	118	8600	No
344	GOM_NL__2PRFIN20031022_223946_000000412021_00030_08601_7066.N1	22-OCT-2003 22:39:46	Dark	40.500	29	Bet Car	1.6720	10200.	81	8601	No
345	GOM_NL__2PRFIN20031022_224701_000000742021_00030_08601_7067.N1	22-OCT-2003 22:47:01	Dark	74.000	177	1Zet CMa	3.0220	26000.	148	8601	No
346	GOM_NL__2PRFIN20031022_225049_000000402021_00030_08601_7068.N1	22-OCT-2003 22:50:49	Dark	40.000	143	Alp Hyi	2.8570	7200.0	80	8601	No
347	GOM_NL__2PRFIN20031022_225214_000000472021_00030_08601_7069.N1	22-OCT-2003 22:52:14	Dark	47.000	9	Alp Eri	0.45300	24000.	94	8601	No
348	GOM_NL__2PRFIN20031022_225508_000000452021_00030_08601_7070.N1	22-OCT-2003 22:55:08	Straylight	45.000	157	The1Eri	2.9060	9300.0	90	8601	No
349	GOM_NL__2PRFIN20031022_225708_000000432021_00030_08601_7071.N1	22-OCT-2003 22:57:08	Straylight	42.500	84	Alp Phe	2.3970	4500.0	85	8601	No
350	GOM_NL__2PRFIN20031022_225952_000002132021_00030_08601_7072.N1	22-OCT-2003 22:59:52	Twilight	213.00	101	11Alp Lep	2.5820	7000.0	426	8601	No
351	GOM_NL__2PRFIN20031022_230420_000000922021_00030_08601_7073.N1	22-OCT-2003 23:04:20	Twilight	91.500	165	34Gam Eri	2.9500	3200.0	183	8601	No
352	GOM_NL__2PRFIN20031022_231311_000000372021_00030_08601_7074.N1	22-OCT-2003 23:13:11	Bright	36.500	140	88Gam Peg	2.8340	26000.	73	8601	No
353	GOM_NL__2PRFIN20031022_231527_000000422021_00030_08601_7075.N1	22-OCT-2003 23:15:27	Bright	42.000	105	6Bet Ari	2.6450	8900.0	84	8601	No
354	GOM_NL__2PRFIN20031022_231704_000000382021_00030_08601_7076.N1	22-OCT-2003 23:17:04	Bright	37.500	58	21Alp And	2.0730	11000.	75	8601	No
355	GOM_NL__2PRFIN20031022_231908_000000432021_00030_08601_7077.N1	22-OCT-2003 23:19:08	Bright	42.500	53	43Bet And	2.0480	3300.0	85	8601	No
356	GOM_NL__2PRFIN20031022_232211_000000412021_00030_08601_7078.N1	22-OCT-2003 23:22:11	Bright	41.000	73	57Gam1And	2.2600	13100.	82	8601	No
357	GOM_NL__2PRFIN20031022_232452_000000372021_00030_08601_7079.N1	22-OCT-2003 23:24:52	Bright	37.000	68	18Alp Cas	2.2250	4500.0	74	8601	No
358	GOM_NL__2PRFIN20031022_232610_000000372021_00030_08601_7080.N1	22-OCT-2003 23:26:10	Bright	37.000	76	27Gam Cas	2.3000	30000.	74	8601	No
359	GOM_NL__2PRFIN20031022_232830_000000392021_00030_08601_7081.N1	22-OCT-2003 23:28:30	Bright	39.000	89	5Alp Cep	2.4510	8000.0	78	8601	No
360	GOM_NL__2PRFIN20031022_233403_000000382021_00030_08601_7082.N1	22-OCT-2003 23:34:03	Bright	37.500	49	1Alp UMi	1.9900	6300.0	75	8601	No
361	GOM_NL__2PRFIN20031022_233726_000000402021_00030_08601_7083.N1	22-OCT-2003 23:37:26	Bright	40.000	60	7Bet UMi	2.0810	3950.0	80	8601	No
362	GOM_NL__2PRFIN20031022_233928_000000802021_00030_08601_7084.N1	22-OCT-2003 23:39:28	Bright	80.000	42	34Bet Aur	1.9000	10200.	160	8601	No
363	GOM_NL__2PRFIN20031022_234218_000000412021_00030_08601_7085.N1	22-OCT-2003 23:42:18	Bright	40.500	36	50Alp UMa	1.8000	6300.0	81	8601	No
364	GOM_NL__2PRFIN20031022_234354_000000542021_00030_08601_7086.N1	22-OCT-2003 23:43:54	Bright	54.000	82	48Bet UMa	2.3650	10600.	108	8601	No
365	GOM_NL__2PRFIN20031022_234723_000000382021_00030_08601_7087.N1	22-OCT-2003 23:47:23	Bright	37.500	174	52Psi UMa	3.0040	4400.0	75	8601	No
366	GOM_NL__2PRFIN20031022_235421_000000362021_00030_08601_7088.N1	22-OCT-2003 23:54:21	Bright	36.000	96	68Del Leo	2.5600	9300.0	72	8601	No
367	GOM_NL__2PRFIN20031022_235609_000001512021_00030_08601_7089.N1	22-OCT-2003 23:56:09	Twilight	150.50	17	78Bet Gem	1.1610	4500.0	301	8601	No

3. Quality information per product

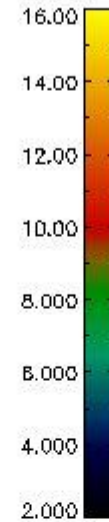
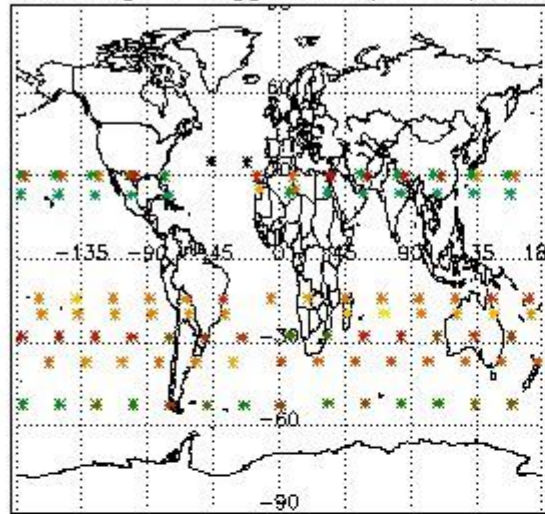
In this section it is plotted some information contained in the Quality Summary data set of the level 2 products. Only products in dark limb conditions and without errors (error flag in the MPH set to "0") are used.

3.1 Plot quality information per product (time dependant)

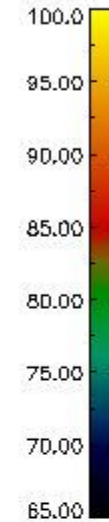
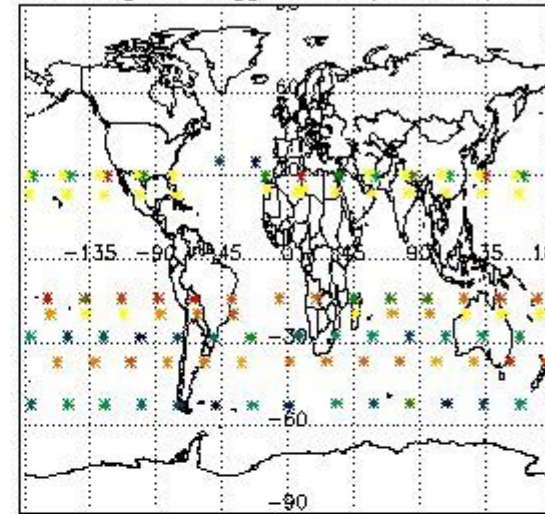


3.2 Plot quality information per product (world map)

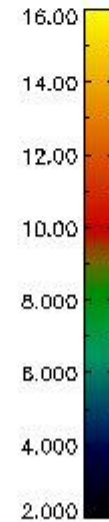
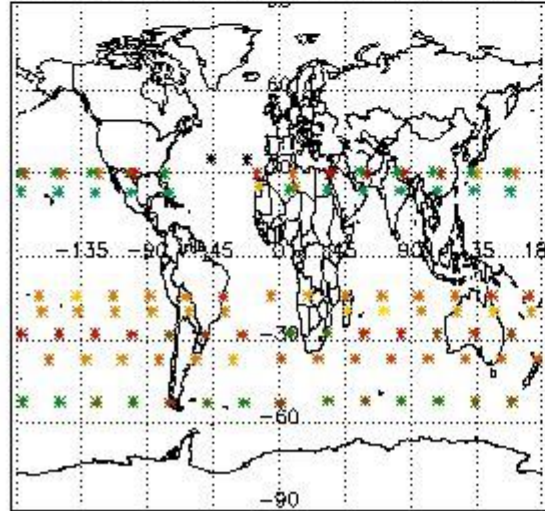
Percentage of flagged data per O3 profile



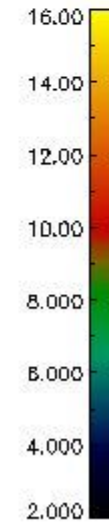
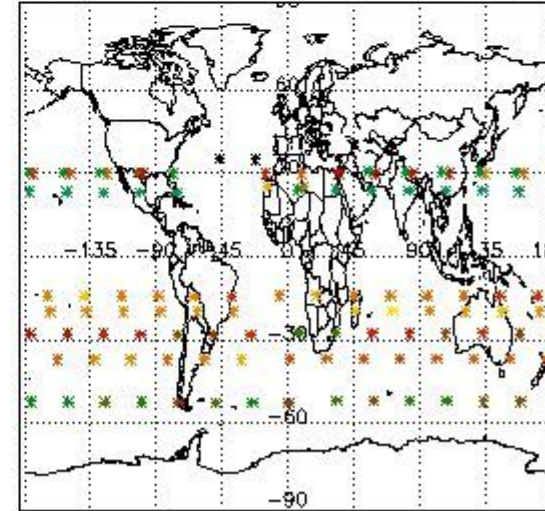
Percentage of flagged data per H2O profile



Percentage of flagged data per NO2 profile



Percentage of flagged data per NO3 profile

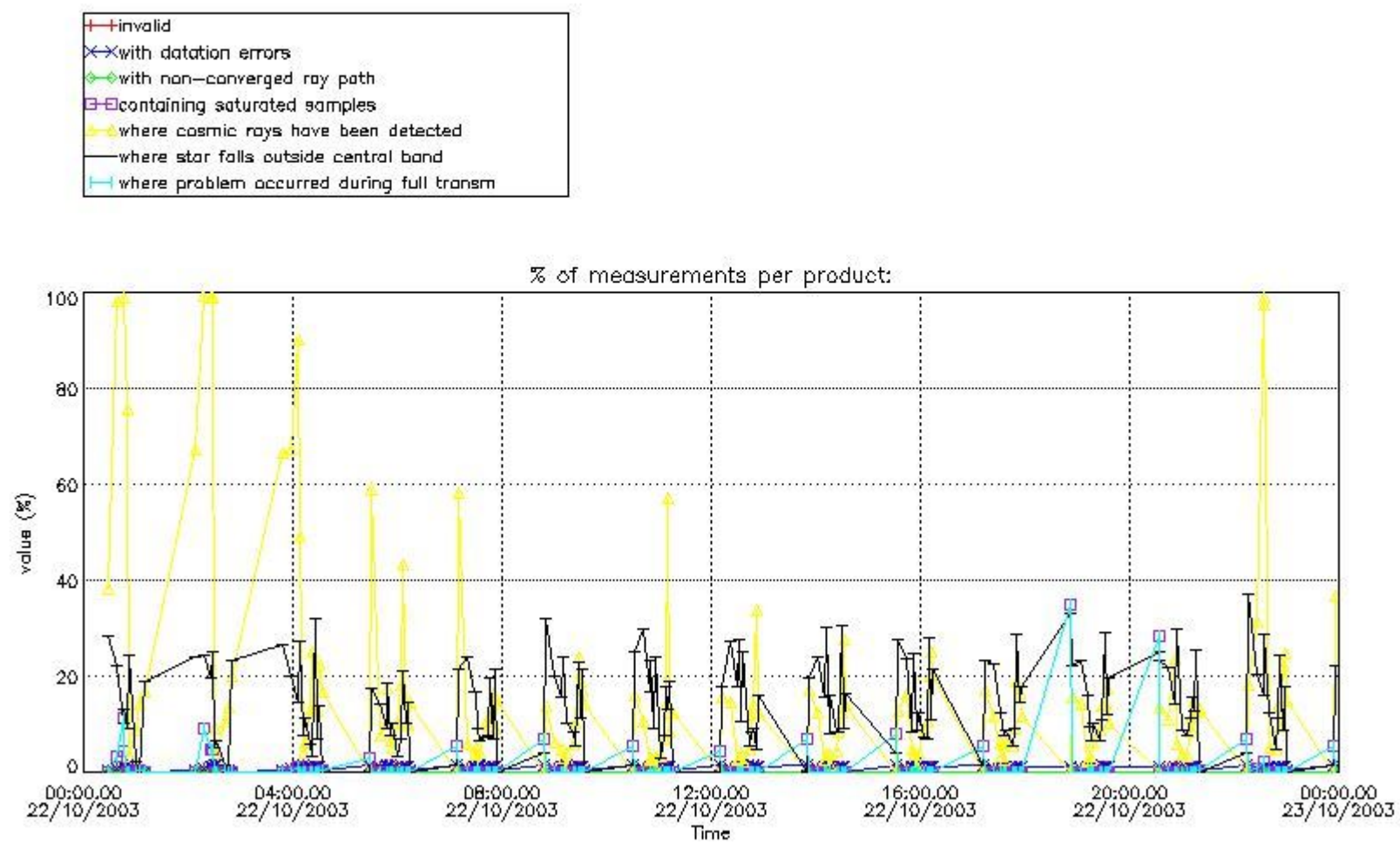


4. Level 1 quality information per product

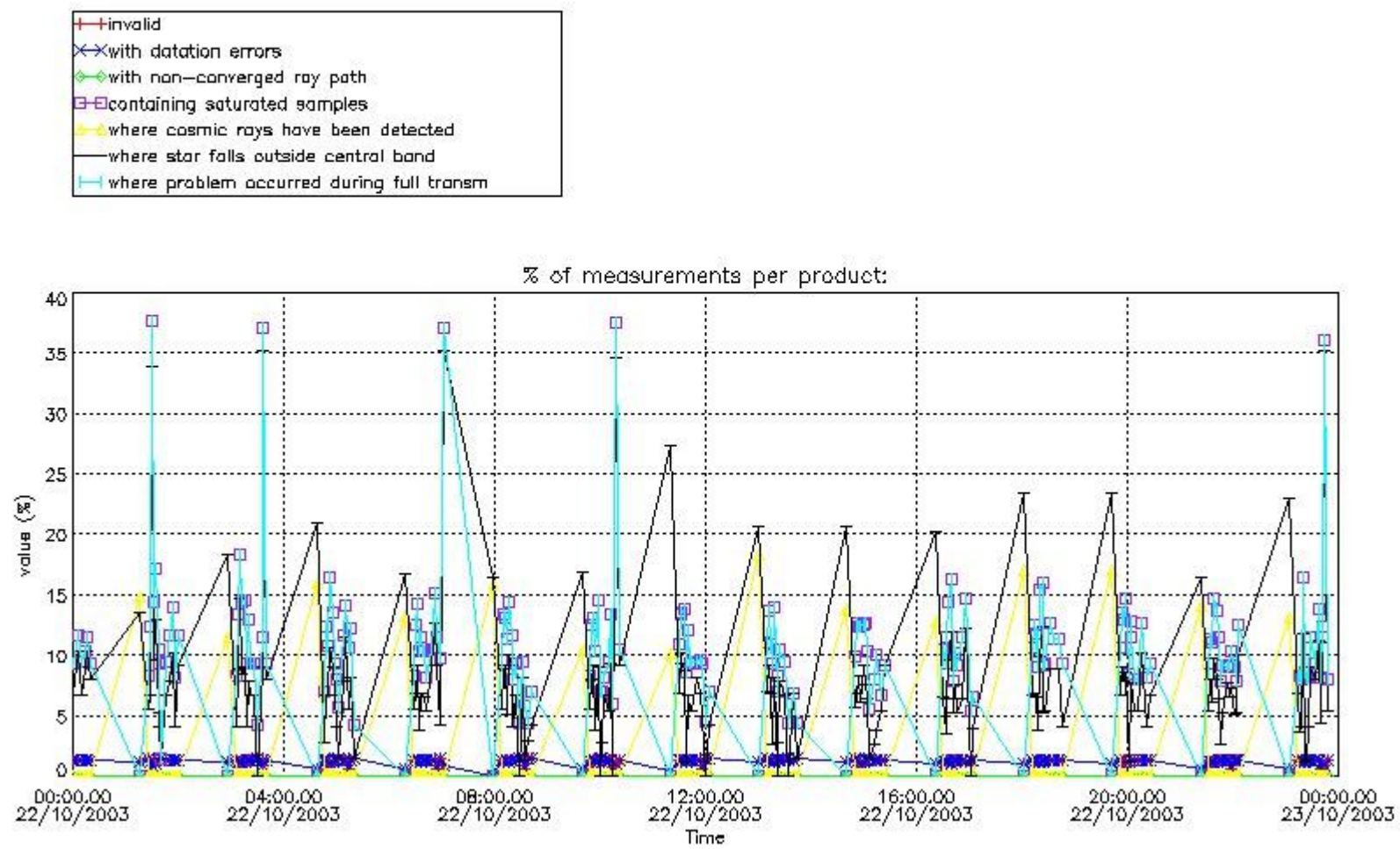
In this section it is plotted some information contained in the Quality Summary data set of the level 2 products that comes from the level 1b processing. Products without errors (error flag in the MPH set to "0") are used.

4.1 Plot quality information per product (time dependant) coming from level 1b processing

4.1.1 Plot level 1 quality information per product (time dependant): ENVISAT ASCENDING passes



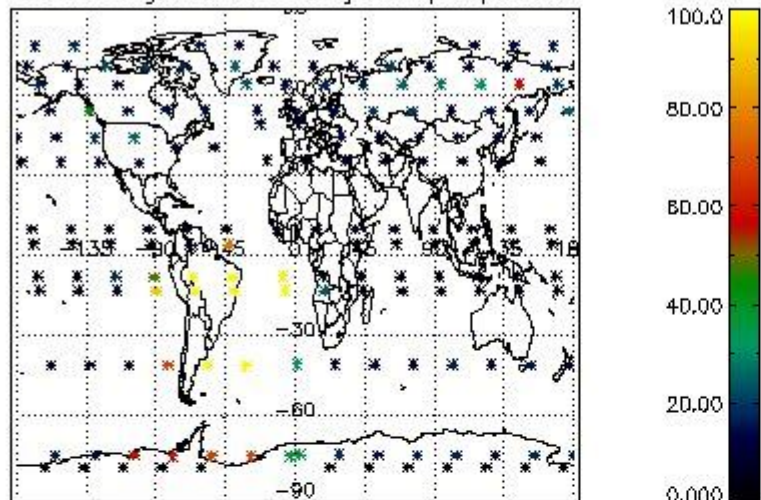
4.1.2 Plot level 1 quality information per product (time dependant): ENVI SAT DESCENDING passes



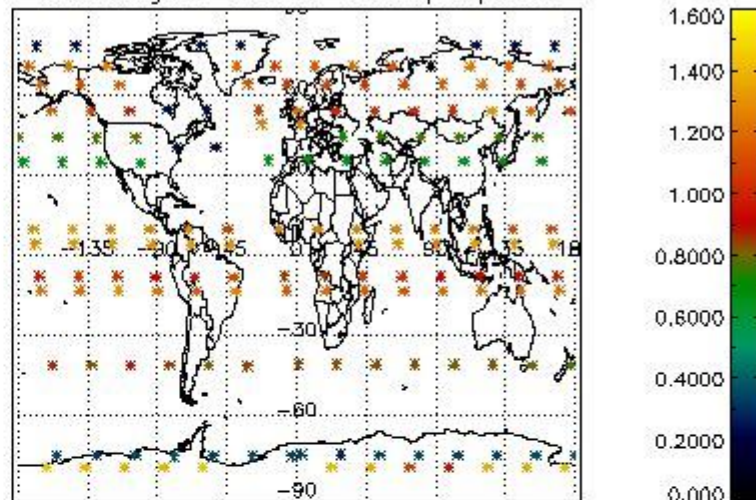
4.2 Plot quality information per product coming from level 1b processing (world map)

4.2.1 Plot level 1 quality information per product (world map): ENVISAT ASCENDING passes

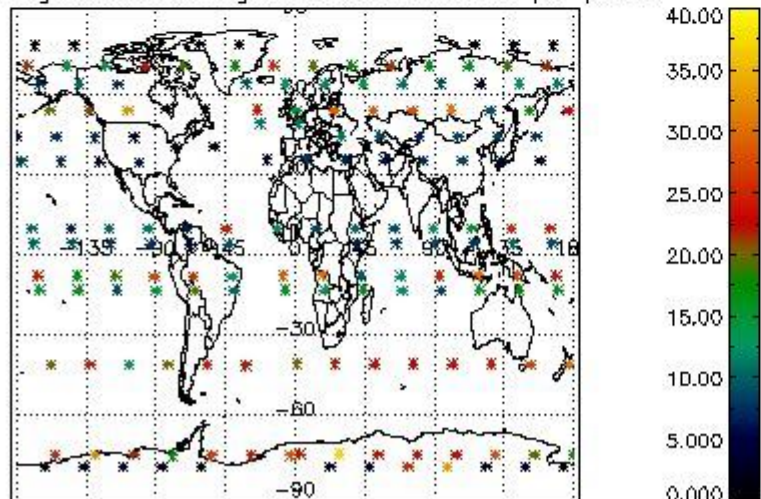
Percentage of cosmic ray hits per profile



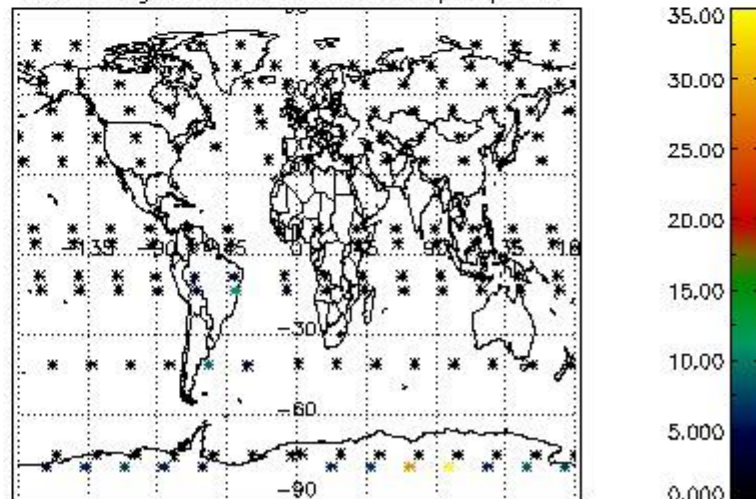
Percentage of datation errors per profile



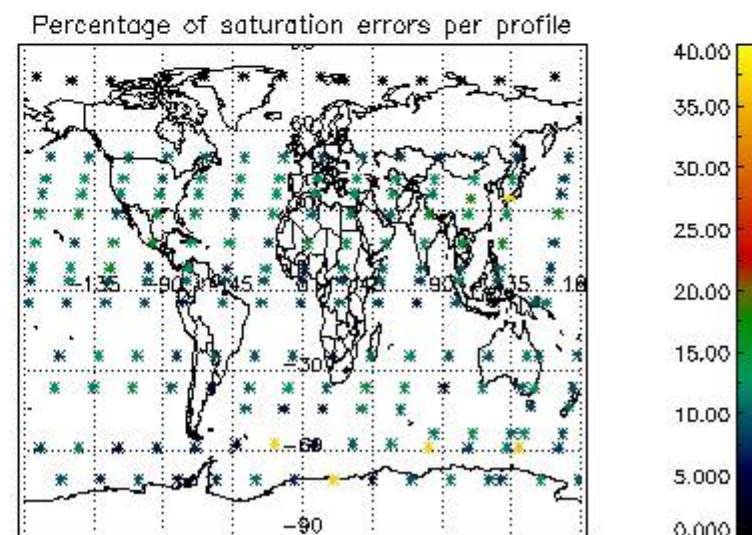
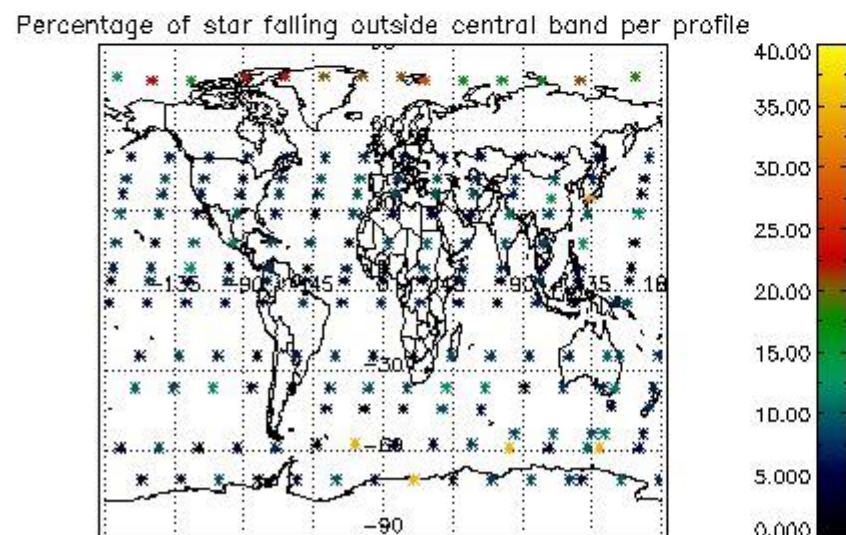
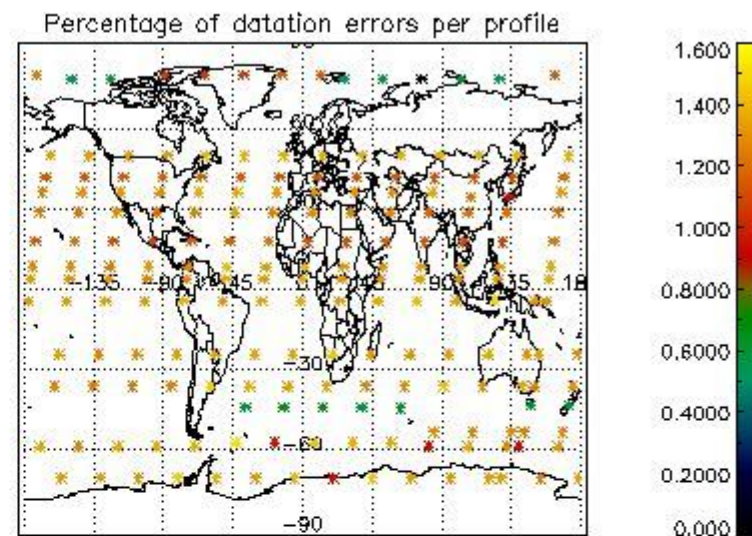
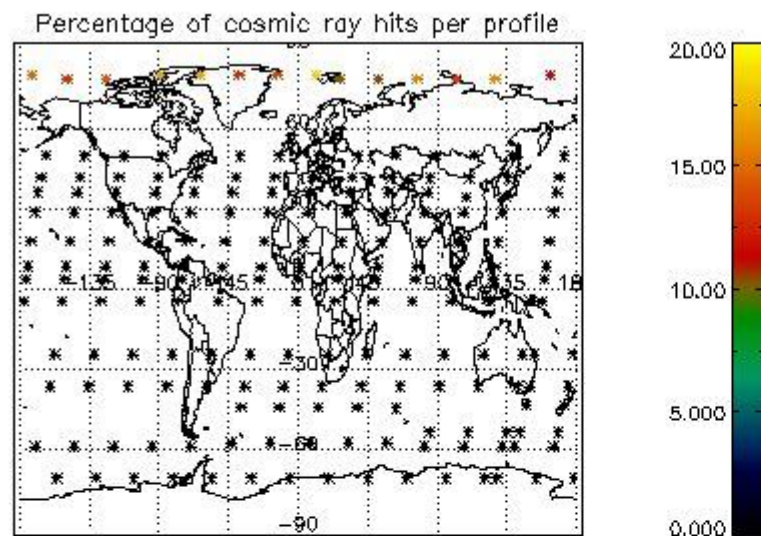
Percentage of star falling outside central band per profile



Percentage of saturation errors per profile



4.2.2 Plot level 1 quality information per product (world map): ENVISAT DESCENDING passes



5. Trace gas profiles

5.1 Ozone statistics based on quality of products

The final quality of the products can be "measured" using the STD (Standard Deviation) attached to every point profile. This information is written to the parameter GOM_NL__2P/NL_LOCAL_SPECIES_DENSITY/o3_std of the level 2 products. The table below shows the statistics for given STD ranges.

The statistics are given with respect to the overall valid production:

- Products without fatal errors: GOM_NL__2P/MPH/PRODUCT_ERR=0
- Valid point profile: GOM_NL__2P/NL_LOCAL_SPECIES_DENSITY/pcd(0)=0

The 'Criteria' is applied to valid points of dark limb products:

- Products in dark limb illumination condition: GOM_NL__2P/NL_SUMMARY_QUALITY/obs_ill_cond=0
- Products without fatal errors: GOM_NL__2P/MPH/PRODUCT_ERR=0
- Valid point profile: GOM_NL__2P/NL_LOCAL_SPECIES_DENSITY/pcd(0)=0

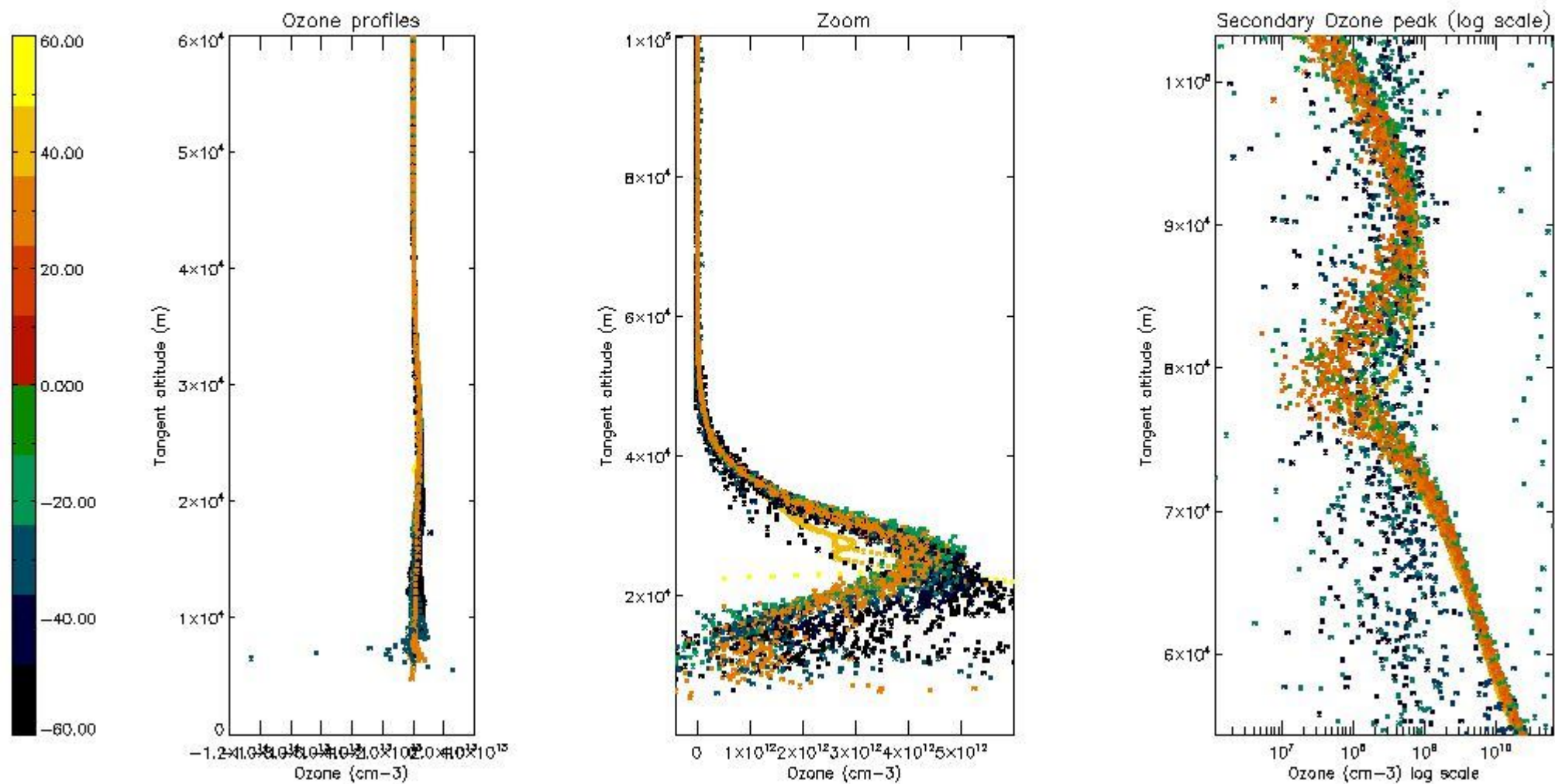
So, the table below shows the percentage of dark limb and valid observations for each criteria with respect to the overall valid daily observations.

Criteria	% of total production
All STD	30
STD < 20	16

STD < 10	13
STD < 5	9

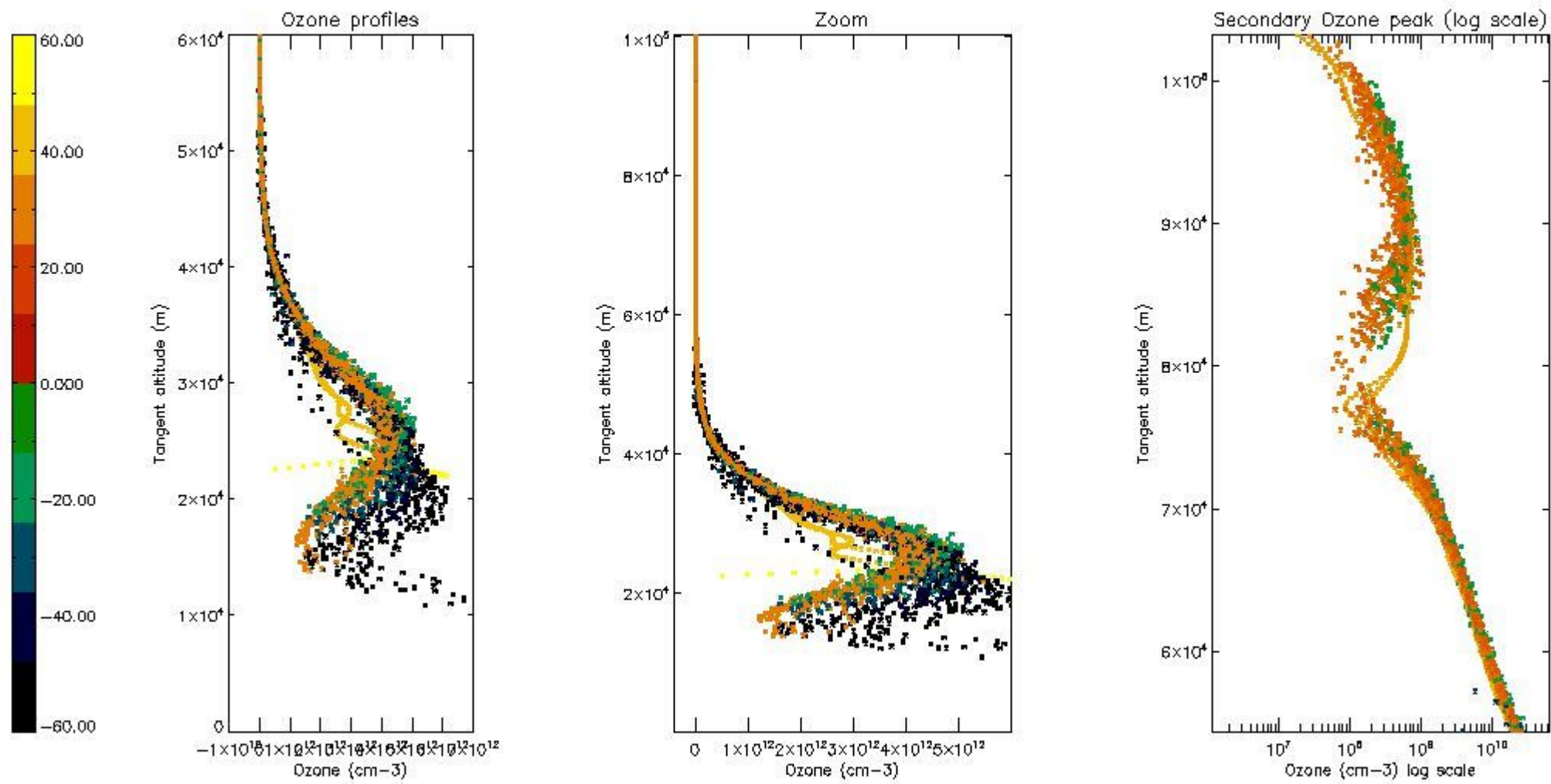
5.2 Plot ozone profiles for all STD (dark without errors)

The colorbar represents the latitude.



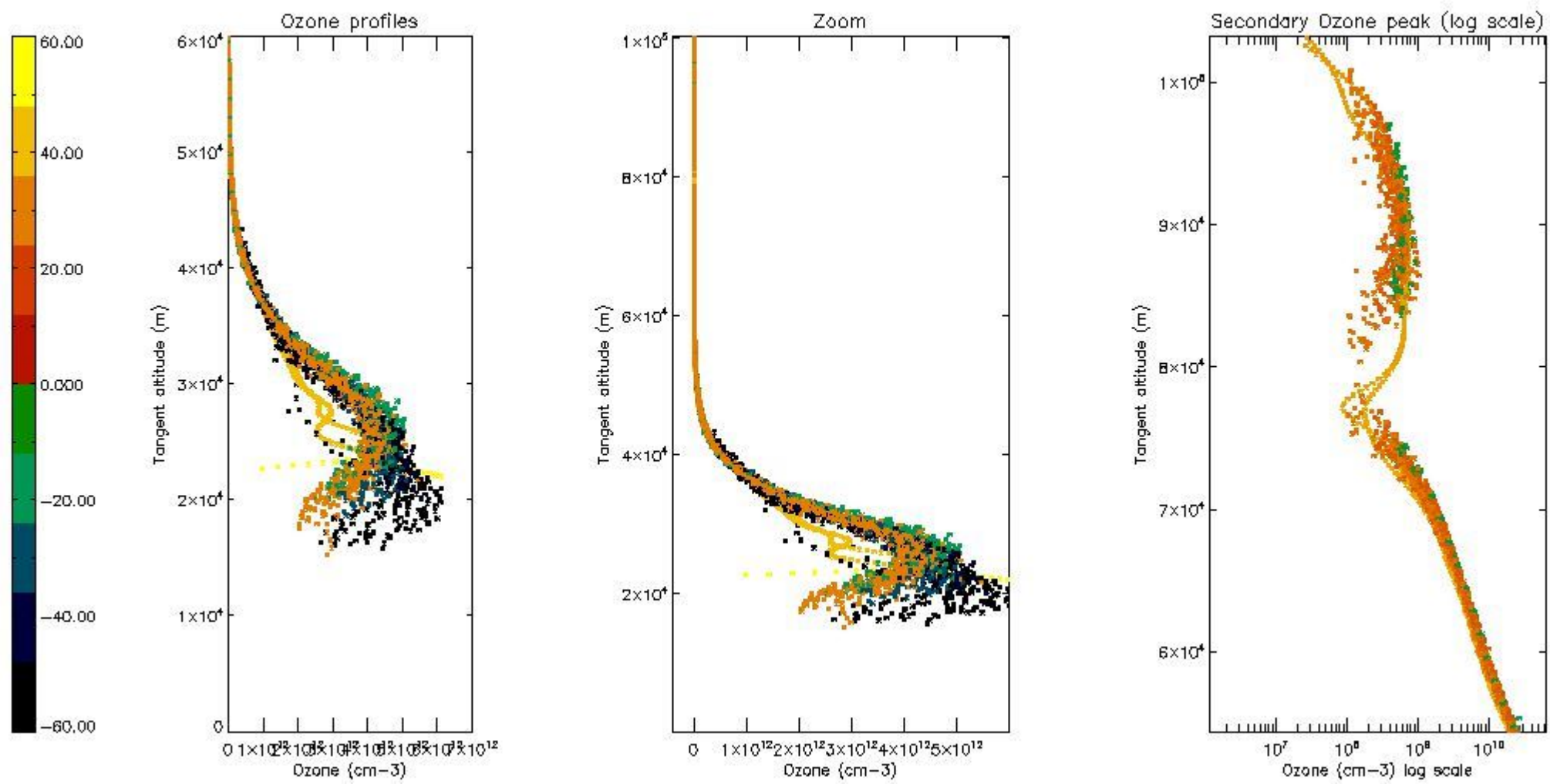
5.3 Plot ozone profiles where STD < 20% (dark without errors)

The colorbar represents the latitude.



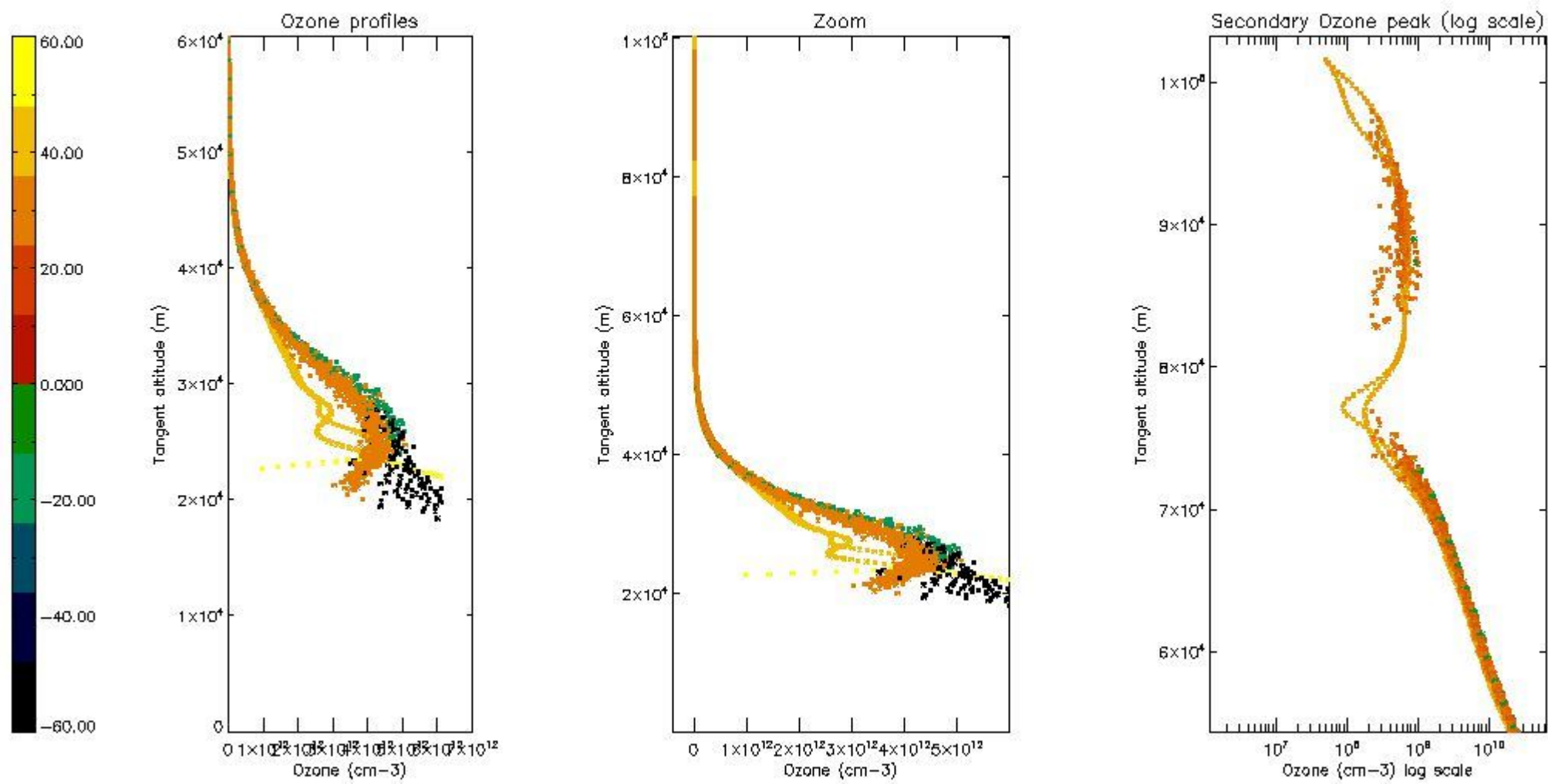
5.4 Plot ozone profiles where STD < 10% (dark without errors)

The colorbar represents the latitude.



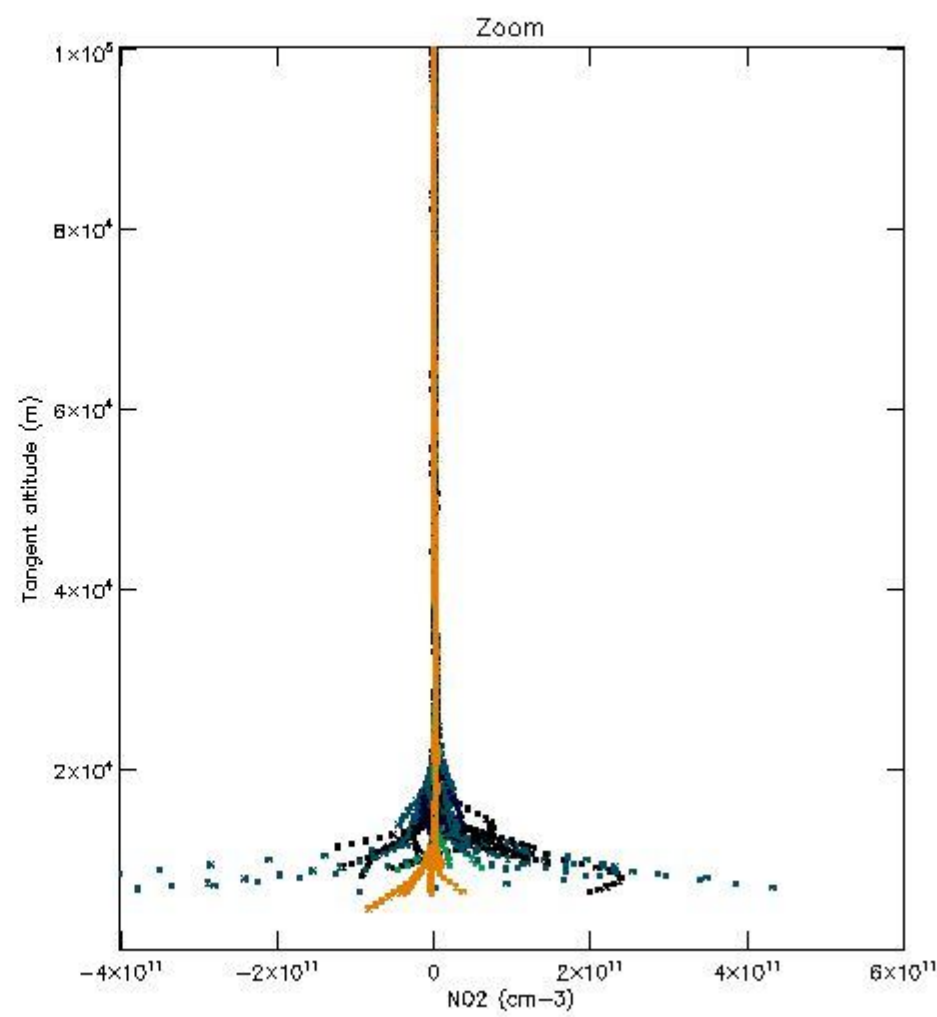
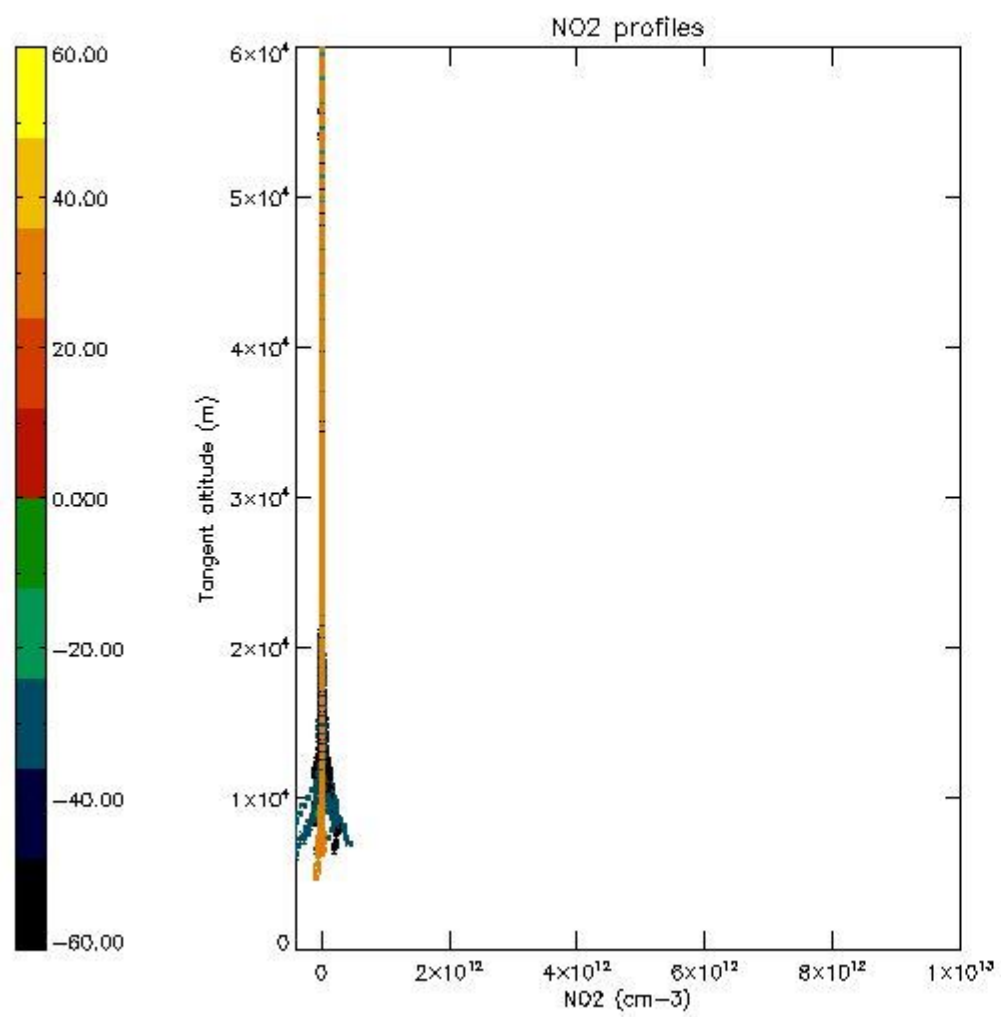
5.5 Plot ozone profiles where STD < 5% (dark without errors)

The colorbar represents the latitude.



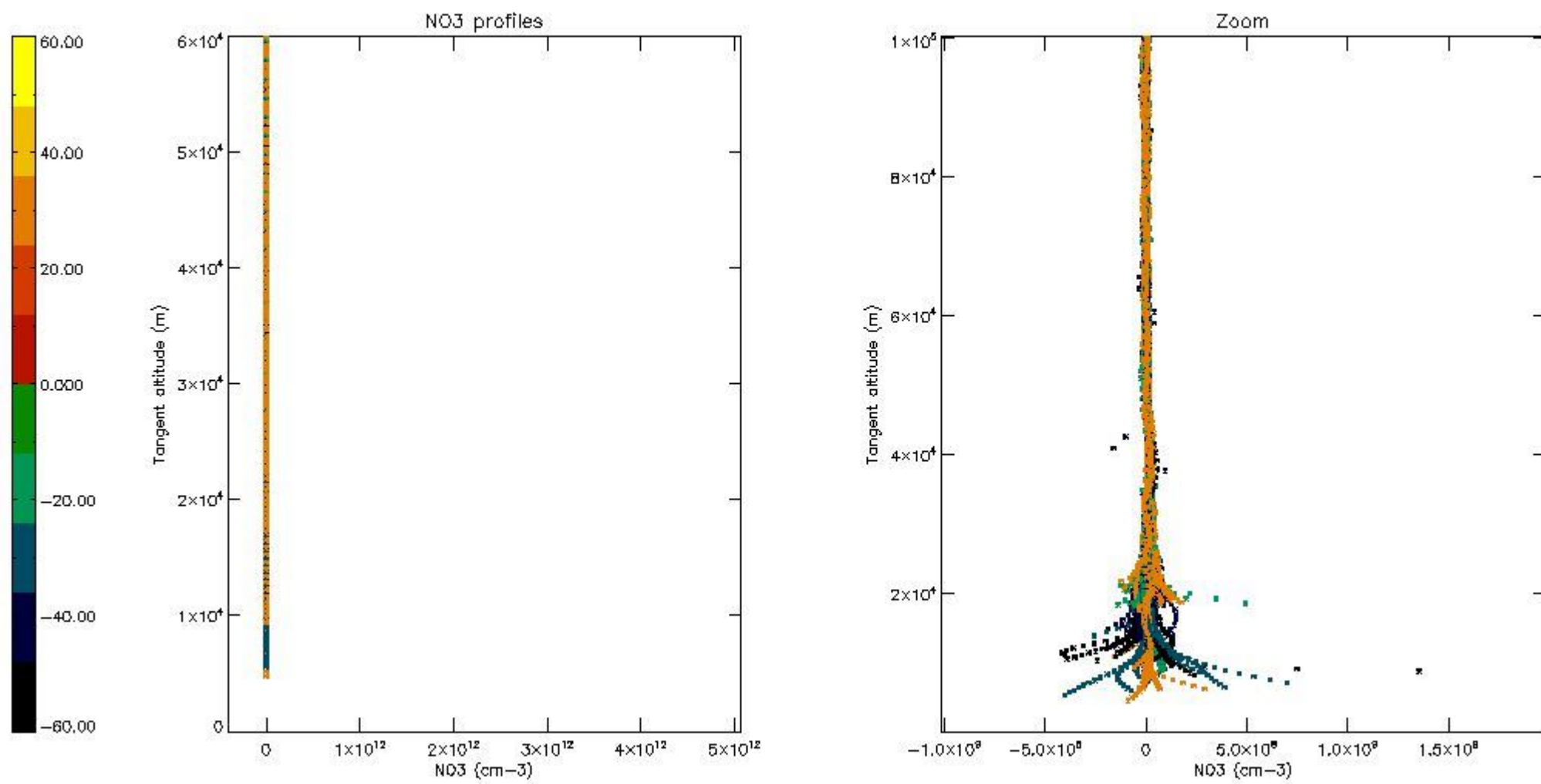
5.6 Plot NO₂ profiles for all STD (dark without errors)

The colorbar represents the latitude.



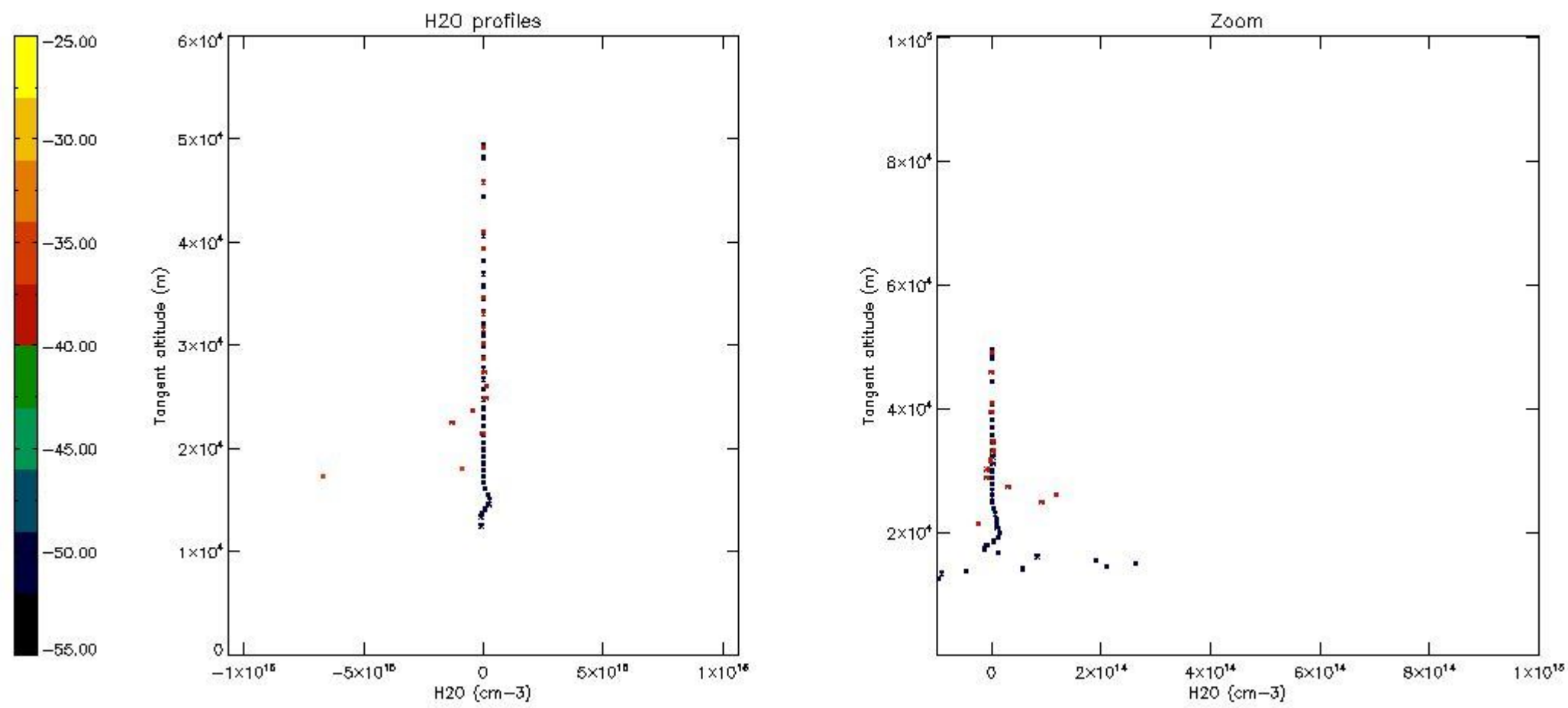
5.7 Plot NO3 profiles for all STD (dark without errors)

The colorbar represents the latitude.



5.8 Plot H₂O profiles for all STD (only for occultations of stars 1,2,3,4,13,14,16,26,63 dark without errors)

The colorbar represents the latitude.



6. Auxiliary Data Files used for the production reported in section 2

The number reported in the third column indicates since which file (see list in section 2) the corresponding auxiliary file has been used. The fourth column is the date of those product files.

Type	Auxiliary Filename	Used since product	Used since product date
INST_PHYS_CHARACTERISTICS	GOM_INS_AXVIEC20091111_143220_20030716_120000_20500101_000000	1	22-OCT-2003 00:00:02
LEVEL-2_PROC_CONFIG	GOM_PR2_AXVIEC20091111_152718_20020301_000000_20500101_000000	1	22-OCT-2003 00:00:02
CROSS_SECTIONS_FILE	GOM_CRS_AXVIEC20091111_154832_20020301_000000_20500101_000000	1	22-OCT-2003 00:00:02

GOMOS Level 2 Daily Report

SUMMARY

[1. General Info](#)

[2. Summary of processed GOM_NL_2P products](#)

[3. Level 2 Quality information per product](#)

[3.1 Plot of level 2 quality information per product \(time dependant\)](#)

[3.2 Plot of level 2 quality information per product \(world map\)](#)

[4. Level 1 Quality information per product \(stored on level 2 products\)](#)

[4.1 Plot of level 1 quality information per product \(time dependant\)](#)

[4.1.1 Plot of level 1 quality information per product \(time dependant\): ASCENDING](#)

[4.1.2 Plot of level 1 quality information per product \(time dependant\): DESCENDING](#)

[4.2 Plot of level 1 quality information per product \(world map\)](#)

[4.2.1 Plot of level 1 quality information per product \(world map\): ASCENDING](#)

[4.2.2 Plot of level 1 quality information per product \(world map\): DESCENDING](#)

[5. Ozone profiles based on quality statistics and other trace gas profiles](#)

[5.1 Ozone statistics based on quality of products](#)

[5.2 Plot ozone profiles for all STD \(dark without errors\)](#)

[5.3 Plot ozone profiles where STD < 20% \(dark without errors\)](#)

[5.4. Plot ozone profiles where STD < 10% \(dark without errors\)](#)

[5.5. Plot ozone profiles where STD < 5% \(dark without errors\)](#)

[5.6 Plot NO2 profiles for all STD \(dark without errors\)](#)

[5.7 Plot NO3 profiles for all STD \(dark without errors\)](#)

[5.8 Plot H2O profiles \(only for occultations of stars 1,2,3,4,13,14,16,26,63 dark without errors\) for all STD](#)

[6. Auxiliary Data Files used for the production reported in section 2](#)

This report presents the daily analysis on parameters extracted from GOMOS level 2 data (GOM_NL__2P). It is intended to monitor some important parameters that will impact the quality of these products. A list of level 2 products (and content) that have arrived during the reporting day to the PCF is also given.

Item	Value
Time of report generation	19APR2013 22:29:19
Data source version	GOMOS/6.01
Start time of products	22-10-2003 (22OCT2003 00:00:00)
Stop time of products	23-10-2003 (23OCT2003 00:00:00)
Store outputs in DB	Yes
Nb of level 2 prods	367
Nb of prods with errors	0

2. Summary of processed GOM_NL__2P products.

Nr	Filename	UTC Start time	Limb	Duration	Star Id	Star Name	Star Mag	Star Temp	Nb Meas	Orbit	Prod. error
1	GOM_NL__2PRFIN20031022_000002_000000382021_00016_08587_0382.N1	22-OCT-2003 00:00:02	Bright	37.500	89	5Alp Cep	2.4510	8000.0	75	8587	No
2	GOM_NL__2PRFIN20031022_000542_000000392021_00016_08587_0383.N1	22-OCT-2003 00:05:42	Bright	38.500	49	1Alp UMi	1.9900	6300.0	77	8587	No
3	GOM_NL__2PRFIN20031022_000901_000000372021_00016_08587_0384.N1	22-OCT-2003 00:09:01	Bright	37.000	60	7Bet UMi	2.0810	3950.0	74	8587	No
4	GOM_NL__2PRFIN20031022_001356_000000392021_00016_08587_0385.N1	22-OCT-2003 00:13:56	Bright	39.000	36	50Alp UMa	1.8000	6300.0	78	8587	No
5	GOM_NL__2PRFIN20031022_001531_000000392021_00016_08587_0386.N1	22-OCT-2003 00:15:31	Bright	39.000	82	48Bet UMa	2.3650	10600.	78	8587	No
6	GOM_NL__2PRFIN20031022_001900_000000382021_00016_08587_0387.N1	22-OCT-2003 00:19:00	Bright	37.500	174	52Psi UMa	3.0040	4400.0	75	8587	No
7	GOM_NL__2PRFIN20031022_002734_000001532021_00016_08587_0388.N1	22-OCT-2003 00:27:34	Twilight	152.50	17	78Bet Gem	1.1610	4500.0	305	8587	No
8	GOM_NL__2PRFIN20031022_003734_000000592021_00016_08587_0389.N1	22-OCT-2003 00:37:34	Dark	59.000	48	30Alp Hya	1.9770	4100.0	118	8587	No
9	GOM_NL__2PRFIN20031022_004529_000000402021_00016_08587_0390.N1	22-OCT-2003 00:45:29	Dark	39.500	113	Mu Vel	2.6920	5000.0	79	8587	No
10	GOM_NL__2PRFIN20031022_004656_000000462021_00016_08587_0391.N1	22-OCT-2003 00:46:56	Dark	45.500	65	Lam Vel	2.2040	4400.0	91	8587	No
11	GOM_NL__2PRFIN20031022_005021_000000392021_00017_08588_0369.N1	22-OCT-2003 00:50:21	Dark	39.000	159	Ups Car	2.9200	7200.0	78	8588	No
12	GOM_NL__2PRFIN20031022_005156_000000472021_00017_08588_0370.N1	22-OCT-2003 00:51:56	Dark	47.000	29	Bet Car	1.6720	10200.	94	8588	No
13	GOM_NL__2PRFIN20031022_010031_000002202021_00017_08588_0371.N1	22-OCT-2003 01:00:31	Dark	220.00	1	9Alp CMa	-1.4400	11000.	440	8588	No
14	GOM_NL__2PRFIN20031022_010434_000002172021_00017_08588_0372.N1	22-OCT-2003 01:04:34	Straylight	217.00	47	2Bet CMa	1.9760	28000.	434	8588	No
15	GOM_NL__2PRFIN20031022_010919_000000422021_00017_08588_0373.N1	22-OCT-2003 01:09:19	Straylight	42.000	84	Alp Phe	2.3970	4500.0	84	8588	No
16	GOM_NL__2PRFIN20031022_011552_000000412021_00017_08588_0374.N1	22-OCT-2003 01:15:52	Straylight	40.500	52	16Bet Cet	2.0370	4500.0	81	8588	No
17	GOM_NL__2PRFIN20031022_012523_000000362021_00017_08588_0375.N1	22-OCT-2003 01:25:23	Bright	36.000	140	88Gam Peg	2.8340	26000.	72	8588	No
18	GOM_NL__2PRFIN20031022_012745_000000452021_00017_08588_0376.N1	22-OCT-2003 01:27:45	Bright	44.500	105	6Bet Ari	2.6450	8900.0	89	8588	No
19	GOM_NL__2PRFIN20031022_012946_000000532021_00017_08588_0377.N1	22-OCT-2003 01:29:46	Bright	53.000	93	53Bet Peg	2.5200	3100.0	106	8588	No
20	GOM_NL__2PRFIN20031022_013125_000000422021_00017_08588_0378.N1	22-OCT-2003 01:31:25	Bright	41.500	53	43Bet And	2.0480	3300.0	83	8588	No
21	GOM_NL__2PRFIN20031022_013431_000000472021_00017_08588_0379.N1	22-OCT-2003 01:34:31	Bright	46.500	73	57Gam1And	2.2600	13100.	93	8588	No
22	GOM_NL__2PRFIN20031022_013707_000000382021_00017_08588_0380.N1	22-OCT-2003 01:37:07	Bright	38.000	68	18Alp Cas	2.2250	4500.0	76	8588	No
23	GOM_NL__2PRFIN20031022_013825_000000382021_00017_08588_0381.N1	22-OCT-2003 01:38:25	Bright	37.500	76	27Gam Cas	2.3000	30000.	75	8588	No
24	GOM_NL__2PRFIN20031022_014039_000000342021_00017_08588_0382.N1	22-OCT-2003 01:40:39	Bright	33.500	89	5Alp Cep	2.4510	8000.0	67	8588	No
25	GOM_NL__2PRFIN20031022_014617_000000372021_00017_08588_0383.N1	22-OCT-2003 01:46:17	Bright	37.000	49	1Alp UMi	1.9900	6300.0	74	8588	No
26	GOM_NL__2PRFIN20031022_014937_000000392021_00017_08588_0384.N1	22-OCT-2003 01:49:37	Bright	38.500	60	7Bet UMi	2.0810	3950.0	77	8588	No
27	GOM_NL__2PRFIN20031022_015432_000000402021_00017_08588_0385.N1	22-OCT-2003 01:54:32	Bright	39.500	36	50Alp UMa	1.8000	6300.0	79	8588	No
28	GOM_NL__2PRFIN20031022_015607_000000372021_00017_08588_0386.N1	22-OCT-2003 01:56:07	Bright	37.000	82	48Bet UMa	2.3650	10600.	74	8588	No
29	GOM_NL__2PRFIN20031022_015936_000000392021_00017_08588_0387.N1	22-OCT-2003 01:59:36	Bright	38.500	174	52Psi UMa	3.0040	4400.0	77	8588	No
30	GOM_NL__2PRFIN20031022_020810_000001432021_00017_08588_0388.N1	22-OCT-2003 02:08:10	Twilight	142.50	17	78Bet Gem	1.1610	4500.0	285	8588	No
31	GOM_NL__2PRFIN20031022_021811_000000622021_00017_08588_0389.N1	22-OCT-2003 02:18:11	Dark	61.500	48	30Alp Hya	1.9770	4100.0	123	8588	No
32	GOM_NL__2PRFIN20031022_022605_000000442021_00017_08588_0390.N1	22-OCT-2003 02:26:05	Dark	43.500	113	Mu Vel	2.6920	5000.0	87	8588	No
33	GOM_NL__2PRFIN20031022_022732_000000542021_00017_08588_0391.N1	22-OCT-2003 02:27:32	Dark	53.500	65	Lam Vel	2.2040	4400.0	107	8588	No
34	GOM_NL__2PRFIN20031022_023057_000000382021_00018_08589_7168.N1	22-OCT-2003 02:30:57	Dark	38.000	159	Ups Car	2.9200	7200.0	76	8589	No
35	GOM_NL__2PRFIN20031022_023231_000000392021_00018_08589_7169.N1	22-OCT-2003 02:32:31	Dark	39.000	29	Bet Car	1.6720	10200.	78	8589	No
36	GOM_NL__2PRFIN20031022_024111_000002202021_00018_08589_7170.N1	22-OCT-2003 02:41:11	Dark	220.00	1	9Alp CMa	-1.4400	11000.	440	8589	No
37	GOM_NL__2PRFIN20031022_024513_000002172021_00018_08589_7171.N1	22-OCT-2003 02:45:13	Straylight	217.00	47	2Bet CMa	1.9760	28000.	434	8589	No
38	GOM_NL__2PRFIN20031022_024955_000000452021_00018_08589_7172.N1	22-OCT-2003 02:49:55	Straylight	45.000	84	Alp Phe	2.3970	4500.0	90	8589	No
39	GOM_NL__2PRFIN20031022_025628_000000442021_00018_08589_7173.N1	22-OCT-2003 02:56:28	Straylight	43.500	52	16Bet Cet	2.0370	4500.0	87	8589	No
40	GOM_NL__2PRFIN20031022_030559_000000372021_00018_08589_7174.N1	22-OCT-2003 03:05:59	Bright	36.500	140	88Gam Peg	2.8340	26000.	73	8589	No
41	GOM_NL__2PRFIN20031022_030821_000000452021_00018_08589_7175.N1	22-OCT-2003 03:08:21	Bright	45.000	105	6Bet Ari	2.6450	8900.0	90	8589	No
42	GOM_NL__2PRFIN20031022_031022_000000412021_00018_08589_7176.N1	22-OCT-2003 03:10:22	Bright	41.000	93	53Bet Peg	2.5200	3100.0	82	8589	No

43	GOM_NL__2PRFIN20031022_031200_000000422021_00018_08589_7177.N1	22-OCT-2003 03:12:00	Bright	41.500	53	43Bet And	2.0480	3300.0	83	8589	No
44	GOM_NL__2PRFIN20031022_031506_000000452021_00018_08589_7178.N1	22-OCT-2003 03:15:06	Bright	44.500	73	57Gam1And	2.2600	13100.	89	8589	No
45	GOM_NL__2PRFIN20031022_031742_000000382021_00018_08589_7179.N1	22-OCT-2003 03:17:42	Bright	37.500	68	18Alp Cas	2.2250	4500.0	75	8589	No
46	GOM_NL__2PRFIN20031022_031901_000000392021_00018_08589_7180.N1	22-OCT-2003 03:19:01	Bright	38.500	76	27Gam Cas	2.3000	30000.	77	8589	No
47	GOM_NL__2PRFIN20031022_032115_000000382021_00018_08589_7181.N1	22-OCT-2003 03:21:15	Bright	37.500	89	5Alp Cep	2.4510	8000.0	75	8589	No
48	GOM_NL__2PRFIN20031022_032653_000000382021_00018_08589_7182.N1	22-OCT-2003 03:26:53	Bright	37.500	49	1Alp UMi	1.9900	6300.0	75	8589	No
49	GOM_NL__2PRFIN20031022_033013_000000352021_00018_08589_7183.N1	22-OCT-2003 03:30:13	Bright	35.000	60	7Bet UMi	2.0810	3950.0	70	8589	No
50	GOM_NL__2PRFIN20031022_033508_000000392021_00018_08589_7184.N1	22-OCT-2003 03:35:08	Bright	39.000	36	50Alp UMa	1.8000	6300.0	78	8589	No
51	GOM_NL__2PRFIN20031022_033643_000000542021_00018_08589_7185.N1	22-OCT-2003 03:36:43	Bright	54.000	82	48Bet UMa	2.3650	10600.	108	8589	No
52	GOM_NL__2PRFIN20031022_034012_000000382021_00018_08589_7186.N1	22-OCT-2003 03:40:12	Bright	37.500	174	52Psi UMa	3.0040	4400.0	75	8589	No
53	GOM_NL__2PRFIN20031022_034847_000001482021_00018_08589_7187.N1	22-OCT-2003 03:48:47	Twilight	147.50	17	78Bet Gem	1.1610	4500.0	295	8589	No
54	GOM_NL__2PRFIN20031022_035848_000000582021_00018_08589_7188.N1	22-OCT-2003 03:58:48	Dark	58.000	48	30Alp Hya	1.9770	4100.0	116	8589	No
55	GOM_NL__2PRFIN20031022_040641_000000422021_00018_08589_7189.N1	22-OCT-2003 04:06:41	Dark	41.500	113	Mu Vel	2.6920	5000.0	83	8589	No
56	GOM_NL__2PRFIN20031022_040809_000000552021_00018_08589_7190.N1	22-OCT-2003 04:08:09	Dark	55.000	65	Lam Vel	2.2040	4400.0	110	8589	No
57	GOM_NL__2PRFIN20031022_041134_000000392021_00019_08590_7042.N1	22-OCT-2003 04:11:34	Dark	38.500	159	Ups Car	2.9200	7200.0	77	8590	No
58	GOM_NL__2PRFIN20031022_041308_000000402021_00019_08590_7043.N1	22-OCT-2003 04:13:08	Dark	40.000	29	Bet Car	1.6720	10200.	80	8590	No
59	GOM_NL__2PRFIN20031022_042007_000000762021_00019_08590_7044.N1	22-OCT-2003 04:20:07	Dark	75.500	177	1Zet CMa	3.0220	26000.	151	8590	No
60	GOM_NL__2PRFIN20031022_042244_000000642021_00019_08590_7045.N1	22-OCT-2003 04:22:44	Dark	63.500	108	Alp Col	2.6520	15200.	127	8590	No
61	GOM_NL__2PRFIN20031022_042537_000000522021_00019_08590_7046.N1	22-OCT-2003 04:25:37	Dark	51.500	9	Alp Eri	0.45300	24000.	103	8590	No
62	GOM_NL__2PRFIN20031022_042829_000000432021_00019_08590_7047.N1	22-OCT-2003 04:28:29	Straylight	43.000	157	The1Eri	2.9060	9300.0	86	8590	No
63	GOM_NL__2PRFIN20031022_043031_000000402021_00019_08590_7048.N1	22-OCT-2003 04:30:31	Straylight	40.000	84	Alp Phe	2.3970	4500.0	80	8590	No
64	GOM_NL__2PRFIN20031022_043307_000002132021_00019_08590_7049.N1	22-OCT-2003 04:33:07	Twilight	213.00	101	11Alp Lep	2.5820	7000.0	426	8590	No
65	GOM_NL__2PRFIN20031022_043746_000000912021_00019_08590_7050.N1	22-OCT-2003 04:37:46	Twilight	91.000	165	34Gam Eri	2.9500	3200.0	182	8590	No
66	GOM_NL__2PRFIN20031022_044635_000000362021_00019_08590_7051.N1	22-OCT-2003 04:46:35	Bright	36.000	140	88Gam Peg	2.8340	26000.	72	8590	No
67	GOM_NL__2PRFIN20031022_044856_000000452021_00019_08590_7052.N1	22-OCT-2003 04:48:56	Bright	44.500	105	6Bet Ari	2.6450	8900.0	89	8590	No
68	GOM_NL__2PRFIN20031022_045030_000000372021_00019_08590_7053.N1	22-OCT-2003 04:50:30	Bright	37.000	58	21Alp And	2.0730	11000.	74	8590	No
69	GOM_NL__2PRFIN20031022_045236_000000432021_00019_08590_7054.N1	22-OCT-2003 04:52:36	Bright	42.500	53	43Bet And	2.0480	3300.0	85	8590	No
70	GOM_NL__2PRFIN20031022_045542_000000452021_00019_08590_7055.N1	22-OCT-2003 04:55:42	Bright	44.500	73	57Gam1And	2.2600	13100.	89	8590	No
71	GOM_NL__2PRFIN20031022_045818_000000382021_00019_08590_7056.N1	22-OCT-2003 04:58:18	Bright	37.500	68	18Alp Cas	2.2250	4500.0	75	8590	No
72	GOM_NL__2PRFIN20031022_045936_000000382021_00019_08590_7057.N1	22-OCT-2003 04:59:36	Bright	37.500	76	27Gam Cas	2.3000	30000.	75	8590	No
73	GOM_NL__2PRFIN20031022_050151_000000362021_00019_08590_7058.N1	22-OCT-2003 05:01:51	Bright	35.500	89	5Alp Cep	2.4510	8000.0	71	8590	No
74	GOM_NL__2PRFIN20031022_050729_000000392021_00019_08590_7059.N1	22-OCT-2003 05:07:29	Bright	38.500	49	1Alp UMi	1.9900	6300.0	77	8590	No
75	GOM_NL__2PRFIN20031022_051049_000000392021_00019_08590_7060.N1	22-OCT-2003 05:10:49	Bright	39.000	60	7Bet UMi	2.0810	3950.0	78	8590	No
76	GOM_NL__2PRFIN20031022_051309_000000812021_00019_08590_7061.N1	22-OCT-2003 05:13:09	Bright	80.500	42	34Bet Aur	1.9000	10200.	161	8590	No
77	GOM_NL__2PRFIN20031022_051651_000000372021_00019_08590_7062.N1	22-OCT-2003 05:16:51	Bright	37.000	32	77Eps UMa	1.7630	11000.	74	8590	No
78	GOM_NL__2PRFIN20031022_052048_000000352021_00019_08590_7063.N1	22-OCT-2003 05:20:48	Bright	35.000	174	52Psi UMa	3.0040	4400.0	70	8590	No
79	GOM_NL__2PRFIN20031022_052744_000000352021_00019_08590_7064.N1	22-OCT-2003 05:27:44	Bright	35.000	96	68Del Leo	2.5600	9300.0	70	8590	No
80	GOM_NL__2PRFIN20031022_052924_000001322021_00019_08590_7065.N1	22-OCT-2003 05:29:24	Twilight	132.00	17	78Bet Gem	1.1610	4500.0	264	8590	No
81	GOM_NL__2PRFIN20031022_053925_000000542021_00019_08590_7066.N1	22-OCT-2003 05:39:25	Dark	53.500	48	30Alp Hya	1.9770	4100.0	107	8590	No
82	GOM_NL__2PRFIN20031022_054718_000000392021_00019_08590_7067.N1	22-OCT-2003 05:47:18	Dark	38.500	113	Mu Vel	2.6920	5000.0	77	8590	No
83	GOM_NL__2PRFIN20031022_054846_000000492021_00019_08590_7068.N1	22-OCT-2003 05:48:46	Dark	48.500	65	Lam Vel	2.2040	4400.0	97	8590	No
84	GOM_NL__2PRFIN20031022_055210_000000392021_00020_08591_7043.N1	22-OCT-2003 05:52:10	Dark	38.500	159	Ups Car	2.9200	7200.0	77	8591	No
85	GOM_NL__2PRFIN20031022_055344_000000402021_00020_08591_7044.N1	22-OCT-2003 05:53:44	Dark	39.500	29	Bet Car	1.6720	10200.	79	8591	No
86	GOM_NL__2PRFIN20031022_060045_000000742021_00020_08591_7045.N1	22-OCT-2003 06:00:45	Dark	74.000	177	1Zet CMa	3.0220	26000.	148	8591	No
87	GOM_NL__2PRFIN20031022_060321_000000662021_00020_08591_7046.N1	22-OCT-2003 06:03:21	Dark	65.500	108	Alp Col	2.6520	15200.	131	8591	No
88	GOM_NL__2PRFIN20031022_060613_000000452021_00020_08591_7047.N1	22-OCT-2003 06:06:13	Dark	45.000	9	Alp Eri	0.45300	24000.	90	8591	No
89	GOM_NL__2PRFIN20031022_060905_000000452021_00020_08591_7048.N1	22-OCT-2003 06:09:05	Straylight	44.500	157	The1Eri	2.9060	9300.0	89	8591	No
90	GOM_NL__2PRFIN20031022_061107_000000412021_00020_08591_7049.N1	22-OCT-2003 06:11:07	Straylight	41.000	84	Alp Phe	2.3970	4500.0	82	8591	No
91	GOM_NL__2PRFIN20031022_061344_000002132021_00020_08591_7050.N1	22-OCT-2003 06:13:44	Twilight	213.00	101	11Alp Lep	2.5820	7000.0	426	8591	No
92	GOM_NL__2PRFIN20031022_061822_000000872021_00020_08591_7051.N1	22-OCT-2003 06:18:22	Twilight	86.500	165	34Gam Eri	2.9500	3200.0	173	8591	No
93	GOM_NL__2PRFIN20031022_062711_000000372021_00020_08591_7052.N1	22-OCT-2003 06:27:11	Bright	36.500	140	88Gam Peg	2.8340	26000.	73	8591	No
94	GOM_NL__2PRFIN20031022_062932_000000442021_00020_08591_7053.N1	22-OCT-2003 06:29:32	Bright	44.000	105	6Bet Ari	2.6450	8900.0	88	8591	No
95	GOM_NL__2PRFIN20031022_063106_000000392021_00020_08591_7054.N1	22-OCT-2003 06:31:06	Bright	38.500	58	21Alp And	2.0730	11000.	77	8591	No
96	GOM_NL__2PRFIN20031022_063312_000000392021_00020_08591_7055.N1	22-OCT-2003 06:33:12	Bright	39.000	53	43Bet And	2.0480	3300.0	78	8591	No
97	GOM_NL__2PRFIN20031022_063617_000000442021_00020_08591_7056.N1	22-OCT-2003 06:36:17	Bright	43.500	73	57Gam1And	2.2600	13100.	87	8591	No
98	GOM_NL__2PRFIN20031022_063854_000000392021_00020_08591_7057.N1	22-OCT-2003 06:38:54	Bright	38.500	68	18Alp Cas	2.2250	4500.0	77	8591	No
99	GOM_NL__2PRFIN20031022_064012_000000392021_00020_08591_7058.N1	22-OCT-2003 06:40:12	Bright	38.500	76	27Gam Cas	2.3000	30000.	77	8591	No
100	GOM_NL__2PRFIN20031022_064228_000000372021_00020_08591_7059.N1	22-OCT-2003 06:42:28	Bright	37.000	89	5Alp Cep	2.4510	8000.0	74	8591	No
101	GOM_NL__2PRFIN20031022_064805_000000382021_00020_08591_7060.N1	22-OCT-2003 06:48:05	Bright	38.000	49	1Alp UMi	1.9900	6300.0	76	8591	No

102	GOM_NL__2PRFIN20031022_065126_000000402021_00020_08591_7061.N1	22-OCT-2003 06:51:26	Bright	39.500	60	7Bet UMi	2.0810	3950.0	79	8591	No
103	GOM_NL__2PRFIN20031022_065343_000000832021_00020_08591_7062.N1	22-OCT-2003 06:53:43	Bright	82.500	42	34Bet Aur	1.9000	10200.	165	8591	No
104	GOM_NL__2PRFIN20031022_065727_000000362021_00020_08591_7063.N1	22-OCT-2003 06:57:27	Bright	36.000	32	77Eps UMa	1.7630	11000.	72	8591	No
105	GOM_NL__2PRFIN20031022_070124_000000542021_00020_08591_7064.N1	22-OCT-2003 07:01:24	Bright	54.000	174	52Psi UMa	3.0040	4400.0	108	8591	No
106	GOM_NL__2PRFIN20031022_070820_000000362021_00020_08591_7065.N1	22-OCT-2003 07:08:20	Bright	36.000	96	68Del Leo	2.5600	9300.0	72	8591	No
107	GOM_NL__2PRFIN20031022_071001_000001392021_00020_08591_7066.N1	22-OCT-2003 07:10:01	Tw_i_and_stray	139.00	17	78Bet Gem	1.1610	4500.0	278	8591	No
108	GOM_NL__2PRFIN20031022_072002_000000612021_00020_08591_7067.N1	22-OCT-2003 07:20:02	Dark	60.500	48	30Alp Hya	1.9770	4100.0	121	8591	No
109	GOM_NL__2PRFIN20031022_072754_000000422021_00020_08591_7068.N1	22-OCT-2003 07:27:54	Dark	42.000	113	Mu Vel	2.6920	5000.0	84	8591	No
110	GOM_NL__2PRFIN20031022_072923_000000482021_00020_08591_7069.N1	22-OCT-2003 07:29:23	Dark	47.500	65	Lam Vel	2.2040	4400.0	95	8591	No
111	GOM_NL__2PRFIN20031022_073246_000000392021_00021_08592_7043.N1	22-OCT-2003 07:32:46	Dark	38.500	159	Ups Car	2.9200	7200.0	77	8592	No
112	GOM_NL__2PRFIN20031022_073421_000000382021_00021_08592_7044.N1	22-OCT-2003 07:34:21	Dark	38.000	29	Bet Car	1.6720	10200.	76	8592	No
113	GOM_NL__2PRFIN20031022_074122_000000762021_00021_08592_7045.N1	22-OCT-2003 07:41:22	Dark	75.500	177	1Zet CMa	3.0220	26000.	151	8592	No
114	GOM_NL__2PRFIN20031022_074358_000000662021_00021_08592_7046.N1	22-OCT-2003 07:43:58	Dark	66.000	108	Alp Col	2.6520	15200.	132	8592	No
115	GOM_NL__2PRFIN20031022_074650_000000442021_00021_08592_7047.N1	22-OCT-2003 07:46:50	Dark	43.500	9	Alp Eri	0.45300	24000.	87	8592	No
116	GOM_NL__2PRFIN20031022_074942_000000432021_00021_08592_7048.N1	22-OCT-2003 07:49:42	Straylight	43.000	157	The1Eri	2.9060	9300.0	86	8592	No
117	GOM_NL__2PRFIN20031022_075143_000000442021_00021_08592_7049.N1	22-OCT-2003 07:51:43	Straylight	44.000	84	Alp Phe	2.3970	4500.0	88	8592	No
118	GOM_NL__2PRFIN20031022_075421_000002132021_00021_08592_7050.N1	22-OCT-2003 07:54:21	Tw_i_and_stray	213.00	101	11Alp Lep	2.5820	7000.0	426	8592	No
119	GOM_NL__2PRFIN20031022_075858_000000862021_00021_08592_7051.N1	22-OCT-2003 07:58:58	Tw_i_and_stray	85.500	165	34Gam Eri	2.9500	3200.0	171	8592	No
120	GOM_NL__2PRFIN20031022_080747_000000372021_00021_08592_7052.N1	22-OCT-2003 08:07:47	Bright	36.500	140	88Gam Peg	2.8340	26000.	73	8592	No
121	GOM_NL__2PRFIN20031022_081007_000000452021_00021_08592_7053.N1	22-OCT-2003 08:10:07	Bright	45.000	105	6Bet Ari	2.6450	8900.0	90	8592	No
122	GOM_NL__2PRFIN20031022_081142_000000382021_00021_08592_7054.N1	22-OCT-2003 08:11:42	Bright	38.000	58	21Alp And	2.0730	11000.	76	8592	No
123	GOM_NL__2PRFIN20031022_081347_000000402021_00021_08592_7055.N1	22-OCT-2003 08:13:47	Bright	39.500	53	43Bet And	2.0480	3300.0	79	8592	No
124	GOM_NL__2PRFIN20031022_081652_000000452021_00021_08592_7056.N1	22-OCT-2003 08:16:52	Bright	45.000	73	57Gam1And	2.2600	13100.	90	8592	No
125	GOM_NL__2PRFIN20031022_081930_000000392021_00021_08592_7057.N1	22-OCT-2003 08:19:30	Bright	38.500	68	18Alp Cas	2.2250	4500.0	77	8592	No
126	GOM_NL__2PRFIN20031022_082048_000000382021_00021_08592_7058.N1	22-OCT-2003 08:20:48	Bright	37.500	76	27Gam Cas	2.3000	30000.	75	8592	No
127	GOM_NL__2PRFIN20031022_082304_000000382021_00021_08592_7059.N1	22-OCT-2003 08:23:04	Bright	37.500	89	5Alp Cep	2.4510	8000.0	75	8592	No
128	GOM_NL__2PRFIN20031022_082841_000000352021_00021_08592_7060.N1	22-OCT-2003 08:28:41	Bright	34.500	49	1Alp UMi	1.9900	6300.0	69	8592	No
129	GOM_NL__2PRFIN20031022_083202_000000372021_00021_08592_7061.N1	22-OCT-2003 08:32:02	Bright	37.000	60	7Bet UMi	2.0810	3950.0	74	8592	No
130	GOM_NL__2PRFIN20031022_083418_000000782021_00021_08592_7062.N1	22-OCT-2003 08:34:18	Bright	77.500	42	34Bet Aur	1.9000	10200.	155	8592	No
131	GOM_NL__2PRFIN20031022_083803_000000352021_00021_08592_7063.N1	22-OCT-2003 08:38:03	Bright	34.500	32	77Eps UMa	1.7630	11000.	69	8592	No
132	GOM_NL__2PRFIN20031022_084200_000000362021_00021_08592_7064.N1	22-OCT-2003 08:42:00	Bright	36.000	174	52Psi UMa	3.0040	4400.0	72	8592	No
133	GOM_NL__2PRFIN20031022_084856_000000372021_00021_08592_7065.N1	22-OCT-2003 08:48:56	Bright	36.500	96	68Del Leo	2.5600	9300.0	73	8592	No
134	GOM_NL__2PRFIN20031022_085038_000001602021_00021_08592_7066.N1	22-OCT-2003 08:50:38	Tw_i_and_stray	160.00	17	78Bet Gem	1.1610	4500.0	320	8592	No
135	GOM_NL__2PRFIN20031022_090039_000000582021_00021_08592_7067.N1	22-OCT-2003 09:00:39	Dark	57.500	48	30Alp Hya	1.9770	4100.0	115	8592	No
136	GOM_NL__2PRFIN20031022_090830_000000422021_00021_08592_7068.N1	22-OCT-2003 09:08:30	Dark	41.500	113	Mu Vel	2.6920	5000.0	83	8592	No
137	GOM_NL__2PRFIN20031022_091000_000000522021_00021_08592_7069.N1	22-OCT-2003 09:10:00	Dark	52.000	65	Lam Vel	2.2040	4400.0	104	8592	No
138	GOM_NL__2PRFIN20031022_091323_000000392021_00022_08593_7043.N1	22-OCT-2003 09:13:23	Dark	39.000	159	Ups Car	2.9200	7200.0	78	8593	No
139	GOM_NL__2PRFIN20031022_091457_000000392021_00022_08593_7044.N1	22-OCT-2003 09:14:57	Dark	39.000	29	Bet Car	1.6720	10200.	78	8593	No
140	GOM_NL__2PRFIN20031022_092200_000000772021_00022_08593_7045.N1	22-OCT-2003 09:22:00	Dark	77.000	177	1Zet CMa	3.0220	26000.	154	8593	No
141	GOM_NL__2PRFIN20031022_092435_000000652021_00022_08593_7046.N1	22-OCT-2003 09:24:35	Dark	65.000	108	Alp Col	2.6520	15200.	130	8593	No
142	GOM_NL__2PRFIN20031022_092726_000000462021_00022_08593_7047.N1	22-OCT-2003 09:27:26	Dark	45.500	9	Alp Eri	0.45300	24000.	91	8593	No
143	GOM_NL__2PRFIN20031022_093018_000000452021_00022_08593_7048.N1	22-OCT-2003 09:30:18	Straylight	45.000	157	The1Eri	2.9060	9300.0	90	8593	No
144	GOM_NL__2PRFIN20031022_093220_000000442021_00022_08593_7049.N1	22-OCT-2003 09:32:20	Straylight	44.000	84	Alp Phe	2.3970	4500.0	88	8593	No
145	GOM_NL__2PRFIN20031022_093458_000002132021_00022_08593_7050.N1	22-OCT-2003 09:34:58	Tw_i_and_stray	213.00	101	11Alp Lep	2.5820	7000.0	426	8593	No
146	GOM_NL__2PRFIN20031022_093933_000000862021_00022_08593_7051.N1	22-OCT-2003 09:39:33	Tw_i_and_stray	86.000	165	34Gam Eri	2.9500	3200.0	172	8593	No
147	GOM_NL__2PRFIN20031022_094823_000000372021_00022_08593_7052.N1	22-OCT-2003 09:48:23	Bright	36.500	140	88Gam Peg	2.8340	26000.	73	8593	No
148	GOM_NL__2PRFIN20031022_095043_000000442021_00022_08593_7053.N1	22-OCT-2003 09:50:43	Bright	44.000	105	6Bet Ari	2.6450	8900.0	88	8593	No
149	GOM_NL__2PRFIN20031022_095218_000000382021_00022_08593_7054.N1	22-OCT-2003 09:52:18	Bright	38.000	58	21Alp And	2.0730	11000.	76	8593	No
150	GOM_NL__2PRFIN20031022_095423_000000392021_00022_08593_7055.N1	22-OCT-2003 09:54:23	Bright	39.000	53	43Bet And	2.0480	3300.0	78	8593	No
151	GOM_NL__2PRFIN20031022_095728_000000452021_00022_08593_7056.N1	22-OCT-2003 09:57:28	Bright	44.500	73	57Gam1And	2.2600	13100.	89	8593	No
152	GOM_NL__2PRFIN20031022_100006_000000362021_00022_08593_7057.N1	22-OCT-2003 10:00:06	Bright	35.500	68	18Alp Cas	2.2250	4500.0	71	8593	No
153	GOM_NL__2PRFIN20031022_100124_000000362021_00022_08593_7058.N1	22-OCT-2003 10:01:24	Bright	36.000	76	27Gam Cas	2.3000	30000.	72	8593	No
154	GOM_NL__2PRFIN20031022_100340_000000372021_00022_08593_7059.N1	22-OCT-2003 10:03:40	Bright	37.000	89	5Alp Cep	2.4510	8000.0	74	8593	No
155	GOM_NL__2PRFIN20031022_100917_000000372021_00022_08593_7060.N1	22-OCT-2003 10:09:17	Bright	37.000	49	1Alp UMi	1.9900	6300.0	74	8593	No
156	GOM_NL__2PRFIN20031022_101238_000000382021_00022_08593_7061.N1	22-OCT-2003 10:12:38	Bright	37.500	60	7Bet UMi	2.0810	3950.0	75	8593	No
157	GOM_NL__2PRFIN20031022_101452_000000762021_00022_08593_7062.N1	22-OCT-2003 10:14:52	Bright	76.000	42	34Bet Aur	1.9000	10200.	152	8593	No
158	GOM_NL__2PRFIN20031022_101839_000000522021_00022_08593_7063.N1	22-OCT-2003 10:18:39	Bright	52.000	32	77Eps UMa	1.7630	11000.	104	8593	No
159	GOM_NL__2PRFIN20031022_102236_000000382021_00022_08593_7064.N1	22-OCT-2003 10:22:36	Bright	38.000	174	52Psi UMa	3.0040	4400.0	76	8593	No
160	GOM_NL__2PRFIN20031022_102932_000000362021_00022_08593_7065.N1	22-OCT-2003 10:29:32	Bright	35.500	96	68Del Leo	2.5600	9300.0	71	8593	No

161	GOM_NL__2PRFIN20031022_103115_000001472021_00022_08593_7066.N1	22-OCT-2003 10:31:15	Twilight	146.50	17	78Bet Gem	1.1610	4500.0	293	8593	No
162	GOM_NL__2PRFIN20031022_104116_000000662021_00022_08593_7067.N1	22-OCT-2003 10:41:16	Dark	65.500	48	30Alp Hya	1.9770	4100.0	131	8593	No
163	GOM_NL__2PRFIN20031022_104907_000000422021_00022_08593_7068.N1	22-OCT-2003 10:49:07	Dark	41.500	113	Mu Vel	2.6920	5000.0	83	8593	No
164	GOM_NL__2PRFIN20031022_105036_000000522021_00022_08593_7069.N1	22-OCT-2003 10:50:36	Dark	51.500	65	Lam Vel	2.2040	4400.0	103	8593	No
165	GOM_NL__2PRFIN20031022_105359_000000382021_00023_08594_7044.N1	22-OCT-2003 10:53:59	Dark	38.000	159	Ups Car	2.9200	7200.0	76	8594	No
166	GOM_NL__2PRFIN20031022_105534_000000462021_00023_08594_7045.N1	22-OCT-2003 10:55:34	Dark	45.500	29	Bet Car	1.6720	10200.	91	8594	No
167	GOM_NL__2PRFIN20031022_110238_000000732021_00023_08594_7046.N1	22-OCT-2003 11:02:38	Dark	73.000	177	1Zet CMa	3.0220	26000.	146	8594	No
168	GOM_NL__2PRFIN20031022_110513_000000662021_00023_08594_7047.N1	22-OCT-2003 11:05:13	Dark	66.000	108	Alp Col	2.6520	15200.	132	8594	No
169	GOM_NL__2PRFIN20031022_110802_000000422021_00023_08594_7048.N1	22-OCT-2003 11:08:02	Dark	42.000	9	Alp Eri	0.45300	24000.	84	8594	No
170	GOM_NL__2PRFIN20031022_111055_000000462021_00023_08594_7049.N1	22-OCT-2003 11:10:55	Straylight	45.500	157	The1Eri	2.9060	9300.0	91	8594	No
171	GOM_NL__2PRFIN20031022_111256_000000432021_00023_08594_7050.N1	22-OCT-2003 11:12:56	Straylight	42.500	84	Alp Phe	2.3970	4500.0	85	8594	No
172	GOM_NL__2PRFIN20031022_111535_000002132021_00023_08594_7051.N1	22-OCT-2003 11:15:35	Twilight	213.00	101	11Alp Lep	2.5820	7000.0	426	8594	No
173	GOM_NL__2PRFIN20031022_112009_000000992021_00023_08594_7052.N1	22-OCT-2003 11:20:09	Twilight	98.500	165	34Gam Eri	2.9500	3200.0	197	8594	No
174	GOM_NL__2PRFIN20031022_112900_000000372021_00023_08594_7053.N1	22-OCT-2003 11:29:00	Bright	36.500	140	88Gam Peg	2.8340	26000.	73	8594	No
175	GOM_NL__2PRFIN20031022_113119_000000452021_00023_08594_7054.N1	22-OCT-2003 11:31:19	Bright	44.500	105	6Bet Ari	2.6450	8900.0	89	8594	No
176	GOM_NL__2PRFIN20031022_113254_000000382021_00023_08594_7055.N1	22-OCT-2003 11:32:54	Bright	37.500	58	21Alp And	2.0730	11000.	75	8594	No
177	GOM_NL__2PRFIN20031022_113500_000000402021_00023_08594_7056.N1	22-OCT-2003 11:35:00	Bright	40.000	53	43Bet And	2.0480	3300.0	80	8594	No
178	GOM_NL__2PRFIN20031022_113804_000000412021_00023_08594_7057.N1	22-OCT-2003 11:38:04	Bright	41.000	73	57Gam1And	2.2600	13100.	82	8594	No
179	GOM_NL__2PRFIN20031022_114042_000000382021_00023_08594_7058.N1	22-OCT-2003 11:40:42	Bright	37.500	68	18Alp Cas	2.2250	4500.0	75	8594	No
180	GOM_NL__2PRFIN20031022_114200_000000382021_00023_08594_7059.N1	22-OCT-2003 11:42:00	Bright	37.500	76	27Gam Cas	2.3000	30000.	75	8594	No
181	GOM_NL__2PRFIN20031022_114417_000000372021_00023_08594_7060.N1	22-OCT-2003 11:44:17	Bright	37.000	89	5Alp Cep	2.4510	8000.0	74	8594	No
182	GOM_NL__2PRFIN20031022_114954_000000372021_00023_08594_7061.N1	22-OCT-2003 11:49:54	Bright	37.000	49	1Alp UMi	1.9900	6300.0	74	8594	No
183	GOM_NL__2PRFIN20031022_115315_000000372021_00023_08594_7062.N1	22-OCT-2003 11:53:15	Bright	36.500	60	7Bet UMi	2.0810	3950.0	73	8594	No
184	GOM_NL__2PRFIN20031022_115527_000000812021_00023_08594_7063.N1	22-OCT-2003 11:55:27	Bright	80.500	42	34Bet Aur	1.9000	10200.	161	8594	No
185	GOM_NL__2PRFIN20031022_115915_000000332021_00023_08594_7064.N1	22-OCT-2003 11:59:15	Bright	33.000	32	77Eps UMa	1.7630	11000.	66	8594	No
186	GOM_NL__2PRFIN20031022_120312_000000362021_00023_08594_7065.N1	22-OCT-2003 12:03:12	Bright	36.000	174	52Psi UMa	3.0040	4400.0	72	8594	No
187	GOM_NL__2PRFIN20031022_121009_000000352021_00023_08594_7066.N1	22-OCT-2003 12:10:09	Bright	35.000	96	68Del Leo	2.5600	9300.0	70	8594	No
188	GOM_NL__2PRFIN20031022_121151_000001352021_00023_08594_7067.N1	22-OCT-2003 12:11:51	Twilight	135.00	17	78Bet Gem	1.1610	4500.0	270	8594	No
189	GOM_NL__2PRFIN20031022_122153_000000632021_00023_08594_7068.N1	22-OCT-2003 12:21:53	Dark	62.500	48	30Alp Hya	1.9770	4100.0	125	8594	No
190	GOM_NL__2PRFIN20031022_122943_000000422021_00023_08594_7069.N1	22-OCT-2003 12:29:43	Dark	42.000	113	Mu Vel	2.6920	5000.0	84	8594	No
191	GOM_NL__2PRFIN20031022_123113_000000542021_00023_08594_7070.N1	22-OCT-2003 12:31:13	Dark	54.000	65	Lam Vel	2.2040	4400.0	108	8594	No
192	GOM_NL__2PRFIN20031022_123436_000000392021_00024_08595_7064.N1	22-OCT-2003 12:34:36	Dark	38.500	159	Ups Car	2.9200	7200.0	77	8595	No
193	GOM_NL__2PRFIN20031022_123610_000000462021_00024_08595_7065.N1	22-OCT-2003 12:36:10	Dark	46.000	29	Bet Car	1.6720	10200.	92	8595	No
194	GOM_NL__2PRFIN20031022_124316_000000742021_00024_08595_7066.N1	22-OCT-2003 12:43:16	Dark	74.000	177	1Zet CMa	3.0220	26000.	148	8595	No
195	GOM_NL__2PRFIN20031022_124550_000000672021_00024_08595_7067.N1	22-OCT-2003 12:45:50	Dark	66.500	108	Alp Col	2.6520	15200.	133	8595	No
196	GOM_NL__2PRFIN20031022_124838_000000392021_00024_08595_7068.N1	22-OCT-2003 12:48:38	Dark	38.500	9	Alp Eri	0.45300	24000.	77	8595	No
197	GOM_NL__2PRFIN20031022_125131_000000422021_00024_08595_7069.N1	22-OCT-2003 12:51:31	Straylight	41.500	157	The1Eri	2.9060	9300.0	83	8595	No
198	GOM_NL__2PRFIN20031022_125332_000000412021_00024_08595_7070.N1	22-OCT-2003 12:53:32	Straylight	40.500	84	Alp Phe	2.3970	4500.0	81	8595	No
199	GOM_NL__2PRFIN20031022_130005_000000442021_00024_08595_7071.N1	22-OCT-2003 13:00:05	Straylight	43.500	52	16Bet Cet	2.0370	4500.0	87	8595	No
200	GOM_NL__2PRFIN20031022_130936_000000362021_00024_08595_7072.N1	22-OCT-2003 13:09:36	Bright	36.000	140	88Gam Peg	2.8340	26000.	72	8595	No
201	GOM_NL__2PRFIN20031022_131154_000000442021_00024_08595_7073.N1	22-OCT-2003 13:11:54	Bright	44.000	105	6Bet Ari	2.6450	8900.0	88	8595	No
202	GOM_NL__2PRFIN20031022_131330_000000372021_00024_08595_7074.N1	22-OCT-2003 13:13:30	Bright	36.500	58	21Alp And	2.0730	11000.	73	8595	No
203	GOM_NL__2PRFIN20031022_131535_000000382021_00024_08595_7075.N1	22-OCT-2003 13:15:35	Bright	37.500	53	43Bet And	2.0480	3300.0	75	8595	No
204	GOM_NL__2PRFIN20031022_131839_000000432021_00024_08595_7076.N1	22-OCT-2003 13:18:39	Bright	43.000	73	57Gam1And	2.2600	13100.	86	8595	No
205	GOM_NL__2PRFIN20031022_132118_000000362021_00024_08595_7077.N1	22-OCT-2003 13:21:18	Bright	35.500	68	18Alp Cas	2.2250	4500.0	71	8595	No
206	GOM_NL__2PRFIN20031022_132235_000000372021_00024_08595_7078.N1	22-OCT-2003 13:22:35	Bright	36.500	76	27Gam Cas	2.3000	30000.	73	8595	No
207	GOM_NL__2PRFIN20031022_132453_000000382021_00024_08595_7079.N1	22-OCT-2003 13:24:53	Bright	38.000	89	5Alp Cep	2.4510	8000.0	76	8595	No
208	GOM_NL__2PRFIN20031022_133029_000000372021_00024_08595_7080.N1	22-OCT-2003 13:30:29	Bright	37.000	49	1Alp UMi	1.9900	6300.0	74	8595	No
209	GOM_NL__2PRFIN20031022_133350_000000342021_00024_08595_7081.N1	22-OCT-2003 13:33:50	Bright	34.000	60	7Bet UMi	2.0810	3950.0	68	8595	No
210	GOM_NL__2PRFIN20031022_134019_000000372021_00024_08595_7082.N1	22-OCT-2003 13:40:19	Bright	36.500	82	48Bet UMa	2.3650	10600.	73	8595	No
211	GOM_NL__2PRFIN20031022_134348_000000352021_00024_08595_7083.N1	22-OCT-2003 13:43:48	Bright	34.500	174	52Psi UMa	3.0040	4400.0	69	8595	No
212	GOM_NL__2PRFIN20031022_135045_000000362021_00024_08595_7084.N1	22-OCT-2003 13:50:45	Bright	35.500	96	68Del Leo	2.5600	9300.0	71	8595	No
213	GOM_NL__2PRFIN20031022_135228_000001382021_00024_08595_7085.N1	22-OCT-2003 13:52:28	Twilight	137.50	17	78Bet Gem	1.1610	4500.0	275	8595	No
214	GOM_NL__2PRFIN20031022_140229_000000612021_00024_08595_7086.N1	22-OCT-2003 14:02:29	Dark	60.500	48	30Alp Hya	1.9770	4100.0	121	8595	No
215	GOM_NL__2PRFIN20031022_141019_000000422021_00024_08595_7087.N1	22-OCT-2003 14:10:19	Dark	41.500	113	Mu Vel	2.6920	5000.0	83	8595	No
216	GOM_NL__2PRFIN20031022_141150_000000552021_00024_08595_7088.N1	22-OCT-2003 14:11:50	Dark	55.000	65	Lam Vel	2.2040	4400.0	110	8595	No
217	GOM_NL__2PRFIN20031022_141512_000000382021_00025_08596_7064.N1	22-OCT-2003 14:15:12	Dark	37.500	159	Ups Car	2.9200	7200.0	75	8596	No
218	GOM_NL__2PRFIN20031022_141646_000000412021_00025_08596_7065.N1	22-OCT-2003 14:16:46	Dark	41.000	29	Bet Car	1.6720	10200.	82	8596	No
219	GOM_NL__2PRFIN20031022_142353_000000782021_00025_08596_7066.N1	22-OCT-2003 14:23:53	Dark	77.500	177	1Zet CMa	3.0220	26000.	155	8596	No

220	GOM_NL__2PRFIN20031022_142627_000000672021_00025_08596_7067.N1	22-OCT-2003 14:26:27	Dark	66.500	108	Alp Col	2.6520	15200.	133	8596	No
221	GOM_NL__2PRFIN20031022_142915_000000492021_00025_08596_7068.N1	22-OCT-2003 14:29:15	Dark	49.000	9	Alp Eri	0.45300	24000.	98	8596	No
222	GOM_NL__2PRFIN20031022_143208_000000442021_00025_08596_7069.N1	22-OCT-2003 14:32:08	Straylight	43.500	157	The1Eri	2.9060	9300.0	87	8596	No
223	GOM_NL__2PRFIN20031022_143408_000000402021_00025_08596_7070.N1	22-OCT-2003 14:34:08	Straylight	40.000	84	Alp Phe	2.3970	4500.0	80	8596	No
224	GOM_NL__2PRFIN20031022_144042_000000442021_00025_08596_7071.N1	22-OCT-2003 14:40:42	Straylight	43.500	52	16Bet Cet	2.0370	4500.0	87	8596	No
225	GOM_NL__2PRFIN20031022_145012_000000362021_00025_08596_7072.N1	22-OCT-2003 14:50:12	Bright	35.500	140	88Gam Peg	2.8340	26000.	71	8596	No
226	GOM_NL__2PRFIN20031022_145230_000000442021_00025_08596_7073.N1	22-OCT-2003 14:52:30	Bright	43.500	105	6Bet Ari	2.6450	8900.0	87	8596	No
227	GOM_NL__2PRFIN20031022_145406_000000372021_00025_08596_7074.N1	22-OCT-2003 14:54:06	Bright	36.500	58	21Alp And	2.0730	11000.	73	8596	No
228	GOM_NL__2PRFIN20031022_145610_000000412021_00025_08596_7075.N1	22-OCT-2003 14:56:10	Bright	40.500	53	43Bet And	2.0480	3300.0	81	8596	No
229	GOM_NL__2PRFIN20031022_145914_000000442021_00025_08596_7076.N1	22-OCT-2003 14:59:14	Bright	44.000	73	57Gam1And	2.2600	13100.	88	8596	No
230	GOM_NL__2PRFIN20031022_150152_000000402021_00025_08596_7077.N1	22-OCT-2003 15:01:52	Bright	39.500	68	18Alp Cas	2.2250	4500.0	79	8596	No
231	GOM_NL__2PRFIN20031022_150310_000000392021_00025_08596_7078.N1	22-OCT-2003 15:03:10	Bright	39.000	76	27Gam Cas	2.3000	30000.	78	8596	No
232	GOM_NL__2PRFIN20031022_150528_000000362021_00025_08596_7079.N1	22-OCT-2003 15:05:28	Bright	36.000	89	5Alp Cep	2.4510	8000.0	72	8596	No
233	GOM_NL__2PRFIN20031022_151103_000000382021_00025_08596_7080.N1	22-OCT-2003 15:11:03	Bright	37.500	49	1Alp UMi	1.9900	6300.0	75	8596	No
234	GOM_NL__2PRFIN20031022_151423_000000402021_00025_08596_7081.N1	22-OCT-2003 15:14:23	Bright	40.000	60	7Bet UMi	2.0810	3950.0	80	8596	No
235	GOM_NL__2PRFIN20031022_152054_000000372021_00025_08596_7082.N1	22-OCT-2003 15:20:54	Bright	37.000	82	48Bet UMa	2.3650	10600.	74	8596	No
236	GOM_NL__2PRFIN20031022_152423_000000392021_00025_08596_7083.N1	22-OCT-2003 15:24:23	Bright	38.500	174	52Psi UMa	3.0040	4400.0	77	8596	No
237	GOM_NL__2PRFIN20031022_153120_000000372021_00025_08596_7084.N1	22-OCT-2003 15:31:20	Bright	37.000	96	68Del Leo	2.5600	9300.0	74	8596	No
238	GOM_NL__2PRFIN20031022_153305_000001562021_00025_08596_7085.N1	22-OCT-2003 15:33:05	Tw_i_and_stray	155.50	17	78Bet Gem	1.1610	4500.0	311	8596	No
239	GOM_NL__2PRFIN20031022_154305_000000622021_00025_08596_7086.N1	22-OCT-2003 15:43:05	Dark	61.500	48	30Alp Hya	1.9770	4100.0	123	8596	No
240	GOM_NL__2PRFIN20031022_155051_000000432021_00025_08596_7087.N1	22-OCT-2003 15:50:51	Dark	42.500	113	Mu Vel	2.6920	5000.0	85	8596	No
241	GOM_NL__2PRFIN20031022_155224_000000552021_00025_08596_7088.N1	22-OCT-2003 15:52:24	Dark	54.500	65	Lam Vel	2.2040	4400.0	109	8596	No
242	GOM_NL__2PRFIN20031022_155546_000000402021_00026_08597_7064.N1	22-OCT-2003 15:55:46	Dark	39.500	159	Ups Car	2.9200	7200.0	79	8597	No
243	GOM_NL__2PRFIN20031022_155721_000000412021_00026_08597_7065.N1	22-OCT-2003 15:57:21	Dark	41.000	29	Bet Car	1.6720	10200.	82	8597	No
244	GOM_NL__2PRFIN20031022_160431_000000762021_00026_08597_7066.N1	22-OCT-2003 16:04:31	Dark	75.500	177	1Zet CMa	3.0220	26000.	151	8597	No
245	GOM_NL__2PRFIN20031022_160703_000000662021_00026_08597_7067.N1	22-OCT-2003 16:07:03	Dark	66.000	108	Alp Col	2.6520	15200.	132	8597	No
246	GOM_NL__2PRFIN20031022_160950_000000502021_00026_08597_7068.N1	22-OCT-2003 16:09:50	Dark	50.000	9	Alp Eri	0.45300	24000.	100	8597	No
247	GOM_NL__2PRFIN20031022_161242_000000462021_00026_08597_7069.N1	22-OCT-2003 16:12:42	Straylight	46.000	157	The1Eri	2.9060	9300.0	92	8597	No
248	GOM_NL__2PRFIN20031022_161443_000000452021_00026_08597_7070.N1	22-OCT-2003 16:14:43	Straylight	44.500	84	Alp Phe	2.3970	4500.0	89	8597	No
249	GOM_NL__2PRFIN20031022_162115_000000472021_00026_08597_7071.N1	22-OCT-2003 16:21:15	Straylight	47.000	52	16Bet Cet	2.0370	4500.0	94	8597	No
250	GOM_NL__2PRFIN20031022_163046_000000382021_00026_08597_7072.N1	22-OCT-2003 16:30:46	Bright	38.000	140	88Gam Peg	2.8340	26000.	76	8597	No
251	GOM_NL__2PRFIN20031022_163304_000000432021_00026_08597_7073.N1	22-OCT-2003 16:33:04	Bright	43.000	105	6Bet Ari	2.6450	8900.0	86	8597	No
252	GOM_NL__2PRFIN20031022_163440_000000392021_00026_08597_7074.N1	22-OCT-2003 16:34:40	Bright	39.000	58	21Alp And	2.0730	11000.	78	8597	No
253	GOM_NL__2PRFIN20031022_163646_000000422021_00026_08597_7075.N1	22-OCT-2003 16:36:46	Bright	41.500	53	43Bet And	2.0480	3300.0	83	8597	No
254	GOM_NL__2PRFIN20031022_163949_000000462021_00026_08597_7076.N1	22-OCT-2003 16:39:49	Bright	46.000	73	57Gam1And	2.2600	13100.	92	8597	No
255	GOM_NL__2PRFIN20031022_164228_000000382021_00026_08597_7077.N1	22-OCT-2003 16:42:28	Bright	38.000	68	18Alp Cas	2.2250	4500.0	76	8597	No
256	GOM_NL__2PRFIN20031022_164346_000000402021_00026_08597_7078.N1	22-OCT-2003 16:43:46	Bright	39.500	76	27Gam Cas	2.3000	30000.	79	8597	No
257	GOM_NL__2PRFIN20031022_164604_000000382021_00026_08597_7079.N1	22-OCT-2003 16:46:04	Bright	38.000	89	5Alp Cep	2.4510	8000.0	76	8597	No
258	GOM_NL__2PRFIN20031022_165139_000000392021_00026_08597_7080.N1	22-OCT-2003 16:51:39	Bright	39.000	49	1Alp UMi	1.9900	6300.0	78	8597	No
259	GOM_NL__2PRFIN20031022_165501_000000412021_00026_08597_7081.N1	22-OCT-2003 16:55:01	Bright	41.000	60	7Bet UMi	2.0810	3950.0	82	8597	No
260	GOM_NL__2PRFIN20031022_170129_000000372021_00026_08597_7082.N1	22-OCT-2003 17:01:29	Bright	37.000	82	48Bet UMa	2.3650	10600.	74	8597	No
261	GOM_NL__2PRFIN20031022_170459_000000382021_00026_08597_7083.N1	22-OCT-2003 17:04:59	Bright	38.000	174	52Psi UMa	3.0040	4400.0	76	8597	No
262	GOM_NL__2PRFIN20031022_171156_000000372021_00026_08597_7084.N1	22-OCT-2003 17:11:56	Bright	36.500	96	68Del Leo	2.5600	9300.0	73	8597	No
263	GOM_NL__2PRFIN20031022_171342_000001482021_00026_08597_7085.N1	22-OCT-2003 17:13:42	Tw_i_and_stray	147.50	17	78Bet Gem	1.1610	4500.0	295	8597	No
264	GOM_NL__2PRFIN20031022_172343_000000602021_00026_08597_7086.N1	22-OCT-2003 17:23:43	Dark	60.000	48	30Alp Hya	1.9770	4100.0	120	8597	No
265	GOM_NL__2PRFIN20031022_173128_000000442021_00026_08597_7087.N1	22-OCT-2003 17:31:28	Dark	44.000	113	Mu Vel	2.6920	5000.0	88	8597	No
266	GOM_NL__2PRFIN20031022_173259_000000492021_00026_08597_7088.N1	22-OCT-2003 17:32:59	Dark	49.000	65	Lam Vel	2.2040	4400.0	98	8597	No
267	GOM_NL__2PRFIN20031022_173623_000000402021_00027_08598_7065.N1	22-OCT-2003 17:36:23	Dark	39.500	159	Ups Car	2.9200	7200.0	79	8598	No
268	GOM_NL__2PRFIN20031022_173757_000000402021_00027_08598_7066.N1	22-OCT-2003 17:37:57	Dark	40.000	29	Bet Car	1.6720	10200.	80	8598	No
269	GOM_NL__2PRFIN20031022_174508_000000742021_00027_08598_7067.N1	22-OCT-2003 17:45:08	Dark	74.000	177	1Zet CMa	3.0220	26000.	148	8598	No
270	GOM_NL__2PRFIN20031022_174741_000000672021_00027_08598_7068.N1	22-OCT-2003 17:47:41	Dark	67.000	108	Alp Col	2.6520	15200.	134	8598	No
271	GOM_NL__2PRFIN20031022_175026_000000512021_00027_08598_7069.N1	22-OCT-2003 17:50:26	Dark	50.500	9	Alp Eri	0.45300	24000.	101	8598	No
272	GOM_NL__2PRFIN20031022_175318_000000492021_00027_08598_7070.N1	22-OCT-2003 17:53:18	Straylight	48.500	157	The1Eri	2.9060	9300.0	97	8598	No
273	GOM_NL__2PRFIN20031022_175519_000000432021_00027_08598_7071.N1	22-OCT-2003 17:55:19	Straylight	42.500	84	Alp Phe	2.3970	4500.0	85	8598	No
274	GOM_NL__2PRFIN20031022_180152_000000472021_00027_08598_7072.N1	22-OCT-2003 18:01:52	Straylight	47.000	52	16Bet Cet	2.0370	4500.0	94	8598	No
275	GOM_NL__2PRFIN20031022_181123_000000382021_00027_08598_7073.N1	22-OCT-2003 18:11:23	Bright	37.500	140	88Gam Peg	2.8340	26000.	75	8598	No
276	GOM_NL__2PRFIN20031022_181340_000000442021_00027_08598_7074.N1	22-OCT-2003 18:13:40	Bright	44.000	105	6Bet Ari	2.6450	8900.0	88	8598	No
277	GOM_NL__2PRFIN20031022_181517_000000382021_00027_08598_7075.N1	22-OCT-2003 18:15:17	Bright	38.000	58	21Alp And	2.0730	11000.	76	8598	No
278	GOM_NL__2PRFIN20031022_181721_000000392021_00027_08598_7076.N1	22-OCT-2003 18:17:21	Bright	39.000	53	43Bet And	2.0480	3300.0	78	8598	No

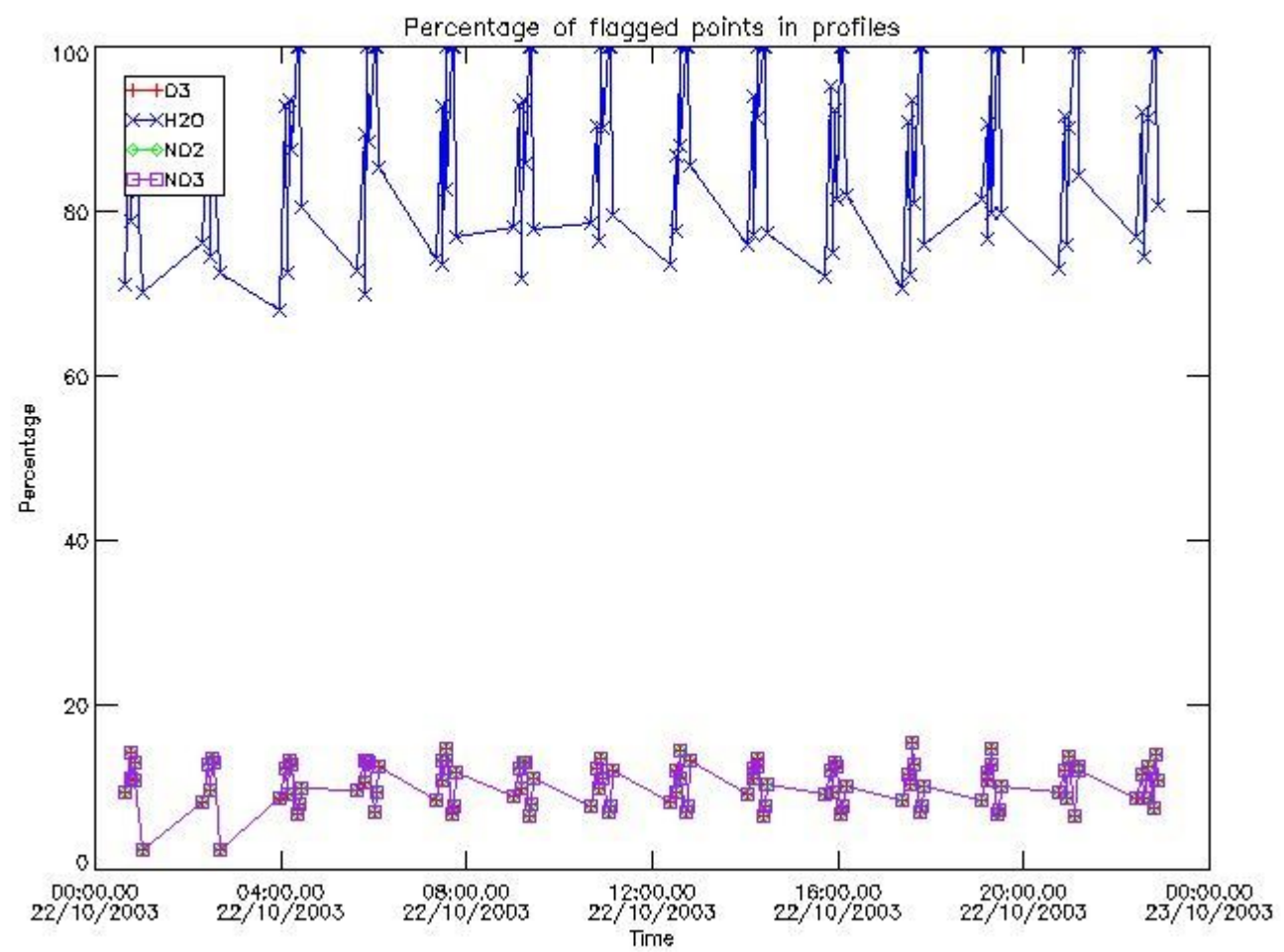
279	GOM_NL__2PRFIN20031022_182025_000000462021_00027_08598_7077.N1	22-OCT-2003 18:20:25	Bright	45.500	73	57Gam1And	2.2600	13100.	91	8598	No
280	GOM_NL__2PRFIN20031022_182304_000000412021_00027_08598_7078.N1	22-OCT-2003 18:23:04	Bright	40.500	68	18Alp Cas	2.2250	4500.0	81	8598	No
281	GOM_NL__2PRFIN20031022_182422_000000382021_00027_08598_7079.N1	22-OCT-2003 18:24:22	Bright	38.000	76	27Gam Cas	2.3000	30000.	76	8598	No
282	GOM_NL__2PRFIN20031022_182641_000000382021_00027_08598_7080.N1	22-OCT-2003 18:26:41	Bright	37.500	89	5Alp Cep	2.4510	8000.0	75	8598	No
283	GOM_NL__2PRFIN20031022_183216_000000402021_00027_08598_7081.N1	22-OCT-2003 18:32:16	Bright	39.500	49	1Alp UMi	1.9900	6300.0	79	8598	No
284	GOM_NL__2PRFIN20031022_183537_000000402021_00027_08598_7082.N1	22-OCT-2003 18:35:37	Bright	39.500	60	7Bet UMi	2.0810	3950.0	79	8598	No
285	GOM_NL__2PRFIN20031022_184205_000000402021_00027_08598_7083.N1	22-OCT-2003 18:42:05	Bright	39.500	82	48Bet UMa	2.3650	10600.	79	8598	No
286	GOM_NL__2PRFIN20031022_184535_000000382021_00027_08598_7084.N1	22-OCT-2003 18:45:35	Bright	37.500	174	52Psi UMa	3.0040	4400.0	75	8598	No
287	GOM_NL__2PRFIN20031022_185232_000000532021_00027_08598_7085.N1	22-OCT-2003 18:52:32	Bright	53.000	96	68Del Leo	2.5600	9300.0	106	8598	No
288	GOM_NL__2PRFIN20031022_185419_000001472021_00027_08598_7086.N1	22-OCT-2003 18:54:19	Tw_i_and_stray	146.50	17	78Bet Gem	1.1610	4500.0	293	8598	No
289	GOM_NL__2PRFIN20031022_190419_000000602021_00027_08598_7087.N1	22-OCT-2003 19:04:19	Dark	60.000	48	30Alp Hya	1.9770	4100.0	120	8598	No
290	GOM_NL__2PRFIN20031022_191206_000000442021_00027_08598_7088.N1	22-OCT-2003 19:12:06	Dark	43.500	113	Mu Vel	2.6920	5000.0	87	8598	No
291	GOM_NL__2PRFIN20031022_191336_000000482021_00027_08598_7089.N1	22-OCT-2003 19:13:36	Dark	47.500	65	Lam Vel	2.2040	4400.0	95	8598	No
292	GOM_NL__2PRFIN20031022_191659_000000382021_00028_08599_7066.N1	22-OCT-2003 19:16:59	Dark	38.000	159	Ups Car	2.9200	7200.0	76	8599	No
293	GOM_NL__2PRFIN20031022_191833_000000402021_00028_08599_7067.N1	22-OCT-2003 19:18:33	Dark	40.000	29	Bet Car	1.6720	10200.	80	8599	No
294	GOM_NL__2PRFIN20031022_192546_000000752021_00028_08599_7068.N1	22-OCT-2003 19:25:46	Dark	75.000	177	1Zet CMa	3.0220	26000.	150	8599	No
295	GOM_NL__2PRFIN20031022_192818_000000702021_00028_08599_7069.N1	22-OCT-2003 19:28:18	Dark	69.500	108	Alp Col	2.6520	15200.	139	8599	No
296	GOM_NL__2PRFIN20031022_193102_000000502021_00028_08599_7070.N1	22-OCT-2003 19:31:02	Dark	50.000	9	Alp Eri	0.45300	24000.	100	8599	No
297	GOM_NL__2PRFIN20031022_193355_000000462021_00028_08599_7071.N1	22-OCT-2003 19:33:55	Straylight	46.000	157	The1Eri	2.9060	9300.0	92	8599	No
298	GOM_NL__2PRFIN20031022_193556_000000442021_00028_08599_7072.N1	22-OCT-2003 19:35:56	Straylight	43.500	84	Alp Phe	2.3970	4500.0	87	8599	No
299	GOM_NL__2PRFIN20031022_194228_000000472021_00028_08599_7073.N1	22-OCT-2003 19:42:28	Straylight	47.000	52	16Bet Cet	2.0370	4500.0	94	8599	No
300	GOM_NL__2PRFIN20031022_195159_000000382021_00028_08599_7074.N1	22-OCT-2003 19:51:59	Bright	37.500	140	88Gam Peg	2.8340	26000.	75	8599	No
301	GOM_NL__2PRFIN20031022_195416_000000452021_00028_08599_7075.N1	22-OCT-2003 19:54:16	Bright	44.500	105	6Bet Ari	2.6450	8900.0	89	8599	No
302	GOM_NL__2PRFIN20031022_195553_000000392021_00028_08599_7076.N1	22-OCT-2003 19:55:53	Bright	38.500	58	21Alp And	2.0730	11000.	77	8599	No
303	GOM_NL__2PRFIN20031022_195758_000000412021_00028_08599_7077.N1	22-OCT-2003 19:57:58	Bright	41.000	53	43Bet And	2.0480	3300.0	82	8599	No
304	GOM_NL__2PRFIN20031022_200100_000000422021_00028_08599_7078.N1	22-OCT-2003 20:01:00	Bright	41.500	73	57Gam1And	2.2600	13100.	83	8599	No
305	GOM_NL__2PRFIN20031022_200340_000000392021_00028_08599_7079.N1	22-OCT-2003 20:03:40	Bright	39.000	68	18Alp Cas	2.2250	4500.0	78	8599	No
306	GOM_NL__2PRFIN20031022_200458_000000392021_00028_08599_7080.N1	22-OCT-2003 20:04:58	Bright	39.000	76	27Gam Cas	2.3000	30000.	78	8599	No
307	GOM_NL__2PRFIN20031022_200717_000000382021_00028_08599_7081.N1	22-OCT-2003 20:07:17	Bright	37.500	89	5Alp Cep	2.4510	8000.0	75	8599	No
308	GOM_NL__2PRFIN20031022_201252_000000382021_00028_08599_7082.N1	22-OCT-2003 20:12:52	Bright	37.500	49	1Alp UMi	1.9900	6300.0	75	8599	No
309	GOM_NL__2PRFIN20031022_201614_000000402021_00028_08599_7083.N1	22-OCT-2003 20:16:14	Bright	39.500	60	7Bet UMi	2.0810	3950.0	79	8599	No
310	GOM_NL__2PRFIN20031022_202242_000000372021_00028_08599_7084.N1	22-OCT-2003 20:22:42	Bright	37.000	82	48Bet UMa	2.3650	10600.	74	8599	No
311	GOM_NL__2PRFIN20031022_202611_000000382021_00028_08599_7085.N1	22-OCT-2003 20:26:11	Bright	37.500	174	52Psi UMa	3.0040	4400.0	75	8599	No
312	GOM_NL__2PRFIN20031022_203308_000000482021_00028_08599_7086.N1	22-OCT-2003 20:33:08	Bright	47.500	96	68Del Leo	2.5600	9300.0	95	8599	No
313	GOM_NL__2PRFIN20031022_203456_000001492021_00028_08599_7087.N1	22-OCT-2003 20:34:56	Tw_i_and_stray	149.00	17	78Bet Gem	1.1610	4500.0	298	8599	No
314	GOM_NL__2PRFIN20031022_204457_000000602021_00028_08599_7088.N1	22-OCT-2003 20:44:57	Dark	59.500	48	30Alp Hya	1.9770	4100.0	119	8599	No
315	GOM_NL__2PRFIN20031022_205242_000000422021_00028_08599_7089.N1	22-OCT-2003 20:52:42	Dark	42.000	113	Mu Vel	2.6920	5000.0	84	8599	No
316	GOM_NL__2PRFIN20031022_205414_000000592021_00028_08599_7090.N1	22-OCT-2003 20:54:14	Dark	58.500	65	Lam Vel	2.2040	4400.0	117	8599	No
317	GOM_NL__2PRFIN20031022_205909_000000412021_00029_08600_7066.N1	22-OCT-2003 20:59:09	Dark	40.500	29	Bet Car	1.6720	10200.	81	8600	No
318	GOM_NL__2PRFIN20031022_210623_000000772021_00029_08600_7067.N1	22-OCT-2003 21:06:23	Dark	77.000	177	1Zet CMa	3.0220	26000.	154	8600	No
319	GOM_NL__2PRFIN20031022_211013_000000412021_00029_08600_7068.N1	22-OCT-2003 21:10:13	Dark	40.500	143	Alp Hyi	2.8570	7200.0	81	8600	No
320	GOM_NL__2PRFIN20031022_211138_000000422021_00029_08600_7069.N1	22-OCT-2003 21:11:38	Dark	42.000	9	Alp Eri	0.45300	24000.	84	8600	No
321	GOM_NL__2PRFIN20031022_211431_000000482021_00029_08600_7070.N1	22-OCT-2003 21:14:31	Straylight	47.500	157	The1Eri	2.9060	9300.0	95	8600	No
322	GOM_NL__2PRFIN20031022_211632_000000472021_00029_08600_7071.N1	22-OCT-2003 21:16:32	Straylight	47.000	84	Alp Phe	2.3970	4500.0	94	8600	No
323	GOM_NL__2PRFIN20031022_211916_000002132021_00029_08600_7072.N1	22-OCT-2003 21:19:16	Tw_i_and_stray	213.00	101	11Alp Lep	2.5820	7000.0	426	8600	No
324	GOM_NL__2PRFIN20031022_212344_000000852021_00029_08600_7073.N1	22-OCT-2003 21:23:44	Tw_i_and_stray	85.000	165	34Gam Eri	2.9500	3200.0	170	8600	No
325	GOM_NL__2PRFIN20031022_213234_000000382021_00029_08600_7074.N1	22-OCT-2003 21:32:34	Bright	37.500	140	88Gam Peg	2.8340	26000.	75	8600	No
326	GOM_NL__2PRFIN20031022_213451_000000442021_00029_08600_7075.N1	22-OCT-2003 21:34:51	Bright	44.000	105	6Bet Ari	2.6450	8900.0	88	8600	No
327	GOM_NL__2PRFIN20031022_213626_000000412021_00029_08600_7076.N1	22-OCT-2003 21:36:26	Bright	40.500	58	21Alp And	2.0730	11000.	81	8600	No
328	GOM_NL__2PRFIN20031022_213833_000000412021_00029_08600_7077.N1	22-OCT-2003 21:38:33	Bright	41.000	53	43Bet And	2.0480	3300.0	82	8600	No
329	GOM_NL__2PRFIN20031022_214136_000000442021_00029_08600_7078.N1	22-OCT-2003 21:41:36	Bright	44.000	73	57Gam1And	2.2600	13100.	88	8600	No
330	GOM_NL__2PRFIN20031022_214415_000000392021_00029_08600_7079.N1	22-OCT-2003 21:44:15	Bright	39.000	68	18Alp Cas	2.2250	4500.0	78	8600	No
331	GOM_NL__2PRFIN20031022_214533_000000382021_00029_08600_7080.N1	22-OCT-2003 21:45:33	Bright	38.000	76	27Gam Cas	2.3000	30000.	76	8600	No
332	GOM_NL__2PRFIN20031022_214753_000000382021_00029_08600_7081.N1	22-OCT-2003 21:47:53	Bright	38.000	89	5Alp Cep	2.4510	8000.0	76	8600	No
333	GOM_NL__2PRFIN20031022_215327_000000392021_00029_08600_7082.N1	22-OCT-2003 21:53:27	Bright	39.000	49	1Alp UMi	1.9900	6300.0	78	8600	No
334	GOM_NL__2PRFIN20031022_215649_000000392021_00029_08600_7083.N1	22-OCT-2003 21:56:49	Bright	38.500	60	7Bet UMi	2.0810	3950.0	77	8600	No
335	GOM_NL__2PRFIN20031022_215853_000000822021_00029_08600_7084.N1	22-OCT-2003 21:58:53	Bright	82.000	42	34Bet Aur	1.9000	10200.	164	8600	No
336	GOM_NL__2PRFIN20031022_220142_000000392021_00029_08600_7085.N1	22-OCT-2003 22:01:42	Bright	39.000	36	50Alp UMa	1.8000	6300.0	78	8600	No
337	GOM_NL__2PRFIN20031022_220317_000000392021_00029_08600_7086.N1	22-OCT-2003 22:03:17	Bright	38.500	82	48Bet UMa	2.3650	10600.	77	8600	No

338	GOM_NL__2PRFIN20031022_220647_000000402021_00029_08600_7087.N1	22-OCT-2003 22:06:47	Bright	40.000	174	52Psi UMa	3.0040	4400.0	80	8600	No
339	GOM_NL__2PRFIN20031022_221344_000000372021_00029_08600_7088.N1	22-OCT-2003 22:13:44	Bright	37.000	96	68Del Leo	2.5600	9300.0	74	8600	No
340	GOM_NL__2PRFIN20031022_221532_000001832021_00029_08600_7089.N1	22-OCT-2003 22:15:32	Twilight	183.00	17	78Bet Gem	1.1610	4500.0	366	8600	No
341	GOM_NL__2PRFIN20031022_222533_000000592021_00029_08600_7090.N1	22-OCT-2003 22:25:33	Dark	59.000	48	30Alp Hya	1.9770	4100.0	118	8600	No
342	GOM_NL__2PRFIN20031022_223318_000000442021_00029_08600_7091.N1	22-OCT-2003 22:33:18	Dark	44.000	113	Mu Vel	2.6920	5000.0	88	8600	No
343	GOM_NL__2PRFIN20031022_223449_000000592021_00029_08600_7092.N1	22-OCT-2003 22:34:49	Dark	59.000	65	Lam Vel	2.2040	4400.0	118	8600	No
344	GOM_NL__2PRFIN20031022_223946_000000412021_00030_08601_7066.N1	22-OCT-2003 22:39:46	Dark	40.500	29	Bet Car	1.6720	10200.	81	8601	No
345	GOM_NL__2PRFIN20031022_224701_000000742021_00030_08601_7067.N1	22-OCT-2003 22:47:01	Dark	74.000	177	1Zet CMa	3.0220	26000.	148	8601	No
346	GOM_NL__2PRFIN20031022_225049_000000402021_00030_08601_7068.N1	22-OCT-2003 22:50:49	Dark	40.000	143	Alp Hyi	2.8570	7200.0	80	8601	No
347	GOM_NL__2PRFIN20031022_225214_000000472021_00030_08601_7069.N1	22-OCT-2003 22:52:14	Dark	47.000	9	Alp Eri	0.45300	24000.	94	8601	No
348	GOM_NL__2PRFIN20031022_225508_000000452021_00030_08601_7070.N1	22-OCT-2003 22:55:08	Straylight	45.000	157	The1Eri	2.9060	9300.0	90	8601	No
349	GOM_NL__2PRFIN20031022_225708_000000432021_00030_08601_7071.N1	22-OCT-2003 22:57:08	Straylight	42.500	84	Alp Phe	2.3970	4500.0	85	8601	No
350	GOM_NL__2PRFIN20031022_225952_000002132021_00030_08601_7072.N1	22-OCT-2003 22:59:52	Twilight	213.00	101	11Alp Lep	2.5820	7000.0	426	8601	No
351	GOM_NL__2PRFIN20031022_230420_000000922021_00030_08601_7073.N1	22-OCT-2003 23:04:20	Twilight	91.500	165	34Gam Eri	2.9500	3200.0	183	8601	No
352	GOM_NL__2PRFIN20031022_231311_000000372021_00030_08601_7074.N1	22-OCT-2003 23:13:11	Bright	36.500	140	88Gam Peg	2.8340	26000.	73	8601	No
353	GOM_NL__2PRFIN20031022_231527_000000422021_00030_08601_7075.N1	22-OCT-2003 23:15:27	Bright	42.000	105	6Bet Ari	2.6450	8900.0	84	8601	No
354	GOM_NL__2PRFIN20031022_231704_000000382021_00030_08601_7076.N1	22-OCT-2003 23:17:04	Bright	37.500	58	21Alp And	2.0730	11000.	75	8601	No
355	GOM_NL__2PRFIN20031022_231908_000000432021_00030_08601_7077.N1	22-OCT-2003 23:19:08	Bright	42.500	53	43Bet And	2.0480	3300.0	85	8601	No
356	GOM_NL__2PRFIN20031022_232211_000000412021_00030_08601_7078.N1	22-OCT-2003 23:22:11	Bright	41.000	73	57Gam1And	2.2600	13100.	82	8601	No
357	GOM_NL__2PRFIN20031022_232452_000000372021_00030_08601_7079.N1	22-OCT-2003 23:24:52	Bright	37.000	68	18Alp Cas	2.2250	4500.0	74	8601	No
358	GOM_NL__2PRFIN20031022_232610_000000372021_00030_08601_7080.N1	22-OCT-2003 23:26:10	Bright	37.000	76	27Gam Cas	2.3000	30000.	74	8601	No
359	GOM_NL__2PRFIN20031022_232830_000000392021_00030_08601_7081.N1	22-OCT-2003 23:28:30	Bright	39.000	89	5Alp Cep	2.4510	8000.0	78	8601	No
360	GOM_NL__2PRFIN20031022_233403_000000382021_00030_08601_7082.N1	22-OCT-2003 23:34:03	Bright	37.500	49	1Alp UMi	1.9900	6300.0	75	8601	No
361	GOM_NL__2PRFIN20031022_233726_000000402021_00030_08601_7083.N1	22-OCT-2003 23:37:26	Bright	40.000	60	7Bet UMi	2.0810	3950.0	80	8601	No
362	GOM_NL__2PRFIN20031022_233928_000000802021_00030_08601_7084.N1	22-OCT-2003 23:39:28	Bright	80.000	42	34Bet Aur	1.9000	10200.	160	8601	No
363	GOM_NL__2PRFIN20031022_234218_000000412021_00030_08601_7085.N1	22-OCT-2003 23:42:18	Bright	40.500	36	50Alp UMa	1.8000	6300.0	81	8601	No
364	GOM_NL__2PRFIN20031022_234354_000000542021_00030_08601_7086.N1	22-OCT-2003 23:43:54	Bright	54.000	82	48Bet UMa	2.3650	10600.	108	8601	No
365	GOM_NL__2PRFIN20031022_234723_000000382021_00030_08601_7087.N1	22-OCT-2003 23:47:23	Bright	37.500	174	52Psi UMa	3.0040	4400.0	75	8601	No
366	GOM_NL__2PRFIN20031022_235421_000000362021_00030_08601_7088.N1	22-OCT-2003 23:54:21	Bright	36.000	96	68Del Leo	2.5600	9300.0	72	8601	No
367	GOM_NL__2PRFIN20031022_235609_000001512021_00030_08601_7089.N1	22-OCT-2003 23:56:09	Twilight	150.50	17	78Bet Gem	1.1610	4500.0	301	8601	No

3. Quality information per product

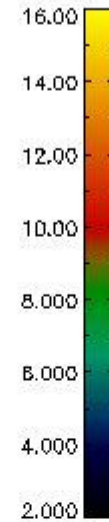
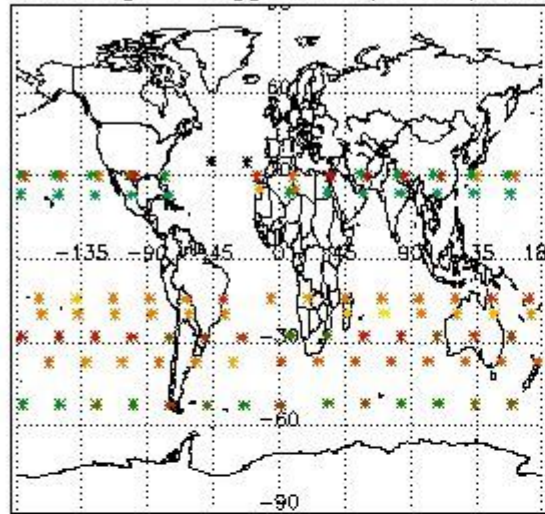
In this section it is plotted some information contained in the Quality Summary data set of the level 2 products. Only products in dark limb conditions and without errors (error flag in the MPH set to "0") are used.

3.1 Plot quality information per product (time dependant)

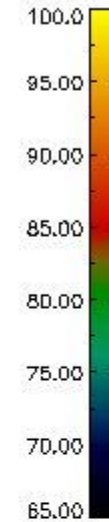
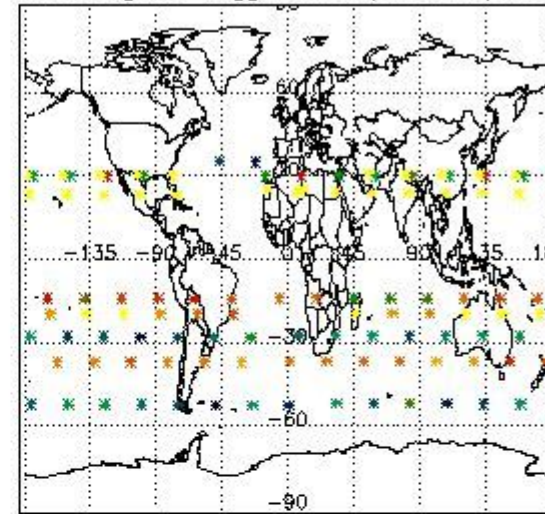


3.2 Plot quality information per product (world map)

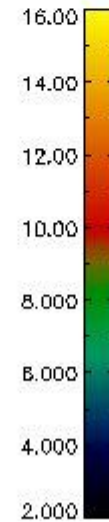
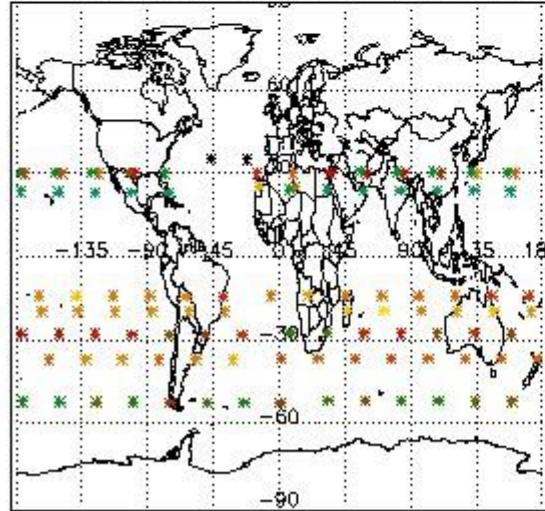
Percentage of flagged data per O3 profile



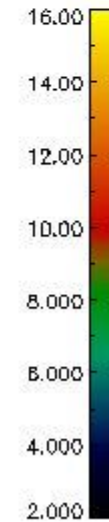
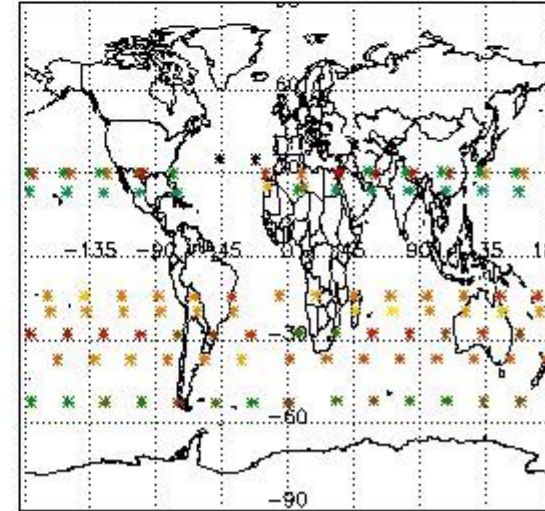
Percentage of flagged data per H2O profile



Percentage of flagged data per NO2 profile



Percentage of flagged data per NO3 profile

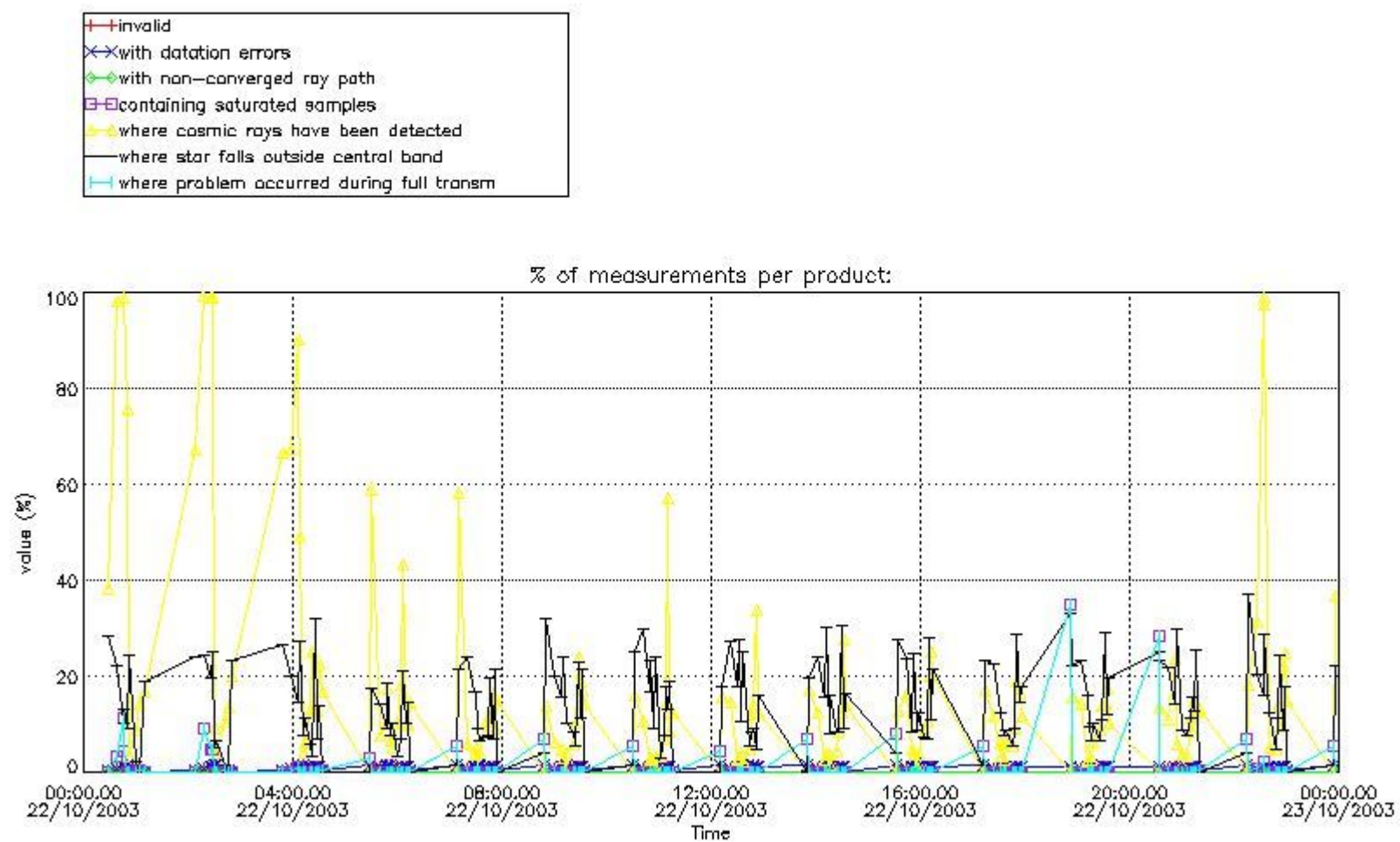


4. Level 1 quality information per product

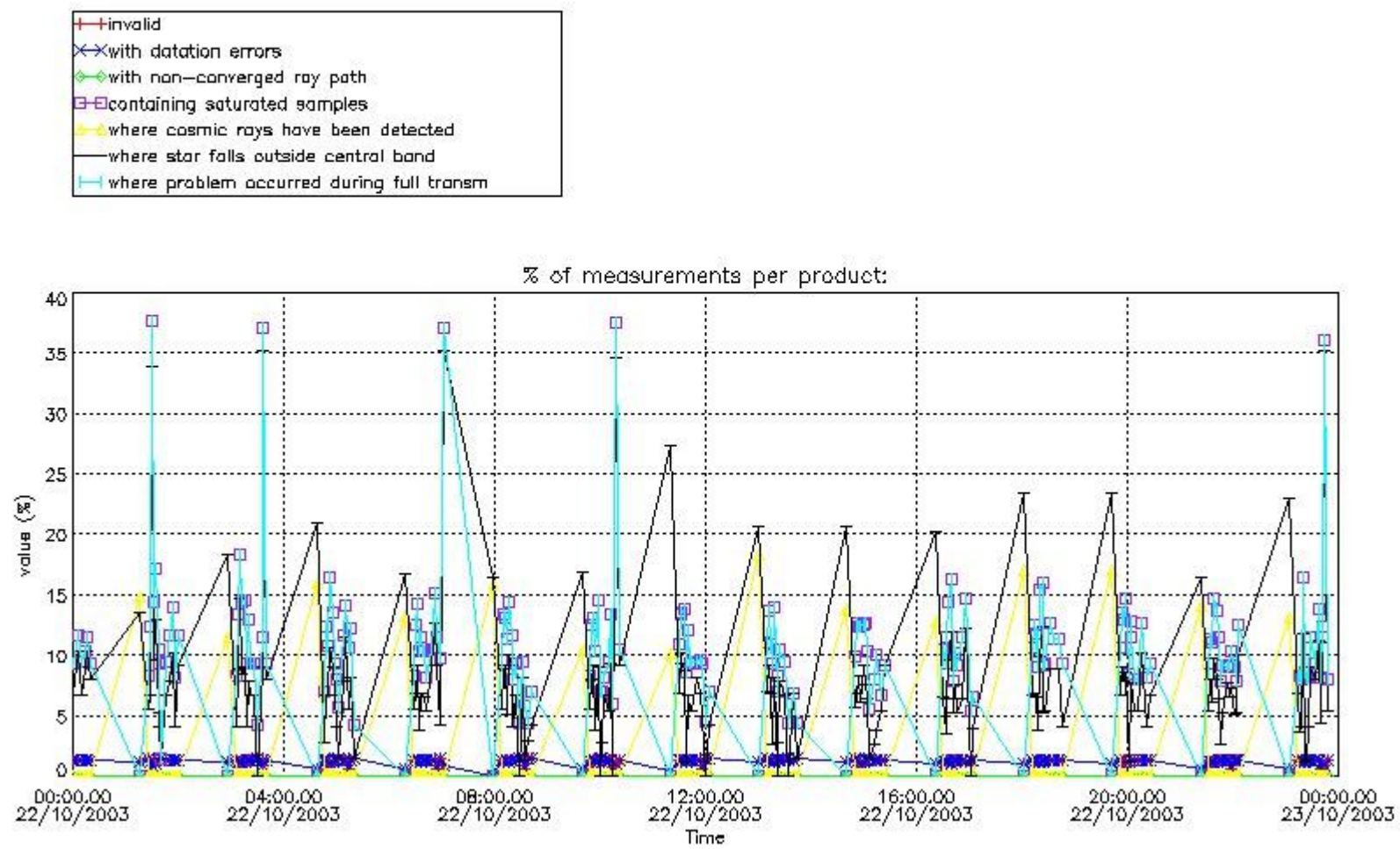
In this section it is plotted some information contained in the Quality Summary data set of the level 2 products that comes from the level 1b processing. Products without errors (error flag in the MPH set to "0") are used.

4.1 Plot quality information per product (time dependant) coming from level 1b processing

4.1.1 Plot level 1 quality information per product (time dependant): ENVISAT ASCENDING passes



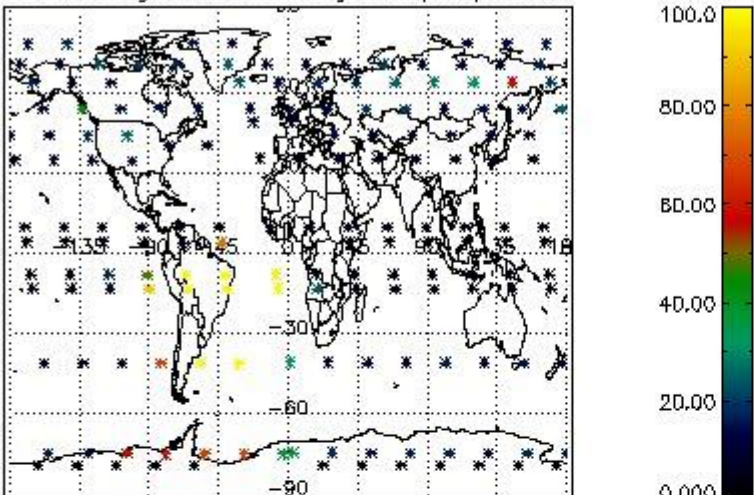
4.1.2 Plot level 1 quality information per product (time dependant): ENVI SAT DESCENDING passes



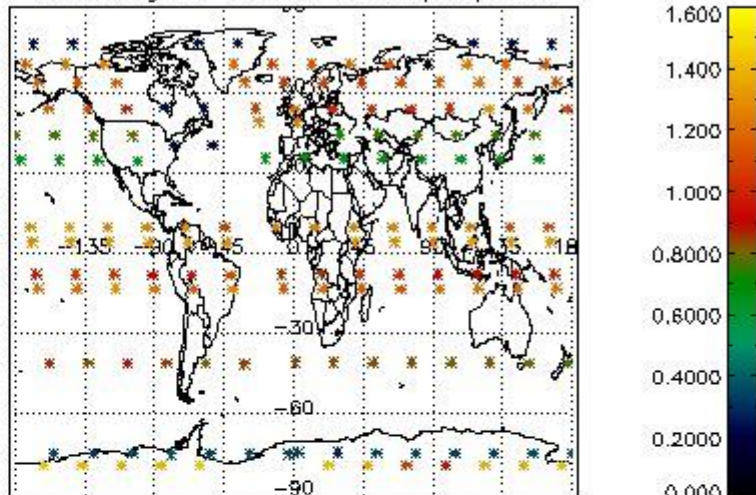
4.2 Plot quality information per product coming from level 1b processing (world map)

4.2.1 Plot level 1 quality information per product (world map): ENVISAT ASCENDING passes

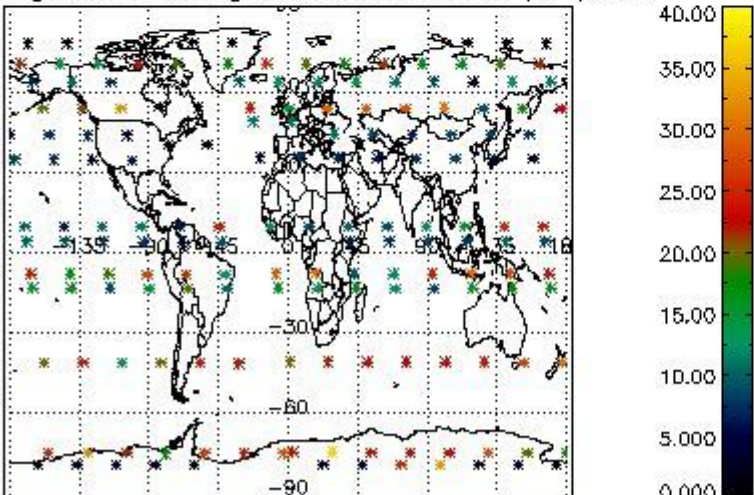
Percentage of cosmic ray hits per profile



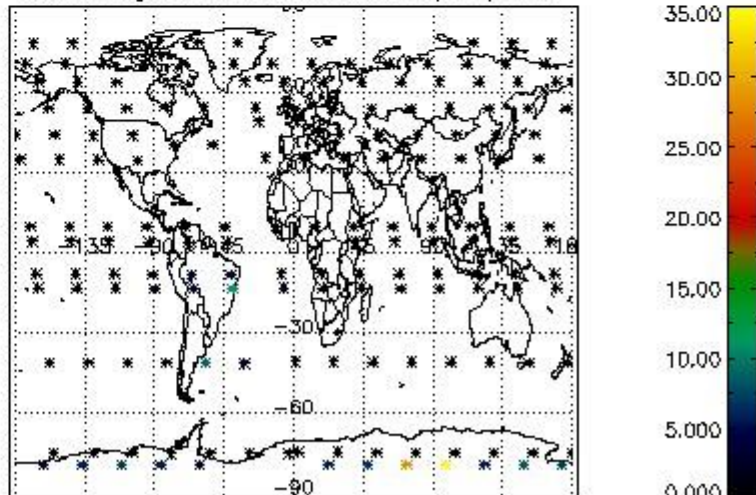
Percentage of datation errors per profile



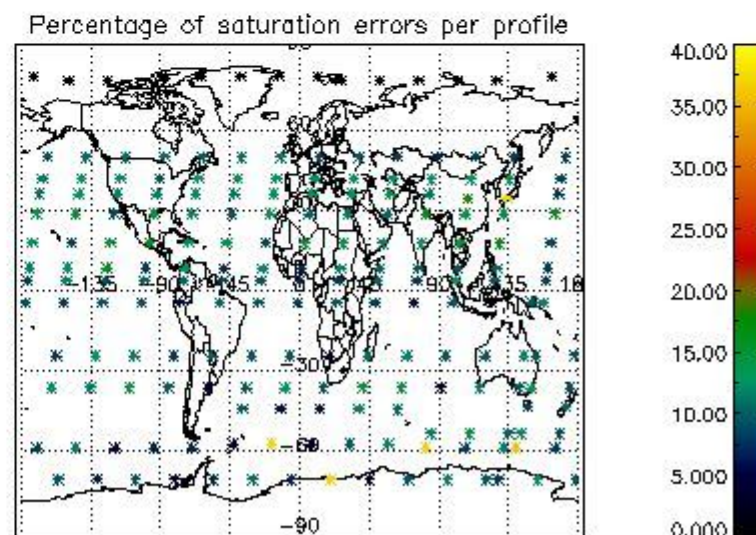
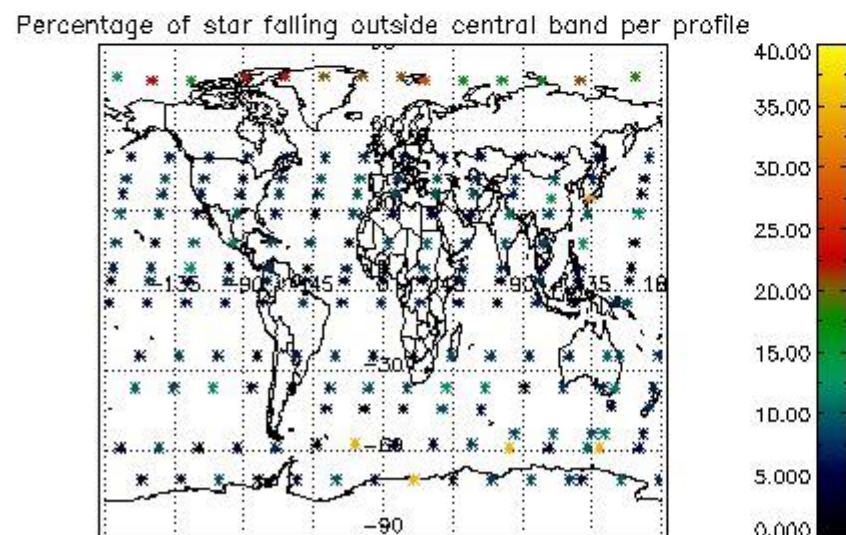
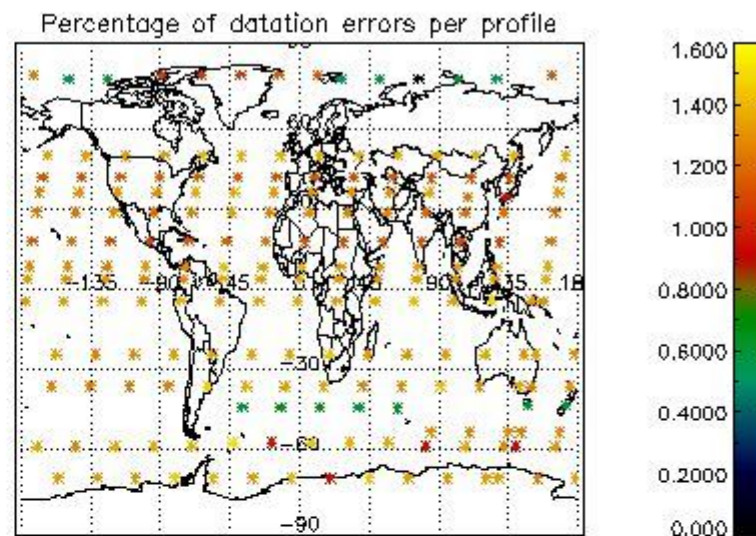
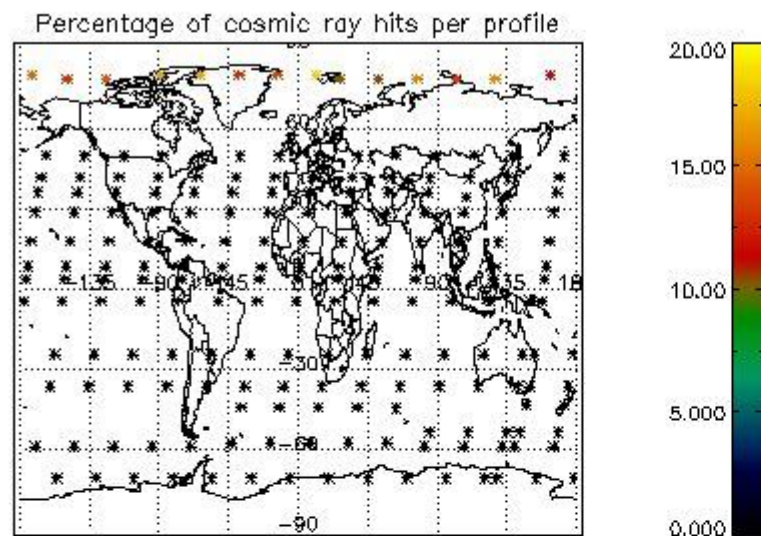
Percentage of star falling outside central band per profile



Percentage of saturation errors per profile



4.2.2 Plot level 1 quality information per product (world map): ENVISAT DESCENDING passes



5. Trace gas profiles

5.1 Ozone statistics based on quality of products

The final quality of the products can be "measured" using the STD (Standard Deviation) attached to every point profile. This information is written to the parameter GOM_NL__2P/NL_LOCAL_SPECIES_DENSITY/o3_std of the level 2 products. The table below shows the statistics for given STD ranges.

The statistics are given with respect to the overall valid production:

- Products without fatal errors: GOM_NL__2P/MPH/PRODUCT_ERR=0
- Valid point profile: GOM_NL__2P/NL_LOCAL_SPECIES_DENSITY/pcd(0)=0

The 'Criteria' is applied to valid points of dark limb products:

- Products in dark limb illumination condition: GOM_NL__2P/NL_SUMMARY_QUALITY/obs_ill_cond=0
- Products without fatal errors: GOM_NL__2P/MPH/PRODUCT_ERR=0
- Valid point profile: GOM_NL__2P/NL_LOCAL_SPECIES_DENSITY/pcd(0)=0

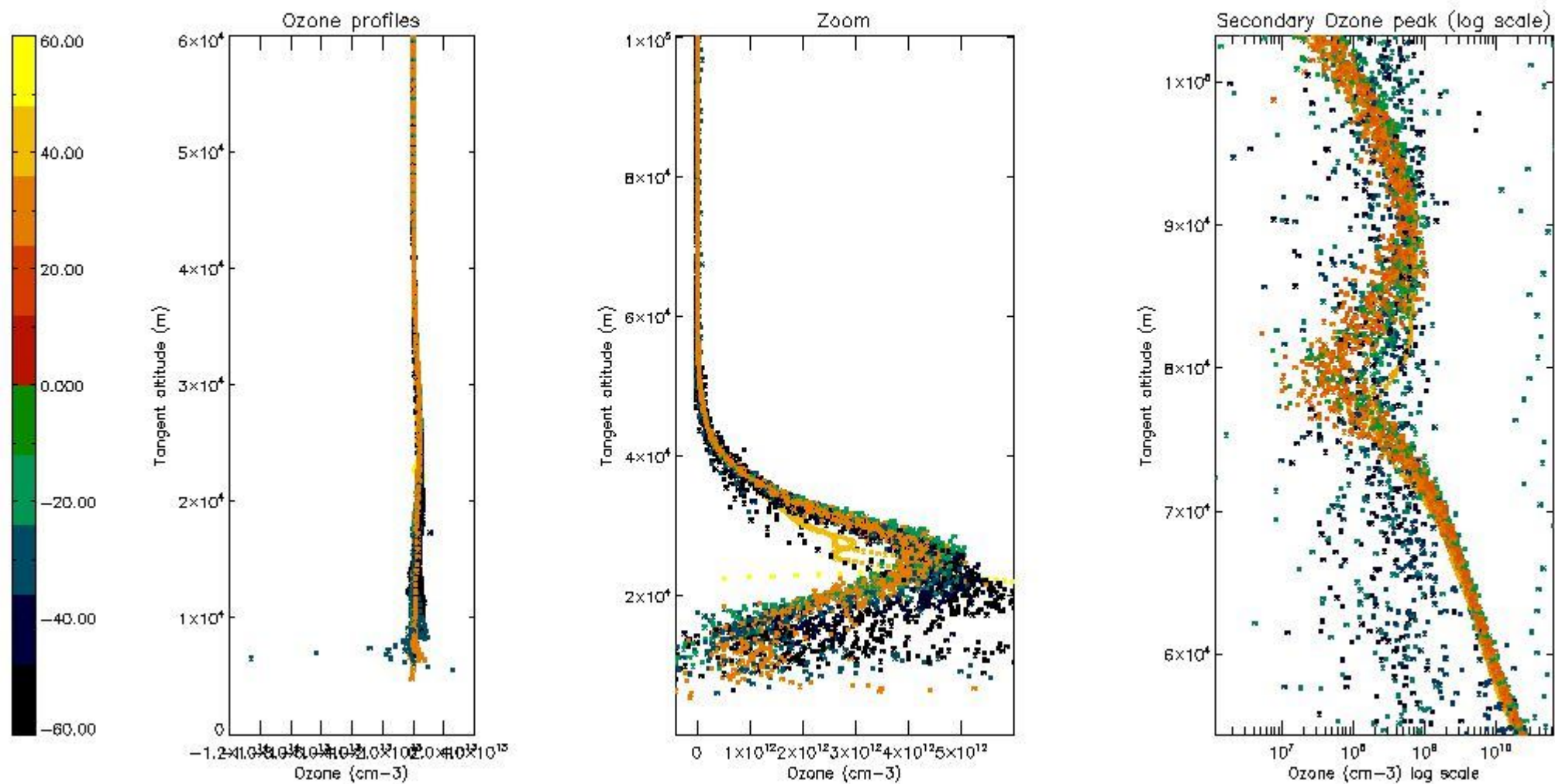
So, the table below shows the percentage of dark limb and valid observations for each criteria with respect to the overall valid daily observations.

Criteria	% of total production
All STD	30
STD < 20	16

STD < 10	13
STD < 5	9

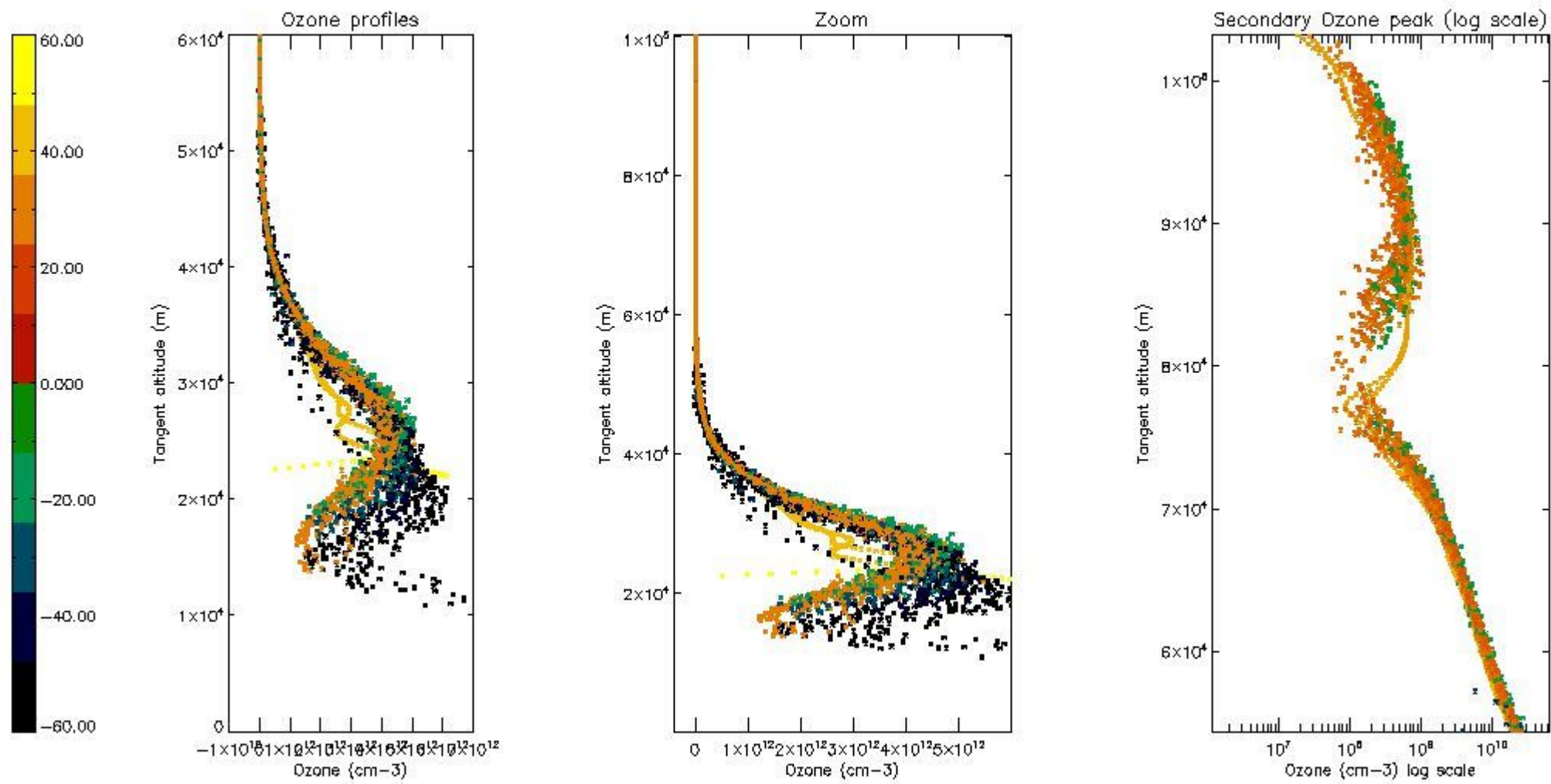
5.2 Plot ozone profiles for all STD (dark without errors)

The colorbar represents the latitude.



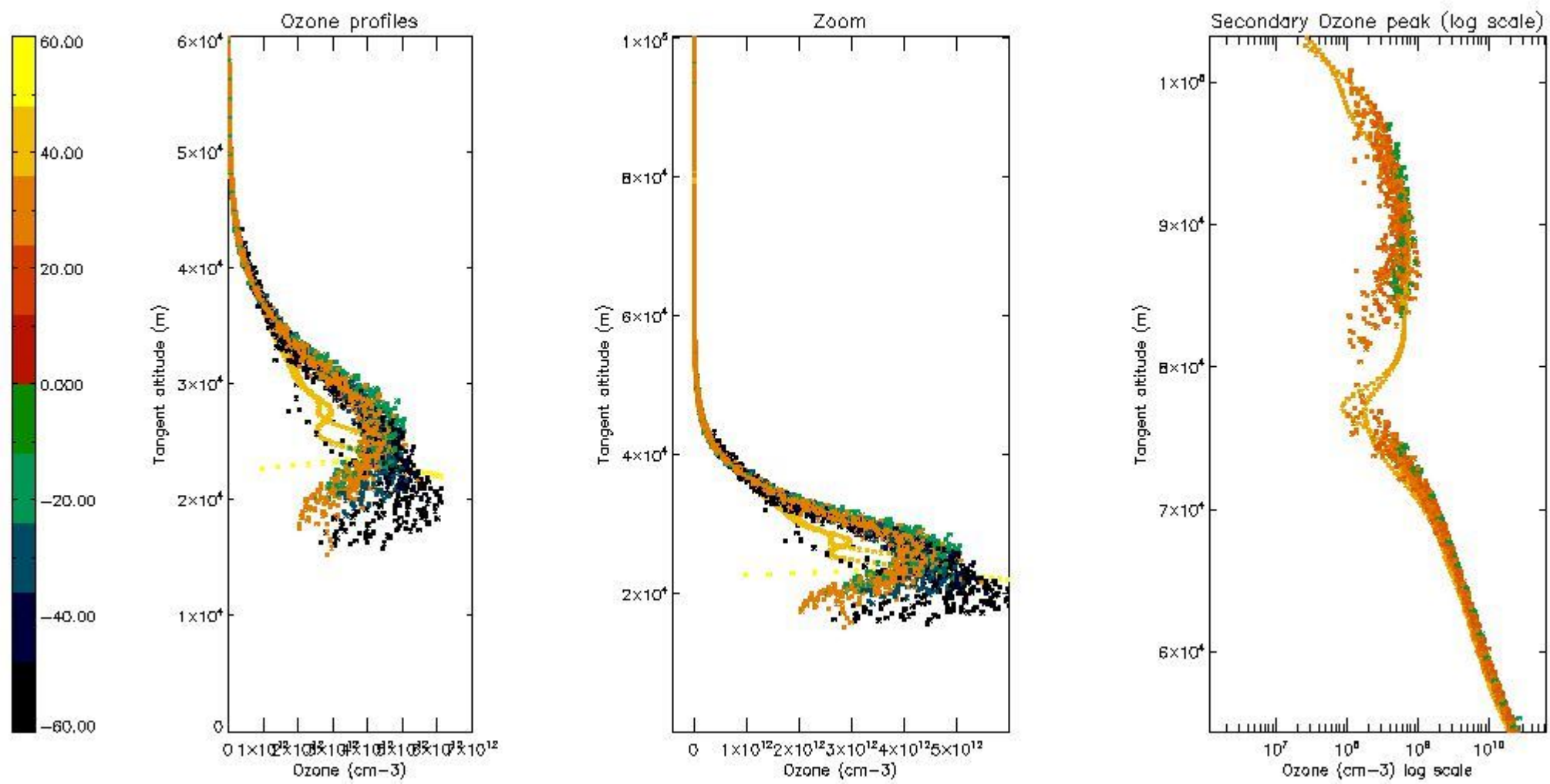
5.3 Plot ozone profiles where STD < 20% (dark without errors)

The colorbar represents the latitude.



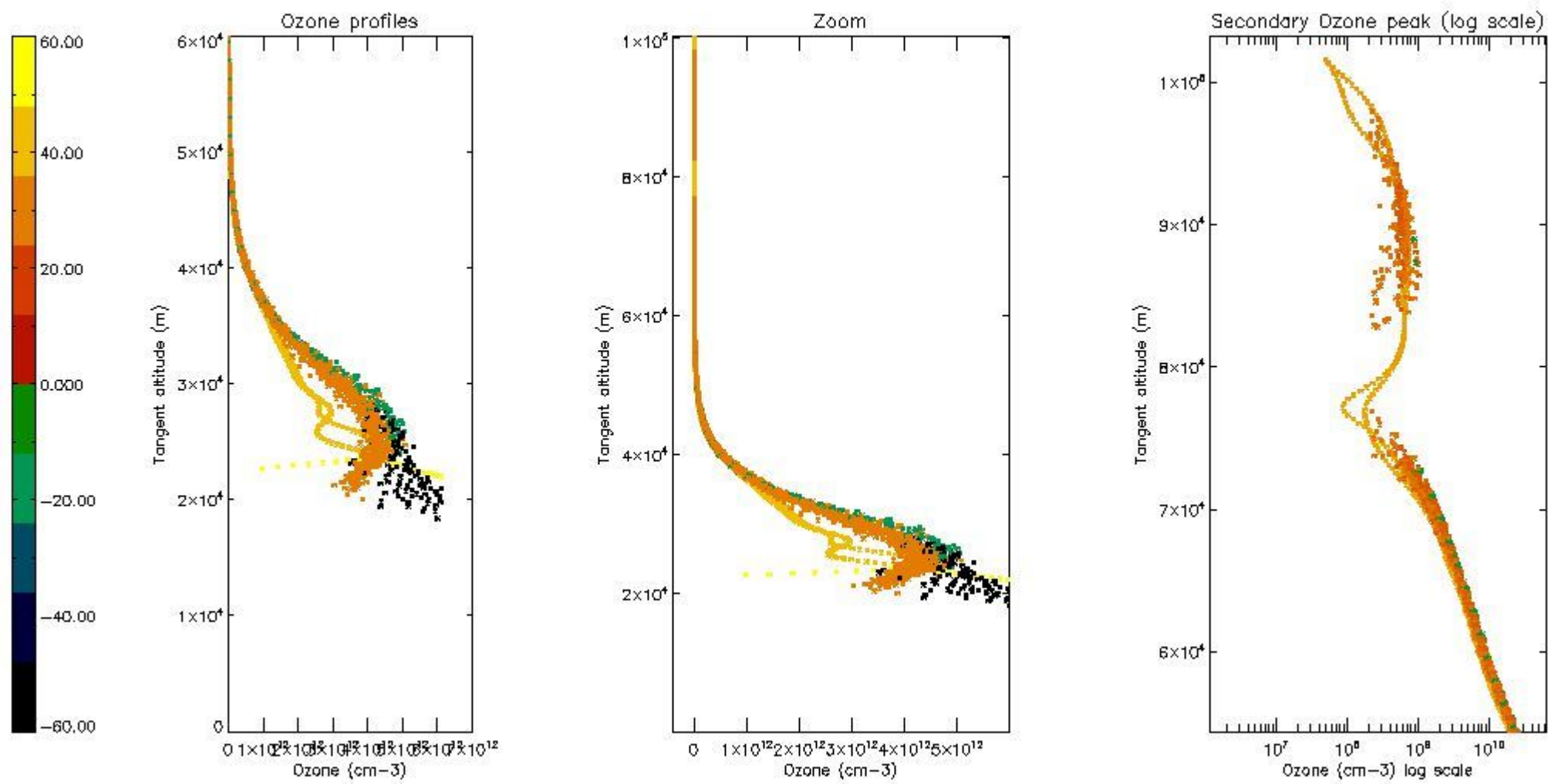
5.4 Plot ozone profiles where STD < 10% (dark without errors)

The colorbar represents the latitude.



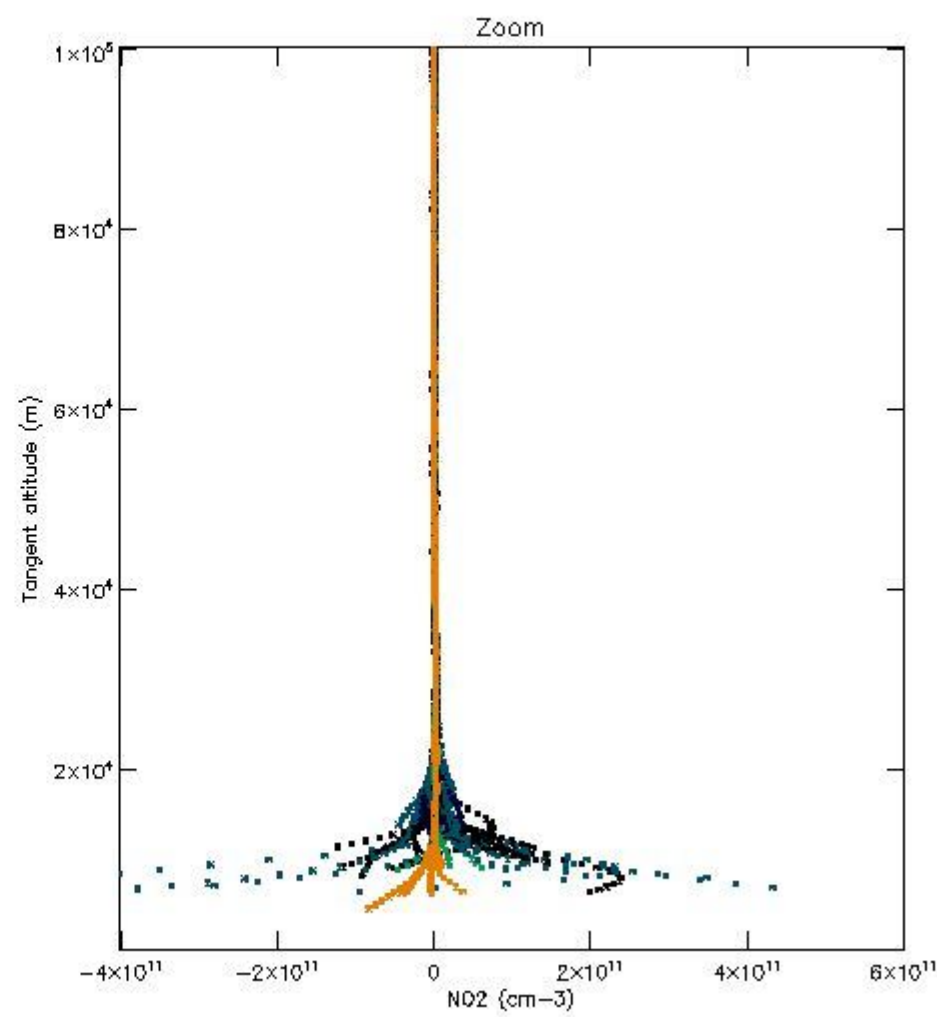
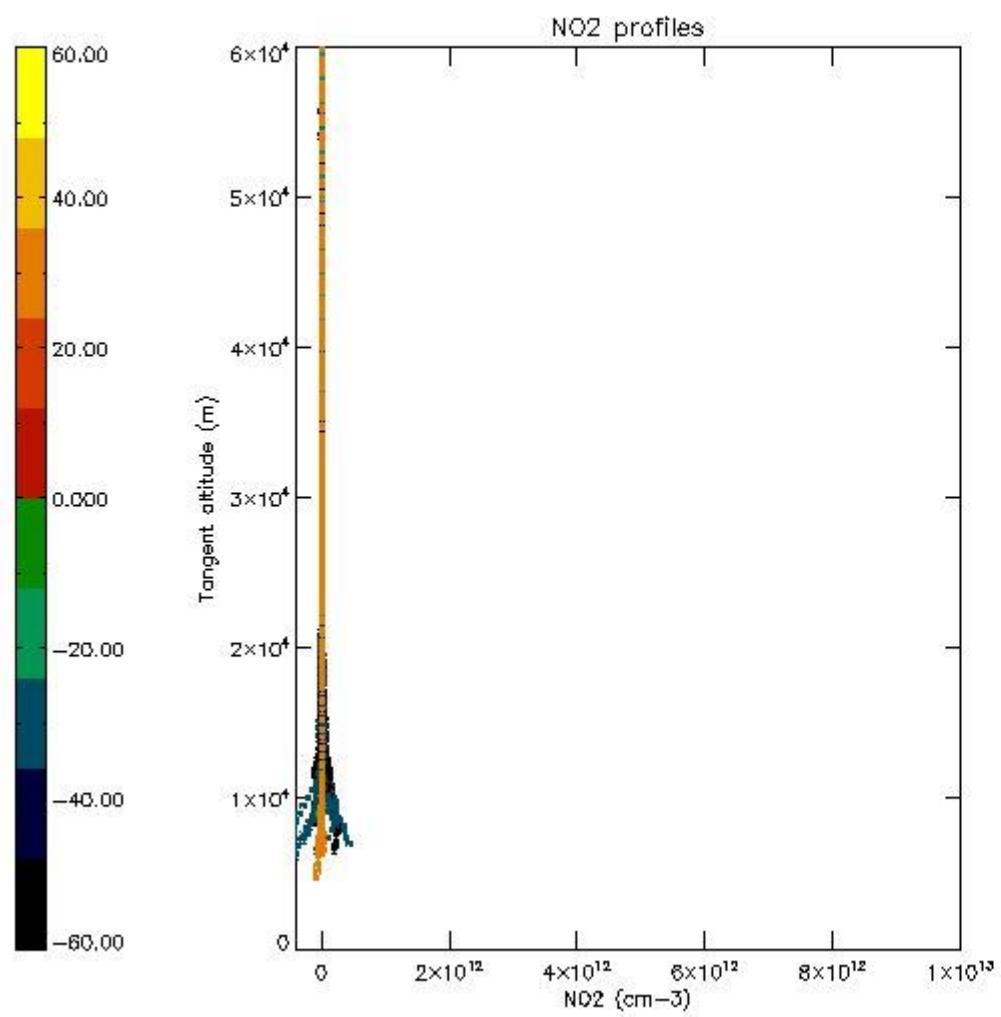
5.5 Plot ozone profiles where STD < 5% (dark without errors)

The colorbar represents the latitude.



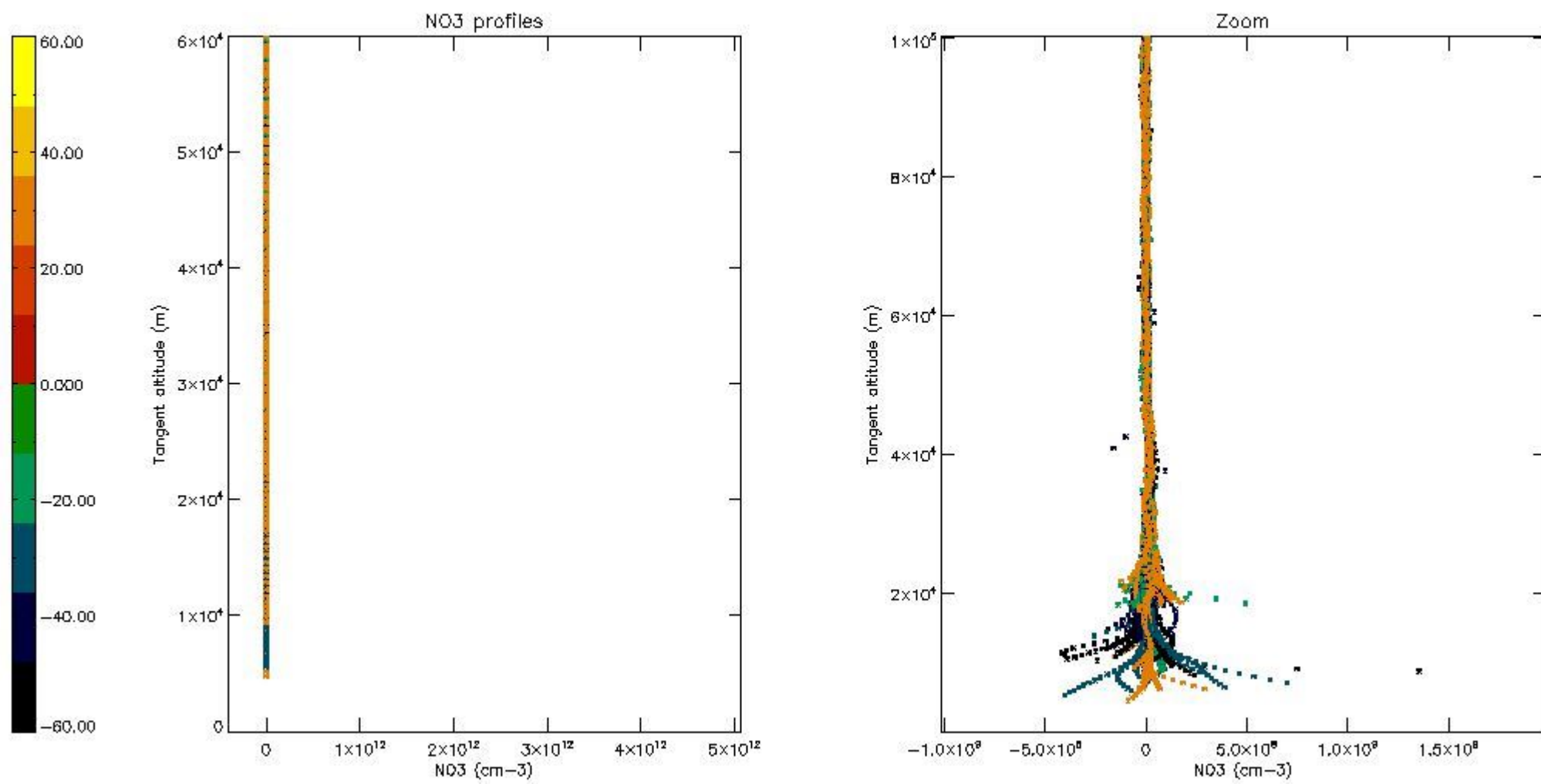
5.6 Plot NO₂ profiles for all STD (dark without errors)

The colorbar represents the latitude.



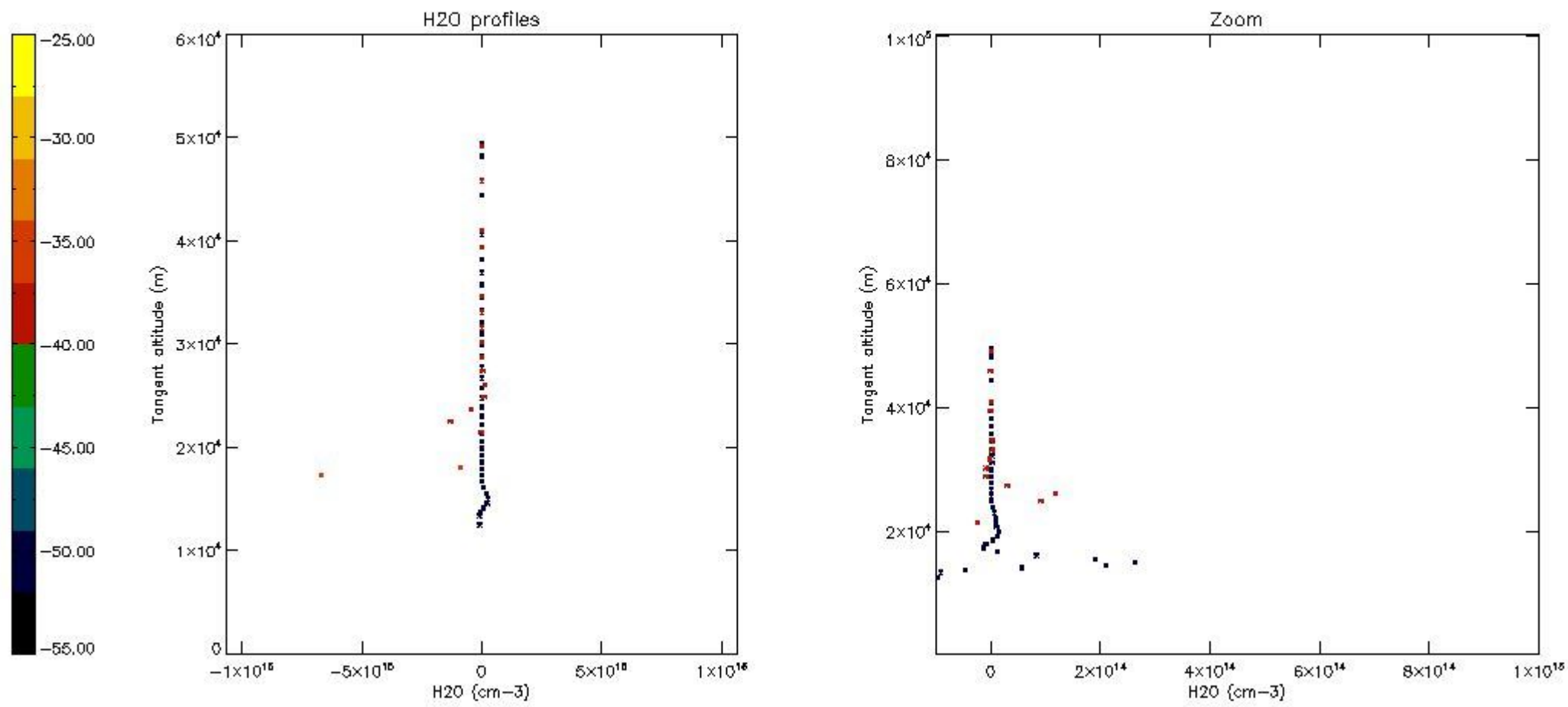
5.7 Plot NO3 profiles for all STD (dark without errors)

The colorbar represents the latitude.



5.8 Plot H2O profiles for all STD (only for occultations of stars 1,2,3,4,13,14,16,26,63 dark without errors)

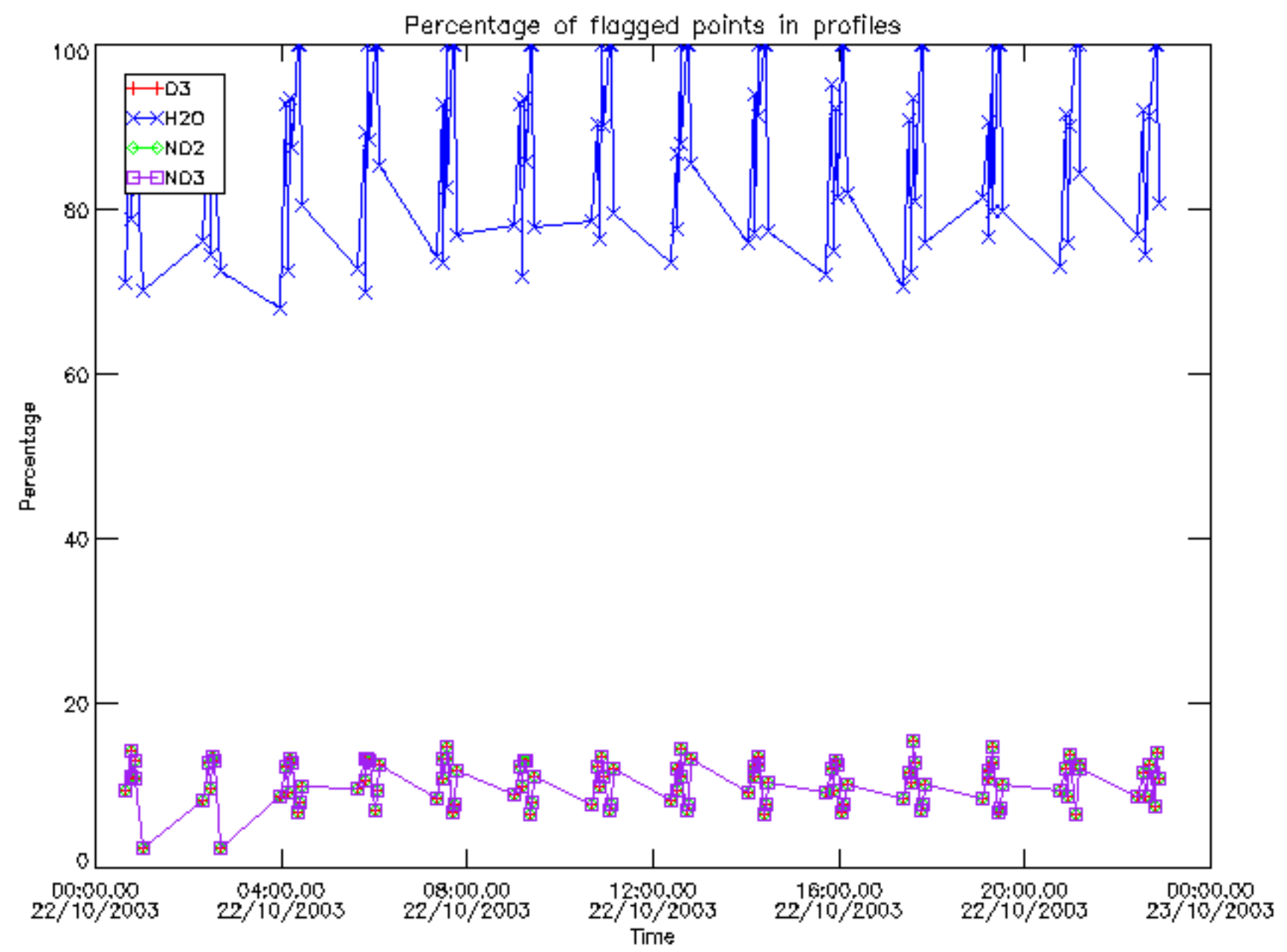
The colorbar represents the latitude.



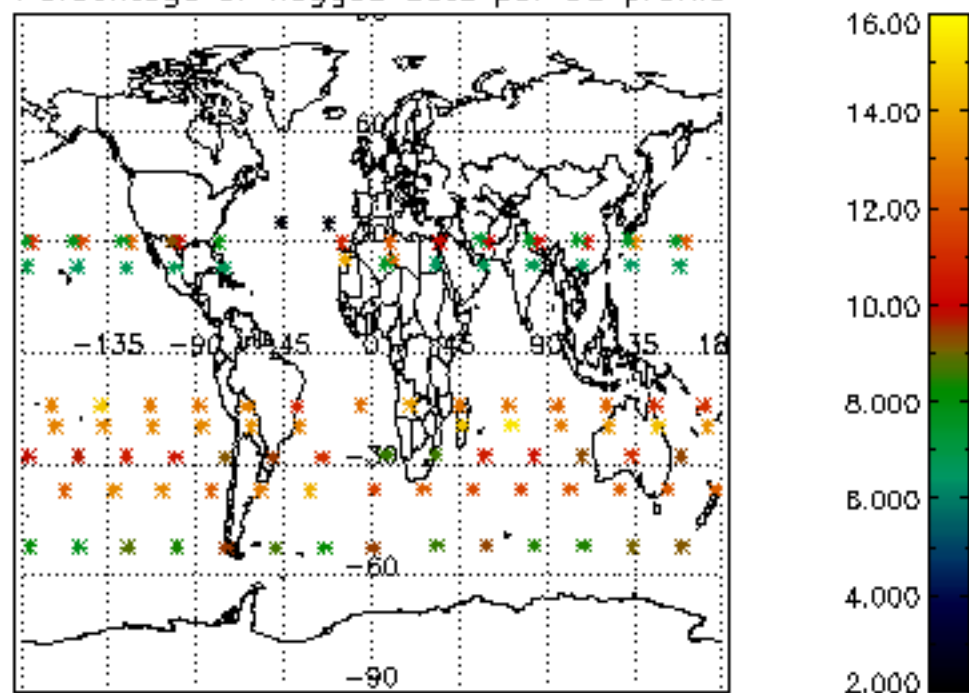
6. Auxiliary Data Files used for the production reported in section 2

The number reported in the third column indicates since which file (see list in section 2) the corresponding auxiliary file has been used. The fourth column is the date of those product files.

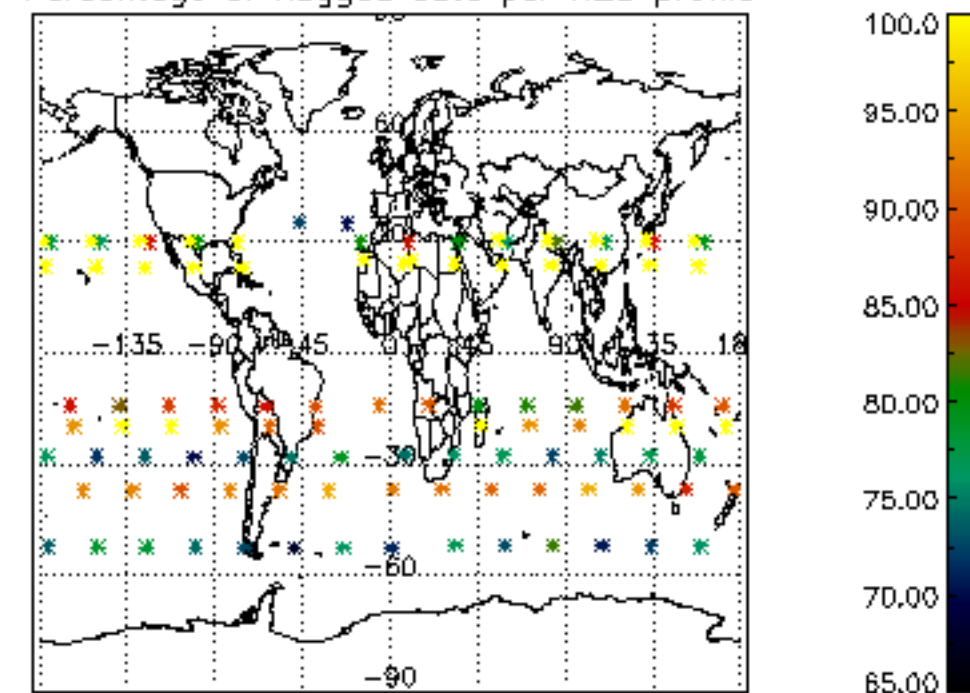
Type	Auxiliary Filename	Used since product	Used since product date
INST_PHYS_CHARACTERISTICS	GOM_INS_AXVIEC20091111_143220_20030716_120000_20500101_000000	1	22-OCT-2003 00:00:02
LEVEL-2_PROC_CONFIG	GOM_PR2_AXVIEC20091111_152718_20020301_000000_20500101_000000	1	22-OCT-2003 00:00:02
CROSS_SECTIONS_FILE	GOM_CRS_AXVIEC20091111_154832_20020301_000000_20500101_000000	1	22-OCT-2003 00:00:02



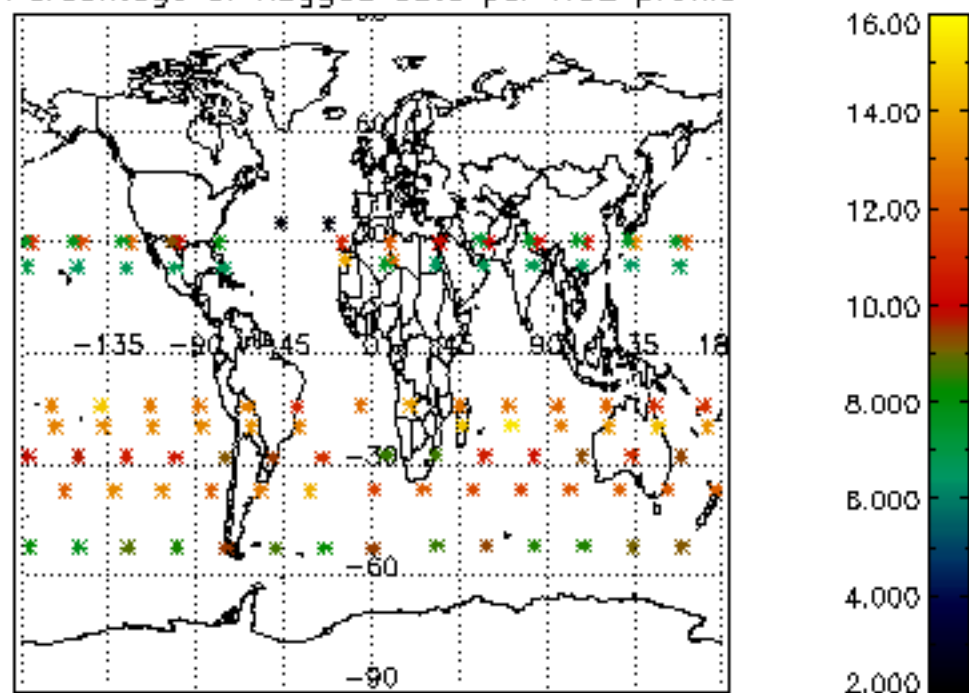
Percentage of flagged data per D3 profile



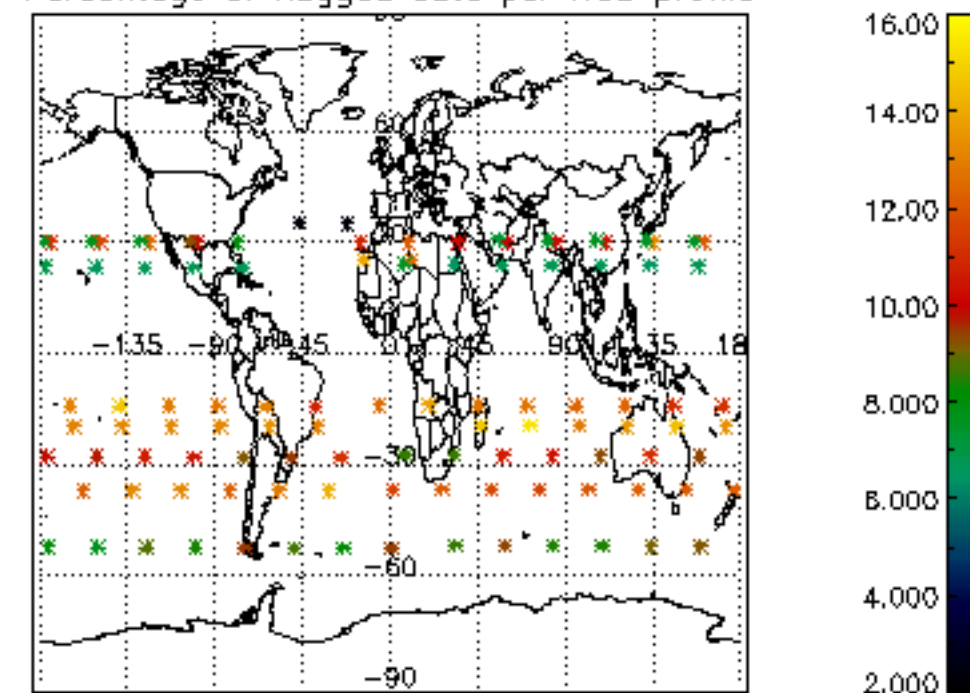
Percentage of flagged data per H2O profile

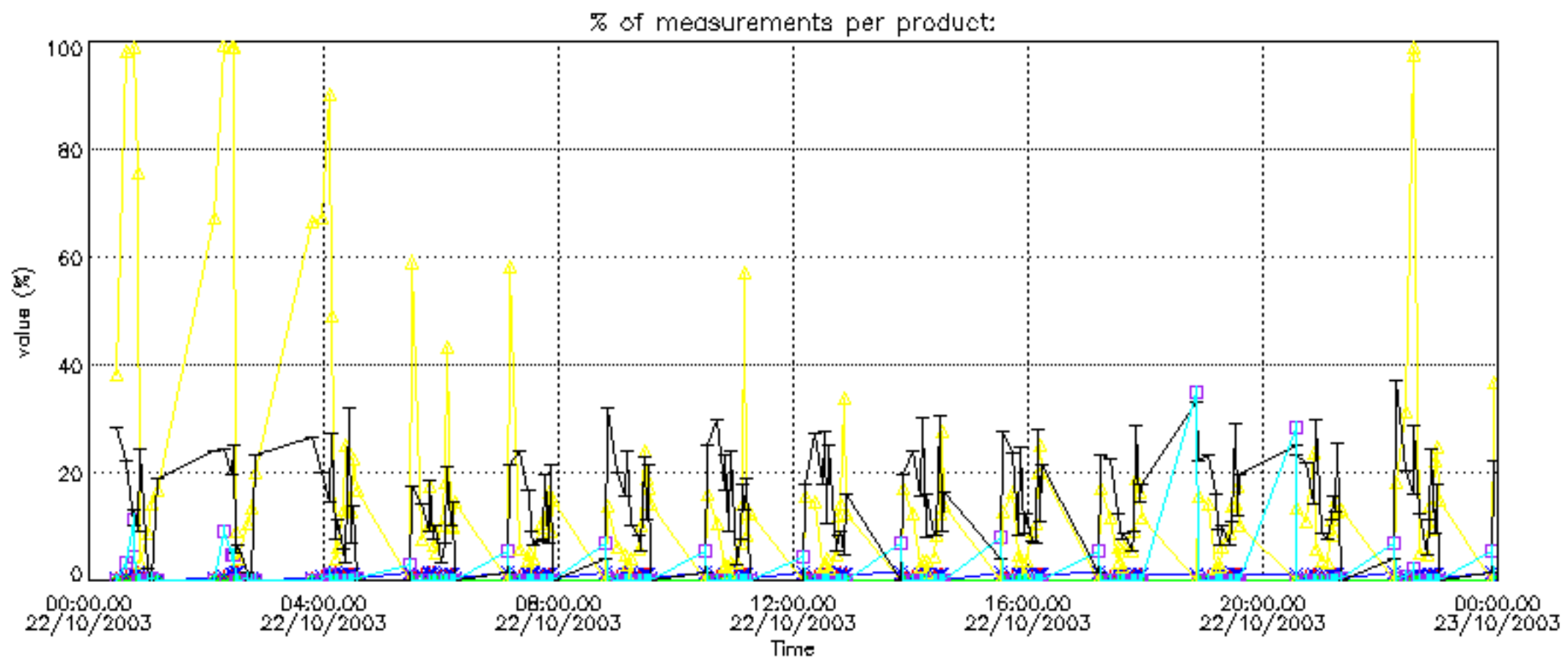


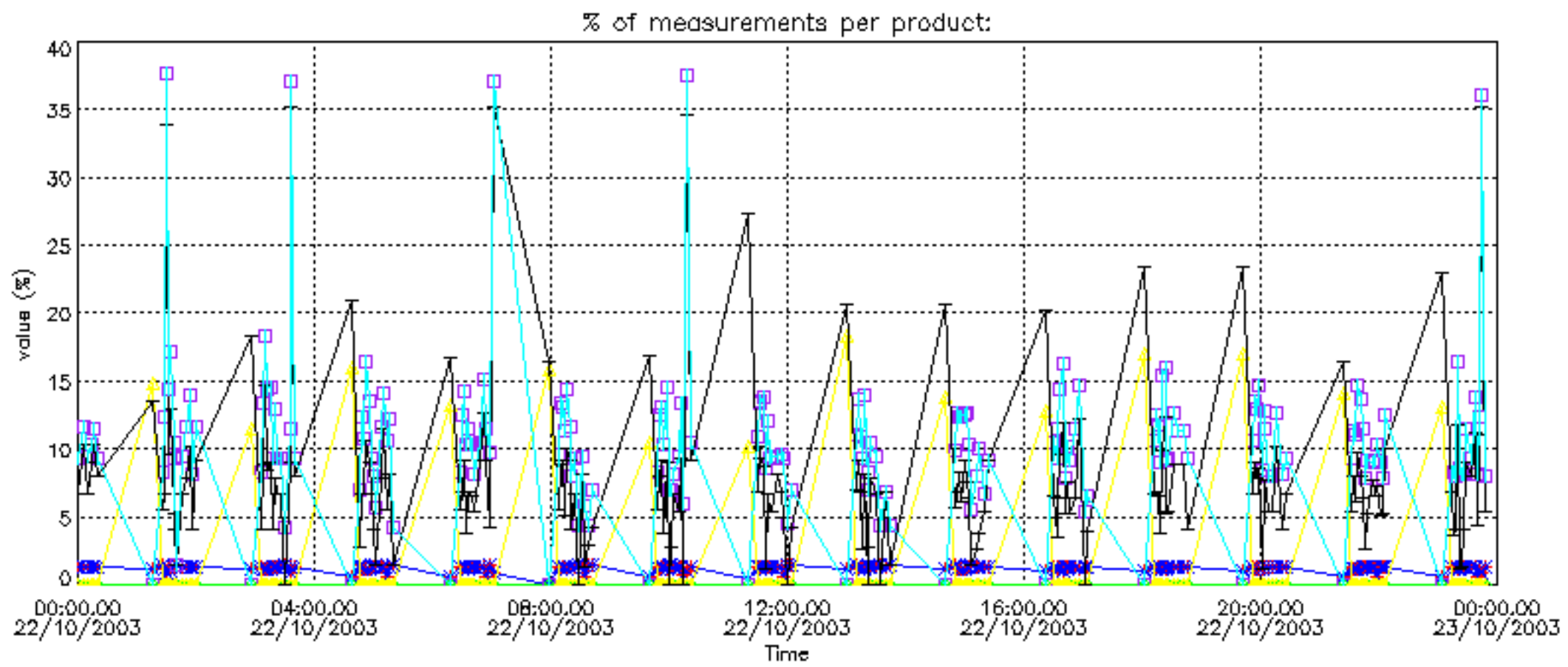
Percentage of flagged data per NO2 profile



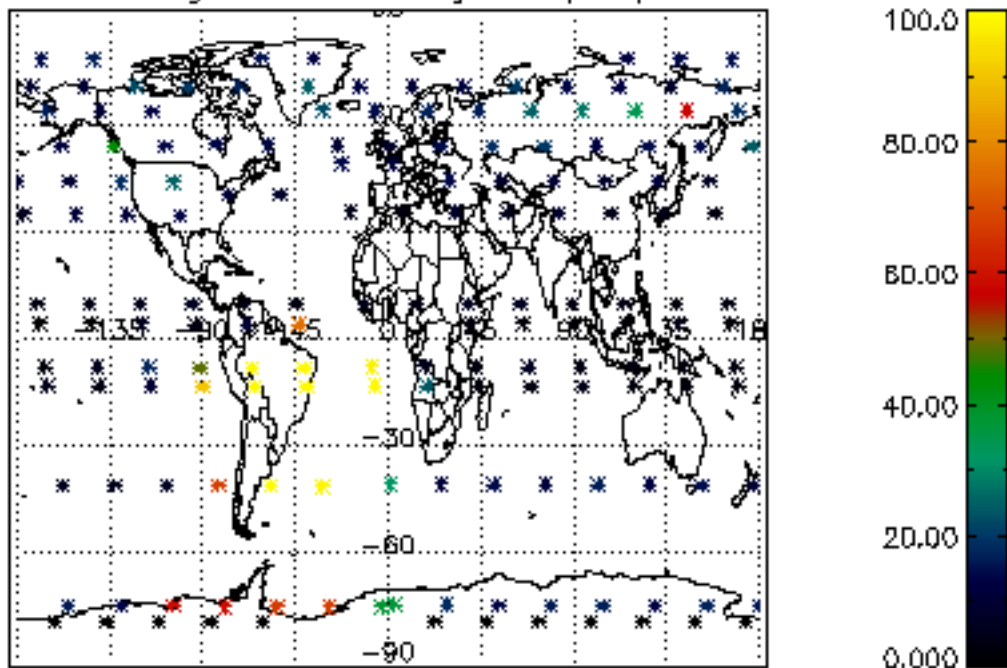
Percentage of flagged data per NO3 profile



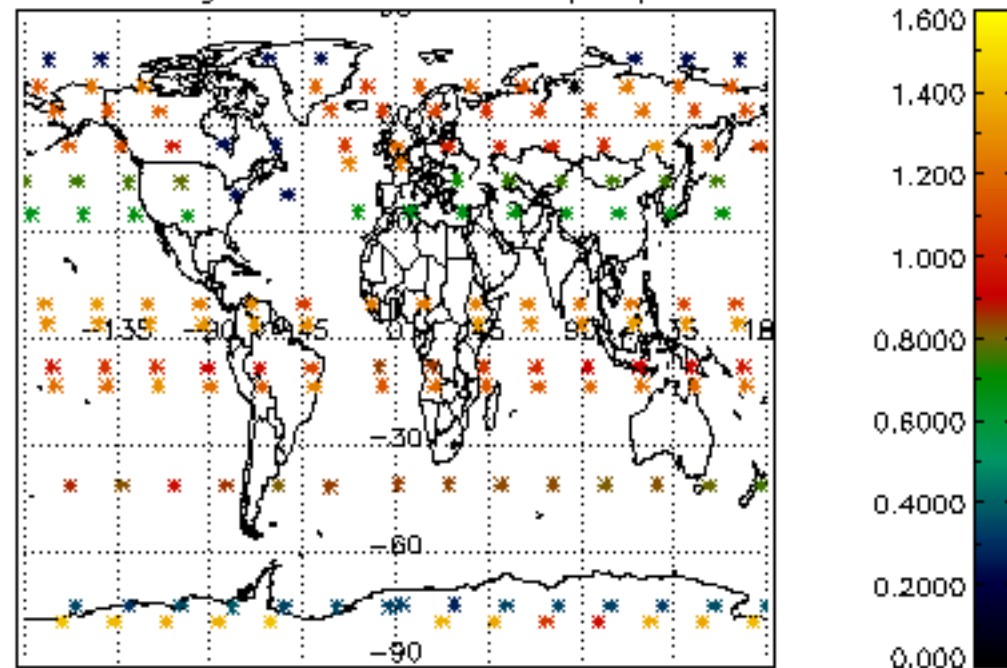




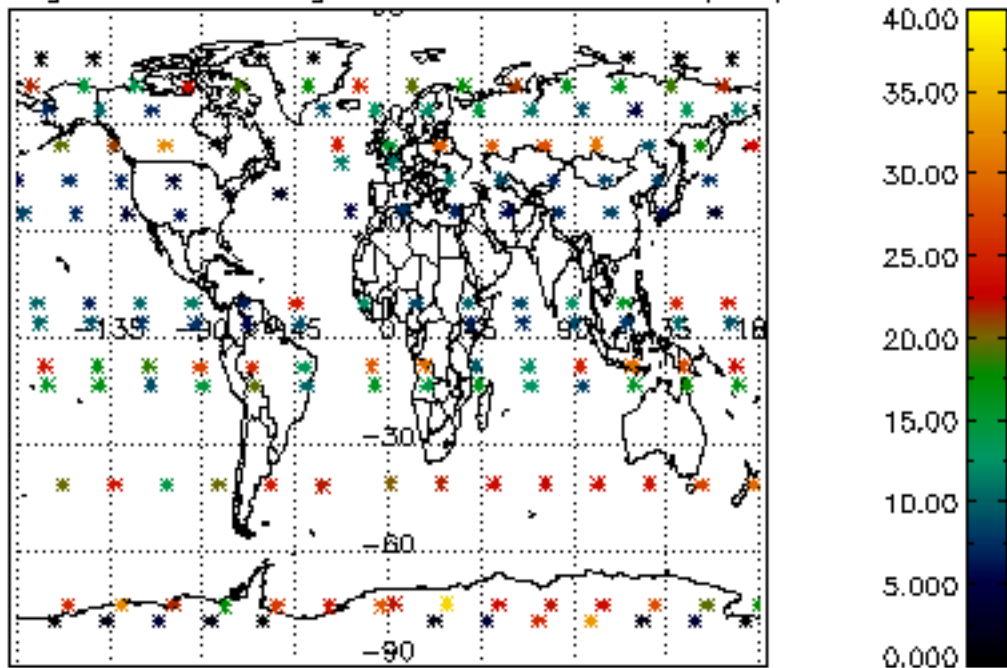
Percentage of cosmic ray hits per profile



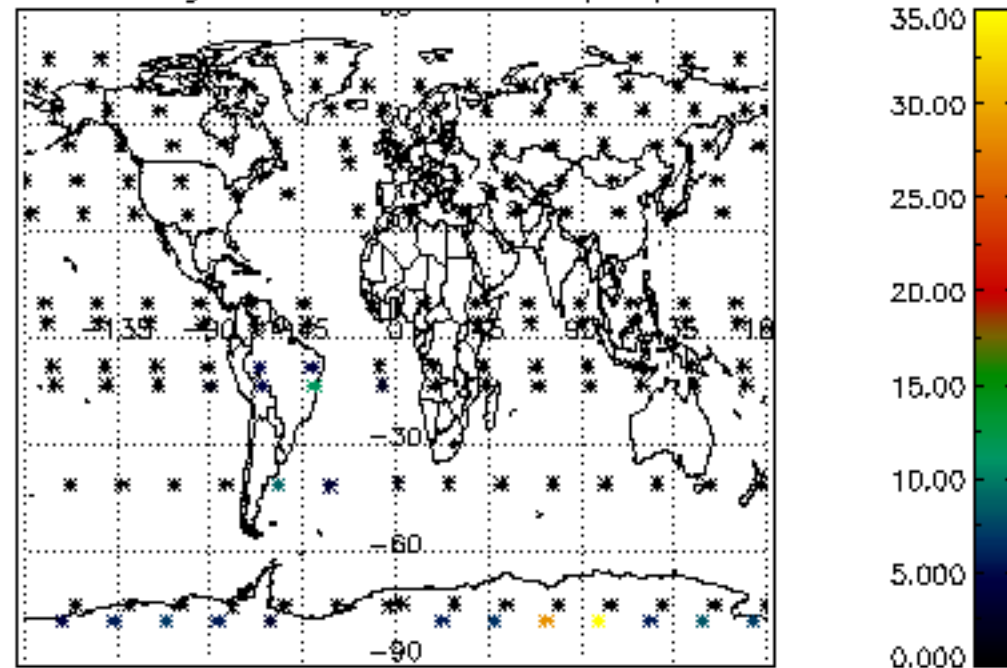
Percentage of datation errors per profile



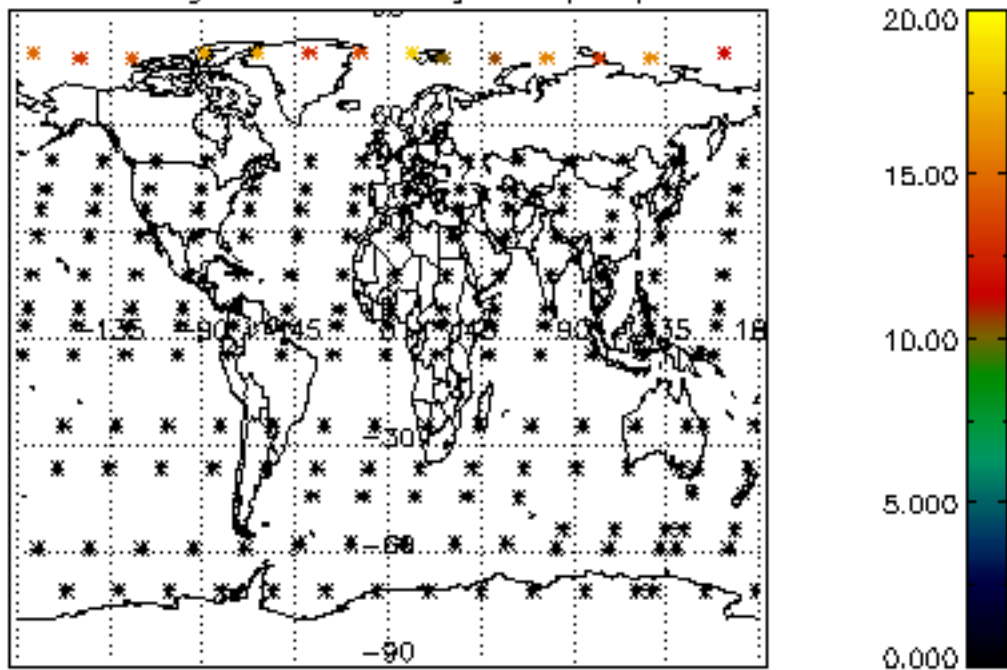
Percentage of star falling outside central band per profile



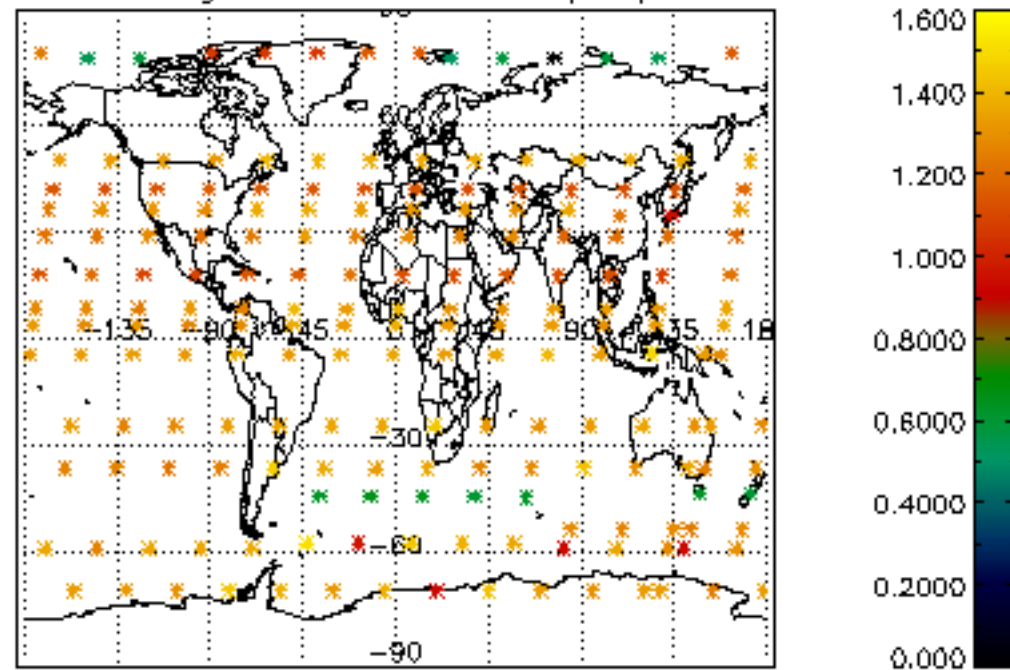
Percentage of saturation errors per profile



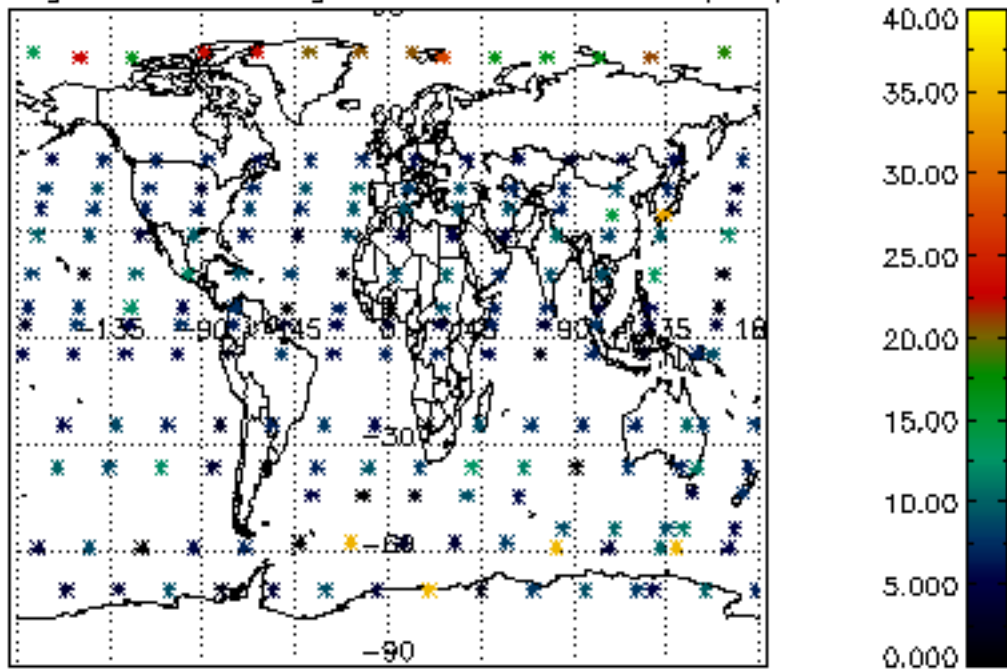
Percentage of cosmic ray hits per profile



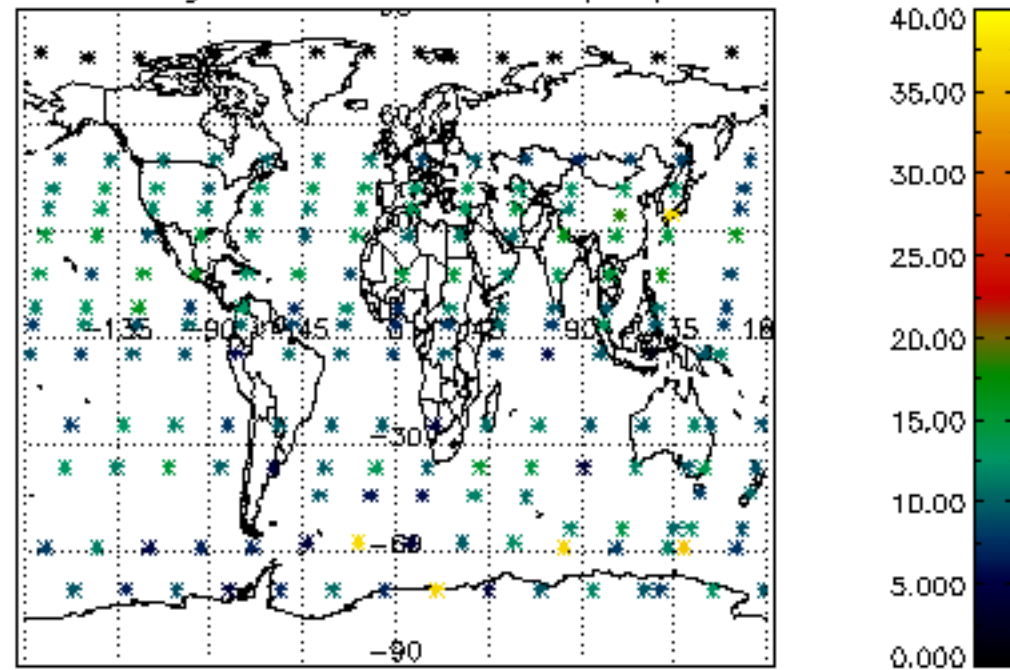
Percentage of datation errors per profile

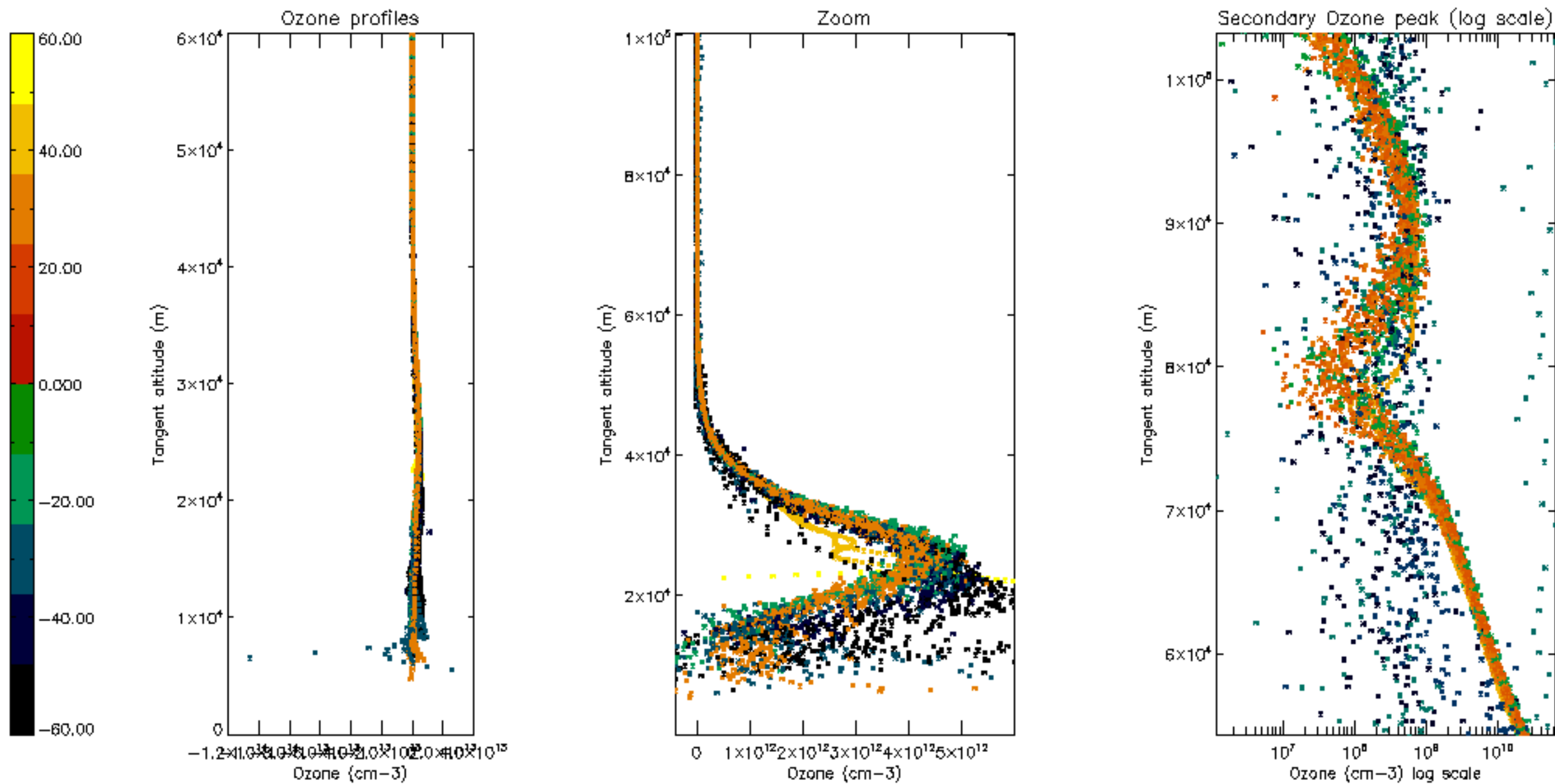


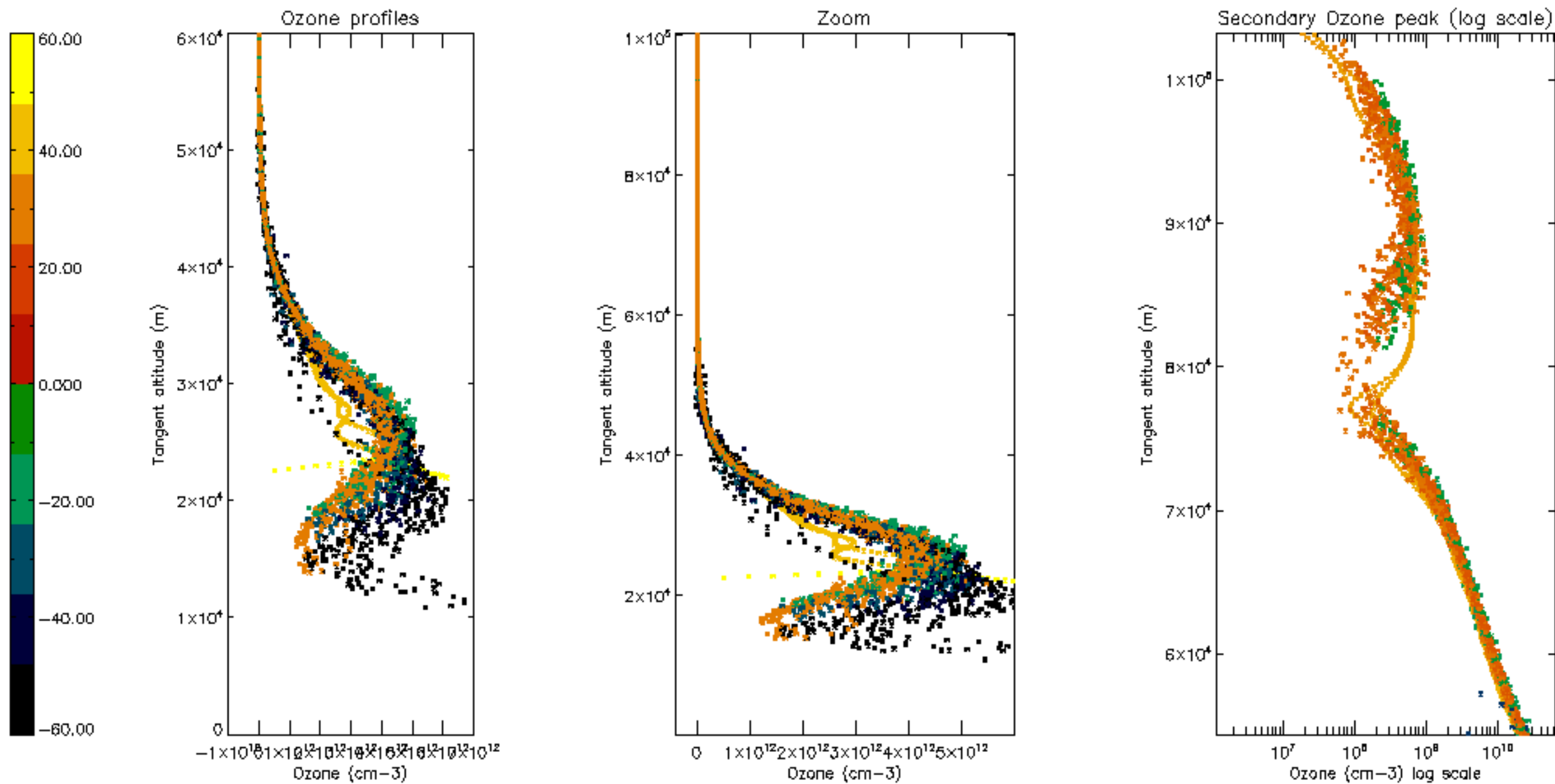
Percentage of star falling outside central band per profile

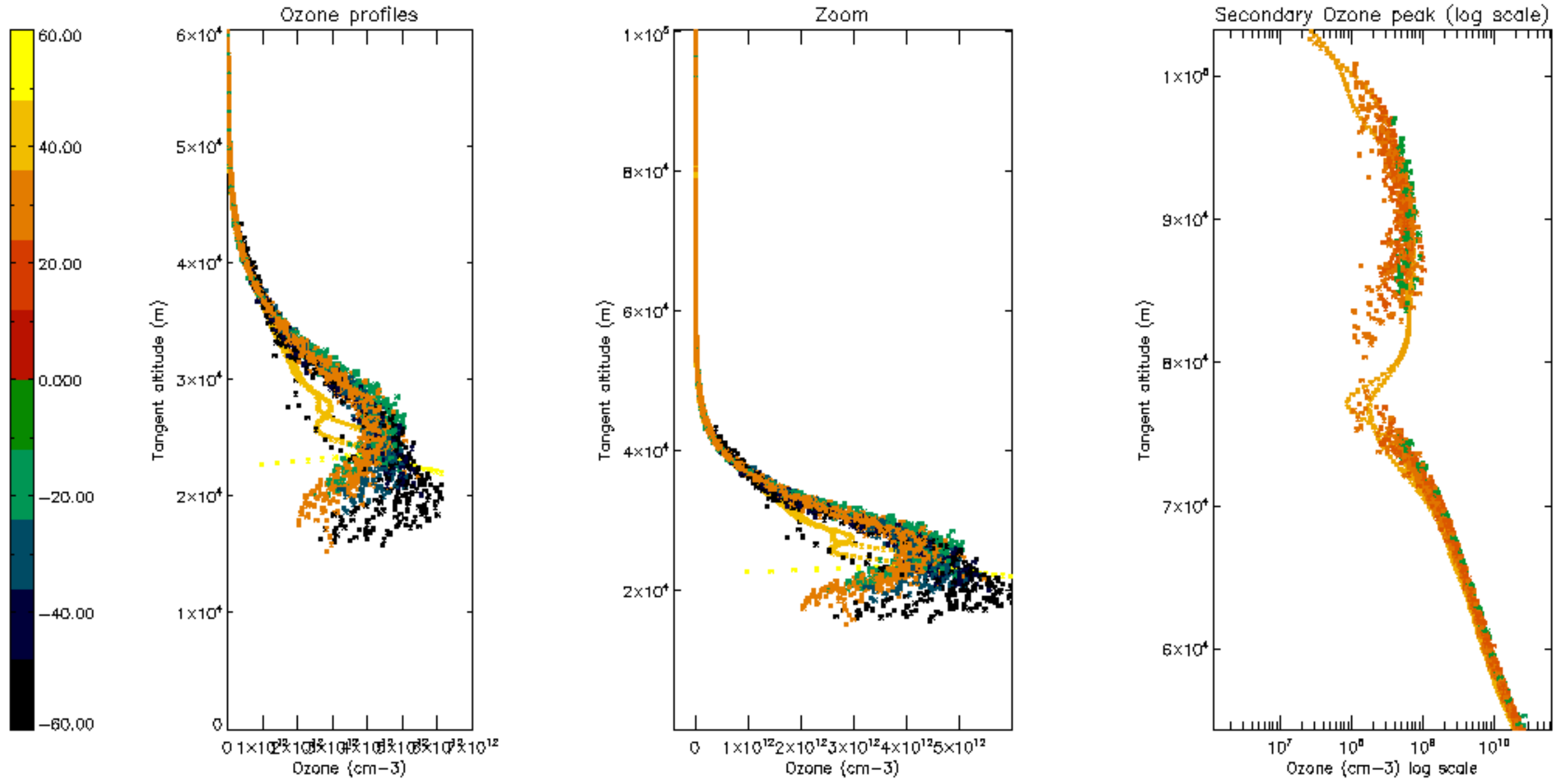


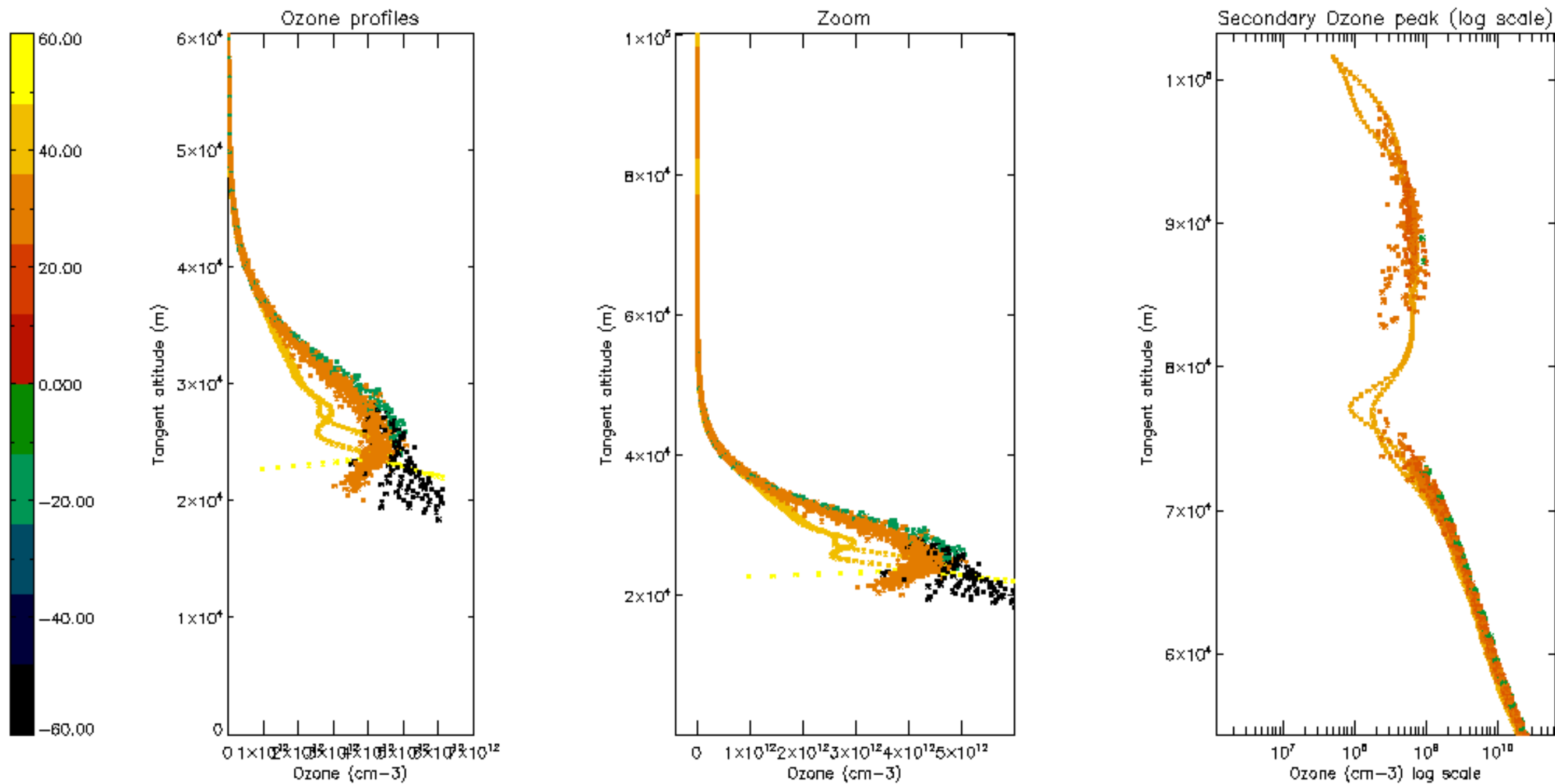
Percentage of saturation errors per profile

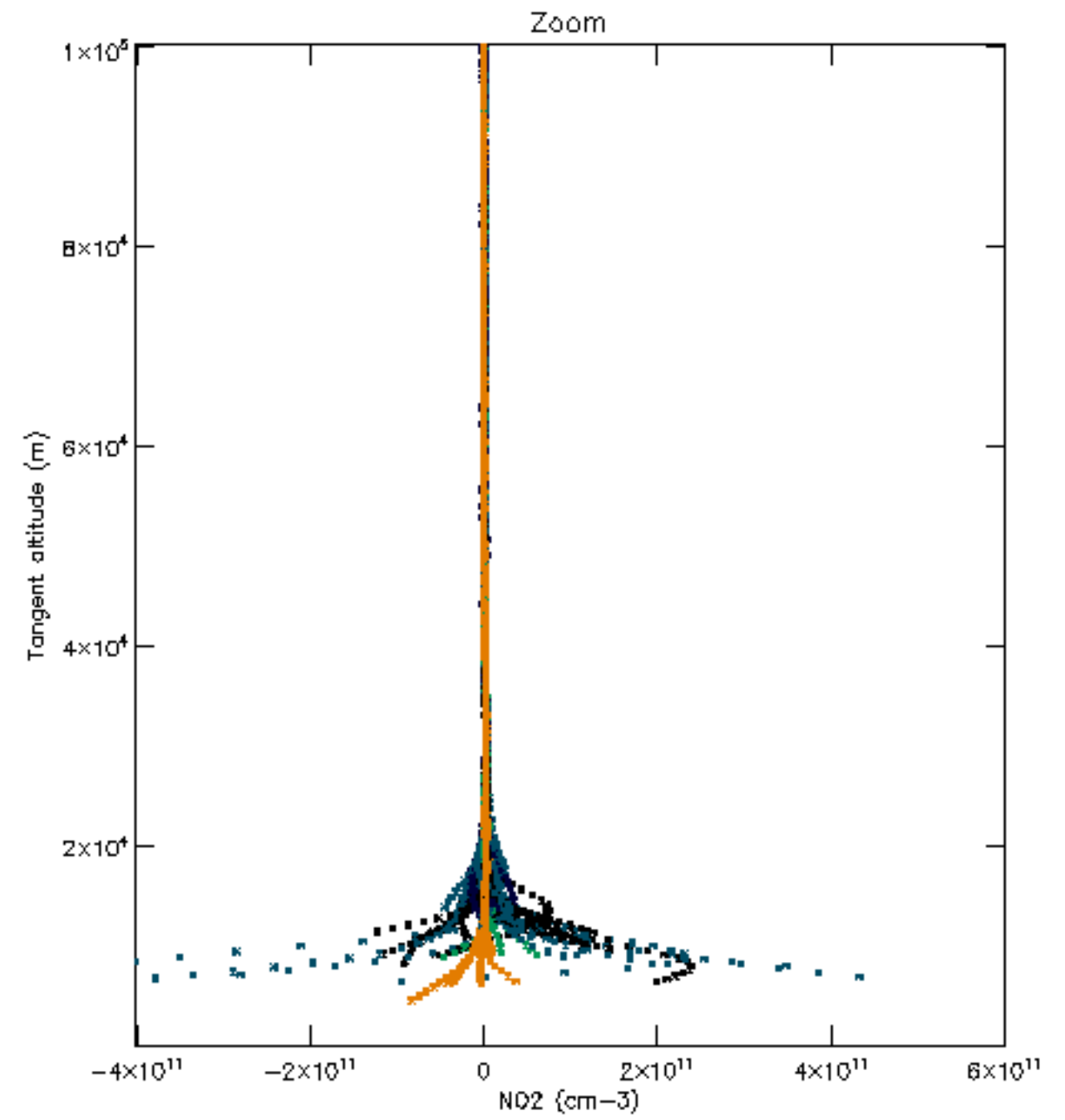
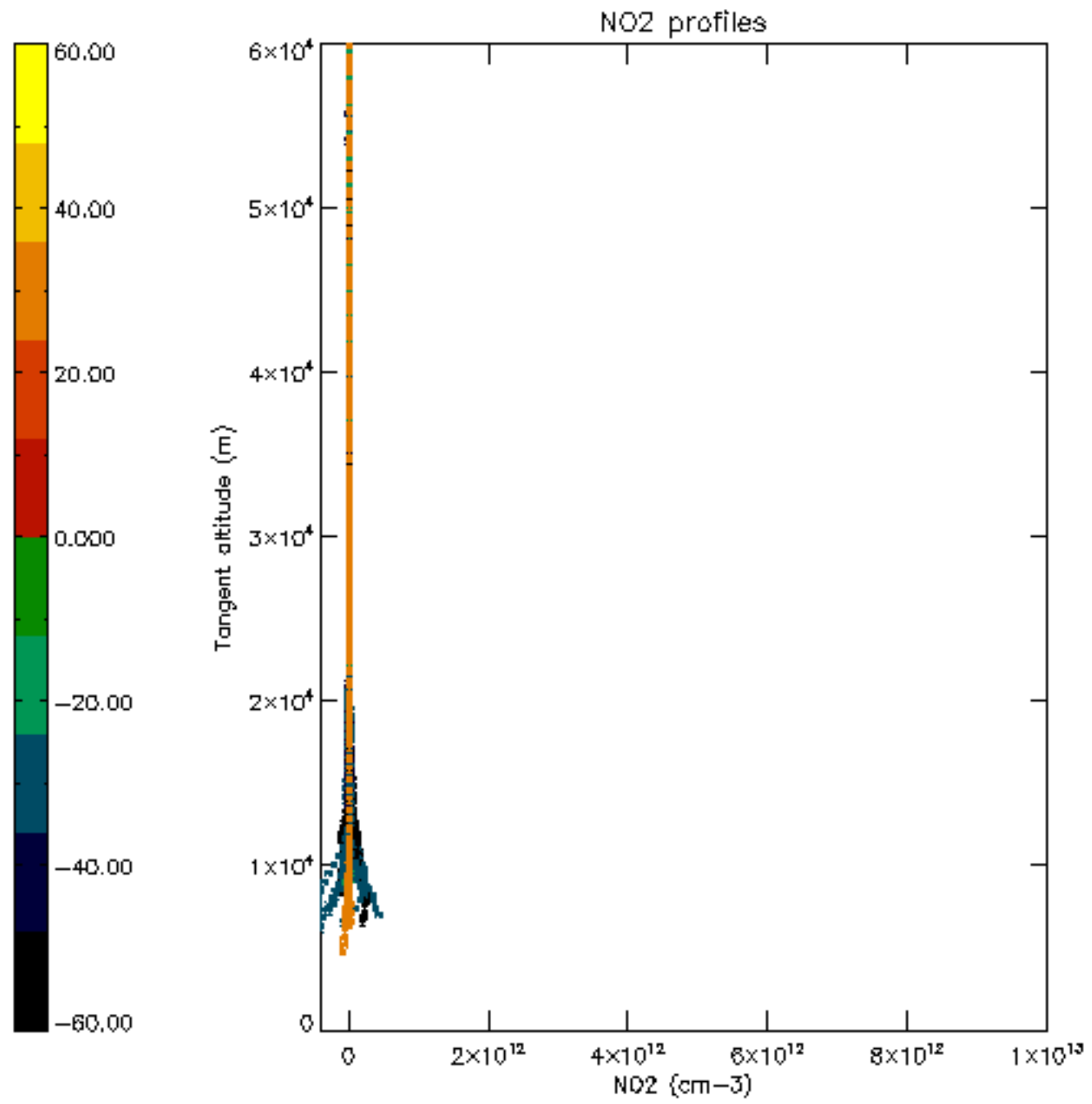


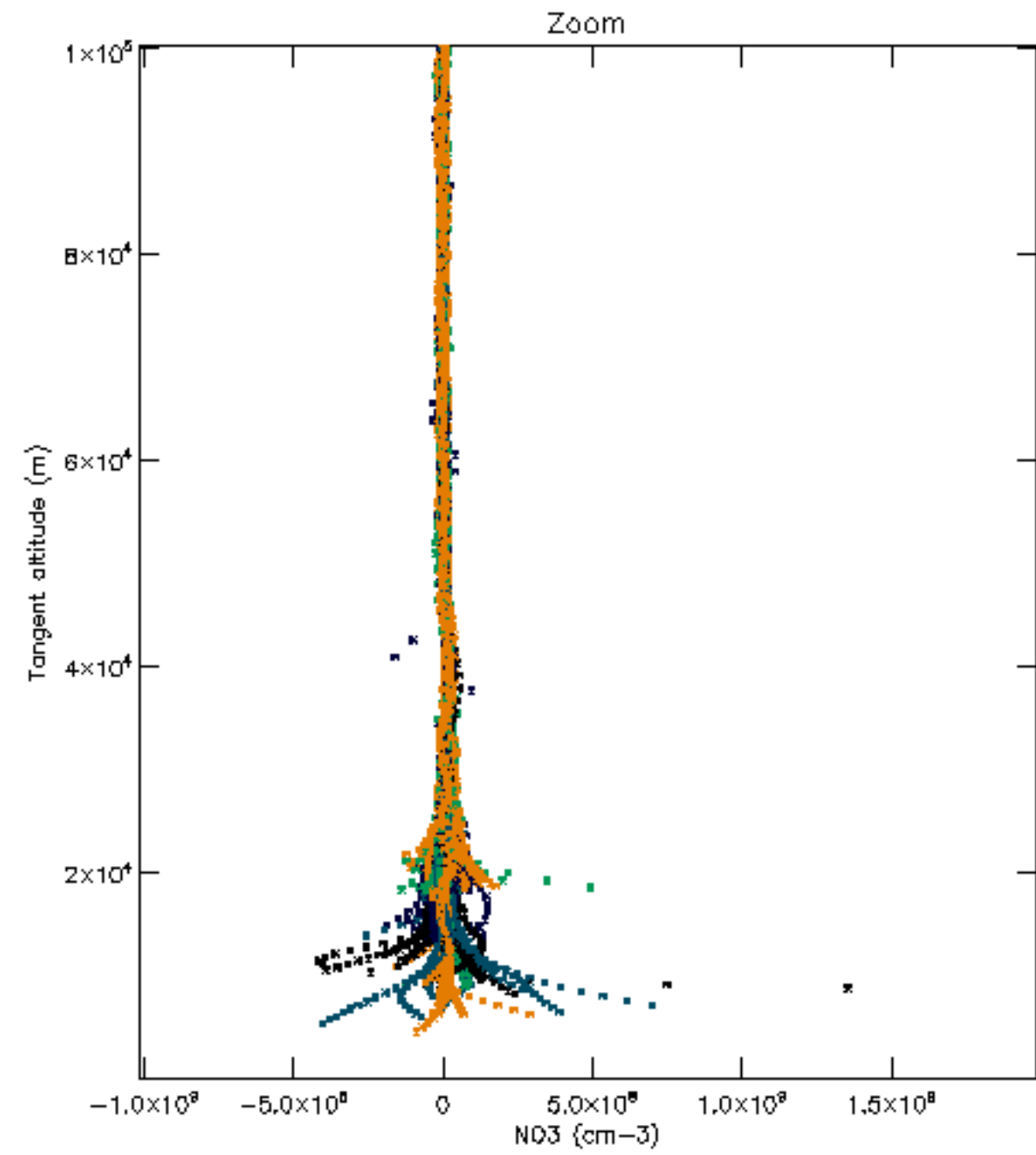
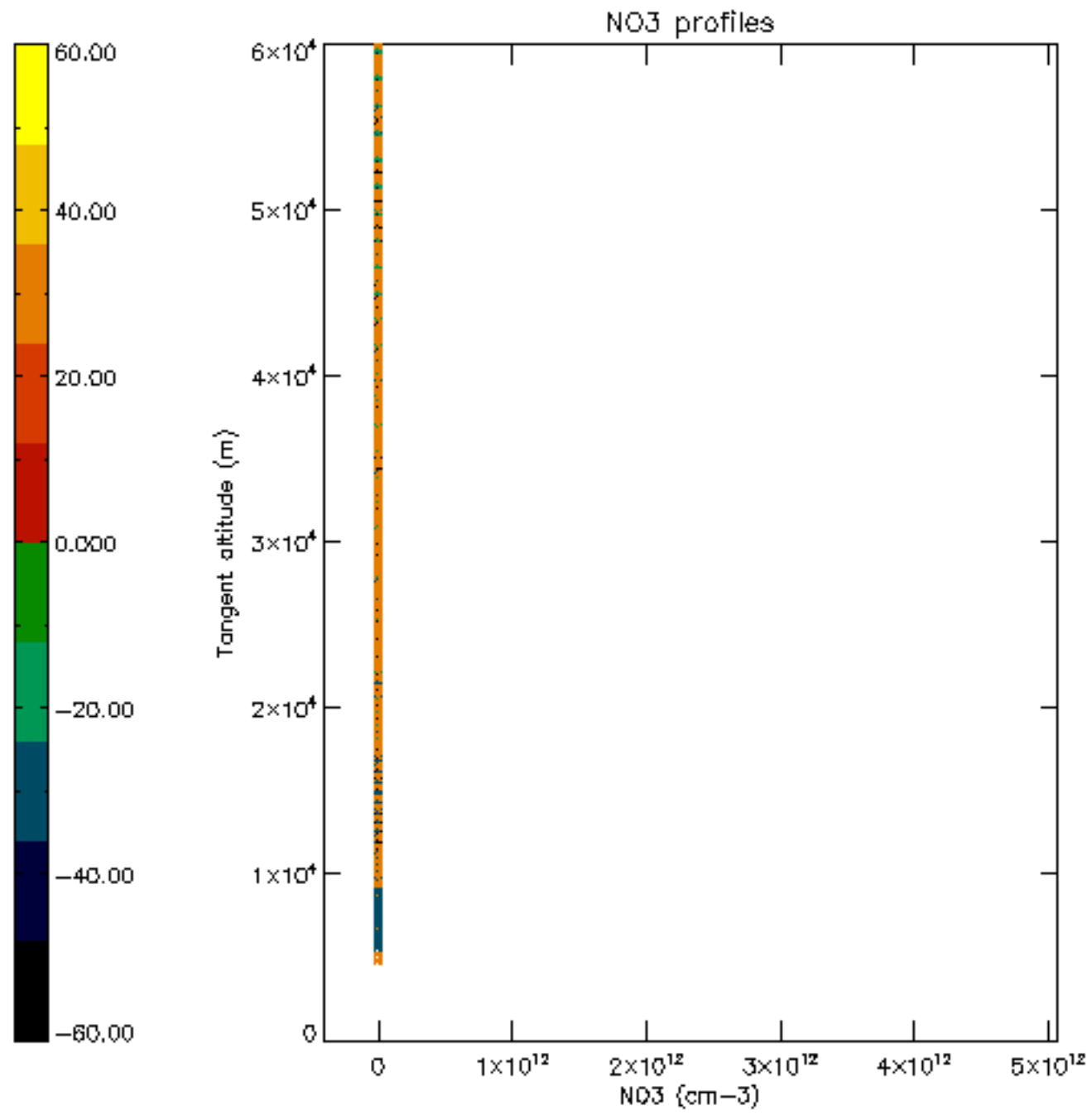


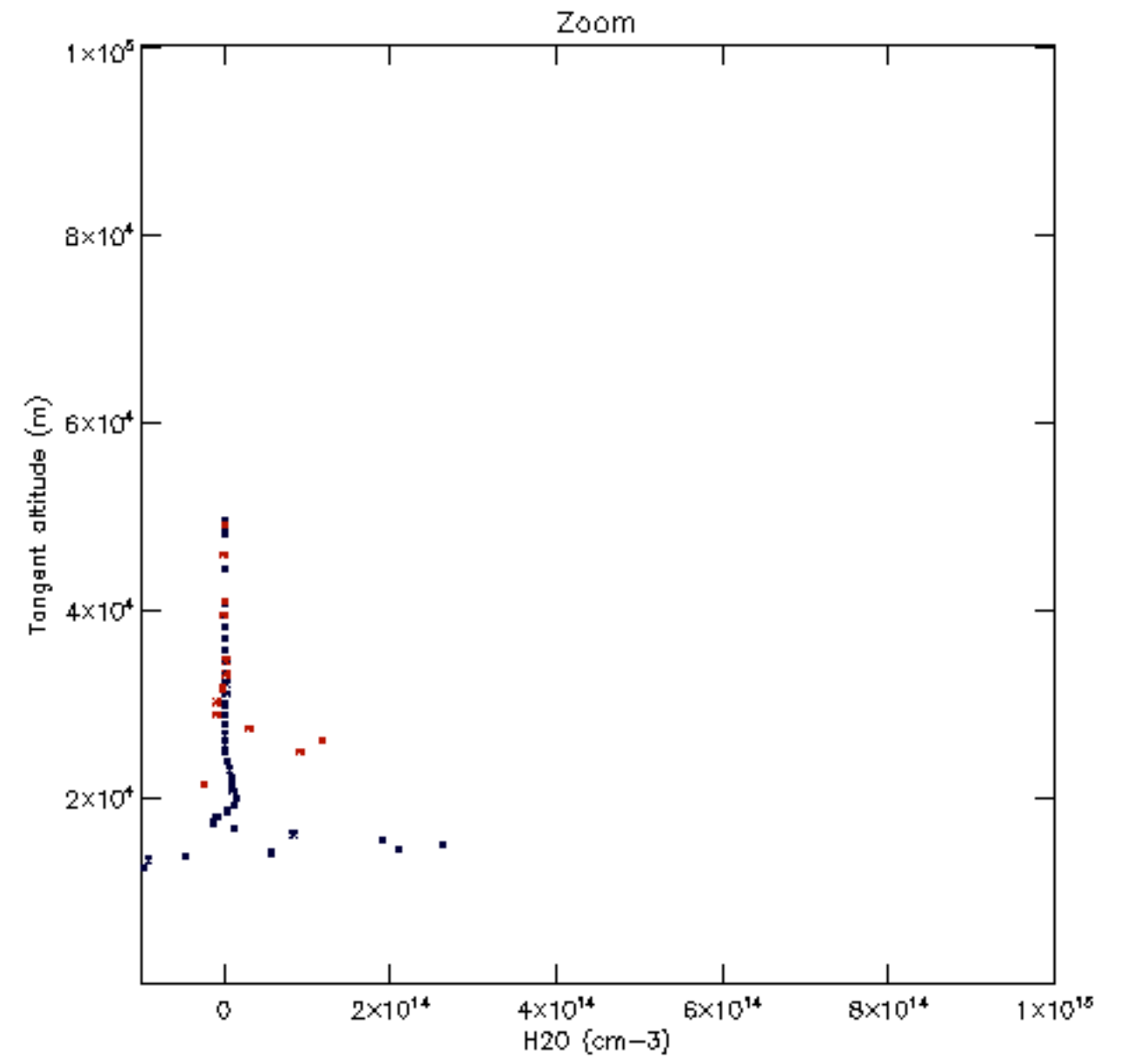
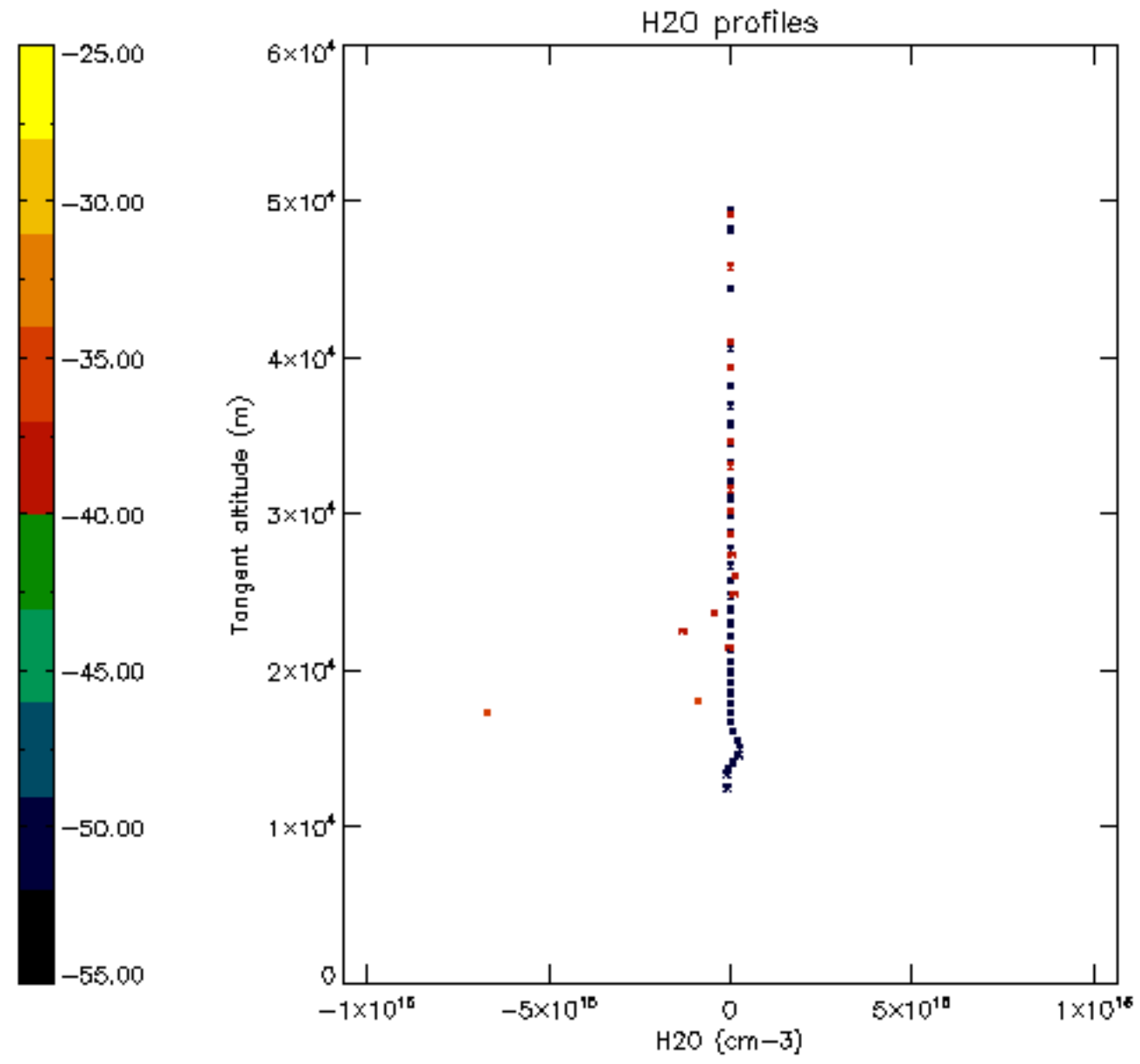


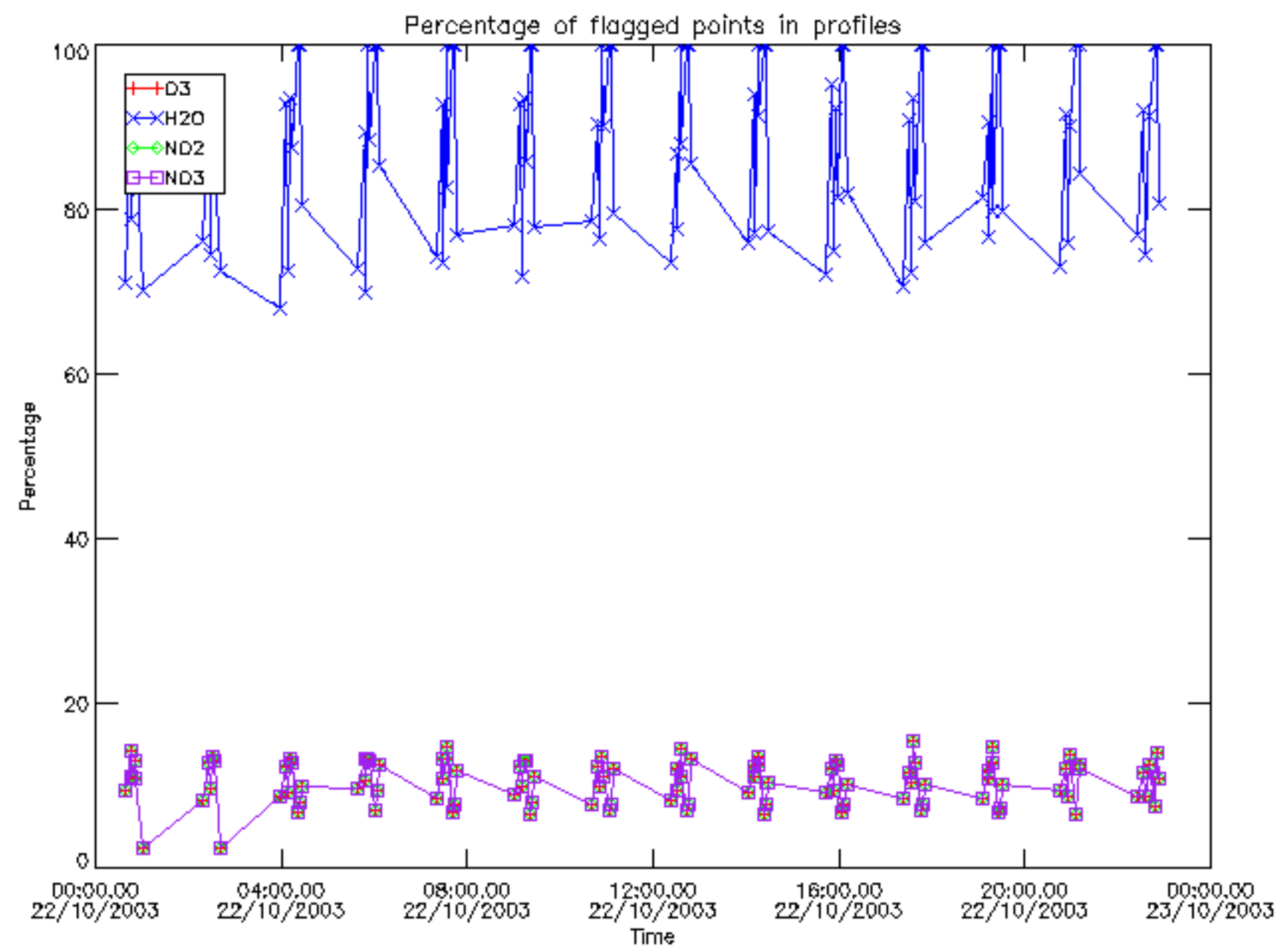




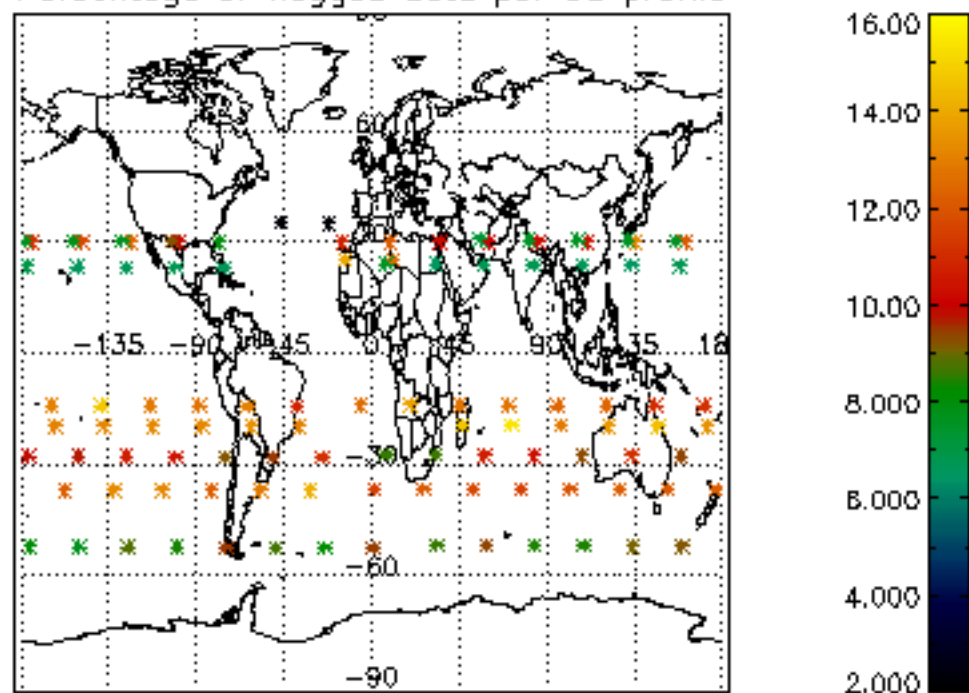




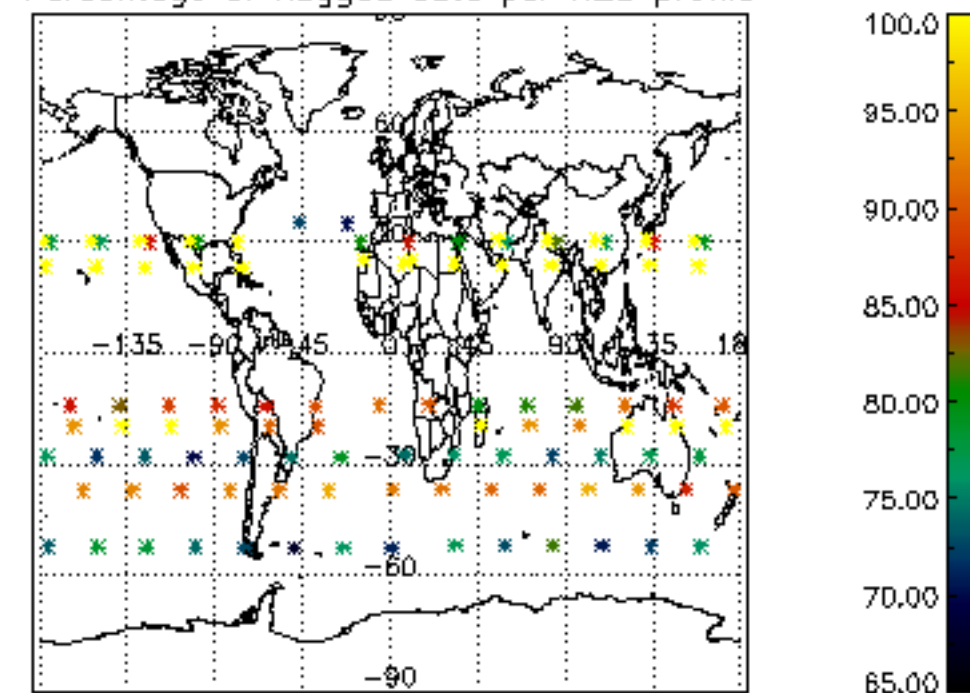




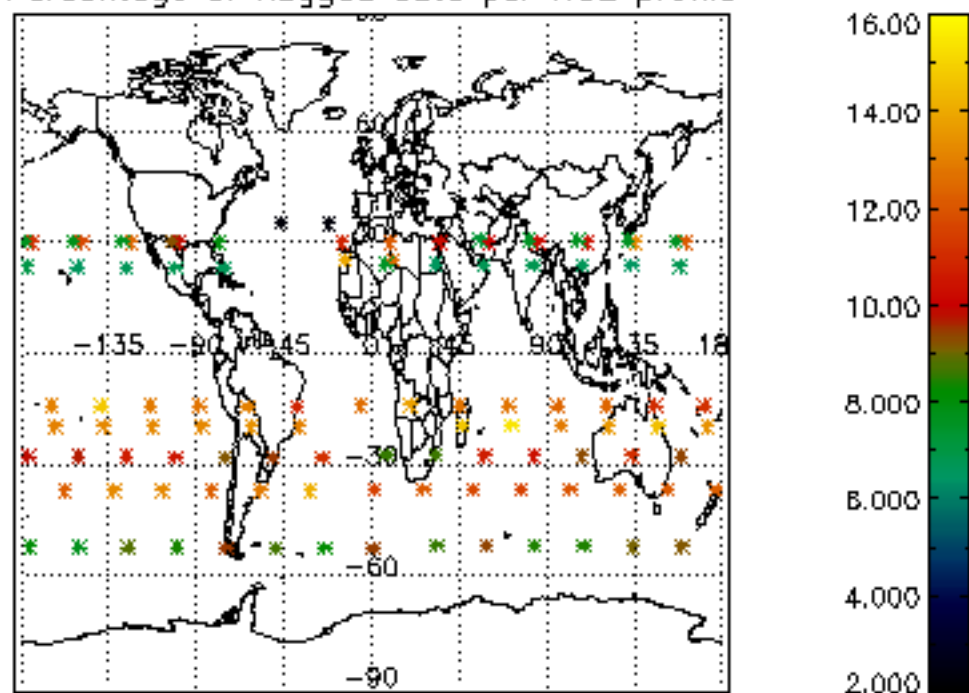
Percentage of flagged data per D3 profile



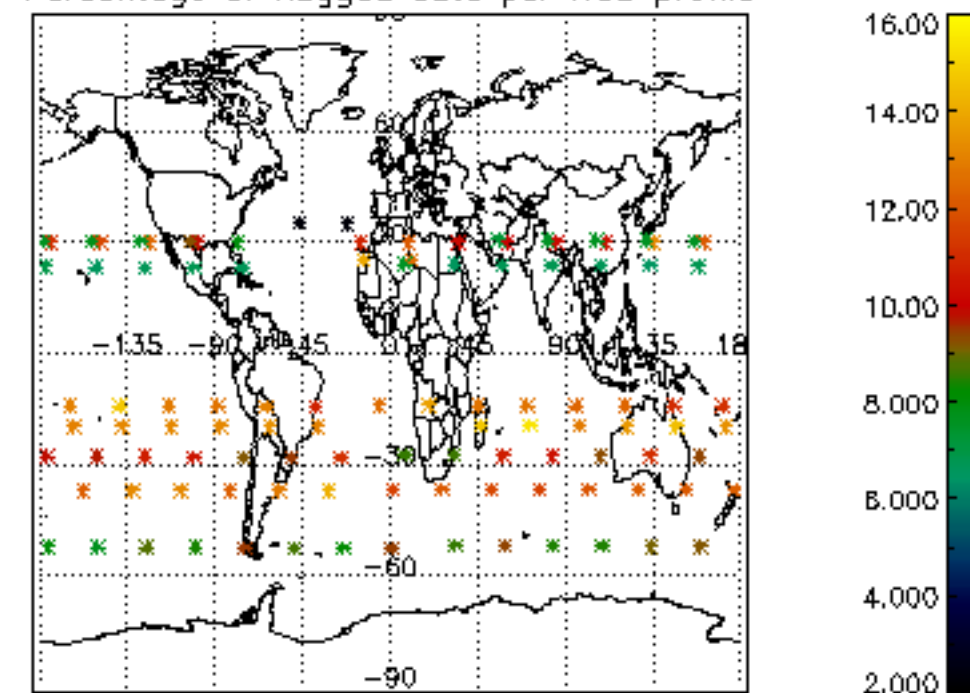
Percentage of flagged data per H2O profile

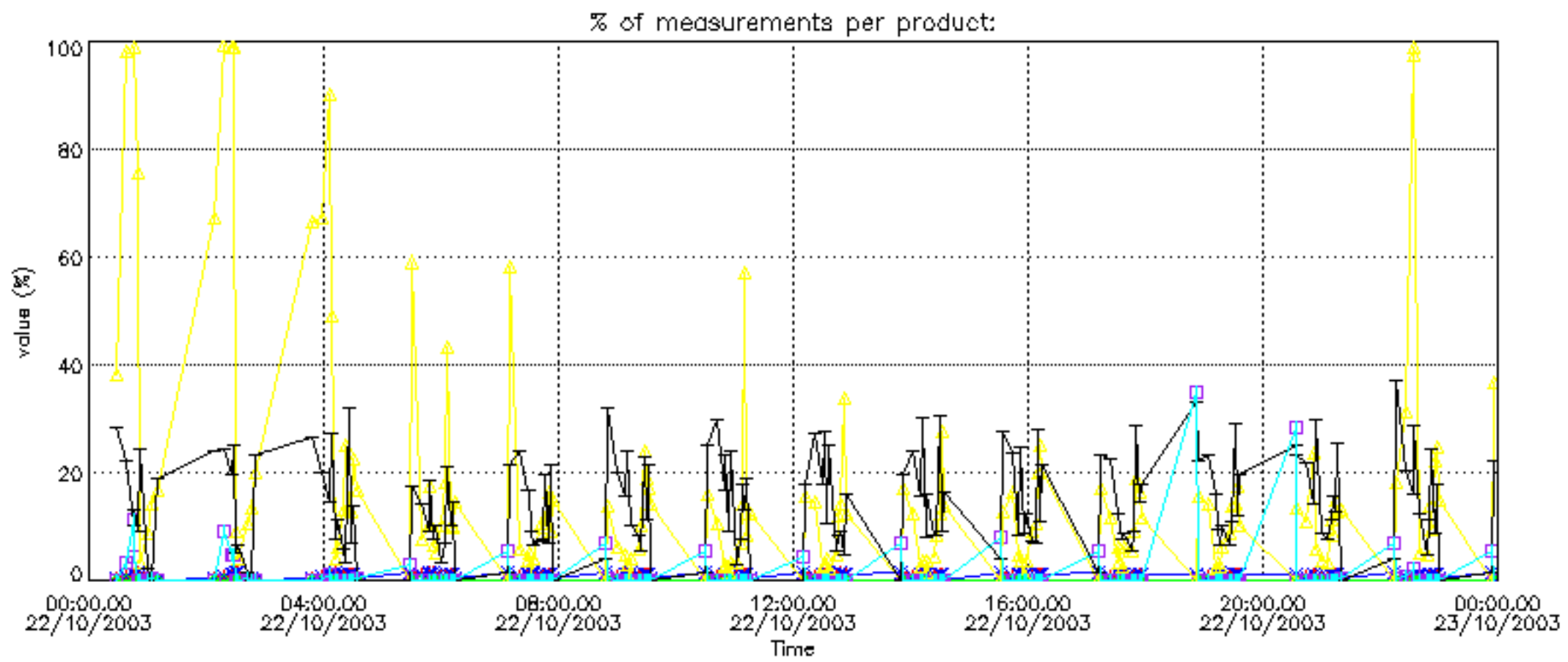


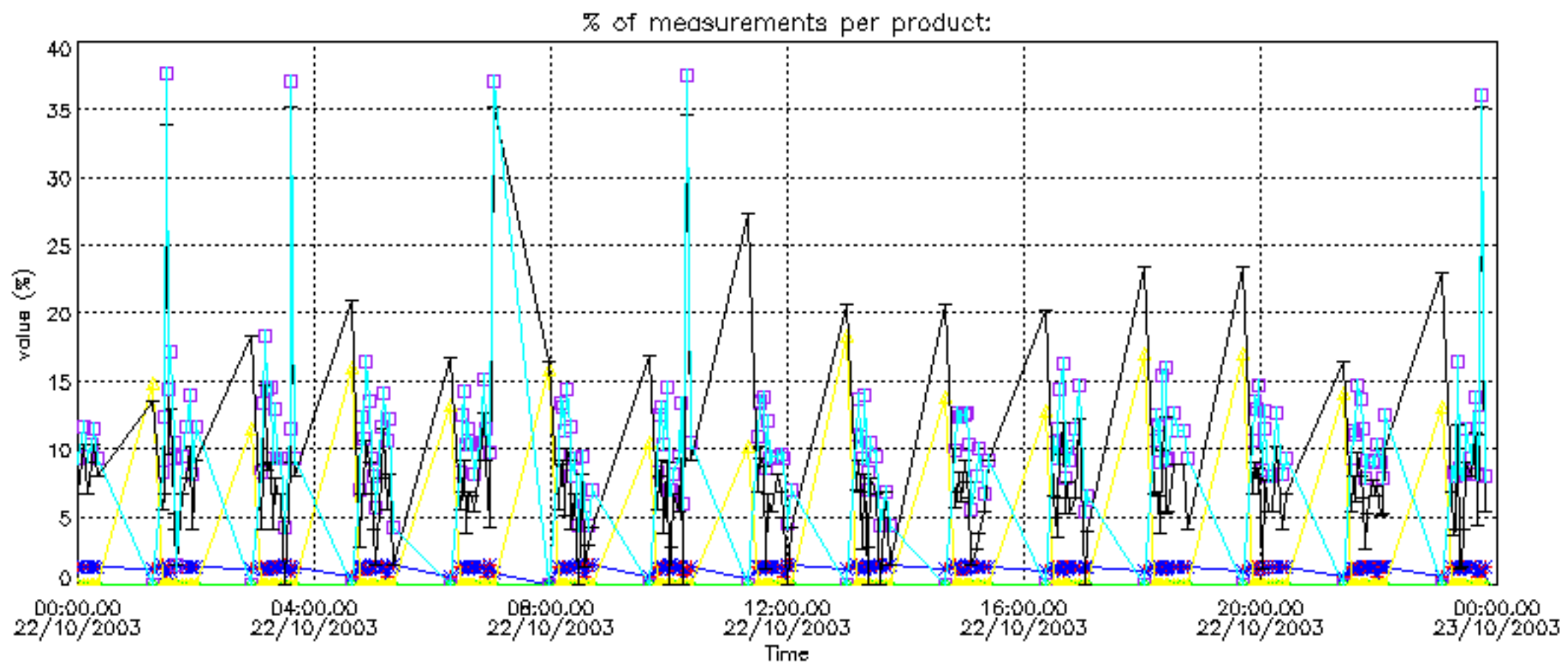
Percentage of flagged data per NO2 profile



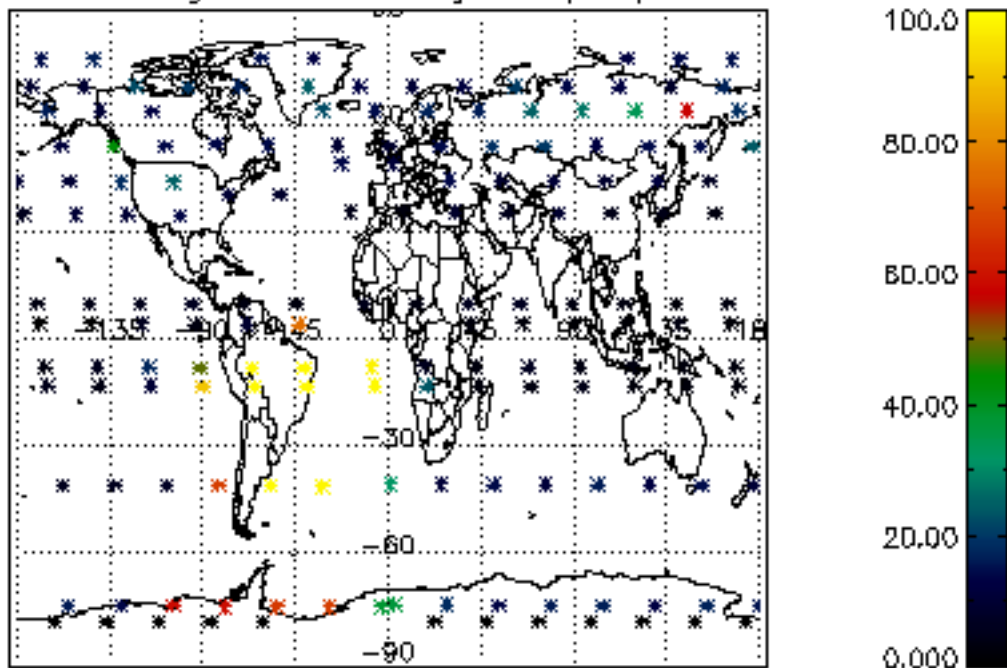
Percentage of flagged data per NO3 profile



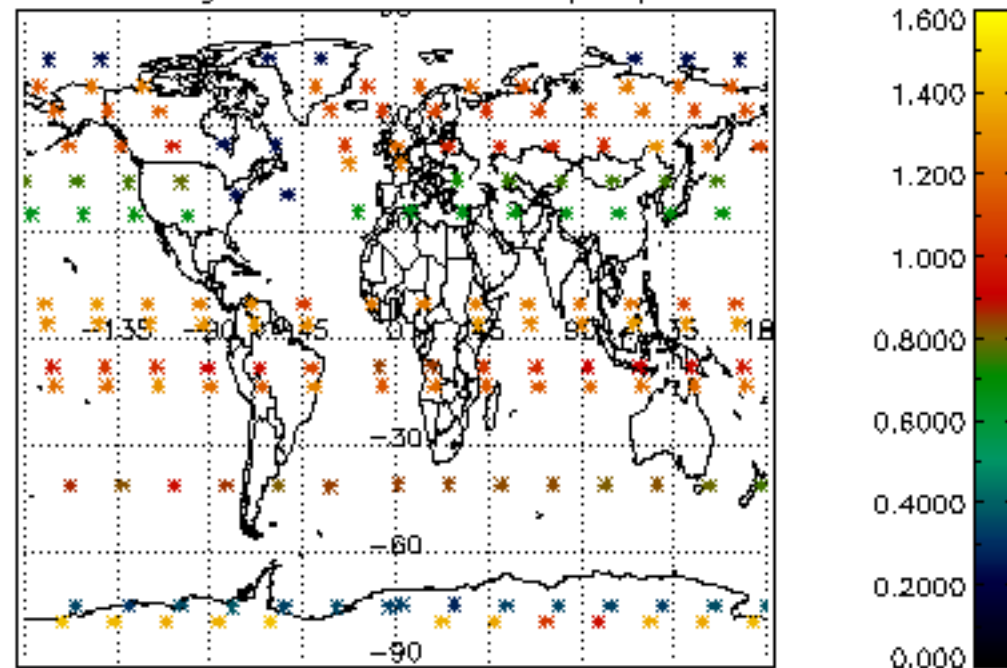




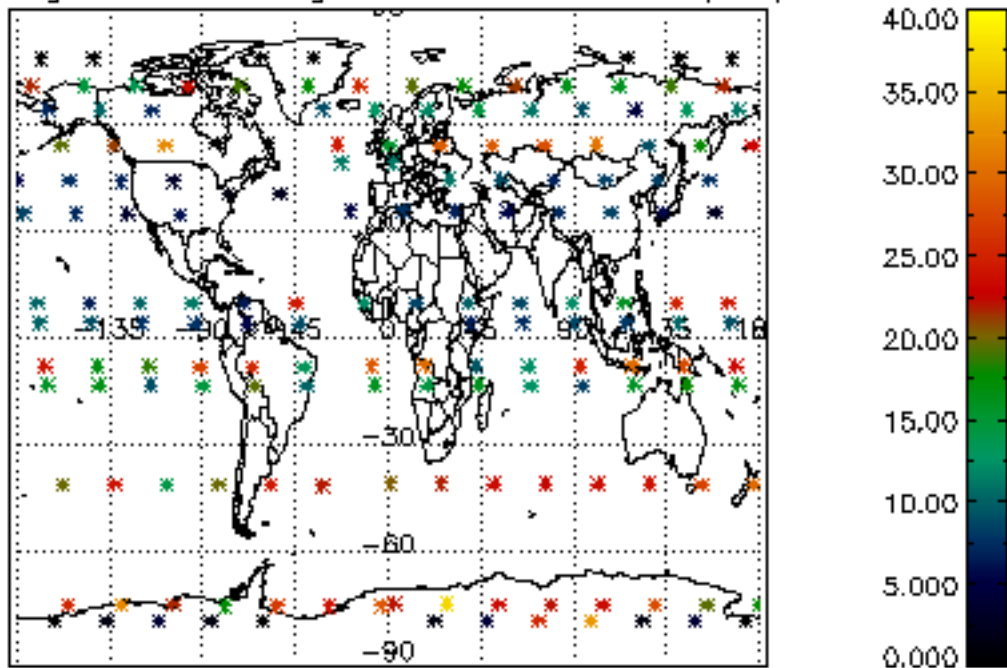
Percentage of cosmic ray hits per profile



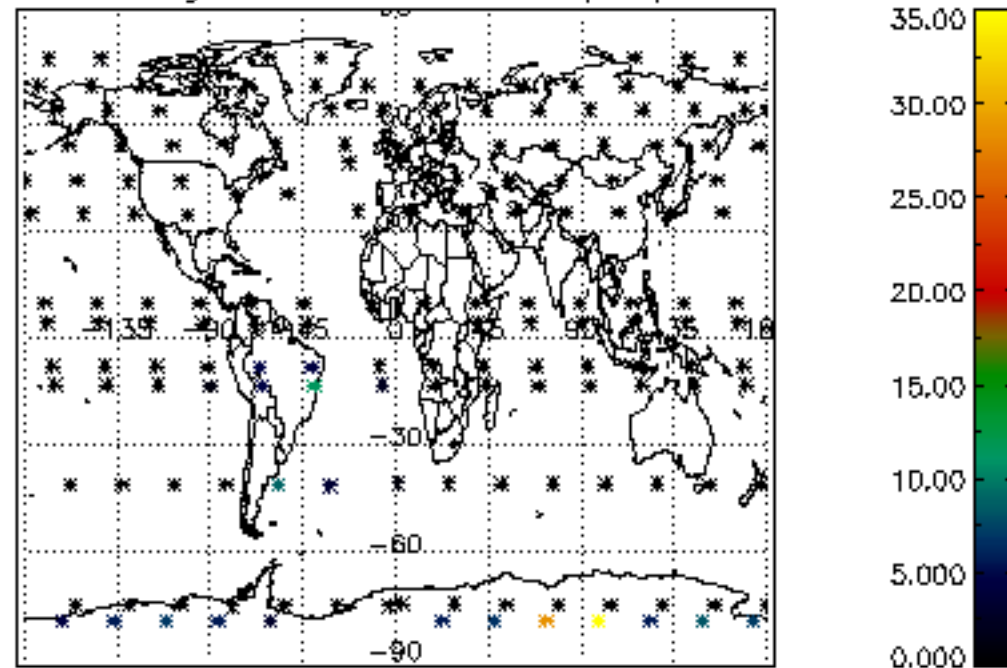
Percentage of datation errors per profile



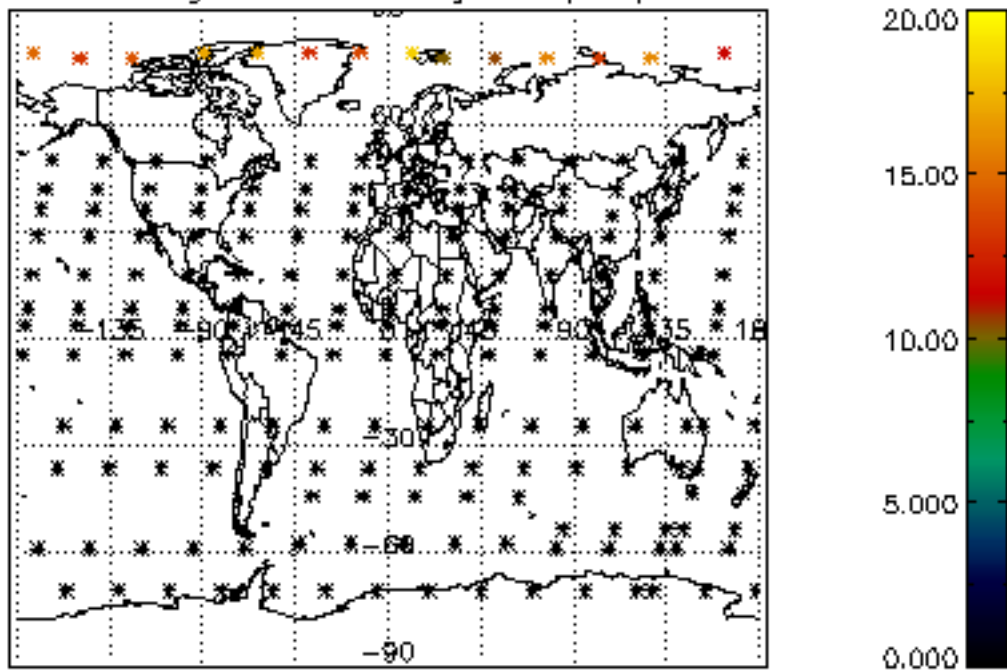
Percentage of star falling outside central band per profile



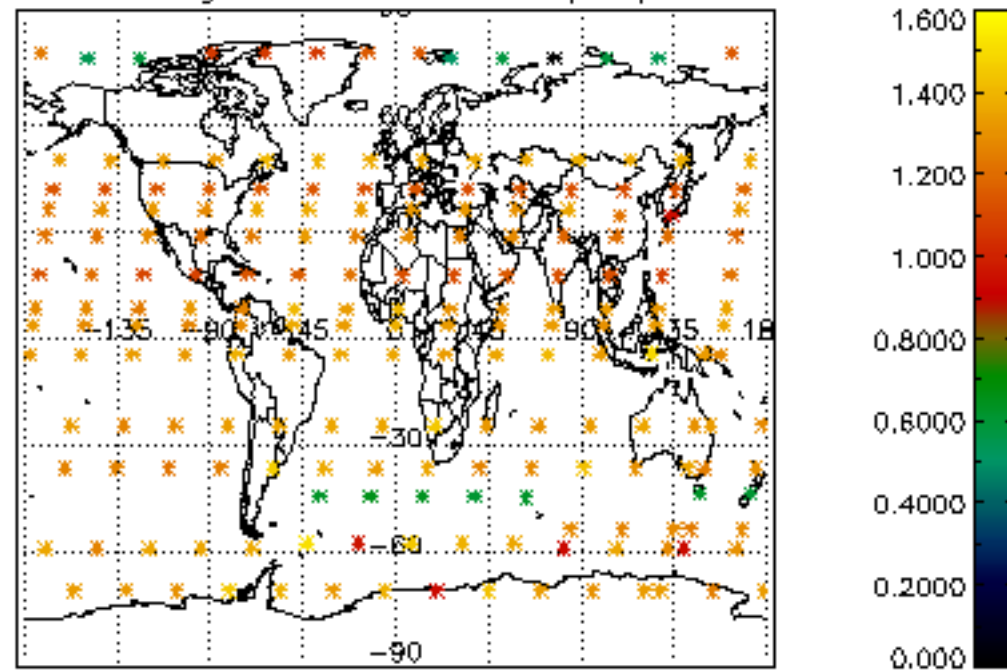
Percentage of saturation errors per profile



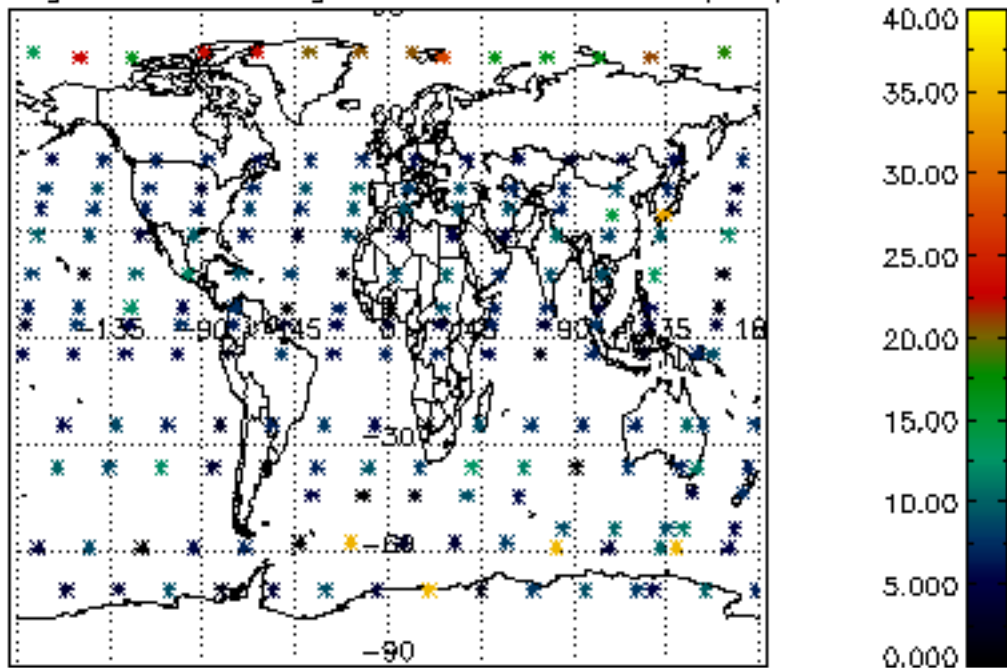
Percentage of cosmic ray hits per profile



Percentage of datation errors per profile



Percentage of star falling outside central band per profile



Percentage of saturation errors per profile

