

GOMOS Level 2 Daily Report

SUMMARY

[1. General Info](#)

[2. Summary of processed GOM_NL_2P products](#)

[3. Level 2 Quality information per product](#)

[3.1 Plot of level 2 quality information per product \(time dependant\)](#)

[3.2 Plot of level 2 quality information per product \(world map\)](#)

[4. Level 1 Quality information per product \(stored on level 2 products\)](#)

[4.1 Plot of level 1 quality information per product \(time dependant\)](#)

[4.1.1 Plot of level 1 quality information per product \(time dependant\): ASCENDING](#)

[4.1.2 Plot of level 1 quality information per product \(time dependant\): DESCENDING](#)

[4.2 Plot of level 1 quality information per product \(world map\)](#)

[4.2.1 Plot of level 1 quality information per product \(world map\): ASCENDING](#)

[4.2.2 Plot of level 1 quality information per product \(world map\): DESCENDING](#)

[5. Ozone profiles based on quality statistics and other trace gas profiles](#)

[5.1 Ozone statistics based on quality of products](#)

[5.2 Plot ozone profiles for all STD \(dark without errors\)](#)

[5.3 Plot ozone profiles where STD < 20% \(dark without errors\)](#)

[5.4. Plot ozone profiles where STD < 10% \(dark without errors\)](#)

[5.5. Plot ozone profiles where STD < 5% \(dark without errors\)](#)

[5.6 Plot NO2 profiles for all STD \(dark without errors\)](#)

[5.7 Plot NO3 profiles for all STD \(dark without errors\)](#)

[5.8 Plot H2O profiles \(only for occultations of stars 1,2,3,4,13,14,16,26,63 dark without errors\) for all STD](#)

[6. Auxiliary Data Files used for the production reported in section 2](#)

This report presents the daily analysis on parameters extracted from GOMOS level 2 data (GOM_NL__2P). It is intended to monitor some important parameters that will impact the quality of these products. A list of level 2 products (and content) that have arrived during the reporting day to the PCF is also given.

Item	Value
Time of report generation	19APR2013 22:22:32
Data source version	GOMOS/6.01
Start time of products	21-10-2003 (21OCT2003 00:00:00)
Stop time of products	22-10-2003 (22OCT2003 00:00:00)
Store outputs in DB	Yes
Nb of level 2 prods	323
Nb of prods with errors	0

2. Summary of processed GOM_NL__2P products.

Nr	Filename	UTC Start time	Limb	Duration	Star Id	Star Name	Star Mag	Star Temp	Nb Meas	Orbit	Prod. error
1	GOM_NL__2PRFIN20031021_000018_00000402021_00002_08573_0517.N1	21-OCT-2003 00:00:18	Straylight	40.000	84	Alp Phe	2.3970	4500.0	80	8573	No
2	GOM_NL__2PRFIN20031021_000651_00000452021_00002_08573_0518.N1	21-OCT-2003 00:06:51	Straylight	45.000	52	16Bet Cet	2.0370	4500.0	90	8573	No
3	GOM_NL__2PRFIN20031021_001623_00000372021_00002_08573_0519.N1	21-OCT-2003 00:16:23	Bright	36.500	140	88Gam Peg	2.8340	26000.	73	8573	No
4	GOM_NL__2PRFIN20031021_001852_00000462021_00002_08573_0520.N1	21-OCT-2003 00:18:52	Bright	46.000	105	6Bet Ari	2.6450	8900.0	92	8573	No
5	GOM_NL__2PRFIN20031021_002042_00000392021_00002_08573_0521.N1	21-OCT-2003 00:20:42	Bright	38.500	93	53Bet Peg	2.5200	3100.0	77	8573	No
6	GOM_NL__2PRFIN20031021_002229_00000432021_00002_08573_0522.N1	21-OCT-2003 00:22:29	Bright	42.500	53	43Bet And	2.0480	3300.0	85	8573	No
7	GOM_NL__2PRFIN20031021_002540_00000432021_00002_08573_0523.N1	21-OCT-2003 00:25:40	Bright	43.000	73	57Gam1And	2.2600	13100.	86	8573	No
8	GOM_NL__2PRFIN20031021_002809_00000392021_00002_08573_0524.N1	21-OCT-2003 00:28:09	Bright	39.000	68	18Alp Cas	2.2250	4500.0	78	8573	No
9	GOM_NL__2PRFIN20031021_002928_00000392021_00002_08573_0525.N1	21-OCT-2003 00:29:28	Bright	38.500	76	27Gam Cas	2.3000	30000.	77	8573	No
10	GOM_NL__2PRFIN20031021_003134_00000342021_00002_08573_0526.N1	21-OCT-2003 00:31:34	Bright	33.500	89	5Alp Cep	2.4510	8000.0	67	8573	No
11	GOM_NL__2PRFIN20031021_003719_00000382021_00002_08573_0527.N1	21-OCT-2003 00:37:19	Bright	37.500	49	1Alp UMi	1.9900	6300.0	75	8573	No
12	GOM_NL__2PRFIN20031021_004035_00000382021_00002_08573_0528.N1	21-OCT-2003 00:40:35	Bright	38.000	60	7Bet UMi	2.0810	3950.0	76	8573	No
13	GOM_NL__2PRFIN20031021_004534_00000402021_00002_08573_0529.N1	21-OCT-2003 00:45:34	Bright	39.500	36	50Alp UMa	1.8000	6300.0	79	8573	No
14	GOM_NL__2PRFIN20031021_004708_00000382021_00002_08573_0530.N1	21-OCT-2003 00:47:08	Bright	38.000	82	48Bet UMa	2.3650	10600.	76	8573	No
15	GOM_NL__2PRFIN20031021_005036_00000362021_00002_08573_0531.N1	21-OCT-2003 00:50:36	Bright	36.000	174	52Psi UMa	3.0040	4400.0	72	8573	No
16	GOM_NL__2PRFIN20031021_005859_00001282021_00002_08573_0532.N1	21-OCT-2003 00:58:59	Tw_i_and_stray	128.00	17	78Bet Gem	1.1610	4500.0	256	8573	No
17	GOM_NL__2PRFIN20031021_010900_00000672021_00002_08573_0533.N1	21-OCT-2003 01:09:00	Dark	67.000	48	30Alp Hya	1.9770	4100.0	134	8573	No
18	GOM_NL__2PRFIN20031021_011702_00000412021_00002_08573_0534.N1	21-OCT-2003 01:17:02	Dark	41.000	113	Mu Vel	2.6920	5000.0	82	8573	No
19	GOM_NL__2PRFIN20031021_011823_00000492021_00002_08573_0535.N1	21-OCT-2003 01:18:23	Dark	49.000	65	Lam Vel	2.2040	4400.0	98	8573	No
20	GOM_NL__2PRFIN20031021_012117_00000412021_00003_08574_7245.N1	21-OCT-2003 01:21:17	Dark	41.000	71	1ot Car	2.2460	7700.0	82	8574	No
21	GOM_NL__2PRFIN20031021_012723_00000562021_00003_08574_7246.N1	21-OCT-2003 01:27:23	Dark	55.500	2	Alp Car	-0.73600	7000.0	111	8574	No
22	GOM_NL__2PRFIN20031021_013112_000002212021_00003_08574_7247.N1	21-OCT-2003 01:31:12	Dark	221.00	1	9Alp CMa	-1.4400	11000.	442	8574	No
23	GOM_NL__2PRFIN20031021_013558_00000442021_00003_08574_7248.N1	21-OCT-2003 01:35:58	Dark	44.000	9	Alp Eri	0.45300	24000.	88	8574	No
24	GOM_NL__2PRFIN20031021_013847_00000452021_00003_08574_7249.N1	21-OCT-2003 01:38:47	Straylight	44.500	157	The1Eri	2.9060	9300.0	89	8574	No
25	GOM_NL__2PRFIN20031021_014054_00000452021_00003_08574_7250.N1	21-OCT-2003 01:40:54	Straylight	44.500	84	Alp Phe	2.3970	4500.0	89	8574	No
26	GOM_NL__2PRFIN20031021_014727_00000422021_00003_08574_7251.N1	21-OCT-2003 01:47:27	Straylight	42.000	52	16Bet Cet	2.0370	4500.0	84	8574	No
27	GOM_NL__2PRFIN20031021_015659_00000372021_00003_08574_7252.N1	21-OCT-2003 01:56:59	Bright	36.500	140	88Gam Peg	2.8340	26000.	73	8574	No
28	GOM_NL__2PRFIN20031021_015928_00000442021_00003_08574_7253.N1	21-OCT-2003 01:59:28	Bright	43.500	105	6Bet Ari	2.6450	8900.0	87	8574	No
29	GOM_NL__2PRFIN20031021_020119_00000412021_00003_08574_7254.N1	21-OCT-2003 02:01:19	Bright	41.000	93	53Bet Peg	2.5200	3100.0	82	8574	No
30	GOM_NL__2PRFIN20031021_020305_00000432021_00003_08574_7255.N1	21-OCT-2003 02:03:05	Bright	42.500	53	43Bet And	2.0480	3300.0	85	8574	No
31	GOM_NL__2PRFIN20031021_020615_00000462021_00003_08574_7256.N1	21-OCT-2003 02:06:15	Bright	45.500	73	57Gam1And	2.2600	13100.	91	8574	No
32	GOM_NL__2PRFIN20031021_020845_00000392021_00003_08574_7257.N1	21-OCT-2003 02:08:45	Bright	39.000	68	18Alp Cas	2.2250	4500.0	78	8574	No
33	GOM_NL__2PRFIN20031021_021004_00000382021_00003_08574_7258.N1	21-OCT-2003 02:10:04	Bright	38.000	76	27Gam Cas	2.3000	30000.	76	8574	No
34	GOM_NL__2PRFIN20031021_021210_00000382021_00003_08574_7259.N1	21-OCT-2003 02:12:10	Bright	37.500	89	5Alp Cep	2.4510	8000.0	75	8574	No
35	GOM_NL__2PRFIN20031021_021755_00000362021_00003_08574_7260.N1	21-OCT-2003 02:17:55	Bright	35.500	49	1Alp UMi	1.9900	6300.0	71	8574	No
36	GOM_NL__2PRFIN20031021_022110_00000402021_00003_08574_7261.N1	21-OCT-2003 02:21:10	Bright	40.000	60	7Bet UMi	2.0810	3950.0	80	8574	No
37	GOM_NL__2PRFIN20031021_022610_00000402021_00003_08574_7262.N1	21-OCT-2003 02:26:10	Bright	39.500	36	50Alp UMa	1.8000	6300.0	79	8574	No
38	GOM_NL__2PRFIN20031021_022744_00000382021_00003_08574_7263.N1	21-OCT-2003 02:27:44	Bright	37.500	82	48Bet UMa	2.3650	10600.	75	8574	No
39	GOM_NL__2PRFIN20031021_023112_00000382021_00003_08574_7264.N1	21-OCT-2003 02:31:12	Bright	37.500	174	52Psi UMa	3.0040	4400.0	75	8574	No
40	GOM_NL__2PRFIN20031021_023936_00001292021_00003_08574_7265.N1	21-OCT-2003 02:39:36	Tw_i_and_stray	128.50	17	78Bet Gem	1.1610	4500.0	257	8574	No
41	GOM_NL__2PRFIN20031021_024936_00000592021_00003_08574_7266.N1	21-OCT-2003 02:49:36	Dark	59.000	48	30Alp Hya	1.9770	4100.0	118	8574	No
42	GOM_NL__2PRFIN20031021_025737_00000452021_00003_08574_7267.N1	21-OCT-2003 02:57:37	Dark	44.500	113	Mu Vel	2.6920	5000.0	89	8574	No

43	GOM_NL__2PRFIN20031021_025900_000000442021_00003_08574_7268.N1	21-OCT-2003 02:59:00	Dark	44.000	65	Lam Vel	2.2040	4400.0	88	8574	No
44	GOM_NL__2PRFIN20031021_030152_000000422021_00004_08575_0513.N1	21-OCT-2003 03:01:52	Dark	41.500	71	lot Car	2.2460	7700.0	83	8575	No
45	GOM_NL__2PRFIN20031021_030404_000000422021_00004_08575_0514.N1	21-OCT-2003 03:04:04	Dark	41.500	29	Bet Car	1.6720	10200.	83	8575	No
46	GOM_NL__2PRFIN20031021_030759_000000502021_00004_08575_0515.N1	21-OCT-2003 03:07:59	Dark	49.500	2	Alp Car	-0.73600	7000.0	99	8575	No
47	GOM_NL__2PRFIN20031021_031151_000002212021_00004_08575_0516.N1	21-OCT-2003 03:11:51	Dark	221.00	1	9Alp CMa	-1.4400	11000.	442	8575	No
48	GOM_NL__2PRFIN20031021_031923_000000452021_00004_08575_0517.N1	21-OCT-2003 03:19:23	Straylight	45.000	157	The1Eri	2.9060	9300.0	90	8575	No
49	GOM_NL__2PRFIN20031021_032130_000000402021_00004_08575_0518.N1	21-OCT-2003 03:21:30	Straylight	39.500	84	Alp Phe	2.3970	4500.0	79	8575	No
50	GOM_NL__2PRFIN20031021_032352_000002132021_00004_08575_0519.N1	21-OCT-2003 03:23:52	Tw_i_and_stray	213.00	101	11Alp Lep	2.5820	7000.0	426	8575	No
51	GOM_NL__2PRFIN20031021_032849_000000892021_00004_08575_0520.N1	21-OCT-2003 03:28:49	Tw_i_and_stray	89.000	165	34Gam Eri	2.9500	3200.0	178	8575	No
52	GOM_NL__2PRFIN20031021_033735_000000372021_00004_08575_0521.N1	21-OCT-2003 03:37:35	Bright	36.500	140	88Gam Peg	2.8340	26000.	73	8575	No
53	GOM_NL__2PRFIN20031021_034004_000000452021_00004_08575_0522.N1	21-OCT-2003 03:40:04	Bright	44.500	105	6Bet Ari	2.6450	8900.0	89	8575	No
54	GOM_NL__2PRFIN20031021_034154_000000382021_00004_08575_0523.N1	21-OCT-2003 03:41:54	Bright	38.000	93	53Bet Peg	2.5200	3100.0	76	8575	No
55	GOM_NL__2PRFIN20031021_034340_000000442021_00004_08575_0524.N1	21-OCT-2003 03:43:40	Bright	43.500	53	43Bet And	2.0480	3300.0	87	8575	No
56	GOM_NL__2PRFIN20031021_034650_000000462021_00004_08575_0525.N1	21-OCT-2003 03:46:50	Bright	46.000	73	57Gam1And	2.2600	13100.	92	8575	No
57	GOM_NL__2PRFIN20031021_034921_000000392021_00004_08575_0526.N1	21-OCT-2003 03:49:21	Bright	38.500	68	18Alp Cas	2.2250	4500.0	77	8575	No
58	GOM_NL__2PRFIN20031021_035040_000000392021_00004_08575_0527.N1	21-OCT-2003 03:50:40	Bright	38.500	76	27Gam Cas	2.3000	30000.	77	8575	No
59	GOM_NL__2PRFIN20031021_035246_000000382021_00004_08575_0528.N1	21-OCT-2003 03:52:46	Bright	37.500	89	5Alp Cep	2.4510	8000.0	75	8575	No
60	GOM_NL__2PRFIN20031021_035830_000000382021_00004_08575_0529.N1	21-OCT-2003 03:58:30	Bright	38.000	49	1Alp UMi	1.9900	6300.0	76	8575	No
61	GOM_NL__2PRFIN20031021_040147_000000392021_00004_08575_0530.N1	21-OCT-2003 04:01:47	Bright	39.000	60	7Bet UMi	2.0810	3950.0	78	8575	No
62	GOM_NL__2PRFIN20031021_040646_000000392021_00004_08575_0531.N1	21-OCT-2003 04:06:46	Bright	38.500	36	50Alp UMa	1.8000	6300.0	77	8575	No
63	GOM_NL__2PRFIN20031021_040820_000000382021_00004_08575_0532.N1	21-OCT-2003 04:08:20	Bright	38.000	82	48Bet UMa	2.3650	10600.	76	8575	No
64	GOM_NL__2PRFIN20031021_041148_000000372021_00004_08575_0533.N1	21-OCT-2003 04:11:48	Bright	37.000	174	52Psi UMa	3.0040	4400.0	74	8575	No
65	GOM_NL__2PRFIN20031021_042013_000001242021_00004_08575_0534.N1	21-OCT-2003 04:20:13	Tw_i_and_stray	123.50	17	78Bet Gem	1.1610	4500.0	247	8575	No
66	GOM_NL__2PRFIN20031021_043013_000000572021_00004_08575_0535.N1	21-OCT-2003 04:30:13	Dark	56.500	48	30Alp Hya	1.9770	4100.0	113	8575	No
67	GOM_NL__2PRFIN20031021_043815_000000412021_00004_08575_0536.N1	21-OCT-2003 04:38:15	Dark	41.000	113	Mu Vel	2.6920	5000.0	82	8575	No
68	GOM_NL__2PRFIN20031021_043936_000000472021_00004_08575_0537.N1	21-OCT-2003 04:39:36	Dark	47.000	65	Lam Vel	2.2040	4400.0	94	8575	No
69	GOM_NL__2PRFIN20031021_044257_000000472021_00005_08576_0513.N1	21-OCT-2003 04:42:57	Dark	47.000	34	Gam2Vel	1.7930	23000.	94	8576	No
70	GOM_NL__2PRFIN20031021_044441_000000422021_00005_08576_0514.N1	21-OCT-2003 04:44:41	Dark	41.500	29	Bet Car	1.6720	10200.	83	8576	No
71	GOM_NL__2PRFIN20031021_044836_000000582021_00005_08576_0515.N1	21-OCT-2003 04:48:36	Dark	58.000	2	Alp Car	-0.73600	7000.0	116	8576	No
72	GOM_NL__2PRFIN20031021_045231_000002212021_00005_08576_0516.N1	21-OCT-2003 04:52:31	Dark	221.00	1	9Alp CMa	-1.4400	11000.	442	8576	No
73	GOM_NL__2PRFIN20031021_045959_000000452021_00005_08576_0517.N1	21-OCT-2003 04:59:59	Straylight	45.000	157	The1Eri	2.9060	9300.0	90	8576	No
74	GOM_NL__2PRFIN20031021_050206_000000392021_00005_08576_0518.N1	21-OCT-2003 05:02:06	Straylight	39.000	84	Alp Phe	2.3970	4500.0	78	8576	No
75	GOM_NL__2PRFIN20031021_050429_000002132021_00005_08576_0519.N1	21-OCT-2003 05:04:29	Tw_i_and_stray	213.00	101	11Alp Lep	2.5820	7000.0	426	8576	No
76	GOM_NL__2PRFIN20031021_050925_000000902021_00005_08576_0520.N1	21-OCT-2003 05:09:25	Tw_i_and_stray	89.500	165	34Gam Eri	2.9500	3200.0	179	8576	No
77	GOM_NL__2PRFIN20031021_051811_000000382021_00005_08576_0521.N1	21-OCT-2003 05:18:11	Bright	37.500	140	88Gam Peg	2.8340	26000.	75	8576	No
78	GOM_NL__2PRFIN20031021_052039_000000452021_00005_08576_0522.N1	21-OCT-2003 05:20:39	Bright	45.000	105	6Bet Ari	2.6450	8900.0	90	8576	No
79	GOM_NL__2PRFIN20031021_052231_000000412021_00005_08576_0523.N1	21-OCT-2003 05:22:31	Bright	41.000	93	53Bet Peg	2.5200	3100.0	82	8576	No
80	GOM_NL__2PRFIN20031021_052416_000000412021_00005_08576_0524.N1	21-OCT-2003 05:24:16	Bright	41.000	53	43Bet And	2.0480	3300.0	82	8576	No
81	GOM_NL__2PRFIN20031021_052726_000000452021_00005_08576_0525.N1	21-OCT-2003 05:27:26	Bright	45.000	73	57Gam1And	2.2600	13100.	90	8576	No
82	GOM_NL__2PRFIN20031021_052957_000000392021_00005_08576_0526.N1	21-OCT-2003 05:29:57	Bright	39.000	68	18Alp Cas	2.2250	4500.0	78	8576	No
83	GOM_NL__2PRFIN20031021_053116_000000382021_00005_08576_0527.N1	21-OCT-2003 05:31:16	Bright	38.000	76	27Gam Cas	2.3000	30000.	76	8576	No
84	GOM_NL__2PRFIN20031021_053323_000000372021_00005_08576_0528.N1	21-OCT-2003 05:33:23	Bright	37.000	89	5Alp Cep	2.4510	8000.0	74	8576	No
85	GOM_NL__2PRFIN20031021_053906_000000382021_00005_08576_0529.N1	21-OCT-2003 05:39:06	Bright	38.000	49	1Alp UMi	1.9900	6300.0	76	8576	No
86	GOM_NL__2PRFIN20031021_054224_000000372021_00005_08576_0530.N1	21-OCT-2003 05:42:24	Bright	37.000	60	7Bet UMi	2.0810	3950.0	74	8576	No
87	GOM_NL__2PRFIN20031021_054721_000000402021_00005_08576_0531.N1	21-OCT-2003 05:47:21	Bright	40.000	36	50Alp UMa	1.8000	6300.0	80	8576	No
88	GOM_NL__2PRFIN20031021_054856_000000382021_00005_08576_0532.N1	21-OCT-2003 05:48:56	Bright	38.000	82	48Bet UMa	2.3650	10600.	76	8576	No
89	GOM_NL__2PRFIN20031021_055224_000000462021_00005_08576_0533.N1	21-OCT-2003 05:52:24	Bright	46.000	174	52Psi UMa	3.0040	4400.0	92	8576	No
90	GOM_NL__2PRFIN20031021_060050_000001462021_00005_08576_0534.N1	21-OCT-2003 06:00:50	Tw_i_and_stray	146.00	17	78Bet Gem	1.1610	4500.0	292	8576	No
91	GOM_NL__2PRFIN20031021_061050_000000612021_00005_08576_0535.N1	21-OCT-2003 06:10:50	Dark	61.000	48	30Alp Hya	1.9770	4100.0	122	8576	No
92	GOM_NL__2PRFIN20031021_061851_000000402021_00005_08576_0536.N1	21-OCT-2003 06:18:51	Dark	39.500	113	Mu Vel	2.6920	5000.0	79	8576	No
93	GOM_NL__2PRFIN20031021_062013_000000562021_00005_08576_0537.N1	21-OCT-2003 06:20:13	Dark	55.500	65	Lam Vel	2.2040	4400.0	111	8576	No
94	GOM_NL__2PRFIN20031021_062334_000000562021_00006_08577_0513.N1	21-OCT-2003 06:23:34	Dark	56.000	34	Gam2Vel	1.7930	23000.	112	8577	No
95	GOM_NL__2PRFIN20031021_062517_000000482021_00006_08577_0514.N1	21-OCT-2003 06:25:17	Dark	48.000	29	Bet Car	1.6720	10200.	96	8577	No
96	GOM_NL__2PRFIN20031021_062913_000000612021_00006_08577_0515.N1	21-OCT-2003 06:29:13	Dark	60.500	2	Alp Car	-0.73600	7000.0	121	8577	No
97	GOM_NL__2PRFIN20031021_063311_000002212021_00006_08577_0516.N1	21-OCT-2003 06:33:11	Dark	221.00	1	9Alp CMa	-1.4400	11000.	442	8577	No
98	GOM_NL__2PRFIN20031021_064036_000000442021_00006_08577_0517.N1	21-OCT-2003 06:40:36	Straylight	44.000	157	The1Eri	2.9060	9300.0	88	8577	No
99	GOM_NL__2PRFIN20031021_064242_000000402021_00006_08577_0518.N1	21-OCT-2003 06:42:42	Straylight	40.000	84	Alp Phe	2.3970	4500.0	80	8577	No
100	GOM_NL__2PRFIN20031021_064506_000002132021_00006_08577_0519.N1	21-OCT-2003 06:45:06	Tw_i_and_stray	213.00	101	11Alp Lep	2.5820	7000.0	426	8577	No
101	GOM_NL__2PRFIN20031021_065001_000000942021_00006_08577_0520.N1	21-OCT-2003 06:50:01	Tw_i_and_stray	93.500	165	34Gam Eri	2.9500	3200.0	187	8577	No

102	GOM_NL__2PRFIN20031021_065847_000000382021_00006_08577_0521.N1	21-OCT-2003 06:58:47	Bright	38.000	140	88Gam Peg	2.8340	26000.	76	8577	No
103	GOM_NL__2PRFIN20031021_070115_000000442021_00006_08577_0522.N1	21-OCT-2003 07:01:15	Bright	44.000	105	6Bet Ari	2.6450	8900.0	88	8577	No
104	GOM_NL__2PRFIN20031021_070307_000000422021_00006_08577_0523.N1	21-OCT-2003 07:03:07	Bright	41.500	93	53Bet Peg	2.5200	3100.0	83	8577	No
105	GOM_NL__2PRFIN20031021_070451_000000402021_00006_08577_0524.N1	21-OCT-2003 07:04:51	Bright	40.000	53	43Bet And	2.0480	3300.0	80	8577	No
106	GOM_NL__2PRFIN20031021_070801_000000452021_00006_08577_0525.N1	21-OCT-2003 07:08:01	Bright	45.000	73	57Gam1And	2.2600	13100.	90	8577	No
107	GOM_NL__2PRFIN20031021_071032_000000412021_00006_08577_0526.N1	21-OCT-2003 07:10:32	Bright	40.500	68	18Alp Cas	2.2250	4500.0	81	8577	No
108	GOM_NL__2PRFIN20031021_071152_000000392021_00006_08577_0527.N1	21-OCT-2003 07:11:52	Bright	39.000	76	27Gam Cas	2.3000	30000.	78	8577	No
109	GOM_NL__2PRFIN20031021_071359_000000382021_00006_08577_0528.N1	21-OCT-2003 07:13:59	Bright	38.000	89	5Alp Cep	2.4510	8000.0	76	8577	No
110	GOM_NL__2PRFIN20031021_071942_000000392021_00006_08577_0529.N1	21-OCT-2003 07:19:42	Bright	38.500	49	1Alp UMi	1.9900	6300.0	77	8577	No
111	GOM_NL__2PRFIN20031021_072300_000000372021_00006_08577_0530.N1	21-OCT-2003 07:23:00	Bright	36.500	60	7Bet UMi	2.0810	3950.0	73	8577	No
112	GOM_NL__2PRFIN20031021_072757_000000392021_00006_08577_0531.N1	21-OCT-2003 07:27:57	Bright	39.000	36	50Alp UMa	1.8000	6300.0	78	8577	No
113	GOM_NL__2PRFIN20031021_072932_000000382021_00006_08577_0532.N1	21-OCT-2003 07:29:32	Bright	37.500	82	48Bet UMa	2.3650	10600.	75	8577	No
114	GOM_NL__2PRFIN20031021_073300_000000362021_00006_08577_0533.N1	21-OCT-2003 07:33:00	Bright	36.000	174	52Psi UMa	3.0040	4400.0	72	8577	No
115	GOM_NL__2PRFIN20031021_074126_000001332021_00006_08577_0534.N1	21-OCT-2003 07:41:26	Tw_i_and_stray	133.00	17	78Bet Gem	1.1610	4500.0	266	8577	No
116	GOM_NL__2PRFIN20031021_075127_000000582021_00006_08577_0535.N1	21-OCT-2003 07:51:27	Dark	57.500	48	30Alp Hya	1.9770	4100.0	115	8577	No
117	GOM_NL__2PRFIN20031021_075927_000000422021_00006_08577_0536.N1	21-OCT-2003 07:59:27	Dark	41.500	113	Mu Vel	2.6920	5000.0	83	8577	No
118	GOM_NL__2PRFIN20031021_080050_000000482021_00006_08577_0537.N1	21-OCT-2003 08:00:50	Dark	48.000	65	Lam Vel	2.2040	4400.0	96	8577	No
119	GOM_NL__2PRFIN20031021_080411_000000452021_00007_08578_0513.N1	21-OCT-2003 08:04:11	Dark	45.000	34	Gam2Vel	1.7930	23000.	90	8578	No
120	GOM_NL__2PRFIN20031021_080554_000000412021_00007_08578_0514.N1	21-OCT-2003 08:05:54	Dark	41.000	29	Bet Car	1.6720	10200.	82	8578	No
121	GOM_NL__2PRFIN20031021_080950_000000602021_00007_08578_0515.N1	21-OCT-2003 08:09:50	Dark	60.000	2	Alp Car	-0.73600	7000.0	120	8578	No
122	GOM_NL__2PRFIN20031021_081351_000002212021_00007_08578_0516.N1	21-OCT-2003 08:13:51	Dark	221.00	1	9Alp CMa	-1.4400	11000.	442	8578	No
123	GOM_NL__2PRFIN20031021_082113_000000452021_00007_08578_0517.N1	21-OCT-2003 08:21:13	Straylight	45.000	157	The1Eri	2.9060	9300.0	90	8578	No
124	GOM_NL__2PRFIN20031021_082318_000000392021_00007_08578_0518.N1	21-OCT-2003 08:23:18	Straylight	38.500	84	Alp Phe	2.3970	4500.0	77	8578	No
125	GOM_NL__2PRFIN20031021_082543_000002132021_00007_08578_0519.N1	21-OCT-2003 08:25:43	Tw_i_and_stray	213.00	101	11Alp Lep	2.5820	7000.0	426	8578	No
126	GOM_NL__2PRFIN20031021_083037_000000872021_00007_08578_0520.N1	21-OCT-2003 08:30:37	Tw_i_and_stray	86.500	165	34Gam Eri	2.9500	3200.0	173	8578	No
127	GOM_NL__2PRFIN20031021_083923_000000372021_00007_08578_0521.N1	21-OCT-2003 08:39:23	Bright	36.500	140	88Gam Peg	2.8340	26000.	73	8578	No
128	GOM_NL__2PRFIN20031021_084150_000000442021_00007_08578_0522.N1	21-OCT-2003 08:41:50	Bright	44.000	105	6Bet Ari	2.6450	8900.0	88	8578	No
129	GOM_NL__2PRFIN20031021_084344_000000372021_00007_08578_0523.N1	21-OCT-2003 08:43:44	Bright	37.000	93	53Bet Peg	2.5200	3100.0	74	8578	No
130	GOM_NL__2PRFIN20031021_084528_000000402021_00007_08578_0524.N1	21-OCT-2003 08:45:28	Bright	39.500	53	43Bet And	2.0480	3300.0	79	8578	No
131	GOM_NL__2PRFIN20031021_084837_000000452021_00007_08578_0525.N1	21-OCT-2003 08:48:37	Bright	45.000	73	57Gam1And	2.2600	13100.	90	8578	No
132	GOM_NL__2PRFIN20031021_085108_000000402021_00007_08578_0526.N1	21-OCT-2003 08:51:08	Bright	39.500	68	18Alp Cas	2.2250	4500.0	79	8578	No
133	GOM_NL__2PRFIN20031021_085228_000000382021_00007_08578_0527.N1	21-OCT-2003 08:52:28	Bright	37.500	76	27Gam Cas	2.3000	30000.	75	8578	No
134	GOM_NL__2PRFIN20031021_085436_000000372021_00007_08578_0528.N1	21-OCT-2003 08:54:36	Bright	37.000	89	5Alp Cep	2.4510	8000.0	74	8578	No
135	GOM_NL__2PRFIN20031021_090018_000000352021_00007_08578_0529.N1	21-OCT-2003 09:00:18	Bright	34.500	49	1Alp UMi	1.9900	6300.0	69	8578	No
136	GOM_NL__2PRFIN20031021_090336_000000382021_00007_08578_0530.N1	21-OCT-2003 09:03:36	Bright	37.500	60	7Bet UMi	2.0810	3950.0	75	8578	No
137	GOM_NL__2PRFIN20031021_090834_000000392021_00007_08578_0531.N1	21-OCT-2003 09:08:34	Bright	38.500	36	50Alp UMa	1.8000	6300.0	77	8578	No
138	GOM_NL__2PRFIN20031021_091008_000000362021_00007_08578_0532.N1	21-OCT-2003 09:10:08	Bright	35.500	82	48Bet UMa	2.3650	10600.	71	8578	No
139	GOM_NL__2PRFIN20031021_091336_000000372021_00007_08578_0533.N1	21-OCT-2003 09:13:36	Bright	37.000	174	52Psi UMa	3.0040	4400.0	74	8578	No
140	GOM_NL__2PRFIN20031021_092203_000001302021_00007_08578_0534.N1	21-OCT-2003 09:22:03	Tw_i_and_stray	130.00	17	78Bet Gem	1.1610	4500.0	260	8578	No
141	GOM_NL__2PRFIN20031021_093204_000000632021_00007_08578_0535.N1	21-OCT-2003 09:32:04	Dark	63.000	48	30Alp Hya	1.9770	4100.0	126	8578	No
142	GOM_NL__2PRFIN20031021_094004_000000432021_00007_08578_0536.N1	21-OCT-2003 09:40:04	Dark	43.000	113	Mu Vel	2.6920	5000.0	86	8578	No
143	GOM_NL__2PRFIN20031021_094127_000000482021_00007_08578_0537.N1	21-OCT-2003 09:41:27	Dark	48.000	65	Lam Vel	2.2040	4400.0	96	8578	No
144	GOM_NL__2PRFIN20031021_094448_000000462021_00008_08579_0513.N1	21-OCT-2003 09:44:48	Dark	45.500	34	Gam2Vel	1.7930	23000.	91	8579	No
145	GOM_NL__2PRFIN20031021_112532_000000382021_00009_08580_9556.N1	21-OCT-2003 11:25:32	Dark	38.000	159	Ups Car	2.9200	7200.0	76	8580	No
146	GOM_NL__2PRFIN20031021_112706_000000392021_00009_08580_9557.N1	21-OCT-2003 11:27:06	Dark	39.000	29	Bet Car	1.6720	10200.	78	8580	No
147	GOM_NL__2PRFIN20031021_113511_000002202021_00009_08580_9558.N1	21-OCT-2003 11:35:11	Dark	220.00	1	9Alp CMa	-1.4400	11000.	440	8580	No
148	GOM_NL__2PRFIN20031021_113918_000002172021_00009_08580_9559.N1	21-OCT-2003 11:39:18	Straylight	217.00	47	2Bet CMa	1.9760	28000.	434	8580	No
149	GOM_NL__2PRFIN20031021_114431_000000402021_00009_08580_9560.N1	21-OCT-2003 11:44:31	Straylight	40.000	84	Alp Phe	2.3970	4500.0	80	8580	No
150	GOM_NL__2PRFIN20031021_114657_000002132021_00009_08580_9561.N1	21-OCT-2003 11:46:57	Tw_i_and_stray	213.00	101	11Alp Lep	2.5820	7000.0	426	8580	No
151	GOM_NL__2PRFIN20031021_115148_000000942021_00009_08580_9562.N1	21-OCT-2003 11:51:48	Tw_i_and_stray	93.500	165	34Gam Eri	2.9500	3200.0	187	8580	No
152	GOM_NL__2PRFIN20031021_120035_000000372021_00009_08580_9563.N1	21-OCT-2003 12:00:35	Bright	37.000	140	88Gam Peg	2.8340	26000.	74	8580	No
153	GOM_NL__2PRFIN20031021_120301_000000442021_00009_08580_9564.N1	21-OCT-2003 12:03:01	Bright	44.000	105	6Bet Ari	2.6450	8900.0	88	8580	No
154	GOM_NL__2PRFIN20031021_120456_000000382021_00009_08580_9565.N1	21-OCT-2003 12:04:56	Bright	37.500	93	53Bet Peg	2.5200	3100.0	75	8580	No
155	GOM_NL__2PRFIN20031021_120639_000000382021_00009_08580_9566.N1	21-OCT-2003 12:06:39	Bright	37.500	53	43Bet And	2.0480	3300.0	75	8580	No
156	GOM_NL__2PRFIN20031021_120948_000000452021_00009_08580_9567.N1	21-OCT-2003 12:09:48	Bright	44.500	73	57Gam1And	2.2600	13100.	89	8580	No
157	GOM_NL__2PRFIN20031021_121220_000000392021_00009_08580_9568.N1	21-OCT-2003 12:12:20	Bright	38.500	68	18Alp Cas	2.2250	4500.0	77	8580	No
158	GOM_NL__2PRFIN20031021_121339_000000382021_00009_08580_9569.N1	21-OCT-2003 12:13:39	Bright	38.000	76	27Gam Cas	2.3000	30000.	76	8580	No
159	GOM_NL__2PRFIN20031021_121549_000000372021_00009_08580_9570.N1	21-OCT-2003 12:15:49	Bright	37.000	89	5Alp Cep	2.4510	8000.0	74	8580	No
160	GOM_NL__2PRFIN20031021_122130_000000382021_00009_08580_9571.N1	21-OCT-2003 12:21:30	Bright	37.500	49	1Alp UMi	1.9900	6300.0	75	8580	No

161	GOM_NL__2PRFIN20031021_122449_000000392021_00009_08580_9572.N1	21-OCT-2003 12:24:49	Bright	38.500	60	7Bet UMi	2.0810	3950.0	77	8580	No
162	GOM_NL__2PRFIN20031021_122945_000000352021_00009_08580_9573.N1	21-OCT-2003 12:29:45	Bright	35.000	36	50Alp UMa	1.8000	6300.0	70	8580	No
163	GOM_NL__2PRFIN20031021_123120_000000372021_00009_08580_9574.N1	21-OCT-2003 12:31:20	Bright	37.000	82	48Bet UMa	2.3650	10600.	74	8580	No
164	GOM_NL__2PRFIN20031021_123448_000000392021_00009_08580_9575.N1	21-OCT-2003 12:34:48	Bright	39.000	174	52Psi UMa	3.0040	4400.0	78	8580	No
165	GOM_NL__2PRFIN20031021_124316_000001552021_00009_08580_9576.N1	21-OCT-2003 12:43:16	Tw_i_and_stray	155.00	17	78Bet Gem	1.1610	4500.0	310	8580	No
166	GOM_NL__2PRFIN20031021_125317_000000562021_00009_08580_9577.N1	21-OCT-2003 12:53:17	Dark	55.500	48	30Alp Hya	1.9770	4100.0	111	8580	No
167	GOM_NL__2PRFIN20031021_130116_000000422021_00009_08580_9578.N1	21-OCT-2003 13:01:16	Dark	42.000	113	Mu Vel	2.6920	5000.0	84	8580	No
168	GOM_NL__2PRFIN20031021_130240_000000532021_00009_08580_9579.N1	21-OCT-2003 13:02:40	Dark	52.500	65	Lam Vel	2.2040	4400.0	105	8580	No
169	GOM_NL__2PRFIN20031021_130609_000000382021_00010_08581_0514.N1	21-OCT-2003 13:06:09	Dark	37.500	159	Ups Car	2.9200	7200.0	75	8581	No
170	GOM_NL__2PRFIN20031021_130743_000000392021_00010_08581_0515.N1	21-OCT-2003 13:07:43	Dark	39.000	29	Bet Car	1.6720	10200.	78	8581	No
171	GOM_NL__2PRFIN20031021_131551_000002202021_00010_08581_0516.N1	21-OCT-2003 13:15:51	Dark	220.00	1	9Alp CMa	-1.4400	11000.	440	8581	No
172	GOM_NL__2PRFIN20031021_131958_000002172021_00010_08581_0517.N1	21-OCT-2003 13:19:58	Straylight	217.00	47	2Bet CMa	1.9760	28000.	434	8581	No
173	GOM_NL__2PRFIN20031021_132507_000000432021_00010_08581_0518.N1	21-OCT-2003 13:25:07	Straylight	43.000	84	Alp Phe	2.3970	4500.0	86	8581	No
174	GOM_NL__2PRFIN20031021_132734_000002132021_00010_08581_0519.N1	21-OCT-2003 13:27:34	Tw_i_and_stray	213.00	101	11Alp Lep	2.5820	7000.0	426	8581	No
175	GOM_NL__2PRFIN20031021_133224_000000872021_00010_08581_0520.N1	21-OCT-2003 13:32:24	Tw_i_and_stray	87.000	165	34Gam Eri	2.9500	3200.0	174	8581	No
176	GOM_NL__2PRFIN20031021_134112_000000362021_00010_08581_0521.N1	21-OCT-2003 13:41:12	Bright	36.000	140	88Gam Peg	2.8340	26000.	72	8581	No
177	GOM_NL__2PRFIN20031021_134337_000000442021_00010_08581_0522.N1	21-OCT-2003 13:43:37	Bright	43.500	105	6Bet Ari	2.6450	8900.0	87	8581	No
178	GOM_NL__2PRFIN20031021_134533_000000362021_00010_08581_0523.N1	21-OCT-2003 13:45:33	Bright	35.500	93	53Bet Peg	2.5200	3100.0	71	8581	No
179	GOM_NL__2PRFIN20031021_134716_000000412021_00010_08581_0524.N1	21-OCT-2003 13:47:16	Bright	40.500	53	43Bet And	2.0480	3300.0	81	8581	No
180	GOM_NL__2PRFIN20031021_135023_000000442021_00010_08581_0525.N1	21-OCT-2003 13:50:23	Bright	43.500	73	57Gam1And	2.2600	13100.	87	8581	No
181	GOM_NL__2PRFIN20031021_135255_000000392021_00010_08581_0526.N1	21-OCT-2003 13:52:55	Bright	39.000	68	18Alp Cas	2.2250	4500.0	78	8581	No
182	GOM_NL__2PRFIN20031021_135414_000000392021_00010_08581_0527.N1	21-OCT-2003 13:54:14	Bright	39.000	76	27Gam Cas	2.3000	30000.	78	8581	No
183	GOM_NL__2PRFIN20031021_135623_000000382021_00010_08581_0528.N1	21-OCT-2003 13:56:23	Bright	38.000	89	5Alp Cep	2.4510	8000.0	76	8581	No
184	GOM_NL__2PRFIN20031021_140205_000000372021_00010_08581_0529.N1	21-OCT-2003 14:02:05	Bright	36.500	49	1Alp UMi	1.9900	6300.0	73	8581	No
185	GOM_NL__2PRFIN20031021_140523_000000352021_00010_08581_0530.N1	21-OCT-2003 14:05:23	Bright	34.500	60	7Bet UMi	2.0810	3950.0	69	8581	No
186	GOM_NL__2PRFIN20031021_141021_000000392021_00010_08581_0531.N1	21-OCT-2003 14:10:21	Bright	39.000	36	50Alp UMa	1.8000	6300.0	78	8581	No
187	GOM_NL__2PRFIN20031021_141155_000000452021_00010_08581_0532.N1	21-OCT-2003 14:11:55	Bright	44.500	82	48Bet UMa	2.3650	10600.	89	8581	No
188	GOM_NL__2PRFIN20031021_141524_000000392021_00010_08581_0533.N1	21-OCT-2003 14:15:24	Bright	38.500	174	52Psi UMa	3.0040	4400.0	77	8581	No
189	GOM_NL__2PRFIN20031021_142353_000001472021_00010_08581_0534.N1	21-OCT-2003 14:23:53	Tw_i_and_stray	147.00	17	78Bet Gem	1.1610	4500.0	294	8581	No
190	GOM_NL__2PRFIN20031021_143353_000000612021_00010_08581_0535.N1	21-OCT-2003 14:33:53	Dark	61.000	48	30Alp Hya	1.9770	4100.0	122	8581	No
191	GOM_NL__2PRFIN20031021_144149_000000422021_00010_08581_0536.N1	21-OCT-2003 14:41:49	Dark	42.000	113	Mu Vel	2.6920	5000.0	84	8581	No
192	GOM_NL__2PRFIN20031021_144315_000000572021_00010_08581_0537.N1	21-OCT-2003 14:43:15	Dark	57.000	65	Lam Vel	2.2040	4400.0	114	8581	No
193	GOM_NL__2PRFIN20031021_144641_000000422021_00011_08582_0514.N1	21-OCT-2003 14:46:41	Dark	41.500	159	Ups Car	2.9200	7200.0	83	8582	No
194	GOM_NL__2PRFIN20031021_144816_000000432021_00011_08582_0515.N1	21-OCT-2003 14:48:16	Dark	43.000	29	Bet Car	1.6720	10200.	86	8582	No
195	GOM_NL__2PRFIN20031021_145631_000002202021_00011_08582_0516.N1	21-OCT-2003 14:56:31	Dark	220.00	1	9Alp CMa	-1.4400	11000.	440	8582	No
196	GOM_NL__2PRFIN20031021_150037_000002172021_00011_08582_0517.N1	21-OCT-2003 15:00:37	Straylight	217.00	47	2Bet CMa	1.9760	28000.	434	8582	No
197	GOM_NL__2PRFIN20031021_150542_000000452021_00011_08582_0518.N1	21-OCT-2003 15:05:42	Straylight	45.000	84	Alp Phe	2.3970	4500.0	90	8582	No
198	GOM_NL__2PRFIN20031021_150811_000002132021_00011_08582_0519.N1	21-OCT-2003 15:08:11	Tw_i_and_stray	213.00	101	11Alp Lep	2.5820	7000.0	426	8582	No
199	GOM_NL__2PRFIN20031021_151259_000000932021_00011_08582_0520.N1	21-OCT-2003 15:12:59	Tw_i_and_stray	93.000	165	34Gam Eri	2.9500	3200.0	186	8582	No
200	GOM_NL__2PRFIN20031021_152147_000000372021_00011_08582_0521.N1	21-OCT-2003 15:21:47	Bright	37.000	140	88Gam Peg	2.8340	26000.	74	8582	No
201	GOM_NL__2PRFIN20031021_152413_000000442021_00011_08582_0522.N1	21-OCT-2003 15:24:13	Bright	44.000	105	6Bet Ari	2.6450	8900.0	88	8582	No
202	GOM_NL__2PRFIN20031021_152608_000000402021_00011_08582_0523.N1	21-OCT-2003 15:26:08	Bright	39.500	93	53Bet Peg	2.5200	3100.0	79	8582	No
203	GOM_NL__2PRFIN20031021_152749_000000412021_00011_08582_0524.N1	21-OCT-2003 15:27:49	Bright	40.500	53	43Bet And	2.0480	3300.0	81	8582	No
204	GOM_NL__2PRFIN20031021_153058_000000452021_00011_08582_0525.N1	21-OCT-2003 15:30:58	Bright	44.500	73	57Gam1And	2.2600	13100.	89	8582	No
205	GOM_NL__2PRFIN20031021_153331_000000402021_00011_08582_0526.N1	21-OCT-2003 15:33:31	Bright	39.500	68	18Alp Cas	2.2250	4500.0	79	8582	No
206	GOM_NL__2PRFIN20031021_153450_000000392021_00011_08582_0527.N1	21-OCT-2003 15:34:50	Bright	39.000	76	27Gam Cas	2.3000	30000.	78	8582	No
207	GOM_NL__2PRFIN20031021_153700_000000362021_00011_08582_0528.N1	21-OCT-2003 15:37:00	Bright	35.500	89	5Alp Cep	2.4510	8000.0	71	8582	No
208	GOM_NL__2PRFIN20031021_154239_000000412021_00011_08582_0529.N1	21-OCT-2003 15:42:39	Bright	40.500	49	1Alp UMi	1.9900	6300.0	81	8582	No
209	GOM_NL__2PRFIN20031021_154600_000000392021_00011_08582_0530.N1	21-OCT-2003 15:46:00	Bright	38.500	60	7Bet UMi	2.0810	3950.0	77	8582	No
210	GOM_NL__2PRFIN20031021_155056_000000412021_00011_08582_0531.N1	21-OCT-2003 15:50:56	Bright	40.500	36	50Alp UMa	1.8000	6300.0	81	8582	No
211	GOM_NL__2PRFIN20031021_155231_000000392021_00011_08582_0532.N1	21-OCT-2003 15:52:31	Bright	38.500	82	48Bet UMa	2.3650	10600.	77	8582	No
212	GOM_NL__2PRFIN20031021_155600_000000362021_00011_08582_0533.N1	21-OCT-2003 15:56:00	Bright	35.500	174	52Psi UMa	3.0040	4400.0	71	8582	No
213	GOM_NL__2PRFIN20031021_160429_000001192021_00011_08582_0534.N1	21-OCT-2003 16:04:29	Tw_i_and_stray	118.50	17	78Bet Gem	1.1610	4500.0	237	8582	No
214	GOM_NL__2PRFIN20031021_161431_000000612021_00011_08582_0535.N1	21-OCT-2003 16:14:31	Dark	61.000	48	30Alp Hya	1.9770	4100.0	122	8582	No
215	GOM_NL__2PRFIN20031021_162227_000000432021_00011_08582_0536.N1	21-OCT-2003 16:22:27	Dark	42.500	113	Mu Vel	2.6920	5000.0	85	8582	No
216	GOM_NL__2PRFIN20031021_162350_000000572021_00011_08582_0537.N1	21-OCT-2003 16:23:50	Dark	57.000	65	Lam Vel	2.2040	4400.0	114	8582	No
217	GOM_NL__2PRFIN20031021_162719_000000412021_00012_08583_7161.N1	21-OCT-2003 16:27:19	Dark	41.000	159	Ups Car	2.9200	7200.0	82	8583	No
218	GOM_NL__2PRFIN20031021_162853_000000412021_00012_08583_7162.N1	21-OCT-2003 16:28:53	Dark	41.000	29	Bet Car	1.6720	10200.	82	8583	No
219	GOM_NL__2PRFIN20031021_163711_000002202021_00012_08583_7163.N1	21-OCT-2003 16:37:11	Dark	220.00	1	9Alp CMa	-1.4400	11000.	440	8583	No

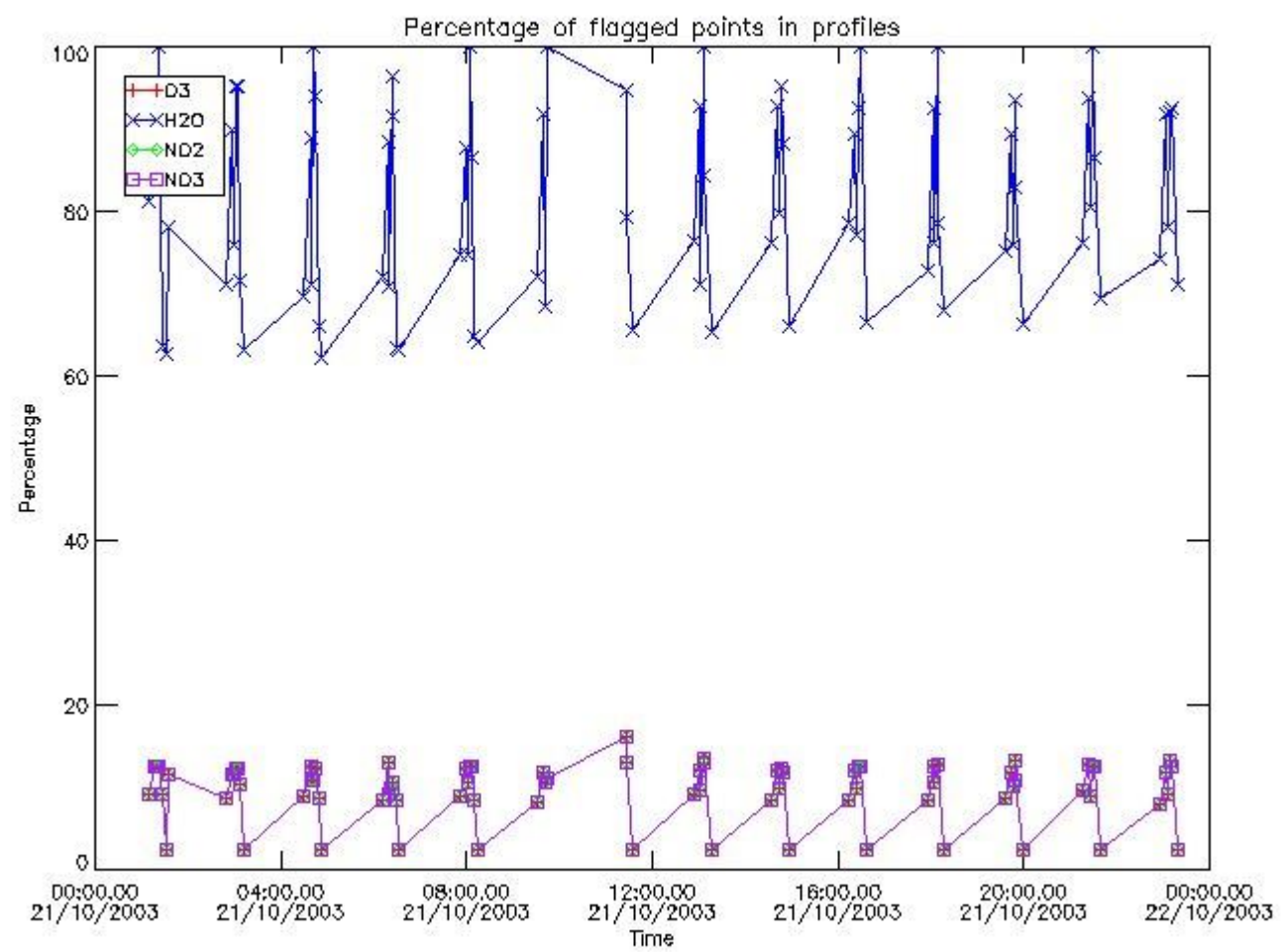
220	GOM_NL__2PRFIN20031021_164116_000002172021_00012_08583_7164.N1	21-OCT-2003 16:41:16	Straylight	217.00	47	2Bet CMa	1.9760	28000.	434	8583	No
221	GOM_NL__2PRFIN20031021_164618_00000442021_00012_08583_7165.N1	21-OCT-2003 16:46:18	Straylight	44.000	84	Alp Phe	2.3970	4500.0	88	8583	No
222	GOM_NL__2PRFIN20031021_164848_000002132021_00012_08583_7166.N1	21-OCT-2003 16:48:48	Tw_i_and_stray	213.00	101	11Alp Lep	2.5820	7000.0	426	8583	No
223	GOM_NL__2PRFIN20031021_165335_00000942021_00012_08583_7167.N1	21-OCT-2003 16:53:35	Tw_i_and_stray	94.000	165	34Gam Eri	2.9500	3200.0	188	8583	No
224	GOM_NL__2PRFIN20031021_170223_00000372021_00012_08583_7168.N1	21-OCT-2003 17:02:23	Bright	37.000	140	88Gam Peg	2.8340	26000.	74	8583	No
225	GOM_NL__2PRFIN20031021_170448_00000432021_00012_08583_7169.N1	21-OCT-2003 17:04:48	Bright	43.000	105	6Bet Ari	2.6450	8900.0	86	8583	No
226	GOM_NL__2PRFIN20031021_170644_00000402021_00012_08583_7170.N1	21-OCT-2003 17:06:44	Bright	39.500	93	53Bet Peg	2.5200	3100.0	79	8583	No
227	GOM_NL__2PRFIN20031021_170825_00000412021_00012_08583_7171.N1	21-OCT-2003 17:08:25	Bright	41.000	53	43Bet And	2.0480	3300.0	82	8583	No
228	GOM_NL__2PRFIN20031021_171134_00000452021_00012_08583_7172.N1	21-OCT-2003 17:11:34	Bright	45.000	73	57Gam1And	2.2600	13100.	90	8583	No
229	GOM_NL__2PRFIN20031021_171407_00000402021_00012_08583_7173.N1	21-OCT-2003 17:14:07	Bright	39.500	68	18Alp Cas	2.2250	4500.0	79	8583	No
230	GOM_NL__2PRFIN20031021_171526_00000392021_00012_08583_7174.N1	21-OCT-2003 17:15:26	Bright	39.000	76	27Gam Cas	2.3000	30000.	78	8583	No
231	GOM_NL__2PRFIN20031021_171737_00000382021_00012_08583_7175.N1	21-OCT-2003 17:17:37	Bright	38.000	89	5Alp Cep	2.4510	8000.0	76	8583	No
232	GOM_NL__2PRFIN20031021_172317_00000382021_00012_08583_7176.N1	21-OCT-2003 17:23:17	Bright	38.000	49	1Alp UMi	1.9900	6300.0	76	8583	No
233	GOM_NL__2PRFIN20031021_172636_00000392021_00012_08583_7177.N1	21-OCT-2003 17:26:36	Bright	38.500	60	7Bet UMi	2.0810	3950.0	77	8583	No
234	GOM_NL__2PRFIN20031021_173132_00000392021_00012_08583_7178.N1	21-OCT-2003 17:31:32	Bright	39.000	36	50Alp UMa	1.8000	6300.0	78	8583	No
235	GOM_NL__2PRFIN20031021_173307_00000362021_00012_08583_7179.N1	21-OCT-2003 17:33:07	Bright	35.500	82	48Bet UMa	2.3650	10600.	71	8583	No
236	GOM_NL__2PRFIN20031021_173636_00000392021_00012_08583_7180.N1	21-OCT-2003 17:36:36	Bright	38.500	174	52Psi UMa	3.0040	4400.0	77	8583	No
237	GOM_NL__2PRFIN20031021_174506_000001612021_00012_08583_7181.N1	21-OCT-2003 17:45:06	Tw_i_and_stray	161.00	17	78Bet Gem	1.1610	4500.0	322	8583	No
238	GOM_NL__2PRFIN20031021_175507_00000612021_00012_08583_7182.N1	21-OCT-2003 17:55:07	Dark	61.000	48	30Alp Hya	1.9770	4100.0	122	8583	No
239	GOM_NL__2PRFIN20031021_180303_00000412021_00012_08583_7183.N1	21-OCT-2003 18:03:03	Dark	40.500	113	Mu Vel	2.6920	5000.0	81	8583	No
240	GOM_NL__2PRFIN20031021_180428_00000492021_00012_08583_7184.N1	21-OCT-2003 18:04:28	Dark	48.500	65	Lam Vel	2.2040	4400.0	97	8583	No
241	GOM_NL__2PRFIN20031021_180756_00000402021_00013_08584_0515.N1	21-OCT-2003 18:07:56	Dark	40.000	159	Ups Car	2.9200	7200.0	80	8584	No
242	GOM_NL__2PRFIN20031021_180930_00000402021_00013_08584_0516.N1	21-OCT-2003 18:09:30	Dark	40.000	29	Bet Car	1.6720	10200.	80	8584	No
243	GOM_NL__2PRFIN20031021_181751_000002202021_00013_08584_0517.N1	21-OCT-2003 18:17:51	Dark	220.00	1	9Alp CMa	-1.4400	11000.	440	8584	No
244	GOM_NL__2PRFIN20031021_182156_000002172021_00013_08584_0518.N1	21-OCT-2003 18:21:56	Straylight	217.00	47	2Bet CMa	1.9760	28000.	434	8584	No
245	GOM_NL__2PRFIN20031021_182654_00000442021_00013_08584_0519.N1	21-OCT-2003 18:26:54	Straylight	43.500	84	Alp Phe	2.3970	4500.0	87	8584	No
246	GOM_NL__2PRFIN20031021_182925_000002132021_00013_08584_0520.N1	21-OCT-2003 18:29:25	Tw_i_and_stray	213.00	101	11Alp Lep	2.5820	7000.0	426	8584	No
247	GOM_NL__2PRFIN20031021_183411_00000922021_00013_08584_0521.N1	21-OCT-2003 18:34:11	Tw_i_and_stray	91.500	165	34Gam Eri	2.9500	3200.0	183	8584	No
248	GOM_NL__2PRFIN20031021_184259_00000372021_00013_08584_0522.N1	21-OCT-2003 18:42:59	Bright	37.000	140	88Gam Peg	2.8340	26000.	74	8584	No
249	GOM_NL__2PRFIN20031021_184524_00000442021_00013_08584_0523.N1	21-OCT-2003 18:45:24	Bright	43.500	105	6Bet Ari	2.6450	8900.0	87	8584	No
250	GOM_NL__2PRFIN20031021_184721_00000402021_00013_08584_0524.N1	21-OCT-2003 18:47:21	Bright	40.000	93	53Bet Peg	2.5200	3100.0	80	8584	No
251	GOM_NL__2PRFIN20031021_184901_00000432021_00013_08584_0525.N1	21-OCT-2003 18:49:01	Bright	42.500	53	43Bet And	2.0480	3300.0	85	8584	No
252	GOM_NL__2PRFIN20031021_185209_00000432021_00013_08584_0526.N1	21-OCT-2003 18:52:09	Bright	43.000	73	57Gam1And	2.2600	13100.	86	8584	No
253	GOM_NL__2PRFIN20031021_185443_00000392021_00013_08584_0527.N1	21-OCT-2003 18:54:43	Bright	38.500	68	18Alp Cas	2.2250	4500.0	77	8584	No
254	GOM_NL__2PRFIN20031021_185602_00000402021_00013_08584_0528.N1	21-OCT-2003 18:56:02	Bright	39.500	76	27Gam Cas	2.3000	30000.	79	8584	No
255	GOM_NL__2PRFIN20031021_185813_00000372021_00013_08584_0529.N1	21-OCT-2003 18:58:13	Bright	37.000	89	5Alp Cep	2.4510	8000.0	74	8584	No
256	GOM_NL__2PRFIN20031021_190353_00000382021_00013_08584_0530.N1	21-OCT-2003 19:03:53	Bright	38.000	49	1Alp UMi	1.9900	6300.0	76	8584	No
257	GOM_NL__2PRFIN20031021_190713_00000362021_00013_08584_0531.N1	21-OCT-2003 19:07:13	Bright	36.000	60	7Bet UMi	2.0810	3950.0	72	8584	No
258	GOM_NL__2PRFIN20031021_191209_00000392021_00013_08584_0532.N1	21-OCT-2003 19:12:09	Bright	39.000	36	50Alp UMa	1.8000	6300.0	78	8584	No
259	GOM_NL__2PRFIN20031021_191343_00000392021_00013_08584_0533.N1	21-OCT-2003 19:13:43	Bright	38.500	82	48Bet UMa	2.3650	10600.	77	8584	No
260	GOM_NL__2PRFIN20031021_191712_00000392021_00013_08584_0534.N1	21-OCT-2003 19:17:12	Bright	38.500	174	52Psi UMa	3.0040	4400.0	77	8584	No
261	GOM_NL__2PRFIN20031021_192543_000001352021_00013_08584_0535.N1	21-OCT-2003 19:25:43	Tw_i_and_stray	134.50	17	78Bet Gem	1.1610	4500.0	269	8584	No
262	GOM_NL__2PRFIN20031021_193544_00000592021_00013_08584_0536.N1	21-OCT-2003 19:35:44	Dark	59.000	48	30Alp Hya	1.9770	4100.0	118	8584	No
263	GOM_NL__2PRFIN20031021_194340_00000432021_00013_08584_0537.N1	21-OCT-2003 19:43:40	Dark	43.000	113	Mu Vel	2.6920	5000.0	86	8584	No
264	GOM_NL__2PRFIN20031021_194505_00000512021_00013_08584_0538.N1	21-OCT-2003 19:45:05	Dark	50.500	65	Lam Vel	2.2040	4400.0	101	8584	No
265	GOM_NL__2PRFIN20031021_194833_00000392021_00014_08585_0367.N1	21-OCT-2003 19:48:33	Dark	38.500	159	Ups Car	2.9200	7200.0	77	8585	No
266	GOM_NL__2PRFIN20031021_195007_00000472021_00014_08585_0368.N1	21-OCT-2003 19:50:07	Dark	47.000	29	Bet Car	1.6720	10200.	94	8585	No
267	GOM_NL__2PRFIN20031021_195831_000002202021_00014_08585_0369.N1	21-OCT-2003 19:58:31	Dark	220.00	1	9Alp CMa	-1.4400	11000.	440	8585	No
268	GOM_NL__2PRFIN20031021_200236_000002172021_00014_08585_0370.N1	21-OCT-2003 20:02:36	Straylight	217.00	47	2Bet CMa	1.9760	28000.	434	8585	No
269	GOM_NL__2PRFIN20031021_200731_00000392021_00014_08585_0371.N1	21-OCT-2003 20:07:31	Straylight	39.000	84	Alp Phe	2.3970	4500.0	78	8585	No
270	GOM_NL__2PRFIN20031021_201404_00000442021_00014_08585_0372.N1	21-OCT-2003 20:14:04	Straylight	44.000	52	16Bet Cet	2.0370	4500.0	88	8585	No
271	GOM_NL__2PRFIN20031021_202335_00000372021_00014_08585_0373.N1	21-OCT-2003 20:23:35	Bright	37.000	140	88Gam Peg	2.8340	26000.	74	8585	No
272	GOM_NL__2PRFIN20031021_202559_00000452021_00014_08585_0374.N1	21-OCT-2003 20:25:59	Bright	44.500	105	6Bet Ari	2.6450	8900.0	89	8585	No
273	GOM_NL__2PRFIN20031021_202757_00000382021_00014_08585_0375.N1	21-OCT-2003 20:27:57	Bright	38.000	93	53Bet Peg	2.5200	3100.0	76	8585	No
274	GOM_NL__2PRFIN20031021_202936_00000422021_00014_08585_0376.N1	21-OCT-2003 20:29:36	Bright	41.500	53	43Bet And	2.0480	3300.0	83	8585	No
275	GOM_NL__2PRFIN20031021_203244_00000422021_00014_08585_0377.N1	21-OCT-2003 20:32:44	Bright	42.000	73	57Gam1And	2.2600	13100.	84	8585	No
276	GOM_NL__2PRFIN20031021_203518_00000392021_00014_08585_0378.N1	21-OCT-2003 20:35:18	Bright	39.000	68	18Alp Cas	2.2250	4500.0	78	8585	No
277	GOM_NL__2PRFIN20031021_203637_00000402021_00014_08585_0379.N1	21-OCT-2003 20:36:37	Bright	39.500	76	27Gam Cas	2.3000	30000.	79	8585	No
278	GOM_NL__2PRFIN20031021_203849_00000372021_00014_08585_0380.N1	21-OCT-2003 20:38:49	Bright	37.000	89	5Alp Cep	2.4510	8000.0	74	8585	No

279	GOM_NL__2PRFIN20031021_204429_000000382021_00014_08585_0381.N1	21-OCT-2003 20:44:29	Bright	37.500	49	1Alp UMi	1.9900	6300.0	75	8585	No
280	GOM_NL__2PRFIN20031021_204749_000000382021_00014_08585_0382.N1	21-OCT-2003 20:47:49	Bright	37.500	60	7Bet UMi	2.0810	3950.0	75	8585	No
281	GOM_NL__2PRFIN20031021_205244_000000402021_00014_08585_0383.N1	21-OCT-2003 20:52:44	Bright	40.000	36	50Alp UMa	1.8000	6300.0	80	8585	No
282	GOM_NL__2PRFIN20031021_205419_000000382021_00014_08585_0384.N1	21-OCT-2003 20:54:19	Bright	37.500	82	48Bet UMa	2.3650	10600.	75	8585	No
283	GOM_NL__2PRFIN20031021_205747_000000392021_00014_08585_0385.N1	21-OCT-2003 20:57:47	Bright	38.500	174	52Psi UMa	3.0040	4400.0	77	8585	No
284	GOM_NL__2PRFIN20031021_210620_000001192021_00014_08585_0386.N1	21-OCT-2003 21:06:20	Tw_i_and_stray	119.00	17	78Bet Gem	1.1610	4500.0	238	8585	No
285	GOM_NL__2PRFIN20031021_211621_000000532021_00014_08585_0387.N1	21-OCT-2003 21:16:21	Dark	53.000	48	30Alp Hya	1.9770	4100.0	106	8585	No
286	GOM_NL__2PRFIN20031021_212416_000000402021_00014_08585_0388.N1	21-OCT-2003 21:24:16	Dark	40.000	113	Mu Vel	2.6920	5000.0	80	8585	No
287	GOM_NL__2PRFIN20031021_212542_000000572021_00014_08585_0389.N1	21-OCT-2003 21:25:42	Dark	57.000	65	Lam Vel	2.2040	4400.0	114	8585	No
288	GOM_NL__2PRFIN20031021_212908_000000412021_00015_08586_0368.N1	21-OCT-2003 21:29:08	Dark	41.000	159	Ups Car	2.9200	7200.0	82	8586	No
289	GOM_NL__2PRFIN20031021_213043_000000412021_00015_08586_0369.N1	21-OCT-2003 21:30:43	Dark	41.000	29	Bet Car	1.6720	10200.	82	8586	No
290	GOM_NL__2PRFIN20031021_213911_000002202021_00015_08586_0370.N1	21-OCT-2003 21:39:11	Dark	220.00	1	9Alp CMa	-1.4400	11000.	440	8586	No
291	GOM_NL__2PRFIN20031021_214315_000002172021_00015_08586_0371.N1	21-OCT-2003 21:43:15	Straylight	216.50	47	2Bet CMa	1.9760	28000.	433	8586	No
292	GOM_NL__2PRFIN20031021_214807_000000452021_00015_08586_0372.N1	21-OCT-2003 21:48:07	Straylight	45.000	84	Alp Phe	2.3970	4500.0	90	8586	No
293	GOM_NL__2PRFIN20031021_215440_000000442021_00015_08586_0373.N1	21-OCT-2003 21:54:40	Straylight	44.000	52	16Bet Cet	2.0370	4500.0	88	8586	No
294	GOM_NL__2PRFIN20031021_220411_000000362021_00015_08586_0374.N1	21-OCT-2003 22:04:11	Bright	35.500	140	88Gam Peg	2.8340	26000.	71	8586	No
295	GOM_NL__2PRFIN20031021_220634_000000442021_00015_08586_0375.N1	21-OCT-2003 22:06:34	Bright	44.000	105	6Bet Ari	2.6450	8900.0	88	8586	No
296	GOM_NL__2PRFIN20031021_220833_000000402021_00015_08586_0376.N1	21-OCT-2003 22:08:33	Bright	39.500	93	53Bet Peg	2.5200	3100.0	79	8586	No
297	GOM_NL__2PRFIN20031021_221012_000000412021_00015_08586_0377.N1	21-OCT-2003 22:10:12	Bright	40.500	53	43Bet And	2.0480	3300.0	81	8586	No
298	GOM_NL__2PRFIN20031021_221319_000000442021_00015_08586_0378.N1	21-OCT-2003 22:13:19	Bright	44.000	73	57Gam1And	2.2600	13100.	88	8586	No
299	GOM_NL__2PRFIN20031021_221554_000000372021_00015_08586_0379.N1	21-OCT-2003 22:15:54	Bright	36.500	68	18Alp Cas	2.2250	4500.0	73	8586	No
300	GOM_NL__2PRFIN20031021_221713_000000382021_00015_08586_0380.N1	21-OCT-2003 22:17:13	Bright	38.000	76	27Gam Cas	2.3000	30000.	76	8586	No
301	GOM_NL__2PRFIN20031021_221926_000000382021_00015_08586_0381.N1	21-OCT-2003 22:19:26	Bright	38.000	89	5Alp Cep	2.4510	8000.0	76	8586	No
302	GOM_NL__2PRFIN20031021_222505_000000382021_00015_08586_0382.N1	21-OCT-2003 22:25:05	Bright	38.000	49	1Alp UMi	1.9900	6300.0	76	8586	No
303	GOM_NL__2PRFIN20031021_222825_000000372021_00015_08586_0383.N1	21-OCT-2003 22:28:25	Bright	37.000	60	7Bet UMi	2.0810	3950.0	74	8586	No
304	GOM_NL__2PRFIN20031021_223320_000000402021_00015_08586_0384.N1	21-OCT-2003 22:33:20	Bright	40.000	36	50Alp UMa	1.8000	6300.0	80	8586	No
305	GOM_NL__2PRFIN20031021_223455_000000382021_00015_08586_0385.N1	21-OCT-2003 22:34:55	Bright	38.000	82	48Bet UMa	2.3650	10600.	76	8586	No
306	GOM_NL__2PRFIN20031021_223823_000000392021_00015_08586_0386.N1	21-OCT-2003 22:38:23	Bright	39.000	174	52Psi UMa	3.0040	4400.0	78	8586	No
307	GOM_NL__2PRFIN20031021_224657_000001352021_00015_08586_0387.N1	21-OCT-2003 22:46:57	Tw_i_and_stray	135.00	17	78Bet Gem	1.1610	4500.0	270	8586	No
308	GOM_NL__2PRFIN20031021_225657_000000652021_00015_08586_0388.N1	21-OCT-2003 22:56:57	Dark	64.500	48	30Alp Hya	1.9770	4100.0	129	8586	No
309	GOM_NL__2PRFIN20031021_230453_000000432021_00015_08586_0389.N1	21-OCT-2003 23:04:53	Dark	43.000	113	Mu Vel	2.6920	5000.0	86	8586	No
310	GOM_NL__2PRFIN20031021_230619_000000552021_00015_08586_0390.N1	21-OCT-2003 23:06:19	Dark	55.000	65	Lam Vel	2.2040	4400.0	110	8586	No
311	GOM_NL__2PRFIN20031021_230945_000000392021_00016_08587_0369.N1	21-OCT-2003 23:09:45	Dark	38.500	159	Ups Car	2.9200	7200.0	77	8587	No
312	GOM_NL__2PRFIN20031021_231119_000000412021_00016_08587_0370.N1	21-OCT-2003 23:11:19	Dark	40.500	29	Bet Car	1.6720	10200.	81	8587	No
313	GOM_NL__2PRFIN20031021_231951_000002202021_00016_08587_0371.N1	21-OCT-2003 23:19:51	Dark	220.00	1	9Alp CMa	-1.4400	11000.	440	8587	No
314	GOM_NL__2PRFIN20031021_232354_000002172021_00016_08587_0372.N1	21-OCT-2003 23:23:54	Straylight	217.00	47	2Bet CMa	1.9760	28000.	434	8587	No
315	GOM_NL__2PRFIN20031021_232843_000000432021_00016_08587_0373.N1	21-OCT-2003 23:28:43	Straylight	43.000	84	Alp Phe	2.3970	4500.0	86	8587	No
316	GOM_NL__2PRFIN20031021_233516_000000422021_00016_08587_0374.N1	21-OCT-2003 23:35:16	Straylight	41.500	52	16Bet Cet	2.0370	4500.0	83	8587	No
317	GOM_NL__2PRFIN20031021_234447_000000362021_00016_08587_0375.N1	21-OCT-2003 23:44:47	Bright	36.000	140	88Gam Peg	2.8340	26000.	72	8587	No
318	GOM_NL__2PRFIN20031021_234710_000000442021_00016_08587_0376.N1	21-OCT-2003 23:47:10	Bright	44.000	105	6Bet Ari	2.6450	8900.0	88	8587	No
319	GOM_NL__2PRFIN20031021_234909_000000402021_00016_08587_0377.N1	21-OCT-2003 23:49:09	Bright	39.500	93	53Bet Peg	2.5200	3100.0	79	8587	No
320	GOM_NL__2PRFIN20031021_235049_000000402021_00016_08587_0378.N1	21-OCT-2003 23:50:49	Bright	40.000	53	43Bet And	2.0480	3300.0	80	8587	No
321	GOM_NL__2PRFIN20031021_235356_000000412021_00016_08587_0379.N1	21-OCT-2003 23:53:56	Bright	41.000	73	57Gam1And	2.2600	13100.	82	8587	No
322	GOM_NL__2PRFIN20031021_235630_000000402021_00016_08587_0380.N1	21-OCT-2003 23:56:30	Bright	39.500	68	18Alp Cas	2.2250	4500.0	79	8587	No
323	GOM_NL__2PRFIN20031021_235749_000000382021_00016_08587_0381.N1	21-OCT-2003 23:57:49	Bright	37.500	76	27Gam Cas	2.3000	30000.	75	8587	No

3. Quality information per product

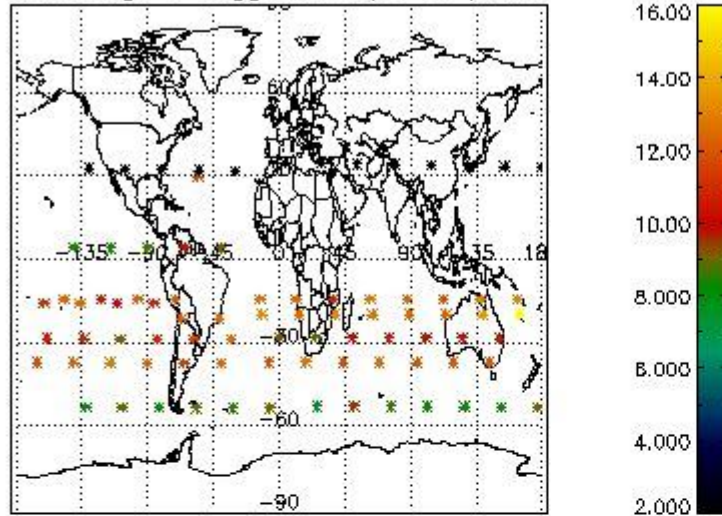
In this section it is plotted some information contained in the Quality Summary data set of the level 2 products. Only products in dark limb conditions and without errors (error flag in the MPH set to "0") are used.

3.1 Plot quality information per product (time dependant)

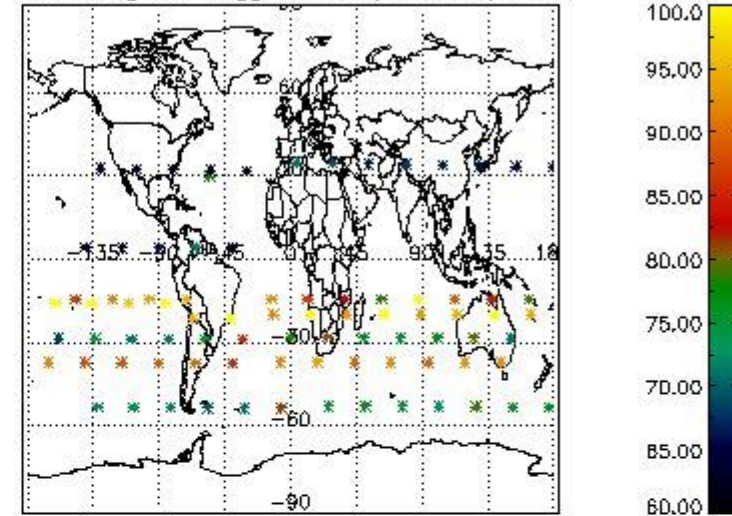


3.2 Plot quality information per product (world map)

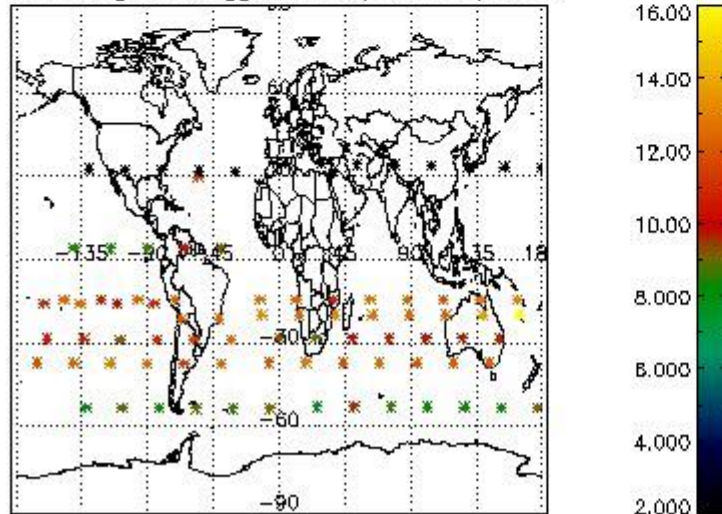
Percentage of flagged data per O3 profile



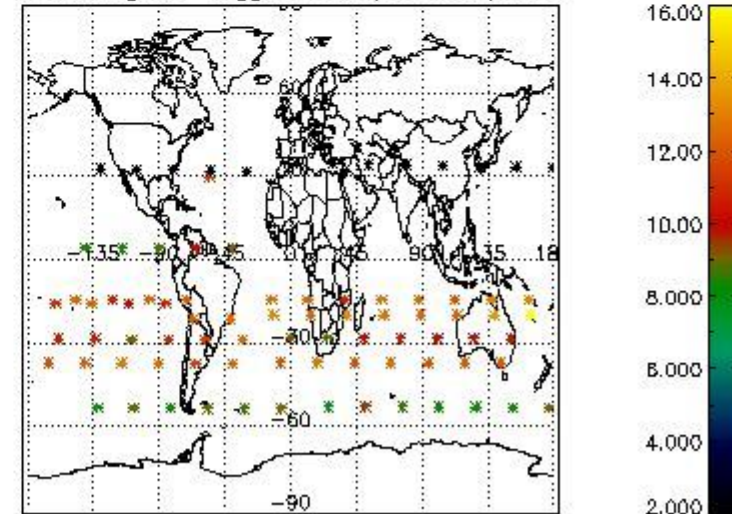
Percentage of flagged data per H2O profile



Percentage of flagged data per NO2 profile



Percentage of flagged data per NO3 profile

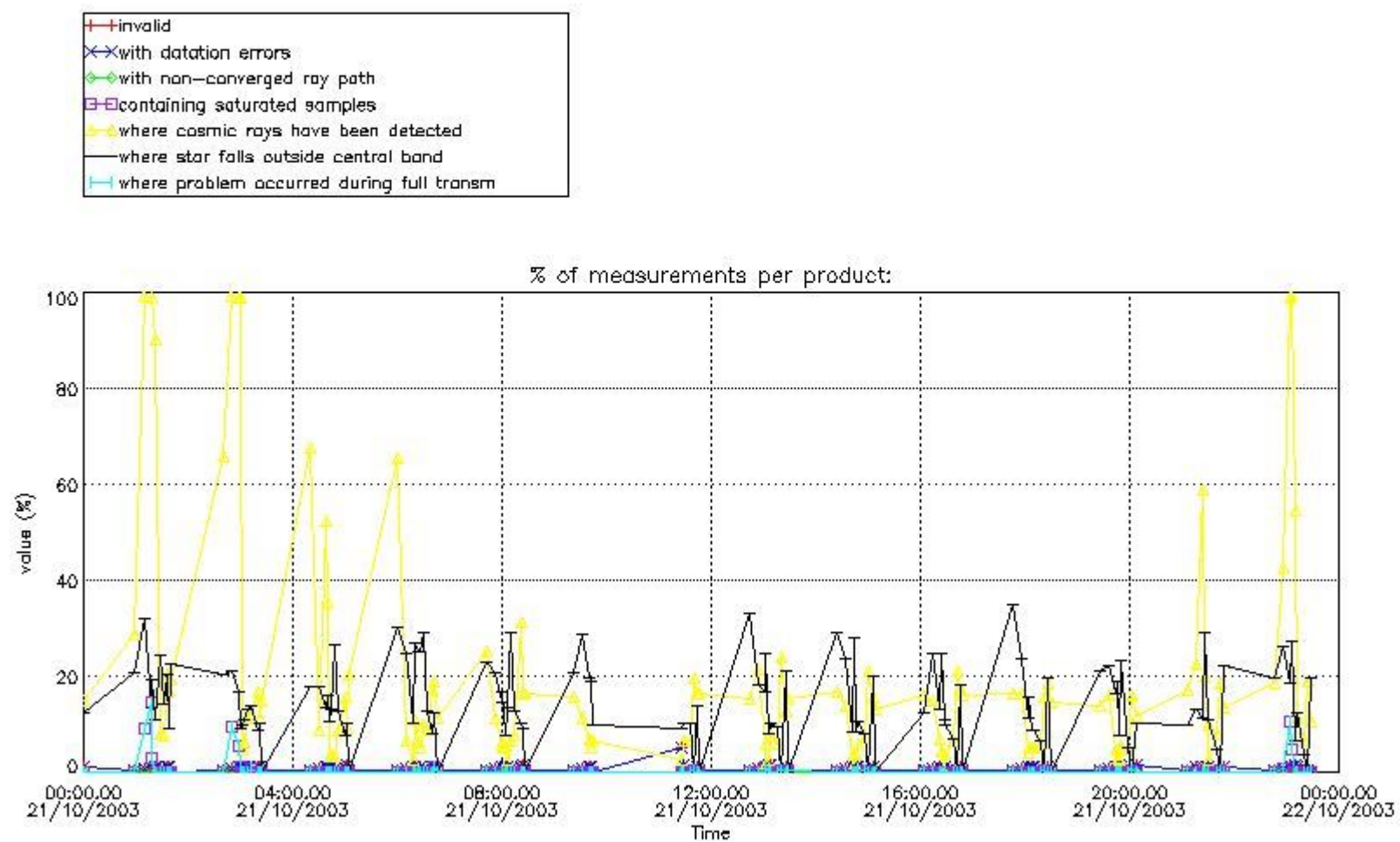


4. Level 1 quality information per product

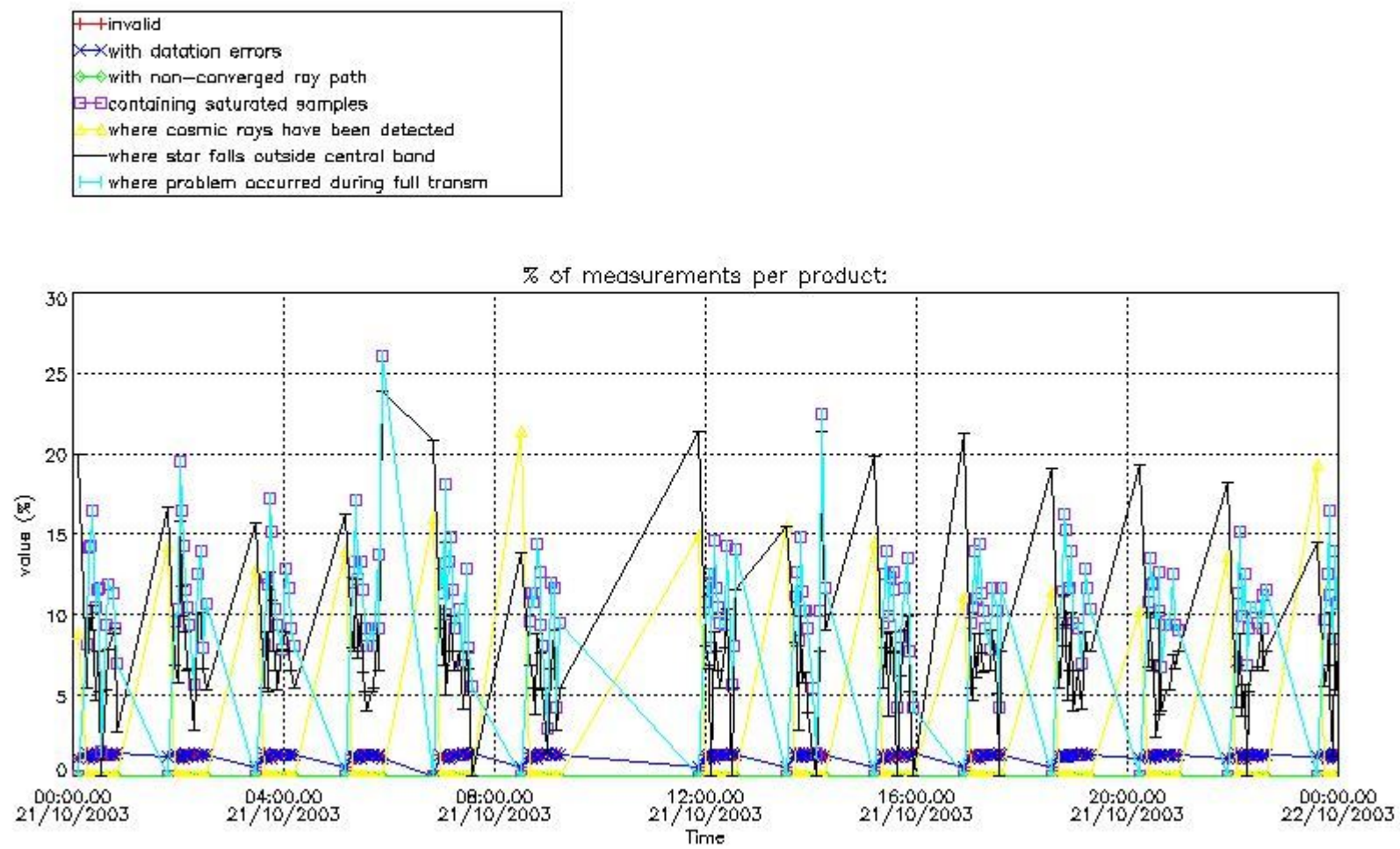
In this section it is plotted some information contained in the Quality Summary data set of the level 2 products that comes from the level 1b processing. Products without errors (error flag in the MPH set to "0") are used.

4.1 Plot quality information per product (time dependant) coming from level 1b processing

4.1.1 Plot level 1 quality information per product (time dependant): ENVISAT ASCENDING passes



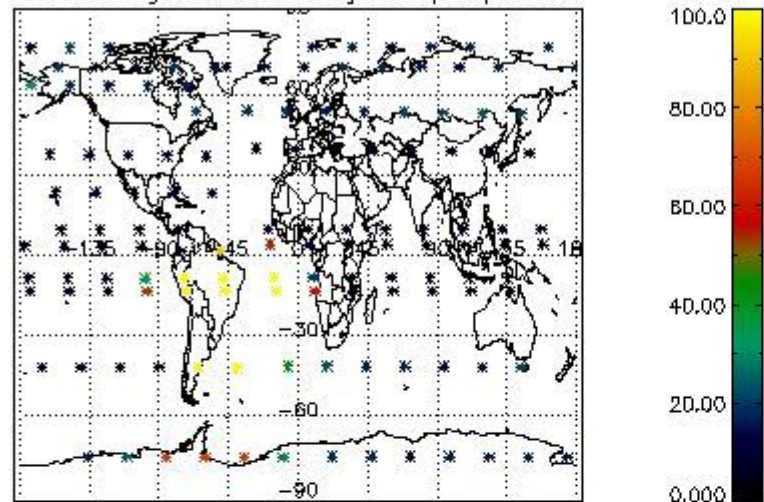
4.1.2 Plot level 1 quality information per product (time dependant): ENVI SAT DESCENDING passes



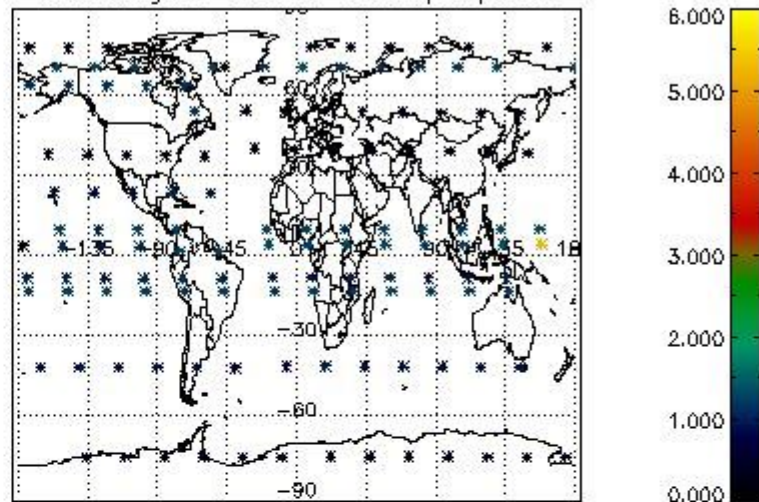
4.2 Plot quality information per product coming from level 1b processing (world map)

4.2.1 Plot level 1 quality information per product (world map): ENVISAT ASCENDING passes

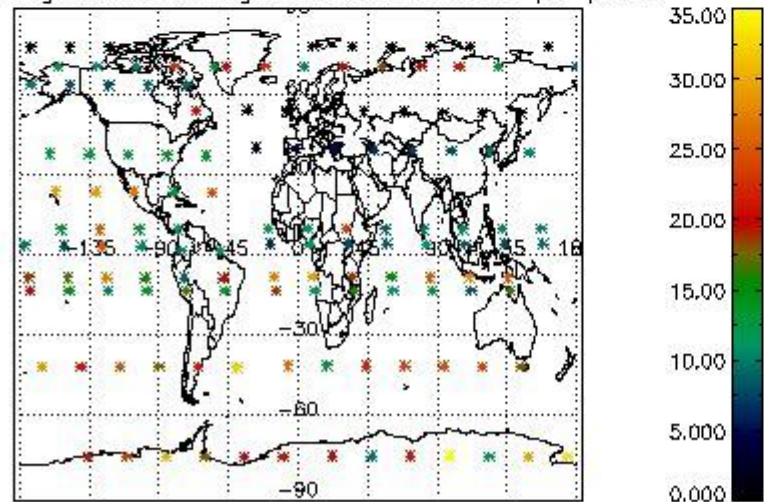
Percentage of cosmic ray hits per profile



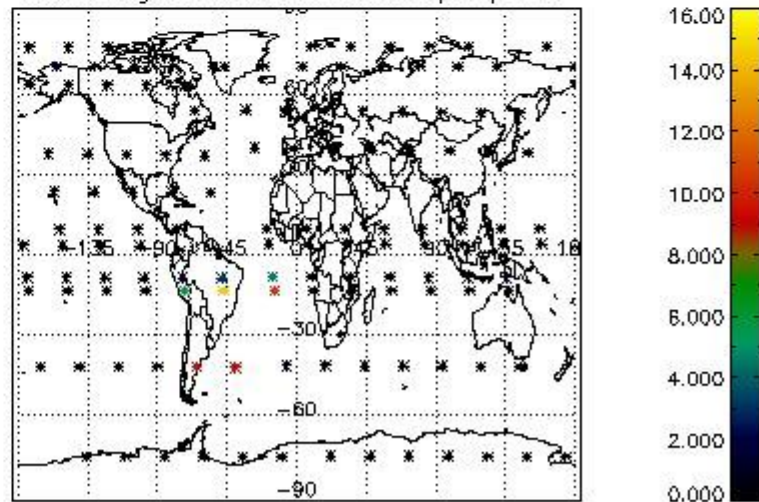
Percentage of datation errors per profile



Percentage of star falling outside central band per profile

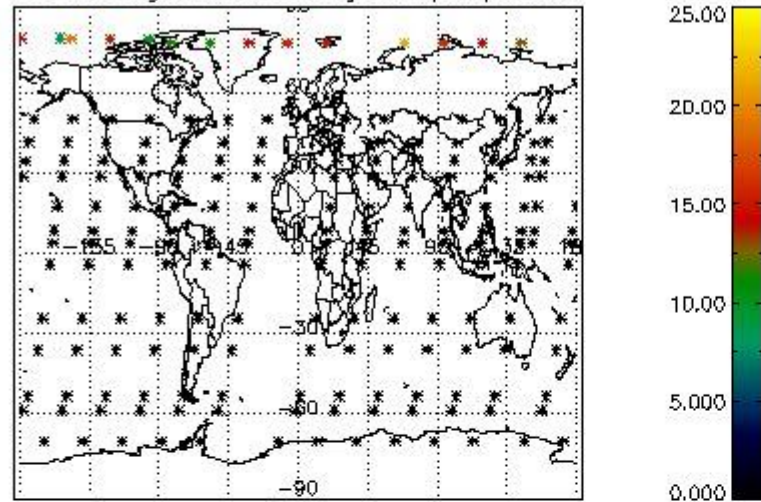


Percentage of saturation errors per profile

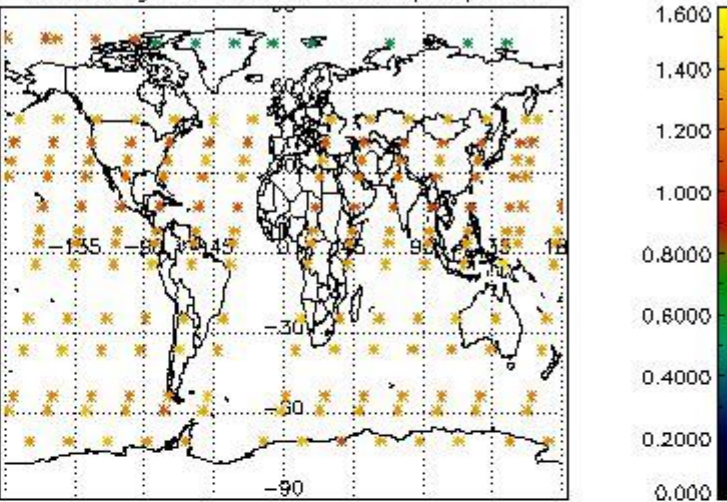


4.2.2 Plot level 1 quality information per product (world map): ENVISAT DESCENDING passes

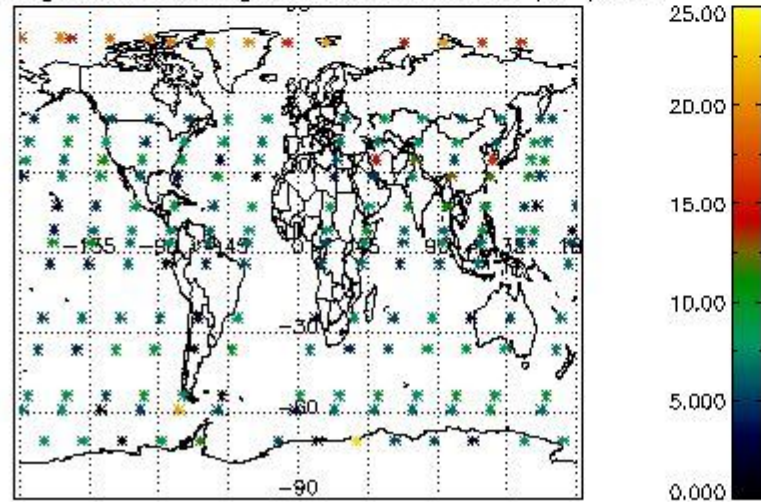
Percentage of cosmic ray hits per profile



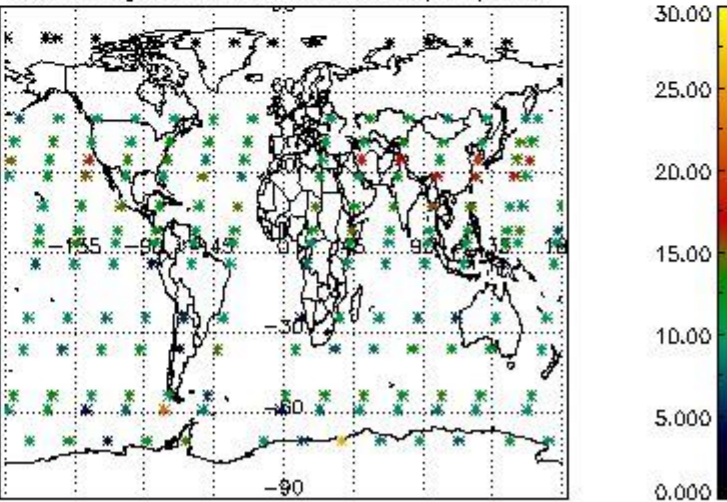
Percentage of datation errors per profile



Percentage of star falling outside central band per profile



Percentage of saturation errors per profile



5. Trace gas profiles

5.1 Ozone statistics based on quality of products

The final quality of the products can be "measured" using the STD (Standard Deviation) attached to every point profile. This information is written to the parameter GOM_NL__2P/NL_LOCAL_SPECIES_DENSITY/o3_std of the level 2 products. The table below shows the statistics for given STD ranges.

The statistics are given with respect to the overall valid production:

- Products without fatal errors: GOM_NL__2P/MPH/PRODUCT_ERR=0
- Valid point profile: GOM_NL__2P/NL_LOCAL_SPECIES_DENSITY/pcd(0)=0

The 'Criteria' is applied to valid points of dark limb products:

- Products in dark limb illumination condition: GOM_NL__2P/NL_SUMMARY_QUALITY/obs_ill_cond=0
- Products without fatal errors: GOM_NL__2P/MPH/PRODUCT_ERR=0
- Valid point profile: GOM_NL__2P/NL_LOCAL_SPECIES_DENSITY/pcd(0)=0

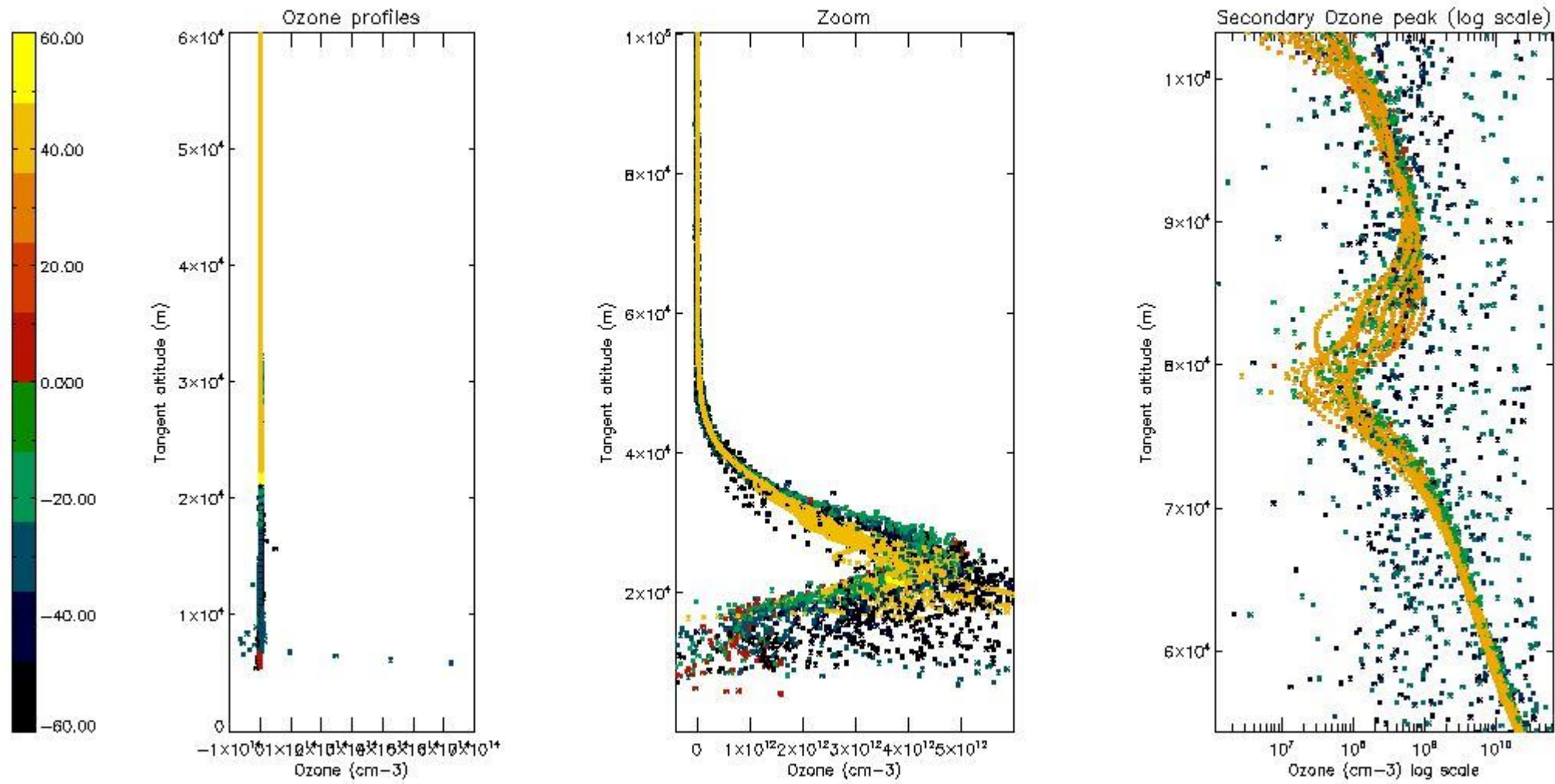
So, the table below shows the percentage of dark limb and valid observations for each criteria with respect to the overall valid daily observations.

Criteria	% of total production
All STD	32
STD < 20	20

STD < 10	17
STD < 5	14

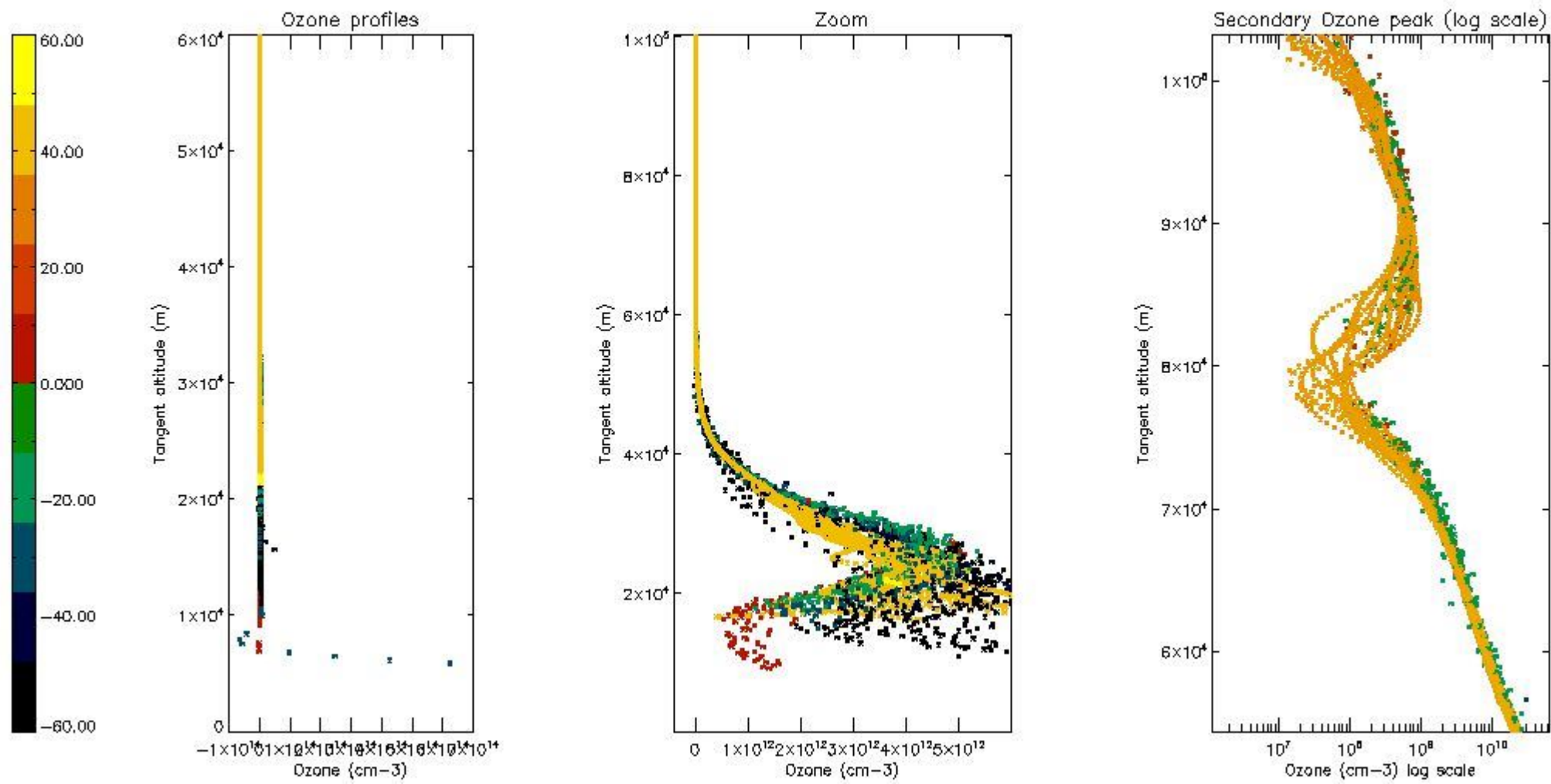
5.2 Plot ozone profiles for all STD (dark without errors)

The colorbar represents the latitude.



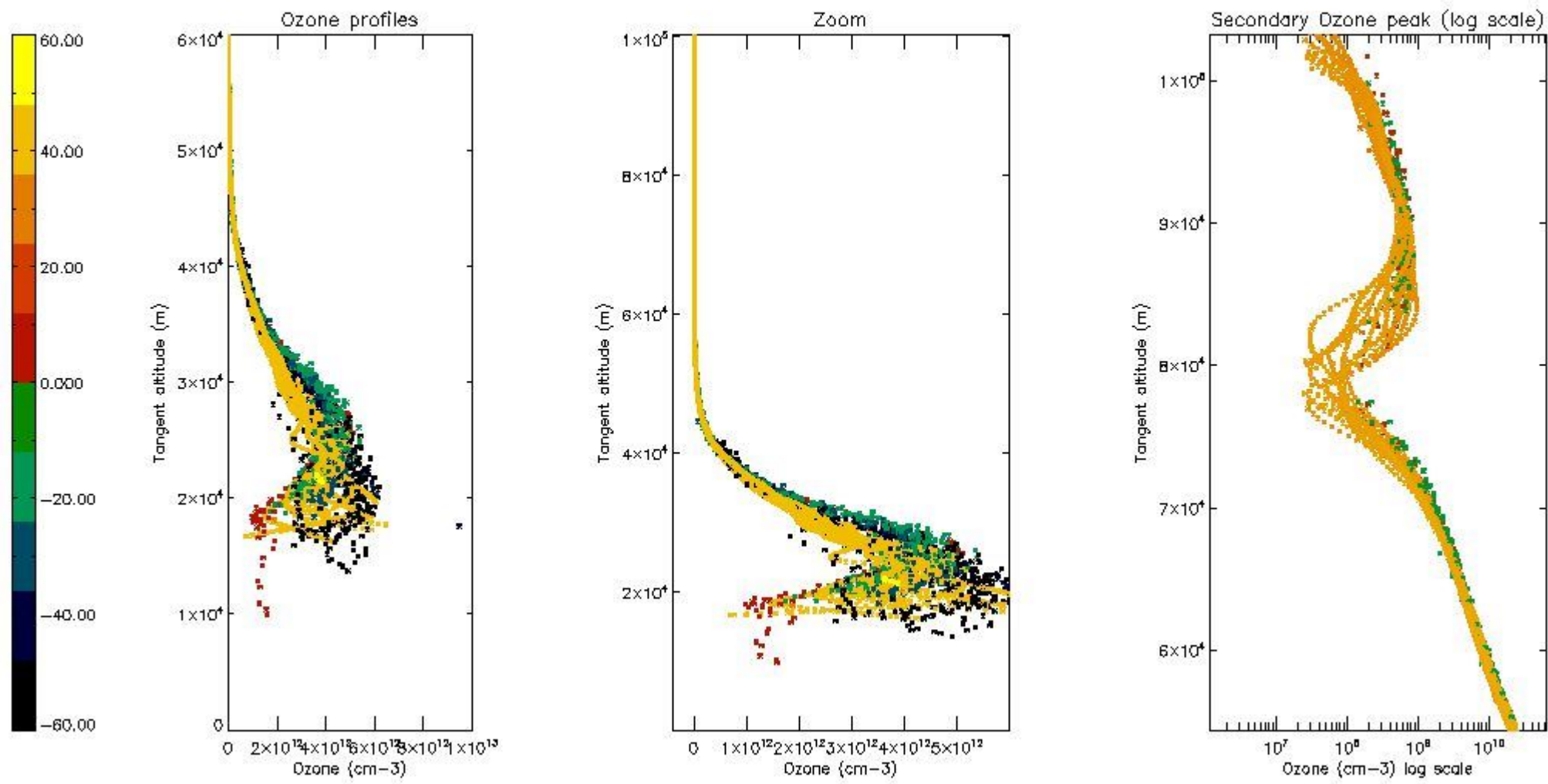
5.3 Plot ozone profiles where STD < 20% (dark without errors)

The colorbar represents the latitude.



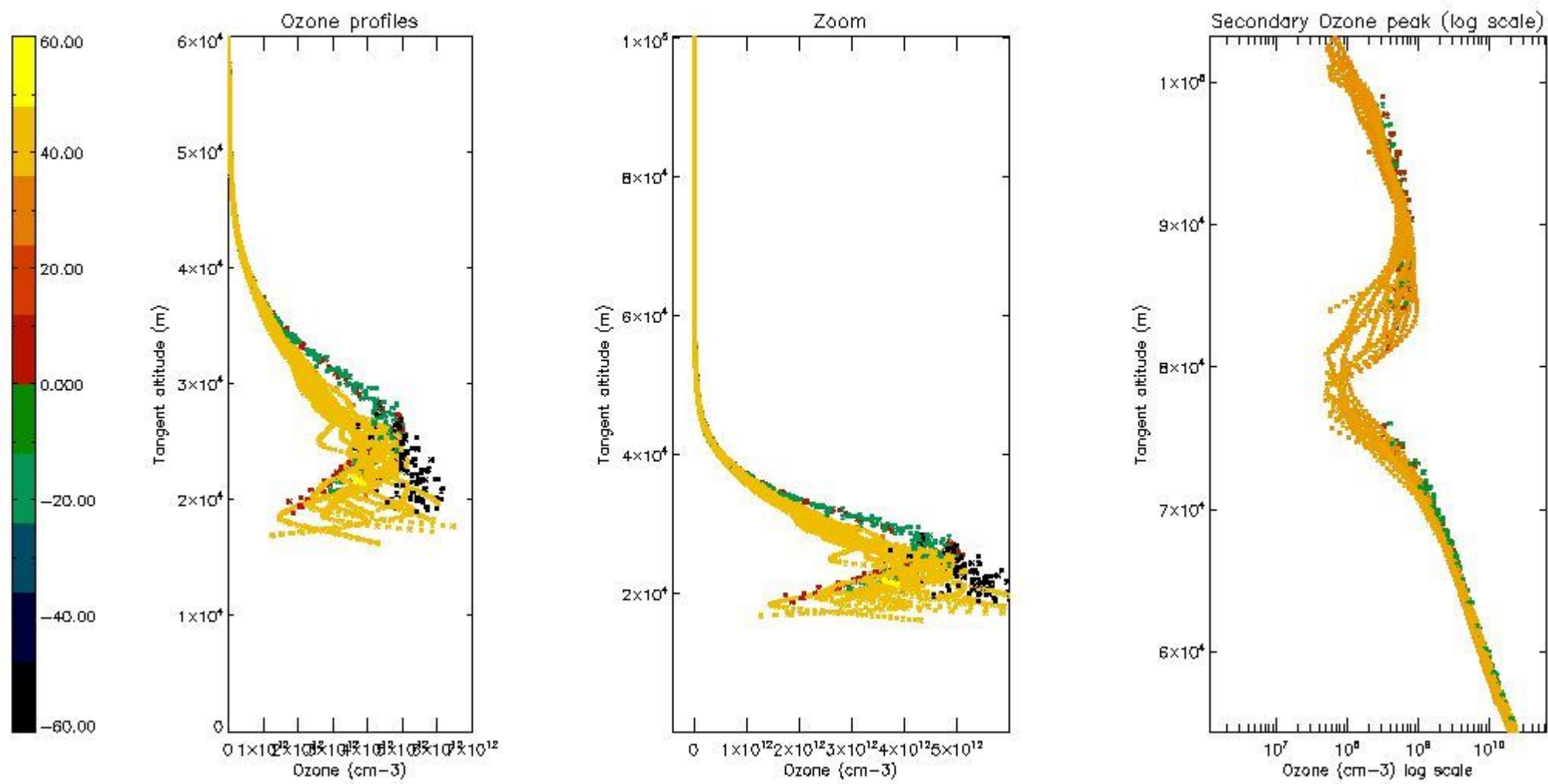
5.4 Plot ozone profiles where STD < 10% (dark without errors)

The colorbar represents the latitude.



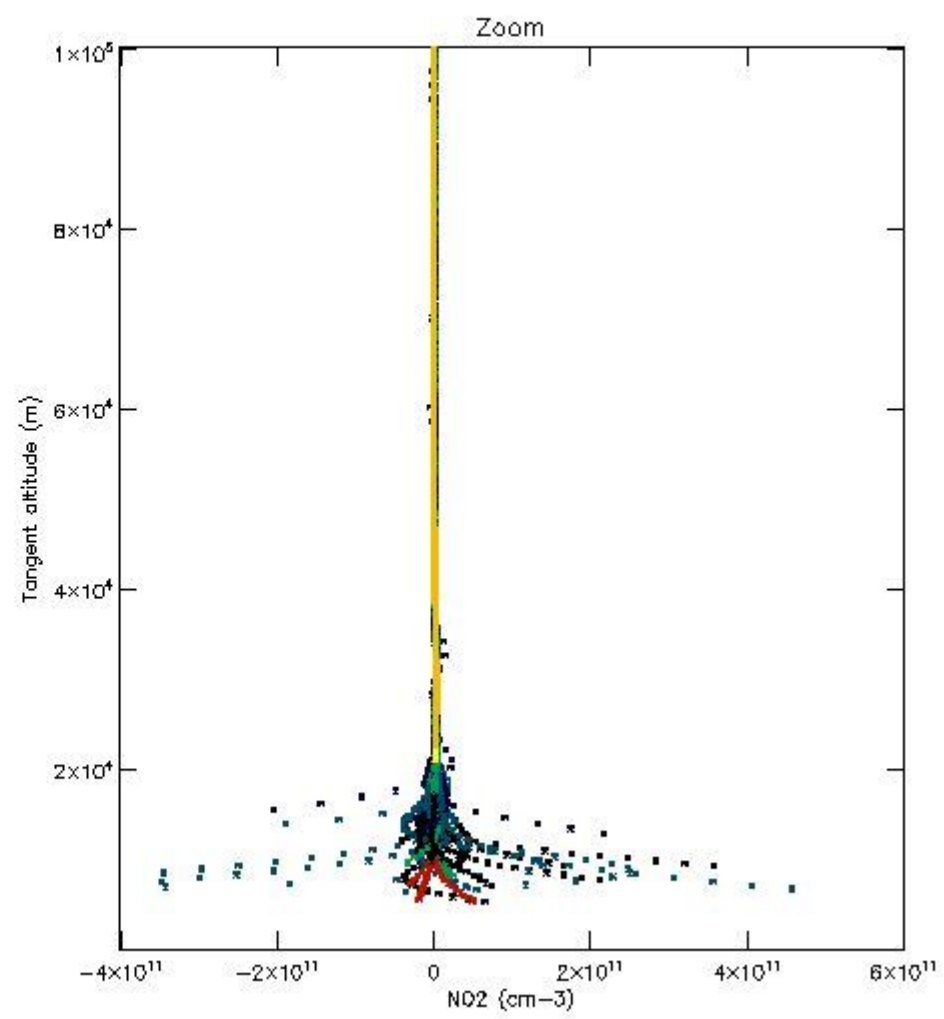
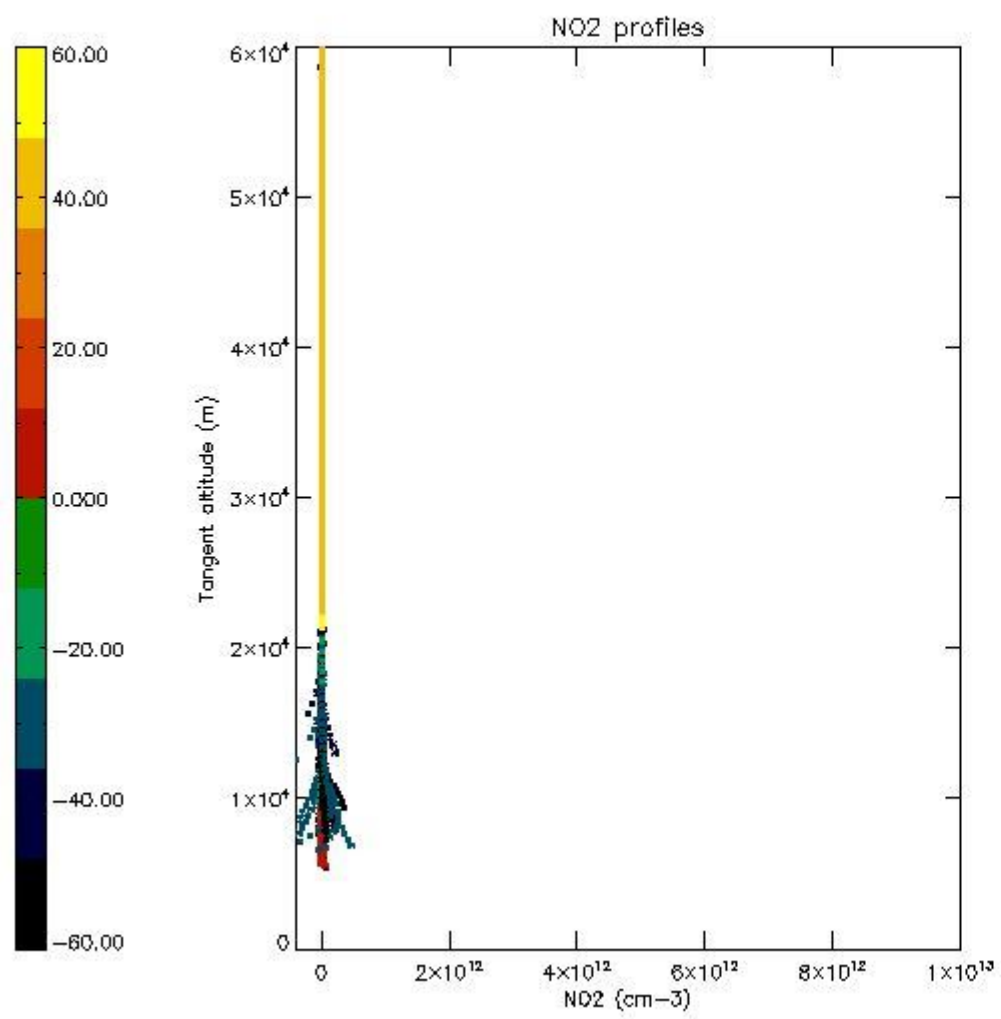
5.5 Plot ozone profiles where STD < 5% (dark without errors)

The colorbar represents the latitude.



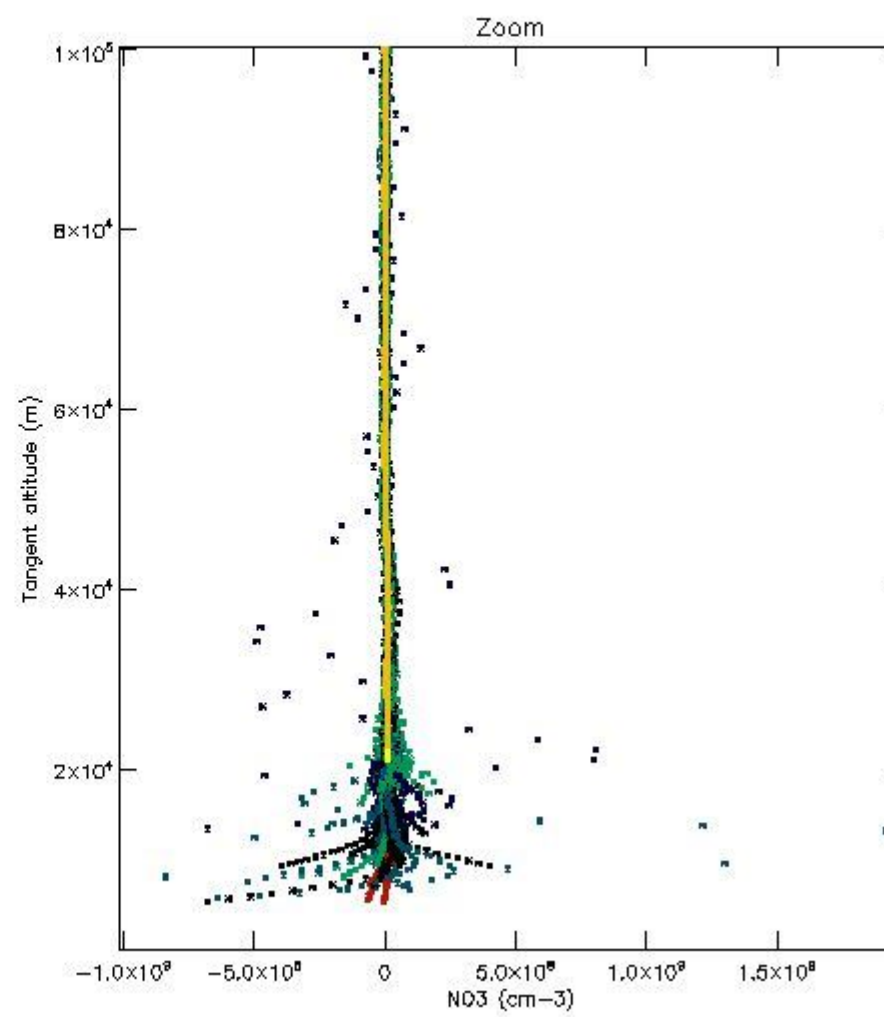
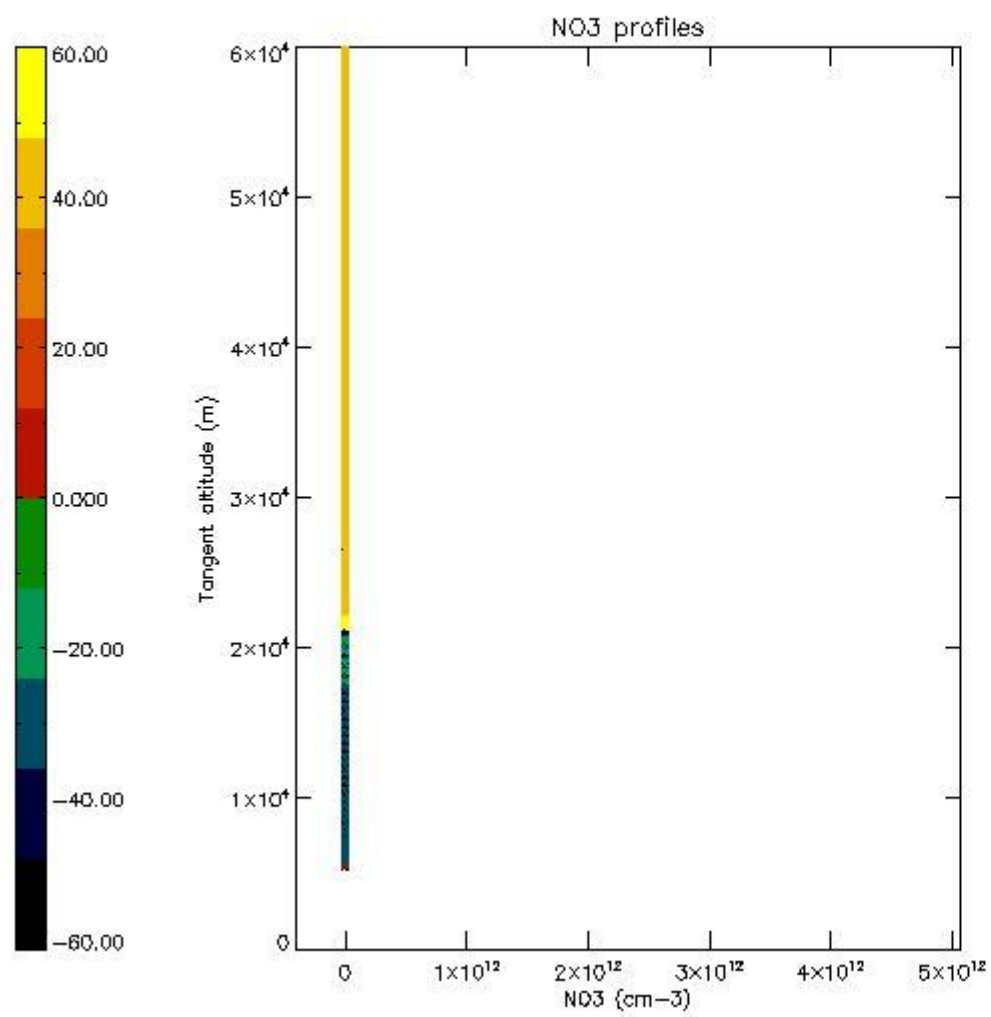
5.6 Plot NO₂ profiles for all STD (dark without errors)

The colorbar represents the latitude.



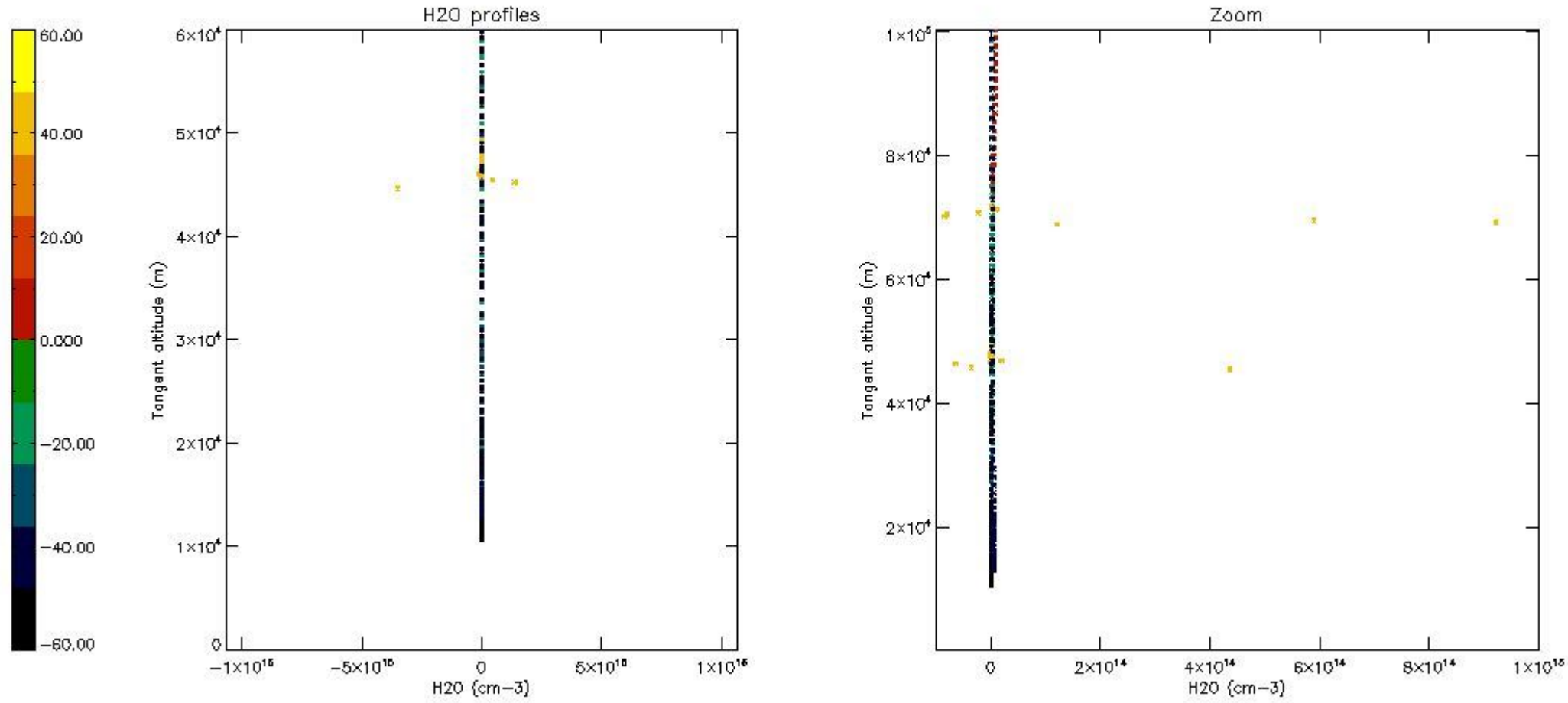
5.7 Plot NO3 profiles for all STD (dark without errors)

The colorbar represents the latitude.



5.8 Plot H2O profiles for all STD (only for occultations of stars 1,2,3,4,13,14,16,26,63 dark without errors)

The colorbar represents the latitude.



6. Auxiliary Data Files used for the production reported in section 2

The number reported in the third column indicates since which file (see list in section 2) the corresponding auxiliary file has been used. The fourth column is the date of those product files.

Type	Auxiliary Filename	Used since product	Used since product date
INST_PHYS_CHARACTERISTICS	GOM_INS_AXVIEC20091111_143220_20030716_120000_20500101_000000	1	21-OCT-2003 00:00:18
LEVEL-2_PROC_CONFIG	GOM_PR2_AXVIEC20091111_152718_20020301_000000_20500101_000000	1	21-OCT-2003 00:00:18
CROSS_SECTIONS_FILE	GOM_CRS_AXVIEC20091111_154832_20020301_000000_20500101_000000	1	21-OCT-2003 00:00:18

GOMOS Level 2 Daily Report

SUMMARY

[1. General Info](#)

[2. Summary of processed GOM_NL_2P products](#)

[3. Level 2 Quality information per product](#)

[3.1 Plot of level 2 quality information per product \(time dependant\)](#)

[3.2 Plot of level 2 quality information per product \(world map\)](#)

[4. Level 1 Quality information per product \(stored on level 2 products\)](#)

[4.1 Plot of level 1 quality information per product \(time dependant\)](#)

[4.1.1 Plot of level 1 quality information per product \(time dependant\): ASCENDING](#)

[4.1.2 Plot of level 1 quality information per product \(time dependant\): DESCENDING](#)

[4.2 Plot of level 1 quality information per product \(world map\)](#)

[4.2.1 Plot of level 1 quality information per product \(world map\): ASCENDING](#)

[4.2.2 Plot of level 1 quality information per product \(world map\): DESCENDING](#)

[5. Ozone profiles based on quality statistics and other trace gas profiles](#)

[5.1 Ozone statistics based on quality of products](#)

[5.2 Plot ozone profiles for all STD \(dark without errors\)](#)

[5.3 Plot ozone profiles where STD < 20% \(dark without errors\)](#)

[5.4. Plot ozone profiles where STD < 10% \(dark without errors\)](#)

[5.5. Plot ozone profiles where STD < 5% \(dark without errors\)](#)

[5.6 Plot NO2 profiles for all STD \(dark without errors\)](#)

[5.7 Plot NO3 profiles for all STD \(dark without errors\)](#)

[5.8 Plot H2O profiles \(only for occultations of stars 1,2,3,4,13,14,16,26,63 dark without errors\) for all STD](#)

[6. Auxiliary Data Files used for the production reported in section 2](#)

This report presents the daily analysis on parameters extracted from GOMOS level 2 data (GOM_NL__2P). It is intended to monitor some important parameters that will impact the quality of these products. A list of level 2 products (and content) that have arrived during the reporting day to the PCF is also given.

Item	Value
Time of report generation	19APR2013 22:22:32
Data source version	GOMOS/6.01
Start time of products	21-10-2003 (21OCT2003 00:00:00)
Stop time of products	22-10-2003 (22OCT2003 00:00:00)
Store outputs in DB	Yes
Nb of level 2 prods	323
Nb of prods with errors	0

2. Summary of processed GOM_NL__2P products.

Nr	Filename	UTC Start time	Limb	Duration	Star Id	Star Name	Star Mag	Star Temp	Nb Meas	Orbit	Prod. error
1	GOM_NL__2PRFIN20031021_000018_00000402021_00002_08573_0517.N1	21-OCT-2003 00:00:18	Straylight	40.000	84	Alp Phe	2.3970	4500.0	80	8573	No
2	GOM_NL__2PRFIN20031021_000651_00000452021_00002_08573_0518.N1	21-OCT-2003 00:06:51	Straylight	45.000	52	16Bet Cet	2.0370	4500.0	90	8573	No
3	GOM_NL__2PRFIN20031021_001623_000000372021_00002_08573_0519.N1	21-OCT-2003 00:16:23	Bright	36.500	140	88Gam Peg	2.8340	26000.	73	8573	No
4	GOM_NL__2PRFIN20031021_001852_000000462021_00002_08573_0520.N1	21-OCT-2003 00:18:52	Bright	46.000	105	6Bet Ari	2.6450	8900.0	92	8573	No
5	GOM_NL__2PRFIN20031021_002042_000000392021_00002_08573_0521.N1	21-OCT-2003 00:20:42	Bright	38.500	93	53Bet Peg	2.5200	3100.0	77	8573	No
6	GOM_NL__2PRFIN20031021_002229_000000432021_00002_08573_0522.N1	21-OCT-2003 00:22:29	Bright	42.500	53	43Bet And	2.0480	3300.0	85	8573	No
7	GOM_NL__2PRFIN20031021_002540_000000432021_00002_08573_0523.N1	21-OCT-2003 00:25:40	Bright	43.000	73	57Gam1And	2.2600	13100.	86	8573	No
8	GOM_NL__2PRFIN20031021_002809_000000392021_00002_08573_0524.N1	21-OCT-2003 00:28:09	Bright	39.000	68	18Alp Cas	2.2250	4500.0	78	8573	No
9	GOM_NL__2PRFIN20031021_002928_000000392021_00002_08573_0525.N1	21-OCT-2003 00:29:28	Bright	38.500	76	27Gam Cas	2.3000	30000.	77	8573	No
10	GOM_NL__2PRFIN20031021_003134_000000342021_00002_08573_0526.N1	21-OCT-2003 00:31:34	Bright	33.500	89	5Alp Cep	2.4510	8000.0	67	8573	No
11	GOM_NL__2PRFIN20031021_003719_000000382021_00002_08573_0527.N1	21-OCT-2003 00:37:19	Bright	37.500	49	1Alp UMi	1.9900	6300.0	75	8573	No
12	GOM_NL__2PRFIN20031021_004035_000000382021_00002_08573_0528.N1	21-OCT-2003 00:40:35	Bright	38.000	60	7Bet UMi	2.0810	3950.0	76	8573	No
13	GOM_NL__2PRFIN20031021_004534_000000402021_00002_08573_0529.N1	21-OCT-2003 00:45:34	Bright	39.500	36	50Alp UMa	1.8000	6300.0	79	8573	No
14	GOM_NL__2PRFIN20031021_004708_000000382021_00002_08573_0530.N1	21-OCT-2003 00:47:08	Bright	38.000	82	48Bet UMa	2.3650	10600.	76	8573	No
15	GOM_NL__2PRFIN20031021_005036_000000362021_00002_08573_0531.N1	21-OCT-2003 00:50:36	Bright	36.000	174	52Psi UMa	3.0040	4400.0	72	8573	No
16	GOM_NL__2PRFIN20031021_005859_000001282021_00002_08573_0532.N1	21-OCT-2003 00:58:59	Tw_i_and_stray	128.00	17	78Bet Gem	1.1610	4500.0	256	8573	No
17	GOM_NL__2PRFIN20031021_010900_000000672021_00002_08573_0533.N1	21-OCT-2003 01:09:00	Dark	67.000	48	30Alp Hya	1.9770	4100.0	134	8573	No
18	GOM_NL__2PRFIN20031021_011702_000000412021_00002_08573_0534.N1	21-OCT-2003 01:17:02	Dark	41.000	113	Mu Vel	2.6920	5000.0	82	8573	No
19	GOM_NL__2PRFIN20031021_011823_000000492021_00002_08573_0535.N1	21-OCT-2003 01:18:23	Dark	49.000	65	Lam Vel	2.2040	4400.0	98	8573	No
20	GOM_NL__2PRFIN20031021_012117_000000412021_00003_08574_7245.N1	21-OCT-2003 01:21:17	Dark	41.000	71	1ot Car	2.2460	7700.0	82	8574	No
21	GOM_NL__2PRFIN20031021_012723_000000562021_00003_08574_7246.N1	21-OCT-2003 01:27:23	Dark	55.500	2	Alp Car	-0.73600	7000.0	111	8574	No
22	GOM_NL__2PRFIN20031021_013112_000002212021_00003_08574_7247.N1	21-OCT-2003 01:31:12	Dark	221.00	1	9Alp CMa	-1.4400	11000.	442	8574	No
23	GOM_NL__2PRFIN20031021_013558_000000442021_00003_08574_7248.N1	21-OCT-2003 01:35:58	Dark	44.000	9	Alp Eri	0.45300	24000.	88	8574	No
24	GOM_NL__2PRFIN20031021_013847_000000452021_00003_08574_7249.N1	21-OCT-2003 01:38:47	Straylight	44.500	157	The1Eri	2.9060	9300.0	89	8574	No
25	GOM_NL__2PRFIN20031021_014054_000000452021_00003_08574_7250.N1	21-OCT-2003 01:40:54	Straylight	44.500	84	Alp Phe	2.3970	4500.0	89	8574	No
26	GOM_NL__2PRFIN20031021_014727_000000422021_00003_08574_7251.N1	21-OCT-2003 01:47:27	Straylight	42.000	52	16Bet Cet	2.0370	4500.0	84	8574	No
27	GOM_NL__2PRFIN20031021_015659_000000372021_00003_08574_7252.N1	21-OCT-2003 01:56:59	Bright	36.500	140	88Gam Peg	2.8340	26000.	73	8574	No
28	GOM_NL__2PRFIN20031021_015928_000000442021_00003_08574_7253.N1	21-OCT-2003 01:59:28	Bright	43.500	105	6Bet Ari	2.6450	8900.0	87	8574	No
29	GOM_NL__2PRFIN20031021_020119_000000412021_00003_08574_7254.N1	21-OCT-2003 02:01:19	Bright	41.000	93	53Bet Peg	2.5200	3100.0	82	8574	No
30	GOM_NL__2PRFIN20031021_020305_000000432021_00003_08574_7255.N1	21-OCT-2003 02:03:05	Bright	42.500	53	43Bet And	2.0480	3300.0	85	8574	No
31	GOM_NL__2PRFIN20031021_020615_000000462021_00003_08574_7256.N1	21-OCT-2003 02:06:15	Bright	45.500	73	57Gam1And	2.2600	13100.	91	8574	No
32	GOM_NL__2PRFIN20031021_020845_000000392021_00003_08574_7257.N1	21-OCT-2003 02:08:45	Bright	39.000	68	18Alp Cas	2.2250	4500.0	78	8574	No
33	GOM_NL__2PRFIN20031021_021004_000000382021_00003_08574_7258.N1	21-OCT-2003 02:10:04	Bright	38.000	76	27Gam Cas	2.3000	30000.	76	8574	No
34	GOM_NL__2PRFIN20031021_021210_000000382021_00003_08574_7259.N1	21-OCT-2003 02:12:10	Bright	37.500	89	5Alp Cep	2.4510	8000.0	75	8574	No
35	GOM_NL__2PRFIN20031021_021755_000000362021_00003_08574_7260.N1	21-OCT-2003 02:17:55	Bright	35.500	49	1Alp UMi	1.9900	6300.0	71	8574	No
36	GOM_NL__2PRFIN20031021_022110_000000402021_00003_08574_7261.N1	21-OCT-2003 02:21:10	Bright	40.000	60	7Bet UMi	2.0810	3950.0	80	8574	No
37	GOM_NL__2PRFIN20031021_022610_000000402021_00003_08574_7262.N1	21-OCT-2003 02:26:10	Bright	39.500	36	50Alp UMa	1.8000	6300.0	79	8574	No
38	GOM_NL__2PRFIN20031021_022744_000000382021_00003_08574_7263.N1	21-OCT-2003 02:27:44	Bright	37.500	82	48Bet UMa	2.3650	10600.	75	8574	No
39	GOM_NL__2PRFIN20031021_023112_000000382021_00003_08574_7264.N1	21-OCT-2003 02:31:12	Bright	37.500	174	52Psi UMa	3.0040	4400.0	75	8574	No
40	GOM_NL__2PRFIN20031021_023936_000001292021_00003_08574_7265.N1	21-OCT-2003 02:39:36	Tw_i_and_stray	128.50	17	78Bet Gem	1.1610	4500.0	257	8574	No
41	GOM_NL__2PRFIN20031021_024936_000000592021_00003_08574_7266.N1	21-OCT-2003 02:49:36	Dark	59.000	48	30Alp Hya	1.9770	4100.0	118	8574	No
42	GOM_NL__2PRFIN20031021_025737_000000452021_00003_08574_7267.N1	21-OCT-2003 02:57:37	Dark	44.500	113	Mu Vel	2.6920	5000.0	89	8574	No

43	GOM_NL__2PRFIN20031021_025900_000000442021_00003_08574_7268.N1	21-OCT-2003 02:59:00	Dark	44.000	65	Lam Vel	2.2040	4400.0	88	8574	No
44	GOM_NL__2PRFIN20031021_030152_000000422021_00004_08575_0513.N1	21-OCT-2003 03:01:52	Dark	41.500	71	lot Car	2.2460	7700.0	83	8575	No
45	GOM_NL__2PRFIN20031021_030404_000000422021_00004_08575_0514.N1	21-OCT-2003 03:04:04	Dark	41.500	29	Bet Car	1.6720	10200.	83	8575	No
46	GOM_NL__2PRFIN20031021_030759_000000502021_00004_08575_0515.N1	21-OCT-2003 03:07:59	Dark	49.500	2	Alp Car	-0.73600	7000.0	99	8575	No
47	GOM_NL__2PRFIN20031021_031151_000002212021_00004_08575_0516.N1	21-OCT-2003 03:11:51	Dark	221.00	1	9Alp CMa	-1.4400	11000.	442	8575	No
48	GOM_NL__2PRFIN20031021_031923_000000452021_00004_08575_0517.N1	21-OCT-2003 03:19:23	Straylight	45.000	157	The1Eri	2.9060	9300.0	90	8575	No
49	GOM_NL__2PRFIN20031021_032130_000000402021_00004_08575_0518.N1	21-OCT-2003 03:21:30	Straylight	39.500	84	Alp Phe	2.3970	4500.0	79	8575	No
50	GOM_NL__2PRFIN20031021_032352_000002132021_00004_08575_0519.N1	21-OCT-2003 03:23:52	Tw_i_and_stray	213.00	101	11Alp Lep	2.5820	7000.0	426	8575	No
51	GOM_NL__2PRFIN20031021_032849_000000892021_00004_08575_0520.N1	21-OCT-2003 03:28:49	Tw_i_and_stray	89.000	165	34Gam Eri	2.9500	3200.0	178	8575	No
52	GOM_NL__2PRFIN20031021_033735_000000372021_00004_08575_0521.N1	21-OCT-2003 03:37:35	Bright	36.500	140	88Gam Peg	2.8340	26000.	73	8575	No
53	GOM_NL__2PRFIN20031021_034004_000000452021_00004_08575_0522.N1	21-OCT-2003 03:40:04	Bright	44.500	105	6Bet Ari	2.6450	8900.0	89	8575	No
54	GOM_NL__2PRFIN20031021_034154_000000382021_00004_08575_0523.N1	21-OCT-2003 03:41:54	Bright	38.000	93	53Bet Peg	2.5200	3100.0	76	8575	No
55	GOM_NL__2PRFIN20031021_034340_000000442021_00004_08575_0524.N1	21-OCT-2003 03:43:40	Bright	43.500	53	43Bet And	2.0480	3300.0	87	8575	No
56	GOM_NL__2PRFIN20031021_034650_000000462021_00004_08575_0525.N1	21-OCT-2003 03:46:50	Bright	46.000	73	57Gam1And	2.2600	13100.	92	8575	No
57	GOM_NL__2PRFIN20031021_034921_000000392021_00004_08575_0526.N1	21-OCT-2003 03:49:21	Bright	38.500	68	18Alp Cas	2.2250	4500.0	77	8575	No
58	GOM_NL__2PRFIN20031021_035040_000000392021_00004_08575_0527.N1	21-OCT-2003 03:50:40	Bright	38.500	76	27Gam Cas	2.3000	30000.	77	8575	No
59	GOM_NL__2PRFIN20031021_035246_000000382021_00004_08575_0528.N1	21-OCT-2003 03:52:46	Bright	37.500	89	5Alp Cep	2.4510	8000.0	75	8575	No
60	GOM_NL__2PRFIN20031021_035830_000000382021_00004_08575_0529.N1	21-OCT-2003 03:58:30	Bright	38.000	49	1Alp UMi	1.9900	6300.0	76	8575	No
61	GOM_NL__2PRFIN20031021_040147_000000392021_00004_08575_0530.N1	21-OCT-2003 04:01:47	Bright	39.000	60	7Bet UMi	2.0810	3950.0	78	8575	No
62	GOM_NL__2PRFIN20031021_040646_000000392021_00004_08575_0531.N1	21-OCT-2003 04:06:46	Bright	38.500	36	50Alp UMa	1.8000	6300.0	77	8575	No
63	GOM_NL__2PRFIN20031021_040820_000000382021_00004_08575_0532.N1	21-OCT-2003 04:08:20	Bright	38.000	82	48Bet UMa	2.3650	10600.	76	8575	No
64	GOM_NL__2PRFIN20031021_041148_000000372021_00004_08575_0533.N1	21-OCT-2003 04:11:48	Bright	37.000	174	52Psi UMa	3.0040	4400.0	74	8575	No
65	GOM_NL__2PRFIN20031021_042013_000001242021_00004_08575_0534.N1	21-OCT-2003 04:20:13	Tw_i_and_stray	123.50	17	78Bet Gem	1.1610	4500.0	247	8575	No
66	GOM_NL__2PRFIN20031021_043013_000000572021_00004_08575_0535.N1	21-OCT-2003 04:30:13	Dark	56.500	48	30Alp Hya	1.9770	4100.0	113	8575	No
67	GOM_NL__2PRFIN20031021_043815_000000412021_00004_08575_0536.N1	21-OCT-2003 04:38:15	Dark	41.000	113	Mu Vel	2.6920	5000.0	82	8575	No
68	GOM_NL__2PRFIN20031021_043936_000000472021_00004_08575_0537.N1	21-OCT-2003 04:39:36	Dark	47.000	65	Lam Vel	2.2040	4400.0	94	8575	No
69	GOM_NL__2PRFIN20031021_044257_000000472021_00005_08576_0513.N1	21-OCT-2003 04:42:57	Dark	47.000	34	Gam2Vel	1.7930	23000.	94	8576	No
70	GOM_NL__2PRFIN20031021_044441_000000422021_00005_08576_0514.N1	21-OCT-2003 04:44:41	Dark	41.500	29	Bet Car	1.6720	10200.	83	8576	No
71	GOM_NL__2PRFIN20031021_044836_000000582021_00005_08576_0515.N1	21-OCT-2003 04:48:36	Dark	58.000	2	Alp Car	-0.73600	7000.0	116	8576	No
72	GOM_NL__2PRFIN20031021_045231_000002212021_00005_08576_0516.N1	21-OCT-2003 04:52:31	Dark	221.00	1	9Alp CMa	-1.4400	11000.	442	8576	No
73	GOM_NL__2PRFIN20031021_045959_000000452021_00005_08576_0517.N1	21-OCT-2003 04:59:59	Straylight	45.000	157	The1Eri	2.9060	9300.0	90	8576	No
74	GOM_NL__2PRFIN20031021_050206_000000392021_00005_08576_0518.N1	21-OCT-2003 05:02:06	Straylight	39.000	84	Alp Phe	2.3970	4500.0	78	8576	No
75	GOM_NL__2PRFIN20031021_050429_000002132021_00005_08576_0519.N1	21-OCT-2003 05:04:29	Tw_i_and_stray	213.00	101	11Alp Lep	2.5820	7000.0	426	8576	No
76	GOM_NL__2PRFIN20031021_050925_000000902021_00005_08576_0520.N1	21-OCT-2003 05:09:25	Tw_i_and_stray	89.500	165	34Gam Eri	2.9500	3200.0	179	8576	No
77	GOM_NL__2PRFIN20031021_051811_000000382021_00005_08576_0521.N1	21-OCT-2003 05:18:11	Bright	37.500	140	88Gam Peg	2.8340	26000.	75	8576	No
78	GOM_NL__2PRFIN20031021_052039_000000452021_00005_08576_0522.N1	21-OCT-2003 05:20:39	Bright	45.000	105	6Bet Ari	2.6450	8900.0	90	8576	No
79	GOM_NL__2PRFIN20031021_052231_000000412021_00005_08576_0523.N1	21-OCT-2003 05:22:31	Bright	41.000	93	53Bet Peg	2.5200	3100.0	82	8576	No
80	GOM_NL__2PRFIN20031021_052416_000000412021_00005_08576_0524.N1	21-OCT-2003 05:24:16	Bright	41.000	53	43Bet And	2.0480	3300.0	82	8576	No
81	GOM_NL__2PRFIN20031021_052726_000000452021_00005_08576_0525.N1	21-OCT-2003 05:27:26	Bright	45.000	73	57Gam1And	2.2600	13100.	90	8576	No
82	GOM_NL__2PRFIN20031021_052957_000000392021_00005_08576_0526.N1	21-OCT-2003 05:29:57	Bright	39.000	68	18Alp Cas	2.2250	4500.0	78	8576	No
83	GOM_NL__2PRFIN20031021_053116_000000382021_00005_08576_0527.N1	21-OCT-2003 05:31:16	Bright	38.000	76	27Gam Cas	2.3000	30000.	76	8576	No
84	GOM_NL__2PRFIN20031021_053323_000000372021_00005_08576_0528.N1	21-OCT-2003 05:33:23	Bright	37.000	89	5Alp Cep	2.4510	8000.0	74	8576	No
85	GOM_NL__2PRFIN20031021_053906_000000382021_00005_08576_0529.N1	21-OCT-2003 05:39:06	Bright	38.000	49	1Alp UMi	1.9900	6300.0	76	8576	No
86	GOM_NL__2PRFIN20031021_054224_000000372021_00005_08576_0530.N1	21-OCT-2003 05:42:24	Bright	37.000	60	7Bet UMi	2.0810	3950.0	74	8576	No
87	GOM_NL__2PRFIN20031021_054721_000000402021_00005_08576_0531.N1	21-OCT-2003 05:47:21	Bright	40.000	36	50Alp UMa	1.8000	6300.0	80	8576	No
88	GOM_NL__2PRFIN20031021_054856_000000382021_00005_08576_0532.N1	21-OCT-2003 05:48:56	Bright	38.000	82	48Bet UMa	2.3650	10600.	76	8576	No
89	GOM_NL__2PRFIN20031021_055224_000000462021_00005_08576_0533.N1	21-OCT-2003 05:52:24	Bright	46.000	174	52Psi UMa	3.0040	4400.0	92	8576	No
90	GOM_NL__2PRFIN20031021_060050_000001462021_00005_08576_0534.N1	21-OCT-2003 06:00:50	Tw_i_and_stray	146.00	17	78Bet Gem	1.1610	4500.0	292	8576	No
91	GOM_NL__2PRFIN20031021_061050_000000612021_00005_08576_0535.N1	21-OCT-2003 06:10:50	Dark	61.000	48	30Alp Hya	1.9770	4100.0	122	8576	No
92	GOM_NL__2PRFIN20031021_061851_000000402021_00005_08576_0536.N1	21-OCT-2003 06:18:51	Dark	39.500	113	Mu Vel	2.6920	5000.0	79	8576	No
93	GOM_NL__2PRFIN20031021_062013_000000562021_00005_08576_0537.N1	21-OCT-2003 06:20:13	Dark	55.500	65	Lam Vel	2.2040	4400.0	111	8576	No
94	GOM_NL__2PRFIN20031021_062334_000000562021_00006_08577_0513.N1	21-OCT-2003 06:23:34	Dark	56.000	34	Gam2Vel	1.7930	23000.	112	8577	No
95	GOM_NL__2PRFIN20031021_062517_000000482021_00006_08577_0514.N1	21-OCT-2003 06:25:17	Dark	48.000	29	Bet Car	1.6720	10200.	96	8577	No
96	GOM_NL__2PRFIN20031021_062913_000000612021_00006_08577_0515.N1	21-OCT-2003 06:29:13	Dark	60.500	2	Alp Car	-0.73600	7000.0	121	8577	No
97	GOM_NL__2PRFIN20031021_063311_000002212021_00006_08577_0516.N1	21-OCT-2003 06:33:11	Dark	221.00	1	9Alp CMa	-1.4400	11000.	442	8577	No
98	GOM_NL__2PRFIN20031021_064036_000000442021_00006_08577_0517.N1	21-OCT-2003 06:40:36	Straylight	44.000	157	The1Eri	2.9060	9300.0	88	8577	No
99	GOM_NL__2PRFIN20031021_064242_000000402021_00006_08577_0518.N1	21-OCT-2003 06:42:42	Straylight	40.000	84	Alp Phe	2.3970	4500.0	80	8577	No
100	GOM_NL__2PRFIN20031021_064506_000002132021_00006_08577_0519.N1	21-OCT-2003 06:45:06	Tw_i_and_stray	213.00	101	11Alp Lep	2.5820	7000.0	426	8577	No
101	GOM_NL__2PRFIN20031021_065001_000000942021_00006_08577_0520.N1	21-OCT-2003 06:50:01	Tw_i_and_stray	93.500	165	34Gam Eri	2.9500	3200.0	187	8577	No

102	GOM_NL__2PRFIN20031021_065847_000000382021_00006_08577_0521.N1	21-OCT-2003 06:58:47	Bright	38.000	140	88Gam Peg	2.8340	26000.	76	8577	No
103	GOM_NL__2PRFIN20031021_070115_000000442021_00006_08577_0522.N1	21-OCT-2003 07:01:15	Bright	44.000	105	6Bet Ari	2.6450	8900.0	88	8577	No
104	GOM_NL__2PRFIN20031021_070307_000000422021_00006_08577_0523.N1	21-OCT-2003 07:03:07	Bright	41.500	93	53Bet Peg	2.5200	3100.0	83	8577	No
105	GOM_NL__2PRFIN20031021_070451_000000402021_00006_08577_0524.N1	21-OCT-2003 07:04:51	Bright	40.000	53	43Bet And	2.0480	3300.0	80	8577	No
106	GOM_NL__2PRFIN20031021_070801_000000452021_00006_08577_0525.N1	21-OCT-2003 07:08:01	Bright	45.000	73	57Gam1And	2.2600	13100.	90	8577	No
107	GOM_NL__2PRFIN20031021_071032_000000412021_00006_08577_0526.N1	21-OCT-2003 07:10:32	Bright	40.500	68	18Alp Cas	2.2250	4500.0	81	8577	No
108	GOM_NL__2PRFIN20031021_071152_000000392021_00006_08577_0527.N1	21-OCT-2003 07:11:52	Bright	39.000	76	27Gam Cas	2.3000	30000.	78	8577	No
109	GOM_NL__2PRFIN20031021_071359_000000382021_00006_08577_0528.N1	21-OCT-2003 07:13:59	Bright	38.000	89	5Alp Cep	2.4510	8000.0	76	8577	No
110	GOM_NL__2PRFIN20031021_071942_000000392021_00006_08577_0529.N1	21-OCT-2003 07:19:42	Bright	38.500	49	1Alp UMi	1.9900	6300.0	77	8577	No
111	GOM_NL__2PRFIN20031021_072300_000000372021_00006_08577_0530.N1	21-OCT-2003 07:23:00	Bright	36.500	60	7Bet UMi	2.0810	3950.0	73	8577	No
112	GOM_NL__2PRFIN20031021_072757_000000392021_00006_08577_0531.N1	21-OCT-2003 07:27:57	Bright	39.000	36	50Alp UMa	1.8000	6300.0	78	8577	No
113	GOM_NL__2PRFIN20031021_072932_000000382021_00006_08577_0532.N1	21-OCT-2003 07:29:32	Bright	37.500	82	48Bet UMa	2.3650	10600.	75	8577	No
114	GOM_NL__2PRFIN20031021_073300_000000362021_00006_08577_0533.N1	21-OCT-2003 07:33:00	Bright	36.000	174	52Psi UMa	3.0040	4400.0	72	8577	No
115	GOM_NL__2PRFIN20031021_074126_000001332021_00006_08577_0534.N1	21-OCT-2003 07:41:26	Tw_i_and_stray	133.00	17	78Bet Gem	1.1610	4500.0	266	8577	No
116	GOM_NL__2PRFIN20031021_075127_000000582021_00006_08577_0535.N1	21-OCT-2003 07:51:27	Dark	57.500	48	30Alp Hya	1.9770	4100.0	115	8577	No
117	GOM_NL__2PRFIN20031021_075927_000000422021_00006_08577_0536.N1	21-OCT-2003 07:59:27	Dark	41.500	113	Mu Vel	2.6920	5000.0	83	8577	No
118	GOM_NL__2PRFIN20031021_080050_000000482021_00006_08577_0537.N1	21-OCT-2003 08:00:50	Dark	48.000	65	Lam Vel	2.2040	4400.0	96	8577	No
119	GOM_NL__2PRFIN20031021_080411_000000452021_00007_08578_0513.N1	21-OCT-2003 08:04:11	Dark	45.000	34	Gam2Vel	1.7930	23000.	90	8578	No
120	GOM_NL__2PRFIN20031021_080554_000000412021_00007_08578_0514.N1	21-OCT-2003 08:05:54	Dark	41.000	29	Bet Car	1.6720	10200.	82	8578	No
121	GOM_NL__2PRFIN20031021_080950_000000602021_00007_08578_0515.N1	21-OCT-2003 08:09:50	Dark	60.000	2	Alp Car	-0.73600	7000.0	120	8578	No
122	GOM_NL__2PRFIN20031021_081351_000002212021_00007_08578_0516.N1	21-OCT-2003 08:13:51	Dark	221.00	1	9Alp CMa	-1.4400	11000.	442	8578	No
123	GOM_NL__2PRFIN20031021_082113_000000452021_00007_08578_0517.N1	21-OCT-2003 08:21:13	Straylight	45.000	157	The1Eri	2.9060	9300.0	90	8578	No
124	GOM_NL__2PRFIN20031021_082318_000000392021_00007_08578_0518.N1	21-OCT-2003 08:23:18	Straylight	38.500	84	Alp Phe	2.3970	4500.0	77	8578	No
125	GOM_NL__2PRFIN20031021_082543_000002132021_00007_08578_0519.N1	21-OCT-2003 08:25:43	Tw_i_and_stray	213.00	101	11Alp Lep	2.5820	7000.0	426	8578	No
126	GOM_NL__2PRFIN20031021_083037_000000872021_00007_08578_0520.N1	21-OCT-2003 08:30:37	Tw_i_and_stray	86.500	165	34Gam Eri	2.9500	3200.0	173	8578	No
127	GOM_NL__2PRFIN20031021_083923_000000372021_00007_08578_0521.N1	21-OCT-2003 08:39:23	Bright	36.500	140	88Gam Peg	2.8340	26000.	73	8578	No
128	GOM_NL__2PRFIN20031021_084150_000000442021_00007_08578_0522.N1	21-OCT-2003 08:41:50	Bright	44.000	105	6Bet Ari	2.6450	8900.0	88	8578	No
129	GOM_NL__2PRFIN20031021_084344_000000372021_00007_08578_0523.N1	21-OCT-2003 08:43:44	Bright	37.000	93	53Bet Peg	2.5200	3100.0	74	8578	No
130	GOM_NL__2PRFIN20031021_084528_000000402021_00007_08578_0524.N1	21-OCT-2003 08:45:28	Bright	39.500	53	43Bet And	2.0480	3300.0	79	8578	No
131	GOM_NL__2PRFIN20031021_084837_000000452021_00007_08578_0525.N1	21-OCT-2003 08:48:37	Bright	45.000	73	57Gam1And	2.2600	13100.	90	8578	No
132	GOM_NL__2PRFIN20031021_085108_000000402021_00007_08578_0526.N1	21-OCT-2003 08:51:08	Bright	39.500	68	18Alp Cas	2.2250	4500.0	79	8578	No
133	GOM_NL__2PRFIN20031021_085228_000000382021_00007_08578_0527.N1	21-OCT-2003 08:52:28	Bright	37.500	76	27Gam Cas	2.3000	30000.	75	8578	No
134	GOM_NL__2PRFIN20031021_085436_000000372021_00007_08578_0528.N1	21-OCT-2003 08:54:36	Bright	37.000	89	5Alp Cep	2.4510	8000.0	74	8578	No
135	GOM_NL__2PRFIN20031021_090018_000000352021_00007_08578_0529.N1	21-OCT-2003 09:00:18	Bright	34.500	49	1Alp UMi	1.9900	6300.0	69	8578	No
136	GOM_NL__2PRFIN20031021_090336_000000382021_00007_08578_0530.N1	21-OCT-2003 09:03:36	Bright	37.500	60	7Bet UMi	2.0810	3950.0	75	8578	No
137	GOM_NL__2PRFIN20031021_090834_000000392021_00007_08578_0531.N1	21-OCT-2003 09:08:34	Bright	38.500	36	50Alp UMa	1.8000	6300.0	77	8578	No
138	GOM_NL__2PRFIN20031021_091008_000000362021_00007_08578_0532.N1	21-OCT-2003 09:10:08	Bright	35.500	82	48Bet UMa	2.3650	10600.	71	8578	No
139	GOM_NL__2PRFIN20031021_091336_000000372021_00007_08578_0533.N1	21-OCT-2003 09:13:36	Bright	37.000	174	52Psi UMa	3.0040	4400.0	74	8578	No
140	GOM_NL__2PRFIN20031021_092203_000001302021_00007_08578_0534.N1	21-OCT-2003 09:22:03	Tw_i_and_stray	130.00	17	78Bet Gem	1.1610	4500.0	260	8578	No
141	GOM_NL__2PRFIN20031021_093204_000000632021_00007_08578_0535.N1	21-OCT-2003 09:32:04	Dark	63.000	48	30Alp Hya	1.9770	4100.0	126	8578	No
142	GOM_NL__2PRFIN20031021_094004_000000432021_00007_08578_0536.N1	21-OCT-2003 09:40:04	Dark	43.000	113	Mu Vel	2.6920	5000.0	86	8578	No
143	GOM_NL__2PRFIN20031021_094127_000000482021_00007_08578_0537.N1	21-OCT-2003 09:41:27	Dark	48.000	65	Lam Vel	2.2040	4400.0	96	8578	No
144	GOM_NL__2PRFIN20031021_094448_000000462021_00008_08579_0513.N1	21-OCT-2003 09:44:48	Dark	45.500	34	Gam2Vel	1.7930	23000.	91	8579	No
145	GOM_NL__2PRFIN20031021_112532_000000382021_00009_08580_9556.N1	21-OCT-2003 11:25:32	Dark	38.000	159	Ups Car	2.9200	7200.0	76	8580	No
146	GOM_NL__2PRFIN20031021_112706_000000392021_00009_08580_9557.N1	21-OCT-2003 11:27:06	Dark	39.000	29	Bet Car	1.6720	10200.	78	8580	No
147	GOM_NL__2PRFIN20031021_113511_000002202021_00009_08580_9558.N1	21-OCT-2003 11:35:11	Dark	220.00	1	9Alp CMa	-1.4400	11000.	440	8580	No
148	GOM_NL__2PRFIN20031021_113918_000002172021_00009_08580_9559.N1	21-OCT-2003 11:39:18	Straylight	217.00	47	2Bet CMa	1.9760	28000.	434	8580	No
149	GOM_NL__2PRFIN20031021_114431_000000402021_00009_08580_9560.N1	21-OCT-2003 11:44:31	Straylight	40.000	84	Alp Phe	2.3970	4500.0	80	8580	No
150	GOM_NL__2PRFIN20031021_114657_000002132021_00009_08580_9561.N1	21-OCT-2003 11:46:57	Tw_i_and_stray	213.00	101	11Alp Lep	2.5820	7000.0	426	8580	No
151	GOM_NL__2PRFIN20031021_115148_000000942021_00009_08580_9562.N1	21-OCT-2003 11:51:48	Tw_i_and_stray	93.500	165	34Gam Eri	2.9500	3200.0	187	8580	No
152	GOM_NL__2PRFIN20031021_120035_000000372021_00009_08580_9563.N1	21-OCT-2003 12:00:35	Bright	37.000	140	88Gam Peg	2.8340	26000.	74	8580	No
153	GOM_NL__2PRFIN20031021_120301_000000442021_00009_08580_9564.N1	21-OCT-2003 12:03:01	Bright	44.000	105	6Bet Ari	2.6450	8900.0	88	8580	No
154	GOM_NL__2PRFIN20031021_120456_000000382021_00009_08580_9565.N1	21-OCT-2003 12:04:56	Bright	37.500	93	53Bet Peg	2.5200	3100.0	75	8580	No
155	GOM_NL__2PRFIN20031021_120639_000000382021_00009_08580_9566.N1	21-OCT-2003 12:06:39	Bright	37.500	53	43Bet And	2.0480	3300.0	75	8580	No
156	GOM_NL__2PRFIN20031021_120948_000000452021_00009_08580_9567.N1	21-OCT-2003 12:09:48	Bright	44.500	73	57Gam1And	2.2600	13100.	89	8580	No
157	GOM_NL__2PRFIN20031021_121220_000000392021_00009_08580_9568.N1	21-OCT-2003 12:12:20	Bright	38.500	68	18Alp Cas	2.2250	4500.0	77	8580	No
158	GOM_NL__2PRFIN20031021_121339_000000382021_00009_08580_9569.N1	21-OCT-2003 12:13:39	Bright	38.000	76	27Gam Cas	2.3000	30000.	76	8580	No
159	GOM_NL__2PRFIN20031021_121549_000000372021_00009_08580_9570.N1	21-OCT-2003 12:15:49	Bright	37.000	89	5Alp Cep	2.4510	8000.0	74	8580	No
160	GOM_NL__2PRFIN20031021_122130_000000382021_00009_08580_9571.N1	21-OCT-2003 12:21:30	Bright	37.500	49	1Alp UMi	1.9900	6300.0	75	8580	No

161	GOM_NL__2PRFIN20031021_122449_000000392021_00009_08580_9572.N1	21-OCT-2003 12:24:49	Bright	38.500	60	7Bet UMi	2.0810	3950.0	77	8580	No
162	GOM_NL__2PRFIN20031021_122945_000000352021_00009_08580_9573.N1	21-OCT-2003 12:29:45	Bright	35.000	36	50Alp UMa	1.8000	6300.0	70	8580	No
163	GOM_NL__2PRFIN20031021_123120_000000372021_00009_08580_9574.N1	21-OCT-2003 12:31:20	Bright	37.000	82	48Bet UMa	2.3650	10600.	74	8580	No
164	GOM_NL__2PRFIN20031021_123448_000000392021_00009_08580_9575.N1	21-OCT-2003 12:34:48	Bright	39.000	174	52Psi UMa	3.0040	4400.0	78	8580	No
165	GOM_NL__2PRFIN20031021_124316_000001552021_00009_08580_9576.N1	21-OCT-2003 12:43:16	Tw_i_and_stray	155.00	17	78Bet Gem	1.1610	4500.0	310	8580	No
166	GOM_NL__2PRFIN20031021_125317_000000562021_00009_08580_9577.N1	21-OCT-2003 12:53:17	Dark	55.500	48	30Alp Hya	1.9770	4100.0	111	8580	No
167	GOM_NL__2PRFIN20031021_130116_000000422021_00009_08580_9578.N1	21-OCT-2003 13:01:16	Dark	42.000	113	Mu Vel	2.6920	5000.0	84	8580	No
168	GOM_NL__2PRFIN20031021_130240_000000532021_00009_08580_9579.N1	21-OCT-2003 13:02:40	Dark	52.500	65	Lam Vel	2.2040	4400.0	105	8580	No
169	GOM_NL__2PRFIN20031021_130609_000000382021_00010_08581_0514.N1	21-OCT-2003 13:06:09	Dark	37.500	159	Ups Car	2.9200	7200.0	75	8581	No
170	GOM_NL__2PRFIN20031021_130743_000000392021_00010_08581_0515.N1	21-OCT-2003 13:07:43	Dark	39.000	29	Bet Car	1.6720	10200.	78	8581	No
171	GOM_NL__2PRFIN20031021_131551_000002202021_00010_08581_0516.N1	21-OCT-2003 13:15:51	Dark	220.00	1	9Alp CMa	-1.4400	11000.	440	8581	No
172	GOM_NL__2PRFIN20031021_131958_000002172021_00010_08581_0517.N1	21-OCT-2003 13:19:58	Straylight	217.00	47	2Bet CMa	1.9760	28000.	434	8581	No
173	GOM_NL__2PRFIN20031021_132507_000000432021_00010_08581_0518.N1	21-OCT-2003 13:25:07	Straylight	43.000	84	Alp Phe	2.3970	4500.0	86	8581	No
174	GOM_NL__2PRFIN20031021_132734_000002132021_00010_08581_0519.N1	21-OCT-2003 13:27:34	Tw_i_and_stray	213.00	101	11Alp Lep	2.5820	7000.0	426	8581	No
175	GOM_NL__2PRFIN20031021_133224_000000872021_00010_08581_0520.N1	21-OCT-2003 13:32:24	Tw_i_and_stray	87.000	165	34Gam Eri	2.9500	3200.0	174	8581	No
176	GOM_NL__2PRFIN20031021_134112_000000362021_00010_08581_0521.N1	21-OCT-2003 13:41:12	Bright	36.000	140	88Gam Peg	2.8340	26000.	72	8581	No
177	GOM_NL__2PRFIN20031021_134337_000000442021_00010_08581_0522.N1	21-OCT-2003 13:43:37	Bright	43.500	105	6Bet Ari	2.6450	8900.0	87	8581	No
178	GOM_NL__2PRFIN20031021_134533_000000362021_00010_08581_0523.N1	21-OCT-2003 13:45:33	Bright	35.500	93	53Bet Peg	2.5200	3100.0	71	8581	No
179	GOM_NL__2PRFIN20031021_134716_000000412021_00010_08581_0524.N1	21-OCT-2003 13:47:16	Bright	40.500	53	43Bet And	2.0480	3300.0	81	8581	No
180	GOM_NL__2PRFIN20031021_135023_000000442021_00010_08581_0525.N1	21-OCT-2003 13:50:23	Bright	43.500	73	57Gam1And	2.2600	13100.	87	8581	No
181	GOM_NL__2PRFIN20031021_135255_000000392021_00010_08581_0526.N1	21-OCT-2003 13:52:55	Bright	39.000	68	18Alp Cas	2.2250	4500.0	78	8581	No
182	GOM_NL__2PRFIN20031021_135414_000000392021_00010_08581_0527.N1	21-OCT-2003 13:54:14	Bright	39.000	76	27Gam Cas	2.3000	30000.	78	8581	No
183	GOM_NL__2PRFIN20031021_135623_000000382021_00010_08581_0528.N1	21-OCT-2003 13:56:23	Bright	38.000	89	5Alp Cep	2.4510	8000.0	76	8581	No
184	GOM_NL__2PRFIN20031021_140205_000000372021_00010_08581_0529.N1	21-OCT-2003 14:02:05	Bright	36.500	49	1Alp UMi	1.9900	6300.0	73	8581	No
185	GOM_NL__2PRFIN20031021_140523_000000352021_00010_08581_0530.N1	21-OCT-2003 14:05:23	Bright	34.500	60	7Bet UMi	2.0810	3950.0	69	8581	No
186	GOM_NL__2PRFIN20031021_141021_000000392021_00010_08581_0531.N1	21-OCT-2003 14:10:21	Bright	39.000	36	50Alp UMa	1.8000	6300.0	78	8581	No
187	GOM_NL__2PRFIN20031021_141155_000000452021_00010_08581_0532.N1	21-OCT-2003 14:11:55	Bright	44.500	82	48Bet UMa	2.3650	10600.	89	8581	No
188	GOM_NL__2PRFIN20031021_141524_000000392021_00010_08581_0533.N1	21-OCT-2003 14:15:24	Bright	38.500	174	52Psi UMa	3.0040	4400.0	77	8581	No
189	GOM_NL__2PRFIN20031021_142353_000001472021_00010_08581_0534.N1	21-OCT-2003 14:23:53	Tw_i_and_stray	147.00	17	78Bet Gem	1.1610	4500.0	294	8581	No
190	GOM_NL__2PRFIN20031021_143353_000000612021_00010_08581_0535.N1	21-OCT-2003 14:33:53	Dark	61.000	48	30Alp Hya	1.9770	4100.0	122	8581	No
191	GOM_NL__2PRFIN20031021_144149_000000422021_00010_08581_0536.N1	21-OCT-2003 14:41:49	Dark	42.000	113	Mu Vel	2.6920	5000.0	84	8581	No
192	GOM_NL__2PRFIN20031021_144315_000000572021_00010_08581_0537.N1	21-OCT-2003 14:43:15	Dark	57.000	65	Lam Vel	2.2040	4400.0	114	8581	No
193	GOM_NL__2PRFIN20031021_144641_000000422021_00011_08582_0514.N1	21-OCT-2003 14:46:41	Dark	41.500	159	Ups Car	2.9200	7200.0	83	8582	No
194	GOM_NL__2PRFIN20031021_144816_000000432021_00011_08582_0515.N1	21-OCT-2003 14:48:16	Dark	43.000	29	Bet Car	1.6720	10200.	86	8582	No
195	GOM_NL__2PRFIN20031021_145631_000002202021_00011_08582_0516.N1	21-OCT-2003 14:56:31	Dark	220.00	1	9Alp CMa	-1.4400	11000.	440	8582	No
196	GOM_NL__2PRFIN20031021_150037_000002172021_00011_08582_0517.N1	21-OCT-2003 15:00:37	Straylight	217.00	47	2Bet CMa	1.9760	28000.	434	8582	No
197	GOM_NL__2PRFIN20031021_150542_000000452021_00011_08582_0518.N1	21-OCT-2003 15:05:42	Straylight	45.000	84	Alp Phe	2.3970	4500.0	90	8582	No
198	GOM_NL__2PRFIN20031021_150811_000002132021_00011_08582_0519.N1	21-OCT-2003 15:08:11	Tw_i_and_stray	213.00	101	11Alp Lep	2.5820	7000.0	426	8582	No
199	GOM_NL__2PRFIN20031021_151259_000000932021_00011_08582_0520.N1	21-OCT-2003 15:12:59	Tw_i_and_stray	93.000	165	34Gam Eri	2.9500	3200.0	186	8582	No
200	GOM_NL__2PRFIN20031021_152147_000000372021_00011_08582_0521.N1	21-OCT-2003 15:21:47	Bright	37.000	140	88Gam Peg	2.8340	26000.	74	8582	No
201	GOM_NL__2PRFIN20031021_152413_000000442021_00011_08582_0522.N1	21-OCT-2003 15:24:13	Bright	44.000	105	6Bet Ari	2.6450	8900.0	88	8582	No
202	GOM_NL__2PRFIN20031021_152608_000000402021_00011_08582_0523.N1	21-OCT-2003 15:26:08	Bright	39.500	93	53Bet Peg	2.5200	3100.0	79	8582	No
203	GOM_NL__2PRFIN20031021_152749_000000412021_00011_08582_0524.N1	21-OCT-2003 15:27:49	Bright	40.500	53	43Bet And	2.0480	3300.0	81	8582	No
204	GOM_NL__2PRFIN20031021_153058_000000452021_00011_08582_0525.N1	21-OCT-2003 15:30:58	Bright	44.500	73	57Gam1And	2.2600	13100.	89	8582	No
205	GOM_NL__2PRFIN20031021_153331_000000402021_00011_08582_0526.N1	21-OCT-2003 15:33:31	Bright	39.500	68	18Alp Cas	2.2250	4500.0	79	8582	No
206	GOM_NL__2PRFIN20031021_153450_000000392021_00011_08582_0527.N1	21-OCT-2003 15:34:50	Bright	39.000	76	27Gam Cas	2.3000	30000.	78	8582	No
207	GOM_NL__2PRFIN20031021_153700_000000362021_00011_08582_0528.N1	21-OCT-2003 15:37:00	Bright	35.500	89	5Alp Cep	2.4510	8000.0	71	8582	No
208	GOM_NL__2PRFIN20031021_154239_000000412021_00011_08582_0529.N1	21-OCT-2003 15:42:39	Bright	40.500	49	1Alp UMi	1.9900	6300.0	81	8582	No
209	GOM_NL__2PRFIN20031021_154600_000000392021_00011_08582_0530.N1	21-OCT-2003 15:46:00	Bright	38.500	60	7Bet UMi	2.0810	3950.0	77	8582	No
210	GOM_NL__2PRFIN20031021_155056_000000412021_00011_08582_0531.N1	21-OCT-2003 15:50:56	Bright	40.500	36	50Alp UMa	1.8000	6300.0	81	8582	No
211	GOM_NL__2PRFIN20031021_155231_000000392021_00011_08582_0532.N1	21-OCT-2003 15:52:31	Bright	38.500	82	48Bet UMa	2.3650	10600.	77	8582	No
212	GOM_NL__2PRFIN20031021_155600_000000362021_00011_08582_0533.N1	21-OCT-2003 15:56:00	Bright	35.500	174	52Psi UMa	3.0040	4400.0	71	8582	No
213	GOM_NL__2PRFIN20031021_160429_000001192021_00011_08582_0534.N1	21-OCT-2003 16:04:29	Tw_i_and_stray	118.50	17	78Bet Gem	1.1610	4500.0	237	8582	No
214	GOM_NL__2PRFIN20031021_161431_000000612021_00011_08582_0535.N1	21-OCT-2003 16:14:31	Dark	61.000	48	30Alp Hya	1.9770	4100.0	122	8582	No
215	GOM_NL__2PRFIN20031021_162227_000000432021_00011_08582_0536.N1	21-OCT-2003 16:22:27	Dark	42.500	113	Mu Vel	2.6920	5000.0	85	8582	No
216	GOM_NL__2PRFIN20031021_162350_000000572021_00011_08582_0537.N1	21-OCT-2003 16:23:50	Dark	57.000	65	Lam Vel	2.2040	4400.0	114	8582	No
217	GOM_NL__2PRFIN20031021_162719_000000412021_00012_08583_7161.N1	21-OCT-2003 16:27:19	Dark	41.000	159	Ups Car	2.9200	7200.0	82	8583	No
218	GOM_NL__2PRFIN20031021_162853_000000412021_00012_08583_7162.N1	21-OCT-2003 16:28:53	Dark	41.000	29	Bet Car	1.6720	10200.	82	8583	No
219	GOM_NL__2PRFIN20031021_163711_000002202021_00012_08583_7163.N1	21-OCT-2003 16:37:11	Dark	220.00	1	9Alp CMa	-1.4400	11000.	440	8583	No

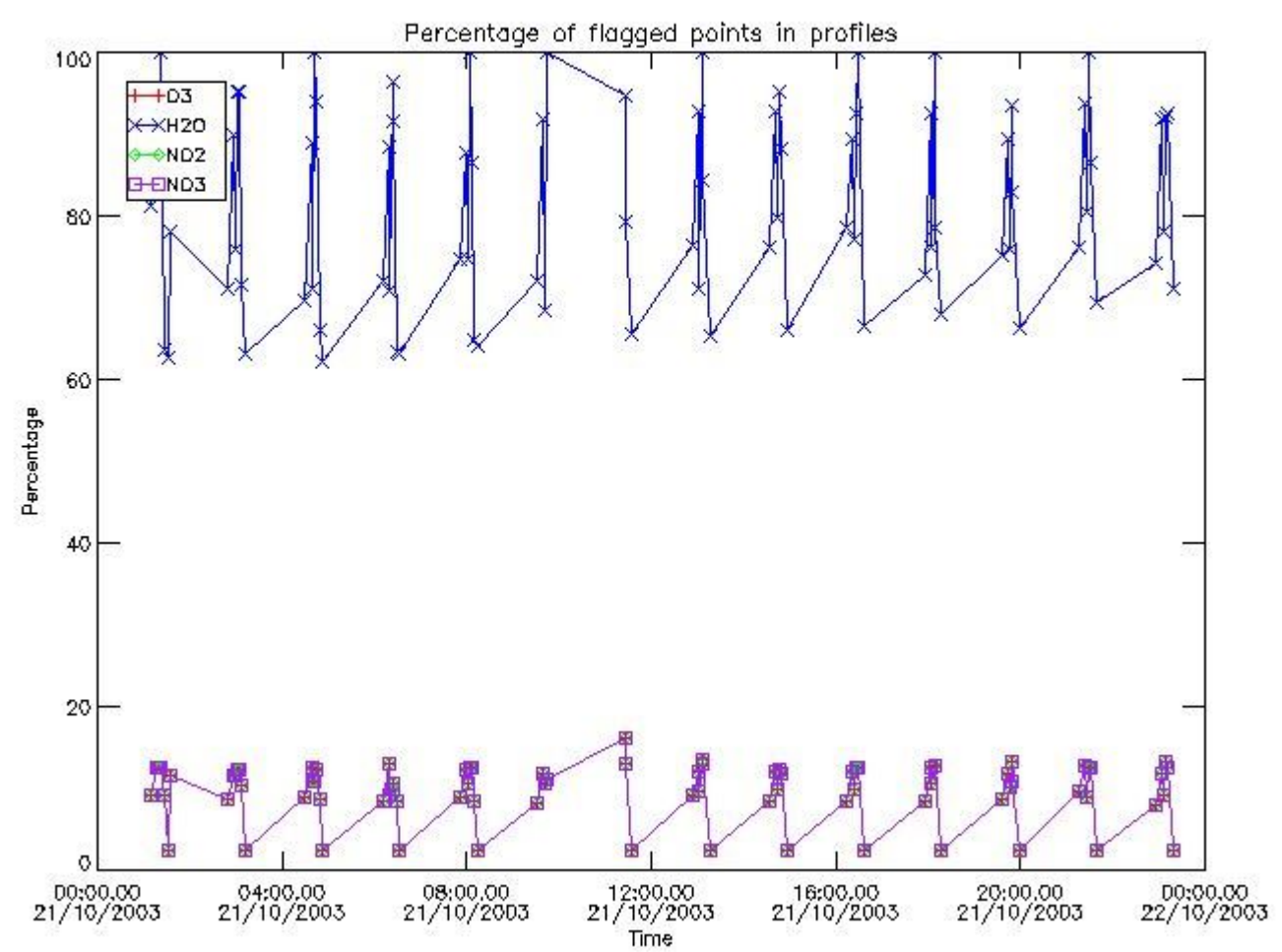
220	GOM_NL__2PRFIN20031021_164116_000002172021_00012_08583_7164.N1	21-OCT-2003 16:41:16	Straylight	217.00	47	2Bet CMa	1.9760	28000.	434	8583	No
221	GOM_NL__2PRFIN20031021_164618_00000442021_00012_08583_7165.N1	21-OCT-2003 16:46:18	Straylight	44.000	84	Alp Phe	2.3970	4500.0	88	8583	No
222	GOM_NL__2PRFIN20031021_164848_000002132021_00012_08583_7166.N1	21-OCT-2003 16:48:48	Tw_i_and_stray	213.00	101	11Alp Lep	2.5820	7000.0	426	8583	No
223	GOM_NL__2PRFIN20031021_165335_00000942021_00012_08583_7167.N1	21-OCT-2003 16:53:35	Tw_i_and_stray	94.000	165	34Gam Eri	2.9500	3200.0	188	8583	No
224	GOM_NL__2PRFIN20031021_170223_00000372021_00012_08583_7168.N1	21-OCT-2003 17:02:23	Bright	37.000	140	88Gam Peg	2.8340	26000.	74	8583	No
225	GOM_NL__2PRFIN20031021_170448_00000432021_00012_08583_7169.N1	21-OCT-2003 17:04:48	Bright	43.000	105	6Bet Ari	2.6450	8900.0	86	8583	No
226	GOM_NL__2PRFIN20031021_170644_00000402021_00012_08583_7170.N1	21-OCT-2003 17:06:44	Bright	39.500	93	53Bet Peg	2.5200	3100.0	79	8583	No
227	GOM_NL__2PRFIN20031021_170825_00000412021_00012_08583_7171.N1	21-OCT-2003 17:08:25	Bright	41.000	53	43Bet And	2.0480	3300.0	82	8583	No
228	GOM_NL__2PRFIN20031021_171134_00000452021_00012_08583_7172.N1	21-OCT-2003 17:11:34	Bright	45.000	73	57Gam1And	2.2600	13100.	90	8583	No
229	GOM_NL__2PRFIN20031021_171407_00000402021_00012_08583_7173.N1	21-OCT-2003 17:14:07	Bright	39.500	68	18Alp Cas	2.2250	4500.0	79	8583	No
230	GOM_NL__2PRFIN20031021_171526_00000392021_00012_08583_7174.N1	21-OCT-2003 17:15:26	Bright	39.000	76	27Gam Cas	2.3000	30000.	78	8583	No
231	GOM_NL__2PRFIN20031021_171737_00000382021_00012_08583_7175.N1	21-OCT-2003 17:17:37	Bright	38.000	89	5Alp Cep	2.4510	8000.0	76	8583	No
232	GOM_NL__2PRFIN20031021_172317_00000382021_00012_08583_7176.N1	21-OCT-2003 17:23:17	Bright	38.000	49	1Alp UMi	1.9900	6300.0	76	8583	No
233	GOM_NL__2PRFIN20031021_172636_00000392021_00012_08583_7177.N1	21-OCT-2003 17:26:36	Bright	38.500	60	7Bet UMi	2.0810	3950.0	77	8583	No
234	GOM_NL__2PRFIN20031021_173132_00000392021_00012_08583_7178.N1	21-OCT-2003 17:31:32	Bright	39.000	36	50Alp UMa	1.8000	6300.0	78	8583	No
235	GOM_NL__2PRFIN20031021_173307_00000362021_00012_08583_7179.N1	21-OCT-2003 17:33:07	Bright	35.500	82	48Bet UMa	2.3650	10600.	71	8583	No
236	GOM_NL__2PRFIN20031021_173636_00000392021_00012_08583_7180.N1	21-OCT-2003 17:36:36	Bright	38.500	174	52Psi UMa	3.0040	4400.0	77	8583	No
237	GOM_NL__2PRFIN20031021_174506_000001612021_00012_08583_7181.N1	21-OCT-2003 17:45:06	Tw_i_and_stray	161.00	17	78Bet Gem	1.1610	4500.0	322	8583	No
238	GOM_NL__2PRFIN20031021_175507_00000612021_00012_08583_7182.N1	21-OCT-2003 17:55:07	Dark	61.000	48	30Alp Hya	1.9770	4100.0	122	8583	No
239	GOM_NL__2PRFIN20031021_180303_00000412021_00012_08583_7183.N1	21-OCT-2003 18:03:03	Dark	40.500	113	Mu Vel	2.6920	5000.0	81	8583	No
240	GOM_NL__2PRFIN20031021_180428_00000492021_00012_08583_7184.N1	21-OCT-2003 18:04:28	Dark	48.500	65	Lam Vel	2.2040	4400.0	97	8583	No
241	GOM_NL__2PRFIN20031021_180756_00000402021_00013_08584_0515.N1	21-OCT-2003 18:07:56	Dark	40.000	159	Ups Car	2.9200	7200.0	80	8584	No
242	GOM_NL__2PRFIN20031021_180930_00000402021_00013_08584_0516.N1	21-OCT-2003 18:09:30	Dark	40.000	29	Bet Car	1.6720	10200.	80	8584	No
243	GOM_NL__2PRFIN20031021_181751_000002202021_00013_08584_0517.N1	21-OCT-2003 18:17:51	Dark	220.00	1	9Alp CMa	-1.4400	11000.	440	8584	No
244	GOM_NL__2PRFIN20031021_182156_000002172021_00013_08584_0518.N1	21-OCT-2003 18:21:56	Straylight	217.00	47	2Bet CMa	1.9760	28000.	434	8584	No
245	GOM_NL__2PRFIN20031021_182654_00000442021_00013_08584_0519.N1	21-OCT-2003 18:26:54	Straylight	43.500	84	Alp Phe	2.3970	4500.0	87	8584	No
246	GOM_NL__2PRFIN20031021_182925_000002132021_00013_08584_0520.N1	21-OCT-2003 18:29:25	Tw_i_and_stray	213.00	101	11Alp Lep	2.5820	7000.0	426	8584	No
247	GOM_NL__2PRFIN20031021_183411_00000922021_00013_08584_0521.N1	21-OCT-2003 18:34:11	Tw_i_and_stray	91.500	165	34Gam Eri	2.9500	3200.0	183	8584	No
248	GOM_NL__2PRFIN20031021_184259_00000372021_00013_08584_0522.N1	21-OCT-2003 18:42:59	Bright	37.000	140	88Gam Peg	2.8340	26000.	74	8584	No
249	GOM_NL__2PRFIN20031021_184524_00000442021_00013_08584_0523.N1	21-OCT-2003 18:45:24	Bright	43.500	105	6Bet Ari	2.6450	8900.0	87	8584	No
250	GOM_NL__2PRFIN20031021_184721_00000402021_00013_08584_0524.N1	21-OCT-2003 18:47:21	Bright	40.000	93	53Bet Peg	2.5200	3100.0	80	8584	No
251	GOM_NL__2PRFIN20031021_184901_00000432021_00013_08584_0525.N1	21-OCT-2003 18:49:01	Bright	42.500	53	43Bet And	2.0480	3300.0	85	8584	No
252	GOM_NL__2PRFIN20031021_185209_00000432021_00013_08584_0526.N1	21-OCT-2003 18:52:09	Bright	43.000	73	57Gam1And	2.2600	13100.	86	8584	No
253	GOM_NL__2PRFIN20031021_185443_00000392021_00013_08584_0527.N1	21-OCT-2003 18:54:43	Bright	38.500	68	18Alp Cas	2.2250	4500.0	77	8584	No
254	GOM_NL__2PRFIN20031021_185602_00000402021_00013_08584_0528.N1	21-OCT-2003 18:56:02	Bright	39.500	76	27Gam Cas	2.3000	30000.	79	8584	No
255	GOM_NL__2PRFIN20031021_185813_00000372021_00013_08584_0529.N1	21-OCT-2003 18:58:13	Bright	37.000	89	5Alp Cep	2.4510	8000.0	74	8584	No
256	GOM_NL__2PRFIN20031021_190353_00000382021_00013_08584_0530.N1	21-OCT-2003 19:03:53	Bright	38.000	49	1Alp UMi	1.9900	6300.0	76	8584	No
257	GOM_NL__2PRFIN20031021_190713_00000362021_00013_08584_0531.N1	21-OCT-2003 19:07:13	Bright	36.000	60	7Bet UMi	2.0810	3950.0	72	8584	No
258	GOM_NL__2PRFIN20031021_191209_00000392021_00013_08584_0532.N1	21-OCT-2003 19:12:09	Bright	39.000	36	50Alp UMa	1.8000	6300.0	78	8584	No
259	GOM_NL__2PRFIN20031021_191343_00000392021_00013_08584_0533.N1	21-OCT-2003 19:13:43	Bright	38.500	82	48Bet UMa	2.3650	10600.	77	8584	No
260	GOM_NL__2PRFIN20031021_191712_00000392021_00013_08584_0534.N1	21-OCT-2003 19:17:12	Bright	38.500	174	52Psi UMa	3.0040	4400.0	77	8584	No
261	GOM_NL__2PRFIN20031021_192543_000001352021_00013_08584_0535.N1	21-OCT-2003 19:25:43	Tw_i_and_stray	134.50	17	78Bet Gem	1.1610	4500.0	269	8584	No
262	GOM_NL__2PRFIN20031021_193544_00000592021_00013_08584_0536.N1	21-OCT-2003 19:35:44	Dark	59.000	48	30Alp Hya	1.9770	4100.0	118	8584	No
263	GOM_NL__2PRFIN20031021_194340_00000432021_00013_08584_0537.N1	21-OCT-2003 19:43:40	Dark	43.000	113	Mu Vel	2.6920	5000.0	86	8584	No
264	GOM_NL__2PRFIN20031021_194505_00000512021_00013_08584_0538.N1	21-OCT-2003 19:45:05	Dark	50.500	65	Lam Vel	2.2040	4400.0	101	8584	No
265	GOM_NL__2PRFIN20031021_194833_00000392021_00014_08585_0367.N1	21-OCT-2003 19:48:33	Dark	38.500	159	Ups Car	2.9200	7200.0	77	8585	No
266	GOM_NL__2PRFIN20031021_195007_00000472021_00014_08585_0368.N1	21-OCT-2003 19:50:07	Dark	47.000	29	Bet Car	1.6720	10200.	94	8585	No
267	GOM_NL__2PRFIN20031021_195831_000002202021_00014_08585_0369.N1	21-OCT-2003 19:58:31	Dark	220.00	1	9Alp CMa	-1.4400	11000.	440	8585	No
268	GOM_NL__2PRFIN20031021_200236_000002172021_00014_08585_0370.N1	21-OCT-2003 20:02:36	Straylight	217.00	47	2Bet CMa	1.9760	28000.	434	8585	No
269	GOM_NL__2PRFIN20031021_200731_00000392021_00014_08585_0371.N1	21-OCT-2003 20:07:31	Straylight	39.000	84	Alp Phe	2.3970	4500.0	78	8585	No
270	GOM_NL__2PRFIN20031021_201404_00000442021_00014_08585_0372.N1	21-OCT-2003 20:14:04	Straylight	44.000	52	16Bet Cet	2.0370	4500.0	88	8585	No
271	GOM_NL__2PRFIN20031021_202335_00000372021_00014_08585_0373.N1	21-OCT-2003 20:23:35	Bright	37.000	140	88Gam Peg	2.8340	26000.	74	8585	No
272	GOM_NL__2PRFIN20031021_202559_00000452021_00014_08585_0374.N1	21-OCT-2003 20:25:59	Bright	44.500	105	6Bet Ari	2.6450	8900.0	89	8585	No
273	GOM_NL__2PRFIN20031021_202757_00000382021_00014_08585_0375.N1	21-OCT-2003 20:27:57	Bright	38.000	93	53Bet Peg	2.5200	3100.0	76	8585	No
274	GOM_NL__2PRFIN20031021_202936_00000422021_00014_08585_0376.N1	21-OCT-2003 20:29:36	Bright	41.500	53	43Bet And	2.0480	3300.0	83	8585	No
275	GOM_NL__2PRFIN20031021_203244_00000422021_00014_08585_0377.N1	21-OCT-2003 20:32:44	Bright	42.000	73	57Gam1And	2.2600	13100.	84	8585	No
276	GOM_NL__2PRFIN20031021_203518_00000392021_00014_08585_0378.N1	21-OCT-2003 20:35:18	Bright	39.000	68	18Alp Cas	2.2250	4500.0	78	8585	No
277	GOM_NL__2PRFIN20031021_203637_00000402021_00014_08585_0379.N1	21-OCT-2003 20:36:37	Bright	39.500	76	27Gam Cas	2.3000	30000.	79	8585	No
278	GOM_NL__2PRFIN20031021_203849_00000372021_00014_08585_0380.N1	21-OCT-2003 20:38:49	Bright	37.000	89	5Alp Cep	2.4510	8000.0	74	8585	No

279	GOM_NL__2PRFIN20031021_204429_000000382021_00014_08585_0381.N1	21-OCT-2003 20:44:29	Bright	37.500	49	1Alp UMi	1.9900	6300.0	75	8585	No
280	GOM_NL__2PRFIN20031021_204749_000000382021_00014_08585_0382.N1	21-OCT-2003 20:47:49	Bright	37.500	60	7Bet UMi	2.0810	3950.0	75	8585	No
281	GOM_NL__2PRFIN20031021_205244_000000402021_00014_08585_0383.N1	21-OCT-2003 20:52:44	Bright	40.000	36	50Alp UMa	1.8000	6300.0	80	8585	No
282	GOM_NL__2PRFIN20031021_205419_000000382021_00014_08585_0384.N1	21-OCT-2003 20:54:19	Bright	37.500	82	48Bet UMa	2.3650	10600.	75	8585	No
283	GOM_NL__2PRFIN20031021_205747_000000392021_00014_08585_0385.N1	21-OCT-2003 20:57:47	Bright	38.500	174	52Psi UMa	3.0040	4400.0	77	8585	No
284	GOM_NL__2PRFIN20031021_210620_000001192021_00014_08585_0386.N1	21-OCT-2003 21:06:20	Tw_i_and_stray	119.00	17	78Bet Gem	1.1610	4500.0	238	8585	No
285	GOM_NL__2PRFIN20031021_211621_000000532021_00014_08585_0387.N1	21-OCT-2003 21:16:21	Dark	53.000	48	30Alp Hya	1.9770	4100.0	106	8585	No
286	GOM_NL__2PRFIN20031021_212416_000000402021_00014_08585_0388.N1	21-OCT-2003 21:24:16	Dark	40.000	113	Mu Vel	2.6920	5000.0	80	8585	No
287	GOM_NL__2PRFIN20031021_212542_000000572021_00014_08585_0389.N1	21-OCT-2003 21:25:42	Dark	57.000	65	Lam Vel	2.2040	4400.0	114	8585	No
288	GOM_NL__2PRFIN20031021_212908_000000412021_00015_08586_0368.N1	21-OCT-2003 21:29:08	Dark	41.000	159	Ups Car	2.9200	7200.0	82	8586	No
289	GOM_NL__2PRFIN20031021_213043_000000412021_00015_08586_0369.N1	21-OCT-2003 21:30:43	Dark	41.000	29	Bet Car	1.6720	10200.	82	8586	No
290	GOM_NL__2PRFIN20031021_213911_000002202021_00015_08586_0370.N1	21-OCT-2003 21:39:11	Dark	220.00	1	9Alp CMa	-1.4400	11000.	440	8586	No
291	GOM_NL__2PRFIN20031021_214315_000002172021_00015_08586_0371.N1	21-OCT-2003 21:43:15	Straylight	216.50	47	2Bet CMa	1.9760	28000.	433	8586	No
292	GOM_NL__2PRFIN20031021_214807_000000452021_00015_08586_0372.N1	21-OCT-2003 21:48:07	Straylight	45.000	84	Alp Phe	2.3970	4500.0	90	8586	No
293	GOM_NL__2PRFIN20031021_215440_000000442021_00015_08586_0373.N1	21-OCT-2003 21:54:40	Straylight	44.000	52	16Bet Cet	2.0370	4500.0	88	8586	No
294	GOM_NL__2PRFIN20031021_220411_000000362021_00015_08586_0374.N1	21-OCT-2003 22:04:11	Bright	35.500	140	88Gam Peg	2.8340	26000.	71	8586	No
295	GOM_NL__2PRFIN20031021_220634_000000442021_00015_08586_0375.N1	21-OCT-2003 22:06:34	Bright	44.000	105	6Bet Ari	2.6450	8900.0	88	8586	No
296	GOM_NL__2PRFIN20031021_220833_000000402021_00015_08586_0376.N1	21-OCT-2003 22:08:33	Bright	39.500	93	53Bet Peg	2.5200	3100.0	79	8586	No
297	GOM_NL__2PRFIN20031021_221012_000000412021_00015_08586_0377.N1	21-OCT-2003 22:10:12	Bright	40.500	53	43Bet And	2.0480	3300.0	81	8586	No
298	GOM_NL__2PRFIN20031021_221319_000000442021_00015_08586_0378.N1	21-OCT-2003 22:13:19	Bright	44.000	73	57Gam1And	2.2600	13100.	88	8586	No
299	GOM_NL__2PRFIN20031021_221554_000000372021_00015_08586_0379.N1	21-OCT-2003 22:15:54	Bright	36.500	68	18Alp Cas	2.2250	4500.0	73	8586	No
300	GOM_NL__2PRFIN20031021_221713_000000382021_00015_08586_0380.N1	21-OCT-2003 22:17:13	Bright	38.000	76	27Gam Cas	2.3000	30000.	76	8586	No
301	GOM_NL__2PRFIN20031021_221926_000000382021_00015_08586_0381.N1	21-OCT-2003 22:19:26	Bright	38.000	89	5Alp Cep	2.4510	8000.0	76	8586	No
302	GOM_NL__2PRFIN20031021_222505_000000382021_00015_08586_0382.N1	21-OCT-2003 22:25:05	Bright	38.000	49	1Alp UMi	1.9900	6300.0	76	8586	No
303	GOM_NL__2PRFIN20031021_222825_000000372021_00015_08586_0383.N1	21-OCT-2003 22:28:25	Bright	37.000	60	7Bet UMi	2.0810	3950.0	74	8586	No
304	GOM_NL__2PRFIN20031021_223320_000000402021_00015_08586_0384.N1	21-OCT-2003 22:33:20	Bright	40.000	36	50Alp UMa	1.8000	6300.0	80	8586	No
305	GOM_NL__2PRFIN20031021_223455_000000382021_00015_08586_0385.N1	21-OCT-2003 22:34:55	Bright	38.000	82	48Bet UMa	2.3650	10600.	76	8586	No
306	GOM_NL__2PRFIN20031021_223823_000000392021_00015_08586_0386.N1	21-OCT-2003 22:38:23	Bright	39.000	174	52Psi UMa	3.0040	4400.0	78	8586	No
307	GOM_NL__2PRFIN20031021_224657_000001352021_00015_08586_0387.N1	21-OCT-2003 22:46:57	Tw_i_and_stray	135.00	17	78Bet Gem	1.1610	4500.0	270	8586	No
308	GOM_NL__2PRFIN20031021_225657_000000652021_00015_08586_0388.N1	21-OCT-2003 22:56:57	Dark	64.500	48	30Alp Hya	1.9770	4100.0	129	8586	No
309	GOM_NL__2PRFIN20031021_230453_000000432021_00015_08586_0389.N1	21-OCT-2003 23:04:53	Dark	43.000	113	Mu Vel	2.6920	5000.0	86	8586	No
310	GOM_NL__2PRFIN20031021_230619_000000552021_00015_08586_0390.N1	21-OCT-2003 23:06:19	Dark	55.000	65	Lam Vel	2.2040	4400.0	110	8586	No
311	GOM_NL__2PRFIN20031021_230945_000000392021_00016_08587_0369.N1	21-OCT-2003 23:09:45	Dark	38.500	159	Ups Car	2.9200	7200.0	77	8587	No
312	GOM_NL__2PRFIN20031021_231119_000000412021_00016_08587_0370.N1	21-OCT-2003 23:11:19	Dark	40.500	29	Bet Car	1.6720	10200.	81	8587	No
313	GOM_NL__2PRFIN20031021_231951_000002202021_00016_08587_0371.N1	21-OCT-2003 23:19:51	Dark	220.00	1	9Alp CMa	-1.4400	11000.	440	8587	No
314	GOM_NL__2PRFIN20031021_232354_000002172021_00016_08587_0372.N1	21-OCT-2003 23:23:54	Straylight	217.00	47	2Bet CMa	1.9760	28000.	434	8587	No
315	GOM_NL__2PRFIN20031021_232843_000000432021_00016_08587_0373.N1	21-OCT-2003 23:28:43	Straylight	43.000	84	Alp Phe	2.3970	4500.0	86	8587	No
316	GOM_NL__2PRFIN20031021_233516_000000422021_00016_08587_0374.N1	21-OCT-2003 23:35:16	Straylight	41.500	52	16Bet Cet	2.0370	4500.0	83	8587	No
317	GOM_NL__2PRFIN20031021_234447_000000362021_00016_08587_0375.N1	21-OCT-2003 23:44:47	Bright	36.000	140	88Gam Peg	2.8340	26000.	72	8587	No
318	GOM_NL__2PRFIN20031021_234710_000000442021_00016_08587_0376.N1	21-OCT-2003 23:47:10	Bright	44.000	105	6Bet Ari	2.6450	8900.0	88	8587	No
319	GOM_NL__2PRFIN20031021_234909_000000402021_00016_08587_0377.N1	21-OCT-2003 23:49:09	Bright	39.500	93	53Bet Peg	2.5200	3100.0	79	8587	No
320	GOM_NL__2PRFIN20031021_235049_000000402021_00016_08587_0378.N1	21-OCT-2003 23:50:49	Bright	40.000	53	43Bet And	2.0480	3300.0	80	8587	No
321	GOM_NL__2PRFIN20031021_235356_000000412021_00016_08587_0379.N1	21-OCT-2003 23:53:56	Bright	41.000	73	57Gam1And	2.2600	13100.	82	8587	No
322	GOM_NL__2PRFIN20031021_235630_000000402021_00016_08587_0380.N1	21-OCT-2003 23:56:30	Bright	39.500	68	18Alp Cas	2.2250	4500.0	79	8587	No
323	GOM_NL__2PRFIN20031021_235749_000000382021_00016_08587_0381.N1	21-OCT-2003 23:57:49	Bright	37.500	76	27Gam Cas	2.3000	30000.	75	8587	No

3. Quality information per product

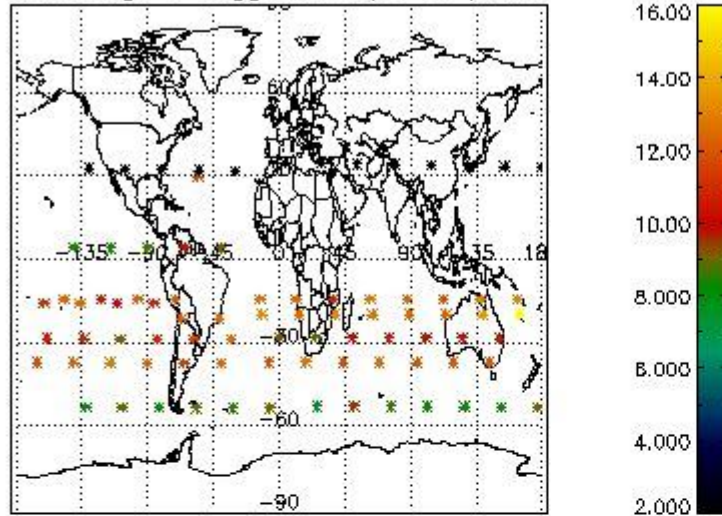
In this section it is plotted some information contained in the Quality Summary data set of the level 2 products. Only products in dark limb conditions and without errors (error flag in the MPH set to "0") are used.

3.1 Plot quality information per product (time dependant)

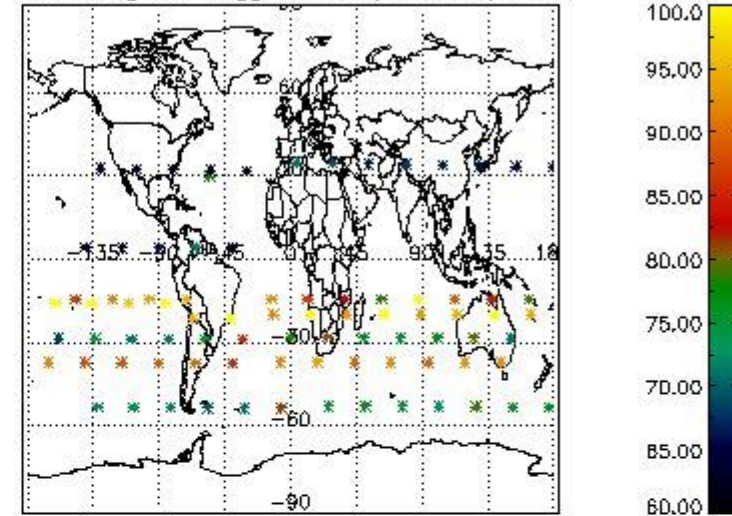


3.2 Plot quality information per product (world map)

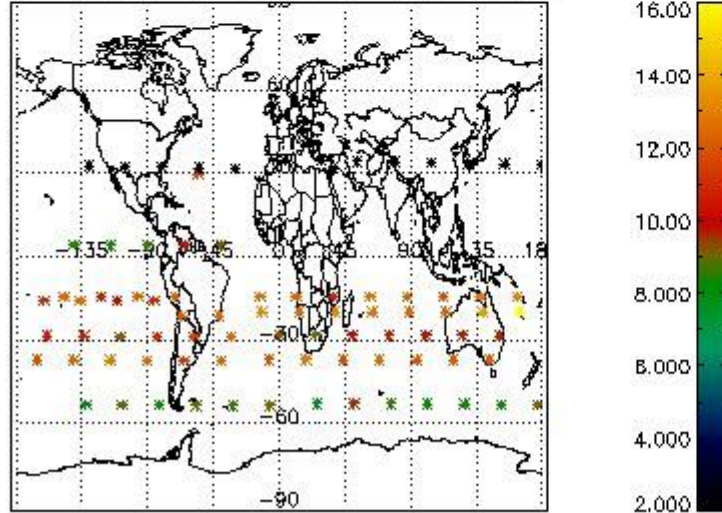
Percentage of flagged data per O3 profile



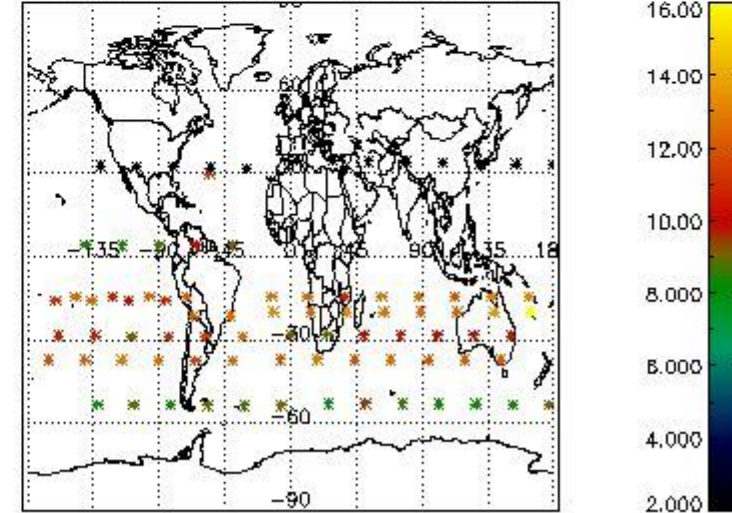
Percentage of flagged data per H2O profile



Percentage of flagged data per NO2 profile



Percentage of flagged data per NO3 profile

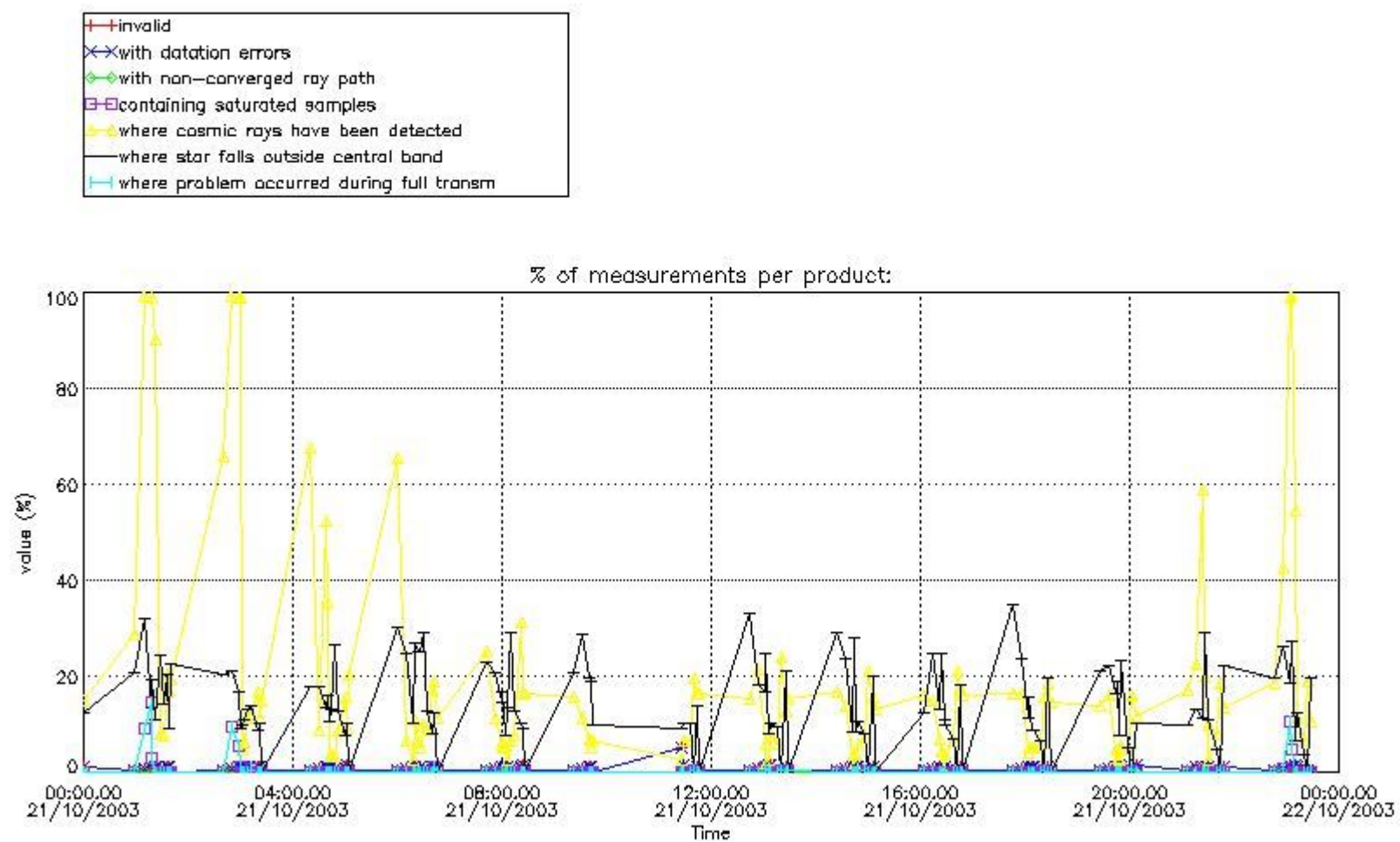


4. Level 1 quality information per product

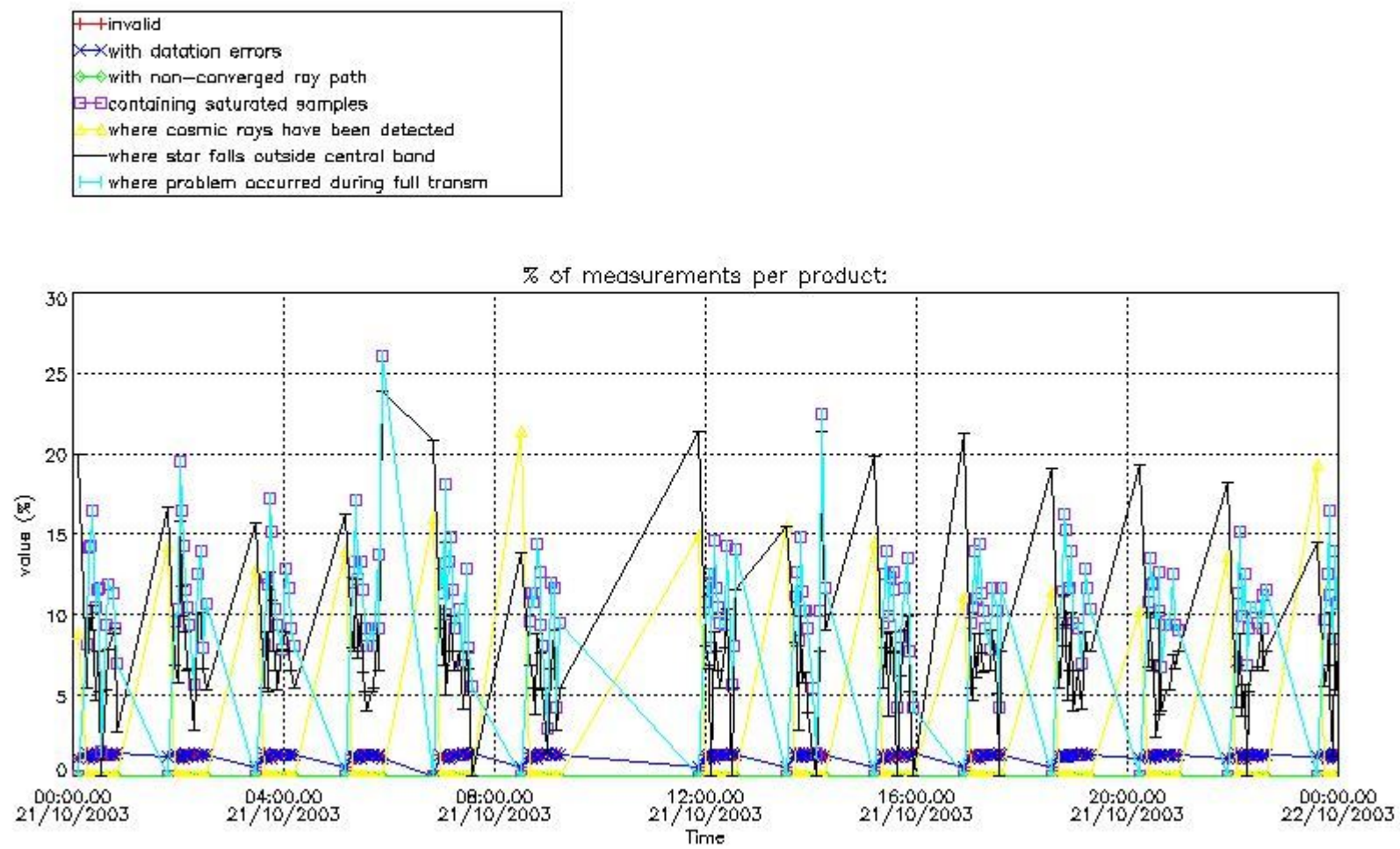
In this section it is plotted some information contained in the Quality Summary data set of the level 2 products that comes from the level 1b processing. Products without errors (error flag in the MPH set to "0") are used.

4.1 Plot quality information per product (time dependant) coming from level 1b processing

4.1.1 Plot level 1 quality information per product (time dependant): ENVISAT ASCENDING passes



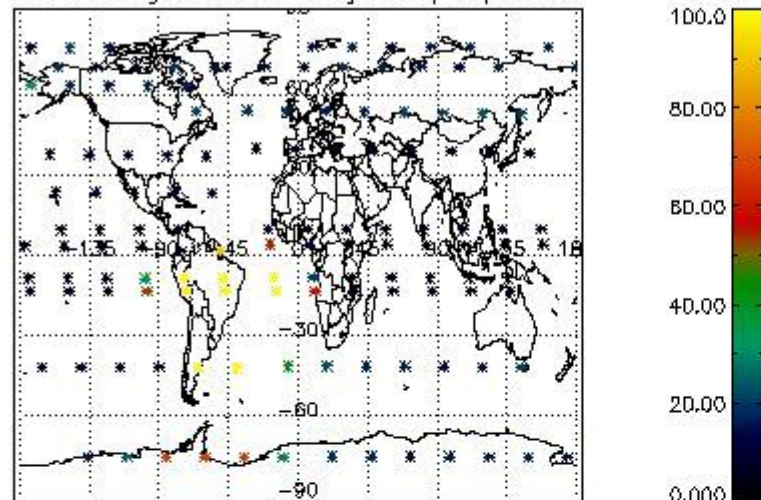
4.1.2 Plot level 1 quality information per product (time dependant): ENVI SAT DESCENDING passes



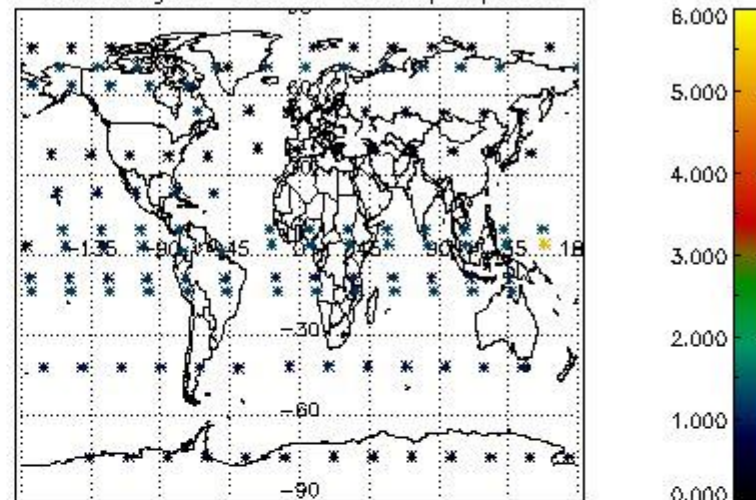
4.2 Plot quality information per product coming from level 1b processing (world map)

4.2.1 Plot level 1 quality information per product (world map): ENVISAT ASCENDING passes

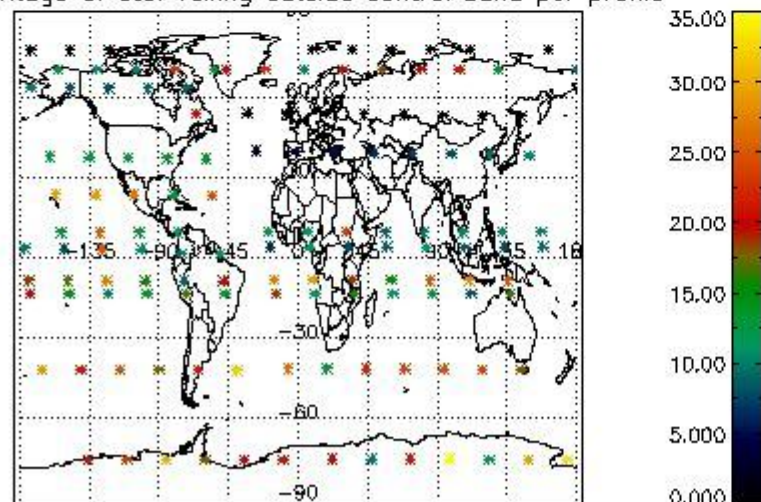
Percentage of cosmic ray hits per profile



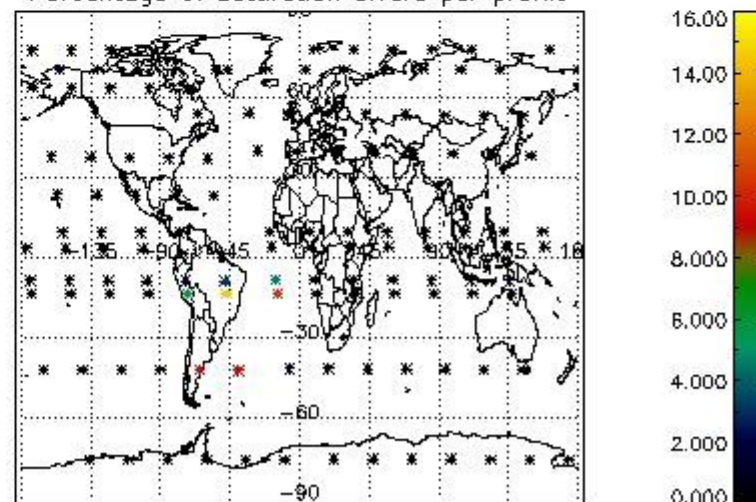
Percentage of datation errors per profile



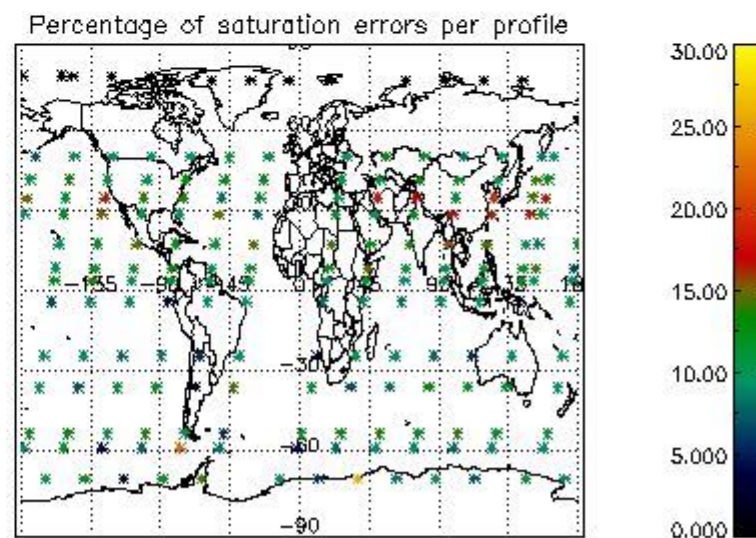
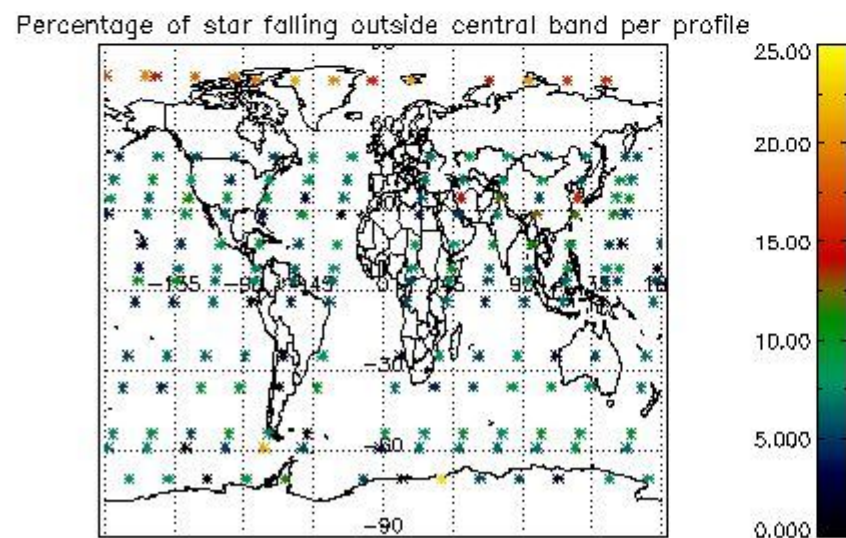
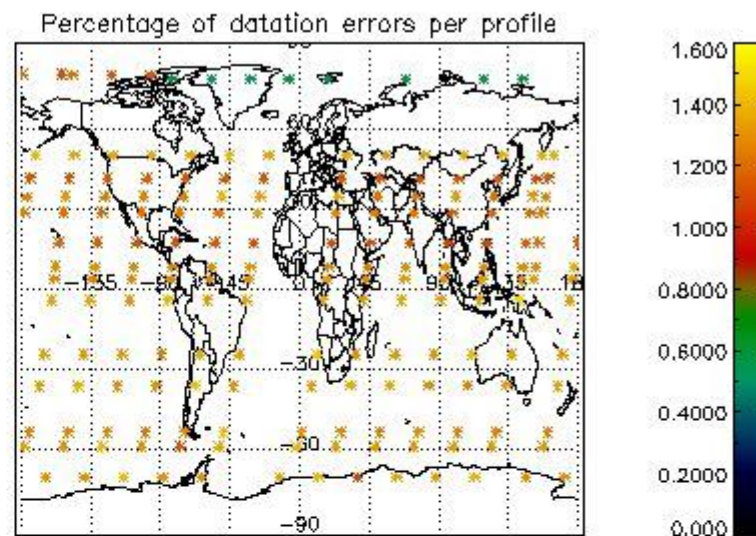
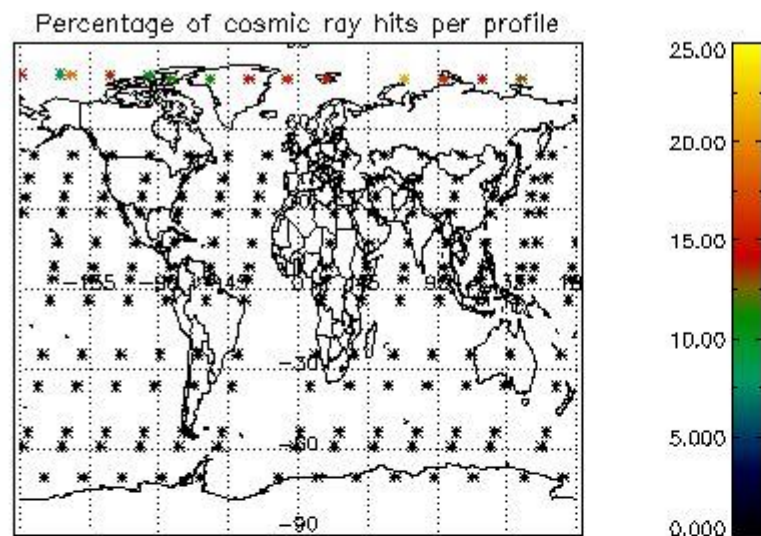
Percentage of star falling outside central band per profile



Percentage of saturation errors per profile



4.2.2 Plot level 1 quality information per product (world map): ENVISAT DESCENDING passes



5. Trace gas profiles

5.1 Ozone statistics based on quality of products

The final quality of the products can be "measured" using the STD (Standard Deviation) attached to every point profile. This information is written to the parameter GOM_NL__2P/NL_LOCAL_SPECIES_DENSITY/o3_std of the level 2 products. The table below shows the statistics for given STD ranges.

The statistics are given with respect to the overall valid production:

- Products without fatal errors: GOM_NL__2P/MPH/PRODUCT_ERR=0
- Valid point profile: GOM_NL__2P/NL_LOCAL_SPECIES_DENSITY/pcd(0)=0

The 'Criteria' is applied to valid points of dark limb products:

- Products in dark limb illumination condition: GOM_NL__2P/NL_SUMMARY_QUALITY/obs_ill_cond=0
- Products without fatal errors: GOM_NL__2P/MPH/PRODUCT_ERR=0
- Valid point profile: GOM_NL__2P/NL_LOCAL_SPECIES_DENSITY/pcd(0)=0

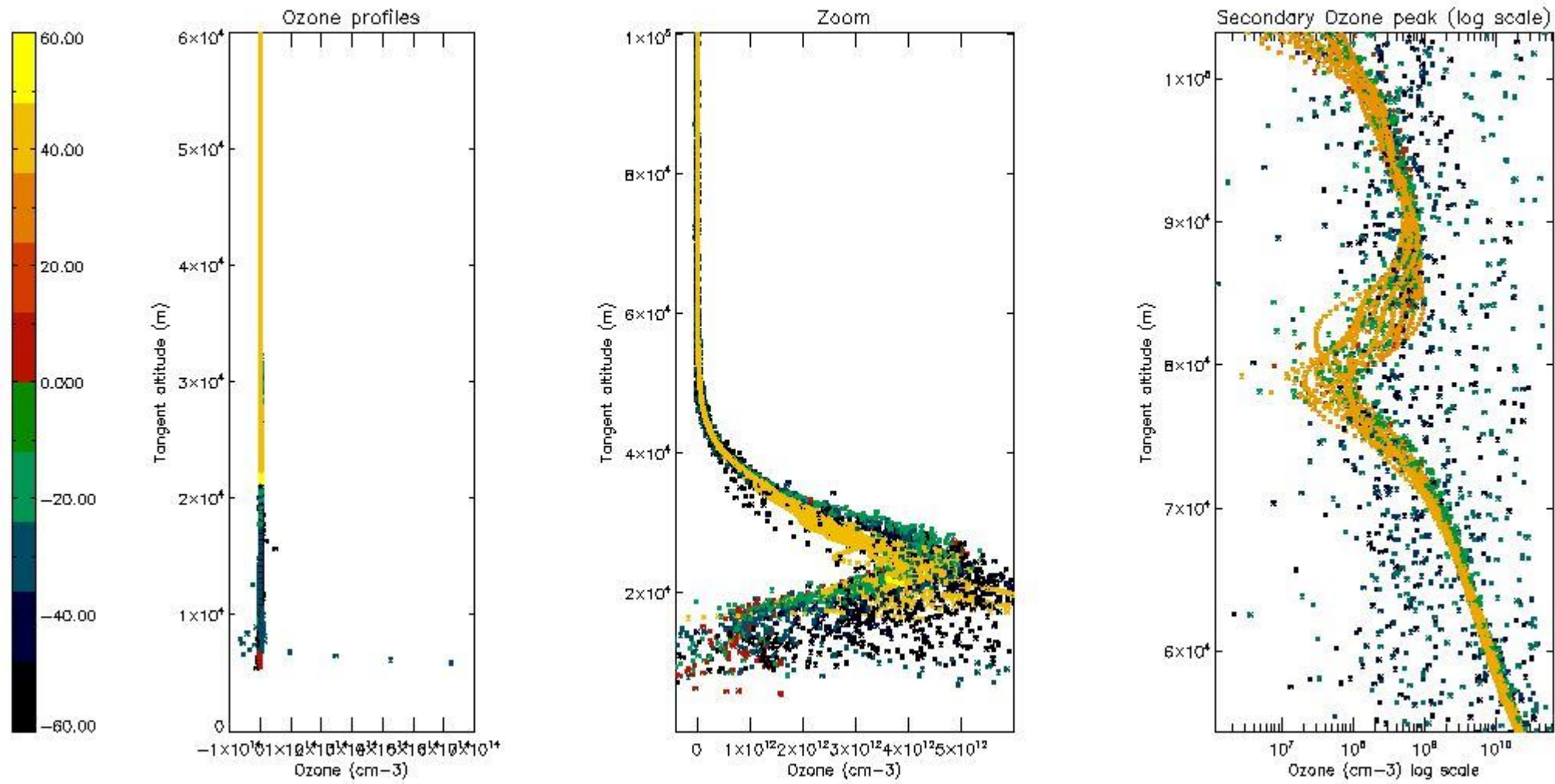
So, the table below shows the percentage of dark limb and valid observations for each criteria with respect to the overall valid daily observations.

Criteria	% of total production
All STD	32
STD < 20	20

STD < 10	17
STD < 5	14

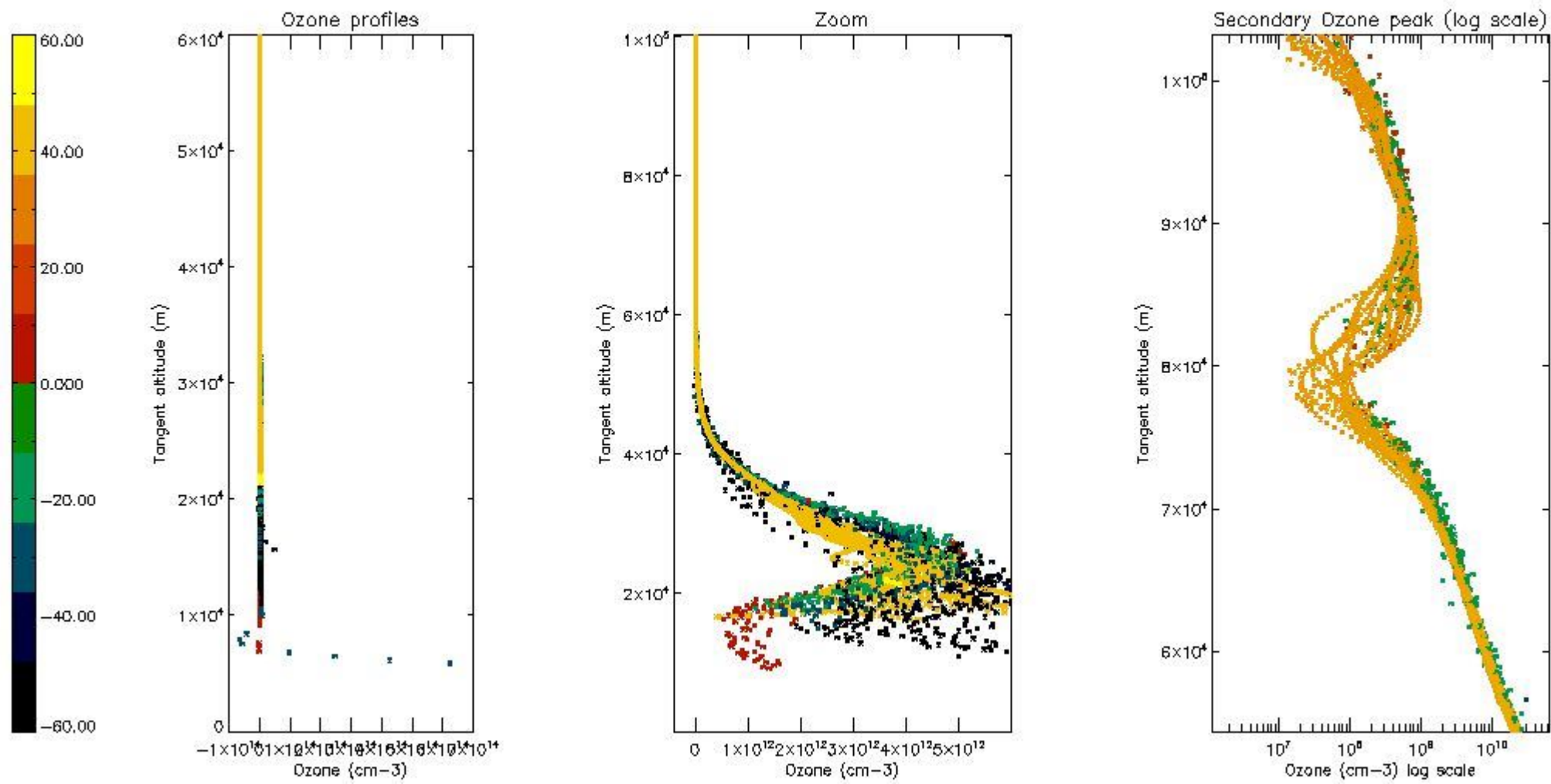
5.2 Plot ozone profiles for all STD (dark without errors)

The colorbar represents the latitude.



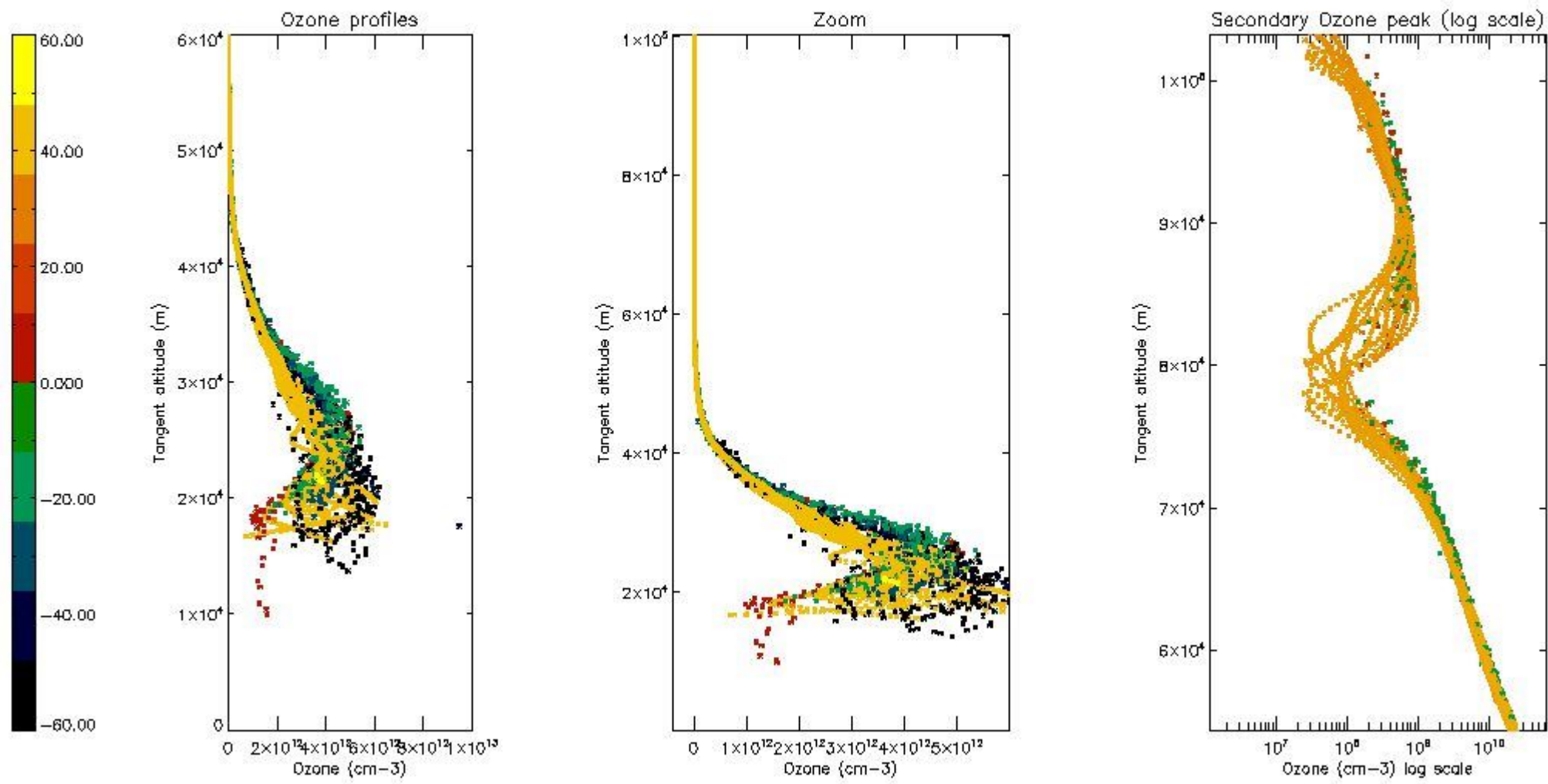
5.3 Plot ozone profiles where STD < 20% (dark without errors)

The colorbar represents the latitude.



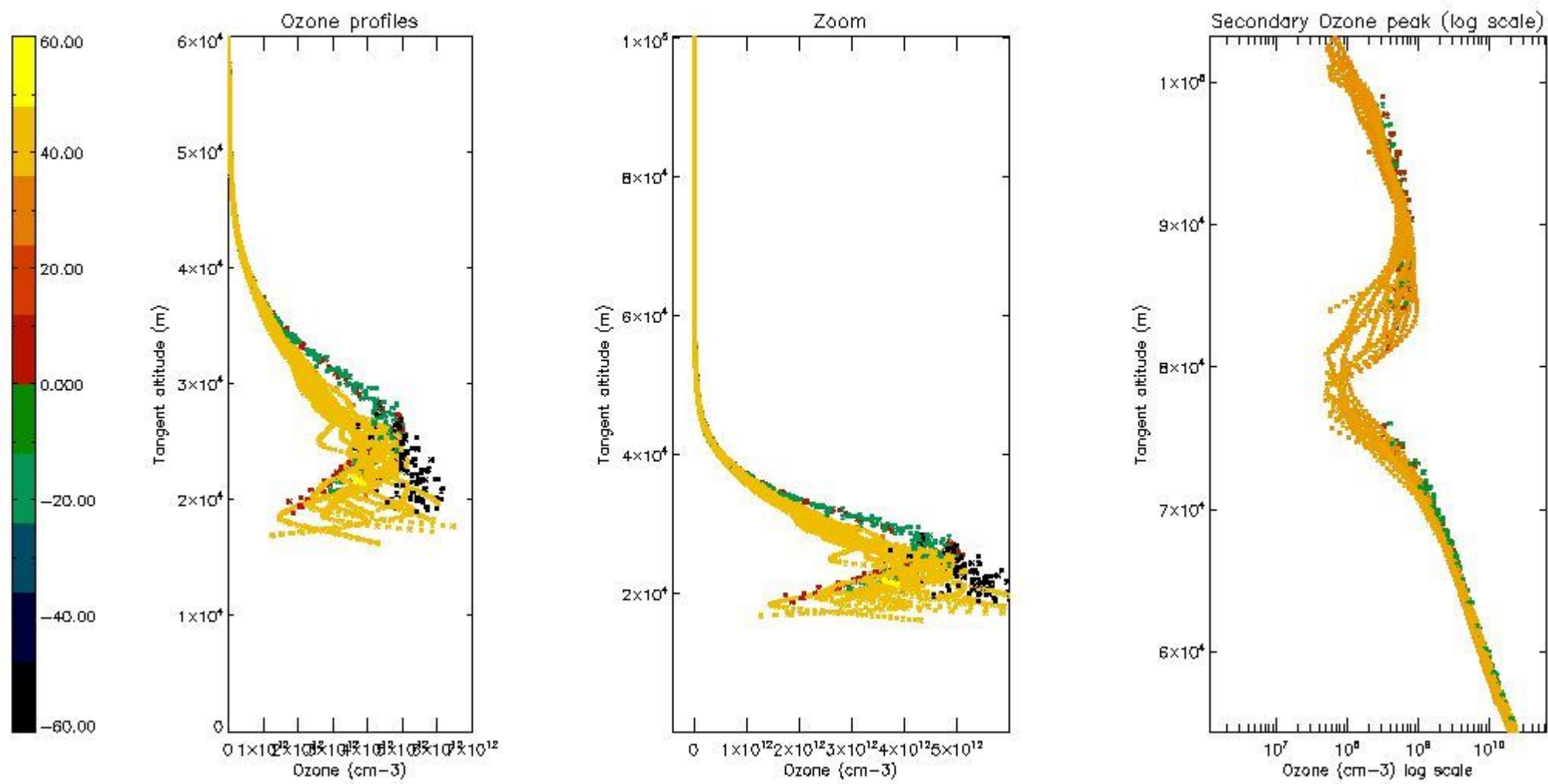
5.4 Plot ozone profiles where $STD < 10\%$ (dark without errors)

The colorbar represents the latitude.



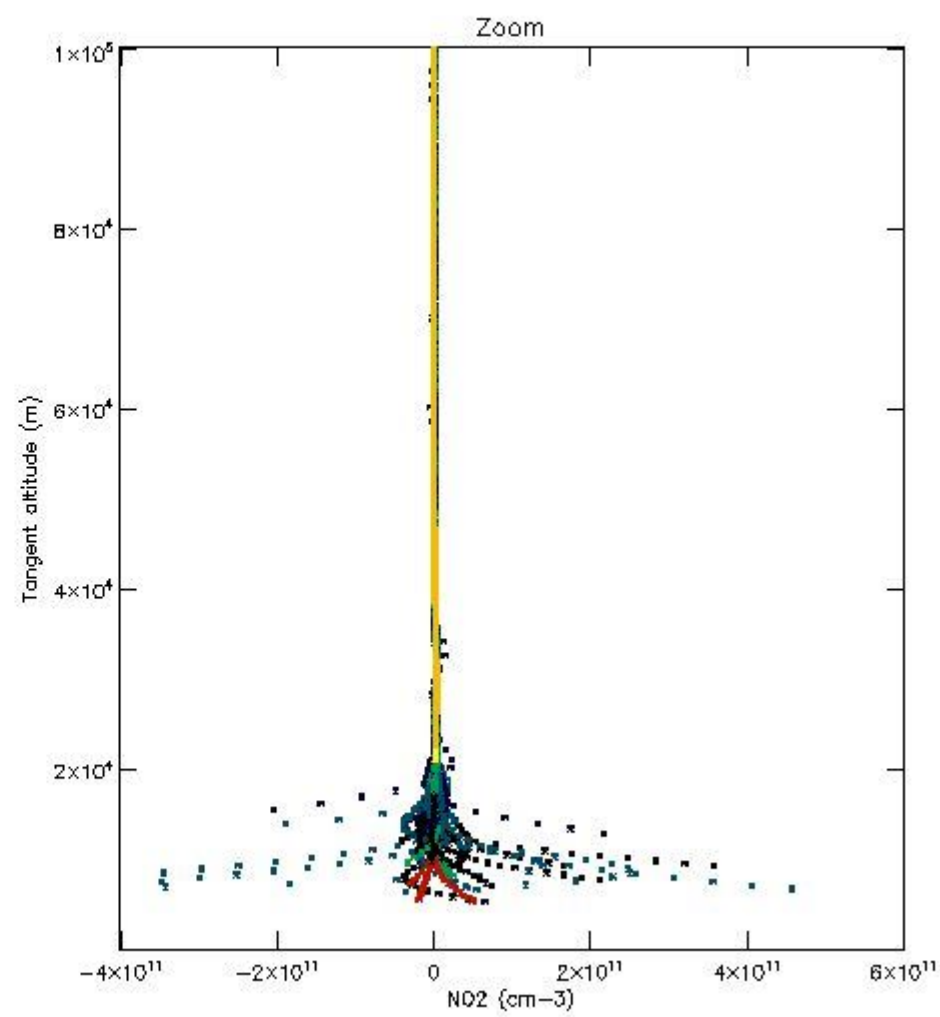
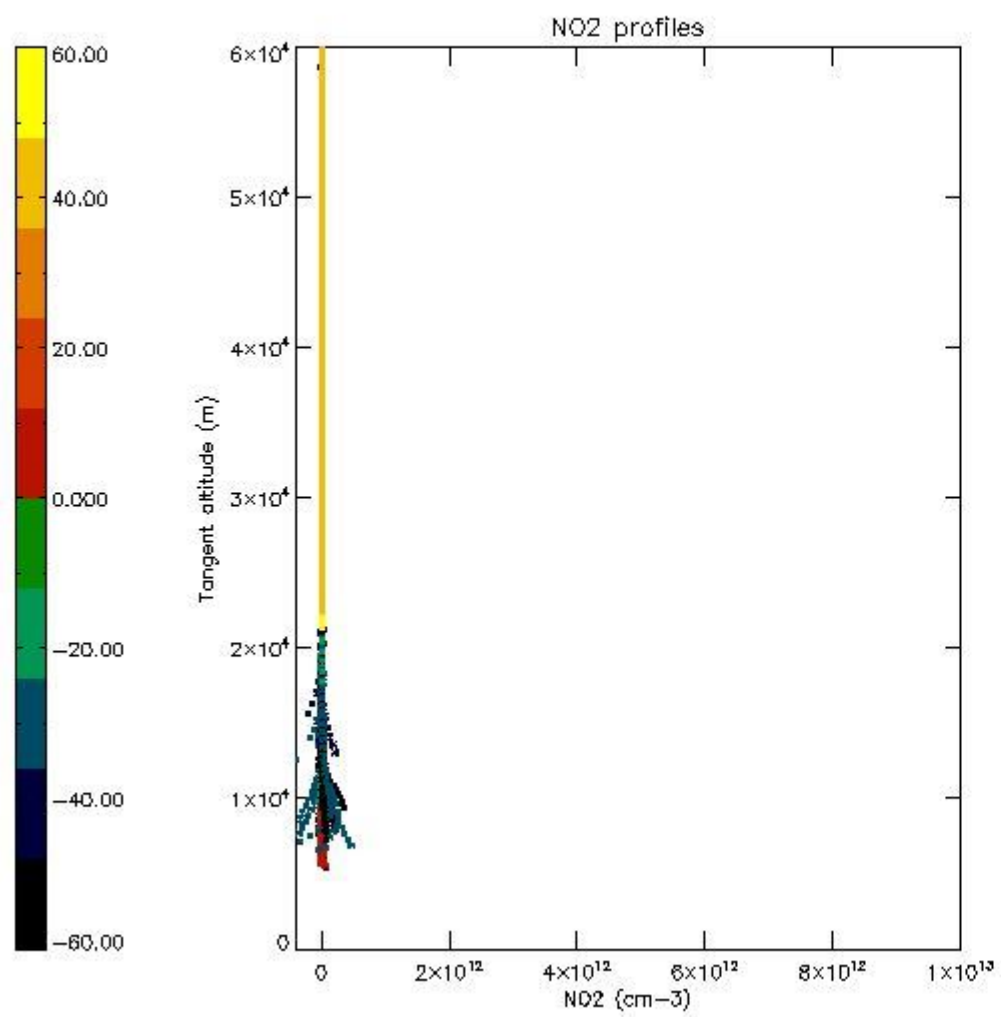
5.5 Plot ozone profiles where STD < 5% (dark without errors)

The colorbar represents the latitude.



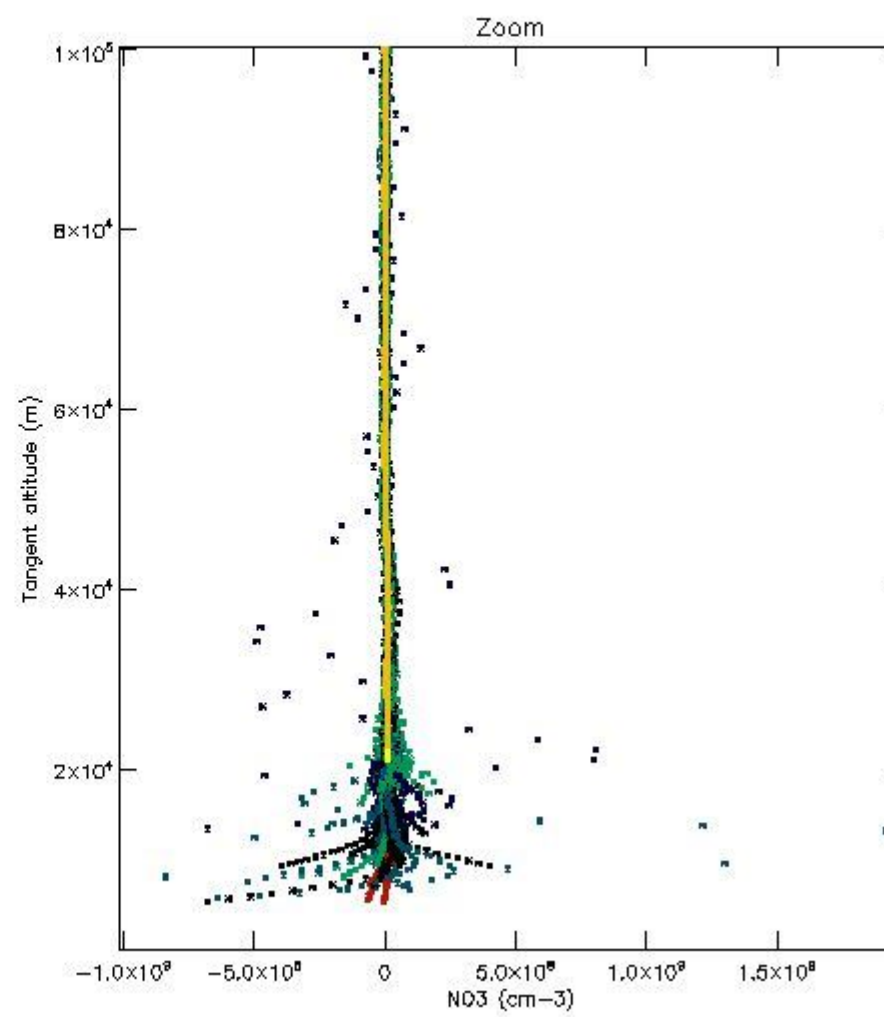
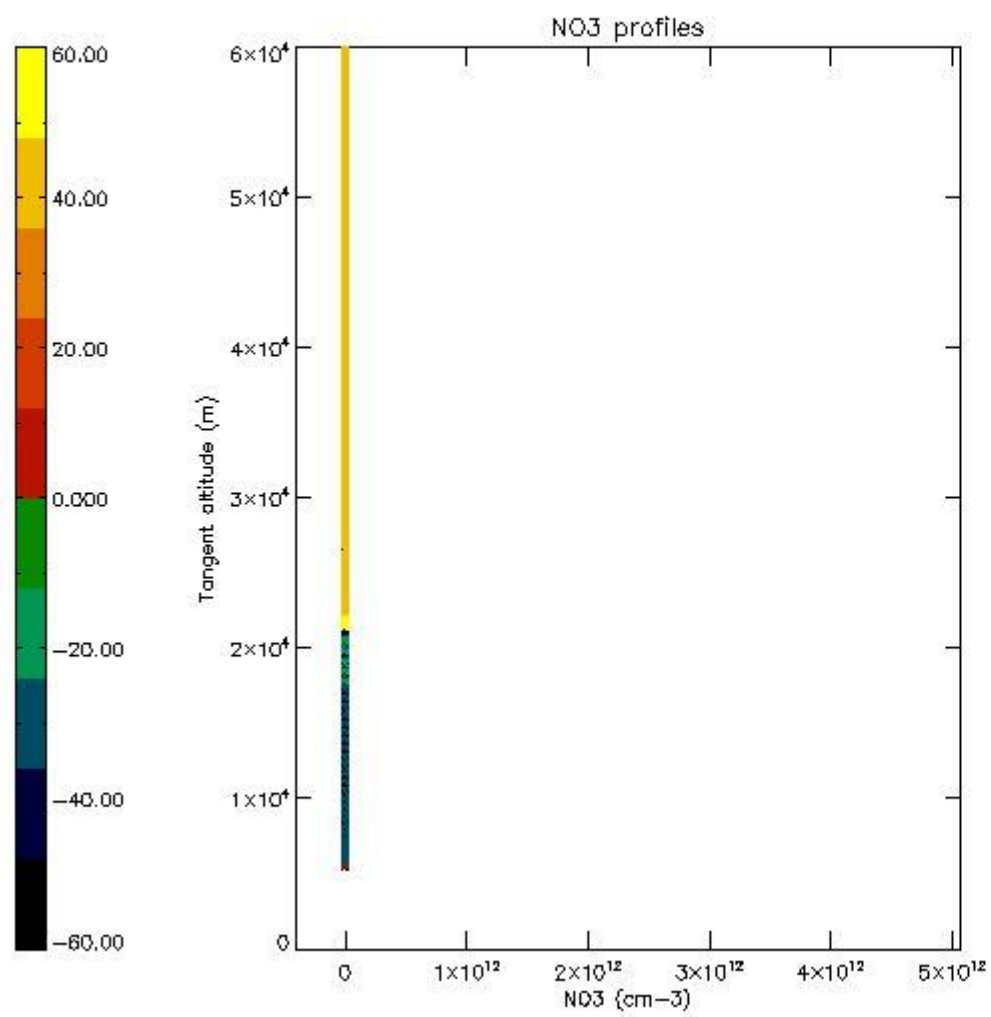
5.6 Plot NO₂ profiles for all STD (dark without errors)

The colorbar represents the latitude.



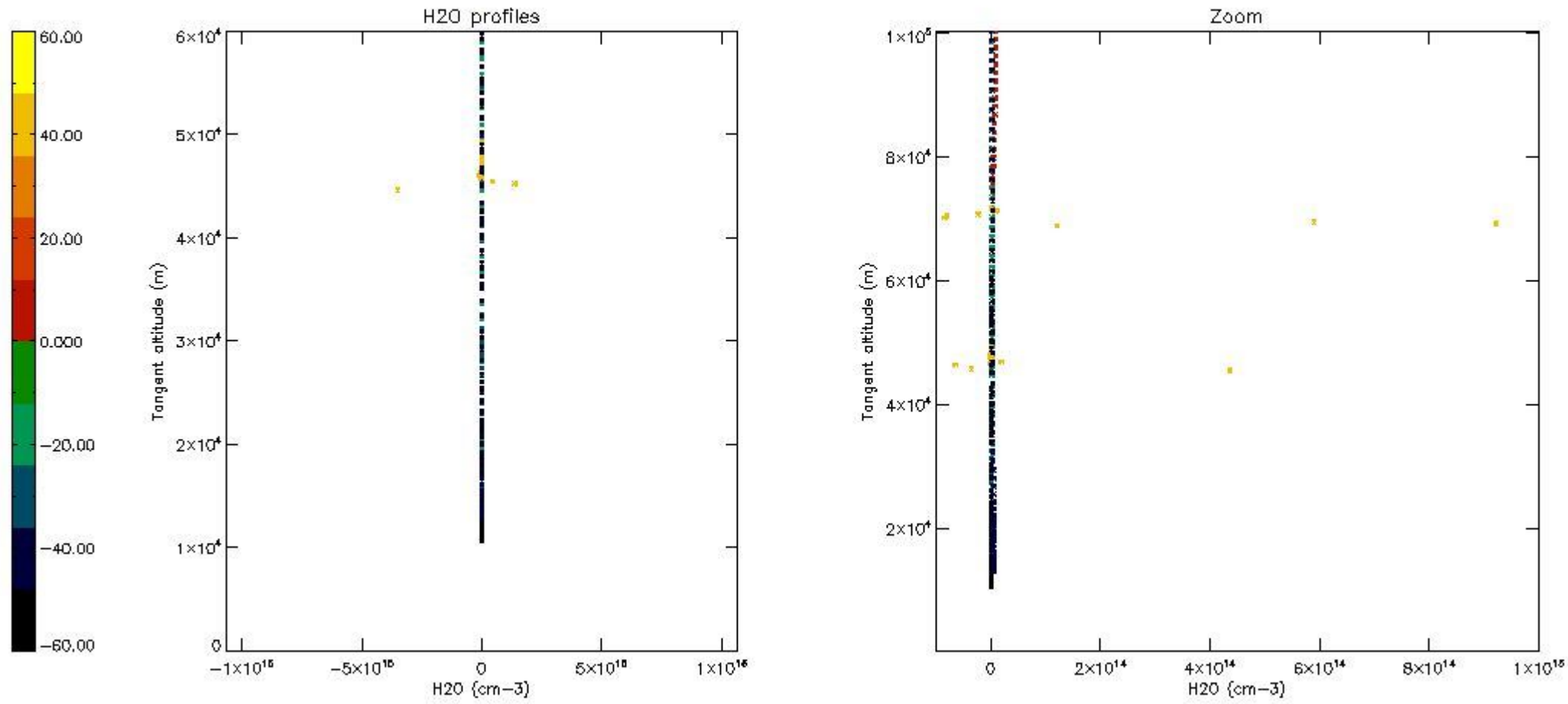
5.7 Plot NO3 profiles for all STD (dark without errors)

The colorbar represents the latitude.



5.8 Plot H2O profiles for all STD (only for occultations of stars 1,2,3,4,13,14,16,26,63 dark without errors)

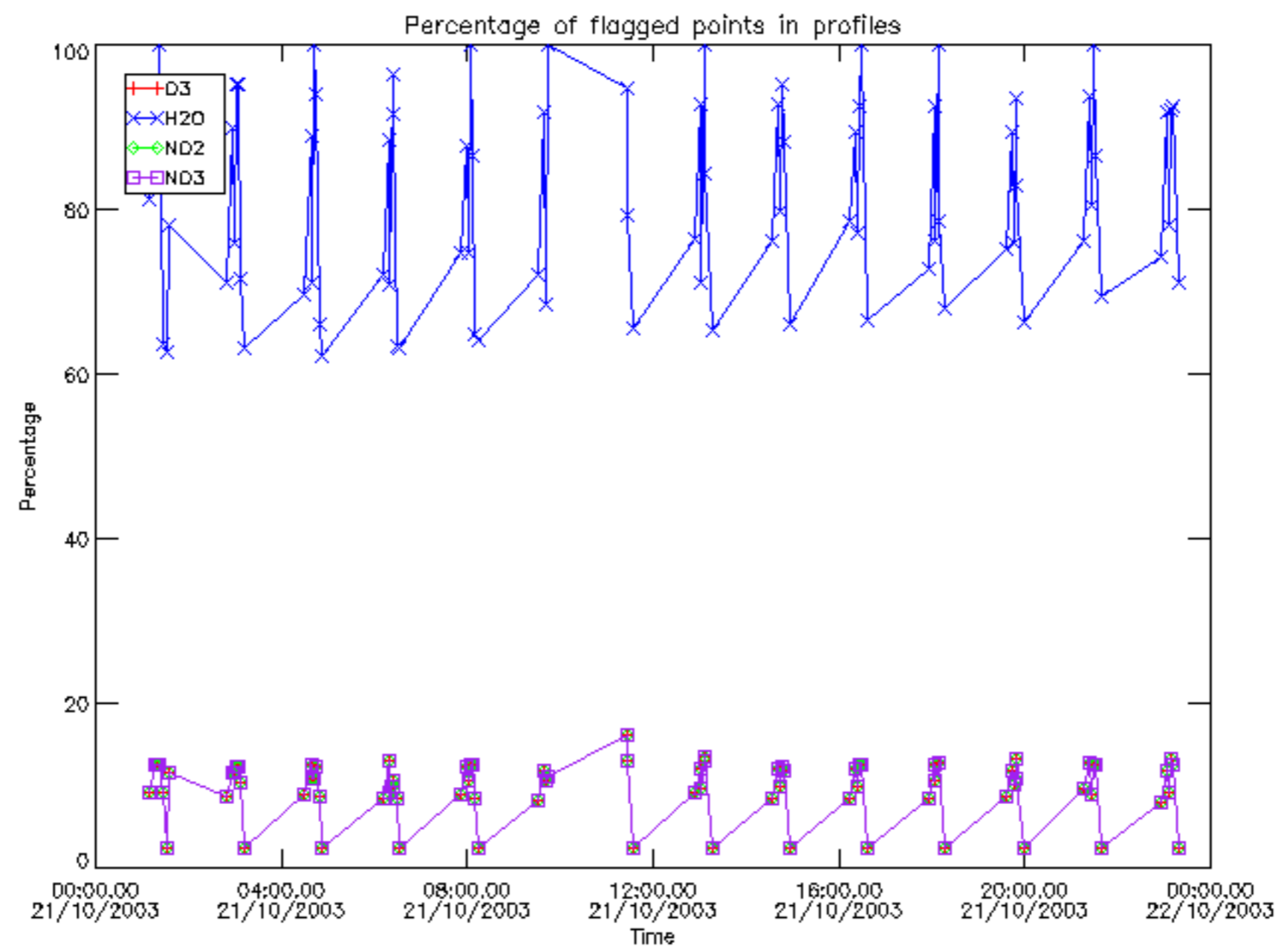
The colorbar represents the latitude.



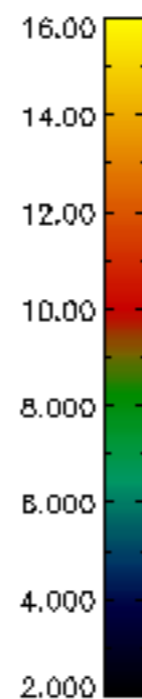
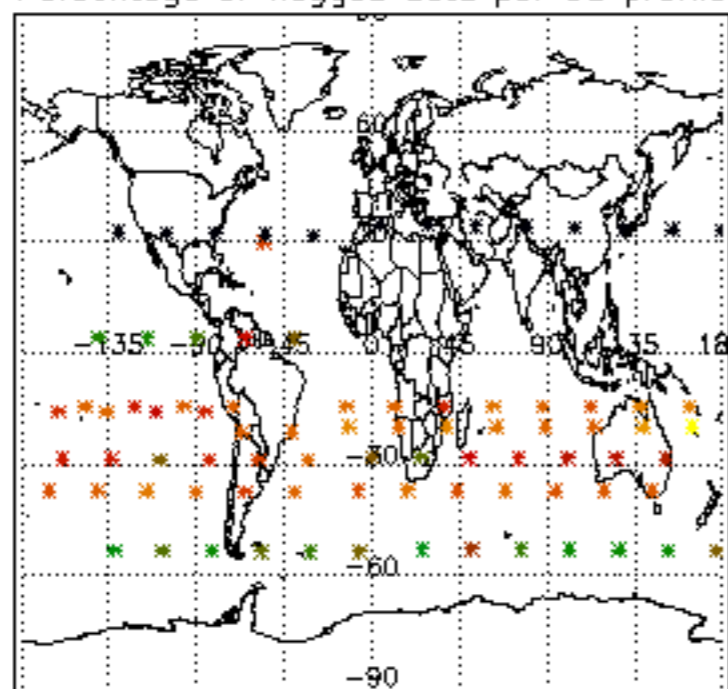
6. Auxiliary Data Files used for the production reported in section 2

The number reported in the third column indicates since which file (see list in section 2) the corresponding auxiliary file has been used. The fourth column is the date of those product files.

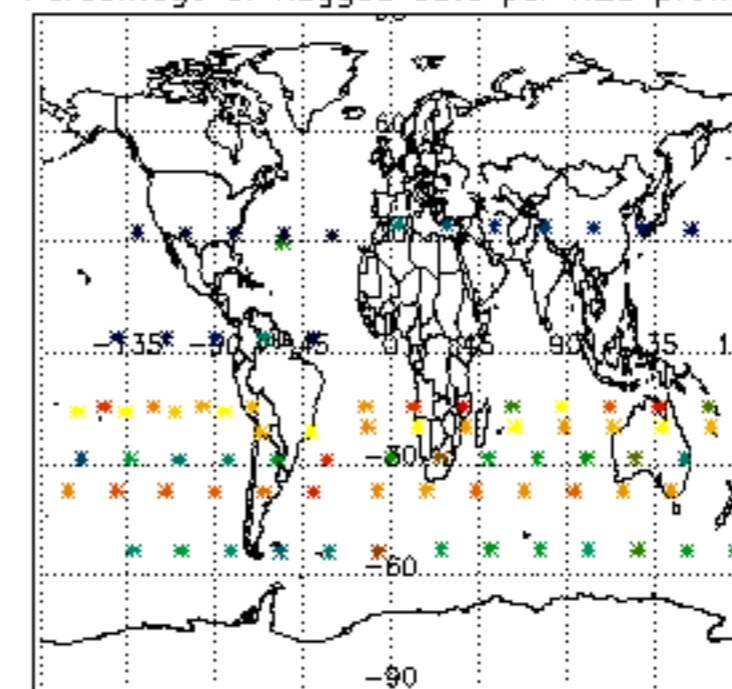
Type	Auxiliary Filename	Used since product	Used since product date
INST_PHYS_CHARACTERISTICS	GOM_INS_AXVIEC20091111_143220_20030716_120000_20500101_000000	1	21-OCT-2003 00:00:18
LEVEL-2_PROC_CONFIG	GOM_PR2_AXVIEC20091111_152718_20020301_000000_20500101_000000	1	21-OCT-2003 00:00:18
CROSS_SECTIONS_FILE	GOM_CRS_AXVIEC20091111_154832_20020301_000000_20500101_000000	1	21-OCT-2003 00:00:18



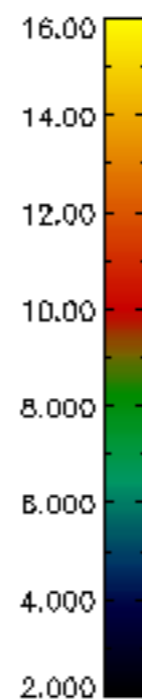
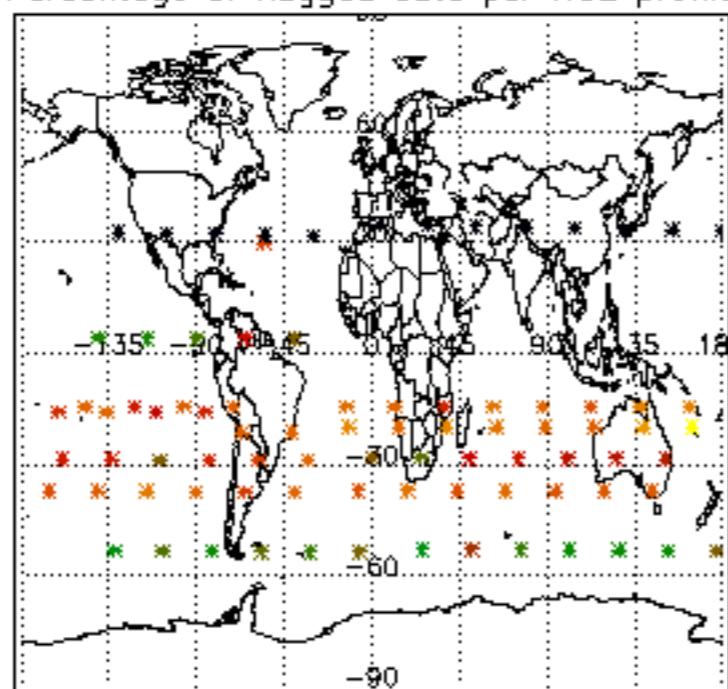
Percentage of flagged data per D3 profile



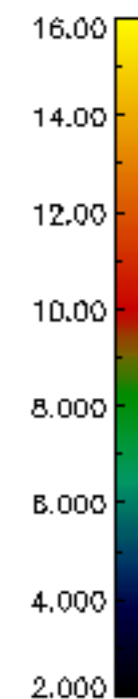
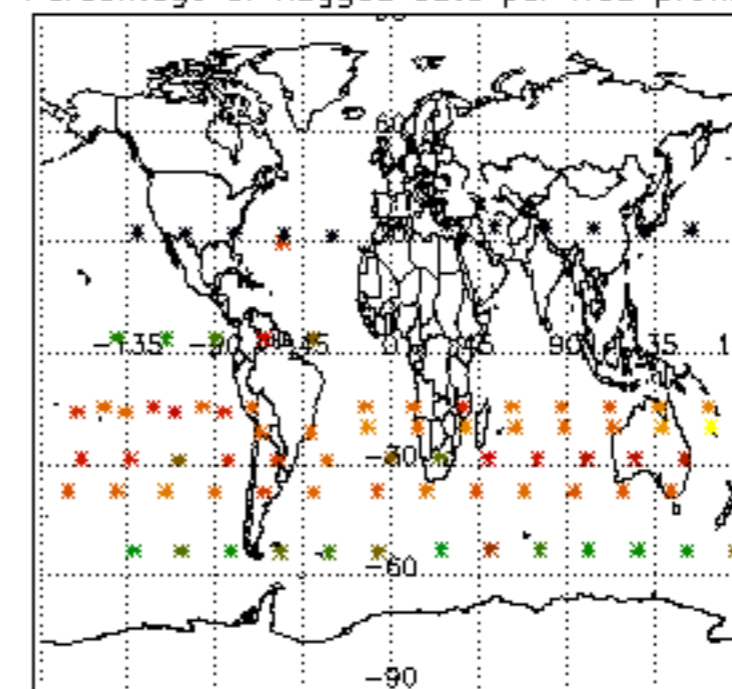
Percentage of flagged data per H2O profile

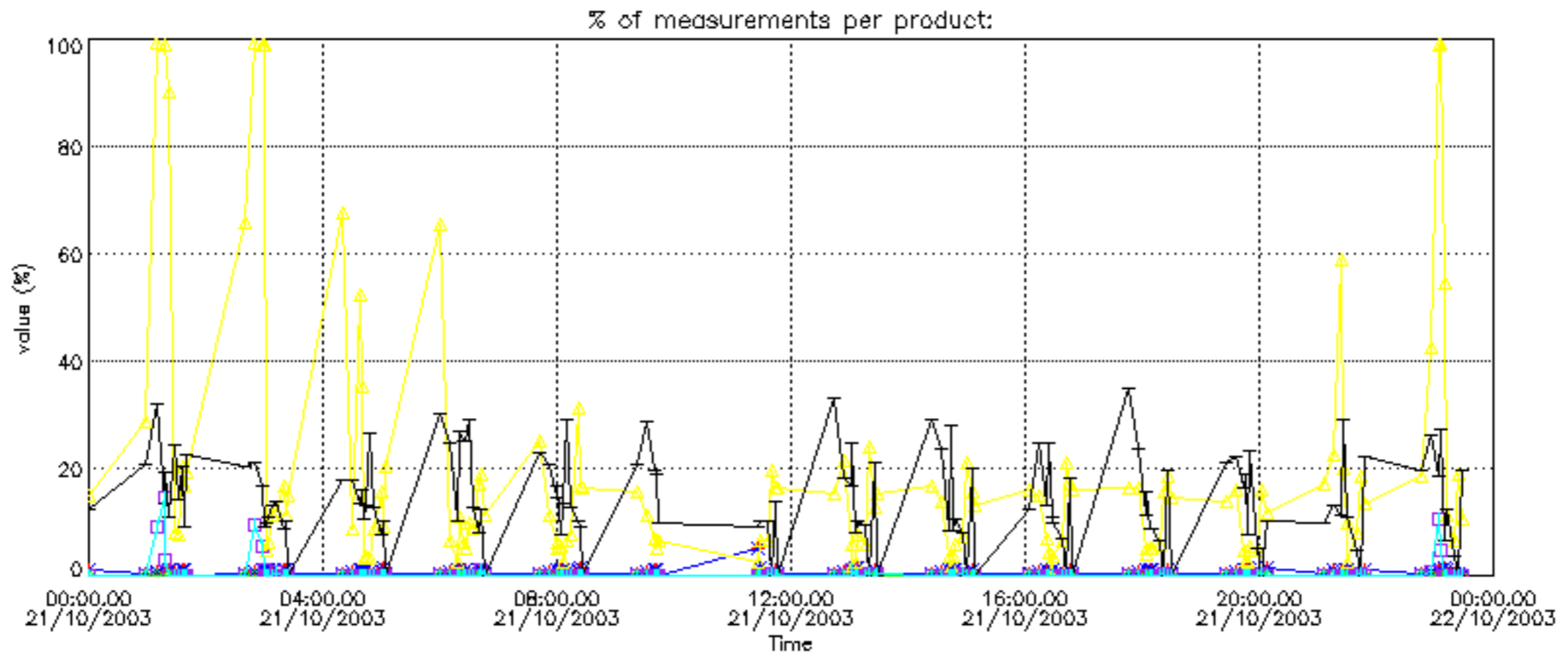


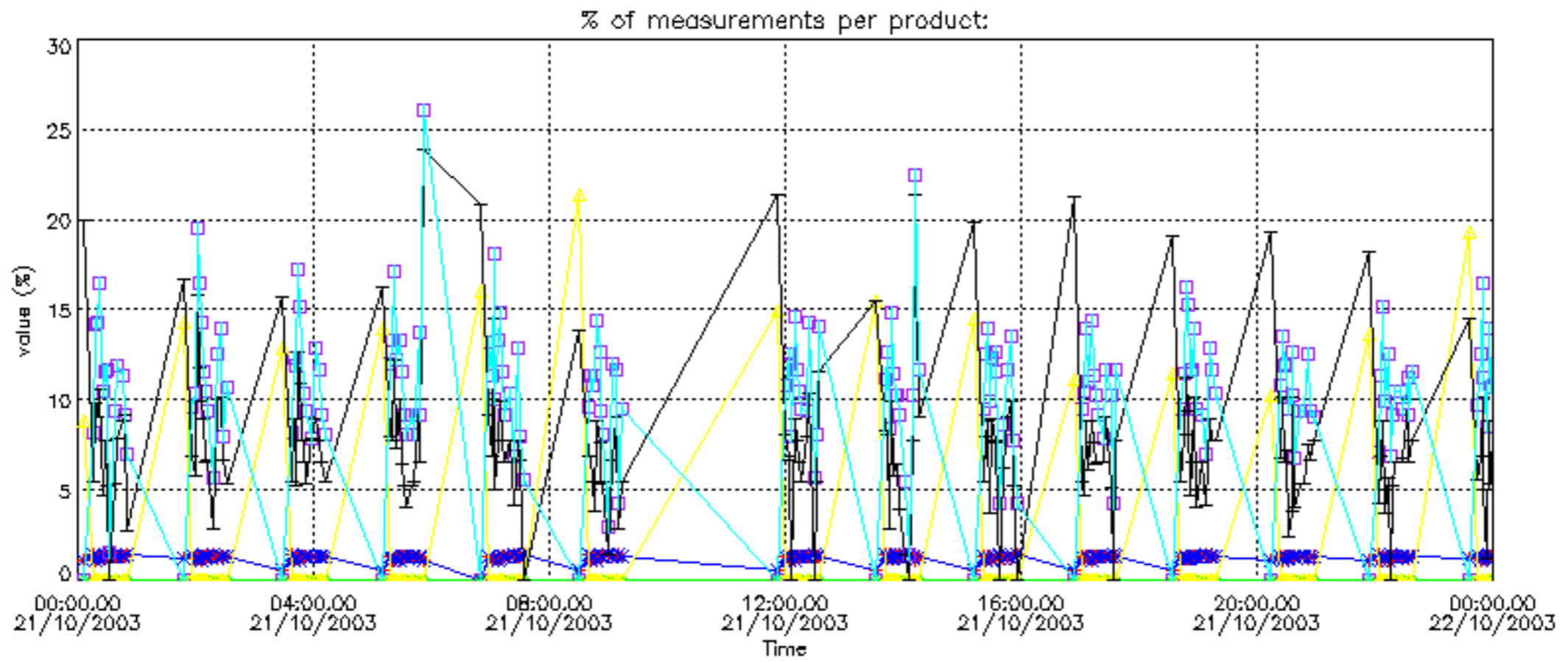
Percentage of flagged data per NO2 profile



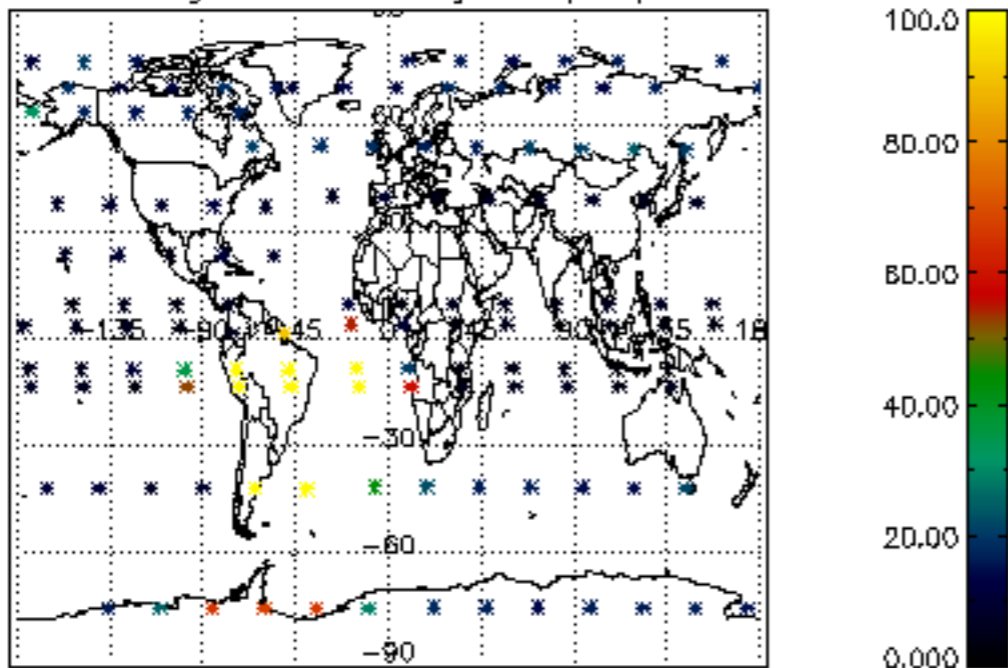
Percentage of flagged data per NO3 profile



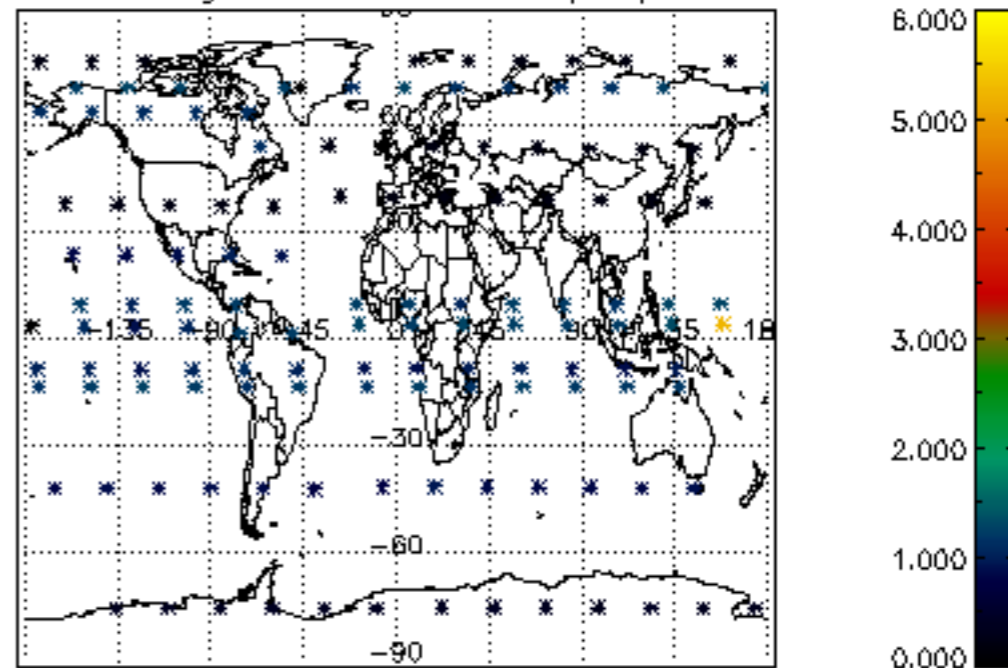




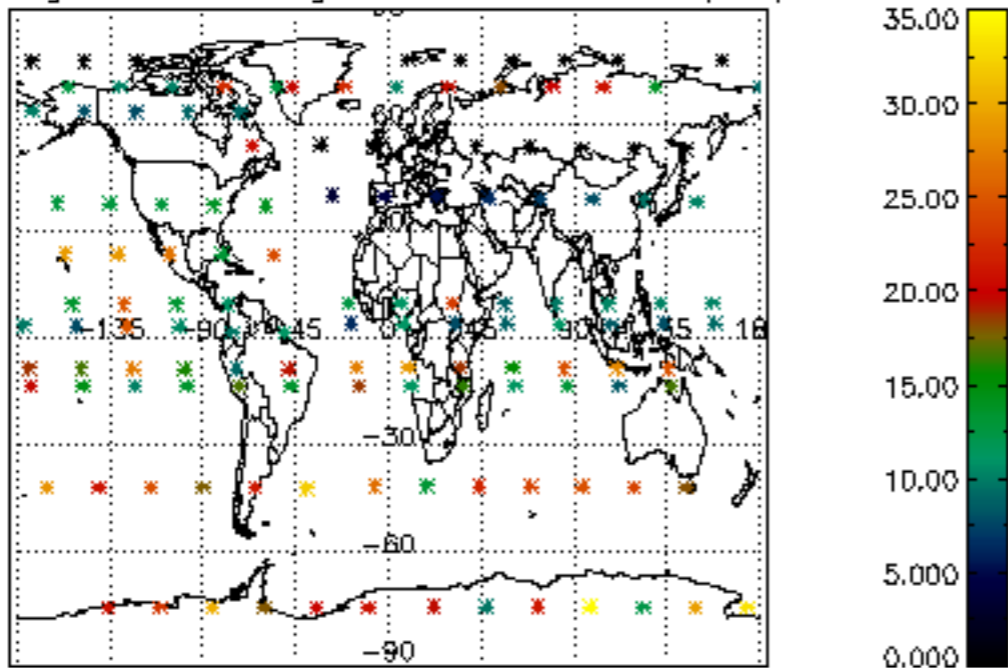
Percentage of cosmic ray hits per profile



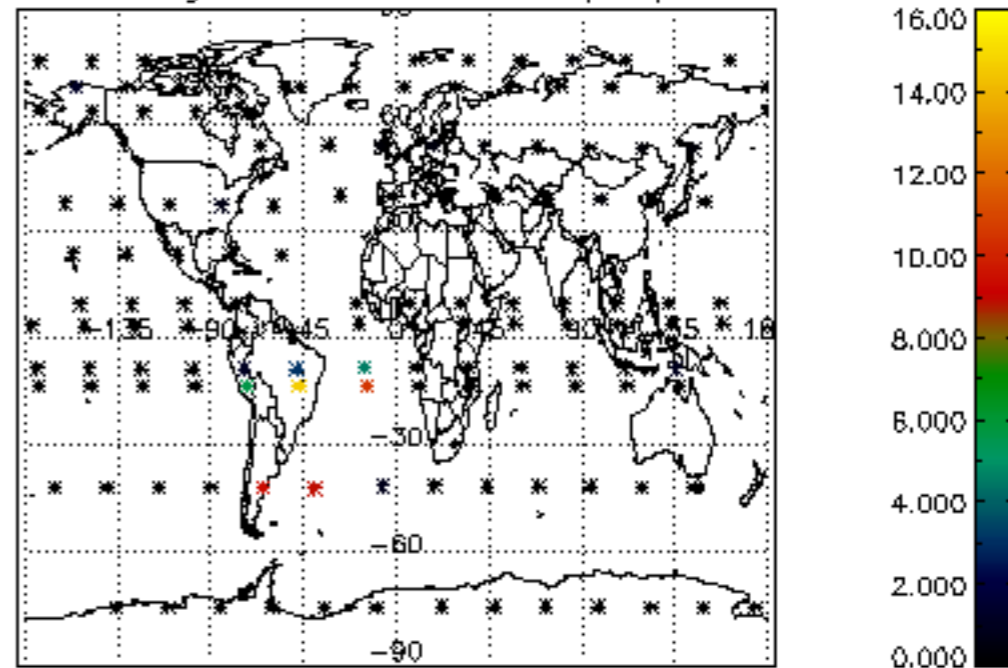
Percentage of datation errors per profile



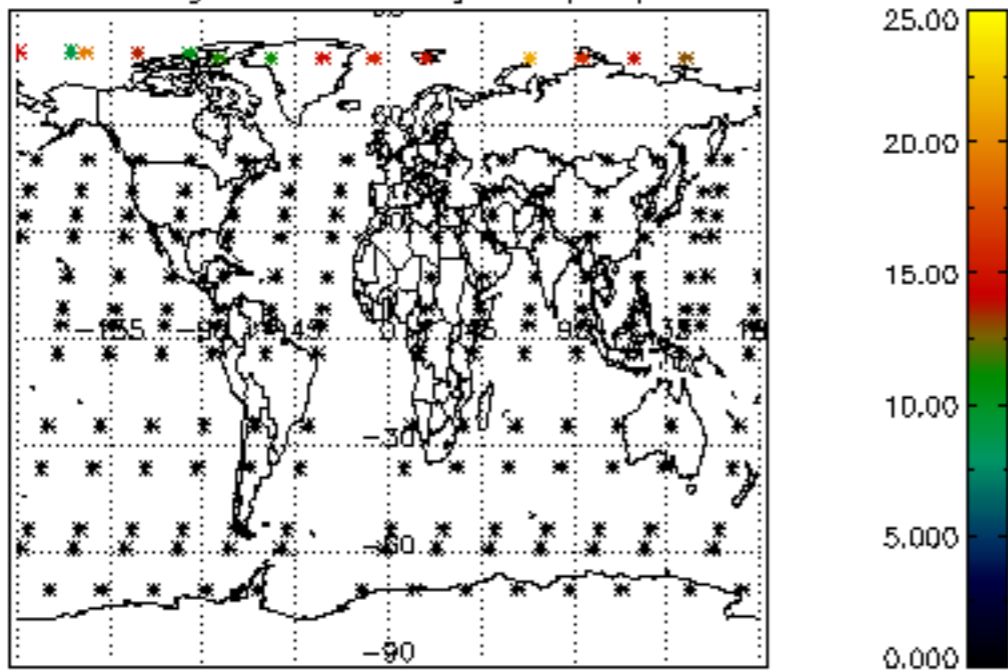
Percentage of star falling outside central band per profile



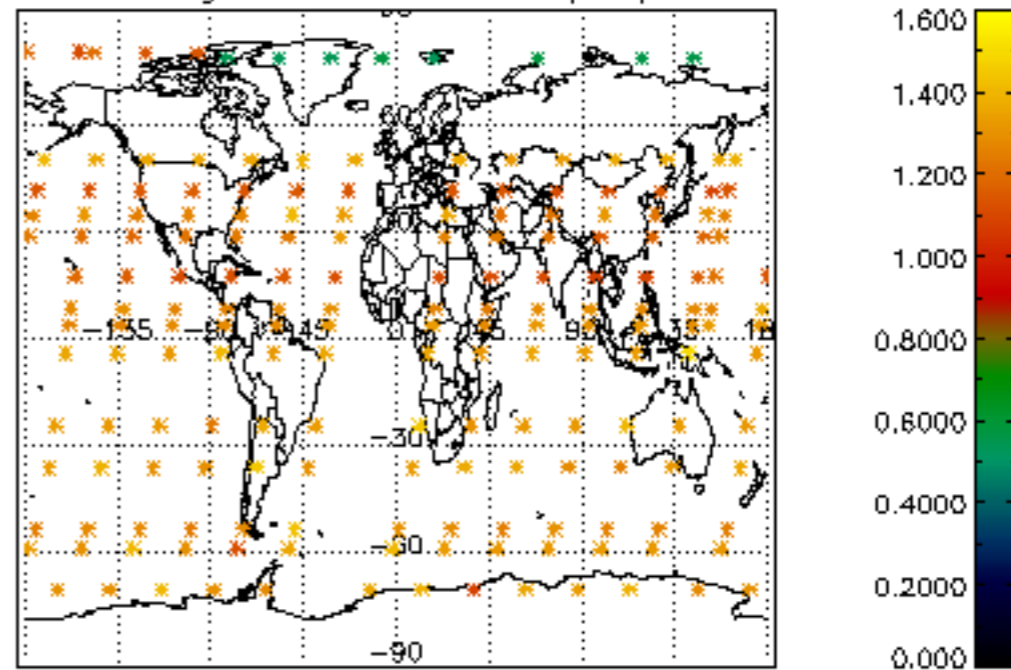
Percentage of saturation errors per profile



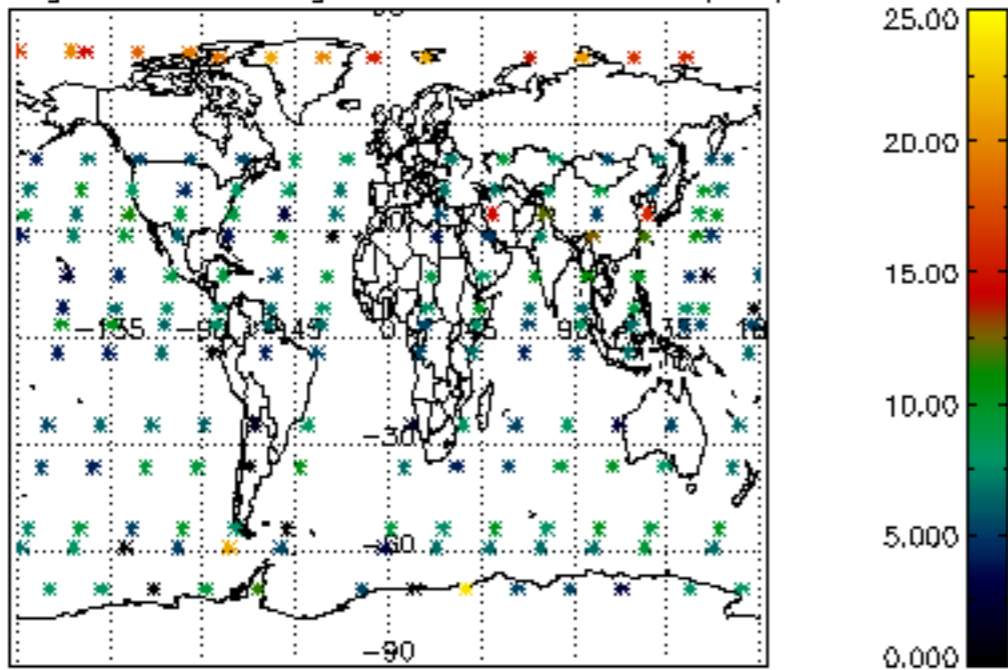
Percentage of cosmic ray hits per profile



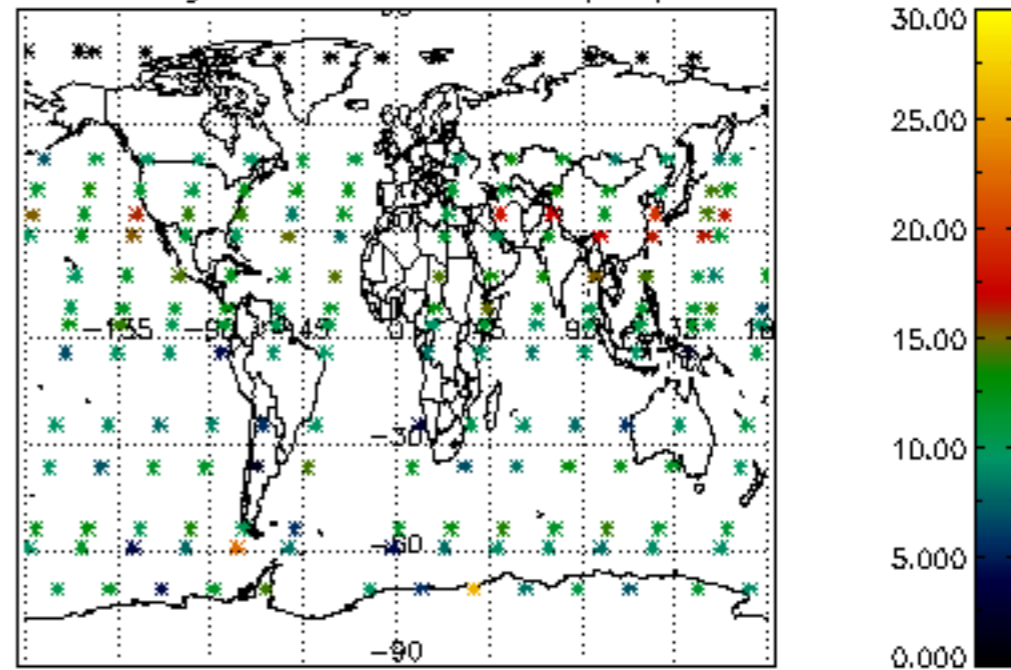
Percentage of datation errors per profile

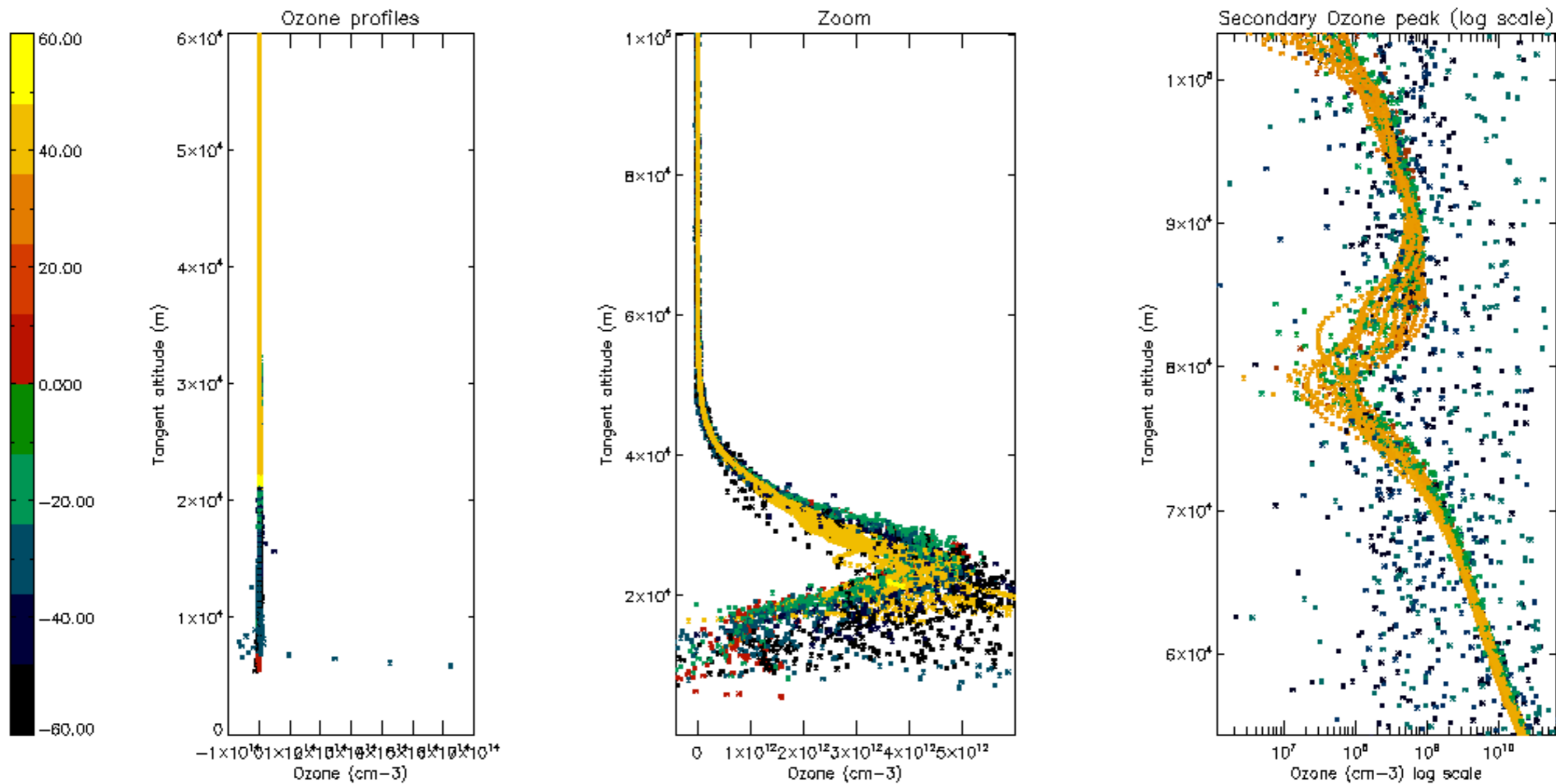


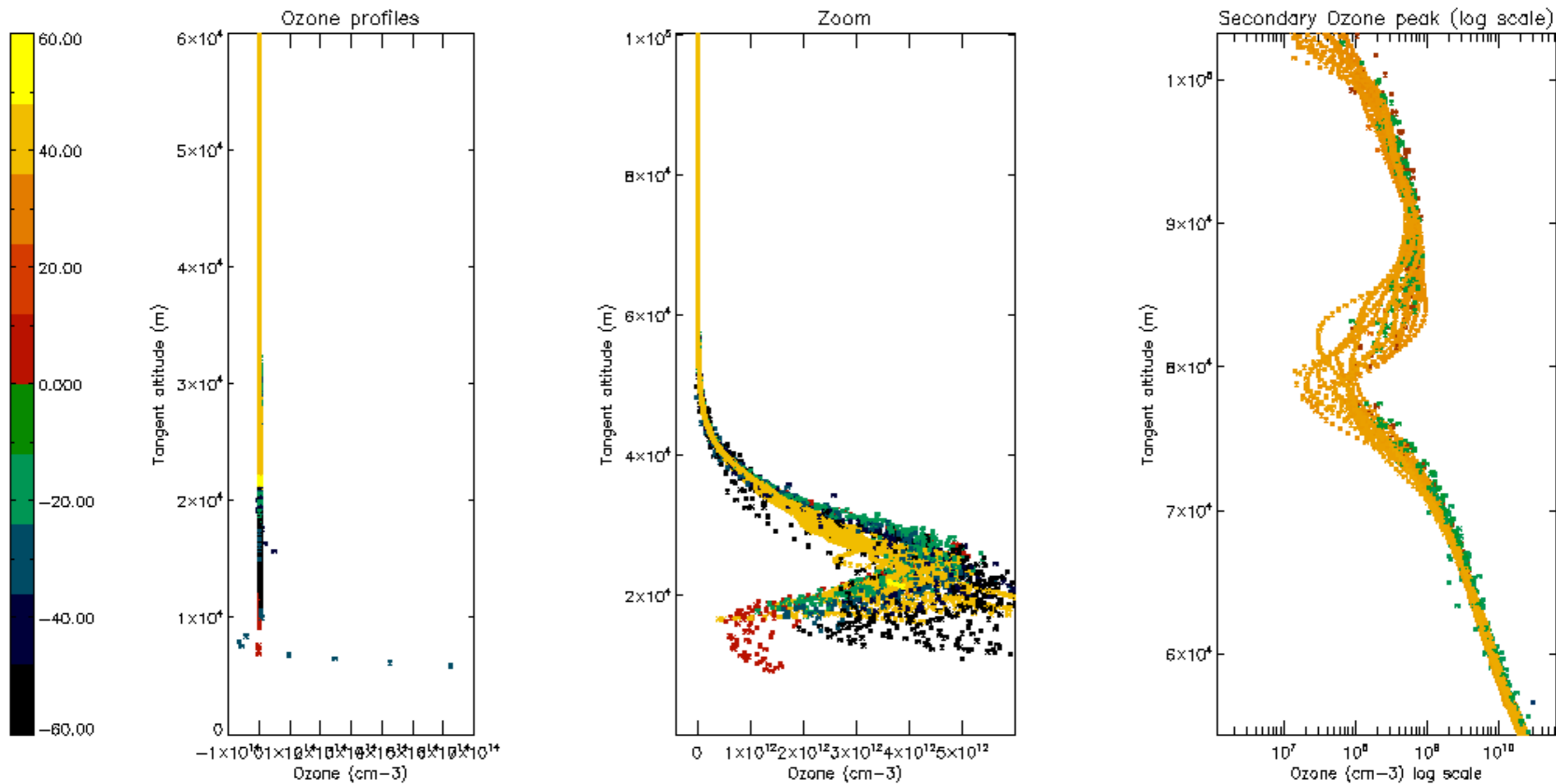
Percentage of star falling outside central band per profile

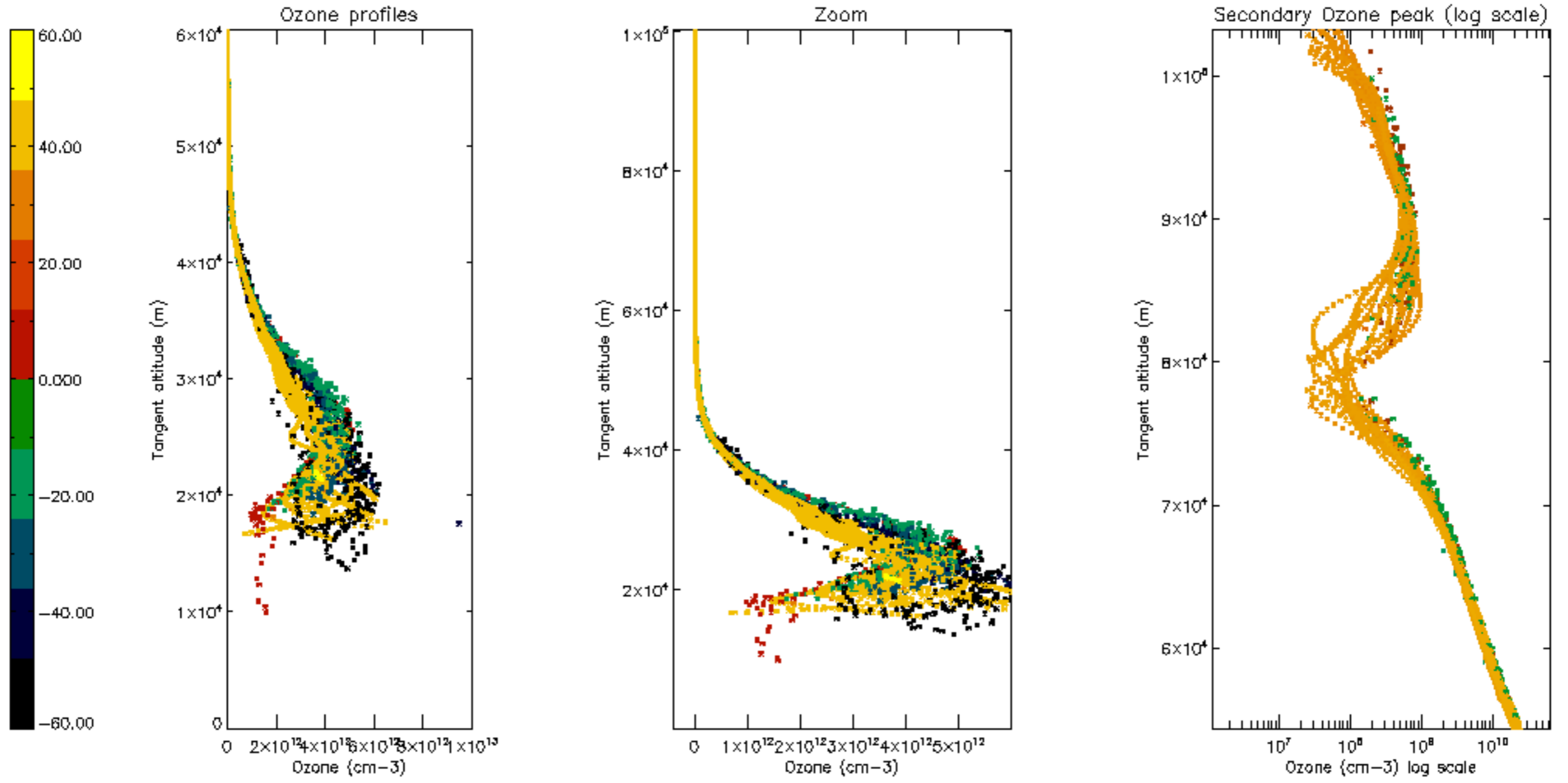


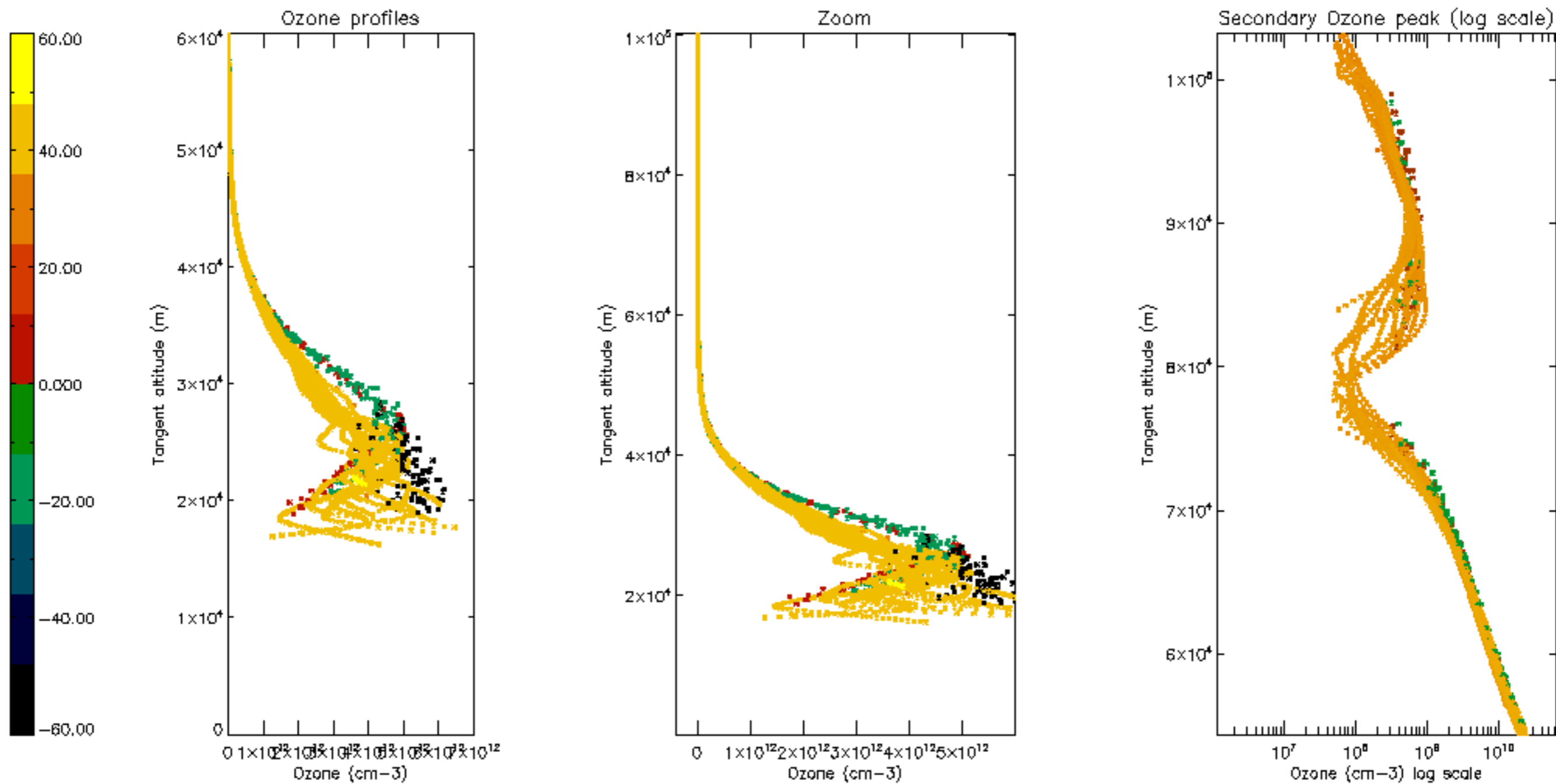
Percentage of saturation errors per profile

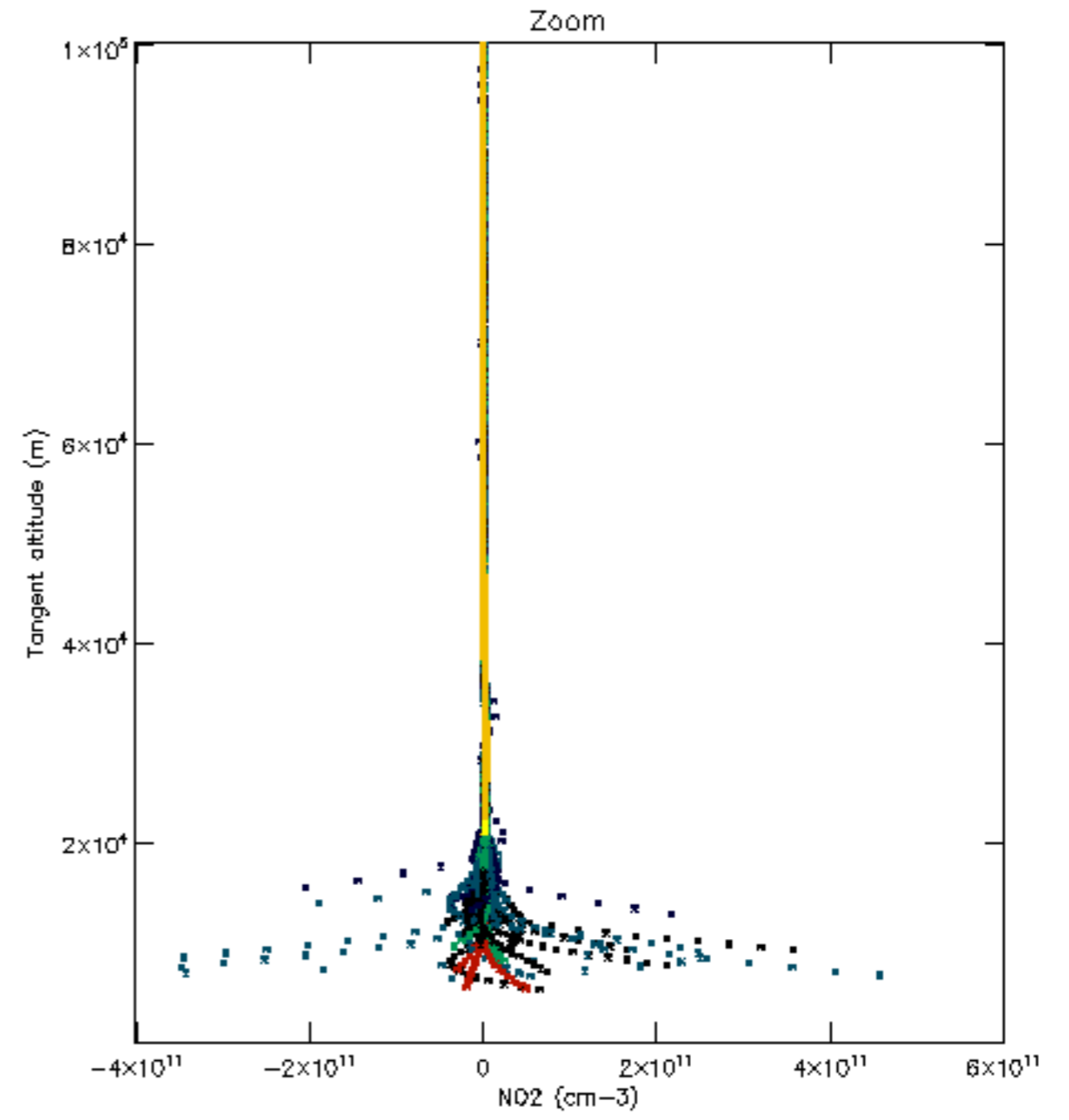
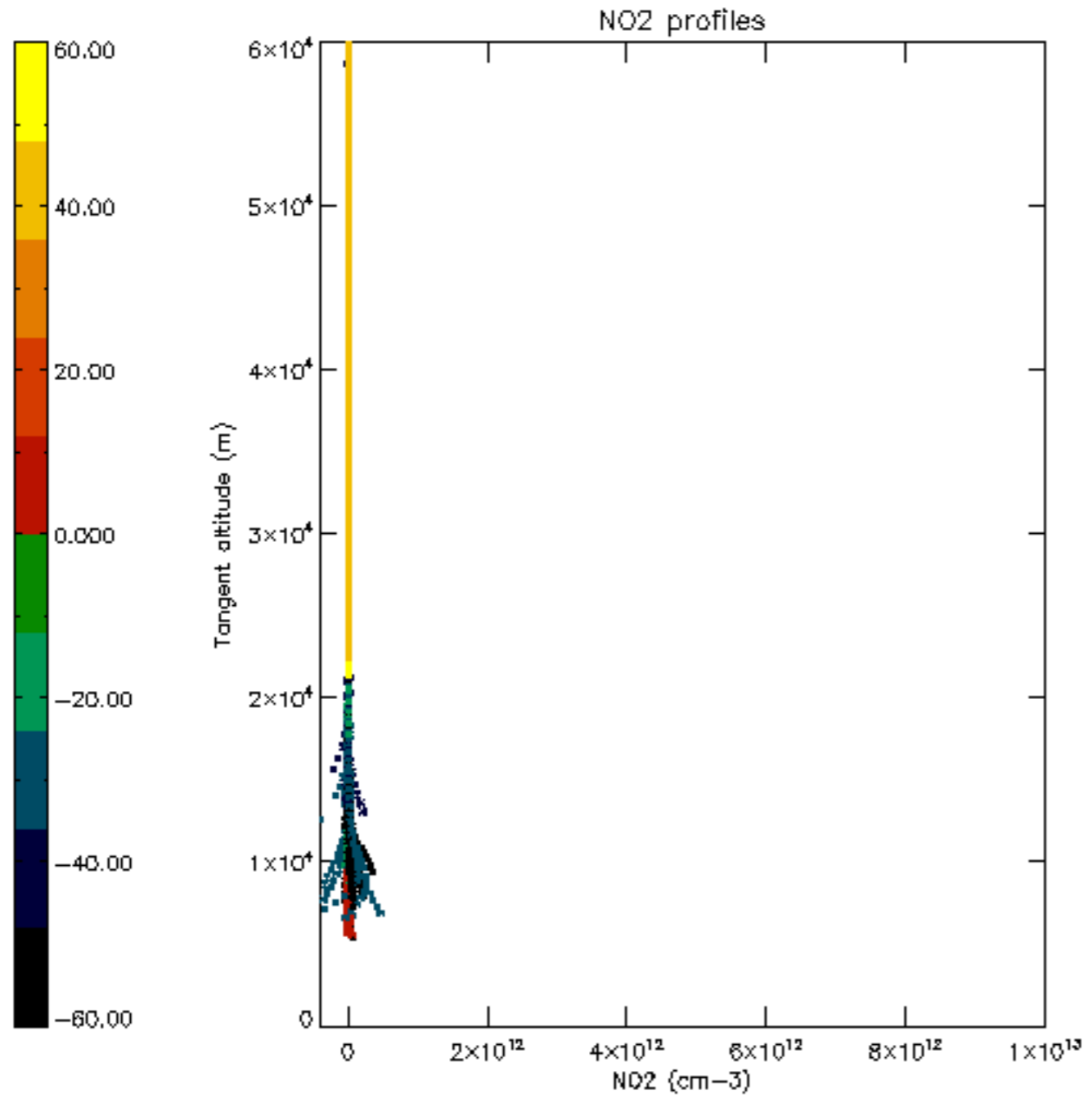


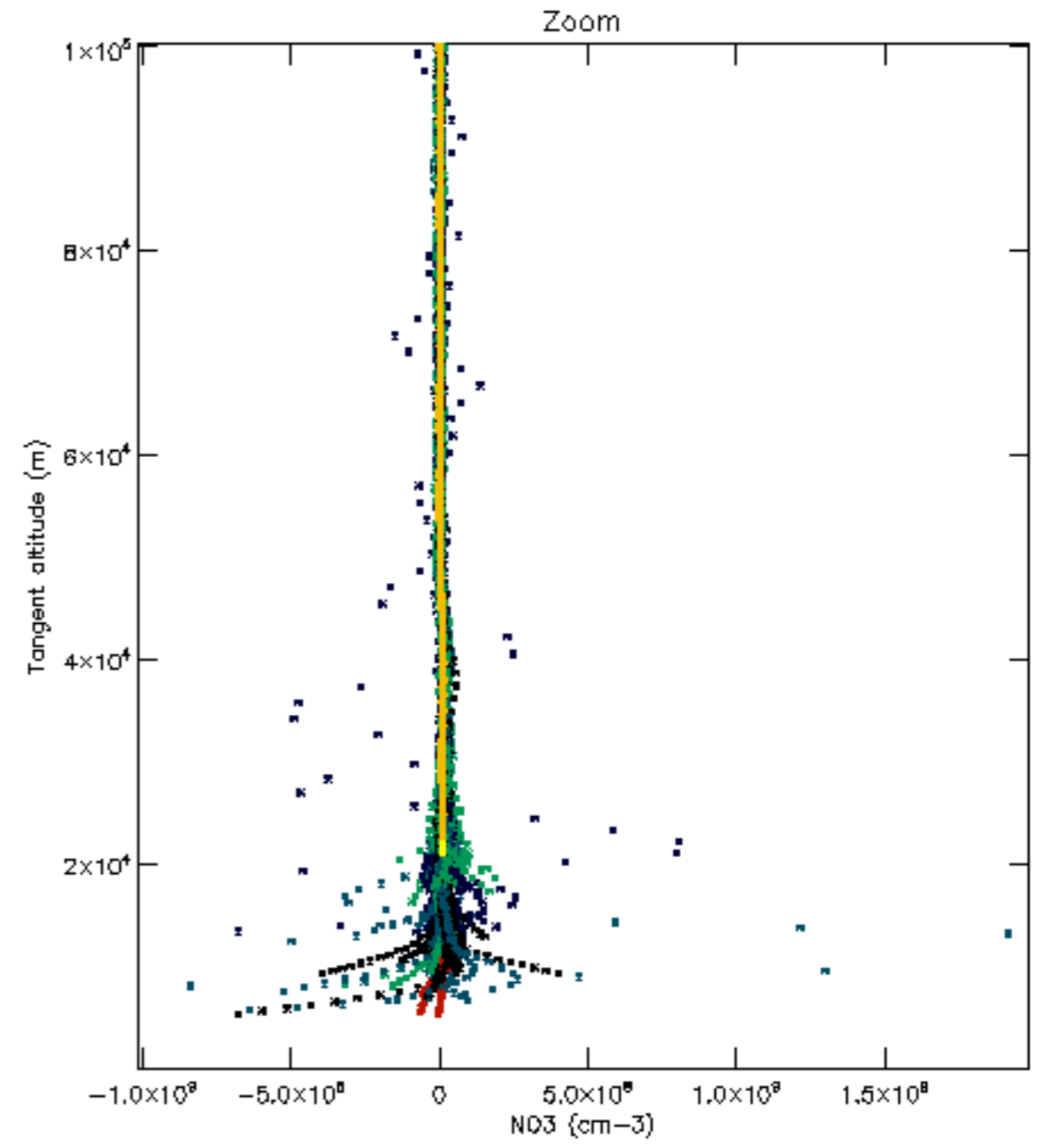
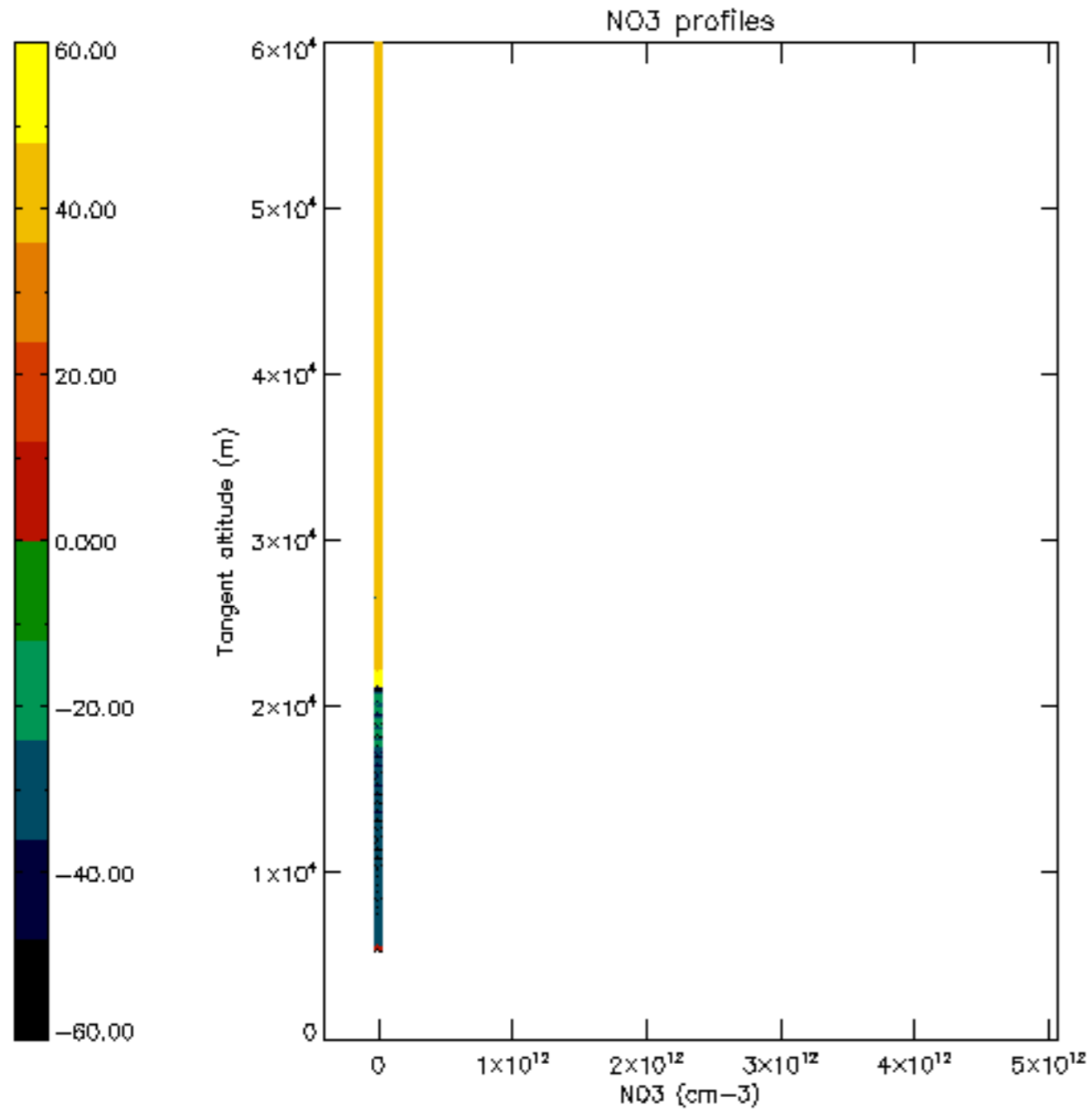


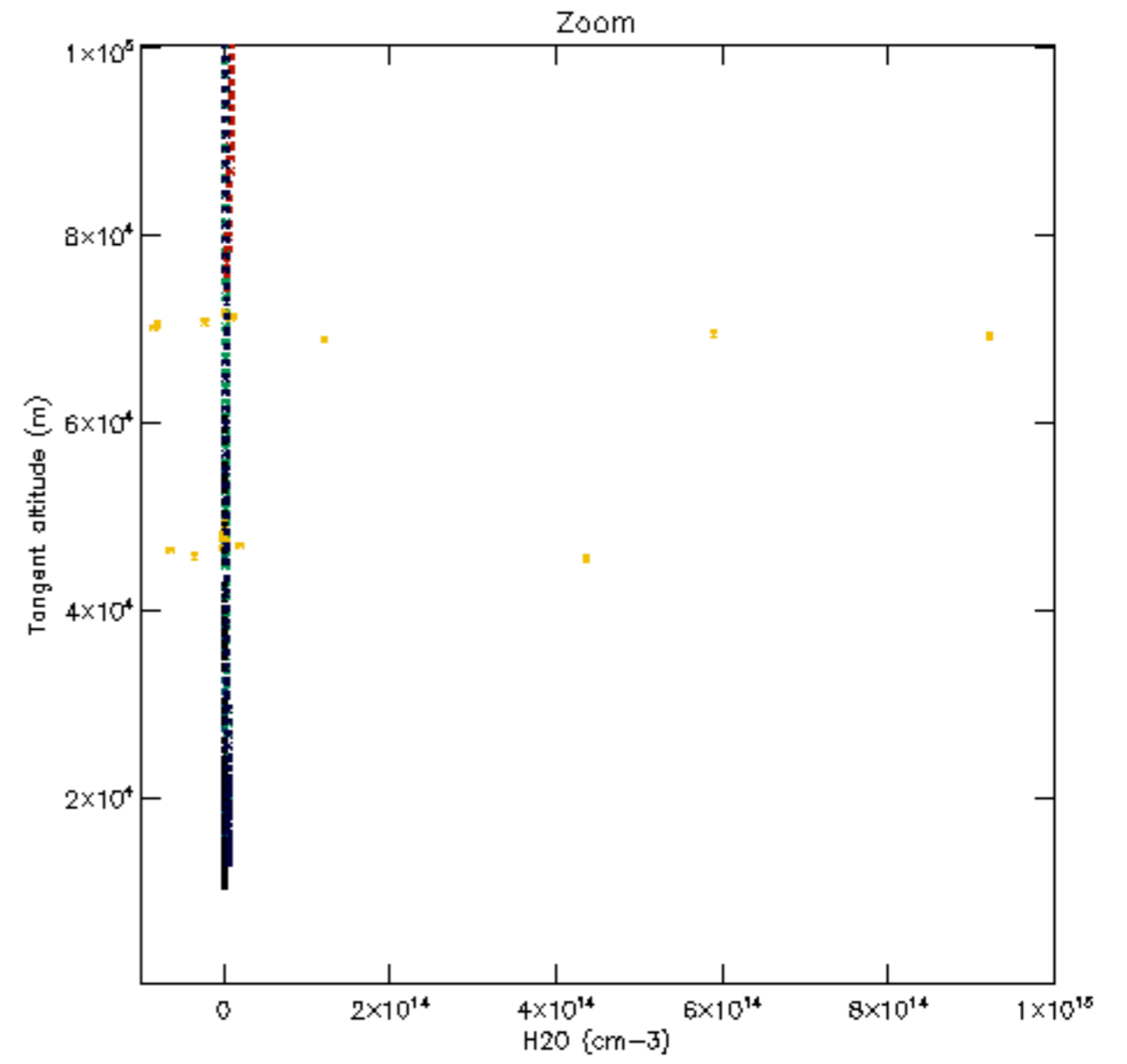
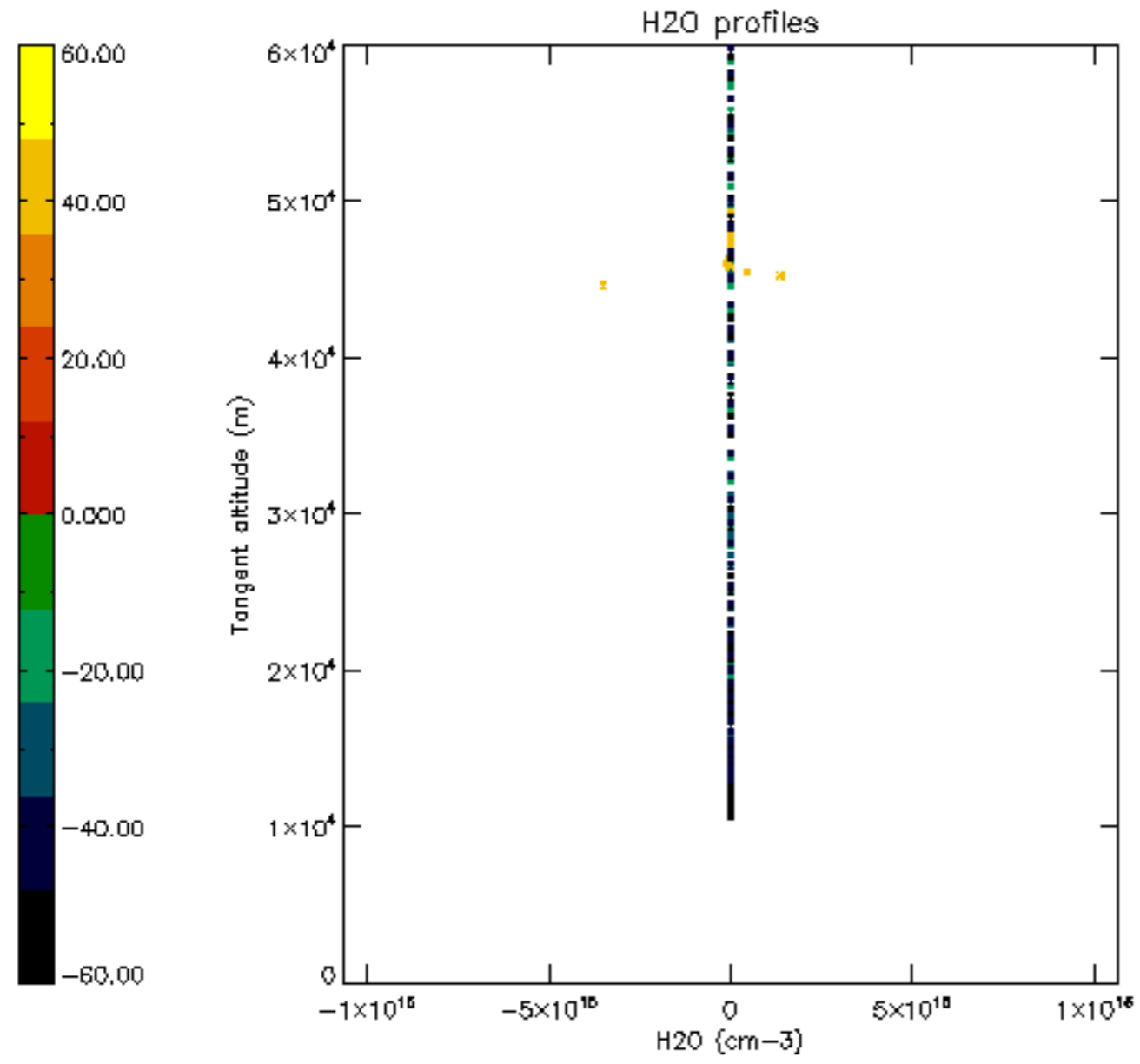


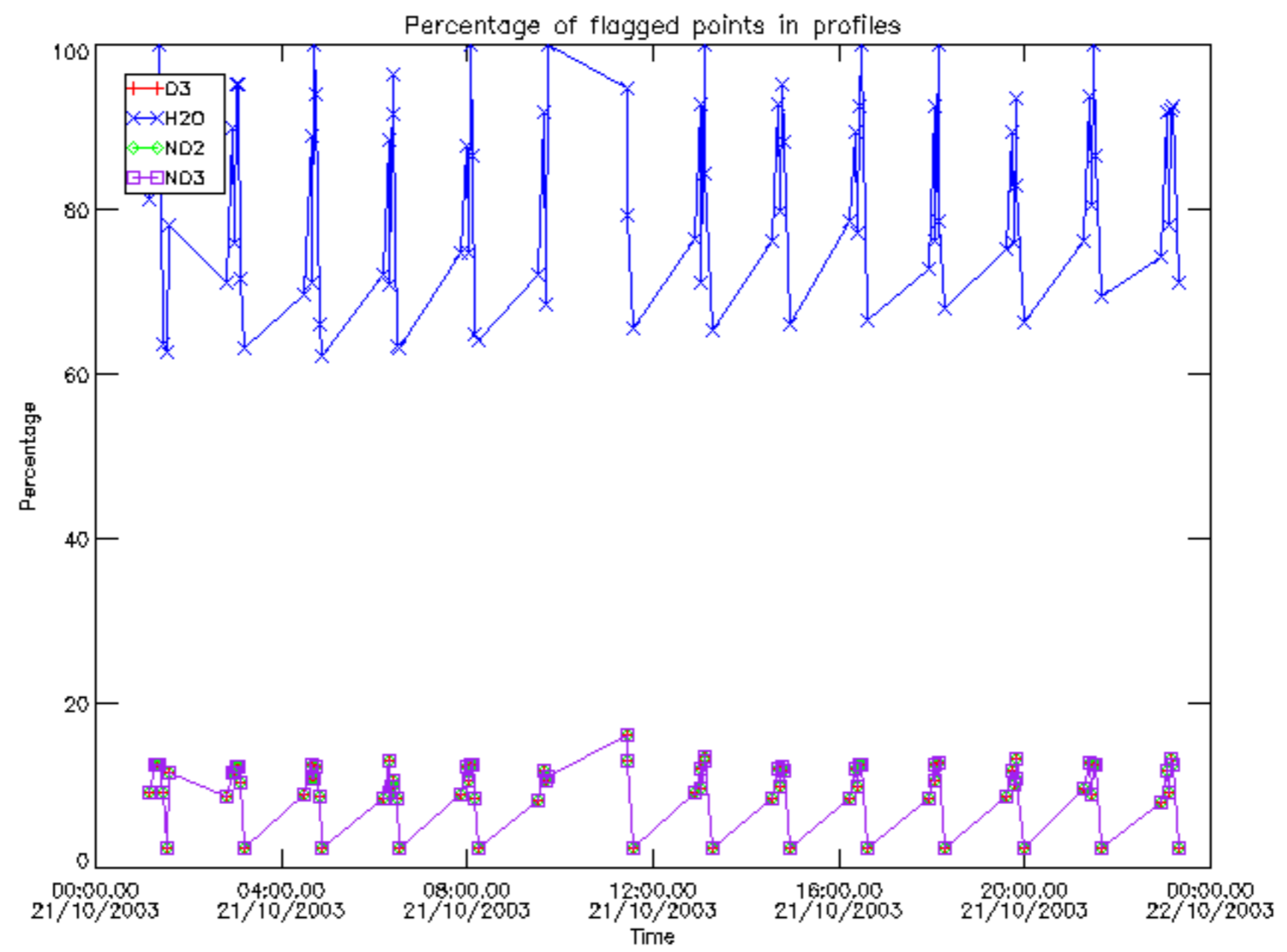




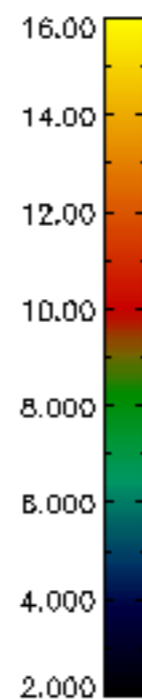
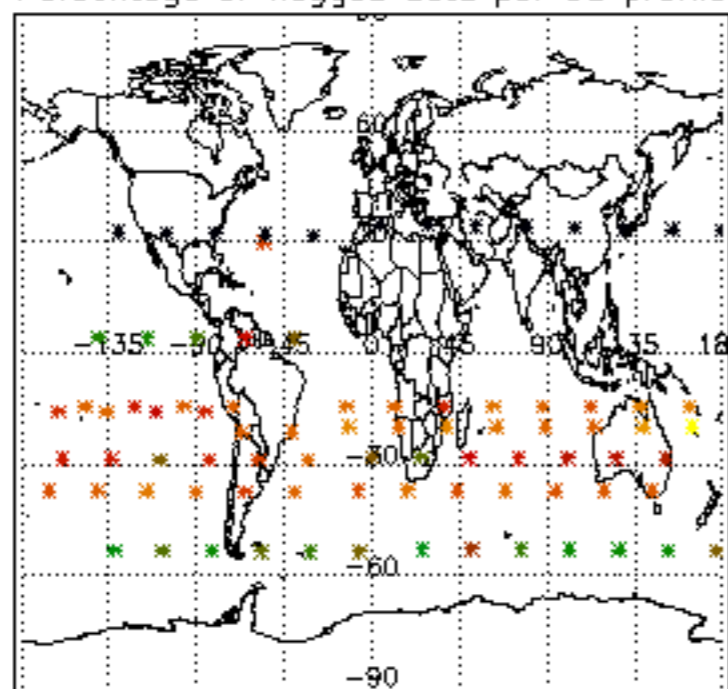




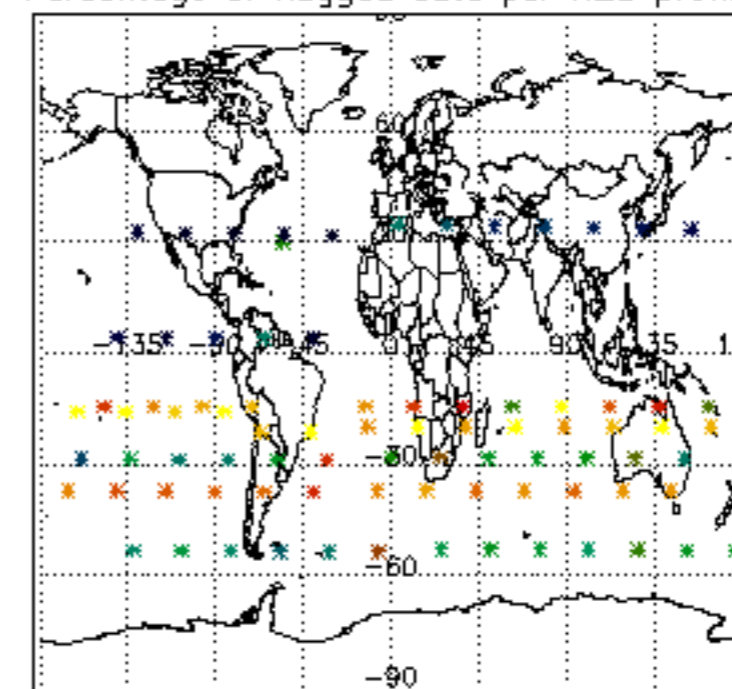




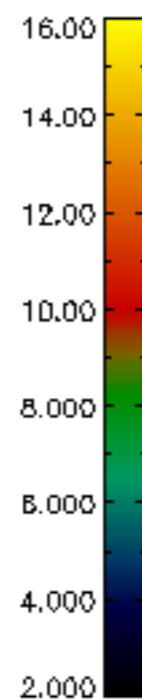
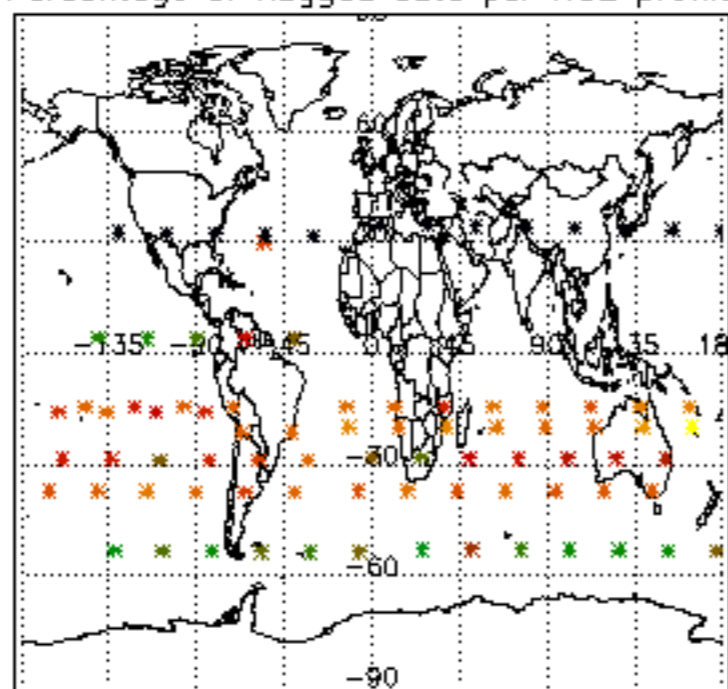
Percentage of flagged data per D3 profile



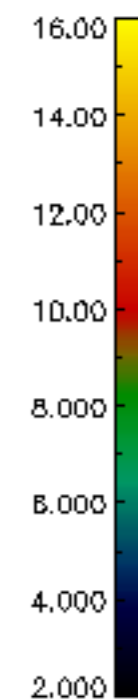
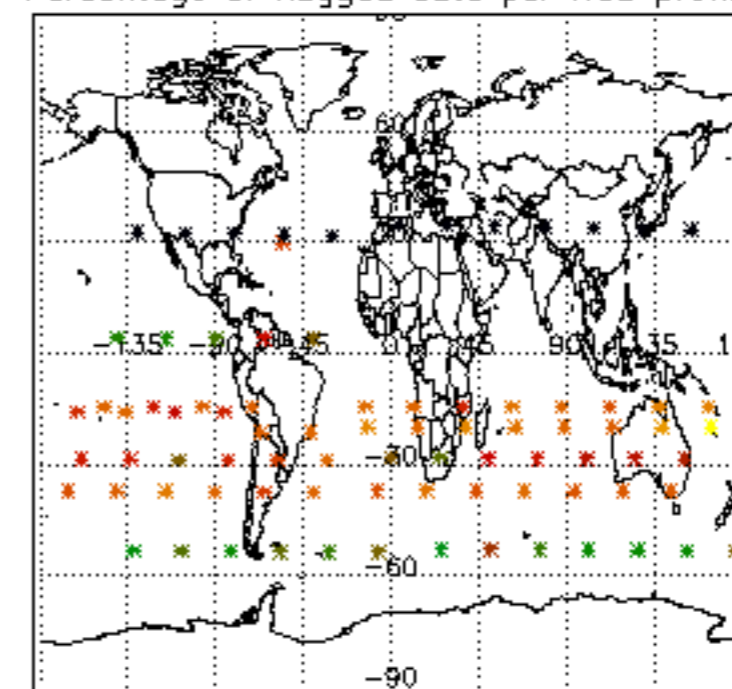
Percentage of flagged data per H2O profile

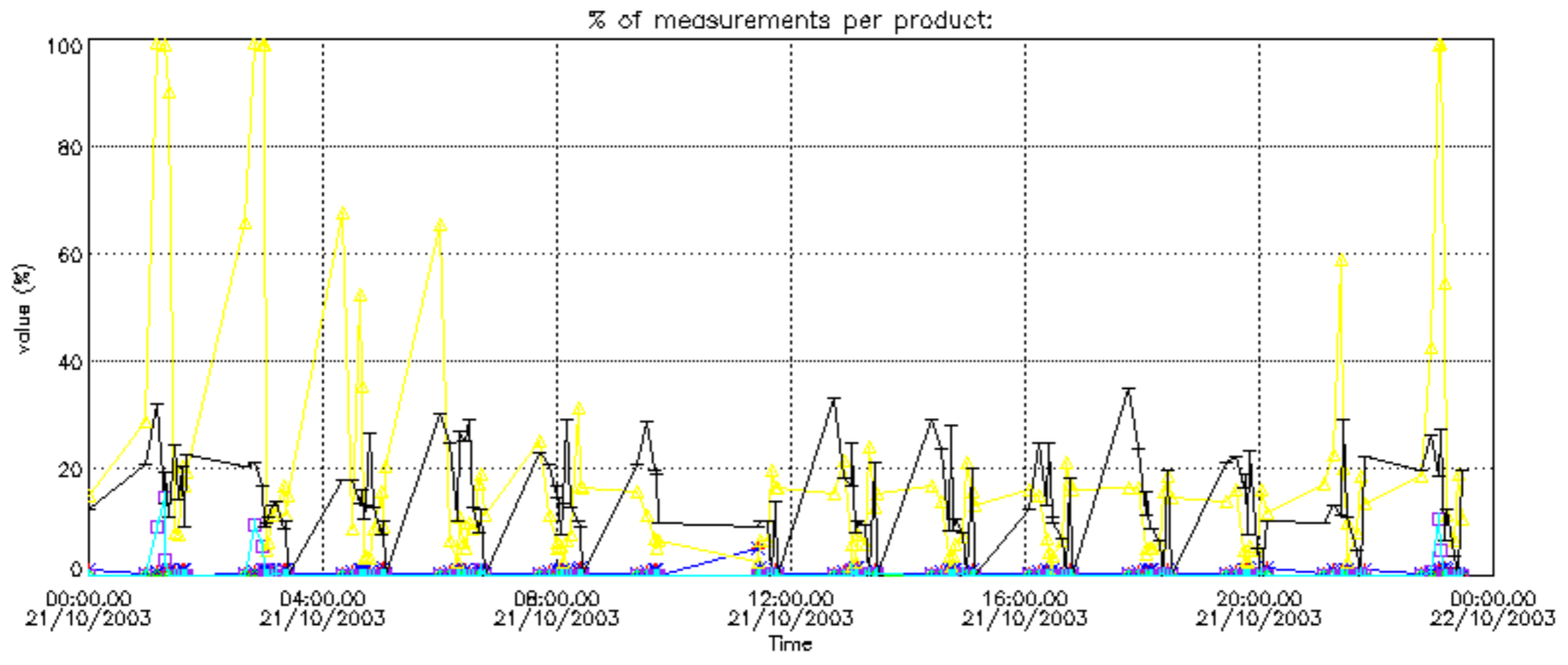


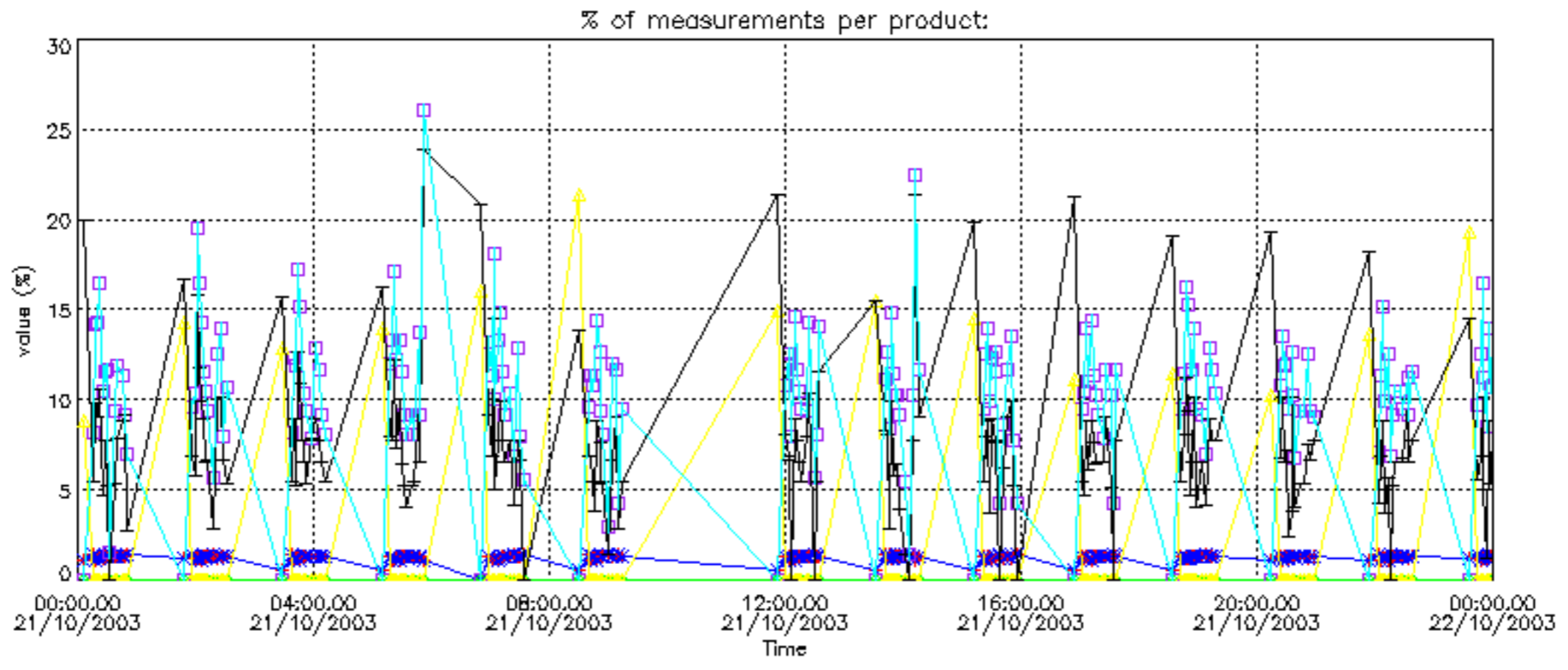
Percentage of flagged data per NO2 profile



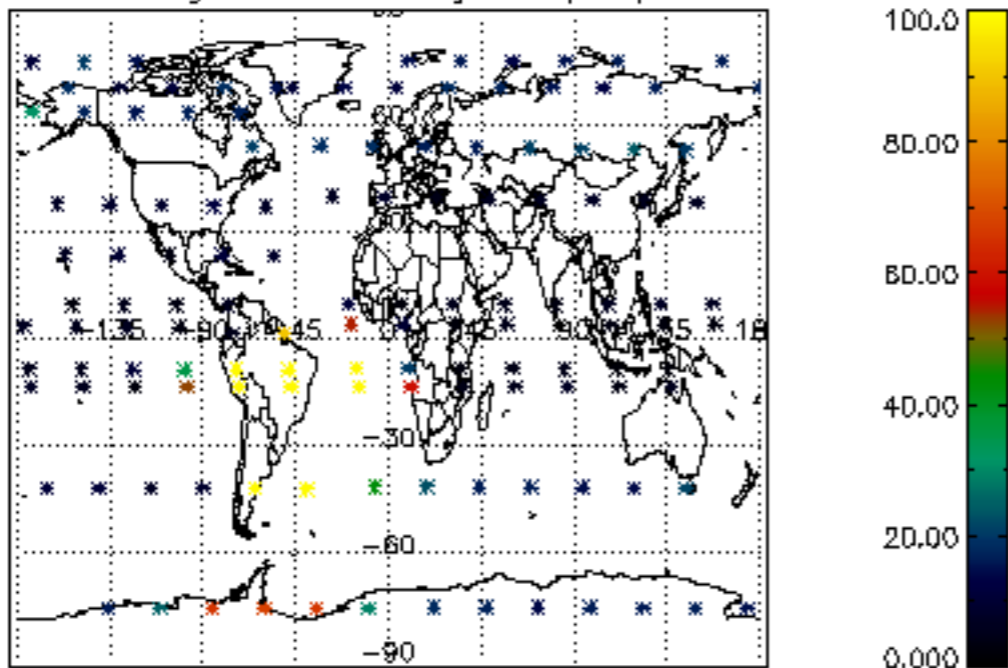
Percentage of flagged data per NO3 profile



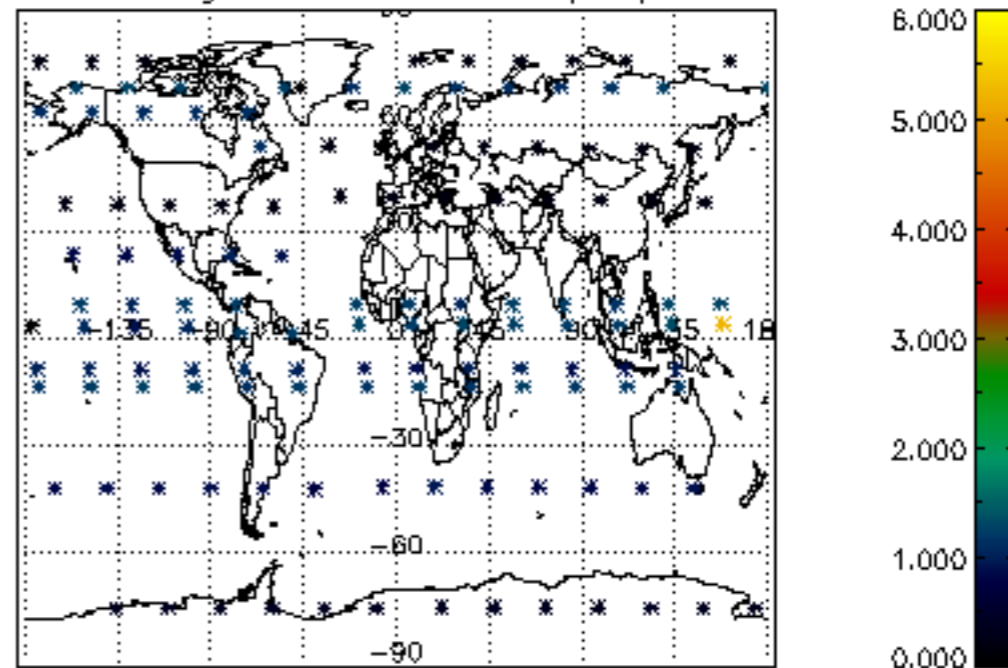




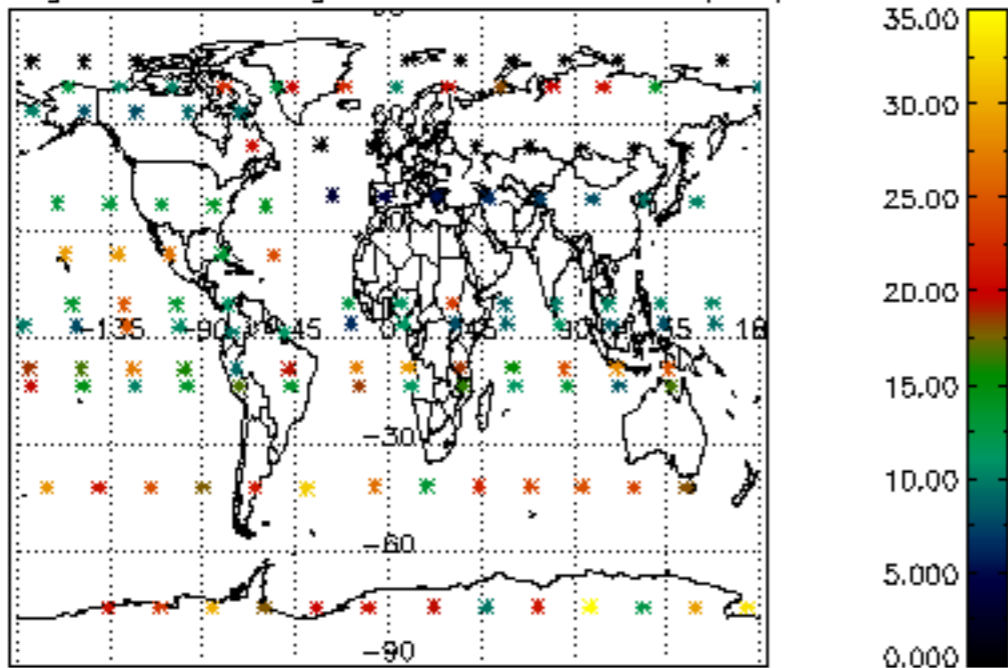
Percentage of cosmic ray hits per profile



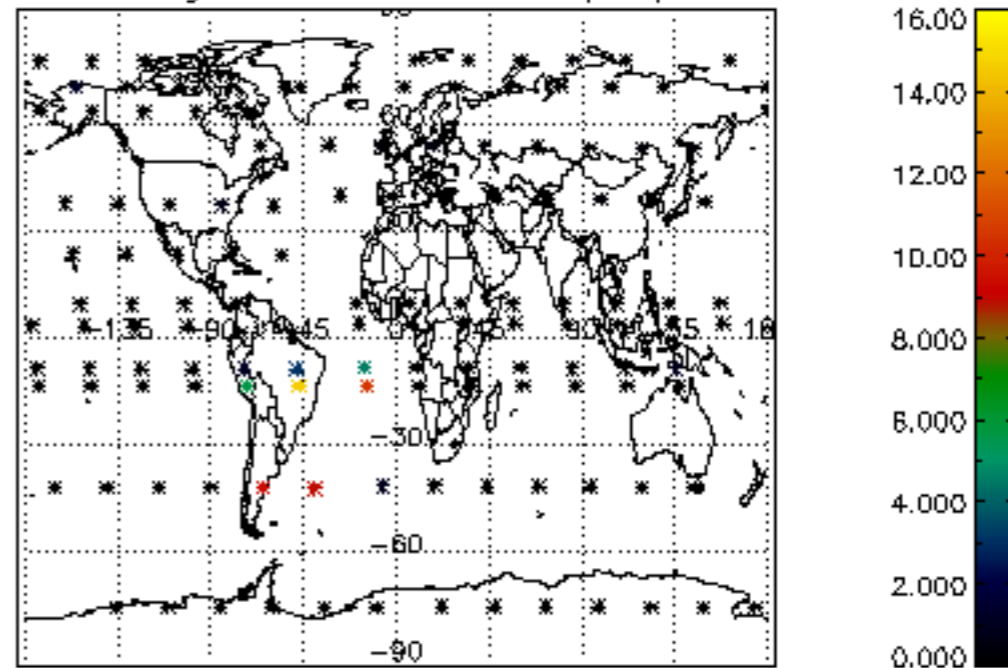
Percentage of datation errors per profile



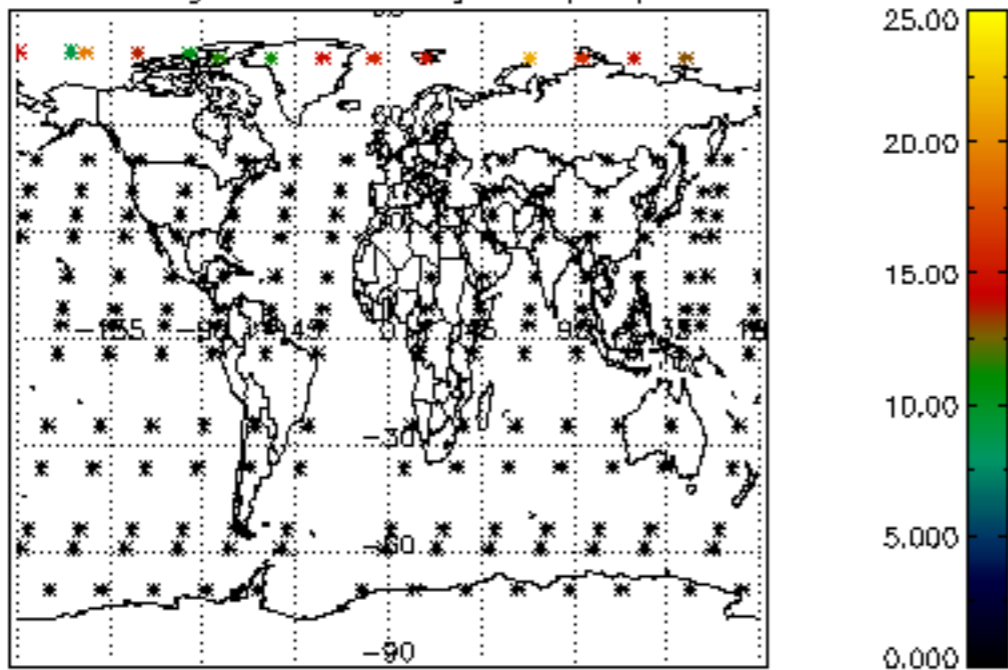
Percentage of star falling outside central band per profile



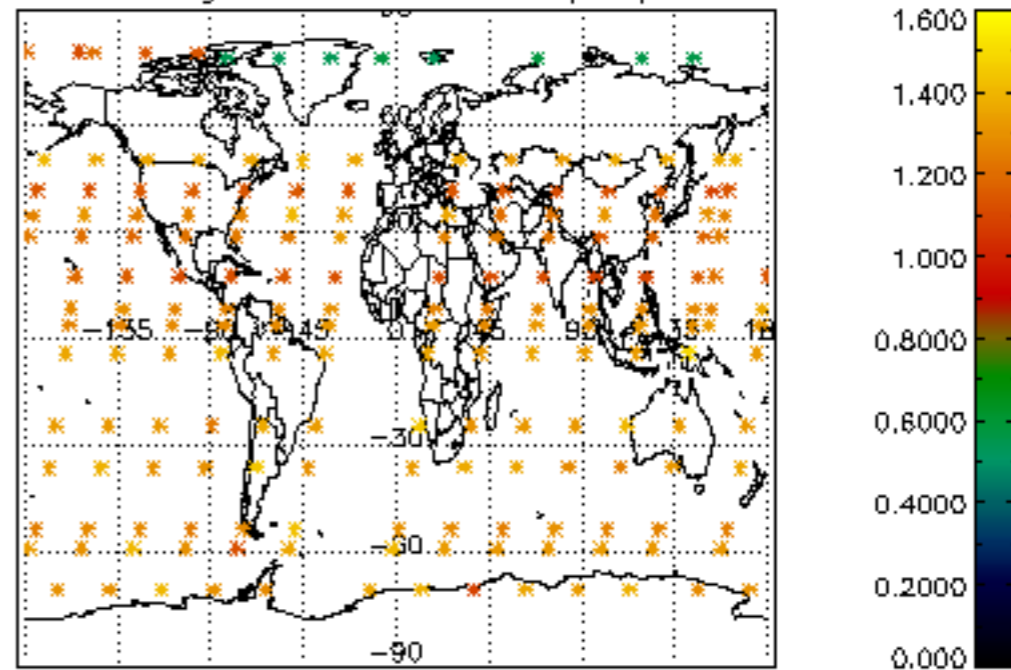
Percentage of saturation errors per profile



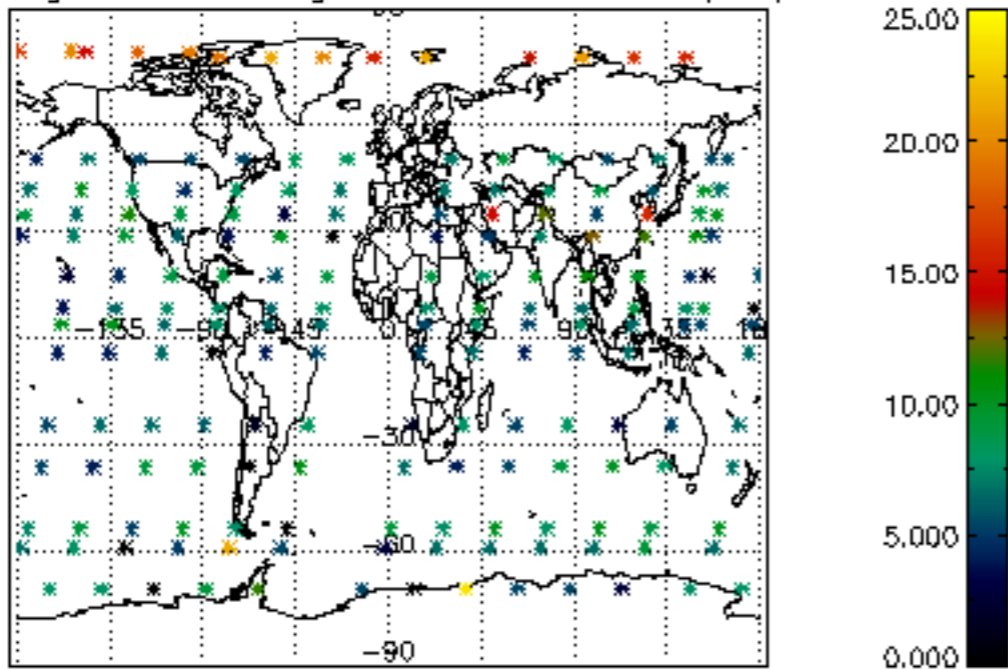
Percentage of cosmic ray hits per profile



Percentage of datation errors per profile



Percentage of star falling outside central band per profile



Percentage of saturation errors per profile

