

# GOMOS Level 2 Daily Report

## SUMMARY

### [1. General Info](#)

### [2. Summary of processed GOM\\_NL\\_2P products](#)

### [3. Level 2 Quality information per product](#)

#### [3.1 Plot of level 2 quality information per product \(time dependant\)](#)

#### [3.2 Plot of level 2 quality information per product \(world map\)](#)

### [4. Level 1 Quality information per product \(stored on level 2 products\)](#)

#### [4.1 Plot of level 1 quality information per product \(time dependant\)](#)

##### [4.1.1 Plot of level 1 quality information per product \(time dependant\): ASCENDING](#)

##### [4.1.2 Plot of level 1 quality information per product \(time dependant\): DESCENDING](#)

#### [4.2 Plot of level 1 quality information per product \(world map\)](#)

##### [4.2.1 Plot of level 1 quality information per product \(world map\): ASCENDING](#)

##### [4.2.2 Plot of level 1 quality information per product \(world map\): DESCENDING](#)

### [5. Ozone profiles based on quality statistics and other trace gas profiles](#)

#### [5.1 Ozone statistics based on quality of products](#)

#### [5.2 Plot ozone profiles for all STD \(dark without errors\)](#)

#### [5.3 Plot ozone profiles where STD < 20% \(dark without errors\)](#)

#### [5.4. Plot ozone profiles where STD < 10% \(dark without errors\)](#)

#### [5.5. Plot ozone profiles where STD < 5% \(dark without errors\)](#)

#### [5.6 Plot NO2 profiles for all STD \(dark without errors\)](#)

#### [5.7 Plot NO3 profiles for all STD \(dark without errors\)](#)

#### [5.8 Plot H2O profiles \(only for occultations of stars 1,2,3,4,13,14,16,26,63 dark without errors\) for all STD](#)

### [6. Auxiliary Data Files used for the production reported in section 2](#)

This report presents the daily analysis on parameters extracted from GOMOS level 2 data (GOM\_NL\_\_2P). It is intended to monitor some important parameters that will impact the quality of these products. A list of level 2 products (and content) that have arrived during the reporting day to the PCF is also given.

Item	Value
Time of report generation	19APR2013 22:16:04
Data source version	GOMOS/6.01
Start time of products	20-10-2003 (20OCT2003 00:00:00)
Stop time of products	21-10-2003 (21OCT2003 00:00:00)
Store outputs in DB	Yes
Nb of level 2 prods	353
Nb of prods with errors	0

## 2. Summary of processed GOM\_NL\_\_2P products.

Nr	Filename	UTC Start time	Limb	Duration	Star Id	Star Name	Star Mag	Star Temp	Nb Meas	Orbit	Prod. error
1	GOM_NL__2PRFIN20031020_000759_000000432020_00488_08558_7250.N1	20-OCT-2003 00:07:59	Dark	42.500	113	Mu Vel	2.6920	5000.0	85	8558	No
2	GOM_NL__2PRFIN20031020_001216_000000472020_00489_08559_7120.N1	20-OCT-2003 00:12:16	Dark	47.000	46	Del Vel	1.9540	10600.	94	8559	No
3	GOM_NL__2PRFIN20031020_001537_000000782020_00489_08559_7121.N1	20-OCT-2003 00:15:37	Dark	77.500	37	25Del CMa	1.8300	5900.0	155	8559	No
4	GOM_NL__2PRFIN20031020_001812_000000522020_00489_08559_7122.N1	20-OCT-2003 00:18:12	Dark	51.500	2	Alp Car	-0.73600	7000.0	103	8559	No
5	GOM_NL__2PRFIN20031020_002114_000002222020_00489_08559_7123.N1	20-OCT-2003 00:21:14	Dark	222.00	1	9Alp CMa	-1.4400	11000.	444	8559	No
6	GOM_NL__2PRFIN20031020_002656_000000482020_00489_08559_7124.N1	20-OCT-2003 00:26:56	Dark	47.500	9	Alp Eri	0.45300	24000.	95	8559	No
7	GOM_NL__2PRFIN20031020_002940_000000472020_00489_08559_7125.N1	20-OCT-2003 00:29:40	Straylight	46.500	157	The1Eri	2.9060	9300.0	93	8559	No
8	GOM_NL__2PRFIN20031020_003152_000000402020_00489_08559_7126.N1	20-OCT-2003 00:31:52	Straylight	39.500	84	Alp Phe	2.3970	4500.0	79	8559	No
9	GOM_NL__2PRFIN20031020_003357_000001542020_00489_08559_7124.N1	20-OCT-2003 00:33:57	Straylight	154.00	101	11Alp Lep	2.5820	7000.0	308	8559	No
10	GOM_NL__2PRFIN20031020_003826_000000452020_00489_08559_7122.N1	20-OCT-2003 00:38:26	Straylight	45.000	52	16Bet Cet	2.0370	4500.0	90	8559	No
11	GOM_NL__2PRFIN20031020_004759_000000372020_00489_08559_7123.N1	20-OCT-2003 00:47:59	Bright	36.500	140	88Gam Peg	2.8340	26000.	73	8559	No
12	GOM_NL__2PRFIN20031020_005035_000000442020_00489_08559_7124.N1	20-OCT-2003 00:50:35	Bright	44.000	105	6Bet Ari	2.6450	8900.0	88	8559	No
13	GOM_NL__2PRFIN20031020_005313_000000382020_00489_08559_7125.N1	20-OCT-2003 00:53:13	Bright	37.500	164	44Eta Peg	2.9480	5400.0	75	8559	No
14	GOM_NL__2PRFIN20031020_005528_000000452020_00489_08559_7126.N1	20-OCT-2003 00:55:28	Bright	45.000	173	4Bet Tri	3.0040	8900.0	90	8559	No
15	GOM_NL__2PRFIN20031020_005724_000000432020_00489_08559_7127.N1	20-OCT-2003 00:57:24	Bright	43.000	73	57Gam1And	2.2600	13100.	86	8559	No
16	GOM_NL__2PRFIN20031020_005948_000000392020_00489_08559_7128.N1	20-OCT-2003 00:59:48	Bright	39.000	68	18Alp Cas	2.2250	4500.0	78	8559	No
17	GOM_NL__2PRFIN20031020_010107_000000382020_00489_08559_7129.N1	20-OCT-2003 01:01:07	Bright	38.000	76	27Gam Cas	2.3000	30000.	76	8559	No
18	GOM_NL__2PRFIN20031020_010305_000000382020_00489_08559_7130.N1	20-OCT-2003 01:03:05	Bright	38.000	89	5Alp Cep	2.4510	8000.0	76	8559	No
19	GOM_NL__2PRFIN20031020_010855_000000402020_00489_08559_7131.N1	20-OCT-2003 01:08:55	Bright	39.500	49	1Alp UMi	1.9900	6300.0	79	8559	No
20	GOM_NL__2PRFIN20031020_011208_000000382020_00489_08559_7132.N1	20-OCT-2003 01:12:08	Bright	38.000	60	7Bet UMi	2.0810	3950.0	76	8559	No
21	GOM_NL__2PRFIN20031020_011711_000000402020_00489_08559_7133.N1	20-OCT-2003 01:17:11	Bright	39.500	36	50Alp UMa	1.8000	6300.0	79	8559	No
22	GOM_NL__2PRFIN20031020_011845_000000392020_00489_08559_7134.N1	20-OCT-2003 01:18:45	Bright	38.500	82	48Bet UMa	2.3650	10600.	77	8559	No
23	GOM_NL__2PRFIN20031020_012212_000000382020_00489_08559_7135.N1	20-OCT-2003 01:22:12	Bright	38.000	174	52Psi UMa	3.0040	4400.0	76	8559	No
24	GOM_NL__2PRFIN20031020_013026_000001202020_00489_08559_7136.N1	20-OCT-2003 01:30:26	Twilight	120.00	17	78Bet Gem	1.1610	4500.0	240	8559	No
25	GOM_NL__2PRFIN20031020_014026_000000562020_00489_08559_7137.N1	20-OCT-2003 01:40:26	Dark	55.500	48	30Alp Hya	1.9770	4100.0	111	8559	No
26	GOM_NL__2PRFIN20031020_014835_000000402020_00489_08559_7138.N1	20-OCT-2003 01:48:35	Dark	40.000	113	Mu Vel	2.6920	5000.0	80	8559	No
27	GOM_NL__2PRFIN20031020_015252_000000422020_00490_08560_7211.N1	20-OCT-2003 01:52:52	Dark	41.500	46	Del Vel	1.9540	10600.	83	8560	No
28	GOM_NL__2PRFIN20031020_015502_000000412020_00490_08560_7212.N1	20-OCT-2003 01:55:02	Dark	41.000	29	Bet Car	1.6720	10200.	82	8560	No
29	GOM_NL__2PRFIN20031020_015849_000000602020_00490_08560_7213.N1	20-OCT-2003 01:58:49	Dark	60.000	2	Alp Car	-0.73600	7000.0	120	8560	No
30	GOM_NL__2PRFIN20031020_020154_000002072020_00490_08560_7214.N1	20-OCT-2003 02:01:54	Dark	207.00	1	9Alp CMa	-1.4400	11000.	414	8560	No
31	GOM_NL__2PRFIN20031020_020732_000000442020_00490_08560_7215.N1	20-OCT-2003 02:07:32	Dark	44.000	9	Alp Eri	0.45300	24000.	88	8560	No
32	GOM_NL__2PRFIN20031020_021018_000000482020_00490_08560_7216.N1	20-OCT-2003 02:10:18	Straylight	48.000	157	The1Eri	2.9060	9300.0	96	8560	No
33	GOM_NL__2PRFIN20031020_021228_000000462020_00490_08560_7217.N1	20-OCT-2003 02:12:28	Straylight	45.500	84	Alp Phe	2.3970	4500.0	91	8560	No
34	GOM_NL__2PRFIN20031020_021434_000002142020_00490_08560_7218.N1	20-OCT-2003 02:14:34	Twilight	214.00	101	11Alp Lep	2.5820	7000.0	428	8560	No
35	GOM_NL__2PRFIN20031020_021953_000000982020_00490_08560_7219.N1	20-OCT-2003 02:19:53	Twilight	97.500	165	34Gam Eri	2.9500	3200.0	195	8560	No
36	GOM_NL__2PRFIN20031020_022835_000000382020_00490_08560_7220.N1	20-OCT-2003 02:28:35	Bright	38.000	140	88Gam Peg	2.8340	26000.	76	8560	No
37	GOM_NL__2PRFIN20031020_023111_000000462020_00490_08560_7221.N1	20-OCT-2003 02:31:11	Bright	45.500	105	6Bet Ari	2.6450	8900.0	91	8560	No
38	GOM_NL__2PRFIN20031020_023350_000000392020_00490_08560_7222.N1	20-OCT-2003 02:33:50	Bright	39.000	164	44Eta Peg	2.9480	5400.0	78	8560	No
39	GOM_NL__2PRFIN20031020_023604_000000472020_00490_08560_7223.N1	20-OCT-2003 02:36:04	Bright	47.000	173	4Bet Tri	3.0040	8900.0	94	8560	No
40	GOM_NL__2PRFIN20031020_023800_000000462020_00490_08560_7224.N1	20-OCT-2003 02:38:00	Bright	45.500	73	57Gam1And	2.2600	13100.	91	8560	No
41	GOM_NL__2PRFIN20031020_024024_000000392020_00490_08560_7225.N1	20-OCT-2003 02:40:24	Bright	38.500	68	18Alp Cas	2.2250	4500.0	77	8560	No
42	GOM_NL__2PRFIN20031020_024144_000000382020_00490_08560_7226.N1	20-OCT-2003 02:41:44	Bright	37.500	76	27Gam Cas	2.3000	30000.	75	8560	No

43	GOM_NL__2PRFIN20031020_024342_000000382020_00490_08560_7227.N1	20-OCT-2003 02:43:42	Bright	37.500	89	5Alp Cep	2.4510	8000.0	75	8560	No
44	GOM_NL__2PRFIN20031020_024931_000000392020_00490_08560_7228.N1	20-OCT-2003 02:49:31	Bright	39.000	49	1Alp UMi	1.9900	6300.0	78	8560	No
45	GOM_NL__2PRFIN20031020_025244_000000402020_00490_08560_7229.N1	20-OCT-2003 02:52:44	Bright	40.000	60	7Bet UMi	2.0810	3950.0	80	8560	No
46	GOM_NL__2PRFIN20031020_025747_000000402020_00490_08560_7230.N1	20-OCT-2003 02:57:47	Bright	39.500	36	50Alp UMa	1.8000	6300.0	79	8560	No
47	GOM_NL__2PRFIN20031020_025921_000000382020_00490_08560_7231.N1	20-OCT-2003 02:59:21	Bright	37.500	82	48Bet UMa	2.3650	10600.	75	8560	No
48	GOM_NL__2PRFIN20031020_030248_000000362020_00490_08560_7232.N1	20-OCT-2003 03:02:48	Bright	35.500	174	52Psi UMa	3.0040	4400.0	71	8560	No
49	GOM_NL__2PRFIN20031020_031103_000001182020_00490_08560_7233.N1	20-OCT-2003 03:11:03	Twi_and_stray	117.50	17	78Bet Gem	1.1610	4500.0	235	8560	No
50	GOM_NL__2PRFIN20031020_032102_000000552020_00490_08560_7234.N1	20-OCT-2003 03:21:02	Dark	55.000	48	30Alp Hya	1.9770	4100.0	110	8560	No
51	GOM_NL__2PRFIN20031020_032911_000000432020_00490_08560_7235.N1	20-OCT-2003 03:29:11	Dark	43.000	113	Mu Vel	2.6920	5000.0	86	8560	No
52	GOM_NL__2PRFIN20031020_033344_000000482020_00491_08561_7115.N1	20-OCT-2003 03:33:44	Dark	48.000	34	Gam2Vel	1.7930	23000.	96	8561	No
53	GOM_NL__2PRFIN20031020_033538_000000422020_00491_08561_7116.N1	20-OCT-2003 03:35:38	Dark	41.500	29	Bet Car	1.6720	10200.	83	8561	No
54	GOM_NL__2PRFIN20031020_033926_000000492020_00491_08561_7117.N1	20-OCT-2003 03:39:26	Dark	49.000	2	Alp Car	-0.73600	7000.0	98	8561	No
55	GOM_NL__2PRFIN20031020_034233_000001952020_00491_08561_7118.N1	20-OCT-2003 03:42:33	Dark	195.00	1	9Alp CMa	-1.4400	11000.	390	8561	No
56	GOM_NL__2PRFIN20031020_034808_000000402020_00491_08561_7119.N1	20-OCT-2003 03:48:08	Dark	40.000	9	Alp Eri	0.45300	24000.	80	8561	No
57	GOM_NL__2PRFIN20031020_035054_000000482020_00491_08561_7120.N1	20-OCT-2003 03:50:54	Straylight	47.500	157	The1Eri	2.9060	9300.0	95	8561	No
58	GOM_NL__2PRFIN20031020_035304_000000432020_00491_08561_7121.N1	20-OCT-2003 03:53:04	Straylight	42.500	84	Alp Phe	2.3970	4500.0	85	8561	No
59	GOM_NL__2PRFIN20031020_035511_000002142020_00491_08561_7122.N1	20-OCT-2003 03:55:11	Twi_and_stray	214.00	101	11Alp Lep	2.5820	7000.0	428	8561	No
60	GOM_NL__2PRFIN20031020_040028_000001032020_00491_08561_7123.N1	20-OCT-2003 04:00:28	Twi_and_stray	103.00	165	34Gam Eri	2.9500	3200.0	206	8561	No
61	GOM_NL__2PRFIN20031020_040911_000000382020_00491_08561_7124.N1	20-OCT-2003 04:09:11	Bright	37.500	140	88Gam Peg	2.8340	26000.	75	8561	No
62	GOM_NL__2PRFIN20031020_041146_000000452020_00491_08561_7125.N1	20-OCT-2003 04:11:46	Bright	45.000	105	6Bet Ari	2.6450	8900.0	90	8561	No
63	GOM_NL__2PRFIN20031020_041426_000000382020_00491_08561_7126.N1	20-OCT-2003 04:14:26	Bright	38.000	164	44Eta Peg	2.9480	5400.0	76	8561	No
64	GOM_NL__2PRFIN20031020_041639_000000462020_00491_08561_7127.N1	20-OCT-2003 04:16:39	Bright	45.500	173	4Bet Tri	3.0040	8900.0	91	8561	No
65	GOM_NL__2PRFIN20031020_041835_000000452020_00491_08561_7128.N1	20-OCT-2003 04:18:35	Bright	44.500	73	57Gam1And	2.2600	13100.	89	8561	No
66	GOM_NL__2PRFIN20031020_042100_000000382020_00491_08561_7129.N1	20-OCT-2003 04:21:00	Bright	37.500	68	18Alp Cas	2.2250	4500.0	75	8561	No
67	GOM_NL__2PRFIN20031020_042219_000000392020_00491_08561_7130.N1	20-OCT-2003 04:22:19	Bright	39.000	76	27Gam Cas	2.3000	30000.	78	8561	No
68	GOM_NL__2PRFIN20031020_042419_000000382020_00491_08561_7131.N1	20-OCT-2003 04:24:19	Bright	38.000	89	5Alp Cep	2.4510	8000.0	76	8561	No
69	GOM_NL__2PRFIN20031020_043006_000000402020_00491_08561_7132.N1	20-OCT-2003 04:30:06	Bright	39.500	49	1Alp UMi	1.9900	6300.0	79	8561	No
70	GOM_NL__2PRFIN20031020_043321_000000402020_00491_08561_7133.N1	20-OCT-2003 04:33:21	Bright	39.500	60	7Bet UMi	2.0810	3950.0	79	8561	No
71	GOM_NL__2PRFIN20031020_043823_000000402020_00491_08561_7134.N1	20-OCT-2003 04:38:23	Bright	39.500	36	50Alp UMa	1.8000	6300.0	79	8561	No
72	GOM_NL__2PRFIN20031020_043957_000000362020_00491_08561_7135.N1	20-OCT-2003 04:39:57	Bright	35.500	82	48Bet UMa	2.3650	10600.	71	8561	No
73	GOM_NL__2PRFIN20031020_044324_000000362020_00491_08561_7136.N1	20-OCT-2003 04:43:24	Bright	36.000	174	52Psi UMa	3.0040	4400.0	72	8561	No
74	GOM_NL__2PRFIN20031020_045139_000001162020_00491_08561_7137.N1	20-OCT-2003 04:51:39	Twi_and_stray	116.00	17	78Bet Gem	1.1610	4500.0	232	8561	No
75	GOM_NL__2PRFIN20031020_050139_000000552020_00491_08561_7138.N1	20-OCT-2003 05:01:39	Dark	55.000	48	30Alp Hya	1.9770	4100.0	110	8561	No
76	GOM_NL__2PRFIN20031020_050948_000000432020_00491_08561_7139.N1	20-OCT-2003 05:09:48	Dark	42.500	113	Mu Vel	2.6920	5000.0	85	8561	No
77	GOM_NL__2PRFIN20031020_051422_000000492020_00492_08562_0510.N1	20-OCT-2003 05:14:22	Dark	49.000	34	Gam2Vel	1.7930	23000.	98	8562	No
78	GOM_NL__2PRFIN20031020_051614_000000412020_00492_08562_0511.N1	20-OCT-2003 05:16:14	Dark	40.500	29	Bet Car	1.6720	10200.	81	8562	No
79	GOM_NL__2PRFIN20031020_052002_000000592020_00492_08562_0512.N1	20-OCT-2003 05:20:02	Dark	59.000	2	Alp Car	-0.73600	7000.0	118	8562	No
80	GOM_NL__2PRFIN20031020_052313_000002222020_00492_08562_0513.N1	20-OCT-2003 05:23:13	Dark	222.00	1	9Alp CMa	-1.4400	11000.	444	8562	No
81	GOM_NL__2PRFIN20031020_052844_000000462020_00492_08562_0514.N1	20-OCT-2003 05:28:44	Dark	45.500	9	Alp Eri	0.45300	24000.	91	8562	No
82	GOM_NL__2PRFIN20031020_053131_000000452020_00492_08562_0515.N1	20-OCT-2003 05:31:31	Straylight	45.000	157	The1Eri	2.9060	9300.0	90	8562	No
83	GOM_NL__2PRFIN20031020_053340_000000432020_00492_08562_0516.N1	20-OCT-2003 05:33:40	Straylight	43.000	84	Alp Phe	2.3970	4500.0	86	8562	No
84	GOM_NL__2PRFIN20031020_053548_000002142020_00492_08562_0517.N1	20-OCT-2003 05:35:48	Twi_and_stray	214.00	101	11Alp Lep	2.5820	7000.0	428	8562	No
85	GOM_NL__2PRFIN20031020_054104_000000962020_00492_08562_0518.N1	20-OCT-2003 05:41:04	Twi_and_stray	95.500	165	34Gam Eri	2.9500	3200.0	191	8562	No
86	GOM_NL__2PRFIN20031020_054947_000000382020_00492_08562_0519.N1	20-OCT-2003 05:49:47	Bright	37.500	140	88Gam Peg	2.8340	26000.	75	8562	No
87	GOM_NL__2PRFIN20031020_055222_000000452020_00492_08562_0520.N1	20-OCT-2003 05:52:22	Bright	45.000	105	6Bet Ari	2.6450	8900.0	90	8562	No
88	GOM_NL__2PRFIN20031020_055503_000000392020_00492_08562_0521.N1	20-OCT-2003 05:55:03	Bright	38.500	164	44Eta Peg	2.9480	5400.0	77	8562	No
89	GOM_NL__2PRFIN20031020_055714_000000462020_00492_08562_0522.N1	20-OCT-2003 05:57:14	Bright	46.000	173	4Bet Tri	3.0040	8900.0	92	8562	No
90	GOM_NL__2PRFIN20031020_055910_000000452020_00492_08562_0523.N1	20-OCT-2003 05:59:10	Bright	45.000	73	57Gam1And	2.2600	13100.	90	8562	No
91	GOM_NL__2PRFIN20031020_060135_000000392020_00492_08562_0524.N1	20-OCT-2003 06:01:35	Bright	39.000	68	18Alp Cas	2.2250	4500.0	78	8562	No
92	GOM_NL__2PRFIN20031020_060255_000000382020_00492_08562_0525.N1	20-OCT-2003 06:02:55	Bright	38.000	76	27Gam Cas	2.3000	30000.	76	8562	No
93	GOM_NL__2PRFIN20031020_060455_000000392020_00492_08562_0526.N1	20-OCT-2003 06:04:55	Bright	38.500	89	5Alp Cep	2.4510	8000.0	77	8562	No
94	GOM_NL__2PRFIN20031020_061043_000000382020_00492_08562_0527.N1	20-OCT-2003 06:10:43	Bright	38.000	49	1Alp UMi	1.9900	6300.0	76	8562	No
95	GOM_NL__2PRFIN20031020_061357_000000392020_00492_08562_0528.N1	20-OCT-2003 06:13:57	Bright	38.500	60	7Bet UMi	2.0810	3950.0	77	8562	No
96	GOM_NL__2PRFIN20031020_061859_000000362020_00492_08562_0529.N1	20-OCT-2003 06:18:59	Bright	36.000	36	50Alp UMa	1.8000	6300.0	72	8562	No
97	GOM_NL__2PRFIN20031020_062033_000000382020_00492_08562_0530.N1	20-OCT-2003 06:20:33	Bright	38.000	82	48Bet UMa	2.3650	10600.	76	8562	No
98	GOM_NL__2PRFIN20031020_062400_000000532020_00492_08562_0531.N1	20-OCT-2003 06:24:00	Bright	52.500	174	52Psi UMa	3.0040	4400.0	105	8562	No
99	GOM_NL__2PRFIN20031020_063216_000001302020_00492_08562_0532.N1	20-OCT-2003 06:32:16	Twi_and_stray	130.00	17	78Bet Gem	1.1610	4500.0	260	8562	No
100	GOM_NL__2PRFIN20031020_064216_000000612020_00492_08562_0533.N1	20-OCT-2003 06:42:16	Dark	61.000	48	30Alp Hya	1.9770	4100.0	122	8562	No
101	GOM_NL__2PRFIN20031020_065024_000000412020_00492_08562_0534.N1	20-OCT-2003 06:50:24	Dark	40.500	113	Mu Vel	2.6920	5000.0	81	8562	No

102	GOM_NL__2PRFIN20031020_065459_000000492020_00493_08563_7118.N1	20-OCT-2003 06:54:59	Dark	48.500	34	Gam2Vel	1.7930	23000.	97	8563	No
103	GOM_NL__2PRFIN20031020_065651_000000412020_00493_08563_7119.N1	20-OCT-2003 06:56:51	Dark	41.000	29	Bet Car	1.6720	10200.	82	8563	No
104	GOM_NL__2PRFIN20031020_070039_000000522020_00493_08563_7120.N1	20-OCT-2003 07:00:39	Dark	52.000	2	Alp Car	-0.73600	7000.0	104	8563	No
105	GOM_NL__2PRFIN20031020_070353_000002222020_00493_08563_7121.N1	20-OCT-2003 07:03:53	Dark	222.00	1	9Alp CMa	-1.4400	11000.	444	8563	No
106	GOM_NL__2PRFIN20031020_070920_000000462020_00493_08563_7122.N1	20-OCT-2003 07:09:20	Dark	46.000	9	Alp Eri	0.45300	24000.	92	8563	No
107	GOM_NL__2PRFIN20031020_071206_000000462020_00493_08563_7123.N1	20-OCT-2003 07:12:06	Straylight	46.000	157	The1Eri	2.9060	9300.0	92	8563	No
108	GOM_NL__2PRFIN20031020_071417_000000452020_00493_08563_7124.N1	20-OCT-2003 07:14:17	Straylight	45.000	84	Alp Phe	2.3970	4500.0	90	8563	No
109	GOM_NL__2PRFIN20031020_071626_000002142020_00493_08563_7125.N1	20-OCT-2003 07:16:26	Tw_i_and_stray	214.00	101	11Alp Lep	2.5820	7000.0	428	8563	No
110	GOM_NL__2PRFIN20031020_072140_000000922020_00493_08563_7126.N1	20-OCT-2003 07:21:40	Tw_i_and_stray	92.000	165	34Gam Eri	2.9500	3200.0	184	8563	No
111	GOM_NL__2PRFIN20031020_073023_000000392020_00493_08563_7127.N1	20-OCT-2003 07:30:23	Bright	38.500	140	88Gam Peg	2.8340	26000.	77	8563	No
112	GOM_NL__2PRFIN20031020_073258_000000452020_00493_08563_7128.N1	20-OCT-2003 07:32:58	Bright	45.000	105	6Bet Ari	2.6450	8900.0	90	8563	No
113	GOM_NL__2PRFIN20031020_073539_000000382020_00493_08563_7129.N1	20-OCT-2003 07:35:39	Bright	37.500	164	44Eta Peg	2.9480	5400.0	75	8563	No
114	GOM_NL__2PRFIN20031020_073749_000000452020_00493_08563_7130.N1	20-OCT-2003 07:37:49	Bright	44.500	173	4Bet Tri	3.0040	8900.0	89	8563	No
115	GOM_NL__2PRFIN20031020_073946_000000452020_00493_08563_7131.N1	20-OCT-2003 07:39:46	Bright	44.500	73	57Gam1And	2.2600	13100.	89	8563	No
116	GOM_NL__2PRFIN20031020_074211_000000412020_00493_08563_7132.N1	20-OCT-2003 07:42:11	Bright	41.000	68	18Alp Cas	2.2250	4500.0	82	8563	No
117	GOM_NL__2PRFIN20031020_074331_000000382020_00493_08563_7133.N1	20-OCT-2003 07:43:31	Bright	38.000	76	27Gam Cas	2.3000	30000.	76	8563	No
118	GOM_NL__2PRFIN20031020_074531_000000392020_00493_08563_7134.N1	20-OCT-2003 07:45:31	Bright	38.500	89	5Alp Cep	2.4510	8000.0	77	8563	No
119	GOM_NL__2PRFIN20031020_075119_000000362020_00493_08563_7135.N1	20-OCT-2003 07:51:19	Bright	36.000	49	1Alp UMi	1.9900	6300.0	72	8563	No
120	GOM_NL__2PRFIN20031020_075434_000000372020_00493_08563_7136.N1	20-OCT-2003 07:54:34	Bright	36.500	60	7Bet UMi	2.0810	3950.0	73	8563	No
121	GOM_NL__2PRFIN20031020_075935_000000392020_00493_08563_7137.N1	20-OCT-2003 07:59:35	Bright	39.000	36	50Alp UMa	1.8000	6300.0	78	8563	No
122	GOM_NL__2PRFIN20031020_080109_000000372020_00493_08563_7138.N1	20-OCT-2003 08:01:09	Bright	37.000	82	48Bet UMa	2.3650	10600.	74	8563	No
123	GOM_NL__2PRFIN20031020_080436_000000362020_00493_08563_7139.N1	20-OCT-2003 08:04:36	Bright	35.500	174	52Psi UMa	3.0040	4400.0	71	8563	No
124	GOM_NL__2PRFIN20031020_081253_000001362020_00493_08563_7140.N1	20-OCT-2003 08:12:53	Tw_i_and_stray	135.50	17	78Bet Gem	1.1610	4500.0	271	8563	No
125	GOM_NL__2PRFIN20031020_082253_000000612020_00493_08563_7141.N1	20-OCT-2003 08:22:53	Dark	60.500	48	30Alp Hya	1.9770	4100.0	121	8563	No
126	GOM_NL__2PRFIN20031020_083101_000000422020_00493_08563_7142.N1	20-OCT-2003 08:31:01	Dark	41.500	113	Mu Vel	2.6920	5000.0	83	8563	No
127	GOM_NL__2PRFIN20031020_083536_000000482020_00494_08564_7139.N1	20-OCT-2003 08:35:36	Dark	47.500	34	Gam2Vel	1.7930	23000.	95	8564	No
128	GOM_NL__2PRFIN20031020_083727_000000482020_00494_08564_7140.N1	20-OCT-2003 08:37:27	Dark	47.500	29	Bet Car	1.6720	10200.	95	8564	No
129	GOM_NL__2PRFIN20031020_084116_000000632020_00494_08564_7141.N1	20-OCT-2003 08:41:16	Dark	63.000	2	Alp Car	-0.73600	7000.0	126	8564	No
130	GOM_NL__2PRFIN20031020_084433_000002222020_00494_08564_7142.N1	20-OCT-2003 08:44:33	Dark	222.00	1	9Alp CMa	-1.4400	11000.	444	8564	No
131	GOM_NL__2PRFIN20031020_084957_000000412020_00494_08564_7143.N1	20-OCT-2003 08:49:57	Dark	40.500	9	Alp Eri	0.45300	24000.	81	8564	No
132	GOM_NL__2PRFIN20031020_085243_000000472020_00494_08564_7144.N1	20-OCT-2003 08:52:43	Straylight	47.000	157	The1Eri	2.9060	9300.0	94	8564	No
133	GOM_NL__2PRFIN20031020_085453_000000432020_00494_08564_7145.N1	20-OCT-2003 08:54:53	Straylight	43.000	84	Alp Phe	2.3970	4500.0	86	8564	No
134	GOM_NL__2PRFIN20031020_085703_000002142020_00494_08564_7146.N1	20-OCT-2003 08:57:03	Tw_i_and_stray	214.00	101	11Alp Lep	2.5820	7000.0	428	8564	No
135	GOM_NL__2PRFIN20031020_090216_000000962020_00494_08564_7147.N1	20-OCT-2003 09:02:16	Tw_i_and_stray	95.500	165	34Gam Eri	2.9500	3200.0	191	8564	No
136	GOM_NL__2PRFIN20031020_091059_000000382020_00494_08564_7148.N1	20-OCT-2003 09:10:59	Bright	37.500	140	88Gam Peg	2.8340	26000.	75	8564	No
137	GOM_NL__2PRFIN20031020_091333_000000462020_00494_08564_7149.N1	20-OCT-2003 09:13:33	Bright	45.500	105	6Bet Ari	2.6450	8900.0	91	8564	No
138	GOM_NL__2PRFIN20031020_091616_000000372020_00494_08564_7150.N1	20-OCT-2003 09:16:16	Bright	37.000	164	44Eta Peg	2.9480	5400.0	74	8564	No
139	GOM_NL__2PRFIN20031020_091825_000000452020_00494_08564_7151.N1	20-OCT-2003 09:18:25	Bright	44.500	173	4Bet Tri	3.0040	8900.0	89	8564	No
140	GOM_NL__2PRFIN20031020_092021_000000452020_00494_08564_7152.N1	20-OCT-2003 09:20:21	Bright	45.000	73	57Gam1And	2.2600	13100.	90	8564	No
141	GOM_NL__2PRFIN20031020_092247_000000382020_00494_08564_7153.N1	20-OCT-2003 09:22:47	Bright	38.000	68	18Alp Cas	2.2250	4500.0	76	8564	No
142	GOM_NL__2PRFIN20031020_092407_000000382020_00494_08564_7154.N1	20-OCT-2003 09:24:07	Bright	38.000	76	27Gam Cas	2.3000	30000.	76	8564	No
143	GOM_NL__2PRFIN20031020_092608_000000382020_00494_08564_7155.N1	20-OCT-2003 09:26:08	Bright	38.000	89	5Alp Cep	2.4510	8000.0	76	8564	No
144	GOM_NL__2PRFIN20031020_093156_000000382020_00494_08564_7156.N1	20-OCT-2003 09:31:56	Bright	38.000	49	1Alp UMi	1.9900	6300.0	76	8564	No
145	GOM_NL__2PRFIN20031020_093510_000000382020_00494_08564_7157.N1	20-OCT-2003 09:35:10	Bright	37.500	60	7Bet UMi	2.0810	3950.0	75	8564	No
146	GOM_NL__2PRFIN20031020_094011_000000392020_00494_08564_7158.N1	20-OCT-2003 09:40:11	Bright	38.500	36	50Alp UMa	1.8000	6300.0	77	8564	No
147	GOM_NL__2PRFIN20031020_094145_000000382020_00494_08564_7159.N1	20-OCT-2003 09:41:45	Bright	37.500	82	48Bet UMa	2.3650	10600.	75	8564	No
148	GOM_NL__2PRFIN20031020_094512_000000372020_00494_08564_7160.N1	20-OCT-2003 09:45:12	Bright	36.500	174	52Psi UMa	3.0040	4400.0	73	8564	No
149	GOM_NL__2PRFIN20031020_095329_000001392020_00494_08564_7161.N1	20-OCT-2003 09:53:29	Tw_i_and_stray	138.50	17	78Bet Gem	1.1610	4500.0	277	8564	No
150	GOM_NL__2PRFIN20031020_100329_000000652020_00494_08564_7162.N1	20-OCT-2003 10:03:29	Dark	64.500	48	30Alp Hya	1.9770	4100.0	129	8564	No
151	GOM_NL__2PRFIN20031020_101137_000000432020_00494_08564_7163.N1	20-OCT-2003 10:11:37	Dark	42.500	113	Mu Vel	2.6920	5000.0	85	8564	No
152	GOM_NL__2PRFIN20031020_101613_000000472020_00495_08565_0512.N1	20-OCT-2003 10:16:13	Dark	46.500	34	Gam2Vel	1.7930	23000.	93	8565	No
153	GOM_NL__2PRFIN20031020_101924_000000852020_00495_08565_0513.N1	20-OCT-2003 10:19:24	Dark	84.500	37	25Del CMa	1.8300	5900.0	169	8565	No
154	GOM_NL__2PRFIN20031020_102153_000000502020_00495_08565_0514.N1	20-OCT-2003 10:21:53	Dark	50.000	2	Alp Car	-0.73600	7000.0	100	8565	No
155	GOM_NL__2PRFIN20031020_102513_000002212020_00495_08565_0515.N1	20-OCT-2003 10:25:13	Dark	221.00	1	9Alp CMa	-1.4400	11000.	442	8565	No
156	GOM_NL__2PRFIN20031020_103033_000000502020_00495_08565_0516.N1	20-OCT-2003 10:30:33	Dark	49.500	9	Alp Eri	0.45300	24000.	99	8565	No
157	GOM_NL__2PRFIN20031020_103320_000000462020_00495_08565_0517.N1	20-OCT-2003 10:33:20	Straylight	45.500	157	The1Eri	2.9060	9300.0	91	8565	No
158	GOM_NL__2PRFIN20031020_103529_000000462020_00495_08565_0518.N1	20-OCT-2003 10:35:29	Straylight	46.000	84	Alp Phe	2.3970	4500.0	92	8565	No
159	GOM_NL__2PRFIN20031020_103740_000002142020_00495_08565_0519.N1	20-OCT-2003 10:37:40	Tw_i_and_stray	214.00	101	11Alp Lep	2.5820	7000.0	428	8565	No
160	GOM_NL__2PRFIN20031020_104252_000000992020_00495_08565_0520.N1	20-OCT-2003 10:42:52	Tw_i_and_stray	98.500	165	34Gam Eri	2.9500	3200.0	197	8565	No



161	GOM_NL__2PRFIN20031020_105135_000000372020_00495_08565_0521.N1	20-OCT-2003 10:51:35	Bright	37.000	140	88Gam Peg	2.8340	26000.	74	8565	No
162	GOM_NL__2PRFIN20031020_105408_000000442020_00495_08565_0522.N1	20-OCT-2003 10:54:08	Bright	44.000	105	6Bet Ari	2.6450	8900.0	88	8565	No
163	GOM_NL__2PRFIN20031020_105553_000000402020_00495_08565_0523.N1	20-OCT-2003 10:55:53	Bright	40.000	93	53Bet Peg	2.5200	3100.0	80	8565	No
164	GOM_NL__2PRFIN20031020_105744_000000412020_00495_08565_0524.N1	20-OCT-2003 10:57:44	Bright	41.000	53	43Bet And	2.0480	3300.0	82	8565	No
165	GOM_NL__2PRFIN20031020_110056_000000442020_00495_08565_0525.N1	20-OCT-2003 11:00:56	Bright	43.500	73	57Gam1And	2.2600	13100.	87	8565	No
166	GOM_NL__2PRFIN20031020_110323_000000372020_00495_08565_0526.N1	20-OCT-2003 11:03:23	Bright	36.500	68	18Alp Cas	2.2250	4500.0	73	8565	No
167	GOM_NL__2PRFIN20031020_110443_000000372020_00495_08565_0527.N1	20-OCT-2003 11:04:43	Bright	36.500	76	27Gam Cas	2.3000	30000.	73	8565	No
168	GOM_NL__2PRFIN20031020_110644_000000352020_00495_08565_0528.N1	20-OCT-2003 11:06:44	Bright	34.500	89	5Alp Cep	2.4510	8000.0	69	8565	No
169	GOM_NL__2PRFIN20031020_111232_000000382020_00495_08565_0529.N1	20-OCT-2003 11:12:32	Bright	37.500	49	1Alp UMi	1.9900	6300.0	75	8565	No
170	GOM_NL__2PRFIN20031020_111546_000000392020_00495_08565_0530.N1	20-OCT-2003 11:15:46	Bright	38.500	60	7Bet UMi	2.0810	3950.0	77	8565	No
171	GOM_NL__2PRFIN20031020_112047_000000392020_00495_08565_0531.N1	20-OCT-2003 11:20:47	Bright	39.000	36	50Alp UMa	1.8000	6300.0	78	8565	No
172	GOM_NL__2PRFIN20031020_112221_000000362020_00495_08565_0532.N1	20-OCT-2003 11:22:21	Bright	35.500	82	48Bet UMa	2.3650	10600.	71	8565	No
173	GOM_NL__2PRFIN20031020_112548_000000372020_00495_08565_0533.N1	20-OCT-2003 11:25:48	Bright	37.000	174	52Psi UMa	3.0040	4400.0	74	8565	No
174	GOM_NL__2PRFIN20031020_113406_000001232020_00495_08565_0534.N1	20-OCT-2003 11:34:06	Tw_i_and_stray	123.00	17	78Bet Gem	1.1610	4500.0	246	8565	No
175	GOM_NL__2PRFIN20031020_114406_000000552020_00495_08565_0535.N1	20-OCT-2003 11:44:06	Dark	55.000	48	30Alp Hya	1.9770	4100.0	110	8565	No
176	GOM_NL__2PRFIN20031020_115213_000000392020_00495_08565_0536.N1	20-OCT-2003 11:52:13	Dark	39.000	113	Mu Vel	2.6920	5000.0	78	8565	No
177	GOM_NL__2PRFIN20031020_115650_000000452020_00496_08566_0512.N1	20-OCT-2003 11:56:50	Dark	45.000	34	Gam2Vel	1.7930	23000.	90	8566	No
178	GOM_NL__2PRFIN20031020_120002_000000762020_00496_08566_0513.N1	20-OCT-2003 12:00:02	Dark	75.500	37	25Del CMa	1.8300	5900.0	151	8566	No
179	GOM_NL__2PRFIN20031020_120230_000000502020_00496_08566_0514.N1	20-OCT-2003 12:02:30	Dark	49.500	2	Alp Car	-0.73600	7000.0	99	8566	No
180	GOM_NL__2PRFIN20031020_120553_000002212020_00496_08566_0515.N1	20-OCT-2003 12:05:53	Dark	221.00	1	9Alp CMa	-1.4400	11000.	442	8566	No
181	GOM_NL__2PRFIN20031020_121110_000000392020_00496_08566_0516.N1	20-OCT-2003 12:11:10	Dark	38.500	9	Alp Eri	0.45300	24000.	77	8566	No
182	GOM_NL__2PRFIN20031020_121357_000000462020_00496_08566_0517.N1	20-OCT-2003 12:13:57	Straylight	45.500	157	The1Eri	2.9060	9300.0	91	8566	No
183	GOM_NL__2PRFIN20031020_121606_000000392020_00496_08566_0518.N1	20-OCT-2003 12:16:06	Straylight	39.000	84	Alp Phe	2.3970	4500.0	78	8566	No
184	GOM_NL__2PRFIN20031020_121817_000002142020_00496_08566_0519.N1	20-OCT-2003 12:18:17	Tw_i_and_stray	214.00	101	11Alp Lep	2.5820	7000.0	428	8566	No
185	GOM_NL__2PRFIN20031020_122328_000000942020_00496_08566_0520.N1	20-OCT-2003 12:23:28	Tw_i_and_stray	94.000	165	34Gam Eri	2.9500	3200.0	188	8566	No
186	GOM_NL__2PRFIN20031020_123212_000000372020_00496_08566_0521.N1	20-OCT-2003 12:32:12	Bright	36.500	140	88Gam Peg	2.8340	26000.	73	8566	No
187	GOM_NL__2PRFIN20031020_123444_000000442020_00496_08566_0522.N1	20-OCT-2003 12:34:44	Bright	44.000	105	6Bet Ari	2.6450	8900.0	88	8566	No
188	GOM_NL__2PRFIN20031020_123629_000000392020_00496_08566_0523.N1	20-OCT-2003 12:36:29	Bright	39.000	93	53Bet Peg	2.5200	3100.0	78	8566	No
189	GOM_NL__2PRFIN20031020_123820_000000392020_00496_08566_0524.N1	20-OCT-2003 12:38:20	Bright	38.500	53	43Bet And	2.0480	3300.0	77	8566	No
190	GOM_NL__2PRFIN20031020_124132_000000452020_00496_08566_0525.N1	20-OCT-2003 12:41:32	Bright	44.500	73	57Gam1And	2.2600	13100.	89	8566	No
191	GOM_NL__2PRFIN20031020_124400_000000382020_00496_08566_0526.N1	20-OCT-2003 12:44:00	Bright	38.000	68	18Alp Cas	2.2250	4500.0	76	8566	No
192	GOM_NL__2PRFIN20031020_124519_000000382020_00496_08566_0527.N1	20-OCT-2003 12:45:19	Bright	37.500	76	27Gam Cas	2.3000	30000.	75	8566	No
193	GOM_NL__2PRFIN20031020_124721_000000382020_00496_08566_0528.N1	20-OCT-2003 12:47:21	Bright	37.500	89	5Alp Cep	2.4510	8000.0	75	8566	No
194	GOM_NL__2PRFIN20031020_125308_000000372020_00496_08566_0529.N1	20-OCT-2003 12:53:08	Bright	37.000	49	1Alp UMi	1.9900	6300.0	74	8566	No
195	GOM_NL__2PRFIN20031020_125623_000000362020_00496_08566_0530.N1	20-OCT-2003 12:56:23	Bright	35.500	60	7Bet UMi	2.0810	3950.0	71	8566	No
196	GOM_NL__2PRFIN20031020_130123_000000352020_00496_08566_0531.N1	20-OCT-2003 13:01:23	Bright	35.000	36	50Alp UMa	1.8000	6300.0	70	8566	No
197	GOM_NL__2PRFIN20031020_130257_000000362020_00496_08566_0532.N1	20-OCT-2003 13:02:57	Bright	35.500	82	48Bet UMa	2.3650	10600.	71	8566	No
198	GOM_NL__2PRFIN20031020_130625_000000372020_00496_08566_0533.N1	20-OCT-2003 13:06:25	Bright	37.000	174	52Psi UMa	3.0040	4400.0	74	8566	No
199	GOM_NL__2PRFIN20031020_131443_000001292020_00496_08566_0534.N1	20-OCT-2003 13:14:43	Tw_i_and_stray	129.00	17	78Bet Gem	1.1610	4500.0	258	8566	No
200	GOM_NL__2PRFIN20031020_132443_000000572020_00496_08566_0535.N1	20-OCT-2003 13:24:43	Dark	57.000	48	30Alp Hya	1.9770	4100.0	114	8566	No
201	GOM_NL__2PRFIN20031020_133250_000000422020_00496_08566_0536.N1	20-OCT-2003 13:32:50	Dark	42.000	113	Mu Vel	2.6920	5000.0	84	8566	No
202	GOM_NL__2PRFIN20031020_133727_000000462020_00497_08567_0512.N1	20-OCT-2003 13:37:27	Dark	46.000	34	Gam2Vel	1.7930	23000.	92	8567	No
203	GOM_NL__2PRFIN20031020_134040_000000802020_00497_08567_0513.N1	20-OCT-2003 13:40:40	Dark	79.500	37	25Del CMa	1.8300	5900.0	159	8567	No
204	GOM_NL__2PRFIN20031020_134307_000000562020_00497_08567_0514.N1	20-OCT-2003 13:43:07	Dark	56.000	2	Alp Car	-0.73600	7000.0	112	8567	No
205	GOM_NL__2PRFIN20031020_134633_000002212020_00497_08567_0515.N1	20-OCT-2003 13:46:33	Dark	221.00	1	9Alp CMa	-1.4400	11000.	442	8567	No
206	GOM_NL__2PRFIN20031020_135146_000000462020_00497_08567_0516.N1	20-OCT-2003 13:51:46	Dark	46.000	9	Alp Eri	0.45300	24000.	92	8567	No
207	GOM_NL__2PRFIN20031020_135433_000000472020_00497_08567_0517.N1	20-OCT-2003 13:54:33	Straylight	47.000	157	The1Eri	2.9060	9300.0	94	8567	No
208	GOM_NL__2PRFIN20031020_135642_000000412020_00497_08567_0518.N1	20-OCT-2003 13:56:42	Straylight	41.000	84	Alp Phe	2.3970	4500.0	82	8567	No
209	GOM_NL__2PRFIN20031020_135855_000002142020_00497_08567_0519.N1	20-OCT-2003 13:58:55	Tw_i_and_stray	214.00	101	11Alp Lep	2.5820	7000.0	428	8567	No
210	GOM_NL__2PRFIN20031020_140404_000000892020_00497_08567_0520.N1	20-OCT-2003 14:04:04	Tw_i_and_stray	88.500	165	34Gam Eri	2.9500	3200.0	177	8567	No
211	GOM_NL__2PRFIN20031020_141248_000000362020_00497_08567_0521.N1	20-OCT-2003 14:12:48	Bright	35.500	140	88Gam Peg	2.8340	26000.	71	8567	No
212	GOM_NL__2PRFIN20031020_141520_000000442020_00497_08567_0522.N1	20-OCT-2003 14:15:20	Bright	44.000	105	6Bet Ari	2.6450	8900.0	88	8567	No
213	GOM_NL__2PRFIN20031020_141706_000000362020_00497_08567_0523.N1	20-OCT-2003 14:17:06	Bright	35.500	93	53Bet Peg	2.5200	3100.0	71	8567	No
214	GOM_NL__2PRFIN20031020_141855_000000412020_00497_08567_0524.N1	20-OCT-2003 14:18:55	Bright	40.500	53	43Bet And	2.0480	3300.0	81	8567	No
215	GOM_NL__2PRFIN20031020_142207_000000462020_00497_08567_0525.N1	20-OCT-2003 14:22:07	Bright	46.000	73	57Gam1And	2.2600	13100.	92	8567	No
216	GOM_NL__2PRFIN20031020_142434_000000402020_00497_08567_0526.N1	20-OCT-2003 14:24:34	Bright	39.500	68	18Alp Cas	2.2250	4500.0	79	8567	No
217	GOM_NL__2PRFIN20031020_142554_000000392020_00497_08567_0527.N1	20-OCT-2003 14:25:54	Bright	39.000	76	27Gam Cas	2.3000	30000.	78	8567	No
218	GOM_NL__2PRFIN20031020_142756_000000392020_00497_08567_0528.N1	20-OCT-2003 14:27:56	Bright	38.500	89	5Alp Cep	2.4510	8000.0	77	8567	No
219	GOM_NL__2PRFIN20031020_143342_000000372020_00497_08567_0529.N1	20-OCT-2003 14:33:42	Bright	36.500	49	1Alp UMi	1.9900	6300.0	73	8567	No

220	GOM_NL__2PRFIN20031020_143658_000000362020_00497_08567_0530.N1	20-OCT-2003 14:36:58	Bright	35.500	60	7Bet UMi	2.0810	3950.0	71	8567	No
221	GOM_NL__2PRFIN20031020_144158_000000392020_00497_08567_0531.N1	20-OCT-2003 14:41:58	Bright	39.000	36	50Alp UMa	1.8000	6300.0	78	8567	No
222	GOM_NL__2PRFIN20031020_144332_000000382020_00497_08567_0532.N1	20-OCT-2003 14:43:32	Bright	38.000	82	48Bet UMa	2.3650	10600.	76	8567	No
223	GOM_NL__2PRFIN20031020_144700_000000362020_00497_08567_0533.N1	20-OCT-2003 14:47:00	Bright	36.000	174	52Psi UMa	3.0040	4400.0	72	8567	No
224	GOM_NL__2PRFIN20031020_145519_000001212020_00497_08567_0534.N1	20-OCT-2003 14:55:19	Tw_i_and_stray	121.00	17	78Bet Gem	1.1610	4500.0	242	8567	No
225	GOM_NL__2PRFIN20031020_150519_000000622020_00497_08567_0535.N1	20-OCT-2003 15:05:19	Dark	61.500	48	30Alp Hya	1.9770	4100.0	123	8567	No
226	GOM_NL__2PRFIN20031020_151325_000000412020_00497_08567_0536.N1	20-OCT-2003 15:13:25	Dark	40.500	113	Mu Vel	2.6920	5000.0	81	8567	No
227	GOM_NL__2PRFIN20031020_151802_000000462020_00498_08568_0512.N1	20-OCT-2003 15:18:02	Dark	45.500	34	Gam2Vel	1.7930	23000.	91	8568	No
228	GOM_NL__2PRFIN20031020_152117_000000832020_00498_08568_0513.N1	20-OCT-2003 15:21:17	Dark	82.500	37	25Del CMa	1.8300	5900.0	165	8568	No
229	GOM_NL__2PRFIN20031020_152342_000000502020_00498_08568_0514.N1	20-OCT-2003 15:23:42	Dark	50.000	2	Alp Car	-0.73600	7000.0	100	8568	No
230	GOM_NL__2PRFIN20031020_152712_000002212020_00498_08568_0515.N1	20-OCT-2003 15:27:12	Dark	221.00	1	9Alp CMa	-1.4400	11000.	442	8568	No
231	GOM_NL__2PRFIN20031020_153221_000000412020_00498_08568_0516.N1	20-OCT-2003 15:32:21	Dark	40.500	9	Alp Eri	0.45300	24000.	81	8568	No
232	GOM_NL__2PRFIN20031020_153508_000000482020_00498_08568_0517.N1	20-OCT-2003 15:35:08	Straylight	47.500	157	The1Eri	2.9060	9300.0	95	8568	No
233	GOM_NL__2PRFIN20031020_153717_000000422020_00498_08568_0518.N1	20-OCT-2003 15:37:17	Straylight	42.000	84	Alp Phe	2.3970	4500.0	84	8568	No
234	GOM_NL__2PRFIN20031020_153932_000002142020_00498_08568_0519.N1	20-OCT-2003 15:39:32	Tw_i_and_stray	214.00	101	11Alp Lep	2.5820	7000.0	428	8568	No
235	GOM_NL__2PRFIN20031020_154439_000000892020_00498_08568_0520.N1	20-OCT-2003 15:44:39	Tw_i_and_stray	89.000	165	34Gam Eri	2.9500	3200.0	178	8568	No
236	GOM_NL__2PRFIN20031020_155323_000000372020_00498_08568_0521.N1	20-OCT-2003 15:53:23	Bright	36.500	140	88Gam Peg	2.8340	26000.	73	8568	No
237	GOM_NL__2PRFIN20031020_155555_000000442020_00498_08568_0522.N1	20-OCT-2003 15:55:55	Bright	44.000	105	6Bet Ari	2.6450	8900.0	88	8568	No
238	GOM_NL__2PRFIN20031020_155741_000000382020_00498_08568_0523.N1	20-OCT-2003 15:57:41	Bright	38.000	93	53Bet Peg	2.5200	3100.0	76	8568	No
239	GOM_NL__2PRFIN20031020_155931_000000402020_00498_08568_0524.N1	20-OCT-2003 15:59:31	Bright	40.000	53	43Bet And	2.0480	3300.0	80	8568	No
240	GOM_NL__2PRFIN20031020_160243_000000452020_00498_08568_0525.N1	20-OCT-2003 16:02:43	Bright	45.000	73	57Gam1And	2.2600	13100.	90	8568	No
241	GOM_NL__2PRFIN20031020_160510_000000412020_00498_08568_0526.N1	20-OCT-2003 16:05:10	Bright	41.000	68	18Alp Cas	2.2250	4500.0	82	8568	No
242	GOM_NL__2PRFIN20031020_160630_000000382020_00498_08568_0527.N1	20-OCT-2003 16:06:30	Bright	38.000	76	27Gam Cas	2.3000	30000.	76	8568	No
243	GOM_NL__2PRFIN20031020_160833_000000362020_00498_08568_0528.N1	20-OCT-2003 16:08:33	Bright	36.000	89	5Alp Cep	2.4510	8000.0	72	8568	No
244	GOM_NL__2PRFIN20031020_161418_000000382020_00498_08568_0529.N1	20-OCT-2003 16:14:18	Bright	37.500	49	1Alp UMi	1.9900	6300.0	75	8568	No
245	GOM_NL__2PRFIN20031020_161734_000000382020_00498_08568_0530.N1	20-OCT-2003 16:17:34	Bright	38.000	60	7Bet UMi	2.0810	3950.0	76	8568	No
246	GOM_NL__2PRFIN20031020_162234_000000402020_00498_08568_0531.N1	20-OCT-2003 16:22:34	Bright	39.500	36	50Alp UMa	1.8000	6300.0	79	8568	No
247	GOM_NL__2PRFIN20031020_162408_000000382020_00498_08568_0532.N1	20-OCT-2003 16:24:08	Bright	38.000	82	48Bet UMa	2.3650	10600.	76	8568	No
248	GOM_NL__2PRFIN20031020_162736_000000392020_00498_08568_0533.N1	20-OCT-2003 16:27:36	Bright	38.500	174	52Psi UMa	3.0040	4400.0	77	8568	No
249	GOM_NL__2PRFIN20031020_163556_000001282020_00498_08568_0534.N1	20-OCT-2003 16:35:56	Tw_i_and_stray	127.50	17	78Bet Gem	1.1610	4500.0	255	8568	No
250	GOM_NL__2PRFIN20031020_164556_000000622020_00498_08568_0535.N1	20-OCT-2003 16:45:56	Dark	62.000	48	30Alp Hya	1.9770	4100.0	124	8568	No
251	GOM_NL__2PRFIN20031020_165401_000000432020_00498_08568_0536.N1	20-OCT-2003 16:54:01	Dark	42.500	113	Mu Vel	2.6920	5000.0	85	8568	No
252	GOM_NL__2PRFIN20031020_165839_000000482020_00499_08569_8522.N1	20-OCT-2003 16:58:39	Dark	47.500	34	Gam2Vel	1.7930	23000.	95	8569	No
253	GOM_NL__2PRFIN20031020_170155_000000832020_00499_08569_8523.N1	20-OCT-2003 17:01:55	Dark	83.000	37	25Del CMa	1.8300	5900.0	166	8569	No
254	GOM_NL__2PRFIN20031020_170418_000000532020_00499_08569_8524.N1	20-OCT-2003 17:04:18	Dark	53.000	2	Alp Car	-0.73600	7000.0	106	8569	No
255	GOM_NL__2PRFIN20031020_170752_000002212020_00499_08569_8525.N1	20-OCT-2003 17:07:52	Dark	221.00	1	9Alp CMa	-1.4400	11000.	442	8569	No
256	GOM_NL__2PRFIN20031020_171257_000000512020_00499_08569_8526.N1	20-OCT-2003 17:12:57	Dark	50.500	9	Alp Eri	0.45300	24000.	101	8569	No
257	GOM_NL__2PRFIN20031020_171545_000000502020_00499_08569_8527.N1	20-OCT-2003 17:15:45	Straylight	50.000	157	The1Eri	2.9060	9300.0	100	8569	No
258	GOM_NL__2PRFIN20031020_171753_000000462020_00499_08569_8528.N1	20-OCT-2003 17:17:53	Straylight	45.500	84	Alp Phe	2.3970	4500.0	91	8569	No
259	GOM_NL__2PRFIN20031020_172009_000002142020_00499_08569_8529.N1	20-OCT-2003 17:20:09	Tw_i_and_stray	214.00	101	11Alp Lep	2.5820	7000.0	428	8569	No
260	GOM_NL__2PRFIN20031020_172515_000000962020_00499_08569_8530.N1	20-OCT-2003 17:25:15	Tw_i_and_stray	95.500	165	34Gam Eri	2.9500	3200.0	191	8569	No
261	GOM_NL__2PRFIN20031020_173359_000000382020_00499_08569_8531.N1	20-OCT-2003 17:33:59	Bright	37.500	140	88Gam Peg	2.8340	26000.	75	8569	No
262	GOM_NL__2PRFIN20031020_173630_000000462020_00499_08569_8532.N1	20-OCT-2003 17:36:30	Bright	45.500	105	6Bet Ari	2.6450	8900.0	91	8569	No
263	GOM_NL__2PRFIN20031020_173817_000000382020_00499_08569_8533.N1	20-OCT-2003 17:38:17	Bright	38.000	93	53Bet Peg	2.5200	3100.0	76	8569	No
264	GOM_NL__2PRFIN20031020_174006_000000392020_00499_08569_8534.N1	20-OCT-2003 17:40:06	Bright	38.500	53	43Bet And	2.0480	3300.0	77	8569	No
265	GOM_NL__2PRFIN20031020_174318_000000432020_00499_08569_8535.N1	20-OCT-2003 17:43:18	Bright	43.000	73	57Gam1And	2.2600	13100.	86	8569	No
266	GOM_NL__2PRFIN20031020_174546_000000412020_00499_08569_8536.N1	20-OCT-2003 17:45:46	Bright	41.000	68	18Alp Cas	2.2250	4500.0	82	8569	No
267	GOM_NL__2PRFIN20031020_174706_000000392020_00499_08569_8537.N1	20-OCT-2003 17:47:06	Bright	38.500	76	27Gam Cas	2.3000	30000.	77	8569	No
268	GOM_NL__2PRFIN20031020_174909_000000372020_00499_08569_8538.N1	20-OCT-2003 17:49:09	Bright	37.000	89	5Alp Cep	2.4510	8000.0	74	8569	No
269	GOM_NL__2PRFIN20031020_175454_000000392020_00499_08569_8539.N1	20-OCT-2003 17:54:54	Bright	38.500	49	1Alp UMi	1.9900	6300.0	77	8569	No
270	GOM_NL__2PRFIN20031020_175811_000000392020_00499_08569_8540.N1	20-OCT-2003 17:58:11	Bright	38.500	60	7Bet UMi	2.0810	3950.0	77	8569	No
271	GOM_NL__2PRFIN20031020_180310_000000352020_00499_08569_8541.N1	20-OCT-2003 18:03:10	Bright	35.000	36	50Alp UMa	1.8000	6300.0	70	8569	No
272	GOM_NL__2PRFIN20031020_180445_000000362020_00499_08569_8542.N1	20-OCT-2003 18:04:45	Bright	35.500	82	48Bet UMa	2.3650	10600.	71	8569	No
273	GOM_NL__2PRFIN20031020_180812_000000432020_00499_08569_8543.N1	20-OCT-2003 18:08:12	Bright	43.000	174	52Psi UMa	3.0040	4400.0	86	8569	No
274	GOM_NL__2PRFIN20031020_181633_000001322020_00499_08569_8544.N1	20-OCT-2003 18:16:33	Tw_i_and_stray	132.00	17	78Bet Gem	1.1610	4500.0	264	8569	No
275	GOM_NL__2PRFIN20031020_182633_000000612020_00499_08569_8545.N1	20-OCT-2003 18:26:33	Dark	60.500	48	30Alp Hya	1.9770	4100.0	121	8569	No
276	GOM_NL__2PRFIN20031020_183437_000000412020_00499_08569_8546.N1	20-OCT-2003 18:34:37	Dark	40.500	113	Mu Vel	2.6920	5000.0	81	8569	No
277	GOM_NL__2PRFIN20031020_183916_000000472020_00500_08570_0512.N1	20-OCT-2003 18:39:16	Dark	46.500	34	Gam2Vel	1.7930	23000.	93	8570	No
278	GOM_NL__2PRFIN20031020_184456_000000542020_00500_08570_0513.N1	20-OCT-2003 18:44:56	Dark	54.000	2	Alp Car	-0.73600	7000.0	108	8570	No

279	GOM_NL__2PRFIN20031020_184832_000002212020_00500_08570_0514.N1	20-OCT-2003 18:48:32	Dark	221.00	1	9Alp CMa	-1.4400	11000.	442	8570	No
280	GOM_NL__2PRFIN20031020_185334_000000452020_00500_08570_0515.N1	20-OCT-2003 18:53:34	Dark	44.500	9	Alp Eri	0.45300	24000.	89	8570	No
281	GOM_NL__2PRFIN20031020_185621_000000492020_00500_08570_0516.N1	20-OCT-2003 18:56:21	Straylight	48.500	157	The1Eri	2.9060	9300.0	97	8570	No
282	GOM_NL__2PRFIN20031020_185829_000000432020_00500_08570_0517.N1	20-OCT-2003 18:58:29	Straylight	42.500	84	Alp Phe	2.3970	4500.0	85	8570	No
283	GOM_NL__2PRFIN20031020_190503_000000482020_00500_08570_0518.N1	20-OCT-2003 19:05:03	Straylight	47.500	52	16Bet Cet	2.0370	4500.0	95	8570	No
284	GOM_NL__2PRFIN20031020_191435_000000392020_00500_08570_0519.N1	20-OCT-2003 19:14:35	Bright	38.500	140	88Gam Peg	2.8340	26000.	77	8570	No
285	GOM_NL__2PRFIN20031020_191706_000000462020_00500_08570_0520.N1	20-OCT-2003 19:17:06	Bright	45.500	105	6Bet Ari	2.6450	8900.0	91	8570	No
286	GOM_NL__2PRFIN20031020_191853_000000392020_00500_08570_0521.N1	20-OCT-2003 19:18:53	Bright	39.000	93	53Bet Peg	2.5200	3100.0	78	8570	No
287	GOM_NL__2PRFIN20031020_192042_000000412020_00500_08570_0522.N1	20-OCT-2003 19:20:42	Bright	41.000	53	43Bet And	2.0480	3300.0	82	8570	No
288	GOM_NL__2PRFIN20031020_192353_000000442020_00500_08570_0523.N1	20-OCT-2003 19:23:53	Bright	43.500	73	57Gam1And	2.2600	13100.	87	8570	No
289	GOM_NL__2PRFIN20031020_192622_000000372020_00500_08570_0524.N1	20-OCT-2003 19:26:22	Bright	37.000	68	18Alp Cas	2.2250	4500.0	74	8570	No
290	GOM_NL__2PRFIN20031020_192741_000000392020_00500_08570_0525.N1	20-OCT-2003 19:27:41	Bright	39.000	76	27Gam Cas	2.3000	30000.	78	8570	No
291	GOM_NL__2PRFIN20031020_192945_000000382020_00500_08570_0526.N1	20-OCT-2003 19:29:45	Bright	38.000	89	5Alp Cep	2.4510	8000.0	76	8570	No
292	GOM_NL__2PRFIN20031020_193531_000000392020_00500_08570_0527.N1	20-OCT-2003 19:35:31	Bright	38.500	49	1Alp UMi	1.9900	6300.0	77	8570	No
293	GOM_NL__2PRFIN20031020_193847_000000382020_00500_08570_0528.N1	20-OCT-2003 19:38:47	Bright	38.000	60	7Bet UMi	2.0810	3950.0	76	8570	No
294	GOM_NL__2PRFIN20031020_194346_000000362020_00500_08570_0529.N1	20-OCT-2003 19:43:46	Bright	36.000	36	50Alp UMa	1.8000	6300.0	72	8570	No
295	GOM_NL__2PRFIN20031020_194520_000000452020_00500_08570_0530.N1	20-OCT-2003 19:45:20	Bright	45.000	82	48Bet UMa	2.3650	10600.	90	8570	No
296	GOM_NL__2PRFIN20031020_194848_000000382020_00500_08570_0531.N1	20-OCT-2003 19:48:48	Bright	37.500	174	52Psi UMa	3.0040	4400.0	75	8570	No
297	GOM_NL__2PRFIN20031020_195709_000001332020_00500_08570_0532.N1	20-OCT-2003 19:57:09	Tw_i_and_stray	132.50	17	78Bet Gem	1.1610	4500.0	265	8570	No
298	GOM_NL__2PRFIN20031020_200710_000000682020_00500_08570_0533.N1	20-OCT-2003 20:07:10	Dark	67.500	48	30Alp Hya	1.9770	4100.0	135	8570	No
299	GOM_NL__2PRFIN20031020_201513_000000392020_00500_08570_0534.N1	20-OCT-2003 20:15:13	Dark	38.500	113	Mu Vel	2.6920	5000.0	77	8570	No
300	GOM_NL__2PRFIN20031020_201633_000000502020_00500_08570_0535.N1	20-OCT-2003 20:16:33	Dark	49.500	65	Lam Vel	2.2040	4400.0	99	8570	No
301	GOM_NL__2PRFIN20031020_201927_000000422020_00501_08571_0512.N1	20-OCT-2003 20:19:27	Dark	41.500	71	lot Car	2.2460	7700.0	83	8571	No
302	GOM_NL__2PRFIN20031020_202532_000000512020_00501_08571_0513.N1	20-OCT-2003 20:25:32	Dark	51.000	2	Alp Car	-0.73600	7000.0	102	8571	No
303	GOM_NL__2PRFIN20031020_202912_000002212020_00501_08571_0514.N1	20-OCT-2003 20:29:12	Dark	221.00	1	9Alp CMa	-1.4400	11000.	442	8571	No
304	GOM_NL__2PRFIN20031020_203409_000000492020_00501_08571_0515.N1	20-OCT-2003 20:34:09	Dark	49.000	9	Alp Eri	0.45300	24000.	98	8571	No
305	GOM_NL__2PRFIN20031020_203658_000000462020_00501_08571_0516.N1	20-OCT-2003 20:36:58	Straylight	45.500	157	The1Eri	2.9060	9300.0	91	8571	No
306	GOM_NL__2PRFIN20031020_203905_000000452020_00501_08571_0517.N1	20-OCT-2003 20:39:05	Straylight	44.500	84	Alp Phe	2.3970	4500.0	89	8571	No
307	GOM_NL__2PRFIN20031020_204538_000000472020_00501_08571_0518.N1	20-OCT-2003 20:45:38	Straylight	46.500	52	16Bet Cet	2.0370	4500.0	93	8571	No
308	GOM_NL__2PRFIN20031020_205510_000000382020_00501_08571_0519.N1	20-OCT-2003 20:55:10	Bright	37.500	140	88Gam Peg	2.8340	26000.	75	8571	No
309	GOM_NL__2PRFIN20031020_205741_000000452020_00501_08571_0520.N1	20-OCT-2003 20:57:41	Bright	44.500	105	6Bet Ari	2.6450	8900.0	89	8571	No
310	GOM_NL__2PRFIN20031020_205929_000000462020_00501_08571_0521.N1	20-OCT-2003 20:59:29	Bright	45.500	93	53Bet Peg	2.5200	3100.0	91	8571	No
311	GOM_NL__2PRFIN20031020_210117_000000442020_00501_08571_0522.N1	20-OCT-2003 21:01:17	Bright	43.500	53	43Bet And	2.0480	3300.0	87	8571	No
312	GOM_NL__2PRFIN20031020_210428_000000422020_00501_08571_0523.N1	20-OCT-2003 21:04:28	Bright	41.500	73	57Gam1And	2.2600	13100.	83	8571	No
313	GOM_NL__2PRFIN20031020_210657_000000412020_00501_08571_0524.N1	20-OCT-2003 21:06:57	Bright	40.500	68	18Alp Cas	2.2250	4500.0	81	8571	No
314	GOM_NL__2PRFIN20031020_210816_000000392020_00501_08571_0525.N1	20-OCT-2003 21:08:16	Bright	39.000	76	27Gam Cas	2.3000	30000.	78	8571	No
315	GOM_NL__2PRFIN20031020_211021_000000382020_00501_08571_0526.N1	20-OCT-2003 21:10:21	Bright	38.000	89	5Alp Cep	2.4510	8000.0	76	8571	No
316	GOM_NL__2PRFIN20031020_211607_000000382020_00501_08571_0527.N1	20-OCT-2003 21:16:07	Bright	37.500	49	1Alp UMi	1.9900	6300.0	75	8571	No
317	GOM_NL__2PRFIN20031020_211922_000000362020_00501_08571_0528.N1	20-OCT-2003 21:19:22	Bright	36.000	60	7Bet UMi	2.0810	3950.0	72	8571	No
318	GOM_NL__2PRFIN20031020_212422_000000382020_00501_08571_0529.N1	20-OCT-2003 21:24:22	Bright	38.000	36	50Alp UMa	1.8000	6300.0	76	8571	No
319	GOM_NL__2PRFIN20031020_212556_000000382020_00501_08571_0530.N1	20-OCT-2003 21:25:56	Bright	38.000	82	48Bet UMa	2.3650	10600.	76	8571	No
320	GOM_NL__2PRFIN20031020_212924_000000362020_00501_08571_0531.N1	20-OCT-2003 21:29:24	Bright	36.000	174	52Psi UMa	3.0040	4400.0	72	8571	No
321	GOM_NL__2PRFIN20031020_213746_000001322020_00501_08571_0532.N1	20-OCT-2003 21:37:46	Tw_i_and_stray	131.50	17	78Bet Gem	1.1610	4500.0	263	8571	No
322	GOM_NL__2PRFIN20031020_214746_000000572020_00501_08571_0533.N1	20-OCT-2003 21:47:46	Dark	56.500	48	30Alp Hya	1.9770	4100.0	113	8571	No
323	GOM_NL__2PRFIN20031020_215549_000000402020_00501_08571_0534.N1	20-OCT-2003 21:55:49	Dark	40.000	113	Mu Vel	2.6920	5000.0	80	8571	No
324	GOM_NL__2PRFIN20031020_215709_000000582020_00501_08571_0535.N1	20-OCT-2003 21:57:09	Dark	58.000	65	Lam Vel	2.2040	4400.0	116	8571	No
325	GOM_NL__2PRFIN20031020_220003_000000412021_00001_08572_0512.N1	20-OCT-2003 22:00:03	Dark	40.500	71	lot Car	2.2460	7700.0	81	8572	No
326	GOM_NL__2PRFIN20031020_220609_000000522021_00001_08572_0513.N1	20-OCT-2003 22:06:09	Dark	52.000	2	Alp Car	-0.73600	7000.0	104	8572	No
327	GOM_NL__2PRFIN20031020_220952_000002212021_00001_08572_0514.N1	20-OCT-2003 22:09:52	Dark	221.00	1	9Alp CMa	-1.4400	11000.	442	8572	No
328	GOM_NL__2PRFIN20031020_221446_000000452021_00001_08572_0515.N1	20-OCT-2003 22:14:46	Dark	44.500	9	Alp Eri	0.45300	24000.	89	8572	No
329	GOM_NL__2PRFIN20031020_221734_000000452021_00001_08572_0516.N1	20-OCT-2003 22:17:34	Straylight	44.500	157	The1Eri	2.9060	9300.0	89	8572	No
330	GOM_NL__2PRFIN20031020_221941_000000452021_00001_08572_0517.N1	20-OCT-2003 22:19:41	Straylight	44.500	84	Alp Phe	2.3970	4500.0	89	8572	No
331	GOM_NL__2PRFIN20031020_222614_000000512021_00001_08572_0518.N1	20-OCT-2003 22:26:14	Straylight	50.500	52	16Bet Cet	2.0370	4500.0	101	8572	No
332	GOM_NL__2PRFIN20031020_223546_000000372021_00001_08572_0519.N1	20-OCT-2003 22:35:46	Bright	37.000	140	88Gam Peg	2.8340	26000.	74	8572	No
333	GOM_NL__2PRFIN20031020_223816_000000462021_00001_08572_0520.N1	20-OCT-2003 22:38:16	Bright	45.500	105	6Bet Ari	2.6450	8900.0	91	8572	No
334	GOM_NL__2PRFIN20031020_224006_000000412021_00001_08572_0521.N1	20-OCT-2003 22:40:06	Bright	41.000	93	53Bet Peg	2.5200	3100.0	82	8572	No
335	GOM_NL__2PRFIN20031020_224153_000000412021_00001_08572_0522.N1	20-OCT-2003 22:41:53	Bright	40.500	53	43Bet And	2.0480	3300.0	81	8572	No
336	GOM_NL__2PRFIN20031020_224504_000000452021_00001_08572_0523.N1	20-OCT-2003 22:45:04	Bright	44.500	73	57Gam1And	2.2600	13100.	89	8572	No
337	GOM_NL__2PRFIN20031020_224733_000000362021_00001_08572_0524.N1	20-OCT-2003 22:47:33	Bright	36.000	68	18Alp Cas	2.2250	4500.0	72	8572	No

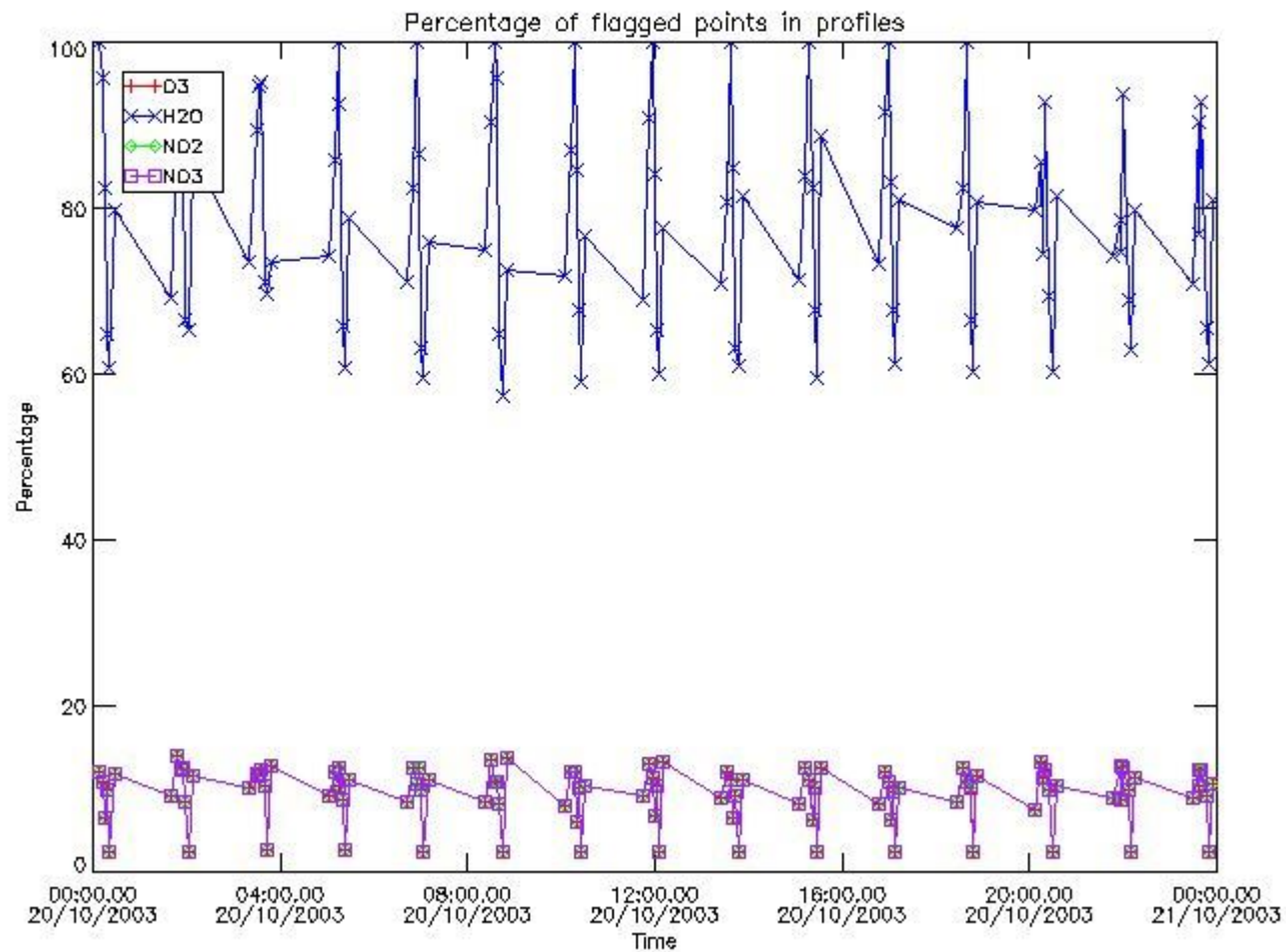


338	GOM_NL__2PRFIN20031020_224853_000000362021_00001_08572_0525.N1	20-OCT-2003 22:48:53	Bright	35.500	76	27Gam Cas	2.3000	30000.	71	8572	No
339	GOM_NL__2PRFIN20031020_225058_000000382021_00001_08572_0526.N1	20-OCT-2003 22:50:58	Bright	38.000	89	5Alp Cep	2.4510	8000.0	76	8572	No
340	GOM_NL__2PRFIN20031020_225643_000000382021_00001_08572_0527.N1	20-OCT-2003 22:56:43	Bright	38.000	49	1Alp UMi	1.9900	6300.0	76	8572	No
341	GOM_NL__2PRFIN20031020_225959_000000342021_00001_08572_0528.N1	20-OCT-2003 22:59:59	Bright	34.000	60	7Bet UMi	2.0810	3950.0	68	8572	No
342	GOM_NL__2PRFIN20031020_230458_000000392021_00001_08572_0529.N1	20-OCT-2003 23:04:58	Bright	39.000	36	50Alp UMa	1.8000	6300.0	78	8572	No
343	GOM_NL__2PRFIN20031020_230632_000000382021_00001_08572_0530.N1	20-OCT-2003 23:06:32	Bright	38.000	82	48Bet UMa	2.3650	10600.	76	8572	No
344	GOM_NL__2PRFIN20031020_231000_000000372021_00001_08572_0531.N1	20-OCT-2003 23:10:00	Bright	37.000	174	52Psi UMa	3.0040	4400.0	74	8572	No
345	GOM_NL__2PRFIN20031020_231823_000001302021_00001_08572_0532.N1	20-OCT-2003 23:18:23	Twilight	129.50	17	78Bet Gem	1.1610	4500.0	259	8572	No
346	GOM_NL__2PRFIN20031020_232823_000000572021_00001_08572_0533.N1	20-OCT-2003 23:28:23	Dark	57.000	48	30Alp Hya	1.9770	4100.0	114	8572	No
347	GOM_NL__2PRFIN20031020_233626_000000422021_00001_08572_0534.N1	20-OCT-2003 23:36:26	Dark	41.500	113	Mu Vel	2.6920	5000.0	83	8572	No
348	GOM_NL__2PRFIN20031020_233746_000000552021_00001_08572_0535.N1	20-OCT-2003 23:37:46	Dark	54.500	65	Lam Vel	2.2040	4400.0	109	8572	No
349	GOM_NL__2PRFIN20031020_234040_000000422021_00002_08573_0512.N1	20-OCT-2003 23:40:40	Dark	41.500	71	Iot Car	2.2460	7700.0	83	8573	No
350	GOM_NL__2PRFIN20031020_234644_000000562021_00002_08573_0513.N1	20-OCT-2003 23:46:44	Dark	55.500	2	Alp Car	-0.73600	7000.0	111	8573	No
351	GOM_NL__2PRFIN20031020_235032_000002212021_00002_08573_0514.N1	20-OCT-2003 23:50:32	Dark	221.00	1	9Alp CMa	-1.4400	11000.	442	8573	No
352	GOM_NL__2PRFIN20031020_235522_000000482021_00002_08573_0515.N1	20-OCT-2003 23:55:22	Dark	48.000	9	Alp Eri	0.45300	24000.	96	8573	No
353	GOM_NL__2PRFIN20031020_235811_000000482021_00002_08573_0516.N1	20-OCT-2003 23:58:11	Straylight	48.000	157	The1Eri	2.9060	9300.0	96	8573	No

### 3. Quality information per product

In this section it is plotted some information contained in the Quality Summary data set of the level 2 products. Only products in dark limb conditions and without errors (error flag in the MPH set to "0") are used.

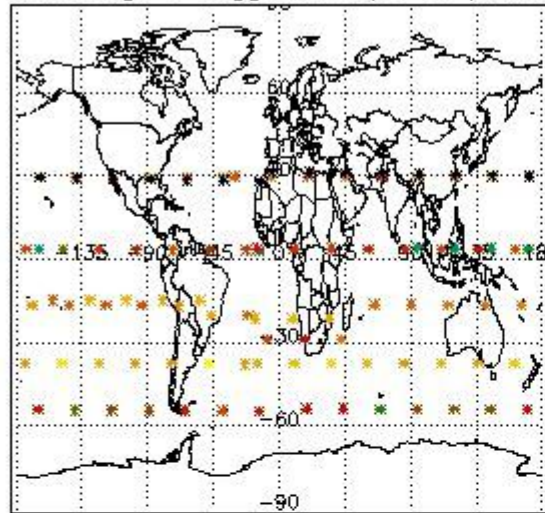
#### 3.1 Plot quality information per product (time dependant)



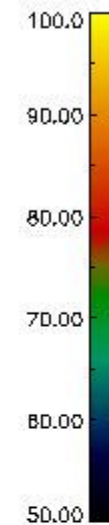
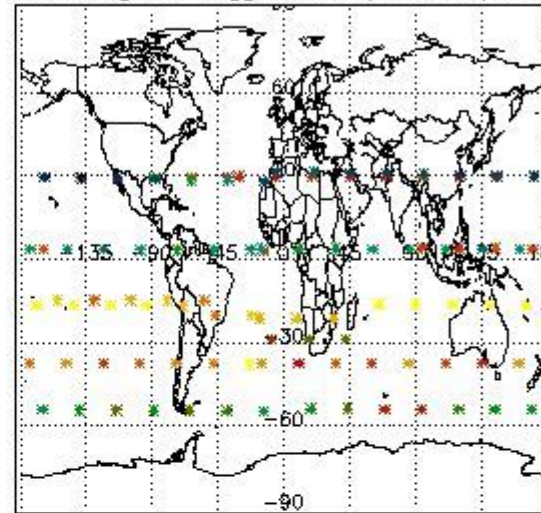


### 3.2 Plot quality information per product (world map)

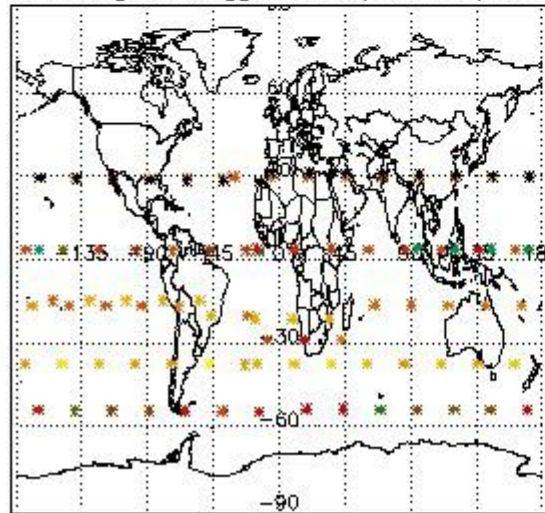
Percentage of flagged data per O3 profile



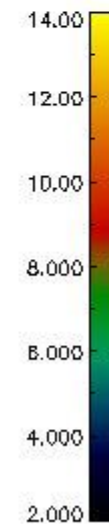
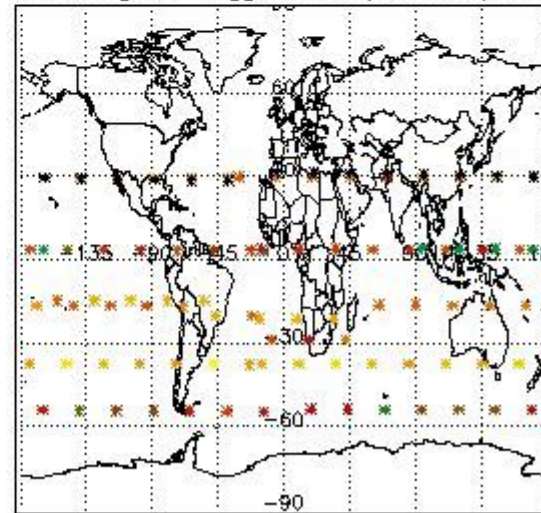
Percentage of flagged data per H2O profile



Percentage of flagged data per NO2 profile



Percentage of flagged data per NO3 profile

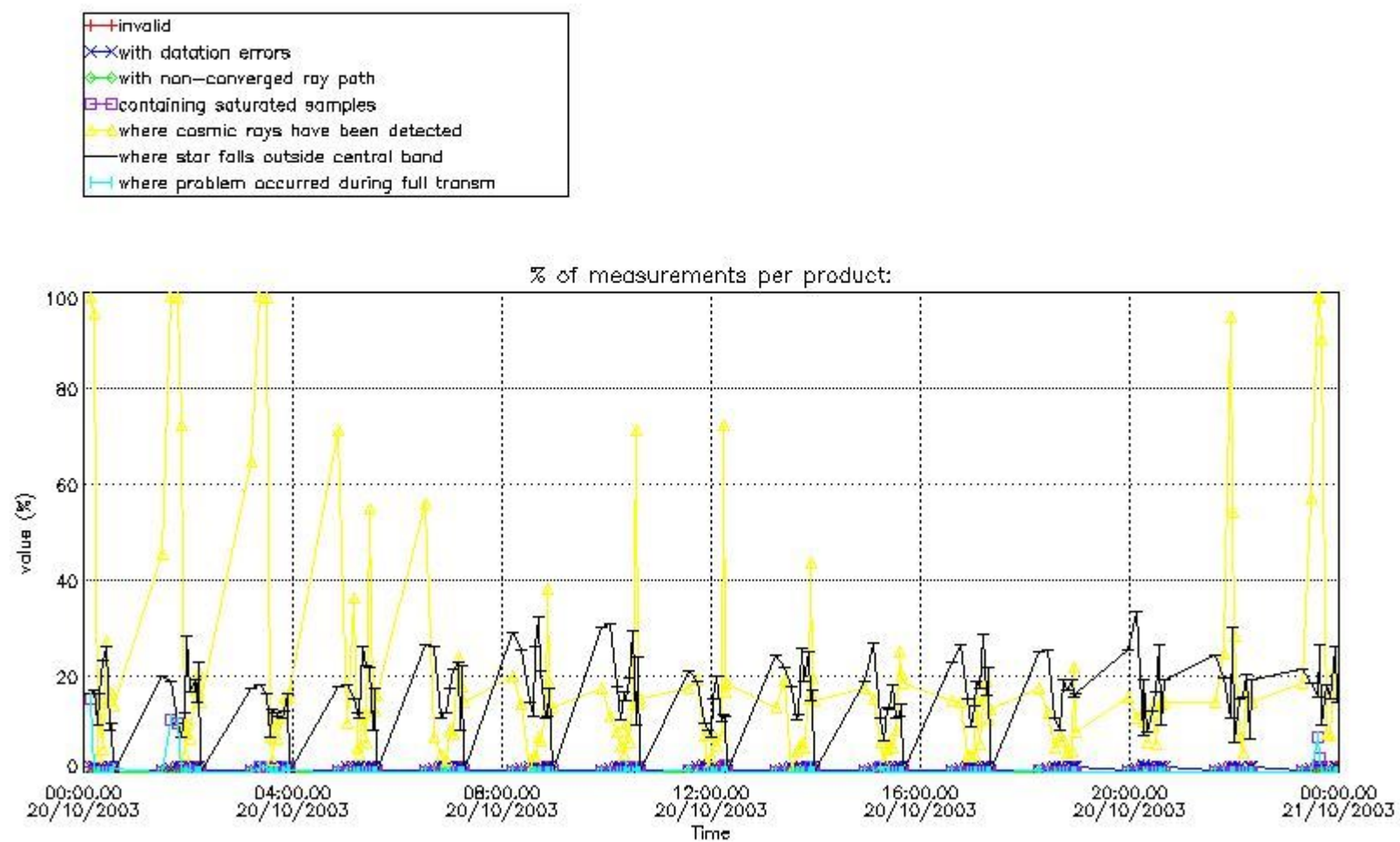


#### 4. Level 1 quality information per product

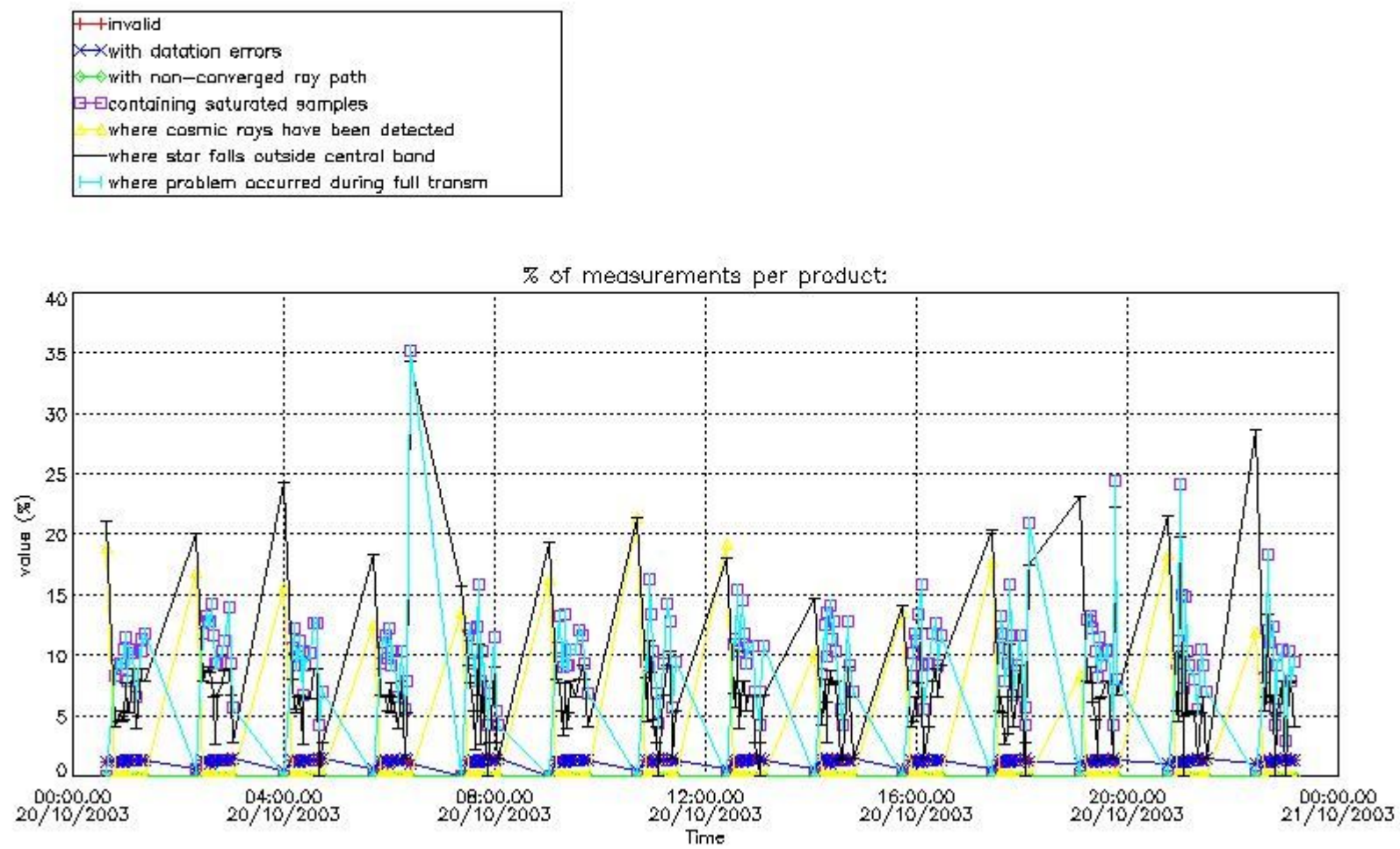
In this section it is plotted some information contained in the Quality Summary data set of the level 2 products that comes from the level 1b processing. Products without errors (error flag in the MPH set to "0") are used.

##### 4.1 Plot quality information per product (time dependant) coming from level 1b processing

###### 4.1.1 Plot level 1 quality information per product (time dependant): ENVISAT ASCENDING passes



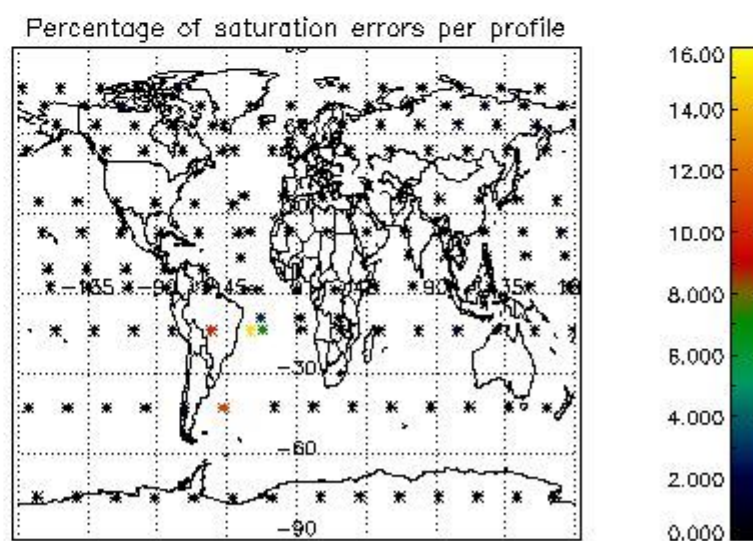
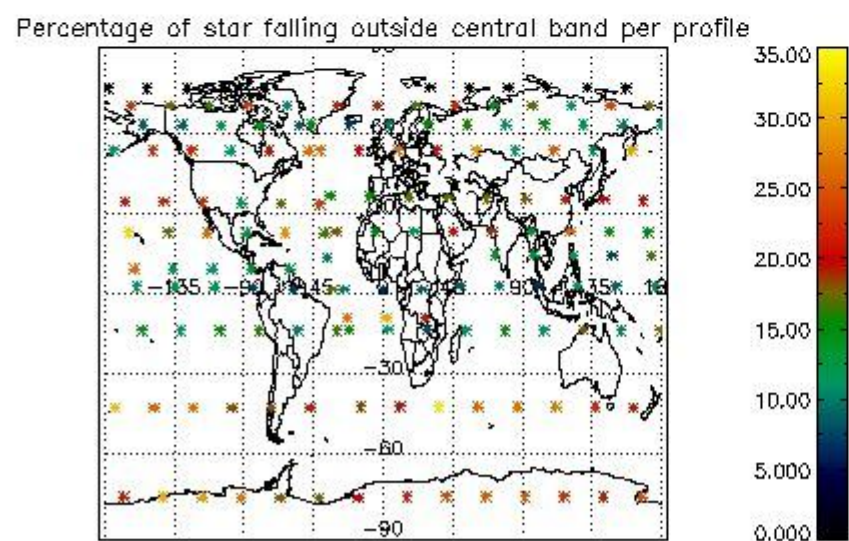
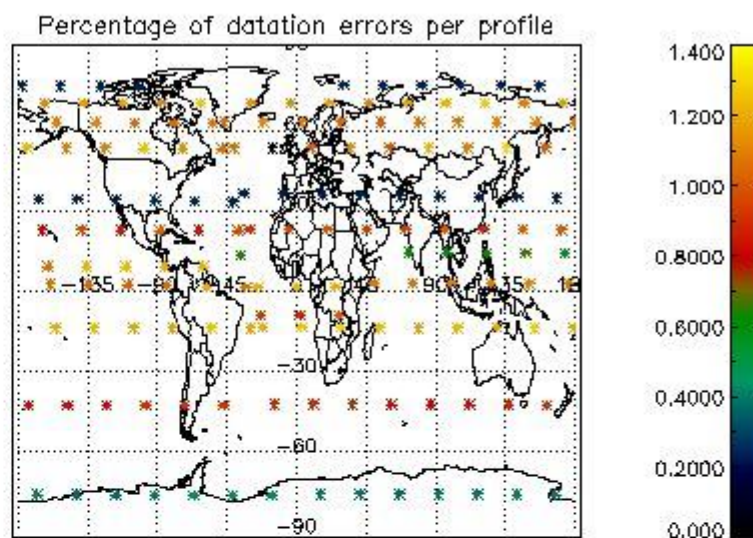
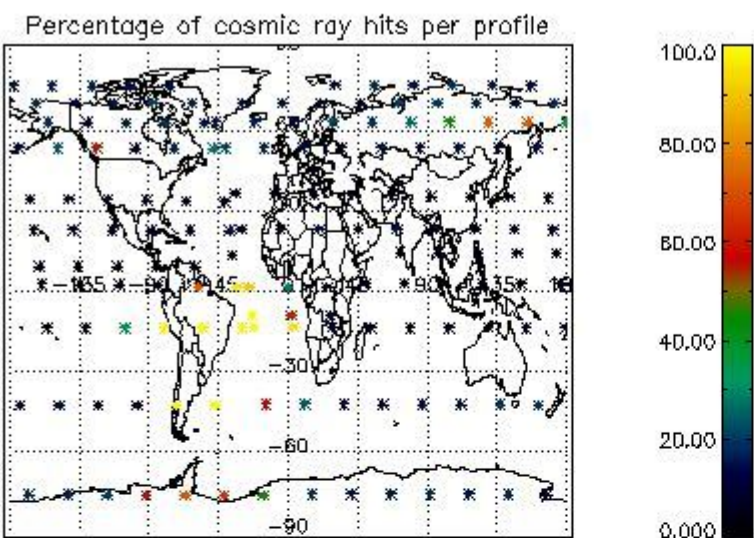
4.1.2 Plot level 1 quality information per product (time dependant): ENVI SAT DESCENDING passes



*4.2 Plot quality information per product coming from level 1b processing (world map)*

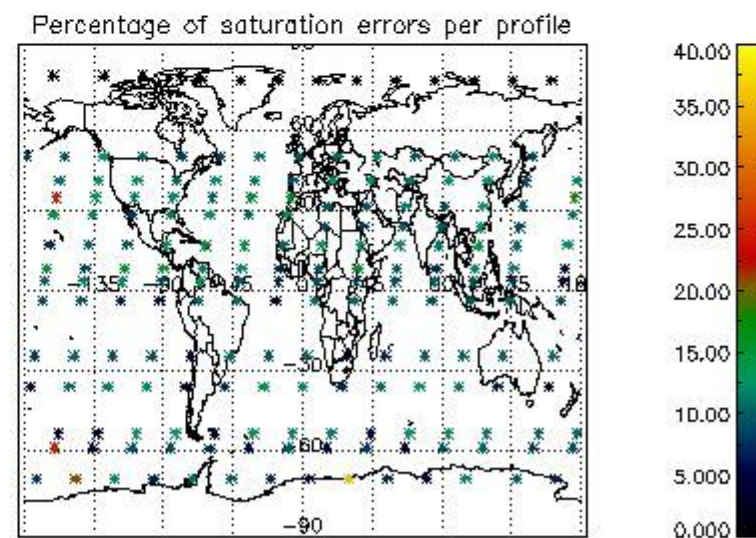
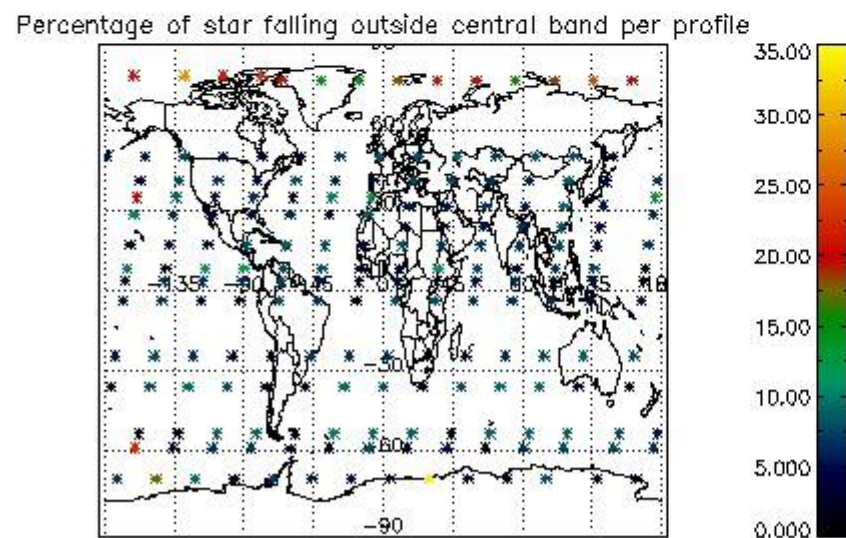
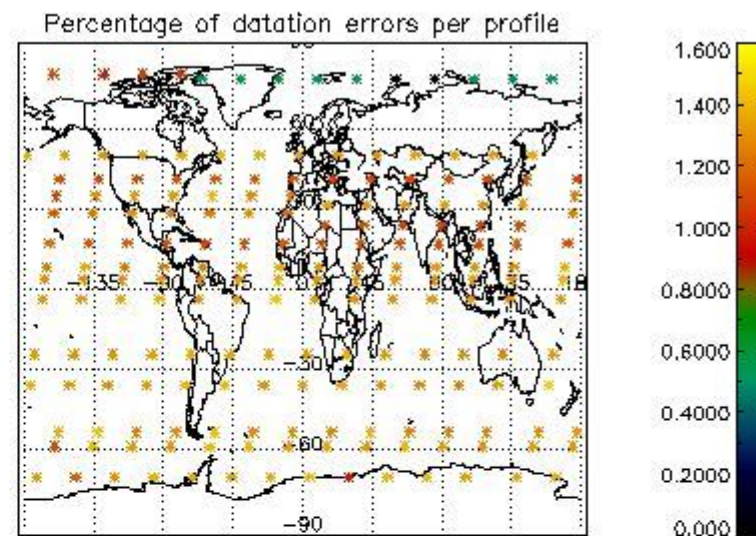
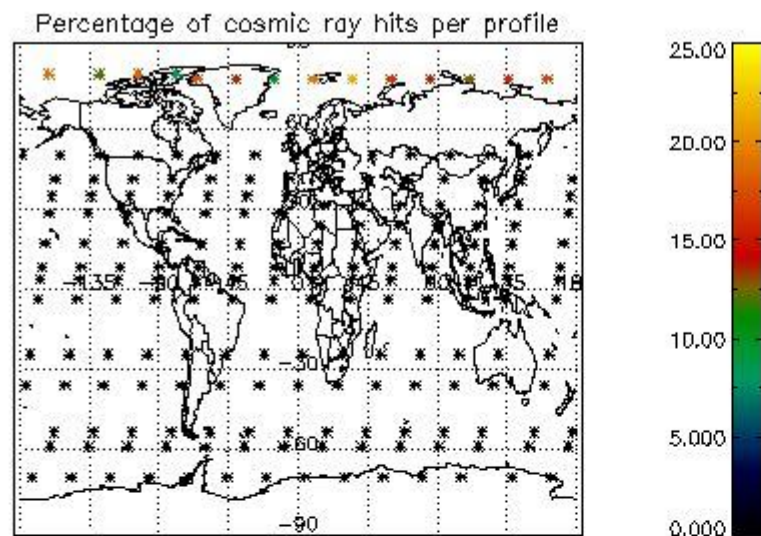
*4.2.1 Plot level 1 quality information per product (world map): ENVISAT ASCENDING passes*





4.2.2 Plot level 1 quality information per product (world map): ENVISAT DESCENDING passes





## 5. Trace gas profiles

### 5.1 Ozone statistics based on quality of products

The final quality of the products can be "measured" using the STD (Standard Deviation) attached to every point profile. This information is written to the parameter GOM\_NL\_\_2P/NL\_LOCAL\_SPECIES\_DENSITY/o3\_std of the level 2 products. The table below shows the statistics for given STD ranges.

The statistics are given with respect to the overall valid production:

- Products without fatal errors: GOM\_NL\_\_2P/MPH/PRODUCT\_ERR=0
- Valid point profile: GOM\_NL\_\_2P/NL\_LOCAL\_SPECIES\_DENSITY/pcd(0)=0

The 'Criteria' is applied to valid points of dark limb products:

- Products in dark limb illumination condition: GOM\_NL\_\_2P/NL\_SUMMARY\_QUALITY/obs\_ill\_cond=0
- Products without fatal errors: GOM\_NL\_\_2P/MPH/PRODUCT\_ERR=0
- Valid point profile: GOM\_NL\_\_2P/NL\_LOCAL\_SPECIES\_DENSITY/pcd(0)=0

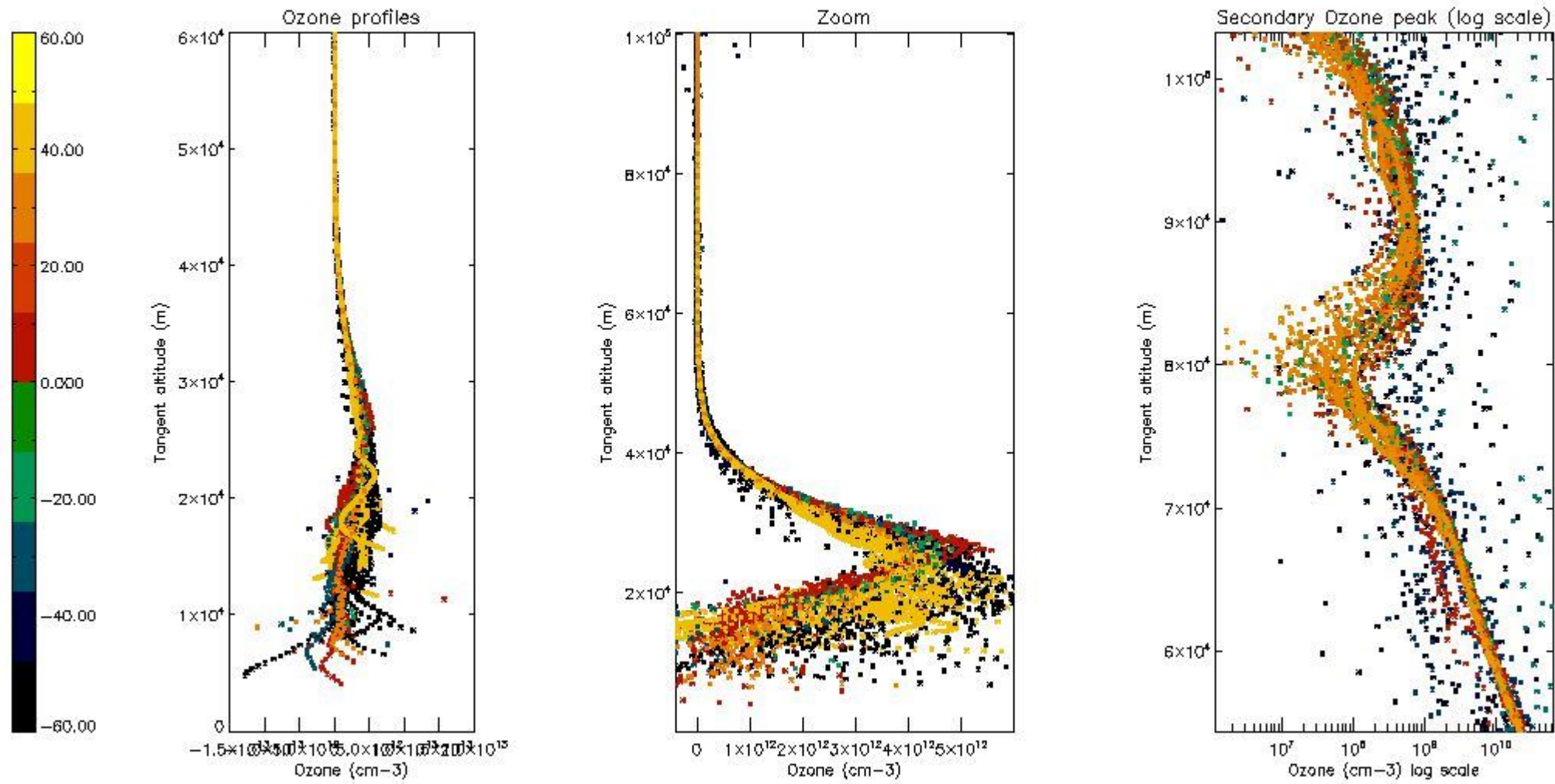
So, the table below shows the percentage of dark limb and valid observations for each criteria with respect to the overall valid daily observations.

Criteria	% of total production
All STD	37
STD < 20	24

STD < 10	22
STD < 5	19

5.2 Plot ozone profiles for all STD (dark without errors)

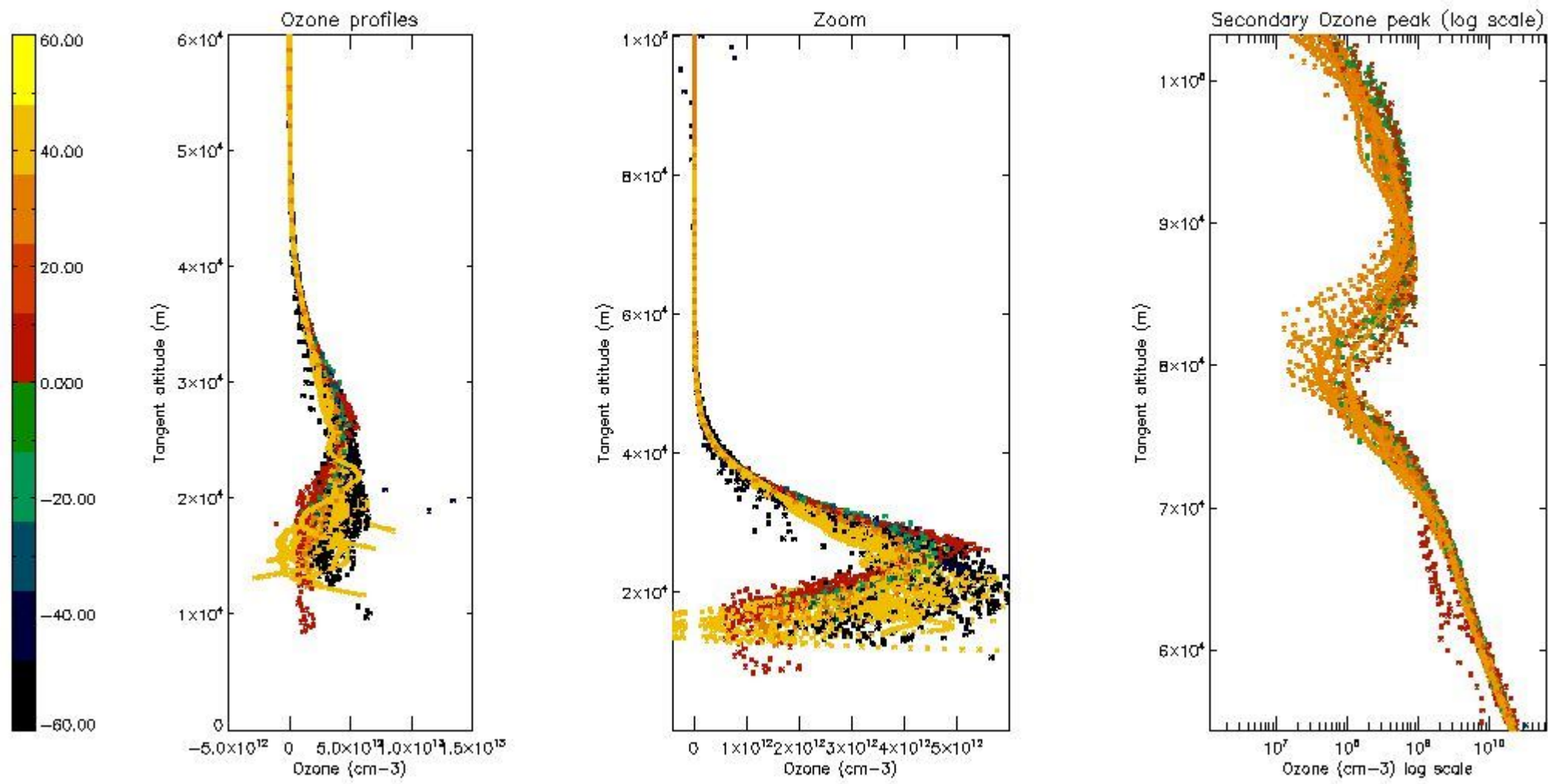
The colorbar represents the latitude.



5.3 Plot ozone profiles where STD < 20% (dark without errors)

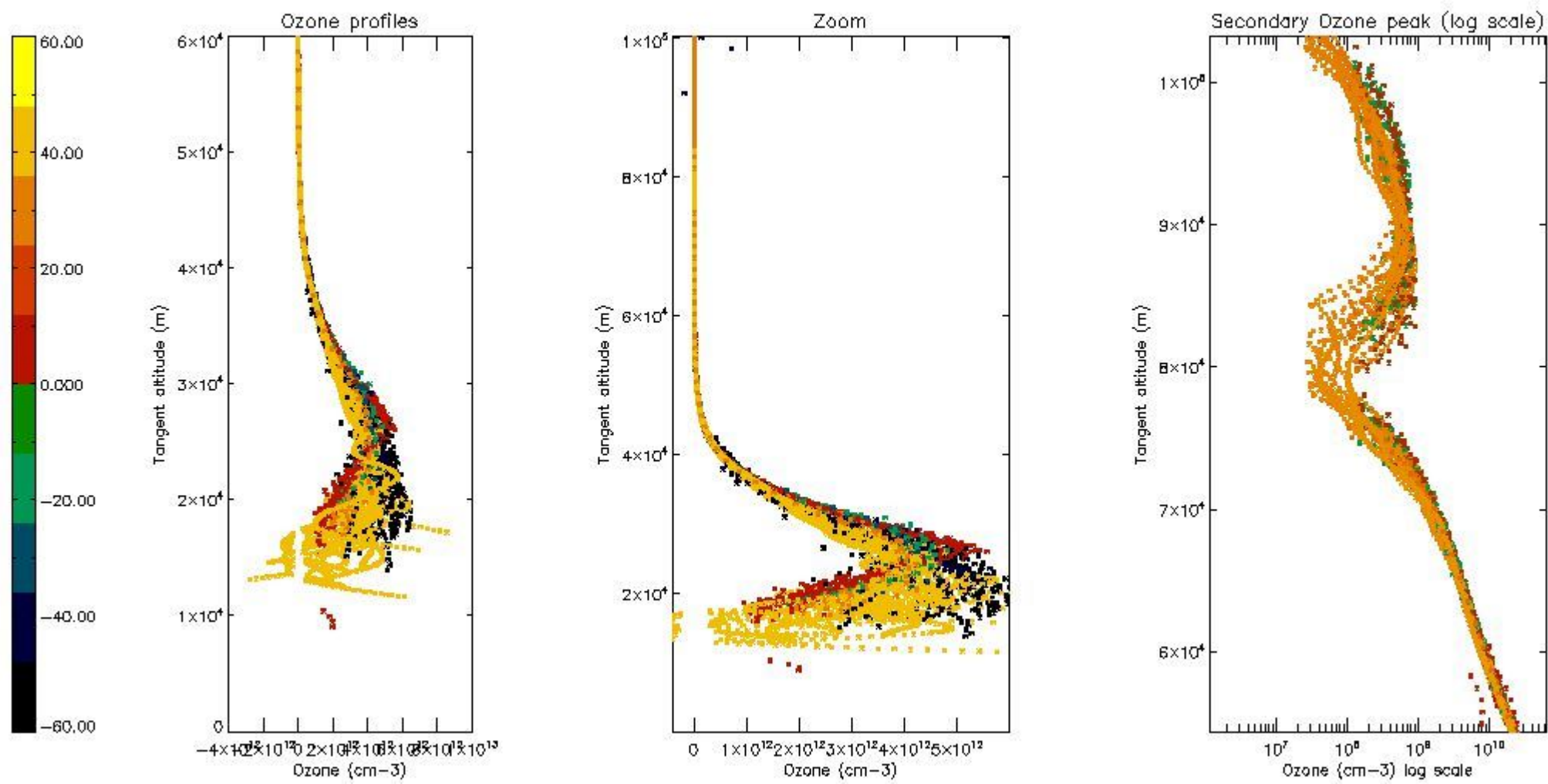
The colorbar represents the latitude.





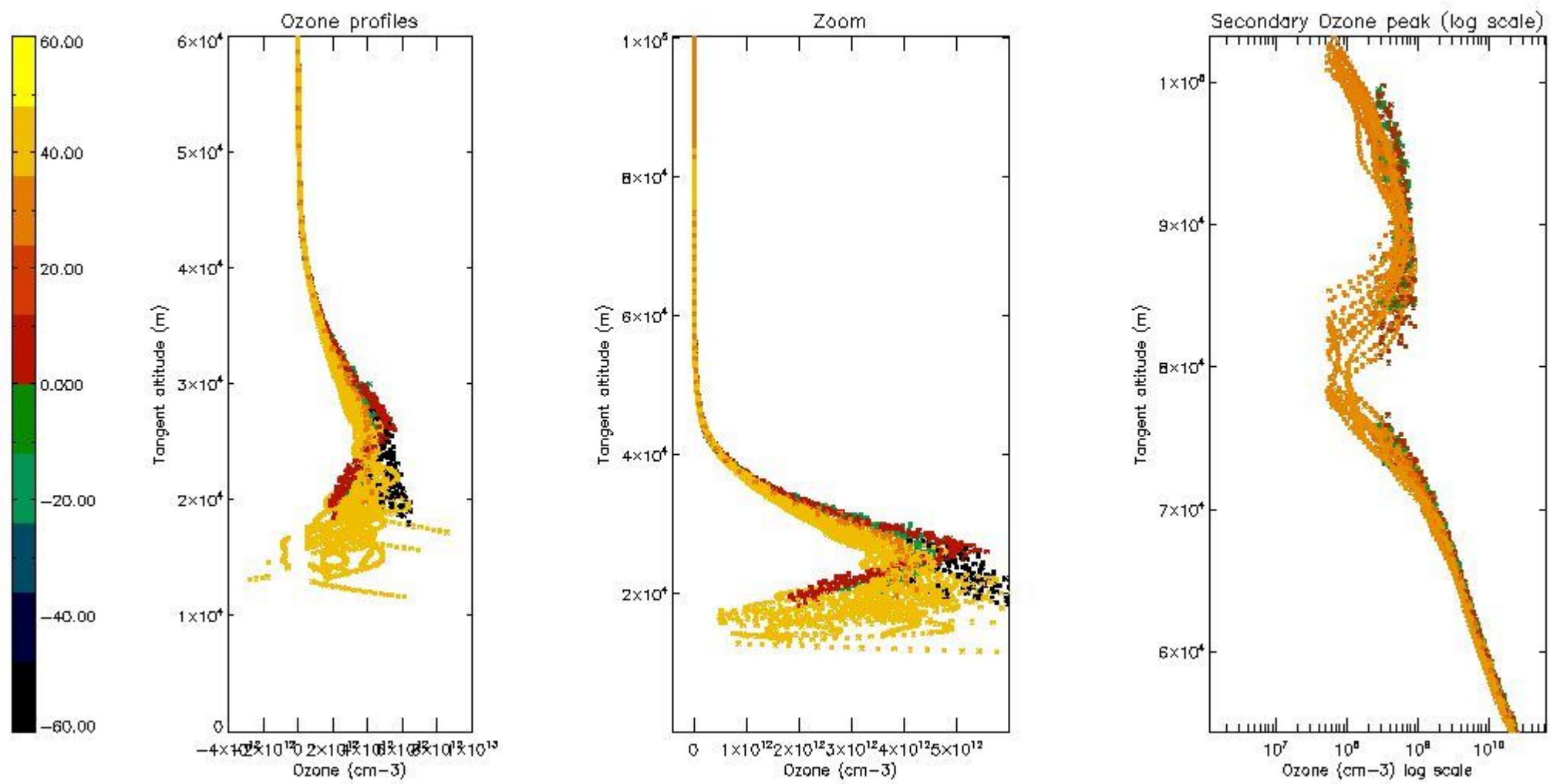
*5.4 Plot ozone profiles where  $STD < 10\%$  (dark without errors)*

The colorbar represents the latitude.



*5.5 Plot ozone profiles where STD < 5% (dark without errors)*

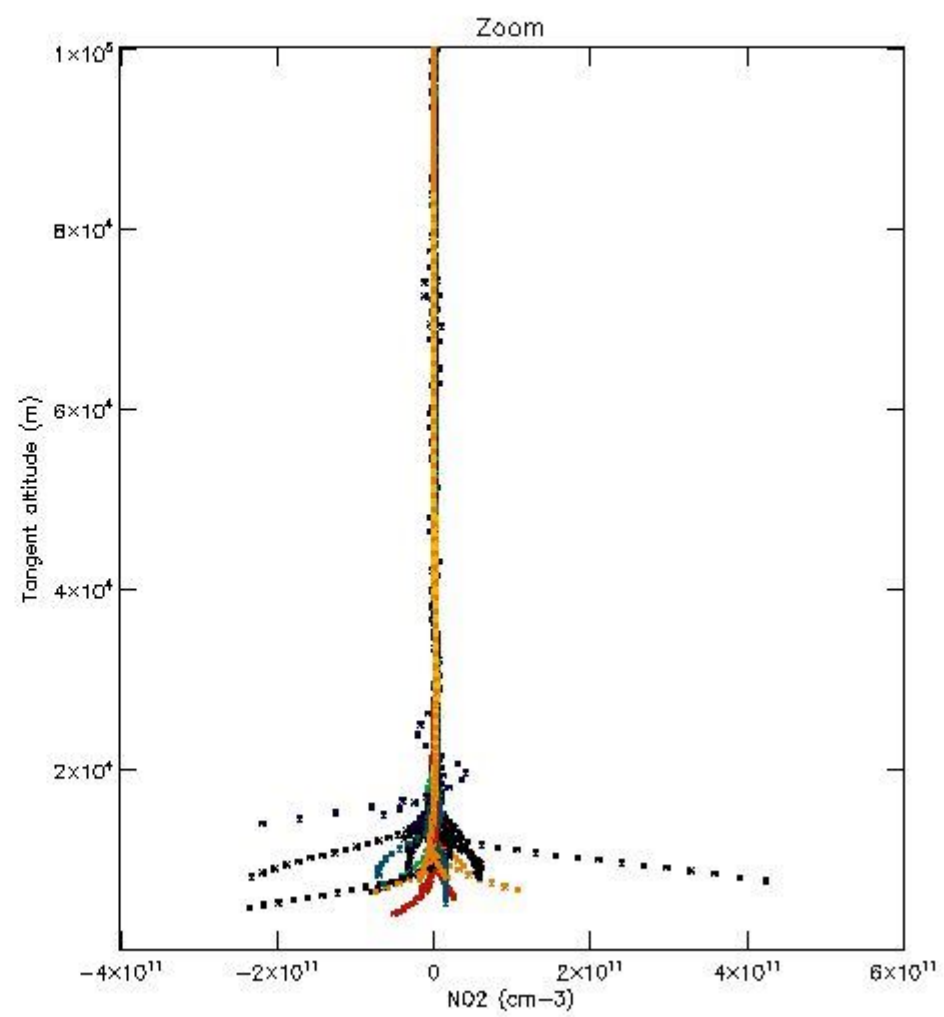
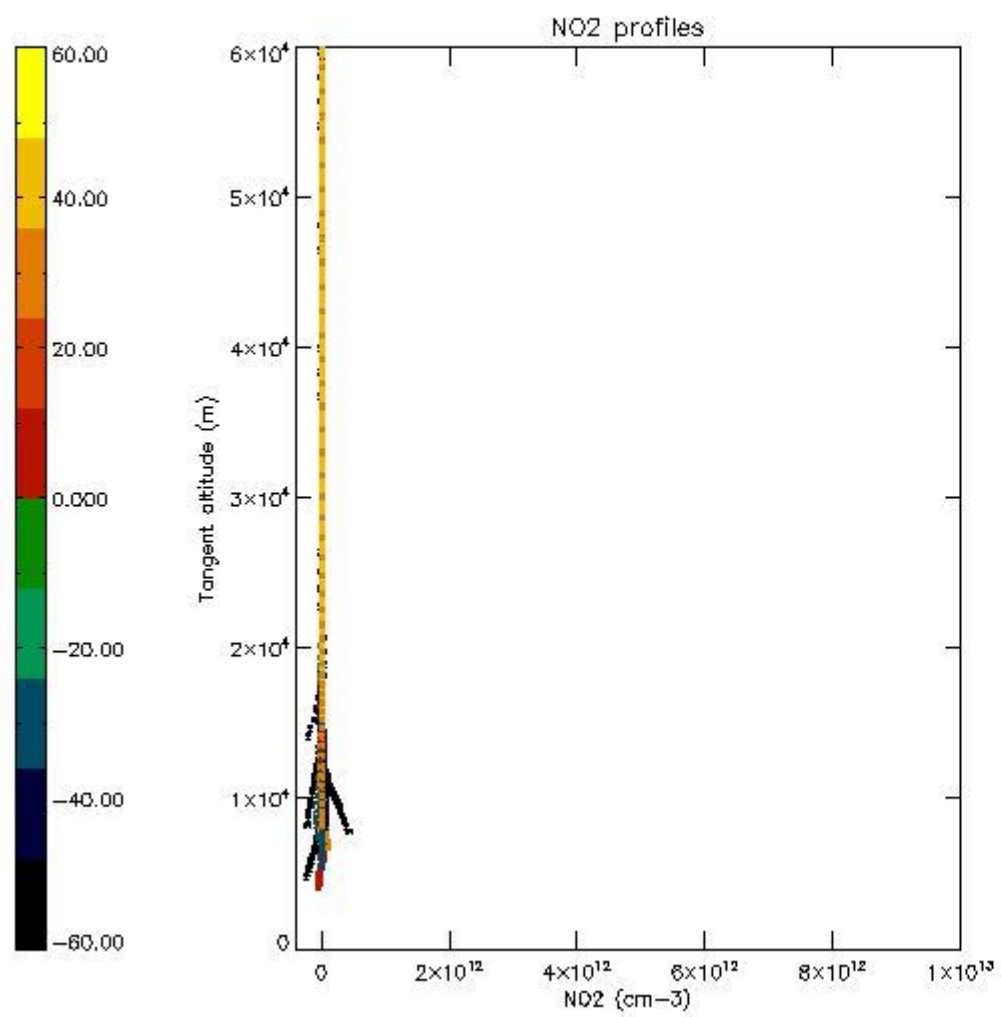
The colorbar represents the latitude.



*5.6 Plot NO<sub>2</sub> profiles for all STD (dark without errors)*

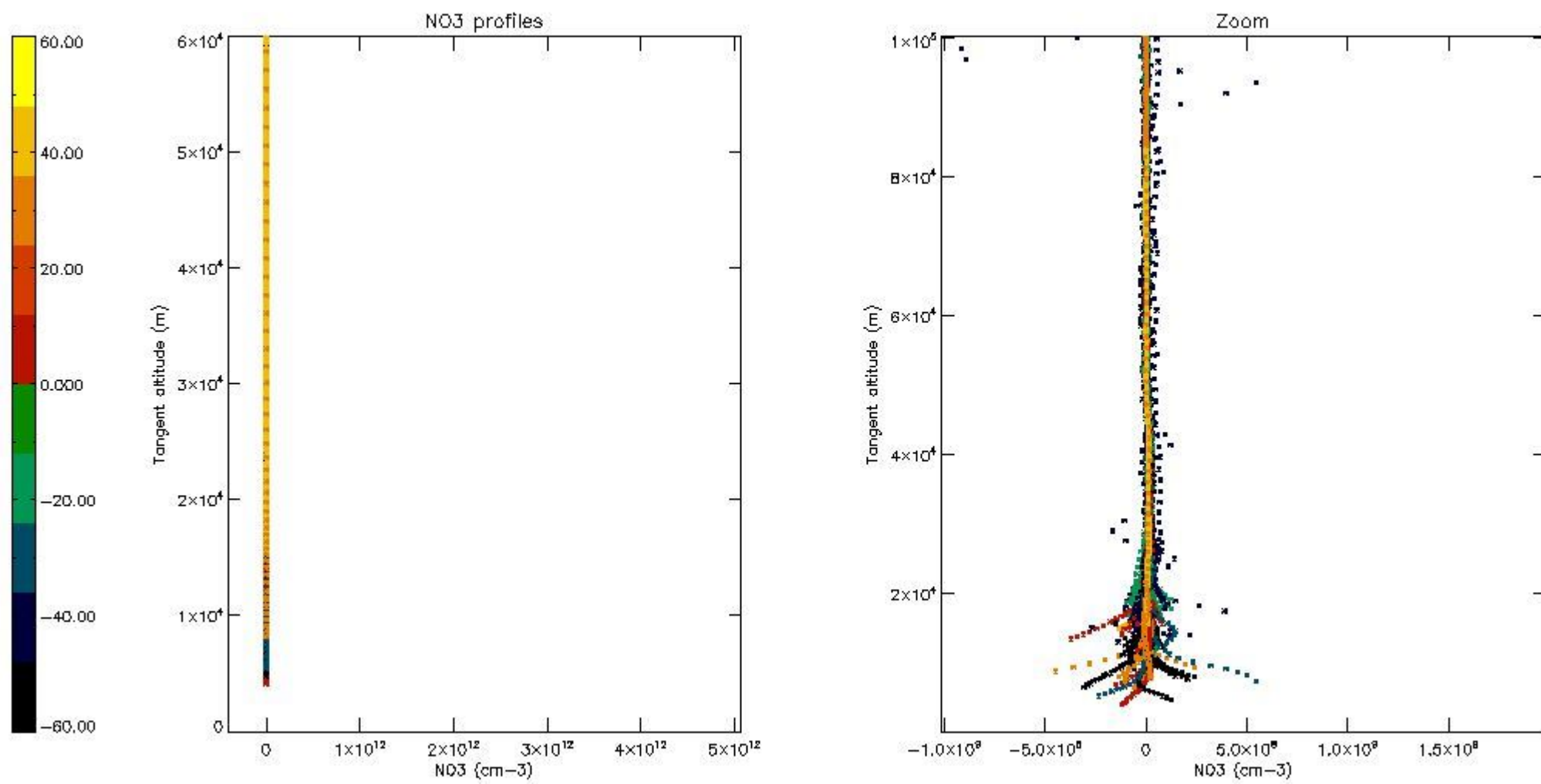
The colorbar represents the latitude.





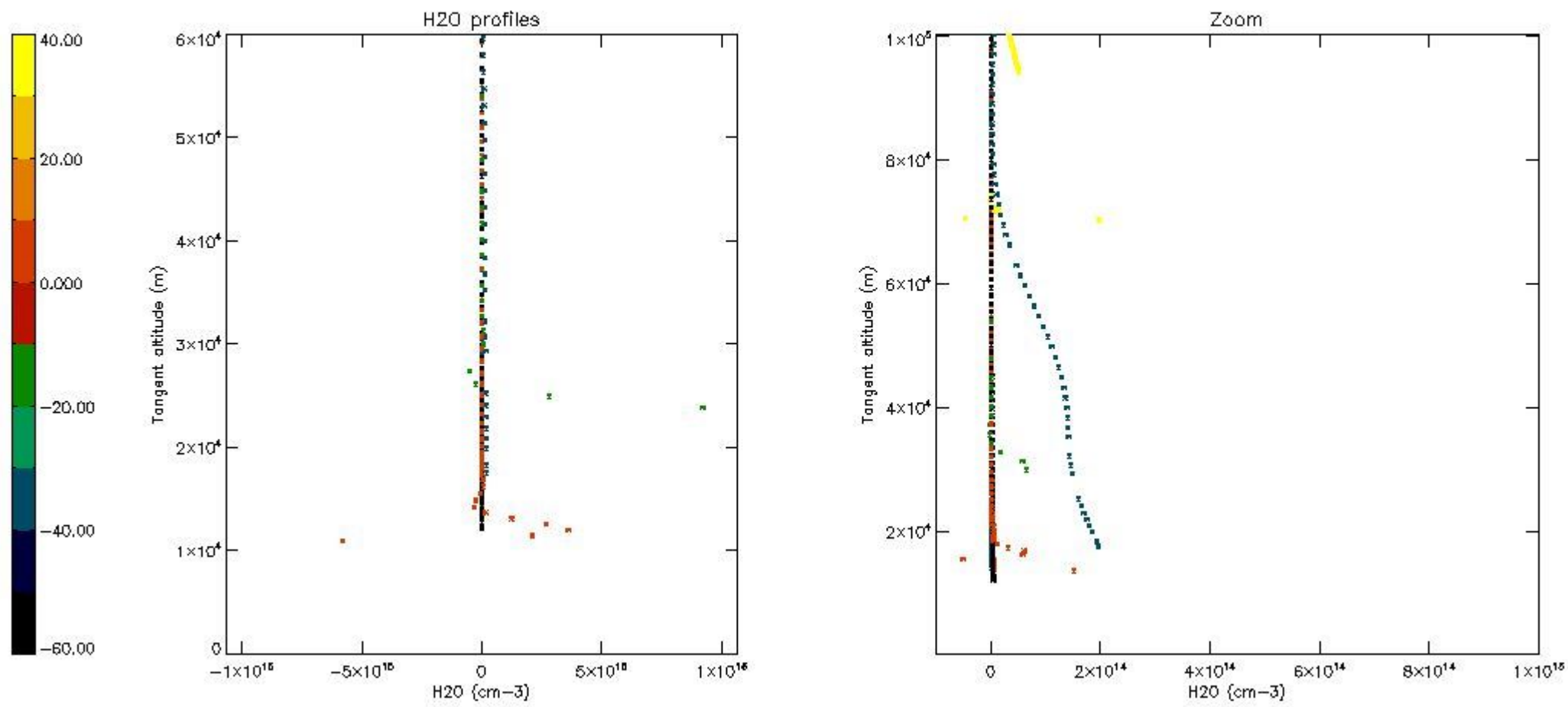
*5.7 Plot NO3 profiles for all STD (dark without errors)*

The colorbar represents the latitude.



5.8 Plot H2O profiles for all STD (only for occultations of stars 1,2,3,4,13,14,16,26,63 dark without errors)

The colorbar represents the latitude.



## 6. Auxiliary Data Files used for the production reported in section 2

The number reported in the third column indicates since which file (see list in section 2) the corresponding auxiliary file has been used. The fourth column is the date of those product files.

Type	Auxiliary Filename	Used since product	Used since product date
INST_PHYS_CHARACTERISTICS	GOM_INS_AXVIEC20091111_143220_20030716_120000_20500101_000000	1	20-OCT-2003 00:07:59
LEVEL-2_PROC_CONFIG	GOM_PR2_AXVIEC20091111_152718_20020301_000000_20500101_000000	1	20-OCT-2003 00:07:59
CROSS_SECTIONS_FILE	GOM_CRS_AXVIEC20091111_154832_20020301_000000_20500101_000000	1	20-OCT-2003 00:07:59



# GOMOS Level 2 Daily Report

## SUMMARY

### [1. General Info](#)

### [2. Summary of processed GOM\\_NL\\_2P products](#)

### [3. Level 2 Quality information per product](#)

#### [3.1 Plot of level 2 quality information per product \(time dependant\)](#)

#### [3.2 Plot of level 2 quality information per product \(world map\)](#)

### [4. Level 1 Quality information per product \(stored on level 2 products\)](#)

#### [4.1 Plot of level 1 quality information per product \(time dependant\)](#)

##### [4.1.1 Plot of level 1 quality information per product \(time dependant\): ASCENDING](#)

##### [4.1.2 Plot of level 1 quality information per product \(time dependant\): DESCENDING](#)

#### [4.2 Plot of level 1 quality information per product \(world map\)](#)

##### [4.2.1 Plot of level 1 quality information per product \(world map\): ASCENDING](#)

##### [4.2.2 Plot of level 1 quality information per product \(world map\): DESCENDING](#)

### [5. Ozone profiles based on quality statistics and other trace gas profiles](#)

#### [5.1 Ozone statistics based on quality of products](#)

#### [5.2 Plot ozone profiles for all STD \(dark without errors\)](#)

#### [5.3 Plot ozone profiles where STD < 20% \(dark without errors\)](#)

#### [5.4. Plot ozone profiles where STD < 10% \(dark without errors\)](#)

#### [5.5. Plot ozone profiles where STD < 5% \(dark without errors\)](#)

#### [5.6 Plot NO2 profiles for all STD \(dark without errors\)](#)

#### [5.7 Plot NO3 profiles for all STD \(dark without errors\)](#)

#### [5.8 Plot H2O profiles \(only for occultations of stars 1,2,3,4,13,14,16,26,63 dark without errors\) for all STD](#)

### [6. Auxiliary Data Files used for the production reported in section 2](#)

This report presents the daily analysis on parameters extracted from GOMOS level 2 data (GOM\_NL\_\_2P). It is intended to monitor some important parameters that will impact the quality of these products. A list of level 2 products (and content) that have arrived during the reporting day to the PCF is also given.

Item	Value
Time of report generation	19APR2013 22:16:04
Data source version	GOMOS/6.01
Start time of products	20-10-2003 (20OCT2003 00:00:00)
Stop time of products	21-10-2003 (21OCT2003 00:00:00)
Store outputs in DB	Yes
Nb of level 2 prods	353
Nb of prods with errors	0

## 2. Summary of processed GOM\_NL\_\_2P products.

Nr	Filename	UTC Start time	Limb	Duration	Star Id	Star Name	Star Mag	Star Temp	Nb Meas	Orbit	Prod. error
1	GOM_NL__2PRFIN20031020_000759_000000432020_00488_08558_7250.N1	20-OCT-2003 00:07:59	Dark	42.500	113	Mu Vel	2.6920	5000.0	85	8558	No
2	GOM_NL__2PRFIN20031020_001216_000000472020_00489_08559_7120.N1	20-OCT-2003 00:12:16	Dark	47.000	46	Del Vel	1.9540	10600.	94	8559	No
3	GOM_NL__2PRFIN20031020_001537_000000782020_00489_08559_7121.N1	20-OCT-2003 00:15:37	Dark	77.500	37	25Del CMa	1.8300	5900.0	155	8559	No
4	GOM_NL__2PRFIN20031020_001812_000000522020_00489_08559_7122.N1	20-OCT-2003 00:18:12	Dark	51.500	2	Alp Car	-0.73600	7000.0	103	8559	No
5	GOM_NL__2PRFIN20031020_002114_000002222020_00489_08559_7123.N1	20-OCT-2003 00:21:14	Dark	222.00	1	9Alp CMa	-1.4400	11000.	444	8559	No
6	GOM_NL__2PRFIN20031020_002656_000000482020_00489_08559_7124.N1	20-OCT-2003 00:26:56	Dark	47.500	9	Alp Eri	0.45300	24000.	95	8559	No
7	GOM_NL__2PRFIN20031020_002940_000000472020_00489_08559_7125.N1	20-OCT-2003 00:29:40	Straylight	46.500	157	The1Eri	2.9060	9300.0	93	8559	No
8	GOM_NL__2PRFIN20031020_003152_000000402020_00489_08559_7126.N1	20-OCT-2003 00:31:52	Straylight	39.500	84	Alp Phe	2.3970	4500.0	79	8559	No
9	GOM_NL__2PRFIN20031020_003357_000001542020_00489_08559_7124.N1	20-OCT-2003 00:33:57	Straylight	154.00	101	11Alp Lep	2.5820	7000.0	308	8559	No
10	GOM_NL__2PRFIN20031020_003826_000000452020_00489_08559_7122.N1	20-OCT-2003 00:38:26	Straylight	45.000	52	16Bet Cet	2.0370	4500.0	90	8559	No
11	GOM_NL__2PRFIN20031020_004759_000000372020_00489_08559_7123.N1	20-OCT-2003 00:47:59	Bright	36.500	140	88Gam Peg	2.8340	26000.	73	8559	No
12	GOM_NL__2PRFIN20031020_005035_000000442020_00489_08559_7124.N1	20-OCT-2003 00:50:35	Bright	44.000	105	6Bet Ari	2.6450	8900.0	88	8559	No
13	GOM_NL__2PRFIN20031020_005313_000000382020_00489_08559_7125.N1	20-OCT-2003 00:53:13	Bright	37.500	164	44Eta Peg	2.9480	5400.0	75	8559	No
14	GOM_NL__2PRFIN20031020_005528_000000452020_00489_08559_7126.N1	20-OCT-2003 00:55:28	Bright	45.000	173	4Bet Tri	3.0040	8900.0	90	8559	No
15	GOM_NL__2PRFIN20031020_005724_000000432020_00489_08559_7127.N1	20-OCT-2003 00:57:24	Bright	43.000	73	57Gam1And	2.2600	13100.	86	8559	No
16	GOM_NL__2PRFIN20031020_005948_000000392020_00489_08559_7128.N1	20-OCT-2003 00:59:48	Bright	39.000	68	18Alp Cas	2.2250	4500.0	78	8559	No
17	GOM_NL__2PRFIN20031020_010107_000000382020_00489_08559_7129.N1	20-OCT-2003 01:01:07	Bright	38.000	76	27Gam Cas	2.3000	30000.	76	8559	No
18	GOM_NL__2PRFIN20031020_010305_000000382020_00489_08559_7130.N1	20-OCT-2003 01:03:05	Bright	38.000	89	5Alp Cep	2.4510	8000.0	76	8559	No
19	GOM_NL__2PRFIN20031020_010855_000000402020_00489_08559_7131.N1	20-OCT-2003 01:08:55	Bright	39.500	49	1Alp UMi	1.9900	6300.0	79	8559	No
20	GOM_NL__2PRFIN20031020_011208_000000382020_00489_08559_7132.N1	20-OCT-2003 01:12:08	Bright	38.000	60	7Bet UMi	2.0810	3950.0	76	8559	No
21	GOM_NL__2PRFIN20031020_011711_000000402020_00489_08559_7133.N1	20-OCT-2003 01:17:11	Bright	39.500	36	50Alp UMa	1.8000	6300.0	79	8559	No
22	GOM_NL__2PRFIN20031020_011845_000000392020_00489_08559_7134.N1	20-OCT-2003 01:18:45	Bright	38.500	82	48Bet UMa	2.3650	10600.	77	8559	No
23	GOM_NL__2PRFIN20031020_012212_000000382020_00489_08559_7135.N1	20-OCT-2003 01:22:12	Bright	38.000	174	52Psi UMa	3.0040	4400.0	76	8559	No
24	GOM_NL__2PRFIN20031020_013026_000001202020_00489_08559_7136.N1	20-OCT-2003 01:30:26	Twilight	120.00	17	78Bet Gem	1.1610	4500.0	240	8559	No
25	GOM_NL__2PRFIN20031020_014026_000000562020_00489_08559_7137.N1	20-OCT-2003 01:40:26	Dark	55.500	48	30Alp Hya	1.9770	4100.0	111	8559	No
26	GOM_NL__2PRFIN20031020_014835_000000402020_00489_08559_7138.N1	20-OCT-2003 01:48:35	Dark	40.000	113	Mu Vel	2.6920	5000.0	80	8559	No
27	GOM_NL__2PRFIN20031020_015252_000000422020_00490_08560_7211.N1	20-OCT-2003 01:52:52	Dark	41.500	46	Del Vel	1.9540	10600.	83	8560	No
28	GOM_NL__2PRFIN20031020_015502_000000412020_00490_08560_7212.N1	20-OCT-2003 01:55:02	Dark	41.000	29	Bet Car	1.6720	10200.	82	8560	No
29	GOM_NL__2PRFIN20031020_015849_000000602020_00490_08560_7213.N1	20-OCT-2003 01:58:49	Dark	60.000	2	Alp Car	-0.73600	7000.0	120	8560	No
30	GOM_NL__2PRFIN20031020_020154_000002072020_00490_08560_7214.N1	20-OCT-2003 02:01:54	Dark	207.00	1	9Alp CMa	-1.4400	11000.	414	8560	No
31	GOM_NL__2PRFIN20031020_020732_000000442020_00490_08560_7215.N1	20-OCT-2003 02:07:32	Dark	44.000	9	Alp Eri	0.45300	24000.	88	8560	No
32	GOM_NL__2PRFIN20031020_021018_000000482020_00490_08560_7216.N1	20-OCT-2003 02:10:18	Straylight	48.000	157	The1Eri	2.9060	9300.0	96	8560	No
33	GOM_NL__2PRFIN20031020_021228_000000462020_00490_08560_7217.N1	20-OCT-2003 02:12:28	Straylight	45.500	84	Alp Phe	2.3970	4500.0	91	8560	No
34	GOM_NL__2PRFIN20031020_021434_000002142020_00490_08560_7218.N1	20-OCT-2003 02:14:34	Twilight	214.00	101	11Alp Lep	2.5820	7000.0	428	8560	No
35	GOM_NL__2PRFIN20031020_021953_000000982020_00490_08560_7219.N1	20-OCT-2003 02:19:53	Twilight	97.500	165	34Gam Eri	2.9500	3200.0	195	8560	No
36	GOM_NL__2PRFIN20031020_022835_000000382020_00490_08560_7220.N1	20-OCT-2003 02:28:35	Bright	38.000	140	88Gam Peg	2.8340	26000.	76	8560	No
37	GOM_NL__2PRFIN20031020_023111_000000462020_00490_08560_7221.N1	20-OCT-2003 02:31:11	Bright	45.500	105	6Bet Ari	2.6450	8900.0	91	8560	No
38	GOM_NL__2PRFIN20031020_023350_000000392020_00490_08560_7222.N1	20-OCT-2003 02:33:50	Bright	39.000	164	44Eta Peg	2.9480	5400.0	78	8560	No
39	GOM_NL__2PRFIN20031020_023604_000000472020_00490_08560_7223.N1	20-OCT-2003 02:36:04	Bright	47.000	173	4Bet Tri	3.0040	8900.0	94	8560	No
40	GOM_NL__2PRFIN20031020_023800_000000462020_00490_08560_7224.N1	20-OCT-2003 02:38:00	Bright	45.500	73	57Gam1And	2.2600	13100.	91	8560	No
41	GOM_NL__2PRFIN20031020_024024_000000392020_00490_08560_7225.N1	20-OCT-2003 02:40:24	Bright	38.500	68	18Alp Cas	2.2250	4500.0	77	8560	No
42	GOM_NL__2PRFIN20031020_024144_000000382020_00490_08560_7226.N1	20-OCT-2003 02:41:44	Bright	37.500	76	27Gam Cas	2.3000	30000.	75	8560	No

43	GOM_NL__2PRFIN20031020_024342_000000382020_00490_08560_7227.N1	20-OCT-2003 02:43:42	Bright	37.500	89	5Alp Cep	2.4510	8000.0	75	8560	No
44	GOM_NL__2PRFIN20031020_024931_000000392020_00490_08560_7228.N1	20-OCT-2003 02:49:31	Bright	39.000	49	1Alp UMi	1.9900	6300.0	78	8560	No
45	GOM_NL__2PRFIN20031020_025244_000000402020_00490_08560_7229.N1	20-OCT-2003 02:52:44	Bright	40.000	60	7Bet UMi	2.0810	3950.0	80	8560	No
46	GOM_NL__2PRFIN20031020_025747_000000402020_00490_08560_7230.N1	20-OCT-2003 02:57:47	Bright	39.500	36	50Alp UMa	1.8000	6300.0	79	8560	No
47	GOM_NL__2PRFIN20031020_025921_000000382020_00490_08560_7231.N1	20-OCT-2003 02:59:21	Bright	37.500	82	48Bet UMa	2.3650	10600.	75	8560	No
48	GOM_NL__2PRFIN20031020_030248_000000362020_00490_08560_7232.N1	20-OCT-2003 03:02:48	Bright	35.500	174	52Psi UMa	3.0040	4400.0	71	8560	No
49	GOM_NL__2PRFIN20031020_031103_000001182020_00490_08560_7233.N1	20-OCT-2003 03:11:03	Twi_and_stray	117.50	17	78Bet Gem	1.1610	4500.0	235	8560	No
50	GOM_NL__2PRFIN20031020_032102_000000552020_00490_08560_7234.N1	20-OCT-2003 03:21:02	Dark	55.000	48	30Alp Hya	1.9770	4100.0	110	8560	No
51	GOM_NL__2PRFIN20031020_032911_000000432020_00490_08560_7235.N1	20-OCT-2003 03:29:11	Dark	43.000	113	Mu Vel	2.6920	5000.0	86	8560	No
52	GOM_NL__2PRFIN20031020_033344_000000482020_00491_08561_7115.N1	20-OCT-2003 03:33:44	Dark	48.000	34	Gam2Vel	1.7930	23000.	96	8561	No
53	GOM_NL__2PRFIN20031020_033538_000000422020_00491_08561_7116.N1	20-OCT-2003 03:35:38	Dark	41.500	29	Bet Car	1.6720	10200.	83	8561	No
54	GOM_NL__2PRFIN20031020_033926_000000492020_00491_08561_7117.N1	20-OCT-2003 03:39:26	Dark	49.000	2	Alp Car	-0.73600	7000.0	98	8561	No
55	GOM_NL__2PRFIN20031020_034233_000001952020_00491_08561_7118.N1	20-OCT-2003 03:42:33	Dark	195.00	1	9Alp CMa	-1.4400	11000.	390	8561	No
56	GOM_NL__2PRFIN20031020_034808_000000402020_00491_08561_7119.N1	20-OCT-2003 03:48:08	Dark	40.000	9	Alp Eri	0.45300	24000.	80	8561	No
57	GOM_NL__2PRFIN20031020_035054_000000482020_00491_08561_7120.N1	20-OCT-2003 03:50:54	Straylight	47.500	157	The1Eri	2.9060	9300.0	95	8561	No
58	GOM_NL__2PRFIN20031020_035304_000000432020_00491_08561_7121.N1	20-OCT-2003 03:53:04	Straylight	42.500	84	Alp Phe	2.3970	4500.0	85	8561	No
59	GOM_NL__2PRFIN20031020_035511_000002142020_00491_08561_7122.N1	20-OCT-2003 03:55:11	Twi_and_stray	214.00	101	11Alp Lep	2.5820	7000.0	428	8561	No
60	GOM_NL__2PRFIN20031020_040028_000001032020_00491_08561_7123.N1	20-OCT-2003 04:00:28	Twi_and_stray	103.00	165	34Gam Eri	2.9500	3200.0	206	8561	No
61	GOM_NL__2PRFIN20031020_040911_000000382020_00491_08561_7124.N1	20-OCT-2003 04:09:11	Bright	37.500	140	88Gam Peg	2.8340	26000.	75	8561	No
62	GOM_NL__2PRFIN20031020_041146_000000452020_00491_08561_7125.N1	20-OCT-2003 04:11:46	Bright	45.000	105	6Bet Ari	2.6450	8900.0	90	8561	No
63	GOM_NL__2PRFIN20031020_041426_000000382020_00491_08561_7126.N1	20-OCT-2003 04:14:26	Bright	38.000	164	44Eta Peg	2.9480	5400.0	76	8561	No
64	GOM_NL__2PRFIN20031020_041639_000000462020_00491_08561_7127.N1	20-OCT-2003 04:16:39	Bright	45.500	173	4Bet Tri	3.0040	8900.0	91	8561	No
65	GOM_NL__2PRFIN20031020_041835_000000452020_00491_08561_7128.N1	20-OCT-2003 04:18:35	Bright	44.500	73	57Gam1And	2.2600	13100.	89	8561	No
66	GOM_NL__2PRFIN20031020_042100_000000382020_00491_08561_7129.N1	20-OCT-2003 04:21:00	Bright	37.500	68	18Alp Cas	2.2250	4500.0	75	8561	No
67	GOM_NL__2PRFIN20031020_042219_000000392020_00491_08561_7130.N1	20-OCT-2003 04:22:19	Bright	39.000	76	27Gam Cas	2.3000	30000.	78	8561	No
68	GOM_NL__2PRFIN20031020_042419_000000382020_00491_08561_7131.N1	20-OCT-2003 04:24:19	Bright	38.000	89	5Alp Cep	2.4510	8000.0	76	8561	No
69	GOM_NL__2PRFIN20031020_043006_000000402020_00491_08561_7132.N1	20-OCT-2003 04:30:06	Bright	39.500	49	1Alp UMi	1.9900	6300.0	79	8561	No
70	GOM_NL__2PRFIN20031020_043321_000000402020_00491_08561_7133.N1	20-OCT-2003 04:33:21	Bright	39.500	60	7Bet UMi	2.0810	3950.0	79	8561	No
71	GOM_NL__2PRFIN20031020_043823_000000402020_00491_08561_7134.N1	20-OCT-2003 04:38:23	Bright	39.500	36	50Alp UMa	1.8000	6300.0	79	8561	No
72	GOM_NL__2PRFIN20031020_043957_000000362020_00491_08561_7135.N1	20-OCT-2003 04:39:57	Bright	35.500	82	48Bet UMa	2.3650	10600.	71	8561	No
73	GOM_NL__2PRFIN20031020_044324_000000362020_00491_08561_7136.N1	20-OCT-2003 04:43:24	Bright	36.000	174	52Psi UMa	3.0040	4400.0	72	8561	No
74	GOM_NL__2PRFIN20031020_045139_000001162020_00491_08561_7137.N1	20-OCT-2003 04:51:39	Twi_and_stray	116.00	17	78Bet Gem	1.1610	4500.0	232	8561	No
75	GOM_NL__2PRFIN20031020_050139_000000552020_00491_08561_7138.N1	20-OCT-2003 05:01:39	Dark	55.000	48	30Alp Hya	1.9770	4100.0	110	8561	No
76	GOM_NL__2PRFIN20031020_050948_000000432020_00491_08561_7139.N1	20-OCT-2003 05:09:48	Dark	42.500	113	Mu Vel	2.6920	5000.0	85	8561	No
77	GOM_NL__2PRFIN20031020_051422_000000492020_00492_08562_0510.N1	20-OCT-2003 05:14:22	Dark	49.000	34	Gam2Vel	1.7930	23000.	98	8562	No
78	GOM_NL__2PRFIN20031020_051614_000000412020_00492_08562_0511.N1	20-OCT-2003 05:16:14	Dark	40.500	29	Bet Car	1.6720	10200.	81	8562	No
79	GOM_NL__2PRFIN20031020_052002_000000592020_00492_08562_0512.N1	20-OCT-2003 05:20:02	Dark	59.000	2	Alp Car	-0.73600	7000.0	118	8562	No
80	GOM_NL__2PRFIN20031020_052313_000002222020_00492_08562_0513.N1	20-OCT-2003 05:23:13	Dark	222.00	1	9Alp CMa	-1.4400	11000.	444	8562	No
81	GOM_NL__2PRFIN20031020_052844_000000462020_00492_08562_0514.N1	20-OCT-2003 05:28:44	Dark	45.500	9	Alp Eri	0.45300	24000.	91	8562	No
82	GOM_NL__2PRFIN20031020_053131_000000452020_00492_08562_0515.N1	20-OCT-2003 05:31:31	Straylight	45.000	157	The1Eri	2.9060	9300.0	90	8562	No
83	GOM_NL__2PRFIN20031020_053340_000000432020_00492_08562_0516.N1	20-OCT-2003 05:33:40	Straylight	43.000	84	Alp Phe	2.3970	4500.0	86	8562	No
84	GOM_NL__2PRFIN20031020_053548_000002142020_00492_08562_0517.N1	20-OCT-2003 05:35:48	Twi_and_stray	214.00	101	11Alp Lep	2.5820	7000.0	428	8562	No
85	GOM_NL__2PRFIN20031020_054104_000000962020_00492_08562_0518.N1	20-OCT-2003 05:41:04	Twi_and_stray	95.500	165	34Gam Eri	2.9500	3200.0	191	8562	No
86	GOM_NL__2PRFIN20031020_054947_000000382020_00492_08562_0519.N1	20-OCT-2003 05:49:47	Bright	37.500	140	88Gam Peg	2.8340	26000.	75	8562	No
87	GOM_NL__2PRFIN20031020_055222_000000452020_00492_08562_0520.N1	20-OCT-2003 05:52:22	Bright	45.000	105	6Bet Ari	2.6450	8900.0	90	8562	No
88	GOM_NL__2PRFIN20031020_055503_000000392020_00492_08562_0521.N1	20-OCT-2003 05:55:03	Bright	38.500	164	44Eta Peg	2.9480	5400.0	77	8562	No
89	GOM_NL__2PRFIN20031020_055714_000000462020_00492_08562_0522.N1	20-OCT-2003 05:57:14	Bright	46.000	173	4Bet Tri	3.0040	8900.0	92	8562	No
90	GOM_NL__2PRFIN20031020_055910_000000452020_00492_08562_0523.N1	20-OCT-2003 05:59:10	Bright	45.000	73	57Gam1And	2.2600	13100.	90	8562	No
91	GOM_NL__2PRFIN20031020_060135_000000392020_00492_08562_0524.N1	20-OCT-2003 06:01:35	Bright	39.000	68	18Alp Cas	2.2250	4500.0	78	8562	No
92	GOM_NL__2PRFIN20031020_060255_000000382020_00492_08562_0525.N1	20-OCT-2003 06:02:55	Bright	38.000	76	27Gam Cas	2.3000	30000.	76	8562	No
93	GOM_NL__2PRFIN20031020_060455_000000392020_00492_08562_0526.N1	20-OCT-2003 06:04:55	Bright	38.500	89	5Alp Cep	2.4510	8000.0	77	8562	No
94	GOM_NL__2PRFIN20031020_061043_000000382020_00492_08562_0527.N1	20-OCT-2003 06:10:43	Bright	38.000	49	1Alp UMi	1.9900	6300.0	76	8562	No
95	GOM_NL__2PRFIN20031020_061357_000000392020_00492_08562_0528.N1	20-OCT-2003 06:13:57	Bright	38.500	60	7Bet UMi	2.0810	3950.0	77	8562	No
96	GOM_NL__2PRFIN20031020_061859_000000362020_00492_08562_0529.N1	20-OCT-2003 06:18:59	Bright	36.000	36	50Alp UMa	1.8000	6300.0	72	8562	No
97	GOM_NL__2PRFIN20031020_062033_000000382020_00492_08562_0530.N1	20-OCT-2003 06:20:33	Bright	38.000	82	48Bet UMa	2.3650	10600.	76	8562	No
98	GOM_NL__2PRFIN20031020_062400_000000532020_00492_08562_0531.N1	20-OCT-2003 06:24:00	Bright	52.500	174	52Psi UMa	3.0040	4400.0	105	8562	No
99	GOM_NL__2PRFIN20031020_063216_000001302020_00492_08562_0532.N1	20-OCT-2003 06:32:16	Twi_and_stray	130.00	17	78Bet Gem	1.1610	4500.0	260	8562	No
100	GOM_NL__2PRFIN20031020_064216_000000612020_00492_08562_0533.N1	20-OCT-2003 06:42:16	Dark	61.000	48	30Alp Hya	1.9770	4100.0	122	8562	No
101	GOM_NL__2PRFIN20031020_065024_000000412020_00492_08562_0534.N1	20-OCT-2003 06:50:24	Dark	40.500	113	Mu Vel	2.6920	5000.0	81	8562	No



102	GOM_NL__2PRFIN20031020_065459_000000492020_00493_08563_7118.N1	20-OCT-2003 06:54:59	Dark	48.500	34	Gam2Vel	1.7930	23000.	97	8563	No
103	GOM_NL__2PRFIN20031020_065651_000000412020_00493_08563_7119.N1	20-OCT-2003 06:56:51	Dark	41.000	29	Bet Car	1.6720	10200.	82	8563	No
104	GOM_NL__2PRFIN20031020_070039_000000522020_00493_08563_7120.N1	20-OCT-2003 07:00:39	Dark	52.000	2	Alp Car	-0.73600	7000.0	104	8563	No
105	GOM_NL__2PRFIN20031020_070353_000002222020_00493_08563_7121.N1	20-OCT-2003 07:03:53	Dark	222.00	1	9Alp CMa	-1.4400	11000.	444	8563	No
106	GOM_NL__2PRFIN20031020_070920_000000462020_00493_08563_7122.N1	20-OCT-2003 07:09:20	Dark	46.000	9	Alp Eri	0.45300	24000.	92	8563	No
107	GOM_NL__2PRFIN20031020_071206_000000462020_00493_08563_7123.N1	20-OCT-2003 07:12:06	Straylight	46.000	157	The1Eri	2.9060	9300.0	92	8563	No
108	GOM_NL__2PRFIN20031020_071417_000000452020_00493_08563_7124.N1	20-OCT-2003 07:14:17	Straylight	45.000	84	Alp Phe	2.3970	4500.0	90	8563	No
109	GOM_NL__2PRFIN20031020_071626_000002142020_00493_08563_7125.N1	20-OCT-2003 07:16:26	Tw_i_and_stray	214.00	101	11Alp Lep	2.5820	7000.0	428	8563	No
110	GOM_NL__2PRFIN20031020_072140_000000922020_00493_08563_7126.N1	20-OCT-2003 07:21:40	Tw_i_and_stray	92.000	165	34Gam Eri	2.9500	3200.0	184	8563	No
111	GOM_NL__2PRFIN20031020_073023_000000392020_00493_08563_7127.N1	20-OCT-2003 07:30:23	Bright	38.500	140	88Gam Peg	2.8340	26000.	77	8563	No
112	GOM_NL__2PRFIN20031020_073258_000000452020_00493_08563_7128.N1	20-OCT-2003 07:32:58	Bright	45.000	105	6Bet Ari	2.6450	8900.0	90	8563	No
113	GOM_NL__2PRFIN20031020_073539_000000382020_00493_08563_7129.N1	20-OCT-2003 07:35:39	Bright	37.500	164	44Eta Peg	2.9480	5400.0	75	8563	No
114	GOM_NL__2PRFIN20031020_073749_000000452020_00493_08563_7130.N1	20-OCT-2003 07:37:49	Bright	44.500	173	4Bet Tri	3.0040	8900.0	89	8563	No
115	GOM_NL__2PRFIN20031020_073946_000000452020_00493_08563_7131.N1	20-OCT-2003 07:39:46	Bright	44.500	73	57Gam1And	2.2600	13100.	89	8563	No
116	GOM_NL__2PRFIN20031020_074211_000000412020_00493_08563_7132.N1	20-OCT-2003 07:42:11	Bright	41.000	68	18Alp Cas	2.2250	4500.0	82	8563	No
117	GOM_NL__2PRFIN20031020_074331_000000382020_00493_08563_7133.N1	20-OCT-2003 07:43:31	Bright	38.000	76	27Gam Cas	2.3000	30000.	76	8563	No
118	GOM_NL__2PRFIN20031020_074531_000000392020_00493_08563_7134.N1	20-OCT-2003 07:45:31	Bright	38.500	89	5Alp Cep	2.4510	8000.0	77	8563	No
119	GOM_NL__2PRFIN20031020_075119_000000362020_00493_08563_7135.N1	20-OCT-2003 07:51:19	Bright	36.000	49	1Alp UMi	1.9900	6300.0	72	8563	No
120	GOM_NL__2PRFIN20031020_075434_000000372020_00493_08563_7136.N1	20-OCT-2003 07:54:34	Bright	36.500	60	7Bet UMi	2.0810	3950.0	73	8563	No
121	GOM_NL__2PRFIN20031020_075935_000000392020_00493_08563_7137.N1	20-OCT-2003 07:59:35	Bright	39.000	36	50Alp UMa	1.8000	6300.0	78	8563	No
122	GOM_NL__2PRFIN20031020_080109_000000372020_00493_08563_7138.N1	20-OCT-2003 08:01:09	Bright	37.000	82	48Bet UMa	2.3650	10600.	74	8563	No
123	GOM_NL__2PRFIN20031020_080436_000000362020_00493_08563_7139.N1	20-OCT-2003 08:04:36	Bright	35.500	174	52Psi UMa	3.0040	4400.0	71	8563	No
124	GOM_NL__2PRFIN20031020_081253_000001362020_00493_08563_7140.N1	20-OCT-2003 08:12:53	Tw_i_and_stray	135.50	17	78Bet Gem	1.1610	4500.0	271	8563	No
125	GOM_NL__2PRFIN20031020_082253_000000612020_00493_08563_7141.N1	20-OCT-2003 08:22:53	Dark	60.500	48	30Alp Hya	1.9770	4100.0	121	8563	No
126	GOM_NL__2PRFIN20031020_083101_000000422020_00493_08563_7142.N1	20-OCT-2003 08:31:01	Dark	41.500	113	Mu Vel	2.6920	5000.0	83	8563	No
127	GOM_NL__2PRFIN20031020_083536_000000482020_00494_08564_7139.N1	20-OCT-2003 08:35:36	Dark	47.500	34	Gam2Vel	1.7930	23000.	95	8564	No
128	GOM_NL__2PRFIN20031020_083727_000000482020_00494_08564_7140.N1	20-OCT-2003 08:37:27	Dark	47.500	29	Bet Car	1.6720	10200.	95	8564	No
129	GOM_NL__2PRFIN20031020_084116_000000632020_00494_08564_7141.N1	20-OCT-2003 08:41:16	Dark	63.000	2	Alp Car	-0.73600	7000.0	126	8564	No
130	GOM_NL__2PRFIN20031020_084433_000002222020_00494_08564_7142.N1	20-OCT-2003 08:44:33	Dark	222.00	1	9Alp CMa	-1.4400	11000.	444	8564	No
131	GOM_NL__2PRFIN20031020_084957_000000412020_00494_08564_7143.N1	20-OCT-2003 08:49:57	Dark	40.500	9	Alp Eri	0.45300	24000.	81	8564	No
132	GOM_NL__2PRFIN20031020_085243_000000472020_00494_08564_7144.N1	20-OCT-2003 08:52:43	Straylight	47.000	157	The1Eri	2.9060	9300.0	94	8564	No
133	GOM_NL__2PRFIN20031020_085453_000000432020_00494_08564_7145.N1	20-OCT-2003 08:54:53	Straylight	43.000	84	Alp Phe	2.3970	4500.0	86	8564	No
134	GOM_NL__2PRFIN20031020_085703_000002142020_00494_08564_7146.N1	20-OCT-2003 08:57:03	Tw_i_and_stray	214.00	101	11Alp Lep	2.5820	7000.0	428	8564	No
135	GOM_NL__2PRFIN20031020_090216_000000962020_00494_08564_7147.N1	20-OCT-2003 09:02:16	Tw_i_and_stray	95.500	165	34Gam Eri	2.9500	3200.0	191	8564	No
136	GOM_NL__2PRFIN20031020_091059_000000382020_00494_08564_7148.N1	20-OCT-2003 09:10:59	Bright	37.500	140	88Gam Peg	2.8340	26000.	75	8564	No
137	GOM_NL__2PRFIN20031020_091333_000000462020_00494_08564_7149.N1	20-OCT-2003 09:13:33	Bright	45.500	105	6Bet Ari	2.6450	8900.0	91	8564	No
138	GOM_NL__2PRFIN20031020_091616_000000372020_00494_08564_7150.N1	20-OCT-2003 09:16:16	Bright	37.000	164	44Eta Peg	2.9480	5400.0	74	8564	No
139	GOM_NL__2PRFIN20031020_091825_000000452020_00494_08564_7151.N1	20-OCT-2003 09:18:25	Bright	44.500	173	4Bet Tri	3.0040	8900.0	89	8564	No
140	GOM_NL__2PRFIN20031020_092021_000000452020_00494_08564_7152.N1	20-OCT-2003 09:20:21	Bright	45.000	73	57Gam1And	2.2600	13100.	90	8564	No
141	GOM_NL__2PRFIN20031020_092247_000000382020_00494_08564_7153.N1	20-OCT-2003 09:22:47	Bright	38.000	68	18Alp Cas	2.2250	4500.0	76	8564	No
142	GOM_NL__2PRFIN20031020_092407_000000382020_00494_08564_7154.N1	20-OCT-2003 09:24:07	Bright	38.000	76	27Gam Cas	2.3000	30000.	76	8564	No
143	GOM_NL__2PRFIN20031020_092608_000000382020_00494_08564_7155.N1	20-OCT-2003 09:26:08	Bright	38.000	89	5Alp Cep	2.4510	8000.0	76	8564	No
144	GOM_NL__2PRFIN20031020_093156_000000382020_00494_08564_7156.N1	20-OCT-2003 09:31:56	Bright	38.000	49	1Alp UMi	1.9900	6300.0	76	8564	No
145	GOM_NL__2PRFIN20031020_093510_000000382020_00494_08564_7157.N1	20-OCT-2003 09:35:10	Bright	37.500	60	7Bet UMi	2.0810	3950.0	75	8564	No
146	GOM_NL__2PRFIN20031020_094011_000000392020_00494_08564_7158.N1	20-OCT-2003 09:40:11	Bright	38.500	36	50Alp UMa	1.8000	6300.0	77	8564	No
147	GOM_NL__2PRFIN20031020_094145_000000382020_00494_08564_7159.N1	20-OCT-2003 09:41:45	Bright	37.500	82	48Bet UMa	2.3650	10600.	75	8564	No
148	GOM_NL__2PRFIN20031020_094512_000000372020_00494_08564_7160.N1	20-OCT-2003 09:45:12	Bright	36.500	174	52Psi UMa	3.0040	4400.0	73	8564	No
149	GOM_NL__2PRFIN20031020_095329_000001392020_00494_08564_7161.N1	20-OCT-2003 09:53:29	Tw_i_and_stray	138.50	17	78Bet Gem	1.1610	4500.0	277	8564	No
150	GOM_NL__2PRFIN20031020_100329_000000652020_00494_08564_7162.N1	20-OCT-2003 10:03:29	Dark	64.500	48	30Alp Hya	1.9770	4100.0	129	8564	No
151	GOM_NL__2PRFIN20031020_101137_000000432020_00494_08564_7163.N1	20-OCT-2003 10:11:37	Dark	42.500	113	Mu Vel	2.6920	5000.0	85	8564	No
152	GOM_NL__2PRFIN20031020_101613_000000472020_00495_08565_0512.N1	20-OCT-2003 10:16:13	Dark	46.500	34	Gam2Vel	1.7930	23000.	93	8565	No
153	GOM_NL__2PRFIN20031020_101924_000000852020_00495_08565_0513.N1	20-OCT-2003 10:19:24	Dark	84.500	37	25Del CMa	1.8300	5900.0	169	8565	No
154	GOM_NL__2PRFIN20031020_102153_000000502020_00495_08565_0514.N1	20-OCT-2003 10:21:53	Dark	50.000	2	Alp Car	-0.73600	7000.0	100	8565	No
155	GOM_NL__2PRFIN20031020_102513_000002212020_00495_08565_0515.N1	20-OCT-2003 10:25:13	Dark	221.00	1	9Alp CMa	-1.4400	11000.	442	8565	No
156	GOM_NL__2PRFIN20031020_103033_000000502020_00495_08565_0516.N1	20-OCT-2003 10:30:33	Dark	49.500	9	Alp Eri	0.45300	24000.	99	8565	No
157	GOM_NL__2PRFIN20031020_103320_000000462020_00495_08565_0517.N1	20-OCT-2003 10:33:20	Straylight	45.500	157	The1Eri	2.9060	9300.0	91	8565	No
158	GOM_NL__2PRFIN20031020_103529_000000462020_00495_08565_0518.N1	20-OCT-2003 10:35:29	Straylight	46.000	84	Alp Phe	2.3970	4500.0	92	8565	No
159	GOM_NL__2PRFIN20031020_103740_000002142020_00495_08565_0519.N1	20-OCT-2003 10:37:40	Tw_i_and_stray	214.00	101	11Alp Lep	2.5820	7000.0	428	8565	No
160	GOM_NL__2PRFIN20031020_104252_000000992020_00495_08565_0520.N1	20-OCT-2003 10:42:52	Tw_i_and_stray	98.500	165	34Gam Eri	2.9500	3200.0	197	8565	No

161	GOM_NL__2PRFIN20031020_105135_000000372020_00495_08565_0521.N1	20-OCT-2003 10:51:35	Bright	37.000	140	88Gam Peg	2.8340	26000.	74	8565	No
162	GOM_NL__2PRFIN20031020_105408_000000442020_00495_08565_0522.N1	20-OCT-2003 10:54:08	Bright	44.000	105	6Bet Ari	2.6450	8900.0	88	8565	No
163	GOM_NL__2PRFIN20031020_105553_000000402020_00495_08565_0523.N1	20-OCT-2003 10:55:53	Bright	40.000	93	53Bet Peg	2.5200	3100.0	80	8565	No
164	GOM_NL__2PRFIN20031020_105744_000000412020_00495_08565_0524.N1	20-OCT-2003 10:57:44	Bright	41.000	53	43Bet And	2.0480	3300.0	82	8565	No
165	GOM_NL__2PRFIN20031020_110056_000000442020_00495_08565_0525.N1	20-OCT-2003 11:00:56	Bright	43.500	73	57Gam1And	2.2600	13100.	87	8565	No
166	GOM_NL__2PRFIN20031020_110323_000000372020_00495_08565_0526.N1	20-OCT-2003 11:03:23	Bright	36.500	68	18Alp Cas	2.2250	4500.0	73	8565	No
167	GOM_NL__2PRFIN20031020_110443_000000372020_00495_08565_0527.N1	20-OCT-2003 11:04:43	Bright	36.500	76	27Gam Cas	2.3000	30000.	73	8565	No
168	GOM_NL__2PRFIN20031020_110644_000000352020_00495_08565_0528.N1	20-OCT-2003 11:06:44	Bright	34.500	89	5Alp Cep	2.4510	8000.0	69	8565	No
169	GOM_NL__2PRFIN20031020_111232_000000382020_00495_08565_0529.N1	20-OCT-2003 11:12:32	Bright	37.500	49	1Alp UMi	1.9900	6300.0	75	8565	No
170	GOM_NL__2PRFIN20031020_111546_000000392020_00495_08565_0530.N1	20-OCT-2003 11:15:46	Bright	38.500	60	7Bet UMi	2.0810	3950.0	77	8565	No
171	GOM_NL__2PRFIN20031020_112047_000000392020_00495_08565_0531.N1	20-OCT-2003 11:20:47	Bright	39.000	36	50Alp UMa	1.8000	6300.0	78	8565	No
172	GOM_NL__2PRFIN20031020_112221_000000362020_00495_08565_0532.N1	20-OCT-2003 11:22:21	Bright	35.500	82	48Bet UMa	2.3650	10600.	71	8565	No
173	GOM_NL__2PRFIN20031020_112548_000000372020_00495_08565_0533.N1	20-OCT-2003 11:25:48	Bright	37.000	174	52Psi UMa	3.0040	4400.0	74	8565	No
174	GOM_NL__2PRFIN20031020_113406_000001232020_00495_08565_0534.N1	20-OCT-2003 11:34:06	Tw_i_and_stray	123.00	17	78Bet Gem	1.1610	4500.0	246	8565	No
175	GOM_NL__2PRFIN20031020_114406_000000552020_00495_08565_0535.N1	20-OCT-2003 11:44:06	Dark	55.000	48	30Alp Hya	1.9770	4100.0	110	8565	No
176	GOM_NL__2PRFIN20031020_115213_000000392020_00495_08565_0536.N1	20-OCT-2003 11:52:13	Dark	39.000	113	Mu Vel	2.6920	5000.0	78	8565	No
177	GOM_NL__2PRFIN20031020_115650_000000452020_00496_08566_0512.N1	20-OCT-2003 11:56:50	Dark	45.000	34	Gam2Vel	1.7930	23000.	90	8566	No
178	GOM_NL__2PRFIN20031020_120002_000000762020_00496_08566_0513.N1	20-OCT-2003 12:00:02	Dark	75.500	37	25Del CMa	1.8300	5900.0	151	8566	No
179	GOM_NL__2PRFIN20031020_120230_000000502020_00496_08566_0514.N1	20-OCT-2003 12:02:30	Dark	49.500	2	Alp Car	-0.73600	7000.0	99	8566	No
180	GOM_NL__2PRFIN20031020_120553_000002212020_00496_08566_0515.N1	20-OCT-2003 12:05:53	Dark	221.00	1	9Alp CMa	-1.4400	11000.	442	8566	No
181	GOM_NL__2PRFIN20031020_121110_000000392020_00496_08566_0516.N1	20-OCT-2003 12:11:10	Dark	38.500	9	Alp Eri	0.45300	24000.	77	8566	No
182	GOM_NL__2PRFIN20031020_121357_000000462020_00496_08566_0517.N1	20-OCT-2003 12:13:57	Straylight	45.500	157	The1Eri	2.9060	9300.0	91	8566	No
183	GOM_NL__2PRFIN20031020_121606_000000392020_00496_08566_0518.N1	20-OCT-2003 12:16:06	Straylight	39.000	84	Alp Phe	2.3970	4500.0	78	8566	No
184	GOM_NL__2PRFIN20031020_121817_000002142020_00496_08566_0519.N1	20-OCT-2003 12:18:17	Tw_i_and_stray	214.00	101	11Alp Lep	2.5820	7000.0	428	8566	No
185	GOM_NL__2PRFIN20031020_122328_000000942020_00496_08566_0520.N1	20-OCT-2003 12:23:28	Tw_i_and_stray	94.000	165	34Gam Eri	2.9500	3200.0	188	8566	No
186	GOM_NL__2PRFIN20031020_123212_000000372020_00496_08566_0521.N1	20-OCT-2003 12:32:12	Bright	36.500	140	88Gam Peg	2.8340	26000.	73	8566	No
187	GOM_NL__2PRFIN20031020_123444_000000442020_00496_08566_0522.N1	20-OCT-2003 12:34:44	Bright	44.000	105	6Bet Ari	2.6450	8900.0	88	8566	No
188	GOM_NL__2PRFIN20031020_123629_000000392020_00496_08566_0523.N1	20-OCT-2003 12:36:29	Bright	39.000	93	53Bet Peg	2.5200	3100.0	78	8566	No
189	GOM_NL__2PRFIN20031020_123820_000000392020_00496_08566_0524.N1	20-OCT-2003 12:38:20	Bright	38.500	53	43Bet And	2.0480	3300.0	77	8566	No
190	GOM_NL__2PRFIN20031020_124132_000000452020_00496_08566_0525.N1	20-OCT-2003 12:41:32	Bright	44.500	73	57Gam1And	2.2600	13100.	89	8566	No
191	GOM_NL__2PRFIN20031020_124400_000000382020_00496_08566_0526.N1	20-OCT-2003 12:44:00	Bright	38.000	68	18Alp Cas	2.2250	4500.0	76	8566	No
192	GOM_NL__2PRFIN20031020_124519_000000382020_00496_08566_0527.N1	20-OCT-2003 12:45:19	Bright	37.500	76	27Gam Cas	2.3000	30000.	75	8566	No
193	GOM_NL__2PRFIN20031020_124721_000000382020_00496_08566_0528.N1	20-OCT-2003 12:47:21	Bright	37.500	89	5Alp Cep	2.4510	8000.0	75	8566	No
194	GOM_NL__2PRFIN20031020_125308_000000372020_00496_08566_0529.N1	20-OCT-2003 12:53:08	Bright	37.000	49	1Alp UMi	1.9900	6300.0	74	8566	No
195	GOM_NL__2PRFIN20031020_125623_000000362020_00496_08566_0530.N1	20-OCT-2003 12:56:23	Bright	35.500	60	7Bet UMi	2.0810	3950.0	71	8566	No
196	GOM_NL__2PRFIN20031020_130123_000000352020_00496_08566_0531.N1	20-OCT-2003 13:01:23	Bright	35.000	36	50Alp UMa	1.8000	6300.0	70	8566	No
197	GOM_NL__2PRFIN20031020_130257_000000362020_00496_08566_0532.N1	20-OCT-2003 13:02:57	Bright	35.500	82	48Bet UMa	2.3650	10600.	71	8566	No
198	GOM_NL__2PRFIN20031020_130625_000000372020_00496_08566_0533.N1	20-OCT-2003 13:06:25	Bright	37.000	174	52Psi UMa	3.0040	4400.0	74	8566	No
199	GOM_NL__2PRFIN20031020_131443_000001292020_00496_08566_0534.N1	20-OCT-2003 13:14:43	Tw_i_and_stray	129.00	17	78Bet Gem	1.1610	4500.0	258	8566	No
200	GOM_NL__2PRFIN20031020_132443_000000572020_00496_08566_0535.N1	20-OCT-2003 13:24:43	Dark	57.000	48	30Alp Hya	1.9770	4100.0	114	8566	No
201	GOM_NL__2PRFIN20031020_133250_000000422020_00496_08566_0536.N1	20-OCT-2003 13:32:50	Dark	42.000	113	Mu Vel	2.6920	5000.0	84	8566	No
202	GOM_NL__2PRFIN20031020_133727_000000462020_00497_08567_0512.N1	20-OCT-2003 13:37:27	Dark	46.000	34	Gam2Vel	1.7930	23000.	92	8567	No
203	GOM_NL__2PRFIN20031020_134040_000000802020_00497_08567_0513.N1	20-OCT-2003 13:40:40	Dark	79.500	37	25Del CMa	1.8300	5900.0	159	8567	No
204	GOM_NL__2PRFIN20031020_134307_000000562020_00497_08567_0514.N1	20-OCT-2003 13:43:07	Dark	56.000	2	Alp Car	-0.73600	7000.0	112	8567	No
205	GOM_NL__2PRFIN20031020_134633_000002212020_00497_08567_0515.N1	20-OCT-2003 13:46:33	Dark	221.00	1	9Alp CMa	-1.4400	11000.	442	8567	No
206	GOM_NL__2PRFIN20031020_135146_000000462020_00497_08567_0516.N1	20-OCT-2003 13:51:46	Dark	46.000	9	Alp Eri	0.45300	24000.	92	8567	No
207	GOM_NL__2PRFIN20031020_135433_000000472020_00497_08567_0517.N1	20-OCT-2003 13:54:33	Straylight	47.000	157	The1Eri	2.9060	9300.0	94	8567	No
208	GOM_NL__2PRFIN20031020_135642_000000412020_00497_08567_0518.N1	20-OCT-2003 13:56:42	Straylight	41.000	84	Alp Phe	2.3970	4500.0	82	8567	No
209	GOM_NL__2PRFIN20031020_135855_000002142020_00497_08567_0519.N1	20-OCT-2003 13:58:55	Tw_i_and_stray	214.00	101	11Alp Lep	2.5820	7000.0	428	8567	No
210	GOM_NL__2PRFIN20031020_140404_000000892020_00497_08567_0520.N1	20-OCT-2003 14:04:04	Tw_i_and_stray	88.500	165	34Gam Eri	2.9500	3200.0	177	8567	No
211	GOM_NL__2PRFIN20031020_141248_000000362020_00497_08567_0521.N1	20-OCT-2003 14:12:48	Bright	35.500	140	88Gam Peg	2.8340	26000.	71	8567	No
212	GOM_NL__2PRFIN20031020_141520_000000442020_00497_08567_0522.N1	20-OCT-2003 14:15:20	Bright	44.000	105	6Bet Ari	2.6450	8900.0	88	8567	No
213	GOM_NL__2PRFIN20031020_141706_000000362020_00497_08567_0523.N1	20-OCT-2003 14:17:06	Bright	35.500	93	53Bet Peg	2.5200	3100.0	71	8567	No
214	GOM_NL__2PRFIN20031020_141855_000000412020_00497_08567_0524.N1	20-OCT-2003 14:18:55	Bright	40.500	53	43Bet And	2.0480	3300.0	81	8567	No
215	GOM_NL__2PRFIN20031020_142207_000000462020_00497_08567_0525.N1	20-OCT-2003 14:22:07	Bright	46.000	73	57Gam1And	2.2600	13100.	92	8567	No
216	GOM_NL__2PRFIN20031020_142434_000000402020_00497_08567_0526.N1	20-OCT-2003 14:24:34	Bright	39.500	68	18Alp Cas	2.2250	4500.0	79	8567	No
217	GOM_NL__2PRFIN20031020_142554_000000392020_00497_08567_0527.N1	20-OCT-2003 14:25:54	Bright	39.000	76	27Gam Cas	2.3000	30000.	78	8567	No
218	GOM_NL__2PRFIN20031020_142756_000000392020_00497_08567_0528.N1	20-OCT-2003 14:27:56	Bright	38.500	89	5Alp Cep	2.4510	8000.0	77	8567	No
219	GOM_NL__2PRFIN20031020_143342_000000372020_00497_08567_0529.N1	20-OCT-2003 14:33:42	Bright	36.500	49	1Alp UMi	1.9900	6300.0	73	8567	No

220	GOM_NL__2PRFIN20031020_143658_000000362020_00497_08567_0530.N1	20-OCT-2003 14:36:58	Bright	35.500	60	7Bet UMi	2.0810	3950.0	71	8567	No
221	GOM_NL__2PRFIN20031020_144158_000000392020_00497_08567_0531.N1	20-OCT-2003 14:41:58	Bright	39.000	36	50Alp UMa	1.8000	6300.0	78	8567	No
222	GOM_NL__2PRFIN20031020_144332_000000382020_00497_08567_0532.N1	20-OCT-2003 14:43:32	Bright	38.000	82	48Bet UMa	2.3650	10600.	76	8567	No
223	GOM_NL__2PRFIN20031020_144700_000000362020_00497_08567_0533.N1	20-OCT-2003 14:47:00	Bright	36.000	174	52Psi UMa	3.0040	4400.0	72	8567	No
224	GOM_NL__2PRFIN20031020_145519_000001212020_00497_08567_0534.N1	20-OCT-2003 14:55:19	Tw_i_and_stray	121.00	17	78Bet Gem	1.1610	4500.0	242	8567	No
225	GOM_NL__2PRFIN20031020_150519_000000622020_00497_08567_0535.N1	20-OCT-2003 15:05:19	Dark	61.500	48	30Alp Hya	1.9770	4100.0	123	8567	No
226	GOM_NL__2PRFIN20031020_151325_000000412020_00497_08567_0536.N1	20-OCT-2003 15:13:25	Dark	40.500	113	Mu Vel	2.6920	5000.0	81	8567	No
227	GOM_NL__2PRFIN20031020_151802_000000462020_00498_08568_0512.N1	20-OCT-2003 15:18:02	Dark	45.500	34	Gam2Vel	1.7930	23000.	91	8568	No
228	GOM_NL__2PRFIN20031020_152117_000000832020_00498_08568_0513.N1	20-OCT-2003 15:21:17	Dark	82.500	37	25Del CMa	1.8300	5900.0	165	8568	No
229	GOM_NL__2PRFIN20031020_152342_000000502020_00498_08568_0514.N1	20-OCT-2003 15:23:42	Dark	50.000	2	Alp Car	-0.73600	7000.0	100	8568	No
230	GOM_NL__2PRFIN20031020_152712_000002212020_00498_08568_0515.N1	20-OCT-2003 15:27:12	Dark	221.00	1	9Alp CMa	-1.4400	11000.	442	8568	No
231	GOM_NL__2PRFIN20031020_153221_000000412020_00498_08568_0516.N1	20-OCT-2003 15:32:21	Dark	40.500	9	Alp Eri	0.45300	24000.	81	8568	No
232	GOM_NL__2PRFIN20031020_153508_000000482020_00498_08568_0517.N1	20-OCT-2003 15:35:08	Straylight	47.500	157	The1Eri	2.9060	9300.0	95	8568	No
233	GOM_NL__2PRFIN20031020_153717_000000422020_00498_08568_0518.N1	20-OCT-2003 15:37:17	Straylight	42.000	84	Alp Phe	2.3970	4500.0	84	8568	No
234	GOM_NL__2PRFIN20031020_153932_000002142020_00498_08568_0519.N1	20-OCT-2003 15:39:32	Tw_i_and_stray	214.00	101	11Alp Lep	2.5820	7000.0	428	8568	No
235	GOM_NL__2PRFIN20031020_154439_000000892020_00498_08568_0520.N1	20-OCT-2003 15:44:39	Tw_i_and_stray	89.000	165	34Gam Eri	2.9500	3200.0	178	8568	No
236	GOM_NL__2PRFIN20031020_155323_000000372020_00498_08568_0521.N1	20-OCT-2003 15:53:23	Bright	36.500	140	88Gam Peg	2.8340	26000.	73	8568	No
237	GOM_NL__2PRFIN20031020_155555_000000442020_00498_08568_0522.N1	20-OCT-2003 15:55:55	Bright	44.000	105	6Bet Ari	2.6450	8900.0	88	8568	No
238	GOM_NL__2PRFIN20031020_155741_000000382020_00498_08568_0523.N1	20-OCT-2003 15:57:41	Bright	38.000	93	53Bet Peg	2.5200	3100.0	76	8568	No
239	GOM_NL__2PRFIN20031020_155931_000000402020_00498_08568_0524.N1	20-OCT-2003 15:59:31	Bright	40.000	53	43Bet And	2.0480	3300.0	80	8568	No
240	GOM_NL__2PRFIN20031020_160243_000000452020_00498_08568_0525.N1	20-OCT-2003 16:02:43	Bright	45.000	73	57Gam1And	2.2600	13100.	90	8568	No
241	GOM_NL__2PRFIN20031020_160510_000000412020_00498_08568_0526.N1	20-OCT-2003 16:05:10	Bright	41.000	68	18Alp Cas	2.2250	4500.0	82	8568	No
242	GOM_NL__2PRFIN20031020_160630_000000382020_00498_08568_0527.N1	20-OCT-2003 16:06:30	Bright	38.000	76	27Gam Cas	2.3000	30000.	76	8568	No
243	GOM_NL__2PRFIN20031020_160833_000000362020_00498_08568_0528.N1	20-OCT-2003 16:08:33	Bright	36.000	89	5Alp Cep	2.4510	8000.0	72	8568	No
244	GOM_NL__2PRFIN20031020_161418_000000382020_00498_08568_0529.N1	20-OCT-2003 16:14:18	Bright	37.500	49	1Alp UMi	1.9900	6300.0	75	8568	No
245	GOM_NL__2PRFIN20031020_161734_000000382020_00498_08568_0530.N1	20-OCT-2003 16:17:34	Bright	38.000	60	7Bet UMi	2.0810	3950.0	76	8568	No
246	GOM_NL__2PRFIN20031020_162234_000000402020_00498_08568_0531.N1	20-OCT-2003 16:22:34	Bright	39.500	36	50Alp UMa	1.8000	6300.0	79	8568	No
247	GOM_NL__2PRFIN20031020_162408_000000382020_00498_08568_0532.N1	20-OCT-2003 16:24:08	Bright	38.000	82	48Bet UMa	2.3650	10600.	76	8568	No
248	GOM_NL__2PRFIN20031020_162736_000000392020_00498_08568_0533.N1	20-OCT-2003 16:27:36	Bright	38.500	174	52Psi UMa	3.0040	4400.0	77	8568	No
249	GOM_NL__2PRFIN20031020_163556_000001282020_00498_08568_0534.N1	20-OCT-2003 16:35:56	Tw_i_and_stray	127.50	17	78Bet Gem	1.1610	4500.0	255	8568	No
250	GOM_NL__2PRFIN20031020_164556_000000622020_00498_08568_0535.N1	20-OCT-2003 16:45:56	Dark	62.000	48	30Alp Hya	1.9770	4100.0	124	8568	No
251	GOM_NL__2PRFIN20031020_165401_000000432020_00498_08568_0536.N1	20-OCT-2003 16:54:01	Dark	42.500	113	Mu Vel	2.6920	5000.0	85	8568	No
252	GOM_NL__2PRFIN20031020_165839_000000482020_00499_08569_8522.N1	20-OCT-2003 16:58:39	Dark	47.500	34	Gam2Vel	1.7930	23000.	95	8569	No
253	GOM_NL__2PRFIN20031020_170155_000000832020_00499_08569_8523.N1	20-OCT-2003 17:01:55	Dark	83.000	37	25Del CMa	1.8300	5900.0	166	8569	No
254	GOM_NL__2PRFIN20031020_170418_000000532020_00499_08569_8524.N1	20-OCT-2003 17:04:18	Dark	53.000	2	Alp Car	-0.73600	7000.0	106	8569	No
255	GOM_NL__2PRFIN20031020_170752_000002212020_00499_08569_8525.N1	20-OCT-2003 17:07:52	Dark	221.00	1	9Alp CMa	-1.4400	11000.	442	8569	No
256	GOM_NL__2PRFIN20031020_171257_000000512020_00499_08569_8526.N1	20-OCT-2003 17:12:57	Dark	50.500	9	Alp Eri	0.45300	24000.	101	8569	No
257	GOM_NL__2PRFIN20031020_171545_000000502020_00499_08569_8527.N1	20-OCT-2003 17:15:45	Straylight	50.000	157	The1Eri	2.9060	9300.0	100	8569	No
258	GOM_NL__2PRFIN20031020_171753_000000462020_00499_08569_8528.N1	20-OCT-2003 17:17:53	Straylight	45.500	84	Alp Phe	2.3970	4500.0	91	8569	No
259	GOM_NL__2PRFIN20031020_172009_000002142020_00499_08569_8529.N1	20-OCT-2003 17:20:09	Tw_i_and_stray	214.00	101	11Alp Lep	2.5820	7000.0	428	8569	No
260	GOM_NL__2PRFIN20031020_172515_000000962020_00499_08569_8530.N1	20-OCT-2003 17:25:15	Tw_i_and_stray	95.500	165	34Gam Eri	2.9500	3200.0	191	8569	No
261	GOM_NL__2PRFIN20031020_173359_000000382020_00499_08569_8531.N1	20-OCT-2003 17:33:59	Bright	37.500	140	88Gam Peg	2.8340	26000.	75	8569	No
262	GOM_NL__2PRFIN20031020_173630_000000462020_00499_08569_8532.N1	20-OCT-2003 17:36:30	Bright	45.500	105	6Bet Ari	2.6450	8900.0	91	8569	No
263	GOM_NL__2PRFIN20031020_173817_000000382020_00499_08569_8533.N1	20-OCT-2003 17:38:17	Bright	38.000	93	53Bet Peg	2.5200	3100.0	76	8569	No
264	GOM_NL__2PRFIN20031020_174006_000000392020_00499_08569_8534.N1	20-OCT-2003 17:40:06	Bright	38.500	53	43Bet And	2.0480	3300.0	77	8569	No
265	GOM_NL__2PRFIN20031020_174318_000000432020_00499_08569_8535.N1	20-OCT-2003 17:43:18	Bright	43.000	73	57Gam1And	2.2600	13100.	86	8569	No
266	GOM_NL__2PRFIN20031020_174546_000000412020_00499_08569_8536.N1	20-OCT-2003 17:45:46	Bright	41.000	68	18Alp Cas	2.2250	4500.0	82	8569	No
267	GOM_NL__2PRFIN20031020_174706_000000392020_00499_08569_8537.N1	20-OCT-2003 17:47:06	Bright	38.500	76	27Gam Cas	2.3000	30000.	77	8569	No
268	GOM_NL__2PRFIN20031020_174909_000000372020_00499_08569_8538.N1	20-OCT-2003 17:49:09	Bright	37.000	89	5Alp Cep	2.4510	8000.0	74	8569	No
269	GOM_NL__2PRFIN20031020_175454_000000392020_00499_08569_8539.N1	20-OCT-2003 17:54:54	Bright	38.500	49	1Alp UMi	1.9900	6300.0	77	8569	No
270	GOM_NL__2PRFIN20031020_175811_000000392020_00499_08569_8540.N1	20-OCT-2003 17:58:11	Bright	38.500	60	7Bet UMi	2.0810	3950.0	77	8569	No
271	GOM_NL__2PRFIN20031020_180310_000000352020_00499_08569_8541.N1	20-OCT-2003 18:03:10	Bright	35.000	36	50Alp UMa	1.8000	6300.0	70	8569	No
272	GOM_NL__2PRFIN20031020_180445_000000362020_00499_08569_8542.N1	20-OCT-2003 18:04:45	Bright	35.500	82	48Bet UMa	2.3650	10600.	71	8569	No
273	GOM_NL__2PRFIN20031020_180812_000000432020_00499_08569_8543.N1	20-OCT-2003 18:08:12	Bright	43.000	174	52Psi UMa	3.0040	4400.0	86	8569	No
274	GOM_NL__2PRFIN20031020_181633_000001322020_00499_08569_8544.N1	20-OCT-2003 18:16:33	Tw_i_and_stray	132.00	17	78Bet Gem	1.1610	4500.0	264	8569	No
275	GOM_NL__2PRFIN20031020_182633_000000612020_00499_08569_8545.N1	20-OCT-2003 18:26:33	Dark	60.500	48	30Alp Hya	1.9770	4100.0	121	8569	No
276	GOM_NL__2PRFIN20031020_183437_000000412020_00499_08569_8546.N1	20-OCT-2003 18:34:37	Dark	40.500	113	Mu Vel	2.6920	5000.0	81	8569	No
277	GOM_NL__2PRFIN20031020_183916_000000472020_00500_08570_0512.N1	20-OCT-2003 18:39:16	Dark	46.500	34	Gam2Vel	1.7930	23000.	93	8570	No
278	GOM_NL__2PRFIN20031020_184456_000000542020_00500_08570_0513.N1	20-OCT-2003 18:44:56	Dark	54.000	2	Alp Car	-0.73600	7000.0	108	8570	No



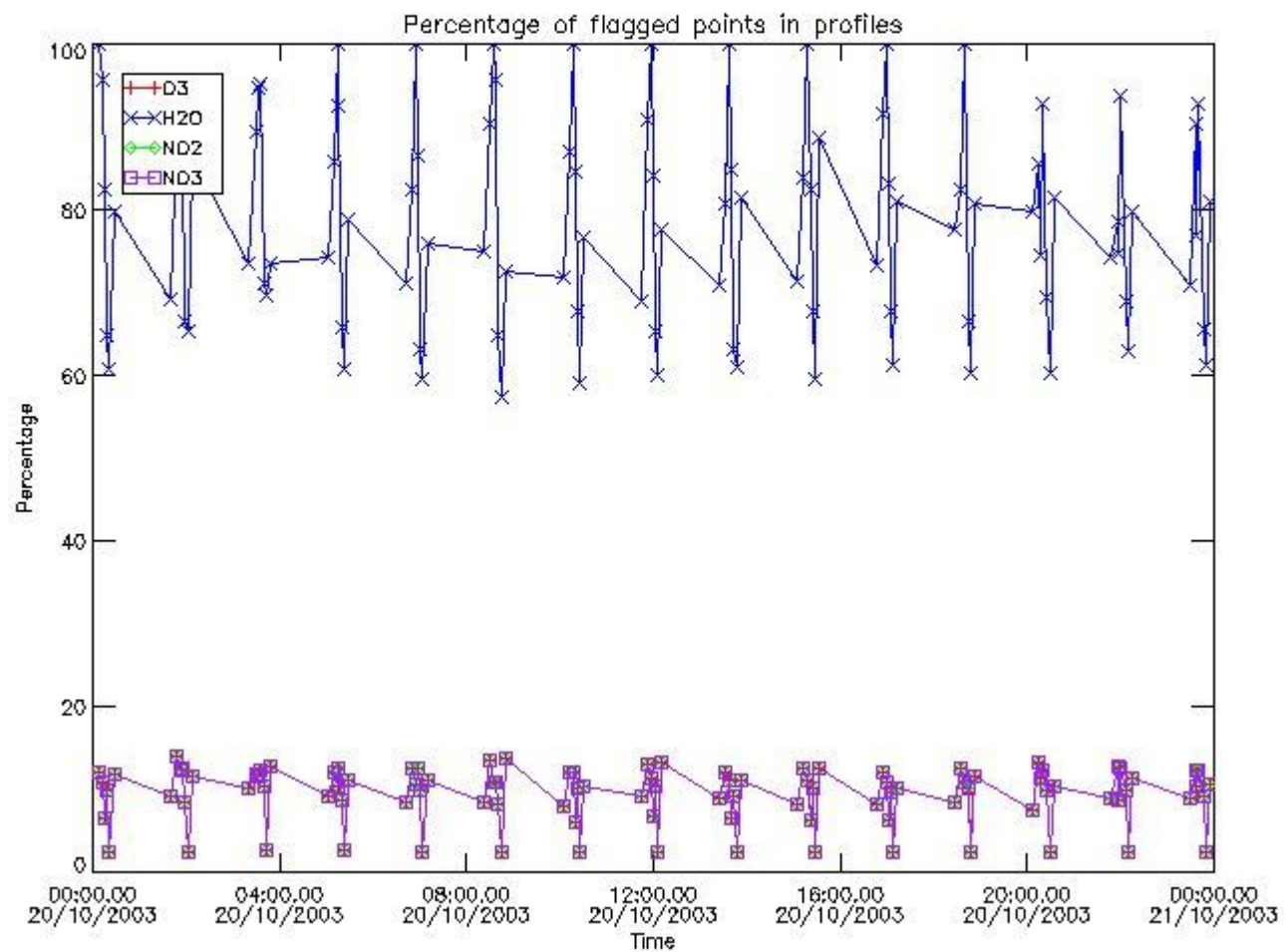
279	GOM_NL__2PRFIN20031020_184832_000002212020_00500_08570_0514.N1	20-OCT-2003 18:48:32	Dark	221.00	1	9Alp CMa	-1.4400	11000.	442	8570	No
280	GOM_NL__2PRFIN20031020_185334_000000452020_00500_08570_0515.N1	20-OCT-2003 18:53:34	Dark	44.500	9	Alp Eri	0.45300	24000.	89	8570	No
281	GOM_NL__2PRFIN20031020_185621_000000492020_00500_08570_0516.N1	20-OCT-2003 18:56:21	Straylight	48.500	157	The1Eri	2.9060	9300.0	97	8570	No
282	GOM_NL__2PRFIN20031020_185829_000000432020_00500_08570_0517.N1	20-OCT-2003 18:58:29	Straylight	42.500	84	Alp Phe	2.3970	4500.0	85	8570	No
283	GOM_NL__2PRFIN20031020_190503_000000482020_00500_08570_0518.N1	20-OCT-2003 19:05:03	Straylight	47.500	52	16Bet Cet	2.0370	4500.0	95	8570	No
284	GOM_NL__2PRFIN20031020_191435_000000392020_00500_08570_0519.N1	20-OCT-2003 19:14:35	Bright	38.500	140	88Gam Peg	2.8340	26000.	77	8570	No
285	GOM_NL__2PRFIN20031020_191706_000000462020_00500_08570_0520.N1	20-OCT-2003 19:17:06	Bright	45.500	105	6Bet Ari	2.6450	8900.0	91	8570	No
286	GOM_NL__2PRFIN20031020_191853_000000392020_00500_08570_0521.N1	20-OCT-2003 19:18:53	Bright	39.000	93	53Bet Peg	2.5200	3100.0	78	8570	No
287	GOM_NL__2PRFIN20031020_192042_000000412020_00500_08570_0522.N1	20-OCT-2003 19:20:42	Bright	41.000	53	43Bet And	2.0480	3300.0	82	8570	No
288	GOM_NL__2PRFIN20031020_192353_000000442020_00500_08570_0523.N1	20-OCT-2003 19:23:53	Bright	43.500	73	57Gam1And	2.2600	13100.	87	8570	No
289	GOM_NL__2PRFIN20031020_192622_000000372020_00500_08570_0524.N1	20-OCT-2003 19:26:22	Bright	37.000	68	18Alp Cas	2.2250	4500.0	74	8570	No
290	GOM_NL__2PRFIN20031020_192741_000000392020_00500_08570_0525.N1	20-OCT-2003 19:27:41	Bright	39.000	76	27Gam Cas	2.3000	30000.	78	8570	No
291	GOM_NL__2PRFIN20031020_192945_000000382020_00500_08570_0526.N1	20-OCT-2003 19:29:45	Bright	38.000	89	5Alp Cep	2.4510	8000.0	76	8570	No
292	GOM_NL__2PRFIN20031020_193531_000000392020_00500_08570_0527.N1	20-OCT-2003 19:35:31	Bright	38.500	49	1Alp UMi	1.9900	6300.0	77	8570	No
293	GOM_NL__2PRFIN20031020_193847_000000382020_00500_08570_0528.N1	20-OCT-2003 19:38:47	Bright	38.000	60	7Bet UMi	2.0810	3950.0	76	8570	No
294	GOM_NL__2PRFIN20031020_194346_000000362020_00500_08570_0529.N1	20-OCT-2003 19:43:46	Bright	36.000	36	50Alp UMa	1.8000	6300.0	72	8570	No
295	GOM_NL__2PRFIN20031020_194520_000000452020_00500_08570_0530.N1	20-OCT-2003 19:45:20	Bright	45.000	82	48Bet UMa	2.3650	10600.	90	8570	No
296	GOM_NL__2PRFIN20031020_194848_000000382020_00500_08570_0531.N1	20-OCT-2003 19:48:48	Bright	37.500	174	52Psi UMa	3.0040	4400.0	75	8570	No
297	GOM_NL__2PRFIN20031020_195709_000001332020_00500_08570_0532.N1	20-OCT-2003 19:57:09	Tw_i_and_stray	132.50	17	78Bet Gem	1.1610	4500.0	265	8570	No
298	GOM_NL__2PRFIN20031020_200710_000000682020_00500_08570_0533.N1	20-OCT-2003 20:07:10	Dark	67.500	48	30Alp Hya	1.9770	4100.0	135	8570	No
299	GOM_NL__2PRFIN20031020_201513_000000392020_00500_08570_0534.N1	20-OCT-2003 20:15:13	Dark	38.500	113	Mu Vel	2.6920	5000.0	77	8570	No
300	GOM_NL__2PRFIN20031020_201633_000000502020_00500_08570_0535.N1	20-OCT-2003 20:16:33	Dark	49.500	65	Lam Vel	2.2040	4400.0	99	8570	No
301	GOM_NL__2PRFIN20031020_201927_000000422020_00501_08571_0512.N1	20-OCT-2003 20:19:27	Dark	41.500	71	lot Car	2.2460	7700.0	83	8571	No
302	GOM_NL__2PRFIN20031020_202532_000000512020_00501_08571_0513.N1	20-OCT-2003 20:25:32	Dark	51.000	2	Alp Car	-0.73600	7000.0	102	8571	No
303	GOM_NL__2PRFIN20031020_202912_000002212020_00501_08571_0514.N1	20-OCT-2003 20:29:12	Dark	221.00	1	9Alp CMa	-1.4400	11000.	442	8571	No
304	GOM_NL__2PRFIN20031020_203409_000000492020_00501_08571_0515.N1	20-OCT-2003 20:34:09	Dark	49.000	9	Alp Eri	0.45300	24000.	98	8571	No
305	GOM_NL__2PRFIN20031020_203658_000000462020_00501_08571_0516.N1	20-OCT-2003 20:36:58	Straylight	45.500	157	The1Eri	2.9060	9300.0	91	8571	No
306	GOM_NL__2PRFIN20031020_203905_000000452020_00501_08571_0517.N1	20-OCT-2003 20:39:05	Straylight	44.500	84	Alp Phe	2.3970	4500.0	89	8571	No
307	GOM_NL__2PRFIN20031020_204538_000000472020_00501_08571_0518.N1	20-OCT-2003 20:45:38	Straylight	46.500	52	16Bet Cet	2.0370	4500.0	93	8571	No
308	GOM_NL__2PRFIN20031020_205510_000000382020_00501_08571_0519.N1	20-OCT-2003 20:55:10	Bright	37.500	140	88Gam Peg	2.8340	26000.	75	8571	No
309	GOM_NL__2PRFIN20031020_205741_000000452020_00501_08571_0520.N1	20-OCT-2003 20:57:41	Bright	44.500	105	6Bet Ari	2.6450	8900.0	89	8571	No
310	GOM_NL__2PRFIN20031020_205929_000000462020_00501_08571_0521.N1	20-OCT-2003 20:59:29	Bright	45.500	93	53Bet Peg	2.5200	3100.0	91	8571	No
311	GOM_NL__2PRFIN20031020_210117_000000442020_00501_08571_0522.N1	20-OCT-2003 21:01:17	Bright	43.500	53	43Bet And	2.0480	3300.0	87	8571	No
312	GOM_NL__2PRFIN20031020_210428_000000422020_00501_08571_0523.N1	20-OCT-2003 21:04:28	Bright	41.500	73	57Gam1And	2.2600	13100.	83	8571	No
313	GOM_NL__2PRFIN20031020_210657_000000412020_00501_08571_0524.N1	20-OCT-2003 21:06:57	Bright	40.500	68	18Alp Cas	2.2250	4500.0	81	8571	No
314	GOM_NL__2PRFIN20031020_210816_000000392020_00501_08571_0525.N1	20-OCT-2003 21:08:16	Bright	39.000	76	27Gam Cas	2.3000	30000.	78	8571	No
315	GOM_NL__2PRFIN20031020_211021_000000382020_00501_08571_0526.N1	20-OCT-2003 21:10:21	Bright	38.000	89	5Alp Cep	2.4510	8000.0	76	8571	No
316	GOM_NL__2PRFIN20031020_211607_000000382020_00501_08571_0527.N1	20-OCT-2003 21:16:07	Bright	37.500	49	1Alp UMi	1.9900	6300.0	75	8571	No
317	GOM_NL__2PRFIN20031020_211922_000000362020_00501_08571_0528.N1	20-OCT-2003 21:19:22	Bright	36.000	60	7Bet UMi	2.0810	3950.0	72	8571	No
318	GOM_NL__2PRFIN20031020_212422_000000382020_00501_08571_0529.N1	20-OCT-2003 21:24:22	Bright	38.000	36	50Alp UMa	1.8000	6300.0	76	8571	No
319	GOM_NL__2PRFIN20031020_212556_000000382020_00501_08571_0530.N1	20-OCT-2003 21:25:56	Bright	38.000	82	48Bet UMa	2.3650	10600.	76	8571	No
320	GOM_NL__2PRFIN20031020_212924_000000362020_00501_08571_0531.N1	20-OCT-2003 21:29:24	Bright	36.000	174	52Psi UMa	3.0040	4400.0	72	8571	No
321	GOM_NL__2PRFIN20031020_213746_000001322020_00501_08571_0532.N1	20-OCT-2003 21:37:46	Tw_i_and_stray	131.50	17	78Bet Gem	1.1610	4500.0	263	8571	No
322	GOM_NL__2PRFIN20031020_214746_000000572020_00501_08571_0533.N1	20-OCT-2003 21:47:46	Dark	56.500	48	30Alp Hya	1.9770	4100.0	113	8571	No
323	GOM_NL__2PRFIN20031020_215549_000000402020_00501_08571_0534.N1	20-OCT-2003 21:55:49	Dark	40.000	113	Mu Vel	2.6920	5000.0	80	8571	No
324	GOM_NL__2PRFIN20031020_215709_000000582020_00501_08571_0535.N1	20-OCT-2003 21:57:09	Dark	58.000	65	Lam Vel	2.2040	4400.0	116	8571	No
325	GOM_NL__2PRFIN20031020_220003_000000412021_00001_08572_0512.N1	20-OCT-2003 22:00:03	Dark	40.500	71	lot Car	2.2460	7700.0	81	8572	No
326	GOM_NL__2PRFIN20031020_220609_000000522021_00001_08572_0513.N1	20-OCT-2003 22:06:09	Dark	52.000	2	Alp Car	-0.73600	7000.0	104	8572	No
327	GOM_NL__2PRFIN20031020_220952_000002212021_00001_08572_0514.N1	20-OCT-2003 22:09:52	Dark	221.00	1	9Alp CMa	-1.4400	11000.	442	8572	No
328	GOM_NL__2PRFIN20031020_221446_000000452021_00001_08572_0515.N1	20-OCT-2003 22:14:46	Dark	44.500	9	Alp Eri	0.45300	24000.	89	8572	No
329	GOM_NL__2PRFIN20031020_221734_000000452021_00001_08572_0516.N1	20-OCT-2003 22:17:34	Straylight	44.500	157	The1Eri	2.9060	9300.0	89	8572	No
330	GOM_NL__2PRFIN20031020_221941_000000452021_00001_08572_0517.N1	20-OCT-2003 22:19:41	Straylight	44.500	84	Alp Phe	2.3970	4500.0	89	8572	No
331	GOM_NL__2PRFIN20031020_222614_000000512021_00001_08572_0518.N1	20-OCT-2003 22:26:14	Straylight	50.500	52	16Bet Cet	2.0370	4500.0	101	8572	No
332	GOM_NL__2PRFIN20031020_223546_000000372021_00001_08572_0519.N1	20-OCT-2003 22:35:46	Bright	37.000	140	88Gam Peg	2.8340	26000.	74	8572	No
333	GOM_NL__2PRFIN20031020_223816_000000462021_00001_08572_0520.N1	20-OCT-2003 22:38:16	Bright	45.500	105	6Bet Ari	2.6450	8900.0	91	8572	No
334	GOM_NL__2PRFIN20031020_224006_000000412021_00001_08572_0521.N1	20-OCT-2003 22:40:06	Bright	41.000	93	53Bet Peg	2.5200	3100.0	82	8572	No
335	GOM_NL__2PRFIN20031020_224153_000000412021_00001_08572_0522.N1	20-OCT-2003 22:41:53	Bright	40.500	53	43Bet And	2.0480	3300.0	81	8572	No
336	GOM_NL__2PRFIN20031020_224504_000000452021_00001_08572_0523.N1	20-OCT-2003 22:45:04	Bright	44.500	73	57Gam1And	2.2600	13100.	89	8572	No
337	GOM_NL__2PRFIN20031020_224733_000000362021_00001_08572_0524.N1	20-OCT-2003 22:47:33	Bright	36.000	68	18Alp Cas	2.2250	4500.0	72	8572	No

338	GOM_NL__2PRFIN20031020_224853_000000362021_00001_08572_0525.N1	20-OCT-2003 22:48:53	Bright	35.500	76	27Gam Cas	2.3000	30000.	71	8572	No
339	GOM_NL__2PRFIN20031020_225058_000000382021_00001_08572_0526.N1	20-OCT-2003 22:50:58	Bright	38.000	89	5Alp Cep	2.4510	8000.0	76	8572	No
340	GOM_NL__2PRFIN20031020_225643_000000382021_00001_08572_0527.N1	20-OCT-2003 22:56:43	Bright	38.000	49	1Alp UMi	1.9900	6300.0	76	8572	No
341	GOM_NL__2PRFIN20031020_225959_000000342021_00001_08572_0528.N1	20-OCT-2003 22:59:59	Bright	34.000	60	7Bet UMi	2.0810	3950.0	68	8572	No
342	GOM_NL__2PRFIN20031020_230458_000000392021_00001_08572_0529.N1	20-OCT-2003 23:04:58	Bright	39.000	36	50Alp UMa	1.8000	6300.0	78	8572	No
343	GOM_NL__2PRFIN20031020_230632_000000382021_00001_08572_0530.N1	20-OCT-2003 23:06:32	Bright	38.000	82	48Bet UMa	2.3650	10600.	76	8572	No
344	GOM_NL__2PRFIN20031020_231000_000000372021_00001_08572_0531.N1	20-OCT-2003 23:10:00	Bright	37.000	174	52Psi UMa	3.0040	4400.0	74	8572	No
345	GOM_NL__2PRFIN20031020_231823_000001302021_00001_08572_0532.N1	20-OCT-2003 23:18:23	Twilight	129.50	17	78Bet Gem	1.1610	4500.0	259	8572	No
346	GOM_NL__2PRFIN20031020_232823_000000572021_00001_08572_0533.N1	20-OCT-2003 23:28:23	Dark	57.000	48	30Alp Hya	1.9770	4100.0	114	8572	No
347	GOM_NL__2PRFIN20031020_233626_000000422021_00001_08572_0534.N1	20-OCT-2003 23:36:26	Dark	41.500	113	Mu Vel	2.6920	5000.0	83	8572	No
348	GOM_NL__2PRFIN20031020_233746_000000552021_00001_08572_0535.N1	20-OCT-2003 23:37:46	Dark	54.500	65	Lam Vel	2.2040	4400.0	109	8572	No
349	GOM_NL__2PRFIN20031020_234040_000000422021_00002_08573_0512.N1	20-OCT-2003 23:40:40	Dark	41.500	71	Iot Car	2.2460	7700.0	83	8573	No
350	GOM_NL__2PRFIN20031020_234644_000000562021_00002_08573_0513.N1	20-OCT-2003 23:46:44	Dark	55.500	2	Alp Car	-0.73600	7000.0	111	8573	No
351	GOM_NL__2PRFIN20031020_235032_000002212021_00002_08573_0514.N1	20-OCT-2003 23:50:32	Dark	221.00	1	9Alp CMa	-1.4400	11000.	442	8573	No
352	GOM_NL__2PRFIN20031020_235522_000000482021_00002_08573_0515.N1	20-OCT-2003 23:55:22	Dark	48.000	9	Alp Eri	0.45300	24000.	96	8573	No
353	GOM_NL__2PRFIN20031020_235811_000000482021_00002_08573_0516.N1	20-OCT-2003 23:58:11	Straylight	48.000	157	The1Eri	2.9060	9300.0	96	8573	No

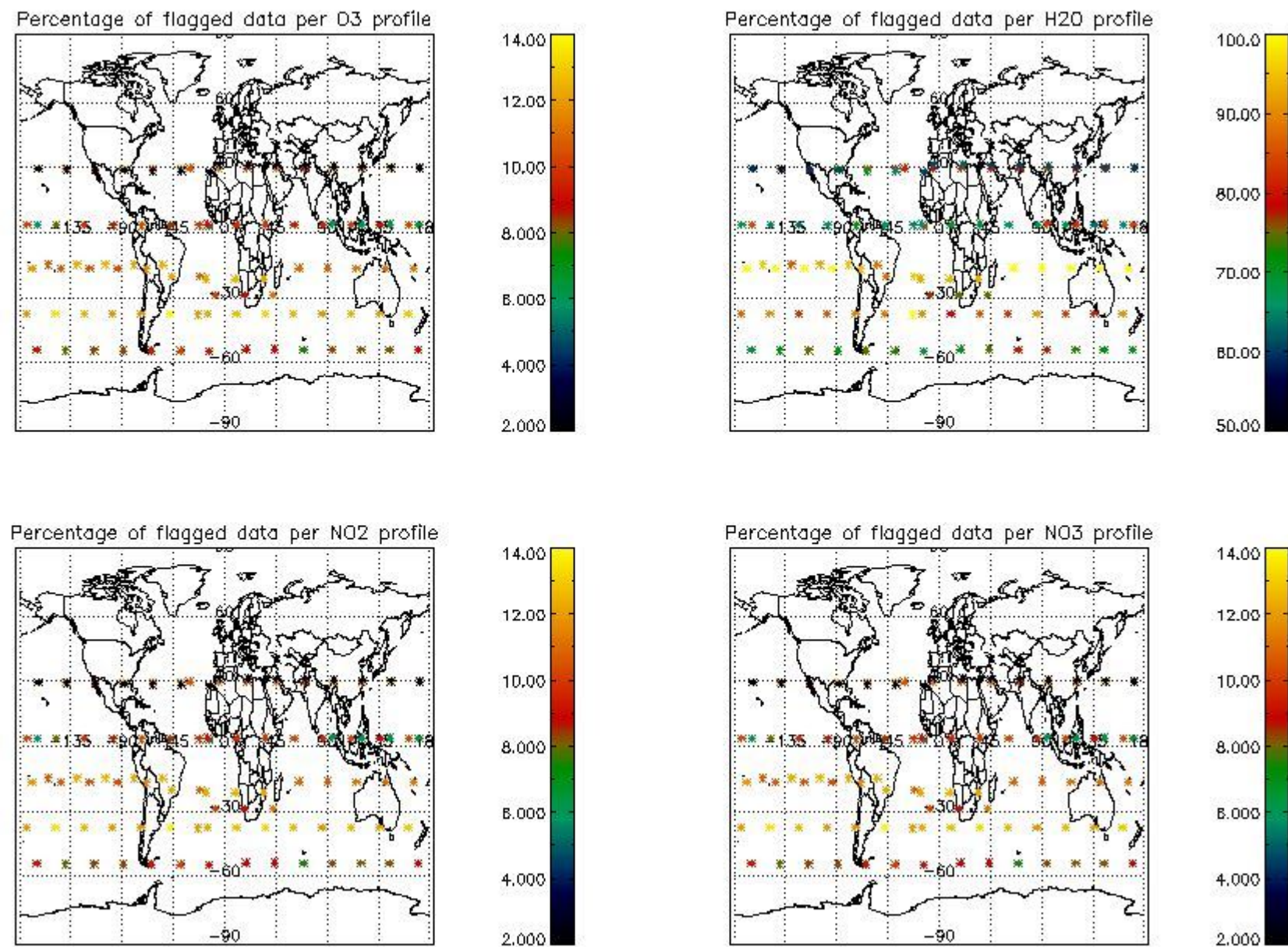
### 3. Quality information per product

In this section it is plotted some information contained in the Quality Summary data set of the level 2 products. Only products in dark limb conditions and without errors (error flag in the MPH set to "0") are used.

#### 3.1 Plot quality information per product (time dependant)



### 3.2 Plot quality information per product (world map)



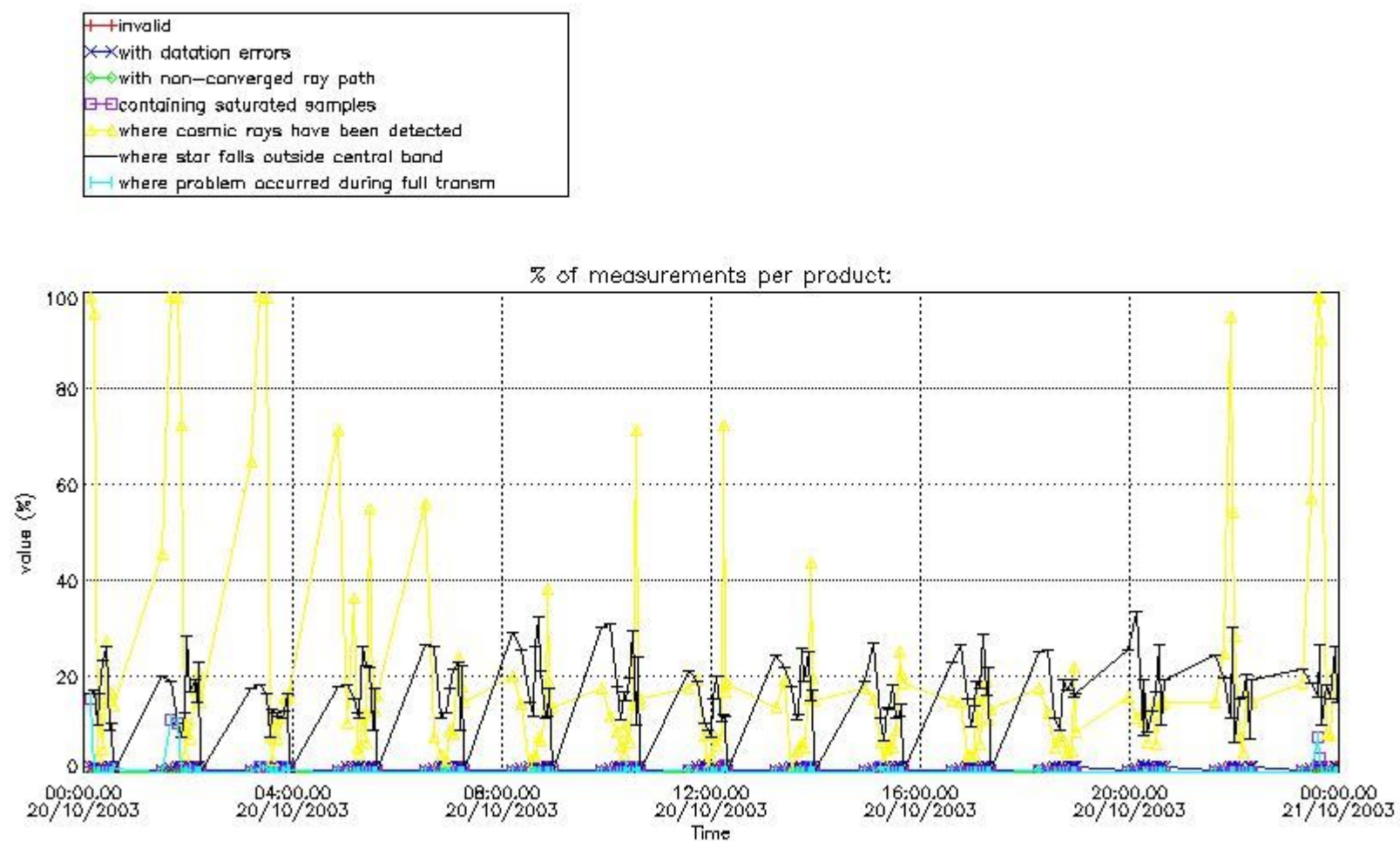
### 4. Level 1 quality information per product

In this section it is plotted some information contained in the Quality Summary data set of the level 2 products that comes from the level 1b processing. Products without errors (error flag in the MPH set to "0") are used.

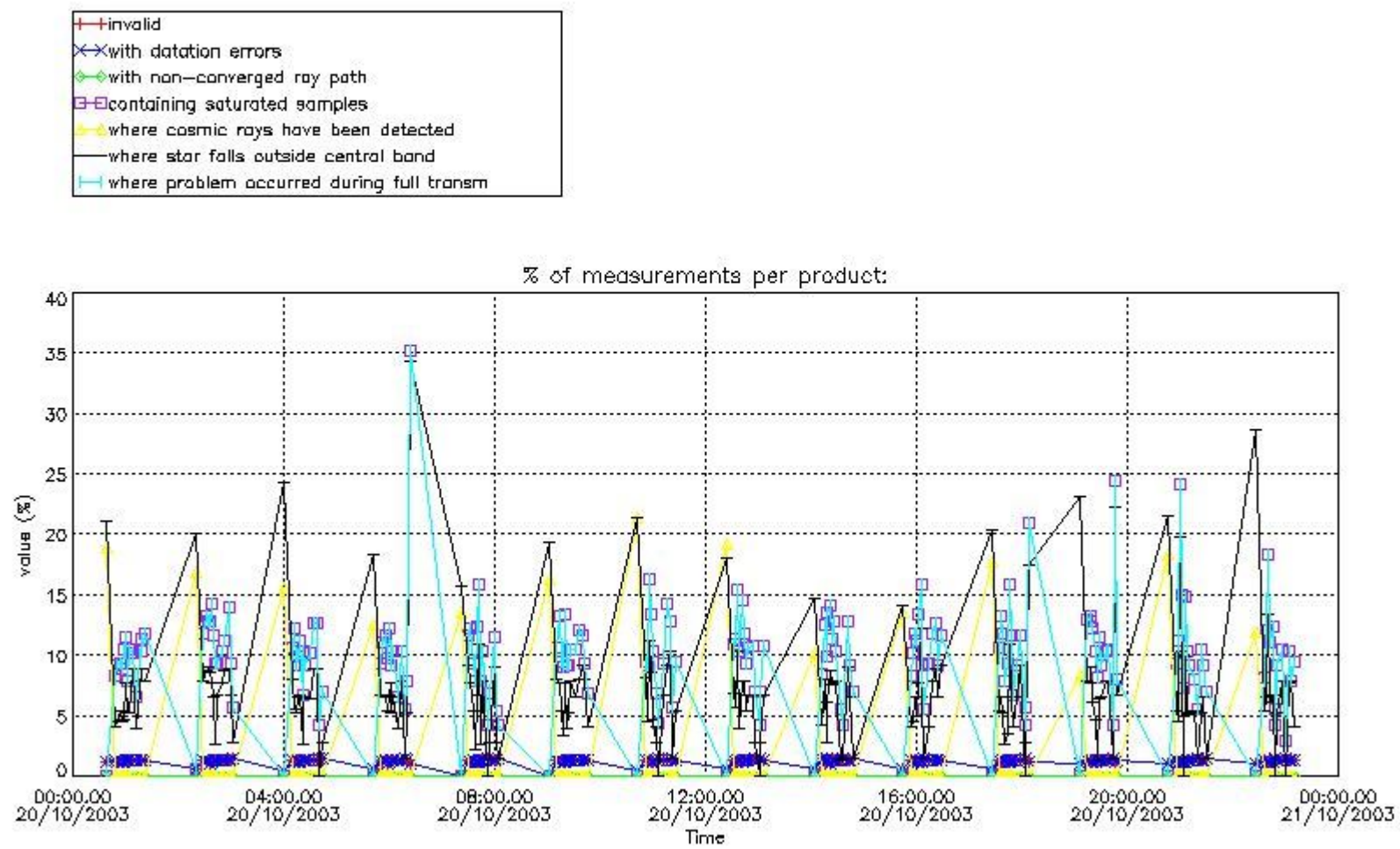
#### 4.1 Plot quality information per product (time dependant) coming from level 1b processing

##### 4.1.1 Plot level 1 quality information per product (time dependant): ENVISAT ASCENDING passes





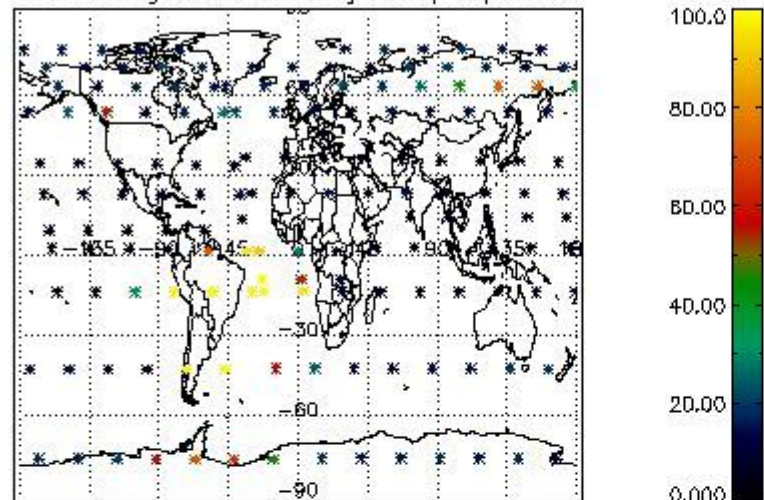
4.1.2 Plot level 1 quality information per product (time dependant): ENVI SAT DESCENDING passes



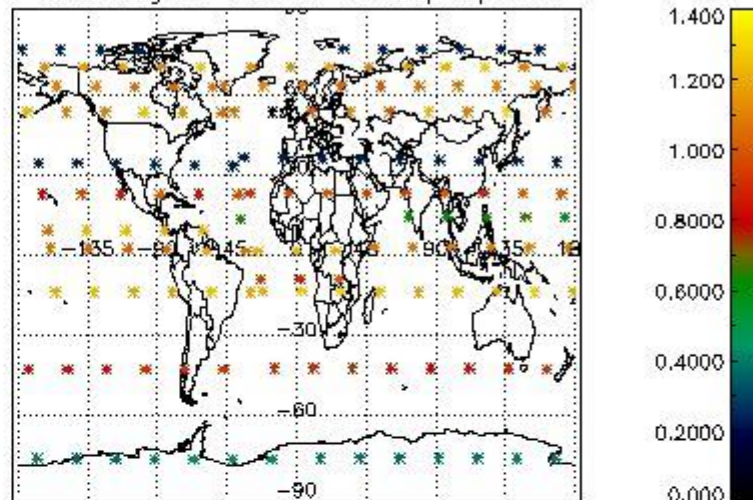
4.2 Plot quality information per product coming from level 1b processing (world map)

4.2.1 Plot level 1 quality information per product (world map): ENVISAT ASCENDING passes

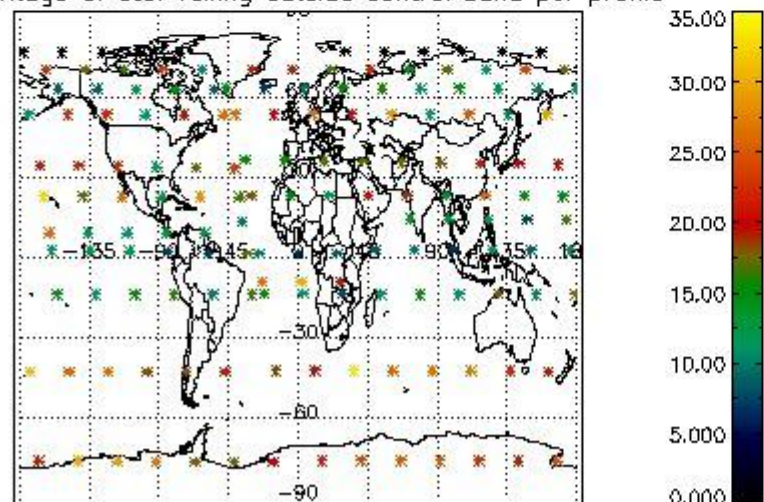
Percentage of cosmic ray hits per profile



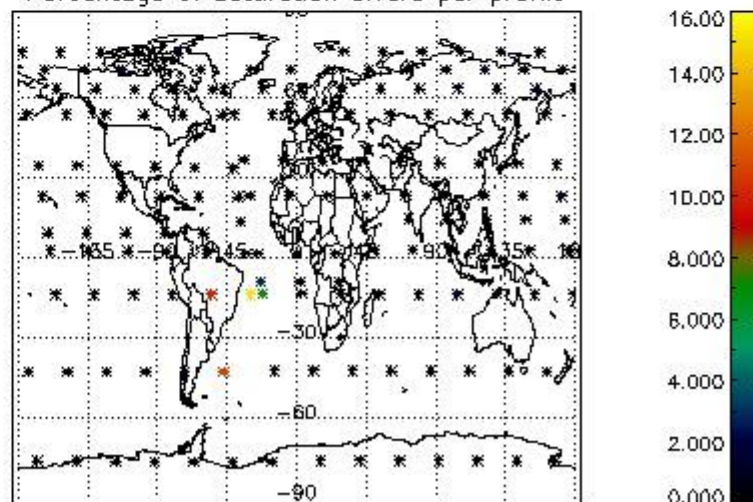
Percentage of datation errors per profile



Percentage of star falling outside central band per profile

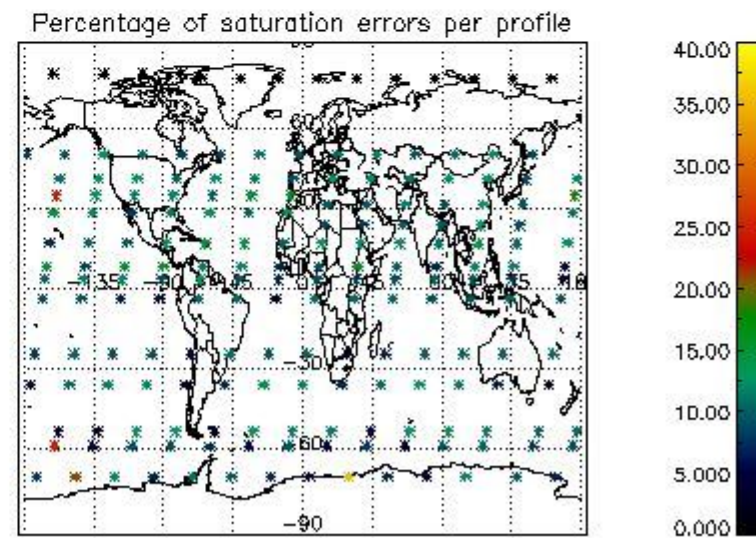
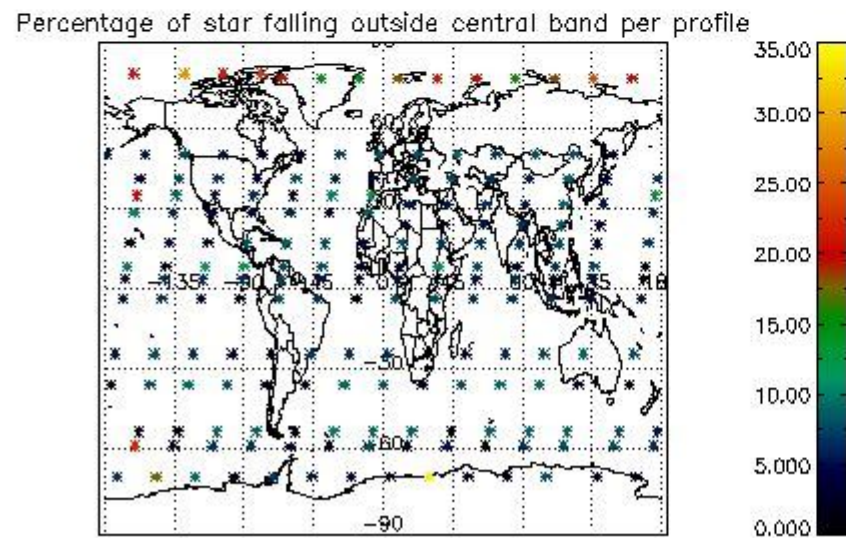
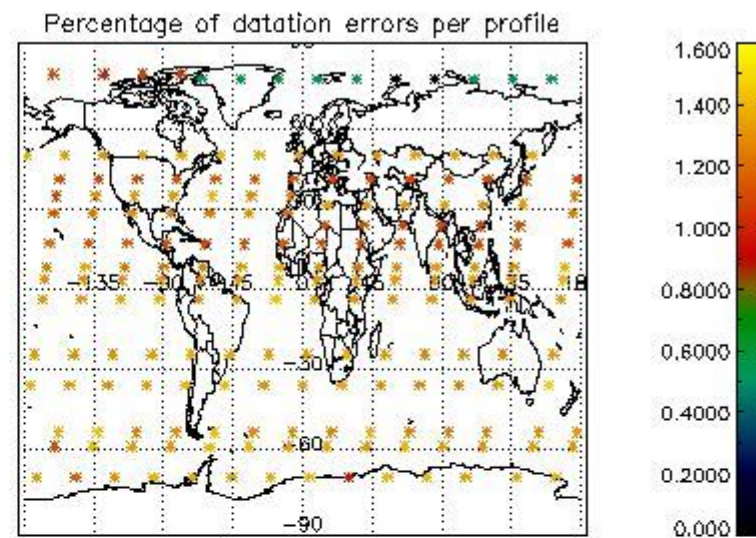
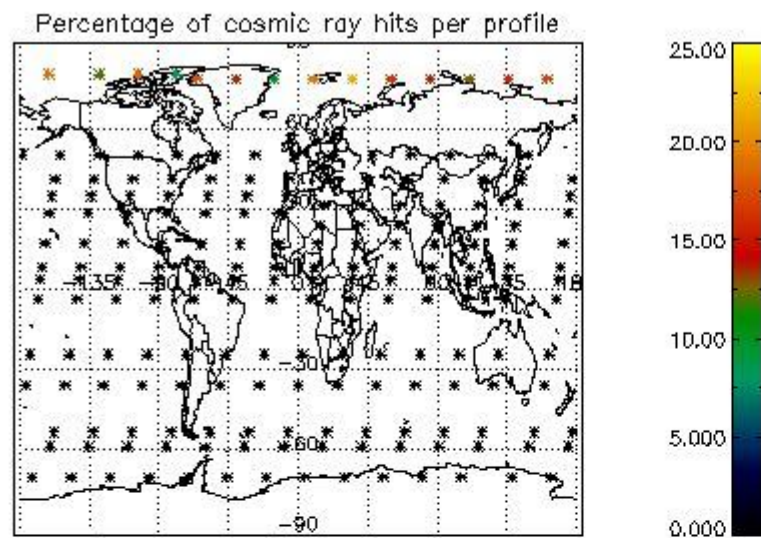


Percentage of saturation errors per profile



4.2.2 Plot level 1 quality information per product (world map): ENVISAT DESCENDING passes





## 5. Trace gas profiles

### 5.1 Ozone statistics based on quality of products

The final quality of the products can be "measured" using the STD (Standard Deviation) attached to every point profile. This information is written to the parameter GOM\_NL\_\_2P/NL\_LOCAL\_SPECIES\_DENSITY/o3\_std of the level 2 products. The table below shows the statistics for given STD ranges.

The statistics are given with respect to the overall valid production:

- Products without fatal errors: GOM\_NL\_\_2P/MPH/PRODUCT\_ERR=0
- Valid point profile: GOM\_NL\_\_2P/NL\_LOCAL\_SPECIES\_DENSITY/pcd(0)=0

The 'Criteria' is applied to valid points of dark limb products:

- Products in dark limb illumination condition: GOM\_NL\_\_2P/NL\_SUMMARY\_QUALITY/obs\_ill\_cond=0
- Products without fatal errors: GOM\_NL\_\_2P/MPH/PRODUCT\_ERR=0
- Valid point profile: GOM\_NL\_\_2P/NL\_LOCAL\_SPECIES\_DENSITY/pcd(0)=0

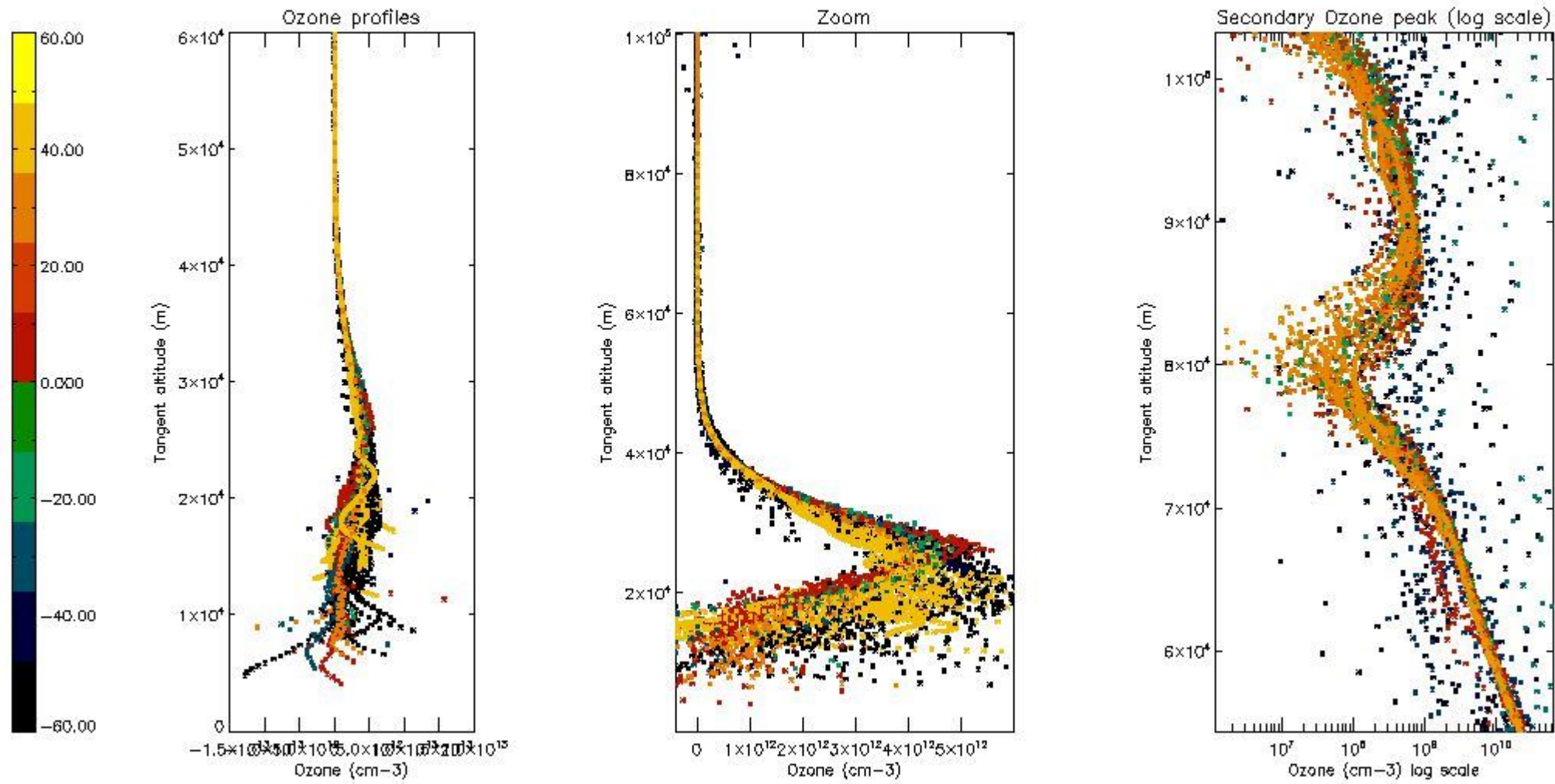
So, the table below shows the percentage of dark limb and valid observations for each criteria with respect to the overall valid daily observations.

Criteria	% of total production
All STD	37
STD < 20	24

STD < 10	22
STD < 5	19

5.2 Plot ozone profiles for all STD (dark without errors)

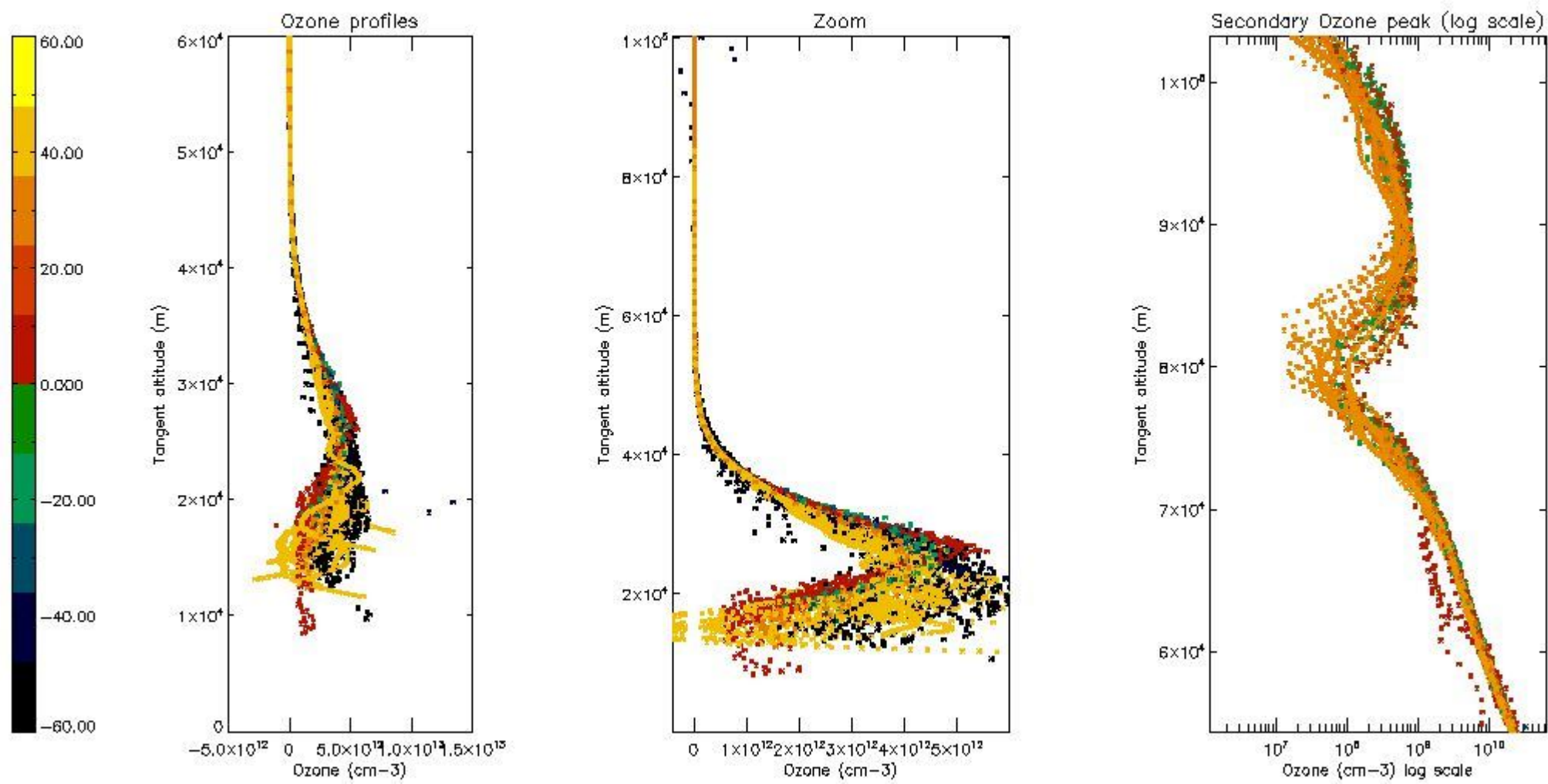
The colorbar represents the latitude.



5.3 Plot ozone profiles where STD < 20% (dark without errors)

The colorbar represents the latitude.

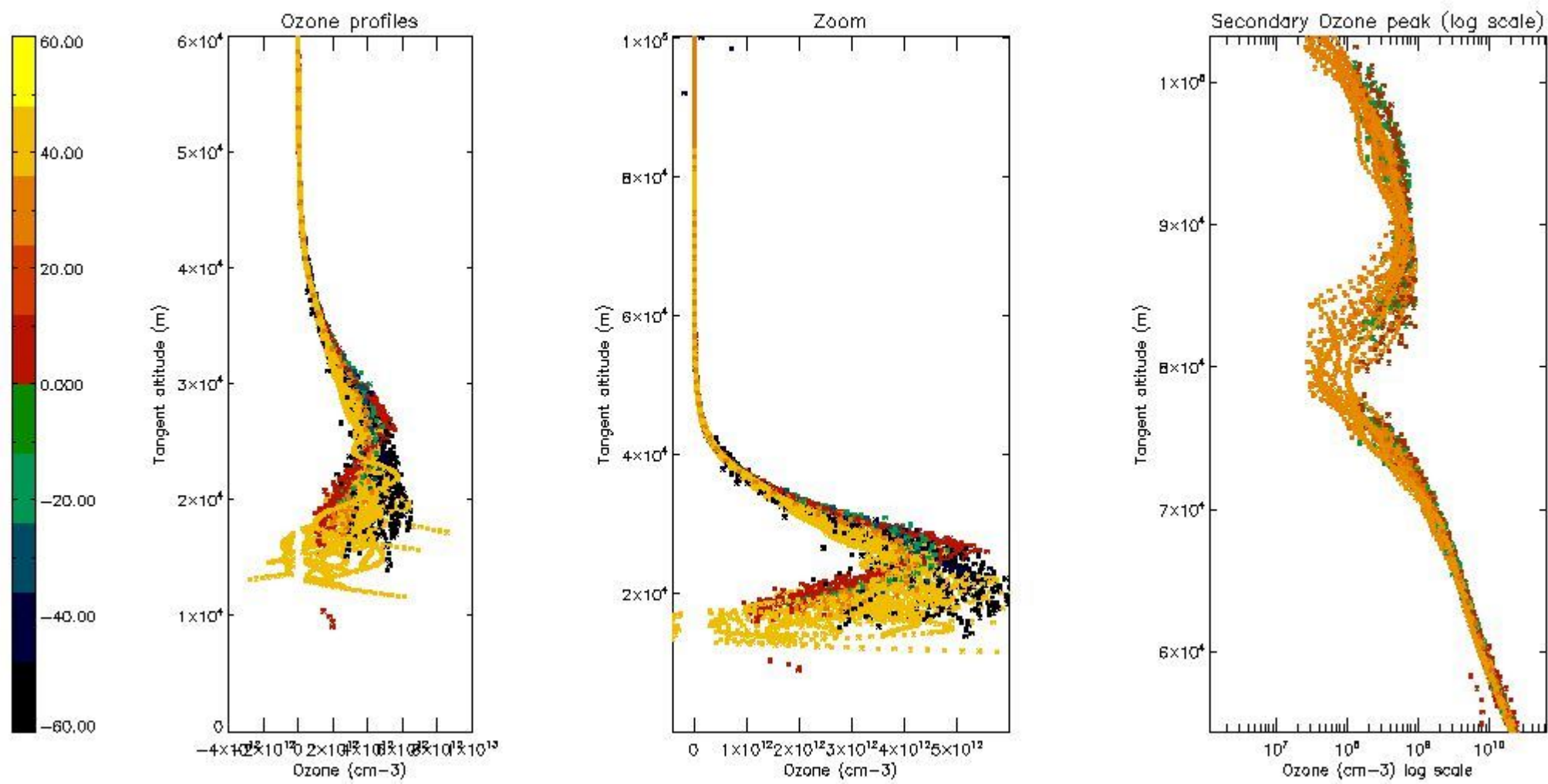




*5.4 Plot ozone profiles where  $STD < 10\%$  (dark without errors)*

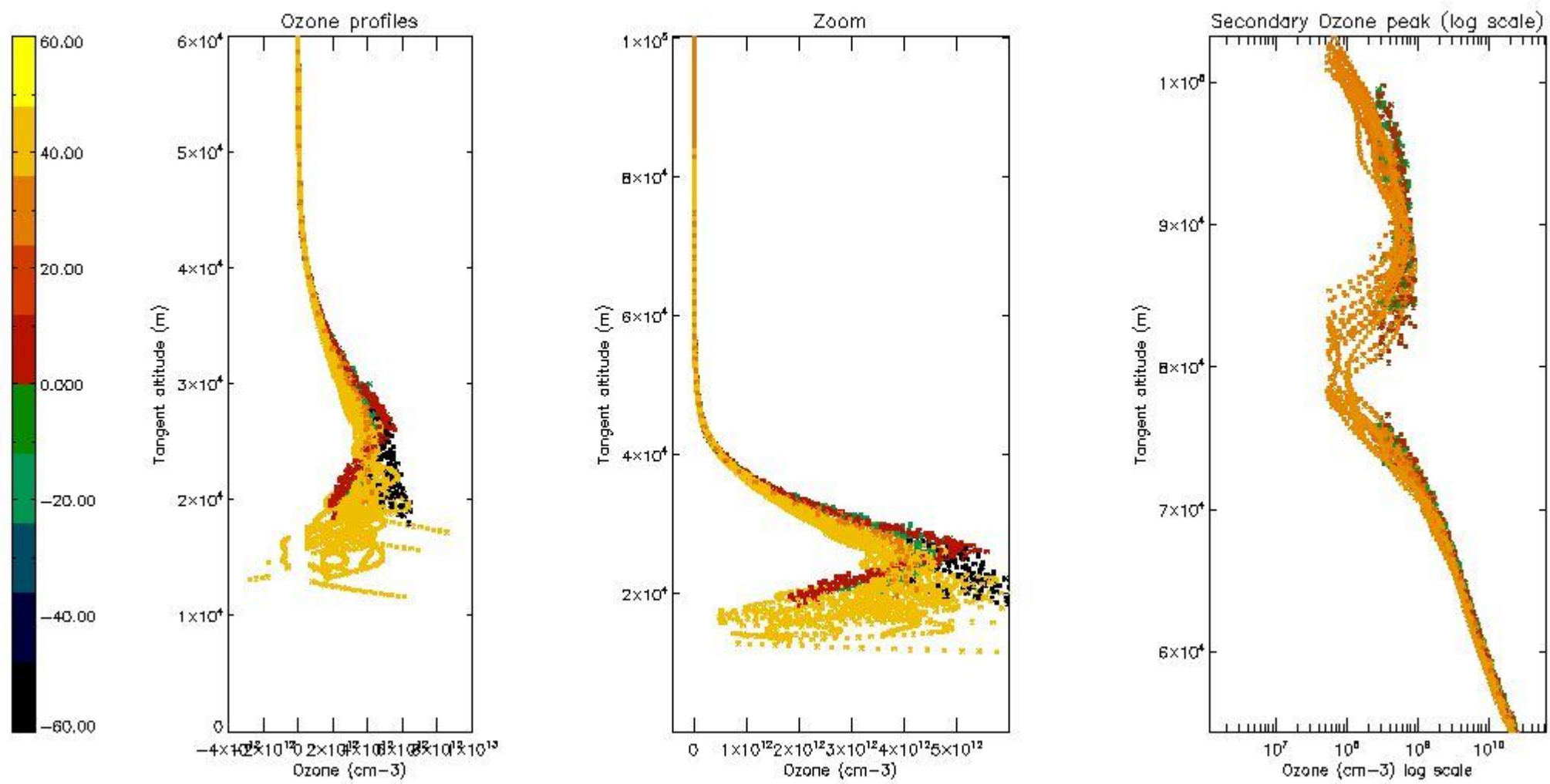
The colorbar represents the latitude.





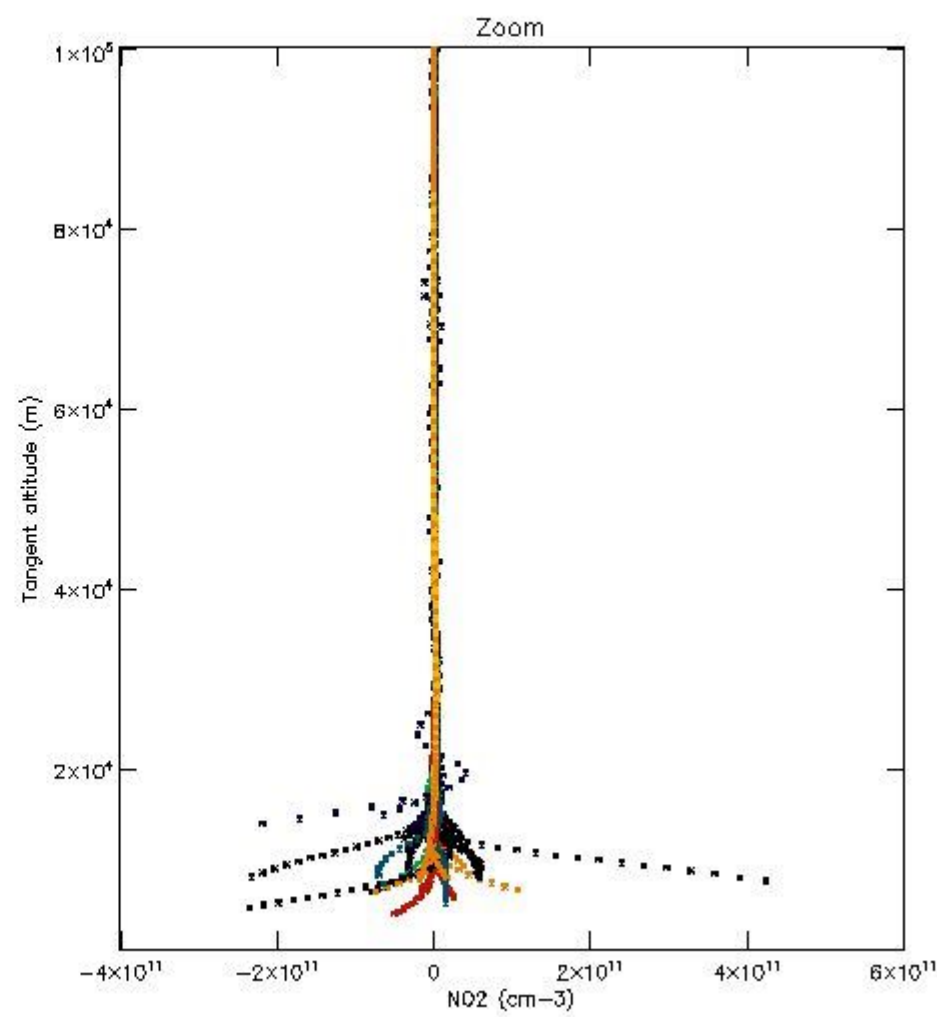
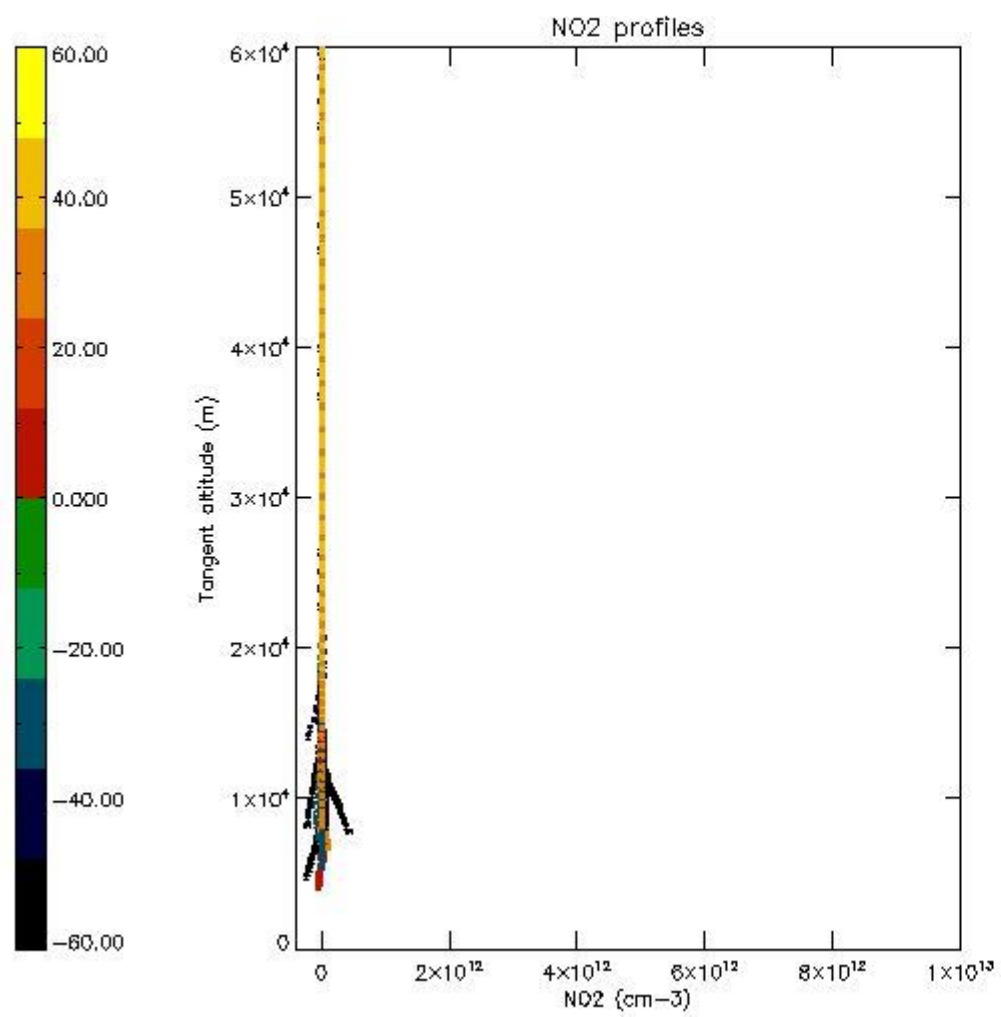
*5.5 Plot ozone profiles where STD < 5% (dark without errors)*

The colorbar represents the latitude.



*5.6 Plot NO<sub>2</sub> profiles for all STD (dark without errors)*

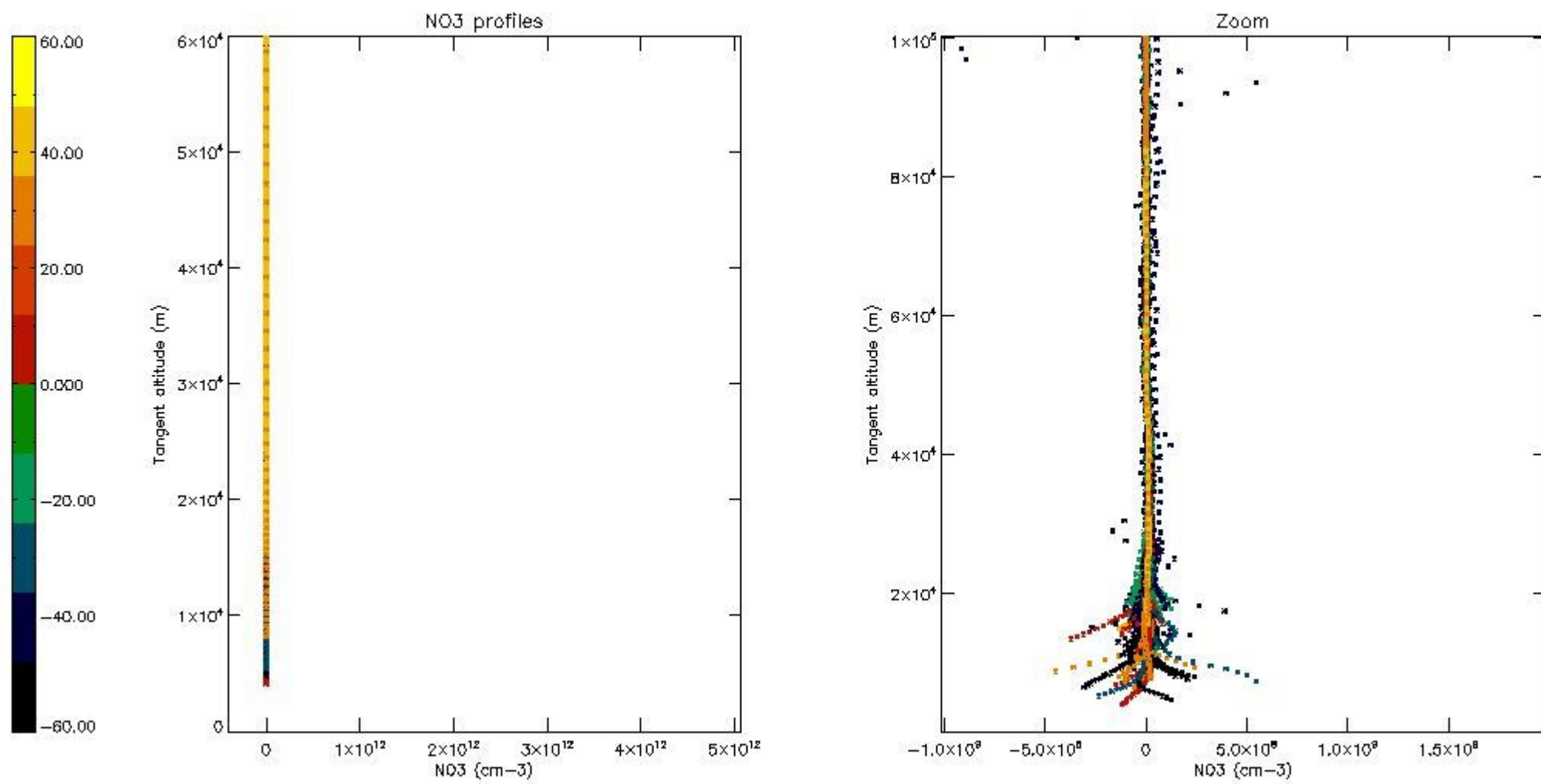
The colorbar represents the latitude.



*5.7 Plot NO<sub>3</sub> profiles for all STD (dark without errors)*

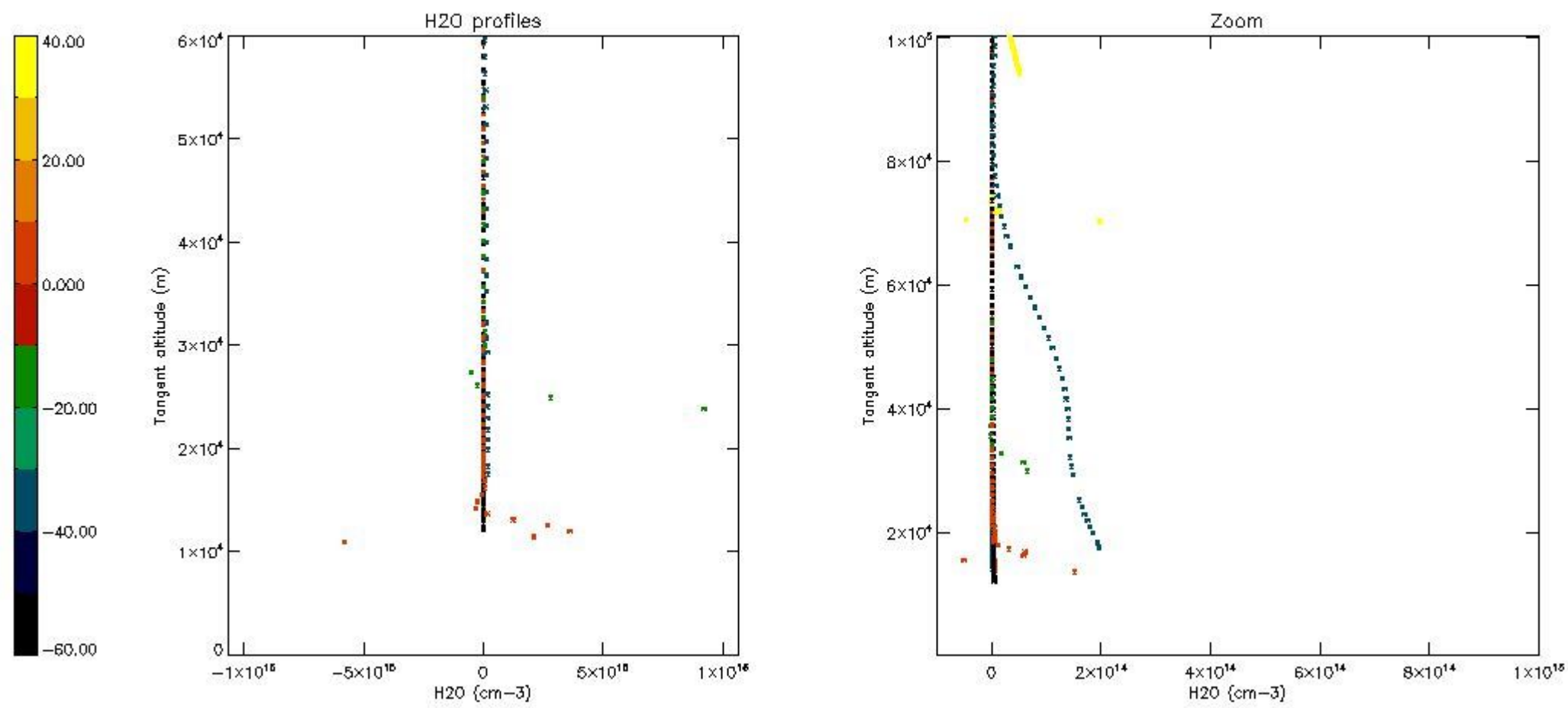
The colorbar represents the latitude.





*5.8 Plot H2O profiles for all STD (only for occultations of stars 1,2,3,4,13,14,16,26,63 dark without errors)*

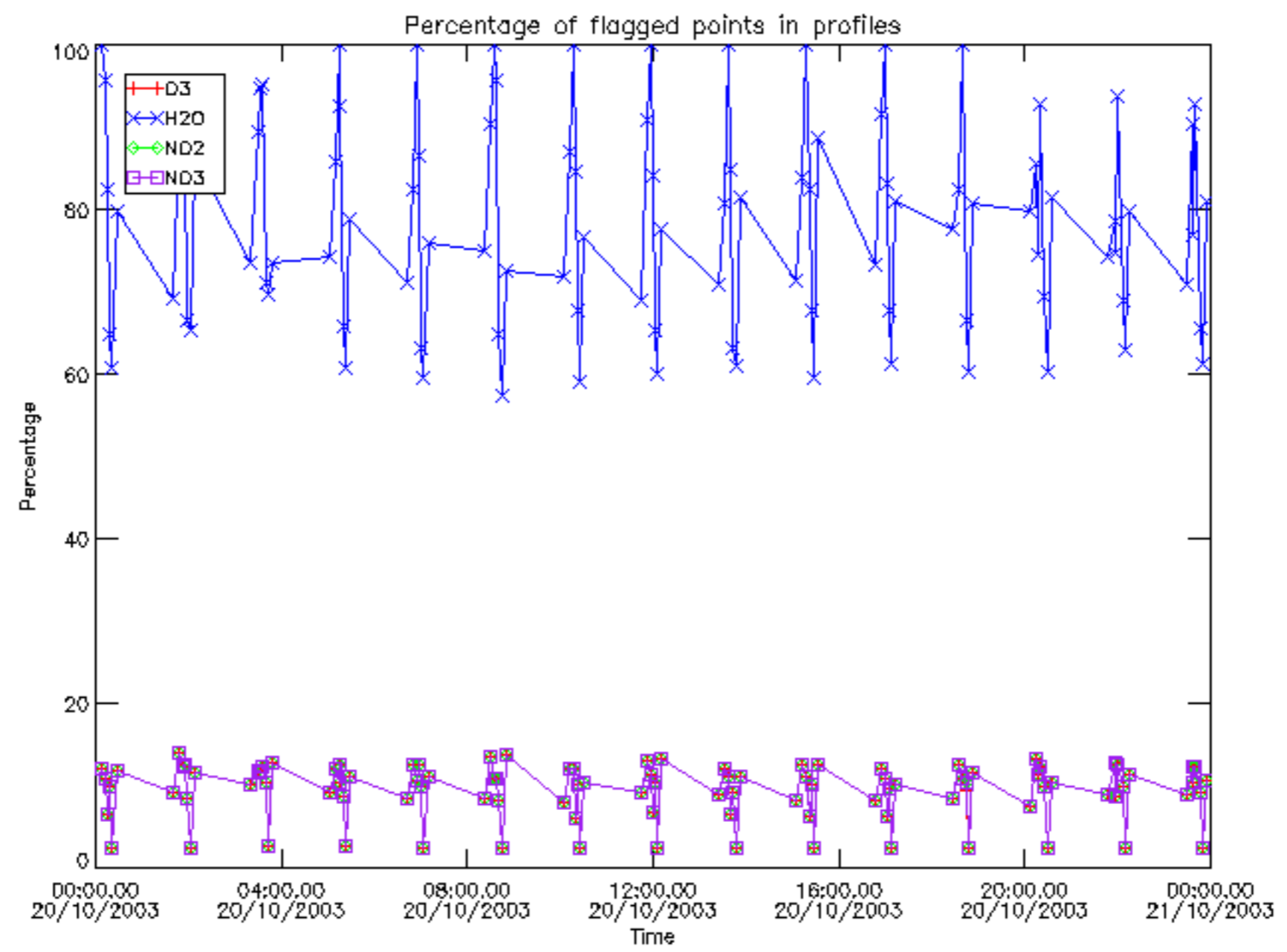
The colorbar represents the latitude.



## 6. Auxiliary Data Files used for the production reported in section 2

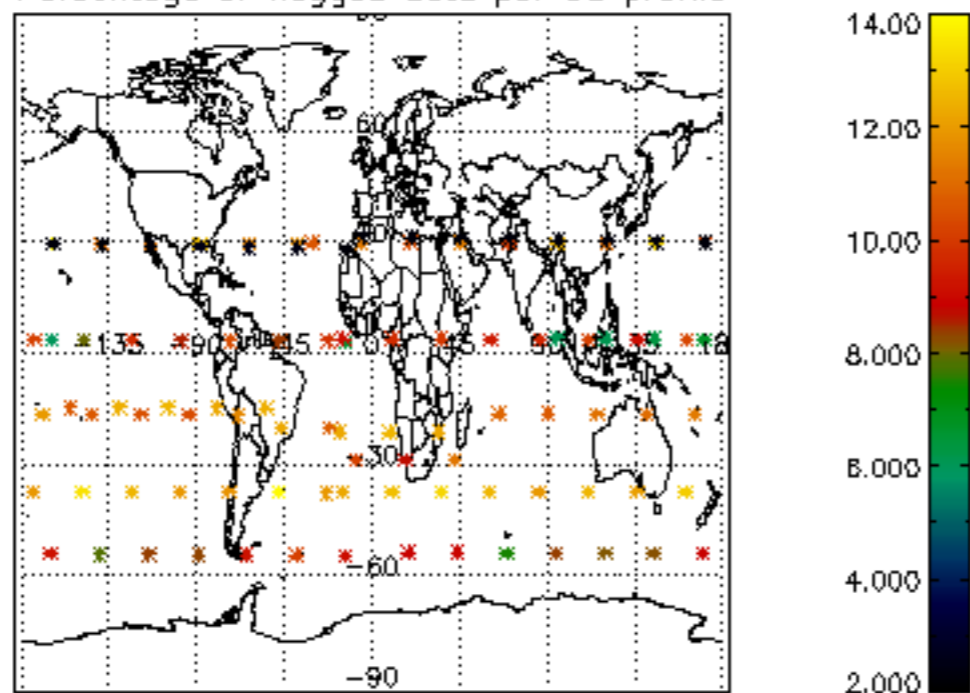
The number reported in the third column indicates since which file (see list in section 2) the corresponding auxiliary file has been used. The fourth column is the date of those product files.

Type	Auxiliary Filename	Used since product	Used since product date
INST_PHYS_CHARACTERISTICS	GOM_INS_AXVIEC20091111_143220_20030716_120000_20500101_000000	1	20-OCT-2003 00:07:59
LEVEL-2_PROC_CONFIG	GOM_PR2_AXVIEC20091111_152718_20020301_000000_20500101_000000	1	20-OCT-2003 00:07:59
CROSS_SECTIONS_FILE	GOM_CRS_AXVIEC20091111_154832_20020301_000000_20500101_000000	1	20-OCT-2003 00:07:59

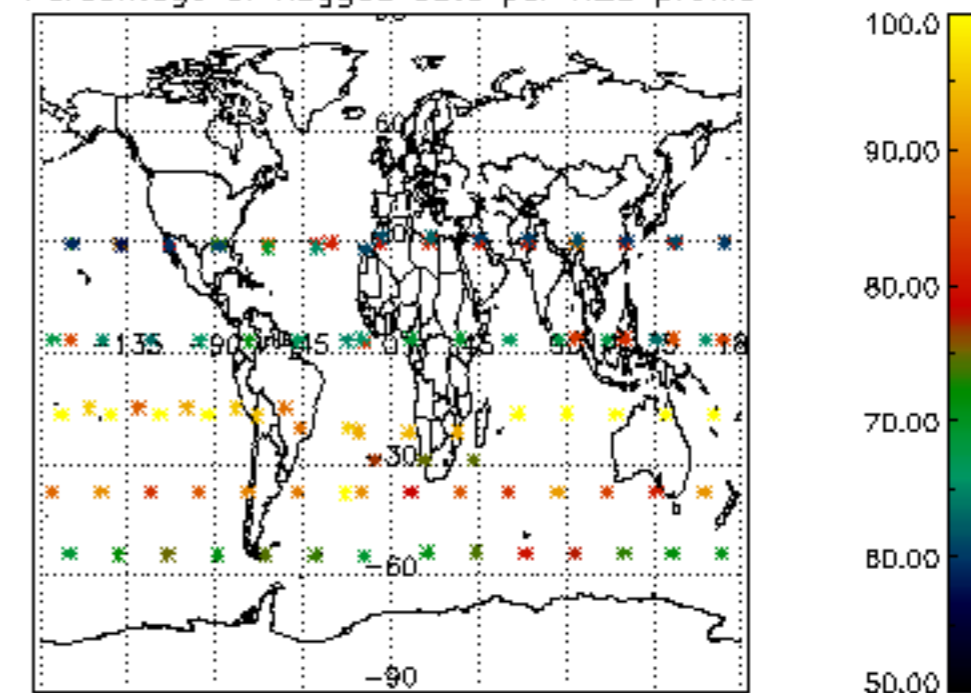




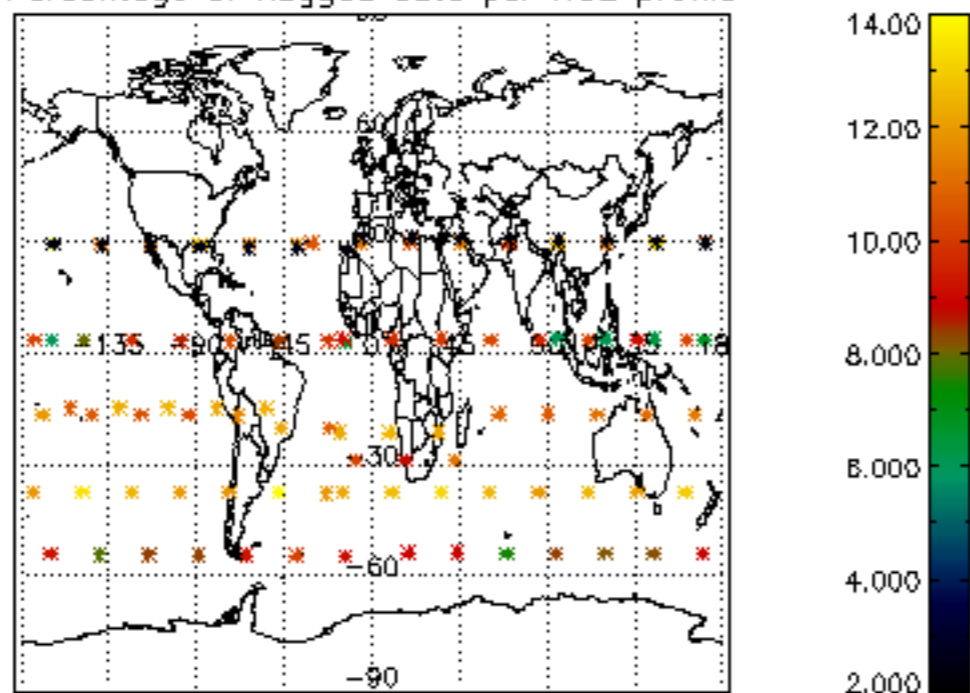
Percentage of flagged data per D3 profile



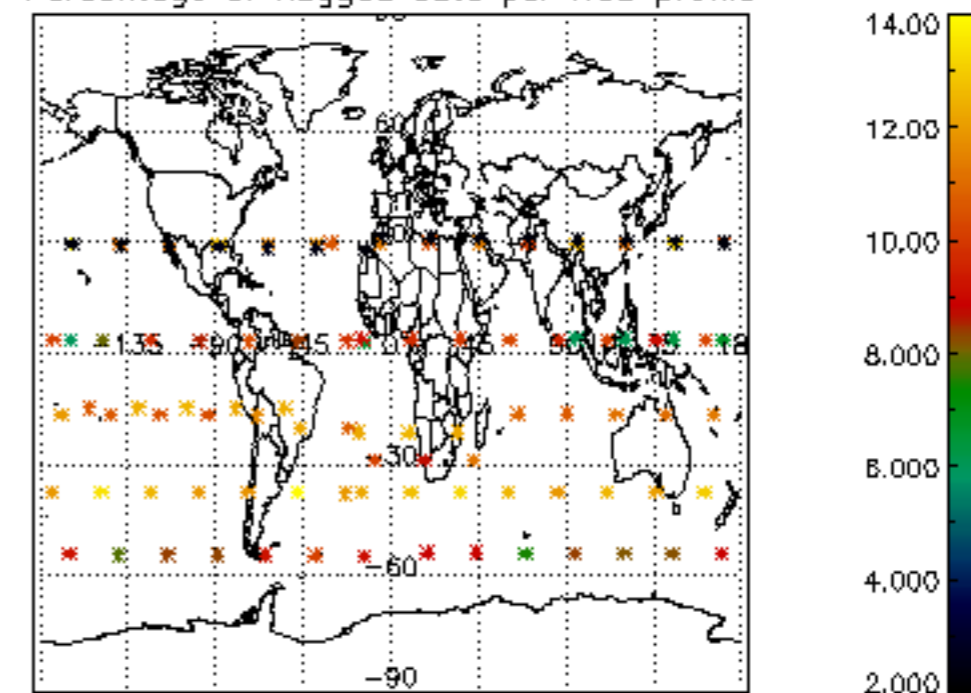
Percentage of flagged data per H2O profile

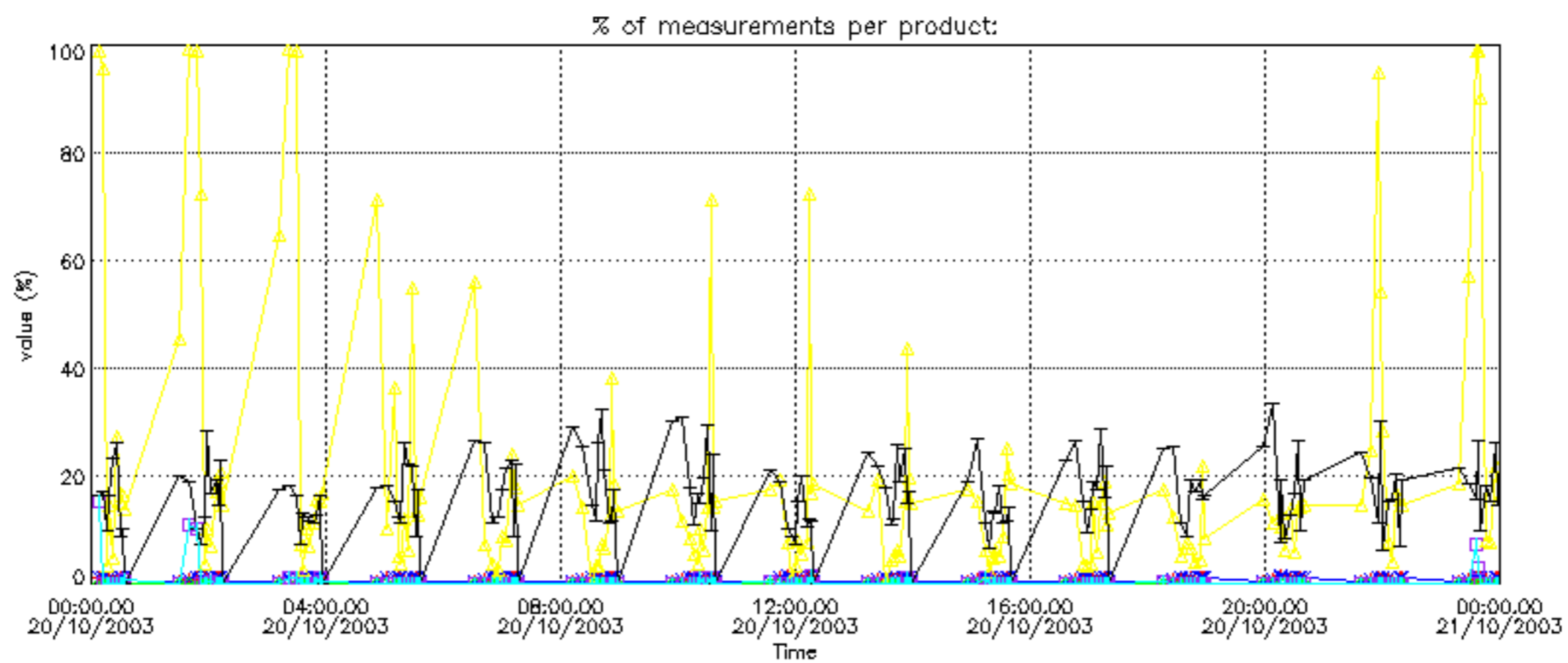


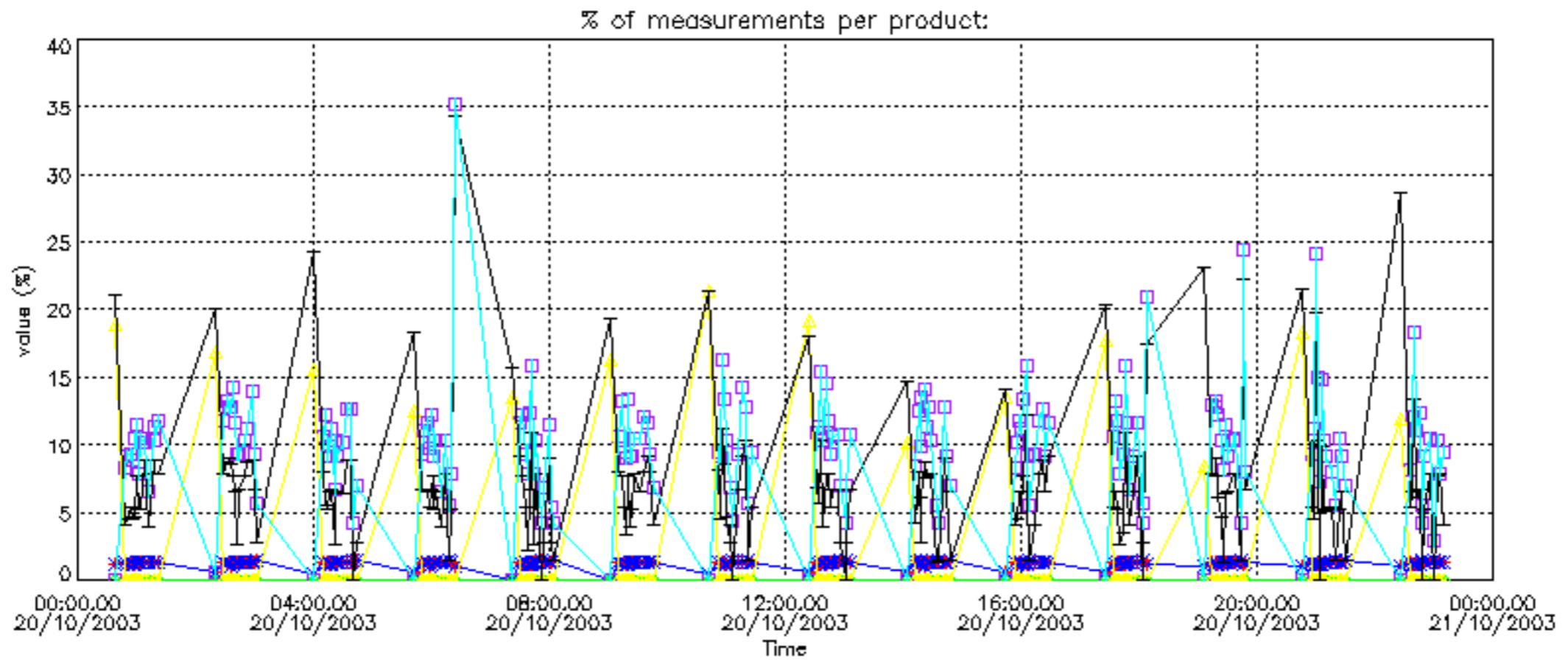
Percentage of flagged data per NO2 profile



Percentage of flagged data per NO3 profile

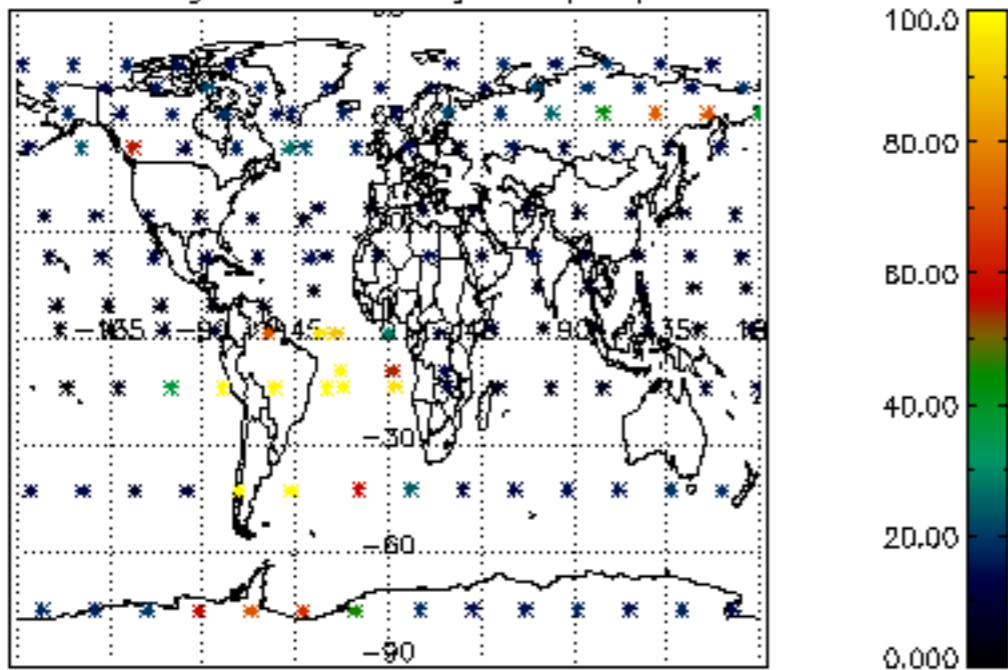




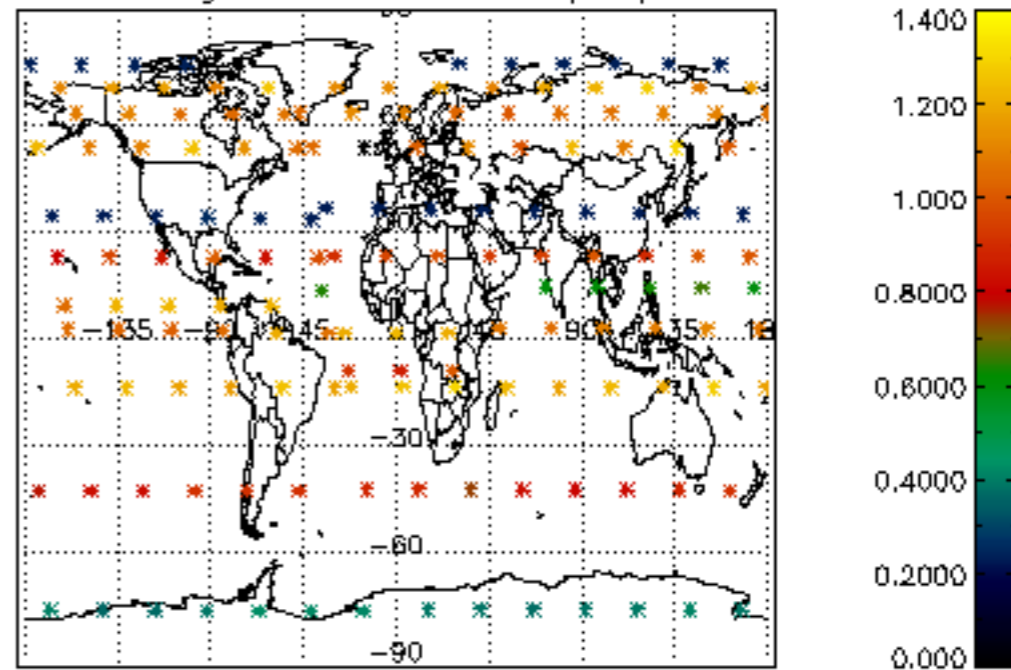




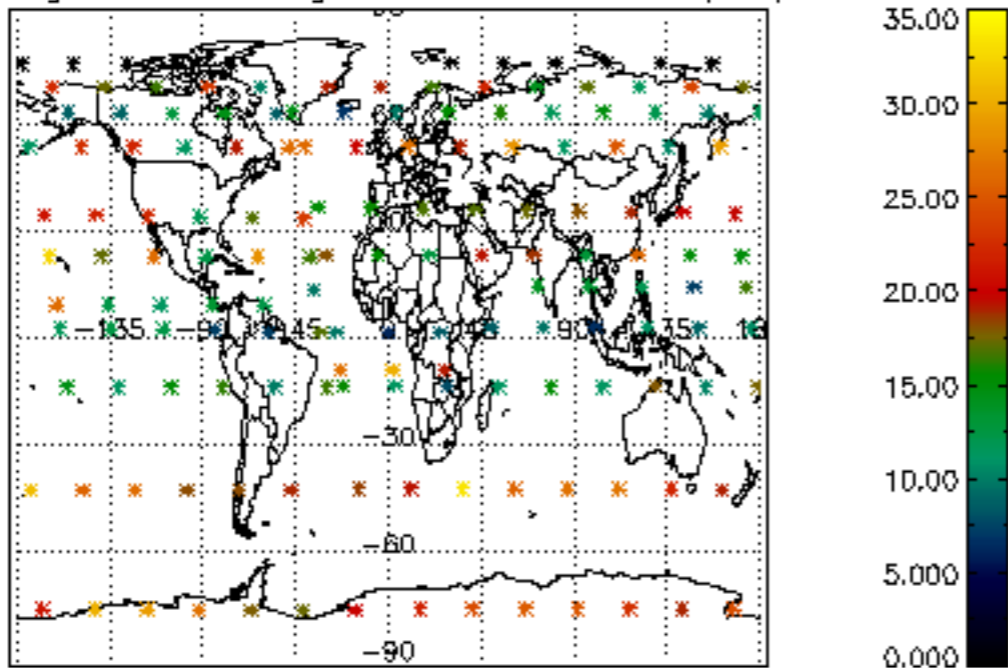
Percentage of cosmic ray hits per profile



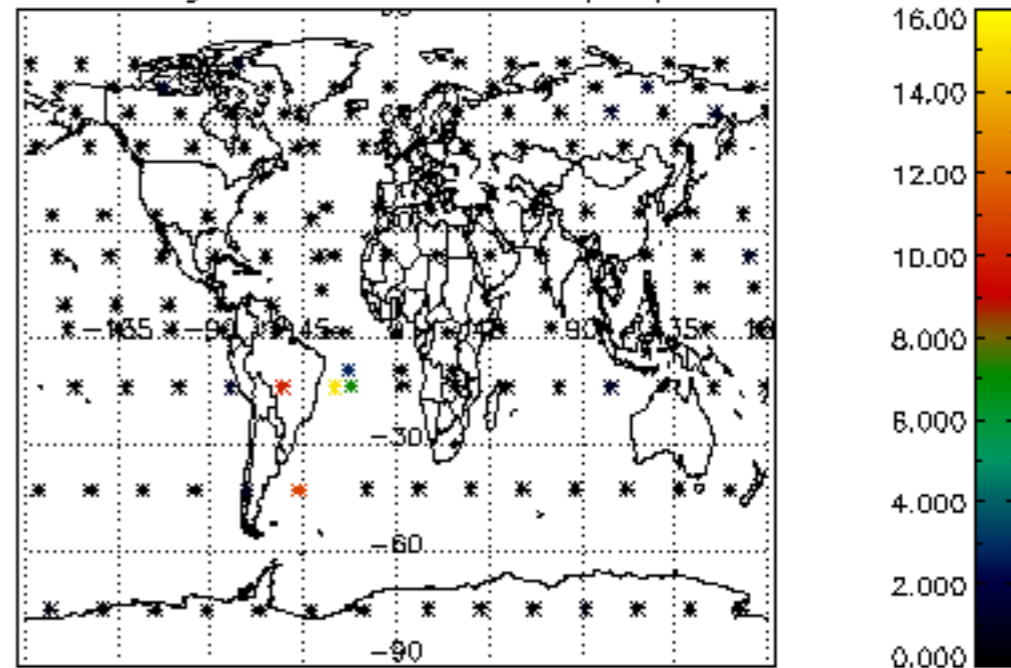
Percentage of datation errors per profile



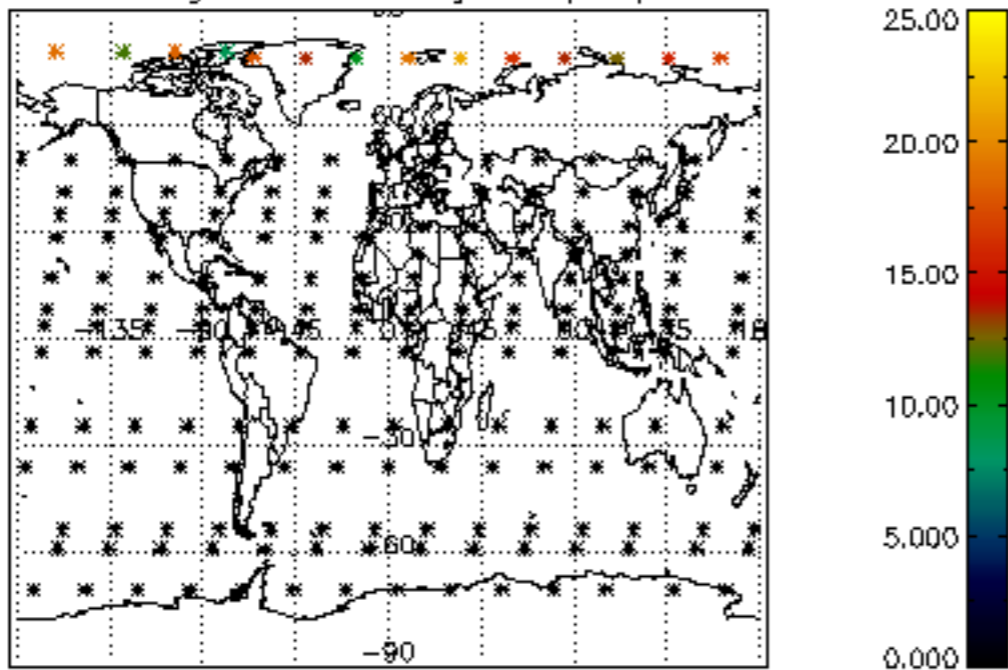
Percentage of star falling outside central band per profile



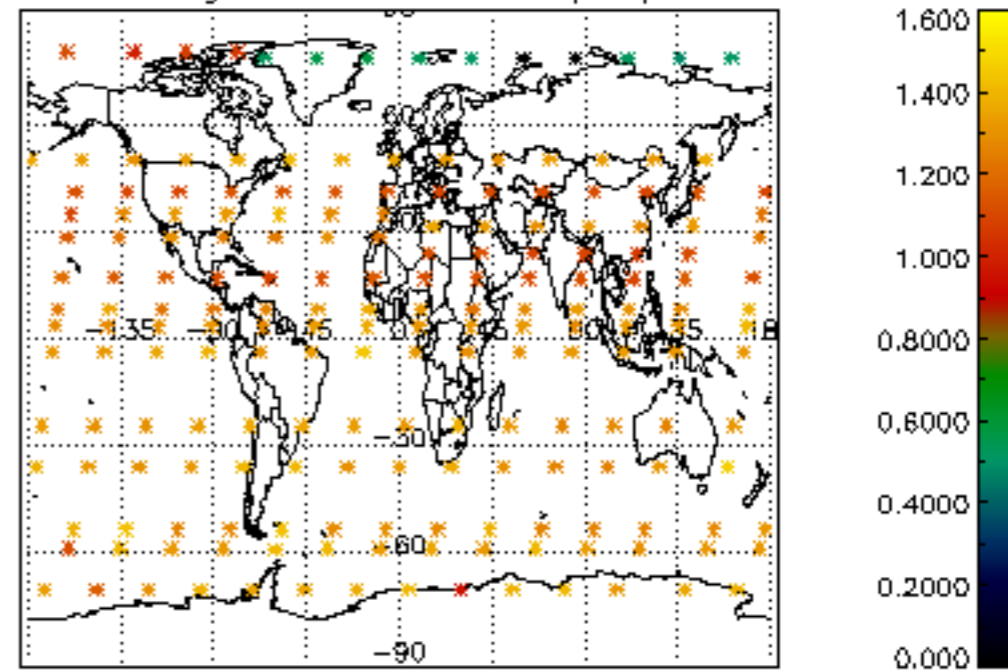
Percentage of saturation errors per profile



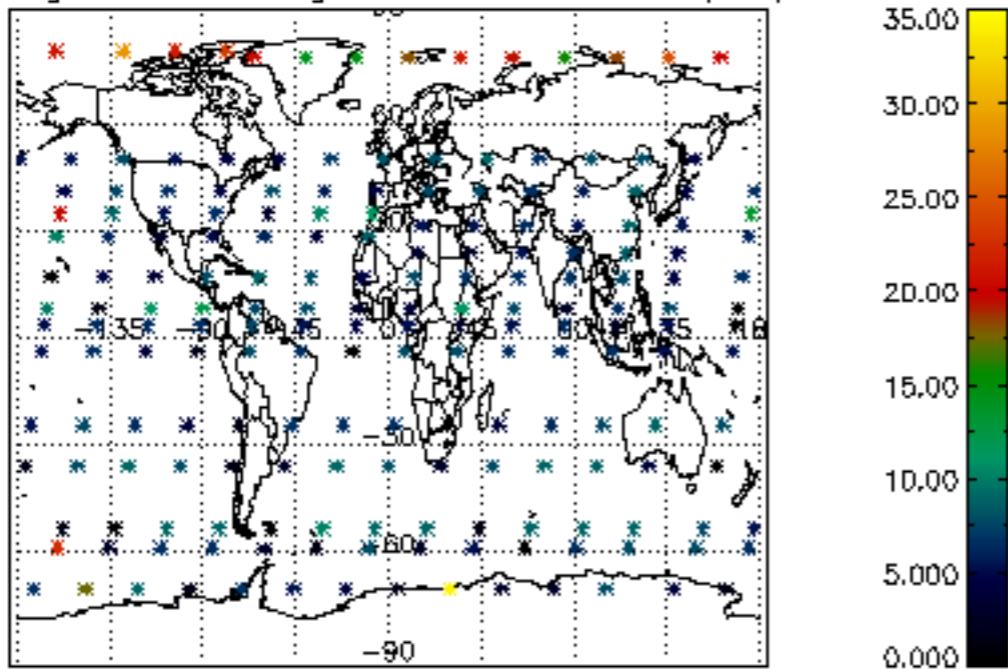
Percentage of cosmic ray hits per profile



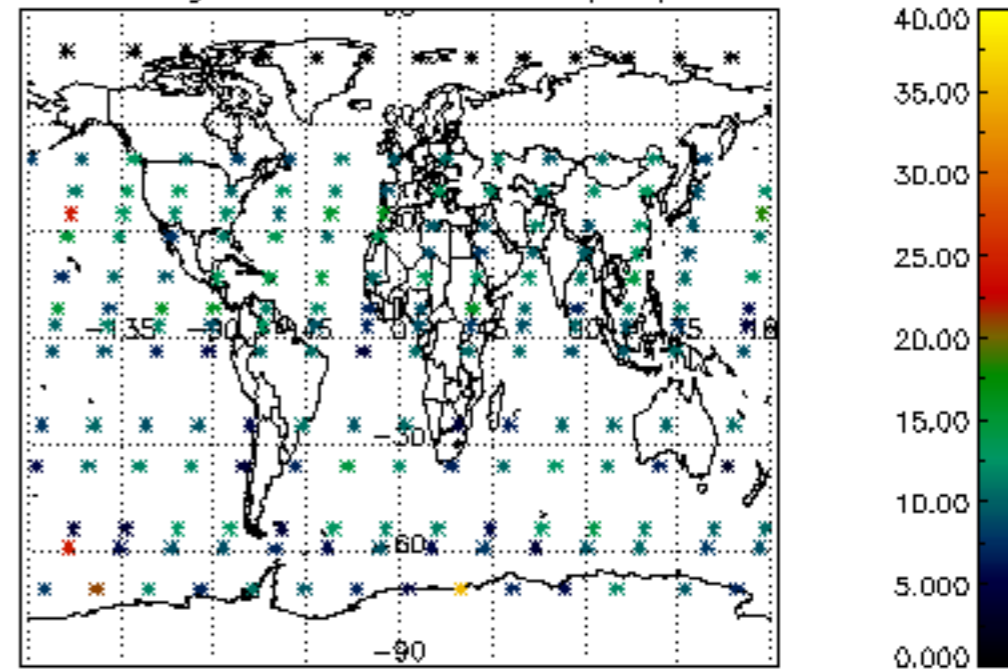
Percentage of datation errors per profile

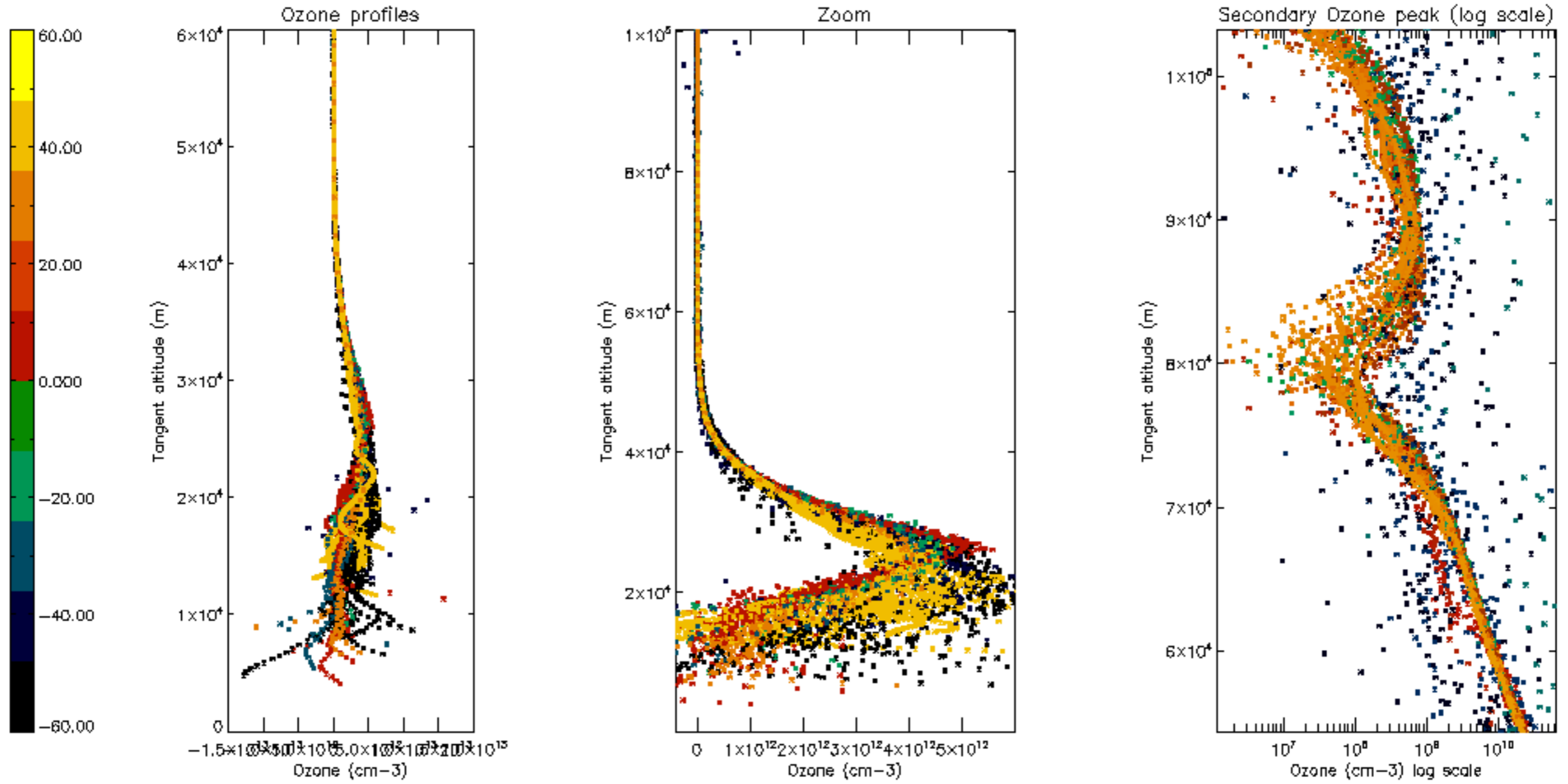


Percentage of star falling outside central band per profile

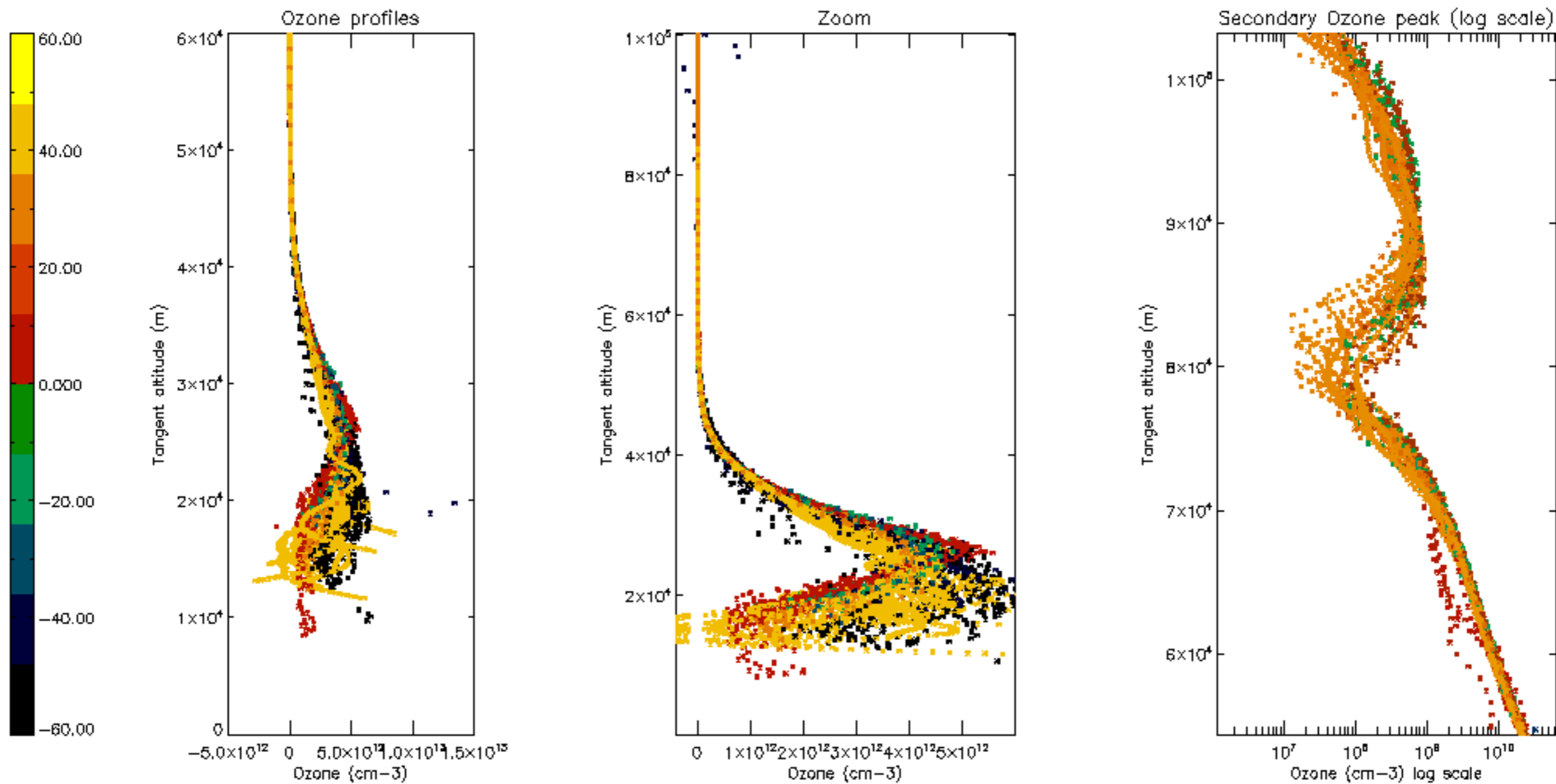


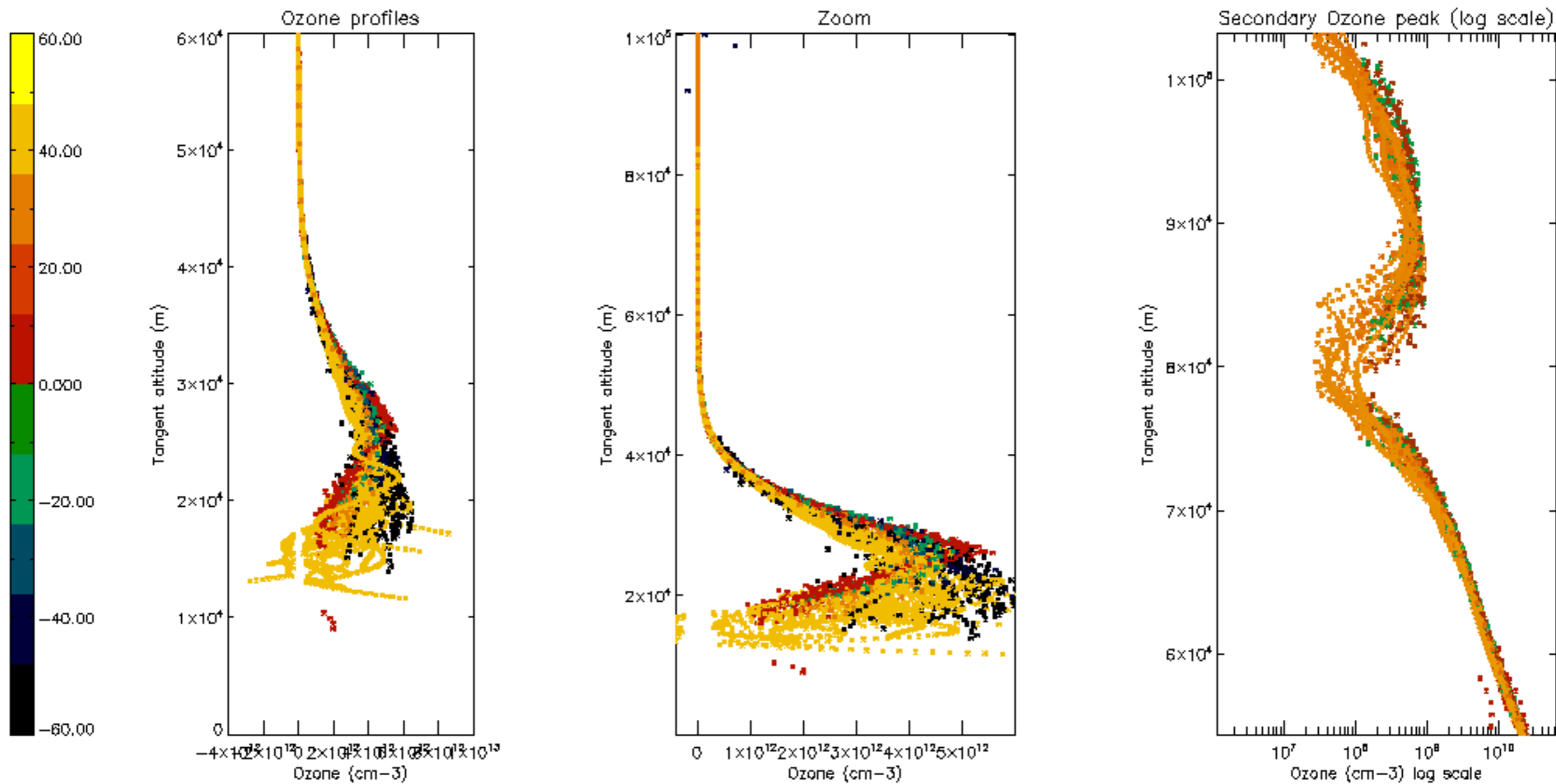
Percentage of saturation errors per profile

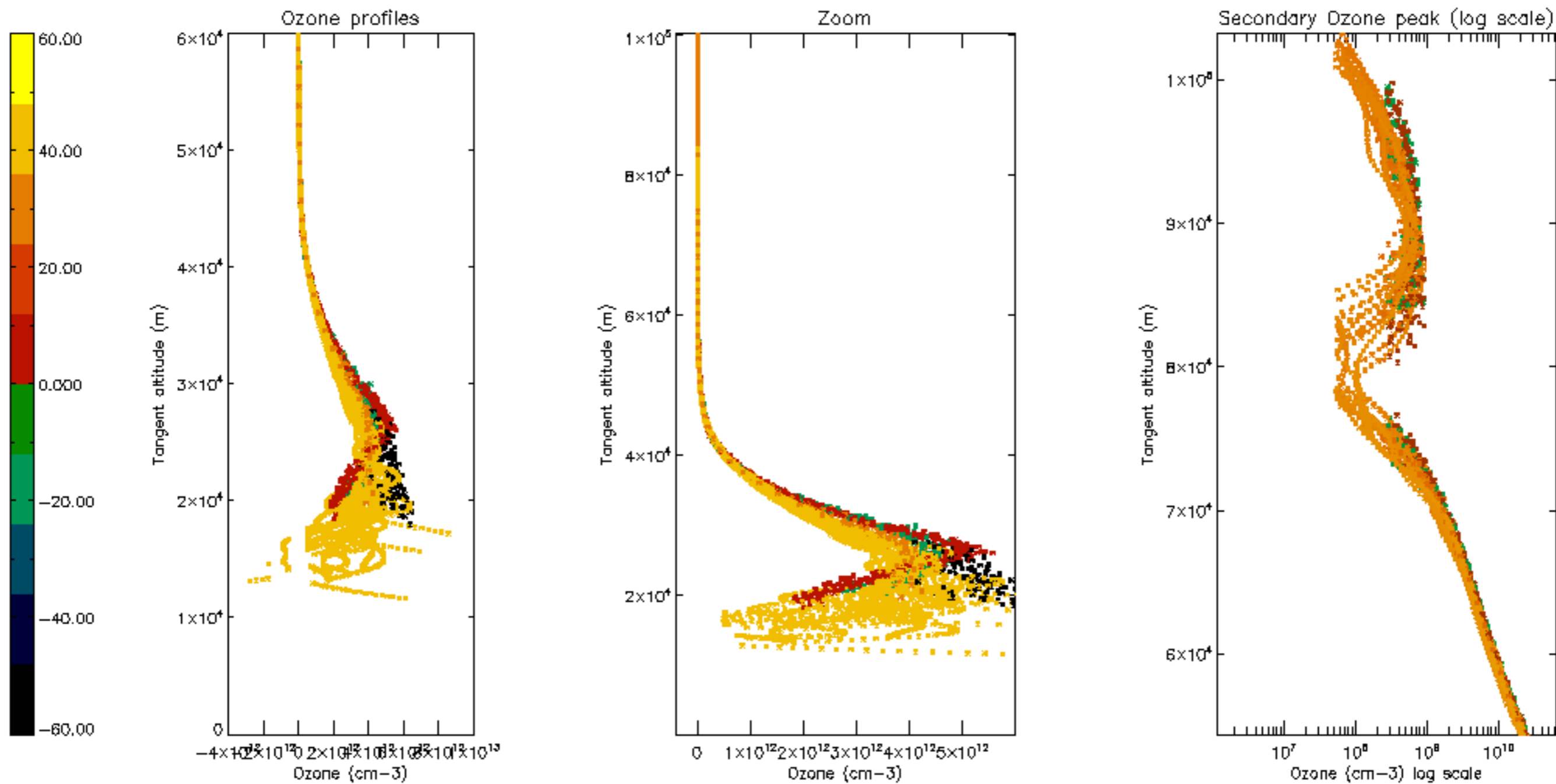




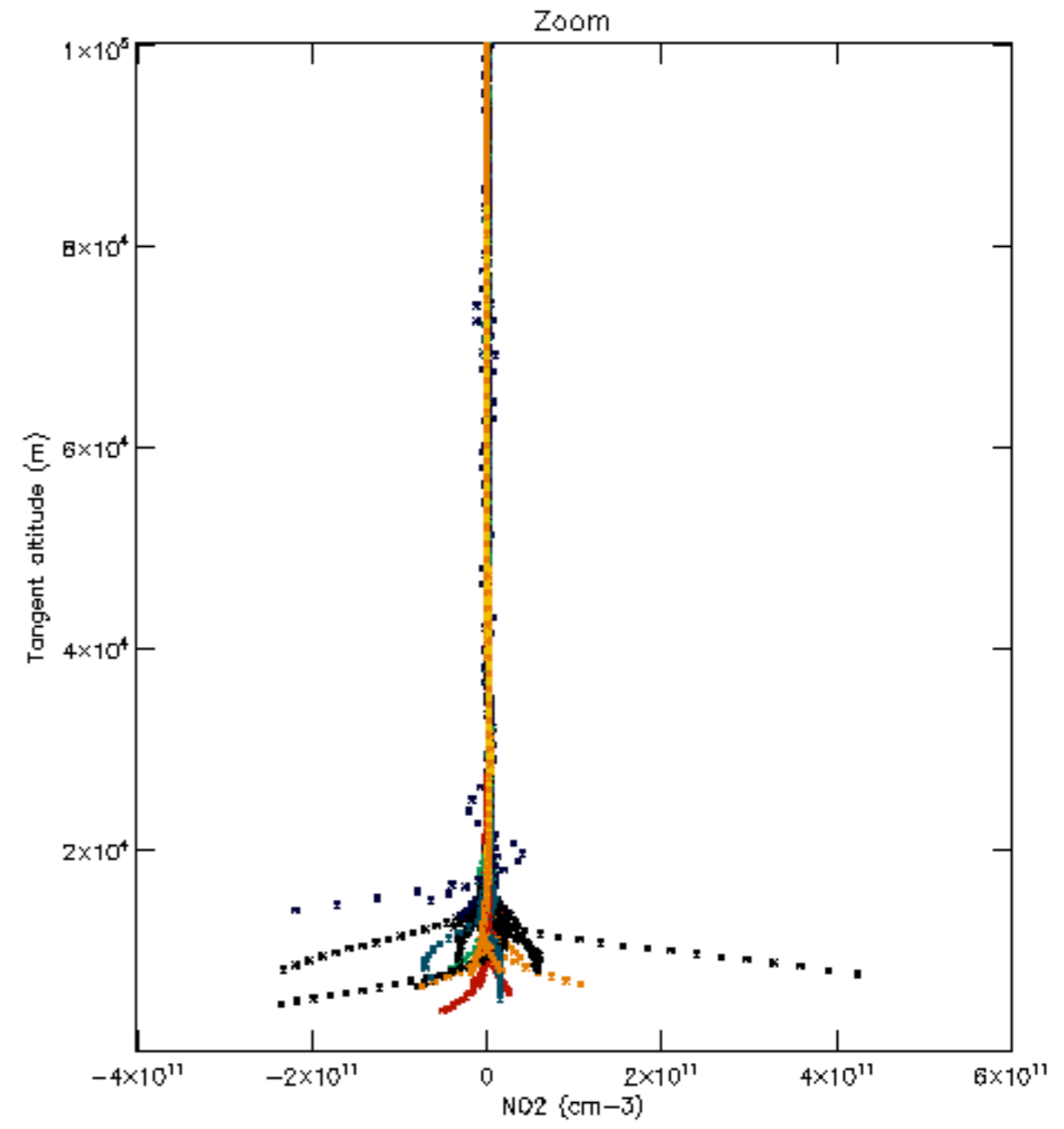
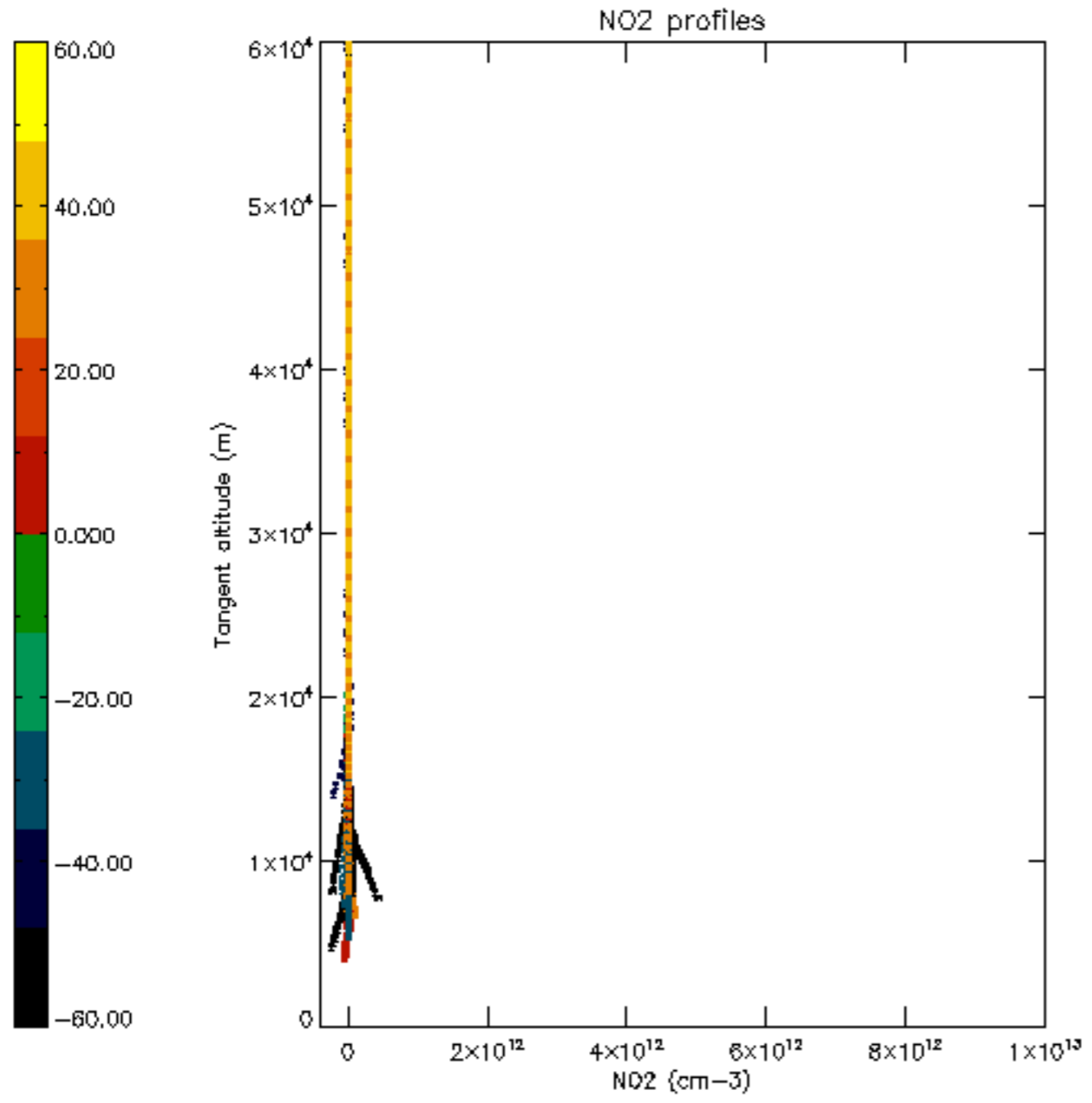


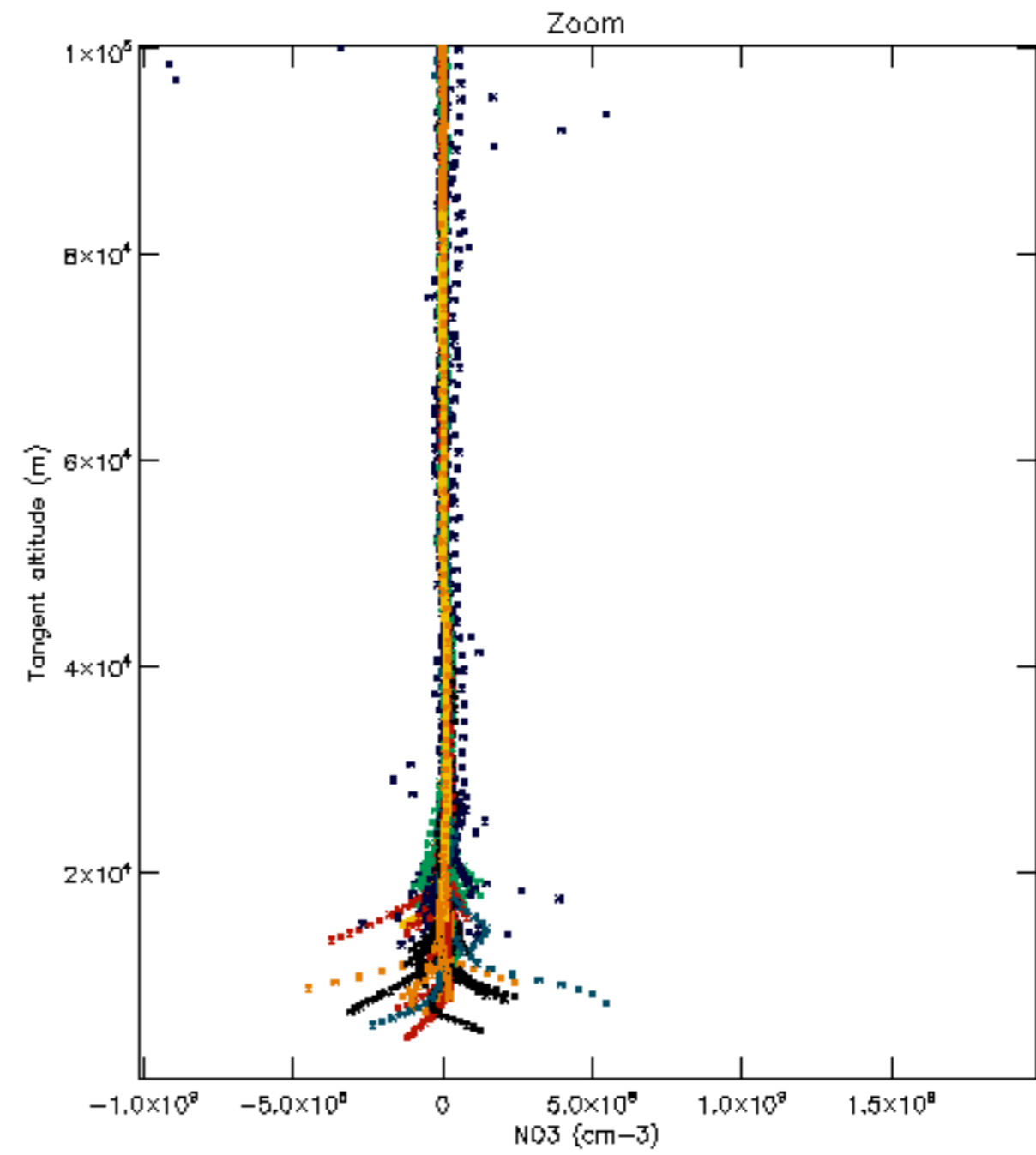
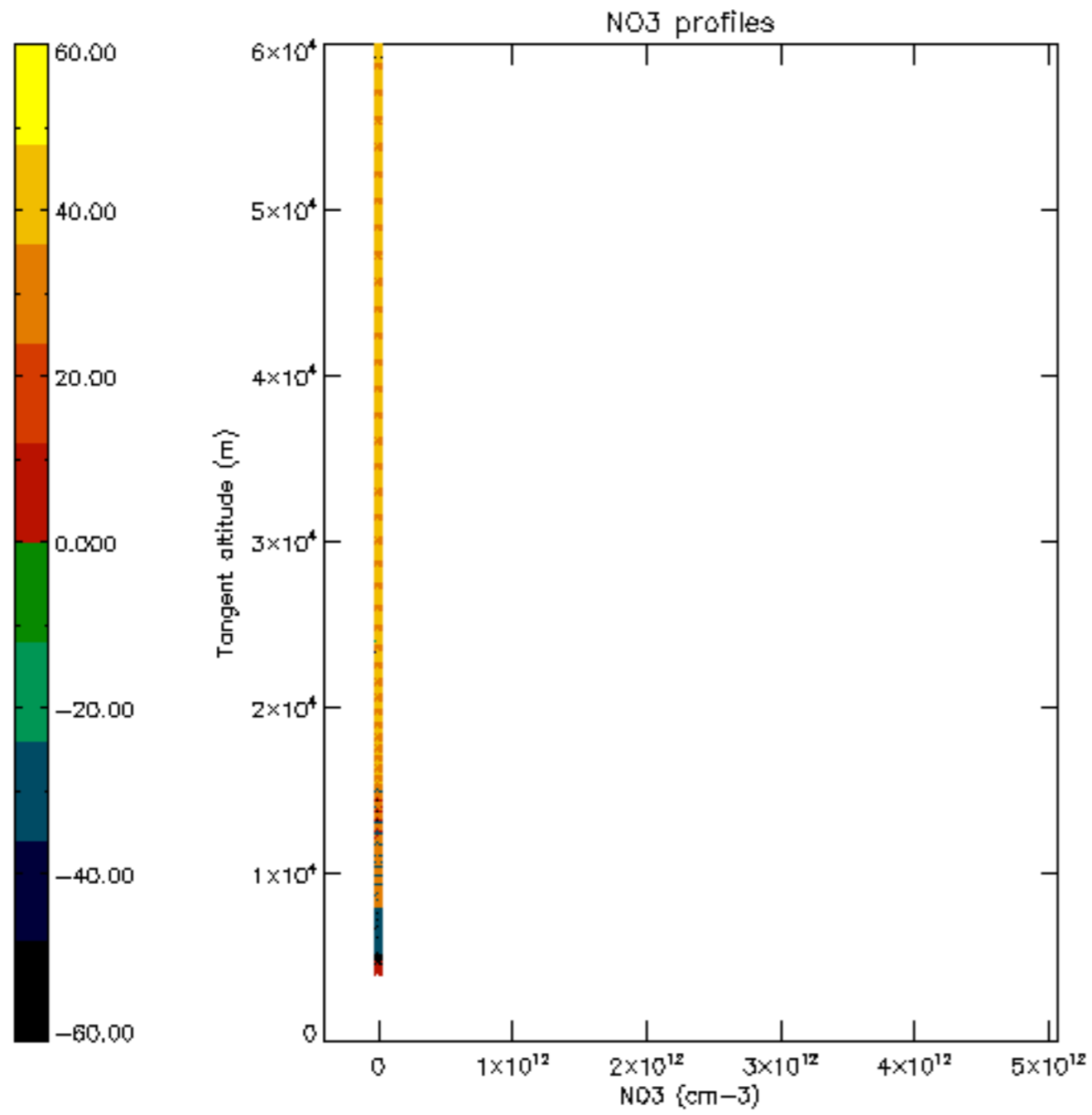


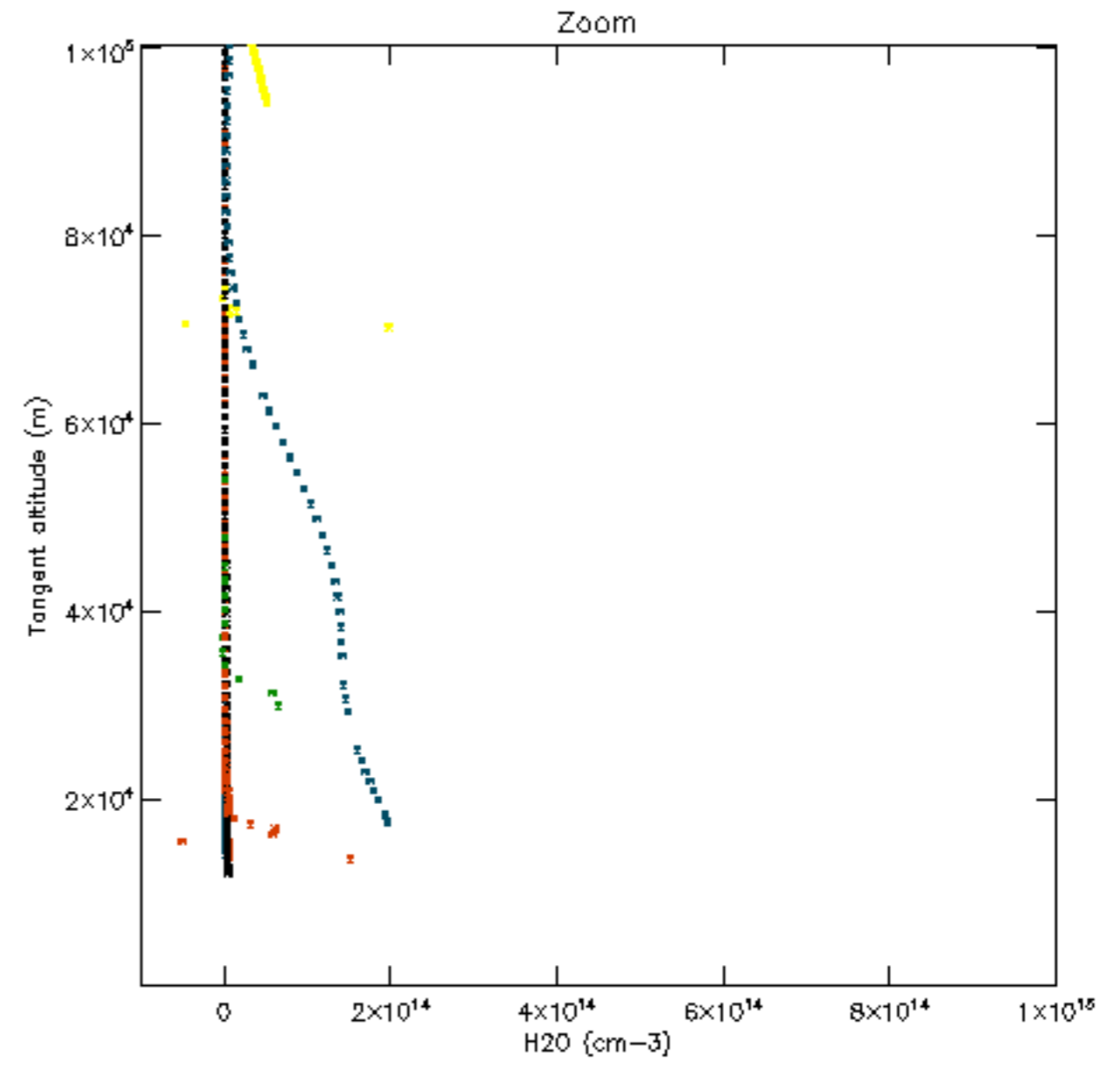
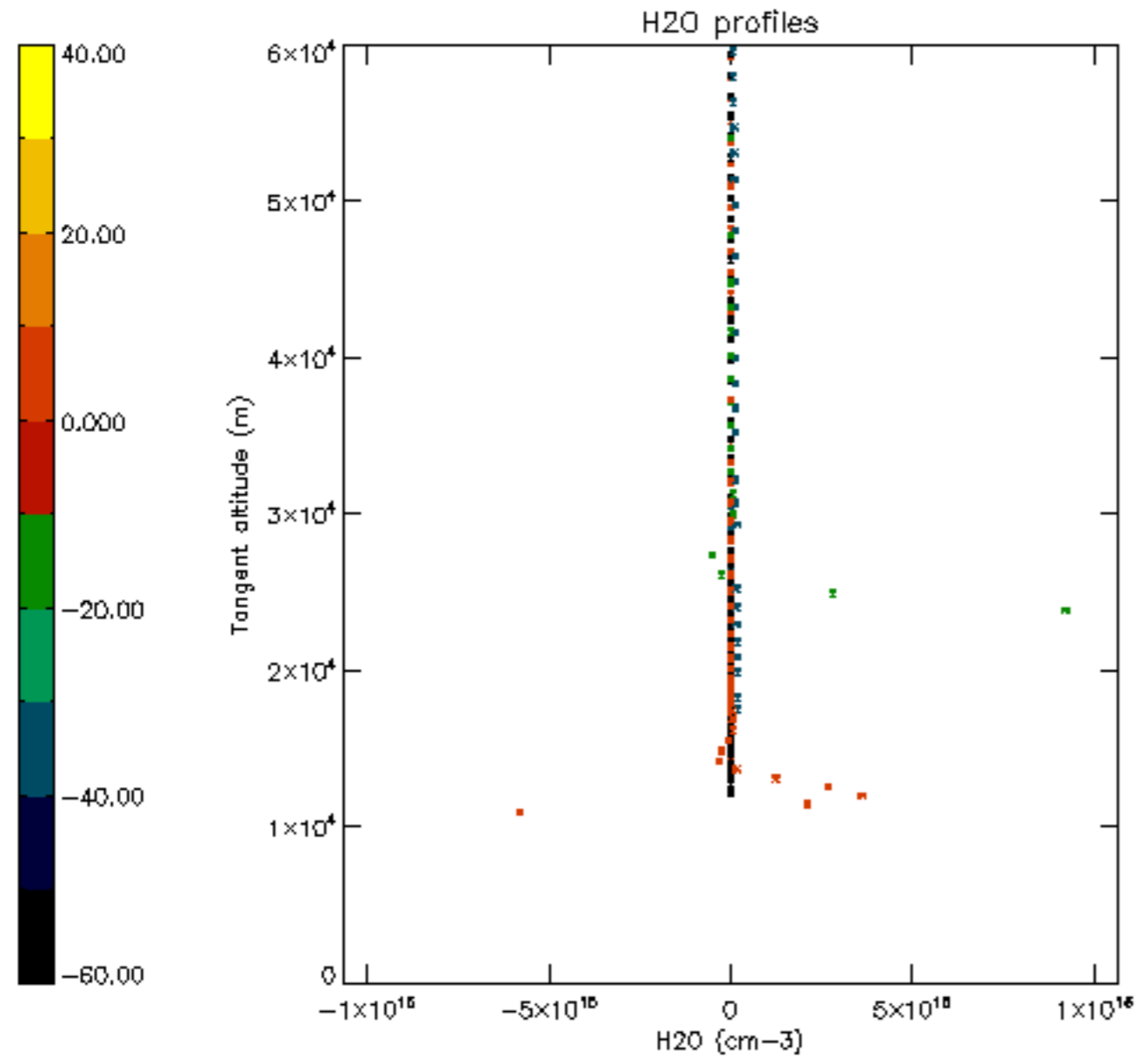




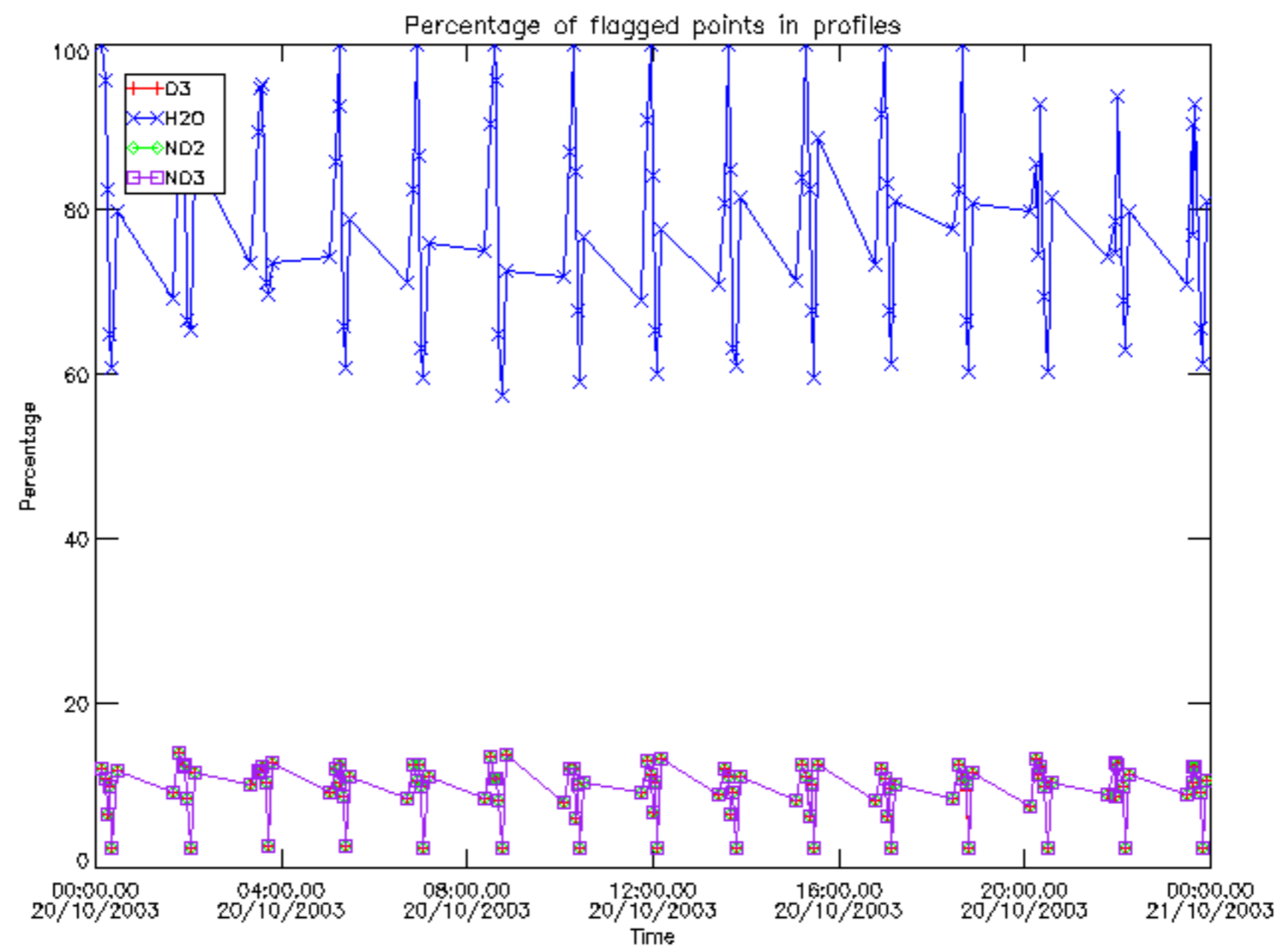




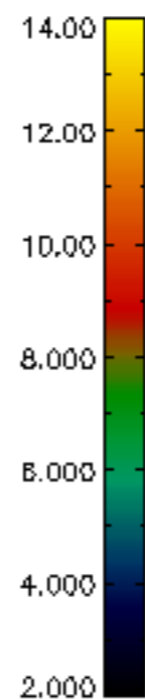
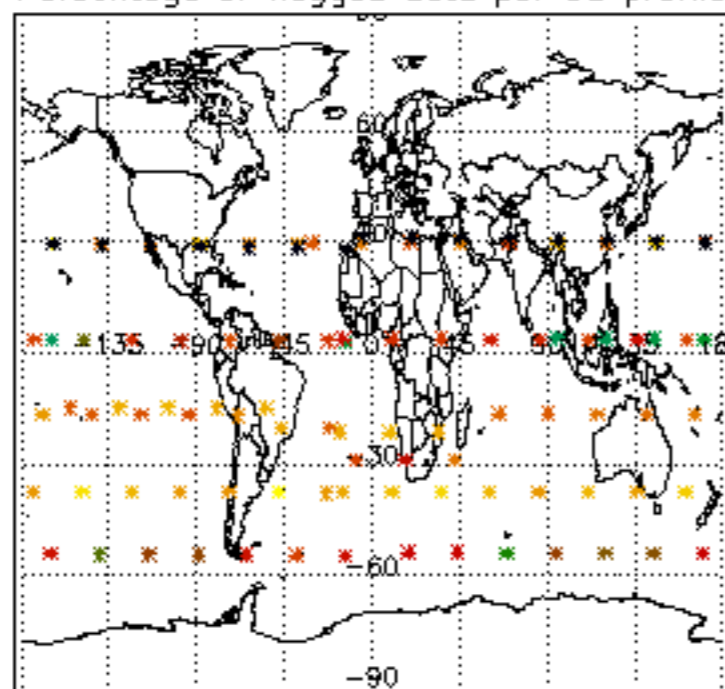




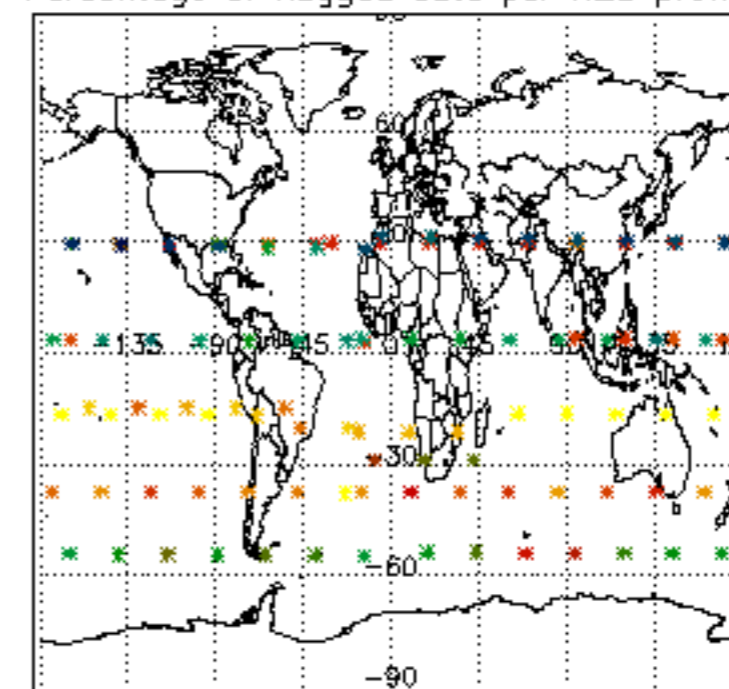




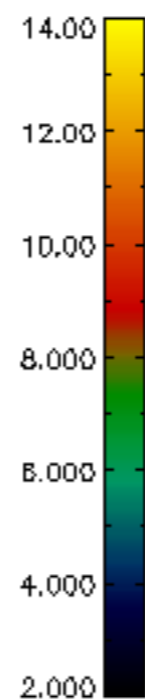
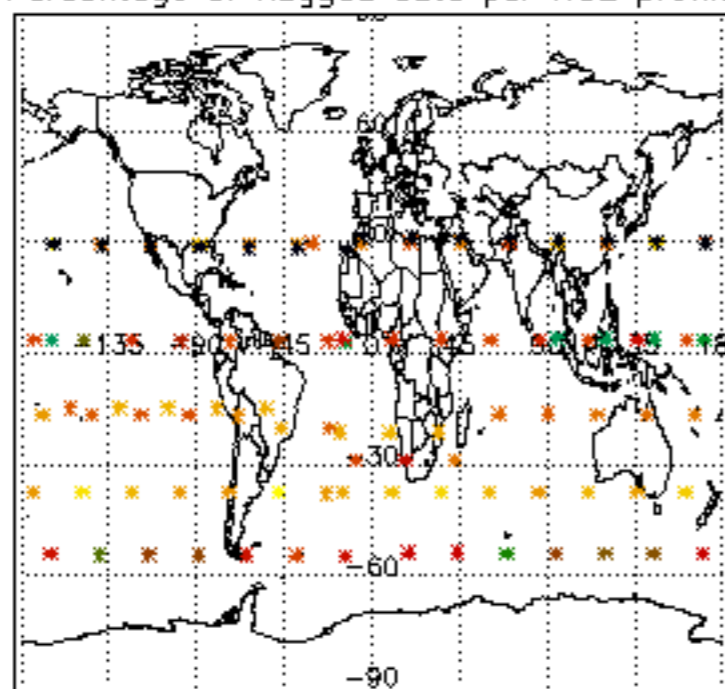
Percentage of flagged data per D3 profile



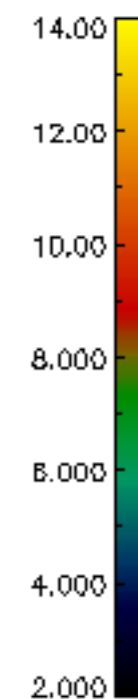
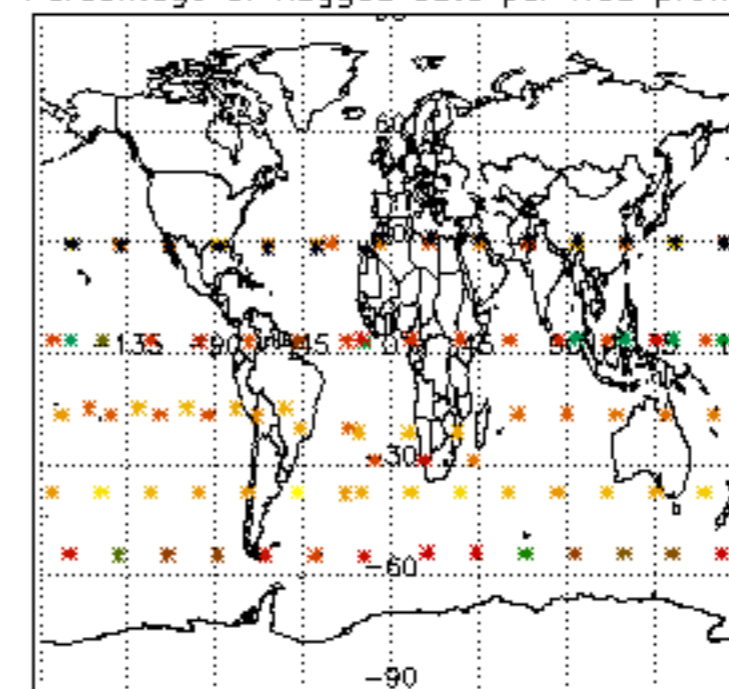
Percentage of flagged data per H2O profile

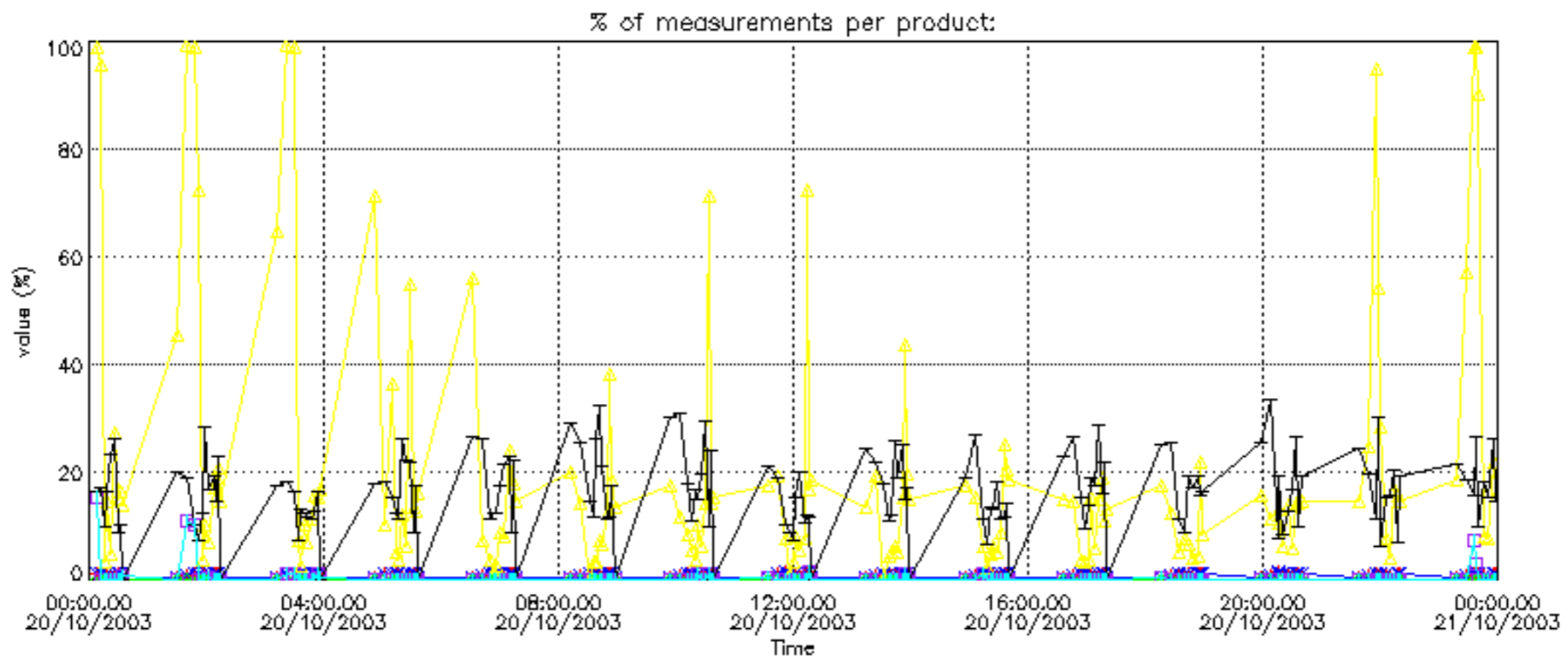


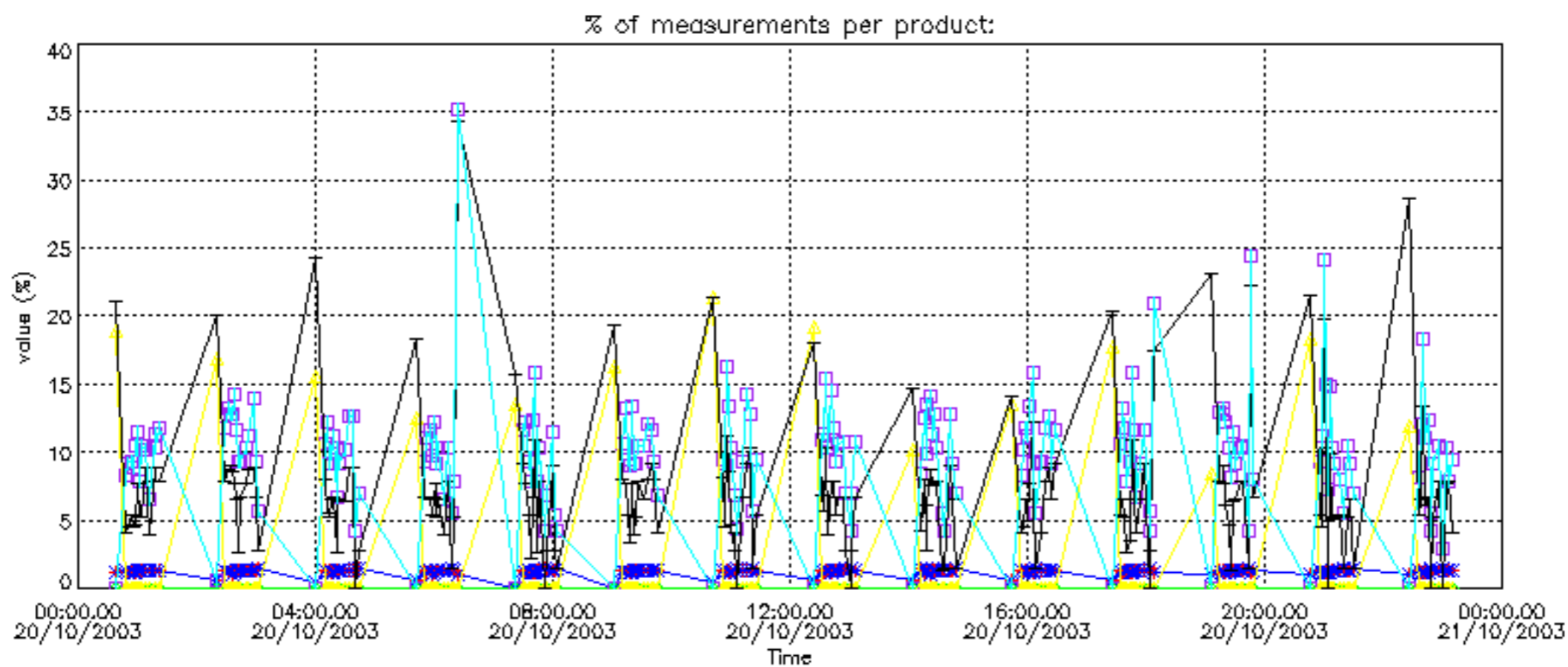
Percentage of flagged data per NO2 profile



Percentage of flagged data per NO3 profile

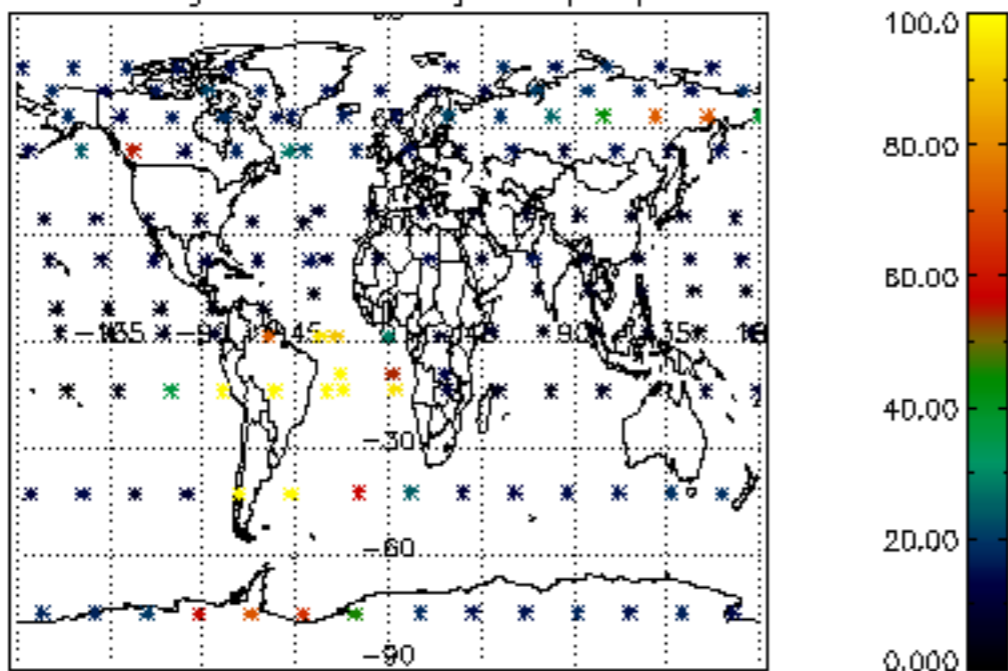




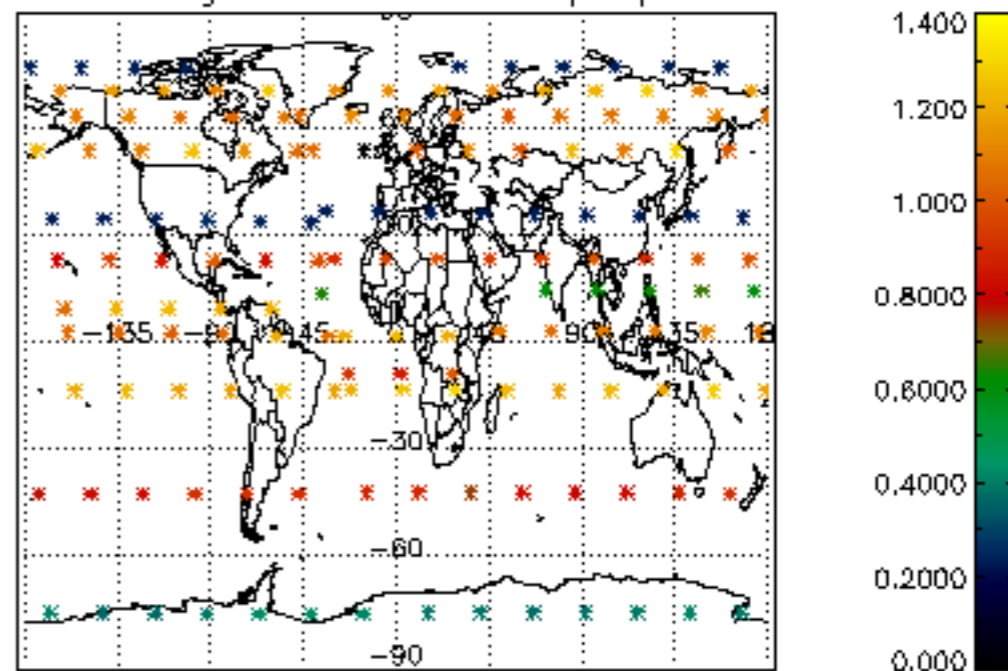




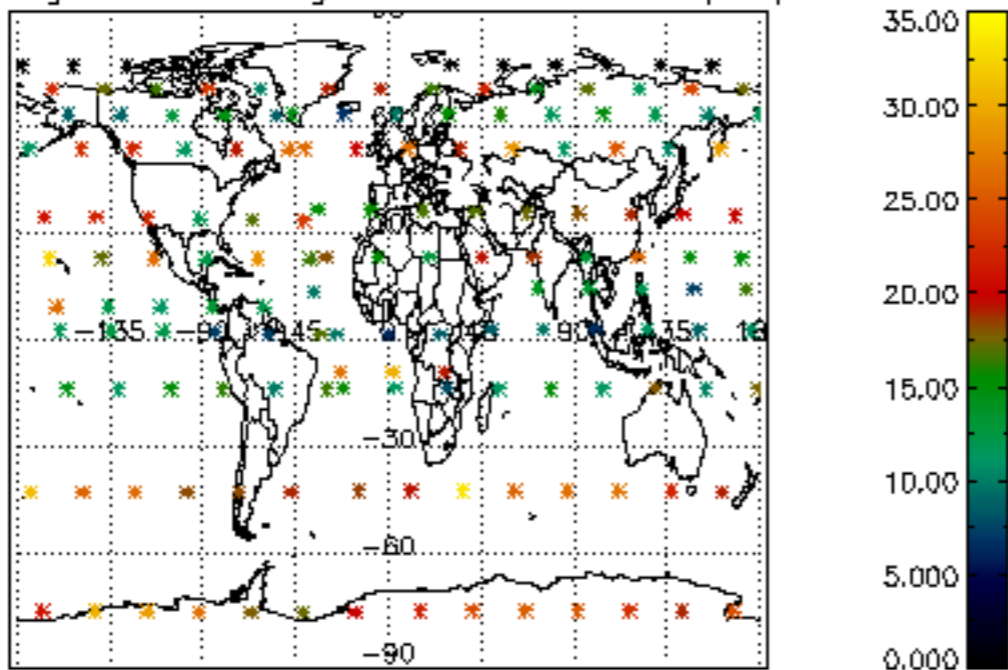
Percentage of cosmic ray hits per profile



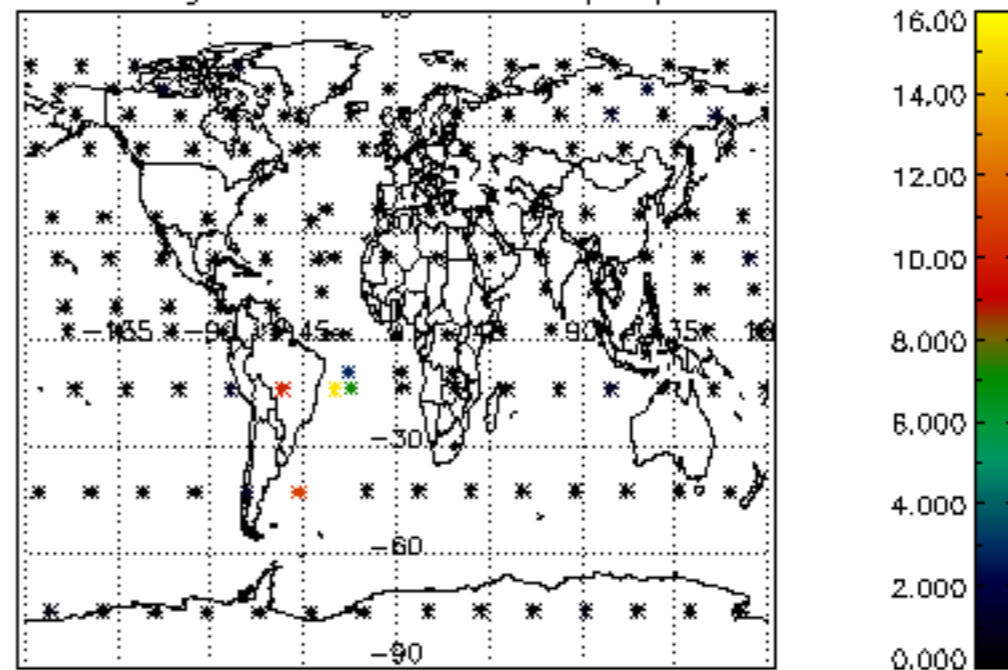
Percentage of datation errors per profile



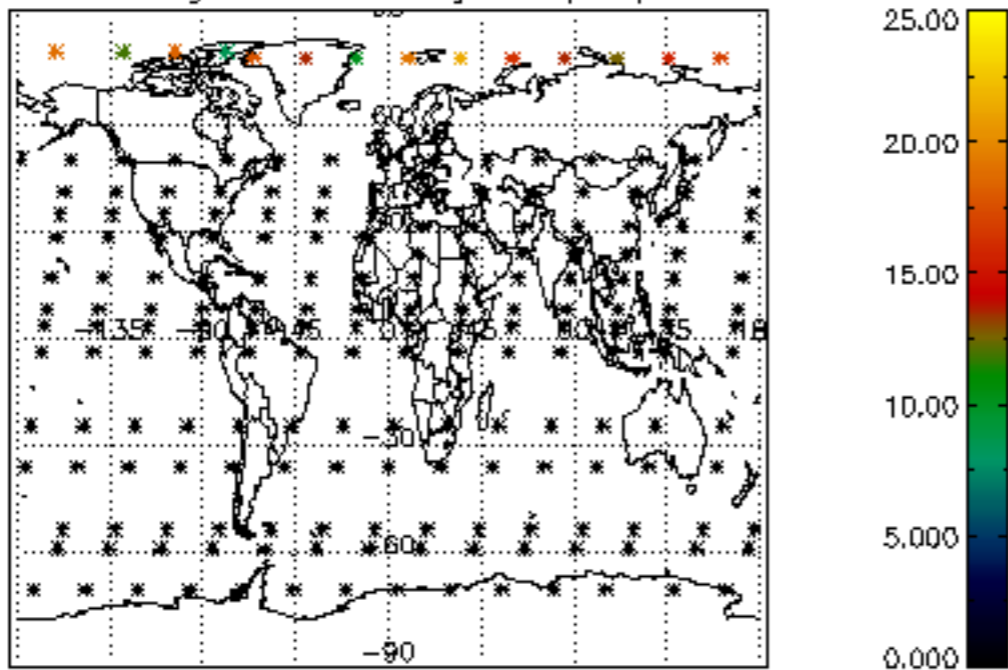
Percentage of star falling outside central band per profile



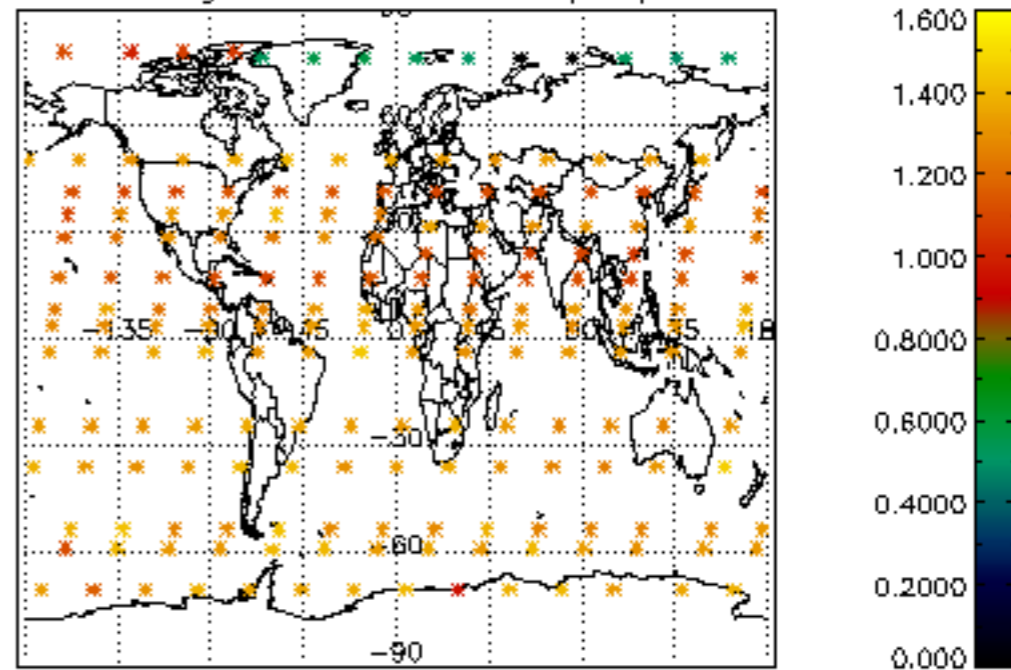
Percentage of saturation errors per profile



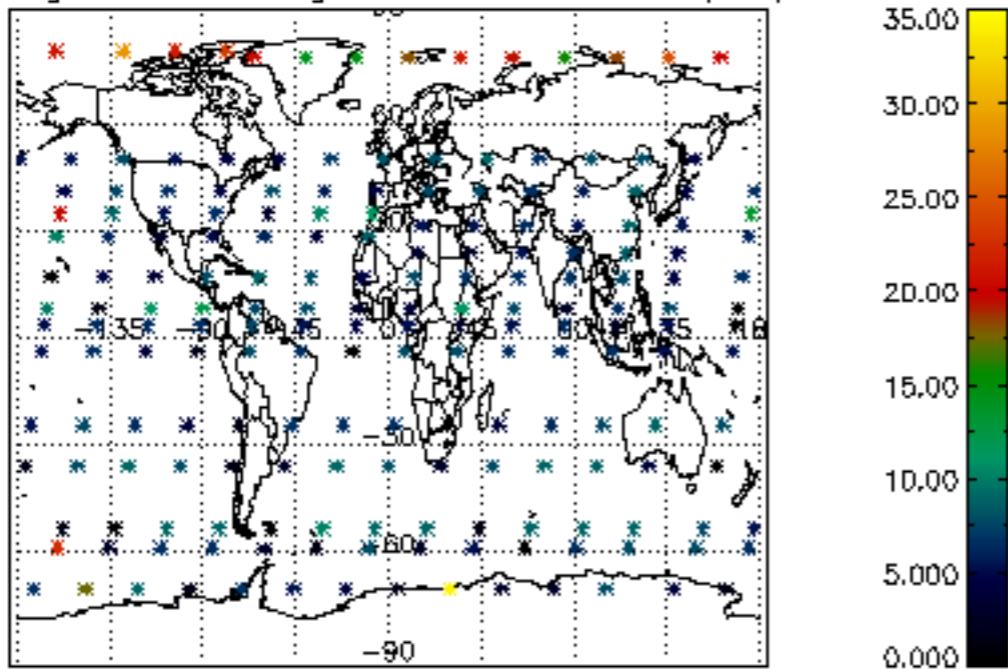
Percentage of cosmic ray hits per profile



Percentage of datation errors per profile



Percentage of star falling outside central band per profile



Percentage of saturation errors per profile

