

GOMOS Level 2 Daily Report

SUMMARY

[1. General Info](#)

[2. Summary of processed GOM_NL_2P products](#)

[3. Level 2 Quality information per product](#)

[3.1 Plot of level 2 quality information per product \(time dependant\)](#)

[3.2 Plot of level 2 quality information per product \(world map\)](#)

[4. Level 1 Quality information per product \(stored on level 2 products\)](#)

[4.1 Plot of level 1 quality information per product \(time dependant\)](#)

[4.1.1 Plot of level 1 quality information per product \(time dependant\): ASCENDING](#)

[4.1.2 Plot of level 1 quality information per product \(time dependant\): DESCENDING](#)

[4.2 Plot of level 1 quality information per product \(world map\)](#)

[4.2.1 Plot of level 1 quality information per product \(world map\): ASCENDING](#)

[4.2.2 Plot of level 1 quality information per product \(world map\): DESCENDING](#)

[5. Ozone profiles based on quality statistics and other trace gas profiles](#)

[5.1 Ozone statistics based on quality of products](#)

[5.2 Plot ozone profiles for all STD \(dark without errors\)](#)

[5.3 Plot ozone profiles where STD < 20% \(dark without errors\)](#)

[5.4. Plot ozone profiles where STD < 10% \(dark without errors\)](#)

[5.5. Plot ozone profiles where STD < 5% \(dark without errors\)](#)

[5.6 Plot NO2 profiles for all STD \(dark without errors\)](#)

[5.7 Plot NO3 profiles for all STD \(dark without errors\)](#)

[5.8 Plot H2O profiles \(only for occultations of stars 1,2,3,4,13,14,16,26,63 dark without errors\) for all STD](#)

[6. Auxiliary Data Files used for the production reported in section 2](#)

This report presents the daily analysis on parameters extracted from GOMOS level 2 data (GOM_NL__2P). It is intended to monitor some important parameters that will impact the quality of these products. A list of level 2 products (and content) that have arrived during the reporting day to the PCF is also given.

Item	Value
Time of report generation	19APR2013 21:59:11
Data source version	GOMOS/6.01
Start time of products	17-10-2003 (17OCT2003 00:00:00)
Stop time of products	18-10-2003 (18OCT2003 00:00:00)
Store outputs in DB	Yes
Nb of level 2 prods	341
Nb of prods with errors	0

2. Summary of processed GOM_NL__2P products.

Nr	Filename	UTC Start time	Limb	Duration	Star Id	Star Name	Star Mag	Star Temp	Nb Meas	Orbit	Prod. error
1	GOM_NL__2PRFIN20031017_000205_000000442020_00445_08515_0170.N1	17-OCT-2003 00:02:05	Dark	43.500	113	Mu Vel	2.6920	5000.0	87	8515	No
2	GOM_NL__2PRFIN20031017_000656_000000382020_00446_08516_7037.N1	17-OCT-2003 00:06:56	Dark	38.000	159	Ups Car	2.9200	7200.0	76	8516	No
3	GOM_NL__2PRFIN20031017_000935_000000722020_00446_08516_7038.N1	17-OCT-2003 00:09:35	Dark	72.000	23	21Eps CMa	1.5020	26000.	144	8516	No
4	GOM_NL__2PRFIN20031017_001153_000000582020_00446_08516_7039.N1	17-OCT-2003 00:11:53	Dark	58.000	2	Alp Car	-0.73600	7000.0	116	8516	No
5	GOM_NL__2PRFIN20031017_001339_000000712020_00446_08516_7040.N1	17-OCT-2003 00:13:39	Dark	70.500	177	1Zet CMa	3.0220	26000.	141	8516	No
6	GOM_NL__2PRFIN20031017_001646_000000702020_00446_08516_7041.N1	17-OCT-2003 00:16:46	Dark	70.000	108	Alp Col	2.6520	15200.	140	8516	No
7	GOM_NL__2PRFIN20031017_001934_000000402020_00446_08516_7042.N1	17-OCT-2003 00:19:34	Dark	39.500	143	Alp Hyi	2.8570	7200.0	79	8516	No
8	GOM_NL__2PRFIN20031017_002100_000000432020_00446_08516_7043.N1	17-OCT-2003 00:21:00	Dark	43.000	9	Alp Eri	0.45300	24000.	86	8516	No
9	GOM_NL__2PRFIN20031017_002337_000000472020_00446_08516_7044.N1	17-OCT-2003 00:23:37	Straylight	47.000	157	The1Eri	2.9060	9300.0	94	8516	No
10	GOM_NL__2PRFIN20031017_002600_000000392020_00446_08516_7045.N1	17-OCT-2003 00:26:00	Straylight	39.000	84	Alp Phe	2.3970	4500.0	78	8516	No
11	GOM_NL__2PRFIN20031017_003235_000000472020_00446_08516_7046.N1	17-OCT-2003 00:32:35	Straylight	46.500	52	16Bet Cet	2.0370	4500.0	93	8516	No
12	GOM_NL__2PRFIN20031017_004213_000000372020_00446_08516_7047.N1	17-OCT-2003 00:42:13	Bright	37.000	140	88Gam Peg	2.8340	26000.	74	8516	No
13	GOM_NL__2PRFIN20031017_004609_000000382020_00446_08516_7048.N1	17-OCT-2003 00:46:09	Bright	37.500	58	21Alp And	2.0730	11000.	75	8516	No
14	GOM_NL__2PRFIN20031017_004837_000000412020_00446_08516_7049.N1	17-OCT-2003 00:48:37	Bright	41.000	53	43Bet And	2.0480	3300.0	82	8516	No
15	GOM_NL__2PRFIN20031017_005012_000000462020_00446_08516_7050.N1	17-OCT-2003 00:50:12	Bright	46.000	173	4Bet Tri	3.0040	8900.0	92	8516	No
16	GOM_NL__2PRFIN20031017_005204_000000482020_00446_08516_7051.N1	17-OCT-2003 00:52:04	Bright	47.500	73	57Gam1And	2.2600	13100.	95	8516	No
17	GOM_NL__2PRFIN20031017_005411_000000382020_00446_08516_7052.N1	17-OCT-2003 00:54:11	Bright	38.000	68	18Alp Cas	2.2250	4500.0	76	8516	No
18	GOM_NL__2PRFIN20031017_005531_000000402020_00446_08516_7053.N1	17-OCT-2003 00:55:31	Bright	40.000	76	27Gam Cas	2.3000	30000.	80	8516	No
19	GOM_NL__2PRFIN20031017_005706_000000372020_00446_08516_7054.N1	17-OCT-2003 00:57:06	Bright	37.000	89	5Alp Cep	2.4510	8000.0	74	8516	No
20	GOM_NL__2PRFIN20031017_005907_000000672020_00446_08516_7055.N1	17-OCT-2003 00:59:07	Bright	66.500	149	45Eps Per	2.8880	30000.	133	8516	No
21	GOM_NL__2PRFIN20031017_010311_000000362020_00446_08516_7056.N1	17-OCT-2003 01:03:11	Bright	36.000	49	1Alp UMi	1.9900	6300.0	72	8516	No
22	GOM_NL__2PRFIN20031017_010615_000000362020_00446_08516_7057.N1	17-OCT-2003 01:06:15	Bright	36.000	60	7Bet UMi	2.0810	3950.0	72	8516	No
23	GOM_NL__2PRFIN20031017_011126_000000392020_00446_08516_7058.N1	17-OCT-2003 01:11:26	Bright	39.000	36	50Alp UMa	1.8000	6300.0	78	8516	No
24	GOM_NL__2PRFIN20031017_011300_000000372020_00446_08516_7059.N1	17-OCT-2003 01:13:00	Bright	37.000	82	48Bet UMa	2.3650	10600.	74	8516	No
25	GOM_NL__2PRFIN20031017_011624_000000372020_00446_08516_7060.N1	17-OCT-2003 01:16:24	Bright	37.000	174	52Psi UMa	3.0040	4400.0	74	8516	No
26	GOM_NL__2PRFIN20031017_012414_000001042020_00446_08516_7061.N1	17-OCT-2003 01:24:14	Twilight	104.00	17	78Bet Gem	1.1610	4500.0	208	8516	No
27	GOM_NL__2PRFIN20031017_013408_000000552020_00446_08516_7062.N1	17-OCT-2003 01:34:08	Dark	55.000	48	30Alp Hya	1.9770	4100.0	110	8516	No
28	GOM_NL__2PRFIN20031017_014242_000000422020_00446_08516_7063.N1	17-OCT-2003 01:42:42	Dark	42.000	113	Mu Vel	2.6920	5000.0	84	8516	No
29	GOM_NL__2PRFIN20031017_014733_000000372020_00447_08517_0145.N1	17-OCT-2003 01:47:33	Dark	37.000	159	Ups Car	2.9200	7200.0	74	8517	No
30	GOM_NL__2PRFIN20031017_015013_000000682020_00447_08517_0146.N1	17-OCT-2003 01:50:13	Dark	68.000	23	21Eps CMa	1.5020	26000.	136	8517	No
31	GOM_NL__2PRFIN20031017_015230_000000522020_00447_08517_0147.N1	17-OCT-2003 01:52:30	Dark	52.000	2	Alp Car	-0.73600	7000.0	104	8517	No
32	GOM_NL__2PRFIN20031017_015417_000000732020_00447_08517_0148.N1	17-OCT-2003 01:54:17	Dark	72.500	177	1Zet CMa	3.0220	26000.	145	8517	No
33	GOM_NL__2PRFIN20031017_015723_000000682020_00447_08517_0149.N1	17-OCT-2003 01:57:23	Dark	67.500	108	Alp Col	2.6520	15200.	135	8517	No
34	GOM_NL__2PRFIN20031017_020010_000000392020_00447_08517_0150.N1	17-OCT-2003 02:00:10	Dark	38.500	143	Alp Hyi	2.8570	7200.0	77	8517	No
35	GOM_NL__2PRFIN20031017_020137_000000482020_00447_08517_0151.N1	17-OCT-2003 02:01:37	Dark	47.500	9	Alp Eri	0.45300	24000.	95	8517	No
36	GOM_NL__2PRFIN20031017_020414_000000462020_00447_08517_0152.N1	17-OCT-2003 02:04:14	Straylight	46.000	157	The1Eri	2.9060	9300.0	92	8517	No
37	GOM_NL__2PRFIN20031017_020637_000000402020_00447_08517_0153.N1	17-OCT-2003 02:06:37	Straylight	40.000	84	Alp Phe	2.3970	4500.0	80	8517	No
38	GOM_NL__2PRFIN20031017_021312_000000462020_00447_08517_0154.N1	17-OCT-2003 02:13:12	Straylight	45.500	52	16Bet Cet	2.0370	4500.0	91	8517	No
39	GOM_NL__2PRFIN20031017_022249_000000372020_00447_08517_0155.N1	17-OCT-2003 02:22:49	Bright	36.500	140	88Gam Peg	2.8340	26000.	73	8517	No
40	GOM_NL__2PRFIN20031017_022646_000000382020_00447_08517_0156.N1	17-OCT-2003 02:26:46	Bright	37.500	58	21Alp And	2.0730	11000.	75	8517	No
41	GOM_NL__2PRFIN20031017_022913_000000432020_00447_08517_0157.N1	17-OCT-2003 02:29:13	Bright	43.000	53	43Bet And	2.0480	3300.0	86	8517	No
42	GOM_NL__2PRFIN20031017_023047_000000462020_00447_08517_0158.N1	17-OCT-2003 02:30:47	Bright	46.000	173	4Bet Tri	3.0040	8900.0	92	8517	No

43	GOM_NL__2PRFIN20031017_023240_000000462020_00447_08517_0159.N1	17-OCT-2003 02:32:40	Bright	45.500	73	57Gam1And	2.2600	13100.	91	8517	No
44	GOM_NL__2PRFIN20031017_023447_000000382020_00447_08517_0160.N1	17-OCT-2003 02:34:47	Bright	38.000	68	18Alp Cas	2.2250	4500.0	76	8517	No
45	GOM_NL__2PRFIN20031017_023608_000000382020_00447_08517_0161.N1	17-OCT-2003 02:36:08	Bright	38.000	76	27Gam Cas	2.3000	30000.	76	8517	No
46	GOM_NL__2PRFIN20031017_023743_000000372020_00447_08517_0162.N1	17-OCT-2003 02:37:43	Bright	37.000	89	5Alp Cep	2.4510	8000.0	74	8517	No
47	GOM_NL__2PRFIN20031017_023941_000000692020_00447_08517_0163.N1	17-OCT-2003 02:39:41	Bright	68.500	149	45Eps Per	2.8880	30000.	137	8517	No
48	GOM_NL__2PRFIN20031017_024347_000000352020_00447_08517_0164.N1	17-OCT-2003 02:43:47	Bright	35.000	49	1Alp UMi	1.9900	6300.0	70	8517	No
49	GOM_NL__2PRFIN20031017_024651_000000382020_00447_08517_0165.N1	17-OCT-2003 02:46:51	Bright	37.500	60	7Bet UMi	2.0810	3950.0	75	8517	No
50	GOM_NL__2PRFIN20031017_025202_000000392020_00447_08517_0166.N1	17-OCT-2003 02:52:02	Bright	39.000	36	50Alp UMa	1.8000	6300.0	78	8517	No
51	GOM_NL__2PRFIN20031017_025336_000000372020_00447_08517_0167.N1	17-OCT-2003 02:53:36	Bright	36.500	82	48Bet UMa	2.3650	10600.	73	8517	No
52	GOM_NL__2PRFIN20031017_025700_000000532020_00447_08517_0168.N1	17-OCT-2003 02:57:00	Bright	53.000	174	52Psi UMa	3.0040	4400.0	106	8517	No
53	GOM_NL__2PRFIN20031017_030451_000001072020_00447_08517_0169.N1	17-OCT-2003 03:04:51	Tw_i_and_stray	106.50	17	78Bet Gem	1.1610	4500.0	213	8517	No
54	GOM_NL__2PRFIN20031017_031444_000000562020_00447_08517_0170.N1	17-OCT-2003 03:14:44	Dark	56.000	48	30Alp Hya	1.9770	4100.0	112	8517	No
55	GOM_NL__2PRFIN20031017_032318_000000442020_00447_08517_0171.N1	17-OCT-2003 03:23:18	Dark	43.500	113	Mu Vel	2.6920	5000.0	87	8517	No
56	GOM_NL__2PRFIN20031017_032809_000000382020_00448_08518_0147.N1	17-OCT-2003 03:28:09	Dark	38.000	159	Ups Car	2.9200	7200.0	76	8518	No
57	GOM_NL__2PRFIN20031017_033051_000000702020_00448_08518_0148.N1	17-OCT-2003 03:30:51	Dark	70.000	23	21Eps CMa	1.5020	26000.	140	8518	No
58	GOM_NL__2PRFIN20031017_033306_000000512020_00448_08518_0149.N1	17-OCT-2003 03:33:06	Dark	51.000	2	Alp Car	-0.73600	7000.0	102	8518	No
59	GOM_NL__2PRFIN20031017_033454_000000762020_00448_08518_0150.N1	17-OCT-2003 03:34:54	Dark	75.500	177	1Zet CMa	3.0220	26000.	151	8518	No
60	GOM_NL__2PRFIN20031017_033801_000000662020_00448_08518_0151.N1	17-OCT-2003 03:38:01	Dark	65.500	108	Alp Col	2.6520	15200.	131	8518	No
61	GOM_NL__2PRFIN20031017_034046_000000392020_00448_08518_0152.N1	17-OCT-2003 03:40:46	Dark	39.000	143	Alp Hyi	2.8570	7200.0	78	8518	No
62	GOM_NL__2PRFIN20031017_034212_000000442020_00448_08518_0153.N1	17-OCT-2003 03:42:12	Dark	44.000	9	Alp Eri	0.45300	24000.	88	8518	No
63	GOM_NL__2PRFIN20031017_034450_000000472020_00448_08518_0154.N1	17-OCT-2003 03:44:50	Straylight	46.500	157	The1Eri	2.9060	9300.0	93	8518	No
64	GOM_NL__2PRFIN20031017_034713_000000392020_00448_08518_0155.N1	17-OCT-2003 03:47:13	Straylight	39.000	84	Alp Phe	2.3970	4500.0	78	8518	No
65	GOM_NL__2PRFIN20031017_035347_000000472020_00448_08518_0156.N1	17-OCT-2003 03:53:47	Straylight	47.000	52	16Bet Cet	2.0370	4500.0	94	8518	No
66	GOM_NL__2PRFIN20031017_040324_000000382020_00448_08518_0157.N1	17-OCT-2003 04:03:24	Bright	37.500	140	88Gam Peg	2.8340	26000.	75	8518	No
67	GOM_NL__2PRFIN20031017_040721_000000392020_00448_08518_0158.N1	17-OCT-2003 04:07:21	Bright	38.500	58	21Alp And	2.0730	11000.	77	8518	No
68	GOM_NL__2PRFIN20031017_040948_000000452020_00448_08518_0159.N1	17-OCT-2003 04:09:48	Bright	44.500	53	43Bet And	2.0480	3300.0	89	8518	No
69	GOM_NL__2PRFIN20031017_041122_000000482020_00448_08518_0160.N1	17-OCT-2003 04:11:22	Bright	48.000	173	4Bet Tri	3.0040	8900.0	96	8518	No
70	GOM_NL__2PRFIN20031017_041315_000000492020_00448_08518_0161.N1	17-OCT-2003 04:13:15	Bright	49.000	73	57Gam1And	2.2600	13100.	98	8518	No
71	GOM_NL__2PRFIN20031017_041522_000000392020_00448_08518_0162.N1	17-OCT-2003 04:15:22	Bright	38.500	68	18Alp Cas	2.2250	4500.0	77	8518	No
72	GOM_NL__2PRFIN20031017_041643_000000392020_00448_08518_0163.N1	17-OCT-2003 04:16:43	Bright	39.000	76	27Gam Cas	2.3000	30000.	78	8518	No
73	GOM_NL__2PRFIN20031017_041819_000000382020_00448_08518_0164.N1	17-OCT-2003 04:18:19	Bright	38.000	89	5Alp Cep	2.4510	8000.0	76	8518	No
74	GOM_NL__2PRFIN20031017_042015_000000692020_00448_08518_0165.N1	17-OCT-2003 04:20:15	Bright	68.500	149	45Eps Per	2.8880	30000.	137	8518	No
75	GOM_NL__2PRFIN20031017_042424_000000382020_00448_08518_0166.N1	17-OCT-2003 04:24:24	Bright	37.500	49	1Alp UMi	1.9900	6300.0	75	8518	No
76	GOM_NL__2PRFIN20031017_042727_000000392020_00448_08518_0167.N1	17-OCT-2003 04:27:27	Bright	39.000	60	7Bet UMi	2.0810	3950.0	78	8518	No
77	GOM_NL__2PRFIN20031017_043238_000000402020_00448_08518_0168.N1	17-OCT-2003 04:32:38	Bright	40.000	36	50Alp UMa	1.8000	6300.0	80	8518	No
78	GOM_NL__2PRFIN20031017_043412_000000382020_00448_08518_0169.N1	17-OCT-2003 04:34:12	Bright	38.000	82	48Bet UMa	2.3650	10600.	76	8518	No
79	GOM_NL__2PRFIN20031017_043736_000000362020_00448_08518_0170.N1	17-OCT-2003 04:37:36	Bright	35.500	174	52Psi UMa	3.0040	4400.0	71	8518	No
80	GOM_NL__2PRFIN20031017_044528_000001062020_00448_08518_0171.N1	17-OCT-2003 04:45:28	Tw_i_and_stray	106.00	17	78Bet Gem	1.1610	4500.0	212	8518	No
81	GOM_NL__2PRFIN20031017_045522_000000532020_00448_08518_0172.N1	17-OCT-2003 04:55:22	Dark	53.000	48	30Alp Hya	1.9770	4100.0	106	8518	No
82	GOM_NL__2PRFIN20031017_050354_000000432020_00448_08518_0173.N1	17-OCT-2003 05:03:54	Dark	42.500	113	Mu Vel	2.6920	5000.0	85	8518	No
83	GOM_NL__2PRFIN20031017_050845_000000372020_00449_08519_0147.N1	17-OCT-2003 05:08:45	Dark	36.500	159	Ups Car	2.9200	7200.0	73	8519	No
84	GOM_NL__2PRFIN20031017_051129_000000692020_00449_08519_0148.N1	17-OCT-2003 05:11:29	Dark	69.000	23	21Eps CMa	1.5020	26000.	138	8519	No
85	GOM_NL__2PRFIN20031017_051343_000000622020_00449_08519_0149.N1	17-OCT-2003 05:13:43	Dark	61.500	2	Alp Car	-0.73600	7000.0	123	8519	No
86	GOM_NL__2PRFIN20031017_051532_000000742020_00449_08519_0150.N1	17-OCT-2003 05:15:32	Dark	73.500	177	1Zet CMa	3.0220	26000.	147	8519	No
87	GOM_NL__2PRFIN20031017_051838_000000692020_00449_08519_0151.N1	17-OCT-2003 05:18:38	Dark	68.500	108	Alp Col	2.6520	15200.	137	8519	No
88	GOM_NL__2PRFIN20031017_052122_000000402020_00449_08519_0152.N1	17-OCT-2003 05:21:22	Dark	39.500	143	Alp Hyi	2.8570	7200.0	79	8519	No
89	GOM_NL__2PRFIN20031017_052249_000000512020_00449_08519_0153.N1	17-OCT-2003 05:22:49	Dark	51.000	9	Alp Eri	0.45300	24000.	102	8519	No
90	GOM_NL__2PRFIN20031017_052526_000000472020_00449_08519_0154.N1	17-OCT-2003 05:25:26	Straylight	47.000	157	The1Eri	2.9060	9300.0	94	8519	No
91	GOM_NL__2PRFIN20031017_052749_000000442020_00449_08519_0155.N1	17-OCT-2003 05:27:49	Straylight	43.500	84	Alp Phe	2.3970	4500.0	87	8519	No
92	GOM_NL__2PRFIN20031017_053423_000000462020_00449_08519_0156.N1	17-OCT-2003 05:34:23	Straylight	45.500	52	16Bet Cet	2.0370	4500.0	91	8519	No
93	GOM_NL__2PRFIN20031017_054400_000000392020_00449_08519_0157.N1	17-OCT-2003 05:44:00	Bright	38.500	140	88Gam Peg	2.8340	26000.	77	8519	No
94	GOM_NL__2PRFIN20031017_054757_000000382020_00449_08519_0158.N1	17-OCT-2003 05:47:57	Bright	38.000	58	21Alp And	2.0730	11000.	76	8519	No
95	GOM_NL__2PRFIN20031017_055024_000000412020_00449_08519_0159.N1	17-OCT-2003 05:50:24	Bright	40.500	53	43Bet And	2.0480	3300.0	81	8519	No
96	GOM_NL__2PRFIN20031017_055158_000000462020_00449_08519_0160.N1	17-OCT-2003 05:51:58	Bright	46.000	173	4Bet Tri	3.0040	8900.0	92	8519	No
97	GOM_NL__2PRFIN20031017_055350_000000482020_00449_08519_0161.N1	17-OCT-2003 05:53:50	Bright	48.000	73	57Gam1And	2.2600	13100.	96	8519	No
98	GOM_NL__2PRFIN20031017_055558_000000392020_00449_08519_0162.N1	17-OCT-2003 05:55:58	Bright	39.000	68	18Alp Cas	2.2250	4500.0	78	8519	No
99	GOM_NL__2PRFIN20031017_055719_000000392020_00449_08519_0163.N1	17-OCT-2003 05:57:19	Bright	38.500	76	27Gam Cas	2.3000	30000.	77	8519	No
100	GOM_NL__2PRFIN20031017_055855_000000392020_00449_08519_0164.N1	17-OCT-2003 05:58:55	Bright	38.500	89	5Alp Cep	2.4510	8000.0	77	8519	No
101	GOM_NL__2PRFIN20031017_060050_000000672020_00449_08519_0165.N1	17-OCT-2003 06:00:50	Bright	66.500	149	45Eps Per	2.8880	30000.	133	8519	No

102	GOM_NL__2PRFIN20031017_060500_000000372020_00449_08519_0166.N1	17-OCT-2003 06:05:00	Bright	37.000	49	1Alp UMi	1.9900	6300.0	74	8519	No
103	GOM_NL__2PRFIN20031017_060804_000000382020_00449_08519_0167.N1	17-OCT-2003 06:08:04	Bright	38.000	60	7Bet UMi	2.0810	3950.0	76	8519	No
104	GOM_NL__2PRFIN20031017_061315_000000402020_00449_08519_0168.N1	17-OCT-2003 06:13:15	Bright	39.500	36	50Alp UMa	1.8000	6300.0	79	8519	No
105	GOM_NL__2PRFIN20031017_061448_000000352020_00449_08519_0169.N1	17-OCT-2003 06:14:48	Bright	35.000	82	48Bet UMa	2.3650	10600.	70	8519	No
106	GOM_NL__2PRFIN20031017_061813_000000372020_00449_08519_0170.N1	17-OCT-2003 06:18:13	Bright	37.000	174	52Psi UMa	3.0040	4400.0	74	8519	No
107	GOM_NL__2PRFIN20031017_062604_000001072020_00449_08519_0171.N1	17-OCT-2003 06:26:04	Tw_i_and_stray	106.50	17	78Bet Gem	1.1610	4500.0	213	8519	No
108	GOM_NL__2PRFIN20031017_063558_000000532020_00449_08519_0172.N1	17-OCT-2003 06:35:58	Dark	52.500	48	30Alp Hya	1.9770	4100.0	105	8519	No
109	GOM_NL__2PRFIN20031017_064430_000000422020_00449_08519_0173.N1	17-OCT-2003 06:44:30	Dark	42.000	113	Mu Vel	2.6920	5000.0	84	8519	No
110	GOM_NL__2PRFIN20031017_064922_000000392020_00450_08520_0147.N1	17-OCT-2003 06:49:22	Dark	39.000	159	Ups Car	2.9200	7200.0	78	8520	No
111	GOM_NL__2PRFIN20031017_065206_000000692020_00450_08520_0148.N1	17-OCT-2003 06:52:06	Dark	69.000	23	21Eps CMa	1.5020	26000.	138	8520	No
112	GOM_NL__2PRFIN20031017_065420_000000492020_00450_08520_0149.N1	17-OCT-2003 06:54:20	Dark	48.500	2	Alp Car	-0.73600	7000.0	97	8520	No
113	GOM_NL__2PRFIN20031017_065609_000000722020_00450_08520_0150.N1	17-OCT-2003 06:56:09	Dark	72.000	177	1Zet CMa	3.0220	26000.	144	8520	No
114	GOM_NL__2PRFIN20031017_065915_000000682020_00450_08520_0151.N1	17-OCT-2003 06:59:15	Dark	67.500	108	Alp Col	2.6520	15200.	135	8520	No
115	GOM_NL__2PRFIN20031017_070158_000000402020_00450_08520_0152.N1	17-OCT-2003 07:01:58	Dark	40.000	143	Alp Hyi	2.8570	7200.0	80	8520	No
116	GOM_NL__2PRFIN20031017_070325_000000532020_00450_08520_0153.N1	17-OCT-2003 07:03:25	Dark	52.500	9	Alp Eri	0.45300	24000.	105	8520	No
117	GOM_NL__2PRFIN20031017_070602_000000482020_00450_08520_0154.N1	17-OCT-2003 07:06:02	Straylight	47.500	157	The1Eri	2.9060	9300.0	95	8520	No
118	GOM_NL__2PRFIN20031017_070824_000000472020_00450_08520_0155.N1	17-OCT-2003 07:08:24	Straylight	46.500	84	Alp Phe	2.3970	4500.0	93	8520	No
119	GOM_NL__2PRFIN20031017_071459_000000452020_00450_08520_0156.N1	17-OCT-2003 07:14:59	Straylight	45.000	52	16Bet Cet	2.0370	4500.0	90	8520	No
120	GOM_NL__2PRFIN20031017_072436_000000392020_00450_08520_0157.N1	17-OCT-2003 07:24:36	Bright	39.000	140	88Gam Peg	2.8340	26000.	78	8520	No
121	GOM_NL__2PRFIN20031017_072833_000000392020_00450_08520_0158.N1	17-OCT-2003 07:28:33	Bright	38.500	58	21Alp And	2.0730	11000.	77	8520	No
122	GOM_NL__2PRFIN20031017_073059_000000422020_00450_08520_0159.N1	17-OCT-2003 07:30:59	Bright	41.500	53	43Bet And	2.0480	3300.0	83	8520	No
123	GOM_NL__2PRFIN20031017_073233_000000462020_00450_08520_0160.N1	17-OCT-2003 07:32:33	Bright	45.500	173	4Bet Tri	3.0040	8900.0	91	8520	No
124	GOM_NL__2PRFIN20031017_073426_000000492020_00450_08520_0161.N1	17-OCT-2003 07:34:26	Bright	49.000	73	57Gam1And	2.2600	13100.	98	8520	No
125	GOM_NL__2PRFIN20031017_073634_000000412020_00450_08520_0162.N1	17-OCT-2003 07:36:34	Bright	40.500	68	18Alp Cas	2.2250	4500.0	81	8520	No
126	GOM_NL__2PRFIN20031017_073755_000000402020_00450_08520_0163.N1	17-OCT-2003 07:37:55	Bright	39.500	76	27Gam Cas	2.3000	30000.	79	8520	No
127	GOM_NL__2PRFIN20031017_074536_000000352020_00450_08520_0164.N1	17-OCT-2003 07:45:36	Bright	35.000	49	1Alp UMi	1.9900	6300.0	70	8520	No
128	GOM_NL__2PRFIN20031017_074840_000000382020_00450_08520_0165.N1	17-OCT-2003 07:48:40	Bright	38.000	60	7Bet UMi	2.0810	3950.0	76	8520	No
129	GOM_NL__2PRFIN20031017_075351_000000382020_00450_08520_0166.N1	17-OCT-2003 07:53:51	Bright	38.000	36	50Alp UMa	1.8000	6300.0	76	8520	No
130	GOM_NL__2PRFIN20031017_075524_000000372020_00450_08520_0167.N1	17-OCT-2003 07:55:24	Bright	37.000	82	48Bet UMa	2.3650	10600.	74	8520	No
131	GOM_NL__2PRFIN20031017_075849_000000442020_00450_08520_0168.N1	17-OCT-2003 07:58:49	Bright	43.500	174	52Psi UMa	3.0040	4400.0	87	8520	No
132	GOM_NL__2PRFIN20031017_080641_000001182020_00450_08520_0169.N1	17-OCT-2003 08:06:41	Tw_i_and_stray	117.50	17	78Bet Gem	1.1610	4500.0	235	8520	No
133	GOM_NL__2PRFIN20031017_081635_000000542020_00450_08520_0170.N1	17-OCT-2003 08:16:35	Dark	54.000	48	30Alp Hya	1.9770	4100.0	108	8520	No
134	GOM_NL__2PRFIN20031017_082506_000000422020_00450_08520_0171.N1	17-OCT-2003 08:25:06	Dark	42.000	113	Mu Vel	2.6920	5000.0	84	8520	No
135	GOM_NL__2PRFIN20031017_082957_000000402020_00451_08521_7928.N1	17-OCT-2003 08:29:57	Dark	39.500	159	Ups Car	2.9200	7200.0	79	8521	No
136	GOM_NL__2PRFIN20031017_083244_000000712020_00451_08521_7929.N1	17-OCT-2003 08:32:44	Dark	70.500	23	21Eps CMa	1.5020	26000.	141	8521	No
137	GOM_NL__2PRFIN20031017_083457_000000502020_00451_08521_7930.N1	17-OCT-2003 08:34:57	Dark	49.500	2	Alp Car	-0.73600	7000.0	99	8521	No
138	GOM_NL__2PRFIN20031017_083646_000000742020_00451_08521_7931.N1	17-OCT-2003 08:36:46	Dark	73.500	177	1Zet CMa	3.0220	26000.	147	8521	No
139	GOM_NL__2PRFIN20031017_083953_000000702020_00451_08521_7932.N1	17-OCT-2003 08:39:53	Dark	70.000	108	Alp Col	2.6520	15200.	140	8521	No
140	GOM_NL__2PRFIN20031017_084234_000000412020_00451_08521_7933.N1	17-OCT-2003 08:42:34	Dark	40.500	143	Alp Hyi	2.8570	7200.0	81	8521	No
141	GOM_NL__2PRFIN20031017_084401_000000412020_00451_08521_7934.N1	17-OCT-2003 08:44:01	Dark	41.000	9	Alp Eri	0.45300	24000.	82	8521	No
142	GOM_NL__2PRFIN20031017_084638_000000482020_00451_08521_7935.N1	17-OCT-2003 08:46:38	Straylight	48.000	157	The1Eri	2.9060	9300.0	96	8521	No
143	GOM_NL__2PRFIN20031017_084901_000000462020_00451_08521_7936.N1	17-OCT-2003 08:49:01	Straylight	46.000	84	Alp Phe	2.3970	4500.0	92	8521	No
144	GOM_NL__2PRFIN20031017_085535_000000482020_00451_08521_7937.N1	17-OCT-2003 08:55:35	Straylight	48.000	52	16Bet Cet	2.0370	4500.0	96	8521	No
145	GOM_NL__2PRFIN20031017_090512_000000392020_00451_08521_7938.N1	17-OCT-2003 09:05:12	Bright	38.500	140	88Gam Peg	2.8340	26000.	77	8521	No
146	GOM_NL__2PRFIN20031017_090909_000000402020_00451_08521_7939.N1	17-OCT-2003 09:09:09	Bright	39.500	58	21Alp And	2.0730	11000.	79	8521	No
147	GOM_NL__2PRFIN20031017_091135_000000452020_00451_08521_7940.N1	17-OCT-2003 09:11:35	Bright	44.500	53	43Bet And	2.0480	3300.0	89	8521	No
148	GOM_NL__2PRFIN20031017_091309_000000462020_00451_08521_7941.N1	17-OCT-2003 09:13:09	Bright	46.000	173	4Bet Tri	3.0040	8900.0	92	8521	No
149	GOM_NL__2PRFIN20031017_091501_000000442020_00451_08521_7942.N1	17-OCT-2003 09:15:01	Bright	43.500	73	57Gam1And	2.2600	13100.	87	8521	No
150	GOM_NL__2PRFIN20031017_091710_000000382020_00451_08521_7943.N1	17-OCT-2003 09:17:10	Bright	38.000	68	18Alp Cas	2.2250	4500.0	76	8521	No
151	GOM_NL__2PRFIN20031017_091830_000000412020_00451_08521_7944.N1	17-OCT-2003 09:18:30	Bright	40.500	76	27Gam Cas	2.3000	30000.	81	8521	No
152	GOM_NL__2PRFIN20031017_092611_000000372020_00451_08521_7945.N1	17-OCT-2003 09:26:11	Bright	37.000	49	1Alp UMi	1.9900	6300.0	74	8521	No
153	GOM_NL__2PRFIN20031017_092916_000000392020_00451_08521_7946.N1	17-OCT-2003 09:29:16	Bright	38.500	60	7Bet UMi	2.0810	3950.0	77	8521	No
154	GOM_NL__2PRFIN20031017_093426_000000382020_00451_08521_7947.N1	17-OCT-2003 09:34:26	Bright	38.000	36	50Alp UMa	1.8000	6300.0	76	8521	No
155	GOM_NL__2PRFIN20031017_093600_000000422020_00451_08521_7948.N1	17-OCT-2003 09:36:00	Bright	42.000	82	48Bet UMa	2.3650	10600.	84	8521	No
156	GOM_NL__2PRFIN20031017_093924_000000362020_00451_08521_7949.N1	17-OCT-2003 09:39:24	Bright	36.000	174	52Psi UMa	3.0040	4400.0	72	8521	No
157	GOM_NL__2PRFIN20031017_094717_000001132020_00451_08521_7950.N1	17-OCT-2003 09:47:17	Tw_i_and_stray	113.00	17	78Bet Gem	1.1610	4500.0	226	8521	No
158	GOM_NL__2PRFIN20031017_095712_000000562020_00451_08521_7951.N1	17-OCT-2003 09:57:12	Dark	55.500	48	30Alp Hya	1.9770	4100.0	111	8521	No
159	GOM_NL__2PRFIN20031017_100543_000000402020_00451_08521_7952.N1	17-OCT-2003 10:05:43	Dark	39.500	113	Mu Vel	2.6920	5000.0	79	8521	No
160	GOM_NL__2PRFIN20031017_101034_000000392020_00452_08522_0147.N1	17-OCT-2003 10:10:34	Dark	39.000	159	Ups Car	2.9200	7200.0	78	8522	No

161	GOM_NL__2PRFIN20031017_101321_000000722020_00452_08522_0148.N1	17-OCT-2003 10:13:21	Dark	71.500	23	21Eps CMa	1.5020	26000.	143	8522	No
162	GOM_NL__2PRFIN20031017_101533_000000492020_00452_08522_0149.N1	17-OCT-2003 10:15:33	Dark	49.000	2	Alp Car	-0.73600	7000.0	98	8522	No
163	GOM_NL__2PRFIN20031017_101725_000000722020_00452_08522_0150.N1	17-OCT-2003 10:17:25	Dark	72.000	177	1Zet CMa	3.0220	26000.	144	8522	No
164	GOM_NL__2PRFIN20031017_102030_000000672020_00452_08522_0151.N1	17-OCT-2003 10:20:30	Dark	66.500	108	Alp Col	2.6520	15200.	133	8522	No
165	GOM_NL__2PRFIN20031017_102311_000000392020_00452_08522_0152.N1	17-OCT-2003 10:23:11	Dark	39.000	143	Alp Hyi	2.8570	7200.0	78	8522	No
166	GOM_NL__2PRFIN20031017_102437_000000522020_00452_08522_0153.N1	17-OCT-2003 10:24:37	Dark	51.500	9	Alp Eri	0.45300	24000.	103	8522	No
167	GOM_NL__2PRFIN20031017_102715_000000492020_00452_08522_0154.N1	17-OCT-2003 10:27:15	Straylight	49.000	157	The1Eri	2.9060	9300.0	98	8522	No
168	GOM_NL__2PRFIN20031017_102937_000000402020_00452_08522_0155.N1	17-OCT-2003 10:29:37	Straylight	40.000	84	Alp Phe	2.3970	4500.0	80	8522	No
169	GOM_NL__2PRFIN20031017_103611_000000462020_00452_08522_0156.N1	17-OCT-2003 10:36:11	Straylight	45.500	52	16Bet Cet	2.0370	4500.0	91	8522	No
170	GOM_NL__2PRFIN20031017_104549_000000382020_00452_08522_0157.N1	17-OCT-2003 10:45:49	Bright	38.000	140	88Gam Peg	2.8340	26000.	76	8522	No
171	GOM_NL__2PRFIN20031017_104945_000000382020_00452_08522_0158.N1	17-OCT-2003 10:49:45	Bright	38.000	58	21Alp And	2.0730	11000.	76	8522	No
172	GOM_NL__2PRFIN20031017_105211_000000402020_00452_08522_0159.N1	17-OCT-2003 10:52:11	Bright	40.000	53	43Bet And	2.0480	3300.0	80	8522	No
173	GOM_NL__2PRFIN20031017_105344_000000462020_00452_08522_0160.N1	17-OCT-2003 10:53:44	Bright	46.000	173	4Bet Tri	3.0040	8900.0	92	8522	No
174	GOM_NL__2PRFIN20031017_105536_000000482020_00452_08522_0161.N1	17-OCT-2003 10:55:36	Bright	48.000	73	57Gam1And	2.2600	13100.	96	8522	No
175	GOM_NL__2PRFIN20031017_105745_000000422020_00452_08522_0162.N1	17-OCT-2003 10:57:45	Bright	41.500	68	18Alp Cas	2.2250	4500.0	83	8522	No
176	GOM_NL__2PRFIN20031017_105906_000000412020_00452_08522_0163.N1	17-OCT-2003 10:59:06	Bright	40.500	76	27Gam Cas	2.3000	30000.	81	8522	No
177	GOM_NL__2PRFIN20031017_110648_000000392020_00452_08522_0164.N1	17-OCT-2003 11:06:48	Bright	38.500	49	1Alp UMi	1.9900	6300.0	77	8522	No
178	GOM_NL__2PRFIN20031017_110952_000000392020_00452_08522_0165.N1	17-OCT-2003 11:09:52	Bright	39.000	60	7Bet UMi	2.0810	3950.0	78	8522	No
179	GOM_NL__2PRFIN20031017_111502_000000412020_00452_08522_0166.N1	17-OCT-2003 11:15:02	Bright	40.500	36	50Alp UMa	1.8000	6300.0	81	8522	No
180	GOM_NL__2PRFIN20031017_111636_000000382020_00452_08522_0167.N1	17-OCT-2003 11:16:36	Bright	37.500	82	48Bet UMa	2.3650	10600.	75	8522	No
181	GOM_NL__2PRFIN20031017_112001_000000532020_00452_08522_0168.N1	17-OCT-2003 11:20:01	Bright	53.000	174	52Psi UMa	3.0040	4400.0	106	8522	No
182	GOM_NL__2PRFIN20031017_112754_000001222020_00452_08522_0169.N1	17-OCT-2003 11:27:54	Tw_i_and_stray	121.50	17	78Bet Gem	1.1610	4500.0	243	8522	No
183	GOM_NL__2PRFIN20031017_113749_000000522020_00452_08522_0170.N1	17-OCT-2003 11:37:49	Dark	52.000	48	30Alp Hya	1.9770	4100.0	104	8522	No
184	GOM_NL__2PRFIN20031017_114619_000000412020_00452_08522_0171.N1	17-OCT-2003 11:46:19	Dark	40.500	113	Mu Vel	2.6920	5000.0	81	8522	No
185	GOM_NL__2PRFIN20031017_115110_000000392020_00453_08523_7044.N1	17-OCT-2003 11:51:10	Dark	38.500	159	Ups Car	2.9200	7200.0	77	8523	No
186	GOM_NL__2PRFIN20031017_115400_000000702020_00453_08523_7045.N1	17-OCT-2003 11:54:00	Dark	69.500	23	21Eps CMa	1.5020	26000.	139	8523	No
187	GOM_NL__2PRFIN20031017_115610_000000542020_00453_08523_7046.N1	17-OCT-2003 11:56:10	Dark	53.500	2	Alp Car	-0.73600	7000.0	107	8523	No
188	GOM_NL__2PRFIN20031017_115802_000000712020_00453_08523_7047.N1	17-OCT-2003 11:58:02	Dark	70.500	177	1Zet CMa	3.0220	26000.	141	8523	No
189	GOM_NL__2PRFIN20031017_120107_000000682020_00453_08523_7048.N1	17-OCT-2003 12:01:07	Dark	67.500	108	Alp Col	2.6520	15200.	135	8523	No
190	GOM_NL__2PRFIN20031017_120347_000000392020_00453_08523_7049.N1	17-OCT-2003 12:03:47	Dark	38.500	143	Alp Hyi	2.8570	7200.0	77	8523	No
191	GOM_NL__2PRFIN20031017_120513_000000402020_00453_08523_7050.N1	17-OCT-2003 12:05:13	Dark	40.000	9	Alp Eri	0.45300	24000.	80	8523	No
192	GOM_NL__2PRFIN20031017_120752_000000452020_00453_08523_7051.N1	17-OCT-2003 12:07:52	Straylight	45.000	157	The1Eri	2.9060	9300.0	90	8523	No
193	GOM_NL__2PRFIN20031017_121013_000000452020_00453_08523_7052.N1	17-OCT-2003 12:10:13	Straylight	44.500	84	Alp Phe	2.3970	4500.0	89	8523	No
194	GOM_NL__2PRFIN20031017_121648_000000482020_00453_08523_7053.N1	17-OCT-2003 12:16:48	Straylight	47.500	52	16Bet Cet	2.0370	4500.0	95	8523	No
195	GOM_NL__2PRFIN20031017_122625_000000372020_00453_08523_7054.N1	17-OCT-2003 12:26:25	Bright	36.500	140	88Gam Peg	2.8340	26000.	73	8523	No
196	GOM_NL__2PRFIN20031017_123021_000000382020_00453_08523_7055.N1	17-OCT-2003 12:30:21	Bright	37.500	58	21Alp And	2.0730	11000.	75	8523	No
197	GOM_NL__2PRFIN20031017_123247_000000412020_00453_08523_7056.N1	17-OCT-2003 12:32:47	Bright	40.500	53	43Bet And	2.0480	3300.0	81	8523	No
198	GOM_NL__2PRFIN20031017_123419_000000462020_00453_08523_7057.N1	17-OCT-2003 12:34:19	Bright	45.500	173	4Bet Tri	3.0040	8900.0	91	8523	No
199	GOM_NL__2PRFIN20031017_123612_000000482020_00453_08523_7058.N1	17-OCT-2003 12:36:12	Bright	47.500	73	57Gam1And	2.2600	13100.	95	8523	No
200	GOM_NL__2PRFIN20031017_123821_000000402020_00453_08523_7059.N1	17-OCT-2003 12:38:21	Bright	39.500	68	18Alp Cas	2.2250	4500.0	79	8523	No
201	GOM_NL__2PRFIN20031017_123942_000000382020_00453_08523_7060.N1	17-OCT-2003 12:39:42	Bright	37.500	76	27Gam Cas	2.3000	30000.	75	8523	No
202	GOM_NL__2PRFIN20031017_124724_000000352020_00453_08523_7061.N1	17-OCT-2003 12:47:24	Bright	35.000	49	1Alp UMi	1.9900	6300.0	70	8523	No
203	GOM_NL__2PRFIN20031017_125028_000000392020_00453_08523_7062.N1	17-OCT-2003 12:50:28	Bright	38.500	60	7Bet UMi	2.0810	3950.0	77	8523	No
204	GOM_NL__2PRFIN20031017_125538_000000392020_00453_08523_7063.N1	17-OCT-2003 12:55:38	Bright	38.500	36	50Alp UMa	1.8000	6300.0	77	8523	No
205	GOM_NL__2PRFIN20031017_125712_000000362020_00453_08523_7064.N1	17-OCT-2003 12:57:12	Bright	36.000	82	48Bet UMa	2.3650	10600.	72	8523	No
206	GOM_NL__2PRFIN20031017_130037_000000532020_00453_08523_7065.N1	17-OCT-2003 13:00:37	Bright	53.000	174	52Psi UMa	3.0040	4400.0	106	8523	No
207	GOM_NL__2PRFIN20031017_130830_000001082020_00453_08523_7066.N1	17-OCT-2003 13:08:30	Tw_i_and_stray	108.00	17	78Bet Gem	1.1610	4500.0	216	8523	No
208	GOM_NL__2PRFIN20031017_131825_000000562020_00453_08523_7067.N1	17-OCT-2003 13:18:25	Dark	56.000	48	30Alp Hya	1.9770	4100.0	112	8523	No
209	GOM_NL__2PRFIN20031017_132655_000000412020_00453_08523_7068.N1	17-OCT-2003 13:26:55	Dark	40.500	113	Mu Vel	2.6920	5000.0	81	8523	No
210	GOM_NL__2PRFIN20031017_133146_000000382020_00454_08524_0149.N1	17-OCT-2003 13:31:46	Dark	38.000	159	Ups Car	2.9200	7200.0	76	8524	No
211	GOM_NL__2PRFIN20031017_133437_000000722020_00454_08524_0150.N1	17-OCT-2003 13:34:37	Dark	71.500	23	21Eps CMa	1.5020	26000.	143	8524	No
212	GOM_NL__2PRFIN20031017_133647_000000492020_00454_08524_0151.N1	17-OCT-2003 13:36:47	Dark	49.000	2	Alp Car	-0.73600	7000.0	98	8524	No
213	GOM_NL__2PRFIN20031017_133840_000000722020_00454_08524_0152.N1	17-OCT-2003 13:38:40	Dark	72.000	177	1Zet CMa	3.0220	26000.	144	8524	No
214	GOM_NL__2PRFIN20031017_134145_000000662020_00454_08524_0153.N1	17-OCT-2003 13:41:45	Dark	66.000	108	Alp Col	2.6520	15200.	132	8524	No
215	GOM_NL__2PRFIN20031017_134423_000000392020_00454_08524_0154.N1	17-OCT-2003 13:44:23	Dark	38.500	143	Alp Hyi	2.8570	7200.0	77	8524	No
216	GOM_NL__2PRFIN20031017_134550_000000472020_00454_08524_0155.N1	17-OCT-2003 13:45:50	Dark	46.500	9	Alp Eri	0.45300	24000.	93	8524	No
217	GOM_NL__2PRFIN20031017_134828_000000472020_00454_08524_0156.N1	17-OCT-2003 13:48:28	Straylight	46.500	157	The1Eri	2.9060	9300.0	93	8524	No
218	GOM_NL__2PRFIN20031017_135050_000000492020_00454_08524_0157.N1	17-OCT-2003 13:50:50	Straylight	49.000	84	Alp Phe	2.3970	4500.0	98	8524	No
219	GOM_NL__2PRFIN20031017_135724_000000452020_00454_08524_0158.N1	17-OCT-2003 13:57:24	Straylight	45.000	52	16Bet Cet	2.0370	4500.0	90	8524	No

220	GOM_NL__2PRFIN20031017_140701_000000372020_00454_08524_0159.N1	17-OCT-2003 14:07:01	Bright	36.500	140	88Gam Peg	2.8340	26000.	73	8524	No
221	GOM_NL__2PRFIN20031017_141057_000000372020_00454_08524_0160.N1	17-OCT-2003 14:10:57	Bright	37.000	58	21Alp And	2.0730	11000.	74	8524	No
222	GOM_NL__2PRFIN20031017_141321_000000442020_00454_08524_0161.N1	17-OCT-2003 14:13:21	Bright	43.500	53	43Bet And	2.0480	3300.0	87	8524	No
223	GOM_NL__2PRFIN20031017_141453_000000462020_00454_08524_0162.N1	17-OCT-2003 14:14:53	Bright	46.000	173	4Bet Tri	3.0040	8900.0	92	8524	No
224	GOM_NL__2PRFIN20031017_141646_000000462020_00454_08524_0163.N1	17-OCT-2003 14:16:46	Bright	46.000	73	57Gam1And	2.2600	13100.	92	8524	No
225	GOM_NL__2PRFIN20031017_141857_000000402020_00454_08524_0164.N1	17-OCT-2003 14:18:57	Bright	40.000	68	18Alp Cas	2.2250	4500.0	80	8524	No
226	GOM_NL__2PRFIN20031017_142017_000000372020_00454_08524_0165.N1	17-OCT-2003 14:20:17	Bright	37.000	76	27Gam Cas	2.3000	30000.	74	8524	No
227	GOM_NL__2PRFIN20031017_142759_000000382020_00454_08524_0166.N1	17-OCT-2003 14:27:59	Bright	37.500	49	1Alp UMi	1.9900	6300.0	75	8524	No
228	GOM_NL__2PRFIN20031017_143104_000000402020_00454_08524_0167.N1	17-OCT-2003 14:31:04	Bright	40.000	60	7Bet UMi	2.0810	3950.0	80	8524	No
229	GOM_NL__2PRFIN20031017_143613_000000402020_00454_08524_0168.N1	17-OCT-2003 14:36:13	Bright	39.500	36	50Alp UMa	1.8000	6300.0	79	8524	No
230	GOM_NL__2PRFIN20031017_143747_000000372020_00454_08524_0169.N1	17-OCT-2003 14:37:47	Bright	37.000	82	48Bet UMa	2.3650	10600.	74	8524	No
231	GOM_NL__2PRFIN20031017_144111_000000382020_00454_08524_0170.N1	17-OCT-2003 14:41:11	Bright	37.500	174	52Psi UMa	3.0040	4400.0	75	8524	No
232	GOM_NL__2PRFIN20031017_144906_000001272020_00454_08524_0171.N1	17-OCT-2003 14:49:06	Tw_i_and_stray	127.00	17	78Bet Gem	1.1610	4500.0	254	8524	No
233	GOM_NL__2PRFIN20031017_145901_000000582020_00454_08524_0172.N1	17-OCT-2003 14:59:01	Dark	57.500	48	30Alp Hya	1.9770	4100.0	115	8524	No
234	GOM_NL__2PRFIN20031017_150730_000000402020_00454_08524_0173.N1	17-OCT-2003 15:07:30	Dark	40.000	113	Mu Vel	2.6920	5000.0	80	8524	No
235	GOM_NL__2PRFIN20031017_151221_000000392020_00455_08525_0150.N1	17-OCT-2003 15:12:21	Dark	39.000	159	Ups Car	2.9200	7200.0	78	8525	No
236	GOM_NL__2PRFIN20031017_151722_000000512020_00455_08525_0151.N1	17-OCT-2003 15:17:22	Dark	51.000	2	Alp Car	-0.73600	7000.0	102	8525	No
237	GOM_NL__2PRFIN20031017_151915_000000762020_00455_08525_0152.N1	17-OCT-2003 15:19:15	Dark	76.000	177	1Zet CMa	3.0220	26000.	152	8525	No
238	GOM_NL__2PRFIN20031017_152220_000000682020_00455_08525_0153.N1	17-OCT-2003 15:22:20	Dark	68.000	108	Alp Col	2.6520	15200.	136	8525	No
239	GOM_NL__2PRFIN20031017_152456_000000442020_00455_08525_0154.N1	17-OCT-2003 15:24:56	Dark	43.500	143	Alp Hyi	2.8570	7200.0	87	8525	No
240	GOM_NL__2PRFIN20031017_152624_000000512020_00455_08525_0155.N1	17-OCT-2003 15:26:24	Dark	50.500	9	Alp Eri	0.45300	24000.	101	8525	No
241	GOM_NL__2PRFIN20031017_152901_000000512020_00455_08525_0156.N1	17-OCT-2003 15:29:01	Straylight	50.500	157	The1Eri	2.9060	9300.0	101	8525	No
242	GOM_NL__2PRFIN20031017_153124_000000452020_00455_08525_0157.N1	17-OCT-2003 15:31:24	Straylight	45.000	84	Alp Phe	2.3970	4500.0	90	8525	No
243	GOM_NL__2PRFIN20031017_153757_000000532020_00455_08525_0158.N1	17-OCT-2003 15:37:57	Straylight	53.000	52	16Bet Cet	2.0370	4500.0	106	8525	No
244	GOM_NL__2PRFIN20031017_154736_000000382020_00455_08525_0159.N1	17-OCT-2003 15:47:36	Bright	38.000	140	88Gam Peg	2.8340	26000.	76	8525	No
245	GOM_NL__2PRFIN20031017_155132_000000402020_00455_08525_0160.N1	17-OCT-2003 15:51:32	Bright	39.500	58	21Alp And	2.0730	11000.	79	8525	No
246	GOM_NL__2PRFIN20031017_155358_000000412020_00455_08525_0161.N1	17-OCT-2003 15:53:58	Bright	40.500	53	43Bet And	2.0480	3300.0	81	8525	No
247	GOM_NL__2PRFIN20031017_155529_000000472020_00455_08525_0162.N1	17-OCT-2003 15:55:29	Bright	46.500	173	4Bet Tri	3.0040	8900.0	93	8525	No
248	GOM_NL__2PRFIN20031017_155722_000000462020_00455_08525_0163.N1	17-OCT-2003 15:57:22	Bright	46.000	73	57Gam1And	2.2600	13100.	92	8525	No
249	GOM_NL__2PRFIN20031017_155933_000000392020_00455_08525_0164.N1	17-OCT-2003 15:59:33	Bright	39.000	68	18Alp Cas	2.2250	4500.0	78	8525	No
250	GOM_NL__2PRFIN20031017_160052_000000402020_00455_08525_0165.N1	17-OCT-2003 16:00:52	Bright	40.000	76	27Gam Cas	2.3000	30000.	80	8525	No
251	GOM_NL__2PRFIN20031017_160230_000000412020_00455_08525_0166.N1	17-OCT-2003 16:02:30	Bright	40.500	89	5Alp Cep	2.4510	8000.0	81	8525	No
252	GOM_NL__2PRFIN20031017_160835_000000392020_00455_08525_0167.N1	17-OCT-2003 16:08:35	Bright	39.000	49	1Alp UMi	1.9900	6300.0	78	8525	No
253	GOM_NL__2PRFIN20031017_161139_000000402020_00455_08525_0168.N1	17-OCT-2003 16:11:39	Bright	39.500	60	7Bet UMi	2.0810	3950.0	79	8525	No
254	GOM_NL__2PRFIN20031017_161650_000000402020_00455_08525_0169.N1	17-OCT-2003 16:16:50	Bright	40.000	36	50Alp UMa	1.8000	6300.0	80	8525	No
255	GOM_NL__2PRFIN20031017_161824_000000372020_00455_08525_0170.N1	17-OCT-2003 16:18:24	Bright	37.000	82	48Bet UMa	2.3650	10600.	74	8525	No
256	GOM_NL__2PRFIN20031017_162145_000000402020_00455_08525_0171.N1	17-OCT-2003 16:21:45	Bright	40.000	174	52Psi UMa	3.0040	4400.0	80	8525	No
257	GOM_NL__2PRFIN20031017_162943_000000962020_00455_08525_0172.N1	17-OCT-2003 16:29:43	Tw_i_and_stray	96.000	17	78Bet Gem	1.1610	4500.0	192	8525	No
258	GOM_NL__2PRFIN20031017_163937_000000572020_00455_08525_0173.N1	17-OCT-2003 16:39:37	Dark	57.000	48	30Alp Hya	1.9770	4100.0	114	8525	No
259	GOM_NL__2PRFIN20031017_164804_000000472020_00455_08525_0174.N1	17-OCT-2003 16:48:04	Dark	47.000	113	Mu Vel	2.6920	5000.0	94	8525	No
260	GOM_NL__2PRFIN20031017_165257_000000452020_00456_08526_0152.N1	17-OCT-2003 16:52:57	Dark	44.500	159	Ups Car	2.9200	7200.0	89	8526	No
261	GOM_NL__2PRFIN20031017_165800_000000562020_00456_08526_0153.N1	17-OCT-2003 16:58:00	Dark	56.000	2	Alp Car	-0.73600	7000.0	112	8526	No
262	GOM_NL__2PRFIN20031017_165955_000000742020_00456_08526_0154.N1	17-OCT-2003 16:59:55	Dark	73.500	177	1Zet CMa	3.0220	26000.	147	8526	No
263	GOM_NL__2PRFIN20031017_170258_000000682020_00456_08526_0155.N1	17-OCT-2003 17:02:58	Dark	68.000	108	Alp Col	2.6520	15200.	136	8526	No
264	GOM_NL__2PRFIN20031017_170533_000000432020_00456_08526_0156.N1	17-OCT-2003 17:05:33	Dark	42.500	143	Alp Hyi	2.8570	7200.0	85	8526	No
265	GOM_NL__2PRFIN20031017_170701_000000462020_00456_08526_0157.N1	17-OCT-2003 17:07:01	Dark	46.000	9	Alp Eri	0.45300	24000.	92	8526	No
266	GOM_NL__2PRFIN20031017_170940_000000492020_00456_08526_0158.N1	17-OCT-2003 17:09:40	Straylight	48.500	157	The1Eri	2.9060	9300.0	97	8526	No
267	GOM_NL__2PRFIN20031017_171200_000000442020_00456_08526_0159.N1	17-OCT-2003 17:12:00	Straylight	44.000	84	Alp Phe	2.3970	4500.0	88	8526	No
268	GOM_NL__2PRFIN20031017_171833_000000492020_00456_08526_0160.N1	17-OCT-2003 17:18:33	Straylight	49.000	52	16Bet Cet	2.0370	4500.0	98	8526	No
269	GOM_NL__2PRFIN20031017_172811_000000392020_00456_08526_0161.N1	17-OCT-2003 17:28:11	Bright	38.500	140	88Gam Peg	2.8340	26000.	77	8526	No
270	GOM_NL__2PRFIN20031017_173208_000000402020_00456_08526_0162.N1	17-OCT-2003 17:32:08	Bright	39.500	58	21Alp And	2.0730	11000.	79	8526	No
271	GOM_NL__2PRFIN20031017_173433_000000412020_00456_08526_0163.N1	17-OCT-2003 17:34:33	Bright	41.000	53	43Bet And	2.0480	3300.0	82	8526	No
272	GOM_NL__2PRFIN20031017_173605_000000472020_00456_08526_0164.N1	17-OCT-2003 17:36:05	Bright	46.500	173	4Bet Tri	3.0040	8900.0	93	8526	No
273	GOM_NL__2PRFIN20031017_173758_000000452020_00456_08526_0165.N1	17-OCT-2003 17:37:58	Bright	45.000	73	57Gam1And	2.2600	13100.	90	8526	No
274	GOM_NL__2PRFIN20031017_174008_000000402020_00456_08526_0166.N1	17-OCT-2003 17:40:08	Bright	39.500	68	18Alp Cas	2.2250	4500.0	79	8526	No
275	GOM_NL__2PRFIN20031017_174128_000000402020_00456_08526_0167.N1	17-OCT-2003 17:41:28	Bright	40.000	76	27Gam Cas	2.3000	30000.	80	8526	No
276	GOM_NL__2PRFIN20031017_174306_000000412020_00456_08526_0168.N1	17-OCT-2003 17:43:06	Bright	40.500	89	5Alp Cep	2.4510	8000.0	81	8526	No
277	GOM_NL__2PRFIN20031017_174910_000000392020_00456_08526_0169.N1	17-OCT-2003 17:49:10	Bright	38.500	49	1Alp UMi	1.9900	6300.0	77	8526	No
278	GOM_NL__2PRFIN20031017_175215_000000412020_00456_08526_0170.N1	17-OCT-2003 17:52:15	Bright	41.000	60	7Bet UMi	2.0810	3950.0	82	8526	No

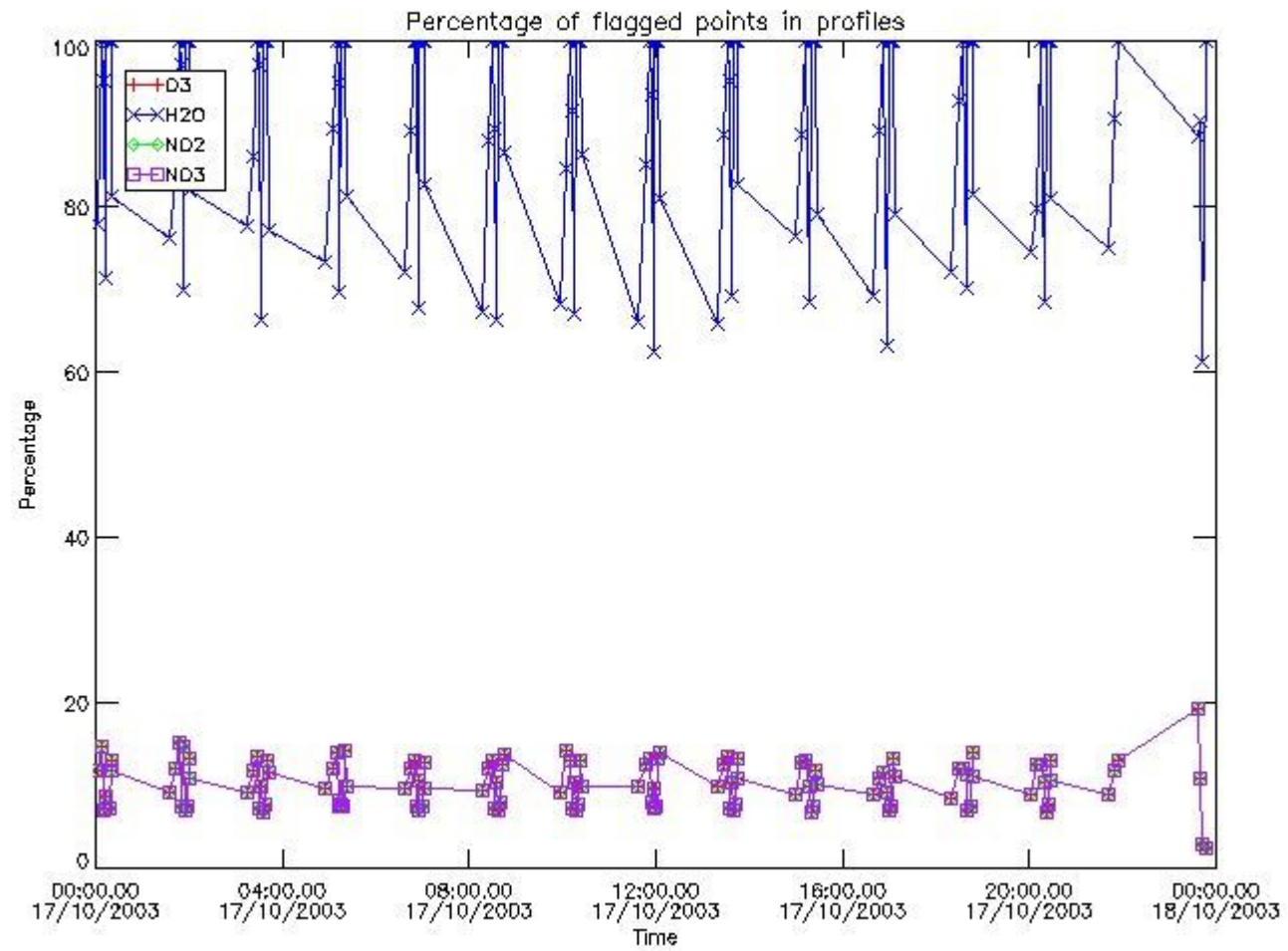
279	GOM_NL__2PRFIN20031017_175726_000000392020_00456_08526_0171.N1	17-OCT-2003 17:57:26	Bright	39.000	36	50Alp UMa	1.8000	6300.0	78	8526	No
280	GOM_NL__2PRFIN20031017_175859_000000372020_00456_08526_0172.N1	17-OCT-2003 17:58:59	Bright	37.000	82	48Bet UMa	2.3650	10600.	74	8526	No
281	GOM_NL__2PRFIN20031017_180221_000000392020_00456_08526_0173.N1	17-OCT-2003 18:02:21	Bright	39.000	174	52Psi UMa	3.0040	4400.0	78	8526	No
282	GOM_NL__2PRFIN20031017_181019_000001202020_00456_08526_0174.N1	17-OCT-2003 18:10:19	Tw_i_and_stray	119.50	17	78Bet Gem	1.1610	4500.0	239	8526	No
283	GOM_NL__2PRFIN20031017_182014_000000612020_00456_08526_0175.N1	17-OCT-2003 18:20:14	Dark	61.000	48	30Alp Hya	1.9770	4100.0	122	8526	No
284	GOM_NL__2PRFIN20031017_182840_000000432020_00456_08526_0176.N1	17-OCT-2003 18:28:40	Dark	42.500	113	Mu Vel	2.6920	5000.0	85	8526	No
285	GOM_NL__2PRFIN20031017_183331_000000422020_00457_08527_7048.N1	17-OCT-2003 18:33:31	Dark	42.000	159	Ups Car	2.9200	7200.0	84	8527	No
286	GOM_NL__2PRFIN20031017_183837_000000492020_00457_08527_7049.N1	17-OCT-2003 18:38:37	Dark	49.000	2	Alp Car	-0.73600	7000.0	98	8527	No
287	GOM_NL__2PRFIN20031017_184033_000000742020_00457_08527_7050.N1	17-OCT-2003 18:40:33	Dark	73.500	177	1Zet CMa	3.0220	26000.	147	8527	No
288	GOM_NL__2PRFIN20031017_184336_000000682020_00457_08527_7051.N1	17-OCT-2003 18:43:36	Dark	68.000	108	Alp Col	2.6520	15200.	136	8527	No
289	GOM_NL__2PRFIN20031017_184611_000000402020_00457_08527_7052.N1	17-OCT-2003 18:46:11	Dark	40.000	143	Alp Hyi	2.8570	7200.0	80	8527	No
290	GOM_NL__2PRFIN20031017_184737_000000462020_00457_08527_7053.N1	17-OCT-2003 18:47:37	Dark	46.000	9	Alp Eri	0.45300	24000.	92	8527	No
291	GOM_NL__2PRFIN20031017_185014_000000502020_00457_08527_7054.N1	17-OCT-2003 18:50:14	Straylight	49.500	157	The1Eri	2.9060	9300.0	99	8527	No
292	GOM_NL__2PRFIN20031017_185237_000000432020_00457_08527_7055.N1	17-OCT-2003 18:52:37	Straylight	42.500	84	Alp Phe	2.3970	4500.0	85	8527	No
293	GOM_NL__2PRFIN20031017_185909_000000522020_00457_08527_7056.N1	17-OCT-2003 18:59:09	Straylight	51.500	52	16Bet Cet	2.0370	4500.0	103	8527	No
294	GOM_NL__2PRFIN20031017_190847_000000382020_00457_08527_7057.N1	17-OCT-2003 19:08:47	Bright	38.000	140	88Gam Peg	2.8340	26000.	76	8527	No
295	GOM_NL__2PRFIN20031017_191243_000000402020_00457_08527_7058.N1	17-OCT-2003 19:12:43	Bright	39.500	58	21Alp And	2.0730	11000.	79	8527	No
296	GOM_NL__2PRFIN20031017_191508_000000432020_00457_08527_7059.N1	17-OCT-2003 19:15:08	Bright	42.500	53	43Bet And	2.0480	3300.0	85	8527	No
297	GOM_NL__2PRFIN20031017_191639_000000482020_00457_08527_7060.N1	17-OCT-2003 19:16:39	Bright	47.500	173	4Bet Tri	3.0040	8900.0	95	8527	No
298	GOM_NL__2PRFIN20031017_191833_000000462020_00457_08527_7061.N1	17-OCT-2003 19:18:33	Bright	46.000	73	57Gam1And	2.2600	13100.	92	8527	No
299	GOM_NL__2PRFIN20031017_192044_000000402020_00457_08527_7062.N1	17-OCT-2003 19:20:44	Bright	39.500	68	18Alp Cas	2.2250	4500.0	79	8527	No
300	GOM_NL__2PRFIN20031017_192202_000000432020_00457_08527_7063.N1	17-OCT-2003 19:22:02	Bright	42.500	76	27Gam Cas	2.3000	30000.	85	8527	No
301	GOM_NL__2PRFIN20031017_192342_000000402020_00457_08527_7064.N1	17-OCT-2003 19:23:42	Bright	40.000	89	5Alp Cep	2.4510	8000.0	80	8527	No
302	GOM_NL__2PRFIN20031017_192944_000000422020_00457_08527_7065.N1	17-OCT-2003 19:29:44	Bright	41.500	49	1Alp UMi	1.9900	6300.0	83	8527	No
303	GOM_NL__2PRFIN20031017_193251_000000402020_00457_08527_7066.N1	17-OCT-2003 19:32:51	Bright	39.500	60	7Bet UMi	2.0810	3950.0	79	8527	No
304	GOM_NL__2PRFIN20031017_193801_000000402020_00457_08527_7067.N1	17-OCT-2003 19:38:01	Bright	40.000	36	50Alp UMa	1.8000	6300.0	80	8527	No
305	GOM_NL__2PRFIN20031017_193936_000000372020_00457_08527_7068.N1	17-OCT-2003 19:39:36	Bright	37.000	82	48Bet UMa	2.3650	10600.	74	8527	No
306	GOM_NL__2PRFIN20031017_194259_000000392020_00457_08527_7069.N1	17-OCT-2003 19:42:59	Bright	39.000	174	52Psi UMa	3.0040	4400.0	78	8527	No
307	GOM_NL__2PRFIN20031017_195056_000001112020_00457_08527_7070.N1	17-OCT-2003 19:50:56	Tw_i_and_stray	111.00	17	78Bet Gem	1.1610	4500.0	222	8527	No
308	GOM_NL__2PRFIN20031017_200050_000000572020_00457_08527_7071.N1	17-OCT-2003 20:00:50	Dark	57.000	48	30Alp Hya	1.9770	4100.0	114	8527	No
309	GOM_NL__2PRFIN20031017_200918_000000452020_00457_08527_7072.N1	17-OCT-2003 20:09:18	Dark	45.000	113	Mu Vel	2.6920	5000.0	90	8527	No
310	GOM_NL__2PRFIN20031017_201409_000000412020_00458_08528_7135.N1	17-OCT-2003 20:14:09	Dark	40.500	159	Ups Car	2.9200	7200.0	81	8528	No
311	GOM_NL__2PRFIN20031017_201914_000000502020_00458_08528_7136.N1	17-OCT-2003 20:19:14	Dark	49.500	2	Alp Car	-0.73600	7000.0	99	8528	No
312	GOM_NL__2PRFIN20031017_202111_000000762020_00458_08528_7137.N1	17-OCT-2003 20:21:11	Dark	75.500	177	1Zet CMa	3.0220	26000.	151	8528	No
313	GOM_NL__2PRFIN20031017_202414_000000672020_00458_08528_7138.N1	17-OCT-2003 20:24:14	Dark	66.500	108	Alp Col	2.6520	15200.	133	8528	No
314	GOM_NL__2PRFIN20031017_202647_000000402020_00458_08528_7139.N1	17-OCT-2003 20:26:47	Dark	39.500	143	Alp Hyi	2.8570	7200.0	79	8528	No
315	GOM_NL__2PRFIN20031017_202814_000000482020_00458_08528_7140.N1	17-OCT-2003 20:28:14	Dark	48.000	9	Alp Eri	0.45300	24000.	96	8528	No
316	GOM_NL__2PRFIN20031017_203053_000000502020_00458_08528_7141.N1	17-OCT-2003 20:30:53	Straylight	50.000	157	The1Eri	2.9060	9300.0	100	8528	No
317	GOM_NL__2PRFIN20031017_203313_000000432020_00458_08528_7142.N1	17-OCT-2003 20:33:13	Straylight	43.000	84	Alp Phe	2.3970	4500.0	86	8528	No
318	GOM_NL__2PRFIN20031017_203947_000000482020_00458_08528_7143.N1	17-OCT-2003 20:39:47	Straylight	48.000	52	16Bet Cet	2.0370	4500.0	96	8528	No
319	GOM_NL__2PRFIN20031017_204924_000000382020_00458_08528_7144.N1	17-OCT-2003 20:49:24	Bright	38.000	140	88Gam Peg	2.8340	26000.	76	8528	No
320	GOM_NL__2PRFIN20031017_205320_000000402020_00458_08528_7145.N1	17-OCT-2003 20:53:20	Bright	40.000	58	21Alp And	2.0730	11000.	80	8528	No
321	GOM_NL__2PRFIN20031017_205545_000000422020_00458_08528_7146.N1	17-OCT-2003 20:55:45	Bright	41.500	53	43Bet And	2.0480	3300.0	83	8528	No
322	GOM_NL__2PRFIN20031017_205715_000000452020_00458_08528_7147.N1	17-OCT-2003 20:57:15	Bright	44.500	173	4Bet Tri	3.0040	8900.0	89	8528	No
323	GOM_NL__2PRFIN20031017_205908_000000462020_00458_08528_7148.N1	17-OCT-2003 20:59:08	Bright	46.000	73	57Gam1And	2.2600	13100.	92	8528	No
324	GOM_NL__2PRFIN20031017_210120_000000402020_00458_08528_7149.N1	17-OCT-2003 21:01:20	Bright	40.000	68	18Alp Cas	2.2250	4500.0	80	8528	No
325	GOM_NL__2PRFIN20031017_210239_000000412020_00458_08528_7150.N1	17-OCT-2003 21:02:39	Bright	41.000	76	27Gam Cas	2.3000	30000.	82	8528	No
326	GOM_NL__2PRFIN20031017_210420_000000392020_00458_08528_7151.N1	17-OCT-2003 21:04:20	Bright	39.000	89	5Alp Cep	2.4510	8000.0	78	8528	No
327	GOM_NL__2PRFIN20031017_211020_000000402020_00458_08528_7152.N1	17-OCT-2003 21:10:20	Bright	40.000	49	1Alp UMi	1.9900	6300.0	80	8528	No
328	GOM_NL__2PRFIN20031017_211328_000000392020_00458_08528_7153.N1	17-OCT-2003 21:13:28	Bright	38.500	60	7Bet UMi	2.0810	3950.0	77	8528	No
329	GOM_NL__2PRFIN20031017_211837_000000402020_00458_08528_7154.N1	17-OCT-2003 21:18:37	Bright	39.500	36	50Alp UMa	1.8000	6300.0	79	8528	No
330	GOM_NL__2PRFIN20031017_212011_000000372020_00458_08528_7155.N1	17-OCT-2003 21:20:11	Bright	37.000	82	48Bet UMa	2.3650	10600.	74	8528	No
331	GOM_NL__2PRFIN20031017_212336_000000382020_00458_08528_7156.N1	17-OCT-2003 21:23:36	Bright	37.500	174	52Psi UMa	3.0040	4400.0	75	8528	No
332	GOM_NL__2PRFIN20031017_213132_000001142020_00458_08528_7157.N1	17-OCT-2003 21:31:32	Tw_i_and_stray	114.00	17	78Bet Gem	1.1610	4500.0	228	8528	No
333	GOM_NL__2PRFIN20031017_214127_000000572020_00458_08528_7158.N1	17-OCT-2003 21:41:27	Dark	56.500	48	30Alp Hya	1.9770	4100.0	113	8528	No
334	GOM_NL__2PRFIN20031017_214954_000000442020_00458_08528_7159.N1	17-OCT-2003 21:49:54	Dark	43.500	113	Mu Vel	2.6920	5000.0	87	8528	No
335	GOM_NL__2PRFIN20031017_215446_000000392020_00459_08529_0156.N1	17-OCT-2003 21:54:46	Dark	39.000	159	Ups Car	2.9200	7200.0	78	8529	No
336	GOM_NL__2PRFIN20031017_233656_000000402020_00460_08530_9476.N1	17-OCT-2003 23:36:56	Dark	39.500	29	Bet Car	1.6720	10200.	79	8530	No
337	GOM_NL__2PRFIN20031017_233907_000000482020_00460_08530_9477.N1	17-OCT-2003 23:39:07	Dark	47.500	161	Tau Pup	2.9310	4500.0	95	8530	No

338	GOM_NL__2PRFIN20031017_234205_000001902020_00460_08530_9478.N1	17-OCT-2003 23:42:05	Dark	189.50	1	9Alp CMa	-1.4400	11000.	379	8530	No
339	GOM_NL__2PRFIN20031017_234622_000002072020_00460_08530_9479.N1	17-OCT-2003 23:46:22	Dark	206.50	47	2Bet CMa	1.9760	28000.	413	8530	No
340	GOM_NL__2PRFIN20031017_235206_000000492020_00460_08530_9480.N1	17-OCT-2003 23:52:06	Straylight	48.500	157	The1Eri	2.9060	9300.0	97	8530	No
341	GOM_NL__2PRFIN20031017_235425_000000402020_00460_08530_9481.N1	17-OCT-2003 23:54:25	Straylight	40.000	84	Alp Phe	2.3970	4500.0	80	8530	No

3. Quality information per product

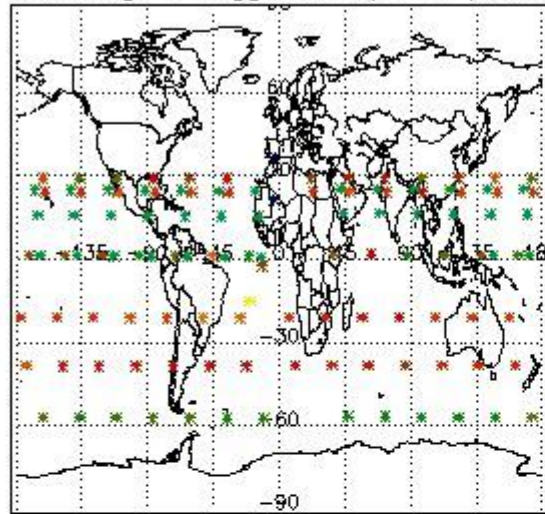
In this section it is plotted some information contained in the Quality Summary data set of the level 2 products. Only products in dark limb conditions and without errors (error flag in the MPH set to "0") are used.

3.1 Plot quality information per product (time dependant)

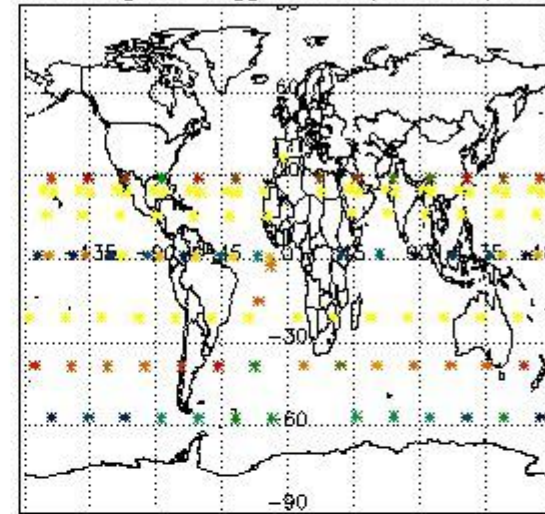


3.2 Plot quality information per product (world map)

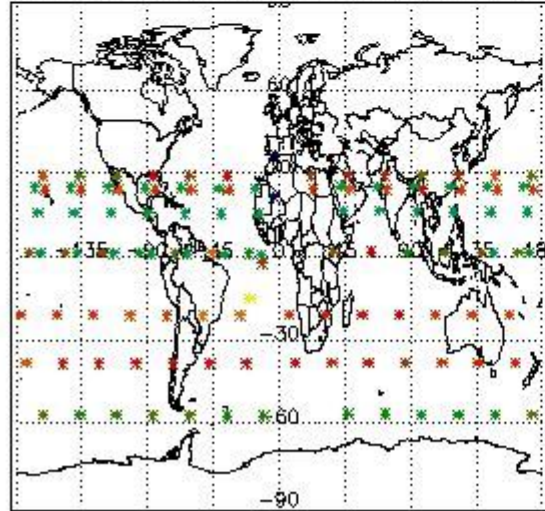
Percentage of flagged data per O3 profile



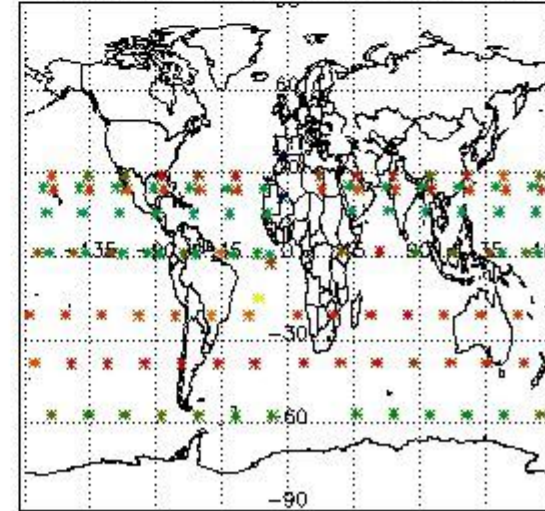
Percentage of flagged data per H2O profile



Percentage of flagged data per NO2 profile



Percentage of flagged data per NO3 profile

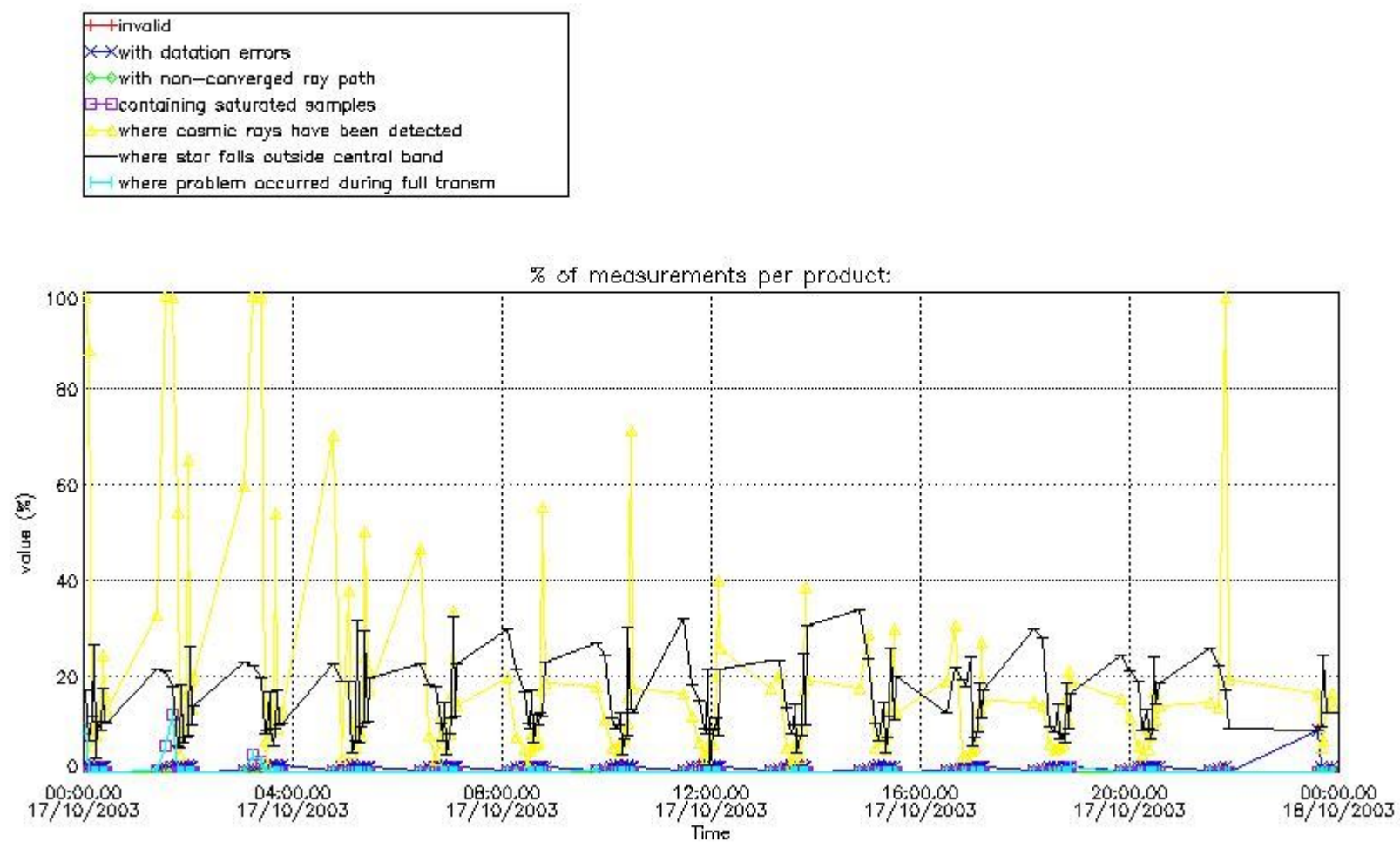


4. Level 1 quality information per product

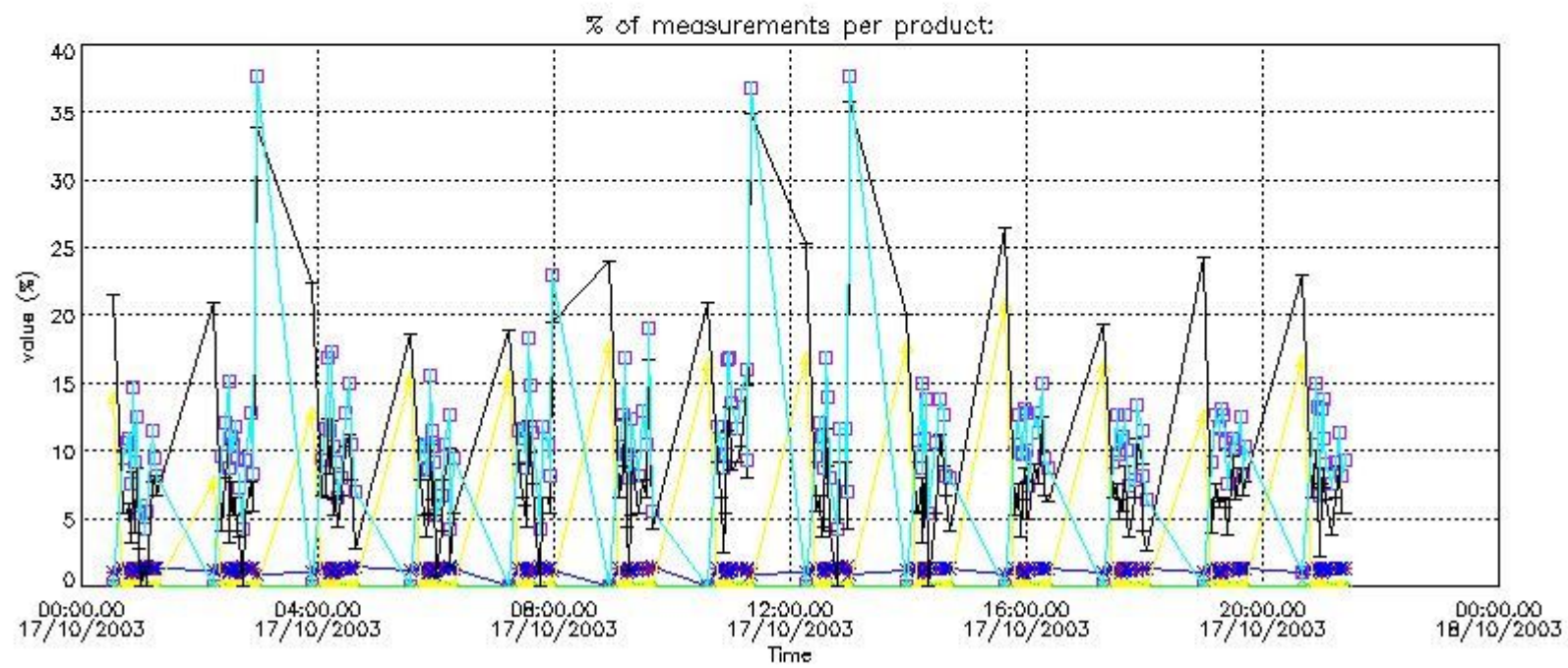
In this section it is plotted some information contained in the Quality Summary data set of the level 2 products that comes from the level 1b processing. Products without errors (error flag in the MPH set to "0") are used.

4.1 Plot quality information per product (time dependant) coming from level 1b processing

4.1.1 Plot level 1 quality information per product (time dependant): ENVISAT ASCENDING passes



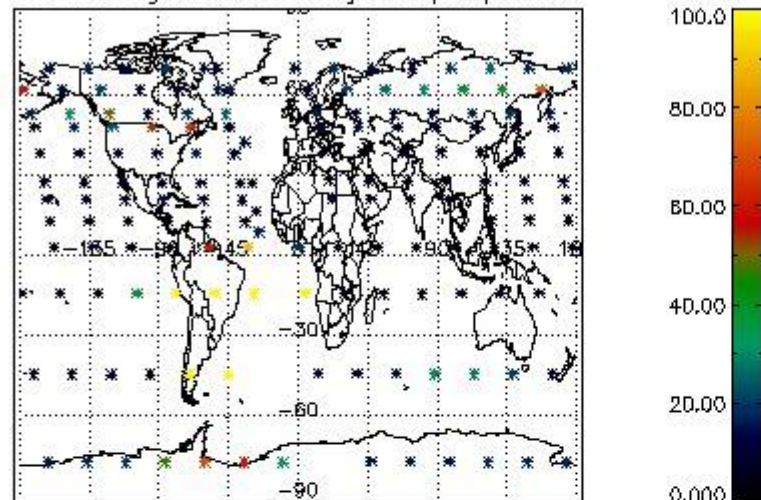
4.1.2 Plot level 1 quality information per product (time dependant): ENVI SAT DESCENDING passes



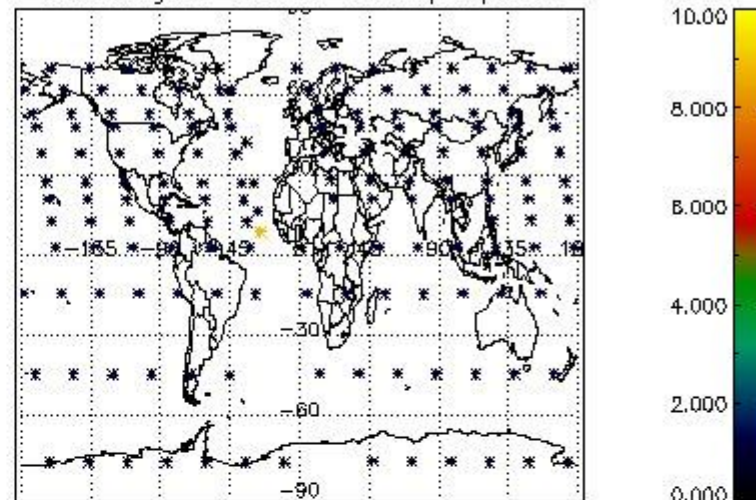
4.2 Plot quality information per product coming from level 1b processing (world map)

4.2.1 Plot level 1 quality information per product (world map): ENVI SAT ASCENDING passes

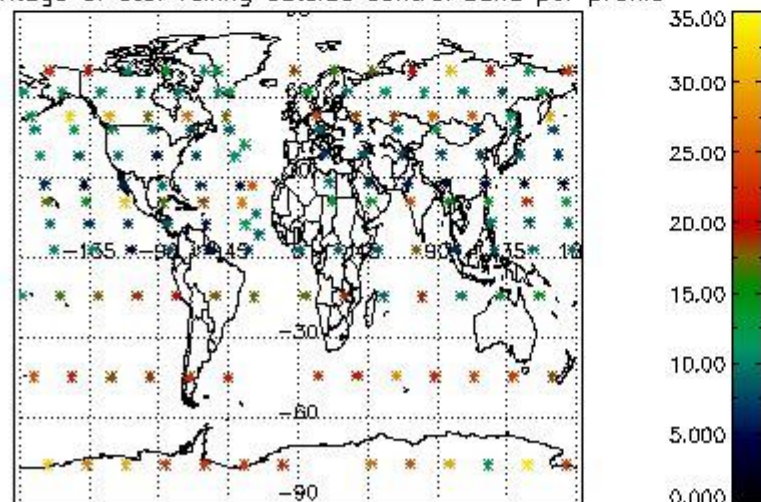
Percentage of cosmic ray hits per profile



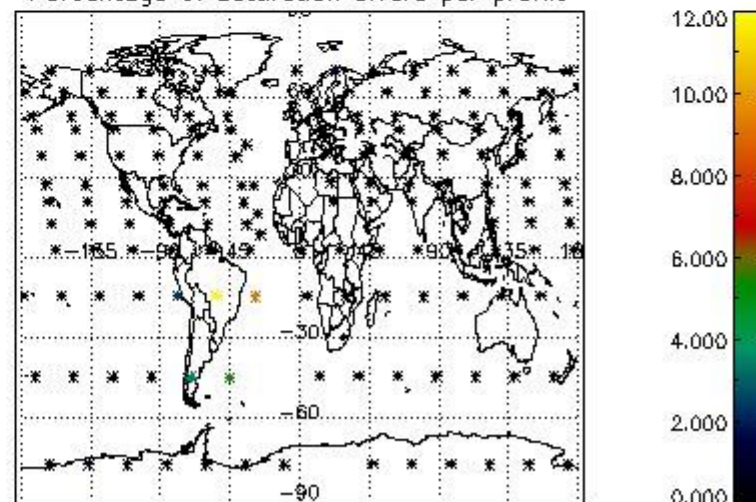
Percentage of datation errors per profile



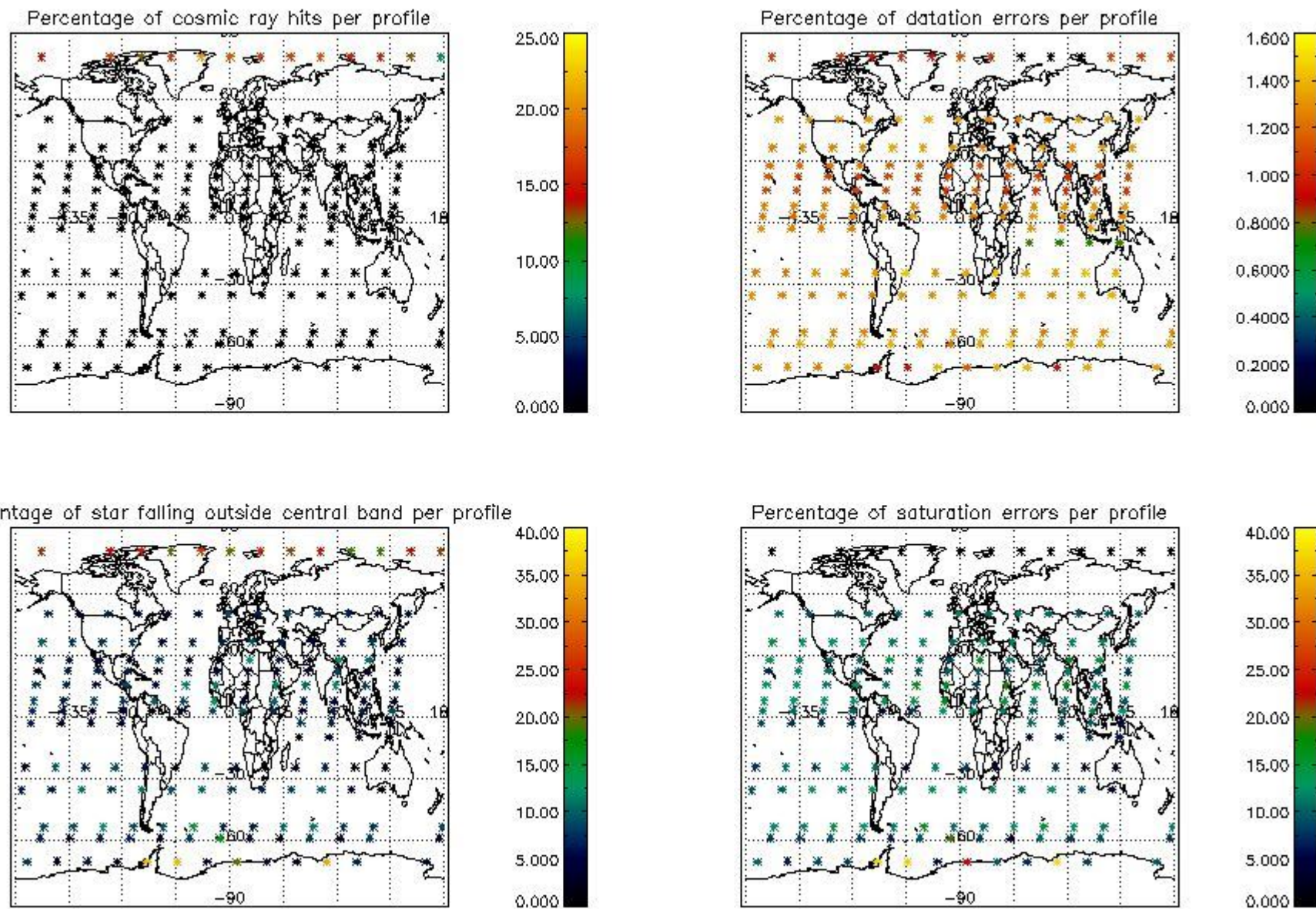
Percentage of star falling outside central band per profile



Percentage of saturation errors per profile



4.2.2 Plot level 1 quality information per product (world map): ENVISAT DESCENDING passes



5. Trace gas profiles

5.1 Ozone statistics based on quality of products

The final quality of the products can be "measured" using the STD (Standard Deviation) attached to every point profile. This information is written to the parameter GOM_NL__2P/NL_LOCAL_SPECIES_DENSITY/o3_std of the level 2 products. The table below shows the statistics for given STD ranges.

The statistics are given with respect to the overall valid production:

- Products without fatal errors: GOM_NL__2P/MPH/PRODUCT_ERR=0
- Valid point profile: GOM_NL__2P/NL_LOCAL_SPECIES_DENSITY/pcd(0)=0

The 'Criteria' is applied to valid points of dark limb products:

- Products in dark limb illumination condition: GOM_NL__2P/NL_SUMMARY_QUALITY/obs_ill_cond=0
- Products without fatal errors: GOM_NL__2P/MPH/PRODUCT_ERR=0
- Valid point profile: GOM_NL__2P/NL_LOCAL_SPECIES_DENSITY/pcd(0)=0

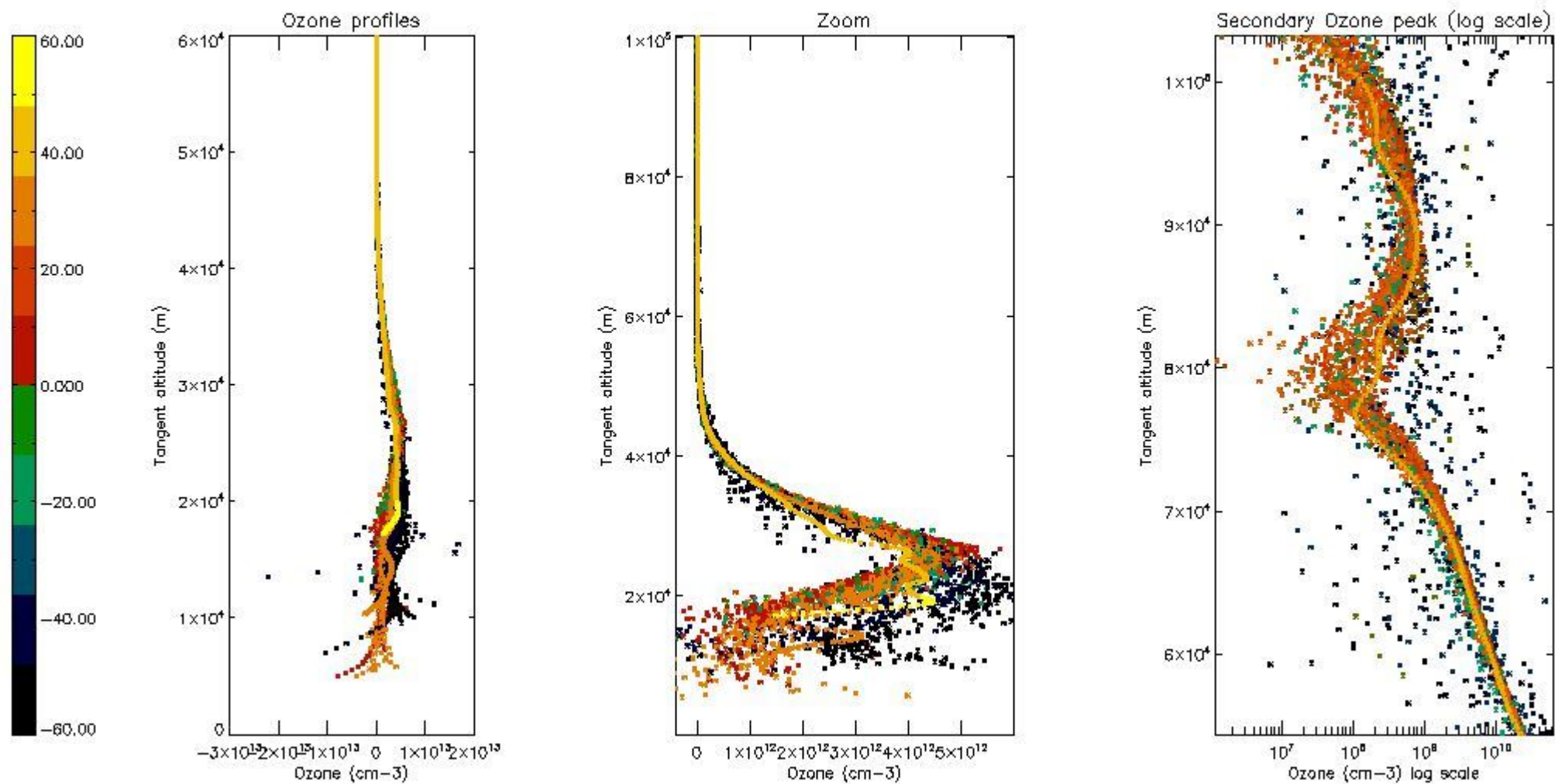
So, the table below shows the percentage of dark limb and valid observations for each criteria with respect to the overall valid daily observations.

Criteria	% of total production
All STD	40
STD < 20	25

STD < 10	21
STD < 5	16

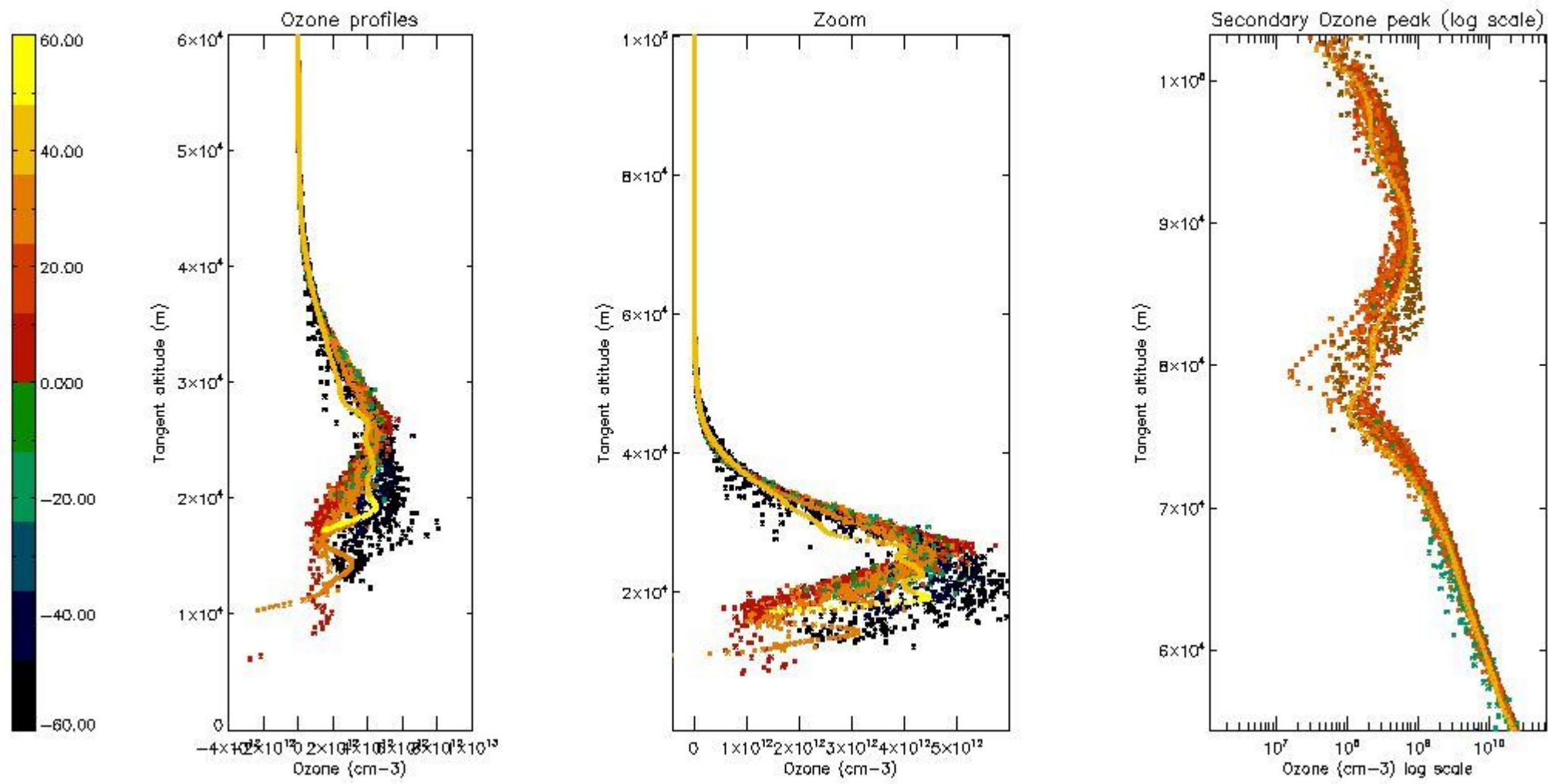
5.2 Plot ozone profiles for all STD (dark without errors)

The colorbar represents the latitude.



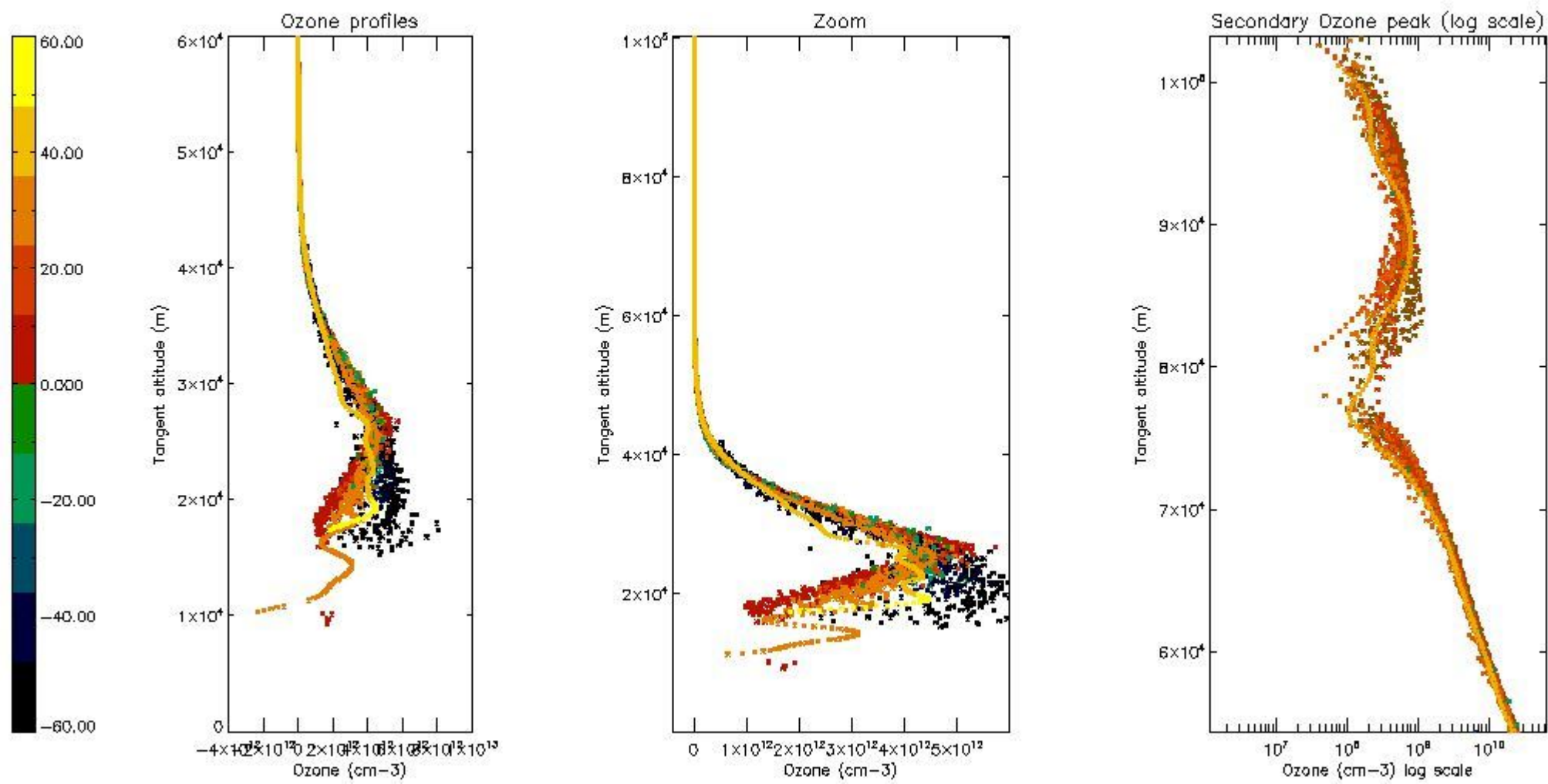
5.3 Plot ozone profiles where STD < 20% (dark without errors)

The colorbar represents the latitude.



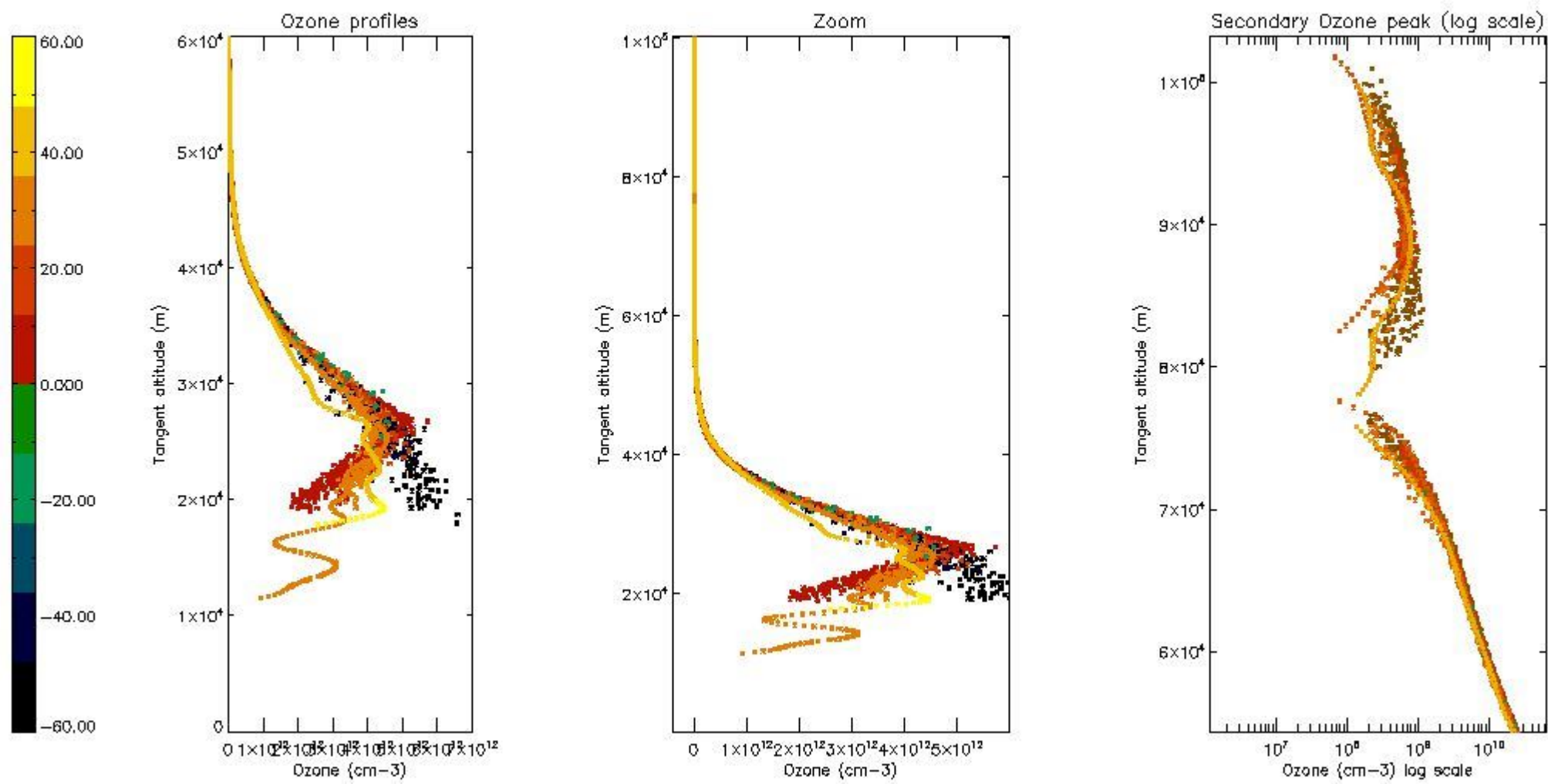
5.4 Plot ozone profiles where STD < 10% (dark without errors)

The colorbar represents the latitude.



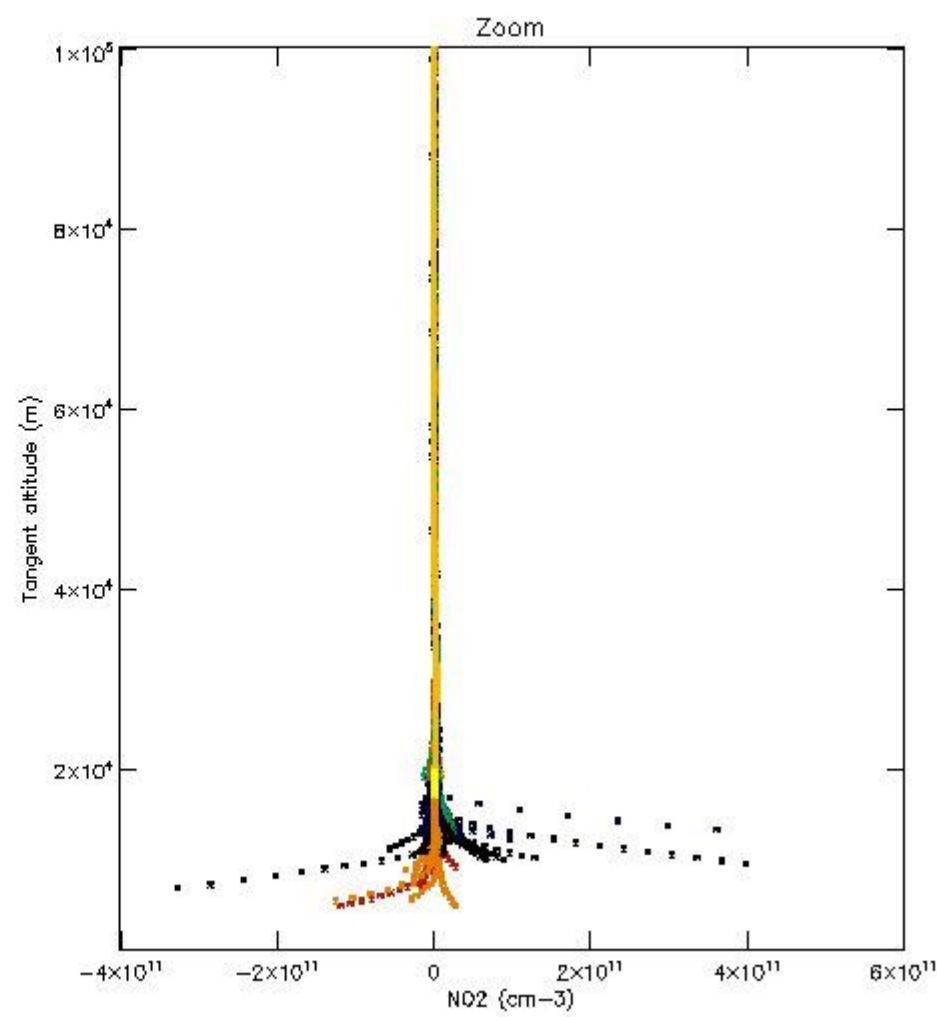
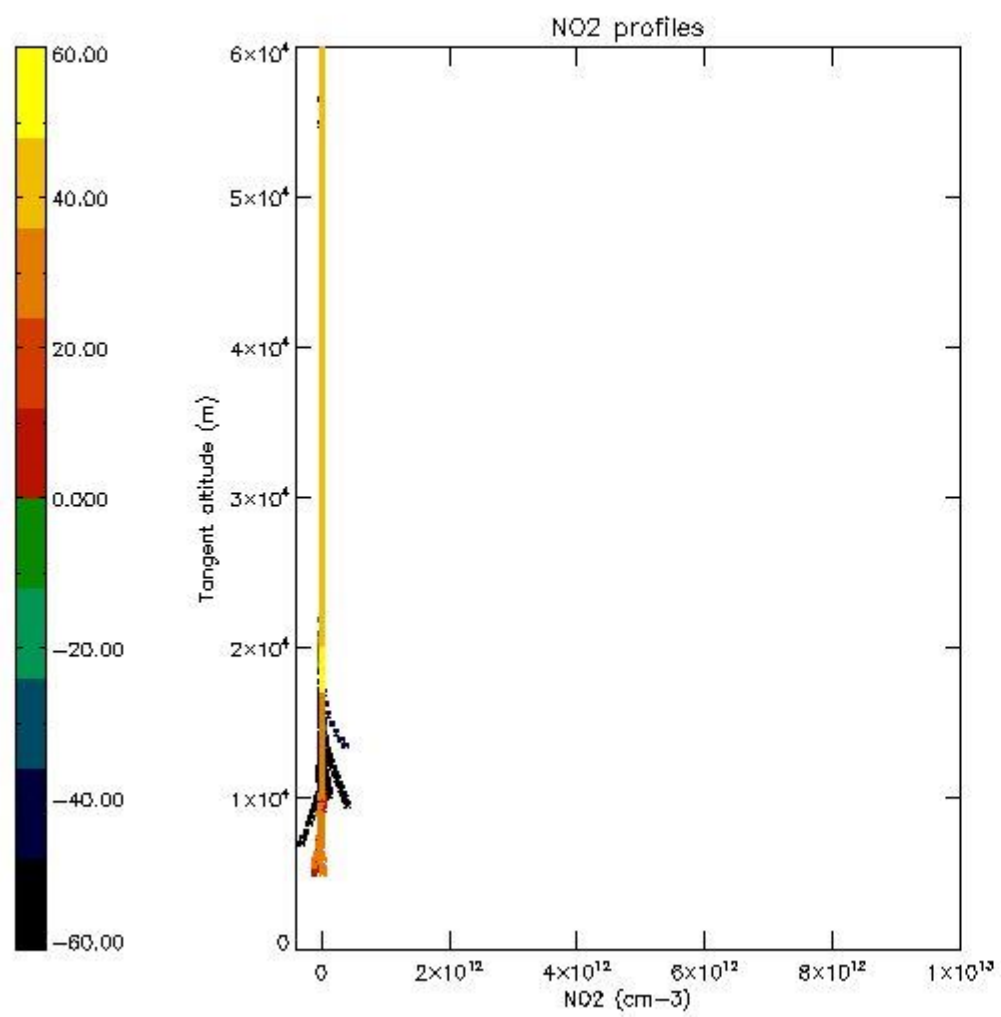
5.5 Plot ozone profiles where STD < 5% (dark without errors)

The colorbar represents the latitude.



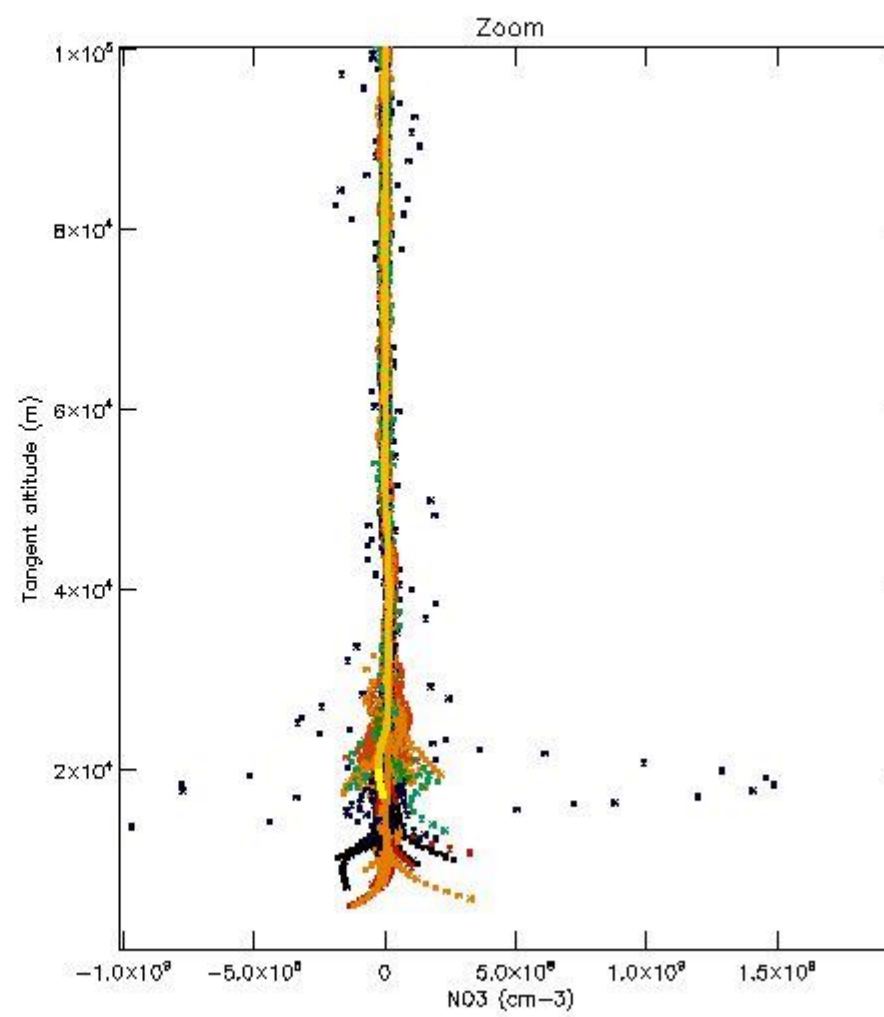
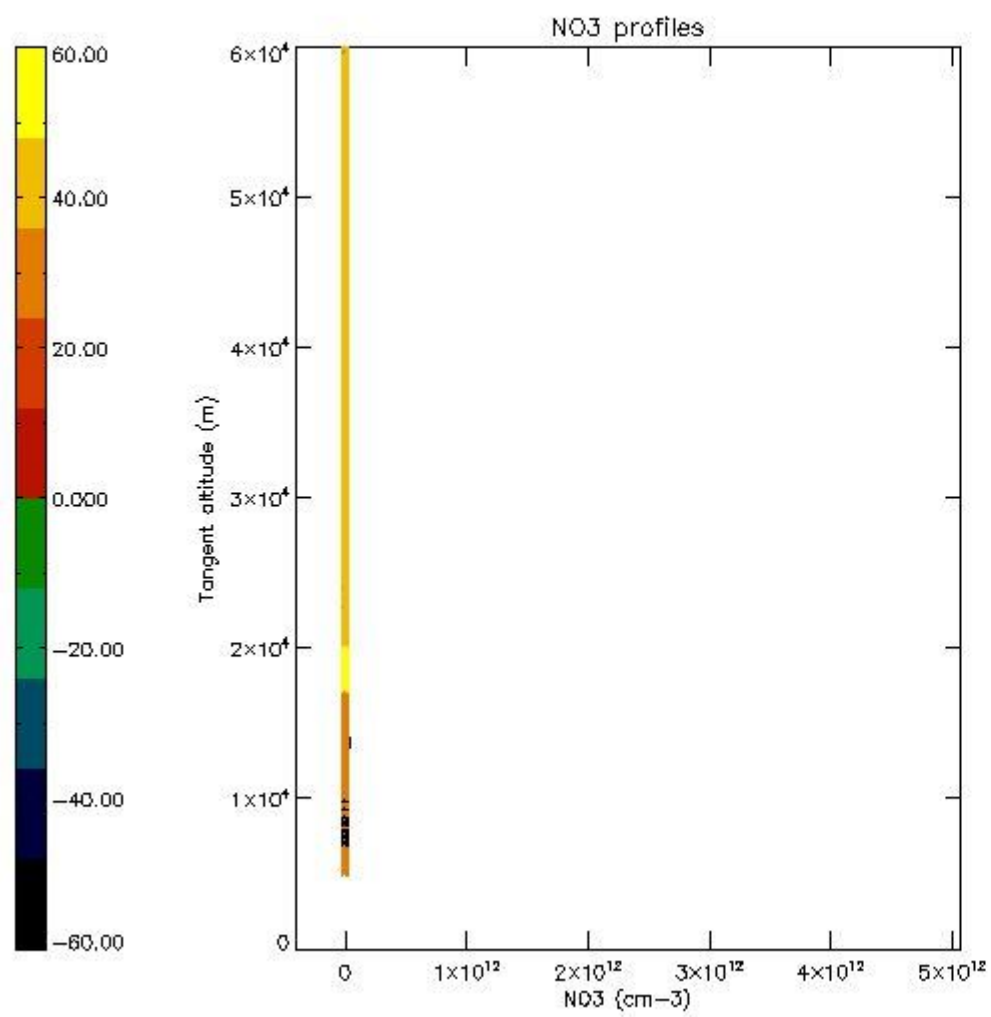
5.6 Plot NO₂ profiles for all STD (dark without errors)

The colorbar represents the latitude.



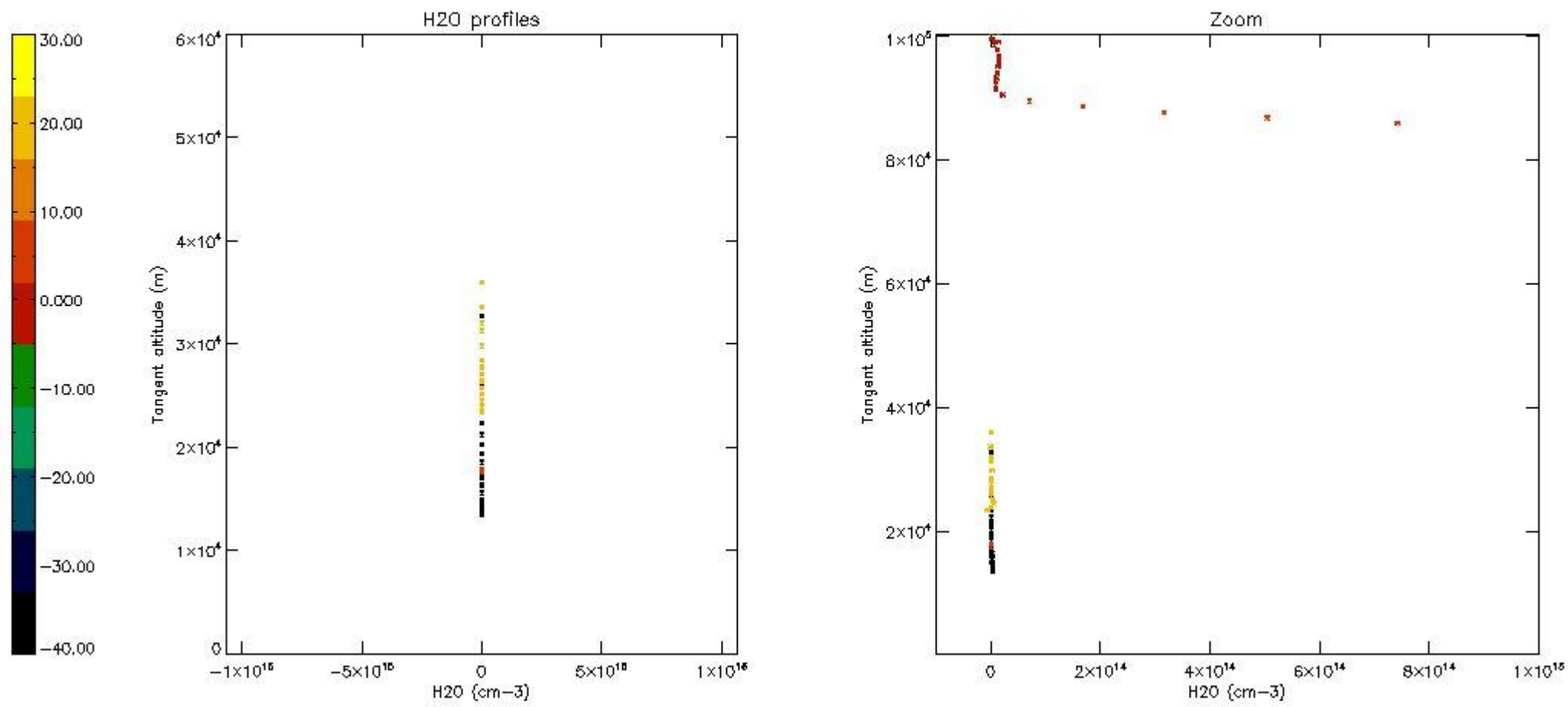
5.7 Plot NO3 profiles for all STD (dark without errors)

The colorbar represents the latitude.



5.8 Plot H2O profiles for all STD (only for occultations of stars 1,2,3,4,13,14,16,26,63 dark without errors)

The colorbar represents the latitude.



6. Auxiliary Data Files used for the production reported in section 2

The number reported in the third column indicates since which file (see list in section 2) the corresponding auxiliary file has been used. The fourth column is the date of those product files.

Type	Auxiliary Filename	Used since product	Used since product date
INST_PHYS_CHARACTERISTICS	GOM_INS_AXVIEC20091111_143220_20030716_120000_20500101_000000	1	17-OCT-2003 00:02:05
LEVEL-2_PROC_CONFIG	GOM_PR2_AXVIEC20091111_152718_20020301_000000_20500101_000000	1	17-OCT-2003 00:02:05
CROSS_SECTIONS_FILE	GOM_CRS_AXVIEC20091111_154832_20020301_000000_20500101_000000	1	17-OCT-2003 00:02:05

GOMOS Level 2 Daily Report

SUMMARY

[1. General Info](#)

[2. Summary of processed GOM_NL_2P products](#)

[3. Level 2 Quality information per product](#)

[3.1 Plot of level 2 quality information per product \(time dependant\)](#)

[3.2 Plot of level 2 quality information per product \(world map\)](#)

[4. Level 1 Quality information per product \(stored on level 2 products\)](#)

[4.1 Plot of level 1 quality information per product \(time dependant\)](#)

[4.1.1 Plot of level 1 quality information per product \(time dependant\): ASCENDING](#)

[4.1.2 Plot of level 1 quality information per product \(time dependant\): DESCENDING](#)

[4.2 Plot of level 1 quality information per product \(world map\)](#)

[4.2.1 Plot of level 1 quality information per product \(world map\): ASCENDING](#)

[4.2.2 Plot of level 1 quality information per product \(world map\): DESCENDING](#)

[5. Ozone profiles based on quality statistics and other trace gas profiles](#)

[5.1 Ozone statistics based on quality of products](#)

[5.2 Plot ozone profiles for all STD \(dark without errors\)](#)

[5.3 Plot ozone profiles where STD < 20% \(dark without errors\)](#)

[5.4. Plot ozone profiles where STD < 10% \(dark without errors\)](#)

[5.5. Plot ozone profiles where STD < 5% \(dark without errors\)](#)

[5.6 Plot NO2 profiles for all STD \(dark without errors\)](#)

[5.7 Plot NO3 profiles for all STD \(dark without errors\)](#)

[5.8 Plot H2O profiles \(only for occultations of stars 1,2,3,4,13,14,16,26,63 dark without errors\) for all STD](#)

[6. Auxiliary Data Files used for the production reported in section 2](#)

This report presents the daily analysis on parameters extracted from GOMOS level 2 data (GOM_NL__2P). It is intended to monitor some important parameters that will impact the quality of these products. A list of level 2 products (and content) that have arrived during the reporting day to the PCF is also given.

Item	Value
Time of report generation	19APR2013 21:59:11
Data source version	GOMOS/6.01
Start time of products	17-10-2003 (17OCT2003 00:00:00)
Stop time of products	18-10-2003 (18OCT2003 00:00:00)
Store outputs in DB	Yes
Nb of level 2 prods	341
Nb of prods with errors	0

2. Summary of processed GOM_NL__2P products.

Nr	Filename	UTC Start time	Limb	Duration	Star Id	Star Name	Star Mag	Star Temp	Nb Meas	Orbit	Prod. error
1	GOM_NL__2PRFIN20031017_000205_000000442020_00445_08515_0170.N1	17-OCT-2003 00:02:05	Dark	43.500	113	Mu Vel	2.6920	5000.0	87	8515	No
2	GOM_NL__2PRFIN20031017_000656_000000382020_00446_08516_7037.N1	17-OCT-2003 00:06:56	Dark	38.000	159	Ups Car	2.9200	7200.0	76	8516	No
3	GOM_NL__2PRFIN20031017_000935_000000722020_00446_08516_7038.N1	17-OCT-2003 00:09:35	Dark	72.000	23	21Eps CMa	1.5020	26000.	144	8516	No
4	GOM_NL__2PRFIN20031017_001153_000000582020_00446_08516_7039.N1	17-OCT-2003 00:11:53	Dark	58.000	2	Alp Car	-0.73600	7000.0	116	8516	No
5	GOM_NL__2PRFIN20031017_001339_000000712020_00446_08516_7040.N1	17-OCT-2003 00:13:39	Dark	70.500	177	1Zet CMa	3.0220	26000.	141	8516	No
6	GOM_NL__2PRFIN20031017_001646_000000702020_00446_08516_7041.N1	17-OCT-2003 00:16:46	Dark	70.000	108	Alp Col	2.6520	15200.	140	8516	No
7	GOM_NL__2PRFIN20031017_001934_000000402020_00446_08516_7042.N1	17-OCT-2003 00:19:34	Dark	39.500	143	Alp Hyi	2.8570	7200.0	79	8516	No
8	GOM_NL__2PRFIN20031017_002100_000000432020_00446_08516_7043.N1	17-OCT-2003 00:21:00	Dark	43.000	9	Alp Eri	0.45300	24000.	86	8516	No
9	GOM_NL__2PRFIN20031017_002337_000000472020_00446_08516_7044.N1	17-OCT-2003 00:23:37	Straylight	47.000	157	The1Eri	2.9060	9300.0	94	8516	No
10	GOM_NL__2PRFIN20031017_002600_000000392020_00446_08516_7045.N1	17-OCT-2003 00:26:00	Straylight	39.000	84	Alp Phe	2.3970	4500.0	78	8516	No
11	GOM_NL__2PRFIN20031017_003235_000000472020_00446_08516_7046.N1	17-OCT-2003 00:32:35	Straylight	46.500	52	16Bet Cet	2.0370	4500.0	93	8516	No
12	GOM_NL__2PRFIN20031017_004213_000000372020_00446_08516_7047.N1	17-OCT-2003 00:42:13	Bright	37.000	140	88Gam Peg	2.8340	26000.	74	8516	No
13	GOM_NL__2PRFIN20031017_004609_000000382020_00446_08516_7048.N1	17-OCT-2003 00:46:09	Bright	37.500	58	21Alp And	2.0730	11000.	75	8516	No
14	GOM_NL__2PRFIN20031017_004837_000000412020_00446_08516_7049.N1	17-OCT-2003 00:48:37	Bright	41.000	53	43Bet And	2.0480	3300.0	82	8516	No
15	GOM_NL__2PRFIN20031017_005012_000000462020_00446_08516_7050.N1	17-OCT-2003 00:50:12	Bright	46.000	173	4Bet Tri	3.0040	8900.0	92	8516	No
16	GOM_NL__2PRFIN20031017_005204_000000482020_00446_08516_7051.N1	17-OCT-2003 00:52:04	Bright	47.500	73	57Gam1And	2.2600	13100.	95	8516	No
17	GOM_NL__2PRFIN20031017_005411_000000382020_00446_08516_7052.N1	17-OCT-2003 00:54:11	Bright	38.000	68	18Alp Cas	2.2250	4500.0	76	8516	No
18	GOM_NL__2PRFIN20031017_005531_000000402020_00446_08516_7053.N1	17-OCT-2003 00:55:31	Bright	40.000	76	27Gam Cas	2.3000	30000.	80	8516	No
19	GOM_NL__2PRFIN20031017_005706_000000372020_00446_08516_7054.N1	17-OCT-2003 00:57:06	Bright	37.000	89	5Alp Cep	2.4510	8000.0	74	8516	No
20	GOM_NL__2PRFIN20031017_005907_000000672020_00446_08516_7055.N1	17-OCT-2003 00:59:07	Bright	66.500	149	45Eps Per	2.8880	30000.	133	8516	No
21	GOM_NL__2PRFIN20031017_010311_000000362020_00446_08516_7056.N1	17-OCT-2003 01:03:11	Bright	36.000	49	1Alp UMi	1.9900	6300.0	72	8516	No
22	GOM_NL__2PRFIN20031017_010615_000000362020_00446_08516_7057.N1	17-OCT-2003 01:06:15	Bright	36.000	60	7Bet UMi	2.0810	3950.0	72	8516	No
23	GOM_NL__2PRFIN20031017_011126_000000392020_00446_08516_7058.N1	17-OCT-2003 01:11:26	Bright	39.000	36	50Alp UMa	1.8000	6300.0	78	8516	No
24	GOM_NL__2PRFIN20031017_011300_000000372020_00446_08516_7059.N1	17-OCT-2003 01:13:00	Bright	37.000	82	48Bet UMa	2.3650	10600.	74	8516	No
25	GOM_NL__2PRFIN20031017_011624_000000372020_00446_08516_7060.N1	17-OCT-2003 01:16:24	Bright	37.000	174	52Psi UMa	3.0040	4400.0	74	8516	No
26	GOM_NL__2PRFIN20031017_012414_000001042020_00446_08516_7061.N1	17-OCT-2003 01:24:14	Twilight	104.00	17	78Bet Gem	1.1610	4500.0	208	8516	No
27	GOM_NL__2PRFIN20031017_013408_000000552020_00446_08516_7062.N1	17-OCT-2003 01:34:08	Dark	55.000	48	30Alp Hya	1.9770	4100.0	110	8516	No
28	GOM_NL__2PRFIN20031017_014242_000000422020_00446_08516_7063.N1	17-OCT-2003 01:42:42	Dark	42.000	113	Mu Vel	2.6920	5000.0	84	8516	No
29	GOM_NL__2PRFIN20031017_014733_000000372020_00447_08517_0145.N1	17-OCT-2003 01:47:33	Dark	37.000	159	Ups Car	2.9200	7200.0	74	8517	No
30	GOM_NL__2PRFIN20031017_015013_000000682020_00447_08517_0146.N1	17-OCT-2003 01:50:13	Dark	68.000	23	21Eps CMa	1.5020	26000.	136	8517	No
31	GOM_NL__2PRFIN20031017_015230_000000522020_00447_08517_0147.N1	17-OCT-2003 01:52:30	Dark	52.000	2	Alp Car	-0.73600	7000.0	104	8517	No
32	GOM_NL__2PRFIN20031017_015417_000000732020_00447_08517_0148.N1	17-OCT-2003 01:54:17	Dark	72.500	177	1Zet CMa	3.0220	26000.	145	8517	No
33	GOM_NL__2PRFIN20031017_015723_000000682020_00447_08517_0149.N1	17-OCT-2003 01:57:23	Dark	67.500	108	Alp Col	2.6520	15200.	135	8517	No
34	GOM_NL__2PRFIN20031017_020010_000000392020_00447_08517_0150.N1	17-OCT-2003 02:00:10	Dark	38.500	143	Alp Hyi	2.8570	7200.0	77	8517	No
35	GOM_NL__2PRFIN20031017_020137_000000482020_00447_08517_0151.N1	17-OCT-2003 02:01:37	Dark	47.500	9	Alp Eri	0.45300	24000.	95	8517	No
36	GOM_NL__2PRFIN20031017_020414_000000462020_00447_08517_0152.N1	17-OCT-2003 02:04:14	Straylight	46.000	157	The1Eri	2.9060	9300.0	92	8517	No
37	GOM_NL__2PRFIN20031017_020637_000000402020_00447_08517_0153.N1	17-OCT-2003 02:06:37	Straylight	40.000	84	Alp Phe	2.3970	4500.0	80	8517	No
38	GOM_NL__2PRFIN20031017_021312_000000462020_00447_08517_0154.N1	17-OCT-2003 02:13:12	Straylight	45.500	52	16Bet Cet	2.0370	4500.0	91	8517	No
39	GOM_NL__2PRFIN20031017_022249_000000372020_00447_08517_0155.N1	17-OCT-2003 02:22:49	Bright	36.500	140	88Gam Peg	2.8340	26000.	73	8517	No
40	GOM_NL__2PRFIN20031017_022646_000000382020_00447_08517_0156.N1	17-OCT-2003 02:26:46	Bright	37.500	58	21Alp And	2.0730	11000.	75	8517	No
41	GOM_NL__2PRFIN20031017_022913_000000432020_00447_08517_0157.N1	17-OCT-2003 02:29:13	Bright	43.000	53	43Bet And	2.0480	3300.0	86	8517	No
42	GOM_NL__2PRFIN20031017_023047_000000462020_00447_08517_0158.N1	17-OCT-2003 02:30:47	Bright	46.000	173	4Bet Tri	3.0040	8900.0	92	8517	No

43	GOM_NL__2PRFIN20031017_023240_000000462020_00447_08517_0159.N1	17-OCT-2003 02:32:40	Bright	45.500	73	57Gam1And	2.2600	13100.	91	8517	No
44	GOM_NL__2PRFIN20031017_023447_000000382020_00447_08517_0160.N1	17-OCT-2003 02:34:47	Bright	38.000	68	18Alp Cas	2.2250	4500.0	76	8517	No
45	GOM_NL__2PRFIN20031017_023608_000000382020_00447_08517_0161.N1	17-OCT-2003 02:36:08	Bright	38.000	76	27Gam Cas	2.3000	30000.	76	8517	No
46	GOM_NL__2PRFIN20031017_023743_000000372020_00447_08517_0162.N1	17-OCT-2003 02:37:43	Bright	37.000	89	5Alp Cep	2.4510	8000.0	74	8517	No
47	GOM_NL__2PRFIN20031017_023941_000000692020_00447_08517_0163.N1	17-OCT-2003 02:39:41	Bright	68.500	149	45Eps Per	2.8880	30000.	137	8517	No
48	GOM_NL__2PRFIN20031017_024347_000000352020_00447_08517_0164.N1	17-OCT-2003 02:43:47	Bright	35.000	49	1Alp UMi	1.9900	6300.0	70	8517	No
49	GOM_NL__2PRFIN20031017_024651_000000382020_00447_08517_0165.N1	17-OCT-2003 02:46:51	Bright	37.500	60	7Bet UMi	2.0810	3950.0	75	8517	No
50	GOM_NL__2PRFIN20031017_025202_000000392020_00447_08517_0166.N1	17-OCT-2003 02:52:02	Bright	39.000	36	50Alp UMa	1.8000	6300.0	78	8517	No
51	GOM_NL__2PRFIN20031017_025336_000000372020_00447_08517_0167.N1	17-OCT-2003 02:53:36	Bright	36.500	82	48Bet UMa	2.3650	10600.	73	8517	No
52	GOM_NL__2PRFIN20031017_025700_000000532020_00447_08517_0168.N1	17-OCT-2003 02:57:00	Bright	53.000	174	52Psi UMa	3.0040	4400.0	106	8517	No
53	GOM_NL__2PRFIN20031017_030451_000001072020_00447_08517_0169.N1	17-OCT-2003 03:04:51	Tw_i_and_stray	106.50	17	78Bet Gem	1.1610	4500.0	213	8517	No
54	GOM_NL__2PRFIN20031017_031444_000000562020_00447_08517_0170.N1	17-OCT-2003 03:14:44	Dark	56.000	48	30Alp Hya	1.9770	4100.0	112	8517	No
55	GOM_NL__2PRFIN20031017_032318_000000442020_00447_08517_0171.N1	17-OCT-2003 03:23:18	Dark	43.500	113	Mu Vel	2.6920	5000.0	87	8517	No
56	GOM_NL__2PRFIN20031017_032809_000000382020_00448_08518_0147.N1	17-OCT-2003 03:28:09	Dark	38.000	159	Ups Car	2.9200	7200.0	76	8518	No
57	GOM_NL__2PRFIN20031017_033051_000000702020_00448_08518_0148.N1	17-OCT-2003 03:30:51	Dark	70.000	23	21Eps CMa	1.5020	26000.	140	8518	No
58	GOM_NL__2PRFIN20031017_033306_000000512020_00448_08518_0149.N1	17-OCT-2003 03:33:06	Dark	51.000	2	Alp Car	-0.73600	7000.0	102	8518	No
59	GOM_NL__2PRFIN20031017_033454_000000762020_00448_08518_0150.N1	17-OCT-2003 03:34:54	Dark	75.500	177	1Zet CMa	3.0220	26000.	151	8518	No
60	GOM_NL__2PRFIN20031017_033801_000000662020_00448_08518_0151.N1	17-OCT-2003 03:38:01	Dark	65.500	108	Alp Col	2.6520	15200.	131	8518	No
61	GOM_NL__2PRFIN20031017_034046_000000392020_00448_08518_0152.N1	17-OCT-2003 03:40:46	Dark	39.000	143	Alp Hyi	2.8570	7200.0	78	8518	No
62	GOM_NL__2PRFIN20031017_034212_000000442020_00448_08518_0153.N1	17-OCT-2003 03:42:12	Dark	44.000	9	Alp Eri	0.45300	24000.	88	8518	No
63	GOM_NL__2PRFIN20031017_034450_000000472020_00448_08518_0154.N1	17-OCT-2003 03:44:50	Straylight	46.500	157	The1Eri	2.9060	9300.0	93	8518	No
64	GOM_NL__2PRFIN20031017_034713_000000392020_00448_08518_0155.N1	17-OCT-2003 03:47:13	Straylight	39.000	84	Alp Phe	2.3970	4500.0	78	8518	No
65	GOM_NL__2PRFIN20031017_035347_000000472020_00448_08518_0156.N1	17-OCT-2003 03:53:47	Straylight	47.000	52	16Bet Cet	2.0370	4500.0	94	8518	No
66	GOM_NL__2PRFIN20031017_040324_000000382020_00448_08518_0157.N1	17-OCT-2003 04:03:24	Bright	37.500	140	88Gam Peg	2.8340	26000.	75	8518	No
67	GOM_NL__2PRFIN20031017_040721_000000392020_00448_08518_0158.N1	17-OCT-2003 04:07:21	Bright	38.500	58	21Alp And	2.0730	11000.	77	8518	No
68	GOM_NL__2PRFIN20031017_040948_000000452020_00448_08518_0159.N1	17-OCT-2003 04:09:48	Bright	44.500	53	43Bet And	2.0480	3300.0	89	8518	No
69	GOM_NL__2PRFIN20031017_041122_000000482020_00448_08518_0160.N1	17-OCT-2003 04:11:22	Bright	48.000	173	4Bet Tri	3.0040	8900.0	96	8518	No
70	GOM_NL__2PRFIN20031017_041315_000000492020_00448_08518_0161.N1	17-OCT-2003 04:13:15	Bright	49.000	73	57Gam1And	2.2600	13100.	98	8518	No
71	GOM_NL__2PRFIN20031017_041522_000000392020_00448_08518_0162.N1	17-OCT-2003 04:15:22	Bright	38.500	68	18Alp Cas	2.2250	4500.0	77	8518	No
72	GOM_NL__2PRFIN20031017_041643_000000392020_00448_08518_0163.N1	17-OCT-2003 04:16:43	Bright	39.000	76	27Gam Cas	2.3000	30000.	78	8518	No
73	GOM_NL__2PRFIN20031017_041819_000000382020_00448_08518_0164.N1	17-OCT-2003 04:18:19	Bright	38.000	89	5Alp Cep	2.4510	8000.0	76	8518	No
74	GOM_NL__2PRFIN20031017_042015_000000692020_00448_08518_0165.N1	17-OCT-2003 04:20:15	Bright	68.500	149	45Eps Per	2.8880	30000.	137	8518	No
75	GOM_NL__2PRFIN20031017_042424_000000382020_00448_08518_0166.N1	17-OCT-2003 04:24:24	Bright	37.500	49	1Alp UMi	1.9900	6300.0	75	8518	No
76	GOM_NL__2PRFIN20031017_042727_000000392020_00448_08518_0167.N1	17-OCT-2003 04:27:27	Bright	39.000	60	7Bet UMi	2.0810	3950.0	78	8518	No
77	GOM_NL__2PRFIN20031017_043238_000000402020_00448_08518_0168.N1	17-OCT-2003 04:32:38	Bright	40.000	36	50Alp UMa	1.8000	6300.0	80	8518	No
78	GOM_NL__2PRFIN20031017_043412_000000382020_00448_08518_0169.N1	17-OCT-2003 04:34:12	Bright	38.000	82	48Bet UMa	2.3650	10600.	76	8518	No
79	GOM_NL__2PRFIN20031017_043736_000000362020_00448_08518_0170.N1	17-OCT-2003 04:37:36	Bright	35.500	174	52Psi UMa	3.0040	4400.0	71	8518	No
80	GOM_NL__2PRFIN20031017_044528_000001062020_00448_08518_0171.N1	17-OCT-2003 04:45:28	Tw_i_and_stray	106.00	17	78Bet Gem	1.1610	4500.0	212	8518	No
81	GOM_NL__2PRFIN20031017_045522_000000532020_00448_08518_0172.N1	17-OCT-2003 04:55:22	Dark	53.000	48	30Alp Hya	1.9770	4100.0	106	8518	No
82	GOM_NL__2PRFIN20031017_050354_000000432020_00448_08518_0173.N1	17-OCT-2003 05:03:54	Dark	42.500	113	Mu Vel	2.6920	5000.0	85	8518	No
83	GOM_NL__2PRFIN20031017_050845_000000372020_00449_08519_0147.N1	17-OCT-2003 05:08:45	Dark	36.500	159	Ups Car	2.9200	7200.0	73	8519	No
84	GOM_NL__2PRFIN20031017_051129_000000692020_00449_08519_0148.N1	17-OCT-2003 05:11:29	Dark	69.000	23	21Eps CMa	1.5020	26000.	138	8519	No
85	GOM_NL__2PRFIN20031017_051343_000000622020_00449_08519_0149.N1	17-OCT-2003 05:13:43	Dark	61.500	2	Alp Car	-0.73600	7000.0	123	8519	No
86	GOM_NL__2PRFIN20031017_051532_000000742020_00449_08519_0150.N1	17-OCT-2003 05:15:32	Dark	73.500	177	1Zet CMa	3.0220	26000.	147	8519	No
87	GOM_NL__2PRFIN20031017_051838_000000692020_00449_08519_0151.N1	17-OCT-2003 05:18:38	Dark	68.500	108	Alp Col	2.6520	15200.	137	8519	No
88	GOM_NL__2PRFIN20031017_052122_000000402020_00449_08519_0152.N1	17-OCT-2003 05:21:22	Dark	39.500	143	Alp Hyi	2.8570	7200.0	79	8519	No
89	GOM_NL__2PRFIN20031017_052249_000000512020_00449_08519_0153.N1	17-OCT-2003 05:22:49	Dark	51.000	9	Alp Eri	0.45300	24000.	102	8519	No
90	GOM_NL__2PRFIN20031017_052526_000000472020_00449_08519_0154.N1	17-OCT-2003 05:25:26	Straylight	47.000	157	The1Eri	2.9060	9300.0	94	8519	No
91	GOM_NL__2PRFIN20031017_052749_000000442020_00449_08519_0155.N1	17-OCT-2003 05:27:49	Straylight	43.500	84	Alp Phe	2.3970	4500.0	87	8519	No
92	GOM_NL__2PRFIN20031017_053423_000000462020_00449_08519_0156.N1	17-OCT-2003 05:34:23	Straylight	45.500	52	16Bet Cet	2.0370	4500.0	91	8519	No
93	GOM_NL__2PRFIN20031017_054400_000000392020_00449_08519_0157.N1	17-OCT-2003 05:44:00	Bright	38.500	140	88Gam Peg	2.8340	26000.	77	8519	No
94	GOM_NL__2PRFIN20031017_054757_000000382020_00449_08519_0158.N1	17-OCT-2003 05:47:57	Bright	38.000	58	21Alp And	2.0730	11000.	76	8519	No
95	GOM_NL__2PRFIN20031017_055024_000000412020_00449_08519_0159.N1	17-OCT-2003 05:50:24	Bright	40.500	53	43Bet And	2.0480	3300.0	81	8519	No
96	GOM_NL__2PRFIN20031017_055158_000000462020_00449_08519_0160.N1	17-OCT-2003 05:51:58	Bright	46.000	173	4Bet Tri	3.0040	8900.0	92	8519	No
97	GOM_NL__2PRFIN20031017_055350_000000482020_00449_08519_0161.N1	17-OCT-2003 05:53:50	Bright	48.000	73	57Gam1And	2.2600	13100.	96	8519	No
98	GOM_NL__2PRFIN20031017_055558_000000392020_00449_08519_0162.N1	17-OCT-2003 05:55:58	Bright	39.000	68	18Alp Cas	2.2250	4500.0	78	8519	No
99	GOM_NL__2PRFIN20031017_055719_000000392020_00449_08519_0163.N1	17-OCT-2003 05:57:19	Bright	38.500	76	27Gam Cas	2.3000	30000.	77	8519	No
100	GOM_NL__2PRFIN20031017_055855_000000392020_00449_08519_0164.N1	17-OCT-2003 05:58:55	Bright	38.500	89	5Alp Cep	2.4510	8000.0	77	8519	No
101	GOM_NL__2PRFIN20031017_060050_000000672020_00449_08519_0165.N1	17-OCT-2003 06:00:50	Bright	66.500	149	45Eps Per	2.8880	30000.	133	8519	No

102	GOM_NL__2PRFIN20031017_060500_000000372020_00449_08519_0166.N1	17-OCT-2003 06:05:00	Bright	37.000	49	1Alp UMi	1.9900	6300.0	74	8519	No
103	GOM_NL__2PRFIN20031017_060804_000000382020_00449_08519_0167.N1	17-OCT-2003 06:08:04	Bright	38.000	60	7Bet UMi	2.0810	3950.0	76	8519	No
104	GOM_NL__2PRFIN20031017_061315_000000402020_00449_08519_0168.N1	17-OCT-2003 06:13:15	Bright	39.500	36	50Alp UMa	1.8000	6300.0	79	8519	No
105	GOM_NL__2PRFIN20031017_061448_000000352020_00449_08519_0169.N1	17-OCT-2003 06:14:48	Bright	35.000	82	48Bet UMa	2.3650	10600.	70	8519	No
106	GOM_NL__2PRFIN20031017_061813_000000372020_00449_08519_0170.N1	17-OCT-2003 06:18:13	Bright	37.000	174	52Psi UMa	3.0040	4400.0	74	8519	No
107	GOM_NL__2PRFIN20031017_062604_000001072020_00449_08519_0171.N1	17-OCT-2003 06:26:04	Tw_i_and_stray	106.50	17	78Bet Gem	1.1610	4500.0	213	8519	No
108	GOM_NL__2PRFIN20031017_063558_000000532020_00449_08519_0172.N1	17-OCT-2003 06:35:58	Dark	52.500	48	30Alp Hya	1.9770	4100.0	105	8519	No
109	GOM_NL__2PRFIN20031017_064430_000000422020_00449_08519_0173.N1	17-OCT-2003 06:44:30	Dark	42.000	113	Mu Vel	2.6920	5000.0	84	8519	No
110	GOM_NL__2PRFIN20031017_064922_000000392020_00450_08520_0147.N1	17-OCT-2003 06:49:22	Dark	39.000	159	Ups Car	2.9200	7200.0	78	8520	No
111	GOM_NL__2PRFIN20031017_065206_000000692020_00450_08520_0148.N1	17-OCT-2003 06:52:06	Dark	69.000	23	21Eps CMa	1.5020	26000.	138	8520	No
112	GOM_NL__2PRFIN20031017_065420_000000492020_00450_08520_0149.N1	17-OCT-2003 06:54:20	Dark	48.500	2	Alp Car	-0.73600	7000.0	97	8520	No
113	GOM_NL__2PRFIN20031017_065609_000000722020_00450_08520_0150.N1	17-OCT-2003 06:56:09	Dark	72.000	177	1Zet CMa	3.0220	26000.	144	8520	No
114	GOM_NL__2PRFIN20031017_065915_000000682020_00450_08520_0151.N1	17-OCT-2003 06:59:15	Dark	67.500	108	Alp Col	2.6520	15200.	135	8520	No
115	GOM_NL__2PRFIN20031017_070158_000000402020_00450_08520_0152.N1	17-OCT-2003 07:01:58	Dark	40.000	143	Alp Hyi	2.8570	7200.0	80	8520	No
116	GOM_NL__2PRFIN20031017_070325_000000532020_00450_08520_0153.N1	17-OCT-2003 07:03:25	Dark	52.500	9	Alp Eri	0.45300	24000.	105	8520	No
117	GOM_NL__2PRFIN20031017_070602_000000482020_00450_08520_0154.N1	17-OCT-2003 07:06:02	Straylight	47.500	157	The1Eri	2.9060	9300.0	95	8520	No
118	GOM_NL__2PRFIN20031017_070824_000000472020_00450_08520_0155.N1	17-OCT-2003 07:08:24	Straylight	46.500	84	Alp Phe	2.3970	4500.0	93	8520	No
119	GOM_NL__2PRFIN20031017_071459_000000452020_00450_08520_0156.N1	17-OCT-2003 07:14:59	Straylight	45.000	52	16Bet Cet	2.0370	4500.0	90	8520	No
120	GOM_NL__2PRFIN20031017_072436_000000392020_00450_08520_0157.N1	17-OCT-2003 07:24:36	Bright	39.000	140	88Gam Peg	2.8340	26000.	78	8520	No
121	GOM_NL__2PRFIN20031017_072833_000000392020_00450_08520_0158.N1	17-OCT-2003 07:28:33	Bright	38.500	58	21Alp And	2.0730	11000.	77	8520	No
122	GOM_NL__2PRFIN20031017_073059_000000422020_00450_08520_0159.N1	17-OCT-2003 07:30:59	Bright	41.500	53	43Bet And	2.0480	3300.0	83	8520	No
123	GOM_NL__2PRFIN20031017_073233_000000462020_00450_08520_0160.N1	17-OCT-2003 07:32:33	Bright	45.500	173	4Bet Tri	3.0040	8900.0	91	8520	No
124	GOM_NL__2PRFIN20031017_073426_000000492020_00450_08520_0161.N1	17-OCT-2003 07:34:26	Bright	49.000	73	57Gam1And	2.2600	13100.	98	8520	No
125	GOM_NL__2PRFIN20031017_073634_000000412020_00450_08520_0162.N1	17-OCT-2003 07:36:34	Bright	40.500	68	18Alp Cas	2.2250	4500.0	81	8520	No
126	GOM_NL__2PRFIN20031017_073755_000000402020_00450_08520_0163.N1	17-OCT-2003 07:37:55	Bright	39.500	76	27Gam Cas	2.3000	30000.	79	8520	No
127	GOM_NL__2PRFIN20031017_074536_000000352020_00450_08520_0164.N1	17-OCT-2003 07:45:36	Bright	35.000	49	1Alp UMi	1.9900	6300.0	70	8520	No
128	GOM_NL__2PRFIN20031017_074840_000000382020_00450_08520_0165.N1	17-OCT-2003 07:48:40	Bright	38.000	60	7Bet UMi	2.0810	3950.0	76	8520	No
129	GOM_NL__2PRFIN20031017_075351_000000382020_00450_08520_0166.N1	17-OCT-2003 07:53:51	Bright	38.000	36	50Alp UMa	1.8000	6300.0	76	8520	No
130	GOM_NL__2PRFIN20031017_075524_000000372020_00450_08520_0167.N1	17-OCT-2003 07:55:24	Bright	37.000	82	48Bet UMa	2.3650	10600.	74	8520	No
131	GOM_NL__2PRFIN20031017_075849_000000442020_00450_08520_0168.N1	17-OCT-2003 07:58:49	Bright	43.500	174	52Psi UMa	3.0040	4400.0	87	8520	No
132	GOM_NL__2PRFIN20031017_080641_000001182020_00450_08520_0169.N1	17-OCT-2003 08:06:41	Tw_i_and_stray	117.50	17	78Bet Gem	1.1610	4500.0	235	8520	No
133	GOM_NL__2PRFIN20031017_081635_000000542020_00450_08520_0170.N1	17-OCT-2003 08:16:35	Dark	54.000	48	30Alp Hya	1.9770	4100.0	108	8520	No
134	GOM_NL__2PRFIN20031017_082506_000000422020_00450_08520_0171.N1	17-OCT-2003 08:25:06	Dark	42.000	113	Mu Vel	2.6920	5000.0	84	8520	No
135	GOM_NL__2PRFIN20031017_082957_000000402020_00451_08521_7928.N1	17-OCT-2003 08:29:57	Dark	39.500	159	Ups Car	2.9200	7200.0	79	8521	No
136	GOM_NL__2PRFIN20031017_083244_000000712020_00451_08521_7929.N1	17-OCT-2003 08:32:44	Dark	70.500	23	21Eps CMa	1.5020	26000.	141	8521	No
137	GOM_NL__2PRFIN20031017_083457_000000502020_00451_08521_7930.N1	17-OCT-2003 08:34:57	Dark	49.500	2	Alp Car	-0.73600	7000.0	99	8521	No
138	GOM_NL__2PRFIN20031017_083646_000000742020_00451_08521_7931.N1	17-OCT-2003 08:36:46	Dark	73.500	177	1Zet CMa	3.0220	26000.	147	8521	No
139	GOM_NL__2PRFIN20031017_083953_000000702020_00451_08521_7932.N1	17-OCT-2003 08:39:53	Dark	70.000	108	Alp Col	2.6520	15200.	140	8521	No
140	GOM_NL__2PRFIN20031017_084234_000000412020_00451_08521_7933.N1	17-OCT-2003 08:42:34	Dark	40.500	143	Alp Hyi	2.8570	7200.0	81	8521	No
141	GOM_NL__2PRFIN20031017_084401_000000412020_00451_08521_7934.N1	17-OCT-2003 08:44:01	Dark	41.000	9	Alp Eri	0.45300	24000.	82	8521	No
142	GOM_NL__2PRFIN20031017_084638_000000482020_00451_08521_7935.N1	17-OCT-2003 08:46:38	Straylight	48.000	157	The1Eri	2.9060	9300.0	96	8521	No
143	GOM_NL__2PRFIN20031017_084901_000000462020_00451_08521_7936.N1	17-OCT-2003 08:49:01	Straylight	46.000	84	Alp Phe	2.3970	4500.0	92	8521	No
144	GOM_NL__2PRFIN20031017_085535_000000482020_00451_08521_7937.N1	17-OCT-2003 08:55:35	Straylight	48.000	52	16Bet Cet	2.0370	4500.0	96	8521	No
145	GOM_NL__2PRFIN20031017_090512_000000392020_00451_08521_7938.N1	17-OCT-2003 09:05:12	Bright	38.500	140	88Gam Peg	2.8340	26000.	77	8521	No
146	GOM_NL__2PRFIN20031017_090909_000000402020_00451_08521_7939.N1	17-OCT-2003 09:09:09	Bright	39.500	58	21Alp And	2.0730	11000.	79	8521	No
147	GOM_NL__2PRFIN20031017_091135_000000452020_00451_08521_7940.N1	17-OCT-2003 09:11:35	Bright	44.500	53	43Bet And	2.0480	3300.0	89	8521	No
148	GOM_NL__2PRFIN20031017_091309_000000462020_00451_08521_7941.N1	17-OCT-2003 09:13:09	Bright	46.000	173	4Bet Tri	3.0040	8900.0	92	8521	No
149	GOM_NL__2PRFIN20031017_091501_000000442020_00451_08521_7942.N1	17-OCT-2003 09:15:01	Bright	43.500	73	57Gam1And	2.2600	13100.	87	8521	No
150	GOM_NL__2PRFIN20031017_091710_000000382020_00451_08521_7943.N1	17-OCT-2003 09:17:10	Bright	38.000	68	18Alp Cas	2.2250	4500.0	76	8521	No
151	GOM_NL__2PRFIN20031017_091830_000000412020_00451_08521_7944.N1	17-OCT-2003 09:18:30	Bright	40.500	76	27Gam Cas	2.3000	30000.	81	8521	No
152	GOM_NL__2PRFIN20031017_092611_000000372020_00451_08521_7945.N1	17-OCT-2003 09:26:11	Bright	37.000	49	1Alp UMi	1.9900	6300.0	74	8521	No
153	GOM_NL__2PRFIN20031017_092916_000000392020_00451_08521_7946.N1	17-OCT-2003 09:29:16	Bright	38.500	60	7Bet UMi	2.0810	3950.0	77	8521	No
154	GOM_NL__2PRFIN20031017_093426_000000382020_00451_08521_7947.N1	17-OCT-2003 09:34:26	Bright	38.000	36	50Alp UMa	1.8000	6300.0	76	8521	No
155	GOM_NL__2PRFIN20031017_093600_000000422020_00451_08521_7948.N1	17-OCT-2003 09:36:00	Bright	42.000	82	48Bet UMa	2.3650	10600.	84	8521	No
156	GOM_NL__2PRFIN20031017_093924_000000362020_00451_08521_7949.N1	17-OCT-2003 09:39:24	Bright	36.000	174	52Psi UMa	3.0040	4400.0	72	8521	No
157	GOM_NL__2PRFIN20031017_094717_000001132020_00451_08521_7950.N1	17-OCT-2003 09:47:17	Tw_i_and_stray	113.00	17	78Bet Gem	1.1610	4500.0	226	8521	No
158	GOM_NL__2PRFIN20031017_095712_000000562020_00451_08521_7951.N1	17-OCT-2003 09:57:12	Dark	55.500	48	30Alp Hya	1.9770	4100.0	111	8521	No
159	GOM_NL__2PRFIN20031017_100543_000000402020_00451_08521_7952.N1	17-OCT-2003 10:05:43	Dark	39.500	113	Mu Vel	2.6920	5000.0	79	8521	No
160	GOM_NL__2PRFIN20031017_101034_000000392020_00452_08522_0147.N1	17-OCT-2003 10:10:34	Dark	39.000	159	Ups Car	2.9200	7200.0	78	8522	No

161	GOM_NL__2PRFIN20031017_101321_000000722020_00452_08522_0148.N1	17-OCT-2003 10:13:21	Dark	71.500	23	21Eps CMa	1.5020	26000.	143	8522	No
162	GOM_NL__2PRFIN20031017_101533_000000492020_00452_08522_0149.N1	17-OCT-2003 10:15:33	Dark	49.000	2	Alp Car	-0.73600	7000.0	98	8522	No
163	GOM_NL__2PRFIN20031017_101725_000000722020_00452_08522_0150.N1	17-OCT-2003 10:17:25	Dark	72.000	177	1Zet CMa	3.0220	26000.	144	8522	No
164	GOM_NL__2PRFIN20031017_102030_000000672020_00452_08522_0151.N1	17-OCT-2003 10:20:30	Dark	66.500	108	Alp Col	2.6520	15200.	133	8522	No
165	GOM_NL__2PRFIN20031017_102311_000000392020_00452_08522_0152.N1	17-OCT-2003 10:23:11	Dark	39.000	143	Alp Hyi	2.8570	7200.0	78	8522	No
166	GOM_NL__2PRFIN20031017_102437_000000522020_00452_08522_0153.N1	17-OCT-2003 10:24:37	Dark	51.500	9	Alp Eri	0.45300	24000.	103	8522	No
167	GOM_NL__2PRFIN20031017_102715_000000492020_00452_08522_0154.N1	17-OCT-2003 10:27:15	Straylight	49.000	157	The1Eri	2.9060	9300.0	98	8522	No
168	GOM_NL__2PRFIN20031017_102937_000000402020_00452_08522_0155.N1	17-OCT-2003 10:29:37	Straylight	40.000	84	Alp Phe	2.3970	4500.0	80	8522	No
169	GOM_NL__2PRFIN20031017_103611_000000462020_00452_08522_0156.N1	17-OCT-2003 10:36:11	Straylight	45.500	52	16Bet Cet	2.0370	4500.0	91	8522	No
170	GOM_NL__2PRFIN20031017_104549_000000382020_00452_08522_0157.N1	17-OCT-2003 10:45:49	Bright	38.000	140	88Gam Peg	2.8340	26000.	76	8522	No
171	GOM_NL__2PRFIN20031017_104945_000000382020_00452_08522_0158.N1	17-OCT-2003 10:49:45	Bright	38.000	58	21Alp And	2.0730	11000.	76	8522	No
172	GOM_NL__2PRFIN20031017_105211_000000402020_00452_08522_0159.N1	17-OCT-2003 10:52:11	Bright	40.000	53	43Bet And	2.0480	3300.0	80	8522	No
173	GOM_NL__2PRFIN20031017_105344_000000462020_00452_08522_0160.N1	17-OCT-2003 10:53:44	Bright	46.000	173	4Bet Tri	3.0040	8900.0	92	8522	No
174	GOM_NL__2PRFIN20031017_105536_000000482020_00452_08522_0161.N1	17-OCT-2003 10:55:36	Bright	48.000	73	57Gam1And	2.2600	13100.	96	8522	No
175	GOM_NL__2PRFIN20031017_105745_000000422020_00452_08522_0162.N1	17-OCT-2003 10:57:45	Bright	41.500	68	18Alp Cas	2.2250	4500.0	83	8522	No
176	GOM_NL__2PRFIN20031017_105906_000000412020_00452_08522_0163.N1	17-OCT-2003 10:59:06	Bright	40.500	76	27Gam Cas	2.3000	30000.	81	8522	No
177	GOM_NL__2PRFIN20031017_110648_000000392020_00452_08522_0164.N1	17-OCT-2003 11:06:48	Bright	38.500	49	1Alp UMi	1.9900	6300.0	77	8522	No
178	GOM_NL__2PRFIN20031017_110952_000000392020_00452_08522_0165.N1	17-OCT-2003 11:09:52	Bright	39.000	60	7Bet UMi	2.0810	3950.0	78	8522	No
179	GOM_NL__2PRFIN20031017_111502_000000412020_00452_08522_0166.N1	17-OCT-2003 11:15:02	Bright	40.500	36	50Alp UMa	1.8000	6300.0	81	8522	No
180	GOM_NL__2PRFIN20031017_111636_000000382020_00452_08522_0167.N1	17-OCT-2003 11:16:36	Bright	37.500	82	48Bet UMa	2.3650	10600.	75	8522	No
181	GOM_NL__2PRFIN20031017_112001_000000532020_00452_08522_0168.N1	17-OCT-2003 11:20:01	Bright	53.000	174	52Psi UMa	3.0040	4400.0	106	8522	No
182	GOM_NL__2PRFIN20031017_112754_000001222020_00452_08522_0169.N1	17-OCT-2003 11:27:54	Tw_i_and_stray	121.50	17	78Bet Gem	1.1610	4500.0	243	8522	No
183	GOM_NL__2PRFIN20031017_113749_000000522020_00452_08522_0170.N1	17-OCT-2003 11:37:49	Dark	52.000	48	30Alp Hya	1.9770	4100.0	104	8522	No
184	GOM_NL__2PRFIN20031017_114619_000000412020_00452_08522_0171.N1	17-OCT-2003 11:46:19	Dark	40.500	113	Mu Vel	2.6920	5000.0	81	8522	No
185	GOM_NL__2PRFIN20031017_115110_000000392020_00453_08523_7044.N1	17-OCT-2003 11:51:10	Dark	38.500	159	Ups Car	2.9200	7200.0	77	8523	No
186	GOM_NL__2PRFIN20031017_115400_000000702020_00453_08523_7045.N1	17-OCT-2003 11:54:00	Dark	69.500	23	21Eps CMa	1.5020	26000.	139	8523	No
187	GOM_NL__2PRFIN20031017_115610_000000542020_00453_08523_7046.N1	17-OCT-2003 11:56:10	Dark	53.500	2	Alp Car	-0.73600	7000.0	107	8523	No
188	GOM_NL__2PRFIN20031017_115802_000000712020_00453_08523_7047.N1	17-OCT-2003 11:58:02	Dark	70.500	177	1Zet CMa	3.0220	26000.	141	8523	No
189	GOM_NL__2PRFIN20031017_120107_000000682020_00453_08523_7048.N1	17-OCT-2003 12:01:07	Dark	67.500	108	Alp Col	2.6520	15200.	135	8523	No
190	GOM_NL__2PRFIN20031017_120347_000000392020_00453_08523_7049.N1	17-OCT-2003 12:03:47	Dark	38.500	143	Alp Hyi	2.8570	7200.0	77	8523	No
191	GOM_NL__2PRFIN20031017_120513_000000402020_00453_08523_7050.N1	17-OCT-2003 12:05:13	Dark	40.000	9	Alp Eri	0.45300	24000.	80	8523	No
192	GOM_NL__2PRFIN20031017_120752_000000452020_00453_08523_7051.N1	17-OCT-2003 12:07:52	Straylight	45.000	157	The1Eri	2.9060	9300.0	90	8523	No
193	GOM_NL__2PRFIN20031017_121013_000000452020_00453_08523_7052.N1	17-OCT-2003 12:10:13	Straylight	44.500	84	Alp Phe	2.3970	4500.0	89	8523	No
194	GOM_NL__2PRFIN20031017_121648_000000482020_00453_08523_7053.N1	17-OCT-2003 12:16:48	Straylight	47.500	52	16Bet Cet	2.0370	4500.0	95	8523	No
195	GOM_NL__2PRFIN20031017_122625_000000372020_00453_08523_7054.N1	17-OCT-2003 12:26:25	Bright	36.500	140	88Gam Peg	2.8340	26000.	73	8523	No
196	GOM_NL__2PRFIN20031017_123021_000000382020_00453_08523_7055.N1	17-OCT-2003 12:30:21	Bright	37.500	58	21Alp And	2.0730	11000.	75	8523	No
197	GOM_NL__2PRFIN20031017_123247_000000412020_00453_08523_7056.N1	17-OCT-2003 12:32:47	Bright	40.500	53	43Bet And	2.0480	3300.0	81	8523	No
198	GOM_NL__2PRFIN20031017_123419_000000462020_00453_08523_7057.N1	17-OCT-2003 12:34:19	Bright	45.500	173	4Bet Tri	3.0040	8900.0	91	8523	No
199	GOM_NL__2PRFIN20031017_123612_000000482020_00453_08523_7058.N1	17-OCT-2003 12:36:12	Bright	47.500	73	57Gam1And	2.2600	13100.	95	8523	No
200	GOM_NL__2PRFIN20031017_123821_000000402020_00453_08523_7059.N1	17-OCT-2003 12:38:21	Bright	39.500	68	18Alp Cas	2.2250	4500.0	79	8523	No
201	GOM_NL__2PRFIN20031017_123942_000000382020_00453_08523_7060.N1	17-OCT-2003 12:39:42	Bright	37.500	76	27Gam Cas	2.3000	30000.	75	8523	No
202	GOM_NL__2PRFIN20031017_124724_000000352020_00453_08523_7061.N1	17-OCT-2003 12:47:24	Bright	35.000	49	1Alp UMi	1.9900	6300.0	70	8523	No
203	GOM_NL__2PRFIN20031017_125028_000000392020_00453_08523_7062.N1	17-OCT-2003 12:50:28	Bright	38.500	60	7Bet UMi	2.0810	3950.0	77	8523	No
204	GOM_NL__2PRFIN20031017_125538_000000392020_00453_08523_7063.N1	17-OCT-2003 12:55:38	Bright	38.500	36	50Alp UMa	1.8000	6300.0	77	8523	No
205	GOM_NL__2PRFIN20031017_125712_000000362020_00453_08523_7064.N1	17-OCT-2003 12:57:12	Bright	36.000	82	48Bet UMa	2.3650	10600.	72	8523	No
206	GOM_NL__2PRFIN20031017_130037_000000532020_00453_08523_7065.N1	17-OCT-2003 13:00:37	Bright	53.000	174	52Psi UMa	3.0040	4400.0	106	8523	No
207	GOM_NL__2PRFIN20031017_130830_000001082020_00453_08523_7066.N1	17-OCT-2003 13:08:30	Tw_i_and_stray	108.00	17	78Bet Gem	1.1610	4500.0	216	8523	No
208	GOM_NL__2PRFIN20031017_131825_000000562020_00453_08523_7067.N1	17-OCT-2003 13:18:25	Dark	56.000	48	30Alp Hya	1.9770	4100.0	112	8523	No
209	GOM_NL__2PRFIN20031017_132655_000000412020_00453_08523_7068.N1	17-OCT-2003 13:26:55	Dark	40.500	113	Mu Vel	2.6920	5000.0	81	8523	No
210	GOM_NL__2PRFIN20031017_133146_000000382020_00454_08524_0149.N1	17-OCT-2003 13:31:46	Dark	38.000	159	Ups Car	2.9200	7200.0	76	8524	No
211	GOM_NL__2PRFIN20031017_133437_000000722020_00454_08524_0150.N1	17-OCT-2003 13:34:37	Dark	71.500	23	21Eps CMa	1.5020	26000.	143	8524	No
212	GOM_NL__2PRFIN20031017_133647_000000492020_00454_08524_0151.N1	17-OCT-2003 13:36:47	Dark	49.000	2	Alp Car	-0.73600	7000.0	98	8524	No
213	GOM_NL__2PRFIN20031017_133840_000000722020_00454_08524_0152.N1	17-OCT-2003 13:38:40	Dark	72.000	177	1Zet CMa	3.0220	26000.	144	8524	No
214	GOM_NL__2PRFIN20031017_134145_000000662020_00454_08524_0153.N1	17-OCT-2003 13:41:45	Dark	66.000	108	Alp Col	2.6520	15200.	132	8524	No
215	GOM_NL__2PRFIN20031017_134423_000000392020_00454_08524_0154.N1	17-OCT-2003 13:44:23	Dark	38.500	143	Alp Hyi	2.8570	7200.0	77	8524	No
216	GOM_NL__2PRFIN20031017_134550_000000472020_00454_08524_0155.N1	17-OCT-2003 13:45:50	Dark	46.500	9	Alp Eri	0.45300	24000.	93	8524	No
217	GOM_NL__2PRFIN20031017_134828_000000472020_00454_08524_0156.N1	17-OCT-2003 13:48:28	Straylight	46.500	157	The1Eri	2.9060	9300.0	93	8524	No
218	GOM_NL__2PRFIN20031017_135050_000000492020_00454_08524_0157.N1	17-OCT-2003 13:50:50	Straylight	49.000	84	Alp Phe	2.3970	4500.0	98	8524	No
219	GOM_NL__2PRFIN20031017_135724_000000452020_00454_08524_0158.N1	17-OCT-2003 13:57:24	Straylight	45.000	52	16Bet Cet	2.0370	4500.0	90	8524	No

220	GOM_NL__2PRFIN20031017_140701_000000372020_00454_08524_0159.N1	17-OCT-2003 14:07:01	Bright	36.500	140	88Gam Peg	2.8340	26000.	73	8524	No
221	GOM_NL__2PRFIN20031017_141057_000000372020_00454_08524_0160.N1	17-OCT-2003 14:10:57	Bright	37.000	58	21Alp And	2.0730	11000.	74	8524	No
222	GOM_NL__2PRFIN20031017_141321_000000442020_00454_08524_0161.N1	17-OCT-2003 14:13:21	Bright	43.500	53	43Bet And	2.0480	3300.0	87	8524	No
223	GOM_NL__2PRFIN20031017_141453_000000462020_00454_08524_0162.N1	17-OCT-2003 14:14:53	Bright	46.000	173	4Bet Tri	3.0040	8900.0	92	8524	No
224	GOM_NL__2PRFIN20031017_141646_000000462020_00454_08524_0163.N1	17-OCT-2003 14:16:46	Bright	46.000	73	57Gam1And	2.2600	13100.	92	8524	No
225	GOM_NL__2PRFIN20031017_141857_000000402020_00454_08524_0164.N1	17-OCT-2003 14:18:57	Bright	40.000	68	18Alp Cas	2.2250	4500.0	80	8524	No
226	GOM_NL__2PRFIN20031017_142017_000000372020_00454_08524_0165.N1	17-OCT-2003 14:20:17	Bright	37.000	76	27Gam Cas	2.3000	30000.	74	8524	No
227	GOM_NL__2PRFIN20031017_142759_000000382020_00454_08524_0166.N1	17-OCT-2003 14:27:59	Bright	37.500	49	1Alp UMi	1.9900	6300.0	75	8524	No
228	GOM_NL__2PRFIN20031017_143104_000000402020_00454_08524_0167.N1	17-OCT-2003 14:31:04	Bright	40.000	60	7Bet UMi	2.0810	3950.0	80	8524	No
229	GOM_NL__2PRFIN20031017_143613_000000402020_00454_08524_0168.N1	17-OCT-2003 14:36:13	Bright	39.500	36	50Alp UMa	1.8000	6300.0	79	8524	No
230	GOM_NL__2PRFIN20031017_143747_000000372020_00454_08524_0169.N1	17-OCT-2003 14:37:47	Bright	37.000	82	48Bet UMa	2.3650	10600.	74	8524	No
231	GOM_NL__2PRFIN20031017_144111_000000382020_00454_08524_0170.N1	17-OCT-2003 14:41:11	Bright	37.500	174	52Psi UMa	3.0040	4400.0	75	8524	No
232	GOM_NL__2PRFIN20031017_144906_000001272020_00454_08524_0171.N1	17-OCT-2003 14:49:06	Tw_i_and_stray	127.00	17	78Bet Gem	1.1610	4500.0	254	8524	No
233	GOM_NL__2PRFIN20031017_145901_000000582020_00454_08524_0172.N1	17-OCT-2003 14:59:01	Dark	57.500	48	30Alp Hya	1.9770	4100.0	115	8524	No
234	GOM_NL__2PRFIN20031017_150730_000000402020_00454_08524_0173.N1	17-OCT-2003 15:07:30	Dark	40.000	113	Mu Vel	2.6920	5000.0	80	8524	No
235	GOM_NL__2PRFIN20031017_151221_000000392020_00455_08525_0150.N1	17-OCT-2003 15:12:21	Dark	39.000	159	Ups Car	2.9200	7200.0	78	8525	No
236	GOM_NL__2PRFIN20031017_151722_000000512020_00455_08525_0151.N1	17-OCT-2003 15:17:22	Dark	51.000	2	Alp Car	-0.73600	7000.0	102	8525	No
237	GOM_NL__2PRFIN20031017_151915_000000762020_00455_08525_0152.N1	17-OCT-2003 15:19:15	Dark	76.000	177	1Zet CMa	3.0220	26000.	152	8525	No
238	GOM_NL__2PRFIN20031017_152220_000000682020_00455_08525_0153.N1	17-OCT-2003 15:22:20	Dark	68.000	108	Alp Col	2.6520	15200.	136	8525	No
239	GOM_NL__2PRFIN20031017_152456_000000442020_00455_08525_0154.N1	17-OCT-2003 15:24:56	Dark	43.500	143	Alp Hyi	2.8570	7200.0	87	8525	No
240	GOM_NL__2PRFIN20031017_152624_000000512020_00455_08525_0155.N1	17-OCT-2003 15:26:24	Dark	50.500	9	Alp Eri	0.45300	24000.	101	8525	No
241	GOM_NL__2PRFIN20031017_152901_000000512020_00455_08525_0156.N1	17-OCT-2003 15:29:01	Straylight	50.500	157	The1Eri	2.9060	9300.0	101	8525	No
242	GOM_NL__2PRFIN20031017_153124_000000452020_00455_08525_0157.N1	17-OCT-2003 15:31:24	Straylight	45.000	84	Alp Phe	2.3970	4500.0	90	8525	No
243	GOM_NL__2PRFIN20031017_153757_000000532020_00455_08525_0158.N1	17-OCT-2003 15:37:57	Straylight	53.000	52	16Bet Cet	2.0370	4500.0	106	8525	No
244	GOM_NL__2PRFIN20031017_154736_000000382020_00455_08525_0159.N1	17-OCT-2003 15:47:36	Bright	38.000	140	88Gam Peg	2.8340	26000.	76	8525	No
245	GOM_NL__2PRFIN20031017_155132_000000402020_00455_08525_0160.N1	17-OCT-2003 15:51:32	Bright	39.500	58	21Alp And	2.0730	11000.	79	8525	No
246	GOM_NL__2PRFIN20031017_155358_000000412020_00455_08525_0161.N1	17-OCT-2003 15:53:58	Bright	40.500	53	43Bet And	2.0480	3300.0	81	8525	No
247	GOM_NL__2PRFIN20031017_155529_000000472020_00455_08525_0162.N1	17-OCT-2003 15:55:29	Bright	46.500	173	4Bet Tri	3.0040	8900.0	93	8525	No
248	GOM_NL__2PRFIN20031017_155722_000000462020_00455_08525_0163.N1	17-OCT-2003 15:57:22	Bright	46.000	73	57Gam1And	2.2600	13100.	92	8525	No
249	GOM_NL__2PRFIN20031017_155933_000000392020_00455_08525_0164.N1	17-OCT-2003 15:59:33	Bright	39.000	68	18Alp Cas	2.2250	4500.0	78	8525	No
250	GOM_NL__2PRFIN20031017_160052_000000402020_00455_08525_0165.N1	17-OCT-2003 16:00:52	Bright	40.000	76	27Gam Cas	2.3000	30000.	80	8525	No
251	GOM_NL__2PRFIN20031017_160230_000000412020_00455_08525_0166.N1	17-OCT-2003 16:02:30	Bright	40.500	89	5Alp Cep	2.4510	8000.0	81	8525	No
252	GOM_NL__2PRFIN20031017_160835_000000392020_00455_08525_0167.N1	17-OCT-2003 16:08:35	Bright	39.000	49	1Alp UMi	1.9900	6300.0	78	8525	No
253	GOM_NL__2PRFIN20031017_161139_000000402020_00455_08525_0168.N1	17-OCT-2003 16:11:39	Bright	39.500	60	7Bet UMi	2.0810	3950.0	79	8525	No
254	GOM_NL__2PRFIN20031017_161650_000000402020_00455_08525_0169.N1	17-OCT-2003 16:16:50	Bright	40.000	36	50Alp UMa	1.8000	6300.0	80	8525	No
255	GOM_NL__2PRFIN20031017_161824_000000372020_00455_08525_0170.N1	17-OCT-2003 16:18:24	Bright	37.000	82	48Bet UMa	2.3650	10600.	74	8525	No
256	GOM_NL__2PRFIN20031017_162145_000000402020_00455_08525_0171.N1	17-OCT-2003 16:21:45	Bright	40.000	174	52Psi UMa	3.0040	4400.0	80	8525	No
257	GOM_NL__2PRFIN20031017_162943_000000962020_00455_08525_0172.N1	17-OCT-2003 16:29:43	Tw_i_and_stray	96.000	17	78Bet Gem	1.1610	4500.0	192	8525	No
258	GOM_NL__2PRFIN20031017_163937_000000572020_00455_08525_0173.N1	17-OCT-2003 16:39:37	Dark	57.000	48	30Alp Hya	1.9770	4100.0	114	8525	No
259	GOM_NL__2PRFIN20031017_164804_000000472020_00455_08525_0174.N1	17-OCT-2003 16:48:04	Dark	47.000	113	Mu Vel	2.6920	5000.0	94	8525	No
260	GOM_NL__2PRFIN20031017_165257_000000452020_00456_08526_0152.N1	17-OCT-2003 16:52:57	Dark	44.500	159	Ups Car	2.9200	7200.0	89	8526	No
261	GOM_NL__2PRFIN20031017_165800_000000562020_00456_08526_0153.N1	17-OCT-2003 16:58:00	Dark	56.000	2	Alp Car	-0.73600	7000.0	112	8526	No
262	GOM_NL__2PRFIN20031017_165955_000000742020_00456_08526_0154.N1	17-OCT-2003 16:59:55	Dark	73.500	177	1Zet CMa	3.0220	26000.	147	8526	No
263	GOM_NL__2PRFIN20031017_170258_000000682020_00456_08526_0155.N1	17-OCT-2003 17:02:58	Dark	68.000	108	Alp Col	2.6520	15200.	136	8526	No
264	GOM_NL__2PRFIN20031017_170533_000000432020_00456_08526_0156.N1	17-OCT-2003 17:05:33	Dark	42.500	143	Alp Hyi	2.8570	7200.0	85	8526	No
265	GOM_NL__2PRFIN20031017_170701_000000462020_00456_08526_0157.N1	17-OCT-2003 17:07:01	Dark	46.000	9	Alp Eri	0.45300	24000.	92	8526	No
266	GOM_NL__2PRFIN20031017_170940_000000492020_00456_08526_0158.N1	17-OCT-2003 17:09:40	Straylight	48.500	157	The1Eri	2.9060	9300.0	97	8526	No
267	GOM_NL__2PRFIN20031017_171200_000000442020_00456_08526_0159.N1	17-OCT-2003 17:12:00	Straylight	44.000	84	Alp Phe	2.3970	4500.0	88	8526	No
268	GOM_NL__2PRFIN20031017_171833_000000492020_00456_08526_0160.N1	17-OCT-2003 17:18:33	Straylight	49.000	52	16Bet Cet	2.0370	4500.0	98	8526	No
269	GOM_NL__2PRFIN20031017_172811_000000392020_00456_08526_0161.N1	17-OCT-2003 17:28:11	Bright	38.500	140	88Gam Peg	2.8340	26000.	77	8526	No
270	GOM_NL__2PRFIN20031017_173208_000000402020_00456_08526_0162.N1	17-OCT-2003 17:32:08	Bright	39.500	58	21Alp And	2.0730	11000.	79	8526	No
271	GOM_NL__2PRFIN20031017_173433_000000412020_00456_08526_0163.N1	17-OCT-2003 17:34:33	Bright	41.000	53	43Bet And	2.0480	3300.0	82	8526	No
272	GOM_NL__2PRFIN20031017_173605_000000472020_00456_08526_0164.N1	17-OCT-2003 17:36:05	Bright	46.500	173	4Bet Tri	3.0040	8900.0	93	8526	No
273	GOM_NL__2PRFIN20031017_173758_000000452020_00456_08526_0165.N1	17-OCT-2003 17:37:58	Bright	45.000	73	57Gam1And	2.2600	13100.	90	8526	No
274	GOM_NL__2PRFIN20031017_174008_000000402020_00456_08526_0166.N1	17-OCT-2003 17:40:08	Bright	39.500	68	18Alp Cas	2.2250	4500.0	79	8526	No
275	GOM_NL__2PRFIN20031017_174128_000000402020_00456_08526_0167.N1	17-OCT-2003 17:41:28	Bright	40.000	76	27Gam Cas	2.3000	30000.	80	8526	No
276	GOM_NL__2PRFIN20031017_174306_000000412020_00456_08526_0168.N1	17-OCT-2003 17:43:06	Bright	40.500	89	5Alp Cep	2.4510	8000.0	81	8526	No
277	GOM_NL__2PRFIN20031017_174910_000000392020_00456_08526_0169.N1	17-OCT-2003 17:49:10	Bright	38.500	49	1Alp UMi	1.9900	6300.0	77	8526	No
278	GOM_NL__2PRFIN20031017_175215_000000412020_00456_08526_0170.N1	17-OCT-2003 17:52:15	Bright	41.000	60	7Bet UMi	2.0810	3950.0	82	8526	No

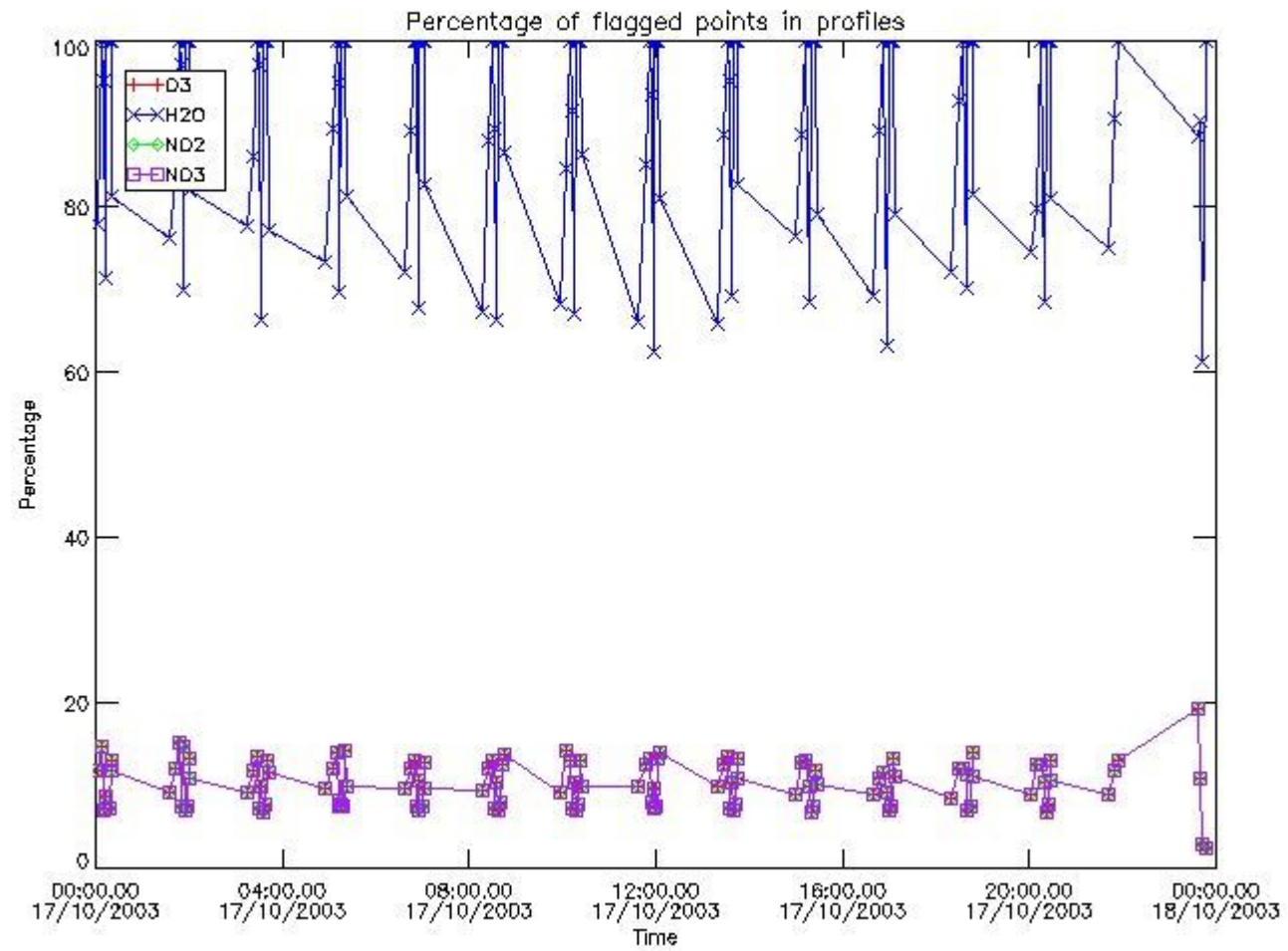
279	GOM_NL__2PRFIN20031017_175726_000000392020_00456_08526_0171.N1	17-OCT-2003 17:57:26	Bright	39.000	36	50Alp UMa	1.8000	6300.0	78	8526	No
280	GOM_NL__2PRFIN20031017_175859_000000372020_00456_08526_0172.N1	17-OCT-2003 17:58:59	Bright	37.000	82	48Bet UMa	2.3650	10600.	74	8526	No
281	GOM_NL__2PRFIN20031017_180221_000000392020_00456_08526_0173.N1	17-OCT-2003 18:02:21	Bright	39.000	174	52Psi UMa	3.0040	4400.0	78	8526	No
282	GOM_NL__2PRFIN20031017_181019_000001202020_00456_08526_0174.N1	17-OCT-2003 18:10:19	Tw_i_and_stray	119.50	17	78Bet Gem	1.1610	4500.0	239	8526	No
283	GOM_NL__2PRFIN20031017_182014_000000612020_00456_08526_0175.N1	17-OCT-2003 18:20:14	Dark	61.000	48	30Alp Hya	1.9770	4100.0	122	8526	No
284	GOM_NL__2PRFIN20031017_182840_000000432020_00456_08526_0176.N1	17-OCT-2003 18:28:40	Dark	42.500	113	Mu Vel	2.6920	5000.0	85	8526	No
285	GOM_NL__2PRFIN20031017_183331_000000422020_00457_08527_7048.N1	17-OCT-2003 18:33:31	Dark	42.000	159	Ups Car	2.9200	7200.0	84	8527	No
286	GOM_NL__2PRFIN20031017_183837_000000492020_00457_08527_7049.N1	17-OCT-2003 18:38:37	Dark	49.000	2	Alp Car	-0.73600	7000.0	98	8527	No
287	GOM_NL__2PRFIN20031017_184033_000000742020_00457_08527_7050.N1	17-OCT-2003 18:40:33	Dark	73.500	177	1Zet CMa	3.0220	26000.	147	8527	No
288	GOM_NL__2PRFIN20031017_184336_000000682020_00457_08527_7051.N1	17-OCT-2003 18:43:36	Dark	68.000	108	Alp Col	2.6520	15200.	136	8527	No
289	GOM_NL__2PRFIN20031017_184611_000000402020_00457_08527_7052.N1	17-OCT-2003 18:46:11	Dark	40.000	143	Alp Hyi	2.8570	7200.0	80	8527	No
290	GOM_NL__2PRFIN20031017_184737_000000462020_00457_08527_7053.N1	17-OCT-2003 18:47:37	Dark	46.000	9	Alp Eri	0.45300	24000.	92	8527	No
291	GOM_NL__2PRFIN20031017_185014_000000502020_00457_08527_7054.N1	17-OCT-2003 18:50:14	Straylight	49.500	157	The1Eri	2.9060	9300.0	99	8527	No
292	GOM_NL__2PRFIN20031017_185237_000000432020_00457_08527_7055.N1	17-OCT-2003 18:52:37	Straylight	42.500	84	Alp Phe	2.3970	4500.0	85	8527	No
293	GOM_NL__2PRFIN20031017_185909_000000522020_00457_08527_7056.N1	17-OCT-2003 18:59:09	Straylight	51.500	52	16Bet Cet	2.0370	4500.0	103	8527	No
294	GOM_NL__2PRFIN20031017_190847_000000382020_00457_08527_7057.N1	17-OCT-2003 19:08:47	Bright	38.000	140	88Gam Peg	2.8340	26000.	76	8527	No
295	GOM_NL__2PRFIN20031017_191243_000000402020_00457_08527_7058.N1	17-OCT-2003 19:12:43	Bright	39.500	58	21Alp And	2.0730	11000.	79	8527	No
296	GOM_NL__2PRFIN20031017_191508_000000432020_00457_08527_7059.N1	17-OCT-2003 19:15:08	Bright	42.500	53	43Bet And	2.0480	3300.0	85	8527	No
297	GOM_NL__2PRFIN20031017_191639_000000482020_00457_08527_7060.N1	17-OCT-2003 19:16:39	Bright	47.500	173	4Bet Tri	3.0040	8900.0	95	8527	No
298	GOM_NL__2PRFIN20031017_191833_000000462020_00457_08527_7061.N1	17-OCT-2003 19:18:33	Bright	46.000	73	57Gam1And	2.2600	13100.	92	8527	No
299	GOM_NL__2PRFIN20031017_192044_000000402020_00457_08527_7062.N1	17-OCT-2003 19:20:44	Bright	39.500	68	18Alp Cas	2.2250	4500.0	79	8527	No
300	GOM_NL__2PRFIN20031017_192202_000000432020_00457_08527_7063.N1	17-OCT-2003 19:22:02	Bright	42.500	76	27Gam Cas	2.3000	30000.	85	8527	No
301	GOM_NL__2PRFIN20031017_192342_000000402020_00457_08527_7064.N1	17-OCT-2003 19:23:42	Bright	40.000	89	5Alp Cep	2.4510	8000.0	80	8527	No
302	GOM_NL__2PRFIN20031017_192944_000000422020_00457_08527_7065.N1	17-OCT-2003 19:29:44	Bright	41.500	49	1Alp UMi	1.9900	6300.0	83	8527	No
303	GOM_NL__2PRFIN20031017_193251_000000402020_00457_08527_7066.N1	17-OCT-2003 19:32:51	Bright	39.500	60	7Bet UMi	2.0810	3950.0	79	8527	No
304	GOM_NL__2PRFIN20031017_193801_000000402020_00457_08527_7067.N1	17-OCT-2003 19:38:01	Bright	40.000	36	50Alp UMa	1.8000	6300.0	80	8527	No
305	GOM_NL__2PRFIN20031017_193936_000000372020_00457_08527_7068.N1	17-OCT-2003 19:39:36	Bright	37.000	82	48Bet UMa	2.3650	10600.	74	8527	No
306	GOM_NL__2PRFIN20031017_194259_000000392020_00457_08527_7069.N1	17-OCT-2003 19:42:59	Bright	39.000	174	52Psi UMa	3.0040	4400.0	78	8527	No
307	GOM_NL__2PRFIN20031017_195056_000001112020_00457_08527_7070.N1	17-OCT-2003 19:50:56	Tw_i_and_stray	111.00	17	78Bet Gem	1.1610	4500.0	222	8527	No
308	GOM_NL__2PRFIN20031017_200050_000000572020_00457_08527_7071.N1	17-OCT-2003 20:00:50	Dark	57.000	48	30Alp Hya	1.9770	4100.0	114	8527	No
309	GOM_NL__2PRFIN20031017_200918_000000452020_00457_08527_7072.N1	17-OCT-2003 20:09:18	Dark	45.000	113	Mu Vel	2.6920	5000.0	90	8527	No
310	GOM_NL__2PRFIN20031017_201409_000000412020_00458_08528_7135.N1	17-OCT-2003 20:14:09	Dark	40.500	159	Ups Car	2.9200	7200.0	81	8528	No
311	GOM_NL__2PRFIN20031017_201914_000000502020_00458_08528_7136.N1	17-OCT-2003 20:19:14	Dark	49.500	2	Alp Car	-0.73600	7000.0	99	8528	No
312	GOM_NL__2PRFIN20031017_202111_000000762020_00458_08528_7137.N1	17-OCT-2003 20:21:11	Dark	75.500	177	1Zet CMa	3.0220	26000.	151	8528	No
313	GOM_NL__2PRFIN20031017_202414_000000672020_00458_08528_7138.N1	17-OCT-2003 20:24:14	Dark	66.500	108	Alp Col	2.6520	15200.	133	8528	No
314	GOM_NL__2PRFIN20031017_202647_000000402020_00458_08528_7139.N1	17-OCT-2003 20:26:47	Dark	39.500	143	Alp Hyi	2.8570	7200.0	79	8528	No
315	GOM_NL__2PRFIN20031017_202814_000000482020_00458_08528_7140.N1	17-OCT-2003 20:28:14	Dark	48.000	9	Alp Eri	0.45300	24000.	96	8528	No
316	GOM_NL__2PRFIN20031017_203053_000000502020_00458_08528_7141.N1	17-OCT-2003 20:30:53	Straylight	50.000	157	The1Eri	2.9060	9300.0	100	8528	No
317	GOM_NL__2PRFIN20031017_203313_000000432020_00458_08528_7142.N1	17-OCT-2003 20:33:13	Straylight	43.000	84	Alp Phe	2.3970	4500.0	86	8528	No
318	GOM_NL__2PRFIN20031017_203947_000000482020_00458_08528_7143.N1	17-OCT-2003 20:39:47	Straylight	48.000	52	16Bet Cet	2.0370	4500.0	96	8528	No
319	GOM_NL__2PRFIN20031017_204924_000000382020_00458_08528_7144.N1	17-OCT-2003 20:49:24	Bright	38.000	140	88Gam Peg	2.8340	26000.	76	8528	No
320	GOM_NL__2PRFIN20031017_205320_000000402020_00458_08528_7145.N1	17-OCT-2003 20:53:20	Bright	40.000	58	21Alp And	2.0730	11000.	80	8528	No
321	GOM_NL__2PRFIN20031017_205545_000000422020_00458_08528_7146.N1	17-OCT-2003 20:55:45	Bright	41.500	53	43Bet And	2.0480	3300.0	83	8528	No
322	GOM_NL__2PRFIN20031017_205715_000000452020_00458_08528_7147.N1	17-OCT-2003 20:57:15	Bright	44.500	173	4Bet Tri	3.0040	8900.0	89	8528	No
323	GOM_NL__2PRFIN20031017_205908_000000462020_00458_08528_7148.N1	17-OCT-2003 20:59:08	Bright	46.000	73	57Gam1And	2.2600	13100.	92	8528	No
324	GOM_NL__2PRFIN20031017_210120_000000402020_00458_08528_7149.N1	17-OCT-2003 21:01:20	Bright	40.000	68	18Alp Cas	2.2250	4500.0	80	8528	No
325	GOM_NL__2PRFIN20031017_210239_000000412020_00458_08528_7150.N1	17-OCT-2003 21:02:39	Bright	41.000	76	27Gam Cas	2.3000	30000.	82	8528	No
326	GOM_NL__2PRFIN20031017_210420_000000392020_00458_08528_7151.N1	17-OCT-2003 21:04:20	Bright	39.000	89	5Alp Cep	2.4510	8000.0	78	8528	No
327	GOM_NL__2PRFIN20031017_211020_000000402020_00458_08528_7152.N1	17-OCT-2003 21:10:20	Bright	40.000	49	1Alp UMi	1.9900	6300.0	80	8528	No
328	GOM_NL__2PRFIN20031017_211328_000000392020_00458_08528_7153.N1	17-OCT-2003 21:13:28	Bright	38.500	60	7Bet UMi	2.0810	3950.0	77	8528	No
329	GOM_NL__2PRFIN20031017_211837_000000402020_00458_08528_7154.N1	17-OCT-2003 21:18:37	Bright	39.500	36	50Alp UMa	1.8000	6300.0	79	8528	No
330	GOM_NL__2PRFIN20031017_212011_000000372020_00458_08528_7155.N1	17-OCT-2003 21:20:11	Bright	37.000	82	48Bet UMa	2.3650	10600.	74	8528	No
331	GOM_NL__2PRFIN20031017_212336_000000382020_00458_08528_7156.N1	17-OCT-2003 21:23:36	Bright	37.500	174	52Psi UMa	3.0040	4400.0	75	8528	No
332	GOM_NL__2PRFIN20031017_213132_000001142020_00458_08528_7157.N1	17-OCT-2003 21:31:32	Tw_i_and_stray	114.00	17	78Bet Gem	1.1610	4500.0	228	8528	No
333	GOM_NL__2PRFIN20031017_214127_000000572020_00458_08528_7158.N1	17-OCT-2003 21:41:27	Dark	56.500	48	30Alp Hya	1.9770	4100.0	113	8528	No
334	GOM_NL__2PRFIN20031017_214954_000000442020_00458_08528_7159.N1	17-OCT-2003 21:49:54	Dark	43.500	113	Mu Vel	2.6920	5000.0	87	8528	No
335	GOM_NL__2PRFIN20031017_215446_000000392020_00459_08529_0156.N1	17-OCT-2003 21:54:46	Dark	39.000	159	Ups Car	2.9200	7200.0	78	8529	No
336	GOM_NL__2PRFIN20031017_233656_000000402020_00460_08530_9476.N1	17-OCT-2003 23:36:56	Dark	39.500	29	Bet Car	1.6720	10200.	79	8530	No
337	GOM_NL__2PRFIN20031017_233907_000000482020_00460_08530_9477.N1	17-OCT-2003 23:39:07	Dark	47.500	161	Tau Pup	2.9310	4500.0	95	8530	No

338	GOM_NL__2PRFIN20031017_234205_000001902020_00460_08530_9478.N1	17-OCT-2003 23:42:05	Dark	189.50	1	9Alp CMa	-1.4400	11000.	379	8530	No
339	GOM_NL__2PRFIN20031017_234622_000002072020_00460_08530_9479.N1	17-OCT-2003 23:46:22	Dark	206.50	47	2Bet CMa	1.9760	28000.	413	8530	No
340	GOM_NL__2PRFIN20031017_235206_000000492020_00460_08530_9480.N1	17-OCT-2003 23:52:06	Straylight	48.500	157	The1Eri	2.9060	9300.0	97	8530	No
341	GOM_NL__2PRFIN20031017_235425_000000402020_00460_08530_9481.N1	17-OCT-2003 23:54:25	Straylight	40.000	84	Alp Phe	2.3970	4500.0	80	8530	No

3. Quality information per product

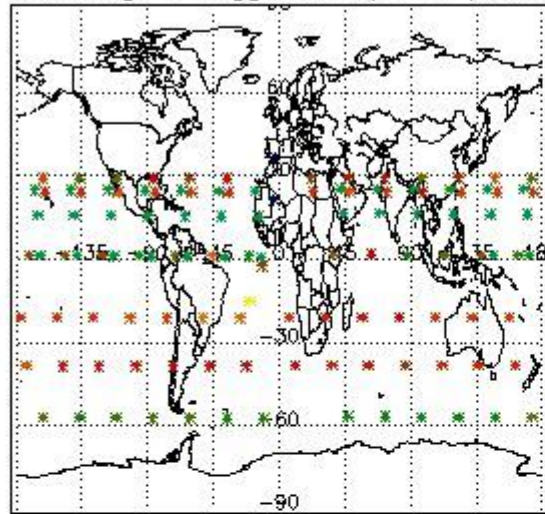
In this section it is plotted some information contained in the Quality Summary data set of the level 2 products. Only products in dark limb conditions and without errors (error flag in the MPH set to "0") are used.

3.1 Plot quality information per product (time dependant)

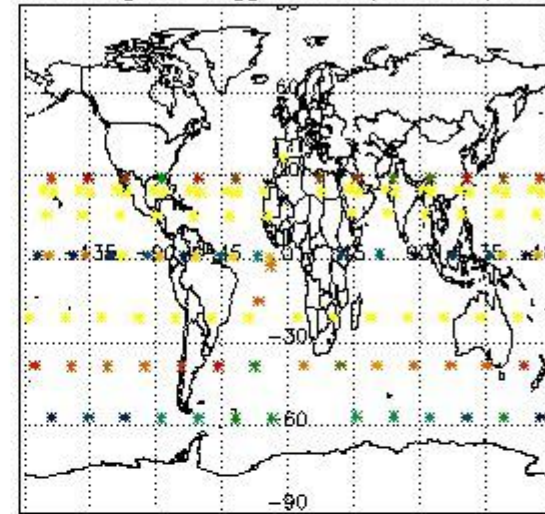


3.2 Plot quality information per product (world map)

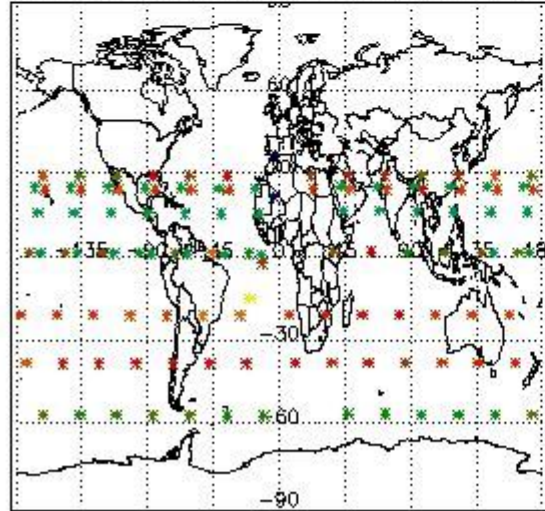
Percentage of flagged data per O3 profile



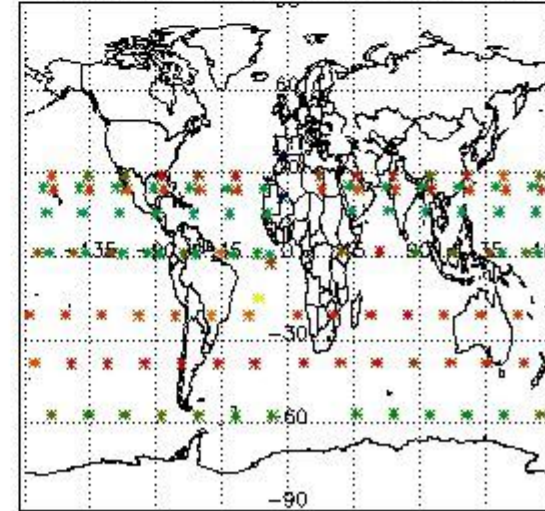
Percentage of flagged data per H2O profile



Percentage of flagged data per NO2 profile



Percentage of flagged data per NO3 profile

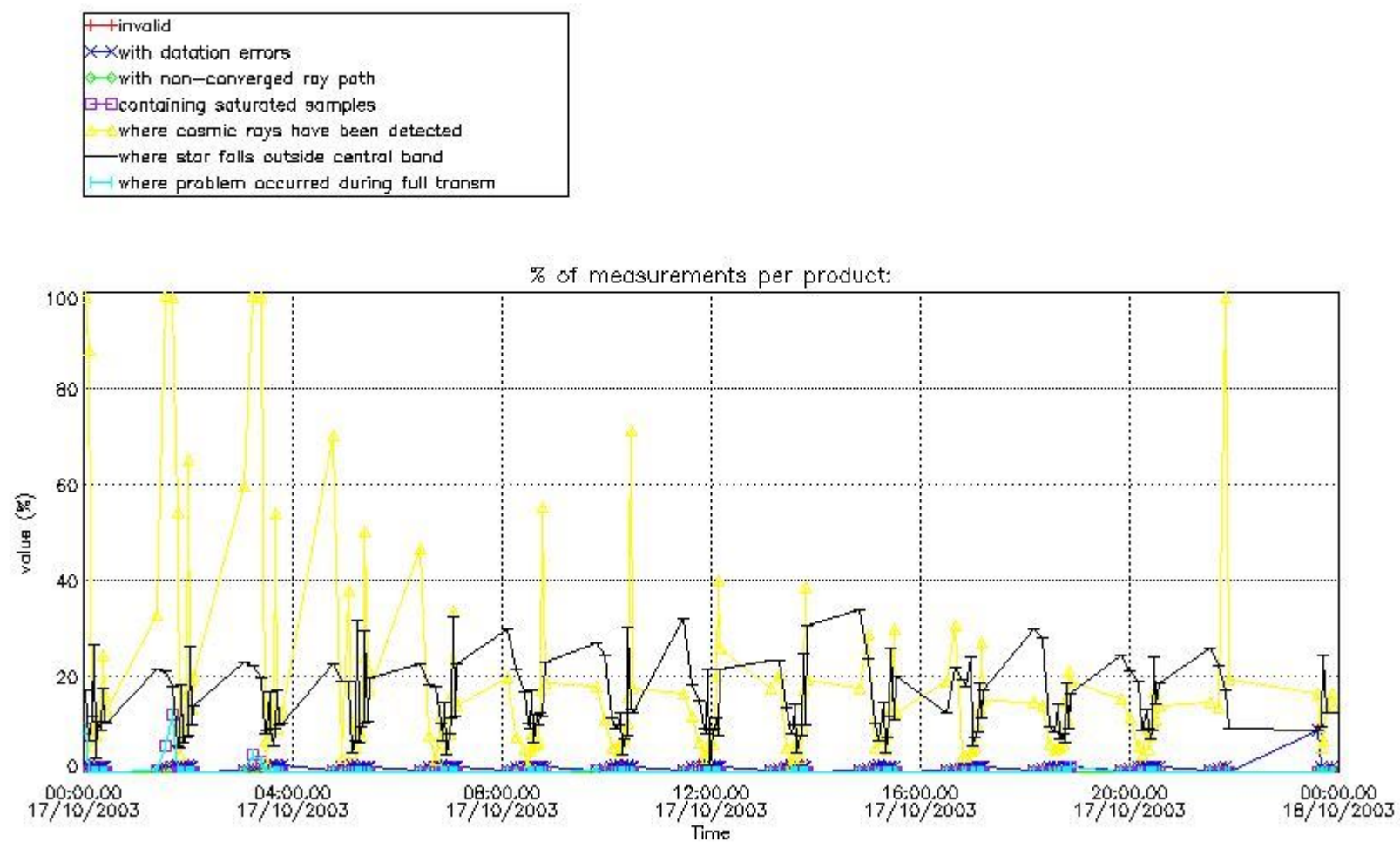


4. Level 1 quality information per product

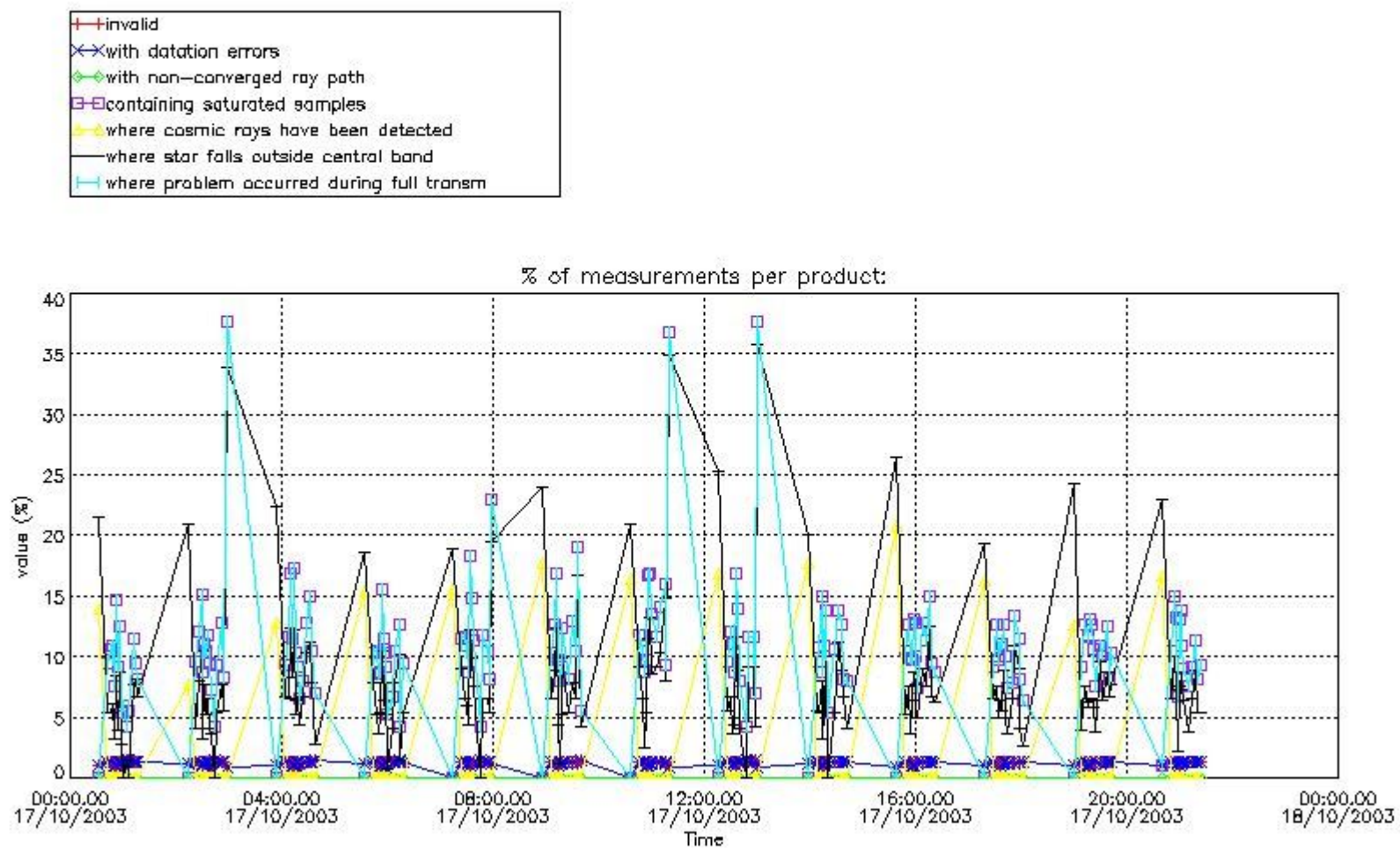
In this section it is plotted some information contained in the Quality Summary data set of the level 2 products that comes from the level 1b processing. Products without errors (error flag in the MPH set to "0") are used.

4.1 Plot quality information per product (time dependant) coming from level 1b processing

4.1.1 Plot level 1 quality information per product (time dependant): ENVISAT ASCENDING passes



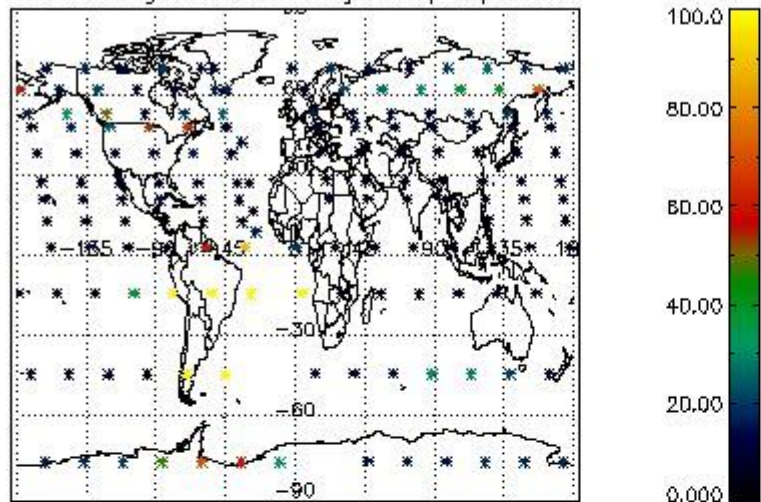
4.1.2 Plot level 1 quality information per product (time dependant): ENVI SAT DESCENDING passes



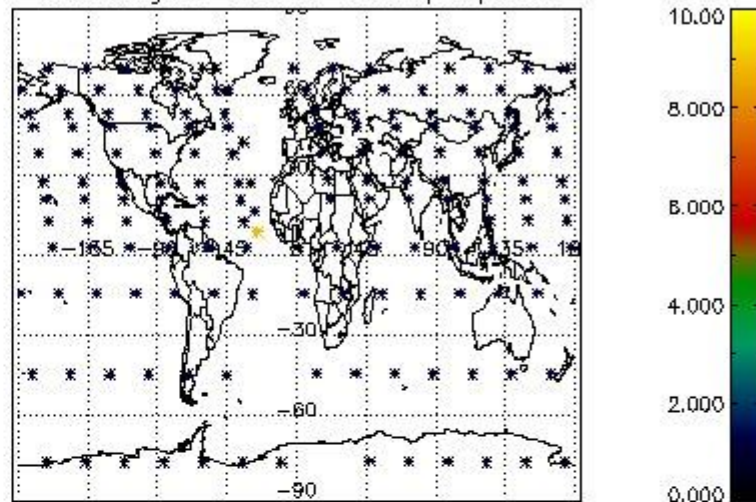
4.2 Plot quality information per product coming from level 1b processing (world map)

4.2.1 Plot level 1 quality information per product (world map): ENVISAT ASCENDING passes

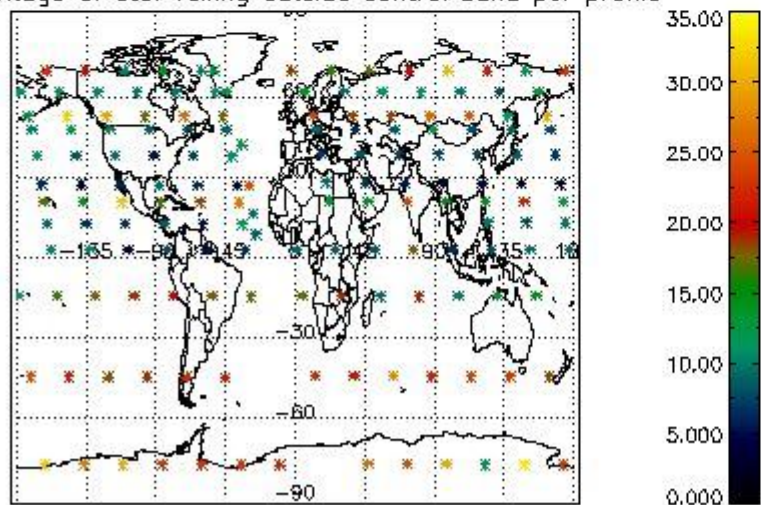
Percentage of cosmic ray hits per profile



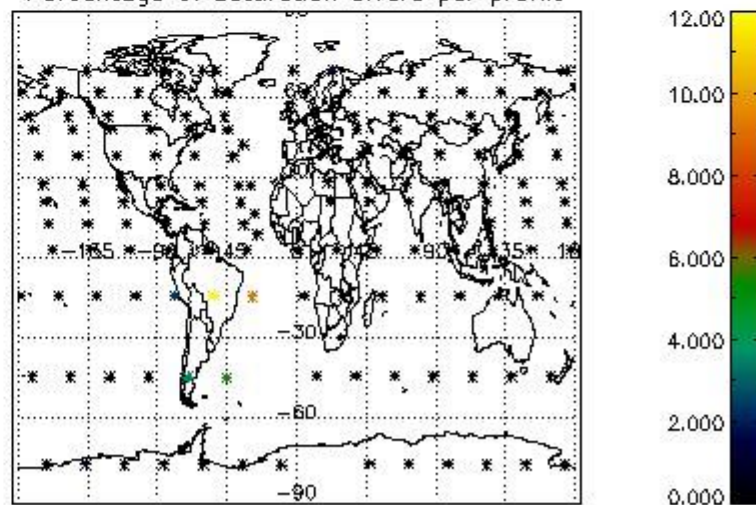
Percentage of datation errors per profile



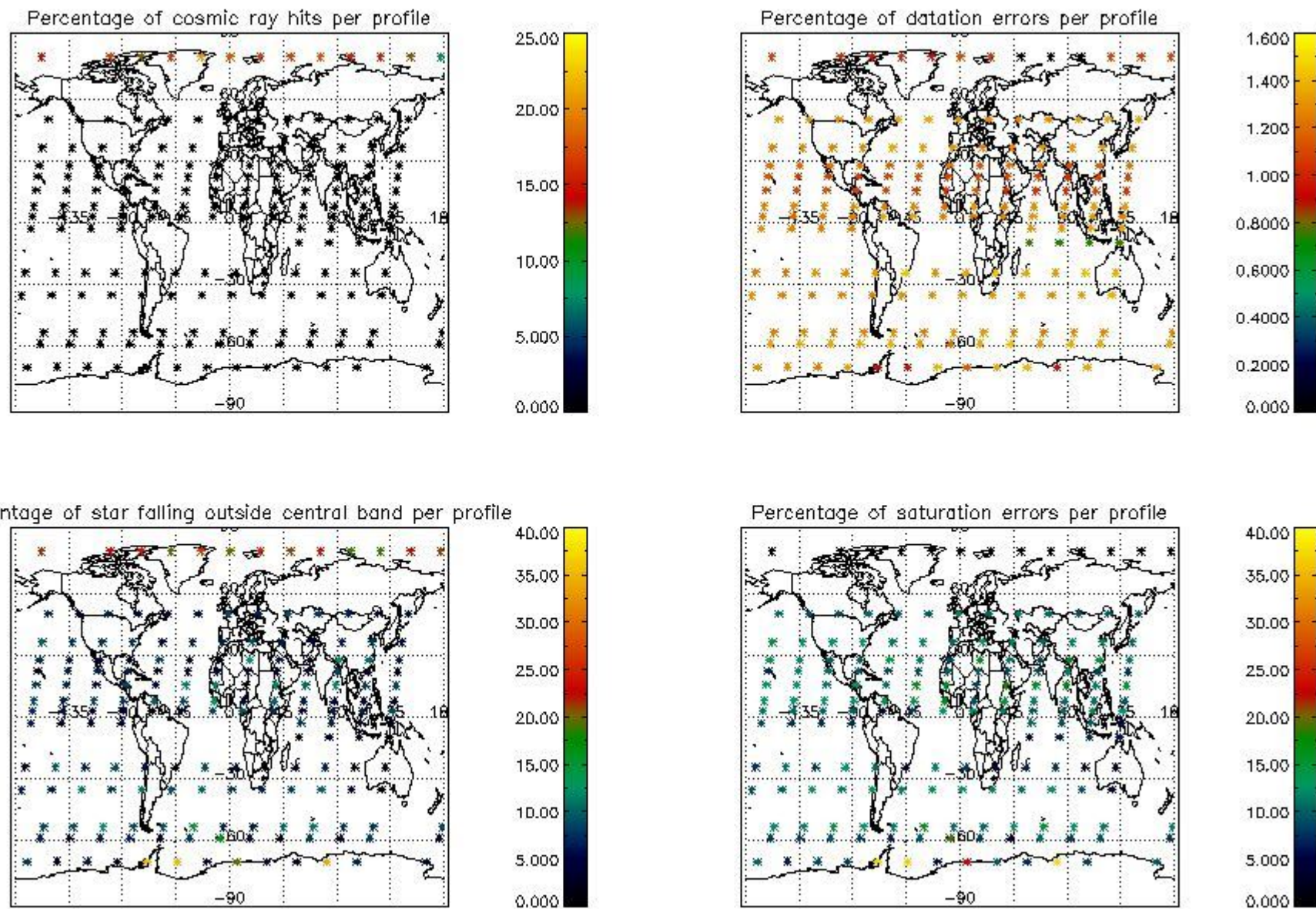
Percentage of star falling outside central band per profile



Percentage of saturation errors per profile



4.2.2 Plot level 1 quality information per product (world map): ENVISAT DESCENDING passes



5. Trace gas profiles

5.1 Ozone statistics based on quality of products

The final quality of the products can be "measured" using the STD (Standard Deviation) attached to every point profile. This information is written to the parameter GOM_NL__2P/NL_LOCAL_SPECIES_DENSITY/o3_std of the level 2 products. The table below shows the statistics for given STD ranges.

The statistics are given with respect to the overall valid production:

- Products without fatal errors: GOM_NL__2P/MPH/PRODUCT_ERR=0
- Valid point profile: GOM_NL__2P/NL_LOCAL_SPECIES_DENSITY/pcd(0)=0

The 'Criteria' is applied to valid points of dark limb products:

- Products in dark limb illumination condition: GOM_NL__2P/NL_SUMMARY_QUALITY/obs_ill_cond=0
- Products without fatal errors: GOM_NL__2P/MPH/PRODUCT_ERR=0
- Valid point profile: GOM_NL__2P/NL_LOCAL_SPECIES_DENSITY/pcd(0)=0

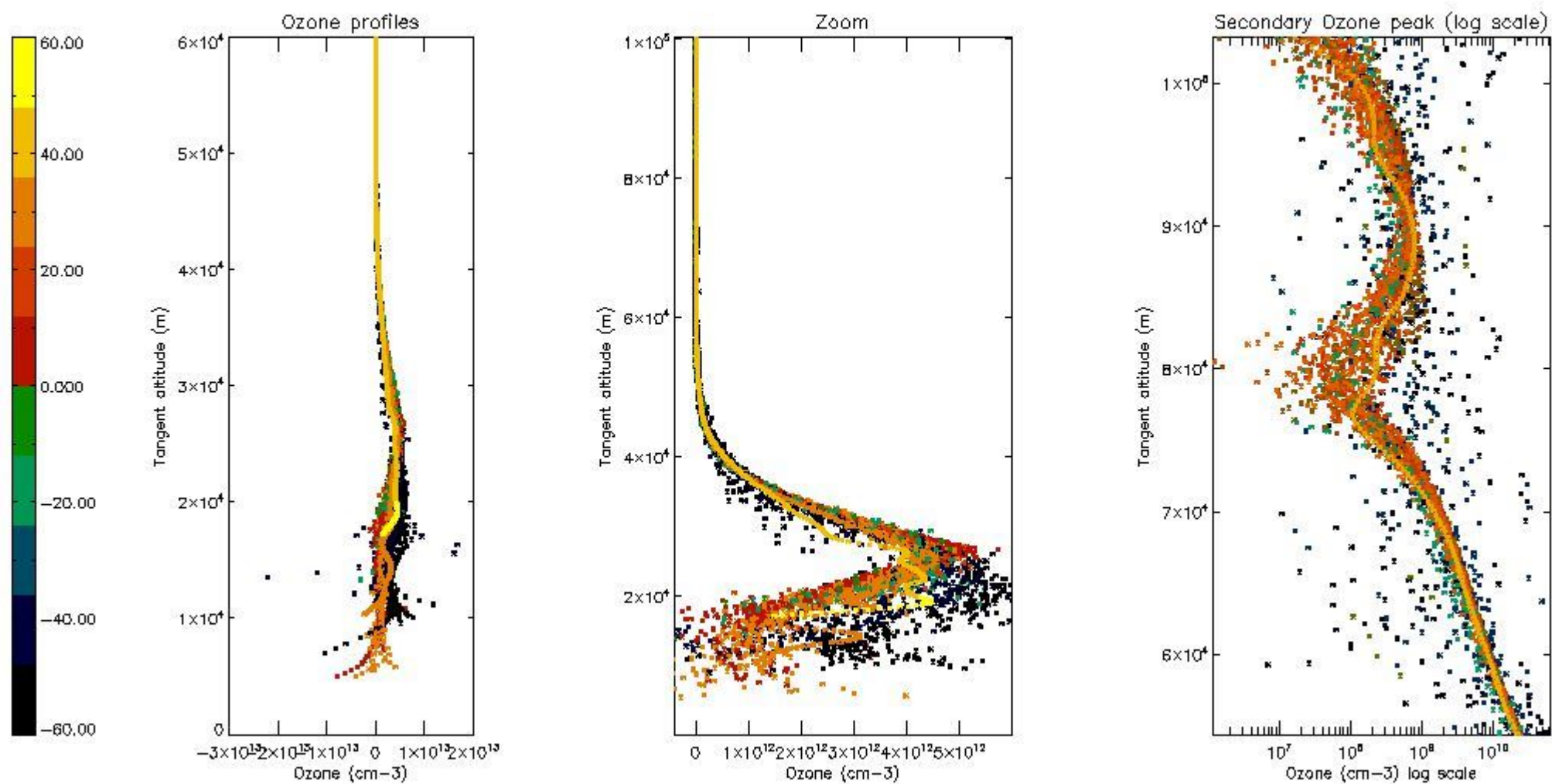
So, the table below shows the percentage of dark limb and valid observations for each criteria with respect to the overall valid daily observations.

Criteria	% of total production
All STD	40
STD < 20	25

STD < 10	21
STD < 5	16

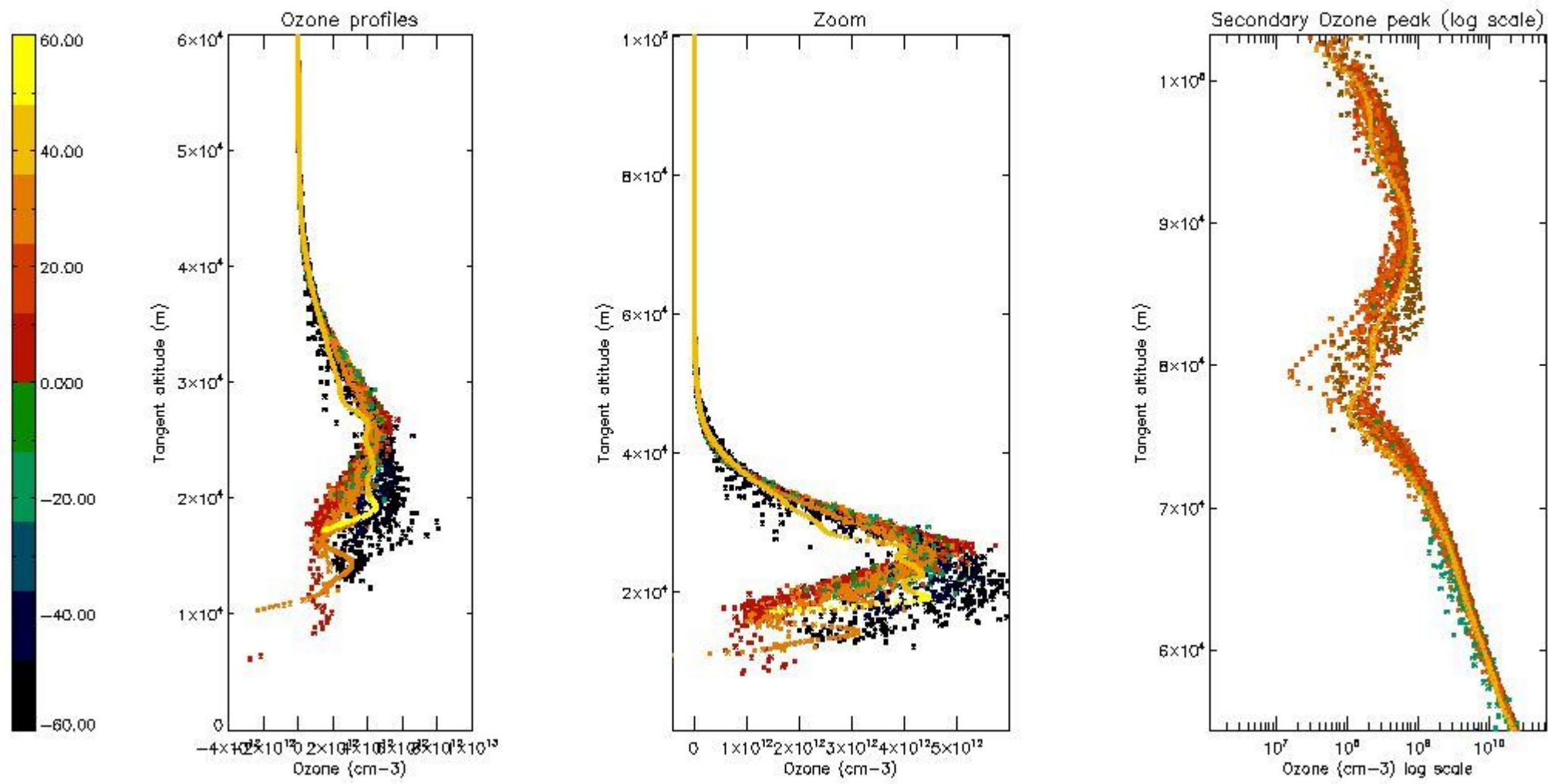
5.2 Plot ozone profiles for all STD (dark without errors)

The colorbar represents the latitude.



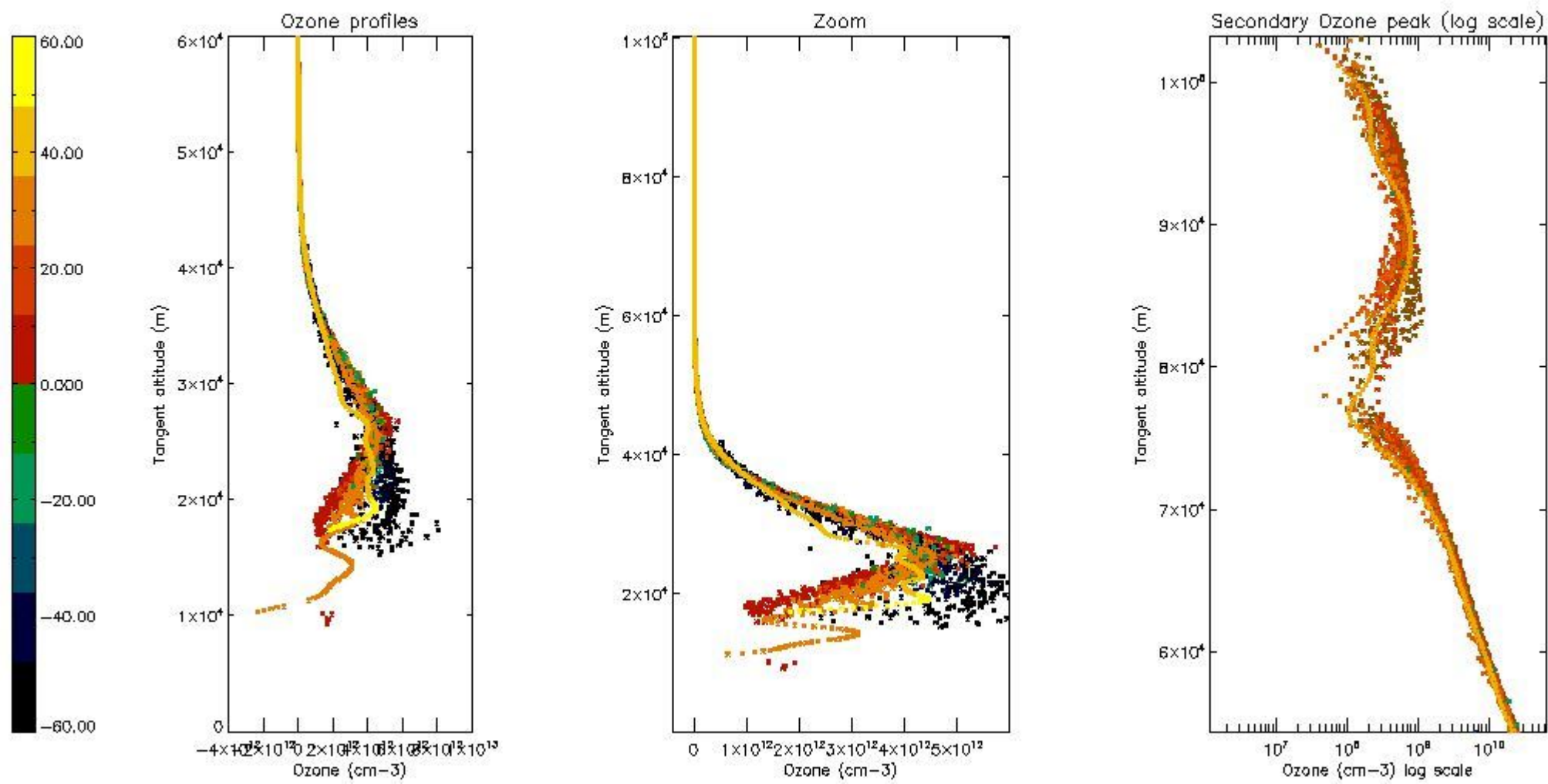
5.3 Plot ozone profiles where STD < 20% (dark without errors)

The colorbar represents the latitude.



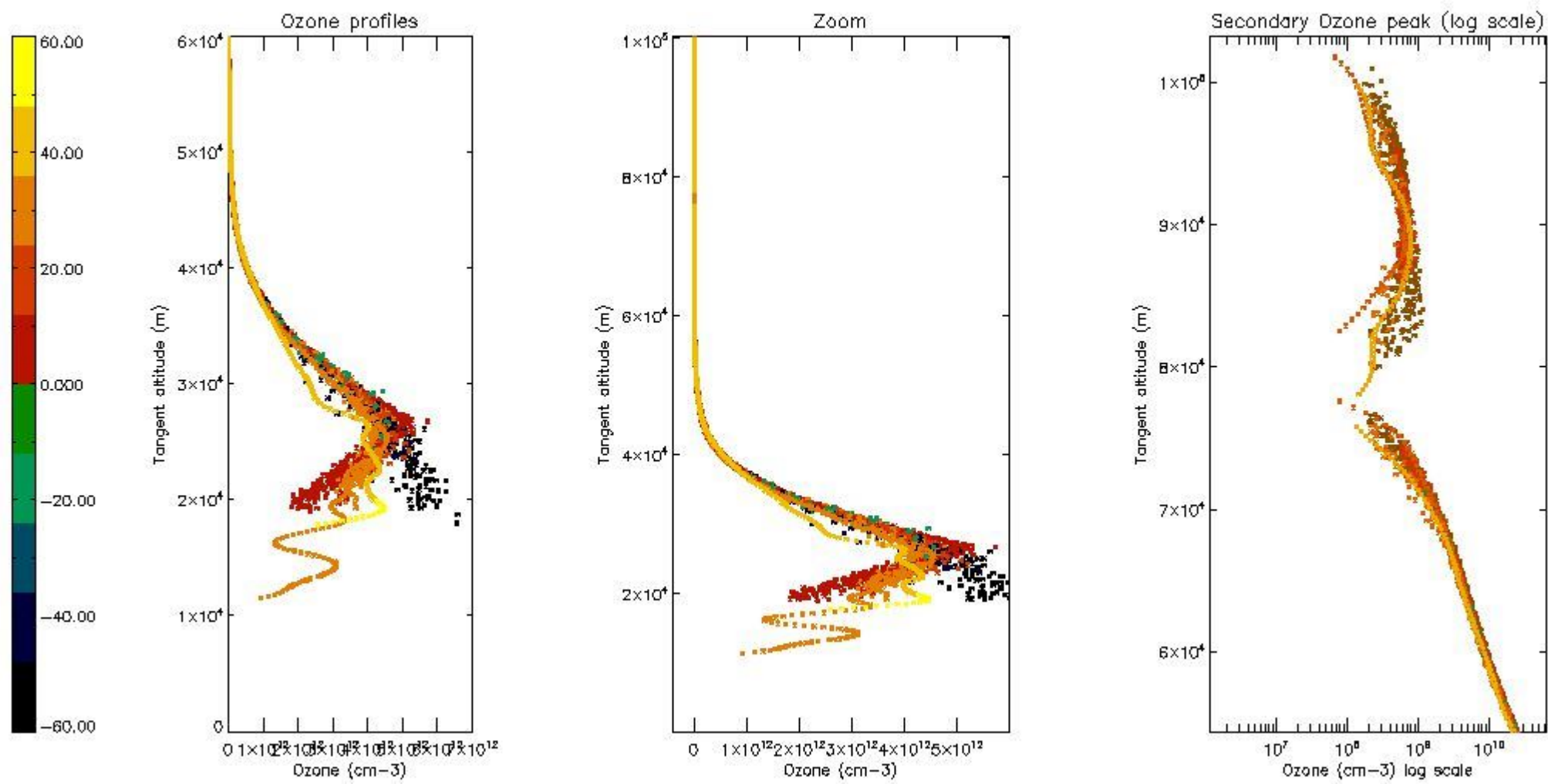
5.4 Plot ozone profiles where $STD < 10\%$ (dark without errors)

The colorbar represents the latitude.



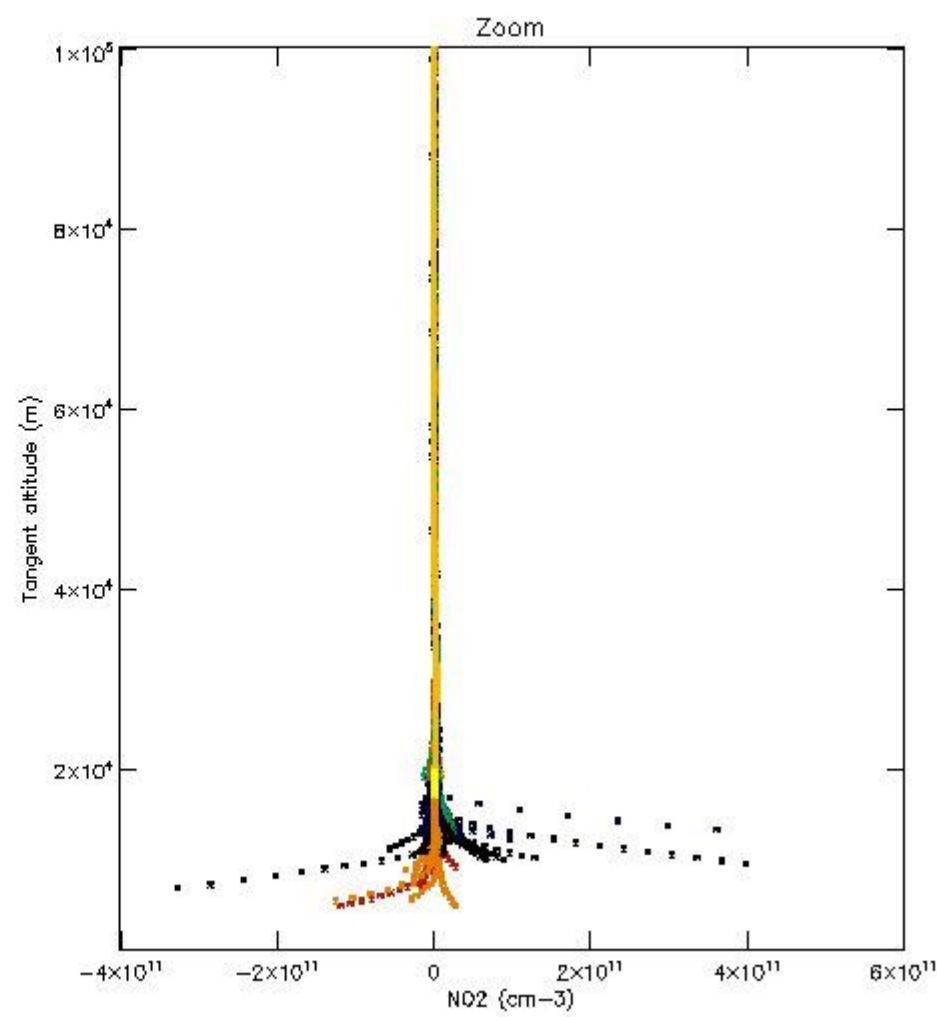
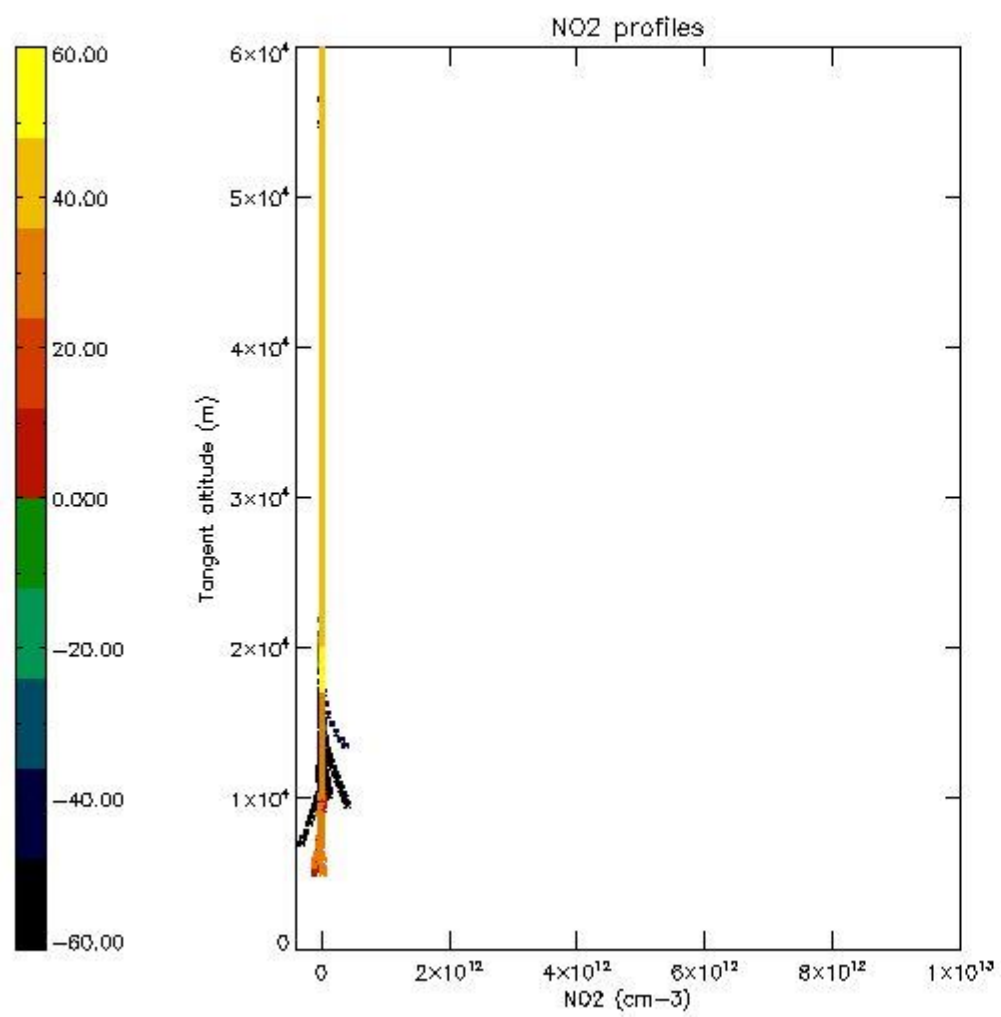
5.5 Plot ozone profiles where $STD < 5\%$ (dark without errors)

The colorbar represents the latitude.



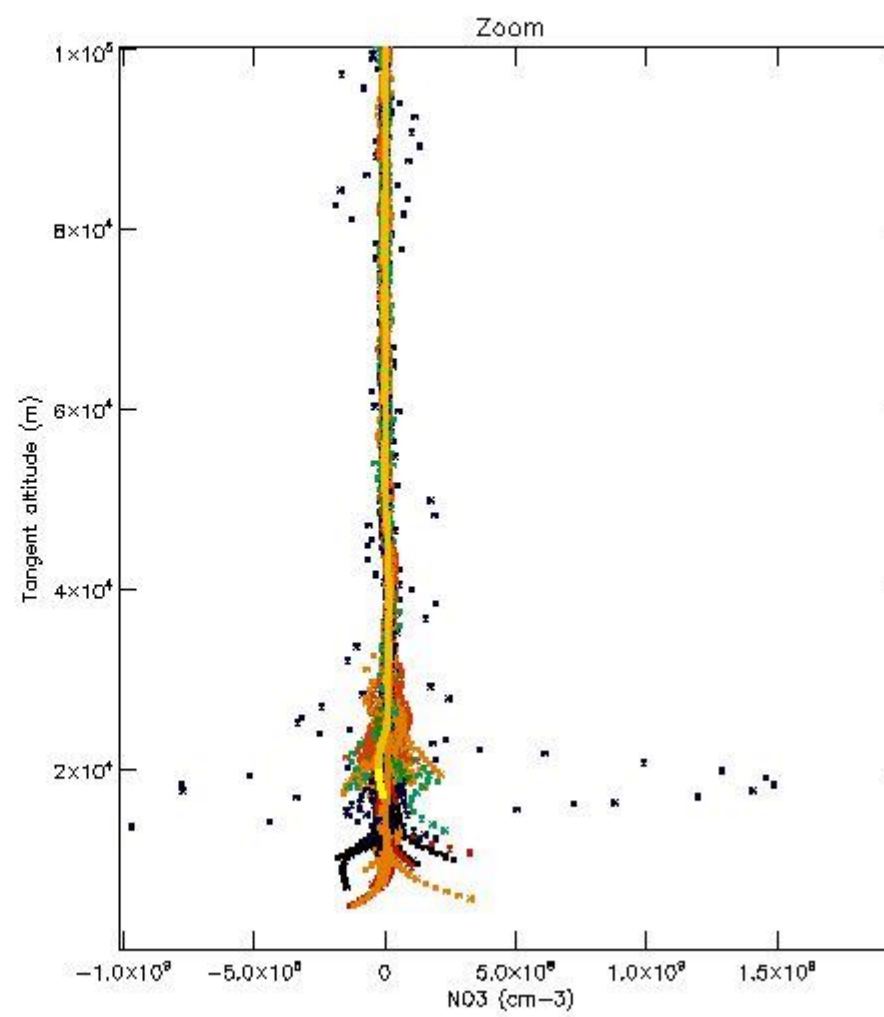
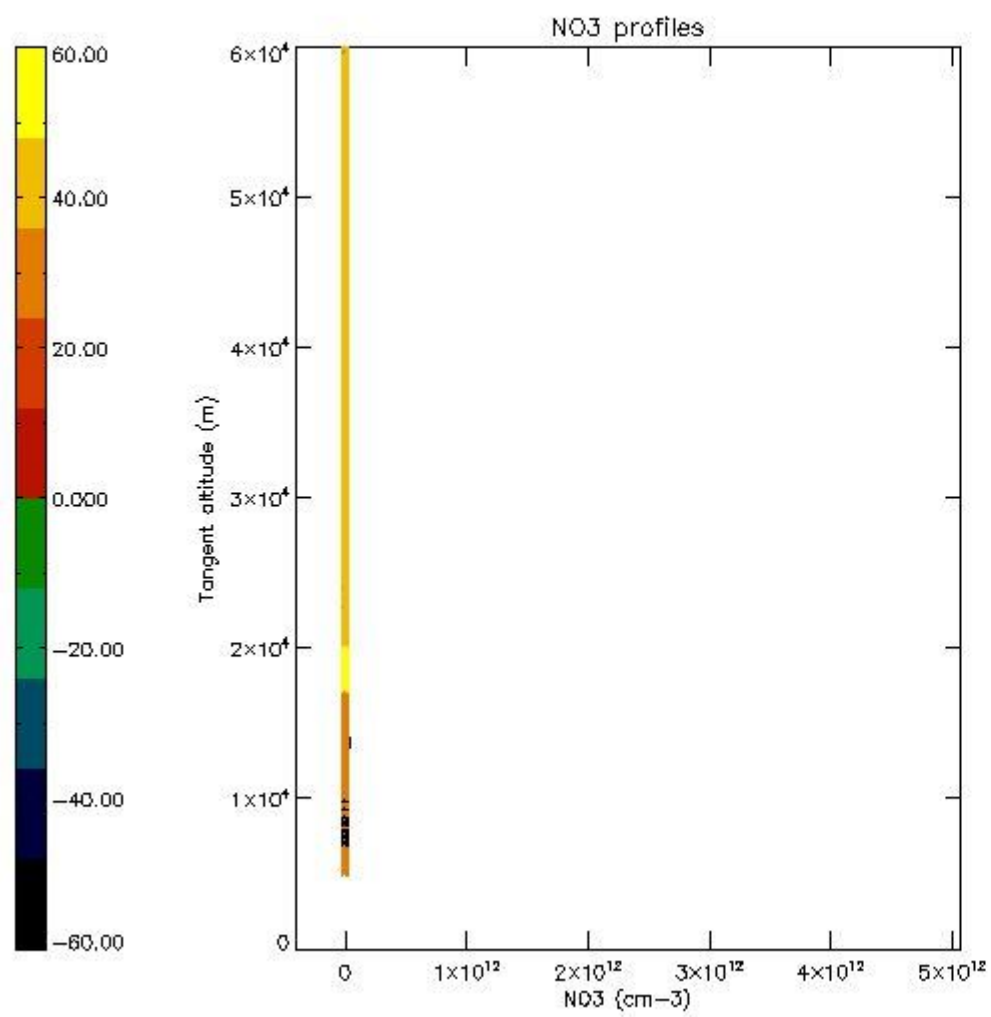
5.6 Plot NO₂ profiles for all STD (dark without errors)

The colorbar represents the latitude.



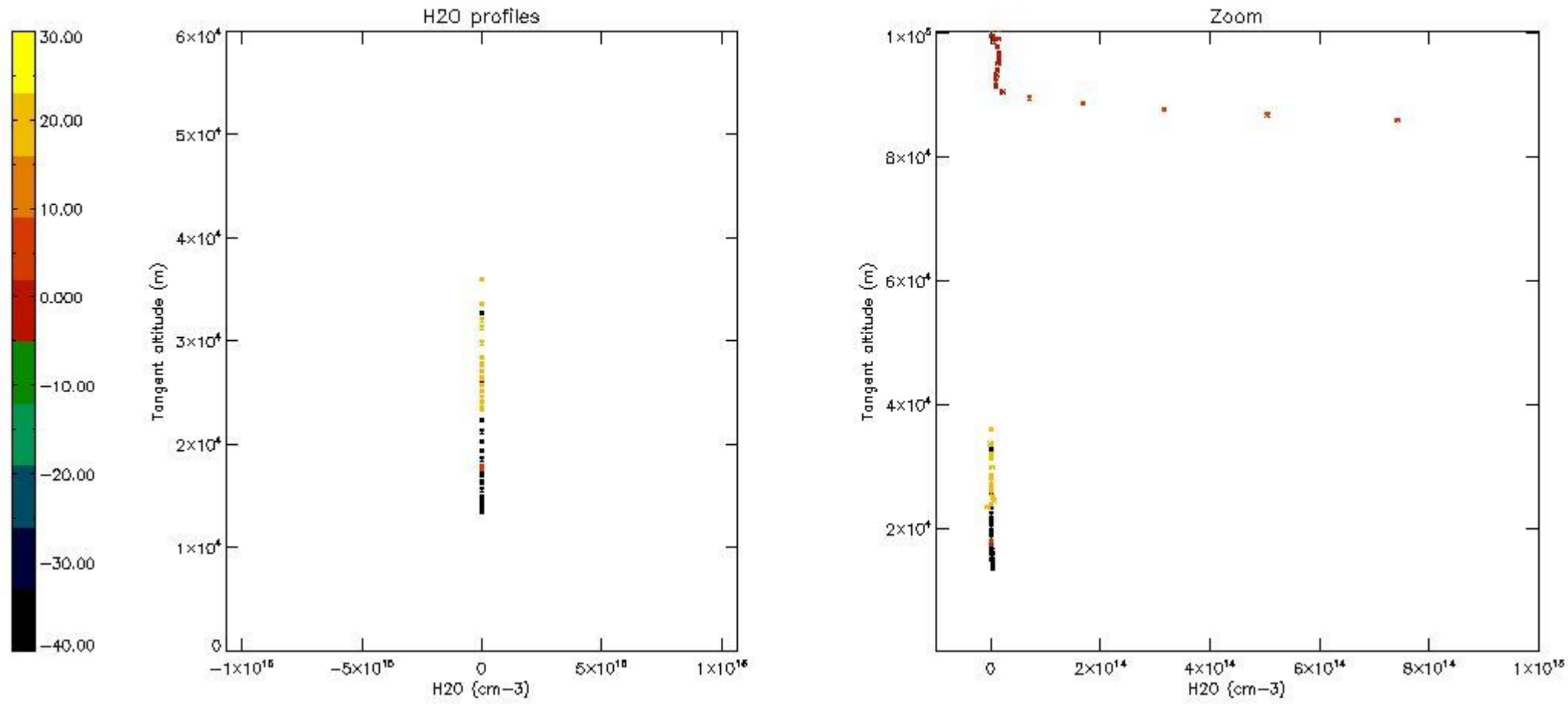
5.7 Plot NO3 profiles for all STD (dark without errors)

The colorbar represents the latitude.



5.8 Plot H2O profiles for all STD (only for occultations of stars 1,2,3,4,13,14,16,26,63 dark without errors)

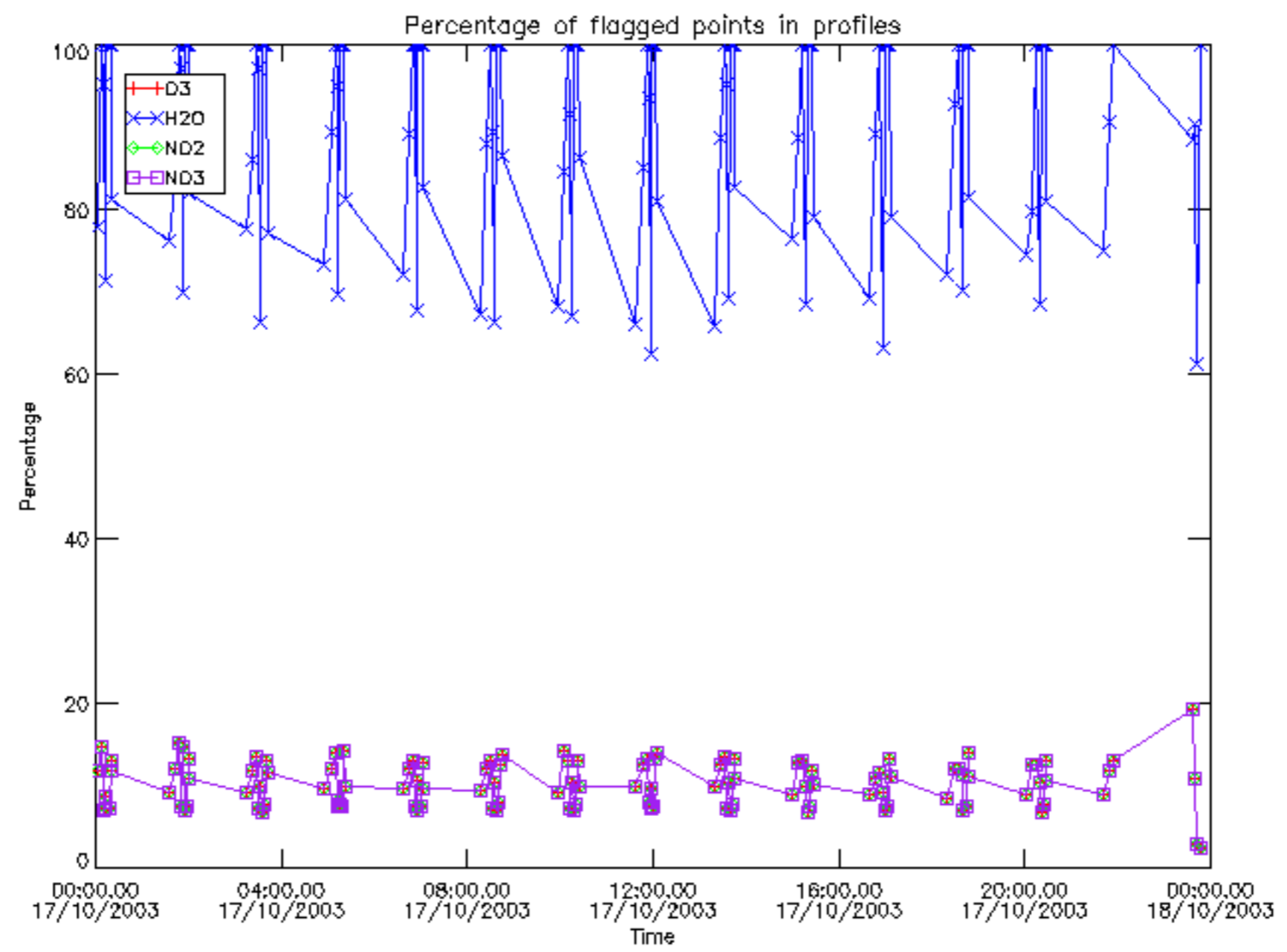
The colorbar represents the latitude.



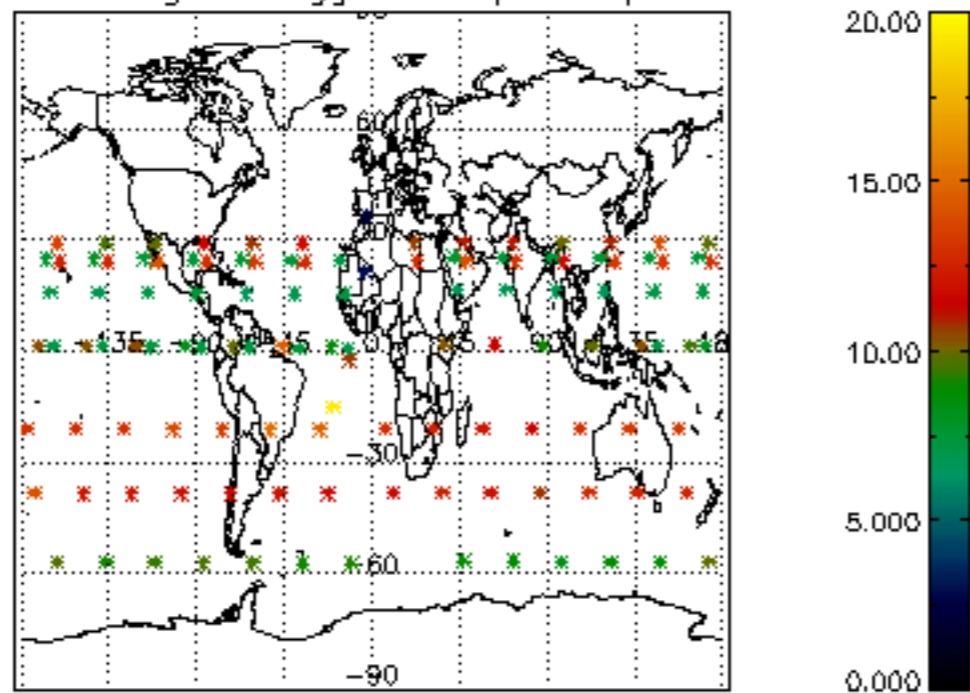
6. Auxiliary Data Files used for the production reported in section 2

The number reported in the third column indicates since which file (see list in section 2) the corresponding auxiliary file has been used. The fourth column is the date of those product files.

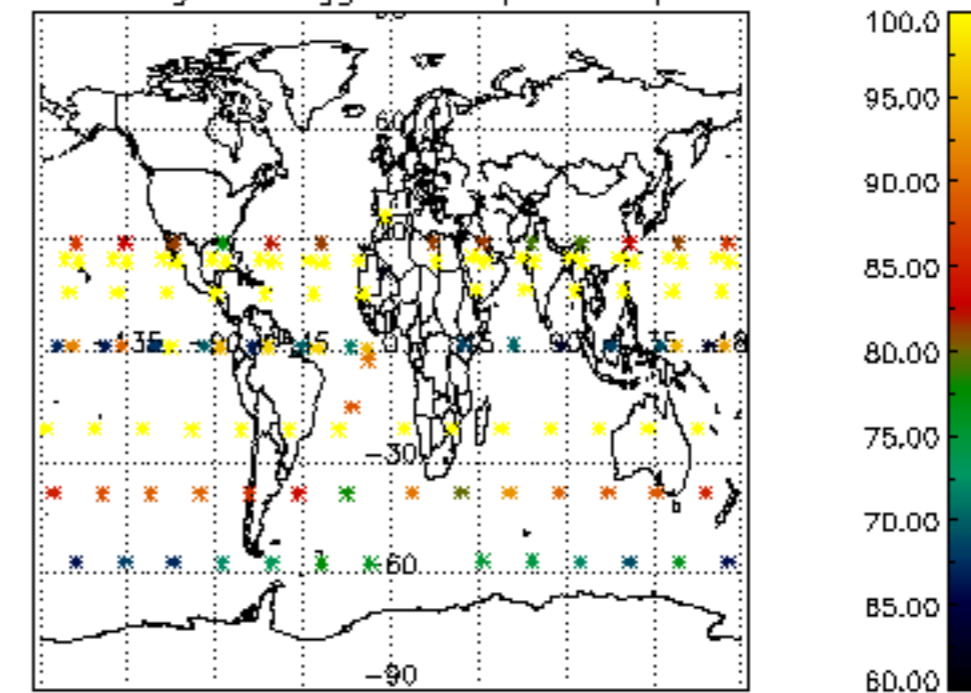
Type	Auxiliary Filename	Used since product	Used since product date
INST_PHYS_CHARACTERISTICS	GOM_INS_AXVIEC20091111_143220_20030716_120000_20500101_000000	1	17-OCT-2003 00:02:05
LEVEL-2_PROC_CONFIG	GOM_PR2_AXVIEC20091111_152718_20020301_000000_20500101_000000	1	17-OCT-2003 00:02:05
CROSS_SECTIONS_FILE	GOM_CRS_AXVIEC20091111_154832_20020301_000000_20500101_000000	1	17-OCT-2003 00:02:05



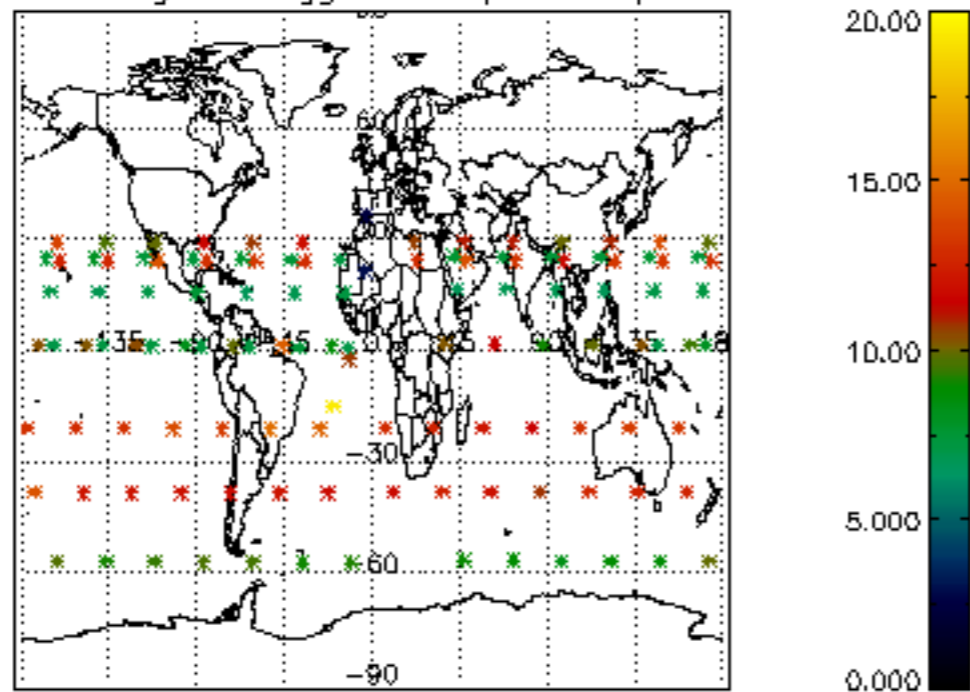
Percentage of flagged data per D3 profile



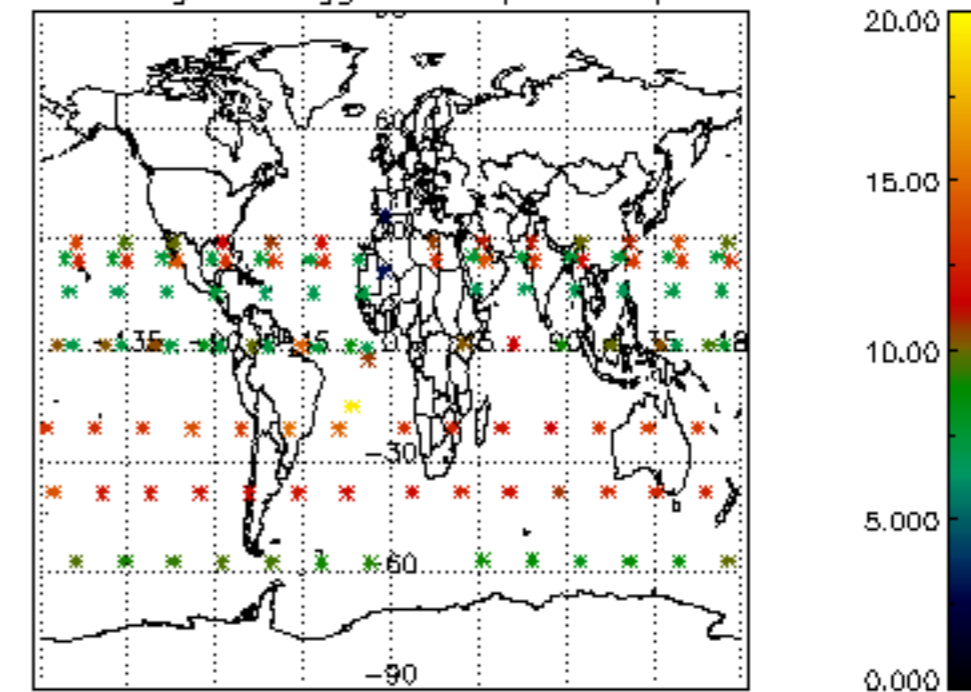
Percentage of flagged data per H2O profile

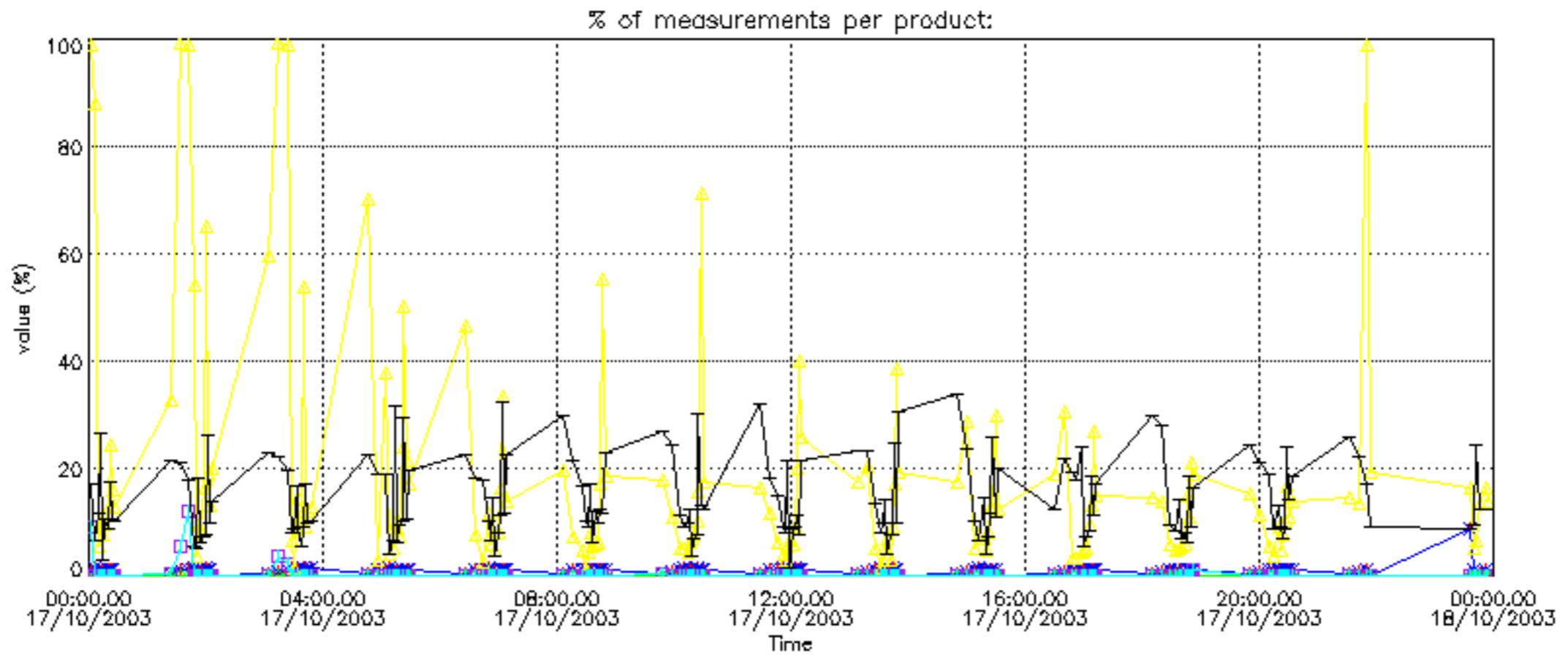


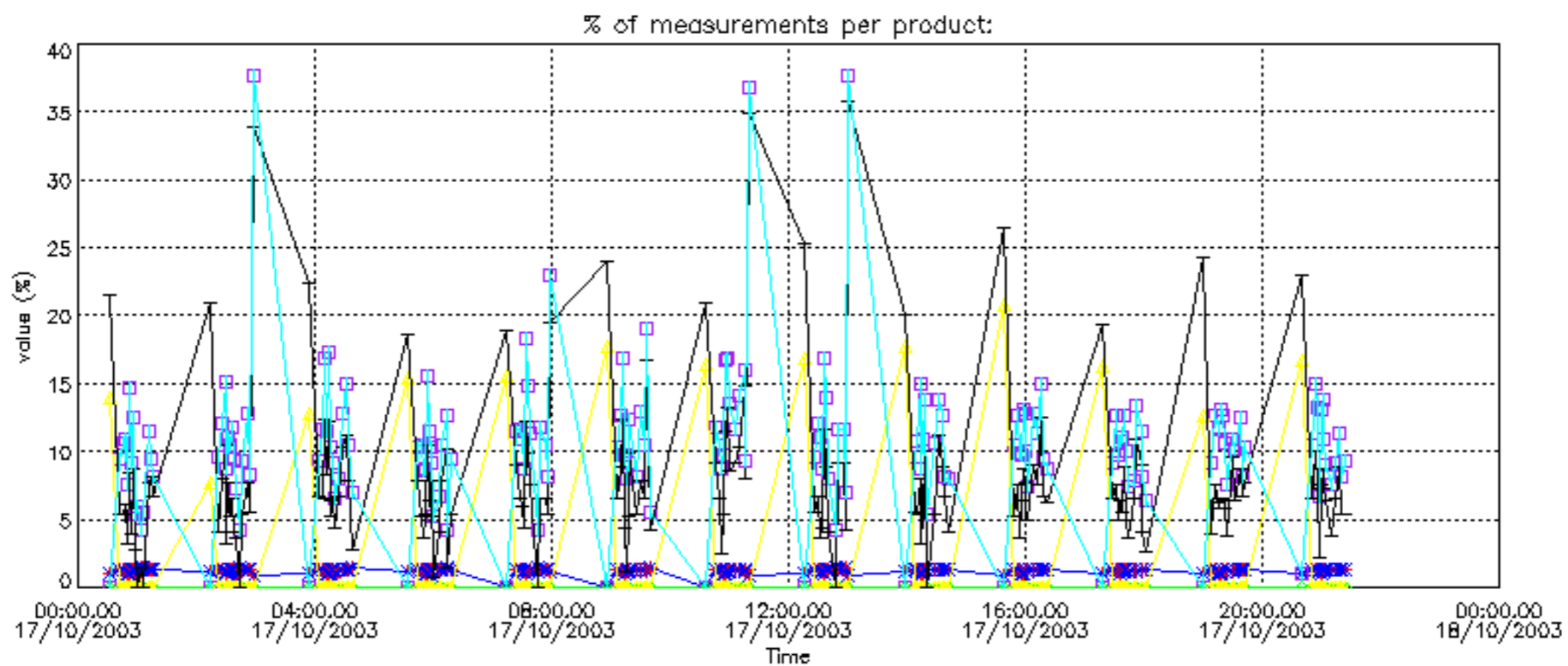
Percentage of flagged data per NO2 profile



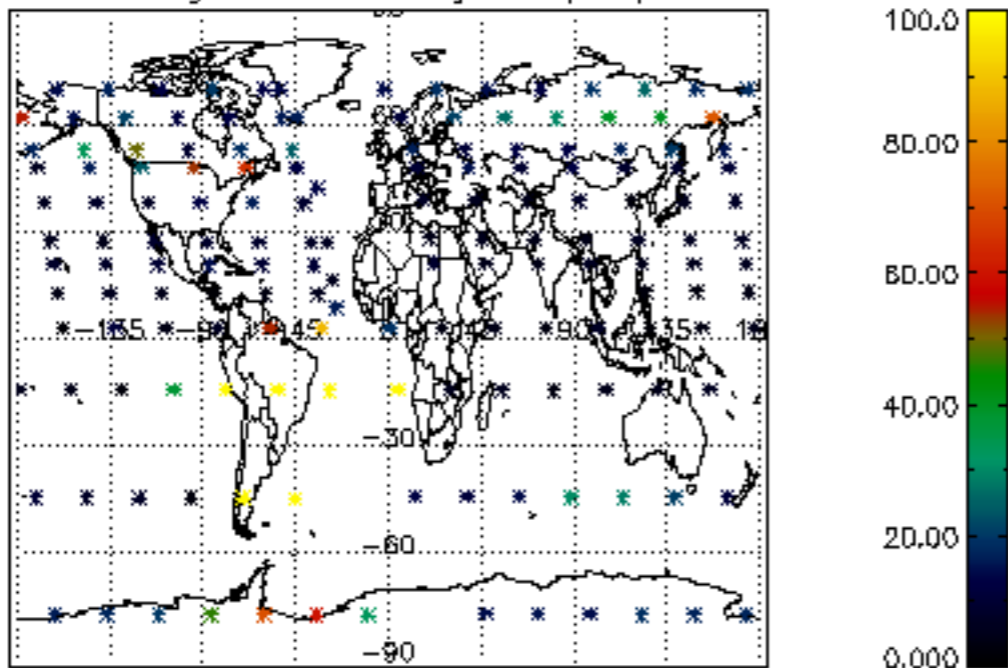
Percentage of flagged data per NO3 profile



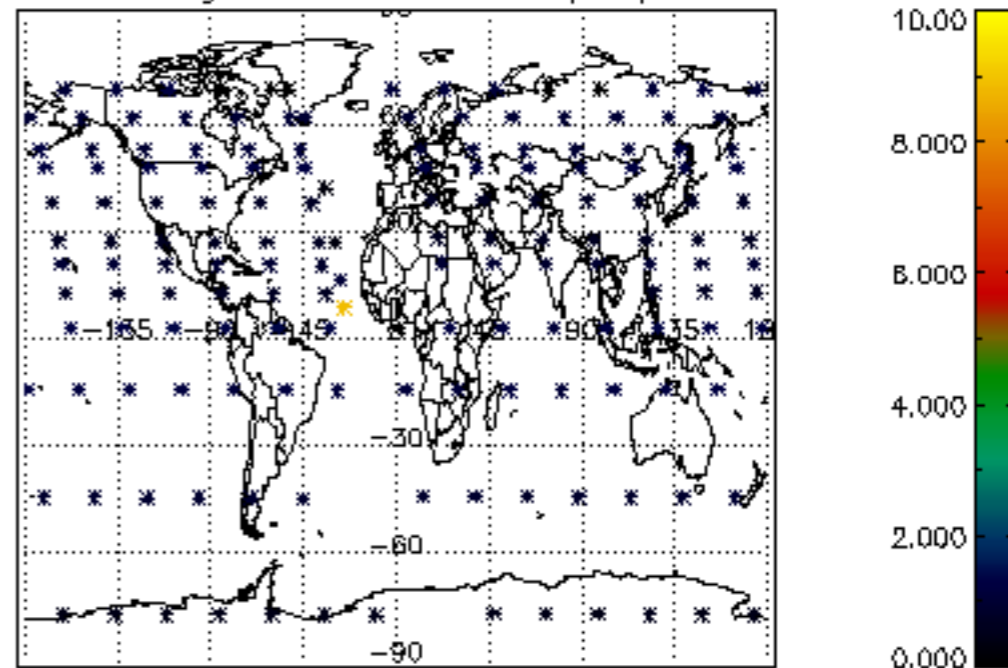




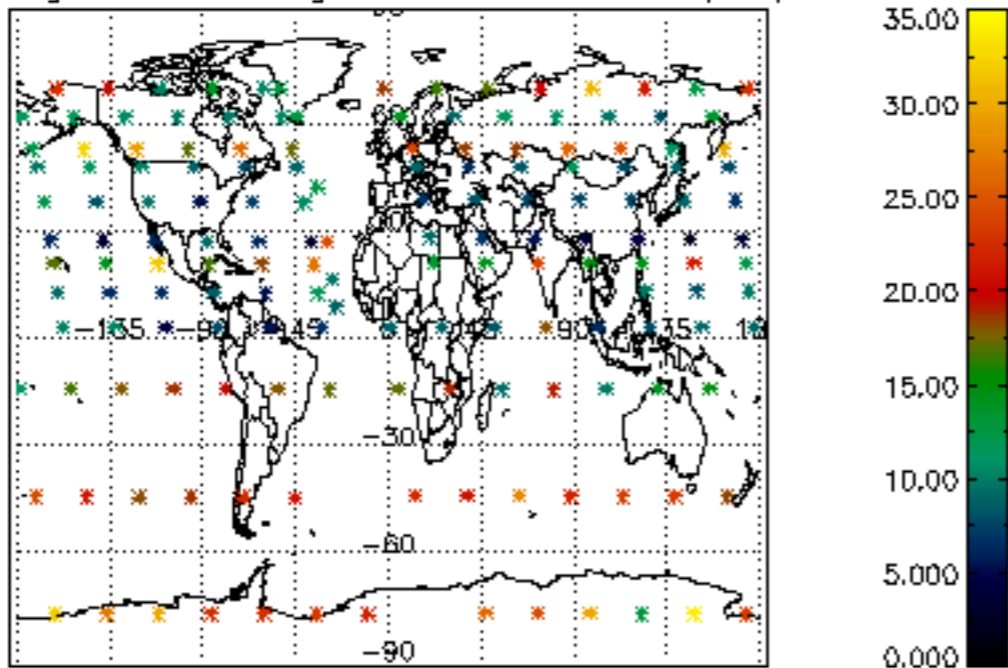
Percentage of cosmic ray hits per profile



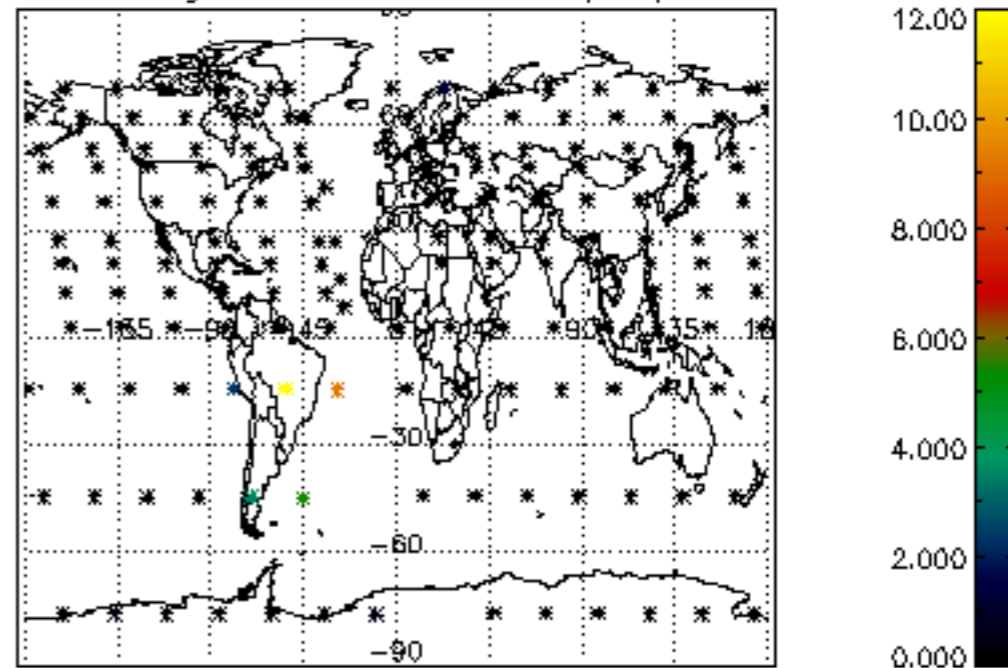
Percentage of datation errors per profile



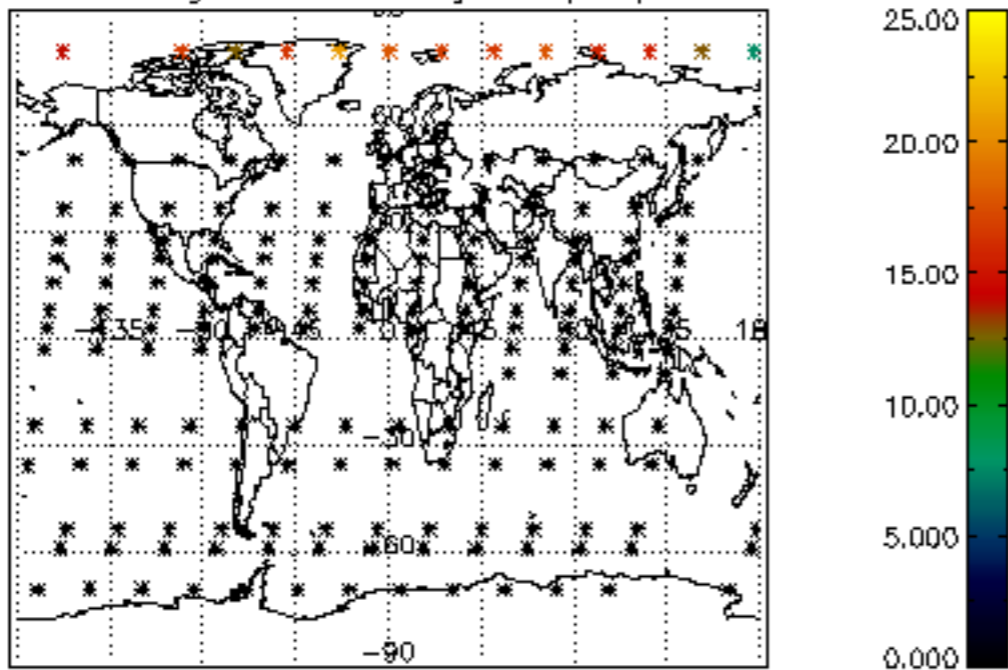
Percentage of star falling outside central band per profile



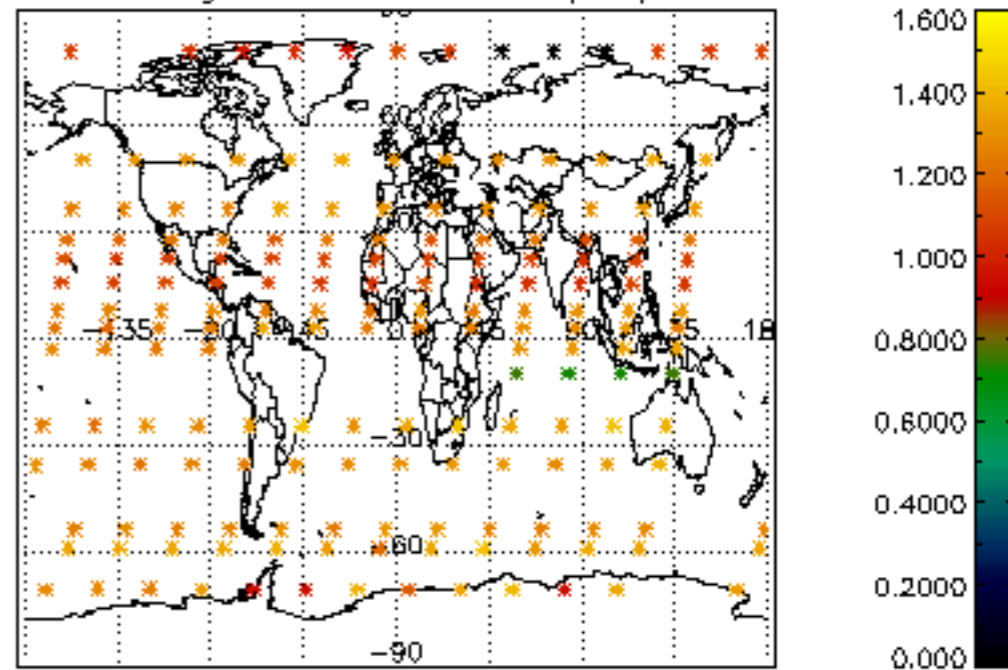
Percentage of saturation errors per profile



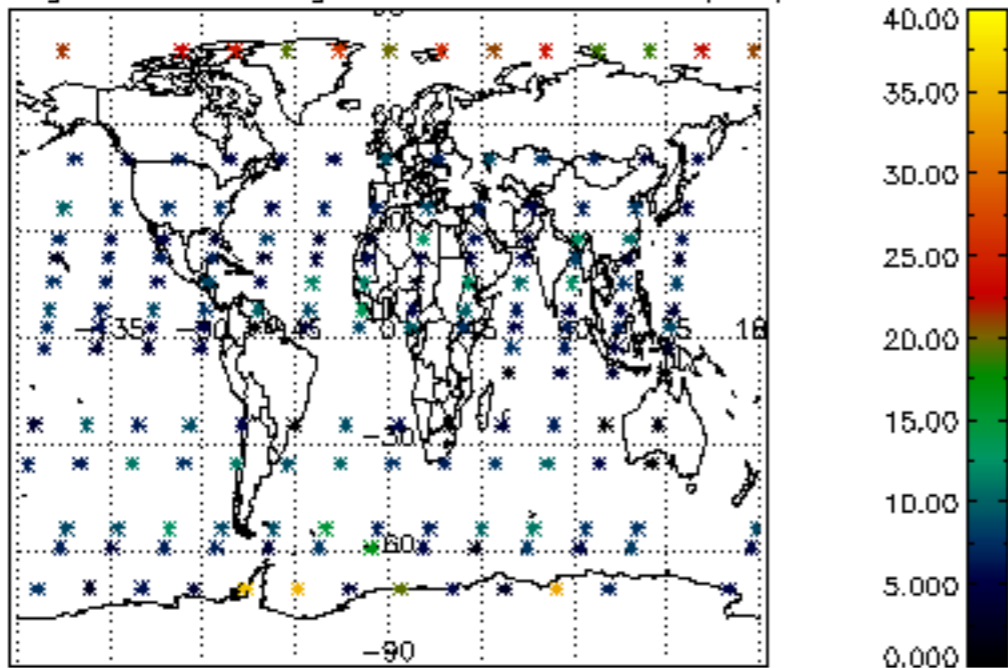
Percentage of cosmic ray hits per profile



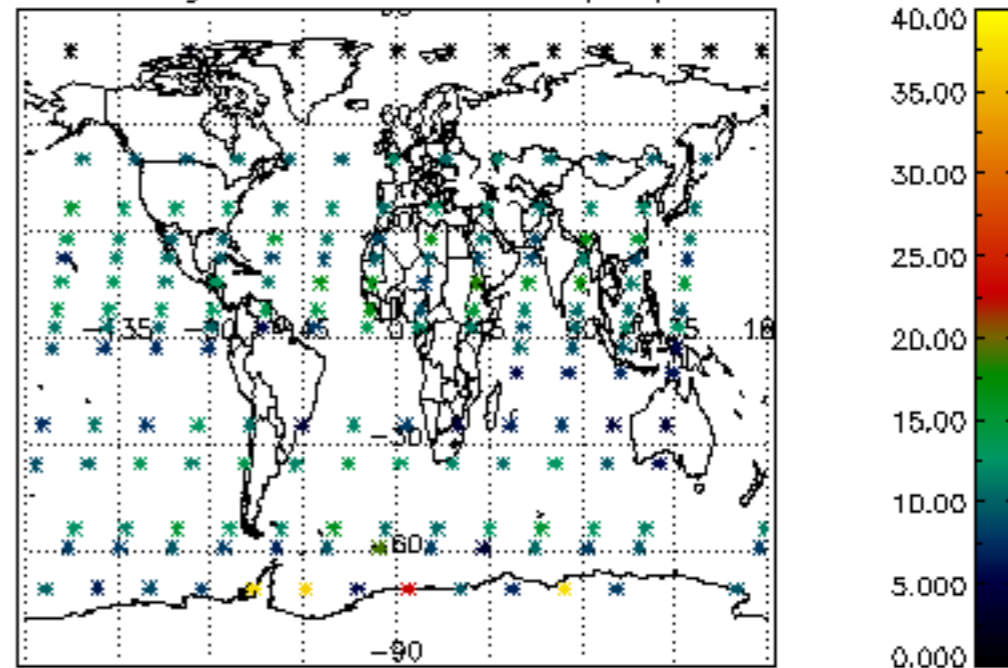
Percentage of datation errors per profile

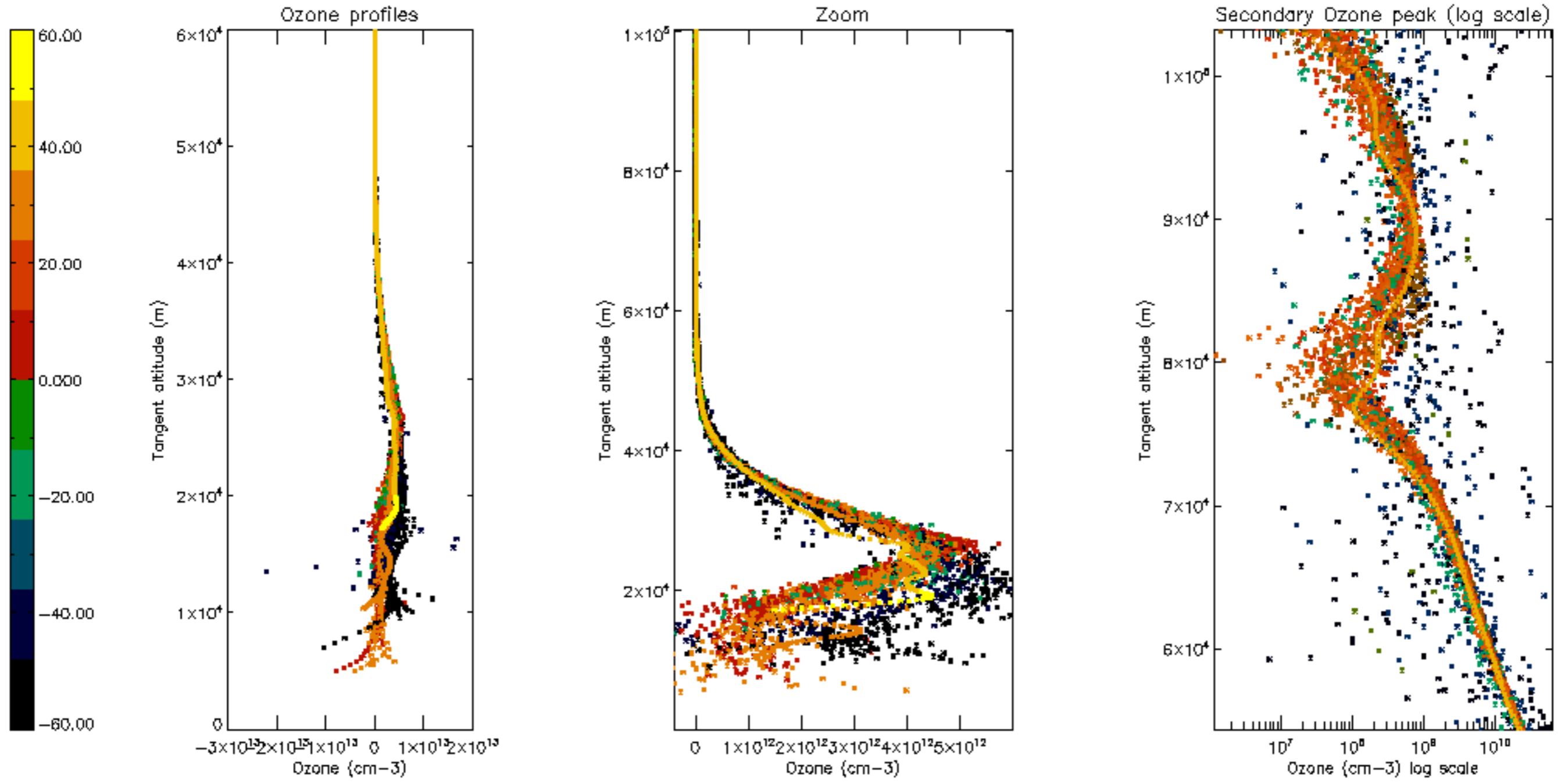


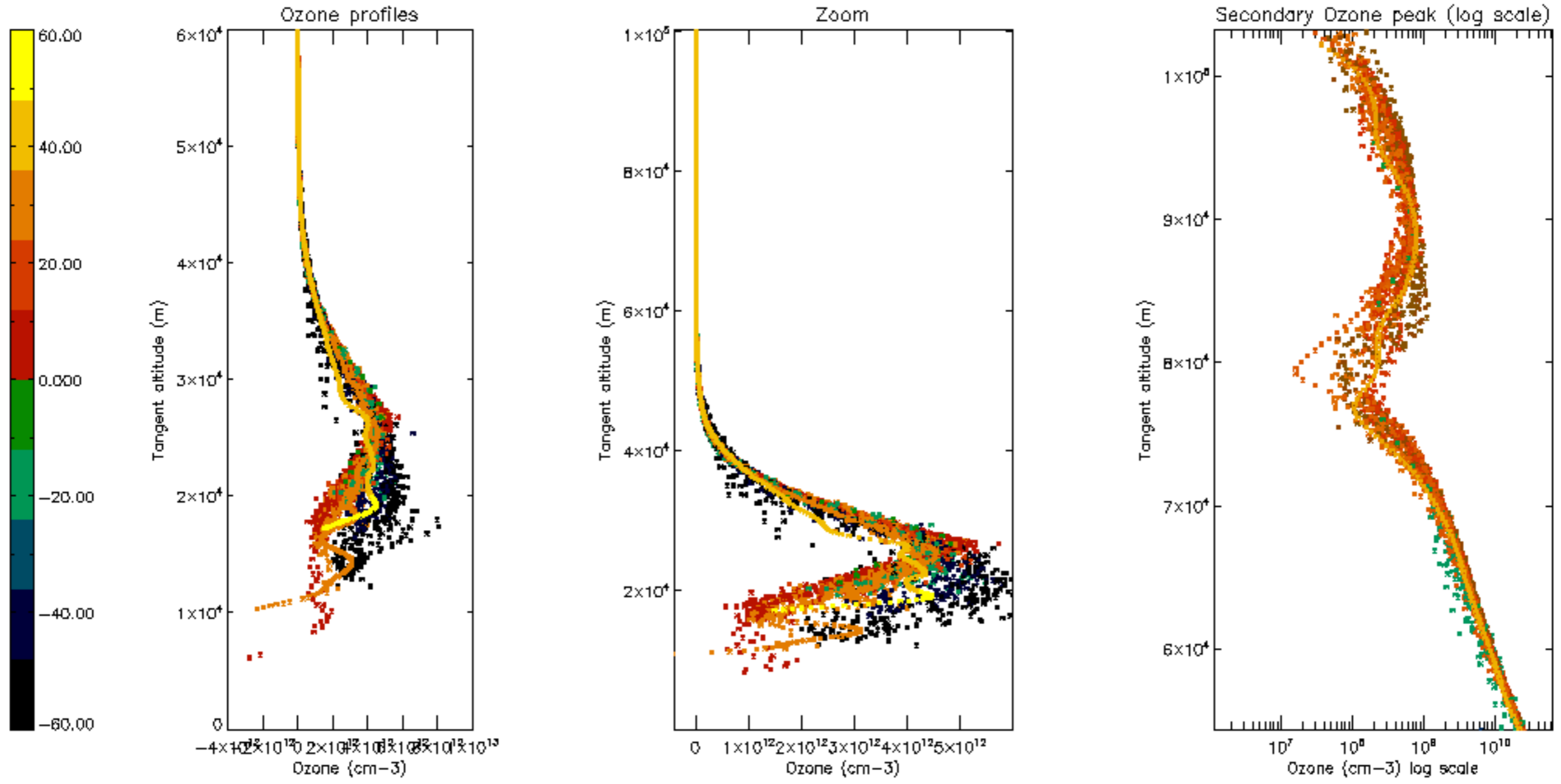
Percentage of star falling outside central band per profile

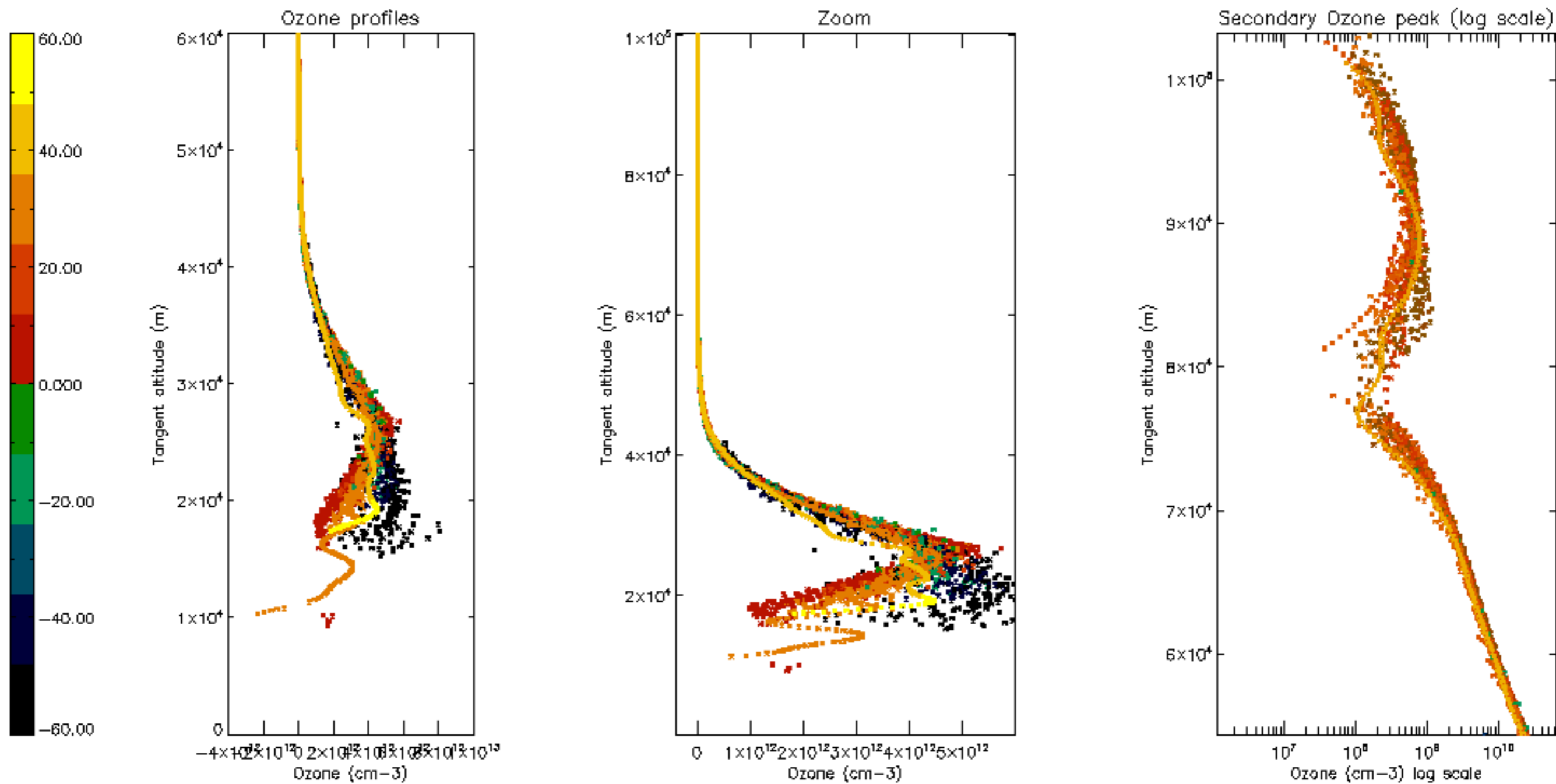


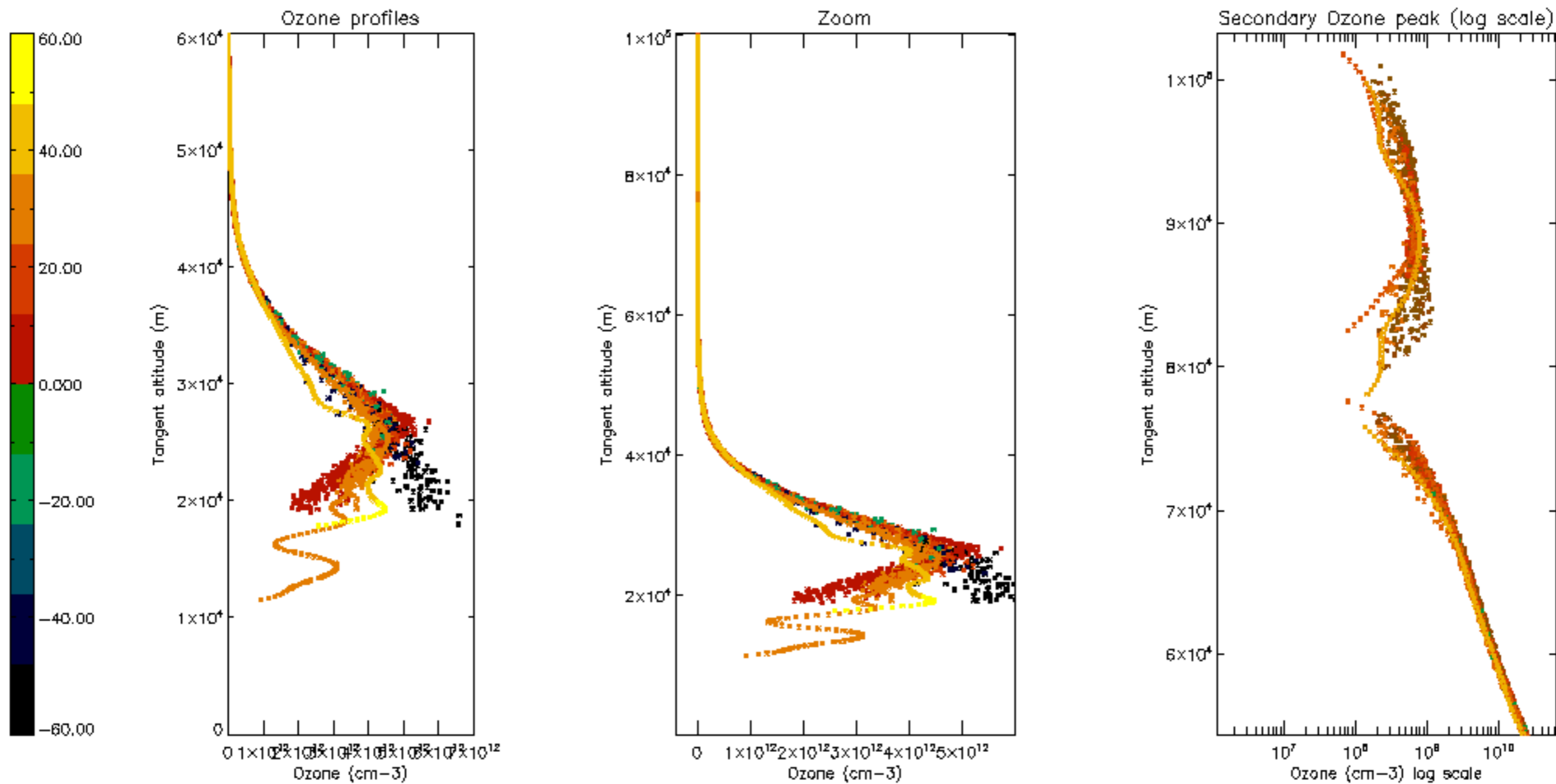
Percentage of saturation errors per profile

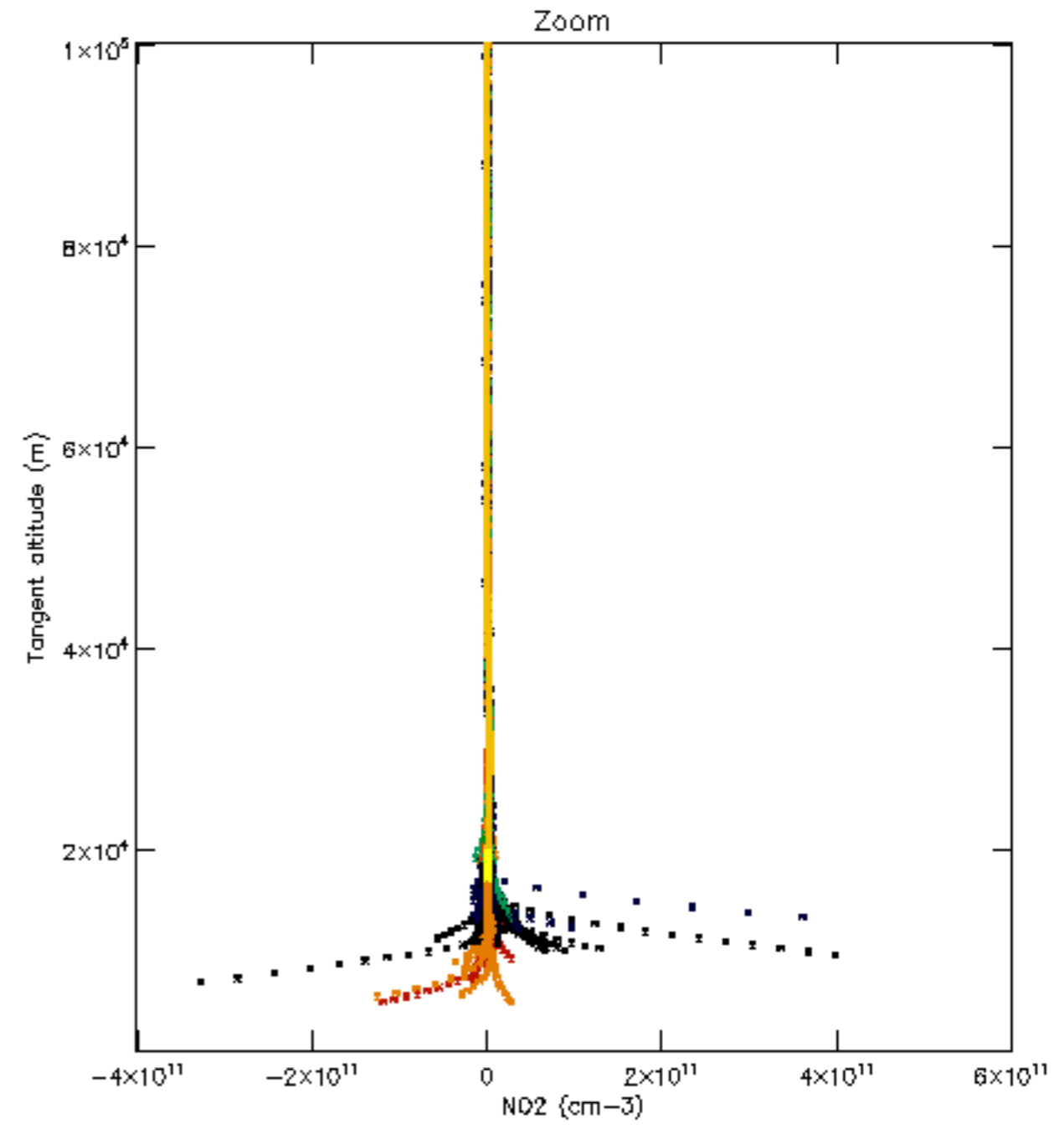
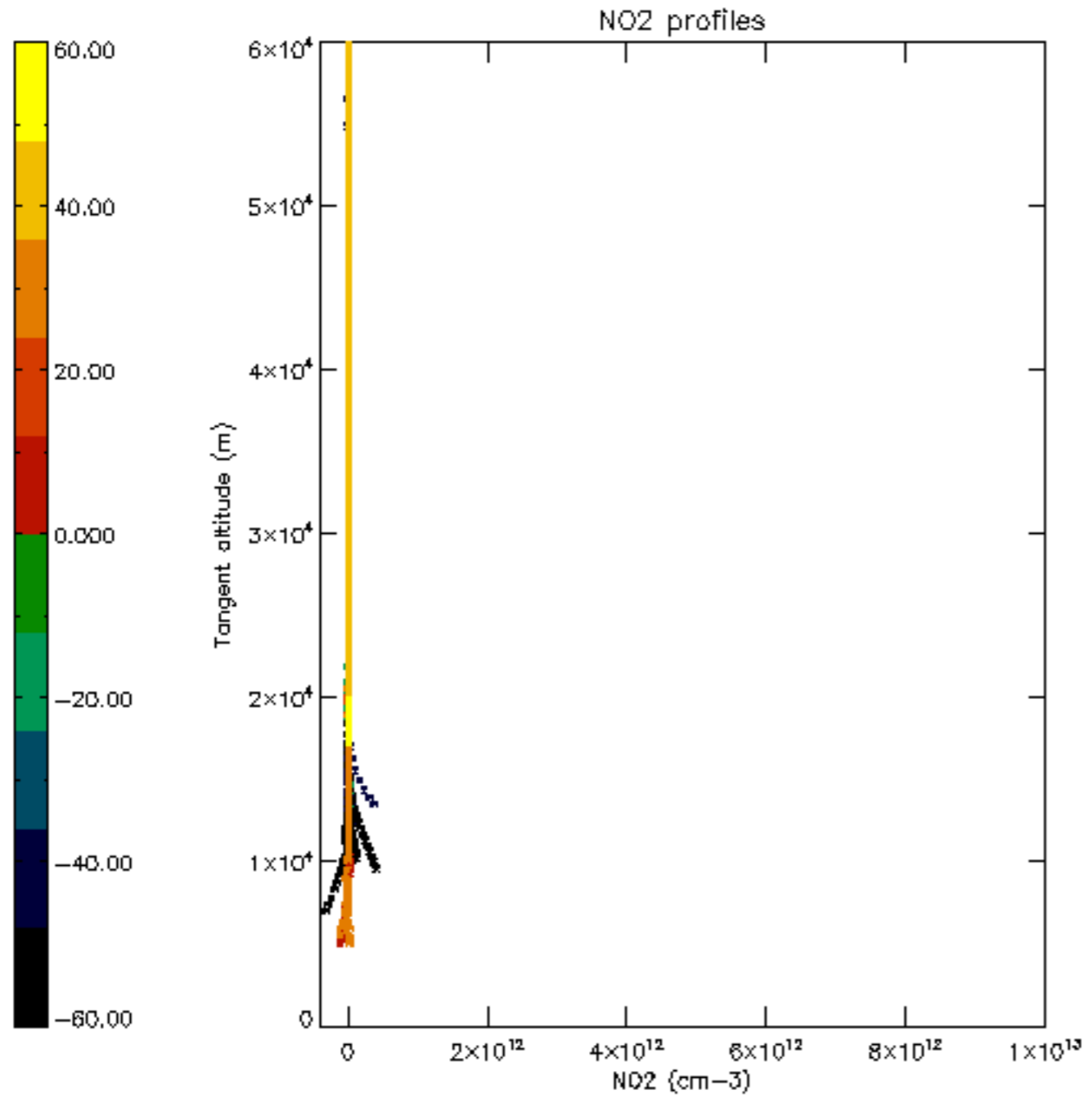


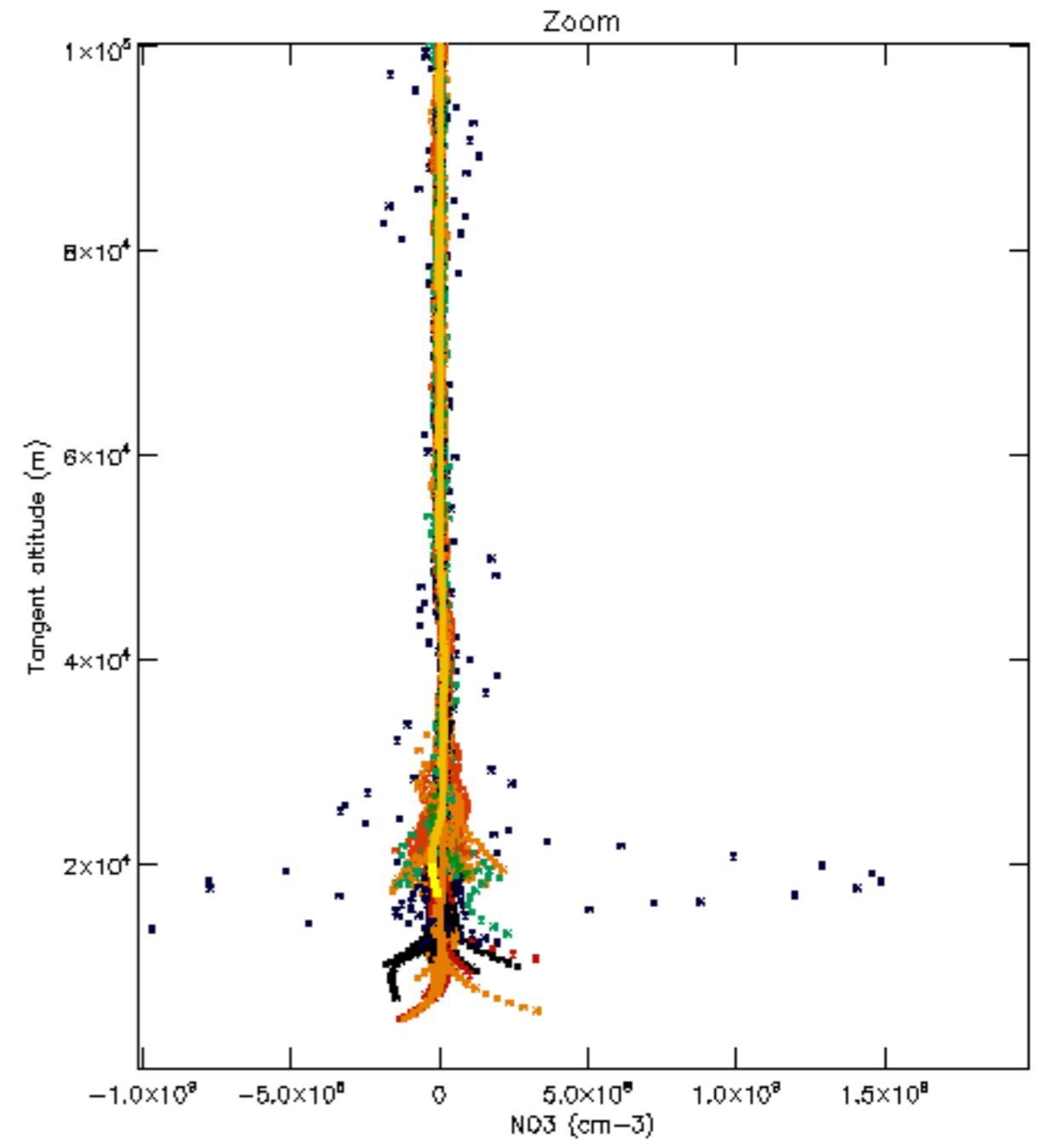
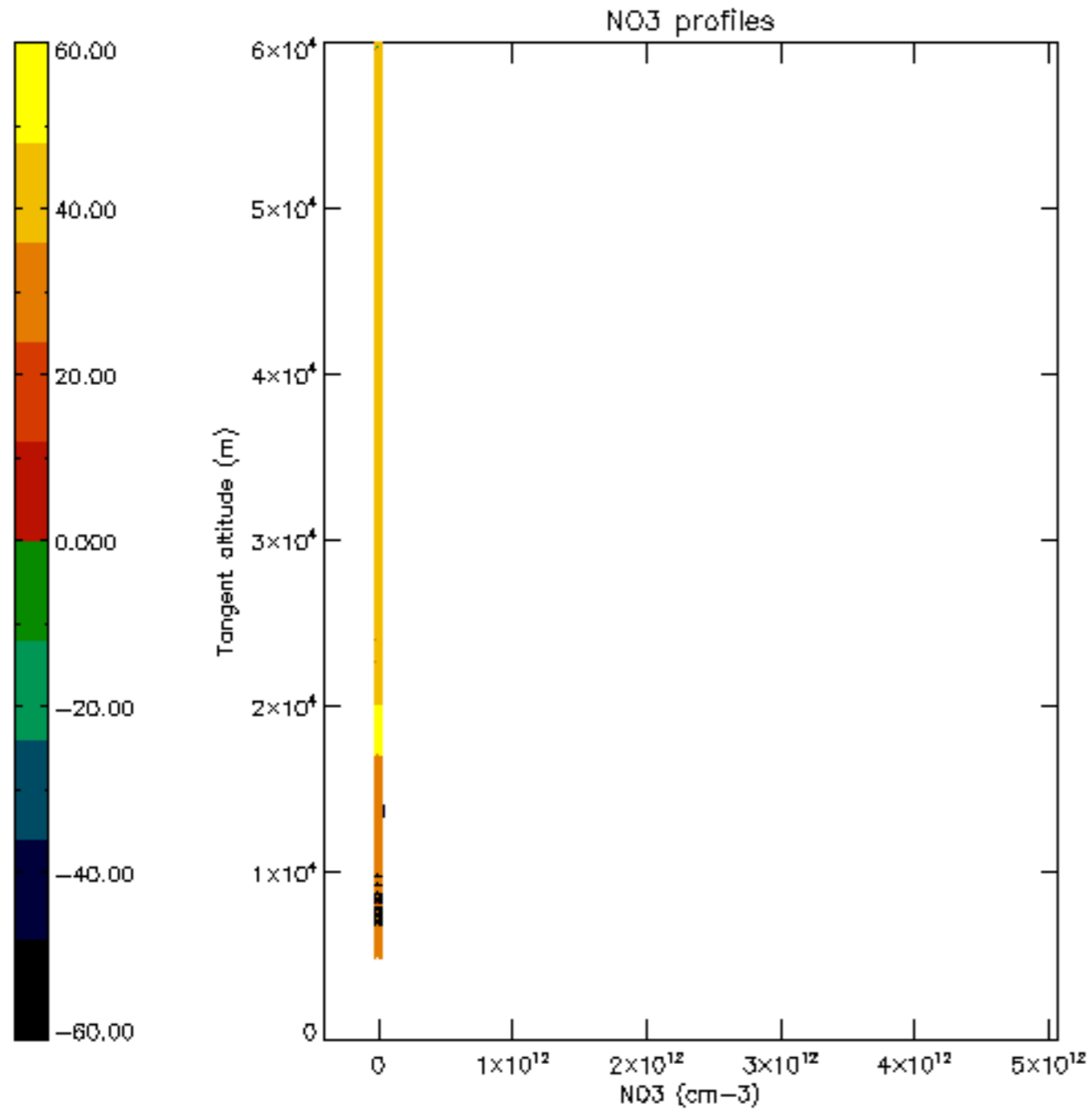


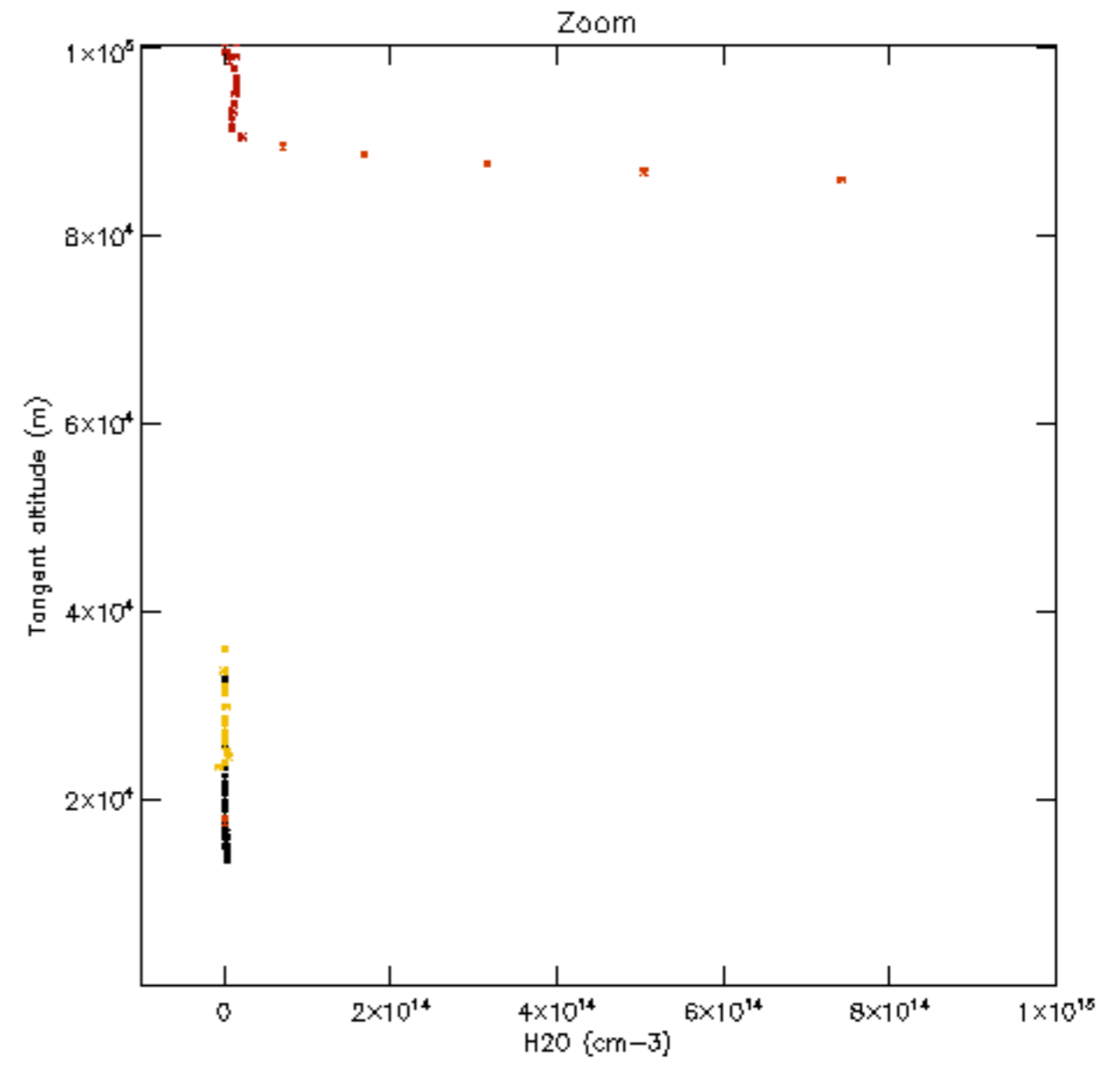
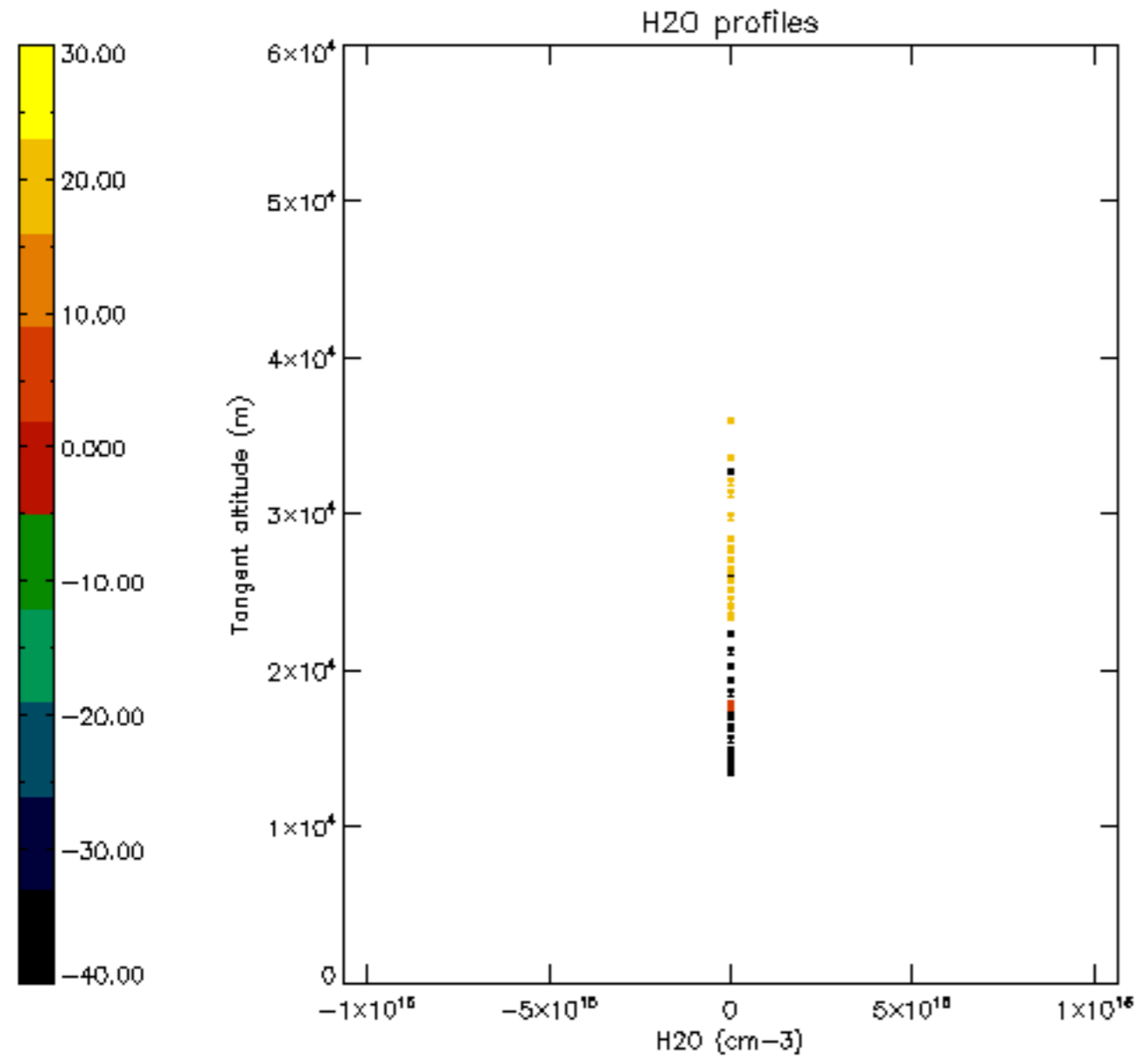


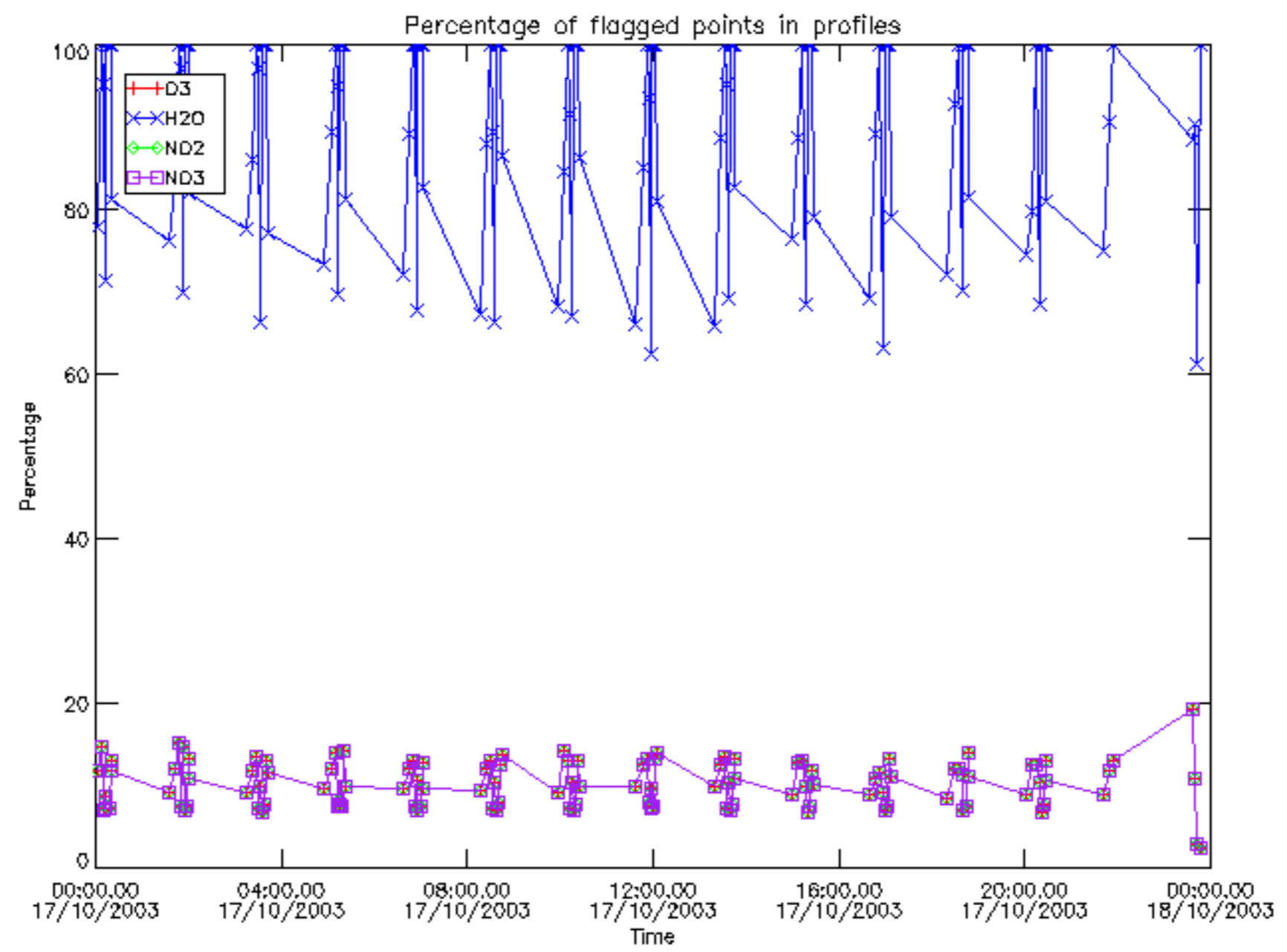




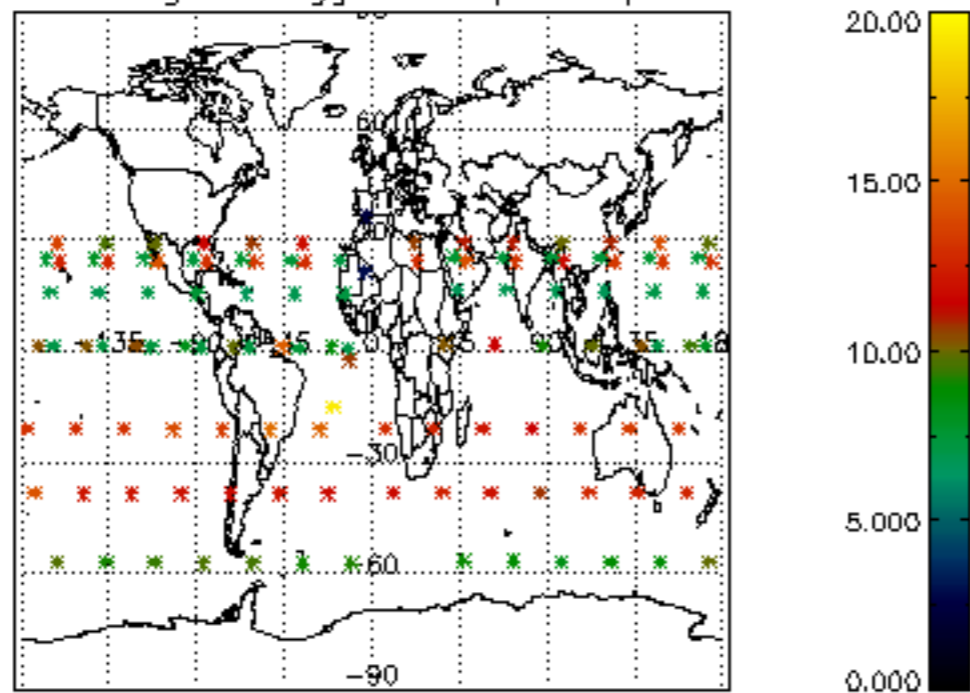




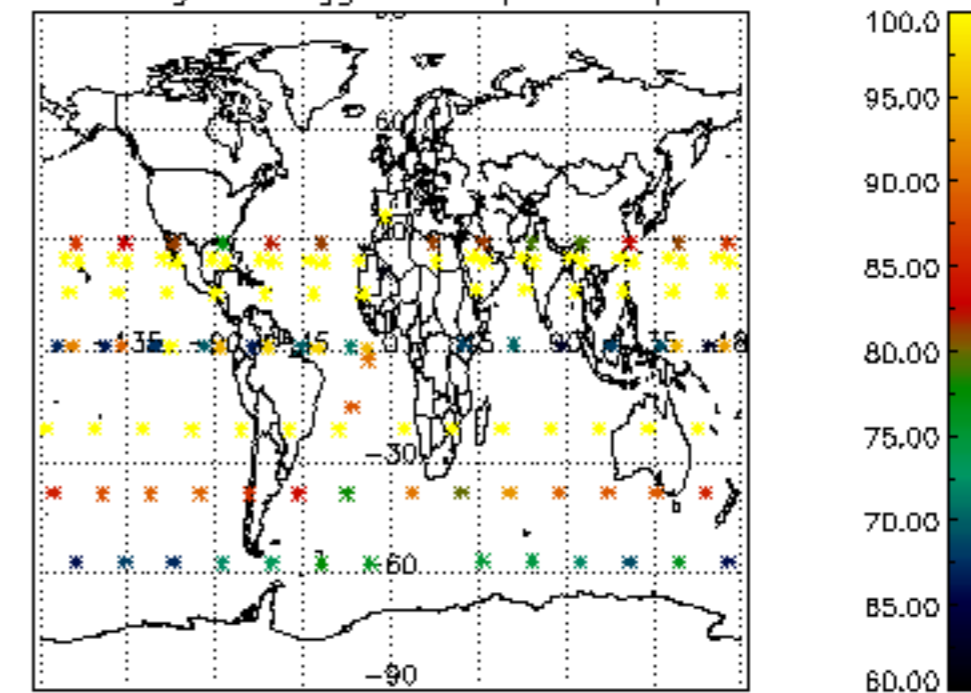




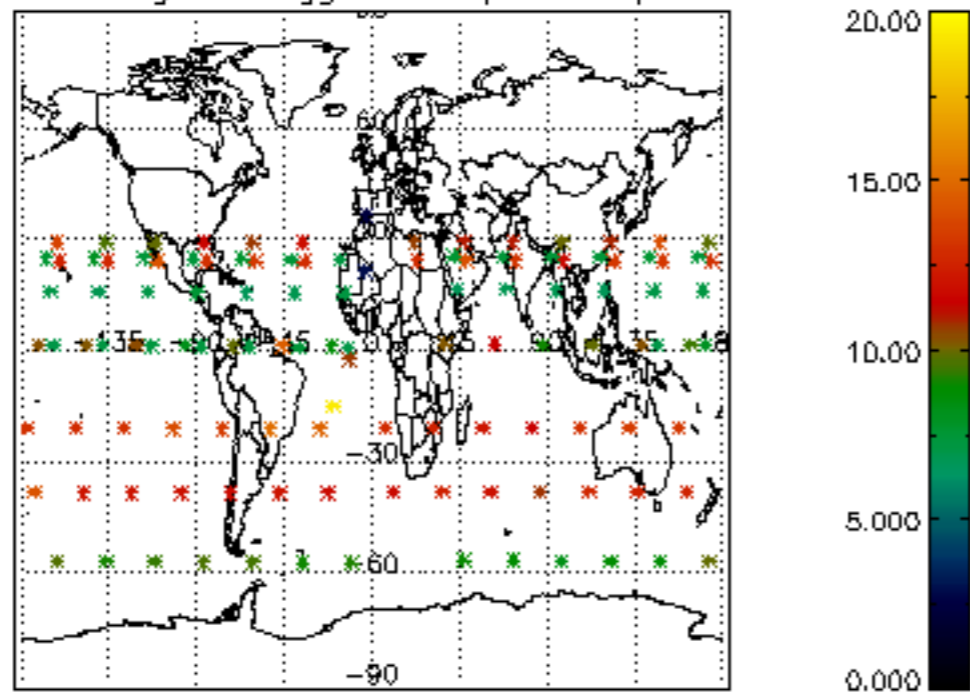
Percentage of flagged data per D3 profile



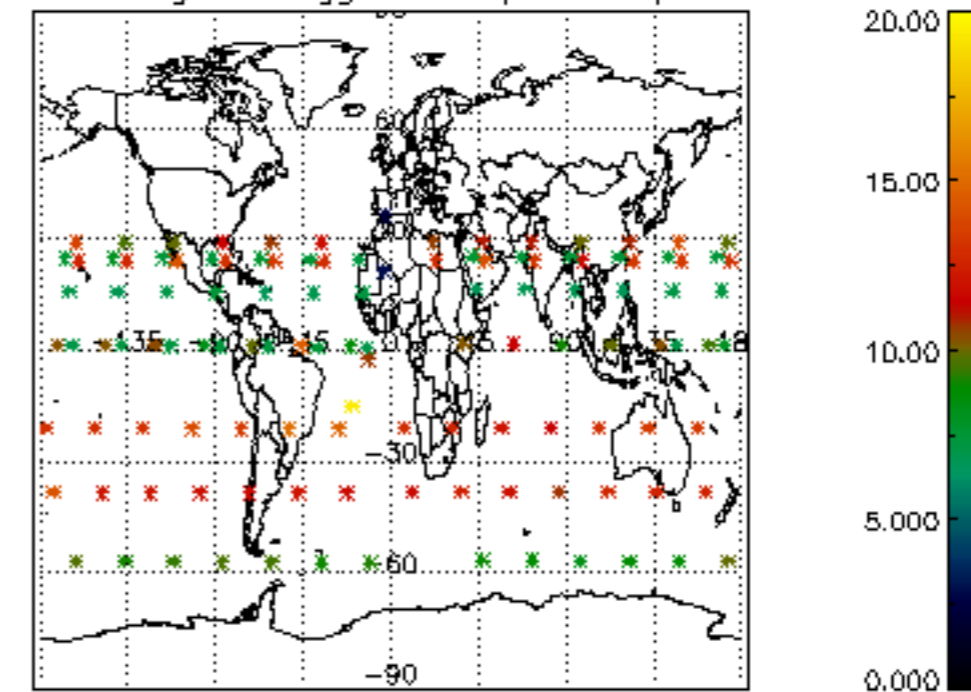
Percentage of flagged data per H2O profile

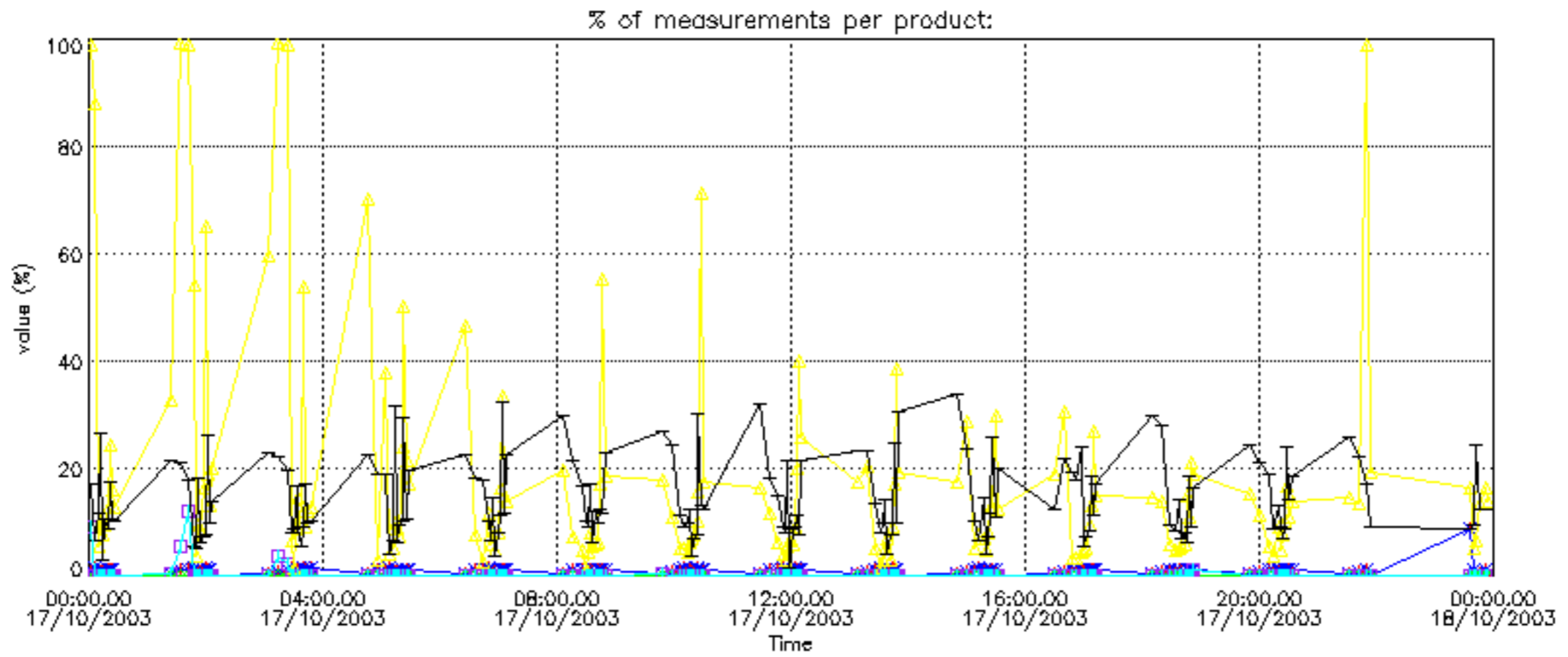


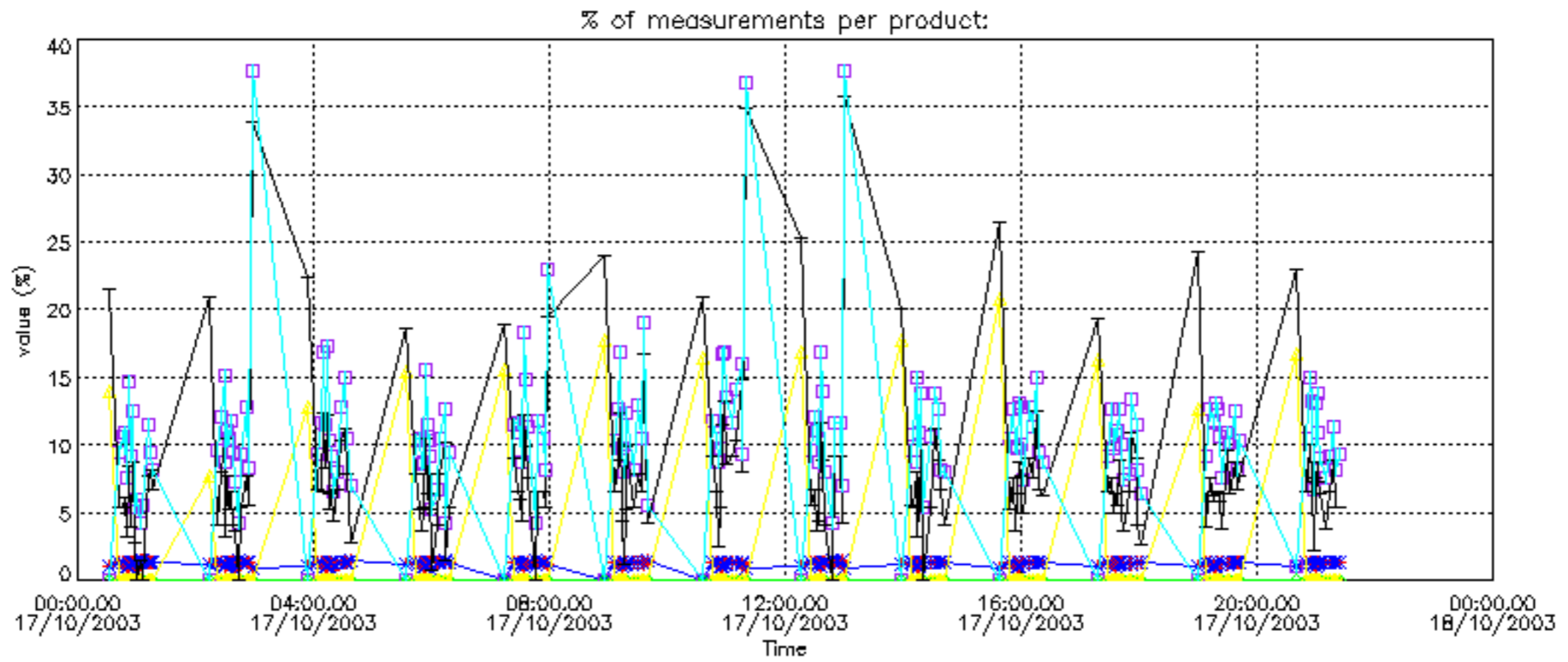
Percentage of flagged data per NO2 profile



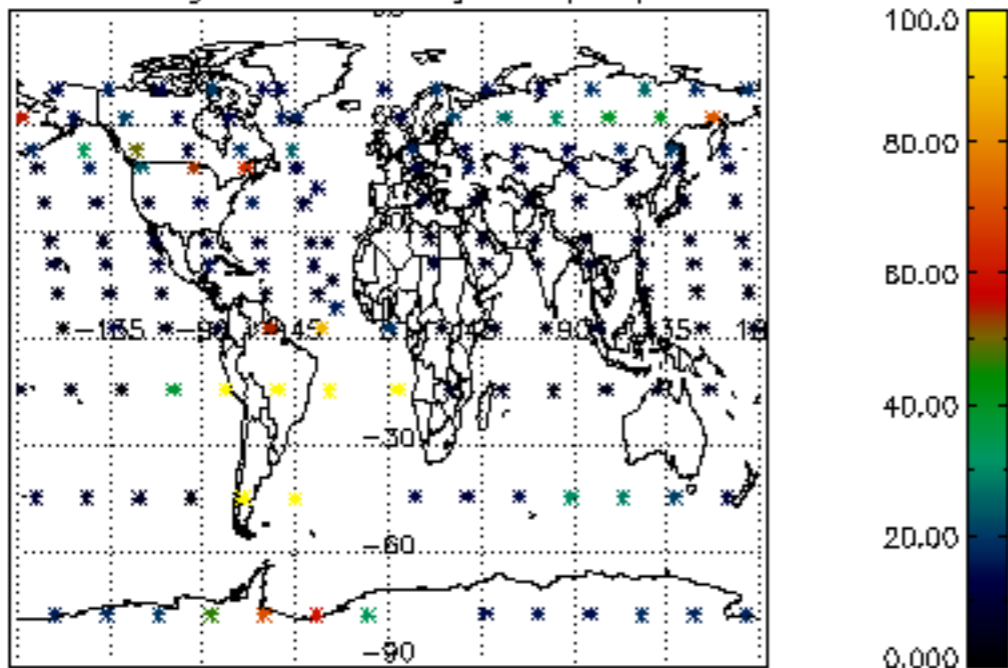
Percentage of flagged data per NO3 profile



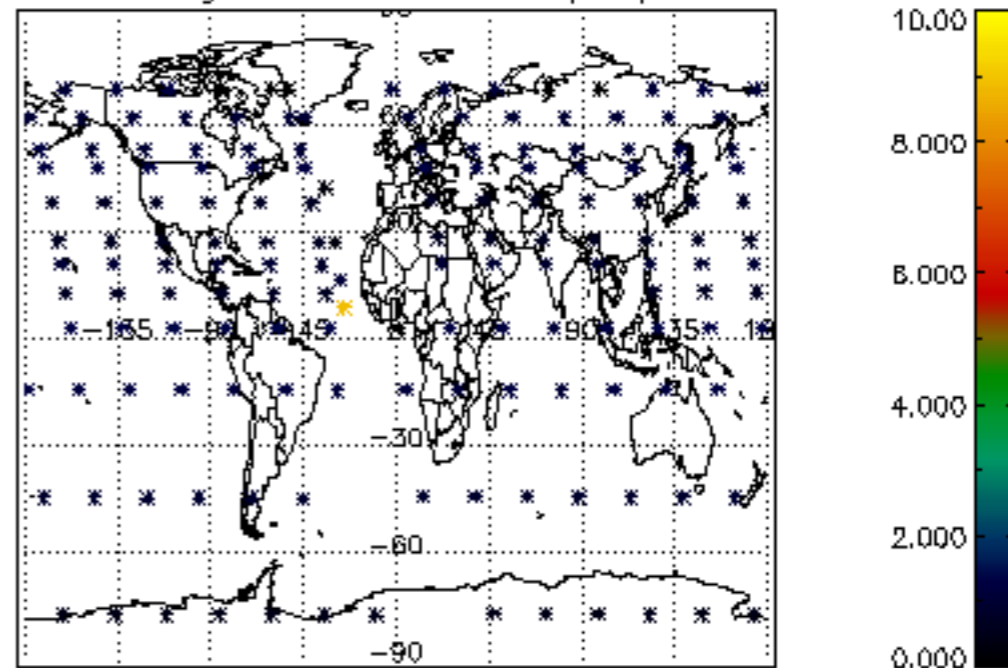




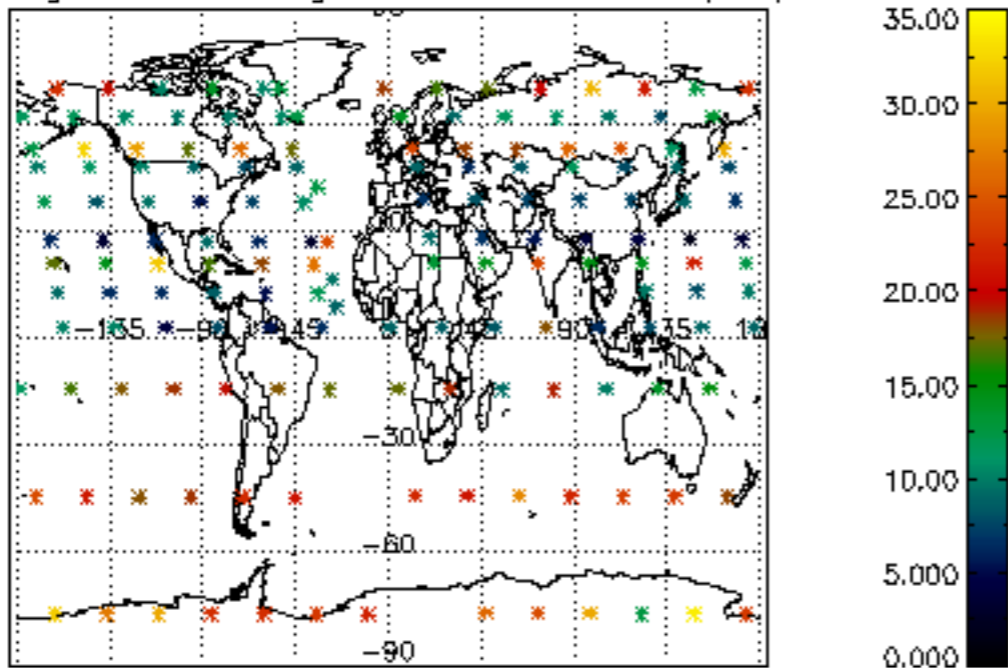
Percentage of cosmic ray hits per profile



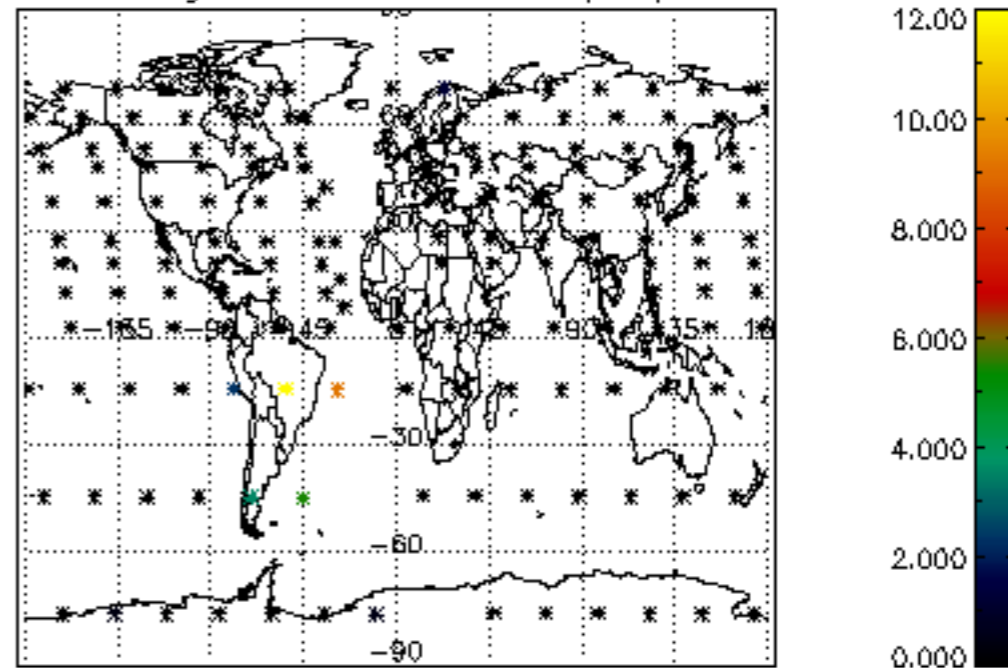
Percentage of datation errors per profile



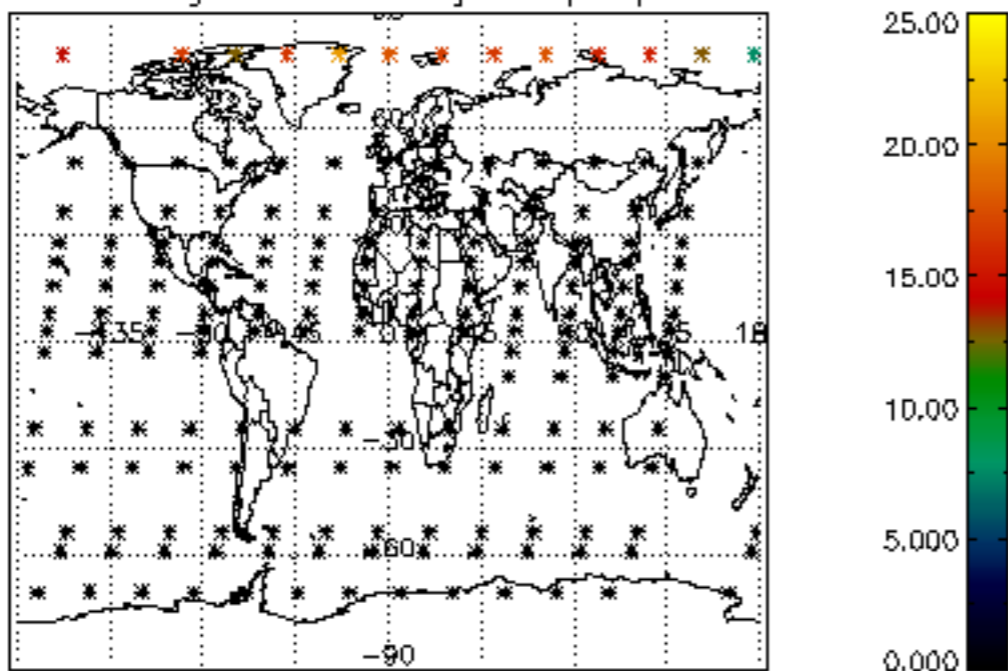
Percentage of star falling outside central band per profile



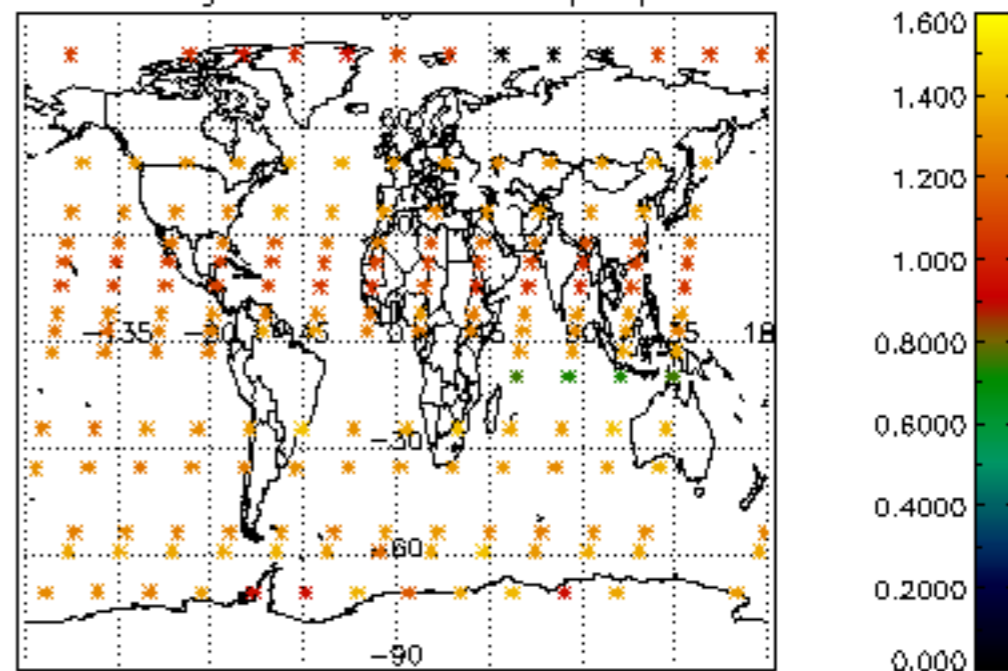
Percentage of saturation errors per profile



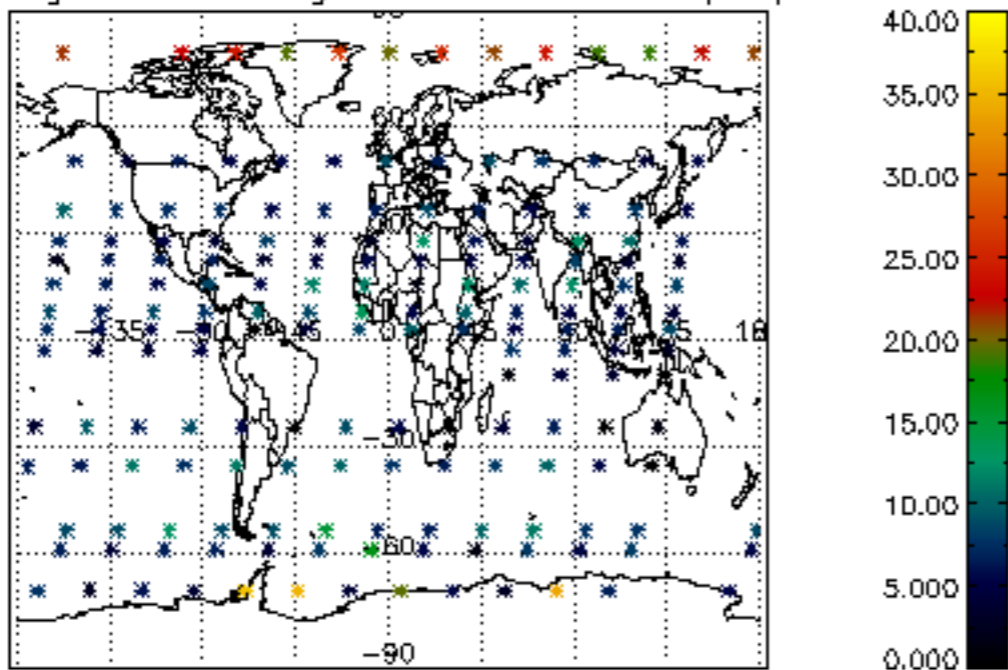
Percentage of cosmic ray hits per profile



Percentage of datation errors per profile



Percentage of star falling outside central band per profile



Percentage of saturation errors per profile

