

GOMOS Level 2 Daily Report

SUMMARY

[1. General Info](#)

[2. Summary of processed GOM_NL_2P products](#)

[3. Level 2 Quality information per product](#)

[3.1 Plot of level 2 quality information per product \(time dependant\)](#)

[3.2 Plot of level 2 quality information per product \(world map\)](#)

[4. Level 1 Quality information per product \(stored on level 2 products\)](#)

[4.1 Plot of level 1 quality information per product \(time dependant\)](#)

[4.1.1 Plot of level 1 quality information per product \(time dependant\): ASCENDING](#)

[4.1.2 Plot of level 1 quality information per product \(time dependant\): DESCENDING](#)

[4.2 Plot of level 1 quality information per product \(world map\)](#)

[4.2.1 Plot of level 1 quality information per product \(world map\): ASCENDING](#)

[4.2.2 Plot of level 1 quality information per product \(world map\): DESCENDING](#)

[5. Ozone profiles based on quality statistics and other trace gas profiles](#)

[5.1 Ozone statistics based on quality of products](#)

[5.2 Plot ozone profiles for all STD \(dark without errors\)](#)

[5.3 Plot ozone profiles where STD < 20% \(dark without errors\)](#)

[5.4. Plot ozone profiles where STD < 10% \(dark without errors\)](#)

[5.5. Plot ozone profiles where STD < 5% \(dark without errors\)](#)

[5.6 Plot NO2 profiles for all STD \(dark without errors\)](#)

[5.7 Plot NO3 profiles for all STD \(dark without errors\)](#)

[5.8 Plot H2O profiles \(only for occultations of stars 1,2,3,4,13,14,16,26,63 dark without errors\) for all STD](#)

[6. Auxiliary Data Files used for the production reported in section 2](#)

This report presents the daily analysis on parameters extracted from GOMOS level 2 data (GOM_NL__2P). It is intended to monitor some important parameters that will impact the quality of these products. A list of level 2 products (and content) that have arrived during the reporting day to the PCF is also given.

Item	Value
Time of report generation	19APR2013 21:56:06
Data source version	GOMOS/6.01
Start time of products	16-10-2003 (16OCT2003 00:00:00)
Stop time of products	17-10-2003 (17OCT2003 00:00:00)
Store outputs in DB	Yes
Nb of level 2 prods	363
Nb of prods with errors	0

2. Summary of processed GOM_NL__2P products.

Nr	Filename	UTC Start time	Limb	Duration	Star Id	Star Name	Star Mag	Star Temp	Nb Meas	Orbit	Prod. error
1	GOM_NL__2PRFIN20031016_000227_000000392020_00431_08501_0155.N1	16-OCT-2003 00:02:27	Bright	39.000	36	50Alp UMa	1.8000	6300.0	78	8501	No
2	GOM_NL__2PRFIN20031016_000400_000000382020_00431_08501_0156.N1	16-OCT-2003 00:04:00	Bright	38.000	82	48Bet UMa	2.3650	10600.	76	8501	No
3	GOM_NL__2PRFIN20031016_000724_000000352020_00431_08501_0157.N1	16-OCT-2003 00:07:24	Bright	35.000	174	52Psi UMa	3.0040	4400.0	70	8501	No
4	GOM_NL__2PRFIN20031016_001300_000000882020_00431_08501_0158.N1	16-OCT-2003 00:13:00	Bright	88.000	24	66Alp Gem	1.5800	10200.	176	8501	No
5	GOM_NL__2PRFIN20031016_001736_000000512020_00431_08501_0159.N1	16-OCT-2003 00:17:36	Bright	51.000	22	32Alp Leo	1.3600	15200.	102	8501	No
6	GOM_NL__2PRFIN20031016_002458_000000552020_00431_08501_0160.N1	16-OCT-2003 00:24:58	Dark	54.500	48	30Alp Hya	1.9770	4100.0	109	8501	No
7	GOM_NL__2PRFIN20031016_002913_000001732020_00431_08501_0161.N1	16-OCT-2003 00:29:13	Dark	172.50	8	10Alp CMi	0.40000	6500.0	345	8501	No
8	GOM_NL__2PRFIN20031016_003340_000000412020_00431_08501_0162.N1	16-OCT-2003 00:33:40	Dark	40.500	113	Mu Vel	2.6920	5000.0	81	8501	No
9	GOM_NL__2PRFIN20031016_004048_000000672020_00432_08502_0139.N1	16-OCT-2003 00:40:48	Dark	66.500	23	21Eps CMa	1.5020	26000.	133	8502	No
10	GOM_NL__2PRFIN20031016_004341_000001452020_00432_08502_0140.N1	16-OCT-2003 00:43:41	Dark	145.00	1	9Alp CMa	-1.4400	11000.	290	8502	No
11	GOM_NL__2PRFIN20031016_004803_000000662020_00432_08502_0141.N1	16-OCT-2003 00:48:03	Dark	66.000	108	Alp Col	2.6520	15200.	132	8502	No
12	GOM_NL__2PRFIN20031016_005107_000000412020_00432_08502_0142.N1	16-OCT-2003 00:51:07	Dark	40.500	143	Alp Hyi	2.8570	7200.0	81	8502	No
13	GOM_NL__2PRFIN20031016_005233_000000432020_00432_08502_0143.N1	16-OCT-2003 00:52:33	Dark	42.500	9	Alp Eri	0.45300	24000.	85	8502	No
14	GOM_NL__2PRFIN20031016_005507_000000492020_00432_08502_0144.N1	16-OCT-2003 00:55:07	Straylight	49.000	157	The1Eri	2.9060	9300.0	98	8502	No
15	GOM_NL__2PRFIN20031016_005735_000000412020_00432_08502_0145.N1	16-OCT-2003 00:57:35	Straylight	40.500	84	Alp Phe	2.3970	4500.0	81	8502	No
16	GOM_NL__2PRFIN20031016_010410_000000442020_00432_08502_0146.N1	16-OCT-2003 01:04:10	Straylight	43.500	52	16Bet Cet	2.0370	4500.0	87	8502	No
17	GOM_NL__2PRFIN20031016_011350_000000382020_00432_08502_0147.N1	16-OCT-2003 01:13:50	Bright	37.500	140	88Gam Peg	2.8340	26000.	75	8502	No
18	GOM_NL__2PRFIN20031016_011747_000000382020_00432_08502_0148.N1	16-OCT-2003 01:17:47	Bright	37.500	58	21Alp And	2.0730	11000.	75	8502	No
19	GOM_NL__2PRFIN20031016_012019_000000442020_00432_08502_0149.N1	16-OCT-2003 01:20:19	Bright	44.000	53	43Bet And	2.0480	3300.0	88	8502	No
20	GOM_NL__2PRFIN20031016_012159_000000472020_00432_08502_0150.N1	16-OCT-2003 01:21:59	Bright	46.500	173	4Bet Tri	3.0040	8900.0	93	8502	No
21	GOM_NL__2PRFIN20031016_012350_000000462020_00432_08502_0151.N1	16-OCT-2003 01:23:50	Bright	46.000	73	57Gam1And	2.2600	13100.	92	8502	No
22	GOM_NL__2PRFIN20031016_012550_000000412020_00432_08502_0152.N1	16-OCT-2003 01:25:50	Bright	41.000	68	18Alp Cas	2.2250	4500.0	82	8502	No
23	GOM_NL__2PRFIN20031016_013032_000000562020_00432_08502_0153.N1	16-OCT-2003 01:30:32	Bright	55.500	175	39Del Per	3.0100	19400.	111	8502	No
24	GOM_NL__2PRFIN20031016_013449_000000382020_00432_08502_0154.N1	16-OCT-2003 01:34:49	Bright	37.500	49	1Alp UMi	1.9900	6300.0	75	8502	No
25	GOM_NL__2PRFIN20031016_013749_000000372020_00432_08502_0155.N1	16-OCT-2003 01:37:49	Bright	36.500	60	7Bet UMi	2.0810	3950.0	73	8502	No
26	GOM_NL__2PRFIN20031016_014303_000000402020_00432_08502_0156.N1	16-OCT-2003 01:43:03	Bright	39.500	36	50Alp UMa	1.8000	6300.0	79	8502	No
27	GOM_NL__2PRFIN20031016_014437_000000372020_00432_08502_0157.N1	16-OCT-2003 01:44:37	Bright	37.000	82	48Bet UMa	2.3650	10600.	74	8502	No
28	GOM_NL__2PRFIN20031016_014800_000000522020_00432_08502_0158.N1	16-OCT-2003 01:48:00	Bright	52.000	174	52Psi UMa	3.0040	4400.0	104	8502	No
29	GOM_NL__2PRFIN20031016_015337_000000882020_00432_08502_0159.N1	16-OCT-2003 01:53:37	Bright	88.000	24	66Alp Gem	1.5800	10200.	176	8502	No
30	GOM_NL__2PRFIN20031016_015813_000000422020_00432_08502_0160.N1	16-OCT-2003 01:58:13	Bright	41.500	22	32Alp Leo	1.3600	15200.	83	8502	No
31	GOM_NL__2PRFIN20031016_020535_000000552020_00432_08502_0161.N1	16-OCT-2003 02:05:35	Dark	54.500	48	30Alp Hya	1.9770	4100.0	109	8502	No
32	GOM_NL__2PRFIN20031016_020952_000001522020_00432_08502_0162.N1	16-OCT-2003 02:09:52	Dark	151.50	8	10Alp CMi	0.40000	6500.0	303	8502	No
33	GOM_NL__2PRFIN20031016_021416_000000382020_00432_08502_0163.N1	16-OCT-2003 02:14:16	Dark	38.000	113	Mu Vel	2.6920	5000.0	76	8502	No
34	GOM_NL__2PRFIN20031016_022126_000000712020_00433_08503_0240.N1	16-OCT-2003 02:21:26	Dark	70.500	23	21Eps CMa	1.5020	26000.	141	8503	No
35	GOM_NL__2PRFIN20031016_022420_000001782020_00433_08503_0241.N1	16-OCT-2003 02:24:20	Dark	178.00	1	9Alp CMa	-1.4400	11000.	356	8503	No
36	GOM_NL__2PRFIN20031016_022841_000000642020_00433_08503_0242.N1	16-OCT-2003 02:28:41	Dark	64.000	108	Alp Col	2.6520	15200.	128	8503	No
37	GOM_NL__2PRFIN20031016_023143_000000392020_00433_08503_0243.N1	16-OCT-2003 02:31:43	Dark	39.000	143	Alp Hyi	2.8570	7200.0	78	8503	No
38	GOM_NL__2PRFIN20031016_023310_000000422020_00433_08503_0244.N1	16-OCT-2003 02:33:10	Dark	41.500	9	Alp Eri	0.45300	24000.	83	8503	No
39	GOM_NL__2PRFIN20031016_023543_000000472020_00433_08503_0245.N1	16-OCT-2003 02:35:43	Straylight	46.500	157	The1Eri	2.9060	9300.0	93	8503	No
40	GOM_NL__2PRFIN20031016_023811_000000422020_00433_08503_0246.N1	16-OCT-2003 02:38:11	Straylight	41.500	84	Alp Phe	2.3970	4500.0	83	8503	No
41	GOM_NL__2PRFIN20031016_024446_000000462020_00433_08503_0247.N1	16-OCT-2003 02:44:46	Straylight	45.500	52	16Bet Cet	2.0370	4500.0	91	8503	No
42	GOM_NL__2PRFIN20031016_025426_000000382020_00433_08503_0248.N1	16-OCT-2003 02:54:26	Bright	38.000	140	88Gam Peg	2.8340	26000.	76	8503	No

43	GOM_NL__2PRFIN20031016_025823_000000382020_00433_08503_0249.N1	16-OCT-2003 02:58:23	Bright	37.500	58	21Alp And	2.0730	11000.	75	8503	No
44	GOM_NL__2PRFIN20031016_030055_000000432020_00433_08503_0250.N1	16-OCT-2003 03:00:55	Bright	42.500	53	43Bet And	2.0480	3300.0	85	8503	No
45	GOM_NL__2PRFIN20031016_030234_000000482020_00433_08503_0251.N1	16-OCT-2003 03:02:34	Bright	47.500	173	4Bet Tri	3.0040	8900.0	95	8503	No
46	GOM_NL__2PRFIN20031016_030426_000000462020_00433_08503_0252.N1	16-OCT-2003 03:04:26	Bright	46.000	73	57Gam1And	2.2600	13100.	92	8503	No
47	GOM_NL__2PRFIN20031016_030626_000000402020_00433_08503_0253.N1	16-OCT-2003 03:06:26	Bright	39.500	68	18Alp Cas	2.2250	4500.0	79	8503	No
48	GOM_NL__2PRFIN20031016_031106_000000532020_00433_08503_0254.N1	16-OCT-2003 03:11:06	Bright	53.000	175	39Del Per	3.0100	19400.	106	8503	No
49	GOM_NL__2PRFIN20031016_031525_000000382020_00433_08503_0255.N1	16-OCT-2003 03:15:25	Bright	38.000	49	1Alp UMi	1.9900	6300.0	76	8503	No
50	GOM_NL__2PRFIN20031016_031825_000000352020_00433_08503_0256.N1	16-OCT-2003 03:18:25	Bright	35.000	60	7Bet UMi	2.0810	3950.0	70	8503	No
51	GOM_NL__2PRFIN20031016_032339_000000402020_00433_08503_0257.N1	16-OCT-2003 03:23:39	Bright	39.500	36	50Alp UMa	1.8000	6300.0	79	8503	No
52	GOM_NL__2PRFIN20031016_032512_000000392020_00433_08503_0258.N1	16-OCT-2003 03:25:12	Bright	38.500	82	48Bet UMa	2.3650	10600.	77	8503	No
53	GOM_NL__2PRFIN20031016_032836_000000522020_00433_08503_0259.N1	16-OCT-2003 03:28:36	Bright	52.000	174	52Psi UMa	3.0040	4400.0	104	8503	No
54	GOM_NL__2PRFIN20031016_033413_000000892020_00433_08503_0260.N1	16-OCT-2003 03:34:13	Bright	89.000	24	66Alp Gem	1.5800	10200.	178	8503	No
55	GOM_NL__2PRFIN20031016_033849_000000432020_00433_08503_0261.N1	16-OCT-2003 03:38:49	Bright	42.500	22	32Alp Leo	1.3600	15200.	85	8503	No
56	GOM_NL__2PRFIN20031016_034612_000000552020_00433_08503_0262.N1	16-OCT-2003 03:46:12	Dark	54.500	48	30Alp Hya	1.9770	4100.0	109	8503	No
57	GOM_NL__2PRFIN20031016_035031_000001802020_00433_08503_0263.N1	16-OCT-2003 03:50:31	Dark	180.00	8	10Alp CMi	0.40000	6500.0	360	8503	No
58	GOM_NL__2PRFIN20031016_035452_000000412020_00433_08503_0264.N1	16-OCT-2003 03:54:52	Dark	41.000	113	Mu Vel	2.6920	5000.0	82	8503	No
59	GOM_NL__2PRFIN20031016_040203_000000762020_00434_08504_0241.N1	16-OCT-2003 04:02:03	Dark	76.000	23	21Eps CMa	1.5020	26000.	152	8504	No
60	GOM_NL__2PRFIN20031016_040500_000001692020_00434_08504_0242.N1	16-OCT-2003 04:05:00	Dark	168.50	1	9Alp CMa	-1.4400	11000.	337	8504	No
61	GOM_NL__2PRFIN20031016_040917_000000682020_00434_08504_0243.N1	16-OCT-2003 04:09:17	Dark	67.500	108	Alp Col	2.6520	15200.	135	8504	No
62	GOM_NL__2PRFIN20031016_041218_000000412020_00434_08504_0244.N1	16-OCT-2003 04:12:18	Dark	40.500	143	Alp Hyi	2.8570	7200.0	81	8504	No
63	GOM_NL__2PRFIN20031016_041345_000000472020_00434_08504_0245.N1	16-OCT-2003 04:13:45	Dark	47.000	9	Alp Eri	0.45300	24000.	94	8504	No
64	GOM_NL__2PRFIN20031016_041618_000000472020_00434_08504_0246.N1	16-OCT-2003 04:16:18	Straylight	46.500	157	The1Eri	2.9060	9300.0	93	8504	No
65	GOM_NL__2PRFIN20031016_041845_000000452020_00434_08504_0247.N1	16-OCT-2003 04:18:45	Straylight	45.000	84	Alp Phe	2.3970	4500.0	90	8504	No
66	GOM_NL__2PRFIN20031016_042521_000000462020_00434_08504_0248.N1	16-OCT-2003 04:25:21	Straylight	45.500	52	16Bet Cet	2.0370	4500.0	91	8504	No
67	GOM_NL__2PRFIN20031016_043500_000000382020_00434_08504_0249.N1	16-OCT-2003 04:35:00	Bright	38.000	140	88Gam Peg	2.8340	26000.	76	8504	No
68	GOM_NL__2PRFIN20031016_043858_000000402020_00434_08504_0250.N1	16-OCT-2003 04:38:58	Bright	39.500	58	21Alp And	2.0730	11000.	79	8504	No
69	GOM_NL__2PRFIN20031016_044129_000000462020_00434_08504_0251.N1	16-OCT-2003 04:41:29	Bright	45.500	53	43Bet And	2.0480	3300.0	91	8504	No
70	GOM_NL__2PRFIN20031016_044309_000000492020_00434_08504_0252.N1	16-OCT-2003 04:43:09	Bright	48.500	173	4Bet Tri	3.0040	8900.0	97	8504	No
71	GOM_NL__2PRFIN20031016_044500_000000482020_00434_08504_0253.N1	16-OCT-2003 04:45:00	Bright	47.500	73	57Gam1And	2.2600	13100.	95	8504	No
72	GOM_NL__2PRFIN20031016_044701_000000422020_00434_08504_0254.N1	16-OCT-2003 04:47:01	Bright	41.500	68	18Alp Cas	2.2250	4500.0	83	8504	No
73	GOM_NL__2PRFIN20031016_045141_000000532020_00434_08504_0255.N1	16-OCT-2003 04:51:41	Bright	52.500	175	39Del Per	3.0100	19400.	105	8504	No
74	GOM_NL__2PRFIN20031016_045601_000000382020_00434_08504_0256.N1	16-OCT-2003 04:56:01	Bright	38.000	49	1Alp UMi	1.9900	6300.0	76	8504	No
75	GOM_NL__2PRFIN20031016_045901_000000362020_00434_08504_0257.N1	16-OCT-2003 04:59:01	Bright	36.000	60	7Bet UMi	2.0810	3950.0	72	8504	No
76	GOM_NL__2PRFIN20031016_050414_000000372020_00434_08504_0258.N1	16-OCT-2003 05:04:14	Bright	36.500	36	50Alp UMa	1.8000	6300.0	73	8504	No
77	GOM_NL__2PRFIN20031016_050548_000000392020_00434_08504_0259.N1	16-OCT-2003 05:05:48	Bright	38.500	82	48Bet UMa	2.3650	10600.	77	8504	No
78	GOM_NL__2PRFIN20031016_050912_000000362020_00434_08504_0260.N1	16-OCT-2003 05:09:12	Bright	35.500	174	52Psi UMa	3.0040	4400.0	71	8504	No
79	GOM_NL__2PRFIN20031016_051449_000000892020_00434_08504_0261.N1	16-OCT-2003 05:14:49	Bright	88.500	24	66Alp Gem	1.5800	10200.	177	8504	No
80	GOM_NL__2PRFIN20031016_051925_000000422020_00434_08504_0262.N1	16-OCT-2003 05:19:25	Bright	41.500	22	32Alp Leo	1.3600	15200.	83	8504	No
81	GOM_NL__2PRFIN20031016_052649_000000562020_00434_08504_0263.N1	16-OCT-2003 05:26:49	Dark	56.000	48	30Alp Hya	1.9770	4100.0	112	8504	No
82	GOM_NL__2PRFIN20031016_053110_000001812020_00434_08504_0264.N1	16-OCT-2003 05:31:10	Dark	181.00	8	10Alp CMi	0.40000	6500.0	362	8504	No
83	GOM_NL__2PRFIN20031016_053528_000000422020_00434_08504_0265.N1	16-OCT-2003 05:35:28	Dark	41.500	113	Mu Vel	2.6920	5000.0	83	8504	No
84	GOM_NL__2PRFIN20031016_054241_000000702020_00435_08505_0139.N1	16-OCT-2003 05:42:41	Dark	70.000	23	21Eps CMa	1.5020	26000.	140	8505	No
85	GOM_NL__2PRFIN20031016_054539_000001552020_00435_08505_0140.N1	16-OCT-2003 05:45:39	Dark	154.50	1	9Alp CMa	-1.4400	11000.	309	8505	No
86	GOM_NL__2PRFIN20031016_054955_000000672020_00435_08505_0141.N1	16-OCT-2003 05:49:55	Dark	66.500	108	Alp Col	2.6520	15200.	133	8505	No
87	GOM_NL__2PRFIN20031016_055255_000000402020_00435_08505_0142.N1	16-OCT-2003 05:52:55	Dark	40.000	143	Alp Hyi	2.8570	7200.0	80	8505	No
88	GOM_NL__2PRFIN20031016_055421_000000522020_00435_08505_0143.N1	16-OCT-2003 05:54:21	Dark	52.000	9	Alp Eri	0.45300	24000.	104	8505	No
89	GOM_NL__2PRFIN20031016_055656_000000452020_00435_08505_0144.N1	16-OCT-2003 05:56:56	Straylight	44.500	157	The1Eri	2.9060	9300.0	89	8505	No
90	GOM_NL__2PRFIN20031016_055922_000000412020_00435_08505_0145.N1	16-OCT-2003 05:59:22	Straylight	41.000	84	Alp Phe	2.3970	4500.0	82	8505	No
91	GOM_NL__2PRFIN20031016_060557_000000492020_00435_08505_0146.N1	16-OCT-2003 06:05:57	Straylight	48.500	52	16Bet Cet	2.0370	4500.0	97	8505	No
92	GOM_NL__2PRFIN20031016_061536_000000402020_00435_08505_0147.N1	16-OCT-2003 06:15:36	Bright	39.500	140	88Gam Peg	2.8340	26000.	79	8505	No
93	GOM_NL__2PRFIN20031016_061934_000000392020_00435_08505_0148.N1	16-OCT-2003 06:19:34	Bright	38.500	58	21Alp And	2.0730	11000.	77	8505	No
94	GOM_NL__2PRFIN20031016_062205_000000412020_00435_08505_0149.N1	16-OCT-2003 06:22:05	Bright	40.500	53	43Bet And	2.0480	3300.0	81	8505	No
95	GOM_NL__2PRFIN20031016_062345_000000472020_00435_08505_0150.N1	16-OCT-2003 06:23:45	Bright	46.500	173	4Bet Tri	3.0040	8900.0	93	8505	No
96	GOM_NL__2PRFIN20031016_062536_000000452020_00435_08505_0151.N1	16-OCT-2003 06:25:36	Bright	44.500	73	57Gam1And	2.2600	13100.	89	8505	No
97	GOM_NL__2PRFIN20031016_062737_000000402020_00435_08505_0152.N1	16-OCT-2003 06:27:37	Bright	40.000	68	18Alp Cas	2.2250	4500.0	80	8505	No
98	GOM_NL__2PRFIN20031016_062858_000000402020_00435_08505_0153.N1	16-OCT-2003 06:28:58	Bright	39.500	76	27Gam Cas	2.3000	30000.	79	8505	No
99	GOM_NL__2PRFIN20031016_063027_000000392020_00435_08505_0154.N1	16-OCT-2003 06:30:27	Bright	38.500	89	5Alp Cep	2.4510	8000.0	77	8505	No
100	GOM_NL__2PRFIN20031016_063216_000000552020_00435_08505_0155.N1	16-OCT-2003 06:32:16	Bright	55.000	175	39Del Per	3.0100	19400.	110	8505	No
101	GOM_NL__2PRFIN20031016_063637_000000402020_00435_08505_0156.N1	16-OCT-2003 06:36:37	Bright	39.500	49	1Alp UMi	1.9900	6300.0	79	8505	No

102	GOM_NL__2PRFIN20031016_063938_000000392020_00435_08505_0157.N1	16-OCT-2003 06:39:38	Bright	39.000	60	7Bet UMi	2.0810	3950.0	78	8505	No
103	GOM_NL__2PRFIN20031016_064451_000000392020_00435_08505_0158.N1	16-OCT-2003 06:44:51	Bright	39.000	36	50Alp UMa	1.8000	6300.0	78	8505	No
104	GOM_NL__2PRFIN20031016_064624_000000372020_00435_08505_0159.N1	16-OCT-2003 06:46:24	Bright	37.000	82	48Bet UMa	2.3650	10600.	74	8505	No
105	GOM_NL__2PRFIN20031016_064948_000000382020_00435_08505_0160.N1	16-OCT-2003 06:49:48	Bright	37.500	174	52Psi UMa	3.0040	4400.0	75	8505	No
106	GOM_NL__2PRFIN20031016_065734_000001012020_00435_08505_0161.N1	16-OCT-2003 06:57:34	Bright	100.50	17	78Bet Gem	1.1610	4500.0	201	8505	No
107	GOM_NL__2PRFIN20031016_070726_000000592020_00435_08505_0162.N1	16-OCT-2003 07:07:26	Dark	58.500	48	30Alp Hya	1.9770	4100.0	117	8505	No
108	GOM_NL__2PRFIN20031016_071604_000000422020_00435_08505_0163.N1	16-OCT-2003 07:16:04	Dark	41.500	113	Mu Vel	2.6920	5000.0	83	8505	No
109	GOM_NL__2PRFIN20031016_072055_000000402020_00436_08506_0139.N1	16-OCT-2003 07:20:55	Dark	39.500	159	Ups Car	2.9200	7200.0	79	8506	No
110	GOM_NL__2PRFIN20031016_072319_000000692020_00436_08506_0140.N1	16-OCT-2003 07:23:19	Dark	68.500	23	21Eps CMa	1.5020	26000.	137	8506	No
111	GOM_NL__2PRFIN20031016_072618_000001422020_00436_08506_0141.N1	16-OCT-2003 07:26:18	Dark	142.00	1	9Alp CMa	-1.4400	11000.	284	8506	No
112	GOM_NL__2PRFIN20031016_073032_000000682020_00436_08506_0142.N1	16-OCT-2003 07:30:32	Dark	68.000	108	Alp Col	2.6520	15200.	136	8506	No
113	GOM_NL__2PRFIN20031016_073330_000000422020_00436_08506_0143.N1	16-OCT-2003 07:33:30	Dark	42.000	143	Alp Hyi	2.8570	7200.0	84	8506	No
114	GOM_NL__2PRFIN20031016_073457_000000532020_00436_08506_0144.N1	16-OCT-2003 07:34:57	Dark	53.000	9	Alp Eri	0.45300	24000.	106	8506	No
115	GOM_NL__2PRFIN20031016_073732_000000472020_00436_08506_0145.N1	16-OCT-2003 07:37:32	Straylight	47.000	157	The1Eri	2.9060	9300.0	94	8506	No
116	GOM_NL__2PRFIN20031016_073958_000000422020_00436_08506_0146.N1	16-OCT-2003 07:39:58	Straylight	42.000	84	Alp Phe	2.3970	4500.0	84	8506	No
117	GOM_NL__2PRFIN20031016_074633_000000472020_00436_08506_0147.N1	16-OCT-2003 07:46:33	Straylight	47.000	52	16Bet Cet	2.0370	4500.0	94	8506	No
118	GOM_NL__2PRFIN20031016_075612_000000392020_00436_08506_0148.N1	16-OCT-2003 07:56:12	Bright	38.500	140	88Gam Peg	2.8340	26000.	77	8506	No
119	GOM_NL__2PRFIN20031016_080009_000000392020_00436_08506_0149.N1	16-OCT-2003 08:00:09	Bright	39.000	58	21Alp And	2.0730	11000.	78	8506	No
120	GOM_NL__2PRFIN20031016_080240_000000432020_00436_08506_0150.N1	16-OCT-2003 08:02:40	Bright	43.000	53	43Bet And	2.0480	3300.0	86	8506	No
121	GOM_NL__2PRFIN20031016_080419_000000482020_00436_08506_0151.N1	16-OCT-2003 08:04:19	Bright	48.000	173	4Bet Tri	3.0040	8900.0	96	8506	No
122	GOM_NL__2PRFIN20031016_080610_000000502020_00436_08506_0152.N1	16-OCT-2003 08:06:10	Bright	50.000	73	57Gam1And	2.2600	13100.	100	8506	No
123	GOM_NL__2PRFIN20031016_080813_000000412020_00436_08506_0153.N1	16-OCT-2003 08:08:13	Bright	40.500	68	18Alp Cas	2.2250	4500.0	81	8506	No
124	GOM_NL__2PRFIN20031016_080932_000000422020_00436_08506_0154.N1	16-OCT-2003 08:09:32	Bright	42.000	76	27Gam Cas	2.3000	30000.	84	8506	No
125	GOM_NL__2PRFIN20031016_081104_000000382020_00436_08506_0155.N1	16-OCT-2003 08:11:04	Bright	37.500	89	5Alp Cep	2.4510	8000.0	75	8506	No
126	GOM_NL__2PRFIN20031016_081251_000000532020_00436_08506_0156.N1	16-OCT-2003 08:12:51	Bright	52.500	175	39Del Per	3.0100	19400.	105	8506	No
127	GOM_NL__2PRFIN20031016_081712_000000362020_00436_08506_0157.N1	16-OCT-2003 08:17:12	Bright	35.500	49	1Alp UMi	1.9900	6300.0	71	8506	No
128	GOM_NL__2PRFIN20031016_082013_000000392020_00436_08506_0158.N1	16-OCT-2003 08:20:13	Bright	38.500	60	7Bet UMi	2.0810	3950.0	77	8506	No
129	GOM_NL__2PRFIN20031016_082527_000000402020_00436_08506_0159.N1	16-OCT-2003 08:25:27	Bright	39.500	36	50Alp UMa	1.8000	6300.0	79	8506	No
130	GOM_NL__2PRFIN20031016_082700_000000392020_00436_08506_0160.N1	16-OCT-2003 08:27:00	Bright	38.500	82	48Bet UMa	2.3650	10600.	77	8506	No
131	GOM_NL__2PRFIN20031016_083023_000000392020_00436_08506_0161.N1	16-OCT-2003 08:30:23	Bright	38.500	174	52Psi UMa	3.0040	4400.0	77	8506	No
132	GOM_NL__2PRFIN20031016_083810_000000992020_00436_08506_0162.N1	16-OCT-2003 08:38:10	Bright	99.000	17	78Bet Gem	1.1610	4500.0	198	8506	No
133	GOM_NL__2PRFIN20031016_084801_000000552020_00436_08506_0163.N1	16-OCT-2003 08:48:01	Dark	55.000	48	30Alp Hya	1.9770	4100.0	110	8506	No
134	GOM_NL__2PRFIN20031016_085640_000000452020_00436_08506_0164.N1	16-OCT-2003 08:56:40	Dark	44.500	113	Mu Vel	2.6920	5000.0	89	8506	No
135	GOM_NL__2PRFIN20031016_090131_000000392020_00437_08507_0139.N1	16-OCT-2003 09:01:31	Dark	39.000	159	Ups Car	2.9200	7200.0	78	8507	No
136	GOM_NL__2PRFIN20031016_090357_000000692020_00437_08507_0140.N1	16-OCT-2003 09:03:57	Dark	69.000	23	21Eps CMa	1.5020	26000.	138	8507	No
137	GOM_NL__2PRFIN20031016_090658_000002032020_00437_08507_0141.N1	16-OCT-2003 09:06:58	Dark	203.00	1	9Alp CMa	-1.4400	11000.	406	8507	No
138	GOM_NL__2PRFIN20031016_091110_000000702020_00437_08507_0142.N1	16-OCT-2003 09:11:10	Dark	69.500	108	Alp Col	2.6520	15200.	139	8507	No
139	GOM_NL__2PRFIN20031016_091407_000000402020_00437_08507_0143.N1	16-OCT-2003 09:14:07	Dark	39.500	143	Alp Hyi	2.8570	7200.0	79	8507	No
140	GOM_NL__2PRFIN20031016_091533_000000522020_00437_08507_0144.N1	16-OCT-2003 09:15:33	Dark	51.500	9	Alp Eri	0.45300	24000.	103	8507	No
141	GOM_NL__2PRFIN20031016_091808_000000492020_00437_08507_0145.N1	16-OCT-2003 09:18:08	Straylight	49.000	157	The1Eri	2.9060	9300.0	98	8507	No
142	GOM_NL__2PRFIN20031016_092034_000000422020_00437_08507_0146.N1	16-OCT-2003 09:20:34	Straylight	41.500	84	Alp Phe	2.3970	4500.0	83	8507	No
143	GOM_NL__2PRFIN20031016_092709_000000462020_00437_08507_0147.N1	16-OCT-2003 09:27:09	Straylight	46.000	52	16Bet Cet	2.0370	4500.0	92	8507	No
144	GOM_NL__2PRFIN20031016_093649_000000392020_00437_08507_0148.N1	16-OCT-2003 09:36:49	Bright	38.500	140	88Gam Peg	2.8340	26000.	77	8507	No
145	GOM_NL__2PRFIN20031016_094045_000000402020_00437_08507_0149.N1	16-OCT-2003 09:40:45	Bright	40.000	58	21Alp And	2.0730	11000.	80	8507	No
146	GOM_NL__2PRFIN20031016_094317_000000452020_00437_08507_0150.N1	16-OCT-2003 09:43:17	Bright	44.500	53	43Bet And	2.0480	3300.0	89	8507	No
147	GOM_NL__2PRFIN20031016_094455_000000482020_00437_08507_0151.N1	16-OCT-2003 09:44:55	Bright	48.000	173	4Bet Tri	3.0040	8900.0	96	8507	No
148	GOM_NL__2PRFIN20031016_094646_000000482020_00437_08507_0152.N1	16-OCT-2003 09:46:46	Bright	48.000	73	57Gam1And	2.2600	13100.	96	8507	No
149	GOM_NL__2PRFIN20031016_094848_000000402020_00437_08507_0153.N1	16-OCT-2003 09:48:48	Bright	39.500	68	18Alp Cas	2.2250	4500.0	79	8507	No
150	GOM_NL__2PRFIN20031016_095007_000000422020_00437_08507_0154.N1	16-OCT-2003 09:50:07	Bright	42.000	76	27Gam Cas	2.3000	30000.	84	8507	No
151	GOM_NL__2PRFIN20031016_095139_000000392020_00437_08507_0155.N1	16-OCT-2003 09:51:39	Bright	39.000	89	5Alp Cep	2.4510	8000.0	78	8507	No
152	GOM_NL__2PRFIN20031016_095325_000000562020_00437_08507_0156.N1	16-OCT-2003 09:53:25	Bright	56.000	175	39Del Per	3.0100	19400.	112	8507	No
153	GOM_NL__2PRFIN20031016_095748_000000392020_00437_08507_0157.N1	16-OCT-2003 09:57:48	Bright	39.000	49	1Alp UMi	1.9900	6300.0	78	8507	No
154	GOM_NL__2PRFIN20031016_100050_000000372020_00437_08507_0158.N1	16-OCT-2003 10:00:50	Bright	37.000	60	7Bet UMi	2.0810	3950.0	74	8507	No
155	GOM_NL__2PRFIN20031016_100603_000000392020_00437_08507_0159.N1	16-OCT-2003 10:06:03	Bright	38.500	36	50Alp UMa	1.8000	6300.0	77	8507	No
156	GOM_NL__2PRFIN20031016_100736_000000422020_00437_08507_0160.N1	16-OCT-2003 10:07:36	Bright	41.500	82	48Bet UMa	2.3650	10600.	83	8507	No
157	GOM_NL__2PRFIN20031016_101100_000000362020_00437_08507_0161.N1	16-OCT-2003 10:11:00	Bright	35.500	174	52Psi UMa	3.0040	4400.0	71	8507	No
158	GOM_NL__2PRFIN20031016_101846_000000972020_00437_08507_0162.N1	16-OCT-2003 10:18:46	Bright	97.000	17	78Bet Gem	1.1610	4500.0	194	8507	No
159	GOM_NL__2PRFIN20031016_102838_000000632020_00437_08507_0163.N1	16-OCT-2003 10:28:38	Dark	63.000	48	30Alp Hya	1.9770	4100.0	126	8507	No
160	GOM_NL__2PRFIN20031016_103716_000000442020_00437_08507_0164.N1	16-OCT-2003 10:37:16	Dark	43.500	113	Mu Vel	2.6920	5000.0	87	8507	No

161	GOM_NL__2PRFIN20031016_104207_000000392020_00438_08508_0140.N1	16-OCT-2003 10:42:07	Dark	39.000	159	Ups Car	2.9200	7200.0	78	8508	No
162	GOM_NL__2PRFIN20031016_104434_000000692020_00438_08508_0141.N1	16-OCT-2003 10:44:34	Dark	69.000	23	21Eps CMA	1.5020	26000.	138	8508	No
163	GOM_NL__2PRFIN20031016_104737_000001912020_00438_08508_0142.N1	16-OCT-2003 10:47:37	Dark	190.50	1	9Alp CMA	-1.4400	11000.	381	8508	No
164	GOM_NL__2PRFIN20031016_105147_000000682020_00438_08508_0143.N1	16-OCT-2003 10:51:47	Dark	67.500	108	Alp Col	2.6520	15200.	135	8508	No
165	GOM_NL__2PRFIN20031016_105443_000000422020_00438_08508_0144.N1	16-OCT-2003 10:54:43	Dark	42.000	143	Alp Hyi	2.8570	7200.0	84	8508	No
166	GOM_NL__2PRFIN20031016_105610_000000412020_00438_08508_0145.N1	16-OCT-2003 10:56:10	Dark	41.000	9	Alp Eri	0.45300	24000.	82	8508	No
167	GOM_NL__2PRFIN20031016_105845_000000472020_00438_08508_0146.N1	16-OCT-2003 10:58:45	Straylight	46.500	157	The1Eri	2.9060	9300.0	93	8508	No
168	GOM_NL__2PRFIN20031016_110110_000000472020_00438_08508_0147.N1	16-OCT-2003 11:01:10	Straylight	47.000	84	Alp Phe	2.3970	4500.0	94	8508	No
169	GOM_NL__2PRFIN20031016_110745_000000442020_00438_08508_0148.N1	16-OCT-2003 11:07:45	Straylight	44.000	52	16Bet Cet	2.0370	4500.0	88	8508	No
170	GOM_NL__2PRFIN20031016_111725_000000382020_00438_08508_0149.N1	16-OCT-2003 11:17:25	Bright	37.500	140	88Gam Peg	2.8340	26000.	75	8508	No
171	GOM_NL__2PRFIN20031016_112122_000000402020_00438_08508_0150.N1	16-OCT-2003 11:21:22	Bright	39.500	58	21Alp And	2.0730	11000.	79	8508	No
172	GOM_NL__2PRFIN20031016_112352_000000442020_00438_08508_0151.N1	16-OCT-2003 11:23:52	Bright	43.500	53	43Bet And	2.0480	3300.0	87	8508	No
173	GOM_NL__2PRFIN20031016_112530_000000462020_00438_08508_0152.N1	16-OCT-2003 11:25:30	Bright	46.000	173	4Bet Tri	3.0040	8900.0	92	8508	No
174	GOM_NL__2PRFIN20031016_112721_000000482020_00438_08508_0153.N1	16-OCT-2003 11:27:21	Bright	47.500	73	57Gam1And	2.2600	13100.	95	8508	No
175	GOM_NL__2PRFIN20031016_112925_000000402020_00438_08508_0154.N1	16-OCT-2003 11:29:25	Bright	40.000	68	18Alp Cas	2.2250	4500.0	80	8508	No
176	GOM_NL__2PRFIN20031016_113046_000000402020_00438_08508_0155.N1	16-OCT-2003 11:30:46	Bright	39.500	76	27Gam Cas	2.3000	30000.	79	8508	No
177	GOM_NL__2PRFIN20031016_113216_000000382020_00438_08508_0156.N1	16-OCT-2003 11:32:16	Bright	38.000	89	5Alp Cep	2.4510	8000.0	76	8508	No
178	GOM_NL__2PRFIN20031016_113400_000000542020_00438_08508_0157.N1	16-OCT-2003 11:34:00	Bright	54.000	175	39Del Per	3.0100	19400.	108	8508	No
179	GOM_NL__2PRFIN20031016_113824_000000392020_00438_08508_0158.N1	16-OCT-2003 11:38:24	Bright	38.500	49	1Alp UMi	1.9900	6300.0	77	8508	No
180	GOM_NL__2PRFIN20031016_114126_000000392020_00438_08508_0159.N1	16-OCT-2003 11:41:26	Bright	39.000	60	7Bet UMi	2.0810	3950.0	78	8508	No
181	GOM_NL__2PRFIN20031016_114639_000000402020_00438_08508_0160.N1	16-OCT-2003 11:46:39	Bright	39.500	36	50Alp UMa	1.8000	6300.0	79	8508	No
182	GOM_NL__2PRFIN20031016_114812_000000382020_00438_08508_0161.N1	16-OCT-2003 11:48:12	Bright	38.000	82	48Bet UMa	2.3650	10600.	76	8508	No
183	GOM_NL__2PRFIN20031016_115136_000000362020_00438_08508_0162.N1	16-OCT-2003 11:51:36	Bright	36.000	174	52Psi UMa	3.0040	4400.0	72	8508	No
184	GOM_NL__2PRFIN20031016_115923_000001002020_00438_08508_0163.N1	16-OCT-2003 11:59:23	Bright	99.500	17	78Bet Gem	1.1610	4500.0	199	8508	No
185	GOM_NL__2PRFIN20031016_120915_000000582020_00438_08508_0164.N1	16-OCT-2003 12:09:15	Dark	57.500	48	30Alp Hya	1.9770	4100.0	115	8508	No
186	GOM_NL__2PRFIN20031016_121753_000000412020_00438_08508_0165.N1	16-OCT-2003 12:17:53	Dark	41.000	113	Mu Vel	2.6920	5000.0	82	8508	No
187	GOM_NL__2PRFIN20031016_122243_000000392020_00439_08509_0141.N1	16-OCT-2003 12:22:43	Dark	38.500	159	Ups Car	2.9200	7200.0	77	8509	No
188	GOM_NL__2PRFIN20031016_122512_000000712020_00439_08509_0142.N1	16-OCT-2003 12:25:12	Dark	71.000	23	21Eps CMA	1.5020	26000.	142	8509	No
189	GOM_NL__2PRFIN20031016_122816_000001952020_00439_08509_0143.N1	16-OCT-2003 12:28:16	Dark	194.50	1	9Alp CMA	-1.4400	11000.	389	8509	No
190	GOM_NL__2PRFIN20031016_123225_000000662020_00439_08509_0144.N1	16-OCT-2003 12:32:25	Dark	66.000	108	Alp Col	2.6520	15200.	132	8509	No
191	GOM_NL__2PRFIN20031016_123520_000000412020_00439_08509_0145.N1	16-OCT-2003 12:35:20	Dark	40.500	143	Alp Hyi	2.8570	7200.0	81	8509	No
192	GOM_NL__2PRFIN20031016_123646_000000482020_00439_08509_0146.N1	16-OCT-2003 12:36:46	Dark	48.000	9	Alp Eri	0.45300	24000.	96	8509	No
193	GOM_NL__2PRFIN20031016_123921_000000472020_00439_08509_0147.N1	16-OCT-2003 12:39:21	Straylight	46.500	157	The1Eri	2.9060	9300.0	93	8509	No
194	GOM_NL__2PRFIN20031016_124147_000000382020_00439_08509_0148.N1	16-OCT-2003 12:41:47	Straylight	38.000	84	Alp Phe	2.3970	4500.0	76	8509	No
195	GOM_NL__2PRFIN20031016_124822_000000492020_00439_08509_0149.N1	16-OCT-2003 12:48:22	Straylight	48.500	52	16Bet Cet	2.0370	4500.0	97	8509	No
196	GOM_NL__2PRFIN20031016_125801_000000382020_00439_08509_0150.N1	16-OCT-2003 12:58:01	Bright	37.500	140	88Gam Peg	2.8340	26000.	75	8509	No
197	GOM_NL__2PRFIN20031016_130158_000000392020_00439_08509_0151.N1	16-OCT-2003 13:01:58	Bright	39.000	58	21Alp And	2.0730	11000.	78	8509	No
198	GOM_NL__2PRFIN20031016_130428_000000402020_00439_08509_0152.N1	16-OCT-2003 13:04:28	Bright	40.000	53	43Bet And	2.0480	3300.0	80	8509	No
199	GOM_NL__2PRFIN20031016_130605_000000482020_00439_08509_0153.N1	16-OCT-2003 13:06:05	Bright	48.000	173	4Bet Tri	3.0040	8900.0	96	8509	No
200	GOM_NL__2PRFIN20031016_130757_000000482020_00439_08509_0154.N1	16-OCT-2003 13:07:57	Bright	48.000	73	57Gam1And	2.2600	13100.	96	8509	No
201	GOM_NL__2PRFIN20031016_131000_000000422020_00439_08509_0155.N1	16-OCT-2003 13:10:00	Bright	41.500	68	18Alp Cas	2.2250	4500.0	83	8509	No
202	GOM_NL__2PRFIN20031016_131121_000000412020_00439_08509_0156.N1	16-OCT-2003 13:11:21	Bright	40.500	76	27Gam Cas	2.3000	30000.	81	8509	No
203	GOM_NL__2PRFIN20031016_131253_000000392020_00439_08509_0157.N1	16-OCT-2003 13:12:53	Bright	38.500	89	5Alp Cep	2.4510	8000.0	77	8509	No
204	GOM_NL__2PRFIN20031016_131435_000000542020_00439_08509_0158.N1	16-OCT-2003 13:14:35	Bright	54.000	175	39Del Per	3.0100	19400.	108	8509	No
205	GOM_NL__2PRFIN20031016_131900_000000382020_00439_08509_0159.N1	16-OCT-2003 13:19:00	Bright	37.500	49	1Alp UMi	1.9900	6300.0	75	8509	No
206	GOM_NL__2PRFIN20031016_132202_000000362020_00439_08509_0160.N1	16-OCT-2003 13:22:02	Bright	36.000	60	7Bet UMi	2.0810	3950.0	72	8509	No
207	GOM_NL__2PRFIN20031016_132715_000000392020_00439_08509_0161.N1	16-OCT-2003 13:27:15	Bright	39.000	36	50Alp UMa	1.8000	6300.0	78	8509	No
208	GOM_NL__2PRFIN20031016_132848_000000382020_00439_08509_0162.N1	16-OCT-2003 13:28:48	Bright	38.000	82	48Bet UMa	2.3650	10600.	76	8509	No
209	GOM_NL__2PRFIN20031016_133212_000000372020_00439_08509_0163.N1	16-OCT-2003 13:32:12	Bright	36.500	174	52Psi UMa	3.0040	4400.0	73	8509	No
210	GOM_NL__2PRFIN20031016_133959_000001032020_00439_08509_0164.N1	16-OCT-2003 13:39:59	Tw_i_and_stray	103.00	17	78Bet Gem	1.1610	4500.0	206	8509	No
211	GOM_NL__2PRFIN20031016_134952_000000592020_00439_08509_0165.N1	16-OCT-2003 13:49:52	Dark	59.000	48	30Alp Hya	1.9770	4100.0	118	8509	No
212	GOM_NL__2PRFIN20031016_135829_000000412020_00439_08509_0166.N1	16-OCT-2003 13:58:29	Dark	40.500	113	Mu Vel	2.6920	5000.0	81	8509	No
213	GOM_NL__2PRFIN20031016_140320_000000372020_00440_08510_0141.N1	16-OCT-2003 14:03:20	Dark	37.000	159	Ups Car	2.9200	7200.0	74	8510	No
214	GOM_NL__2PRFIN20031016_140549_000000722020_00440_08510_0142.N1	16-OCT-2003 14:05:49	Dark	72.000	23	21Eps CMA	1.5020	26000.	144	8510	No
215	GOM_NL__2PRFIN20031016_140856_000001802020_00440_08510_0143.N1	16-OCT-2003 14:08:56	Dark	180.00	1	9Alp CMA	-1.4400	11000.	360	8510	No
216	GOM_NL__2PRFIN20031016_141557_000000392020_00440_08510_0144.N1	16-OCT-2003 14:15:57	Dark	39.000	143	Alp Hyi	2.8570	7200.0	78	8510	No
217	GOM_NL__2PRFIN20031016_141723_000000472020_00440_08510_0145.N1	16-OCT-2003 14:17:23	Dark	47.000	9	Alp Eri	0.45300	24000.	94	8510	No
218	GOM_NL__2PRFIN20031016_141958_000000502020_00440_08510_0146.N1	16-OCT-2003 14:19:58	Straylight	50.000	157	The1Eri	2.9060	9300.0	100	8510	No
219	GOM_NL__2PRFIN20031016_142224_000000432020_00440_08510_0147.N1	16-OCT-2003 14:22:24	Straylight	42.500	84	Alp Phe	2.3970	4500.0	85	8510	No

220	GOM_NL__2PRFIN20031016_142859_000000462020_00440_08510_0148.N1	16-OCT-2003 14:28:59	Straylight	45.500	52	16Bet Cet	2.0370	4500.0	91	8510	No
221	GOM_NL__2PRFIN20031016_143838_000000372020_00440_08510_0149.N1	16-OCT-2003 14:38:38	Bright	37.000	140	88Gam Peg	2.8340	26000.	74	8510	No
222	GOM_NL__2PRFIN20031016_144234_000000372020_00440_08510_0150.N1	16-OCT-2003 14:42:34	Bright	37.000	58	21Alp And	2.0730	11000.	74	8510	No
223	GOM_NL__2PRFIN20031016_144503_000000422020_00440_08510_0151.N1	16-OCT-2003 14:45:03	Bright	42.000	53	43Bet And	2.0480	3300.0	84	8510	No
224	GOM_NL__2PRFIN20031016_144640_000000472020_00440_08510_0152.N1	16-OCT-2003 14:46:40	Bright	47.000	173	4Bet Tri	3.0040	8900.0	94	8510	No
225	GOM_NL__2PRFIN20031016_144832_000000482020_00440_08510_0153.N1	16-OCT-2003 14:48:32	Bright	48.000	73	57Gam1And	2.2600	13100.	96	8510	No
226	GOM_NL__2PRFIN20031016_145036_000000402020_00440_08510_0154.N1	16-OCT-2003 14:50:36	Bright	40.000	68	18Alp Cas	2.2250	4500.0	80	8510	No
227	GOM_NL__2PRFIN20031016_145157_000000392020_00440_08510_0155.N1	16-OCT-2003 14:51:57	Bright	39.000	76	27Gam Cas	2.3000	30000.	78	8510	No
228	GOM_NL__2PRFIN20031016_145326_000000422020_00440_08510_0156.N1	16-OCT-2003 14:53:26	Bright	42.000	89	5Alp Cep	2.4510	8000.0	84	8510	No
229	GOM_NL__2PRFIN20031016_145541_000000682020_00440_08510_0157.N1	16-OCT-2003 14:55:41	Bright	68.000	149	45Eps Per	2.8880	30000.	136	8510	No
230	GOM_NL__2PRFIN20031016_145936_000000362020_00440_08510_0158.N1	16-OCT-2003 14:59:36	Bright	36.000	49	1Alp UMi	1.9900	6300.0	72	8510	No
231	GOM_NL__2PRFIN20031016_150237_000000402020_00440_08510_0159.N1	16-OCT-2003 15:02:37	Bright	39.500	60	7Bet UMi	2.0810	3950.0	79	8510	No
232	GOM_NL__2PRFIN20031016_150750_000000532020_00440_08510_0160.N1	16-OCT-2003 15:07:50	Bright	53.000	36	50Alp UMa	1.8000	6300.0	106	8510	No
233	GOM_NL__2PRFIN20031016_150924_000000372020_00440_08510_0161.N1	16-OCT-2003 15:09:24	Bright	36.500	82	48Bet UMa	2.3650	10600.	73	8510	No
234	GOM_NL__2PRFIN20031016_151247_000000382020_00440_08510_0162.N1	16-OCT-2003 15:12:47	Bright	37.500	174	52Psi UMa	3.0040	4400.0	75	8510	No
235	GOM_NL__2PRFIN20031016_152036_000000982020_00440_08510_0163.N1	16-OCT-2003 15:20:36	Twi_and_stray	98.000	17	78Bet Gem	1.1610	4500.0	196	8510	No
236	GOM_NL__2PRFIN20031016_153028_000000552020_00440_08510_0164.N1	16-OCT-2003 15:30:28	Dark	55.000	48	30Alp Hya	1.9770	4100.0	110	8510	No
237	GOM_NL__2PRFIN20031016_153904_000000462020_00440_08510_0165.N1	16-OCT-2003 15:39:04	Dark	46.000	113	Mu Vel	2.6920	5000.0	92	8510	No
238	GOM_NL__2PRFIN20031016_154355_000000392020_00441_08511_7031.N1	16-OCT-2003 15:43:55	Dark	39.000	159	Ups Car	2.9200	7200.0	78	8511	No
239	GOM_NL__2PRFIN20031016_154626_000000752020_00441_08511_7032.N1	16-OCT-2003 15:46:26	Dark	75.000	23	21Eps CMa	1.5020	26000.	150	8511	No
240	GOM_NL__2PRFIN20031016_154935_000001862020_00441_08511_7033.N1	16-OCT-2003 15:49:35	Dark	185.50	1	9Alp CMa	-1.4400	11000.	371	8511	No
241	GOM_NL__2PRFIN20031016_155631_000000412020_00441_08511_7034.N1	16-OCT-2003 15:56:31	Dark	40.500	143	Alp Hyi	2.8570	7200.0	81	8511	No
242	GOM_NL__2PRFIN20031016_155758_000000522020_00441_08511_7035.N1	16-OCT-2003 15:57:58	Dark	51.500	9	Alp Eri	0.45300	24000.	103	8511	No
243	GOM_NL__2PRFIN20031016_160033_000000492020_00441_08511_7036.N1	16-OCT-2003 16:00:33	Straylight	48.500	157	The1Eri	2.9060	9300.0	97	8511	No
244	GOM_NL__2PRFIN20031016_160259_000000442020_00441_08511_7037.N1	16-OCT-2003 16:02:59	Straylight	44.000	84	Alp Phe	2.3970	4500.0	88	8511	No
245	GOM_NL__2PRFIN20031016_160934_000000482020_00441_08511_7038.N1	16-OCT-2003 16:09:34	Straylight	47.500	52	16Bet Cet	2.0370	4500.0	95	8511	No
246	GOM_NL__2PRFIN20031016_161912_000000382020_00441_08511_7039.N1	16-OCT-2003 16:19:12	Bright	38.000	140	88Gam Peg	2.8340	26000.	76	8511	No
247	GOM_NL__2PRFIN20031016_162307_000000412020_00441_08511_7040.N1	16-OCT-2003 16:23:07	Bright	41.000	58	21Alp And	2.0730	11000.	82	8511	No
248	GOM_NL__2PRFIN20031016_162538_000000432020_00441_08511_7041.N1	16-OCT-2003 16:25:38	Bright	43.000	53	43Bet And	2.0480	3300.0	86	8511	No
249	GOM_NL__2PRFIN20031016_162715_000000472020_00441_08511_7042.N1	16-OCT-2003 16:27:15	Bright	47.000	173	4Bet Tri	3.0040	8900.0	94	8511	No
250	GOM_NL__2PRFIN20031016_162907_000000492020_00441_08511_7043.N1	16-OCT-2003 16:29:07	Bright	48.500	73	57Gam1And	2.2600	13100.	97	8511	No
251	GOM_NL__2PRFIN20031016_163112_000000392020_00441_08511_7044.N1	16-OCT-2003 16:31:12	Bright	39.000	68	18Alp Cas	2.2250	4500.0	78	8511	No
252	GOM_NL__2PRFIN20031016_163232_000000412020_00441_08511_7045.N1	16-OCT-2003 16:32:32	Bright	41.000	76	27Gam Cas	2.3000	30000.	82	8511	No
253	GOM_NL__2PRFIN20031016_163404_000000382020_00441_08511_7046.N1	16-OCT-2003 16:34:04	Bright	38.000	89	5Alp Cep	2.4510	8000.0	76	8511	No
254	GOM_NL__2PRFIN20031016_163615_000000682020_00441_08511_7047.N1	16-OCT-2003 16:36:15	Bright	67.500	149	45Eps Per	2.8880	30000.	135	8511	No
255	GOM_NL__2PRFIN20031016_164012_000000392020_00441_08511_7048.N1	16-OCT-2003 16:40:12	Bright	38.500	49	1Alp UMi	1.9900	6300.0	77	8511	No
256	GOM_NL__2PRFIN20031016_164313_000000392020_00441_08511_7049.N1	16-OCT-2003 16:43:13	Bright	39.000	60	7Bet UMi	2.0810	3950.0	78	8511	No
257	GOM_NL__2PRFIN20031016_164825_000000402020_00441_08511_7050.N1	16-OCT-2003 16:48:25	Bright	39.500	36	50Alp UMa	1.8000	6300.0	79	8511	No
258	GOM_NL__2PRFIN20031016_164959_000000512020_00441_08511_7051.N1	16-OCT-2003 16:49:59	Bright	50.500	82	48Bet UMa	2.3650	10600.	101	8511	No
259	GOM_NL__2PRFIN20031016_165323_000000372020_00441_08511_7052.N1	16-OCT-2003 16:53:23	Bright	37.000	174	52Psi UMa	3.0040	4400.0	74	8511	No
260	GOM_NL__2PRFIN20031016_170112_000001032020_00441_08511_7053.N1	16-OCT-2003 17:01:12	Twi_and_stray	103.00	17	78Bet Gem	1.1610	4500.0	206	8511	No
261	GOM_NL__2PRFIN20031016_171104_000000632020_00441_08511_7054.N1	16-OCT-2003 17:11:04	Dark	63.000	48	30Alp Hya	1.9770	4100.0	126	8511	No
262	GOM_NL__2PRFIN20031016_171940_000000432020_00441_08511_7055.N1	16-OCT-2003 17:19:40	Dark	43.000	113	Mu Vel	2.6920	5000.0	86	8511	No
263	GOM_NL__2PRFIN20031016_172430_000000392020_00442_08512_0142.N1	16-OCT-2003 17:24:30	Dark	39.000	159	Ups Car	2.9200	7200.0	78	8512	No
264	GOM_NL__2PRFIN20031016_172704_000000702020_00442_08512_0143.N1	16-OCT-2003 17:27:04	Dark	69.500	23	21Eps CMa	1.5020	26000.	139	8512	No
265	GOM_NL__2PRFIN20031016_173014_000001902020_00442_08512_0144.N1	16-OCT-2003 17:30:14	Dark	190.00	1	9Alp CMa	-1.4400	11000.	380	8512	No
266	GOM_NL__2PRFIN20031016_173708_000000422020_00442_08512_0145.N1	16-OCT-2003 17:37:08	Dark	41.500	143	Alp Hyi	2.8570	7200.0	83	8512	No
267	GOM_NL__2PRFIN20031016_173834_000000532020_00442_08512_0146.N1	16-OCT-2003 17:38:34	Dark	52.500	9	Alp Eri	0.45300	24000.	105	8512	No
268	GOM_NL__2PRFIN20031016_174108_000000512020_00442_08512_0147.N1	16-OCT-2003 17:41:08	Straylight	51.000	157	The1Eri	2.9060	9300.0	102	8512	No
269	GOM_NL__2PRFIN20031016_174335_000000412020_00442_08512_0148.N1	16-OCT-2003 17:43:35	Straylight	41.000	84	Alp Phe	2.3970	4500.0	82	8512	No
270	GOM_NL__2PRFIN20031016_175010_000000492020_00442_08512_0149.N1	16-OCT-2003 17:50:10	Straylight	48.500	52	16Bet Cet	2.0370	4500.0	97	8512	No
271	GOM_NL__2PRFIN20031016_175948_000000392020_00442_08512_0150.N1	16-OCT-2003 17:59:48	Bright	39.000	140	88Gam Peg	2.8340	26000.	78	8512	No
272	GOM_NL__2PRFIN20031016_180345_000000402020_00442_08512_0151.N1	16-OCT-2003 18:03:45	Bright	40.000	58	21Alp And	2.0730	11000.	80	8512	No
273	GOM_NL__2PRFIN20031016_180614_000000412020_00442_08512_0152.N1	16-OCT-2003 18:06:14	Bright	40.500	53	43Bet And	2.0480	3300.0	81	8512	No
274	GOM_NL__2PRFIN20031016_180751_000000472020_00442_08512_0153.N1	16-OCT-2003 18:07:51	Bright	46.500	173	4Bet Tri	3.0040	8900.0	93	8512	No
275	GOM_NL__2PRFIN20031016_180943_000000492020_00442_08512_0154.N1	16-OCT-2003 18:09:43	Bright	49.000	73	57Gam1And	2.2600	13100.	98	8512	No
276	GOM_NL__2PRFIN20031016_181147_000000402020_00442_08512_0155.N1	16-OCT-2003 18:11:47	Bright	39.500	68	18Alp Cas	2.2250	4500.0	79	8512	No
277	GOM_NL__2PRFIN20031016_181308_000000402020_00442_08512_0156.N1	16-OCT-2003 18:13:08	Bright	40.000	76	27Gam Cas	2.3000	30000.	80	8512	No
278	GOM_NL__2PRFIN20031016_181440_000000402020_00442_08512_0157.N1	16-OCT-2003 18:14:40	Bright	40.000	89	5Alp Cep	2.4510	8000.0	80	8512	No

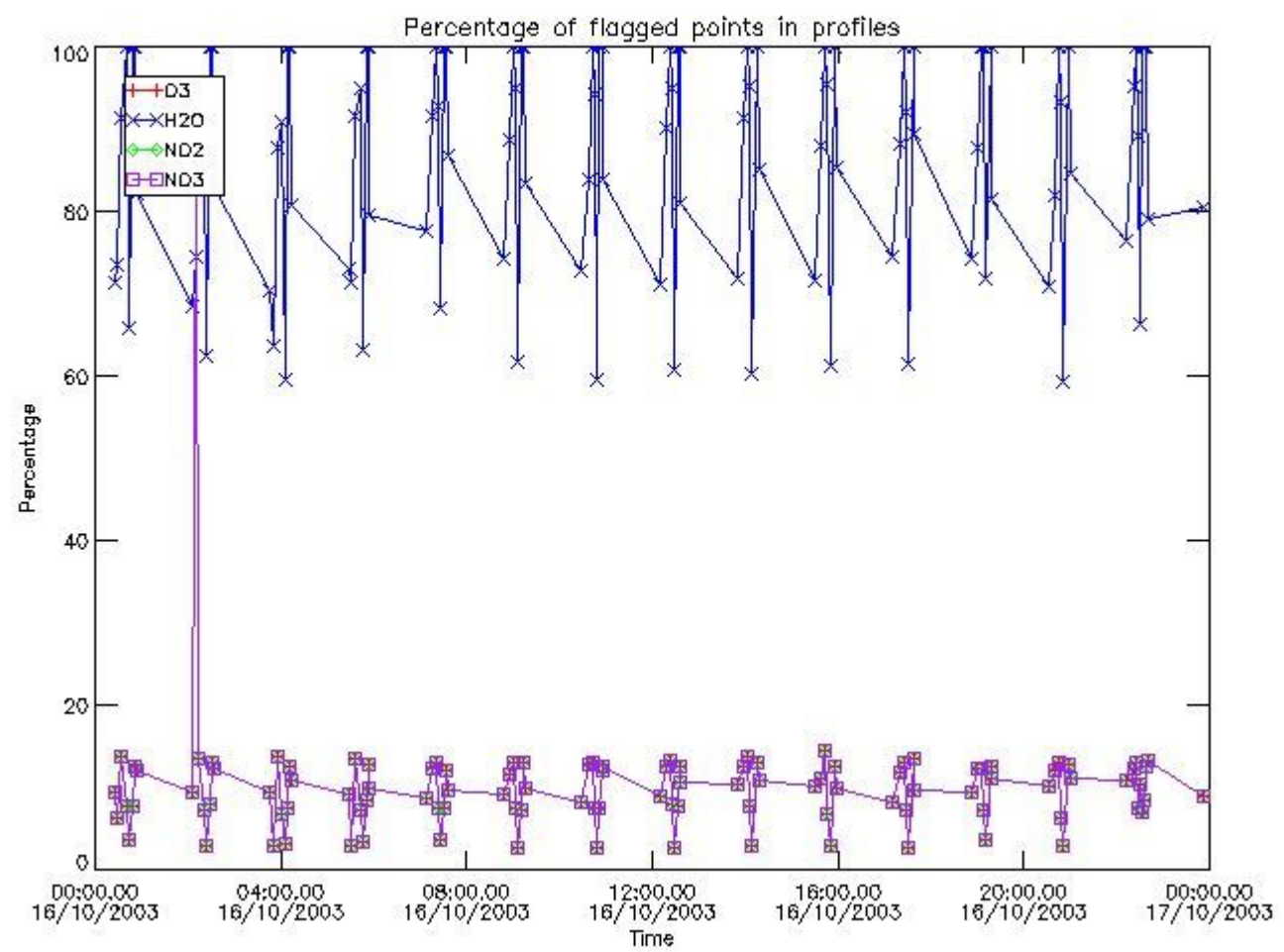
279	GOM_NL__2PRFIN20031016_181650_000000702020_00442_08512_0158.N1	16-OCT-2003 18:16:50	Bright	69.500	149	45Eps Per	2.8880	30000.	139	8512	No
280	GOM_NL__2PRFIN20031016_182047_000000392020_00442_08512_0159.N1	16-OCT-2003 18:20:47	Bright	39.000	49	1Alp UMi	1.9900	6300.0	78	8512	No
281	GOM_NL__2PRFIN20031016_182349_000000402020_00442_08512_0160.N1	16-OCT-2003 18:23:49	Bright	39.500	60	7Bet UMi	2.0810	3950.0	79	8512	No
282	GOM_NL__2PRFIN20031016_182901_000000392020_00442_08512_0161.N1	16-OCT-2003 18:29:01	Bright	38.500	36	50Alp UMa	1.8000	6300.0	77	8512	No
283	GOM_NL__2PRFIN20031016_183036_000000362020_00442_08512_0162.N1	16-OCT-2003 18:30:36	Bright	35.500	82	48Bet UMa	2.3650	10600.	71	8512	No
284	GOM_NL__2PRFIN20031016_183357_000000412020_00442_08512_0163.N1	16-OCT-2003 18:33:57	Bright	40.500	174	52Psi UMa	3.0040	4400.0	81	8512	No
285	GOM_NL__2PRFIN20031016_184148_000001102020_00442_08512_0164.N1	16-OCT-2003 18:41:48	Tw_i_and_stray	109.50	17	78Bet Gem	1.1610	4500.0	219	8512	No
286	GOM_NL__2PRFIN20031016_185142_000000552020_00442_08512_0165.N1	16-OCT-2003 18:51:42	Dark	54.500	48	30Alp Hya	1.9770	4100.0	109	8512	No
287	GOM_NL__2PRFIN20031016_190016_000000422020_00442_08512_0166.N1	16-OCT-2003 19:00:16	Dark	41.500	113	Mu Vel	2.6920	5000.0	83	8512	No
288	GOM_NL__2PRFIN20031016_190507_000000422020_00443_08513_0143.N1	16-OCT-2003 19:05:07	Dark	41.500	159	Ups Car	2.9200	7200.0	83	8513	No
289	GOM_NL__2PRFIN20031016_190743_000000712020_00443_08513_0144.N1	16-OCT-2003 19:07:43	Dark	71.000	23	21Eps CMa	1.5020	26000.	142	8513	No
290	GOM_NL__2PRFIN20031016_191053_000001462020_00443_08513_0145.N1	16-OCT-2003 19:10:53	Dark	145.50	1	9Alp CMa	-1.4400	11000.	291	8513	No
291	GOM_NL__2PRFIN20031016_191744_000000412020_00443_08513_0146.N1	16-OCT-2003 19:17:44	Dark	40.500	143	Alp Hyi	2.8570	7200.0	81	8513	No
292	GOM_NL__2PRFIN20031016_191911_000000462020_00443_08513_0147.N1	16-OCT-2003 19:19:11	Dark	46.000	9	Alp Eri	0.45300	24000.	92	8513	No
293	GOM_NL__2PRFIN20031016_192147_000000472020_00443_08513_0148.N1	16-OCT-2003 19:21:47	Straylight	47.000	157	The1Eri	2.9060	9300.0	94	8513	No
294	GOM_NL__2PRFIN20031016_192411_000000412020_00443_08513_0149.N1	16-OCT-2003 19:24:11	Straylight	41.000	84	Alp Phe	2.3970	4500.0	82	8513	No
295	GOM_NL__2PRFIN20031016_193046_000000442020_00443_08513_0150.N1	16-OCT-2003 19:30:46	Straylight	44.000	52	16Bet Cet	2.0370	4500.0	88	8513	No
296	GOM_NL__2PRFIN20031016_194024_000000382020_00443_08513_0151.N1	16-OCT-2003 19:40:24	Bright	38.000	140	88Gam Peg	2.8340	26000.	76	8513	No
297	GOM_NL__2PRFIN20031016_194419_000000422020_00443_08513_0152.N1	16-OCT-2003 19:44:19	Bright	42.000	58	21Alp And	2.0730	11000.	84	8513	No
298	GOM_NL__2PRFIN20031016_194648_000000462020_00443_08513_0153.N1	16-OCT-2003 19:46:48	Bright	46.000	53	43Bet And	2.0480	3300.0	92	8513	No
299	GOM_NL__2PRFIN20031016_194825_000000482020_00443_08513_0154.N1	16-OCT-2003 19:48:25	Bright	48.000	173	4Bet Tri	3.0040	8900.0	96	8513	No
300	GOM_NL__2PRFIN20031016_195018_000000482020_00443_08513_0155.N1	16-OCT-2003 19:50:18	Bright	47.500	73	57Gam1And	2.2600	13100.	95	8513	No
301	GOM_NL__2PRFIN20031016_195223_000000422020_00443_08513_0156.N1	16-OCT-2003 19:52:23	Bright	41.500	68	18Alp Cas	2.2250	4500.0	83	8513	No
302	GOM_NL__2PRFIN20031016_195343_000000412020_00443_08513_0157.N1	16-OCT-2003 19:53:43	Bright	40.500	76	27Gam Cas	2.3000	30000.	81	8513	No
303	GOM_NL__2PRFIN20031016_195517_000000392020_00443_08513_0158.N1	16-OCT-2003 19:55:17	Bright	39.000	89	5Alp Cep	2.4510	8000.0	78	8513	No
304	GOM_NL__2PRFIN20031016_195724_000000692020_00443_08513_0159.N1	16-OCT-2003 19:57:24	Bright	69.000	149	45Eps Per	2.8880	30000.	138	8513	No
305	GOM_NL__2PRFIN20031016_200123_000000402020_00443_08513_0160.N1	16-OCT-2003 20:01:23	Bright	40.000	49	1Alp UMi	1.9900	6300.0	80	8513	No
306	GOM_NL__2PRFIN20031016_200426_000000392020_00443_08513_0161.N1	16-OCT-2003 20:04:26	Bright	38.500	60	7Bet UMi	2.0810	3950.0	77	8513	No
307	GOM_NL__2PRFIN20031016_200936_000000432020_00443_08513_0162.N1	16-OCT-2003 20:09:36	Bright	42.500	36	50Alp UMa	1.8000	6300.0	85	8513	No
308	GOM_NL__2PRFIN20031016_201111_000000482020_00443_08513_0163.N1	16-OCT-2003 20:11:11	Bright	48.000	82	48Bet UMa	2.3650	10600.	96	8513	No
309	GOM_NL__2PRFIN20031016_201435_000000382020_00443_08513_0164.N1	16-OCT-2003 20:14:35	Bright	37.500	174	52Psi UMa	3.0040	4400.0	75	8513	No
310	GOM_NL__2PRFIN20031016_202225_000001152020_00443_08513_0165.N1	16-OCT-2003 20:22:25	Tw_i_and_stray	115.00	17	78Bet Gem	1.1610	4500.0	230	8513	No
311	GOM_NL__2PRFIN20031016_203217_000000562020_00443_08513_0166.N1	16-OCT-2003 20:32:17	Dark	55.500	48	30Alp Hya	1.9770	4100.0	111	8513	No
312	GOM_NL__2PRFIN20031016_204052_000000422020_00443_08513_0167.N1	16-OCT-2003 20:40:52	Dark	42.000	113	Mu Vel	2.6920	5000.0	84	8513	No
313	GOM_NL__2PRFIN20031016_204543_000000402020_00444_08514_0144.N1	16-OCT-2003 20:45:43	Dark	39.500	159	Ups Car	2.9200	7200.0	79	8514	No
314	GOM_NL__2PRFIN20031016_204821_000000822020_00444_08514_0145.N1	16-OCT-2003 20:48:21	Dark	81.500	23	21Eps CMa	1.5020	26000.	163	8514	No
315	GOM_NL__2PRFIN20031016_205133_000001762020_00444_08514_0146.N1	16-OCT-2003 20:51:33	Dark	175.50	1	9Alp CMa	-1.4400	11000.	351	8514	No
316	GOM_NL__2PRFIN20031016_205821_000000402020_00444_08514_0147.N1	16-OCT-2003 20:58:21	Dark	40.000	143	Alp Hyi	2.8570	7200.0	80	8514	No
317	GOM_NL__2PRFIN20031016_205948_000000462020_00444_08514_0148.N1	16-OCT-2003 20:59:48	Dark	45.500	9	Alp Eri	0.45300	24000.	91	8514	No
318	GOM_NL__2PRFIN20031016_210223_000000482020_00444_08514_0149.N1	16-OCT-2003 21:02:23	Straylight	47.500	157	The1Eri	2.9060	9300.0	95	8514	No
319	GOM_NL__2PRFIN20031016_210448_000000422020_00444_08514_0150.N1	16-OCT-2003 21:04:48	Straylight	42.000	84	Alp Phe	2.3970	4500.0	84	8514	No
320	GOM_NL__2PRFIN20031016_211123_000000472020_00444_08514_0151.N1	16-OCT-2003 21:11:23	Straylight	47.000	52	16Bet Cet	2.0370	4500.0	94	8514	No
321	GOM_NL__2PRFIN20031016_212101_000000372020_00444_08514_0152.N1	16-OCT-2003 21:21:01	Bright	37.000	140	88Gam Peg	2.8340	26000.	74	8514	No
322	GOM_NL__2PRFIN20031016_212457_000000402020_00444_08514_0153.N1	16-OCT-2003 21:24:57	Bright	40.000	58	21Alp And	2.0730	11000.	80	8514	No
323	GOM_NL__2PRFIN20031016_212726_000000432020_00444_08514_0154.N1	16-OCT-2003 21:27:26	Bright	43.000	53	43Bet And	2.0480	3300.0	86	8514	No
324	GOM_NL__2PRFIN20031016_212901_000000472020_00444_08514_0155.N1	16-OCT-2003 21:29:01	Bright	47.000	173	4Bet Tri	3.0040	8900.0	94	8514	No
325	GOM_NL__2PRFIN20031016_213054_000000472020_00444_08514_0156.N1	16-OCT-2003 21:30:54	Bright	46.500	73	57Gam1And	2.2600	13100.	93	8514	No
326	GOM_NL__2PRFIN20031016_213259_000000412020_00444_08514_0157.N1	16-OCT-2003 21:32:59	Bright	40.500	68	18Alp Cas	2.2250	4500.0	81	8514	No
327	GOM_NL__2PRFIN20031016_213420_000000402020_00444_08514_0158.N1	16-OCT-2003 21:34:20	Bright	39.500	76	27Gam Cas	2.3000	30000.	79	8514	No
328	GOM_NL__2PRFIN20031016_213553_000000402020_00444_08514_0159.N1	16-OCT-2003 21:35:53	Bright	40.000	89	5Alp Cep	2.4510	8000.0	80	8514	No
329	GOM_NL__2PRFIN20031016_213758_000000672020_00444_08514_0160.N1	16-OCT-2003 21:37:58	Bright	67.000	149	45Eps Per	2.8880	30000.	134	8514	No
330	GOM_NL__2PRFIN20031016_214159_000000402020_00444_08514_0161.N1	16-OCT-2003 21:41:59	Bright	39.500	49	1Alp UMi	1.9900	6300.0	79	8514	No
331	GOM_NL__2PRFIN20031016_214502_000000402020_00444_08514_0162.N1	16-OCT-2003 21:45:02	Bright	39.500	60	7Bet UMi	2.0810	3950.0	79	8514	No
332	GOM_NL__2PRFIN20031016_215014_000000402020_00444_08514_0163.N1	16-OCT-2003 21:50:14	Bright	40.000	36	50Alp UMa	1.8000	6300.0	80	8514	No
333	GOM_NL__2PRFIN20031016_215148_000000532020_00444_08514_0164.N1	16-OCT-2003 21:51:48	Bright	53.000	82	48Bet UMa	2.3650	10600.	106	8514	No
334	GOM_NL__2PRFIN20031016_215511_000000392020_00444_08514_0165.N1	16-OCT-2003 21:55:11	Bright	38.500	174	52Psi UMa	3.0040	4400.0	77	8514	No
335	GOM_NL__2PRFIN20031016_220301_000001092020_00444_08514_0166.N1	16-OCT-2003 22:03:01	Tw_i_and_stray	109.00	17	78Bet Gem	1.1610	4500.0	218	8514	No
336	GOM_NL__2PRFIN20031016_221254_000000522020_00444_08514_0167.N1	16-OCT-2003 22:12:54	Dark	51.500	48	30Alp Hya	1.9770	4100.0	103	8514	No
337	GOM_NL__2PRFIN20031016_222129_000000422020_00444_08514_0168.N1	16-OCT-2003 22:21:29	Dark	41.500	113	Mu Vel	2.6920	5000.0	83	8514	No

338	GOM_NL__2PRFIN20031016_222620_000000392020_00445_08515_0144.N1	16-OCT-2003 22:26:20	Dark	39.000	159	Ups Car	2.9200	7200.0	78	8515	No
339	GOM_NL__2PRFIN20031016_222858_000000692020_00445_08515_0145.N1	16-OCT-2003 22:28:58	Dark	69.000	23	21Eps CMa	1.5020	26000.	138	8515	No
340	GOM_NL__2PRFIN20031016_223116_000000502020_00445_08515_0146.N1	16-OCT-2003 22:31:16	Dark	49.500	2	Alp Car	-0.73600	7000.0	99	8515	No
341	GOM_NL__2PRFIN20031016_223301_000000722020_00445_08515_0147.N1	16-OCT-2003 22:33:01	Dark	72.000	177	1Zet CMa	3.0220	26000.	144	8515	No
342	GOM_NL__2PRFIN20031016_223608_000000662020_00445_08515_0148.N1	16-OCT-2003 22:36:08	Dark	65.500	108	Alp Col	2.6520	15200.	131	8515	No
343	GOM_NL__2PRFIN20031016_223857_000000412020_00445_08515_0149.N1	16-OCT-2003 22:38:57	Dark	40.500	143	Alp Hyi	2.8570	7200.0	81	8515	No
344	GOM_NL__2PRFIN20031016_224023_000000462020_00445_08515_0150.N1	16-OCT-2003 22:40:23	Dark	46.000	9	Alp Eri	0.45300	24000.	92	8515	No
345	GOM_NL__2PRFIN20031016_224259_000000482020_00445_08515_0151.N1	16-OCT-2003 22:42:59	Straylight	47.500	157	The1Eri	2.9060	9300.0	95	8515	No
346	GOM_NL__2PRFIN20031016_224524_000000422020_00445_08515_0152.N1	16-OCT-2003 22:45:24	Straylight	42.000	84	Alp Phe	2.3970	4500.0	84	8515	No
347	GOM_NL__2PRFIN20031016_225159_000000462020_00445_08515_0153.N1	16-OCT-2003 22:51:59	Straylight	45.500	52	16Bet Cet	2.0370	4500.0	91	8515	No
348	GOM_NL__2PRFIN20031016_230135_000000402020_00445_08515_0154.N1	16-OCT-2003 23:01:35	Bright	39.500	140	88Gam Peg	2.8340	26000.	79	8515	No
349	GOM_NL__2PRFIN20031016_230531_000000422020_00445_08515_0155.N1	16-OCT-2003 23:05:31	Bright	41.500	58	21Alp And	2.0730	11000.	83	8515	No
350	GOM_NL__2PRFIN20031016_230801_000000442020_00445_08515_0156.N1	16-OCT-2003 23:08:01	Bright	43.500	53	43Bet And	2.0480	3300.0	87	8515	No
351	GOM_NL__2PRFIN20031016_230936_000000472020_00445_08515_0157.N1	16-OCT-2003 23:09:36	Bright	46.500	173	4Bet Tri	3.0040	8900.0	93	8515	No
352	GOM_NL__2PRFIN20031016_231129_000000462020_00445_08515_0158.N1	16-OCT-2003 23:11:29	Bright	46.000	73	57Gam1And	2.2600	13100.	92	8515	No
353	GOM_NL__2PRFIN20031016_231334_000000402020_00445_08515_0159.N1	16-OCT-2003 23:13:34	Bright	40.000	68	18Alp Cas	2.2250	4500.0	80	8515	No
354	GOM_NL__2PRFIN20031016_231455_000000402020_00445_08515_0160.N1	16-OCT-2003 23:14:55	Bright	40.000	76	27Gam Cas	2.3000	30000.	80	8515	No
355	GOM_NL__2PRFIN20031016_231629_000000362020_00445_08515_0161.N1	16-OCT-2003 23:16:29	Bright	35.500	89	5Alp Cep	2.4510	8000.0	71	8515	No
356	GOM_NL__2PRFIN20031016_231832_000000662020_00445_08515_0162.N1	16-OCT-2003 23:18:32	Bright	66.000	149	45Eps Per	2.8880	30000.	132	8515	No
357	GOM_NL__2PRFIN20031016_232235_000000392020_00445_08515_0163.N1	16-OCT-2003 23:22:35	Bright	39.000	49	1Alp UMi	1.9900	6300.0	78	8515	No
358	GOM_NL__2PRFIN20031016_232536_000000372020_00445_08515_0164.N1	16-OCT-2003 23:25:36	Bright	37.000	60	7Bet UMi	2.0810	3950.0	74	8515	No
359	GOM_NL__2PRFIN20031016_233050_000000392020_00445_08515_0165.N1	16-OCT-2003 23:30:50	Bright	39.000	36	50Alp UMa	1.8000	6300.0	78	8515	No
360	GOM_NL__2PRFIN20031016_233224_000000392020_00445_08515_0166.N1	16-OCT-2003 23:32:24	Bright	38.500	82	48Bet UMa	2.3650	10600.	77	8515	No
361	GOM_NL__2PRFIN20031016_233547_000000382020_00445_08515_0167.N1	16-OCT-2003 23:35:47	Bright	37.500	174	52Psi UMa	3.0040	4400.0	75	8515	No
362	GOM_NL__2PRFIN20031016_234338_000001132020_00445_08515_0168.N1	16-OCT-2003 23:43:38	Tw_i_and_stray	113.00	17	78Bet Gem	1.1610	4500.0	226	8515	No
363	GOM_NL__2PRFIN20031016_235330_000000572020_00445_08515_0169.N1	16-OCT-2003 23:53:30	Dark	56.500	48	30Alp Hya	1.9770	4100.0	113	8515	No

3. Quality information per product

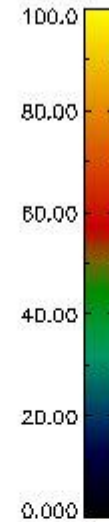
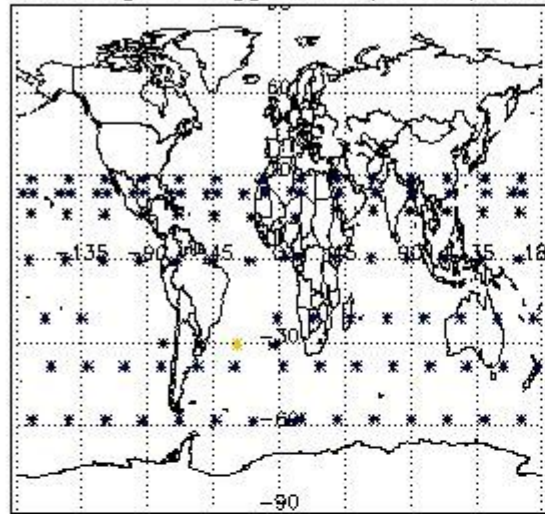
In this section it is plotted some information contained in the Quality Summary data set of the level 2 products. Only products in dark limb conditions and without errors (error flag in the MPH set to "0") are used.

3.1 Plot quality information per product (time dependant)

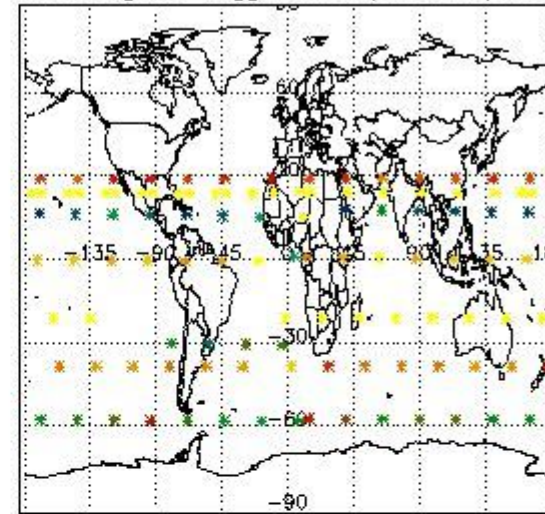


3.2 Plot quality information per product (world map)


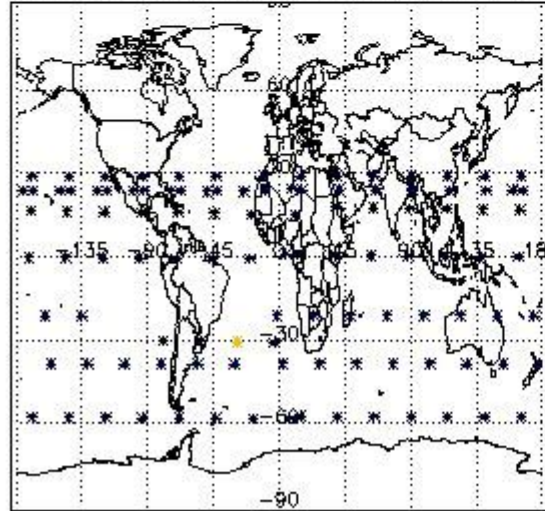
Percentage of flagged data per O3 profile



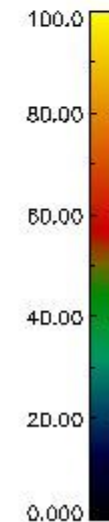
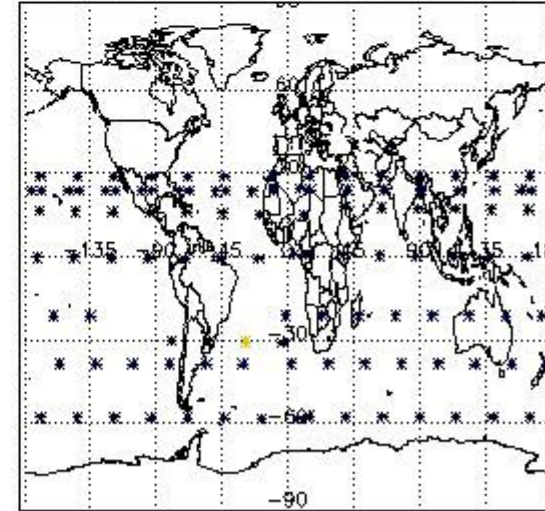
Percentage of flagged data per H2O profile



Percentage of flagged data per NO2 profile



Percentage of flagged data per NO3 profile

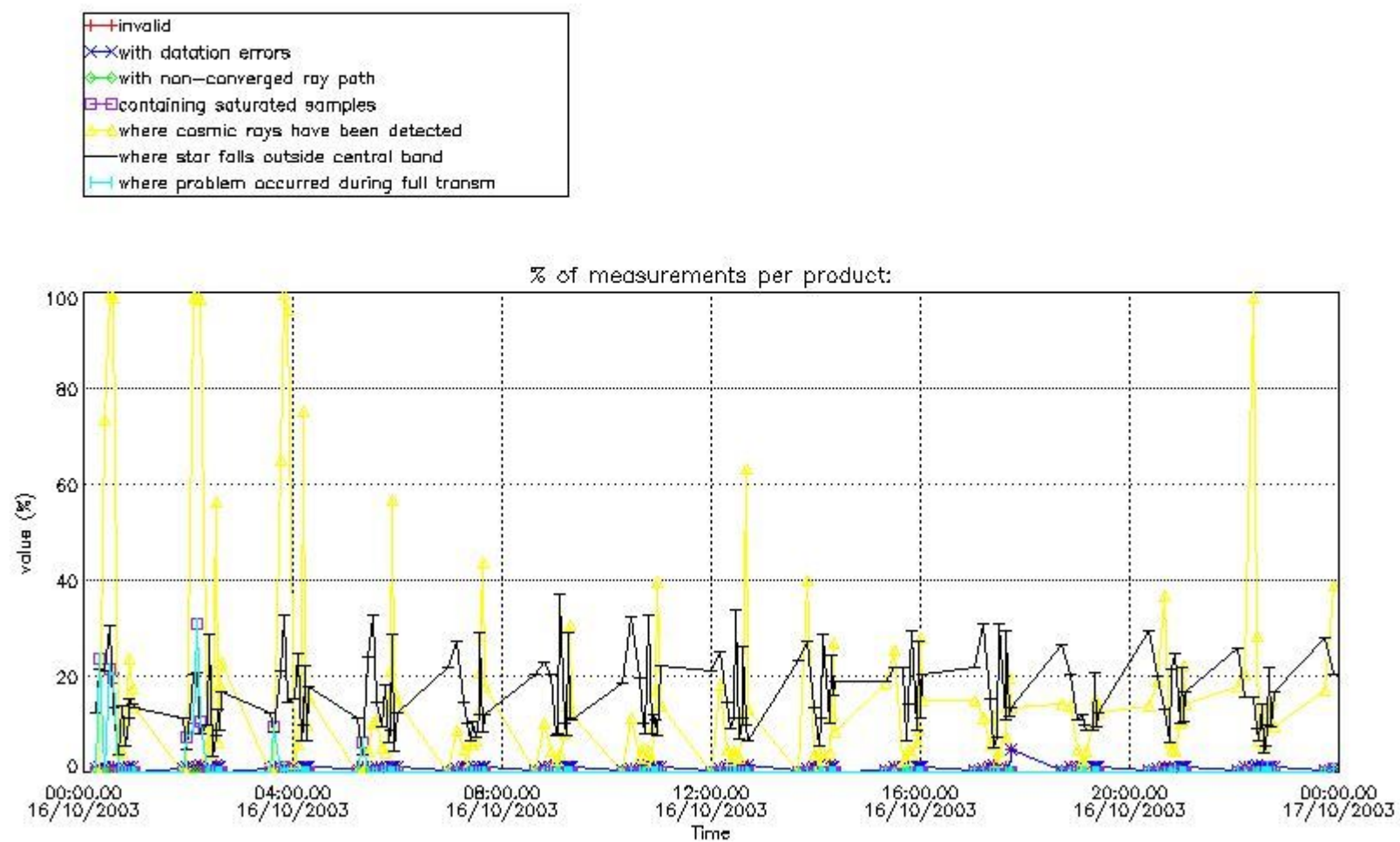


4. Level 1 quality information per product

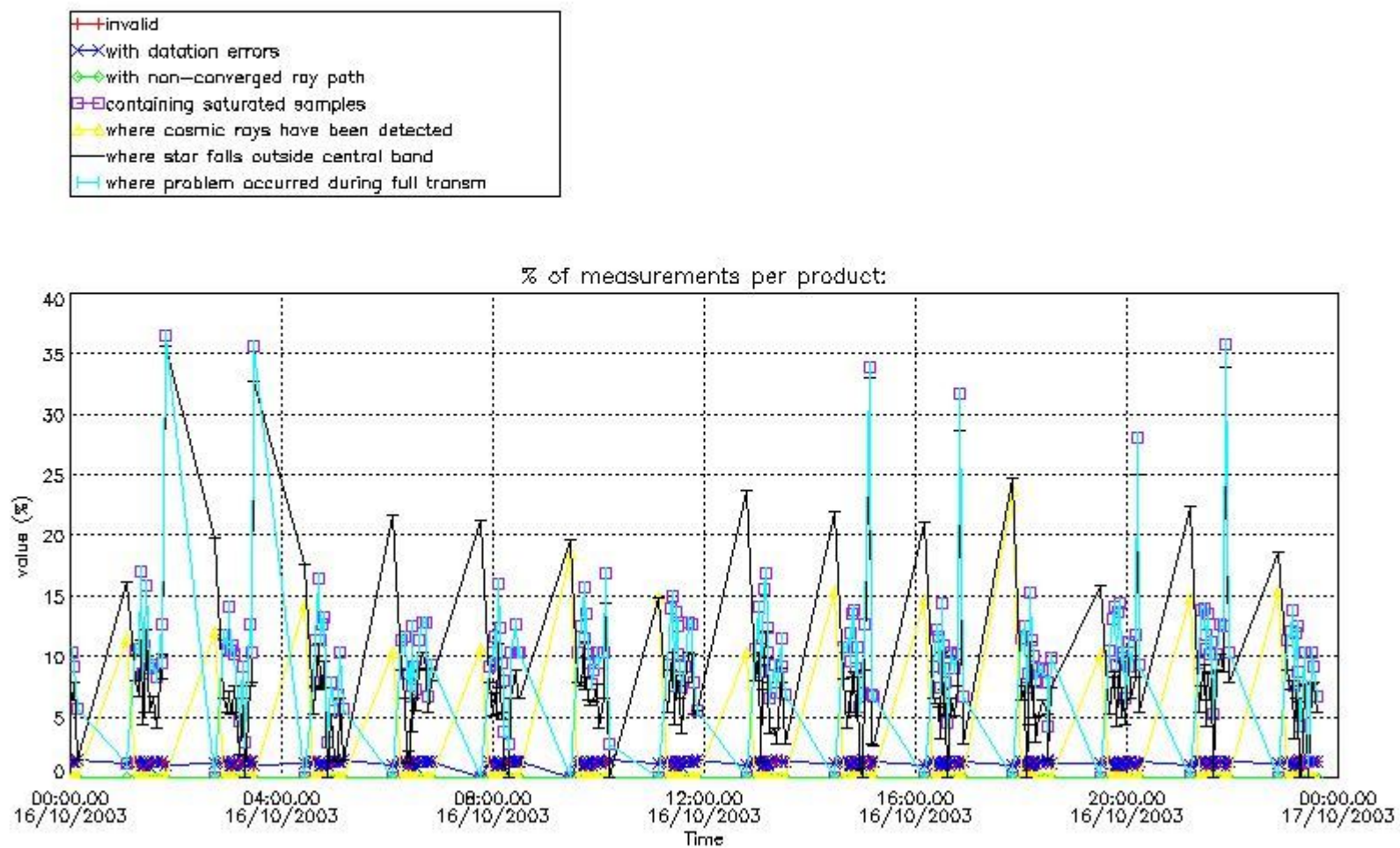
In this section it is plotted some information contained in the Quality Summary data set of the level 2 products that comes from the level 1b processing. Products without errors (error flag in the MPH set to "0") are used.

4.1 Plot quality information per product (time dependant) coming from level 1b processing

4.1.1 Plot level 1 quality information per product (time dependant): ENVISAT ASCENDING passes



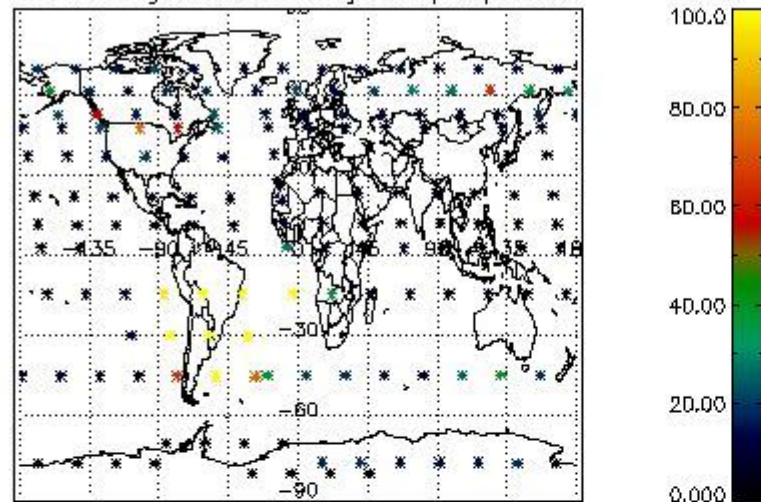
4.1.2 Plot level 1 quality information per product (time dependant): ENVI SAT DESCENDING passes



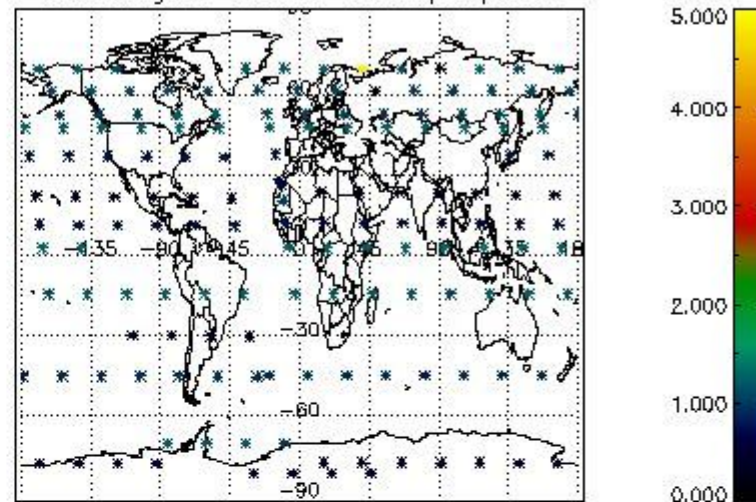
4.2 Plot quality information per product coming from level 1b processing (world map)

4.2.1 Plot level 1 quality information per product (world map): ENVISAT ASCENDING passes

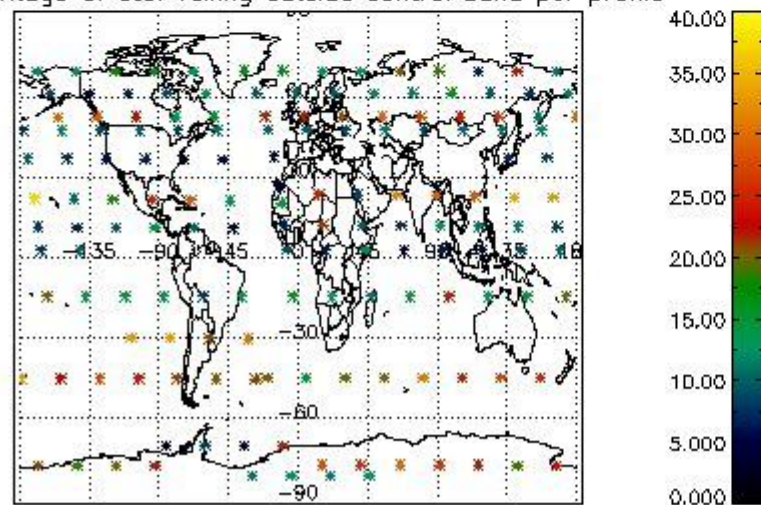
Percentage of cosmic ray hits per profile



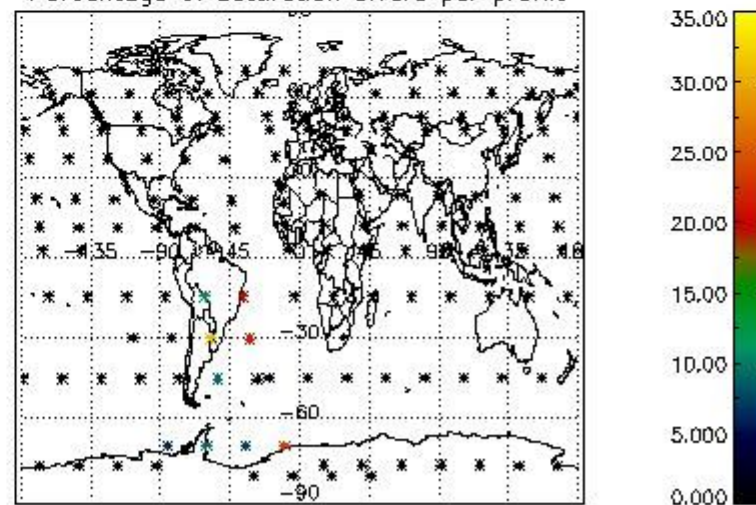
Percentage of datation errors per profile



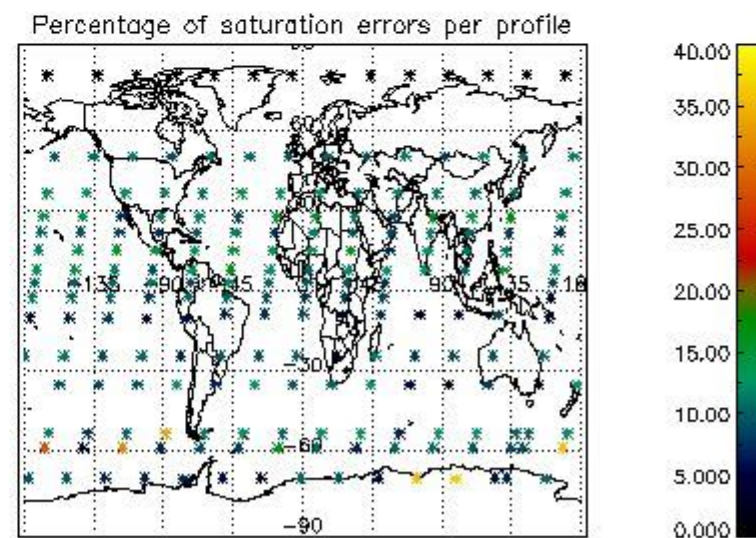
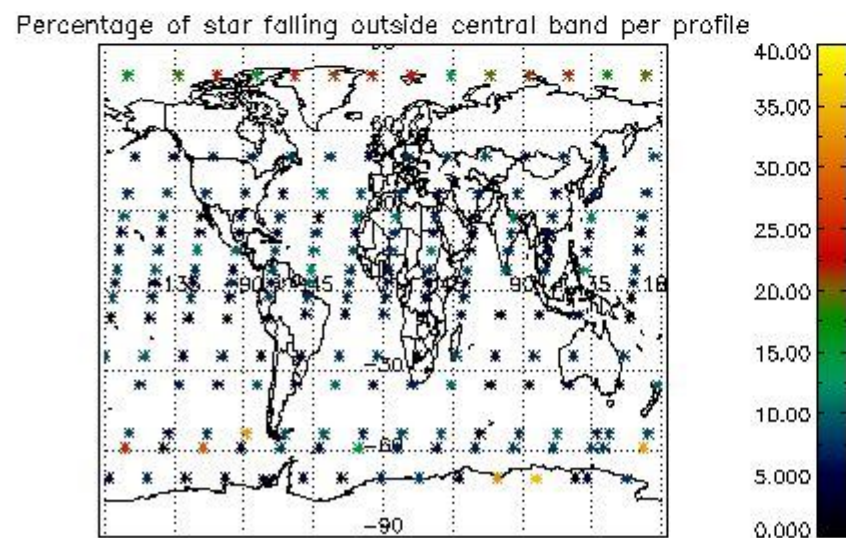
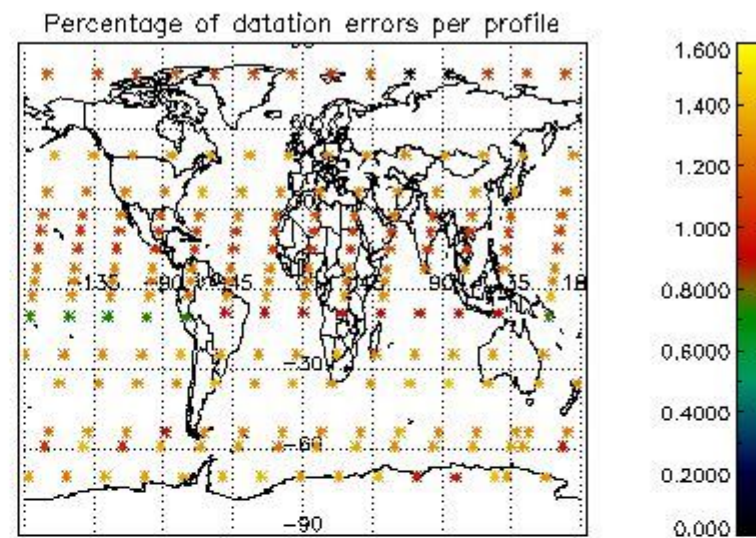
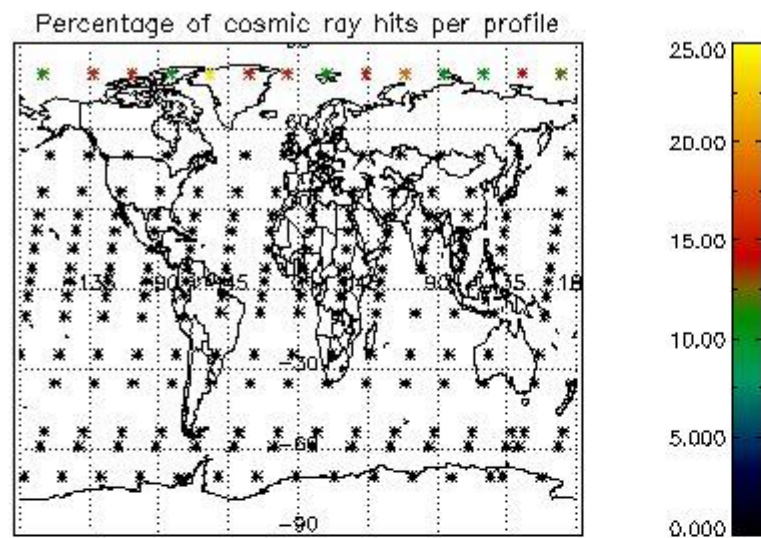
Percentage of star falling outside central band per profile



Percentage of saturation errors per profile



4.2.2 Plot level 1 quality information per product (world map): ENVISAT DESCENDING passes



5. Trace gas profiles

5.1 Ozone statistics based on quality of products

The final quality of the products can be "measured" using the STD (Standard Deviation) attached to every point profile. This information is written to the parameter GOM_NL__2P/NL_LOCAL_SPECIES_DENSITY/o3_std of the level 2 products. The table below shows the statistics for given STD ranges.

The statistics are given with respect to the overall valid production:

- Products without fatal errors: GOM_NL__2P/MPH/PRODUCT_ERR=0
- Valid point profile: GOM_NL__2P/NL_LOCAL_SPECIES_DENSITY/pcd(0)=0

The 'Criteria' is applied to valid points of dark limb products:

- Products in dark limb illumination condition: GOM_NL__2P/NL_SUMMARY_QUALITY/obs_ill_cond=0
- Products without fatal errors: GOM_NL__2P/MPH/PRODUCT_ERR=0
- Valid point profile: GOM_NL__2P/NL_LOCAL_SPECIES_DENSITY/pcd(0)=0

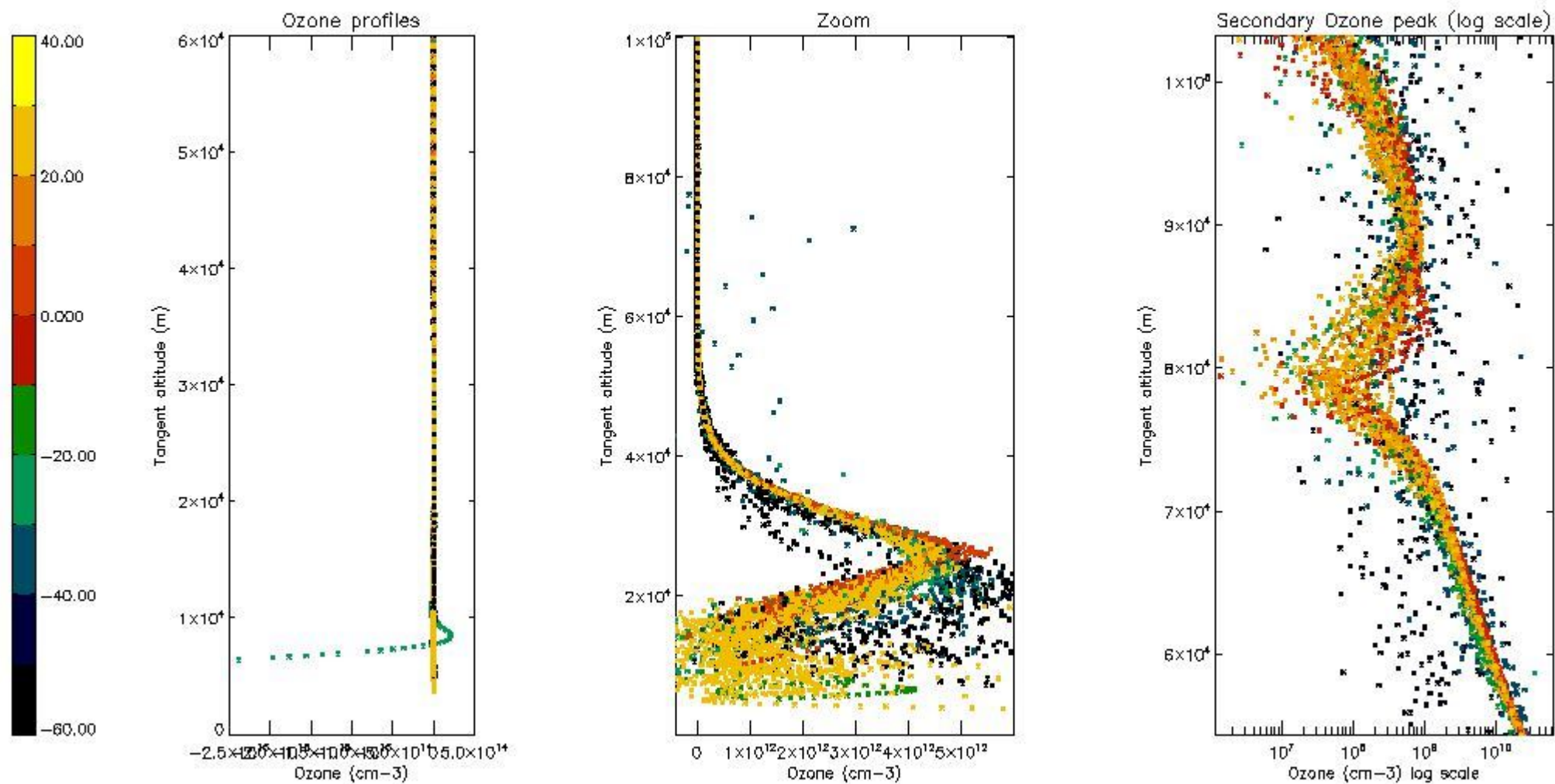
So, the table below shows the percentage of dark limb and valid observations for each criteria with respect to the overall valid daily observations.

Criteria	% of total production
All STD	41
STD < 20	26

STD < 10	23
STD < 5	18

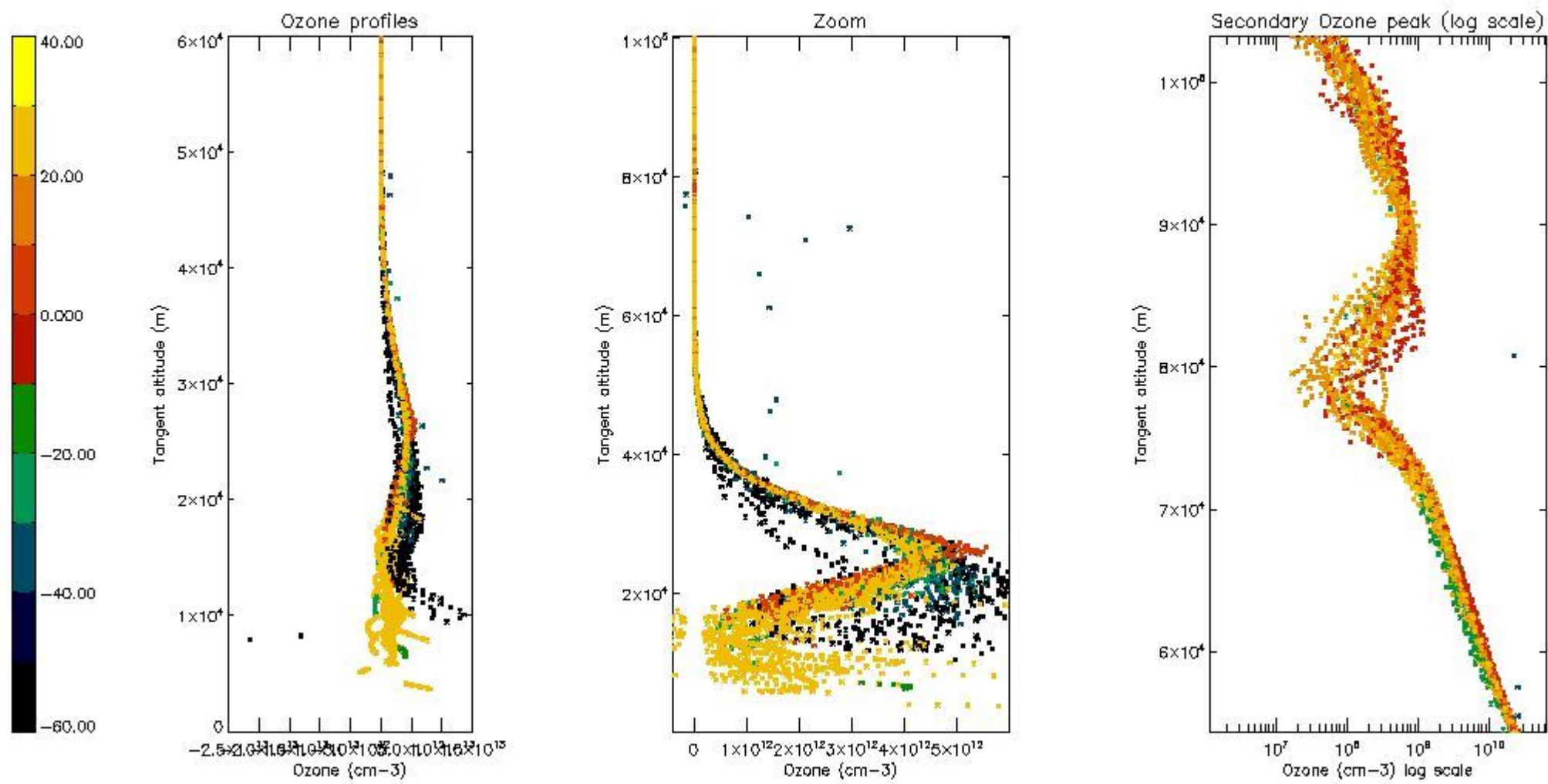
5.2 Plot ozone profiles for all STD (dark without errors)

The colorbar represents the latitude.



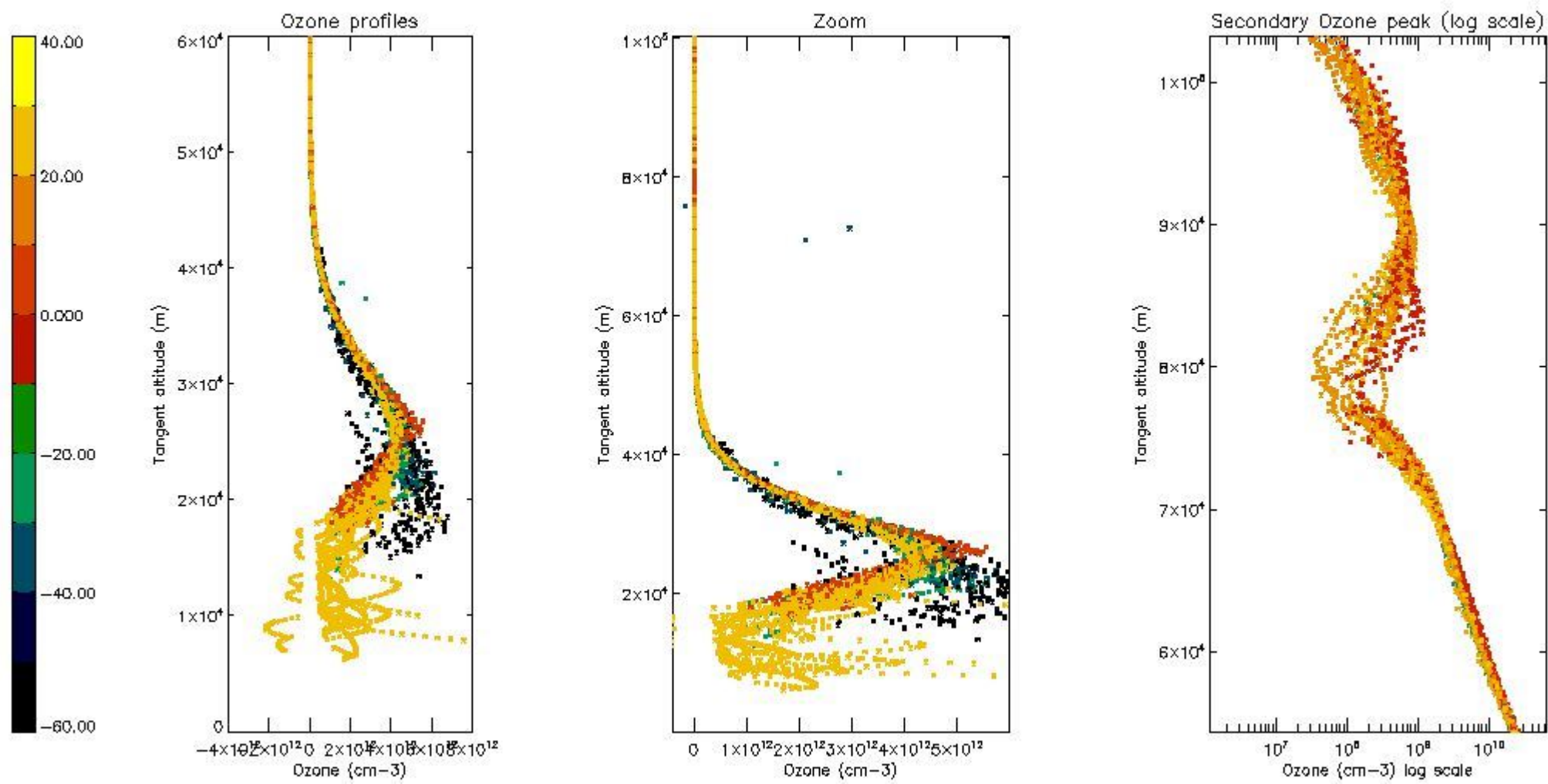
5.3 Plot ozone profiles where STD < 20% (dark without errors)

The colorbar represents the latitude.



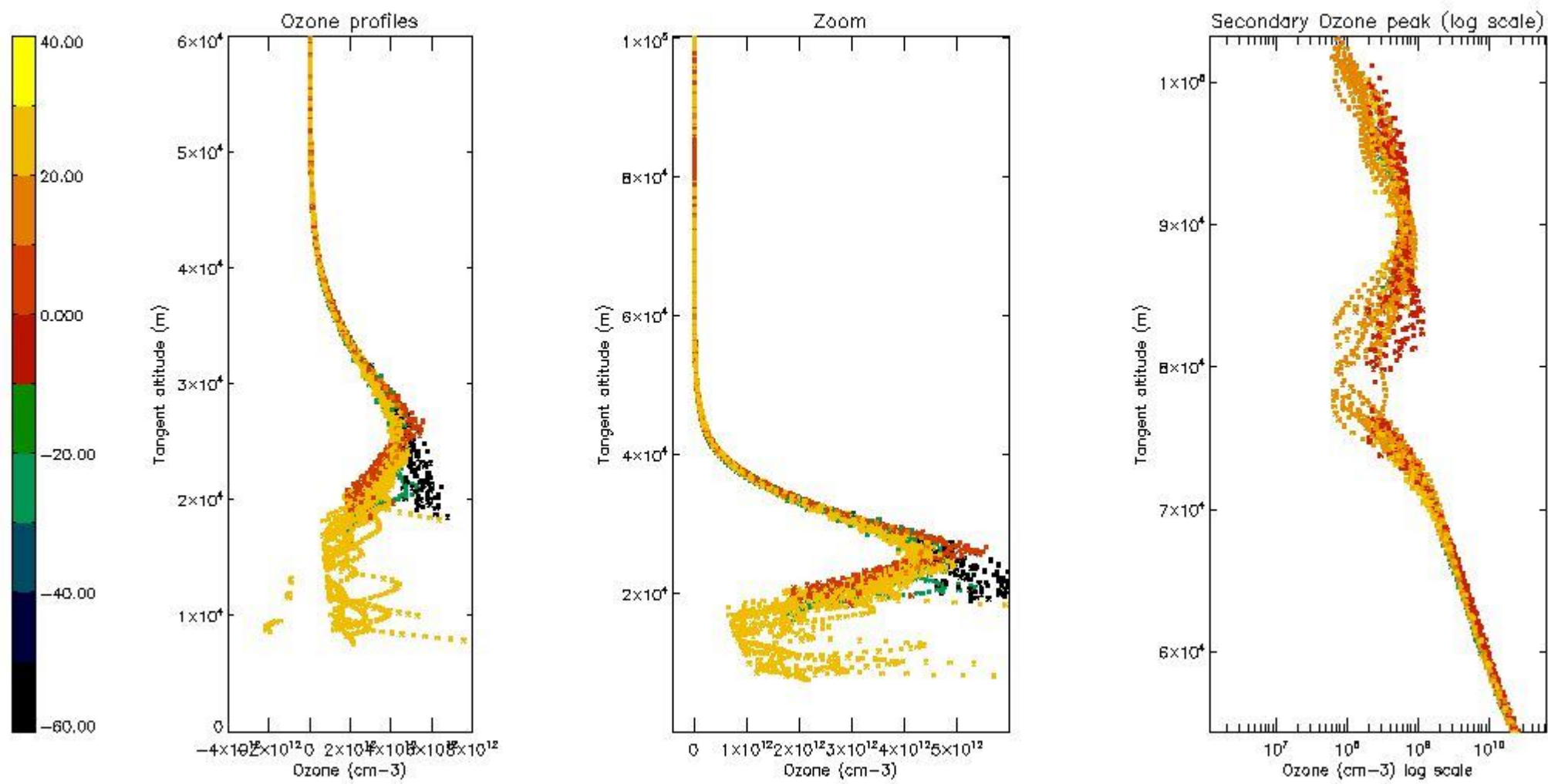
5.4 Plot ozone profiles where STD < 10% (dark without errors)

The colorbar represents the latitude.



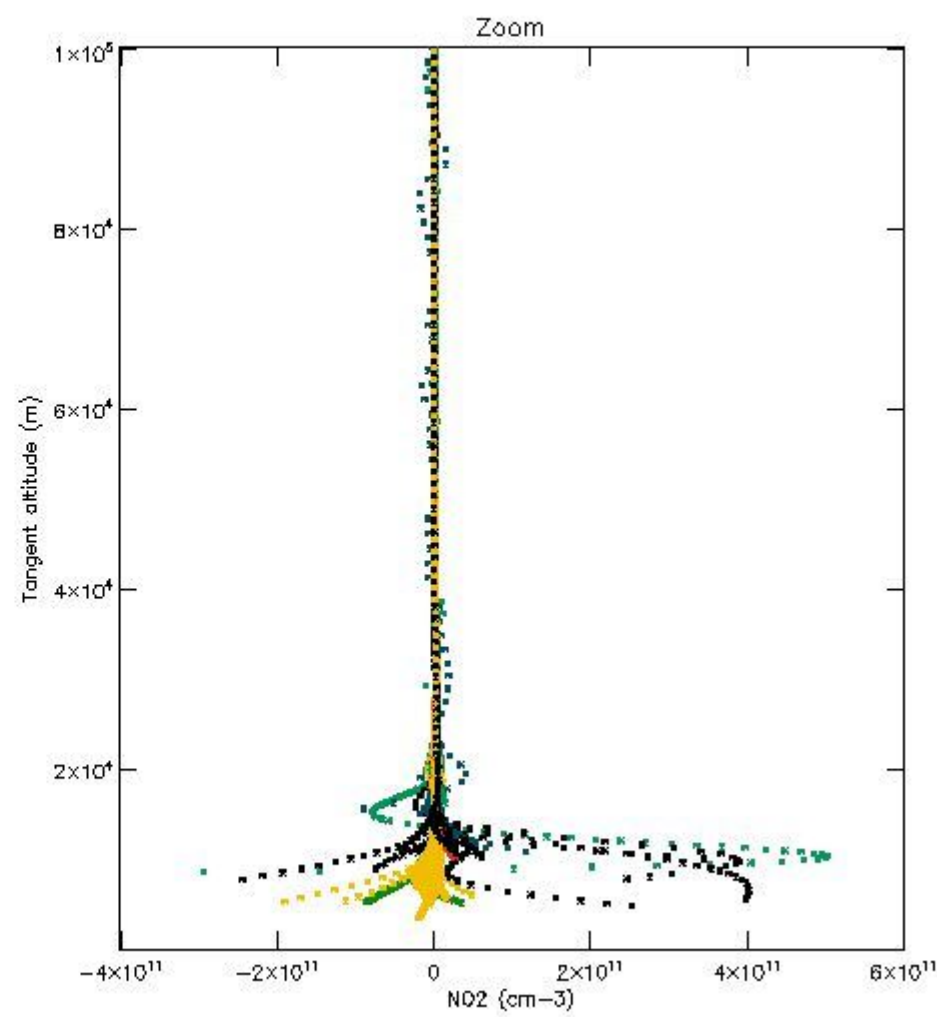
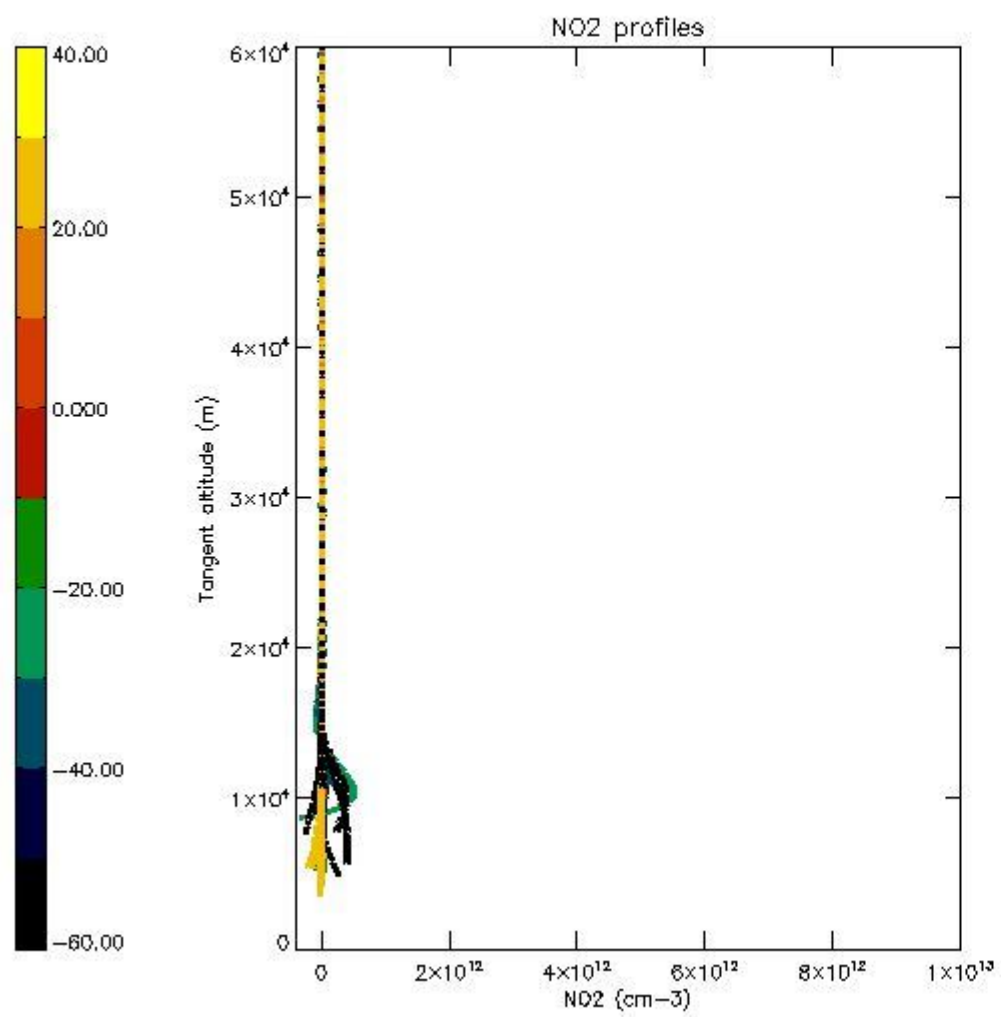
5.5 Plot ozone profiles where STD < 5% (dark without errors)

The colorbar represents the latitude.



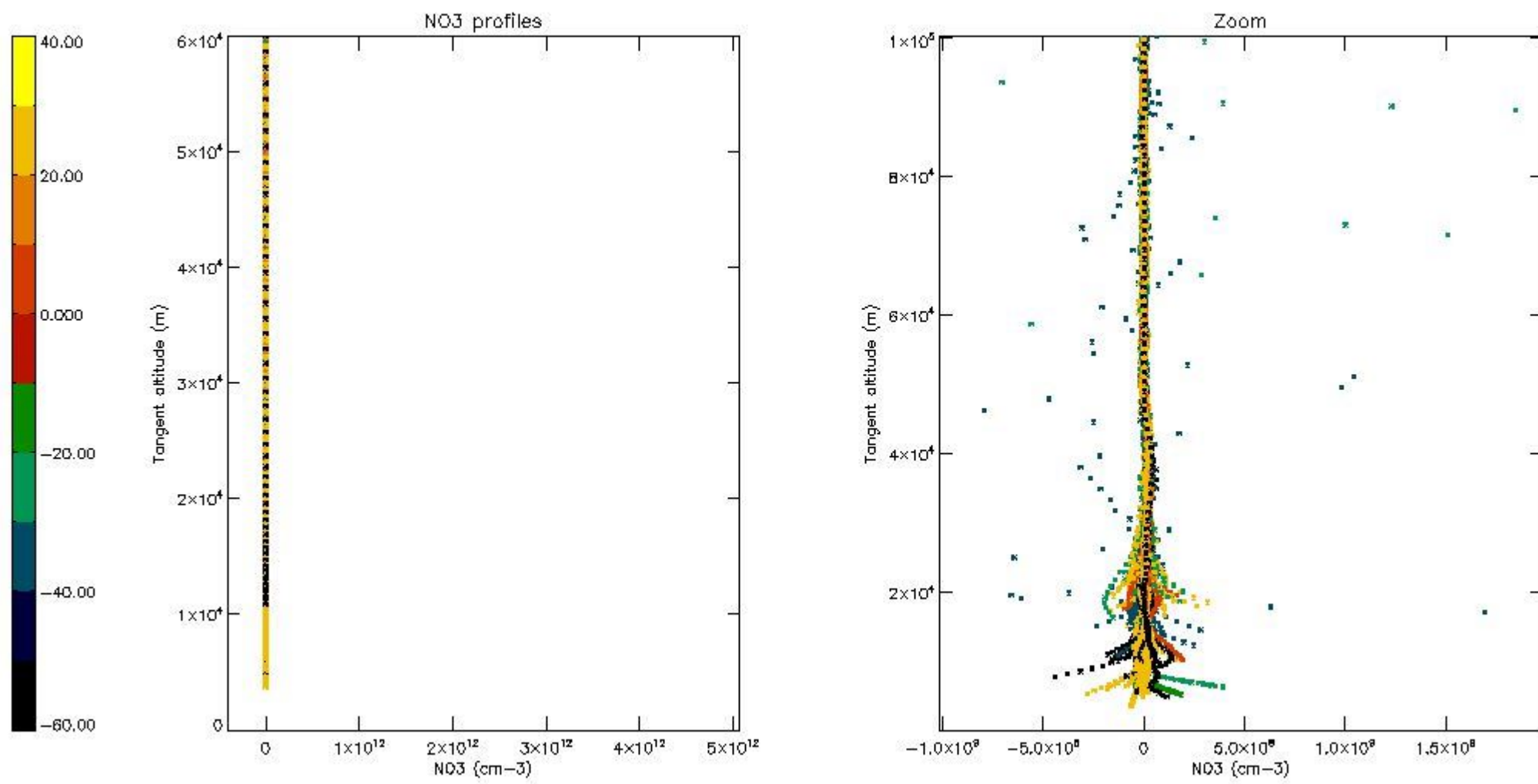
5.6 Plot NO₂ profiles for all STD (dark without errors)

The colorbar represents the latitude.



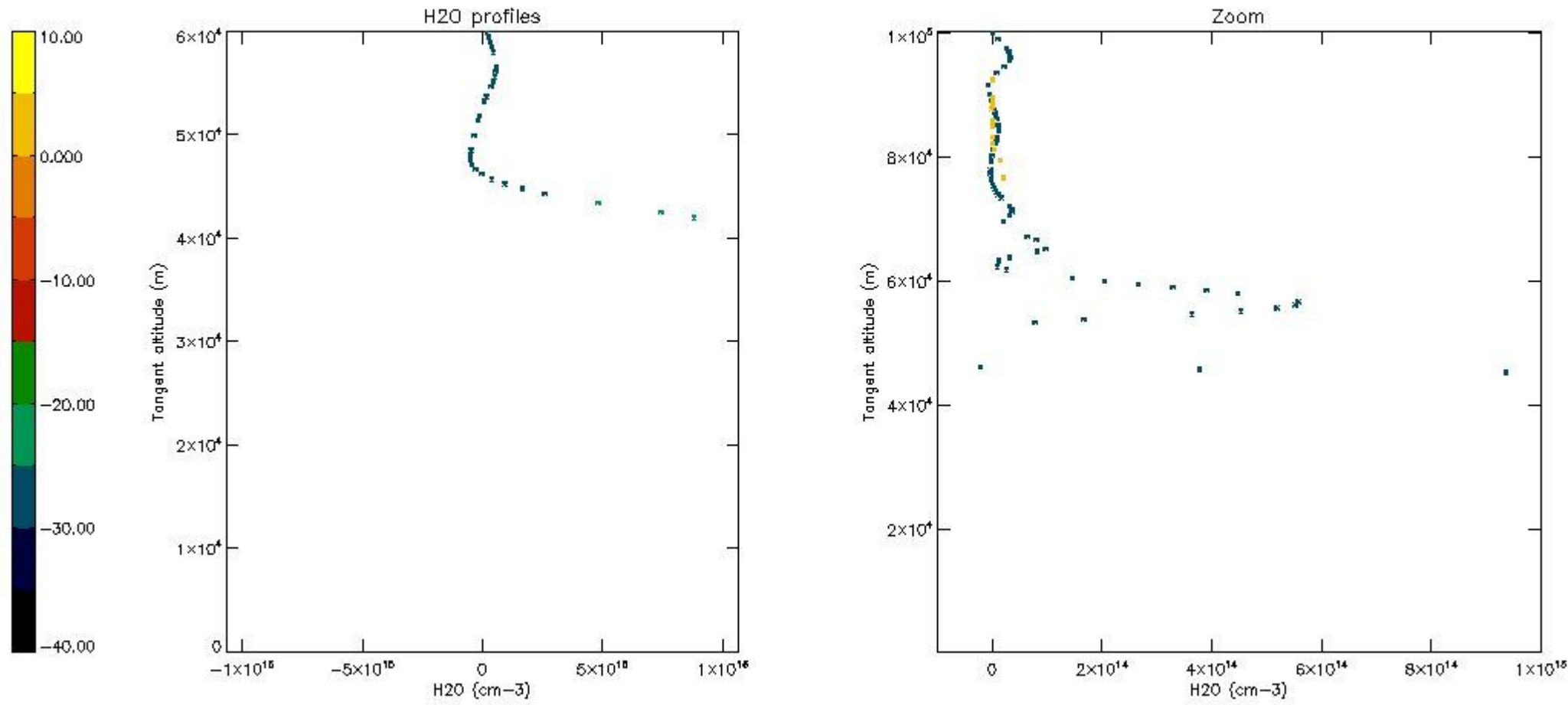
5.7 Plot NO3 profiles for all STD (dark without errors)

The colorbar represents the latitude.



5.8 Plot H₂O profiles for all STD (only for occultations of stars 1,2,3,4,13,14,16,26,63 dark without errors)

The colorbar represents the latitude.



6. Auxiliary Data Files used for the production reported in section 2

The number reported in the third column indicates since which file (see list in section 2) the corresponding auxiliary file has been used. The fourth column is the date of those product files.

Type	Auxiliary Filename	Used since product	Used since product date
INST_PHYS_CHARACTERISTICS	GOM_INS_AXVIEC20091111_143220_20030716_120000_20500101_000000	1	16-OCT-2003 00:02:27
LEVEL-2_PROC_CONFIG	GOM_PR2_AXVIEC20091111_152718_20020301_000000_20500101_000000	1	16-OCT-2003 00:02:27
CROSS_SECTIONS_FILE	GOM_CRS_AXVIEC20091111_154832_20020301_000000_20500101_000000	1	16-OCT-2003 00:02:27

GOMOS Level 2 Daily Report

SUMMARY

[1. General Info](#)

[2. Summary of processed GOM_NL_2P products](#)

[3. Level 2 Quality information per product](#)

[3.1 Plot of level 2 quality information per product \(time dependant\)](#)

[3.2 Plot of level 2 quality information per product \(world map\)](#)

[4. Level 1 Quality information per product \(stored on level 2 products\)](#)

[4.1 Plot of level 1 quality information per product \(time dependant\)](#)

[4.1.1 Plot of level 1 quality information per product \(time dependant\): ASCENDING](#)

[4.1.2 Plot of level 1 quality information per product \(time dependant\): DESCENDING](#)

[4.2 Plot of level 1 quality information per product \(world map\)](#)

[4.2.1 Plot of level 1 quality information per product \(world map\): ASCENDING](#)

[4.2.2 Plot of level 1 quality information per product \(world map\): DESCENDING](#)

[5. Ozone profiles based on quality statistics and other trace gas profiles](#)

[5.1 Ozone statistics based on quality of products](#)

[5.2 Plot ozone profiles for all STD \(dark without errors\)](#)

[5.3 Plot ozone profiles where STD < 20% \(dark without errors\)](#)

[5.4. Plot ozone profiles where STD < 10% \(dark without errors\)](#)

[5.5. Plot ozone profiles where STD < 5% \(dark without errors\)](#)

[5.6 Plot NO2 profiles for all STD \(dark without errors\)](#)

[5.7 Plot NO3 profiles for all STD \(dark without errors\)](#)

[5.8 Plot H2O profiles \(only for occultations of stars 1,2,3,4,13,14,16,26,63 dark without errors\) for all STD](#)

[6. Auxiliary Data Files used for the production reported in section 2](#)

This report presents the daily analysis on parameters extracted from GOMOS level 2 data (GOM_NL__2P). It is intended to monitor some important parameters that will impact the quality of these products. A list of level 2 products (and content) that have arrived during the reporting day to the PCF is also given.

Item	Value
Time of report generation	19APR2013 21:56:06
Data source version	GOMOS/6.01
Start time of products	16-10-2003 (16OCT2003 00:00:00)
Stop time of products	17-10-2003 (17OCT2003 00:00:00)
Store outputs in DB	Yes
Nb of level 2 prods	363
Nb of prods with errors	0

2. Summary of processed GOM_NL__2P products.

Nr	Filename	UTC Start time	Limb	Duration	Star Id	Star Name	Star Mag	Star Temp	Nb Meas	Orbit	Prod. error
1	GOM_NL__2PRFIN20031016_000227_000000392020_00431_08501_0155.N1	16-OCT-2003 00:02:27	Bright	39.000	36	50Alp UMa	1.8000	6300.0	78	8501	No
2	GOM_NL__2PRFIN20031016_000400_000000382020_00431_08501_0156.N1	16-OCT-2003 00:04:00	Bright	38.000	82	48Bet UMa	2.3650	10600.	76	8501	No
3	GOM_NL__2PRFIN20031016_000724_000000352020_00431_08501_0157.N1	16-OCT-2003 00:07:24	Bright	35.000	174	52Psi UMa	3.0040	4400.0	70	8501	No
4	GOM_NL__2PRFIN20031016_001300_000000882020_00431_08501_0158.N1	16-OCT-2003 00:13:00	Bright	88.000	24	66Alp Gem	1.5800	10200.	176	8501	No
5	GOM_NL__2PRFIN20031016_001736_000000512020_00431_08501_0159.N1	16-OCT-2003 00:17:36	Bright	51.000	22	32Alp Leo	1.3600	15200.	102	8501	No
6	GOM_NL__2PRFIN20031016_002458_000000552020_00431_08501_0160.N1	16-OCT-2003 00:24:58	Dark	54.500	48	30Alp Hya	1.9770	4100.0	109	8501	No
7	GOM_NL__2PRFIN20031016_002913_000001732020_00431_08501_0161.N1	16-OCT-2003 00:29:13	Dark	172.50	8	10Alp CMi	0.40000	6500.0	345	8501	No
8	GOM_NL__2PRFIN20031016_003340_000000412020_00431_08501_0162.N1	16-OCT-2003 00:33:40	Dark	40.500	113	Mu Vel	2.6920	5000.0	81	8501	No
9	GOM_NL__2PRFIN20031016_004048_000000672020_00432_08502_0139.N1	16-OCT-2003 00:40:48	Dark	66.500	23	21Eps CMa	1.5020	26000.	133	8502	No
10	GOM_NL__2PRFIN20031016_004341_000001452020_00432_08502_0140.N1	16-OCT-2003 00:43:41	Dark	145.00	1	9Alp CMa	-1.4400	11000.	290	8502	No
11	GOM_NL__2PRFIN20031016_004803_000000662020_00432_08502_0141.N1	16-OCT-2003 00:48:03	Dark	66.000	108	Alp Col	2.6520	15200.	132	8502	No
12	GOM_NL__2PRFIN20031016_005107_000000412020_00432_08502_0142.N1	16-OCT-2003 00:51:07	Dark	40.500	143	Alp Hyi	2.8570	7200.0	81	8502	No
13	GOM_NL__2PRFIN20031016_005233_000000432020_00432_08502_0143.N1	16-OCT-2003 00:52:33	Dark	42.500	9	Alp Eri	0.45300	24000.	85	8502	No
14	GOM_NL__2PRFIN20031016_005507_000000492020_00432_08502_0144.N1	16-OCT-2003 00:55:07	Straylight	49.000	157	The1Eri	2.9060	9300.0	98	8502	No
15	GOM_NL__2PRFIN20031016_005735_000000412020_00432_08502_0145.N1	16-OCT-2003 00:57:35	Straylight	40.500	84	Alp Phe	2.3970	4500.0	81	8502	No
16	GOM_NL__2PRFIN20031016_010410_000000442020_00432_08502_0146.N1	16-OCT-2003 01:04:10	Straylight	43.500	52	16Bet Cet	2.0370	4500.0	87	8502	No
17	GOM_NL__2PRFIN20031016_011350_000000382020_00432_08502_0147.N1	16-OCT-2003 01:13:50	Bright	37.500	140	88Gam Peg	2.8340	26000.	75	8502	No
18	GOM_NL__2PRFIN20031016_011747_000000382020_00432_08502_0148.N1	16-OCT-2003 01:17:47	Bright	37.500	58	21Alp And	2.0730	11000.	75	8502	No
19	GOM_NL__2PRFIN20031016_012019_000000442020_00432_08502_0149.N1	16-OCT-2003 01:20:19	Bright	44.000	53	43Bet And	2.0480	3300.0	88	8502	No
20	GOM_NL__2PRFIN20031016_012159_000000472020_00432_08502_0150.N1	16-OCT-2003 01:21:59	Bright	46.500	173	4Bet Tri	3.0040	8900.0	93	8502	No
21	GOM_NL__2PRFIN20031016_012350_000000462020_00432_08502_0151.N1	16-OCT-2003 01:23:50	Bright	46.000	73	57Gam1And	2.2600	13100.	92	8502	No
22	GOM_NL__2PRFIN20031016_012550_000000412020_00432_08502_0152.N1	16-OCT-2003 01:25:50	Bright	41.000	68	18Alp Cas	2.2250	4500.0	82	8502	No
23	GOM_NL__2PRFIN20031016_013032_000000562020_00432_08502_0153.N1	16-OCT-2003 01:30:32	Bright	55.500	175	39Del Per	3.0100	19400.	111	8502	No
24	GOM_NL__2PRFIN20031016_013449_000000382020_00432_08502_0154.N1	16-OCT-2003 01:34:49	Bright	37.500	49	1Alp UMi	1.9900	6300.0	75	8502	No
25	GOM_NL__2PRFIN20031016_013749_000000372020_00432_08502_0155.N1	16-OCT-2003 01:37:49	Bright	36.500	60	7Bet UMi	2.0810	3950.0	73	8502	No
26	GOM_NL__2PRFIN20031016_014303_000000402020_00432_08502_0156.N1	16-OCT-2003 01:43:03	Bright	39.500	36	50Alp UMa	1.8000	6300.0	79	8502	No
27	GOM_NL__2PRFIN20031016_014437_000000372020_00432_08502_0157.N1	16-OCT-2003 01:44:37	Bright	37.000	82	48Bet UMa	2.3650	10600.	74	8502	No
28	GOM_NL__2PRFIN20031016_014800_000000522020_00432_08502_0158.N1	16-OCT-2003 01:48:00	Bright	52.000	174	52Psi UMa	3.0040	4400.0	104	8502	No
29	GOM_NL__2PRFIN20031016_015337_000000882020_00432_08502_0159.N1	16-OCT-2003 01:53:37	Bright	88.000	24	66Alp Gem	1.5800	10200.	176	8502	No
30	GOM_NL__2PRFIN20031016_015813_000000422020_00432_08502_0160.N1	16-OCT-2003 01:58:13	Bright	41.500	22	32Alp Leo	1.3600	15200.	83	8502	No
31	GOM_NL__2PRFIN20031016_020535_000000552020_00432_08502_0161.N1	16-OCT-2003 02:05:35	Dark	54.500	48	30Alp Hya	1.9770	4100.0	109	8502	No
32	GOM_NL__2PRFIN20031016_020952_000001522020_00432_08502_0162.N1	16-OCT-2003 02:09:52	Dark	151.50	8	10Alp CMi	0.40000	6500.0	303	8502	No
33	GOM_NL__2PRFIN20031016_021416_000000382020_00432_08502_0163.N1	16-OCT-2003 02:14:16	Dark	38.000	113	Mu Vel	2.6920	5000.0	76	8502	No
34	GOM_NL__2PRFIN20031016_022126_000000712020_00433_08503_0240.N1	16-OCT-2003 02:21:26	Dark	70.500	23	21Eps CMa	1.5020	26000.	141	8503	No
35	GOM_NL__2PRFIN20031016_022420_000001782020_00433_08503_0241.N1	16-OCT-2003 02:24:20	Dark	178.00	1	9Alp CMa	-1.4400	11000.	356	8503	No
36	GOM_NL__2PRFIN20031016_022841_000000642020_00433_08503_0242.N1	16-OCT-2003 02:28:41	Dark	64.000	108	Alp Col	2.6520	15200.	128	8503	No
37	GOM_NL__2PRFIN20031016_023143_000000392020_00433_08503_0243.N1	16-OCT-2003 02:31:43	Dark	39.000	143	Alp Hyi	2.8570	7200.0	78	8503	No
38	GOM_NL__2PRFIN20031016_023310_000000422020_00433_08503_0244.N1	16-OCT-2003 02:33:10	Dark	41.500	9	Alp Eri	0.45300	24000.	83	8503	No
39	GOM_NL__2PRFIN20031016_023543_000000472020_00433_08503_0245.N1	16-OCT-2003 02:35:43	Straylight	46.500	157	The1Eri	2.9060	9300.0	93	8503	No
40	GOM_NL__2PRFIN20031016_023811_000000422020_00433_08503_0246.N1	16-OCT-2003 02:38:11	Straylight	41.500	84	Alp Phe	2.3970	4500.0	83	8503	No
41	GOM_NL__2PRFIN20031016_024446_000000462020_00433_08503_0247.N1	16-OCT-2003 02:44:46	Straylight	45.500	52	16Bet Cet	2.0370	4500.0	91	8503	No
42	GOM_NL__2PRFIN20031016_025426_000000382020_00433_08503_0248.N1	16-OCT-2003 02:54:26	Bright	38.000	140	88Gam Peg	2.8340	26000.	76	8503	No

43	GOM_NL__2PRFIN20031016_025823_000000382020_00433_08503_0249.N1	16-OCT-2003 02:58:23	Bright	37.500	58	21Alp And	2.0730	11000.	75	8503	No
44	GOM_NL__2PRFIN20031016_030055_000000432020_00433_08503_0250.N1	16-OCT-2003 03:00:55	Bright	42.500	53	43Bet And	2.0480	3300.0	85	8503	No
45	GOM_NL__2PRFIN20031016_030234_000000482020_00433_08503_0251.N1	16-OCT-2003 03:02:34	Bright	47.500	173	4Bet Tri	3.0040	8900.0	95	8503	No
46	GOM_NL__2PRFIN20031016_030426_000000462020_00433_08503_0252.N1	16-OCT-2003 03:04:26	Bright	46.000	73	57Gam1And	2.2600	13100.	92	8503	No
47	GOM_NL__2PRFIN20031016_030626_000000402020_00433_08503_0253.N1	16-OCT-2003 03:06:26	Bright	39.500	68	18Alp Cas	2.2250	4500.0	79	8503	No
48	GOM_NL__2PRFIN20031016_031106_000000532020_00433_08503_0254.N1	16-OCT-2003 03:11:06	Bright	53.000	175	39Del Per	3.0100	19400.	106	8503	No
49	GOM_NL__2PRFIN20031016_031525_000000382020_00433_08503_0255.N1	16-OCT-2003 03:15:25	Bright	38.000	49	1Alp UMi	1.9900	6300.0	76	8503	No
50	GOM_NL__2PRFIN20031016_031825_000000352020_00433_08503_0256.N1	16-OCT-2003 03:18:25	Bright	35.000	60	7Bet UMi	2.0810	3950.0	70	8503	No
51	GOM_NL__2PRFIN20031016_032339_000000402020_00433_08503_0257.N1	16-OCT-2003 03:23:39	Bright	39.500	36	50Alp UMa	1.8000	6300.0	79	8503	No
52	GOM_NL__2PRFIN20031016_032512_000000392020_00433_08503_0258.N1	16-OCT-2003 03:25:12	Bright	38.500	82	48Bet UMa	2.3650	10600.	77	8503	No
53	GOM_NL__2PRFIN20031016_032836_000000522020_00433_08503_0259.N1	16-OCT-2003 03:28:36	Bright	52.000	174	52Psi UMa	3.0040	4400.0	104	8503	No
54	GOM_NL__2PRFIN20031016_033413_000000892020_00433_08503_0260.N1	16-OCT-2003 03:34:13	Bright	89.000	24	66Alp Gem	1.5800	10200.	178	8503	No
55	GOM_NL__2PRFIN20031016_033849_000000432020_00433_08503_0261.N1	16-OCT-2003 03:38:49	Bright	42.500	22	32Alp Leo	1.3600	15200.	85	8503	No
56	GOM_NL__2PRFIN20031016_034612_000000552020_00433_08503_0262.N1	16-OCT-2003 03:46:12	Dark	54.500	48	30Alp Hya	1.9770	4100.0	109	8503	No
57	GOM_NL__2PRFIN20031016_035031_000001802020_00433_08503_0263.N1	16-OCT-2003 03:50:31	Dark	180.00	8	10Alp CMi	0.40000	6500.0	360	8503	No
58	GOM_NL__2PRFIN20031016_035452_000000412020_00433_08503_0264.N1	16-OCT-2003 03:54:52	Dark	41.000	113	Mu Vel	2.6920	5000.0	82	8503	No
59	GOM_NL__2PRFIN20031016_040203_000000762020_00434_08504_0241.N1	16-OCT-2003 04:02:03	Dark	76.000	23	21Eps CMa	1.5020	26000.	152	8504	No
60	GOM_NL__2PRFIN20031016_040500_000001692020_00434_08504_0242.N1	16-OCT-2003 04:05:00	Dark	168.50	1	9Alp CMa	-1.4400	11000.	337	8504	No
61	GOM_NL__2PRFIN20031016_040917_000000682020_00434_08504_0243.N1	16-OCT-2003 04:09:17	Dark	67.500	108	Alp Col	2.6520	15200.	135	8504	No
62	GOM_NL__2PRFIN20031016_041218_000000412020_00434_08504_0244.N1	16-OCT-2003 04:12:18	Dark	40.500	143	Alp Hyi	2.8570	7200.0	81	8504	No
63	GOM_NL__2PRFIN20031016_041345_000000472020_00434_08504_0245.N1	16-OCT-2003 04:13:45	Dark	47.000	9	Alp Eri	0.45300	24000.	94	8504	No
64	GOM_NL__2PRFIN20031016_041618_000000472020_00434_08504_0246.N1	16-OCT-2003 04:16:18	Straylight	46.500	157	The1Eri	2.9060	9300.0	93	8504	No
65	GOM_NL__2PRFIN20031016_041845_000000452020_00434_08504_0247.N1	16-OCT-2003 04:18:45	Straylight	45.000	84	Alp Phe	2.3970	4500.0	90	8504	No
66	GOM_NL__2PRFIN20031016_042521_000000462020_00434_08504_0248.N1	16-OCT-2003 04:25:21	Straylight	45.500	52	16Bet Cet	2.0370	4500.0	91	8504	No
67	GOM_NL__2PRFIN20031016_043500_000000382020_00434_08504_0249.N1	16-OCT-2003 04:35:00	Bright	38.000	140	88Gam Peg	2.8340	26000.	76	8504	No
68	GOM_NL__2PRFIN20031016_043858_000000402020_00434_08504_0250.N1	16-OCT-2003 04:38:58	Bright	39.500	58	21Alp And	2.0730	11000.	79	8504	No
69	GOM_NL__2PRFIN20031016_044129_000000462020_00434_08504_0251.N1	16-OCT-2003 04:41:29	Bright	45.500	53	43Bet And	2.0480	3300.0	91	8504	No
70	GOM_NL__2PRFIN20031016_044309_000000492020_00434_08504_0252.N1	16-OCT-2003 04:43:09	Bright	48.500	173	4Bet Tri	3.0040	8900.0	97	8504	No
71	GOM_NL__2PRFIN20031016_044500_000000482020_00434_08504_0253.N1	16-OCT-2003 04:45:00	Bright	47.500	73	57Gam1And	2.2600	13100.	95	8504	No
72	GOM_NL__2PRFIN20031016_044701_000000422020_00434_08504_0254.N1	16-OCT-2003 04:47:01	Bright	41.500	68	18Alp Cas	2.2250	4500.0	83	8504	No
73	GOM_NL__2PRFIN20031016_045141_000000532020_00434_08504_0255.N1	16-OCT-2003 04:51:41	Bright	52.500	175	39Del Per	3.0100	19400.	105	8504	No
74	GOM_NL__2PRFIN20031016_045601_000000382020_00434_08504_0256.N1	16-OCT-2003 04:56:01	Bright	38.000	49	1Alp UMi	1.9900	6300.0	76	8504	No
75	GOM_NL__2PRFIN20031016_045901_000000362020_00434_08504_0257.N1	16-OCT-2003 04:59:01	Bright	36.000	60	7Bet UMi	2.0810	3950.0	72	8504	No
76	GOM_NL__2PRFIN20031016_050414_000000372020_00434_08504_0258.N1	16-OCT-2003 05:04:14	Bright	36.500	36	50Alp UMa	1.8000	6300.0	73	8504	No
77	GOM_NL__2PRFIN20031016_050548_000000392020_00434_08504_0259.N1	16-OCT-2003 05:05:48	Bright	38.500	82	48Bet UMa	2.3650	10600.	77	8504	No
78	GOM_NL__2PRFIN20031016_050912_000000362020_00434_08504_0260.N1	16-OCT-2003 05:09:12	Bright	35.500	174	52Psi UMa	3.0040	4400.0	71	8504	No
79	GOM_NL__2PRFIN20031016_051449_000000892020_00434_08504_0261.N1	16-OCT-2003 05:14:49	Bright	88.500	24	66Alp Gem	1.5800	10200.	177	8504	No
80	GOM_NL__2PRFIN20031016_051925_000000422020_00434_08504_0262.N1	16-OCT-2003 05:19:25	Bright	41.500	22	32Alp Leo	1.3600	15200.	83	8504	No
81	GOM_NL__2PRFIN20031016_052649_000000562020_00434_08504_0263.N1	16-OCT-2003 05:26:49	Dark	56.000	48	30Alp Hya	1.9770	4100.0	112	8504	No
82	GOM_NL__2PRFIN20031016_053110_000001812020_00434_08504_0264.N1	16-OCT-2003 05:31:10	Dark	181.00	8	10Alp CMi	0.40000	6500.0	362	8504	No
83	GOM_NL__2PRFIN20031016_053528_000000422020_00434_08504_0265.N1	16-OCT-2003 05:35:28	Dark	41.500	113	Mu Vel	2.6920	5000.0	83	8504	No
84	GOM_NL__2PRFIN20031016_054241_000000702020_00435_08505_0139.N1	16-OCT-2003 05:42:41	Dark	70.000	23	21Eps CMa	1.5020	26000.	140	8505	No
85	GOM_NL__2PRFIN20031016_054539_000001552020_00435_08505_0140.N1	16-OCT-2003 05:45:39	Dark	154.50	1	9Alp CMa	-1.4400	11000.	309	8505	No
86	GOM_NL__2PRFIN20031016_054955_000000672020_00435_08505_0141.N1	16-OCT-2003 05:49:55	Dark	66.500	108	Alp Col	2.6520	15200.	133	8505	No
87	GOM_NL__2PRFIN20031016_055255_000000402020_00435_08505_0142.N1	16-OCT-2003 05:52:55	Dark	40.000	143	Alp Hyi	2.8570	7200.0	80	8505	No
88	GOM_NL__2PRFIN20031016_055421_000000522020_00435_08505_0143.N1	16-OCT-2003 05:54:21	Dark	52.000	9	Alp Eri	0.45300	24000.	104	8505	No
89	GOM_NL__2PRFIN20031016_055656_000000452020_00435_08505_0144.N1	16-OCT-2003 05:56:56	Straylight	44.500	157	The1Eri	2.9060	9300.0	89	8505	No
90	GOM_NL__2PRFIN20031016_055922_000000412020_00435_08505_0145.N1	16-OCT-2003 05:59:22	Straylight	41.000	84	Alp Phe	2.3970	4500.0	82	8505	No
91	GOM_NL__2PRFIN20031016_060557_000000492020_00435_08505_0146.N1	16-OCT-2003 06:05:57	Straylight	48.500	52	16Bet Cet	2.0370	4500.0	97	8505	No
92	GOM_NL__2PRFIN20031016_061536_000000402020_00435_08505_0147.N1	16-OCT-2003 06:15:36	Bright	39.500	140	88Gam Peg	2.8340	26000.	79	8505	No
93	GOM_NL__2PRFIN20031016_061934_000000392020_00435_08505_0148.N1	16-OCT-2003 06:19:34	Bright	38.500	58	21Alp And	2.0730	11000.	77	8505	No
94	GOM_NL__2PRFIN20031016_062205_000000412020_00435_08505_0149.N1	16-OCT-2003 06:22:05	Bright	40.500	53	43Bet And	2.0480	3300.0	81	8505	No
95	GOM_NL__2PRFIN20031016_062345_000000472020_00435_08505_0150.N1	16-OCT-2003 06:23:45	Bright	46.500	173	4Bet Tri	3.0040	8900.0	93	8505	No
96	GOM_NL__2PRFIN20031016_062536_000000452020_00435_08505_0151.N1	16-OCT-2003 06:25:36	Bright	44.500	73	57Gam1And	2.2600	13100.	89	8505	No
97	GOM_NL__2PRFIN20031016_062737_000000402020_00435_08505_0152.N1	16-OCT-2003 06:27:37	Bright	40.000	68	18Alp Cas	2.2250	4500.0	80	8505	No
98	GOM_NL__2PRFIN20031016_062858_000000402020_00435_08505_0153.N1	16-OCT-2003 06:28:58	Bright	39.500	76	27Gam Cas	2.3000	30000.	79	8505	No
99	GOM_NL__2PRFIN20031016_063027_000000392020_00435_08505_0154.N1	16-OCT-2003 06:30:27	Bright	38.500	89	5Alp Cep	2.4510	8000.0	77	8505	No
100	GOM_NL__2PRFIN20031016_063216_000000552020_00435_08505_0155.N1	16-OCT-2003 06:32:16	Bright	55.000	175	39Del Per	3.0100	19400.	110	8505	No
101	GOM_NL__2PRFIN20031016_063637_000000402020_00435_08505_0156.N1	16-OCT-2003 06:36:37	Bright	39.500	49	1Alp UMi	1.9900	6300.0	79	8505	No

102	GOM_NL__2PRFIN20031016_063938_000000392020_00435_08505_0157.N1	16-OCT-2003 06:39:38	Bright	39.000	60	7Bet UMi	2.0810	3950.0	78	8505	No
103	GOM_NL__2PRFIN20031016_064451_000000392020_00435_08505_0158.N1	16-OCT-2003 06:44:51	Bright	39.000	36	50Alp UMa	1.8000	6300.0	78	8505	No
104	GOM_NL__2PRFIN20031016_064624_000000372020_00435_08505_0159.N1	16-OCT-2003 06:46:24	Bright	37.000	82	48Bet UMa	2.3650	10600.	74	8505	No
105	GOM_NL__2PRFIN20031016_064948_000000382020_00435_08505_0160.N1	16-OCT-2003 06:49:48	Bright	37.500	174	52Psi UMa	3.0040	4400.0	75	8505	No
106	GOM_NL__2PRFIN20031016_065734_000001012020_00435_08505_0161.N1	16-OCT-2003 06:57:34	Bright	100.50	17	78Bet Gem	1.1610	4500.0	201	8505	No
107	GOM_NL__2PRFIN20031016_070726_000000592020_00435_08505_0162.N1	16-OCT-2003 07:07:26	Dark	58.500	48	30Alp Hya	1.9770	4100.0	117	8505	No
108	GOM_NL__2PRFIN20031016_071604_000000422020_00435_08505_0163.N1	16-OCT-2003 07:16:04	Dark	41.500	113	Mu Vel	2.6920	5000.0	83	8505	No
109	GOM_NL__2PRFIN20031016_072055_000000402020_00436_08506_0139.N1	16-OCT-2003 07:20:55	Dark	39.500	159	Ups Car	2.9200	7200.0	79	8506	No
110	GOM_NL__2PRFIN20031016_072319_000000692020_00436_08506_0140.N1	16-OCT-2003 07:23:19	Dark	68.500	23	21Eps CMa	1.5020	26000.	137	8506	No
111	GOM_NL__2PRFIN20031016_072618_000001422020_00436_08506_0141.N1	16-OCT-2003 07:26:18	Dark	142.00	1	9Alp CMa	-1.4400	11000.	284	8506	No
112	GOM_NL__2PRFIN20031016_073032_000000682020_00436_08506_0142.N1	16-OCT-2003 07:30:32	Dark	68.000	108	Alp Col	2.6520	15200.	136	8506	No
113	GOM_NL__2PRFIN20031016_073330_000000422020_00436_08506_0143.N1	16-OCT-2003 07:33:30	Dark	42.000	143	Alp Hyi	2.8570	7200.0	84	8506	No
114	GOM_NL__2PRFIN20031016_073457_000000532020_00436_08506_0144.N1	16-OCT-2003 07:34:57	Dark	53.000	9	Alp Eri	0.45300	24000.	106	8506	No
115	GOM_NL__2PRFIN20031016_073732_000000472020_00436_08506_0145.N1	16-OCT-2003 07:37:32	Straylight	47.000	157	The1Eri	2.9060	9300.0	94	8506	No
116	GOM_NL__2PRFIN20031016_073958_000000422020_00436_08506_0146.N1	16-OCT-2003 07:39:58	Straylight	42.000	84	Alp Phe	2.3970	4500.0	84	8506	No
117	GOM_NL__2PRFIN20031016_074633_000000472020_00436_08506_0147.N1	16-OCT-2003 07:46:33	Straylight	47.000	52	16Bet Cet	2.0370	4500.0	94	8506	No
118	GOM_NL__2PRFIN20031016_075612_000000392020_00436_08506_0148.N1	16-OCT-2003 07:56:12	Bright	38.500	140	88Gam Peg	2.8340	26000.	77	8506	No
119	GOM_NL__2PRFIN20031016_080009_000000392020_00436_08506_0149.N1	16-OCT-2003 08:00:09	Bright	39.000	58	21Alp And	2.0730	11000.	78	8506	No
120	GOM_NL__2PRFIN20031016_080240_000000432020_00436_08506_0150.N1	16-OCT-2003 08:02:40	Bright	43.000	53	43Bet And	2.0480	3300.0	86	8506	No
121	GOM_NL__2PRFIN20031016_080419_000000482020_00436_08506_0151.N1	16-OCT-2003 08:04:19	Bright	48.000	173	4Bet Tri	3.0040	8900.0	96	8506	No
122	GOM_NL__2PRFIN20031016_080610_000000502020_00436_08506_0152.N1	16-OCT-2003 08:06:10	Bright	50.000	73	57Gam1And	2.2600	13100.	100	8506	No
123	GOM_NL__2PRFIN20031016_080813_000000412020_00436_08506_0153.N1	16-OCT-2003 08:08:13	Bright	40.500	68	18Alp Cas	2.2250	4500.0	81	8506	No
124	GOM_NL__2PRFIN20031016_080932_000000422020_00436_08506_0154.N1	16-OCT-2003 08:09:32	Bright	42.000	76	27Gam Cas	2.3000	30000.	84	8506	No
125	GOM_NL__2PRFIN20031016_081104_000000382020_00436_08506_0155.N1	16-OCT-2003 08:11:04	Bright	37.500	89	5Alp Cep	2.4510	8000.0	75	8506	No
126	GOM_NL__2PRFIN20031016_081251_000000532020_00436_08506_0156.N1	16-OCT-2003 08:12:51	Bright	52.500	175	39Del Per	3.0100	19400.	105	8506	No
127	GOM_NL__2PRFIN20031016_081712_000000362020_00436_08506_0157.N1	16-OCT-2003 08:17:12	Bright	35.500	49	1Alp UMi	1.9900	6300.0	71	8506	No
128	GOM_NL__2PRFIN20031016_082013_000000392020_00436_08506_0158.N1	16-OCT-2003 08:20:13	Bright	38.500	60	7Bet UMi	2.0810	3950.0	77	8506	No
129	GOM_NL__2PRFIN20031016_082527_000000402020_00436_08506_0159.N1	16-OCT-2003 08:25:27	Bright	39.500	36	50Alp UMa	1.8000	6300.0	79	8506	No
130	GOM_NL__2PRFIN20031016_082700_000000392020_00436_08506_0160.N1	16-OCT-2003 08:27:00	Bright	38.500	82	48Bet UMa	2.3650	10600.	77	8506	No
131	GOM_NL__2PRFIN20031016_083023_000000392020_00436_08506_0161.N1	16-OCT-2003 08:30:23	Bright	38.500	174	52Psi UMa	3.0040	4400.0	77	8506	No
132	GOM_NL__2PRFIN20031016_083810_000000992020_00436_08506_0162.N1	16-OCT-2003 08:38:10	Bright	99.000	17	78Bet Gem	1.1610	4500.0	198	8506	No
133	GOM_NL__2PRFIN20031016_084801_000000552020_00436_08506_0163.N1	16-OCT-2003 08:48:01	Dark	55.000	48	30Alp Hya	1.9770	4100.0	110	8506	No
134	GOM_NL__2PRFIN20031016_085640_000000452020_00436_08506_0164.N1	16-OCT-2003 08:56:40	Dark	44.500	113	Mu Vel	2.6920	5000.0	89	8506	No
135	GOM_NL__2PRFIN20031016_090131_000000392020_00437_08507_0139.N1	16-OCT-2003 09:01:31	Dark	39.000	159	Ups Car	2.9200	7200.0	78	8507	No
136	GOM_NL__2PRFIN20031016_090357_000000692020_00437_08507_0140.N1	16-OCT-2003 09:03:57	Dark	69.000	23	21Eps CMa	1.5020	26000.	138	8507	No
137	GOM_NL__2PRFIN20031016_090658_000002032020_00437_08507_0141.N1	16-OCT-2003 09:06:58	Dark	203.00	1	9Alp CMa	-1.4400	11000.	406	8507	No
138	GOM_NL__2PRFIN20031016_091110_000000702020_00437_08507_0142.N1	16-OCT-2003 09:11:10	Dark	69.500	108	Alp Col	2.6520	15200.	139	8507	No
139	GOM_NL__2PRFIN20031016_091407_000000402020_00437_08507_0143.N1	16-OCT-2003 09:14:07	Dark	39.500	143	Alp Hyi	2.8570	7200.0	79	8507	No
140	GOM_NL__2PRFIN20031016_091533_000000522020_00437_08507_0144.N1	16-OCT-2003 09:15:33	Dark	51.500	9	Alp Eri	0.45300	24000.	103	8507	No
141	GOM_NL__2PRFIN20031016_091808_000000492020_00437_08507_0145.N1	16-OCT-2003 09:18:08	Straylight	49.000	157	The1Eri	2.9060	9300.0	98	8507	No
142	GOM_NL__2PRFIN20031016_092034_000000422020_00437_08507_0146.N1	16-OCT-2003 09:20:34	Straylight	41.500	84	Alp Phe	2.3970	4500.0	83	8507	No
143	GOM_NL__2PRFIN20031016_092709_000000462020_00437_08507_0147.N1	16-OCT-2003 09:27:09	Straylight	46.000	52	16Bet Cet	2.0370	4500.0	92	8507	No
144	GOM_NL__2PRFIN20031016_093649_000000392020_00437_08507_0148.N1	16-OCT-2003 09:36:49	Bright	38.500	140	88Gam Peg	2.8340	26000.	77	8507	No
145	GOM_NL__2PRFIN20031016_094045_000000402020_00437_08507_0149.N1	16-OCT-2003 09:40:45	Bright	40.000	58	21Alp And	2.0730	11000.	80	8507	No
146	GOM_NL__2PRFIN20031016_094317_000000452020_00437_08507_0150.N1	16-OCT-2003 09:43:17	Bright	44.500	53	43Bet And	2.0480	3300.0	89	8507	No
147	GOM_NL__2PRFIN20031016_094455_000000482020_00437_08507_0151.N1	16-OCT-2003 09:44:55	Bright	48.000	173	4Bet Tri	3.0040	8900.0	96	8507	No
148	GOM_NL__2PRFIN20031016_094646_000000482020_00437_08507_0152.N1	16-OCT-2003 09:46:46	Bright	48.000	73	57Gam1And	2.2600	13100.	96	8507	No
149	GOM_NL__2PRFIN20031016_094848_000000402020_00437_08507_0153.N1	16-OCT-2003 09:48:48	Bright	39.500	68	18Alp Cas	2.2250	4500.0	79	8507	No
150	GOM_NL__2PRFIN20031016_095007_000000422020_00437_08507_0154.N1	16-OCT-2003 09:50:07	Bright	42.000	76	27Gam Cas	2.3000	30000.	84	8507	No
151	GOM_NL__2PRFIN20031016_095139_000000392020_00437_08507_0155.N1	16-OCT-2003 09:51:39	Bright	39.000	89	5Alp Cep	2.4510	8000.0	78	8507	No
152	GOM_NL__2PRFIN20031016_095325_000000562020_00437_08507_0156.N1	16-OCT-2003 09:53:25	Bright	56.000	175	39Del Per	3.0100	19400.	112	8507	No
153	GOM_NL__2PRFIN20031016_095748_000000392020_00437_08507_0157.N1	16-OCT-2003 09:57:48	Bright	39.000	49	1Alp UMi	1.9900	6300.0	78	8507	No
154	GOM_NL__2PRFIN20031016_100050_000000372020_00437_08507_0158.N1	16-OCT-2003 10:00:50	Bright	37.000	60	7Bet UMi	2.0810	3950.0	74	8507	No
155	GOM_NL__2PRFIN20031016_100603_000000392020_00437_08507_0159.N1	16-OCT-2003 10:06:03	Bright	38.500	36	50Alp UMa	1.8000	6300.0	77	8507	No
156	GOM_NL__2PRFIN20031016_100736_000000422020_00437_08507_0160.N1	16-OCT-2003 10:07:36	Bright	41.500	82	48Bet UMa	2.3650	10600.	83	8507	No
157	GOM_NL__2PRFIN20031016_101100_000000362020_00437_08507_0161.N1	16-OCT-2003 10:11:00	Bright	35.500	174	52Psi UMa	3.0040	4400.0	71	8507	No
158	GOM_NL__2PRFIN20031016_101846_000000972020_00437_08507_0162.N1	16-OCT-2003 10:18:46	Bright	97.000	17	78Bet Gem	1.1610	4500.0	194	8507	No
159	GOM_NL__2PRFIN20031016_102838_000000632020_00437_08507_0163.N1	16-OCT-2003 10:28:38	Dark	63.000	48	30Alp Hya	1.9770	4100.0	126	8507	No
160	GOM_NL__2PRFIN20031016_103716_000000442020_00437_08507_0164.N1	16-OCT-2003 10:37:16	Dark	43.500	113	Mu Vel	2.6920	5000.0	87	8507	No

161	GOM_NL__2PRFIN20031016_104207_000000392020_00438_08508_0140.N1	16-OCT-2003 10:42:07	Dark	39.000	159	Ups Car	2.9200	7200.0	78	8508	No
162	GOM_NL__2PRFIN20031016_104434_000000692020_00438_08508_0141.N1	16-OCT-2003 10:44:34	Dark	69.000	23	21Eps CMa	1.5020	26000.	138	8508	No
163	GOM_NL__2PRFIN20031016_104737_000001912020_00438_08508_0142.N1	16-OCT-2003 10:47:37	Dark	190.50	1	9Alp CMa	-1.4400	11000.	381	8508	No
164	GOM_NL__2PRFIN20031016_105147_000000682020_00438_08508_0143.N1	16-OCT-2003 10:51:47	Dark	67.500	108	Alp Col	2.6520	15200.	135	8508	No
165	GOM_NL__2PRFIN20031016_105443_000000422020_00438_08508_0144.N1	16-OCT-2003 10:54:43	Dark	42.000	143	Alp Hyi	2.8570	7200.0	84	8508	No
166	GOM_NL__2PRFIN20031016_105610_000000412020_00438_08508_0145.N1	16-OCT-2003 10:56:10	Dark	41.000	9	Alp Eri	0.45300	24000.	82	8508	No
167	GOM_NL__2PRFIN20031016_105845_000000472020_00438_08508_0146.N1	16-OCT-2003 10:58:45	Straylight	46.500	157	The1Eri	2.9060	9300.0	93	8508	No
168	GOM_NL__2PRFIN20031016_110110_000000472020_00438_08508_0147.N1	16-OCT-2003 11:01:10	Straylight	47.000	84	Alp Phe	2.3970	4500.0	94	8508	No
169	GOM_NL__2PRFIN20031016_110745_000000442020_00438_08508_0148.N1	16-OCT-2003 11:07:45	Straylight	44.000	52	16Bet Cet	2.0370	4500.0	88	8508	No
170	GOM_NL__2PRFIN20031016_111725_000000382020_00438_08508_0149.N1	16-OCT-2003 11:17:25	Bright	37.500	140	88Gam Peg	2.8340	26000.	75	8508	No
171	GOM_NL__2PRFIN20031016_112122_000000402020_00438_08508_0150.N1	16-OCT-2003 11:21:22	Bright	39.500	58	21Alp And	2.0730	11000.	79	8508	No
172	GOM_NL__2PRFIN20031016_112352_000000442020_00438_08508_0151.N1	16-OCT-2003 11:23:52	Bright	43.500	53	43Bet And	2.0480	3300.0	87	8508	No
173	GOM_NL__2PRFIN20031016_112530_000000462020_00438_08508_0152.N1	16-OCT-2003 11:25:30	Bright	46.000	173	4Bet Tri	3.0040	8900.0	92	8508	No
174	GOM_NL__2PRFIN20031016_112721_000000482020_00438_08508_0153.N1	16-OCT-2003 11:27:21	Bright	47.500	73	57Gam1And	2.2600	13100.	95	8508	No
175	GOM_NL__2PRFIN20031016_112925_000000402020_00438_08508_0154.N1	16-OCT-2003 11:29:25	Bright	40.000	68	18Alp Cas	2.2250	4500.0	80	8508	No
176	GOM_NL__2PRFIN20031016_113046_000000402020_00438_08508_0155.N1	16-OCT-2003 11:30:46	Bright	39.500	76	27Gam Cas	2.3000	30000.	79	8508	No
177	GOM_NL__2PRFIN20031016_113216_000000382020_00438_08508_0156.N1	16-OCT-2003 11:32:16	Bright	38.000	89	5Alp Cep	2.4510	8000.0	76	8508	No
178	GOM_NL__2PRFIN20031016_113400_000000542020_00438_08508_0157.N1	16-OCT-2003 11:34:00	Bright	54.000	175	39Del Per	3.0100	19400.	108	8508	No
179	GOM_NL__2PRFIN20031016_113824_000000392020_00438_08508_0158.N1	16-OCT-2003 11:38:24	Bright	38.500	49	1Alp UMi	1.9900	6300.0	77	8508	No
180	GOM_NL__2PRFIN20031016_114126_000000392020_00438_08508_0159.N1	16-OCT-2003 11:41:26	Bright	39.000	60	7Bet UMi	2.0810	3950.0	78	8508	No
181	GOM_NL__2PRFIN20031016_114639_000000402020_00438_08508_0160.N1	16-OCT-2003 11:46:39	Bright	39.500	36	50Alp UMa	1.8000	6300.0	79	8508	No
182	GOM_NL__2PRFIN20031016_114812_000000382020_00438_08508_0161.N1	16-OCT-2003 11:48:12	Bright	38.000	82	48Bet UMa	2.3650	10600.	76	8508	No
183	GOM_NL__2PRFIN20031016_115136_000000362020_00438_08508_0162.N1	16-OCT-2003 11:51:36	Bright	36.000	174	52Psi UMa	3.0040	4400.0	72	8508	No
184	GOM_NL__2PRFIN20031016_115923_000001002020_00438_08508_0163.N1	16-OCT-2003 11:59:23	Bright	99.500	17	78Bet Gem	1.1610	4500.0	199	8508	No
185	GOM_NL__2PRFIN20031016_120915_000000582020_00438_08508_0164.N1	16-OCT-2003 12:09:15	Dark	57.500	48	30Alp Hya	1.9770	4100.0	115	8508	No
186	GOM_NL__2PRFIN20031016_121753_000000412020_00438_08508_0165.N1	16-OCT-2003 12:17:53	Dark	41.000	113	Mu Vel	2.6920	5000.0	82	8508	No
187	GOM_NL__2PRFIN20031016_122243_000000392020_00439_08509_0141.N1	16-OCT-2003 12:22:43	Dark	38.500	159	Ups Car	2.9200	7200.0	77	8509	No
188	GOM_NL__2PRFIN20031016_122512_000000712020_00439_08509_0142.N1	16-OCT-2003 12:25:12	Dark	71.000	23	21Eps CMa	1.5020	26000.	142	8509	No
189	GOM_NL__2PRFIN20031016_122816_000001952020_00439_08509_0143.N1	16-OCT-2003 12:28:16	Dark	194.50	1	9Alp CMa	-1.4400	11000.	389	8509	No
190	GOM_NL__2PRFIN20031016_123225_000000662020_00439_08509_0144.N1	16-OCT-2003 12:32:25	Dark	66.000	108	Alp Col	2.6520	15200.	132	8509	No
191	GOM_NL__2PRFIN20031016_123520_000000412020_00439_08509_0145.N1	16-OCT-2003 12:35:20	Dark	40.500	143	Alp Hyi	2.8570	7200.0	81	8509	No
192	GOM_NL__2PRFIN20031016_123646_000000482020_00439_08509_0146.N1	16-OCT-2003 12:36:46	Dark	48.000	9	Alp Eri	0.45300	24000.	96	8509	No
193	GOM_NL__2PRFIN20031016_123921_000000472020_00439_08509_0147.N1	16-OCT-2003 12:39:21	Straylight	46.500	157	The1Eri	2.9060	9300.0	93	8509	No
194	GOM_NL__2PRFIN20031016_124147_000000382020_00439_08509_0148.N1	16-OCT-2003 12:41:47	Straylight	38.000	84	Alp Phe	2.3970	4500.0	76	8509	No
195	GOM_NL__2PRFIN20031016_124822_000000492020_00439_08509_0149.N1	16-OCT-2003 12:48:22	Straylight	48.500	52	16Bet Cet	2.0370	4500.0	97	8509	No
196	GOM_NL__2PRFIN20031016_125801_000000382020_00439_08509_0150.N1	16-OCT-2003 12:58:01	Bright	37.500	140	88Gam Peg	2.8340	26000.	75	8509	No
197	GOM_NL__2PRFIN20031016_130158_000000392020_00439_08509_0151.N1	16-OCT-2003 13:01:58	Bright	39.000	58	21Alp And	2.0730	11000.	78	8509	No
198	GOM_NL__2PRFIN20031016_130428_000000402020_00439_08509_0152.N1	16-OCT-2003 13:04:28	Bright	40.000	53	43Bet And	2.0480	3300.0	80	8509	No
199	GOM_NL__2PRFIN20031016_130605_000000482020_00439_08509_0153.N1	16-OCT-2003 13:06:05	Bright	48.000	173	4Bet Tri	3.0040	8900.0	96	8509	No
200	GOM_NL__2PRFIN20031016_130757_000000482020_00439_08509_0154.N1	16-OCT-2003 13:07:57	Bright	48.000	73	57Gam1And	2.2600	13100.	96	8509	No
201	GOM_NL__2PRFIN20031016_131000_000000422020_00439_08509_0155.N1	16-OCT-2003 13:10:00	Bright	41.500	68	18Alp Cas	2.2250	4500.0	83	8509	No
202	GOM_NL__2PRFIN20031016_131121_000000412020_00439_08509_0156.N1	16-OCT-2003 13:11:21	Bright	40.500	76	27Gam Cas	2.3000	30000.	81	8509	No
203	GOM_NL__2PRFIN20031016_131253_000000392020_00439_08509_0157.N1	16-OCT-2003 13:12:53	Bright	38.500	89	5Alp Cep	2.4510	8000.0	77	8509	No
204	GOM_NL__2PRFIN20031016_131435_000000542020_00439_08509_0158.N1	16-OCT-2003 13:14:35	Bright	54.000	175	39Del Per	3.0100	19400.	108	8509	No
205	GOM_NL__2PRFIN20031016_131900_000000382020_00439_08509_0159.N1	16-OCT-2003 13:19:00	Bright	37.500	49	1Alp UMi	1.9900	6300.0	75	8509	No
206	GOM_NL__2PRFIN20031016_132202_000000362020_00439_08509_0160.N1	16-OCT-2003 13:22:02	Bright	36.000	60	7Bet UMi	2.0810	3950.0	72	8509	No
207	GOM_NL__2PRFIN20031016_132715_000000392020_00439_08509_0161.N1	16-OCT-2003 13:27:15	Bright	39.000	36	50Alp UMa	1.8000	6300.0	78	8509	No
208	GOM_NL__2PRFIN20031016_132848_000000382020_00439_08509_0162.N1	16-OCT-2003 13:28:48	Bright	38.000	82	48Bet UMa	2.3650	10600.	76	8509	No
209	GOM_NL__2PRFIN20031016_133212_000000372020_00439_08509_0163.N1	16-OCT-2003 13:32:12	Bright	36.500	174	52Psi UMa	3.0040	4400.0	73	8509	No
210	GOM_NL__2PRFIN20031016_133959_000001032020_00439_08509_0164.N1	16-OCT-2003 13:39:59	Tw_i_and_stray	103.00	17	78Bet Gem	1.1610	4500.0	206	8509	No
211	GOM_NL__2PRFIN20031016_134952_000000592020_00439_08509_0165.N1	16-OCT-2003 13:49:52	Dark	59.000	48	30Alp Hya	1.9770	4100.0	118	8509	No
212	GOM_NL__2PRFIN20031016_135829_000000412020_00439_08509_0166.N1	16-OCT-2003 13:58:29	Dark	40.500	113	Mu Vel	2.6920	5000.0	81	8509	No
213	GOM_NL__2PRFIN20031016_140320_000000372020_00440_08510_0141.N1	16-OCT-2003 14:03:20	Dark	37.000	159	Ups Car	2.9200	7200.0	74	8510	No
214	GOM_NL__2PRFIN20031016_140549_000000722020_00440_08510_0142.N1	16-OCT-2003 14:05:49	Dark	72.000	23	21Eps CMa	1.5020	26000.	144	8510	No
215	GOM_NL__2PRFIN20031016_140856_000001802020_00440_08510_0143.N1	16-OCT-2003 14:08:56	Dark	180.00	1	9Alp CMa	-1.4400	11000.	360	8510	No
216	GOM_NL__2PRFIN20031016_141557_000000392020_00440_08510_0144.N1	16-OCT-2003 14:15:57	Dark	39.000	143	Alp Hyi	2.8570	7200.0	78	8510	No
217	GOM_NL__2PRFIN20031016_141723_000000472020_00440_08510_0145.N1	16-OCT-2003 14:17:23	Dark	47.000	9	Alp Eri	0.45300	24000.	94	8510	No
218	GOM_NL__2PRFIN20031016_141958_000000502020_00440_08510_0146.N1	16-OCT-2003 14:19:58	Straylight	50.000	157	The1Eri	2.9060	9300.0	100	8510	No
219	GOM_NL__2PRFIN20031016_142224_000000432020_00440_08510_0147.N1	16-OCT-2003 14:22:24	Straylight	42.500	84	Alp Phe	2.3970	4500.0	85	8510	No

220	GOM_NL__2PRFIN20031016_142859_000000462020_00440_08510_0148.N1	16-OCT-2003 14:28:59	Straylight	45.500	52	16Bet Cet	2.0370	4500.0	91	8510	No
221	GOM_NL__2PRFIN20031016_143838_000000372020_00440_08510_0149.N1	16-OCT-2003 14:38:38	Bright	37.000	140	88Gam Peg	2.8340	26000.	74	8510	No
222	GOM_NL__2PRFIN20031016_144234_000000372020_00440_08510_0150.N1	16-OCT-2003 14:42:34	Bright	37.000	58	21Alp And	2.0730	11000.	74	8510	No
223	GOM_NL__2PRFIN20031016_144503_000000422020_00440_08510_0151.N1	16-OCT-2003 14:45:03	Bright	42.000	53	43Bet And	2.0480	3300.0	84	8510	No
224	GOM_NL__2PRFIN20031016_144640_000000472020_00440_08510_0152.N1	16-OCT-2003 14:46:40	Bright	47.000	173	4Bet Tri	3.0040	8900.0	94	8510	No
225	GOM_NL__2PRFIN20031016_144832_000000482020_00440_08510_0153.N1	16-OCT-2003 14:48:32	Bright	48.000	73	57Gam1And	2.2600	13100.	96	8510	No
226	GOM_NL__2PRFIN20031016_145036_000000402020_00440_08510_0154.N1	16-OCT-2003 14:50:36	Bright	40.000	68	18Alp Cas	2.2250	4500.0	80	8510	No
227	GOM_NL__2PRFIN20031016_145157_000000392020_00440_08510_0155.N1	16-OCT-2003 14:51:57	Bright	39.000	76	27Gam Cas	2.3000	30000.	78	8510	No
228	GOM_NL__2PRFIN20031016_145326_000000422020_00440_08510_0156.N1	16-OCT-2003 14:53:26	Bright	42.000	89	5Alp Cep	2.4510	8000.0	84	8510	No
229	GOM_NL__2PRFIN20031016_145541_000000682020_00440_08510_0157.N1	16-OCT-2003 14:55:41	Bright	68.000	149	45Eps Per	2.8880	30000.	136	8510	No
230	GOM_NL__2PRFIN20031016_145936_000000362020_00440_08510_0158.N1	16-OCT-2003 14:59:36	Bright	36.000	49	1Alp UMi	1.9900	6300.0	72	8510	No
231	GOM_NL__2PRFIN20031016_150237_000000402020_00440_08510_0159.N1	16-OCT-2003 15:02:37	Bright	39.500	60	7Bet UMi	2.0810	3950.0	79	8510	No
232	GOM_NL__2PRFIN20031016_150750_000000532020_00440_08510_0160.N1	16-OCT-2003 15:07:50	Bright	53.000	36	50Alp UMa	1.8000	6300.0	106	8510	No
233	GOM_NL__2PRFIN20031016_150924_000000372020_00440_08510_0161.N1	16-OCT-2003 15:09:24	Bright	36.500	82	48Bet UMa	2.3650	10600.	73	8510	No
234	GOM_NL__2PRFIN20031016_151247_000000382020_00440_08510_0162.N1	16-OCT-2003 15:12:47	Bright	37.500	174	52Psi UMa	3.0040	4400.0	75	8510	No
235	GOM_NL__2PRFIN20031016_152036_000000982020_00440_08510_0163.N1	16-OCT-2003 15:20:36	Twi_and_stray	98.000	17	78Bet Gem	1.1610	4500.0	196	8510	No
236	GOM_NL__2PRFIN20031016_153028_000000552020_00440_08510_0164.N1	16-OCT-2003 15:30:28	Dark	55.000	48	30Alp Hya	1.9770	4100.0	110	8510	No
237	GOM_NL__2PRFIN20031016_153904_000000462020_00440_08510_0165.N1	16-OCT-2003 15:39:04	Dark	46.000	113	Mu Vel	2.6920	5000.0	92	8510	No
238	GOM_NL__2PRFIN20031016_154355_000000392020_00441_08511_7031.N1	16-OCT-2003 15:43:55	Dark	39.000	159	Ups Car	2.9200	7200.0	78	8511	No
239	GOM_NL__2PRFIN20031016_154626_000000752020_00441_08511_7032.N1	16-OCT-2003 15:46:26	Dark	75.000	23	21Eps CMa	1.5020	26000.	150	8511	No
240	GOM_NL__2PRFIN20031016_154935_000001862020_00441_08511_7033.N1	16-OCT-2003 15:49:35	Dark	185.50	1	9Alp CMa	-1.4400	11000.	371	8511	No
241	GOM_NL__2PRFIN20031016_155631_000000412020_00441_08511_7034.N1	16-OCT-2003 15:56:31	Dark	40.500	143	Alp Hyi	2.8570	7200.0	81	8511	No
242	GOM_NL__2PRFIN20031016_155758_000000522020_00441_08511_7035.N1	16-OCT-2003 15:57:58	Dark	51.500	9	Alp Eri	0.45300	24000.	103	8511	No
243	GOM_NL__2PRFIN20031016_160033_000000492020_00441_08511_7036.N1	16-OCT-2003 16:00:33	Straylight	48.500	157	The1Eri	2.9060	9300.0	97	8511	No
244	GOM_NL__2PRFIN20031016_160259_000000442020_00441_08511_7037.N1	16-OCT-2003 16:02:59	Straylight	44.000	84	Alp Phe	2.3970	4500.0	88	8511	No
245	GOM_NL__2PRFIN20031016_160934_000000482020_00441_08511_7038.N1	16-OCT-2003 16:09:34	Straylight	47.500	52	16Bet Cet	2.0370	4500.0	95	8511	No
246	GOM_NL__2PRFIN20031016_161912_000000382020_00441_08511_7039.N1	16-OCT-2003 16:19:12	Bright	38.000	140	88Gam Peg	2.8340	26000.	76	8511	No
247	GOM_NL__2PRFIN20031016_162307_000000412020_00441_08511_7040.N1	16-OCT-2003 16:23:07	Bright	41.000	58	21Alp And	2.0730	11000.	82	8511	No
248	GOM_NL__2PRFIN20031016_162538_000000432020_00441_08511_7041.N1	16-OCT-2003 16:25:38	Bright	43.000	53	43Bet And	2.0480	3300.0	86	8511	No
249	GOM_NL__2PRFIN20031016_162715_000000472020_00441_08511_7042.N1	16-OCT-2003 16:27:15	Bright	47.000	173	4Bet Tri	3.0040	8900.0	94	8511	No
250	GOM_NL__2PRFIN20031016_162907_000000492020_00441_08511_7043.N1	16-OCT-2003 16:29:07	Bright	48.500	73	57Gam1And	2.2600	13100.	97	8511	No
251	GOM_NL__2PRFIN20031016_163112_000000392020_00441_08511_7044.N1	16-OCT-2003 16:31:12	Bright	39.000	68	18Alp Cas	2.2250	4500.0	78	8511	No
252	GOM_NL__2PRFIN20031016_163232_000000412020_00441_08511_7045.N1	16-OCT-2003 16:32:32	Bright	41.000	76	27Gam Cas	2.3000	30000.	82	8511	No
253	GOM_NL__2PRFIN20031016_163404_000000382020_00441_08511_7046.N1	16-OCT-2003 16:34:04	Bright	38.000	89	5Alp Cep	2.4510	8000.0	76	8511	No
254	GOM_NL__2PRFIN20031016_163615_000000682020_00441_08511_7047.N1	16-OCT-2003 16:36:15	Bright	67.500	149	45Eps Per	2.8880	30000.	135	8511	No
255	GOM_NL__2PRFIN20031016_164012_000000392020_00441_08511_7048.N1	16-OCT-2003 16:40:12	Bright	38.500	49	1Alp UMi	1.9900	6300.0	77	8511	No
256	GOM_NL__2PRFIN20031016_164313_000000392020_00441_08511_7049.N1	16-OCT-2003 16:43:13	Bright	39.000	60	7Bet UMi	2.0810	3950.0	78	8511	No
257	GOM_NL__2PRFIN20031016_164825_000000402020_00441_08511_7050.N1	16-OCT-2003 16:48:25	Bright	39.500	36	50Alp UMa	1.8000	6300.0	79	8511	No
258	GOM_NL__2PRFIN20031016_164959_000000512020_00441_08511_7051.N1	16-OCT-2003 16:49:59	Bright	50.500	82	48Bet UMa	2.3650	10600.	101	8511	No
259	GOM_NL__2PRFIN20031016_165323_000000372020_00441_08511_7052.N1	16-OCT-2003 16:53:23	Bright	37.000	174	52Psi UMa	3.0040	4400.0	74	8511	No
260	GOM_NL__2PRFIN20031016_170112_000001032020_00441_08511_7053.N1	16-OCT-2003 17:01:12	Twi_and_stray	103.00	17	78Bet Gem	1.1610	4500.0	206	8511	No
261	GOM_NL__2PRFIN20031016_171104_000000632020_00441_08511_7054.N1	16-OCT-2003 17:11:04	Dark	63.000	48	30Alp Hya	1.9770	4100.0	126	8511	No
262	GOM_NL__2PRFIN20031016_171940_000000432020_00441_08511_7055.N1	16-OCT-2003 17:19:40	Dark	43.000	113	Mu Vel	2.6920	5000.0	86	8511	No
263	GOM_NL__2PRFIN20031016_172430_000000392020_00442_08512_0142.N1	16-OCT-2003 17:24:30	Dark	39.000	159	Ups Car	2.9200	7200.0	78	8512	No
264	GOM_NL__2PRFIN20031016_172704_000000702020_00442_08512_0143.N1	16-OCT-2003 17:27:04	Dark	69.500	23	21Eps CMa	1.5020	26000.	139	8512	No
265	GOM_NL__2PRFIN20031016_173014_000001902020_00442_08512_0144.N1	16-OCT-2003 17:30:14	Dark	190.00	1	9Alp CMa	-1.4400	11000.	380	8512	No
266	GOM_NL__2PRFIN20031016_173708_000000422020_00442_08512_0145.N1	16-OCT-2003 17:37:08	Dark	41.500	143	Alp Hyi	2.8570	7200.0	83	8512	No
267	GOM_NL__2PRFIN20031016_173834_000000532020_00442_08512_0146.N1	16-OCT-2003 17:38:34	Dark	52.500	9	Alp Eri	0.45300	24000.	105	8512	No
268	GOM_NL__2PRFIN20031016_174108_000000512020_00442_08512_0147.N1	16-OCT-2003 17:41:08	Straylight	51.000	157	The1Eri	2.9060	9300.0	102	8512	No
269	GOM_NL__2PRFIN20031016_174335_000000412020_00442_08512_0148.N1	16-OCT-2003 17:43:35	Straylight	41.000	84	Alp Phe	2.3970	4500.0	82	8512	No
270	GOM_NL__2PRFIN20031016_175010_000000492020_00442_08512_0149.N1	16-OCT-2003 17:50:10	Straylight	48.500	52	16Bet Cet	2.0370	4500.0	97	8512	No
271	GOM_NL__2PRFIN20031016_175948_000000392020_00442_08512_0150.N1	16-OCT-2003 17:59:48	Bright	39.000	140	88Gam Peg	2.8340	26000.	78	8512	No
272	GOM_NL__2PRFIN20031016_180345_000000402020_00442_08512_0151.N1	16-OCT-2003 18:03:45	Bright	40.000	58	21Alp And	2.0730	11000.	80	8512	No
273	GOM_NL__2PRFIN20031016_180614_000000412020_00442_08512_0152.N1	16-OCT-2003 18:06:14	Bright	40.500	53	43Bet And	2.0480	3300.0	81	8512	No
274	GOM_NL__2PRFIN20031016_180751_000000472020_00442_08512_0153.N1	16-OCT-2003 18:07:51	Bright	46.500	173	4Bet Tri	3.0040	8900.0	93	8512	No
275	GOM_NL__2PRFIN20031016_180943_000000492020_00442_08512_0154.N1	16-OCT-2003 18:09:43	Bright	49.000	73	57Gam1And	2.2600	13100.	98	8512	No
276	GOM_NL__2PRFIN20031016_181147_000000402020_00442_08512_0155.N1	16-OCT-2003 18:11:47	Bright	39.500	68	18Alp Cas	2.2250	4500.0	79	8512	No
277	GOM_NL__2PRFIN20031016_181308_000000402020_00442_08512_0156.N1	16-OCT-2003 18:13:08	Bright	40.000	76	27Gam Cas	2.3000	30000.	80	8512	No
278	GOM_NL__2PRFIN20031016_181440_000000402020_00442_08512_0157.N1	16-OCT-2003 18:14:40	Bright	40.000	89	5Alp Cep	2.4510	8000.0	80	8512	No

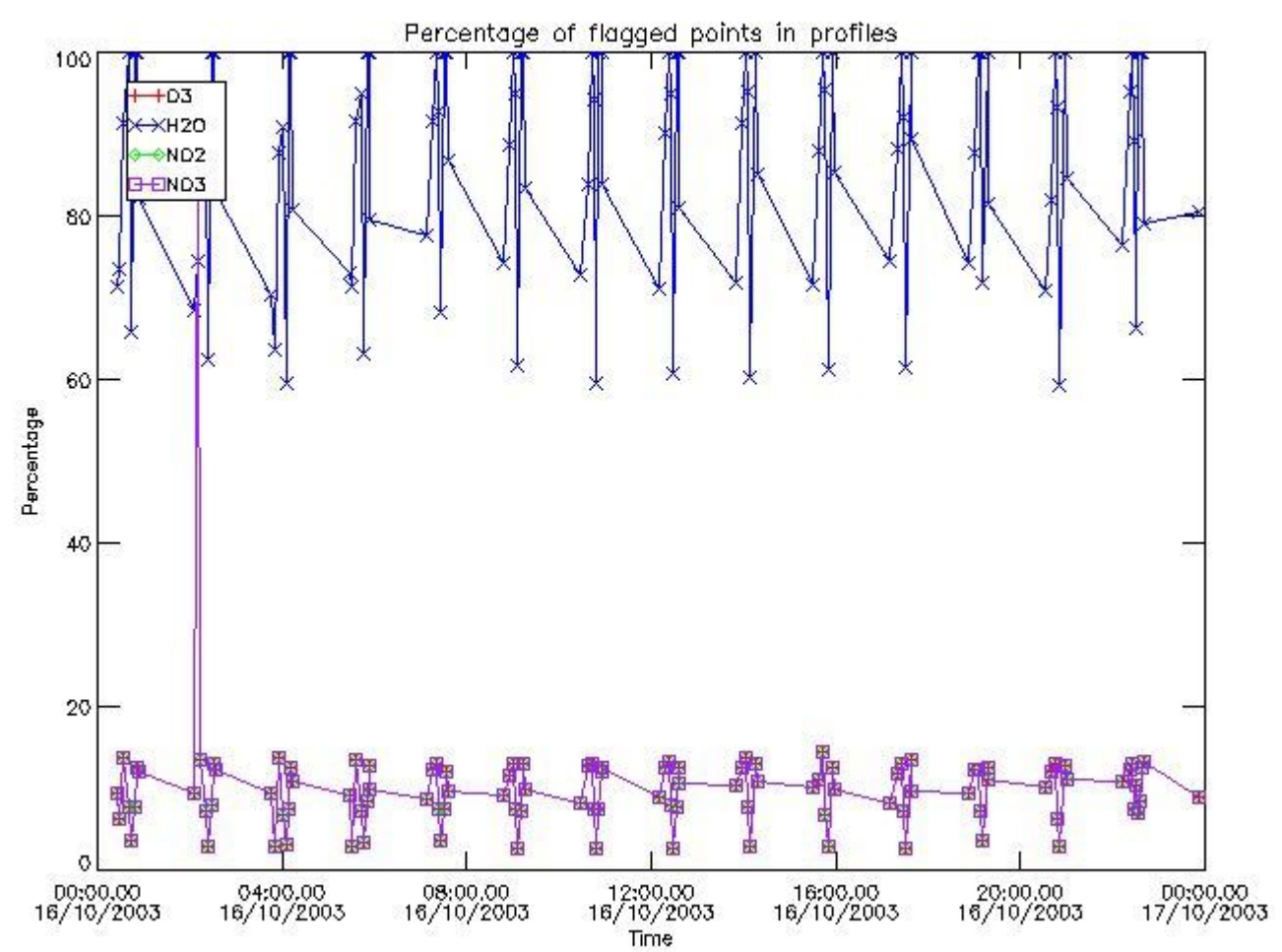
279	GOM_NL__2PRFIN20031016_181650_000000702020_00442_08512_0158.N1	16-OCT-2003 18:16:50	Bright	69.500	149	45Eps Per	2.8880	30000.	139	8512	No
280	GOM_NL__2PRFIN20031016_182047_000000392020_00442_08512_0159.N1	16-OCT-2003 18:20:47	Bright	39.000	49	1Alp UMi	1.9900	6300.0	78	8512	No
281	GOM_NL__2PRFIN20031016_182349_000000402020_00442_08512_0160.N1	16-OCT-2003 18:23:49	Bright	39.500	60	7Bet UMi	2.0810	3950.0	79	8512	No
282	GOM_NL__2PRFIN20031016_182901_000000392020_00442_08512_0161.N1	16-OCT-2003 18:29:01	Bright	38.500	36	50Alp UMa	1.8000	6300.0	77	8512	No
283	GOM_NL__2PRFIN20031016_183036_000000362020_00442_08512_0162.N1	16-OCT-2003 18:30:36	Bright	35.500	82	48Bet UMa	2.3650	10600.	71	8512	No
284	GOM_NL__2PRFIN20031016_183357_000000412020_00442_08512_0163.N1	16-OCT-2003 18:33:57	Bright	40.500	174	52Psi UMa	3.0040	4400.0	81	8512	No
285	GOM_NL__2PRFIN20031016_184148_000001102020_00442_08512_0164.N1	16-OCT-2003 18:41:48	Tw_i_and_stray	109.50	17	78Bet Gem	1.1610	4500.0	219	8512	No
286	GOM_NL__2PRFIN20031016_185142_000000552020_00442_08512_0165.N1	16-OCT-2003 18:51:42	Dark	54.500	48	30Alp Hya	1.9770	4100.0	109	8512	No
287	GOM_NL__2PRFIN20031016_190016_000000422020_00442_08512_0166.N1	16-OCT-2003 19:00:16	Dark	41.500	113	Mu Vel	2.6920	5000.0	83	8512	No
288	GOM_NL__2PRFIN20031016_190507_000000422020_00443_08513_0143.N1	16-OCT-2003 19:05:07	Dark	41.500	159	Ups Car	2.9200	7200.0	83	8513	No
289	GOM_NL__2PRFIN20031016_190743_000000712020_00443_08513_0144.N1	16-OCT-2003 19:07:43	Dark	71.000	23	21Eps CMa	1.5020	26000.	142	8513	No
290	GOM_NL__2PRFIN20031016_191053_000001462020_00443_08513_0145.N1	16-OCT-2003 19:10:53	Dark	145.50	1	9Alp CMa	-1.4400	11000.	291	8513	No
291	GOM_NL__2PRFIN20031016_191744_000000412020_00443_08513_0146.N1	16-OCT-2003 19:17:44	Dark	40.500	143	Alp Hyi	2.8570	7200.0	81	8513	No
292	GOM_NL__2PRFIN20031016_191911_000000462020_00443_08513_0147.N1	16-OCT-2003 19:19:11	Dark	46.000	9	Alp Eri	0.45300	24000.	92	8513	No
293	GOM_NL__2PRFIN20031016_192147_000000472020_00443_08513_0148.N1	16-OCT-2003 19:21:47	Straylight	47.000	157	The1Eri	2.9060	9300.0	94	8513	No
294	GOM_NL__2PRFIN20031016_192411_000000412020_00443_08513_0149.N1	16-OCT-2003 19:24:11	Straylight	41.000	84	Alp Phe	2.3970	4500.0	82	8513	No
295	GOM_NL__2PRFIN20031016_193046_000000442020_00443_08513_0150.N1	16-OCT-2003 19:30:46	Straylight	44.000	52	16Bet Cet	2.0370	4500.0	88	8513	No
296	GOM_NL__2PRFIN20031016_194024_000000382020_00443_08513_0151.N1	16-OCT-2003 19:40:24	Bright	38.000	140	88Gam Peg	2.8340	26000.	76	8513	No
297	GOM_NL__2PRFIN20031016_194419_000000422020_00443_08513_0152.N1	16-OCT-2003 19:44:19	Bright	42.000	58	21Alp And	2.0730	11000.	84	8513	No
298	GOM_NL__2PRFIN20031016_194648_000000462020_00443_08513_0153.N1	16-OCT-2003 19:46:48	Bright	46.000	53	43Bet And	2.0480	3300.0	92	8513	No
299	GOM_NL__2PRFIN20031016_194825_000000482020_00443_08513_0154.N1	16-OCT-2003 19:48:25	Bright	48.000	173	4Bet Tri	3.0040	8900.0	96	8513	No
300	GOM_NL__2PRFIN20031016_195018_000000482020_00443_08513_0155.N1	16-OCT-2003 19:50:18	Bright	47.500	73	57Gam1And	2.2600	13100.	95	8513	No
301	GOM_NL__2PRFIN20031016_195223_000000422020_00443_08513_0156.N1	16-OCT-2003 19:52:23	Bright	41.500	68	18Alp Cas	2.2250	4500.0	83	8513	No
302	GOM_NL__2PRFIN20031016_195343_000000412020_00443_08513_0157.N1	16-OCT-2003 19:53:43	Bright	40.500	76	27Gam Cas	2.3000	30000.	81	8513	No
303	GOM_NL__2PRFIN20031016_195517_000000392020_00443_08513_0158.N1	16-OCT-2003 19:55:17	Bright	39.000	89	5Alp Cep	2.4510	8000.0	78	8513	No
304	GOM_NL__2PRFIN20031016_195724_000000692020_00443_08513_0159.N1	16-OCT-2003 19:57:24	Bright	69.000	149	45Eps Per	2.8880	30000.	138	8513	No
305	GOM_NL__2PRFIN20031016_200123_000000402020_00443_08513_0160.N1	16-OCT-2003 20:01:23	Bright	40.000	49	1Alp UMi	1.9900	6300.0	80	8513	No
306	GOM_NL__2PRFIN20031016_200426_000000392020_00443_08513_0161.N1	16-OCT-2003 20:04:26	Bright	38.500	60	7Bet UMi	2.0810	3950.0	77	8513	No
307	GOM_NL__2PRFIN20031016_200936_000000432020_00443_08513_0162.N1	16-OCT-2003 20:09:36	Bright	42.500	36	50Alp UMa	1.8000	6300.0	85	8513	No
308	GOM_NL__2PRFIN20031016_201111_000000482020_00443_08513_0163.N1	16-OCT-2003 20:11:11	Bright	48.000	82	48Bet UMa	2.3650	10600.	96	8513	No
309	GOM_NL__2PRFIN20031016_201435_000000382020_00443_08513_0164.N1	16-OCT-2003 20:14:35	Bright	37.500	174	52Psi UMa	3.0040	4400.0	75	8513	No
310	GOM_NL__2PRFIN20031016_202225_000001152020_00443_08513_0165.N1	16-OCT-2003 20:22:25	Tw_i_and_stray	115.00	17	78Bet Gem	1.1610	4500.0	230	8513	No
311	GOM_NL__2PRFIN20031016_203217_000000562020_00443_08513_0166.N1	16-OCT-2003 20:32:17	Dark	55.500	48	30Alp Hya	1.9770	4100.0	111	8513	No
312	GOM_NL__2PRFIN20031016_204052_000000422020_00443_08513_0167.N1	16-OCT-2003 20:40:52	Dark	42.000	113	Mu Vel	2.6920	5000.0	84	8513	No
313	GOM_NL__2PRFIN20031016_204543_000000402020_00444_08514_0144.N1	16-OCT-2003 20:45:43	Dark	39.500	159	Ups Car	2.9200	7200.0	79	8514	No
314	GOM_NL__2PRFIN20031016_204821_000000822020_00444_08514_0145.N1	16-OCT-2003 20:48:21	Dark	81.500	23	21Eps CMa	1.5020	26000.	163	8514	No
315	GOM_NL__2PRFIN20031016_205133_000001762020_00444_08514_0146.N1	16-OCT-2003 20:51:33	Dark	175.50	1	9Alp CMa	-1.4400	11000.	351	8514	No
316	GOM_NL__2PRFIN20031016_205821_000000402020_00444_08514_0147.N1	16-OCT-2003 20:58:21	Dark	40.000	143	Alp Hyi	2.8570	7200.0	80	8514	No
317	GOM_NL__2PRFIN20031016_205948_000000462020_00444_08514_0148.N1	16-OCT-2003 20:59:48	Dark	45.500	9	Alp Eri	0.45300	24000.	91	8514	No
318	GOM_NL__2PRFIN20031016_210223_000000482020_00444_08514_0149.N1	16-OCT-2003 21:02:23	Straylight	47.500	157	The1Eri	2.9060	9300.0	95	8514	No
319	GOM_NL__2PRFIN20031016_210448_000000422020_00444_08514_0150.N1	16-OCT-2003 21:04:48	Straylight	42.000	84	Alp Phe	2.3970	4500.0	84	8514	No
320	GOM_NL__2PRFIN20031016_211123_000000472020_00444_08514_0151.N1	16-OCT-2003 21:11:23	Straylight	47.000	52	16Bet Cet	2.0370	4500.0	94	8514	No
321	GOM_NL__2PRFIN20031016_212101_000000372020_00444_08514_0152.N1	16-OCT-2003 21:21:01	Bright	37.000	140	88Gam Peg	2.8340	26000.	74	8514	No
322	GOM_NL__2PRFIN20031016_212457_000000402020_00444_08514_0153.N1	16-OCT-2003 21:24:57	Bright	40.000	58	21Alp And	2.0730	11000.	80	8514	No
323	GOM_NL__2PRFIN20031016_212726_000000432020_00444_08514_0154.N1	16-OCT-2003 21:27:26	Bright	43.000	53	43Bet And	2.0480	3300.0	86	8514	No
324	GOM_NL__2PRFIN20031016_212901_000000472020_00444_08514_0155.N1	16-OCT-2003 21:29:01	Bright	47.000	173	4Bet Tri	3.0040	8900.0	94	8514	No
325	GOM_NL__2PRFIN20031016_213054_000000472020_00444_08514_0156.N1	16-OCT-2003 21:30:54	Bright	46.500	73	57Gam1And	2.2600	13100.	93	8514	No
326	GOM_NL__2PRFIN20031016_213259_000000412020_00444_08514_0157.N1	16-OCT-2003 21:32:59	Bright	40.500	68	18Alp Cas	2.2250	4500.0	81	8514	No
327	GOM_NL__2PRFIN20031016_213420_000000402020_00444_08514_0158.N1	16-OCT-2003 21:34:20	Bright	39.500	76	27Gam Cas	2.3000	30000.	79	8514	No
328	GOM_NL__2PRFIN20031016_213553_000000402020_00444_08514_0159.N1	16-OCT-2003 21:35:53	Bright	40.000	89	5Alp Cep	2.4510	8000.0	80	8514	No
329	GOM_NL__2PRFIN20031016_213758_000000672020_00444_08514_0160.N1	16-OCT-2003 21:37:58	Bright	67.000	149	45Eps Per	2.8880	30000.	134	8514	No
330	GOM_NL__2PRFIN20031016_214159_000000402020_00444_08514_0161.N1	16-OCT-2003 21:41:59	Bright	39.500	49	1Alp UMi	1.9900	6300.0	79	8514	No
331	GOM_NL__2PRFIN20031016_214502_000000402020_00444_08514_0162.N1	16-OCT-2003 21:45:02	Bright	39.500	60	7Bet UMi	2.0810	3950.0	79	8514	No
332	GOM_NL__2PRFIN20031016_215014_000000402020_00444_08514_0163.N1	16-OCT-2003 21:50:14	Bright	40.000	36	50Alp UMa	1.8000	6300.0	80	8514	No
333	GOM_NL__2PRFIN20031016_215148_000000532020_00444_08514_0164.N1	16-OCT-2003 21:51:48	Bright	53.000	82	48Bet UMa	2.3650	10600.	106	8514	No
334	GOM_NL__2PRFIN20031016_215511_000000392020_00444_08514_0165.N1	16-OCT-2003 21:55:11	Bright	38.500	174	52Psi UMa	3.0040	4400.0	77	8514	No
335	GOM_NL__2PRFIN20031016_220301_000001092020_00444_08514_0166.N1	16-OCT-2003 22:03:01	Tw_i_and_stray	109.00	17	78Bet Gem	1.1610	4500.0	218	8514	No
336	GOM_NL__2PRFIN20031016_221254_000000522020_00444_08514_0167.N1	16-OCT-2003 22:12:54	Dark	51.500	48	30Alp Hya	1.9770	4100.0	103	8514	No
337	GOM_NL__2PRFIN20031016_222129_000000422020_00444_08514_0168.N1	16-OCT-2003 22:21:29	Dark	41.500	113	Mu Vel	2.6920	5000.0	83	8514	No

338	GOM_NL__2PRFIN20031016_222620_000000392020_00445_08515_0144.N1	16-OCT-2003 22:26:20	Dark	39.000	159	Ups Car	2.9200	7200.0	78	8515	No
339	GOM_NL__2PRFIN20031016_222858_000000692020_00445_08515_0145.N1	16-OCT-2003 22:28:58	Dark	69.000	23	21Eps CMa	1.5020	26000.	138	8515	No
340	GOM_NL__2PRFIN20031016_223116_000000502020_00445_08515_0146.N1	16-OCT-2003 22:31:16	Dark	49.500	2	Alp Car	-0.73600	7000.0	99	8515	No
341	GOM_NL__2PRFIN20031016_223301_000000722020_00445_08515_0147.N1	16-OCT-2003 22:33:01	Dark	72.000	177	1Zet CMa	3.0220	26000.	144	8515	No
342	GOM_NL__2PRFIN20031016_223608_000000662020_00445_08515_0148.N1	16-OCT-2003 22:36:08	Dark	65.500	108	Alp Col	2.6520	15200.	131	8515	No
343	GOM_NL__2PRFIN20031016_223857_000000412020_00445_08515_0149.N1	16-OCT-2003 22:38:57	Dark	40.500	143	Alp Hyi	2.8570	7200.0	81	8515	No
344	GOM_NL__2PRFIN20031016_224023_000000462020_00445_08515_0150.N1	16-OCT-2003 22:40:23	Dark	46.000	9	Alp Eri	0.45300	24000.	92	8515	No
345	GOM_NL__2PRFIN20031016_224259_000000482020_00445_08515_0151.N1	16-OCT-2003 22:42:59	Straylight	47.500	157	The1Eri	2.9060	9300.0	95	8515	No
346	GOM_NL__2PRFIN20031016_224524_000000422020_00445_08515_0152.N1	16-OCT-2003 22:45:24	Straylight	42.000	84	Alp Phe	2.3970	4500.0	84	8515	No
347	GOM_NL__2PRFIN20031016_225159_000000462020_00445_08515_0153.N1	16-OCT-2003 22:51:59	Straylight	45.500	52	16Bet Cet	2.0370	4500.0	91	8515	No
348	GOM_NL__2PRFIN20031016_230135_000000402020_00445_08515_0154.N1	16-OCT-2003 23:01:35	Bright	39.500	140	88Gam Peg	2.8340	26000.	79	8515	No
349	GOM_NL__2PRFIN20031016_230531_000000422020_00445_08515_0155.N1	16-OCT-2003 23:05:31	Bright	41.500	58	21Alp And	2.0730	11000.	83	8515	No
350	GOM_NL__2PRFIN20031016_230801_000000442020_00445_08515_0156.N1	16-OCT-2003 23:08:01	Bright	43.500	53	43Bet And	2.0480	3300.0	87	8515	No
351	GOM_NL__2PRFIN20031016_230936_000000472020_00445_08515_0157.N1	16-OCT-2003 23:09:36	Bright	46.500	173	4Bet Tri	3.0040	8900.0	93	8515	No
352	GOM_NL__2PRFIN20031016_231129_000000462020_00445_08515_0158.N1	16-OCT-2003 23:11:29	Bright	46.000	73	57Gam1And	2.2600	13100.	92	8515	No
353	GOM_NL__2PRFIN20031016_231334_000000402020_00445_08515_0159.N1	16-OCT-2003 23:13:34	Bright	40.000	68	18Alp Cas	2.2250	4500.0	80	8515	No
354	GOM_NL__2PRFIN20031016_231455_000000402020_00445_08515_0160.N1	16-OCT-2003 23:14:55	Bright	40.000	76	27Gam Cas	2.3000	30000.	80	8515	No
355	GOM_NL__2PRFIN20031016_231629_000000362020_00445_08515_0161.N1	16-OCT-2003 23:16:29	Bright	35.500	89	5Alp Cep	2.4510	8000.0	71	8515	No
356	GOM_NL__2PRFIN20031016_231832_000000662020_00445_08515_0162.N1	16-OCT-2003 23:18:32	Bright	66.000	149	45Eps Per	2.8880	30000.	132	8515	No
357	GOM_NL__2PRFIN20031016_232235_000000392020_00445_08515_0163.N1	16-OCT-2003 23:22:35	Bright	39.000	49	1Alp UMi	1.9900	6300.0	78	8515	No
358	GOM_NL__2PRFIN20031016_232536_000000372020_00445_08515_0164.N1	16-OCT-2003 23:25:36	Bright	37.000	60	7Bet UMi	2.0810	3950.0	74	8515	No
359	GOM_NL__2PRFIN20031016_233050_000000392020_00445_08515_0165.N1	16-OCT-2003 23:30:50	Bright	39.000	36	50Alp UMa	1.8000	6300.0	78	8515	No
360	GOM_NL__2PRFIN20031016_233224_000000392020_00445_08515_0166.N1	16-OCT-2003 23:32:24	Bright	38.500	82	48Bet UMa	2.3650	10600.	77	8515	No
361	GOM_NL__2PRFIN20031016_233547_000000382020_00445_08515_0167.N1	16-OCT-2003 23:35:47	Bright	37.500	174	52Psi UMa	3.0040	4400.0	75	8515	No
362	GOM_NL__2PRFIN20031016_234338_000001132020_00445_08515_0168.N1	16-OCT-2003 23:43:38	Tw_i_and_stray	113.00	17	78Bet Gem	1.1610	4500.0	226	8515	No
363	GOM_NL__2PRFIN20031016_235330_000000572020_00445_08515_0169.N1	16-OCT-2003 23:53:30	Dark	56.500	48	30Alp Hya	1.9770	4100.0	113	8515	No

3. Quality information per product

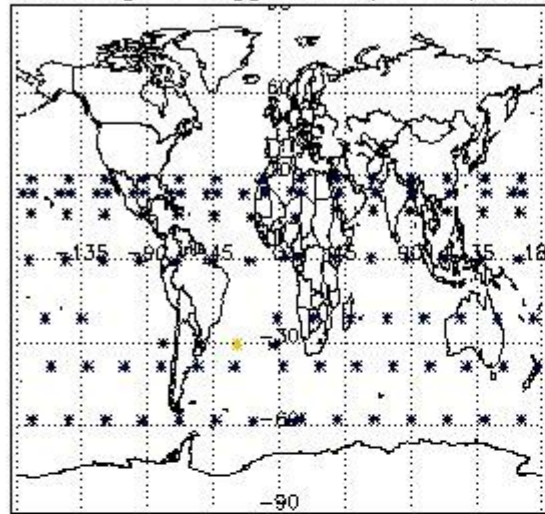
In this section it is plotted some information contained in the Quality Summary data set of the level 2 products. Only products in dark limb conditions and without errors (error flag in the MPH set to "0") are used.

3.1 Plot quality information per product (time dependant)

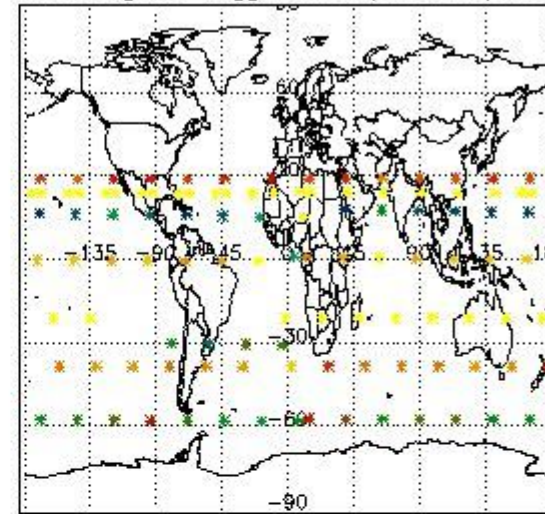


3.2 Plot quality information per product (world map)


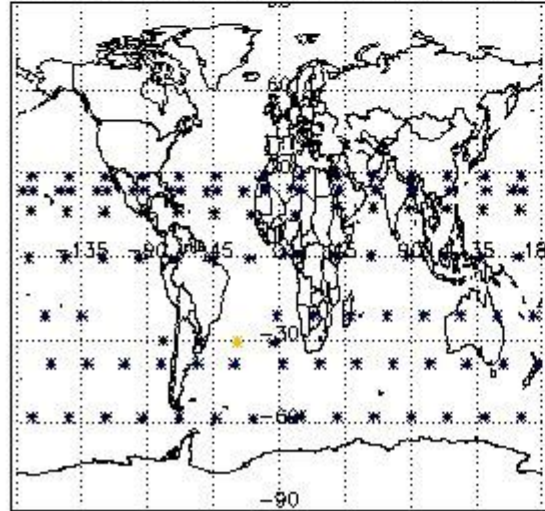
Percentage of flagged data per O3 profile



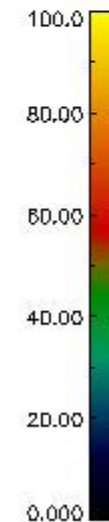
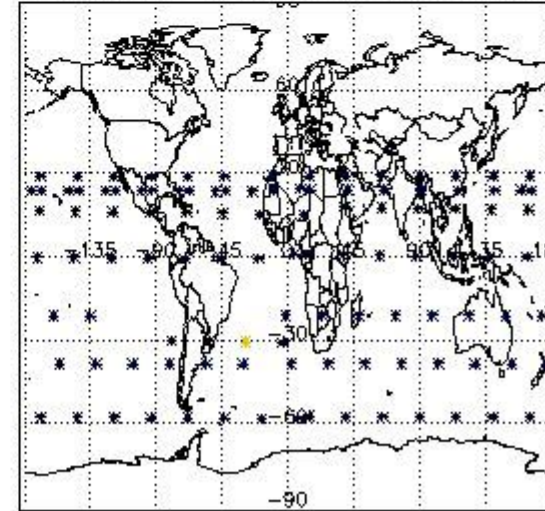
Percentage of flagged data per H2O profile



Percentage of flagged data per NO2 profile



Percentage of flagged data per NO3 profile

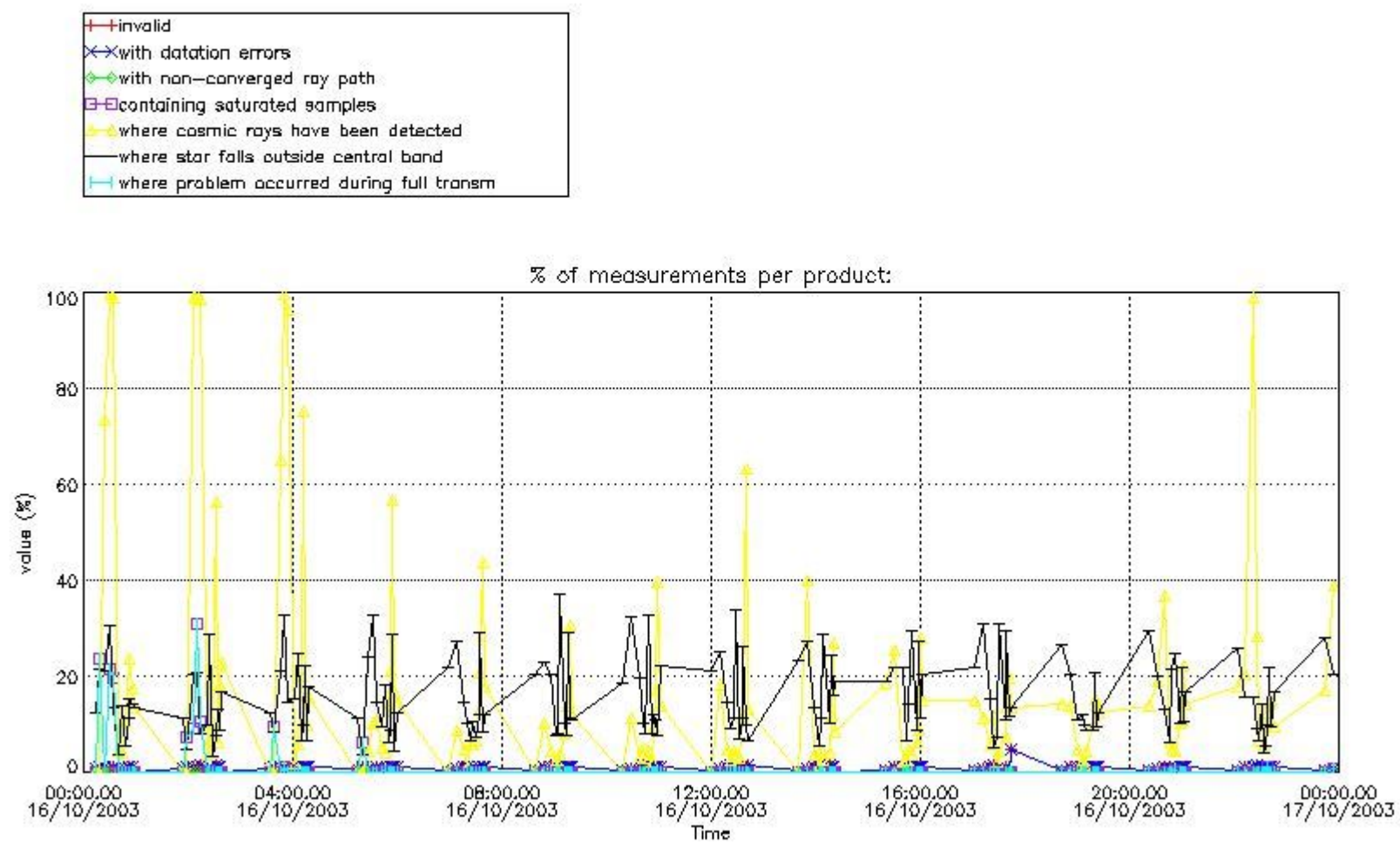


4. Level 1 quality information per product

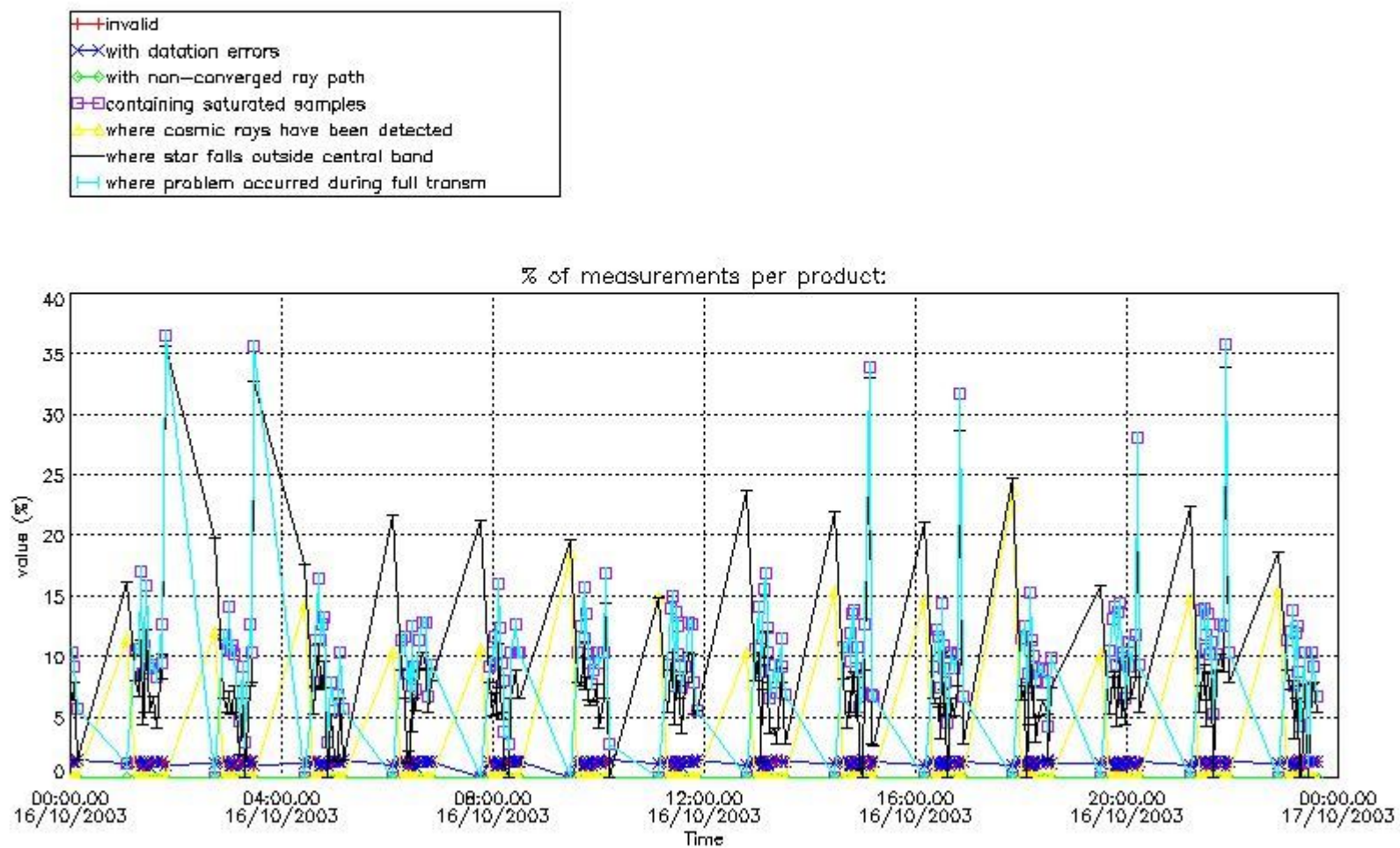
In this section it is plotted some information contained in the Quality Summary data set of the level 2 products that comes from the level 1b processing. Products without errors (error flag in the MPH set to "0") are used.

4.1 Plot quality information per product (time dependant) coming from level 1b processing

4.1.1 Plot level 1 quality information per product (time dependant): ENVISAT ASCENDING passes



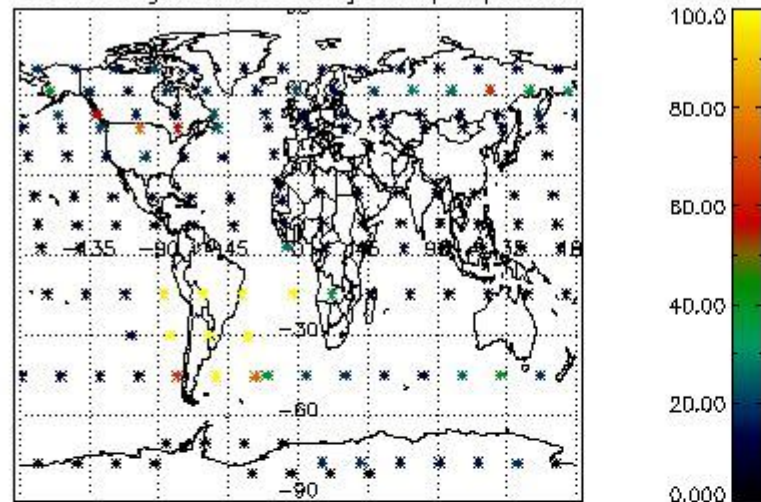
4.1.2 Plot level 1 quality information per product (time dependant): ENVI SAT DESCENDING passes



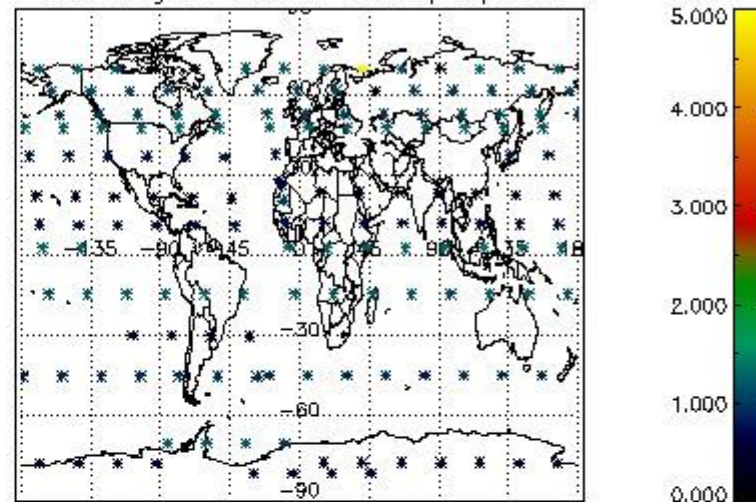
4.2 Plot quality information per product coming from level 1b processing (world map)

4.2.1 Plot level 1 quality information per product (world map): ENVISAT ASCENDING passes

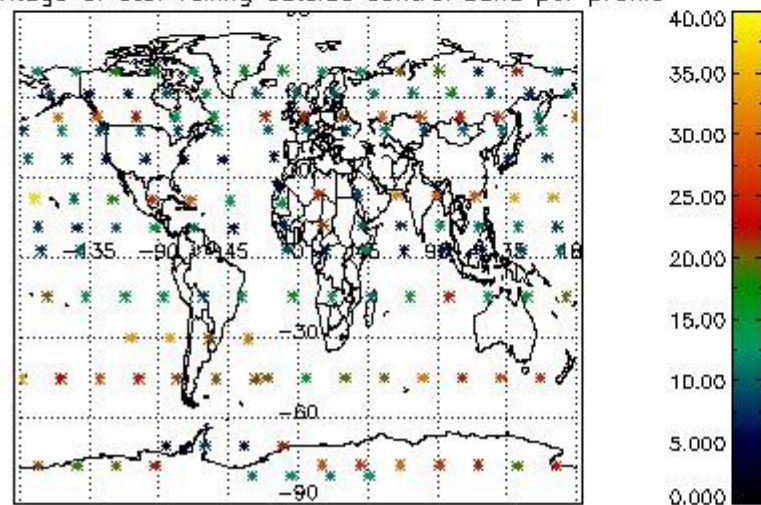
Percentage of cosmic ray hits per profile



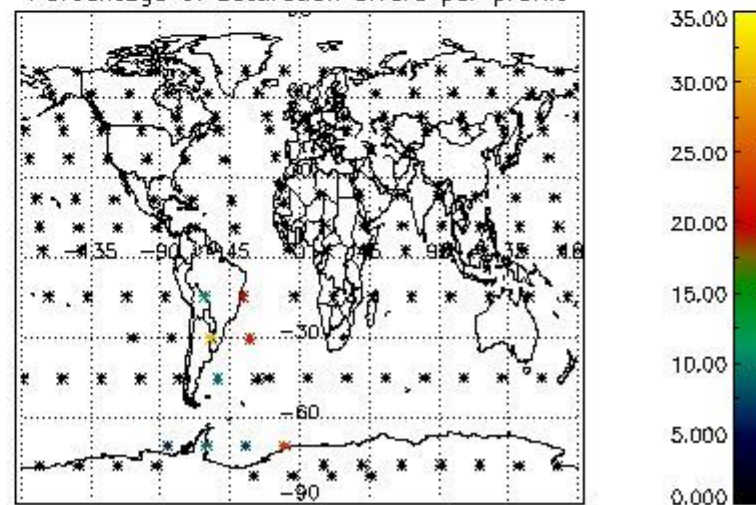
Percentage of datation errors per profile



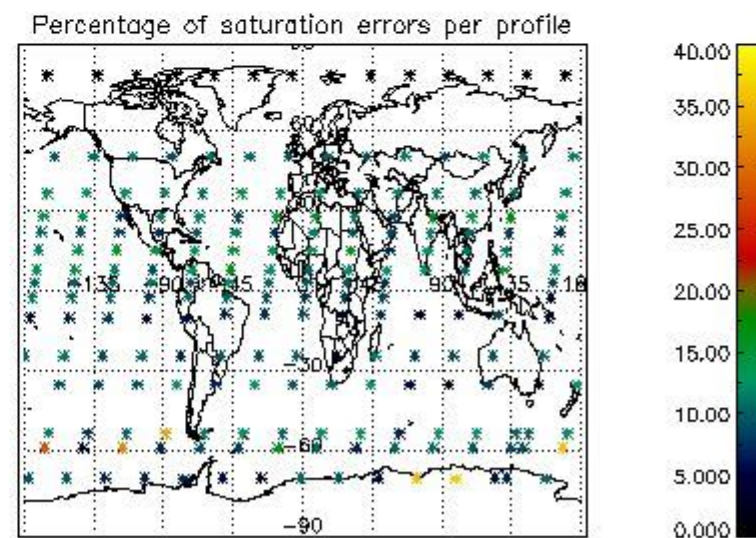
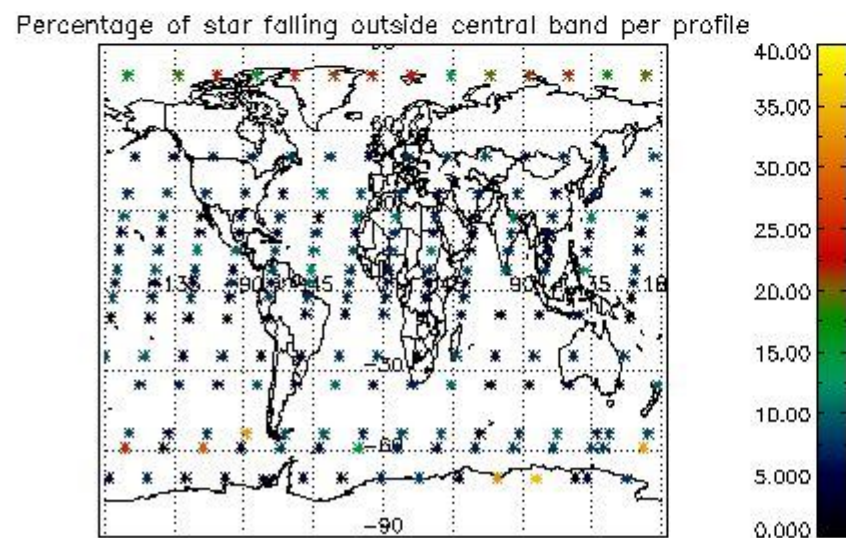
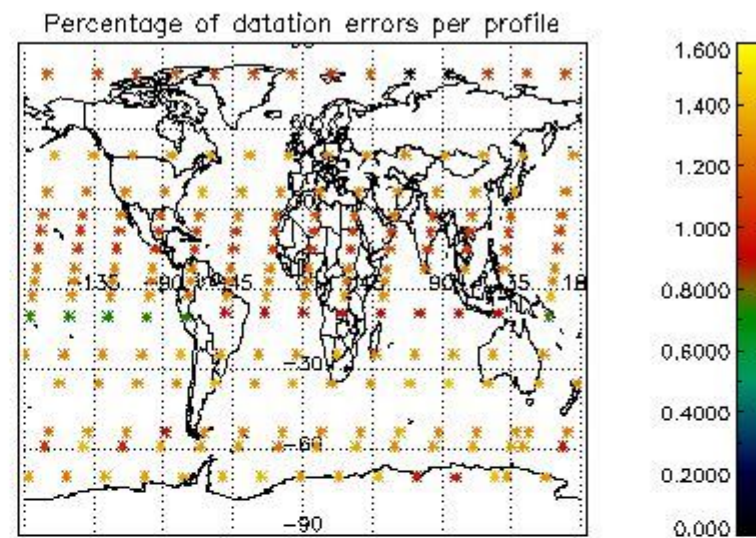
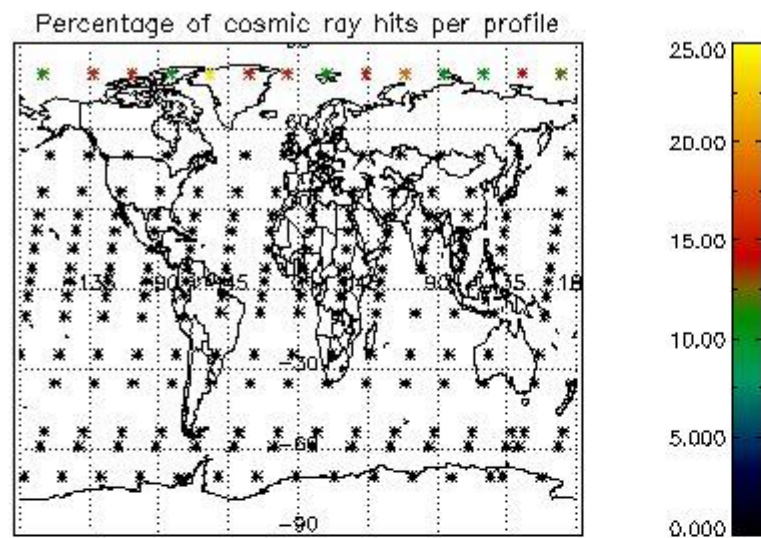
Percentage of star falling outside central band per profile



Percentage of saturation errors per profile



4.2.2 Plot level 1 quality information per product (world map): ENVISAT DESCENDING passes



5. Trace gas profiles

5.1 Ozone statistics based on quality of products

The final quality of the products can be "measured" using the STD (Standard Deviation) attached to every point profile. This information is written to the parameter GOM_NL__2P/NL_LOCAL_SPECIES_DENSITY/o3_std of the level 2 products. The table below shows the statistics for given STD ranges.

The statistics are given with respect to the overall valid production:

- Products without fatal errors: GOM_NL__2P/MPH/PRODUCT_ERR=0
- Valid point profile: GOM_NL__2P/NL_LOCAL_SPECIES_DENSITY/pcd(0)=0

The 'Criteria' is applied to valid points of dark limb products:

- Products in dark limb illumination condition: GOM_NL__2P/NL_SUMMARY_QUALITY/obs_ill_cond=0
- Products without fatal errors: GOM_NL__2P/MPH/PRODUCT_ERR=0
- Valid point profile: GOM_NL__2P/NL_LOCAL_SPECIES_DENSITY/pcd(0)=0

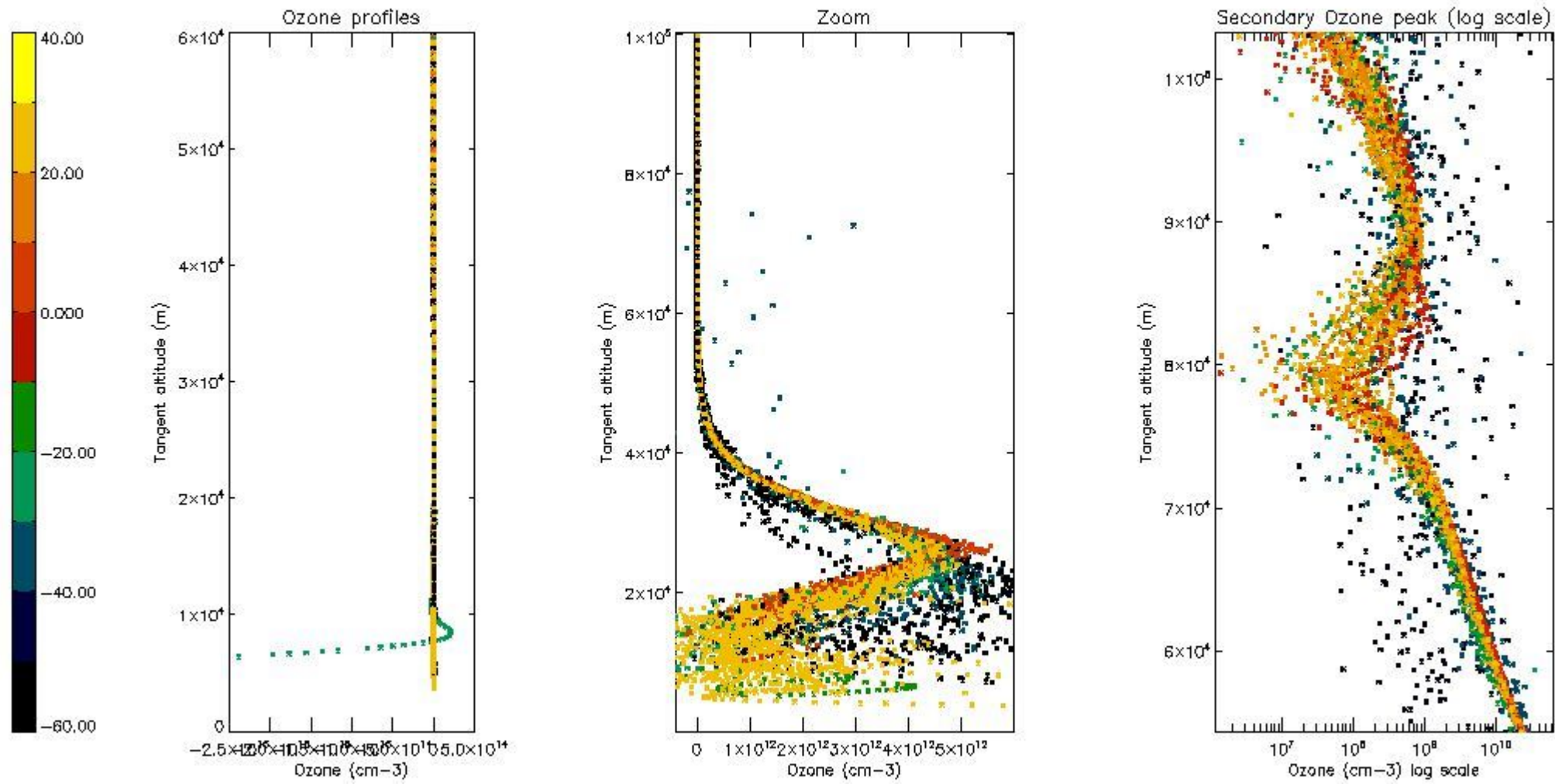
So, the table below shows the percentage of dark limb and valid observations for each criteria with respect to the overall valid daily observations.

Criteria	% of total production
All STD	41
STD < 20	26

STD < 10	23
STD < 5	18

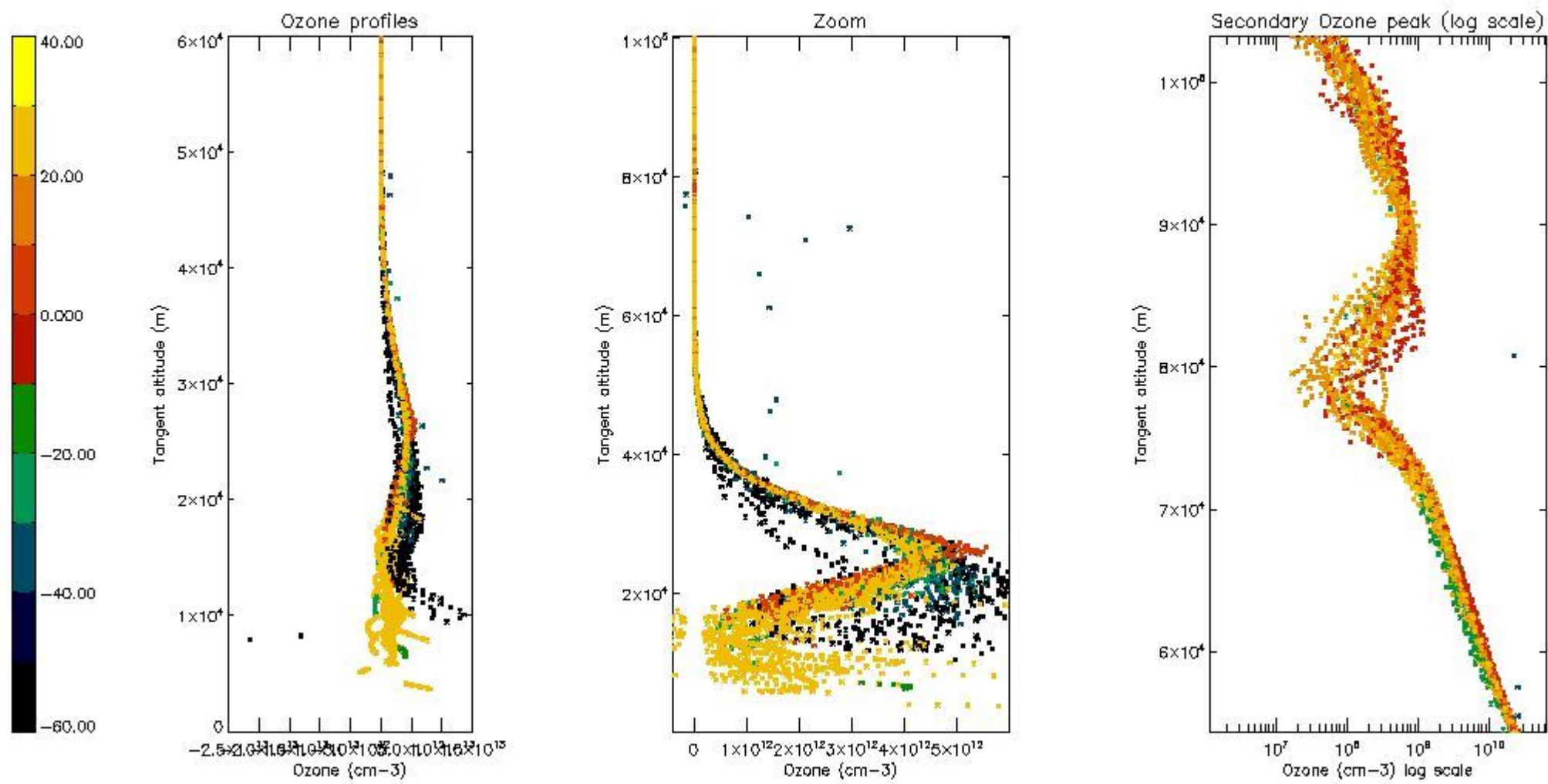
5.2 Plot ozone profiles for all STD (dark without errors)

The colorbar represents the latitude.



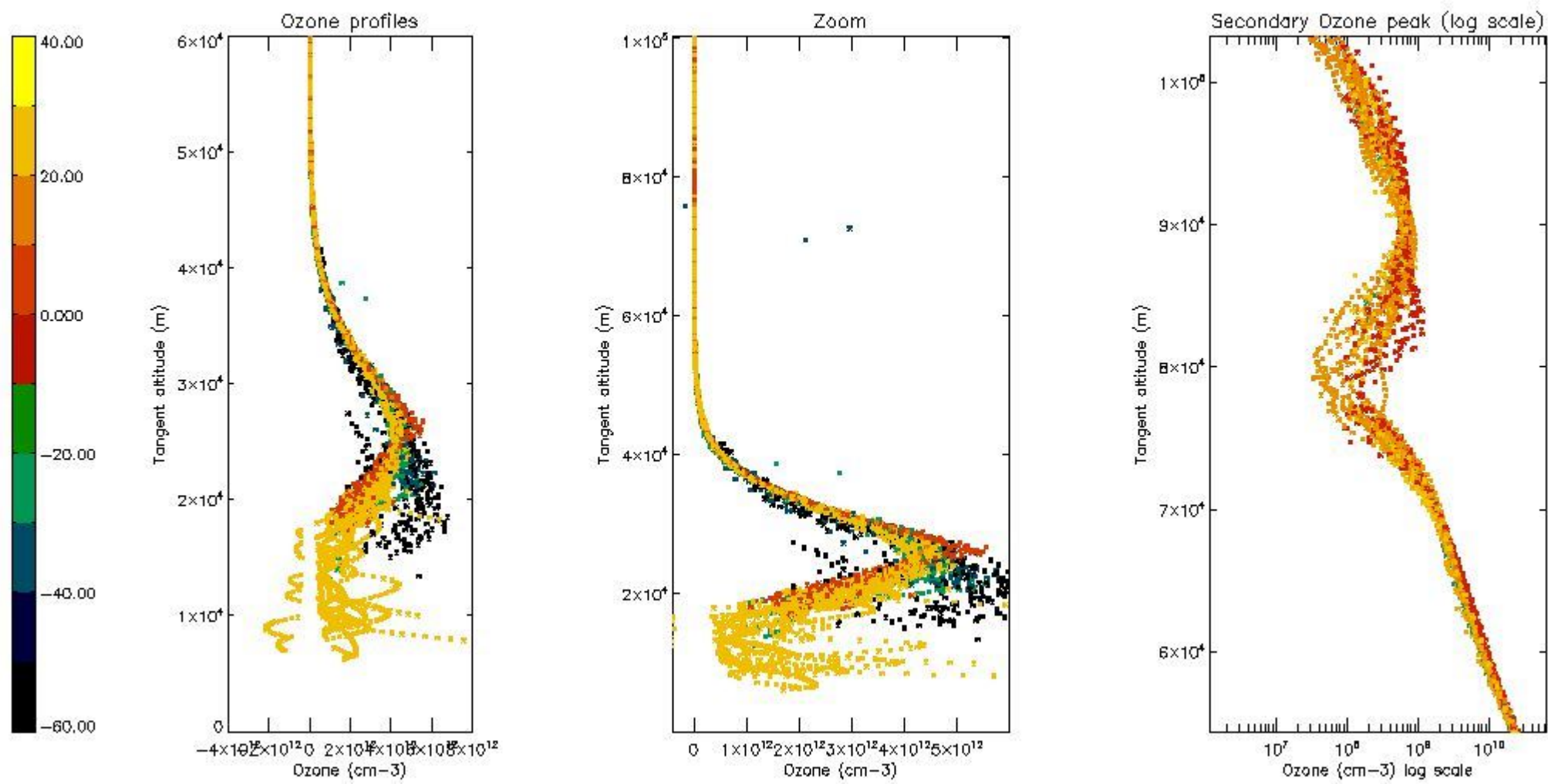
5.3 Plot ozone profiles where STD < 20% (dark without errors)

The colorbar represents the latitude.



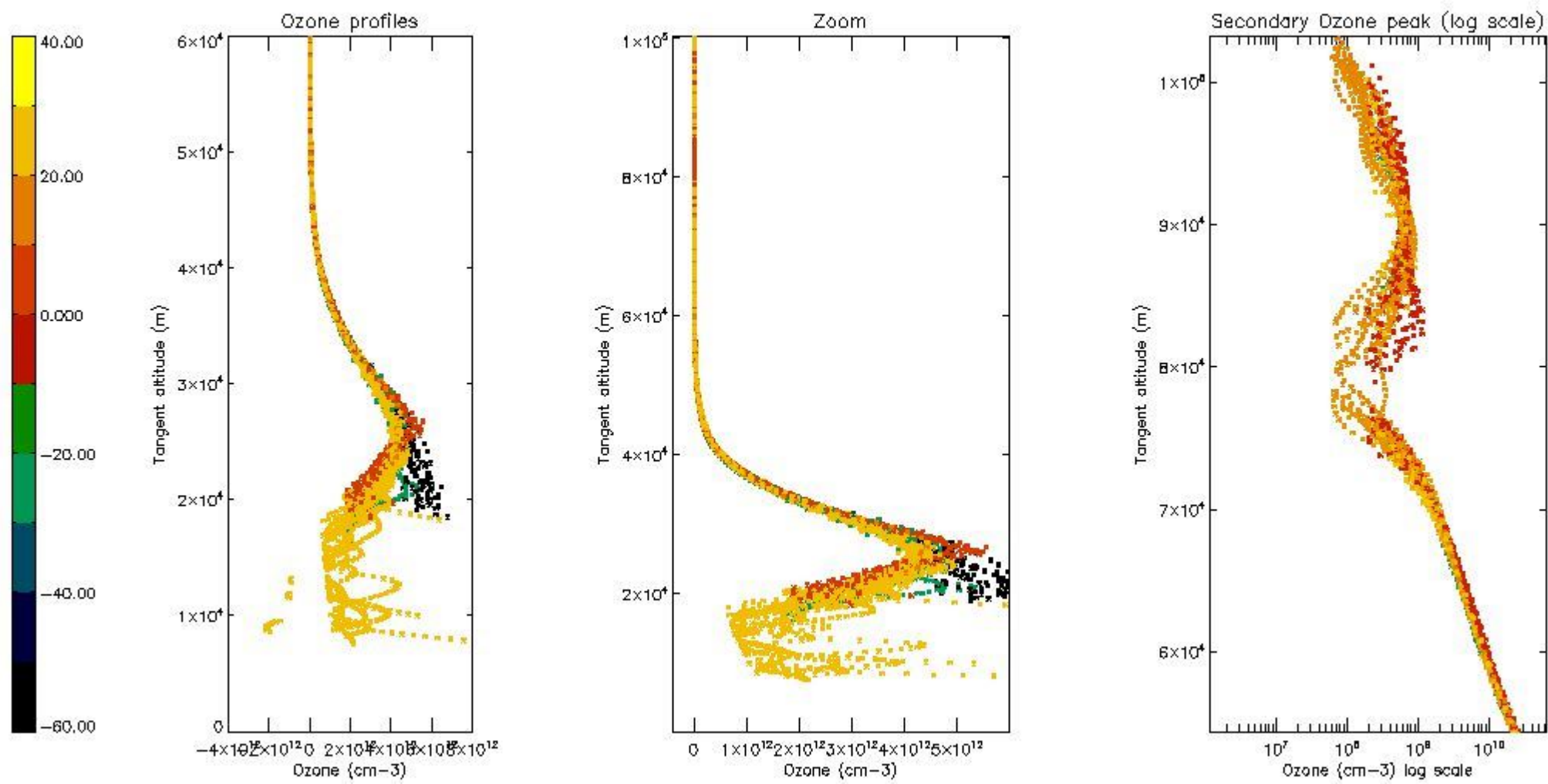
5.4 Plot ozone profiles where STD < 10% (dark without errors)

The colorbar represents the latitude.



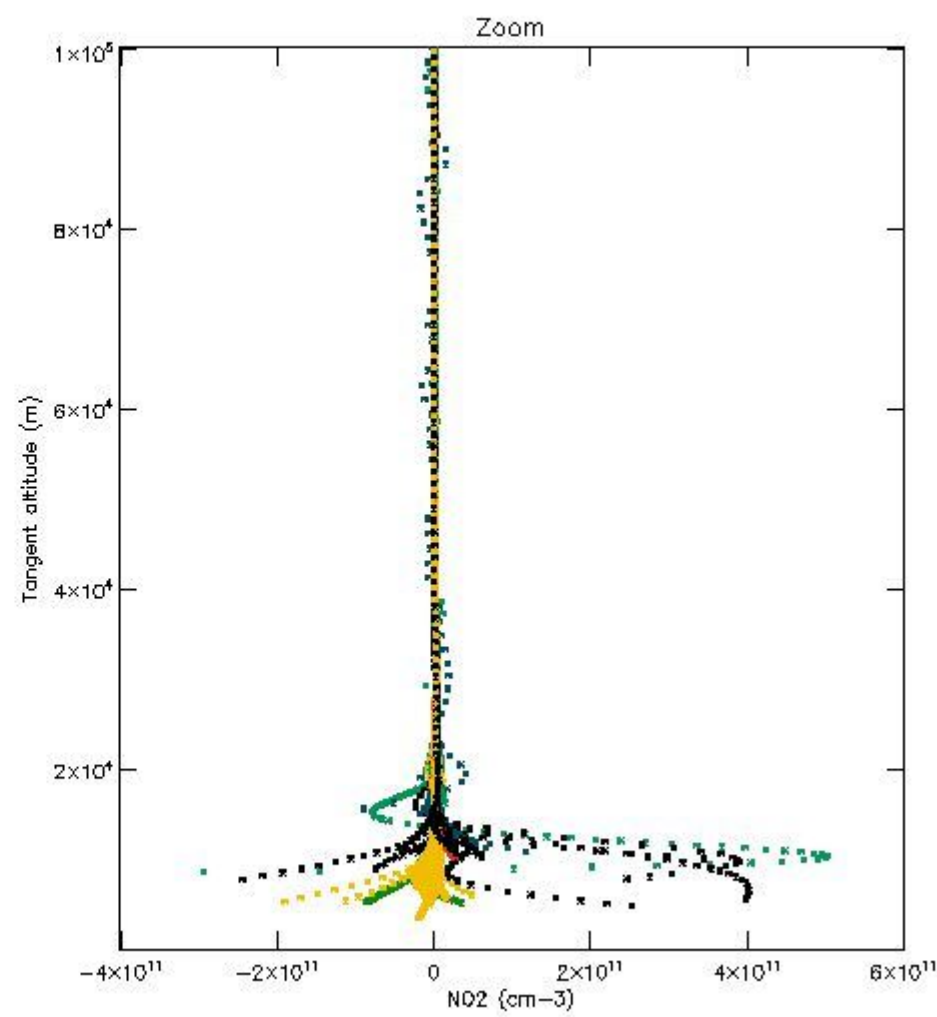
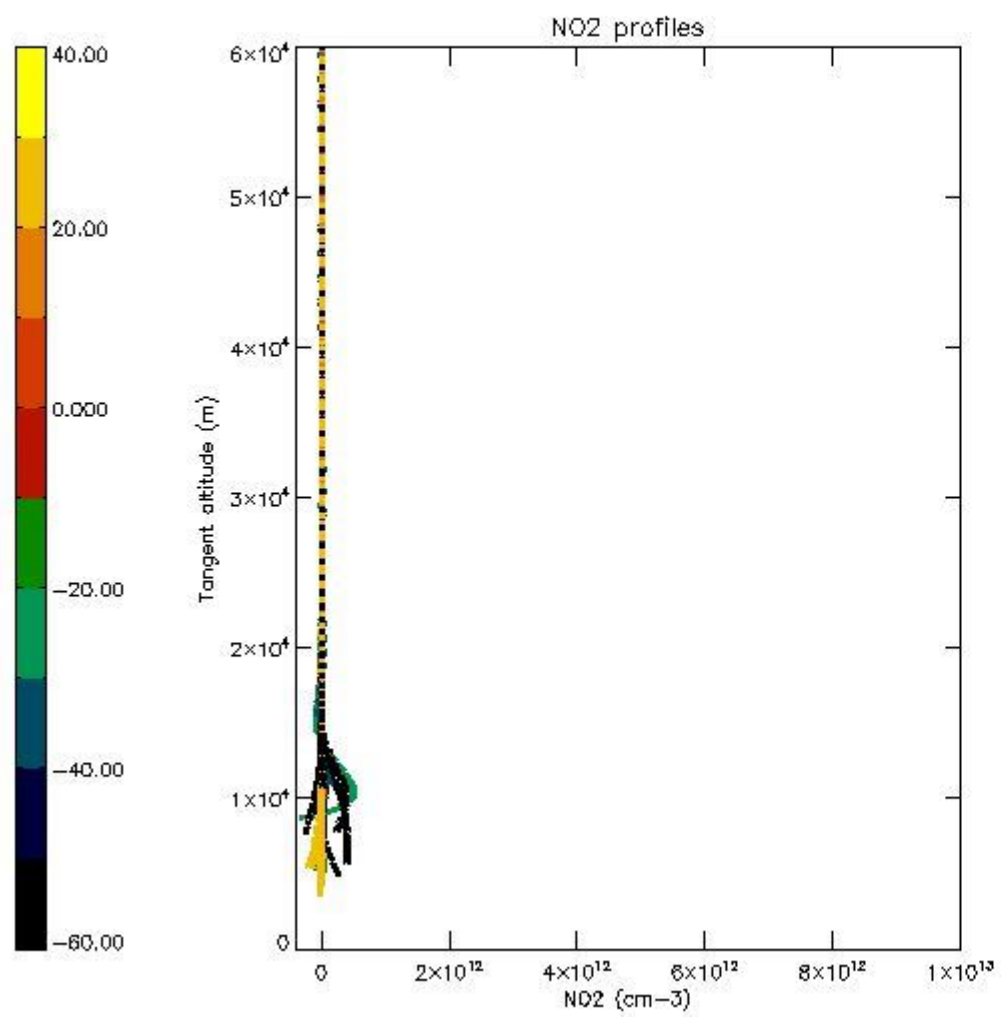
5.5 Plot ozone profiles where STD < 5% (dark without errors)

The colorbar represents the latitude.



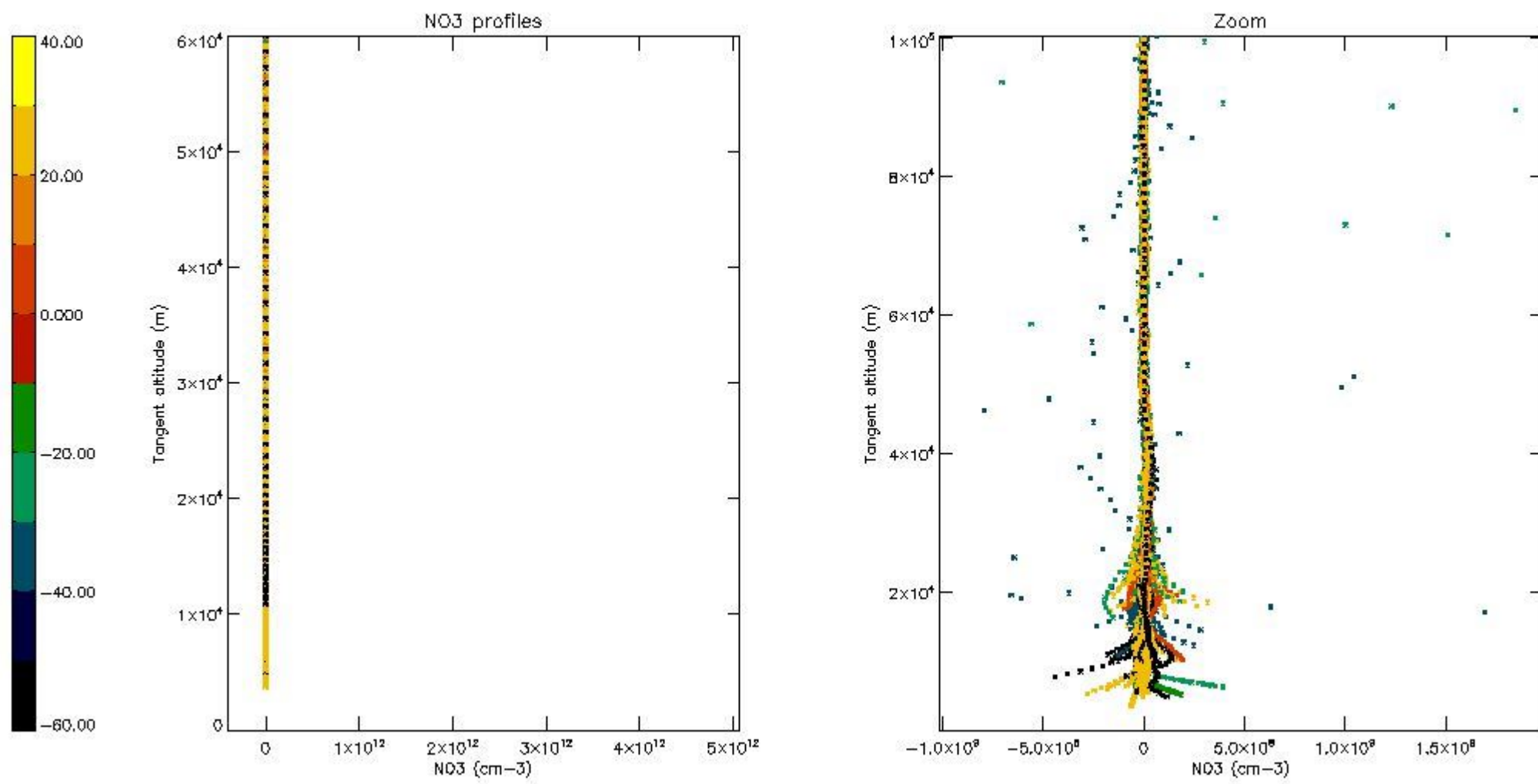
5.6 Plot NO₂ profiles for all STD (dark without errors)

The colorbar represents the latitude.



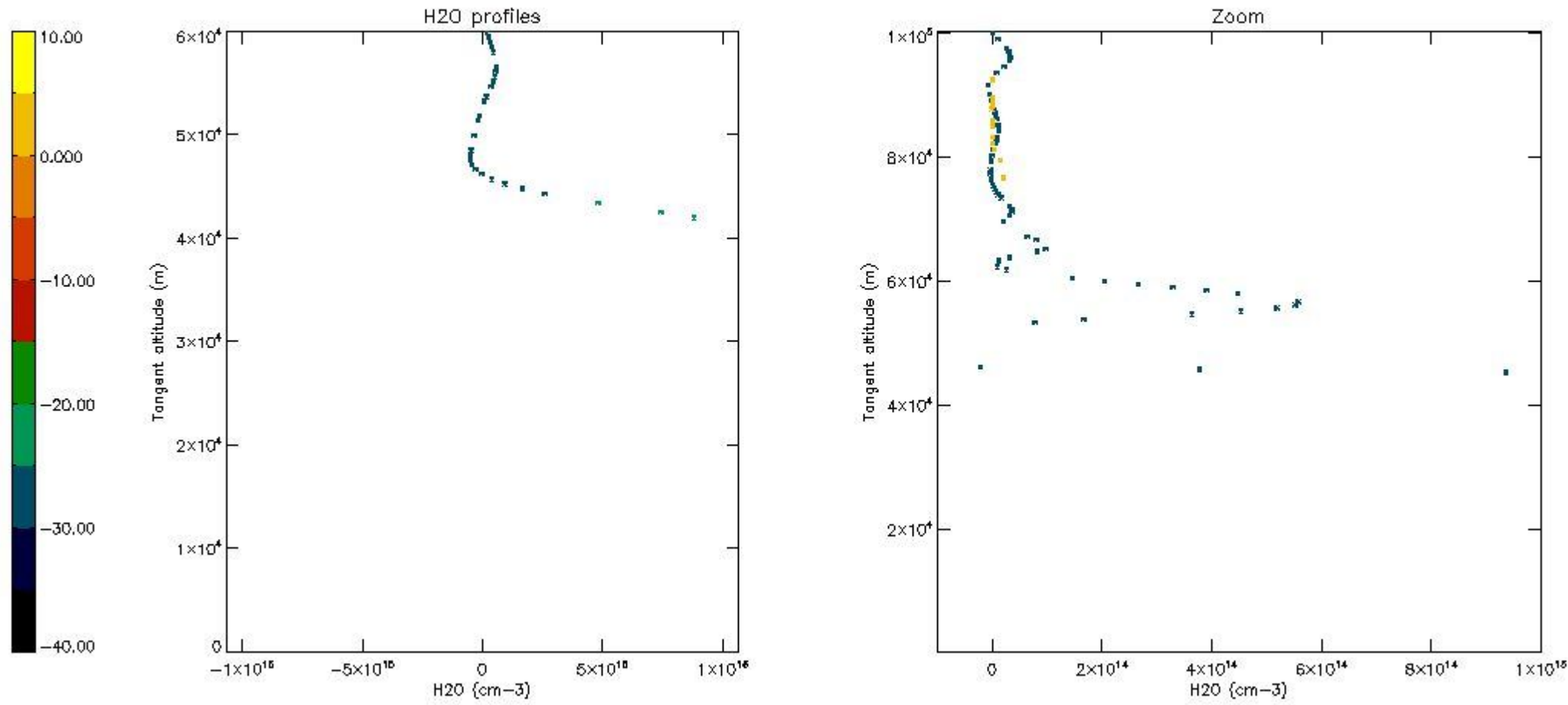
5.7 Plot NO3 profiles for all STD (dark without errors)

The colorbar represents the latitude.



5.8 Plot H₂O profiles for all STD (only for occultations of stars 1,2,3,4,13,14,16,26,63 dark without errors)

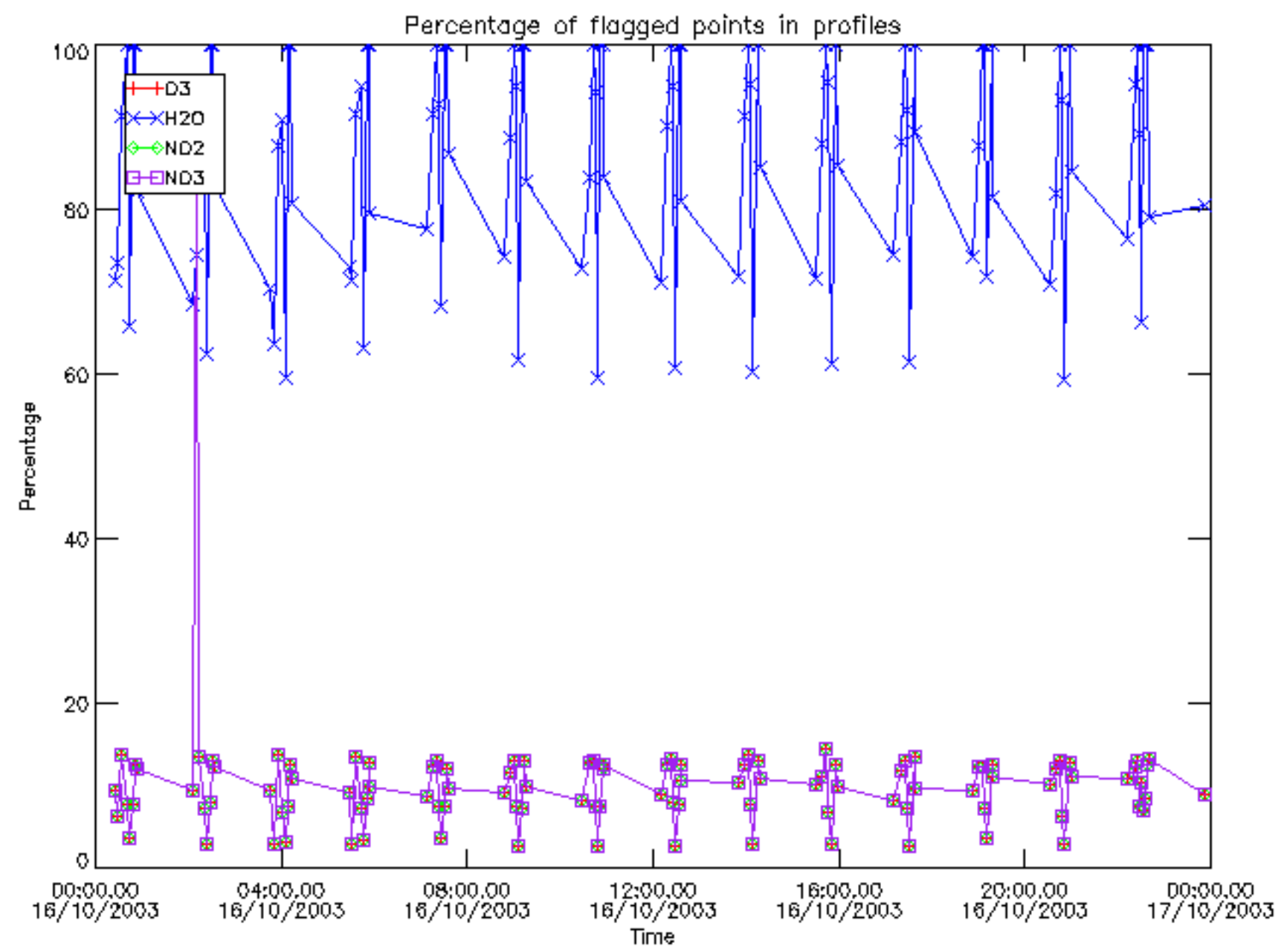
The colorbar represents the latitude.



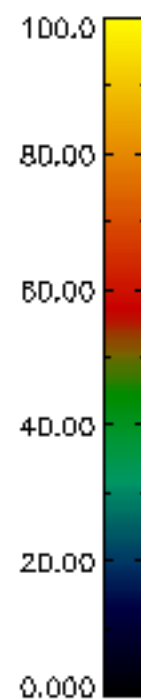
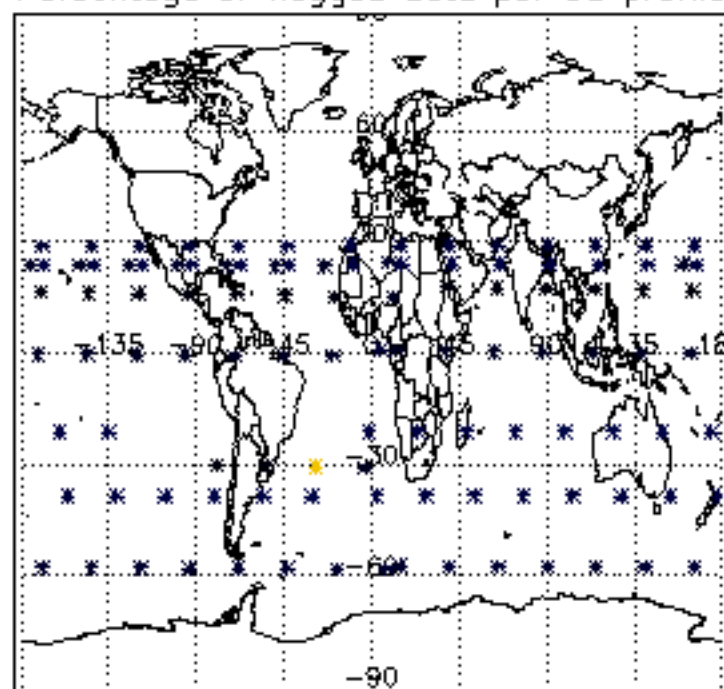
6. Auxiliary Data Files used for the production reported in section 2

The number reported in the third column indicates since which file (see list in section 2) the corresponding auxiliary file has been used. The fourth column is the date of those product files.

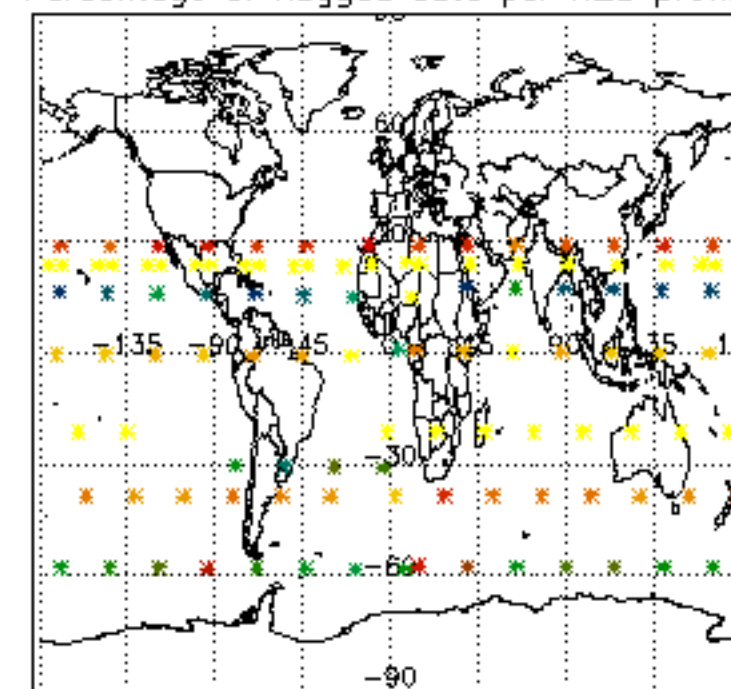
Type	Auxiliary Filename	Used since product	Used since product date
INST_PHYS_CHARACTERISTICS	GOM_INS_AXVIEC20091111_143220_20030716_120000_20500101_000000	1	16-OCT-2003 00:02:27
LEVEL-2_PROC_CONFIG	GOM_PR2_AXVIEC20091111_152718_20020301_000000_20500101_000000	1	16-OCT-2003 00:02:27
CROSS_SECTIONS_FILE	GOM_CRS_AXVIEC20091111_154832_20020301_000000_20500101_000000	1	16-OCT-2003 00:02:27



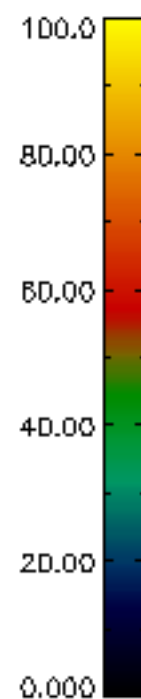
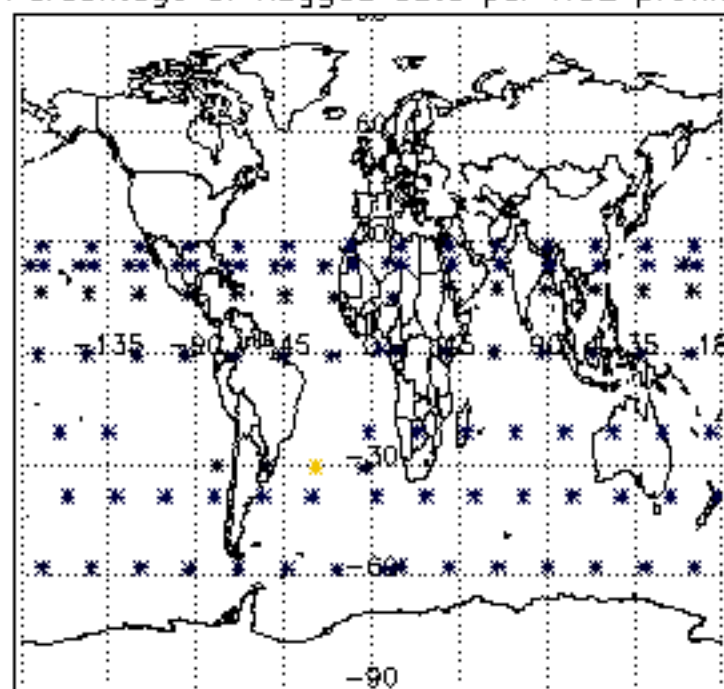
Percentage of flagged data per D3 profile



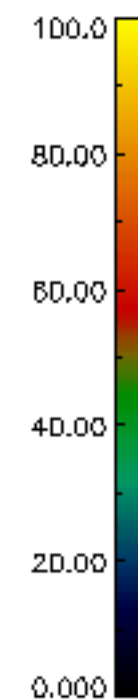
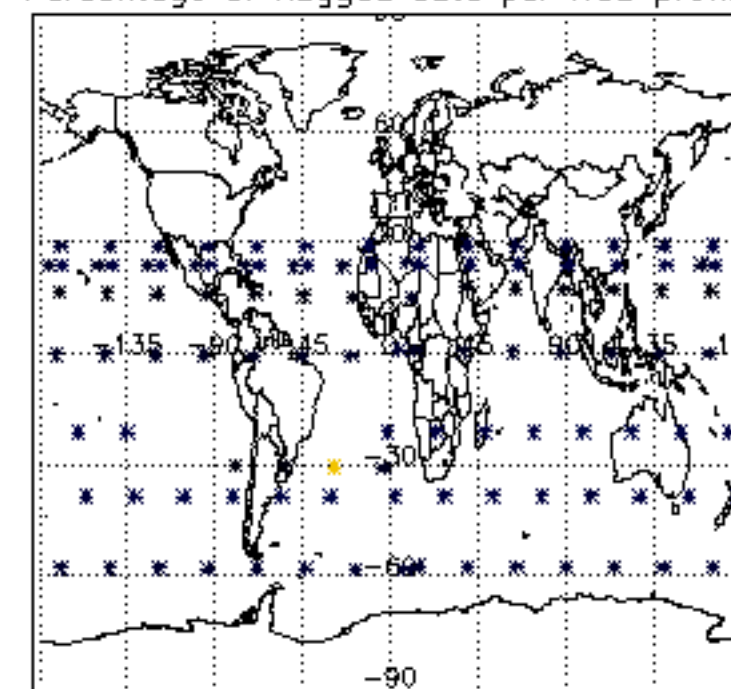
Percentage of flagged data per H2O profile

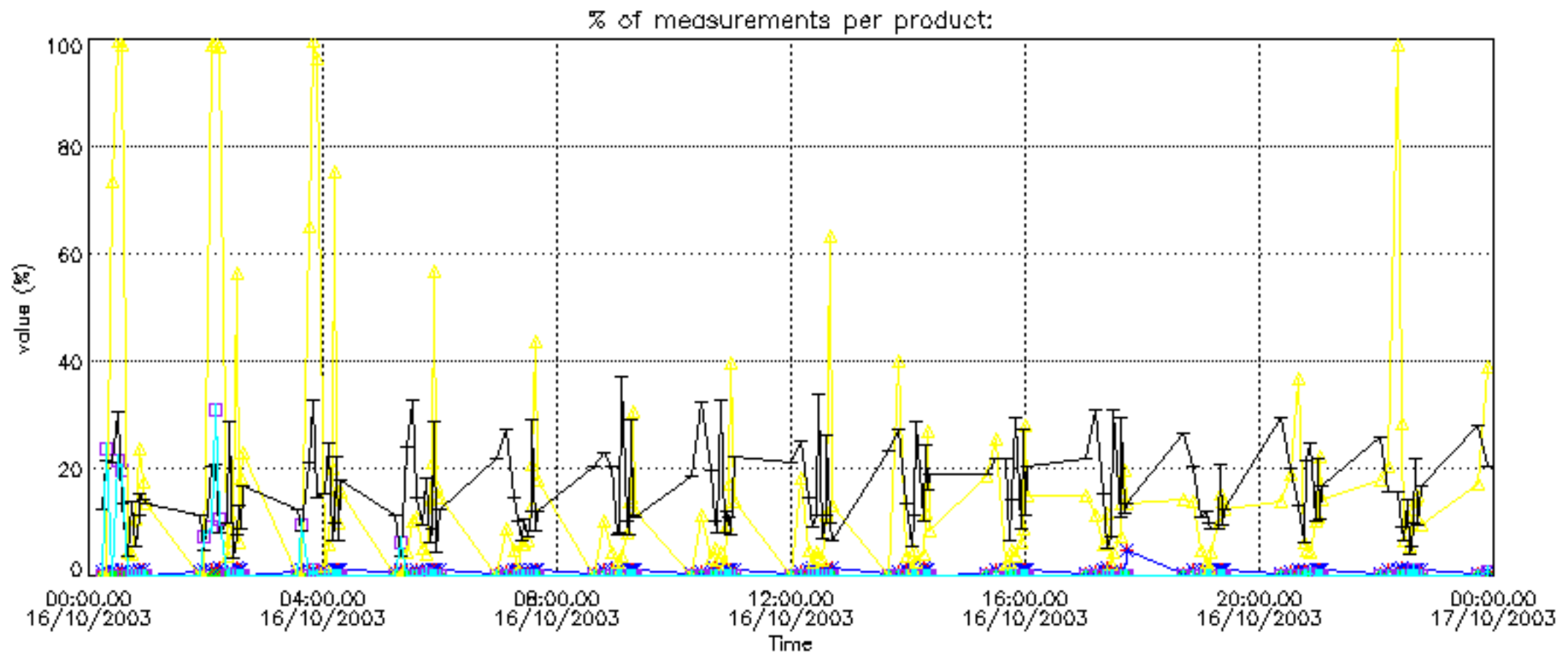


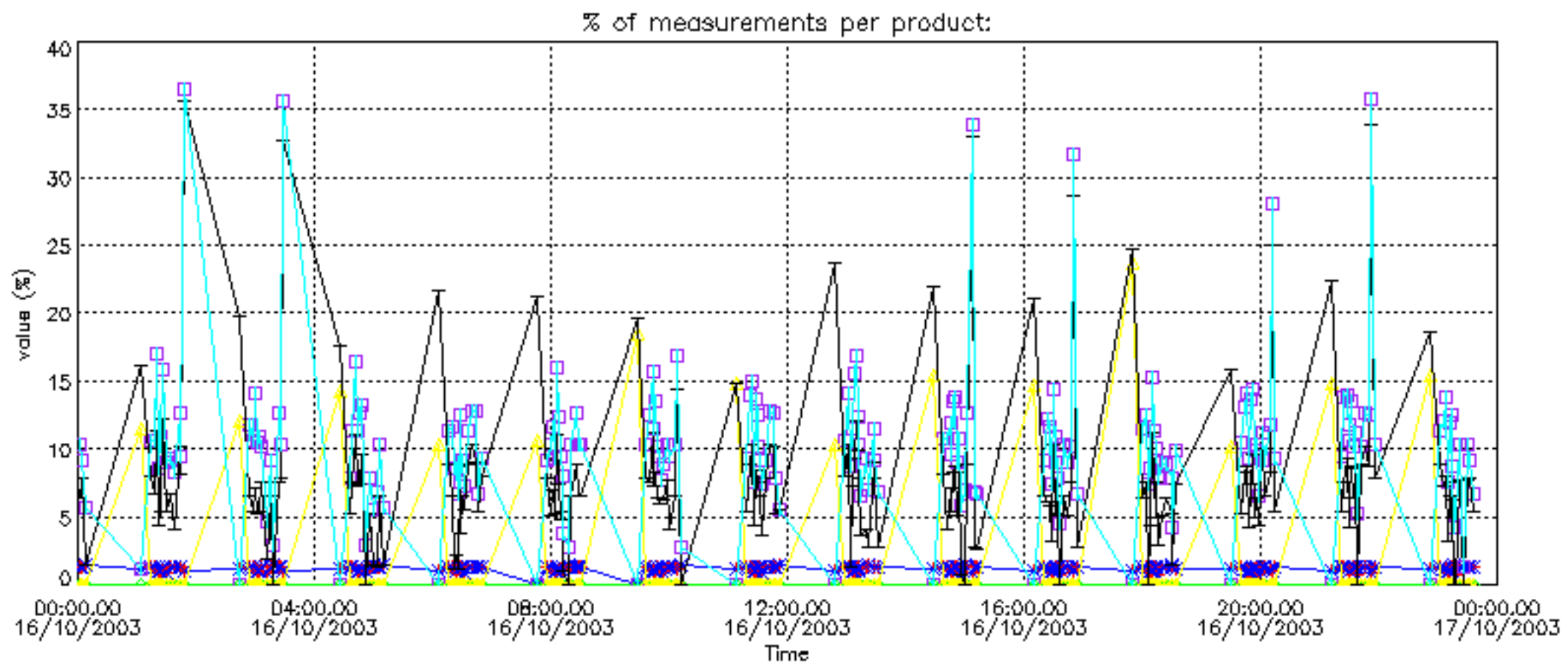
Percentage of flagged data per NO2 profile



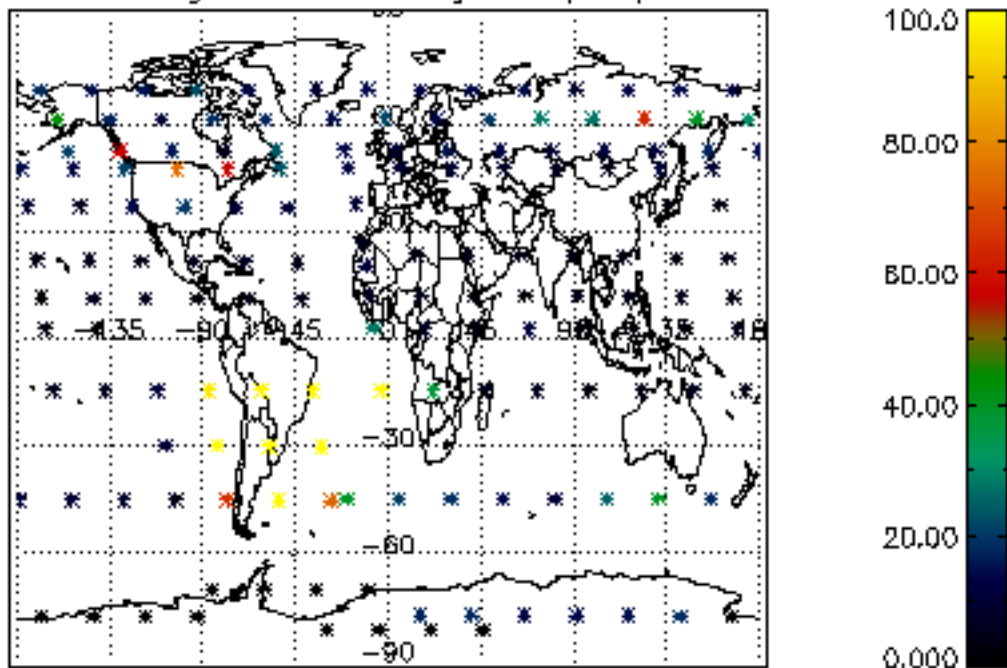
Percentage of flagged data per NO3 profile



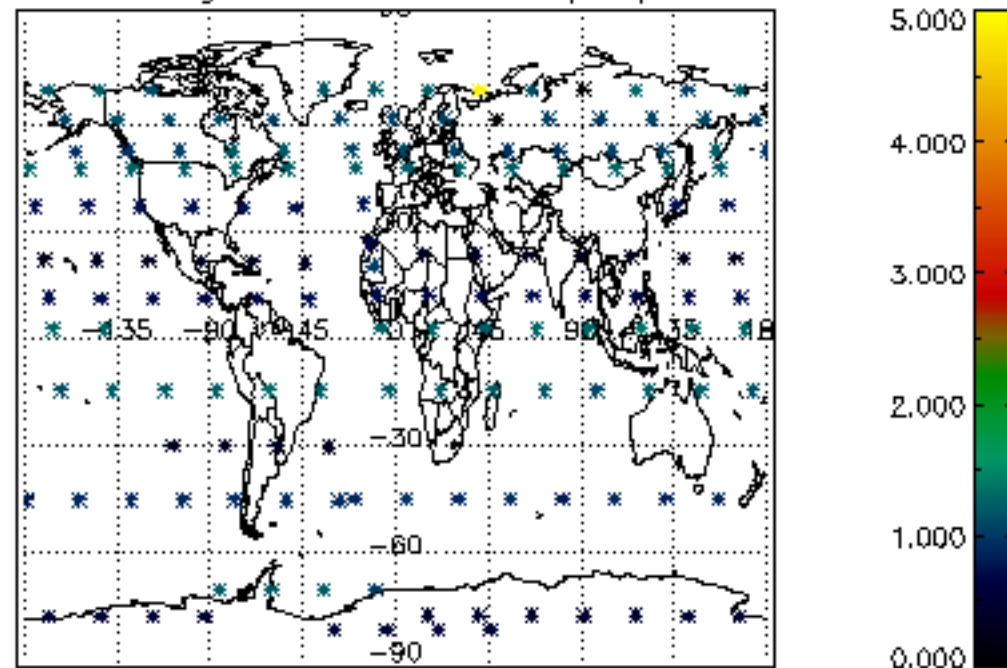




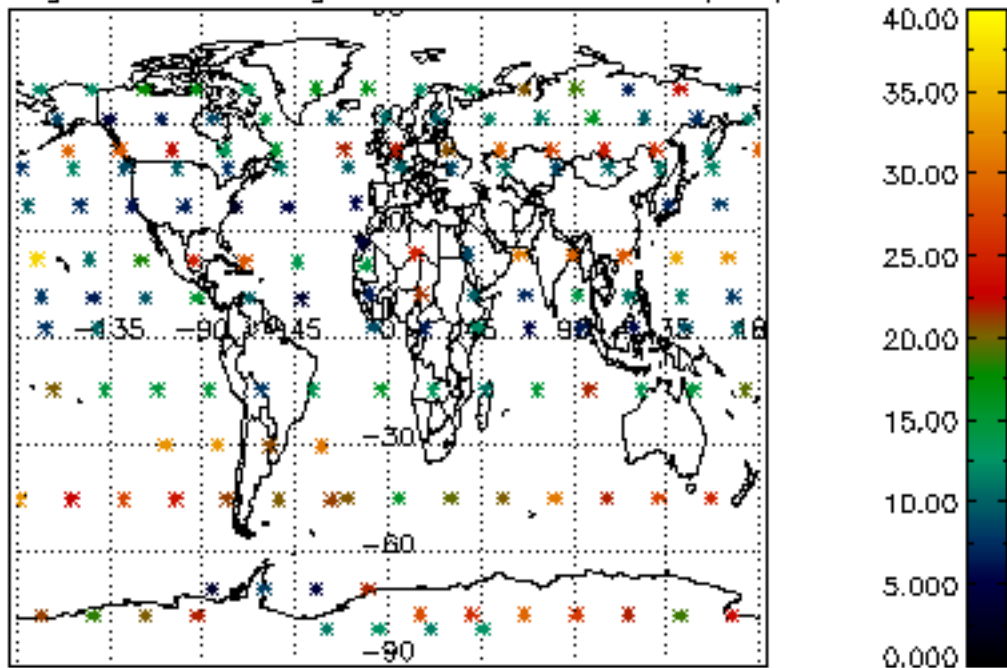
Percentage of cosmic ray hits per profile



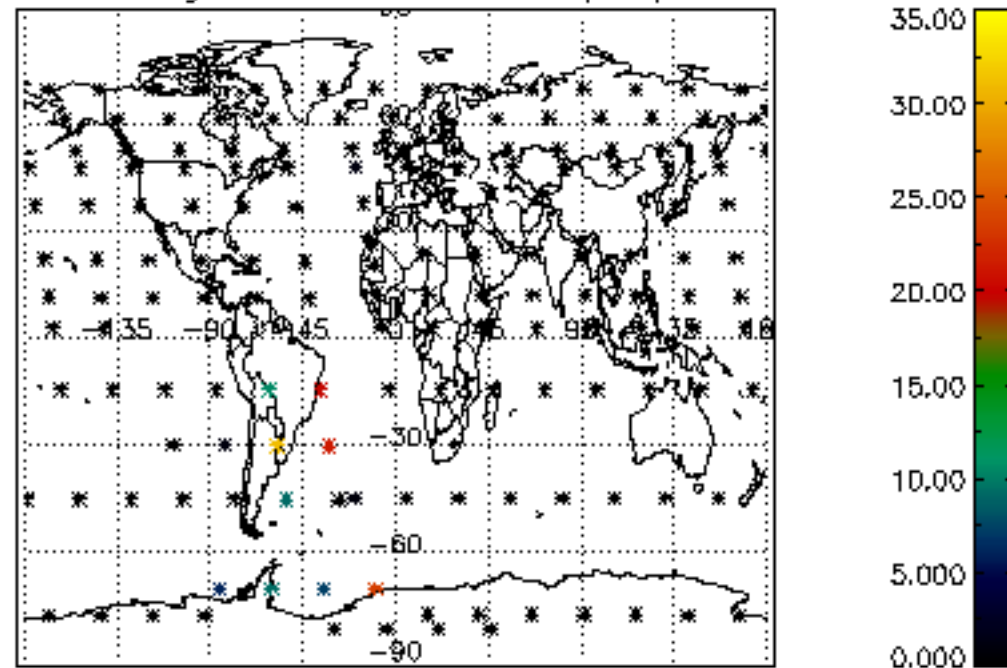
Percentage of datation errors per profile



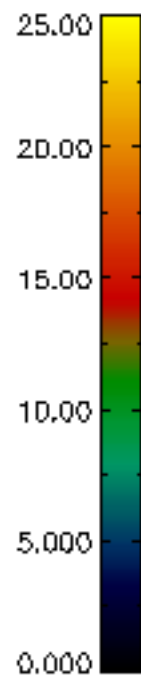
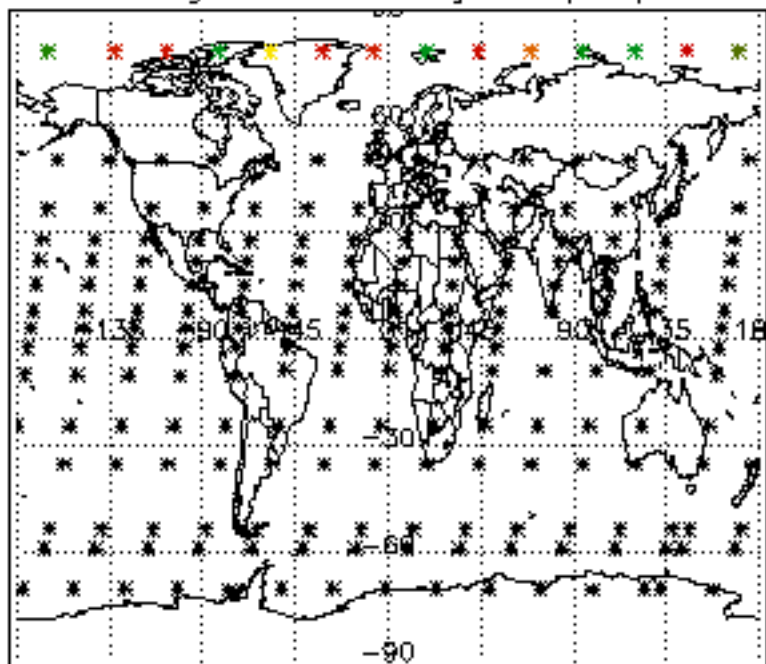
Percentage of star falling outside central band per profile



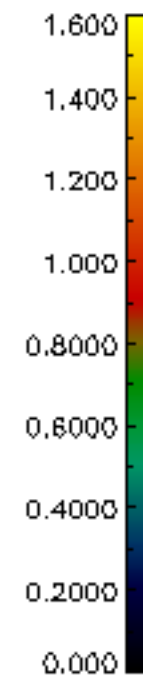
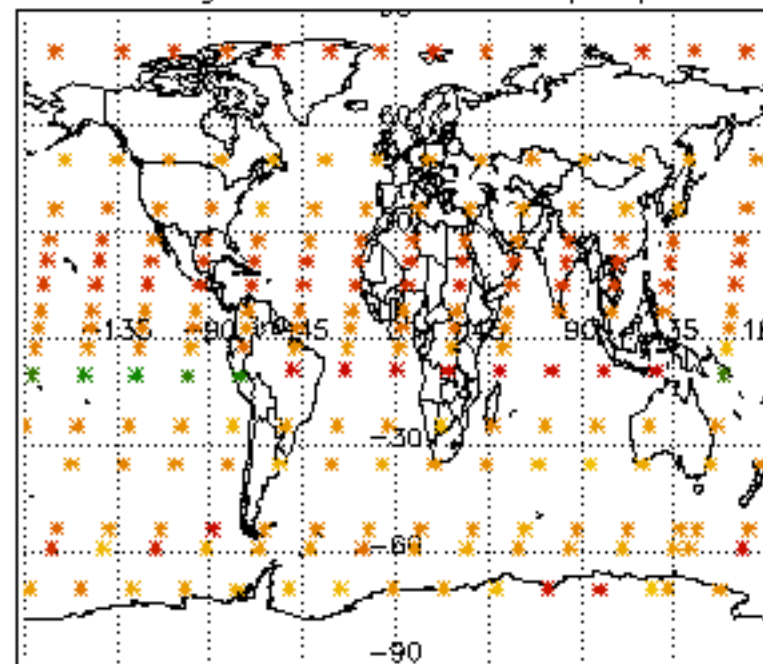
Percentage of saturation errors per profile



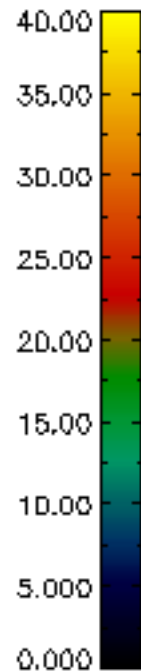
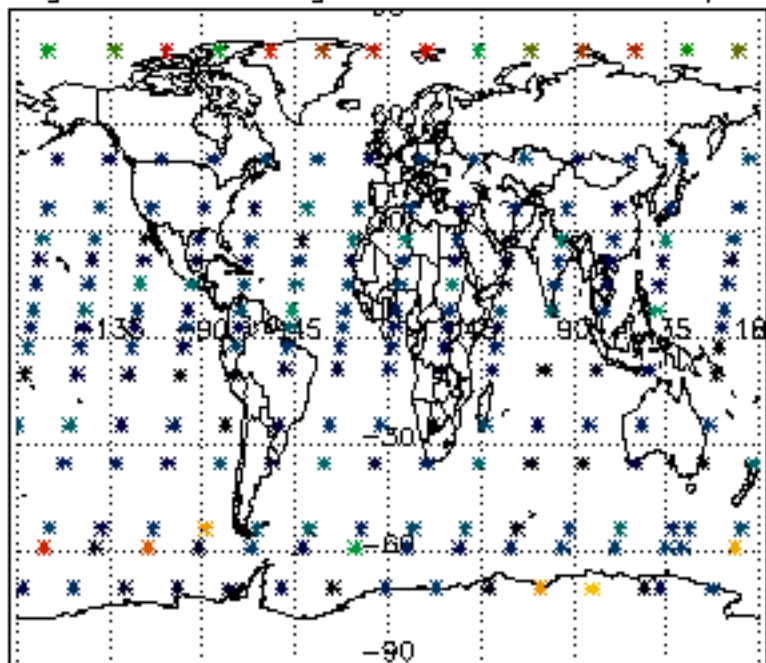
Percentage of cosmic ray hits per profile




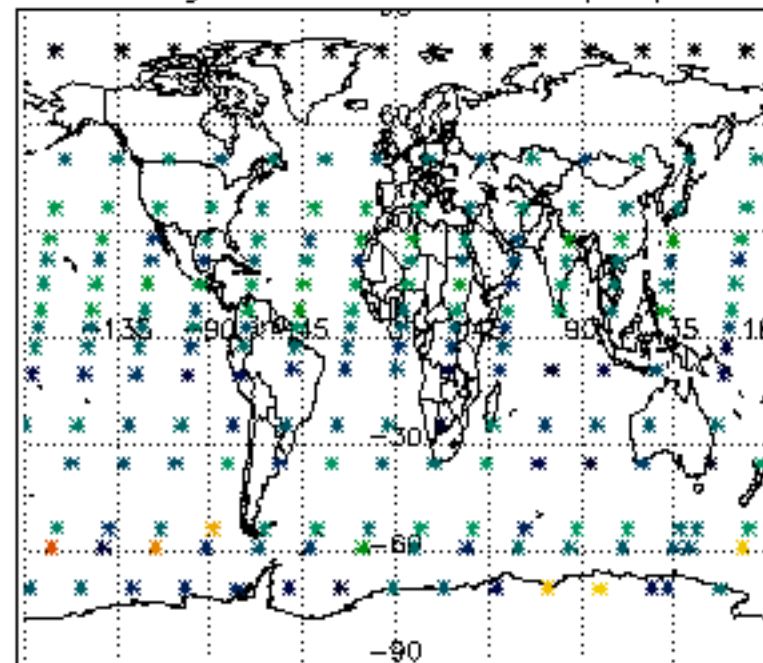
Percentage of datation errors per profile

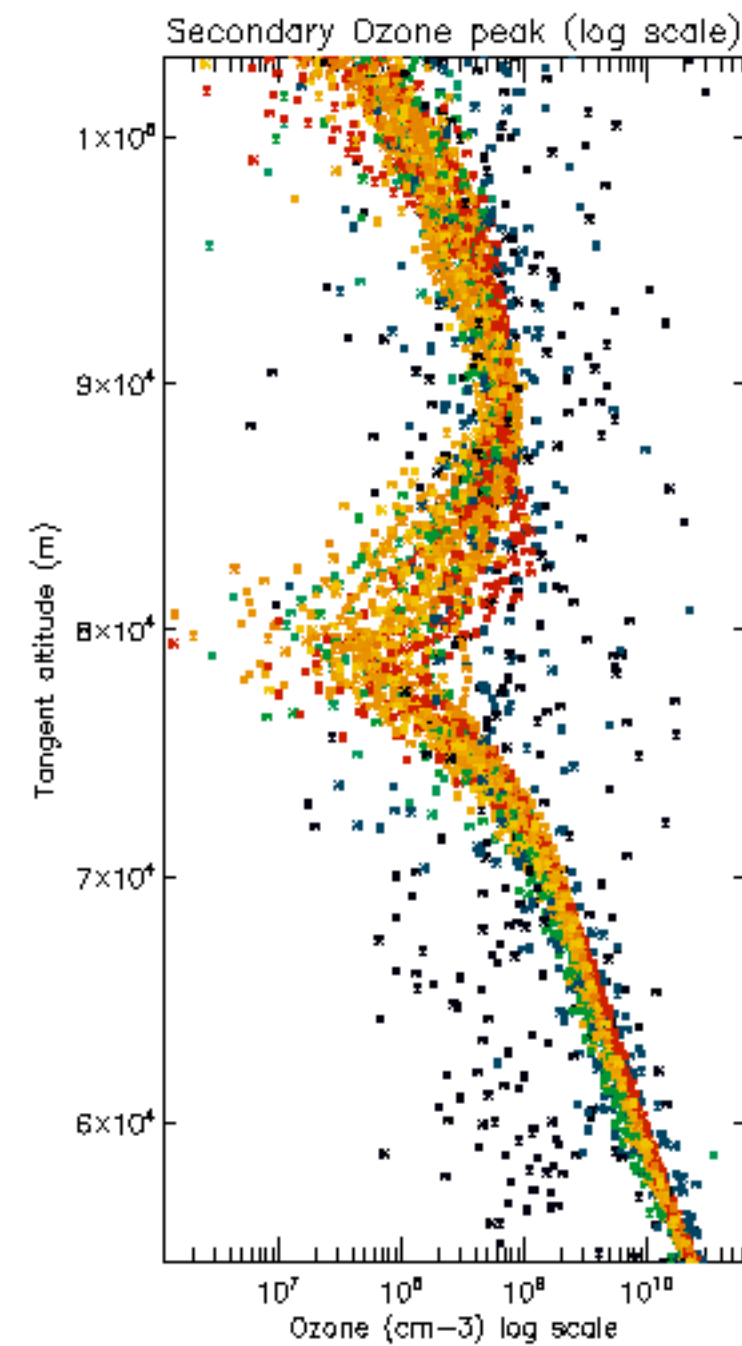
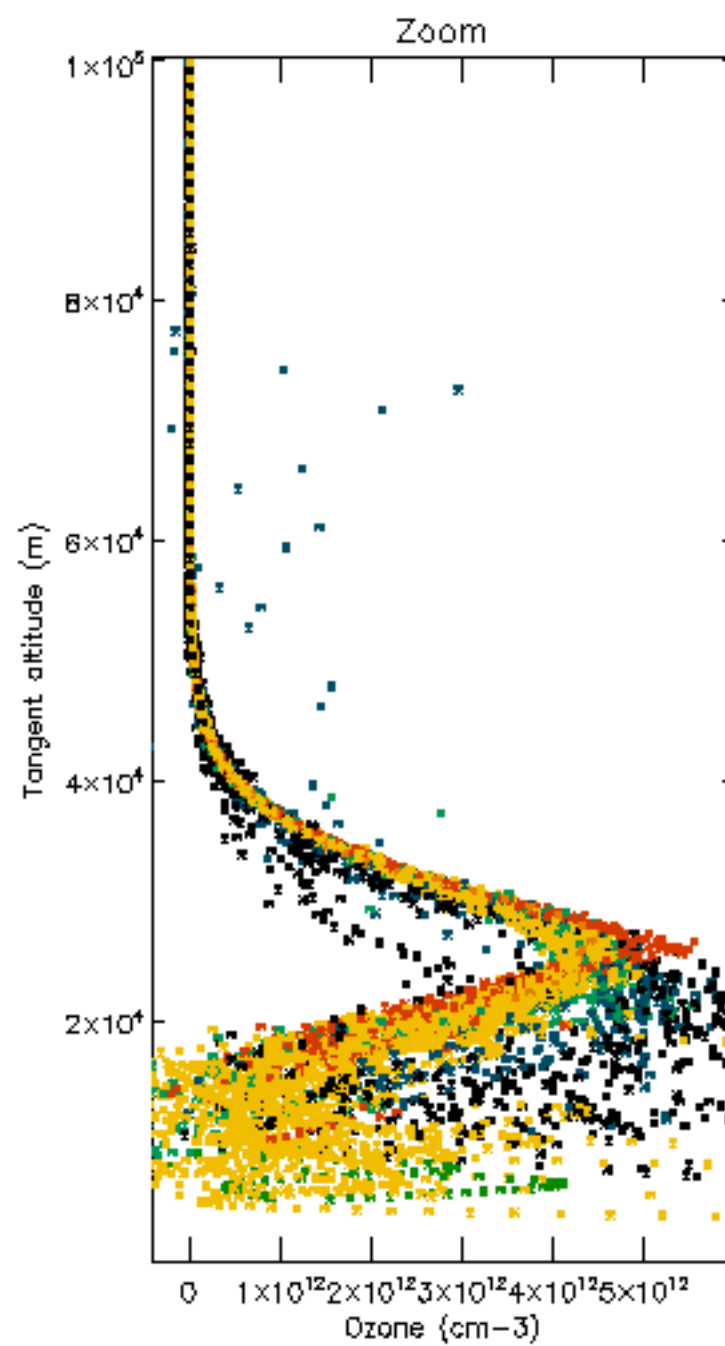
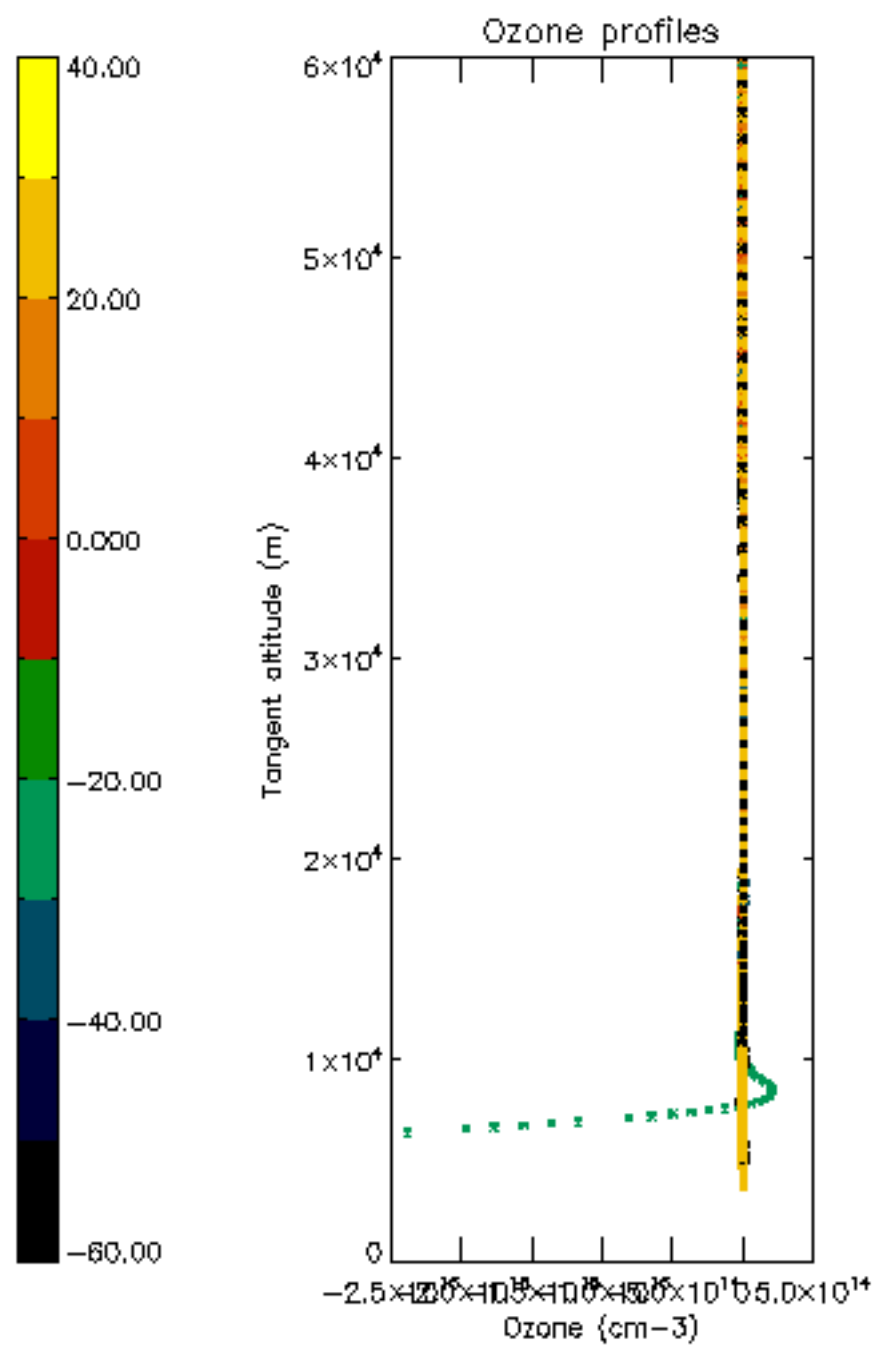


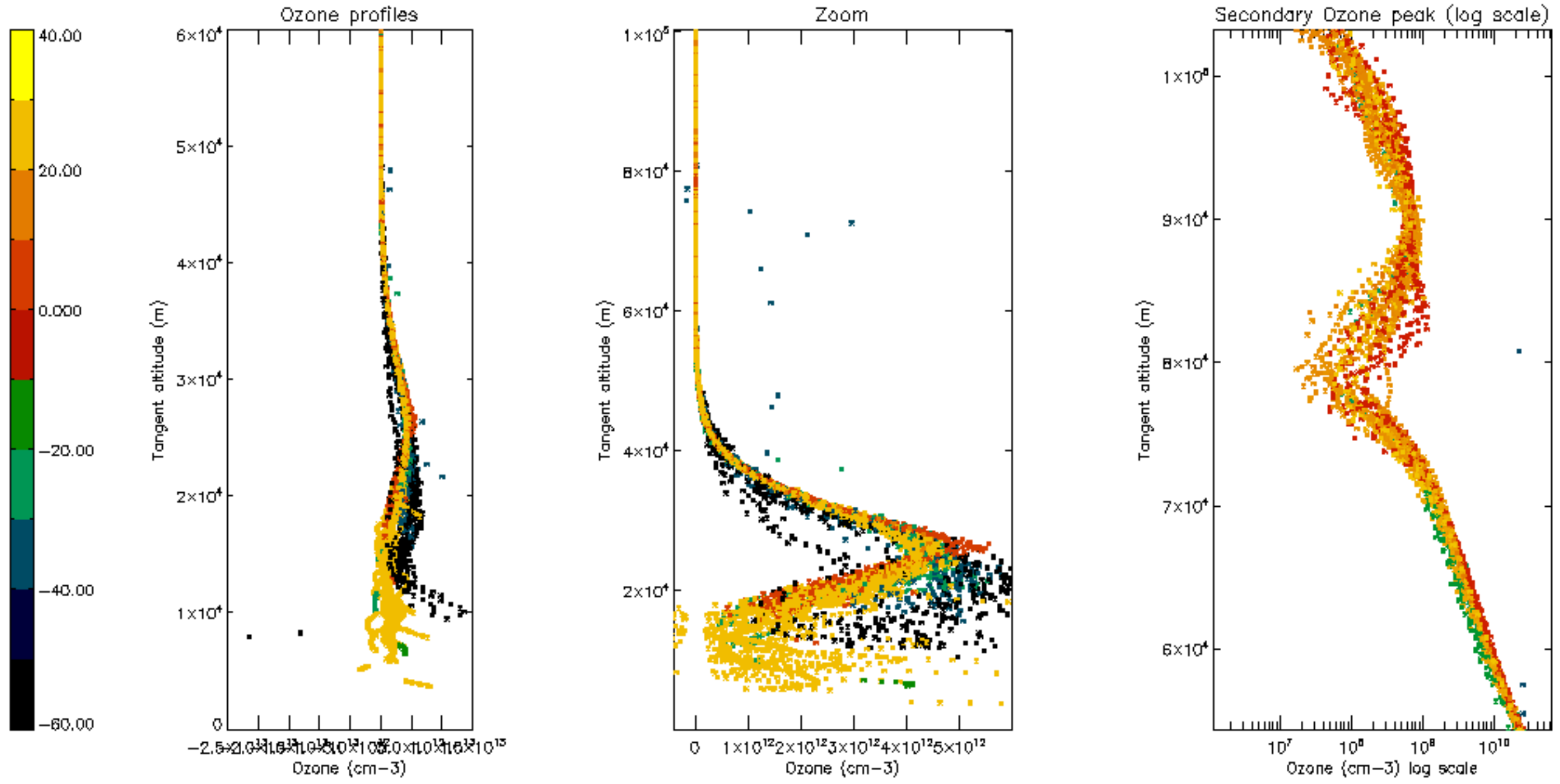
Percentage of star falling outside central band per profile

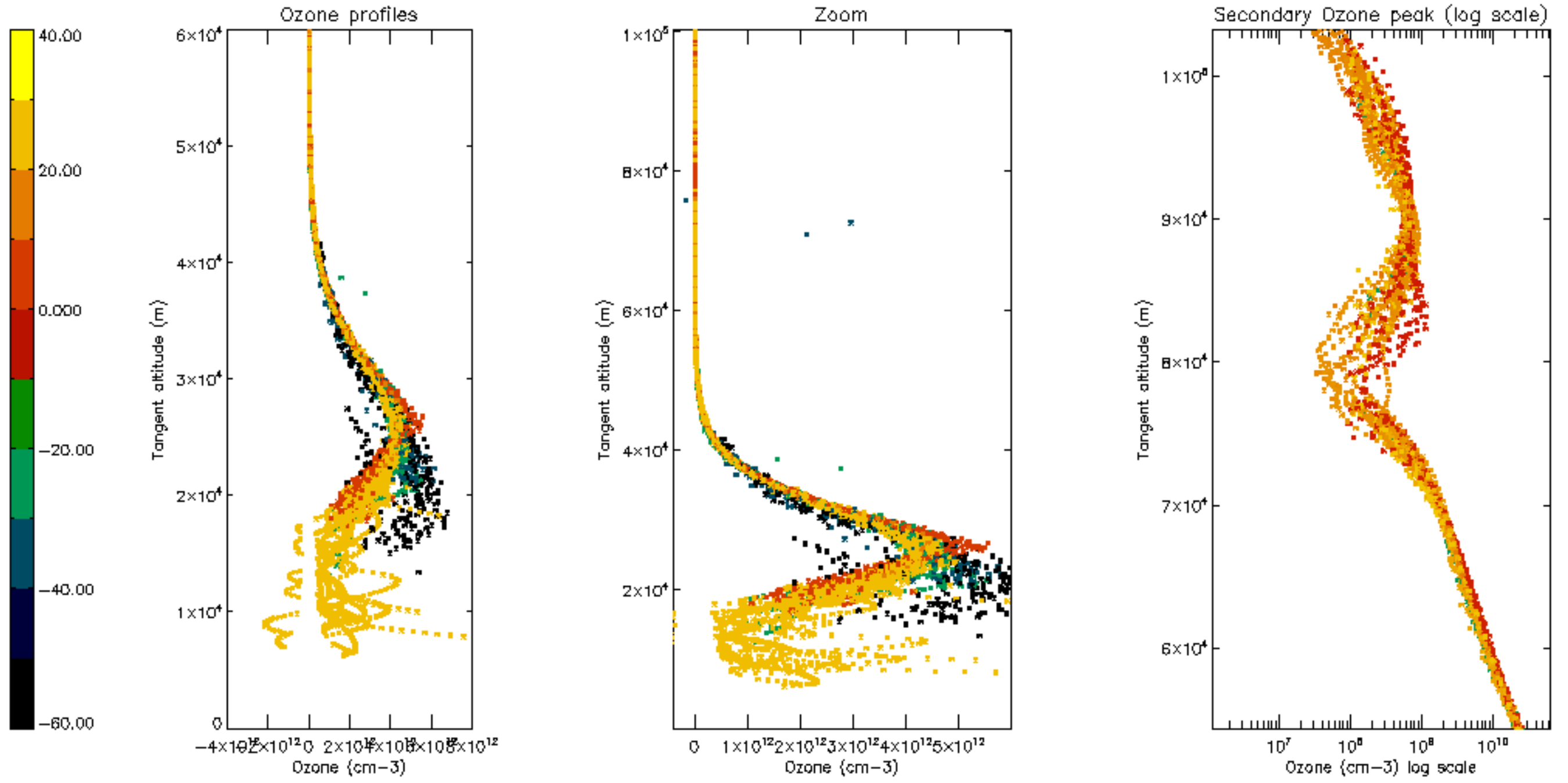


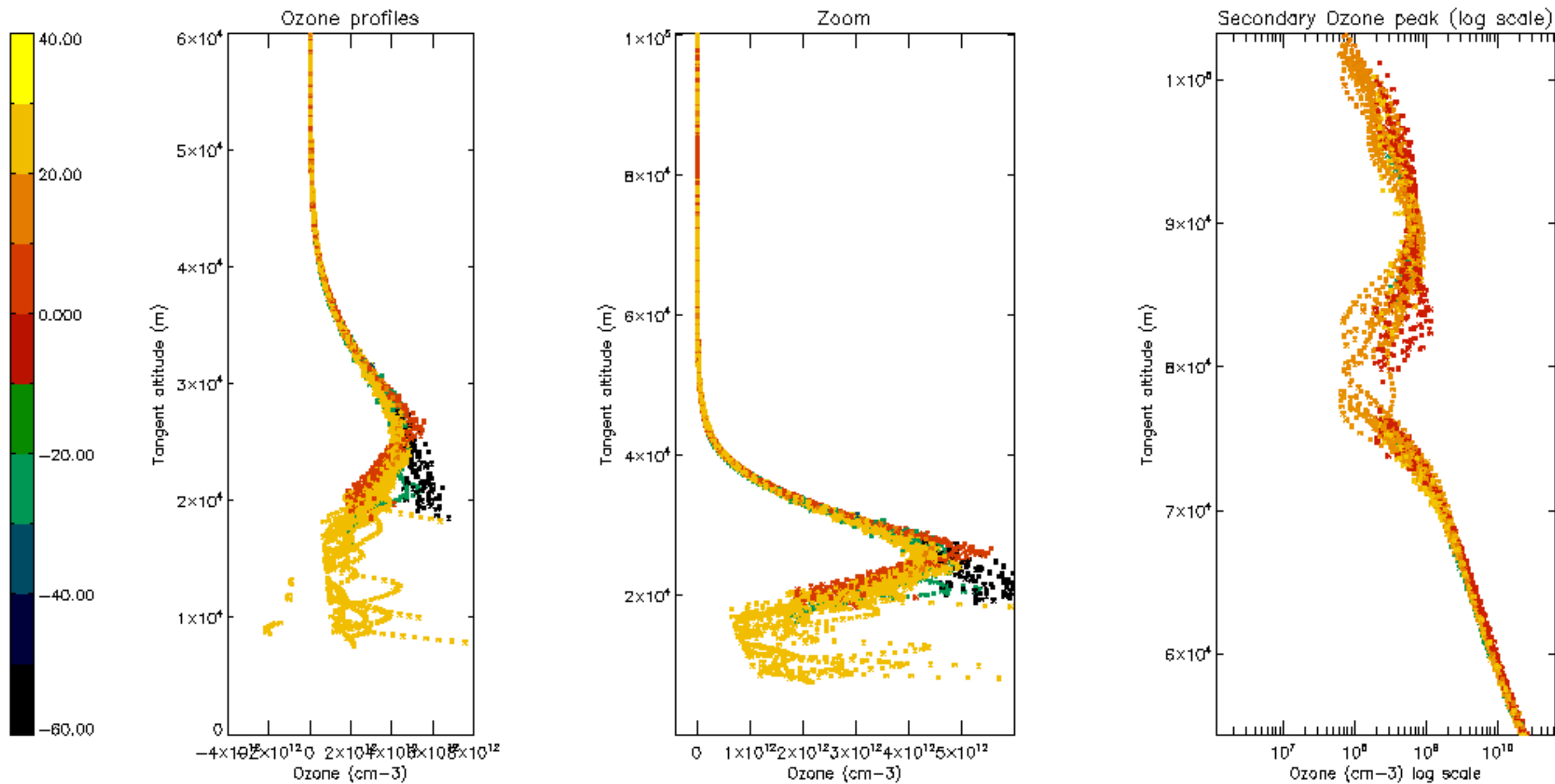
Percentage of saturation errors per profile

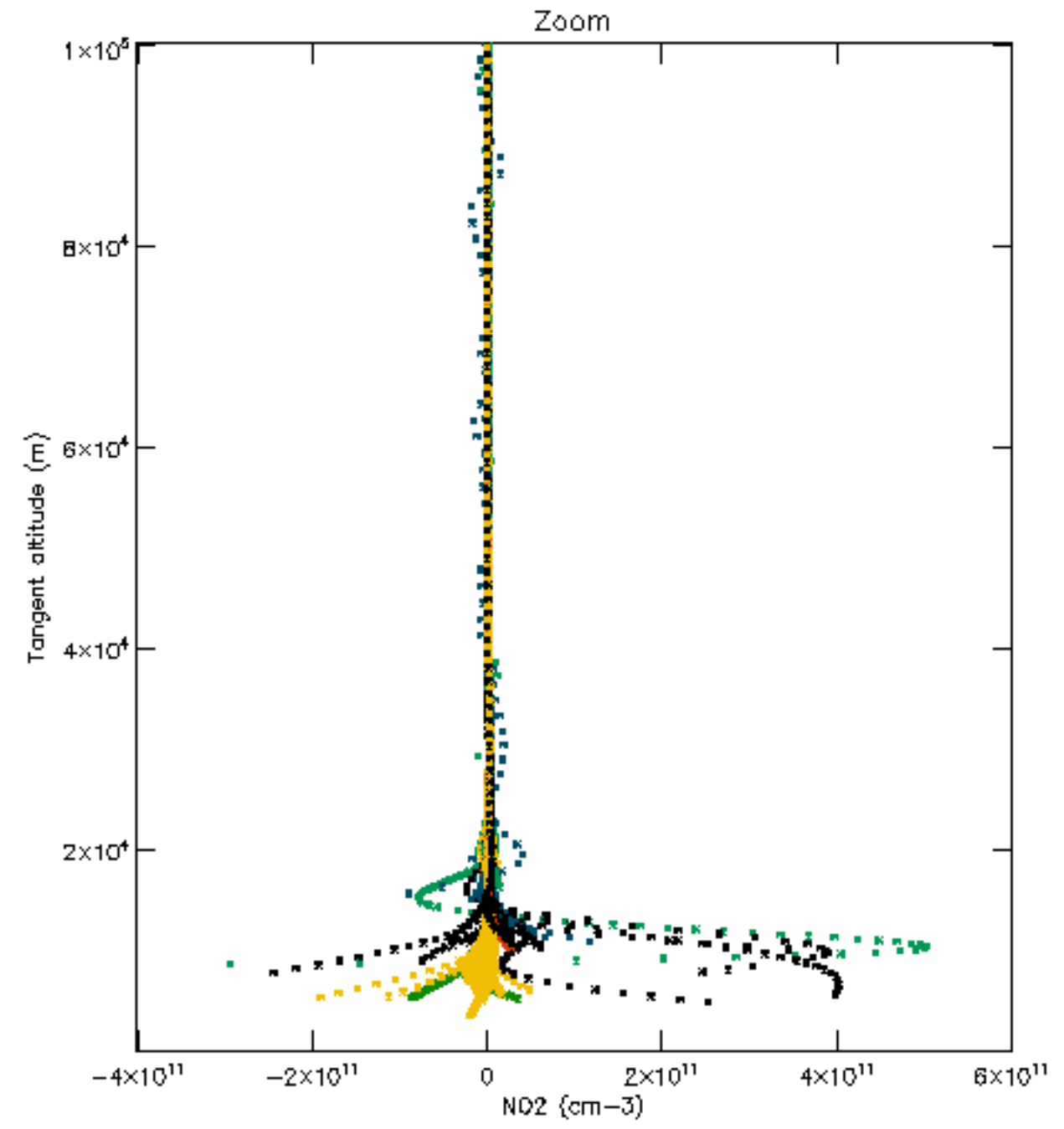
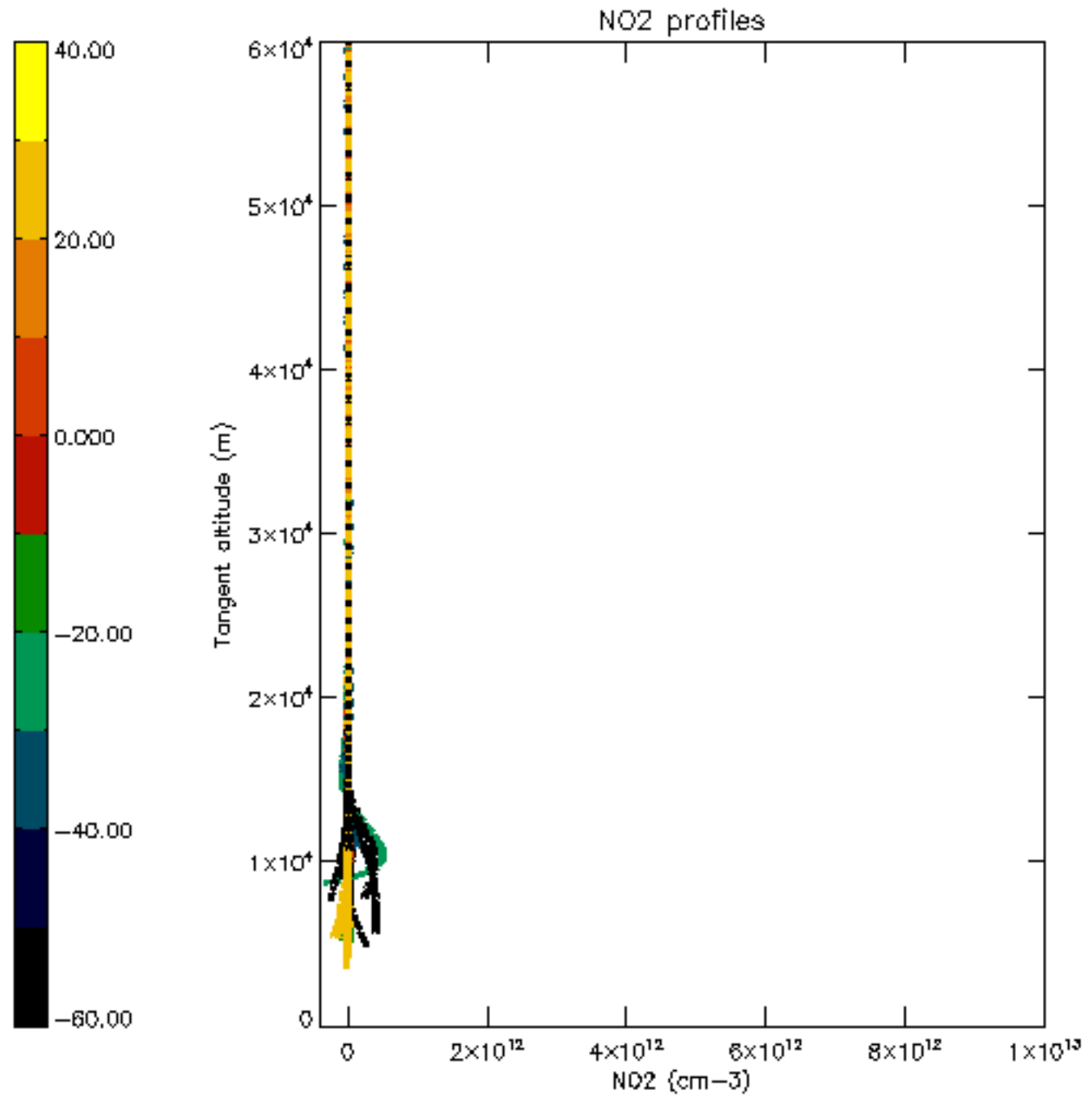


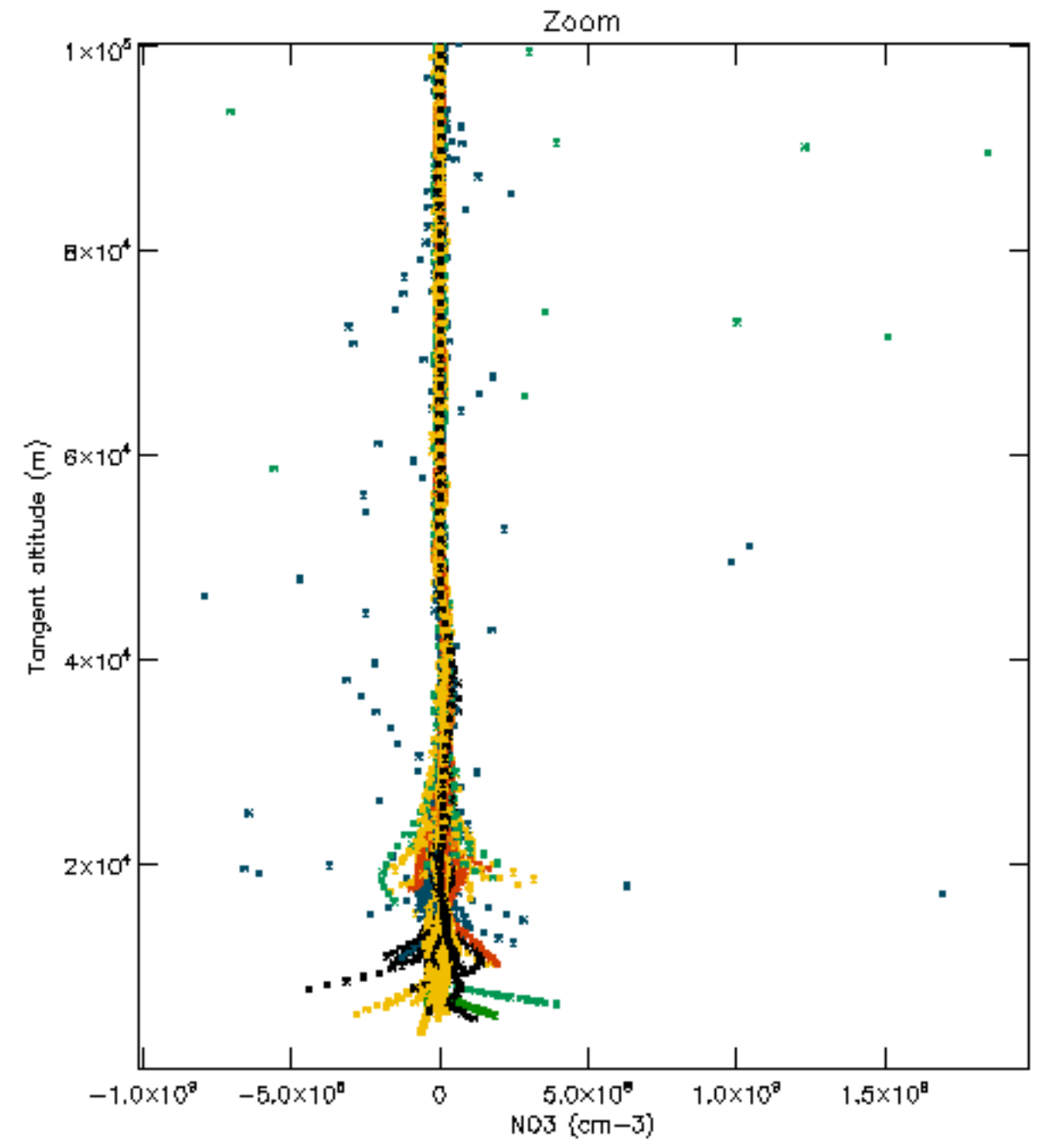
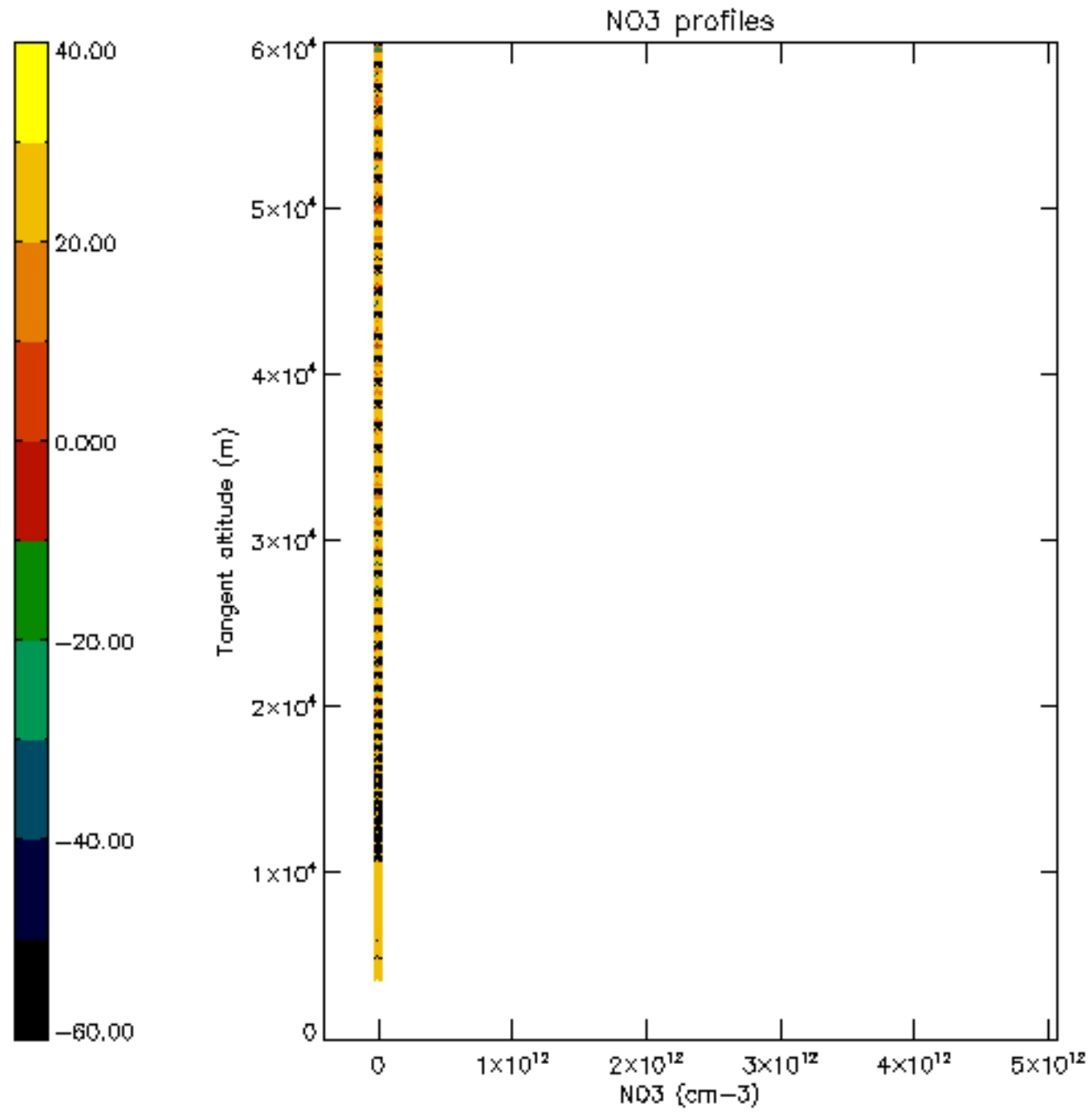


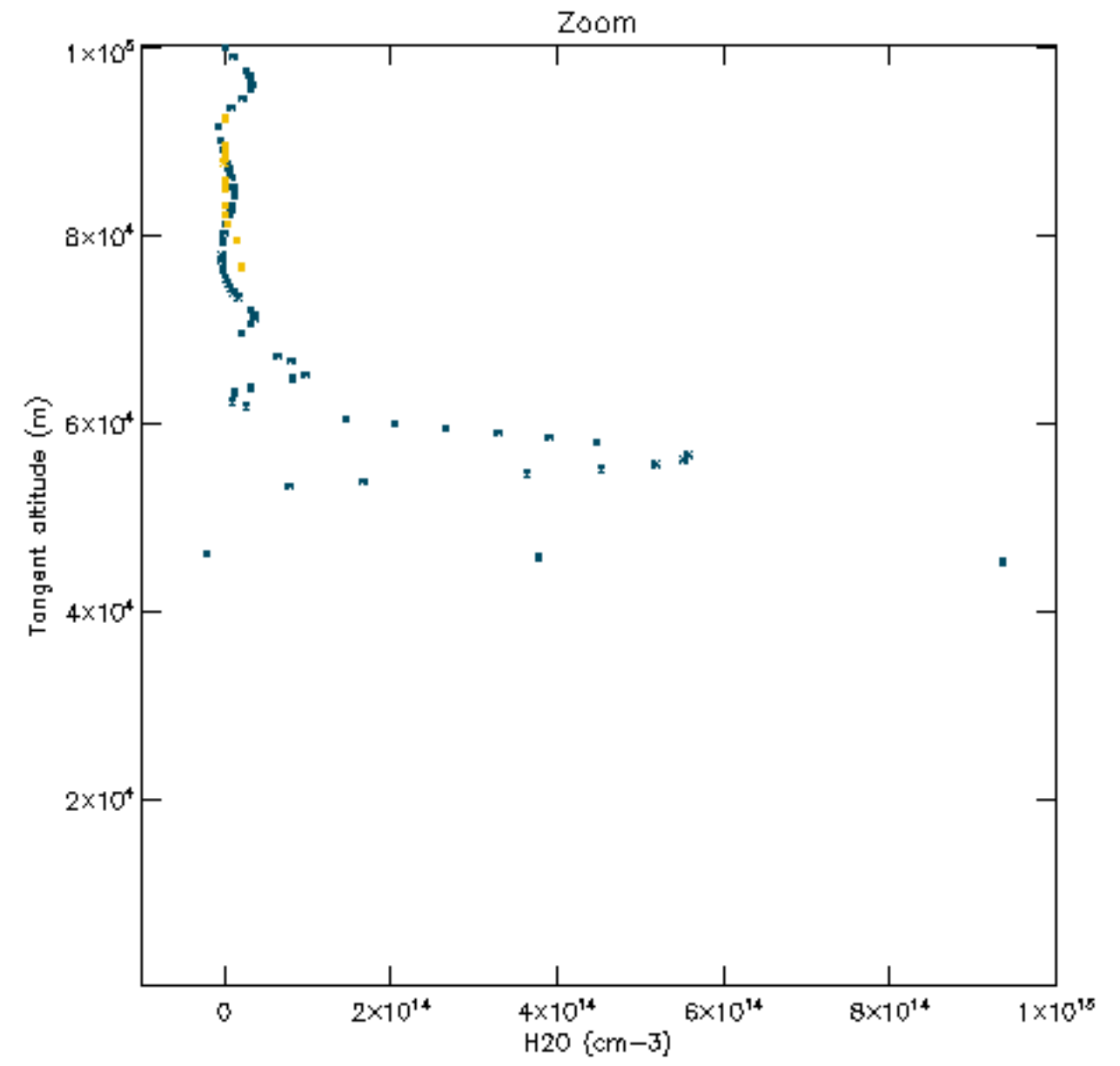
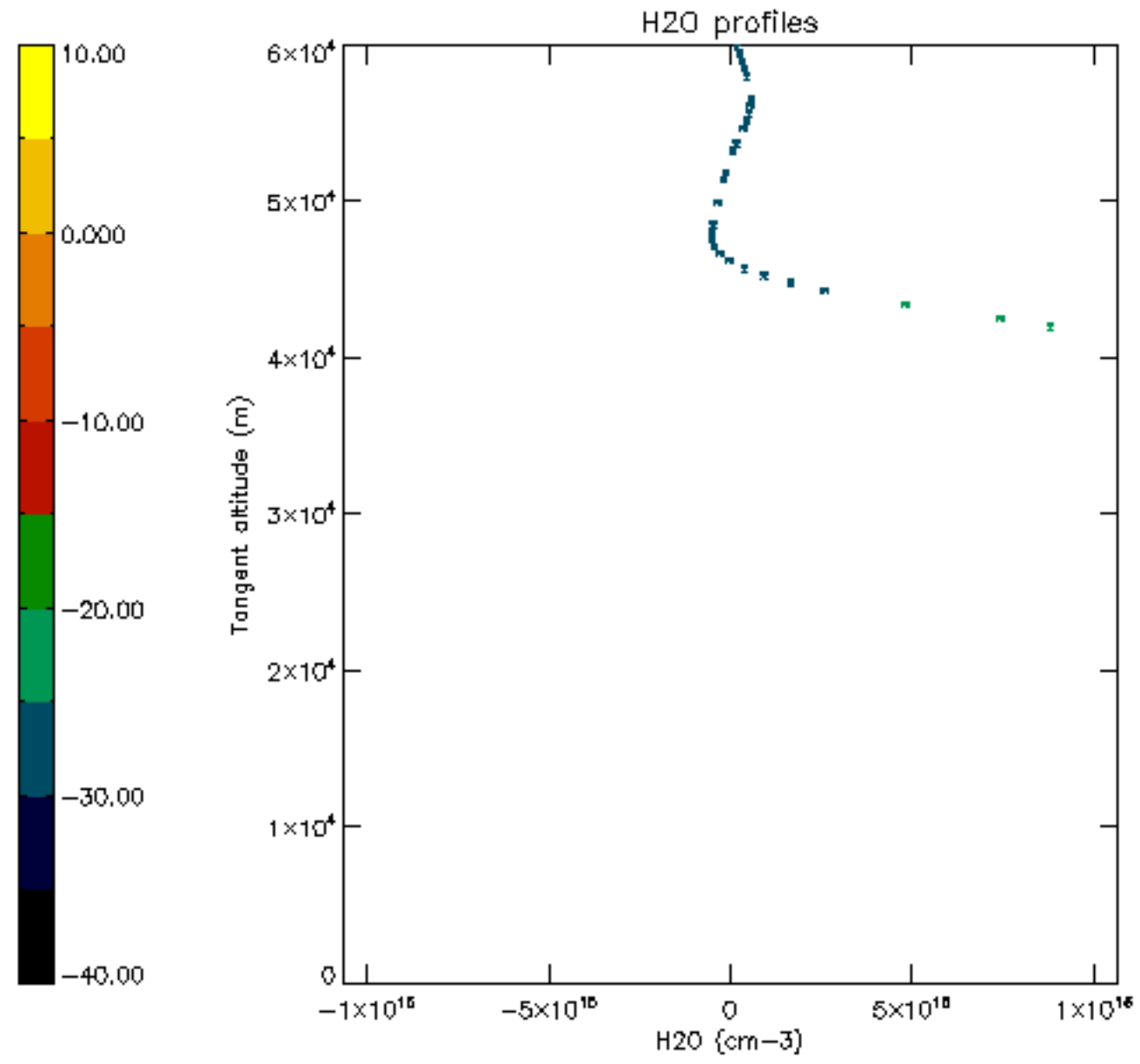


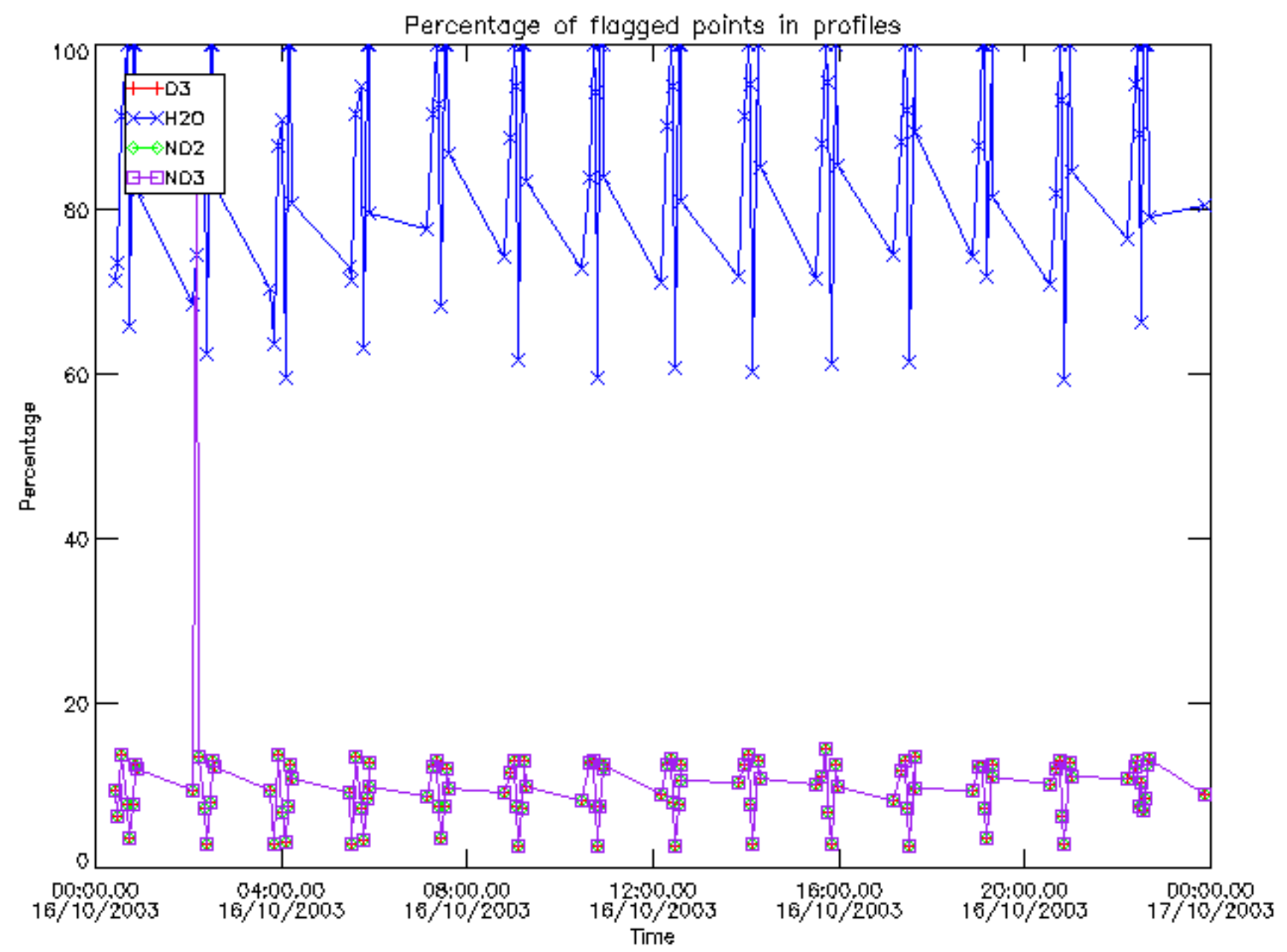




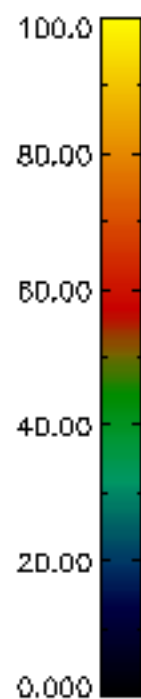
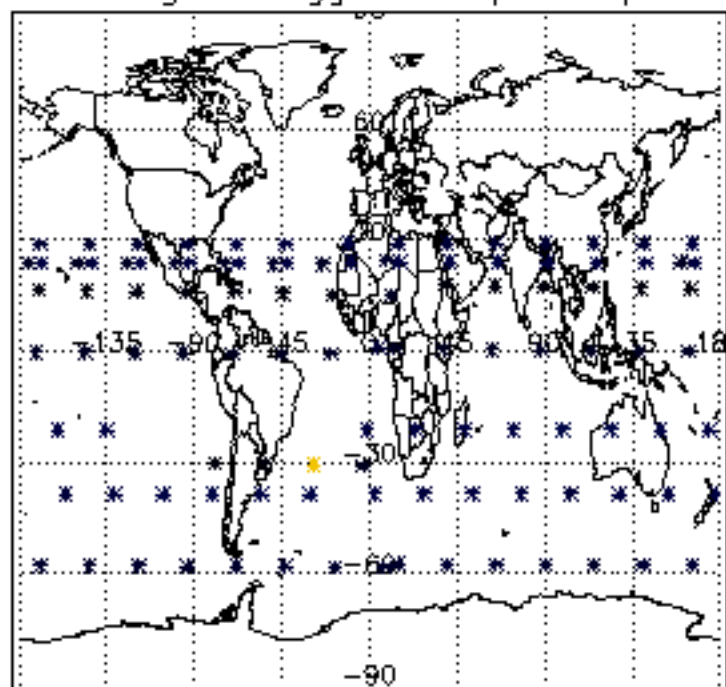




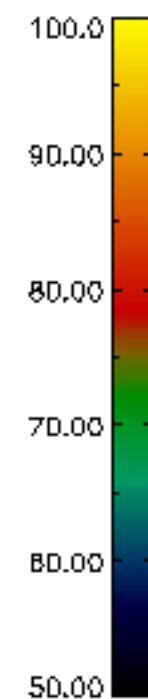
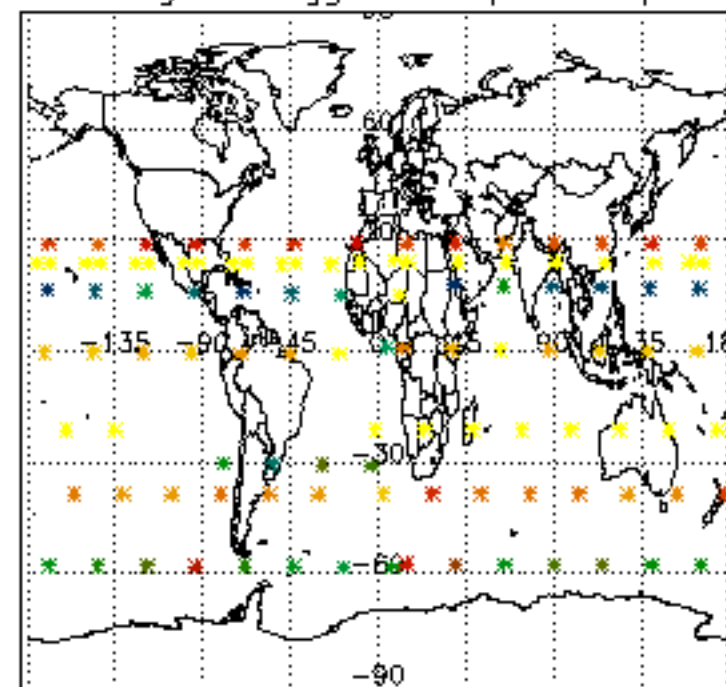




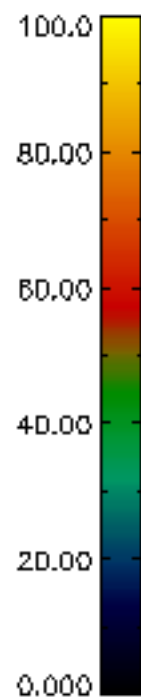
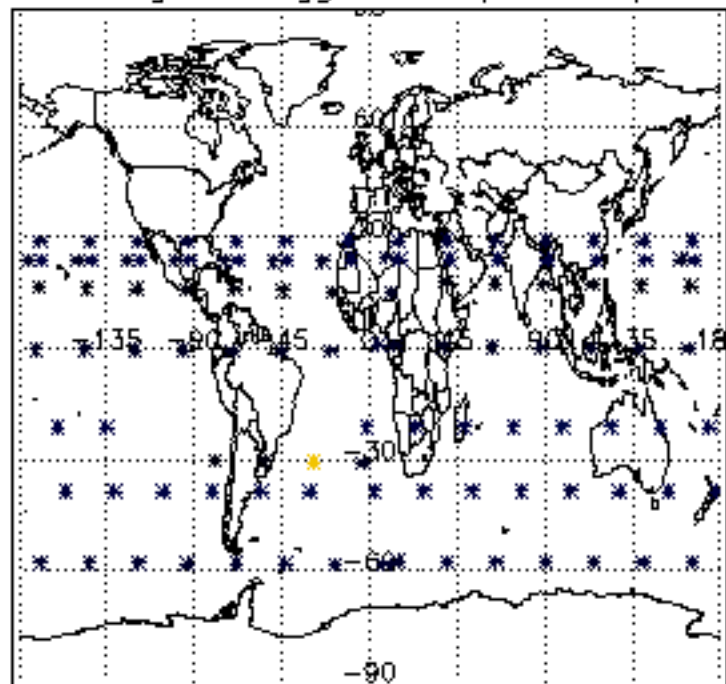
Percentage of flagged data per D3 profile



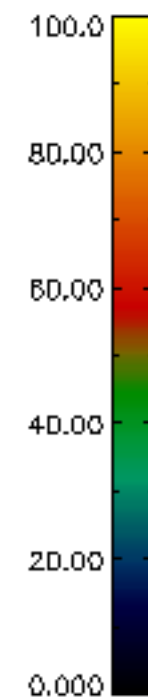
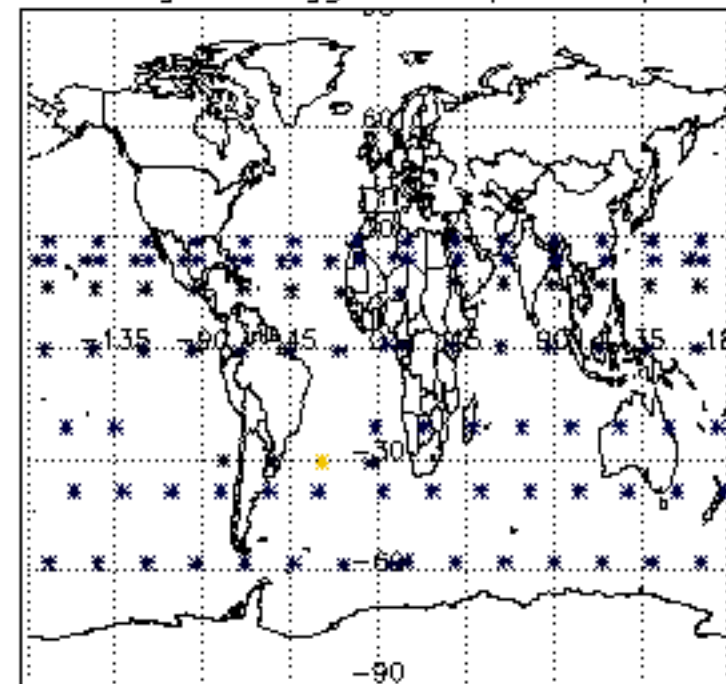
Percentage of flagged data per H2O profile

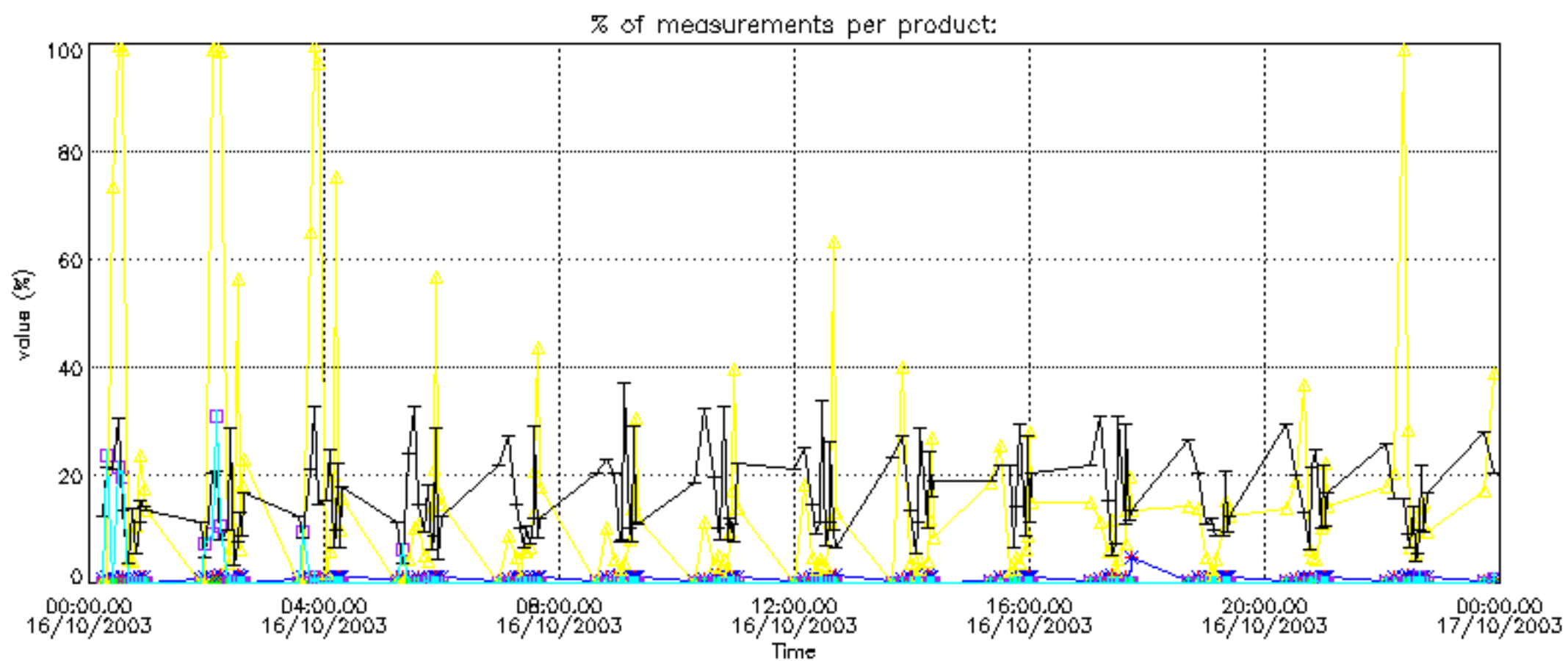


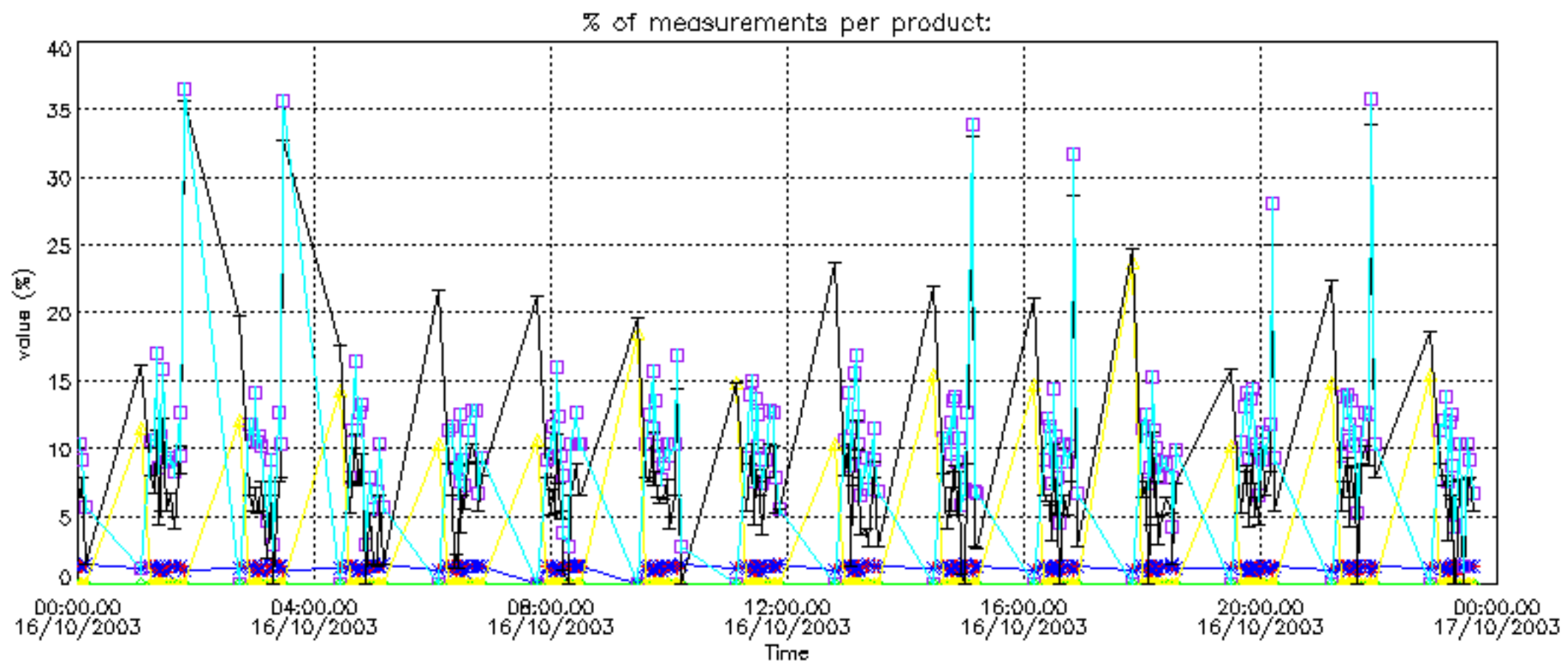
Percentage of flagged data per NO2 profile



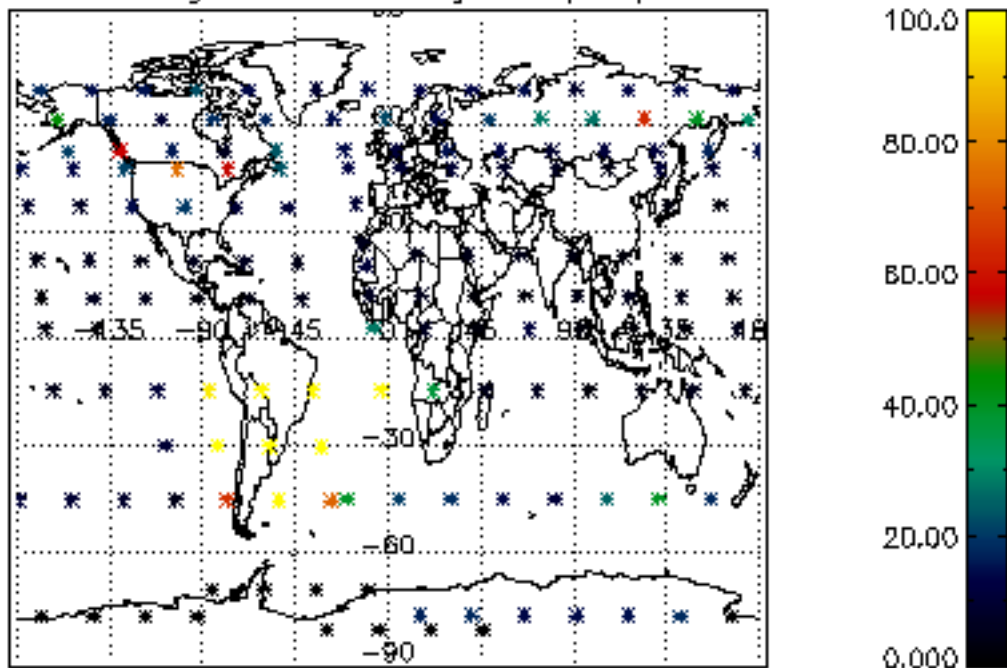
Percentage of flagged data per NO3 profile



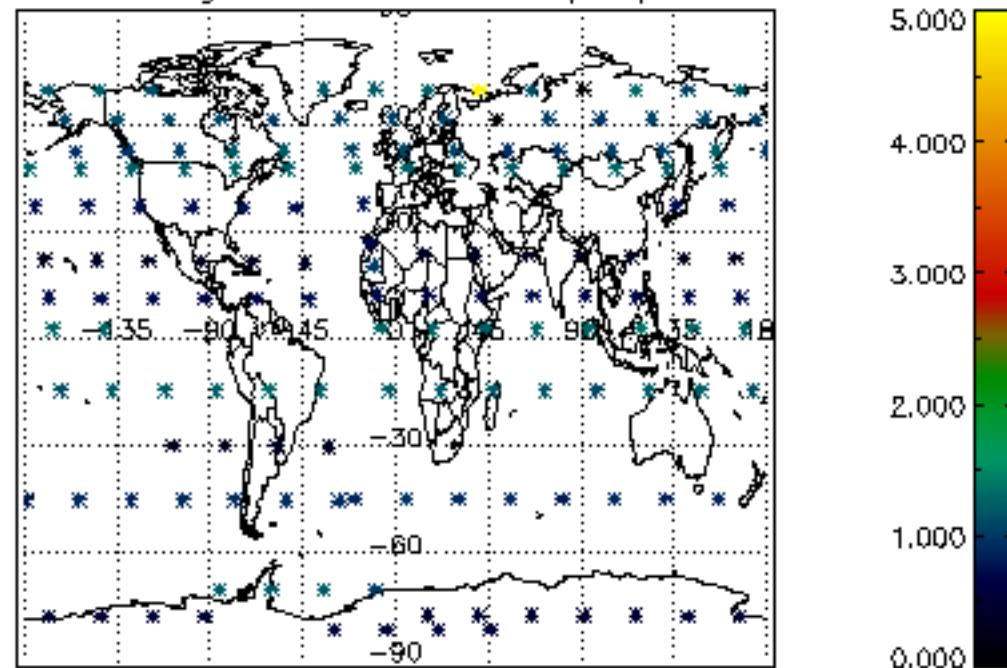




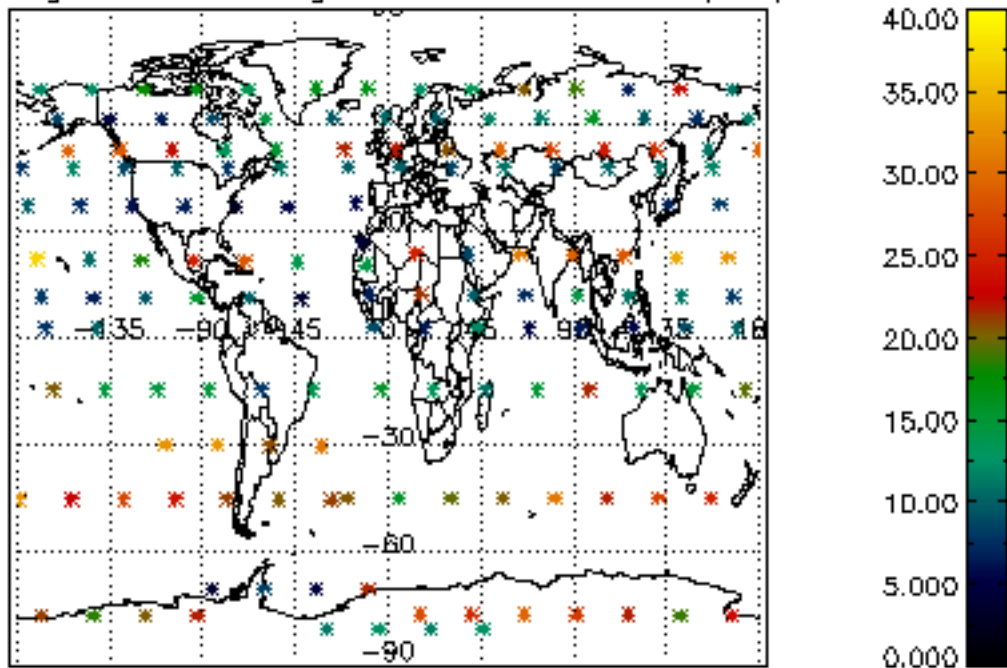
Percentage of cosmic ray hits per profile



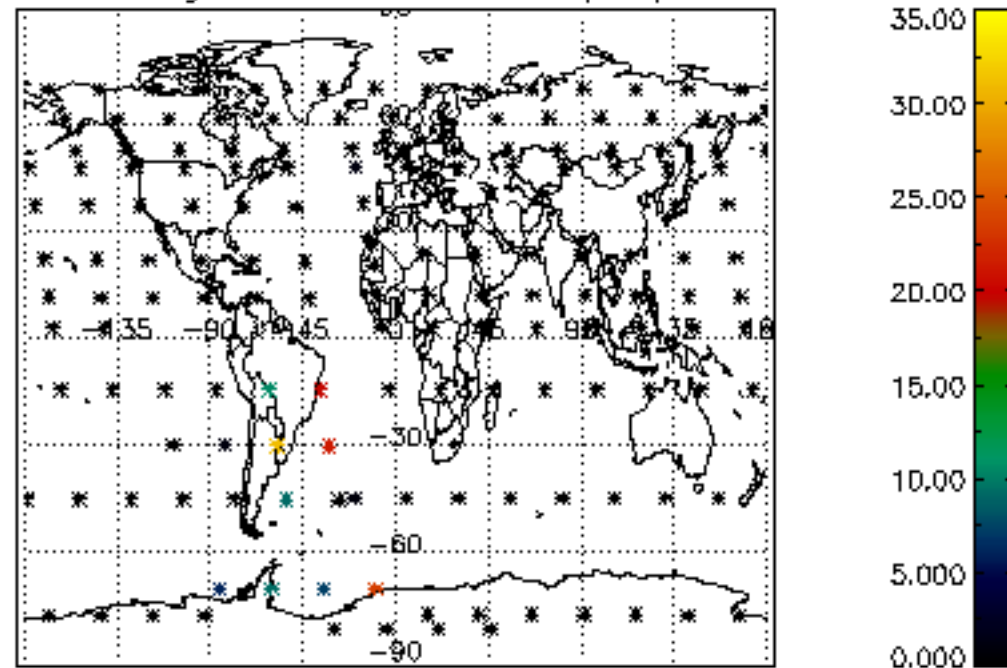
Percentage of datation errors per profile



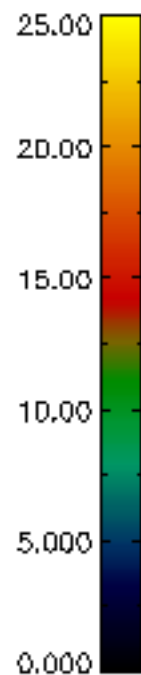
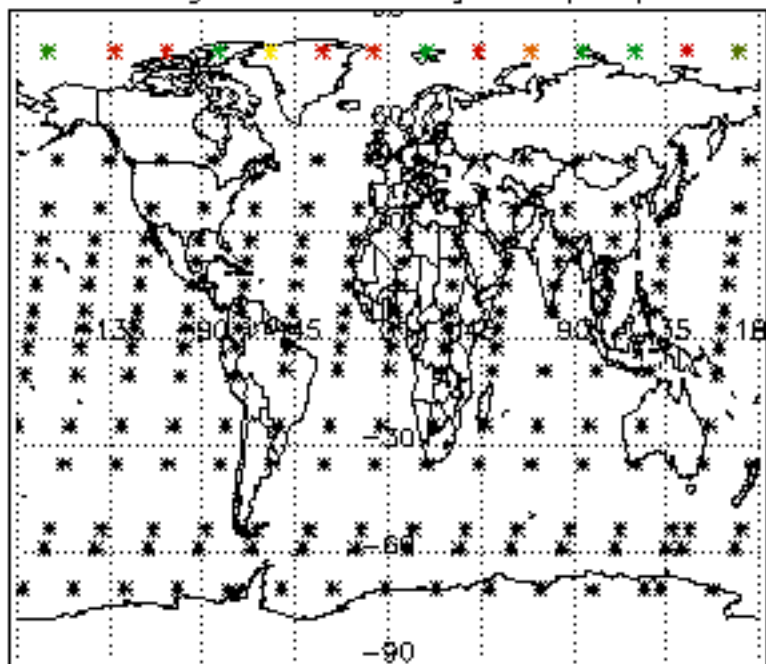
Percentage of star falling outside central band per profile



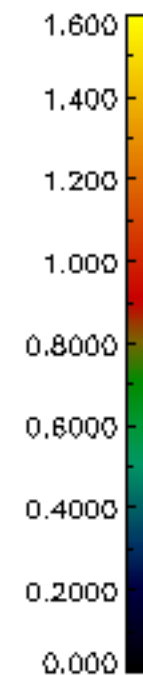
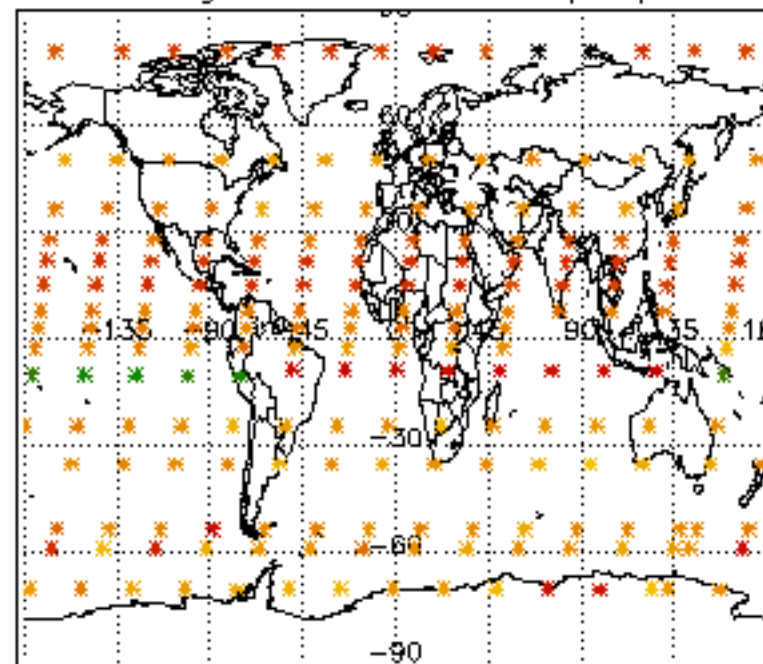
Percentage of saturation errors per profile



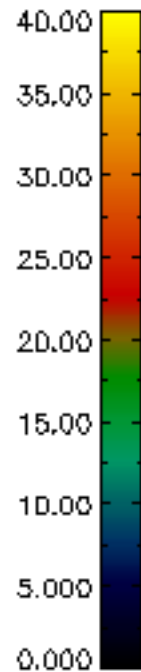
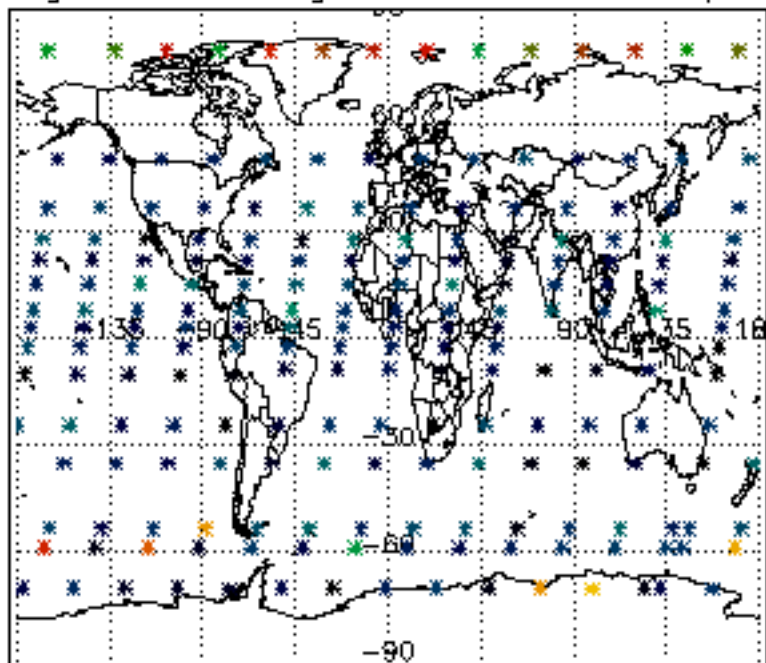
Percentage of cosmic ray hits per profile



Percentage of datation errors per profile



Percentage of star falling outside central band per profile



Percentage of saturation errors per profile

