

GOMOS Level 2 Daily Report

SUMMARY

[1. General Info](#)

[2. Summary of processed GOM_NL_2P products](#)

[3. Level 2 Quality information per product](#)

[3.1 Plot of level 2 quality information per product \(time dependant\)](#)

[3.2 Plot of level 2 quality information per product \(world map\)](#)

[4. Level 1 Quality information per product \(stored on level 2 products\)](#)

[4.1 Plot of level 1 quality information per product \(time dependant\)](#)

[4.1.1 Plot of level 1 quality information per product \(time dependant\): ASCENDING](#)

[4.1.2 Plot of level 1 quality information per product \(time dependant\): DESCENDING](#)

[4.2 Plot of level 1 quality information per product \(world map\)](#)

[4.2.1 Plot of level 1 quality information per product \(world map\): ASCENDING](#)

[4.2.2 Plot of level 1 quality information per product \(world map\): DESCENDING](#)

[5. Ozone profiles based on quality statistics and other trace gas profiles](#)

[5.1 Ozone statistics based on quality of products](#)

[5.2 Plot ozone profiles for all STD \(dark without errors\)](#)

[5.3 Plot ozone profiles where STD < 20% \(dark without errors\)](#)

[5.4. Plot ozone profiles where STD < 10% \(dark without errors\)](#)

[5.5. Plot ozone profiles where STD < 5% \(dark without errors\)](#)

[5.6 Plot NO2 profiles for all STD \(dark without errors\)](#)

[5.7 Plot NO3 profiles for all STD \(dark without errors\)](#)

[5.8 Plot H2O profiles \(only for occultations of stars 1,2,3,4,13,14,16,26,63 dark without errors\) for all STD](#)

[6. Auxiliary Data Files used for the production reported in section 2](#)

This report presents the daily analysis on parameters extracted from GOMOS level 2 data (GOM_NL__2P). It is intended to monitor some important parameters that will impact the quality of these products. A list of level 2 products (and content) that have arrived during the reporting day to the PCF is also given.

Item	Value
Time of report generation	19APR2013 21:52:34
Data source version	GOMOS/6.01
Start time of products	15-10-2003 (15OCT2003 00:00:00)
Stop time of products	16-10-2003 (16OCT2003 00:00:00)
Store outputs in DB	Yes
Nb of level 2 prods	386
Nb of prods with errors	0

2. Summary of processed GOM_NL__2P products.

Nr	Filename	UTC Start time	Limb	Duration	Star Id	Star Name	Star Mag	Star Temp	Nb Meas	Orbit	Prod. error
1	GOM_NL__2PRFIN20031015_000450_000000392020_00417_08487_0143.N1	15-OCT-2003 00:04:50	Bright	38.500	140	88Gam Peg	2.8340	26000.	77	8487	No
2	GOM_NL__2PRFIN20031015_000849_000000372020_00417_08487_0144.N1	15-OCT-2003 00:08:49	Bright	37.000	58	21Alp And	2.0730	11000.	74	8487	No
3	GOM_NL__2PRFIN20031015_001125_000000422020_00417_08487_0145.N1	15-OCT-2003 00:11:25	Bright	42.000	53	43Bet And	2.0480	3300.0	84	8487	No
4	GOM_NL__2PRFIN20031015_001312_000000472020_00417_08487_0146.N1	15-OCT-2003 00:13:12	Bright	46.500	173	4Bet Tri	3.0040	8900.0	93	8487	No
5	GOM_NL__2PRFIN20031015_001501_000000472020_00417_08487_0147.N1	15-OCT-2003 00:15:01	Bright	46.500	73	57Gam1And	2.2600	13100.	93	8487	No
6	GOM_NL__2PRFIN20031015_001654_000000392020_00417_08487_0148.N1	15-OCT-2003 00:16:54	Bright	39.000	68	18Alp Cas	2.2250	4500.0	78	8487	No
7	GOM_NL__2PRFIN20031015_001817_000000392020_00417_08487_0149.N1	15-OCT-2003 00:18:17	Bright	39.000	76	27Gam Cas	2.3000	30000.	78	8487	No
8	GOM_NL__2PRFIN20031015_002022_000000472020_00417_08487_0150.N1	15-OCT-2003 00:20:22	Bright	47.000	160	23Gam Per	2.9300	4700.0	94	8487	No
9	GOM_NL__2PRFIN20031015_002235_000000732020_00417_08487_0151.N1	15-OCT-2003 00:22:35	Bright	73.000	149	45Eps Per	2.8880	30000.	146	8487	No
10	GOM_NL__2PRFIN20031015_002551_000000352020_00417_08487_0152.N1	15-OCT-2003 00:25:51	Bright	34.500	49	1Alp UMi	1.9900	6300.0	69	8487	No
11	GOM_NL__2PRFIN20031015_002847_000000362020_00417_08487_0153.N1	15-OCT-2003 00:28:47	Bright	35.500	60	7Bet UMi	2.0810	3950.0	71	8487	No
12	GOM_NL__2PRFIN20031015_003404_000000382020_00417_08487_0154.N1	15-OCT-2003 00:34:04	Bright	38.000	36	50Alp UMa	1.8000	6300.0	76	8487	No
13	GOM_NL__2PRFIN20031015_003537_000000382020_00417_08487_0155.N1	15-OCT-2003 00:35:37	Bright	37.500	82	48Bet UMa	2.3650	10600.	75	8487	No
14	GOM_NL__2PRFIN20031015_003900_000000382020_00417_08487_0156.N1	15-OCT-2003 00:39:00	Bright	37.500	174	52Psi UMa	3.0040	4400.0	75	8487	No
15	GOM_NL__2PRFIN20031015_004637_000000912020_00417_08487_0157.N1	15-OCT-2003 00:46:37	Bright	90.500	17	78Bet Gem	1.1610	4500.0	181	8487	No
16	GOM_NL__2PRFIN20031015_004909_000000432020_00417_08487_0158.N1	15-OCT-2003 00:49:09	Bright	42.500	22	32Alp Leo	1.3600	15200.	85	8487	No
17	GOM_NL__2PRFIN20031015_005626_000000542020_00417_08487_0159.N1	15-OCT-2003 00:56:26	Dark	54.000	48	30Alp Hya	1.9770	4100.0	108	8487	No
18	GOM_NL__2PRFIN20031015_010010_000001372020_00417_08487_0160.N1	15-OCT-2003 01:00:10	Dark	137.00	8	10Alp CMi	0.40000	6500.0	274	8487	No
19	GOM_NL__2PRFIN20031015_010515_000000412020_00417_08487_0161.N1	15-OCT-2003 01:05:15	Dark	40.500	113	Mu Vel	2.6920	5000.0	81	8487	No
20	GOM_NL__2PRFIN20031015_010811_000000412020_00417_08487_0162.N1	15-OCT-2003 01:08:11	Dark	41.000	91	Kap Vel	2.4900	26000.	82	8487	No
21	GOM_NL__2PRFIN20031015_011004_000000392020_00418_08488_0135.N1	15-OCT-2003 01:10:04	Dark	39.000	159	Ups Car	2.9200	7200.0	78	8488	No
22	GOM_NL__2PRFIN20031015_011202_000000682020_00418_08488_0136.N1	15-OCT-2003 01:12:02	Dark	67.500	23	21Eps CMa	1.5020	26000.	135	8488	No
23	GOM_NL__2PRFIN20031015_011919_000000702020_00418_08488_0137.N1	15-OCT-2003 01:19:19	Dark	70.000	108	Alp Col	2.6520	15200.	140	8488	No
24	GOM_NL__2PRFIN20031015_012239_000000402020_00418_08488_0138.N1	15-OCT-2003 01:22:39	Dark	40.000	143	Alp Hyi	2.8570	7200.0	80	8488	No
25	GOM_NL__2PRFIN20031015_012406_000000422020_00418_08488_0139.N1	15-OCT-2003 01:24:06	Dark	42.000	9	Alp Eri	0.45300	24000.	84	8488	No
26	GOM_NL__2PRFIN20031015_012637_000000452020_00418_08488_0140.N1	15-OCT-2003 01:26:37	Straylight	45.000	157	The1Eri	2.9060	9300.0	90	8488	No
27	GOM_NL__2PRFIN20031015_012909_000000422020_00418_08488_0141.N1	15-OCT-2003 01:29:09	Straylight	42.000	84	Alp Phe	2.3970	4500.0	84	8488	No
28	GOM_NL__2PRFIN20031015_013546_000000462020_00418_08488_0142.N1	15-OCT-2003 01:35:46	Straylight	46.000	52	16Bet Cet	2.0370	4500.0	92	8488	No
29	GOM_NL__2PRFIN20031015_014527_000000382020_00418_08488_0143.N1	15-OCT-2003 01:45:27	Bright	37.500	140	88Gam Peg	2.8340	26000.	75	8488	No
30	GOM_NL__2PRFIN20031015_014925_000000382020_00418_08488_0144.N1	15-OCT-2003 01:49:25	Bright	37.500	58	21Alp And	2.0730	11000.	75	8488	No
31	GOM_NL__2PRFIN20031015_015201_000000442020_00418_08488_0145.N1	15-OCT-2003 01:52:01	Bright	43.500	53	43Bet And	2.0480	3300.0	87	8488	No
32	GOM_NL__2PRFIN20031015_015347_000000482020_00418_08488_0146.N1	15-OCT-2003 01:53:47	Bright	47.500	173	4Bet Tri	3.0040	8900.0	95	8488	No
33	GOM_NL__2PRFIN20031015_015536_000000462020_00418_08488_0147.N1	15-OCT-2003 01:55:36	Bright	46.000	73	57Gam1And	2.2600	13100.	92	8488	No
34	GOM_NL__2PRFIN20031015_015730_000000402020_00418_08488_0148.N1	15-OCT-2003 01:57:30	Bright	39.500	68	18Alp Cas	2.2250	4500.0	79	8488	No
35	GOM_NL__2PRFIN20031015_015852_000000392020_00418_08488_0149.N1	15-OCT-2003 01:58:52	Bright	39.000	76	27Gam Cas	2.3000	30000.	78	8488	No
36	GOM_NL__2PRFIN20031015_020058_000000472020_00418_08488_0150.N1	15-OCT-2003 02:00:58	Bright	47.000	160	23Gam Per	2.9300	4700.0	94	8488	No
37	GOM_NL__2PRFIN20031015_020310_000000692020_00418_08488_0151.N1	15-OCT-2003 02:03:10	Bright	69.000	149	45Eps Per	2.8880	30000.	138	8488	No
38	GOM_NL__2PRFIN20031015_020627_000000392020_00418_08488_0152.N1	15-OCT-2003 02:06:27	Bright	39.000	49	1Alp UMi	1.9900	6300.0	78	8488	No
39	GOM_NL__2PRFIN20031015_020922_000000402020_00418_08488_0153.N1	15-OCT-2003 02:09:22	Bright	39.500	60	7Bet UMi	2.0810	3950.0	79	8488	No
40	GOM_NL__2PRFIN20031015_021440_000000392020_00418_08488_0154.N1	15-OCT-2003 02:14:40	Bright	39.000	36	50Alp UMa	1.8000	6300.0	78	8488	No
41	GOM_NL__2PRFIN20031015_021612_000000392020_00418_08488_0155.N1	15-OCT-2003 02:16:12	Bright	38.500	82	48Bet UMa	2.3650	10600.	77	8488	No
42	GOM_NL__2PRFIN20031015_021935_000000362020_00418_08488_0156.N1	15-OCT-2003 02:19:35	Bright	36.000	174	52Psi UMa	3.0040	4400.0	72	8488	No

43	GOM_NL__2PRFIN20031015_022713_000000982020_00418_08488_0157.N1	15-OCT-2003 02:27:13	Bright	97.500	17	78Bet Gem	1.1610	4500.0	195	8488	No
44	GOM_NL__2PRFIN20031015_022945_000000432020_00418_08488_0158.N1	15-OCT-2003 02:29:45	Bright	42.500	22	32Alp Leo	1.3600	15200.	85	8488	No
45	GOM_NL__2PRFIN20031015_023703_000000542020_00418_08488_0159.N1	15-OCT-2003 02:37:03	Dark	53.500	48	30Alp Hya	1.9770	4100.0	107	8488	No
46	GOM_NL__2PRFIN20031015_024049_000001202020_00418_08488_0160.N1	15-OCT-2003 02:40:49	Dark	120.00	8	10Alp CMi	0.40000	6500.0	240	8488	No
47	GOM_NL__2PRFIN20031015_024550_000000412020_00418_08488_0161.N1	15-OCT-2003 02:45:50	Dark	40.500	113	Mu Vel	2.6920	5000.0	81	8488	No
48	GOM_NL__2PRFIN20031015_024847_000000402020_00418_08488_0162.N1	15-OCT-2003 02:48:47	Dark	40.000	91	Kap Vel	2.4900	26000.	80	8488	No
49	GOM_NL__2PRFIN20031015_025040_000000392020_00419_08489_0135.N1	15-OCT-2003 02:50:40	Dark	38.500	159	Ups Car	2.9200	7200.0	77	8489	No
50	GOM_NL__2PRFIN20031015_025239_000000732020_00419_08489_0136.N1	15-OCT-2003 02:52:39	Dark	72.500	23	21Eps CMa	1.5020	26000.	145	8489	No
51	GOM_NL__2PRFIN20031015_025956_000000682020_00419_08489_0137.N1	15-OCT-2003 02:59:56	Dark	68.000	108	Alp Col	2.6520	15200.	136	8489	No
52	GOM_NL__2PRFIN20031015_030313_000000422020_00419_08489_0138.N1	15-OCT-2003 03:03:13	Dark	42.000	143	Alp Hyi	2.8570	7200.0	84	8489	No
53	GOM_NL__2PRFIN20031015_030442_000000502020_00419_08489_0139.N1	15-OCT-2003 03:04:42	Dark	49.500	9	Alp Eri	0.45300	24000.	99	8489	No
54	GOM_NL__2PRFIN20031015_030713_000000472020_00419_08489_0140.N1	15-OCT-2003 03:07:13	Straylight	46.500	157	The1Eri	2.9060	9300.0	93	8489	No
55	GOM_NL__2PRFIN20031015_030944_000000462020_00419_08489_0141.N1	15-OCT-2003 03:09:44	Straylight	45.500	84	Alp Phe	2.3970	4500.0	91	8489	No
56	GOM_NL__2PRFIN20031015_031621_000000462020_00419_08489_0142.N1	15-OCT-2003 03:16:21	Straylight	46.000	52	16Bet Cet	2.0370	4500.0	92	8489	No
57	GOM_NL__2PRFIN20031015_032601_000000382020_00419_08489_0143.N1	15-OCT-2003 03:26:01	Bright	37.500	140	88Gam Peg	2.8340	26000.	75	8489	No
58	GOM_NL__2PRFIN20031015_033001_000000382020_00419_08489_0144.N1	15-OCT-2003 03:30:01	Bright	37.500	58	21Alp And	2.0730	11000.	75	8489	No
59	GOM_NL__2PRFIN20031015_033236_000000452020_00419_08489_0145.N1	15-OCT-2003 03:32:36	Bright	44.500	53	43Bet And	2.0480	3300.0	89	8489	No
60	GOM_NL__2PRFIN20031015_033421_000000482020_00419_08489_0146.N1	15-OCT-2003 03:34:21	Bright	47.500	173	4Bet Tri	3.0040	8900.0	95	8489	No
61	GOM_NL__2PRFIN20031015_033611_000000482020_00419_08489_0147.N1	15-OCT-2003 03:36:11	Bright	47.500	73	57Gam1And	2.2600	13100.	95	8489	No
62	GOM_NL__2PRFIN20031015_033805_000000412020_00419_08489_0148.N1	15-OCT-2003 03:38:05	Bright	40.500	68	18Alp Cas	2.2250	4500.0	81	8489	No
63	GOM_NL__2PRFIN20031015_033928_000000392020_00419_08489_0149.N1	15-OCT-2003 03:39:28	Bright	39.000	76	27Gam Cas	2.3000	30000.	78	8489	No
64	GOM_NL__2PRFIN20031015_034132_000000482020_00419_08489_0150.N1	15-OCT-2003 03:41:32	Bright	48.000	160	23Gam Per	2.9300	4700.0	96	8489	No
65	GOM_NL__2PRFIN20031015_034344_000000712020_00419_08489_0151.N1	15-OCT-2003 03:43:44	Bright	71.000	149	45Eps Per	2.8880	30000.	142	8489	No
66	GOM_NL__2PRFIN20031015_034702_000000382020_00419_08489_0152.N1	15-OCT-2003 03:47:02	Bright	37.500	49	1Alp UMi	1.9900	6300.0	75	8489	No
67	GOM_NL__2PRFIN20031015_034959_000000392020_00419_08489_0153.N1	15-OCT-2003 03:49:59	Bright	39.000	60	7Bet UMi	2.0810	3950.0	78	8489	No
68	GOM_NL__2PRFIN20031015_035516_000000392020_00419_08489_0154.N1	15-OCT-2003 03:55:16	Bright	39.000	36	50Alp UMa	1.8000	6300.0	78	8489	No
69	GOM_NL__2PRFIN20031015_035649_000000372020_00419_08489_0155.N1	15-OCT-2003 03:56:49	Bright	37.000	82	48Bet UMa	2.3650	10600.	74	8489	No
70	GOM_NL__2PRFIN20031015_040011_000000362020_00419_08489_0156.N1	15-OCT-2003 04:00:11	Bright	36.000	174	52Psi UMa	3.0040	4400.0	72	8489	No
71	GOM_NL__2PRFIN20031015_040750_000000922020_00419_08489_0157.N1	15-OCT-2003 04:07:50	Bright	92.000	17	78Bet Gem	1.1610	4500.0	184	8489	No
72	GOM_NL__2PRFIN20031015_041021_000000432020_00419_08489_0158.N1	15-OCT-2003 04:10:21	Bright	42.500	22	32Alp Leo	1.3600	15200.	85	8489	No
73	GOM_NL__2PRFIN20031015_041739_000000552020_00419_08489_0159.N1	15-OCT-2003 04:17:39	Dark	54.500	48	30Alp Hya	1.9770	4100.0	109	8489	No
74	GOM_NL__2PRFIN20031015_042127_000001652020_00419_08489_0160.N1	15-OCT-2003 04:21:27	Dark	164.50	8	10Alp CMi	0.40000	6500.0	329	8489	No
75	GOM_NL__2PRFIN20031015_042626_000000412020_00419_08489_0161.N1	15-OCT-2003 04:26:26	Dark	40.500	113	Mu Vel	2.6920	5000.0	81	8489	No
76	GOM_NL__2PRFIN20031015_042923_000000402020_00419_08489_0162.N1	15-OCT-2003 04:29:23	Dark	39.500	91	Kap Vel	2.4900	26000.	79	8489	No
77	GOM_NL__2PRFIN20031015_043116_000000392020_00420_08490_0135.N1	15-OCT-2003 04:31:16	Dark	38.500	159	Ups Car	2.9200	7200.0	77	8490	No
78	GOM_NL__2PRFIN20031015_043317_000000672020_00420_08490_0136.N1	15-OCT-2003 04:33:17	Dark	67.000	23	21Eps CMa	1.5020	26000.	134	8490	No
79	GOM_NL__2PRFIN20031015_043550_000001442020_00420_08490_0137.N1	15-OCT-2003 04:35:50	Dark	144.00	1	9Alp CMa	-1.4400	11000.	288	8490	No
80	GOM_NL__2PRFIN20031015_044034_000000672020_00420_08490_0138.N1	15-OCT-2003 04:40:34	Dark	66.500	108	Alp Col	2.6520	15200.	133	8490	No
81	GOM_NL__2PRFIN20031015_044351_000000412020_00420_08490_0139.N1	15-OCT-2003 04:43:51	Dark	41.000	143	Alp Hyi	2.8570	7200.0	82	8490	No
82	GOM_NL__2PRFIN20031015_044519_000000512020_00420_08490_0140.N1	15-OCT-2003 04:45:19	Dark	50.500	9	Alp Eri	0.45300	24000.	101	8490	No
83	GOM_NL__2PRFIN20031015_044749_000000482020_00420_08490_0141.N1	15-OCT-2003 04:47:49	Straylight	47.500	157	The1Eri	2.9060	9300.0	95	8490	No
84	GOM_NL__2PRFIN20031015_045021_000000412020_00420_08490_0142.N1	15-OCT-2003 04:50:21	Straylight	40.500	84	Alp Phe	2.3970	4500.0	81	8490	No
85	GOM_NL__2PRFIN20031015_045658_000000472020_00420_08490_0143.N1	15-OCT-2003 04:56:58	Straylight	46.500	52	16Bet Cet	2.0370	4500.0	93	8490	No
86	GOM_NL__2PRFIN20031015_050639_000000382020_00420_08490_0144.N1	15-OCT-2003 05:06:39	Bright	37.500	140	88Gam Peg	2.8340	26000.	75	8490	No
87	GOM_NL__2PRFIN20031015_051036_000000392020_00420_08490_0145.N1	15-OCT-2003 05:10:36	Bright	39.000	58	21Alp And	2.0730	11000.	78	8490	No
88	GOM_NL__2PRFIN20031015_051312_000000452020_00420_08490_0146.N1	15-OCT-2003 05:13:12	Bright	44.500	53	43Bet And	2.0480	3300.0	89	8490	No
89	GOM_NL__2PRFIN20031015_051457_000000472020_00420_08490_0147.N1	15-OCT-2003 05:14:57	Bright	46.500	173	4Bet Tri	3.0040	8900.0	93	8490	No
90	GOM_NL__2PRFIN20031015_051647_000000482020_00420_08490_0148.N1	15-OCT-2003 05:16:47	Bright	47.500	73	57Gam1And	2.2600	13100.	95	8490	No
91	GOM_NL__2PRFIN20031015_051841_000000412020_00420_08490_0149.N1	15-OCT-2003 05:18:41	Bright	40.500	68	18Alp Cas	2.2250	4500.0	81	8490	No
92	GOM_NL__2PRFIN20031015_052003_000000402020_00420_08490_0150.N1	15-OCT-2003 05:20:03	Bright	39.500	76	27Gam Cas	2.3000	30000.	79	8490	No
93	GOM_NL__2PRFIN20031015_052208_000000472020_00420_08490_0151.N1	15-OCT-2003 05:22:08	Bright	47.000	160	23Gam Per	2.9300	4700.0	94	8490	No
94	GOM_NL__2PRFIN20031015_052418_000000712020_00420_08490_0152.N1	15-OCT-2003 05:24:18	Bright	70.500	149	45Eps Per	2.8880	30000.	141	8490	No
95	GOM_NL__2PRFIN20031015_052739_000000392020_00420_08490_0153.N1	15-OCT-2003 05:27:39	Bright	38.500	49	1Alp UMi	1.9900	6300.0	77	8490	No
96	GOM_NL__2PRFIN20031015_053035_000000382020_00420_08490_0154.N1	15-OCT-2003 05:30:35	Bright	38.000	60	7Bet UMi	2.0810	3950.0	76	8490	No
97	GOM_NL__2PRFIN20031015_053552_000000392020_00420_08490_0155.N1	15-OCT-2003 05:35:52	Bright	39.000	36	50Alp UMa	1.8000	6300.0	78	8490	No
98	GOM_NL__2PRFIN20031015_053725_000000382020_00420_08490_0156.N1	15-OCT-2003 05:37:25	Bright	37.500	82	48Bet UMa	2.3650	10600.	75	8490	No
99	GOM_NL__2PRFIN20031015_054048_000000352020_00420_08490_0157.N1	15-OCT-2003 05:40:48	Bright	35.000	174	52Psi UMa	3.0040	4400.0	70	8490	No
100	GOM_NL__2PRFIN20031015_054827_000000932020_00420_08490_0158.N1	15-OCT-2003 05:48:27	Bright	92.500	17	78Bet Gem	1.1610	4500.0	185	8490	No
101	GOM_NL__2PRFIN20031015_055817_000000562020_00420_08490_0159.N1	15-OCT-2003 05:58:17	Dark	56.000	48	30Alp Hya	1.9770	4100.0	112	8490	No

102	GOM_NL__2PRFIN20031015_060206_000001652020_00420_08490_0160.N1	15-OCT-2003 06:02:06	Dark	165.00	8	10Alp CMi	0.40000	6500.0	330	8490	No
103	GOM_NL__2PRFIN20031015_060703_000000402020_00420_08490_0161.N1	15-OCT-2003 06:07:03	Dark	39.500	113	Mu Vel	2.6920	5000.0	79	8490	No
104	GOM_NL__2PRFIN20031015_061153_000000402020_00421_08491_0135.N1	15-OCT-2003 06:11:53	Dark	40.000	159	Ups Car	2.9200	7200.0	80	8491	No
105	GOM_NL__2PRFIN20031015_061354_000000712020_00421_08491_0136.N1	15-OCT-2003 06:13:54	Dark	71.000	23	21Eps CMa	1.5020	26000.	142	8491	No
106	GOM_NL__2PRFIN20031015_061630_000001482020_00421_08491_0137.N1	15-OCT-2003 06:16:30	Dark	148.00	1	9Alp CMa	-1.4400	11000.	296	8491	No
107	GOM_NL__2PRFIN20031015_062112_000000682020_00421_08491_0138.N1	15-OCT-2003 06:21:12	Dark	68.000	108	Alp Col	2.6520	15200.	136	8491	No
108	GOM_NL__2PRFIN20031015_062428_000000402020_00421_08491_0139.N1	15-OCT-2003 06:24:28	Dark	40.000	143	Alp Hyi	2.8570	7200.0	80	8491	No
109	GOM_NL__2PRFIN20031015_062555_000000532020_00421_08491_0140.N1	15-OCT-2003 06:25:55	Dark	53.000	9	Alp Eri	0.45300	24000.	106	8491	No
110	GOM_NL__2PRFIN20031015_062826_000000482020_00421_08491_0141.N1	15-OCT-2003 06:28:26	Straylight	47.500	157	The1Eri	2.9060	9300.0	95	8491	No
111	GOM_NL__2PRFIN20031015_063057_000000472020_00421_08491_0142.N1	15-OCT-2003 06:30:57	Straylight	46.500	84	Alp Phe	2.3970	4500.0	93	8491	No
112	GOM_NL__2PRFIN20031015_063733_000000482020_00421_08491_0143.N1	15-OCT-2003 06:37:33	Straylight	48.000	52	16Bet Cet	2.0370	4500.0	96	8491	No
113	GOM_NL__2PRFIN20031015_064714_000000382020_00421_08491_0144.N1	15-OCT-2003 06:47:14	Bright	37.500	140	88Gam Peg	2.8340	26000.	75	8491	No
114	GOM_NL__2PRFIN20031015_065112_000000392020_00421_08491_0145.N1	15-OCT-2003 06:51:12	Bright	38.500	58	21Alp And	2.0730	11000.	77	8491	No
115	GOM_NL__2PRFIN20031015_065347_000000452020_00421_08491_0146.N1	15-OCT-2003 06:53:47	Bright	44.500	53	43Bet And	2.0480	3300.0	89	8491	No
116	GOM_NL__2PRFIN20031015_065532_000000482020_00421_08491_0147.N1	15-OCT-2003 06:55:32	Bright	47.500	173	4Bet Tri	3.0040	8900.0	95	8491	No
117	GOM_NL__2PRFIN20031015_065722_000000492020_00421_08491_0148.N1	15-OCT-2003 06:57:22	Bright	49.000	73	57Gam1And	2.2600	13100.	98	8491	No
118	GOM_NL__2PRFIN20031015_065917_000000392020_00421_08491_0149.N1	15-OCT-2003 06:59:17	Bright	38.500	68	18Alp Cas	2.2250	4500.0	77	8491	No
119	GOM_NL__2PRFIN20031015_070039_000000382020_00421_08491_0150.N1	15-OCT-2003 07:00:39	Bright	38.000	76	27Gam Cas	2.3000	30000.	76	8491	No
120	GOM_NL__2PRFIN20031015_070243_000000472020_00421_08491_0151.N1	15-OCT-2003 07:02:43	Bright	46.500	160	23Gam Per	2.9300	4700.0	93	8491	No
121	GOM_NL__2PRFIN20031015_070452_000000682020_00421_08491_0152.N1	15-OCT-2003 07:04:52	Bright	67.500	149	45Eps Per	2.8880	30000.	135	8491	No
122	GOM_NL__2PRFIN20031015_070814_000000382020_00421_08491_0153.N1	15-OCT-2003 07:08:14	Bright	38.000	49	1Alp UMi	1.9900	6300.0	76	8491	No
123	GOM_NL__2PRFIN20031015_071111_000000392020_00421_08491_0154.N1	15-OCT-2003 07:11:11	Bright	38.500	60	7Bet UMi	2.0810	3950.0	77	8491	No
124	GOM_NL__2PRFIN20031015_071628_000000392020_00421_08491_0155.N1	15-OCT-2003 07:16:28	Bright	39.000	36	50Alp UMa	1.8000	6300.0	78	8491	No
125	GOM_NL__2PRFIN20031015_071801_000000382020_00421_08491_0156.N1	15-OCT-2003 07:18:01	Bright	37.500	82	48Bet UMa	2.3650	10600.	75	8491	No
126	GOM_NL__2PRFIN20031015_072124_000000492020_00421_08491_0157.N1	15-OCT-2003 07:21:24	Bright	48.500	174	52Psi UMa	3.0040	4400.0	97	8491	No
127	GOM_NL__2PRFIN20031015_072903_000000972020_00421_08491_0158.N1	15-OCT-2003 07:29:03	Bright	97.000	17	78Bet Gem	1.1610	4500.0	194	8491	No
128	GOM_NL__2PRFIN20031015_073853_000000532020_00421_08491_0159.N1	15-OCT-2003 07:38:53	Dark	52.500	48	30Alp Hya	1.9770	4100.0	105	8491	No
129	GOM_NL__2PRFIN20031015_074245_000001672020_00421_08491_0160.N1	15-OCT-2003 07:42:45	Dark	167.00	8	10Alp CMi	0.40000	6500.0	334	8491	No
130	GOM_NL__2PRFIN20031015_074739_000000402020_00421_08491_0161.N1	15-OCT-2003 07:47:39	Dark	40.000	113	Mu Vel	2.6920	5000.0	80	8491	No
131	GOM_NL__2PRFIN20031015_075229_000000382020_00422_08492_0135.N1	15-OCT-2003 07:52:29	Dark	38.000	159	Ups Car	2.9200	7200.0	76	8492	No
132	GOM_NL__2PRFIN20031015_075432_000000692020_00422_08492_0136.N1	15-OCT-2003 07:54:32	Dark	69.000	23	21Eps CMa	1.5020	26000.	138	8492	No
133	GOM_NL__2PRFIN20031015_075709_000001582020_00422_08492_0137.N1	15-OCT-2003 07:57:09	Dark	157.50	1	9Alp CMa	-1.4400	11000.	315	8492	No
134	GOM_NL__2PRFIN20031015_080149_000000692020_00422_08492_0138.N1	15-OCT-2003 08:01:49	Dark	68.500	108	Alp Col	2.6520	15200.	137	8492	No
135	GOM_NL__2PRFIN20031015_080504_000000422020_00422_08492_0139.N1	15-OCT-2003 08:05:04	Dark	41.500	143	Alp Hyi	2.8570	7200.0	83	8492	No
136	GOM_NL__2PRFIN20031015_080631_000000432020_00422_08492_0140.N1	15-OCT-2003 08:06:31	Dark	42.500	9	Alp Eri	0.45300	24000.	85	8492	No
137	GOM_NL__2PRFIN20031015_080902_000000482020_00422_08492_0141.N1	15-OCT-2003 08:09:02	Straylight	48.000	157	The1Eri	2.9060	9300.0	96	8492	No
138	GOM_NL__2PRFIN20031015_081133_000000452020_00422_08492_0142.N1	15-OCT-2003 08:11:33	Straylight	45.000	84	Alp Phe	2.3970	4500.0	90	8492	No
139	GOM_NL__2PRFIN20031015_081809_000000482020_00422_08492_0143.N1	15-OCT-2003 08:18:09	Straylight	48.000	52	16Bet Cet	2.0370	4500.0	96	8492	No
140	GOM_NL__2PRFIN20031015_082750_000000382020_00422_08492_0144.N1	15-OCT-2003 08:27:50	Bright	37.500	140	88Gam Peg	2.8340	26000.	75	8492	No
141	GOM_NL__2PRFIN20031015_083148_000000402020_00422_08492_0145.N1	15-OCT-2003 08:31:48	Bright	39.500	58	21Alp And	2.0730	11000.	79	8492	No
142	GOM_NL__2PRFIN20031015_083423_000000452020_00422_08492_0146.N1	15-OCT-2003 08:34:23	Bright	44.500	53	43Bet And	2.0480	3300.0	89	8492	No
143	GOM_NL__2PRFIN20031015_083608_000000462020_00422_08492_0147.N1	15-OCT-2003 08:36:08	Bright	46.000	173	4Bet Tri	3.0040	8900.0	92	8492	No
144	GOM_NL__2PRFIN20031015_083757_000000462020_00422_08492_0148.N1	15-OCT-2003 08:37:57	Bright	45.500	73	57Gam1And	2.2600	13100.	91	8492	No
145	GOM_NL__2PRFIN20031015_083953_000000402020_00422_08492_0149.N1	15-OCT-2003 08:39:53	Bright	40.000	68	18Alp Cas	2.2250	4500.0	80	8492	No
146	GOM_NL__2PRFIN20031015_084115_000000402020_00422_08492_0150.N1	15-OCT-2003 08:41:15	Bright	39.500	76	27Gam Cas	2.3000	30000.	79	8492	No
147	GOM_NL__2PRFIN20031015_084317_000000482020_00422_08492_0151.N1	15-OCT-2003 08:43:17	Bright	47.500	160	23Gam Per	2.9300	4700.0	95	8492	No
148	GOM_NL__2PRFIN20031015_084850_000000352020_00422_08492_0152.N1	15-OCT-2003 08:48:50	Bright	35.000	49	1Alp UMi	1.9900	6300.0	70	8492	No
149	GOM_NL__2PRFIN20031015_085148_000000382020_00422_08492_0153.N1	15-OCT-2003 08:51:48	Bright	38.000	60	7Bet UMi	2.0810	3950.0	76	8492	No
150	GOM_NL__2PRFIN20031015_085704_000000382020_00422_08492_0154.N1	15-OCT-2003 08:57:04	Bright	37.500	36	50Alp UMa	1.8000	6300.0	75	8492	No
151	GOM_NL__2PRFIN20031015_085837_000000382020_00422_08492_0155.N1	15-OCT-2003 08:58:37	Bright	37.500	82	48Bet UMa	2.3650	10600.	75	8492	No
152	GOM_NL__2PRFIN20031015_090200_000000372020_00422_08492_0156.N1	15-OCT-2003 09:02:00	Bright	36.500	174	52Psi UMa	3.0040	4400.0	73	8492	No
153	GOM_NL__2PRFIN20031015_090939_000000912020_00422_08492_0157.N1	15-OCT-2003 09:09:39	Bright	91.000	17	78Bet Gem	1.1610	4500.0	182	8492	No
154	GOM_NL__2PRFIN20031015_091929_000000572020_00422_08492_0158.N1	15-OCT-2003 09:19:29	Dark	57.000	48	30Alp Hya	1.9770	4100.0	114	8492	No
155	GOM_NL__2PRFIN20031015_092323_000001402020_00422_08492_0159.N1	15-OCT-2003 09:23:23	Dark	139.50	8	10Alp CMi	0.40000	6500.0	279	8492	No
156	GOM_NL__2PRFIN20031015_092815_000000442020_00422_08492_0160.N1	15-OCT-2003 09:28:15	Dark	43.500	113	Mu Vel	2.6920	5000.0	87	8492	No
157	GOM_NL__2PRFIN20031015_093305_000000382020_00423_08493_0135.N1	15-OCT-2003 09:33:05	Dark	38.000	159	Ups Car	2.9200	7200.0	76	8493	No
158	GOM_NL__2PRFIN20031015_093510_000000682020_00423_08493_0136.N1	15-OCT-2003 09:35:10	Dark	68.000	23	21Eps CMa	1.5020	26000.	136	8493	No
159	GOM_NL__2PRFIN20031015_093748_000001822020_00423_08493_0137.N1	15-OCT-2003 09:37:48	Dark	181.50	1	9Alp CMa	-1.4400	11000.	363	8493	No
160	GOM_NL__2PRFIN20031015_094226_000000722020_00423_08493_0138.N1	15-OCT-2003 09:42:26	Dark	71.500	108	Alp Col	2.6520	15200.	143	8493	No

161	GOM_NL__2PRFIN20031015_094540_000000392020_00423_08493_0139.N1	15-OCT-2003 09:45:40	Dark	39.000	143	Alp Hyi	2.8570	7200.0	78	8493	No
162	GOM_NL__2PRFIN20031015_094707_000000512020_00423_08493_0140.N1	15-OCT-2003 09:47:07	Dark	51.000	9	Alp Eri	0.45300	24000.	102	8493	No
163	GOM_NL__2PRFIN20031015_094939_000000472020_00423_08493_0141.N1	15-OCT-2003 09:49:39	Straylight	47.000	157	The1Eri	2.9060	9300.0	94	8493	No
164	GOM_NL__2PRFIN20031015_095209_000000402020_00423_08493_0142.N1	15-OCT-2003 09:52:09	Straylight	39.500	84	Alp Phe	2.3970	4500.0	79	8493	No
165	GOM_NL__2PRFIN20031015_095846_000000462020_00423_08493_0143.N1	15-OCT-2003 09:58:46	Straylight	46.000	52	16Bet Cet	2.0370	4500.0	92	8493	No
166	GOM_NL__2PRFIN20031015_100827_000000382020_00423_08493_0144.N1	15-OCT-2003 10:08:27	Bright	37.500	140	88Gam Peg	2.8340	26000.	75	8493	No
167	GOM_NL__2PRFIN20031015_101224_000000392020_00423_08493_0145.N1	15-OCT-2003 10:12:24	Bright	38.500	58	21Alp And	2.0730	11000.	77	8493	No
168	GOM_NL__2PRFIN20031015_101459_000000432020_00423_08493_0146.N1	15-OCT-2003 10:14:59	Bright	42.500	53	43Bet And	2.0480	3300.0	85	8493	No
169	GOM_NL__2PRFIN20031015_101642_000000472020_00423_08493_0147.N1	15-OCT-2003 10:16:42	Bright	47.000	173	4Bet Tri	3.0040	8900.0	94	8493	No
170	GOM_NL__2PRFIN20031015_101832_000000492020_00423_08493_0148.N1	15-OCT-2003 10:18:32	Bright	49.000	73	57Gam1And	2.2600	13100.	98	8493	No
171	GOM_NL__2PRFIN20031015_102029_000000402020_00423_08493_0149.N1	15-OCT-2003 10:20:29	Bright	39.500	68	18Alp Cas	2.2250	4500.0	79	8493	No
172	GOM_NL__2PRFIN20031015_102151_000000402020_00423_08493_0150.N1	15-OCT-2003 10:21:51	Bright	39.500	76	27Gam Cas	2.3000	30000.	79	8493	No
173	GOM_NL__2PRFIN20031015_102353_000000482020_00423_08493_0151.N1	15-OCT-2003 10:23:53	Bright	48.000	160	23Gam Per	2.9300	4700.0	96	8493	No
174	GOM_NL__2PRFIN20031015_102601_000000722020_00423_08493_0152.N1	15-OCT-2003 10:26:01	Bright	72.000	149	45Eps Per	2.8880	30000.	144	8493	No
175	GOM_NL__2PRFIN20031015_102926_000000382020_00423_08493_0153.N1	15-OCT-2003 10:29:26	Bright	37.500	49	1Alp UMi	1.9900	6300.0	75	8493	No
176	GOM_NL__2PRFIN20031015_103224_000000382020_00423_08493_0154.N1	15-OCT-2003 10:32:24	Bright	38.000	60	7Bet UMi	2.0810	3950.0	76	8493	No
177	GOM_NL__2PRFIN20031015_103740_000000362020_00423_08493_0155.N1	15-OCT-2003 10:37:40	Bright	35.500	36	50Alp UMa	1.8000	6300.0	71	8493	No
178	GOM_NL__2PRFIN20031015_103913_000000372020_00423_08493_0156.N1	15-OCT-2003 10:39:13	Bright	37.000	82	48Bet UMa	2.3650	10600.	74	8493	No
179	GOM_NL__2PRFIN20031015_104236_000000522020_00423_08493_0157.N1	15-OCT-2003 10:42:36	Bright	52.000	174	52Psi UMa	3.0040	4400.0	104	8493	No
180	GOM_NL__2PRFIN20031015_105016_000000972020_00423_08493_0158.N1	15-OCT-2003 10:50:16	Bright	97.000	17	78Bet Gem	1.1610	4500.0	194	8493	No
181	GOM_NL__2PRFIN20031015_110006_000000582020_00423_08493_0159.N1	15-OCT-2003 11:00:06	Dark	57.500	48	30Alp Hya	1.9770	4100.0	115	8493	No
182	GOM_NL__2PRFIN20031015_110402_000001462020_00423_08493_0160.N1	15-OCT-2003 11:04:02	Dark	146.00	8	10Alp CMi	0.40000	6500.0	292	8493	No
183	GOM_NL__2PRFIN20031015_110851_000000412020_00423_08493_0161.N1	15-OCT-2003 11:08:51	Dark	40.500	113	Mu Vel	2.6920	5000.0	81	8493	No
184	GOM_NL__2PRFIN20031015_111341_000000382020_00424_08494_0135.N1	15-OCT-2003 11:13:41	Dark	38.000	159	Ups Car	2.9200	7200.0	76	8494	No
185	GOM_NL__2PRFIN20031015_111548_000000652020_00424_08494_0136.N1	15-OCT-2003 11:15:48	Dark	65.000	23	21Eps CMa	1.5020	26000.	130	8494	No
186	GOM_NL__2PRFIN20031015_111828_000001642020_00424_08494_0137.N1	15-OCT-2003 11:18:28	Dark	163.50	1	9Alp CMa	-1.4400	11000.	327	8494	No
187	GOM_NL__2PRFIN20031015_112304_000000682020_00424_08494_0138.N1	15-OCT-2003 11:23:04	Dark	67.500	108	Alp Col	2.6520	15200.	135	8494	No
188	GOM_NL__2PRFIN20031015_112617_000000382020_00424_08494_0139.N1	15-OCT-2003 11:26:17	Dark	38.000	143	Alp Hyi	2.8570	7200.0	76	8494	No
189	GOM_NL__2PRFIN20031015_112744_000000472020_00424_08494_0140.N1	15-OCT-2003 11:27:44	Dark	46.500	9	Alp Eri	0.45300	24000.	93	8494	No
190	GOM_NL__2PRFIN20031015_113016_000000452020_00424_08494_0141.N1	15-OCT-2003 11:30:16	Straylight	45.000	157	The1Eri	2.9060	9300.0	90	8494	No
191	GOM_NL__2PRFIN20031015_113246_000000452020_00424_08494_0142.N1	15-OCT-2003 11:32:46	Straylight	45.000	84	Alp Phe	2.3970	4500.0	90	8494	No
192	GOM_NL__2PRFIN20031015_113922_000000452020_00424_08494_0143.N1	15-OCT-2003 11:39:22	Straylight	44.500	52	16Bet Cet	2.0370	4500.0	89	8494	No
193	GOM_NL__2PRFIN20031015_114903_000000382020_00424_08494_0144.N1	15-OCT-2003 11:49:03	Bright	37.500	140	88Gam Peg	2.8340	26000.	75	8494	No
194	GOM_NL__2PRFIN20031015_115300_000000392020_00424_08494_0145.N1	15-OCT-2003 11:53:00	Bright	39.000	58	21Alp And	2.0730	11000.	78	8494	No
195	GOM_NL__2PRFIN20031015_115535_000000422020_00424_08494_0146.N1	15-OCT-2003 11:55:35	Bright	41.500	53	43Bet And	2.0480	3300.0	83	8494	No
196	GOM_NL__2PRFIN20031015_115718_000000462020_00424_08494_0147.N1	15-OCT-2003 11:57:18	Bright	45.500	173	4Bet Tri	3.0040	8900.0	91	8494	No
197	GOM_NL__2PRFIN20031015_115908_000000492020_00424_08494_0148.N1	15-OCT-2003 11:59:08	Bright	49.000	73	57Gam1And	2.2600	13100.	98	8494	No
198	GOM_NL__2PRFIN20031015_120105_000000402020_00424_08494_0149.N1	15-OCT-2003 12:01:05	Bright	39.500	68	18Alp Cas	2.2250	4500.0	79	8494	No
199	GOM_NL__2PRFIN20031015_120227_000000392020_00424_08494_0150.N1	15-OCT-2003 12:02:27	Bright	38.500	76	27Gam Cas	2.3000	30000.	77	8494	No
200	GOM_NL__2PRFIN20031015_120428_000000472020_00424_08494_0151.N1	15-OCT-2003 12:04:28	Bright	46.500	160	23Gam Per	2.9300	4700.0	93	8494	No
201	GOM_NL__2PRFIN20031015_121003_000000372020_00424_08494_0152.N1	15-OCT-2003 12:10:03	Bright	36.500	49	1Alp UMi	1.9900	6300.0	73	8494	No
202	GOM_NL__2PRFIN20031015_121300_000000372020_00424_08494_0153.N1	15-OCT-2003 12:13:00	Bright	37.000	60	7Bet UMi	2.0810	3950.0	74	8494	No
203	GOM_NL__2PRFIN20031015_121817_000000392020_00424_08494_0154.N1	15-OCT-2003 12:18:17	Bright	38.500	36	50Alp UMa	1.8000	6300.0	77	8494	No
204	GOM_NL__2PRFIN20031015_121950_000000362020_00424_08494_0155.N1	15-OCT-2003 12:19:50	Bright	36.000	82	48Bet UMa	2.3650	10600.	72	8494	No
205	GOM_NL__2PRFIN20031015_122312_000000352020_00424_08494_0156.N1	15-OCT-2003 12:23:12	Bright	35.000	174	52Psi UMa	3.0040	4400.0	70	8494	No
206	GOM_NL__2PRFIN20031015_123052_000000932020_00424_08494_0157.N1	15-OCT-2003 12:30:52	Bright	93.000	17	78Bet Gem	1.1610	4500.0	186	8494	No
207	GOM_NL__2PRFIN20031015_124043_000000562020_00424_08494_0158.N1	15-OCT-2003 12:40:43	Dark	55.500	48	30Alp Hya	1.9770	4100.0	111	8494	No
208	GOM_NL__2PRFIN20031015_124441_000001552020_00424_08494_0159.N1	15-OCT-2003 12:44:41	Dark	155.00	8	10Alp CMi	0.40000	6500.0	310	8494	No
209	GOM_NL__2PRFIN20031015_124928_000000392020_00424_08494_0160.N1	15-OCT-2003 12:49:28	Dark	38.500	113	Mu Vel	2.6920	5000.0	77	8494	No
210	GOM_NL__2PRFIN20031015_125418_000000402020_00425_08495_7028.N1	15-OCT-2003 12:54:18	Dark	40.000	159	Ups Car	2.9200	7200.0	80	8495	No
211	GOM_NL__2PRFIN20031015_125625_000000722020_00425_08495_7029.N1	15-OCT-2003 12:56:25	Dark	72.000	23	21Eps CMa	1.5020	26000.	144	8495	No
212	GOM_NL__2PRFIN20031015_130342_000000642020_00425_08495_7030.N1	15-OCT-2003 13:03:42	Dark	64.000	108	Alp Col	2.6520	15200.	128	8495	No
213	GOM_NL__2PRFIN20031015_130654_000000392020_00425_08495_7031.N1	15-OCT-2003 13:06:54	Dark	39.000	143	Alp Hyi	2.8570	7200.0	78	8495	No
214	GOM_NL__2PRFIN20031015_130820_000000492020_00425_08495_7032.N1	15-OCT-2003 13:08:20	Dark	48.500	9	Alp Eri	0.45300	24000.	97	8495	No
215	GOM_NL__2PRFIN20031015_131052_000000462020_00425_08495_7033.N1	15-OCT-2003 13:10:52	Straylight	45.500	157	The1Eri	2.9060	9300.0	91	8495	No
216	GOM_NL__2PRFIN20031015_131322_000000412020_00425_08495_7034.N1	15-OCT-2003 13:13:22	Straylight	41.000	84	Alp Phe	2.3970	4500.0	82	8495	No
217	GOM_NL__2PRFIN20031015_131959_000000472020_00425_08495_7035.N1	15-OCT-2003 13:19:59	Straylight	47.000	52	16Bet Cet	2.0370	4500.0	94	8495	No
218	GOM_NL__2PRFIN20031015_132939_000000372020_00425_08495_7036.N1	15-OCT-2003 13:29:39	Bright	37.000	140	88Gam Peg	2.8340	26000.	74	8495	No
219	GOM_NL__2PRFIN20031015_133336_000000392020_00425_08495_7037.N1	15-OCT-2003 13:33:36	Bright	38.500	58	21Alp And	2.0730	11000.	77	8495	No

220	GOM_NL__2PRFIN20031015_133611_000000402020_00425_08495_7038.N1	15-OCT-2003 13:36:11	Bright	40.000	53	43Bet And	2.0480	3300.0	80	8495	No
221	GOM_NL__2PRFIN20031015_133753_000000472020_00425_08495_7039.N1	15-OCT-2003 13:37:53	Bright	46.500	173	4Bet Tri	3.0040	8900.0	93	8495	No
222	GOM_NL__2PRFIN20031015_133943_000000482020_00425_08495_7040.N1	15-OCT-2003 13:39:43	Bright	47.500	73	57Gam1And	2.2600	13100.	95	8495	No
223	GOM_NL__2PRFIN20031015_134141_000000402020_00425_08495_7041.N1	15-OCT-2003 13:41:41	Bright	39.500	68	18Alp Cas	2.2250	4500.0	79	8495	No
224	GOM_NL__2PRFIN20031015_134302_000000402020_00425_08495_7042.N1	15-OCT-2003 13:43:02	Bright	39.500	76	27Gam Cas	2.3000	30000.	79	8495	No
225	GOM_NL__2PRFIN20031015_134504_000000492020_00425_08495_7043.N1	15-OCT-2003 13:45:04	Bright	49.000	160	23Gam Per	2.9300	4700.0	98	8495	No
226	GOM_NL__2PRFIN20031015_135039_000000362020_00425_08495_7044.N1	15-OCT-2003 13:50:39	Bright	35.500	49	1Alp UMi	1.9900	6300.0	71	8495	No
227	GOM_NL__2PRFIN20031015_135337_000000362020_00425_08495_7045.N1	15-OCT-2003 13:53:37	Bright	36.000	60	7Bet UMi	2.0810	3950.0	72	8495	No
228	GOM_NL__2PRFIN20031015_135852_000000382020_00425_08495_7046.N1	15-OCT-2003 13:58:52	Bright	38.000	36	50Alp UMa	1.8000	6300.0	76	8495	No
229	GOM_NL__2PRFIN20031015_140025_000000382020_00425_08495_7047.N1	15-OCT-2003 14:00:25	Bright	37.500	82	48Bet UMa	2.3650	10600.	75	8495	No
230	GOM_NL__2PRFIN20031015_140349_000000372020_00425_08495_7048.N1	15-OCT-2003 14:03:49	Bright	37.000	174	52Psi UMa	3.0040	4400.0	74	8495	No
231	GOM_NL__2PRFIN20031015_141129_000000882020_00425_08495_7049.N1	15-OCT-2003 14:11:29	Bright	87.500	17	78Bet Gem	1.1610	4500.0	175	8495	No
232	GOM_NL__2PRFIN20031015_142120_000000532020_00425_08495_7050.N1	15-OCT-2003 14:21:20	Dark	53.000	48	30Alp Hya	1.9770	4100.0	106	8495	No
233	GOM_NL__2PRFIN20031015_142520_000001572020_00425_08495_7051.N1	15-OCT-2003 14:25:20	Dark	157.00	8	10Alp CMi	0.40000	6500.0	314	8495	No
234	GOM_NL__2PRFIN20031015_143004_000000402020_00425_08495_7052.N1	15-OCT-2003 14:30:04	Dark	39.500	113	Mu Vel	2.6920	5000.0	79	8495	No
235	GOM_NL__2PRFIN20031015_143310_000000472020_00425_08495_7053.N1	15-OCT-2003 14:33:10	Dark	46.500	70	Zet Pup	2.2460	39000.	93	8495	No
236	GOM_NL__2PRFIN20031015_143454_000000372020_00426_08496_0136.N1	15-OCT-2003 14:34:54	Dark	36.500	159	Ups Car	2.9200	7200.0	73	8496	No
237	GOM_NL__2PRFIN20031015_143703_000000702020_00426_08496_0137.N1	15-OCT-2003 14:37:03	Dark	70.000	23	21Eps CMa	1.5020	26000.	140	8496	No
238	GOM_NL__2PRFIN20031015_144420_000000682020_00426_08496_0138.N1	15-OCT-2003 14:44:20	Dark	67.500	108	Alp Col	2.6520	15200.	135	8496	No
239	GOM_NL__2PRFIN20031015_144730_000000392020_00426_08496_0139.N1	15-OCT-2003 14:47:30	Dark	38.500	143	Alp Hyi	2.8570	7200.0	77	8496	No
240	GOM_NL__2PRFIN20031015_144857_000000432020_00426_08496_0140.N1	15-OCT-2003 14:48:57	Dark	43.000	9	Alp Eri	0.45300	24000.	86	8496	No
241	GOM_NL__2PRFIN20031015_145129_000000482020_00426_08496_0141.N1	15-OCT-2003 14:51:29	Straylight	47.500	157	The1Eri	2.9060	9300.0	95	8496	No
242	GOM_NL__2PRFIN20031015_145359_000000432020_00426_08496_0142.N1	15-OCT-2003 14:53:59	Straylight	42.500	84	Alp Phe	2.3970	4500.0	85	8496	No
243	GOM_NL__2PRFIN20031015_150035_000000462020_00426_08496_0143.N1	15-OCT-2003 15:00:35	Straylight	46.000	52	16Bet Cet	2.0370	4500.0	92	8496	No
244	GOM_NL__2PRFIN20031015_151015_000000362020_00426_08496_0144.N1	15-OCT-2003 15:10:15	Bright	35.500	140	88Gam Peg	2.8340	26000.	71	8496	No
245	GOM_NL__2PRFIN20031015_151413_000000372020_00426_08496_0145.N1	15-OCT-2003 15:14:13	Bright	37.000	58	21Alp And	2.0730	11000.	74	8496	No
246	GOM_NL__2PRFIN20031015_151645_000000432020_00426_08496_0146.N1	15-OCT-2003 15:16:45	Bright	43.000	53	43Bet And	2.0480	3300.0	86	8496	No
247	GOM_NL__2PRFIN20031015_151828_000000482020_00426_08496_0147.N1	15-OCT-2003 15:18:28	Bright	48.000	173	4Bet Tri	3.0040	8900.0	96	8496	No
248	GOM_NL__2PRFIN20031015_152017_000000492020_00426_08496_0148.N1	15-OCT-2003 15:20:17	Bright	48.500	73	57Gam1And	2.2600	13100.	97	8496	No
249	GOM_NL__2PRFIN20031015_152213_000000432020_00426_08496_0149.N1	15-OCT-2003 15:22:13	Bright	42.500	68	18Alp Cas	2.2250	4500.0	85	8496	No
250	GOM_NL__2PRFIN20031015_152336_000000412020_00426_08496_0150.N1	15-OCT-2003 15:23:36	Bright	41.000	76	27Gam Cas	2.3000	30000.	82	8496	No
251	GOM_NL__2PRFIN20031015_152538_000000482020_00426_08496_0151.N1	15-OCT-2003 15:25:38	Bright	47.500	160	23Gam Per	2.9300	4700.0	95	8496	No
252	GOM_NL__2PRFIN20031015_152743_000000702020_00426_08496_0152.N1	15-OCT-2003 15:27:43	Bright	69.500	149	45Eps Per	2.8880	30000.	139	8496	No
253	GOM_NL__2PRFIN20031015_153113_000000382020_00426_08496_0153.N1	15-OCT-2003 15:31:13	Bright	38.000	49	1Alp UMi	1.9900	6300.0	76	8496	No
254	GOM_NL__2PRFIN20031015_153411_000000392020_00426_08496_0154.N1	15-OCT-2003 15:34:11	Bright	39.000	60	7Bet UMi	2.0810	3950.0	78	8496	No
255	GOM_NL__2PRFIN20031015_153926_000000402020_00426_08496_0155.N1	15-OCT-2003 15:39:26	Bright	40.000	36	50Alp UMa	1.8000	6300.0	80	8496	No
256	GOM_NL__2PRFIN20031015_154059_000000372020_00426_08496_0156.N1	15-OCT-2003 15:40:59	Bright	37.000	82	48Bet UMa	2.3650	10600.	74	8496	No
257	GOM_NL__2PRFIN20031015_154423_000000382020_00426_08496_0157.N1	15-OCT-2003 15:44:23	Bright	37.500	174	52Psi UMa	3.0040	4400.0	75	8496	No
258	GOM_NL__2PRFIN20031015_155205_000000892020_00426_08496_0158.N1	15-OCT-2003 15:52:05	Bright	89.000	17	78Bet Gem	1.1610	4500.0	178	8496	No
259	GOM_NL__2PRFIN20031015_160155_000000512020_00426_08496_0159.N1	15-OCT-2003 16:01:55	Dark	51.000	48	30Alp Hya	1.9770	4100.0	102	8496	No
260	GOM_NL__2PRFIN20031015_160558_000001622020_00426_08496_0160.N1	15-OCT-2003 16:05:58	Dark	162.00	8	10Alp CMi	0.40000	6500.0	324	8496	No
261	GOM_NL__2PRFIN20031015_161039_000000432020_00426_08496_0161.N1	15-OCT-2003 16:10:39	Dark	42.500	113	Mu Vel	2.6920	5000.0	85	8496	No
262	GOM_NL__2PRFIN20031015_161346_000000482020_00426_08496_0162.N1	15-OCT-2003 16:13:46	Dark	48.000	70	Zet Pup	2.2460	39000.	96	8496	No
263	GOM_NL__2PRFIN20031015_161529_000000382020_00427_08497_0137.N1	15-OCT-2003 16:15:29	Dark	37.500	159	Ups Car	2.9200	7200.0	75	8497	No
264	GOM_NL__2PRFIN20031015_161740_000000712020_00427_08497_0138.N1	15-OCT-2003 16:17:40	Dark	70.500	23	21Eps CMa	1.5020	26000.	141	8497	No
265	GOM_NL__2PRFIN20031015_162456_000000692020_00427_08497_0139.N1	15-OCT-2003 16:24:56	Dark	68.500	108	Alp Col	2.6520	15200.	137	8497	No
266	GOM_NL__2PRFIN20031015_162805_000000412020_00427_08497_0140.N1	15-OCT-2003 16:28:05	Dark	40.500	143	Alp Hyi	2.8570	7200.0	81	8497	No
267	GOM_NL__2PRFIN20031015_162931_000000522020_00427_08497_0141.N1	15-OCT-2003 16:29:31	Dark	51.500	9	Alp Eri	0.45300	24000.	103	8497	No
268	GOM_NL__2PRFIN20031015_163204_000000482020_00427_08497_0142.N1	15-OCT-2003 16:32:04	Straylight	47.500	157	The1Eri	2.9060	9300.0	95	8497	No
269	GOM_NL__2PRFIN20031015_163433_000000452020_00427_08497_0143.N1	15-OCT-2003 16:34:33	Straylight	45.000	84	Alp Phe	2.3970	4500.0	90	8497	No
270	GOM_NL__2PRFIN20031015_164109_000000492020_00427_08497_0144.N1	15-OCT-2003 16:41:09	Straylight	49.000	52	16Bet Cet	2.0370	4500.0	98	8497	No
271	GOM_NL__2PRFIN20031015_165049_000000392020_00427_08497_0145.N1	15-OCT-2003 16:50:49	Bright	38.500	140	88Gam Peg	2.8340	26000.	77	8497	No
272	GOM_NL__2PRFIN20031015_165446_000000412020_00427_08497_0146.N1	15-OCT-2003 16:54:46	Bright	41.000	58	21Alp And	2.0730	11000.	82	8497	No
273	GOM_NL__2PRFIN20031015_165721_000000422020_00427_08497_0147.N1	15-OCT-2003 16:57:21	Bright	41.500	53	43Bet And	2.0480	3300.0	83	8497	No
274	GOM_NL__2PRFIN20031015_165902_000000492020_00427_08497_0148.N1	15-OCT-2003 16:59:02	Bright	48.500	173	4Bet Tri	3.0040	8900.0	97	8497	No
275	GOM_NL__2PRFIN20031015_170053_000000502020_00427_08497_0149.N1	15-OCT-2003 17:00:53	Bright	49.500	73	57Gam1And	2.2600	13100.	99	8497	No
276	GOM_NL__2PRFIN20031015_170249_000000432020_00427_08497_0150.N1	15-OCT-2003 17:02:49	Bright	42.500	68	18Alp Cas	2.2250	4500.0	85	8497	No
277	GOM_NL__2PRFIN20031015_170410_000000422020_00427_08497_0151.N1	15-OCT-2003 17:04:10	Bright	42.000	76	27Gam Cas	2.3000	30000.	84	8497	No
278	GOM_NL__2PRFIN20031015_170613_000000492020_00427_08497_0152.N1	15-OCT-2003 17:06:13	Bright	48.500	160	23Gam Per	2.9300	4700.0	97	8497	No

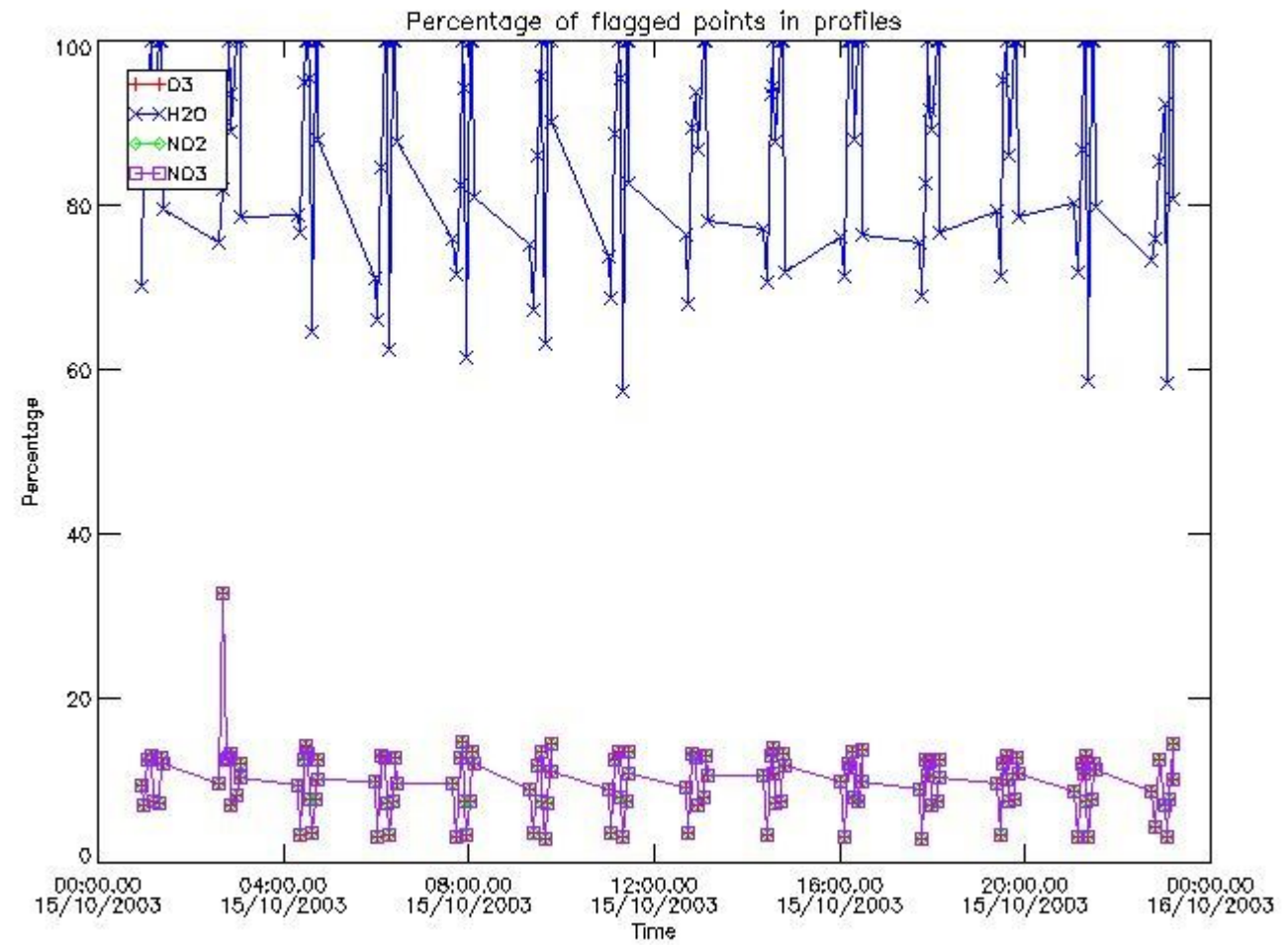
279	GOM_NL__2PRFIN20031015_170817_000000692020_00427_08497_0153.N1	15-OCT-2003 17:08:17	Bright	69.000	149	45Eps Per	2.8880	30000.	138	8497	No
280	GOM_NL__2PRFIN20031015_171149_000000392020_00427_08497_0154.N1	15-OCT-2003 17:11:49	Bright	38.500	49	1Alp UMi	1.9900	6300.0	77	8497	No
281	GOM_NL__2PRFIN20031015_171447_000000422020_00427_08497_0155.N1	15-OCT-2003 17:14:47	Bright	41.500	60	7Bet UMi	2.0810	3950.0	83	8497	No
282	GOM_NL__2PRFIN20031015_172001_000000392020_00427_08497_0156.N1	15-OCT-2003 17:20:01	Bright	39.000	36	50Alp UMa	1.8000	6300.0	78	8497	No
283	GOM_NL__2PRFIN20031015_172135_000000382020_00427_08497_0157.N1	15-OCT-2003 17:21:35	Bright	37.500	82	48Bet UMa	2.3650	10600.	75	8497	No
284	GOM_NL__2PRFIN20031015_172458_000000372020_00427_08497_0158.N1	15-OCT-2003 17:24:58	Bright	37.000	174	52Psi UMa	3.0040	4400.0	74	8497	No
285	GOM_NL__2PRFIN20031015_173241_000000862020_00427_08497_0159.N1	15-OCT-2003 17:32:41	Bright	85.500	17	78Bet Gem	1.1610	4500.0	171	8497	No
286	GOM_NL__2PRFIN20031015_174233_000000582020_00427_08497_0160.N1	15-OCT-2003 17:42:33	Dark	57.500	48	30Alp Hya	1.9770	4100.0	115	8497	No
287	GOM_NL__2PRFIN20031015_174637_000001732020_00427_08497_0161.N1	15-OCT-2003 17:46:37	Dark	173.00	8	10Alp CMi	0.40000	6500.0	346	8497	No
288	GOM_NL__2PRFIN20031015_175115_000000412020_00427_08497_0162.N1	15-OCT-2003 17:51:15	Dark	41.000	113	Mu Vel	2.6920	5000.0	82	8497	No
289	GOM_NL__2PRFIN20031015_175422_000000492020_00427_08497_0163.N1	15-OCT-2003 17:54:22	Dark	48.500	70	Zet Pup	2.2460	39000.	97	8497	No
290	GOM_NL__2PRFIN20031015_175604_000000422020_00428_08498_0137.N1	15-OCT-2003 17:56:04	Dark	41.500	159	Ups Car	2.9200	7200.0	83	8498	No
291	GOM_NL__2PRFIN20031015_175818_000000742020_00428_08498_0138.N1	15-OCT-2003 17:58:18	Dark	73.500	23	21Eps CMa	1.5020	26000.	147	8498	No
292	GOM_NL__2PRFIN20031015_180533_000000692020_00428_08498_0139.N1	15-OCT-2003 18:05:33	Dark	68.500	108	Alp Col	2.6520	15200.	137	8498	No
293	GOM_NL__2PRFIN20031015_180841_000000412020_00428_08498_0140.N1	15-OCT-2003 18:08:41	Dark	41.000	143	Alp Hyi	2.8570	7200.0	82	8498	No
294	GOM_NL__2PRFIN20031015_181008_000000502020_00428_08498_0141.N1	15-OCT-2003 18:10:08	Dark	49.500	9	Alp Eri	0.45300	24000.	99	8498	No
295	GOM_NL__2PRFIN20031015_181241_000000492020_00428_08498_0142.N1	15-OCT-2003 18:12:41	Straylight	48.500	157	The1Eri	2.9060	9300.0	97	8498	No
296	GOM_NL__2PRFIN20031015_181509_000000472020_00428_08498_0143.N1	15-OCT-2003 18:15:09	Straylight	47.000	84	Alp Phe	2.3970	4500.0	94	8498	No
297	GOM_NL__2PRFIN20031015_182145_000000452020_00428_08498_0144.N1	15-OCT-2003 18:21:45	Straylight	44.500	52	16Bet Cet	2.0370	4500.0	89	8498	No
298	GOM_NL__2PRFIN20031015_183125_000000392020_00428_08498_0145.N1	15-OCT-2003 18:31:25	Bright	38.500	140	88Gam Peg	2.8340	26000.	77	8498	No
299	GOM_NL__2PRFIN20031015_183523_000000402020_00428_08498_0146.N1	15-OCT-2003 18:35:23	Bright	39.500	58	21Alp And	2.0730	11000.	79	8498	No
300	GOM_NL__2PRFIN20031015_183756_000000412020_00428_08498_0147.N1	15-OCT-2003 18:37:56	Bright	41.000	53	43Bet And	2.0480	3300.0	82	8498	No
301	GOM_NL__2PRFIN20031015_183938_000000492020_00428_08498_0148.N1	15-OCT-2003 18:39:38	Bright	48.500	173	4Bet Tri	3.0040	8900.0	97	8498	No
302	GOM_NL__2PRFIN20031015_184128_000000492020_00428_08498_0149.N1	15-OCT-2003 18:41:28	Bright	48.500	73	57Gam1And	2.2600	13100.	97	8498	No
303	GOM_NL__2PRFIN20031015_184326_000000432020_00428_08498_0150.N1	15-OCT-2003 18:43:26	Bright	42.500	68	18Alp Cas	2.2250	4500.0	85	8498	No
304	GOM_NL__2PRFIN20031015_184449_000000402020_00428_08498_0151.N1	15-OCT-2003 18:44:49	Bright	40.000	76	27Gam Cas	2.3000	30000.	80	8498	No
305	GOM_NL__2PRFIN20031015_184648_000000492020_00428_08498_0152.N1	15-OCT-2003 18:46:48	Bright	48.500	160	23Gam Per	2.9300	4700.0	97	8498	No
306	GOM_NL__2PRFIN20031015_184851_000000692020_00428_08498_0153.N1	15-OCT-2003 18:48:51	Bright	69.000	149	45Eps Per	2.8880	30000.	138	8498	No
307	GOM_NL__2PRFIN20031015_185225_000000392020_00428_08498_0154.N1	15-OCT-2003 18:52:25	Bright	39.000	49	1Alp UMi	1.9900	6300.0	78	8498	No
308	GOM_NL__2PRFIN20031015_185524_000000402020_00428_08498_0155.N1	15-OCT-2003 18:55:24	Bright	39.500	60	7Bet UMi	2.0810	3950.0	79	8498	No
309	GOM_NL__2PRFIN20031015_190038_000000382020_00428_08498_0156.N1	15-OCT-2003 19:00:38	Bright	37.500	36	50Alp UMa	1.8000	6300.0	75	8498	No
310	GOM_NL__2PRFIN20031015_190212_000000362020_00428_08498_0157.N1	15-OCT-2003 19:02:12	Bright	36.000	82	48Bet UMa	2.3650	10600.	72	8498	No
311	GOM_NL__2PRFIN20031015_190536_000000382020_00428_08498_0158.N1	15-OCT-2003 19:05:36	Bright	37.500	174	52Psi UMa	3.0040	4400.0	75	8498	No
312	GOM_NL__2PRFIN20031015_191318_000000932020_00428_08498_0159.N1	15-OCT-2003 19:13:18	Bright	93.000	17	78Bet Gem	1.1610	4500.0	186	8498	No
313	GOM_NL__2PRFIN20031015_192309_000000542020_00428_08498_0160.N1	15-OCT-2003 19:23:09	Dark	53.500	48	30Alp Hya	1.9770	4100.0	107	8498	No
314	GOM_NL__2PRFIN20031015_192716_000001492020_00428_08498_0161.N1	15-OCT-2003 19:27:16	Dark	149.00	8	10Alp CMi	0.40000	6500.0	298	8498	No
315	GOM_NL__2PRFIN20031015_193151_000000422020_00428_08498_0162.N1	15-OCT-2003 19:31:51	Dark	42.000	113	Mu Vel	2.6920	5000.0	84	8498	No
316	GOM_NL__2PRFIN20031015_193459_000000502020_00428_08498_0163.N1	15-OCT-2003 19:34:59	Dark	50.000	70	Zet Pup	2.2460	39000.	100	8498	No
317	GOM_NL__2PRFIN20031015_193641_000000392020_00429_08499_0137.N1	15-OCT-2003 19:36:41	Dark	39.000	159	Ups Car	2.9200	7200.0	78	8499	No
318	GOM_NL__2PRFIN20031015_193855_000000682020_00429_08499_0138.N1	15-OCT-2003 19:38:55	Dark	68.000	23	21Eps CMa	1.5020	26000.	136	8499	No
319	GOM_NL__2PRFIN20031015_194611_000000672020_00429_08499_0139.N1	15-OCT-2003 19:46:11	Dark	67.000	108	Alp Col	2.6520	15200.	134	8499	No
320	GOM_NL__2PRFIN20031015_194917_000000402020_00429_08499_0140.N1	15-OCT-2003 19:49:17	Dark	40.000	143	Alp Hyi	2.8570	7200.0	80	8499	No
321	GOM_NL__2PRFIN20031015_195044_000000522020_00429_08499_0141.N1	15-OCT-2003 19:50:44	Dark	51.500	9	Alp Eri	0.45300	24000.	103	8499	No
322	GOM_NL__2PRFIN20031015_195317_000000472020_00429_08499_0142.N1	15-OCT-2003 19:53:17	Straylight	46.500	157	The1Eri	2.9060	9300.0	93	8499	No
323	GOM_NL__2PRFIN20031015_195546_000000452020_00429_08499_0143.N1	15-OCT-2003 19:55:46	Straylight	44.500	84	Alp Phe	2.3970	4500.0	89	8499	No
324	GOM_NL__2PRFIN20031015_200222_000000452020_00429_08499_0144.N1	15-OCT-2003 20:02:22	Straylight	45.000	52	16Bet Cet	2.0370	4500.0	90	8499	No
325	GOM_NL__2PRFIN20031015_201201_000000382020_00429_08499_0145.N1	15-OCT-2003 20:12:01	Bright	37.500	140	88Gam Peg	2.8340	26000.	75	8499	No
326	GOM_NL__2PRFIN20031015_201559_000000392020_00429_08499_0146.N1	15-OCT-2003 20:15:59	Bright	38.500	58	21Alp And	2.0730	11000.	77	8499	No
327	GOM_NL__2PRFIN20031015_201832_000000432020_00429_08499_0147.N1	15-OCT-2003 20:18:32	Bright	43.000	53	43Bet And	2.0480	3300.0	86	8499	No
328	GOM_NL__2PRFIN20031015_202013_000000482020_00429_08499_0148.N1	15-OCT-2003 20:20:13	Bright	48.000	173	4Bet Tri	3.0040	8900.0	96	8499	No
329	GOM_NL__2PRFIN20031015_202204_000000482020_00429_08499_0149.N1	15-OCT-2003 20:22:04	Bright	47.500	73	57Gam1And	2.2600	13100.	95	8499	No
330	GOM_NL__2PRFIN20031015_202402_000000422020_00429_08499_0150.N1	15-OCT-2003 20:24:02	Bright	42.000	68	18Alp Cas	2.2250	4500.0	84	8499	No
331	GOM_NL__2PRFIN20031015_202524_000000412020_00429_08499_0151.N1	15-OCT-2003 20:25:24	Bright	40.500	76	27Gam Cas	2.3000	30000.	81	8499	No
332	GOM_NL__2PRFIN20031015_202724_000000482020_00429_08499_0152.N1	15-OCT-2003 20:27:24	Bright	47.500	160	23Gam Per	2.9300	4700.0	95	8499	No
333	GOM_NL__2PRFIN20031015_202926_000000682020_00429_08499_0153.N1	15-OCT-2003 20:29:26	Bright	67.500	149	45Eps Per	2.8880	30000.	135	8499	No
334	GOM_NL__2PRFIN20031015_203301_000000402020_00429_08499_0154.N1	15-OCT-2003 20:33:01	Bright	39.500	49	1Alp UMi	1.9900	6300.0	79	8499	No
335	GOM_NL__2PRFIN20031015_203600_000000392020_00429_08499_0155.N1	15-OCT-2003 20:36:00	Bright	39.000	60	7Bet UMi	2.0810	3950.0	78	8499	No
336	GOM_NL__2PRFIN20031015_204114_000000422020_00429_08499_0156.N1	15-OCT-2003 20:41:14	Bright	41.500	36	50Alp UMa	1.8000	6300.0	83	8499	No
337	GOM_NL__2PRFIN20031015_204248_000000382020_00429_08499_0157.N1	15-OCT-2003 20:42:48	Bright	38.000	82	48Bet UMa	2.3650	10600.	76	8499	No

338	GOM_NL__2PRFIN20031015_204612_000000382020_00429_08499_0158.N1	15-OCT-2003 20:46:12	Bright	37.500	174	52Psi UMa	3.0040	4400.0	75	8499	No
339	GOM_NL__2PRFIN20031015_205355_000000932020_00429_08499_0159.N1	15-OCT-2003 20:53:55	Bright	92.500	17	78Bet Gem	1.1610	4500.0	185	8499	No
340	GOM_NL__2PRFIN20031015_210346_000000592020_00429_08499_0160.N1	15-OCT-2003 21:03:46	Dark	58.500	48	30Alp Hya	1.9770	4100.0	117	8499	No
341	GOM_NL__2PRFIN20031015_210755_000001672020_00429_08499_0161.N1	15-OCT-2003 21:07:55	Dark	167.00	8	10Alp CMi	0.40000	6500.0	334	8499	No
342	GOM_NL__2PRFIN20031015_211227_000000422020_00429_08499_0162.N1	15-OCT-2003 21:12:27	Dark	42.000	113	Mu Vel	2.6920	5000.0	84	8499	No
343	GOM_NL__2PRFIN20031015_211537_000000472020_00429_08499_0163.N1	15-OCT-2003 21:15:37	Dark	47.000	70	Zet Pup	2.2460	39000.	94	8499	No
344	GOM_NL__2PRFIN20031015_211718_000000402020_00430_08500_0138.N1	15-OCT-2003 21:17:18	Dark	39.500	159	Ups Car	2.9200	7200.0	79	8500	No
345	GOM_NL__2PRFIN20031015_211933_000000692020_00430_08500_0139.N1	15-OCT-2003 21:19:33	Dark	69.000	23	21Eps CMa	1.5020	26000.	138	8500	No
346	GOM_NL__2PRFIN20031015_212223_000001662020_00430_08500_0140.N1	15-OCT-2003 21:22:23	Dark	165.50	1	9Alp CMa	-1.4400	11000.	331	8500	No
347	GOM_NL__2PRFIN20031015_212648_000000662020_00430_08500_0141.N1	15-OCT-2003 21:26:48	Dark	66.000	108	Alp Col	2.6520	15200.	132	8500	No
348	GOM_NL__2PRFIN20031015_212953_000000432020_00430_08500_0142.N1	15-OCT-2003 21:29:53	Dark	42.500	143	Alp Hyi	2.8570	7200.0	85	8500	No
349	GOM_NL__2PRFIN20031015_213120_000000452020_00430_08500_0143.N1	15-OCT-2003 21:31:20	Dark	45.000	9	Alp Eri	0.45300	24000.	90	8500	No
350	GOM_NL__2PRFIN20031015_213354_000000502020_00430_08500_0144.N1	15-OCT-2003 21:33:54	Straylight	49.500	157	The1Eri	2.9060	9300.0	99	8500	No
351	GOM_NL__2PRFIN20031015_213622_000000452020_00430_08500_0145.N1	15-OCT-2003 21:36:22	Straylight	44.500	84	Alp Phe	2.3970	4500.0	89	8500	No
352	GOM_NL__2PRFIN20031015_214257_000000462020_00430_08500_0146.N1	15-OCT-2003 21:42:57	Straylight	46.000	52	16Bet Cet	2.0370	4500.0	92	8500	No
353	GOM_NL__2PRFIN20031015_215237_000000392020_00430_08500_0147.N1	15-OCT-2003 21:52:37	Bright	38.500	140	88Gam Peg	2.8340	26000.	77	8500	No
354	GOM_NL__2PRFIN20031015_215635_000000392020_00430_08500_0148.N1	15-OCT-2003 21:56:35	Bright	39.000	58	21Alp And	2.0730	11000.	78	8500	No
355	GOM_NL__2PRFIN20031015_215907_000000432020_00430_08500_0149.N1	15-OCT-2003 21:59:07	Bright	43.000	53	43Bet And	2.0480	3300.0	86	8500	No
356	GOM_NL__2PRFIN20031015_220049_000000482020_00430_08500_0150.N1	15-OCT-2003 22:00:49	Bright	47.500	173	4Bet Tri	3.0040	8900.0	95	8500	No
357	GOM_NL__2PRFIN20031015_220238_000000482020_00430_08500_0151.N1	15-OCT-2003 22:02:38	Bright	47.500	73	57Gam1And	2.2600	13100.	95	8500	No
358	GOM_NL__2PRFIN20031015_220436_000000432020_00430_08500_0152.N1	15-OCT-2003 22:04:36	Bright	42.500	68	18Alp Cas	2.2250	4500.0	85	8500	No
359	GOM_NL__2PRFIN20031015_220922_000000562020_00430_08500_0153.N1	15-OCT-2003 22:09:22	Bright	56.000	175	39Del Per	3.0100	19400.	112	8500	No
360	GOM_NL__2PRFIN20031015_221336_000000392020_00430_08500_0154.N1	15-OCT-2003 22:13:36	Bright	38.500	49	1Alp UMi	1.9900	6300.0	77	8500	No
361	GOM_NL__2PRFIN20031015_221635_000000392020_00430_08500_0155.N1	15-OCT-2003 22:16:35	Bright	39.000	60	7Bet UMi	2.0810	3950.0	78	8500	No
362	GOM_NL__2PRFIN20031015_222150_000000412020_00430_08500_0156.N1	15-OCT-2003 22:21:50	Bright	40.500	36	50Alp UMa	1.8000	6300.0	81	8500	No
363	GOM_NL__2PRFIN20031015_222324_000000392020_00430_08500_0157.N1	15-OCT-2003 22:23:24	Bright	39.000	82	48Bet UMa	2.3650	10600.	78	8500	No
364	GOM_NL__2PRFIN20031015_222647_000000522020_00430_08500_0158.N1	15-OCT-2003 22:26:47	Bright	52.000	174	52Psi UMa	3.0040	4400.0	104	8500	No
365	GOM_NL__2PRFIN20031015_223224_000000892020_00430_08500_0159.N1	15-OCT-2003 22:32:24	Bright	88.500	24	66Alp Gem	1.5800	10200.	177	8500	No
366	GOM_NL__2PRFIN20031015_223700_000000442020_00430_08500_0160.N1	15-OCT-2003 22:37:00	Bright	43.500	22	32Alp Leo	1.3600	15200.	87	8500	No
367	GOM_NL__2PRFIN20031015_224422_000000592020_00430_08500_0161.N1	15-OCT-2003 22:44:22	Dark	58.500	48	30Alp Hya	1.9770	4100.0	117	8500	No
368	GOM_NL__2PRFIN20031015_224834_000001402020_00430_08500_0162.N1	15-OCT-2003 22:48:34	Dark	140.00	8	10Alp CMi	0.40000	6500.0	280	8500	No
369	GOM_NL__2PRFIN20031015_225303_000000412020_00430_08500_0163.N1	15-OCT-2003 22:53:03	Dark	41.000	113	Mu Vel	2.6920	5000.0	82	8500	No
370	GOM_NL__2PRFIN20031015_230011_000000722020_00431_08501_0138.N1	15-OCT-2003 23:00:11	Dark	72.000	23	21Eps CMa	1.5020	26000.	144	8501	No
371	GOM_NL__2PRFIN20031015_230302_000001682020_00431_08501_0139.N1	15-OCT-2003 23:03:02	Dark	167.50	1	9Alp CMa	-1.4400	11000.	335	8501	No
372	GOM_NL__2PRFIN20031015_230726_000000672020_00431_08501_0140.N1	15-OCT-2003 23:07:26	Dark	66.500	108	Alp Col	2.6520	15200.	133	8501	No
373	GOM_NL__2PRFIN20031015_231030_000000392020_00431_08501_0141.N1	15-OCT-2003 23:10:30	Dark	39.000	143	Alp Hyi	2.8570	7200.0	78	8501	No
374	GOM_NL__2PRFIN20031015_231157_000000502020_00431_08501_0142.N1	15-OCT-2003 23:11:57	Dark	50.000	9	Alp Eri	0.45300	24000.	100	8501	No
375	GOM_NL__2PRFIN20031015_231430_000000472020_00431_08501_0143.N1	15-OCT-2003 23:14:30	Straylight	47.000	157	The1Eri	2.9060	9300.0	94	8501	No
376	GOM_NL__2PRFIN20031015_231658_000000502020_00431_08501_0144.N1	15-OCT-2003 23:16:58	Straylight	50.000	84	Alp Phe	2.3970	4500.0	100	8501	No
377	GOM_NL__2PRFIN20031015_232334_000000472020_00431_08501_0145.N1	15-OCT-2003 23:23:34	Straylight	46.500	52	16Bet Cet	2.0370	4500.0	93	8501	No
378	GOM_NL__2PRFIN20031015_233313_000000382020_00431_08501_0146.N1	15-OCT-2003 23:33:13	Bright	37.500	140	88Gam Peg	2.8340	26000.	75	8501	No
379	GOM_NL__2PRFIN20031015_233711_000000392020_00431_08501_0147.N1	15-OCT-2003 23:37:11	Bright	38.500	58	21Alp And	2.0730	11000.	77	8501	No
380	GOM_NL__2PRFIN20031015_233943_000000432020_00431_08501_0148.N1	15-OCT-2003 23:39:43	Bright	43.000	53	43Bet And	2.0480	3300.0	86	8501	No
381	GOM_NL__2PRFIN20031015_234124_000000472020_00431_08501_0149.N1	15-OCT-2003 23:41:24	Bright	46.500	173	4Bet Tri	3.0040	8900.0	93	8501	No
382	GOM_NL__2PRFIN20031015_234315_000000462020_00431_08501_0150.N1	15-OCT-2003 23:43:15	Bright	46.000	73	57Gam1And	2.2600	13100.	92	8501	No
383	GOM_NL__2PRFIN20031015_234513_000000392020_00431_08501_0151.N1	15-OCT-2003 23:45:13	Bright	38.500	68	18Alp Cas	2.2250	4500.0	77	8501	No
384	GOM_NL__2PRFIN20031015_234956_000000532020_00431_08501_0152.N1	15-OCT-2003 23:49:56	Bright	53.000	175	39Del Per	3.0100	19400.	106	8501	No
385	GOM_NL__2PRFIN20031015_235412_000000392020_00431_08501_0153.N1	15-OCT-2003 23:54:12	Bright	39.000	49	1Alp UMi	1.9900	6300.0	78	8501	No
386	GOM_NL__2PRFIN20031015_235712_000000392020_00431_08501_0154.N1	15-OCT-2003 23:57:12	Bright	38.500	60	7Bet UMi	2.0810	3950.0	77	8501	No

3. Quality information per product

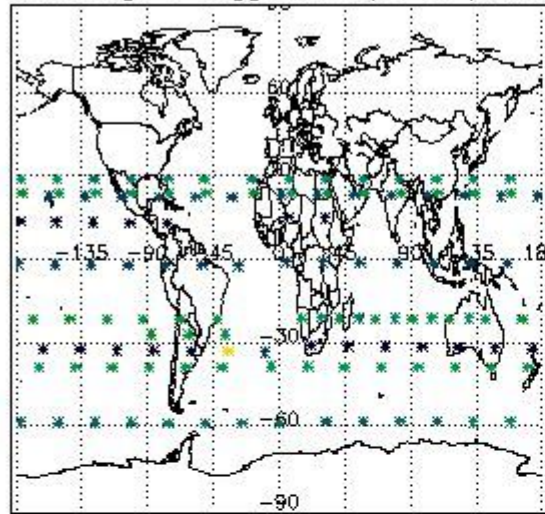
In this section it is plotted some information contained in the Quality Summary data set of the level 2 products. Only products in dark limb conditions and without errors (error flag in the MPH set to "0") are used.

3.1 Plot quality information per product (time dependant)

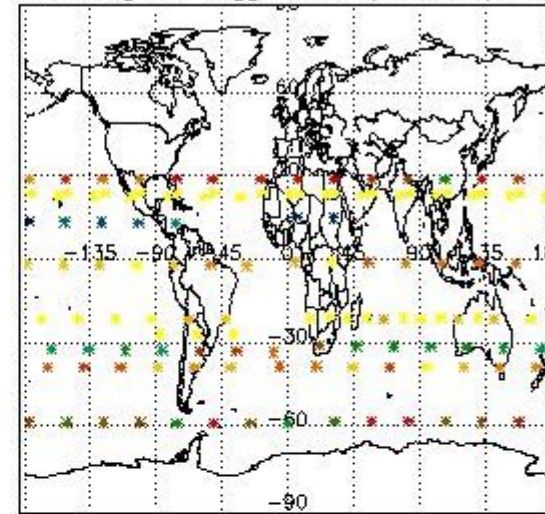


3.2 Plot quality information per product (world map)

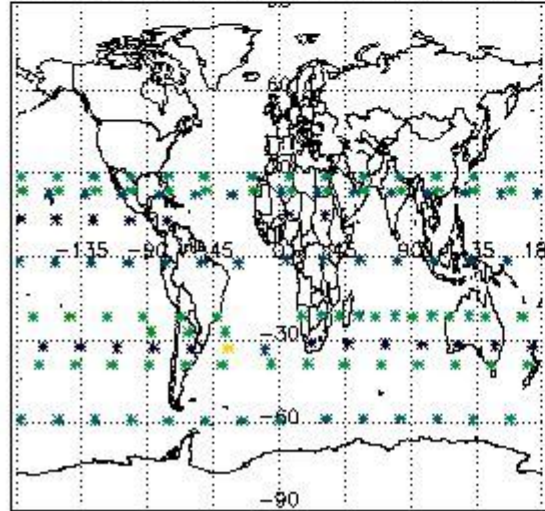
Percentage of flagged data per O3 profile



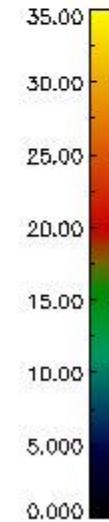
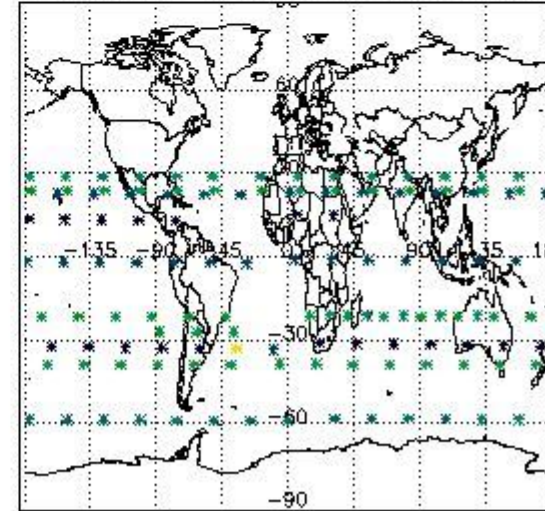
Percentage of flagged data per H2O profile



Percentage of flagged data per NO2 profile



Percentage of flagged data per NO3 profile

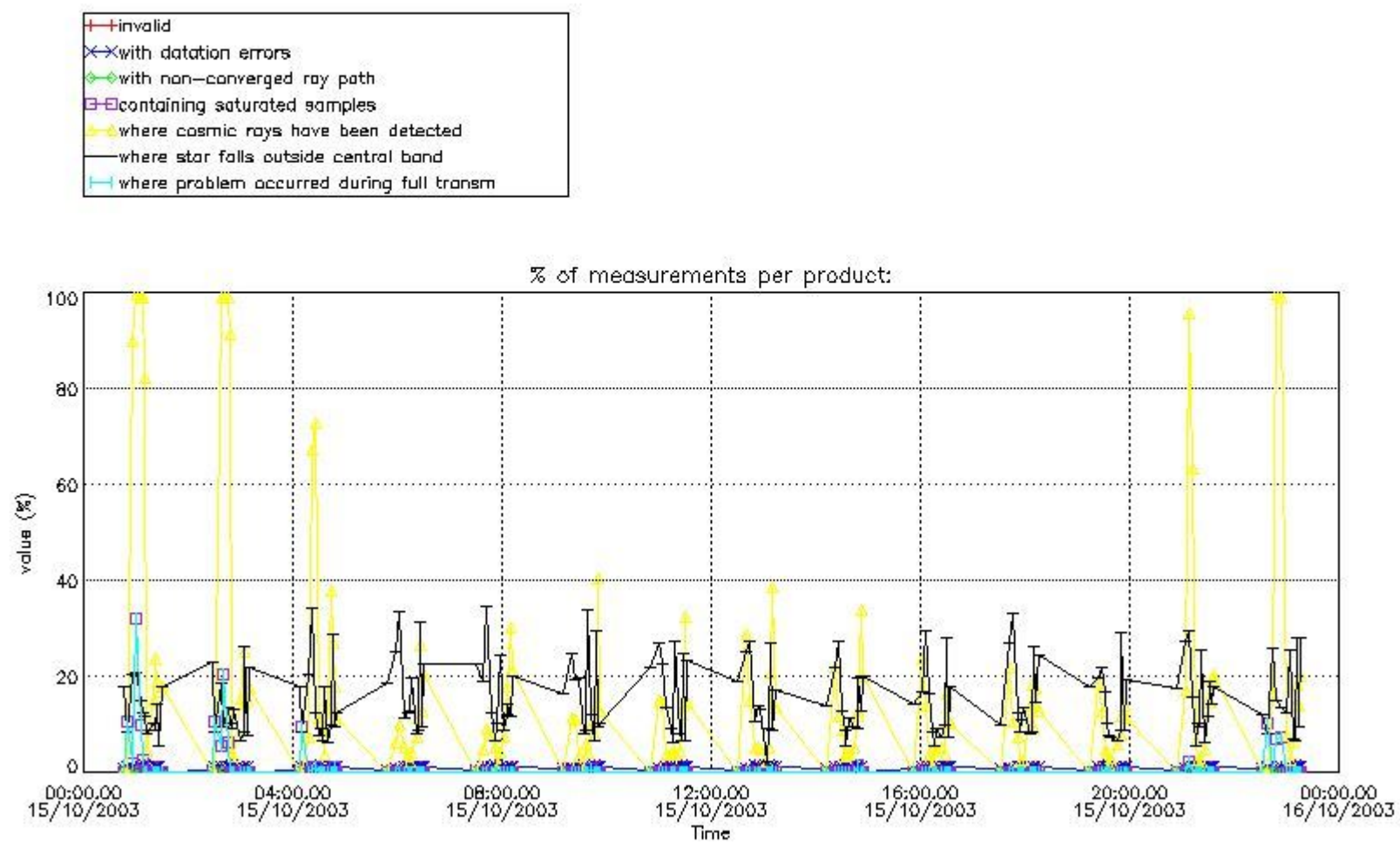


4. Level 1 quality information per product

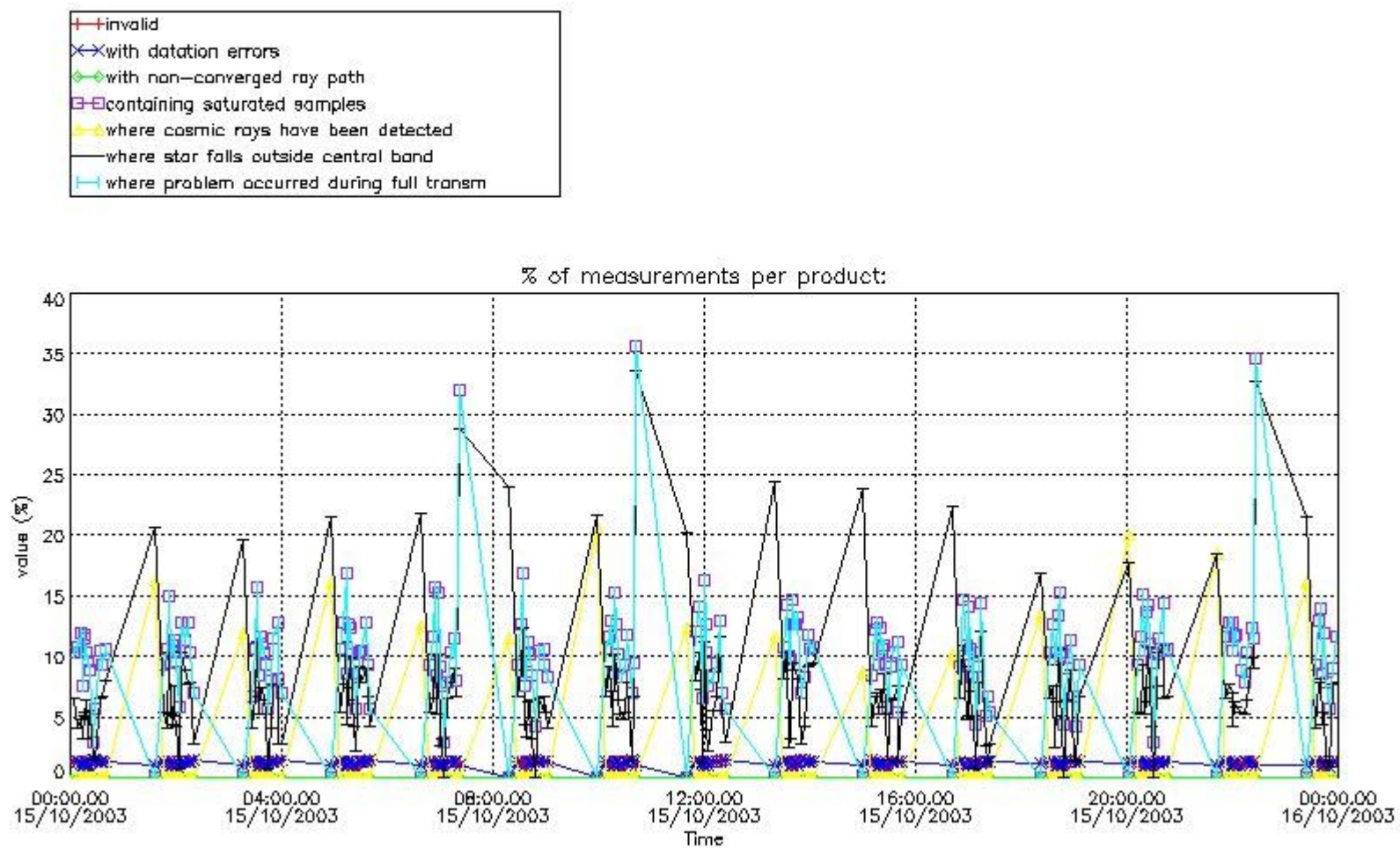
In this section it is plotted some information contained in the Quality Summary data set of the level 2 products that comes from the level 1b processing. Products without errors (error flag in the MPH set to "0") are used.

4.1 Plot quality information per product (time dependant) coming from level 1b processing

4.1.1 Plot level 1 quality information per product (time dependant): ENVISAT ASCENDING passes



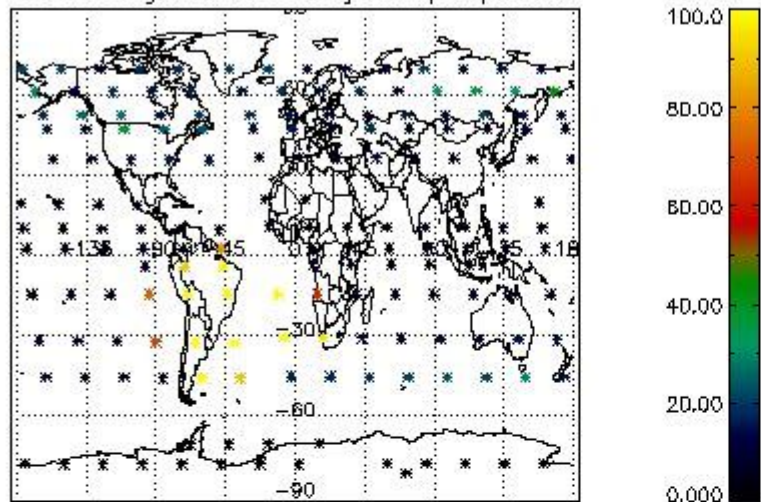
4.1.2 Plot level 1 quality information per product (time dependant): ENVI SAT DESCENDING passes



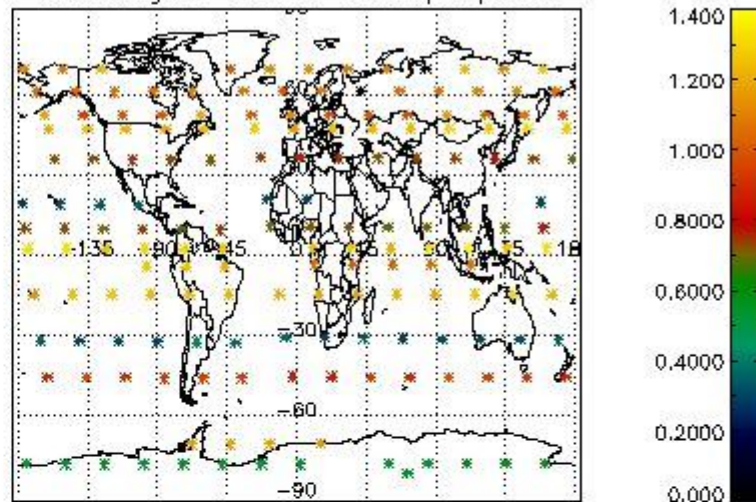
4.2 Plot quality information per product coming from level 1b processing (world map)

4.2.1 Plot level 1 quality information per product (world map): ENVISAT ASCENDING passes

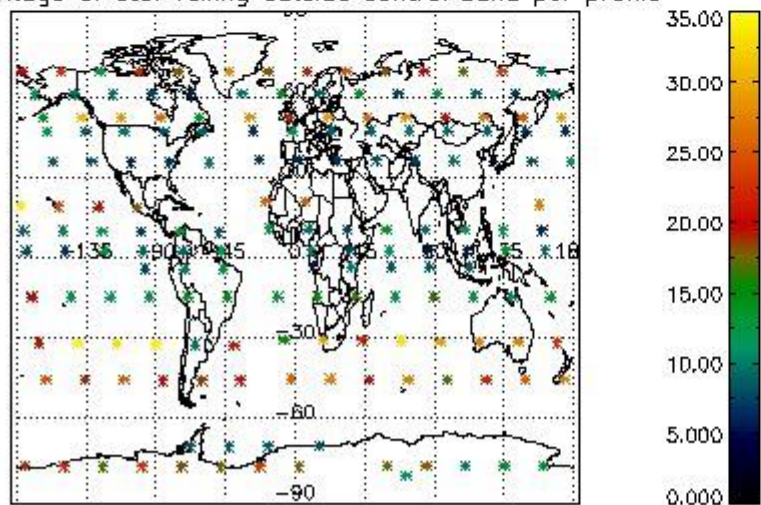
Percentage of cosmic ray hits per profile



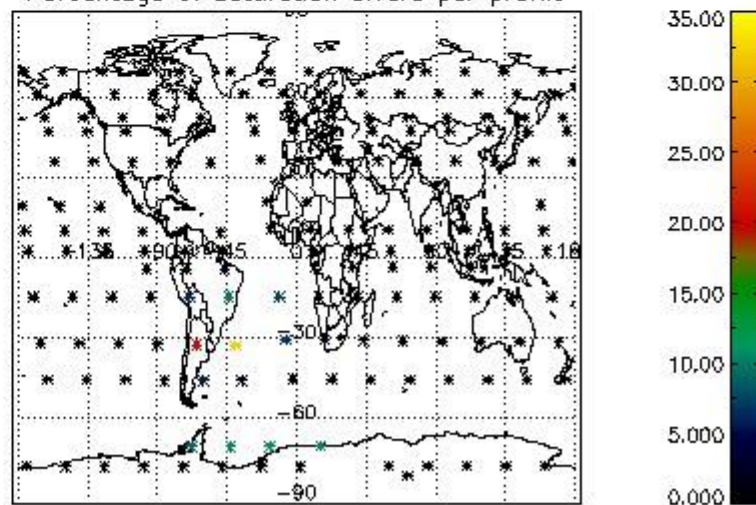
Percentage of datation errors per profile



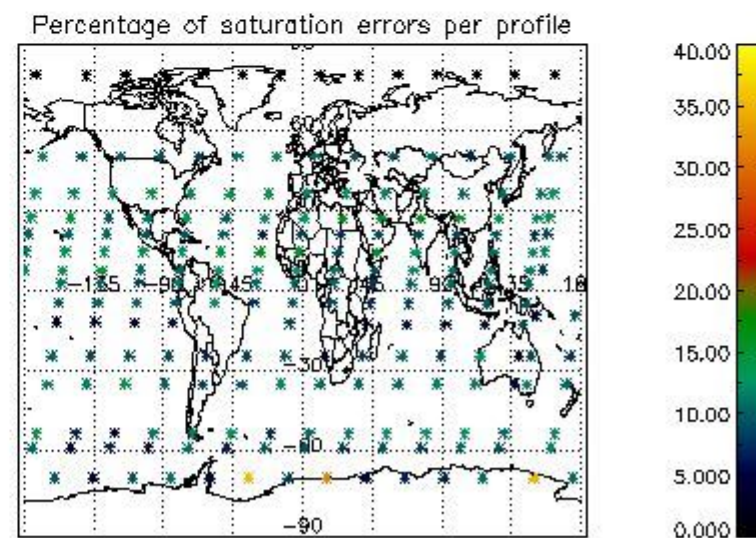
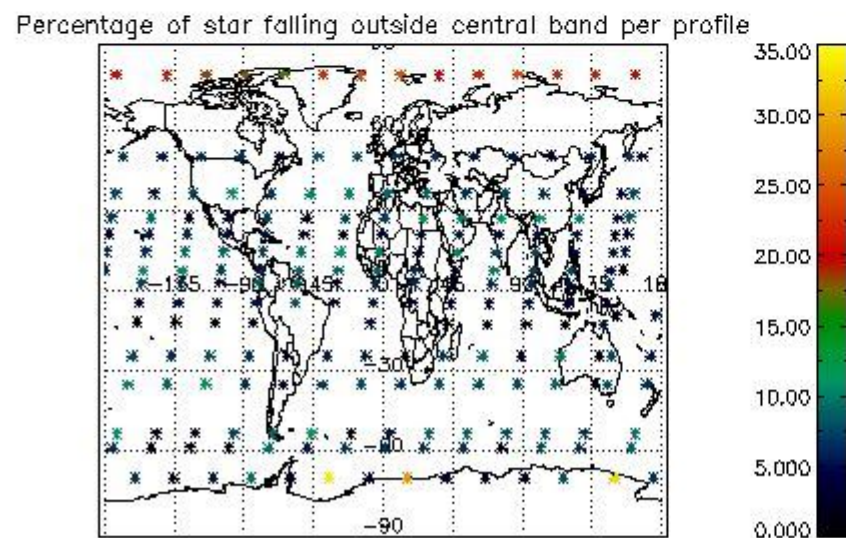
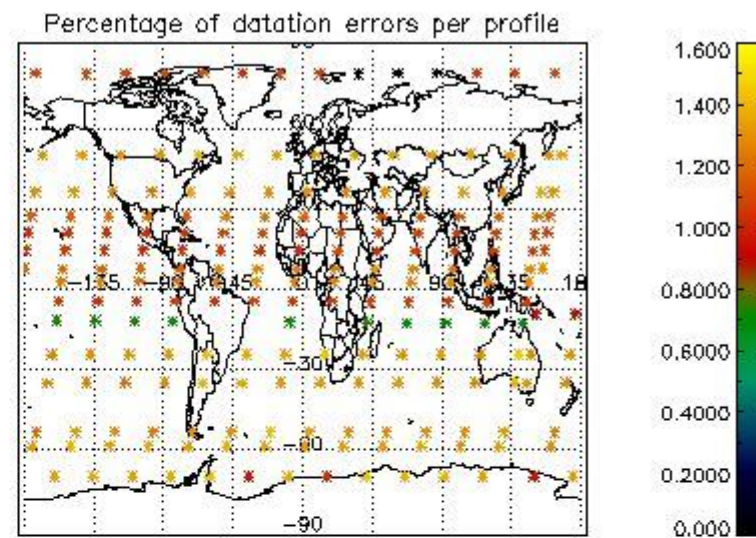
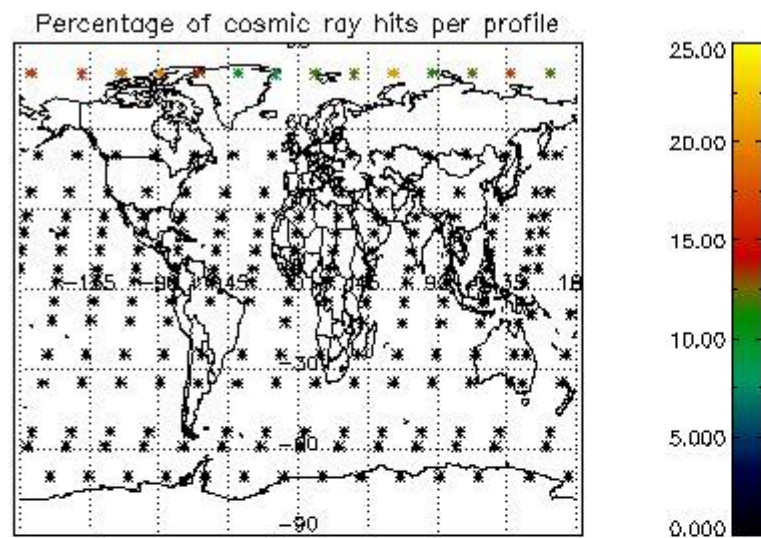
Percentage of star falling outside central band per profile



Percentage of saturation errors per profile



4.2.2 Plot level 1 quality information per product (world map): ENVISAT DESCENDING passes



5. Trace gas profiles

5.1 Ozone statistics based on quality of products

The final quality of the products can be "measured" using the STD (Standard Deviation) attached to every point profile. This information is written to the parameter GOM_NL__2P/NL_LOCAL_SPECIES_DENSITY/o3_std of the level 2 products. The table below shows the statistics for given STD ranges.

The statistics are given with respect to the overall valid production:

- Products without fatal errors: GOM_NL__2P/MPH/PRODUCT_ERR=0
- Valid point profile: GOM_NL__2P/NL_LOCAL_SPECIES_DENSITY/pcd(0)=0

The 'Criteria' is applied to valid points of dark limb products:

- Products in dark limb illumination condition: GOM_NL__2P/NL_SUMMARY_QUALITY/obs_ill_cond=0
- Products without fatal errors: GOM_NL__2P/MPH/PRODUCT_ERR=0
- Valid point profile: GOM_NL__2P/NL_LOCAL_SPECIES_DENSITY/pcd(0)=0

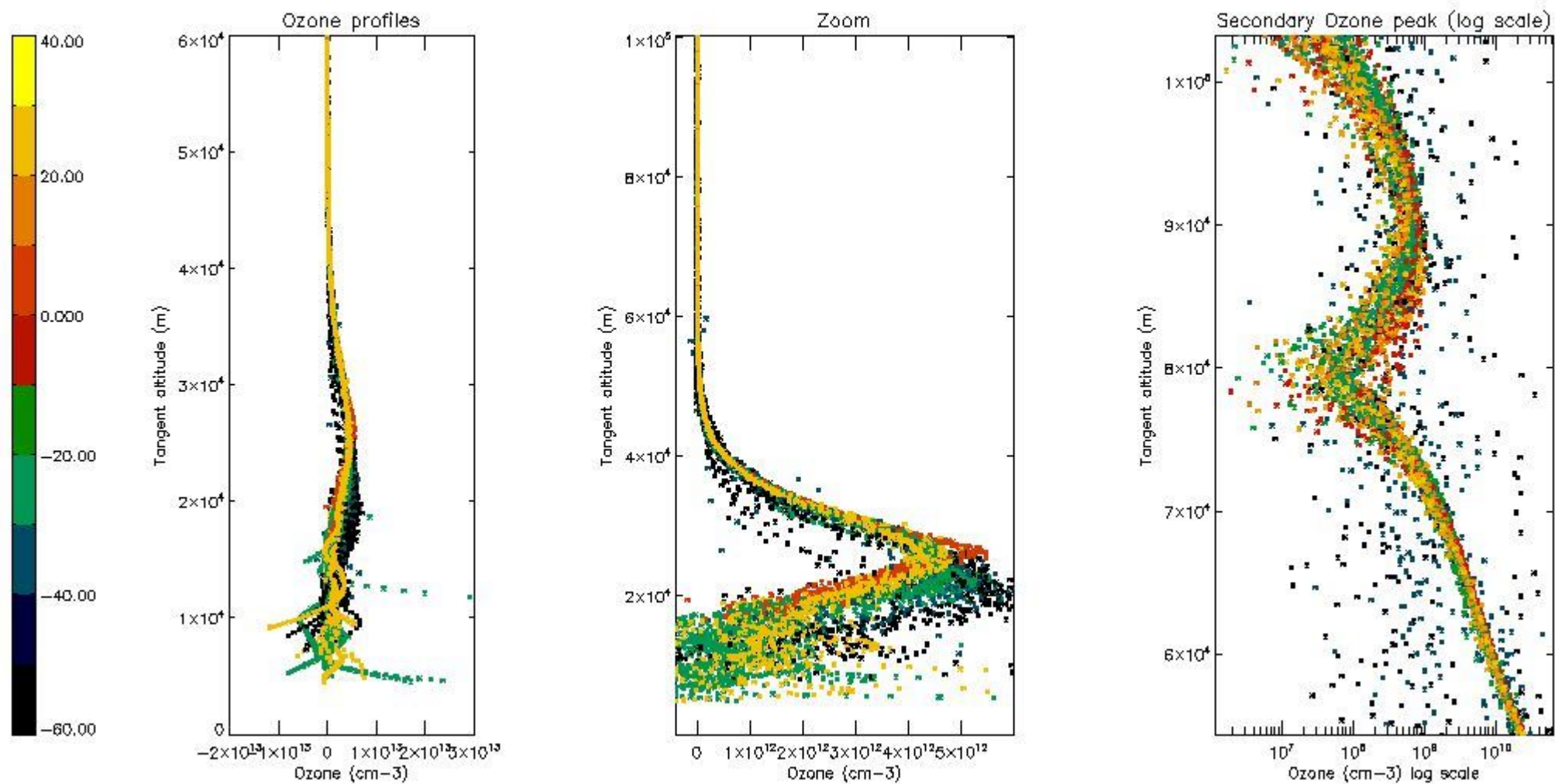
So, the table below shows the percentage of dark limb and valid observations for each criteria with respect to the overall valid daily observations.

Criteria	% of total production
All STD	44
STD < 20	28

STD < 10	24
STD < 5	19

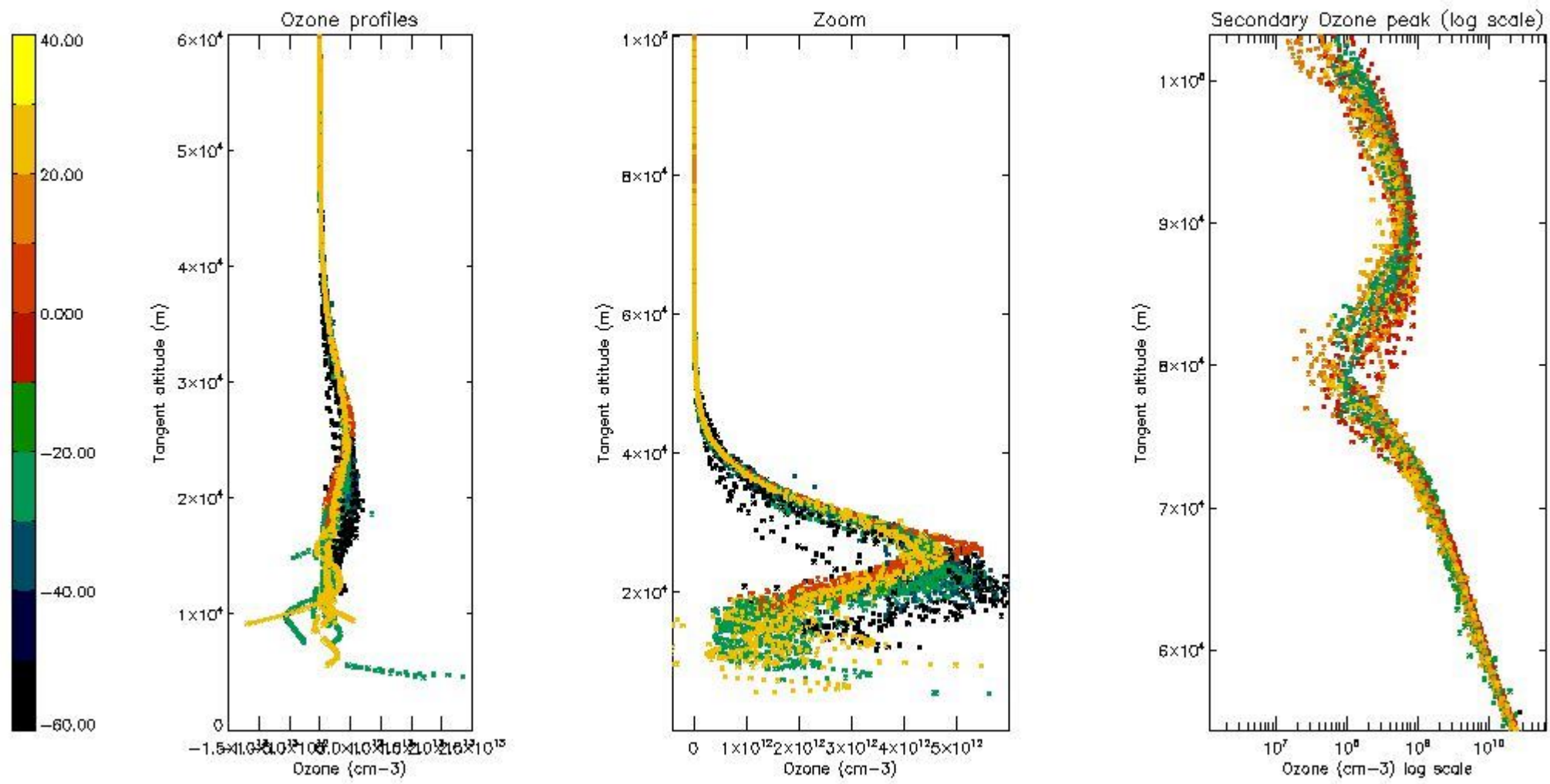
5.2 Plot ozone profiles for all STD (dark without errors)

The colorbar represents the latitude.



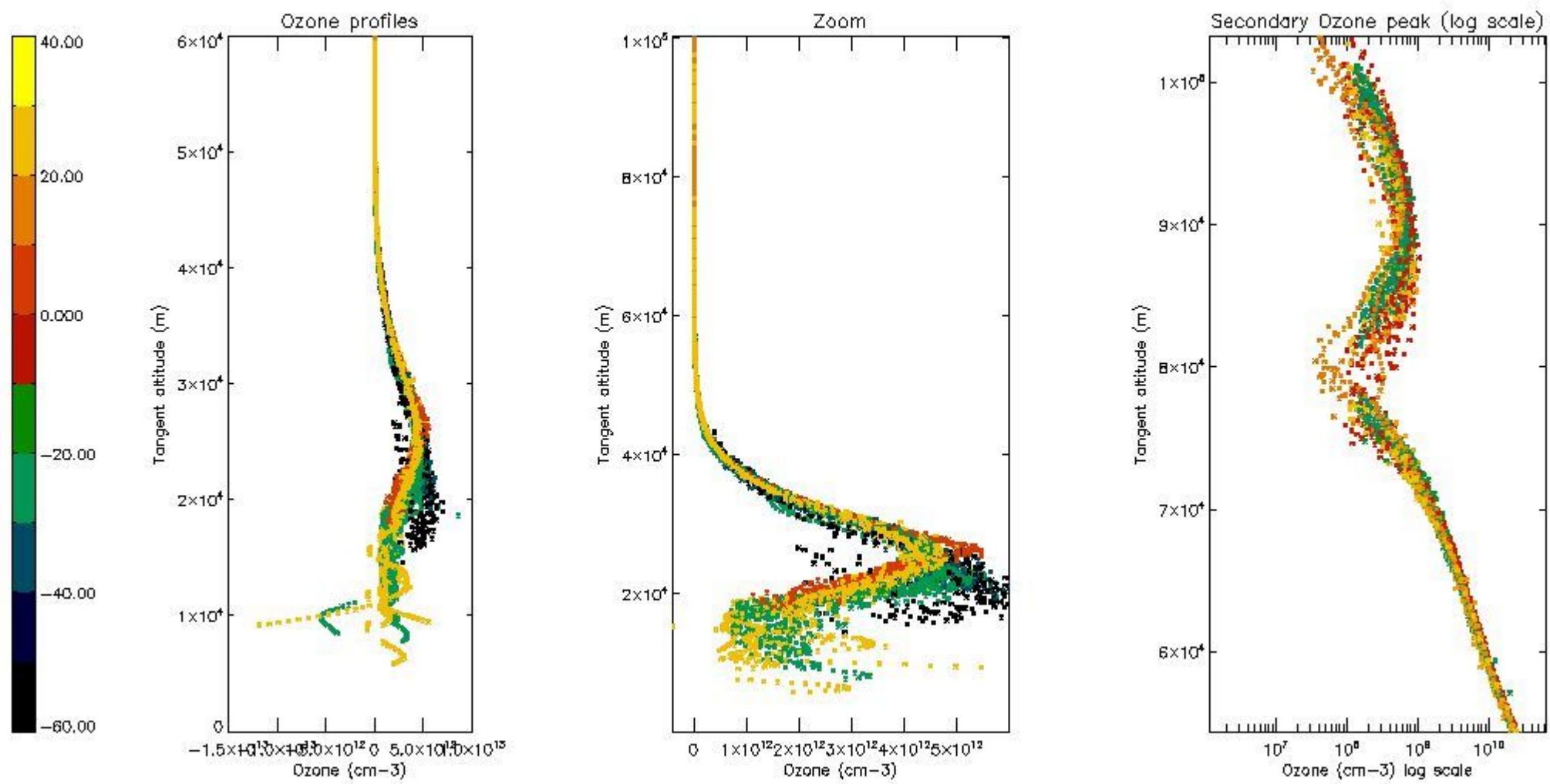
5.3 Plot ozone profiles where STD < 20% (dark without errors)

The colorbar represents the latitude.



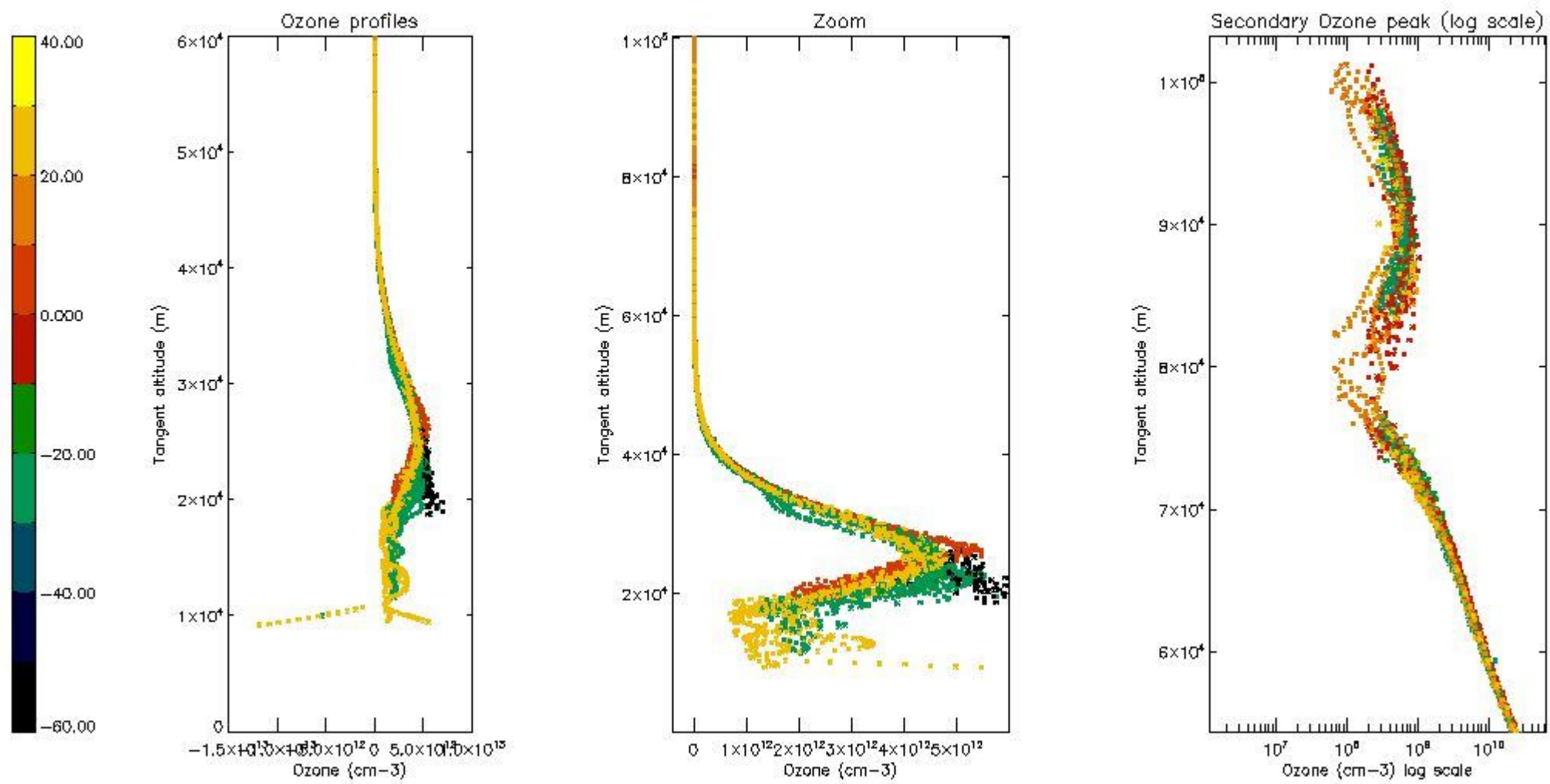
5.4 Plot ozone profiles where STD < 10% (dark without errors)

The colorbar represents the latitude.



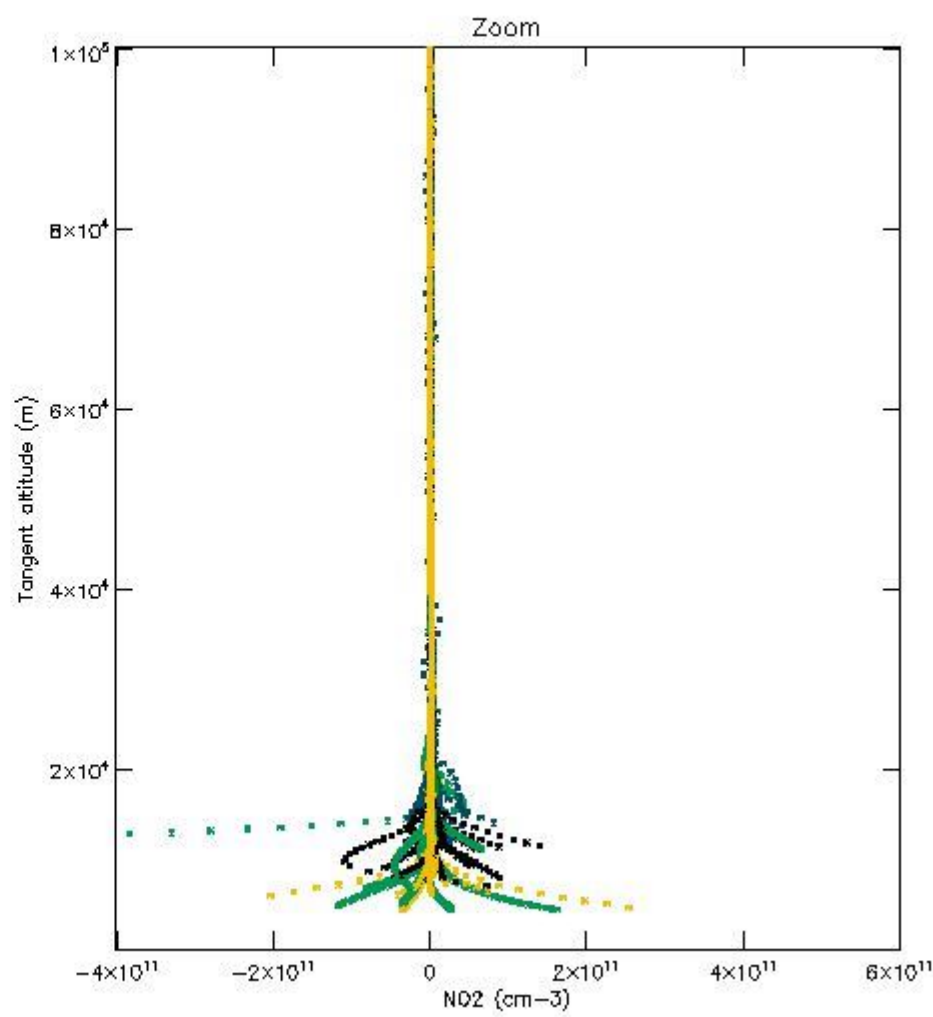
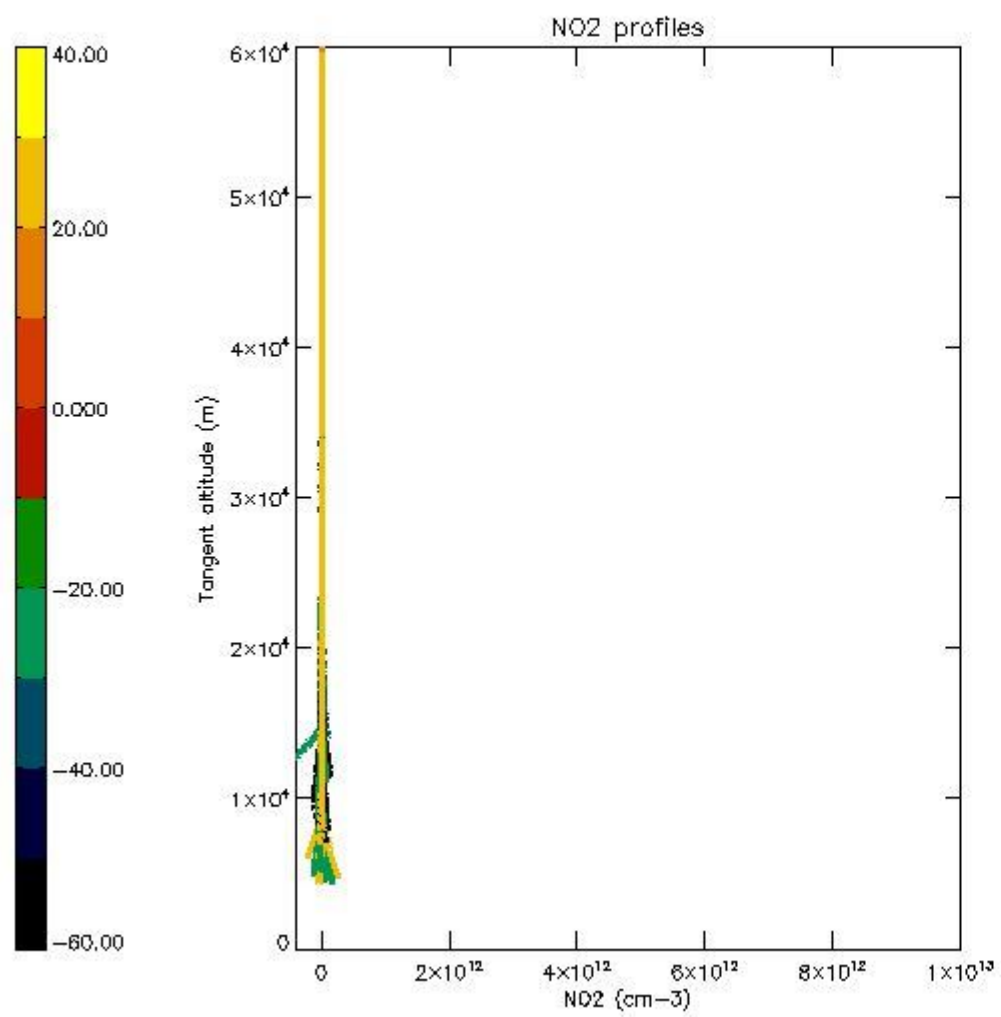
5.5 Plot ozone profiles where STD < 5% (dark without errors)

The colorbar represents the latitude.



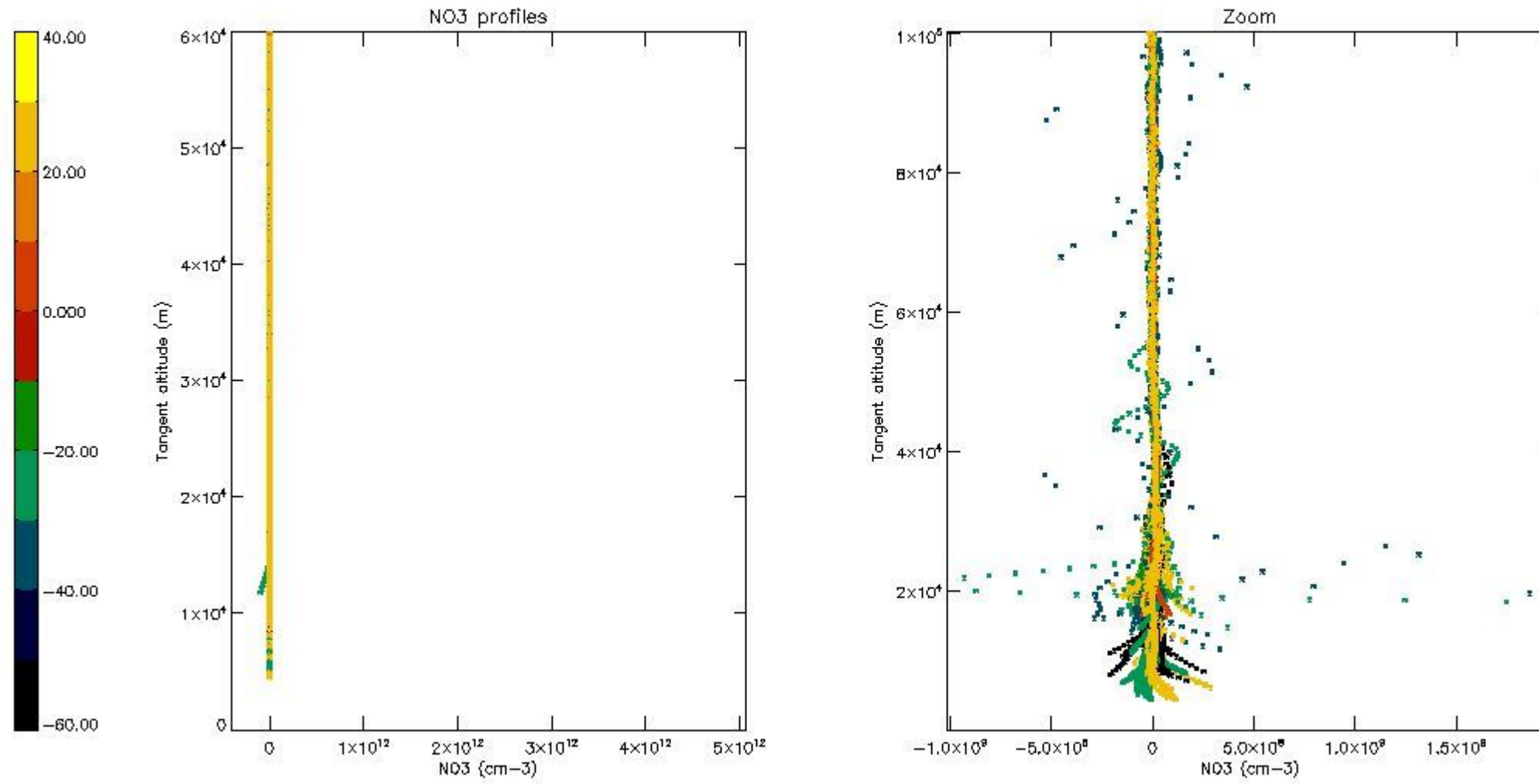
5.6 Plot NO₂ profiles for all STD (dark without errors)

The colorbar represents the latitude.



5.7 Plot NO3 profiles for all STD (dark without errors)

The colorbar represents the latitude.



6. Auxiliary Data Files used for the production reported in section 2

The number reported in the third column indicates since which file (see list in section 2) the corresponding auxiliary file has been used. The fourth column is the date of those product files.

Type	Auxiliary Filename	Used since product	Used since product date
INST_PHYS_CHARACTERISTICS	GOM_INS_AXVIEC20091111_143220_20030716_120000_20500101_000000	1	15-OCT-2003 00:04:50
LEVEL-2_PROC_CONFIG	GOM_PR2_AXVIEC20091111_152718_20020301_000000_20500101_000000	1	15-OCT-2003 00:04:50
CROSS_SECTIONS_FILE	GOM_CRS_AXVIEC20091111_154832_20020301_000000_20500101_000000	1	15-OCT-2003 00:04:50

GOMOS Level 2 Daily Report

SUMMARY

[1. General Info](#)

[2. Summary of processed GOM_NL_2P products](#)

[3. Level 2 Quality information per product](#)

[3.1 Plot of level 2 quality information per product \(time dependant\)](#)

[3.2 Plot of level 2 quality information per product \(world map\)](#)

[4. Level 1 Quality information per product \(stored on level 2 products\)](#)

[4.1 Plot of level 1 quality information per product \(time dependant\)](#)

[4.1.1 Plot of level 1 quality information per product \(time dependant\): ASCENDING](#)

[4.1.2 Plot of level 1 quality information per product \(time dependant\): DESCENDING](#)

[4.2 Plot of level 1 quality information per product \(world map\)](#)

[4.2.1 Plot of level 1 quality information per product \(world map\): ASCENDING](#)

[4.2.2 Plot of level 1 quality information per product \(world map\): DESCENDING](#)

[5. Ozone profiles based on quality statistics and other trace gas profiles](#)

[5.1 Ozone statistics based on quality of products](#)

[5.2 Plot ozone profiles for all STD \(dark without errors\)](#)

[5.3 Plot ozone profiles where STD < 20% \(dark without errors\)](#)

[5.4. Plot ozone profiles where STD < 10% \(dark without errors\)](#)

[5.5. Plot ozone profiles where STD < 5% \(dark without errors\)](#)

[5.6 Plot NO2 profiles for all STD \(dark without errors\)](#)

[5.7 Plot NO3 profiles for all STD \(dark without errors\)](#)

[5.8 Plot H2O profiles \(only for occultations of stars 1,2,3,4,13,14,16,26,63 dark without errors\) for all STD](#)

[6. Auxiliary Data Files used for the production reported in section 2](#)

This report presents the daily analysis on parameters extracted from GOMOS level 2 data (GOM_NL__2P). It is intended to monitor some important parameters that will impact the quality of these products. A list of level 2 products (and content) that have arrived during the reporting day to the PCF is also given.

Item	Value
Time of report generation	19APR2013 21:52:34
Data source version	GOMOS/6.01
Start time of products	15-10-2003 (15OCT2003 00:00:00)
Stop time of products	16-10-2003 (16OCT2003 00:00:00)
Store outputs in DB	Yes
Nb of level 2 prods	386
Nb of prods with errors	0

2. Summary of processed GOM_NL__2P products.

Nr	Filename	UTC Start time	Limb	Duration	Star Id	Star Name	Star Mag	Star Temp	Nb Meas	Orbit	Prod. error
1	GOM_NL__2PRFIN20031015_000450_000000392020_00417_08487_0143.N1	15-OCT-2003 00:04:50	Bright	38.500	140	88Gam Peg	2.8340	26000.	77	8487	No
2	GOM_NL__2PRFIN20031015_000849_000000372020_00417_08487_0144.N1	15-OCT-2003 00:08:49	Bright	37.000	58	21Alp And	2.0730	11000.	74	8487	No
3	GOM_NL__2PRFIN20031015_001125_000000422020_00417_08487_0145.N1	15-OCT-2003 00:11:25	Bright	42.000	53	43Bet And	2.0480	3300.0	84	8487	No
4	GOM_NL__2PRFIN20031015_001312_000000472020_00417_08487_0146.N1	15-OCT-2003 00:13:12	Bright	46.500	173	4Bet Tri	3.0040	8900.0	93	8487	No
5	GOM_NL__2PRFIN20031015_001501_000000472020_00417_08487_0147.N1	15-OCT-2003 00:15:01	Bright	46.500	73	57Gam1And	2.2600	13100.	93	8487	No
6	GOM_NL__2PRFIN20031015_001654_000000392020_00417_08487_0148.N1	15-OCT-2003 00:16:54	Bright	39.000	68	18Alp Cas	2.2250	4500.0	78	8487	No
7	GOM_NL__2PRFIN20031015_001817_000000392020_00417_08487_0149.N1	15-OCT-2003 00:18:17	Bright	39.000	76	27Gam Cas	2.3000	30000.	78	8487	No
8	GOM_NL__2PRFIN20031015_002022_000000472020_00417_08487_0150.N1	15-OCT-2003 00:20:22	Bright	47.000	160	23Gam Per	2.9300	4700.0	94	8487	No
9	GOM_NL__2PRFIN20031015_002235_000000732020_00417_08487_0151.N1	15-OCT-2003 00:22:35	Bright	73.000	149	45Eps Per	2.8880	30000.	146	8487	No
10	GOM_NL__2PRFIN20031015_002551_000000352020_00417_08487_0152.N1	15-OCT-2003 00:25:51	Bright	34.500	49	1Alp UMi	1.9900	6300.0	69	8487	No
11	GOM_NL__2PRFIN20031015_002847_000000362020_00417_08487_0153.N1	15-OCT-2003 00:28:47	Bright	35.500	60	7Bet UMi	2.0810	3950.0	71	8487	No
12	GOM_NL__2PRFIN20031015_003404_000000382020_00417_08487_0154.N1	15-OCT-2003 00:34:04	Bright	38.000	36	50Alp UMa	1.8000	6300.0	76	8487	No
13	GOM_NL__2PRFIN20031015_003537_000000382020_00417_08487_0155.N1	15-OCT-2003 00:35:37	Bright	37.500	82	48Bet UMa	2.3650	10600.	75	8487	No
14	GOM_NL__2PRFIN20031015_003900_000000382020_00417_08487_0156.N1	15-OCT-2003 00:39:00	Bright	37.500	174	52Psi UMa	3.0040	4400.0	75	8487	No
15	GOM_NL__2PRFIN20031015_004637_000000912020_00417_08487_0157.N1	15-OCT-2003 00:46:37	Bright	90.500	17	78Bet Gem	1.1610	4500.0	181	8487	No
16	GOM_NL__2PRFIN20031015_004909_000000432020_00417_08487_0158.N1	15-OCT-2003 00:49:09	Bright	42.500	22	32Alp Leo	1.3600	15200.	85	8487	No
17	GOM_NL__2PRFIN20031015_005626_000000542020_00417_08487_0159.N1	15-OCT-2003 00:56:26	Dark	54.000	48	30Alp Hya	1.9770	4100.0	108	8487	No
18	GOM_NL__2PRFIN20031015_010010_000001372020_00417_08487_0160.N1	15-OCT-2003 01:00:10	Dark	137.00	8	10Alp CMi	0.40000	6500.0	274	8487	No
19	GOM_NL__2PRFIN20031015_010515_000000412020_00417_08487_0161.N1	15-OCT-2003 01:05:15	Dark	40.500	113	Mu Vel	2.6920	5000.0	81	8487	No
20	GOM_NL__2PRFIN20031015_010811_000000412020_00417_08487_0162.N1	15-OCT-2003 01:08:11	Dark	41.000	91	Kap Vel	2.4900	26000.	82	8487	No
21	GOM_NL__2PRFIN20031015_011004_000000392020_00418_08488_0135.N1	15-OCT-2003 01:10:04	Dark	39.000	159	Ups Car	2.9200	7200.0	78	8488	No
22	GOM_NL__2PRFIN20031015_011202_000000682020_00418_08488_0136.N1	15-OCT-2003 01:12:02	Dark	67.500	23	21Eps CMa	1.5020	26000.	135	8488	No
23	GOM_NL__2PRFIN20031015_011919_000000702020_00418_08488_0137.N1	15-OCT-2003 01:19:19	Dark	70.000	108	Alp Col	2.6520	15200.	140	8488	No
24	GOM_NL__2PRFIN20031015_012239_000000402020_00418_08488_0138.N1	15-OCT-2003 01:22:39	Dark	40.000	143	Alp Hyi	2.8570	7200.0	80	8488	No
25	GOM_NL__2PRFIN20031015_012406_000000422020_00418_08488_0139.N1	15-OCT-2003 01:24:06	Dark	42.000	9	Alp Eri	0.45300	24000.	84	8488	No
26	GOM_NL__2PRFIN20031015_012637_000000452020_00418_08488_0140.N1	15-OCT-2003 01:26:37	Straylight	45.000	157	The1Eri	2.9060	9300.0	90	8488	No
27	GOM_NL__2PRFIN20031015_012909_000000422020_00418_08488_0141.N1	15-OCT-2003 01:29:09	Straylight	42.000	84	Alp Phe	2.3970	4500.0	84	8488	No
28	GOM_NL__2PRFIN20031015_013546_000000462020_00418_08488_0142.N1	15-OCT-2003 01:35:46	Straylight	46.000	52	16Bet Cet	2.0370	4500.0	92	8488	No
29	GOM_NL__2PRFIN20031015_014527_000000382020_00418_08488_0143.N1	15-OCT-2003 01:45:27	Bright	37.500	140	88Gam Peg	2.8340	26000.	75	8488	No
30	GOM_NL__2PRFIN20031015_014925_000000382020_00418_08488_0144.N1	15-OCT-2003 01:49:25	Bright	37.500	58	21Alp And	2.0730	11000.	75	8488	No
31	GOM_NL__2PRFIN20031015_015201_000000442020_00418_08488_0145.N1	15-OCT-2003 01:52:01	Bright	43.500	53	43Bet And	2.0480	3300.0	87	8488	No
32	GOM_NL__2PRFIN20031015_015347_000000482020_00418_08488_0146.N1	15-OCT-2003 01:53:47	Bright	47.500	173	4Bet Tri	3.0040	8900.0	95	8488	No
33	GOM_NL__2PRFIN20031015_015536_000000462020_00418_08488_0147.N1	15-OCT-2003 01:55:36	Bright	46.000	73	57Gam1And	2.2600	13100.	92	8488	No
34	GOM_NL__2PRFIN20031015_015730_000000402020_00418_08488_0148.N1	15-OCT-2003 01:57:30	Bright	39.500	68	18Alp Cas	2.2250	4500.0	79	8488	No
35	GOM_NL__2PRFIN20031015_015852_000000392020_00418_08488_0149.N1	15-OCT-2003 01:58:52	Bright	39.000	76	27Gam Cas	2.3000	30000.	78	8488	No
36	GOM_NL__2PRFIN20031015_020058_000000472020_00418_08488_0150.N1	15-OCT-2003 02:00:58	Bright	47.000	160	23Gam Per	2.9300	4700.0	94	8488	No
37	GOM_NL__2PRFIN20031015_020310_000000692020_00418_08488_0151.N1	15-OCT-2003 02:03:10	Bright	69.000	149	45Eps Per	2.8880	30000.	138	8488	No
38	GOM_NL__2PRFIN20031015_020627_000000392020_00418_08488_0152.N1	15-OCT-2003 02:06:27	Bright	39.000	49	1Alp UMi	1.9900	6300.0	78	8488	No
39	GOM_NL__2PRFIN20031015_020922_000000402020_00418_08488_0153.N1	15-OCT-2003 02:09:22	Bright	39.500	60	7Bet UMi	2.0810	3950.0	79	8488	No
40	GOM_NL__2PRFIN20031015_021440_000000392020_00418_08488_0154.N1	15-OCT-2003 02:14:40	Bright	39.000	36	50Alp UMa	1.8000	6300.0	78	8488	No
41	GOM_NL__2PRFIN20031015_021612_000000392020_00418_08488_0155.N1	15-OCT-2003 02:16:12	Bright	38.500	82	48Bet UMa	2.3650	10600.	77	8488	No
42	GOM_NL__2PRFIN20031015_021935_000000362020_00418_08488_0156.N1	15-OCT-2003 02:19:35	Bright	36.000	174	52Psi UMa	3.0040	4400.0	72	8488	No

43	GOM_NL__2PRFIN20031015_022713_000000982020_00418_08488_0157.N1	15-OCT-2003 02:27:13	Bright	97.500	17	78Bet Gem	1.1610	4500.0	195	8488	No
44	GOM_NL__2PRFIN20031015_022945_000000432020_00418_08488_0158.N1	15-OCT-2003 02:29:45	Bright	42.500	22	32Alp Leo	1.3600	15200.	85	8488	No
45	GOM_NL__2PRFIN20031015_023703_000000542020_00418_08488_0159.N1	15-OCT-2003 02:37:03	Dark	53.500	48	30Alp Hya	1.9770	4100.0	107	8488	No
46	GOM_NL__2PRFIN20031015_024049_000001202020_00418_08488_0160.N1	15-OCT-2003 02:40:49	Dark	120.00	8	10Alp CMi	0.40000	6500.0	240	8488	No
47	GOM_NL__2PRFIN20031015_024550_000000412020_00418_08488_0161.N1	15-OCT-2003 02:45:50	Dark	40.500	113	Mu Vel	2.6920	5000.0	81	8488	No
48	GOM_NL__2PRFIN20031015_024847_000000402020_00418_08488_0162.N1	15-OCT-2003 02:48:47	Dark	40.000	91	Kap Vel	2.4900	26000.	80	8488	No
49	GOM_NL__2PRFIN20031015_025040_000000392020_00419_08489_0135.N1	15-OCT-2003 02:50:40	Dark	38.500	159	Ups Car	2.9200	7200.0	77	8489	No
50	GOM_NL__2PRFIN20031015_025239_000000732020_00419_08489_0136.N1	15-OCT-2003 02:52:39	Dark	72.500	23	21Eps CMa	1.5020	26000.	145	8489	No
51	GOM_NL__2PRFIN20031015_025956_000000682020_00419_08489_0137.N1	15-OCT-2003 02:59:56	Dark	68.000	108	Alp Col	2.6520	15200.	136	8489	No
52	GOM_NL__2PRFIN20031015_030313_000000422020_00419_08489_0138.N1	15-OCT-2003 03:03:13	Dark	42.000	143	Alp Hyi	2.8570	7200.0	84	8489	No
53	GOM_NL__2PRFIN20031015_030442_000000502020_00419_08489_0139.N1	15-OCT-2003 03:04:42	Dark	49.500	9	Alp Eri	0.45300	24000.	99	8489	No
54	GOM_NL__2PRFIN20031015_030713_000000472020_00419_08489_0140.N1	15-OCT-2003 03:07:13	Straylight	46.500	157	The1Eri	2.9060	9300.0	93	8489	No
55	GOM_NL__2PRFIN20031015_030944_000000462020_00419_08489_0141.N1	15-OCT-2003 03:09:44	Straylight	45.500	84	Alp Phe	2.3970	4500.0	91	8489	No
56	GOM_NL__2PRFIN20031015_031621_000000462020_00419_08489_0142.N1	15-OCT-2003 03:16:21	Straylight	46.000	52	16Bet Cet	2.0370	4500.0	92	8489	No
57	GOM_NL__2PRFIN20031015_032601_000000382020_00419_08489_0143.N1	15-OCT-2003 03:26:01	Bright	37.500	140	88Gam Peg	2.8340	26000.	75	8489	No
58	GOM_NL__2PRFIN20031015_033001_000000382020_00419_08489_0144.N1	15-OCT-2003 03:30:01	Bright	37.500	58	21Alp And	2.0730	11000.	75	8489	No
59	GOM_NL__2PRFIN20031015_033236_000000452020_00419_08489_0145.N1	15-OCT-2003 03:32:36	Bright	44.500	53	43Bet And	2.0480	3300.0	89	8489	No
60	GOM_NL__2PRFIN20031015_033421_000000482020_00419_08489_0146.N1	15-OCT-2003 03:34:21	Bright	47.500	173	4Bet Tri	3.0040	8900.0	95	8489	No
61	GOM_NL__2PRFIN20031015_033611_000000482020_00419_08489_0147.N1	15-OCT-2003 03:36:11	Bright	47.500	73	57Gam1And	2.2600	13100.	95	8489	No
62	GOM_NL__2PRFIN20031015_033805_000000412020_00419_08489_0148.N1	15-OCT-2003 03:38:05	Bright	40.500	68	18Alp Cas	2.2250	4500.0	81	8489	No
63	GOM_NL__2PRFIN20031015_033928_000000392020_00419_08489_0149.N1	15-OCT-2003 03:39:28	Bright	39.000	76	27Gam Cas	2.3000	30000.	78	8489	No
64	GOM_NL__2PRFIN20031015_034132_000000482020_00419_08489_0150.N1	15-OCT-2003 03:41:32	Bright	48.000	160	23Gam Per	2.9300	4700.0	96	8489	No
65	GOM_NL__2PRFIN20031015_034344_000000712020_00419_08489_0151.N1	15-OCT-2003 03:43:44	Bright	71.000	149	45Eps Per	2.8880	30000.	142	8489	No
66	GOM_NL__2PRFIN20031015_034702_000000382020_00419_08489_0152.N1	15-OCT-2003 03:47:02	Bright	37.500	49	1Alp UMi	1.9900	6300.0	75	8489	No
67	GOM_NL__2PRFIN20031015_034959_000000392020_00419_08489_0153.N1	15-OCT-2003 03:49:59	Bright	39.000	60	7Bet UMi	2.0810	3950.0	78	8489	No
68	GOM_NL__2PRFIN20031015_035516_000000392020_00419_08489_0154.N1	15-OCT-2003 03:55:16	Bright	39.000	36	50Alp UMa	1.8000	6300.0	78	8489	No
69	GOM_NL__2PRFIN20031015_035649_000000372020_00419_08489_0155.N1	15-OCT-2003 03:56:49	Bright	37.000	82	48Bet UMa	2.3650	10600.	74	8489	No
70	GOM_NL__2PRFIN20031015_040011_000000362020_00419_08489_0156.N1	15-OCT-2003 04:00:11	Bright	36.000	174	52Psi UMa	3.0040	4400.0	72	8489	No
71	GOM_NL__2PRFIN20031015_040750_000000922020_00419_08489_0157.N1	15-OCT-2003 04:07:50	Bright	92.000	17	78Bet Gem	1.1610	4500.0	184	8489	No
72	GOM_NL__2PRFIN20031015_041021_000000432020_00419_08489_0158.N1	15-OCT-2003 04:10:21	Bright	42.500	22	32Alp Leo	1.3600	15200.	85	8489	No
73	GOM_NL__2PRFIN20031015_041739_000000552020_00419_08489_0159.N1	15-OCT-2003 04:17:39	Dark	54.500	48	30Alp Hya	1.9770	4100.0	109	8489	No
74	GOM_NL__2PRFIN20031015_042127_000001652020_00419_08489_0160.N1	15-OCT-2003 04:21:27	Dark	164.50	8	10Alp CMi	0.40000	6500.0	329	8489	No
75	GOM_NL__2PRFIN20031015_042626_000000412020_00419_08489_0161.N1	15-OCT-2003 04:26:26	Dark	40.500	113	Mu Vel	2.6920	5000.0	81	8489	No
76	GOM_NL__2PRFIN20031015_042923_000000402020_00419_08489_0162.N1	15-OCT-2003 04:29:23	Dark	39.500	91	Kap Vel	2.4900	26000.	79	8489	No
77	GOM_NL__2PRFIN20031015_043116_000000392020_00420_08490_0135.N1	15-OCT-2003 04:31:16	Dark	38.500	159	Ups Car	2.9200	7200.0	77	8490	No
78	GOM_NL__2PRFIN20031015_043317_000000672020_00420_08490_0136.N1	15-OCT-2003 04:33:17	Dark	67.000	23	21Eps CMa	1.5020	26000.	134	8490	No
79	GOM_NL__2PRFIN20031015_043550_000001442020_00420_08490_0137.N1	15-OCT-2003 04:35:50	Dark	144.00	1	9Alp CMa	-1.4400	11000.	288	8490	No
80	GOM_NL__2PRFIN20031015_044034_000000672020_00420_08490_0138.N1	15-OCT-2003 04:40:34	Dark	66.500	108	Alp Col	2.6520	15200.	133	8490	No
81	GOM_NL__2PRFIN20031015_044351_000000412020_00420_08490_0139.N1	15-OCT-2003 04:43:51	Dark	41.000	143	Alp Hyi	2.8570	7200.0	82	8490	No
82	GOM_NL__2PRFIN20031015_044519_000000512020_00420_08490_0140.N1	15-OCT-2003 04:45:19	Dark	50.500	9	Alp Eri	0.45300	24000.	101	8490	No
83	GOM_NL__2PRFIN20031015_044749_000000482020_00420_08490_0141.N1	15-OCT-2003 04:47:49	Straylight	47.500	157	The1Eri	2.9060	9300.0	95	8490	No
84	GOM_NL__2PRFIN20031015_045021_000000412020_00420_08490_0142.N1	15-OCT-2003 04:50:21	Straylight	40.500	84	Alp Phe	2.3970	4500.0	81	8490	No
85	GOM_NL__2PRFIN20031015_045658_000000472020_00420_08490_0143.N1	15-OCT-2003 04:56:58	Straylight	46.500	52	16Bet Cet	2.0370	4500.0	93	8490	No
86	GOM_NL__2PRFIN20031015_050639_000000382020_00420_08490_0144.N1	15-OCT-2003 05:06:39	Bright	37.500	140	88Gam Peg	2.8340	26000.	75	8490	No
87	GOM_NL__2PRFIN20031015_051036_000000392020_00420_08490_0145.N1	15-OCT-2003 05:10:36	Bright	39.000	58	21Alp And	2.0730	11000.	78	8490	No
88	GOM_NL__2PRFIN20031015_051312_000000452020_00420_08490_0146.N1	15-OCT-2003 05:13:12	Bright	44.500	53	43Bet And	2.0480	3300.0	89	8490	No
89	GOM_NL__2PRFIN20031015_051457_000000472020_00420_08490_0147.N1	15-OCT-2003 05:14:57	Bright	46.500	173	4Bet Tri	3.0040	8900.0	93	8490	No
90	GOM_NL__2PRFIN20031015_051647_000000482020_00420_08490_0148.N1	15-OCT-2003 05:16:47	Bright	47.500	73	57Gam1And	2.2600	13100.	95	8490	No
91	GOM_NL__2PRFIN20031015_051841_000000412020_00420_08490_0149.N1	15-OCT-2003 05:18:41	Bright	40.500	68	18Alp Cas	2.2250	4500.0	81	8490	No
92	GOM_NL__2PRFIN20031015_052003_000000402020_00420_08490_0150.N1	15-OCT-2003 05:20:03	Bright	39.500	76	27Gam Cas	2.3000	30000.	79	8490	No
93	GOM_NL__2PRFIN20031015_052208_000000472020_00420_08490_0151.N1	15-OCT-2003 05:22:08	Bright	47.000	160	23Gam Per	2.9300	4700.0	94	8490	No
94	GOM_NL__2PRFIN20031015_052418_000000712020_00420_08490_0152.N1	15-OCT-2003 05:24:18	Bright	70.500	149	45Eps Per	2.8880	30000.	141	8490	No
95	GOM_NL__2PRFIN20031015_052739_000000392020_00420_08490_0153.N1	15-OCT-2003 05:27:39	Bright	38.500	49	1Alp UMi	1.9900	6300.0	77	8490	No
96	GOM_NL__2PRFIN20031015_053035_000000382020_00420_08490_0154.N1	15-OCT-2003 05:30:35	Bright	38.000	60	7Bet UMi	2.0810	3950.0	76	8490	No
97	GOM_NL__2PRFIN20031015_053552_000000392020_00420_08490_0155.N1	15-OCT-2003 05:35:52	Bright	39.000	36	50Alp UMa	1.8000	6300.0	78	8490	No
98	GOM_NL__2PRFIN20031015_053725_000000382020_00420_08490_0156.N1	15-OCT-2003 05:37:25	Bright	37.500	82	48Bet UMa	2.3650	10600.	75	8490	No
99	GOM_NL__2PRFIN20031015_054048_000000352020_00420_08490_0157.N1	15-OCT-2003 05:40:48	Bright	35.000	174	52Psi UMa	3.0040	4400.0	70	8490	No
100	GOM_NL__2PRFIN20031015_054827_000000932020_00420_08490_0158.N1	15-OCT-2003 05:48:27	Bright	92.500	17	78Bet Gem	1.1610	4500.0	185	8490	No
101	GOM_NL__2PRFIN20031015_055817_000000562020_00420_08490_0159.N1	15-OCT-2003 05:58:17	Dark	56.000	48	30Alp Hya	1.9770	4100.0	112	8490	No

102	GOM_NL__2PRFIN20031015_060206_000001652020_00420_08490_0160.N1	15-OCT-2003 06:02:06	Dark	165.00	8	10Alp CMi	0.40000	6500.0	330	8490	No
103	GOM_NL__2PRFIN20031015_060703_000000402020_00420_08490_0161.N1	15-OCT-2003 06:07:03	Dark	39.500	113	Mu Vel	2.6920	5000.0	79	8490	No
104	GOM_NL__2PRFIN20031015_061153_000000402020_00421_08491_0135.N1	15-OCT-2003 06:11:53	Dark	40.000	159	Ups Car	2.9200	7200.0	80	8491	No
105	GOM_NL__2PRFIN20031015_061354_000000712020_00421_08491_0136.N1	15-OCT-2003 06:13:54	Dark	71.000	23	21Eps CMa	1.5020	26000.	142	8491	No
106	GOM_NL__2PRFIN20031015_061630_000001482020_00421_08491_0137.N1	15-OCT-2003 06:16:30	Dark	148.00	1	9Alp CMa	-1.4400	11000.	296	8491	No
107	GOM_NL__2PRFIN20031015_062112_000000682020_00421_08491_0138.N1	15-OCT-2003 06:21:12	Dark	68.000	108	Alp Col	2.6520	15200.	136	8491	No
108	GOM_NL__2PRFIN20031015_062428_000000402020_00421_08491_0139.N1	15-OCT-2003 06:24:28	Dark	40.000	143	Alp Hyi	2.8570	7200.0	80	8491	No
109	GOM_NL__2PRFIN20031015_062555_000000532020_00421_08491_0140.N1	15-OCT-2003 06:25:55	Dark	53.000	9	Alp Eri	0.45300	24000.	106	8491	No
110	GOM_NL__2PRFIN20031015_062826_000000482020_00421_08491_0141.N1	15-OCT-2003 06:28:26	Straylight	47.500	157	The1Eri	2.9060	9300.0	95	8491	No
111	GOM_NL__2PRFIN20031015_063057_000000472020_00421_08491_0142.N1	15-OCT-2003 06:30:57	Straylight	46.500	84	Alp Phe	2.3970	4500.0	93	8491	No
112	GOM_NL__2PRFIN20031015_063733_000000482020_00421_08491_0143.N1	15-OCT-2003 06:37:33	Straylight	48.000	52	16Bet Cet	2.0370	4500.0	96	8491	No
113	GOM_NL__2PRFIN20031015_064714_000000382020_00421_08491_0144.N1	15-OCT-2003 06:47:14	Bright	37.500	140	88Gam Peg	2.8340	26000.	75	8491	No
114	GOM_NL__2PRFIN20031015_065112_000000392020_00421_08491_0145.N1	15-OCT-2003 06:51:12	Bright	38.500	58	21Alp And	2.0730	11000.	77	8491	No
115	GOM_NL__2PRFIN20031015_065347_000000452020_00421_08491_0146.N1	15-OCT-2003 06:53:47	Bright	44.500	53	43Bet And	2.0480	3300.0	89	8491	No
116	GOM_NL__2PRFIN20031015_065532_000000482020_00421_08491_0147.N1	15-OCT-2003 06:55:32	Bright	47.500	173	4Bet Tri	3.0040	8900.0	95	8491	No
117	GOM_NL__2PRFIN20031015_065722_000000492020_00421_08491_0148.N1	15-OCT-2003 06:57:22	Bright	49.000	73	57Gam1And	2.2600	13100.	98	8491	No
118	GOM_NL__2PRFIN20031015_065917_000000392020_00421_08491_0149.N1	15-OCT-2003 06:59:17	Bright	38.500	68	18Alp Cas	2.2250	4500.0	77	8491	No
119	GOM_NL__2PRFIN20031015_070039_000000382020_00421_08491_0150.N1	15-OCT-2003 07:00:39	Bright	38.000	76	27Gam Cas	2.3000	30000.	76	8491	No
120	GOM_NL__2PRFIN20031015_070243_000000472020_00421_08491_0151.N1	15-OCT-2003 07:02:43	Bright	46.500	160	23Gam Per	2.9300	4700.0	93	8491	No
121	GOM_NL__2PRFIN20031015_070452_000000682020_00421_08491_0152.N1	15-OCT-2003 07:04:52	Bright	67.500	149	45Eps Per	2.8880	30000.	135	8491	No
122	GOM_NL__2PRFIN20031015_070814_000000382020_00421_08491_0153.N1	15-OCT-2003 07:08:14	Bright	38.000	49	1Alp UMi	1.9900	6300.0	76	8491	No
123	GOM_NL__2PRFIN20031015_071111_000000392020_00421_08491_0154.N1	15-OCT-2003 07:11:11	Bright	38.500	60	7Bet UMi	2.0810	3950.0	77	8491	No
124	GOM_NL__2PRFIN20031015_071628_000000392020_00421_08491_0155.N1	15-OCT-2003 07:16:28	Bright	39.000	36	50Alp UMa	1.8000	6300.0	78	8491	No
125	GOM_NL__2PRFIN20031015_071801_000000382020_00421_08491_0156.N1	15-OCT-2003 07:18:01	Bright	37.500	82	48Bet UMa	2.3650	10600.	75	8491	No
126	GOM_NL__2PRFIN20031015_072124_000000492020_00421_08491_0157.N1	15-OCT-2003 07:21:24	Bright	48.500	174	52Psi UMa	3.0040	4400.0	97	8491	No
127	GOM_NL__2PRFIN20031015_072903_000000972020_00421_08491_0158.N1	15-OCT-2003 07:29:03	Bright	97.000	17	78Bet Gem	1.1610	4500.0	194	8491	No
128	GOM_NL__2PRFIN20031015_073853_000000532020_00421_08491_0159.N1	15-OCT-2003 07:38:53	Dark	52.500	48	30Alp Hya	1.9770	4100.0	105	8491	No
129	GOM_NL__2PRFIN20031015_074245_000001672020_00421_08491_0160.N1	15-OCT-2003 07:42:45	Dark	167.00	8	10Alp CMi	0.40000	6500.0	334	8491	No
130	GOM_NL__2PRFIN20031015_074739_000000402020_00421_08491_0161.N1	15-OCT-2003 07:47:39	Dark	40.000	113	Mu Vel	2.6920	5000.0	80	8491	No
131	GOM_NL__2PRFIN20031015_075229_000000382020_00422_08492_0135.N1	15-OCT-2003 07:52:29	Dark	38.000	159	Ups Car	2.9200	7200.0	76	8492	No
132	GOM_NL__2PRFIN20031015_075432_000000692020_00422_08492_0136.N1	15-OCT-2003 07:54:32	Dark	69.000	23	21Eps CMa	1.5020	26000.	138	8492	No
133	GOM_NL__2PRFIN20031015_075709_000001582020_00422_08492_0137.N1	15-OCT-2003 07:57:09	Dark	157.50	1	9Alp CMa	-1.4400	11000.	315	8492	No
134	GOM_NL__2PRFIN20031015_080149_000000692020_00422_08492_0138.N1	15-OCT-2003 08:01:49	Dark	68.500	108	Alp Col	2.6520	15200.	137	8492	No
135	GOM_NL__2PRFIN20031015_080504_000000422020_00422_08492_0139.N1	15-OCT-2003 08:05:04	Dark	41.500	143	Alp Hyi	2.8570	7200.0	83	8492	No
136	GOM_NL__2PRFIN20031015_080631_000000432020_00422_08492_0140.N1	15-OCT-2003 08:06:31	Dark	42.500	9	Alp Eri	0.45300	24000.	85	8492	No
137	GOM_NL__2PRFIN20031015_080902_000000482020_00422_08492_0141.N1	15-OCT-2003 08:09:02	Straylight	48.000	157	The1Eri	2.9060	9300.0	96	8492	No
138	GOM_NL__2PRFIN20031015_081133_000000452020_00422_08492_0142.N1	15-OCT-2003 08:11:33	Straylight	45.000	84	Alp Phe	2.3970	4500.0	90	8492	No
139	GOM_NL__2PRFIN20031015_081809_000000482020_00422_08492_0143.N1	15-OCT-2003 08:18:09	Straylight	48.000	52	16Bet Cet	2.0370	4500.0	96	8492	No
140	GOM_NL__2PRFIN20031015_082750_000000382020_00422_08492_0144.N1	15-OCT-2003 08:27:50	Bright	37.500	140	88Gam Peg	2.8340	26000.	75	8492	No
141	GOM_NL__2PRFIN20031015_083148_000000402020_00422_08492_0145.N1	15-OCT-2003 08:31:48	Bright	39.500	58	21Alp And	2.0730	11000.	79	8492	No
142	GOM_NL__2PRFIN20031015_083423_000000452020_00422_08492_0146.N1	15-OCT-2003 08:34:23	Bright	44.500	53	43Bet And	2.0480	3300.0	89	8492	No
143	GOM_NL__2PRFIN20031015_083608_000000462020_00422_08492_0147.N1	15-OCT-2003 08:36:08	Bright	46.000	173	4Bet Tri	3.0040	8900.0	92	8492	No
144	GOM_NL__2PRFIN20031015_083757_000000462020_00422_08492_0148.N1	15-OCT-2003 08:37:57	Bright	45.500	73	57Gam1And	2.2600	13100.	91	8492	No
145	GOM_NL__2PRFIN20031015_083953_000000402020_00422_08492_0149.N1	15-OCT-2003 08:39:53	Bright	40.000	68	18Alp Cas	2.2250	4500.0	80	8492	No
146	GOM_NL__2PRFIN20031015_084115_000000402020_00422_08492_0150.N1	15-OCT-2003 08:41:15	Bright	39.500	76	27Gam Cas	2.3000	30000.	79	8492	No
147	GOM_NL__2PRFIN20031015_084317_000000482020_00422_08492_0151.N1	15-OCT-2003 08:43:17	Bright	47.500	160	23Gam Per	2.9300	4700.0	95	8492	No
148	GOM_NL__2PRFIN20031015_084850_000000352020_00422_08492_0152.N1	15-OCT-2003 08:48:50	Bright	35.000	49	1Alp UMi	1.9900	6300.0	70	8492	No
149	GOM_NL__2PRFIN20031015_085148_000000382020_00422_08492_0153.N1	15-OCT-2003 08:51:48	Bright	38.000	60	7Bet UMi	2.0810	3950.0	76	8492	No
150	GOM_NL__2PRFIN20031015_085704_000000382020_00422_08492_0154.N1	15-OCT-2003 08:57:04	Bright	37.500	36	50Alp UMa	1.8000	6300.0	75	8492	No
151	GOM_NL__2PRFIN20031015_085837_000000382020_00422_08492_0155.N1	15-OCT-2003 08:58:37	Bright	37.500	82	48Bet UMa	2.3650	10600.	75	8492	No
152	GOM_NL__2PRFIN20031015_090200_000000372020_00422_08492_0156.N1	15-OCT-2003 09:02:00	Bright	36.500	174	52Psi UMa	3.0040	4400.0	73	8492	No
153	GOM_NL__2PRFIN20031015_090939_000000912020_00422_08492_0157.N1	15-OCT-2003 09:09:39	Bright	91.000	17	78Bet Gem	1.1610	4500.0	182	8492	No
154	GOM_NL__2PRFIN20031015_091929_000000572020_00422_08492_0158.N1	15-OCT-2003 09:19:29	Dark	57.000	48	30Alp Hya	1.9770	4100.0	114	8492	No
155	GOM_NL__2PRFIN20031015_092323_000001402020_00422_08492_0159.N1	15-OCT-2003 09:23:23	Dark	139.50	8	10Alp CMi	0.40000	6500.0	279	8492	No
156	GOM_NL__2PRFIN20031015_092815_000000442020_00422_08492_0160.N1	15-OCT-2003 09:28:15	Dark	43.500	113	Mu Vel	2.6920	5000.0	87	8492	No
157	GOM_NL__2PRFIN20031015_093305_000000382020_00423_08493_0135.N1	15-OCT-2003 09:33:05	Dark	38.000	159	Ups Car	2.9200	7200.0	76	8493	No
158	GOM_NL__2PRFIN20031015_093510_000000682020_00423_08493_0136.N1	15-OCT-2003 09:35:10	Dark	68.000	23	21Eps CMa	1.5020	26000.	136	8493	No
159	GOM_NL__2PRFIN20031015_093748_000001822020_00423_08493_0137.N1	15-OCT-2003 09:37:48	Dark	181.50	1	9Alp CMa	-1.4400	11000.	363	8493	No
160	GOM_NL__2PRFIN20031015_094226_000000722020_00423_08493_0138.N1	15-OCT-2003 09:42:26	Dark	71.500	108	Alp Col	2.6520	15200.	143	8493	No

161	GOM_NL__2PRFIN20031015_094540_000000392020_00423_08493_0139.N1	15-OCT-2003 09:45:40	Dark	39.000	143	Alp Hyi	2.8570	7200.0	78	8493	No
162	GOM_NL__2PRFIN20031015_094707_000000512020_00423_08493_0140.N1	15-OCT-2003 09:47:07	Dark	51.000	9	Alp Eri	0.45300	24000.	102	8493	No
163	GOM_NL__2PRFIN20031015_094939_000000472020_00423_08493_0141.N1	15-OCT-2003 09:49:39	Straylight	47.000	157	The1Eri	2.9060	9300.0	94	8493	No
164	GOM_NL__2PRFIN20031015_095209_000000402020_00423_08493_0142.N1	15-OCT-2003 09:52:09	Straylight	39.500	84	Alp Phe	2.3970	4500.0	79	8493	No
165	GOM_NL__2PRFIN20031015_095846_000000462020_00423_08493_0143.N1	15-OCT-2003 09:58:46	Straylight	46.000	52	16Bet Cet	2.0370	4500.0	92	8493	No
166	GOM_NL__2PRFIN20031015_100827_000000382020_00423_08493_0144.N1	15-OCT-2003 10:08:27	Bright	37.500	140	88Gam Peg	2.8340	26000.	75	8493	No
167	GOM_NL__2PRFIN20031015_101224_000000392020_00423_08493_0145.N1	15-OCT-2003 10:12:24	Bright	38.500	58	21Alp And	2.0730	11000.	77	8493	No
168	GOM_NL__2PRFIN20031015_101459_000000432020_00423_08493_0146.N1	15-OCT-2003 10:14:59	Bright	42.500	53	43Bet And	2.0480	3300.0	85	8493	No
169	GOM_NL__2PRFIN20031015_101642_000000472020_00423_08493_0147.N1	15-OCT-2003 10:16:42	Bright	47.000	173	4Bet Tri	3.0040	8900.0	94	8493	No
170	GOM_NL__2PRFIN20031015_101832_000000492020_00423_08493_0148.N1	15-OCT-2003 10:18:32	Bright	49.000	73	57Gam1And	2.2600	13100.	98	8493	No
171	GOM_NL__2PRFIN20031015_102029_000000402020_00423_08493_0149.N1	15-OCT-2003 10:20:29	Bright	39.500	68	18Alp Cas	2.2250	4500.0	79	8493	No
172	GOM_NL__2PRFIN20031015_102151_000000402020_00423_08493_0150.N1	15-OCT-2003 10:21:51	Bright	39.500	76	27Gam Cas	2.3000	30000.	79	8493	No
173	GOM_NL__2PRFIN20031015_102353_000000482020_00423_08493_0151.N1	15-OCT-2003 10:23:53	Bright	48.000	160	23Gam Per	2.9300	4700.0	96	8493	No
174	GOM_NL__2PRFIN20031015_102601_000000722020_00423_08493_0152.N1	15-OCT-2003 10:26:01	Bright	72.000	149	45Eps Per	2.8880	30000.	144	8493	No
175	GOM_NL__2PRFIN20031015_102926_000000382020_00423_08493_0153.N1	15-OCT-2003 10:29:26	Bright	37.500	49	1Alp UMi	1.9900	6300.0	75	8493	No
176	GOM_NL__2PRFIN20031015_103224_000000382020_00423_08493_0154.N1	15-OCT-2003 10:32:24	Bright	38.000	60	7Bet UMi	2.0810	3950.0	76	8493	No
177	GOM_NL__2PRFIN20031015_103740_000000362020_00423_08493_0155.N1	15-OCT-2003 10:37:40	Bright	35.500	36	50Alp UMa	1.8000	6300.0	71	8493	No
178	GOM_NL__2PRFIN20031015_103913_000000372020_00423_08493_0156.N1	15-OCT-2003 10:39:13	Bright	37.000	82	48Bet UMa	2.3650	10600.	74	8493	No
179	GOM_NL__2PRFIN20031015_104236_000000522020_00423_08493_0157.N1	15-OCT-2003 10:42:36	Bright	52.000	174	52Psi UMa	3.0040	4400.0	104	8493	No
180	GOM_NL__2PRFIN20031015_105016_000000972020_00423_08493_0158.N1	15-OCT-2003 10:50:16	Bright	97.000	17	78Bet Gem	1.1610	4500.0	194	8493	No
181	GOM_NL__2PRFIN20031015_110006_000000582020_00423_08493_0159.N1	15-OCT-2003 11:00:06	Dark	57.500	48	30Alp Hya	1.9770	4100.0	115	8493	No
182	GOM_NL__2PRFIN20031015_110402_000001462020_00423_08493_0160.N1	15-OCT-2003 11:04:02	Dark	146.00	8	10Alp CMi	0.40000	6500.0	292	8493	No
183	GOM_NL__2PRFIN20031015_110851_000000412020_00423_08493_0161.N1	15-OCT-2003 11:08:51	Dark	40.500	113	Mu Vel	2.6920	5000.0	81	8493	No
184	GOM_NL__2PRFIN20031015_111341_000000382020_00424_08494_0135.N1	15-OCT-2003 11:13:41	Dark	38.000	159	Ups Car	2.9200	7200.0	76	8494	No
185	GOM_NL__2PRFIN20031015_111548_000000652020_00424_08494_0136.N1	15-OCT-2003 11:15:48	Dark	65.000	23	21Eps CMa	1.5020	26000.	130	8494	No
186	GOM_NL__2PRFIN20031015_111828_000001642020_00424_08494_0137.N1	15-OCT-2003 11:18:28	Dark	163.50	1	9Alp CMa	-1.4400	11000.	327	8494	No
187	GOM_NL__2PRFIN20031015_112304_000000682020_00424_08494_0138.N1	15-OCT-2003 11:23:04	Dark	67.500	108	Alp Col	2.6520	15200.	135	8494	No
188	GOM_NL__2PRFIN20031015_112617_000000382020_00424_08494_0139.N1	15-OCT-2003 11:26:17	Dark	38.000	143	Alp Hyi	2.8570	7200.0	76	8494	No
189	GOM_NL__2PRFIN20031015_112744_000000472020_00424_08494_0140.N1	15-OCT-2003 11:27:44	Dark	46.500	9	Alp Eri	0.45300	24000.	93	8494	No
190	GOM_NL__2PRFIN20031015_113016_000000452020_00424_08494_0141.N1	15-OCT-2003 11:30:16	Straylight	45.000	157	The1Eri	2.9060	9300.0	90	8494	No
191	GOM_NL__2PRFIN20031015_113246_000000452020_00424_08494_0142.N1	15-OCT-2003 11:32:46	Straylight	45.000	84	Alp Phe	2.3970	4500.0	90	8494	No
192	GOM_NL__2PRFIN20031015_113922_000000452020_00424_08494_0143.N1	15-OCT-2003 11:39:22	Straylight	44.500	52	16Bet Cet	2.0370	4500.0	89	8494	No
193	GOM_NL__2PRFIN20031015_114903_000000382020_00424_08494_0144.N1	15-OCT-2003 11:49:03	Bright	37.500	140	88Gam Peg	2.8340	26000.	75	8494	No
194	GOM_NL__2PRFIN20031015_115300_000000392020_00424_08494_0145.N1	15-OCT-2003 11:53:00	Bright	39.000	58	21Alp And	2.0730	11000.	78	8494	No
195	GOM_NL__2PRFIN20031015_115535_000000422020_00424_08494_0146.N1	15-OCT-2003 11:55:35	Bright	41.500	53	43Bet And	2.0480	3300.0	83	8494	No
196	GOM_NL__2PRFIN20031015_115718_000000462020_00424_08494_0147.N1	15-OCT-2003 11:57:18	Bright	45.500	173	4Bet Tri	3.0040	8900.0	91	8494	No
197	GOM_NL__2PRFIN20031015_115908_000000492020_00424_08494_0148.N1	15-OCT-2003 11:59:08	Bright	49.000	73	57Gam1And	2.2600	13100.	98	8494	No
198	GOM_NL__2PRFIN20031015_120105_000000402020_00424_08494_0149.N1	15-OCT-2003 12:01:05	Bright	39.500	68	18Alp Cas	2.2250	4500.0	79	8494	No
199	GOM_NL__2PRFIN20031015_120227_000000392020_00424_08494_0150.N1	15-OCT-2003 12:02:27	Bright	38.500	76	27Gam Cas	2.3000	30000.	77	8494	No
200	GOM_NL__2PRFIN20031015_120428_000000472020_00424_08494_0151.N1	15-OCT-2003 12:04:28	Bright	46.500	160	23Gam Per	2.9300	4700.0	93	8494	No
201	GOM_NL__2PRFIN20031015_121003_000000372020_00424_08494_0152.N1	15-OCT-2003 12:10:03	Bright	36.500	49	1Alp UMi	1.9900	6300.0	73	8494	No
202	GOM_NL__2PRFIN20031015_121300_000000372020_00424_08494_0153.N1	15-OCT-2003 12:13:00	Bright	37.000	60	7Bet UMi	2.0810	3950.0	74	8494	No
203	GOM_NL__2PRFIN20031015_121817_000000392020_00424_08494_0154.N1	15-OCT-2003 12:18:17	Bright	38.500	36	50Alp UMa	1.8000	6300.0	77	8494	No
204	GOM_NL__2PRFIN20031015_121950_000000362020_00424_08494_0155.N1	15-OCT-2003 12:19:50	Bright	36.000	82	48Bet UMa	2.3650	10600.	72	8494	No
205	GOM_NL__2PRFIN20031015_122312_000000352020_00424_08494_0156.N1	15-OCT-2003 12:23:12	Bright	35.000	174	52Psi UMa	3.0040	4400.0	70	8494	No
206	GOM_NL__2PRFIN20031015_123052_000000932020_00424_08494_0157.N1	15-OCT-2003 12:30:52	Bright	93.000	17	78Bet Gem	1.1610	4500.0	186	8494	No
207	GOM_NL__2PRFIN20031015_124043_000000562020_00424_08494_0158.N1	15-OCT-2003 12:40:43	Dark	55.500	48	30Alp Hya	1.9770	4100.0	111	8494	No
208	GOM_NL__2PRFIN20031015_124441_000001552020_00424_08494_0159.N1	15-OCT-2003 12:44:41	Dark	155.00	8	10Alp CMi	0.40000	6500.0	310	8494	No
209	GOM_NL__2PRFIN20031015_124928_000000392020_00424_08494_0160.N1	15-OCT-2003 12:49:28	Dark	38.500	113	Mu Vel	2.6920	5000.0	77	8494	No
210	GOM_NL__2PRFIN20031015_125418_000000402020_00425_08495_7028.N1	15-OCT-2003 12:54:18	Dark	40.000	159	Ups Car	2.9200	7200.0	80	8495	No
211	GOM_NL__2PRFIN20031015_125625_000000722020_00425_08495_7029.N1	15-OCT-2003 12:56:25	Dark	72.000	23	21Eps CMa	1.5020	26000.	144	8495	No
212	GOM_NL__2PRFIN20031015_130342_000000642020_00425_08495_7030.N1	15-OCT-2003 13:03:42	Dark	64.000	108	Alp Col	2.6520	15200.	128	8495	No
213	GOM_NL__2PRFIN20031015_130654_000000392020_00425_08495_7031.N1	15-OCT-2003 13:06:54	Dark	39.000	143	Alp Hyi	2.8570	7200.0	78	8495	No
214	GOM_NL__2PRFIN20031015_130820_000000492020_00425_08495_7032.N1	15-OCT-2003 13:08:20	Dark	48.500	9	Alp Eri	0.45300	24000.	97	8495	No
215	GOM_NL__2PRFIN20031015_131052_000000462020_00425_08495_7033.N1	15-OCT-2003 13:10:52	Straylight	45.500	157	The1Eri	2.9060	9300.0	91	8495	No
216	GOM_NL__2PRFIN20031015_131322_000000412020_00425_08495_7034.N1	15-OCT-2003 13:13:22	Straylight	41.000	84	Alp Phe	2.3970	4500.0	82	8495	No
217	GOM_NL__2PRFIN20031015_131959_000000472020_00425_08495_7035.N1	15-OCT-2003 13:19:59	Straylight	47.000	52	16Bet Cet	2.0370	4500.0	94	8495	No
218	GOM_NL__2PRFIN20031015_132939_000000372020_00425_08495_7036.N1	15-OCT-2003 13:29:39	Bright	37.000	140	88Gam Peg	2.8340	26000.	74	8495	No
219	GOM_NL__2PRFIN20031015_133336_000000392020_00425_08495_7037.N1	15-OCT-2003 13:33:36	Bright	38.500	58	21Alp And	2.0730	11000.	77	8495	No

220	GOM_NL__2PRFIN20031015_133611_000000402020_00425_08495_7038.N1	15-OCT-2003 13:36:11	Bright	40.000	53	43Bet And	2.0480	3300.0	80	8495	No
221	GOM_NL__2PRFIN20031015_133753_000000472020_00425_08495_7039.N1	15-OCT-2003 13:37:53	Bright	46.500	173	4Bet Tri	3.0040	8900.0	93	8495	No
222	GOM_NL__2PRFIN20031015_133943_000000482020_00425_08495_7040.N1	15-OCT-2003 13:39:43	Bright	47.500	73	57Gam1And	2.2600	13100.	95	8495	No
223	GOM_NL__2PRFIN20031015_134141_000000402020_00425_08495_7041.N1	15-OCT-2003 13:41:41	Bright	39.500	68	18Alp Cas	2.2250	4500.0	79	8495	No
224	GOM_NL__2PRFIN20031015_134302_000000402020_00425_08495_7042.N1	15-OCT-2003 13:43:02	Bright	39.500	76	27Gam Cas	2.3000	30000.	79	8495	No
225	GOM_NL__2PRFIN20031015_134504_000000492020_00425_08495_7043.N1	15-OCT-2003 13:45:04	Bright	49.000	160	23Gam Per	2.9300	4700.0	98	8495	No
226	GOM_NL__2PRFIN20031015_135039_000000362020_00425_08495_7044.N1	15-OCT-2003 13:50:39	Bright	35.500	49	1Alp UMi	1.9900	6300.0	71	8495	No
227	GOM_NL__2PRFIN20031015_135337_000000362020_00425_08495_7045.N1	15-OCT-2003 13:53:37	Bright	36.000	60	7Bet UMi	2.0810	3950.0	72	8495	No
228	GOM_NL__2PRFIN20031015_135852_000000382020_00425_08495_7046.N1	15-OCT-2003 13:58:52	Bright	38.000	36	50Alp UMa	1.8000	6300.0	76	8495	No
229	GOM_NL__2PRFIN20031015_140025_000000382020_00425_08495_7047.N1	15-OCT-2003 14:00:25	Bright	37.500	82	48Bet UMa	2.3650	10600.	75	8495	No
230	GOM_NL__2PRFIN20031015_140349_000000372020_00425_08495_7048.N1	15-OCT-2003 14:03:49	Bright	37.000	174	52Psi UMa	3.0040	4400.0	74	8495	No
231	GOM_NL__2PRFIN20031015_141129_000000882020_00425_08495_7049.N1	15-OCT-2003 14:11:29	Bright	87.500	17	78Bet Gem	1.1610	4500.0	175	8495	No
232	GOM_NL__2PRFIN20031015_142120_000000532020_00425_08495_7050.N1	15-OCT-2003 14:21:20	Dark	53.000	48	30Alp Hya	1.9770	4100.0	106	8495	No
233	GOM_NL__2PRFIN20031015_142520_000001572020_00425_08495_7051.N1	15-OCT-2003 14:25:20	Dark	157.00	8	10Alp CMi	0.40000	6500.0	314	8495	No
234	GOM_NL__2PRFIN20031015_143004_000000402020_00425_08495_7052.N1	15-OCT-2003 14:30:04	Dark	39.500	113	Mu Vel	2.6920	5000.0	79	8495	No
235	GOM_NL__2PRFIN20031015_143310_000000472020_00425_08495_7053.N1	15-OCT-2003 14:33:10	Dark	46.500	70	Zet Pup	2.2460	39000.	93	8495	No
236	GOM_NL__2PRFIN20031015_143454_000000372020_00426_08496_0136.N1	15-OCT-2003 14:34:54	Dark	36.500	159	Ups Car	2.9200	7200.0	73	8496	No
237	GOM_NL__2PRFIN20031015_143703_000000702020_00426_08496_0137.N1	15-OCT-2003 14:37:03	Dark	70.000	23	21Eps CMa	1.5020	26000.	140	8496	No
238	GOM_NL__2PRFIN20031015_144420_000000682020_00426_08496_0138.N1	15-OCT-2003 14:44:20	Dark	67.500	108	Alp Col	2.6520	15200.	135	8496	No
239	GOM_NL__2PRFIN20031015_144730_000000392020_00426_08496_0139.N1	15-OCT-2003 14:47:30	Dark	38.500	143	Alp Hyi	2.8570	7200.0	77	8496	No
240	GOM_NL__2PRFIN20031015_144857_000000432020_00426_08496_0140.N1	15-OCT-2003 14:48:57	Dark	43.000	9	Alp Eri	0.45300	24000.	86	8496	No
241	GOM_NL__2PRFIN20031015_145129_000000482020_00426_08496_0141.N1	15-OCT-2003 14:51:29	Straylight	47.500	157	The1Eri	2.9060	9300.0	95	8496	No
242	GOM_NL__2PRFIN20031015_145359_000000432020_00426_08496_0142.N1	15-OCT-2003 14:53:59	Straylight	42.500	84	Alp Phe	2.3970	4500.0	85	8496	No
243	GOM_NL__2PRFIN20031015_150035_000000462020_00426_08496_0143.N1	15-OCT-2003 15:00:35	Straylight	46.000	52	16Bet Cet	2.0370	4500.0	92	8496	No
244	GOM_NL__2PRFIN20031015_151015_000000362020_00426_08496_0144.N1	15-OCT-2003 15:10:15	Bright	35.500	140	88Gam Peg	2.8340	26000.	71	8496	No
245	GOM_NL__2PRFIN20031015_151413_000000372020_00426_08496_0145.N1	15-OCT-2003 15:14:13	Bright	37.000	58	21Alp And	2.0730	11000.	74	8496	No
246	GOM_NL__2PRFIN20031015_151645_000000432020_00426_08496_0146.N1	15-OCT-2003 15:16:45	Bright	43.000	53	43Bet And	2.0480	3300.0	86	8496	No
247	GOM_NL__2PRFIN20031015_151828_000000482020_00426_08496_0147.N1	15-OCT-2003 15:18:28	Bright	48.000	173	4Bet Tri	3.0040	8900.0	96	8496	No
248	GOM_NL__2PRFIN20031015_152017_000000492020_00426_08496_0148.N1	15-OCT-2003 15:20:17	Bright	48.500	73	57Gam1And	2.2600	13100.	97	8496	No
249	GOM_NL__2PRFIN20031015_152213_000000432020_00426_08496_0149.N1	15-OCT-2003 15:22:13	Bright	42.500	68	18Alp Cas	2.2250	4500.0	85	8496	No
250	GOM_NL__2PRFIN20031015_152336_000000412020_00426_08496_0150.N1	15-OCT-2003 15:23:36	Bright	41.000	76	27Gam Cas	2.3000	30000.	82	8496	No
251	GOM_NL__2PRFIN20031015_152538_000000482020_00426_08496_0151.N1	15-OCT-2003 15:25:38	Bright	47.500	160	23Gam Per	2.9300	4700.0	95	8496	No
252	GOM_NL__2PRFIN20031015_152743_000000702020_00426_08496_0152.N1	15-OCT-2003 15:27:43	Bright	69.500	149	45Eps Per	2.8880	30000.	139	8496	No
253	GOM_NL__2PRFIN20031015_153113_000000382020_00426_08496_0153.N1	15-OCT-2003 15:31:13	Bright	38.000	49	1Alp UMi	1.9900	6300.0	76	8496	No
254	GOM_NL__2PRFIN20031015_153411_000000392020_00426_08496_0154.N1	15-OCT-2003 15:34:11	Bright	39.000	60	7Bet UMi	2.0810	3950.0	78	8496	No
255	GOM_NL__2PRFIN20031015_153926_000000402020_00426_08496_0155.N1	15-OCT-2003 15:39:26	Bright	40.000	36	50Alp UMa	1.8000	6300.0	80	8496	No
256	GOM_NL__2PRFIN20031015_154059_000000372020_00426_08496_0156.N1	15-OCT-2003 15:40:59	Bright	37.000	82	48Bet UMa	2.3650	10600.	74	8496	No
257	GOM_NL__2PRFIN20031015_154423_000000382020_00426_08496_0157.N1	15-OCT-2003 15:44:23	Bright	37.500	174	52Psi UMa	3.0040	4400.0	75	8496	No
258	GOM_NL__2PRFIN20031015_155205_000000892020_00426_08496_0158.N1	15-OCT-2003 15:52:05	Bright	89.000	17	78Bet Gem	1.1610	4500.0	178	8496	No
259	GOM_NL__2PRFIN20031015_160155_000000512020_00426_08496_0159.N1	15-OCT-2003 16:01:55	Dark	51.000	48	30Alp Hya	1.9770	4100.0	102	8496	No
260	GOM_NL__2PRFIN20031015_160558_000001622020_00426_08496_0160.N1	15-OCT-2003 16:05:58	Dark	162.00	8	10Alp CMi	0.40000	6500.0	324	8496	No
261	GOM_NL__2PRFIN20031015_161039_000000432020_00426_08496_0161.N1	15-OCT-2003 16:10:39	Dark	42.500	113	Mu Vel	2.6920	5000.0	85	8496	No
262	GOM_NL__2PRFIN20031015_161346_000000482020_00426_08496_0162.N1	15-OCT-2003 16:13:46	Dark	48.000	70	Zet Pup	2.2460	39000.	96	8496	No
263	GOM_NL__2PRFIN20031015_161529_000000382020_00427_08497_0137.N1	15-OCT-2003 16:15:29	Dark	37.500	159	Ups Car	2.9200	7200.0	75	8497	No
264	GOM_NL__2PRFIN20031015_161740_000000712020_00427_08497_0138.N1	15-OCT-2003 16:17:40	Dark	70.500	23	21Eps CMa	1.5020	26000.	141	8497	No
265	GOM_NL__2PRFIN20031015_162456_000000692020_00427_08497_0139.N1	15-OCT-2003 16:24:56	Dark	68.500	108	Alp Col	2.6520	15200.	137	8497	No
266	GOM_NL__2PRFIN20031015_162805_000000412020_00427_08497_0140.N1	15-OCT-2003 16:28:05	Dark	40.500	143	Alp Hyi	2.8570	7200.0	81	8497	No
267	GOM_NL__2PRFIN20031015_162931_000000522020_00427_08497_0141.N1	15-OCT-2003 16:29:31	Dark	51.500	9	Alp Eri	0.45300	24000.	103	8497	No
268	GOM_NL__2PRFIN20031015_163204_000000482020_00427_08497_0142.N1	15-OCT-2003 16:32:04	Straylight	47.500	157	The1Eri	2.9060	9300.0	95	8497	No
269	GOM_NL__2PRFIN20031015_163433_000000452020_00427_08497_0143.N1	15-OCT-2003 16:34:33	Straylight	45.000	84	Alp Phe	2.3970	4500.0	90	8497	No
270	GOM_NL__2PRFIN20031015_164109_000000492020_00427_08497_0144.N1	15-OCT-2003 16:41:09	Straylight	49.000	52	16Bet Cet	2.0370	4500.0	98	8497	No
271	GOM_NL__2PRFIN20031015_165049_000000392020_00427_08497_0145.N1	15-OCT-2003 16:50:49	Bright	38.500	140	88Gam Peg	2.8340	26000.	77	8497	No
272	GOM_NL__2PRFIN20031015_165446_000000412020_00427_08497_0146.N1	15-OCT-2003 16:54:46	Bright	41.000	58	21Alp And	2.0730	11000.	82	8497	No
273	GOM_NL__2PRFIN20031015_165721_000000422020_00427_08497_0147.N1	15-OCT-2003 16:57:21	Bright	41.500	53	43Bet And	2.0480	3300.0	83	8497	No
274	GOM_NL__2PRFIN20031015_165902_000000492020_00427_08497_0148.N1	15-OCT-2003 16:59:02	Bright	48.500	173	4Bet Tri	3.0040	8900.0	97	8497	No
275	GOM_NL__2PRFIN20031015_170053_000000502020_00427_08497_0149.N1	15-OCT-2003 17:00:53	Bright	49.500	73	57Gam1And	2.2600	13100.	99	8497	No
276	GOM_NL__2PRFIN20031015_170249_000000432020_00427_08497_0150.N1	15-OCT-2003 17:02:49	Bright	42.500	68	18Alp Cas	2.2250	4500.0	85	8497	No
277	GOM_NL__2PRFIN20031015_170410_000000422020_00427_08497_0151.N1	15-OCT-2003 17:04:10	Bright	42.000	76	27Gam Cas	2.3000	30000.	84	8497	No
278	GOM_NL__2PRFIN20031015_170613_000000492020_00427_08497_0152.N1	15-OCT-2003 17:06:13	Bright	48.500	160	23Gam Per	2.9300	4700.0	97	8497	No

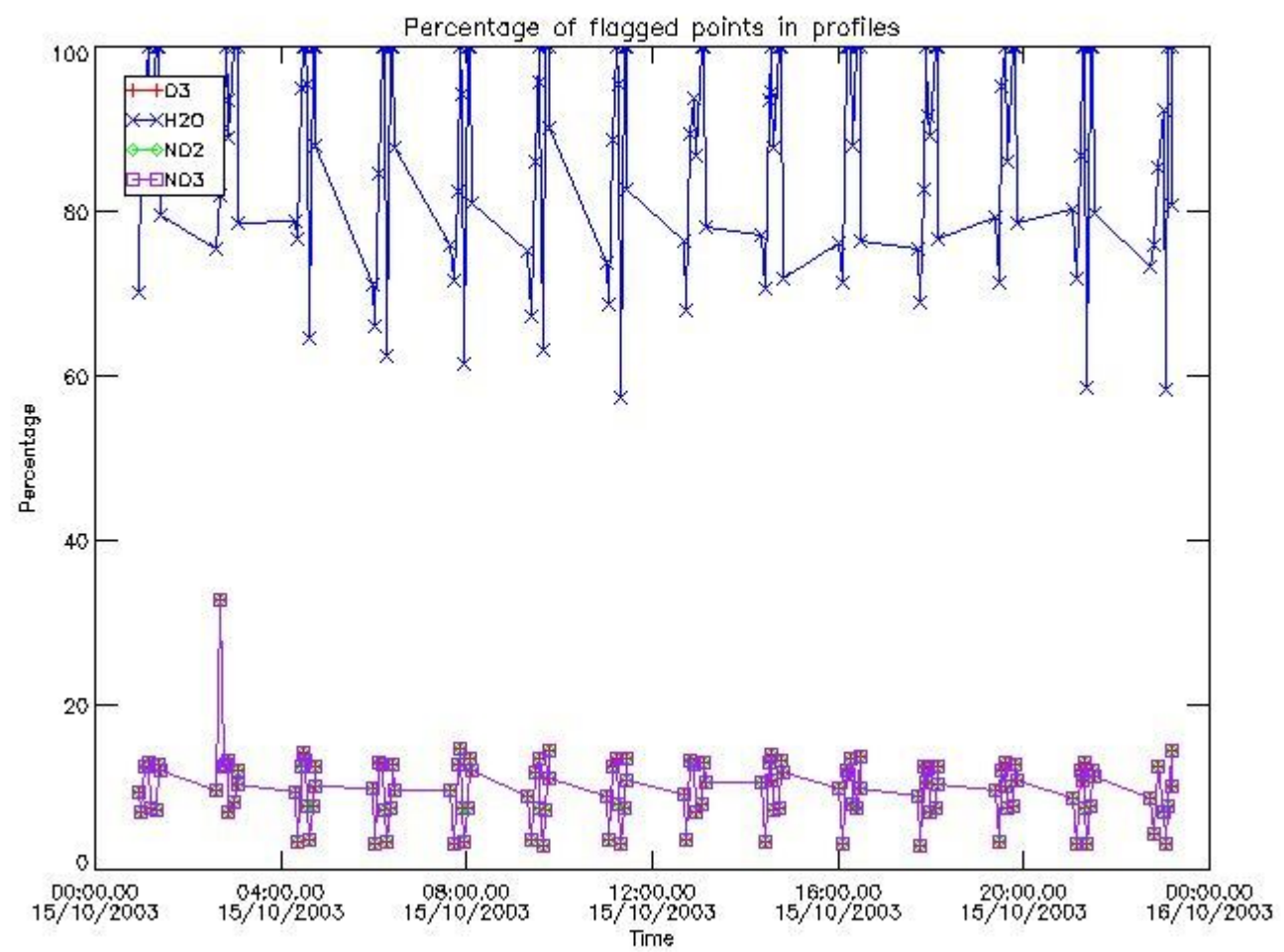
279	GOM_NL__2PRFIN20031015_170817_000000692020_00427_08497_0153.N1	15-OCT-2003 17:08:17	Bright	69.000	149	45Eps Per	2.8880	30000.	138	8497	No
280	GOM_NL__2PRFIN20031015_171149_000000392020_00427_08497_0154.N1	15-OCT-2003 17:11:49	Bright	38.500	49	1Alp UMi	1.9900	6300.0	77	8497	No
281	GOM_NL__2PRFIN20031015_171447_000000422020_00427_08497_0155.N1	15-OCT-2003 17:14:47	Bright	41.500	60	7Bet UMi	2.0810	3950.0	83	8497	No
282	GOM_NL__2PRFIN20031015_172001_000000392020_00427_08497_0156.N1	15-OCT-2003 17:20:01	Bright	39.000	36	50Alp UMa	1.8000	6300.0	78	8497	No
283	GOM_NL__2PRFIN20031015_172135_000000382020_00427_08497_0157.N1	15-OCT-2003 17:21:35	Bright	37.500	82	48Bet UMa	2.3650	10600.	75	8497	No
284	GOM_NL__2PRFIN20031015_172458_000000372020_00427_08497_0158.N1	15-OCT-2003 17:24:58	Bright	37.000	174	52Psi UMa	3.0040	4400.0	74	8497	No
285	GOM_NL__2PRFIN20031015_173241_000000862020_00427_08497_0159.N1	15-OCT-2003 17:32:41	Bright	85.500	17	78Bet Gem	1.1610	4500.0	171	8497	No
286	GOM_NL__2PRFIN20031015_174233_000000582020_00427_08497_0160.N1	15-OCT-2003 17:42:33	Dark	57.500	48	30Alp Hya	1.9770	4100.0	115	8497	No
287	GOM_NL__2PRFIN20031015_174637_000001732020_00427_08497_0161.N1	15-OCT-2003 17:46:37	Dark	173.00	8	10Alp CMi	0.40000	6500.0	346	8497	No
288	GOM_NL__2PRFIN20031015_175115_000000412020_00427_08497_0162.N1	15-OCT-2003 17:51:15	Dark	41.000	113	Mu Vel	2.6920	5000.0	82	8497	No
289	GOM_NL__2PRFIN20031015_175422_000000492020_00427_08497_0163.N1	15-OCT-2003 17:54:22	Dark	48.500	70	Zet Pup	2.2460	39000.	97	8497	No
290	GOM_NL__2PRFIN20031015_175604_000000422020_00428_08498_0137.N1	15-OCT-2003 17:56:04	Dark	41.500	159	Ups Car	2.9200	7200.0	83	8498	No
291	GOM_NL__2PRFIN20031015_175818_000000742020_00428_08498_0138.N1	15-OCT-2003 17:58:18	Dark	73.500	23	21Eps CMa	1.5020	26000.	147	8498	No
292	GOM_NL__2PRFIN20031015_180533_000000692020_00428_08498_0139.N1	15-OCT-2003 18:05:33	Dark	68.500	108	Alp Col	2.6520	15200.	137	8498	No
293	GOM_NL__2PRFIN20031015_180841_000000412020_00428_08498_0140.N1	15-OCT-2003 18:08:41	Dark	41.000	143	Alp Hyi	2.8570	7200.0	82	8498	No
294	GOM_NL__2PRFIN20031015_181008_000000502020_00428_08498_0141.N1	15-OCT-2003 18:10:08	Dark	49.500	9	Alp Eri	0.45300	24000.	99	8498	No
295	GOM_NL__2PRFIN20031015_181241_000000492020_00428_08498_0142.N1	15-OCT-2003 18:12:41	Straylight	48.500	157	The1Eri	2.9060	9300.0	97	8498	No
296	GOM_NL__2PRFIN20031015_181509_000000472020_00428_08498_0143.N1	15-OCT-2003 18:15:09	Straylight	47.000	84	Alp Phe	2.3970	4500.0	94	8498	No
297	GOM_NL__2PRFIN20031015_182145_000000452020_00428_08498_0144.N1	15-OCT-2003 18:21:45	Straylight	44.500	52	16Bet Cet	2.0370	4500.0	89	8498	No
298	GOM_NL__2PRFIN20031015_183125_000000392020_00428_08498_0145.N1	15-OCT-2003 18:31:25	Bright	38.500	140	88Gam Peg	2.8340	26000.	77	8498	No
299	GOM_NL__2PRFIN20031015_183523_000000402020_00428_08498_0146.N1	15-OCT-2003 18:35:23	Bright	39.500	58	21Alp And	2.0730	11000.	79	8498	No
300	GOM_NL__2PRFIN20031015_183756_000000412020_00428_08498_0147.N1	15-OCT-2003 18:37:56	Bright	41.000	53	43Bet And	2.0480	3300.0	82	8498	No
301	GOM_NL__2PRFIN20031015_183938_000000492020_00428_08498_0148.N1	15-OCT-2003 18:39:38	Bright	48.500	173	4Bet Tri	3.0040	8900.0	97	8498	No
302	GOM_NL__2PRFIN20031015_184128_000000492020_00428_08498_0149.N1	15-OCT-2003 18:41:28	Bright	48.500	73	57Gam1And	2.2600	13100.	97	8498	No
303	GOM_NL__2PRFIN20031015_184326_000000432020_00428_08498_0150.N1	15-OCT-2003 18:43:26	Bright	42.500	68	18Alp Cas	2.2250	4500.0	85	8498	No
304	GOM_NL__2PRFIN20031015_184449_000000402020_00428_08498_0151.N1	15-OCT-2003 18:44:49	Bright	40.000	76	27Gam Cas	2.3000	30000.	80	8498	No
305	GOM_NL__2PRFIN20031015_184648_000000492020_00428_08498_0152.N1	15-OCT-2003 18:46:48	Bright	48.500	160	23Gam Per	2.9300	4700.0	97	8498	No
306	GOM_NL__2PRFIN20031015_184851_000000692020_00428_08498_0153.N1	15-OCT-2003 18:48:51	Bright	69.000	149	45Eps Per	2.8880	30000.	138	8498	No
307	GOM_NL__2PRFIN20031015_185225_000000392020_00428_08498_0154.N1	15-OCT-2003 18:52:25	Bright	39.000	49	1Alp UMi	1.9900	6300.0	78	8498	No
308	GOM_NL__2PRFIN20031015_185524_000000402020_00428_08498_0155.N1	15-OCT-2003 18:55:24	Bright	39.500	60	7Bet UMi	2.0810	3950.0	79	8498	No
309	GOM_NL__2PRFIN20031015_190038_000000382020_00428_08498_0156.N1	15-OCT-2003 19:00:38	Bright	37.500	36	50Alp UMa	1.8000	6300.0	75	8498	No
310	GOM_NL__2PRFIN20031015_190212_000000362020_00428_08498_0157.N1	15-OCT-2003 19:02:12	Bright	36.000	82	48Bet UMa	2.3650	10600.	72	8498	No
311	GOM_NL__2PRFIN20031015_190536_000000382020_00428_08498_0158.N1	15-OCT-2003 19:05:36	Bright	37.500	174	52Psi UMa	3.0040	4400.0	75	8498	No
312	GOM_NL__2PRFIN20031015_191318_000000932020_00428_08498_0159.N1	15-OCT-2003 19:13:18	Bright	93.000	17	78Bet Gem	1.1610	4500.0	186	8498	No
313	GOM_NL__2PRFIN20031015_192309_000000542020_00428_08498_0160.N1	15-OCT-2003 19:23:09	Dark	53.500	48	30Alp Hya	1.9770	4100.0	107	8498	No
314	GOM_NL__2PRFIN20031015_192716_000001492020_00428_08498_0161.N1	15-OCT-2003 19:27:16	Dark	149.00	8	10Alp CMi	0.40000	6500.0	298	8498	No
315	GOM_NL__2PRFIN20031015_193151_000000422020_00428_08498_0162.N1	15-OCT-2003 19:31:51	Dark	42.000	113	Mu Vel	2.6920	5000.0	84	8498	No
316	GOM_NL__2PRFIN20031015_193459_000000502020_00428_08498_0163.N1	15-OCT-2003 19:34:59	Dark	50.000	70	Zet Pup	2.2460	39000.	100	8498	No
317	GOM_NL__2PRFIN20031015_193641_000000392020_00429_08499_0137.N1	15-OCT-2003 19:36:41	Dark	39.000	159	Ups Car	2.9200	7200.0	78	8499	No
318	GOM_NL__2PRFIN20031015_193855_000000682020_00429_08499_0138.N1	15-OCT-2003 19:38:55	Dark	68.000	23	21Eps CMa	1.5020	26000.	136	8499	No
319	GOM_NL__2PRFIN20031015_194611_000000672020_00429_08499_0139.N1	15-OCT-2003 19:46:11	Dark	67.000	108	Alp Col	2.6520	15200.	134	8499	No
320	GOM_NL__2PRFIN20031015_194917_000000402020_00429_08499_0140.N1	15-OCT-2003 19:49:17	Dark	40.000	143	Alp Hyi	2.8570	7200.0	80	8499	No
321	GOM_NL__2PRFIN20031015_195044_000000522020_00429_08499_0141.N1	15-OCT-2003 19:50:44	Dark	51.500	9	Alp Eri	0.45300	24000.	103	8499	No
322	GOM_NL__2PRFIN20031015_195317_000000472020_00429_08499_0142.N1	15-OCT-2003 19:53:17	Straylight	46.500	157	The1Eri	2.9060	9300.0	93	8499	No
323	GOM_NL__2PRFIN20031015_195546_000000452020_00429_08499_0143.N1	15-OCT-2003 19:55:46	Straylight	44.500	84	Alp Phe	2.3970	4500.0	89	8499	No
324	GOM_NL__2PRFIN20031015_200222_000000452020_00429_08499_0144.N1	15-OCT-2003 20:02:22	Straylight	45.000	52	16Bet Cet	2.0370	4500.0	90	8499	No
325	GOM_NL__2PRFIN20031015_201201_000000382020_00429_08499_0145.N1	15-OCT-2003 20:12:01	Bright	37.500	140	88Gam Peg	2.8340	26000.	75	8499	No
326	GOM_NL__2PRFIN20031015_201559_000000392020_00429_08499_0146.N1	15-OCT-2003 20:15:59	Bright	38.500	58	21Alp And	2.0730	11000.	77	8499	No
327	GOM_NL__2PRFIN20031015_201832_000000432020_00429_08499_0147.N1	15-OCT-2003 20:18:32	Bright	43.000	53	43Bet And	2.0480	3300.0	86	8499	No
328	GOM_NL__2PRFIN20031015_202013_000000482020_00429_08499_0148.N1	15-OCT-2003 20:20:13	Bright	48.000	173	4Bet Tri	3.0040	8900.0	96	8499	No
329	GOM_NL__2PRFIN20031015_202204_000000482020_00429_08499_0149.N1	15-OCT-2003 20:22:04	Bright	47.500	73	57Gam1And	2.2600	13100.	95	8499	No
330	GOM_NL__2PRFIN20031015_202402_000000422020_00429_08499_0150.N1	15-OCT-2003 20:24:02	Bright	42.000	68	18Alp Cas	2.2250	4500.0	84	8499	No
331	GOM_NL__2PRFIN20031015_202524_000000412020_00429_08499_0151.N1	15-OCT-2003 20:25:24	Bright	40.500	76	27Gam Cas	2.3000	30000.	81	8499	No
332	GOM_NL__2PRFIN20031015_202724_000000482020_00429_08499_0152.N1	15-OCT-2003 20:27:24	Bright	47.500	160	23Gam Per	2.9300	4700.0	95	8499	No
333	GOM_NL__2PRFIN20031015_202926_000000682020_00429_08499_0153.N1	15-OCT-2003 20:29:26	Bright	67.500	149	45Eps Per	2.8880	30000.	135	8499	No
334	GOM_NL__2PRFIN20031015_203301_000000402020_00429_08499_0154.N1	15-OCT-2003 20:33:01	Bright	39.500	49	1Alp UMi	1.9900	6300.0	79	8499	No
335	GOM_NL__2PRFIN20031015_203600_000000392020_00429_08499_0155.N1	15-OCT-2003 20:36:00	Bright	39.000	60	7Bet UMi	2.0810	3950.0	78	8499	No
336	GOM_NL__2PRFIN20031015_204114_000000422020_00429_08499_0156.N1	15-OCT-2003 20:41:14	Bright	41.500	36	50Alp UMa	1.8000	6300.0	83	8499	No
337	GOM_NL__2PRFIN20031015_204248_000000382020_00429_08499_0157.N1	15-OCT-2003 20:42:48	Bright	38.000	82	48Bet UMa	2.3650	10600.	76	8499	No

338	GOM_NL__2PRFIN20031015_204612_000000382020_00429_08499_0158.N1	15-OCT-2003 20:46:12	Bright	37.500	174	52Psi UMa	3.0040	4400.0	75	8499	No
339	GOM_NL__2PRFIN20031015_205355_000000932020_00429_08499_0159.N1	15-OCT-2003 20:53:55	Bright	92.500	17	78Bet Gem	1.1610	4500.0	185	8499	No
340	GOM_NL__2PRFIN20031015_210346_000000592020_00429_08499_0160.N1	15-OCT-2003 21:03:46	Dark	58.500	48	30Alp Hya	1.9770	4100.0	117	8499	No
341	GOM_NL__2PRFIN20031015_210755_000001672020_00429_08499_0161.N1	15-OCT-2003 21:07:55	Dark	167.00	8	10Alp CMi	0.40000	6500.0	334	8499	No
342	GOM_NL__2PRFIN20031015_211227_000000422020_00429_08499_0162.N1	15-OCT-2003 21:12:27	Dark	42.000	113	Mu Vel	2.6920	5000.0	84	8499	No
343	GOM_NL__2PRFIN20031015_211537_000000472020_00429_08499_0163.N1	15-OCT-2003 21:15:37	Dark	47.000	70	Zet Pup	2.2460	39000.	94	8499	No
344	GOM_NL__2PRFIN20031015_211718_000000402020_00430_08500_0138.N1	15-OCT-2003 21:17:18	Dark	39.500	159	Ups Car	2.9200	7200.0	79	8500	No
345	GOM_NL__2PRFIN20031015_211933_000000692020_00430_08500_0139.N1	15-OCT-2003 21:19:33	Dark	69.000	23	21Eps CMa	1.5020	26000.	138	8500	No
346	GOM_NL__2PRFIN20031015_212223_000001662020_00430_08500_0140.N1	15-OCT-2003 21:22:23	Dark	165.50	1	9Alp CMa	-1.4400	11000.	331	8500	No
347	GOM_NL__2PRFIN20031015_212648_000000662020_00430_08500_0141.N1	15-OCT-2003 21:26:48	Dark	66.000	108	Alp Col	2.6520	15200.	132	8500	No
348	GOM_NL__2PRFIN20031015_212953_000000432020_00430_08500_0142.N1	15-OCT-2003 21:29:53	Dark	42.500	143	Alp Hyi	2.8570	7200.0	85	8500	No
349	GOM_NL__2PRFIN20031015_213120_000000452020_00430_08500_0143.N1	15-OCT-2003 21:31:20	Dark	45.000	9	Alp Eri	0.45300	24000.	90	8500	No
350	GOM_NL__2PRFIN20031015_213354_000000502020_00430_08500_0144.N1	15-OCT-2003 21:33:54	Straylight	49.500	157	The1Eri	2.9060	9300.0	99	8500	No
351	GOM_NL__2PRFIN20031015_213622_000000452020_00430_08500_0145.N1	15-OCT-2003 21:36:22	Straylight	44.500	84	Alp Phe	2.3970	4500.0	89	8500	No
352	GOM_NL__2PRFIN20031015_214257_000000462020_00430_08500_0146.N1	15-OCT-2003 21:42:57	Straylight	46.000	52	16Bet Cet	2.0370	4500.0	92	8500	No
353	GOM_NL__2PRFIN20031015_215237_000000392020_00430_08500_0147.N1	15-OCT-2003 21:52:37	Bright	38.500	140	88Gam Peg	2.8340	26000.	77	8500	No
354	GOM_NL__2PRFIN20031015_215635_000000392020_00430_08500_0148.N1	15-OCT-2003 21:56:35	Bright	39.000	58	21Alp And	2.0730	11000.	78	8500	No
355	GOM_NL__2PRFIN20031015_215907_000000432020_00430_08500_0149.N1	15-OCT-2003 21:59:07	Bright	43.000	53	43Bet And	2.0480	3300.0	86	8500	No
356	GOM_NL__2PRFIN20031015_220049_000000482020_00430_08500_0150.N1	15-OCT-2003 22:00:49	Bright	47.500	173	4Bet Tri	3.0040	8900.0	95	8500	No
357	GOM_NL__2PRFIN20031015_220238_000000482020_00430_08500_0151.N1	15-OCT-2003 22:02:38	Bright	47.500	73	57Gam1And	2.2600	13100.	95	8500	No
358	GOM_NL__2PRFIN20031015_220436_000000432020_00430_08500_0152.N1	15-OCT-2003 22:04:36	Bright	42.500	68	18Alp Cas	2.2250	4500.0	85	8500	No
359	GOM_NL__2PRFIN20031015_220922_000000562020_00430_08500_0153.N1	15-OCT-2003 22:09:22	Bright	56.000	175	39Del Per	3.0100	19400.	112	8500	No
360	GOM_NL__2PRFIN20031015_221336_000000392020_00430_08500_0154.N1	15-OCT-2003 22:13:36	Bright	38.500	49	1Alp UMi	1.9900	6300.0	77	8500	No
361	GOM_NL__2PRFIN20031015_221635_000000392020_00430_08500_0155.N1	15-OCT-2003 22:16:35	Bright	39.000	60	7Bet UMi	2.0810	3950.0	78	8500	No
362	GOM_NL__2PRFIN20031015_222150_000000412020_00430_08500_0156.N1	15-OCT-2003 22:21:50	Bright	40.500	36	50Alp UMa	1.8000	6300.0	81	8500	No
363	GOM_NL__2PRFIN20031015_222324_000000392020_00430_08500_0157.N1	15-OCT-2003 22:23:24	Bright	39.000	82	48Bet UMa	2.3650	10600.	78	8500	No
364	GOM_NL__2PRFIN20031015_222647_000000522020_00430_08500_0158.N1	15-OCT-2003 22:26:47	Bright	52.000	174	52Psi UMa	3.0040	4400.0	104	8500	No
365	GOM_NL__2PRFIN20031015_223224_000000892020_00430_08500_0159.N1	15-OCT-2003 22:32:24	Bright	88.500	24	66Alp Gem	1.5800	10200.	177	8500	No
366	GOM_NL__2PRFIN20031015_223700_000000442020_00430_08500_0160.N1	15-OCT-2003 22:37:00	Bright	43.500	22	32Alp Leo	1.3600	15200.	87	8500	No
367	GOM_NL__2PRFIN20031015_224422_000000592020_00430_08500_0161.N1	15-OCT-2003 22:44:22	Dark	58.500	48	30Alp Hya	1.9770	4100.0	117	8500	No
368	GOM_NL__2PRFIN20031015_224834_000001402020_00430_08500_0162.N1	15-OCT-2003 22:48:34	Dark	140.00	8	10Alp CMi	0.40000	6500.0	280	8500	No
369	GOM_NL__2PRFIN20031015_225303_000000412020_00430_08500_0163.N1	15-OCT-2003 22:53:03	Dark	41.000	113	Mu Vel	2.6920	5000.0	82	8500	No
370	GOM_NL__2PRFIN20031015_230011_000000722020_00431_08501_0138.N1	15-OCT-2003 23:00:11	Dark	72.000	23	21Eps CMa	1.5020	26000.	144	8501	No
371	GOM_NL__2PRFIN20031015_230302_000001682020_00431_08501_0139.N1	15-OCT-2003 23:03:02	Dark	167.50	1	9Alp CMa	-1.4400	11000.	335	8501	No
372	GOM_NL__2PRFIN20031015_230726_000000672020_00431_08501_0140.N1	15-OCT-2003 23:07:26	Dark	66.500	108	Alp Col	2.6520	15200.	133	8501	No
373	GOM_NL__2PRFIN20031015_231030_000000392020_00431_08501_0141.N1	15-OCT-2003 23:10:30	Dark	39.000	143	Alp Hyi	2.8570	7200.0	78	8501	No
374	GOM_NL__2PRFIN20031015_231157_000000502020_00431_08501_0142.N1	15-OCT-2003 23:11:57	Dark	50.000	9	Alp Eri	0.45300	24000.	100	8501	No
375	GOM_NL__2PRFIN20031015_231430_000000472020_00431_08501_0143.N1	15-OCT-2003 23:14:30	Straylight	47.000	157	The1Eri	2.9060	9300.0	94	8501	No
376	GOM_NL__2PRFIN20031015_231658_000000502020_00431_08501_0144.N1	15-OCT-2003 23:16:58	Straylight	50.000	84	Alp Phe	2.3970	4500.0	100	8501	No
377	GOM_NL__2PRFIN20031015_232334_000000472020_00431_08501_0145.N1	15-OCT-2003 23:23:34	Straylight	46.500	52	16Bet Cet	2.0370	4500.0	93	8501	No
378	GOM_NL__2PRFIN20031015_233313_000000382020_00431_08501_0146.N1	15-OCT-2003 23:33:13	Bright	37.500	140	88Gam Peg	2.8340	26000.	75	8501	No
379	GOM_NL__2PRFIN20031015_233711_000000392020_00431_08501_0147.N1	15-OCT-2003 23:37:11	Bright	38.500	58	21Alp And	2.0730	11000.	77	8501	No
380	GOM_NL__2PRFIN20031015_233943_000000432020_00431_08501_0148.N1	15-OCT-2003 23:39:43	Bright	43.000	53	43Bet And	2.0480	3300.0	86	8501	No
381	GOM_NL__2PRFIN20031015_234124_000000472020_00431_08501_0149.N1	15-OCT-2003 23:41:24	Bright	46.500	173	4Bet Tri	3.0040	8900.0	93	8501	No
382	GOM_NL__2PRFIN20031015_234315_000000462020_00431_08501_0150.N1	15-OCT-2003 23:43:15	Bright	46.000	73	57Gam1And	2.2600	13100.	92	8501	No
383	GOM_NL__2PRFIN20031015_234513_000000392020_00431_08501_0151.N1	15-OCT-2003 23:45:13	Bright	38.500	68	18Alp Cas	2.2250	4500.0	77	8501	No
384	GOM_NL__2PRFIN20031015_234956_000000532020_00431_08501_0152.N1	15-OCT-2003 23:49:56	Bright	53.000	175	39Del Per	3.0100	19400.	106	8501	No
385	GOM_NL__2PRFIN20031015_235412_000000392020_00431_08501_0153.N1	15-OCT-2003 23:54:12	Bright	39.000	49	1Alp UMi	1.9900	6300.0	78	8501	No
386	GOM_NL__2PRFIN20031015_235712_000000392020_00431_08501_0154.N1	15-OCT-2003 23:57:12	Bright	38.500	60	7Bet UMi	2.0810	3950.0	77	8501	No

3. Quality information per product

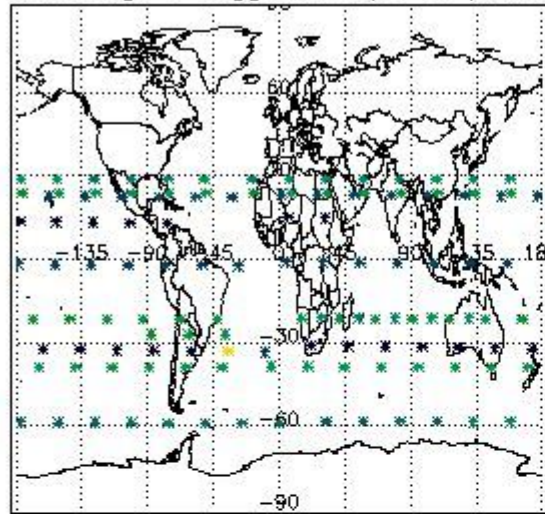
In this section it is plotted some information contained in the Quality Summary data set of the level 2 products. Only products in dark limb conditions and without errors (error flag in the MPH set to "0") are used.

3.1 Plot quality information per product (time dependant)

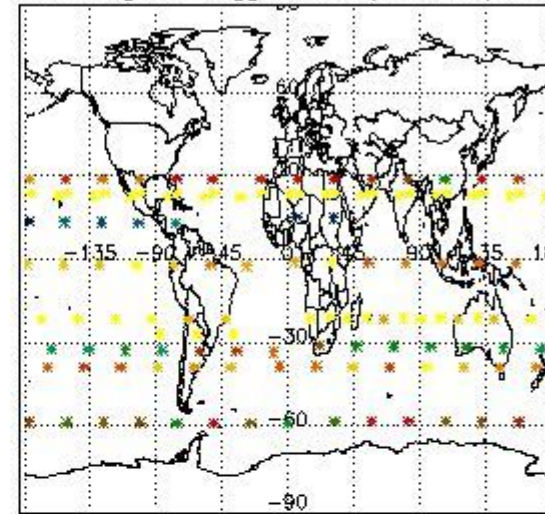


3.2 Plot quality information per product (world map)

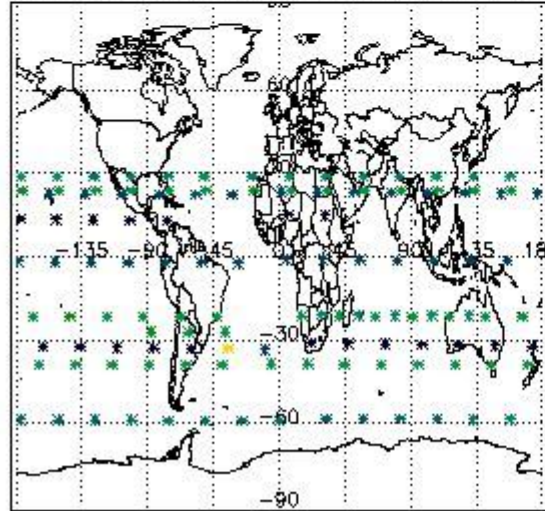
Percentage of flagged data per O3 profile



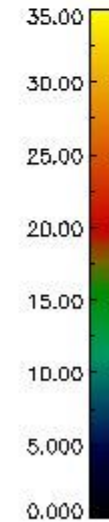
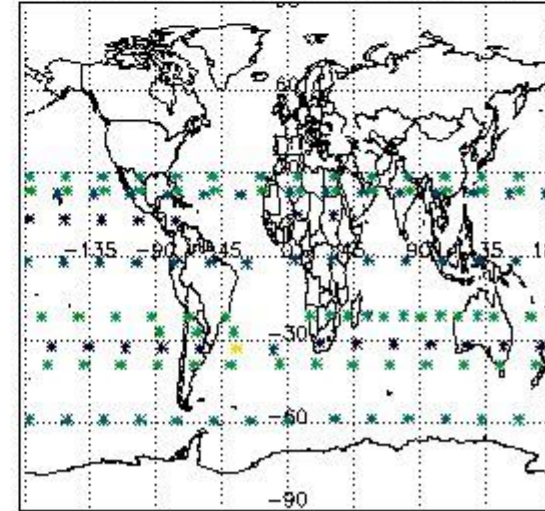
Percentage of flagged data per H2O profile



Percentage of flagged data per NO2 profile



Percentage of flagged data per NO3 profile

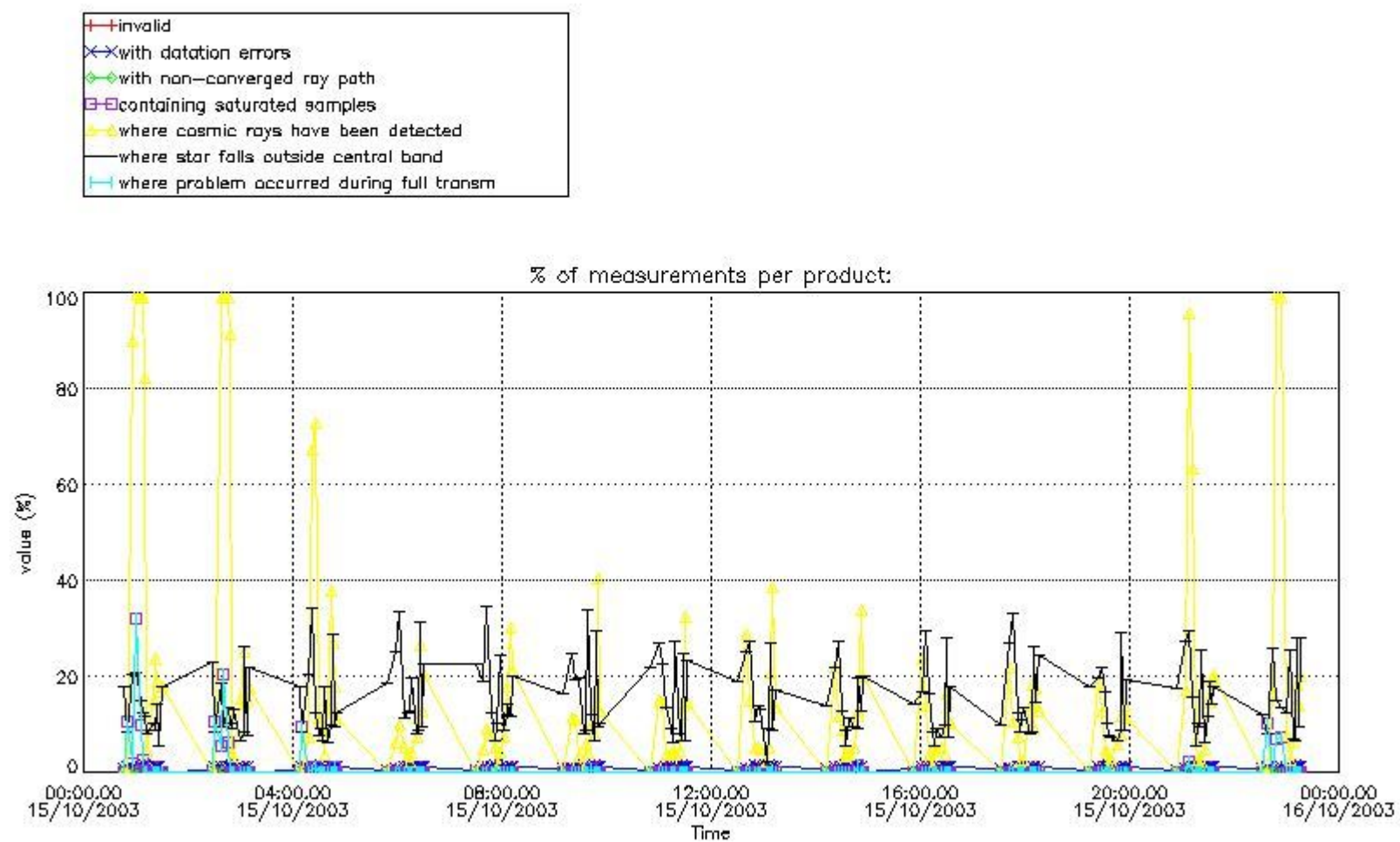


4. Level 1 quality information per product

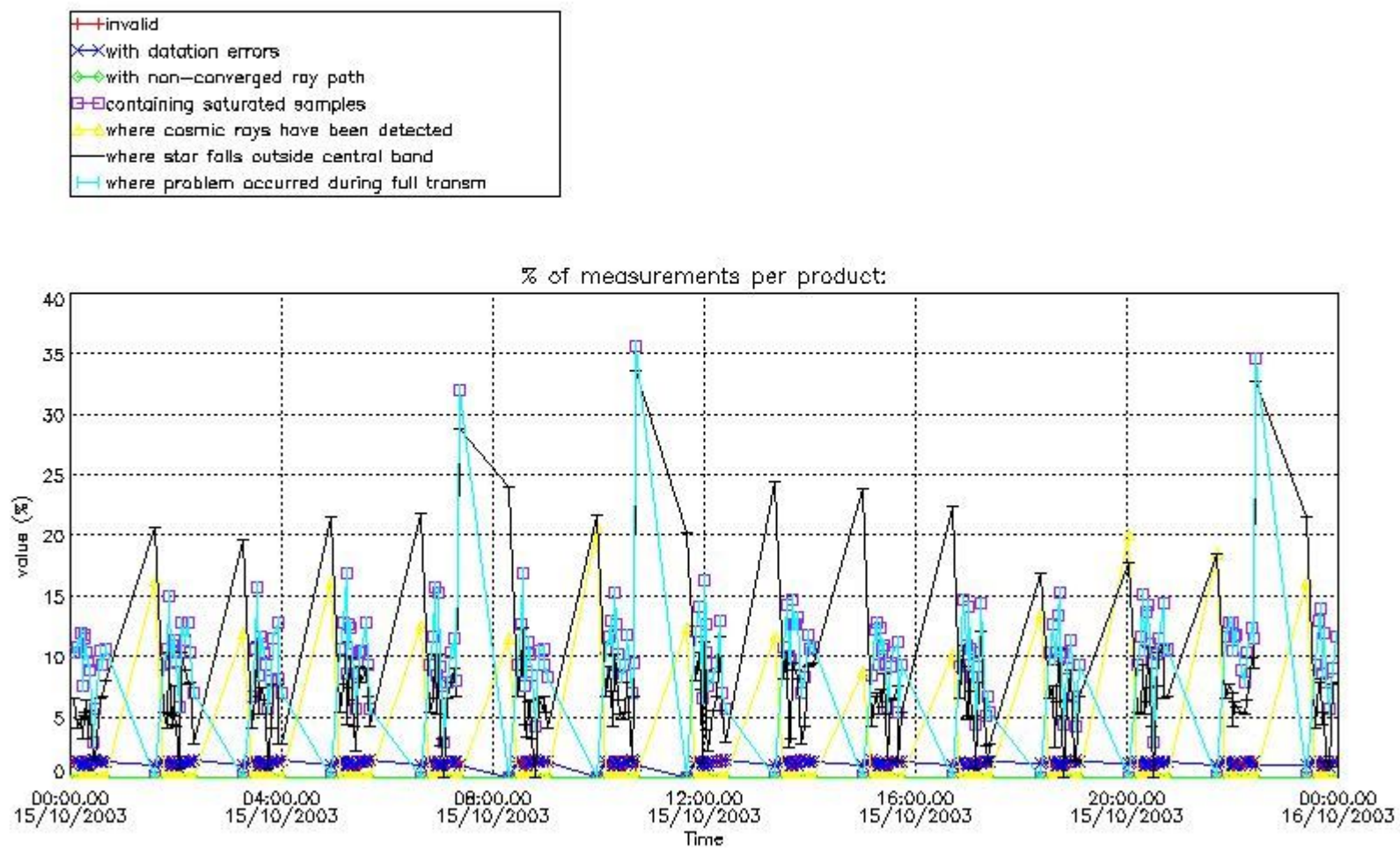
In this section it is plotted some information contained in the Quality Summary data set of the level 2 products that comes from the level 1b processing. Products without errors (error flag in the MPH set to "0") are used.

4.1 Plot quality information per product (time dependant) coming from level 1b processing

4.1.1 Plot level 1 quality information per product (time dependant): ENVISAT ASCENDING passes



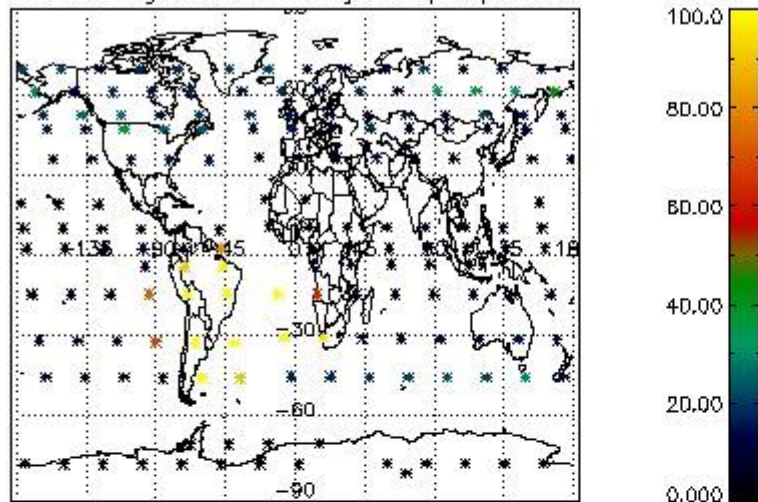
4.1.2 Plot level 1 quality information per product (time dependant): ENVI SAT DESCENDING passes



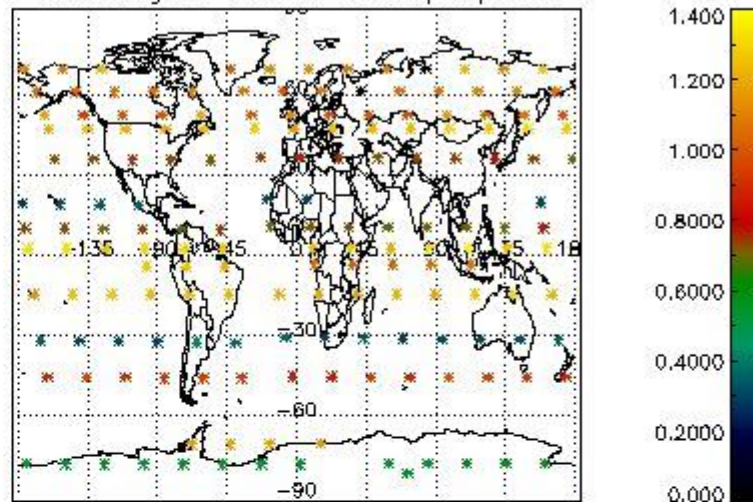
4.2 Plot quality information per product coming from level 1b processing (world map)

4.2.1 Plot level 1 quality information per product (world map): ENVISAT ASCENDING passes

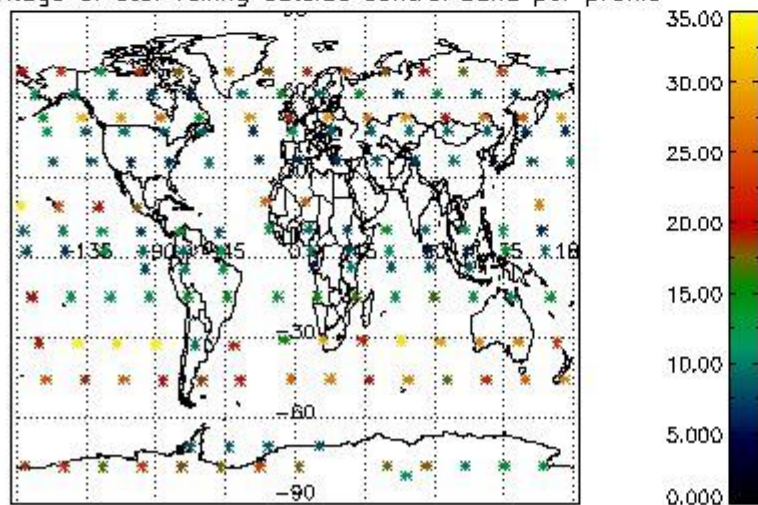
Percentage of cosmic ray hits per profile



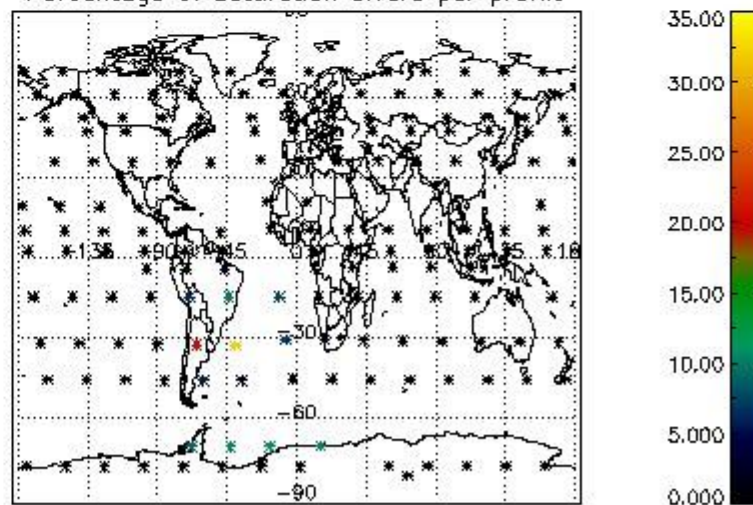
Percentage of datation errors per profile



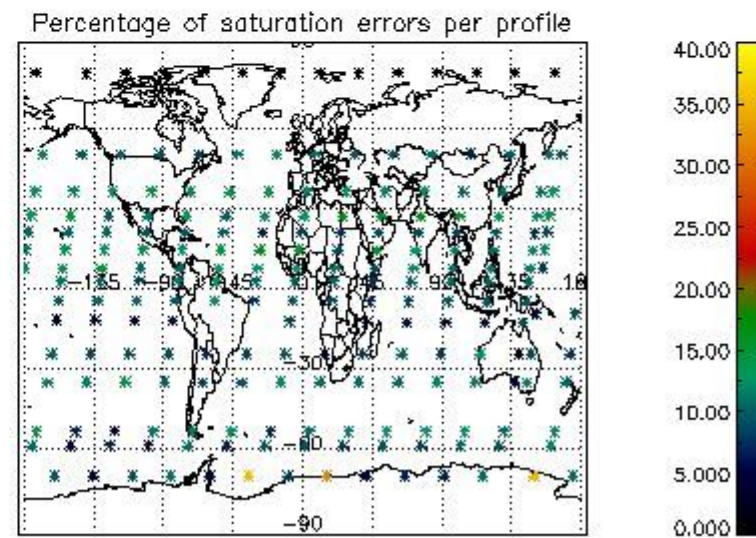
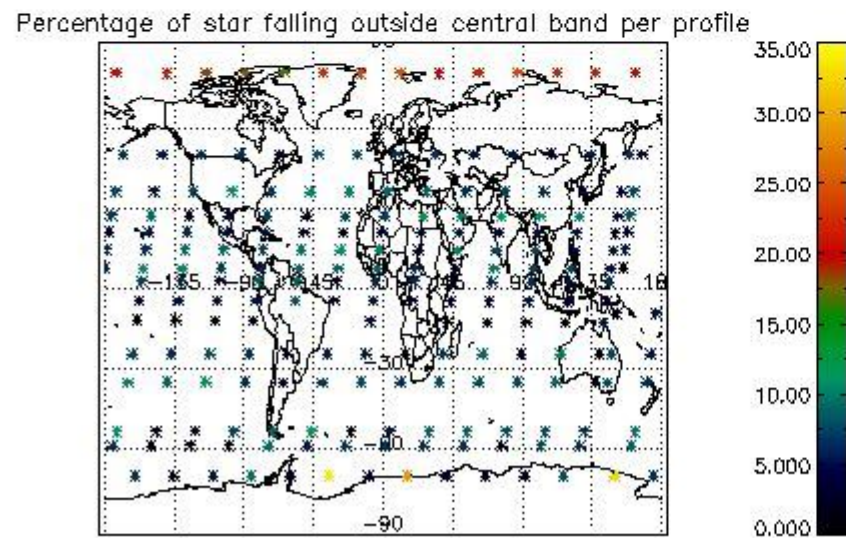
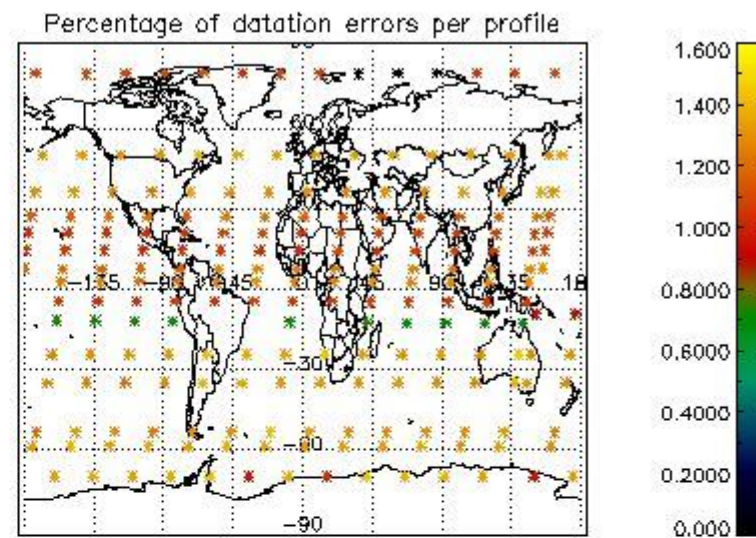
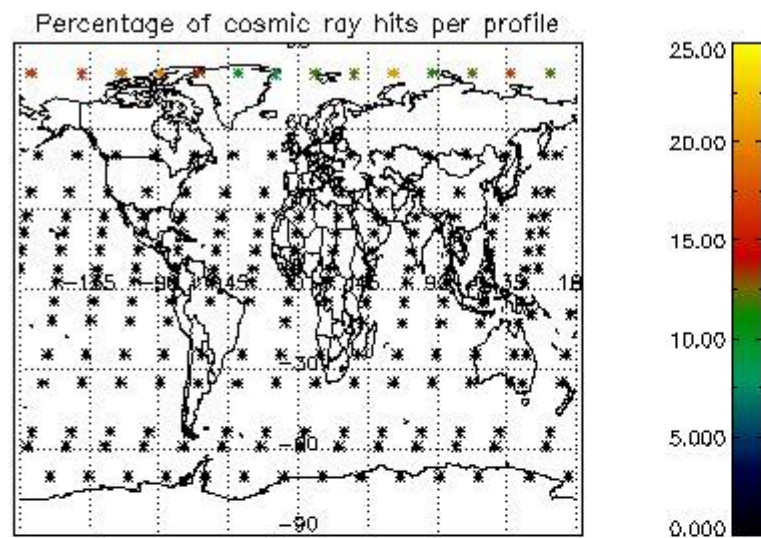
Percentage of star falling outside central band per profile



Percentage of saturation errors per profile



4.2.2 Plot level 1 quality information per product (world map): ENVISAT DESCENDING passes



5. Trace gas profiles

5.1 Ozone statistics based on quality of products

The final quality of the products can be "measured" using the STD (Standard Deviation) attached to every point profile. This information is written to the parameter GOM_NL__2P/NL_LOCAL_SPECIES_DENSITY/o3_std of the level 2 products. The table below shows the statistics for given STD ranges.

The statistics are given with respect to the overall valid production:

- Products without fatal errors: GOM_NL__2P/MPH/PRODUCT_ERR=0
- Valid point profile: GOM_NL__2P/NL_LOCAL_SPECIES_DENSITY/pcd(0)=0

The 'Criteria' is applied to valid points of dark limb products:

- Products in dark limb illumination condition: GOM_NL__2P/NL_SUMMARY_QUALITY/obs_ill_cond=0
- Products without fatal errors: GOM_NL__2P/MPH/PRODUCT_ERR=0
- Valid point profile: GOM_NL__2P/NL_LOCAL_SPECIES_DENSITY/pcd(0)=0

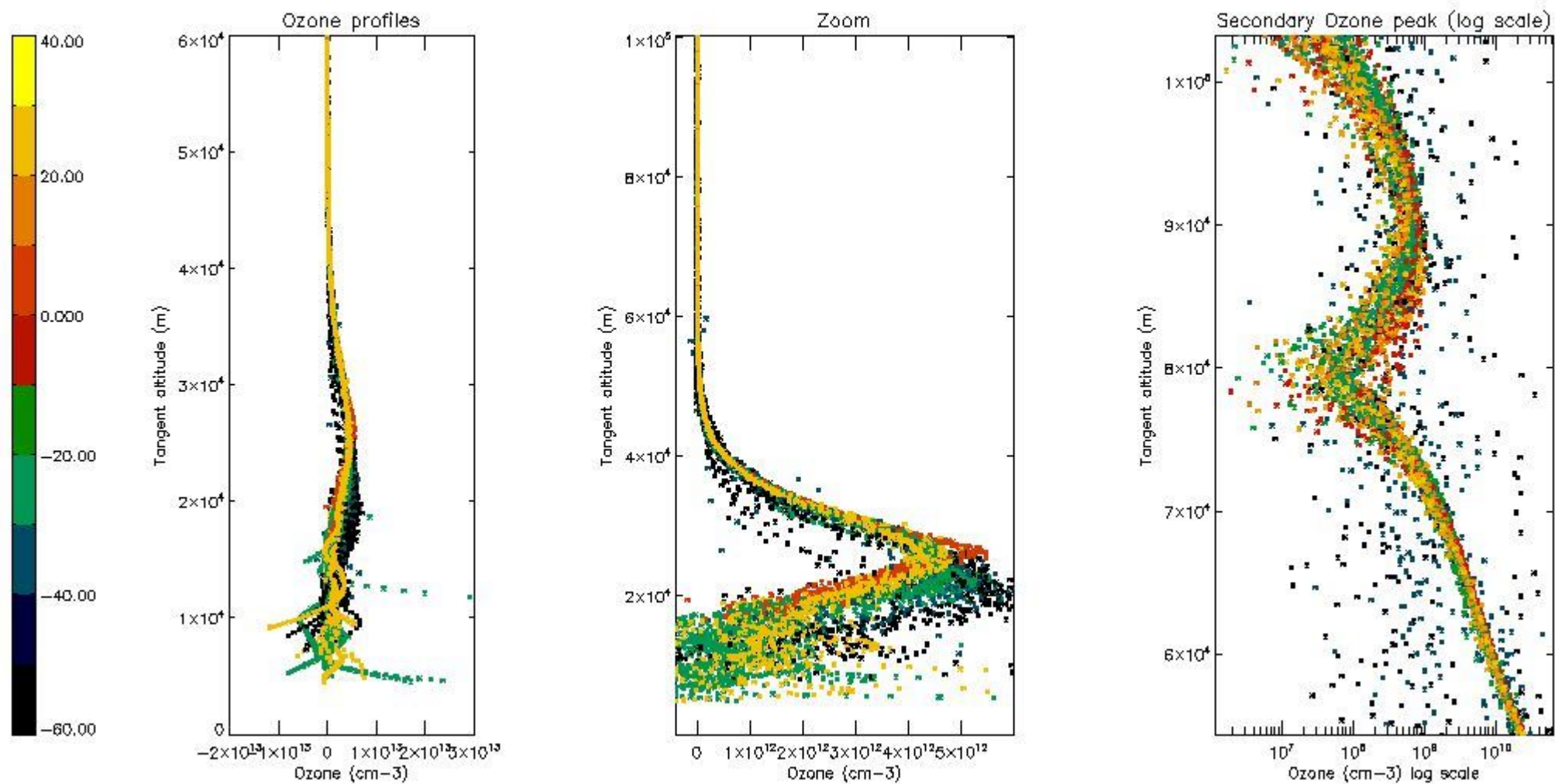
So, the table below shows the percentage of dark limb and valid observations for each criteria with respect to the overall valid daily observations.

Criteria	% of total production
All STD	44
STD < 20	28

STD < 10	24
STD < 5	19

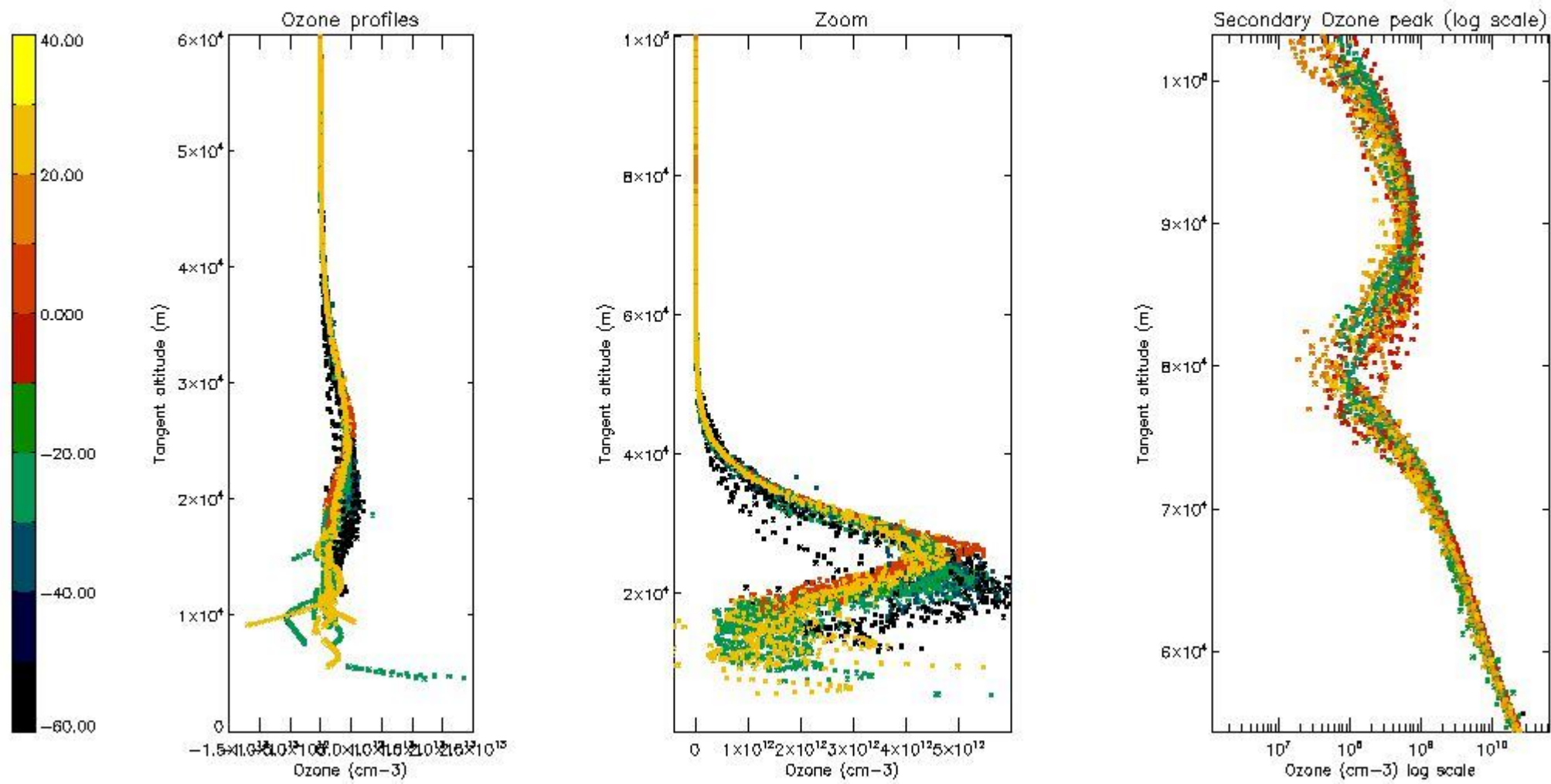
5.2 Plot ozone profiles for all STD (dark without errors)

The colorbar represents the latitude.



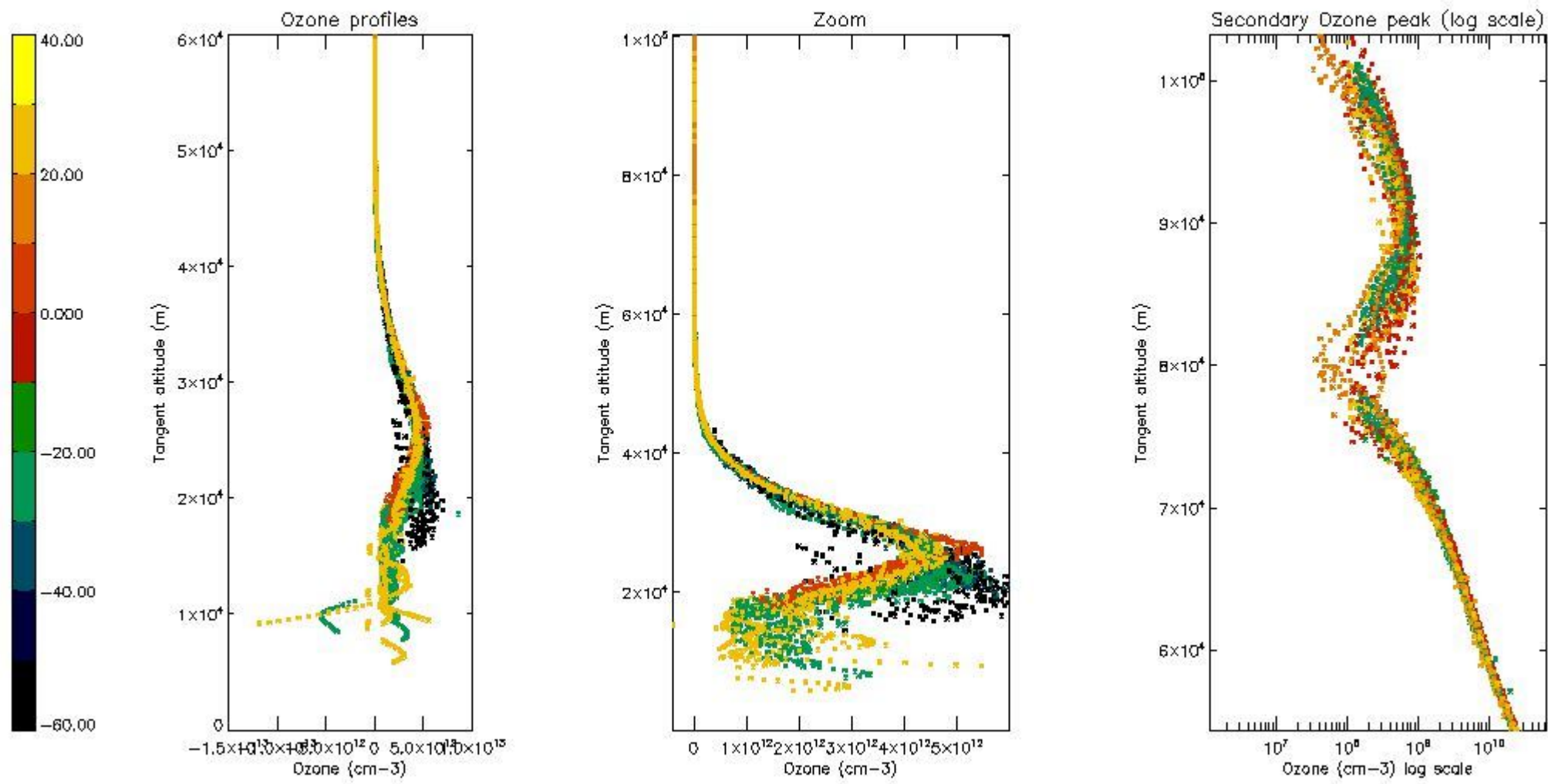
5.3 Plot ozone profiles where STD < 20% (dark without errors)

The colorbar represents the latitude.



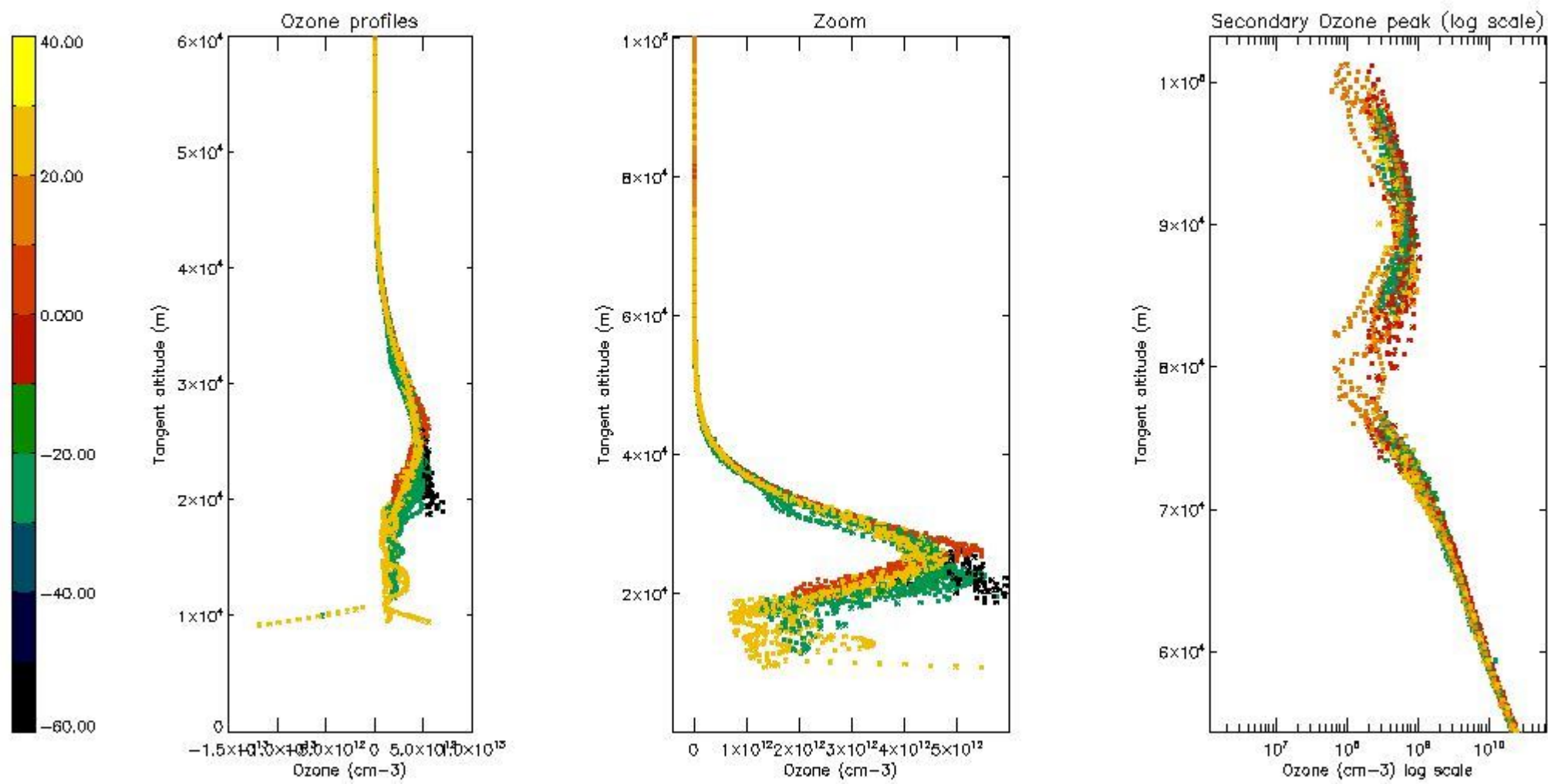
5.4 Plot ozone profiles where STD < 10% (dark without errors)

The colorbar represents the latitude.



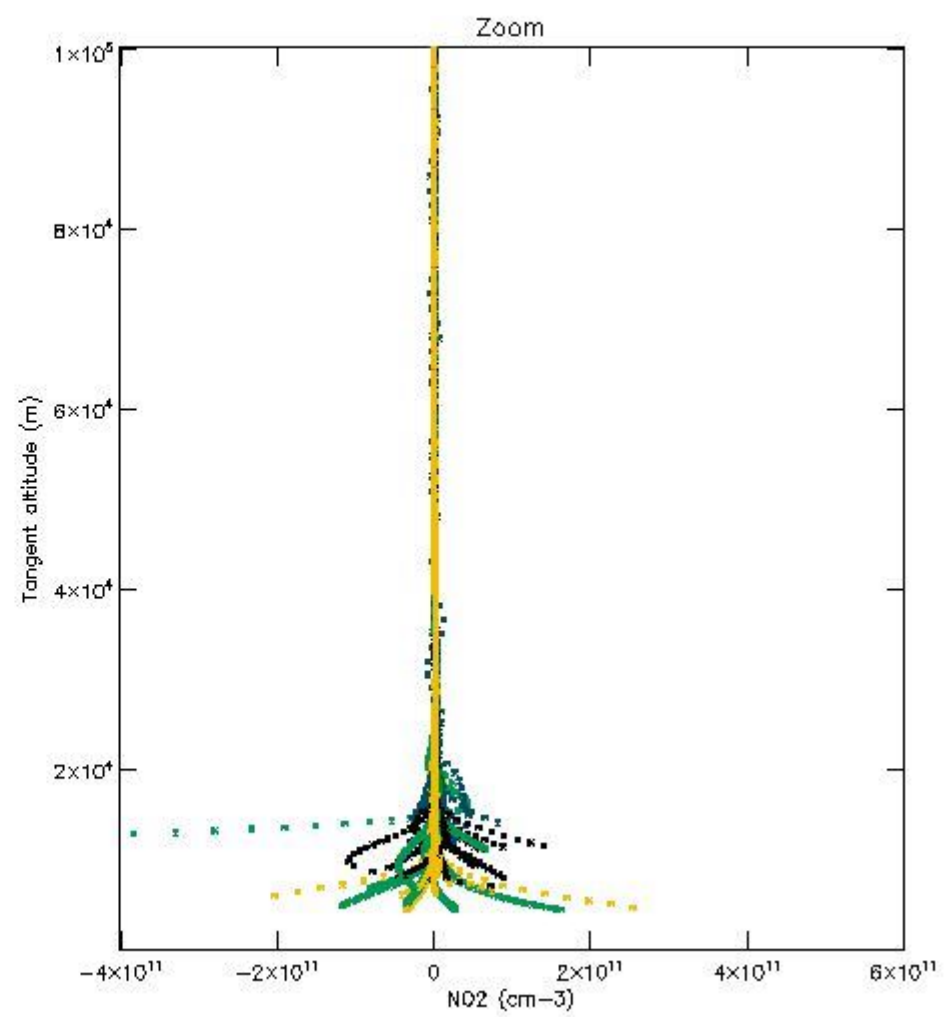
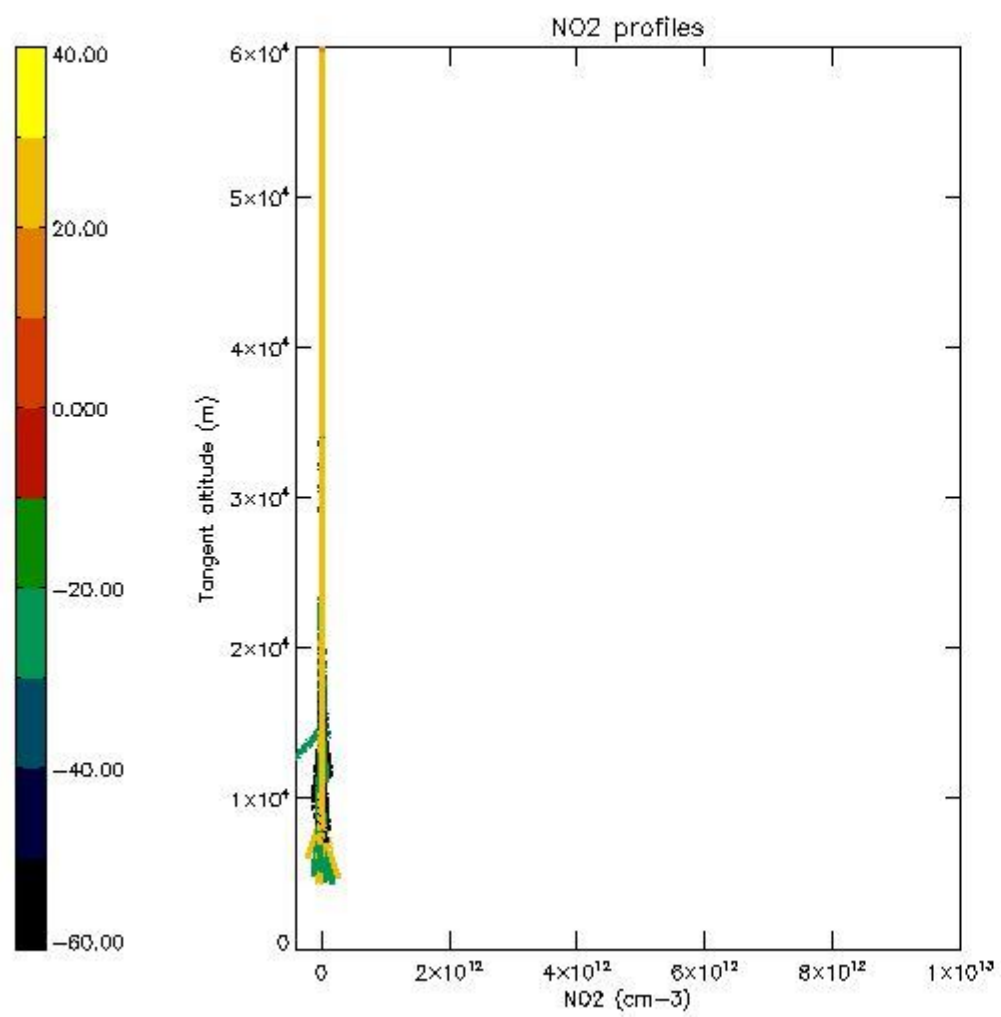
5.5 Plot ozone profiles where STD < 5% (dark without errors)

The colorbar represents the latitude.



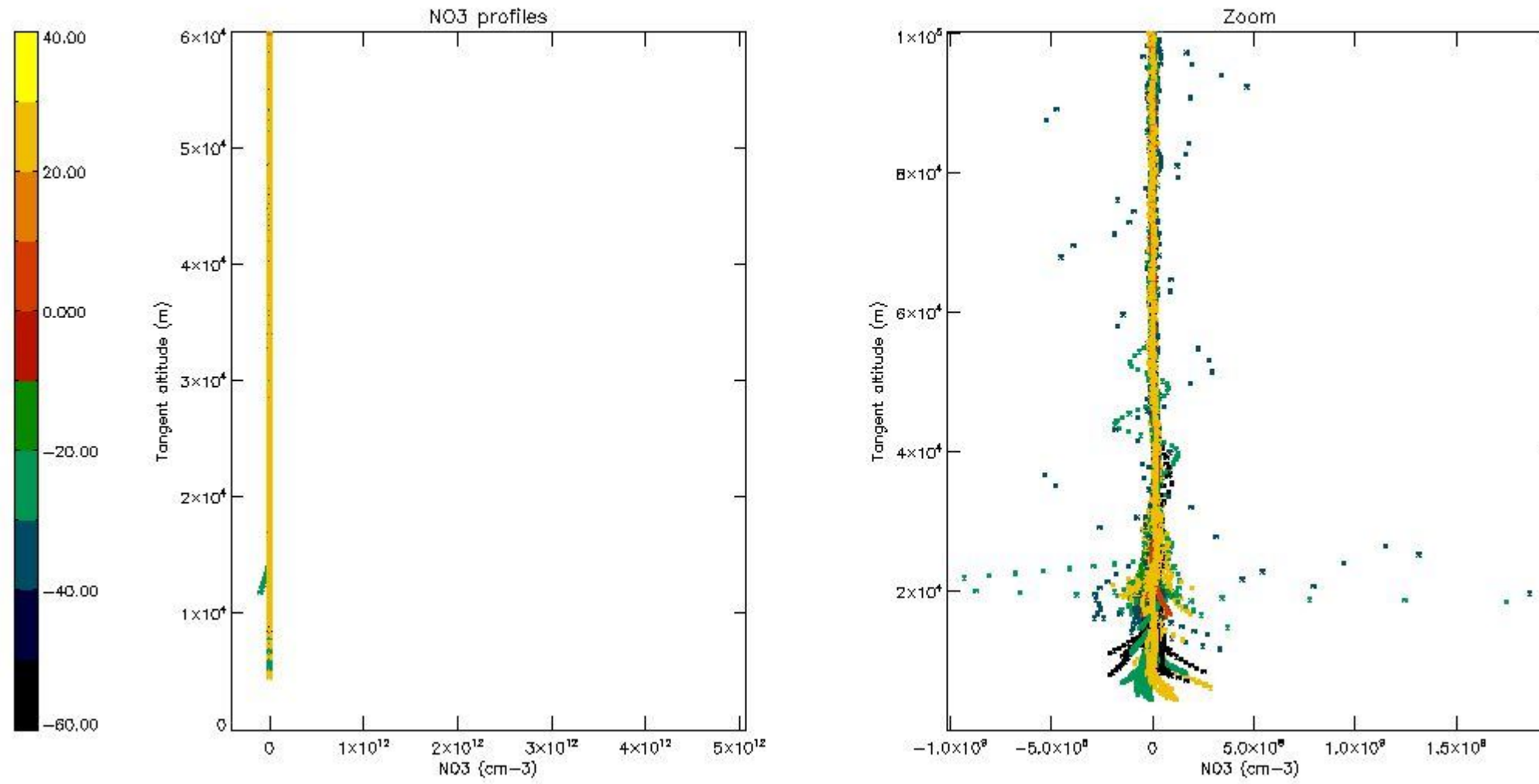
5.6 Plot NO₂ profiles for all STD (dark without errors)

The colorbar represents the latitude.



5.7 Plot NO3 profiles for all STD (dark without errors)

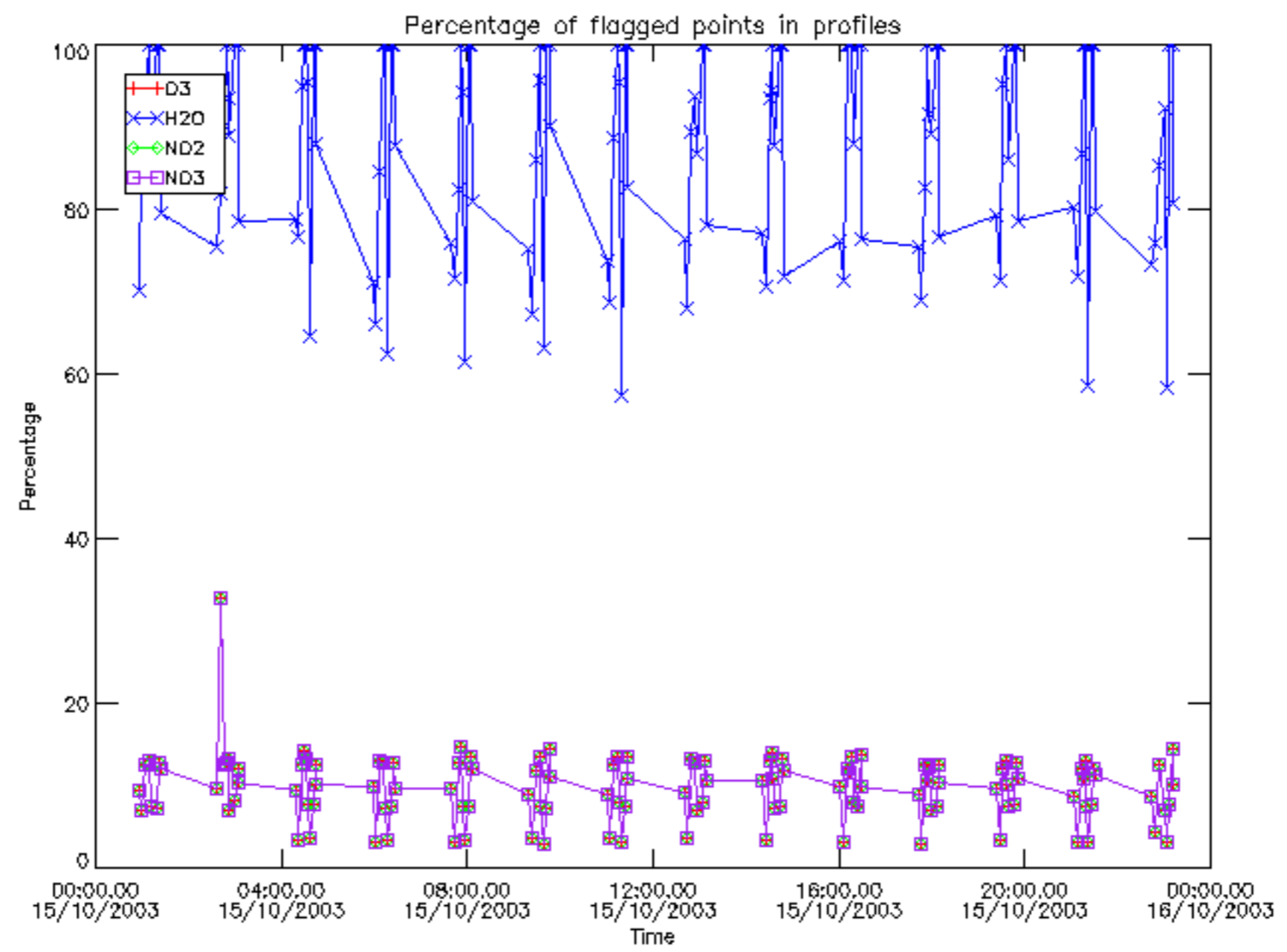
The colorbar represents the latitude.



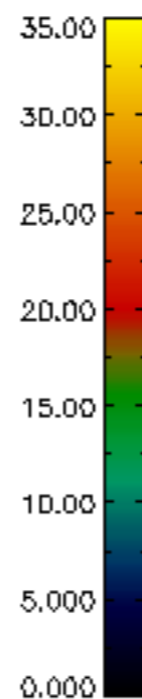
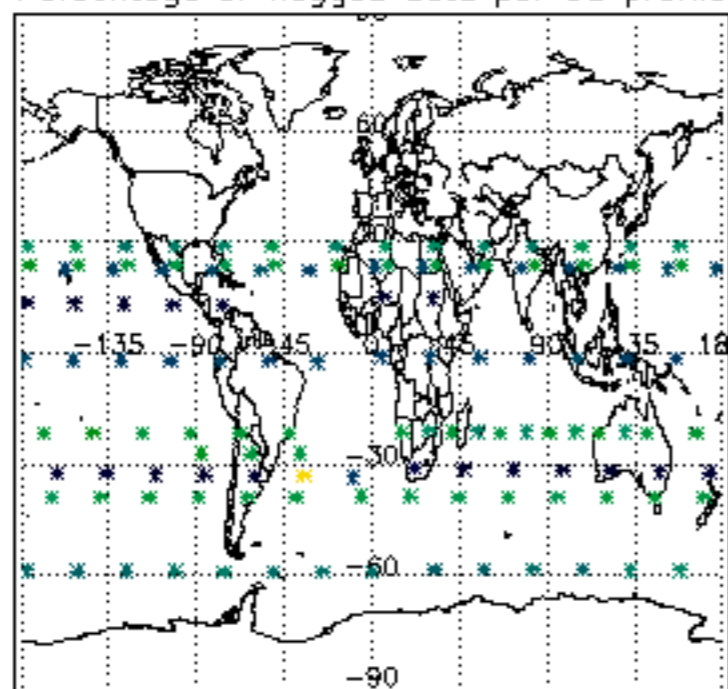
6. Auxiliary Data Files used for the production reported in section 2

The number reported in the third column indicates since which file (see list in section 2) the corresponding auxiliary file has been used. The fourth column is the date of those product files.

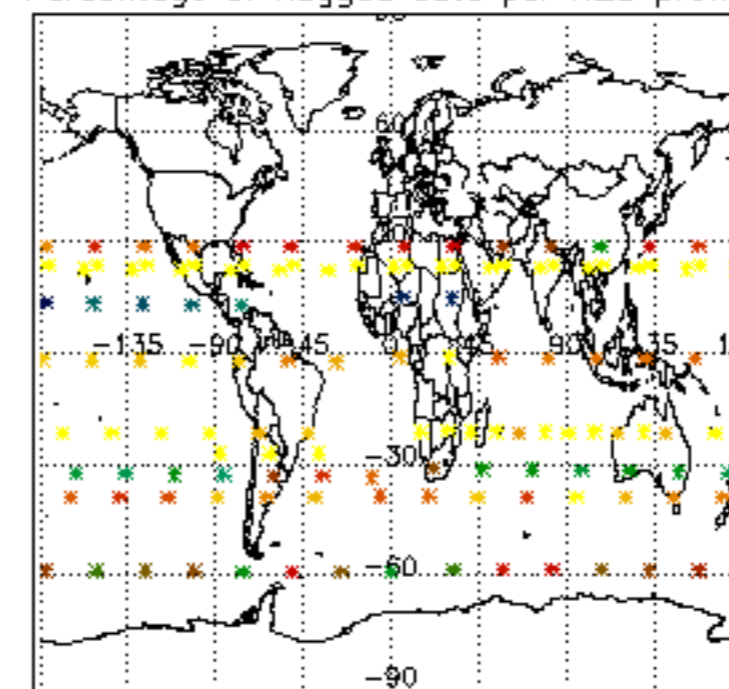
Type	Auxiliary Filename	Used since product	Used since product date
INST_PHYS_CHARACTERISTICS	GOM_INS_AXVIEC20091111_143220_20030716_120000_20500101_000000	1	15-OCT-2003 00:04:50
LEVEL-2_PROC_CONFIG	GOM_PR2_AXVIEC20091111_152718_20020301_000000_20500101_000000	1	15-OCT-2003 00:04:50
CROSS_SECTIONS_FILE	GOM_CRS_AXVIEC20091111_154832_20020301_000000_20500101_000000	1	15-OCT-2003 00:04:50



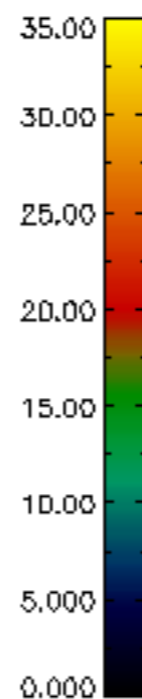
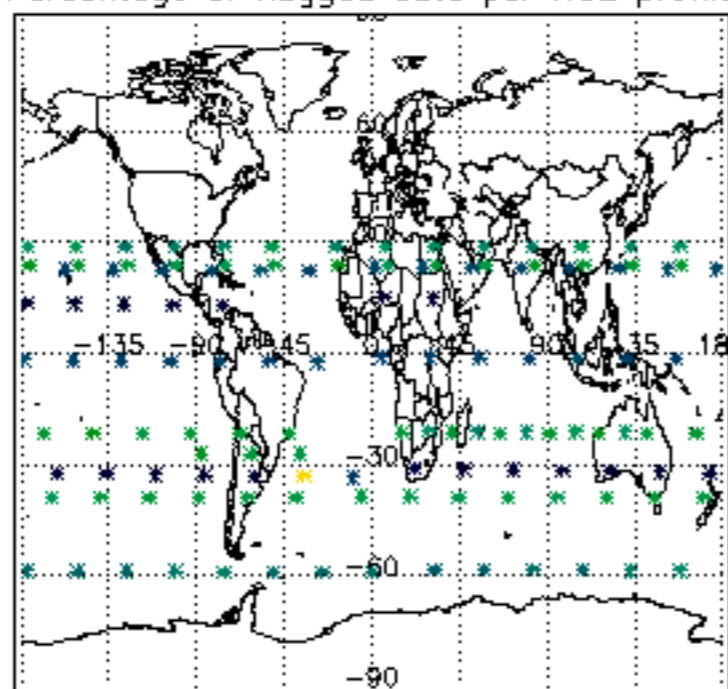
Percentage of flagged data per D3 profile



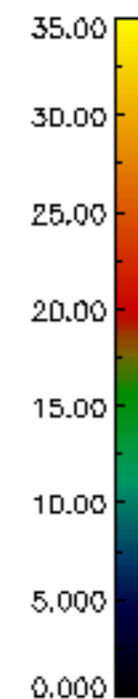
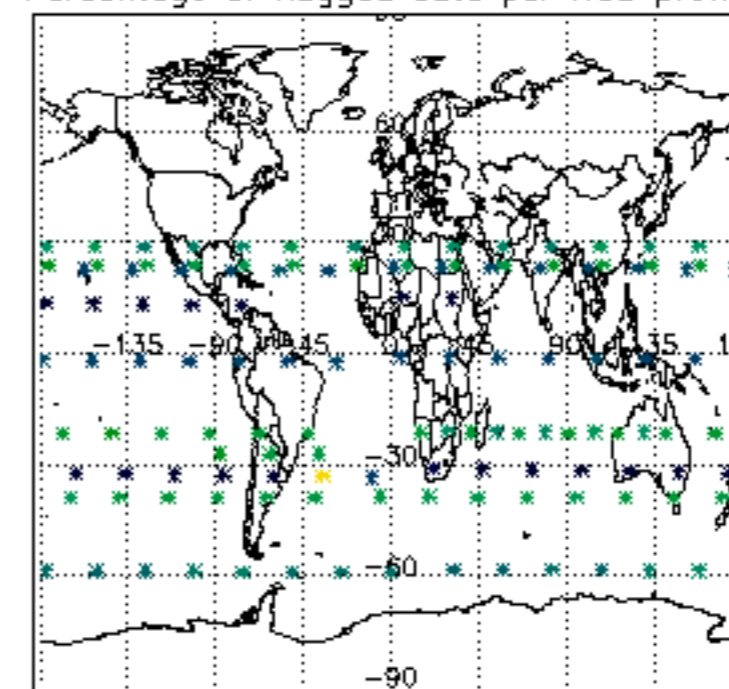
Percentage of flagged data per H2O profile

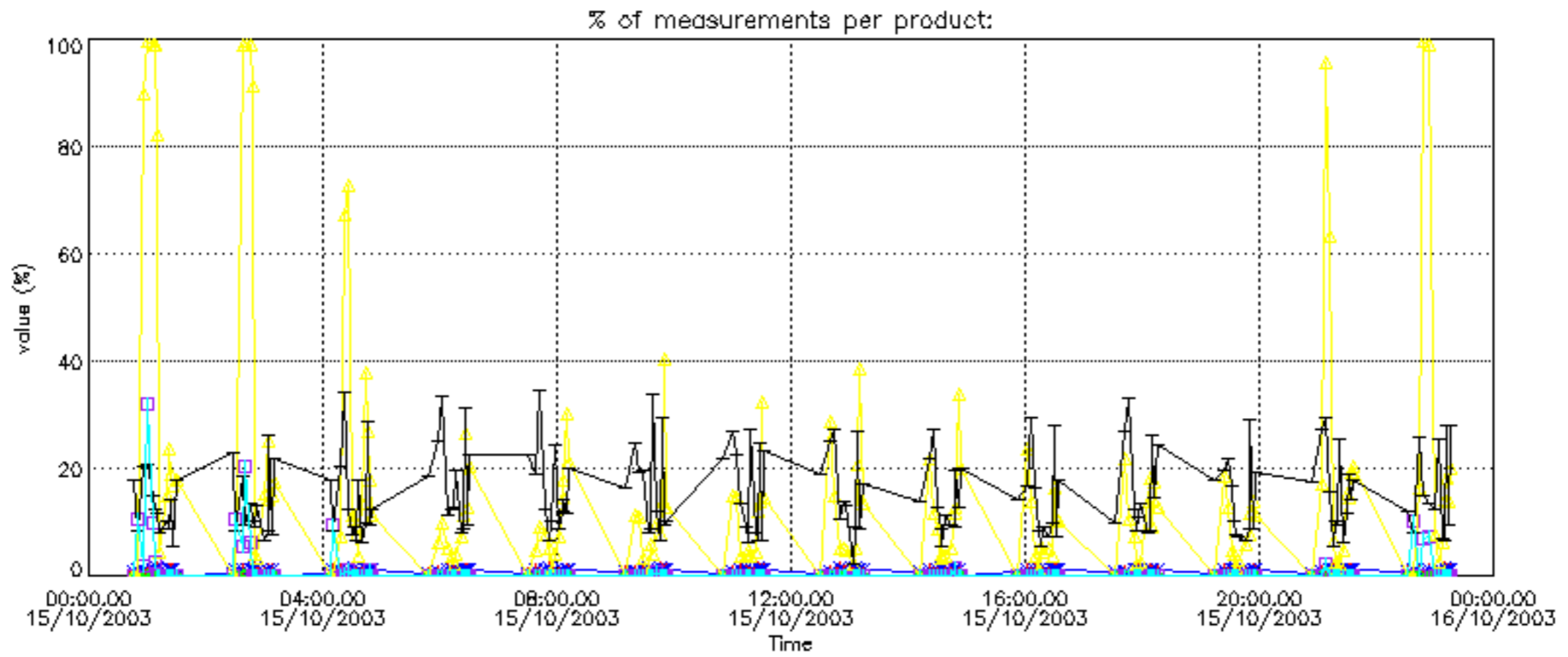


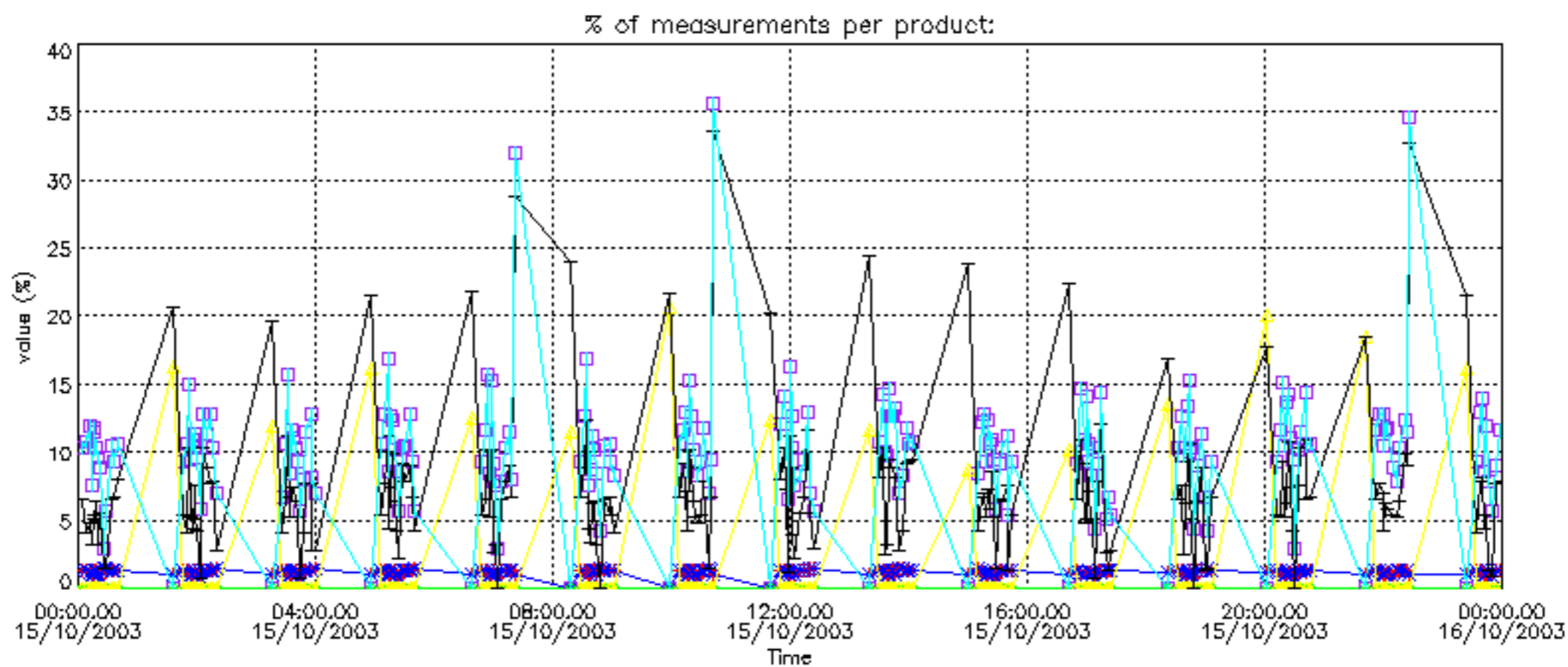
Percentage of flagged data per NO2 profile



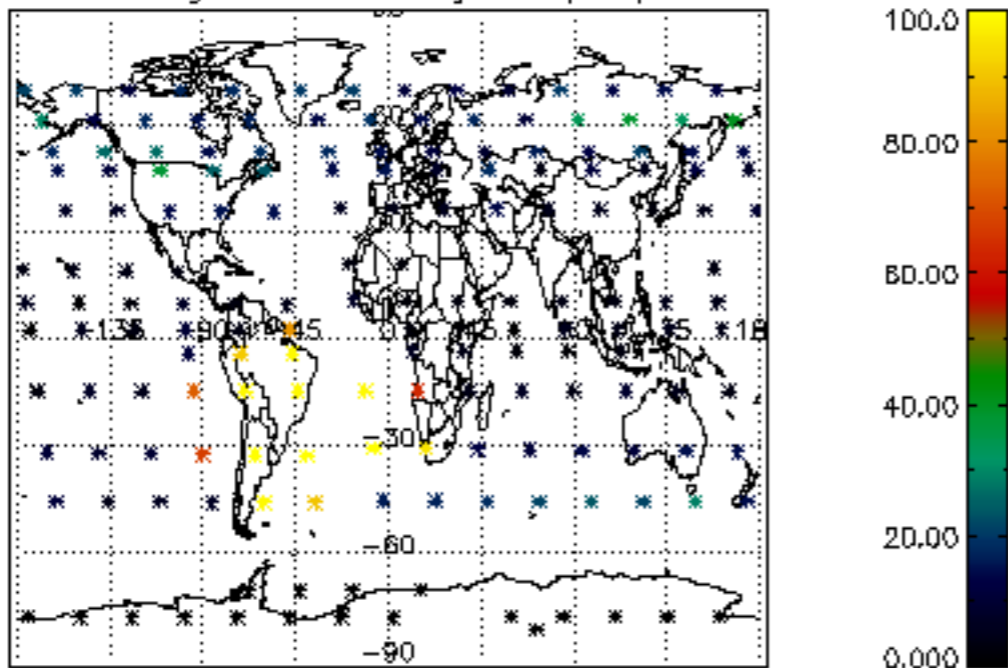
Percentage of flagged data per NO3 profile



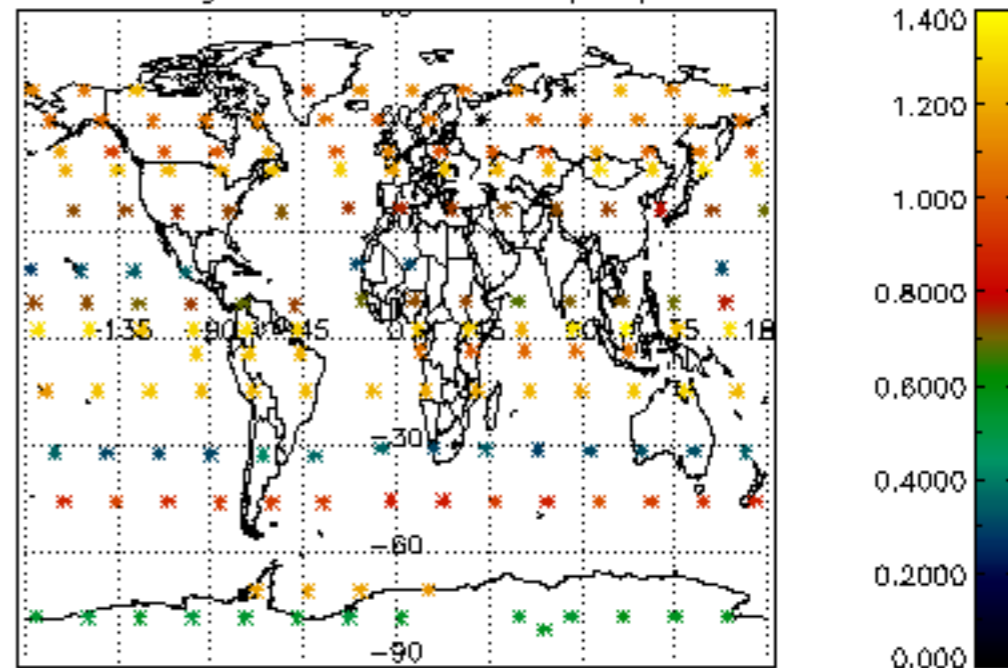




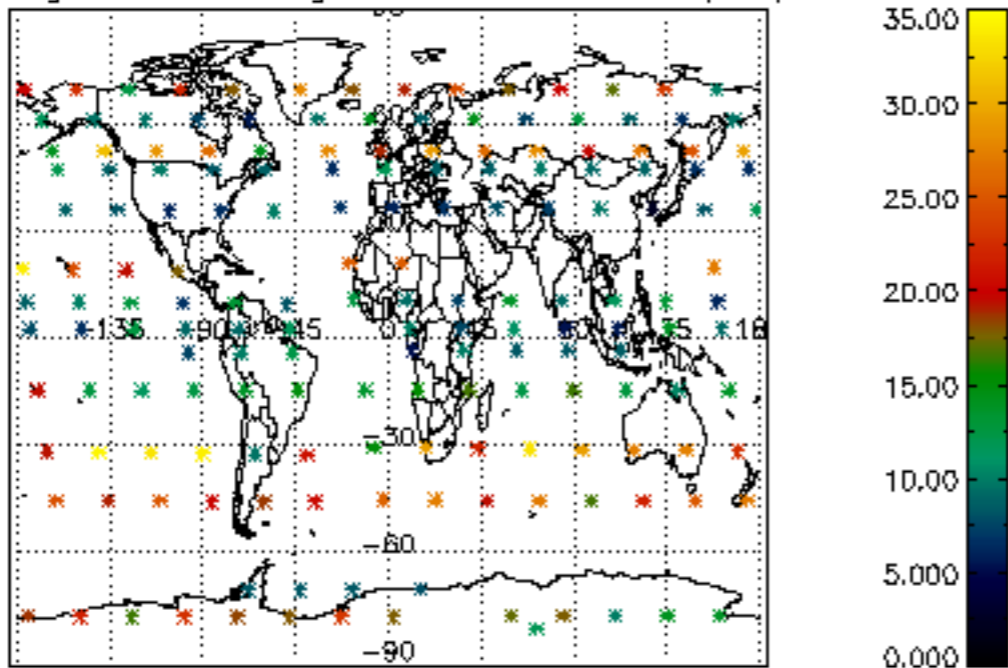
Percentage of cosmic ray hits per profile



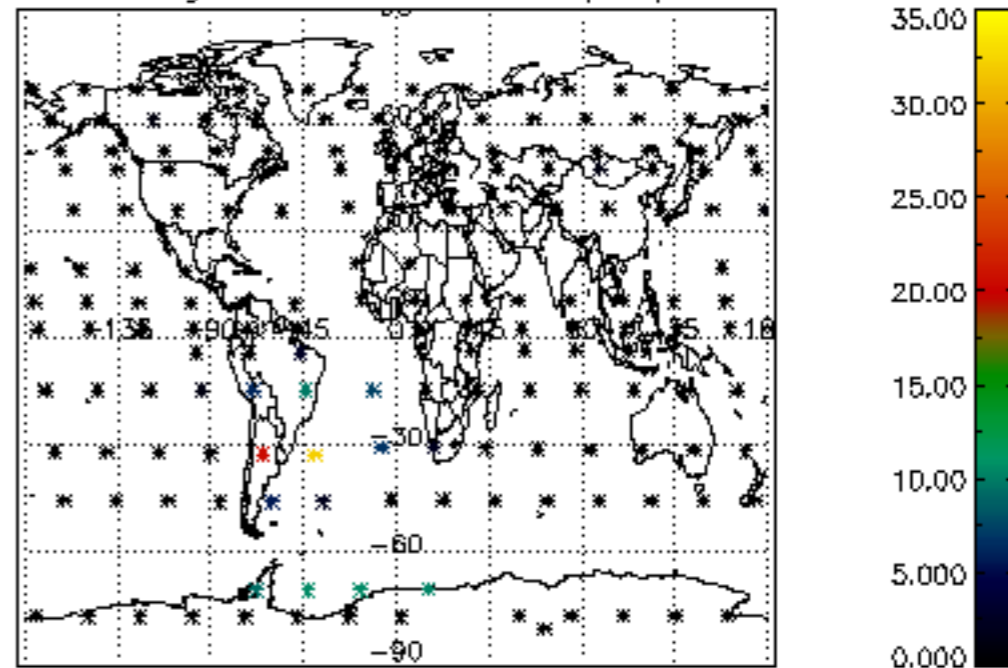
Percentage of datation errors per profile



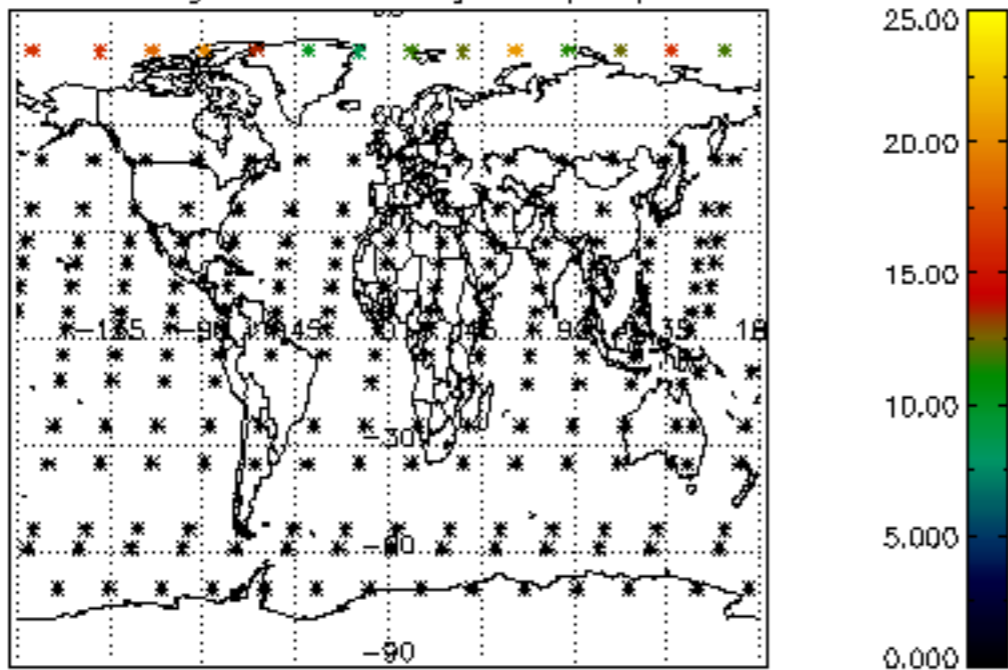
Percentage of star falling outside central band per profile



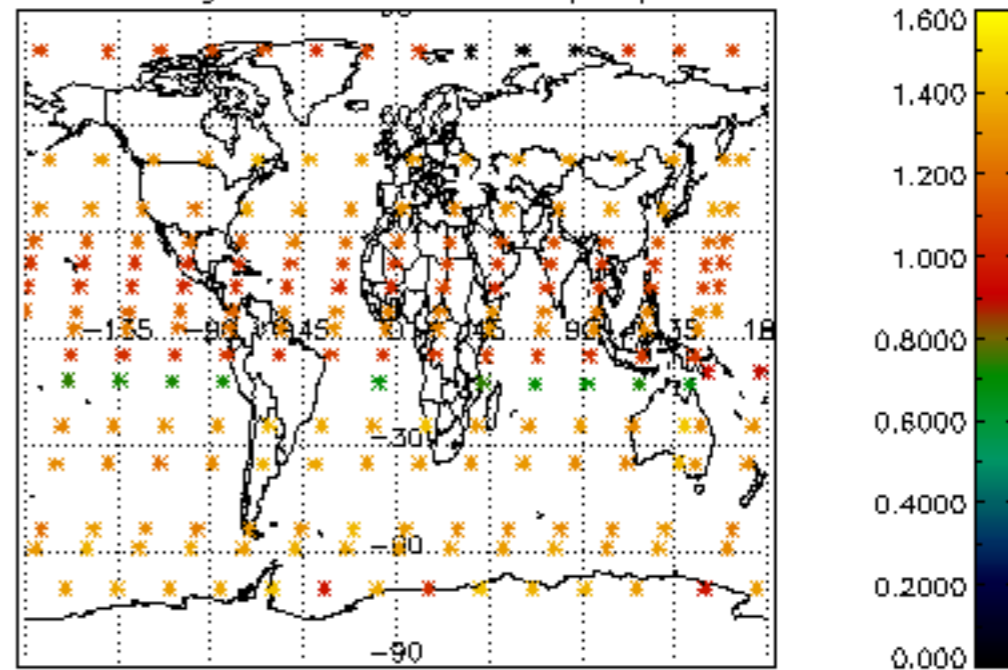
Percentage of saturation errors per profile



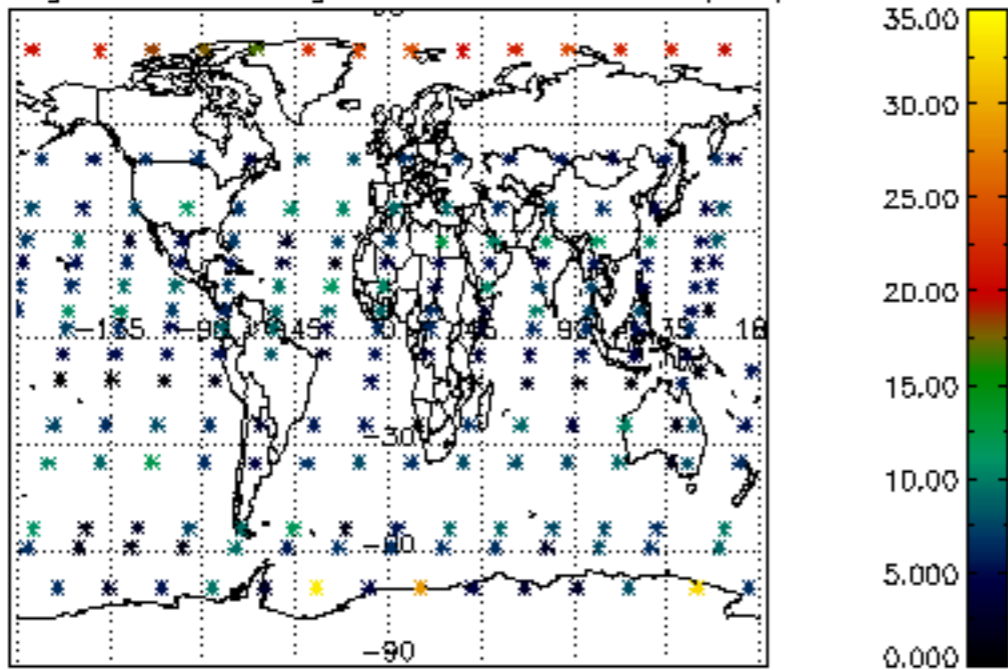
Percentage of cosmic ray hits per profile



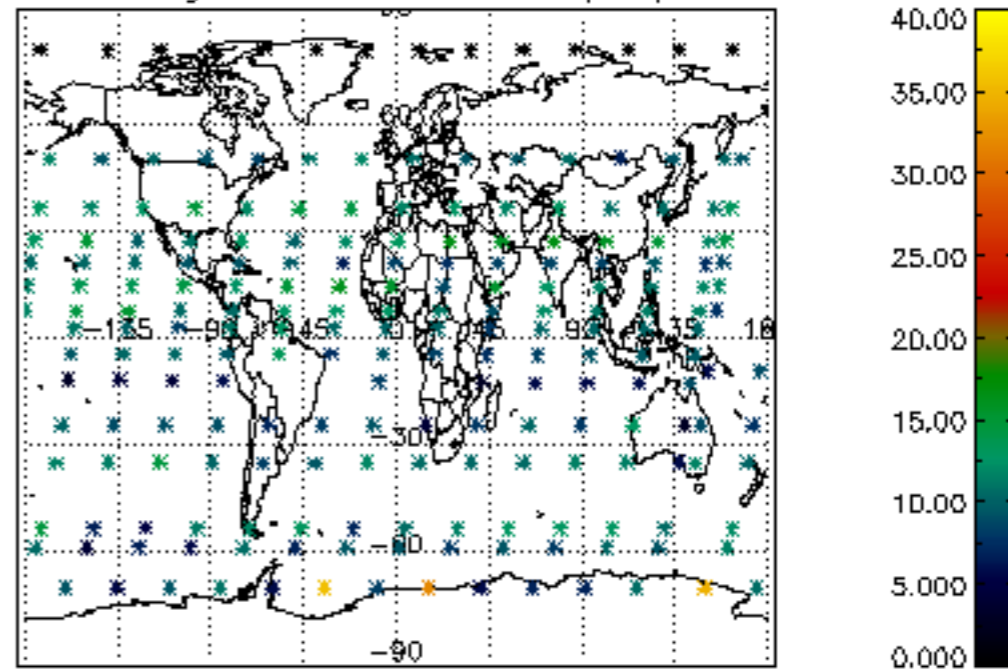
Percentage of datation errors per profile

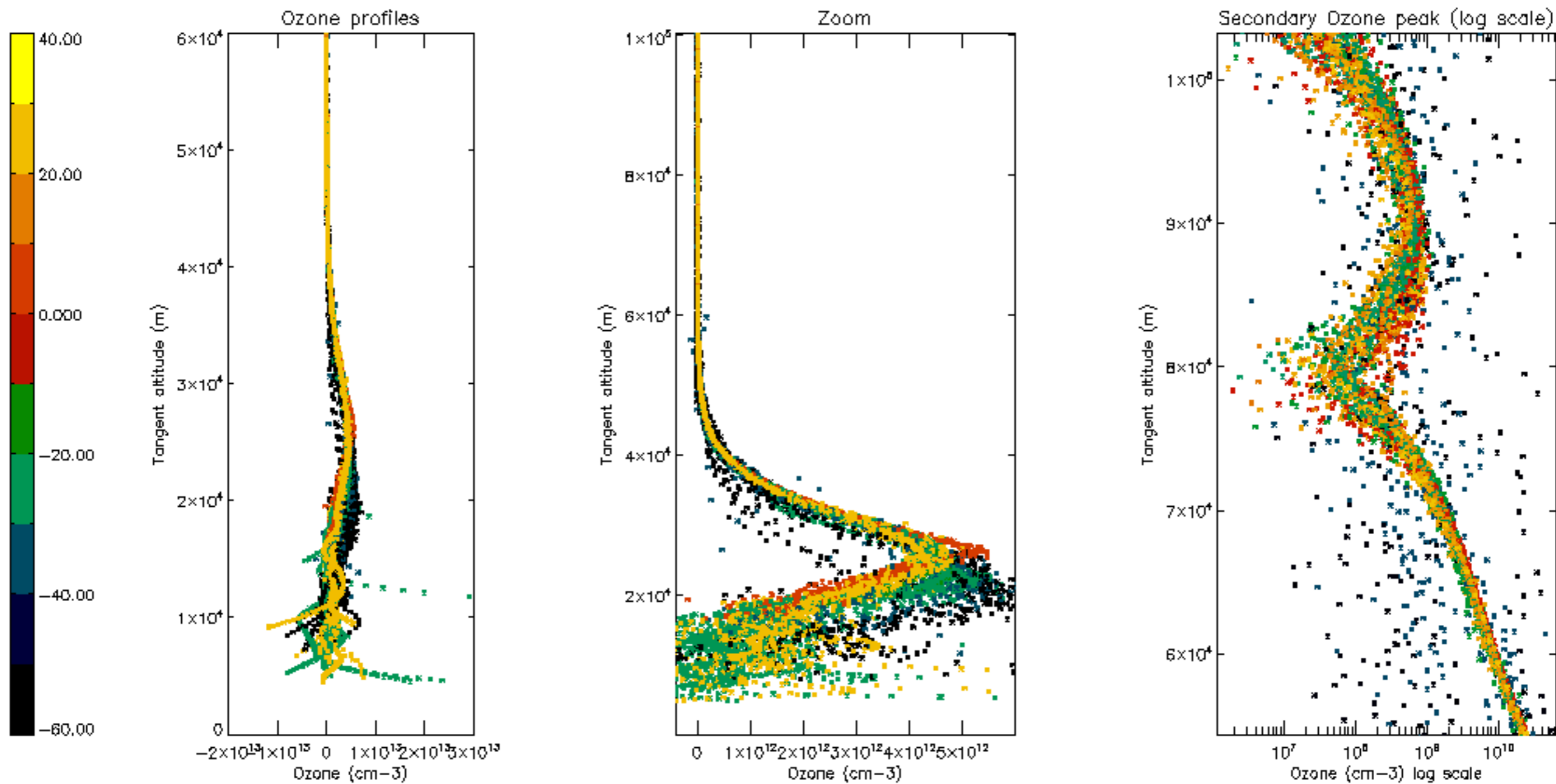


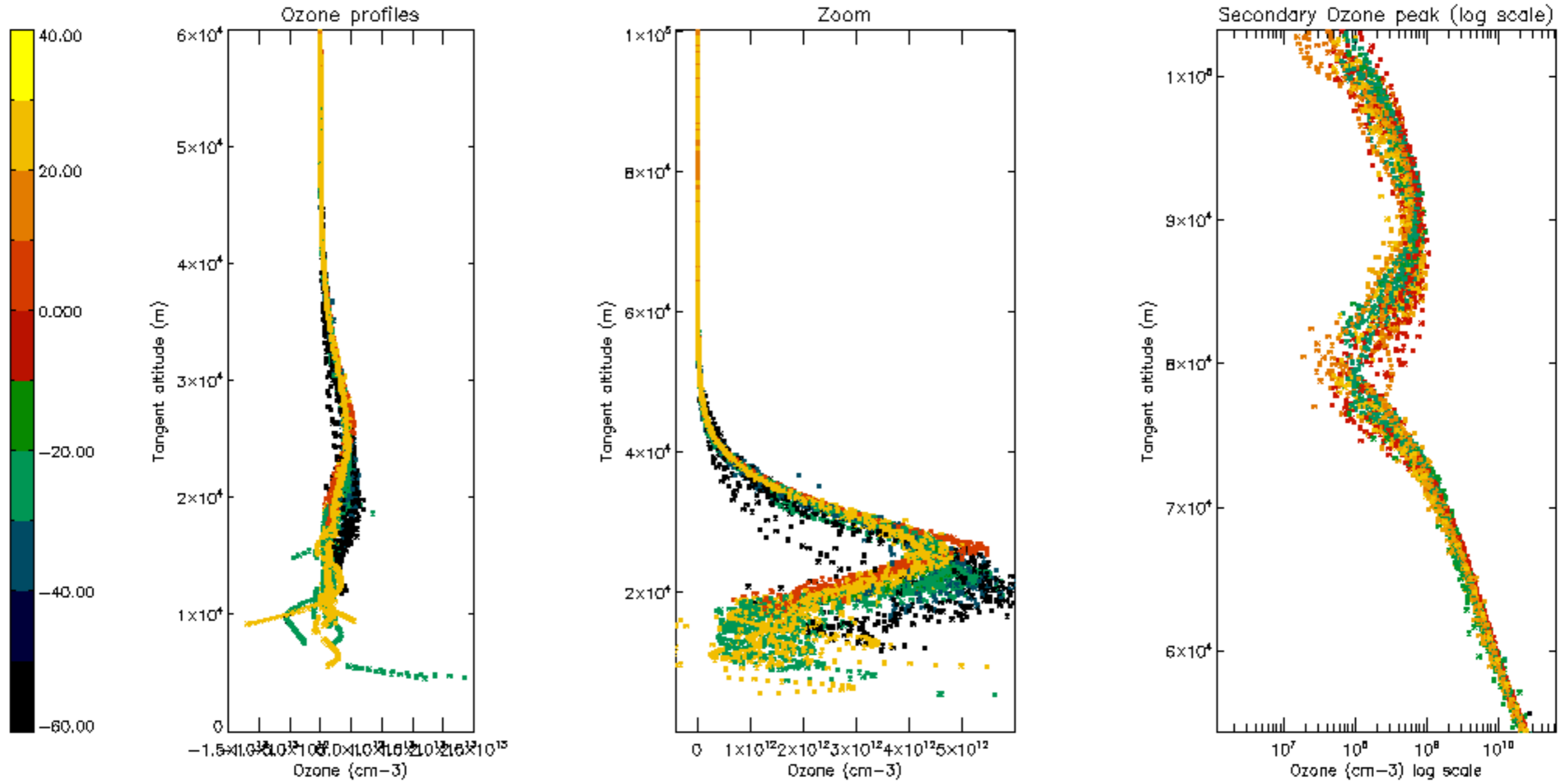
Percentage of star falling outside central band per profile

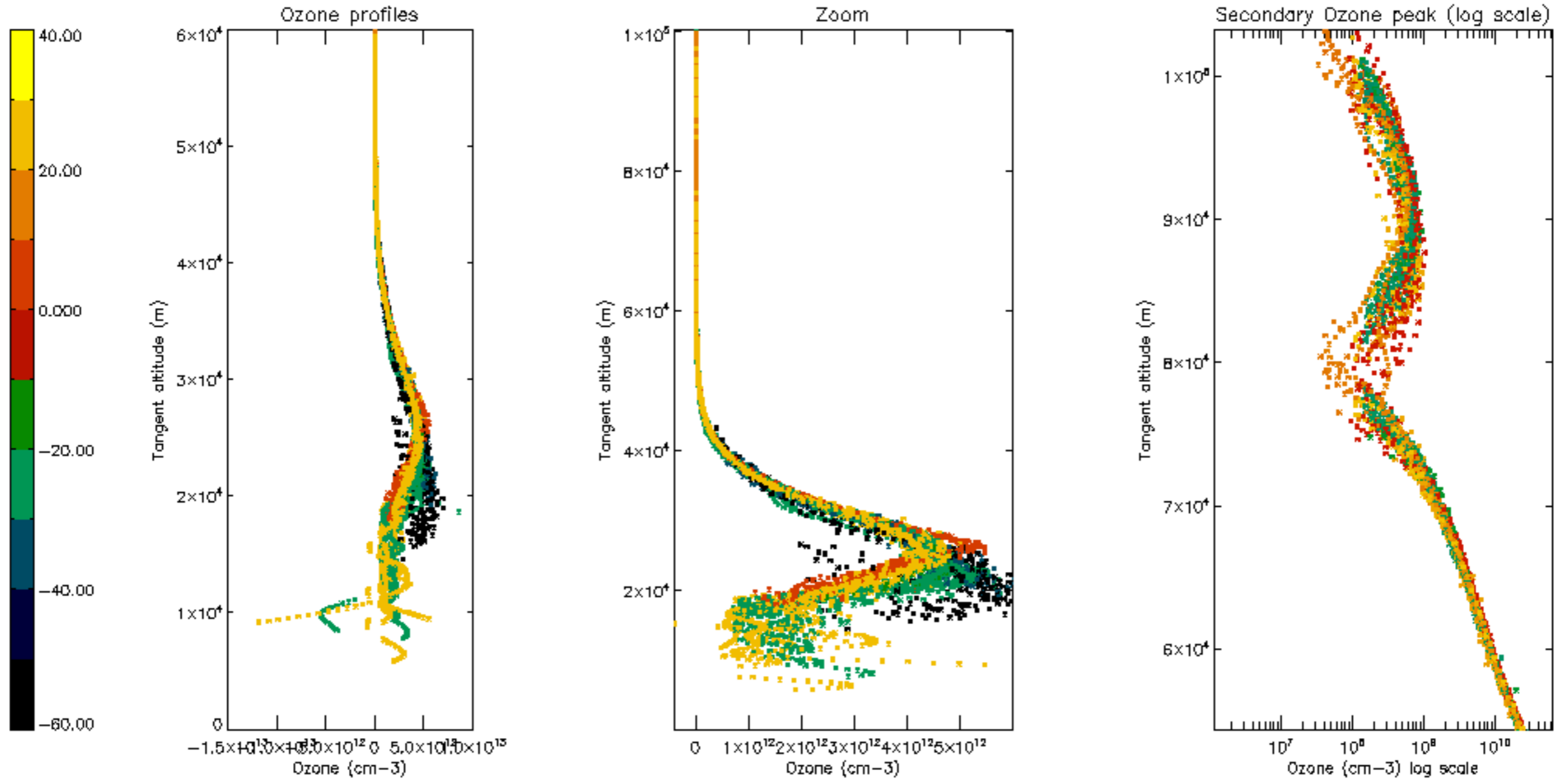


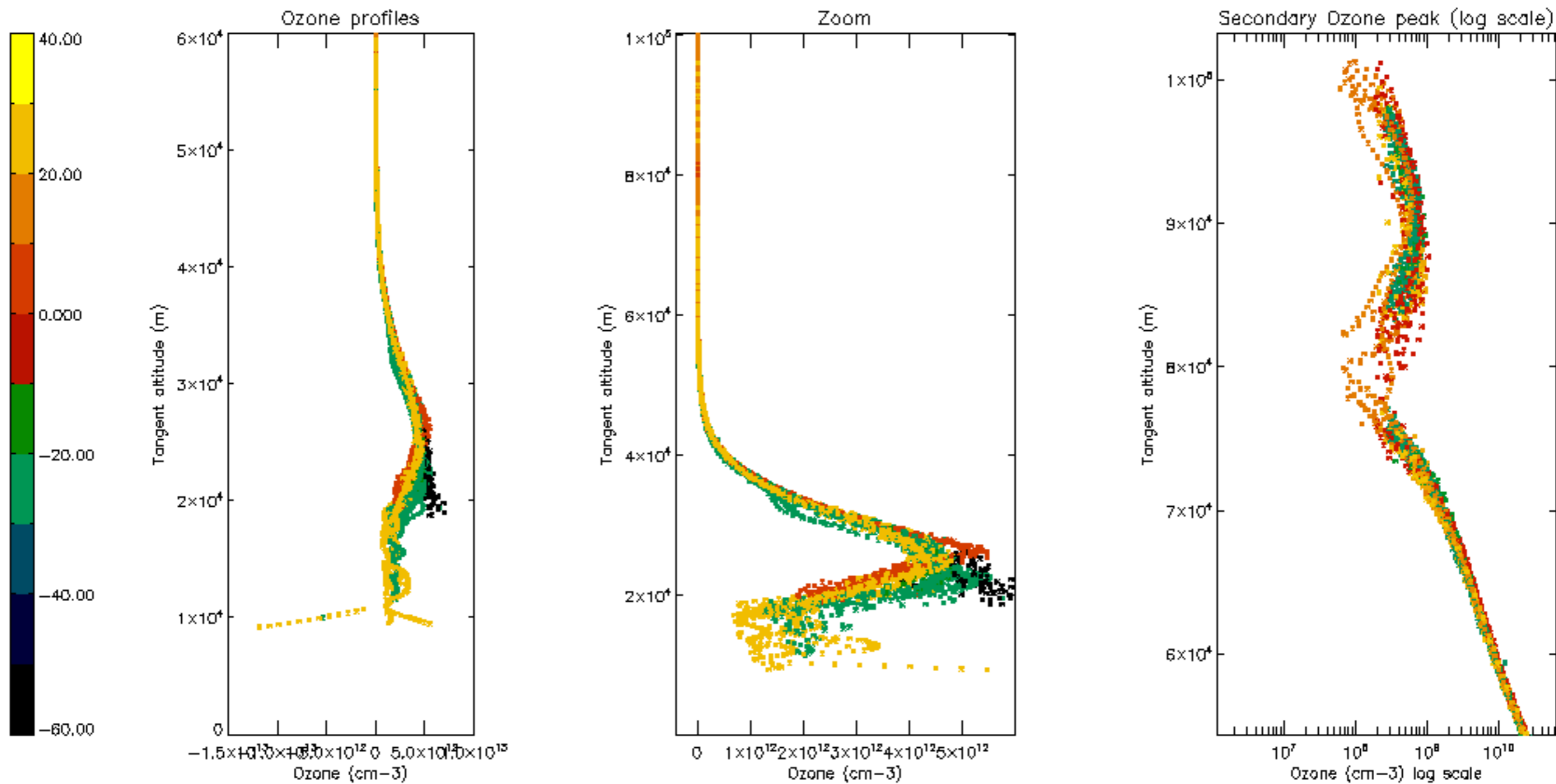
Percentage of saturation errors per profile

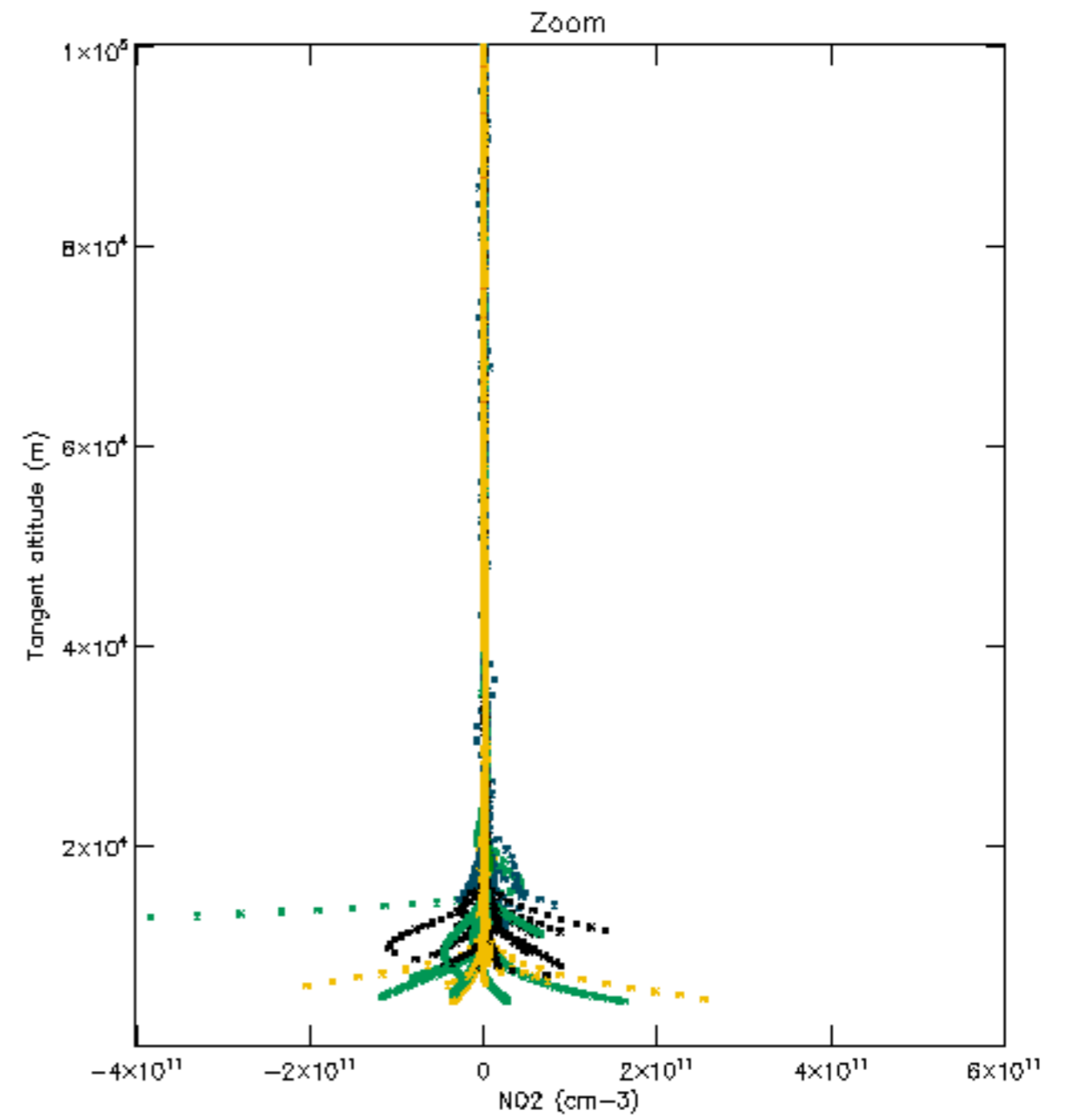
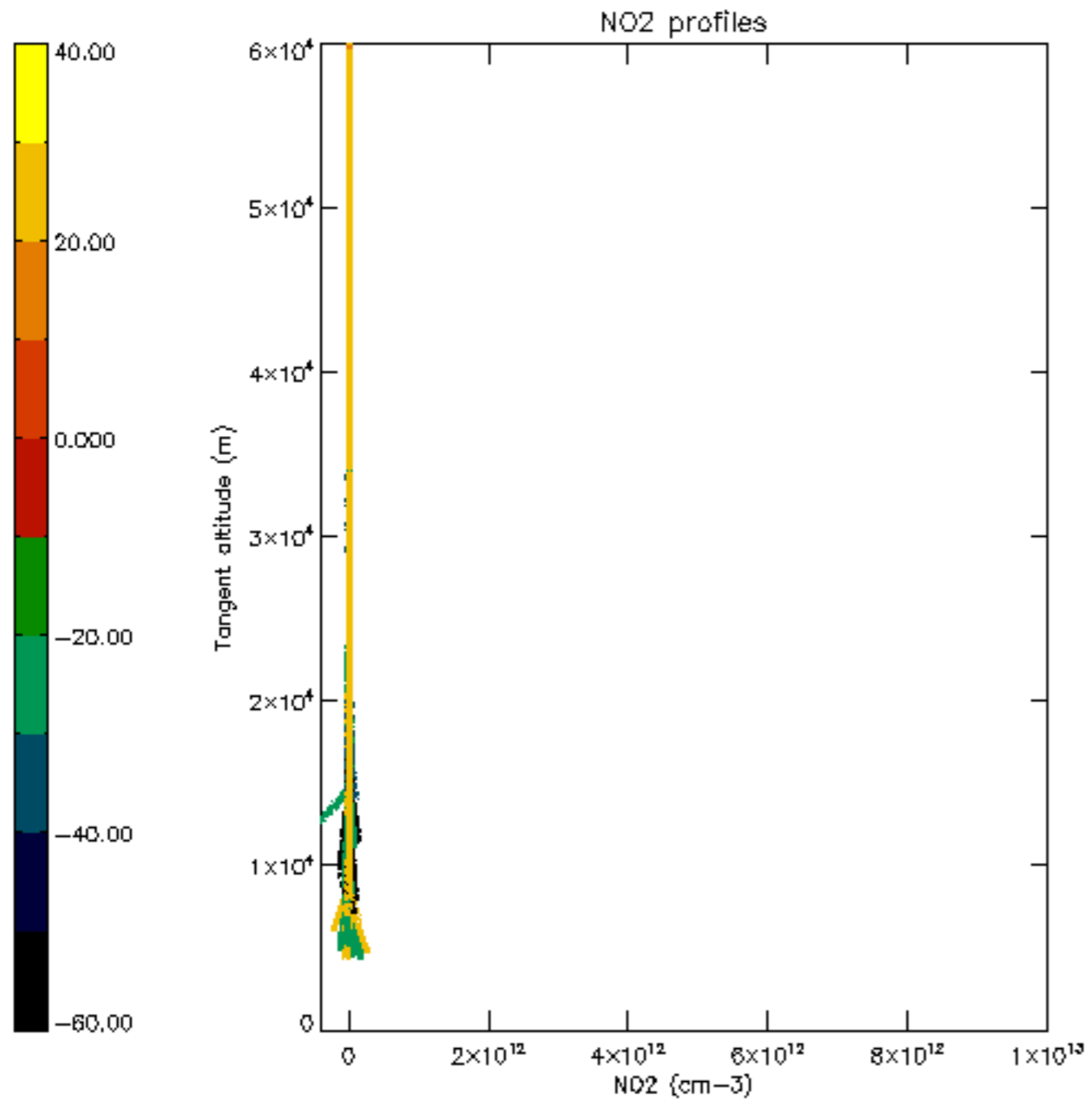


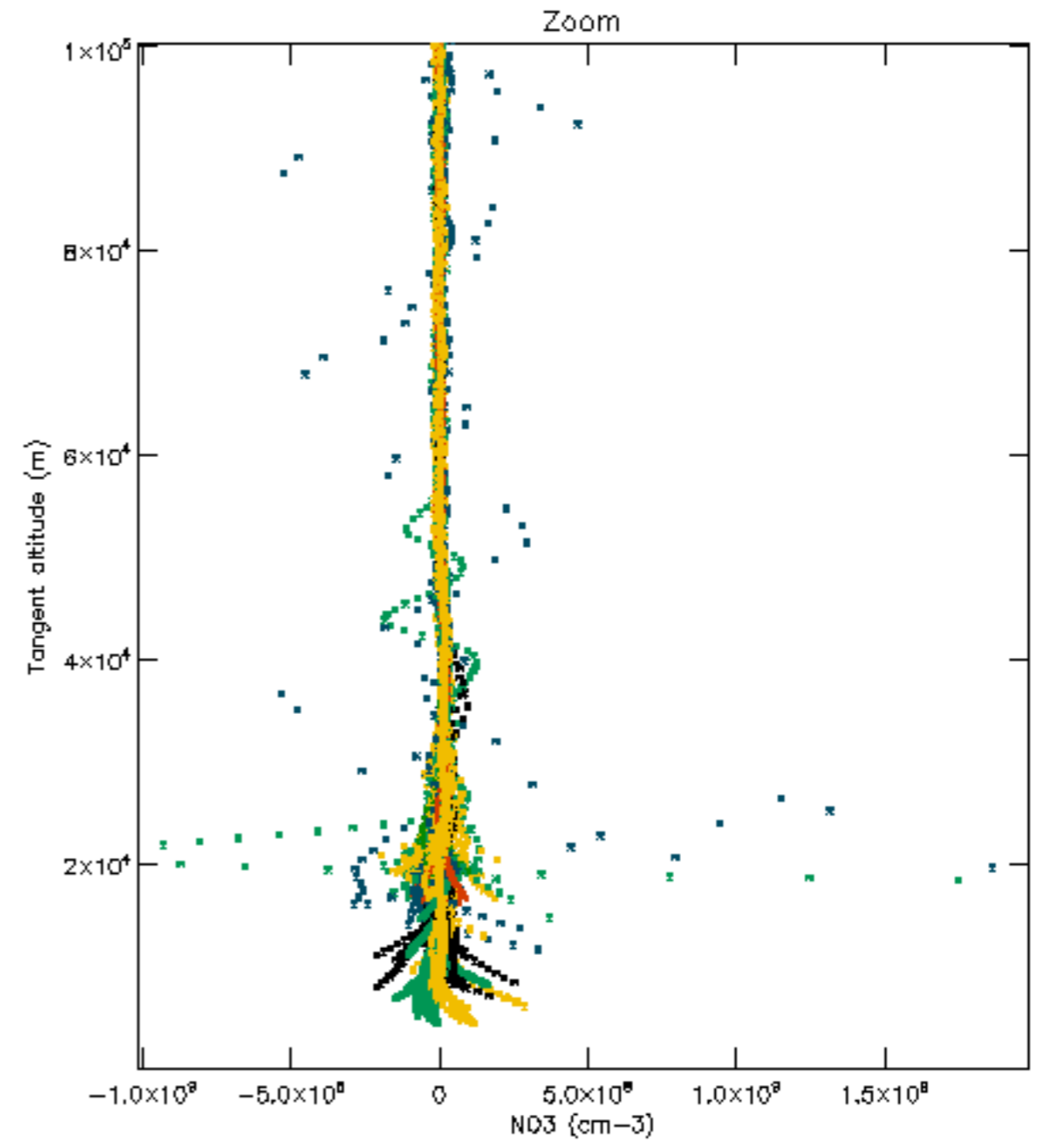
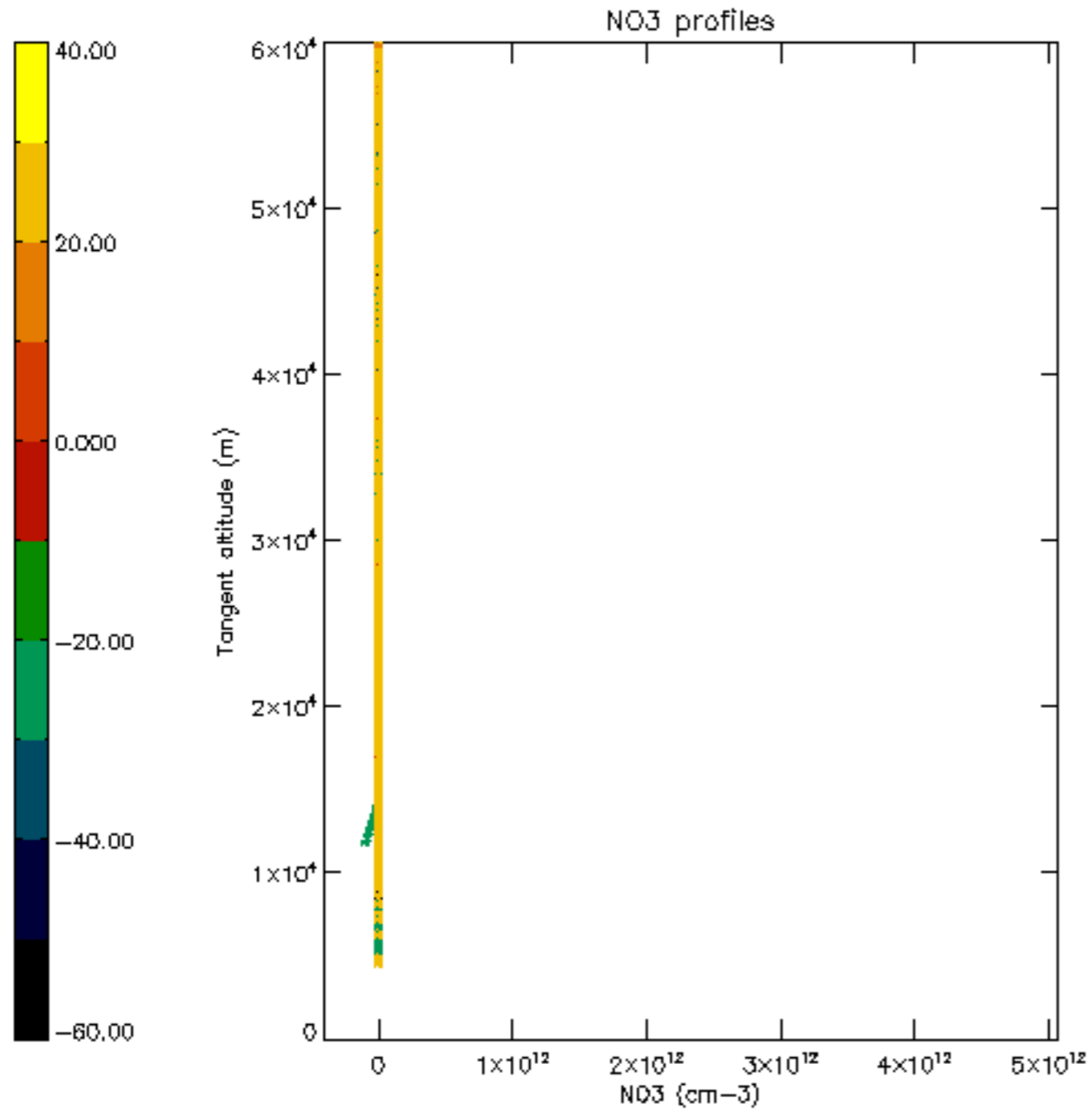


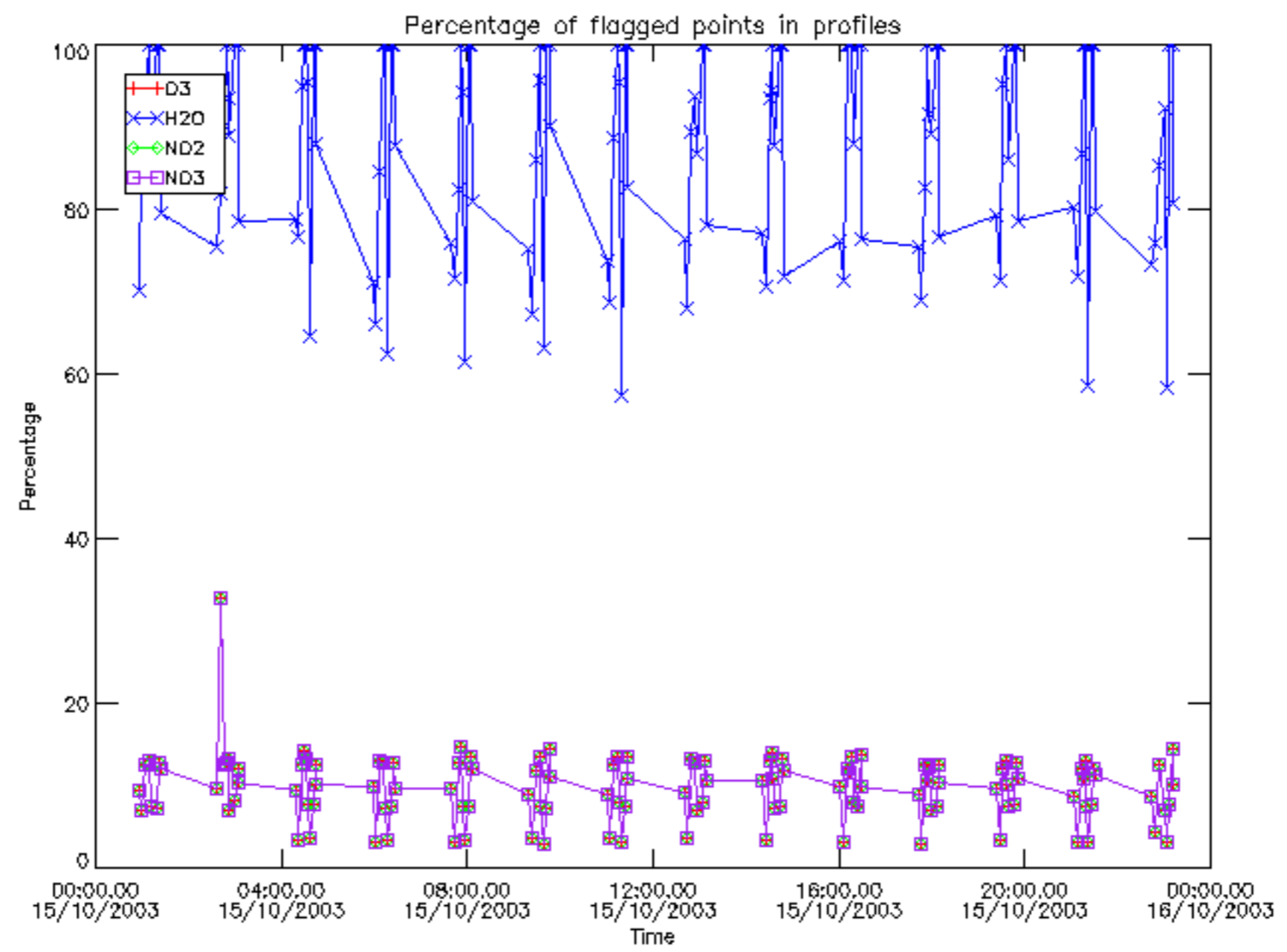




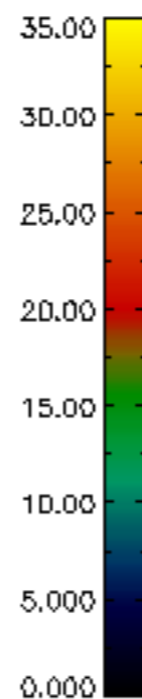
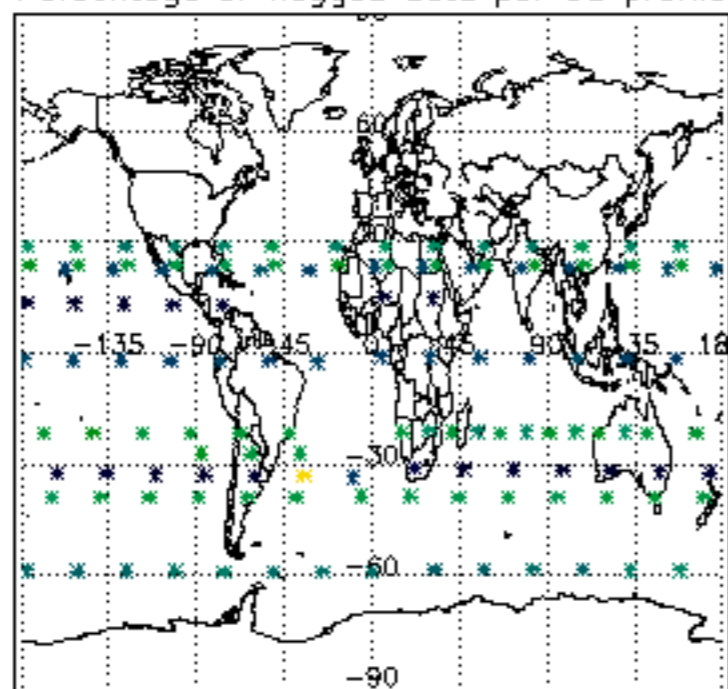




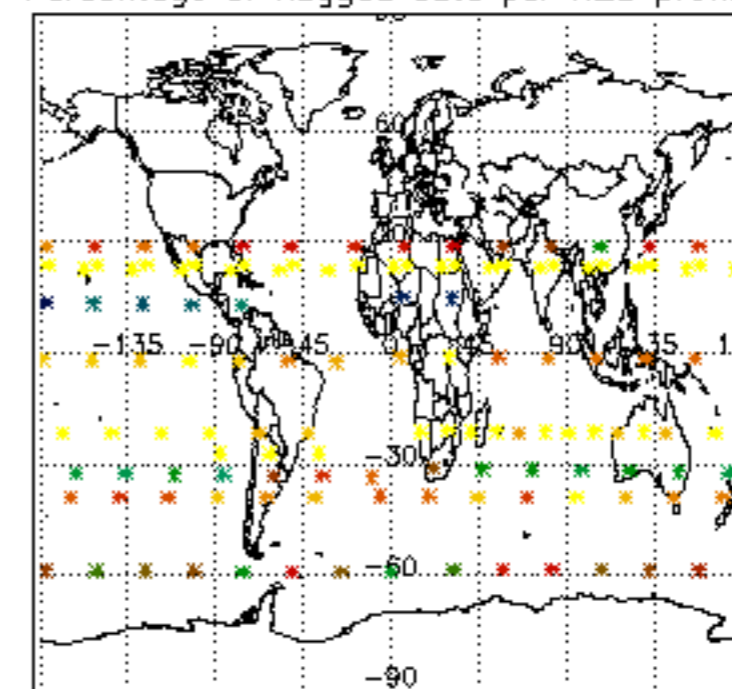




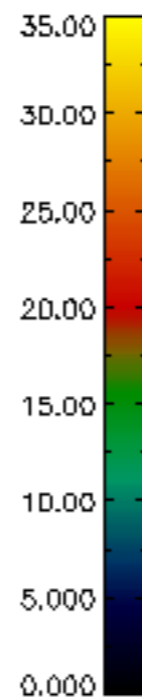
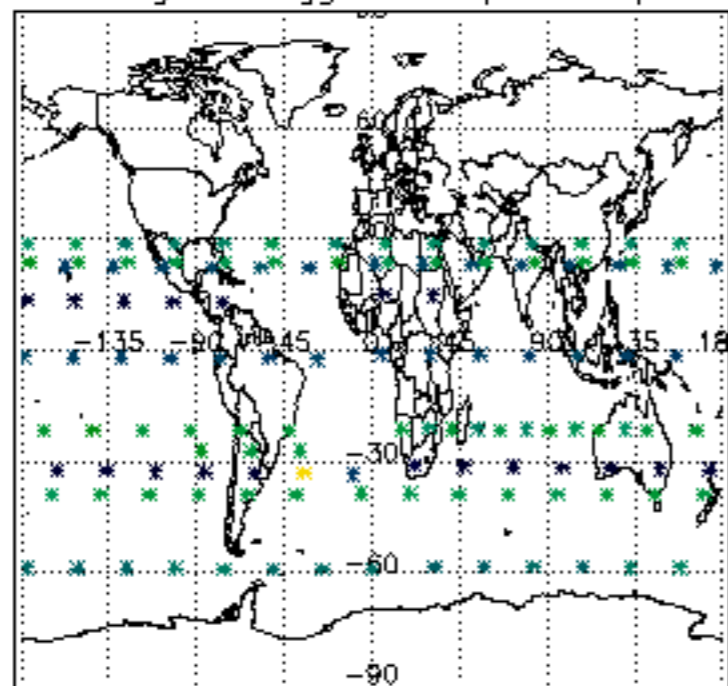
Percentage of flagged data per D3 profile



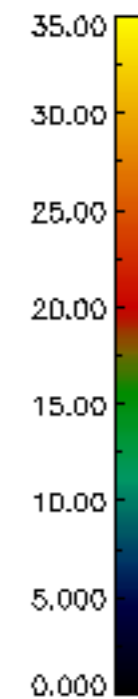
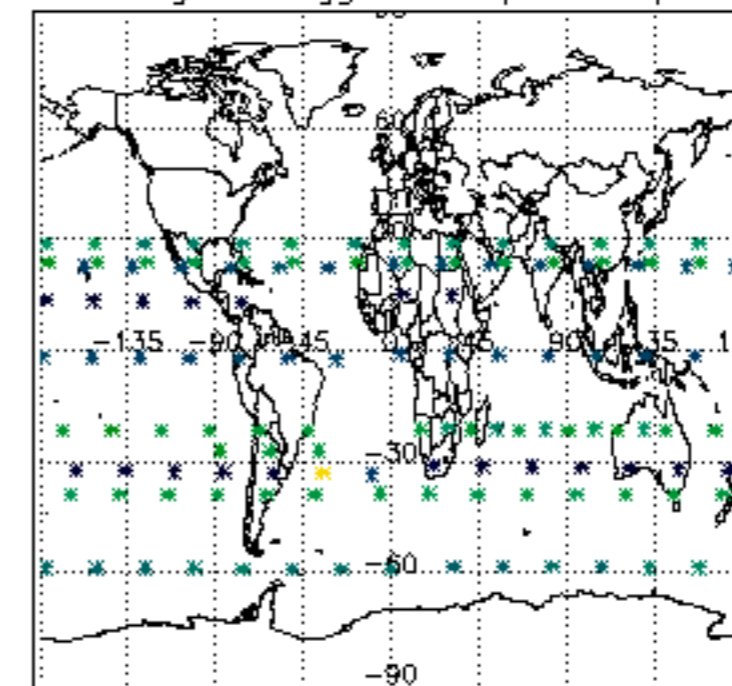
Percentage of flagged data per H2O profile

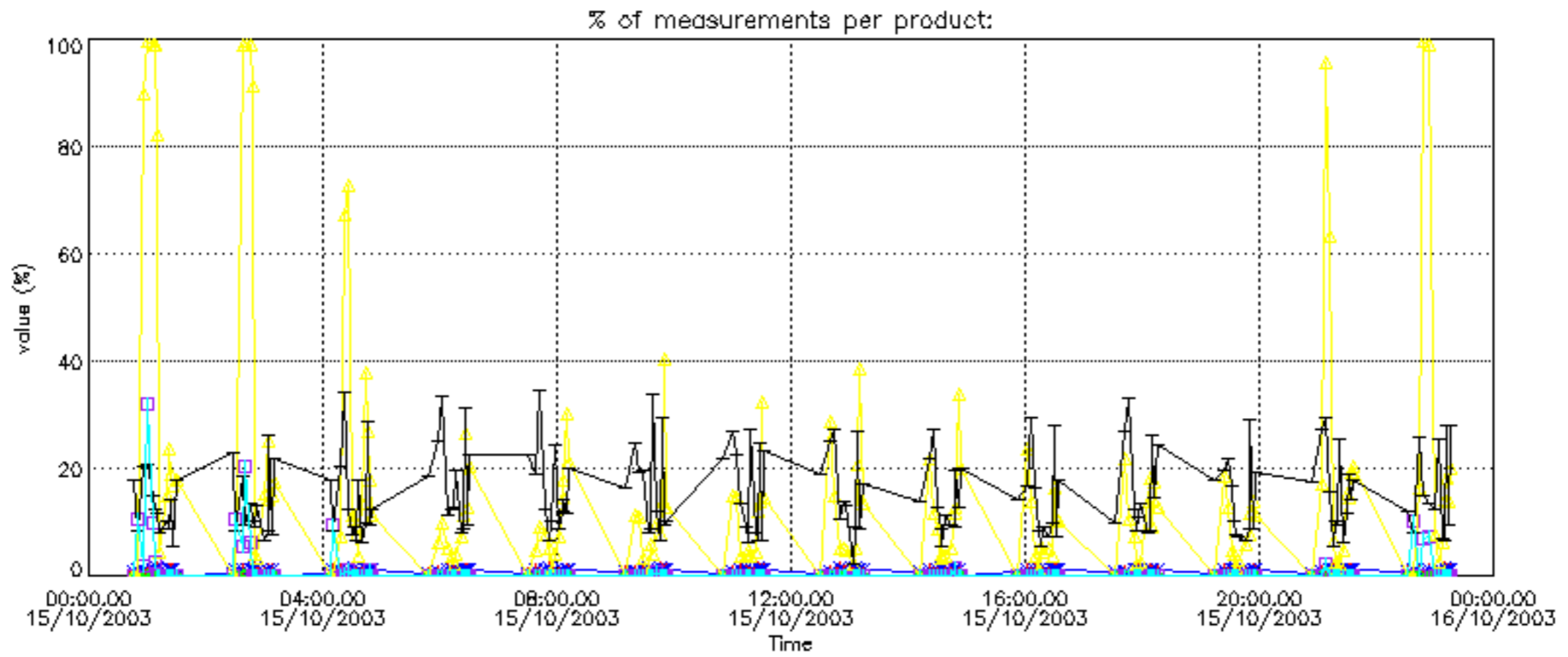


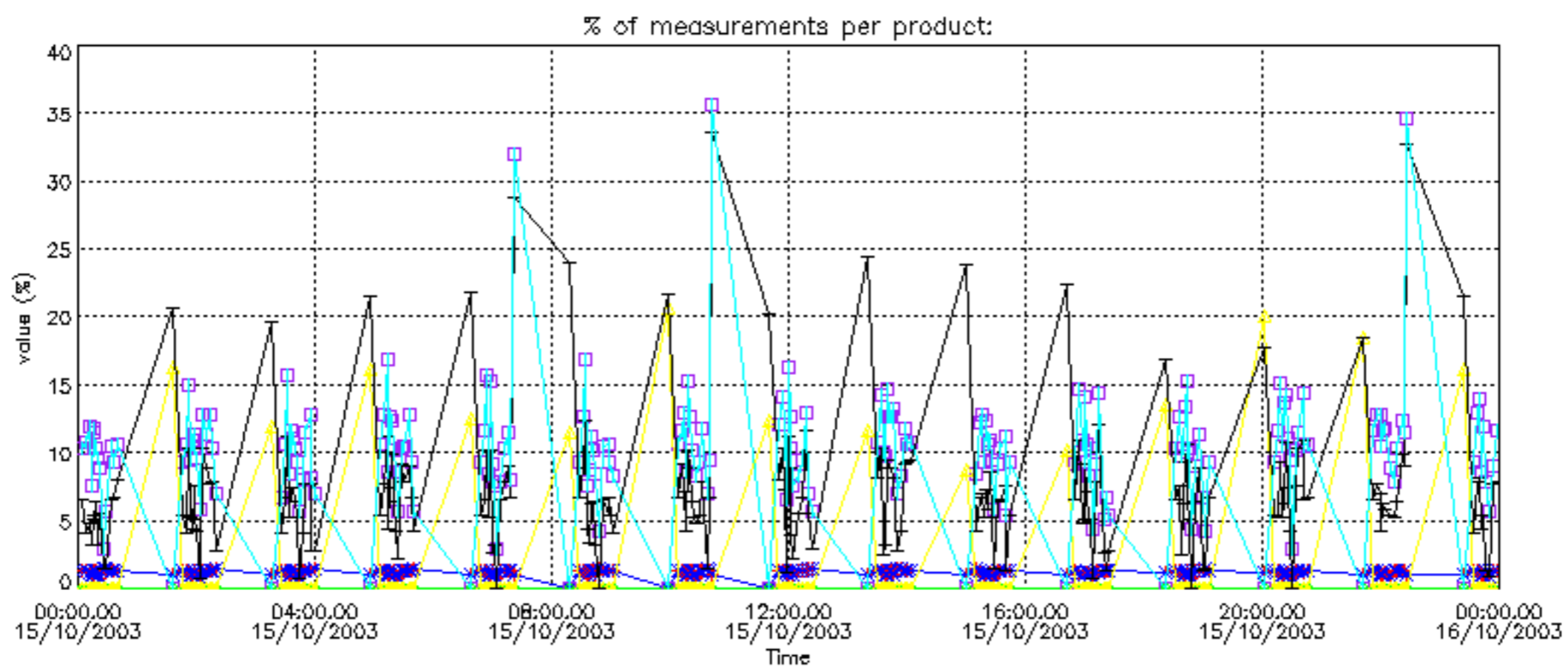
Percentage of flagged data per NO2 profile



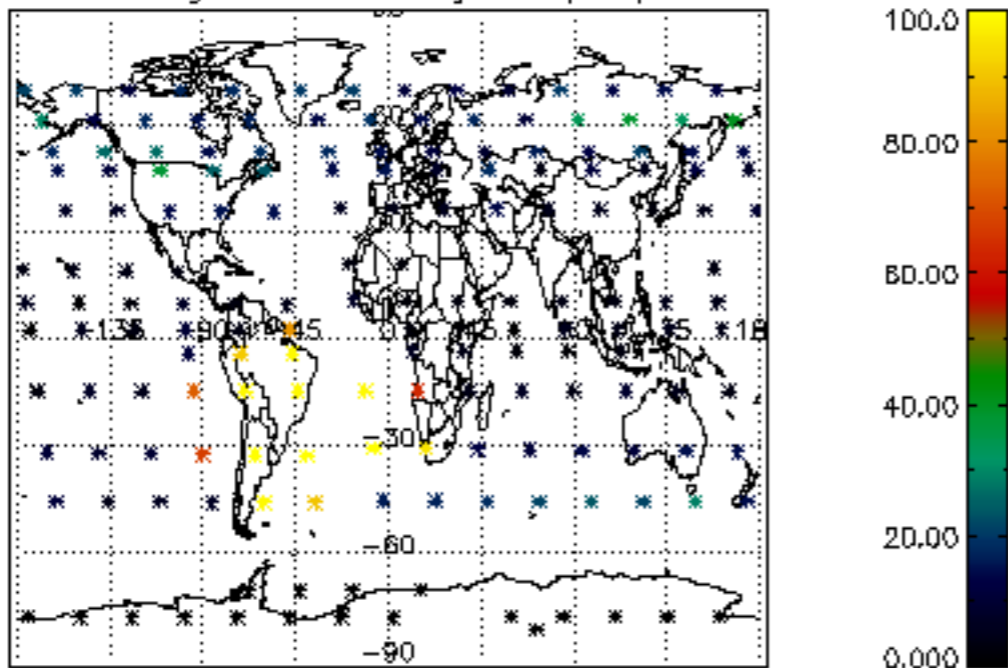
Percentage of flagged data per NO3 profile



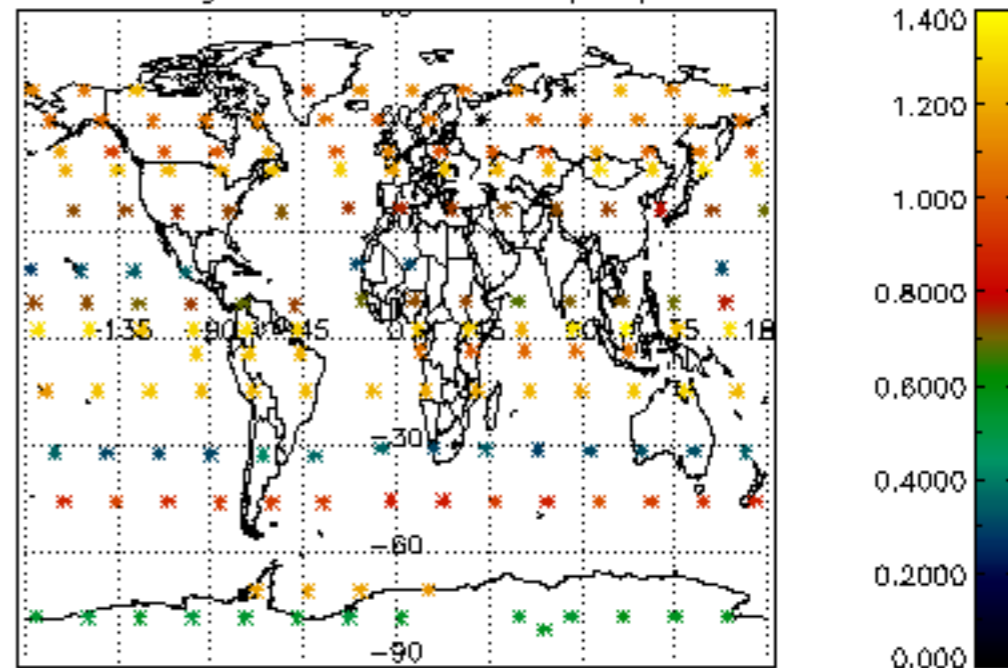




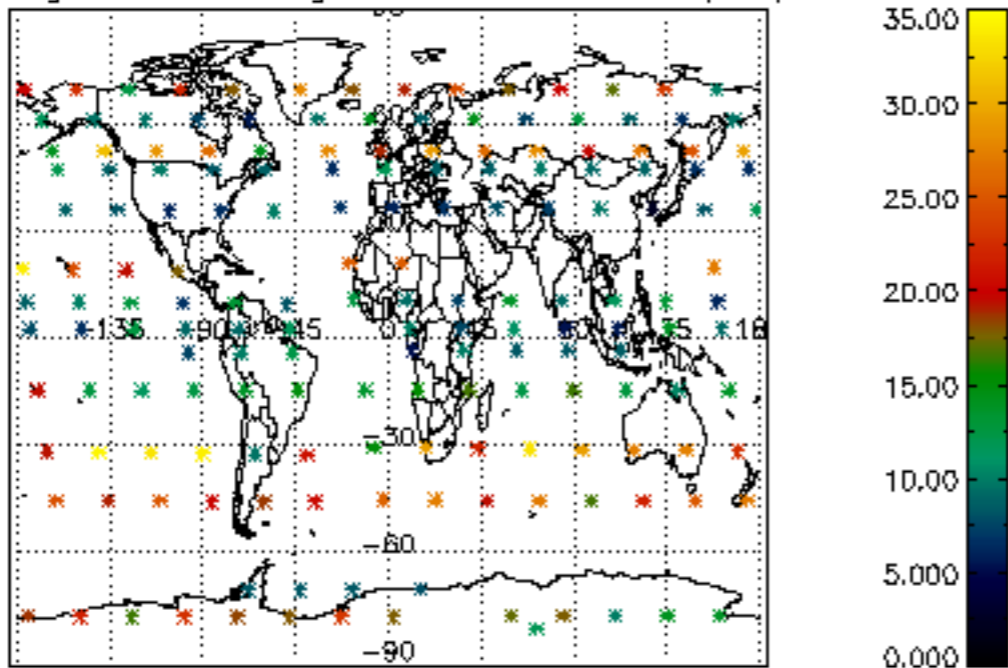
Percentage of cosmic ray hits per profile



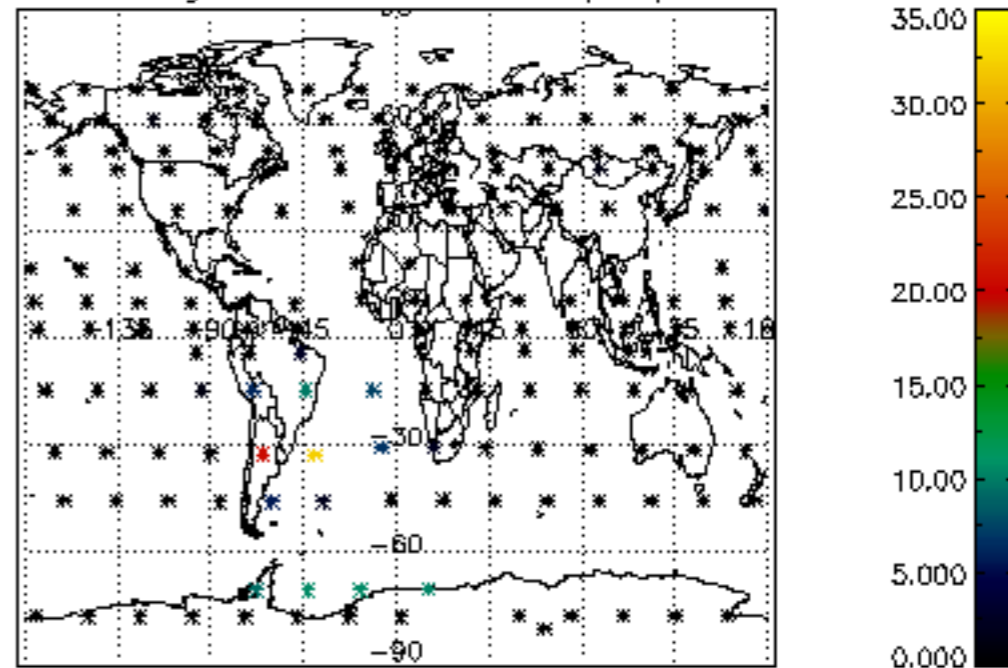
Percentage of datation errors per profile



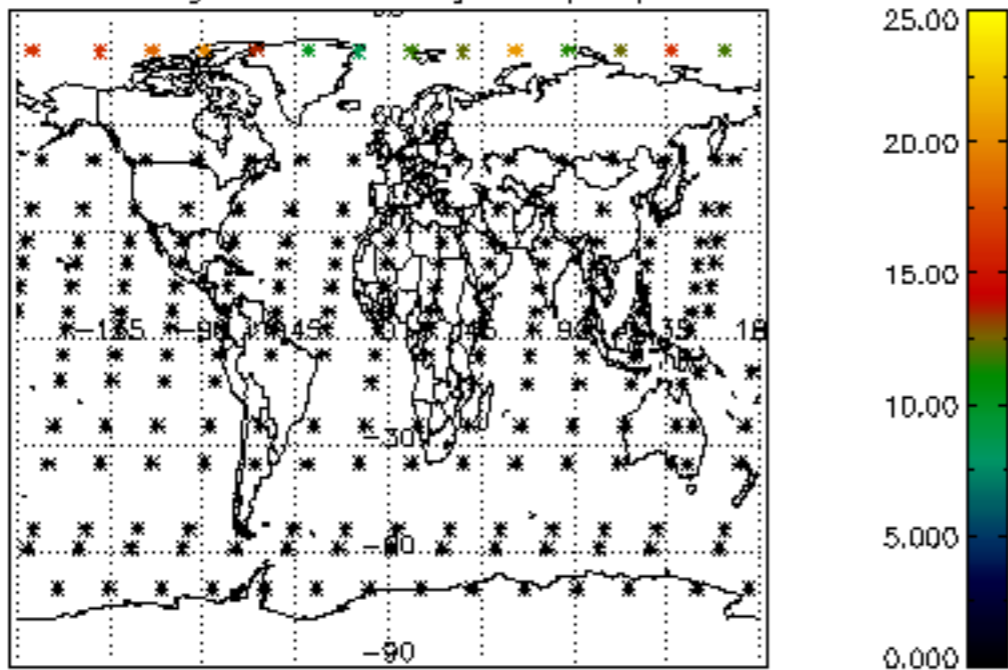
Percentage of star falling outside central band per profile



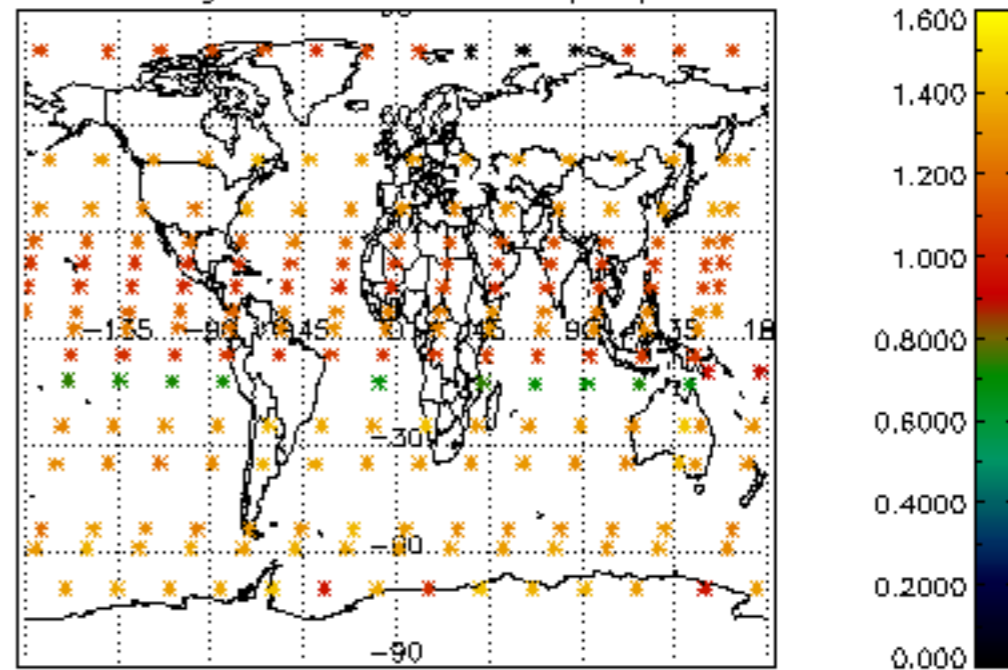
Percentage of saturation errors per profile



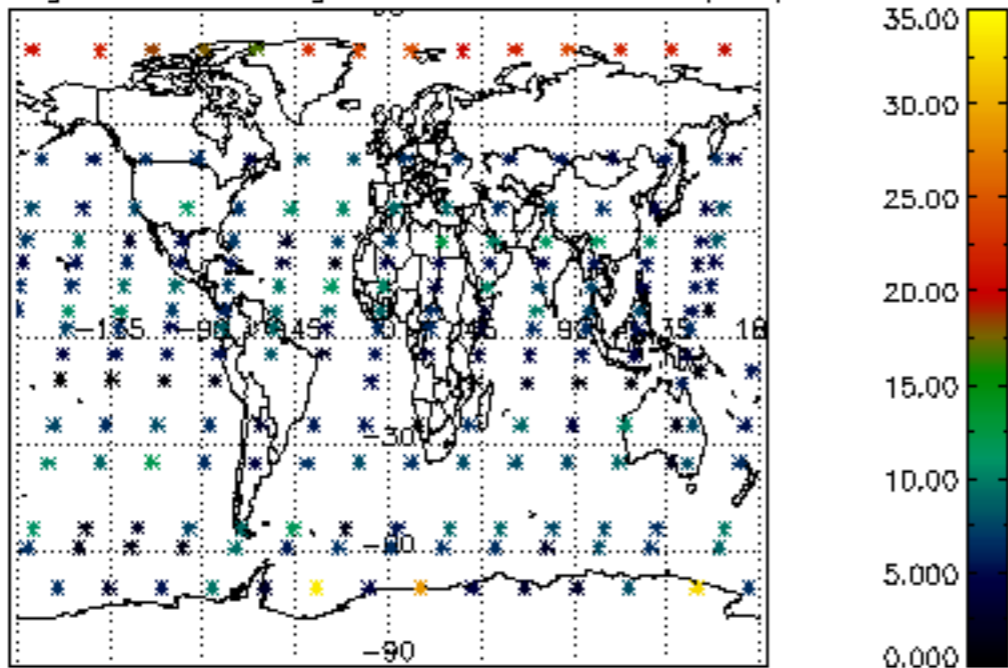
Percentage of cosmic ray hits per profile



Percentage of datation errors per profile



Percentage of star falling outside central band per profile



Percentage of saturation errors per profile

