

# GOMOS Level 2 Daily Report

## SUMMARY

### [1. General Info](#)

### [2. Summary of processed GOM\\_NL\\_2P products](#)

### [3. Level 2 Quality information per product](#)

#### [3.1 Plot of level 2 quality information per product \(time dependant\)](#)

#### [3.2 Plot of level 2 quality information per product \(world map\)](#)

### [4. Level 1 Quality information per product \(stored on level 2 products\)](#)

#### [4.1 Plot of level 1 quality information per product \(time dependant\)](#)

##### [4.1.1 Plot of level 1 quality information per product \(time dependant\): ASCENDING](#)

##### [4.1.2 Plot of level 1 quality information per product \(time dependant\): DESCENDING](#)

#### [4.2 Plot of level 1 quality information per product \(world map\)](#)

##### [4.2.1 Plot of level 1 quality information per product \(world map\): ASCENDING](#)

##### [4.2.2 Plot of level 1 quality information per product \(world map\): DESCENDING](#)

### [5. Ozone profiles based on quality statistics and other trace gas profiles](#)

#### [5.1 Ozone statistics based on quality of products](#)

#### [5.2 Plot ozone profiles for all STD \(dark without errors\)](#)

#### [5.3 Plot ozone profiles where STD < 20% \(dark without errors\)](#)

#### [5.4. Plot ozone profiles where STD < 10% \(dark without errors\)](#)

#### [5.5. Plot ozone profiles where STD < 5% \(dark without errors\)](#)

#### [5.6 Plot NO2 profiles for all STD \(dark without errors\)](#)

#### [5.7 Plot NO3 profiles for all STD \(dark without errors\)](#)

#### [5.8 Plot H2O profiles \(only for occultations of stars 1,2,3,4,13,14,16,26,63 dark without errors\) for all STD](#)

### [6. Auxiliary Data Files used for the production reported in section 2](#)

This report presents the daily analysis on parameters extracted from GOMOS level 2 data (GOM\_NL\_\_2P). It is intended to monitor some important parameters that will impact the quality of these products. A list of level 2 products (and content) that have arrived during the reporting day to the PCF is also given.

Item	Value
Time of report generation	19APR2013 21:48:36
Data source version	GOMOS/6.01
Start time of products	14-10-2003 (14OCT2003 00:00:00)
Stop time of products	15-10-2003 (15OCT2003 00:00:00)
Store outputs in DB	Yes
Nb of level 2 prods	360
Nb of prods with errors	0

## 2. Summary of processed GOM\_NL\_\_2P products.

Nr	Filename	UTC Start time	Limb	Duration	Star Id	Star Name	Star Mag	Star Temp	Nb Meas	Orbit	Prod. error
1	GOM_NL__2PRFIN20031014_000102_000000392020_00403_08473_0130.N1	14-OCT-2003 00:01:02	Dark	39.000	159	Ups Car	2.9200	7200.0	78	8473	No
2	GOM_NL__2PRFIN20031014_000446_000001252020_00403_08473_0131.N1	14-OCT-2003 00:04:46	Dark	124.50	1	9Alp CMa	-1.4400	11000.	249	8473	No
3	GOM_NL__2PRFIN20031014_000853_000001562020_00403_08473_0132.N1	14-OCT-2003 00:08:53	Dark	155.50	47	2Bet CMa	1.9760	28000.	311	8473	No
4	GOM_NL__2PRFIN20031014_001336_000000412020_00403_08473_0133.N1	14-OCT-2003 00:13:36	Dark	41.000	143	Alp Hyi	2.8570	7200.0	82	8473	No
5	GOM_NL__2PRFIN20031014_001502_000000462020_00403_08473_0134.N1	14-OCT-2003 00:15:02	Dark	46.000	9	Alp Eri	0.45300	24000.	92	8473	No
6	GOM_NL__2PRFIN20031014_001729_000000502020_00403_08473_0135.N1	14-OCT-2003 00:17:29	Straylight	49.500	157	The1Eri	2.9060	9300.0	99	8473	No
7	GOM_NL__2PRFIN20031014_002007_000000422020_00403_08473_0136.N1	14-OCT-2003 00:20:07	Straylight	42.000	84	Alp Phe	2.3970	4500.0	84	8473	No
8	GOM_NL__2PRFIN20031014_002644_000000442020_00403_08473_0137.N1	14-OCT-2003 00:26:44	Straylight	44.000	52	16Bet Cet	2.0370	4500.0	88	8473	No
9	GOM_NL__2PRFIN20031014_003628_000000392020_00403_08473_0138.N1	14-OCT-2003 00:36:28	Bright	38.500	140	88Gam Peg	2.8340	26000.	77	8473	No
10	GOM_NL__2PRFIN20031014_004027_000000382020_00403_08473_0139.N1	14-OCT-2003 00:40:27	Bright	38.000	58	21Alp And	2.0730	11000.	76	8473	No
11	GOM_NL__2PRFIN20031014_004308_000000452020_00403_08473_0140.N1	14-OCT-2003 00:43:08	Bright	44.500	53	43Bet And	2.0480	3300.0	89	8473	No
12	GOM_NL__2PRFIN20031014_004500_000000482020_00403_08473_0141.N1	14-OCT-2003 00:45:00	Bright	48.000	173	4Bet Tri	3.0040	8900.0	96	8473	No
13	GOM_NL__2PRFIN20031014_004648_000000472020_00403_08473_0142.N1	14-OCT-2003 00:46:48	Bright	46.500	73	57Gam1And	2.2600	13100.	93	8473	No
14	GOM_NL__2PRFIN20031014_004834_000000392020_00403_08473_0143.N1	14-OCT-2003 00:48:34	Bright	39.000	68	18Alp Cas	2.2250	4500.0	78	8473	No
15	GOM_NL__2PRFIN20031014_004957_000000402020_00403_08473_0144.N1	14-OCT-2003 00:49:57	Bright	39.500	76	27Gam Cas	2.3000	30000.	79	8473	No
16	GOM_NL__2PRFIN20031014_005211_000000462020_00403_08473_0145.N1	14-OCT-2003 00:52:11	Bright	46.000	160	23Gam Per	2.9300	4700.0	92	8473	No
17	GOM_NL__2PRFIN20031014_005344_000000562020_00403_08473_0146.N1	14-OCT-2003 00:53:44	Bright	56.000	175	39Del Per	3.0100	19400.	112	8473	No
18	GOM_NL__2PRFIN20031014_005728_000000362020_00403_08473_0147.N1	14-OCT-2003 00:57:28	Bright	36.000	49	1Alp UMi	1.9900	6300.0	72	8473	No
19	GOM_NL__2PRFIN20031014_010020_000000382020_00403_08473_0148.N1	14-OCT-2003 01:00:20	Bright	38.000	60	7Bet UMi	2.0810	3950.0	76	8473	No
20	GOM_NL__2PRFIN20031014_010540_000000392020_00403_08473_0149.N1	14-OCT-2003 01:05:40	Bright	39.000	36	50Alp UMa	1.8000	6300.0	78	8473	No
21	GOM_NL__2PRFIN20031014_010712_000000392020_00403_08473_0150.N1	14-OCT-2003 01:07:12	Bright	38.500	82	48Bet UMa	2.3650	10600.	77	8473	No
22	GOM_NL__2PRFIN20031014_011035_000000362020_00403_08473_0151.N1	14-OCT-2003 01:10:35	Bright	36.000	174	52Psi UMa	3.0040	4400.0	72	8473	No
23	GOM_NL__2PRFIN20031014_011808_000000882020_00403_08473_0152.N1	14-OCT-2003 01:18:08	Bright	88.000	17	78Bet Gem	1.1610	4500.0	176	8473	No
24	GOM_NL__2PRFIN20031014_012041_000000432020_00403_08473_0153.N1	14-OCT-2003 01:20:41	Bright	43.000	22	32Alp Leo	1.3600	15200.	86	8473	No
25	GOM_NL__2PRFIN20031014_012753_000000562020_00403_08473_0154.N1	14-OCT-2003 01:27:53	Dark	55.500	48	30Alp Hya	1.9770	4100.0	111	8473	No
26	GOM_NL__2PRFIN20031014_013111_000001422020_00403_08473_0155.N1	14-OCT-2003 01:31:11	Dark	141.50	8	10Alp CMi	0.40000	6500.0	283	8473	No
27	GOM_NL__2PRFIN20031014_013649_000000392020_00403_08473_0156.N1	14-OCT-2003 01:36:49	Dark	39.000	113	Mu Vel	2.6920	5000.0	78	8473	No
28	GOM_NL__2PRFIN20031014_014138_000000382020_00404_08474_0130.N1	14-OCT-2003 01:41:38	Dark	38.000	159	Ups Car	2.9200	7200.0	76	8474	No
29	GOM_NL__2PRFIN20031014_014525_000001232020_00404_08474_0131.N1	14-OCT-2003 01:45:25	Dark	122.50	1	9Alp CMa	-1.4400	11000.	245	8474	No
30	GOM_NL__2PRFIN20031014_014933_000001512020_00404_08474_0132.N1	14-OCT-2003 01:49:33	Dark	151.00	47	2Bet CMa	1.9760	28000.	302	8474	No
31	GOM_NL__2PRFIN20031014_015412_000000392020_00404_08474_0133.N1	14-OCT-2003 01:54:12	Dark	39.000	143	Alp Hyi	2.8570	7200.0	78	8474	No
32	GOM_NL__2PRFIN20031014_015539_000000452020_00404_08474_0134.N1	14-OCT-2003 01:55:39	Dark	44.500	9	Alp Eri	0.45300	24000.	89	8474	No
33	GOM_NL__2PRFIN20031014_015806_000000452020_00404_08474_0135.N1	14-OCT-2003 01:58:06	Straylight	44.500	157	The1Eri	2.9060	9300.0	89	8474	No
34	GOM_NL__2PRFIN20031014_020043_000000442020_00404_08474_0136.N1	14-OCT-2003 02:00:43	Straylight	44.000	84	Alp Phe	2.3970	4500.0	88	8474	No
35	GOM_NL__2PRFIN20031014_020720_000000452020_00404_08474_0137.N1	14-OCT-2003 02:07:20	Straylight	45.000	52	16Bet Cet	2.0370	4500.0	90	8474	No
36	GOM_NL__2PRFIN20031014_021704_000000382020_00404_08474_0138.N1	14-OCT-2003 02:17:04	Bright	37.500	140	88Gam Peg	2.8340	26000.	75	8474	No
37	GOM_NL__2PRFIN20031014_022102_000000382020_00404_08474_0139.N1	14-OCT-2003 02:21:02	Bright	38.000	58	21Alp And	2.0730	11000.	76	8474	No
38	GOM_NL__2PRFIN20031014_022343_000000432020_00404_08474_0140.N1	14-OCT-2003 02:23:43	Bright	42.500	53	43Bet And	2.0480	3300.0	85	8474	No
39	GOM_NL__2PRFIN20031014_022535_000000502020_00404_08474_0141.N1	14-OCT-2003 02:25:35	Bright	49.500	173	4Bet Tri	3.0040	8900.0	99	8474	No
40	GOM_NL__2PRFIN20031014_022723_000000472020_00404_08474_0142.N1	14-OCT-2003 02:27:23	Bright	46.500	73	57Gam1And	2.2600	13100.	93	8474	No
41	GOM_NL__2PRFIN20031014_022909_000000402020_00404_08474_0143.N1	14-OCT-2003 02:29:09	Bright	39.500	68	18Alp Cas	2.2250	4500.0	79	8474	No
42	GOM_NL__2PRFIN20031014_023032_000000392020_00404_08474_0144.N1	14-OCT-2003 02:30:32	Bright	38.500	76	27Gam Cas	2.3000	30000.	77	8474	No

43	GOM_NL__2PRFIN20031014_023246_000000452020_00404_08474_0145.N1	14-OCT-2003 02:32:46	Bright	45.000	160	23Gam Per	2.9300	4700.0	90	8474	No
44	GOM_NL__2PRFIN20031014_023419_000000562020_00404_08474_0146.N1	14-OCT-2003 02:34:19	Bright	56.000	175	39Del Per	3.0100	19400.	112	8474	No
45	GOM_NL__2PRFIN20031014_023803_000000382020_00404_08474_0147.N1	14-OCT-2003 02:38:03	Bright	38.000	49	1Alp UMi	1.9900	6300.0	76	8474	No
46	GOM_NL__2PRFIN20031014_024056_000000402020_00404_08474_0148.N1	14-OCT-2003 02:40:56	Bright	39.500	60	7Bet UMi	2.0810	3950.0	79	8474	No
47	GOM_NL__2PRFIN20031014_024616_000000392020_00404_08474_0149.N1	14-OCT-2003 02:46:16	Bright	39.000	36	50Alp UMa	1.8000	6300.0	78	8474	No
48	GOM_NL__2PRFIN20031014_024748_000000392020_00404_08474_0150.N1	14-OCT-2003 02:47:48	Bright	39.000	82	48Bet UMa	2.3650	10600.	78	8474	No
49	GOM_NL__2PRFIN20031014_025110_000000522020_00404_08474_0151.N1	14-OCT-2003 02:51:10	Bright	52.000	174	52Psi UMa	3.0040	4400.0	104	8474	No
50	GOM_NL__2PRFIN20031014_025844_000000992020_00404_08474_0152.N1	14-OCT-2003 02:58:44	Bright	98.500	17	78Bet Gem	1.1610	4500.0	197	8474	No
51	GOM_NL__2PRFIN20031014_030117_000000442020_00404_08474_0153.N1	14-OCT-2003 03:01:17	Bright	43.500	22	32Alp Leo	1.3600	15200.	87	8474	No
52	GOM_NL__2PRFIN20031014_030830_000000522020_00404_08474_0154.N1	14-OCT-2003 03:08:30	Dark	51.500	48	30Alp Hya	1.9770	4100.0	103	8474	No
53	GOM_NL__2PRFIN20031014_031149_000001542020_00404_08474_0155.N1	14-OCT-2003 03:11:49	Dark	153.50	8	10Alp CMi	0.40000	6500.0	307	8474	No
54	GOM_NL__2PRFIN20031014_031725_000000412020_00404_08474_0156.N1	14-OCT-2003 03:17:25	Dark	40.500	113	Mu Vel	2.6920	5000.0	81	8474	No
55	GOM_NL__2PRFIN20031014_032213_000000392020_00405_08475_0130.N1	14-OCT-2003 03:22:13	Dark	39.000	159	Ups Car	2.9200	7200.0	78	8475	No
56	GOM_NL__2PRFIN20031014_032604_000001312020_00405_08475_0131.N1	14-OCT-2003 03:26:04	Dark	130.50	1	9Alp CMa	-1.4400	11000.	261	8475	No
57	GOM_NL__2PRFIN20031014_033011_000001522020_00405_08475_0132.N1	14-OCT-2003 03:30:11	Dark	151.50	47	2Bet CMa	1.9760	28000.	303	8475	No
58	GOM_NL__2PRFIN20031014_033615_000000422020_00405_08475_0133.N1	14-OCT-2003 03:36:15	Dark	42.000	9	Alp Eri	0.45300	24000.	84	8475	No
59	GOM_NL__2PRFIN20031014_033842_000000502020_00405_08475_0134.N1	14-OCT-2003 03:38:42	Straylight	49.500	157	The1Eri	2.9060	9300.0	99	8475	No
60	GOM_NL__2PRFIN20031014_034119_000000422020_00405_08475_0135.N1	14-OCT-2003 03:41:19	Straylight	42.000	84	Alp Phe	2.3970	4500.0	84	8475	No
61	GOM_NL__2PRFIN20031014_034756_000000462020_00405_08475_0136.N1	14-OCT-2003 03:47:56	Straylight	45.500	52	16Bet Cet	2.0370	4500.0	91	8475	No
62	GOM_NL__2PRFIN20031014_035739_000000402020_00405_08475_0137.N1	14-OCT-2003 03:57:39	Bright	40.000	140	88Gam Peg	2.8340	26000.	80	8475	No
63	GOM_NL__2PRFIN20031014_040138_000000392020_00405_08475_0138.N1	14-OCT-2003 04:01:38	Bright	39.000	58	21Alp And	2.0730	11000.	78	8475	No
64	GOM_NL__2PRFIN20031014_040419_000000462020_00405_08475_0139.N1	14-OCT-2003 04:04:19	Bright	45.500	53	43Bet And	2.0480	3300.0	91	8475	No
65	GOM_NL__2PRFIN20031014_040610_000000482020_00405_08475_0140.N1	14-OCT-2003 04:06:10	Bright	48.000	173	4Bet Tri	3.0040	8900.0	96	8475	No
66	GOM_NL__2PRFIN20031014_040758_000000482020_00405_08475_0141.N1	14-OCT-2003 04:07:58	Bright	48.000	73	57Gam1And	2.2600	13100.	96	8475	No
67	GOM_NL__2PRFIN20031014_040945_000000402020_00405_08475_0142.N1	14-OCT-2003 04:09:45	Bright	40.000	68	18Alp Cas	2.2250	4500.0	80	8475	No
68	GOM_NL__2PRFIN20031014_041108_000000392020_00405_08475_0143.N1	14-OCT-2003 04:11:08	Bright	39.000	76	27Gam Cas	2.3000	30000.	78	8475	No
69	GOM_NL__2PRFIN20031014_041321_000000462020_00405_08475_0144.N1	14-OCT-2003 04:13:21	Bright	45.500	160	23Gam Per	2.9300	4700.0	91	8475	No
70	GOM_NL__2PRFIN20031014_041546_000000722020_00405_08475_0145.N1	14-OCT-2003 04:15:46	Bright	71.500	149	45Eps Per	2.8880	30000.	143	8475	No
71	GOM_NL__2PRFIN20031014_041839_000000402020_00405_08475_0146.N1	14-OCT-2003 04:18:39	Bright	40.000	49	1Alp UMi	1.9900	6300.0	80	8475	No
72	GOM_NL__2PRFIN20031014_042132_000000392020_00405_08475_0147.N1	14-OCT-2003 04:21:32	Bright	38.500	60	7Bet UMi	2.0810	3950.0	77	8475	No
73	GOM_NL__2PRFIN20031014_042652_000000402020_00405_08475_0148.N1	14-OCT-2003 04:26:52	Bright	40.000	36	50Alp UMa	1.8000	6300.0	80	8475	No
74	GOM_NL__2PRFIN20031014_042825_000000392020_00405_08475_0149.N1	14-OCT-2003 04:28:25	Bright	38.500	82	48Bet UMa	2.3650	10600.	77	8475	No
75	GOM_NL__2PRFIN20031014_043147_000000372020_00405_08475_0150.N1	14-OCT-2003 04:31:47	Bright	36.500	174	52Psi UMa	3.0040	4400.0	73	8475	No
76	GOM_NL__2PRFIN20031014_043920_000000902020_00405_08475_0151.N1	14-OCT-2003 04:39:20	Bright	89.500	17	78Bet Gem	1.1610	4500.0	179	8475	No
77	GOM_NL__2PRFIN20031014_044154_000000422020_00405_08475_0152.N1	14-OCT-2003 04:41:54	Bright	42.000	22	32Alp Leo	1.3600	15200.	84	8475	No
78	GOM_NL__2PRFIN20031014_044907_000000542020_00405_08475_0153.N1	14-OCT-2003 04:49:07	Dark	53.500	48	30Alp Hya	1.9770	4100.0	107	8475	No
79	GOM_NL__2PRFIN20031014_045228_000001272020_00405_08475_0154.N1	14-OCT-2003 04:52:28	Dark	127.00	8	10Alp CMi	0.40000	6500.0	254	8475	No
80	GOM_NL__2PRFIN20031014_045801_000000402020_00405_08475_0155.N1	14-OCT-2003 04:58:01	Dark	39.500	113	Mu Vel	2.6920	5000.0	79	8475	No
81	GOM_NL__2PRFIN20031014_050250_000000392020_00406_08476_0130.N1	14-OCT-2003 05:02:50	Dark	39.000	159	Ups Car	2.9200	7200.0	78	8476	No
82	GOM_NL__2PRFIN20031014_050643_000001362020_00406_08476_0131.N1	14-OCT-2003 05:06:43	Dark	136.00	1	9Alp CMa	-1.4400	11000.	272	8476	No
83	GOM_NL__2PRFIN20031014_051051_000001512020_00406_08476_0132.N1	14-OCT-2003 05:10:51	Dark	151.00	47	2Bet CMa	1.9760	28000.	302	8476	No
84	GOM_NL__2PRFIN20031014_051651_000000532020_00406_08476_0133.N1	14-OCT-2003 05:16:51	Dark	53.000	9	Alp Eri	0.45300	24000.	106	8476	No
85	GOM_NL__2PRFIN20031014_051919_000000472020_00406_08476_0134.N1	14-OCT-2003 05:19:19	Straylight	47.000	157	The1Eri	2.9060	9300.0	94	8476	No
86	GOM_NL__2PRFIN20031014_052155_000000422020_00406_08476_0135.N1	14-OCT-2003 05:21:55	Straylight	41.500	84	Alp Phe	2.3970	4500.0	83	8476	No
87	GOM_NL__2PRFIN20031014_052832_000000472020_00406_08476_0136.N1	14-OCT-2003 05:28:32	Straylight	46.500	52	16Bet Cet	2.0370	4500.0	93	8476	No
88	GOM_NL__2PRFIN20031014_053816_000000382020_00406_08476_0137.N1	14-OCT-2003 05:38:16	Bright	37.500	140	88Gam Peg	2.8340	26000.	75	8476	No
89	GOM_NL__2PRFIN20031014_054214_000000392020_00406_08476_0138.N1	14-OCT-2003 05:42:14	Bright	38.500	58	21Alp And	2.0730	11000.	77	8476	No
90	GOM_NL__2PRFIN20031014_054454_000000422020_00406_08476_0139.N1	14-OCT-2003 05:44:54	Bright	42.000	53	43Bet And	2.0480	3300.0	84	8476	No
91	GOM_NL__2PRFIN20031014_054645_000000492020_00406_08476_0140.N1	14-OCT-2003 05:46:45	Bright	49.000	173	4Bet Tri	3.0040	8900.0	98	8476	No
92	GOM_NL__2PRFIN20031014_054834_000000492020_00406_08476_0141.N1	14-OCT-2003 05:48:34	Bright	49.000	73	57Gam1And	2.2600	13100.	98	8476	No
93	GOM_NL__2PRFIN20031014_055019_000000432020_00406_08476_0142.N1	14-OCT-2003 05:50:19	Bright	42.500	68	18Alp Cas	2.2250	4500.0	85	8476	No
94	GOM_NL__2PRFIN20031014_055144_000000392020_00406_08476_0143.N1	14-OCT-2003 05:51:44	Bright	39.000	76	27Gam Cas	2.3000	30000.	78	8476	No
95	GOM_NL__2PRFIN20031014_055356_000000472020_00406_08476_0144.N1	14-OCT-2003 05:53:56	Bright	47.000	160	23Gam Per	2.9300	4700.0	94	8476	No
96	GOM_NL__2PRFIN20031014_055620_000000722020_00406_08476_0145.N1	14-OCT-2003 05:56:20	Bright	72.000	149	45Eps Per	2.8880	30000.	144	8476	No
97	GOM_NL__2PRFIN20031014_055915_000000402020_00406_08476_0146.N1	14-OCT-2003 05:59:15	Bright	39.500	49	1Alp UMi	1.9900	6300.0	79	8476	No
98	GOM_NL__2PRFIN20031014_060209_000000402020_00406_08476_0147.N1	14-OCT-2003 06:02:09	Bright	39.500	60	7Bet UMi	2.0810	3950.0	79	8476	No
99	GOM_NL__2PRFIN20031014_060728_000000402020_00406_08476_0148.N1	14-OCT-2003 06:07:28	Bright	40.000	36	50Alp UMa	1.8000	6300.0	80	8476	No
100	GOM_NL__2PRFIN20031014_060901_000000382020_00406_08476_0149.N1	14-OCT-2003 06:09:01	Bright	38.000	82	48Bet UMa	2.3650	10600.	76	8476	No
101	GOM_NL__2PRFIN20031014_061223_000000352020_00406_08476_0150.N1	14-OCT-2003 06:12:23	Bright	34.500	174	52Psi UMa	3.0040	4400.0	69	8476	No

102	GOM_NL__2PRFIN20031014_061957_000000892020_00406_08476_0151.N1	14-OCT-2003 06:19:57	Bright	89.000	17	78Bet Gem	1.1610	4500.0	178	8476	No
103	GOM_NL__2PRFIN20031014_062230_000000422020_00406_08476_0152.N1	14-OCT-2003 06:22:30	Bright	41.500	22	32Alp Leo	1.3600	15200.	83	8476	No
104	GOM_NL__2PRFIN20031014_062944_000000572020_00406_08476_0153.N1	14-OCT-2003 06:29:44	Dark	57.000	48	30Alp Hya	1.9770	4100.0	114	8476	No
105	GOM_NL__2PRFIN20031014_063306_000001412020_00406_08476_0154.N1	14-OCT-2003 06:33:06	Dark	141.00	8	10Alp CMi	0.40000	6500.0	282	8476	No
106	GOM_NL__2PRFIN20031014_063837_000000402020_00406_08476_0155.N1	14-OCT-2003 06:38:37	Dark	40.000	113	Mu Vel	2.6920	5000.0	80	8476	No
107	GOM_NL__2PRFIN20031014_064326_000000392020_00407_08477_0131.N1	14-OCT-2003 06:43:26	Dark	38.500	159	Ups Car	2.9200	7200.0	77	8477	No
108	GOM_NL__2PRFIN20031014_064722_000001332020_00407_08477_0132.N1	14-OCT-2003 06:47:22	Dark	132.50	1	9Alp CMa	-1.4400	11000.	265	8477	No
109	GOM_NL__2PRFIN20031014_065131_000001452020_00407_08477_0133.N1	14-OCT-2003 06:51:31	Dark	145.00	47	2Bet CMa	1.9760	28000.	290	8477	No
110	GOM_NL__2PRFIN20031014_065727_000000532020_00407_08477_0134.N1	14-OCT-2003 06:57:27	Dark	53.000	9	Alp Eri	0.45300	24000.	106	8477	No
111	GOM_NL__2PRFIN20031014_065955_000000482020_00407_08477_0135.N1	14-OCT-2003 06:59:55	Straylight	48.000	157	The1Eri	2.9060	9300.0	96	8477	No
112	GOM_NL__2PRFIN20031014_070231_000000442020_00407_08477_0136.N1	14-OCT-2003 07:02:31	Straylight	43.500	84	Alp Phe	2.3970	4500.0	87	8477	No
113	GOM_NL__2PRFIN20031014_070909_000000462020_00407_08477_0137.N1	14-OCT-2003 07:09:09	Straylight	45.500	52	16Bet Cet	2.0370	4500.0	91	8477	No
114	GOM_NL__2PRFIN20031014_071851_000000382020_00407_08477_0138.N1	14-OCT-2003 07:18:51	Bright	38.000	140	88Gam Peg	2.8340	26000.	76	8477	No
115	GOM_NL__2PRFIN20031014_072250_000000382020_00407_08477_0139.N1	14-OCT-2003 07:22:50	Bright	37.500	58	21Alp And	2.0730	11000.	75	8477	No
116	GOM_NL__2PRFIN20031014_072530_000000432020_00407_08477_0140.N1	14-OCT-2003 07:25:30	Bright	42.500	53	43Bet And	2.0480	3300.0	85	8477	No
117	GOM_NL__2PRFIN20031014_072720_000000502020_00407_08477_0141.N1	14-OCT-2003 07:27:20	Bright	49.500	173	4Bet Tri	3.0040	8900.0	99	8477	No
118	GOM_NL__2PRFIN20031014_072908_000000482020_00407_08477_0142.N1	14-OCT-2003 07:29:08	Bright	48.000	73	57Gam1And	2.2600	13100.	96	8477	No
119	GOM_NL__2PRFIN20031014_073057_000000412020_00407_08477_0143.N1	14-OCT-2003 07:30:57	Bright	40.500	68	18Alp Cas	2.2250	4500.0	81	8477	No
120	GOM_NL__2PRFIN20031014_073219_000000402020_00407_08477_0144.N1	14-OCT-2003 07:32:19	Bright	39.500	76	27Gam Cas	2.3000	30000.	79	8477	No
121	GOM_NL__2PRFIN20031014_073431_000000472020_00407_08477_0145.N1	14-OCT-2003 07:34:31	Bright	47.000	160	23Gam Per	2.9300	4700.0	94	8477	No
122	GOM_NL__2PRFIN20031014_073654_000000722020_00407_08477_0146.N1	14-OCT-2003 07:36:54	Bright	72.000	149	45Eps Per	2.8880	30000.	144	8477	No
123	GOM_NL__2PRFIN20031014_073951_000000382020_00407_08477_0147.N1	14-OCT-2003 07:39:51	Bright	38.000	49	1Alp UMi	1.9900	6300.0	76	8477	No
124	GOM_NL__2PRFIN20031014_074245_000000382020_00407_08477_0148.N1	14-OCT-2003 07:42:45	Bright	37.500	60	7Bet UMi	2.0810	3950.0	75	8477	No
125	GOM_NL__2PRFIN20031014_074805_000000392020_00407_08477_0149.N1	14-OCT-2003 07:48:05	Bright	38.500	36	50Alp UMa	1.8000	6300.0	77	8477	No
126	GOM_NL__2PRFIN20031014_074937_000000382020_00407_08477_0150.N1	14-OCT-2003 07:49:37	Bright	37.500	82	48Bet UMa	2.3650	10600.	75	8477	No
127	GOM_NL__2PRFIN20031014_075300_000000372020_00407_08477_0151.N1	14-OCT-2003 07:53:00	Bright	36.500	174	52Psi UMa	3.0040	4400.0	73	8477	No
128	GOM_NL__2PRFIN20031014_080033_000000892020_00407_08477_0152.N1	14-OCT-2003 08:00:33	Bright	89.000	17	78Bet Gem	1.1610	4500.0	178	8477	No
129	GOM_NL__2PRFIN20031014_080307_000000432020_00407_08477_0153.N1	14-OCT-2003 08:03:07	Bright	42.500	22	32Alp Leo	1.3600	15200.	85	8477	No
130	GOM_NL__2PRFIN20031014_081020_000000522020_00407_08477_0154.N1	14-OCT-2003 08:10:20	Dark	51.500	48	30Alp Hya	1.9770	4100.0	103	8477	No
131	GOM_NL__2PRFIN20031014_081345_000001262020_00407_08477_0155.N1	14-OCT-2003 08:13:45	Dark	125.50	8	10Alp CMi	0.40000	6500.0	251	8477	No
132	GOM_NL__2PRFIN20031014_081913_000000422020_00407_08477_0156.N1	14-OCT-2003 08:19:13	Dark	42.000	113	Mu Vel	2.6920	5000.0	84	8477	No
133	GOM_NL__2PRFIN20031014_082402_000000402020_00408_08478_0131.N1	14-OCT-2003 08:24:02	Dark	39.500	159	Ups Car	2.9200	7200.0	79	8478	No
134	GOM_NL__2PRFIN20031014_082801_000001582020_00408_08478_0132.N1	14-OCT-2003 08:28:01	Dark	158.00	1	9Alp CMa	-1.4400	11000.	316	8478	No
135	GOM_NL__2PRFIN20031014_083210_000001522020_00408_08478_0133.N1	14-OCT-2003 08:32:10	Dark	151.50	47	2Bet CMa	1.9760	28000.	303	8478	No
136	GOM_NL__2PRFIN20031014_083804_000000462020_00408_08478_0134.N1	14-OCT-2003 08:38:04	Dark	46.000	9	Alp Eri	0.45300	24000.	92	8478	No
137	GOM_NL__2PRFIN20031014_084032_000000512020_00408_08478_0135.N1	14-OCT-2003 08:40:32	Straylight	51.000	157	The1Eri	2.9060	9300.0	102	8478	No
138	GOM_NL__2PRFIN20031014_084307_000000412020_00408_08478_0136.N1	14-OCT-2003 08:43:07	Straylight	41.000	84	Alp Phe	2.3970	4500.0	82	8478	No
139	GOM_NL__2PRFIN20031014_084945_000000482020_00408_08478_0137.N1	14-OCT-2003 08:49:45	Straylight	47.500	52	16Bet Cet	2.0370	4500.0	95	8478	No
140	GOM_NL__2PRFIN20031014_085927_000000392020_00408_08478_0138.N1	14-OCT-2003 08:59:27	Bright	38.500	140	88Gam Peg	2.8340	26000.	77	8478	No
141	GOM_NL__2PRFIN20031014_090326_000000392020_00408_08478_0139.N1	14-OCT-2003 09:03:26	Bright	38.500	58	21Alp And	2.0730	11000.	77	8478	No
142	GOM_NL__2PRFIN20031014_090606_000000432020_00408_08478_0140.N1	14-OCT-2003 09:06:06	Bright	42.500	53	43Bet And	2.0480	3300.0	85	8478	No
143	GOM_NL__2PRFIN20031014_090755_000000482020_00408_08478_0141.N1	14-OCT-2003 09:07:55	Bright	47.500	173	4Bet Tri	3.0040	8900.0	95	8478	No
144	GOM_NL__2PRFIN20031014_090944_000000462020_00408_08478_0142.N1	14-OCT-2003 09:09:44	Bright	46.000	73	57Gam1And	2.2600	13100.	92	8478	No
145	GOM_NL__2PRFIN20031014_091133_000000382020_00408_08478_0143.N1	14-OCT-2003 09:11:33	Bright	38.000	68	18Alp Cas	2.2250	4500.0	76	8478	No
146	GOM_NL__2PRFIN20031014_091255_000000392020_00408_08478_0144.N1	14-OCT-2003 09:12:55	Bright	39.000	76	27Gam Cas	2.3000	30000.	78	8478	No
147	GOM_NL__2PRFIN20031014_091506_000000482020_00408_08478_0145.N1	14-OCT-2003 09:15:06	Bright	48.000	160	23Gam Per	2.9300	4700.0	96	8478	No
148	GOM_NL__2PRFIN20031014_091729_000000722020_00408_08478_0146.N1	14-OCT-2003 09:17:29	Bright	71.500	149	45Eps Per	2.8880	30000.	143	8478	No
149	GOM_NL__2PRFIN20031014_092028_000000382020_00408_08478_0147.N1	14-OCT-2003 09:20:28	Bright	38.000	49	1Alp UMi	1.9900	6300.0	76	8478	No
150	GOM_NL__2PRFIN20031014_092322_000000382020_00408_08478_0148.N1	14-OCT-2003 09:23:22	Bright	38.000	60	7Bet UMi	2.0810	3950.0	76	8478	No
151	GOM_NL__2PRFIN20031014_092841_000000362020_00408_08478_0149.N1	14-OCT-2003 09:28:41	Bright	36.000	36	50Alp UMa	1.8000	6300.0	72	8478	No
152	GOM_NL__2PRFIN20031014_093014_000000352020_00408_08478_0150.N1	14-OCT-2003 09:30:14	Bright	35.000	82	48Bet UMa	2.3650	10600.	70	8478	No
153	GOM_NL__2PRFIN20031014_093336_000000362020_00408_08478_0151.N1	14-OCT-2003 09:33:36	Bright	35.500	174	52Psi UMa	3.0040	4400.0	71	8478	No
154	GOM_NL__2PRFIN20031014_094110_000000922020_00408_08478_0152.N1	14-OCT-2003 09:41:10	Bright	92.000	17	78Bet Gem	1.1610	4500.0	184	8478	No
155	GOM_NL__2PRFIN20031014_094343_000000422020_00408_08478_0153.N1	14-OCT-2003 09:43:43	Bright	41.500	22	32Alp Leo	1.3600	15200.	83	8478	No
156	GOM_NL__2PRFIN20031014_095057_000000542020_00408_08478_0154.N1	14-OCT-2003 09:50:57	Dark	54.000	48	30Alp Hya	1.9770	4100.0	108	8478	No
157	GOM_NL__2PRFIN20031014_095423_000001322020_00408_08478_0155.N1	14-OCT-2003 09:54:23	Dark	131.50	8	10Alp CMi	0.40000	6500.0	263	8478	No
158	GOM_NL__2PRFIN20031014_095950_000000412020_00408_08478_0156.N1	14-OCT-2003 09:59:50	Dark	41.000	113	Mu Vel	2.6920	5000.0	82	8478	No
159	GOM_NL__2PRFIN20031014_100439_000000382020_00409_08479_0131.N1	14-OCT-2003 10:04:39	Dark	38.000	159	Ups Car	2.9200	7200.0	76	8479	No
160	GOM_NL__2PRFIN20031014_114649_000000392020_00410_08480_7104.N1	14-OCT-2003 11:46:49	Dark	38.500	29	Bet Car	1.6720	10200.	77	8480	No



161	GOM_NL__2PRFIN20031014_114919_000001432020_00410_08480_7105.N1	14-OCT-2003 11:49:19	Dark	143.00	1	9Alp CMa	-1.4400	11000.	286	8480	No
162	GOM_NL__2PRFIN20031014_115421_000000702020_00410_08480_7106.N1	14-OCT-2003 11:54:21	Dark	69.500	108	Alp Col	2.6520	15200.	139	8480	No
163	GOM_NL__2PRFIN20031014_115749_000000402020_00410_08480_7107.N1	14-OCT-2003 11:57:49	Dark	39.500	143	Alp Hyi	2.8570	7200.0	79	8480	No
164	GOM_NL__2PRFIN20031014_115917_000000492020_00410_08480_7108.N1	14-OCT-2003 11:59:17	Dark	49.000	9	Alp Eri	0.45300	24000.	98	8480	No
165	GOM_NL__2PRFIN20031014_120145_000000482020_00410_08480_7109.N1	14-OCT-2003 12:01:45	Straylight	47.500	157	The1Eri	2.9060	9300.0	95	8480	No
166	GOM_NL__2PRFIN20031014_120420_000000432020_00410_08480_7110.N1	14-OCT-2003 12:04:20	Straylight	43.000	84	Alp Phe	2.3970	4500.0	86	8480	No
167	GOM_NL__2PRFIN20031014_121057_000000482020_00410_08480_7111.N1	14-OCT-2003 12:10:57	Straylight	47.500	52	16Bet Cet	2.0370	4500.0	95	8480	No
168	GOM_NL__2PRFIN20031014_122039_000000382020_00410_08480_7112.N1	14-OCT-2003 12:20:39	Bright	38.000	140	88Gam Peg	2.8340	26000.	76	8480	No
169	GOM_NL__2PRFIN20031014_122438_000000382020_00410_08480_7113.N1	14-OCT-2003 12:24:38	Bright	38.000	58	21Alp And	2.0730	11000.	76	8480	No
170	GOM_NL__2PRFIN20031014_122717_000000402020_00410_08480_7114.N1	14-OCT-2003 12:27:17	Bright	40.000	53	43Bet And	2.0480	3300.0	80	8480	No
171	GOM_NL__2PRFIN20031014_122906_000000472020_00410_08480_7115.N1	14-OCT-2003 12:29:06	Bright	46.500	173	4Bet Tri	3.0040	8900.0	93	8480	No
172	GOM_NL__2PRFIN20031014_123055_000000482020_00410_08480_7116.N1	14-OCT-2003 12:30:55	Bright	47.500	73	57Gam1And	2.2600	13100.	95	8480	No
173	GOM_NL__2PRFIN20031014_123245_000000412020_00410_08480_7117.N1	14-OCT-2003 12:32:45	Bright	40.500	68	18Alp Cas	2.2250	4500.0	81	8480	No
174	GOM_NL__2PRFIN20031014_123407_000000402020_00410_08480_7118.N1	14-OCT-2003 12:34:07	Bright	39.500	76	27Gam Cas	2.3000	30000.	79	8480	No
175	GOM_NL__2PRFIN20031014_123616_000000492020_00410_08480_7119.N1	14-OCT-2003 12:36:16	Bright	49.000	160	23Gam Per	2.9300	4700.0	98	8480	No
176	GOM_NL__2PRFIN20031014_124139_000000382020_00410_08480_7120.N1	14-OCT-2003 12:41:39	Bright	37.500	49	1Alp UMi	1.9900	6300.0	75	8480	No
177	GOM_NL__2PRFIN20031014_124434_000000372020_00410_08480_7121.N1	14-OCT-2003 12:44:34	Bright	37.000	60	7Bet UMi	2.0810	3950.0	74	8480	No
178	GOM_NL__2PRFIN20031014_124953_000000392020_00410_08480_7122.N1	14-OCT-2003 12:49:53	Bright	39.000	36	50Alp UMa	1.8000	6300.0	78	8480	No
179	GOM_NL__2PRFIN20031014_125125_000000362020_00410_08480_7123.N1	14-OCT-2003 12:51:25	Bright	36.000	82	48Bet UMa	2.3650	10600.	72	8480	No
180	GOM_NL__2PRFIN20031014_125448_000000352020_00410_08480_7124.N1	14-OCT-2003 12:54:48	Bright	35.000	174	52Psi UMa	3.0040	4400.0	70	8480	No
181	GOM_NL__2PRFIN20031014_130222_000000892020_00410_08480_7125.N1	14-OCT-2003 13:02:22	Bright	89.000	17	78Bet Gem	1.1610	4500.0	178	8480	No
182	GOM_NL__2PRFIN20031014_130455_000000572020_00410_08480_7126.N1	14-OCT-2003 13:04:55	Bright	57.000	22	32Alp Leo	1.3600	15200.	114	8480	No
183	GOM_NL__2PRFIN20031014_131211_000000532020_00410_08480_7127.N1	14-OCT-2003 13:12:11	Dark	52.500	48	30Alp Hya	1.9770	4100.0	105	8480	No
184	GOM_NL__2PRFIN20031014_131540_000001552020_00410_08480_7128.N1	14-OCT-2003 13:15:40	Dark	154.50	8	10Alp CMi	0.40000	6500.0	309	8480	No
185	GOM_NL__2PRFIN20031014_132102_000000422020_00410_08480_7129.N1	14-OCT-2003 13:21:02	Dark	41.500	113	Mu Vel	2.6920	5000.0	83	8480	No
186	GOM_NL__2PRFIN20031014_132551_000000382020_00411_08481_0132.N1	14-OCT-2003 13:25:51	Dark	38.000	159	Ups Car	2.9200	7200.0	76	8481	No
187	GOM_NL__2PRFIN20031014_132726_000000392020_00411_08481_0133.N1	14-OCT-2003 13:27:26	Dark	39.000	29	Bet Car	1.6720	10200.	78	8481	No
188	GOM_NL__2PRFIN20031014_132958_000001332020_00411_08481_0134.N1	14-OCT-2003 13:29:58	Dark	133.00	1	9Alp CMa	-1.4400	11000.	266	8481	No
189	GOM_NL__2PRFIN20031014_133458_000000672020_00411_08481_0135.N1	14-OCT-2003 13:34:58	Dark	67.000	108	Alp Col	2.6520	15200.	134	8481	No
190	GOM_NL__2PRFIN20031014_133827_000000382020_00411_08481_0136.N1	14-OCT-2003 13:38:27	Dark	37.500	143	Alp Hyi	2.8570	7200.0	75	8481	No
191	GOM_NL__2PRFIN20031014_133953_000000402020_00411_08481_0137.N1	14-OCT-2003 13:39:53	Dark	40.000	9	Alp Eri	0.45300	24000.	80	8481	No
192	GOM_NL__2PRFIN20031014_134222_000000462020_00411_08481_0138.N1	14-OCT-2003 13:42:22	Straylight	45.500	157	The1Eri	2.9060	9300.0	91	8481	No
193	GOM_NL__2PRFIN20031014_134457_000000412020_00411_08481_0139.N1	14-OCT-2003 13:44:57	Straylight	41.000	84	Alp Phe	2.3970	4500.0	82	8481	No
194	GOM_NL__2PRFIN20031014_135134_000000472020_00411_08481_0140.N1	14-OCT-2003 13:51:34	Straylight	46.500	52	16Bet Cet	2.0370	4500.0	93	8481	No
195	GOM_NL__2PRFIN20031014_140116_000000382020_00411_08481_0141.N1	14-OCT-2003 14:01:16	Bright	37.500	140	88Gam Peg	2.8340	26000.	75	8481	No
196	GOM_NL__2PRFIN20031014_140514_000000382020_00411_08481_0142.N1	14-OCT-2003 14:05:14	Bright	37.500	58	21Alp And	2.0730	11000.	75	8481	No
197	GOM_NL__2PRFIN20031014_140752_000000452020_00411_08481_0143.N1	14-OCT-2003 14:07:52	Bright	45.000	53	43Bet And	2.0480	3300.0	90	8481	No
198	GOM_NL__2PRFIN20031014_140941_000000472020_00411_08481_0144.N1	14-OCT-2003 14:09:41	Bright	47.000	173	4Bet Tri	3.0040	8900.0	94	8481	No
199	GOM_NL__2PRFIN20031014_141129_000000462020_00411_08481_0145.N1	14-OCT-2003 14:11:29	Bright	45.500	73	57Gam1And	2.2600	13100.	91	8481	No
200	GOM_NL__2PRFIN20031014_141319_000000412020_00411_08481_0146.N1	14-OCT-2003 14:13:19	Bright	40.500	68	18Alp Cas	2.2250	4500.0	81	8481	No
201	GOM_NL__2PRFIN20031014_141441_000000412020_00411_08481_0147.N1	14-OCT-2003 14:14:41	Bright	41.000	76	27Gam Cas	2.3000	30000.	82	8481	No
202	GOM_NL__2PRFIN20031014_141651_000000452020_00411_08481_0148.N1	14-OCT-2003 14:16:51	Bright	45.000	160	23Gam Per	2.9300	4700.0	90	8481	No
203	GOM_NL__2PRFIN20031014_142215_000000392020_00411_08481_0149.N1	14-OCT-2003 14:22:15	Bright	38.500	49	1Alp UMi	1.9900	6300.0	77	8481	No
204	GOM_NL__2PRFIN20031014_142509_000000402020_00411_08481_0150.N1	14-OCT-2003 14:25:09	Bright	39.500	60	7Bet UMi	2.0810	3950.0	79	8481	No
205	GOM_NL__2PRFIN20031014_143027_000000412020_00411_08481_0151.N1	14-OCT-2003 14:30:27	Bright	40.500	36	50Alp UMa	1.8000	6300.0	81	8481	No
206	GOM_NL__2PRFIN20031014_143201_000000432020_00411_08481_0152.N1	14-OCT-2003 14:32:01	Bright	42.500	82	48Bet UMa	2.3650	10600.	85	8481	No
207	GOM_NL__2PRFIN20031014_143520_000000402020_00411_08481_0153.N1	14-OCT-2003 14:35:20	Bright	39.500	174	52Psi UMa	3.0040	4400.0	79	8481	No
208	GOM_NL__2PRFIN20031014_144259_000000922020_00411_08481_0154.N1	14-OCT-2003 14:42:59	Bright	92.000	17	78Bet Gem	1.1610	4500.0	184	8481	No
209	GOM_NL__2PRFIN20031014_144531_000000402020_00411_08481_0155.N1	14-OCT-2003 14:45:31	Bright	40.000	22	32Alp Leo	1.3600	15200.	80	8481	No
210	GOM_NL__2PRFIN20031014_145246_000000512020_00411_08481_0156.N1	14-OCT-2003 14:52:46	Dark	51.000	48	30Alp Hya	1.9770	4100.0	102	8481	No
211	GOM_NL__2PRFIN20031014_145618_000001472020_00411_08481_0157.N1	14-OCT-2003 14:56:18	Dark	146.50	8	10Alp CMi	0.40000	6500.0	293	8481	No
212	GOM_NL__2PRFIN20031014_150138_000000402020_00411_08481_0158.N1	14-OCT-2003 15:01:38	Dark	39.500	113	Mu Vel	2.6920	5000.0	79	8481	No
213	GOM_NL__2PRFIN20031014_150626_000000392020_00412_08482_0132.N1	14-OCT-2003 15:06:26	Dark	39.000	159	Ups Car	2.9200	7200.0	78	8482	No
214	GOM_NL__2PRFIN20031014_150758_000000432020_00412_08482_0133.N1	14-OCT-2003 15:07:58	Dark	42.500	29	Bet Car	1.6720	10200.	85	8482	No
215	GOM_NL__2PRFIN20031014_151037_000001462020_00412_08482_0134.N1	14-OCT-2003 15:10:37	Dark	145.50	1	9Alp CMa	-1.4400	11000.	291	8482	No
216	GOM_NL__2PRFIN20031014_151534_000000692020_00412_08482_0135.N1	14-OCT-2003 15:15:34	Dark	69.000	108	Alp Col	2.6520	15200.	138	8482	No
217	GOM_NL__2PRFIN20031014_151902_000000402020_00412_08482_0136.N1	14-OCT-2003 15:19:02	Dark	40.000	143	Alp Hyi	2.8570	7200.0	80	8482	No
218	GOM_NL__2PRFIN20031014_152029_000000472020_00412_08482_0137.N1	14-OCT-2003 15:20:29	Dark	47.000	9	Alp Eri	0.45300	24000.	94	8482	No
219	GOM_NL__2PRFIN20031014_152257_000000482020_00412_08482_0138.N1	14-OCT-2003 15:22:57	Straylight	48.000	157	The1Eri	2.9060	9300.0	96	8482	No

220	GOM_NL__2PRFIN20031014_152529_000000482020_00412_08482_0139.N1	14-OCT-2003 15:25:29	Straylight	48.000	84	Alp Phe	2.3970	4500.0	96	8482	No
221	GOM_NL__2PRFIN20031014_153208_000000502020_00412_08482_0140.N1	14-OCT-2003 15:32:08	Straylight	49.500	52	16Bet Cet	2.0370	4500.0	99	8482	No
222	GOM_NL__2PRFIN20031014_154150_000000392020_00412_08482_0141.N1	14-OCT-2003 15:41:50	Bright	39.000	140	88Gam Peg	2.8340	26000.	78	8482	No
223	GOM_NL__2PRFIN20031014_154549_000000392020_00412_08482_0142.N1	14-OCT-2003 15:45:49	Bright	39.000	58	21Alp And	2.0730	11000.	78	8482	No
224	GOM_NL__2PRFIN20031014_154828_000000452020_00412_08482_0143.N1	14-OCT-2003 15:48:28	Bright	45.000	53	43Bet And	2.0480	3300.0	90	8482	No
225	GOM_NL__2PRFIN20031014_155016_000000482020_00412_08482_0144.N1	14-OCT-2003 15:50:16	Bright	47.500	173	4Bet Tri	3.0040	8900.0	95	8482	No
226	GOM_NL__2PRFIN20031014_155204_000000482020_00412_08482_0145.N1	14-OCT-2003 15:52:04	Bright	48.000	73	57Gam1And	2.2600	13100.	96	8482	No
227	GOM_NL__2PRFIN20031014_155355_000000412020_00412_08482_0146.N1	14-OCT-2003 15:53:55	Bright	40.500	68	18Alp Cas	2.2250	4500.0	81	8482	No
228	GOM_NL__2PRFIN20031014_155518_000000402020_00412_08482_0147.N1	14-OCT-2003 15:55:18	Bright	39.500	76	27Gam Cas	2.3000	30000.	79	8482	No
229	GOM_NL__2PRFIN20031014_155727_000000472020_00412_08482_0148.N1	14-OCT-2003 15:57:27	Bright	46.500	160	23Gam Per	2.9300	4700.0	93	8482	No
230	GOM_NL__2PRFIN20031014_155945_000000722020_00412_08482_0149.N1	14-OCT-2003 15:59:45	Bright	71.500	149	45Eps Per	2.8880	30000.	143	8482	No
231	GOM_NL__2PRFIN20031014_160248_000000412020_00412_08482_0150.N1	14-OCT-2003 16:02:48	Bright	41.000	49	1Alp UMi	1.9900	6300.0	82	8482	No
232	GOM_NL__2PRFIN20031014_160545_000000382020_00412_08482_0151.N1	14-OCT-2003 16:05:45	Bright	38.000	60	7Bet UMi	2.0810	3950.0	76	8482	No
233	GOM_NL__2PRFIN20031014_161103_000000422020_00412_08482_0152.N1	14-OCT-2003 16:11:03	Bright	41.500	36	50Alp UMa	1.8000	6300.0	83	8482	No
234	GOM_NL__2PRFIN20031014_161236_000000532020_00412_08482_0153.N1	14-OCT-2003 16:12:36	Bright	53.000	82	48Bet UMa	2.3650	10600.	106	8482	No
235	GOM_NL__2PRFIN20031014_161559_000000362020_00412_08482_0154.N1	14-OCT-2003 16:15:59	Bright	36.000	174	52Psi UMa	3.0040	4400.0	72	8482	No
236	GOM_NL__2PRFIN20031014_162335_000000872020_00412_08482_0155.N1	14-OCT-2003 16:23:35	Bright	87.000	17	78Bet Gem	1.1610	4500.0	174	8482	No
237	GOM_NL__2PRFIN20031014_162608_000000422020_00412_08482_0156.N1	14-OCT-2003 16:26:08	Bright	42.000	22	32Alp Leo	1.3600	15200.	84	8482	No
238	GOM_NL__2PRFIN20031014_163322_000000582020_00412_08482_0157.N1	14-OCT-2003 16:33:22	Dark	57.500	48	30Alp Hya	1.9770	4100.0	115	8482	No
239	GOM_NL__2PRFIN20031014_163657_000001512020_00412_08482_0158.N1	14-OCT-2003 16:36:57	Dark	151.00	8	10Alp CMi	0.40000	6500.0	302	8482	No
240	GOM_NL__2PRFIN20031014_164214_000000392020_00412_08482_0159.N1	14-OCT-2003 16:42:14	Dark	38.500	113	Mu Vel	2.6920	5000.0	77	8482	No
241	GOM_NL__2PRFIN20031014_164702_000000412020_00413_08483_0132.N1	14-OCT-2003 16:47:02	Dark	40.500	159	Ups Car	2.9200	7200.0	81	8483	No
242	GOM_NL__2PRFIN20031014_164836_000000402020_00413_08483_0133.N1	14-OCT-2003 16:48:36	Dark	40.000	29	Bet Car	1.6720	10200.	80	8483	No
243	GOM_NL__2PRFIN20031014_165116_000001392020_00413_08483_0134.N1	14-OCT-2003 16:51:16	Dark	138.50	1	9Alp CMa	-1.4400	11000.	277	8483	No
244	GOM_NL__2PRFIN20031014_165613_000000682020_00413_08483_0135.N1	14-OCT-2003 16:56:13	Dark	67.500	108	Alp Col	2.6520	15200.	135	8483	No
245	GOM_NL__2PRFIN20031014_165938_000000412020_00413_08483_0136.N1	14-OCT-2003 16:59:38	Dark	40.500	143	Alp Hyi	2.8570	7200.0	81	8483	No
246	GOM_NL__2PRFIN20031014_170105_000000522020_00413_08483_0137.N1	14-OCT-2003 17:01:05	Dark	51.500	9	Alp Eri	0.45300	24000.	103	8483	No
247	GOM_NL__2PRFIN20031014_170334_000000492020_00413_08483_0138.N1	14-OCT-2003 17:03:34	Straylight	48.500	157	The1Eri	2.9060	9300.0	97	8483	No
248	GOM_NL__2PRFIN20031014_170607_000000462020_00413_08483_0139.N1	14-OCT-2003 17:06:07	Straylight	46.000	84	Alp Phe	2.3970	4500.0	92	8483	No
249	GOM_NL__2PRFIN20031014_171245_000000482020_00413_08483_0140.N1	14-OCT-2003 17:12:45	Straylight	48.000	52	16Bet Cet	2.0370	4500.0	96	8483	No
250	GOM_NL__2PRFIN20031014_172226_000000392020_00413_08483_0141.N1	14-OCT-2003 17:22:26	Bright	38.500	140	88Gam Peg	2.8340	26000.	77	8483	No
251	GOM_NL__2PRFIN20031014_172626_000000392020_00413_08483_0142.N1	14-OCT-2003 17:26:26	Bright	38.500	58	21Alp And	2.0730	11000.	77	8483	No
252	GOM_NL__2PRFIN20031014_172903_000000452020_00413_08483_0143.N1	14-OCT-2003 17:29:03	Bright	44.500	53	43Bet And	2.0480	3300.0	89	8483	No
253	GOM_NL__2PRFIN20031014_173051_000000482020_00413_08483_0144.N1	14-OCT-2003 17:30:51	Bright	48.000	173	4Bet Tri	3.0040	8900.0	96	8483	No
254	GOM_NL__2PRFIN20031014_173240_000000482020_00413_08483_0145.N1	14-OCT-2003 17:32:40	Bright	47.500	73	57Gam1And	2.2600	13100.	95	8483	No
255	GOM_NL__2PRFIN20031014_173430_000000412020_00413_08483_0146.N1	14-OCT-2003 17:34:30	Bright	40.500	68	18Alp Cas	2.2250	4500.0	81	8483	No
256	GOM_NL__2PRFIN20031014_173554_000000402020_00413_08483_0147.N1	14-OCT-2003 17:35:54	Bright	40.000	76	27Gam Cas	2.3000	30000.	80	8483	No
257	GOM_NL__2PRFIN20031014_173802_000000462020_00413_08483_0148.N1	14-OCT-2003 17:38:02	Bright	46.000	160	23Gam Per	2.9300	4700.0	92	8483	No
258	GOM_NL__2PRFIN20031014_174019_000000722020_00413_08483_0149.N1	14-OCT-2003 17:40:19	Bright	71.500	149	45Eps Per	2.8880	30000.	143	8483	No
259	GOM_NL__2PRFIN20031014_174326_000000402020_00413_08483_0150.N1	14-OCT-2003 17:43:26	Bright	39.500	49	1Alp UMi	1.9900	6300.0	79	8483	No
260	GOM_NL__2PRFIN20031014_174621_000000412020_00413_08483_0151.N1	14-OCT-2003 17:46:21	Bright	40.500	60	7Bet UMi	2.0810	3950.0	81	8483	No
261	GOM_NL__2PRFIN20031014_175140_000000382020_00413_08483_0152.N1	14-OCT-2003 17:51:40	Bright	38.000	36	50Alp UMa	1.8000	6300.0	76	8483	No
262	GOM_NL__2PRFIN20031014_175312_000000372020_00413_08483_0153.N1	14-OCT-2003 17:53:12	Bright	36.500	82	48Bet UMa	2.3650	10600.	73	8483	No
263	GOM_NL__2PRFIN20031014_175634_000000392020_00413_08483_0154.N1	14-OCT-2003 17:56:34	Bright	38.500	174	52Psi UMa	3.0040	4400.0	77	8483	No
264	GOM_NL__2PRFIN20031014_180412_000000922020_00413_08483_0155.N1	14-OCT-2003 18:04:12	Bright	92.000	17	78Bet Gem	1.1610	4500.0	184	8483	No
265	GOM_NL__2PRFIN20031014_180644_000000432020_00413_08483_0156.N1	14-OCT-2003 18:06:44	Bright	42.500	22	32Alp Leo	1.3600	15200.	85	8483	No
266	GOM_NL__2PRFIN20031014_181357_000000612020_00413_08483_0157.N1	14-OCT-2003 18:13:57	Dark	60.500	48	30Alp Hya	1.9770	4100.0	121	8483	No
267	GOM_NL__2PRFIN20031014_181736_000001482020_00413_08483_0158.N1	14-OCT-2003 18:17:36	Dark	147.50	8	10Alp CMi	0.40000	6500.0	295	8483	No
268	GOM_NL__2PRFIN20031014_182250_000000412020_00413_08483_0159.N1	14-OCT-2003 18:22:50	Dark	41.000	113	Mu Vel	2.6920	5000.0	82	8483	No
269	GOM_NL__2PRFIN20031014_182738_000000442020_00414_08484_0132.N1	14-OCT-2003 18:27:38	Dark	43.500	159	Ups Car	2.9200	7200.0	87	8484	No
270	GOM_NL__2PRFIN20031014_182911_000000442020_00414_08484_0133.N1	14-OCT-2003 18:29:11	Dark	43.500	29	Bet Car	1.6720	10200.	87	8484	No
271	GOM_NL__2PRFIN20031014_183155_000001302020_00414_08484_0134.N1	14-OCT-2003 18:31:55	Dark	129.50	1	9Alp CMa	-1.4400	11000.	259	8484	No
272	GOM_NL__2PRFIN20031014_183650_000000672020_00414_08484_0135.N1	14-OCT-2003 18:36:50	Dark	67.000	108	Alp Col	2.6520	15200.	134	8484	No
273	GOM_NL__2PRFIN20031014_184014_000000402020_00414_08484_0136.N1	14-OCT-2003 18:40:14	Dark	39.500	143	Alp Hyi	2.8570	7200.0	79	8484	No
274	GOM_NL__2PRFIN20031014_184141_000000502020_00414_08484_0137.N1	14-OCT-2003 18:41:41	Dark	49.500	9	Alp Eri	0.45300	24000.	99	8484	No
275	GOM_NL__2PRFIN20031014_184411_000000502020_00414_08484_0138.N1	14-OCT-2003 18:44:11	Straylight	49.500	157	The1Eri	2.9060	9300.0	99	8484	No
276	GOM_NL__2PRFIN20031014_184644_000000452020_00414_08484_0139.N1	14-OCT-2003 18:46:44	Straylight	44.500	84	Alp Phe	2.3970	4500.0	89	8484	No
277	GOM_NL__2PRFIN20031014_185321_000000512020_00414_08484_0140.N1	14-OCT-2003 18:53:21	Straylight	51.000	52	16Bet Cet	2.0370	4500.0	102	8484	No
278	GOM_NL__2PRFIN20031014_190302_000000392020_00414_08484_0141.N1	14-OCT-2003 19:03:02	Bright	39.000	140	88Gam Peg	2.8340	26000.	78	8484	No

279	GOM_NL__2PRFIN20031014_190701_000000402020_00414_08484_0142.N1	14-OCT-2003 19:07:01	Bright	39.500	58	21Alp And	2.0730	11000.	79	8484	No
280	GOM_NL__2PRFIN20031014_190939_000000422020_00414_08484_0143.N1	14-OCT-2003 19:09:39	Bright	42.000	53	43Bet And	2.0480	3300.0	84	8484	No
281	GOM_NL__2PRFIN20031014_191126_000000482020_00414_08484_0144.N1	14-OCT-2003 19:11:26	Bright	47.500	173	4Bet Tri	3.0040	8900.0	95	8484	No
282	GOM_NL__2PRFIN20031014_191316_000000492020_00414_08484_0145.N1	14-OCT-2003 19:13:16	Bright	49.000	73	57Gam1And	2.2600	13100.	98	8484	No
283	GOM_NL__2PRFIN20031014_191507_000000422020_00414_08484_0146.N1	14-OCT-2003 19:15:07	Bright	42.000	68	18Alp Cas	2.2250	4500.0	84	8484	No
284	GOM_NL__2PRFIN20031014_191630_000000402020_00414_08484_0147.N1	14-OCT-2003 19:16:30	Bright	39.500	76	27Gam Cas	2.3000	30000.	79	8484	No
285	GOM_NL__2PRFIN20031014_191837_000000482020_00414_08484_0148.N1	14-OCT-2003 19:18:37	Bright	48.000	160	23Gam Per	2.9300	4700.0	96	8484	No
286	GOM_NL__2PRFIN20031014_192053_000000712020_00414_08484_0149.N1	14-OCT-2003 19:20:53	Bright	71.000	149	45Eps Per	2.8880	30000.	142	8484	No
287	GOM_NL__2PRFIN20031014_192402_000000412020_00414_08484_0150.N1	14-OCT-2003 19:24:02	Bright	40.500	49	1Alp UMi	1.9900	6300.0	81	8484	No
288	GOM_NL__2PRFIN20031014_192658_000000402020_00414_08484_0151.N1	14-OCT-2003 19:26:58	Bright	40.000	60	7Bet UMi	2.0810	3950.0	80	8484	No
289	GOM_NL__2PRFIN20031014_193216_000000362020_00414_08484_0152.N1	14-OCT-2003 19:32:16	Bright	36.000	36	50Alp UMa	1.8000	6300.0	72	8484	No
290	GOM_NL__2PRFIN20031014_193349_000000372020_00414_08484_0153.N1	14-OCT-2003 19:33:49	Bright	36.500	82	48Bet UMa	2.3650	10600.	73	8484	No
291	GOM_NL__2PRFIN20031014_193711_000000522020_00414_08484_0154.N1	14-OCT-2003 19:37:11	Bright	52.000	174	52Psi UMa	3.0040	4400.0	104	8484	No
292	GOM_NL__2PRFIN20031014_194448_000000972020_00414_08484_0155.N1	14-OCT-2003 19:44:48	Bright	96.500	17	78Bet Gem	1.1610	4500.0	193	8484	No
293	GOM_NL__2PRFIN20031014_194720_000000442020_00414_08484_0156.N1	14-OCT-2003 19:47:20	Bright	43.500	22	32Alp Leo	1.3600	15200.	87	8484	No
294	GOM_NL__2PRFIN20031014_195436_000000572020_00414_08484_0157.N1	14-OCT-2003 19:54:36	Dark	56.500	48	30Alp Hya	1.9770	4100.0	113	8484	No
295	GOM_NL__2PRFIN20031014_195814_000001412020_00414_08484_0158.N1	14-OCT-2003 19:58:14	Dark	140.50	8	10Alp CMi	0.40000	6500.0	281	8484	No
296	GOM_NL__2PRFIN20031014_200326_000000402020_00414_08484_0159.N1	14-OCT-2003 20:03:26	Dark	40.000	113	Mu Vel	2.6920	5000.0	80	8484	No
297	GOM_NL__2PRFIN20031014_200815_000000402020_00415_08485_0133.N1	14-OCT-2003 20:08:15	Dark	40.000	159	Ups Car	2.9200	7200.0	80	8485	No
298	GOM_NL__2PRFIN20031014_201009_000000672020_00415_08485_0134.N1	14-OCT-2003 20:10:09	Dark	66.500	23	21Eps CMa	1.5020	26000.	133	8485	No
299	GOM_NL__2PRFIN20031014_201727_000000662020_00415_08485_0135.N1	14-OCT-2003 20:17:27	Dark	66.000	108	Alp Col	2.6520	15200.	132	8485	No
300	GOM_NL__2PRFIN20031014_202050_000000412020_00415_08485_0136.N1	14-OCT-2003 20:20:50	Dark	41.000	143	Alp Hyi	2.8570	7200.0	82	8485	No
301	GOM_NL__2PRFIN20031014_202217_000000442020_00415_08485_0137.N1	14-OCT-2003 20:22:17	Dark	44.000	9	Alp Eri	0.45300	24000.	88	8485	No
302	GOM_NL__2PRFIN20031014_202447_000000482020_00415_08485_0138.N1	14-OCT-2003 20:24:47	Straylight	48.000	157	The1Eri	2.9060	9300.0	96	8485	No
303	GOM_NL__2PRFIN20031014_202720_000000462020_00415_08485_0139.N1	14-OCT-2003 20:27:20	Straylight	46.000	84	Alp Phe	2.3970	4500.0	92	8485	No
304	GOM_NL__2PRFIN20031014_203356_000000462020_00415_08485_0140.N1	14-OCT-2003 20:33:56	Straylight	45.500	52	16Bet Cet	2.0370	4500.0	91	8485	No
305	GOM_NL__2PRFIN20031014_204338_000000392020_00415_08485_0141.N1	14-OCT-2003 20:43:38	Bright	38.500	140	88Gam Peg	2.8340	26000.	77	8485	No
306	GOM_NL__2PRFIN20031014_204737_000000382020_00415_08485_0142.N1	14-OCT-2003 20:47:37	Bright	38.000	58	21Alp And	2.0730	11000.	76	8485	No
307	GOM_NL__2PRFIN20031014_205014_000000422020_00415_08485_0143.N1	14-OCT-2003 20:50:14	Bright	41.500	53	43Bet And	2.0480	3300.0	83	8485	No
308	GOM_NL__2PRFIN20031014_205201_000000482020_00415_08485_0144.N1	14-OCT-2003 20:52:01	Bright	47.500	173	4Bet Tri	3.0040	8900.0	95	8485	No
309	GOM_NL__2PRFIN20031014_205350_000000492020_00415_08485_0145.N1	14-OCT-2003 20:53:50	Bright	48.500	73	57Gam1And	2.2600	13100.	97	8485	No
310	GOM_NL__2PRFIN20031014_205542_000000412020_00415_08485_0146.N1	14-OCT-2003 20:55:42	Bright	40.500	68	18Alp Cas	2.2250	4500.0	81	8485	No
311	GOM_NL__2PRFIN20031014_205704_000000402020_00415_08485_0147.N1	14-OCT-2003 20:57:04	Bright	39.500	76	27Gam Cas	2.3000	30000.	79	8485	No
312	GOM_NL__2PRFIN20031014_205912_000000452020_00415_08485_0148.N1	14-OCT-2003 20:59:12	Bright	45.000	160	23Gam Per	2.9300	4700.0	90	8485	No
313	GOM_NL__2PRFIN20031014_210127_000000752020_00415_08485_0149.N1	14-OCT-2003 21:01:27	Bright	74.500	149	45Eps Per	2.8880	30000.	149	8485	No
314	GOM_NL__2PRFIN20031014_210438_000000412020_00415_08485_0150.N1	14-OCT-2003 21:04:38	Bright	40.500	49	1Alp UMi	1.9900	6300.0	81	8485	No
315	GOM_NL__2PRFIN20031014_210733_000000402020_00415_08485_0151.N1	14-OCT-2003 21:07:33	Bright	39.500	60	7Bet UMi	2.0810	3950.0	79	8485	No
316	GOM_NL__2PRFIN20031014_211252_000000402020_00415_08485_0152.N1	14-OCT-2003 21:12:52	Bright	40.000	36	50Alp UMa	1.8000	6300.0	80	8485	No
317	GOM_NL__2PRFIN20031014_211424_000000392020_00415_08485_0153.N1	14-OCT-2003 21:14:24	Bright	38.500	82	48Bet UMa	2.3650	10600.	77	8485	No
318	GOM_NL__2PRFIN20031014_211746_000000402020_00415_08485_0154.N1	14-OCT-2003 21:17:46	Bright	39.500	174	52Psi UMa	3.0040	4400.0	79	8485	No
319	GOM_NL__2PRFIN20031014_212524_000000902020_00415_08485_0155.N1	14-OCT-2003 21:25:24	Bright	89.500	17	78Bet Gem	1.1610	4500.0	179	8485	No
320	GOM_NL__2PRFIN20031014_212757_000000562020_00415_08485_0156.N1	14-OCT-2003 21:27:57	Bright	55.500	22	32Alp Leo	1.3600	15200.	111	8485	No
321	GOM_NL__2PRFIN20031014_213513_000000552020_00415_08485_0157.N1	14-OCT-2003 21:35:13	Dark	54.500	48	30Alp Hya	1.9770	4100.0	109	8485	No
322	GOM_NL__2PRFIN20031014_213853_000001342020_00415_08485_0158.N1	14-OCT-2003 21:38:53	Dark	134.00	8	10Alp CMi	0.40000	6500.0	268	8485	No
323	GOM_NL__2PRFIN20031014_214402_000000382020_00415_08485_0159.N1	14-OCT-2003 21:44:02	Dark	38.000	113	Mu Vel	2.6920	5000.0	76	8485	No
324	GOM_NL__2PRFIN20031014_214657_000000422020_00415_08485_0160.N1	14-OCT-2003 21:46:57	Dark	42.000	91	Kap Vel	2.4900	26000.	84	8485	No
325	GOM_NL__2PRFIN20031014_214851_000000412020_00416_08486_0134.N1	14-OCT-2003 21:48:51	Dark	40.500	159	Ups Car	2.9200	7200.0	81	8486	No
326	GOM_NL__2PRFIN20031014_215046_000000702020_00416_08486_0135.N1	14-OCT-2003 21:50:46	Dark	70.000	23	21Eps CMa	1.5020	26000.	140	8486	No
327	GOM_NL__2PRFIN20031014_215805_000000682020_00416_08486_0136.N1	14-OCT-2003 21:58:05	Dark	68.000	108	Alp Col	2.6520	15200.	136	8486	No
328	GOM_NL__2PRFIN20031014_220126_000000412020_00416_08486_0137.N1	14-OCT-2003 22:01:26	Dark	41.000	143	Alp Hyi	2.8570	7200.0	82	8486	No
329	GOM_NL__2PRFIN20031014_220253_000000472020_00416_08486_0138.N1	14-OCT-2003 22:02:53	Dark	46.500	9	Alp Eri	0.45300	24000.	93	8486	No
330	GOM_NL__2PRFIN20031014_220523_000000502020_00416_08486_0139.N1	14-OCT-2003 22:05:23	Straylight	49.500	157	The1Eri	2.9060	9300.0	99	8486	No
331	GOM_NL__2PRFIN20031014_220756_000000452020_00416_08486_0140.N1	14-OCT-2003 22:07:56	Straylight	44.500	84	Alp Phe	2.3970	4500.0	89	8486	No
332	GOM_NL__2PRFIN20031014_221432_000000472020_00416_08486_0141.N1	14-OCT-2003 22:14:32	Straylight	47.000	52	16Bet Cet	2.0370	4500.0	94	8486	No
333	GOM_NL__2PRFIN20031014_222414_000000382020_00416_08486_0142.N1	14-OCT-2003 22:24:14	Bright	37.500	140	88Gam Peg	2.8340	26000.	75	8486	No
334	GOM_NL__2PRFIN20031014_222812_000000402020_00416_08486_0143.N1	14-OCT-2003 22:28:12	Bright	39.500	58	21Alp And	2.0730	11000.	79	8486	No
335	GOM_NL__2PRFIN20031014_223050_000000432020_00416_08486_0144.N1	14-OCT-2003 22:30:50	Bright	43.000	53	43Bet And	2.0480	3300.0	86	8486	No
336	GOM_NL__2PRFIN20031014_223237_000000462020_00416_08486_0145.N1	14-OCT-2003 22:32:37	Bright	46.000	173	4Bet Tri	3.0040	8900.0	92	8486	No
337	GOM_NL__2PRFIN20031014_223425_000000492020_00416_08486_0146.N1	14-OCT-2003 22:34:25	Bright	48.500	73	57Gam1And	2.2600	13100.	97	8486	No

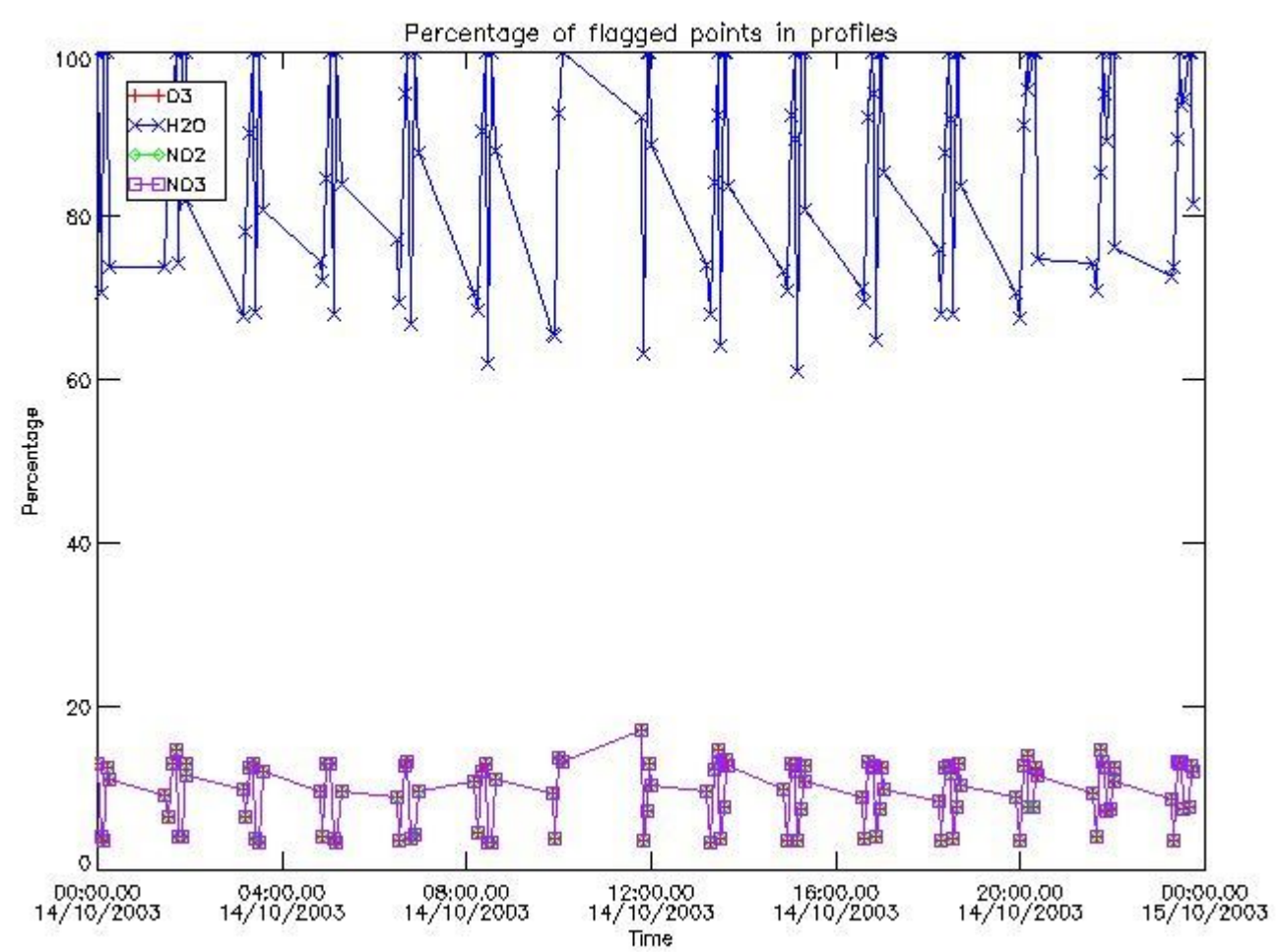
338	GOM_NL__2PRFIN20031014_223618_000000402020_00416_08486_0147.N1	14-OCT-2003 22:36:18	Bright	39.500	68	18Alp Cas	2.2250	4500.0	79	8486	No
339	GOM_NL__2PRFIN20031014_223740_000000402020_00416_08486_0148.N1	14-OCT-2003 22:37:40	Bright	40.000	76	27Gam Cas	2.3000	30000.	80	8486	No
340	GOM_NL__2PRFIN20031014_223947_000000472020_00416_08486_0149.N1	14-OCT-2003 22:39:47	Bright	47.000	160	23Gam Per	2.9300	4700.0	94	8486	No
341	GOM_NL__2PRFIN20031014_224201_000000722020_00416_08486_0150.N1	14-OCT-2003 22:42:01	Bright	72.000	149	45Eps Per	2.8880	30000.	144	8486	No
342	GOM_NL__2PRFIN20031014_224514_000000392020_00416_08486_0151.N1	14-OCT-2003 22:45:14	Bright	39.000	49	1Alp UMi	1.9900	6300.0	78	8486	No
343	GOM_NL__2PRFIN20031014_224810_000000362020_00416_08486_0152.N1	14-OCT-2003 22:48:10	Bright	36.000	60	7Bet UMi	2.0810	3950.0	72	8486	No
344	GOM_NL__2PRFIN20031014_225328_000000402020_00416_08486_0153.N1	14-OCT-2003 22:53:28	Bright	40.000	36	50Alp UMa	1.8000	6300.0	80	8486	No
345	GOM_NL__2PRFIN20031014_225500_000000392020_00416_08486_0154.N1	14-OCT-2003 22:55:00	Bright	39.000	82	48Bet UMa	2.3650	10600.	78	8486	No
346	GOM_NL__2PRFIN20031014_225823_000000362020_00416_08486_0155.N1	14-OCT-2003 22:58:23	Bright	35.500	174	52Psi UMa	3.0040	4400.0	71	8486	No
347	GOM_NL__2PRFIN20031014_230601_000000932020_00416_08486_0156.N1	14-OCT-2003 23:06:01	Bright	93.000	17	78Bet Gem	1.1610	4500.0	186	8486	No
348	GOM_NL__2PRFIN20031014_230833_000000422020_00416_08486_0157.N1	14-OCT-2003 23:08:33	Bright	42.000	22	32Alp Leo	1.3600	15200.	84	8486	No
349	GOM_NL__2PRFIN20031014_231549_000000592020_00416_08486_0158.N1	14-OCT-2003 23:15:49	Dark	58.500	48	30Alp Hya	1.9770	4100.0	117	8486	No
350	GOM_NL__2PRFIN20031014_231932_000001472020_00416_08486_0159.N1	14-OCT-2003 23:19:32	Dark	147.00	8	10Alp CMi	0.40000	6500.0	294	8486	No
351	GOM_NL__2PRFIN20031014_232439_000000392020_00416_08486_0160.N1	14-OCT-2003 23:24:39	Dark	38.500	113	Mu Vel	2.6920	5000.0	77	8486	No
352	GOM_NL__2PRFIN20031014_232734_000000402020_00416_08486_0161.N1	14-OCT-2003 23:27:34	Dark	39.500	91	Kap Vel	2.4900	26000.	79	8486	No
353	GOM_NL__2PRFIN20031014_232928_000000392020_00417_08487_0135.N1	14-OCT-2003 23:29:28	Dark	38.500	159	Ups Car	2.9200	7200.0	77	8487	No
354	GOM_NL__2PRFIN20031014_233124_000000692020_00417_08487_0136.N1	14-OCT-2003 23:31:24	Dark	69.000	23	21Eps CMa	1.5020	26000.	138	8487	No
355	GOM_NL__2PRFIN20031014_233842_000000662020_00417_08487_0137.N1	14-OCT-2003 23:38:42	Dark	66.000	108	Alp Col	2.6520	15200.	132	8487	No
356	GOM_NL__2PRFIN20031014_234203_000000402020_00417_08487_0138.N1	14-OCT-2003 23:42:03	Dark	40.000	143	Alp Hyi	2.8570	7200.0	80	8487	No
357	GOM_NL__2PRFIN20031014_234330_000000472020_00417_08487_0139.N1	14-OCT-2003 23:43:30	Dark	46.500	9	Alp Eri	0.45300	24000.	93	8487	No
358	GOM_NL__2PRFIN20031014_234559_000000492020_00417_08487_0140.N1	14-OCT-2003 23:45:59	Straylight	49.000	157	The1Eri	2.9060	9300.0	98	8487	No
359	GOM_NL__2PRFIN20031014_234832_000000442020_00417_08487_0141.N1	14-OCT-2003 23:48:32	Straylight	43.500	84	Alp Phe	2.3970	4500.0	87	8487	No
360	GOM_NL__2PRFIN20031014_235509_000000442020_00417_08487_0142.N1	14-OCT-2003 23:55:09	Straylight	44.000	52	16Bet Cet	2.0370	4500.0	88	8487	No

### 3. Quality information per product

In this section it is plotted some information contained in the Quality Summary data set of the level 2 products. Only products in dark limb conditions and without errors (error flag in the MPH set to "0") are used.


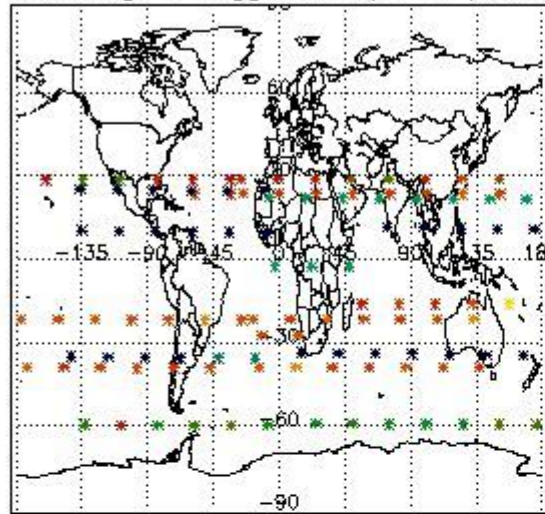
#### 3.1 Plot quality information per product (time dependant)



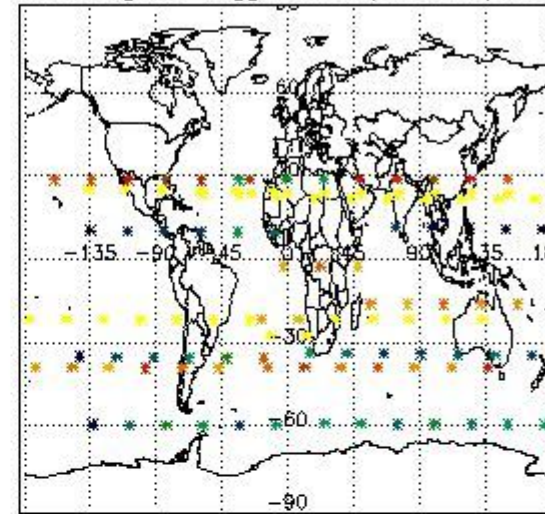


3.2 Plot quality information per product (world map)


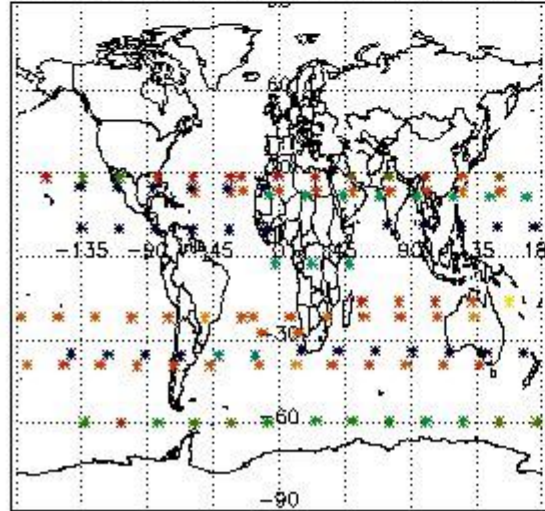
Percentage of flagged data per O3 profile



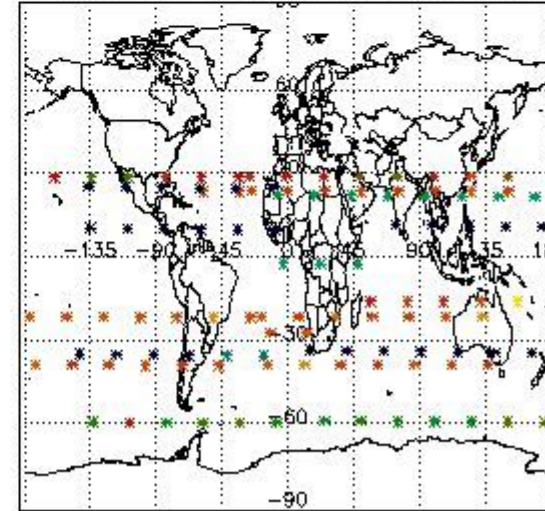
Percentage of flagged data per H2O profile



Percentage of flagged data per NO2 profile



Percentage of flagged data per NO3 profile

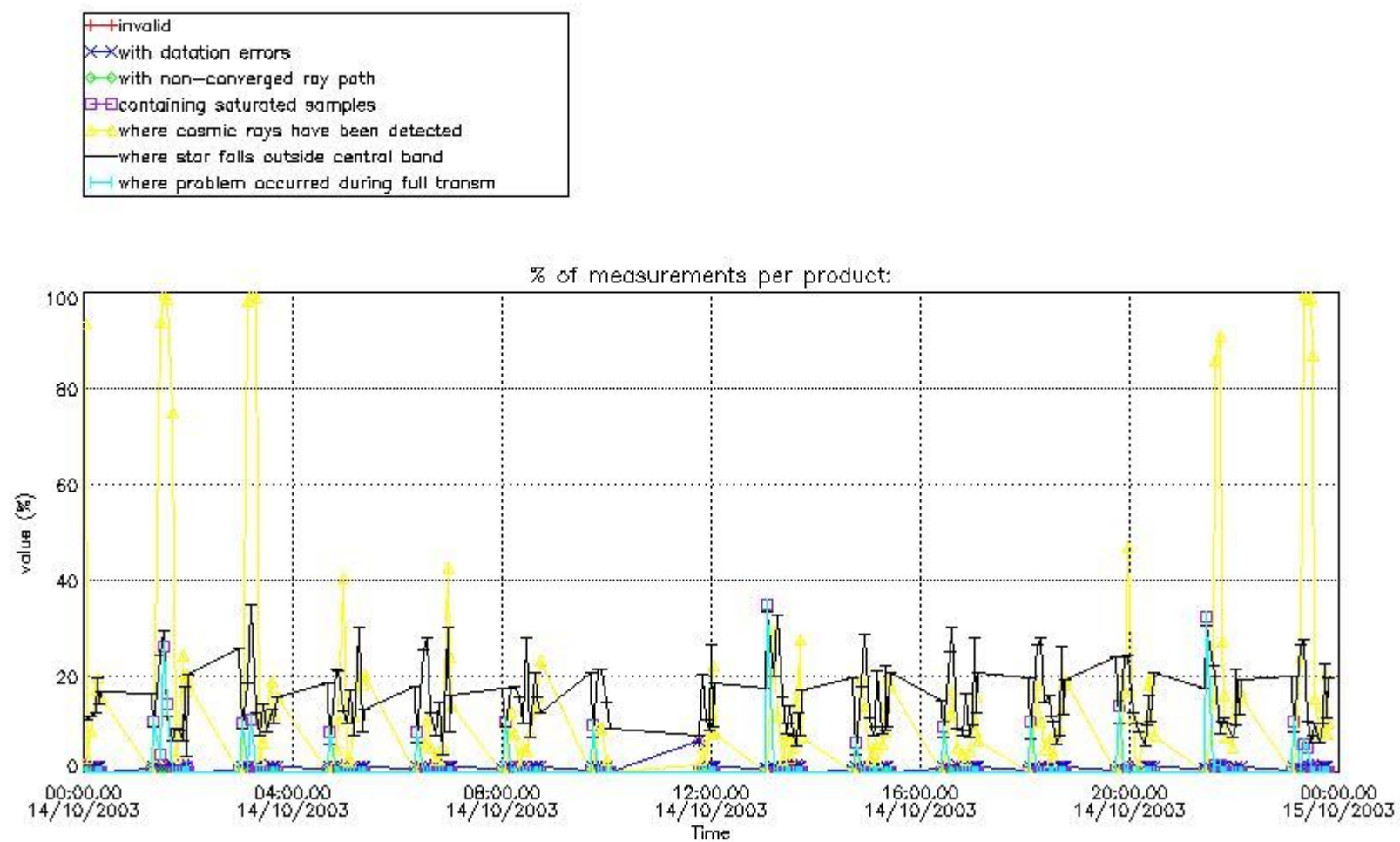


#### 4. Level 1 quality information per product

In this section it is plotted some information contained in the Quality Summary data set of the level 2 products that comes from the level 1b processing. Products without errors (error flag in the MPH set to "0") are used.

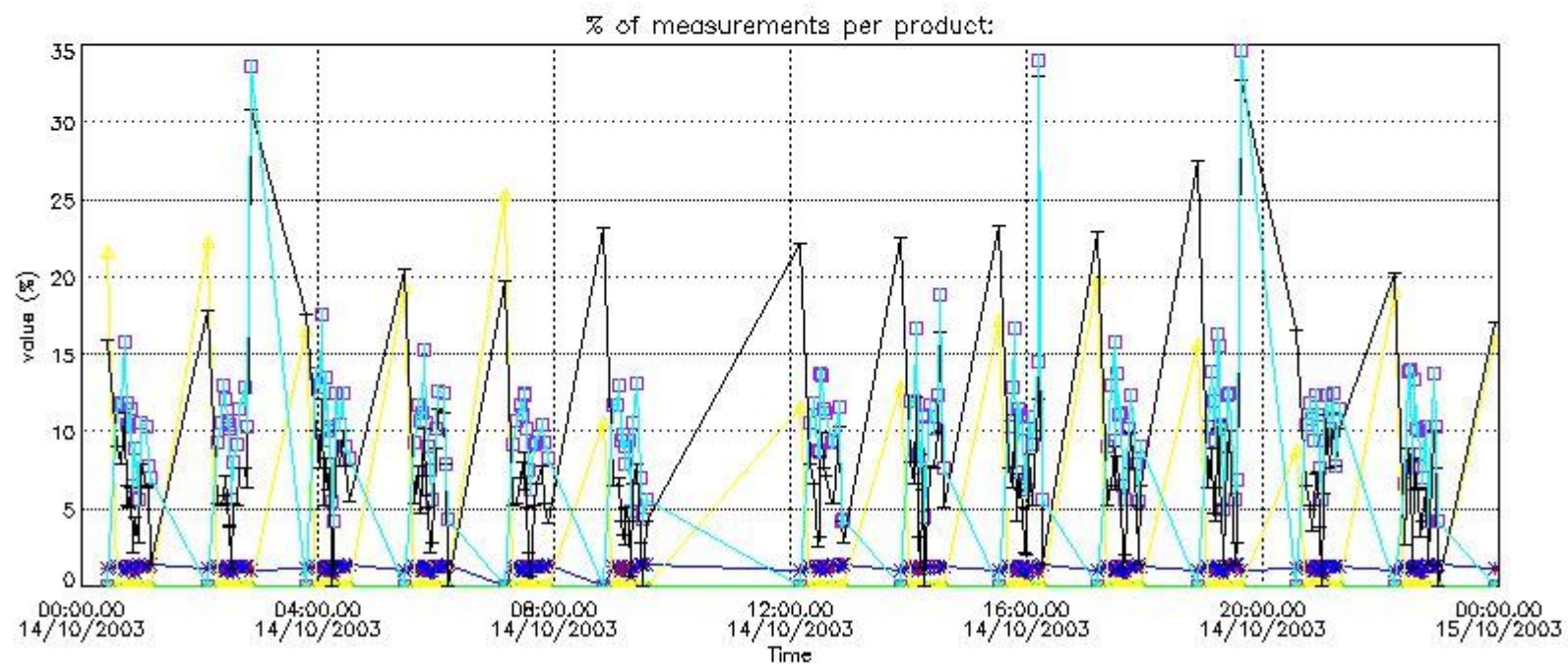
##### 4.1 Plot quality information per product (time dependant) coming from level 1b processing

##### 4.1.1 Plot level 1 quality information per product (time dependant): ENVISAT ASCENDING passes



4.1.2 Plot level 1 quality information per product (time dependant): ENVI SAT DESCENDING passes



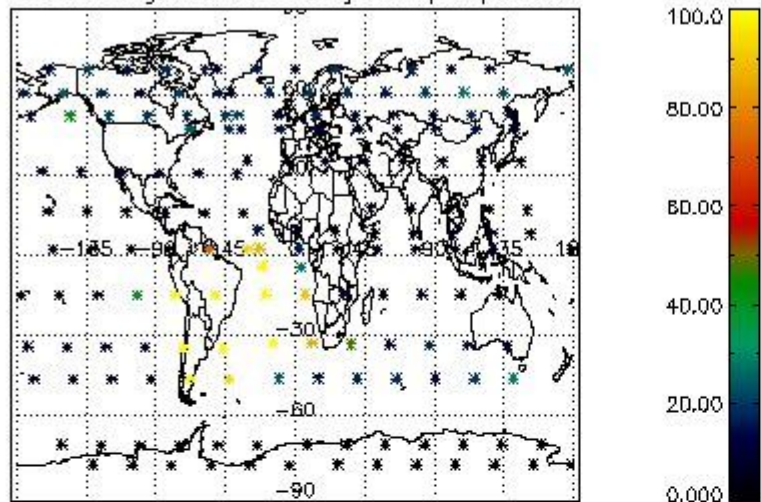


4.2 Plot quality information per product coming from level 1b processing (world map)

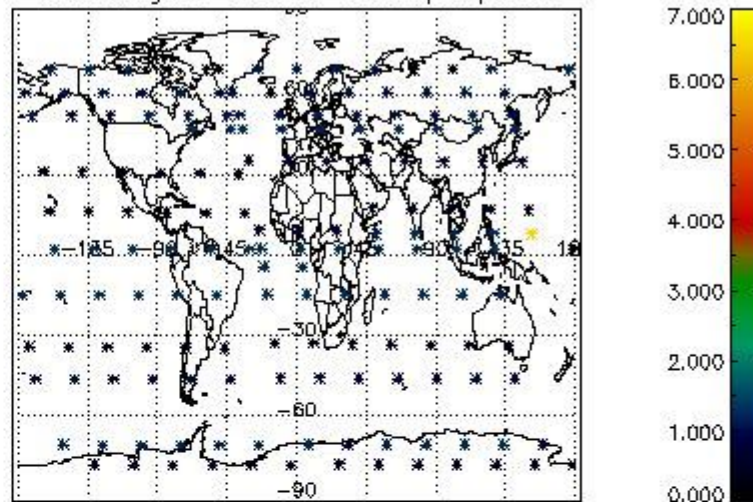
4.2.1 Plot level 1 quality information per product (world map): ENVISAT ASCENDING passes



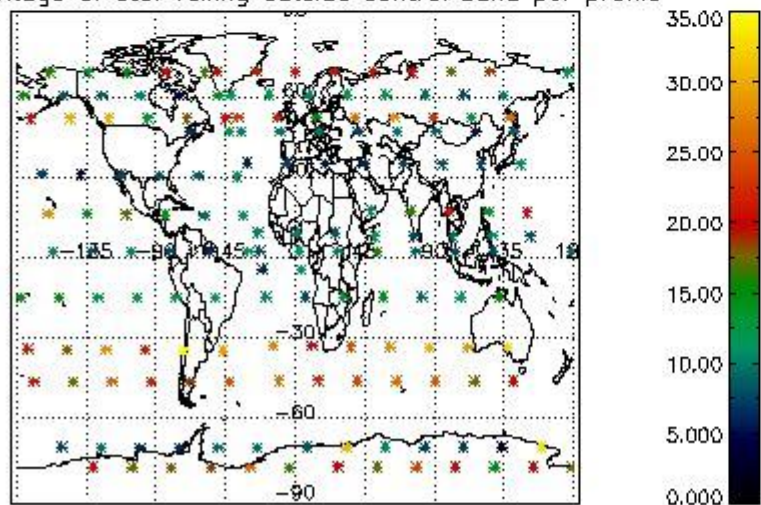
Percentage of cosmic ray hits per profile



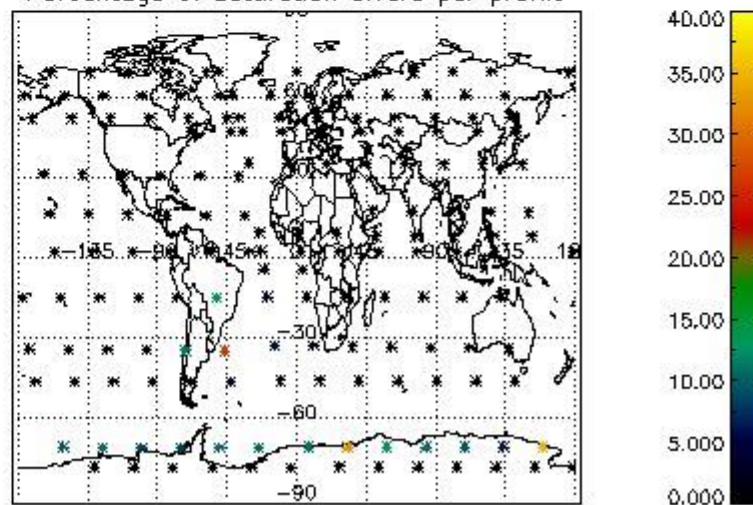
Percentage of datation errors per profile



Percentage of star falling outside central band per profile

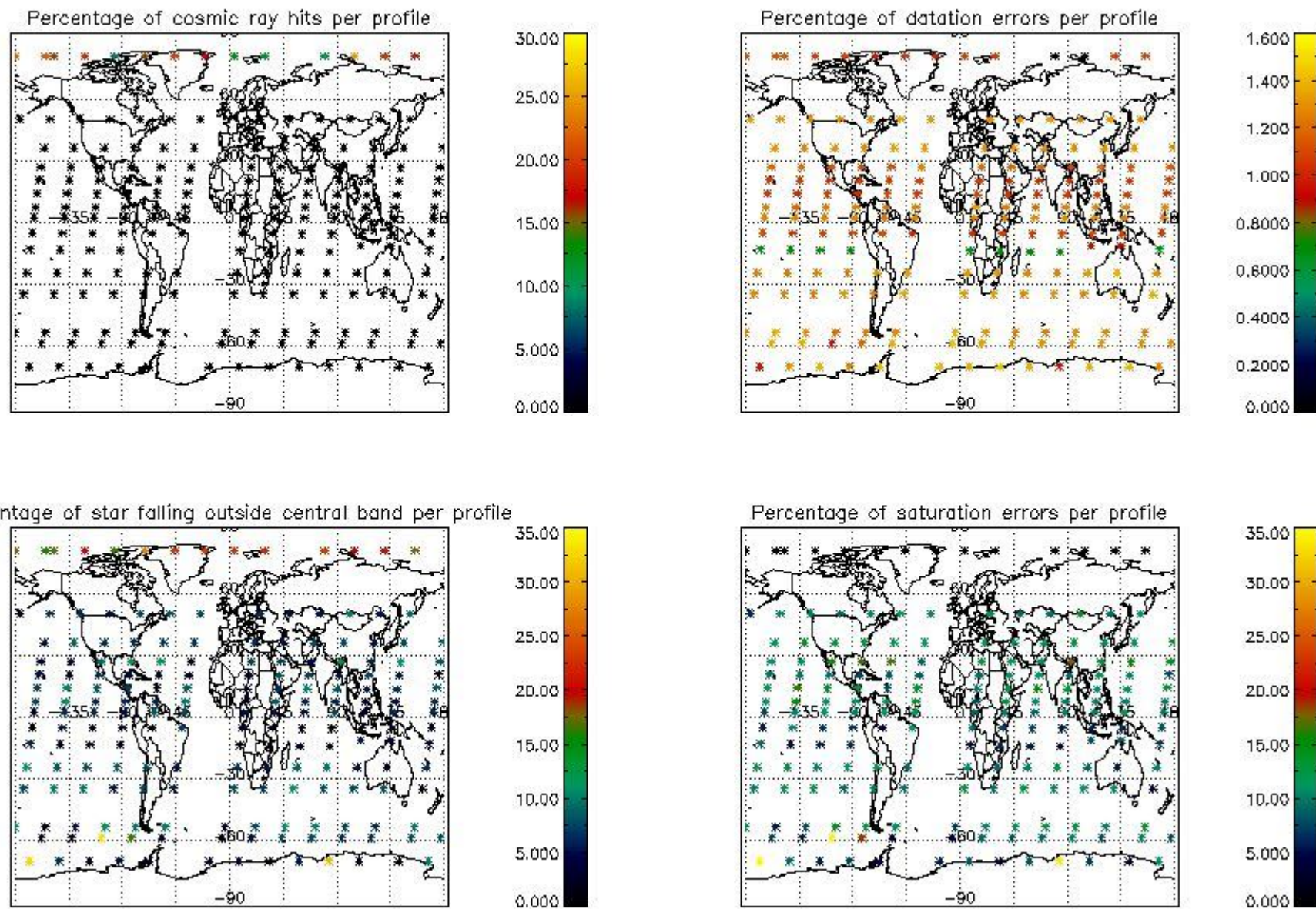


Percentage of saturation errors per profile



4.2.2 Plot level 1 quality information per product (world map): ENVISAT DESCENDING passes





## 5. Trace gas profiles

### 5.1 Ozone statistics based on quality of products

The final quality of the products can be "measured" using the STD (Standard Deviation) attached to every point profile. This information is written to the parameter GOM\_NL\_\_2P/NL\_LOCAL\_SPECIES\_DENSITY/o3\_std of the level 2 products. The table below shows the statistics for given STD ranges.

The statistics are given with respect to the overall valid production:

- Products without fatal errors: GOM\_NL\_\_2P/MPH/PRODUCT\_ERR=0
- Valid point profile: GOM\_NL\_\_2P/NL\_LOCAL\_SPECIES\_DENSITY/pcd(0)=0

The 'Criteria' is applied to valid points of dark limb products:

- Products in dark limb illumination condition: GOM\_NL\_\_2P/NL\_SUMMARY\_QUALITY/obs\_ill\_cond=0
- Products without fatal errors: GOM\_NL\_\_2P/MPH/PRODUCT\_ERR=0
- Valid point profile: GOM\_NL\_\_2P/NL\_LOCAL\_SPECIES\_DENSITY/pcd(0)=0

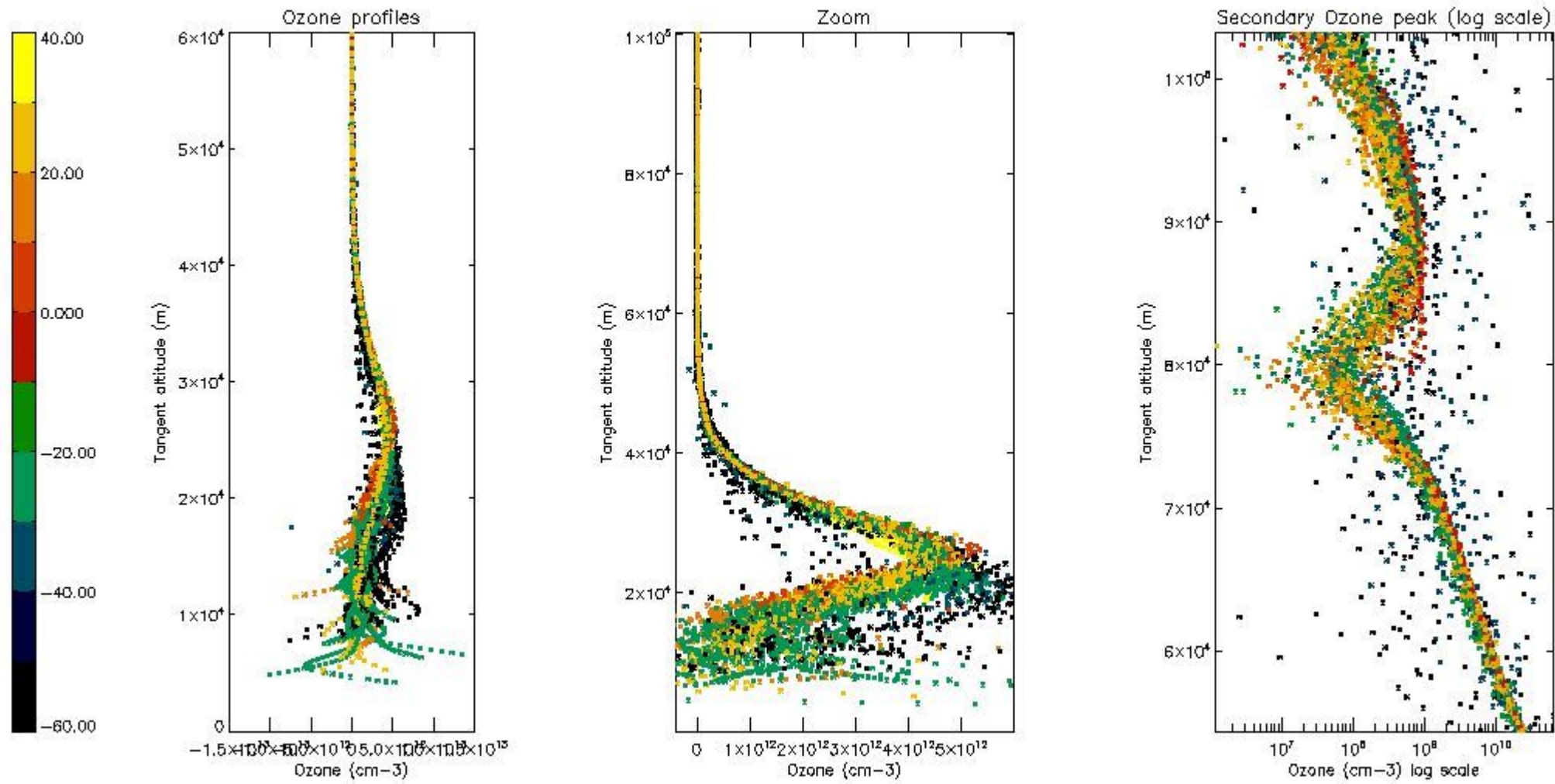
So, the table below shows the percentage of dark limb and valid observations for each criteria with respect to the overall valid daily observations.

Criteria	% of total production
All STD	43
STD < 20	28

STD < 10	25
STD < 5	20

5.2 Plot ozone profiles for all STD (dark without errors)

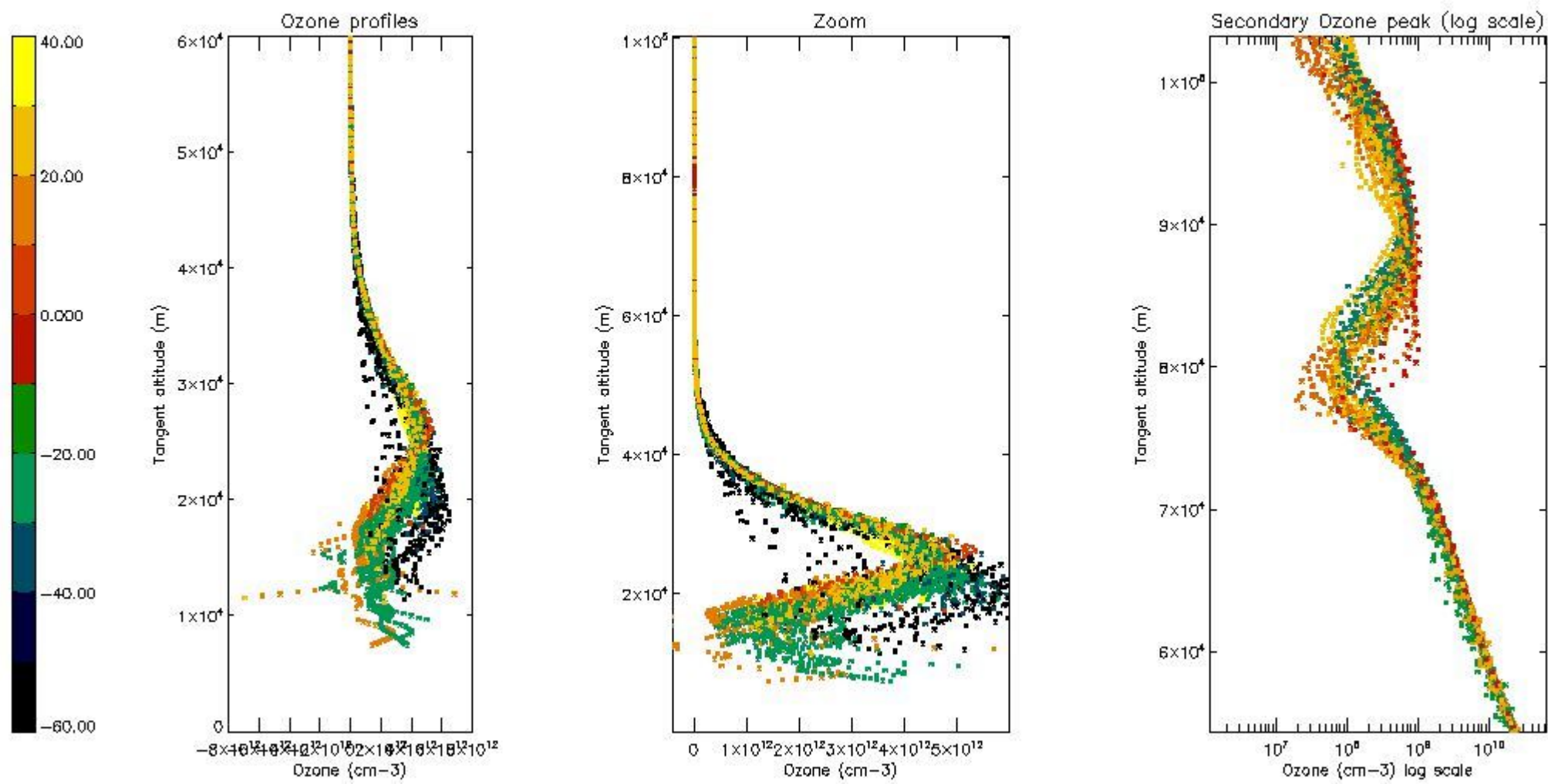
The colorbar represents the latitude.



5.3 Plot ozone profiles where STD < 20% (dark without errors)

The colorbar represents the latitude.

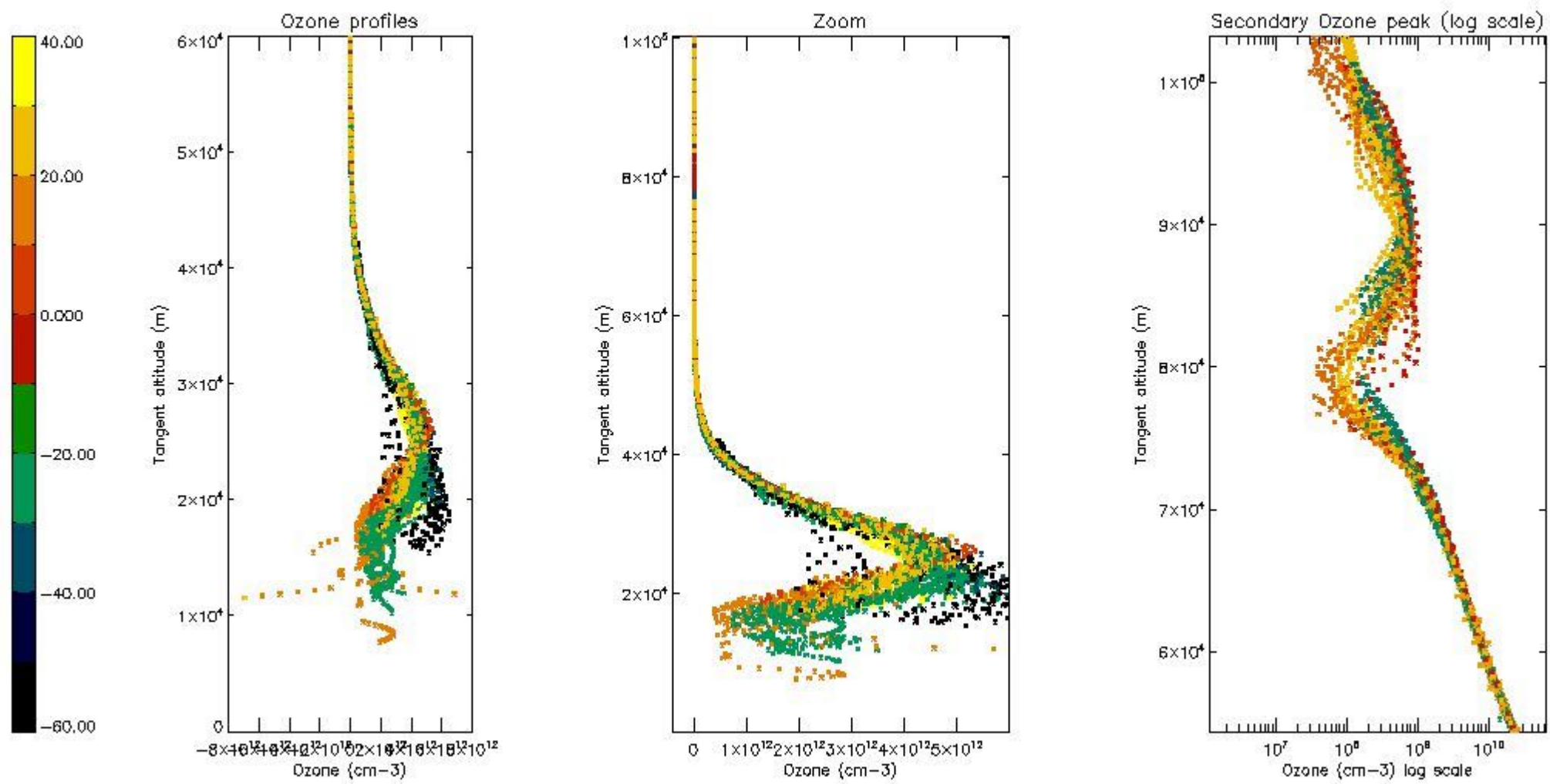




*5.4 Plot ozone profiles where STD < 10% (dark without errors)*

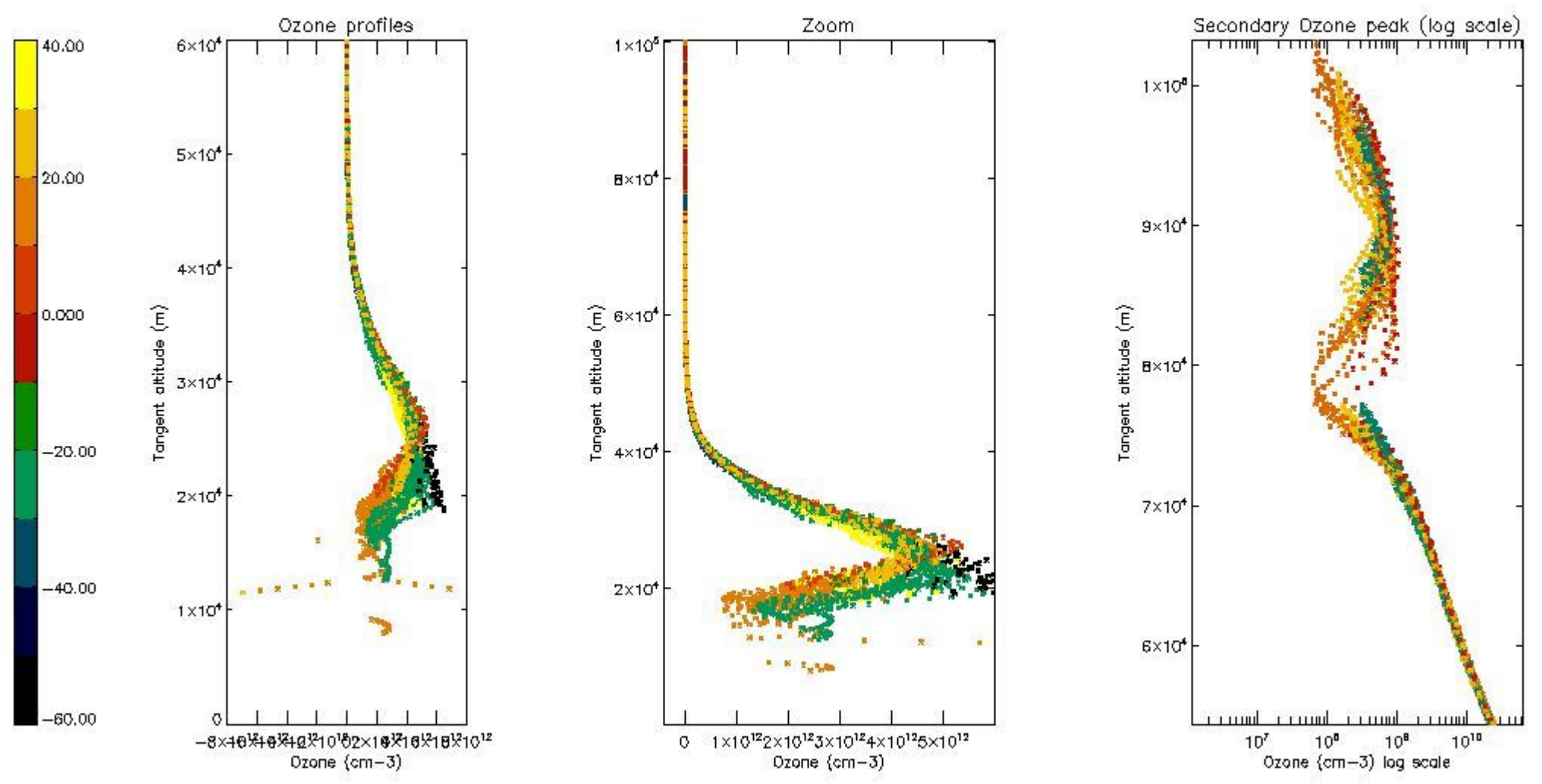
The colorbar represents the latitude.





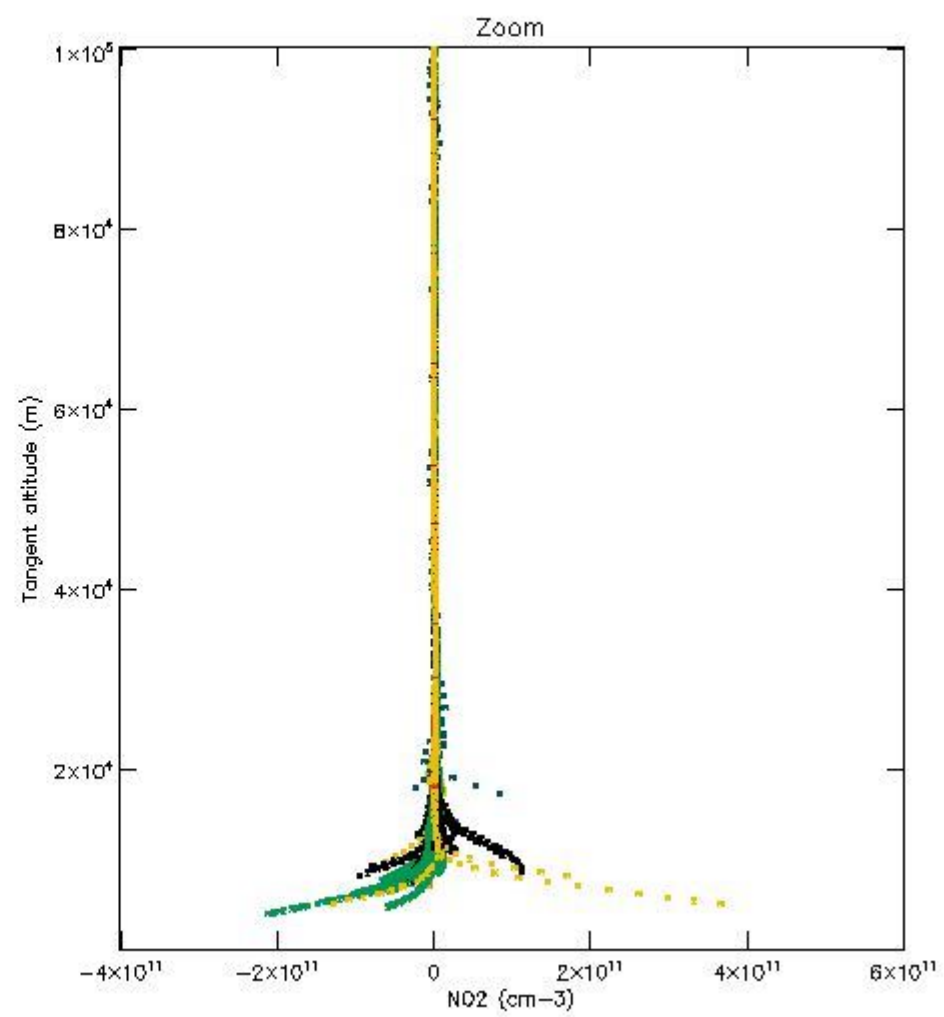
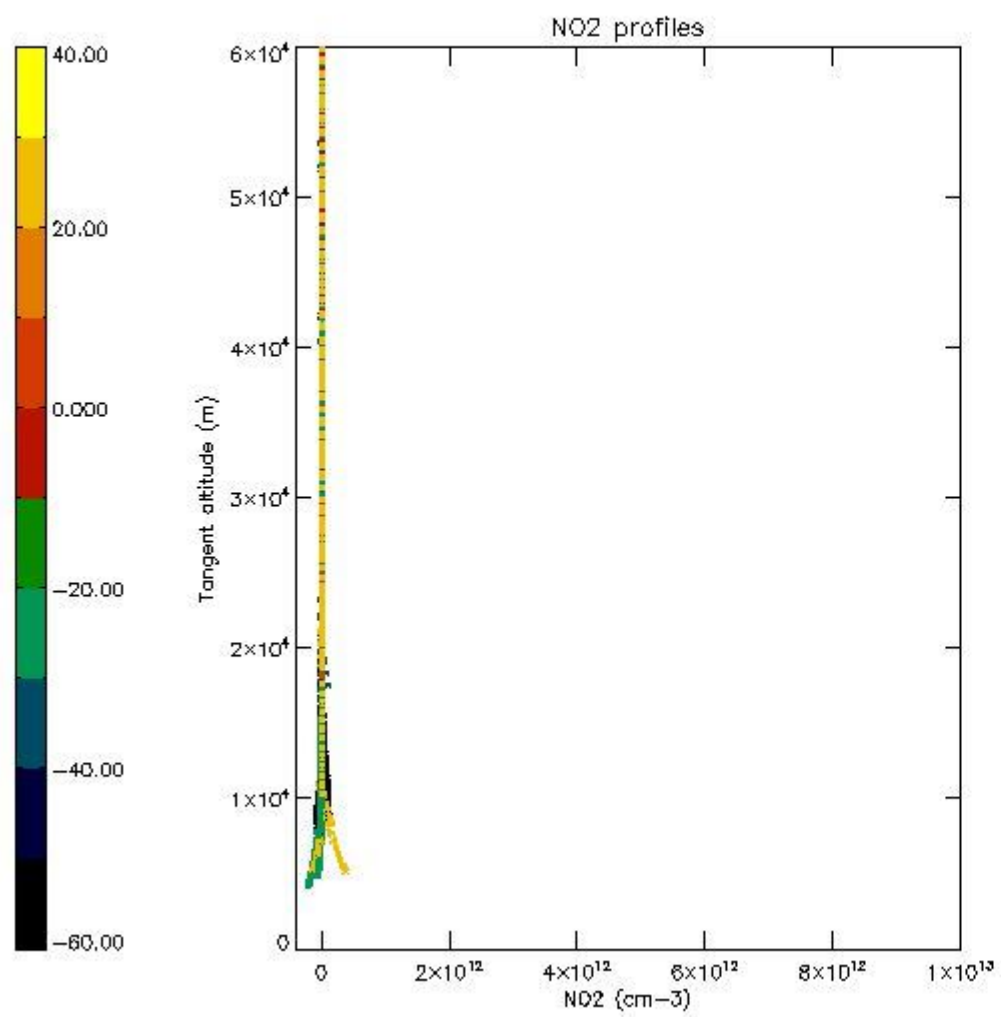
*5.5 Plot ozone profiles where STD < 5% (dark without errors)*

The colorbar represents the latitude.



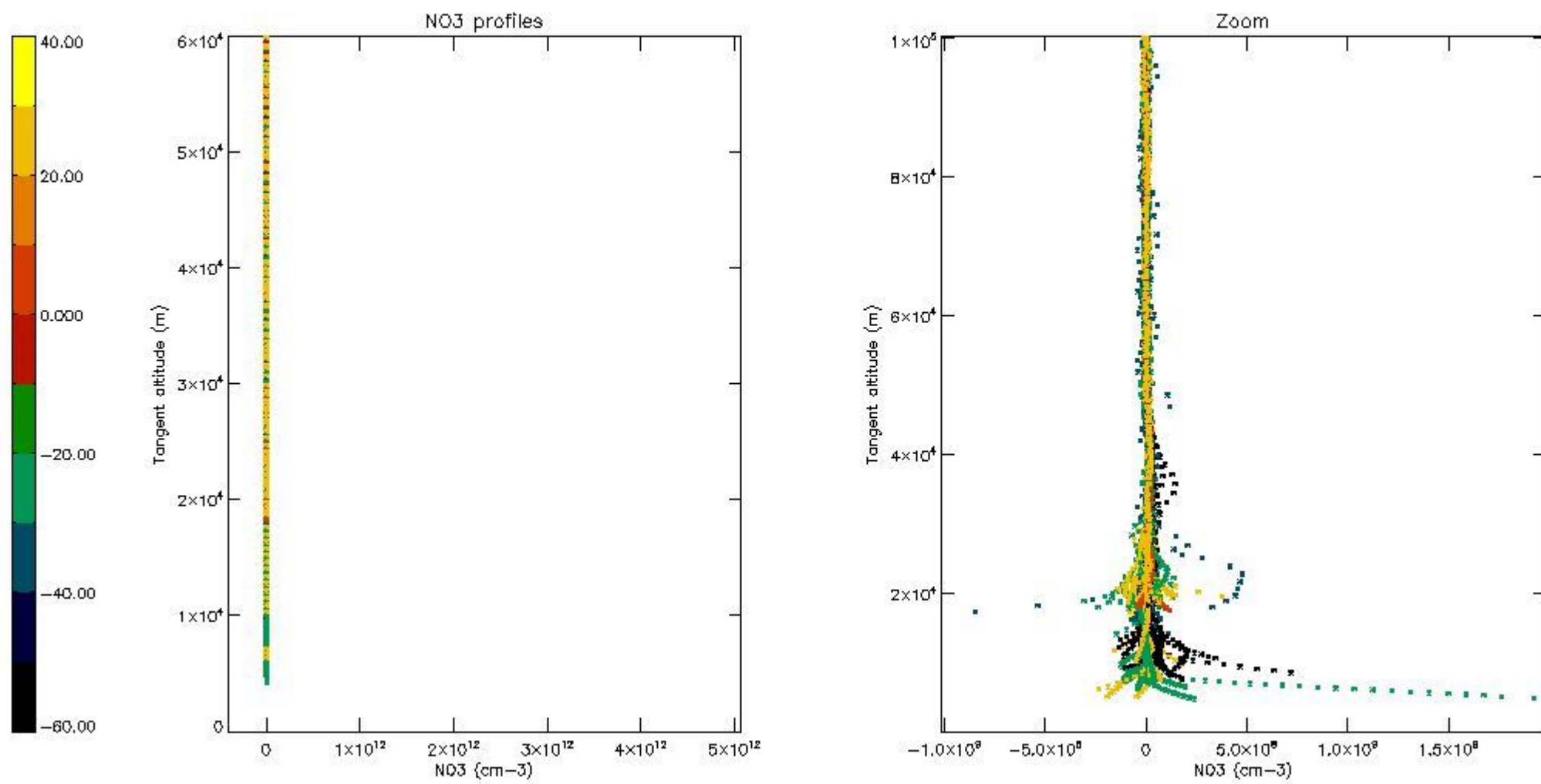
5.6 Plot NO<sub>2</sub> profiles for all STD (dark without errors)

The colorbar represents the latitude.



*5.7 Plot NO3 profiles for all STD (dark without errors)*

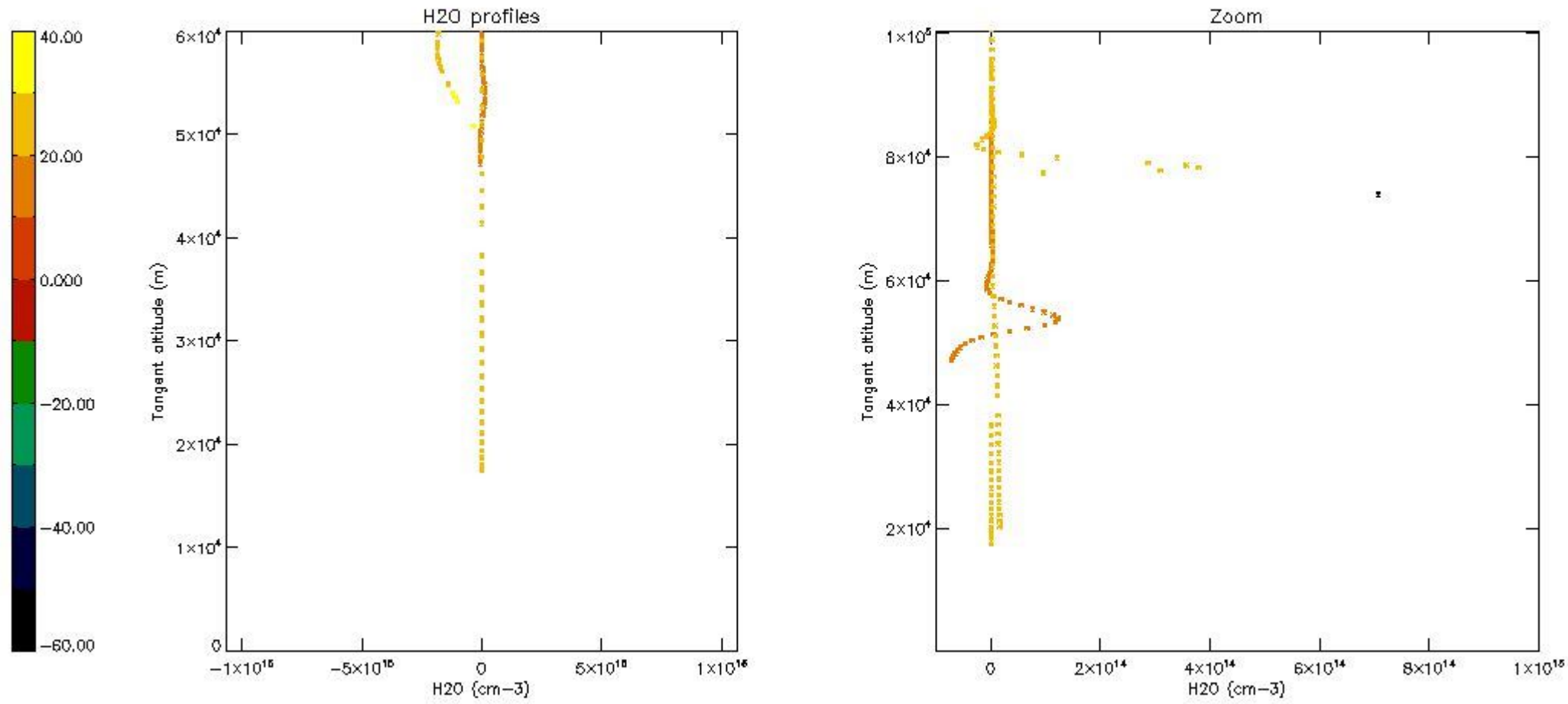
The colorbar represents the latitude.



*5.8 Plot H2O profiles for all STD (only for occultations of stars 1,2,3,4,13,14,16,26,63 dark without errors)*

The colorbar represents the latitude.





## 6. Auxiliary Data Files used for the production reported in section 2

The number reported in the third column indicates since which file (see list in section 2) the corresponding auxiliary file has been used. The fourth column is the date of those product files.

Type	Auxiliary Filename	Used since product	Used since product date
INST_PHYS_CHARACTERISTICS	GOM_INS_AXVIEC20091111_143220_20030716_120000_20500101_000000	1	14-OCT-2003 00:01:02
LEVEL-2_PROC_CONFIG	GOM_PR2_AXVIEC20091111_152718_20020301_000000_20500101_000000	1	14-OCT-2003 00:01:02
CROSS_SECTIONS_FILE	GOM_CRS_AXVIEC20091111_154832_20020301_000000_20500101_000000	1	14-OCT-2003 00:01:02

# GOMOS Level 2 Daily Report

## SUMMARY

### [1. General Info](#)

### [2. Summary of processed GOM\\_NL\\_2P products](#)

### [3. Level 2 Quality information per product](#)

#### [3.1 Plot of level 2 quality information per product \(time dependant\)](#)

#### [3.2 Plot of level 2 quality information per product \(world map\)](#)

### [4. Level 1 Quality information per product \(stored on level 2 products\)](#)

#### [4.1 Plot of level 1 quality information per product \(time dependant\)](#)

##### [4.1.1 Plot of level 1 quality information per product \(time dependant\): ASCENDING](#)

##### [4.1.2 Plot of level 1 quality information per product \(time dependant\): DESCENDING](#)

#### [4.2 Plot of level 1 quality information per product \(world map\)](#)

##### [4.2.1 Plot of level 1 quality information per product \(world map\): ASCENDING](#)

##### [4.2.2 Plot of level 1 quality information per product \(world map\): DESCENDING](#)

### [5. Ozone profiles based on quality statistics and other trace gas profiles](#)

#### [5.1 Ozone statistics based on quality of products](#)

#### [5.2 Plot ozone profiles for all STD \(dark without errors\)](#)

#### [5.3 Plot ozone profiles where STD < 20% \(dark without errors\)](#)

#### [5.4. Plot ozone profiles where STD < 10% \(dark without errors\)](#)

#### [5.5. Plot ozone profiles where STD < 5% \(dark without errors\)](#)

#### [5.6 Plot NO2 profiles for all STD \(dark without errors\)](#)

#### [5.7 Plot NO3 profiles for all STD \(dark without errors\)](#)

#### [5.8 Plot H2O profiles \(only for occultations of stars 1,2,3,4,13,14,16,26,63 dark without errors\) for all STD](#)

### [6. Auxiliary Data Files used for the production reported in section 2](#)

This report presents the daily analysis on parameters extracted from GOMOS level 2 data (GOM\_NL\_\_2P). It is intended to monitor some important parameters that will impact the quality of these products. A list of level 2 products (and content) that have arrived during the reporting day to the PCF is also given.

Item	Value
Time of report generation	19APR2013 21:48:36
Data source version	GOMOS/6.01
Start time of products	14-10-2003 (14OCT2003 00:00:00)
Stop time of products	15-10-2003 (15OCT2003 00:00:00)
Store outputs in DB	Yes
Nb of level 2 prods	360
Nb of prods with errors	0

## 2. Summary of processed GOM\_NL\_\_2P products.

Nr	Filename	UTC Start time	Limb	Duration	Star Id	Star Name	Star Mag	Star Temp	Nb Meas	Orbit	Prod. error
1	GOM_NL__2PRFIN20031014_000102_000000392020_00403_08473_0130.N1	14-OCT-2003 00:01:02	Dark	39.000	159	Ups Car	2.9200	7200.0	78	8473	No
2	GOM_NL__2PRFIN20031014_000446_000001252020_00403_08473_0131.N1	14-OCT-2003 00:04:46	Dark	124.50	1	9Alp CMa	-1.4400	11000.	249	8473	No
3	GOM_NL__2PRFIN20031014_000853_000001562020_00403_08473_0132.N1	14-OCT-2003 00:08:53	Dark	155.50	47	2Bet CMa	1.9760	28000.	311	8473	No
4	GOM_NL__2PRFIN20031014_001336_000000412020_00403_08473_0133.N1	14-OCT-2003 00:13:36	Dark	41.000	143	Alp Hyi	2.8570	7200.0	82	8473	No
5	GOM_NL__2PRFIN20031014_001502_000000462020_00403_08473_0134.N1	14-OCT-2003 00:15:02	Dark	46.000	9	Alp Eri	0.45300	24000.	92	8473	No
6	GOM_NL__2PRFIN20031014_001729_000000502020_00403_08473_0135.N1	14-OCT-2003 00:17:29	Straylight	49.500	157	The1Eri	2.9060	9300.0	99	8473	No
7	GOM_NL__2PRFIN20031014_002007_000000422020_00403_08473_0136.N1	14-OCT-2003 00:20:07	Straylight	42.000	84	Alp Phe	2.3970	4500.0	84	8473	No
8	GOM_NL__2PRFIN20031014_002644_000000442020_00403_08473_0137.N1	14-OCT-2003 00:26:44	Straylight	44.000	52	16Bet Cet	2.0370	4500.0	88	8473	No
9	GOM_NL__2PRFIN20031014_003628_000000392020_00403_08473_0138.N1	14-OCT-2003 00:36:28	Bright	38.500	140	88Gam Peg	2.8340	26000.	77	8473	No
10	GOM_NL__2PRFIN20031014_004027_000000382020_00403_08473_0139.N1	14-OCT-2003 00:40:27	Bright	38.000	58	21Alp And	2.0730	11000.	76	8473	No
11	GOM_NL__2PRFIN20031014_004308_000000452020_00403_08473_0140.N1	14-OCT-2003 00:43:08	Bright	44.500	53	43Bet And	2.0480	3300.0	89	8473	No
12	GOM_NL__2PRFIN20031014_004500_000000482020_00403_08473_0141.N1	14-OCT-2003 00:45:00	Bright	48.000	173	4Bet Tri	3.0040	8900.0	96	8473	No
13	GOM_NL__2PRFIN20031014_004648_000000472020_00403_08473_0142.N1	14-OCT-2003 00:46:48	Bright	46.500	73	57Gam1And	2.2600	13100.	93	8473	No
14	GOM_NL__2PRFIN20031014_004834_000000392020_00403_08473_0143.N1	14-OCT-2003 00:48:34	Bright	39.000	68	18Alp Cas	2.2250	4500.0	78	8473	No
15	GOM_NL__2PRFIN20031014_004957_000000402020_00403_08473_0144.N1	14-OCT-2003 00:49:57	Bright	39.500	76	27Gam Cas	2.3000	30000.	79	8473	No
16	GOM_NL__2PRFIN20031014_005211_000000462020_00403_08473_0145.N1	14-OCT-2003 00:52:11	Bright	46.000	160	23Gam Per	2.9300	4700.0	92	8473	No
17	GOM_NL__2PRFIN20031014_005344_000000562020_00403_08473_0146.N1	14-OCT-2003 00:53:44	Bright	56.000	175	39Del Per	3.0100	19400.	112	8473	No
18	GOM_NL__2PRFIN20031014_005728_000000362020_00403_08473_0147.N1	14-OCT-2003 00:57:28	Bright	36.000	49	1Alp UMi	1.9900	6300.0	72	8473	No
19	GOM_NL__2PRFIN20031014_010020_000000382020_00403_08473_0148.N1	14-OCT-2003 01:00:20	Bright	38.000	60	7Bet UMi	2.0810	3950.0	76	8473	No
20	GOM_NL__2PRFIN20031014_010540_000000392020_00403_08473_0149.N1	14-OCT-2003 01:05:40	Bright	39.000	36	50Alp UMa	1.8000	6300.0	78	8473	No
21	GOM_NL__2PRFIN20031014_010712_000000392020_00403_08473_0150.N1	14-OCT-2003 01:07:12	Bright	38.500	82	48Bet UMa	2.3650	10600.	77	8473	No
22	GOM_NL__2PRFIN20031014_011035_000000362020_00403_08473_0151.N1	14-OCT-2003 01:10:35	Bright	36.000	174	52Psi UMa	3.0040	4400.0	72	8473	No
23	GOM_NL__2PRFIN20031014_011808_000000882020_00403_08473_0152.N1	14-OCT-2003 01:18:08	Bright	88.000	17	78Bet Gem	1.1610	4500.0	176	8473	No
24	GOM_NL__2PRFIN20031014_012041_000000432020_00403_08473_0153.N1	14-OCT-2003 01:20:41	Bright	43.000	22	32Alp Leo	1.3600	15200.	86	8473	No
25	GOM_NL__2PRFIN20031014_012753_000000562020_00403_08473_0154.N1	14-OCT-2003 01:27:53	Dark	55.500	48	30Alp Hya	1.9770	4100.0	111	8473	No
26	GOM_NL__2PRFIN20031014_013111_000001422020_00403_08473_0155.N1	14-OCT-2003 01:31:11	Dark	141.50	8	10Alp CMi	0.40000	6500.0	283	8473	No
27	GOM_NL__2PRFIN20031014_013649_000000392020_00403_08473_0156.N1	14-OCT-2003 01:36:49	Dark	39.000	113	Mu Vel	2.6920	5000.0	78	8473	No
28	GOM_NL__2PRFIN20031014_014138_000000382020_00404_08474_0130.N1	14-OCT-2003 01:41:38	Dark	38.000	159	Ups Car	2.9200	7200.0	76	8474	No
29	GOM_NL__2PRFIN20031014_014525_000001232020_00404_08474_0131.N1	14-OCT-2003 01:45:25	Dark	122.50	1	9Alp CMa	-1.4400	11000.	245	8474	No
30	GOM_NL__2PRFIN20031014_014933_000001512020_00404_08474_0132.N1	14-OCT-2003 01:49:33	Dark	151.00	47	2Bet CMa	1.9760	28000.	302	8474	No
31	GOM_NL__2PRFIN20031014_015412_000000392020_00404_08474_0133.N1	14-OCT-2003 01:54:12	Dark	39.000	143	Alp Hyi	2.8570	7200.0	78	8474	No
32	GOM_NL__2PRFIN20031014_015539_000000452020_00404_08474_0134.N1	14-OCT-2003 01:55:39	Dark	44.500	9	Alp Eri	0.45300	24000.	89	8474	No
33	GOM_NL__2PRFIN20031014_015806_000000452020_00404_08474_0135.N1	14-OCT-2003 01:58:06	Straylight	44.500	157	The1Eri	2.9060	9300.0	89	8474	No
34	GOM_NL__2PRFIN20031014_020043_000000442020_00404_08474_0136.N1	14-OCT-2003 02:00:43	Straylight	44.000	84	Alp Phe	2.3970	4500.0	88	8474	No
35	GOM_NL__2PRFIN20031014_020720_000000452020_00404_08474_0137.N1	14-OCT-2003 02:07:20	Straylight	45.000	52	16Bet Cet	2.0370	4500.0	90	8474	No
36	GOM_NL__2PRFIN20031014_021704_000000382020_00404_08474_0138.N1	14-OCT-2003 02:17:04	Bright	37.500	140	88Gam Peg	2.8340	26000.	75	8474	No
37	GOM_NL__2PRFIN20031014_022102_000000382020_00404_08474_0139.N1	14-OCT-2003 02:21:02	Bright	38.000	58	21Alp And	2.0730	11000.	76	8474	No
38	GOM_NL__2PRFIN20031014_022343_000000432020_00404_08474_0140.N1	14-OCT-2003 02:23:43	Bright	42.500	53	43Bet And	2.0480	3300.0	85	8474	No
39	GOM_NL__2PRFIN20031014_022535_000000502020_00404_08474_0141.N1	14-OCT-2003 02:25:35	Bright	49.500	173	4Bet Tri	3.0040	8900.0	99	8474	No
40	GOM_NL__2PRFIN20031014_022723_000000472020_00404_08474_0142.N1	14-OCT-2003 02:27:23	Bright	46.500	73	57Gam1And	2.2600	13100.	93	8474	No
41	GOM_NL__2PRFIN20031014_022909_000000402020_00404_08474_0143.N1	14-OCT-2003 02:29:09	Bright	39.500	68	18Alp Cas	2.2250	4500.0	79	8474	No
42	GOM_NL__2PRFIN20031014_023032_000000392020_00404_08474_0144.N1	14-OCT-2003 02:30:32	Bright	38.500	76	27Gam Cas	2.3000	30000.	77	8474	No



43	GOM_NL__2PRFIN20031014_023246_000000452020_00404_08474_0145.N1	14-OCT-2003 02:32:46	Bright	45.000	160	23Gam Per	2.9300	4700.0	90	8474	No
44	GOM_NL__2PRFIN20031014_023419_000000562020_00404_08474_0146.N1	14-OCT-2003 02:34:19	Bright	56.000	175	39Del Per	3.0100	19400.	112	8474	No
45	GOM_NL__2PRFIN20031014_023803_000000382020_00404_08474_0147.N1	14-OCT-2003 02:38:03	Bright	38.000	49	1Alp UMi	1.9900	6300.0	76	8474	No
46	GOM_NL__2PRFIN20031014_024056_000000402020_00404_08474_0148.N1	14-OCT-2003 02:40:56	Bright	39.500	60	7Bet UMi	2.0810	3950.0	79	8474	No
47	GOM_NL__2PRFIN20031014_024616_000000392020_00404_08474_0149.N1	14-OCT-2003 02:46:16	Bright	39.000	36	50Alp UMa	1.8000	6300.0	78	8474	No
48	GOM_NL__2PRFIN20031014_024748_000000392020_00404_08474_0150.N1	14-OCT-2003 02:47:48	Bright	39.000	82	48Bet UMa	2.3650	10600.	78	8474	No
49	GOM_NL__2PRFIN20031014_025110_000000522020_00404_08474_0151.N1	14-OCT-2003 02:51:10	Bright	52.000	174	52Psi UMa	3.0040	4400.0	104	8474	No
50	GOM_NL__2PRFIN20031014_025844_000000992020_00404_08474_0152.N1	14-OCT-2003 02:58:44	Bright	98.500	17	78Bet Gem	1.1610	4500.0	197	8474	No
51	GOM_NL__2PRFIN20031014_030117_000000442020_00404_08474_0153.N1	14-OCT-2003 03:01:17	Bright	43.500	22	32Alp Leo	1.3600	15200.	87	8474	No
52	GOM_NL__2PRFIN20031014_030830_000000522020_00404_08474_0154.N1	14-OCT-2003 03:08:30	Dark	51.500	48	30Alp Hya	1.9770	4100.0	103	8474	No
53	GOM_NL__2PRFIN20031014_031149_000001542020_00404_08474_0155.N1	14-OCT-2003 03:11:49	Dark	153.50	8	10Alp CMi	0.40000	6500.0	307	8474	No
54	GOM_NL__2PRFIN20031014_031725_000000412020_00404_08474_0156.N1	14-OCT-2003 03:17:25	Dark	40.500	113	Mu Vel	2.6920	5000.0	81	8474	No
55	GOM_NL__2PRFIN20031014_032213_000000392020_00405_08475_0130.N1	14-OCT-2003 03:22:13	Dark	39.000	159	Ups Car	2.9200	7200.0	78	8475	No
56	GOM_NL__2PRFIN20031014_032604_000001312020_00405_08475_0131.N1	14-OCT-2003 03:26:04	Dark	130.50	1	9Alp CMa	-1.4400	11000.	261	8475	No
57	GOM_NL__2PRFIN20031014_033011_000001522020_00405_08475_0132.N1	14-OCT-2003 03:30:11	Dark	151.50	47	2Bet CMa	1.9760	28000.	303	8475	No
58	GOM_NL__2PRFIN20031014_033615_000000422020_00405_08475_0133.N1	14-OCT-2003 03:36:15	Dark	42.000	9	Alp Eri	0.45300	24000.	84	8475	No
59	GOM_NL__2PRFIN20031014_033842_000000502020_00405_08475_0134.N1	14-OCT-2003 03:38:42	Straylight	49.500	157	The1Eri	2.9060	9300.0	99	8475	No
60	GOM_NL__2PRFIN20031014_034119_000000422020_00405_08475_0135.N1	14-OCT-2003 03:41:19	Straylight	42.000	84	Alp Phe	2.3970	4500.0	84	8475	No
61	GOM_NL__2PRFIN20031014_034756_000000462020_00405_08475_0136.N1	14-OCT-2003 03:47:56	Straylight	45.500	52	16Bet Cet	2.0370	4500.0	91	8475	No
62	GOM_NL__2PRFIN20031014_035739_000000402020_00405_08475_0137.N1	14-OCT-2003 03:57:39	Bright	40.000	140	88Gam Peg	2.8340	26000.	80	8475	No
63	GOM_NL__2PRFIN20031014_040138_000000392020_00405_08475_0138.N1	14-OCT-2003 04:01:38	Bright	39.000	58	21Alp And	2.0730	11000.	78	8475	No
64	GOM_NL__2PRFIN20031014_040419_000000462020_00405_08475_0139.N1	14-OCT-2003 04:04:19	Bright	45.500	53	43Bet And	2.0480	3300.0	91	8475	No
65	GOM_NL__2PRFIN20031014_040610_000000482020_00405_08475_0140.N1	14-OCT-2003 04:06:10	Bright	48.000	173	4Bet Tri	3.0040	8900.0	96	8475	No
66	GOM_NL__2PRFIN20031014_040758_000000482020_00405_08475_0141.N1	14-OCT-2003 04:07:58	Bright	48.000	73	57Gam1And	2.2600	13100.	96	8475	No
67	GOM_NL__2PRFIN20031014_040945_000000402020_00405_08475_0142.N1	14-OCT-2003 04:09:45	Bright	40.000	68	18Alp Cas	2.2250	4500.0	80	8475	No
68	GOM_NL__2PRFIN20031014_041108_000000392020_00405_08475_0143.N1	14-OCT-2003 04:11:08	Bright	39.000	76	27Gam Cas	2.3000	30000.	78	8475	No
69	GOM_NL__2PRFIN20031014_041321_000000462020_00405_08475_0144.N1	14-OCT-2003 04:13:21	Bright	45.500	160	23Gam Per	2.9300	4700.0	91	8475	No
70	GOM_NL__2PRFIN20031014_041546_000000722020_00405_08475_0145.N1	14-OCT-2003 04:15:46	Bright	71.500	149	45Eps Per	2.8880	30000.	143	8475	No
71	GOM_NL__2PRFIN20031014_041839_000000402020_00405_08475_0146.N1	14-OCT-2003 04:18:39	Bright	40.000	49	1Alp UMi	1.9900	6300.0	80	8475	No
72	GOM_NL__2PRFIN20031014_042132_000000392020_00405_08475_0147.N1	14-OCT-2003 04:21:32	Bright	38.500	60	7Bet UMi	2.0810	3950.0	77	8475	No
73	GOM_NL__2PRFIN20031014_042652_000000402020_00405_08475_0148.N1	14-OCT-2003 04:26:52	Bright	40.000	36	50Alp UMa	1.8000	6300.0	80	8475	No
74	GOM_NL__2PRFIN20031014_042825_000000392020_00405_08475_0149.N1	14-OCT-2003 04:28:25	Bright	38.500	82	48Bet UMa	2.3650	10600.	77	8475	No
75	GOM_NL__2PRFIN20031014_043147_000000372020_00405_08475_0150.N1	14-OCT-2003 04:31:47	Bright	36.500	174	52Psi UMa	3.0040	4400.0	73	8475	No
76	GOM_NL__2PRFIN20031014_043920_000000902020_00405_08475_0151.N1	14-OCT-2003 04:39:20	Bright	89.500	17	78Bet Gem	1.1610	4500.0	179	8475	No
77	GOM_NL__2PRFIN20031014_044154_000000422020_00405_08475_0152.N1	14-OCT-2003 04:41:54	Bright	42.000	22	32Alp Leo	1.3600	15200.	84	8475	No
78	GOM_NL__2PRFIN20031014_044907_000000542020_00405_08475_0153.N1	14-OCT-2003 04:49:07	Dark	53.500	48	30Alp Hya	1.9770	4100.0	107	8475	No
79	GOM_NL__2PRFIN20031014_045228_000001272020_00405_08475_0154.N1	14-OCT-2003 04:52:28	Dark	127.00	8	10Alp CMi	0.40000	6500.0	254	8475	No
80	GOM_NL__2PRFIN20031014_045801_000000402020_00405_08475_0155.N1	14-OCT-2003 04:58:01	Dark	39.500	113	Mu Vel	2.6920	5000.0	79	8475	No
81	GOM_NL__2PRFIN20031014_050250_000000392020_00406_08476_0130.N1	14-OCT-2003 05:02:50	Dark	39.000	159	Ups Car	2.9200	7200.0	78	8476	No
82	GOM_NL__2PRFIN20031014_050643_000001362020_00406_08476_0131.N1	14-OCT-2003 05:06:43	Dark	136.00	1	9Alp CMa	-1.4400	11000.	272	8476	No
83	GOM_NL__2PRFIN20031014_051051_000001512020_00406_08476_0132.N1	14-OCT-2003 05:10:51	Dark	151.00	47	2Bet CMa	1.9760	28000.	302	8476	No
84	GOM_NL__2PRFIN20031014_051651_000000532020_00406_08476_0133.N1	14-OCT-2003 05:16:51	Dark	53.000	9	Alp Eri	0.45300	24000.	106	8476	No
85	GOM_NL__2PRFIN20031014_051919_000000472020_00406_08476_0134.N1	14-OCT-2003 05:19:19	Straylight	47.000	157	The1Eri	2.9060	9300.0	94	8476	No
86	GOM_NL__2PRFIN20031014_052155_000000422020_00406_08476_0135.N1	14-OCT-2003 05:21:55	Straylight	41.500	84	Alp Phe	2.3970	4500.0	83	8476	No
87	GOM_NL__2PRFIN20031014_052832_000000472020_00406_08476_0136.N1	14-OCT-2003 05:28:32	Straylight	46.500	52	16Bet Cet	2.0370	4500.0	93	8476	No
88	GOM_NL__2PRFIN20031014_053816_000000382020_00406_08476_0137.N1	14-OCT-2003 05:38:16	Bright	37.500	140	88Gam Peg	2.8340	26000.	75	8476	No
89	GOM_NL__2PRFIN20031014_054214_000000392020_00406_08476_0138.N1	14-OCT-2003 05:42:14	Bright	38.500	58	21Alp And	2.0730	11000.	77	8476	No
90	GOM_NL__2PRFIN20031014_054454_000000422020_00406_08476_0139.N1	14-OCT-2003 05:44:54	Bright	42.000	53	43Bet And	2.0480	3300.0	84	8476	No
91	GOM_NL__2PRFIN20031014_054645_000000492020_00406_08476_0140.N1	14-OCT-2003 05:46:45	Bright	49.000	173	4Bet Tri	3.0040	8900.0	98	8476	No
92	GOM_NL__2PRFIN20031014_054834_000000492020_00406_08476_0141.N1	14-OCT-2003 05:48:34	Bright	49.000	73	57Gam1And	2.2600	13100.	98	8476	No
93	GOM_NL__2PRFIN20031014_055019_000000432020_00406_08476_0142.N1	14-OCT-2003 05:50:19	Bright	42.500	68	18Alp Cas	2.2250	4500.0	85	8476	No
94	GOM_NL__2PRFIN20031014_055144_000000392020_00406_08476_0143.N1	14-OCT-2003 05:51:44	Bright	39.000	76	27Gam Cas	2.3000	30000.	78	8476	No
95	GOM_NL__2PRFIN20031014_055356_000000472020_00406_08476_0144.N1	14-OCT-2003 05:53:56	Bright	47.000	160	23Gam Per	2.9300	4700.0	94	8476	No
96	GOM_NL__2PRFIN20031014_055620_000000722020_00406_08476_0145.N1	14-OCT-2003 05:56:20	Bright	72.000	149	45Eps Per	2.8880	30000.	144	8476	No
97	GOM_NL__2PRFIN20031014_055915_000000402020_00406_08476_0146.N1	14-OCT-2003 05:59:15	Bright	39.500	49	1Alp UMi	1.9900	6300.0	79	8476	No
98	GOM_NL__2PRFIN20031014_060209_000000402020_00406_08476_0147.N1	14-OCT-2003 06:02:09	Bright	39.500	60	7Bet UMi	2.0810	3950.0	79	8476	No
99	GOM_NL__2PRFIN20031014_060728_000000402020_00406_08476_0148.N1	14-OCT-2003 06:07:28	Bright	40.000	36	50Alp UMa	1.8000	6300.0	80	8476	No
100	GOM_NL__2PRFIN20031014_060901_000000382020_00406_08476_0149.N1	14-OCT-2003 06:09:01	Bright	38.000	82	48Bet UMa	2.3650	10600.	76	8476	No
101	GOM_NL__2PRFIN20031014_061223_000000352020_00406_08476_0150.N1	14-OCT-2003 06:12:23	Bright	34.500	174	52Psi UMa	3.0040	4400.0	69	8476	No

102	GOM_NL__2PRFIN20031014_061957_000000892020_00406_08476_0151.N1	14-OCT-2003 06:19:57	Bright	89.000	17	78Bet Gem	1.1610	4500.0	178	8476	No
103	GOM_NL__2PRFIN20031014_062230_000000422020_00406_08476_0152.N1	14-OCT-2003 06:22:30	Bright	41.500	22	32Alp Leo	1.3600	15200.	83	8476	No
104	GOM_NL__2PRFIN20031014_062944_000000572020_00406_08476_0153.N1	14-OCT-2003 06:29:44	Dark	57.000	48	30Alp Hya	1.9770	4100.0	114	8476	No
105	GOM_NL__2PRFIN20031014_063306_000001412020_00406_08476_0154.N1	14-OCT-2003 06:33:06	Dark	141.00	8	10Alp CMi	0.40000	6500.0	282	8476	No
106	GOM_NL__2PRFIN20031014_063837_000000402020_00406_08476_0155.N1	14-OCT-2003 06:38:37	Dark	40.000	113	Mu Vel	2.6920	5000.0	80	8476	No
107	GOM_NL__2PRFIN20031014_064326_000000392020_00407_08477_0131.N1	14-OCT-2003 06:43:26	Dark	38.500	159	Ups Car	2.9200	7200.0	77	8477	No
108	GOM_NL__2PRFIN20031014_064722_000001332020_00407_08477_0132.N1	14-OCT-2003 06:47:22	Dark	132.50	1	9Alp CMa	-1.4400	11000.	265	8477	No
109	GOM_NL__2PRFIN20031014_065131_000001452020_00407_08477_0133.N1	14-OCT-2003 06:51:31	Dark	145.00	47	2Bet CMa	1.9760	28000.	290	8477	No
110	GOM_NL__2PRFIN20031014_065727_000000532020_00407_08477_0134.N1	14-OCT-2003 06:57:27	Dark	53.000	9	Alp Eri	0.45300	24000.	106	8477	No
111	GOM_NL__2PRFIN20031014_065955_000000482020_00407_08477_0135.N1	14-OCT-2003 06:59:55	Straylight	48.000	157	The1Eri	2.9060	9300.0	96	8477	No
112	GOM_NL__2PRFIN20031014_070231_000000442020_00407_08477_0136.N1	14-OCT-2003 07:02:31	Straylight	43.500	84	Alp Phe	2.3970	4500.0	87	8477	No
113	GOM_NL__2PRFIN20031014_070909_000000462020_00407_08477_0137.N1	14-OCT-2003 07:09:09	Straylight	45.500	52	16Bet Cet	2.0370	4500.0	91	8477	No
114	GOM_NL__2PRFIN20031014_071851_000000382020_00407_08477_0138.N1	14-OCT-2003 07:18:51	Bright	38.000	140	88Gam Peg	2.8340	26000.	76	8477	No
115	GOM_NL__2PRFIN20031014_072250_000000382020_00407_08477_0139.N1	14-OCT-2003 07:22:50	Bright	37.500	58	21Alp And	2.0730	11000.	75	8477	No
116	GOM_NL__2PRFIN20031014_072530_000000432020_00407_08477_0140.N1	14-OCT-2003 07:25:30	Bright	42.500	53	43Bet And	2.0480	3300.0	85	8477	No
117	GOM_NL__2PRFIN20031014_072720_000000502020_00407_08477_0141.N1	14-OCT-2003 07:27:20	Bright	49.500	173	4Bet Tri	3.0040	8900.0	99	8477	No
118	GOM_NL__2PRFIN20031014_072908_000000482020_00407_08477_0142.N1	14-OCT-2003 07:29:08	Bright	48.000	73	57Gam1And	2.2600	13100.	96	8477	No
119	GOM_NL__2PRFIN20031014_073057_000000412020_00407_08477_0143.N1	14-OCT-2003 07:30:57	Bright	40.500	68	18Alp Cas	2.2250	4500.0	81	8477	No
120	GOM_NL__2PRFIN20031014_073219_000000402020_00407_08477_0144.N1	14-OCT-2003 07:32:19	Bright	39.500	76	27Gam Cas	2.3000	30000.	79	8477	No
121	GOM_NL__2PRFIN20031014_073431_000000472020_00407_08477_0145.N1	14-OCT-2003 07:34:31	Bright	47.000	160	23Gam Per	2.9300	4700.0	94	8477	No
122	GOM_NL__2PRFIN20031014_073654_000000722020_00407_08477_0146.N1	14-OCT-2003 07:36:54	Bright	72.000	149	45Eps Per	2.8880	30000.	144	8477	No
123	GOM_NL__2PRFIN20031014_073951_000000382020_00407_08477_0147.N1	14-OCT-2003 07:39:51	Bright	38.000	49	1Alp UMi	1.9900	6300.0	76	8477	No
124	GOM_NL__2PRFIN20031014_074245_000000382020_00407_08477_0148.N1	14-OCT-2003 07:42:45	Bright	37.500	60	7Bet UMi	2.0810	3950.0	75	8477	No
125	GOM_NL__2PRFIN20031014_074805_000000392020_00407_08477_0149.N1	14-OCT-2003 07:48:05	Bright	38.500	36	50Alp UMa	1.8000	6300.0	77	8477	No
126	GOM_NL__2PRFIN20031014_074937_000000382020_00407_08477_0150.N1	14-OCT-2003 07:49:37	Bright	37.500	82	48Bet UMa	2.3650	10600.	75	8477	No
127	GOM_NL__2PRFIN20031014_075300_000000372020_00407_08477_0151.N1	14-OCT-2003 07:53:00	Bright	36.500	174	52Psi UMa	3.0040	4400.0	73	8477	No
128	GOM_NL__2PRFIN20031014_080033_000000892020_00407_08477_0152.N1	14-OCT-2003 08:00:33	Bright	89.000	17	78Bet Gem	1.1610	4500.0	178	8477	No
129	GOM_NL__2PRFIN20031014_080307_000000432020_00407_08477_0153.N1	14-OCT-2003 08:03:07	Bright	42.500	22	32Alp Leo	1.3600	15200.	85	8477	No
130	GOM_NL__2PRFIN20031014_081020_000000522020_00407_08477_0154.N1	14-OCT-2003 08:10:20	Dark	51.500	48	30Alp Hya	1.9770	4100.0	103	8477	No
131	GOM_NL__2PRFIN20031014_081345_000001262020_00407_08477_0155.N1	14-OCT-2003 08:13:45	Dark	125.50	8	10Alp CMi	0.40000	6500.0	251	8477	No
132	GOM_NL__2PRFIN20031014_081913_000000422020_00407_08477_0156.N1	14-OCT-2003 08:19:13	Dark	42.000	113	Mu Vel	2.6920	5000.0	84	8477	No
133	GOM_NL__2PRFIN20031014_082402_000000402020_00408_08478_0131.N1	14-OCT-2003 08:24:02	Dark	39.500	159	Ups Car	2.9200	7200.0	79	8478	No
134	GOM_NL__2PRFIN20031014_082801_000001582020_00408_08478_0132.N1	14-OCT-2003 08:28:01	Dark	158.00	1	9Alp CMa	-1.4400	11000.	316	8478	No
135	GOM_NL__2PRFIN20031014_083210_000001522020_00408_08478_0133.N1	14-OCT-2003 08:32:10	Dark	151.50	47	2Bet CMa	1.9760	28000.	303	8478	No
136	GOM_NL__2PRFIN20031014_083804_000000462020_00408_08478_0134.N1	14-OCT-2003 08:38:04	Dark	46.000	9	Alp Eri	0.45300	24000.	92	8478	No
137	GOM_NL__2PRFIN20031014_084032_000000512020_00408_08478_0135.N1	14-OCT-2003 08:40:32	Straylight	51.000	157	The1Eri	2.9060	9300.0	102	8478	No
138	GOM_NL__2PRFIN20031014_084307_000000412020_00408_08478_0136.N1	14-OCT-2003 08:43:07	Straylight	41.000	84	Alp Phe	2.3970	4500.0	82	8478	No
139	GOM_NL__2PRFIN20031014_084945_000000482020_00408_08478_0137.N1	14-OCT-2003 08:49:45	Straylight	47.500	52	16Bet Cet	2.0370	4500.0	95	8478	No
140	GOM_NL__2PRFIN20031014_085927_000000392020_00408_08478_0138.N1	14-OCT-2003 08:59:27	Bright	38.500	140	88Gam Peg	2.8340	26000.	77	8478	No
141	GOM_NL__2PRFIN20031014_090326_000000392020_00408_08478_0139.N1	14-OCT-2003 09:03:26	Bright	38.500	58	21Alp And	2.0730	11000.	77	8478	No
142	GOM_NL__2PRFIN20031014_090606_000000432020_00408_08478_0140.N1	14-OCT-2003 09:06:06	Bright	42.500	53	43Bet And	2.0480	3300.0	85	8478	No
143	GOM_NL__2PRFIN20031014_090755_000000482020_00408_08478_0141.N1	14-OCT-2003 09:07:55	Bright	47.500	173	4Bet Tri	3.0040	8900.0	95	8478	No
144	GOM_NL__2PRFIN20031014_090944_000000462020_00408_08478_0142.N1	14-OCT-2003 09:09:44	Bright	46.000	73	57Gam1And	2.2600	13100.	92	8478	No
145	GOM_NL__2PRFIN20031014_091133_000000382020_00408_08478_0143.N1	14-OCT-2003 09:11:33	Bright	38.000	68	18Alp Cas	2.2250	4500.0	76	8478	No
146	GOM_NL__2PRFIN20031014_091255_000000392020_00408_08478_0144.N1	14-OCT-2003 09:12:55	Bright	39.000	76	27Gam Cas	2.3000	30000.	78	8478	No
147	GOM_NL__2PRFIN20031014_091506_000000482020_00408_08478_0145.N1	14-OCT-2003 09:15:06	Bright	48.000	160	23Gam Per	2.9300	4700.0	96	8478	No
148	GOM_NL__2PRFIN20031014_091729_000000722020_00408_08478_0146.N1	14-OCT-2003 09:17:29	Bright	71.500	149	45Eps Per	2.8880	30000.	143	8478	No
149	GOM_NL__2PRFIN20031014_092028_000000382020_00408_08478_0147.N1	14-OCT-2003 09:20:28	Bright	38.000	49	1Alp UMi	1.9900	6300.0	76	8478	No
150	GOM_NL__2PRFIN20031014_092322_000000382020_00408_08478_0148.N1	14-OCT-2003 09:23:22	Bright	38.000	60	7Bet UMi	2.0810	3950.0	76	8478	No
151	GOM_NL__2PRFIN20031014_092841_000000362020_00408_08478_0149.N1	14-OCT-2003 09:28:41	Bright	36.000	36	50Alp UMa	1.8000	6300.0	72	8478	No
152	GOM_NL__2PRFIN20031014_093014_000000352020_00408_08478_0150.N1	14-OCT-2003 09:30:14	Bright	35.000	82	48Bet UMa	2.3650	10600.	70	8478	No
153	GOM_NL__2PRFIN20031014_093336_000000362020_00408_08478_0151.N1	14-OCT-2003 09:33:36	Bright	35.500	174	52Psi UMa	3.0040	4400.0	71	8478	No
154	GOM_NL__2PRFIN20031014_094110_000000922020_00408_08478_0152.N1	14-OCT-2003 09:41:10	Bright	92.000	17	78Bet Gem	1.1610	4500.0	184	8478	No
155	GOM_NL__2PRFIN20031014_094343_000000422020_00408_08478_0153.N1	14-OCT-2003 09:43:43	Bright	41.500	22	32Alp Leo	1.3600	15200.	83	8478	No
156	GOM_NL__2PRFIN20031014_095057_000000542020_00408_08478_0154.N1	14-OCT-2003 09:50:57	Dark	54.000	48	30Alp Hya	1.9770	4100.0	108	8478	No
157	GOM_NL__2PRFIN20031014_095423_000001322020_00408_08478_0155.N1	14-OCT-2003 09:54:23	Dark	131.50	8	10Alp CMi	0.40000	6500.0	263	8478	No
158	GOM_NL__2PRFIN20031014_095950_000000412020_00408_08478_0156.N1	14-OCT-2003 09:59:50	Dark	41.000	113	Mu Vel	2.6920	5000.0	82	8478	No
159	GOM_NL__2PRFIN20031014_100439_000000382020_00409_08479_0131.N1	14-OCT-2003 10:04:39	Dark	38.000	159	Ups Car	2.9200	7200.0	76	8479	No
160	GOM_NL__2PRFIN20031014_114649_000000392020_00410_08480_7104.N1	14-OCT-2003 11:46:49	Dark	38.500	29	Bet Car	1.6720	10200.	77	8480	No

161	GOM_NL__2PRFIN20031014_114919_000001432020_00410_08480_7105.N1	14-OCT-2003 11:49:19	Dark	143.00	1	9Alp CMa	-1.4400	11000.	286	8480	No
162	GOM_NL__2PRFIN20031014_115421_000000702020_00410_08480_7106.N1	14-OCT-2003 11:54:21	Dark	69.500	108	Alp Col	2.6520	15200.	139	8480	No
163	GOM_NL__2PRFIN20031014_115749_000000402020_00410_08480_7107.N1	14-OCT-2003 11:57:49	Dark	39.500	143	Alp Hyi	2.8570	7200.0	79	8480	No
164	GOM_NL__2PRFIN20031014_115917_000000492020_00410_08480_7108.N1	14-OCT-2003 11:59:17	Dark	49.000	9	Alp Eri	0.45300	24000.	98	8480	No
165	GOM_NL__2PRFIN20031014_120145_000000482020_00410_08480_7109.N1	14-OCT-2003 12:01:45	Straylight	47.500	157	The1Eri	2.9060	9300.0	95	8480	No
166	GOM_NL__2PRFIN20031014_120420_000000432020_00410_08480_7110.N1	14-OCT-2003 12:04:20	Straylight	43.000	84	Alp Phe	2.3970	4500.0	86	8480	No
167	GOM_NL__2PRFIN20031014_121057_000000482020_00410_08480_7111.N1	14-OCT-2003 12:10:57	Straylight	47.500	52	16Bet Cet	2.0370	4500.0	95	8480	No
168	GOM_NL__2PRFIN20031014_122039_000000382020_00410_08480_7112.N1	14-OCT-2003 12:20:39	Bright	38.000	140	88Gam Peg	2.8340	26000.	76	8480	No
169	GOM_NL__2PRFIN20031014_122438_000000382020_00410_08480_7113.N1	14-OCT-2003 12:24:38	Bright	38.000	58	21Alp And	2.0730	11000.	76	8480	No
170	GOM_NL__2PRFIN20031014_122717_000000402020_00410_08480_7114.N1	14-OCT-2003 12:27:17	Bright	40.000	53	43Bet And	2.0480	3300.0	80	8480	No
171	GOM_NL__2PRFIN20031014_122906_000000472020_00410_08480_7115.N1	14-OCT-2003 12:29:06	Bright	46.500	173	4Bet Tri	3.0040	8900.0	93	8480	No
172	GOM_NL__2PRFIN20031014_123055_000000482020_00410_08480_7116.N1	14-OCT-2003 12:30:55	Bright	47.500	73	57Gam1And	2.2600	13100.	95	8480	No
173	GOM_NL__2PRFIN20031014_123245_000000412020_00410_08480_7117.N1	14-OCT-2003 12:32:45	Bright	40.500	68	18Alp Cas	2.2250	4500.0	81	8480	No
174	GOM_NL__2PRFIN20031014_123407_000000402020_00410_08480_7118.N1	14-OCT-2003 12:34:07	Bright	39.500	76	27Gam Cas	2.3000	30000.	79	8480	No
175	GOM_NL__2PRFIN20031014_123616_000000492020_00410_08480_7119.N1	14-OCT-2003 12:36:16	Bright	49.000	160	23Gam Per	2.9300	4700.0	98	8480	No
176	GOM_NL__2PRFIN20031014_124139_000000382020_00410_08480_7120.N1	14-OCT-2003 12:41:39	Bright	37.500	49	1Alp UMi	1.9900	6300.0	75	8480	No
177	GOM_NL__2PRFIN20031014_124434_000000372020_00410_08480_7121.N1	14-OCT-2003 12:44:34	Bright	37.000	60	7Bet UMi	2.0810	3950.0	74	8480	No
178	GOM_NL__2PRFIN20031014_124953_000000392020_00410_08480_7122.N1	14-OCT-2003 12:49:53	Bright	39.000	36	50Alp UMa	1.8000	6300.0	78	8480	No
179	GOM_NL__2PRFIN20031014_125125_000000362020_00410_08480_7123.N1	14-OCT-2003 12:51:25	Bright	36.000	82	48Bet UMa	2.3650	10600.	72	8480	No
180	GOM_NL__2PRFIN20031014_125448_000000352020_00410_08480_7124.N1	14-OCT-2003 12:54:48	Bright	35.000	174	52Psi UMa	3.0040	4400.0	70	8480	No
181	GOM_NL__2PRFIN20031014_130222_000000892020_00410_08480_7125.N1	14-OCT-2003 13:02:22	Bright	89.000	17	78Bet Gem	1.1610	4500.0	178	8480	No
182	GOM_NL__2PRFIN20031014_130455_000000572020_00410_08480_7126.N1	14-OCT-2003 13:04:55	Bright	57.000	22	32Alp Leo	1.3600	15200.	114	8480	No
183	GOM_NL__2PRFIN20031014_131211_000000532020_00410_08480_7127.N1	14-OCT-2003 13:12:11	Dark	52.500	48	30Alp Hya	1.9770	4100.0	105	8480	No
184	GOM_NL__2PRFIN20031014_131540_000001552020_00410_08480_7128.N1	14-OCT-2003 13:15:40	Dark	154.50	8	10Alp CMi	0.40000	6500.0	309	8480	No
185	GOM_NL__2PRFIN20031014_132102_000000422020_00410_08480_7129.N1	14-OCT-2003 13:21:02	Dark	41.500	113	Mu Vel	2.6920	5000.0	83	8480	No
186	GOM_NL__2PRFIN20031014_132551_000000382020_00411_08481_0132.N1	14-OCT-2003 13:25:51	Dark	38.000	159	Ups Car	2.9200	7200.0	76	8481	No
187	GOM_NL__2PRFIN20031014_132726_000000392020_00411_08481_0133.N1	14-OCT-2003 13:27:26	Dark	39.000	29	Bet Car	1.6720	10200.	78	8481	No
188	GOM_NL__2PRFIN20031014_132958_000001332020_00411_08481_0134.N1	14-OCT-2003 13:29:58	Dark	133.00	1	9Alp CMa	-1.4400	11000.	266	8481	No
189	GOM_NL__2PRFIN20031014_133458_000000672020_00411_08481_0135.N1	14-OCT-2003 13:34:58	Dark	67.000	108	Alp Col	2.6520	15200.	134	8481	No
190	GOM_NL__2PRFIN20031014_133827_000000382020_00411_08481_0136.N1	14-OCT-2003 13:38:27	Dark	37.500	143	Alp Hyi	2.8570	7200.0	75	8481	No
191	GOM_NL__2PRFIN20031014_133953_000000402020_00411_08481_0137.N1	14-OCT-2003 13:39:53	Dark	40.000	9	Alp Eri	0.45300	24000.	80	8481	No
192	GOM_NL__2PRFIN20031014_134222_000000462020_00411_08481_0138.N1	14-OCT-2003 13:42:22	Straylight	45.500	157	The1Eri	2.9060	9300.0	91	8481	No
193	GOM_NL__2PRFIN20031014_134457_000000412020_00411_08481_0139.N1	14-OCT-2003 13:44:57	Straylight	41.000	84	Alp Phe	2.3970	4500.0	82	8481	No
194	GOM_NL__2PRFIN20031014_135134_000000472020_00411_08481_0140.N1	14-OCT-2003 13:51:34	Straylight	46.500	52	16Bet Cet	2.0370	4500.0	93	8481	No
195	GOM_NL__2PRFIN20031014_140116_000000382020_00411_08481_0141.N1	14-OCT-2003 14:01:16	Bright	37.500	140	88Gam Peg	2.8340	26000.	75	8481	No
196	GOM_NL__2PRFIN20031014_140514_000000382020_00411_08481_0142.N1	14-OCT-2003 14:05:14	Bright	37.500	58	21Alp And	2.0730	11000.	75	8481	No
197	GOM_NL__2PRFIN20031014_140752_000000452020_00411_08481_0143.N1	14-OCT-2003 14:07:52	Bright	45.000	53	43Bet And	2.0480	3300.0	90	8481	No
198	GOM_NL__2PRFIN20031014_140941_000000472020_00411_08481_0144.N1	14-OCT-2003 14:09:41	Bright	47.000	173	4Bet Tri	3.0040	8900.0	94	8481	No
199	GOM_NL__2PRFIN20031014_141129_000000462020_00411_08481_0145.N1	14-OCT-2003 14:11:29	Bright	45.500	73	57Gam1And	2.2600	13100.	91	8481	No
200	GOM_NL__2PRFIN20031014_141319_000000412020_00411_08481_0146.N1	14-OCT-2003 14:13:19	Bright	40.500	68	18Alp Cas	2.2250	4500.0	81	8481	No
201	GOM_NL__2PRFIN20031014_141441_000000412020_00411_08481_0147.N1	14-OCT-2003 14:14:41	Bright	41.000	76	27Gam Cas	2.3000	30000.	82	8481	No
202	GOM_NL__2PRFIN20031014_141651_000000452020_00411_08481_0148.N1	14-OCT-2003 14:16:51	Bright	45.000	160	23Gam Per	2.9300	4700.0	90	8481	No
203	GOM_NL__2PRFIN20031014_142215_000000392020_00411_08481_0149.N1	14-OCT-2003 14:22:15	Bright	38.500	49	1Alp UMi	1.9900	6300.0	77	8481	No
204	GOM_NL__2PRFIN20031014_142509_000000402020_00411_08481_0150.N1	14-OCT-2003 14:25:09	Bright	39.500	60	7Bet UMi	2.0810	3950.0	79	8481	No
205	GOM_NL__2PRFIN20031014_143027_000000412020_00411_08481_0151.N1	14-OCT-2003 14:30:27	Bright	40.500	36	50Alp UMa	1.8000	6300.0	81	8481	No
206	GOM_NL__2PRFIN20031014_143201_000000432020_00411_08481_0152.N1	14-OCT-2003 14:32:01	Bright	42.500	82	48Bet UMa	2.3650	10600.	85	8481	No
207	GOM_NL__2PRFIN20031014_143520_000000402020_00411_08481_0153.N1	14-OCT-2003 14:35:20	Bright	39.500	174	52Psi UMa	3.0040	4400.0	79	8481	No
208	GOM_NL__2PRFIN20031014_144259_000000922020_00411_08481_0154.N1	14-OCT-2003 14:42:59	Bright	92.000	17	78Bet Gem	1.1610	4500.0	184	8481	No
209	GOM_NL__2PRFIN20031014_144531_000000402020_00411_08481_0155.N1	14-OCT-2003 14:45:31	Bright	40.000	22	32Alp Leo	1.3600	15200.	80	8481	No
210	GOM_NL__2PRFIN20031014_145246_000000512020_00411_08481_0156.N1	14-OCT-2003 14:52:46	Dark	51.000	48	30Alp Hya	1.9770	4100.0	102	8481	No
211	GOM_NL__2PRFIN20031014_145618_000001472020_00411_08481_0157.N1	14-OCT-2003 14:56:18	Dark	146.50	8	10Alp CMi	0.40000	6500.0	293	8481	No
212	GOM_NL__2PRFIN20031014_150138_000000402020_00411_08481_0158.N1	14-OCT-2003 15:01:38	Dark	39.500	113	Mu Vel	2.6920	5000.0	79	8481	No
213	GOM_NL__2PRFIN20031014_150626_000000392020_00412_08482_0132.N1	14-OCT-2003 15:06:26	Dark	39.000	159	Ups Car	2.9200	7200.0	78	8482	No
214	GOM_NL__2PRFIN20031014_150758_000000432020_00412_08482_0133.N1	14-OCT-2003 15:07:58	Dark	42.500	29	Bet Car	1.6720	10200.	85	8482	No
215	GOM_NL__2PRFIN20031014_151037_000001462020_00412_08482_0134.N1	14-OCT-2003 15:10:37	Dark	145.50	1	9Alp CMa	-1.4400	11000.	291	8482	No
216	GOM_NL__2PRFIN20031014_151534_000000692020_00412_08482_0135.N1	14-OCT-2003 15:15:34	Dark	69.000	108	Alp Col	2.6520	15200.	138	8482	No
217	GOM_NL__2PRFIN20031014_151902_000000402020_00412_08482_0136.N1	14-OCT-2003 15:19:02	Dark	40.000	143	Alp Hyi	2.8570	7200.0	80	8482	No
218	GOM_NL__2PRFIN20031014_152029_000000472020_00412_08482_0137.N1	14-OCT-2003 15:20:29	Dark	47.000	9	Alp Eri	0.45300	24000.	94	8482	No
219	GOM_NL__2PRFIN20031014_152257_000000482020_00412_08482_0138.N1	14-OCT-2003 15:22:57	Straylight	48.000	157	The1Eri	2.9060	9300.0	96	8482	No



220	GOM_NL__2PRFIN20031014_152529_000000482020_00412_08482_0139.N1	14-OCT-2003 15:25:29	Straylight	48.000	84	Alp Phe	2.3970	4500.0	96	8482	No
221	GOM_NL__2PRFIN20031014_153208_000000502020_00412_08482_0140.N1	14-OCT-2003 15:32:08	Straylight	49.500	52	16Bet Cet	2.0370	4500.0	99	8482	No
222	GOM_NL__2PRFIN20031014_154150_000000392020_00412_08482_0141.N1	14-OCT-2003 15:41:50	Bright	39.000	140	88Gam Peg	2.8340	26000.	78	8482	No
223	GOM_NL__2PRFIN20031014_154549_000000392020_00412_08482_0142.N1	14-OCT-2003 15:45:49	Bright	39.000	58	21Alp And	2.0730	11000.	78	8482	No
224	GOM_NL__2PRFIN20031014_154828_000000452020_00412_08482_0143.N1	14-OCT-2003 15:48:28	Bright	45.000	53	43Bet And	2.0480	3300.0	90	8482	No
225	GOM_NL__2PRFIN20031014_155016_000000482020_00412_08482_0144.N1	14-OCT-2003 15:50:16	Bright	47.500	173	4Bet Tri	3.0040	8900.0	95	8482	No
226	GOM_NL__2PRFIN20031014_155204_000000482020_00412_08482_0145.N1	14-OCT-2003 15:52:04	Bright	48.000	73	57Gam1And	2.2600	13100.	96	8482	No
227	GOM_NL__2PRFIN20031014_155355_000000412020_00412_08482_0146.N1	14-OCT-2003 15:53:55	Bright	40.500	68	18Alp Cas	2.2250	4500.0	81	8482	No
228	GOM_NL__2PRFIN20031014_155518_000000402020_00412_08482_0147.N1	14-OCT-2003 15:55:18	Bright	39.500	76	27Gam Cas	2.3000	30000.	79	8482	No
229	GOM_NL__2PRFIN20031014_155727_000000472020_00412_08482_0148.N1	14-OCT-2003 15:57:27	Bright	46.500	160	23Gam Per	2.9300	4700.0	93	8482	No
230	GOM_NL__2PRFIN20031014_155945_000000722020_00412_08482_0149.N1	14-OCT-2003 15:59:45	Bright	71.500	149	45Eps Per	2.8880	30000.	143	8482	No
231	GOM_NL__2PRFIN20031014_160248_000000412020_00412_08482_0150.N1	14-OCT-2003 16:02:48	Bright	41.000	49	1Alp UMi	1.9900	6300.0	82	8482	No
232	GOM_NL__2PRFIN20031014_160545_000000382020_00412_08482_0151.N1	14-OCT-2003 16:05:45	Bright	38.000	60	7Bet UMi	2.0810	3950.0	76	8482	No
233	GOM_NL__2PRFIN20031014_161103_000000422020_00412_08482_0152.N1	14-OCT-2003 16:11:03	Bright	41.500	36	50Alp UMa	1.8000	6300.0	83	8482	No
234	GOM_NL__2PRFIN20031014_161236_000000532020_00412_08482_0153.N1	14-OCT-2003 16:12:36	Bright	53.000	82	48Bet UMa	2.3650	10600.	106	8482	No
235	GOM_NL__2PRFIN20031014_161559_000000362020_00412_08482_0154.N1	14-OCT-2003 16:15:59	Bright	36.000	174	52Psi UMa	3.0040	4400.0	72	8482	No
236	GOM_NL__2PRFIN20031014_162335_000000872020_00412_08482_0155.N1	14-OCT-2003 16:23:35	Bright	87.000	17	78Bet Gem	1.1610	4500.0	174	8482	No
237	GOM_NL__2PRFIN20031014_162608_000000422020_00412_08482_0156.N1	14-OCT-2003 16:26:08	Bright	42.000	22	32Alp Leo	1.3600	15200.	84	8482	No
238	GOM_NL__2PRFIN20031014_163322_000000582020_00412_08482_0157.N1	14-OCT-2003 16:33:22	Dark	57.500	48	30Alp Hya	1.9770	4100.0	115	8482	No
239	GOM_NL__2PRFIN20031014_163657_000001512020_00412_08482_0158.N1	14-OCT-2003 16:36:57	Dark	151.00	8	10Alp CMi	0.40000	6500.0	302	8482	No
240	GOM_NL__2PRFIN20031014_164214_000000392020_00412_08482_0159.N1	14-OCT-2003 16:42:14	Dark	38.500	113	Mu Vel	2.6920	5000.0	77	8482	No
241	GOM_NL__2PRFIN20031014_164702_000000412020_00413_08483_0132.N1	14-OCT-2003 16:47:02	Dark	40.500	159	Ups Car	2.9200	7200.0	81	8483	No
242	GOM_NL__2PRFIN20031014_164836_000000402020_00413_08483_0133.N1	14-OCT-2003 16:48:36	Dark	40.000	29	Bet Car	1.6720	10200.	80	8483	No
243	GOM_NL__2PRFIN20031014_165116_000001392020_00413_08483_0134.N1	14-OCT-2003 16:51:16	Dark	138.50	1	9Alp CMa	-1.4400	11000.	277	8483	No
244	GOM_NL__2PRFIN20031014_165613_000000682020_00413_08483_0135.N1	14-OCT-2003 16:56:13	Dark	67.500	108	Alp Col	2.6520	15200.	135	8483	No
245	GOM_NL__2PRFIN20031014_165938_000000412020_00413_08483_0136.N1	14-OCT-2003 16:59:38	Dark	40.500	143	Alp Hyi	2.8570	7200.0	81	8483	No
246	GOM_NL__2PRFIN20031014_170105_000000522020_00413_08483_0137.N1	14-OCT-2003 17:01:05	Dark	51.500	9	Alp Eri	0.45300	24000.	103	8483	No
247	GOM_NL__2PRFIN20031014_170334_000000492020_00413_08483_0138.N1	14-OCT-2003 17:03:34	Straylight	48.500	157	The1Eri	2.9060	9300.0	97	8483	No
248	GOM_NL__2PRFIN20031014_170607_000000462020_00413_08483_0139.N1	14-OCT-2003 17:06:07	Straylight	46.000	84	Alp Phe	2.3970	4500.0	92	8483	No
249	GOM_NL__2PRFIN20031014_171245_000000482020_00413_08483_0140.N1	14-OCT-2003 17:12:45	Straylight	48.000	52	16Bet Cet	2.0370	4500.0	96	8483	No
250	GOM_NL__2PRFIN20031014_172226_000000392020_00413_08483_0141.N1	14-OCT-2003 17:22:26	Bright	38.500	140	88Gam Peg	2.8340	26000.	77	8483	No
251	GOM_NL__2PRFIN20031014_172626_000000392020_00413_08483_0142.N1	14-OCT-2003 17:26:26	Bright	38.500	58	21Alp And	2.0730	11000.	77	8483	No
252	GOM_NL__2PRFIN20031014_172903_000000452020_00413_08483_0143.N1	14-OCT-2003 17:29:03	Bright	44.500	53	43Bet And	2.0480	3300.0	89	8483	No
253	GOM_NL__2PRFIN20031014_173051_000000482020_00413_08483_0144.N1	14-OCT-2003 17:30:51	Bright	48.000	173	4Bet Tri	3.0040	8900.0	96	8483	No
254	GOM_NL__2PRFIN20031014_173240_000000482020_00413_08483_0145.N1	14-OCT-2003 17:32:40	Bright	47.500	73	57Gam1And	2.2600	13100.	95	8483	No
255	GOM_NL__2PRFIN20031014_173430_000000412020_00413_08483_0146.N1	14-OCT-2003 17:34:30	Bright	40.500	68	18Alp Cas	2.2250	4500.0	81	8483	No
256	GOM_NL__2PRFIN20031014_173554_000000402020_00413_08483_0147.N1	14-OCT-2003 17:35:54	Bright	40.000	76	27Gam Cas	2.3000	30000.	80	8483	No
257	GOM_NL__2PRFIN20031014_173802_000000462020_00413_08483_0148.N1	14-OCT-2003 17:38:02	Bright	46.000	160	23Gam Per	2.9300	4700.0	92	8483	No
258	GOM_NL__2PRFIN20031014_174019_000000722020_00413_08483_0149.N1	14-OCT-2003 17:40:19	Bright	71.500	149	45Eps Per	2.8880	30000.	143	8483	No
259	GOM_NL__2PRFIN20031014_174326_000000402020_00413_08483_0150.N1	14-OCT-2003 17:43:26	Bright	39.500	49	1Alp UMi	1.9900	6300.0	79	8483	No
260	GOM_NL__2PRFIN20031014_174621_000000412020_00413_08483_0151.N1	14-OCT-2003 17:46:21	Bright	40.500	60	7Bet UMi	2.0810	3950.0	81	8483	No
261	GOM_NL__2PRFIN20031014_175140_000000382020_00413_08483_0152.N1	14-OCT-2003 17:51:40	Bright	38.000	36	50Alp UMa	1.8000	6300.0	76	8483	No
262	GOM_NL__2PRFIN20031014_175312_000000372020_00413_08483_0153.N1	14-OCT-2003 17:53:12	Bright	36.500	82	48Bet UMa	2.3650	10600.	73	8483	No
263	GOM_NL__2PRFIN20031014_175634_000000392020_00413_08483_0154.N1	14-OCT-2003 17:56:34	Bright	38.500	174	52Psi UMa	3.0040	4400.0	77	8483	No
264	GOM_NL__2PRFIN20031014_180412_000000922020_00413_08483_0155.N1	14-OCT-2003 18:04:12	Bright	92.000	17	78Bet Gem	1.1610	4500.0	184	8483	No
265	GOM_NL__2PRFIN20031014_180644_000000432020_00413_08483_0156.N1	14-OCT-2003 18:06:44	Bright	42.500	22	32Alp Leo	1.3600	15200.	85	8483	No
266	GOM_NL__2PRFIN20031014_181357_000000612020_00413_08483_0157.N1	14-OCT-2003 18:13:57	Dark	60.500	48	30Alp Hya	1.9770	4100.0	121	8483	No
267	GOM_NL__2PRFIN20031014_181736_000001482020_00413_08483_0158.N1	14-OCT-2003 18:17:36	Dark	147.50	8	10Alp CMi	0.40000	6500.0	295	8483	No
268	GOM_NL__2PRFIN20031014_182250_000000412020_00413_08483_0159.N1	14-OCT-2003 18:22:50	Dark	41.000	113	Mu Vel	2.6920	5000.0	82	8483	No
269	GOM_NL__2PRFIN20031014_182738_000000442020_00414_08484_0132.N1	14-OCT-2003 18:27:38	Dark	43.500	159	Ups Car	2.9200	7200.0	87	8484	No
270	GOM_NL__2PRFIN20031014_182911_000000442020_00414_08484_0133.N1	14-OCT-2003 18:29:11	Dark	43.500	29	Bet Car	1.6720	10200.	87	8484	No
271	GOM_NL__2PRFIN20031014_183155_000001302020_00414_08484_0134.N1	14-OCT-2003 18:31:55	Dark	129.50	1	9Alp CMa	-1.4400	11000.	259	8484	No
272	GOM_NL__2PRFIN20031014_183650_000000672020_00414_08484_0135.N1	14-OCT-2003 18:36:50	Dark	67.000	108	Alp Col	2.6520	15200.	134	8484	No
273	GOM_NL__2PRFIN20031014_184014_000000402020_00414_08484_0136.N1	14-OCT-2003 18:40:14	Dark	39.500	143	Alp Hyi	2.8570	7200.0	79	8484	No
274	GOM_NL__2PRFIN20031014_184141_000000502020_00414_08484_0137.N1	14-OCT-2003 18:41:41	Dark	49.500	9	Alp Eri	0.45300	24000.	99	8484	No
275	GOM_NL__2PRFIN20031014_184411_000000502020_00414_08484_0138.N1	14-OCT-2003 18:44:11	Straylight	49.500	157	The1Eri	2.9060	9300.0	99	8484	No
276	GOM_NL__2PRFIN20031014_184644_000000452020_00414_08484_0139.N1	14-OCT-2003 18:46:44	Straylight	44.500	84	Alp Phe	2.3970	4500.0	89	8484	No
277	GOM_NL__2PRFIN20031014_185321_000000512020_00414_08484_0140.N1	14-OCT-2003 18:53:21	Straylight	51.000	52	16Bet Cet	2.0370	4500.0	102	8484	No
278	GOM_NL__2PRFIN20031014_190302_000000392020_00414_08484_0141.N1	14-OCT-2003 19:03:02	Bright	39.000	140	88Gam Peg	2.8340	26000.	78	8484	No

279	GOM_NL__2PRFIN20031014_190701_000000402020_00414_08484_0142.N1	14-OCT-2003 19:07:01	Bright	39.500	58	21Alp And	2.0730	11000.	79	8484	No
280	GOM_NL__2PRFIN20031014_190939_000000422020_00414_08484_0143.N1	14-OCT-2003 19:09:39	Bright	42.000	53	43Bet And	2.0480	3300.0	84	8484	No
281	GOM_NL__2PRFIN20031014_191126_000000482020_00414_08484_0144.N1	14-OCT-2003 19:11:26	Bright	47.500	173	4Bet Tri	3.0040	8900.0	95	8484	No
282	GOM_NL__2PRFIN20031014_191316_000000492020_00414_08484_0145.N1	14-OCT-2003 19:13:16	Bright	49.000	73	57Gam1And	2.2600	13100.	98	8484	No
283	GOM_NL__2PRFIN20031014_191507_000000422020_00414_08484_0146.N1	14-OCT-2003 19:15:07	Bright	42.000	68	18Alp Cas	2.2250	4500.0	84	8484	No
284	GOM_NL__2PRFIN20031014_191630_000000402020_00414_08484_0147.N1	14-OCT-2003 19:16:30	Bright	39.500	76	27Gam Cas	2.3000	30000.	79	8484	No
285	GOM_NL__2PRFIN20031014_191837_000000482020_00414_08484_0148.N1	14-OCT-2003 19:18:37	Bright	48.000	160	23Gam Per	2.9300	4700.0	96	8484	No
286	GOM_NL__2PRFIN20031014_192053_000000712020_00414_08484_0149.N1	14-OCT-2003 19:20:53	Bright	71.000	149	45Eps Per	2.8880	30000.	142	8484	No
287	GOM_NL__2PRFIN20031014_192402_000000412020_00414_08484_0150.N1	14-OCT-2003 19:24:02	Bright	40.500	49	1Alp UMi	1.9900	6300.0	81	8484	No
288	GOM_NL__2PRFIN20031014_192658_000000402020_00414_08484_0151.N1	14-OCT-2003 19:26:58	Bright	40.000	60	7Bet UMi	2.0810	3950.0	80	8484	No
289	GOM_NL__2PRFIN20031014_193216_000000362020_00414_08484_0152.N1	14-OCT-2003 19:32:16	Bright	36.000	36	50Alp UMa	1.8000	6300.0	72	8484	No
290	GOM_NL__2PRFIN20031014_193349_000000372020_00414_08484_0153.N1	14-OCT-2003 19:33:49	Bright	36.500	82	48Bet UMa	2.3650	10600.	73	8484	No
291	GOM_NL__2PRFIN20031014_193711_000000522020_00414_08484_0154.N1	14-OCT-2003 19:37:11	Bright	52.000	174	52Psi UMa	3.0040	4400.0	104	8484	No
292	GOM_NL__2PRFIN20031014_194448_000000972020_00414_08484_0155.N1	14-OCT-2003 19:44:48	Bright	96.500	17	78Bet Gem	1.1610	4500.0	193	8484	No
293	GOM_NL__2PRFIN20031014_194720_000000442020_00414_08484_0156.N1	14-OCT-2003 19:47:20	Bright	43.500	22	32Alp Leo	1.3600	15200.	87	8484	No
294	GOM_NL__2PRFIN20031014_195436_000000572020_00414_08484_0157.N1	14-OCT-2003 19:54:36	Dark	56.500	48	30Alp Hya	1.9770	4100.0	113	8484	No
295	GOM_NL__2PRFIN20031014_195814_000001412020_00414_08484_0158.N1	14-OCT-2003 19:58:14	Dark	140.50	8	10Alp CMi	0.40000	6500.0	281	8484	No
296	GOM_NL__2PRFIN20031014_200326_000000402020_00414_08484_0159.N1	14-OCT-2003 20:03:26	Dark	40.000	113	Mu Vel	2.6920	5000.0	80	8484	No
297	GOM_NL__2PRFIN20031014_200815_000000402020_00415_08485_0133.N1	14-OCT-2003 20:08:15	Dark	40.000	159	Ups Car	2.9200	7200.0	80	8485	No
298	GOM_NL__2PRFIN20031014_201009_000000672020_00415_08485_0134.N1	14-OCT-2003 20:10:09	Dark	66.500	23	21Eps CMa	1.5020	26000.	133	8485	No
299	GOM_NL__2PRFIN20031014_201727_000000662020_00415_08485_0135.N1	14-OCT-2003 20:17:27	Dark	66.000	108	Alp Col	2.6520	15200.	132	8485	No
300	GOM_NL__2PRFIN20031014_202050_000000412020_00415_08485_0136.N1	14-OCT-2003 20:20:50	Dark	41.000	143	Alp Hyi	2.8570	7200.0	82	8485	No
301	GOM_NL__2PRFIN20031014_202217_000000442020_00415_08485_0137.N1	14-OCT-2003 20:22:17	Dark	44.000	9	Alp Eri	0.45300	24000.	88	8485	No
302	GOM_NL__2PRFIN20031014_202447_000000482020_00415_08485_0138.N1	14-OCT-2003 20:24:47	Straylight	48.000	157	The1Eri	2.9060	9300.0	96	8485	No
303	GOM_NL__2PRFIN20031014_202720_000000462020_00415_08485_0139.N1	14-OCT-2003 20:27:20	Straylight	46.000	84	Alp Phe	2.3970	4500.0	92	8485	No
304	GOM_NL__2PRFIN20031014_203356_000000462020_00415_08485_0140.N1	14-OCT-2003 20:33:56	Straylight	45.500	52	16Bet Cet	2.0370	4500.0	91	8485	No
305	GOM_NL__2PRFIN20031014_204338_000000392020_00415_08485_0141.N1	14-OCT-2003 20:43:38	Bright	38.500	140	88Gam Peg	2.8340	26000.	77	8485	No
306	GOM_NL__2PRFIN20031014_204737_000000382020_00415_08485_0142.N1	14-OCT-2003 20:47:37	Bright	38.000	58	21Alp And	2.0730	11000.	76	8485	No
307	GOM_NL__2PRFIN20031014_205014_000000422020_00415_08485_0143.N1	14-OCT-2003 20:50:14	Bright	41.500	53	43Bet And	2.0480	3300.0	83	8485	No
308	GOM_NL__2PRFIN20031014_205201_000000482020_00415_08485_0144.N1	14-OCT-2003 20:52:01	Bright	47.500	173	4Bet Tri	3.0040	8900.0	95	8485	No
309	GOM_NL__2PRFIN20031014_205350_000000492020_00415_08485_0145.N1	14-OCT-2003 20:53:50	Bright	48.500	73	57Gam1And	2.2600	13100.	97	8485	No
310	GOM_NL__2PRFIN20031014_205542_000000412020_00415_08485_0146.N1	14-OCT-2003 20:55:42	Bright	40.500	68	18Alp Cas	2.2250	4500.0	81	8485	No
311	GOM_NL__2PRFIN20031014_205704_000000402020_00415_08485_0147.N1	14-OCT-2003 20:57:04	Bright	39.500	76	27Gam Cas	2.3000	30000.	79	8485	No
312	GOM_NL__2PRFIN20031014_205912_000000452020_00415_08485_0148.N1	14-OCT-2003 20:59:12	Bright	45.000	160	23Gam Per	2.9300	4700.0	90	8485	No
313	GOM_NL__2PRFIN20031014_210127_000000752020_00415_08485_0149.N1	14-OCT-2003 21:01:27	Bright	74.500	149	45Eps Per	2.8880	30000.	149	8485	No
314	GOM_NL__2PRFIN20031014_210438_000000412020_00415_08485_0150.N1	14-OCT-2003 21:04:38	Bright	40.500	49	1Alp UMi	1.9900	6300.0	81	8485	No
315	GOM_NL__2PRFIN20031014_210733_000000402020_00415_08485_0151.N1	14-OCT-2003 21:07:33	Bright	39.500	60	7Bet UMi	2.0810	3950.0	79	8485	No
316	GOM_NL__2PRFIN20031014_211252_000000402020_00415_08485_0152.N1	14-OCT-2003 21:12:52	Bright	40.000	36	50Alp UMa	1.8000	6300.0	80	8485	No
317	GOM_NL__2PRFIN20031014_211424_000000392020_00415_08485_0153.N1	14-OCT-2003 21:14:24	Bright	38.500	82	48Bet UMa	2.3650	10600.	77	8485	No
318	GOM_NL__2PRFIN20031014_211746_000000402020_00415_08485_0154.N1	14-OCT-2003 21:17:46	Bright	39.500	174	52Psi UMa	3.0040	4400.0	79	8485	No
319	GOM_NL__2PRFIN20031014_212524_000000902020_00415_08485_0155.N1	14-OCT-2003 21:25:24	Bright	89.500	17	78Bet Gem	1.1610	4500.0	179	8485	No
320	GOM_NL__2PRFIN20031014_212757_000000562020_00415_08485_0156.N1	14-OCT-2003 21:27:57	Bright	55.500	22	32Alp Leo	1.3600	15200.	111	8485	No
321	GOM_NL__2PRFIN20031014_213513_000000552020_00415_08485_0157.N1	14-OCT-2003 21:35:13	Dark	54.500	48	30Alp Hya	1.9770	4100.0	109	8485	No
322	GOM_NL__2PRFIN20031014_213853_000001342020_00415_08485_0158.N1	14-OCT-2003 21:38:53	Dark	134.00	8	10Alp CMi	0.40000	6500.0	268	8485	No
323	GOM_NL__2PRFIN20031014_214402_000000382020_00415_08485_0159.N1	14-OCT-2003 21:44:02	Dark	38.000	113	Mu Vel	2.6920	5000.0	76	8485	No
324	GOM_NL__2PRFIN20031014_214657_000000422020_00415_08485_0160.N1	14-OCT-2003 21:46:57	Dark	42.000	91	Kap Vel	2.4900	26000.	84	8485	No
325	GOM_NL__2PRFIN20031014_214851_000000412020_00416_08486_0134.N1	14-OCT-2003 21:48:51	Dark	40.500	159	Ups Car	2.9200	7200.0	81	8486	No
326	GOM_NL__2PRFIN20031014_215046_000000702020_00416_08486_0135.N1	14-OCT-2003 21:50:46	Dark	70.000	23	21Eps CMa	1.5020	26000.	140	8486	No
327	GOM_NL__2PRFIN20031014_215805_000000682020_00416_08486_0136.N1	14-OCT-2003 21:58:05	Dark	68.000	108	Alp Col	2.6520	15200.	136	8486	No
328	GOM_NL__2PRFIN20031014_220126_000000412020_00416_08486_0137.N1	14-OCT-2003 22:01:26	Dark	41.000	143	Alp Hyi	2.8570	7200.0	82	8486	No
329	GOM_NL__2PRFIN20031014_220253_000000472020_00416_08486_0138.N1	14-OCT-2003 22:02:53	Dark	46.500	9	Alp Eri	0.45300	24000.	93	8486	No
330	GOM_NL__2PRFIN20031014_220523_000000502020_00416_08486_0139.N1	14-OCT-2003 22:05:23	Straylight	49.500	157	The1Eri	2.9060	9300.0	99	8486	No
331	GOM_NL__2PRFIN20031014_220756_000000452020_00416_08486_0140.N1	14-OCT-2003 22:07:56	Straylight	44.500	84	Alp Phe	2.3970	4500.0	89	8486	No
332	GOM_NL__2PRFIN20031014_221432_000000472020_00416_08486_0141.N1	14-OCT-2003 22:14:32	Straylight	47.000	52	16Bet Cet	2.0370	4500.0	94	8486	No
333	GOM_NL__2PRFIN20031014_222414_000000382020_00416_08486_0142.N1	14-OCT-2003 22:24:14	Bright	37.500	140	88Gam Peg	2.8340	26000.	75	8486	No
334	GOM_NL__2PRFIN20031014_222812_000000402020_00416_08486_0143.N1	14-OCT-2003 22:28:12	Bright	39.500	58	21Alp And	2.0730	11000.	79	8486	No
335	GOM_NL__2PRFIN20031014_223050_000000432020_00416_08486_0144.N1	14-OCT-2003 22:30:50	Bright	43.000	53	43Bet And	2.0480	3300.0	86	8486	No
336	GOM_NL__2PRFIN20031014_223237_000000462020_00416_08486_0145.N1	14-OCT-2003 22:32:37	Bright	46.000	173	4Bet Tri	3.0040	8900.0	92	8486	No
337	GOM_NL__2PRFIN20031014_223425_000000492020_00416_08486_0146.N1	14-OCT-2003 22:34:25	Bright	48.500	73	57Gam1And	2.2600	13100.	97	8486	No

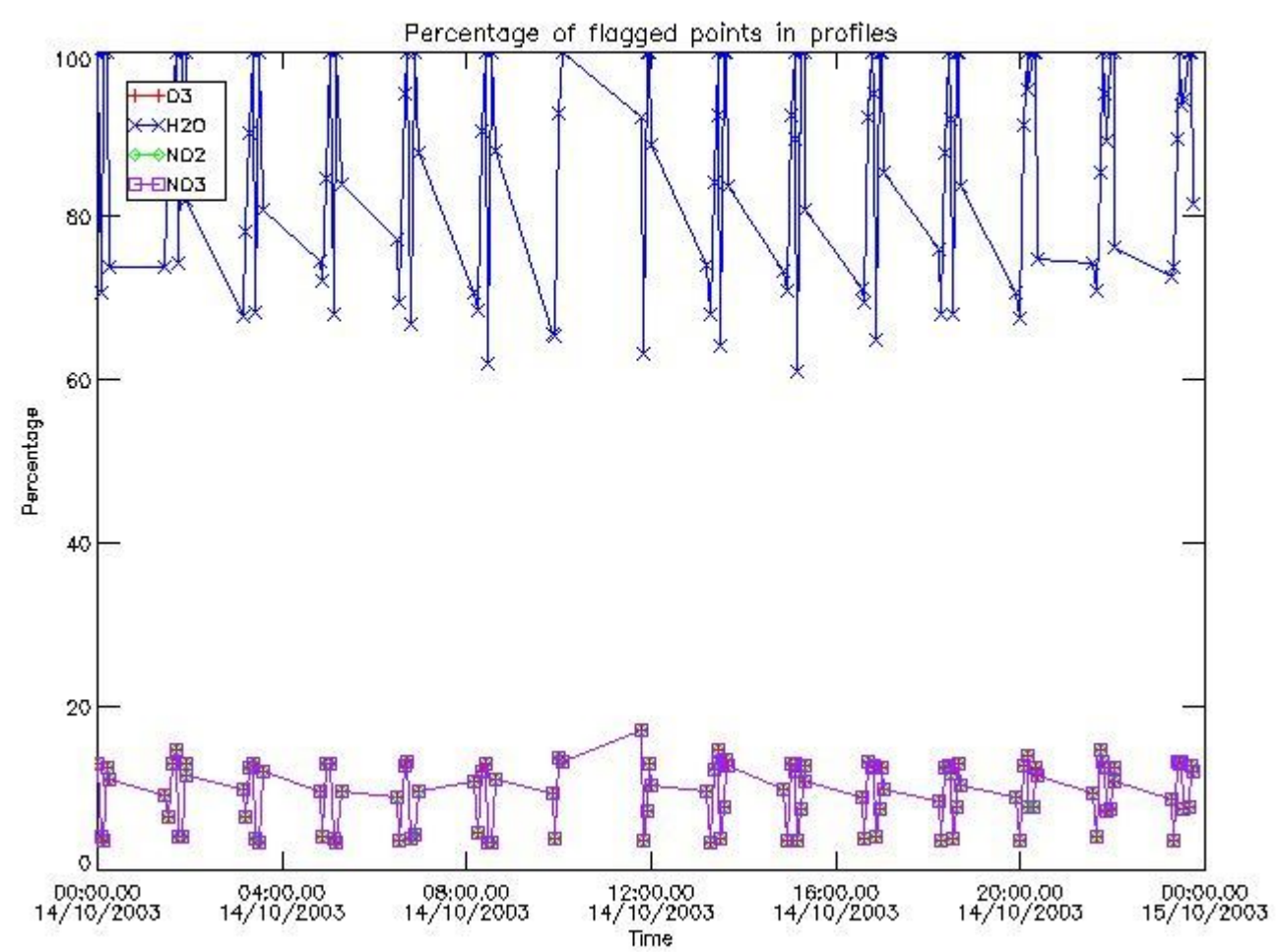
338	GOM_NL__2PRFIN20031014_223618_000000402020_00416_08486_0147.N1	14-OCT-2003 22:36:18	Bright	39.500	68	18Alp Cas	2.2250	4500.0	79	8486	No
339	GOM_NL__2PRFIN20031014_223740_000000402020_00416_08486_0148.N1	14-OCT-2003 22:37:40	Bright	40.000	76	27Gam Cas	2.3000	30000.	80	8486	No
340	GOM_NL__2PRFIN20031014_223947_000000472020_00416_08486_0149.N1	14-OCT-2003 22:39:47	Bright	47.000	160	23Gam Per	2.9300	4700.0	94	8486	No
341	GOM_NL__2PRFIN20031014_224201_000000722020_00416_08486_0150.N1	14-OCT-2003 22:42:01	Bright	72.000	149	45Eps Per	2.8880	30000.	144	8486	No
342	GOM_NL__2PRFIN20031014_224514_000000392020_00416_08486_0151.N1	14-OCT-2003 22:45:14	Bright	39.000	49	1Alp UMi	1.9900	6300.0	78	8486	No
343	GOM_NL__2PRFIN20031014_224810_000000362020_00416_08486_0152.N1	14-OCT-2003 22:48:10	Bright	36.000	60	7Bet UMi	2.0810	3950.0	72	8486	No
344	GOM_NL__2PRFIN20031014_225328_000000402020_00416_08486_0153.N1	14-OCT-2003 22:53:28	Bright	40.000	36	50Alp UMa	1.8000	6300.0	80	8486	No
345	GOM_NL__2PRFIN20031014_225500_000000392020_00416_08486_0154.N1	14-OCT-2003 22:55:00	Bright	39.000	82	48Bet UMa	2.3650	10600.	78	8486	No
346	GOM_NL__2PRFIN20031014_225823_000000362020_00416_08486_0155.N1	14-OCT-2003 22:58:23	Bright	35.500	174	52Psi UMa	3.0040	4400.0	71	8486	No
347	GOM_NL__2PRFIN20031014_230601_000000932020_00416_08486_0156.N1	14-OCT-2003 23:06:01	Bright	93.000	17	78Bet Gem	1.1610	4500.0	186	8486	No
348	GOM_NL__2PRFIN20031014_230833_000000422020_00416_08486_0157.N1	14-OCT-2003 23:08:33	Bright	42.000	22	32Alp Leo	1.3600	15200.	84	8486	No
349	GOM_NL__2PRFIN20031014_231549_000000592020_00416_08486_0158.N1	14-OCT-2003 23:15:49	Dark	58.500	48	30Alp Hya	1.9770	4100.0	117	8486	No
350	GOM_NL__2PRFIN20031014_231932_000001472020_00416_08486_0159.N1	14-OCT-2003 23:19:32	Dark	147.00	8	10Alp CMi	0.40000	6500.0	294	8486	No
351	GOM_NL__2PRFIN20031014_232439_000000392020_00416_08486_0160.N1	14-OCT-2003 23:24:39	Dark	38.500	113	Mu Vel	2.6920	5000.0	77	8486	No
352	GOM_NL__2PRFIN20031014_232734_000000402020_00416_08486_0161.N1	14-OCT-2003 23:27:34	Dark	39.500	91	Kap Vel	2.4900	26000.	79	8486	No
353	GOM_NL__2PRFIN20031014_232928_000000392020_00417_08487_0135.N1	14-OCT-2003 23:29:28	Dark	38.500	159	Ups Car	2.9200	7200.0	77	8487	No
354	GOM_NL__2PRFIN20031014_233124_000000692020_00417_08487_0136.N1	14-OCT-2003 23:31:24	Dark	69.000	23	21Eps CMa	1.5020	26000.	138	8487	No
355	GOM_NL__2PRFIN20031014_233842_000000662020_00417_08487_0137.N1	14-OCT-2003 23:38:42	Dark	66.000	108	Alp Col	2.6520	15200.	132	8487	No
356	GOM_NL__2PRFIN20031014_234203_000000402020_00417_08487_0138.N1	14-OCT-2003 23:42:03	Dark	40.000	143	Alp Hyi	2.8570	7200.0	80	8487	No
357	GOM_NL__2PRFIN20031014_234330_000000472020_00417_08487_0139.N1	14-OCT-2003 23:43:30	Dark	46.500	9	Alp Eri	0.45300	24000.	93	8487	No
358	GOM_NL__2PRFIN20031014_234559_000000492020_00417_08487_0140.N1	14-OCT-2003 23:45:59	Straylight	49.000	157	The1Eri	2.9060	9300.0	98	8487	No
359	GOM_NL__2PRFIN20031014_234832_000000442020_00417_08487_0141.N1	14-OCT-2003 23:48:32	Straylight	43.500	84	Alp Phe	2.3970	4500.0	87	8487	No
360	GOM_NL__2PRFIN20031014_235509_000000442020_00417_08487_0142.N1	14-OCT-2003 23:55:09	Straylight	44.000	52	16Bet Cet	2.0370	4500.0	88	8487	No

### 3. Quality information per product

In this section it is plotted some information contained in the Quality Summary data set of the level 2 products. Only products in dark limb conditions and without errors (error flag in the MPH set to "0") are used.


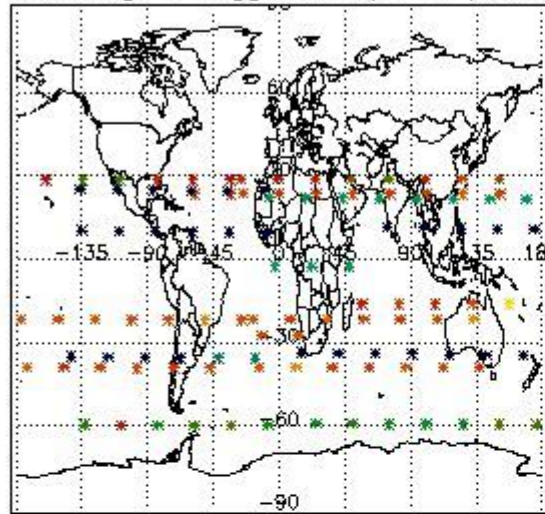
#### 3.1 Plot quality information per product (time dependant)



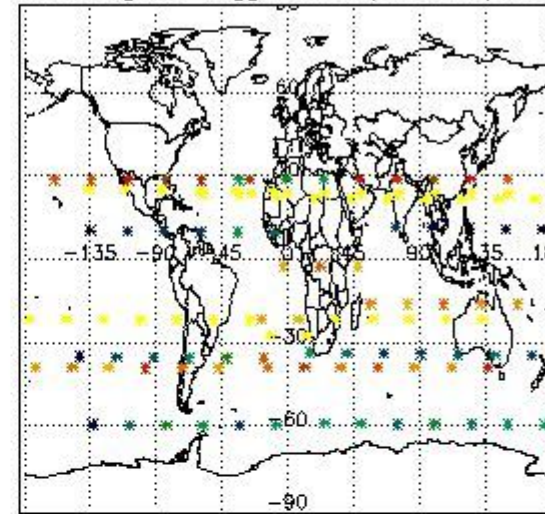


3.2 Plot quality information per product (world map)


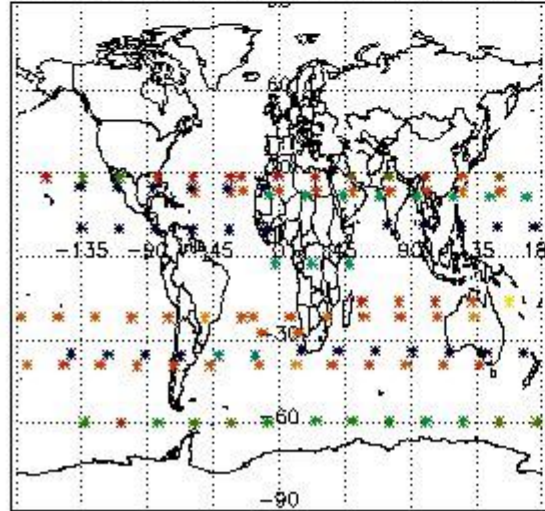
Percentage of flagged data per O3 profile



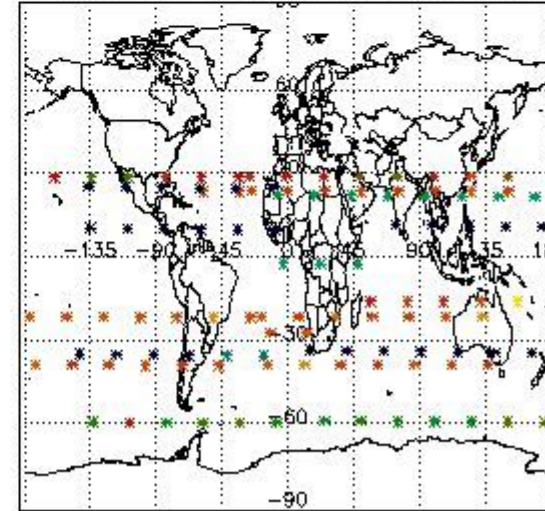
Percentage of flagged data per H2O profile



Percentage of flagged data per NO2 profile



Percentage of flagged data per NO3 profile

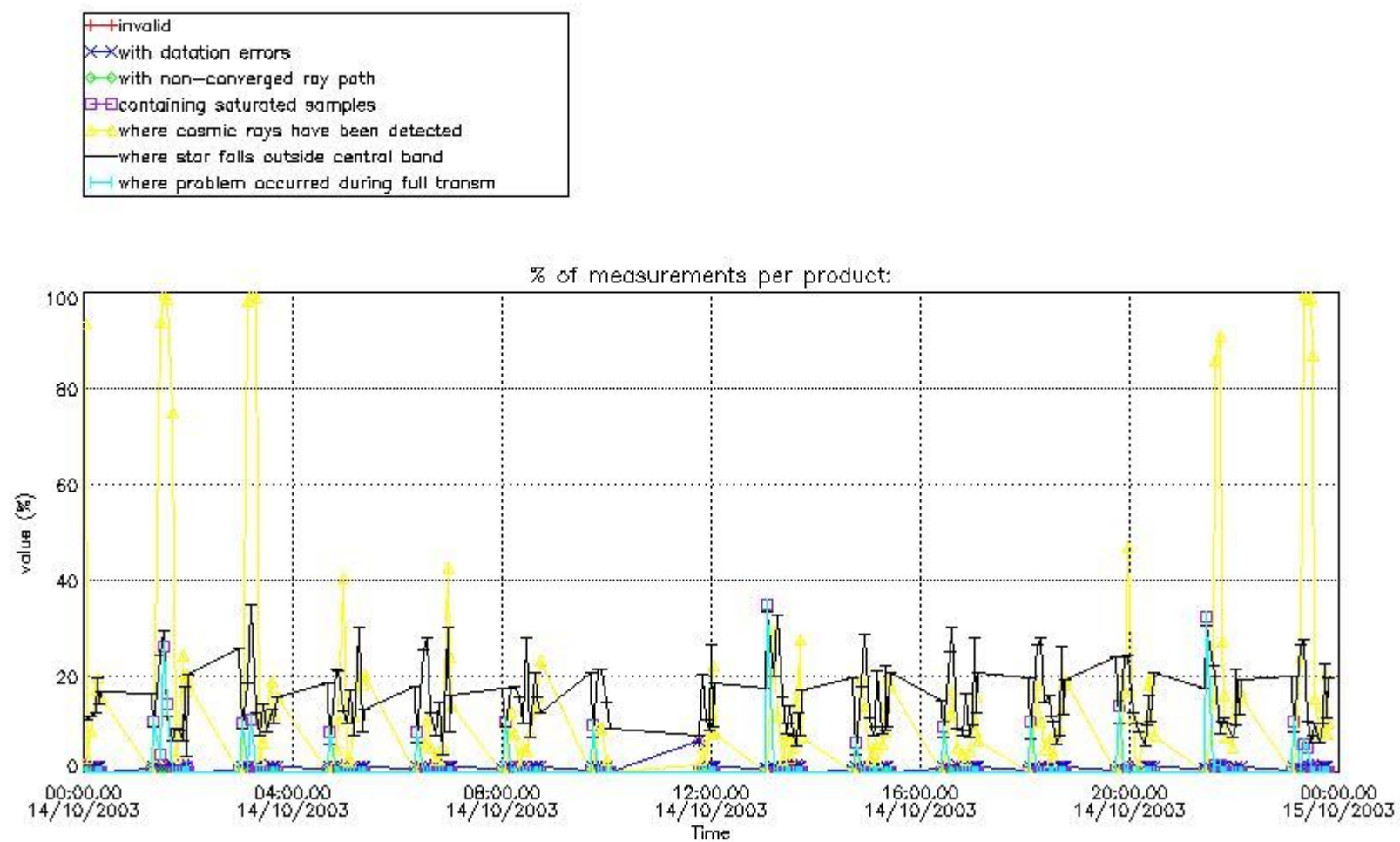


#### 4. Level 1 quality information per product

In this section it is plotted some information contained in the Quality Summary data set of the level 2 products that comes from the level 1b processing. Products without errors (error flag in the MPH set to "0") are used.

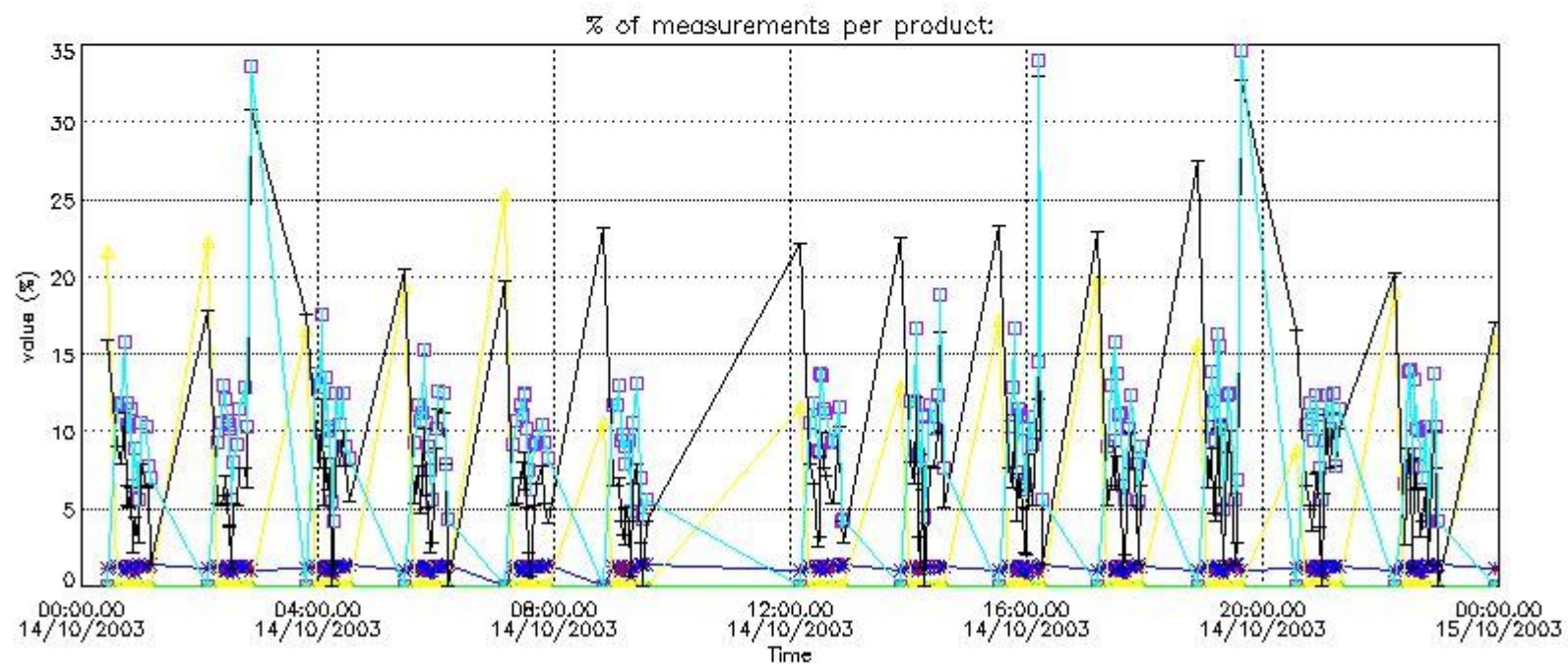
##### 4.1 Plot quality information per product (time dependant) coming from level 1b processing

###### 4.1.1 Plot level 1 quality information per product (time dependant): ENVISAT ASCENDING passes



4.1.2 Plot level 1 quality information per product (time dependant): ENVI SAT DESCENDING passes

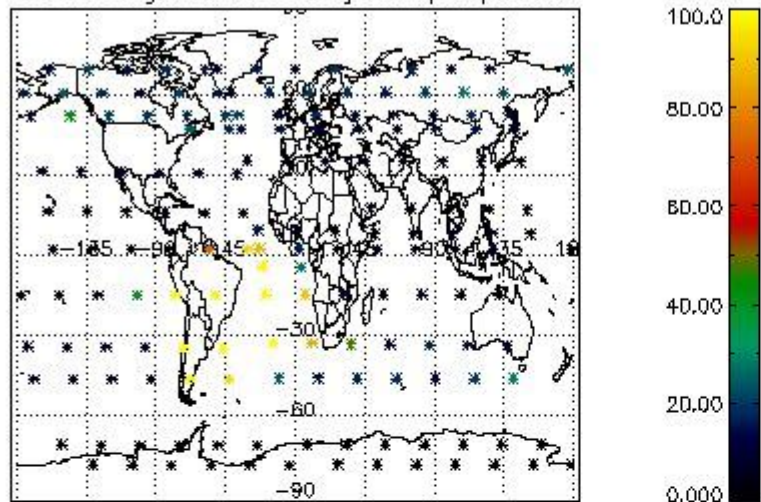




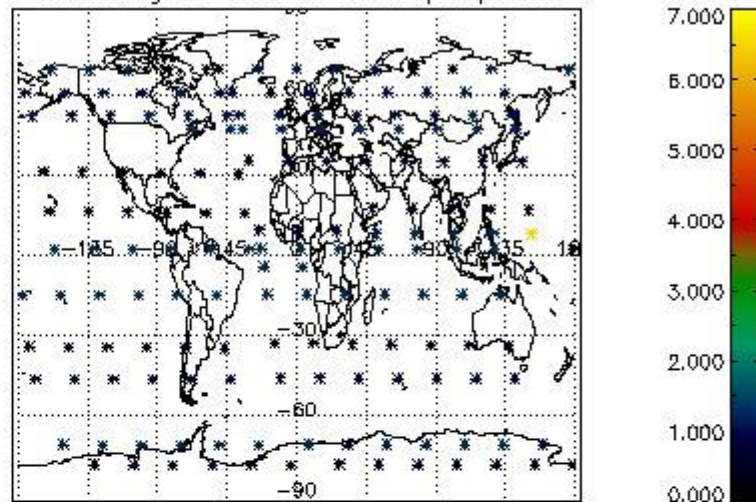
4.2 Plot quality information per product coming from level 1b processing (world map)

4.2.1 Plot level 1 quality information per product (world map): ENVISAT ASCENDING passes

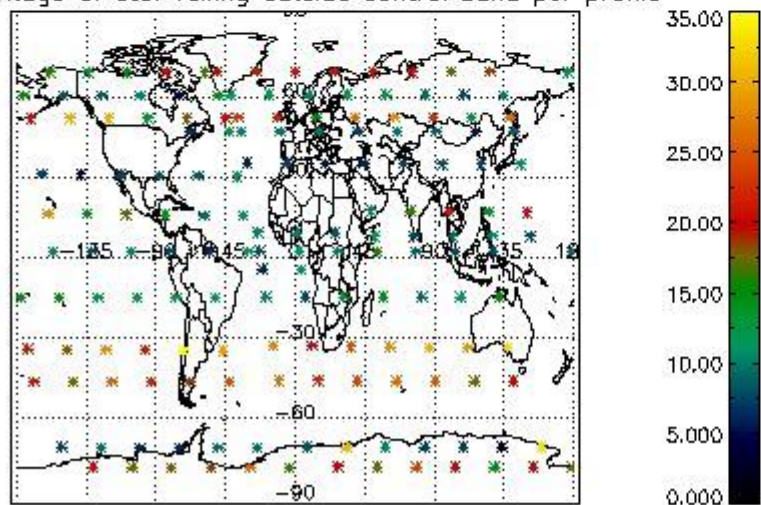
Percentage of cosmic ray hits per profile



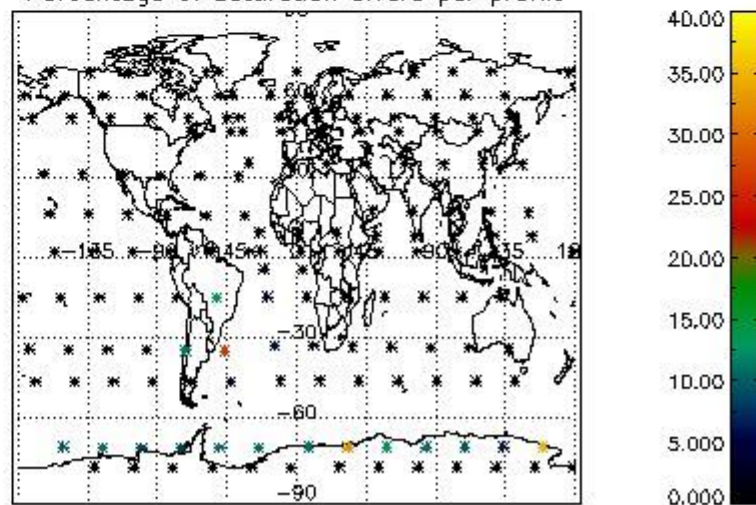
Percentage of datation errors per profile



Percentage of star falling outside central band per profile

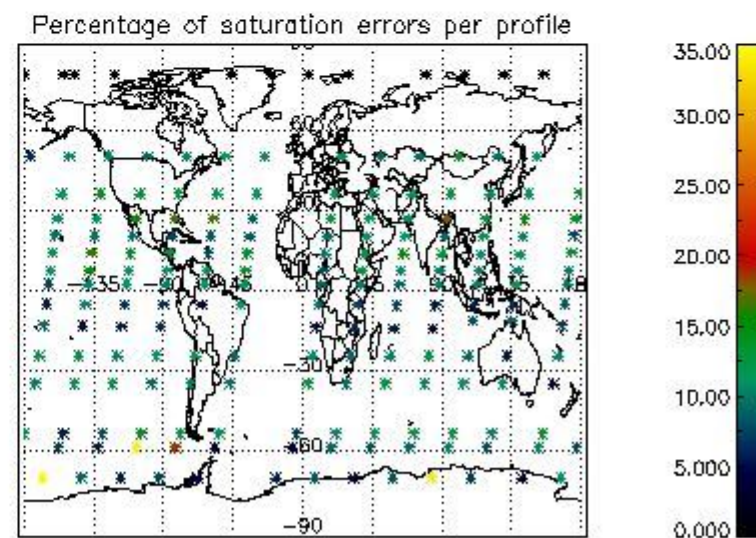
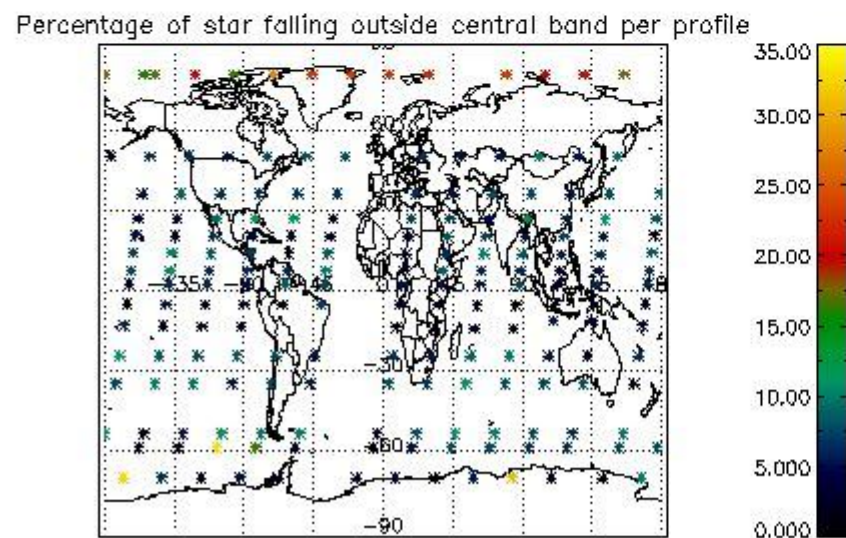
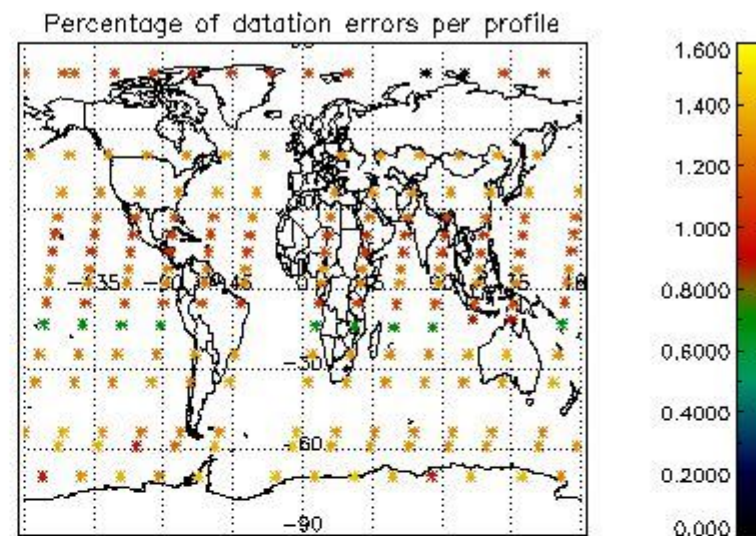
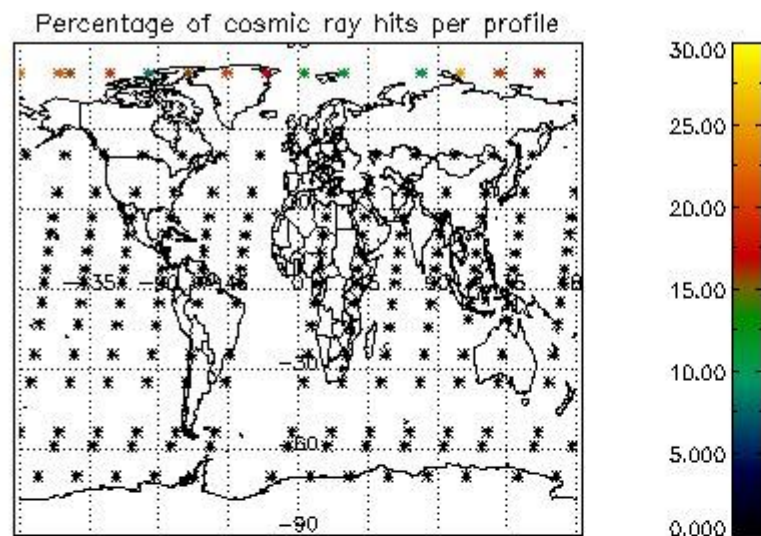


Percentage of saturation errors per profile



4.2.2 Plot level 1 quality information per product (world map): ENVISAT DESCENDING passes





## 5. Trace gas profiles

### 5.1 Ozone statistics based on quality of products

The final quality of the products can be "measured" using the STD (Standard Deviation) attached to every point profile. This information is written to the parameter GOM\_NL\_\_2P/NL\_LOCAL\_SPECIES\_DENSITY/o3\_std of the level 2 products. The table below shows the statistics for given STD ranges.

The statistics are given with respect to the overall valid production:

- Products without fatal errors: GOM\_NL\_\_2P/MPH/PRODUCT\_ERR=0
- Valid point profile: GOM\_NL\_\_2P/NL\_LOCAL\_SPECIES\_DENSITY/pcd(0)=0

The 'Criteria' is applied to valid points of dark limb products:

- Products in dark limb illumination condition: GOM\_NL\_\_2P/NL\_SUMMARY\_QUALITY/obs\_ill\_cond=0
- Products without fatal errors: GOM\_NL\_\_2P/MPH/PRODUCT\_ERR=0
- Valid point profile: GOM\_NL\_\_2P/NL\_LOCAL\_SPECIES\_DENSITY/pcd(0)=0

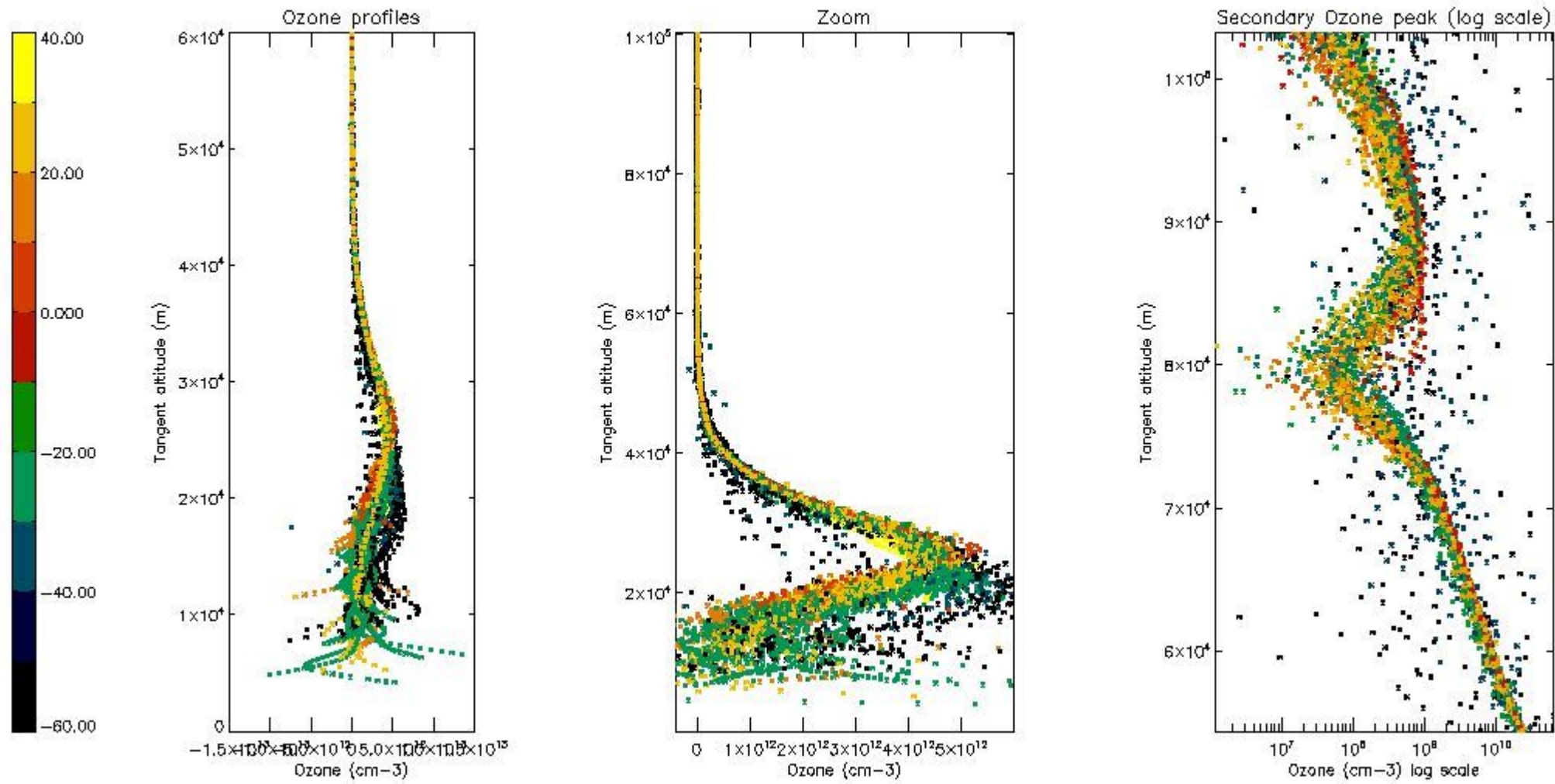
So, the table below shows the percentage of dark limb and valid observations for each criteria with respect to the overall valid daily observations.

Criteria	% of total production
All STD	43
STD < 20	28

STD < 10	25
STD < 5	20

5.2 Plot ozone profiles for all STD (dark without errors)

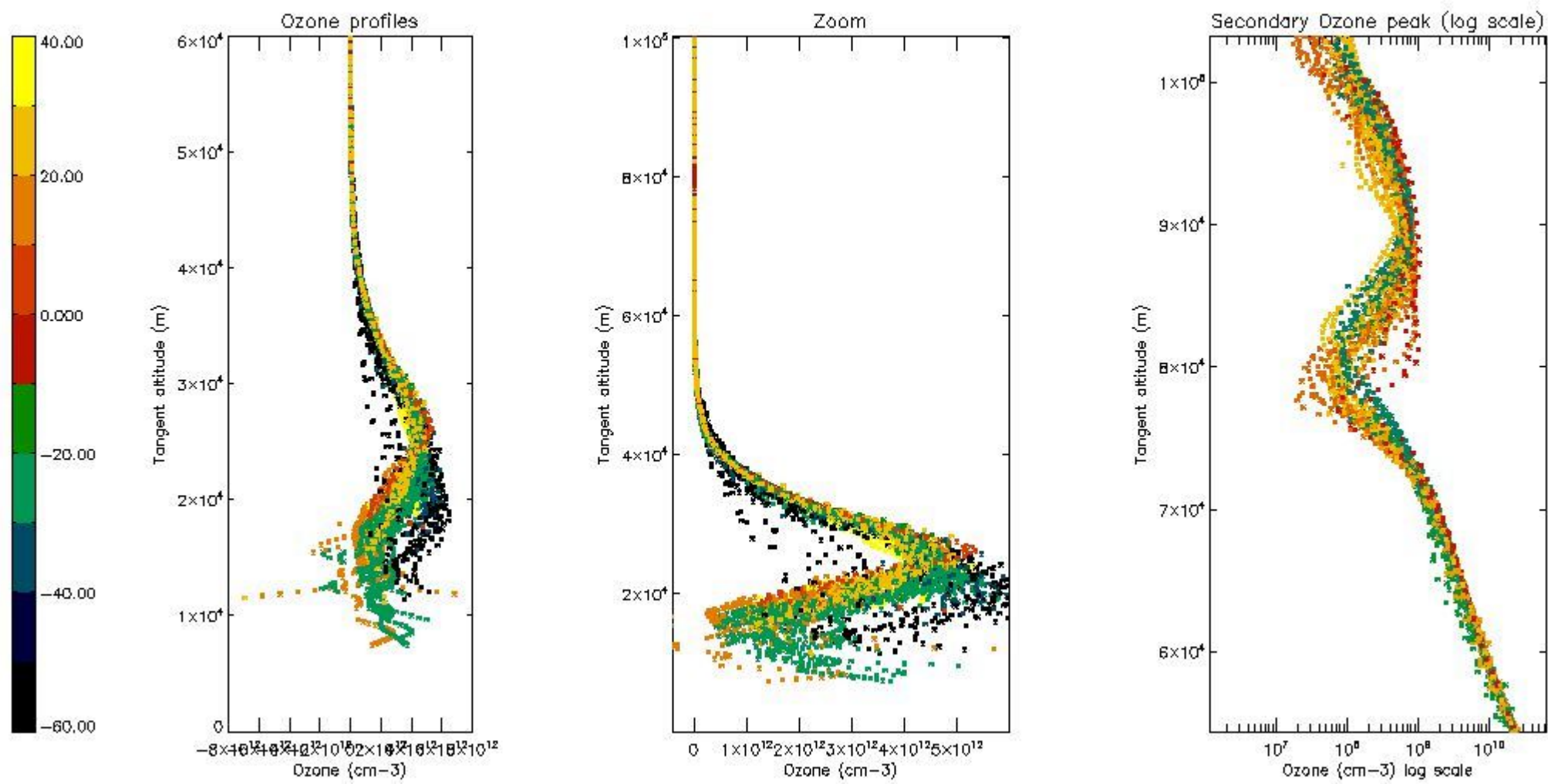
The colorbar represents the latitude.



5.3 Plot ozone profiles where STD < 20% (dark without errors)

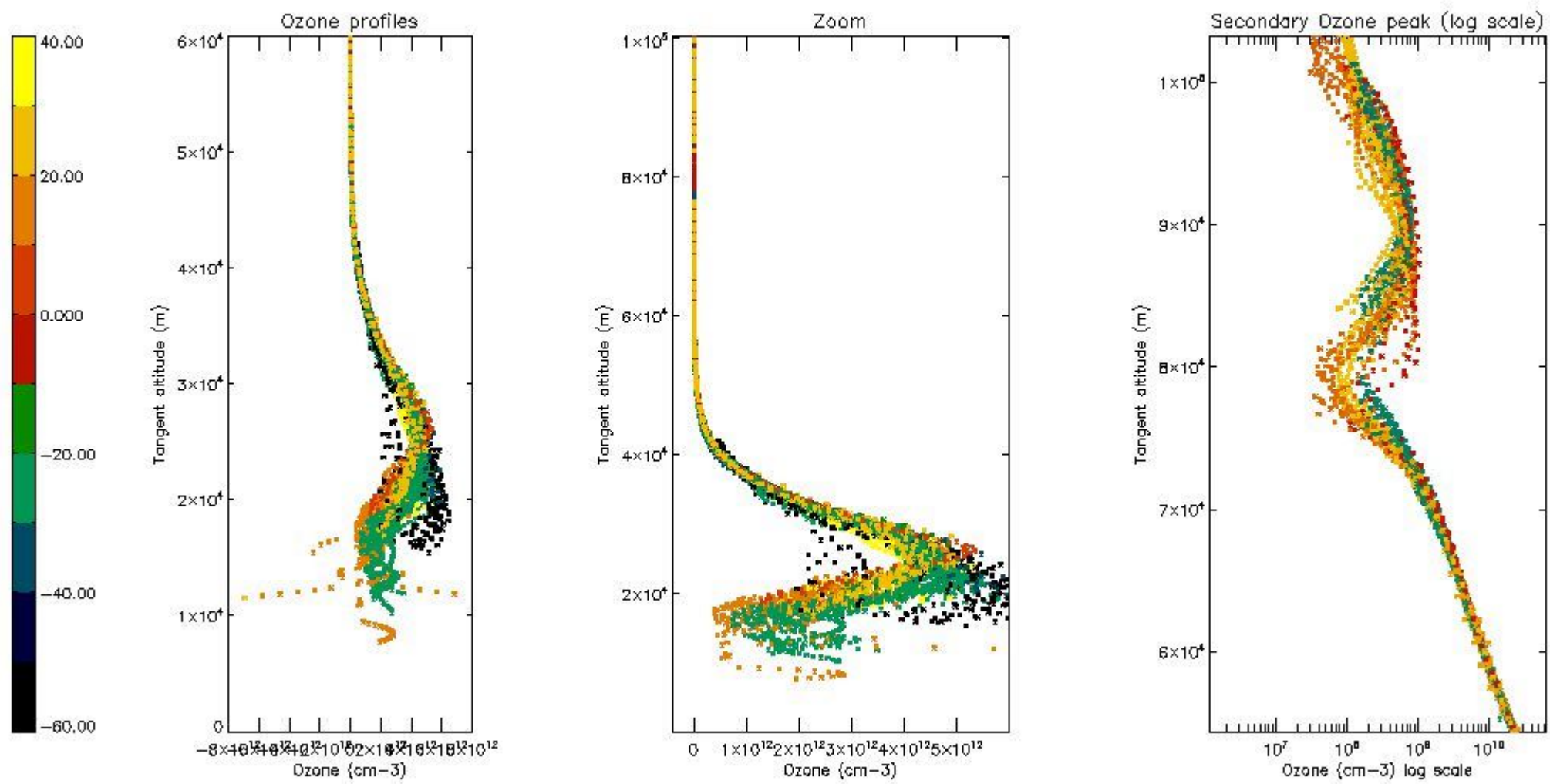
The colorbar represents the latitude.





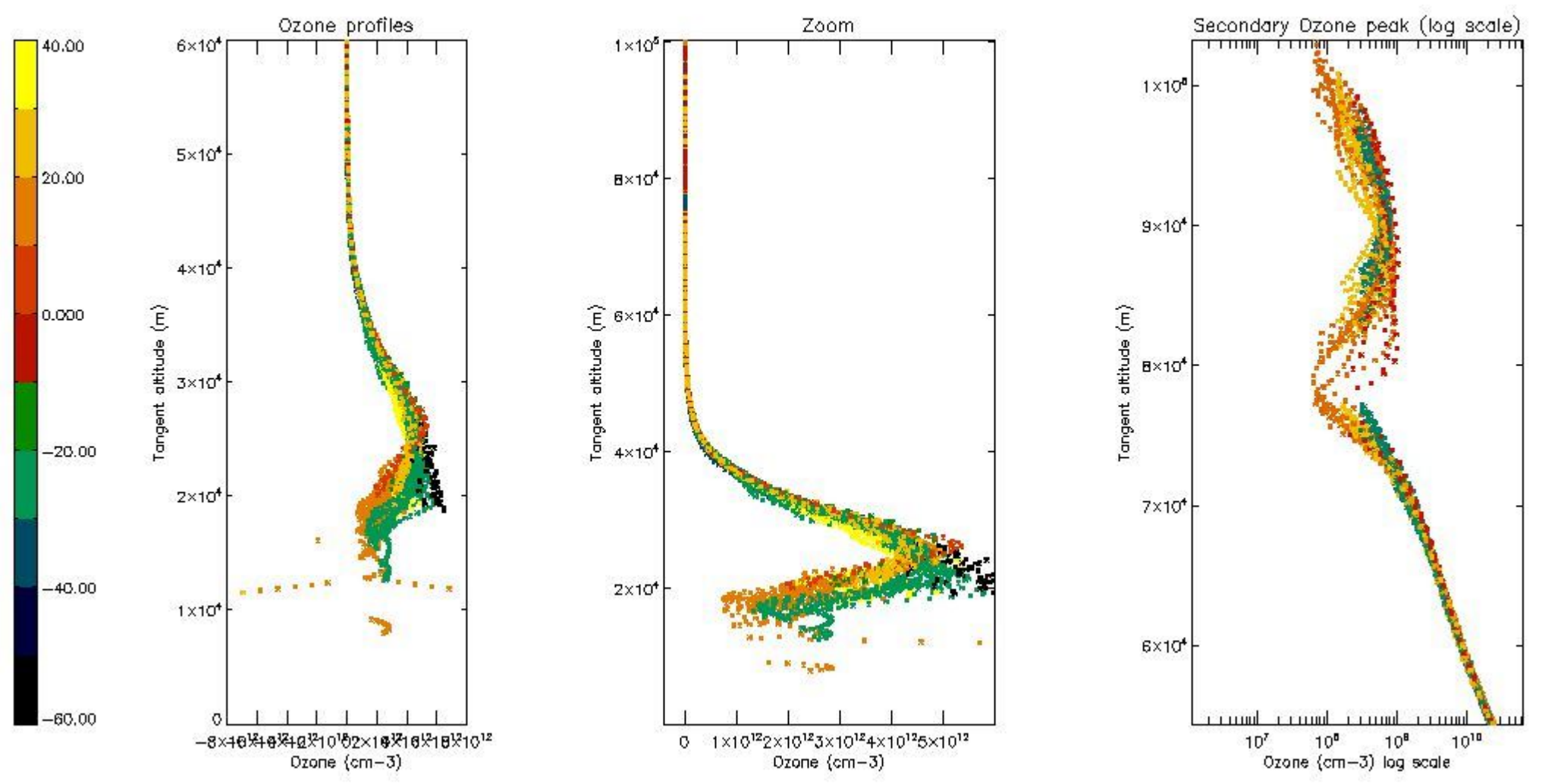
5.4 Plot ozone profiles where  $STD < 10\%$  (dark without errors)

The colorbar represents the latitude.



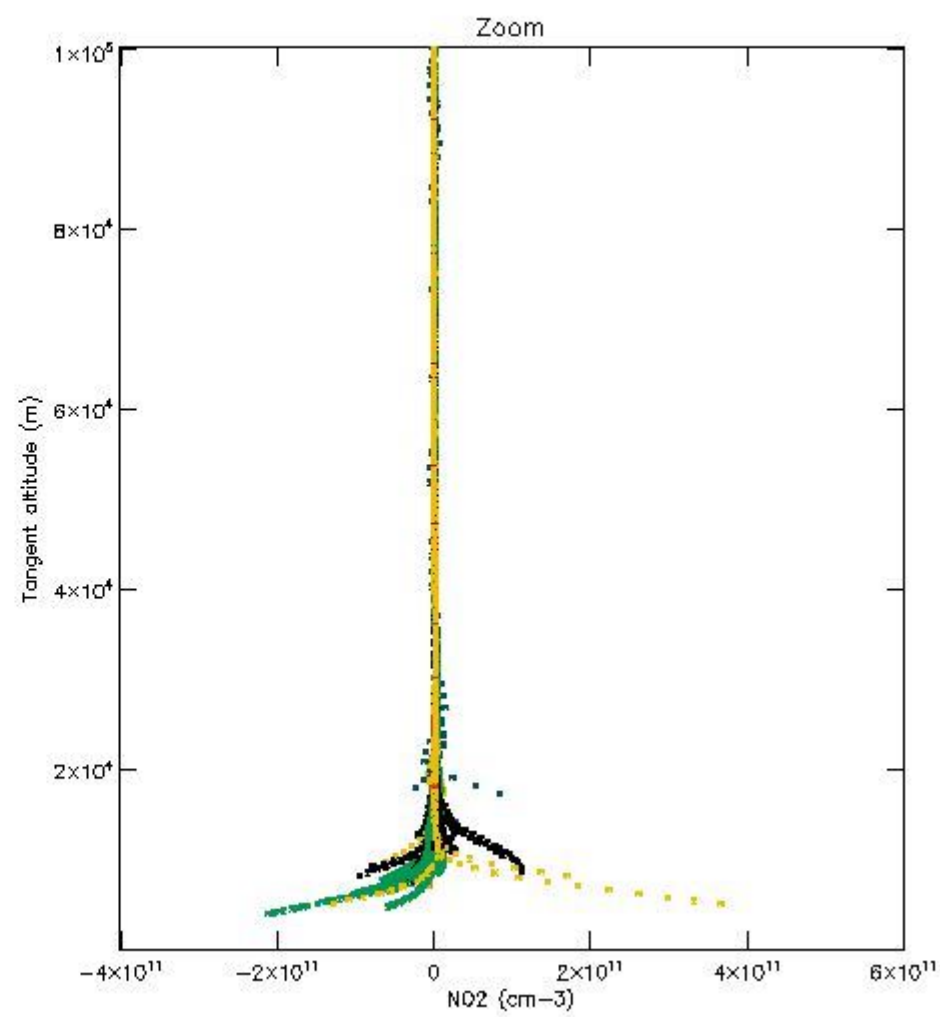
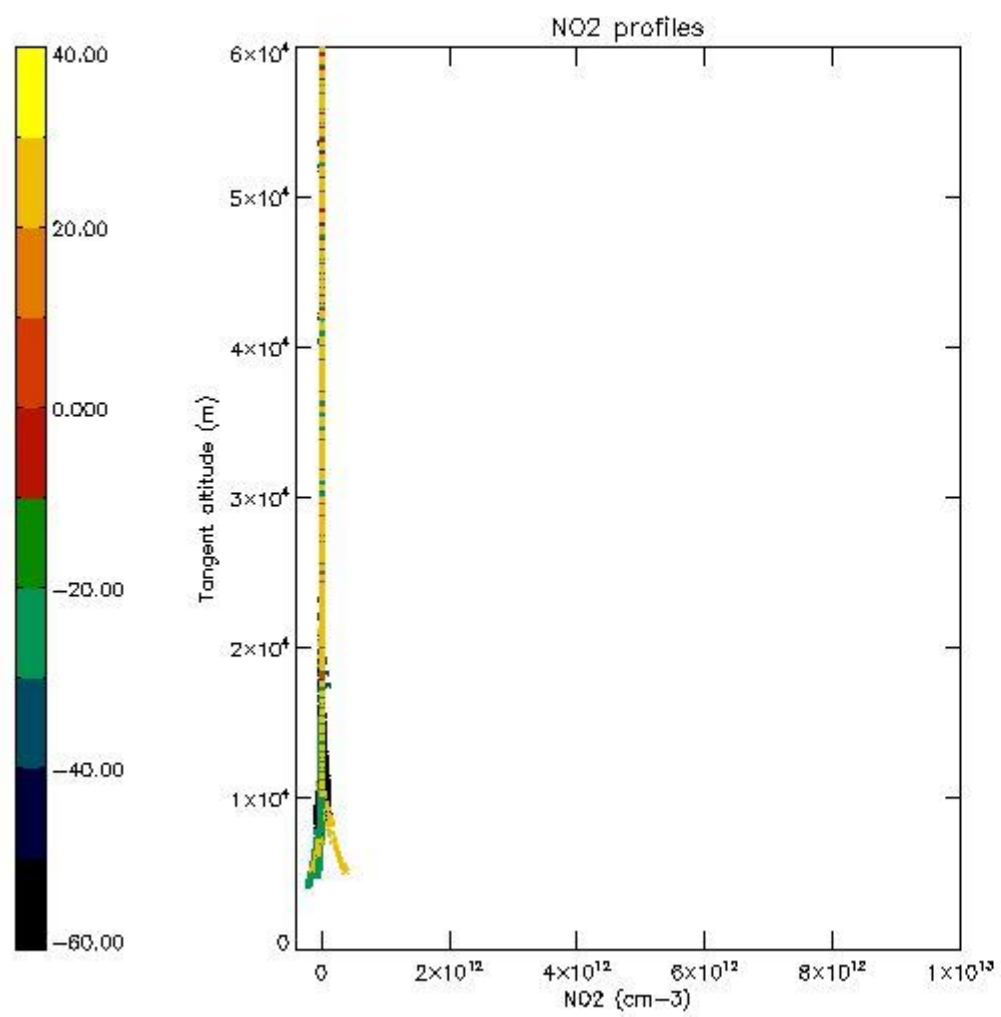
*5.5 Plot ozone profiles where STD < 5% (dark without errors)*

The colorbar represents the latitude.



5.6 Plot NO<sub>2</sub> profiles for all STD (dark without errors)

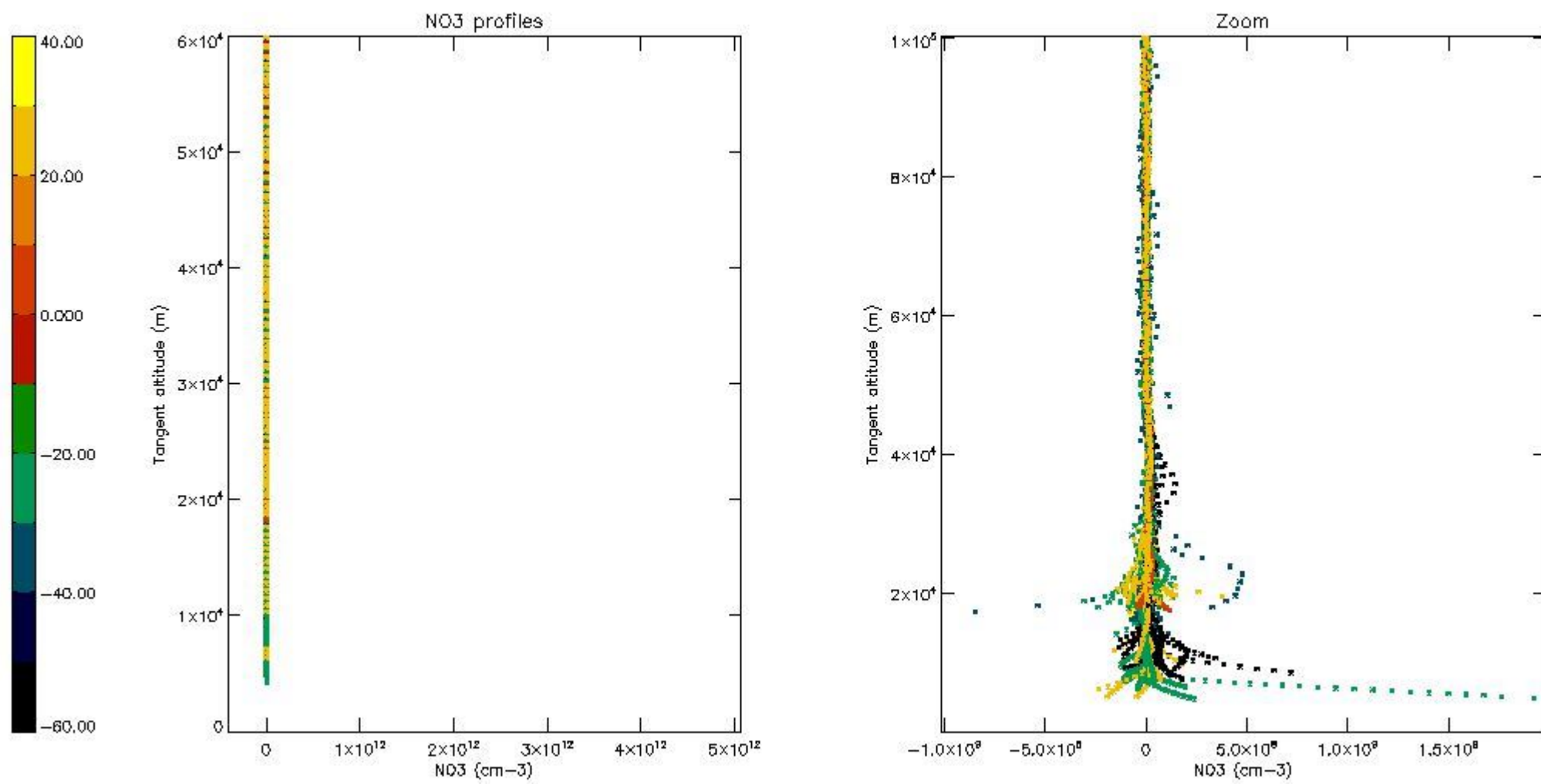
The colorbar represents the latitude.



*5.7 Plot NO3 profiles for all STD (dark without errors)*

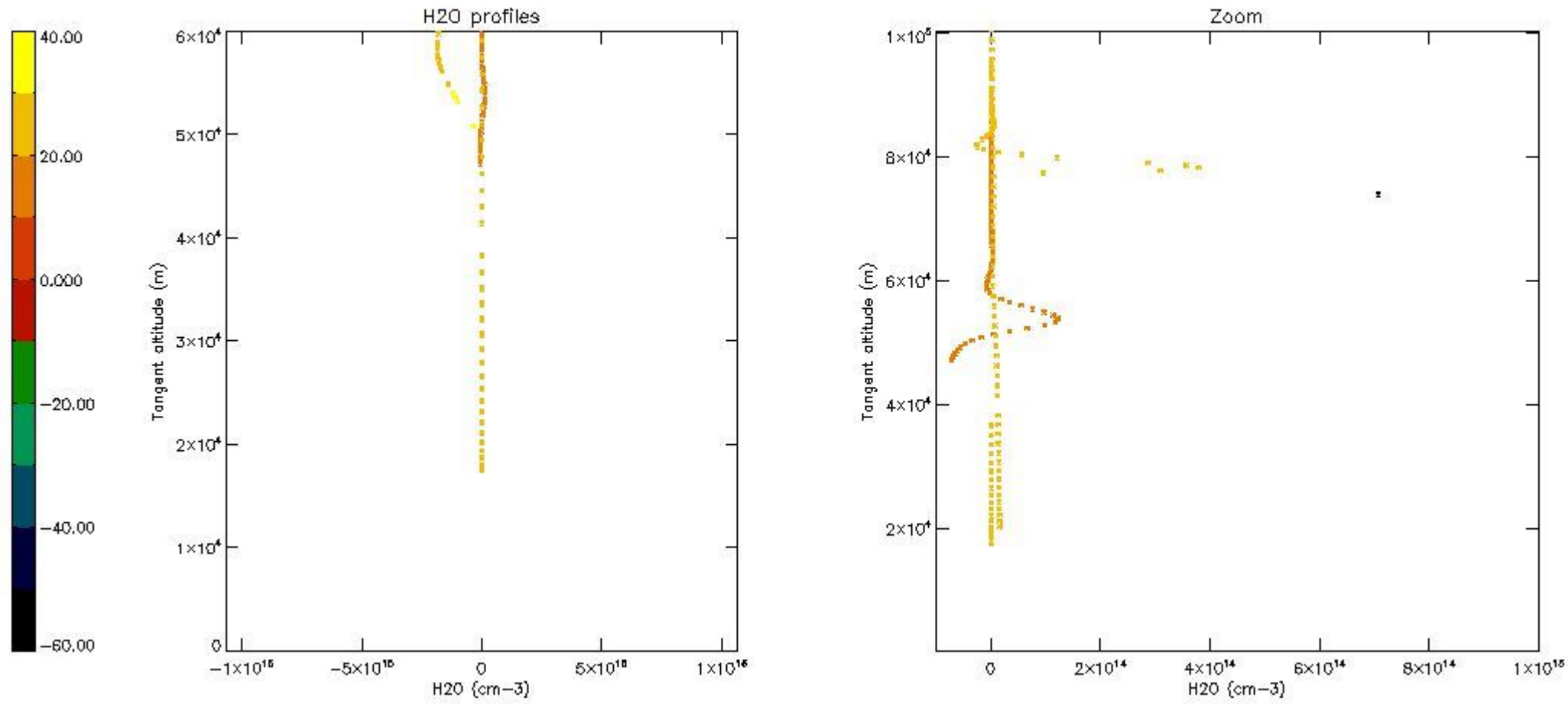
The colorbar represents the latitude.





5.8 Plot H2O profiles for all STD (only for occultations of stars 1,2,3,4,13,14,16,26,63 dark without errors)

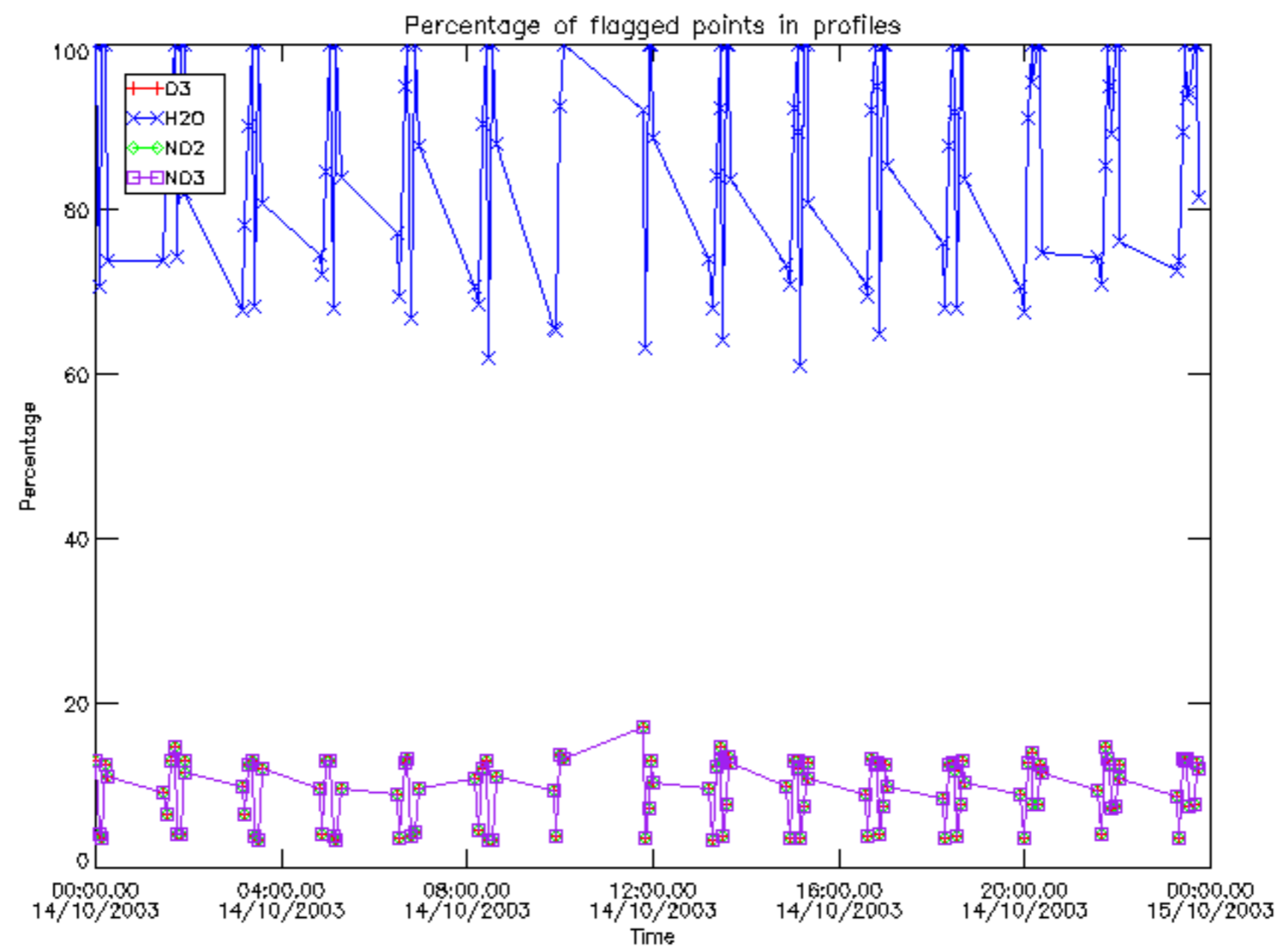
The colorbar represents the latitude.



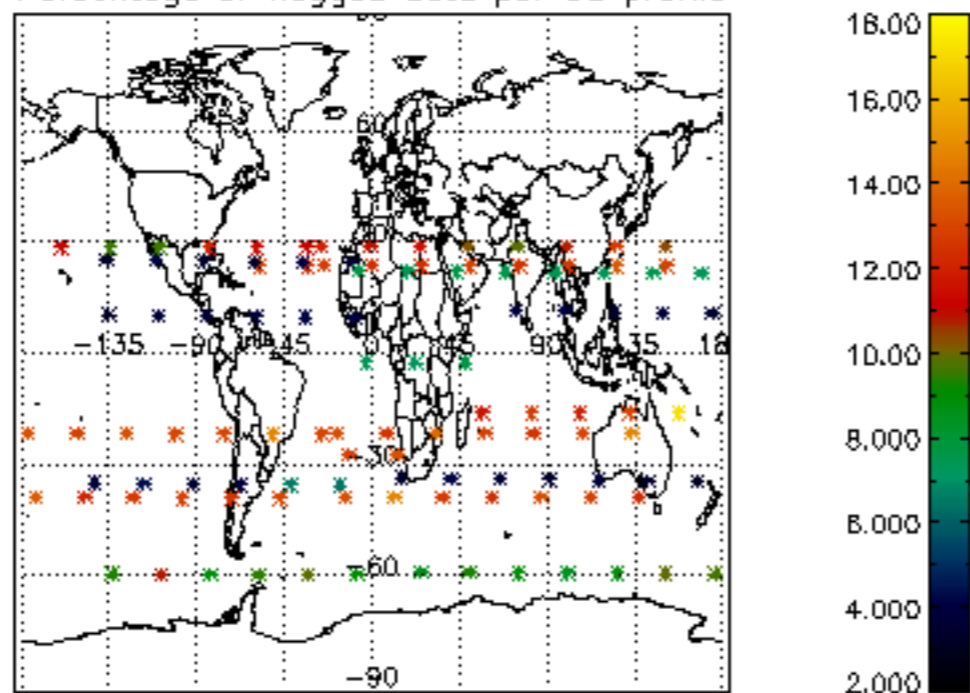
## 6. Auxiliary Data Files used for the production reported in section 2

The number reported in the third column indicates since which file (see list in section 2) the corresponding auxiliary file has been used. The fourth column is the date of those product files.

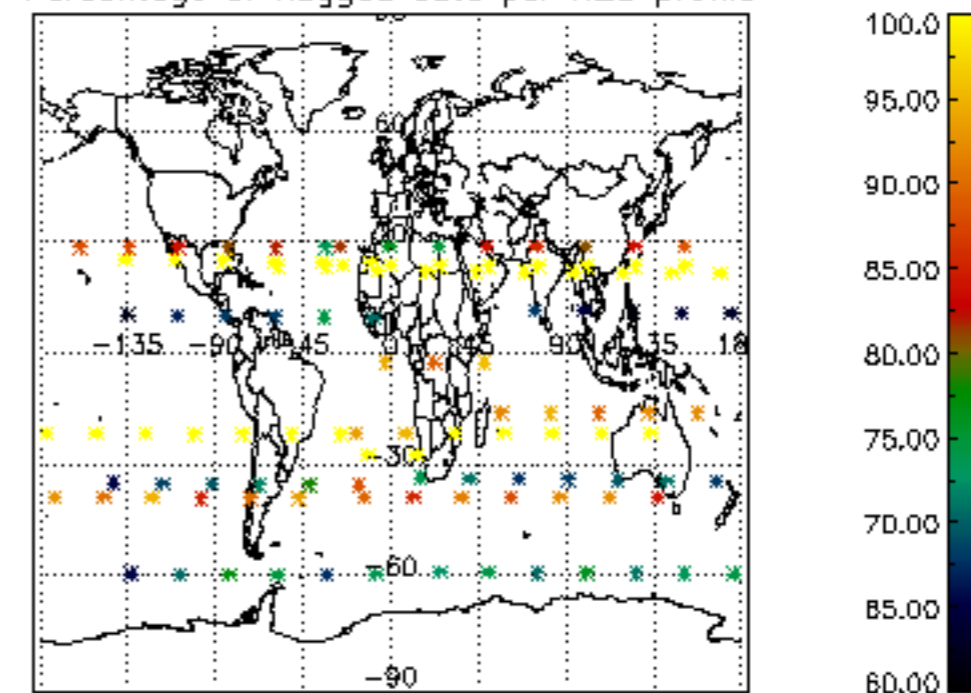
Type	Auxiliary Filename	Used since product	Used since product date
INST_PHYS_CHARACTERISTICS	GOM_INS_AXVIEC20091111_143220_20030716_120000_20500101_000000	1	14-OCT-2003 00:01:02
LEVEL-2_PROC_CONFIG	GOM_PR2_AXVIEC20091111_152718_20020301_000000_20500101_000000	1	14-OCT-2003 00:01:02
CROSS_SECTIONS_FILE	GOM_CRS_AXVIEC20091111_154832_20020301_000000_20500101_000000	1	14-OCT-2003 00:01:02



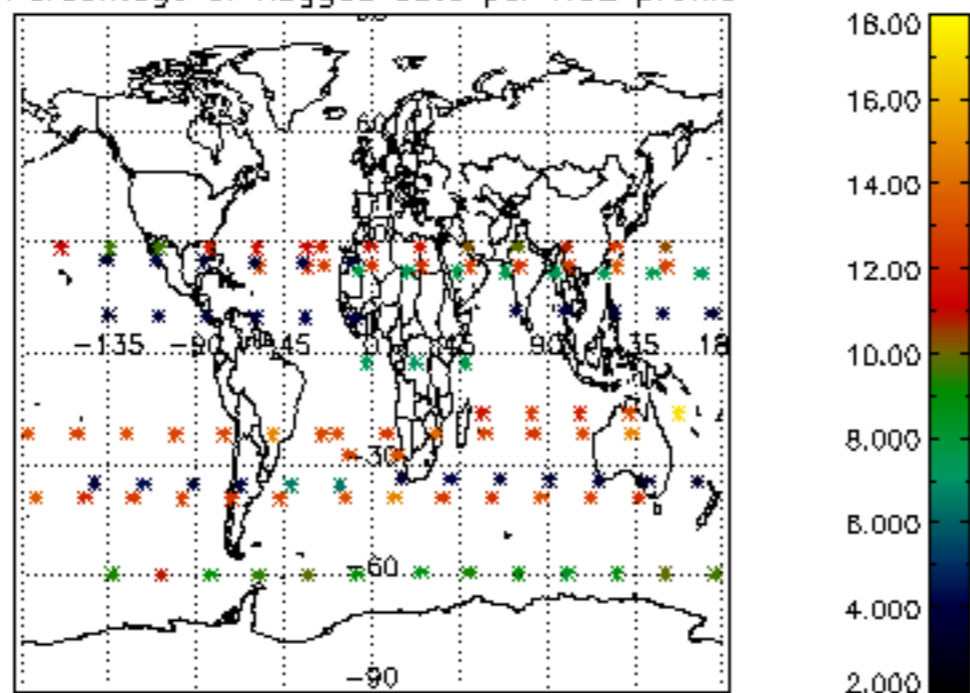
Percentage of flagged data per D3 profile



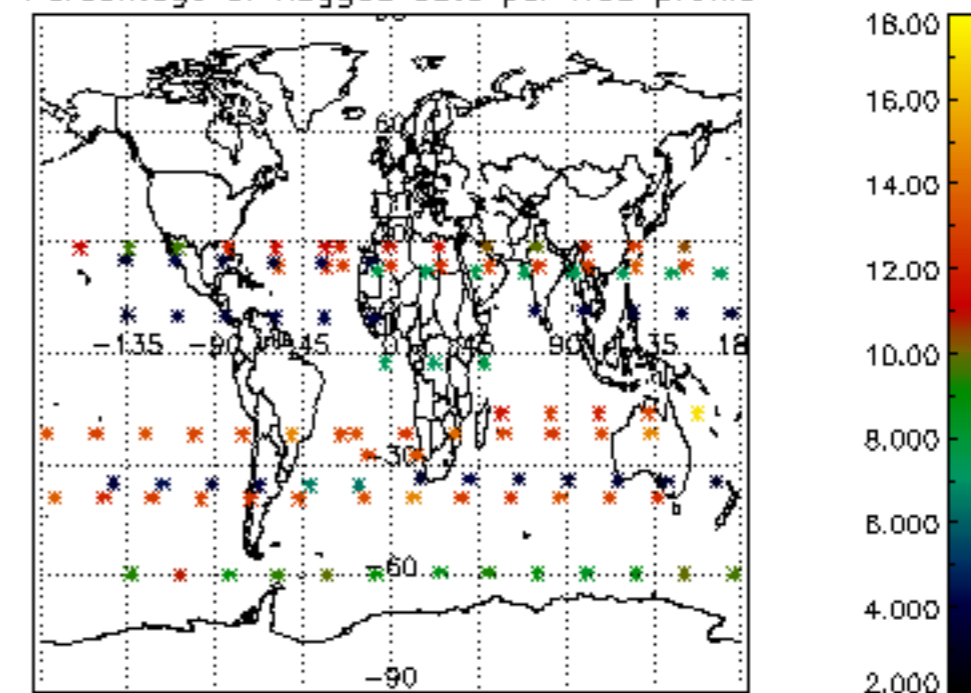
Percentage of flagged data per H2O profile



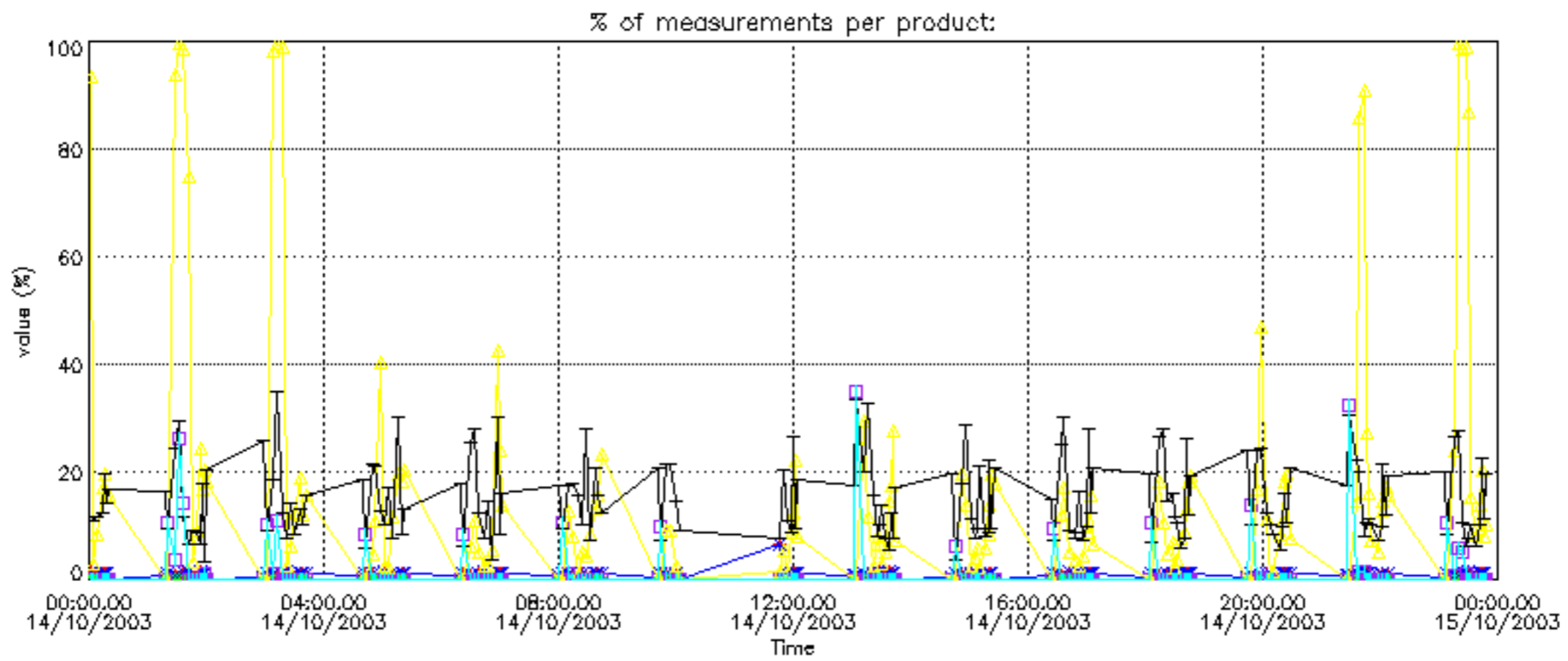
Percentage of flagged data per NO2 profile

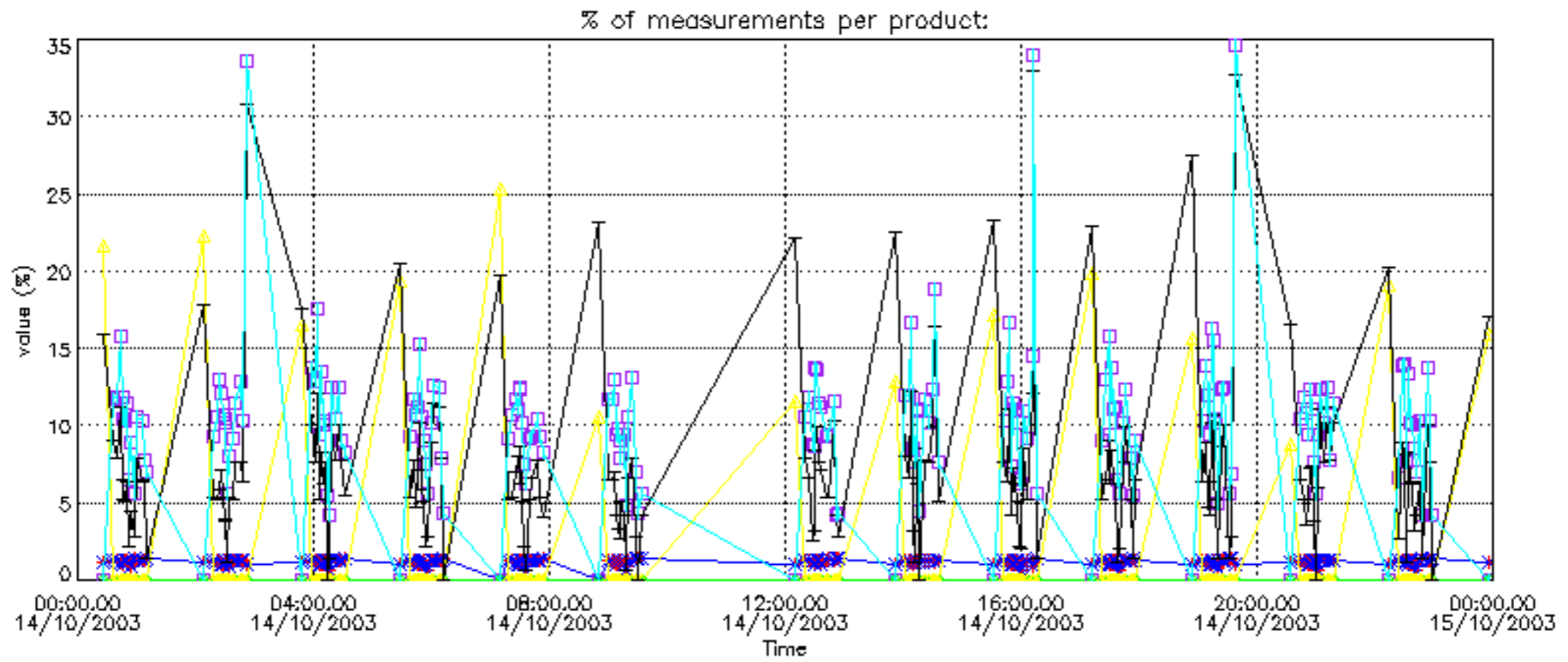


Percentage of flagged data per NO3 profile

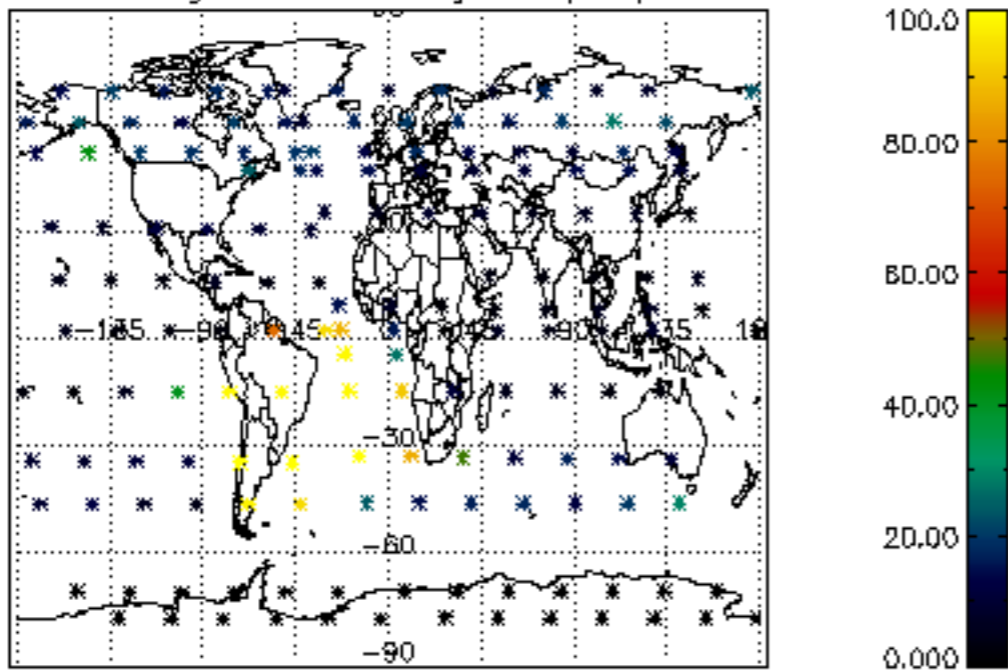




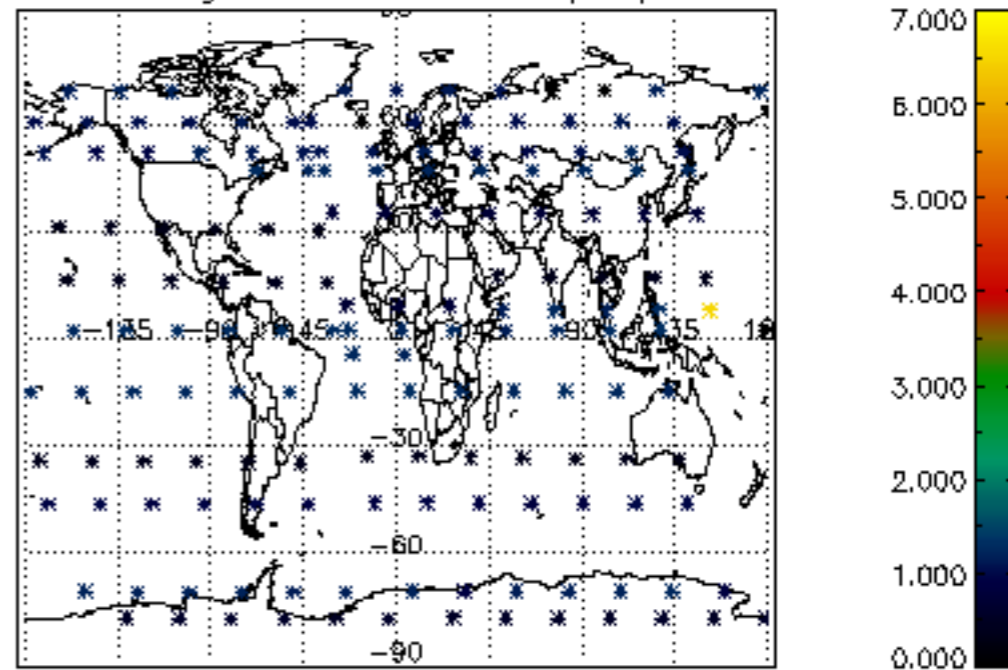




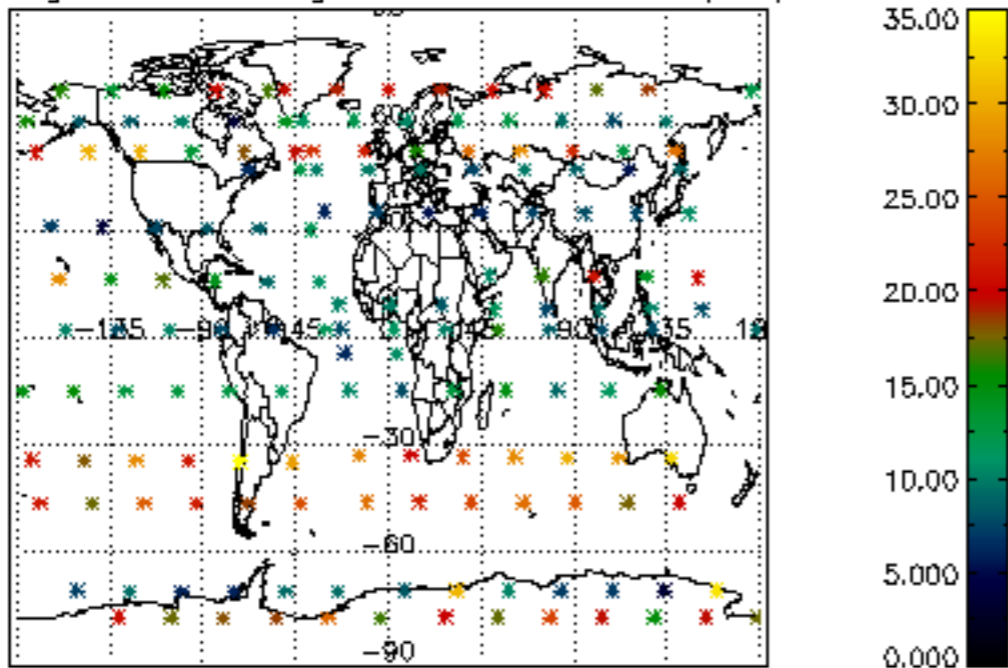
Percentage of cosmic ray hits per profile



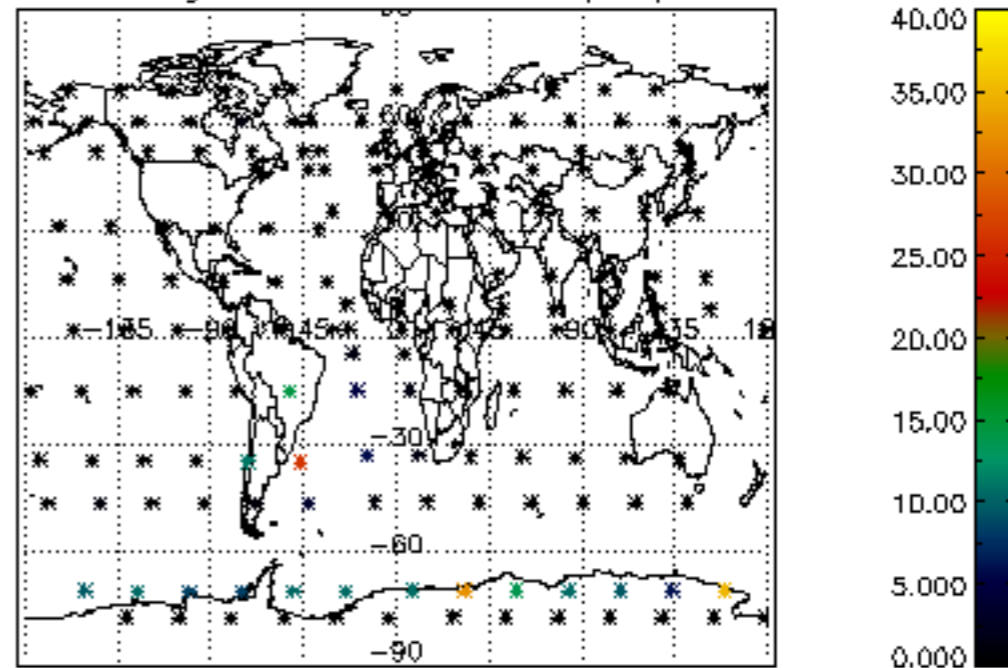
Percentage of datation errors per profile



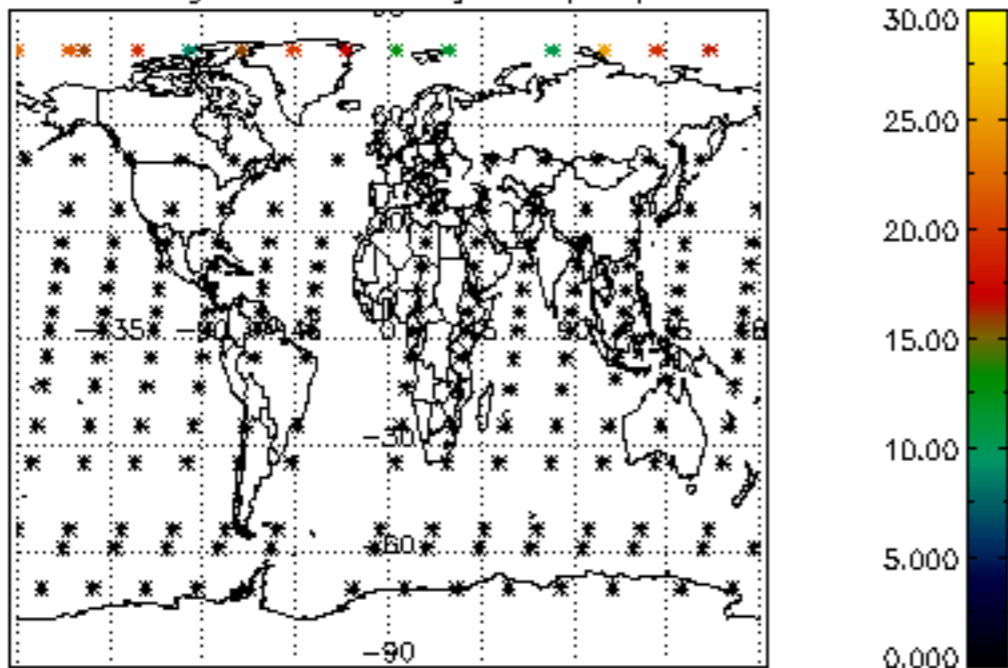
Percentage of star falling outside central band per profile



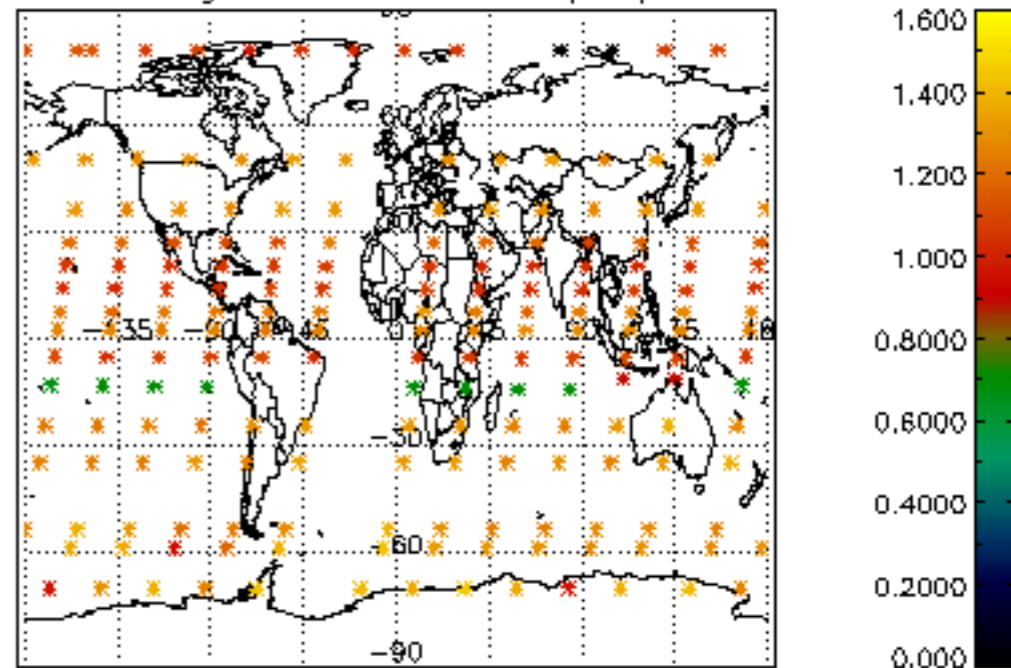
Percentage of saturation errors per profile



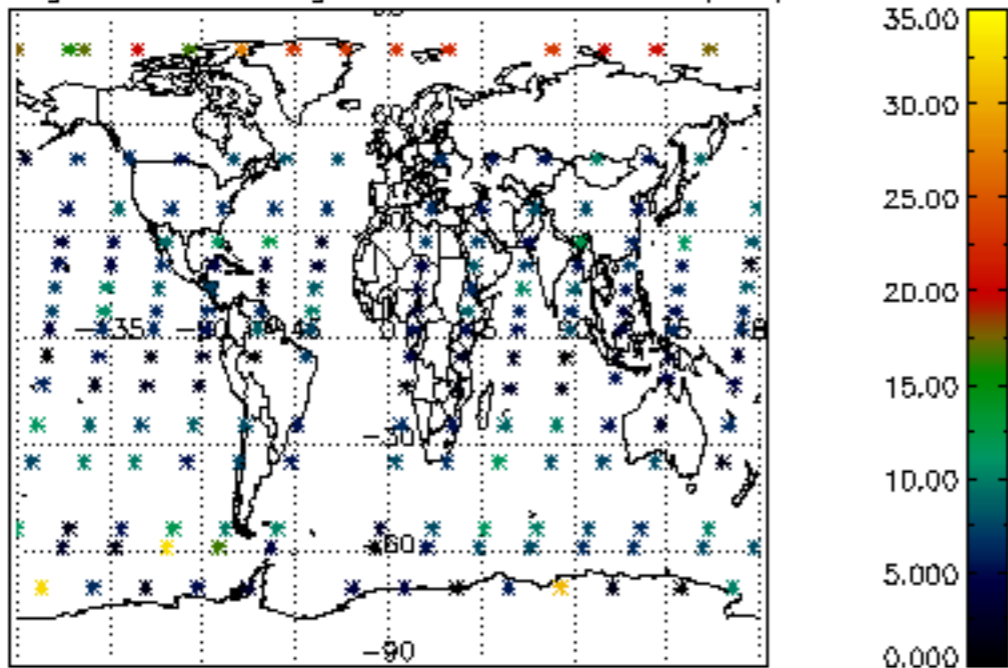
Percentage of cosmic ray hits per profile



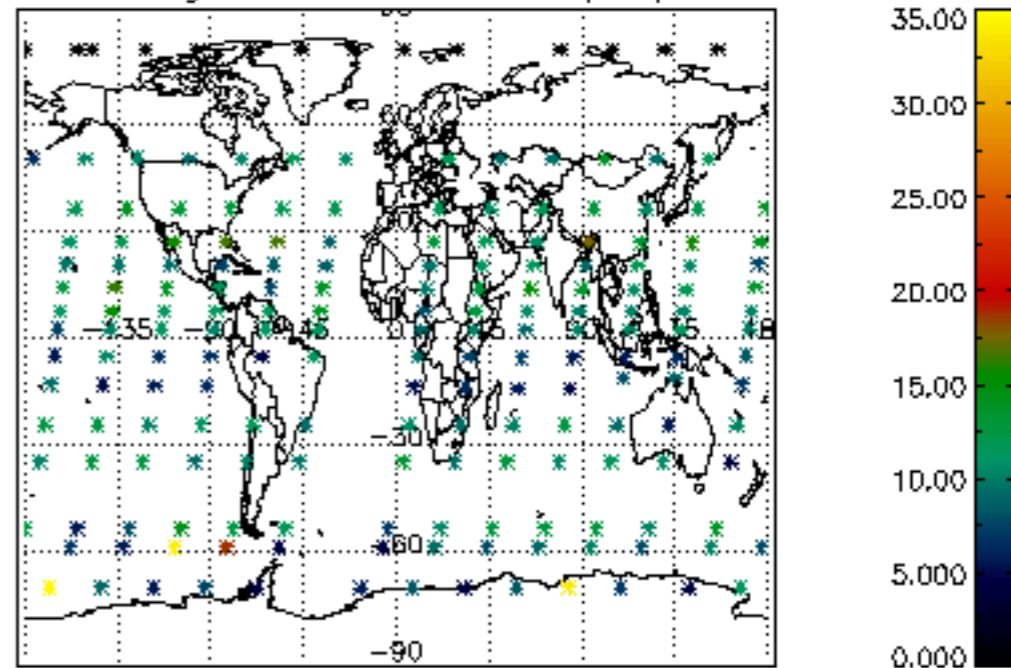
Percentage of datation errors per profile



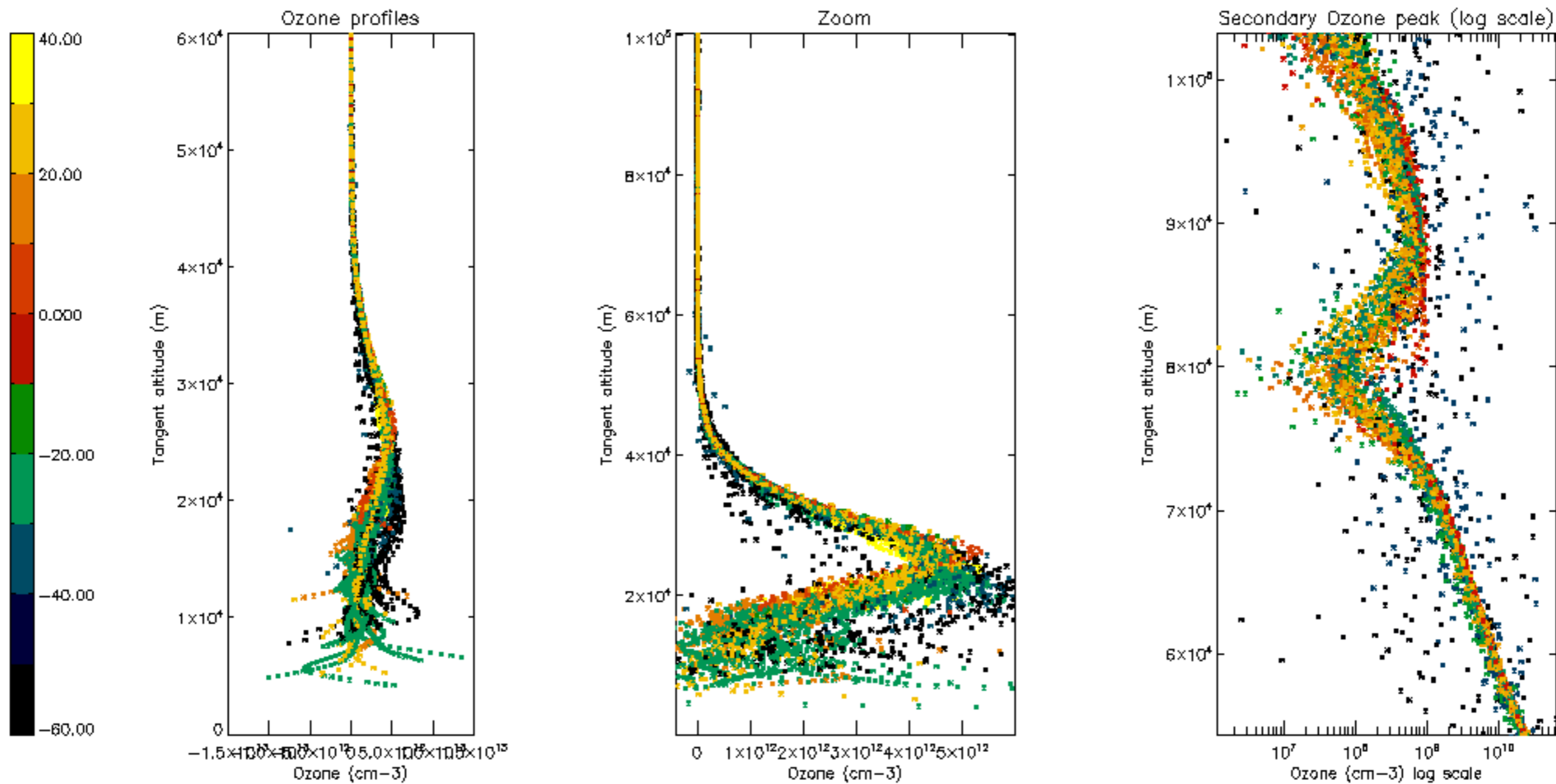
Percentage of star falling outside central band per profile

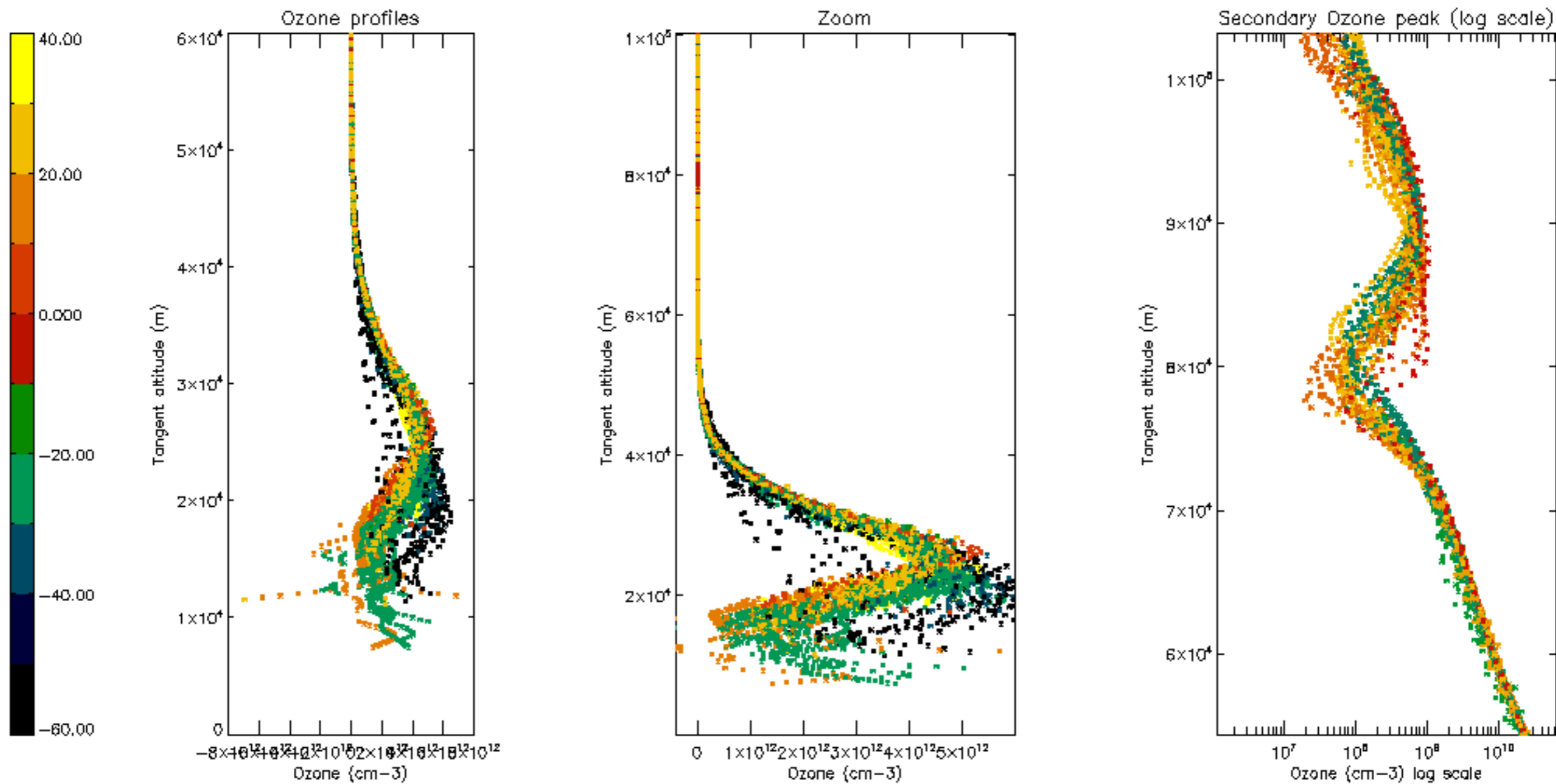


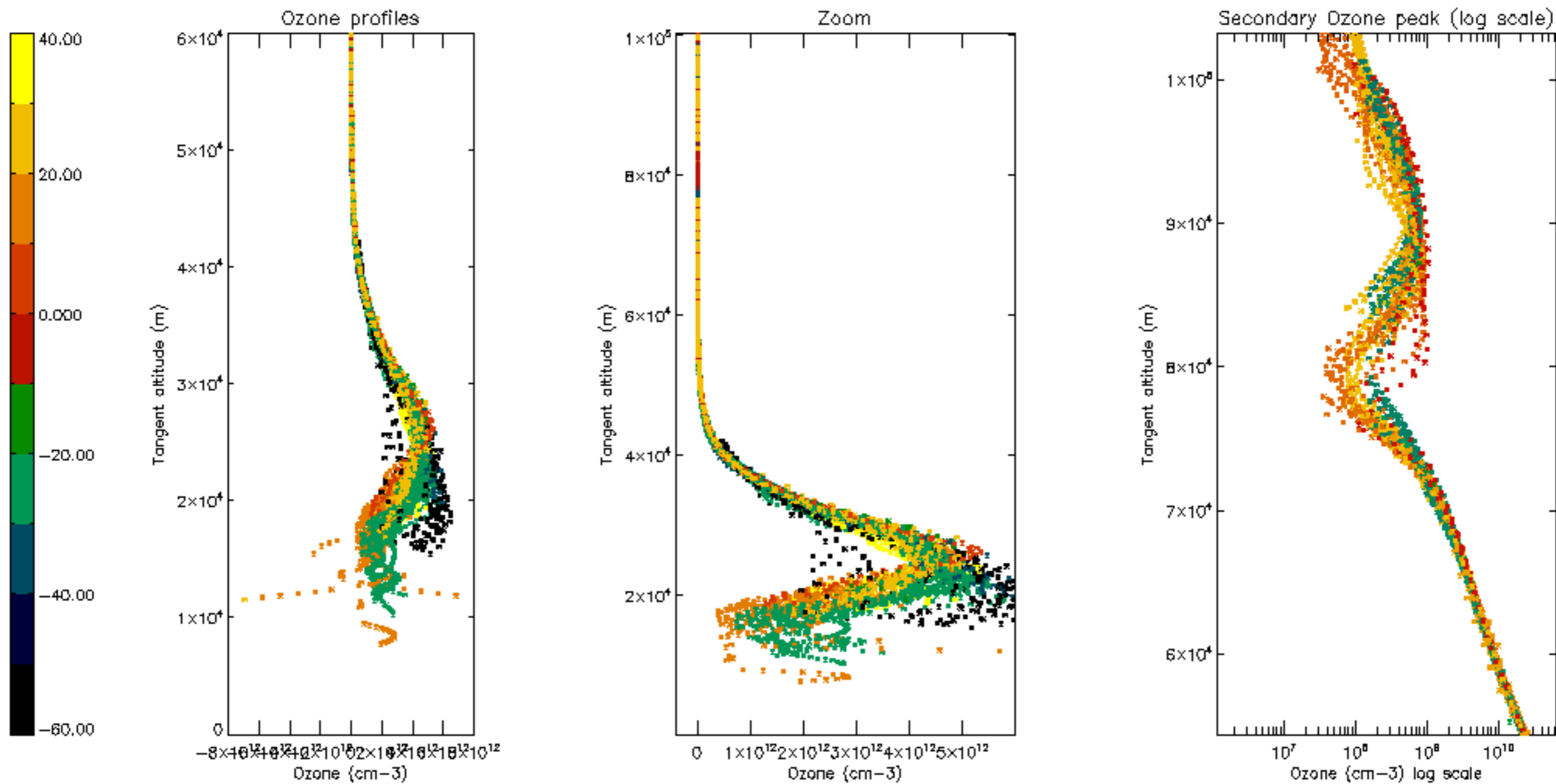
Percentage of saturation errors per profile

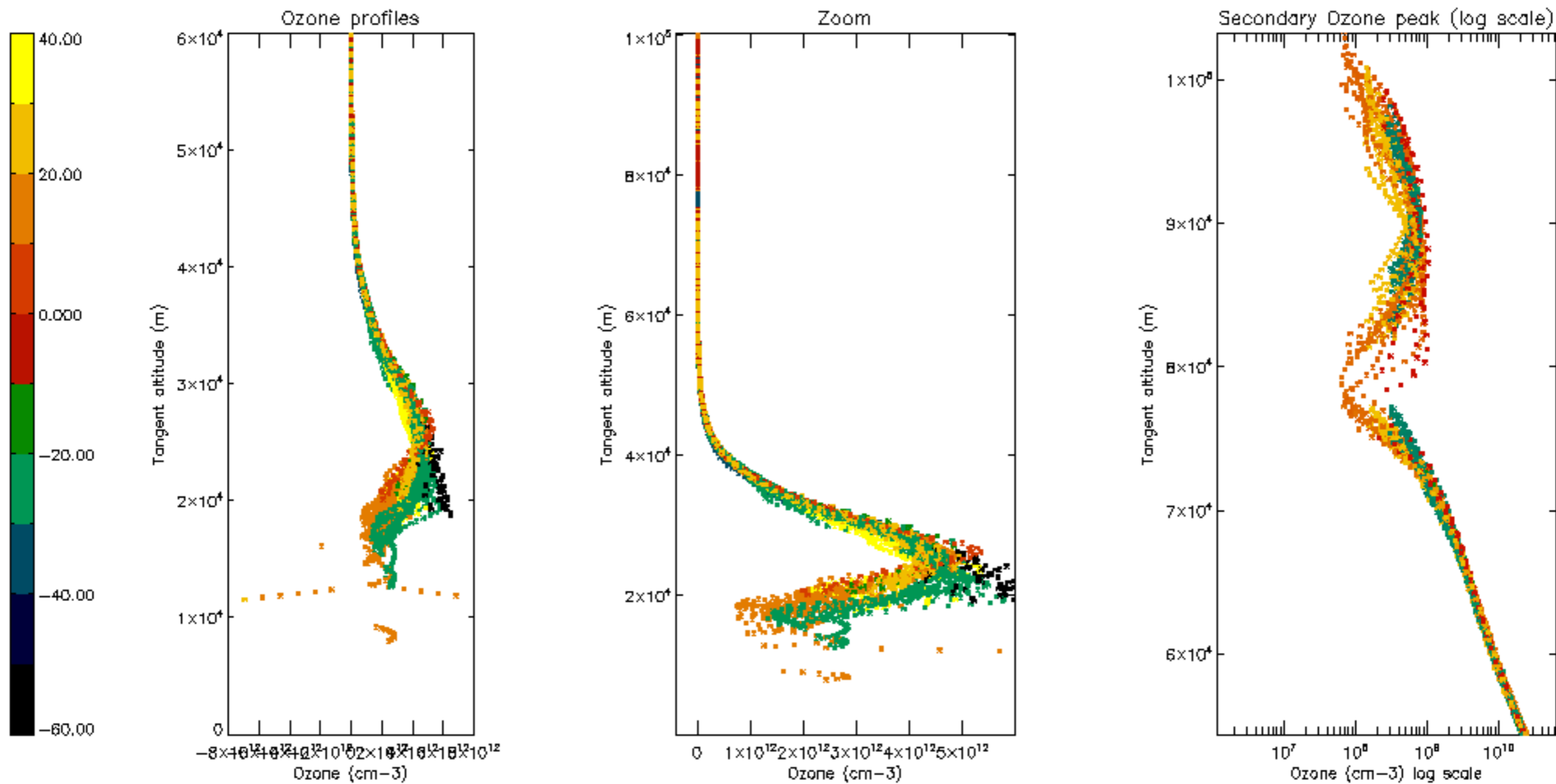




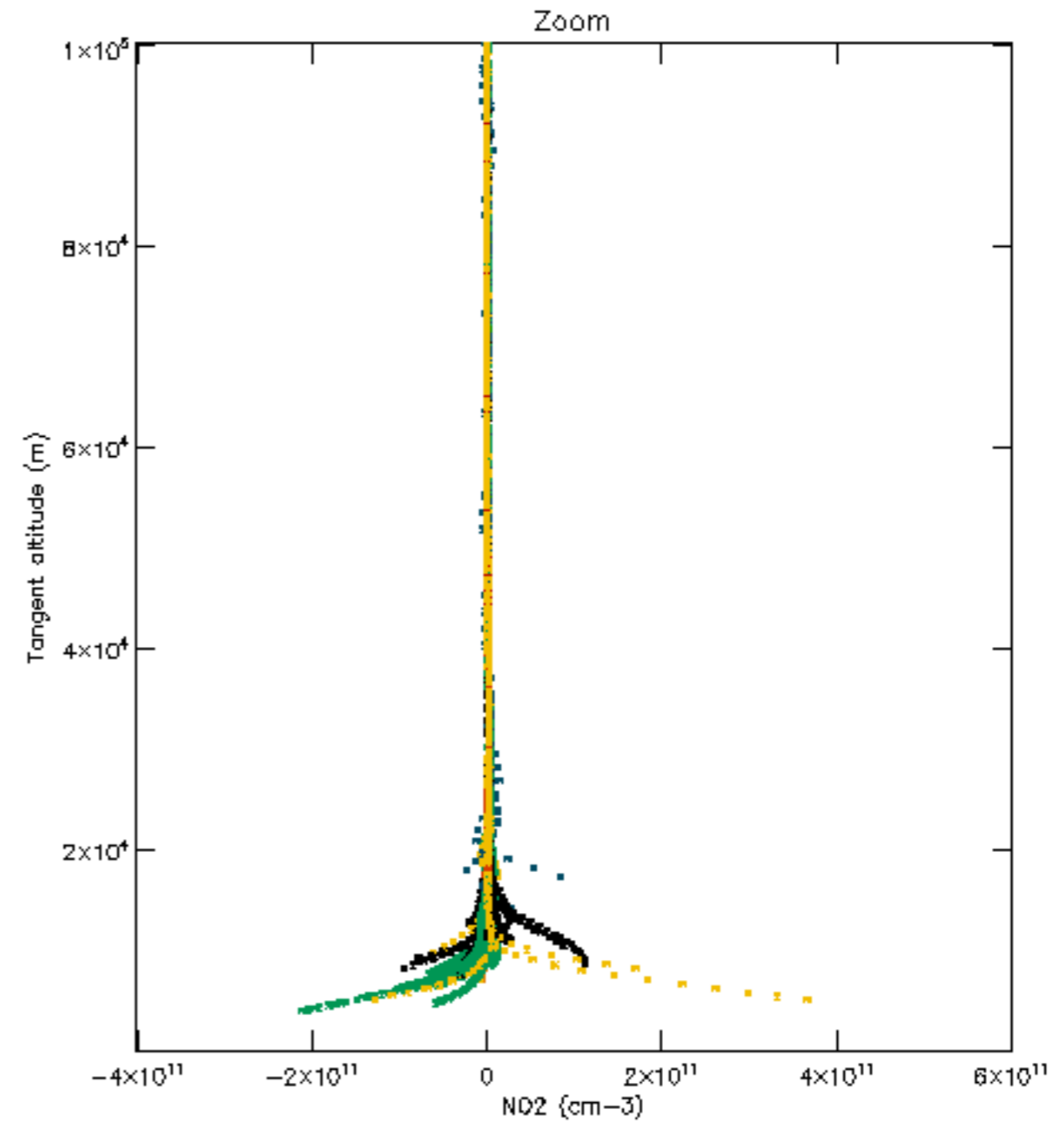
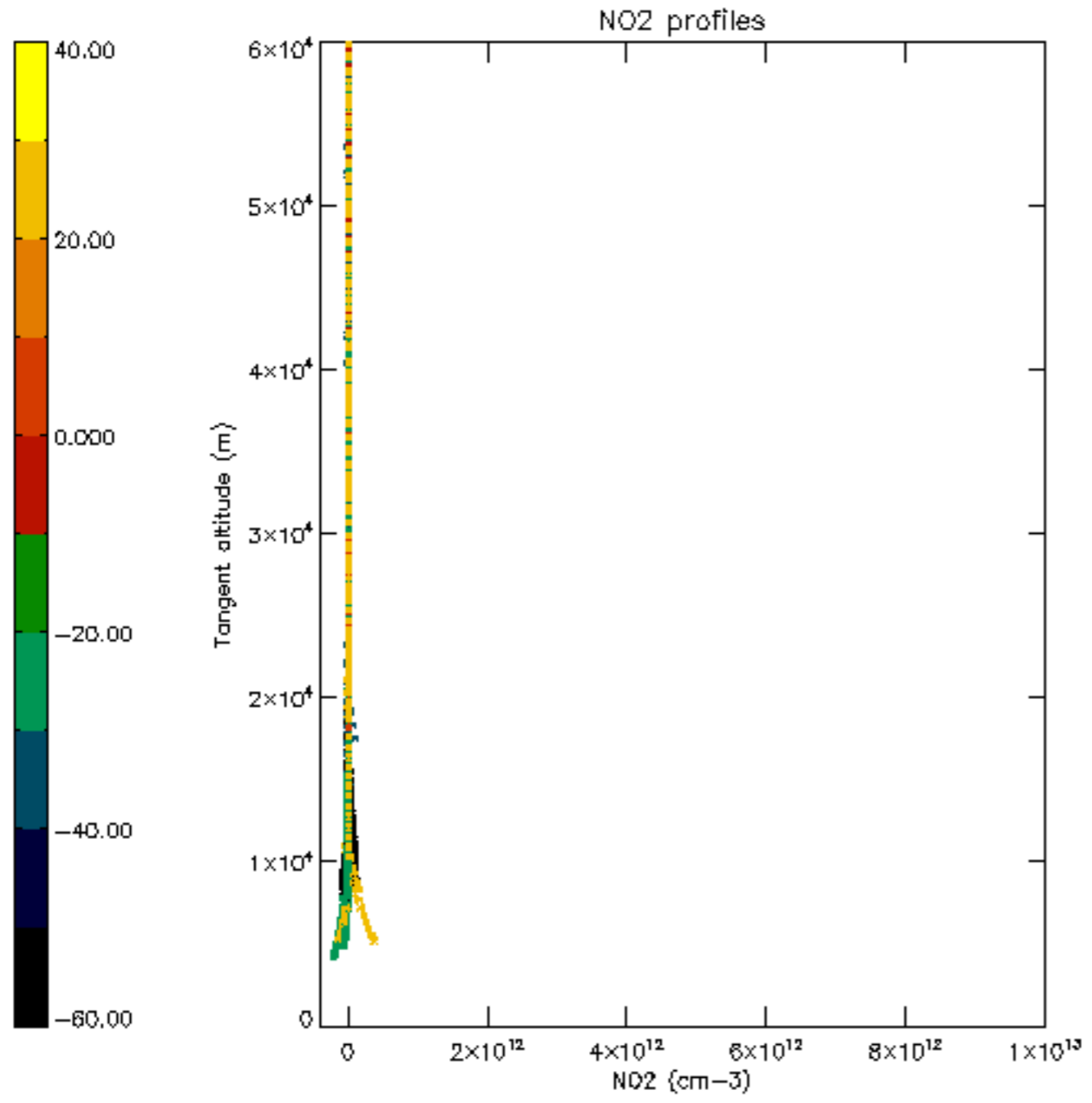


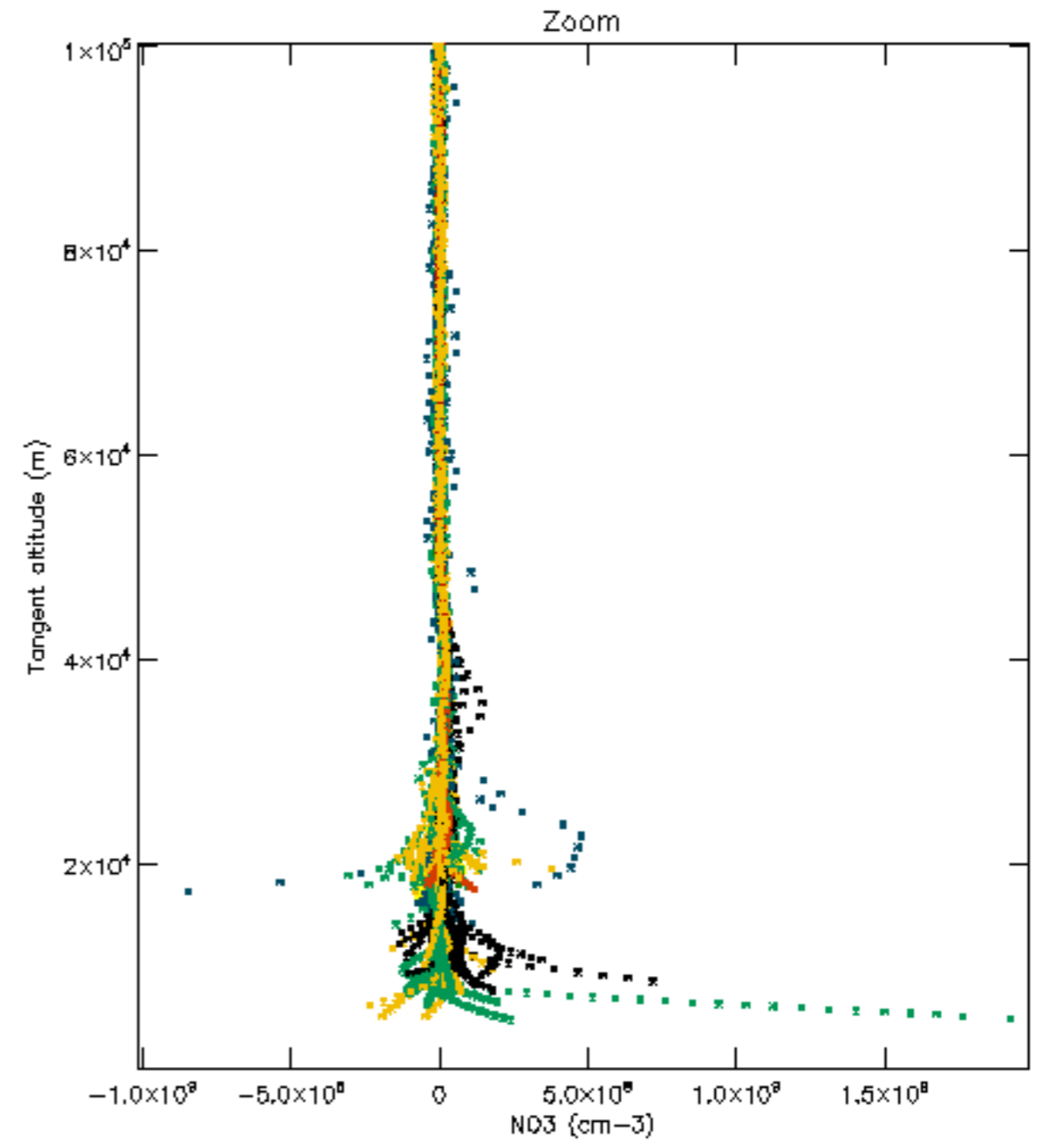
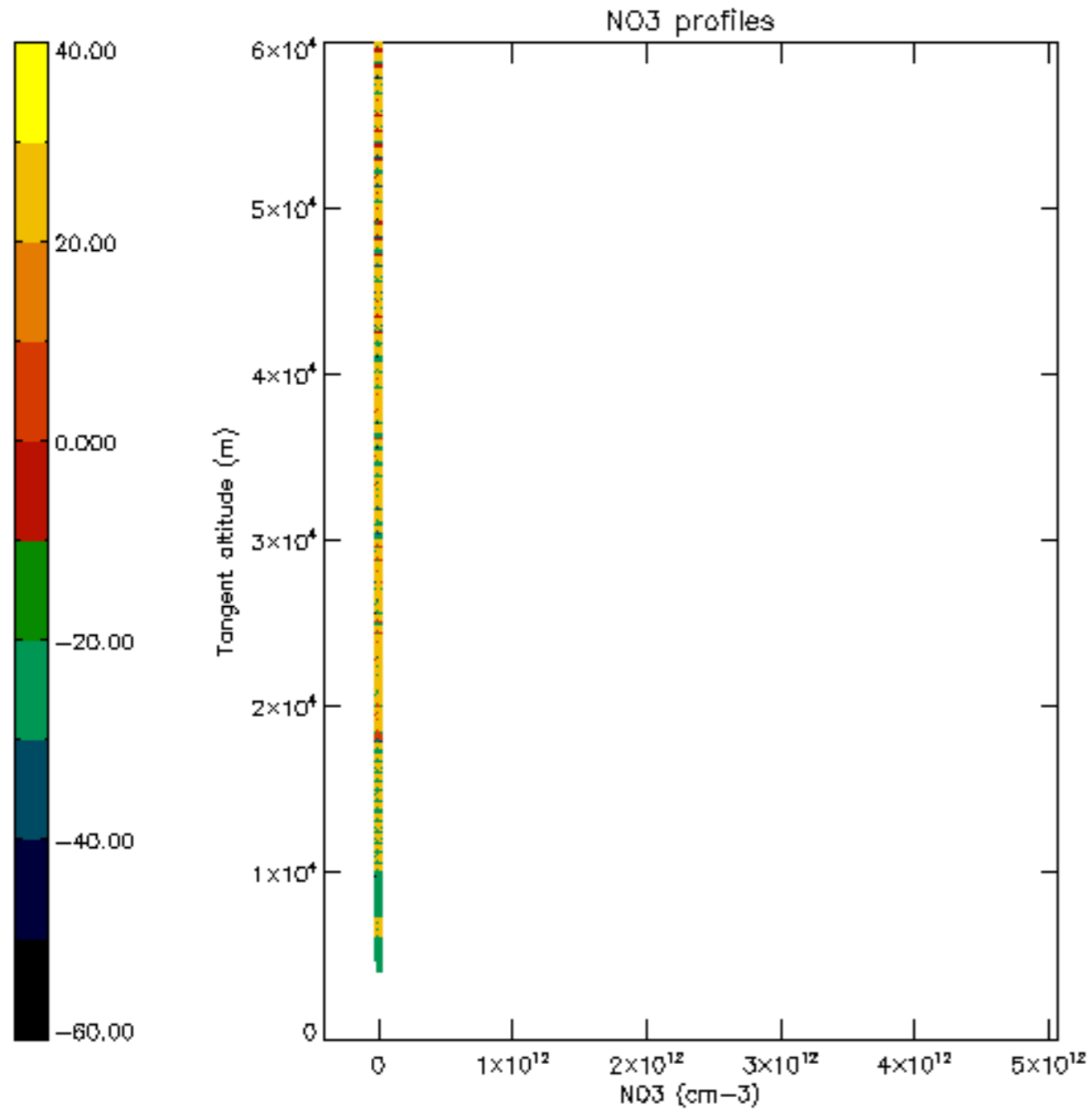


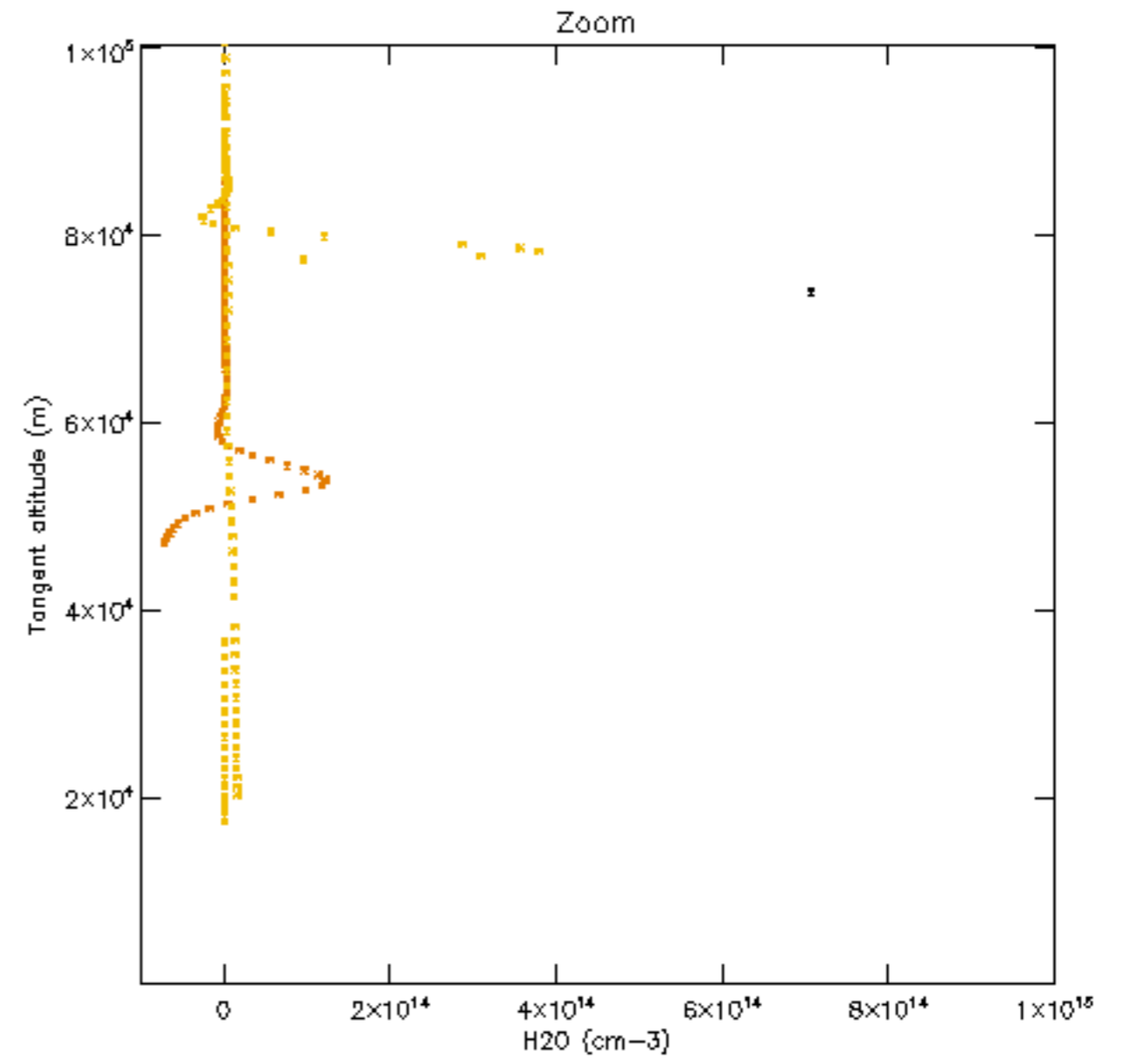
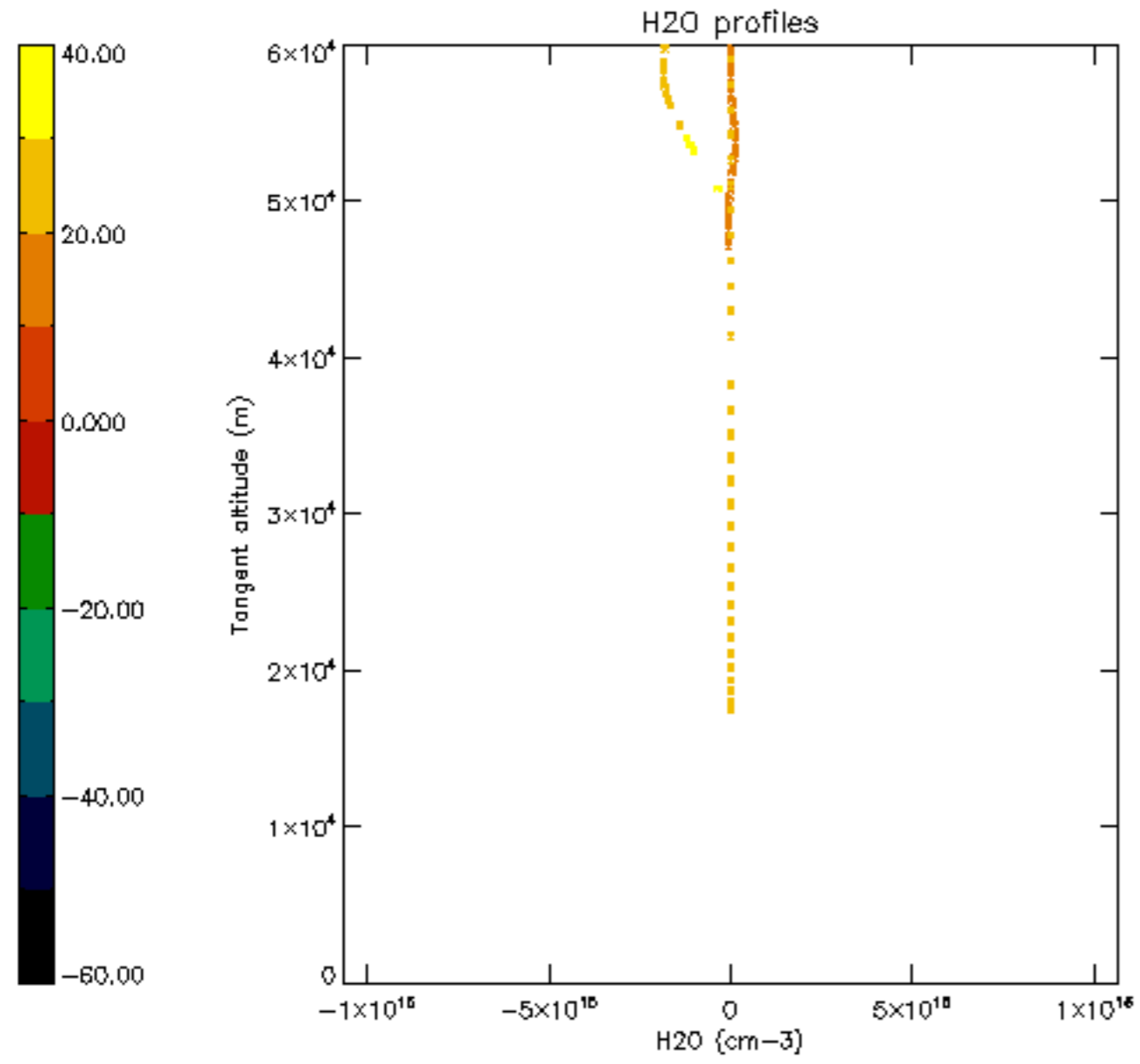


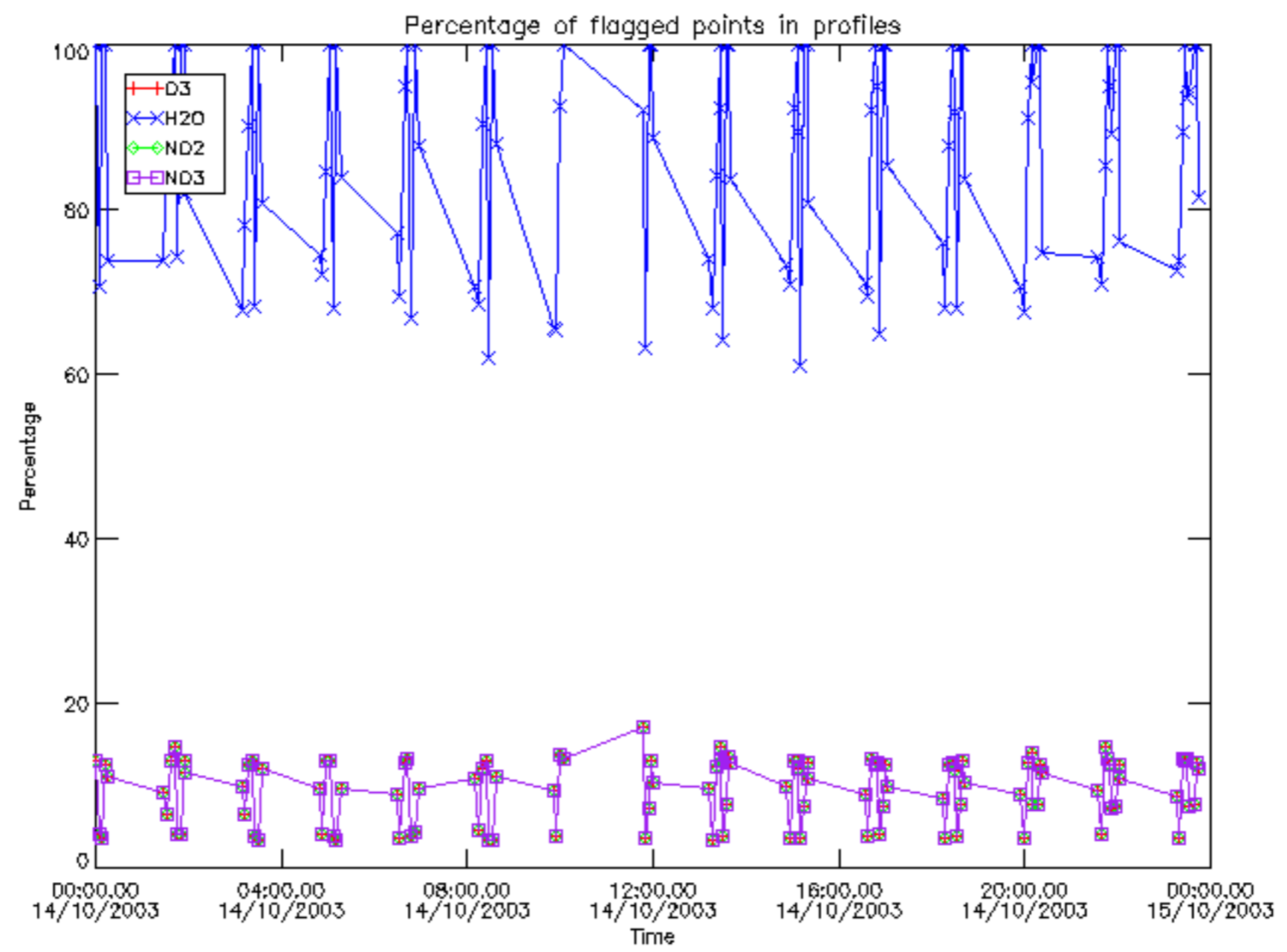






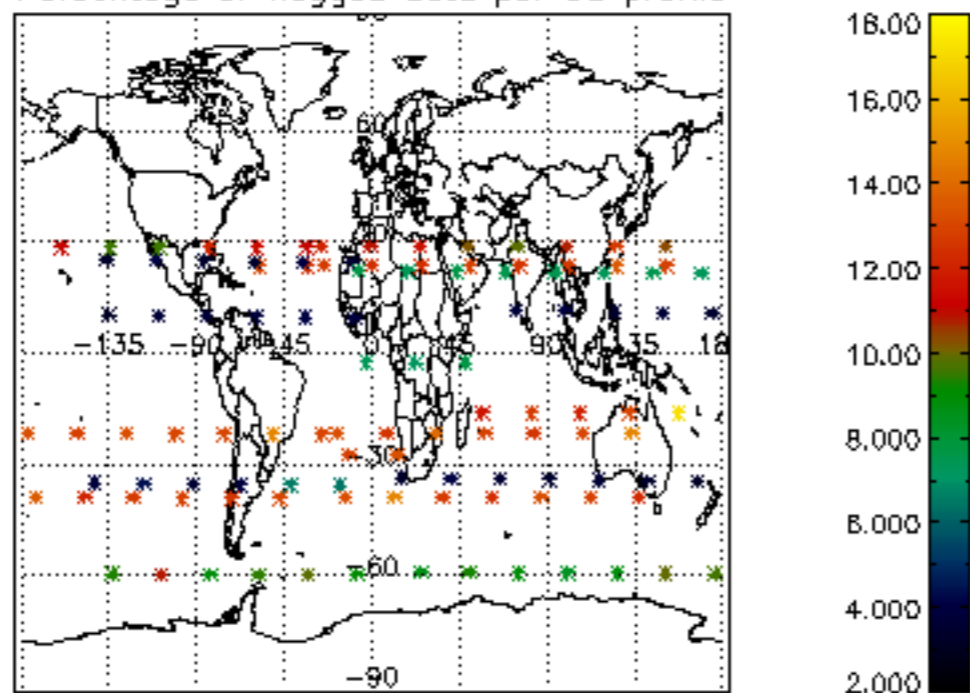




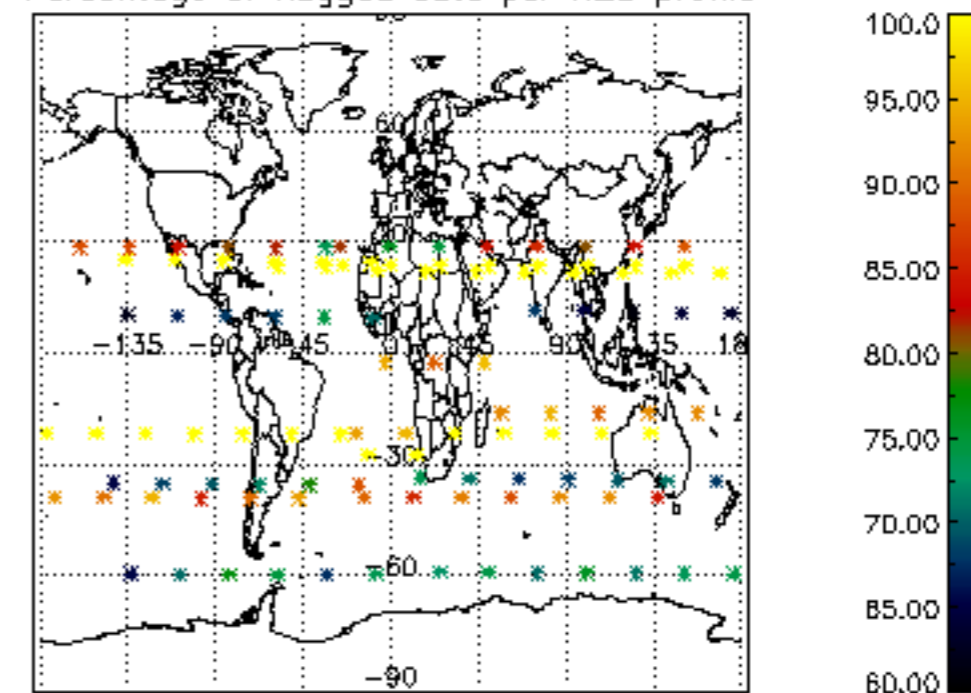




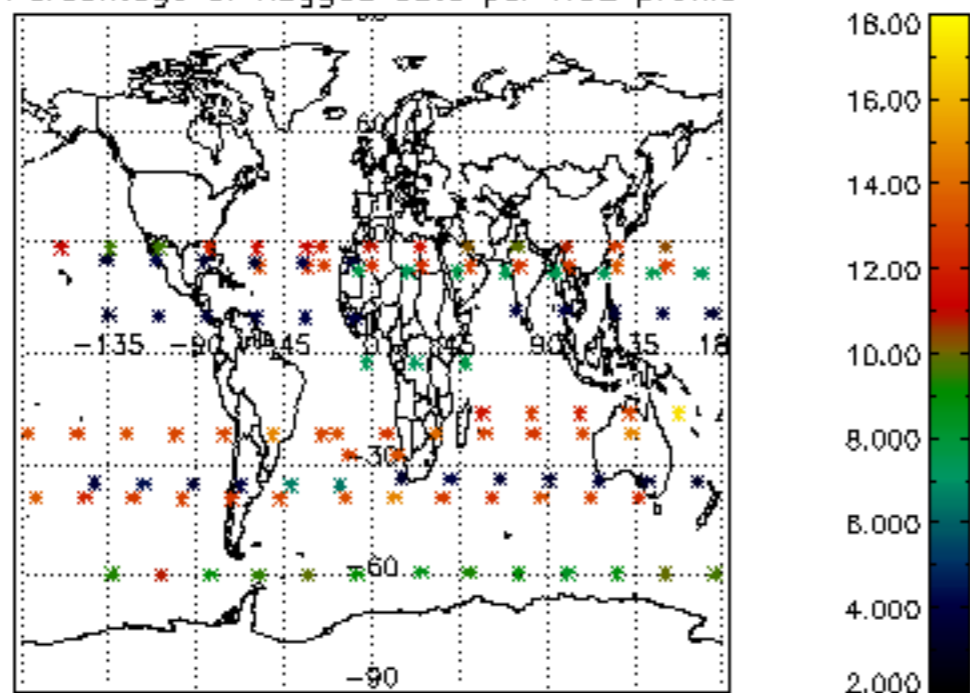
Percentage of flagged data per D3 profile



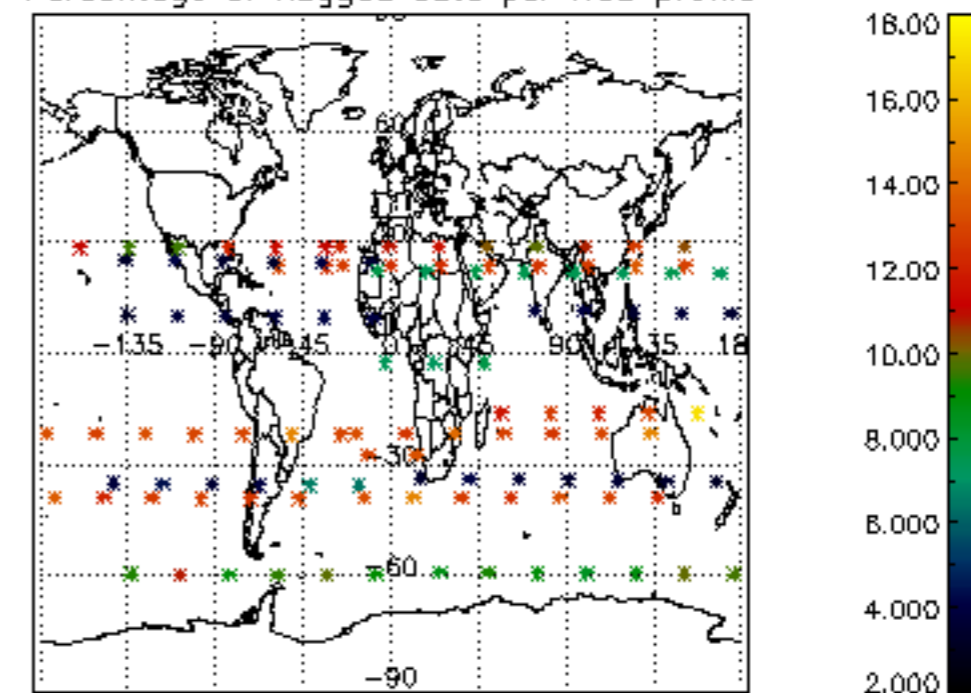
Percentage of flagged data per H2O profile

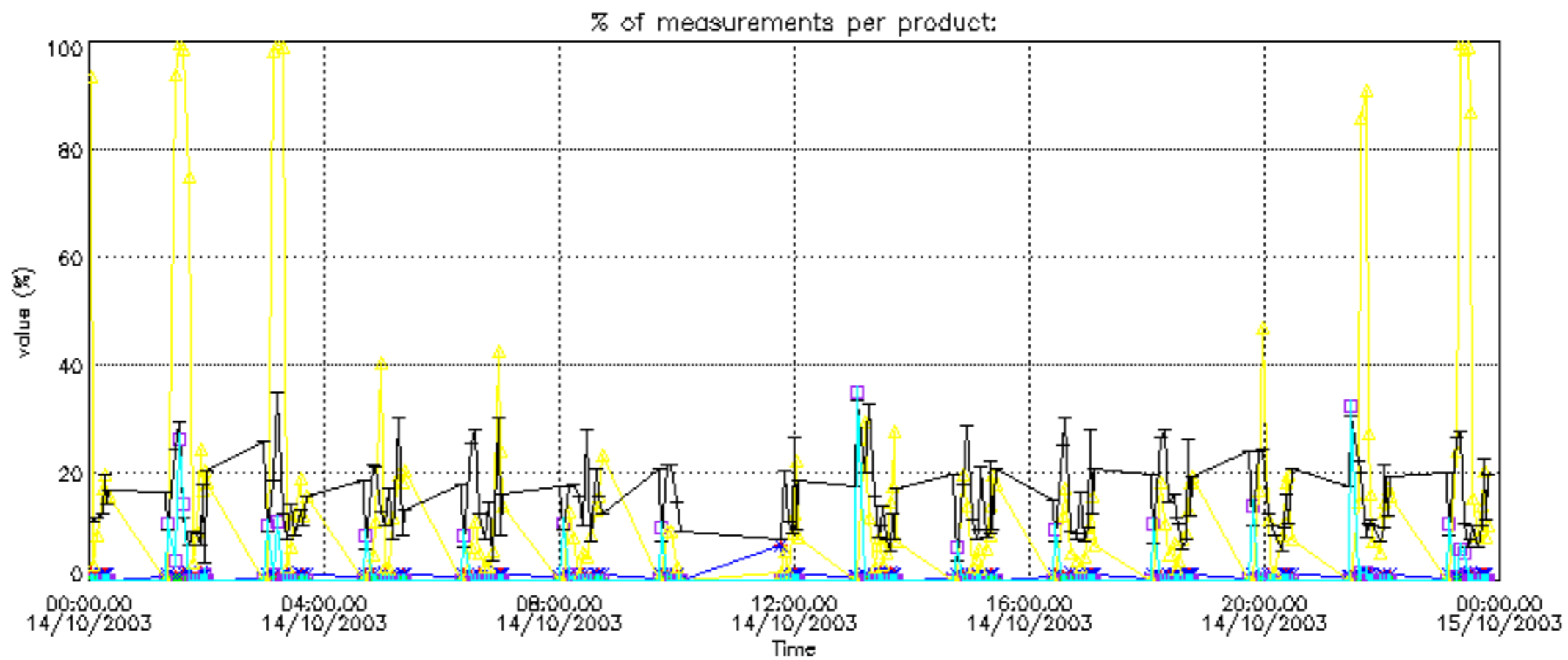


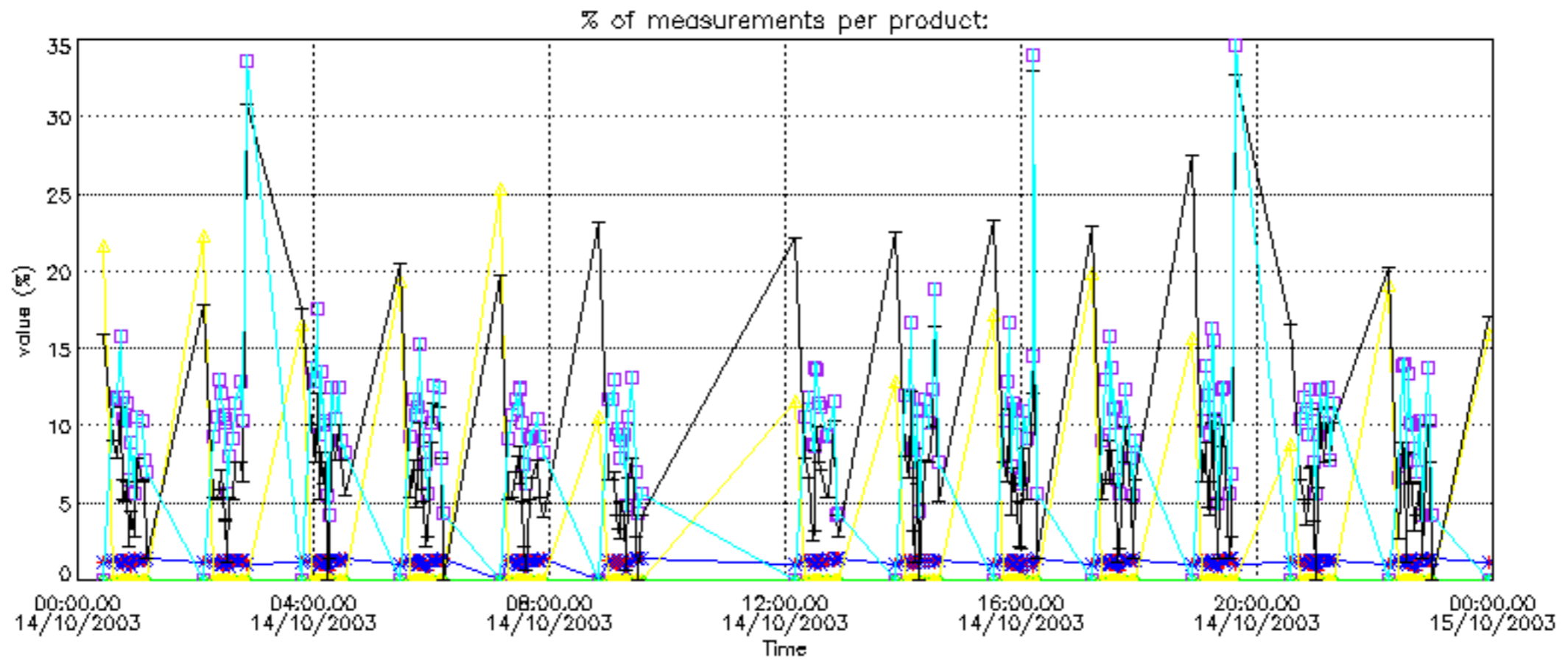
Percentage of flagged data per NO2 profile



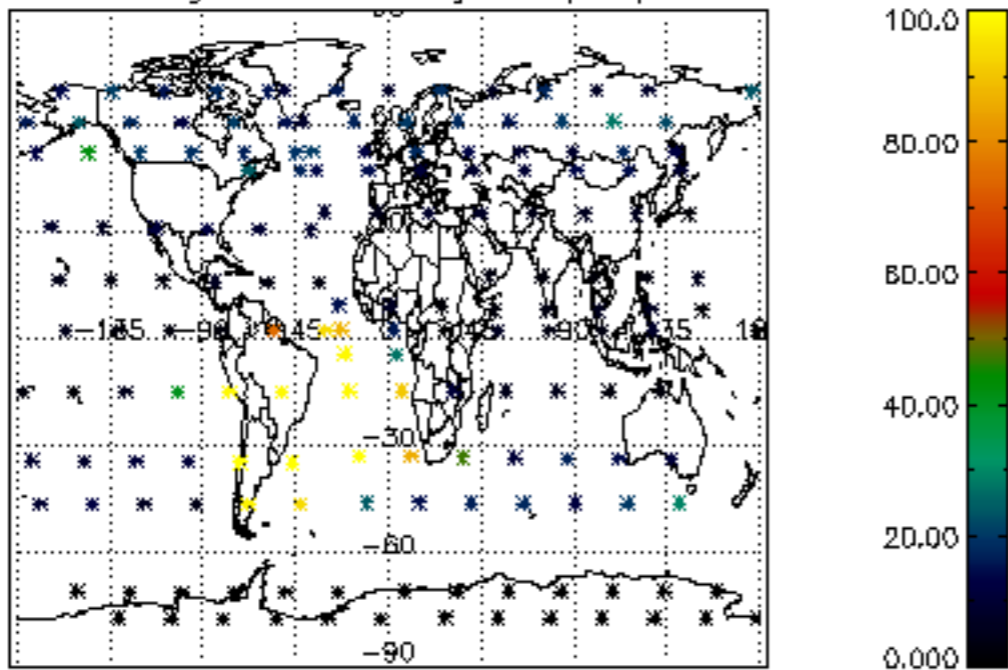
Percentage of flagged data per NO3 profile



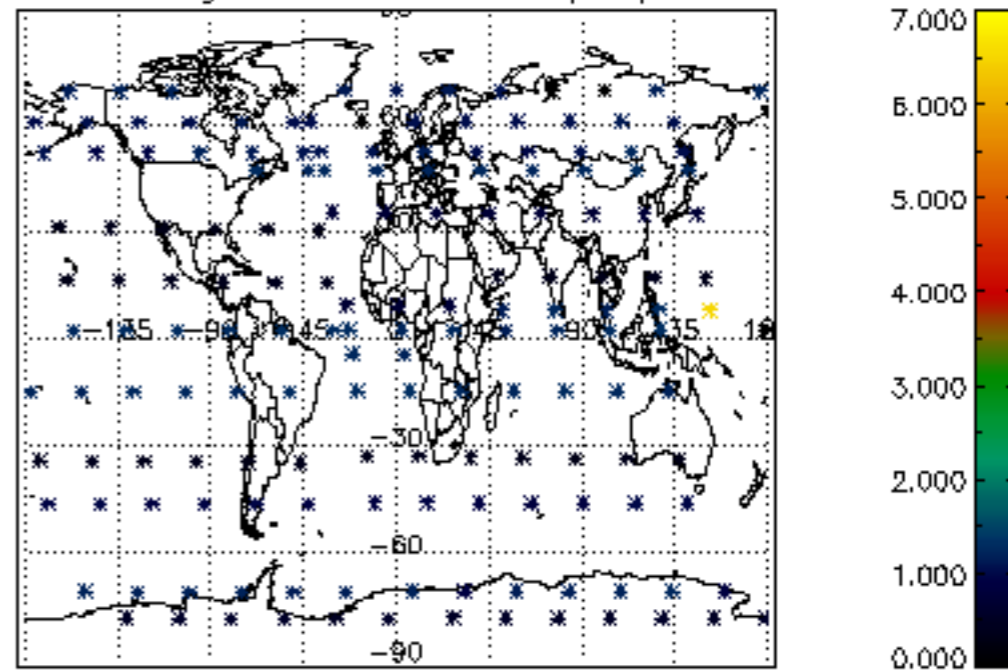




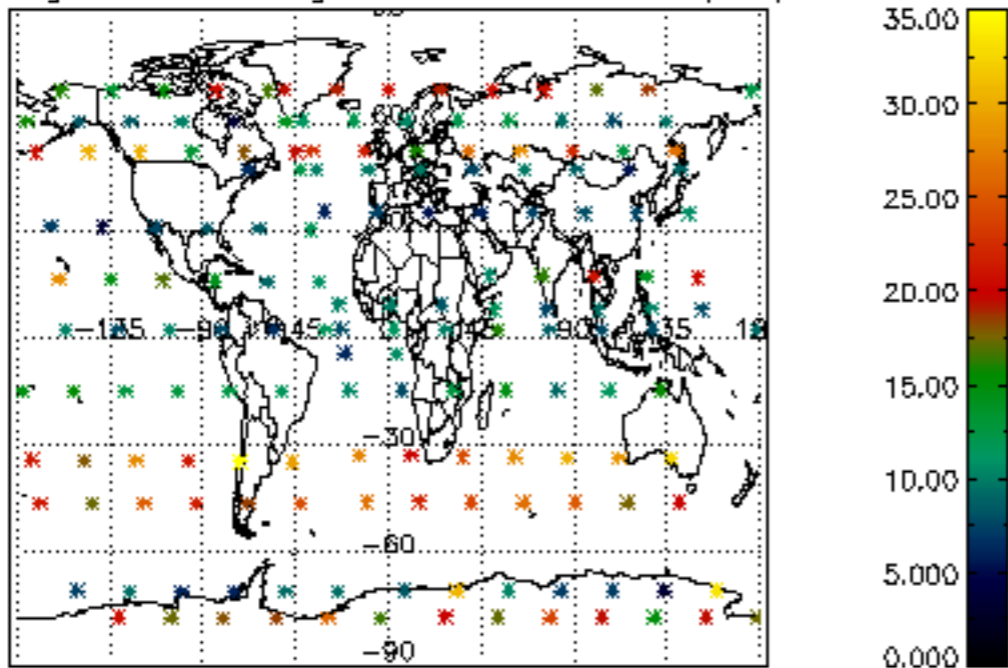
Percentage of cosmic ray hits per profile



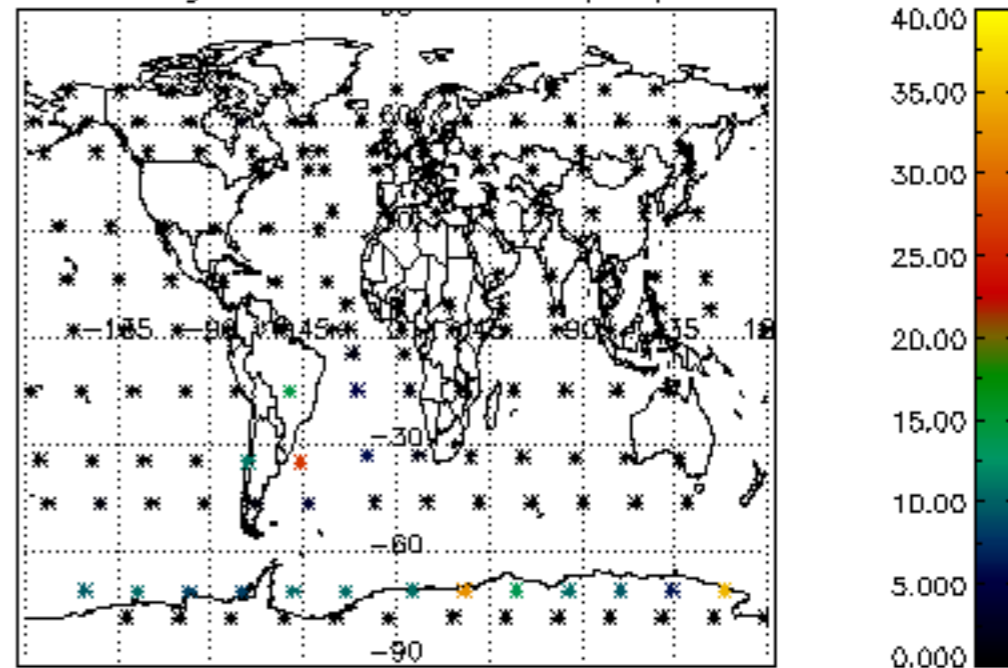
Percentage of datation errors per profile



Percentage of star falling outside central band per profile

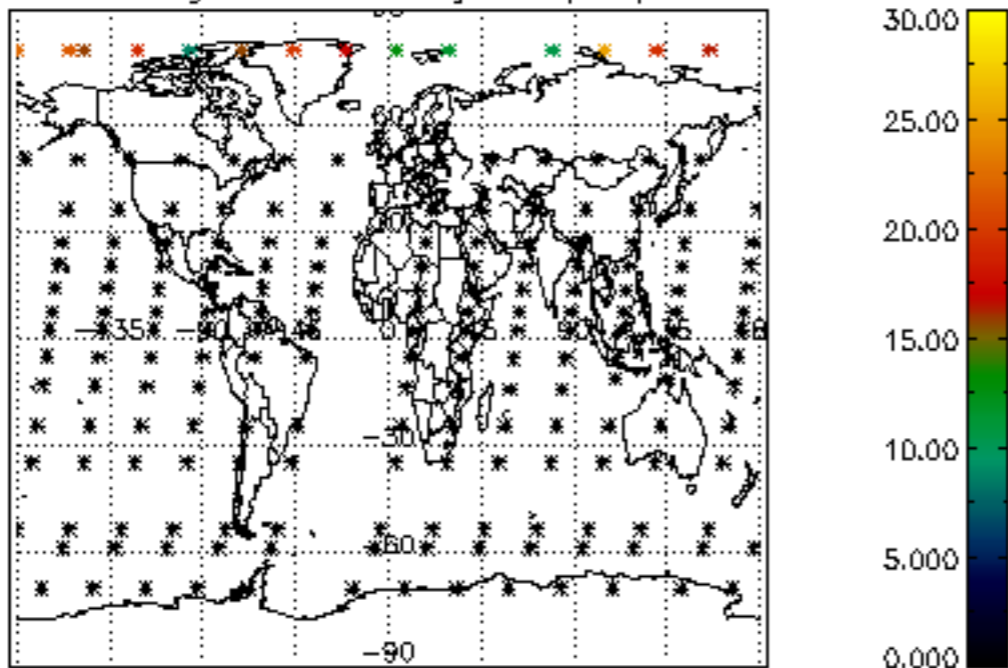


Percentage of saturation errors per profile

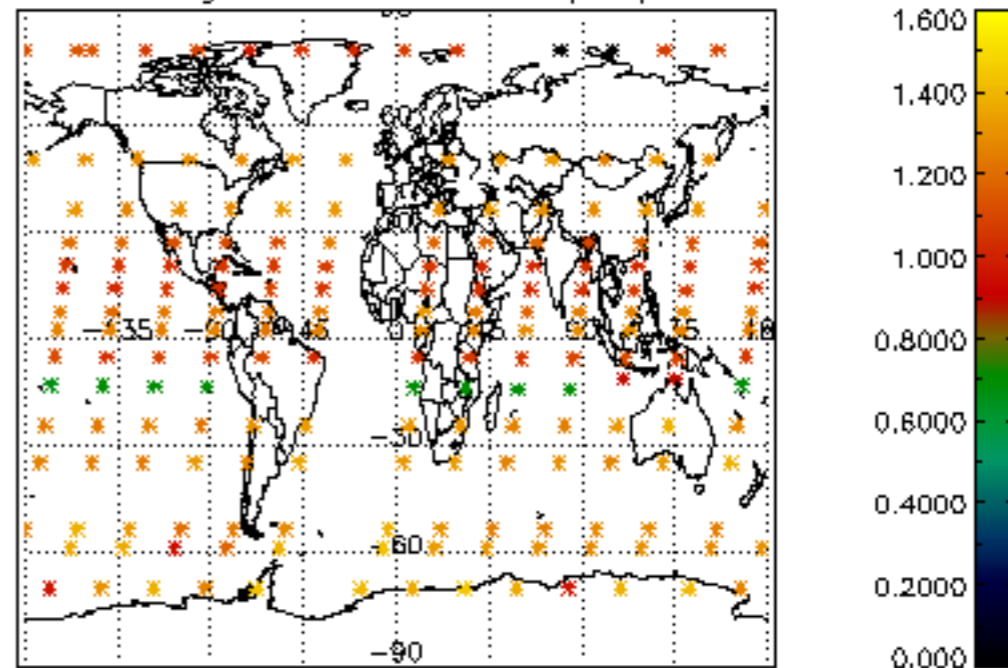




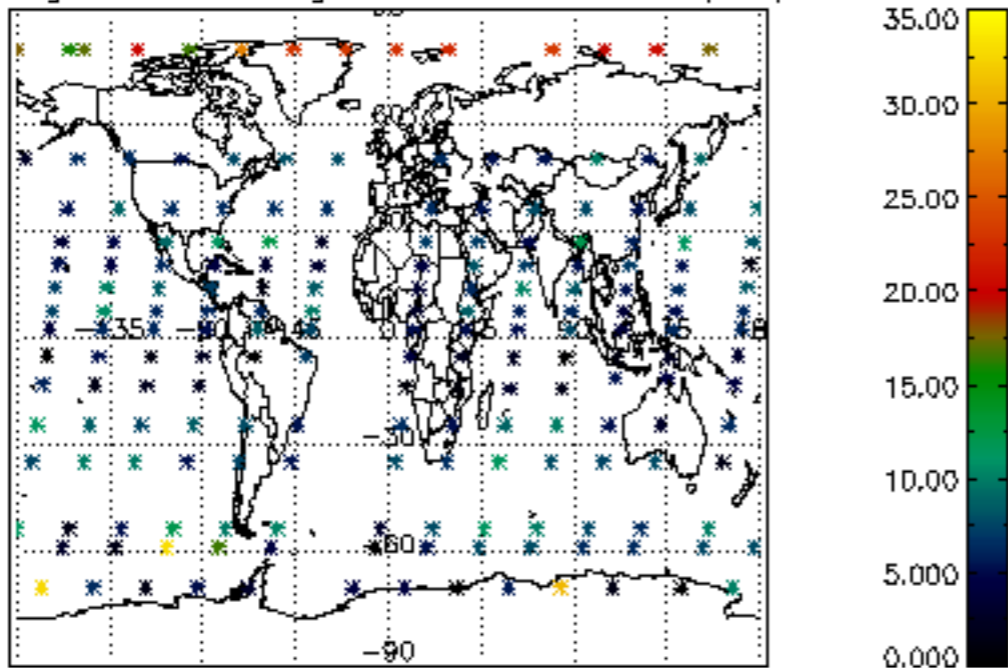
Percentage of cosmic ray hits per profile



Percentage of datation errors per profile



Percentage of star falling outside central band per profile



Percentage of saturation errors per profile

