

GOMOS Level 2 Daily Report

SUMMARY

[1. General Info](#)

[2. Summary of processed GOM_NL_2P products](#)

[3. Level 2 Quality information per product](#)

[3.1 Plot of level 2 quality information per product \(time dependant\)](#)

[3.2 Plot of level 2 quality information per product \(world map\)](#)

[4. Level 1 Quality information per product \(stored on level 2 products\)](#)

[4.1 Plot of level 1 quality information per product \(time dependant\)](#)

[4.1.1 Plot of level 1 quality information per product \(time dependant\): ASCENDING](#)

[4.1.2 Plot of level 1 quality information per product \(time dependant\): DESCENDING](#)

[4.2 Plot of level 1 quality information per product \(world map\)](#)

[4.2.1 Plot of level 1 quality information per product \(world map\): ASCENDING](#)

[4.2.2 Plot of level 1 quality information per product \(world map\): DESCENDING](#)

[5. Ozone profiles based on quality statistics and other trace gas profiles](#)

[5.1 Ozone statistics based on quality of products](#)

[5.2 Plot ozone profiles for all STD \(dark without errors\)](#)

[5.3 Plot ozone profiles where STD < 20% \(dark without errors\)](#)

[5.4. Plot ozone profiles where STD < 10% \(dark without errors\)](#)

[5.5. Plot ozone profiles where STD < 5% \(dark without errors\)](#)

[5.6 Plot NO2 profiles for all STD \(dark without errors\)](#)

[5.7 Plot NO3 profiles for all STD \(dark without errors\)](#)

[5.8 Plot H2O profiles \(only for occultations of stars 1,2,3,4,13,14,16,26,63 dark without errors\) for all STD](#)

[6. Auxiliary Data Files used for the production reported in section 2](#)

This report presents the daily analysis on parameters extracted from GOMOS level 2 data (GOM_NL__2P). It is intended to monitor some important parameters that will impact the quality of these products. A list of level 2 products (and content) that have arrived during the reporting day to the PCF is also given.

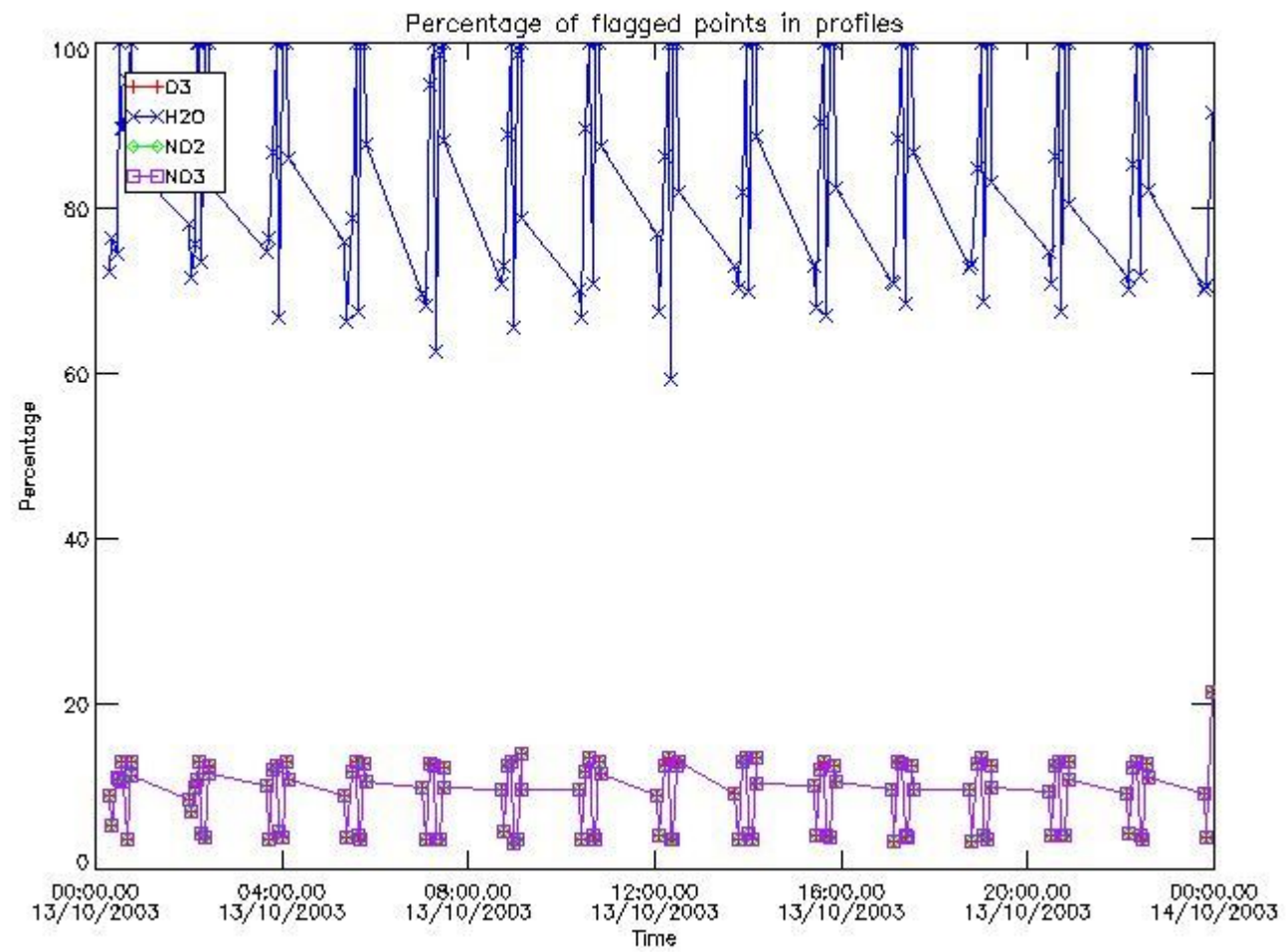
Item	Value
Time of report generation	19APR2013 21:44:46
Data source version	GOMOS/6.01
Start time of products	13-10-2003 (13OCT2003 00:00:00)
Stop time of products	14-10-2003 (14OCT2003 00:00:00)
Store outputs in DB	Yes
Nb of level 2 prods	392
Nb of prods with errors	0

2. Summary of processed GOM_NL__2P products.

Nr	Filename	UTC Start time	Limb	Duration	Star Id	Star Name	Star Mag	Star Temp	Nb Meas	Orbit	Prod. error
1	GOM_NL__2PRFIN20031013_000134_000000382020_00388_08458_0151.N1	13-OCT-2003 00:01:34	Bright	38.000	174	52Psi UMa	3.0040	4400.0	76	8458	No
2	GOM_NL__2PRFIN20031013_000902_000000912020_00388_08458_0152.N1	13-OCT-2003 00:09:02	Bright	91.000	17	78Bet Gem	1.1610	4500.0	182	8458	No
3	GOM_NL__2PRFIN20031013_001138_000000422020_00388_08458_0153.N1	13-OCT-2003 00:11:38	Bright	41.500	22	32Alp Leo	1.3600	15200.	83	8458	No
4	GOM_NL__2PRFIN20031013_001846_000000572020_00388_08458_0154.N1	13-OCT-2003 00:18:46	Dark	56.500	48	30Alp Hya	1.9770	4100.0	113	8458	No
5	GOM_NL__2PRFIN20031013_002137_000001342020_00388_08458_0155.N1	13-OCT-2003 00:21:37	Dark	133.50	8	10Alp CMi	0.40000	6500.0	267	8458	No
6	GOM_NL__2PRFIN20031013_002821_000000462020_00388_08458_0156.N1	13-OCT-2003 00:28:21	Dark	45.500	65	Lam Vel	2.2040	4400.0	91	8458	No
7	GOM_NL__2PRFIN20031013_003027_000000472020_00388_08458_0157.N1	13-OCT-2003 00:30:27	Dark	46.500	70	Zet Pup	2.2460	39000.	93	8458	No
8	GOM_NL__2PRFIN20031013_003235_000000392020_00389_08459_0130.N1	13-OCT-2003 00:32:35	Dark	39.000	159	Ups Car	2.9200	7200.0	78	8459	No
9	GOM_NL__2PRFIN20031013_003537_000000492020_00389_08459_0131.N1	13-OCT-2003 00:35:37	Dark	48.500	161	Tau Pup	2.9310	4500.0	97	8459	No
10	GOM_NL__2PRFIN20031013_003943_000001462020_00389_08459_0132.N1	13-OCT-2003 00:39:43	Dark	146.00	47	2Bet CMa	1.9760	28000.	292	8459	No
11	GOM_NL__2PRFIN20031013_004508_000000402020_00389_08459_0133.N1	13-OCT-2003 00:45:08	Dark	39.500	143	Alp Hyi	2.8570	7200.0	79	8459	No
12	GOM_NL__2PRFIN20031013_004635_000000452020_00389_08459_0134.N1	13-OCT-2003 00:46:35	Dark	45.000	9	Alp Eri	0.45300	24000.	90	8459	No
13	GOM_NL__2PRFIN20031013_004858_000000502020_00389_08459_0135.N1	13-OCT-2003 00:48:58	Straylight	49.500	157	The1Eri	2.9060	9300.0	99	8459	No
14	GOM_NL__2PRFIN20031013_005141_000000442020_00389_08459_0136.N1	13-OCT-2003 00:51:41	Straylight	44.000	84	Alp Phe	2.3970	4500.0	88	8459	No
15	GOM_NL__2PRFIN20031013_005818_000000492020_00389_08459_0137.N1	13-OCT-2003 00:58:18	Straylight	48.500	52	16Bet Cet	2.0370	4500.0	97	8459	No
16	GOM_NL__2PRFIN20031013_010805_000000382020_00389_08459_0138.N1	13-OCT-2003 01:08:05	Bright	38.000	140	88Gam Peg	2.8340	26000.	76	8459	No
17	GOM_NL__2PRFIN20031013_011202_000000422020_00389_08459_0139.N1	13-OCT-2003 01:12:02	Bright	41.500	58	21Alp And	2.0730	11000.	83	8459	No
18	GOM_NL__2PRFIN20031013_011447_000000492020_00389_08459_0140.N1	13-OCT-2003 01:14:47	Bright	49.000	53	43Bet And	2.0480	3300.0	98	8459	No
19	GOM_NL__2PRFIN20031013_011648_000000492020_00389_08459_0141.N1	13-OCT-2003 01:16:48	Bright	49.000	173	4Bet Tri	3.0040	8900.0	98	8459	No
20	GOM_NL__2PRFIN20031013_011834_000000472020_00389_08459_0142.N1	13-OCT-2003 01:18:34	Bright	47.000	73	57Gam1And	2.2600	13100.	94	8459	No
21	GOM_NL__2PRFIN20031013_012015_000000392020_00389_08459_0143.N1	13-OCT-2003 01:20:15	Bright	38.500	68	18Alp Cas	2.2250	4500.0	77	8459	No
22	GOM_NL__2PRFIN20031013_012136_000000382020_00389_08459_0144.N1	13-OCT-2003 01:21:36	Bright	37.500	76	27Gam Cas	2.3000	30000.	75	8459	No
23	GOM_NL__2PRFIN20031013_012359_000000502020_00389_08459_0145.N1	13-OCT-2003 01:23:59	Bright	49.500	160	23Gam Per	2.9300	4700.0	99	8459	No
24	GOM_NL__2PRFIN20031013_012538_000000542020_00389_08459_0146.N1	13-OCT-2003 01:25:38	Bright	54.000	175	39Del Per	3.0100	19400.	108	8459	No
25	GOM_NL__2PRFIN20031013_012902_000000412020_00389_08459_0147.N1	13-OCT-2003 01:29:02	Bright	40.500	49	1Alp UMi	1.9900	6300.0	81	8459	No
26	GOM_NL__2PRFIN20031013_013153_000000412020_00389_08459_0148.N1	13-OCT-2003 01:31:53	Bright	41.000	60	7Bet UMi	2.0810	3950.0	82	8459	No
27	GOM_NL__2PRFIN20031013_013347_000000942020_00389_08459_0149.N1	13-OCT-2003 01:33:47	Bright	93.500	6	13Alp Aur	0.080000	3400.0	187	8459	No
28	GOM_NL__2PRFIN20031013_013716_000000412020_00389_08459_0150.N1	13-OCT-2003 01:37:16	Bright	40.500	36	50Alp UMa	1.8000	6300.0	81	8459	No
29	GOM_NL__2PRFIN20031013_013849_000000382020_00389_08459_0151.N1	13-OCT-2003 01:38:49	Bright	38.000	82	48Bet UMa	2.3650	10600.	76	8459	No
30	GOM_NL__2PRFIN20031013_014209_000000522020_00389_08459_0152.N1	13-OCT-2003 01:42:09	Bright	52.000	174	52Psi UMa	3.0040	4400.0	104	8459	No
31	GOM_NL__2PRFIN20031013_014938_000000852020_00389_08459_0153.N1	13-OCT-2003 01:49:38	Bright	85.000	17	78Bet Gem	1.1610	4500.0	170	8459	No
32	GOM_NL__2PRFIN20031013_015214_000000422020_00389_08459_0154.N1	13-OCT-2003 01:52:14	Bright	42.000	22	32Alp Leo	1.3600	15200.	84	8459	No
33	GOM_NL__2PRFIN20031013_015922_000000602020_00389_08459_0155.N1	13-OCT-2003 01:59:22	Dark	60.000	48	30Alp Hya	1.9770	4100.0	120	8459	No
34	GOM_NL__2PRFIN20031013_020215_000001172020_00389_08459_0156.N1	13-OCT-2003 02:02:15	Dark	116.50	8	10Alp CMi	0.40000	6500.0	233	8459	No
35	GOM_NL__2PRFIN20031013_020856_000000562020_00389_08459_0157.N1	13-OCT-2003 02:08:56	Dark	56.000	65	Lam Vel	2.2040	4400.0	112	8459	No
36	GOM_NL__2PRFIN20031013_021103_000000472020_00389_08459_0158.N1	13-OCT-2003 02:11:03	Dark	47.000	70	Zet Pup	2.2460	39000.	94	8459	No
37	GOM_NL__2PRFIN20031013_021312_000000392020_00390_08460_0130.N1	13-OCT-2003 02:13:12	Dark	39.000	159	Ups Car	2.9200	7200.0	78	8460	No
38	GOM_NL__2PRFIN20031013_021618_000001182020_00390_08460_0131.N1	13-OCT-2003 02:16:18	Dark	117.50	1	9Alp CMa	-1.4400	11000.	235	8460	No
39	GOM_NL__2PRFIN20031013_022021_000001332020_00390_08460_0132.N1	13-OCT-2003 02:20:21	Dark	132.50	47	2Bet CMa	1.9760	28000.	265	8460	No
40	GOM_NL__2PRFIN20031013_022545_000000412020_00390_08460_0133.N1	13-OCT-2003 02:25:45	Dark	41.000	143	Alp Hyi	2.8570	7200.0	82	8460	No
41	GOM_NL__2PRFIN20031013_022712_000000442020_00390_08460_0134.N1	13-OCT-2003 02:27:12	Dark	44.000	9	Alp Eri	0.45300	24000.	88	8460	No
42	GOM_NL__2PRFIN20031013_022935_000000502020_00390_08460_0135.N1	13-OCT-2003 02:29:35	Straylight	49.500	157	The1Eri	2.9060	9300.0	99	8460	No

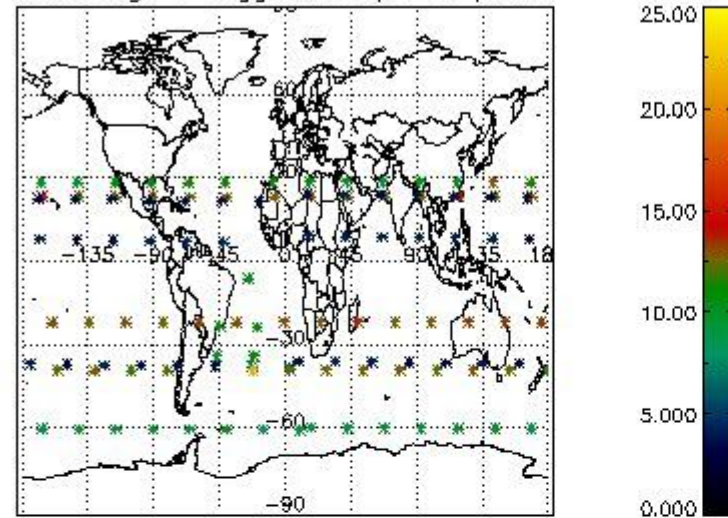
In this section it is plotted some information contained in the Quality Summary data set of the level 2 products. Only products in dark limb conditions and without errors (error flag in the MPH set to "0") are used.

3.1 Plot quality information per product (time dependant)

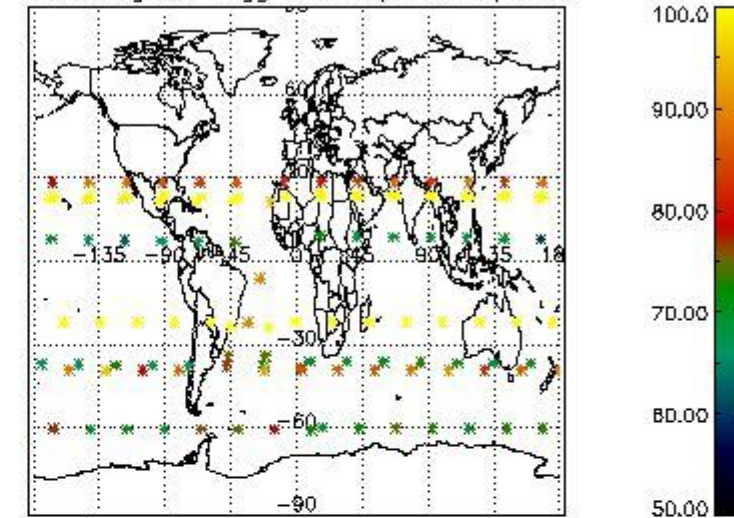


3.2 Plot quality information per product (world map)

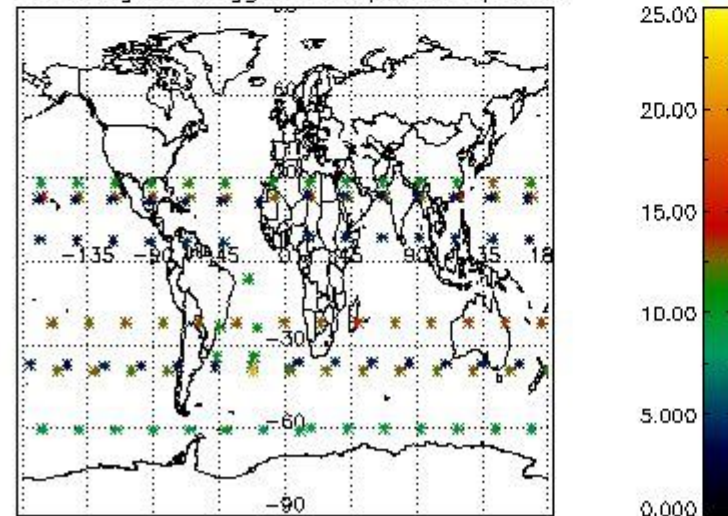
Percentage of flagged data per O3 profile



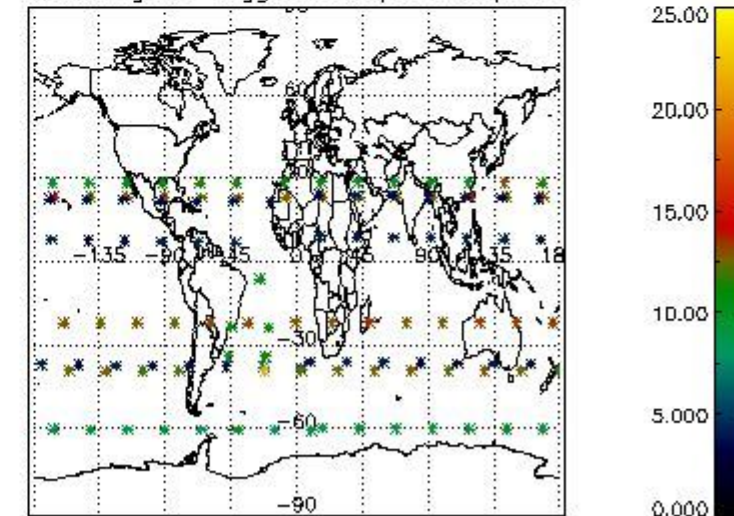
Percentage of flagged data per H2O profile



Percentage of flagged data per NO2 profile



Percentage of flagged data per NO3 profile

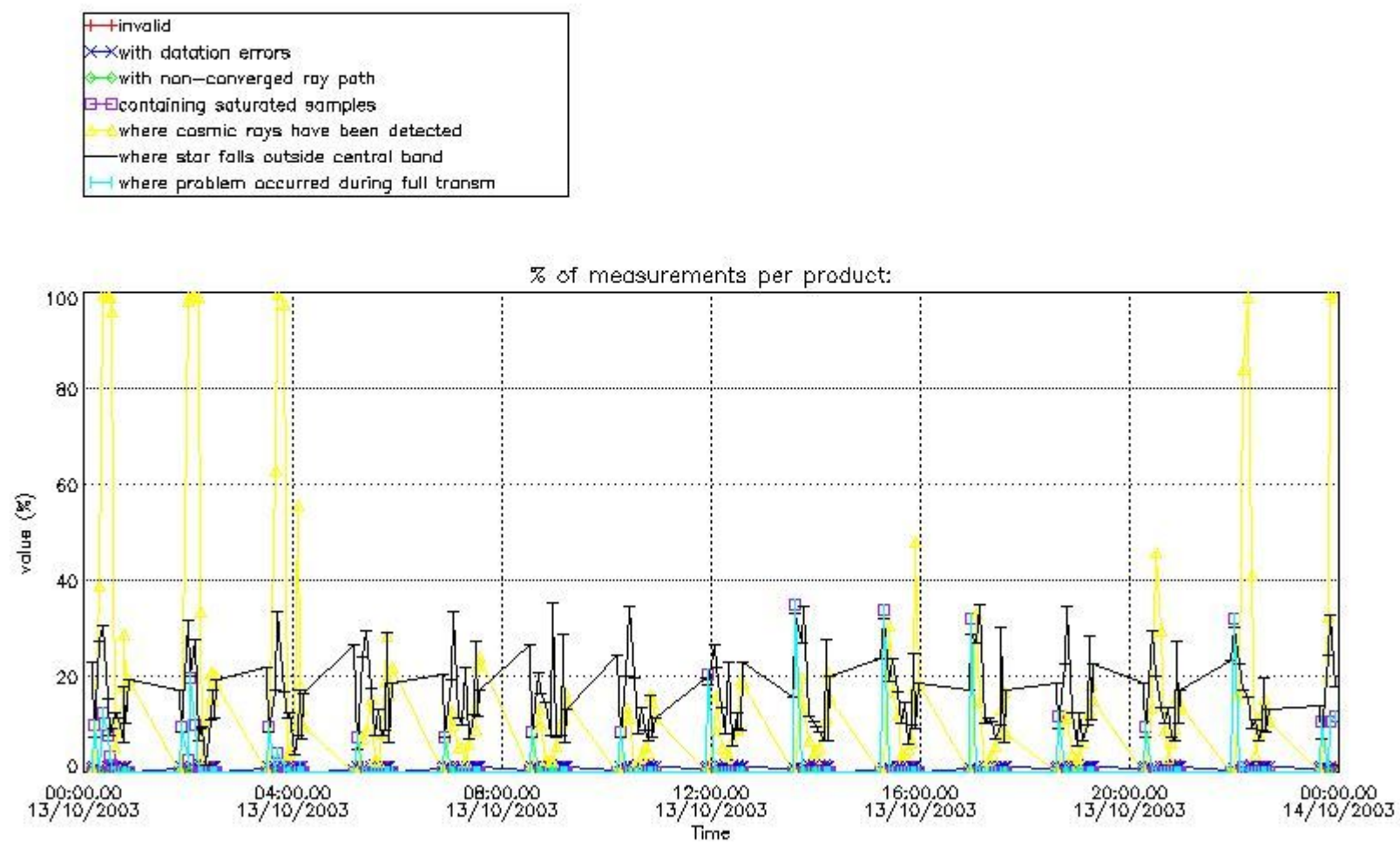


4. Level 1 quality information per product

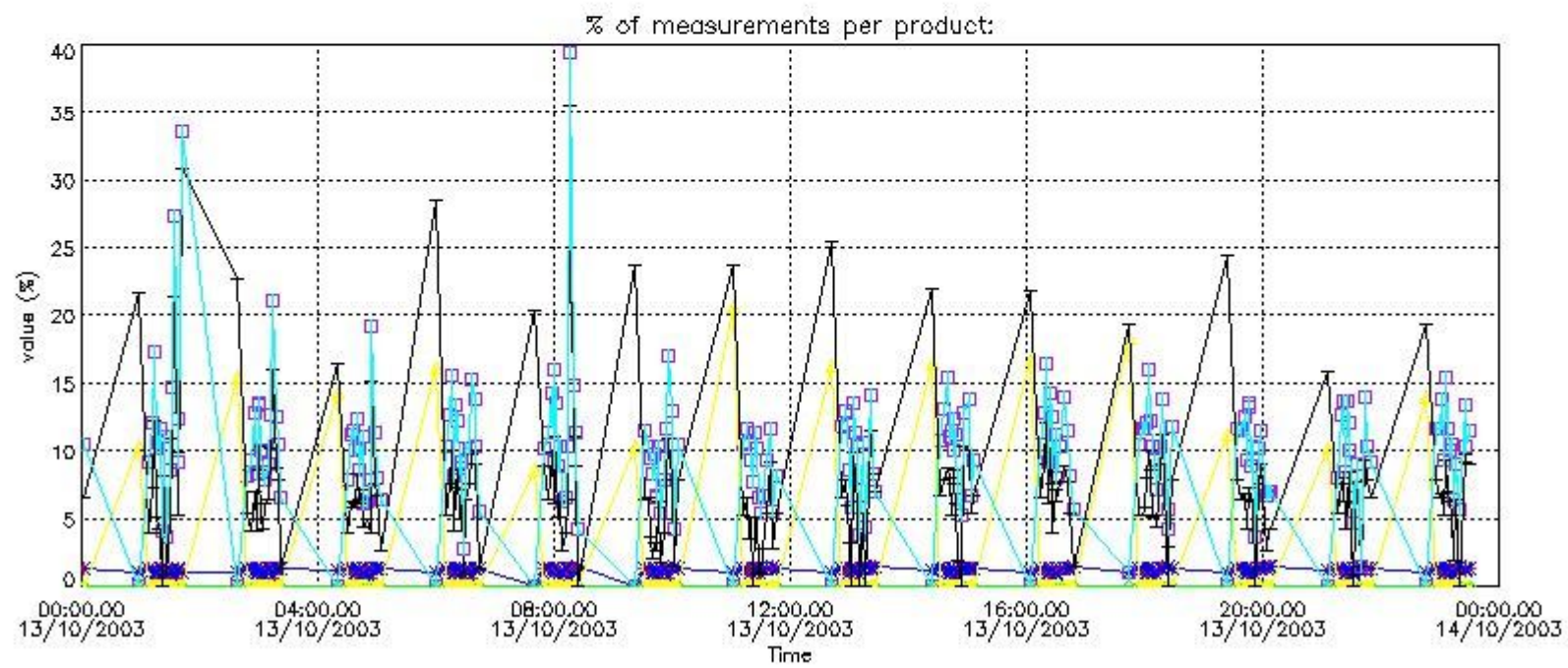
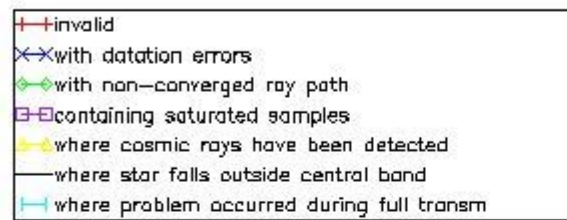
In this section it is plotted some information contained in the Quality Summary data set of the level 2 products that comes from the level 1b processing. Products without errors (error flag in the MPH set to "0") are used.

4.1 Plot quality information per product (time dependant) coming from level 1b processing

4.1.1 Plot level 1 quality information per product (time dependant): ENVISAT ASCENDING passes



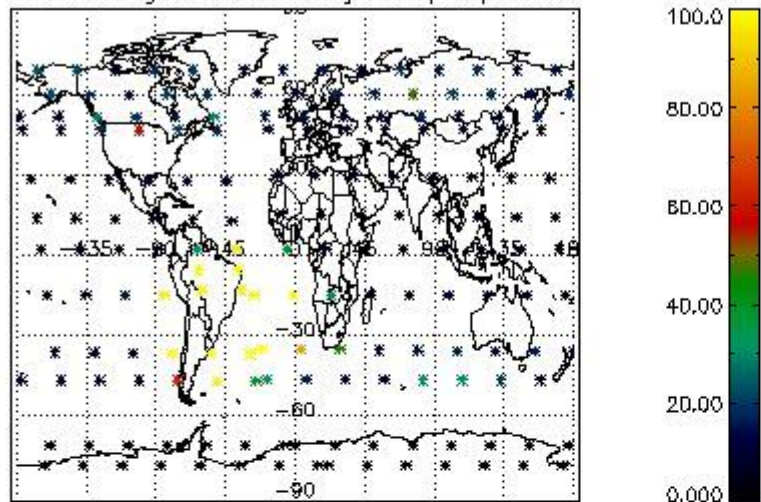
4.1.2 Plot level 1 quality information per product (time dependant): ENVI SAT DESCENDING passes



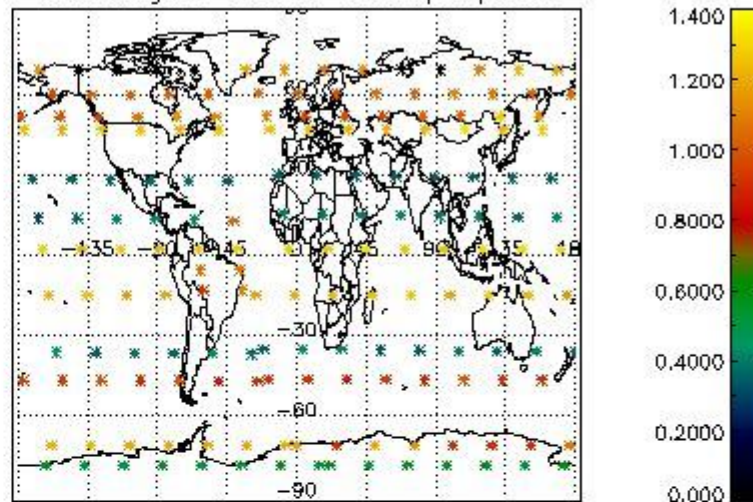
4.2 Plot quality information per product coming from level 1b processing (world map)

4.2.1 Plot level 1 quality information per product (world map): ENVISAT ASCENDING passes

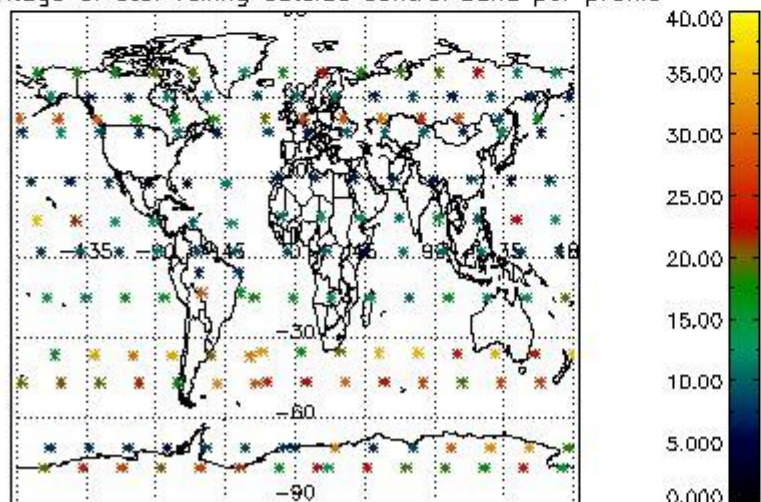
Percentage of cosmic ray hits per profile



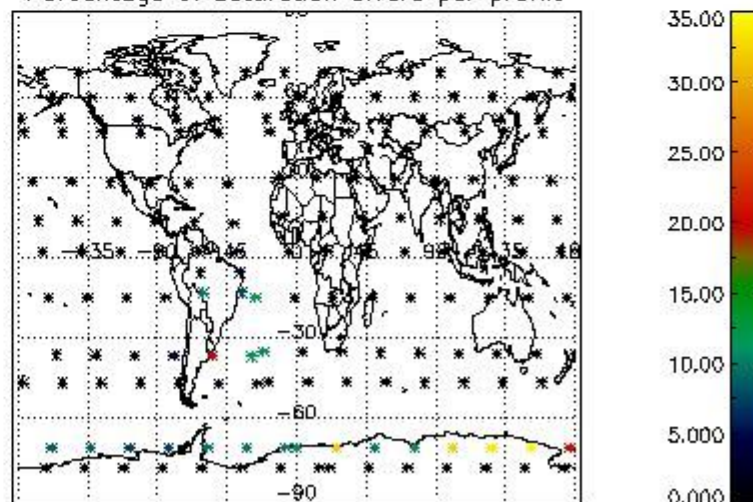
Percentage of datation errors per profile



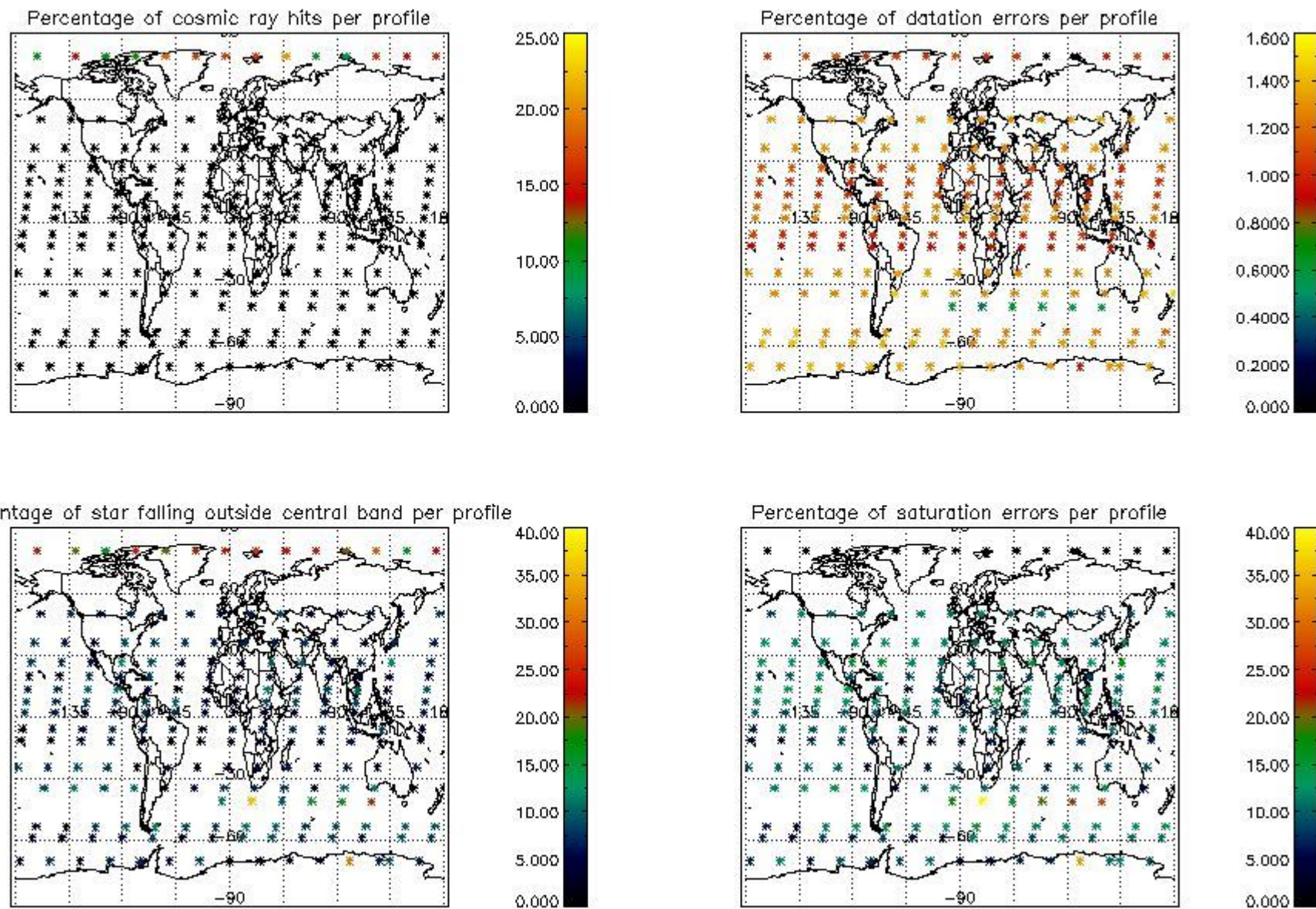
Percentage of star falling outside central band per profile



Percentage of saturation errors per profile



4.2.2 Plot level 1 quality information per product (world map): ENVISAT DESCENDING passes



5. Trace gas profiles

5.1 Ozone statistics based on quality of products

The final quality of the products can be "measured" using the STD (Standard Deviation) attached to every point profile. This information is written to the parameter GOM_NL__2P/NL_LOCAL_SPECIES_DENSITY/o3_std of the level 2 products. The table below shows the statistics for given STD ranges.

The statistics are given with respect to the overall valid production:

- Products without fatal errors: GOM_NL__2P/MPH/PRODUCT_ERR=0
- Valid point profile: GOM_NL__2P/NL_LOCAL_SPECIES_DENSITY/pcd(0)=0

The 'Criteria' is applied to valid points of dark limb products:

- Products in dark limb illumination condition: GOM_NL__2P/NL_SUMMARY_QUALITY/obs_ill_cond=0
- Products without fatal errors: GOM_NL__2P/MPH/PRODUCT_ERR=0
- Valid point profile: GOM_NL__2P/NL_LOCAL_SPECIES_DENSITY/pcd(0)=0

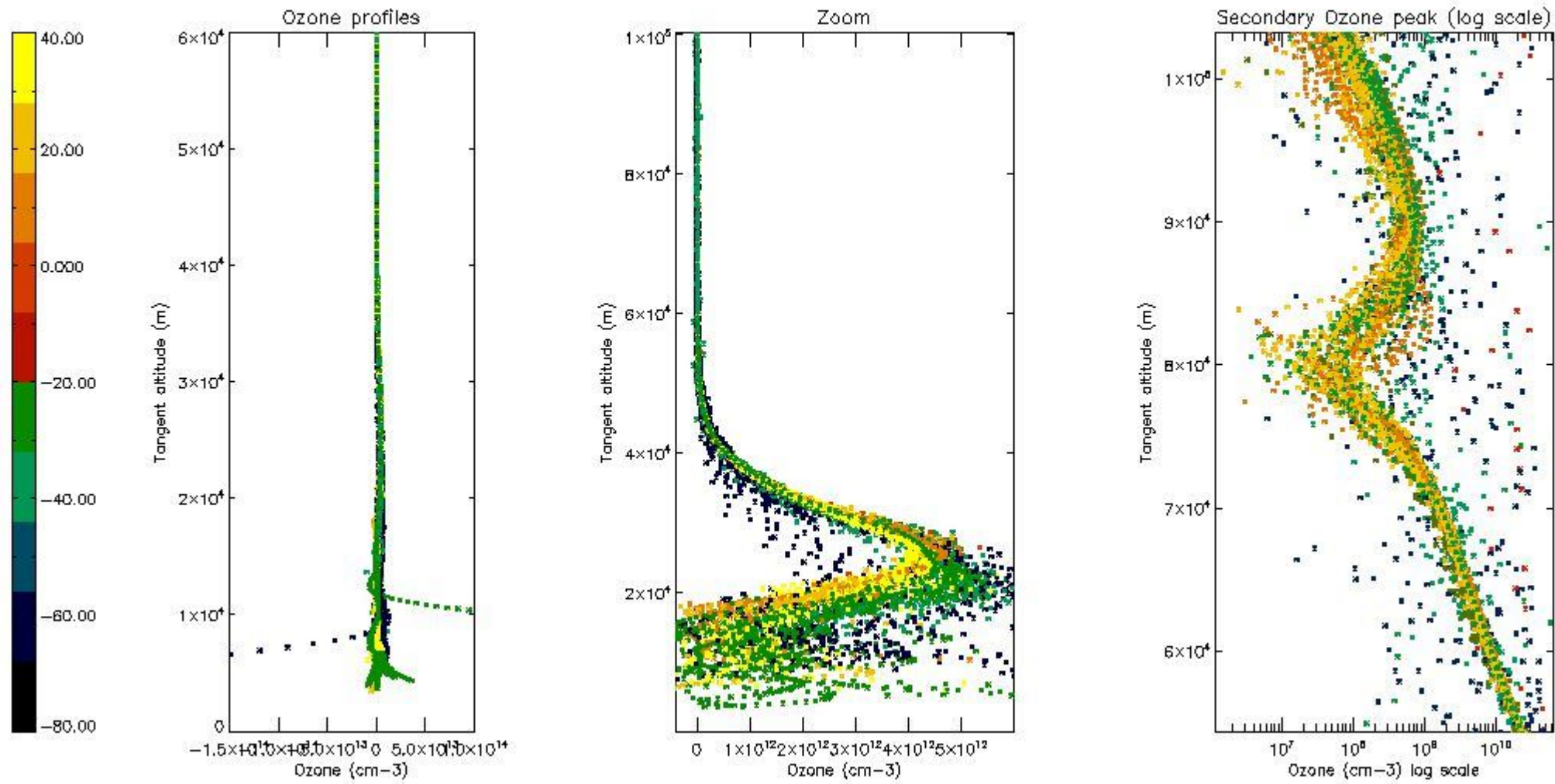
So, the table below shows the percentage of dark limb and valid observations for each criteria with respect to the overall valid daily observations.

Criteria	% of total production
All STD	43
STD < 20	28

STD < 10	24
STD < 5	20

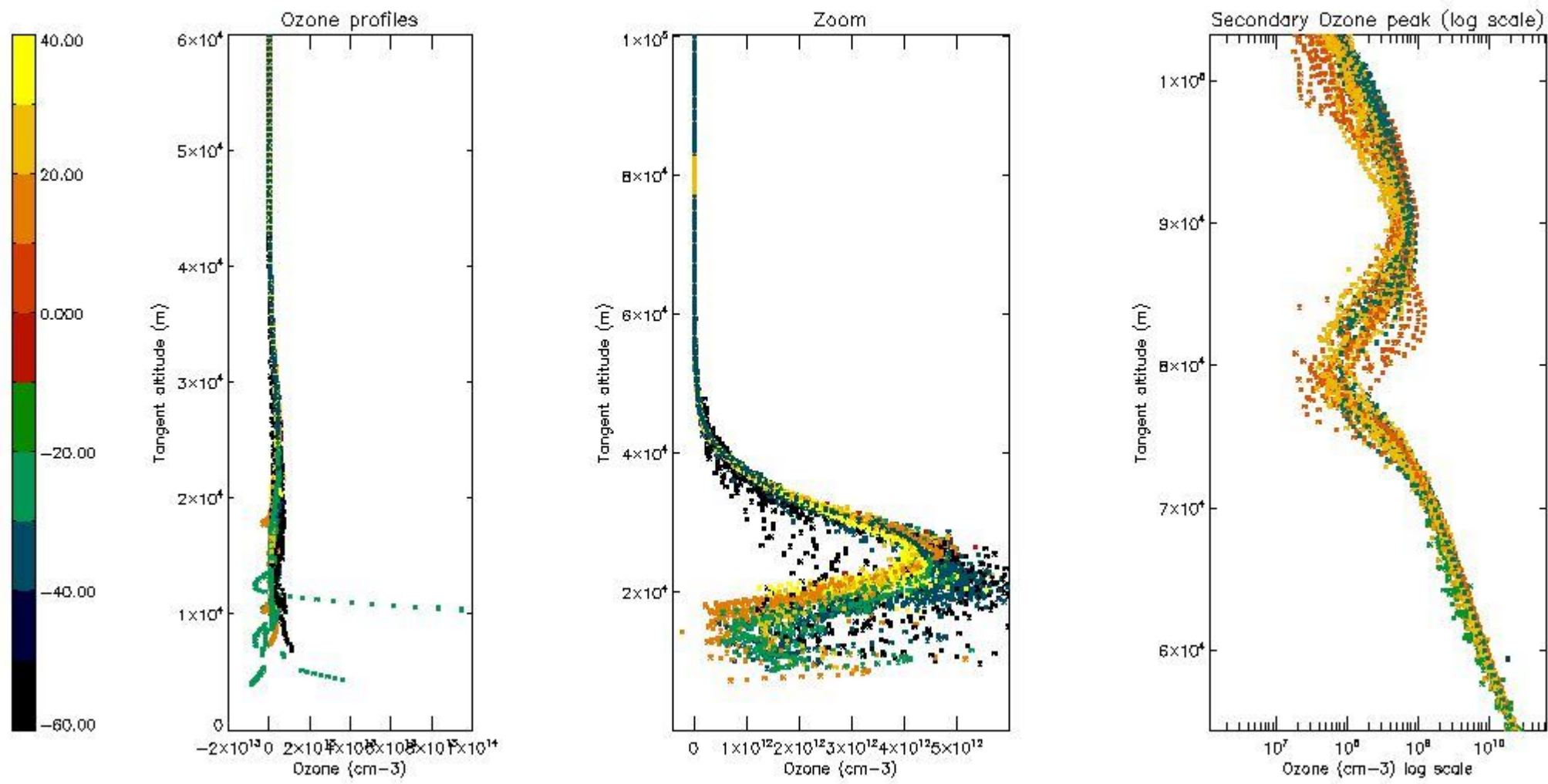
5.2 Plot ozone profiles for all STD (dark without errors)

The colorbar represents the latitude.



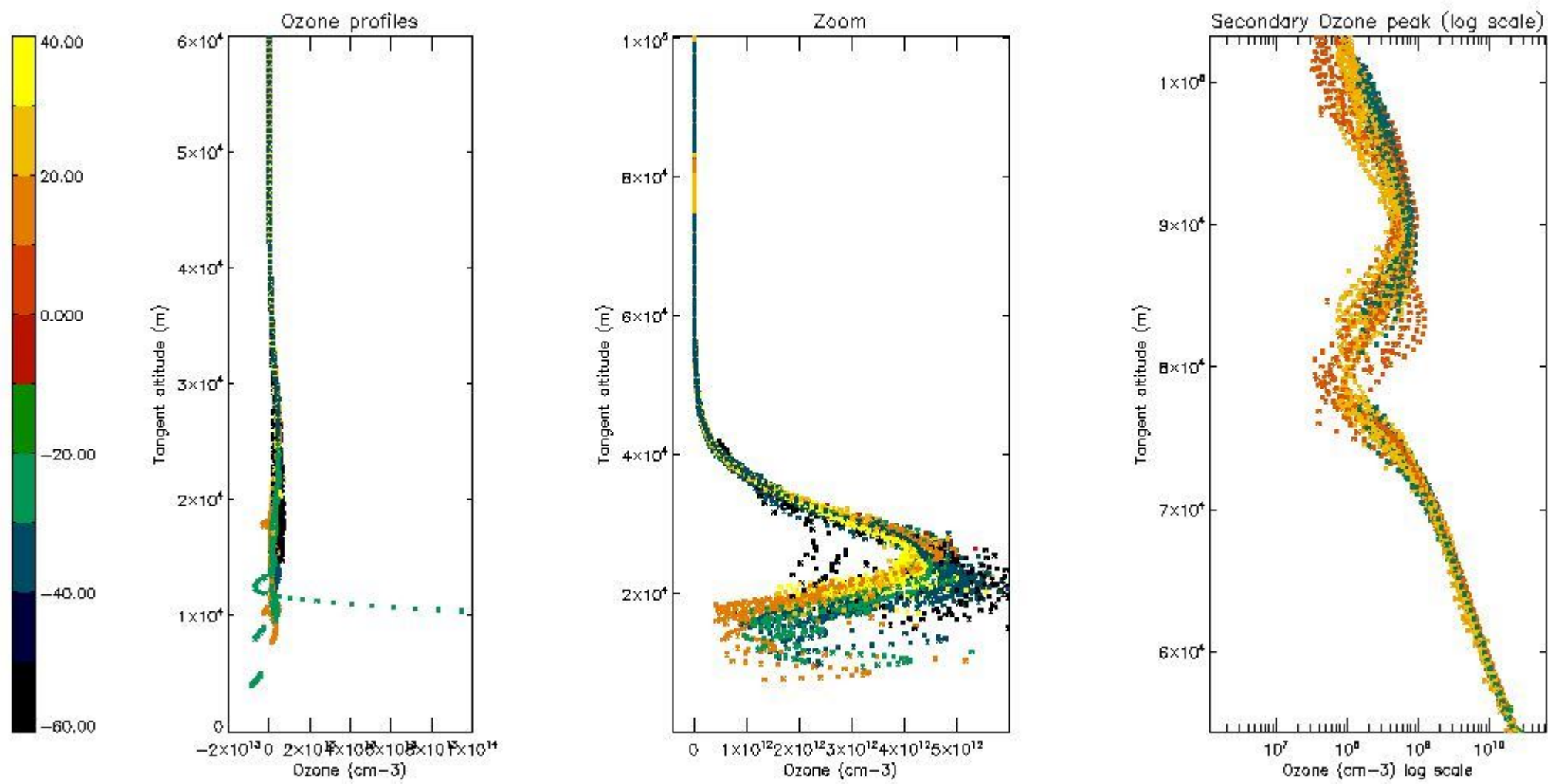
5.3 Plot ozone profiles where STD < 20% (dark without errors)

The colorbar represents the latitude.



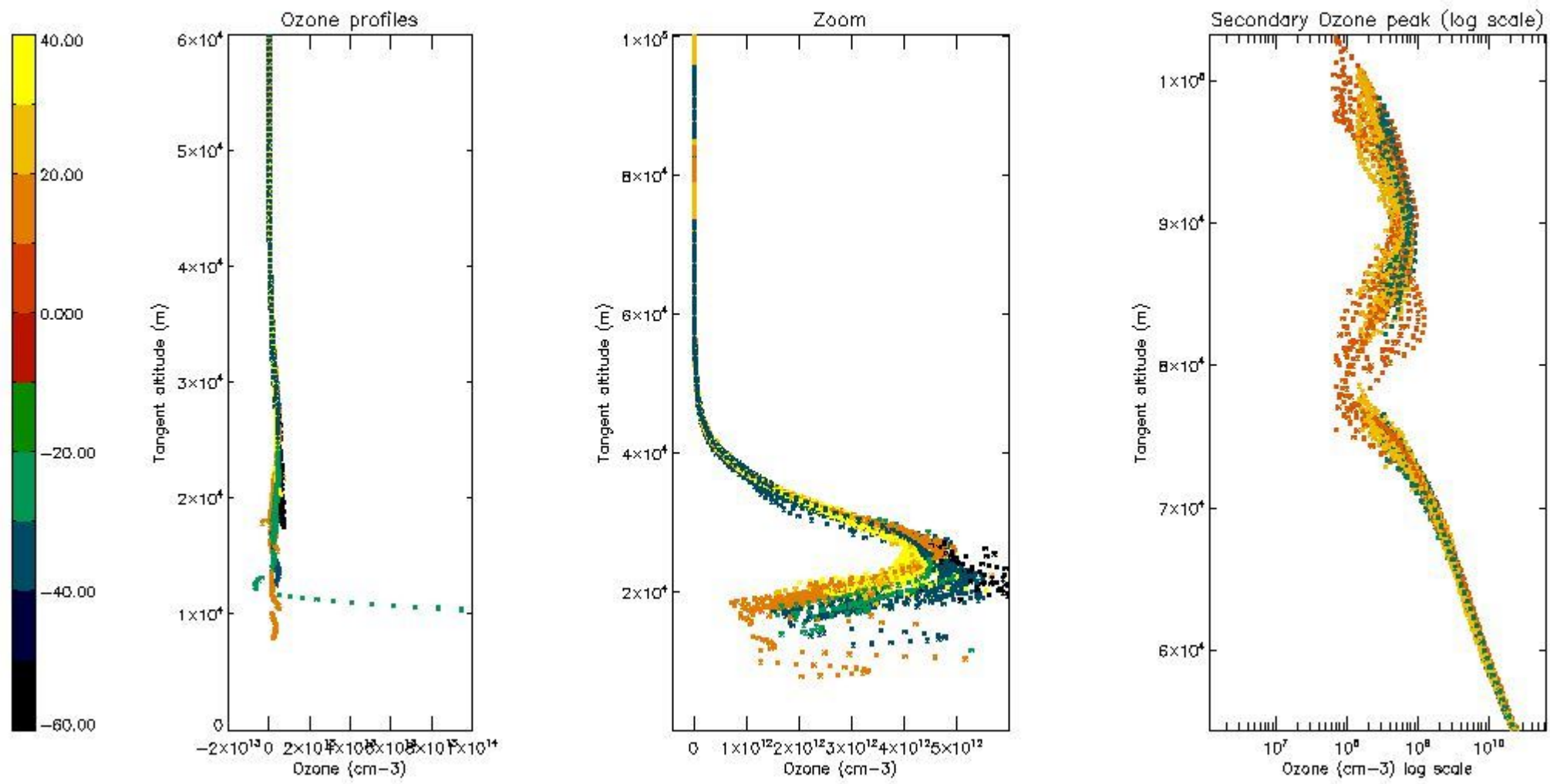
5.4 Plot ozone profiles where STD < 10% (dark without errors)

The colorbar represents the latitude.



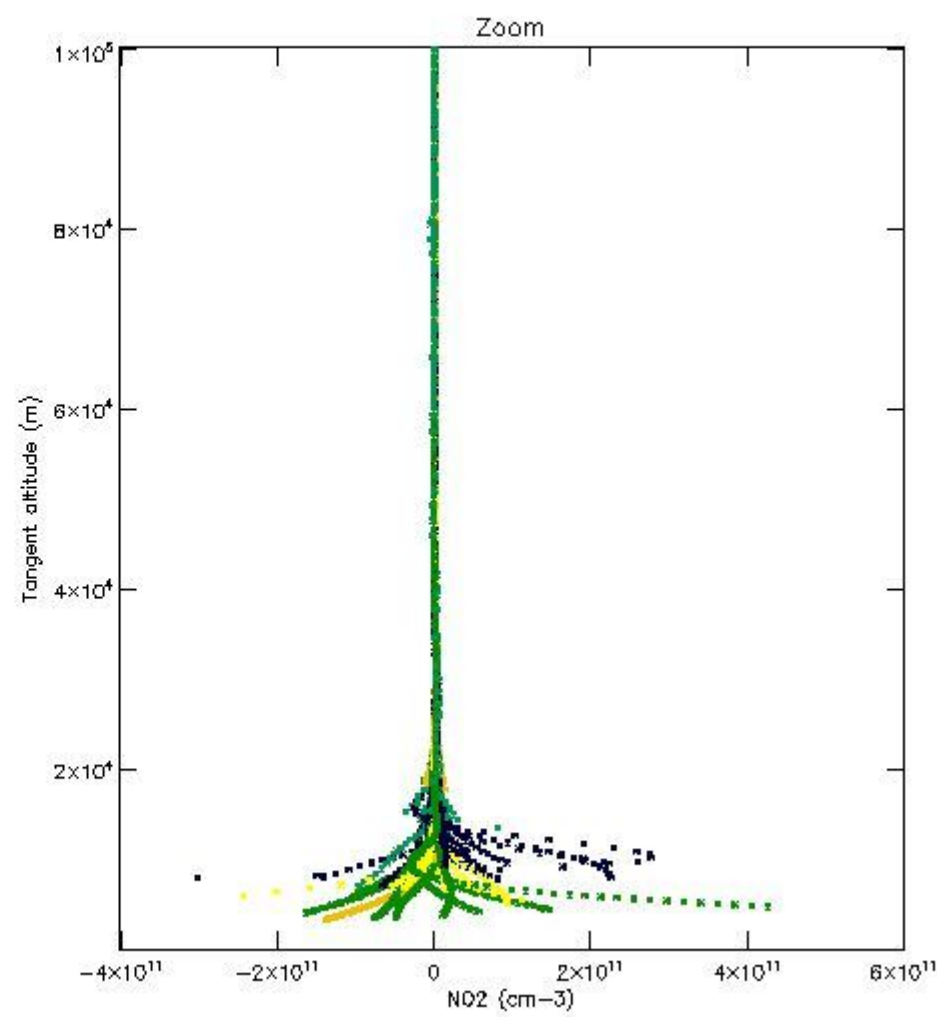
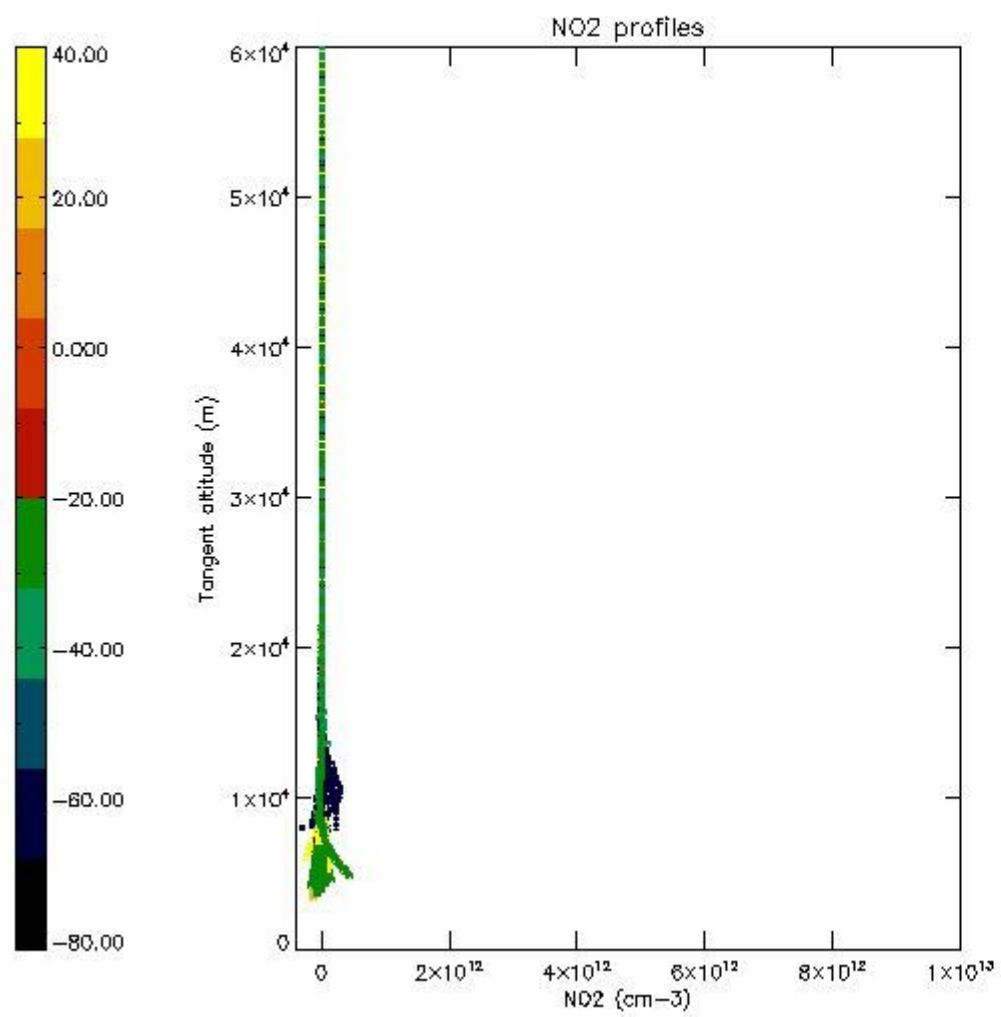
5.5 Plot ozone profiles where $STD < 5\%$ (dark without errors)

The colorbar represents the latitude.



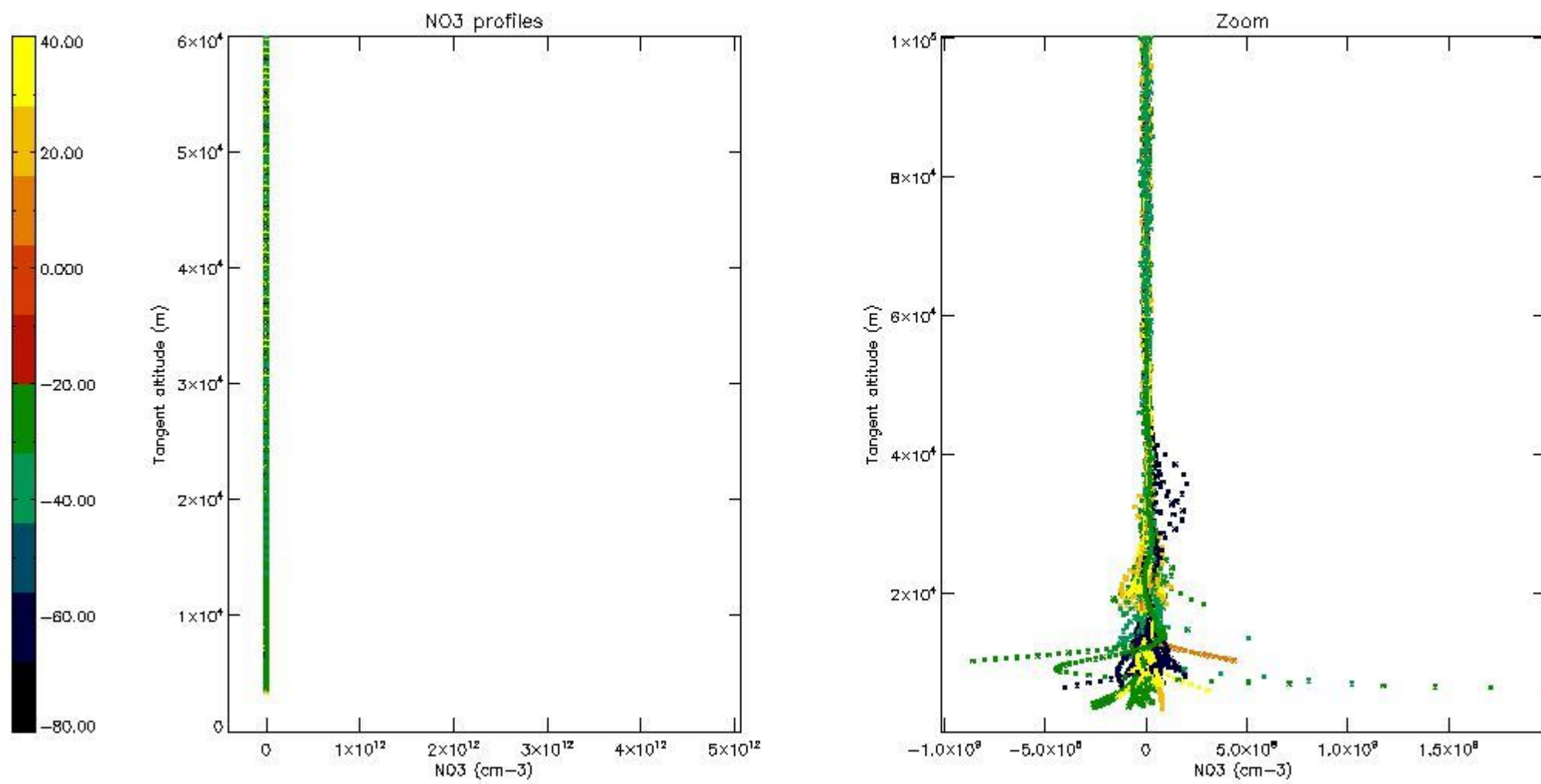
5.6 Plot NO₂ profiles for all STD (dark without errors)

The colorbar represents the latitude.



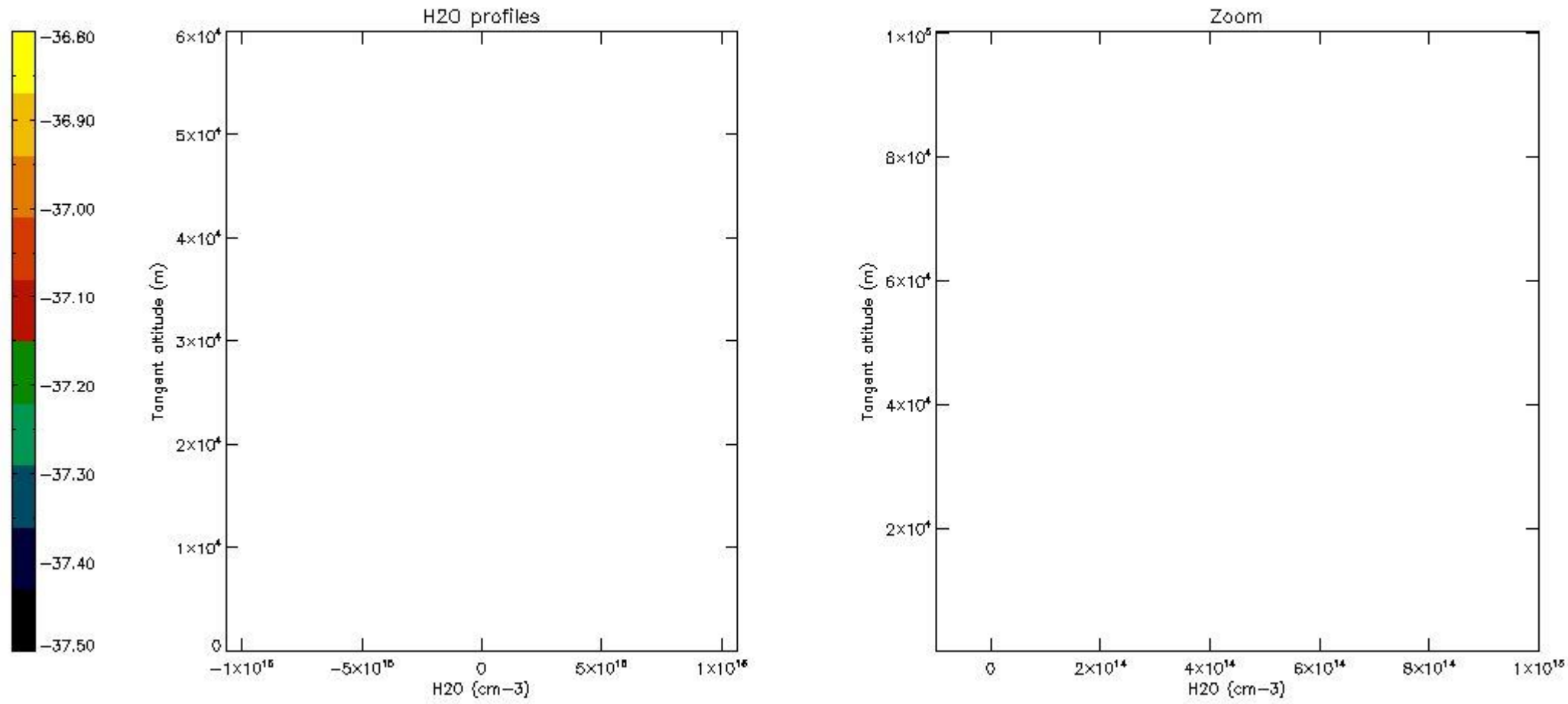
5.7 Plot NO3 profiles for all STD (dark without errors)

The colorbar represents the latitude.



5.8 Plot H2O profiles for all STD (only for occultations of stars 1,2,3,4,13,14,16,26,63 dark without errors)

The colorbar represents the latitude.



6. Auxiliary Data Files used for the production reported in section 2

The number reported in the third column indicates since which file (see list in section 2) the corresponding auxiliary file has been used. The fourth column is the date of those product files.

Type	Auxiliary Filename	Used since product	Used since product date
INST_PHYS_CHARACTERISTICS	GOM_INS_AXVIEC20091111_143220_20030716_120000_20500101_000000	1	13-OCT-2003 00:01:34
LEVEL-2_PROC_CONFIG	GOM_PR2_AXVIEC20091111_152718_20020301_000000_20500101_000000	1	13-OCT-2003 00:01:34
CROSS_SECTIONS_FILE	GOM_CRS_AXVIEC20091111_154832_20020301_000000_20500101_000000	1	13-OCT-2003 00:01:34

GOMOS Level 2 Daily Report

SUMMARY

[1. General Info](#)

[2. Summary of processed GOM_NL_2P products](#)

[3. Level 2 Quality information per product](#)

[3.1 Plot of level 2 quality information per product \(time dependant\)](#)

[3.2 Plot of level 2 quality information per product \(world map\)](#)

[4. Level 1 Quality information per product \(stored on level 2 products\)](#)

[4.1 Plot of level 1 quality information per product \(time dependant\)](#)

[4.1.1 Plot of level 1 quality information per product \(time dependant\): ASCENDING](#)

[4.1.2 Plot of level 1 quality information per product \(time dependant\): DESCENDING](#)

[4.2 Plot of level 1 quality information per product \(world map\)](#)

[4.2.1 Plot of level 1 quality information per product \(world map\): ASCENDING](#)

[4.2.2 Plot of level 1 quality information per product \(world map\): DESCENDING](#)

[5. Ozone profiles based on quality statistics and other trace gas profiles](#)

[5.1 Ozone statistics based on quality of products](#)

[5.2 Plot ozone profiles for all STD \(dark without errors\)](#)

[5.3 Plot ozone profiles where STD < 20% \(dark without errors\)](#)

[5.4. Plot ozone profiles where STD < 10% \(dark without errors\)](#)

[5.5. Plot ozone profiles where STD < 5% \(dark without errors\)](#)

[5.6 Plot NO2 profiles for all STD \(dark without errors\)](#)

[5.7 Plot NO3 profiles for all STD \(dark without errors\)](#)

[5.8 Plot H2O profiles \(only for occultations of stars 1,2,3,4,13,14,16,26,63 dark without errors\) for all STD](#)

[6. Auxiliary Data Files used for the production reported in section 2](#)

This report presents the daily analysis on parameters extracted from GOMOS level 2 data (GOM_NL__2P). It is intended to monitor some important parameters that will impact the quality of these products. A list of level 2 products (and content) that have arrived during the reporting day to the PCF is also given.

Item	Value
Time of report generation	19APR2013 21:44:46
Data source version	GOMOS/6.01
Start time of products	13-10-2003 (13OCT2003 00:00:00)
Stop time of products	14-10-2003 (14OCT2003 00:00:00)
Store outputs in DB	Yes
Nb of level 2 prods	392
Nb of prods with errors	0

2. Summary of processed GOM_NL__2P products.

Nr	Filename	UTC Start time	Limb	Duration	Star Id	Star Name	Star Mag	Star Temp	Nb Meas	Orbit	Prod. error
1	GOM_NL__2PRFIN20031013_000134_000000382020_00388_08458_0151.N1	13-OCT-2003 00:01:34	Bright	38.000	174	52Psi UMa	3.0040	4400.0	76	8458	No
2	GOM_NL__2PRFIN20031013_000902_000000912020_00388_08458_0152.N1	13-OCT-2003 00:09:02	Bright	91.000	17	78Bet Gem	1.1610	4500.0	182	8458	No
3	GOM_NL__2PRFIN20031013_001138_000000422020_00388_08458_0153.N1	13-OCT-2003 00:11:38	Bright	41.500	22	32Alp Leo	1.3600	15200.	83	8458	No
4	GOM_NL__2PRFIN20031013_001846_000000572020_00388_08458_0154.N1	13-OCT-2003 00:18:46	Dark	56.500	48	30Alp Hya	1.9770	4100.0	113	8458	No
5	GOM_NL__2PRFIN20031013_002137_000001342020_00388_08458_0155.N1	13-OCT-2003 00:21:37	Dark	133.50	8	10Alp CMi	0.40000	6500.0	267	8458	No
6	GOM_NL__2PRFIN20031013_002821_000000462020_00388_08458_0156.N1	13-OCT-2003 00:28:21	Dark	45.500	65	Lam Vel	2.2040	4400.0	91	8458	No
7	GOM_NL__2PRFIN20031013_003027_000000472020_00388_08458_0157.N1	13-OCT-2003 00:30:27	Dark	46.500	70	Zet Pup	2.2460	39000.	93	8458	No
8	GOM_NL__2PRFIN20031013_003235_000000392020_00389_08459_0130.N1	13-OCT-2003 00:32:35	Dark	39.000	159	Ups Car	2.9200	7200.0	78	8459	No
9	GOM_NL__2PRFIN20031013_003537_000000492020_00389_08459_0131.N1	13-OCT-2003 00:35:37	Dark	48.500	161	Tau Pup	2.9310	4500.0	97	8459	No
10	GOM_NL__2PRFIN20031013_003943_000001462020_00389_08459_0132.N1	13-OCT-2003 00:39:43	Dark	146.00	47	2Bet CMa	1.9760	28000.	292	8459	No
11	GOM_NL__2PRFIN20031013_004508_000000402020_00389_08459_0133.N1	13-OCT-2003 00:45:08	Dark	39.500	143	Alp Hyi	2.8570	7200.0	79	8459	No
12	GOM_NL__2PRFIN20031013_004635_000000452020_00389_08459_0134.N1	13-OCT-2003 00:46:35	Dark	45.000	9	Alp Eri	0.45300	24000.	90	8459	No
13	GOM_NL__2PRFIN20031013_004858_000000502020_00389_08459_0135.N1	13-OCT-2003 00:48:58	Straylight	49.500	157	The1Eri	2.9060	9300.0	99	8459	No
14	GOM_NL__2PRFIN20031013_005141_000000442020_00389_08459_0136.N1	13-OCT-2003 00:51:41	Straylight	44.000	84	Alp Phe	2.3970	4500.0	88	8459	No
15	GOM_NL__2PRFIN20031013_005818_000000492020_00389_08459_0137.N1	13-OCT-2003 00:58:18	Straylight	48.500	52	16Bet Cet	2.0370	4500.0	97	8459	No
16	GOM_NL__2PRFIN20031013_010805_000000382020_00389_08459_0138.N1	13-OCT-2003 01:08:05	Bright	38.000	140	88Gam Peg	2.8340	26000.	76	8459	No
17	GOM_NL__2PRFIN20031013_011202_000000422020_00389_08459_0139.N1	13-OCT-2003 01:12:02	Bright	41.500	58	21Alp And	2.0730	11000.	83	8459	No
18	GOM_NL__2PRFIN20031013_011447_000000492020_00389_08459_0140.N1	13-OCT-2003 01:14:47	Bright	49.000	53	43Bet And	2.0480	3300.0	98	8459	No
19	GOM_NL__2PRFIN20031013_011648_000000492020_00389_08459_0141.N1	13-OCT-2003 01:16:48	Bright	49.000	173	4Bet Tri	3.0040	8900.0	98	8459	No
20	GOM_NL__2PRFIN20031013_011834_000000472020_00389_08459_0142.N1	13-OCT-2003 01:18:34	Bright	47.000	73	57Gam1And	2.2600	13100.	94	8459	No
21	GOM_NL__2PRFIN20031013_012015_000000392020_00389_08459_0143.N1	13-OCT-2003 01:20:15	Bright	38.500	68	18Alp Cas	2.2250	4500.0	77	8459	No
22	GOM_NL__2PRFIN20031013_012136_000000382020_00389_08459_0144.N1	13-OCT-2003 01:21:36	Bright	37.500	76	27Gam Cas	2.3000	30000.	75	8459	No
23	GOM_NL__2PRFIN20031013_012359_000000502020_00389_08459_0145.N1	13-OCT-2003 01:23:59	Bright	49.500	160	23Gam Per	2.9300	4700.0	99	8459	No
24	GOM_NL__2PRFIN20031013_012538_000000542020_00389_08459_0146.N1	13-OCT-2003 01:25:38	Bright	54.000	175	39Del Per	3.0100	19400.	108	8459	No
25	GOM_NL__2PRFIN20031013_012902_000000412020_00389_08459_0147.N1	13-OCT-2003 01:29:02	Bright	40.500	49	1Alp UMi	1.9900	6300.0	81	8459	No
26	GOM_NL__2PRFIN20031013_013153_000000412020_00389_08459_0148.N1	13-OCT-2003 01:31:53	Bright	41.000	60	7Bet UMi	2.0810	3950.0	82	8459	No
27	GOM_NL__2PRFIN20031013_013347_000000942020_00389_08459_0149.N1	13-OCT-2003 01:33:47	Bright	93.500	6	13Alp Aur	0.080000	3400.0	187	8459	No
28	GOM_NL__2PRFIN20031013_013716_000000412020_00389_08459_0150.N1	13-OCT-2003 01:37:16	Bright	40.500	36	50Alp UMa	1.8000	6300.0	81	8459	No
29	GOM_NL__2PRFIN20031013_013849_000000382020_00389_08459_0151.N1	13-OCT-2003 01:38:49	Bright	38.000	82	48Bet UMa	2.3650	10600.	76	8459	No
30	GOM_NL__2PRFIN20031013_014209_000000522020_00389_08459_0152.N1	13-OCT-2003 01:42:09	Bright	52.000	174	52Psi UMa	3.0040	4400.0	104	8459	No
31	GOM_NL__2PRFIN20031013_014938_000000852020_00389_08459_0153.N1	13-OCT-2003 01:49:38	Bright	85.000	17	78Bet Gem	1.1610	4500.0	170	8459	No
32	GOM_NL__2PRFIN20031013_015214_000000422020_00389_08459_0154.N1	13-OCT-2003 01:52:14	Bright	42.000	22	32Alp Leo	1.3600	15200.	84	8459	No
33	GOM_NL__2PRFIN20031013_015922_000000602020_00389_08459_0155.N1	13-OCT-2003 01:59:22	Dark	60.000	48	30Alp Hya	1.9770	4100.0	120	8459	No
34	GOM_NL__2PRFIN20031013_020215_000001172020_00389_08459_0156.N1	13-OCT-2003 02:02:15	Dark	116.50	8	10Alp CMi	0.40000	6500.0	233	8459	No
35	GOM_NL__2PRFIN20031013_020856_000000562020_00389_08459_0157.N1	13-OCT-2003 02:08:56	Dark	56.000	65	Lam Vel	2.2040	4400.0	112	8459	No
36	GOM_NL__2PRFIN20031013_021103_000000472020_00389_08459_0158.N1	13-OCT-2003 02:11:03	Dark	47.000	70	Zet Pup	2.2460	39000.	94	8459	No
37	GOM_NL__2PRFIN20031013_021312_000000392020_00390_08460_0130.N1	13-OCT-2003 02:13:12	Dark	39.000	159	Ups Car	2.9200	7200.0	78	8460	No
38	GOM_NL__2PRFIN20031013_021618_000001182020_00390_08460_0131.N1	13-OCT-2003 02:16:18	Dark	117.50	1	9Alp CMa	-1.4400	11000.	235	8460	No
39	GOM_NL__2PRFIN20031013_022021_000001332020_00390_08460_0132.N1	13-OCT-2003 02:20:21	Dark	132.50	47	2Bet CMa	1.9760	28000.	265	8460	No
40	GOM_NL__2PRFIN20031013_022545_000000412020_00390_08460_0133.N1	13-OCT-2003 02:25:45	Dark	41.000	143	Alp Hyi	2.8570	7200.0	82	8460	No
41	GOM_NL__2PRFIN20031013_022712_000000442020_00390_08460_0134.N1	13-OCT-2003 02:27:12	Dark	44.000	9	Alp Eri	0.45300	24000.	88	8460	No
42	GOM_NL__2PRFIN20031013_022935_000000502020_00390_08460_0135.N1	13-OCT-2003 02:29:35	Straylight	49.500	157	The1Eri	2.9060	9300.0	99	8460	No

102	GOM_NL__2PRFIN20031013_061352_000000402020_00392_08462_0245.N1	13-OCT-2003 06:13:52	Bright	39.500	58	21Alp And	2.0730	11000.	79	8462	No
103	GOM_NL__2PRFIN20031013_061636_000000452020_00392_08462_0246.N1	13-OCT-2003 06:16:36	Bright	45.000	53	43Bet And	2.0480	3300.0	90	8462	No
104	GOM_NL__2PRFIN20031013_061833_000000492020_00392_08462_0247.N1	13-OCT-2003 06:18:33	Bright	49.000	173	4Bet Tri	3.0040	8900.0	98	8462	No
105	GOM_NL__2PRFIN20031013_062020_000000492020_00392_08462_0248.N1	13-OCT-2003 06:20:20	Bright	48.500	73	57Gam1And	2.2600	13100.	97	8462	No
106	GOM_NL__2PRFIN20031013_062201_000000412020_00392_08462_0249.N1	13-OCT-2003 06:22:01	Bright	41.000	68	18Alp Cas	2.2250	4500.0	82	8462	No
107	GOM_NL__2PRFIN20031013_062323_000000402020_00392_08462_0250.N1	13-OCT-2003 06:23:23	Bright	40.000	76	27Gam Cas	2.3000	30000.	80	8462	No
108	GOM_NL__2PRFIN20031013_062544_000000492020_00392_08462_0251.N1	13-OCT-2003 06:25:44	Bright	49.000	160	23Gam Per	2.9300	4700.0	98	8462	No
109	GOM_NL__2PRFIN20031013_062722_000000552020_00392_08462_0252.N1	13-OCT-2003 06:27:22	Bright	55.000	175	39Del Per	3.0100	19400.	110	8462	No
110	GOM_NL__2PRFIN20031013_063052_000000402020_00392_08462_0253.N1	13-OCT-2003 06:30:52	Bright	39.500	49	1Alp UMi	1.9900	6300.0	79	8462	No
111	GOM_NL__2PRFIN20031013_063342_000000402020_00392_08462_0254.N1	13-OCT-2003 06:33:42	Bright	39.500	60	7Bet UMi	2.0810	3950.0	79	8462	No
112	GOM_NL__2PRFIN20031013_063530_000000822020_00392_08462_0255.N1	13-OCT-2003 06:35:30	Bright	82.000	6	13Alp Aur	0.080000	3400.0	164	8462	No
113	GOM_NL__2PRFIN20031013_063905_000000402020_00392_08462_0256.N1	13-OCT-2003 06:39:05	Bright	40.000	36	50Alp UMa	1.8000	6300.0	80	8462	No
114	GOM_NL__2PRFIN20031013_064036_000000392020_00392_08462_0257.N1	13-OCT-2003 06:40:36	Bright	39.000	82	48Bet UMa	2.3650	10600.	78	8462	No
115	GOM_NL__2PRFIN20031013_064357_000000372020_00392_08462_0258.N1	13-OCT-2003 06:43:57	Bright	36.500	174	52Psi UMa	3.0040	4400.0	73	8462	No
116	GOM_NL__2PRFIN20031013_065127_000000882020_00392_08462_0259.N1	13-OCT-2003 06:51:27	Bright	88.000	17	78Bet Gem	1.1610	4500.0	176	8462	No
117	GOM_NL__2PRFIN20031013_065402_000000422020_00392_08462_0260.N1	13-OCT-2003 06:54:02	Bright	42.000	22	32Alp Leo	1.3600	15200.	84	8462	No
118	GOM_NL__2PRFIN20031013_070112_000000522020_00392_08462_0261.N1	13-OCT-2003 07:01:12	Dark	51.500	48	30Alp Hya	1.9770	4100.0	103	8462	No
119	GOM_NL__2PRFIN20031013_070410_000001432020_00392_08462_0262.N1	13-OCT-2003 07:04:10	Dark	143.00	8	10Alp CMi	0.40000	6500.0	286	8462	No
120	GOM_NL__2PRFIN20031013_071011_000000402020_00392_08462_0263.N1	13-OCT-2003 07:10:11	Dark	40.000	113	Mu Vel	2.6920	5000.0	80	8462	No
121	GOM_NL__2PRFIN20031013_071459_000000412020_00393_08463_0237.N1	13-OCT-2003 07:14:59	Dark	40.500	159	Ups Car	2.9200	7200.0	81	8463	No
122	GOM_NL__2PRFIN20031013_071815_000001382020_00393_08463_0238.N1	13-OCT-2003 07:18:15	Dark	138.00	1	9Alp CMa	-1.4400	11000.	276	8463	No
123	GOM_NL__2PRFIN20031013_072220_000001412020_00393_08463_0239.N1	13-OCT-2003 07:22:20	Dark	140.50	47	2Bet CMa	1.9760	28000.	281	8463	No
124	GOM_NL__2PRFIN20031013_072733_000000422020_00393_08463_0240.N1	13-OCT-2003 07:27:33	Dark	41.500	143	Alp Hyi	2.8570	7200.0	83	8463	No
125	GOM_NL__2PRFIN20031013_072900_000000512020_00393_08463_0241.N1	13-OCT-2003 07:29:00	Dark	51.000	9	Alp Eri	0.45300	24000.	102	8463	No
126	GOM_NL__2PRFIN20031013_073122_000000522020_00393_08463_0242.N1	13-OCT-2003 07:31:22	Straylight	52.000	157	The1Eri	2.9060	9300.0	104	8463	No
127	GOM_NL__2PRFIN20031013_073405_000000442020_00393_08463_0243.N1	13-OCT-2003 07:34:05	Straylight	44.000	84	Alp Phe	2.3970	4500.0	88	8463	No
128	GOM_NL__2PRFIN20031013_074043_000000472020_00393_08463_0244.N1	13-OCT-2003 07:40:43	Straylight	46.500	52	16Bet Cet	2.0370	4500.0	93	8463	No
129	GOM_NL__2PRFIN20031013_075028_000000402020_00393_08463_0245.N1	13-OCT-2003 07:50:28	Bright	39.500	140	88Gam Peg	2.8340	26000.	79	8463	No
130	GOM_NL__2PRFIN20031013_075427_000000402020_00393_08463_0246.N1	13-OCT-2003 07:54:27	Bright	39.500	58	21Alp And	2.0730	11000.	79	8463	No
131	GOM_NL__2PRFIN20031013_075711_000000462020_00393_08463_0247.N1	13-OCT-2003 07:57:11	Bright	45.500	53	43Bet And	2.0480	3300.0	91	8463	No
132	GOM_NL__2PRFIN20031013_075908_000000502020_00393_08463_0248.N1	13-OCT-2003 07:59:08	Bright	49.500	173	4Bet Tri	3.0040	8900.0	99	8463	No
133	GOM_NL__2PRFIN20031013_080056_000000502020_00393_08463_0249.N1	13-OCT-2003 08:00:56	Bright	50.000	73	57Gam1And	2.2600	13100.	100	8463	No
134	GOM_NL__2PRFIN20031013_080237_000000412020_00393_08463_0250.N1	13-OCT-2003 08:02:37	Bright	40.500	68	18Alp Cas	2.2250	4500.0	81	8463	No
135	GOM_NL__2PRFIN20031013_080400_000000402020_00393_08463_0251.N1	13-OCT-2003 08:04:00	Bright	39.500	76	27Gam Cas	2.3000	30000.	79	8463	No
136	GOM_NL__2PRFIN20031013_080619_000000492020_00393_08463_0252.N1	13-OCT-2003 08:06:19	Bright	48.500	160	23Gam Per	2.9300	4700.0	97	8463	No
137	GOM_NL__2PRFIN20031013_080757_000000562020_00393_08463_0253.N1	13-OCT-2003 08:07:57	Bright	56.000	175	39Del Per	3.0100	19400.	112	8463	No
138	GOM_NL__2PRFIN20031013_081128_000000392020_00393_08463_0254.N1	13-OCT-2003 08:11:28	Bright	38.500	49	1Alp UMi	1.9900	6300.0	77	8463	No
139	GOM_NL__2PRFIN20031013_081418_000000392020_00393_08463_0255.N1	13-OCT-2003 08:14:18	Bright	39.000	60	7Bet UMi	2.0810	3950.0	78	8463	No
140	GOM_NL__2PRFIN20031013_081605_000001142020_00393_08463_0256.N1	13-OCT-2003 08:16:05	Bright	114.00	6	13Alp Aur	0.080000	3400.0	228	8463	No
141	GOM_NL__2PRFIN20031013_081941_000000412020_00393_08463_0257.N1	13-OCT-2003 08:19:41	Bright	40.500	36	50Alp UMa	1.8000	6300.0	81	8463	No
142	GOM_NL__2PRFIN20031013_082113_000000402020_00393_08463_0258.N1	13-OCT-2003 08:21:13	Bright	39.500	82	48Bet UMa	2.3650	10600.	79	8463	No
143	GOM_NL__2PRFIN20031013_082434_000000362020_00393_08463_0259.N1	13-OCT-2003 08:24:34	Bright	35.500	174	52Psi UMa	3.0040	4400.0	71	8463	No
144	GOM_NL__2PRFIN20031013_083204_000000962020_00393_08463_0260.N1	13-OCT-2003 08:32:04	Bright	95.500	17	78Bet Gem	1.1610	4500.0	191	8463	No
145	GOM_NL__2PRFIN20031013_083439_000000412020_00393_08463_0261.N1	13-OCT-2003 08:34:39	Bright	41.000	22	32Alp Leo	1.3600	15200.	82	8463	No
146	GOM_NL__2PRFIN20031013_084148_000000542020_00393_08463_0262.N1	13-OCT-2003 08:41:48	Dark	53.500	48	30Alp Hya	1.9770	4100.0	107	8463	No
147	GOM_NL__2PRFIN20031013_084448_000001142020_00393_08463_0263.N1	13-OCT-2003 08:44:48	Dark	113.50	8	10Alp CMi	0.40000	6500.0	227	8463	No
148	GOM_NL__2PRFIN20031013_085048_000000412020_00393_08463_0264.N1	13-OCT-2003 08:50:48	Dark	41.000	113	Mu Vel	2.6920	5000.0	82	8463	No
149	GOM_NL__2PRFIN20031013_085536_000000392020_00394_08464_0130.N1	13-OCT-2003 08:55:36	Dark	39.000	159	Ups Car	2.9200	7200.0	78	8464	No
150	GOM_NL__2PRFIN20031013_085854_000001672020_00394_08464_0131.N1	13-OCT-2003 08:58:54	Dark	167.00	1	9Alp CMa	-1.4400	11000.	334	8464	No
151	GOM_NL__2PRFIN20031013_090259_000001432020_00394_08464_0132.N1	13-OCT-2003 09:02:59	Dark	143.00	47	2Bet CMa	1.9760	28000.	286	8464	No
152	GOM_NL__2PRFIN20031013_090810_000000402020_00394_08464_0133.N1	13-OCT-2003 09:08:10	Dark	40.000	143	Alp Hyi	2.8570	7200.0	80	8464	No
153	GOM_NL__2PRFIN20031013_090936_000000532020_00394_08464_0134.N1	13-OCT-2003 09:09:36	Dark	52.500	9	Alp Eri	0.45300	24000.	105	8464	No
154	GOM_NL__2PRFIN20031013_091201_000000482020_00394_08464_0135.N1	13-OCT-2003 09:12:01	Straylight	47.500	157	The1Eri	2.9060	9300.0	95	8464	No
155	GOM_NL__2PRFIN20031013_091441_000000422020_00394_08464_0136.N1	13-OCT-2003 09:14:41	Straylight	41.500	84	Alp Phe	2.3970	4500.0	83	8464	No
156	GOM_NL__2PRFIN20031013_092119_000000492020_00394_08464_0137.N1	13-OCT-2003 09:21:19	Straylight	48.500	52	16Bet Cet	2.0370	4500.0	97	8464	No
157	GOM_NL__2PRFIN20031013_093104_000000392020_00394_08464_0138.N1	13-OCT-2003 09:31:04	Bright	39.000	140	88Gam Peg	2.8340	26000.	78	8464	No
158	GOM_NL__2PRFIN20031013_093504_000000392020_00394_08464_0139.N1	13-OCT-2003 09:35:04	Bright	38.500	58	21Alp And	2.0730	11000.	77	8464	No
159	GOM_NL__2PRFIN20031013_093747_000000422020_00394_08464_0140.N1	13-OCT-2003 09:37:47	Bright	42.000	53	43Bet And	2.0480	3300.0	84	8464	No
160	GOM_NL__2PRFIN20031013_093943_000000482020_00394_08464_0141.N1	13-OCT-2003 09:39:43	Bright	48.000	173	4Bet Tri	3.0040	8900.0	96	8464	No

161	GOM_NL__2PRFIN20031013_094131_000000462020_00394_08464_0142.N1	13-OCT-2003 09:41:31	Bright	46.000	73	57Gam1And	2.2600	13100.	92	8464	No
162	GOM_NL__2PRFIN20031013_094313_000000382020_00394_08464_0143.N1	13-OCT-2003 09:43:13	Bright	37.500	68	18Alp Cas	2.2250	4500.0	75	8464	No
163	GOM_NL__2PRFIN20031013_094436_000000382020_00394_08464_0144.N1	13-OCT-2003 09:44:36	Bright	38.000	76	27Gam Cas	2.3000	30000.	76	8464	No
164	GOM_NL__2PRFIN20031013_094655_000000492020_00394_08464_0145.N1	13-OCT-2003 09:46:55	Bright	48.500	160	23Gam Per	2.9300	4700.0	97	8464	No
165	GOM_NL__2PRFIN20031013_094832_000000562020_00394_08464_0146.N1	13-OCT-2003 09:48:32	Bright	55.500	175	39Del Per	3.0100	19400.	111	8464	No
166	GOM_NL__2PRFIN20031013_095204_000000382020_00394_08464_0147.N1	13-OCT-2003 09:52:04	Bright	38.000	49	1Alp UMi	1.9900	6300.0	76	8464	No
167	GOM_NL__2PRFIN20031013_095455_000000392020_00394_08464_0148.N1	13-OCT-2003 09:54:55	Bright	38.500	60	7Bet UMi	2.0810	3950.0	77	8464	No
168	GOM_NL__2PRFIN20031013_095640_000000822020_00394_08464_0149.N1	13-OCT-2003 09:56:40	Bright	82.000	6	13Alp Aur	0.080000	3400.0	164	8464	No
169	GOM_NL__2PRFIN20031013_100017_000000392020_00394_08464_0150.N1	13-OCT-2003 10:00:17	Bright	38.500	36	50Alp UMa	1.8000	6300.0	77	8464	No
170	GOM_NL__2PRFIN20031013_100150_000000352020_00394_08464_0151.N1	13-OCT-2003 10:01:50	Bright	35.000	82	48Bet UMa	2.3650	10600.	70	8464	No
171	GOM_NL__2PRFIN20031013_100511_000000382020_00394_08464_0152.N1	13-OCT-2003 10:05:11	Bright	38.000	174	52Psi UMa	3.0040	4400.0	76	8464	No
172	GOM_NL__2PRFIN20031013_101240_000000942020_00394_08464_0153.N1	13-OCT-2003 10:12:40	Bright	94.000	17	78Bet Gem	1.1610	4500.0	188	8464	No
173	GOM_NL__2PRFIN20031013_101516_000000412020_00394_08464_0154.N1	13-OCT-2003 10:15:16	Bright	41.000	22	32Alp Leo	1.3600	15200.	82	8464	No
174	GOM_NL__2PRFIN20031013_102225_000000532020_00394_08464_0155.N1	13-OCT-2003 10:22:25	Dark	52.500	48	30Alp Hya	1.9770	4100.0	105	8464	No
175	GOM_NL__2PRFIN20031013_102526_000001462020_00394_08464_0156.N1	13-OCT-2003 10:25:26	Dark	146.00	8	10Alp CMi	0.40000	6500.0	292	8464	No
176	GOM_NL__2PRFIN20031013_103124_000000442020_00394_08464_0157.N1	13-OCT-2003 10:31:24	Dark	43.500	113	Mu Vel	2.6920	5000.0	87	8464	No
177	GOM_NL__2PRFIN20031013_103613_000000382020_00395_08465_0130.N1	13-OCT-2003 10:36:13	Dark	38.000	159	Ups Car	2.9200	7200.0	76	8465	No
178	GOM_NL__2PRFIN20031013_103933_000001242020_00395_08465_0131.N1	13-OCT-2003 10:39:33	Dark	124.00	1	9Alp CMa	-1.4400	11000.	248	8465	No
179	GOM_NL__2PRFIN20031013_104338_000001462020_00395_08465_0132.N1	13-OCT-2003 10:43:38	Dark	146.00	47	2Bet CMa	1.9760	28000.	292	8465	No
180	GOM_NL__2PRFIN20031013_104846_000000392020_00395_08465_0133.N1	13-OCT-2003 10:48:46	Dark	39.000	143	Alp Hyi	2.8570	7200.0	78	8465	No
181	GOM_NL__2PRFIN20031013_105013_000000442020_00395_08465_0134.N1	13-OCT-2003 10:50:13	Dark	44.000	9	Alp Eri	0.45300	24000.	88	8465	No
182	GOM_NL__2PRFIN20031013_105237_000000482020_00395_08465_0135.N1	13-OCT-2003 10:52:37	Straylight	48.000	157	The1Eri	2.9060	9300.0	96	8465	No
183	GOM_NL__2PRFIN20031013_105518_000000412020_00395_08465_0136.N1	13-OCT-2003 10:55:18	Straylight	40.500	84	Alp Phe	2.3970	4500.0	81	8465	No
184	GOM_NL__2PRFIN20031013_110156_000000492020_00395_08465_0137.N1	13-OCT-2003 11:01:56	Straylight	48.500	52	16Bet Cet	2.0370	4500.0	97	8465	No
185	GOM_NL__2PRFIN20031013_111141_000000382020_00395_08465_0138.N1	13-OCT-2003 11:11:41	Bright	38.000	140	88Gam Peg	2.8340	26000.	76	8465	No
186	GOM_NL__2PRFIN20031013_111540_000000392020_00395_08465_0139.N1	13-OCT-2003 11:15:40	Bright	38.500	58	21Alp And	2.0730	11000.	77	8465	No
187	GOM_NL__2PRFIN20031013_111823_000000432020_00395_08465_0140.N1	13-OCT-2003 11:18:23	Bright	42.500	53	43Bet And	2.0480	3300.0	85	8465	No
188	GOM_NL__2PRFIN20031013_112019_000000492020_00395_08465_0141.N1	13-OCT-2003 11:20:19	Bright	48.500	173	4Bet Tri	3.0040	8900.0	97	8465	No
189	GOM_NL__2PRFIN20031013_112206_000000452020_00395_08465_0142.N1	13-OCT-2003 11:22:06	Bright	45.000	73	57Gam1And	2.2600	13100.	90	8465	No
190	GOM_NL__2PRFIN20031013_112349_000000402020_00395_08465_0143.N1	13-OCT-2003 11:23:49	Bright	39.500	68	18Alp Cas	2.2250	4500.0	79	8465	No
191	GOM_NL__2PRFIN20031013_112511_000000402020_00395_08465_0144.N1	13-OCT-2003 11:25:11	Bright	39.500	76	27Gam Cas	2.3000	30000.	79	8465	No
192	GOM_NL__2PRFIN20031013_112730_000000462020_00395_08465_0145.N1	13-OCT-2003 11:27:30	Bright	46.000	160	23Gam Per	2.9300	4700.0	92	8465	No
193	GOM_NL__2PRFIN20031013_112907_000000562020_00395_08465_0146.N1	13-OCT-2003 11:29:07	Bright	55.500	175	39Del Per	3.0100	19400.	111	8465	No
194	GOM_NL__2PRFIN20031013_113240_000000372020_00395_08465_0147.N1	13-OCT-2003 11:32:40	Bright	37.000	49	1Alp UMi	1.9900	6300.0	74	8465	No
195	GOM_NL__2PRFIN20031013_113531_000000382020_00395_08465_0148.N1	13-OCT-2003 11:35:31	Bright	37.500	60	7Bet UMi	2.0810	3950.0	75	8465	No
196	GOM_NL__2PRFIN20031013_114053_000000392020_00395_08465_0149.N1	13-OCT-2003 11:40:53	Bright	38.500	36	50Alp UMa	1.8000	6300.0	77	8465	No
197	GOM_NL__2PRFIN20031013_114226_000000362020_00395_08465_0150.N1	13-OCT-2003 11:42:26	Bright	36.000	82	48Bet UMa	2.3650	10600.	72	8465	No
198	GOM_NL__2PRFIN20031013_114547_000000372020_00395_08465_0151.N1	13-OCT-2003 11:45:47	Bright	37.000	174	52Psi UMa	3.0040	4400.0	74	8465	No
199	GOM_NL__2PRFIN20031013_115317_000000872020_00395_08465_0152.N1	13-OCT-2003 11:53:17	Bright	87.000	17	78Bet Gem	1.1610	4500.0	174	8465	No
200	GOM_NL__2PRFIN20031013_115552_000000472020_00395_08465_0153.N1	13-OCT-2003 11:55:52	Bright	46.500	22	32Alp Leo	1.3600	15200.	93	8465	No
201	GOM_NL__2PRFIN20031013_120302_000000572020_00395_08465_0154.N1	13-OCT-2003 12:03:02	Dark	56.500	48	30Alp Hya	1.9770	4100.0	113	8465	No
202	GOM_NL__2PRFIN20031013_120605_000001232020_00395_08465_0155.N1	13-OCT-2003 12:06:05	Dark	123.00	8	10Alp CMi	0.40000	6500.0	246	8465	No
203	GOM_NL__2PRFIN20031013_121200_000000412020_00395_08465_0156.N1	13-OCT-2003 12:12:00	Dark	40.500	113	Mu Vel	2.6920	5000.0	81	8465	No
204	GOM_NL__2PRFIN20031013_121649_000000382020_00396_08466_0130.N1	13-OCT-2003 12:16:49	Dark	38.000	159	Ups Car	2.9200	7200.0	76	8466	No
205	GOM_NL__2PRFIN20031013_122013_000001402020_00396_08466_0131.N1	13-OCT-2003 12:20:13	Dark	140.00	1	9Alp CMa	-1.4400	11000.	280	8466	No
206	GOM_NL__2PRFIN20031013_122418_000001412020_00396_08466_0132.N1	13-OCT-2003 12:24:18	Dark	141.00	47	2Bet CMa	1.9760	28000.	282	8466	No
207	GOM_NL__2PRFIN20031013_122923_000000412020_00396_08466_0133.N1	13-OCT-2003 12:29:23	Dark	40.500	143	Alp Hyi	2.8570	7200.0	81	8466	No
208	GOM_NL__2PRFIN20031013_123050_000000392020_00396_08466_0134.N1	13-OCT-2003 12:30:50	Dark	39.000	9	Alp Eri	0.45300	24000.	78	8466	No
209	GOM_NL__2PRFIN20031013_123315_000000472020_00396_08466_0135.N1	13-OCT-2003 12:33:15	Straylight	46.500	157	The1Eri	2.9060	9300.0	93	8466	No
210	GOM_NL__2PRFIN20031013_123554_000000462020_00396_08466_0136.N1	13-OCT-2003 12:35:54	Straylight	45.500	84	Alp Phe	2.3970	4500.0	91	8466	No
211	GOM_NL__2PRFIN20031013_124232_000000492020_00396_08466_0137.N1	13-OCT-2003 12:42:32	Straylight	49.000	52	16Bet Cet	2.0370	4500.0	98	8466	No
212	GOM_NL__2PRFIN20031013_125217_000000382020_00396_08466_0138.N1	13-OCT-2003 12:52:17	Bright	38.000	140	88Gam Peg	2.8340	26000.	76	8466	No
213	GOM_NL__2PRFIN20031013_125616_000000392020_00396_08466_0139.N1	13-OCT-2003 12:56:16	Bright	38.500	58	21Alp And	2.0730	11000.	77	8466	No
214	GOM_NL__2PRFIN20031013_125859_000000422020_00396_08466_0140.N1	13-OCT-2003 12:58:59	Bright	42.000	53	43Bet And	2.0480	3300.0	84	8466	No
215	GOM_NL__2PRFIN20031013_130054_000000472020_00396_08466_0141.N1	13-OCT-2003 13:00:54	Bright	47.000	173	4Bet Tri	3.0040	8900.0	94	8466	No
216	GOM_NL__2PRFIN20031013_130242_000000442020_00396_08466_0142.N1	13-OCT-2003 13:02:42	Bright	43.500	73	57Gam1And	2.2600	13100.	87	8466	No
217	GOM_NL__2PRFIN20031013_130425_000000412020_00396_08466_0143.N1	13-OCT-2003 13:04:25	Bright	40.500	68	18Alp Cas	2.2250	4500.0	81	8466	No
218	GOM_NL__2PRFIN20031013_130547_000000402020_00396_08466_0144.N1	13-OCT-2003 13:05:47	Bright	39.500	76	27Gam Cas	2.3000	30000.	79	8466	No
219	GOM_NL__2PRFIN20031013_130805_000000492020_00396_08466_0145.N1	13-OCT-2003 13:08:05	Bright	48.500	160	23Gam Per	2.9300	4700.0	97	8466	No

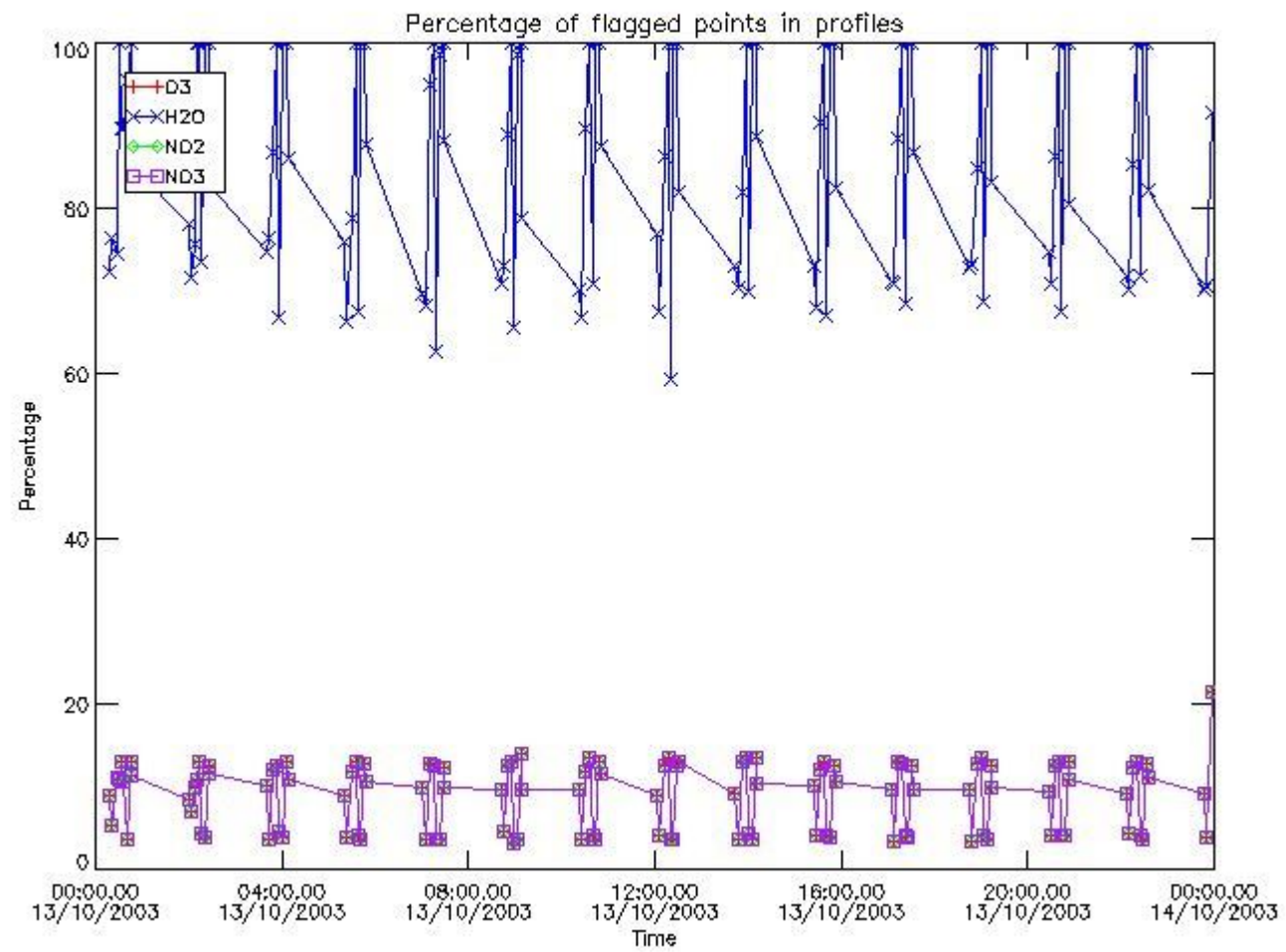
220	GOM_NL__2PRFIN20031013_130941_000000532020_00396_08466_0146.N1	13-OCT-2003 13:09:41	Bright	53.000	175	39Del Per	3.0100	19400.	106	8466	No
221	GOM_NL__2PRFIN20031013_131317_000000382020_00396_08466_0147.N1	13-OCT-2003 13:13:17	Bright	37.500	49	1Alp UMi	1.9900	6300.0	75	8466	No
222	GOM_NL__2PRFIN20031013_131608_000000352020_00396_08466_0148.N1	13-OCT-2003 13:16:08	Bright	34.500	60	7Bet UMi	2.0810	3950.0	69	8466	No
223	GOM_NL__2PRFIN20031013_132130_000000392020_00396_08466_0149.N1	13-OCT-2003 13:21:30	Bright	39.000	36	50Alp UMa	1.8000	6300.0	78	8466	No
224	GOM_NL__2PRFIN20031013_132303_000000372020_00396_08466_0150.N1	13-OCT-2003 13:23:03	Bright	36.500	82	48Bet UMa	2.3650	10600.	73	8466	No
225	GOM_NL__2PRFIN20031013_132624_000000362020_00396_08466_0151.N1	13-OCT-2003 13:26:24	Bright	36.000	174	52Psi UMa	3.0040	4400.0	72	8466	No
226	GOM_NL__2PRFIN20031013_133353_000000842020_00396_08466_0152.N1	13-OCT-2003 13:33:53	Bright	83.500	17	78Bet Gem	1.1610	4500.0	167	8466	No
227	GOM_NL__2PRFIN20031013_133629_000000562020_00396_08466_0153.N1	13-OCT-2003 13:36:29	Bright	56.000	22	32Alp Leo	1.3600	15200.	112	8466	No
228	GOM_NL__2PRFIN20031013_134339_000000562020_00396_08466_0154.N1	13-OCT-2003 13:43:39	Dark	56.000	48	30Alp Hya	1.9770	4100.0	112	8466	No
229	GOM_NL__2PRFIN20031013_134643_000001462020_00396_08466_0155.N1	13-OCT-2003 13:46:43	Dark	145.50	8	10Alp CMi	0.40000	6500.0	291	8466	No
230	GOM_NL__2PRFIN20031013_135237_000000392020_00396_08466_0156.N1	13-OCT-2003 13:52:37	Dark	39.000	113	Mu Vel	2.6920	5000.0	78	8466	No
231	GOM_NL__2PRFIN20031013_135726_000000382020_00397_08467_0238.N1	13-OCT-2003 13:57:26	Dark	38.000	159	Ups Car	2.9200	7200.0	76	8467	No
232	GOM_NL__2PRFIN20031013_140052_000001202020_00397_08467_0239.N1	13-OCT-2003 14:00:52	Dark	119.50	1	9Alp CMa	-1.4400	11000.	239	8467	No
233	GOM_NL__2PRFIN20031013_140457_000001462020_00397_08467_0240.N1	13-OCT-2003 14:04:57	Dark	145.50	47	2Bet CMa	1.9760	28000.	291	8467	No
234	GOM_NL__2PRFIN20031013_141000_000000382020_00397_08467_0241.N1	13-OCT-2003 14:10:00	Dark	37.500	143	Alp Hyi	2.8570	7200.0	75	8467	No
235	GOM_NL__2PRFIN20031013_141126_000000492020_00397_08467_0242.N1	13-OCT-2003 14:11:26	Dark	49.000	9	Alp Eri	0.45300	24000.	98	8467	No
236	GOM_NL__2PRFIN20031013_141352_000000462020_00397_08467_0243.N1	13-OCT-2003 14:13:52	Straylight	45.500	157	The1Eri	2.9060	9300.0	91	8467	No
237	GOM_NL__2PRFIN20031013_141631_000000432020_00397_08467_0244.N1	13-OCT-2003 14:16:31	Straylight	42.500	84	Alp Phe	2.3970	4500.0	85	8467	No
238	GOM_NL__2PRFIN20031013_142309_000000462020_00397_08467_0245.N1	13-OCT-2003 14:23:09	Straylight	45.500	52	16Bet Cet	2.0370	4500.0	91	8467	No
239	GOM_NL__2PRFIN20031013_143253_000000372020_00397_08467_0246.N1	13-OCT-2003 14:32:53	Bright	37.000	140	88Gam Peg	2.8340	26000.	74	8467	No
240	GOM_NL__2PRFIN20031013_143652_000000382020_00397_08467_0247.N1	13-OCT-2003 14:36:52	Bright	38.000	58	21Alp And	2.0730	11000.	76	8467	No
241	GOM_NL__2PRFIN20031013_143933_000000462020_00397_08467_0248.N1	13-OCT-2003 14:39:33	Bright	45.500	53	43Bet And	2.0480	3300.0	91	8467	No
242	GOM_NL__2PRFIN20031013_144129_000000502020_00397_08467_0249.N1	13-OCT-2003 14:41:29	Bright	50.000	173	4Bet Tri	3.0040	8900.0	100	8467	No
243	GOM_NL__2PRFIN20031013_144316_000000482020_00397_08467_0250.N1	13-OCT-2003 14:43:16	Bright	48.000	73	57Gam1And	2.2600	13100.	96	8467	No
244	GOM_NL__2PRFIN20031013_144500_000000412020_00397_08467_0251.N1	13-OCT-2003 14:45:00	Bright	40.500	68	18Alp Cas	2.2250	4500.0	81	8467	No
245	GOM_NL__2PRFIN20031013_144622_000000402020_00397_08467_0252.N1	13-OCT-2003 14:46:22	Bright	40.000	76	27Gam Cas	2.3000	30000.	80	8467	No
246	GOM_NL__2PRFIN20031013_144840_000000492020_00397_08467_0253.N1	13-OCT-2003 14:48:40	Bright	49.000	160	23Gam Per	2.9300	4700.0	98	8467	No
247	GOM_NL__2PRFIN20031013_145016_000000552020_00397_08467_0254.N1	13-OCT-2003 14:50:16	Bright	55.000	175	39Del Per	3.0100	19400.	110	8467	No
248	GOM_NL__2PRFIN20031013_145350_000000382020_00397_08467_0255.N1	13-OCT-2003 14:53:50	Bright	38.000	49	1Alp UMi	1.9900	6300.0	76	8467	No
249	GOM_NL__2PRFIN20031013_145643_000000392020_00397_08467_0256.N1	13-OCT-2003 14:56:43	Bright	39.000	60	7Bet UMi	2.0810	3950.0	78	8467	No
250	GOM_NL__2PRFIN20031013_150205_000000402020_00397_08467_0257.N1	13-OCT-2003 15:02:05	Bright	40.000	36	50Alp UMa	1.8000	6300.0	80	8467	No
251	GOM_NL__2PRFIN20031013_150337_000000372020_00397_08467_0258.N1	13-OCT-2003 15:03:37	Bright	37.000	82	48Bet UMa	2.3650	10600.	74	8467	No
252	GOM_NL__2PRFIN20031013_150658_000000382020_00397_08467_0259.N1	13-OCT-2003 15:06:58	Bright	37.500	174	52Psi UMa	3.0040	4400.0	75	8467	No
253	GOM_NL__2PRFIN20031013_151429_000000932020_00397_08467_0260.N1	13-OCT-2003 15:14:29	Bright	93.000	17	78Bet Gem	1.1610	4500.0	186	8467	No
254	GOM_NL__2PRFIN20031013_151704_000000562020_00397_08467_0261.N1	13-OCT-2003 15:17:04	Bright	56.000	22	32Alp Leo	1.3600	15200.	112	8467	No
255	GOM_NL__2PRFIN20031013_152415_000000512020_00397_08467_0262.N1	13-OCT-2003 15:24:15	Dark	50.500	48	30Alp Hya	1.9770	4100.0	101	8467	No
256	GOM_NL__2PRFIN20031013_152721_000001272020_00397_08467_0263.N1	13-OCT-2003 15:27:21	Dark	126.50	8	10Alp CMi	0.40000	6500.0	253	8467	No
257	GOM_NL__2PRFIN20031013_153313_000000422020_00397_08467_0264.N1	13-OCT-2003 15:33:13	Dark	42.000	113	Mu Vel	2.6920	5000.0	84	8467	No
258	GOM_NL__2PRFIN20031013_153800_000000402020_00398_08468_0130.N1	13-OCT-2003 15:38:00	Dark	39.500	159	Ups Car	2.9200	7200.0	79	8468	No
259	GOM_NL__2PRFIN20031013_154130_000001282020_00398_08468_0131.N1	13-OCT-2003 15:41:30	Dark	128.00	1	9Alp CMa	-1.4400	11000.	256	8468	No
260	GOM_NL__2PRFIN20031013_154536_000001442020_00398_08468_0132.N1	13-OCT-2003 15:45:36	Dark	144.00	47	2Bet CMa	1.9760	28000.	288	8468	No
261	GOM_NL__2PRFIN20031013_155035_000000412020_00398_08468_0133.N1	13-OCT-2003 15:50:35	Dark	40.500	143	Alp Hyi	2.8570	7200.0	81	8468	No
262	GOM_NL__2PRFIN20031013_155202_000000492020_00398_08468_0134.N1	13-OCT-2003 15:52:02	Dark	48.500	9	Alp Eri	0.45300	24000.	97	8468	No
263	GOM_NL__2PRFIN20031013_155427_000000492020_00398_08468_0135.N1	13-OCT-2003 15:54:27	Straylight	49.000	157	The1Eri	2.9060	9300.0	98	8468	No
264	GOM_NL__2PRFIN20031013_155706_000000432020_00398_08468_0136.N1	13-OCT-2003 15:57:06	Straylight	43.000	84	Alp Phe	2.3970	4500.0	86	8468	No
265	GOM_NL__2PRFIN20031013_160344_000000482020_00398_08468_0137.N1	13-OCT-2003 16:03:44	Straylight	48.000	52	16Bet Cet	2.0370	4500.0	96	8468	No
266	GOM_NL__2PRFIN20031013_161328_000000382020_00398_08468_0138.N1	13-OCT-2003 16:13:28	Bright	38.000	140	88Gam Peg	2.8340	26000.	76	8468	No
267	GOM_NL__2PRFIN20031013_161728_000000392020_00398_08468_0139.N1	13-OCT-2003 16:17:28	Bright	39.000	58	21Alp And	2.0730	11000.	78	8468	No
268	GOM_NL__2PRFIN20031013_162009_000000462020_00398_08468_0140.N1	13-OCT-2003 16:20:09	Bright	45.500	53	43Bet And	2.0480	3300.0	91	8468	No
269	GOM_NL__2PRFIN20031013_162204_000000492020_00398_08468_0141.N1	13-OCT-2003 16:22:04	Bright	49.000	173	4Bet Tri	3.0040	8900.0	98	8468	No
270	GOM_NL__2PRFIN20031013_162352_000000492020_00398_08468_0142.N1	13-OCT-2003 16:23:52	Bright	49.000	73	57Gam1And	2.2600	13100.	98	8468	No
271	GOM_NL__2PRFIN20031013_162536_000000402020_00398_08468_0143.N1	13-OCT-2003 16:25:36	Bright	40.000	68	18Alp Cas	2.2250	4500.0	80	8468	No
272	GOM_NL__2PRFIN20031013_162658_000000392020_00398_08468_0144.N1	13-OCT-2003 16:26:58	Bright	38.500	76	27Gam Cas	2.3000	30000.	77	8468	No
273	GOM_NL__2PRFIN20031013_162915_000000492020_00398_08468_0145.N1	13-OCT-2003 16:29:15	Bright	49.000	160	23Gam Per	2.9300	4700.0	98	8468	No
274	GOM_NL__2PRFIN20031013_163051_000000572020_00398_08468_0146.N1	13-OCT-2003 16:30:51	Bright	56.500	175	39Del Per	3.0100	19400.	113	8468	No
275	GOM_NL__2PRFIN20031013_163427_000000392020_00398_08468_0147.N1	13-OCT-2003 16:34:27	Bright	39.000	49	1Alp UMi	1.9900	6300.0	78	8468	No
276	GOM_NL__2PRFIN20031013_163720_000000402020_00398_08468_0148.N1	13-OCT-2003 16:37:20	Bright	39.500	60	7Bet UMi	2.0810	3950.0	79	8468	No
277	GOM_NL__2PRFIN20031013_164240_000000392020_00398_08468_0149.N1	13-OCT-2003 16:42:40	Bright	39.000	36	50Alp UMa	1.8000	6300.0	78	8468	No
278	GOM_NL__2PRFIN20031013_164414_000000372020_00398_08468_0150.N1	13-OCT-2003 16:44:14	Bright	37.000	82	48Bet UMa	2.3650	10600.	74	8468	No

279	GOM_NL__2PRFIN20031013_164735_000000362020_00398_08468_0151.N1	13-OCT-2003 16:47:35	Bright	35.500	174	52Psi UMa	3.0040	4400.0	71	8468	No
280	GOM_NL__2PRFIN20031013_165506_000000862020_00398_08468_0152.N1	13-OCT-2003 16:55:06	Bright	85.500	17	78Bet Gem	1.1610	4500.0	171	8468	No
281	GOM_NL__2PRFIN20031013_165739_000000562020_00398_08468_0153.N1	13-OCT-2003 16:57:39	Bright	56.000	22	32Alp Leo	1.3600	15200.	112	8468	No
282	GOM_NL__2PRFIN20031013_170452_000000582020_00398_08468_0154.N1	13-OCT-2003 17:04:52	Dark	57.500	48	30Alp Hya	1.9770	4100.0	115	8468	No
283	GOM_NL__2PRFIN20031013_170759_000001502020_00398_08468_0155.N1	13-OCT-2003 17:07:59	Dark	150.00	8	10Alp CMi	0.40000	6500.0	300	8468	No
284	GOM_NL__2PRFIN20031013_171348_000000402020_00398_08468_0156.N1	13-OCT-2003 17:13:48	Dark	39.500	113	Mu Vel	2.6920	5000.0	79	8468	No
285	GOM_NL__2PRFIN20031013_171837_000000402020_00399_08469_0130.N1	13-OCT-2003 17:18:37	Dark	40.000	159	Ups Car	2.9200	7200.0	80	8469	No
286	GOM_NL__2PRFIN20031013_172210_000001232020_00399_08469_0131.N1	13-OCT-2003 17:22:10	Dark	122.50	1	9Alp CMa	-1.4400	11000.	245	8469	No
287	GOM_NL__2PRFIN20031013_172616_000001462020_00399_08469_0132.N1	13-OCT-2003 17:26:16	Dark	145.50	47	2Bet CMa	1.9760	28000.	291	8469	No
288	GOM_NL__2PRFIN20031013_173111_000000412020_00399_08469_0133.N1	13-OCT-2003 17:31:11	Dark	41.000	143	Alp Hyi	2.8570	7200.0	82	8469	No
289	GOM_NL__2PRFIN20031013_173238_000000532020_00399_08469_0134.N1	13-OCT-2003 17:32:38	Dark	53.000	9	Alp Eri	0.45300	24000.	106	8469	No
290	GOM_NL__2PRFIN20031013_173503_000000482020_00399_08469_0135.N1	13-OCT-2003 17:35:03	Straylight	47.500	157	The1Eri	2.9060	9300.0	95	8469	No
291	GOM_NL__2PRFIN20031013_173742_000000442020_00399_08469_0136.N1	13-OCT-2003 17:37:42	Straylight	43.500	84	Alp Phe	2.3970	4500.0	87	8469	No
292	GOM_NL__2PRFIN20031013_174420_000000472020_00399_08469_0137.N1	13-OCT-2003 17:44:20	Straylight	46.500	52	16Bet Cet	2.0370	4500.0	93	8469	No
293	GOM_NL__2PRFIN20031013_175404_000000382020_00399_08469_0138.N1	13-OCT-2003 17:54:04	Bright	38.000	140	88Gam Peg	2.8340	26000.	76	8469	No
294	GOM_NL__2PRFIN20031013_175803_000000392020_00399_08469_0139.N1	13-OCT-2003 17:58:03	Bright	38.500	58	21Alp And	2.0730	11000.	77	8469	No
295	GOM_NL__2PRFIN20031013_180045_000000432020_00399_08469_0140.N1	13-OCT-2003 18:00:45	Bright	43.000	53	43Bet And	2.0480	3300.0	86	8469	No
296	GOM_NL__2PRFIN20031013_180239_000000502020_00399_08469_0141.N1	13-OCT-2003 18:02:39	Bright	50.000	173	4Bet Tri	3.0040	8900.0	100	8469	No
297	GOM_NL__2PRFIN20031013_180427_000000502020_00399_08469_0142.N1	13-OCT-2003 18:04:27	Bright	50.000	73	57Gam1And	2.2600	13100.	100	8469	No
298	GOM_NL__2PRFIN20031013_180611_000000412020_00399_08469_0143.N1	13-OCT-2003 18:06:11	Bright	41.000	68	18Alp Cas	2.2250	4500.0	82	8469	No
299	GOM_NL__2PRFIN20031013_180734_000000392020_00399_08469_0144.N1	13-OCT-2003 18:07:34	Bright	39.000	76	27Gam Cas	2.3000	30000.	78	8469	No
300	GOM_NL__2PRFIN20031013_180951_000000482020_00399_08469_0145.N1	13-OCT-2003 18:09:51	Bright	48.000	160	23Gam Per	2.9300	4700.0	96	8469	No
301	GOM_NL__2PRFIN20031013_181126_000000572020_00399_08469_0146.N1	13-OCT-2003 18:11:26	Bright	56.500	175	39Del Per	3.0100	19400.	113	8469	No
302	GOM_NL__2PRFIN20031013_181504_000000392020_00399_08469_0147.N1	13-OCT-2003 18:15:04	Bright	39.000	49	1Alp UMi	1.9900	6300.0	78	8469	No
303	GOM_NL__2PRFIN20031013_181756_000000402020_00399_08469_0148.N1	13-OCT-2003 18:17:56	Bright	40.000	60	7Bet UMi	2.0810	3950.0	80	8469	No
304	GOM_NL__2PRFIN20031013_182316_000000362020_00399_08469_0149.N1	13-OCT-2003 18:23:16	Bright	35.500	36	50Alp UMa	1.8000	6300.0	71	8469	No
305	GOM_NL__2PRFIN20031013_182450_000000352020_00399_08469_0150.N1	13-OCT-2003 18:24:50	Bright	35.000	82	48Bet UMa	2.3650	10600.	70	8469	No
306	GOM_NL__2PRFIN20031013_182811_000000382020_00399_08469_0151.N1	13-OCT-2003 18:28:11	Bright	38.000	174	52Psi UMa	3.0040	4400.0	76	8469	No
307	GOM_NL__2PRFIN20031013_183542_000000872020_00399_08469_0152.N1	13-OCT-2003 18:35:42	Bright	87.000	17	78Bet Gem	1.1610	4500.0	174	8469	No
308	GOM_NL__2PRFIN20031013_183816_000000442020_00399_08469_0153.N1	13-OCT-2003 18:38:16	Bright	43.500	22	32Alp Leo	1.3600	15200.	87	8469	No
309	GOM_NL__2PRFIN20031013_184529_000000542020_00399_08469_0154.N1	13-OCT-2003 18:45:29	Dark	53.500	48	30Alp Hya	1.9770	4100.0	107	8469	No
310	GOM_NL__2PRFIN20031013_184837_000001502020_00399_08469_0155.N1	13-OCT-2003 18:48:37	Dark	150.00	8	10Alp CMi	0.40000	6500.0	300	8469	No
311	GOM_NL__2PRFIN20031013_185425_000000402020_00399_08469_0156.N1	13-OCT-2003 18:54:25	Dark	40.000	113	Mu Vel	2.6920	5000.0	80	8469	No
312	GOM_NL__2PRFIN20031013_185913_000000382020_00400_08470_0130.N1	13-OCT-2003 18:59:13	Dark	37.500	159	Ups Car	2.9200	7200.0	75	8470	No
313	GOM_NL__2PRFIN20031013_190249_000001262020_00400_08470_0131.N1	13-OCT-2003 19:02:49	Dark	126.00	1	9Alp CMa	-1.4400	11000.	252	8470	No
314	GOM_NL__2PRFIN20031013_190655_000001442020_00400_08470_0132.N1	13-OCT-2003 19:06:55	Dark	144.00	47	2Bet CMa	1.9760	28000.	288	8470	No
315	GOM_NL__2PRFIN20031013_191147_000000412020_00400_08470_0133.N1	13-OCT-2003 19:11:47	Dark	40.500	143	Alp Hyi	2.8570	7200.0	81	8470	No
316	GOM_NL__2PRFIN20031013_191314_000000512020_00400_08470_0134.N1	13-OCT-2003 19:13:14	Dark	51.000	9	Alp Eri	0.45300	24000.	102	8470	No
317	GOM_NL__2PRFIN20031013_191540_000000502020_00400_08470_0135.N1	13-OCT-2003 19:15:40	Straylight	50.000	157	The1Eri	2.9060	9300.0	100	8470	No
318	GOM_NL__2PRFIN20031013_191818_000000472020_00400_08470_0136.N1	13-OCT-2003 19:18:18	Straylight	46.500	84	Alp Phe	2.3970	4500.0	93	8470	No
319	GOM_NL__2PRFIN20031013_192456_000000492020_00400_08470_0137.N1	13-OCT-2003 19:24:56	Straylight	49.000	52	16Bet Cet	2.0370	4500.0	98	8470	No
320	GOM_NL__2PRFIN20031013_193440_000000392020_00400_08470_0138.N1	13-OCT-2003 19:34:40	Bright	38.500	140	88Gam Peg	2.8340	26000.	77	8470	No
321	GOM_NL__2PRFIN20031013_193839_000000392020_00400_08470_0139.N1	13-OCT-2003 19:38:39	Bright	39.000	58	21Alp And	2.0730	11000.	78	8470	No
322	GOM_NL__2PRFIN20031013_194120_000000442020_00400_08470_0140.N1	13-OCT-2003 19:41:20	Bright	44.000	53	43Bet And	2.0480	3300.0	88	8470	No
323	GOM_NL__2PRFIN20031013_194314_000000482020_00400_08470_0141.N1	13-OCT-2003 19:43:14	Bright	48.000	173	4Bet Tri	3.0040	8900.0	96	8470	No
324	GOM_NL__2PRFIN20031013_194502_000000482020_00400_08470_0142.N1	13-OCT-2003 19:45:02	Bright	48.000	73	57Gam1And	2.2600	13100.	96	8470	No
325	GOM_NL__2PRFIN20031013_194646_000000422020_00400_08470_0143.N1	13-OCT-2003 19:46:46	Bright	41.500	68	18Alp Cas	2.2250	4500.0	83	8470	No
326	GOM_NL__2PRFIN20031013_194809_000000402020_00400_08470_0144.N1	13-OCT-2003 19:48:09	Bright	39.500	76	27Gam Cas	2.3000	30000.	79	8470	No
327	GOM_NL__2PRFIN20031013_195025_000000492020_00400_08470_0145.N1	13-OCT-2003 19:50:25	Bright	48.500	160	23Gam Per	2.9300	4700.0	97	8470	No
328	GOM_NL__2PRFIN20031013_195200_000000552020_00400_08470_0146.N1	13-OCT-2003 19:52:00	Bright	54.500	175	39Del Per	3.0100	19400.	109	8470	No
329	GOM_NL__2PRFIN20031013_195539_000000402020_00400_08470_0147.N1	13-OCT-2003 19:55:39	Bright	39.500	49	1Alp UMi	1.9900	6300.0	79	8470	No
330	GOM_NL__2PRFIN20031013_195832_000000392020_00400_08470_0148.N1	13-OCT-2003 19:58:32	Bright	39.000	60	7Bet UMi	2.0810	3950.0	78	8470	No
331	GOM_NL__2PRFIN20031013_200352_000000382020_00400_08470_0149.N1	13-OCT-2003 20:03:52	Bright	37.500	36	50Alp UMa	1.8000	6300.0	75	8470	No
332	GOM_NL__2PRFIN20031013_200525_000000362020_00400_08470_0150.N1	13-OCT-2003 20:05:25	Bright	36.000	82	48Bet UMa	2.3650	10600.	72	8470	No
333	GOM_NL__2PRFIN20031013_200847_000000362020_00400_08470_0151.N1	13-OCT-2003 20:08:47	Bright	36.000	174	52Psi UMa	3.0040	4400.0	72	8470	No
334	GOM_NL__2PRFIN20031013_201619_000000892020_00400_08470_0152.N1	13-OCT-2003 20:16:19	Bright	88.500	17	78Bet Gem	1.1610	4500.0	177	8470	No
335	GOM_NL__2PRFIN20031013_201853_000000422020_00400_08470_0153.N1	13-OCT-2003 20:18:53	Bright	42.000	22	32Alp Leo	1.3600	15200.	84	8470	No
336	GOM_NL__2PRFIN20031013_202604_000000602020_00400_08470_0154.N1	13-OCT-2003 20:26:04	Dark	59.500	48	30Alp Hya	1.9770	4100.0	119	8470	No
337	GOM_NL__2PRFIN20031013_202916_000001222020_00400_08470_0155.N1	13-OCT-2003 20:29:16	Dark	122.00	8	10Alp CMi	0.40000	6500.0	244	8470	No

338	GOM_NL__2PRFIN20031013_203500_000000412020_00400_08470_0156.N1	13-OCT-2003 20:35:00	Dark	40.500	113	Mu Vel	2.6920	5000.0	81	8470	No
339	GOM_NL__2PRFIN20031013_203949_000000402020_00401_08471_0130.N1	13-OCT-2003 20:39:49	Dark	39.500	159	Ups Car	2.9200	7200.0	79	8471	No
340	GOM_NL__2PRFIN20031013_204327_000001282020_00401_08471_0131.N1	13-OCT-2003 20:43:27	Dark	127.50	1	9Alp CMa	-1.4400	11000.	255	8471	No
341	GOM_NL__2PRFIN20031013_204734_000001472020_00401_08471_0132.N1	13-OCT-2003 20:47:34	Dark	146.50	47	2Bet CMa	1.9760	28000.	293	8471	No
342	GOM_NL__2PRFIN20031013_205223_000000392020_00401_08471_0133.N1	13-OCT-2003 20:52:23	Dark	39.000	143	Alp Hyi	2.8570	7200.0	78	8471	No
343	GOM_NL__2PRFIN20031013_205349_000000522020_00401_08471_0134.N1	13-OCT-2003 20:53:49	Dark	51.500	9	Alp Eri	0.45300	24000.	103	8471	No
344	GOM_NL__2PRFIN20031013_205616_000000492020_00401_08471_0135.N1	13-OCT-2003 20:56:16	Straylight	49.000	157	The1Eri	2.9060	9300.0	98	8471	No
345	GOM_NL__2PRFIN20031013_205854_000000442020_00401_08471_0136.N1	13-OCT-2003 20:58:54	Straylight	44.000	84	Alp Phe	2.3970	4500.0	88	8471	No
346	GOM_NL__2PRFIN20031013_210532_000000442020_00401_08471_0137.N1	13-OCT-2003 21:05:32	Straylight	44.000	52	16Bet Cet	2.0370	4500.0	88	8471	No
347	GOM_NL__2PRFIN20031013_211516_000000382020_00401_08471_0138.N1	13-OCT-2003 21:15:16	Bright	37.500	140	88Gam Peg	2.8340	26000.	75	8471	No
348	GOM_NL__2PRFIN20031013_211914_000000402020_00401_08471_0139.N1	13-OCT-2003 21:19:14	Bright	39.500	58	21Alp And	2.0730	11000.	79	8471	No
349	GOM_NL__2PRFIN20031013_212156_000000442020_00401_08471_0140.N1	13-OCT-2003 21:21:56	Bright	44.000	53	43Bet And	2.0480	3300.0	88	8471	No
350	GOM_NL__2PRFIN20031013_212349_000000482020_00401_08471_0141.N1	13-OCT-2003 21:23:49	Bright	47.500	173	4Bet Tri	3.0040	8900.0	95	8471	No
351	GOM_NL__2PRFIN20031013_212538_000000482020_00401_08471_0142.N1	13-OCT-2003 21:25:38	Bright	47.500	73	57Gam1And	2.2600	13100.	95	8471	No
352	GOM_NL__2PRFIN20031013_212722_000000422020_00401_08471_0143.N1	13-OCT-2003 21:27:22	Bright	41.500	68	18Alp Cas	2.2250	4500.0	83	8471	No
353	GOM_NL__2PRFIN20031013_212845_000000402020_00401_08471_0144.N1	13-OCT-2003 21:28:45	Bright	40.000	76	27Gam Cas	2.3000	30000.	80	8471	No
354	GOM_NL__2PRFIN20031013_213101_000000462020_00401_08471_0145.N1	13-OCT-2003 21:31:01	Bright	46.000	160	23Gam Per	2.9300	4700.0	92	8471	No
355	GOM_NL__2PRFIN20031013_213234_000000552020_00401_08471_0146.N1	13-OCT-2003 21:32:34	Bright	54.500	175	39Del Per	3.0100	19400.	109	8471	No
356	GOM_NL__2PRFIN20031013_213615_000000392020_00401_08471_0147.N1	13-OCT-2003 21:36:15	Bright	39.000	49	1Alp UMi	1.9900	6300.0	78	8471	No
357	GOM_NL__2PRFIN20031013_213907_000000352020_00401_08471_0148.N1	13-OCT-2003 21:39:07	Bright	34.500	60	7Bet UMi	2.0810	3950.0	69	8471	No
358	GOM_NL__2PRFIN20031013_214426_000000432020_00401_08471_0149.N1	13-OCT-2003 21:44:26	Bright	43.000	36	50Alp UMa	1.8000	6300.0	86	8471	No
359	GOM_NL__2PRFIN20031013_214601_000000392020_00401_08471_0150.N1	13-OCT-2003 21:46:01	Bright	38.500	82	48Bet UMa	2.3650	10600.	77	8471	No
360	GOM_NL__2PRFIN20031013_214922_000000382020_00401_08471_0151.N1	13-OCT-2003 21:49:22	Bright	38.000	174	52Psi UMa	3.0040	4400.0	76	8471	No
361	GOM_NL__2PRFIN20031013_215655_000000942020_00401_08471_0152.N1	13-OCT-2003 21:56:55	Bright	94.000	17	78Bet Gem	1.1610	4500.0	188	8471	No
362	GOM_NL__2PRFIN20031013_215929_000000562020_00401_08471_0153.N1	13-OCT-2003 21:59:29	Bright	56.000	22	32Alp Leo	1.3600	15200.	112	8471	No
363	GOM_NL__2PRFIN20031013_220640_000000562020_00401_08471_0154.N1	13-OCT-2003 22:06:40	Dark	55.500	48	30Alp Hya	1.9770	4100.0	111	8471	No
364	GOM_NL__2PRFIN20031013_220954_000001192020_00401_08471_0155.N1	13-OCT-2003 22:09:54	Dark	119.00	8	10Alp CMi	0.40000	6500.0	238	8471	No
365	GOM_NL__2PRFIN20031013_221537_000000422020_00401_08471_0156.N1	13-OCT-2003 22:15:37	Dark	41.500	113	Mu Vel	2.6920	5000.0	83	8471	No
366	GOM_NL__2PRFIN20031013_222025_000000392020_00402_08472_0130.N1	13-OCT-2003 22:20:25	Dark	39.000	159	Ups Car	2.9200	7200.0	78	8472	No
367	GOM_NL__2PRFIN20031013_222406_000001252020_00402_08472_0131.N1	13-OCT-2003 22:24:06	Dark	124.50	1	9Alp CMa	-1.4400	11000.	249	8472	No
368	GOM_NL__2PRFIN20031013_222814_000001462020_00402_08472_0132.N1	13-OCT-2003 22:28:14	Dark	145.50	47	2Bet CMa	1.9760	28000.	291	8472	No
369	GOM_NL__2PRFIN20031013_223259_000000402020_00402_08472_0133.N1	13-OCT-2003 22:32:59	Dark	40.000	143	Alp Hyi	2.8570	7200.0	80	8472	No
370	GOM_NL__2PRFIN20031013_223426_000000462020_00402_08472_0134.N1	13-OCT-2003 22:34:26	Dark	45.500	9	Alp Eri	0.45300	24000.	91	8472	No
371	GOM_NL__2PRFIN20031013_223652_000000482020_00402_08472_0135.N1	13-OCT-2003 22:36:52	Straylight	48.000	157	The1Eri	2.9060	9300.0	96	8472	No
372	GOM_NL__2PRFIN20031013_223930_000000422020_00402_08472_0136.N1	13-OCT-2003 22:39:30	Straylight	42.000	84	Alp Phe	2.3970	4500.0	84	8472	No
373	GOM_NL__2PRFIN20031013_224608_000000472020_00402_08472_0137.N1	13-OCT-2003 22:46:08	Straylight	46.500	52	16Bet Cet	2.0370	4500.0	93	8472	No
374	GOM_NL__2PRFIN20031013_225552_000000392020_00402_08472_0138.N1	13-OCT-2003 22:55:52	Bright	38.500	140	88Gam Peg	2.8340	26000.	77	8472	No
375	GOM_NL__2PRFIN20031013_225950_000000392020_00402_08472_0139.N1	13-OCT-2003 22:59:50	Bright	38.500	58	21Alp And	2.0730	11000.	77	8472	No
376	GOM_NL__2PRFIN20031013_230232_000000442020_00402_08472_0140.N1	13-OCT-2003 23:02:32	Bright	43.500	53	43Bet And	2.0480	3300.0	87	8472	No
377	GOM_NL__2PRFIN20031013_230424_000000482020_00402_08472_0141.N1	13-OCT-2003 23:04:24	Bright	48.000	173	4Bet Tri	3.0040	8900.0	96	8472	No
378	GOM_NL__2PRFIN20031013_230613_000000492020_00402_08472_0142.N1	13-OCT-2003 23:06:13	Bright	48.500	73	57Gam1And	2.2600	13100.	97	8472	No
379	GOM_NL__2PRFIN20031013_230756_000000432020_00402_08472_0143.N1	13-OCT-2003 23:07:56	Bright	43.000	68	18Alp Cas	2.2250	4500.0	86	8472	No
380	GOM_NL__2PRFIN20031013_230921_000000402020_00402_08472_0144.N1	13-OCT-2003 23:09:21	Bright	40.000	76	27Gam Cas	2.3000	30000.	80	8472	No
381	GOM_NL__2PRFIN20031013_231135_000000482020_00402_08472_0145.N1	13-OCT-2003 23:11:35	Bright	48.000	160	23Gam Per	2.9300	4700.0	96	8472	No
382	GOM_NL__2PRFIN20031013_231310_000000552020_00402_08472_0146.N1	13-OCT-2003 23:13:10	Bright	55.000	175	39Del Per	3.0100	19400.	110	8472	No
383	GOM_NL__2PRFIN20031013_231651_000000392020_00402_08472_0147.N1	13-OCT-2003 23:16:51	Bright	39.000	49	1Alp UMi	1.9900	6300.0	78	8472	No
384	GOM_NL__2PRFIN20031013_231944_000000362020_00402_08472_0148.N1	13-OCT-2003 23:19:44	Bright	35.500	60	7Bet UMi	2.0810	3950.0	71	8472	No
385	GOM_NL__2PRFIN20031013_232504_000000412020_00402_08472_0149.N1	13-OCT-2003 23:25:04	Bright	41.000	36	50Alp UMa	1.8000	6300.0	82	8472	No
386	GOM_NL__2PRFIN20031013_232637_000000392020_00402_08472_0150.N1	13-OCT-2003 23:26:37	Bright	38.500	82	48Bet UMa	2.3650	10600.	77	8472	No
387	GOM_NL__2PRFIN20031013_232959_000000392020_00402_08472_0151.N1	13-OCT-2003 23:29:59	Bright	39.000	174	52Psi UMa	3.0040	4400.0	78	8472	No
388	GOM_NL__2PRFIN20031013_233731_000000842020_00402_08472_0152.N1	13-OCT-2003 23:37:31	Bright	84.000	17	78Bet Gem	1.1610	4500.0	168	8472	No
389	GOM_NL__2PRFIN20031013_234005_000000432020_00402_08472_0153.N1	13-OCT-2003 23:40:05	Bright	42.500	22	32Alp Leo	1.3600	15200.	85	8472	No
390	GOM_NL__2PRFIN20031013_234717_000000562020_00402_08472_0154.N1	13-OCT-2003 23:47:17	Dark	55.500	48	30Alp Hya	1.9770	4100.0	111	8472	No
391	GOM_NL__2PRFIN20031013_235033_000001472020_00402_08472_0155.N1	13-OCT-2003 23:50:33	Dark	147.00	8	10Alp CMi	0.40000	6500.0	294	8472	No
392	GOM_NL__2PRFIN20031013_235613_000000432020_00402_08472_0156.N1	13-OCT-2003 23:56:13	Dark	42.500	113	Mu Vel	2.6920	5000.0	85	8472	No

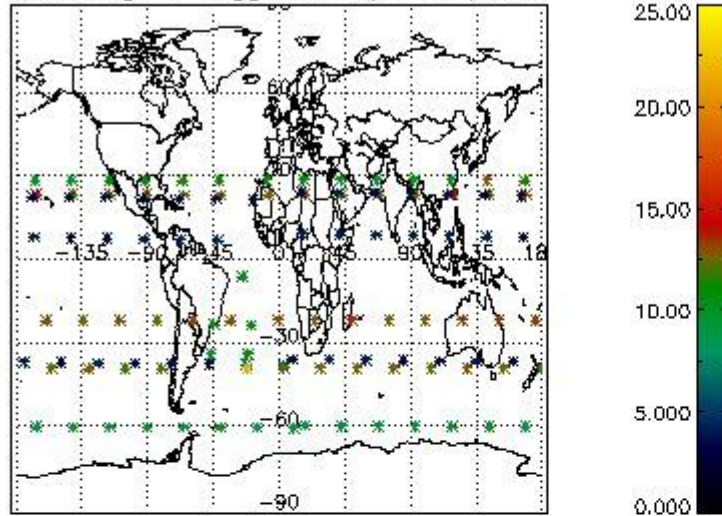
In this section it is plotted some information contained in the Quality Summary data set of the level 2 products. Only products in dark limb conditions and without errors (error flag in the MPH set to "0") are used.

3.1 Plot quality information per product (time dependant)

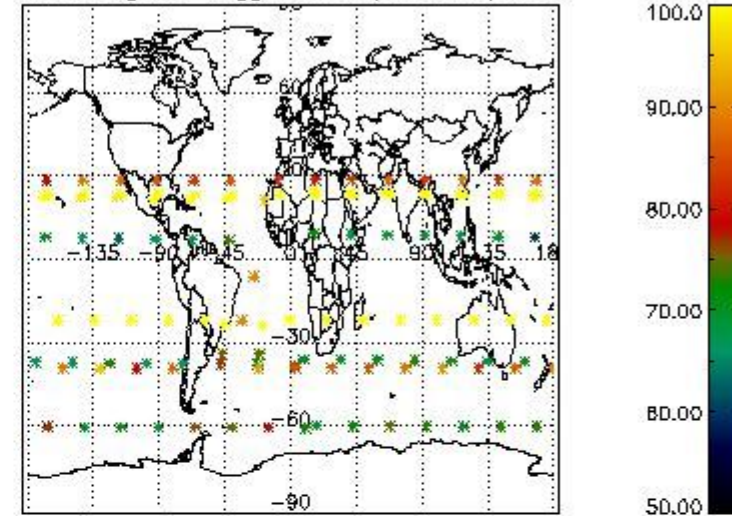


3.2 Plot quality information per product (world map)

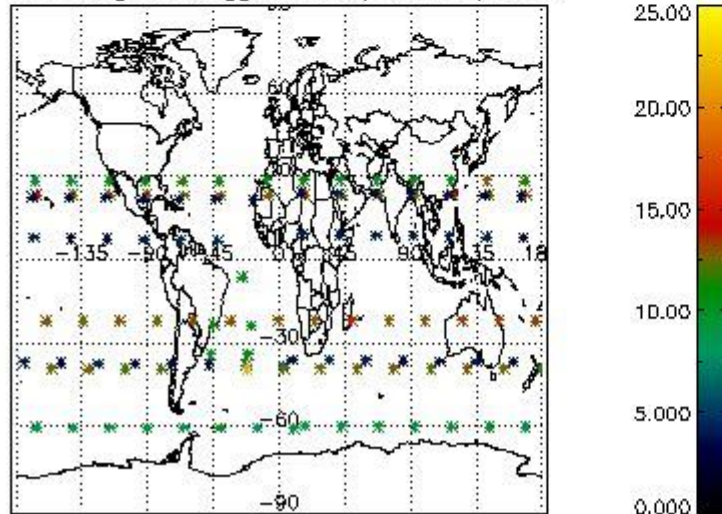
Percentage of flagged data per O3 profile



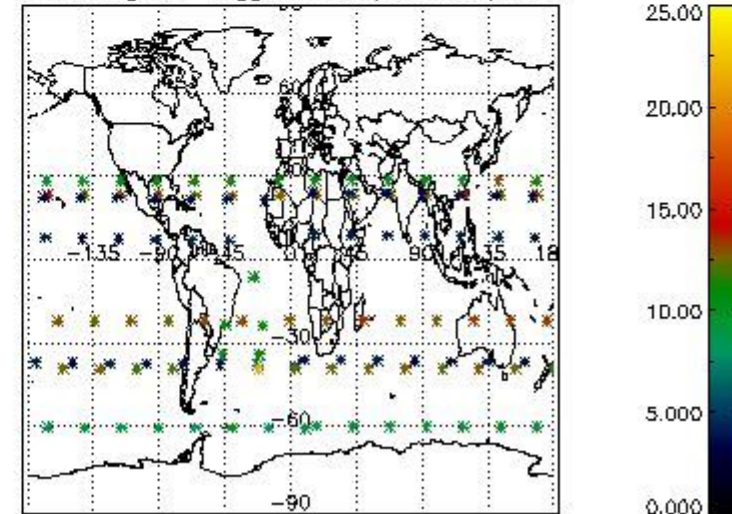
Percentage of flagged data per H2O profile



Percentage of flagged data per NO2 profile



Percentage of flagged data per NO3 profile

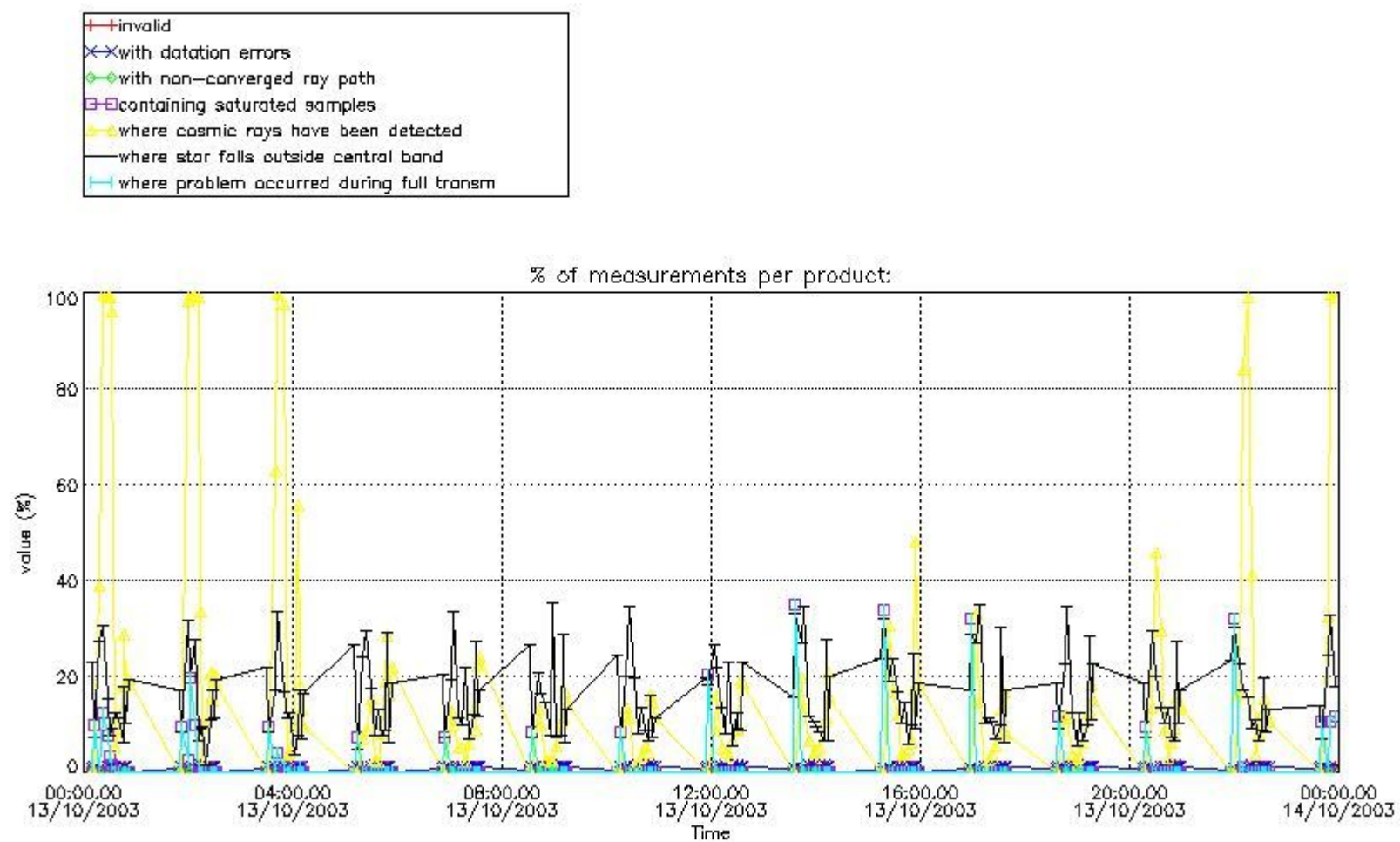


4. Level 1 quality information per product

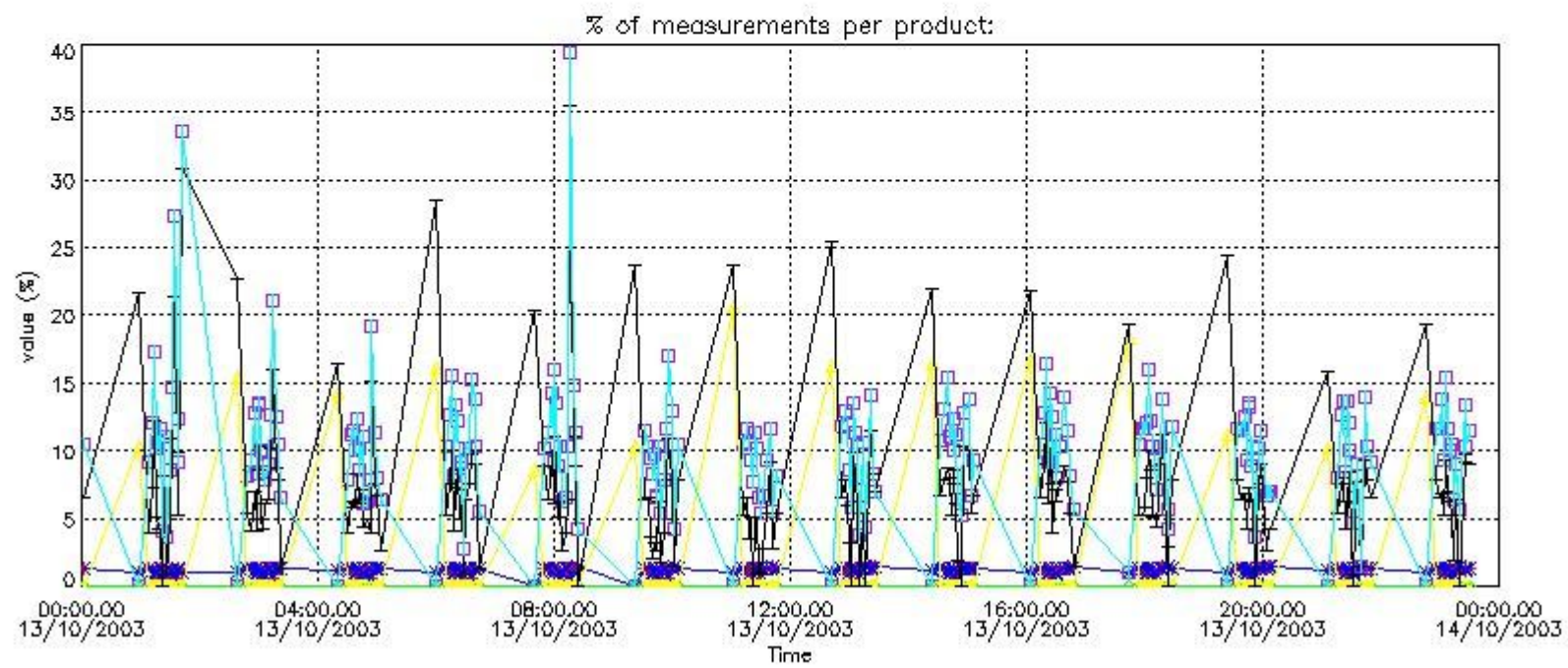
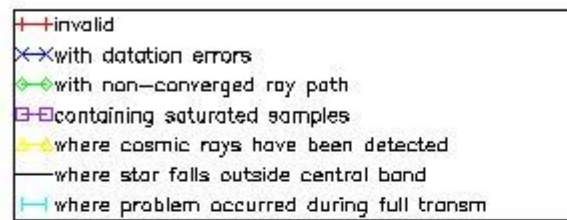
In this section it is plotted some information contained in the Quality Summary data set of the level 2 products that comes from the level 1b processing. Products without errors (error flag in the MPH set to "0") are used.

4.1 Plot quality information per product (time dependant) coming from level 1b processing

4.1.1 Plot level 1 quality information per product (time dependant): ENVISAT ASCENDING passes



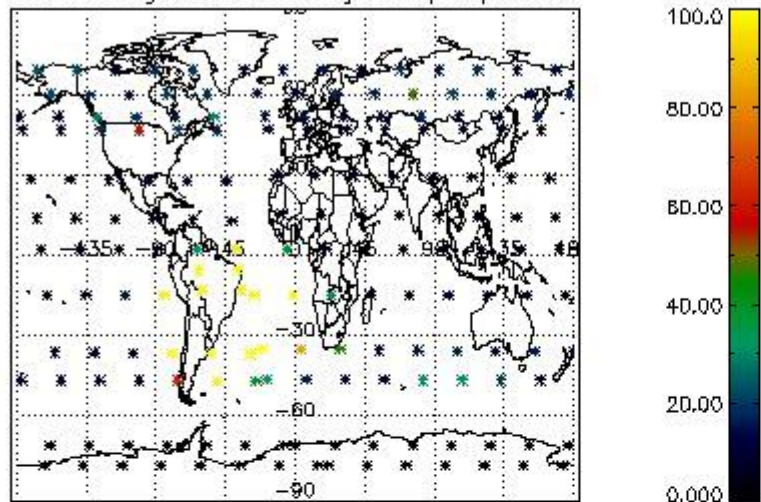
4.1.2 Plot level 1 quality information per product (time dependant): ENVI SAT DESCENDING passes



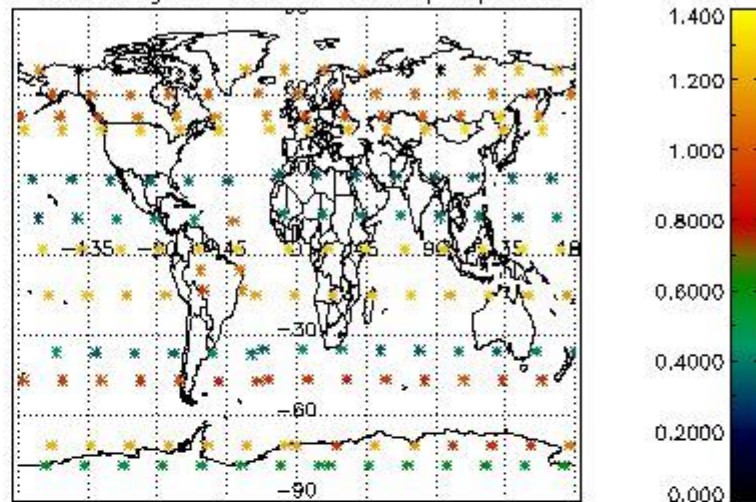
4.2 Plot quality information per product coming from level 1b processing (world map)

4.2.1 Plot level 1 quality information per product (world map): ENVISAT ASCENDING passes

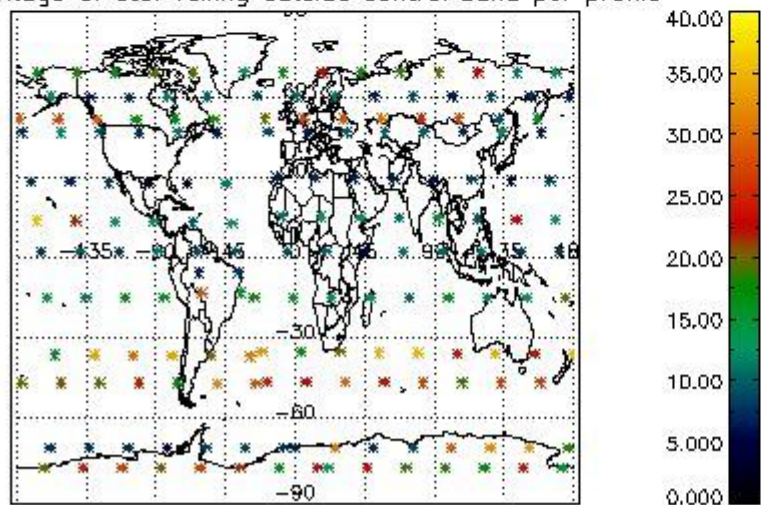
Percentage of cosmic ray hits per profile



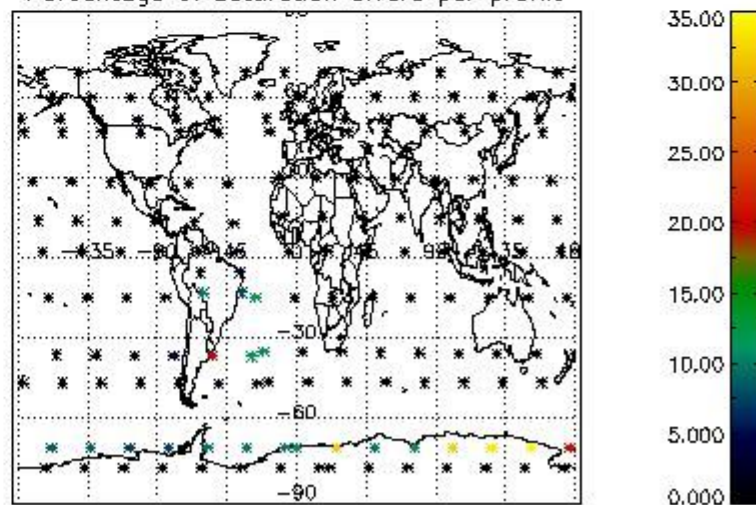
Percentage of datation errors per profile



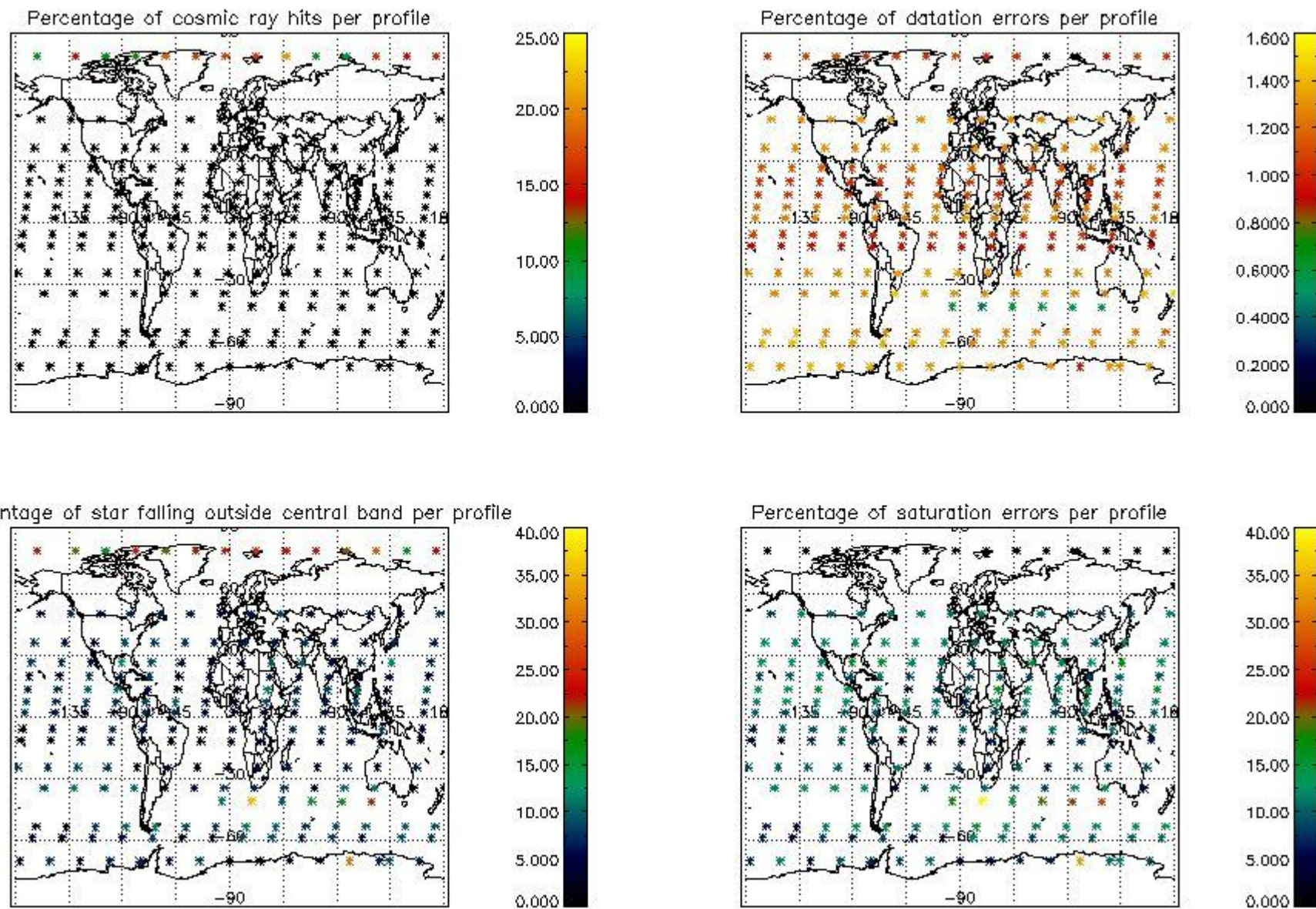
Percentage of star falling outside central band per profile



Percentage of saturation errors per profile



4.2.2 Plot level 1 quality information per product (world map): ENVISAT DESCENDING passes



5. Trace gas profiles

5.1 Ozone statistics based on quality of products

The final quality of the products can be "measured" using the STD (Standard Deviation) attached to every point profile. This information is written to the parameter GOM_NL__2P/NL_LOCAL_SPECIES_DENSITY/o3_std of the level 2 products. The table below shows the statistics for given STD ranges.

The statistics are given with respect to the overall valid production:

- Products without fatal errors: GOM_NL__2P/MPH/PRODUCT_ERR=0
- Valid point profile: GOM_NL__2P/NL_LOCAL_SPECIES_DENSITY/pcd(0)=0

The 'Criteria' is applied to valid points of dark limb products:

- Products in dark limb illumination condition: GOM_NL__2P/NL_SUMMARY_QUALITY/obs_ill_cond=0
- Products without fatal errors: GOM_NL__2P/MPH/PRODUCT_ERR=0
- Valid point profile: GOM_NL__2P/NL_LOCAL_SPECIES_DENSITY/pcd(0)=0

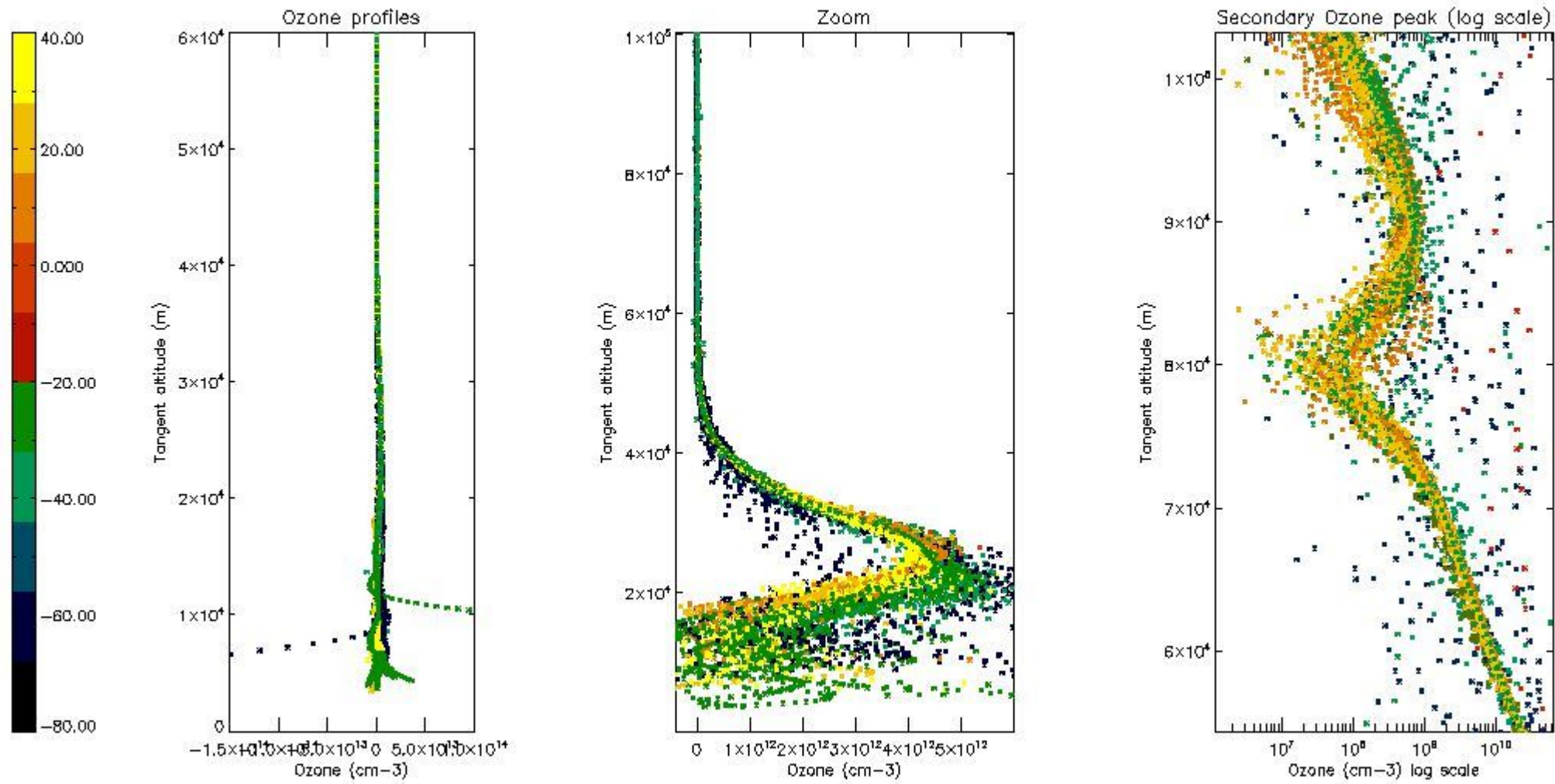
So, the table below shows the percentage of dark limb and valid observations for each criteria with respect to the overall valid daily observations.

Criteria	% of total production
All STD	43
STD < 20	28

STD < 10	24
STD < 5	20

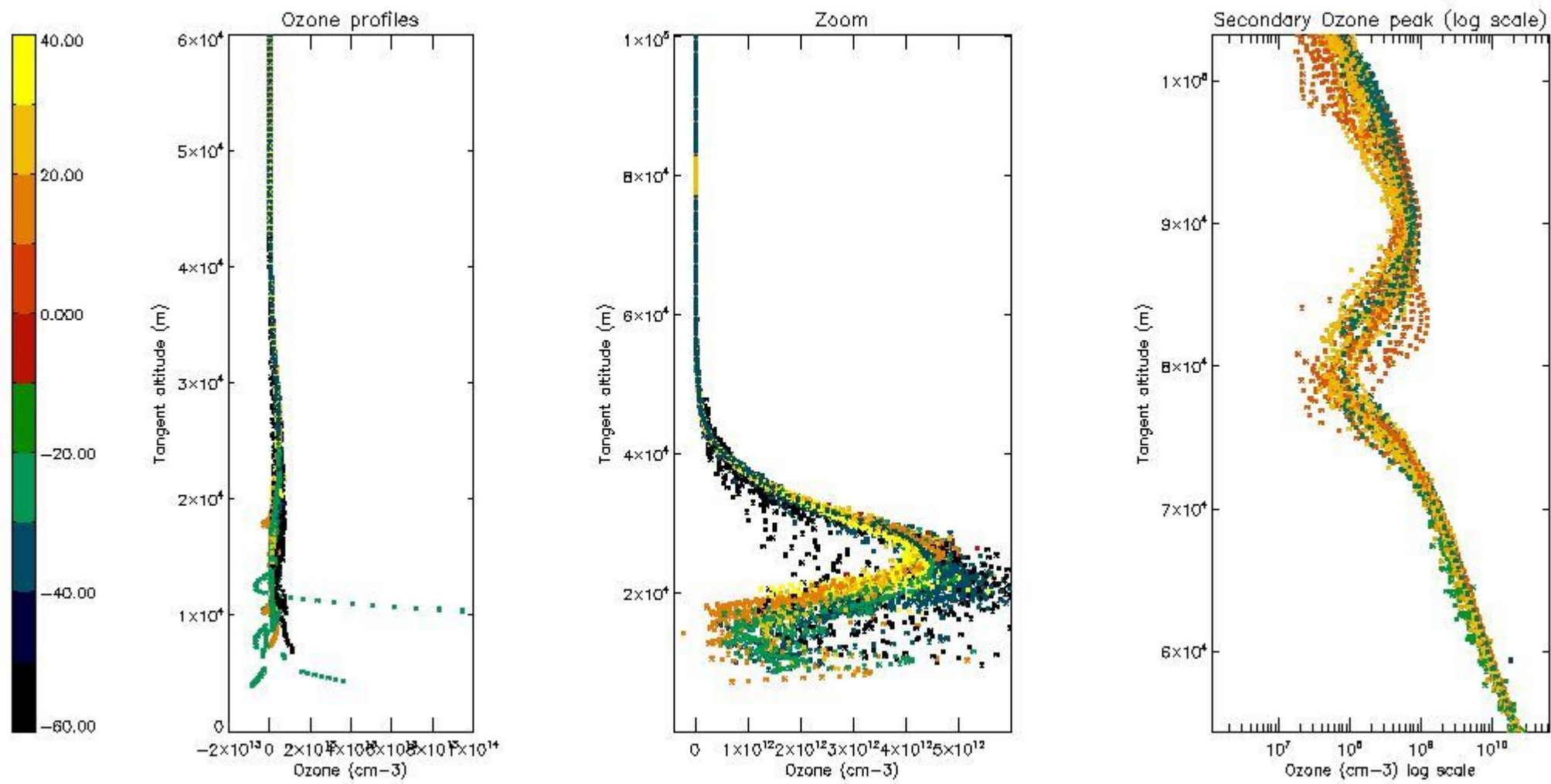
5.2 Plot ozone profiles for all STD (dark without errors)

The colorbar represents the latitude.



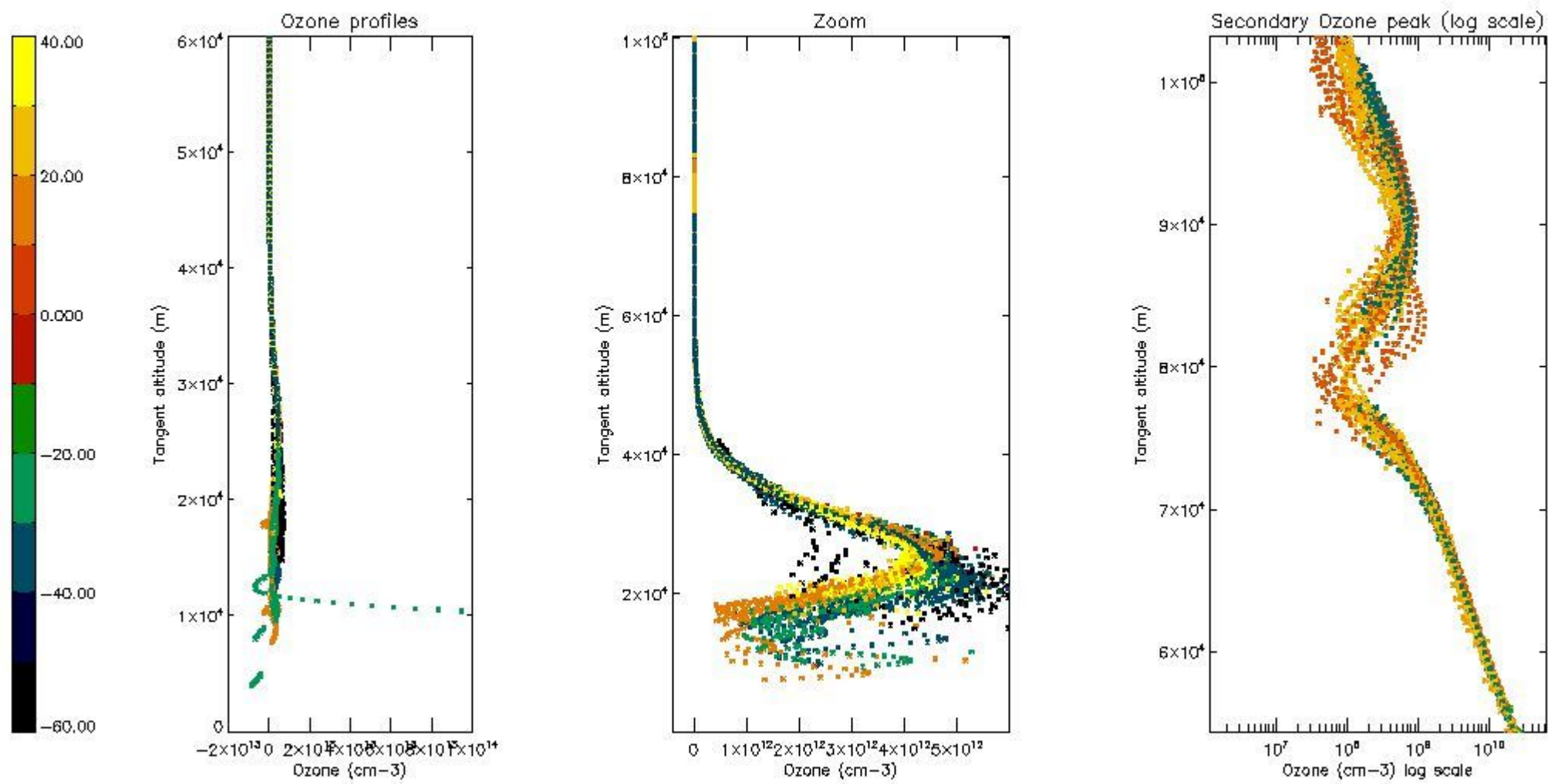
5.3 Plot ozone profiles where STD < 20% (dark without errors)

The colorbar represents the latitude.



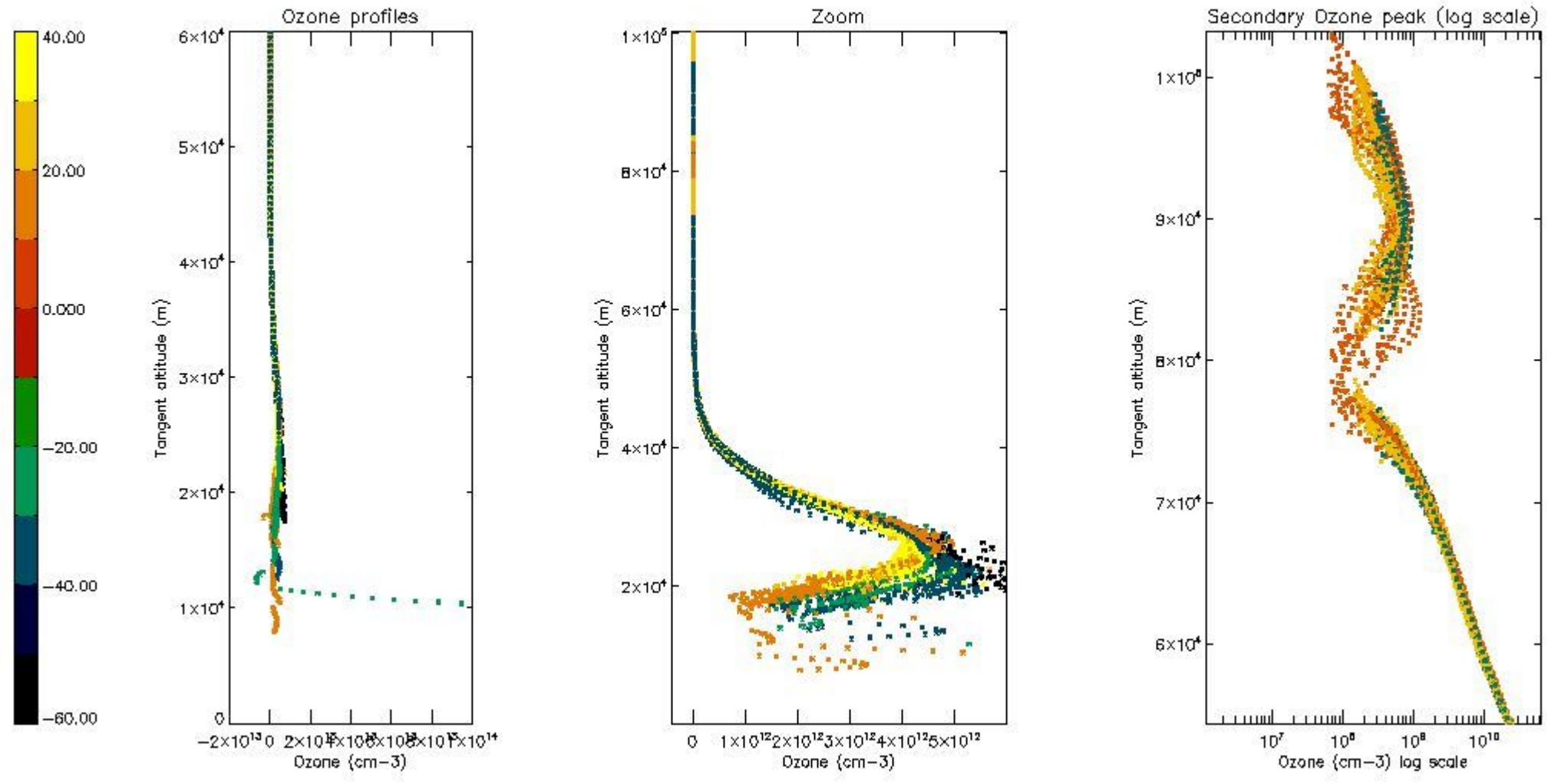
5.4 Plot ozone profiles where $STD < 10\%$ (dark without errors)

The colorbar represents the latitude.



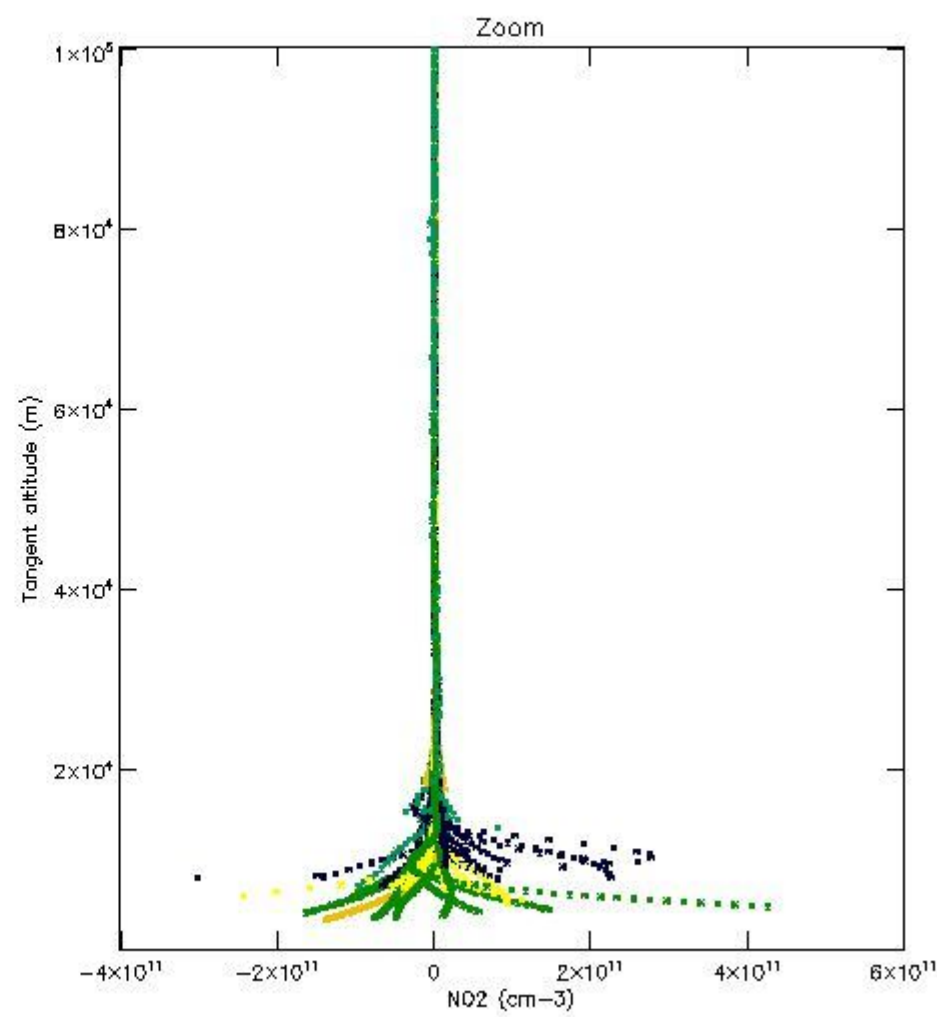
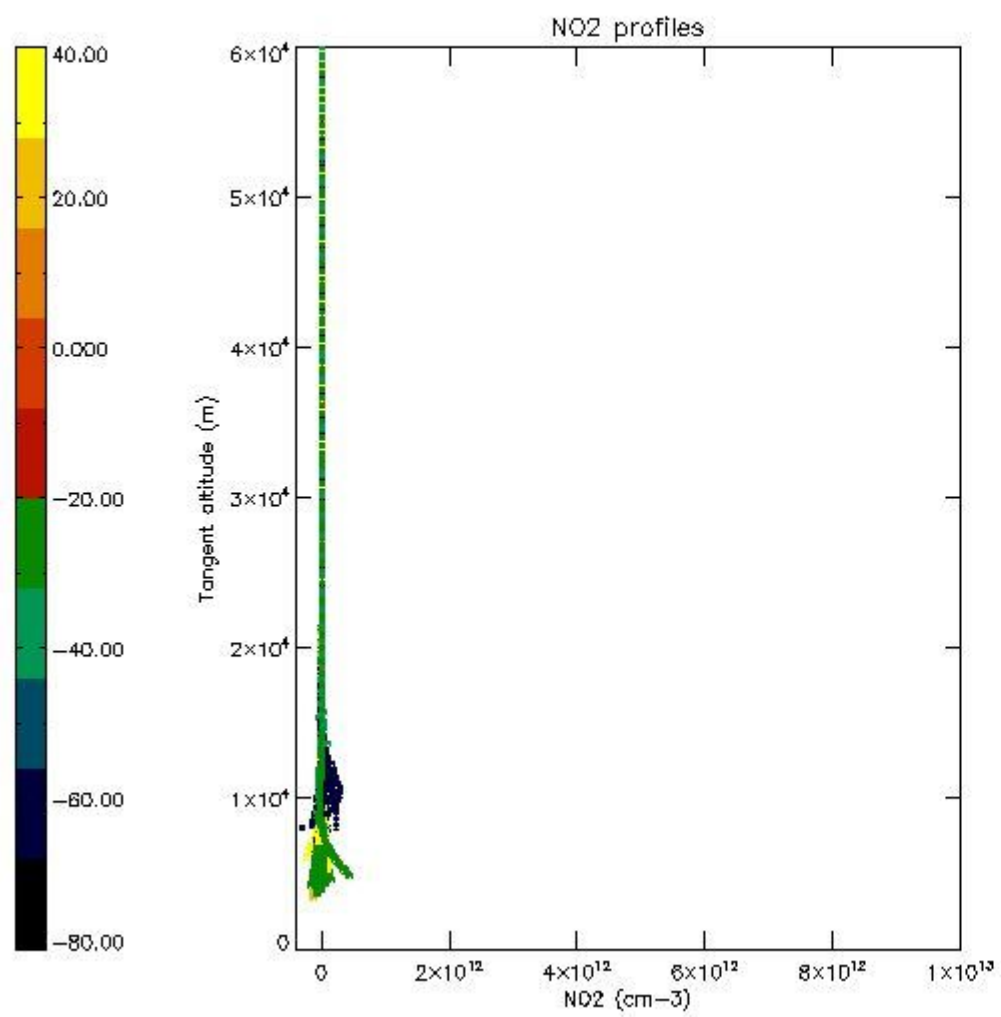
5.5 Plot ozone profiles where $STD < 5\%$ (dark without errors)

The colorbar represents the latitude.



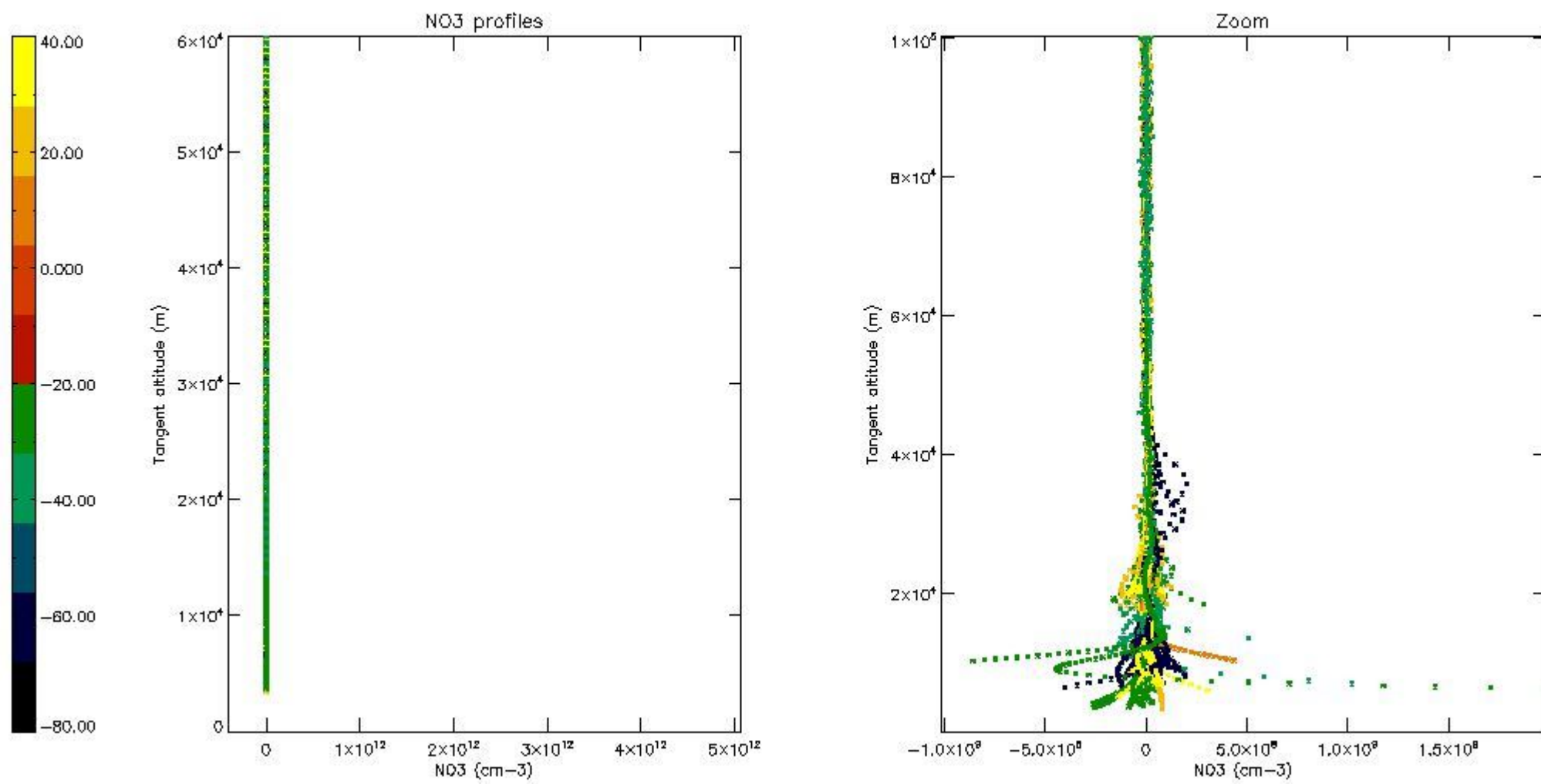
5.6 Plot NO₂ profiles for all STD (dark without errors)

The colorbar represents the latitude.



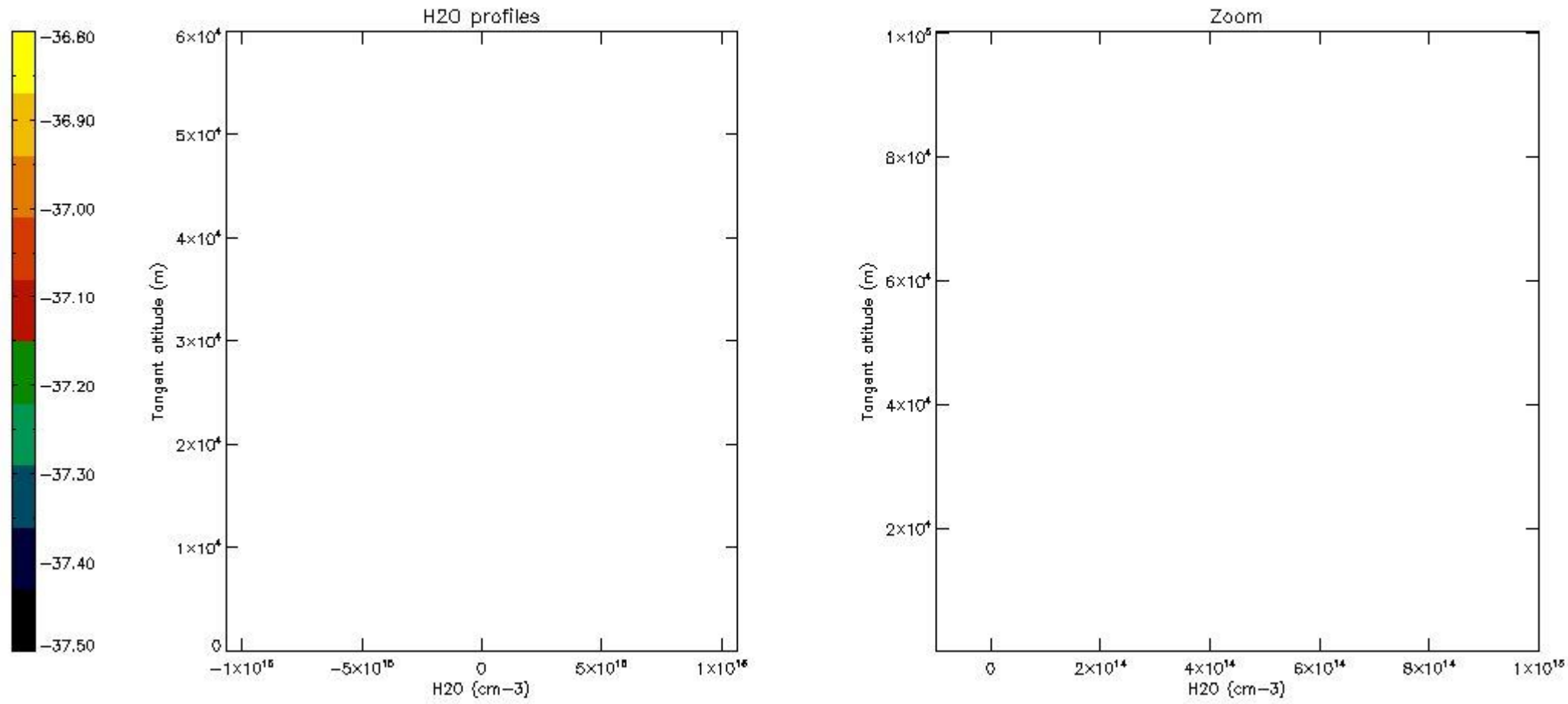
5.7 Plot NO3 profiles for all STD (dark without errors)

The colorbar represents the latitude.



5.8 Plot H₂O profiles for all STD (only for occultations of stars 1,2,3,4,13,14,16,26,63 dark without errors)

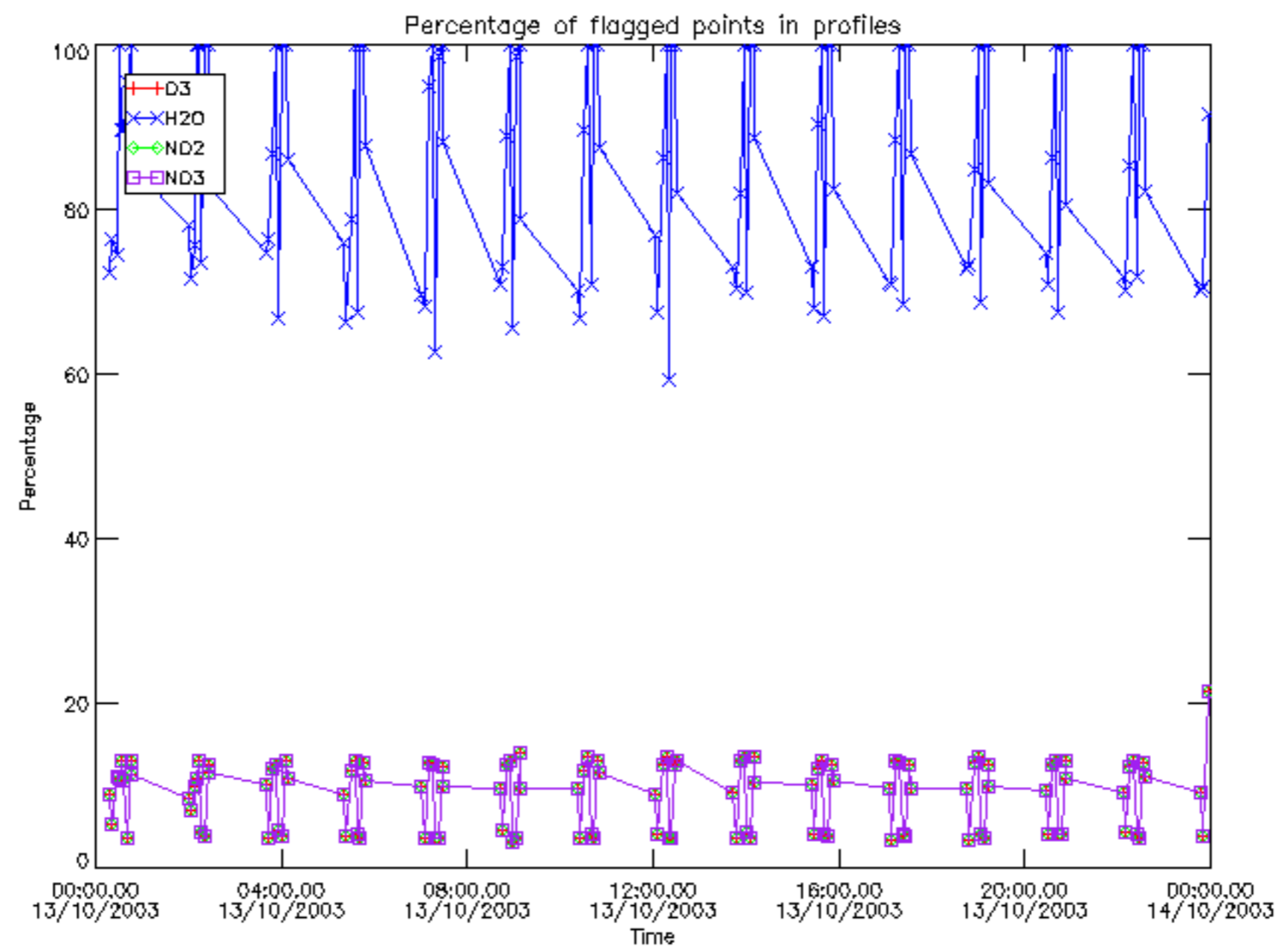
The colorbar represents the latitude.



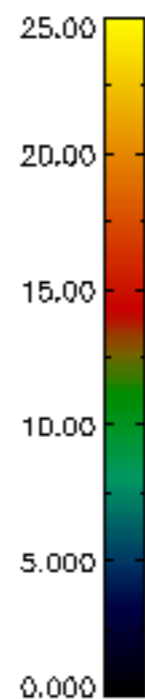
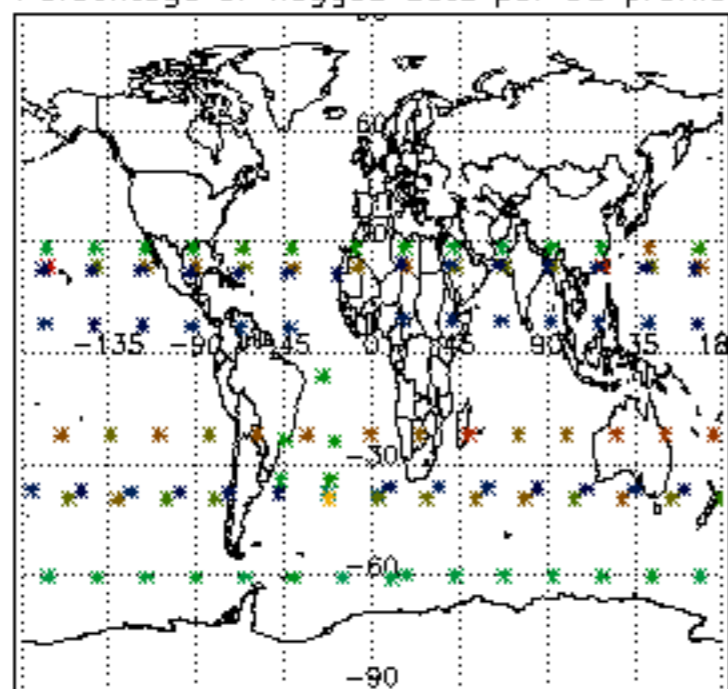
6. Auxiliary Data Files used for the production reported in section 2

The number reported in the third column indicates since which file (see list in section 2) the corresponding auxiliary file has been used. The fourth column is the date of those product files.

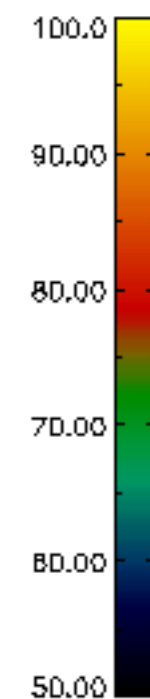
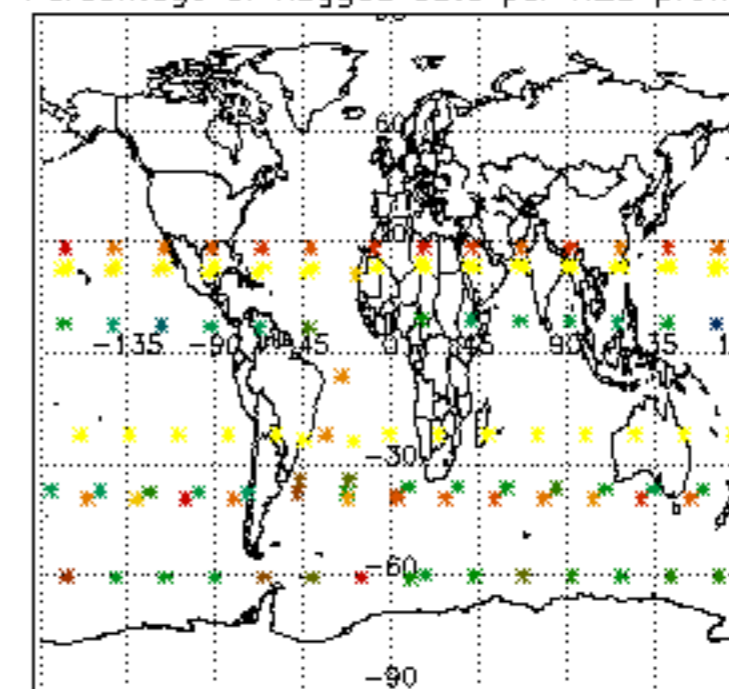
Type	Auxiliary Filename	Used since product	Used since product date
INST_PHYS_CHARACTERISTICS	GOM_INS_AXVIEC20091111_143220_20030716_120000_20500101_000000	1	13-OCT-2003 00:01:34
LEVEL-2_PROC_CONFIG	GOM_PR2_AXVIEC20091111_152718_20020301_000000_20500101_000000	1	13-OCT-2003 00:01:34
CROSS_SECTIONS_FILE	GOM_CRS_AXVIEC20091111_154832_20020301_000000_20500101_000000	1	13-OCT-2003 00:01:34



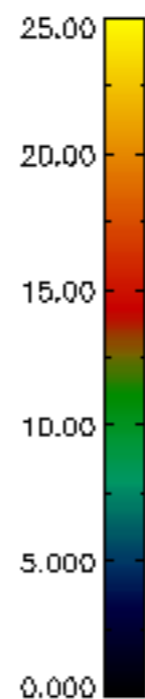
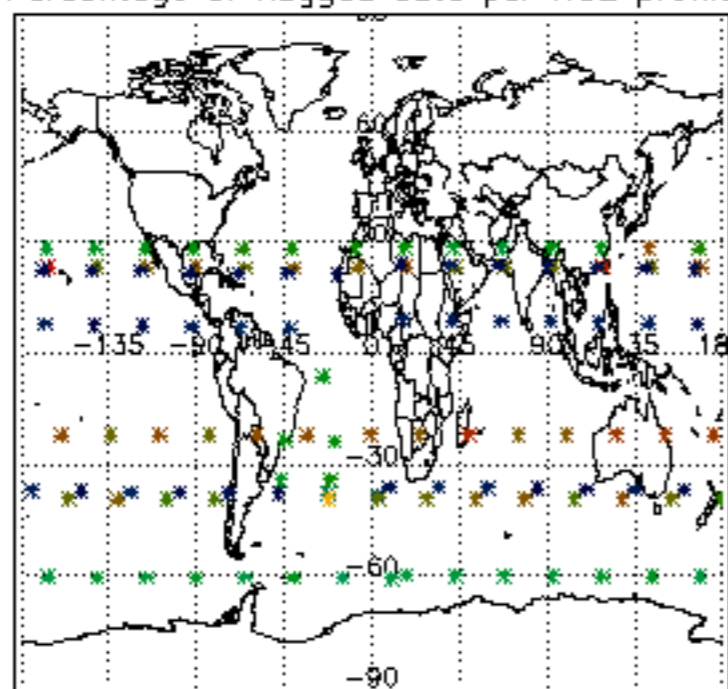
Percentage of flagged data per D3 profile



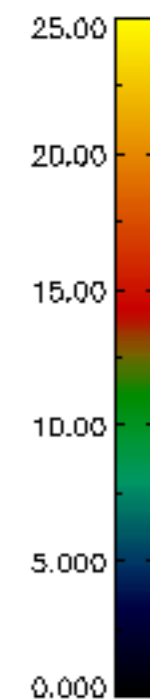
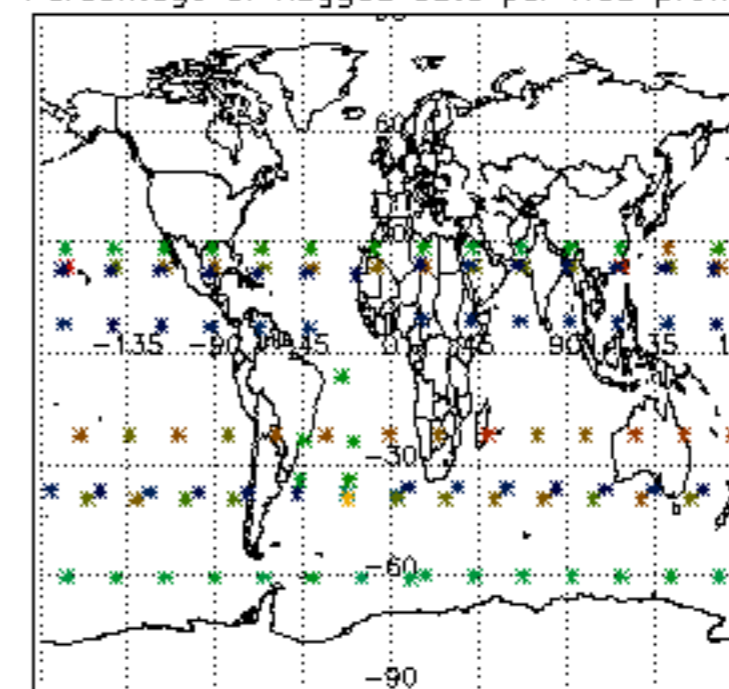
Percentage of flagged data per H2O profile

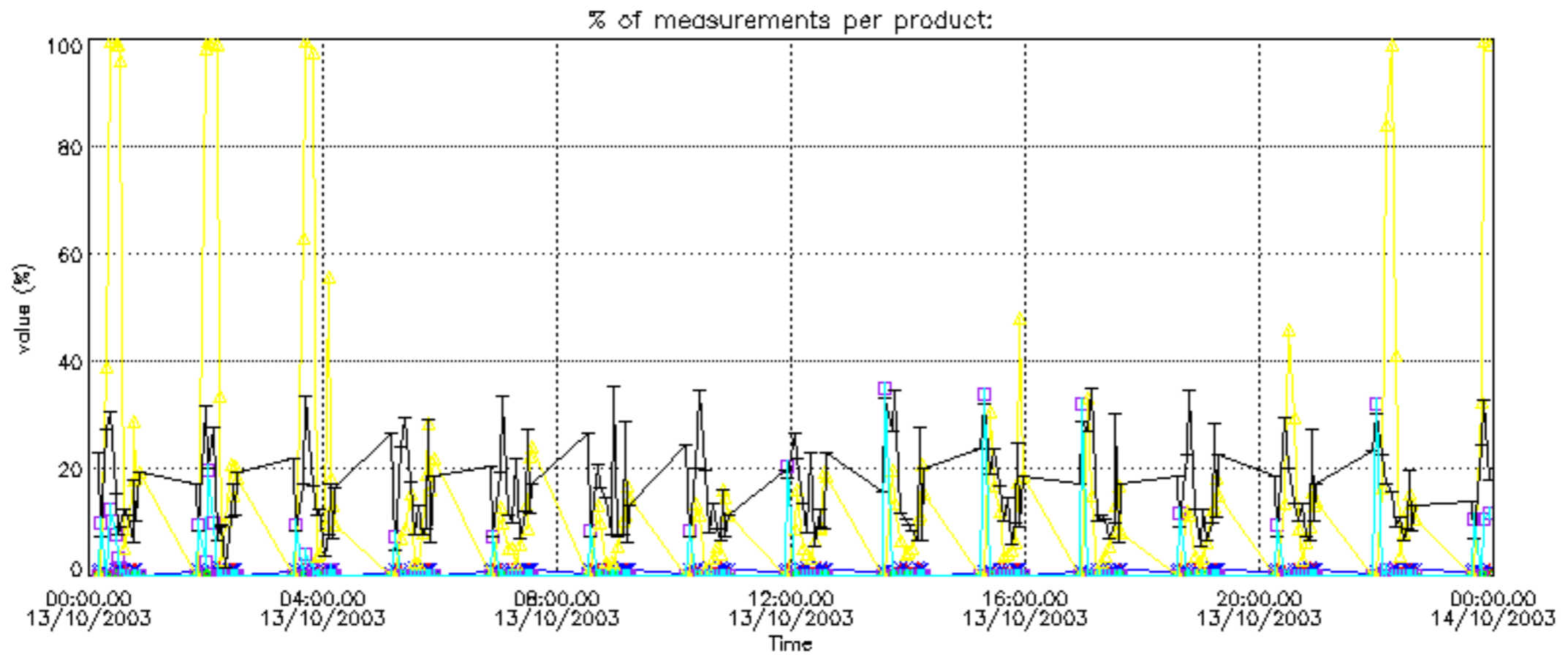


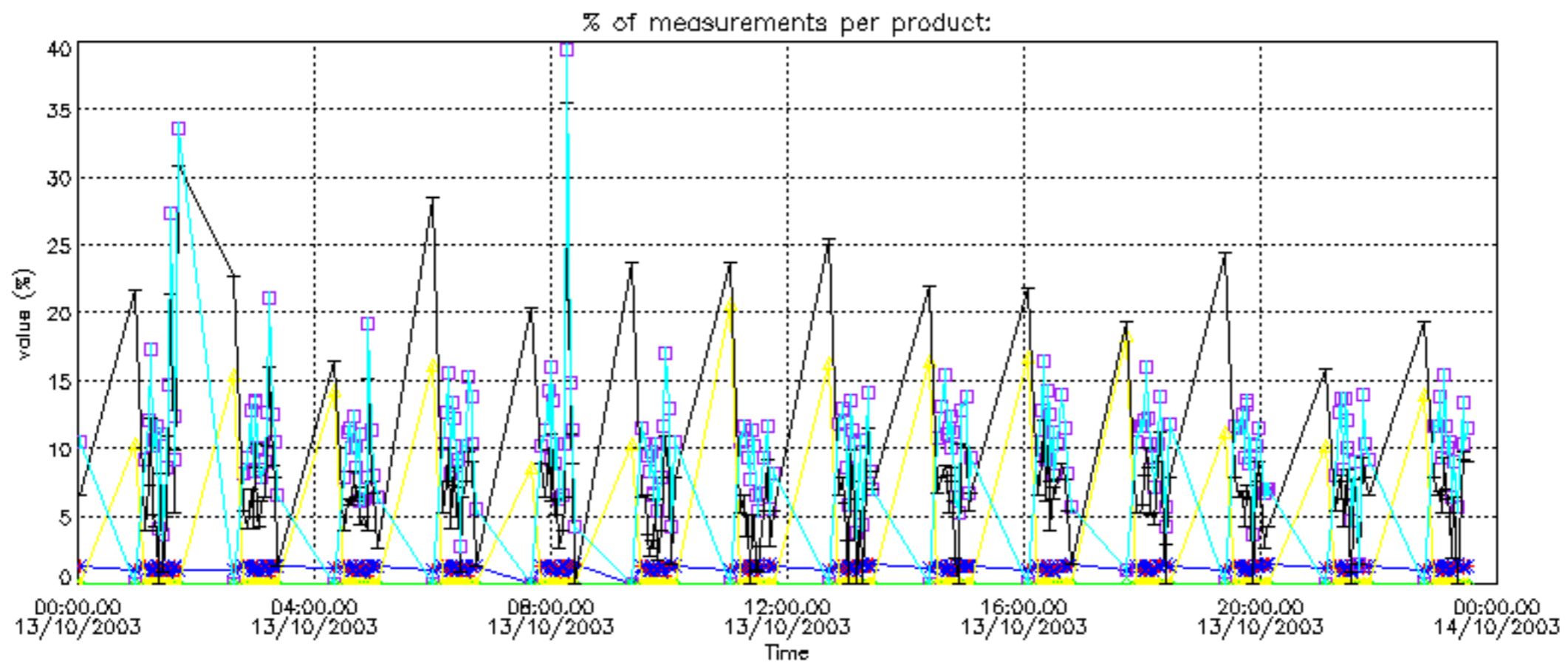
Percentage of flagged data per NO2 profile



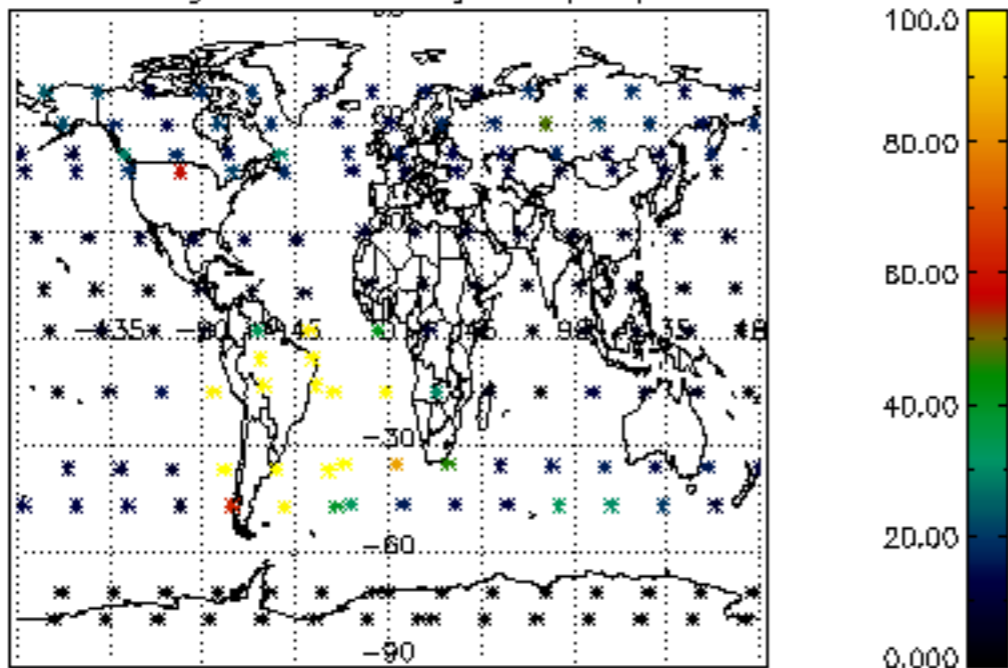
Percentage of flagged data per NO3 profile



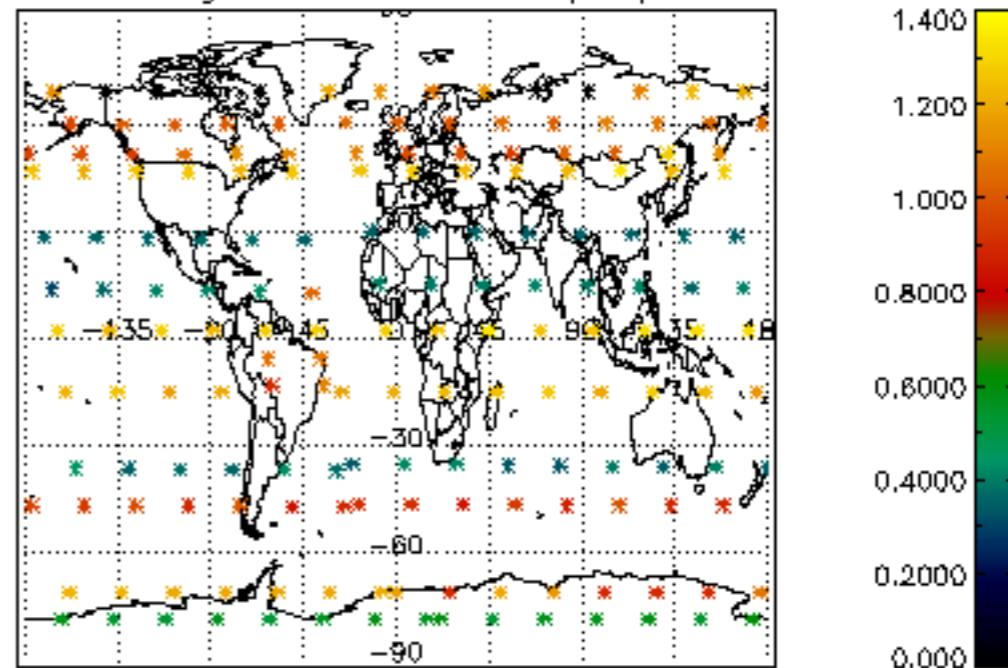




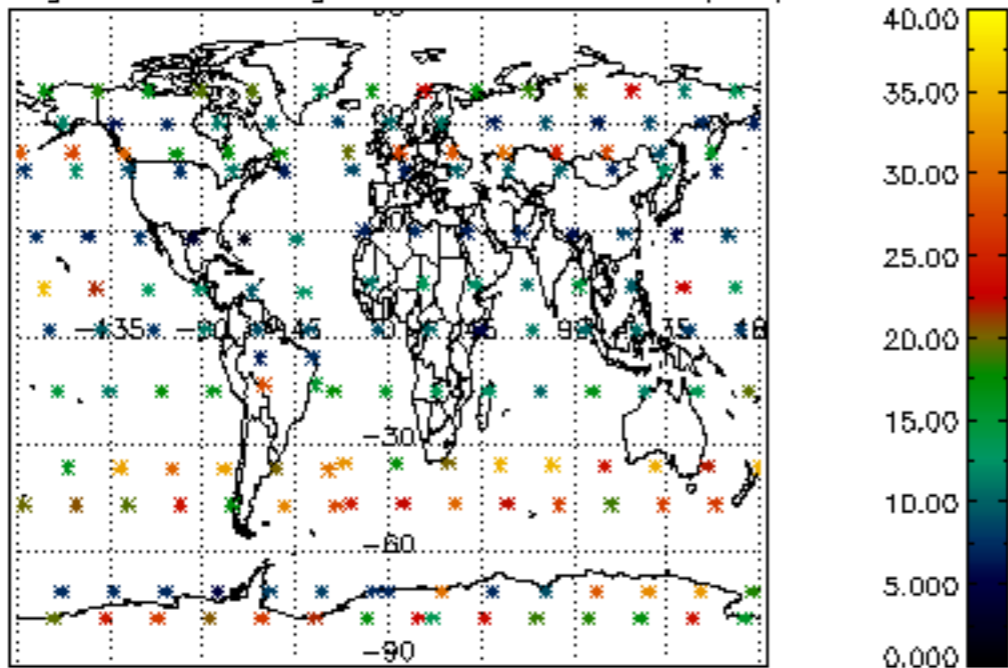
Percentage of cosmic ray hits per profile



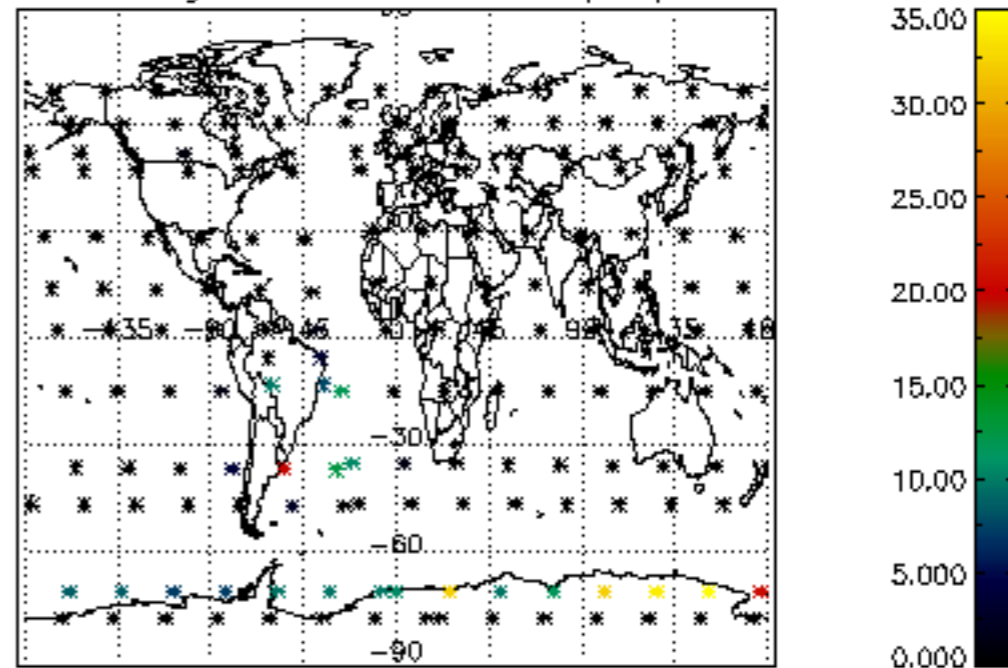
Percentage of datation errors per profile



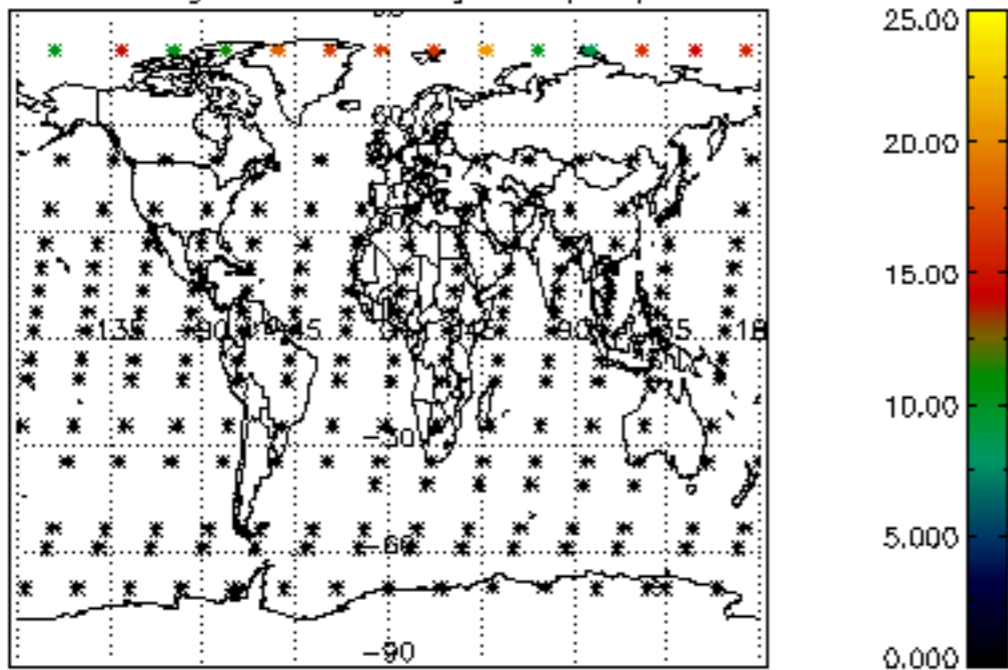
Percentage of star falling outside central band per profile



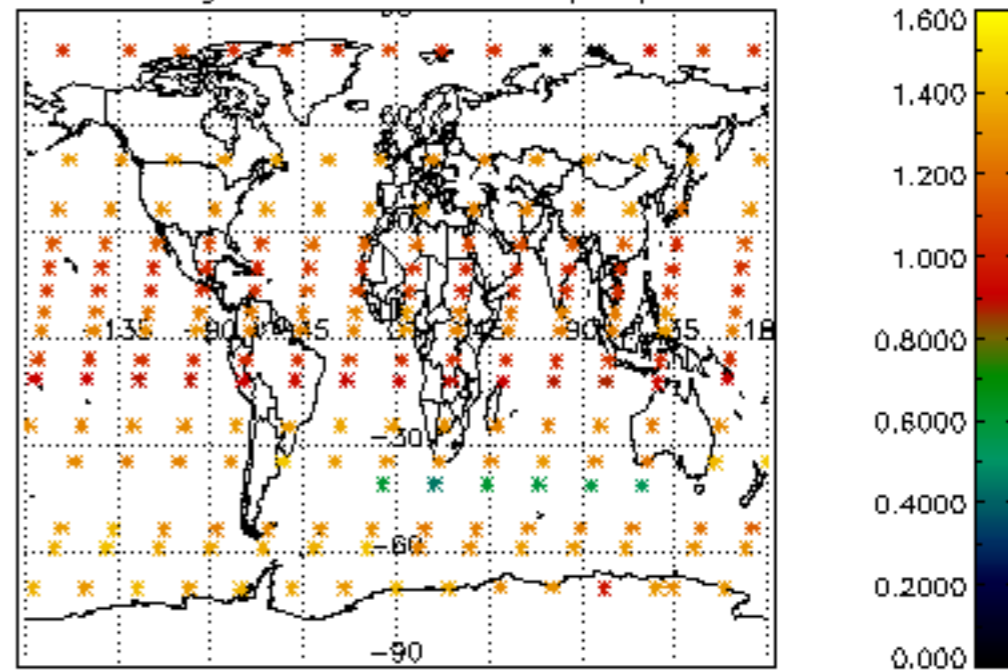
Percentage of saturation errors per profile



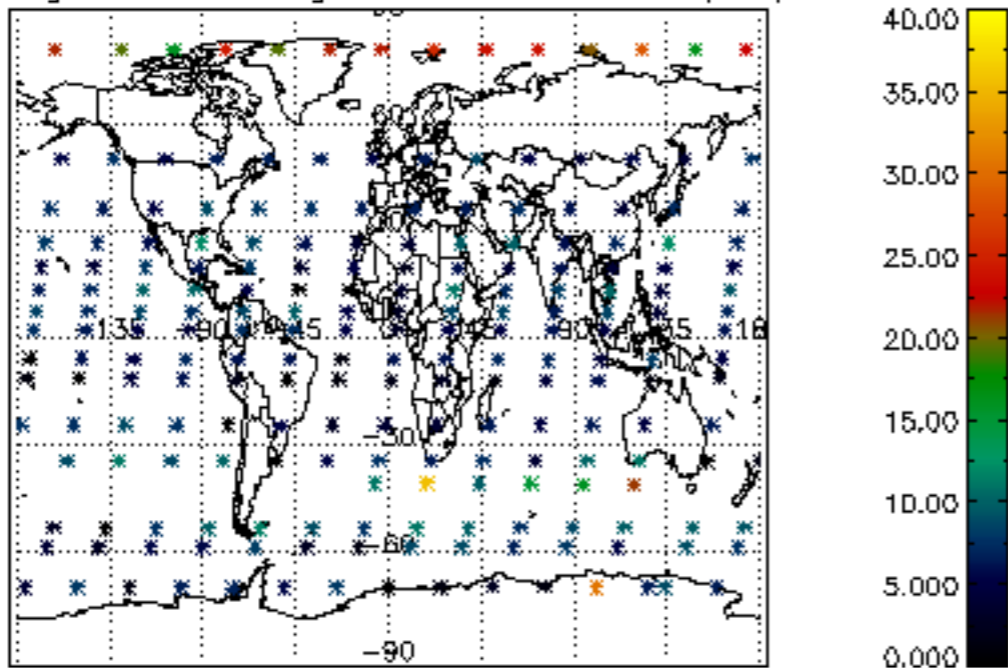
Percentage of cosmic ray hits per profile



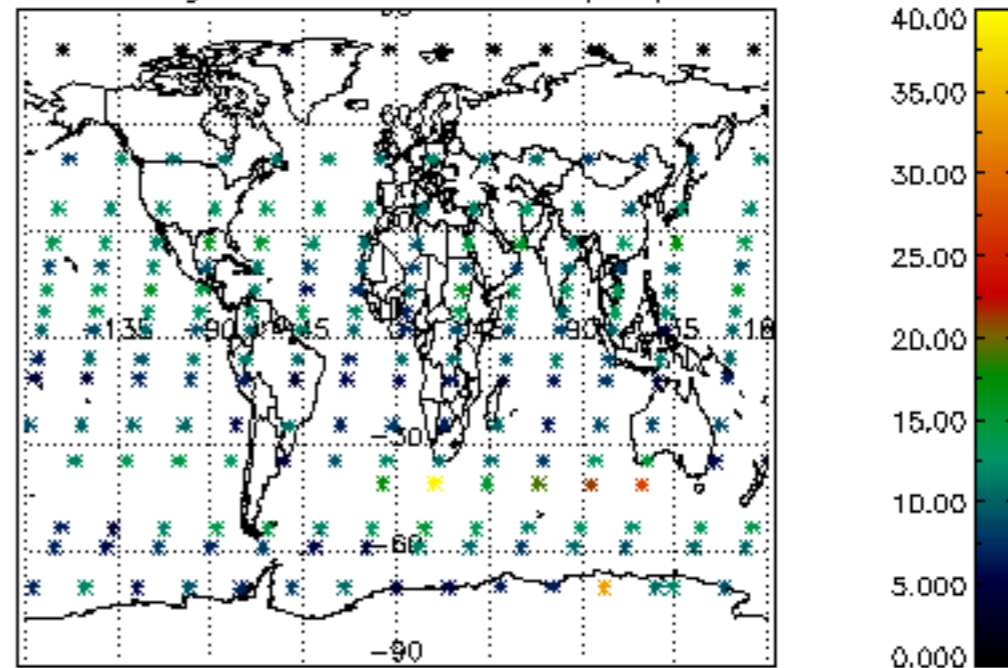
Percentage of datation errors per profile

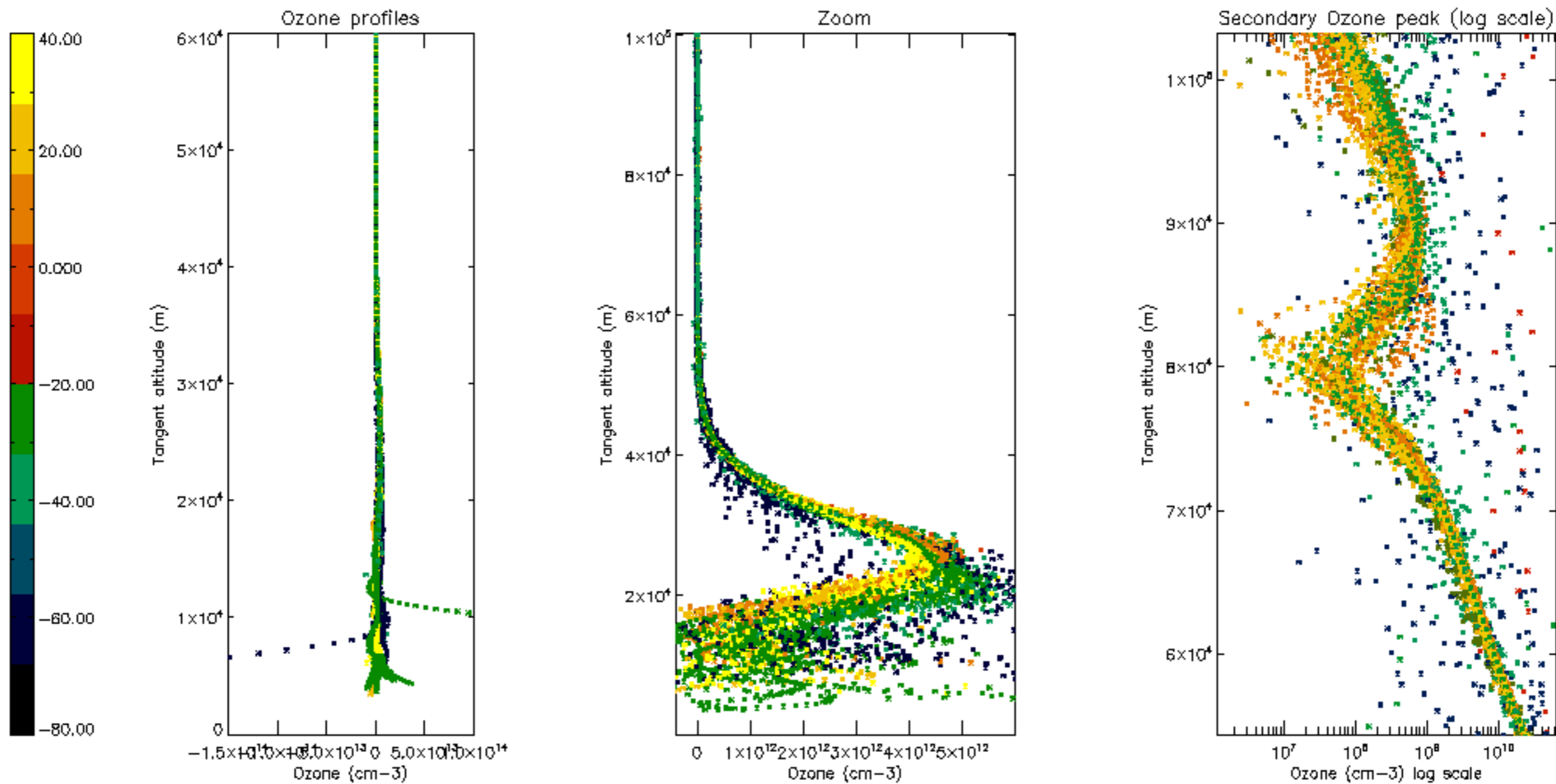


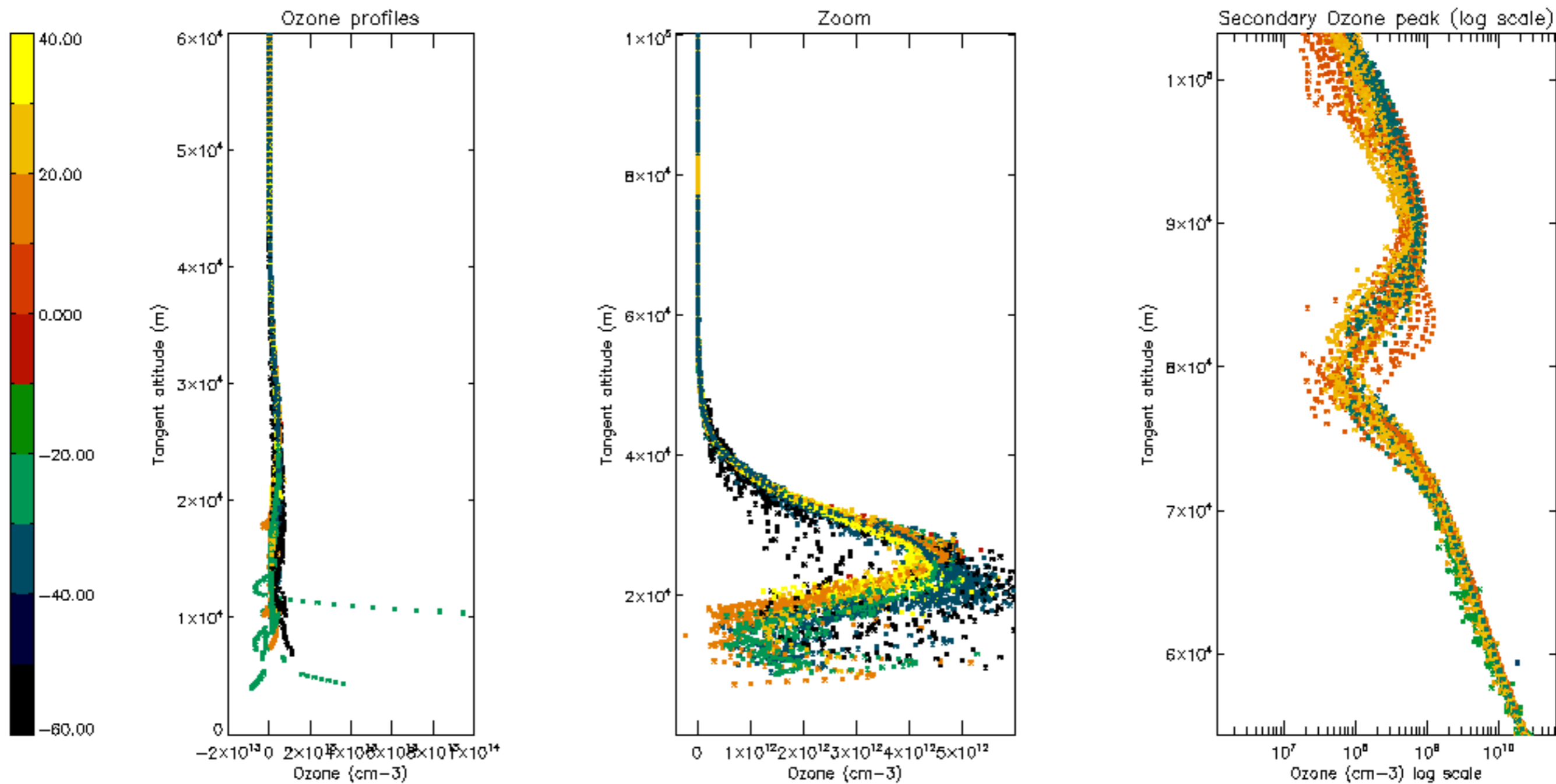
Percentage of star falling outside central band per profile

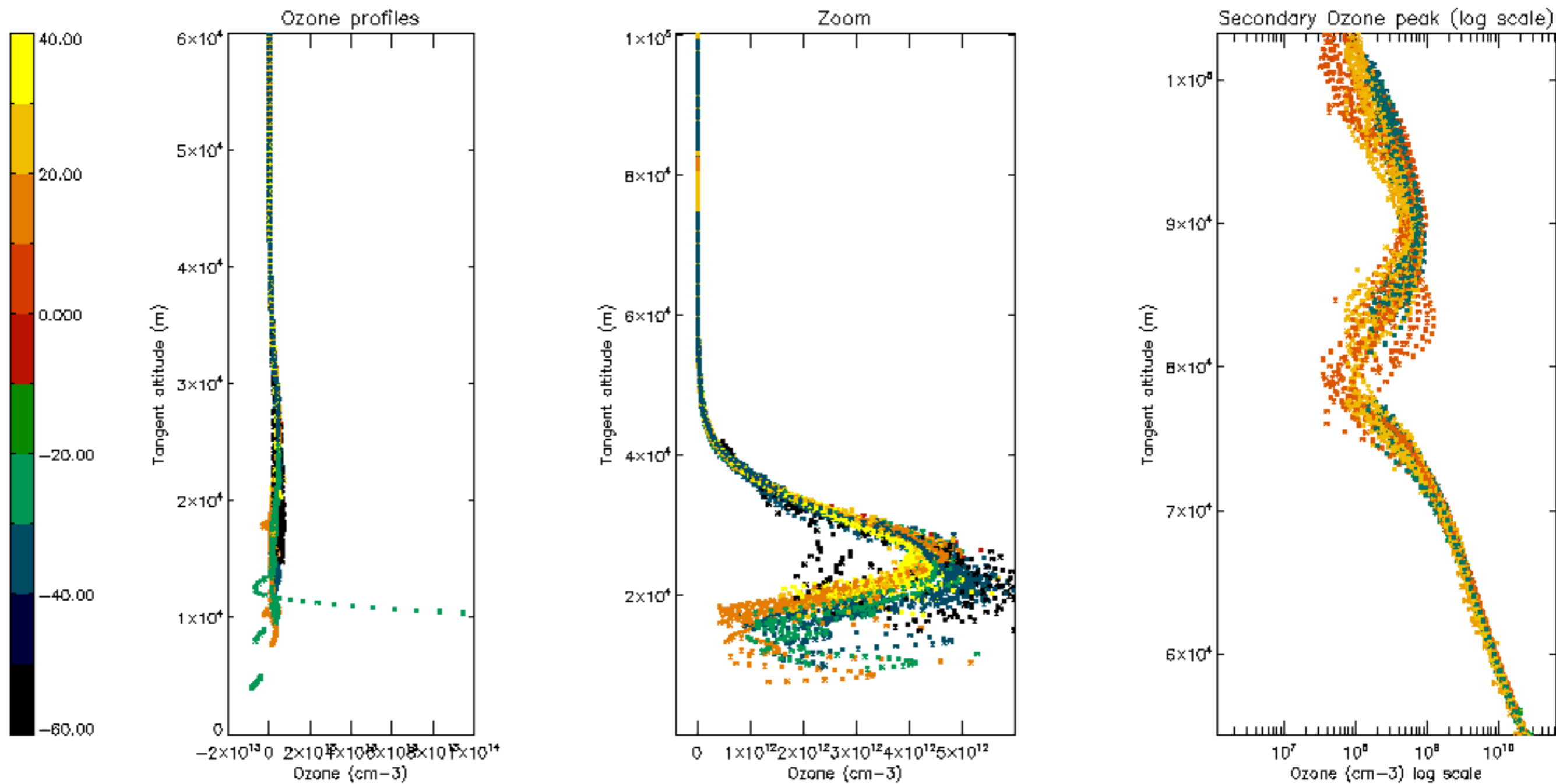


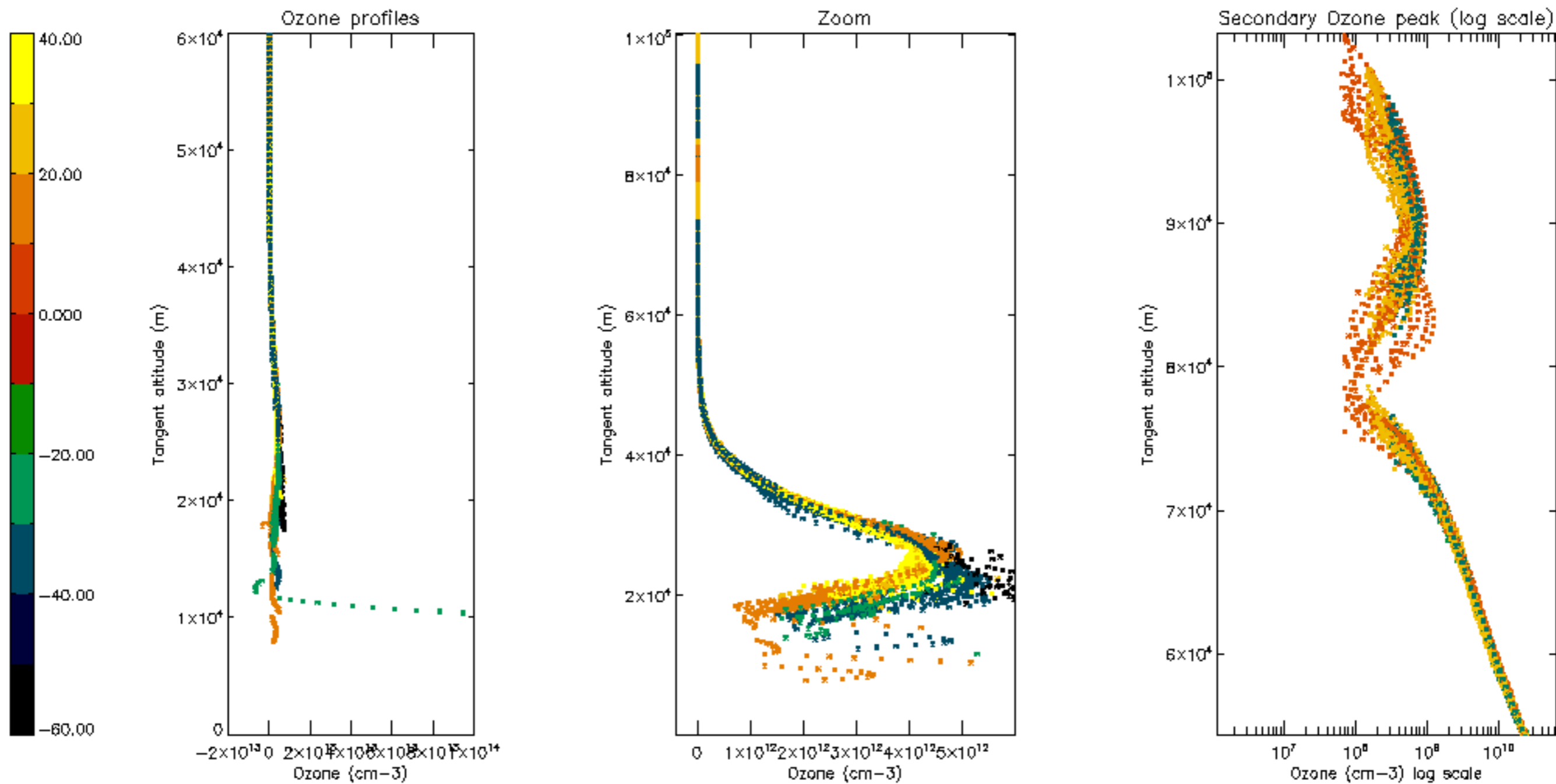
Percentage of saturation errors per profile

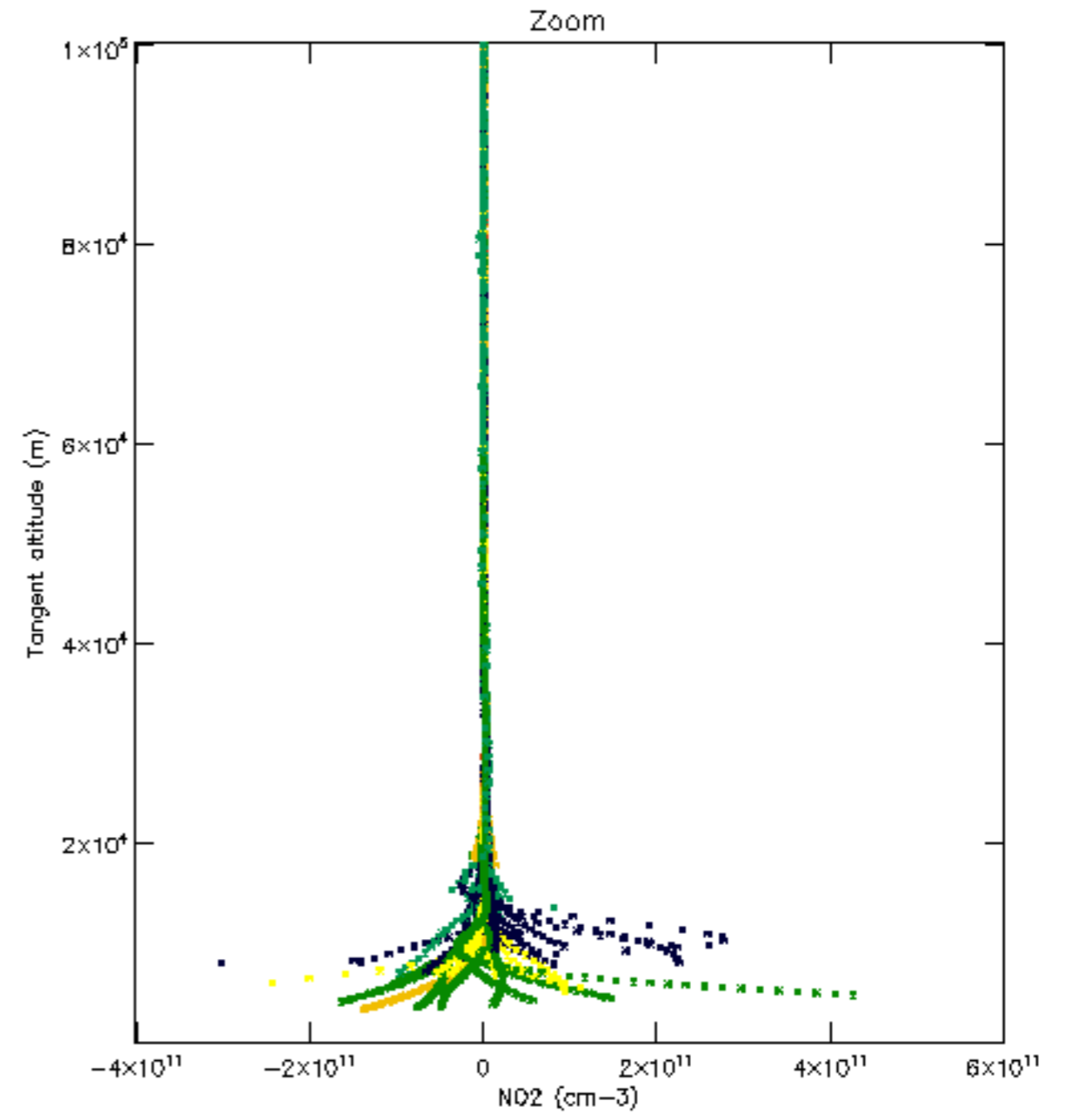
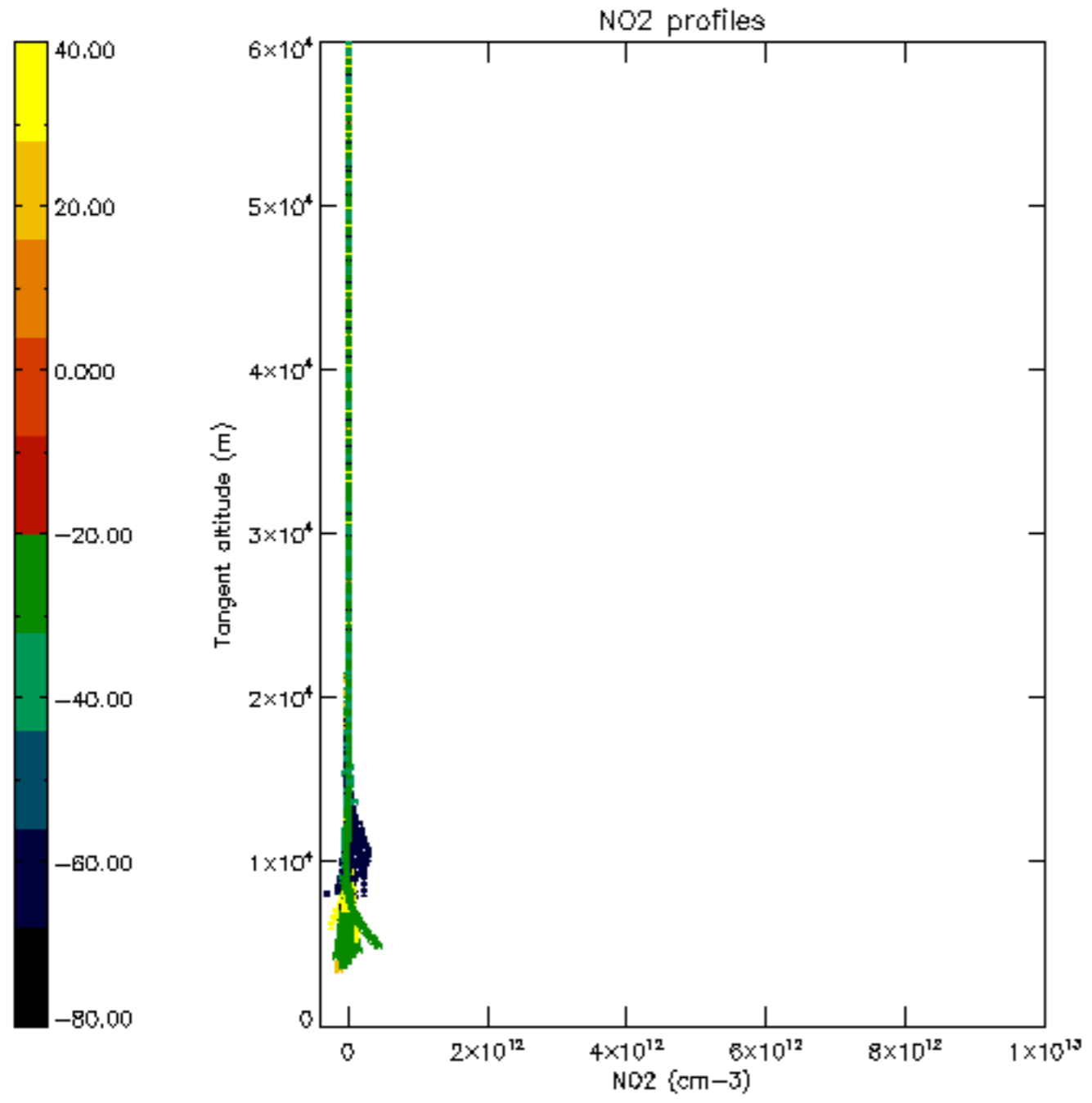


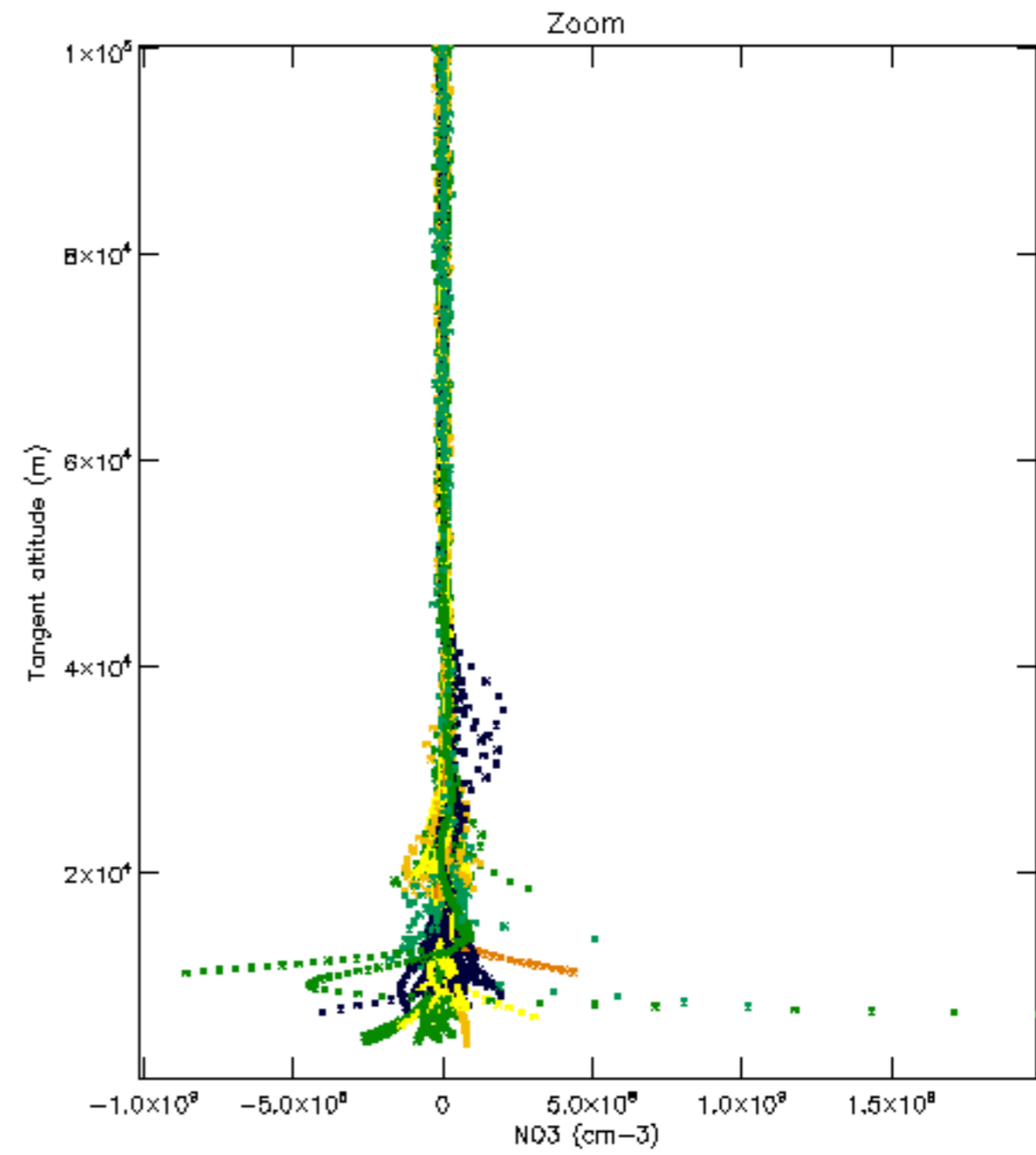
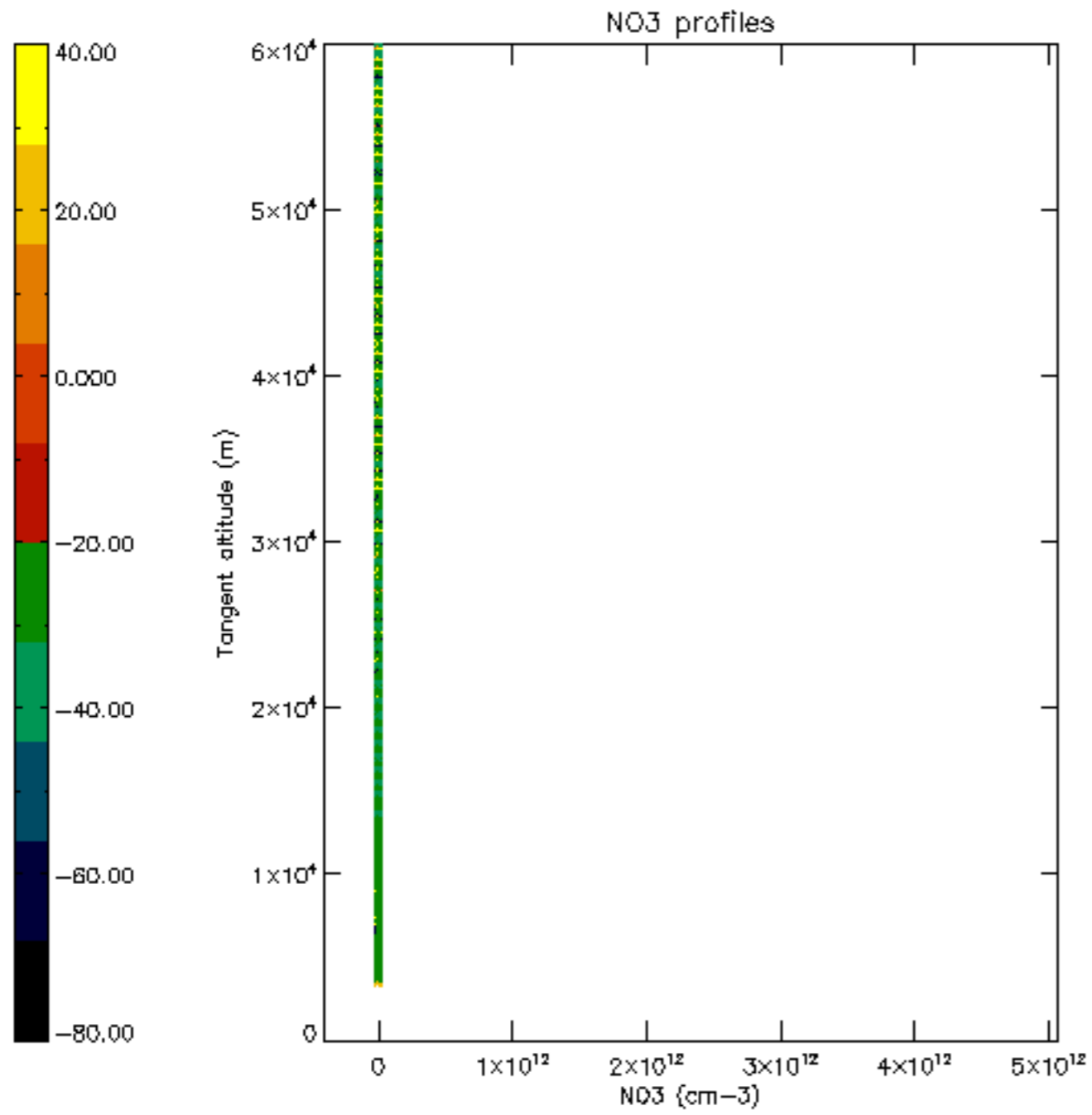


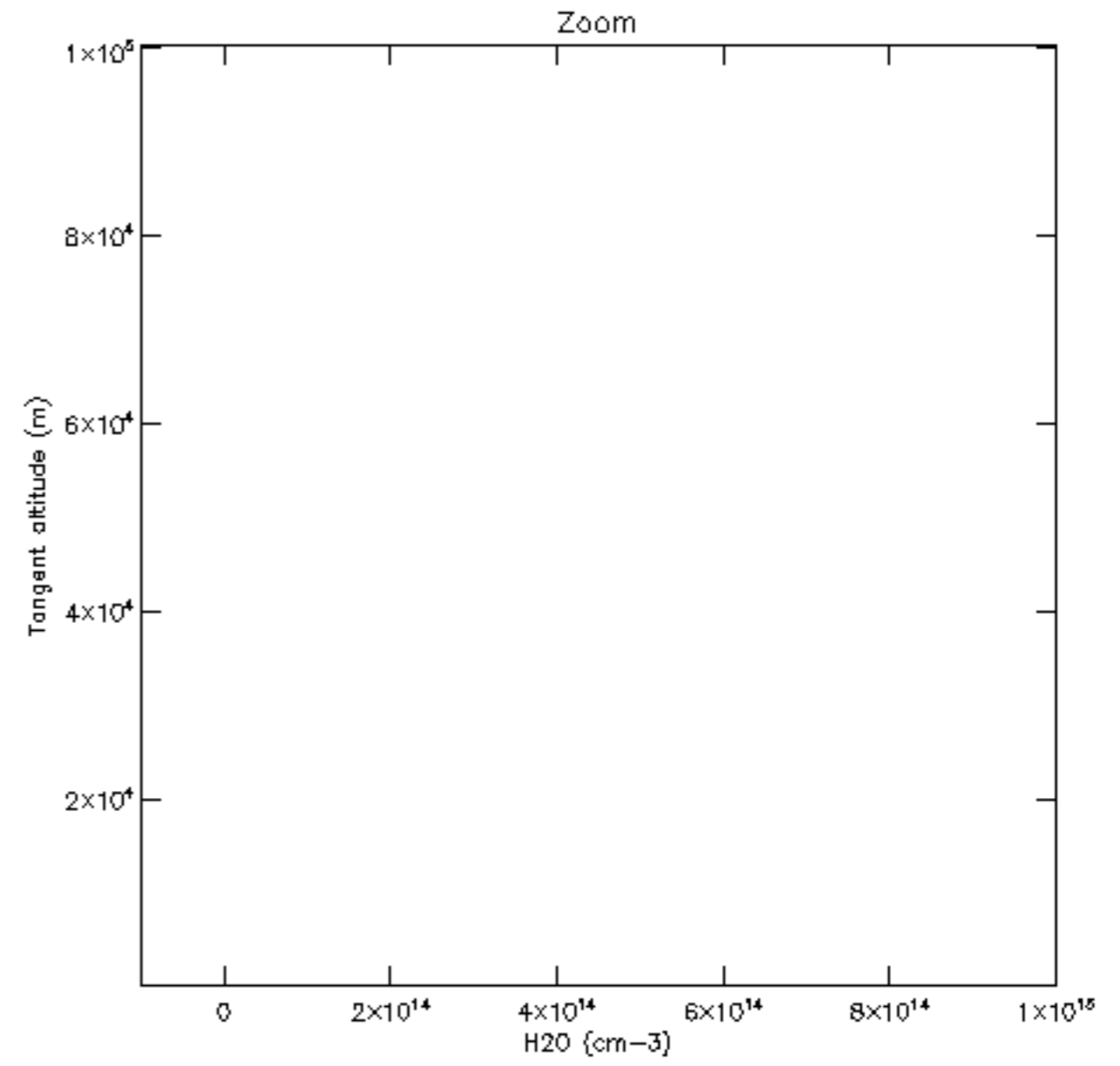
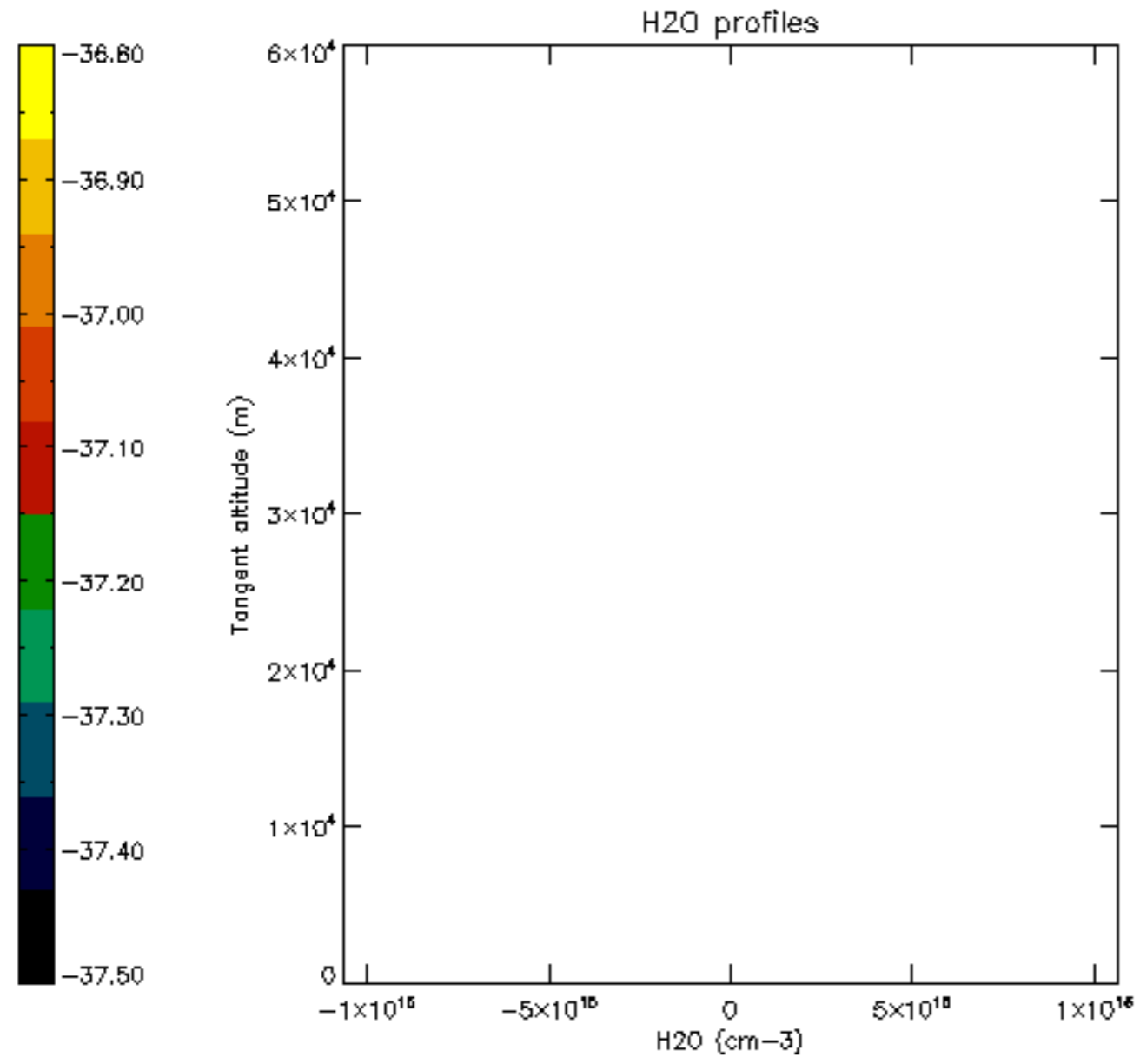


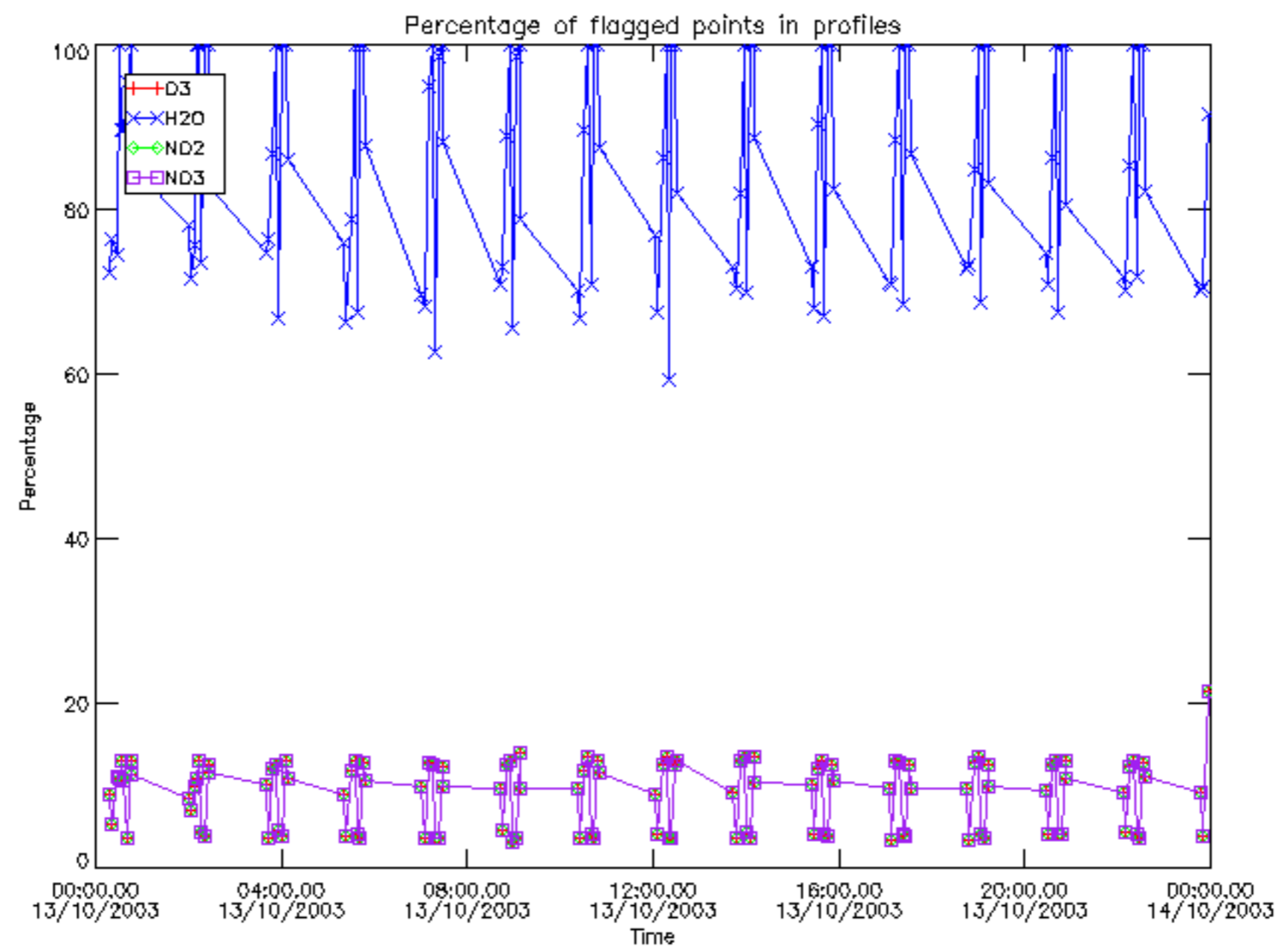




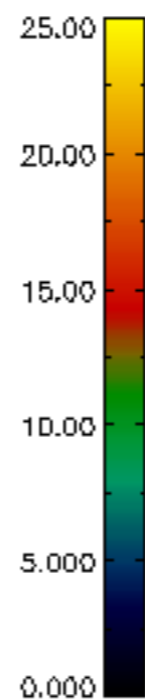
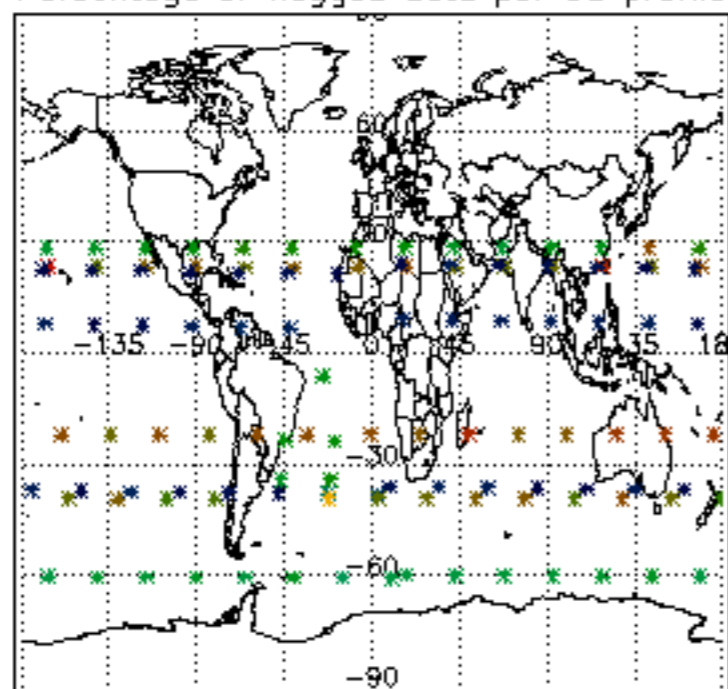




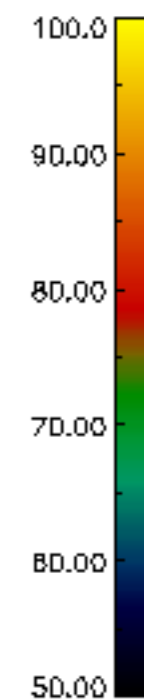
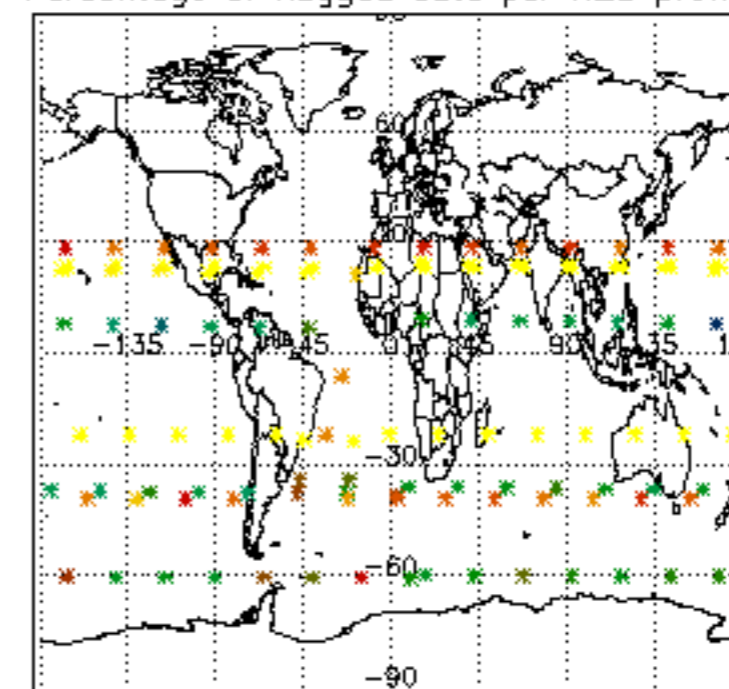




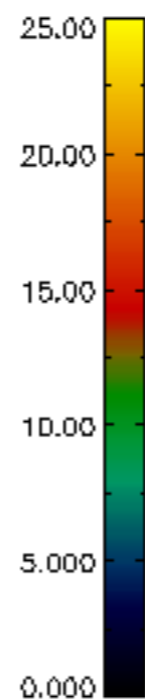
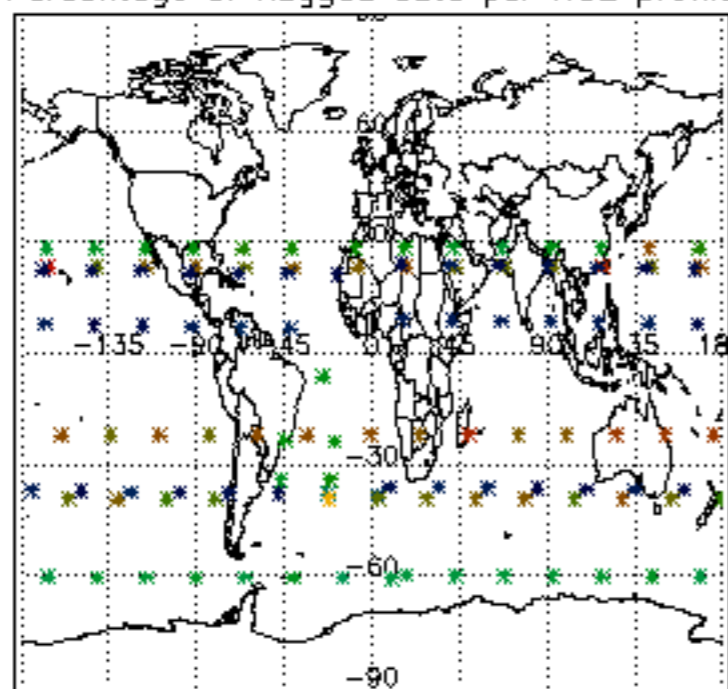
Percentage of flagged data per D3 profile



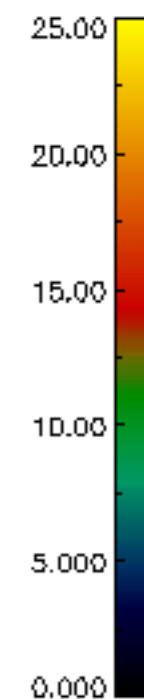
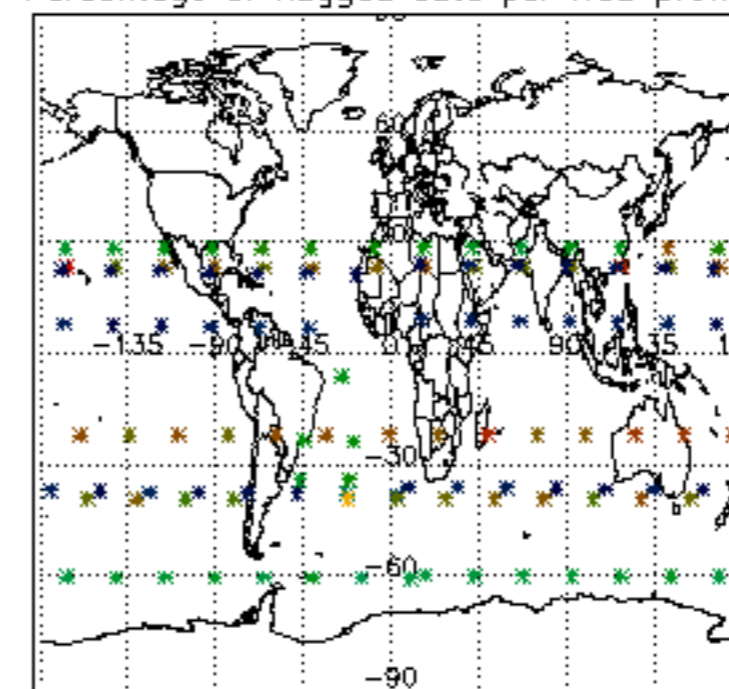
Percentage of flagged data per H2O profile

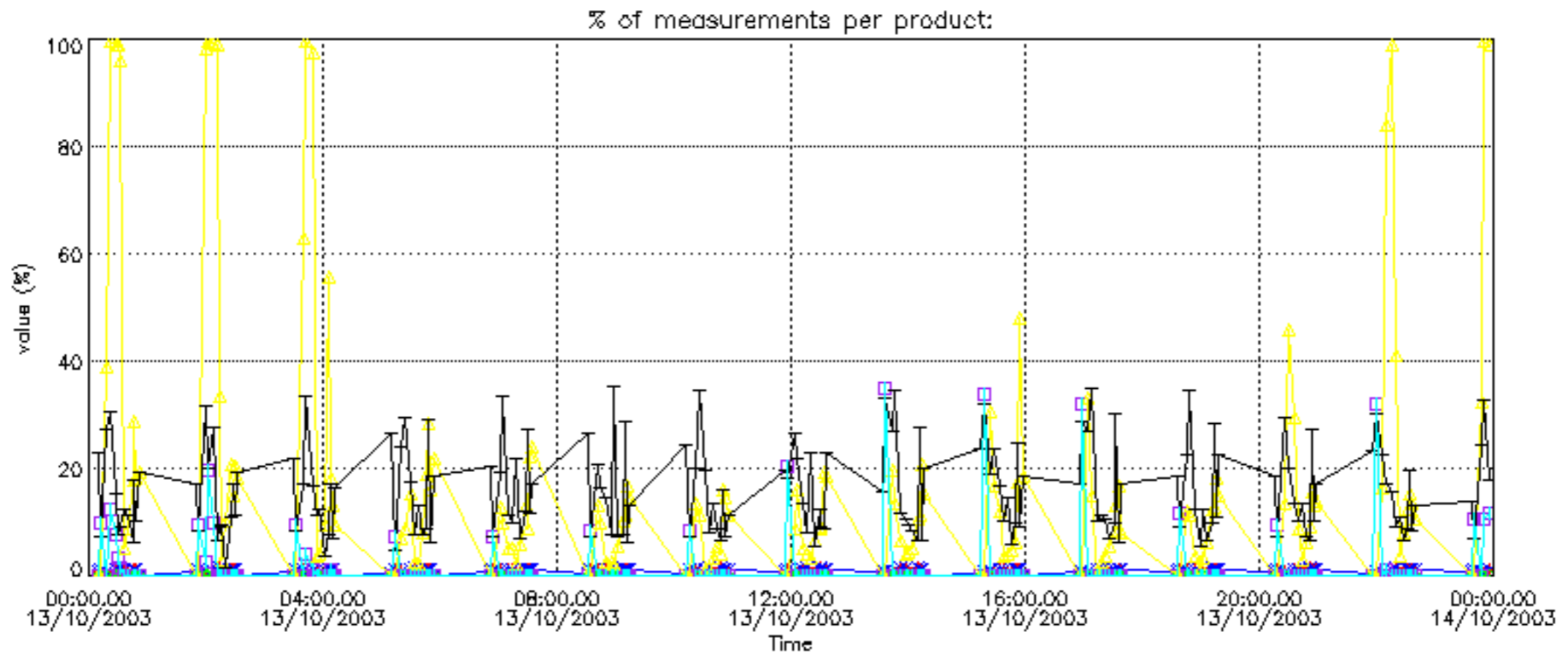


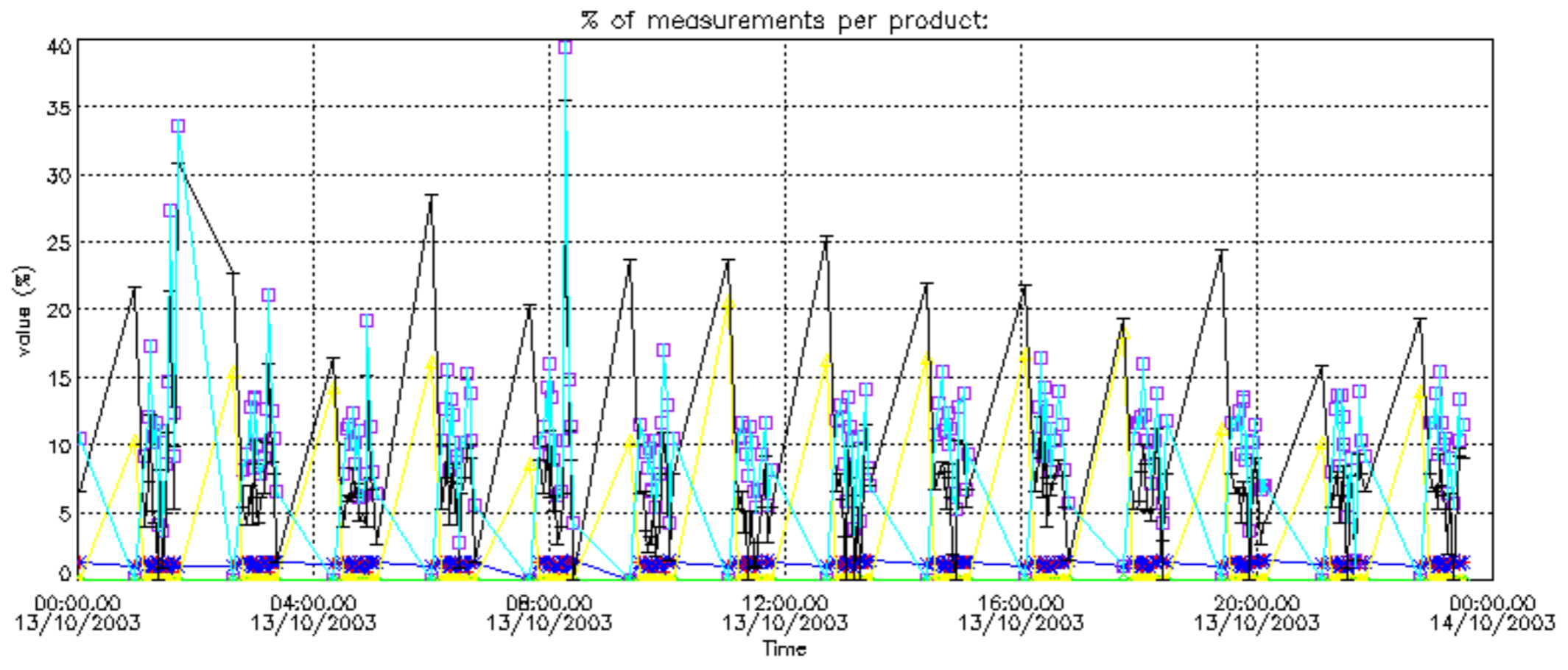
Percentage of flagged data per NO2 profile



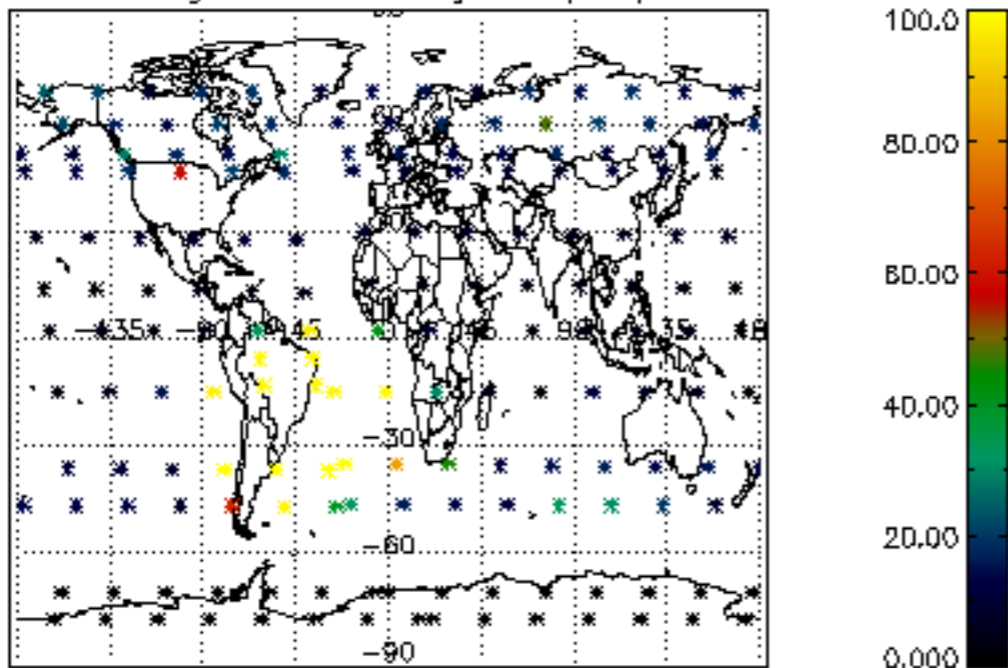
Percentage of flagged data per NO3 profile



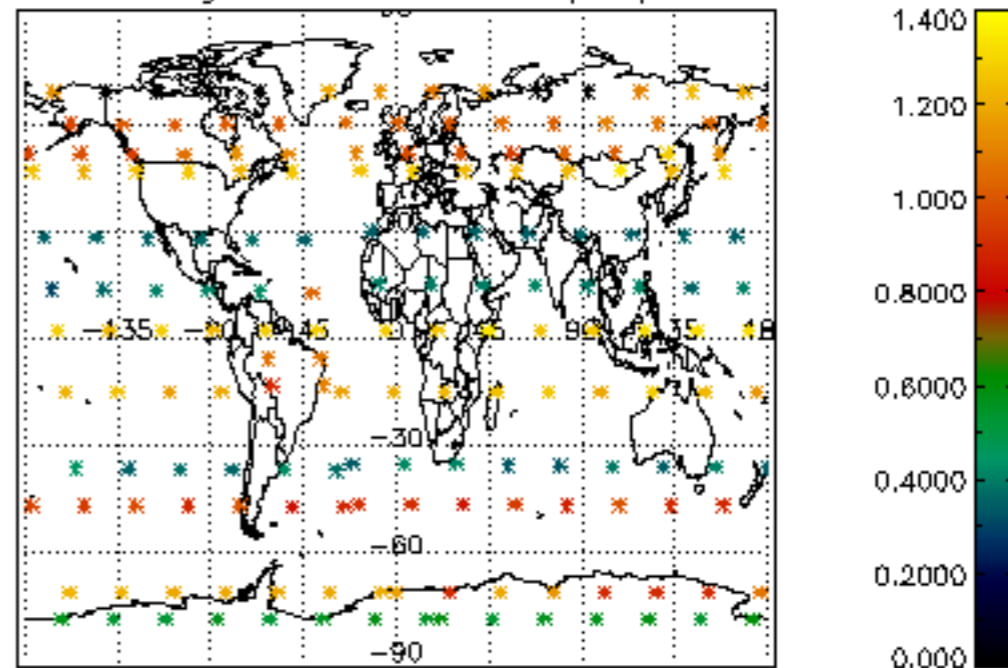




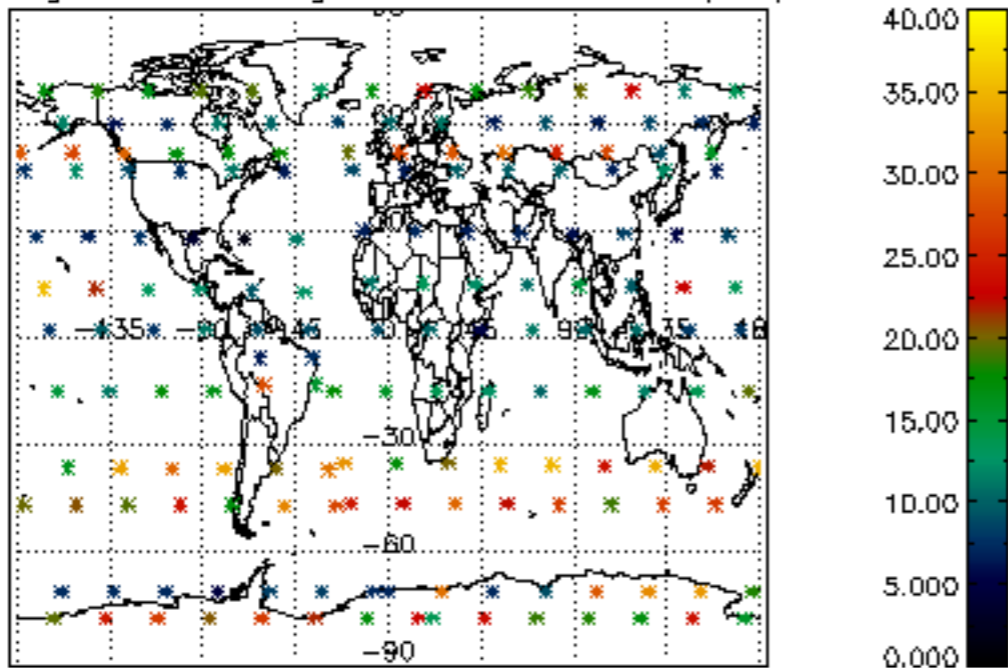
Percentage of cosmic ray hits per profile



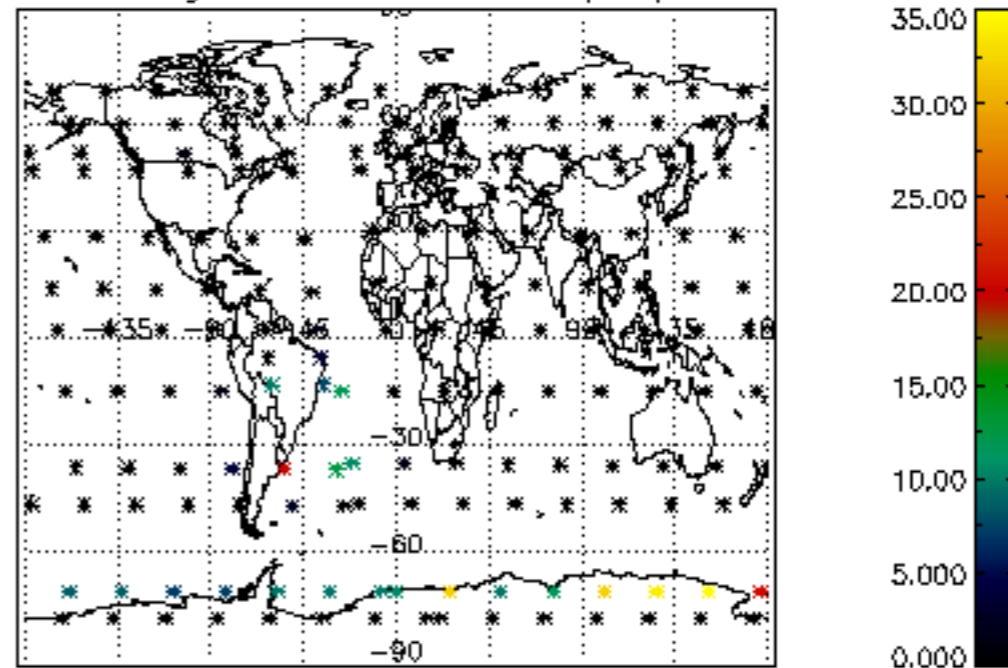
Percentage of datation errors per profile



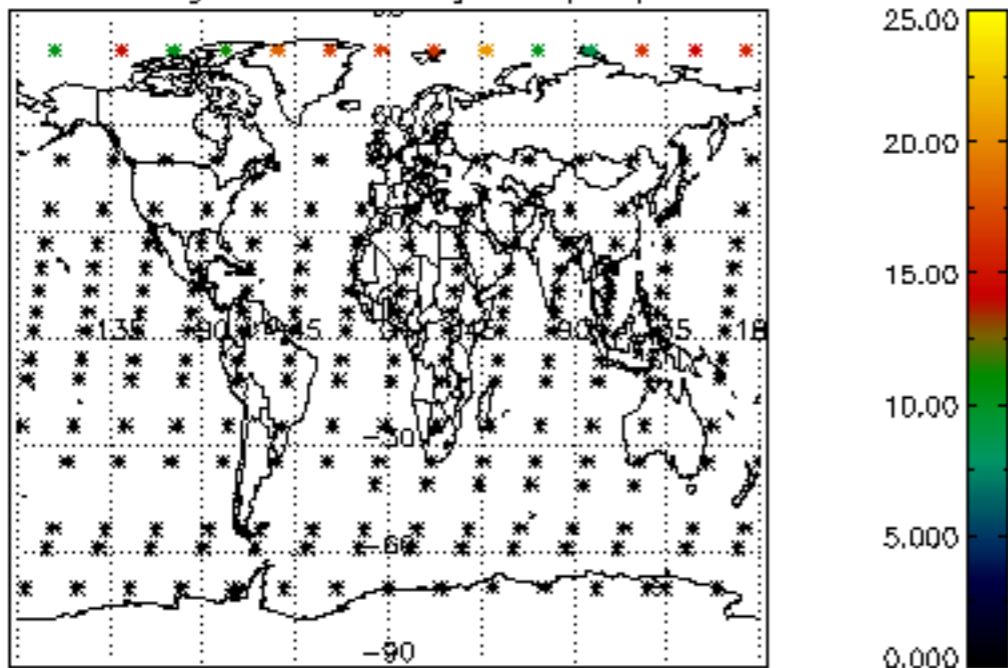
Percentage of star falling outside central band per profile



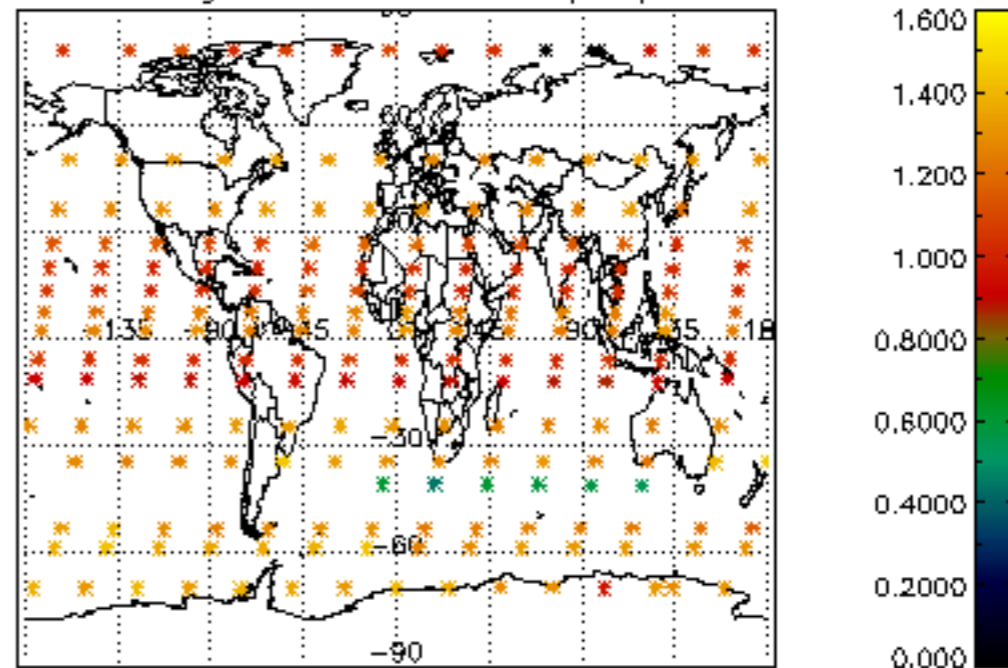
Percentage of saturation errors per profile



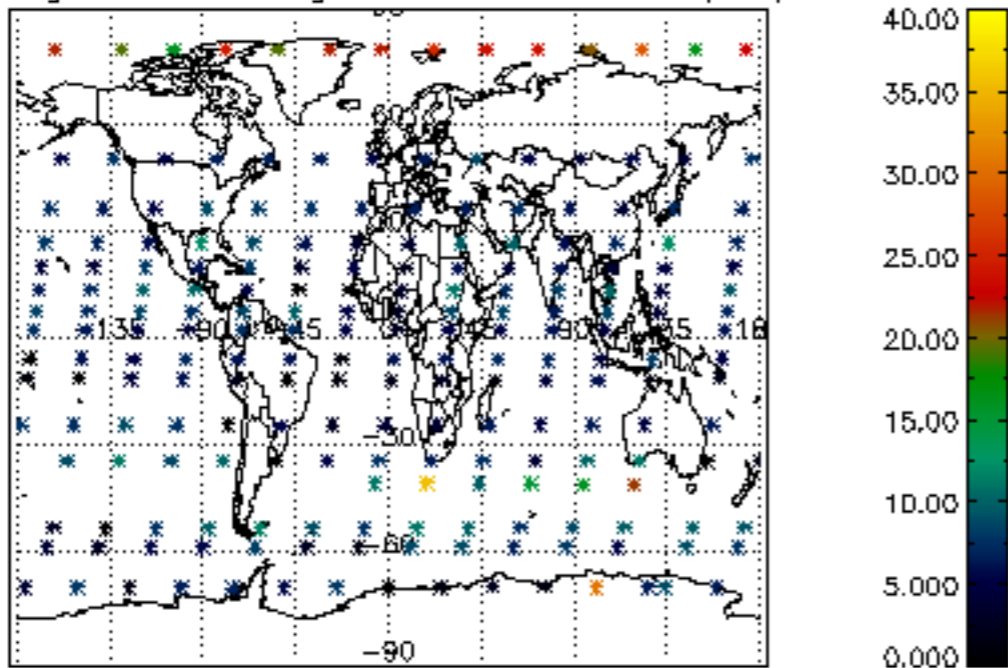
Percentage of cosmic ray hits per profile



Percentage of datation errors per profile



Percentage of star falling outside central band per profile



Percentage of saturation errors per profile

