

# GOMOS Level 2 Daily Report

## SUMMARY

### [1. General Info](#)

### [2. Summary of processed GOM\\_NL\\_2P products](#)

### [3. Level 2 Quality information per product](#)

#### [3.1 Plot of level 2 quality information per product \(time dependant\)](#)

#### [3.2 Plot of level 2 quality information per product \(world map\)](#)

### [4. Level 1 Quality information per product \(stored on level 2 products\)](#)

#### [4.1 Plot of level 1 quality information per product \(time dependant\)](#)

##### [4.1.1 Plot of level 1 quality information per product \(time dependant\): ASCENDING](#)

##### [4.1.2 Plot of level 1 quality information per product \(time dependant\): DESCENDING](#)

#### [4.2 Plot of level 1 quality information per product \(world map\)](#)

##### [4.2.1 Plot of level 1 quality information per product \(world map\): ASCENDING](#)

##### [4.2.2 Plot of level 1 quality information per product \(world map\): DESCENDING](#)

### [5. Ozone profiles based on quality statistics and other trace gas profiles](#)

#### [5.1 Ozone statistics based on quality of products](#)

#### [5.2 Plot ozone profiles for all STD \(dark without errors\)](#)

#### [5.3 Plot ozone profiles where STD < 20% \(dark without errors\)](#)

#### [5.4. Plot ozone profiles where STD < 10% \(dark without errors\)](#)

#### [5.5. Plot ozone profiles where STD < 5% \(dark without errors\)](#)

#### [5.6 Plot NO2 profiles for all STD \(dark without errors\)](#)

#### [5.7 Plot NO3 profiles for all STD \(dark without errors\)](#)

#### [5.8 Plot H2O profiles \(only for occultations of stars 1,2,3,4,13,14,16,26,63 dark without errors\) for all STD](#)

### [6. Auxiliary Data Files used for the production reported in section 2](#)

This report presents the daily analysis on parameters extracted from GOMOS level 2 data (GOM\_NL\_\_2P). It is intended to monitor some important parameters that will impact the quality of these products. A list of level 2 products (and content) that have arrived during the reporting day to the PCF is also given.

Item	Value
Time of report generation	19APR2013 21:36:28
Data source version	GOMOS/6.01
Start time of products	11-10-2003 (11OCT2003 00:00:00)
Stop time of products	12-10-2003 (12OCT2003 00:00:00)
Store outputs in DB	Yes
Nb of level 2 prods	394
Nb of prods with errors	0

## 2. Summary of processed GOM\_NL\_\_2P products.

Nr	Filename	UTC Start time	Limb	Duration	Star Id	Star Name	Star Mag	Star Temp	Nb Meas	Orbit	Prod. error
1	GOM_NL__2PRFIN20031011_000310_000000672020_00360_08430_9333.N1	11-OCT-2003 00:03:10	Dark	66.500	108	Alp Col	2.6520	15200.	133	8430	No
2	GOM_NL__2PRFIN20031011_000738_000000412020_00360_08430_9334.N1	11-OCT-2003 00:07:38	Dark	40.500	143	Alp Hyi	2.8570	7200.0	81	8430	No
3	GOM_NL__2PRFIN20031011_000904_000000442020_00360_08430_9335.N1	11-OCT-2003 00:09:04	Dark	43.500	9	Alp Eri	0.45300	24000.	87	8430	No
4	GOM_NL__2PRFIN20031011_001121_000000512020_00360_08430_9336.N1	11-OCT-2003 00:11:21	Straylight	50.500	157	The1Eri	2.9060	9300.0	101	8430	No
5	GOM_NL__2PRFIN20031011_001413_000000452020_00360_08430_9337.N1	11-OCT-2003 00:14:13	Straylight	44.500	84	Alp Phe	2.3970	4500.0	89	8430	No
6	GOM_NL__2PRFIN20031011_001841_000000442020_00360_08430_9338.N1	11-OCT-2003 00:18:41	Straylight	44.000	18	24Alp PsA	1.1660	9700.0	88	8430	No
7	GOM_NL__2PRFIN20031011_002053_000000482020_00360_08430_9339.N1	11-OCT-2003 00:20:53	Straylight	47.500	52	16Bet Cet	2.0370	4500.0	95	8430	No
8	GOM_NL__2PRFIN20031011_002243_000001632020_00360_08430_9340.N1	11-OCT-2003 00:22:43	Bright	162.50	165	34Gam Eri	2.9500	3200.0	325	8430	No
9	GOM_NL__2PRFIN20031011_003044_000000402020_00360_08430_9341.N1	11-OCT-2003 00:30:44	Bright	39.500	140	88Gam Peg	2.8340	26000.	79	8430	No
10	GOM_NL__2PRFIN20031011_003433_000000422020_00360_08430_9342.N1	11-OCT-2003 00:34:33	Bright	41.500	93	53Bet Peg	2.5200	3100.0	83	8430	No
11	GOM_NL__2PRFIN20031011_003741_000000422020_00360_08430_9343.N1	11-OCT-2003 00:37:41	Bright	41.500	53	43Bet And	2.0480	3300.0	83	8430	No
12	GOM_NL__2PRFIN20031011_003951_000000502020_00360_08430_9344.N1	11-OCT-2003 00:39:51	Bright	50.000	173	4Bet Tri	3.0040	8900.0	100	8430	No
13	GOM_NL__2PRFIN20031011_004134_000000492020_00360_08430_9345.N1	11-OCT-2003 00:41:34	Bright	49.000	73	57Gam1And	2.2600	13100.	98	8430	No
14	GOM_NL__2PRFIN20031011_004321_000000372020_00360_08430_9346.N1	11-OCT-2003 00:43:21	Bright	37.000	74	11Bet Cas	2.2680	6600.0	74	8430	No
15	GOM_NL__2PRFIN20031011_004449_000000422020_00360_08430_9347.N1	11-OCT-2003 00:44:49	Bright	42.000	110	37Del Cas	2.6780	8900.0	84	8430	No
16	GOM_NL__2PRFIN20031011_004702_000000502020_00360_08430_9348.N1	11-OCT-2003 00:47:02	Bright	50.000	160	23Gam Per	2.9300	4700.0	100	8430	No
17	GOM_NL__2PRFIN20031011_004853_000000572020_00360_08430_9349.N1	11-OCT-2003 00:48:53	Bright	56.500	175	39Del Per	3.0100	19400.	113	8430	No
18	GOM_NL__2PRFIN20031011_005143_000000362020_00360_08430_9350.N1	11-OCT-2003 00:51:43	Bright	36.000	49	1Alp UMi	1.9900	6300.0	72	8430	No
19	GOM_NL__2PRFIN20031011_005424_000000392020_00360_08430_9351.N1	11-OCT-2003 00:54:24	Bright	38.500	60	7Bet UMi	2.0810	3950.0	77	8430	No
20	GOM_NL__2PRFIN20031011_005705_000000842020_00360_08430_9352.N1	11-OCT-2003 00:57:05	Bright	84.000	6	13Alp Aur	0.080000	3400.0	168	8430	No
21	GOM_NL__2PRFIN20031011_005953_000000382020_00360_08430_9353.N1	11-OCT-2003 00:59:53	Bright	38.000	36	50Alp UMa	1.8000	6300.0	76	8430	No
22	GOM_NL__2PRFIN20031011_010126_000000392020_00360_08430_9354.N1	11-OCT-2003 01:01:26	Bright	38.500	82	48Bet UMa	2.3650	10600.	77	8430	No
23	GOM_NL__2PRFIN20031011_010446_000000352020_00360_08430_9355.N1	11-OCT-2003 01:04:46	Bright	35.000	174	52Psi UMa	3.0040	4400.0	70	8430	No
24	GOM_NL__2PRFIN20031011_011204_000000942020_00360_08430_9356.N1	11-OCT-2003 01:12:04	Bright	94.000	17	78Bet Gem	1.1610	4500.0	188	8430	No
25	GOM_NL__2PRFIN20031011_011444_000000412020_00360_08430_9357.N1	11-OCT-2003 01:14:44	Bright	41.000	22	32Alp Leo	1.3600	15200.	82	8430	No
26	GOM_NL__2PRFIN20031011_012141_000000572020_00360_08430_9358.N1	11-OCT-2003 01:21:41	Twilight	57.000	48	30Alp Hya	1.9770	4100.0	114	8430	No
27	GOM_NL__2PRFIN20031011_012353_000001202020_00360_08430_9359.N1	11-OCT-2003 01:23:53	Dark	120.00	8	10Alp CMi	0.40000	6500.0	240	8430	No
28	GOM_NL__2PRFIN20031011_013121_000000472020_00360_08430_9360.N1	11-OCT-2003 01:31:21	Dark	46.500	65	Lam Vel	2.2040	4400.0	93	8430	No
29	GOM_NL__2PRFIN20031011_013543_000000382020_00361_08431_0114.N1	11-OCT-2003 01:35:43	Dark	38.000	159	Ups Car	2.9200	7200.0	76	8431	No
30	GOM_NL__2PRFIN20031011_013718_000000402020_00361_08431_0115.N1	11-OCT-2003 01:37:18	Dark	39.500	29	Bet Car	1.6720	10200.	79	8431	No
31	GOM_NL__2PRFIN20031011_013950_000000542020_00361_08431_0116.N1	11-OCT-2003 01:39:50	Dark	53.500	2	Alp Car	-0.73600	7000.0	107	8431	No
32	GOM_NL__2PRFIN20031011_014348_000000652020_00361_08431_0117.N1	11-OCT-2003 01:43:48	Dark	65.000	108	Alp Col	2.6520	15200.	130	8431	No
33	GOM_NL__2PRFIN20031011_014814_000000412020_00361_08431_0118.N1	11-OCT-2003 01:48:14	Dark	41.000	143	Alp Hyi	2.8570	7200.0	82	8431	No
34	GOM_NL__2PRFIN20031011_014941_000000442020_00361_08431_0119.N1	11-OCT-2003 01:49:41	Dark	43.500	9	Alp Eri	0.45300	24000.	87	8431	No
35	GOM_NL__2PRFIN20031011_015158_000000492020_00361_08431_0120.N1	11-OCT-2003 01:51:58	Straylight	49.000	157	The1Eri	2.9060	9300.0	98	8431	No
36	GOM_NL__2PRFIN20031011_015449_000000472020_00361_08431_0121.N1	11-OCT-2003 01:54:49	Straylight	47.000	84	Alp Phe	2.3970	4500.0	94	8431	No
37	GOM_NL__2PRFIN20031011_015917_000000442020_00361_08431_0122.N1	11-OCT-2003 01:59:17	Straylight	44.000	18	24Alp PsA	1.1660	9700.0	88	8431	No
38	GOM_NL__2PRFIN20031011_020130_000000482020_00361_08431_0123.N1	11-OCT-2003 02:01:30	Straylight	47.500	52	16Bet Cet	2.0370	4500.0	95	8431	No
39	GOM_NL__2PRFIN20031011_020318_000001592020_00361_08431_0124.N1	11-OCT-2003 02:03:18	Bright	159.00	165	34Gam Eri	2.9500	3200.0	318	8431	No
40	GOM_NL__2PRFIN20031011_021121_000000382020_00361_08431_0125.N1	11-OCT-2003 02:11:21	Bright	37.500	140	88Gam Peg	2.8340	26000.	75	8431	No
41	GOM_NL__2PRFIN20031011_021510_000000402020_00361_08431_0126.N1	11-OCT-2003 02:15:10	Bright	40.000	93	53Bet Peg	2.5200	3100.0	80	8431	No
42	GOM_NL__2PRFIN20031011_021816_000000452020_00361_08431_0127.N1	11-OCT-2003 02:18:16	Bright	45.000	53	43Bet And	2.0480	3300.0	90	8431	No

43	GOM_NL__2PRFIN20031011_022026_000000502020_00361_08431_0128.N1	11-OCT-2003 02:20:26	Bright	50.000	173	4Bet Tri	3.0040	8900.0	100	8431	No
44	GOM_NL__2PRFIN20031011_022210_000000482020_00361_08431_0129.N1	11-OCT-2003 02:22:10	Bright	48.000	73	57Gam1And	2.2600	13100.	96	8431	No
45	GOM_NL__2PRFIN20031011_022357_000000382020_00361_08431_0130.N1	11-OCT-2003 02:23:57	Bright	37.500	74	11Bet Cas	2.2680	6600.0	75	8431	No
46	GOM_NL__2PRFIN20031011_022525_000000412020_00361_08431_0131.N1	11-OCT-2003 02:25:25	Bright	41.000	110	37Del Cas	2.6780	8900.0	82	8431	No
47	GOM_NL__2PRFIN20031011_022737_000000492020_00361_08431_0132.N1	11-OCT-2003 02:27:37	Bright	48.500	160	23Gam Per	2.9300	4700.0	97	8431	No
48	GOM_NL__2PRFIN20031011_022928_000000542020_00361_08431_0133.N1	11-OCT-2003 02:29:28	Bright	54.000	175	39Del Per	3.0100	19400.	108	8431	No
49	GOM_NL__2PRFIN20031011_023219_000000362020_00361_08431_0134.N1	11-OCT-2003 02:32:19	Bright	35.500	49	1Alp UMi	1.9900	6300.0	71	8431	No
50	GOM_NL__2PRFIN20031011_023501_000000412020_00361_08431_0135.N1	11-OCT-2003 02:35:01	Bright	40.500	60	7Bet UMi	2.0810	3950.0	81	8431	No
51	GOM_NL__2PRFIN20031011_023739_000000842020_00361_08431_0136.N1	11-OCT-2003 02:37:39	Bright	84.000	6	13Alp Aur	0.080000	3400.0	168	8431	No
52	GOM_NL__2PRFIN20031011_024029_000000412020_00361_08431_0137.N1	11-OCT-2003 02:40:29	Bright	40.500	36	50Alp UMa	1.8000	6300.0	81	8431	No
53	GOM_NL__2PRFIN20031011_024202_000000382020_00361_08431_0138.N1	11-OCT-2003 02:42:02	Bright	38.000	82	48Bet UMa	2.3650	10600.	76	8431	No
54	GOM_NL__2PRFIN20031011_024521_000000412020_00361_08431_0139.N1	11-OCT-2003 02:45:21	Bright	40.500	174	52Psi UMa	3.0040	4400.0	81	8431	No
55	GOM_NL__2PRFIN20031011_025240_000000852020_00361_08431_0140.N1	11-OCT-2003 02:52:40	Bright	84.500	17	78Bet Gem	1.1610	4500.0	169	8431	No
56	GOM_NL__2PRFIN20031011_025519_000000392020_00361_08431_0141.N1	11-OCT-2003 02:55:19	Bright	38.500	22	32Alp Leo	1.3600	15200.	77	8431	No
57	GOM_NL__2PRFIN20031011_030217_000000522020_00361_08431_0142.N1	11-OCT-2003 03:02:17	Twilight	51.500	48	30Alp Hya	1.9770	4100.0	103	8431	No
58	GOM_NL__2PRFIN20031011_030431_000001072020_00361_08431_0143.N1	11-OCT-2003 03:04:31	Dark	106.50	8	10Alp CMi	0.40000	6500.0	213	8431	No
59	GOM_NL__2PRFIN20031011_031157_000000472020_00361_08431_0144.N1	11-OCT-2003 03:11:57	Dark	46.500	65	Lam Vel	2.2040	4400.0	93	8431	No
60	GOM_NL__2PRFIN20031011_031620_000000402020_00362_08432_0114.N1	11-OCT-2003 03:16:20	Dark	39.500	159	Ups Car	2.9200	7200.0	79	8432	No
61	GOM_NL__2PRFIN20031011_031754_000000402020_00362_08432_0115.N1	11-OCT-2003 03:17:54	Dark	39.500	29	Bet Car	1.6720	10200.	79	8432	No
62	GOM_NL__2PRFIN20031011_032026_000000502020_00362_08432_0116.N1	11-OCT-2003 03:20:26	Dark	50.000	2	Alp Car	-0.73600	7000.0	100	8432	No
63	GOM_NL__2PRFIN20031011_032425_000000682020_00362_08432_0117.N1	11-OCT-2003 03:24:25	Dark	67.500	108	Alp Col	2.6520	15200.	135	8432	No
64	GOM_NL__2PRFIN20031011_032850_000000402020_00362_08432_0118.N1	11-OCT-2003 03:28:50	Dark	40.000	143	Alp Hyi	2.8570	7200.0	80	8432	No
65	GOM_NL__2PRFIN20031011_033017_000000472020_00362_08432_0119.N1	11-OCT-2003 03:30:17	Dark	46.500	9	Alp Eri	0.45300	24000.	93	8432	No
66	GOM_NL__2PRFIN20031011_033234_000000512020_00362_08432_0120.N1	11-OCT-2003 03:32:34	Straylight	50.500	157	The1Eri	2.9060	9300.0	101	8432	No
67	GOM_NL__2PRFIN20031011_033525_000000462020_00362_08432_0121.N1	11-OCT-2003 03:35:25	Straylight	45.500	84	Alp Phe	2.3970	4500.0	91	8432	No
68	GOM_NL__2PRFIN20031011_033953_000000432020_00362_08432_0122.N1	11-OCT-2003 03:39:53	Straylight	43.000	18	24Alp PsA	1.1660	9700.0	86	8432	No
69	GOM_NL__2PRFIN20031011_034205_000000472020_00362_08432_0123.N1	11-OCT-2003 03:42:05	Straylight	47.000	52	16Bet Cet	2.0370	4500.0	94	8432	No
70	GOM_NL__2PRFIN20031011_034354_000001612020_00362_08432_0124.N1	11-OCT-2003 03:43:54	Bright	161.00	165	34Gam Eri	2.9500	3200.0	322	8432	No
71	GOM_NL__2PRFIN20031011_035156_000000392020_00362_08432_0125.N1	11-OCT-2003 03:51:56	Bright	39.000	140	88Gam Peg	2.8340	26000.	78	8432	No
72	GOM_NL__2PRFIN20031011_035545_000000382020_00362_08432_0126.N1	11-OCT-2003 03:55:45	Bright	37.500	93	53Bet Peg	2.5200	3100.0	75	8432	No
73	GOM_NL__2PRFIN20031011_035852_000000472020_00362_08432_0127.N1	11-OCT-2003 03:58:52	Bright	46.500	53	43Bet And	2.0480	3300.0	93	8432	No
74	GOM_NL__2PRFIN20031011_040101_000000502020_00362_08432_0128.N1	11-OCT-2003 04:01:01	Bright	50.000	173	4Bet Tri	3.0040	8900.0	100	8432	No
75	GOM_NL__2PRFIN20031011_040244_000000492020_00362_08432_0129.N1	11-OCT-2003 04:02:44	Bright	49.000	73	57Gam1And	2.2600	13100.	98	8432	No
76	GOM_NL__2PRFIN20031011_040433_000000392020_00362_08432_0130.N1	11-OCT-2003 04:04:33	Bright	38.500	74	11Bet Cas	2.2680	6600.0	77	8432	No
77	GOM_NL__2PRFIN20031011_040601_000000402020_00362_08432_0131.N1	11-OCT-2003 04:06:01	Bright	40.000	110	37Del Cas	2.6780	8900.0	80	8432	No
78	GOM_NL__2PRFIN20031011_040812_000000502020_00362_08432_0132.N1	11-OCT-2003 04:08:12	Bright	50.000	160	23Gam Per	2.9300	4700.0	100	8432	No
79	GOM_NL__2PRFIN20031011_041002_000000562020_00362_08432_0133.N1	11-OCT-2003 04:10:02	Bright	56.000	175	39Del Per	3.0100	19400.	112	8432	No
80	GOM_NL__2PRFIN20031011_041255_000000382020_00362_08432_0134.N1	11-OCT-2003 04:12:55	Bright	37.500	49	1Alp UMi	1.9900	6300.0	75	8432	No
81	GOM_NL__2PRFIN20031011_041537_000000402020_00362_08432_0135.N1	11-OCT-2003 04:15:37	Bright	40.000	60	7Bet UMi	2.0810	3950.0	80	8432	No
82	GOM_NL__2PRFIN20031011_041814_000000892020_00362_08432_0136.N1	11-OCT-2003 04:18:14	Bright	88.500	6	13Alp Aur	0.080000	3400.0	177	8432	No
83	GOM_NL__2PRFIN20031011_042106_000000382020_00362_08432_0137.N1	11-OCT-2003 04:21:06	Bright	38.000	36	50Alp UMa	1.8000	6300.0	76	8432	No
84	GOM_NL__2PRFIN20031011_042238_000000382020_00362_08432_0138.N1	11-OCT-2003 04:22:38	Bright	37.500	82	48Bet UMa	2.3650	10600.	75	8432	No
85	GOM_NL__2PRFIN20031011_042558_000000362020_00362_08432_0139.N1	11-OCT-2003 04:25:58	Bright	35.500	174	52Psi UMa	3.0040	4400.0	71	8432	No
86	GOM_NL__2PRFIN20031011_043317_000000832020_00362_08432_0140.N1	11-OCT-2003 04:33:17	Bright	82.500	17	78Bet Gem	1.1610	4500.0	165	8432	No
87	GOM_NL__2PRFIN20031011_043557_000000412020_00362_08432_0141.N1	11-OCT-2003 04:35:57	Bright	40.500	22	32Alp Leo	1.3600	15200.	81	8432	No
88	GOM_NL__2PRFIN20031011_044256_000000502020_00362_08432_0142.N1	11-OCT-2003 04:42:56	Twilight	50.000	48	30Alp Hya	1.9770	4100.0	100	8432	No
89	GOM_NL__2PRFIN20031011_044509_000000992020_00362_08432_0143.N1	11-OCT-2003 04:45:09	Dark	98.500	8	10Alp CMi	0.40000	6500.0	197	8432	No
90	GOM_NL__2PRFIN20031011_045234_000000492020_00362_08432_0144.N1	11-OCT-2003 04:52:34	Dark	48.500	65	Lam Vel	2.2040	4400.0	97	8432	No
91	GOM_NL__2PRFIN20031011_045656_000000392020_00363_08433_0115.N1	11-OCT-2003 04:56:56	Dark	38.500	159	Ups Car	2.9200	7200.0	77	8433	No
92	GOM_NL__2PRFIN20031011_045830_000000462020_00363_08433_0116.N1	11-OCT-2003 04:58:30	Dark	45.500	29	Bet Car	1.6720	10200.	91	8433	No
93	GOM_NL__2PRFIN20031011_050103_000000622020_00363_08433_0117.N1	11-OCT-2003 05:01:03	Dark	62.000	2	Alp Car	-0.73600	7000.0	124	8433	No
94	GOM_NL__2PRFIN20031011_050502_000000672020_00363_08433_0118.N1	11-OCT-2003 05:05:02	Dark	67.000	108	Alp Col	2.6520	15200.	134	8433	No
95	GOM_NL__2PRFIN20031011_050927_000000402020_00363_08433_0119.N1	11-OCT-2003 05:09:27	Dark	39.500	143	Alp Hyi	2.8570	7200.0	79	8433	No
96	GOM_NL__2PRFIN20031011_051053_000000532020_00363_08433_0120.N1	11-OCT-2003 05:10:53	Dark	53.000	9	Alp Eri	0.45300	24000.	106	8433	No
97	GOM_NL__2PRFIN20031011_051310_000000512020_00363_08433_0121.N1	11-OCT-2003 05:13:10	Straylight	51.000	157	The1Eri	2.9060	9300.0	102	8433	No
98	GOM_NL__2PRFIN20031011_051601_000000452020_00363_08433_0122.N1	11-OCT-2003 05:16:01	Straylight	44.500	84	Alp Phe	2.3970	4500.0	89	8433	No
99	GOM_NL__2PRFIN20031011_052029_000000452020_00363_08433_0123.N1	11-OCT-2003 05:20:29	Straylight	45.000	18	24Alp PsA	1.1660	9700.0	90	8433	No
100	GOM_NL__2PRFIN20031011_052241_000000472020_00363_08433_0124.N1	11-OCT-2003 05:22:41	Straylight	47.000	52	16Bet Cet	2.0370	4500.0	94	8433	No
101	GOM_NL__2PRFIN20031011_052429_000001702020_00363_08433_0125.N1	11-OCT-2003 05:24:29	Bright	170.00	165	34Gam Eri	2.9500	3200.0	340	8433	No

102	GOM_NL__2PRFIN20031011_053232_000000402020_00363_08433_0126.N1	11-OCT-2003 05:32:32	Bright	39.500	140	88Gam Peg	2.8340	26000.	79	8433	No
103	GOM_NL__2PRFIN20031011_053621_000000412020_00363_08433_0127.N1	11-OCT-2003 05:36:21	Bright	40.500	93	53Bet Peg	2.5200	3100.0	81	8433	No
104	GOM_NL__2PRFIN20031011_053927_000000462020_00363_08433_0128.N1	11-OCT-2003 05:39:27	Bright	45.500	53	43Bet And	2.0480	3300.0	91	8433	No
105	GOM_NL__2PRFIN20031011_054136_000000502020_00363_08433_0129.N1	11-OCT-2003 05:41:36	Bright	50.000	173	4Bet Tri	3.0040	8900.0	100	8433	No
106	GOM_NL__2PRFIN20031011_054320_000000522020_00363_08433_0130.N1	11-OCT-2003 05:43:20	Bright	51.500	73	57Gam1And	2.2600	13100.	103	8433	No
107	GOM_NL__2PRFIN20031011_054508_000000392020_00363_08433_0131.N1	11-OCT-2003 05:45:08	Bright	39.000	74	11Bet Cas	2.2680	6600.0	78	8433	No
108	GOM_NL__2PRFIN20031011_054637_000000412020_00363_08433_0132.N1	11-OCT-2003 05:46:37	Bright	41.000	110	37Del Cas	2.6780	8900.0	82	8433	No
109	GOM_NL__2PRFIN20031011_054847_000000512020_00363_08433_0133.N1	11-OCT-2003 05:48:47	Bright	50.500	160	23Gam Per	2.9300	4700.0	101	8433	No
110	GOM_NL__2PRFIN20031011_055037_000000582020_00363_08433_0134.N1	11-OCT-2003 05:50:37	Bright	58.000	175	39Del Per	3.0100	19400.	116	8433	No
111	GOM_NL__2PRFIN20031011_055331_000000392020_00363_08433_0135.N1	11-OCT-2003 05:53:31	Bright	39.000	49	1Alp UMi	1.9900	6300.0	78	8433	No
112	GOM_NL__2PRFIN20031011_055614_000000392020_00363_08433_0136.N1	11-OCT-2003 05:56:14	Bright	38.500	60	7Bet UMi	2.0810	3950.0	77	8433	No
113	GOM_NL__2PRFIN20031011_055849_000000832020_00363_08433_0137.N1	11-OCT-2003 05:58:49	Bright	83.000	6	13Alp Aur	0.080000	3400.0	166	8433	No
114	GOM_NL__2PRFIN20031011_060142_000000372020_00363_08433_0138.N1	11-OCT-2003 06:01:42	Bright	37.000	36	50Alp UMa	1.8000	6300.0	74	8433	No
115	GOM_NL__2PRFIN20031011_060315_000000352020_00363_08433_0139.N1	11-OCT-2003 06:03:15	Bright	35.000	82	48Bet UMa	2.3650	10600.	70	8433	No
116	GOM_NL__2PRFIN20031011_060634_000000362020_00363_08433_0140.N1	11-OCT-2003 06:06:34	Bright	36.000	174	52Psi UMa	3.0040	4400.0	72	8433	No
117	GOM_NL__2PRFIN20031011_061353_000000832020_00363_08433_0141.N1	11-OCT-2003 06:13:53	Bright	82.500	17	78Bet Gem	1.1610	4500.0	165	8433	No
118	GOM_NL__2PRFIN20031011_061633_000000412020_00363_08433_0142.N1	11-OCT-2003 06:16:33	Bright	41.000	22	32Alp Leo	1.3600	15200.	82	8433	No
119	GOM_NL__2PRFIN20031011_062334_000000492020_00363_08433_0143.N1	11-OCT-2003 06:23:34	Twilight	49.000	48	30Alp Hya	1.9770	4100.0	98	8433	No
120	GOM_NL__2PRFIN20031011_062547_000001102020_00363_08433_0144.N1	11-OCT-2003 06:25:47	Dark	110.00	8	10Alp CMi	0.40000	6500.0	220	8433	No
121	GOM_NL__2PRFIN20031011_063311_000000522020_00363_08433_0145.N1	11-OCT-2003 06:33:11	Dark	51.500	65	Lam Vel	2.2040	4400.0	103	8433	No
122	GOM_NL__2PRFIN20031011_063733_000000392020_00364_08434_7044.N1	11-OCT-2003 06:37:33	Dark	38.500	159	Ups Car	2.9200	7200.0	77	8434	No
123	GOM_NL__2PRFIN20031011_081942_000000392020_00365_08435_0116.N1	11-OCT-2003 08:19:42	Dark	38.500	29	Bet Car	1.6720	10200.	77	8435	No
124	GOM_NL__2PRFIN20031011_082218_000000492020_00365_08435_0117.N1	11-OCT-2003 08:22:18	Dark	49.000	2	Alp Car	-0.73600	7000.0	98	8435	No
125	GOM_NL__2PRFIN20031011_082404_000001312020_00365_08435_0118.N1	11-OCT-2003 08:24:04	Dark	131.00	47	2Bet CMa	1.9760	28000.	262	8435	No
126	GOM_NL__2PRFIN20031011_083039_000000412020_00365_08435_0119.N1	11-OCT-2003 08:30:39	Dark	40.500	143	Alp Hyi	2.8570	7200.0	81	8435	No
127	GOM_NL__2PRFIN20031011_083206_000000532020_00365_08435_0120.N1	11-OCT-2003 08:32:06	Dark	53.000	9	Alp Eri	0.45300	24000.	106	8435	No
128	GOM_NL__2PRFIN20031011_083424_000000482020_00365_08435_0121.N1	11-OCT-2003 08:34:24	Straylight	48.000	157	The1Eri	2.9060	9300.0	96	8435	No
129	GOM_NL__2PRFIN20031011_083714_000000452020_00365_08435_0122.N1	11-OCT-2003 08:37:14	Straylight	45.000	84	Alp Phe	2.3970	4500.0	90	8435	No
130	GOM_NL__2PRFIN20031011_084353_000000482020_00365_08435_0123.N1	11-OCT-2003 08:43:53	Straylight	48.000	52	16Bet Cet	2.0370	4500.0	96	8435	No
131	GOM_NL__2PRFIN20031011_084540_000001632020_00365_08435_0124.N1	11-OCT-2003 08:45:40	Bright	162.50	165	34Gam Eri	2.9500	3200.0	325	8435	No
132	GOM_NL__2PRFIN20031011_085344_000000392020_00365_08435_0125.N1	11-OCT-2003 08:53:44	Bright	38.500	140	88Gam Peg	2.8340	26000.	77	8435	No
133	GOM_NL__2PRFIN20031011_085734_000000372020_00365_08435_0126.N1	11-OCT-2003 08:57:34	Bright	37.000	93	53Bet Peg	2.5200	3100.0	74	8435	No
134	GOM_NL__2PRFIN20031011_090038_000000432020_00365_08435_0127.N1	11-OCT-2003 09:00:38	Bright	43.000	53	43Bet And	2.0480	3300.0	86	8435	No
135	GOM_NL__2PRFIN20031011_090246_000000502020_00365_08435_0128.N1	11-OCT-2003 09:02:46	Bright	50.000	173	4Bet Tri	3.0040	8900.0	100	8435	No
136	GOM_NL__2PRFIN20031011_090430_000000482020_00365_08435_0129.N1	11-OCT-2003 09:04:30	Bright	47.500	73	57Gam1And	2.2600	13100.	95	8435	No
137	GOM_NL__2PRFIN20031011_090620_000000382020_00365_08435_0130.N1	11-OCT-2003 09:06:20	Bright	38.000	74	11Bet Cas	2.2680	6600.0	76	8435	No
138	GOM_NL__2PRFIN20031011_090747_000000412020_00365_08435_0131.N1	11-OCT-2003 09:07:47	Bright	41.000	110	37Del Cas	2.6780	8900.0	82	8435	No
139	GOM_NL__2PRFIN20031011_090957_000000492020_00365_08435_0132.N1	11-OCT-2003 09:09:57	Bright	49.000	160	23Gam Per	2.9300	4700.0	98	8435	No
140	GOM_NL__2PRFIN20031011_091147_000000572020_00365_08435_0133.N1	11-OCT-2003 09:11:47	Bright	56.500	175	39Del Per	3.0100	19400.	113	8435	No
141	GOM_NL__2PRFIN20031011_091443_000000352020_00365_08435_0134.N1	11-OCT-2003 09:14:43	Bright	35.000	49	1Alp UMi	1.9900	6300.0	70	8435	No
142	GOM_NL__2PRFIN20031011_091726_000000382020_00365_08435_0135.N1	11-OCT-2003 09:17:26	Bright	38.000	60	7Bet UMi	2.0810	3950.0	76	8435	No
143	GOM_NL__2PRFIN20031011_091958_000000832020_00365_08435_0136.N1	11-OCT-2003 09:19:58	Bright	82.500	6	13Alp Aur	0.080000	3400.0	165	8435	No
144	GOM_NL__2PRFIN20031011_092254_000000382020_00365_08435_0137.N1	11-OCT-2003 09:22:54	Bright	38.000	36	50Alp UMa	1.8000	6300.0	76	8435	No
145	GOM_NL__2PRFIN20031011_092427_000000372020_00365_08435_0138.N1	11-OCT-2003 09:24:27	Bright	36.500	82	48Bet UMa	2.3650	10600.	73	8435	No
146	GOM_NL__2PRFIN20031011_092747_000000342020_00365_08435_0139.N1	11-OCT-2003 09:27:47	Bright	33.500	174	52Psi UMa	3.0040	4400.0	67	8435	No
147	GOM_NL__2PRFIN20031011_093506_000000762020_00365_08435_0140.N1	11-OCT-2003 09:35:06	Bright	76.000	17	78Bet Gem	1.1610	4500.0	152	8435	No
148	GOM_NL__2PRFIN20031011_093745_000000402020_00365_08435_0141.N1	11-OCT-2003 09:37:45	Bright	39.500	22	32Alp Leo	1.3600	15200.	79	8435	No
149	GOM_NL__2PRFIN20031011_094447_000000552020_00365_08435_0142.N1	11-OCT-2003 09:44:47	Twilight	54.500	48	30Alp Hya	1.9770	4100.0	109	8435	No
150	GOM_NL__2PRFIN20031011_094703_000001022020_00365_08435_0143.N1	11-OCT-2003 09:47:03	Dark	101.50	8	10Alp CMi	0.40000	6500.0	203	8435	No
151	GOM_NL__2PRFIN20031011_095423_000000482020_00365_08435_0144.N1	11-OCT-2003 09:54:23	Dark	47.500	65	Lam Vel	2.2040	4400.0	95	8435	No
152	GOM_NL__2PRFIN20031011_095845_000000392020_00366_08436_0116.N1	11-OCT-2003 09:58:45	Dark	39.000	159	Ups Car	2.9200	7200.0	78	8436	No
153	GOM_NL__2PRFIN20031011_100019_000000402020_00366_08436_0117.N1	11-OCT-2003 10:00:19	Dark	39.500	29	Bet Car	1.6720	10200.	79	8436	No
154	GOM_NL__2PRFIN20031011_100254_000000492020_00366_08436_0118.N1	11-OCT-2003 10:02:54	Dark	48.500	2	Alp Car	-0.73600	7000.0	97	8436	No
155	GOM_NL__2PRFIN20031011_100443_000001282020_00366_08436_0119.N1	11-OCT-2003 10:04:43	Dark	127.50	47	2Bet CMa	1.9760	28000.	255	8436	No
156	GOM_NL__2PRFIN20031011_101116_000000382020_00366_08436_0120.N1	11-OCT-2003 10:11:16	Dark	37.500	143	Alp Hyi	2.8570	7200.0	75	8436	No
157	GOM_NL__2PRFIN20031011_101242_000000442020_00366_08436_0121.N1	11-OCT-2003 10:12:42	Dark	43.500	9	Alp Eri	0.45300	24000.	87	8436	No
158	GOM_NL__2PRFIN20031011_101501_000000502020_00366_08436_0122.N1	11-OCT-2003 10:15:01	Straylight	50.000	157	The1Eri	2.9060	9300.0	100	8436	No
159	GOM_NL__2PRFIN20031011_101750_000000422020_00366_08436_0123.N1	11-OCT-2003 10:17:50	Straylight	41.500	84	Alp Phe	2.3970	4500.0	83	8436	No
160	GOM_NL__2PRFIN20031011_102430_000000482020_00366_08436_0124.N1	11-OCT-2003 10:24:30	Straylight	48.000	52	16Bet Cet	2.0370	4500.0	96	8436	No



161	GOM_NL__2PRFIN20031011_102615_000001582020_00366_08436_0125.N1	11-OCT-2003 10:26:15	Bright	157.50	165	34Gam Eri	2.9500	3200.0	315	8436	No
162	GOM_NL__2PRFIN20031011_103420_000000372020_00366_08436_0126.N1	11-OCT-2003 10:34:20	Bright	37.000	140	88Gam Peg	2.8340	26000.	74	8436	No
163	GOM_NL__2PRFIN20031011_103810_000000382020_00366_08436_0127.N1	11-OCT-2003 10:38:10	Bright	38.000	93	53Bet Peg	2.5200	3100.0	76	8436	No
164	GOM_NL__2PRFIN20031011_104114_000000422020_00366_08436_0128.N1	11-OCT-2003 10:41:14	Bright	42.000	53	43Bet And	2.0480	3300.0	84	8436	No
165	GOM_NL__2PRFIN20031011_104321_000000512020_00366_08436_0129.N1	11-OCT-2003 10:43:21	Bright	50.500	173	4Bet Tri	3.0040	8900.0	101	8436	No
166	GOM_NL__2PRFIN20031011_104506_000000512020_00366_08436_0130.N1	11-OCT-2003 10:45:06	Bright	50.500	73	57Gam1And	2.2600	13100.	101	8436	No
167	GOM_NL__2PRFIN20031011_104656_000000392020_00366_08436_0131.N1	11-OCT-2003 10:46:56	Bright	39.000	74	11Bet Cas	2.2680	6600.0	78	8436	No
168	GOM_NL__2PRFIN20031011_104823_000000412020_00366_08436_0132.N1	11-OCT-2003 10:48:23	Bright	41.000	110	37Del Cas	2.6780	8900.0	82	8436	No
169	GOM_NL__2PRFIN20031011_105032_000000452020_00366_08436_0133.N1	11-OCT-2003 10:50:32	Bright	45.000	160	23Gam Per	2.9300	4700.0	90	8436	No
170	GOM_NL__2PRFIN20031011_105221_000000582020_00366_08436_0134.N1	11-OCT-2003 10:52:21	Bright	57.500	175	39Del Per	3.0100	19400.	115	8436	No
171	GOM_NL__2PRFIN20031011_105520_000000382020_00366_08436_0135.N1	11-OCT-2003 10:55:20	Bright	38.000	49	1Alp UMi	1.9900	6300.0	76	8436	No
172	GOM_NL__2PRFIN20031011_105803_000000402020_00366_08436_0136.N1	11-OCT-2003 10:58:03	Bright	39.500	60	7Bet UMi	2.0810	3950.0	79	8436	No
173	GOM_NL__2PRFIN20031011_110032_000000782020_00366_08436_0137.N1	11-OCT-2003 11:00:32	Bright	77.500	6	13Alp Aur	0.080000	3400.0	155	8436	No
174	GOM_NL__2PRFIN20031011_110331_000000372020_00366_08436_0138.N1	11-OCT-2003 11:03:31	Bright	36.500	36	50Alp UMa	1.8000	6300.0	73	8436	No
175	GOM_NL__2PRFIN20031011_110503_000000352020_00366_08436_0139.N1	11-OCT-2003 11:05:03	Bright	34.500	82	48Bet UMa	2.3650	10600.	69	8436	No
176	GOM_NL__2PRFIN20031011_110823_000000362020_00366_08436_0140.N1	11-OCT-2003 11:08:23	Bright	35.500	174	52Psi UMa	3.0040	4400.0	71	8436	No
177	GOM_NL__2PRFIN20031011_111543_000000892020_00366_08436_0141.N1	11-OCT-2003 11:15:43	Bright	89.000	17	78Bet Gem	1.1610	4500.0	178	8436	No
178	GOM_NL__2PRFIN20031011_111822_000000402020_00366_08436_0142.N1	11-OCT-2003 11:18:22	Bright	39.500	22	32Alp Leo	1.3600	15200.	79	8436	No
179	GOM_NL__2PRFIN20031011_112524_000000492020_00366_08436_0143.N1	11-OCT-2003 11:25:24	Twilight	49.000	48	30Alp Hya	1.9770	4100.0	98	8436	No
180	GOM_NL__2PRFIN20031011_112741_000001242020_00366_08436_0144.N1	11-OCT-2003 11:27:41	Dark	123.50	8	10Alp CMi	0.40000	6500.0	247	8436	No
181	GOM_NL__2PRFIN20031011_113500_000000482020_00366_08436_0145.N1	11-OCT-2003 11:35:00	Dark	48.000	65	Lam Vel	2.2040	4400.0	96	8436	No
182	GOM_NL__2PRFIN20031011_113921_000000382020_00367_08437_0118.N1	11-OCT-2003 11:39:21	Dark	38.000	159	Ups Car	2.9200	7200.0	76	8437	No
183	GOM_NL__2PRFIN20031011_114055_000000392020_00367_08437_0119.N1	11-OCT-2003 11:40:55	Dark	39.000	29	Bet Car	1.6720	10200.	78	8437	No
184	GOM_NL__2PRFIN20031011_114331_000000492020_00367_08437_0120.N1	11-OCT-2003 11:43:31	Dark	49.000	2	Alp Car	-0.73600	7000.0	98	8437	No
185	GOM_NL__2PRFIN20031011_114522_000001292020_00367_08437_0121.N1	11-OCT-2003 11:45:22	Dark	129.00	47	2Bet CMa	1.9760	28000.	258	8437	No
186	GOM_NL__2PRFIN20031011_115152_000000412020_00367_08437_0122.N1	11-OCT-2003 11:51:52	Dark	40.500	143	Alp Hyi	2.8570	7200.0	81	8437	No
187	GOM_NL__2PRFIN20031011_115319_000000452020_00367_08437_0123.N1	11-OCT-2003 11:53:19	Dark	45.000	9	Alp Eri	0.45300	24000.	90	8437	No
188	GOM_NL__2PRFIN20031011_115537_000000482020_00367_08437_0124.N1	11-OCT-2003 11:55:37	Straylight	48.000	157	The1Eri	2.9060	9300.0	96	8437	No
189	GOM_NL__2PRFIN20031011_115827_000000372020_00367_08437_0125.N1	11-OCT-2003 11:58:27	Straylight	37.000	84	Alp Phe	2.3970	4500.0	74	8437	No
190	GOM_NL__2PRFIN20031011_120507_000000482020_00367_08437_0126.N1	11-OCT-2003 12:05:07	Straylight	47.500	52	16Bet Cet	2.0370	4500.0	95	8437	No
191	GOM_NL__2PRFIN20031011_120651_000001732020_00367_08437_0127.N1	11-OCT-2003 12:06:51	Bright	172.50	165	34Gam Eri	2.9500	3200.0	345	8437	No
192	GOM_NL__2PRFIN20031011_121456_000000382020_00367_08437_0128.N1	11-OCT-2003 12:14:56	Bright	38.000	140	88Gam Peg	2.8340	26000.	76	8437	No
193	GOM_NL__2PRFIN20031011_121847_000000382020_00367_08437_0129.N1	11-OCT-2003 12:18:47	Bright	37.500	93	53Bet Peg	2.5200	3100.0	75	8437	No
194	GOM_NL__2PRFIN20031011_122149_000000442020_00367_08437_0130.N1	11-OCT-2003 12:21:49	Bright	44.000	53	43Bet And	2.0480	3300.0	88	8437	No
195	GOM_NL__2PRFIN20031011_122357_000000482020_00367_08437_0131.N1	11-OCT-2003 12:23:57	Bright	47.500	173	4Bet Tri	3.0040	8900.0	95	8437	No
196	GOM_NL__2PRFIN20031011_122541_000000502020_00367_08437_0132.N1	11-OCT-2003 12:25:41	Bright	49.500	73	57Gam1And	2.2600	13100.	99	8437	No
197	GOM_NL__2PRFIN20031011_122732_000000392020_00367_08437_0133.N1	11-OCT-2003 12:27:32	Bright	39.000	74	11Bet Cas	2.2680	6600.0	78	8437	No
198	GOM_NL__2PRFIN20031011_122900_000000402020_00367_08437_0134.N1	11-OCT-2003 12:29:00	Bright	40.000	110	37Del Cas	2.6780	8900.0	80	8437	No
199	GOM_NL__2PRFIN20031011_123108_000000462020_00367_08437_0135.N1	11-OCT-2003 12:31:08	Bright	45.500	160	23Gam Per	2.9300	4700.0	91	8437	No
200	GOM_NL__2PRFIN20031011_123556_000000372020_00367_08437_0136.N1	11-OCT-2003 12:35:56	Bright	36.500	49	1Alp UMi	1.9900	6300.0	73	8437	No
201	GOM_NL__2PRFIN20031011_123839_000000382020_00367_08437_0137.N1	11-OCT-2003 12:38:39	Bright	37.500	60	7Bet UMi	2.0810	3950.0	75	8437	No
202	GOM_NL__2PRFIN20031011_124107_000000882020_00367_08437_0138.N1	11-OCT-2003 12:41:07	Bright	87.500	6	13Alp Aur	0.080000	3400.0	175	8437	No
203	GOM_NL__2PRFIN20031011_124407_000000362020_00367_08437_0139.N1	11-OCT-2003 12:44:07	Bright	36.000	36	50Alp UMa	1.8000	6300.0	72	8437	No
204	GOM_NL__2PRFIN20031011_124539_000000352020_00367_08437_0140.N1	11-OCT-2003 12:45:39	Bright	35.000	82	48Bet UMa	2.3650	10600.	70	8437	No
205	GOM_NL__2PRFIN20031011_124859_000000372020_00367_08437_0141.N1	11-OCT-2003 12:48:59	Bright	36.500	174	52Psi UMa	3.0040	4400.0	73	8437	No
206	GOM_NL__2PRFIN20031011_125619_000000822020_00367_08437_0142.N1	11-OCT-2003 12:56:19	Bright	81.500	17	78Bet Gem	1.1610	4500.0	163	8437	No
207	GOM_NL__2PRFIN20031011_125858_000000412020_00367_08437_0143.N1	11-OCT-2003 12:58:58	Bright	41.000	22	32Alp Leo	1.3600	15200.	82	8437	No
208	GOM_NL__2PRFIN20031011_130600_000000522020_00367_08437_0144.N1	11-OCT-2003 13:06:00	Twilight	51.500	48	30Alp Hya	1.9770	4100.0	103	8437	No
209	GOM_NL__2PRFIN20031011_130819_000001112020_00367_08437_0145.N1	11-OCT-2003 13:08:19	Dark	110.50	8	10Alp CMi	0.40000	6500.0	221	8437	No
210	GOM_NL__2PRFIN20031011_131537_000000482020_00367_08437_0146.N1	11-OCT-2003 13:15:37	Dark	48.000	65	Lam Vel	2.2040	4400.0	96	8437	No
211	GOM_NL__2PRFIN20031011_131958_000000382020_00368_08438_0317.N1	11-OCT-2003 13:19:58	Dark	38.000	159	Ups Car	2.9200	7200.0	76	8438	No
212	GOM_NL__2PRFIN20031011_132131_000000382020_00368_08438_0318.N1	11-OCT-2003 13:21:31	Dark	38.000	29	Bet Car	1.6720	10200.	76	8438	No
213	GOM_NL__2PRFIN20031011_132408_000000492020_00368_08438_0319.N1	11-OCT-2003 13:24:08	Dark	49.000	2	Alp Car	-0.73600	7000.0	98	8438	No
214	GOM_NL__2PRFIN20031011_132601_000001272020_00368_08438_0320.N1	11-OCT-2003 13:26:01	Dark	126.50	47	2Bet CMa	1.9760	28000.	253	8438	No
215	GOM_NL__2PRFIN20031011_133229_000000402020_00368_08438_0321.N1	11-OCT-2003 13:32:29	Dark	40.000	143	Alp Hyi	2.8570	7200.0	80	8438	No
216	GOM_NL__2PRFIN20031011_133356_000000462020_00368_08438_0322.N1	11-OCT-2003 13:33:56	Dark	46.000	9	Alp Eri	0.45300	24000.	92	8438	No
217	GOM_NL__2PRFIN20031011_133614_000000482020_00368_08438_0323.N1	11-OCT-2003 13:36:14	Straylight	47.500	157	The1Eri	2.9060	9300.0	95	8438	No
218	GOM_NL__2PRFIN20031011_133903_000000442020_00368_08438_0324.N1	11-OCT-2003 13:39:03	Straylight	44.000	84	Alp Phe	2.3970	4500.0	88	8438	No
219	GOM_NL__2PRFIN20031011_134543_000000462020_00368_08438_0325.N1	11-OCT-2003 13:45:43	Straylight	45.500	52	16Bet Cet	2.0370	4500.0	91	8438	No

220	GOM_NL__2PRFIN20031011_134727_000001682020_00368_08438_0326.N1	11-OCT-2003 13:47:27	Bright	167.50	165	34Gam Eri	2.9500	3200.0	335	8438	No
221	GOM_NL__2PRFIN20031011_135532_000000372020_00368_08438_0327.N1	11-OCT-2003 13:55:32	Bright	37.000	140	88Gam Peg	2.8340	26000.	74	8438	No
222	GOM_NL__2PRFIN20031011_135923_000000392020_00368_08438_0328.N1	11-OCT-2003 13:59:23	Bright	39.000	93	53Bet Peg	2.5200	3100.0	78	8438	No
223	GOM_NL__2PRFIN20031011_140224_000000452020_00368_08438_0329.N1	11-OCT-2003 14:02:24	Bright	45.000	53	43Bet And	2.0480	3300.0	90	8438	No
224	GOM_NL__2PRFIN20031011_140431_000000492020_00368_08438_0330.N1	11-OCT-2003 14:04:31	Bright	49.000	173	4Bet Tri	3.0040	8900.0	98	8438	No
225	GOM_NL__2PRFIN20031011_140615_000000462020_00368_08438_0331.N1	11-OCT-2003 14:06:15	Bright	46.000	73	57Gam1And	2.2600	13100.	92	8438	No
226	GOM_NL__2PRFIN20031011_140807_000000392020_00368_08438_0332.N1	11-OCT-2003 14:08:07	Bright	38.500	74	11Bet Cas	2.2680	6600.0	77	8438	No
227	GOM_NL__2PRFIN20031011_140934_000000392020_00368_08438_0333.N1	11-OCT-2003 14:09:34	Bright	38.500	110	37Del Cas	2.6780	8900.0	77	8438	No
228	GOM_NL__2PRFIN20031011_141142_000000502020_00368_08438_0334.N1	11-OCT-2003 14:11:42	Bright	49.500	160	23Gam Per	2.9300	4700.0	99	8438	No
229	GOM_NL__2PRFIN20031011_141631_000000372020_00368_08438_0335.N1	11-OCT-2003 14:16:31	Bright	37.000	49	1Alp UMi	1.9900	6300.0	74	8438	No
230	GOM_NL__2PRFIN20031011_142141_000000882020_00368_08438_0336.N1	11-OCT-2003 14:21:41	Bright	87.500	6	13Alp Aur	0.080000	3400.0	175	8438	No
231	GOM_NL__2PRFIN20031011_142441_000000402020_00368_08438_0337.N1	11-OCT-2003 14:24:41	Bright	40.000	36	50Alp UMa	1.8000	6300.0	80	8438	No
232	GOM_NL__2PRFIN20031011_142614_000000382020_00368_08438_0338.N1	11-OCT-2003 14:26:14	Bright	37.500	82	48Bet UMa	2.3650	10600.	75	8438	No
233	GOM_NL__2PRFIN20031011_142933_000000382020_00368_08438_0339.N1	11-OCT-2003 14:29:33	Bright	37.500	174	52Psi UMa	3.0040	4400.0	75	8438	No
234	GOM_NL__2PRFIN20031011_143654_000000782020_00368_08438_0340.N1	11-OCT-2003 14:36:54	Bright	77.500	17	78Bet Gem	1.1610	4500.0	155	8438	No
235	GOM_NL__2PRFIN20031011_143934_000000412020_00368_08438_0341.N1	11-OCT-2003 14:39:34	Bright	40.500	22	32Alp Leo	1.3600	15200.	81	8438	No
236	GOM_NL__2PRFIN20031011_144635_000000532020_00368_08438_0342.N1	11-OCT-2003 14:46:35	Dark	53.000	48	30Alp Hya	1.9770	4100.0	106	8438	No
237	GOM_NL__2PRFIN20031011_144857_000001292020_00368_08438_0343.N1	11-OCT-2003 14:48:57	Dark	129.00	8	10Alp CMi	0.40000	6500.0	258	8438	No
238	GOM_NL__2PRFIN20031011_145612_000000502020_00368_08438_0344.N1	11-OCT-2003 14:56:12	Dark	49.500	65	Lam Vel	2.2040	4400.0	99	8438	No
239	GOM_NL__2PRFIN20031011_150032_000000412020_00369_08439_0317.N1	11-OCT-2003 15:00:32	Dark	40.500	159	Ups Car	2.9200	7200.0	81	8439	No
240	GOM_NL__2PRFIN20031011_150206_000000422020_00369_08439_0318.N1	11-OCT-2003 15:02:06	Dark	41.500	29	Bet Car	1.6720	10200.	83	8439	No
241	GOM_NL__2PRFIN20031011_150445_000000512020_00369_08439_0319.N1	11-OCT-2003 15:04:45	Dark	50.500	2	Alp Car	-0.73600	7000.0	101	8439	No
242	GOM_NL__2PRFIN20031011_150639_000001322020_00369_08439_0320.N1	11-OCT-2003 15:06:39	Dark	131.50	47	2Bet CMa	1.9760	28000.	263	8439	No
243	GOM_NL__2PRFIN20031011_151303_000000412020_00369_08439_0321.N1	11-OCT-2003 15:13:03	Dark	41.000	143	Alp Hyi	2.8570	7200.0	82	8439	No
244	GOM_NL__2PRFIN20031011_151431_000000432020_00369_08439_0322.N1	11-OCT-2003 15:14:31	Dark	42.500	9	Alp Eri	0.45300	24000.	85	8439	No
245	GOM_NL__2PRFIN20031011_151649_000000502020_00369_08439_0323.N1	11-OCT-2003 15:16:49	Straylight	49.500	157	The1Eri	2.9060	9300.0	99	8439	No
246	GOM_NL__2PRFIN20031011_151937_000000462020_00369_08439_0324.N1	11-OCT-2003 15:19:37	Straylight	46.000	84	Alp Phe	2.3970	4500.0	92	8439	No
247	GOM_NL__2PRFIN20031011_152618_000000472020_00369_08439_0325.N1	11-OCT-2003 15:26:18	Straylight	46.500	52	16Bet Cet	2.0370	4500.0	93	8439	No
248	GOM_NL__2PRFIN20031011_152801_000001602020_00369_08439_0326.N1	11-OCT-2003 15:28:01	Bright	159.50	165	34Gam Eri	2.9500	3200.0	319	8439	No
249	GOM_NL__2PRFIN20031011_153607_000000402020_00369_08439_0327.N1	11-OCT-2003 15:36:07	Bright	40.000	140	88Gam Peg	2.8340	26000.	80	8439	No
250	GOM_NL__2PRFIN20031011_153958_000000382020_00369_08439_0328.N1	11-OCT-2003 15:39:58	Bright	38.000	93	53Bet Peg	2.5200	3100.0	76	8439	No
251	GOM_NL__2PRFIN20031011_154300_000000422020_00369_08439_0329.N1	11-OCT-2003 15:43:00	Bright	41.500	53	43Bet And	2.0480	3300.0	83	8439	No
252	GOM_NL__2PRFIN20031011_154506_000000502020_00369_08439_0330.N1	11-OCT-2003 15:45:06	Bright	50.000	173	4Bet Tri	3.0040	8900.0	100	8439	No
253	GOM_NL__2PRFIN20031011_154651_000000462020_00369_08439_0331.N1	11-OCT-2003 15:46:51	Bright	45.500	73	57Gam1And	2.2600	13100.	91	8439	No
254	GOM_NL__2PRFIN20031011_154843_000000392020_00369_08439_0332.N1	11-OCT-2003 15:48:43	Bright	38.500	74	11Bet Cas	2.2680	6600.0	77	8439	No
255	GOM_NL__2PRFIN20031011_155009_000000422020_00369_08439_0333.N1	11-OCT-2003 15:50:09	Bright	42.000	110	37Del Cas	2.6780	8900.0	84	8439	No
256	GOM_NL__2PRFIN20031011_155217_000000492020_00369_08439_0334.N1	11-OCT-2003 15:52:17	Bright	48.500	160	23Gam Per	2.9300	4700.0	97	8439	No
257	GOM_NL__2PRFIN20031011_155405_000000582020_00369_08439_0335.N1	11-OCT-2003 15:54:05	Bright	58.000	175	39Del Per	3.0100	19400.	116	8439	No
258	GOM_NL__2PRFIN20031011_155706_000000402020_00369_08439_0336.N1	11-OCT-2003 15:57:06	Bright	39.500	49	1Alp UMi	1.9900	6300.0	79	8439	No
259	GOM_NL__2PRFIN20031011_155949_000000402020_00369_08439_0337.N1	11-OCT-2003 15:59:49	Bright	39.500	60	7Bet UMi	2.0810	3950.0	79	8439	No
260	GOM_NL__2PRFIN20031011_160216_000000882020_00369_08439_0338.N1	11-OCT-2003 16:02:16	Bright	88.000	6	13Alp Aur	0.080000	3400.0	176	8439	No
261	GOM_NL__2PRFIN20031011_160517_000000392020_00369_08439_0339.N1	11-OCT-2003 16:05:17	Bright	39.000	36	50Alp UMa	1.8000	6300.0	78	8439	No
262	GOM_NL__2PRFIN20031011_160650_000000382020_00369_08439_0340.N1	11-OCT-2003 16:06:50	Bright	37.500	82	48Bet UMa	2.3650	10600.	75	8439	No
263	GOM_NL__2PRFIN20031011_161010_000000442020_00369_08439_0341.N1	11-OCT-2003 16:10:10	Bright	44.000	174	52Psi UMa	3.0040	4400.0	88	8439	No
264	GOM_NL__2PRFIN20031011_161731_000000792020_00369_08439_0342.N1	11-OCT-2003 16:17:31	Bright	78.500	17	78Bet Gem	1.1610	4500.0	157	8439	No
265	GOM_NL__2PRFIN20031011_162010_000000412020_00369_08439_0343.N1	11-OCT-2003 16:20:10	Bright	40.500	22	32Alp Leo	1.3600	15200.	81	8439	No
266	GOM_NL__2PRFIN20031011_162711_000000542020_00369_08439_0344.N1	11-OCT-2003 16:27:11	Dark	54.000	48	30Alp Hya	1.9770	4100.0	108	8439	No
267	GOM_NL__2PRFIN20031011_162934_000001122020_00369_08439_0345.N1	11-OCT-2003 16:29:34	Dark	111.50	8	10Alp CMi	0.40000	6500.0	223	8439	No
268	GOM_NL__2PRFIN20031011_163649_000000482020_00369_08439_0346.N1	11-OCT-2003 16:36:49	Dark	48.000	65	Lam Vel	2.2040	4400.0	96	8439	No
269	GOM_NL__2PRFIN20031011_164109_000000402020_00370_08440_0319.N1	11-OCT-2003 16:41:09	Dark	40.000	159	Ups Car	2.9200	7200.0	80	8440	No
270	GOM_NL__2PRFIN20031011_164322_000001162020_00370_08440_0320.N1	11-OCT-2003 16:43:22	Dark	115.50	1	9Alp CMa	-1.4400	11000.	231	8440	No
271	GOM_NL__2PRFIN20031011_164718_000001302020_00370_08440_0321.N1	11-OCT-2003 16:47:18	Dark	129.50	47	2Bet CMa	1.9760	28000.	259	8440	No
272	GOM_NL__2PRFIN20031011_165339_000000412020_00370_08440_0322.N1	11-OCT-2003 16:53:39	Dark	41.000	143	Alp Hyi	2.8570	7200.0	82	8440	No
273	GOM_NL__2PRFIN20031011_165505_000000532020_00370_08440_0323.N1	11-OCT-2003 16:55:05	Dark	53.000	9	Alp Eri	0.45300	24000.	106	8440	No
274	GOM_NL__2PRFIN20031011_165724_000000512020_00370_08440_0324.N1	11-OCT-2003 16:57:24	Straylight	50.500	157	The1Eri	2.9060	9300.0	101	8440	No
275	GOM_NL__2PRFIN20031011_170013_000000432020_00370_08440_0325.N1	11-OCT-2003 17:00:13	Straylight	43.000	84	Alp Phe	2.3970	4500.0	86	8440	No
276	GOM_NL__2PRFIN20031011_170653_000000462020_00370_08440_0326.N1	11-OCT-2003 17:06:53	Straylight	46.000	52	16Bet Cet	2.0370	4500.0	92	8440	No
277	GOM_NL__2PRFIN20031011_170837_000001662020_00370_08440_0327.N1	11-OCT-2003 17:08:37	Bright	165.50	165	34Gam Eri	2.9500	3200.0	331	8440	No
278	GOM_NL__2PRFIN20031011_171643_000000392020_00370_08440_0328.N1	11-OCT-2003 17:16:43	Bright	39.000	140	88Gam Peg	2.8340	26000.	78	8440	No

279	GOM_NL__2PRFIN20031011_172034_000000392020_00370_08440_0329.N1	11-OCT-2003 17:20:34	Bright	39.000	93	53Bet Peg	2.5200	3100.0	78	8440	No
280	GOM_NL__2PRFIN20031011_172336_000000422020_00370_08440_0330.N1	11-OCT-2003 17:23:36	Bright	41.500	53	43Bet And	2.0480	3300.0	83	8440	No
281	GOM_NL__2PRFIN20031011_172542_000000502020_00370_08440_0331.N1	11-OCT-2003 17:25:42	Bright	49.500	173	4Bet Tri	3.0040	8900.0	99	8440	No
282	GOM_NL__2PRFIN20031011_172726_000000512020_00370_08440_0332.N1	11-OCT-2003 17:27:26	Bright	51.000	73	57Gam1And	2.2600	13100.	102	8440	No
283	GOM_NL__2PRFIN20031011_172919_000000392020_00370_08440_0333.N1	11-OCT-2003 17:29:19	Bright	39.000	74	11Bet Cas	2.2680	6600.0	78	8440	No
284	GOM_NL__2PRFIN20031011_173045_000000412020_00370_08440_0334.N1	11-OCT-2003 17:30:45	Bright	40.500	110	37Del Cas	2.6780	8900.0	81	8440	No
285	GOM_NL__2PRFIN20031011_173253_000000502020_00370_08440_0335.N1	11-OCT-2003 17:32:53	Bright	49.500	160	23Gam Per	2.9300	4700.0	99	8440	No
286	GOM_NL__2PRFIN20031011_173440_000000582020_00370_08440_0336.N1	11-OCT-2003 17:34:40	Bright	57.500	175	39Del Per	3.0100	19400.	115	8440	No
287	GOM_NL__2PRFIN20031011_173742_000000402020_00370_08440_0337.N1	11-OCT-2003 17:37:42	Bright	39.500	49	1Alp UMi	1.9900	6300.0	79	8440	No
288	GOM_NL__2PRFIN20031011_174027_000000382020_00370_08440_0338.N1	11-OCT-2003 17:40:27	Bright	38.000	60	7Bet UMi	2.0810	3950.0	76	8440	No
289	GOM_NL__2PRFIN20031011_174251_000000842020_00370_08440_0339.N1	11-OCT-2003 17:42:51	Bright	83.500	6	13Alp Aur	0.080000	3400.0	167	8440	No
290	GOM_NL__2PRFIN20031011_174553_000000402020_00370_08440_0340.N1	11-OCT-2003 17:45:53	Bright	40.000	36	50Alp UMa	1.8000	6300.0	80	8440	No
291	GOM_NL__2PRFIN20031011_174726_000000402020_00370_08440_0341.N1	11-OCT-2003 17:47:26	Bright	40.000	82	48Bet UMa	2.3650	10600.	80	8440	No
292	GOM_NL__2PRFIN20031011_175046_000000372020_00370_08440_0342.N1	11-OCT-2003 17:50:46	Bright	37.000	174	52Psi UMa	3.0040	4400.0	74	8440	No
293	GOM_NL__2PRFIN20031011_175808_000000882020_00370_08440_0343.N1	11-OCT-2003 17:58:08	Bright	87.500	17	78Bet Gem	1.1610	4500.0	175	8440	No
294	GOM_NL__2PRFIN20031011_180046_000000522020_00370_08440_0344.N1	11-OCT-2003 18:00:46	Bright	51.500	22	32Alp Leo	1.3600	15200.	103	8440	No
295	GOM_NL__2PRFIN20031011_180748_000000552020_00370_08440_0345.N1	11-OCT-2003 18:07:48	Dark	54.500	48	30Alp Hya	1.9770	4100.0	109	8440	No
296	GOM_NL__2PRFIN20031011_181013_000001312020_00370_08440_0346.N1	11-OCT-2003 18:10:13	Dark	131.00	8	10Alp CMi	0.40000	6500.0	262	8440	No
297	GOM_NL__2PRFIN20031011_181723_000000522020_00370_08440_0347.N1	11-OCT-2003 18:17:23	Dark	51.500	65	Lam Vel	2.2040	4400.0	103	8440	No
298	GOM_NL__2PRFIN20031011_182145_000000392020_00371_08441_0320.N1	11-OCT-2003 18:21:45	Dark	38.500	159	Ups Car	2.9200	7200.0	77	8441	No
299	GOM_NL__2PRFIN20031011_182401_000001162020_00371_08441_0321.N1	11-OCT-2003 18:24:01	Dark	115.50	1	9Alp CMa	-1.4400	11000.	231	8441	No
300	GOM_NL__2PRFIN20031011_182757_000001282020_00371_08441_0322.N1	11-OCT-2003 18:27:57	Dark	128.00	47	2Bet CMa	1.9760	28000.	256	8441	No
301	GOM_NL__2PRFIN20031011_183416_000000422020_00371_08441_0323.N1	11-OCT-2003 18:34:16	Dark	42.000	143	Alp Hyi	2.8570	7200.0	84	8441	No
302	GOM_NL__2PRFIN20031011_183541_000000532020_00371_08441_0324.N1	11-OCT-2003 18:35:41	Dark	53.000	9	Alp Eri	0.45300	24000.	106	8441	No
303	GOM_NL__2PRFIN20031011_183800_000000522020_00371_08441_0325.N1	11-OCT-2003 18:38:00	Straylight	51.500	157	The1Eri	2.9060	9300.0	103	8441	No
304	GOM_NL__2PRFIN20031011_184050_000000452020_00371_08441_0326.N1	11-OCT-2003 18:40:50	Straylight	45.000	84	Alp Phe	2.3970	4500.0	90	8441	No
305	GOM_NL__2PRFIN20031011_184727_000000542020_00371_08441_0327.N1	11-OCT-2003 18:47:27	Straylight	54.000	52	16Bet Cet	2.0370	4500.0	108	8441	No
306	GOM_NL__2PRFIN20031011_184912_000001552020_00371_08441_0328.N1	11-OCT-2003 18:49:12	Bright	155.00	165	34Gam Eri	2.9500	3200.0	310	8441	No
307	GOM_NL__2PRFIN20031011_185719_000000392020_00371_08441_0329.N1	11-OCT-2003 18:57:19	Bright	39.000	140	88Gam Peg	2.8340	26000.	78	8441	No
308	GOM_NL__2PRFIN20031011_190110_000000402020_00371_08441_0330.N1	11-OCT-2003 19:01:10	Bright	40.000	93	53Bet Peg	2.5200	3100.0	80	8441	No
309	GOM_NL__2PRFIN20031011_190410_000000452020_00371_08441_0331.N1	11-OCT-2003 19:04:10	Bright	44.500	53	43Bet And	2.0480	3300.0	89	8441	No
310	GOM_NL__2PRFIN20031011_190616_000000502020_00371_08441_0332.N1	11-OCT-2003 19:06:16	Bright	50.000	173	4Bet Tri	3.0040	8900.0	100	8441	No
311	GOM_NL__2PRFIN20031011_190801_000000502020_00371_08441_0333.N1	11-OCT-2003 19:08:01	Bright	50.000	73	57Gam1And	2.2600	13100.	100	8441	No
312	GOM_NL__2PRFIN20031011_190955_000000392020_00371_08441_0334.N1	11-OCT-2003 19:09:55	Bright	39.000	74	11Bet Cas	2.2680	6600.0	78	8441	No
313	GOM_NL__2PRFIN20031011_191120_000000432020_00371_08441_0335.N1	11-OCT-2003 19:11:20	Bright	42.500	110	37Del Cas	2.6780	8900.0	85	8441	No
314	GOM_NL__2PRFIN20031011_191328_000000472020_00371_08441_0336.N1	11-OCT-2003 19:13:28	Bright	46.500	160	23Gam Per	2.9300	4700.0	93	8441	No
315	GOM_NL__2PRFIN20031011_191514_000000572020_00371_08441_0337.N1	11-OCT-2003 19:15:14	Bright	56.500	175	39Del Per	3.0100	19400.	113	8441	No
316	GOM_NL__2PRFIN20031011_191816_000000412020_00371_08441_0338.N1	11-OCT-2003 19:18:16	Bright	41.000	49	1Alp UMi	1.9900	6300.0	82	8441	No
317	GOM_NL__2PRFIN20031011_192102_000000392020_00371_08441_0339.N1	11-OCT-2003 19:21:02	Bright	38.500	60	7Bet UMi	2.0810	3950.0	77	8441	No
318	GOM_NL__2PRFIN20031011_192325_000000952020_00371_08441_0340.N1	11-OCT-2003 19:23:25	Bright	94.500	6	13Alp Aur	0.080000	3400.0	189	8441	No
319	GOM_NL__2PRFIN20031011_192627_000000422020_00371_08441_0341.N1	11-OCT-2003 19:26:27	Bright	41.500	36	50Alp UMa	1.8000	6300.0	83	8441	No
320	GOM_NL__2PRFIN20031011_192801_000000402020_00371_08441_0342.N1	11-OCT-2003 19:28:01	Bright	39.500	82	48Bet UMa	2.3650	10600.	79	8441	No
321	GOM_NL__2PRFIN20031011_193122_000000382020_00371_08441_0343.N1	11-OCT-2003 19:31:22	Bright	37.500	174	52Psi UMa	3.0040	4400.0	75	8441	No
322	GOM_NL__2PRFIN20031011_193844_000000832020_00371_08441_0344.N1	11-OCT-2003 19:38:44	Bright	83.000	17	78Bet Gem	1.1610	4500.0	166	8441	No
323	GOM_NL__2PRFIN20031011_194122_000000552020_00371_08441_0345.N1	11-OCT-2003 19:41:22	Bright	55.000	22	32Alp Leo	1.3600	15200.	110	8441	No
324	GOM_NL__2PRFIN20031011_194824_000000502020_00371_08441_0346.N1	11-OCT-2003 19:48:24	Dark	49.500	48	30Alp Hya	1.9770	4100.0	99	8441	No
325	GOM_NL__2PRFIN20031011_195050_000001142020_00371_08441_0347.N1	11-OCT-2003 19:50:50	Dark	114.00	8	10Alp CMi	0.40000	6500.0	228	8441	No
326	GOM_NL__2PRFIN20031011_195801_000000462020_00371_08441_0348.N1	11-OCT-2003 19:58:01	Dark	45.500	65	Lam Vel	2.2040	4400.0	91	8441	No
327	GOM_NL__2PRFIN20031011_200221_000000392020_00372_08442_0327.N1	11-OCT-2003 20:02:21	Dark	38.500	159	Ups Car	2.9200	7200.0	77	8442	No
328	GOM_NL__2PRFIN20031011_200439_000001392020_00372_08442_0328.N1	11-OCT-2003 20:04:39	Dark	139.00	1	9Alp CMa	-1.4400	11000.	278	8442	No
329	GOM_NL__2PRFIN20031011_200837_000001352020_00372_08442_0329.N1	11-OCT-2003 20:08:37	Dark	135.00	47	2Bet CMa	1.9760	28000.	270	8442	No
330	GOM_NL__2PRFIN20031011_201450_000000432020_00372_08442_0330.N1	11-OCT-2003 20:14:50	Dark	43.000	143	Alp Hyi	2.8570	7200.0	86	8442	No
331	GOM_NL__2PRFIN20031011_201617_000000532020_00372_08442_0331.N1	11-OCT-2003 20:16:17	Dark	53.000	9	Alp Eri	0.45300	24000.	106	8442	No
332	GOM_NL__2PRFIN20031011_201837_000000522020_00372_08442_0332.N1	11-OCT-2003 20:18:37	Straylight	51.500	157	The1Eri	2.9060	9300.0	103	8442	No
333	GOM_NL__2PRFIN20031011_202124_000000462020_00372_08442_0333.N1	11-OCT-2003 20:21:24	Straylight	46.000	84	Alp Phe	2.3970	4500.0	92	8442	No
334	GOM_NL__2PRFIN20031011_202805_000000482020_00372_08442_0334.N1	11-OCT-2003 20:28:05	Straylight	47.500	52	16Bet Cet	2.0370	4500.0	95	8442	No
335	GOM_NL__2PRFIN20031011_202948_000001702020_00372_08442_0335.N1	11-OCT-2003 20:29:48	Bright	170.00	165	34Gam Eri	2.9500	3200.0	340	8442	No
336	GOM_NL__2PRFIN20031011_203752_000000412020_00372_08442_0336.N1	11-OCT-2003 20:37:52	Bright	41.000	140	88Gam Peg	2.8340	26000.	82	8442	No
337	GOM_NL__2PRFIN20031011_204146_000000392020_00372_08442_0337.N1	11-OCT-2003 20:41:46	Bright	38.500	93	53Bet Peg	2.5200	3100.0	77	8442	No



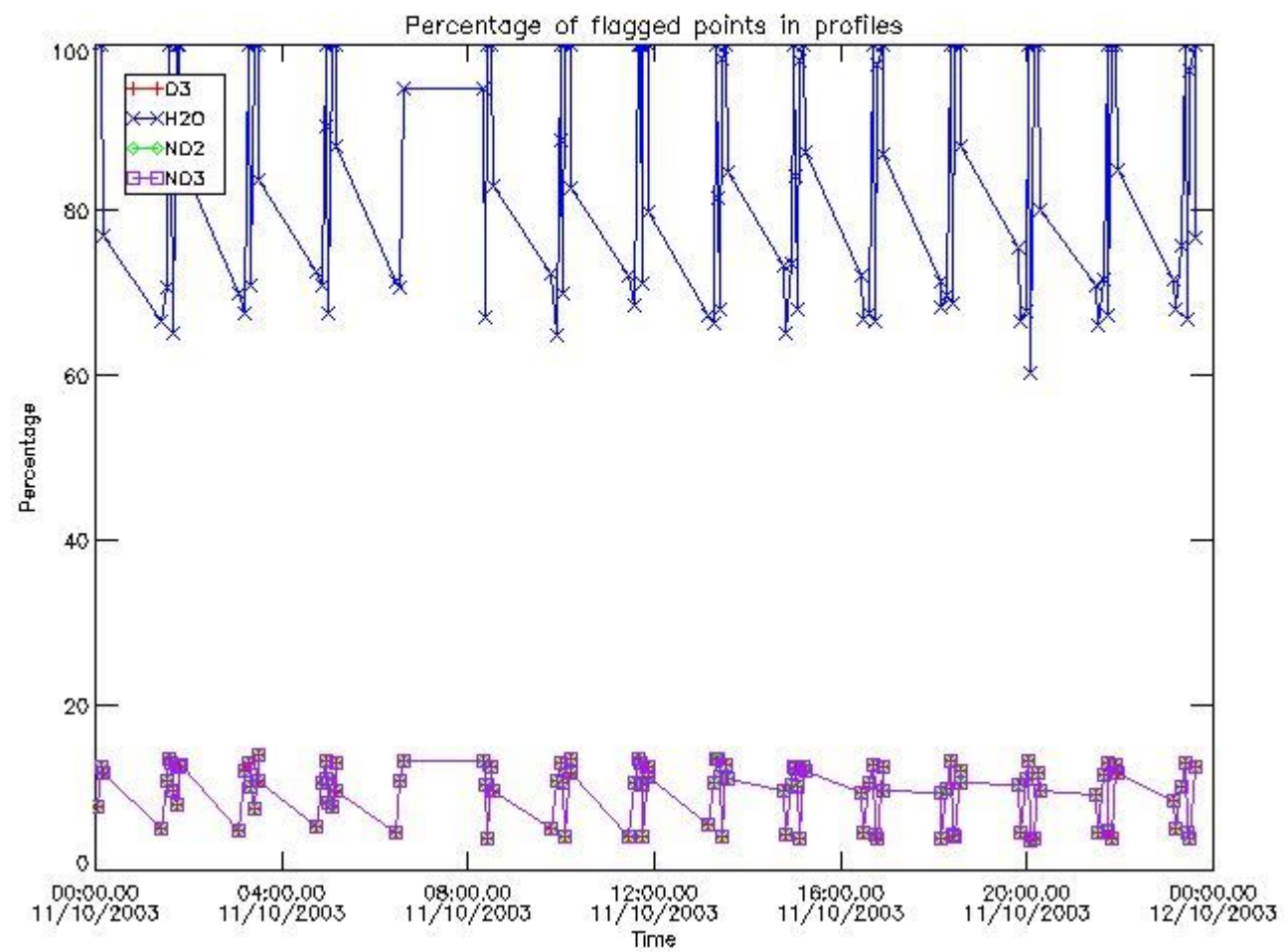
338	GOM_NL__2PRFIN20031011_204446_000000442020_00372_08442_0338.N1	11-OCT-2003 20:44:46	Bright	44.000	53	43Bet And	2.0480	3300.0	88	8442	No
339	GOM_NL__2PRFIN20031011_204651_000000522020_00372_08442_0339.N1	11-OCT-2003 20:46:51	Bright	52.000	173	4Bet Tri	3.0040	8900.0	104	8442	No
340	GOM_NL__2PRFIN20031011_204835_000000462020_00372_08442_0340.N1	11-OCT-2003 20:48:35	Bright	46.000	73	57Gam1And	2.2600	13100.	92	8442	No
341	GOM_NL__2PRFIN20031011_205030_000000392020_00372_08442_0341.N1	11-OCT-2003 20:50:30	Bright	39.000	74	11Bet Cas	2.2680	6600.0	78	8442	No
342	GOM_NL__2PRFIN20031011_205156_000000412020_00372_08442_0342.N1	11-OCT-2003 20:51:56	Bright	40.500	110	37Del Cas	2.6780	8900.0	81	8442	No
343	GOM_NL__2PRFIN20031011_205403_000000482020_00372_08442_0343.N1	11-OCT-2003 20:54:03	Bright	47.500	160	23Gam Per	2.9300	4700.0	95	8442	No
344	GOM_NL__2PRFIN20031011_205549_000000572020_00372_08442_0344.N1	11-OCT-2003 20:55:49	Bright	56.500	175	39Del Per	3.0100	19400.	113	8442	No
345	GOM_NL__2PRFIN20031011_205854_000000392020_00372_08442_0345.N1	11-OCT-2003 20:58:54	Bright	38.500	49	1Alp UMi	1.9900	6300.0	77	8442	No
346	GOM_NL__2PRFIN20031011_210138_000000362020_00372_08442_0346.N1	11-OCT-2003 21:01:38	Bright	36.000	60	7Bet UMi	2.0810	3950.0	72	8442	No
347	GOM_NL__2PRFIN20031011_210400_000000902020_00372_08442_0347.N1	11-OCT-2003 21:04:00	Bright	89.500	6	13Alp Aur	0.080000	3400.0	179	8442	No
348	GOM_NL__2PRFIN20031011_210705_000000412020_00372_08442_0348.N1	11-OCT-2003 21:07:05	Bright	40.500	36	50Alp UMa	1.8000	6300.0	81	8442	No
349	GOM_NL__2PRFIN20031011_210837_000000402020_00372_08442_0349.N1	11-OCT-2003 21:08:37	Bright	40.000	82	48Bet UMa	2.3650	10600.	80	8442	No
350	GOM_NL__2PRFIN20031011_211157_000000372020_00372_08442_0350.N1	11-OCT-2003 21:11:57	Bright	37.000	174	52Psi UMa	3.0040	4400.0	74	8442	No
351	GOM_NL__2PRFIN20031011_211920_000000892020_00372_08442_0351.N1	11-OCT-2003 21:19:20	Bright	88.500	17	78Bet Gem	1.1610	4500.0	177	8442	No
352	GOM_NL__2PRFIN20031011_212158_000000422020_00372_08442_0352.N1	11-OCT-2003 21:21:58	Bright	41.500	22	32Alp Leo	1.3600	15200.	83	8442	No
353	GOM_NL__2PRFIN20031011_212901_000000562020_00372_08442_0353.N1	11-OCT-2003 21:29:01	Dark	55.500	48	30Alp Hya	1.9770	4100.0	111	8442	No
354	GOM_NL__2PRFIN20031011_213128_000001212020_00372_08442_0354.N1	11-OCT-2003 21:31:28	Dark	121.00	8	10Alp CMi	0.40000	6500.0	242	8442	No
355	GOM_NL__2PRFIN20031011_213838_000000452020_00372_08442_0355.N1	11-OCT-2003 21:38:38	Dark	44.500	65	Lam Vel	2.2040	4400.0	89	8442	No
356	GOM_NL__2PRFIN20031011_214257_000000392020_00373_08443_0447.N1	11-OCT-2003 21:42:57	Dark	39.000	159	Ups Car	2.9200	7200.0	78	8443	No
357	GOM_NL__2PRFIN20031011_214519_000001182020_00373_08443_0448.N1	11-OCT-2003 21:45:19	Dark	117.50	1	9Alp CMa	-1.4400	11000.	235	8443	No
358	GOM_NL__2PRFIN20031011_214916_000001312020_00373_08443_0449.N1	11-OCT-2003 21:49:16	Dark	130.50	47	2Bet CMa	1.9760	28000.	261	8443	No
359	GOM_NL__2PRFIN20031011_215529_000000402020_00373_08443_0450.N1	11-OCT-2003 21:55:29	Dark	40.000	143	Alp Hyi	2.8570	7200.0	80	8443	No
360	GOM_NL__2PRFIN20031011_215653_000000432020_00373_08443_0451.N1	11-OCT-2003 21:56:53	Dark	43.000	9	Alp Eri	0.45300	24000.	86	8443	No
361	GOM_NL__2PRFIN20031011_215913_000000512020_00373_08443_0452.N1	11-OCT-2003 21:59:13	Straylight	51.000	157	The1Eri	2.9060	9300.0	102	8443	No
362	GOM_NL__2PRFIN20031011_220202_000000452020_00373_08443_0453.N1	11-OCT-2003 22:02:02	Straylight	45.000	84	Alp Phe	2.3970	4500.0	90	8443	No
363	GOM_NL__2PRFIN20031011_220840_000000512020_00373_08443_0454.N1	11-OCT-2003 22:08:40	Straylight	50.500	52	16Bet Cet	2.0370	4500.0	101	8443	No
364	GOM_NL__2PRFIN20031011_221023_000001622020_00373_08443_0455.N1	11-OCT-2003 22:10:23	Bright	161.50	165	34Gam Eri	2.9500	3200.0	323	8443	No
365	GOM_NL__2PRFIN20031011_221830_000000412020_00373_08443_0456.N1	11-OCT-2003 22:18:30	Bright	40.500	140	88Gam Peg	2.8340	26000.	81	8443	No
366	GOM_NL__2PRFIN20031011_222222_000000392020_00373_08443_0457.N1	11-OCT-2003 22:22:22	Bright	39.000	93	53Bet Peg	2.5200	3100.0	78	8443	No
367	GOM_NL__2PRFIN20031011_222521_000000422020_00373_08443_0458.N1	11-OCT-2003 22:25:21	Bright	41.500	53	43Bet And	2.0480	3300.0	83	8443	No
368	GOM_NL__2PRFIN20031011_222725_000000522020_00373_08443_0459.N1	11-OCT-2003 22:27:25	Bright	51.500	173	4Bet Tri	3.0040	8900.0	103	8443	No
369	GOM_NL__2PRFIN20031011_222911_000000472020_00373_08443_0460.N1	11-OCT-2003 22:29:11	Bright	46.500	73	57Gam1And	2.2600	13100.	93	8443	No
370	GOM_NL__2PRFIN20031011_223106_000000392020_00373_08443_0461.N1	11-OCT-2003 22:31:06	Bright	39.000	74	11Bet Cas	2.2680	6600.0	78	8443	No
371	GOM_NL__2PRFIN20031011_223232_000000412020_00373_08443_0462.N1	11-OCT-2003 22:32:32	Bright	41.000	110	37Del Cas	2.6780	8900.0	82	8443	No
372	GOM_NL__2PRFIN20031011_223438_000000462020_00373_08443_0463.N1	11-OCT-2003 22:34:38	Bright	46.000	160	23Gam Per	2.9300	4700.0	92	8443	No
373	GOM_NL__2PRFIN20031011_223623_000000562020_00373_08443_0464.N1	11-OCT-2003 22:36:23	Bright	55.500	175	39Del Per	3.0100	19400.	111	8443	No
374	GOM_NL__2PRFIN20031011_223930_000000392020_00373_08443_0465.N1	11-OCT-2003 22:39:30	Bright	38.500	49	1Alp UMi	1.9900	6300.0	77	8443	No
375	GOM_NL__2PRFIN20031011_224214_000000382020_00373_08443_0466.N1	11-OCT-2003 22:42:14	Bright	38.000	60	7Bet UMi	2.0810	3950.0	76	8443	No
376	GOM_NL__2PRFIN20031011_224434_000000852020_00373_08443_0467.N1	11-OCT-2003 22:44:34	Bright	84.500	6	13Alp Aur	0.080000	3400.0	169	8443	No
377	GOM_NL__2PRFIN20031011_224739_000000422020_00373_08443_0468.N1	11-OCT-2003 22:47:39	Bright	41.500	36	50Alp UMa	1.8000	6300.0	83	8443	No
378	GOM_NL__2PRFIN20031011_224911_000000412020_00373_08443_0469.N1	11-OCT-2003 22:49:11	Bright	41.000	82	48Bet UMa	2.3650	10600.	82	8443	No
379	GOM_NL__2PRFIN20031011_225234_000000362020_00373_08443_0470.N1	11-OCT-2003 22:52:34	Bright	36.000	174	52Psi UMa	3.0040	4400.0	72	8443	No
380	GOM_NL__2PRFIN20031011_225956_000000852020_00373_08443_0471.N1	11-OCT-2003 22:59:56	Bright	84.500	17	78Bet Gem	1.1610	4500.0	169	8443	No
381	GOM_NL__2PRFIN20031011_230235_000000422020_00373_08443_0472.N1	11-OCT-2003 23:02:35	Bright	41.500	22	32Alp Leo	1.3600	15200.	83	8443	No
382	GOM_NL__2PRFIN20031011_230937_000000602020_00373_08443_0473.N1	11-OCT-2003 23:09:37	Dark	60.000	48	30Alp Hya	1.9770	4100.0	120	8443	No
383	GOM_NL__2PRFIN20031011_231206_000001102020_00373_08443_0474.N1	11-OCT-2003 23:12:06	Dark	110.00	8	10Alp CMi	0.40000	6500.0	220	8443	No
384	GOM_NL__2PRFIN20031011_231915_000000502020_00373_08443_0475.N1	11-OCT-2003 23:19:15	Dark	50.000	65	Lam Vel	2.2040	4400.0	100	8443	No
385	GOM_NL__2PRFIN20031011_232333_000000392020_00374_08444_0323.N1	11-OCT-2003 23:23:33	Dark	39.000	159	Ups Car	2.9200	7200.0	78	8444	No
386	GOM_NL__2PRFIN20031011_232557_000001152020_00374_08444_0324.N1	11-OCT-2003 23:25:57	Dark	114.50	1	9Alp CMa	-1.4400	11000.	229	8444	No
387	GOM_NL__2PRFIN20031011_232955_000001312020_00374_08444_0325.N1	11-OCT-2003 23:29:55	Dark	131.00	47	2Bet CMa	1.9760	28000.	262	8444	No
388	GOM_NL__2PRFIN20031011_233605_000000412020_00374_08444_0326.N1	11-OCT-2003 23:36:05	Dark	40.500	143	Alp Hyi	2.8570	7200.0	81	8444	No
389	GOM_NL__2PRFIN20031011_233732_000000412020_00374_08444_0327.N1	11-OCT-2003 23:37:32	Dark	41.000	9	Alp Eri	0.45300	24000.	82	8444	No
390	GOM_NL__2PRFIN20031011_233952_000000492020_00374_08444_0328.N1	11-OCT-2003 23:39:52	Straylight	48.500	157	The1Eri	2.9060	9300.0	97	8444	No
391	GOM_NL__2PRFIN20031011_234239_000000432020_00374_08444_0329.N1	11-OCT-2003 23:42:39	Straylight	43.000	84	Alp Phe	2.3970	4500.0	86	8444	No
392	GOM_NL__2PRFIN20031011_234917_000000472020_00374_08444_0330.N1	11-OCT-2003 23:49:17	Straylight	46.500	52	16Bet Cet	2.0370	4500.0	93	8444	No
393	GOM_NL__2PRFIN20031011_235059_000001562020_00374_08444_0331.N1	11-OCT-2003 23:50:59	Bright	155.50	165	34Gam Eri	2.9500	3200.0	311	8444	No
394	GOM_NL__2PRFIN20031011_235906_000000402020_00374_08444_0332.N1	11-OCT-2003 23:59:06	Bright	39.500	140	88Gam Peg	2.8340	26000.	79	8444	No



### 3. Quality information per product

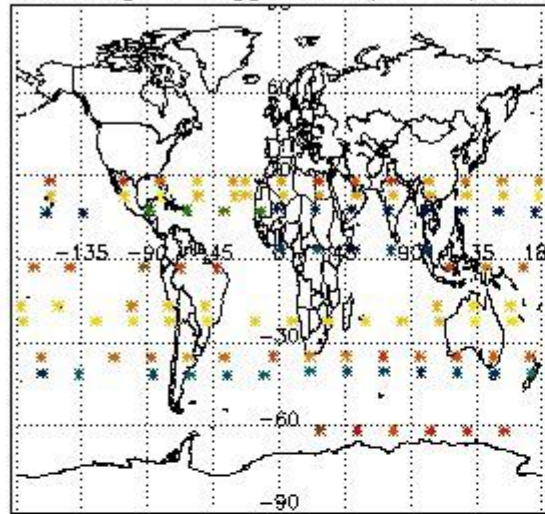
In this section it is plotted some information contained in the Quality Summary data set of the level 2 products. Only products in dark limb conditions and without errors (error flag in the MPH set to "0") are used.

#### 3.1 Plot quality information per product (time dependant)


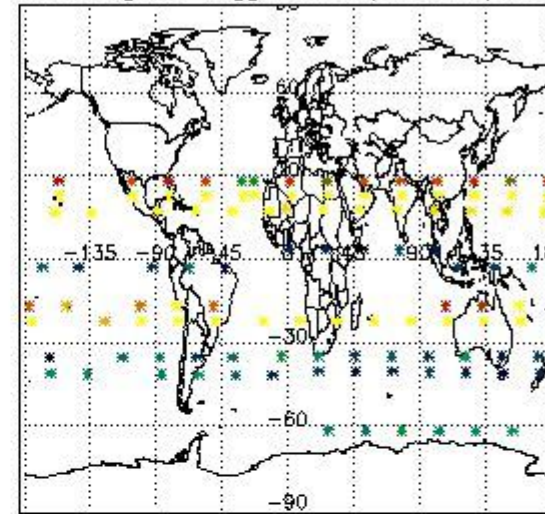


#### 3.2 Plot quality information per product (world map)

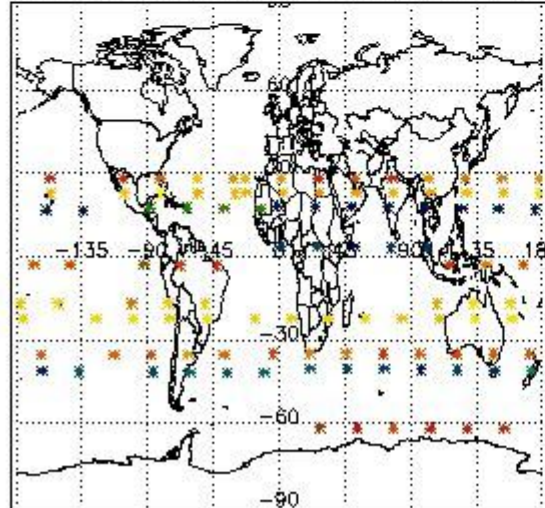
Percentage of flagged data per O3 profile



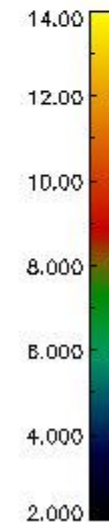
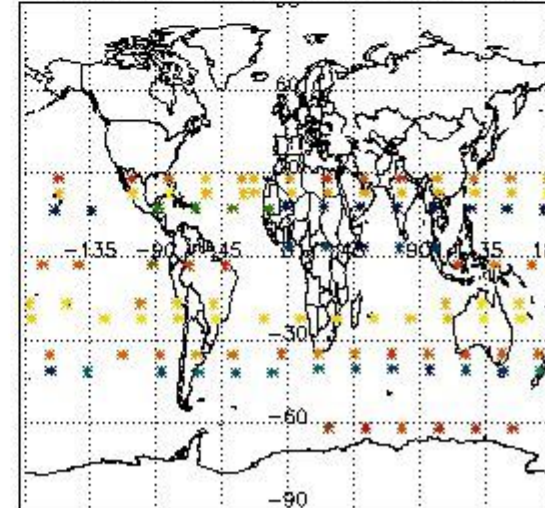
Percentage of flagged data per H2O profile



Percentage of flagged data per NO2 profile



Percentage of flagged data per NO3 profile

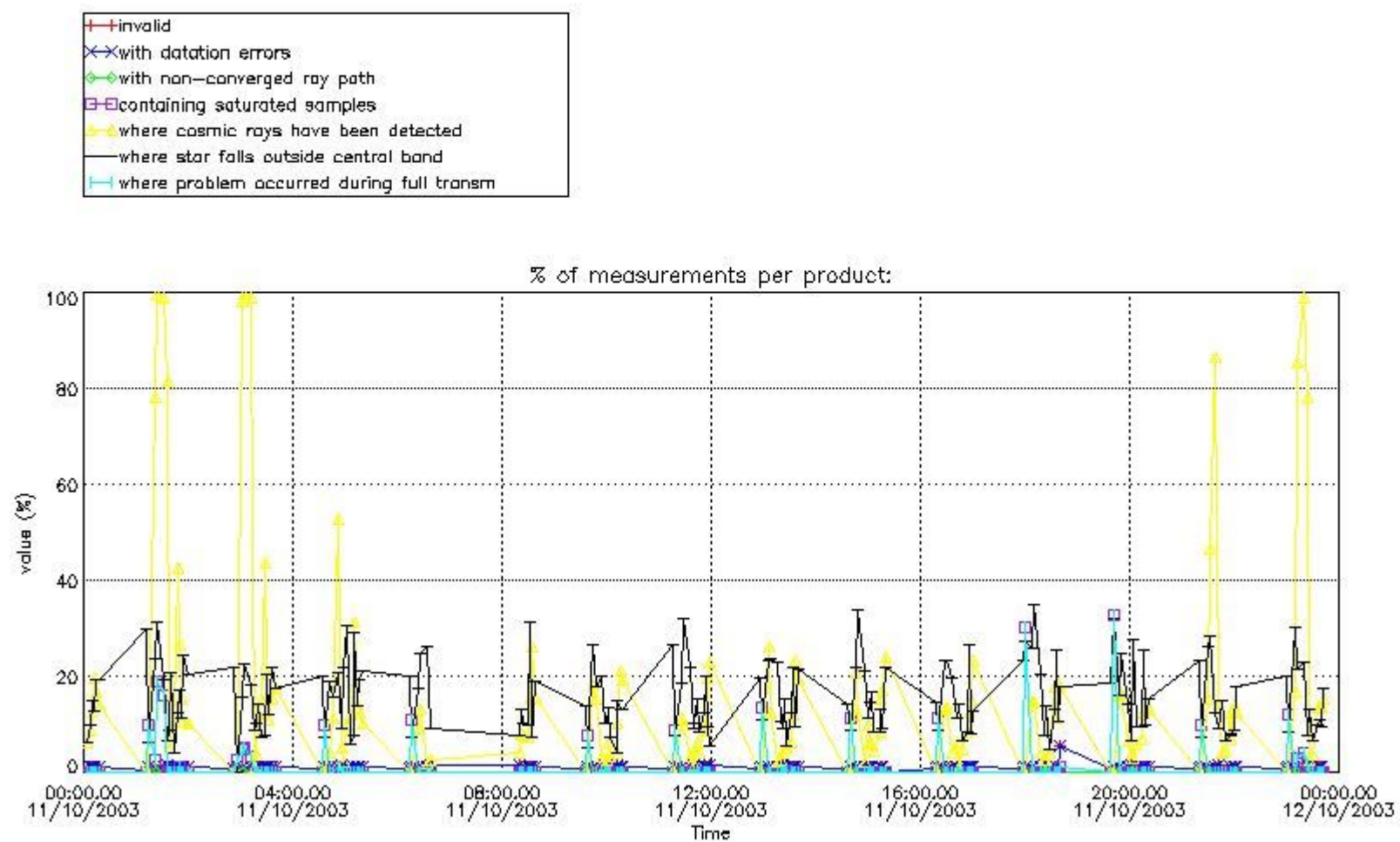


#### 4. Level 1 quality information per product

In this section it is plotted some information contained in the Quality Summary data set of the level 2 products that comes from the level 1b processing. Products without errors (error flag in the MPH set to "0") are used.

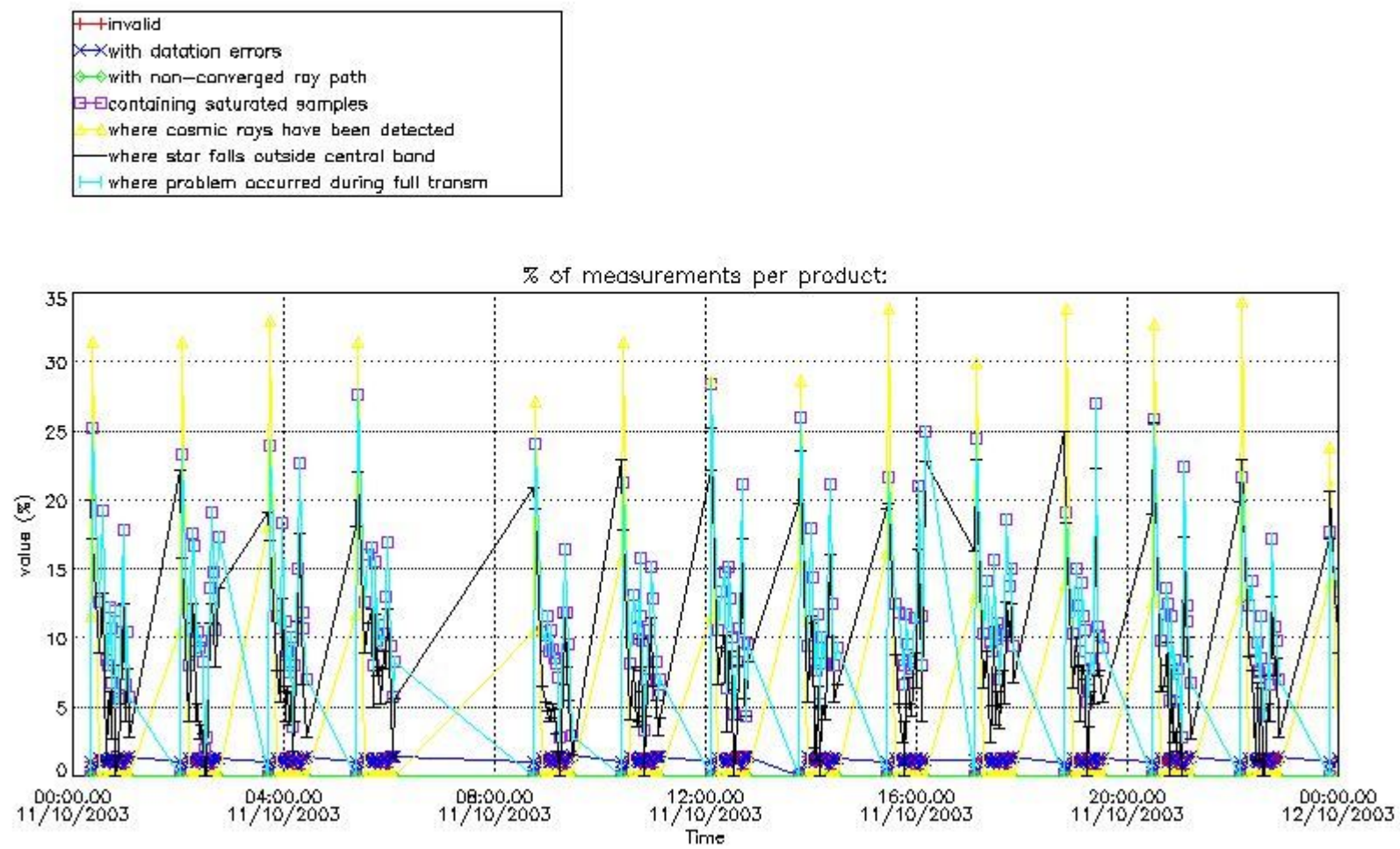
##### 4.1 Plot quality information per product (time dependant) coming from level 1b processing

##### 4.1.1 Plot level 1 quality information per product (time dependant): ENVISAT ASCENDING passes



4.1.2 Plot level 1 quality information per product (time dependant): ENVI SAT DESCENDING passes

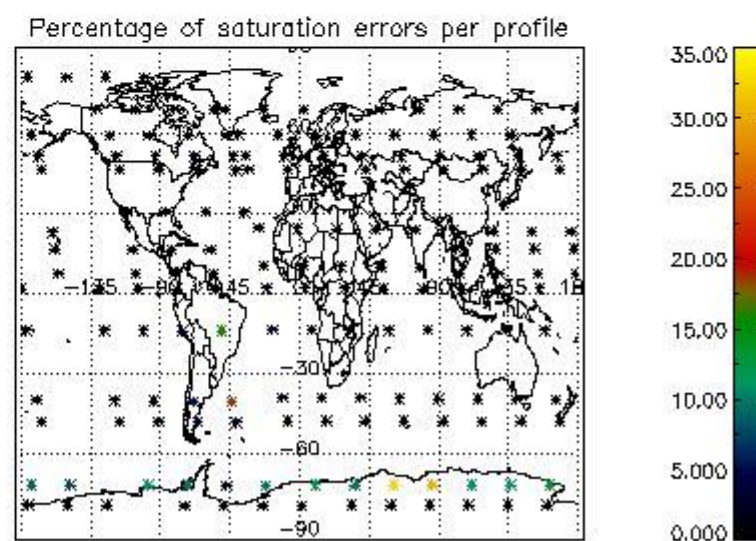
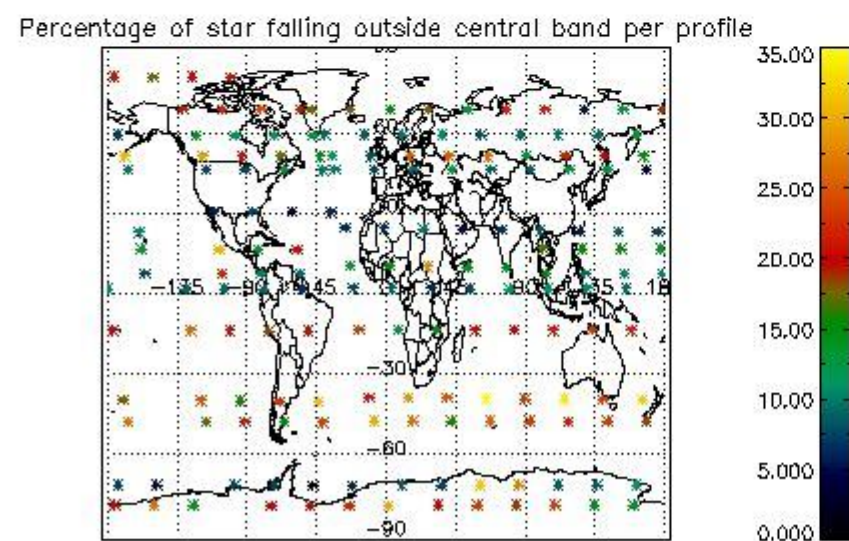
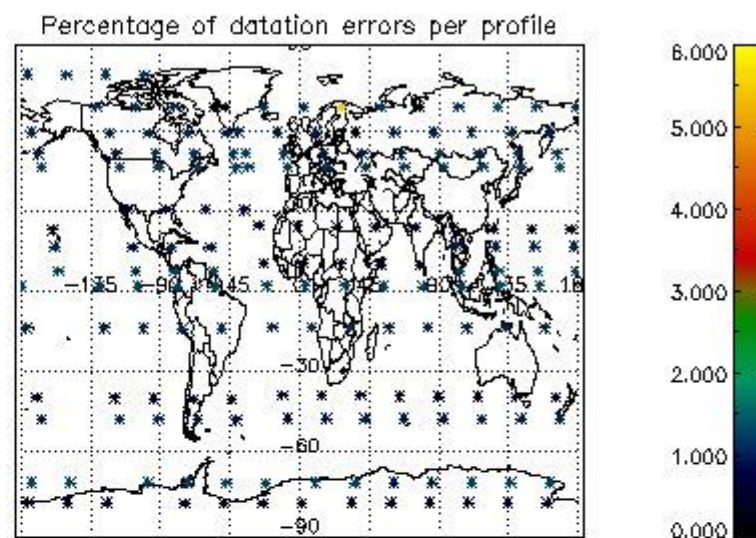
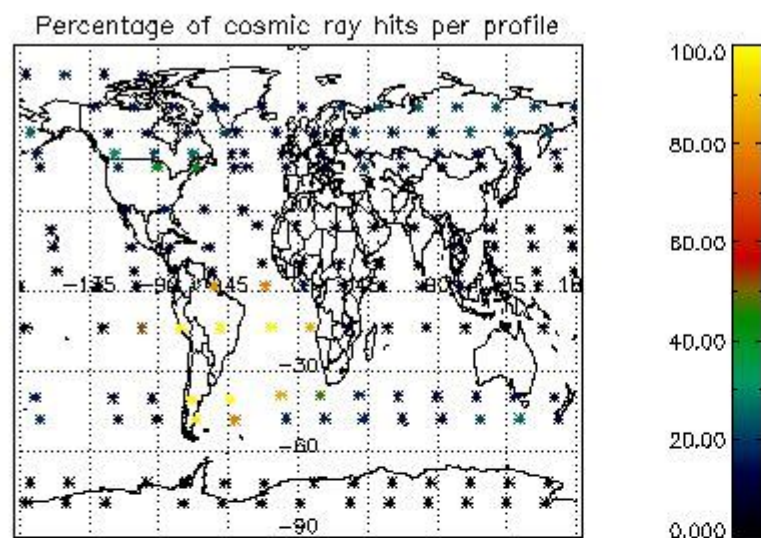




4.2 Plot quality information per product coming from level 1b processing (world map)

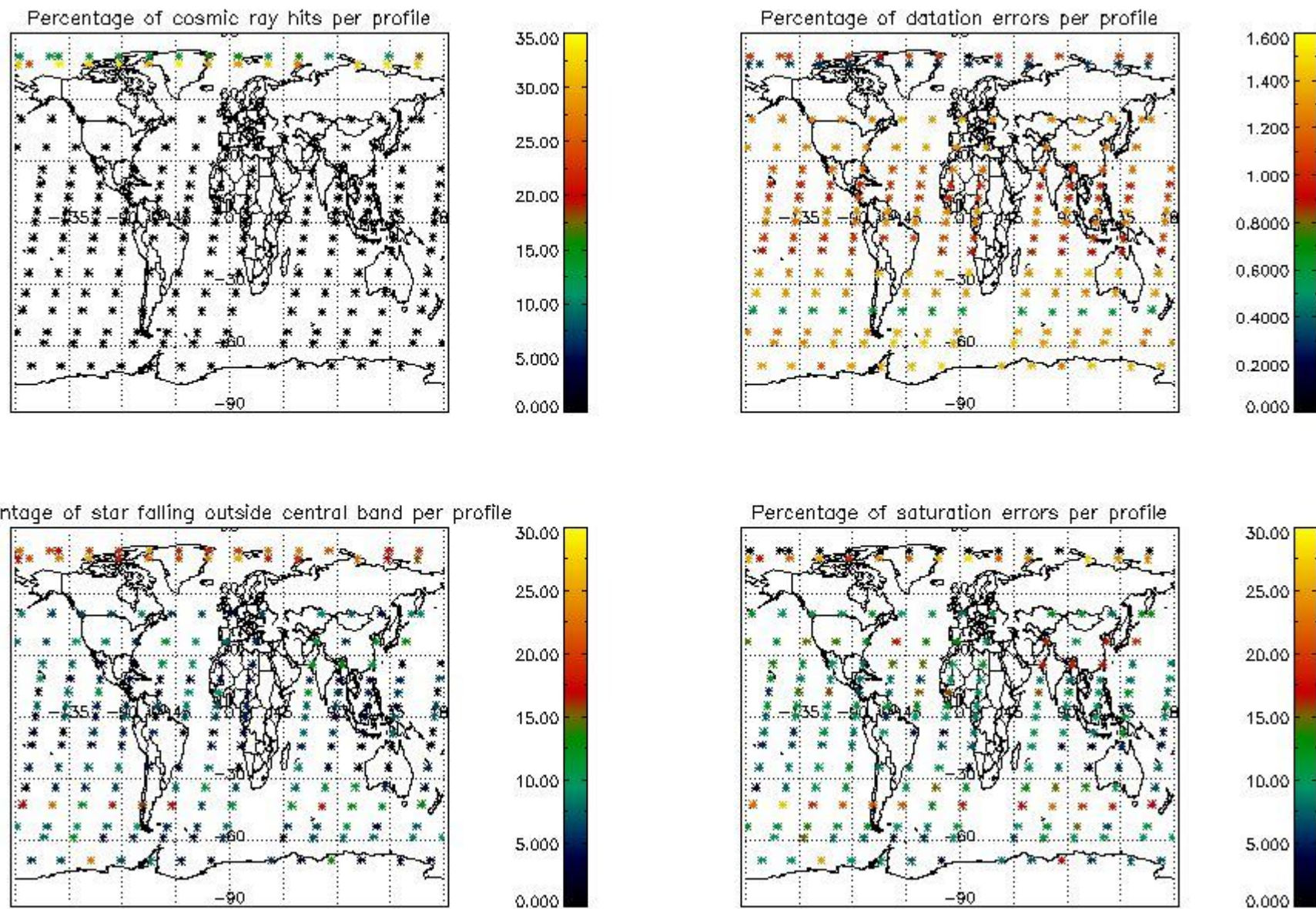
4.2.1 Plot level 1 quality information per product (world map): ENVISAT ASCENDING passes





4.2.2 Plot level 1 quality information per product (world map): ENVISAT DESCENDING passes





## 5. Trace gas profiles

### 5.1 Ozone statistics based on quality of products

The final quality of the products can be "measured" using the STD (Standard Deviation) attached to every point profile. This information is written to the parameter GOM\_NL\_\_2P/NL\_LOCAL\_SPECIES\_DENSITY/o3\_std of the level 2 products. The table below shows the statistics for given STD ranges.

The statistics are given with respect to the overall valid production:

- Products without fatal errors: GOM\_NL\_\_2P/MPH/PRODUCT\_ERR=0
- Valid point profile: GOM\_NL\_\_2P/NL\_LOCAL\_SPECIES\_DENSITY/pcd(0)=0

The 'Criteria' is applied to valid points of dark limb products:

- Products in dark limb illumination condition: GOM\_NL\_\_2P/NL\_SUMMARY\_QUALITY/obs\_ill\_cond=0
- Products without fatal errors: GOM\_NL\_\_2P/MPH/PRODUCT\_ERR=0
- Valid point profile: GOM\_NL\_\_2P/NL\_LOCAL\_SPECIES\_DENSITY/pcd(0)=0

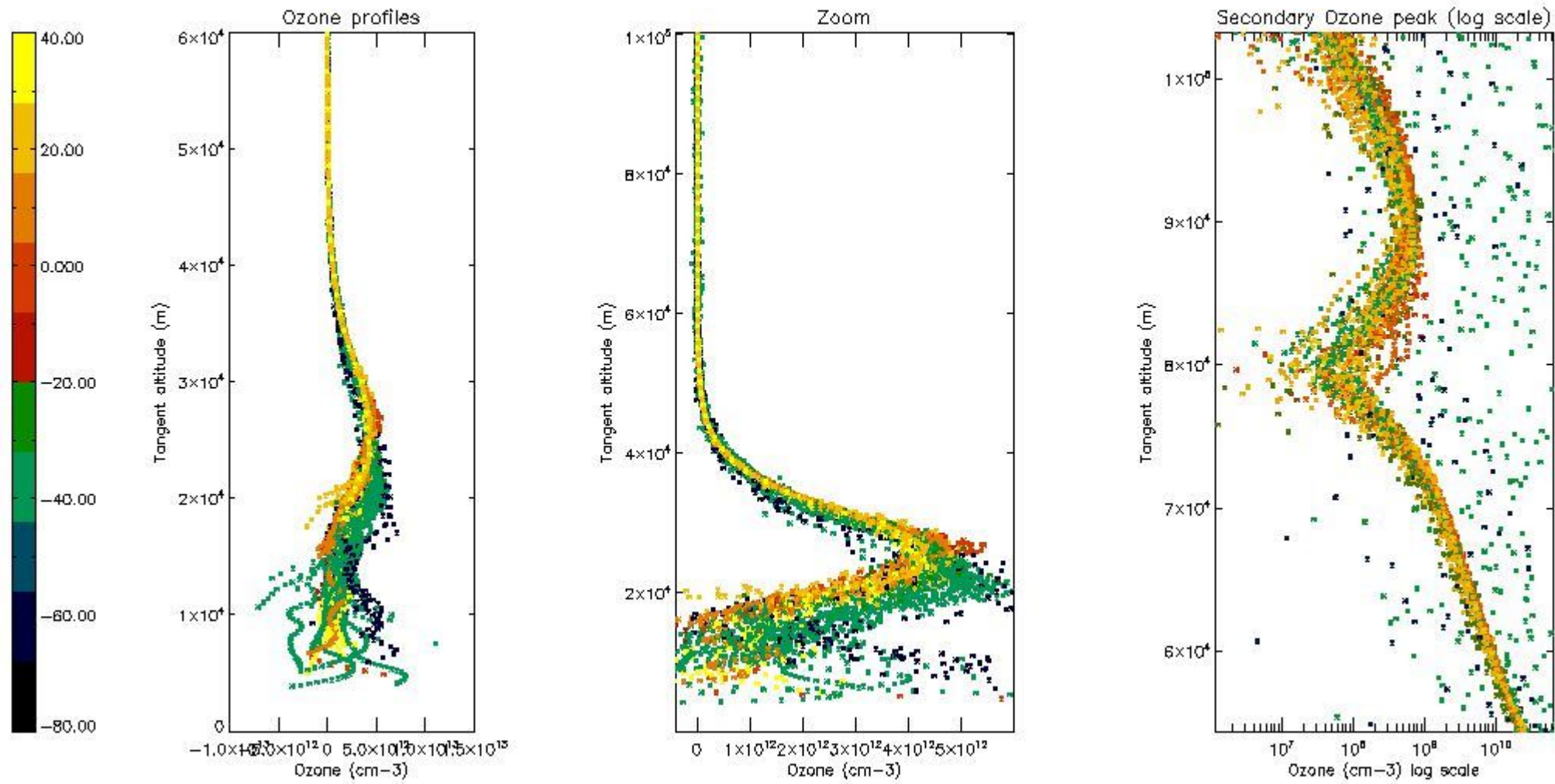
So, the table below shows the percentage of dark limb and valid observations for each criteria with respect to the overall valid daily observations.

Criteria	% of total production
All STD	33
STD < 20	21

STD < 10	18
STD < 5	14

5.2 Plot ozone profiles for all STD (dark without errors)

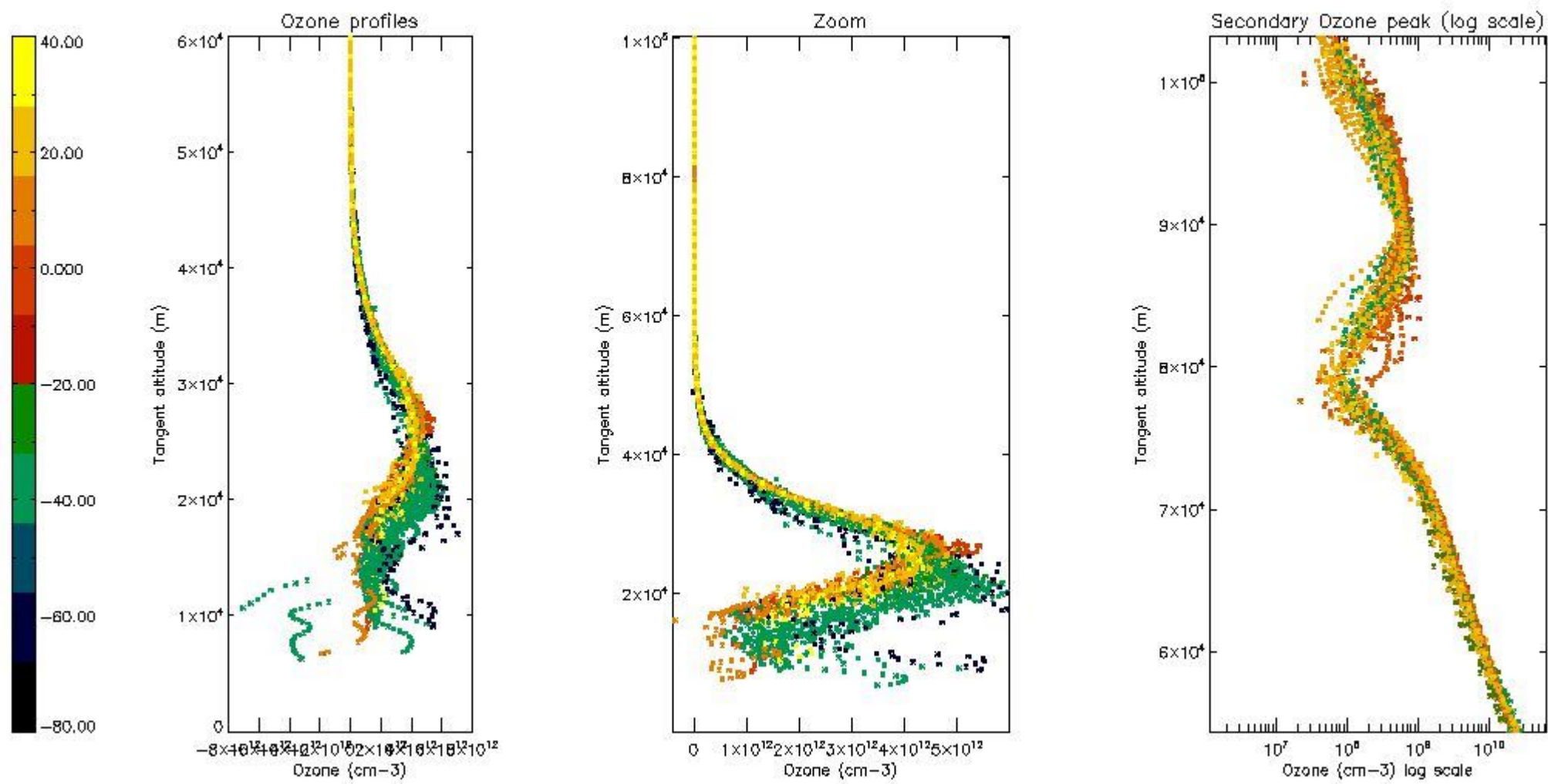
The colorbar represents the latitude.



5.3 Plot ozone profiles where STD < 20% (dark without errors)

The colorbar represents the latitude.

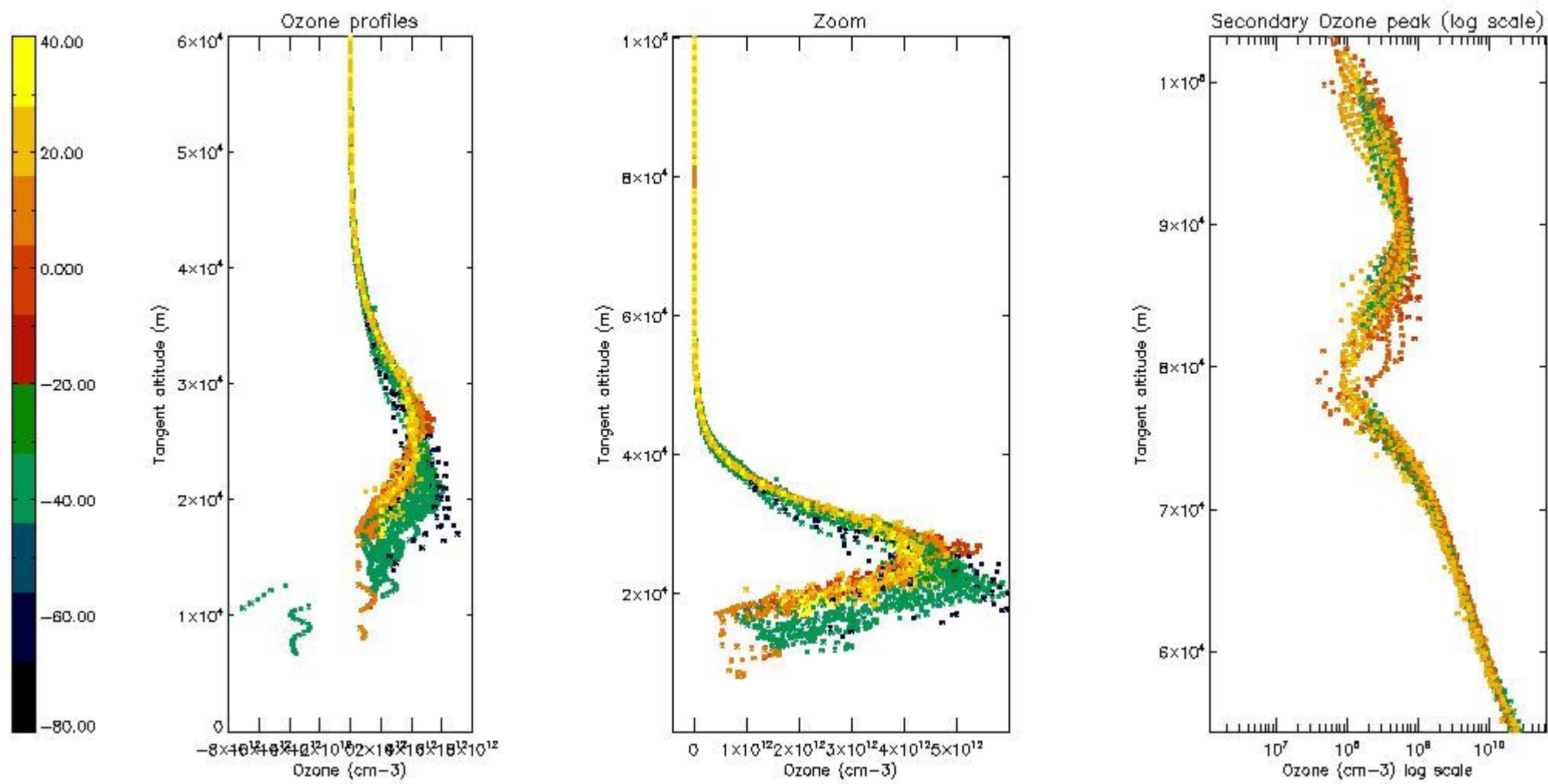




*5.4 Plot ozone profiles where STD < 10% (dark without errors)*

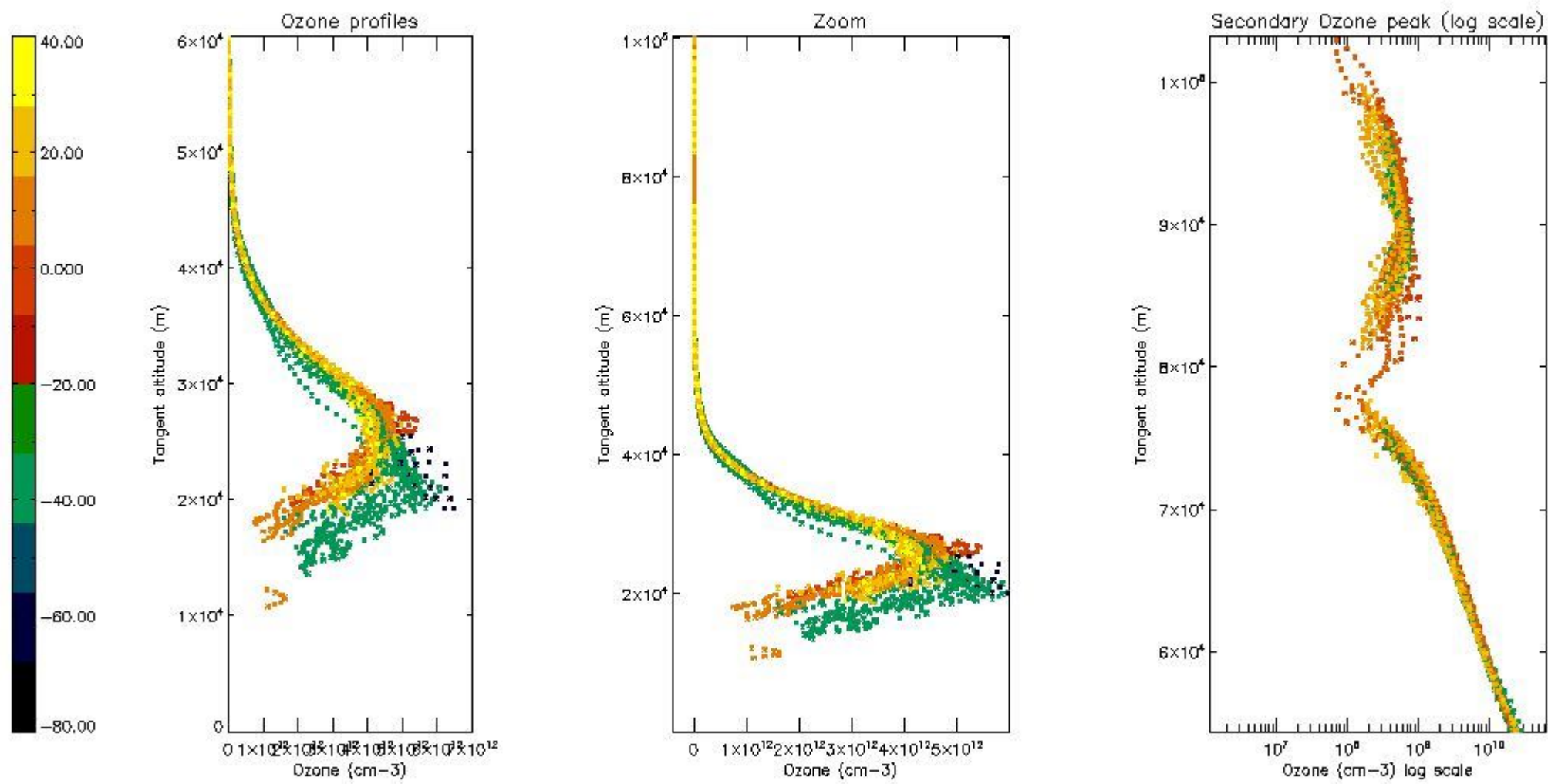
The colorbar represents the latitude.





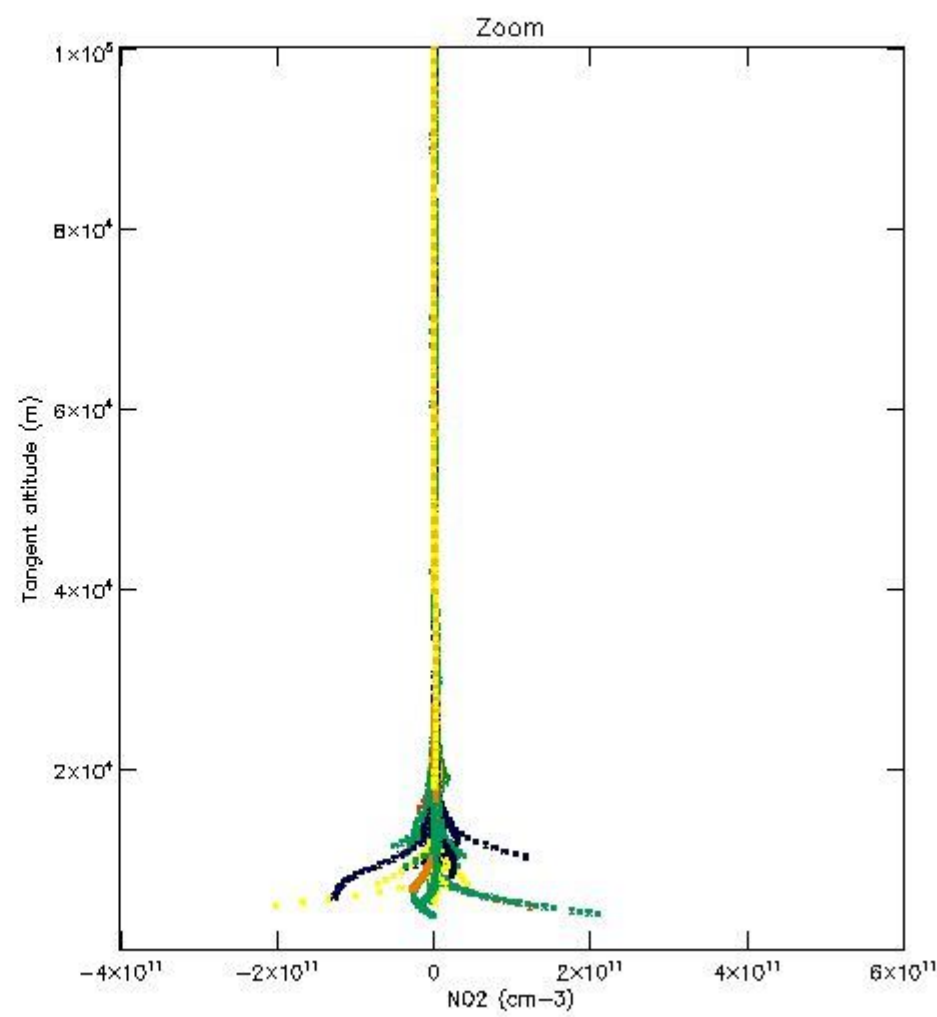
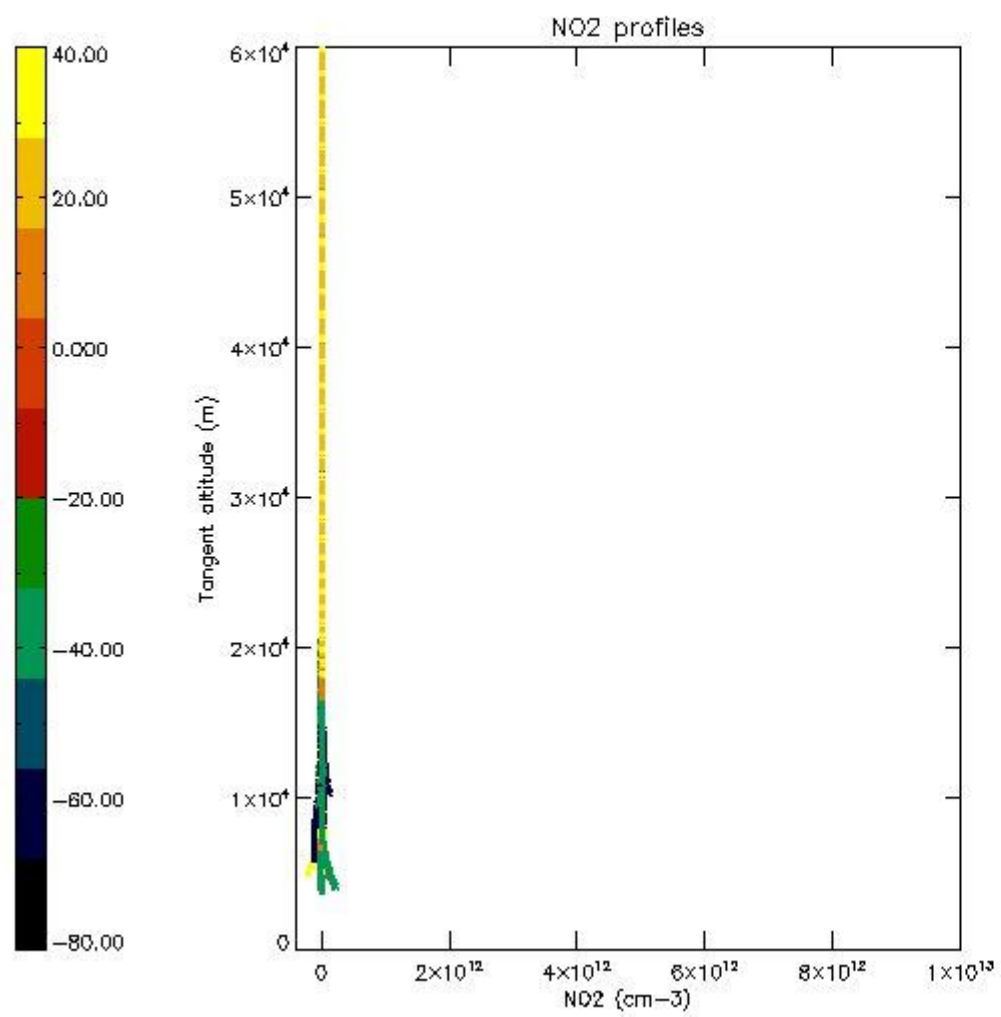
*5.5 Plot ozone profiles where STD < 5% (dark without errors)*

The colorbar represents the latitude.



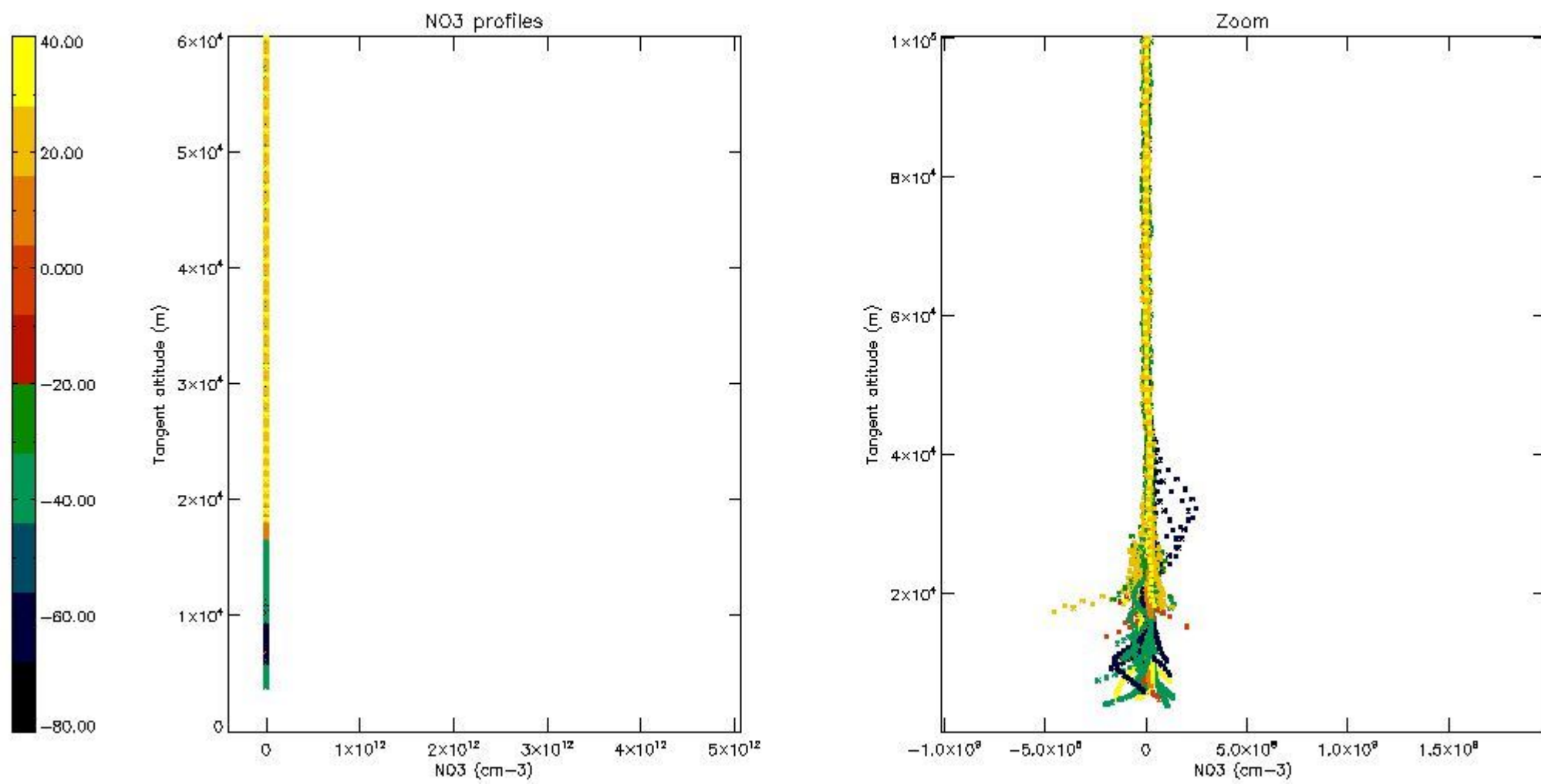
5.6 Plot NO<sub>2</sub> profiles for all STD (dark without errors)

The colorbar represents the latitude.



*5.7 Plot NO3 profiles for all STD (dark without errors)*

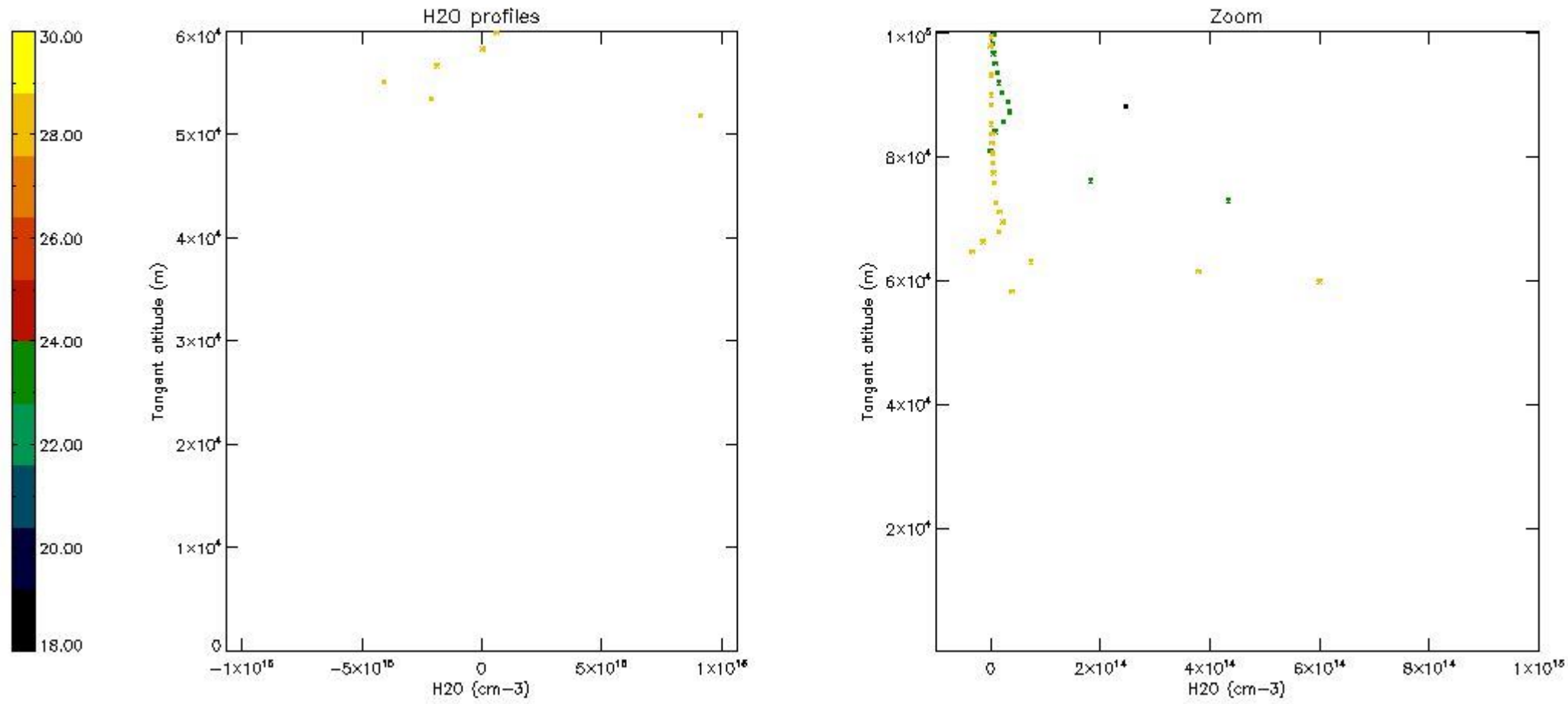
The colorbar represents the latitude.



*5.8 Plot H2O profiles for all STD (only for occultations of stars 1,2,3,4,13,14,16,26,63 dark without errors)*

The colorbar represents the latitude.





## 6. Auxiliary Data Files used for the production reported in section 2

The number reported in the third column indicates since which file (see list in section 2) the corresponding auxiliary file has been used. The fourth column is the date of those product files.

Type	Auxiliary Filename	Used since product	Used since product date
INST_PHYS_CHARACTERISTICS	GOM_INS_AXVIEC20091111_143220_20030716_120000_20500101_000000	1	11-OCT-2003 00:03:10
LEVEL-2_PROC_CONFIG	GOM_PR2_AXVIEC20091111_152718_20020301_000000_20500101_000000	1	11-OCT-2003 00:03:10
CROSS_SECTIONS_FILE	GOM_CRS_AXVIEC20091111_154832_20020301_000000_20500101_000000	1	11-OCT-2003 00:03:10

# GOMOS Level 2 Daily Report

## SUMMARY

### [1. General Info](#)

### [2. Summary of processed GOM\\_NL\\_2P products](#)

### [3. Level 2 Quality information per product](#)

#### [3.1 Plot of level 2 quality information per product \(time dependant\)](#)

#### [3.2 Plot of level 2 quality information per product \(world map\)](#)

### [4. Level 1 Quality information per product \(stored on level 2 products\)](#)

#### [4.1 Plot of level 1 quality information per product \(time dependant\)](#)

##### [4.1.1 Plot of level 1 quality information per product \(time dependant\): ASCENDING](#)

##### [4.1.2 Plot of level 1 quality information per product \(time dependant\): DESCENDING](#)

#### [4.2 Plot of level 1 quality information per product \(world map\)](#)

##### [4.2.1 Plot of level 1 quality information per product \(world map\): ASCENDING](#)

##### [4.2.2 Plot of level 1 quality information per product \(world map\): DESCENDING](#)

### [5. Ozone profiles based on quality statistics and other trace gas profiles](#)

#### [5.1 Ozone statistics based on quality of products](#)

#### [5.2 Plot ozone profiles for all STD \(dark without errors\)](#)

#### [5.3 Plot ozone profiles where STD < 20% \(dark without errors\)](#)

#### [5.4. Plot ozone profiles where STD < 10% \(dark without errors\)](#)

#### [5.5. Plot ozone profiles where STD < 5% \(dark without errors\)](#)

#### [5.6 Plot NO2 profiles for all STD \(dark without errors\)](#)

#### [5.7 Plot NO3 profiles for all STD \(dark without errors\)](#)

#### [5.8 Plot H2O profiles \(only for occultations of stars 1,2,3,4,13,14,16,26,63 dark without errors\) for all STD](#)

### [6. Auxiliary Data Files used for the production reported in section 2](#)

This report presents the daily analysis on parameters extracted from GOMOS level 2 data (GOM\_NL\_\_2P). It is intended to monitor some important parameters that will impact the quality of these products. A list of level 2 products (and content) that have arrived during the reporting day to the PCF is also given.

Item	Value
Time of report generation	19APR2013 21:36:28
Data source version	GOMOS/6.01
Start time of products	11-10-2003 (11OCT2003 00:00:00)
Stop time of products	12-10-2003 (12OCT2003 00:00:00)
Store outputs in DB	Yes
Nb of level 2 prods	394
Nb of prods with errors	0

## 2. Summary of processed GOM\_NL\_\_2P products.

Nr	Filename	UTC Start time	Limb	Duration	Star Id	Star Name	Star Mag	Star Temp	Nb Meas	Orbit	Prod. error
1	GOM_NL__2PRFIN20031011_000310_000000672020_00360_08430_9333.N1	11-OCT-2003 00:03:10	Dark	66.500	108	Alp Col	2.6520	15200.	133	8430	No
2	GOM_NL__2PRFIN20031011_000738_000000412020_00360_08430_9334.N1	11-OCT-2003 00:07:38	Dark	40.500	143	Alp Hyi	2.8570	7200.0	81	8430	No
3	GOM_NL__2PRFIN20031011_000904_000000442020_00360_08430_9335.N1	11-OCT-2003 00:09:04	Dark	43.500	9	Alp Eri	0.45300	24000.	87	8430	No
4	GOM_NL__2PRFIN20031011_001121_000000512020_00360_08430_9336.N1	11-OCT-2003 00:11:21	Straylight	50.500	157	The1Eri	2.9060	9300.0	101	8430	No
5	GOM_NL__2PRFIN20031011_001413_000000452020_00360_08430_9337.N1	11-OCT-2003 00:14:13	Straylight	44.500	84	Alp Phe	2.3970	4500.0	89	8430	No
6	GOM_NL__2PRFIN20031011_001841_000000442020_00360_08430_9338.N1	11-OCT-2003 00:18:41	Straylight	44.000	18	24Alp PsA	1.1660	9700.0	88	8430	No
7	GOM_NL__2PRFIN20031011_002053_000000482020_00360_08430_9339.N1	11-OCT-2003 00:20:53	Straylight	47.500	52	16Bet Cet	2.0370	4500.0	95	8430	No
8	GOM_NL__2PRFIN20031011_002243_000001632020_00360_08430_9340.N1	11-OCT-2003 00:22:43	Bright	162.50	165	34Gam Eri	2.9500	3200.0	325	8430	No
9	GOM_NL__2PRFIN20031011_003044_000000402020_00360_08430_9341.N1	11-OCT-2003 00:30:44	Bright	39.500	140	88Gam Peg	2.8340	26000.	79	8430	No
10	GOM_NL__2PRFIN20031011_003433_000000422020_00360_08430_9342.N1	11-OCT-2003 00:34:33	Bright	41.500	93	53Bet Peg	2.5200	3100.0	83	8430	No
11	GOM_NL__2PRFIN20031011_003741_000000422020_00360_08430_9343.N1	11-OCT-2003 00:37:41	Bright	41.500	53	43Bet And	2.0480	3300.0	83	8430	No
12	GOM_NL__2PRFIN20031011_003951_000000502020_00360_08430_9344.N1	11-OCT-2003 00:39:51	Bright	50.000	173	4Bet Tri	3.0040	8900.0	100	8430	No
13	GOM_NL__2PRFIN20031011_004134_000000492020_00360_08430_9345.N1	11-OCT-2003 00:41:34	Bright	49.000	73	57Gam1And	2.2600	13100.	98	8430	No
14	GOM_NL__2PRFIN20031011_004321_000000372020_00360_08430_9346.N1	11-OCT-2003 00:43:21	Bright	37.000	74	11Bet Cas	2.2680	6600.0	74	8430	No
15	GOM_NL__2PRFIN20031011_004449_000000422020_00360_08430_9347.N1	11-OCT-2003 00:44:49	Bright	42.000	110	37Del Cas	2.6780	8900.0	84	8430	No
16	GOM_NL__2PRFIN20031011_004702_000000502020_00360_08430_9348.N1	11-OCT-2003 00:47:02	Bright	50.000	160	23Gam Per	2.9300	4700.0	100	8430	No
17	GOM_NL__2PRFIN20031011_004853_000000572020_00360_08430_9349.N1	11-OCT-2003 00:48:53	Bright	56.500	175	39Del Per	3.0100	19400.	113	8430	No
18	GOM_NL__2PRFIN20031011_005143_000000362020_00360_08430_9350.N1	11-OCT-2003 00:51:43	Bright	36.000	49	1Alp UMi	1.9900	6300.0	72	8430	No
19	GOM_NL__2PRFIN20031011_005424_000000392020_00360_08430_9351.N1	11-OCT-2003 00:54:24	Bright	38.500	60	7Bet UMi	2.0810	3950.0	77	8430	No
20	GOM_NL__2PRFIN20031011_005705_000000842020_00360_08430_9352.N1	11-OCT-2003 00:57:05	Bright	84.000	6	13Alp Aur	0.080000	3400.0	168	8430	No
21	GOM_NL__2PRFIN20031011_005953_000000382020_00360_08430_9353.N1	11-OCT-2003 00:59:53	Bright	38.000	36	50Alp UMa	1.8000	6300.0	76	8430	No
22	GOM_NL__2PRFIN20031011_010126_000000392020_00360_08430_9354.N1	11-OCT-2003 01:01:26	Bright	38.500	82	48Bet UMa	2.3650	10600.	77	8430	No
23	GOM_NL__2PRFIN20031011_010446_000000352020_00360_08430_9355.N1	11-OCT-2003 01:04:46	Bright	35.000	174	52Psi UMa	3.0040	4400.0	70	8430	No
24	GOM_NL__2PRFIN20031011_011204_000000942020_00360_08430_9356.N1	11-OCT-2003 01:12:04	Bright	94.000	17	78Bet Gem	1.1610	4500.0	188	8430	No
25	GOM_NL__2PRFIN20031011_011444_000000412020_00360_08430_9357.N1	11-OCT-2003 01:14:44	Bright	41.000	22	32Alp Leo	1.3600	15200.	82	8430	No
26	GOM_NL__2PRFIN20031011_012141_000000572020_00360_08430_9358.N1	11-OCT-2003 01:21:41	Twilight	57.000	48	30Alp Hya	1.9770	4100.0	114	8430	No
27	GOM_NL__2PRFIN20031011_012353_000001202020_00360_08430_9359.N1	11-OCT-2003 01:23:53	Dark	120.00	8	10Alp CMi	0.40000	6500.0	240	8430	No
28	GOM_NL__2PRFIN20031011_013121_000000472020_00360_08430_9360.N1	11-OCT-2003 01:31:21	Dark	46.500	65	Lam Vel	2.2040	4400.0	93	8430	No
29	GOM_NL__2PRFIN20031011_013543_000000382020_00361_08431_0114.N1	11-OCT-2003 01:35:43	Dark	38.000	159	Ups Car	2.9200	7200.0	76	8431	No
30	GOM_NL__2PRFIN20031011_013718_000000402020_00361_08431_0115.N1	11-OCT-2003 01:37:18	Dark	39.500	29	Bet Car	1.6720	10200.	79	8431	No
31	GOM_NL__2PRFIN20031011_013950_000000542020_00361_08431_0116.N1	11-OCT-2003 01:39:50	Dark	53.500	2	Alp Car	-0.73600	7000.0	107	8431	No
32	GOM_NL__2PRFIN20031011_014348_000000652020_00361_08431_0117.N1	11-OCT-2003 01:43:48	Dark	65.000	108	Alp Col	2.6520	15200.	130	8431	No
33	GOM_NL__2PRFIN20031011_014814_000000412020_00361_08431_0118.N1	11-OCT-2003 01:48:14	Dark	41.000	143	Alp Hyi	2.8570	7200.0	82	8431	No
34	GOM_NL__2PRFIN20031011_014941_000000442020_00361_08431_0119.N1	11-OCT-2003 01:49:41	Dark	43.500	9	Alp Eri	0.45300	24000.	87	8431	No
35	GOM_NL__2PRFIN20031011_015158_000000492020_00361_08431_0120.N1	11-OCT-2003 01:51:58	Straylight	49.000	157	The1Eri	2.9060	9300.0	98	8431	No
36	GOM_NL__2PRFIN20031011_015449_000000472020_00361_08431_0121.N1	11-OCT-2003 01:54:49	Straylight	47.000	84	Alp Phe	2.3970	4500.0	94	8431	No
37	GOM_NL__2PRFIN20031011_015917_000000442020_00361_08431_0122.N1	11-OCT-2003 01:59:17	Straylight	44.000	18	24Alp PsA	1.1660	9700.0	88	8431	No
38	GOM_NL__2PRFIN20031011_020130_000000482020_00361_08431_0123.N1	11-OCT-2003 02:01:30	Straylight	47.500	52	16Bet Cet	2.0370	4500.0	95	8431	No
39	GOM_NL__2PRFIN20031011_020318_000001592020_00361_08431_0124.N1	11-OCT-2003 02:03:18	Bright	159.00	165	34Gam Eri	2.9500	3200.0	318	8431	No
40	GOM_NL__2PRFIN20031011_021121_000000382020_00361_08431_0125.N1	11-OCT-2003 02:11:21	Bright	37.500	140	88Gam Peg	2.8340	26000.	75	8431	No
41	GOM_NL__2PRFIN20031011_021510_000000402020_00361_08431_0126.N1	11-OCT-2003 02:15:10	Bright	40.000	93	53Bet Peg	2.5200	3100.0	80	8431	No
42	GOM_NL__2PRFIN20031011_021816_000000452020_00361_08431_0127.N1	11-OCT-2003 02:18:16	Bright	45.000	53	43Bet And	2.0480	3300.0	90	8431	No

43	GOM_NL__2PRFIN20031011_022026_000000502020_00361_08431_0128.N1	11-OCT-2003 02:20:26	Bright	50.000	173	4Bet Tri	3.0040	8900.0	100	8431	No
44	GOM_NL__2PRFIN20031011_022210_000000482020_00361_08431_0129.N1	11-OCT-2003 02:22:10	Bright	48.000	73	57Gam1And	2.2600	13100.	96	8431	No
45	GOM_NL__2PRFIN20031011_022357_000000382020_00361_08431_0130.N1	11-OCT-2003 02:23:57	Bright	37.500	74	11Bet Cas	2.2680	6600.0	75	8431	No
46	GOM_NL__2PRFIN20031011_022525_000000412020_00361_08431_0131.N1	11-OCT-2003 02:25:25	Bright	41.000	110	37Del Cas	2.6780	8900.0	82	8431	No
47	GOM_NL__2PRFIN20031011_022737_000000492020_00361_08431_0132.N1	11-OCT-2003 02:27:37	Bright	48.500	160	23Gam Per	2.9300	4700.0	97	8431	No
48	GOM_NL__2PRFIN20031011_022928_000000542020_00361_08431_0133.N1	11-OCT-2003 02:29:28	Bright	54.000	175	39Del Per	3.0100	19400.	108	8431	No
49	GOM_NL__2PRFIN20031011_023219_000000362020_00361_08431_0134.N1	11-OCT-2003 02:32:19	Bright	35.500	49	1Alp UMi	1.9900	6300.0	71	8431	No
50	GOM_NL__2PRFIN20031011_023501_000000412020_00361_08431_0135.N1	11-OCT-2003 02:35:01	Bright	40.500	60	7Bet UMi	2.0810	3950.0	81	8431	No
51	GOM_NL__2PRFIN20031011_023739_000000842020_00361_08431_0136.N1	11-OCT-2003 02:37:39	Bright	84.000	6	13Alp Aur	0.080000	3400.0	168	8431	No
52	GOM_NL__2PRFIN20031011_024029_000000412020_00361_08431_0137.N1	11-OCT-2003 02:40:29	Bright	40.500	36	50Alp UMa	1.8000	6300.0	81	8431	No
53	GOM_NL__2PRFIN20031011_024202_000000382020_00361_08431_0138.N1	11-OCT-2003 02:42:02	Bright	38.000	82	48Bet UMa	2.3650	10600.	76	8431	No
54	GOM_NL__2PRFIN20031011_024521_000000412020_00361_08431_0139.N1	11-OCT-2003 02:45:21	Bright	40.500	174	52Psi UMa	3.0040	4400.0	81	8431	No
55	GOM_NL__2PRFIN20031011_025240_000000852020_00361_08431_0140.N1	11-OCT-2003 02:52:40	Bright	84.500	17	78Bet Gem	1.1610	4500.0	169	8431	No
56	GOM_NL__2PRFIN20031011_025519_000000392020_00361_08431_0141.N1	11-OCT-2003 02:55:19	Bright	38.500	22	32Alp Leo	1.3600	15200.	77	8431	No
57	GOM_NL__2PRFIN20031011_030217_000000522020_00361_08431_0142.N1	11-OCT-2003 03:02:17	Twilight	51.500	48	30Alp Hya	1.9770	4100.0	103	8431	No
58	GOM_NL__2PRFIN20031011_030431_000001072020_00361_08431_0143.N1	11-OCT-2003 03:04:31	Dark	106.50	8	10Alp CMi	0.40000	6500.0	213	8431	No
59	GOM_NL__2PRFIN20031011_031157_000000472020_00361_08431_0144.N1	11-OCT-2003 03:11:57	Dark	46.500	65	Lam Vel	2.2040	4400.0	93	8431	No
60	GOM_NL__2PRFIN20031011_031620_000000402020_00362_08432_0114.N1	11-OCT-2003 03:16:20	Dark	39.500	159	Ups Car	2.9200	7200.0	79	8432	No
61	GOM_NL__2PRFIN20031011_031754_000000402020_00362_08432_0115.N1	11-OCT-2003 03:17:54	Dark	39.500	29	Bet Car	1.6720	10200.	79	8432	No
62	GOM_NL__2PRFIN20031011_032026_000000502020_00362_08432_0116.N1	11-OCT-2003 03:20:26	Dark	50.000	2	Alp Car	-0.73600	7000.0	100	8432	No
63	GOM_NL__2PRFIN20031011_032425_000000682020_00362_08432_0117.N1	11-OCT-2003 03:24:25	Dark	67.500	108	Alp Col	2.6520	15200.	135	8432	No
64	GOM_NL__2PRFIN20031011_032850_000000402020_00362_08432_0118.N1	11-OCT-2003 03:28:50	Dark	40.000	143	Alp Hyi	2.8570	7200.0	80	8432	No
65	GOM_NL__2PRFIN20031011_033017_000000472020_00362_08432_0119.N1	11-OCT-2003 03:30:17	Dark	46.500	9	Alp Eri	0.45300	24000.	93	8432	No
66	GOM_NL__2PRFIN20031011_033234_000000512020_00362_08432_0120.N1	11-OCT-2003 03:32:34	Straylight	50.500	157	The1Eri	2.9060	9300.0	101	8432	No
67	GOM_NL__2PRFIN20031011_033525_000000462020_00362_08432_0121.N1	11-OCT-2003 03:35:25	Straylight	45.500	84	Alp Phe	2.3970	4500.0	91	8432	No
68	GOM_NL__2PRFIN20031011_033953_000000432020_00362_08432_0122.N1	11-OCT-2003 03:39:53	Straylight	43.000	18	24Alp PsA	1.1660	9700.0	86	8432	No
69	GOM_NL__2PRFIN20031011_034205_000000472020_00362_08432_0123.N1	11-OCT-2003 03:42:05	Straylight	47.000	52	16Bet Cet	2.0370	4500.0	94	8432	No
70	GOM_NL__2PRFIN20031011_034354_000001612020_00362_08432_0124.N1	11-OCT-2003 03:43:54	Bright	161.00	165	34Gam Eri	2.9500	3200.0	322	8432	No
71	GOM_NL__2PRFIN20031011_035156_000000392020_00362_08432_0125.N1	11-OCT-2003 03:51:56	Bright	39.000	140	88Gam Peg	2.8340	26000.	78	8432	No
72	GOM_NL__2PRFIN20031011_035545_000000382020_00362_08432_0126.N1	11-OCT-2003 03:55:45	Bright	37.500	93	53Bet Peg	2.5200	3100.0	75	8432	No
73	GOM_NL__2PRFIN20031011_035852_000000472020_00362_08432_0127.N1	11-OCT-2003 03:58:52	Bright	46.500	53	43Bet And	2.0480	3300.0	93	8432	No
74	GOM_NL__2PRFIN20031011_040101_000000502020_00362_08432_0128.N1	11-OCT-2003 04:01:01	Bright	50.000	173	4Bet Tri	3.0040	8900.0	100	8432	No
75	GOM_NL__2PRFIN20031011_040244_000000492020_00362_08432_0129.N1	11-OCT-2003 04:02:44	Bright	49.000	73	57Gam1And	2.2600	13100.	98	8432	No
76	GOM_NL__2PRFIN20031011_040433_000000392020_00362_08432_0130.N1	11-OCT-2003 04:04:33	Bright	38.500	74	11Bet Cas	2.2680	6600.0	77	8432	No
77	GOM_NL__2PRFIN20031011_040601_000000402020_00362_08432_0131.N1	11-OCT-2003 04:06:01	Bright	40.000	110	37Del Cas	2.6780	8900.0	80	8432	No
78	GOM_NL__2PRFIN20031011_040812_000000502020_00362_08432_0132.N1	11-OCT-2003 04:08:12	Bright	50.000	160	23Gam Per	2.9300	4700.0	100	8432	No
79	GOM_NL__2PRFIN20031011_041002_000000562020_00362_08432_0133.N1	11-OCT-2003 04:10:02	Bright	56.000	175	39Del Per	3.0100	19400.	112	8432	No
80	GOM_NL__2PRFIN20031011_041255_000000382020_00362_08432_0134.N1	11-OCT-2003 04:12:55	Bright	37.500	49	1Alp UMi	1.9900	6300.0	75	8432	No
81	GOM_NL__2PRFIN20031011_041537_000000402020_00362_08432_0135.N1	11-OCT-2003 04:15:37	Bright	40.000	60	7Bet UMi	2.0810	3950.0	80	8432	No
82	GOM_NL__2PRFIN20031011_041814_000000892020_00362_08432_0136.N1	11-OCT-2003 04:18:14	Bright	88.500	6	13Alp Aur	0.080000	3400.0	177	8432	No
83	GOM_NL__2PRFIN20031011_042106_000000382020_00362_08432_0137.N1	11-OCT-2003 04:21:06	Bright	38.000	36	50Alp UMa	1.8000	6300.0	76	8432	No
84	GOM_NL__2PRFIN20031011_042238_000000382020_00362_08432_0138.N1	11-OCT-2003 04:22:38	Bright	37.500	82	48Bet UMa	2.3650	10600.	75	8432	No
85	GOM_NL__2PRFIN20031011_042558_000000362020_00362_08432_0139.N1	11-OCT-2003 04:25:58	Bright	35.500	174	52Psi UMa	3.0040	4400.0	71	8432	No
86	GOM_NL__2PRFIN20031011_043317_000000832020_00362_08432_0140.N1	11-OCT-2003 04:33:17	Bright	82.500	17	78Bet Gem	1.1610	4500.0	165	8432	No
87	GOM_NL__2PRFIN20031011_043557_000000412020_00362_08432_0141.N1	11-OCT-2003 04:35:57	Bright	40.500	22	32Alp Leo	1.3600	15200.	81	8432	No
88	GOM_NL__2PRFIN20031011_044256_000000502020_00362_08432_0142.N1	11-OCT-2003 04:42:56	Twilight	50.000	48	30Alp Hya	1.9770	4100.0	100	8432	No
89	GOM_NL__2PRFIN20031011_044509_000000992020_00362_08432_0143.N1	11-OCT-2003 04:45:09	Dark	98.500	8	10Alp CMi	0.40000	6500.0	197	8432	No
90	GOM_NL__2PRFIN20031011_045234_000000492020_00362_08432_0144.N1	11-OCT-2003 04:52:34	Dark	48.500	65	Lam Vel	2.2040	4400.0	97	8432	No
91	GOM_NL__2PRFIN20031011_045656_000000392020_00363_08433_0115.N1	11-OCT-2003 04:56:56	Dark	38.500	159	Ups Car	2.9200	7200.0	77	8433	No
92	GOM_NL__2PRFIN20031011_045830_000000462020_00363_08433_0116.N1	11-OCT-2003 04:58:30	Dark	45.500	29	Bet Car	1.6720	10200.	91	8433	No
93	GOM_NL__2PRFIN20031011_050103_000000622020_00363_08433_0117.N1	11-OCT-2003 05:01:03	Dark	62.000	2	Alp Car	-0.73600	7000.0	124	8433	No
94	GOM_NL__2PRFIN20031011_050502_000000672020_00363_08433_0118.N1	11-OCT-2003 05:05:02	Dark	67.000	108	Alp Col	2.6520	15200.	134	8433	No
95	GOM_NL__2PRFIN20031011_050927_000000402020_00363_08433_0119.N1	11-OCT-2003 05:09:27	Dark	39.500	143	Alp Hyi	2.8570	7200.0	79	8433	No
96	GOM_NL__2PRFIN20031011_051053_000000532020_00363_08433_0120.N1	11-OCT-2003 05:10:53	Dark	53.000	9	Alp Eri	0.45300	24000.	106	8433	No
97	GOM_NL__2PRFIN20031011_051310_000000512020_00363_08433_0121.N1	11-OCT-2003 05:13:10	Straylight	51.000	157	The1Eri	2.9060	9300.0	102	8433	No
98	GOM_NL__2PRFIN20031011_051601_000000452020_00363_08433_0122.N1	11-OCT-2003 05:16:01	Straylight	44.500	84	Alp Phe	2.3970	4500.0	89	8433	No
99	GOM_NL__2PRFIN20031011_052029_000000452020_00363_08433_0123.N1	11-OCT-2003 05:20:29	Straylight	45.000	18	24Alp PsA	1.1660	9700.0	90	8433	No
100	GOM_NL__2PRFIN20031011_052241_000000472020_00363_08433_0124.N1	11-OCT-2003 05:22:41	Straylight	47.000	52	16Bet Cet	2.0370	4500.0	94	8433	No
101	GOM_NL__2PRFIN20031011_052429_000001702020_00363_08433_0125.N1	11-OCT-2003 05:24:29	Bright	170.00	165	34Gam Eri	2.9500	3200.0	340	8433	No



102	GOM_NL__2PRFIN20031011_053232_000000402020_00363_08433_0126.N1	11-OCT-2003 05:32:32	Bright	39.500	140	88Gam Peg	2.8340	26000.	79	8433	No
103	GOM_NL__2PRFIN20031011_053621_000000412020_00363_08433_0127.N1	11-OCT-2003 05:36:21	Bright	40.500	93	53Bet Peg	2.5200	3100.0	81	8433	No
104	GOM_NL__2PRFIN20031011_053927_000000462020_00363_08433_0128.N1	11-OCT-2003 05:39:27	Bright	45.500	53	43Bet And	2.0480	3300.0	91	8433	No
105	GOM_NL__2PRFIN20031011_054136_000000502020_00363_08433_0129.N1	11-OCT-2003 05:41:36	Bright	50.000	173	4Bet Tri	3.0040	8900.0	100	8433	No
106	GOM_NL__2PRFIN20031011_054320_000000522020_00363_08433_0130.N1	11-OCT-2003 05:43:20	Bright	51.500	73	57Gam1And	2.2600	13100.	103	8433	No
107	GOM_NL__2PRFIN20031011_054508_000000392020_00363_08433_0131.N1	11-OCT-2003 05:45:08	Bright	39.000	74	11Bet Cas	2.2680	6600.0	78	8433	No
108	GOM_NL__2PRFIN20031011_054637_000000412020_00363_08433_0132.N1	11-OCT-2003 05:46:37	Bright	41.000	110	37Del Cas	2.6780	8900.0	82	8433	No
109	GOM_NL__2PRFIN20031011_054847_000000512020_00363_08433_0133.N1	11-OCT-2003 05:48:47	Bright	50.500	160	23Gam Per	2.9300	4700.0	101	8433	No
110	GOM_NL__2PRFIN20031011_055037_000000582020_00363_08433_0134.N1	11-OCT-2003 05:50:37	Bright	58.000	175	39Del Per	3.0100	19400.	116	8433	No
111	GOM_NL__2PRFIN20031011_055331_000000392020_00363_08433_0135.N1	11-OCT-2003 05:53:31	Bright	39.000	49	1Alp UMi	1.9900	6300.0	78	8433	No
112	GOM_NL__2PRFIN20031011_055614_000000392020_00363_08433_0136.N1	11-OCT-2003 05:56:14	Bright	38.500	60	7Bet UMi	2.0810	3950.0	77	8433	No
113	GOM_NL__2PRFIN20031011_055849_000000832020_00363_08433_0137.N1	11-OCT-2003 05:58:49	Bright	83.000	6	13Alp Aur	0.080000	3400.0	166	8433	No
114	GOM_NL__2PRFIN20031011_060142_000000372020_00363_08433_0138.N1	11-OCT-2003 06:01:42	Bright	37.000	36	50Alp UMa	1.8000	6300.0	74	8433	No
115	GOM_NL__2PRFIN20031011_060315_000000352020_00363_08433_0139.N1	11-OCT-2003 06:03:15	Bright	35.000	82	48Bet UMa	2.3650	10600.	70	8433	No
116	GOM_NL__2PRFIN20031011_060634_000000362020_00363_08433_0140.N1	11-OCT-2003 06:06:34	Bright	36.000	174	52Psi UMa	3.0040	4400.0	72	8433	No
117	GOM_NL__2PRFIN20031011_061353_000000832020_00363_08433_0141.N1	11-OCT-2003 06:13:53	Bright	82.500	17	78Bet Gem	1.1610	4500.0	165	8433	No
118	GOM_NL__2PRFIN20031011_061633_000000412020_00363_08433_0142.N1	11-OCT-2003 06:16:33	Bright	41.000	22	32Alp Leo	1.3600	15200.	82	8433	No
119	GOM_NL__2PRFIN20031011_062334_000000492020_00363_08433_0143.N1	11-OCT-2003 06:23:34	Twilight	49.000	48	30Alp Hya	1.9770	4100.0	98	8433	No
120	GOM_NL__2PRFIN20031011_062547_000001102020_00363_08433_0144.N1	11-OCT-2003 06:25:47	Dark	110.00	8	10Alp CMi	0.40000	6500.0	220	8433	No
121	GOM_NL__2PRFIN20031011_063311_000000522020_00363_08433_0145.N1	11-OCT-2003 06:33:11	Dark	51.500	65	Lam Vel	2.2040	4400.0	103	8433	No
122	GOM_NL__2PRFIN20031011_063733_000000392020_00364_08434_7044.N1	11-OCT-2003 06:37:33	Dark	38.500	159	Ups Car	2.9200	7200.0	77	8434	No
123	GOM_NL__2PRFIN20031011_081942_000000392020_00365_08435_0116.N1	11-OCT-2003 08:19:42	Dark	38.500	29	Bet Car	1.6720	10200.	77	8435	No
124	GOM_NL__2PRFIN20031011_082218_000000492020_00365_08435_0117.N1	11-OCT-2003 08:22:18	Dark	49.000	2	Alp Car	-0.73600	7000.0	98	8435	No
125	GOM_NL__2PRFIN20031011_082404_000001312020_00365_08435_0118.N1	11-OCT-2003 08:24:04	Dark	131.00	47	2Bet CMa	1.9760	28000.	262	8435	No
126	GOM_NL__2PRFIN20031011_083039_000000412020_00365_08435_0119.N1	11-OCT-2003 08:30:39	Dark	40.500	143	Alp Hyi	2.8570	7200.0	81	8435	No
127	GOM_NL__2PRFIN20031011_083206_000000532020_00365_08435_0120.N1	11-OCT-2003 08:32:06	Dark	53.000	9	Alp Eri	0.45300	24000.	106	8435	No
128	GOM_NL__2PRFIN20031011_083424_000000482020_00365_08435_0121.N1	11-OCT-2003 08:34:24	Straylight	48.000	157	The1Eri	2.9060	9300.0	96	8435	No
129	GOM_NL__2PRFIN20031011_083714_000000452020_00365_08435_0122.N1	11-OCT-2003 08:37:14	Straylight	45.000	84	Alp Phe	2.3970	4500.0	90	8435	No
130	GOM_NL__2PRFIN20031011_084353_000000482020_00365_08435_0123.N1	11-OCT-2003 08:43:53	Straylight	48.000	52	16Bet Cet	2.0370	4500.0	96	8435	No
131	GOM_NL__2PRFIN20031011_084540_000001632020_00365_08435_0124.N1	11-OCT-2003 08:45:40	Bright	162.50	165	34Gam Eri	2.9500	3200.0	325	8435	No
132	GOM_NL__2PRFIN20031011_085344_000000392020_00365_08435_0125.N1	11-OCT-2003 08:53:44	Bright	38.500	140	88Gam Peg	2.8340	26000.	77	8435	No
133	GOM_NL__2PRFIN20031011_085734_000000372020_00365_08435_0126.N1	11-OCT-2003 08:57:34	Bright	37.000	93	53Bet Peg	2.5200	3100.0	74	8435	No
134	GOM_NL__2PRFIN20031011_090038_000000432020_00365_08435_0127.N1	11-OCT-2003 09:00:38	Bright	43.000	53	43Bet And	2.0480	3300.0	86	8435	No
135	GOM_NL__2PRFIN20031011_090246_000000502020_00365_08435_0128.N1	11-OCT-2003 09:02:46	Bright	50.000	173	4Bet Tri	3.0040	8900.0	100	8435	No
136	GOM_NL__2PRFIN20031011_090430_000000482020_00365_08435_0129.N1	11-OCT-2003 09:04:30	Bright	47.500	73	57Gam1And	2.2600	13100.	95	8435	No
137	GOM_NL__2PRFIN20031011_090620_000000382020_00365_08435_0130.N1	11-OCT-2003 09:06:20	Bright	38.000	74	11Bet Cas	2.2680	6600.0	76	8435	No
138	GOM_NL__2PRFIN20031011_090747_000000412020_00365_08435_0131.N1	11-OCT-2003 09:07:47	Bright	41.000	110	37Del Cas	2.6780	8900.0	82	8435	No
139	GOM_NL__2PRFIN20031011_090957_000000492020_00365_08435_0132.N1	11-OCT-2003 09:09:57	Bright	49.000	160	23Gam Per	2.9300	4700.0	98	8435	No
140	GOM_NL__2PRFIN20031011_091147_000000572020_00365_08435_0133.N1	11-OCT-2003 09:11:47	Bright	56.500	175	39Del Per	3.0100	19400.	113	8435	No
141	GOM_NL__2PRFIN20031011_091443_000000352020_00365_08435_0134.N1	11-OCT-2003 09:14:43	Bright	35.000	49	1Alp UMi	1.9900	6300.0	70	8435	No
142	GOM_NL__2PRFIN20031011_091726_000000382020_00365_08435_0135.N1	11-OCT-2003 09:17:26	Bright	38.000	60	7Bet UMi	2.0810	3950.0	76	8435	No
143	GOM_NL__2PRFIN20031011_091958_000000832020_00365_08435_0136.N1	11-OCT-2003 09:19:58	Bright	82.500	6	13Alp Aur	0.080000	3400.0	165	8435	No
144	GOM_NL__2PRFIN20031011_092254_000000382020_00365_08435_0137.N1	11-OCT-2003 09:22:54	Bright	38.000	36	50Alp UMa	1.8000	6300.0	76	8435	No
145	GOM_NL__2PRFIN20031011_092427_000000372020_00365_08435_0138.N1	11-OCT-2003 09:24:27	Bright	36.500	82	48Bet UMa	2.3650	10600.	73	8435	No
146	GOM_NL__2PRFIN20031011_092747_000000342020_00365_08435_0139.N1	11-OCT-2003 09:27:47	Bright	33.500	174	52Psi UMa	3.0040	4400.0	67	8435	No
147	GOM_NL__2PRFIN20031011_093506_000000762020_00365_08435_0140.N1	11-OCT-2003 09:35:06	Bright	76.000	17	78Bet Gem	1.1610	4500.0	152	8435	No
148	GOM_NL__2PRFIN20031011_093745_000000402020_00365_08435_0141.N1	11-OCT-2003 09:37:45	Bright	39.500	22	32Alp Leo	1.3600	15200.	79	8435	No
149	GOM_NL__2PRFIN20031011_094447_000000552020_00365_08435_0142.N1	11-OCT-2003 09:44:47	Twilight	54.500	48	30Alp Hya	1.9770	4100.0	109	8435	No
150	GOM_NL__2PRFIN20031011_094703_000001022020_00365_08435_0143.N1	11-OCT-2003 09:47:03	Dark	101.50	8	10Alp CMi	0.40000	6500.0	203	8435	No
151	GOM_NL__2PRFIN20031011_095423_000000482020_00365_08435_0144.N1	11-OCT-2003 09:54:23	Dark	47.500	65	Lam Vel	2.2040	4400.0	95	8435	No
152	GOM_NL__2PRFIN20031011_095845_000000392020_00366_08436_0116.N1	11-OCT-2003 09:58:45	Dark	39.000	159	Ups Car	2.9200	7200.0	78	8436	No
153	GOM_NL__2PRFIN20031011_100019_000000402020_00366_08436_0117.N1	11-OCT-2003 10:00:19	Dark	39.500	29	Bet Car	1.6720	10200.	79	8436	No
154	GOM_NL__2PRFIN20031011_100254_000000492020_00366_08436_0118.N1	11-OCT-2003 10:02:54	Dark	48.500	2	Alp Car	-0.73600	7000.0	97	8436	No
155	GOM_NL__2PRFIN20031011_100443_000001282020_00366_08436_0119.N1	11-OCT-2003 10:04:43	Dark	127.50	47	2Bet CMa	1.9760	28000.	255	8436	No
156	GOM_NL__2PRFIN20031011_101116_000000382020_00366_08436_0120.N1	11-OCT-2003 10:11:16	Dark	37.500	143	Alp Hyi	2.8570	7200.0	75	8436	No
157	GOM_NL__2PRFIN20031011_101242_000000442020_00366_08436_0121.N1	11-OCT-2003 10:12:42	Dark	43.500	9	Alp Eri	0.45300	24000.	87	8436	No
158	GOM_NL__2PRFIN20031011_101501_000000502020_00366_08436_0122.N1	11-OCT-2003 10:15:01	Straylight	50.000	157	The1Eri	2.9060	9300.0	100	8436	No
159	GOM_NL__2PRFIN20031011_101750_000000422020_00366_08436_0123.N1	11-OCT-2003 10:17:50	Straylight	41.500	84	Alp Phe	2.3970	4500.0	83	8436	No
160	GOM_NL__2PRFIN20031011_102430_000000482020_00366_08436_0124.N1	11-OCT-2003 10:24:30	Straylight	48.000	52	16Bet Cet	2.0370	4500.0	96	8436	No

161	GOM_NL__2PRFIN20031011_102615_000001582020_00366_08436_0125.N1	11-OCT-2003 10:26:15	Bright	157.50	165	34Gam Eri	2.9500	3200.0	315	8436	No
162	GOM_NL__2PRFIN20031011_103420_000000372020_00366_08436_0126.N1	11-OCT-2003 10:34:20	Bright	37.000	140	88Gam Peg	2.8340	26000.	74	8436	No
163	GOM_NL__2PRFIN20031011_103810_000000382020_00366_08436_0127.N1	11-OCT-2003 10:38:10	Bright	38.000	93	53Bet Peg	2.5200	3100.0	76	8436	No
164	GOM_NL__2PRFIN20031011_104114_000000422020_00366_08436_0128.N1	11-OCT-2003 10:41:14	Bright	42.000	53	43Bet And	2.0480	3300.0	84	8436	No
165	GOM_NL__2PRFIN20031011_104321_000000512020_00366_08436_0129.N1	11-OCT-2003 10:43:21	Bright	50.500	173	4Bet Tri	3.0040	8900.0	101	8436	No
166	GOM_NL__2PRFIN20031011_104506_000000512020_00366_08436_0130.N1	11-OCT-2003 10:45:06	Bright	50.500	73	57Gam1And	2.2600	13100.	101	8436	No
167	GOM_NL__2PRFIN20031011_104656_000000392020_00366_08436_0131.N1	11-OCT-2003 10:46:56	Bright	39.000	74	11Bet Cas	2.2680	6600.0	78	8436	No
168	GOM_NL__2PRFIN20031011_104823_000000412020_00366_08436_0132.N1	11-OCT-2003 10:48:23	Bright	41.000	110	37Del Cas	2.6780	8900.0	82	8436	No
169	GOM_NL__2PRFIN20031011_105032_000000452020_00366_08436_0133.N1	11-OCT-2003 10:50:32	Bright	45.000	160	23Gam Per	2.9300	4700.0	90	8436	No
170	GOM_NL__2PRFIN20031011_105221_000000582020_00366_08436_0134.N1	11-OCT-2003 10:52:21	Bright	57.500	175	39Del Per	3.0100	19400.	115	8436	No
171	GOM_NL__2PRFIN20031011_105520_000000382020_00366_08436_0135.N1	11-OCT-2003 10:55:20	Bright	38.000	49	1Alp UMi	1.9900	6300.0	76	8436	No
172	GOM_NL__2PRFIN20031011_105803_000000402020_00366_08436_0136.N1	11-OCT-2003 10:58:03	Bright	39.500	60	7Bet UMi	2.0810	3950.0	79	8436	No
173	GOM_NL__2PRFIN20031011_110032_000000782020_00366_08436_0137.N1	11-OCT-2003 11:00:32	Bright	77.500	6	13Alp Aur	0.080000	3400.0	155	8436	No
174	GOM_NL__2PRFIN20031011_110331_000000372020_00366_08436_0138.N1	11-OCT-2003 11:03:31	Bright	36.500	36	50Alp UMa	1.8000	6300.0	73	8436	No
175	GOM_NL__2PRFIN20031011_110503_000000352020_00366_08436_0139.N1	11-OCT-2003 11:05:03	Bright	34.500	82	48Bet UMa	2.3650	10600.	69	8436	No
176	GOM_NL__2PRFIN20031011_110823_000000362020_00366_08436_0140.N1	11-OCT-2003 11:08:23	Bright	35.500	174	52Psi UMa	3.0040	4400.0	71	8436	No
177	GOM_NL__2PRFIN20031011_111543_000000892020_00366_08436_0141.N1	11-OCT-2003 11:15:43	Bright	89.000	17	78Bet Gem	1.1610	4500.0	178	8436	No
178	GOM_NL__2PRFIN20031011_111822_000000402020_00366_08436_0142.N1	11-OCT-2003 11:18:22	Bright	39.500	22	32Alp Leo	1.3600	15200.	79	8436	No
179	GOM_NL__2PRFIN20031011_112524_000000492020_00366_08436_0143.N1	11-OCT-2003 11:25:24	Twilight	49.000	48	30Alp Hya	1.9770	4100.0	98	8436	No
180	GOM_NL__2PRFIN20031011_112741_000001242020_00366_08436_0144.N1	11-OCT-2003 11:27:41	Dark	123.50	8	10Alp CMi	0.40000	6500.0	247	8436	No
181	GOM_NL__2PRFIN20031011_113500_000000482020_00366_08436_0145.N1	11-OCT-2003 11:35:00	Dark	48.000	65	Lam Vel	2.2040	4400.0	96	8436	No
182	GOM_NL__2PRFIN20031011_113921_000000382020_00367_08437_0118.N1	11-OCT-2003 11:39:21	Dark	38.000	159	Ups Car	2.9200	7200.0	76	8437	No
183	GOM_NL__2PRFIN20031011_114055_000000392020_00367_08437_0119.N1	11-OCT-2003 11:40:55	Dark	39.000	29	Bet Car	1.6720	10200.	78	8437	No
184	GOM_NL__2PRFIN20031011_114331_000000492020_00367_08437_0120.N1	11-OCT-2003 11:43:31	Dark	49.000	2	Alp Car	-0.73600	7000.0	98	8437	No
185	GOM_NL__2PRFIN20031011_114522_000001292020_00367_08437_0121.N1	11-OCT-2003 11:45:22	Dark	129.00	47	2Bet CMa	1.9760	28000.	258	8437	No
186	GOM_NL__2PRFIN20031011_115152_000000412020_00367_08437_0122.N1	11-OCT-2003 11:51:52	Dark	40.500	143	Alp Hyi	2.8570	7200.0	81	8437	No
187	GOM_NL__2PRFIN20031011_115319_000000452020_00367_08437_0123.N1	11-OCT-2003 11:53:19	Dark	45.000	9	Alp Eri	0.45300	24000.	90	8437	No
188	GOM_NL__2PRFIN20031011_115537_000000482020_00367_08437_0124.N1	11-OCT-2003 11:55:37	Straylight	48.000	157	The1Eri	2.9060	9300.0	96	8437	No
189	GOM_NL__2PRFIN20031011_115827_000000372020_00367_08437_0125.N1	11-OCT-2003 11:58:27	Straylight	37.000	84	Alp Phe	2.3970	4500.0	74	8437	No
190	GOM_NL__2PRFIN20031011_120507_000000482020_00367_08437_0126.N1	11-OCT-2003 12:05:07	Straylight	47.500	52	16Bet Cet	2.0370	4500.0	95	8437	No
191	GOM_NL__2PRFIN20031011_120651_000001732020_00367_08437_0127.N1	11-OCT-2003 12:06:51	Bright	172.50	165	34Gam Eri	2.9500	3200.0	345	8437	No
192	GOM_NL__2PRFIN20031011_121456_000000382020_00367_08437_0128.N1	11-OCT-2003 12:14:56	Bright	38.000	140	88Gam Peg	2.8340	26000.	76	8437	No
193	GOM_NL__2PRFIN20031011_121847_000000382020_00367_08437_0129.N1	11-OCT-2003 12:18:47	Bright	37.500	93	53Bet Peg	2.5200	3100.0	75	8437	No
194	GOM_NL__2PRFIN20031011_122149_000000442020_00367_08437_0130.N1	11-OCT-2003 12:21:49	Bright	44.000	53	43Bet And	2.0480	3300.0	88	8437	No
195	GOM_NL__2PRFIN20031011_122357_000000482020_00367_08437_0131.N1	11-OCT-2003 12:23:57	Bright	47.500	173	4Bet Tri	3.0040	8900.0	95	8437	No
196	GOM_NL__2PRFIN20031011_122541_000000502020_00367_08437_0132.N1	11-OCT-2003 12:25:41	Bright	49.500	73	57Gam1And	2.2600	13100.	99	8437	No
197	GOM_NL__2PRFIN20031011_122732_000000392020_00367_08437_0133.N1	11-OCT-2003 12:27:32	Bright	39.000	74	11Bet Cas	2.2680	6600.0	78	8437	No
198	GOM_NL__2PRFIN20031011_122900_000000402020_00367_08437_0134.N1	11-OCT-2003 12:29:00	Bright	40.000	110	37Del Cas	2.6780	8900.0	80	8437	No
199	GOM_NL__2PRFIN20031011_123108_000000462020_00367_08437_0135.N1	11-OCT-2003 12:31:08	Bright	45.500	160	23Gam Per	2.9300	4700.0	91	8437	No
200	GOM_NL__2PRFIN20031011_123556_000000372020_00367_08437_0136.N1	11-OCT-2003 12:35:56	Bright	36.500	49	1Alp UMi	1.9900	6300.0	73	8437	No
201	GOM_NL__2PRFIN20031011_123839_000000382020_00367_08437_0137.N1	11-OCT-2003 12:38:39	Bright	37.500	60	7Bet UMi	2.0810	3950.0	75	8437	No
202	GOM_NL__2PRFIN20031011_124107_000000882020_00367_08437_0138.N1	11-OCT-2003 12:41:07	Bright	87.500	6	13Alp Aur	0.080000	3400.0	175	8437	No
203	GOM_NL__2PRFIN20031011_124407_000000362020_00367_08437_0139.N1	11-OCT-2003 12:44:07	Bright	36.000	36	50Alp UMa	1.8000	6300.0	72	8437	No
204	GOM_NL__2PRFIN20031011_124539_000000352020_00367_08437_0140.N1	11-OCT-2003 12:45:39	Bright	35.000	82	48Bet UMa	2.3650	10600.	70	8437	No
205	GOM_NL__2PRFIN20031011_124859_000000372020_00367_08437_0141.N1	11-OCT-2003 12:48:59	Bright	36.500	174	52Psi UMa	3.0040	4400.0	73	8437	No
206	GOM_NL__2PRFIN20031011_125619_000000822020_00367_08437_0142.N1	11-OCT-2003 12:56:19	Bright	81.500	17	78Bet Gem	1.1610	4500.0	163	8437	No
207	GOM_NL__2PRFIN20031011_125858_000000412020_00367_08437_0143.N1	11-OCT-2003 12:58:58	Bright	41.000	22	32Alp Leo	1.3600	15200.	82	8437	No
208	GOM_NL__2PRFIN20031011_130600_000000522020_00367_08437_0144.N1	11-OCT-2003 13:06:00	Twilight	51.500	48	30Alp Hya	1.9770	4100.0	103	8437	No
209	GOM_NL__2PRFIN20031011_130819_000001112020_00367_08437_0145.N1	11-OCT-2003 13:08:19	Dark	110.50	8	10Alp CMi	0.40000	6500.0	221	8437	No
210	GOM_NL__2PRFIN20031011_131537_000000482020_00367_08437_0146.N1	11-OCT-2003 13:15:37	Dark	48.000	65	Lam Vel	2.2040	4400.0	96	8437	No
211	GOM_NL__2PRFIN20031011_131958_000000382020_00368_08438_0317.N1	11-OCT-2003 13:19:58	Dark	38.000	159	Ups Car	2.9200	7200.0	76	8438	No
212	GOM_NL__2PRFIN20031011_132131_000000382020_00368_08438_0318.N1	11-OCT-2003 13:21:31	Dark	38.000	29	Bet Car	1.6720	10200.	76	8438	No
213	GOM_NL__2PRFIN20031011_132408_000000492020_00368_08438_0319.N1	11-OCT-2003 13:24:08	Dark	49.000	2	Alp Car	-0.73600	7000.0	98	8438	No
214	GOM_NL__2PRFIN20031011_132601_000001272020_00368_08438_0320.N1	11-OCT-2003 13:26:01	Dark	126.50	47	2Bet CMa	1.9760	28000.	253	8438	No
215	GOM_NL__2PRFIN20031011_133229_000000402020_00368_08438_0321.N1	11-OCT-2003 13:32:29	Dark	40.000	143	Alp Hyi	2.8570	7200.0	80	8438	No
216	GOM_NL__2PRFIN20031011_133356_000000462020_00368_08438_0322.N1	11-OCT-2003 13:33:56	Dark	46.000	9	Alp Eri	0.45300	24000.	92	8438	No
217	GOM_NL__2PRFIN20031011_133614_000000482020_00368_08438_0323.N1	11-OCT-2003 13:36:14	Straylight	47.500	157	The1Eri	2.9060	9300.0	95	8438	No
218	GOM_NL__2PRFIN20031011_133903_000000442020_00368_08438_0324.N1	11-OCT-2003 13:39:03	Straylight	44.000	84	Alp Phe	2.3970	4500.0	88	8438	No
219	GOM_NL__2PRFIN20031011_134543_000000462020_00368_08438_0325.N1	11-OCT-2003 13:45:43	Straylight	45.500	52	16Bet Cet	2.0370	4500.0	91	8438	No

220	GOM_NL__2PRFIN20031011_134727_000001682020_00368_08438_0326.N1	11-OCT-2003 13:47:27	Bright	167.50	165	34Gam Eri	2.9500	3200.0	335	8438	No
221	GOM_NL__2PRFIN20031011_135532_000000372020_00368_08438_0327.N1	11-OCT-2003 13:55:32	Bright	37.000	140	88Gam Peg	2.8340	26000.	74	8438	No
222	GOM_NL__2PRFIN20031011_135923_000000392020_00368_08438_0328.N1	11-OCT-2003 13:59:23	Bright	39.000	93	53Bet Peg	2.5200	3100.0	78	8438	No
223	GOM_NL__2PRFIN20031011_140224_000000452020_00368_08438_0329.N1	11-OCT-2003 14:02:24	Bright	45.000	53	43Bet And	2.0480	3300.0	90	8438	No
224	GOM_NL__2PRFIN20031011_140431_000000492020_00368_08438_0330.N1	11-OCT-2003 14:04:31	Bright	49.000	173	4Bet Tri	3.0040	8900.0	98	8438	No
225	GOM_NL__2PRFIN20031011_140615_000000462020_00368_08438_0331.N1	11-OCT-2003 14:06:15	Bright	46.000	73	57Gam1And	2.2600	13100.	92	8438	No
226	GOM_NL__2PRFIN20031011_140807_000000392020_00368_08438_0332.N1	11-OCT-2003 14:08:07	Bright	38.500	74	11Bet Cas	2.2680	6600.0	77	8438	No
227	GOM_NL__2PRFIN20031011_140934_000000392020_00368_08438_0333.N1	11-OCT-2003 14:09:34	Bright	38.500	110	37Del Cas	2.6780	8900.0	77	8438	No
228	GOM_NL__2PRFIN20031011_141142_000000502020_00368_08438_0334.N1	11-OCT-2003 14:11:42	Bright	49.500	160	23Gam Per	2.9300	4700.0	99	8438	No
229	GOM_NL__2PRFIN20031011_141631_000000372020_00368_08438_0335.N1	11-OCT-2003 14:16:31	Bright	37.000	49	1Alp UMi	1.9900	6300.0	74	8438	No
230	GOM_NL__2PRFIN20031011_142141_000000882020_00368_08438_0336.N1	11-OCT-2003 14:21:41	Bright	87.500	6	13Alp Aur	0.080000	3400.0	175	8438	No
231	GOM_NL__2PRFIN20031011_142441_000000402020_00368_08438_0337.N1	11-OCT-2003 14:24:41	Bright	40.000	36	50Alp UMa	1.8000	6300.0	80	8438	No
232	GOM_NL__2PRFIN20031011_142614_000000382020_00368_08438_0338.N1	11-OCT-2003 14:26:14	Bright	37.500	82	48Bet UMa	2.3650	10600.	75	8438	No
233	GOM_NL__2PRFIN20031011_142933_000000382020_00368_08438_0339.N1	11-OCT-2003 14:29:33	Bright	37.500	174	52Psi UMa	3.0040	4400.0	75	8438	No
234	GOM_NL__2PRFIN20031011_143654_000000782020_00368_08438_0340.N1	11-OCT-2003 14:36:54	Bright	77.500	17	78Bet Gem	1.1610	4500.0	155	8438	No
235	GOM_NL__2PRFIN20031011_143934_000000412020_00368_08438_0341.N1	11-OCT-2003 14:39:34	Bright	40.500	22	32Alp Leo	1.3600	15200.	81	8438	No
236	GOM_NL__2PRFIN20031011_144635_000000532020_00368_08438_0342.N1	11-OCT-2003 14:46:35	Dark	53.000	48	30Alp Hya	1.9770	4100.0	106	8438	No
237	GOM_NL__2PRFIN20031011_144857_000001292020_00368_08438_0343.N1	11-OCT-2003 14:48:57	Dark	129.00	8	10Alp CMi	0.40000	6500.0	258	8438	No
238	GOM_NL__2PRFIN20031011_145612_000000502020_00368_08438_0344.N1	11-OCT-2003 14:56:12	Dark	49.500	65	Lam Vel	2.2040	4400.0	99	8438	No
239	GOM_NL__2PRFIN20031011_150032_000000412020_00369_08439_0317.N1	11-OCT-2003 15:00:32	Dark	40.500	159	Ups Car	2.9200	7200.0	81	8439	No
240	GOM_NL__2PRFIN20031011_150206_000000422020_00369_08439_0318.N1	11-OCT-2003 15:02:06	Dark	41.500	29	Bet Car	1.6720	10200.	83	8439	No
241	GOM_NL__2PRFIN20031011_150445_000000512020_00369_08439_0319.N1	11-OCT-2003 15:04:45	Dark	50.500	2	Alp Car	-0.73600	7000.0	101	8439	No
242	GOM_NL__2PRFIN20031011_150639_000001322020_00369_08439_0320.N1	11-OCT-2003 15:06:39	Dark	131.50	47	2Bet CMa	1.9760	28000.	263	8439	No
243	GOM_NL__2PRFIN20031011_151303_000000412020_00369_08439_0321.N1	11-OCT-2003 15:13:03	Dark	41.000	143	Alp Hyi	2.8570	7200.0	82	8439	No
244	GOM_NL__2PRFIN20031011_151431_000000432020_00369_08439_0322.N1	11-OCT-2003 15:14:31	Dark	42.500	9	Alp Eri	0.45300	24000.	85	8439	No
245	GOM_NL__2PRFIN20031011_151649_000000502020_00369_08439_0323.N1	11-OCT-2003 15:16:49	Straylight	49.500	157	The1Eri	2.9060	9300.0	99	8439	No
246	GOM_NL__2PRFIN20031011_151937_000000462020_00369_08439_0324.N1	11-OCT-2003 15:19:37	Straylight	46.000	84	Alp Phe	2.3970	4500.0	92	8439	No
247	GOM_NL__2PRFIN20031011_152618_000000472020_00369_08439_0325.N1	11-OCT-2003 15:26:18	Straylight	46.500	52	16Bet Cet	2.0370	4500.0	93	8439	No
248	GOM_NL__2PRFIN20031011_152801_000001602020_00369_08439_0326.N1	11-OCT-2003 15:28:01	Bright	159.50	165	34Gam Eri	2.9500	3200.0	319	8439	No
249	GOM_NL__2PRFIN20031011_153607_000000402020_00369_08439_0327.N1	11-OCT-2003 15:36:07	Bright	40.000	140	88Gam Peg	2.8340	26000.	80	8439	No
250	GOM_NL__2PRFIN20031011_153958_000000382020_00369_08439_0328.N1	11-OCT-2003 15:39:58	Bright	38.000	93	53Bet Peg	2.5200	3100.0	76	8439	No
251	GOM_NL__2PRFIN20031011_154300_000000422020_00369_08439_0329.N1	11-OCT-2003 15:43:00	Bright	41.500	53	43Bet And	2.0480	3300.0	83	8439	No
252	GOM_NL__2PRFIN20031011_154506_000000502020_00369_08439_0330.N1	11-OCT-2003 15:45:06	Bright	50.000	173	4Bet Tri	3.0040	8900.0	100	8439	No
253	GOM_NL__2PRFIN20031011_154651_000000462020_00369_08439_0331.N1	11-OCT-2003 15:46:51	Bright	45.500	73	57Gam1And	2.2600	13100.	91	8439	No
254	GOM_NL__2PRFIN20031011_154843_000000392020_00369_08439_0332.N1	11-OCT-2003 15:48:43	Bright	38.500	74	11Bet Cas	2.2680	6600.0	77	8439	No
255	GOM_NL__2PRFIN20031011_155009_000000422020_00369_08439_0333.N1	11-OCT-2003 15:50:09	Bright	42.000	110	37Del Cas	2.6780	8900.0	84	8439	No
256	GOM_NL__2PRFIN20031011_155217_000000492020_00369_08439_0334.N1	11-OCT-2003 15:52:17	Bright	48.500	160	23Gam Per	2.9300	4700.0	97	8439	No
257	GOM_NL__2PRFIN20031011_155405_000000582020_00369_08439_0335.N1	11-OCT-2003 15:54:05	Bright	58.000	175	39Del Per	3.0100	19400.	116	8439	No
258	GOM_NL__2PRFIN20031011_155706_000000402020_00369_08439_0336.N1	11-OCT-2003 15:57:06	Bright	39.500	49	1Alp UMi	1.9900	6300.0	79	8439	No
259	GOM_NL__2PRFIN20031011_155949_000000402020_00369_08439_0337.N1	11-OCT-2003 15:59:49	Bright	39.500	60	7Bet UMi	2.0810	3950.0	79	8439	No
260	GOM_NL__2PRFIN20031011_160216_000000882020_00369_08439_0338.N1	11-OCT-2003 16:02:16	Bright	88.000	6	13Alp Aur	0.080000	3400.0	176	8439	No
261	GOM_NL__2PRFIN20031011_160517_000000392020_00369_08439_0339.N1	11-OCT-2003 16:05:17	Bright	39.000	36	50Alp UMa	1.8000	6300.0	78	8439	No
262	GOM_NL__2PRFIN20031011_160650_000000382020_00369_08439_0340.N1	11-OCT-2003 16:06:50	Bright	37.500	82	48Bet UMa	2.3650	10600.	75	8439	No
263	GOM_NL__2PRFIN20031011_161010_000000442020_00369_08439_0341.N1	11-OCT-2003 16:10:10	Bright	44.000	174	52Psi UMa	3.0040	4400.0	88	8439	No
264	GOM_NL__2PRFIN20031011_161731_000000792020_00369_08439_0342.N1	11-OCT-2003 16:17:31	Bright	78.500	17	78Bet Gem	1.1610	4500.0	157	8439	No
265	GOM_NL__2PRFIN20031011_162010_000000412020_00369_08439_0343.N1	11-OCT-2003 16:20:10	Bright	40.500	22	32Alp Leo	1.3600	15200.	81	8439	No
266	GOM_NL__2PRFIN20031011_162711_000000542020_00369_08439_0344.N1	11-OCT-2003 16:27:11	Dark	54.000	48	30Alp Hya	1.9770	4100.0	108	8439	No
267	GOM_NL__2PRFIN20031011_162934_000001122020_00369_08439_0345.N1	11-OCT-2003 16:29:34	Dark	111.50	8	10Alp CMi	0.40000	6500.0	223	8439	No
268	GOM_NL__2PRFIN20031011_163649_000000482020_00369_08439_0346.N1	11-OCT-2003 16:36:49	Dark	48.000	65	Lam Vel	2.2040	4400.0	96	8439	No
269	GOM_NL__2PRFIN20031011_164109_000000402020_00370_08440_0319.N1	11-OCT-2003 16:41:09	Dark	40.000	159	Ups Car	2.9200	7200.0	80	8440	No
270	GOM_NL__2PRFIN20031011_164322_000001162020_00370_08440_0320.N1	11-OCT-2003 16:43:22	Dark	115.50	1	9Alp CMa	-1.4400	11000.	231	8440	No
271	GOM_NL__2PRFIN20031011_164718_000001302020_00370_08440_0321.N1	11-OCT-2003 16:47:18	Dark	129.50	47	2Bet CMa	1.9760	28000.	259	8440	No
272	GOM_NL__2PRFIN20031011_165339_000000412020_00370_08440_0322.N1	11-OCT-2003 16:53:39	Dark	41.000	143	Alp Hyi	2.8570	7200.0	82	8440	No
273	GOM_NL__2PRFIN20031011_165505_000000532020_00370_08440_0323.N1	11-OCT-2003 16:55:05	Dark	53.000	9	Alp Eri	0.45300	24000.	106	8440	No
274	GOM_NL__2PRFIN20031011_165724_000000512020_00370_08440_0324.N1	11-OCT-2003 16:57:24	Straylight	50.500	157	The1Eri	2.9060	9300.0	101	8440	No
275	GOM_NL__2PRFIN20031011_170013_000000432020_00370_08440_0325.N1	11-OCT-2003 17:00:13	Straylight	43.000	84	Alp Phe	2.3970	4500.0	86	8440	No
276	GOM_NL__2PRFIN20031011_170653_000000462020_00370_08440_0326.N1	11-OCT-2003 17:06:53	Straylight	46.000	52	16Bet Cet	2.0370	4500.0	92	8440	No
277	GOM_NL__2PRFIN20031011_170837_000001662020_00370_08440_0327.N1	11-OCT-2003 17:08:37	Bright	165.50	165	34Gam Eri	2.9500	3200.0	331	8440	No
278	GOM_NL__2PRFIN20031011_171643_000000392020_00370_08440_0328.N1	11-OCT-2003 17:16:43	Bright	39.000	140	88Gam Peg	2.8340	26000.	78	8440	No



279	GOM_NL__2PRFIN20031011_172034_000000392020_00370_08440_0329.N1	11-OCT-2003 17:20:34	Bright	39.000	93	53Bet Peg	2.5200	3100.0	78	8440	No
280	GOM_NL__2PRFIN20031011_172336_000000422020_00370_08440_0330.N1	11-OCT-2003 17:23:36	Bright	41.500	53	43Bet And	2.0480	3300.0	83	8440	No
281	GOM_NL__2PRFIN20031011_172542_000000502020_00370_08440_0331.N1	11-OCT-2003 17:25:42	Bright	49.500	173	4Bet Tri	3.0040	8900.0	99	8440	No
282	GOM_NL__2PRFIN20031011_172726_000000512020_00370_08440_0332.N1	11-OCT-2003 17:27:26	Bright	51.000	73	57Gam1And	2.2600	13100.	102	8440	No
283	GOM_NL__2PRFIN20031011_172919_000000392020_00370_08440_0333.N1	11-OCT-2003 17:29:19	Bright	39.000	74	11Bet Cas	2.2680	6600.0	78	8440	No
284	GOM_NL__2PRFIN20031011_173045_000000412020_00370_08440_0334.N1	11-OCT-2003 17:30:45	Bright	40.500	110	37Del Cas	2.6780	8900.0	81	8440	No
285	GOM_NL__2PRFIN20031011_173253_000000502020_00370_08440_0335.N1	11-OCT-2003 17:32:53	Bright	49.500	160	23Gam Per	2.9300	4700.0	99	8440	No
286	GOM_NL__2PRFIN20031011_173440_000000582020_00370_08440_0336.N1	11-OCT-2003 17:34:40	Bright	57.500	175	39Del Per	3.0100	19400.	115	8440	No
287	GOM_NL__2PRFIN20031011_173742_000000402020_00370_08440_0337.N1	11-OCT-2003 17:37:42	Bright	39.500	49	1Alp UMi	1.9900	6300.0	79	8440	No
288	GOM_NL__2PRFIN20031011_174027_000000382020_00370_08440_0338.N1	11-OCT-2003 17:40:27	Bright	38.000	60	7Bet UMi	2.0810	3950.0	76	8440	No
289	GOM_NL__2PRFIN20031011_174251_000000842020_00370_08440_0339.N1	11-OCT-2003 17:42:51	Bright	83.500	6	13Alp Aur	0.080000	3400.0	167	8440	No
290	GOM_NL__2PRFIN20031011_174553_000000402020_00370_08440_0340.N1	11-OCT-2003 17:45:53	Bright	40.000	36	50Alp UMa	1.8000	6300.0	80	8440	No
291	GOM_NL__2PRFIN20031011_174726_000000402020_00370_08440_0341.N1	11-OCT-2003 17:47:26	Bright	40.000	82	48Bet UMa	2.3650	10600.	80	8440	No
292	GOM_NL__2PRFIN20031011_175046_000000372020_00370_08440_0342.N1	11-OCT-2003 17:50:46	Bright	37.000	174	52Psi UMa	3.0040	4400.0	74	8440	No
293	GOM_NL__2PRFIN20031011_175808_000000882020_00370_08440_0343.N1	11-OCT-2003 17:58:08	Bright	87.500	17	78Bet Gem	1.1610	4500.0	175	8440	No
294	GOM_NL__2PRFIN20031011_180046_000000522020_00370_08440_0344.N1	11-OCT-2003 18:00:46	Bright	51.500	22	32Alp Leo	1.3600	15200.	103	8440	No
295	GOM_NL__2PRFIN20031011_180748_000000552020_00370_08440_0345.N1	11-OCT-2003 18:07:48	Dark	54.500	48	30Alp Hya	1.9770	4100.0	109	8440	No
296	GOM_NL__2PRFIN20031011_181013_000001312020_00370_08440_0346.N1	11-OCT-2003 18:10:13	Dark	131.00	8	10Alp CMi	0.40000	6500.0	262	8440	No
297	GOM_NL__2PRFIN20031011_181723_000000522020_00370_08440_0347.N1	11-OCT-2003 18:17:23	Dark	51.500	65	Lam Vel	2.2040	4400.0	103	8440	No
298	GOM_NL__2PRFIN20031011_182145_000000392020_00371_08441_0320.N1	11-OCT-2003 18:21:45	Dark	38.500	159	Ups Car	2.9200	7200.0	77	8441	No
299	GOM_NL__2PRFIN20031011_182401_000001162020_00371_08441_0321.N1	11-OCT-2003 18:24:01	Dark	115.50	1	9Alp CMa	-1.4400	11000.	231	8441	No
300	GOM_NL__2PRFIN20031011_182757_000001282020_00371_08441_0322.N1	11-OCT-2003 18:27:57	Dark	128.00	47	2Bet CMa	1.9760	28000.	256	8441	No
301	GOM_NL__2PRFIN20031011_183416_000000422020_00371_08441_0323.N1	11-OCT-2003 18:34:16	Dark	42.000	143	Alp Hyi	2.8570	7200.0	84	8441	No
302	GOM_NL__2PRFIN20031011_183541_000000532020_00371_08441_0324.N1	11-OCT-2003 18:35:41	Dark	53.000	9	Alp Eri	0.45300	24000.	106	8441	No
303	GOM_NL__2PRFIN20031011_183800_000000522020_00371_08441_0325.N1	11-OCT-2003 18:38:00	Straylight	51.500	157	The1Eri	2.9060	9300.0	103	8441	No
304	GOM_NL__2PRFIN20031011_184050_000000452020_00371_08441_0326.N1	11-OCT-2003 18:40:50	Straylight	45.000	84	Alp Phe	2.3970	4500.0	90	8441	No
305	GOM_NL__2PRFIN20031011_184727_000000542020_00371_08441_0327.N1	11-OCT-2003 18:47:27	Straylight	54.000	52	16Bet Cet	2.0370	4500.0	108	8441	No
306	GOM_NL__2PRFIN20031011_184912_000001552020_00371_08441_0328.N1	11-OCT-2003 18:49:12	Bright	155.00	165	34Gam Eri	2.9500	3200.0	310	8441	No
307	GOM_NL__2PRFIN20031011_185719_000000392020_00371_08441_0329.N1	11-OCT-2003 18:57:19	Bright	39.000	140	88Gam Peg	2.8340	26000.	78	8441	No
308	GOM_NL__2PRFIN20031011_190110_000000402020_00371_08441_0330.N1	11-OCT-2003 19:01:10	Bright	40.000	93	53Bet Peg	2.5200	3100.0	80	8441	No
309	GOM_NL__2PRFIN20031011_190410_000000452020_00371_08441_0331.N1	11-OCT-2003 19:04:10	Bright	44.500	53	43Bet And	2.0480	3300.0	89	8441	No
310	GOM_NL__2PRFIN20031011_190616_000000502020_00371_08441_0332.N1	11-OCT-2003 19:06:16	Bright	50.000	173	4Bet Tri	3.0040	8900.0	100	8441	No
311	GOM_NL__2PRFIN20031011_190801_000000502020_00371_08441_0333.N1	11-OCT-2003 19:08:01	Bright	50.000	73	57Gam1And	2.2600	13100.	100	8441	No
312	GOM_NL__2PRFIN20031011_190955_000000392020_00371_08441_0334.N1	11-OCT-2003 19:09:55	Bright	39.000	74	11Bet Cas	2.2680	6600.0	78	8441	No
313	GOM_NL__2PRFIN20031011_191120_000000432020_00371_08441_0335.N1	11-OCT-2003 19:11:20	Bright	42.500	110	37Del Cas	2.6780	8900.0	85	8441	No
314	GOM_NL__2PRFIN20031011_191328_000000472020_00371_08441_0336.N1	11-OCT-2003 19:13:28	Bright	46.500	160	23Gam Per	2.9300	4700.0	93	8441	No
315	GOM_NL__2PRFIN20031011_191514_000000572020_00371_08441_0337.N1	11-OCT-2003 19:15:14	Bright	56.500	175	39Del Per	3.0100	19400.	113	8441	No
316	GOM_NL__2PRFIN20031011_191816_000000412020_00371_08441_0338.N1	11-OCT-2003 19:18:16	Bright	41.000	49	1Alp UMi	1.9900	6300.0	82	8441	No
317	GOM_NL__2PRFIN20031011_192102_000000392020_00371_08441_0339.N1	11-OCT-2003 19:21:02	Bright	38.500	60	7Bet UMi	2.0810	3950.0	77	8441	No
318	GOM_NL__2PRFIN20031011_192325_000000952020_00371_08441_0340.N1	11-OCT-2003 19:23:25	Bright	94.500	6	13Alp Aur	0.080000	3400.0	189	8441	No
319	GOM_NL__2PRFIN20031011_192627_000000422020_00371_08441_0341.N1	11-OCT-2003 19:26:27	Bright	41.500	36	50Alp UMa	1.8000	6300.0	83	8441	No
320	GOM_NL__2PRFIN20031011_192801_000000402020_00371_08441_0342.N1	11-OCT-2003 19:28:01	Bright	39.500	82	48Bet UMa	2.3650	10600.	79	8441	No
321	GOM_NL__2PRFIN20031011_193122_000000382020_00371_08441_0343.N1	11-OCT-2003 19:31:22	Bright	37.500	174	52Psi UMa	3.0040	4400.0	75	8441	No
322	GOM_NL__2PRFIN20031011_193844_000000832020_00371_08441_0344.N1	11-OCT-2003 19:38:44	Bright	83.000	17	78Bet Gem	1.1610	4500.0	166	8441	No
323	GOM_NL__2PRFIN20031011_194122_000000552020_00371_08441_0345.N1	11-OCT-2003 19:41:22	Bright	55.000	22	32Alp Leo	1.3600	15200.	110	8441	No
324	GOM_NL__2PRFIN20031011_194824_000000502020_00371_08441_0346.N1	11-OCT-2003 19:48:24	Dark	49.500	48	30Alp Hya	1.9770	4100.0	99	8441	No
325	GOM_NL__2PRFIN20031011_195050_000001142020_00371_08441_0347.N1	11-OCT-2003 19:50:50	Dark	114.00	8	10Alp CMi	0.40000	6500.0	228	8441	No
326	GOM_NL__2PRFIN20031011_195801_000000462020_00371_08441_0348.N1	11-OCT-2003 19:58:01	Dark	45.500	65	Lam Vel	2.2040	4400.0	91	8441	No
327	GOM_NL__2PRFIN20031011_200221_000000392020_00372_08442_0327.N1	11-OCT-2003 20:02:21	Dark	38.500	159	Ups Car	2.9200	7200.0	77	8442	No
328	GOM_NL__2PRFIN20031011_200439_000001392020_00372_08442_0328.N1	11-OCT-2003 20:04:39	Dark	139.00	1	9Alp CMa	-1.4400	11000.	278	8442	No
329	GOM_NL__2PRFIN20031011_200837_000001352020_00372_08442_0329.N1	11-OCT-2003 20:08:37	Dark	135.00	47	2Bet CMa	1.9760	28000.	270	8442	No
330	GOM_NL__2PRFIN20031011_201450_000000432020_00372_08442_0330.N1	11-OCT-2003 20:14:50	Dark	43.000	143	Alp Hyi	2.8570	7200.0	86	8442	No
331	GOM_NL__2PRFIN20031011_201617_000000532020_00372_08442_0331.N1	11-OCT-2003 20:16:17	Dark	53.000	9	Alp Eri	0.45300	24000.	106	8442	No
332	GOM_NL__2PRFIN20031011_201837_000000522020_00372_08442_0332.N1	11-OCT-2003 20:18:37	Straylight	51.500	157	The1Eri	2.9060	9300.0	103	8442	No
333	GOM_NL__2PRFIN20031011_202124_000000462020_00372_08442_0333.N1	11-OCT-2003 20:21:24	Straylight	46.000	84	Alp Phe	2.3970	4500.0	92	8442	No
334	GOM_NL__2PRFIN20031011_202805_000000482020_00372_08442_0334.N1	11-OCT-2003 20:28:05	Straylight	47.500	52	16Bet Cet	2.0370	4500.0	95	8442	No
335	GOM_NL__2PRFIN20031011_202948_000001702020_00372_08442_0335.N1	11-OCT-2003 20:29:48	Bright	170.00	165	34Gam Eri	2.9500	3200.0	340	8442	No
336	GOM_NL__2PRFIN20031011_203752_000000412020_00372_08442_0336.N1	11-OCT-2003 20:37:52	Bright	41.000	140	88Gam Peg	2.8340	26000.	82	8442	No
337	GOM_NL__2PRFIN20031011_204146_000000392020_00372_08442_0337.N1	11-OCT-2003 20:41:46	Bright	38.500	93	53Bet Peg	2.5200	3100.0	77	8442	No

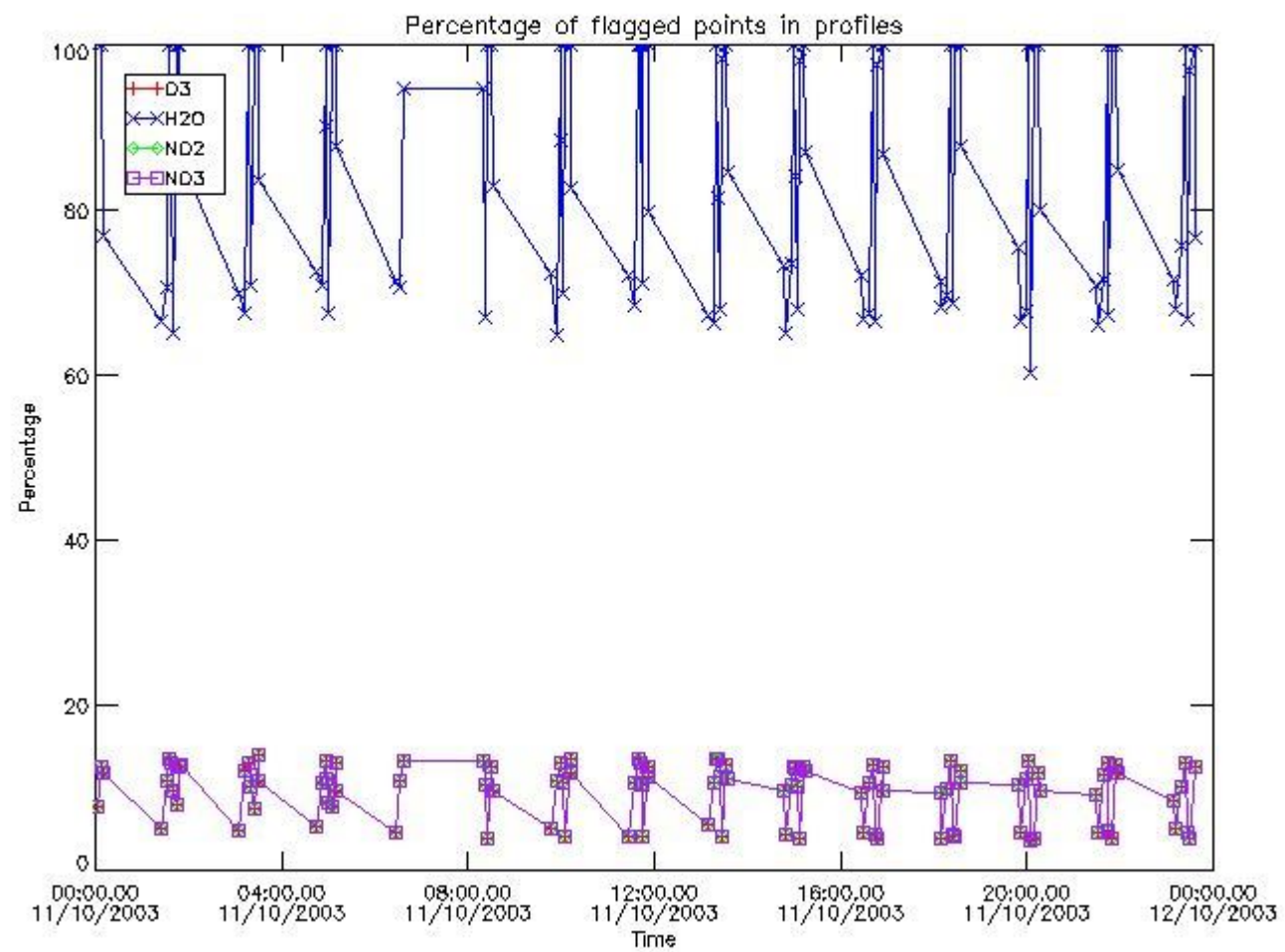


338	GOM_NL__2PRFIN20031011_204446_000000442020_00372_08442_0338.N1	11-OCT-2003 20:44:46	Bright	44.000	53	43Bet And	2.0480	3300.0	88	8442	No
339	GOM_NL__2PRFIN20031011_204651_000000522020_00372_08442_0339.N1	11-OCT-2003 20:46:51	Bright	52.000	173	4Bet Tri	3.0040	8900.0	104	8442	No
340	GOM_NL__2PRFIN20031011_204835_000000462020_00372_08442_0340.N1	11-OCT-2003 20:48:35	Bright	46.000	73	57Gam1And	2.2600	13100.	92	8442	No
341	GOM_NL__2PRFIN20031011_205030_000000392020_00372_08442_0341.N1	11-OCT-2003 20:50:30	Bright	39.000	74	11Bet Cas	2.2680	6600.0	78	8442	No
342	GOM_NL__2PRFIN20031011_205156_000000412020_00372_08442_0342.N1	11-OCT-2003 20:51:56	Bright	40.500	110	37Del Cas	2.6780	8900.0	81	8442	No
343	GOM_NL__2PRFIN20031011_205403_000000482020_00372_08442_0343.N1	11-OCT-2003 20:54:03	Bright	47.500	160	23Gam Per	2.9300	4700.0	95	8442	No
344	GOM_NL__2PRFIN20031011_205549_000000572020_00372_08442_0344.N1	11-OCT-2003 20:55:49	Bright	56.500	175	39Del Per	3.0100	19400.	113	8442	No
345	GOM_NL__2PRFIN20031011_205854_000000392020_00372_08442_0345.N1	11-OCT-2003 20:58:54	Bright	38.500	49	1Alp UMi	1.9900	6300.0	77	8442	No
346	GOM_NL__2PRFIN20031011_210138_000000362020_00372_08442_0346.N1	11-OCT-2003 21:01:38	Bright	36.000	60	7Bet UMi	2.0810	3950.0	72	8442	No
347	GOM_NL__2PRFIN20031011_210400_000000902020_00372_08442_0347.N1	11-OCT-2003 21:04:00	Bright	89.500	6	13Alp Aur	0.080000	3400.0	179	8442	No
348	GOM_NL__2PRFIN20031011_210705_000000412020_00372_08442_0348.N1	11-OCT-2003 21:07:05	Bright	40.500	36	50Alp UMa	1.8000	6300.0	81	8442	No
349	GOM_NL__2PRFIN20031011_210837_000000402020_00372_08442_0349.N1	11-OCT-2003 21:08:37	Bright	40.000	82	48Bet UMa	2.3650	10600.	80	8442	No
350	GOM_NL__2PRFIN20031011_211157_000000372020_00372_08442_0350.N1	11-OCT-2003 21:11:57	Bright	37.000	174	52Psi UMa	3.0040	4400.0	74	8442	No
351	GOM_NL__2PRFIN20031011_211920_000000892020_00372_08442_0351.N1	11-OCT-2003 21:19:20	Bright	88.500	17	78Bet Gem	1.1610	4500.0	177	8442	No
352	GOM_NL__2PRFIN20031011_212158_000000422020_00372_08442_0352.N1	11-OCT-2003 21:21:58	Bright	41.500	22	32Alp Leo	1.3600	15200.	83	8442	No
353	GOM_NL__2PRFIN20031011_212901_000000562020_00372_08442_0353.N1	11-OCT-2003 21:29:01	Dark	55.500	48	30Alp Hya	1.9770	4100.0	111	8442	No
354	GOM_NL__2PRFIN20031011_213128_000001212020_00372_08442_0354.N1	11-OCT-2003 21:31:28	Dark	121.00	8	10Alp CMi	0.40000	6500.0	242	8442	No
355	GOM_NL__2PRFIN20031011_213838_000000452020_00372_08442_0355.N1	11-OCT-2003 21:38:38	Dark	44.500	65	Lam Vel	2.2040	4400.0	89	8442	No
356	GOM_NL__2PRFIN20031011_214257_000000392020_00373_08443_0447.N1	11-OCT-2003 21:42:57	Dark	39.000	159	Ups Car	2.9200	7200.0	78	8443	No
357	GOM_NL__2PRFIN20031011_214519_000001182020_00373_08443_0448.N1	11-OCT-2003 21:45:19	Dark	117.50	1	9Alp CMa	-1.4400	11000.	235	8443	No
358	GOM_NL__2PRFIN20031011_214916_000001312020_00373_08443_0449.N1	11-OCT-2003 21:49:16	Dark	130.50	47	2Bet CMa	1.9760	28000.	261	8443	No
359	GOM_NL__2PRFIN20031011_215529_000000402020_00373_08443_0450.N1	11-OCT-2003 21:55:29	Dark	40.000	143	Alp Hyi	2.8570	7200.0	80	8443	No
360	GOM_NL__2PRFIN20031011_215653_000000432020_00373_08443_0451.N1	11-OCT-2003 21:56:53	Dark	43.000	9	Alp Eri	0.45300	24000.	86	8443	No
361	GOM_NL__2PRFIN20031011_215913_000000512020_00373_08443_0452.N1	11-OCT-2003 21:59:13	Straylight	51.000	157	The1Eri	2.9060	9300.0	102	8443	No
362	GOM_NL__2PRFIN20031011_220202_000000452020_00373_08443_0453.N1	11-OCT-2003 22:02:02	Straylight	45.000	84	Alp Phe	2.3970	4500.0	90	8443	No
363	GOM_NL__2PRFIN20031011_220840_000000512020_00373_08443_0454.N1	11-OCT-2003 22:08:40	Straylight	50.500	52	16Bet Cet	2.0370	4500.0	101	8443	No
364	GOM_NL__2PRFIN20031011_221023_000001622020_00373_08443_0455.N1	11-OCT-2003 22:10:23	Bright	161.50	165	34Gam Eri	2.9500	3200.0	323	8443	No
365	GOM_NL__2PRFIN20031011_221830_000000412020_00373_08443_0456.N1	11-OCT-2003 22:18:30	Bright	40.500	140	88Gam Peg	2.8340	26000.	81	8443	No
366	GOM_NL__2PRFIN20031011_222222_000000392020_00373_08443_0457.N1	11-OCT-2003 22:22:22	Bright	39.000	93	53Bet Peg	2.5200	3100.0	78	8443	No
367	GOM_NL__2PRFIN20031011_222521_000000422020_00373_08443_0458.N1	11-OCT-2003 22:25:21	Bright	41.500	53	43Bet And	2.0480	3300.0	83	8443	No
368	GOM_NL__2PRFIN20031011_222725_000000522020_00373_08443_0459.N1	11-OCT-2003 22:27:25	Bright	51.500	173	4Bet Tri	3.0040	8900.0	103	8443	No
369	GOM_NL__2PRFIN20031011_222911_000000472020_00373_08443_0460.N1	11-OCT-2003 22:29:11	Bright	46.500	73	57Gam1And	2.2600	13100.	93	8443	No
370	GOM_NL__2PRFIN20031011_223106_000000392020_00373_08443_0461.N1	11-OCT-2003 22:31:06	Bright	39.000	74	11Bet Cas	2.2680	6600.0	78	8443	No
371	GOM_NL__2PRFIN20031011_223232_000000412020_00373_08443_0462.N1	11-OCT-2003 22:32:32	Bright	41.000	110	37Del Cas	2.6780	8900.0	82	8443	No
372	GOM_NL__2PRFIN20031011_223438_000000462020_00373_08443_0463.N1	11-OCT-2003 22:34:38	Bright	46.000	160	23Gam Per	2.9300	4700.0	92	8443	No
373	GOM_NL__2PRFIN20031011_223623_000000562020_00373_08443_0464.N1	11-OCT-2003 22:36:23	Bright	55.500	175	39Del Per	3.0100	19400.	111	8443	No
374	GOM_NL__2PRFIN20031011_223930_000000392020_00373_08443_0465.N1	11-OCT-2003 22:39:30	Bright	38.500	49	1Alp UMi	1.9900	6300.0	77	8443	No
375	GOM_NL__2PRFIN20031011_224214_000000382020_00373_08443_0466.N1	11-OCT-2003 22:42:14	Bright	38.000	60	7Bet UMi	2.0810	3950.0	76	8443	No
376	GOM_NL__2PRFIN20031011_224434_000000852020_00373_08443_0467.N1	11-OCT-2003 22:44:34	Bright	84.500	6	13Alp Aur	0.080000	3400.0	169	8443	No
377	GOM_NL__2PRFIN20031011_224739_000000422020_00373_08443_0468.N1	11-OCT-2003 22:47:39	Bright	41.500	36	50Alp UMa	1.8000	6300.0	83	8443	No
378	GOM_NL__2PRFIN20031011_224911_000000412020_00373_08443_0469.N1	11-OCT-2003 22:49:11	Bright	41.000	82	48Bet UMa	2.3650	10600.	82	8443	No
379	GOM_NL__2PRFIN20031011_225234_000000362020_00373_08443_0470.N1	11-OCT-2003 22:52:34	Bright	36.000	174	52Psi UMa	3.0040	4400.0	72	8443	No
380	GOM_NL__2PRFIN20031011_225956_000000852020_00373_08443_0471.N1	11-OCT-2003 22:59:56	Bright	84.500	17	78Bet Gem	1.1610	4500.0	169	8443	No
381	GOM_NL__2PRFIN20031011_230235_000000422020_00373_08443_0472.N1	11-OCT-2003 23:02:35	Bright	41.500	22	32Alp Leo	1.3600	15200.	83	8443	No
382	GOM_NL__2PRFIN20031011_230937_000000602020_00373_08443_0473.N1	11-OCT-2003 23:09:37	Dark	60.000	48	30Alp Hya	1.9770	4100.0	120	8443	No
383	GOM_NL__2PRFIN20031011_231206_000001102020_00373_08443_0474.N1	11-OCT-2003 23:12:06	Dark	110.00	8	10Alp CMi	0.40000	6500.0	220	8443	No
384	GOM_NL__2PRFIN20031011_231915_000000502020_00373_08443_0475.N1	11-OCT-2003 23:19:15	Dark	50.000	65	Lam Vel	2.2040	4400.0	100	8443	No
385	GOM_NL__2PRFIN20031011_232333_000000392020_00374_08444_0323.N1	11-OCT-2003 23:23:33	Dark	39.000	159	Ups Car	2.9200	7200.0	78	8444	No
386	GOM_NL__2PRFIN20031011_232557_000001152020_00374_08444_0324.N1	11-OCT-2003 23:25:57	Dark	114.50	1	9Alp CMa	-1.4400	11000.	229	8444	No
387	GOM_NL__2PRFIN20031011_232955_000001312020_00374_08444_0325.N1	11-OCT-2003 23:29:55	Dark	131.00	47	2Bet CMa	1.9760	28000.	262	8444	No
388	GOM_NL__2PRFIN20031011_233605_000000412020_00374_08444_0326.N1	11-OCT-2003 23:36:05	Dark	40.500	143	Alp Hyi	2.8570	7200.0	81	8444	No
389	GOM_NL__2PRFIN20031011_233732_000000412020_00374_08444_0327.N1	11-OCT-2003 23:37:32	Dark	41.000	9	Alp Eri	0.45300	24000.	82	8444	No
390	GOM_NL__2PRFIN20031011_233952_000000492020_00374_08444_0328.N1	11-OCT-2003 23:39:52	Straylight	48.500	157	The1Eri	2.9060	9300.0	97	8444	No
391	GOM_NL__2PRFIN20031011_234239_000000432020_00374_08444_0329.N1	11-OCT-2003 23:42:39	Straylight	43.000	84	Alp Phe	2.3970	4500.0	86	8444	No
392	GOM_NL__2PRFIN20031011_234917_000000472020_00374_08444_0330.N1	11-OCT-2003 23:49:17	Straylight	46.500	52	16Bet Cet	2.0370	4500.0	93	8444	No
393	GOM_NL__2PRFIN20031011_235059_000001562020_00374_08444_0331.N1	11-OCT-2003 23:50:59	Bright	155.50	165	34Gam Eri	2.9500	3200.0	311	8444	No
394	GOM_NL__2PRFIN20031011_235906_000000402020_00374_08444_0332.N1	11-OCT-2003 23:59:06	Bright	39.500	140	88Gam Peg	2.8340	26000.	79	8444	No

### 3. Quality information per product

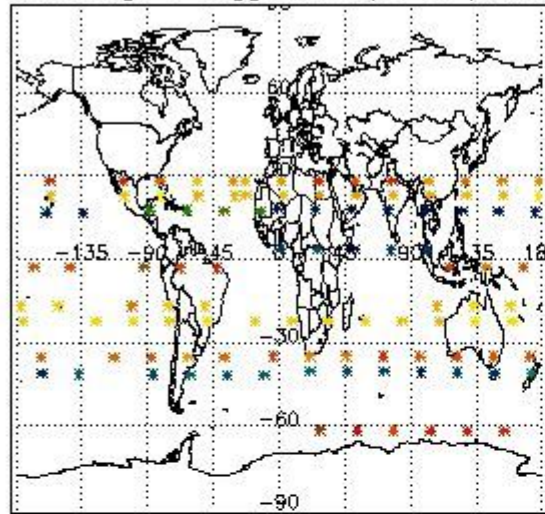
In this section it is plotted some information contained in the Quality Summary data set of the level 2 products. Only products in dark limb conditions and without errors (error flag in the MPH set to "0") are used.

#### 3.1 Plot quality information per product (time dependant)

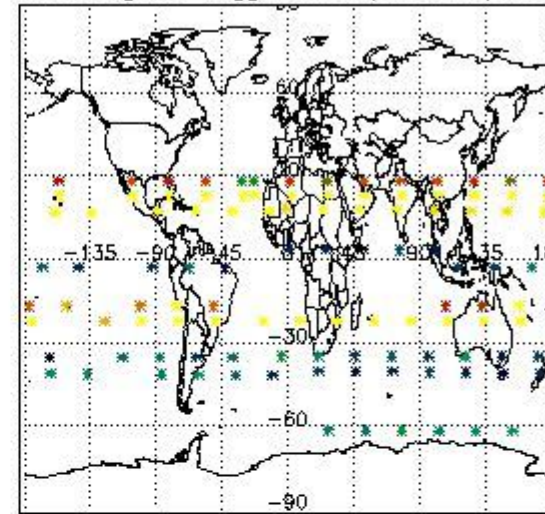


#### 3.2 Plot quality information per product (world map)

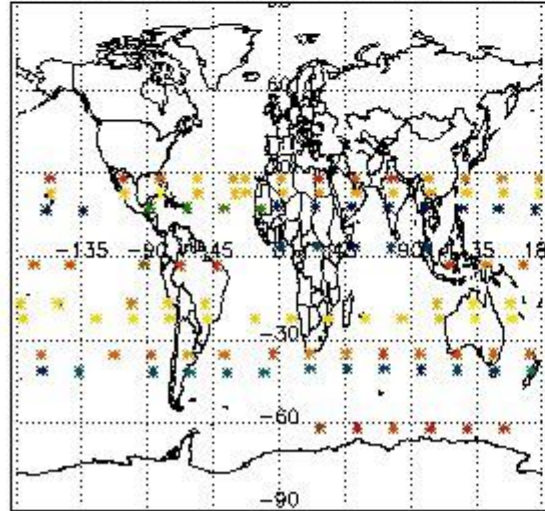
Percentage of flagged data per O3 profile



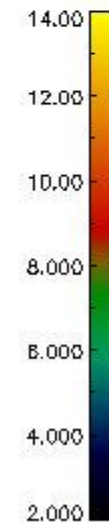
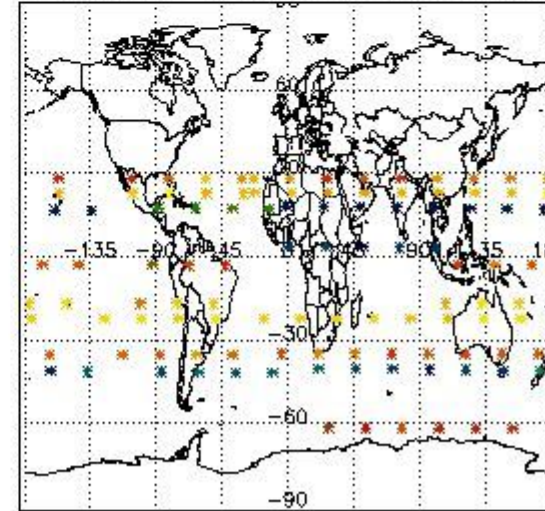
Percentage of flagged data per H2O profile



Percentage of flagged data per NO2 profile



Percentage of flagged data per NO3 profile



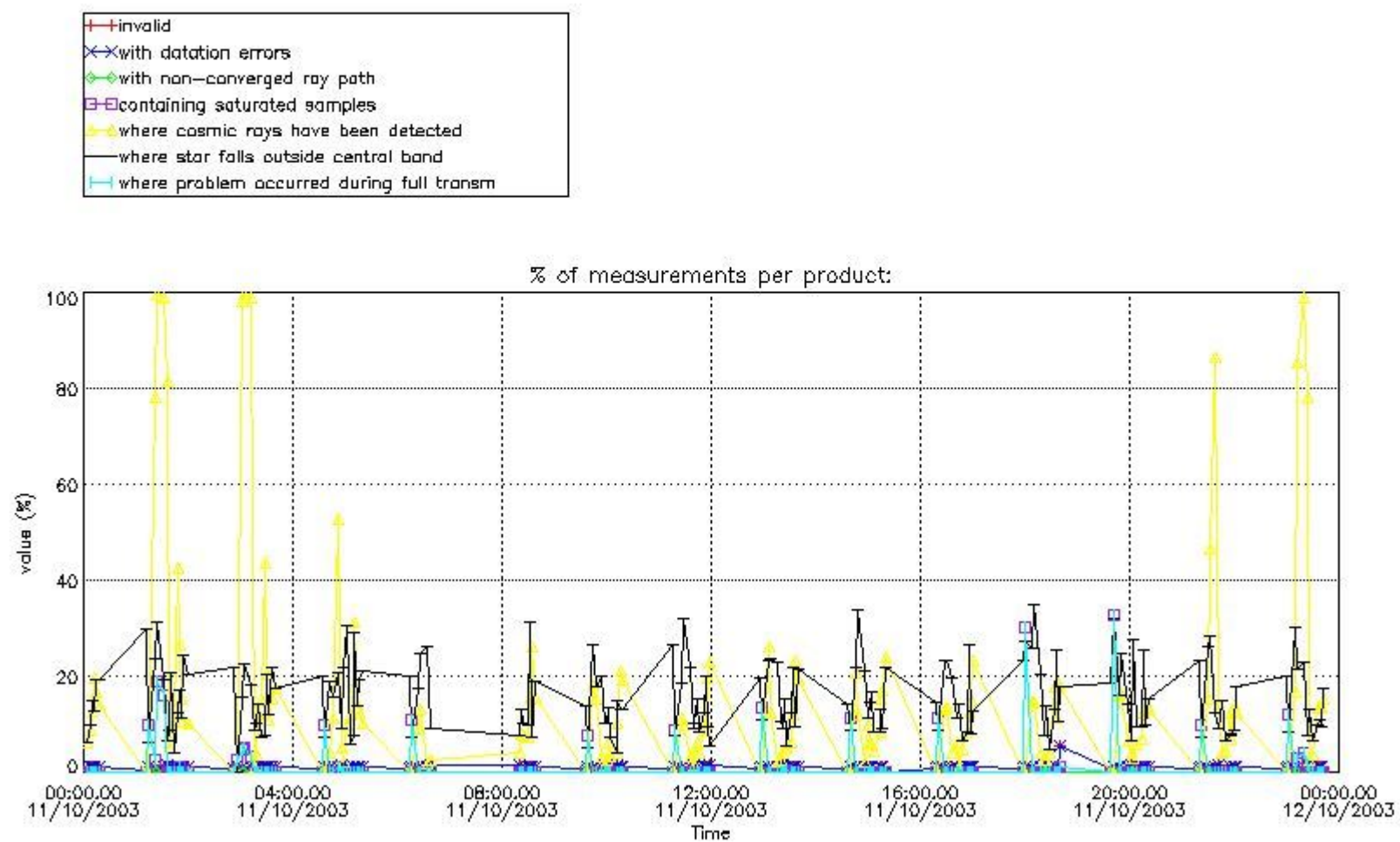
#### 4. Level 1 quality information per product

In this section it is plotted some information contained in the Quality Summary data set of the level 2 products that comes from the level 1b processing. Products without errors (error flag in the MPH set to "0") are used.

##### 4.1 Plot quality information per product (time dependant) coming from level 1b processing

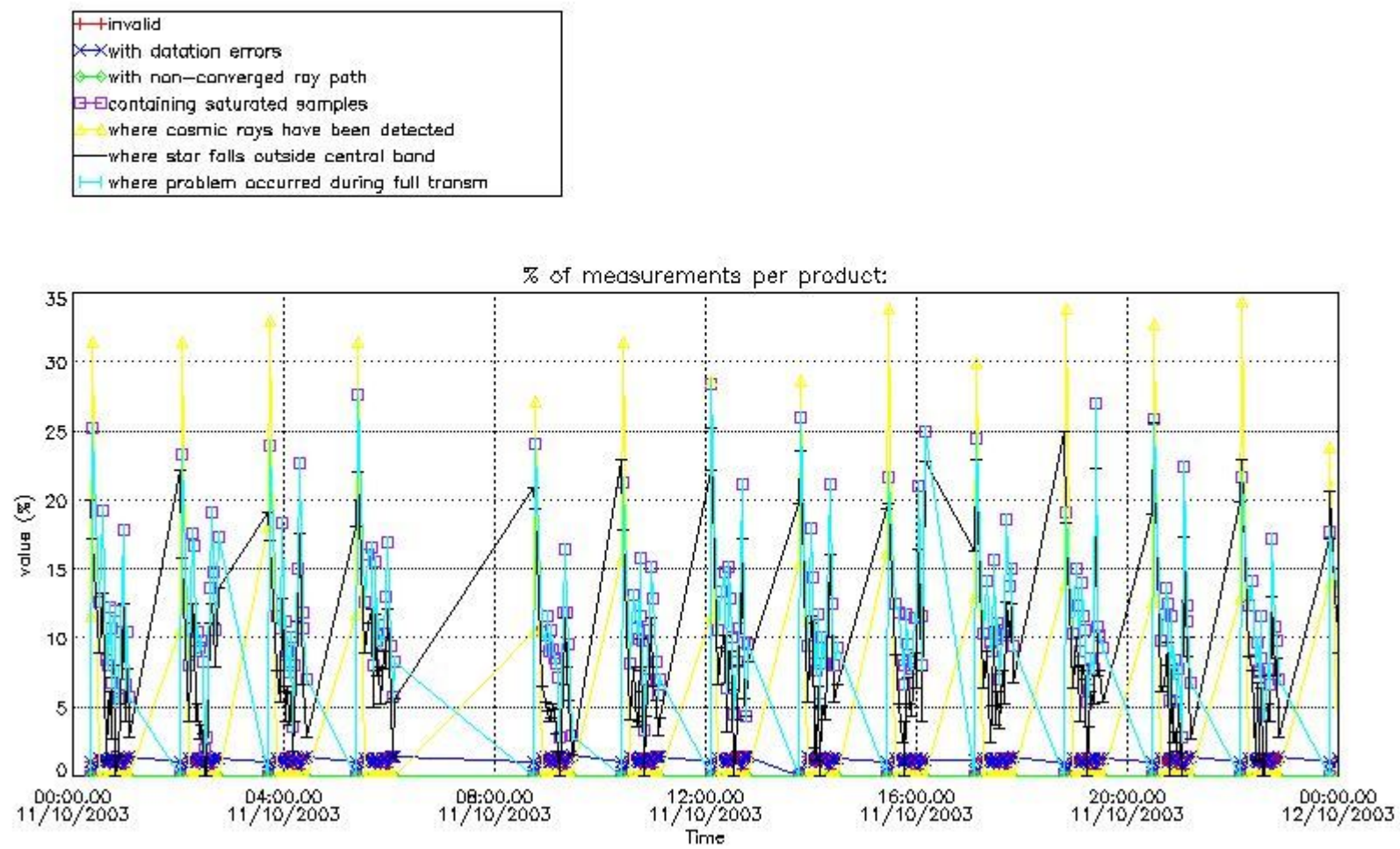
###### 4.1.1 Plot level 1 quality information per product (time dependant): ENVISAT ASCENDING passes





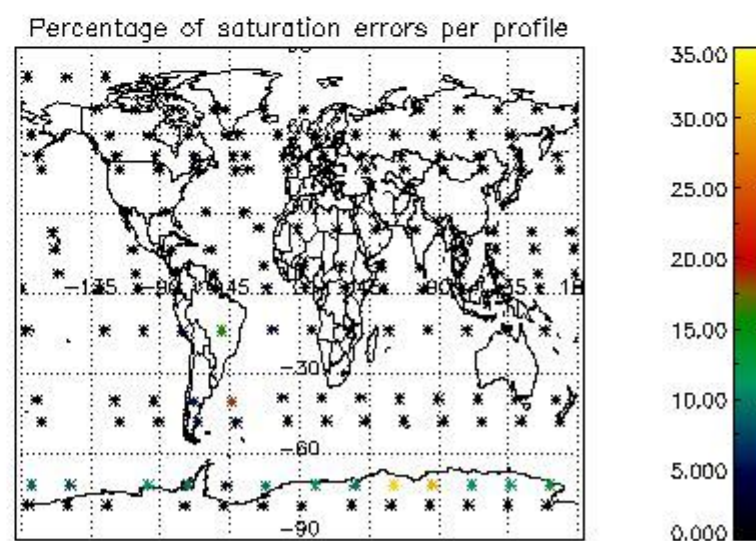
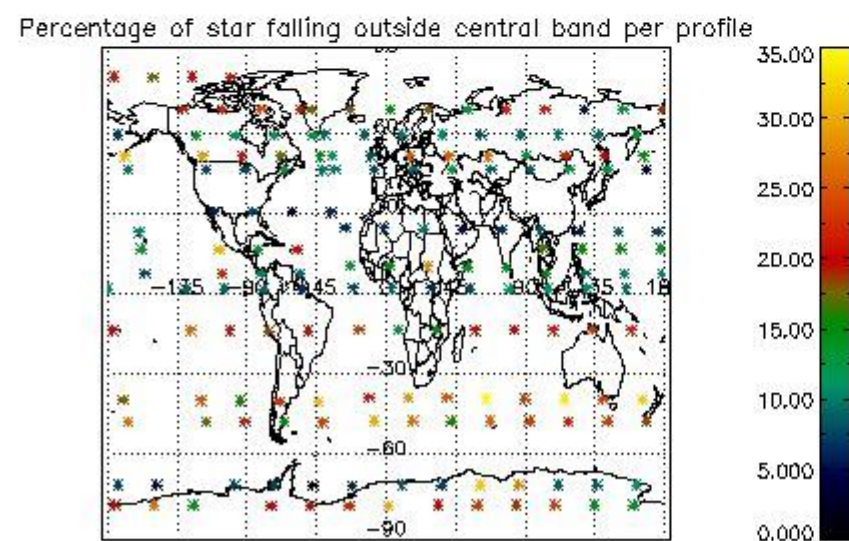
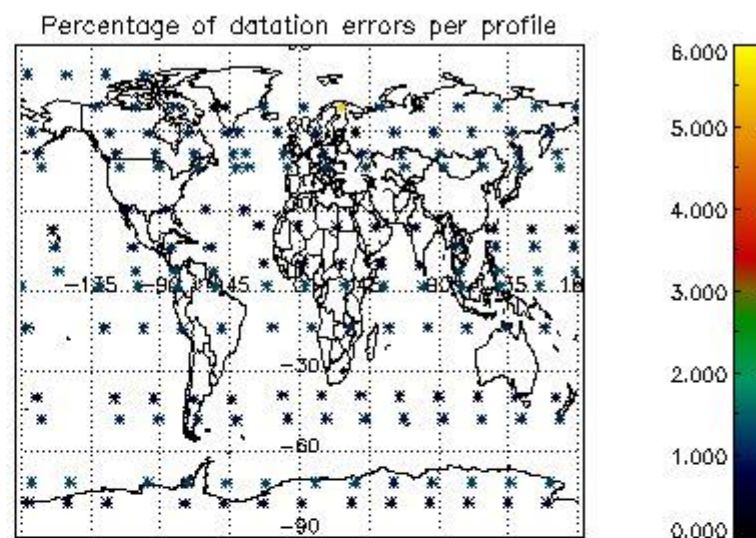
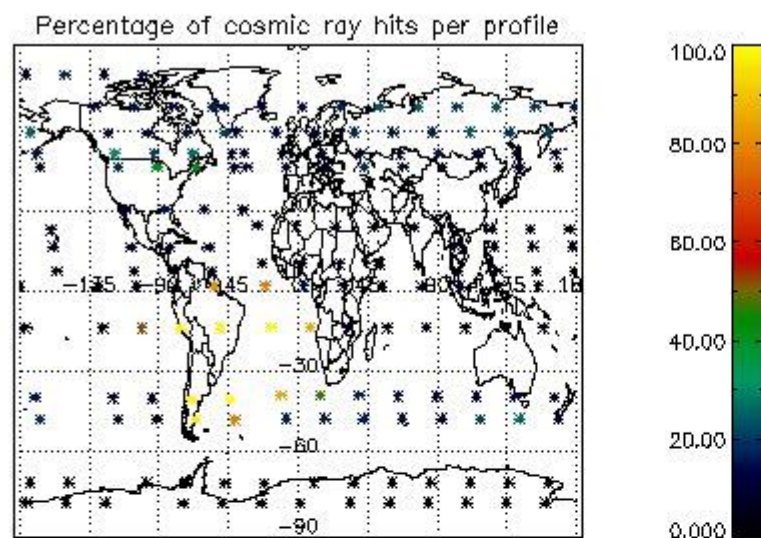
4.1.2 Plot level 1 quality information per product (time dependant): ENVI SAT DESCENDING passes





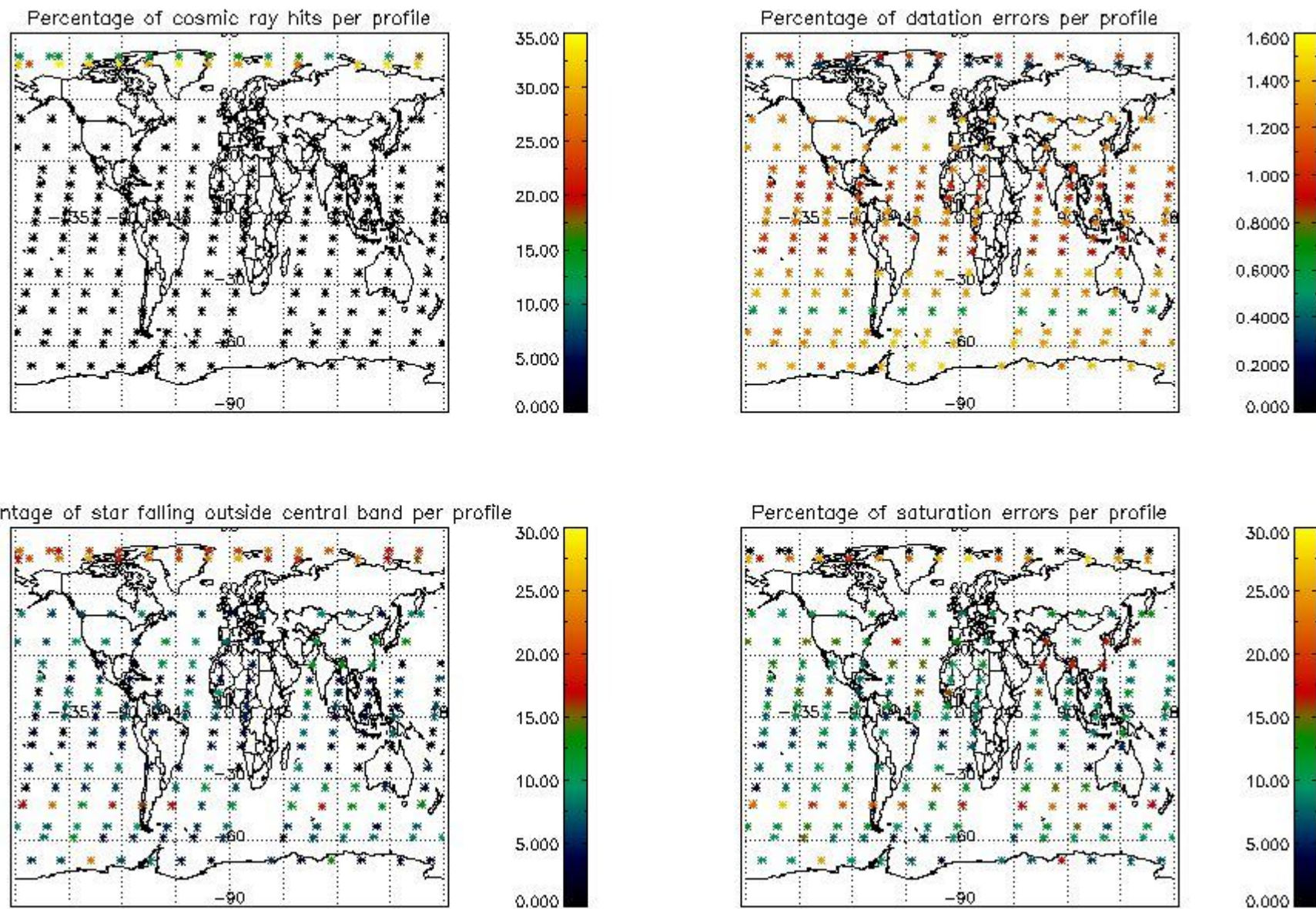
4.2 Plot quality information per product coming from level 1b processing (world map)

4.2.1 Plot level 1 quality information per product (world map): ENVISAT ASCENDING passes



4.2.2 Plot level 1 quality information per product (world map): ENVISAT DESCENDING passes





## 5. Trace gas profiles

### 5.1 Ozone statistics based on quality of products

The final quality of the products can be "measured" using the STD (Standard Deviation) attached to every point profile. This information is written to the parameter GOM\_NL\_\_2P/NL\_LOCAL\_SPECIES\_DENSITY/o3\_std of the level 2 products. The table below shows the statistics for given STD ranges.

The statistics are given with respect to the overall valid production:

- Products without fatal errors: GOM\_NL\_\_2P/MPH/PRODUCT\_ERR=0
- Valid point profile: GOM\_NL\_\_2P/NL\_LOCAL\_SPECIES\_DENSITY/pcd(0)=0

The 'Criteria' is applied to valid points of dark limb products:

- Products in dark limb illumination condition: GOM\_NL\_\_2P/NL\_SUMMARY\_QUALITY/obs\_ill\_cond=0
- Products without fatal errors: GOM\_NL\_\_2P/MPH/PRODUCT\_ERR=0
- Valid point profile: GOM\_NL\_\_2P/NL\_LOCAL\_SPECIES\_DENSITY/pcd(0)=0

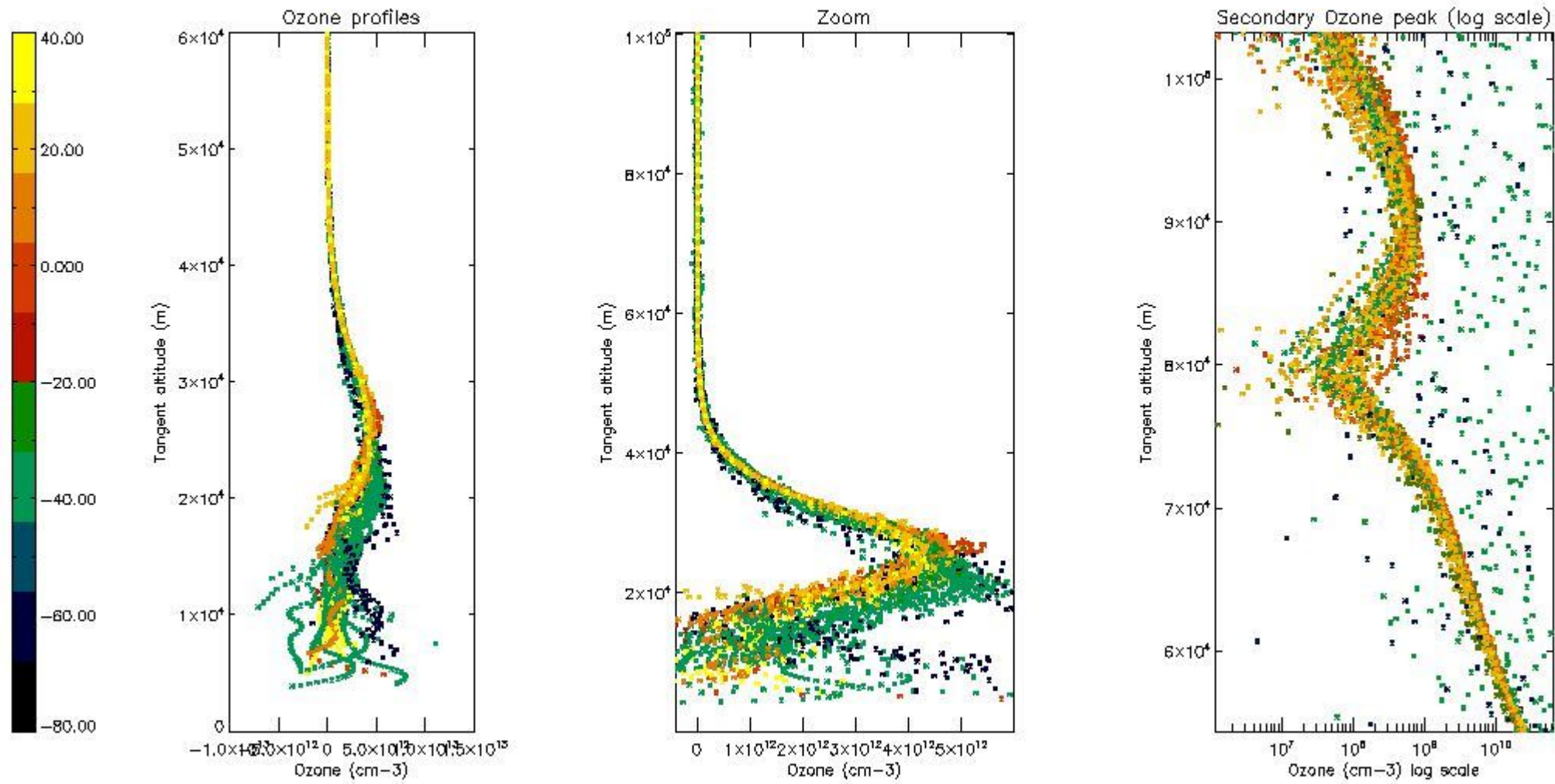
So, the table below shows the percentage of dark limb and valid observations for each criteria with respect to the overall valid daily observations.

Criteria	% of total production
All STD	33
STD < 20	21

STD < 10	18
STD < 5	14

5.2 Plot ozone profiles for all STD (dark without errors)

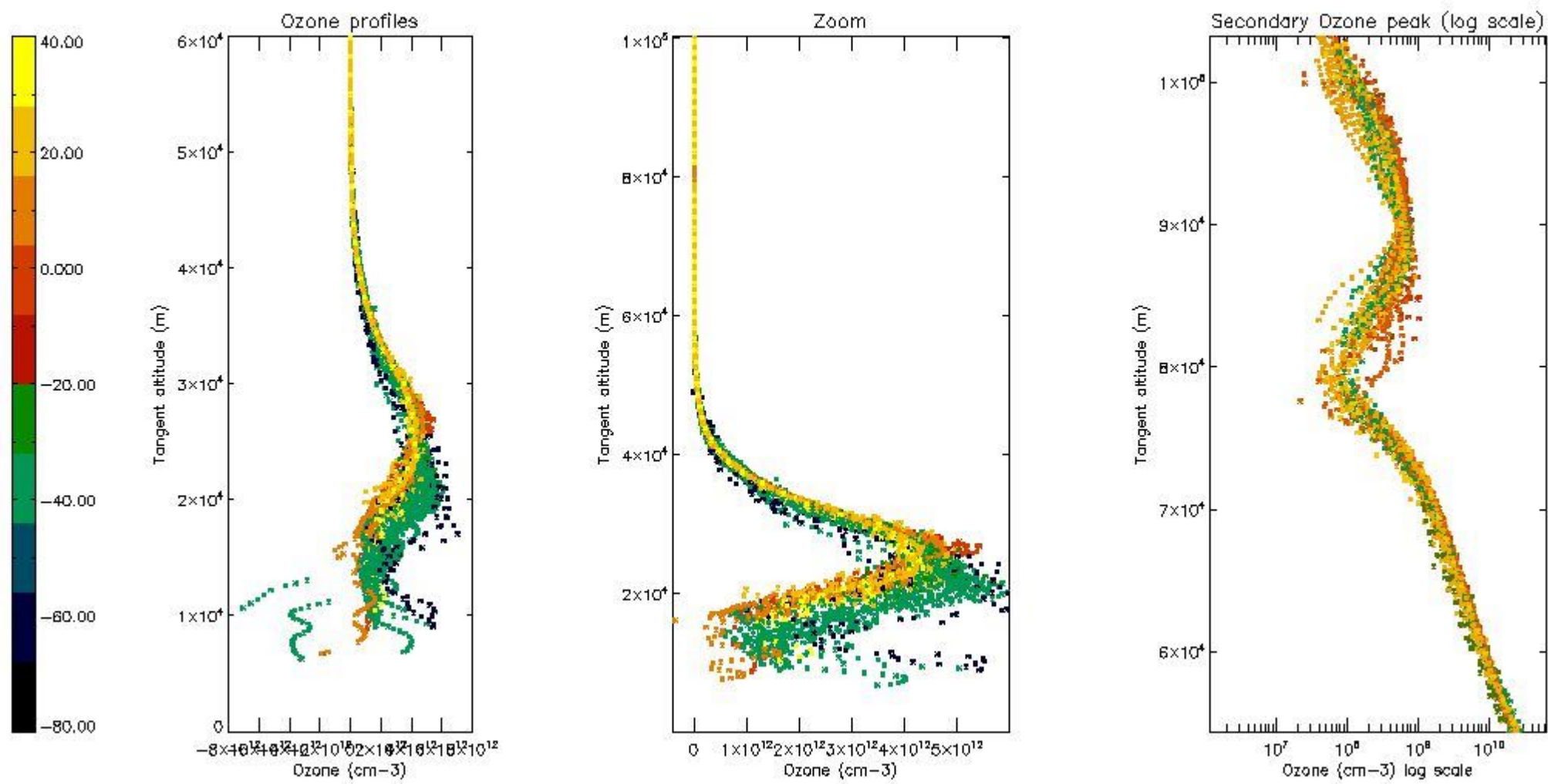
The colorbar represents the latitude.



5.3 Plot ozone profiles where STD < 20% (dark without errors)

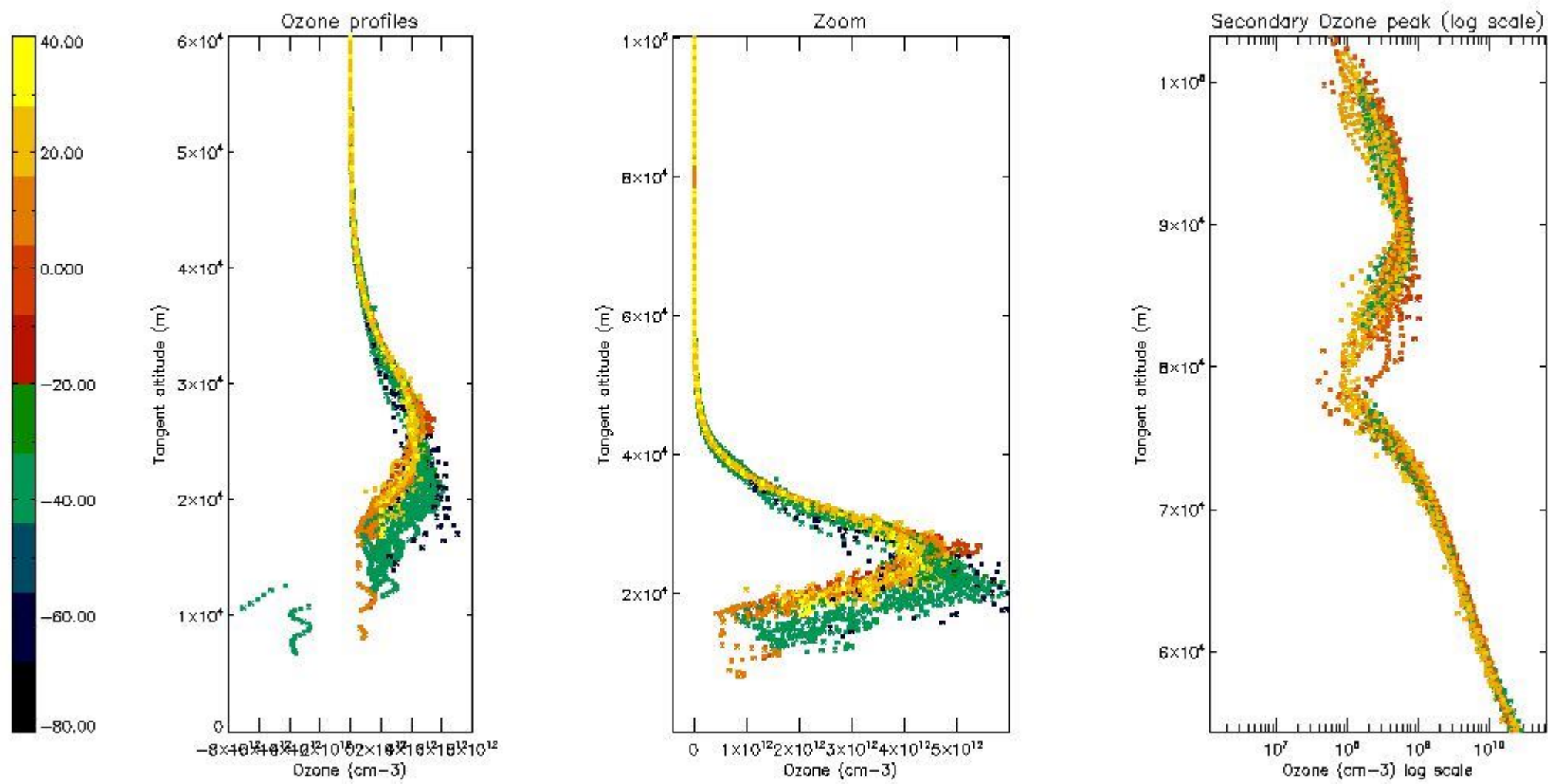
The colorbar represents the latitude.





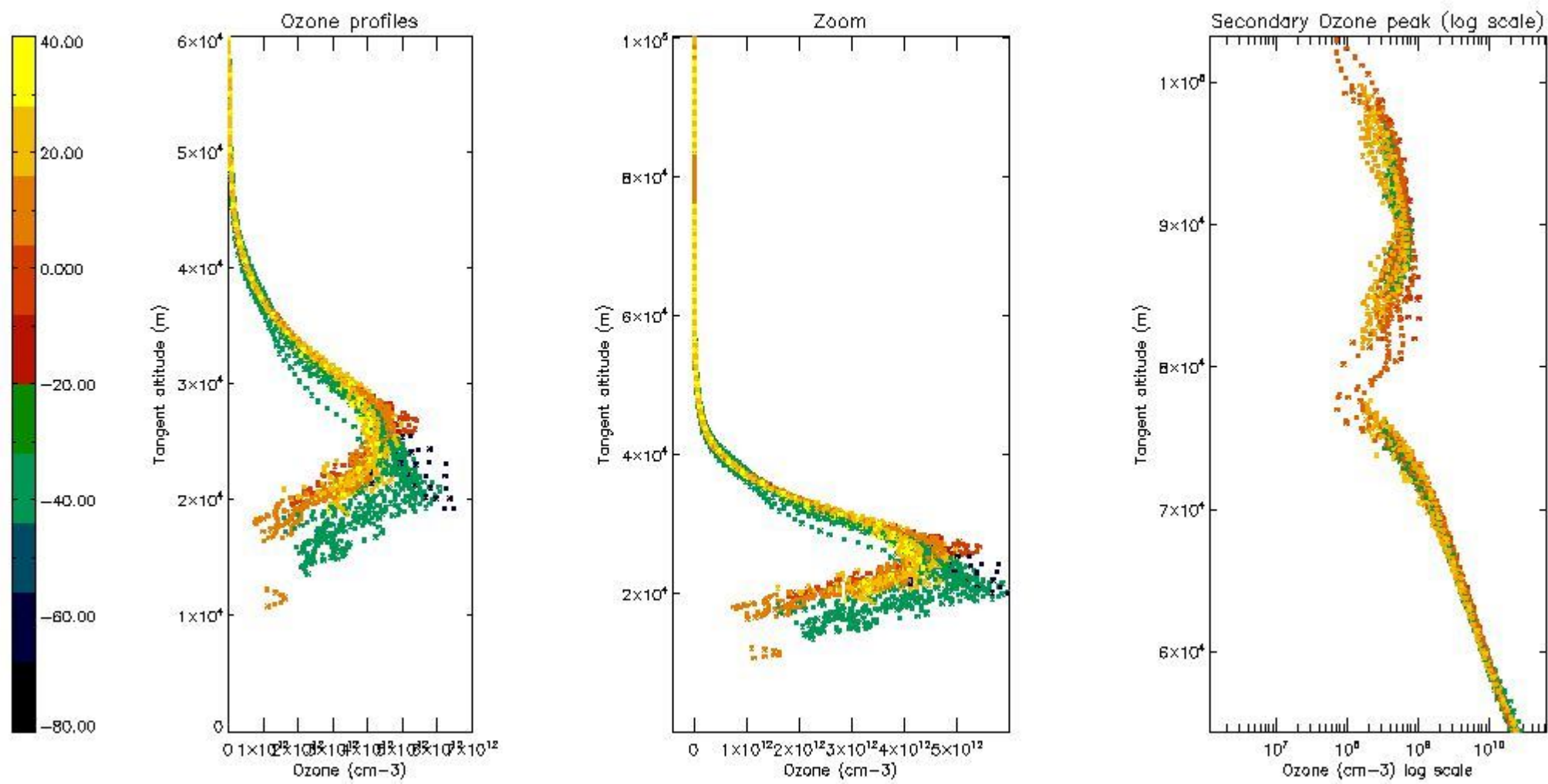
*5.4 Plot ozone profiles where STD < 10% (dark without errors)*

The colorbar represents the latitude.



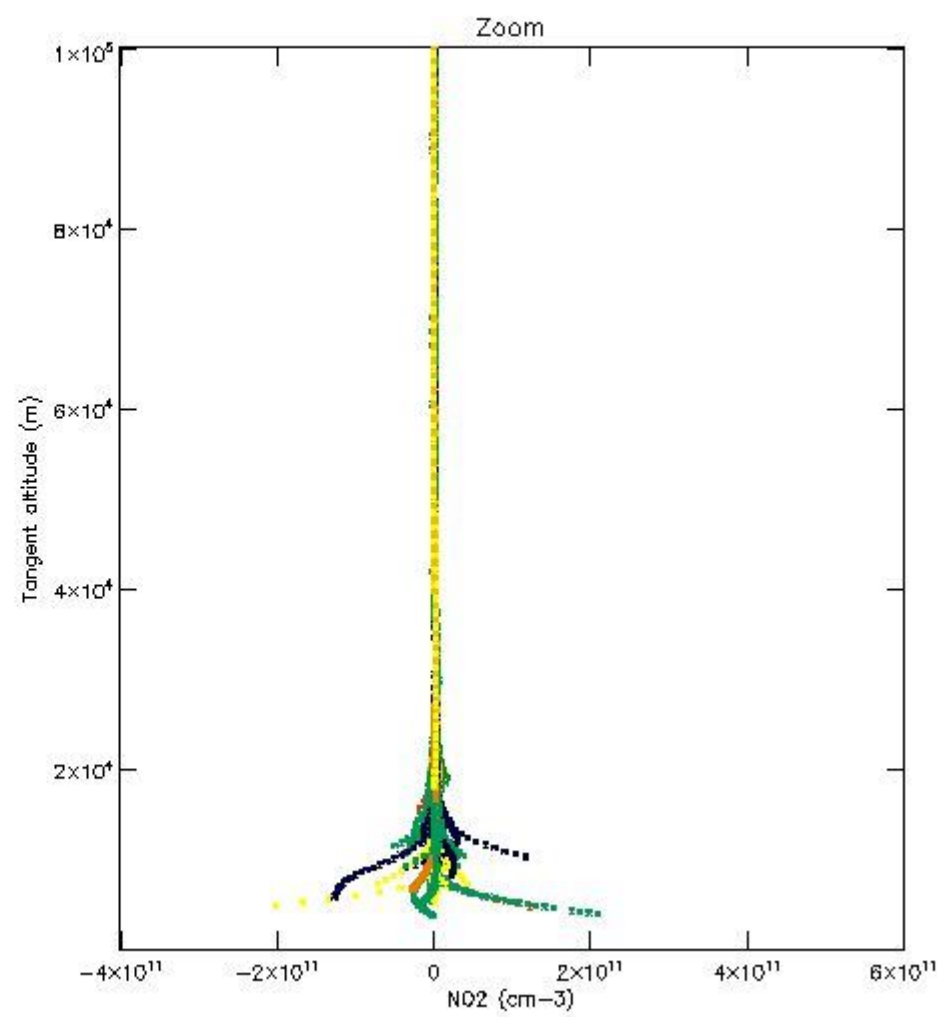
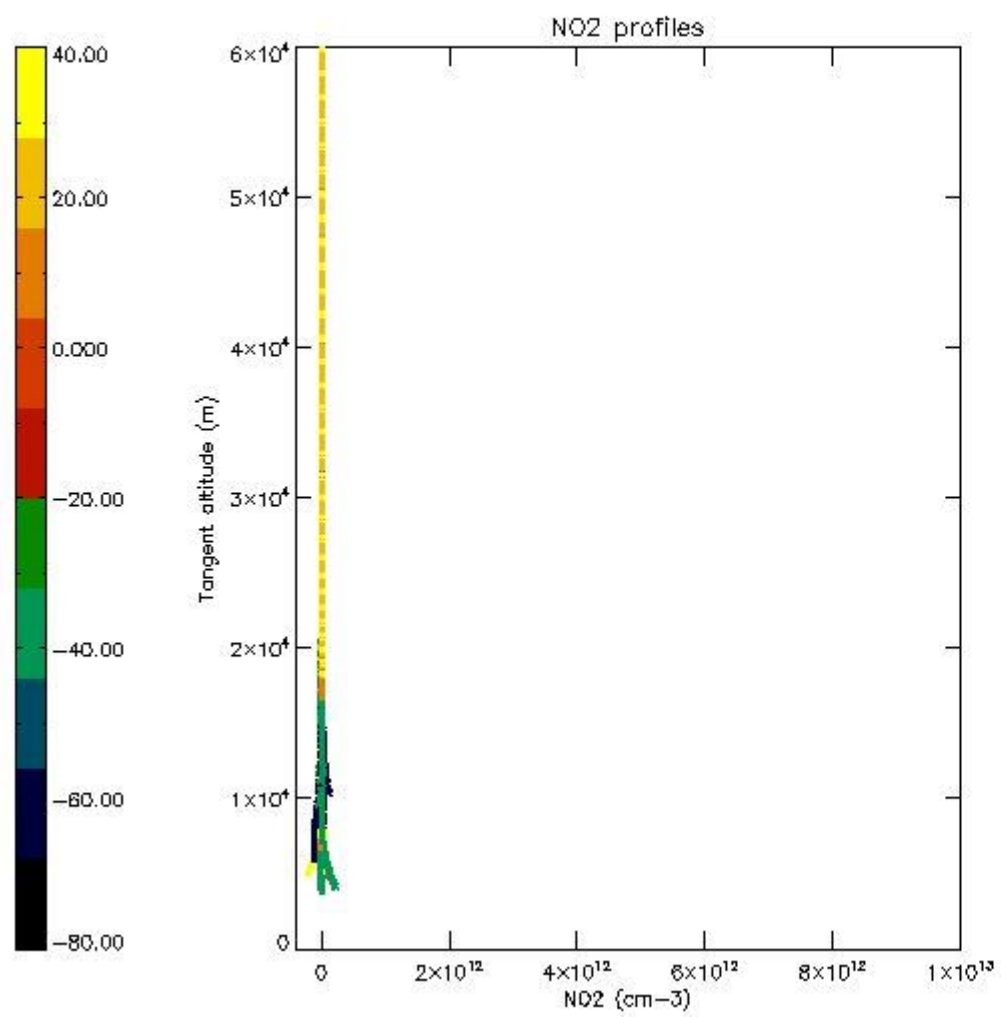
*5.5 Plot ozone profiles where STD < 5% (dark without errors)*

The colorbar represents the latitude.



5.6 Plot NO<sub>2</sub> profiles for all STD (dark without errors)

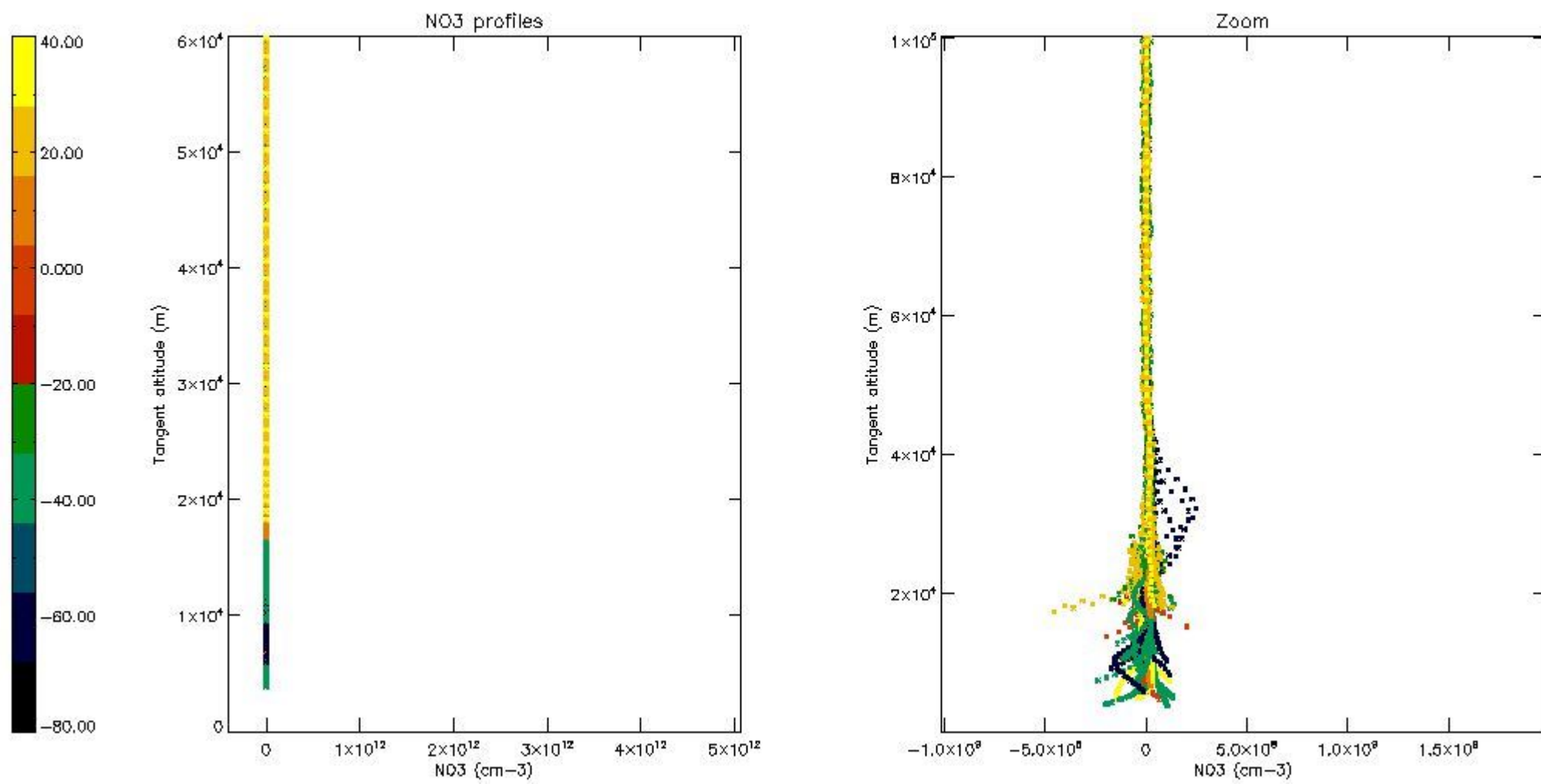
The colorbar represents the latitude.



*5.7 Plot NO3 profiles for all STD (dark without errors)*

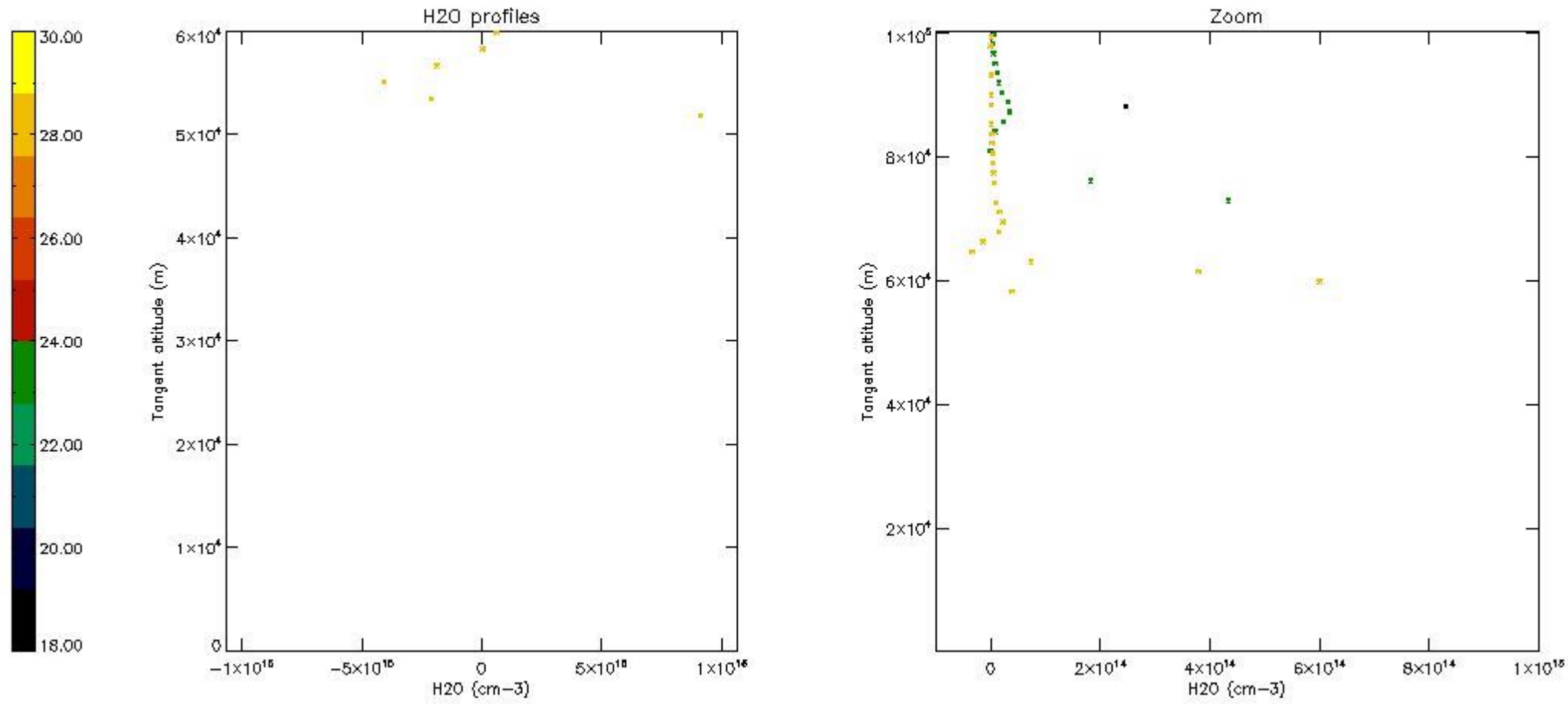
The colorbar represents the latitude.





*5.8 Plot H2O profiles for all STD (only for occultations of stars 1,2,3,4,13,14,16,26,63 dark without errors)*

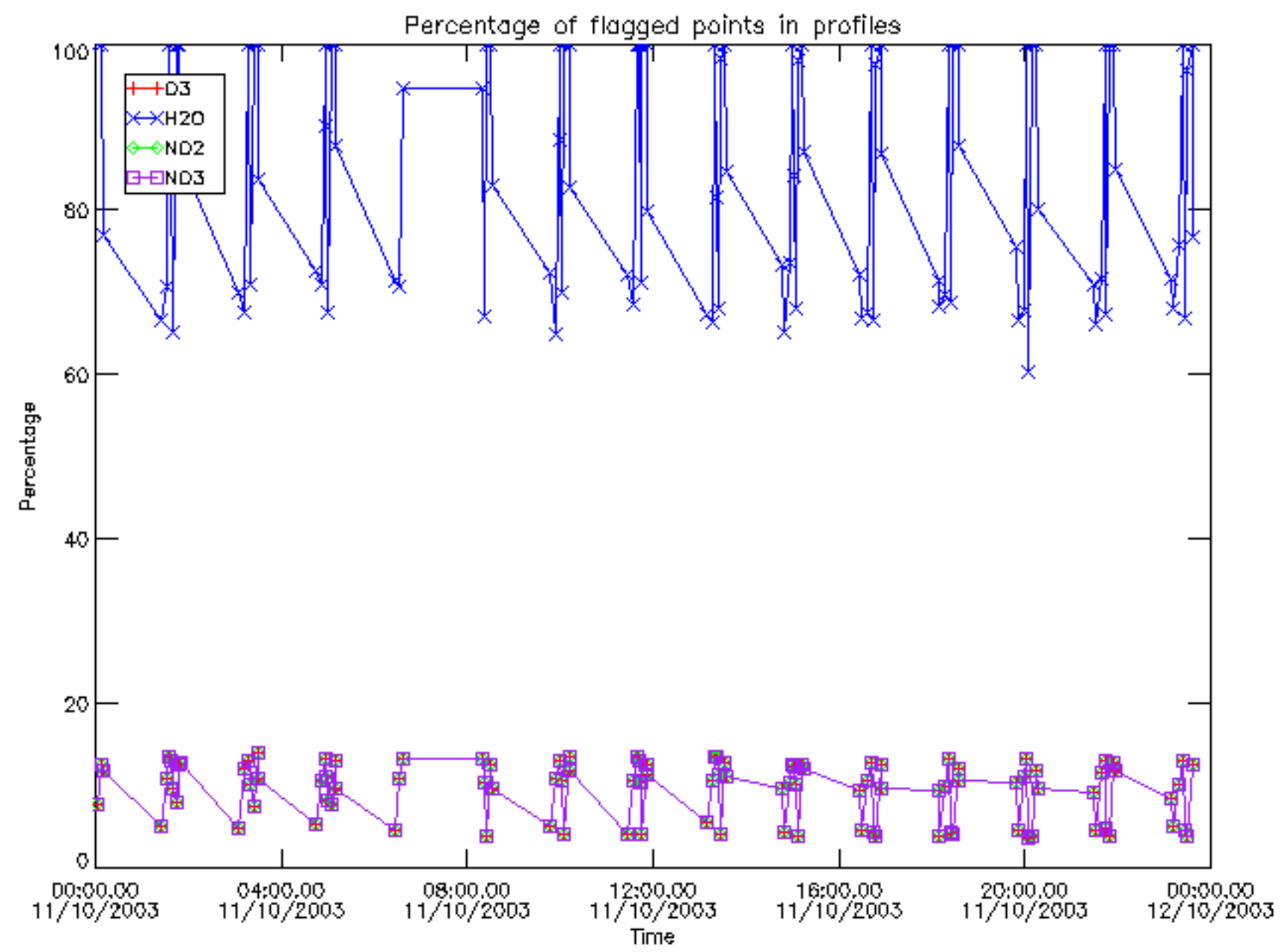
The colorbar represents the latitude.



## 6. Auxiliary Data Files used for the production reported in section 2

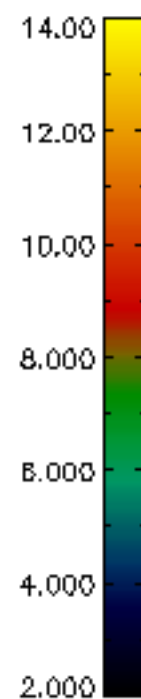
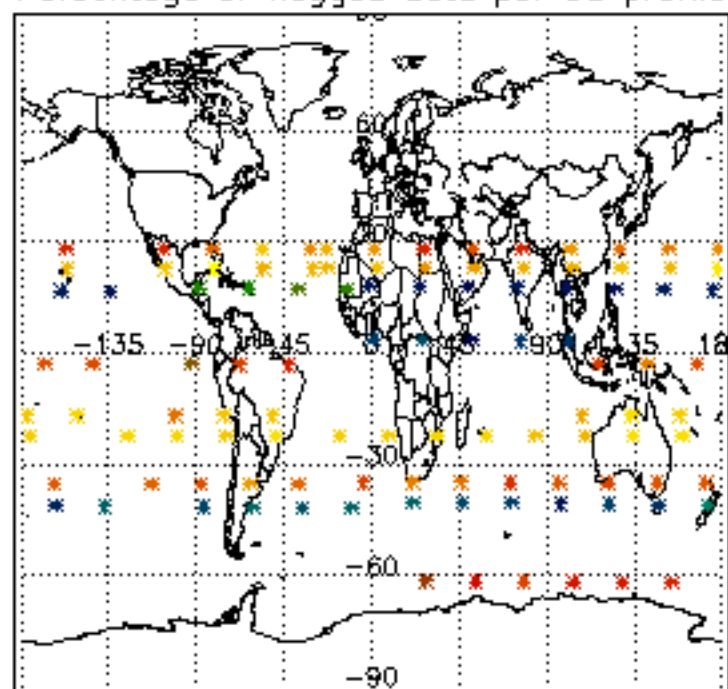
The number reported in the third column indicates since which file (see list in section 2) the corresponding auxiliary file has been used. The fourth column is the date of those product files.

Type	Auxiliary Filename	Used since product	Used since product date
INST_PHYS_CHARACTERISTICS	GOM_INS_AXVIEC20091111_143220_20030716_120000_20500101_000000	1	11-OCT-2003 00:03:10
LEVEL-2_PROC_CONFIG	GOM_PR2_AXVIEC20091111_152718_20020301_000000_20500101_000000	1	11-OCT-2003 00:03:10
CROSS_SECTIONS_FILE	GOM_CRS_AXVIEC20091111_154832_20020301_000000_20500101_000000	1	11-OCT-2003 00:03:10

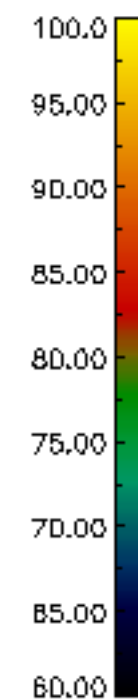
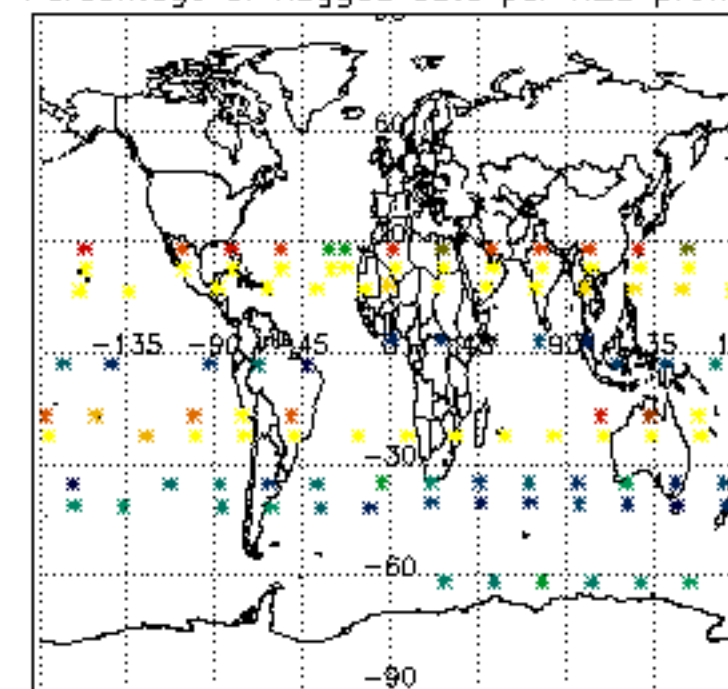




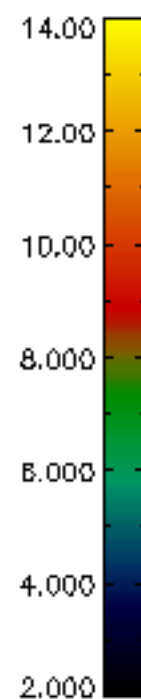
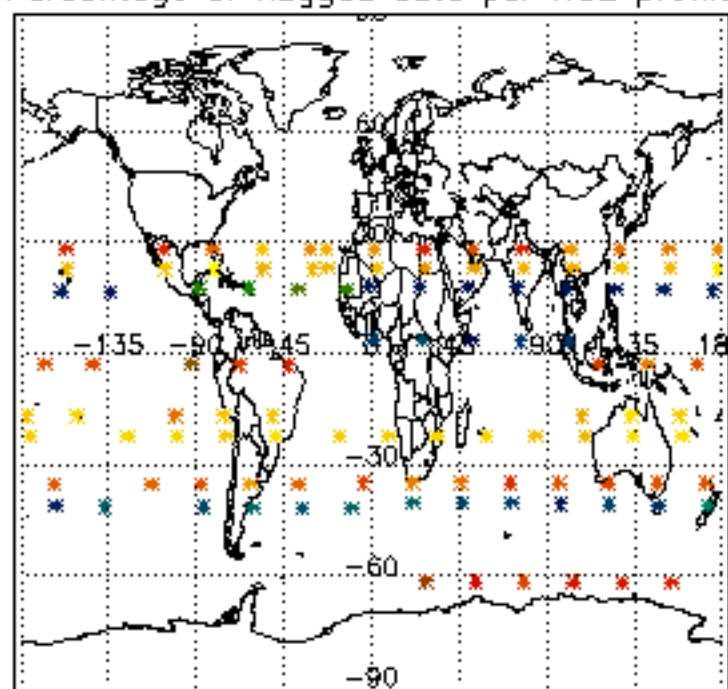
Percentage of flagged data per D3 profile



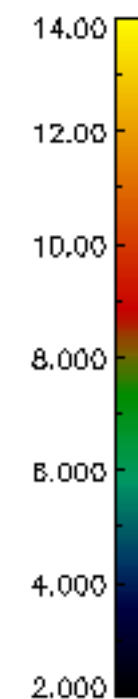
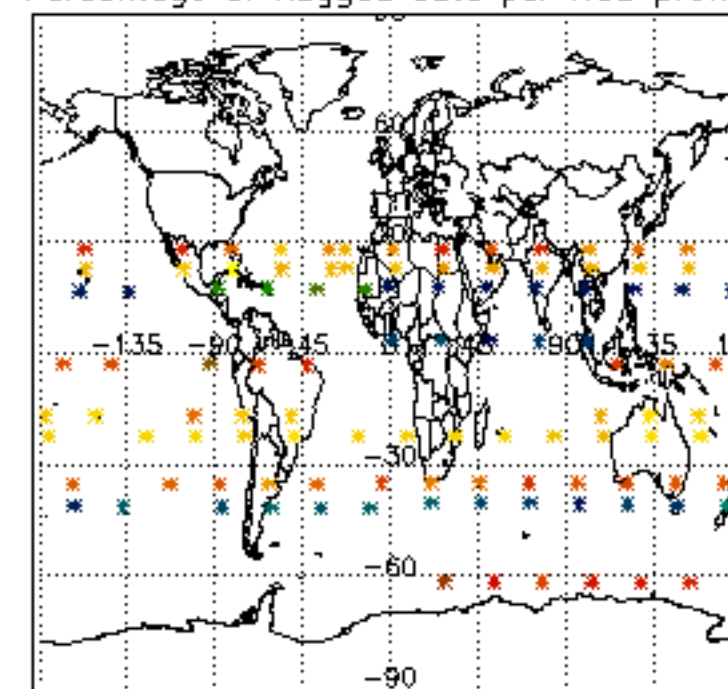
Percentage of flagged data per H2O profile

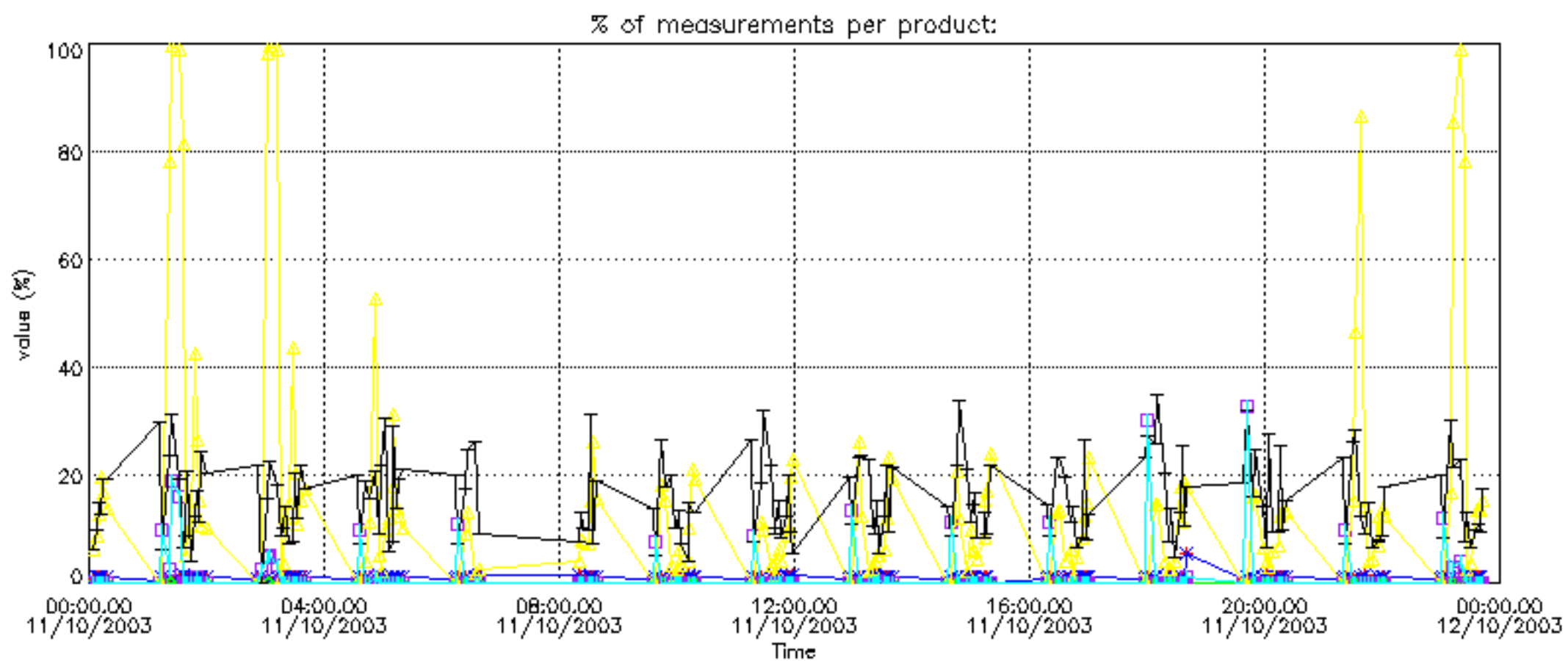


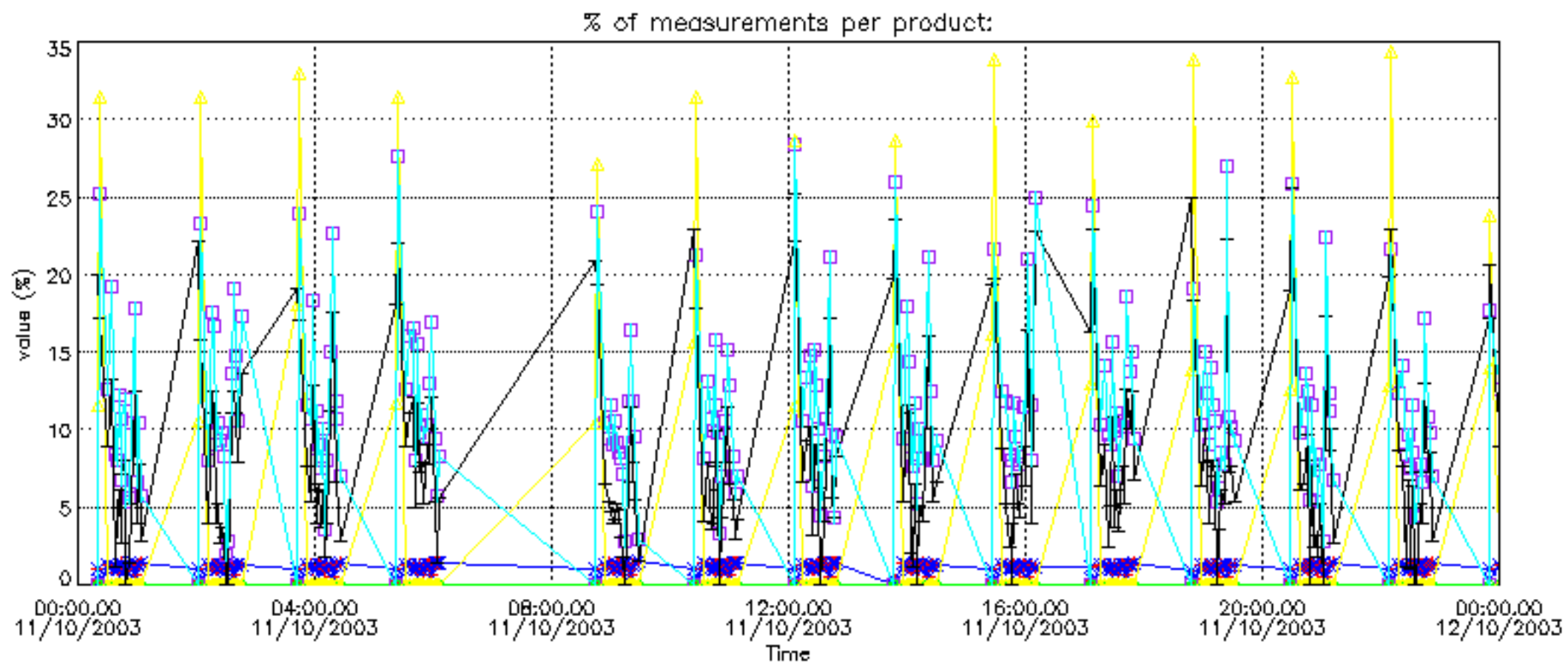
Percentage of flagged data per NO2 profile



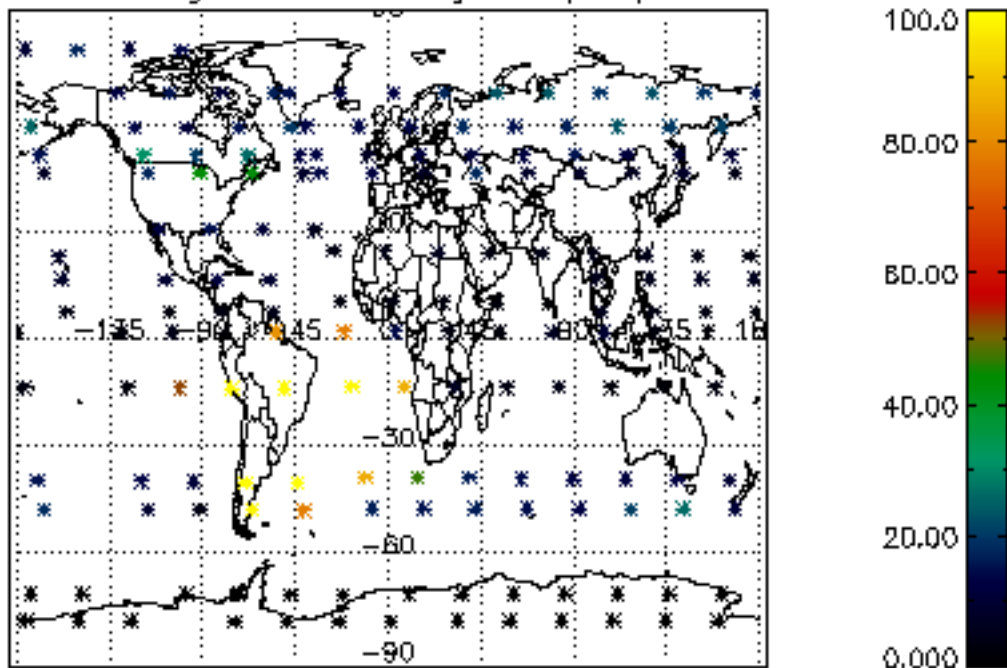
Percentage of flagged data per NO3 profile



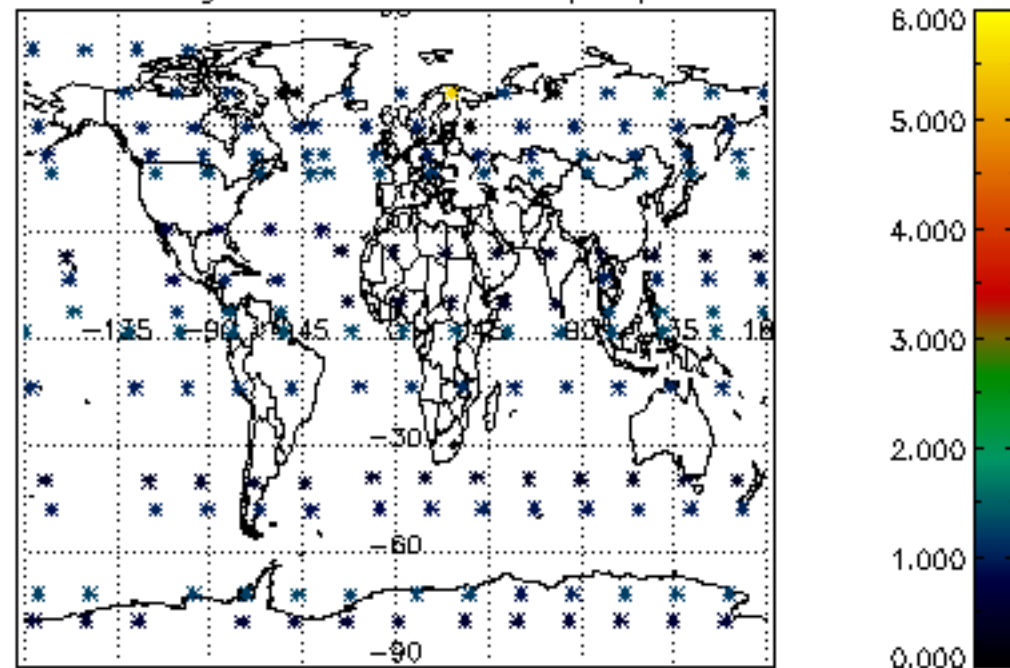




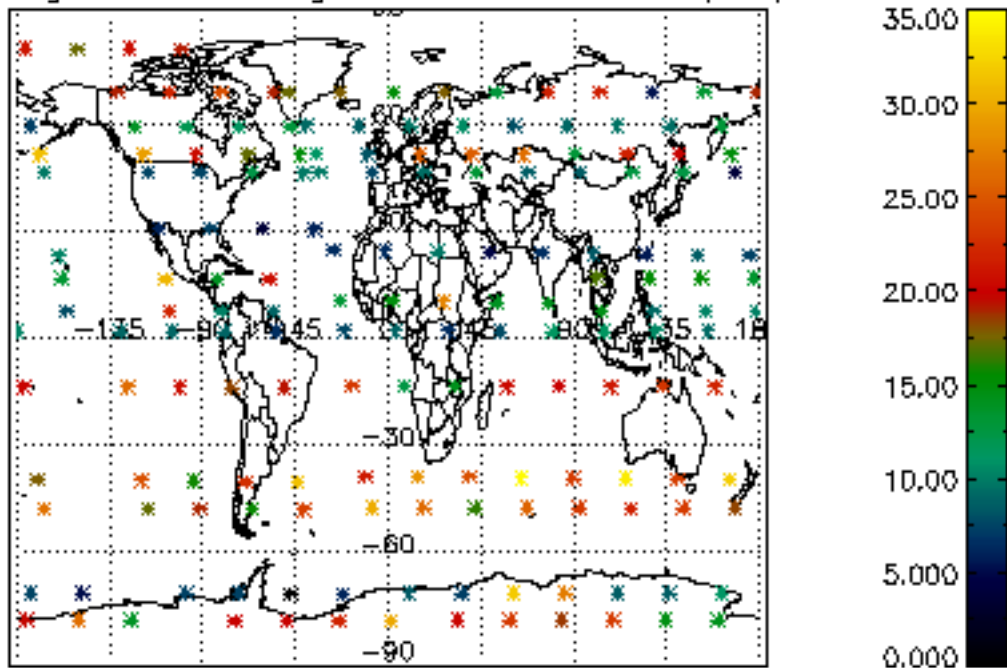
Percentage of cosmic ray hits per profile



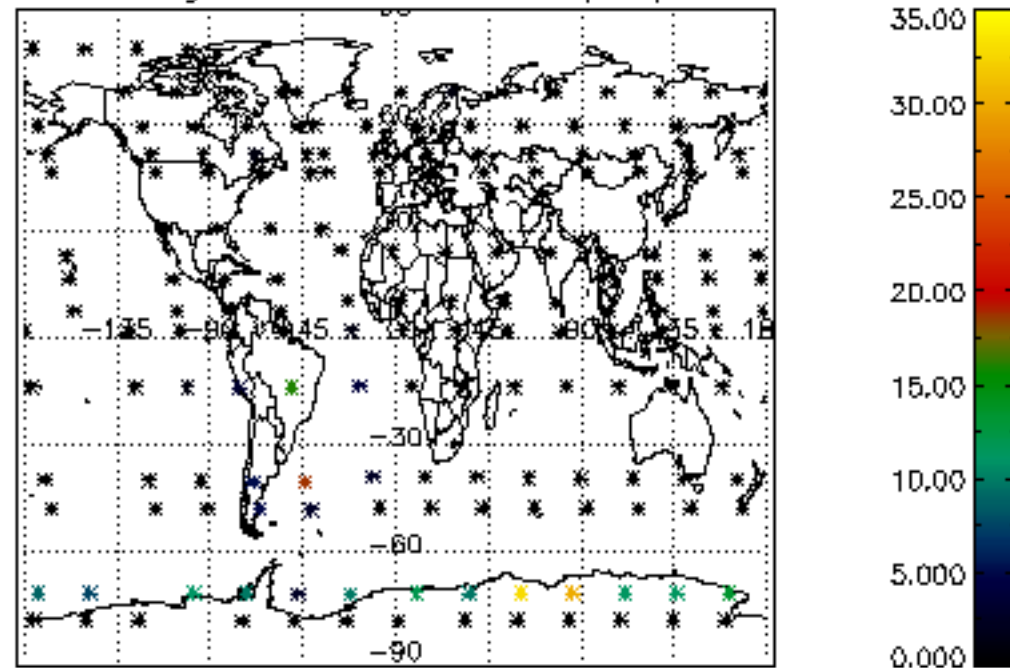
Percentage of datation errors per profile



Percentage of star falling outside central band per profile

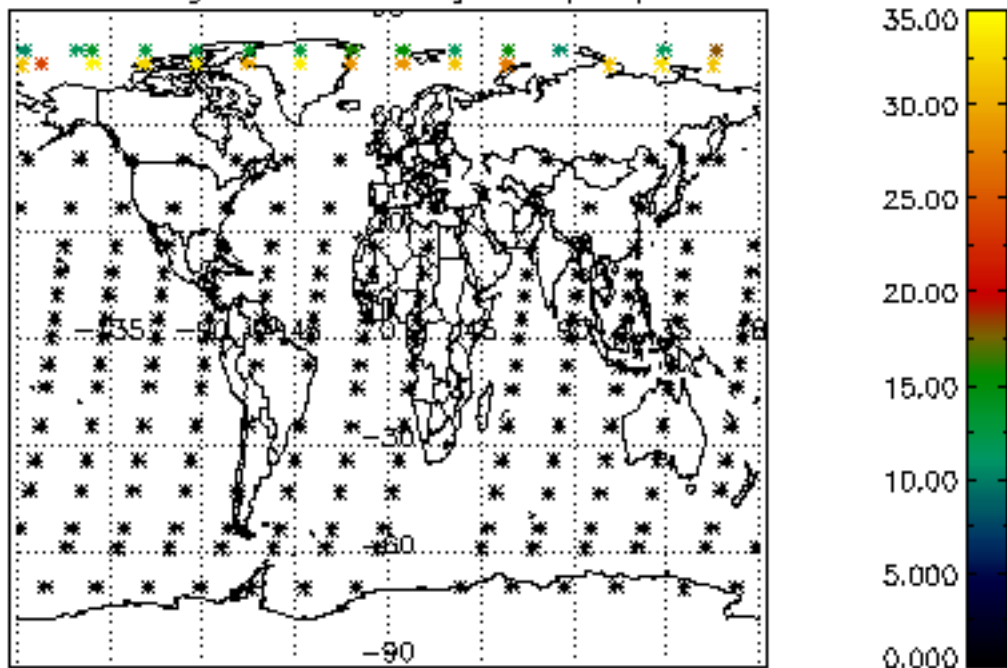


Percentage of saturation errors per profile

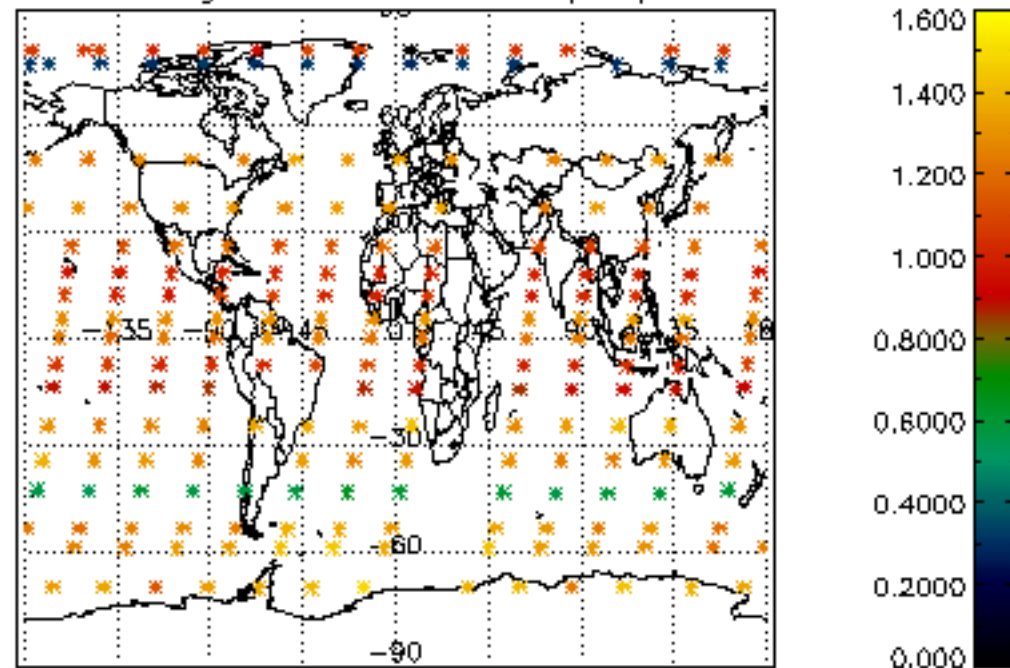




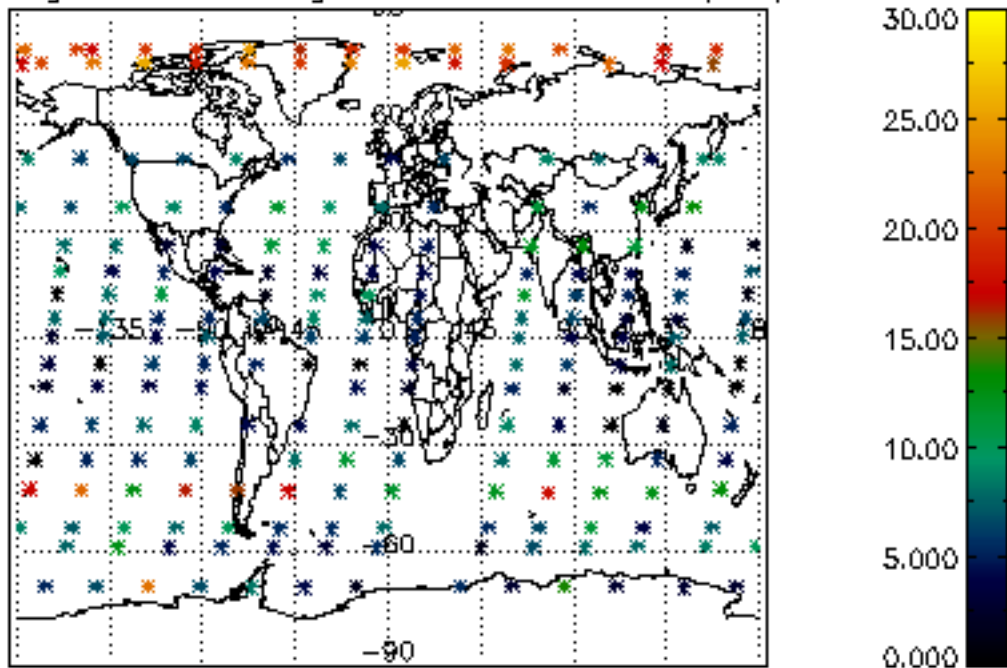
Percentage of cosmic ray hits per profile



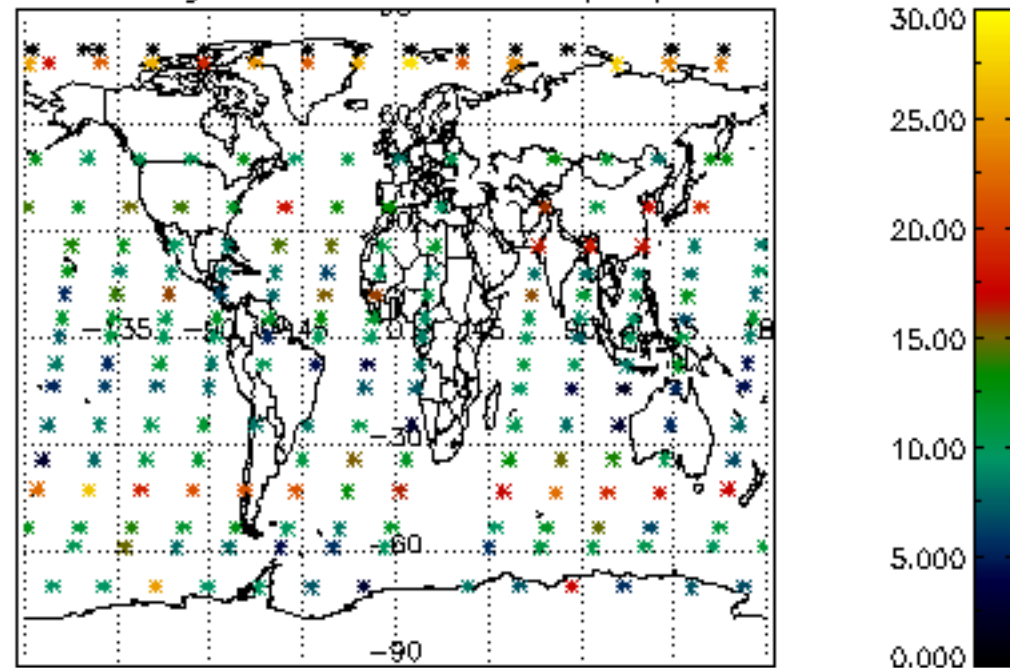
Percentage of datation errors per profile

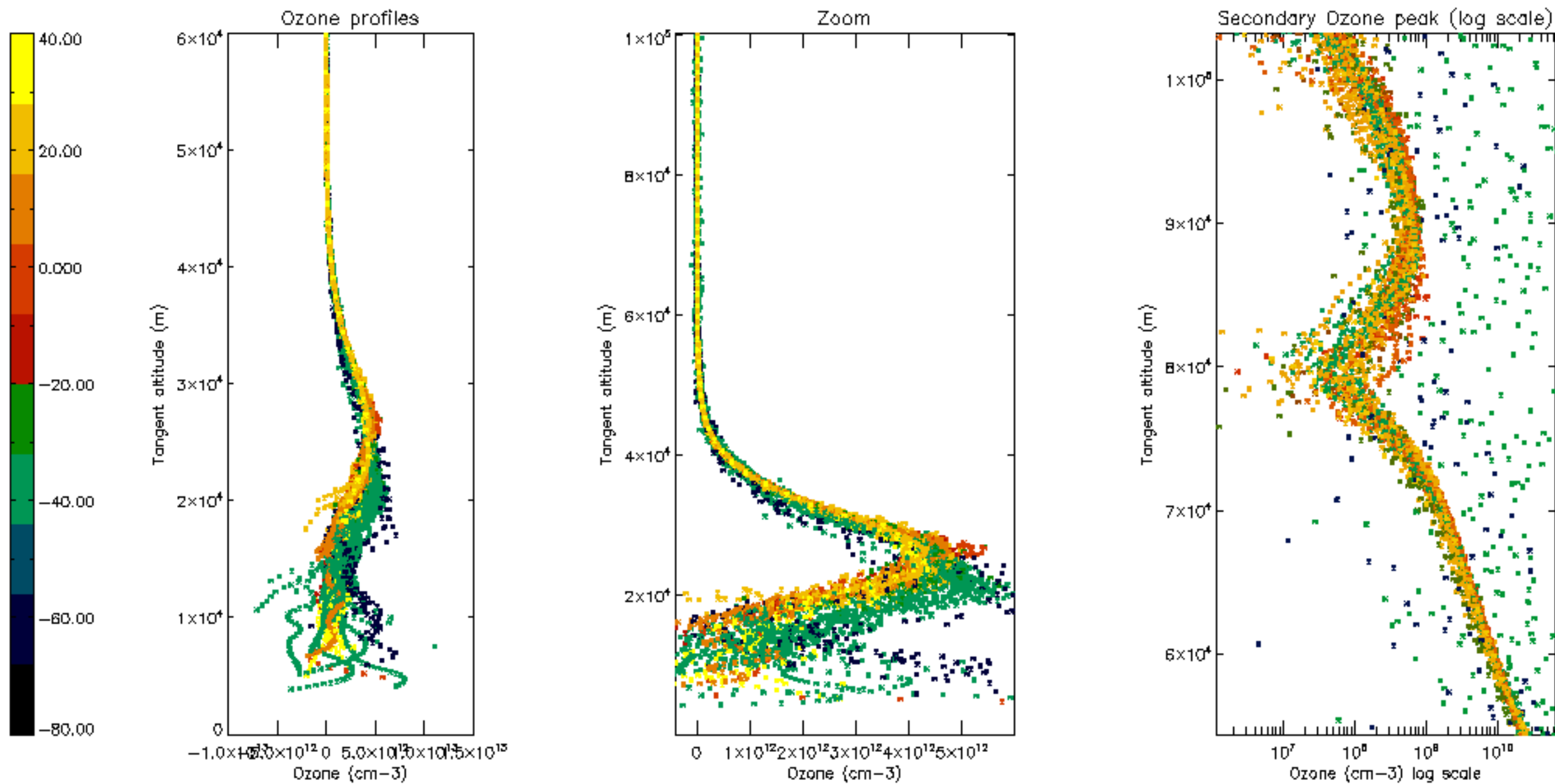


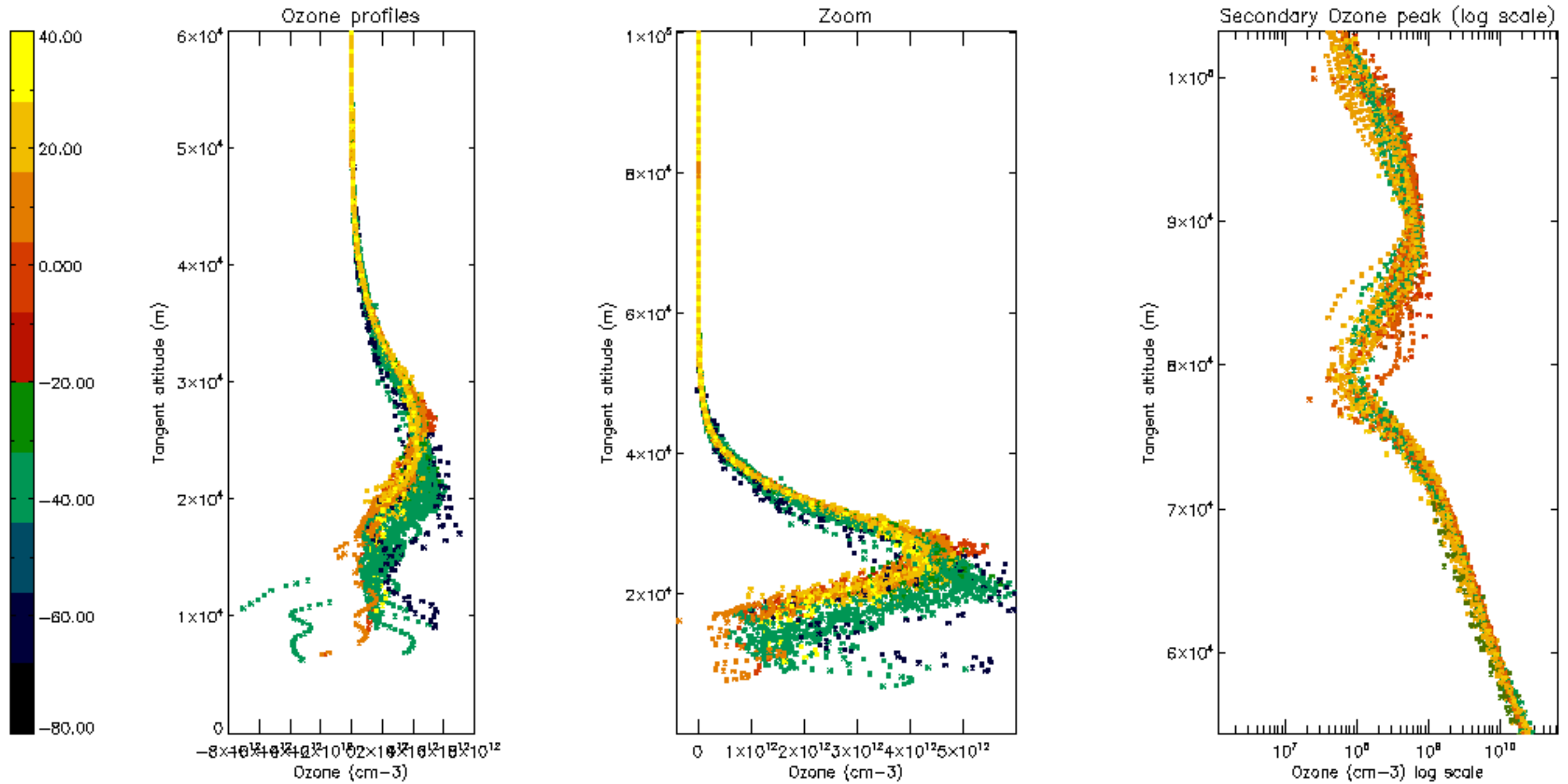
Percentage of star falling outside central band per profile

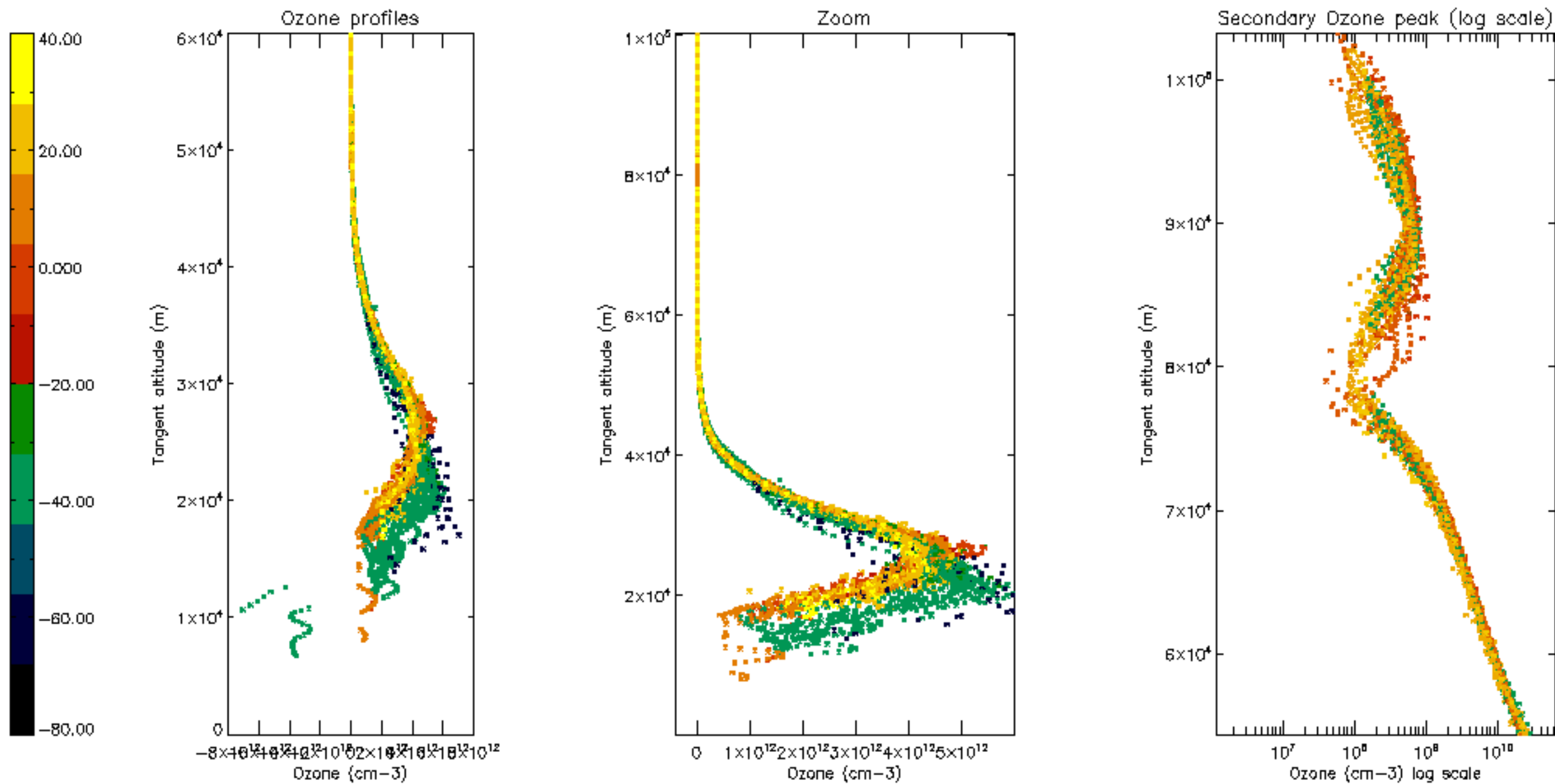


Percentage of saturation errors per profile

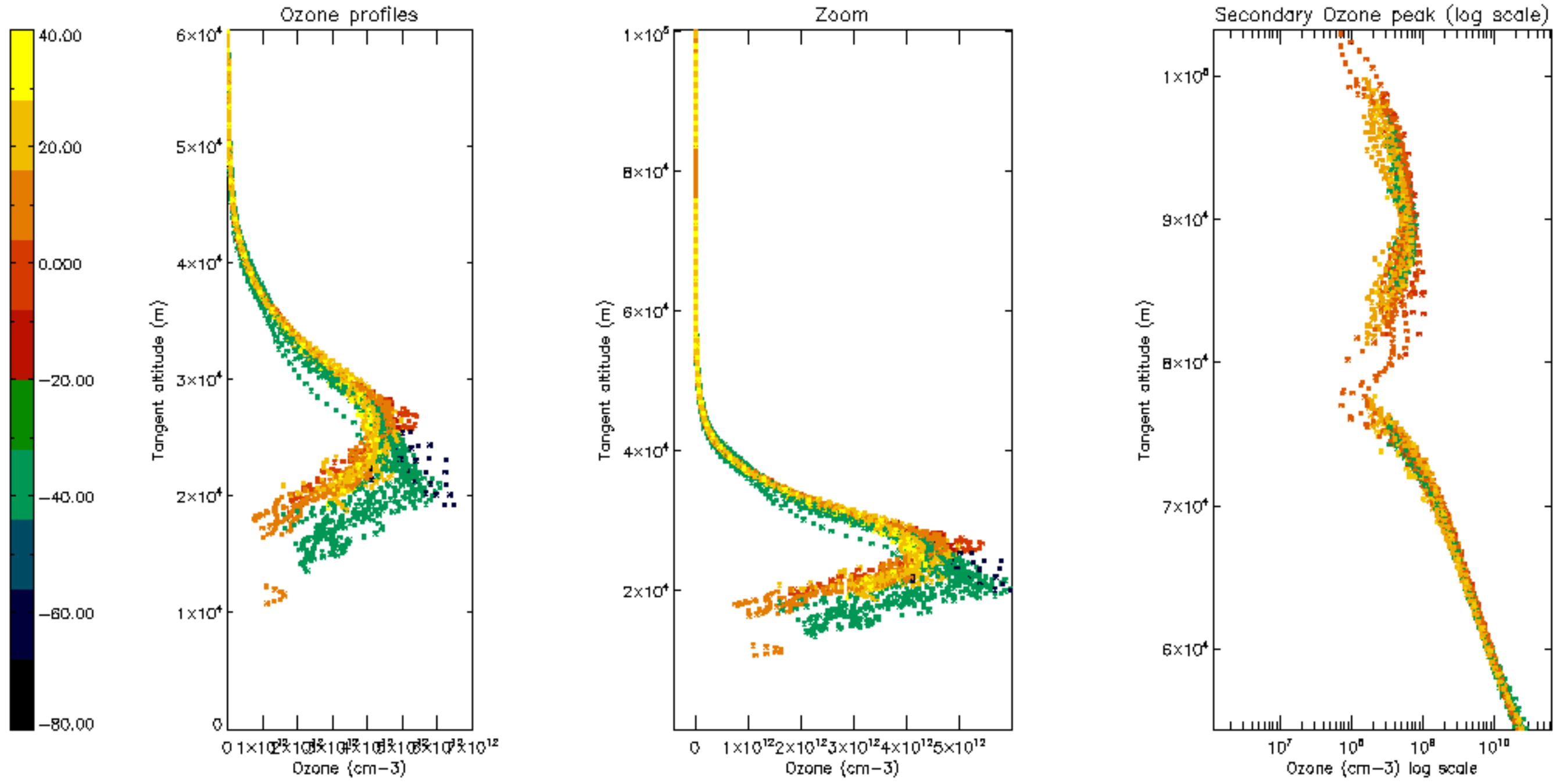


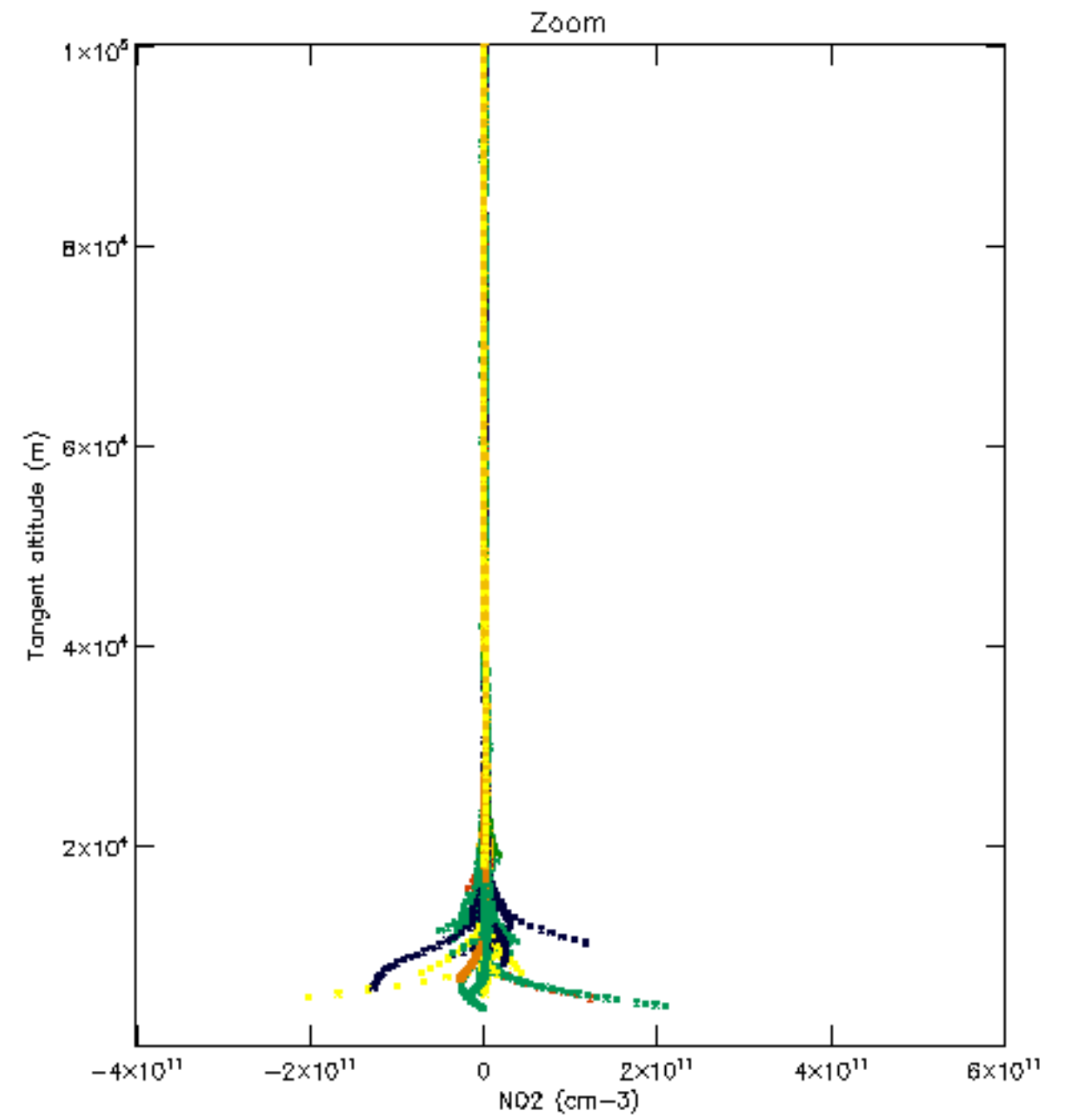
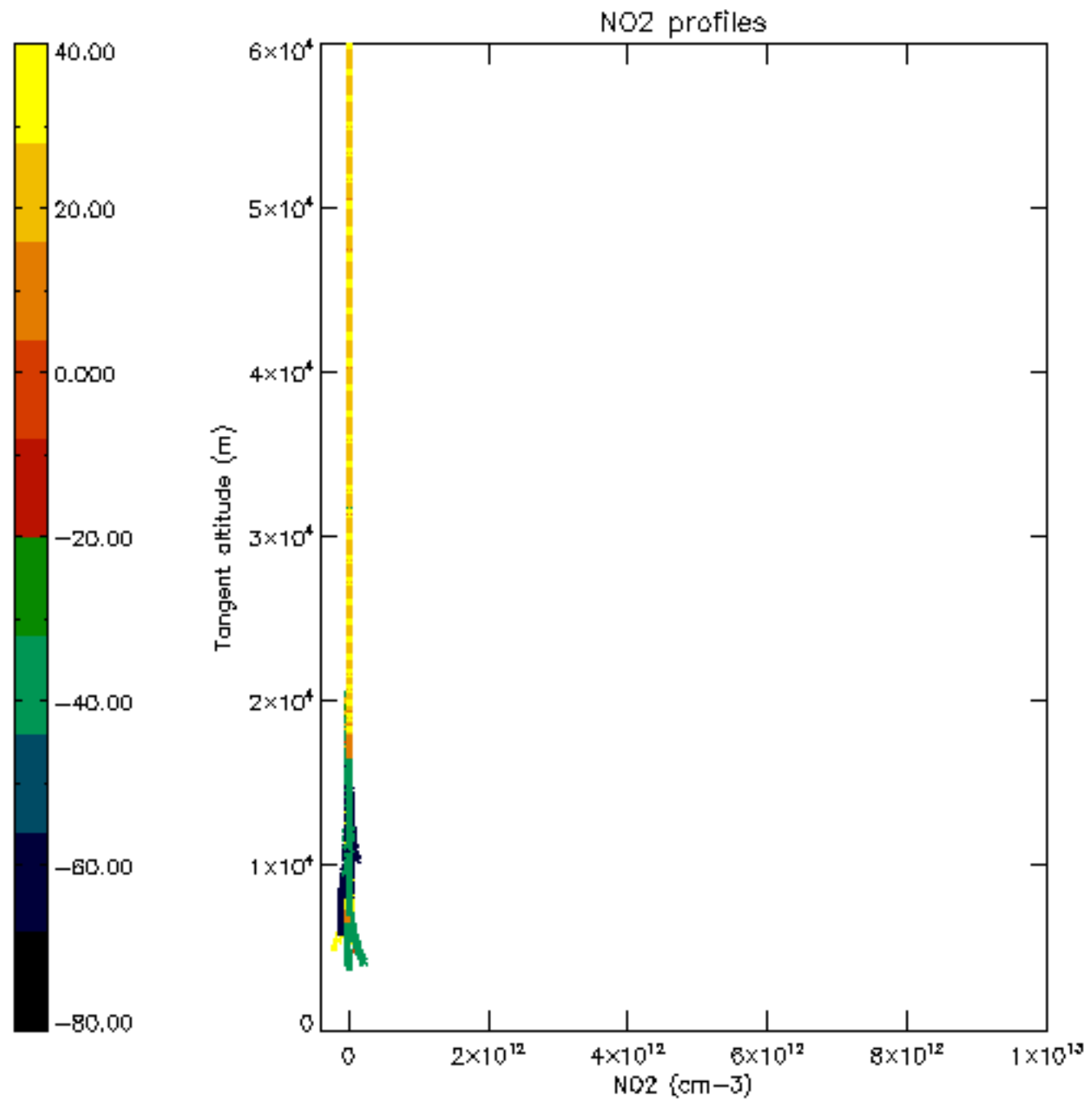


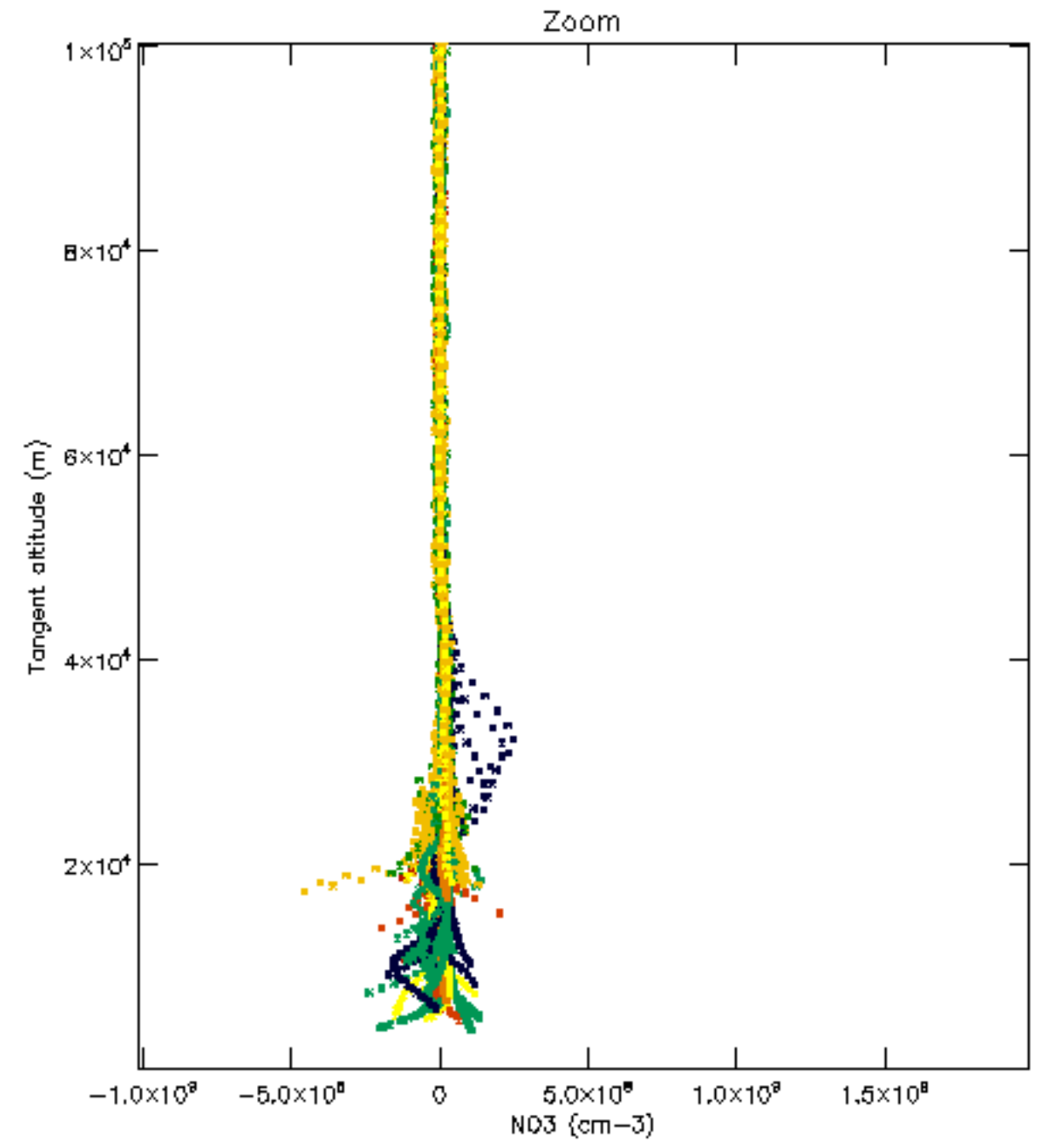
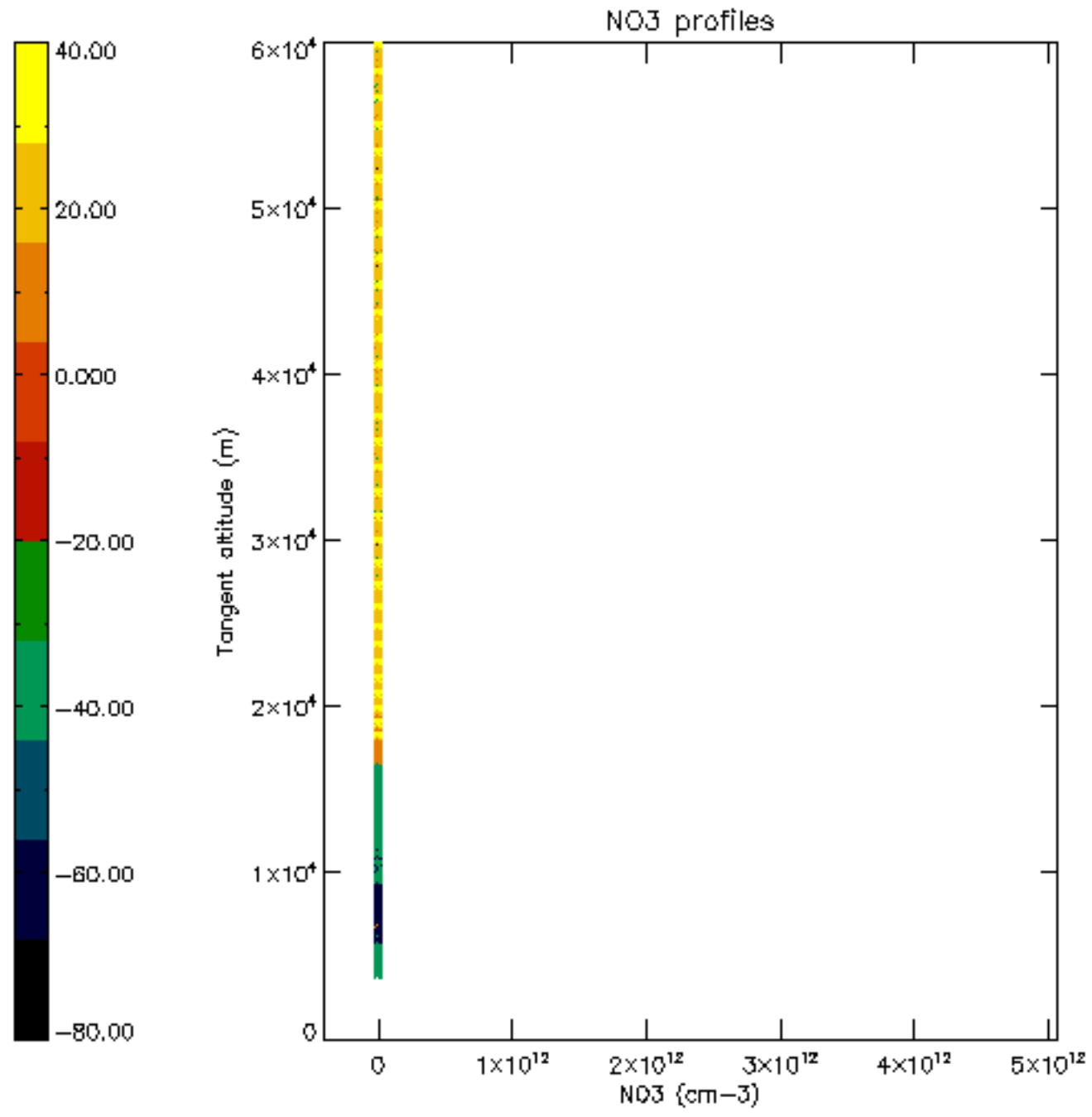




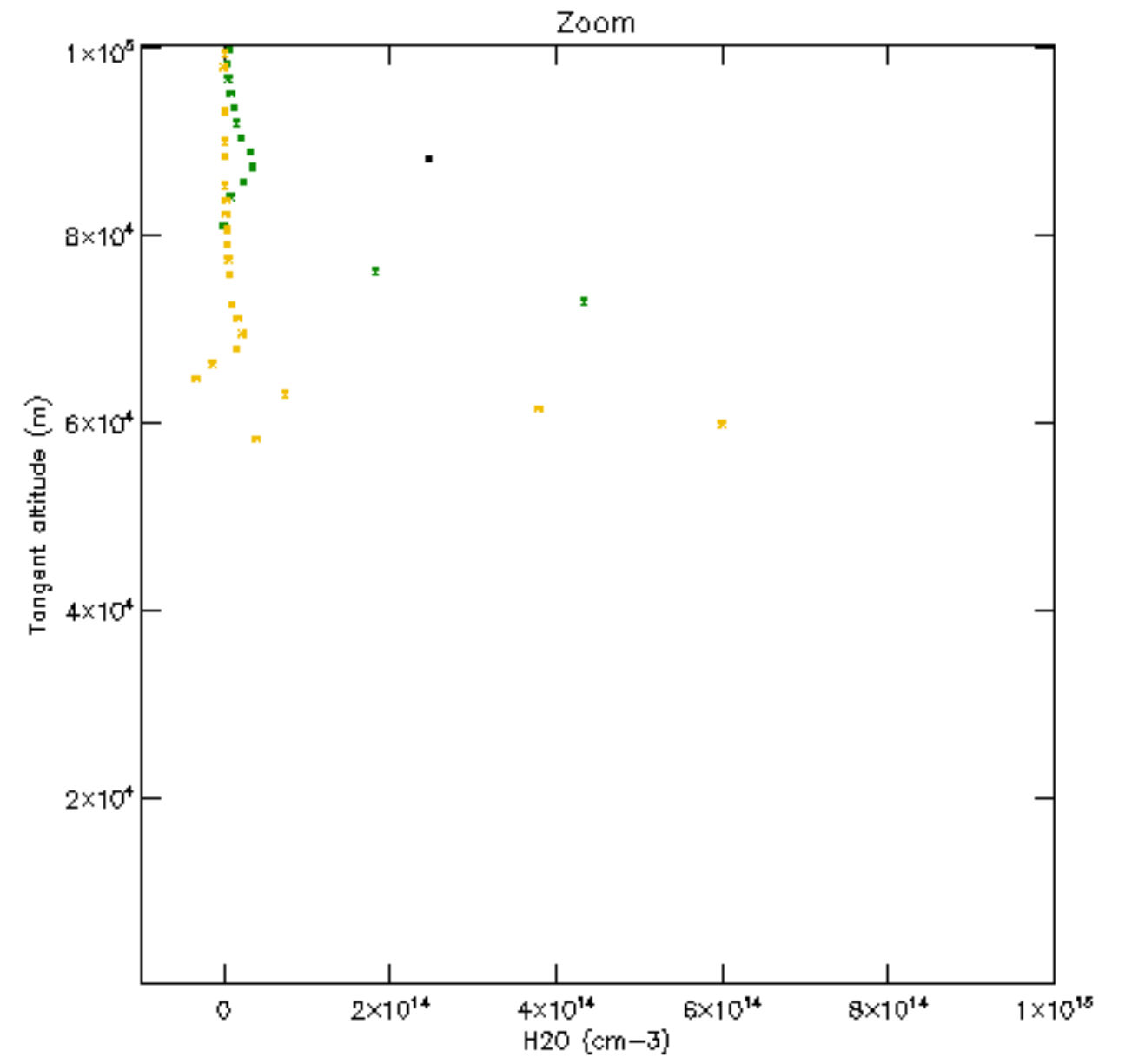
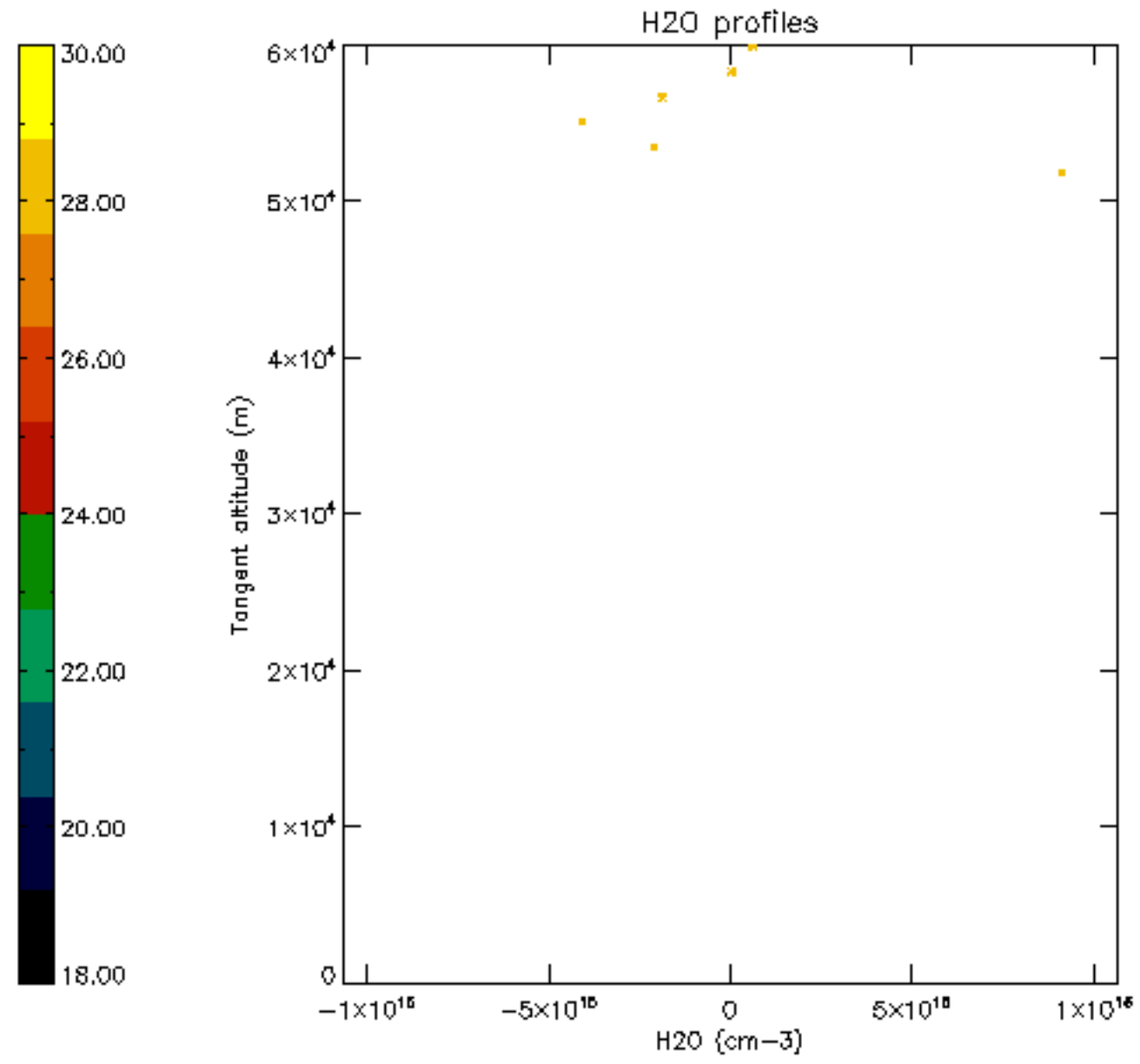


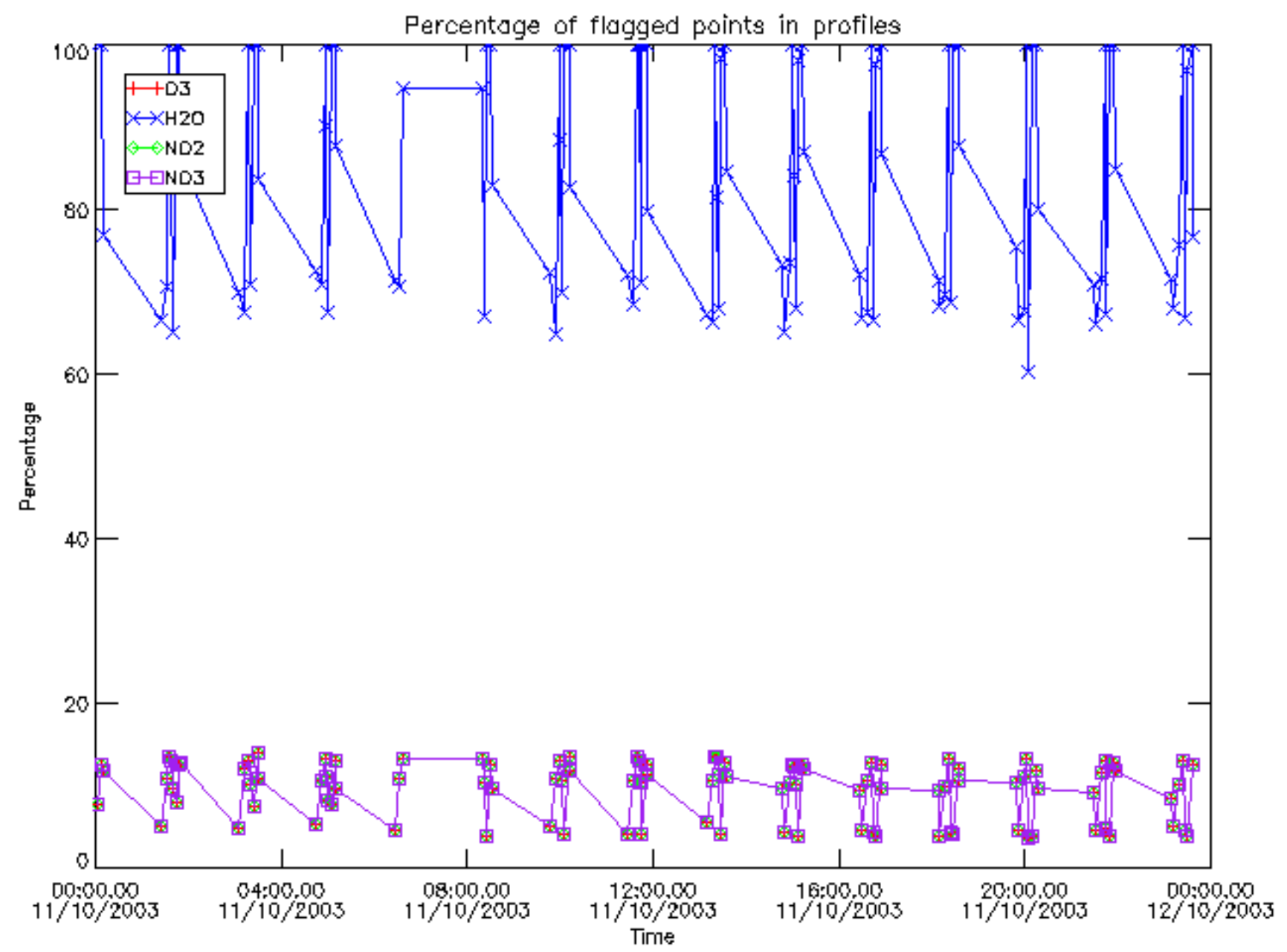




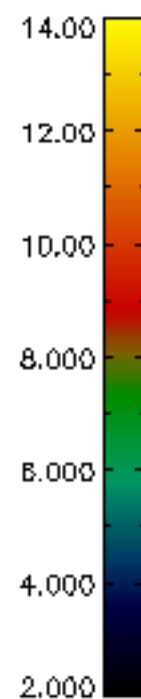
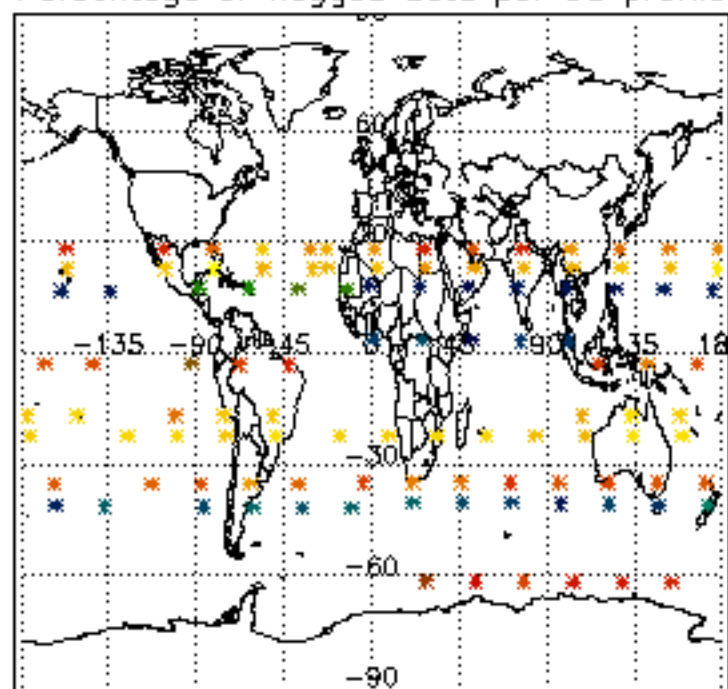




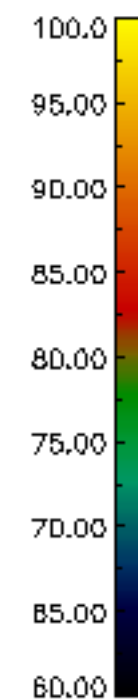
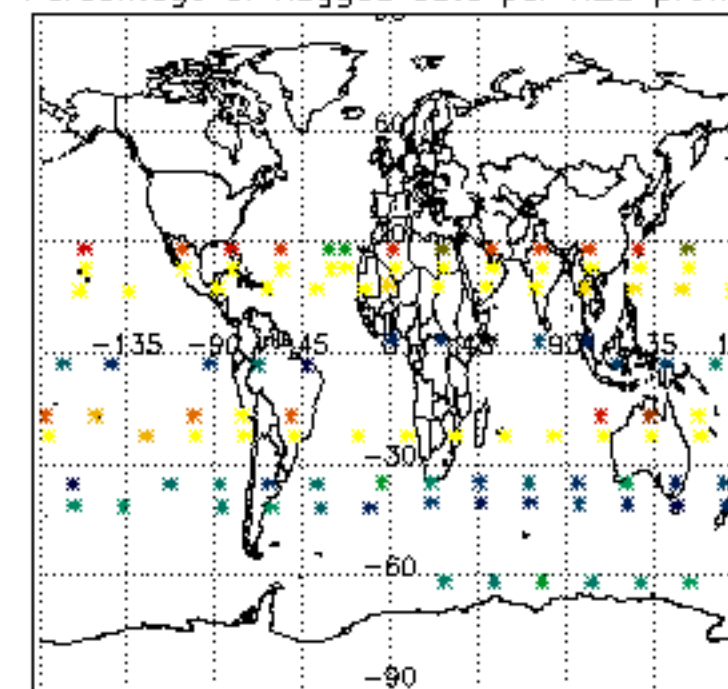




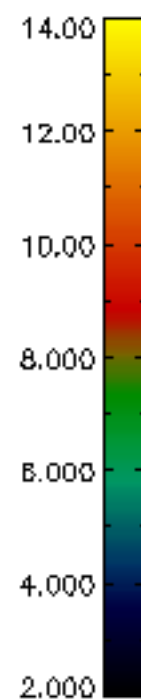
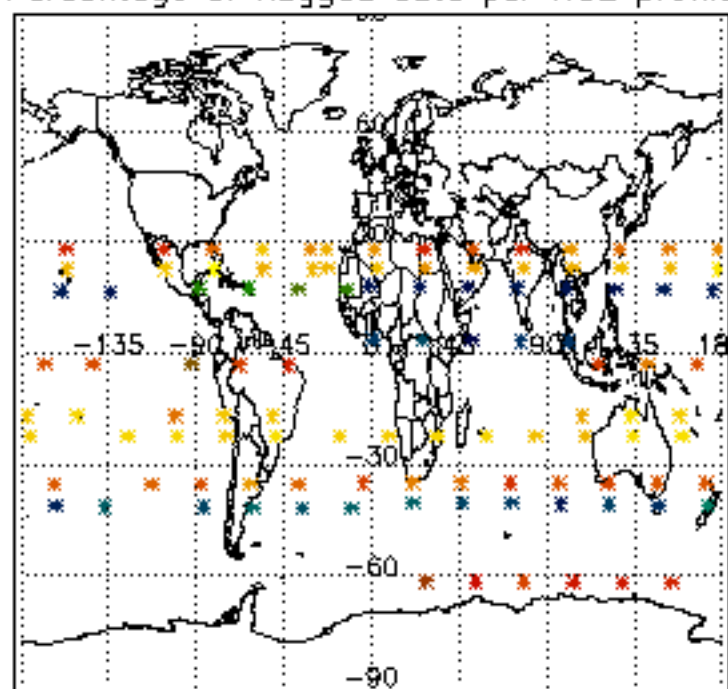
Percentage of flagged data per D3 profile



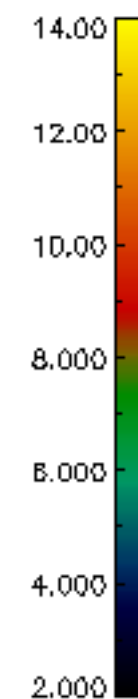
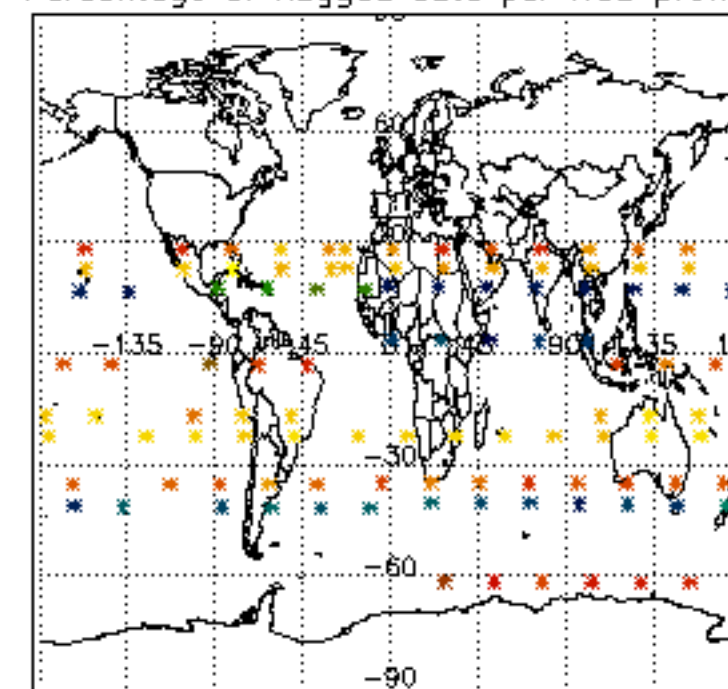
Percentage of flagged data per H2O profile



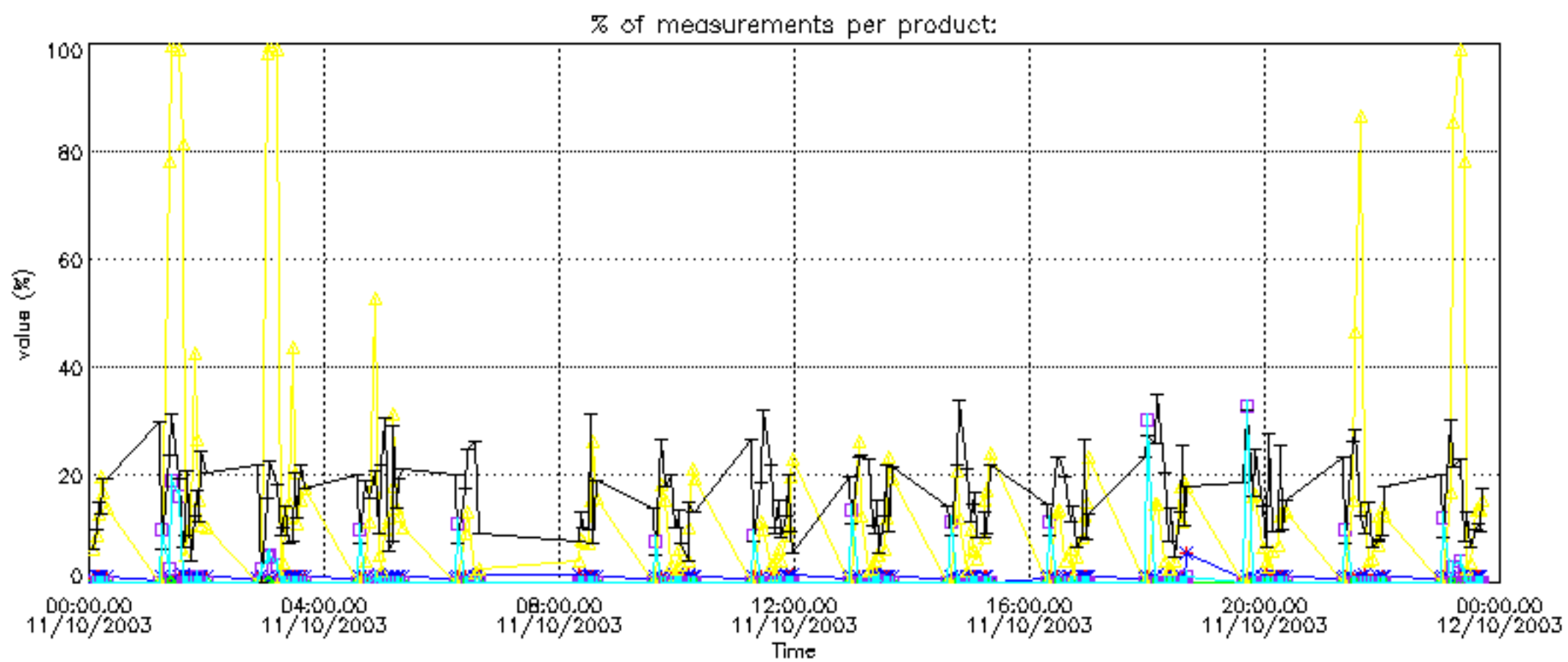
Percentage of flagged data per NO2 profile

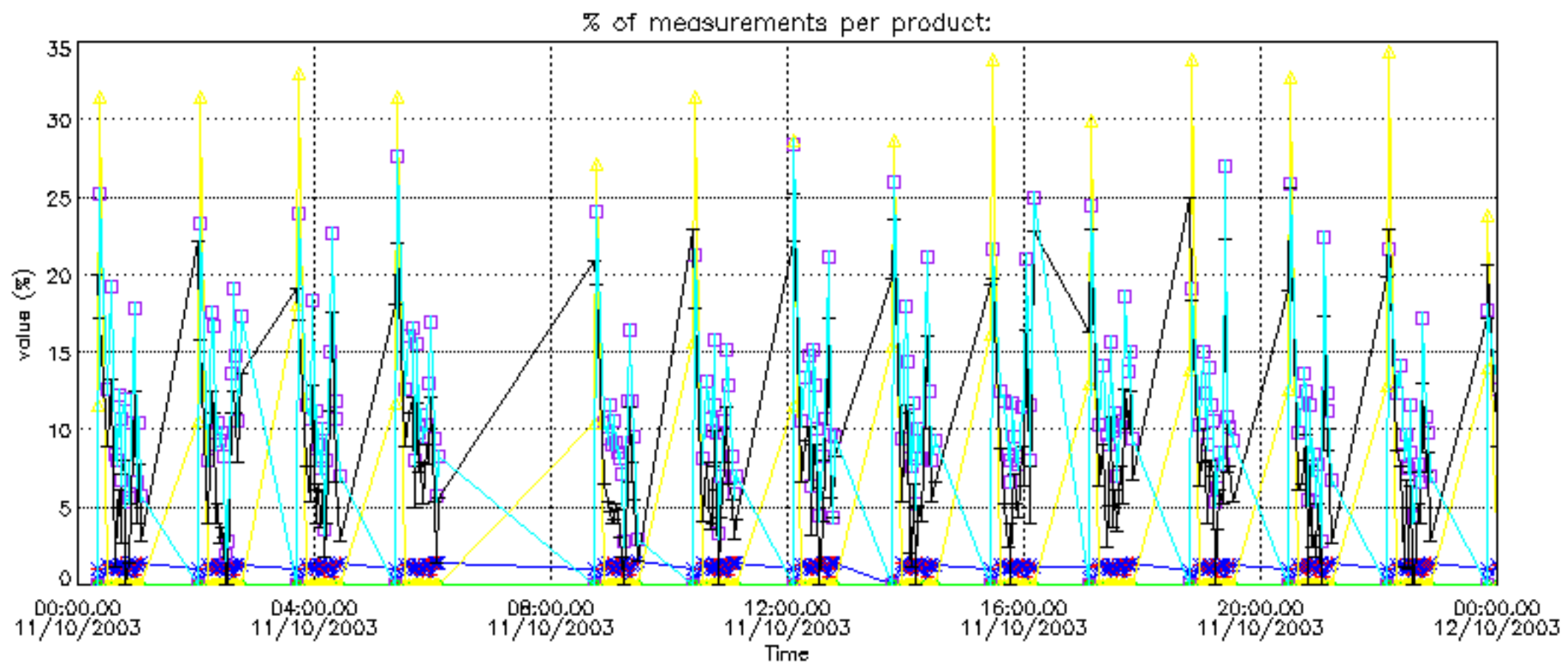


Percentage of flagged data per NO3 profile

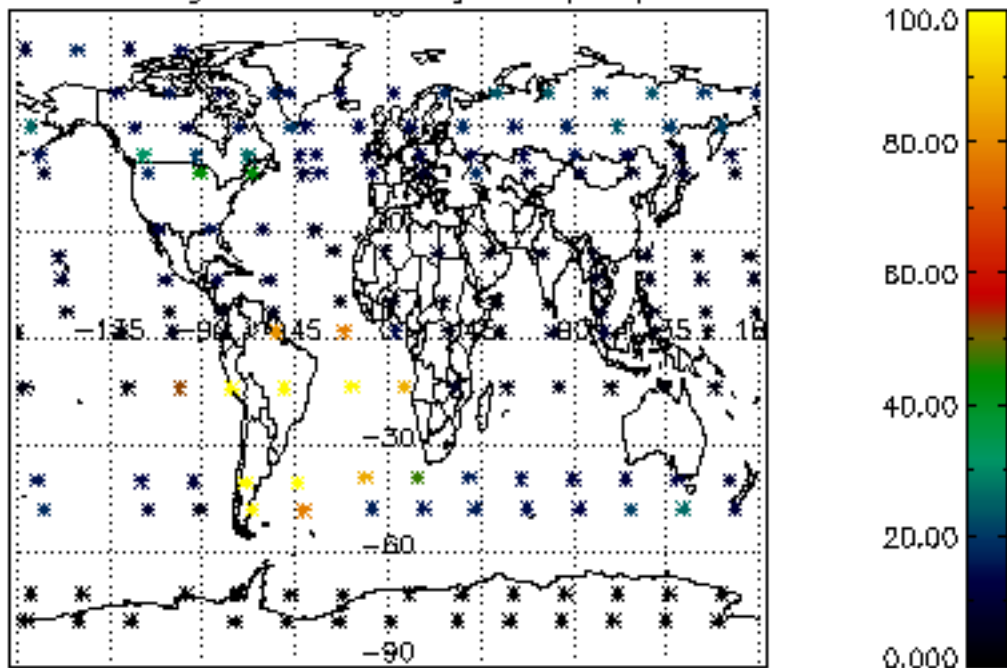




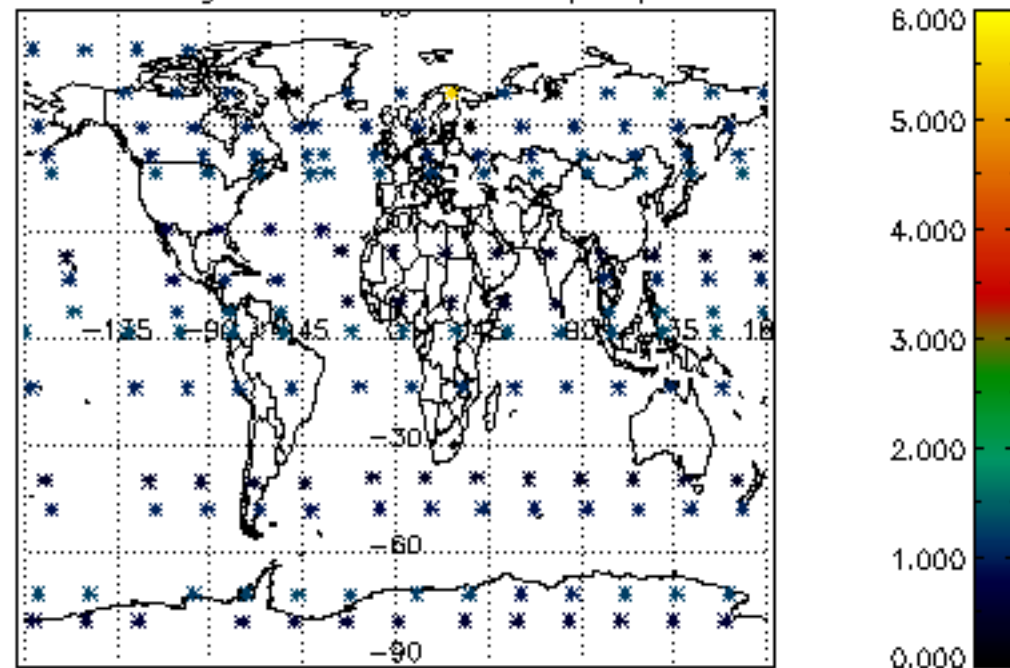




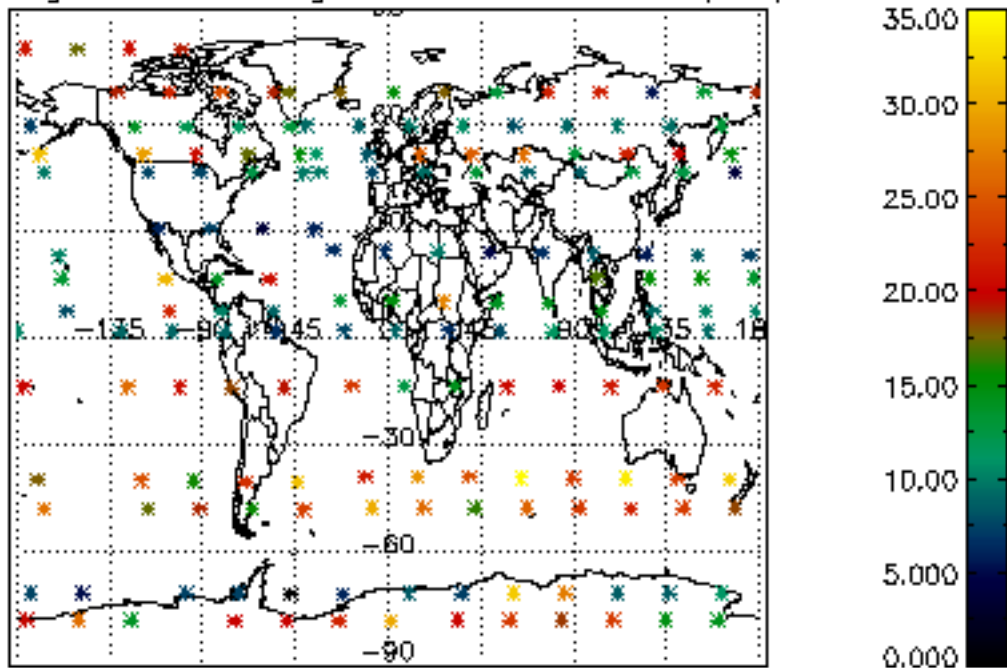
Percentage of cosmic ray hits per profile



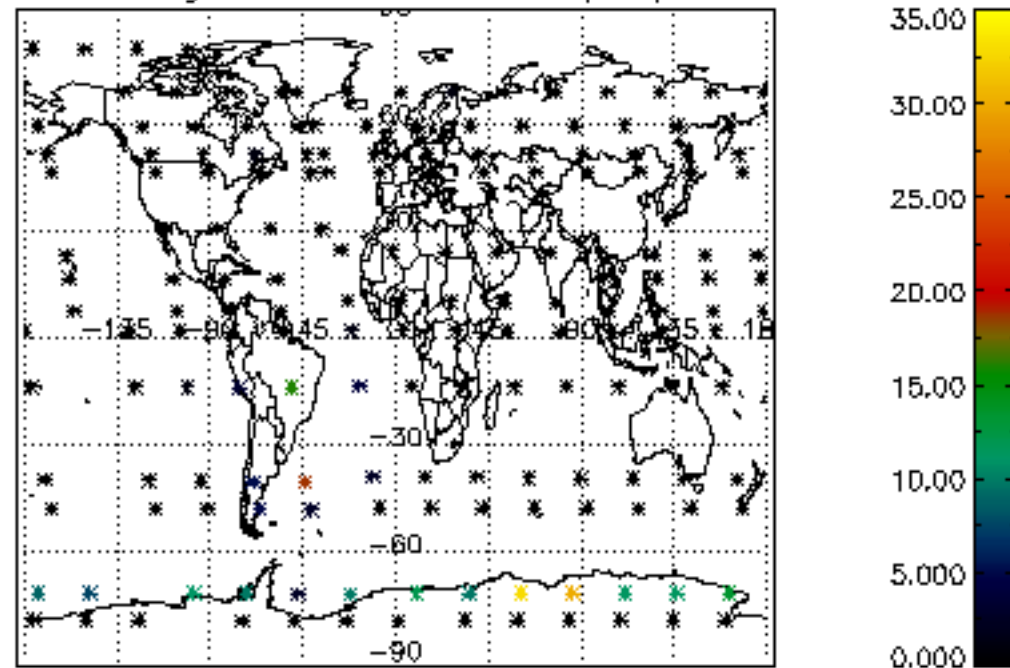
Percentage of datation errors per profile



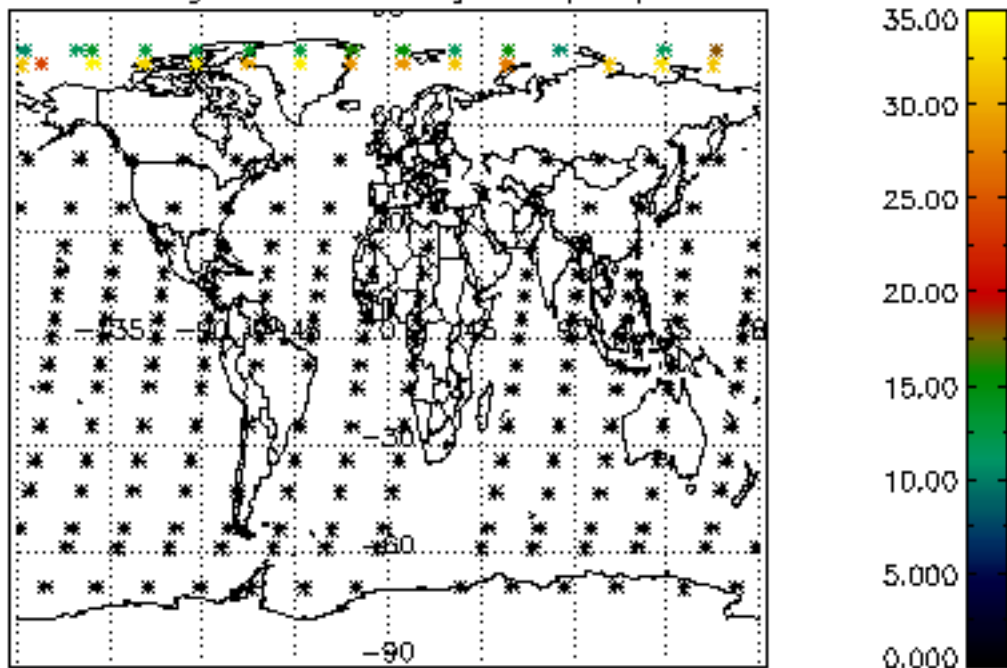
Percentage of star falling outside central band per profile



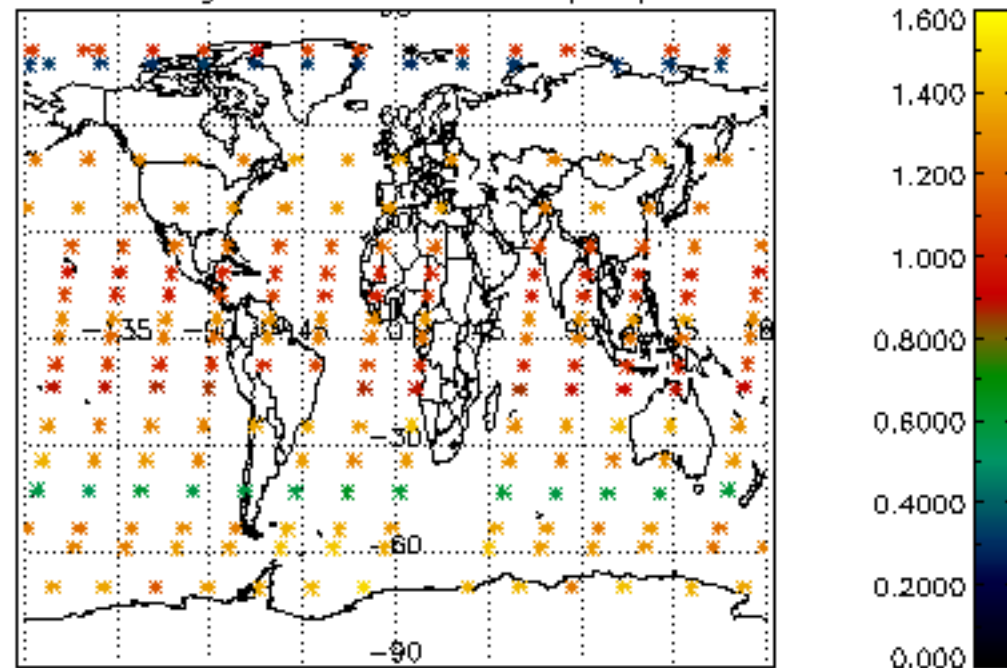
Percentage of saturation errors per profile



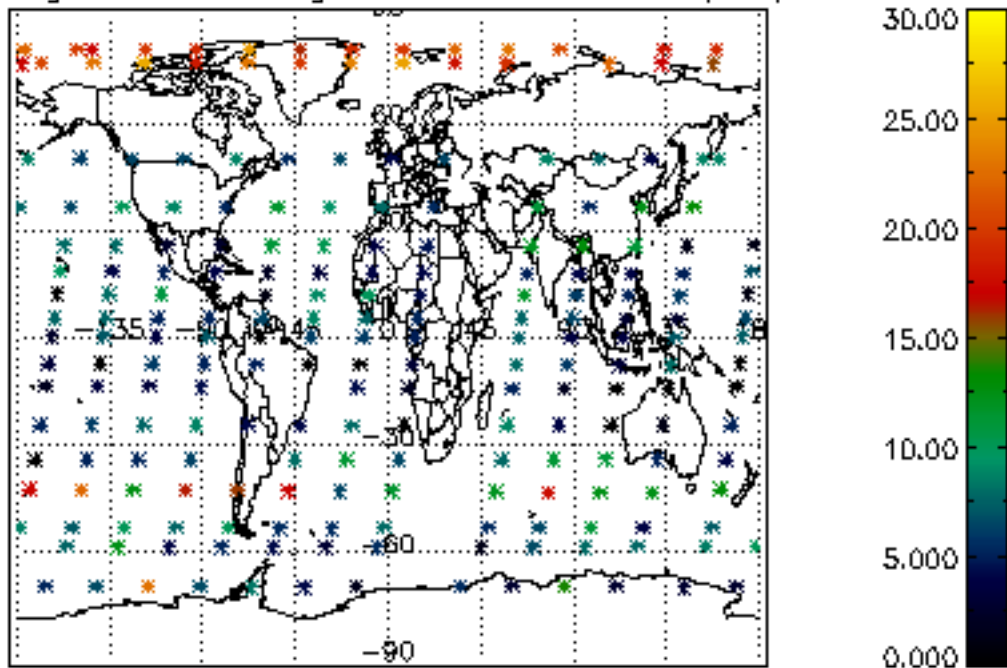
Percentage of cosmic ray hits per profile



Percentage of datation errors per profile



Percentage of star falling outside central band per profile



Percentage of saturation errors per profile

