

# GOMOS Level 2 Daily Report

## SUMMARY

### [1. General Info](#)

### [2. Summary of processed GOM\\_NL\\_2P products](#)

### [3. Level 2 Quality information per product](#)

#### [3.1 Plot of level 2 quality information per product \(time dependant\)](#)

#### [3.2 Plot of level 2 quality information per product \(world map\)](#)

### [4. Level 1 Quality information per product \(stored on level 2 products\)](#)

#### [4.1 Plot of level 1 quality information per product \(time dependant\)](#)

##### [4.1.1 Plot of level 1 quality information per product \(time dependant\): ASCENDING](#)

##### [4.1.2 Plot of level 1 quality information per product \(time dependant\): DESCENDING](#)

#### [4.2 Plot of level 1 quality information per product \(world map\)](#)

##### [4.2.1 Plot of level 1 quality information per product \(world map\): ASCENDING](#)

##### [4.2.2 Plot of level 1 quality information per product \(world map\): DESCENDING](#)

### [5. Ozone profiles based on quality statistics and other trace gas profiles](#)

#### [5.1 Ozone statistics based on quality of products](#)

#### [5.2 Plot ozone profiles for all STD \(dark without errors\)](#)

#### [5.3 Plot ozone profiles where STD < 20% \(dark without errors\)](#)

#### [5.4. Plot ozone profiles where STD < 10% \(dark without errors\)](#)

#### [5.5. Plot ozone profiles where STD < 5% \(dark without errors\)](#)

#### [5.6 Plot NO2 profiles for all STD \(dark without errors\)](#)

#### [5.7 Plot NO3 profiles for all STD \(dark without errors\)](#)

#### [5.8 Plot H2O profiles \(only for occultations of stars 1,2,3,4,13,14,16,26,63 dark without errors\) for all STD](#)

### [6. Auxiliary Data Files used for the production reported in section 2](#)

This report presents the daily analysis on parameters extracted from GOMOS level 2 data (GOM\_NL\_\_2P). It is intended to monitor some important parameters that will impact the quality of these products. A list of level 2 products (and content) that have arrived during the reporting day to the PCF is also given.

Item	Value
Time of report generation	19APR2013 21:32:34
Data source version	GOMOS/6.01
Start time of products	10-10-2003 (10OCT2003 00:00:00)
Stop time of products	11-10-2003 (11OCT2003 00:00:00)
Store outputs in DB	Yes
Nb of level 2 prods	389
Nb of prods with errors	0

## 2. Summary of processed GOM\_NL\_\_2P products.

Nr	Filename	UTC Start time	Limb	Duration	Star Id	Star Name	Star Mag	Star Temp	Nb Meas	Orbit	Prod. error
1	GOM_NL__2PRFIN20031010_000259_000000802020_00345_08415_9334.N1	10-OCT-2003 00:02:59	Bright	79.500	17	78Bet Gem	1.1610	4500.0	159	8415	No
2	GOM_NL__2PRFIN20031010_000540_000000392020_00345_08415_9335.N1	10-OCT-2003 00:05:40	Bright	39.000	22	32Alp Leo	1.3600	15200.	78	8415	No
3	GOM_NL__2PRFIN20031010_001236_000000562020_00345_08415_9336.N1	10-OCT-2003 00:12:36	Twilight	56.000	48	30Alp Hya	1.9770	4100.0	112	8415	No
4	GOM_NL__2PRFIN20031010_001427_000001192020_00345_08415_9337.N1	10-OCT-2003 00:14:27	Dark	118.50	8	10Alp CMi	0.40000	6500.0	237	8415	No
5	GOM_NL__2PRFIN20031010_002213_000000452020_00345_08415_9338.N1	10-OCT-2003 00:22:13	Dark	44.500	65	Lam Vel	2.2040	4400.0	89	8415	No
6	GOM_NL__2PRFIN20031010_002511_000000452020_00345_08415_9339.N1	10-OCT-2003 00:25:11	Dark	45.000	34	Gam2Vel	1.7930	23000.	90	8415	No
7	GOM_NL__2PRFIN20031010_002642_000000392020_00346_08416_0439.N1	10-OCT-2003 00:26:42	Dark	39.000	159	Ups Car	2.9200	7200.0	78	8416	No
8	GOM_NL__2PRFIN20031010_002916_000000472020_00346_08416_0440.N1	10-OCT-2003 00:29:16	Dark	46.500	161	Tau Pup	2.9310	4500.0	93	8416	No
9	GOM_NL__2PRFIN20031010_003039_000000612020_00346_08416_0441.N1	10-OCT-2003 00:30:39	Dark	61.000	2	Alp Car	-0.73600	7000.0	122	8416	No
10	GOM_NL__2PRFIN20031010_003427_000000662020_00346_08416_0442.N1	10-OCT-2003 00:34:27	Dark	66.000	108	Alp Col	2.6520	15200.	132	8416	No
11	GOM_NL__2PRFIN20031010_003910_000000402020_00346_08416_0443.N1	10-OCT-2003 00:39:10	Dark	40.000	143	Alp Hyi	2.8570	7200.0	80	8416	No
12	GOM_NL__2PRFIN20031010_004037_000000462020_00346_08416_0444.N1	10-OCT-2003 00:40:37	Dark	46.000	9	Alp Eri	0.45300	24000.	92	8416	No
13	GOM_NL__2PRFIN20031010_004250_000000492020_00346_08416_0445.N1	10-OCT-2003 00:42:50	Straylight	49.000	157	The1Eri	2.9060	9300.0	98	8416	No
14	GOM_NL__2PRFIN20031010_004546_000000422020_00346_08416_0446.N1	10-OCT-2003 00:45:46	Straylight	42.000	84	Alp Phe	2.3970	4500.0	84	8416	No
15	GOM_NL__2PRFIN20031010_005016_000000462020_00346_08416_0447.N1	10-OCT-2003 00:50:16	Straylight	46.000	18	24Alp PsA	1.1660	9700.0	92	8416	No
16	GOM_NL__2PRFIN20031010_005229_000000482020_00346_08416_0448.N1	10-OCT-2003 00:52:29	Straylight	48.000	52	16Bet Cet	2.0370	4500.0	96	8416	No
17	GOM_NL__2PRFIN20031010_005428_000001772020_00346_08416_0449.N1	10-OCT-2003 00:54:28	Bright	177.00	165	34Gam Eri	2.9500	3200.0	354	8416	No
18	GOM_NL__2PRFIN20031010_010222_000000412020_00346_08416_0450.N1	10-OCT-2003 01:02:22	Bright	40.500	140	88Gam Peg	2.8340	26000.	81	8416	No
19	GOM_NL__2PRFIN20031010_010608_000000422020_00346_08416_0451.N1	10-OCT-2003 01:06:08	Bright	41.500	93	53Bet Peg	2.5200	3100.0	83	8416	No
20	GOM_NL__2PRFIN20031010_010924_000000452020_00346_08416_0452.N1	10-OCT-2003 01:09:24	Bright	44.500	53	43Bet And	2.0480	3300.0	89	8416	No
21	GOM_NL__2PRFIN20031010_011141_000000512020_00346_08416_0453.N1	10-OCT-2003 01:11:41	Bright	51.000	173	4Bet Tri	3.0040	8900.0	102	8416	No
22	GOM_NL__2PRFIN20031010_011323_000000502020_00346_08416_0454.N1	10-OCT-2003 01:13:23	Bright	50.000	73	57Gam1And	2.2600	13100.	100	8416	No
23	GOM_NL__2PRFIN20031010_011604_000000412020_00346_08416_0455.N1	10-OCT-2003 01:16:04	Bright	40.500	76	27Gam Cas	2.3000	30000.	81	8416	No
24	GOM_NL__2PRFIN20031010_011851_000000502020_00346_08416_0456.N1	10-OCT-2003 01:18:51	Bright	50.000	160	23Gam Per	2.9300	4700.0	100	8416	No
25	GOM_NL__2PRFIN20031010_012048_000000592020_00346_08416_0457.N1	10-OCT-2003 01:20:48	Bright	59.000	175	39Del Per	3.0100	19400.	118	8416	No
26	GOM_NL__2PRFIN20031010_012320_000000392020_00346_08416_0458.N1	10-OCT-2003 01:23:20	Bright	38.500	49	1Alp UMi	1.9900	6300.0	77	8416	No
27	GOM_NL__2PRFIN20031010_012558_000000392020_00346_08416_0459.N1	10-OCT-2003 01:25:58	Bright	38.500	60	7Bet UMi	2.0810	3950.0	77	8416	No
28	GOM_NL__2PRFIN20031010_013324_000000372020_00346_08416_0460.N1	10-OCT-2003 01:33:24	Bright	37.000	87	64Gam UMa	2.4330	11000.	74	8416	No
29	GOM_NL__2PRFIN20031010_013620_000000362020_00346_08416_0461.N1	10-OCT-2003 01:36:20	Bright	36.000	174	52Psi UMa	3.0040	4400.0	72	8416	No
30	GOM_NL__2PRFIN20031010_014336_000000722020_00346_08416_0462.N1	10-OCT-2003 01:43:36	Bright	71.500	17	78Bet Gem	1.1610	4500.0	143	8416	No
31	GOM_NL__2PRFIN20031010_014617_000000402020_00346_08416_0463.N1	10-OCT-2003 01:46:17	Bright	40.000	22	32Alp Leo	1.3600	15200.	80	8416	No
32	GOM_NL__2PRFIN20031010_015313_000000562020_00346_08416_0464.N1	10-OCT-2003 01:53:13	Twilight	56.000	48	30Alp Hya	1.9770	4100.0	112	8416	No
33	GOM_NL__2PRFIN20031010_015505_000000942020_00346_08416_0465.N1	10-OCT-2003 01:55:05	Dark	94.000	8	10Alp CMi	0.40000	6500.0	188	8416	No
34	GOM_NL__2PRFIN20031010_020251_000000452020_00346_08416_0466.N1	10-OCT-2003 02:02:51	Dark	45.000	65	Lam Vel	2.2040	4400.0	90	8416	No
35	GOM_NL__2PRFIN20031010_020547_000000472020_00346_08416_0467.N1	10-OCT-2003 02:05:47	Dark	47.000	34	Gam2Vel	1.7930	23000.	94	8416	No
36	GOM_NL__2PRFIN20031010_020718_000000392020_00347_08417_0292.N1	10-OCT-2003 02:07:18	Dark	39.000	159	Ups Car	2.9200	7200.0	78	8417	No
37	GOM_NL__2PRFIN20031010_020953_000000462020_00347_08417_0293.N1	10-OCT-2003 02:09:53	Dark	46.000	161	Tau Pup	2.9310	4500.0	92	8417	No
38	GOM_NL__2PRFIN20031010_021116_000000562020_00347_08417_0294.N1	10-OCT-2003 02:11:16	Dark	55.500	2	Alp Car	-0.73600	7000.0	111	8417	No
39	GOM_NL__2PRFIN20031010_021504_000000682020_00347_08417_0295.N1	10-OCT-2003 02:15:04	Dark	68.000	108	Alp Col	2.6520	15200.	136	8417	No
40	GOM_NL__2PRFIN20031010_021947_000000412020_00347_08417_0296.N1	10-OCT-2003 02:19:47	Dark	40.500	143	Alp Hyi	2.8570	7200.0	81	8417	No
41	GOM_NL__2PRFIN20031010_022114_000000432020_00347_08417_0297.N1	10-OCT-2003 02:21:14	Dark	43.000	9	Alp Eri	0.45300	24000.	86	8417	No
42	GOM_NL__2PRFIN20031010_022327_000000492020_00347_08417_0298.N1	10-OCT-2003 02:23:27	Straylight	48.500	157	The1Eri	2.9060	9300.0	97	8417	No







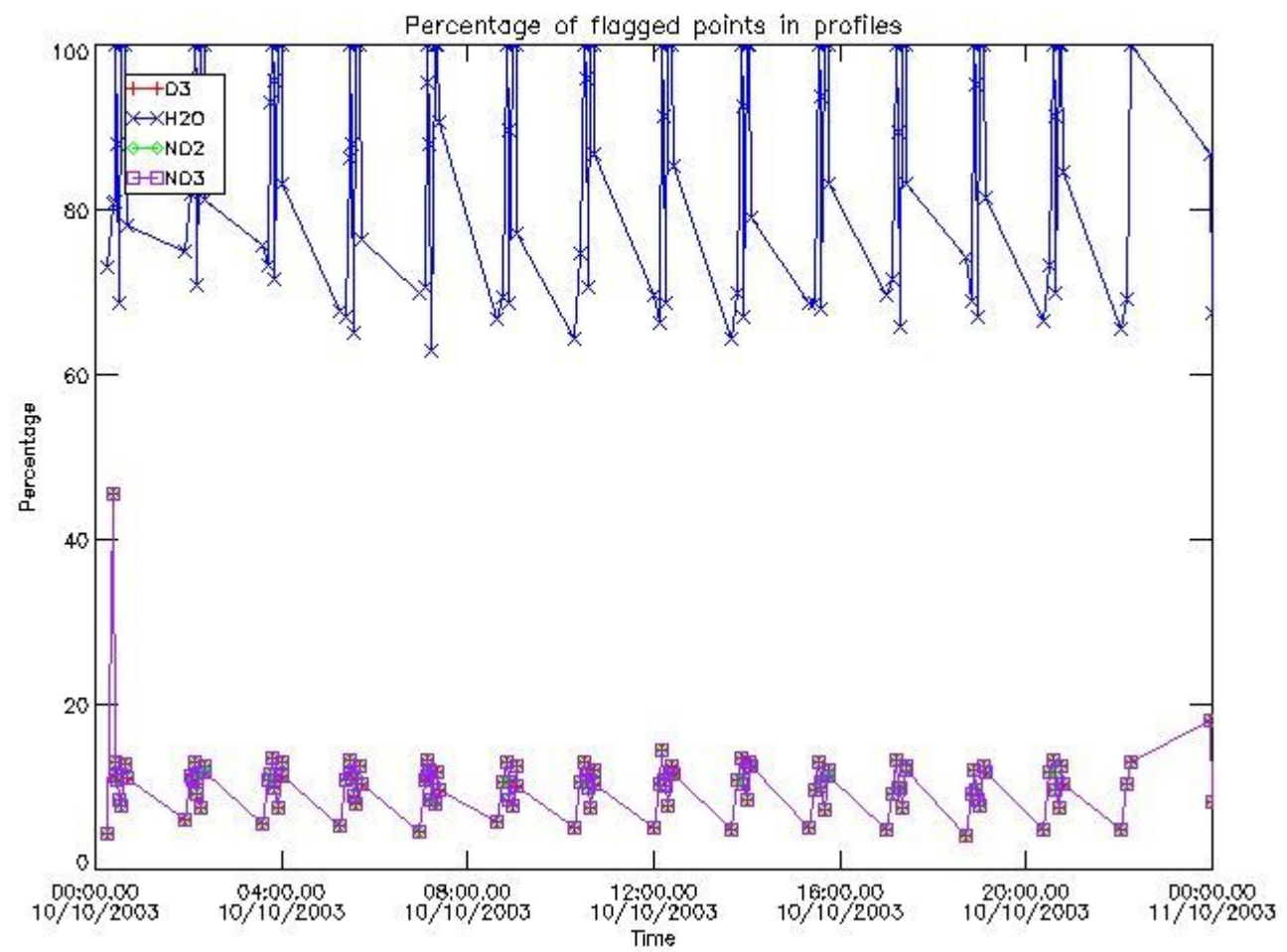







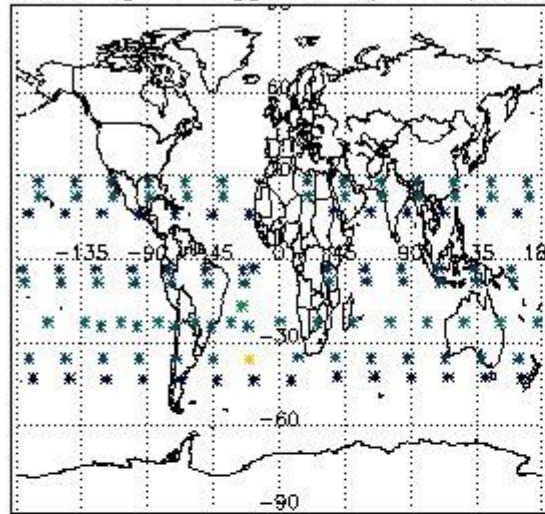


3.1 Plot quality information per product (time dependant)

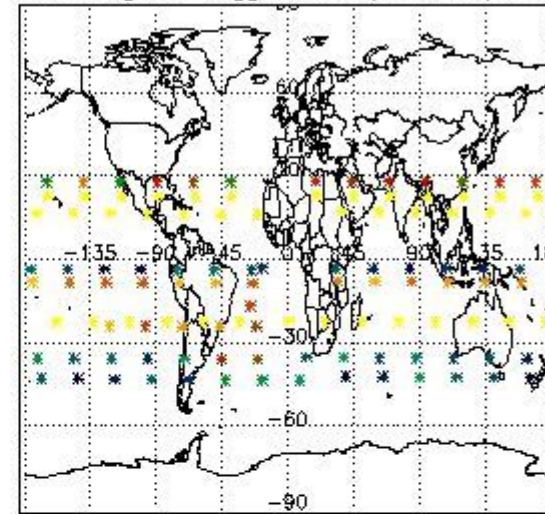


3.2 Plot quality information per product (world map)

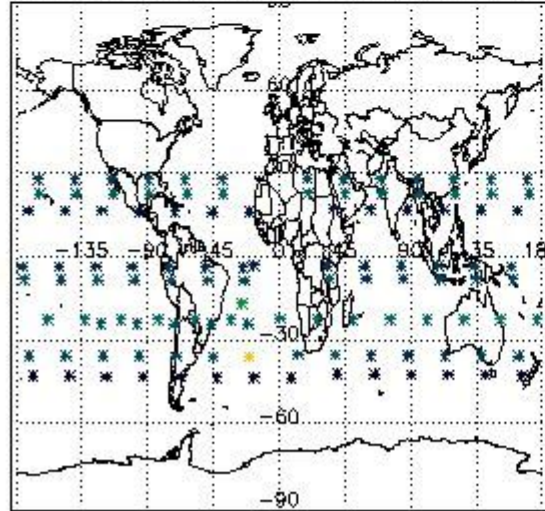
Percentage of flagged data per O3 profile



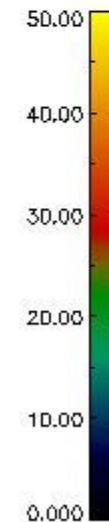
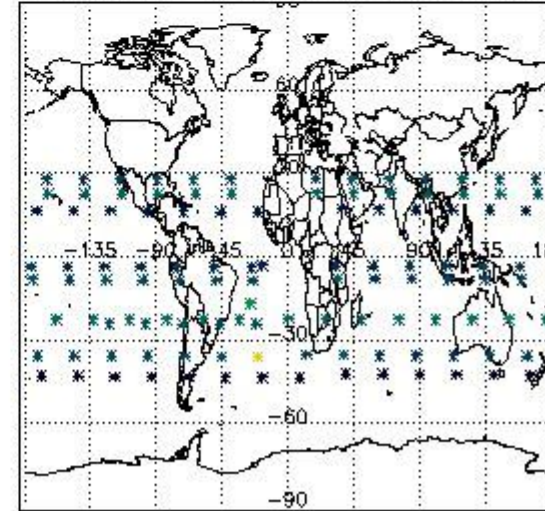
Percentage of flagged data per H2O profile



Percentage of flagged data per NO2 profile



Percentage of flagged data per NO3 profile

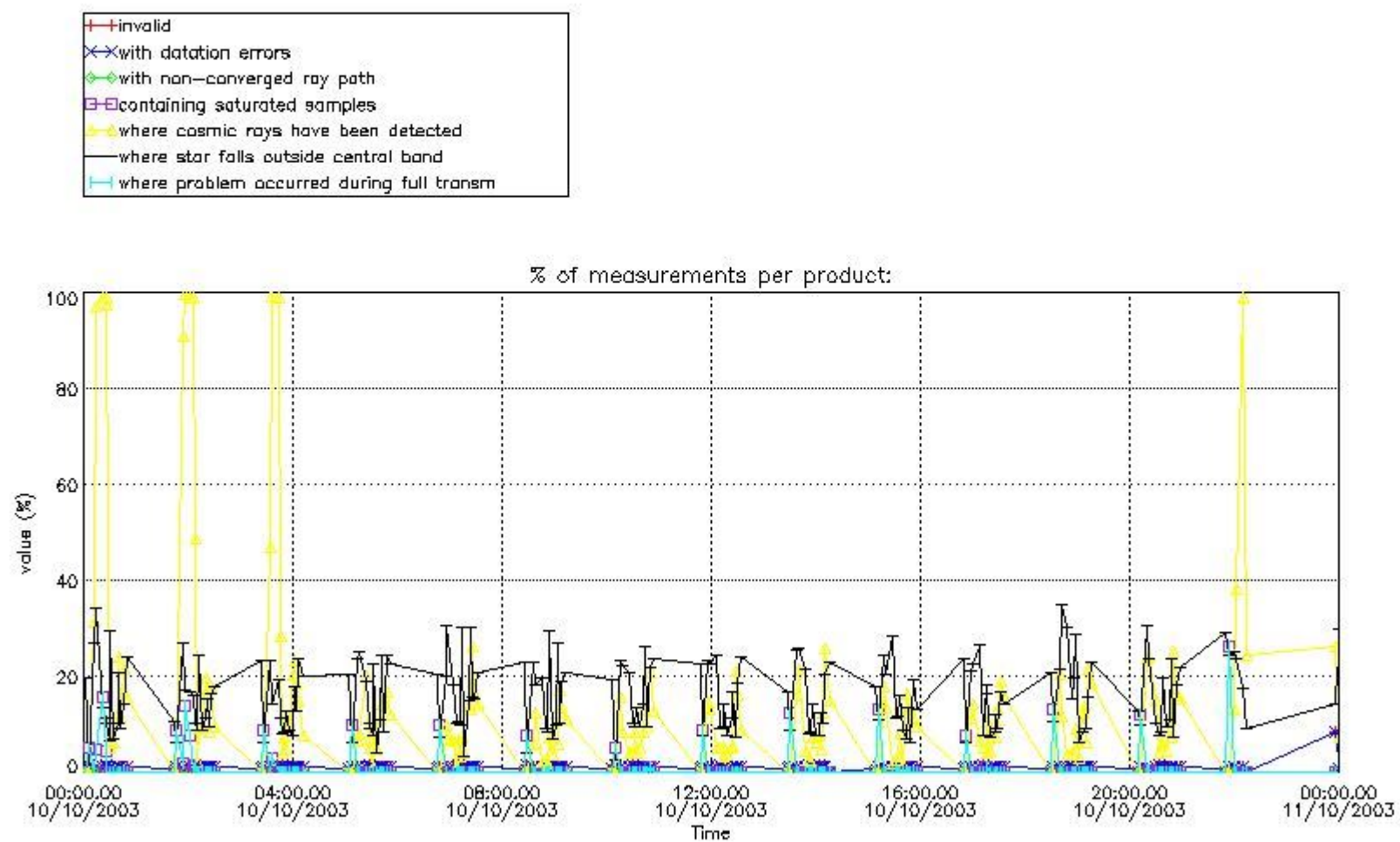


#### 4. Level 1 quality information per product

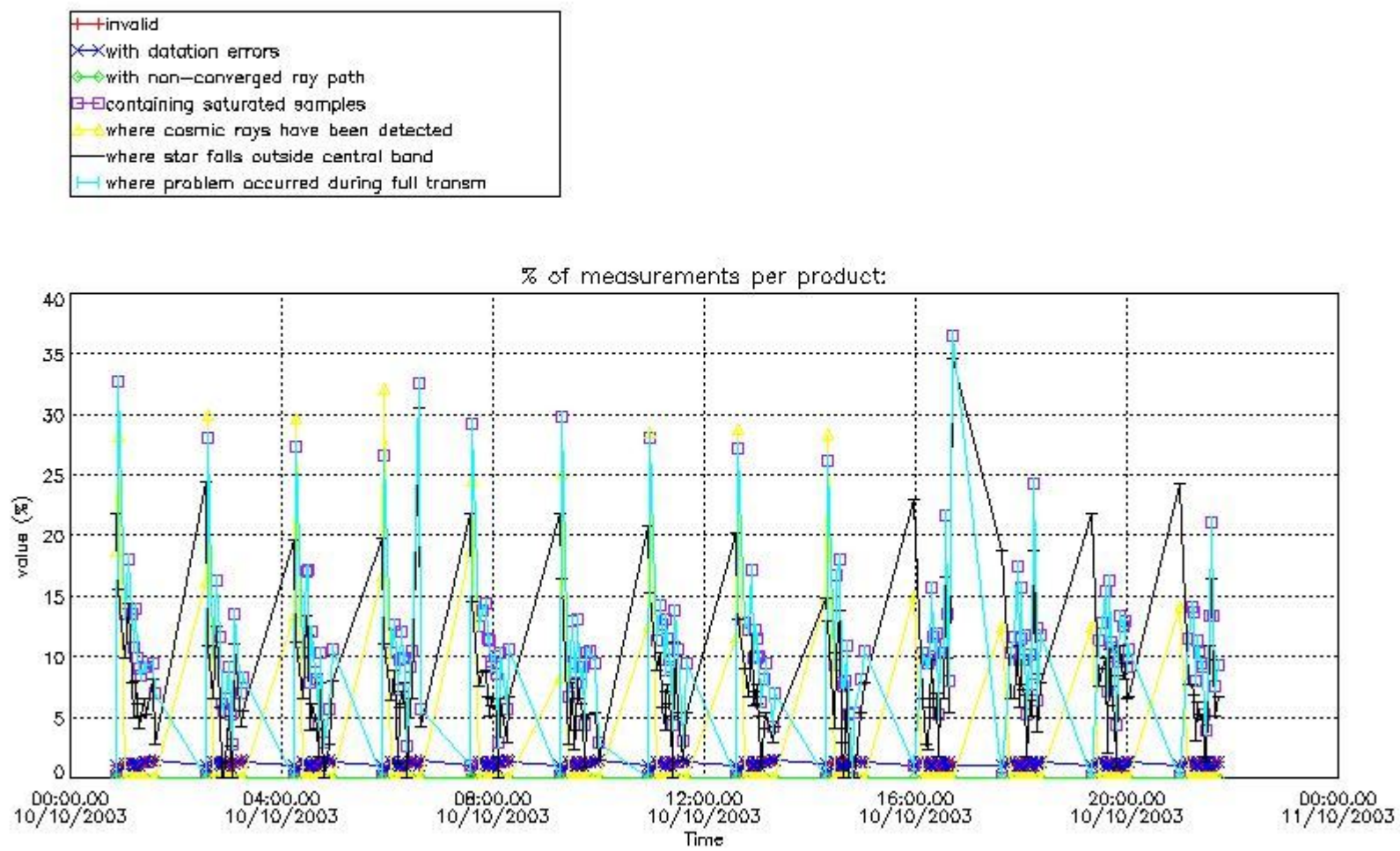
In this section it is plotted some information contained in the Quality Summary data set of the level 2 products that comes from the level 1b processing. Products without errors (error flag in the MPH set to "0") are used.

##### 4.1 Plot quality information per product (time dependant) coming from level 1b processing

###### 4.1.1 Plot level 1 quality information per product (time dependant): ENVISAT ASCENDING passes



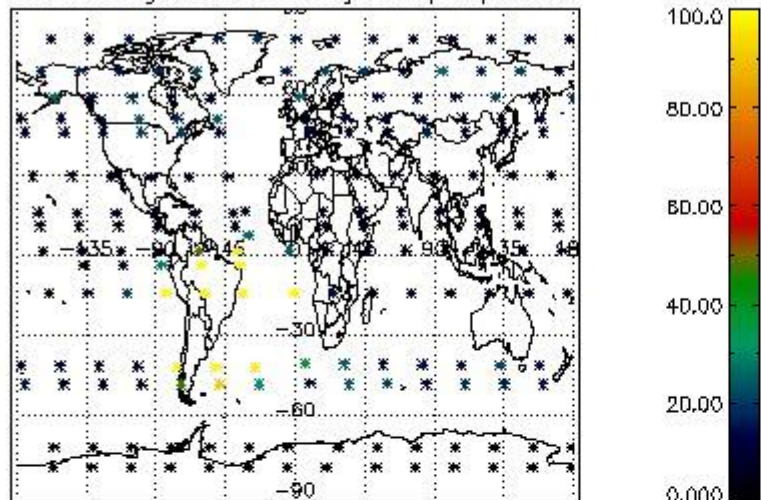
4.1.2 Plot level 1 quality information per product (time dependant): ENVI SAT DESCENDING passes



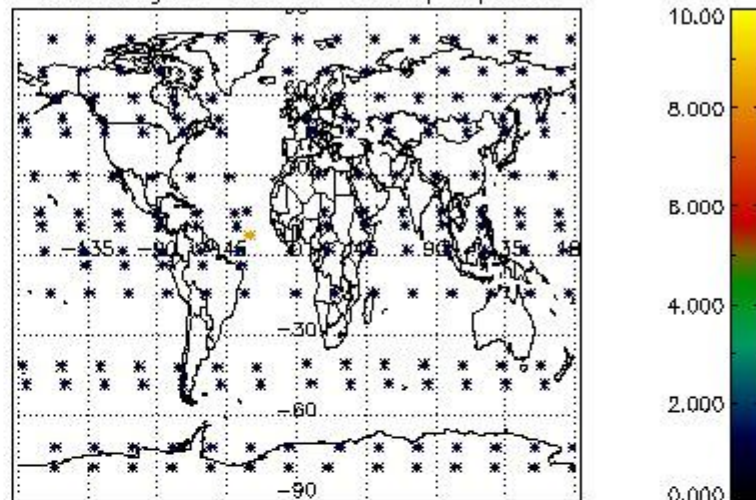
4.2 Plot quality information per product coming from level 1b processing (world map)

4.2.1 Plot level 1 quality information per product (world map): ENVISAT ASCENDING passes

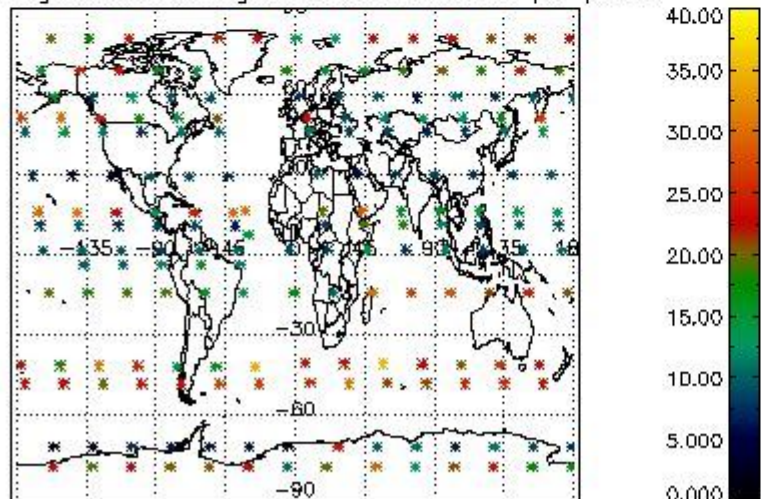
Percentage of cosmic ray hits per profile



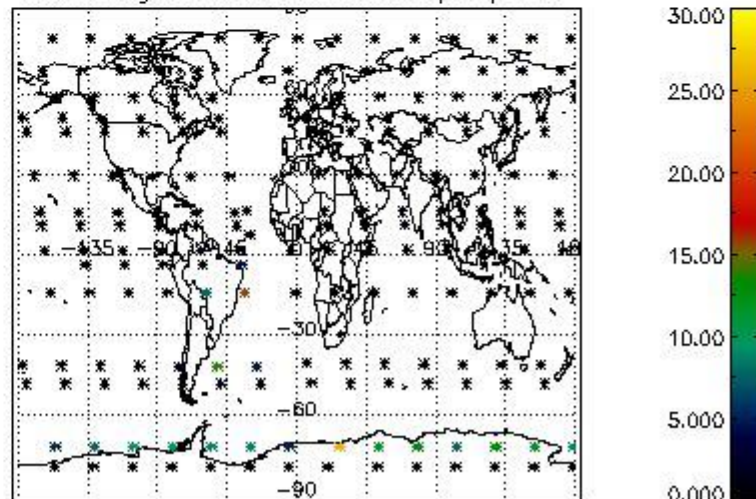
Percentage of datation errors per profile



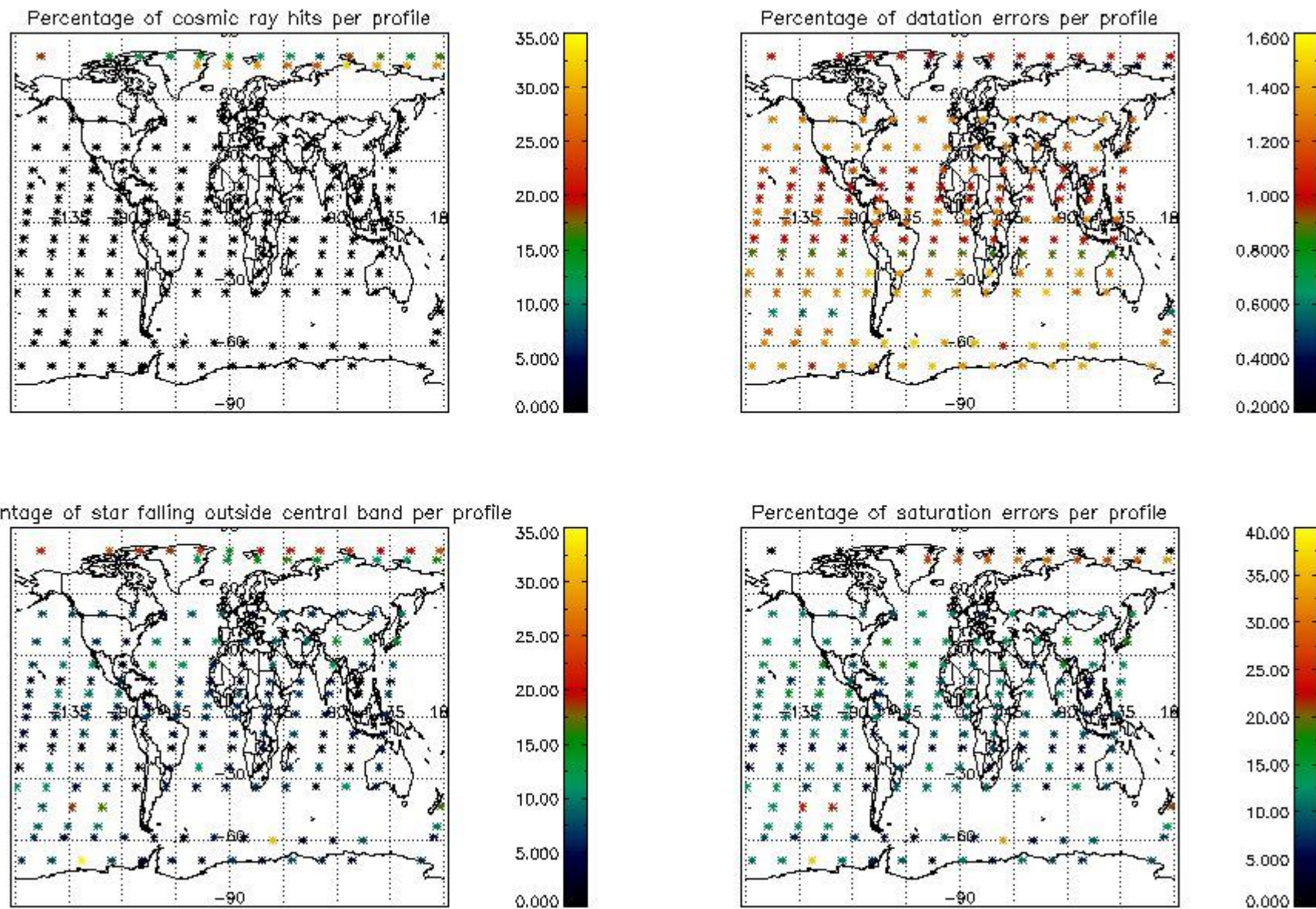
Percentage of star falling outside central band per profile



Percentage of saturation errors per profile



4.2.2 Plot level 1 quality information per product (world map): ENVISAT DESCENDING passes



## 5. Trace gas profiles

### 5.1 Ozone statistics based on quality of products

The final quality of the products can be "measured" using the STD (Standard Deviation) attached to every point profile. This information is written to the parameter GOM\_NL\_\_2P/NL\_LOCAL\_SPECIES\_DENSITY/o3\_std of the level 2 products. The table below shows the statistics for given STD ranges.

The statistics are given with respect to the overall valid production:

- Products without fatal errors: GOM\_NL\_\_2P/MPH/PRODUCT\_ERR=0
- Valid point profile: GOM\_NL\_\_2P/NL\_LOCAL\_SPECIES\_DENSITY/pcd(0)=0

The 'Criteria' is applied to valid points of dark limb products:

- Products in dark limb illumination condition: GOM\_NL\_\_2P/NL\_SUMMARY\_QUALITY/obs\_ill\_cond=0
- Products without fatal errors: GOM\_NL\_\_2P/MPH/PRODUCT\_ERR=0
- Valid point profile: GOM\_NL\_\_2P/NL\_LOCAL\_SPECIES\_DENSITY/pcd(0)=0

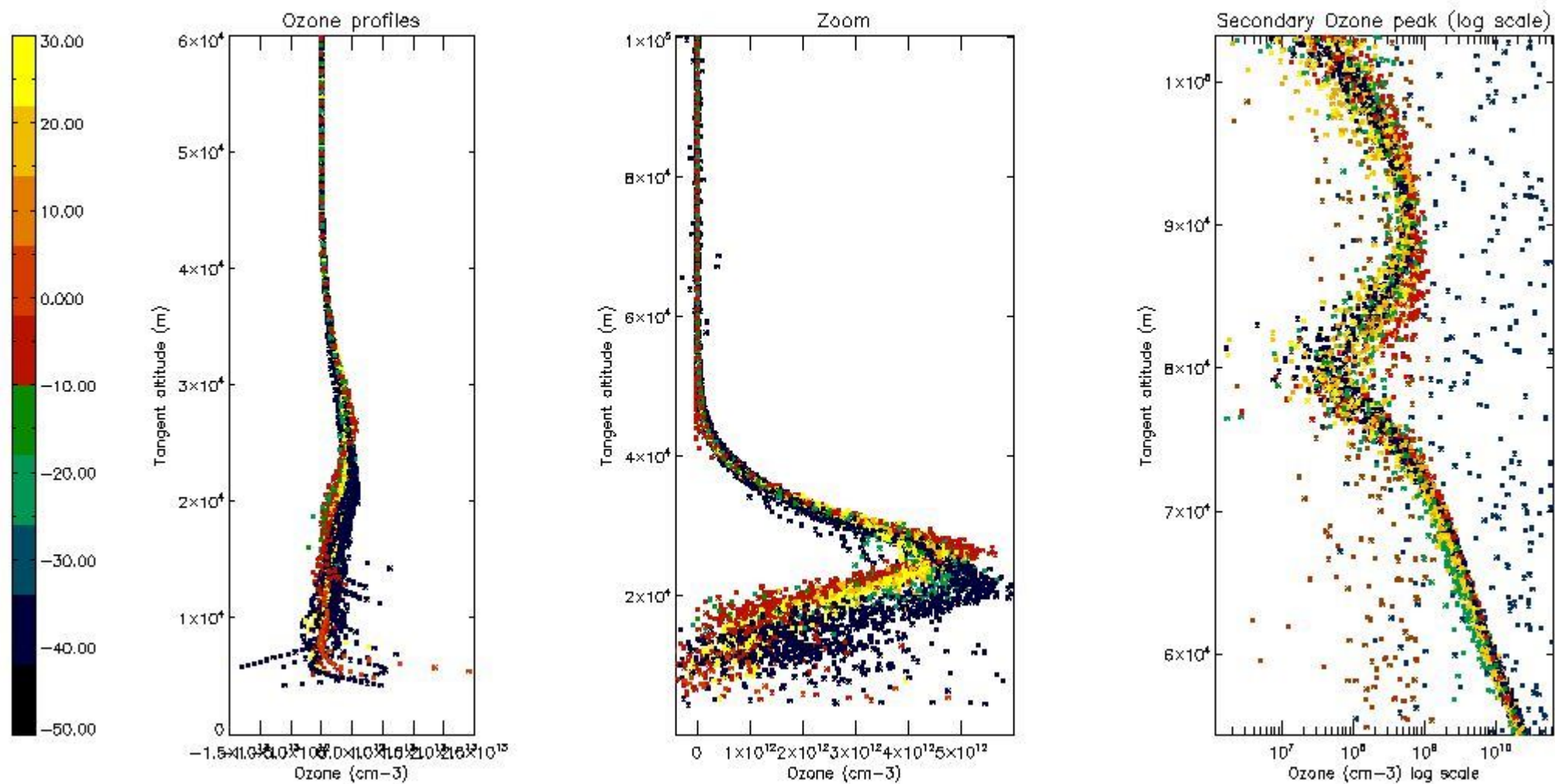
So, the table below shows the percentage of dark limb and valid observations for each criteria with respect to the overall valid daily observations.

Criteria	% of total production
All STD	32
STD < 20	19

STD < 10	16
STD < 5	11

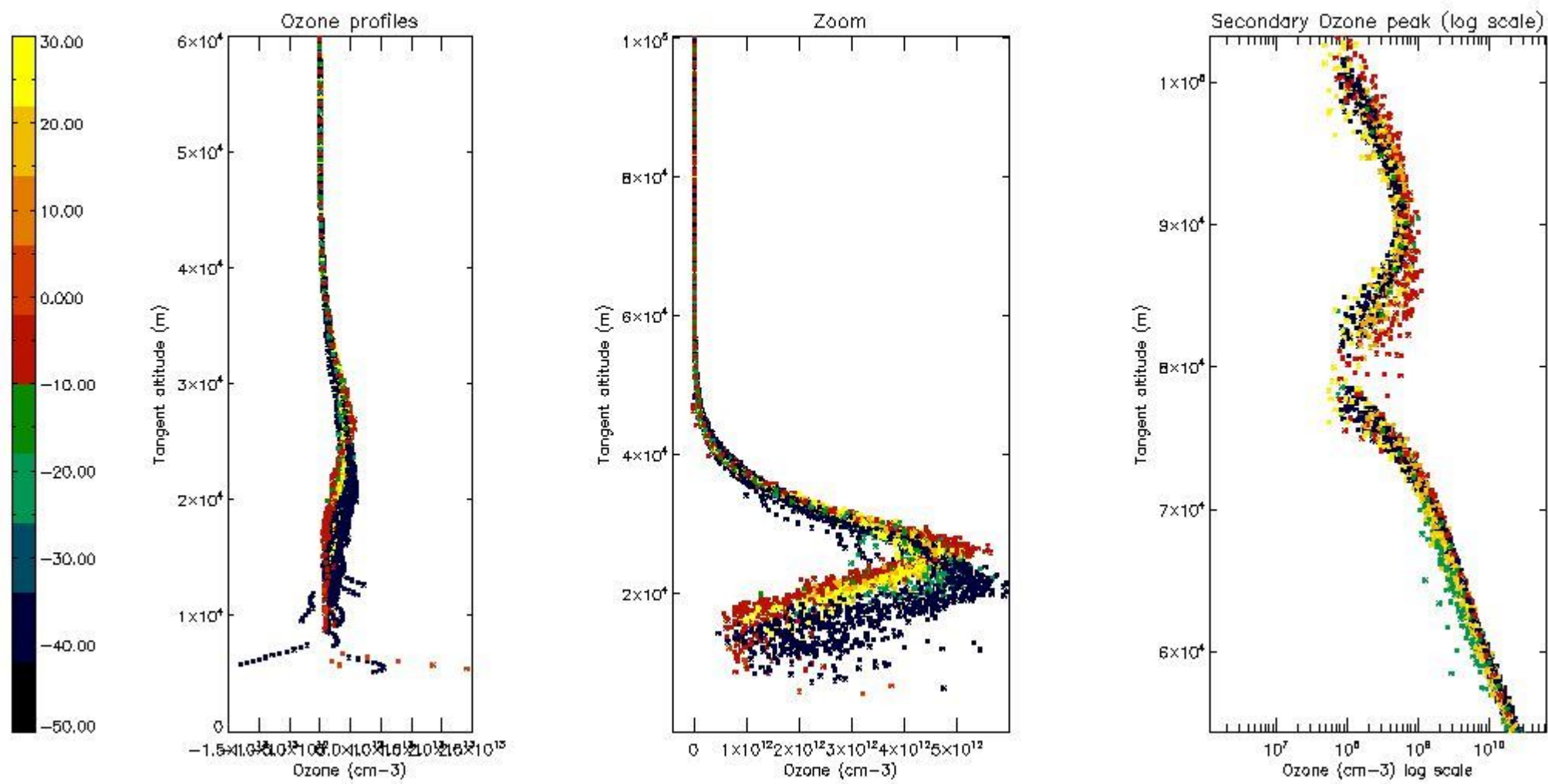
5.2 Plot ozone profiles for all STD (dark without errors)

The colorbar represents the latitude.



5.3 Plot ozone profiles where STD < 20% (dark without errors)

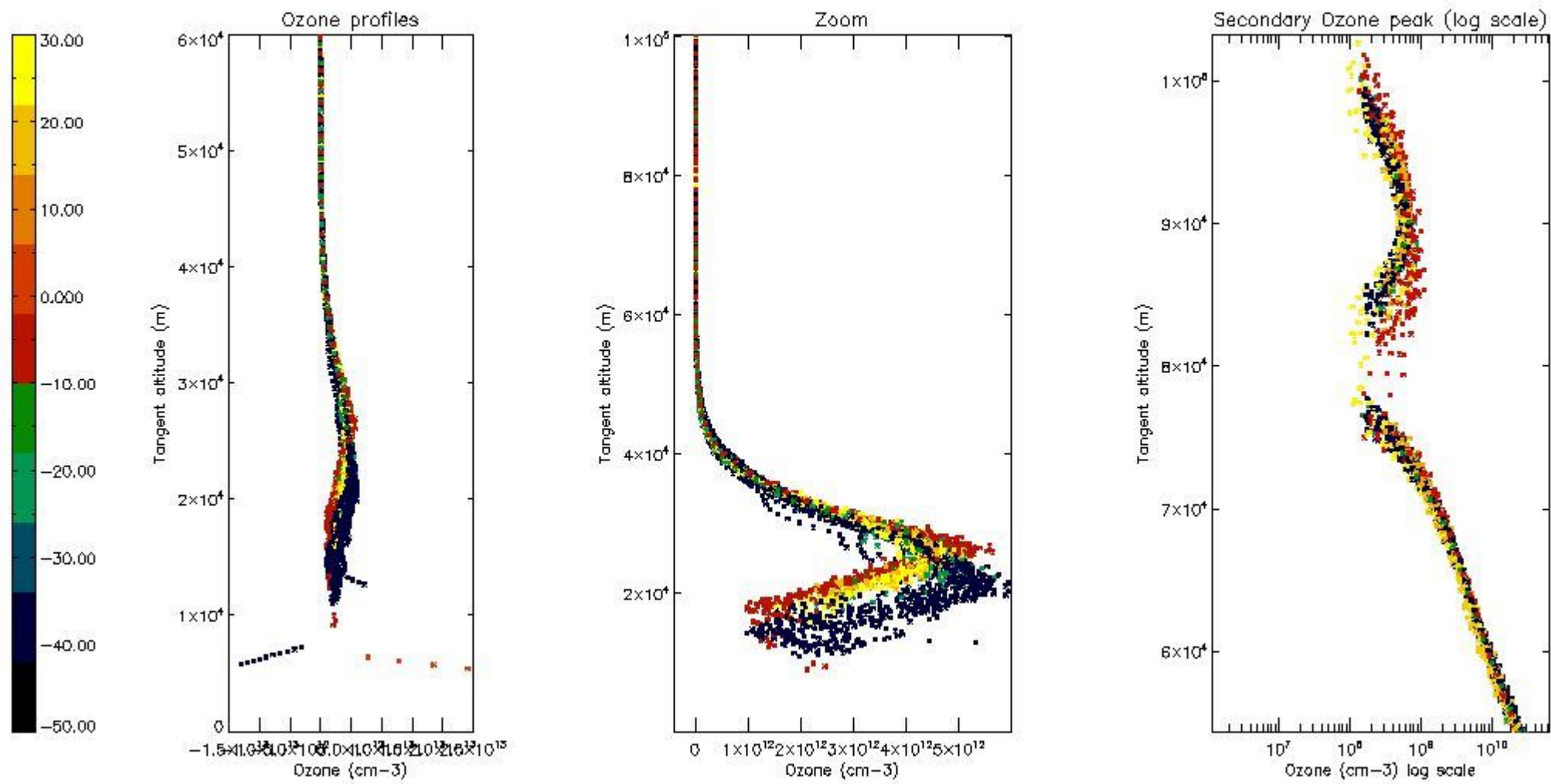
The colorbar represents the latitude.



*5.4 Plot ozone profiles where STD < 10% (dark without errors)*

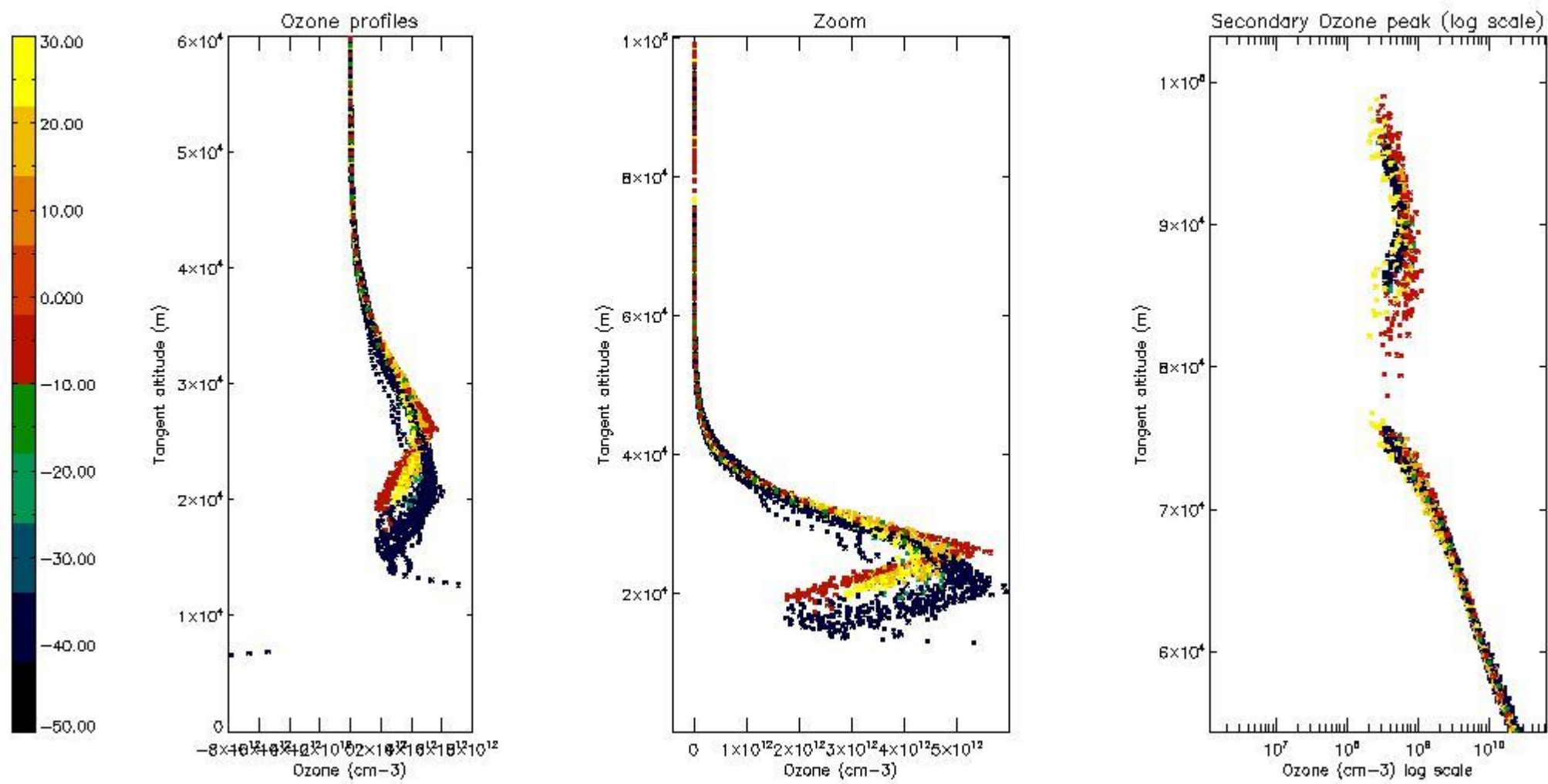
The colorbar represents the latitude.





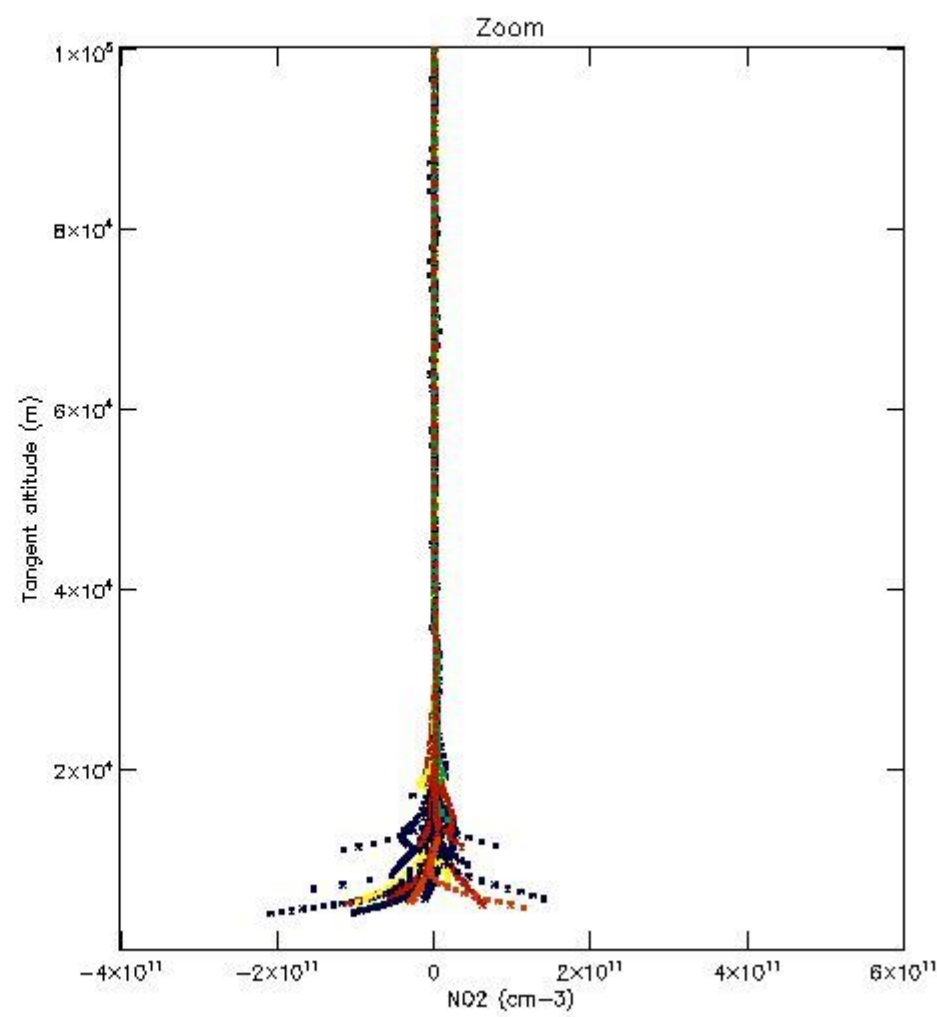
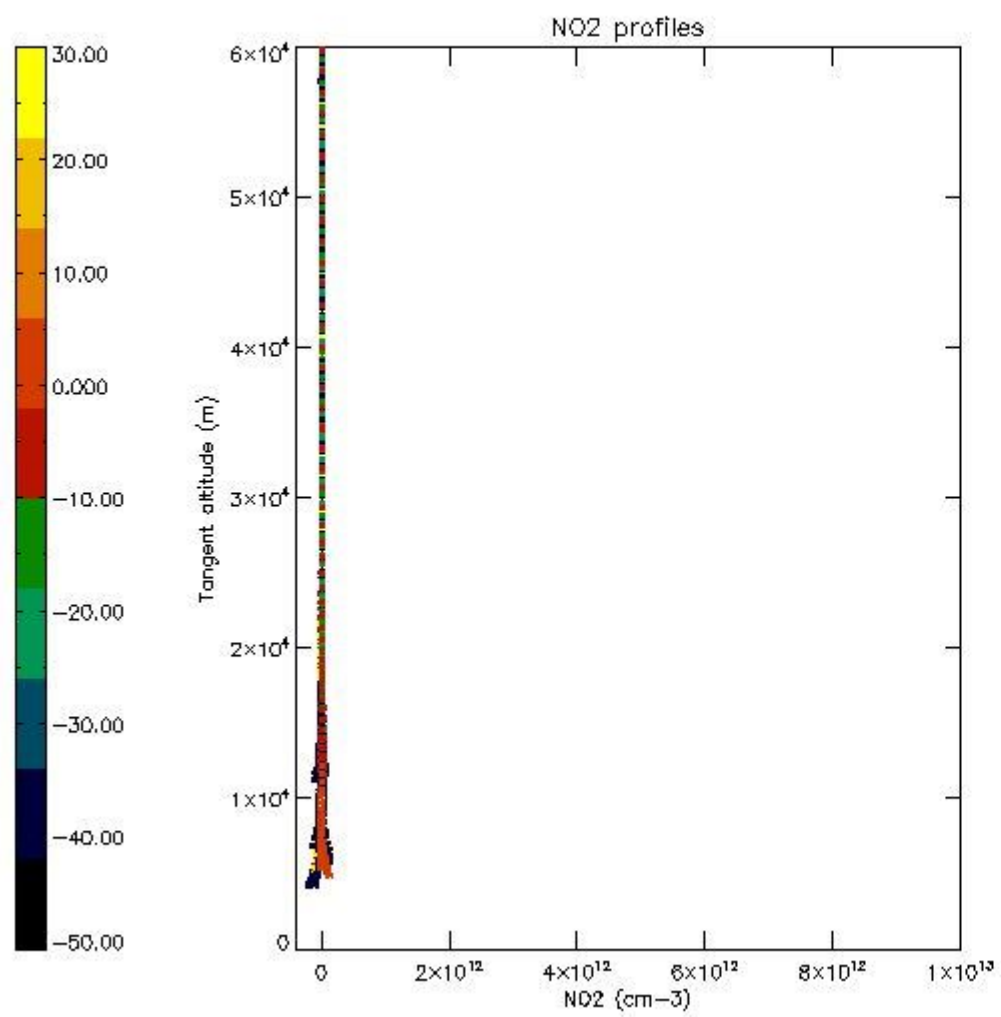
*5.5 Plot ozone profiles where  $STD < 5\%$  (dark without errors)*

The colorbar represents the latitude.



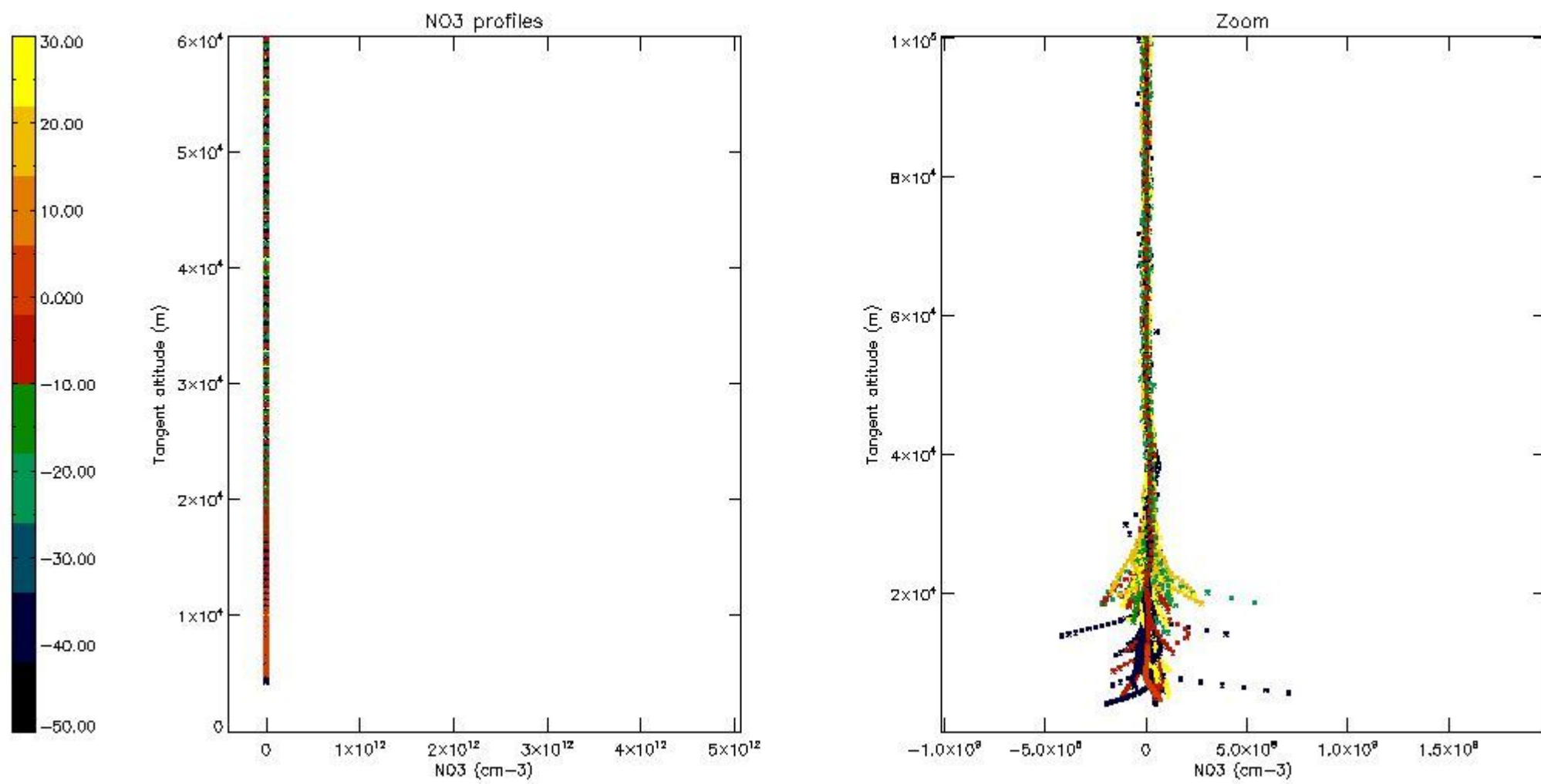
*5.6 Plot NO<sub>2</sub> profiles for all STD (dark without errors)*

The colorbar represents the latitude.



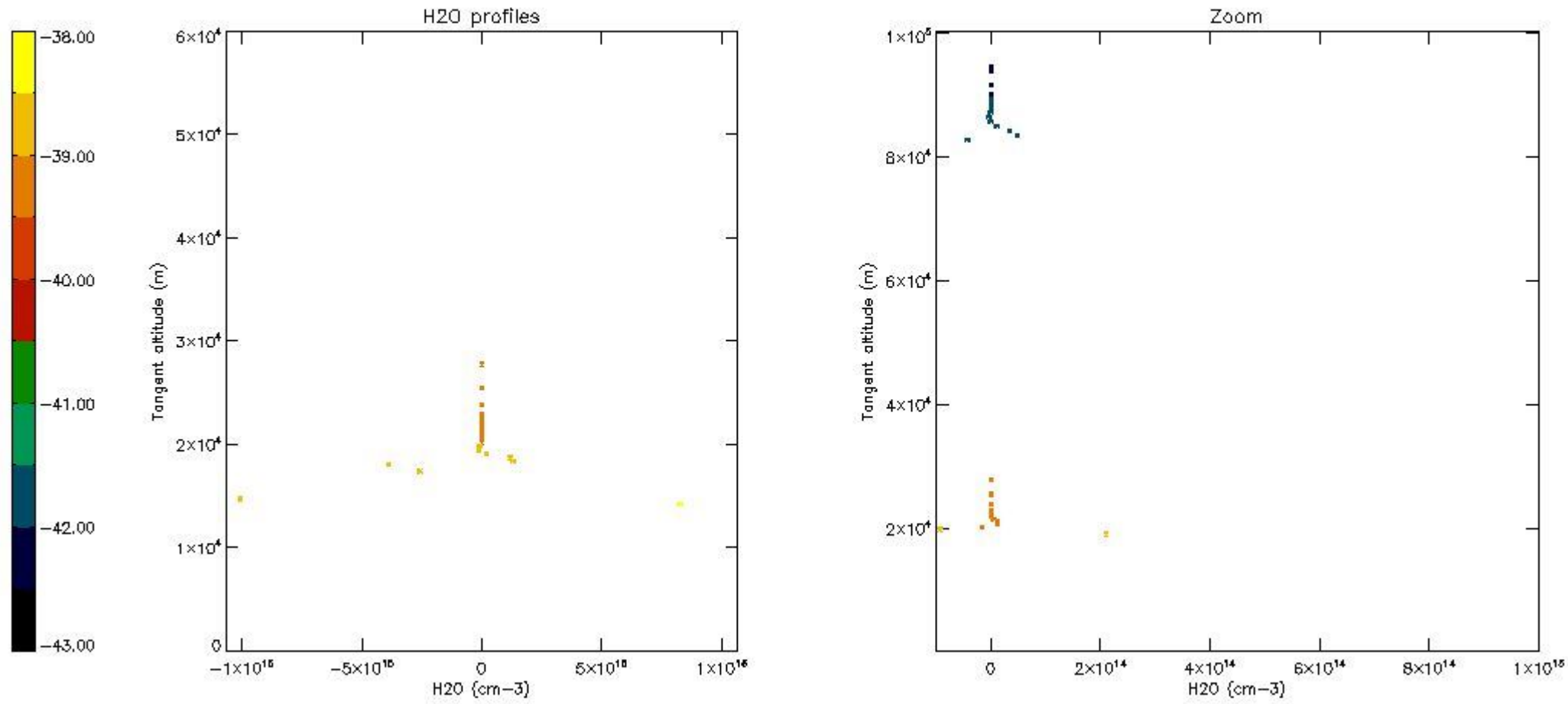
*5.7 Plot NO3 profiles for all STD (dark without errors)*

The colorbar represents the latitude.



5.8 Plot H<sub>2</sub>O profiles for all STD (only for occultations of stars 1,2,3,4,13,14,16,26,63 dark without errors)

The colorbar represents the latitude.



## 6. Auxiliary Data Files used for the production reported in section 2

The number reported in the third column indicates since which file (see list in section 2) the corresponding auxiliary file has been used. The fourth column is the date of those product files.

Type	Auxiliary Filename	Used since product	Used since product date
INST_PHYS_CHARACTERISTICS	GOM_INS_AXVIEC20091111_143220_20030716_120000_20500101_000000	1	10-OCT-2003 00:02:59
LEVEL-2_PROC_CONFIG	GOM_PR2_AXVIEC20091111_152718_20020301_000000_20500101_000000	1	10-OCT-2003 00:02:59
CROSS_SECTIONS_FILE	GOM_CRS_AXVIEC20091111_154832_20020301_000000_20500101_000000	1	10-OCT-2003 00:02:59

# GOMOS Level 2 Daily Report

## SUMMARY

### [1. General Info](#)

### [2. Summary of processed GOM\\_NL\\_2P products](#)

### [3. Level 2 Quality information per product](#)

#### [3.1 Plot of level 2 quality information per product \(time dependant\)](#)

#### [3.2 Plot of level 2 quality information per product \(world map\)](#)

### [4. Level 1 Quality information per product \(stored on level 2 products\)](#)

#### [4.1 Plot of level 1 quality information per product \(time dependant\)](#)

##### [4.1.1 Plot of level 1 quality information per product \(time dependant\): ASCENDING](#)

##### [4.1.2 Plot of level 1 quality information per product \(time dependant\): DESCENDING](#)

#### [4.2 Plot of level 1 quality information per product \(world map\)](#)

##### [4.2.1 Plot of level 1 quality information per product \(world map\): ASCENDING](#)

##### [4.2.2 Plot of level 1 quality information per product \(world map\): DESCENDING](#)

### [5. Ozone profiles based on quality statistics and other trace gas profiles](#)

#### [5.1 Ozone statistics based on quality of products](#)

#### [5.2 Plot ozone profiles for all STD \(dark without errors\)](#)

#### [5.3 Plot ozone profiles where STD < 20% \(dark without errors\)](#)

#### [5.4. Plot ozone profiles where STD < 10% \(dark without errors\)](#)

#### [5.5. Plot ozone profiles where STD < 5% \(dark without errors\)](#)

#### [5.6 Plot NO2 profiles for all STD \(dark without errors\)](#)

#### [5.7 Plot NO3 profiles for all STD \(dark without errors\)](#)

#### [5.8 Plot H2O profiles \(only for occultations of stars 1,2,3,4,13,14,16,26,63 dark without errors\) for all STD](#)

### [6. Auxiliary Data Files used for the production reported in section 2](#)

This report presents the daily analysis on parameters extracted from GOMOS level 2 data (GOM\_NL\_\_2P). It is intended to monitor some important parameters that will impact the quality of these products. A list of level 2 products (and content) that have arrived during the reporting day to the PCF is also given.

Item	Value
Time of report generation	19APR2013 21:32:34
Data source version	GOMOS/6.01
Start time of products	10-10-2003 (10OCT2003 00:00:00)
Stop time of products	11-10-2003 (11OCT2003 00:00:00)
Store outputs in DB	Yes
Nb of level 2 prods	389
Nb of prods with errors	0

## 2. Summary of processed GOM\_NL\_\_2P products.

Nr	Filename	UTC Start time	Limb	Duration	Star Id	Star Name	Star Mag	Star Temp	Nb Meas	Orbit	Prod. error
1	GOM_NL__2PRFIN20031010_000259_000000802020_00345_08415_9334.N1	10-OCT-2003 00:02:59	Bright	79.500	17	78Bet Gem	1.1610	4500.0	159	8415	No
2	GOM_NL__2PRFIN20031010_000540_000000392020_00345_08415_9335.N1	10-OCT-2003 00:05:40	Bright	39.000	22	32Alp Leo	1.3600	15200.	78	8415	No
3	GOM_NL__2PRFIN20031010_001236_000000562020_00345_08415_9336.N1	10-OCT-2003 00:12:36	Twilight	56.000	48	30Alp Hya	1.9770	4100.0	112	8415	No
4	GOM_NL__2PRFIN20031010_001427_000001192020_00345_08415_9337.N1	10-OCT-2003 00:14:27	Dark	118.50	8	10Alp CMi	0.40000	6500.0	237	8415	No
5	GOM_NL__2PRFIN20031010_002213_000000452020_00345_08415_9338.N1	10-OCT-2003 00:22:13	Dark	44.500	65	Lam Vel	2.2040	4400.0	89	8415	No
6	GOM_NL__2PRFIN20031010_002511_000000452020_00345_08415_9339.N1	10-OCT-2003 00:25:11	Dark	45.000	34	Gam2Vel	1.7930	23000.	90	8415	No
7	GOM_NL__2PRFIN20031010_002642_000000392020_00346_08416_0439.N1	10-OCT-2003 00:26:42	Dark	39.000	159	Ups Car	2.9200	7200.0	78	8416	No
8	GOM_NL__2PRFIN20031010_002916_000000472020_00346_08416_0440.N1	10-OCT-2003 00:29:16	Dark	46.500	161	Tau Pup	2.9310	4500.0	93	8416	No
9	GOM_NL__2PRFIN20031010_003039_000000612020_00346_08416_0441.N1	10-OCT-2003 00:30:39	Dark	61.000	2	Alp Car	-0.73600	7000.0	122	8416	No
10	GOM_NL__2PRFIN20031010_003427_000000662020_00346_08416_0442.N1	10-OCT-2003 00:34:27	Dark	66.000	108	Alp Col	2.6520	15200.	132	8416	No
11	GOM_NL__2PRFIN20031010_003910_000000402020_00346_08416_0443.N1	10-OCT-2003 00:39:10	Dark	40.000	143	Alp Hyi	2.8570	7200.0	80	8416	No
12	GOM_NL__2PRFIN20031010_004037_000000462020_00346_08416_0444.N1	10-OCT-2003 00:40:37	Dark	46.000	9	Alp Eri	0.45300	24000.	92	8416	No
13	GOM_NL__2PRFIN20031010_004250_000000492020_00346_08416_0445.N1	10-OCT-2003 00:42:50	Straylight	49.000	157	The1Eri	2.9060	9300.0	98	8416	No
14	GOM_NL__2PRFIN20031010_004546_000000422020_00346_08416_0446.N1	10-OCT-2003 00:45:46	Straylight	42.000	84	Alp Phe	2.3970	4500.0	84	8416	No
15	GOM_NL__2PRFIN20031010_005016_000000462020_00346_08416_0447.N1	10-OCT-2003 00:50:16	Straylight	46.000	18	24Alp PsA	1.1660	9700.0	92	8416	No
16	GOM_NL__2PRFIN20031010_005229_000000482020_00346_08416_0448.N1	10-OCT-2003 00:52:29	Straylight	48.000	52	16Bet Cet	2.0370	4500.0	96	8416	No
17	GOM_NL__2PRFIN20031010_005428_000001772020_00346_08416_0449.N1	10-OCT-2003 00:54:28	Bright	177.00	165	34Gam Eri	2.9500	3200.0	354	8416	No
18	GOM_NL__2PRFIN20031010_010222_000000412020_00346_08416_0450.N1	10-OCT-2003 01:02:22	Bright	40.500	140	88Gam Peg	2.8340	26000.	81	8416	No
19	GOM_NL__2PRFIN20031010_010608_000000422020_00346_08416_0451.N1	10-OCT-2003 01:06:08	Bright	41.500	93	53Bet Peg	2.5200	3100.0	83	8416	No
20	GOM_NL__2PRFIN20031010_010924_000000452020_00346_08416_0452.N1	10-OCT-2003 01:09:24	Bright	44.500	53	43Bet And	2.0480	3300.0	89	8416	No
21	GOM_NL__2PRFIN20031010_011141_000000512020_00346_08416_0453.N1	10-OCT-2003 01:11:41	Bright	51.000	173	4Bet Tri	3.0040	8900.0	102	8416	No
22	GOM_NL__2PRFIN20031010_011323_000000502020_00346_08416_0454.N1	10-OCT-2003 01:13:23	Bright	50.000	73	57Gam1And	2.2600	13100.	100	8416	No
23	GOM_NL__2PRFIN20031010_011604_000000412020_00346_08416_0455.N1	10-OCT-2003 01:16:04	Bright	40.500	76	27Gam Cas	2.3000	30000.	81	8416	No
24	GOM_NL__2PRFIN20031010_011851_000000502020_00346_08416_0456.N1	10-OCT-2003 01:18:51	Bright	50.000	160	23Gam Per	2.9300	4700.0	100	8416	No
25	GOM_NL__2PRFIN20031010_012048_000000592020_00346_08416_0457.N1	10-OCT-2003 01:20:48	Bright	59.000	175	39Del Per	3.0100	19400.	118	8416	No
26	GOM_NL__2PRFIN20031010_012320_000000392020_00346_08416_0458.N1	10-OCT-2003 01:23:20	Bright	38.500	49	1Alp UMi	1.9900	6300.0	77	8416	No
27	GOM_NL__2PRFIN20031010_012558_000000392020_00346_08416_0459.N1	10-OCT-2003 01:25:58	Bright	38.500	60	7Bet UMi	2.0810	3950.0	77	8416	No
28	GOM_NL__2PRFIN20031010_013324_000000372020_00346_08416_0460.N1	10-OCT-2003 01:33:24	Bright	37.000	87	64Gam UMa	2.4330	11000.	74	8416	No
29	GOM_NL__2PRFIN20031010_013620_000000362020_00346_08416_0461.N1	10-OCT-2003 01:36:20	Bright	36.000	174	52Psi UMa	3.0040	4400.0	72	8416	No
30	GOM_NL__2PRFIN20031010_014336_000000722020_00346_08416_0462.N1	10-OCT-2003 01:43:36	Bright	71.500	17	78Bet Gem	1.1610	4500.0	143	8416	No
31	GOM_NL__2PRFIN20031010_014617_000000402020_00346_08416_0463.N1	10-OCT-2003 01:46:17	Bright	40.000	22	32Alp Leo	1.3600	15200.	80	8416	No
32	GOM_NL__2PRFIN20031010_015313_000000562020_00346_08416_0464.N1	10-OCT-2003 01:53:13	Twilight	56.000	48	30Alp Hya	1.9770	4100.0	112	8416	No
33	GOM_NL__2PRFIN20031010_015505_000000942020_00346_08416_0465.N1	10-OCT-2003 01:55:05	Dark	94.000	8	10Alp CMi	0.40000	6500.0	188	8416	No
34	GOM_NL__2PRFIN20031010_020251_000000452020_00346_08416_0466.N1	10-OCT-2003 02:02:51	Dark	45.000	65	Lam Vel	2.2040	4400.0	90	8416	No
35	GOM_NL__2PRFIN20031010_020547_000000472020_00346_08416_0467.N1	10-OCT-2003 02:05:47	Dark	47.000	34	Gam2Vel	1.7930	23000.	94	8416	No
36	GOM_NL__2PRFIN20031010_020718_000000392020_00347_08417_0292.N1	10-OCT-2003 02:07:18	Dark	39.000	159	Ups Car	2.9200	7200.0	78	8417	No
37	GOM_NL__2PRFIN20031010_020953_000000462020_00347_08417_0293.N1	10-OCT-2003 02:09:53	Dark	46.000	161	Tau Pup	2.9310	4500.0	92	8417	No
38	GOM_NL__2PRFIN20031010_021116_000000562020_00347_08417_0294.N1	10-OCT-2003 02:11:16	Dark	55.500	2	Alp Car	-0.73600	7000.0	111	8417	No
39	GOM_NL__2PRFIN20031010_021504_000000682020_00347_08417_0295.N1	10-OCT-2003 02:15:04	Dark	68.000	108	Alp Col	2.6520	15200.	136	8417	No
40	GOM_NL__2PRFIN20031010_021947_000000412020_00347_08417_0296.N1	10-OCT-2003 02:19:47	Dark	40.500	143	Alp Hyi	2.8570	7200.0	81	8417	No
41	GOM_NL__2PRFIN20031010_022114_000000432020_00347_08417_0297.N1	10-OCT-2003 02:21:14	Dark	43.000	9	Alp Eri	0.45300	24000.	86	8417	No
42	GOM_NL__2PRFIN20031010_022327_000000492020_00347_08417_0298.N1	10-OCT-2003 02:23:27	Straylight	48.500	157	The1Eri	2.9060	9300.0	97	8417	No





102	GOM_NL__2PRFIN20031010_055204_000000472020_00349_08419_0300.N1	10-OCT-2003 05:52:04	Straylight	46.500	18	24Alp PsA	1.1660	9700.0	93	8419	No
103	GOM_NL__2PRFIN20031010_055416_000000482020_00349_08419_0301.N1	10-OCT-2003 05:54:16	Straylight	48.000	52	16Bet Cet	2.0370	4500.0	96	8419	No
104	GOM_NL__2PRFIN20031010_055614_000001632020_00349_08419_0302.N1	10-OCT-2003 05:56:14	Bright	163.00	165	34Gam Eri	2.9500	3200.0	326	8419	No
105	GOM_NL__2PRFIN20031010_060410_000000392020_00349_08419_0303.N1	10-OCT-2003 06:04:10	Bright	39.000	140	88Gam Peg	2.8340	26000.	78	8419	No
106	GOM_NL__2PRFIN20031010_060756_000000402020_00349_08419_0304.N1	10-OCT-2003 06:07:56	Bright	39.500	93	53Bet Peg	2.5200	3100.0	79	8419	No
107	GOM_NL__2PRFIN20031010_061111_000000412020_00349_08419_0305.N1	10-OCT-2003 06:11:11	Bright	41.000	53	43Bet And	2.0480	3300.0	82	8419	No
108	GOM_NL__2PRFIN20031010_061326_000000522020_00349_08419_0306.N1	10-OCT-2003 06:13:26	Bright	51.500	173	4Bet Tri	3.0040	8900.0	103	8419	No
109	GOM_NL__2PRFIN20031010_061508_000000502020_00349_08419_0307.N1	10-OCT-2003 06:15:08	Bright	49.500	73	57Gam1And	2.2600	13100.	99	8419	No
110	GOM_NL__2PRFIN20031010_061751_000000412020_00349_08419_0308.N1	10-OCT-2003 06:17:51	Bright	40.500	76	27Gam Cas	2.3000	30000.	81	8419	No
111	GOM_NL__2PRFIN20031010_062036_000000512020_00349_08419_0309.N1	10-OCT-2003 06:20:36	Bright	50.500	160	23Gam Per	2.9300	4700.0	101	8419	No
112	GOM_NL__2PRFIN20031010_062232_000000562020_00349_08419_0310.N1	10-OCT-2003 06:22:32	Bright	56.000	175	39Del Per	3.0100	19400.	112	8419	No
113	GOM_NL__2PRFIN20031010_062508_000000392020_00349_08419_0311.N1	10-OCT-2003 06:25:08	Bright	38.500	49	1Alp UMi	1.9900	6300.0	77	8419	No
114	GOM_NL__2PRFIN20031010_062747_000000382020_00349_08419_0312.N1	10-OCT-2003 06:27:47	Bright	38.000	60	7Bet UMi	2.0810	3950.0	76	8419	No
115	GOM_NL__2PRFIN20031010_063513_000000492020_00349_08419_0313.N1	10-OCT-2003 06:35:13	Bright	49.000	87	64Gam UMa	2.4330	11000.	98	8419	No
116	GOM_NL__2PRFIN20031010_063809_000000362020_00349_08419_0314.N1	10-OCT-2003 06:38:09	Bright	35.500	174	52Psi UMa	3.0040	4400.0	71	8419	No
117	GOM_NL__2PRFIN20031010_064525_000000812020_00349_08419_0315.N1	10-OCT-2003 06:45:25	Bright	81.000	17	78Bet Gem	1.1610	4500.0	162	8419	No
118	GOM_NL__2PRFIN20031010_064806_000000412020_00349_08419_0316.N1	10-OCT-2003 06:48:06	Bright	40.500	22	32Alp Leo	1.3600	15200.	81	8419	No
119	GOM_NL__2PRFIN20031010_065502_000000502020_00349_08419_0317.N1	10-OCT-2003 06:55:02	Twilight	50.000	48	30Alp Hya	1.9770	4100.0	100	8419	No
120	GOM_NL__2PRFIN20031010_065659_000001142020_00349_08419_0318.N1	10-OCT-2003 06:56:59	Dark	113.50	8	10Alp CMi	0.40000	6500.0	227	8419	No
121	GOM_NL__2PRFIN20031010_070440_000000472020_00349_08419_0319.N1	10-OCT-2003 07:04:40	Dark	46.500	65	Lam Vel	2.2040	4400.0	93	8419	No
122	GOM_NL__2PRFIN20031010_070737_000000452020_00349_08419_0320.N1	10-OCT-2003 07:07:37	Dark	45.000	34	Gam2Vel	1.7930	23000.	90	8419	No
123	GOM_NL__2PRFIN20031010_070907_000000392020_00350_08420_0422.N1	10-OCT-2003 07:09:07	Dark	38.500	159	Ups Car	2.9200	7200.0	77	8420	No
124	GOM_NL__2PRFIN20031010_071143_000000472020_00350_08420_0423.N1	10-OCT-2003 07:11:43	Dark	46.500	161	Tau Pup	2.9310	4500.0	93	8420	No
125	GOM_NL__2PRFIN20031010_071306_000000612020_00350_08420_0424.N1	10-OCT-2003 07:13:06	Dark	61.000	2	Alp Car	-0.73600	7000.0	122	8420	No
126	GOM_NL__2PRFIN20031010_071657_000000642020_00350_08420_0425.N1	10-OCT-2003 07:16:57	Dark	63.500	108	Alp Col	2.6520	15200.	127	8420	No
127	GOM_NL__2PRFIN20031010_072135_000000442020_00350_08420_0426.N1	10-OCT-2003 07:21:35	Dark	43.500	143	Alp Hyi	2.8570	7200.0	87	8420	No
128	GOM_NL__2PRFIN20031010_072302_000000532020_00350_08420_0427.N1	10-OCT-2003 07:23:02	Dark	53.000	9	Alp Eri	0.45300	24000.	106	8420	No
129	GOM_NL__2PRFIN20031010_072517_000000522020_00350_08420_0428.N1	10-OCT-2003 07:25:17	Straylight	51.500	157	The1Eri	2.9060	9300.0	103	8420	No
130	GOM_NL__2PRFIN20031010_072811_000000432020_00350_08420_0429.N1	10-OCT-2003 07:28:11	Straylight	43.000	84	Alp Phe	2.3970	4500.0	86	8420	No
131	GOM_NL__2PRFIN20031010_073240_000000462020_00350_08420_0430.N1	10-OCT-2003 07:32:40	Straylight	45.500	18	24Alp PsA	1.1660	9700.0	91	8420	No
132	GOM_NL__2PRFIN20031010_073453_000000482020_00350_08420_0431.N1	10-OCT-2003 07:34:53	Straylight	48.000	52	16Bet Cet	2.0370	4500.0	96	8420	No
133	GOM_NL__2PRFIN20031010_073650_000001692020_00350_08420_0432.N1	10-OCT-2003 07:36:50	Bright	169.00	165	34Gam Eri	2.9500	3200.0	338	8420	No
134	GOM_NL__2PRFIN20031010_074445_000000402020_00350_08420_0433.N1	10-OCT-2003 07:44:45	Bright	40.000	140	88Gam Peg	2.8340	26000.	80	8420	No
135	GOM_NL__2PRFIN20031010_074832_000000402020_00350_08420_0434.N1	10-OCT-2003 07:48:32	Bright	40.000	93	53Bet Peg	2.5200	3100.0	80	8420	No
136	GOM_NL__2PRFIN20031010_075146_000000452020_00350_08420_0435.N1	10-OCT-2003 07:51:46	Bright	45.000	53	43Bet And	2.0480	3300.0	90	8420	No
137	GOM_NL__2PRFIN20031010_075401_000000532020_00350_08420_0436.N1	10-OCT-2003 07:54:01	Bright	52.500	173	4Bet Tri	3.0040	8900.0	105	8420	No
138	GOM_NL__2PRFIN20031010_075543_000000492020_00350_08420_0437.N1	10-OCT-2003 07:55:43	Bright	48.500	73	57Gam1And	2.2600	13100.	97	8420	No
139	GOM_NL__2PRFIN20031010_075723_000000382020_00350_08420_0438.N1	10-OCT-2003 07:57:23	Bright	38.000	74	11Bet Cas	2.2680	6600.0	76	8420	No
140	GOM_NL__2PRFIN20031010_075854_000000422020_00350_08420_0439.N1	10-OCT-2003 07:58:54	Bright	41.500	110	37Del Cas	2.6780	8900.0	83	8420	No
141	GOM_NL__2PRFIN20031010_080111_000000502020_00350_08420_0440.N1	10-OCT-2003 08:01:11	Bright	50.000	160	23Gam Per	2.9300	4700.0	100	8420	No
142	GOM_NL__2PRFIN20031010_080306_000000592020_00350_08420_0441.N1	10-OCT-2003 08:03:06	Bright	58.500	175	39Del Per	3.0100	19400.	117	8420	No
143	GOM_NL__2PRFIN20031010_080545_000000352020_00350_08420_0442.N1	10-OCT-2003 08:05:45	Bright	34.500	49	1Alp UMi	1.9900	6300.0	69	8420	No
144	GOM_NL__2PRFIN20031010_080823_000000392020_00350_08420_0443.N1	10-OCT-2003 08:08:23	Bright	38.500	60	7Bet UMi	2.0810	3950.0	77	8420	No
145	GOM_NL__2PRFIN20031010_081527_000000352020_00350_08420_0444.N1	10-OCT-2003 08:15:27	Bright	35.000	82	48Bet UMa	2.3650	10600.	70	8420	No
146	GOM_NL__2PRFIN20031010_081845_000000382020_00350_08420_0445.N1	10-OCT-2003 08:18:45	Bright	37.500	174	52Psi UMa	3.0040	4400.0	75	8420	No
147	GOM_NL__2PRFIN20031010_082601_000000832020_00350_08420_0446.N1	10-OCT-2003 08:26:01	Bright	83.000	17	78Bet Gem	1.1610	4500.0	166	8420	No
148	GOM_NL__2PRFIN20031010_082842_000000392020_00350_08420_0447.N1	10-OCT-2003 08:28:42	Bright	39.000	22	32Alp Leo	1.3600	15200.	78	8420	No
149	GOM_NL__2PRFIN20031010_083539_000000522020_00350_08420_0448.N1	10-OCT-2003 08:35:39	Twilight	52.000	48	30Alp Hya	1.9770	4100.0	104	8420	No
150	GOM_NL__2PRFIN20031010_083736_000000972020_00350_08420_0449.N1	10-OCT-2003 08:37:36	Dark	96.500	8	10Alp CMi	0.40000	6500.0	193	8420	No
151	GOM_NL__2PRFIN20031010_084516_000000482020_00350_08420_0450.N1	10-OCT-2003 08:45:16	Dark	48.000	65	Lam Vel	2.2040	4400.0	96	8420	No
152	GOM_NL__2PRFIN20031010_084943_000000392020_00351_08421_0107.N1	10-OCT-2003 08:49:43	Dark	39.000	159	Ups Car	2.9200	7200.0	78	8421	No
153	GOM_NL__2PRFIN20031010_085218_000000492020_00351_08421_0108.N1	10-OCT-2003 08:52:18	Dark	48.500	161	Tau Pup	2.9310	4500.0	97	8421	No
154	GOM_NL__2PRFIN20031010_085343_000000612020_00351_08421_0109.N1	10-OCT-2003 08:53:43	Dark	61.000	2	Alp Car	-0.73600	7000.0	122	8421	No
155	GOM_NL__2PRFIN20031010_085734_000000662020_00351_08421_0110.N1	10-OCT-2003 08:57:34	Dark	66.000	108	Alp Col	2.6520	15200.	132	8421	No
156	GOM_NL__2PRFIN20031010_090211_000000412020_00351_08421_0111.N1	10-OCT-2003 09:02:11	Dark	41.000	143	Alp Hyi	2.8570	7200.0	82	8421	No
157	GOM_NL__2PRFIN20031010_090338_000000512020_00351_08421_0112.N1	10-OCT-2003 09:03:38	Dark	50.500	9	Alp Eri	0.45300	24000.	101	8421	No
158	GOM_NL__2PRFIN20031010_090552_000000502020_00351_08421_0113.N1	10-OCT-2003 09:05:52	Straylight	50.000	157	The1Eri	2.9060	9300.0	100	8421	No
159	GOM_NL__2PRFIN20031010_090847_000000452020_00351_08421_0114.N1	10-OCT-2003 09:08:47	Straylight	45.000	84	Alp Phe	2.3970	4500.0	90	8421	No
160	GOM_NL__2PRFIN20031010_091316_000000462020_00351_08421_0115.N1	10-OCT-2003 09:13:16	Straylight	45.500	18	24Alp PsA	1.1660	9700.0	91	8421	No



220	GOM_NL__2PRFIN20031010_123835_000001642020_00353_08423_0118.N1	10-OCT-2003 12:38:35	Bright	163.50	165	34Gam Eri	2.9500	3200.0	327	8423	No
221	GOM_NL__2PRFIN20031010_124634_000000392020_00353_08423_0119.N1	10-OCT-2003 12:46:34	Bright	39.000	140	88Gam Peg	2.8340	26000.	78	8423	No
222	GOM_NL__2PRFIN20031010_125022_000000372020_00353_08423_0120.N1	10-OCT-2003 12:50:22	Bright	37.000	93	53Bet Peg	2.5200	3100.0	74	8423	No
223	GOM_NL__2PRFIN20031010_125332_000000472020_00353_08423_0121.N1	10-OCT-2003 12:53:32	Bright	46.500	53	43Bet And	2.0480	3300.0	93	8423	No
224	GOM_NL__2PRFIN20031010_125546_000000512020_00353_08423_0122.N1	10-OCT-2003 12:55:46	Bright	50.500	173	4Bet Tri	3.0040	8900.0	101	8423	No
225	GOM_NL__2PRFIN20031010_125729_000000492020_00353_08423_0123.N1	10-OCT-2003 12:57:29	Bright	49.000	73	57Gam1And	2.2600	13100.	98	8423	No
226	GOM_NL__2PRFIN20031010_125911_000000392020_00353_08423_0124.N1	10-OCT-2003 12:59:11	Bright	39.000	74	11Bet Cas	2.2680	6600.0	78	8423	No
227	GOM_NL__2PRFIN20031010_130042_000000412020_00353_08423_0125.N1	10-OCT-2003 13:00:42	Bright	40.500	110	37Del Cas	2.6780	8900.0	81	8423	No
228	GOM_NL__2PRFIN20031010_130257_000000502020_00353_08423_0126.N1	10-OCT-2003 13:02:57	Bright	49.500	160	23Gam Per	2.9300	4700.0	99	8423	No
229	GOM_NL__2PRFIN20031010_130451_000000572020_00353_08423_0127.N1	10-OCT-2003 13:04:51	Bright	56.500	175	39Del Per	3.0100	19400.	113	8423	No
230	GOM_NL__2PRFIN20031010_130733_000000372020_00353_08423_0128.N1	10-OCT-2003 13:07:33	Bright	37.000	49	1Alp UMi	1.9900	6300.0	74	8423	No
231	GOM_NL__2PRFIN20031010_131012_000000372020_00353_08423_0129.N1	10-OCT-2003 13:10:12	Bright	37.000	60	7Bet UMi	2.0810	3950.0	74	8423	No
232	GOM_NL__2PRFIN20031010_131715_000000352020_00353_08423_0130.N1	10-OCT-2003 13:17:15	Bright	35.000	82	48Bet UMa	2.3650	10600.	70	8423	No
233	GOM_NL__2PRFIN20031010_132034_000000362020_00353_08423_0131.N1	10-OCT-2003 13:20:34	Bright	36.000	174	52Psi UMa	3.0040	4400.0	72	8423	No
234	GOM_NL__2PRFIN20031010_132750_000000772020_00353_08423_0132.N1	10-OCT-2003 13:27:50	Bright	77.000	17	78Bet Gem	1.1610	4500.0	154	8423	No
235	GOM_NL__2PRFIN20031010_133031_000000412020_00353_08423_0133.N1	10-OCT-2003 13:30:31	Bright	40.500	22	32Alp Leo	1.3600	15200.	81	8423	No
236	GOM_NL__2PRFIN20031010_133729_000000532020_00353_08423_0134.N1	10-OCT-2003 13:37:29	Twilight	53.000	48	30Alp Hya	1.9770	4100.0	106	8423	No
237	GOM_NL__2PRFIN20031010_133930_000001082020_00353_08423_0135.N1	10-OCT-2003 13:39:30	Dark	108.00	8	10Alp CMi	0.40000	6500.0	216	8423	No
238	GOM_NL__2PRFIN20031010_134706_000000472020_00353_08423_0136.N1	10-OCT-2003 13:47:06	Dark	47.000	65	Lam Vel	2.2040	4400.0	94	8423	No
239	GOM_NL__2PRFIN20031010_135132_000000382020_00354_08424_0108.N1	10-OCT-2003 13:51:32	Dark	37.500	159	Ups Car	2.9200	7200.0	75	8424	No
240	GOM_NL__2PRFIN20031010_135410_000000472020_00354_08424_0109.N1	10-OCT-2003 13:54:10	Dark	47.000	161	Tau Pup	2.9310	4500.0	94	8424	No
241	GOM_NL__2PRFIN20031010_135534_000000492020_00354_08424_0110.N1	10-OCT-2003 13:55:34	Dark	49.000	2	Alp Car	-0.73600	7000.0	98	8424	No
242	GOM_NL__2PRFIN20031010_135926_000000672020_00354_08424_0111.N1	10-OCT-2003 13:59:26	Dark	66.500	108	Alp Col	2.6520	15200.	133	8424	No
243	GOM_NL__2PRFIN20031010_140401_000000392020_00354_08424_0112.N1	10-OCT-2003 14:04:01	Dark	39.000	143	Alp Hyi	2.8570	7200.0	78	8424	No
244	GOM_NL__2PRFIN20031010_140528_000000412020_00354_08424_0113.N1	10-OCT-2003 14:05:28	Dark	41.000	9	Alp Eri	0.45300	24000.	82	8424	No
245	GOM_NL__2PRFIN20031010_140743_000000492020_00354_08424_0114.N1	10-OCT-2003 14:07:43	Straylight	48.500	157	The1Eri	2.9060	9300.0	97	8424	No
246	GOM_NL__2PRFIN20031010_141036_000000452020_00354_08424_0115.N1	10-OCT-2003 14:10:36	Straylight	44.500	84	Alp Phe	2.3970	4500.0	89	8424	No
247	GOM_NL__2PRFIN20031010_141505_000000442020_00354_08424_0116.N1	10-OCT-2003 14:15:05	Straylight	44.000	18	24Alp PsA	1.1660	9700.0	88	8424	No
248	GOM_NL__2PRFIN20031010_141717_000000442020_00354_08424_0117.N1	10-OCT-2003 14:17:17	Straylight	44.000	52	16Bet Cet	2.0370	4500.0	88	8424	No
249	GOM_NL__2PRFIN20031010_141911_000001622020_00354_08424_0118.N1	10-OCT-2003 14:19:11	Bright	162.00	165	34Gam Eri	2.9500	3200.0	324	8424	No
250	GOM_NL__2PRFIN20031010_142710_000000382020_00354_08424_0119.N1	10-OCT-2003 14:27:10	Bright	37.500	140	88Gam Peg	2.8340	26000.	75	8424	No
251	GOM_NL__2PRFIN20031010_143058_000000392020_00354_08424_0120.N1	10-OCT-2003 14:30:58	Bright	39.000	93	53Bet Peg	2.5200	3100.0	78	8424	No
252	GOM_NL__2PRFIN20031010_143408_000000472020_00354_08424_0121.N1	10-OCT-2003 14:34:08	Bright	47.000	53	43Bet And	2.0480	3300.0	94	8424	No
253	GOM_NL__2PRFIN20031010_143620_000000512020_00354_08424_0122.N1	10-OCT-2003 14:36:20	Bright	50.500	173	4Bet Tri	3.0040	8900.0	101	8424	No
254	GOM_NL__2PRFIN20031010_143803_000000462020_00354_08424_0123.N1	10-OCT-2003 14:38:03	Bright	46.000	73	57Gam1And	2.2600	13100.	92	8424	No
255	GOM_NL__2PRFIN20031010_143946_000000382020_00354_08424_0124.N1	10-OCT-2003 14:39:46	Bright	37.500	74	11Bet Cas	2.2680	6600.0	75	8424	No
256	GOM_NL__2PRFIN20031010_144117_000000422020_00354_08424_0125.N1	10-OCT-2003 14:41:17	Bright	41.500	110	37Del Cas	2.6780	8900.0	83	8424	No
257	GOM_NL__2PRFIN20031010_144330_000000482020_00354_08424_0126.N1	10-OCT-2003 14:43:30	Bright	47.500	160	23Gam Per	2.9300	4700.0	95	8424	No
258	GOM_NL__2PRFIN20031010_144808_000000342020_00354_08424_0127.N1	10-OCT-2003 14:48:08	Bright	33.500	49	1Alp UMi	1.9900	6300.0	67	8424	No
259	GOM_NL__2PRFIN20031010_145047_000000372020_00354_08424_0128.N1	10-OCT-2003 14:50:47	Bright	37.000	60	7Bet UMi	2.0810	3950.0	74	8424	No
260	GOM_NL__2PRFIN20031010_145750_000000372020_00354_08424_0129.N1	10-OCT-2003 14:57:50	Bright	37.000	82	48Bet UMa	2.3650	10600.	74	8424	No
261	GOM_NL__2PRFIN20031010_150109_000000382020_00354_08424_0130.N1	10-OCT-2003 15:01:09	Bright	38.000	174	52Psi UMa	3.0040	4400.0	76	8424	No
262	GOM_NL__2PRFIN20031010_150826_000000792020_00354_08424_0131.N1	10-OCT-2003 15:08:26	Bright	79.000	17	78Bet Gem	1.1610	4500.0	158	8424	No
263	GOM_NL__2PRFIN20031010_151106_000000422020_00354_08424_0132.N1	10-OCT-2003 15:11:06	Bright	41.500	22	32Alp Leo	1.3600	15200.	83	8424	No
264	GOM_NL__2PRFIN20031010_151804_000000532020_00354_08424_0133.N1	10-OCT-2003 15:18:04	Twilight	53.000	48	30Alp Hya	1.9770	4100.0	106	8424	No
265	GOM_NL__2PRFIN20031010_152007_000001012020_00354_08424_0134.N1	10-OCT-2003 15:20:07	Dark	101.00	8	10Alp CMi	0.40000	6500.0	202	8424	No
266	GOM_NL__2PRFIN20031010_152742_000000532020_00354_08424_0135.N1	10-OCT-2003 15:27:42	Dark	53.000	65	Lam Vel	2.2040	4400.0	106	8424	No
267	GOM_NL__2PRFIN20031010_153208_000000402020_00355_08425_0108.N1	10-OCT-2003 15:32:08	Dark	39.500	159	Ups Car	2.9200	7200.0	79	8425	No
268	GOM_NL__2PRFIN20031010_153447_000000482020_00355_08425_0109.N1	10-OCT-2003 15:34:47	Dark	48.000	161	Tau Pup	2.9310	4500.0	96	8425	No
269	GOM_NL__2PRFIN20031010_153610_000000512020_00355_08425_0110.N1	10-OCT-2003 15:36:10	Dark	50.500	2	Alp Car	-0.73600	7000.0	101	8425	No
270	GOM_NL__2PRFIN20031010_154002_000000702020_00355_08425_0111.N1	10-OCT-2003 15:40:02	Dark	69.500	108	Alp Col	2.6520	15200.	139	8425	No
271	GOM_NL__2PRFIN20031010_154434_000000432020_00355_08425_0112.N1	10-OCT-2003 15:44:34	Dark	42.500	143	Alp Hyi	2.8570	7200.0	85	8425	No
272	GOM_NL__2PRFIN20031010_154601_000000452020_00355_08425_0113.N1	10-OCT-2003 15:46:01	Dark	45.000	9	Alp Eri	0.45300	24000.	90	8425	No
273	GOM_NL__2PRFIN20031010_154816_000000502020_00355_08425_0114.N1	10-OCT-2003 15:48:16	Straylight	49.500	157	The1Eri	2.9060	9300.0	99	8425	No
274	GOM_NL__2PRFIN20031010_155112_000000452020_00355_08425_0115.N1	10-OCT-2003 15:51:12	Straylight	44.500	84	Alp Phe	2.3970	4500.0	89	8425	No
275	GOM_NL__2PRFIN20031010_155540_000000422020_00355_08425_0116.N1	10-OCT-2003 15:55:40	Straylight	42.000	18	24Alp PsA	1.1660	9700.0	84	8425	No
276	GOM_NL__2PRFIN20031010_155752_000000502020_00355_08425_0117.N1	10-OCT-2003 15:57:52	Straylight	50.000	52	16Bet Cet	2.0370	4500.0	100	8425	No
277	GOM_NL__2PRFIN20031010_160746_000000392020_00355_08425_0118.N1	10-OCT-2003 16:07:46	Bright	38.500	140	88Gam Peg	2.8340	26000.	77	8425	No
278	GOM_NL__2PRFIN20031010_161133_000000372020_00355_08425_0119.N1	10-OCT-2003 16:11:33	Bright	37.000	93	53Bet Peg	2.5200	3100.0	74	8425	No

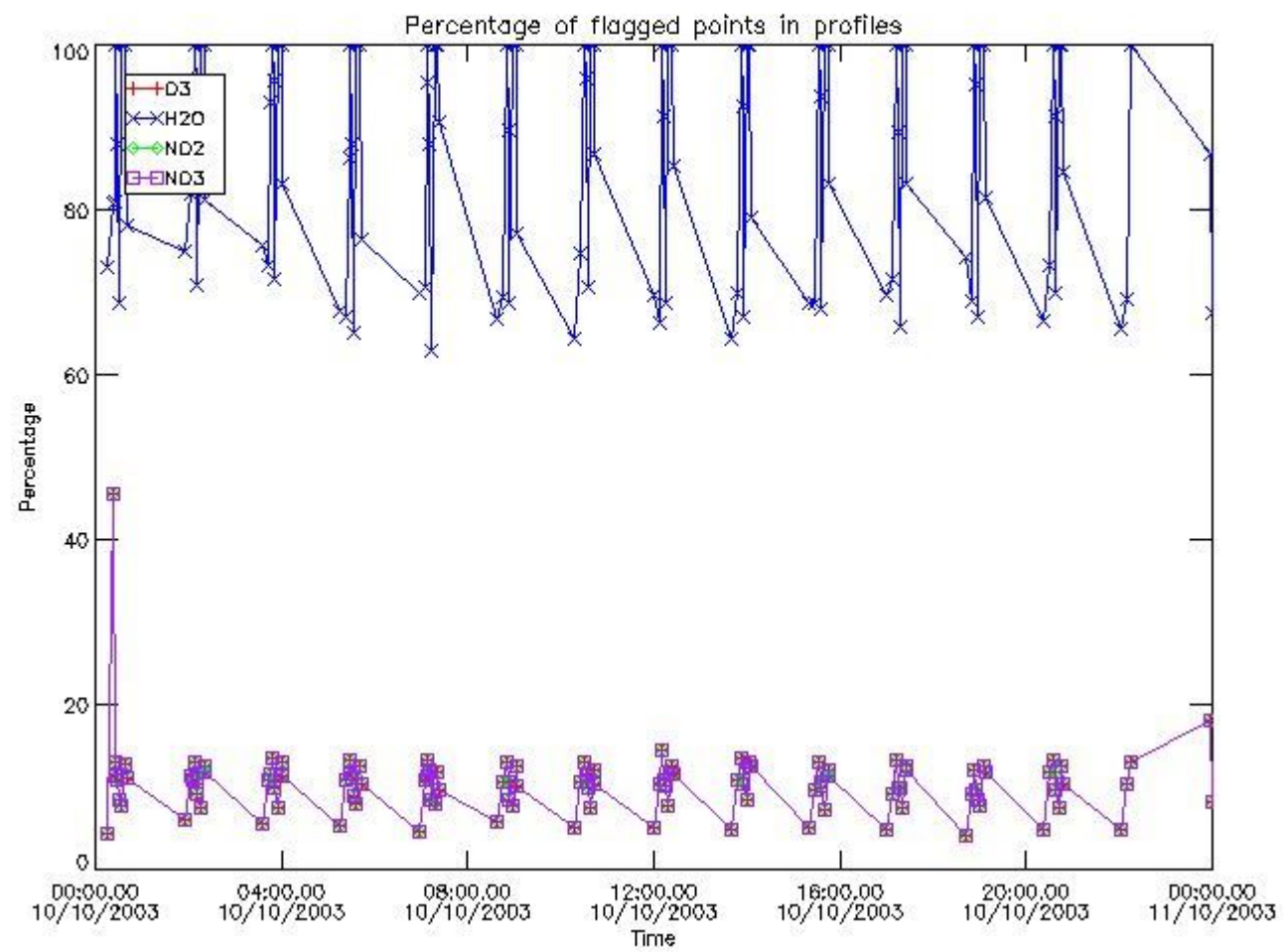
279	GOM_NL__2PRFIN20031010_161443_000000422020_00355_08425_0120.N1	10-OCT-2003 16:14:43	Bright	42.000	53	43Bet And	2.0480	3300.0	84	8425	No
280	GOM_NL__2PRFIN20031010_161656_000000512020_00355_08425_0121.N1	10-OCT-2003 16:16:56	Bright	51.000	173	4Bet Tri	3.0040	8900.0	102	8425	No
281	GOM_NL__2PRFIN20031010_161839_000000512020_00355_08425_0122.N1	10-OCT-2003 16:18:39	Bright	51.000	73	57Gam1And	2.2600	13100.	102	8425	No
282	GOM_NL__2PRFIN20031010_162022_000000392020_00355_08425_0123.N1	10-OCT-2003 16:20:22	Bright	38.500	74	11Bet Cas	2.2680	6600.0	77	8425	No
283	GOM_NL__2PRFIN20031010_162152_000000412020_00355_08425_0124.N1	10-OCT-2003 16:21:52	Bright	41.000	110	37Del Cas	2.6780	8900.0	82	8425	No
284	GOM_NL__2PRFIN20031010_162406_000000512020_00355_08425_0125.N1	10-OCT-2003 16:24:06	Bright	50.500	160	23Gam Per	2.9300	4700.0	101	8425	No
285	GOM_NL__2PRFIN20031010_162600_000000572020_00355_08425_0126.N1	10-OCT-2003 16:26:00	Bright	57.000	175	39Del Per	3.0100	19400.	114	8425	No
286	GOM_NL__2PRFIN20031010_162844_000000392020_00355_08425_0127.N1	10-OCT-2003 16:28:44	Bright	38.500	49	1Alp UMi	1.9900	6300.0	77	8425	No
287	GOM_NL__2PRFIN20031010_163124_000000392020_00355_08425_0128.N1	10-OCT-2003 16:31:24	Bright	38.500	60	7Bet UMi	2.0810	3950.0	77	8425	No
288	GOM_NL__2PRFIN20031010_163412_000000882020_00355_08425_0129.N1	10-OCT-2003 16:34:12	Bright	87.500	6	13Alp Aur	0.080000	3400.0	175	8425	No
289	GOM_NL__2PRFIN20031010_163653_000000412020_00355_08425_0130.N1	10-OCT-2003 16:36:53	Bright	40.500	36	50Alp UMa	1.8000	6300.0	81	8425	No
290	GOM_NL__2PRFIN20031010_163825_000000382020_00355_08425_0131.N1	10-OCT-2003 16:38:25	Bright	37.500	82	48Bet UMa	2.3650	10600.	75	8425	No
291	GOM_NL__2PRFIN20031010_164145_000000522020_00355_08425_0132.N1	10-OCT-2003 16:41:45	Bright	52.000	174	52Psi UMa	3.0040	4400.0	104	8425	No
292	GOM_NL__2PRFIN20031010_164903_000000842020_00355_08425_0133.N1	10-OCT-2003 16:49:03	Bright	84.000	17	78Bet Gem	1.1610	4500.0	168	8425	No
293	GOM_NL__2PRFIN20031010_165142_000000402020_00355_08425_0134.N1	10-OCT-2003 16:51:42	Bright	39.500	22	32Alp Leo	1.3600	15200.	79	8425	No
294	GOM_NL__2PRFIN20031010_165840_000000532020_00355_08425_0135.N1	10-OCT-2003 16:58:40	Twilight	52.500	48	30Alp Hya	1.9770	4100.0	105	8425	No
295	GOM_NL__2PRFIN20031010_170045_000001052020_00355_08425_0136.N1	10-OCT-2003 17:00:45	Dark	104.50	8	10Alp CMi	0.40000	6500.0	209	8425	No
296	GOM_NL__2PRFIN20031010_170816_000000552020_00355_08425_0137.N1	10-OCT-2003 17:08:16	Dark	55.000	65	Lam Vel	2.2040	4400.0	110	8425	No
297	GOM_NL__2PRFIN20031010_171244_000000392020_00356_08426_0239.N1	10-OCT-2003 17:12:44	Dark	38.500	159	Ups Car	2.9200	7200.0	77	8426	No
298	GOM_NL__2PRFIN20031010_171524_000000522020_00356_08426_0240.N1	10-OCT-2003 17:15:24	Dark	52.000	161	Tau Pup	2.9310	4500.0	104	8426	No
299	GOM_NL__2PRFIN20031010_171646_000000522020_00356_08426_0241.N1	10-OCT-2003 17:16:46	Dark	51.500	2	Alp Car	-0.73600	7000.0	103	8426	No
300	GOM_NL__2PRFIN20031010_172040_000000682020_00356_08426_0242.N1	10-OCT-2003 17:20:40	Dark	68.000	108	Alp Col	2.6520	15200.	136	8426	No
301	GOM_NL__2PRFIN20031010_172512_000000412020_00356_08426_0243.N1	10-OCT-2003 17:25:12	Dark	41.000	143	Alp Hyi	2.8570	7200.0	82	8426	No
302	GOM_NL__2PRFIN20031010_172640_000000422020_00356_08426_0244.N1	10-OCT-2003 17:26:40	Dark	42.000	9	Alp Eri	0.45300	24000.	84	8426	No
303	GOM_NL__2PRFIN20031010_172855_000000492020_00356_08426_0245.N1	10-OCT-2003 17:28:55	Straylight	49.000	157	The1Eri	2.9060	9300.0	98	8426	No
304	GOM_NL__2PRFIN20031010_173147_000000452020_00356_08426_0246.N1	10-OCT-2003 17:31:47	Straylight	45.000	84	Alp Phe	2.3970	4500.0	90	8426	No
305	GOM_NL__2PRFIN20031010_173616_000000422020_00356_08426_0247.N1	10-OCT-2003 17:36:16	Straylight	42.000	18	24Alp PsA	1.1660	9700.0	84	8426	No
306	GOM_NL__2PRFIN20031010_173828_000000482020_00356_08426_0248.N1	10-OCT-2003 17:38:28	Straylight	48.000	52	16Bet Cet	2.0370	4500.0	96	8426	No
307	GOM_NL__2PRFIN20031010_174821_000000392020_00356_08426_0249.N1	10-OCT-2003 17:48:21	Bright	38.500	140	88Gam Peg	2.8340	26000.	77	8426	No
308	GOM_NL__2PRFIN20031010_175209_000000392020_00356_08426_0250.N1	10-OCT-2003 17:52:09	Bright	38.500	93	53Bet Peg	2.5200	3100.0	77	8426	No
309	GOM_NL__2PRFIN20031010_175519_000000462020_00356_08426_0251.N1	10-OCT-2003 17:55:19	Bright	46.000	53	43Bet And	2.0480	3300.0	92	8426	No
310	GOM_NL__2PRFIN20031010_175731_000000522020_00356_08426_0252.N1	10-OCT-2003 17:57:31	Bright	51.500	173	4Bet Tri	3.0040	8900.0	103	8426	No
311	GOM_NL__2PRFIN20031010_175914_000000512020_00356_08426_0253.N1	10-OCT-2003 17:59:14	Bright	51.000	73	57Gam1And	2.2600	13100.	102	8426	No
312	GOM_NL__2PRFIN20031010_180058_000000392020_00356_08426_0254.N1	10-OCT-2003 18:00:58	Bright	39.000	74	11Bet Cas	2.2680	6600.0	78	8426	No
313	GOM_NL__2PRFIN20031010_180228_000000412020_00356_08426_0255.N1	10-OCT-2003 18:02:28	Bright	41.000	110	37Del Cas	2.6780	8900.0	82	8426	No
314	GOM_NL__2PRFIN20031010_180441_000000512020_00356_08426_0256.N1	10-OCT-2003 18:04:41	Bright	51.000	160	23Gam Per	2.9300	4700.0	102	8426	No
315	GOM_NL__2PRFIN20031010_180634_000000582020_00356_08426_0257.N1	10-OCT-2003 18:06:34	Bright	57.500	175	39Del Per	3.0100	19400.	115	8426	No
316	GOM_NL__2PRFIN20031010_180919_000000402020_00356_08426_0258.N1	10-OCT-2003 18:09:19	Bright	39.500	49	1Alp UMi	1.9900	6300.0	79	8426	No
317	GOM_NL__2PRFIN20031010_181159_000000392020_00356_08426_0259.N1	10-OCT-2003 18:11:59	Bright	39.000	60	7Bet UMi	2.0810	3950.0	78	8426	No
318	GOM_NL__2PRFIN20031010_181446_000000912020_00356_08426_0260.N1	10-OCT-2003 18:14:46	Bright	90.500	6	13Alp Aur	0.080000	3400.0	181	8426	No
319	GOM_NL__2PRFIN20031010_181729_000000412020_00356_08426_0261.N1	10-OCT-2003 18:17:29	Bright	40.500	36	50Alp UMa	1.8000	6300.0	81	8426	No
320	GOM_NL__2PRFIN20031010_181859_000000402020_00356_08426_0262.N1	10-OCT-2003 18:18:59	Bright	39.500	82	48Bet UMa	2.3650	10600.	79	8426	No
321	GOM_NL__2PRFIN20031010_182221_000000382020_00356_08426_0263.N1	10-OCT-2003 18:22:21	Bright	38.000	174	52Psi UMa	3.0040	4400.0	76	8426	No
322	GOM_NL__2PRFIN20031010_182939_000000822020_00356_08426_0264.N1	10-OCT-2003 18:29:39	Bright	82.000	17	78Bet Gem	1.1610	4500.0	164	8426	No
323	GOM_NL__2PRFIN20031010_183218_000000422020_00356_08426_0265.N1	10-OCT-2003 18:32:18	Bright	42.000	22	32Alp Leo	1.3600	15200.	84	8426	No
324	GOM_NL__2PRFIN20031010_183918_000000522020_00356_08426_0266.N1	10-OCT-2003 18:39:18	Twilight	51.500	48	30Alp Hya	1.9770	4100.0	103	8426	No
325	GOM_NL__2PRFIN20031010_184123_000001242020_00356_08426_0267.N1	10-OCT-2003 18:41:23	Dark	124.00	8	10Alp CMi	0.40000	6500.0	248	8426	No
326	GOM_NL__2PRFIN20031010_184854_000000552020_00356_08426_0268.N1	10-OCT-2003 18:48:54	Dark	55.000	65	Lam Vel	2.2040	4400.0	110	8426	No
327	GOM_NL__2PRFIN20031010_185319_000000432020_00357_08427_0240.N1	10-OCT-2003 18:53:19	Dark	42.500	159	Ups Car	2.9200	7200.0	85	8427	No
328	GOM_NL__2PRFIN20031010_185600_000000542020_00357_08427_0241.N1	10-OCT-2003 18:56:00	Dark	53.500	161	Tau Pup	2.9310	4500.0	107	8427	No
329	GOM_NL__2PRFIN20031010_185723_000000612020_00357_08427_0242.N1	10-OCT-2003 18:57:23	Dark	61.000	2	Alp Car	-0.73600	7000.0	122	8427	No
330	GOM_NL__2PRFIN20031010_190118_000000662020_00357_08427_0243.N1	10-OCT-2003 19:01:18	Dark	66.000	108	Alp Col	2.6520	15200.	132	8427	No
331	GOM_NL__2PRFIN20031010_190548_000000412020_00357_08427_0244.N1	10-OCT-2003 19:05:48	Dark	41.000	143	Alp Hyi	2.8570	7200.0	82	8427	No
332	GOM_NL__2PRFIN20031010_190714_000000442020_00357_08427_0245.N1	10-OCT-2003 19:07:14	Dark	43.500	9	Alp Eri	0.45300	24000.	87	8427	No
333	GOM_NL__2PRFIN20031010_190931_000000502020_00357_08427_0246.N1	10-OCT-2003 19:09:31	Straylight	50.000	157	The1Eri	2.9060	9300.0	100	8427	No
334	GOM_NL__2PRFIN20031010_191223_000000452020_00357_08427_0247.N1	10-OCT-2003 19:12:23	Straylight	44.500	84	Alp Phe	2.3970	4500.0	89	8427	No
335	GOM_NL__2PRFIN20031010_191652_000000462020_00357_08427_0248.N1	10-OCT-2003 19:16:52	Straylight	46.000	18	24Alp PsA	1.1660	9700.0	92	8427	No
336	GOM_NL__2PRFIN20031010_191906_000000482020_00357_08427_0249.N1	10-OCT-2003 19:19:06	Straylight	48.000	52	16Bet Cet	2.0370	4500.0	96	8427	No
337	GOM_NL__2PRFIN20031010_192857_000000402020_00357_08427_0250.N1	10-OCT-2003 19:28:57	Bright	39.500	140	88Gam Peg	2.8340	26000.	79	8427	No

338	GOM_NL__2PRFIN20031010_193245_000000392020_00357_08427_0251.N1	10-OCT-2003 19:32:45	Bright	39.000	93	53Bet Peg	2.5200	3100.0	78	8427	No
339	GOM_NL__2PRFIN20031010_193554_000000462020_00357_08427_0252.N1	10-OCT-2003 19:35:54	Bright	45.500	53	43Bet And	2.0480	3300.0	91	8427	No
340	GOM_NL__2PRFIN20031010_193806_000000492020_00357_08427_0253.N1	10-OCT-2003 19:38:06	Bright	49.000	173	4Bet Tri	3.0040	8900.0	98	8427	No
341	GOM_NL__2PRFIN20031010_193949_000000522020_00357_08427_0254.N1	10-OCT-2003 19:39:49	Bright	52.000	73	57Gam1And	2.2600	13100.	104	8427	No
342	GOM_NL__2PRFIN20031010_194133_000000402020_00357_08427_0255.N1	10-OCT-2003 19:41:33	Bright	40.000	74	11Bet Cas	2.2680	6600.0	80	8427	No
343	GOM_NL__2PRFIN20031010_194303_000000422020_00357_08427_0256.N1	10-OCT-2003 19:43:03	Bright	42.000	110	37Del Cas	2.6780	8900.0	84	8427	No
344	GOM_NL__2PRFIN20031010_194516_000000502020_00357_08427_0257.N1	10-OCT-2003 19:45:16	Bright	50.000	160	23Gam Per	2.9300	4700.0	100	8427	No
345	GOM_NL__2PRFIN20031010_194709_000000572020_00357_08427_0258.N1	10-OCT-2003 19:47:09	Bright	57.000	175	39Del Per	3.0100	19400.	114	8427	No
346	GOM_NL__2PRFIN20031010_194953_000000422020_00357_08427_0259.N1	10-OCT-2003 19:49:53	Bright	41.500	49	1Alp UMi	1.9900	6300.0	83	8427	No
347	GOM_NL__2PRFIN20031010_195235_000000412020_00357_08427_0260.N1	10-OCT-2003 19:52:35	Bright	41.000	60	7Bet UMi	2.0810	3950.0	82	8427	No
348	GOM_NL__2PRFIN20031010_195521_000000802020_00357_08427_0261.N1	10-OCT-2003 19:55:21	Bright	79.500	6	13Alp Aur	0.080000	3400.0	159	8427	No
349	GOM_NL__2PRFIN20031010_195803_000000432020_00357_08427_0262.N1	10-OCT-2003 19:58:03	Bright	42.500	36	50Alp UMa	1.8000	6300.0	85	8427	No
350	GOM_NL__2PRFIN20031010_195937_000000392020_00357_08427_0263.N1	10-OCT-2003 19:59:37	Bright	38.500	82	48Bet UMa	2.3650	10600.	77	8427	No
351	GOM_NL__2PRFIN20031010_200257_000000382020_00357_08427_0264.N1	10-OCT-2003 20:02:57	Bright	37.500	174	52Psi UMa	3.0040	4400.0	75	8427	No
352	GOM_NL__2PRFIN20031010_201015_000000742020_00357_08427_0265.N1	10-OCT-2003 20:10:15	Bright	74.000	17	78Bet Gem	1.1610	4500.0	148	8427	No
353	GOM_NL__2PRFIN20031010_201255_000000422020_00357_08427_0266.N1	10-OCT-2003 20:12:55	Bright	41.500	22	32Alp Leo	1.3600	15200.	83	8427	No
354	GOM_NL__2PRFIN20031010_201953_000000592020_00357_08427_0267.N1	10-OCT-2003 20:19:53	Twilight	59.000	48	30Alp Hya	1.9770	4100.0	118	8427	No
355	GOM_NL__2PRFIN20031010_202200_000001072020_00357_08427_0268.N1	10-OCT-2003 20:22:00	Dark	106.50	8	10Alp CMi	0.40000	6500.0	213	8427	No
356	GOM_NL__2PRFIN20031010_202931_000000442020_00357_08427_0269.N1	10-OCT-2003 20:29:31	Dark	43.500	65	Lam Vel	2.2040	4400.0	87	8427	No
357	GOM_NL__2PRFIN20031010_203356_000000392020_00358_08428_0111.N1	10-OCT-2003 20:33:56	Dark	38.500	159	Ups Car	2.9200	7200.0	77	8428	No
358	GOM_NL__2PRFIN20031010_203637_000000472020_00358_08428_0112.N1	10-OCT-2003 20:36:37	Dark	47.000	161	Tau Pup	2.9310	4500.0	94	8428	No
359	GOM_NL__2PRFIN20031010_203800_000000542020_00358_08428_0113.N1	10-OCT-2003 20:38:00	Dark	53.500	2	Alp Car	-0.73600	7000.0	107	8428	No
360	GOM_NL__2PRFIN20031010_204155_000000682020_00358_08428_0114.N1	10-OCT-2003 20:41:55	Dark	68.000	108	Alp Col	2.6520	15200.	136	8428	No
361	GOM_NL__2PRFIN20031010_204625_000000412020_00358_08428_0115.N1	10-OCT-2003 20:46:25	Dark	41.000	143	Alp Hyi	2.8570	7200.0	82	8428	No
362	GOM_NL__2PRFIN20031010_204751_000000492020_00358_08428_0116.N1	10-OCT-2003 20:47:51	Dark	49.000	9	Alp Eri	0.45300	24000.	98	8428	No
363	GOM_NL__2PRFIN20031010_205007_000000482020_00358_08428_0117.N1	10-OCT-2003 20:50:07	Straylight	48.000	157	The1Eri	2.9060	9300.0	96	8428	No
364	GOM_NL__2PRFIN20031010_205300_000000442020_00358_08428_0118.N1	10-OCT-2003 20:53:00	Straylight	44.000	84	Alp Phe	2.3970	4500.0	88	8428	No
365	GOM_NL__2PRFIN20031010_205729_000000462020_00358_08428_0119.N1	10-OCT-2003 20:57:29	Straylight	45.500	18	24Alp PsA	1.1660	9700.0	91	8428	No
366	GOM_NL__2PRFIN20031010_205942_000000502020_00358_08428_0120.N1	10-OCT-2003 20:59:42	Straylight	49.500	52	16Bet Cet	2.0370	4500.0	99	8428	No
367	GOM_NL__2PRFIN20031010_210933_000000392020_00358_08428_0121.N1	10-OCT-2003 21:09:33	Bright	39.000	140	88Gam Peg	2.8340	26000.	78	8428	No
368	GOM_NL__2PRFIN20031010_211321_000000392020_00358_08428_0122.N1	10-OCT-2003 21:13:21	Bright	39.000	93	53Bet Peg	2.5200	3100.0	78	8428	No
369	GOM_NL__2PRFIN20031010_211630_000000442020_00358_08428_0123.N1	10-OCT-2003 21:16:30	Bright	44.000	53	43Bet And	2.0480	3300.0	88	8428	No
370	GOM_NL__2PRFIN20031010_211841_000000502020_00358_08428_0124.N1	10-OCT-2003 21:18:41	Bright	50.000	173	4Bet Tri	3.0040	8900.0	100	8428	No
371	GOM_NL__2PRFIN20031010_212024_000000492020_00358_08428_0125.N1	10-OCT-2003 21:20:24	Bright	48.500	73	57Gam1And	2.2600	13100.	97	8428	No
372	GOM_NL__2PRFIN20031010_212209_000000392020_00358_08428_0126.N1	10-OCT-2003 21:22:09	Bright	38.500	74	11Bet Cas	2.2680	6600.0	77	8428	No
373	GOM_NL__2PRFIN20031010_212338_000000422020_00358_08428_0127.N1	10-OCT-2003 21:23:38	Bright	42.000	110	37Del Cas	2.6780	8900.0	84	8428	No
374	GOM_NL__2PRFIN20031010_212551_000000502020_00358_08428_0128.N1	10-OCT-2003 21:25:51	Bright	49.500	160	23Gam Per	2.9300	4700.0	99	8428	No
375	GOM_NL__2PRFIN20031010_212744_000000572020_00358_08428_0129.N1	10-OCT-2003 21:27:44	Bright	57.000	175	39Del Per	3.0100	19400.	114	8428	No
376	GOM_NL__2PRFIN20031010_213029_000000382020_00358_08428_0130.N1	10-OCT-2003 21:30:29	Bright	38.000	49	1Alp UMi	1.9900	6300.0	76	8428	No
377	GOM_NL__2PRFIN20031010_213312_000000412020_00358_08428_0131.N1	10-OCT-2003 21:33:12	Bright	41.000	60	7Bet UMi	2.0810	3950.0	82	8428	No
378	GOM_NL__2PRFIN20031010_213556_000000882020_00358_08428_0132.N1	10-OCT-2003 21:35:56	Bright	88.000	6	13Alp Aur	0.080000	3400.0	176	8428	No
379	GOM_NL__2PRFIN20031010_213841_000000412020_00358_08428_0133.N1	10-OCT-2003 21:38:41	Bright	41.000	36	50Alp UMa	1.8000	6300.0	82	8428	No
380	GOM_NL__2PRFIN20031010_214011_000000402020_00358_08428_0134.N1	10-OCT-2003 21:40:11	Bright	39.500	82	48Bet UMa	2.3650	10600.	79	8428	No
381	GOM_NL__2PRFIN20031010_214333_000000382020_00358_08428_0135.N1	10-OCT-2003 21:43:33	Bright	37.500	174	52Psi UMa	3.0040	4400.0	75	8428	No
382	GOM_NL__2PRFIN20031010_215052_000000922020_00358_08428_0136.N1	10-OCT-2003 21:50:52	Bright	91.500	17	78Bet Gem	1.1610	4500.0	183	8428	No
383	GOM_NL__2PRFIN20031010_215332_000000502020_00358_08428_0137.N1	10-OCT-2003 21:53:32	Bright	49.500	22	32Alp Leo	1.3600	15200.	99	8428	No
384	GOM_NL__2PRFIN20031010_220030_000000542020_00358_08428_0138.N1	10-OCT-2003 22:00:30	Twilight	54.000	48	30Alp Hya	1.9770	4100.0	108	8428	No
385	GOM_NL__2PRFIN20031010_220238_000001062020_00358_08428_0139.N1	10-OCT-2003 22:02:38	Dark	106.00	8	10Alp CMi	0.40000	6500.0	212	8428	No
386	GOM_NL__2PRFIN20031010_221005_000000492020_00358_08428_0140.N1	10-OCT-2003 22:10:05	Dark	49.000	65	Lam Vel	2.2040	4400.0	98	8428	No
387	GOM_NL__2PRFIN20031010_221431_000000392020_00359_08429_0112.N1	10-OCT-2003 22:14:31	Dark	39.000	159	Ups Car	2.9200	7200.0	78	8429	No
388	GOM_NL__2PRFIN20031010_235641_000000422020_00360_08430_9331.N1	10-OCT-2003 23:56:41	Dark	42.000	29	Bet Car	1.6720	10200.	84	8430	No
389	GOM_NL__2PRFIN20031010_235913_000000622020_00360_08430_9332.N1	10-OCT-2003 23:59:13	Dark	62.000	2	Alp Car	-0.73600	7000.0	124	8430	No

### 3. Quality information per product


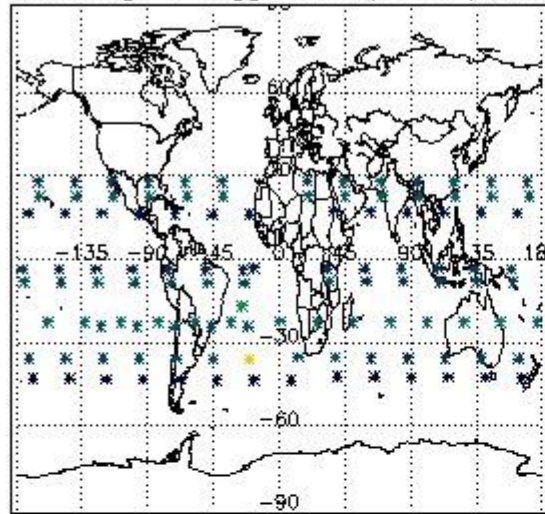
In this section it is plotted some information contained in the Quality Summary data set of the level 2 products. Only products in dark limb conditions and without errors (error flag in the MPH set to "0") are used.

3.1 Plot quality information per product (time dependant)

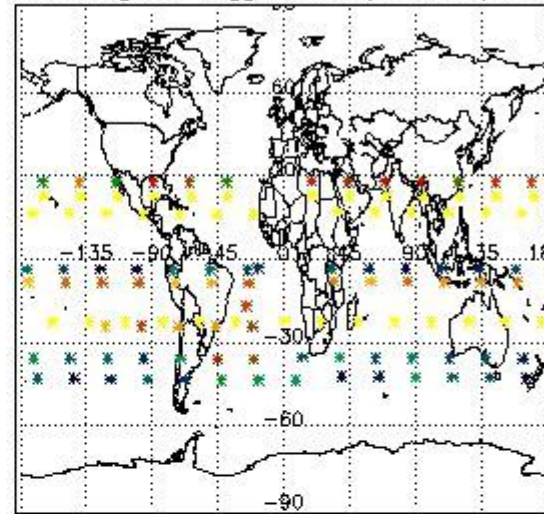


3.2 Plot quality information per product (world map)


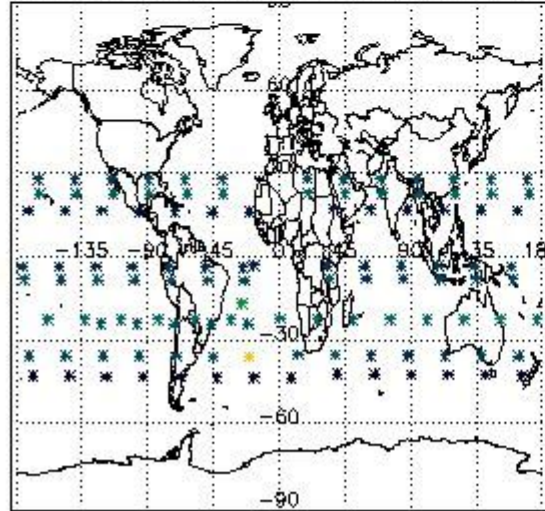
Percentage of flagged data per O3 profile



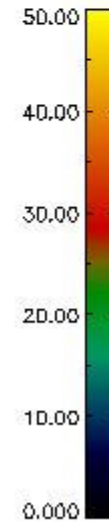
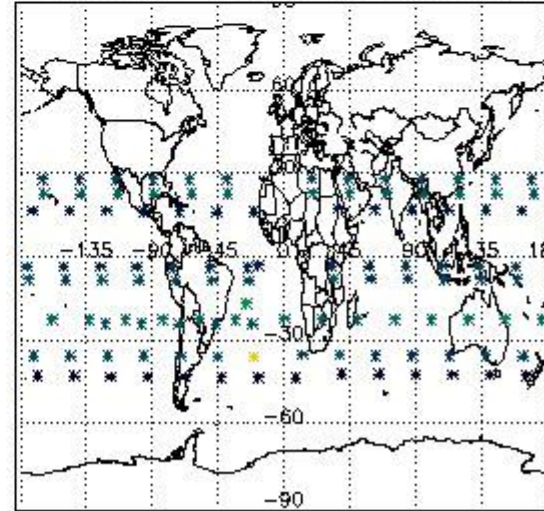
Percentage of flagged data per H2O profile



Percentage of flagged data per NO2 profile



Percentage of flagged data per NO3 profile

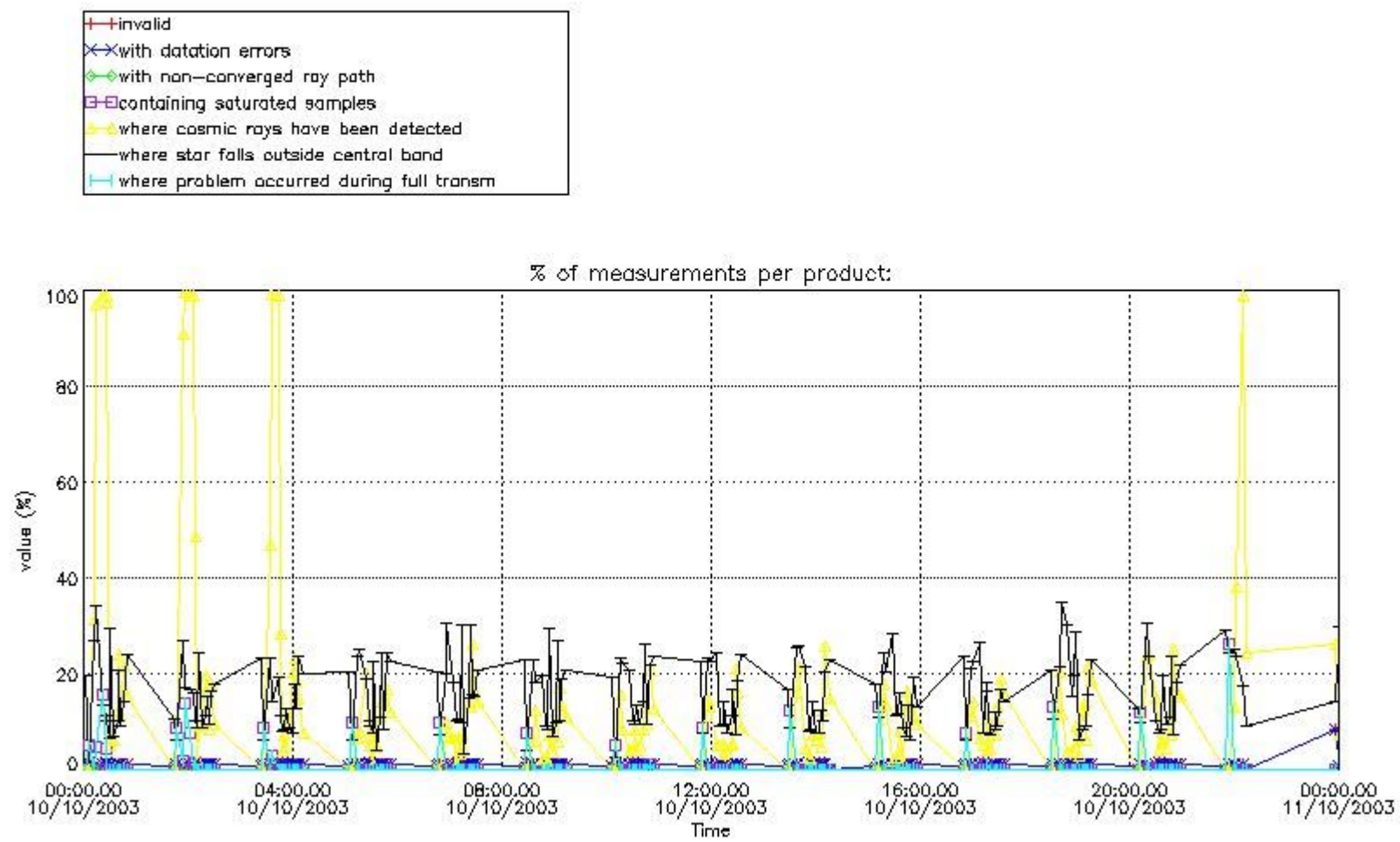


#### 4. Level 1 quality information per product

In this section it is plotted some information contained in the Quality Summary data set of the level 2 products that comes from the level 1b processing. Products without errors (error flag in the MPH set to "0") are used.

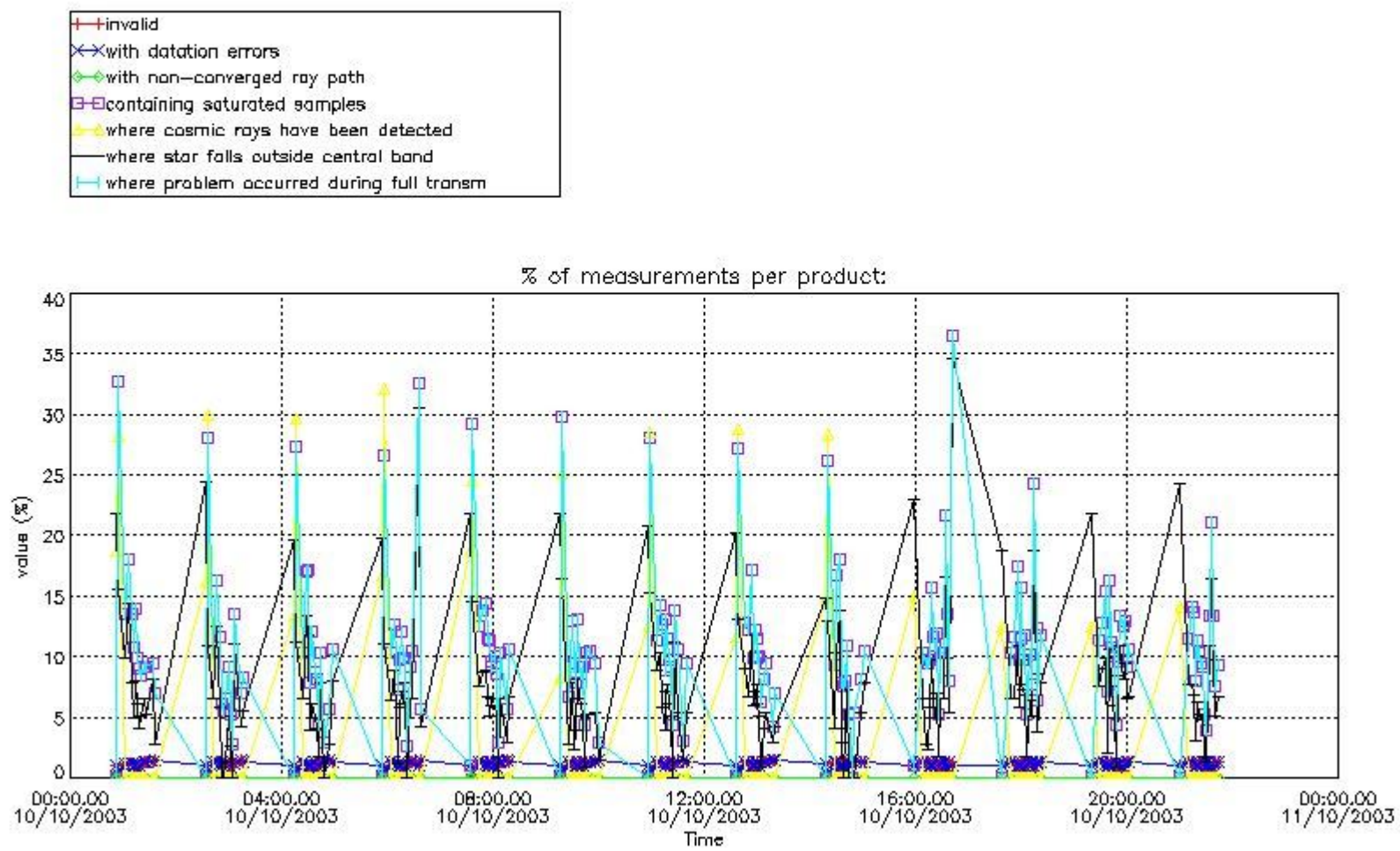
##### 4.1 Plot quality information per product (time dependant) coming from level 1b processing

##### 4.1.1 Plot level 1 quality information per product (time dependant): ENVISAT ASCENDING passes



4.1.2 Plot level 1 quality information per product (time dependant): ENVI SAT DESCENDING passes

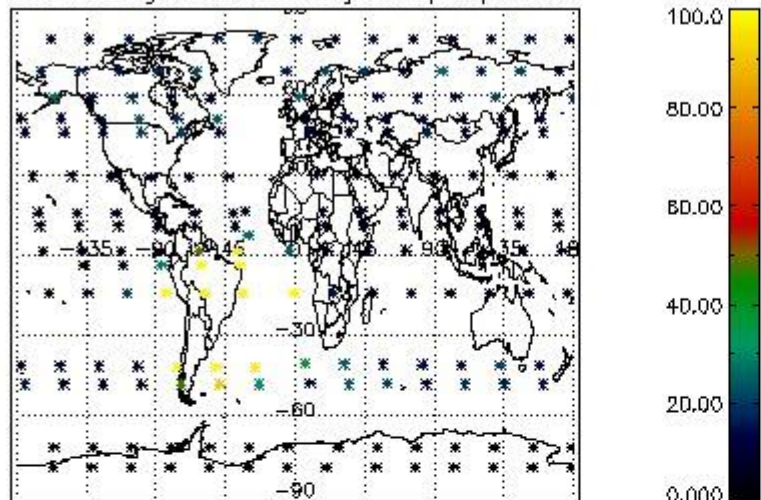




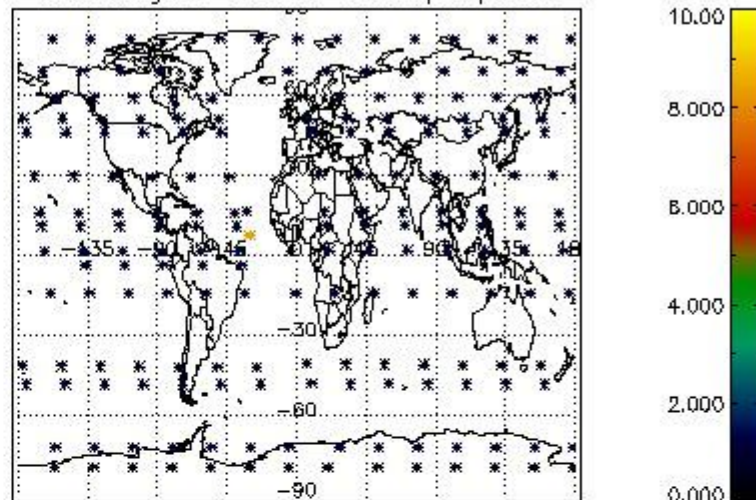
4.2 Plot quality information per product coming from level 1b processing (world map)

4.2.1 Plot level 1 quality information per product (world map): ENVISAT ASCENDING passes

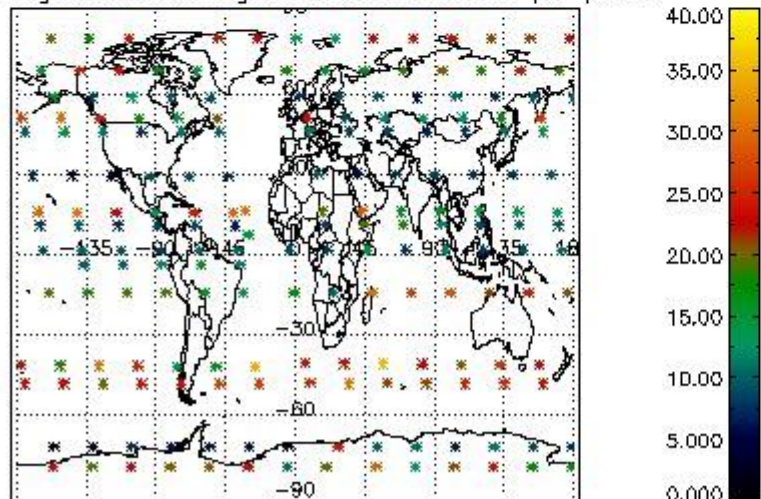
Percentage of cosmic ray hits per profile



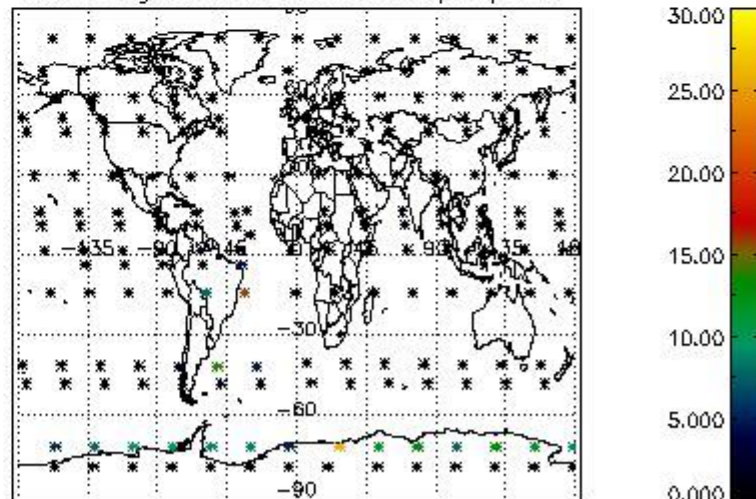
Percentage of datation errors per profile



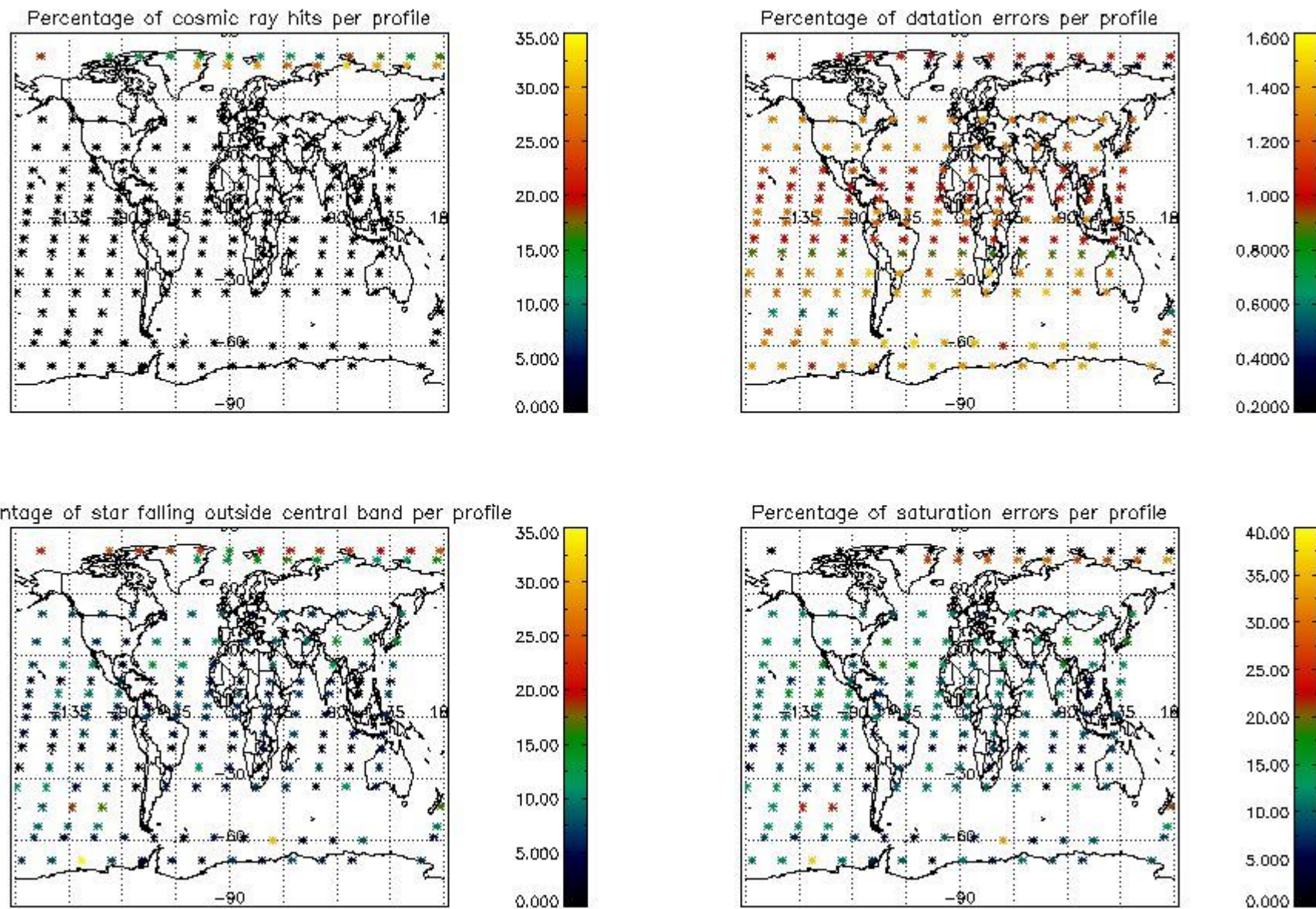
Percentage of star falling outside central band per profile



Percentage of saturation errors per profile



4.2.2 Plot level 1 quality information per product (world map): ENVISAT DESCENDING passes



## 5. Trace gas profiles

### 5.1 Ozone statistics based on quality of products

The final quality of the products can be "measured" using the STD (Standard Deviation) attached to every point profile. This information is written to the parameter GOM\_NL\_\_2P/NL\_LOCAL\_SPECIES\_DENSITY/o3\_std of the level 2 products. The table below shows the statistics for given STD ranges.

The statistics are given with respect to the overall valid production:

- Products without fatal errors: GOM\_NL\_\_2P/MPH/PRODUCT\_ERR=0
- Valid point profile: GOM\_NL\_\_2P/NL\_LOCAL\_SPECIES\_DENSITY/pcd(0)=0

The 'Criteria' is applied to valid points of dark limb products:

- Products in dark limb illumination condition: GOM\_NL\_\_2P/NL\_SUMMARY\_QUALITY/obs\_ill\_cond=0
- Products without fatal errors: GOM\_NL\_\_2P/MPH/PRODUCT\_ERR=0
- Valid point profile: GOM\_NL\_\_2P/NL\_LOCAL\_SPECIES\_DENSITY/pcd(0)=0

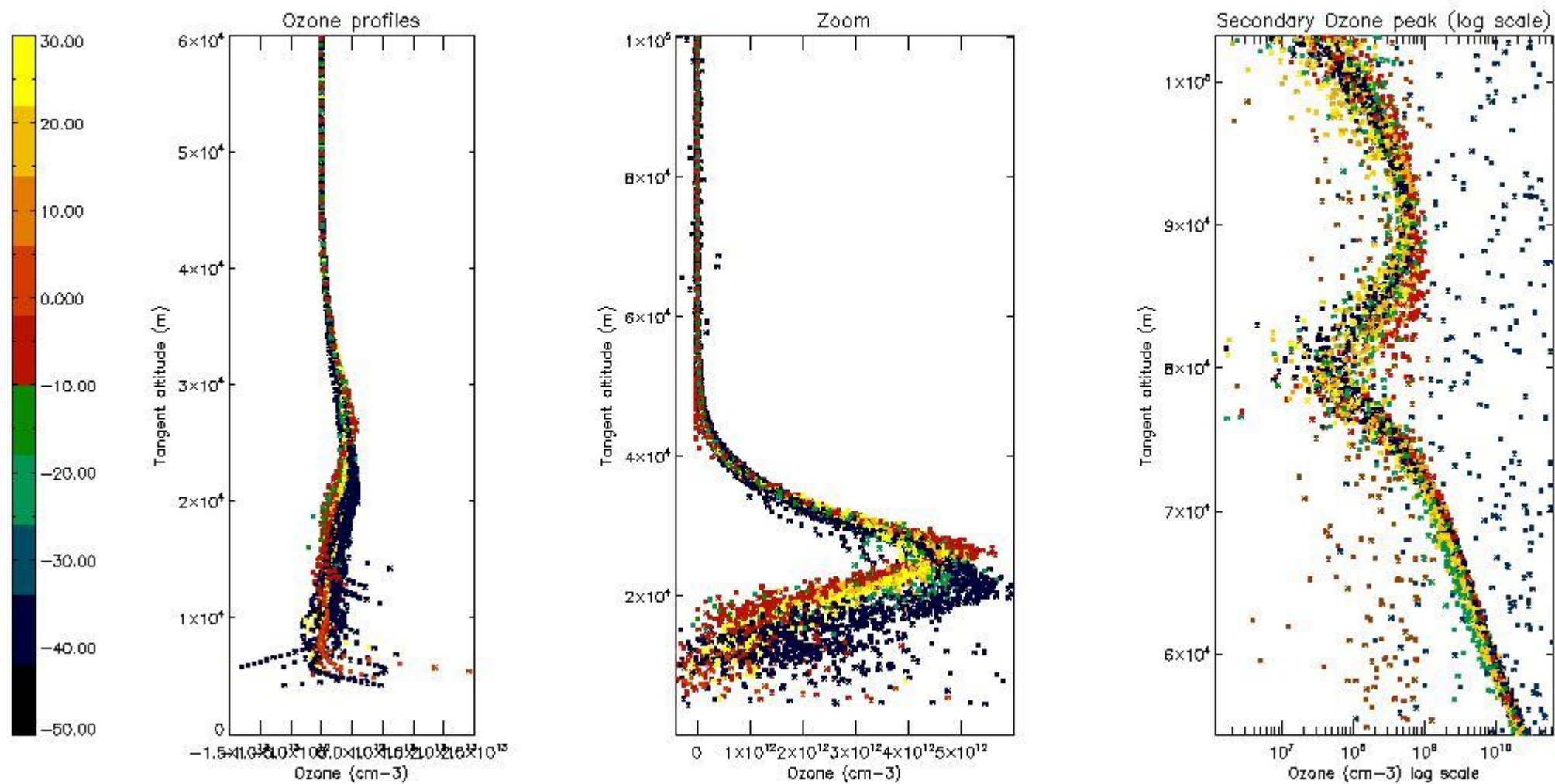
So, the table below shows the percentage of dark limb and valid observations for each criteria with respect to the overall valid daily observations.

Criteria	% of total production
All STD	32
STD < 20	19

STD < 10	16
STD < 5	11

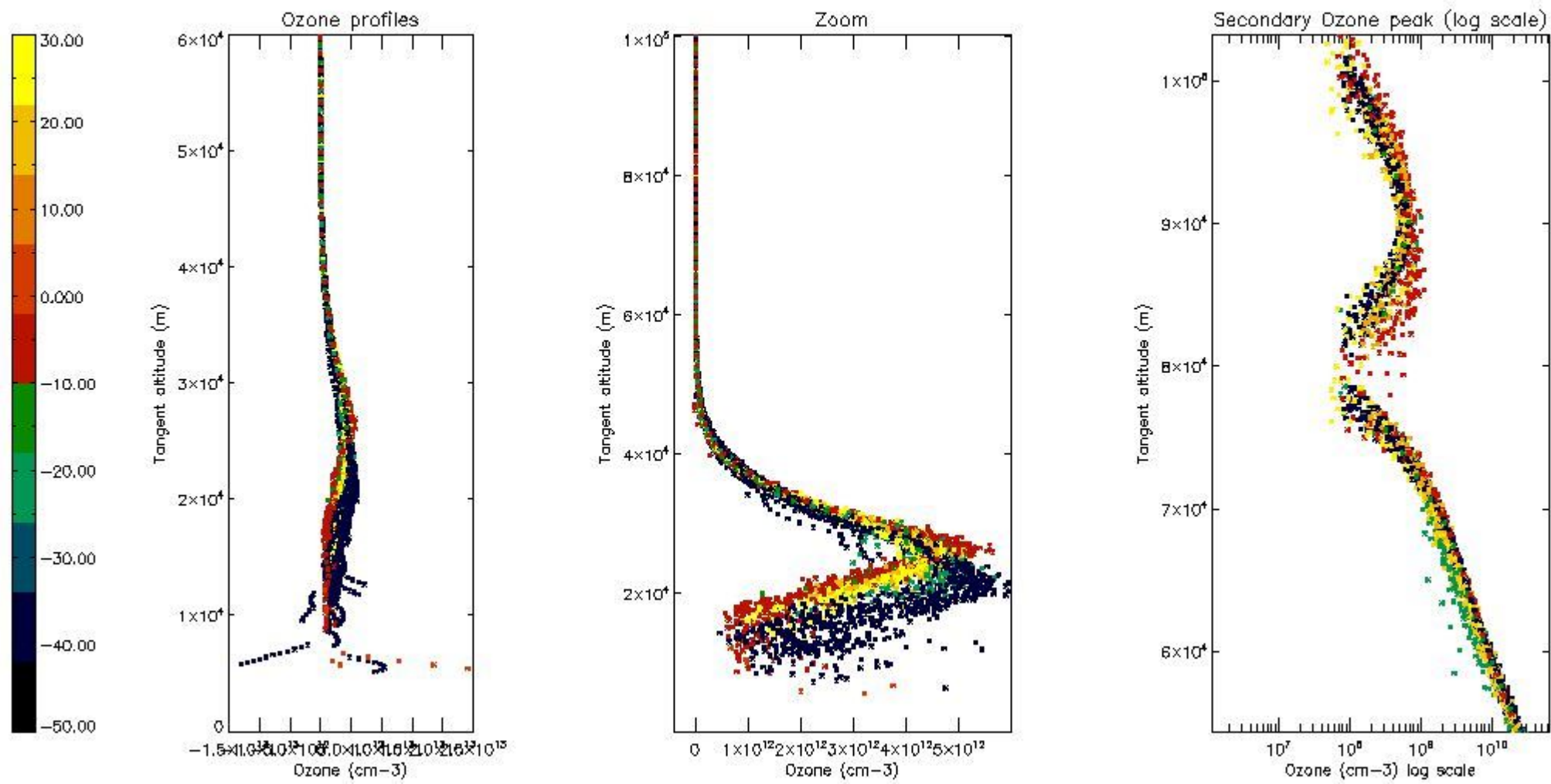
5.2 Plot ozone profiles for all STD (dark without errors)

The colorbar represents the latitude.



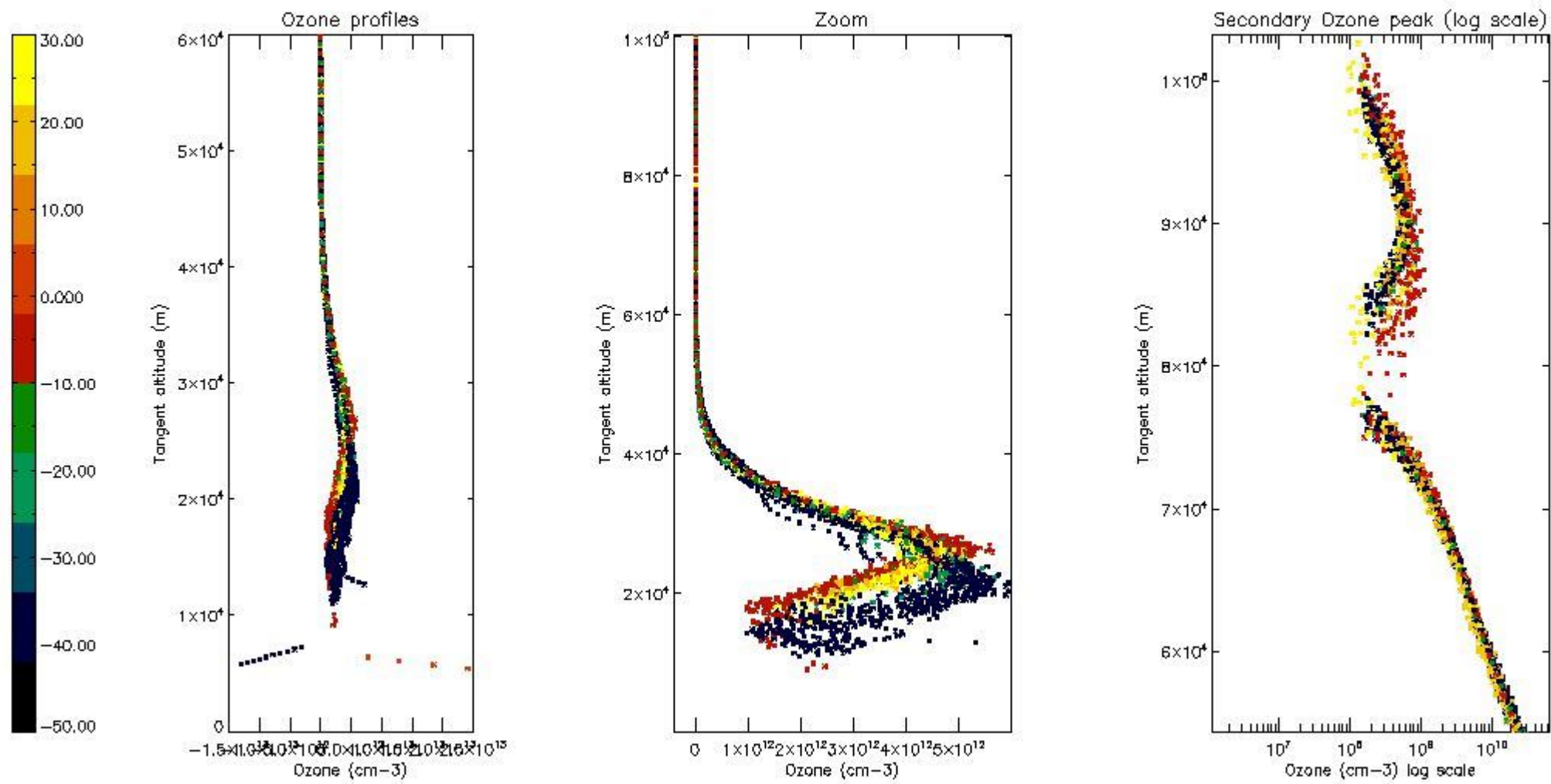
5.3 Plot ozone profiles where STD < 20% (dark without errors)

The colorbar represents the latitude.



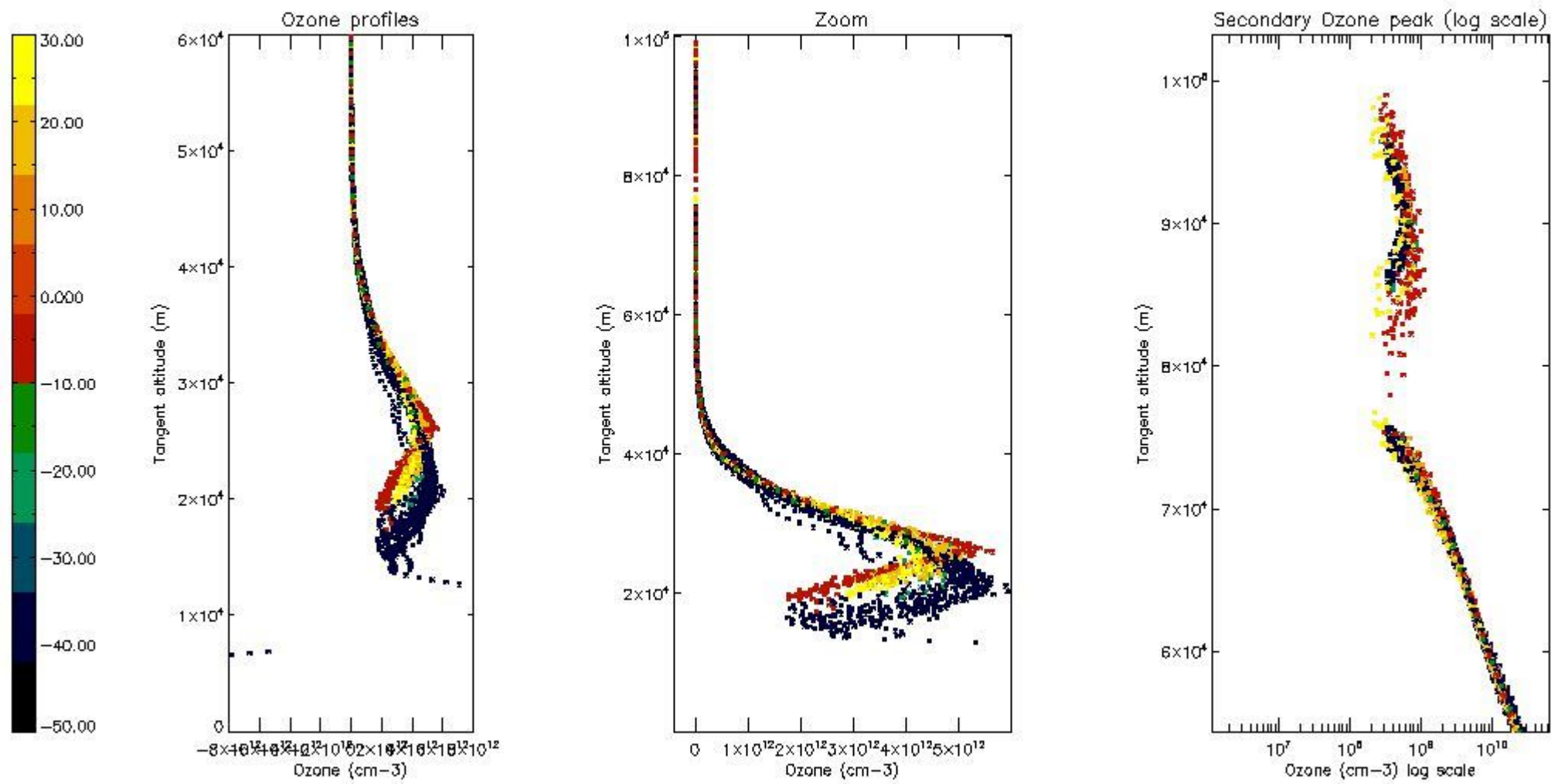
*5.4 Plot ozone profiles where STD < 10% (dark without errors)*

The colorbar represents the latitude.



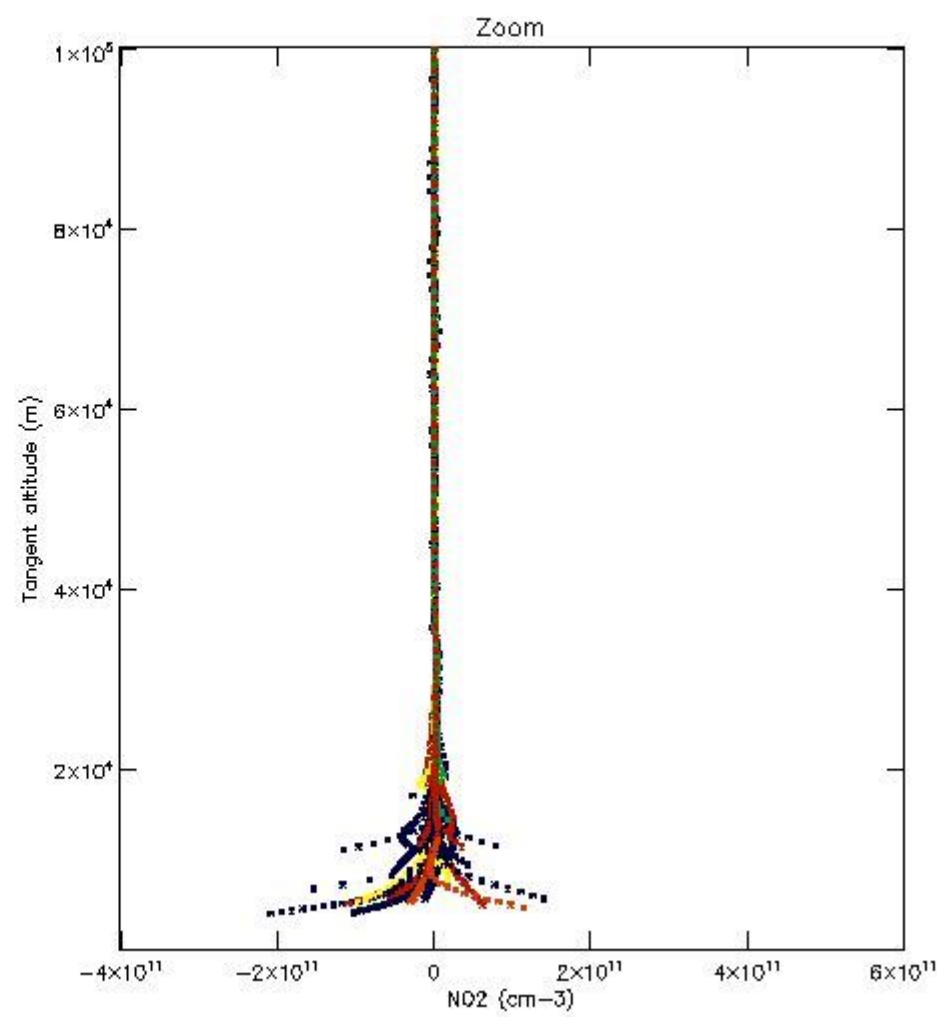
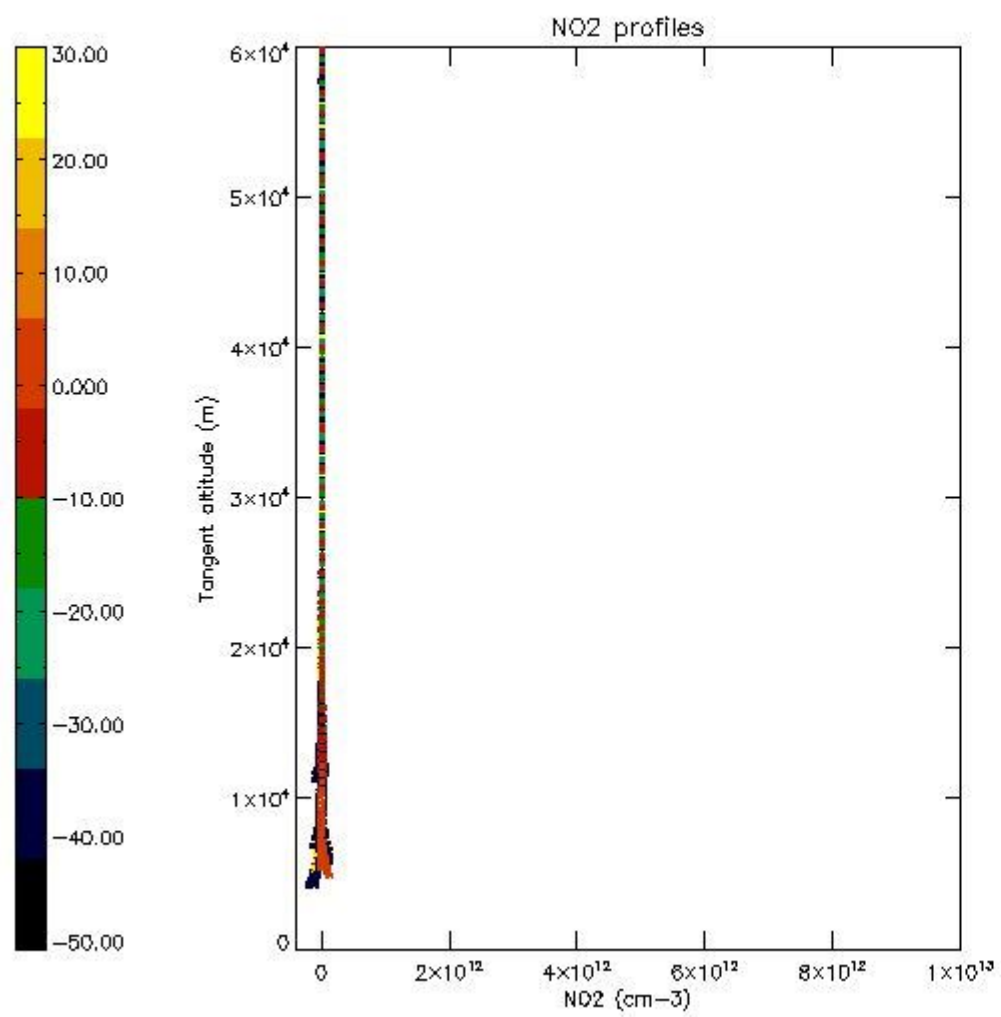
*5.5 Plot ozone profiles where STD < 5% (dark without errors)*

The colorbar represents the latitude.



*5.6 Plot NO<sub>2</sub> profiles for all STD (dark without errors)*

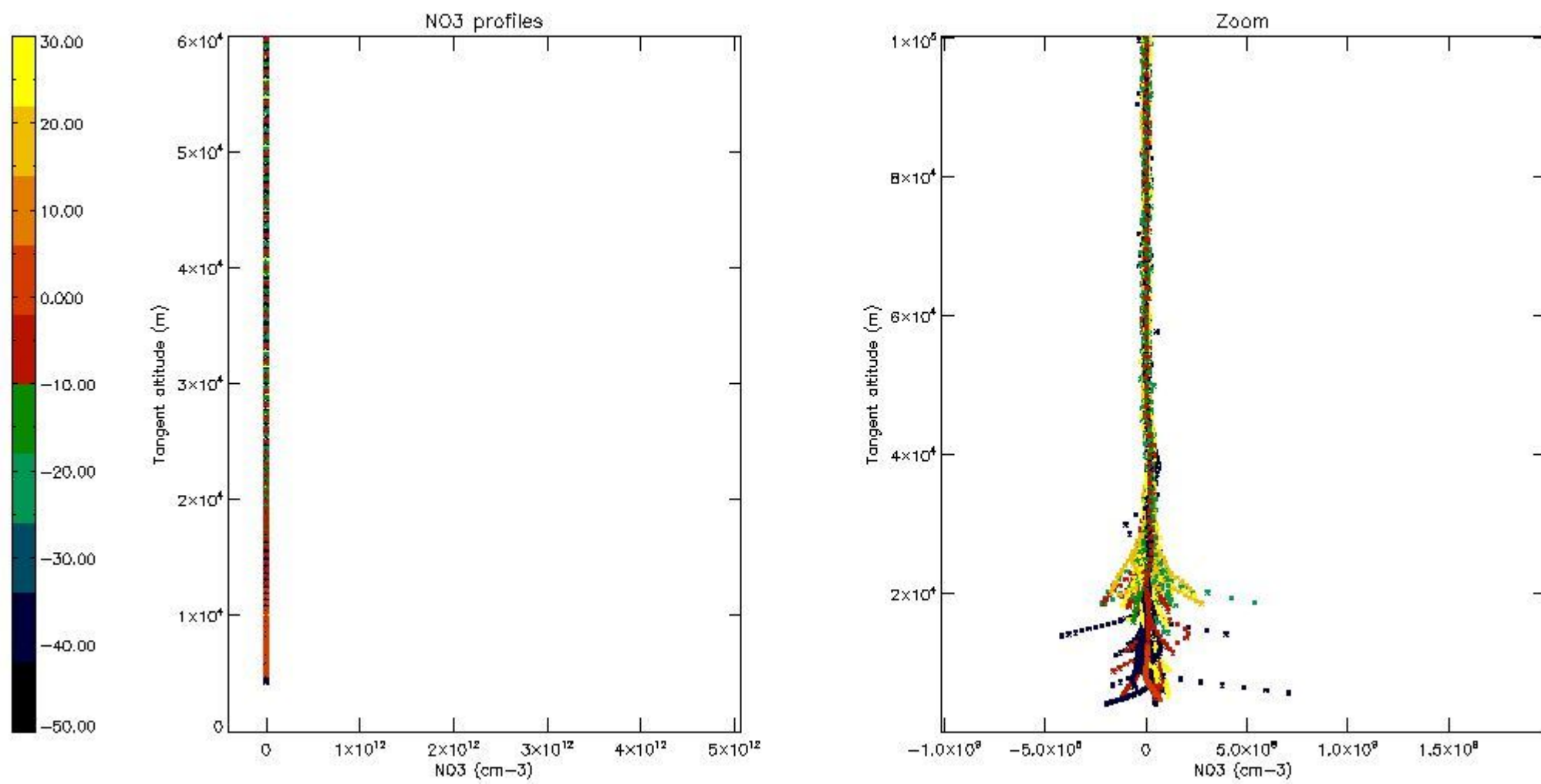
The colorbar represents the latitude.



*5.7 Plot NO3 profiles for all STD (dark without errors)*

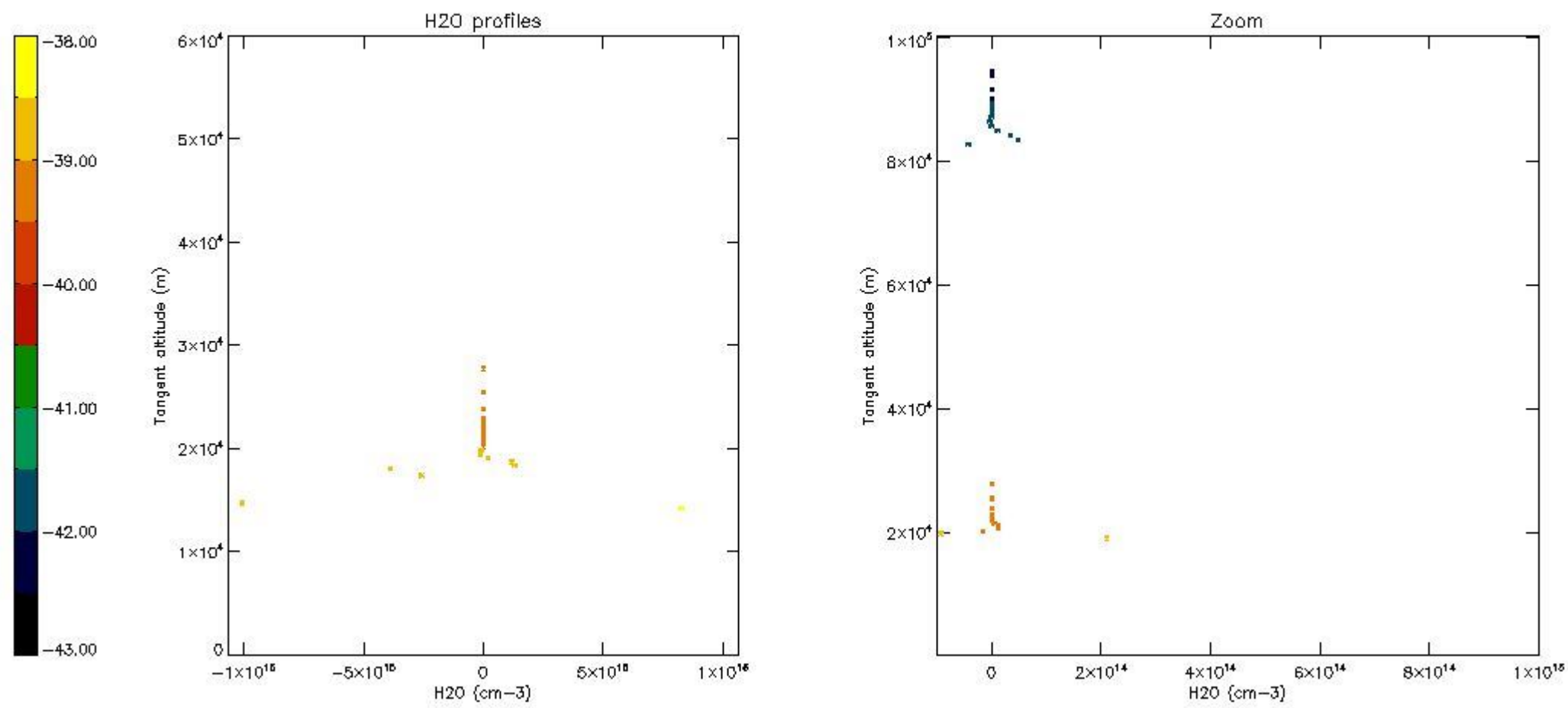
The colorbar represents the latitude.





*5.8 Plot H2O profiles for all STD (only for occultations of stars 1,2,3,4,13,14,16,26,63 dark without errors)*

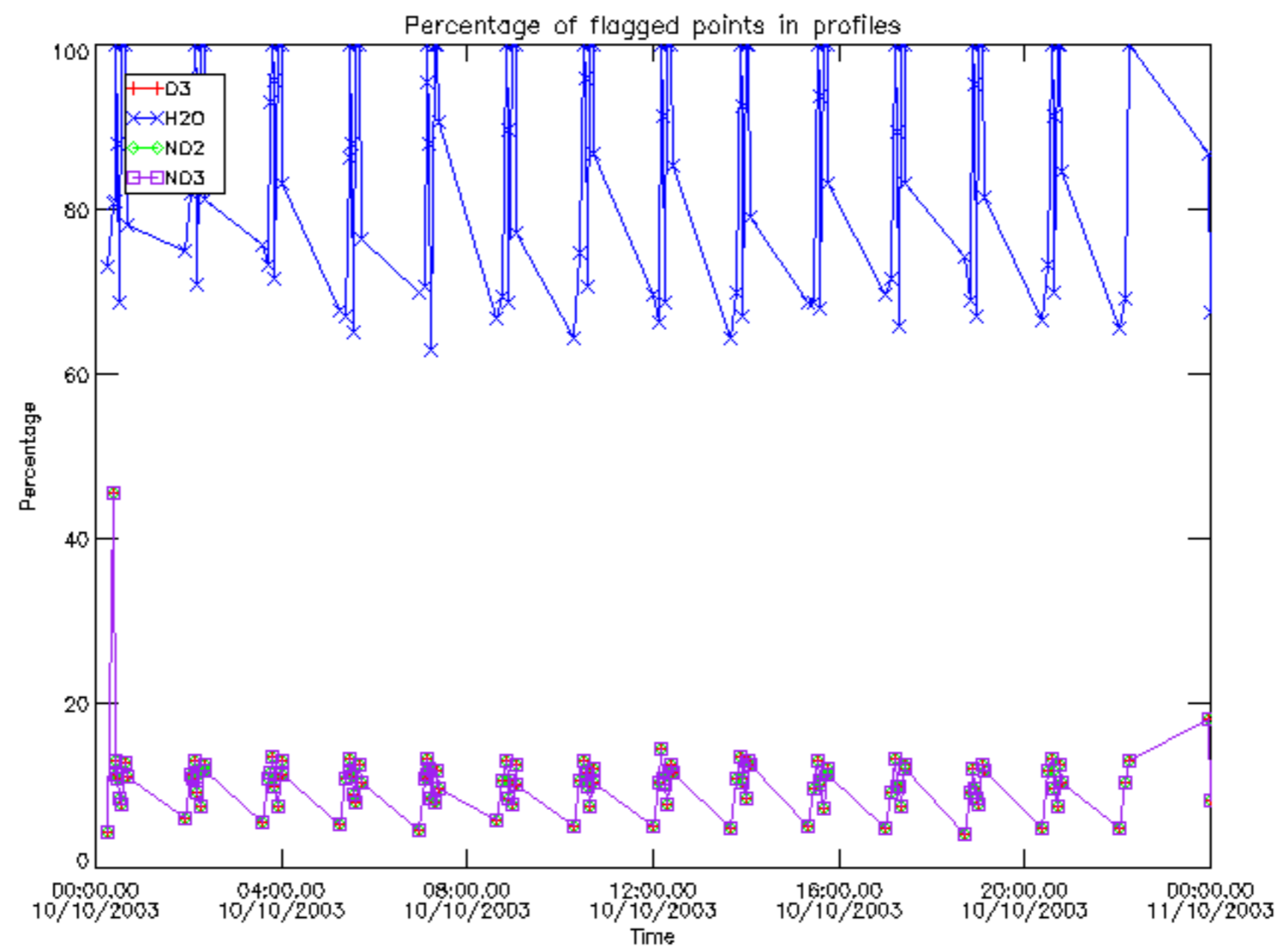
The colorbar represents the latitude.



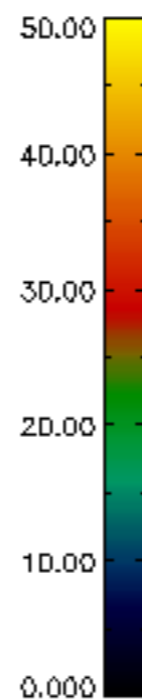
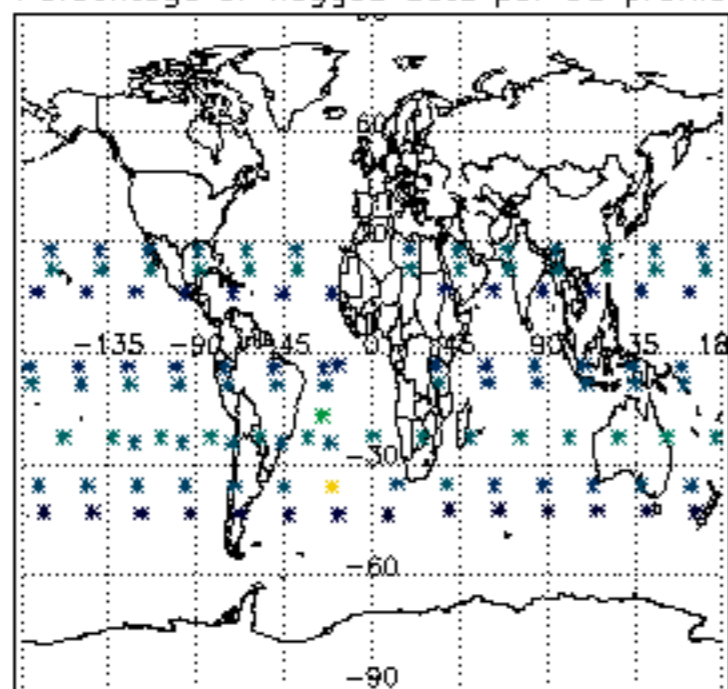
## 6. Auxiliary Data Files used for the production reported in section 2

The number reported in the third column indicates since which file (see list in section 2) the corresponding auxiliary file has been used. The fourth column is the date of those product files.

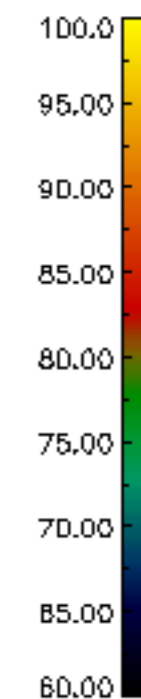
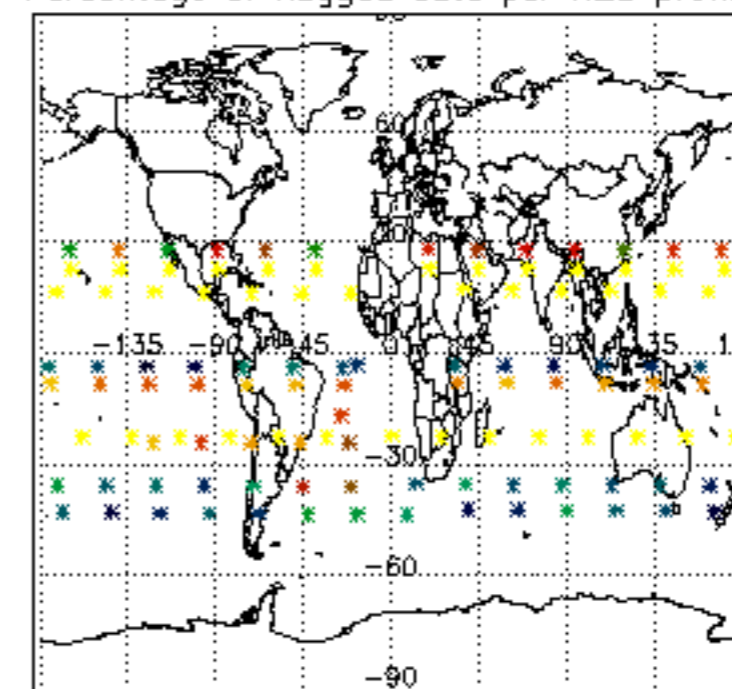
Type	Auxiliary Filename	Used since product	Used since product date
INST_PHYS_CHARACTERISTICS	GOM_INS_AXVIEC20091111_143220_20030716_120000_20500101_000000	1	10-OCT-2003 00:02:59
LEVEL-2_PROC_CONFIG	GOM_PR2_AXVIEC20091111_152718_20020301_000000_20500101_000000	1	10-OCT-2003 00:02:59
CROSS_SECTIONS_FILE	GOM_CRS_AXVIEC20091111_154832_20020301_000000_20500101_000000	1	10-OCT-2003 00:02:59



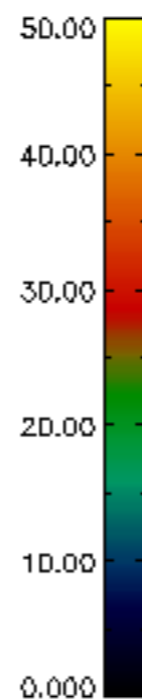
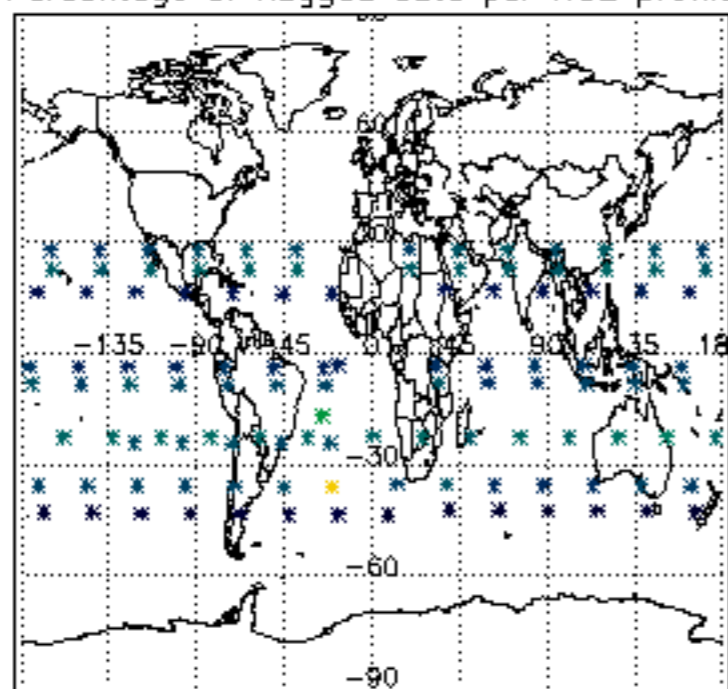
Percentage of flagged data per D3 profile



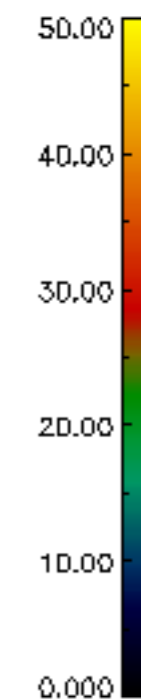
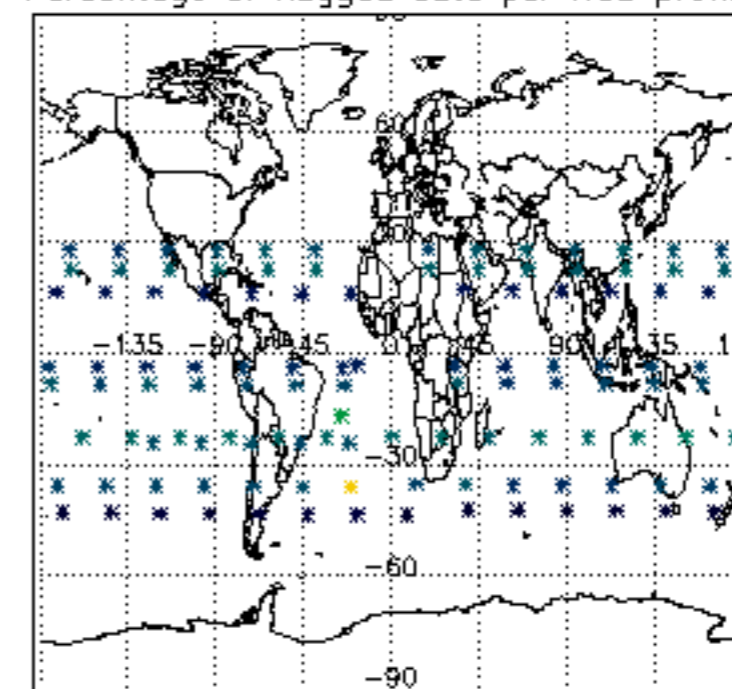
Percentage of flagged data per H2O profile

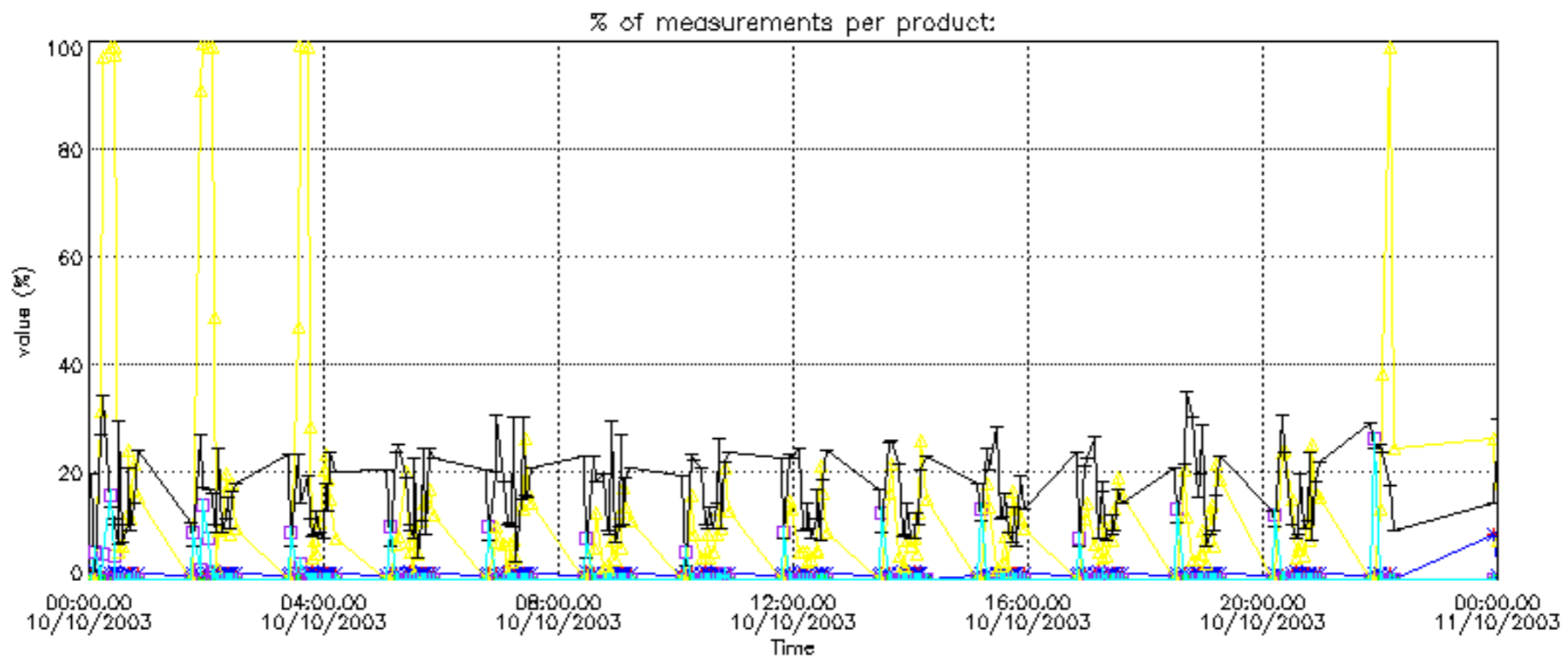


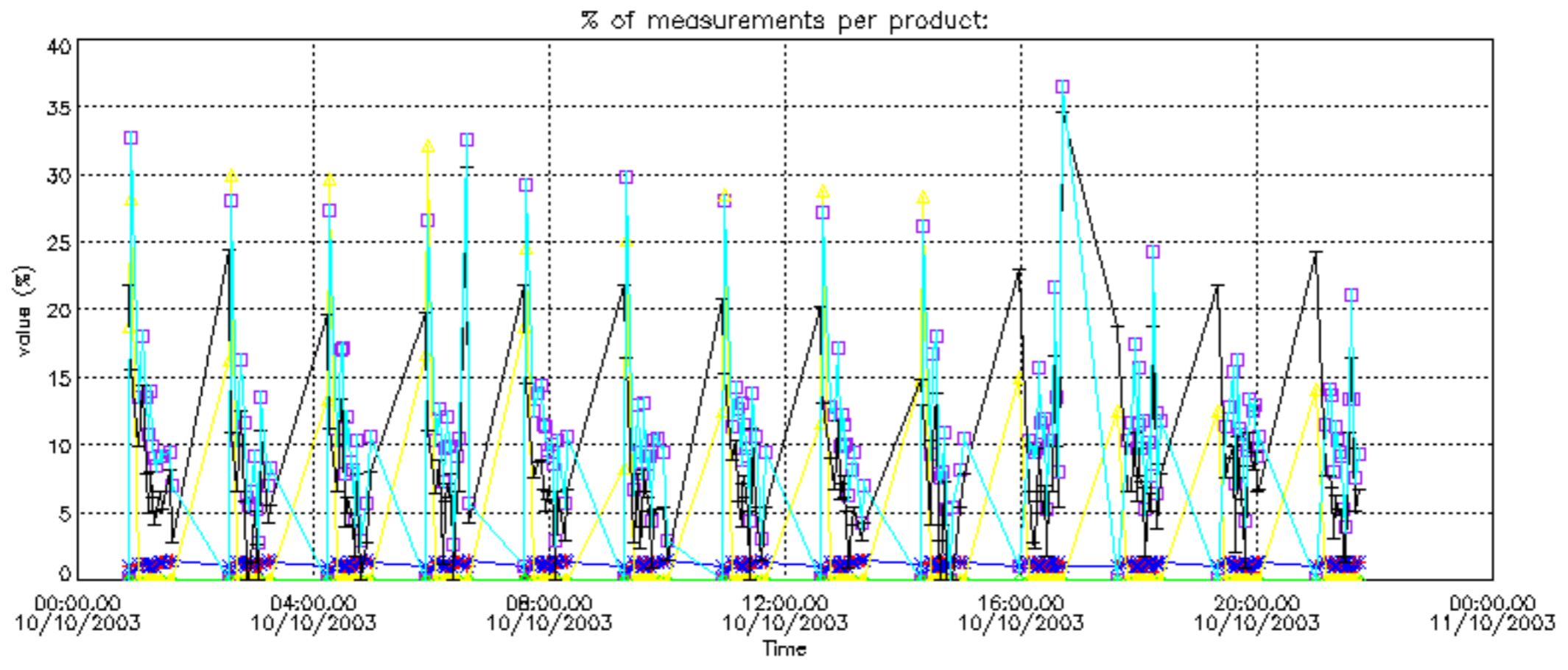
Percentage of flagged data per NO2 profile



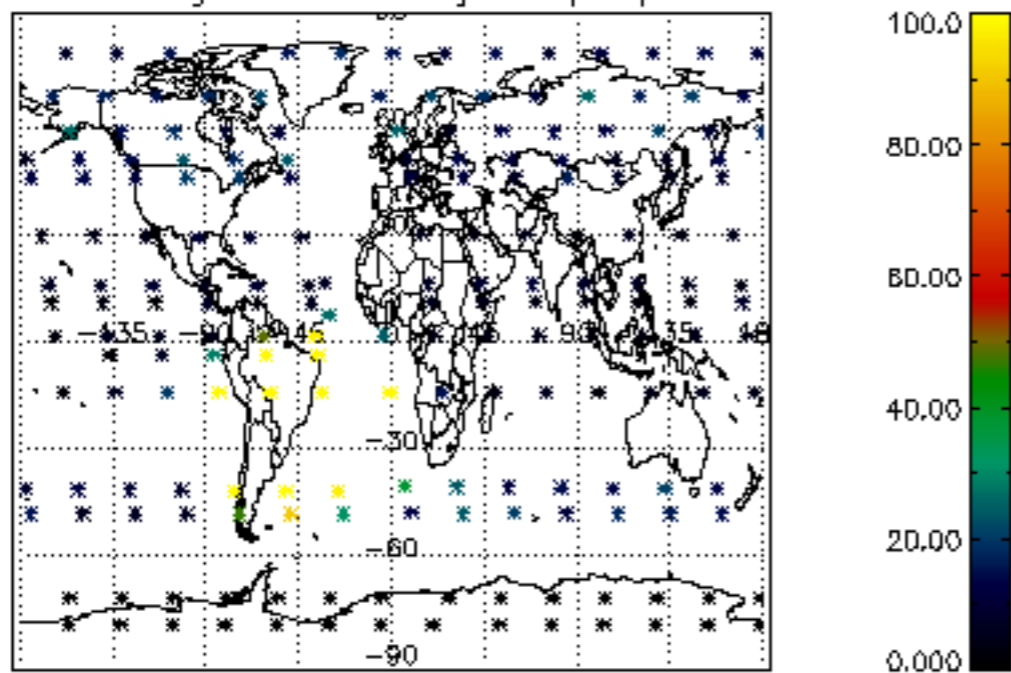
Percentage of flagged data per NO3 profile



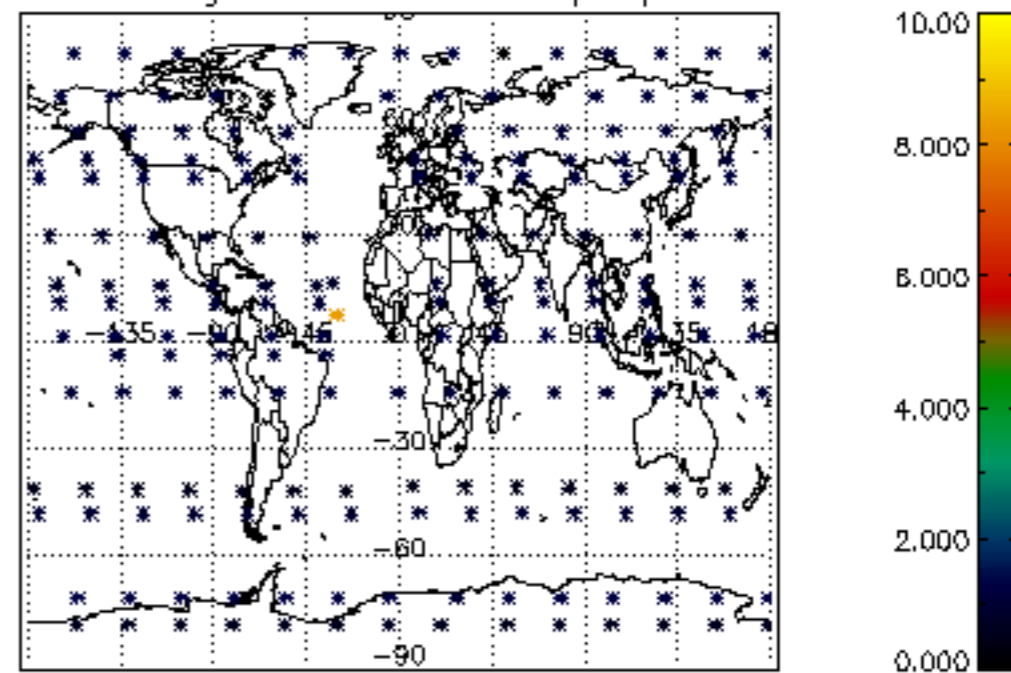




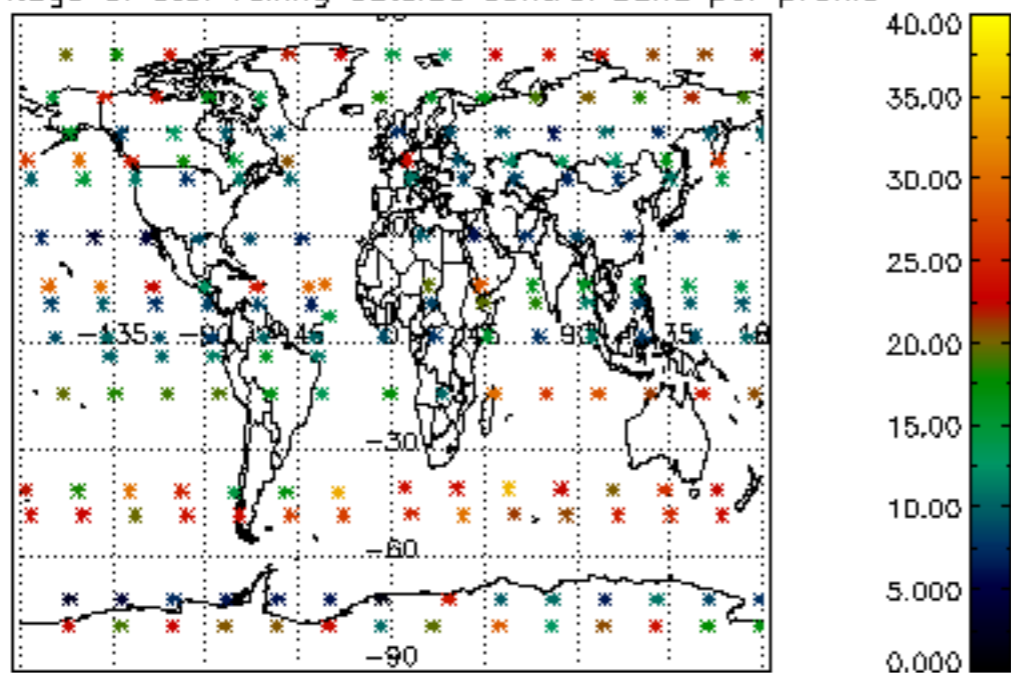
Percentage of cosmic ray hits per profile



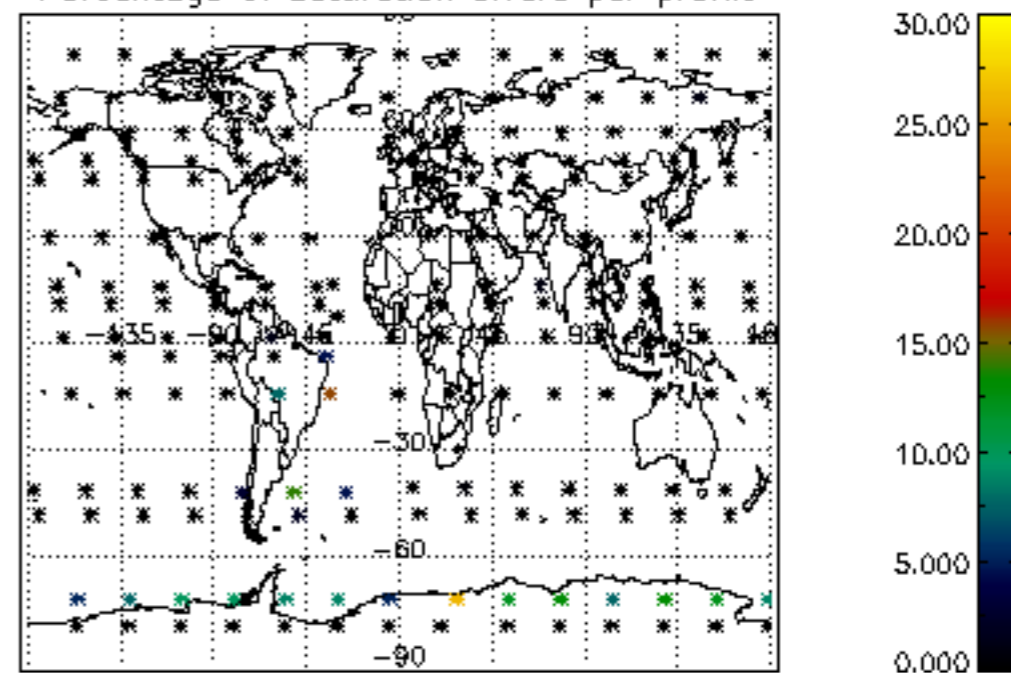
Percentage of datation errors per profile



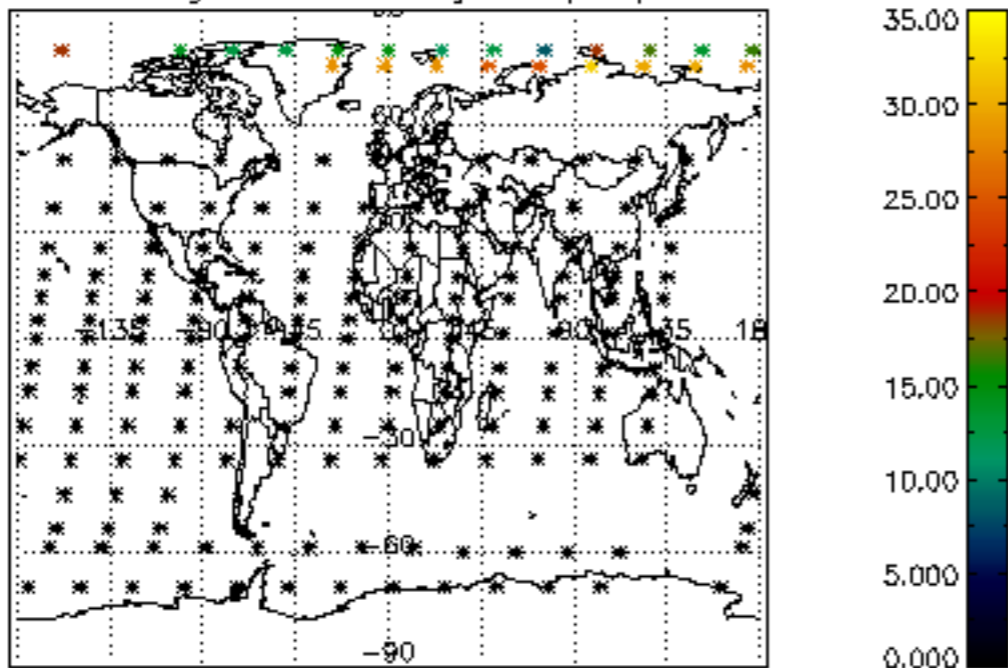
Percentage of star falling outside central band per profile



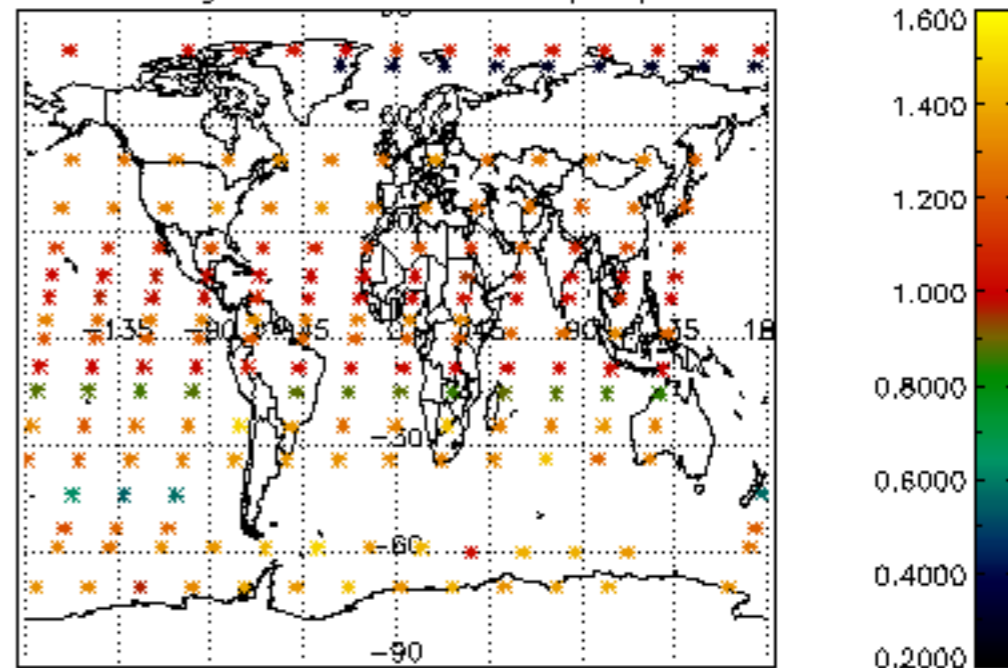
Percentage of saturation errors per profile



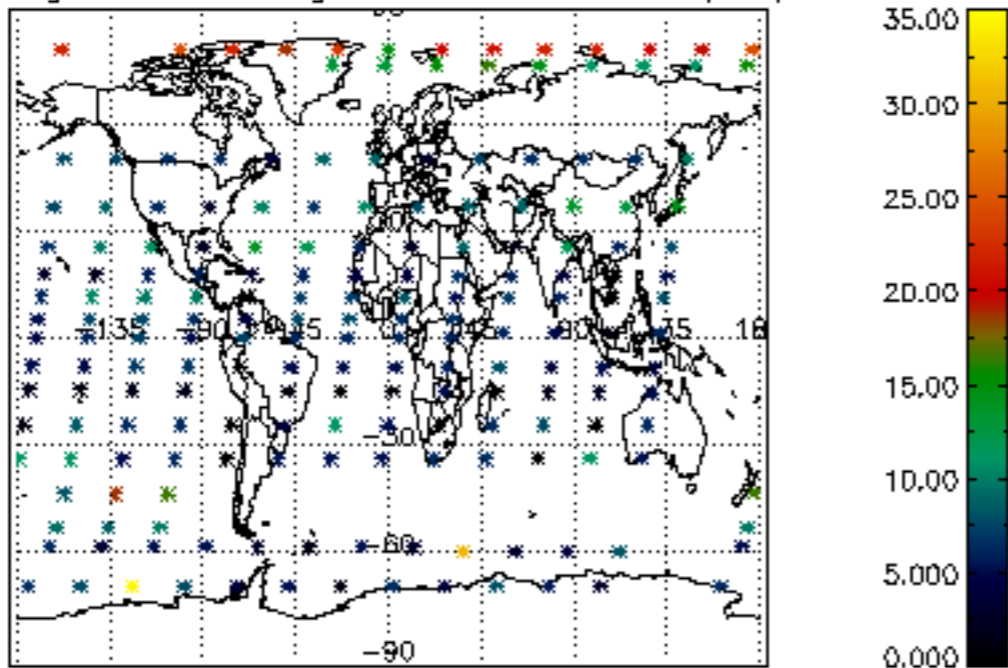
Percentage of cosmic ray hits per profile



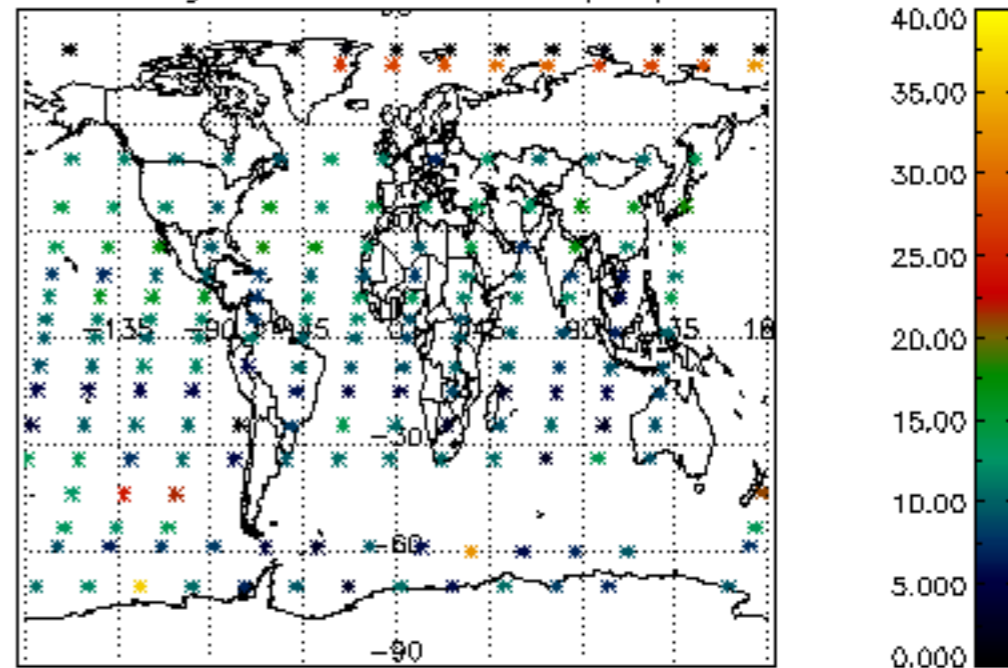
Percentage of datation errors per profile



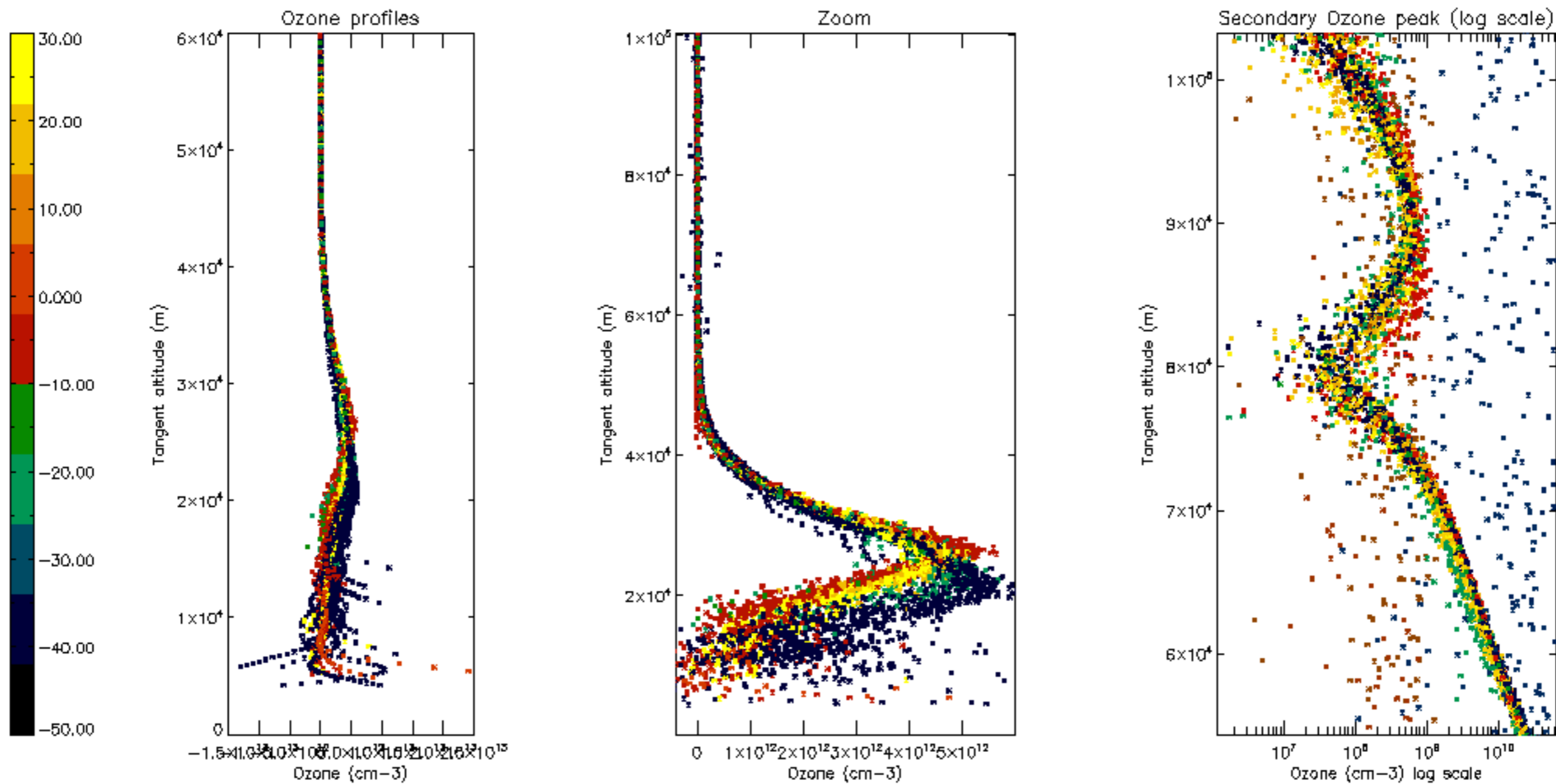
Percentage of star falling outside central band per profile

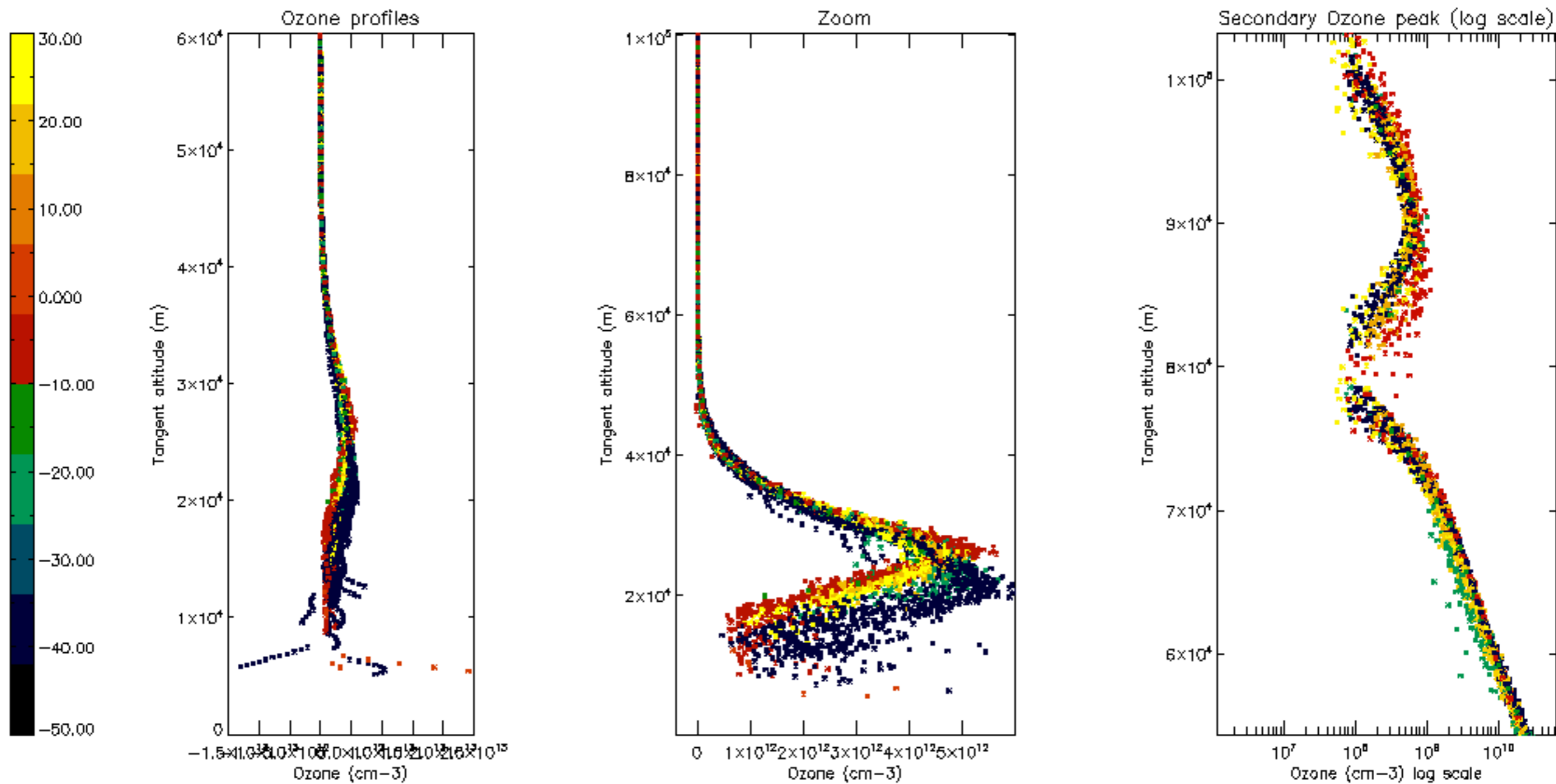


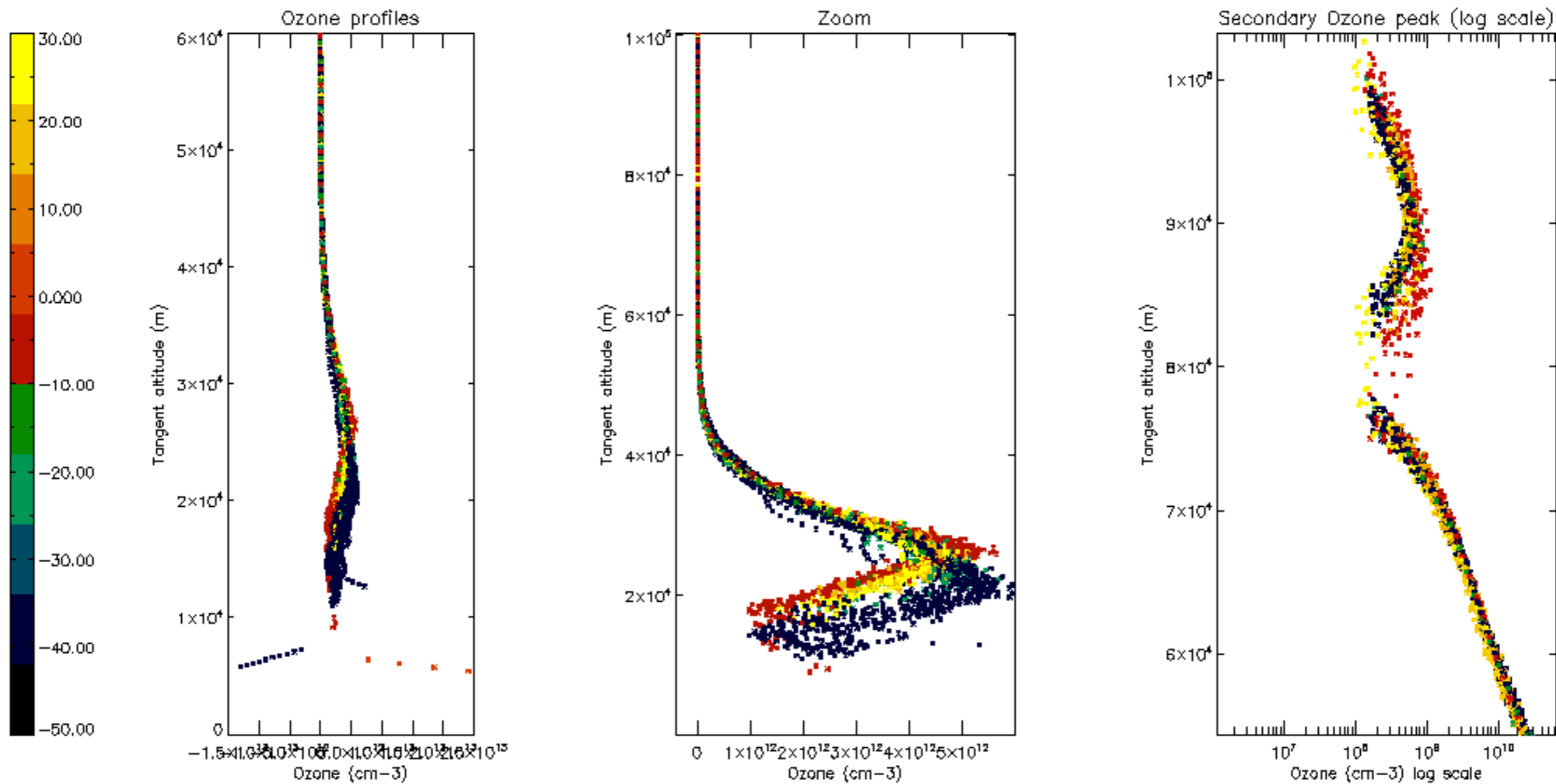
Percentage of saturation errors per profile

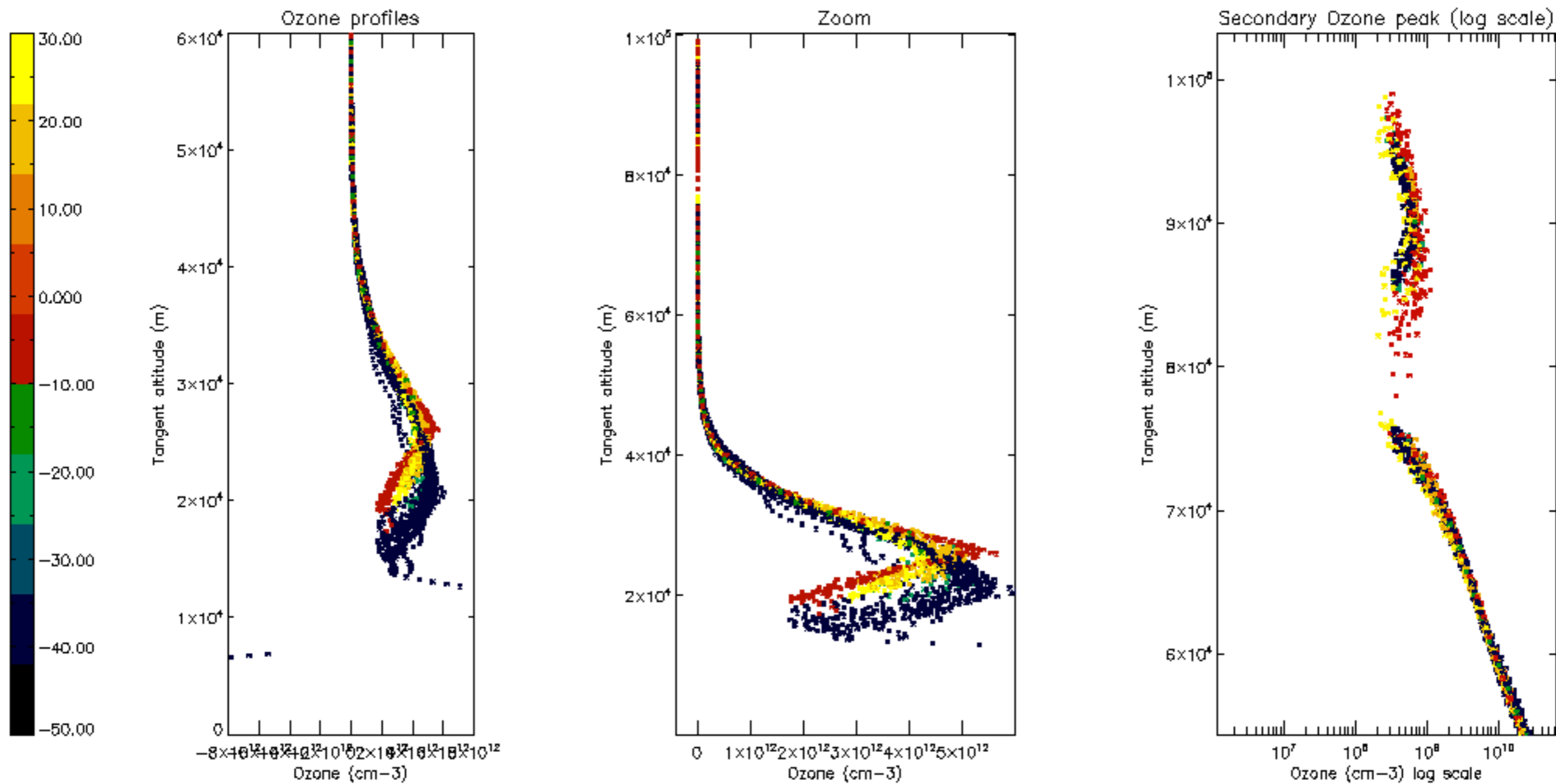


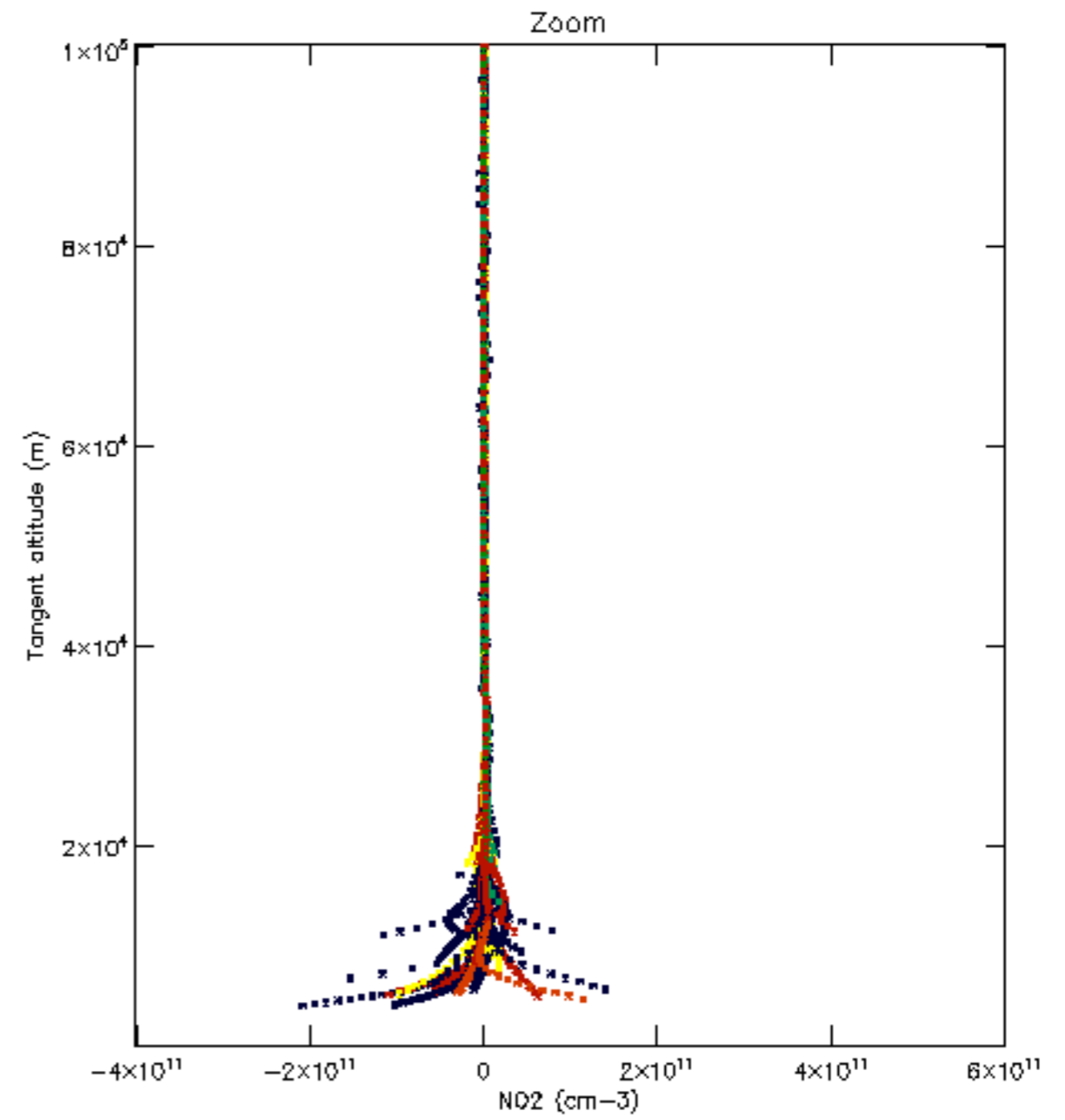
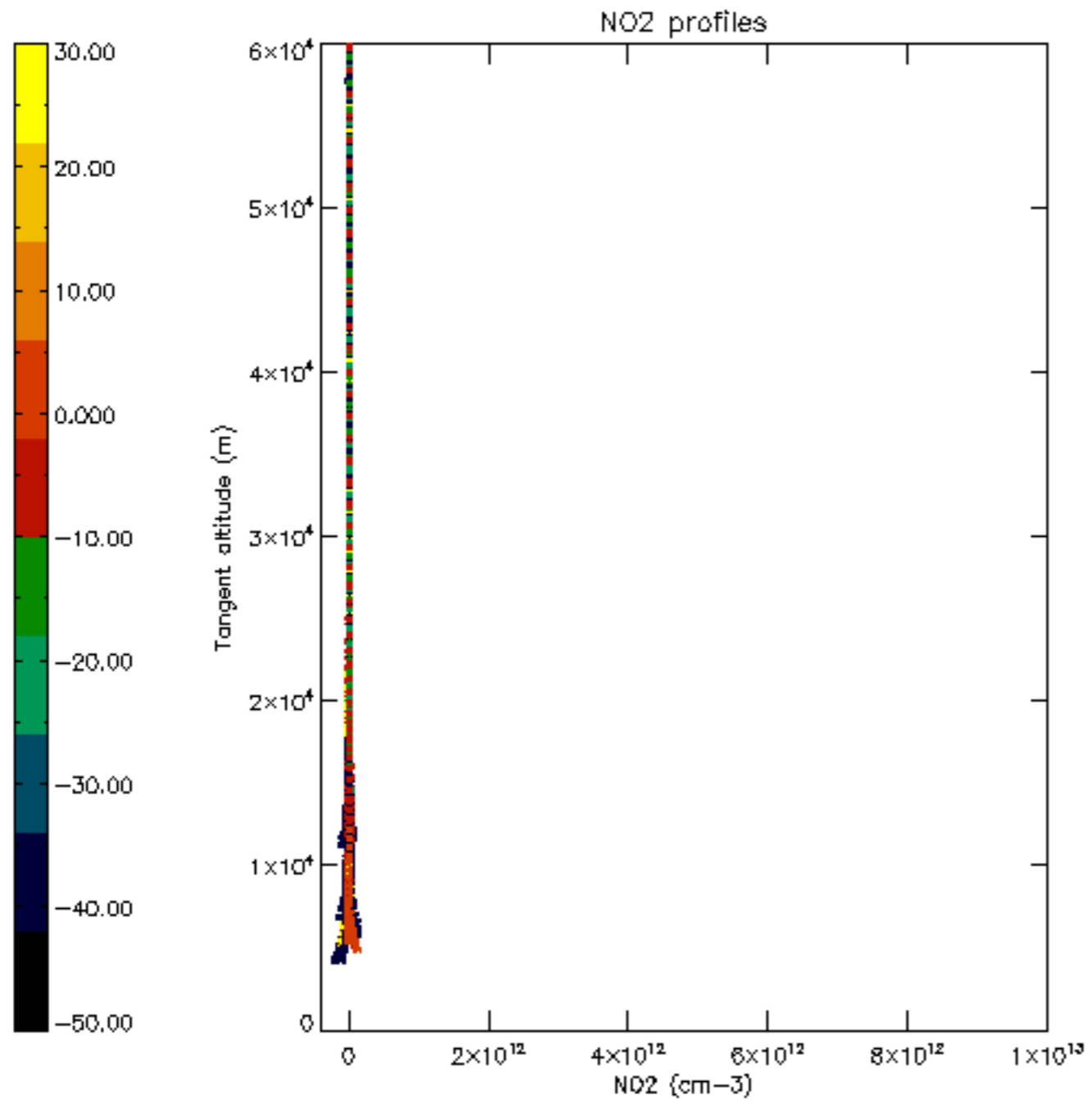


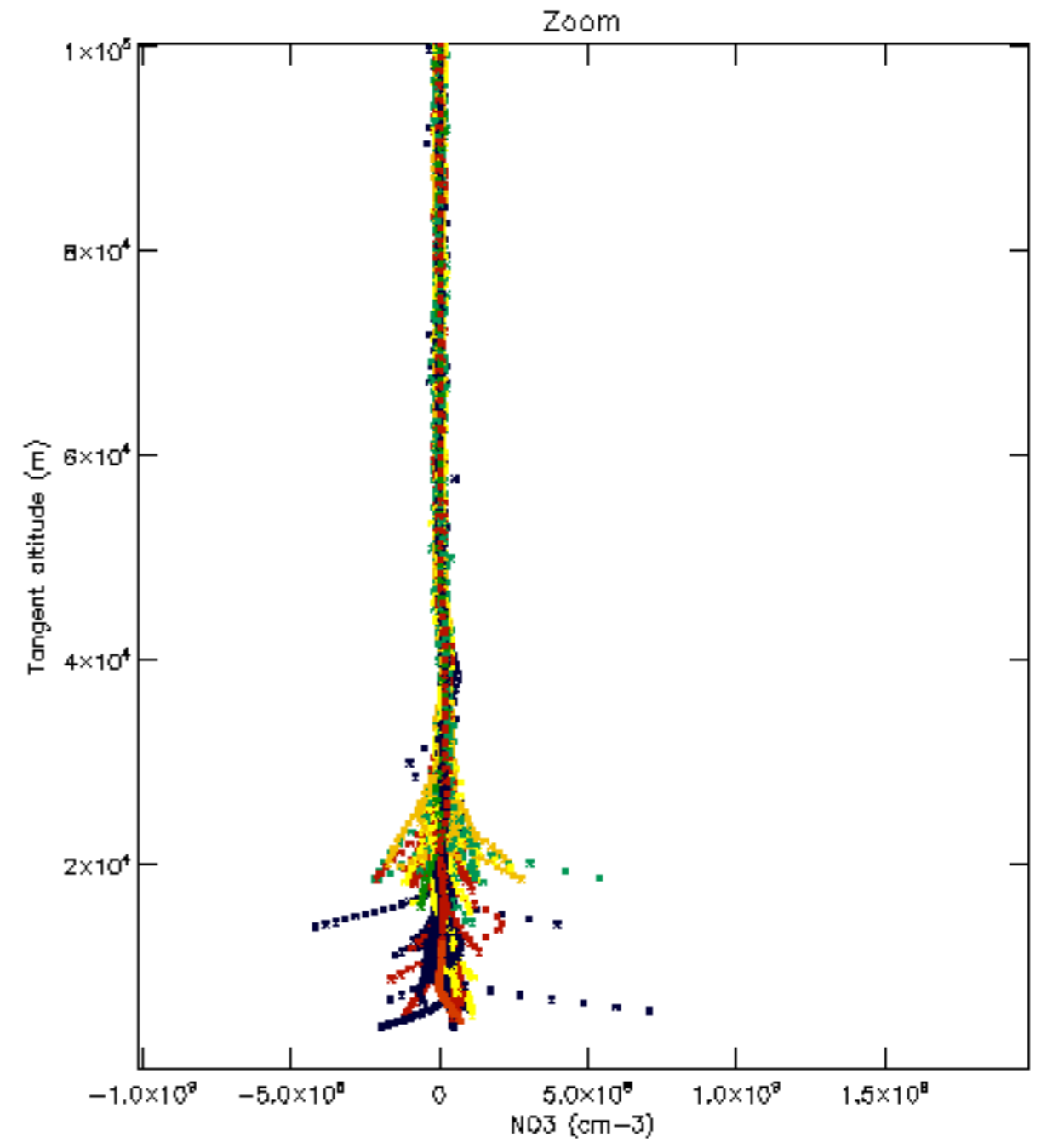
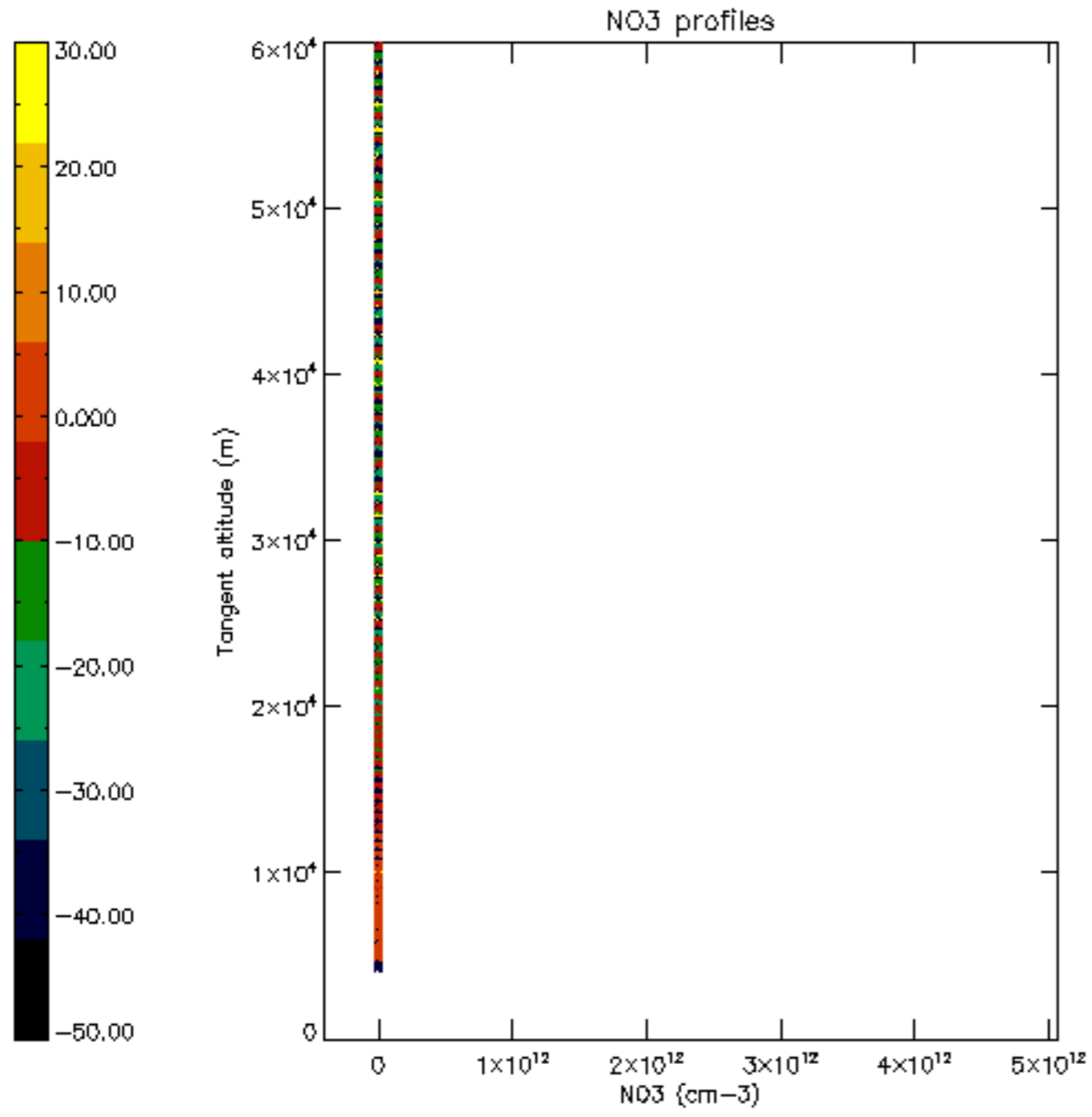


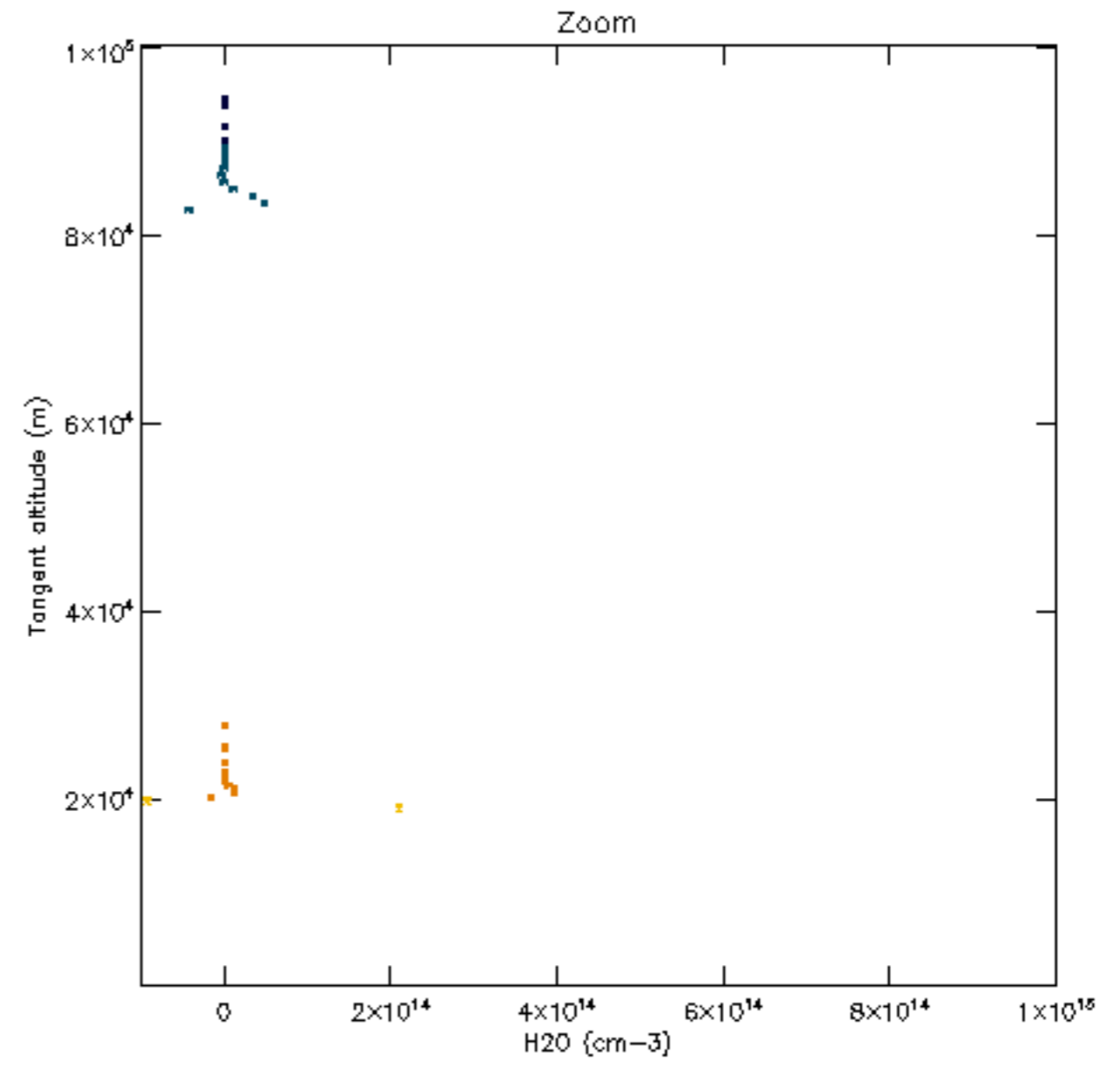
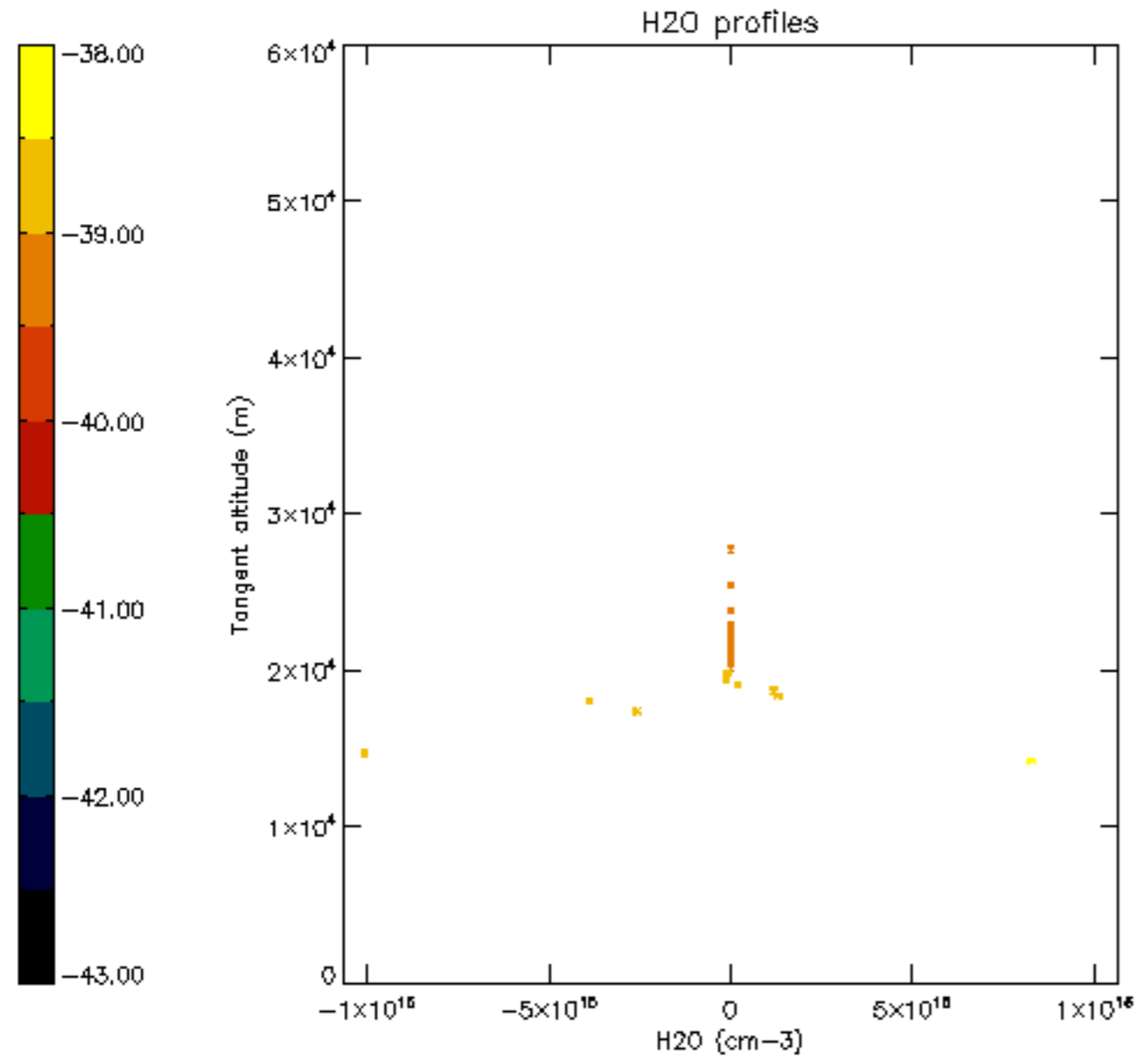


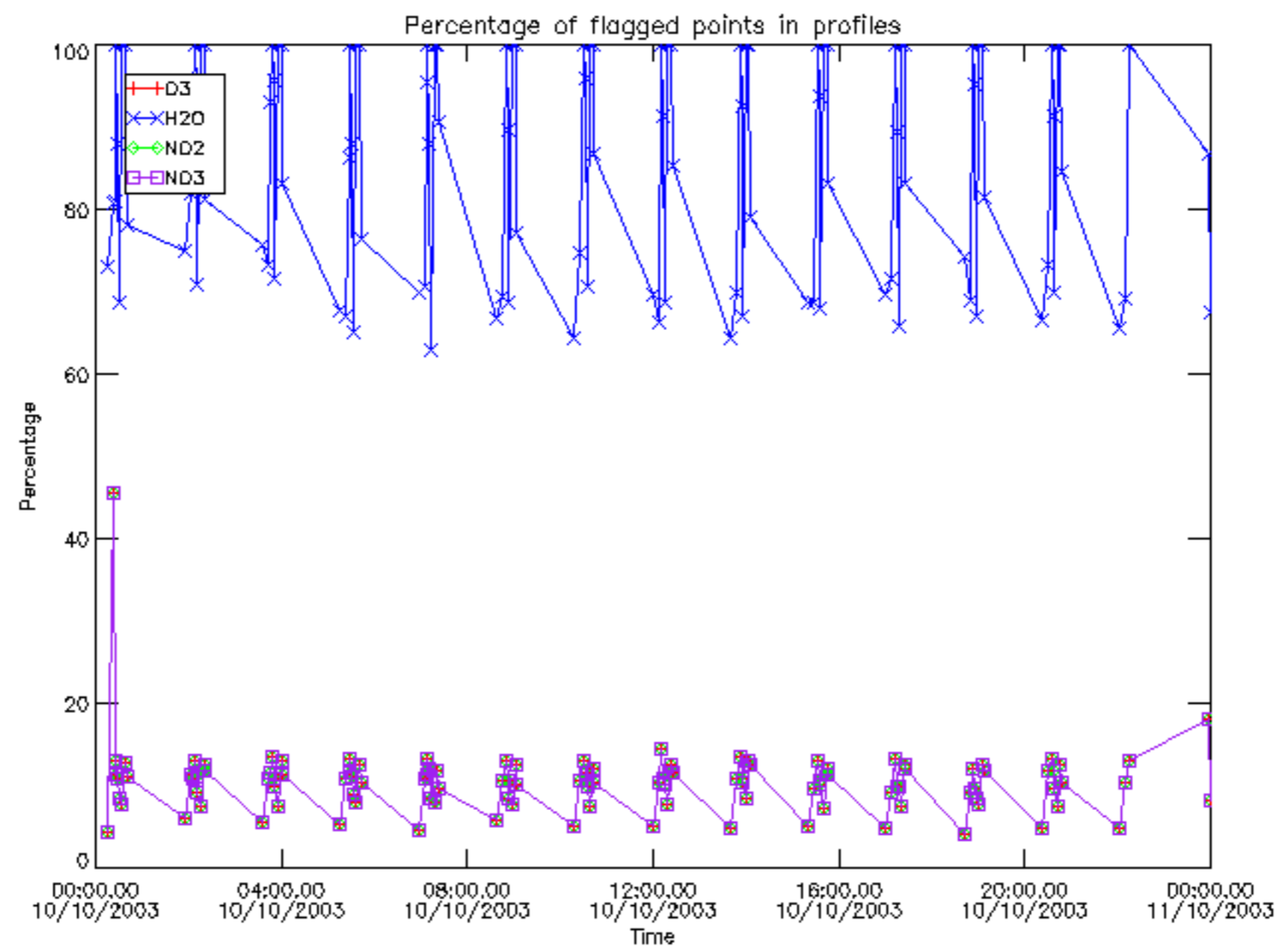






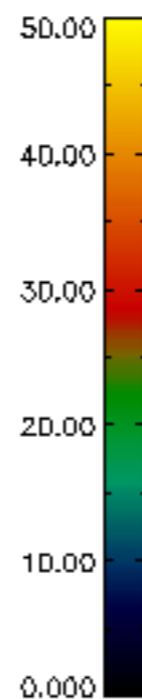
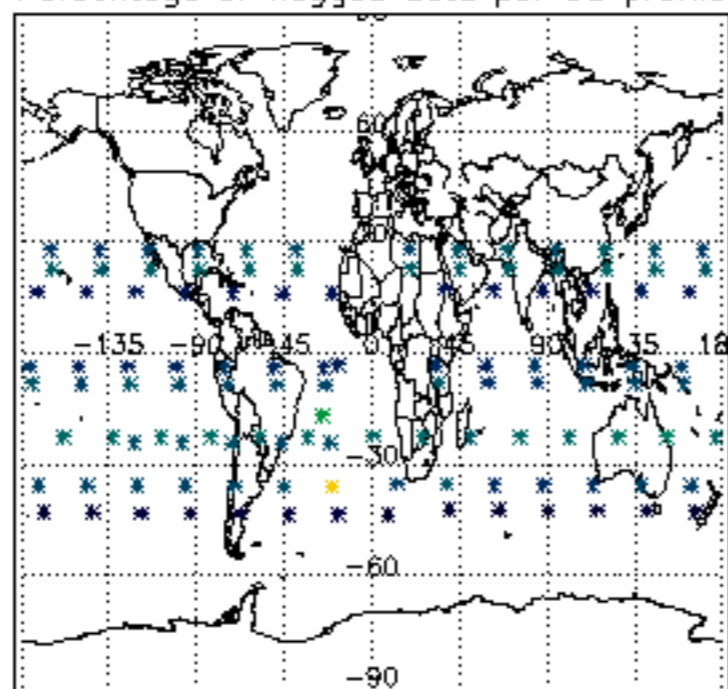




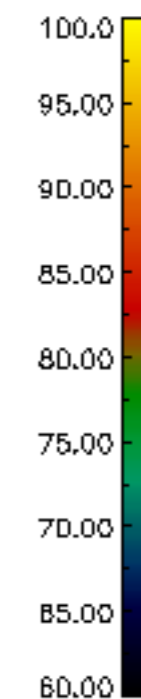
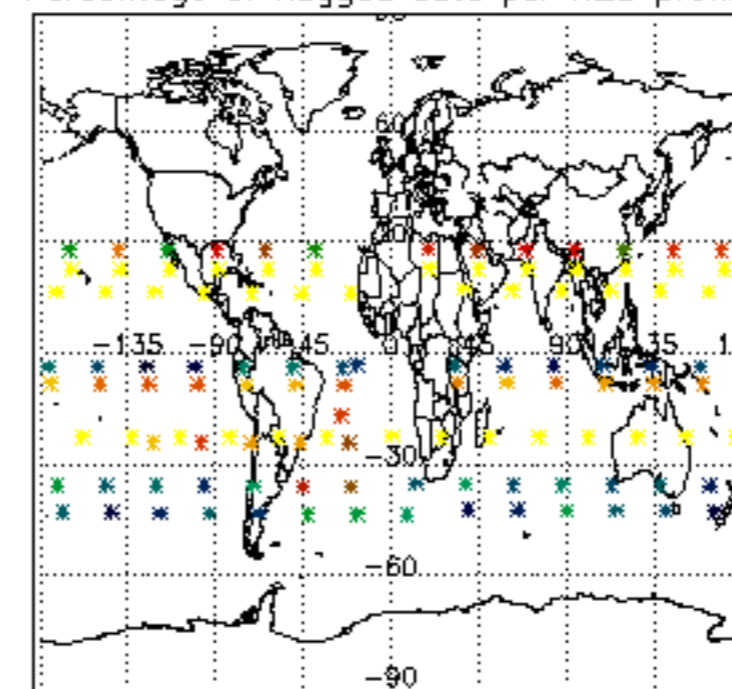




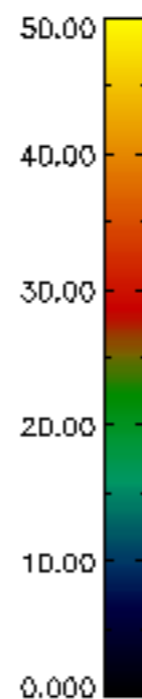
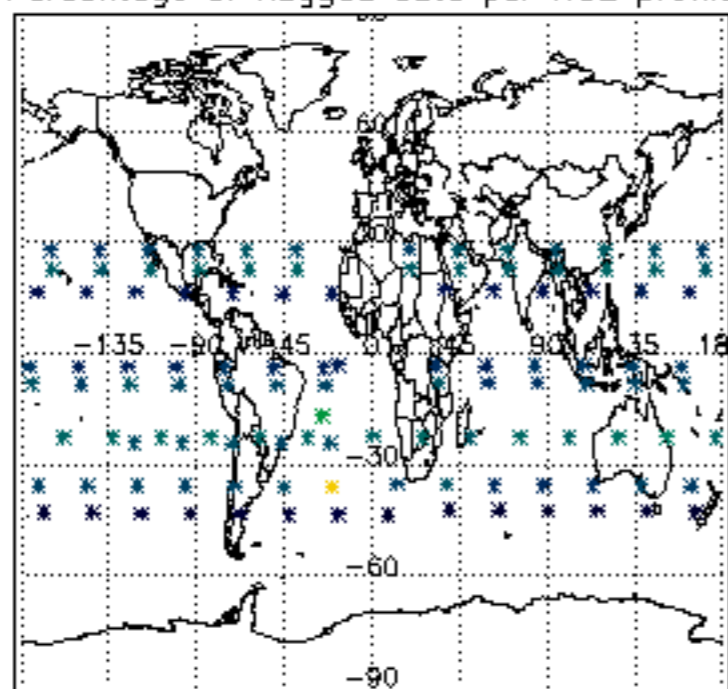
Percentage of flagged data per D3 profile



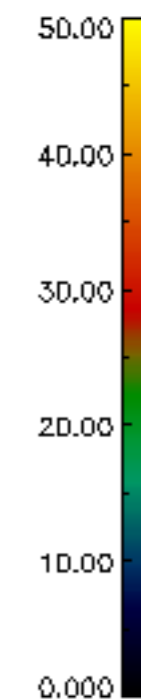
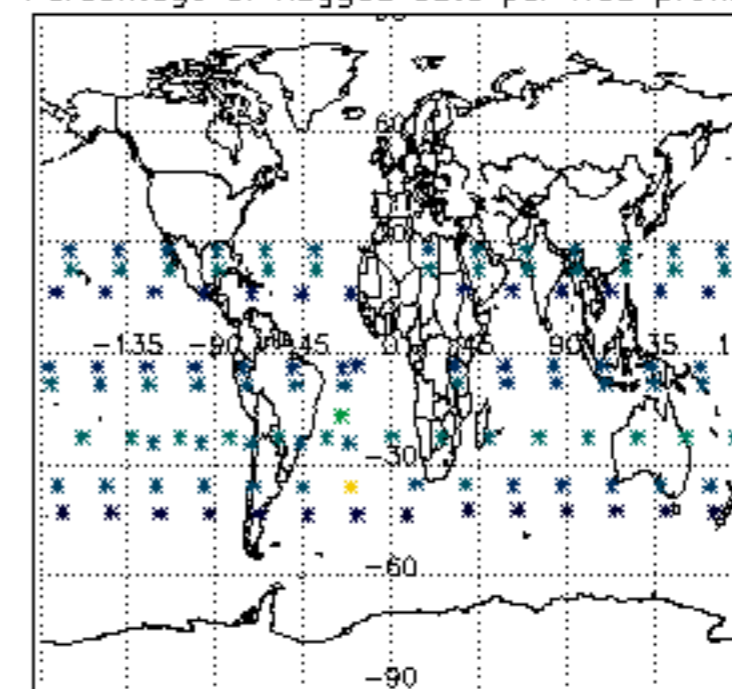
Percentage of flagged data per H2O profile

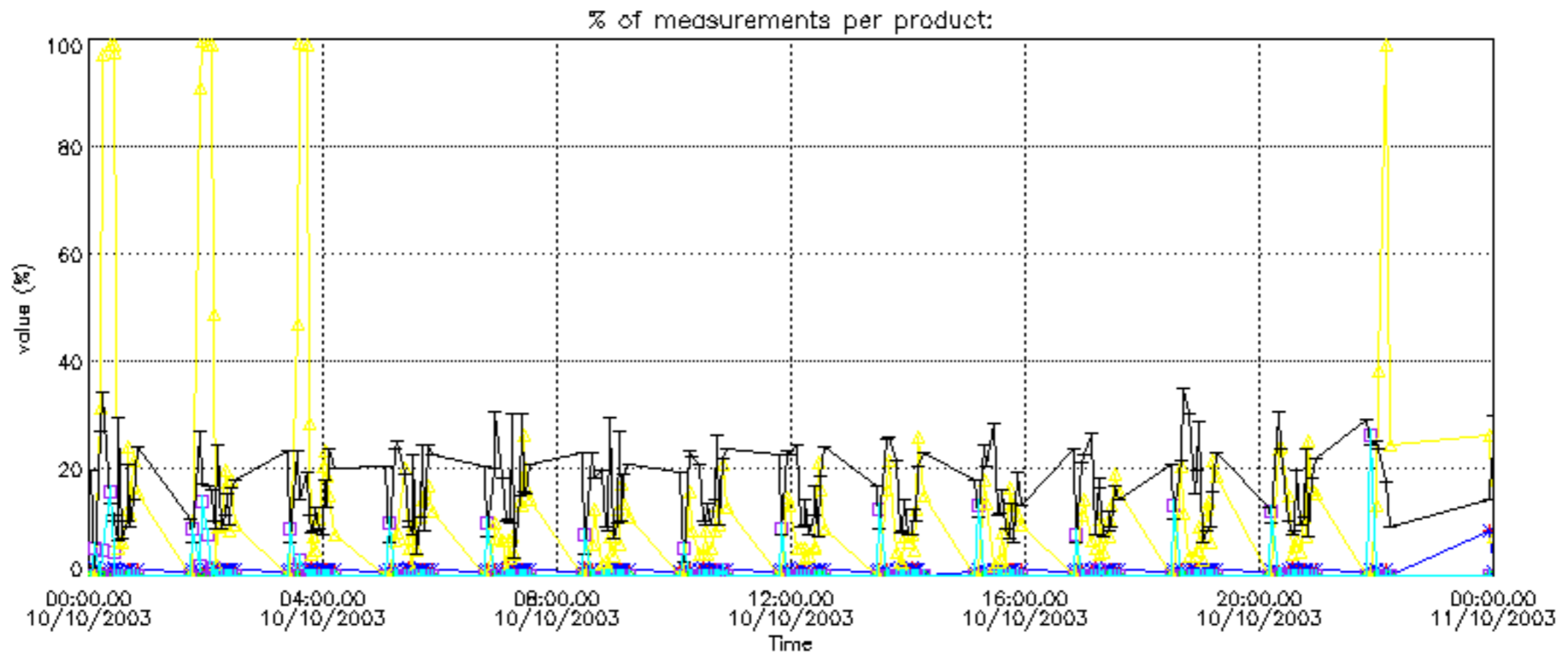


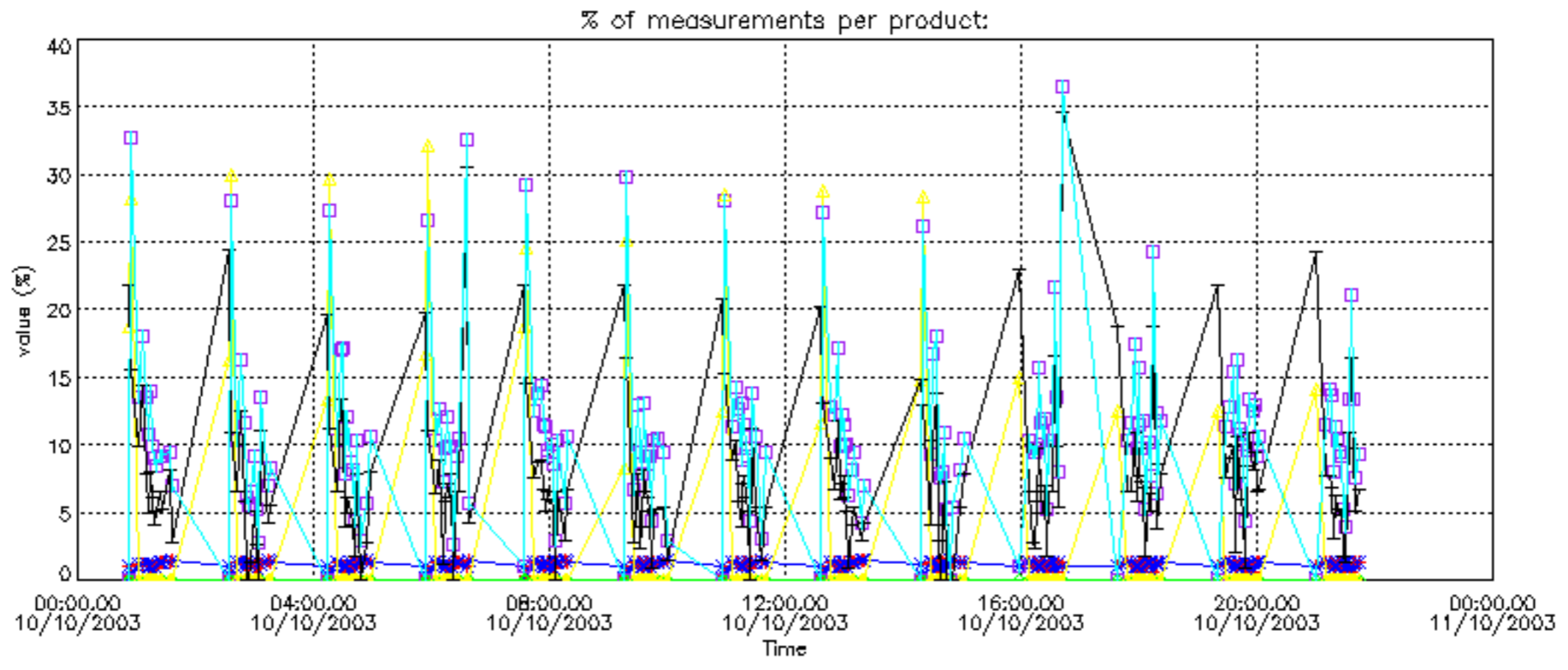
Percentage of flagged data per NO2 profile



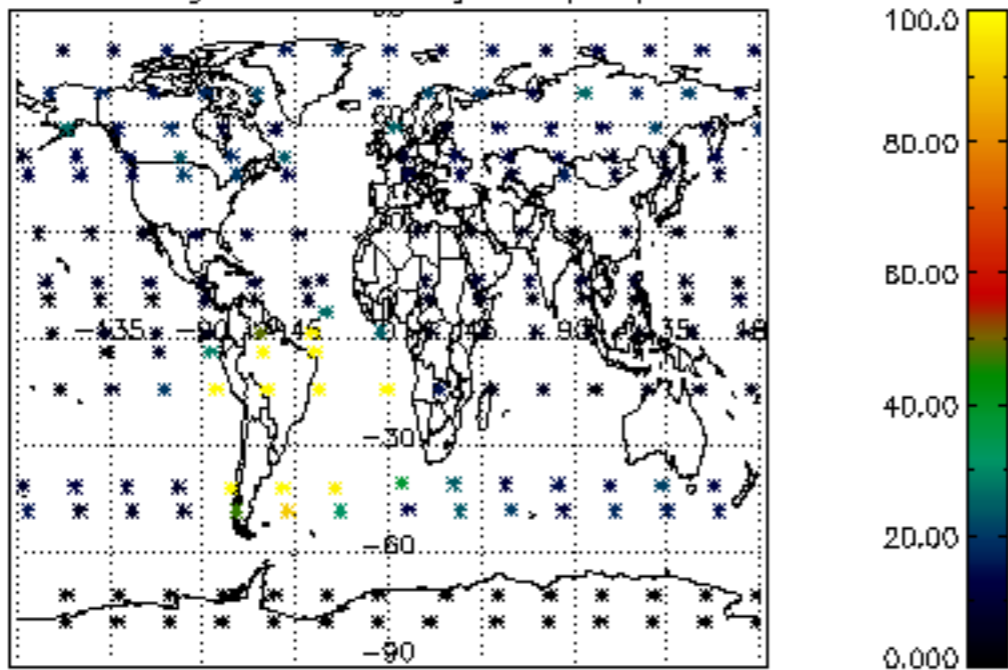
Percentage of flagged data per NO3 profile



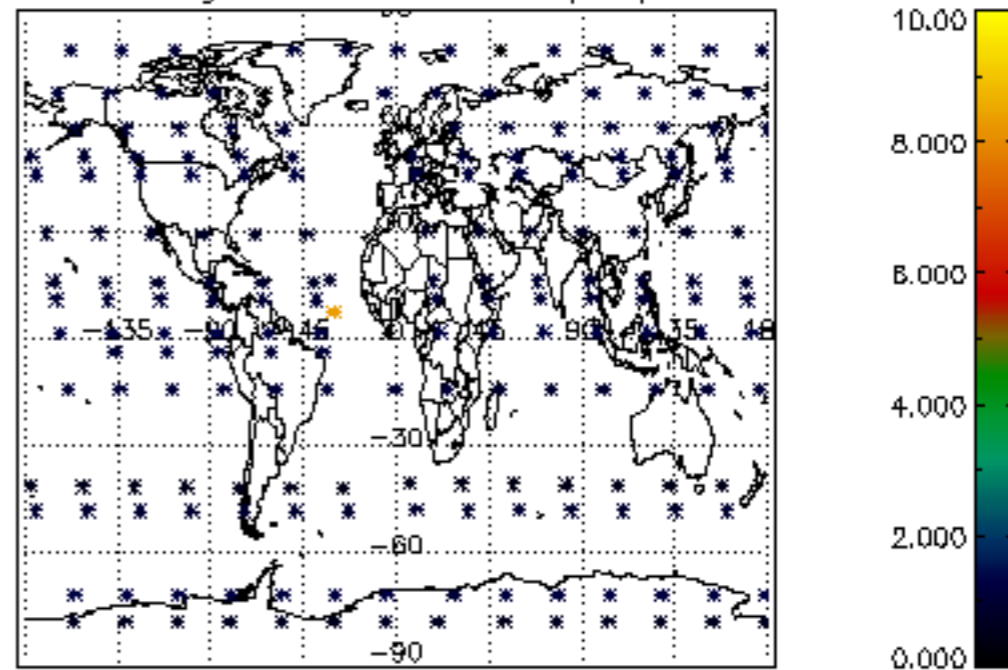




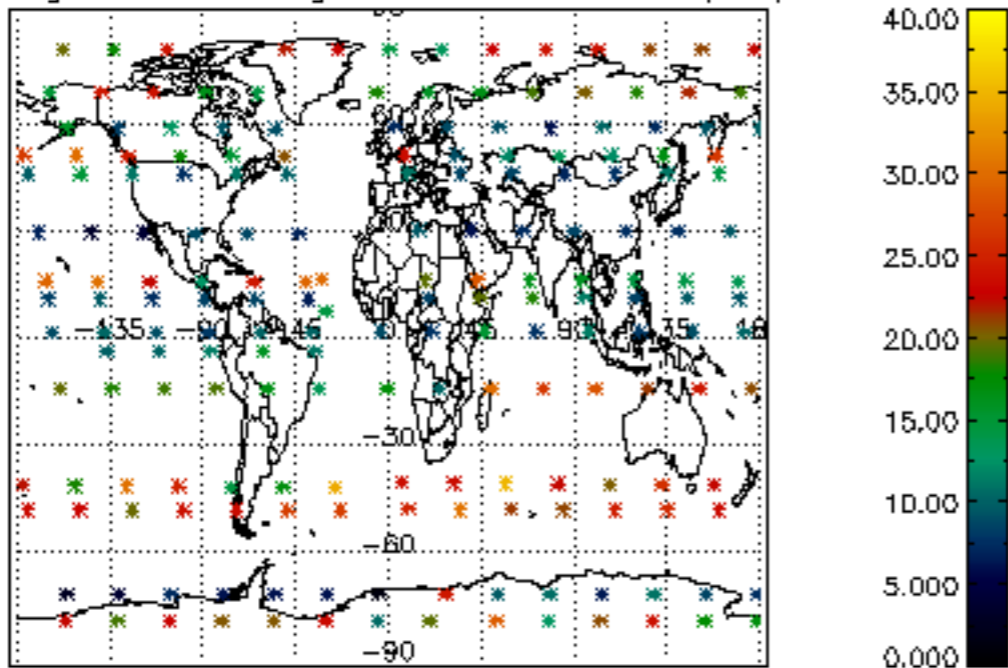
Percentage of cosmic ray hits per profile



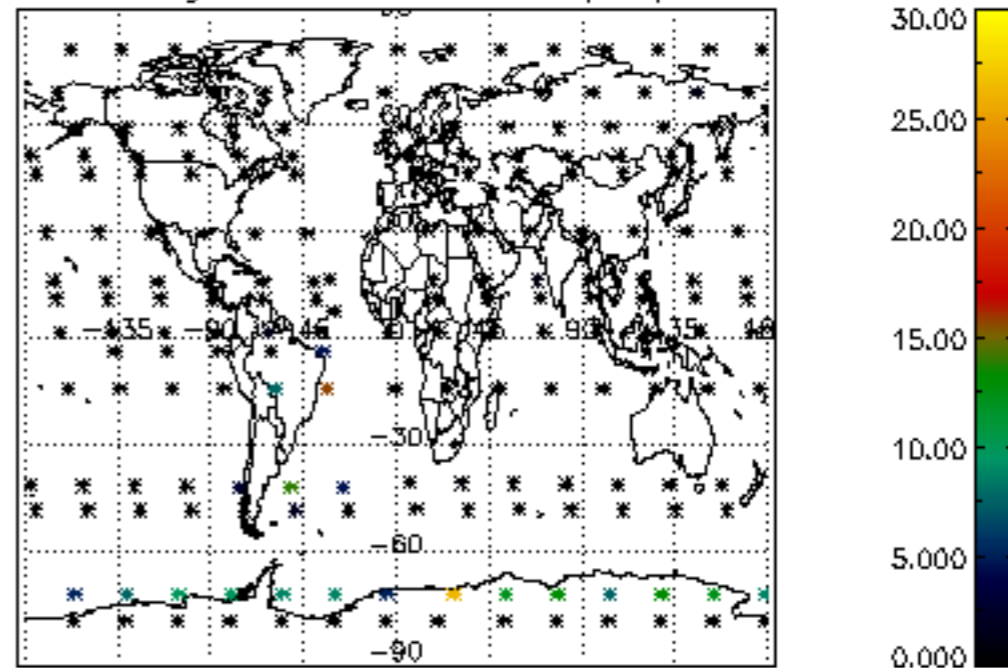
Percentage of datation errors per profile



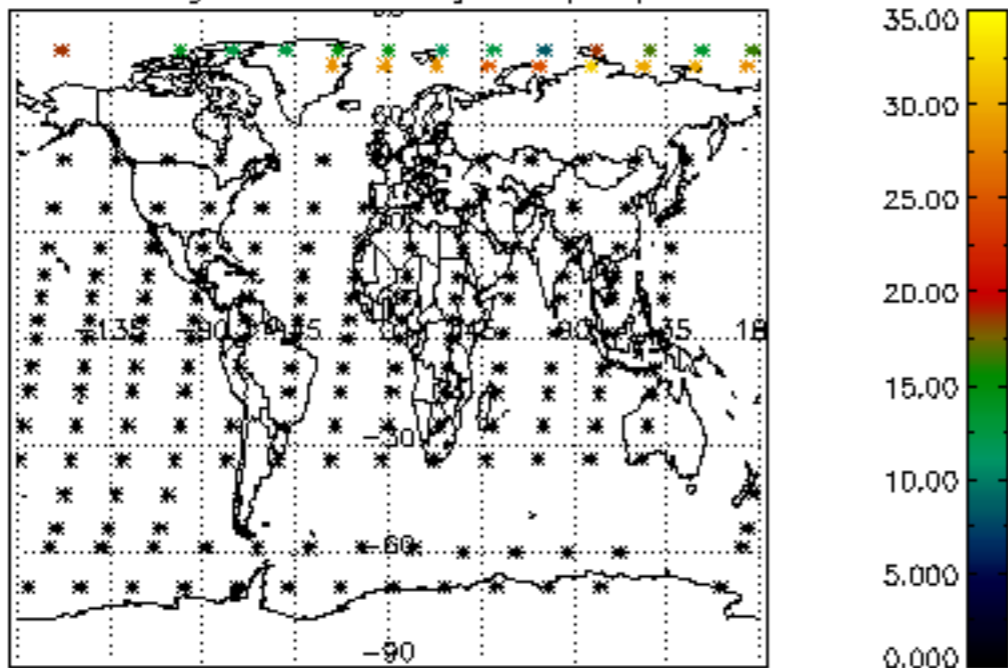
Percentage of star falling outside central band per profile



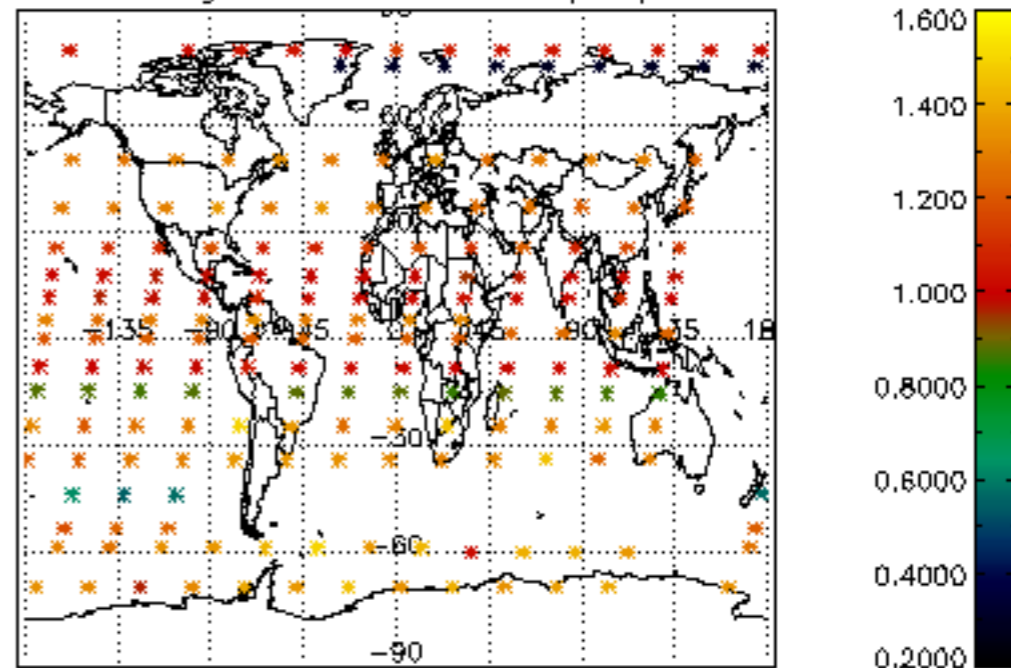
Percentage of saturation errors per profile



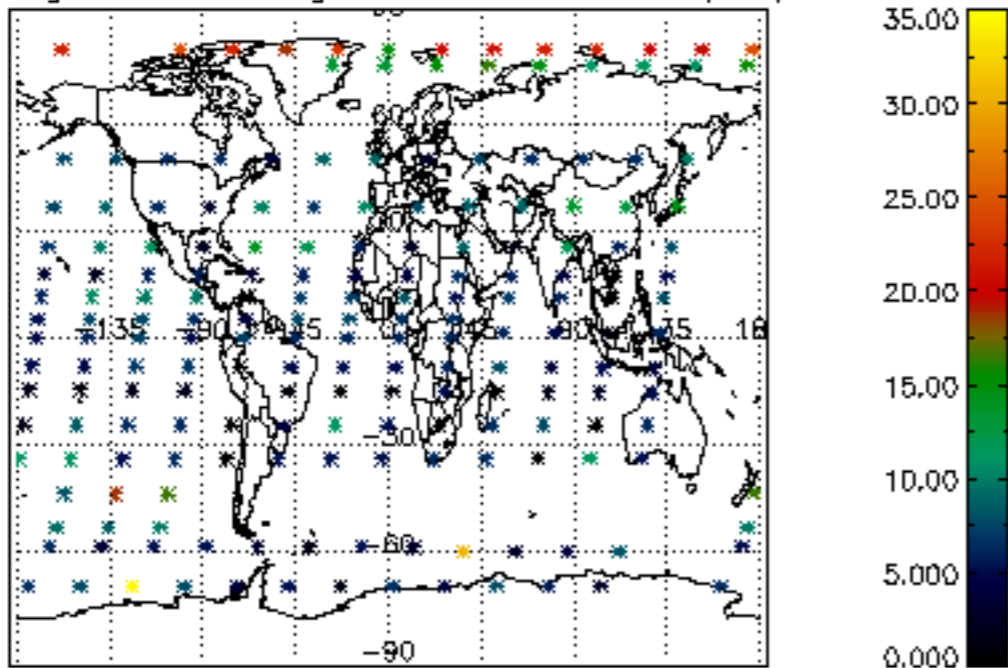
Percentage of cosmic ray hits per profile



Percentage of datation errors per profile



Percentage of star falling outside central band per profile



Percentage of saturation errors per profile

