

GOMOS Level 2 Daily Report

SUMMARY

[1. General Info](#)

[2. Summary of processed GOM_NL_2P products](#)

[3. Level 2 Quality information per product](#)

[3.1 Plot of level 2 quality information per product \(time dependant\)](#)

[3.2 Plot of level 2 quality information per product \(world map\)](#)

[4. Level 1 Quality information per product \(stored on level 2 products\)](#)

[4.1 Plot of level 1 quality information per product \(time dependant\)](#)

[4.1.1 Plot of level 1 quality information per product \(time dependant\): ASCENDING](#)

[4.1.2 Plot of level 1 quality information per product \(time dependant\): DESCENDING](#)

[4.2 Plot of level 1 quality information per product \(world map\)](#)

[4.2.1 Plot of level 1 quality information per product \(world map\): ASCENDING](#)

[4.2.2 Plot of level 1 quality information per product \(world map\): DESCENDING](#)

[5. Ozone profiles based on quality statistics and other trace gas profiles](#)

[5.1 Ozone statistics based on quality of products](#)

[5.2 Plot ozone profiles for all STD \(dark without errors\)](#)

[5.3 Plot ozone profiles where STD < 20% \(dark without errors\)](#)

[5.4. Plot ozone profiles where STD < 10% \(dark without errors\)](#)

[5.5. Plot ozone profiles where STD < 5% \(dark without errors\)](#)

[5.6 Plot NO2 profiles for all STD \(dark without errors\)](#)

[5.7 Plot NO3 profiles for all STD \(dark without errors\)](#)

[5.8 Plot H2O profiles \(only for occultations of stars 1,2,3,4,13,14,16,26,63 dark without errors\) for all STD](#)

[6. Auxiliary Data Files used for the production reported in section 2](#)

This report presents the daily analysis on parameters extracted from GOMOS level 2 data (GOM_NL__2P). It is intended to monitor some important parameters that will impact the quality of these products. A list of level 2 products (and content) that have arrived during the reporting day to the PCF is also given.

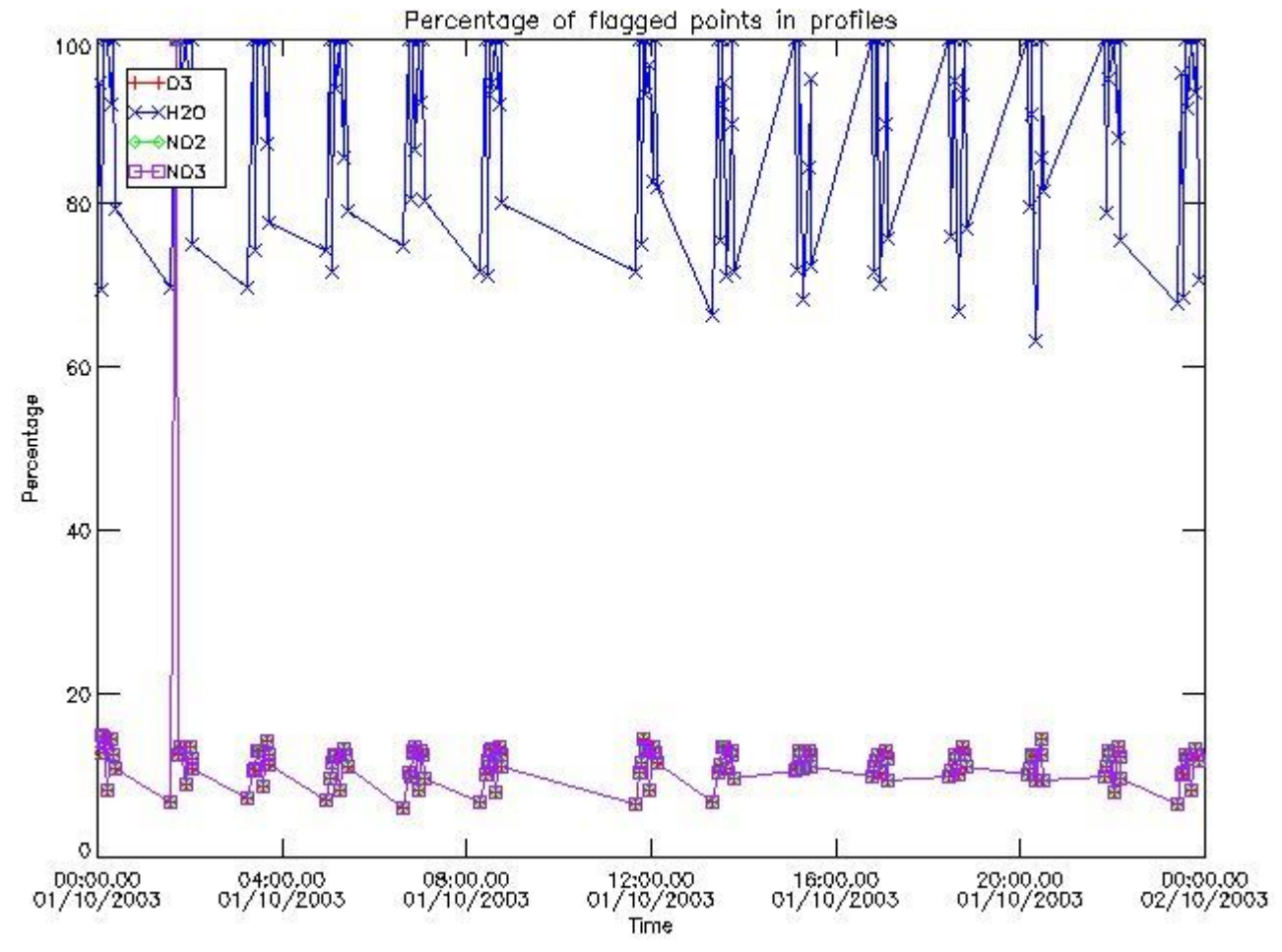
Item	Value
Time of report generation	19APR2013 21:00:38
Data source version	GOMOS/6.01
Start time of products	01-10-2003 (01OCT2003 00:00:00)
Stop time of products	02-10-2003 (02OCT2003 00:00:00)
Store outputs in DB	Yes
Nb of level 2 prods	391
Nb of prods with errors	0

2. Summary of processed GOM_NL__2P products.

Nr	Filename	UTC Start time	Limb	Duration	Star Id	Star Name	Star Mag	Star Temp	Nb Meas	Orbit	Prod. error
1	GOM_NL__2PRFIN20031001_000123_000000482020_00216_08286_0479.N1	01-OCT-2003 00:01:23	Dark	47.500	132	15Rho Pup	2.8030	6900.0	95	8286	No
2	GOM_NL__2PRFIN20031001_000402_000000512020_00216_08286_0480.N1	01-OCT-2003 00:04:02	Dark	51.000	65	Lam Vel	2.2040	4400.0	102	8286	No
3	GOM_NL__2PRFIN20031001_000644_000000382020_00216_08286_0481.N1	01-OCT-2003 00:06:44	Dark	38.000	91	Kap Vel	2.4900	26000.	76	8286	No
4	GOM_NL__2PRFIN20031001_000754_000000402020_00216_08286_0482.N1	01-OCT-2003 00:07:54	Dark	40.000	71	Iot Car	2.2460	7700.0	80	8286	No
5	GOM_NL__2PRFIN20031001_001354_000000622020_00217_08287_0454.N1	01-OCT-2003 00:13:54	Dark	62.000	108	Alp Col	2.6520	15200.	124	8287	No
6	GOM_NL__2PRFIN20031001_001902_000000392020_00217_08287_0455.N1	01-OCT-2003 00:19:02	Dark	38.500	135	Bet Hyi	2.8200	5800.0	77	8287	No
7	GOM_NL__2PRFIN20031001_002108_000000412020_00217_08287_0456.N1	01-OCT-2003 00:21:08	Dark	41.000	143	Alp Hyi	2.8570	7200.0	82	8287	No
8	GOM_NL__2PRFIN20031001_002236_000000472020_00217_08287_0457.N1	01-OCT-2003 00:22:36	Dark	46.500	9	Alp Eri	0.45300	24000.	93	8287	No
9	GOM_NL__2PRFIN20031001_002410_000000542020_00217_08287_0458.N1	01-OCT-2003 00:24:10	Straylight	54.000	157	The1Eri	2.9060	9300.0	108	8287	No
10	GOM_NL__2PRFIN20031001_002801_000000522020_00217_08287_0459.N1	01-OCT-2003 00:28:01	Straylight	52.000	63	Bet Gru	2.1500	2800.0	104	8287	No
11	GOM_NL__2PRFIN20031001_003239_000000412020_00217_08287_0460.N1	01-OCT-2003 00:32:39	Straylight	41.000	18	24Alp PsA	1.1660	9700.0	82	8287	No
12	GOM_NL__2PRFIN20031001_003455_000000532020_00217_08287_0461.N1	01-OCT-2003 00:34:55	Straylight	52.500	52	16Bet Cet	2.0370	4500.0	105	8287	No
13	GOM_NL__2PRFIN20031001_004122_000000392020_00217_08287_0462.N1	01-OCT-2003 00:41:22	Bright	38.500	162	34Alp Aqr	2.9440	5350.0	77	8287	No
14	GOM_NL__2PRFIN20031001_004506_000000372020_00217_08287_0463.N1	01-OCT-2003 00:45:06	Bright	37.000	90	54Alp Peg	2.4870	11000.	74	8287	No
15	GOM_NL__2PRFIN20031001_004845_000000392020_00217_08287_0464.N1	01-OCT-2003 00:48:45	Bright	38.500	93	53Bet Peg	2.5200	3100.0	77	8287	No
16	GOM_NL__2PRFIN20031001_005119_000000652020_00217_08287_0465.N1	01-OCT-2003 00:51:19	Bright	64.500	105	6Bet Ari	2.6450	8900.0	129	8287	No
17	GOM_NL__2PRFIN20031001_005324_000000482020_00217_08287_0466.N1	01-OCT-2003 00:53:24	Bright	47.500	53	43Bet And	2.0480	3300.0	95	8287	No
18	GOM_NL__2PRFIN20031001_005811_000000412020_00217_08287_0467.N1	01-OCT-2003 00:58:11	Bright	40.500	74	11Bet Cas	2.2680	6600.0	81	8287	No
19	GOM_NL__2PRFIN20031001_005934_000000402020_00217_08287_0468.N1	01-OCT-2003 00:59:34	Bright	40.000	76	27Gam Cas	2.3000	30000.	80	8287	No
20	GOM_NL__2PRFIN20031001_010337_000000512020_00217_08287_0469.N1	01-OCT-2003 01:03:37	Bright	51.000	160	23Gam Per	2.9300	4700.0	102	8287	No
21	GOM_NL__2PRFIN20031001_010608_000000382020_00217_08287_0470.N1	01-OCT-2003 01:06:08	Bright	38.000	49	1Alp UMi	1.9900	6300.0	76	8287	No
22	GOM_NL__2PRFIN20031001_010809_000000392020_00217_08287_0471.N1	01-OCT-2003 01:08:09	Bright	38.500	60	7Bet UMi	2.0810	3950.0	77	8287	No
23	GOM_NL__2PRFIN20031001_011404_000000392020_00217_08287_0472.N1	01-OCT-2003 01:14:04	Bright	38.500	36	50Alp UMa	1.8000	6300.0	77	8287	No
24	GOM_NL__2PRFIN20031001_011534_000000362020_00217_08287_0473.N1	01-OCT-2003 01:15:34	Bright	36.000	82	48Bet UMa	2.3650	10600.	72	8287	No
25	GOM_NL__2PRFIN20031001_011846_000000362020_00217_08287_0474.N1	01-OCT-2003 01:18:46	Bright	36.000	174	52Psi UMa	3.0040	4400.0	72	8287	No
26	GOM_NL__2PRFIN20031001_012117_000000902020_00217_08287_0475.N1	01-OCT-2003 01:21:17	Bright	90.000	107	37The Aur	2.6490	11000.	180	8287	No
27	GOM_NL__2PRFIN20031001_012412_000000572020_00217_08287_0476.N1	01-OCT-2003 01:24:12	Bright	57.000	24	66Alp Gem	1.5800	10200.	114	8287	No
28	GOM_NL__2PRFIN20031001_012852_000001022020_00217_08287_0477.N1	01-OCT-2003 01:28:52	Twilight	101.50	170	27Eps Gem	3.0000	9700.0	203	8287	No
29	GOM_NL__2PRFIN20031001_013457_000000752020_00217_08287_0478.N1	01-OCT-2003 01:34:57	Dark	74.500	8	10Alp CMi	0.40000	6500.0	149	8287	No
30	GOM_NL__2PRFIN20031001_014201_000000532020_00217_08287_0479.N1	01-OCT-2003 01:42:01	Dark	52.500	132	15Rho Pup	2.8030	6900.0	105	8287	No
31	GOM_NL__2PRFIN20031001_014439_000000452020_00217_08287_0480.N1	01-OCT-2003 01:44:39	Dark	44.500	65	Lam Vel	2.2040	4400.0	89	8287	No
32	GOM_NL__2PRFIN20031001_014721_000000382020_00217_08287_0481.N1	01-OCT-2003 01:47:21	Dark	37.500	91	Kap Vel	2.4900	26000.	75	8287	No
33	GOM_NL__2PRFIN20031001_014831_000000382020_00217_08287_0482.N1	01-OCT-2003 01:48:31	Dark	38.000	71	Iot Car	2.2460	7700.0	76	8287	No
34	GOM_NL__2PRFIN20031001_015432_000000642020_00218_08288_0455.N1	01-OCT-2003 01:54:32	Dark	63.500	108	Alp Col	2.6520	15200.	127	8288	No
35	GOM_NL__2PRFIN20031001_015938_000000382020_00218_08288_0456.N1	01-OCT-2003 01:59:38	Dark	38.000	135	Bet Hyi	2.8200	5800.0	76	8288	No
36	GOM_NL__2PRFIN20031001_020145_000000432020_00218_08288_0457.N1	01-OCT-2003 02:01:45	Dark	42.500	143	Alp Hyi	2.8570	7200.0	85	8288	No
37	GOM_NL__2PRFIN20031001_020313_000000472020_00218_08288_0458.N1	01-OCT-2003 02:03:13	Dark	46.500	9	Alp Eri	0.45300	24000.	93	8288	No
38	GOM_NL__2PRFIN20031001_020446_000000522020_00218_08288_0459.N1	01-OCT-2003 02:04:46	Straylight	51.500	157	The1Eri	2.9060	9300.0	103	8288	No
39	GOM_NL__2PRFIN20031001_020837_000000472020_00218_08288_0460.N1	01-OCT-2003 02:08:37	Straylight	46.500	63	Bet Gru	2.1500	2800.0	93	8288	No
40	GOM_NL__2PRFIN20031001_021315_000000452020_00218_08288_0461.N1	01-OCT-2003 02:13:15	Straylight	45.000	18	24Alp PsA	1.1660	9700.0	90	8288	No
41	GOM_NL__2PRFIN20031001_021532_000000502020_00218_08288_0462.N1	01-OCT-2003 02:15:32	Straylight	50.000	52	16Bet Cet	2.0370	4500.0	100	8288	No
42	GOM_NL__2PRFIN20031001_022158_000000392020_00218_08288_0463.N1	01-OCT-2003 02:21:58	Bright	39.000	162	34Alp Aqr	2.9440	5350.0	78	8288	No


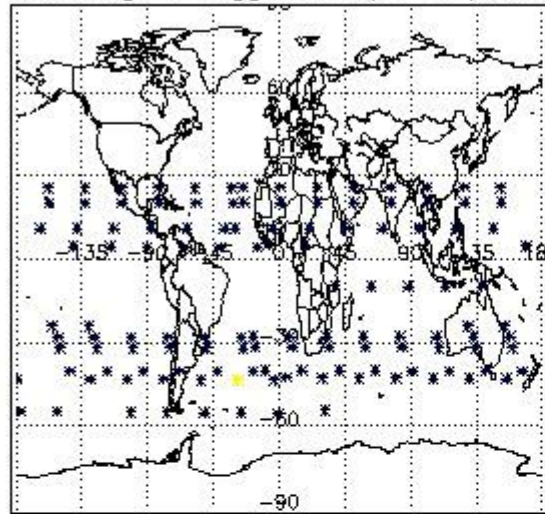
the level 2 products. Only products in dark limb conditions and without errors (error flag in the MPH set to "0") are used.

3.1 Plot quality information per product (time dependant)

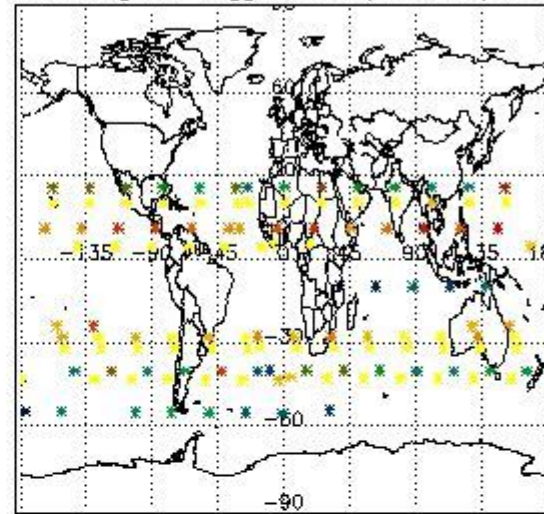


3.2 Plot quality information per product (world map)


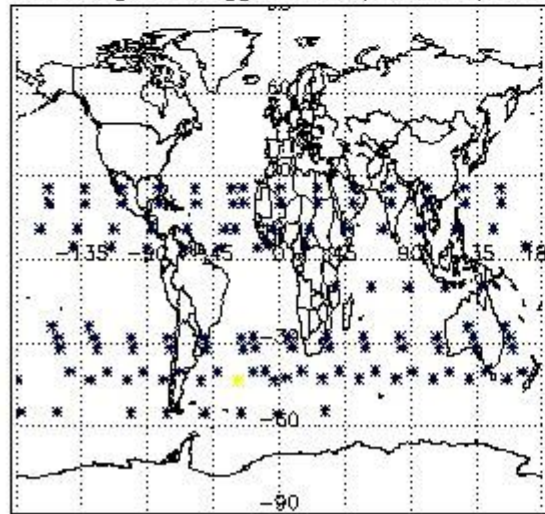
Percentage of flagged data per O3 profile



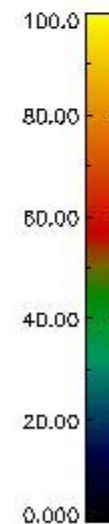
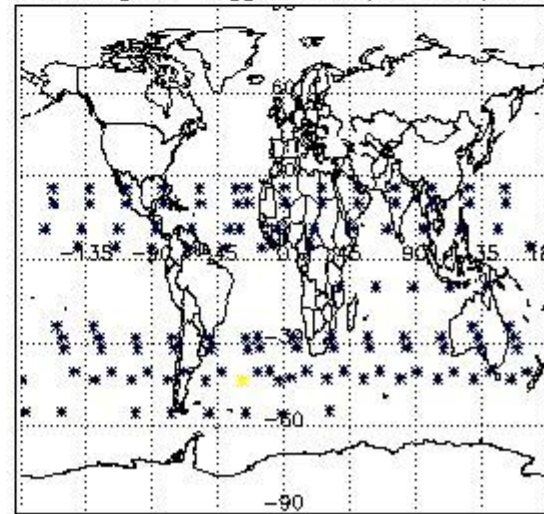
Percentage of flagged data per H2O profile



Percentage of flagged data per NO2 profile



Percentage of flagged data per NO3 profile

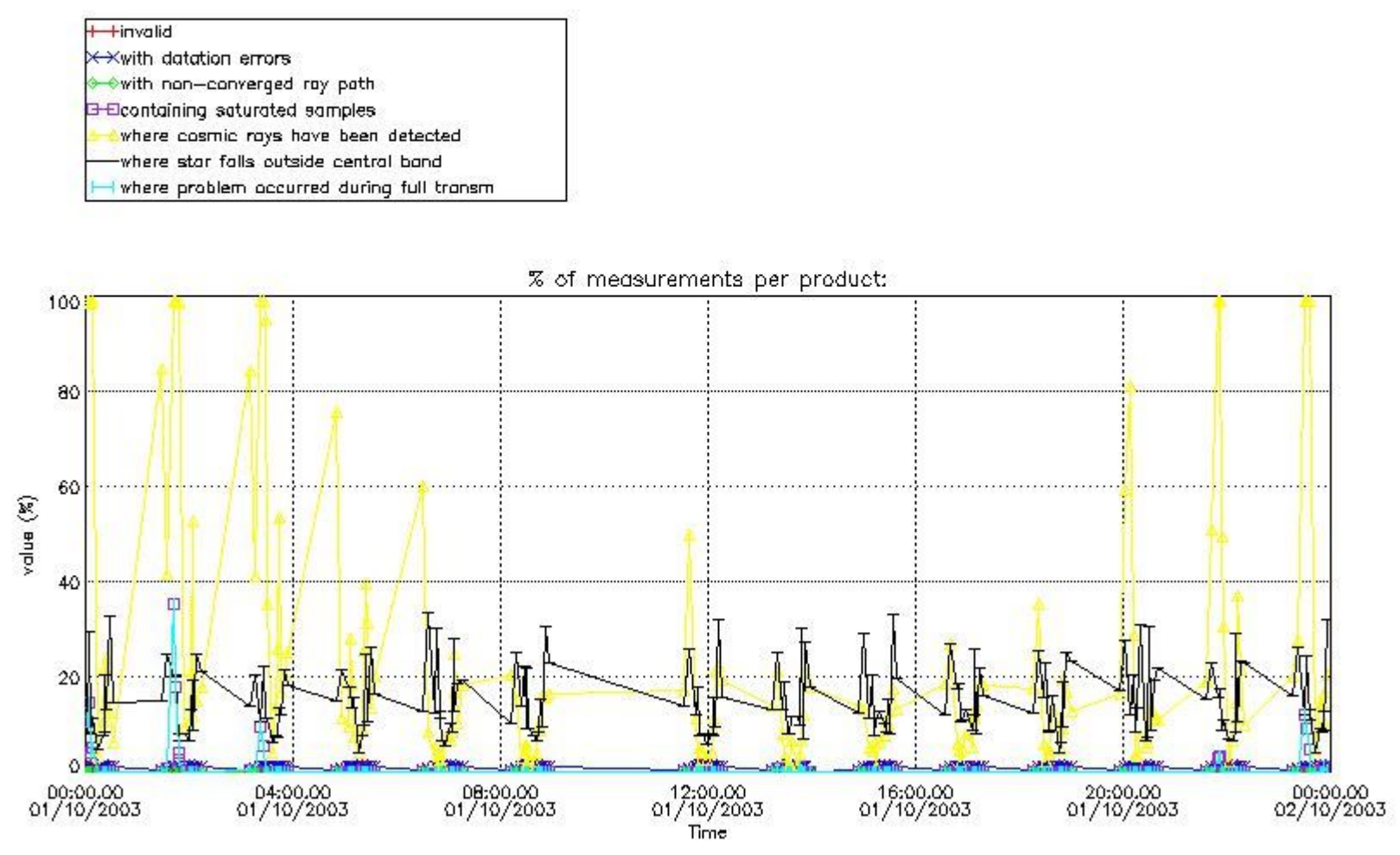


4. Level 1 quality information per product

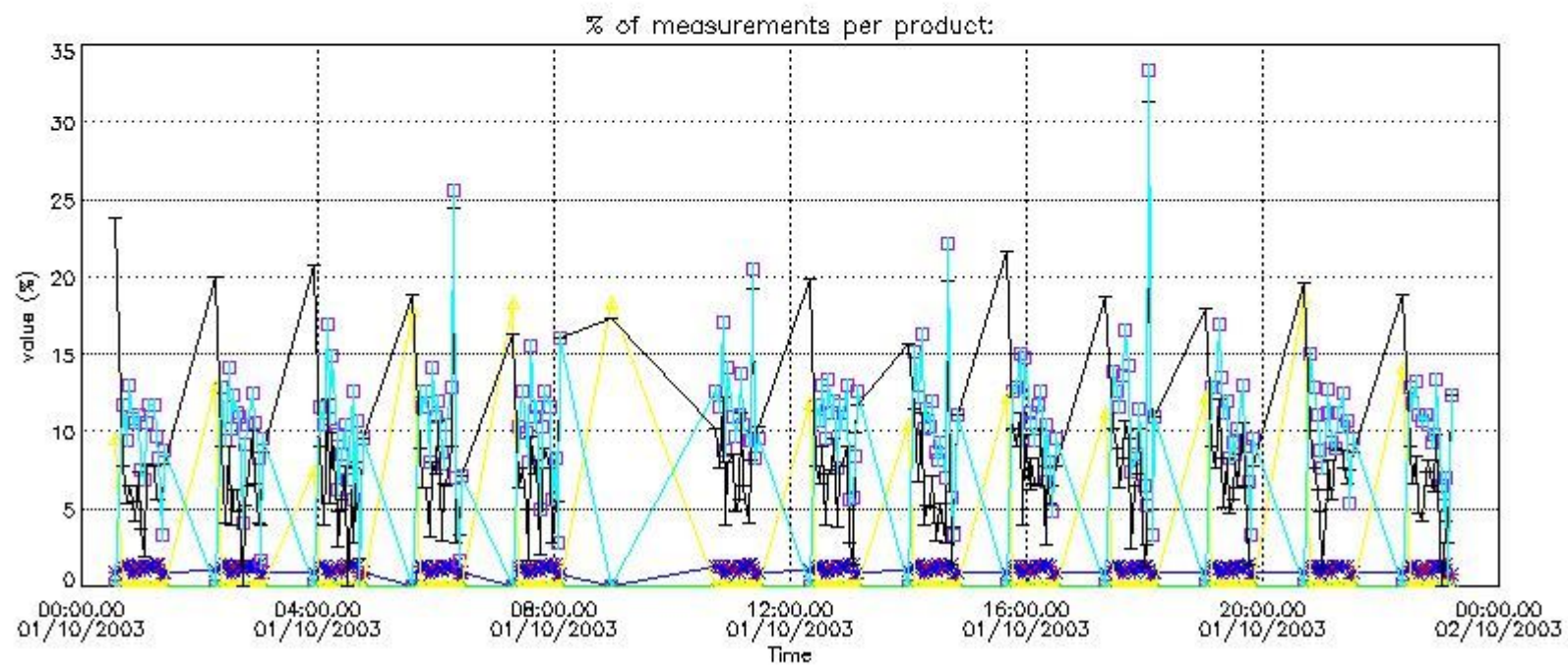
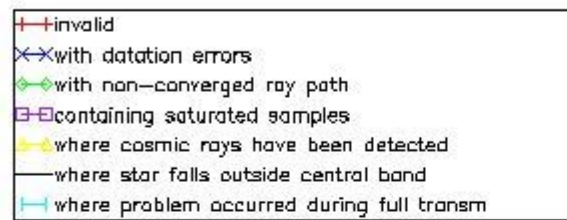
In this section it is plotted some information contained in the Quality Summary data set of the level 2 products that comes from the level 1b processing. Products without errors (error flag in the MPH set to "0") are used.

4.1 Plot quality information per product (time dependant) coming from level 1b processing

4.1.1 Plot level 1 quality information per product (time dependant): ENVISAT ASCENDING passes

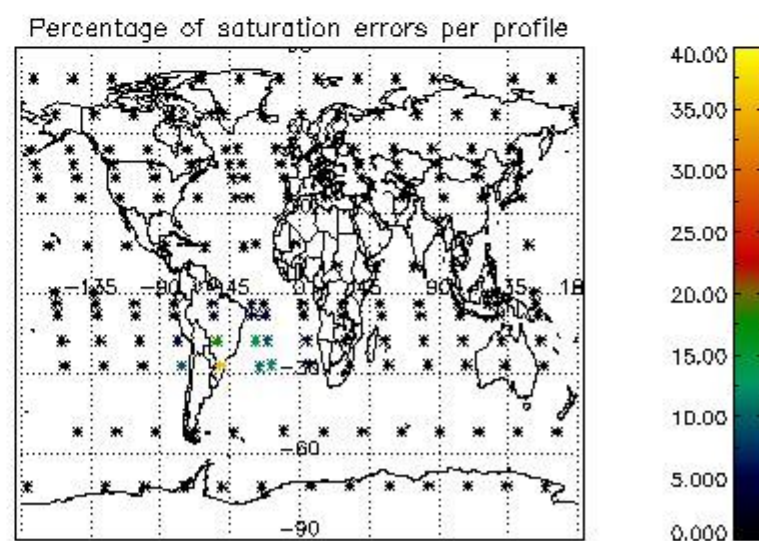
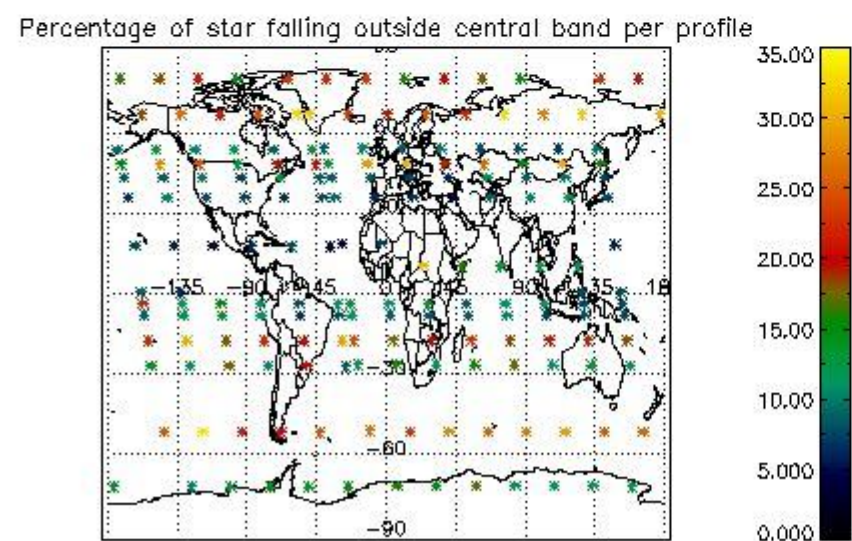
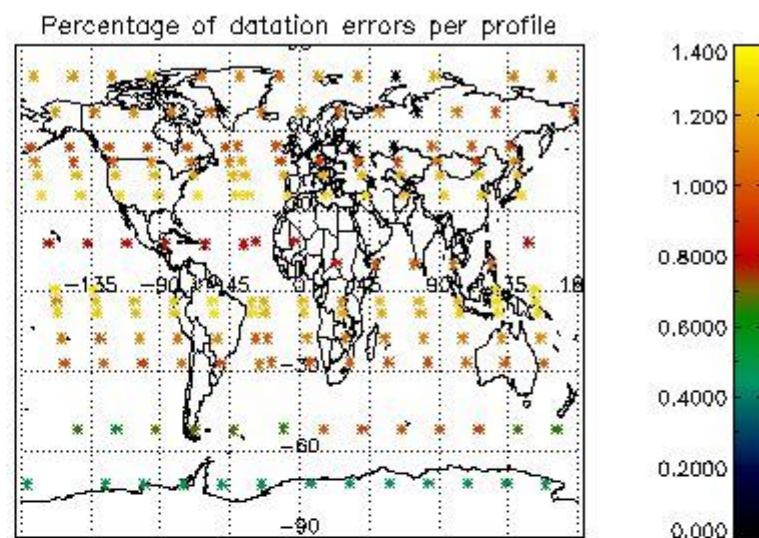
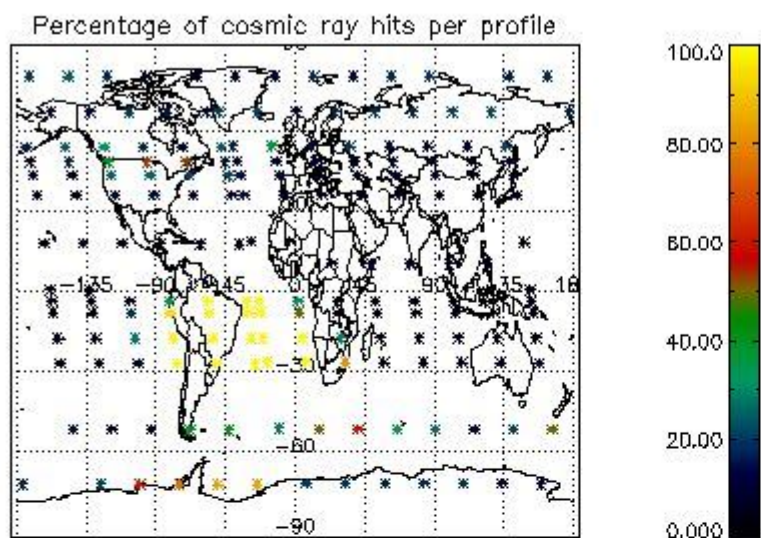


4.1.2 Plot level 1 quality information per product (time dependant): ENVI SAT DESCENDING passes

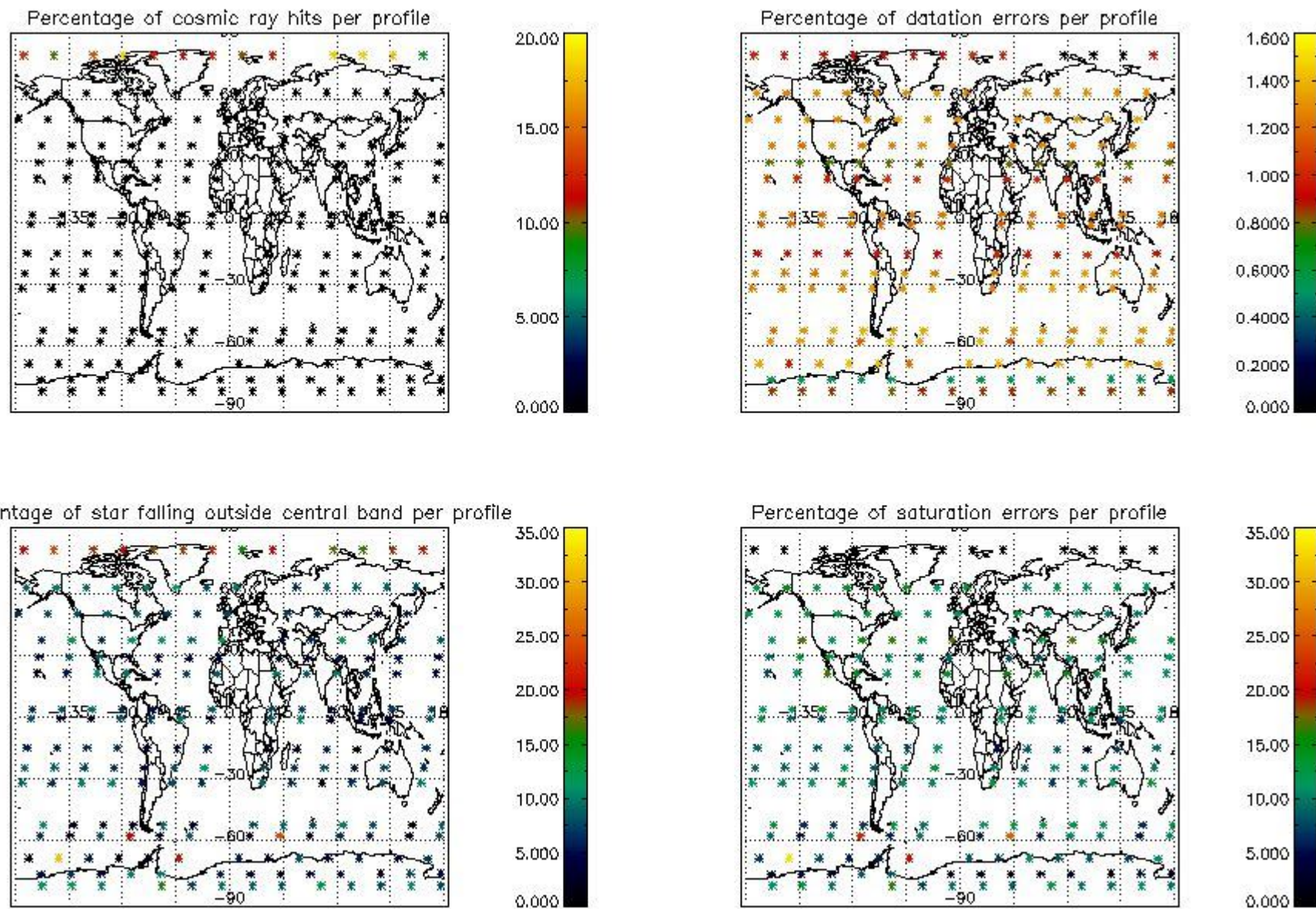


4.2 Plot quality information per product coming from level 1b processing (world map)

4.2.1 Plot level 1 quality information per product (world map): ENVISAT ASCENDING passes



4.2.2 Plot level 1 quality information per product (world map): ENVISAT DESCENDING passes



5. Trace gas profiles

5.1 Ozone statistics based on quality of products

The final quality of the products can be "measured" using the STD (Standard Deviation) attached to every point profile. This information is written to the parameter GOM_NL__2P/NL_LOCAL_SPECIES_DENSITY/o3_std of the level 2 products. The table below shows the statistics for given STD ranges.

The statistics are given with respect to the overall valid production:

- Products without fatal errors: GOM_NL__2P/MPH/PRODUCT_ERR=0
- Valid point profile: GOM_NL__2P/NL_LOCAL_SPECIES_DENSITY/pcd(0)=0

The 'Criteria' is applied to valid points of dark limb products:

- Products in dark limb illumination condition: GOM_NL__2P/NL_SUMMARY_QUALITY/obs_ill_cond=0
- Products without fatal errors: GOM_NL__2P/MPH/PRODUCT_ERR=0
- Valid point profile: GOM_NL__2P/NL_LOCAL_SPECIES_DENSITY/pcd(0)=0

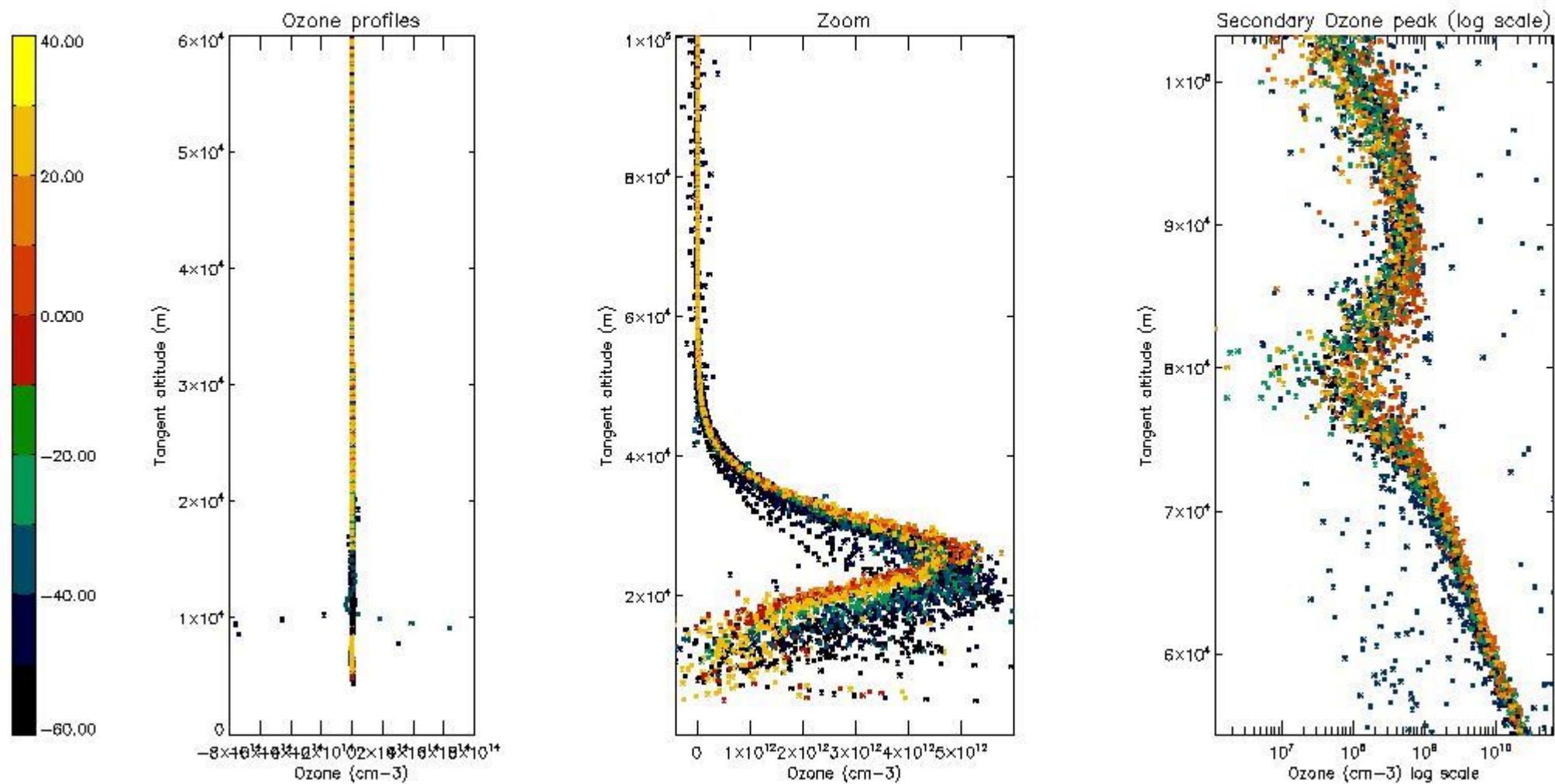
So, the table below shows the percentage of dark limb and valid observations for each criteria with respect to the overall valid daily observations.

Criteria	% of total production
All STD	30
STD < 20	18

STD < 10	14
STD < 5	8

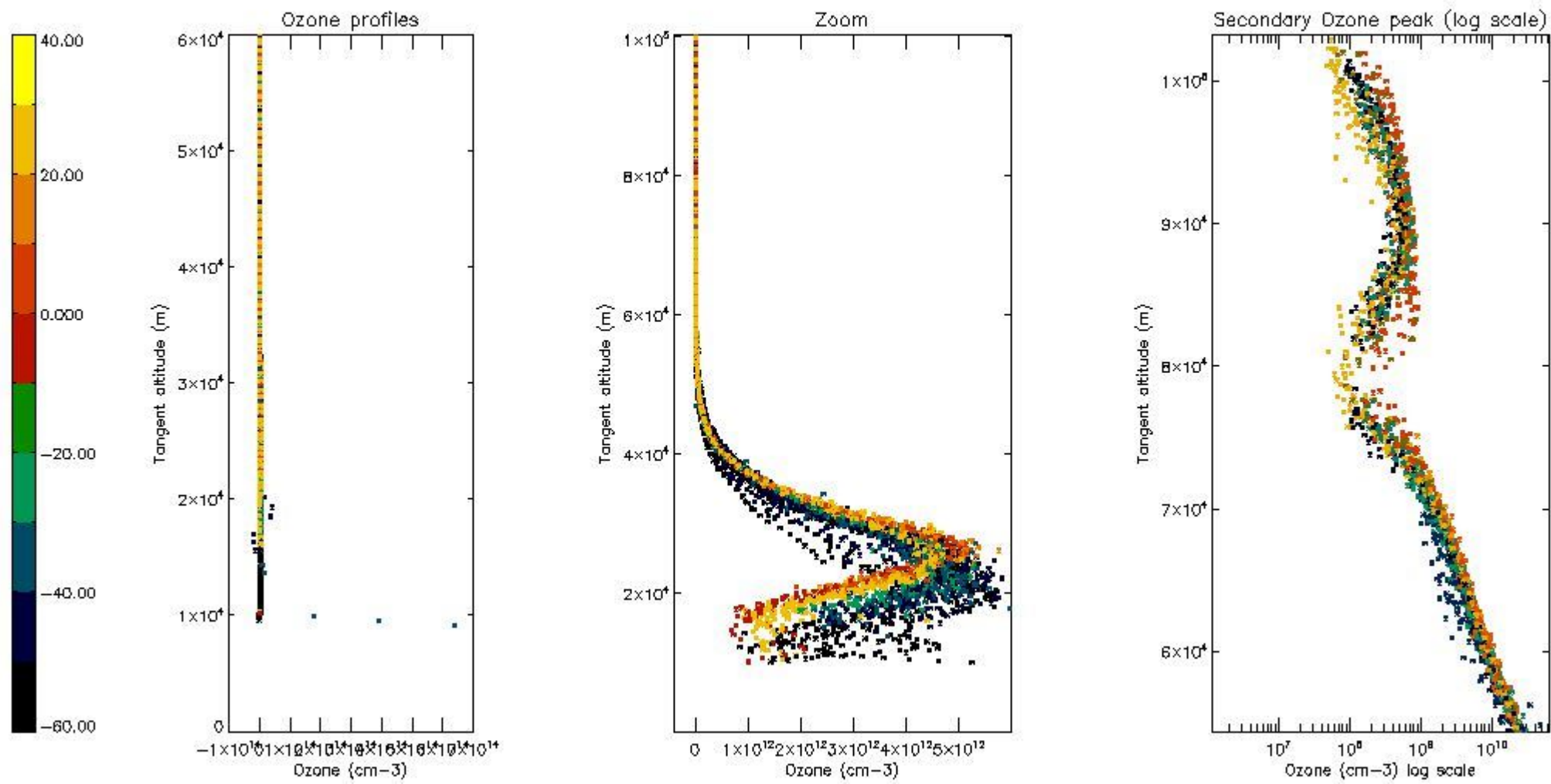
5.2 Plot ozone profiles for all STD (dark without errors)

The colorbar represents the latitude.



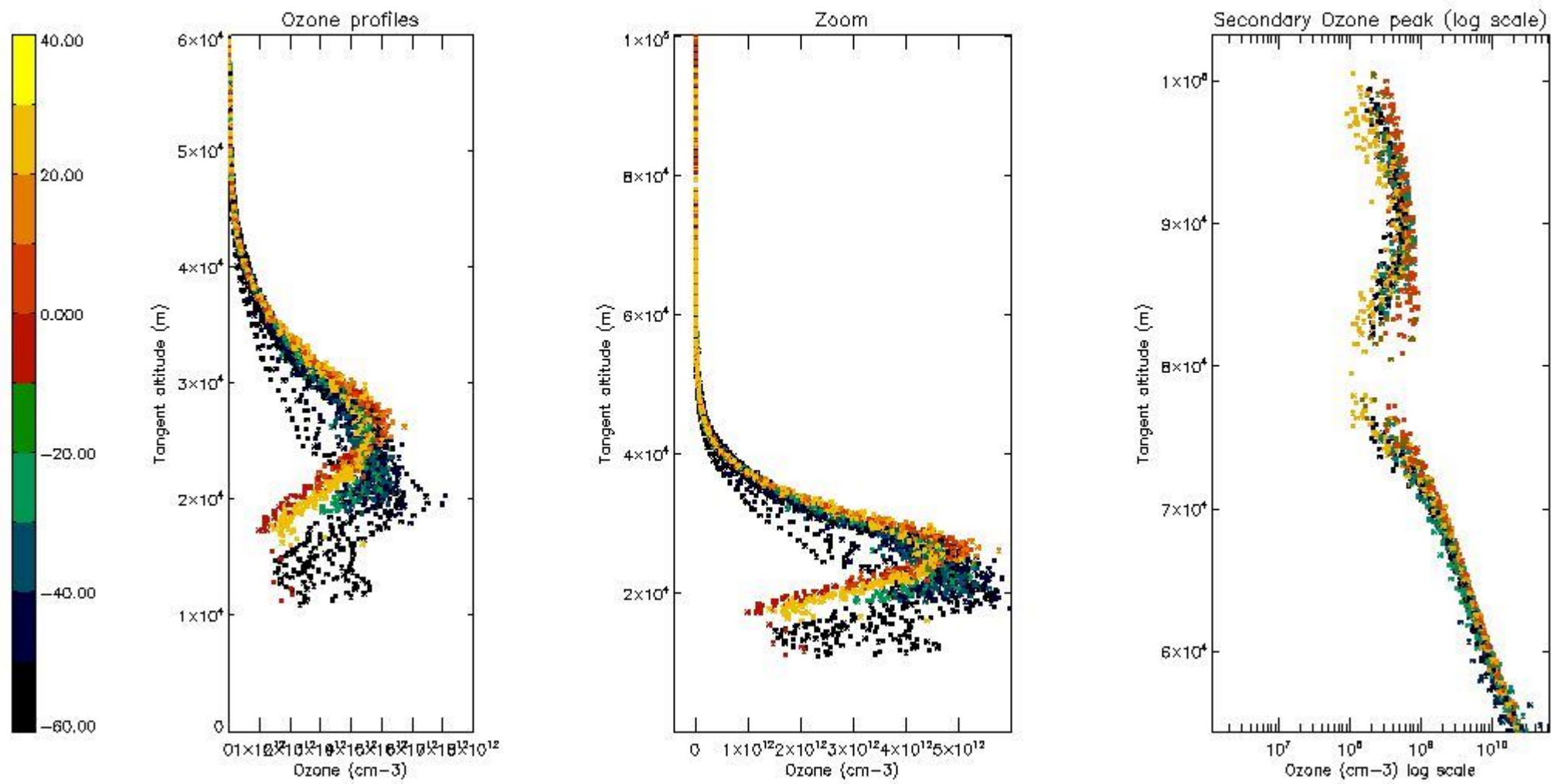
5.3 Plot ozone profiles where STD < 20% (dark without errors)

The colorbar represents the latitude.



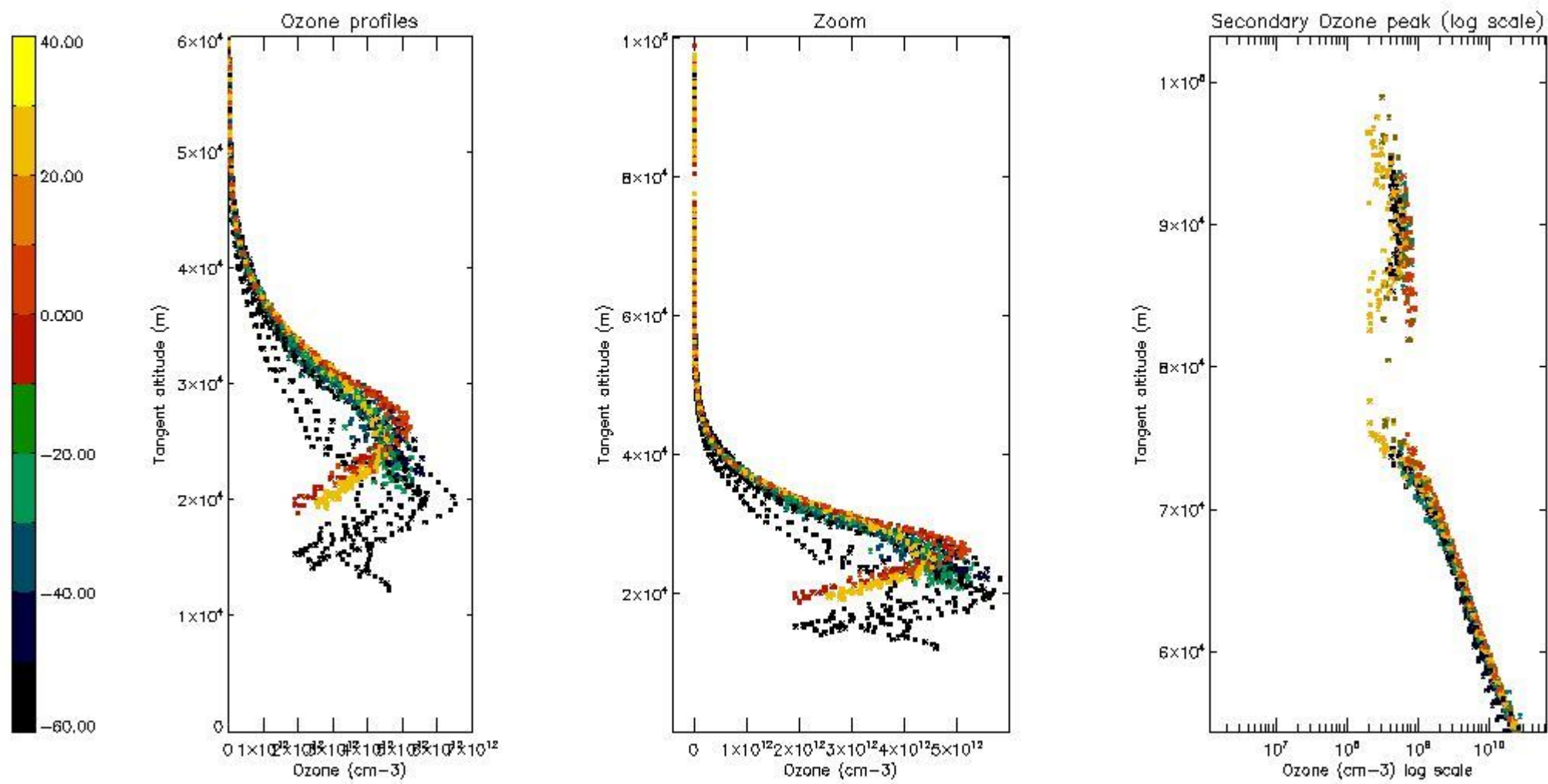
5.4 Plot ozone profiles where $STD < 10\%$ (dark without errors)

The colorbar represents the latitude.



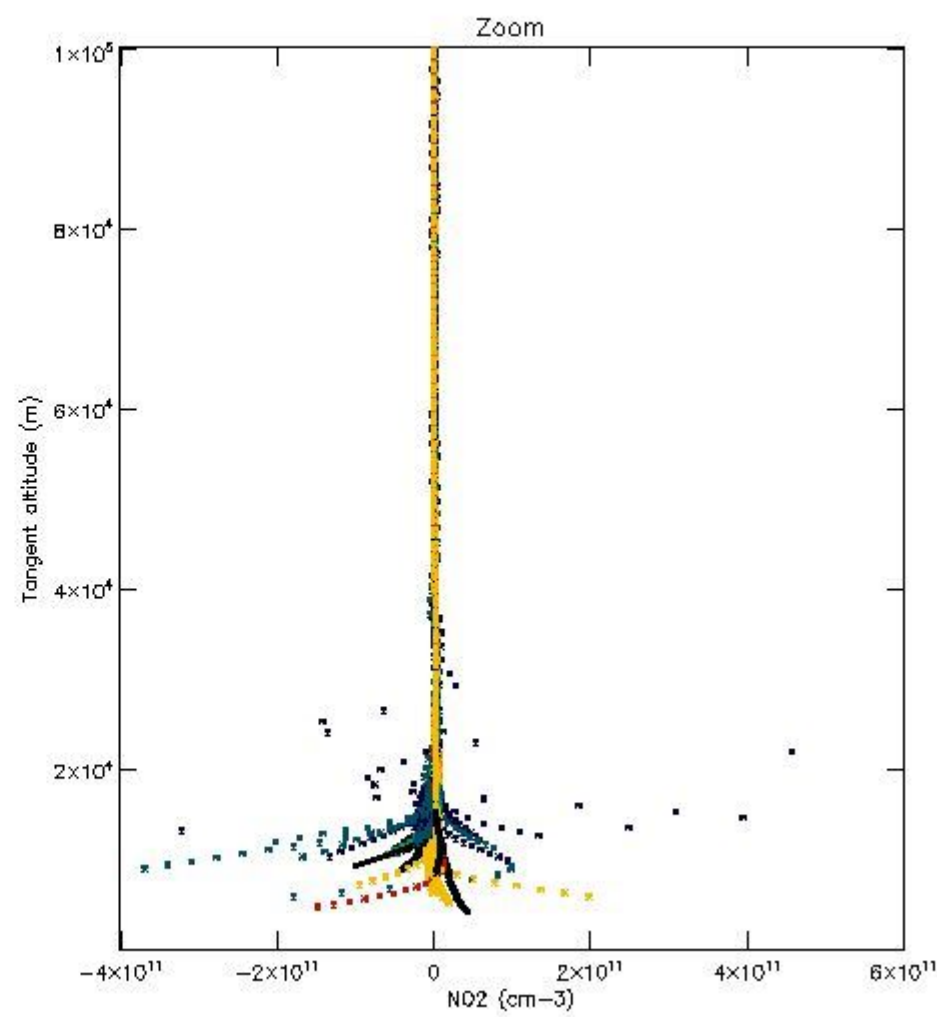
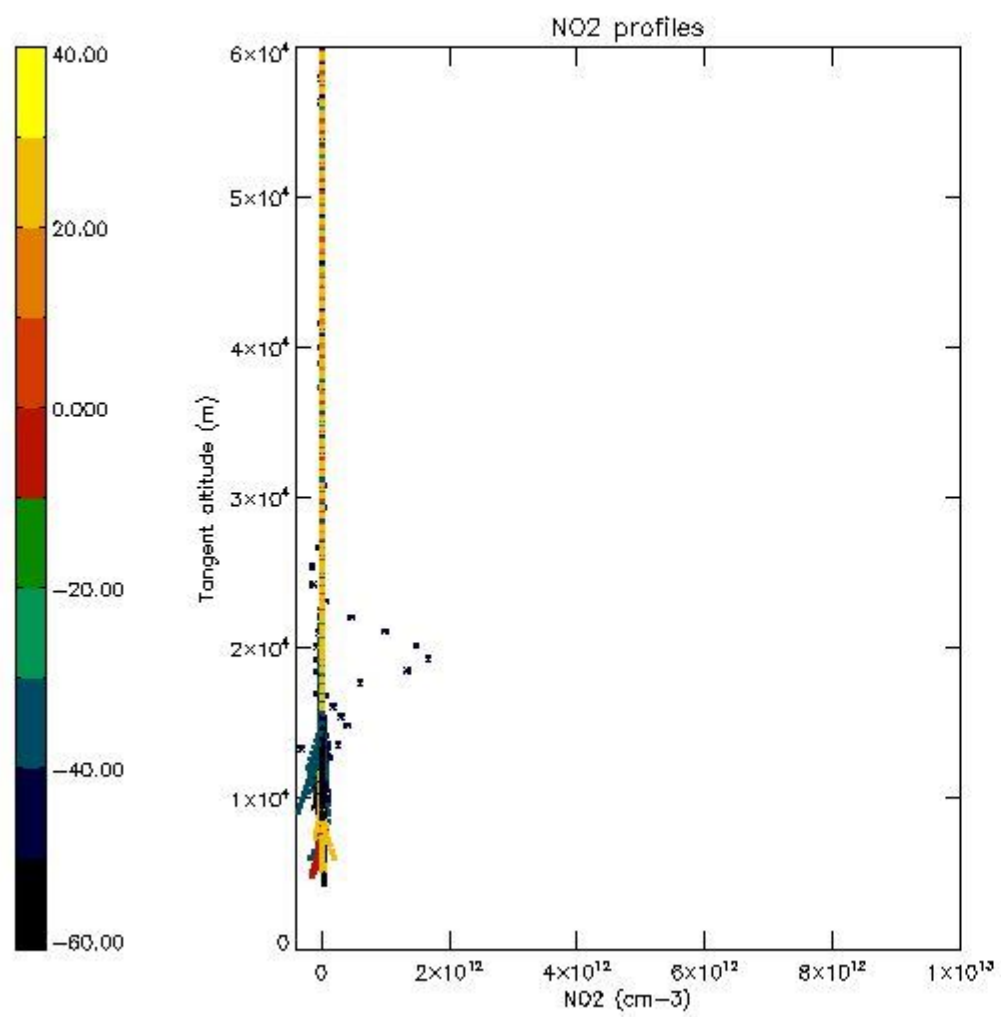
5.5 Plot ozone profiles where STD < 5% (dark without errors)

The colorbar represents the latitude.



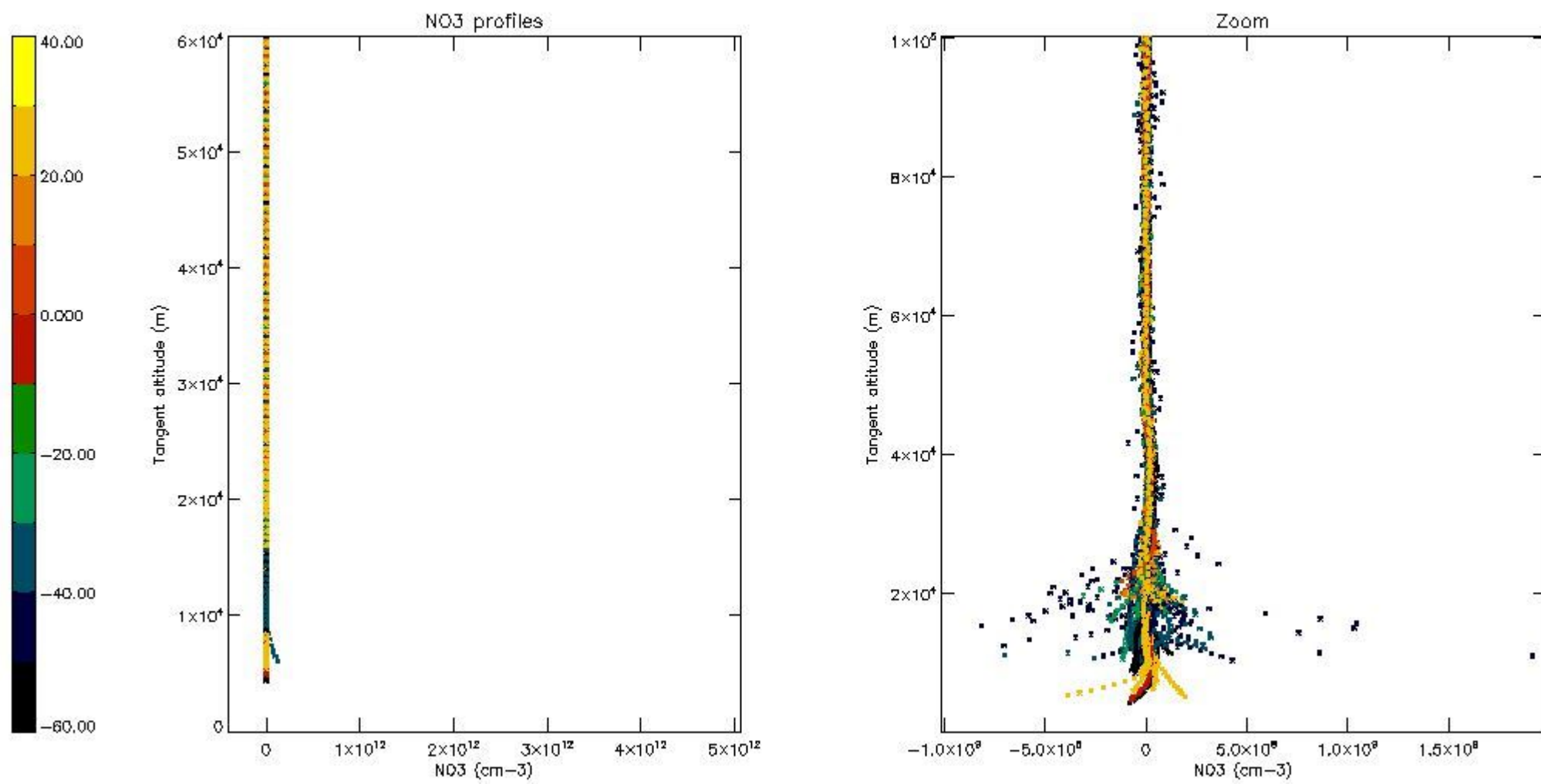
5.6 Plot NO₂ profiles for all STD (dark without errors)

The colorbar represents the latitude.



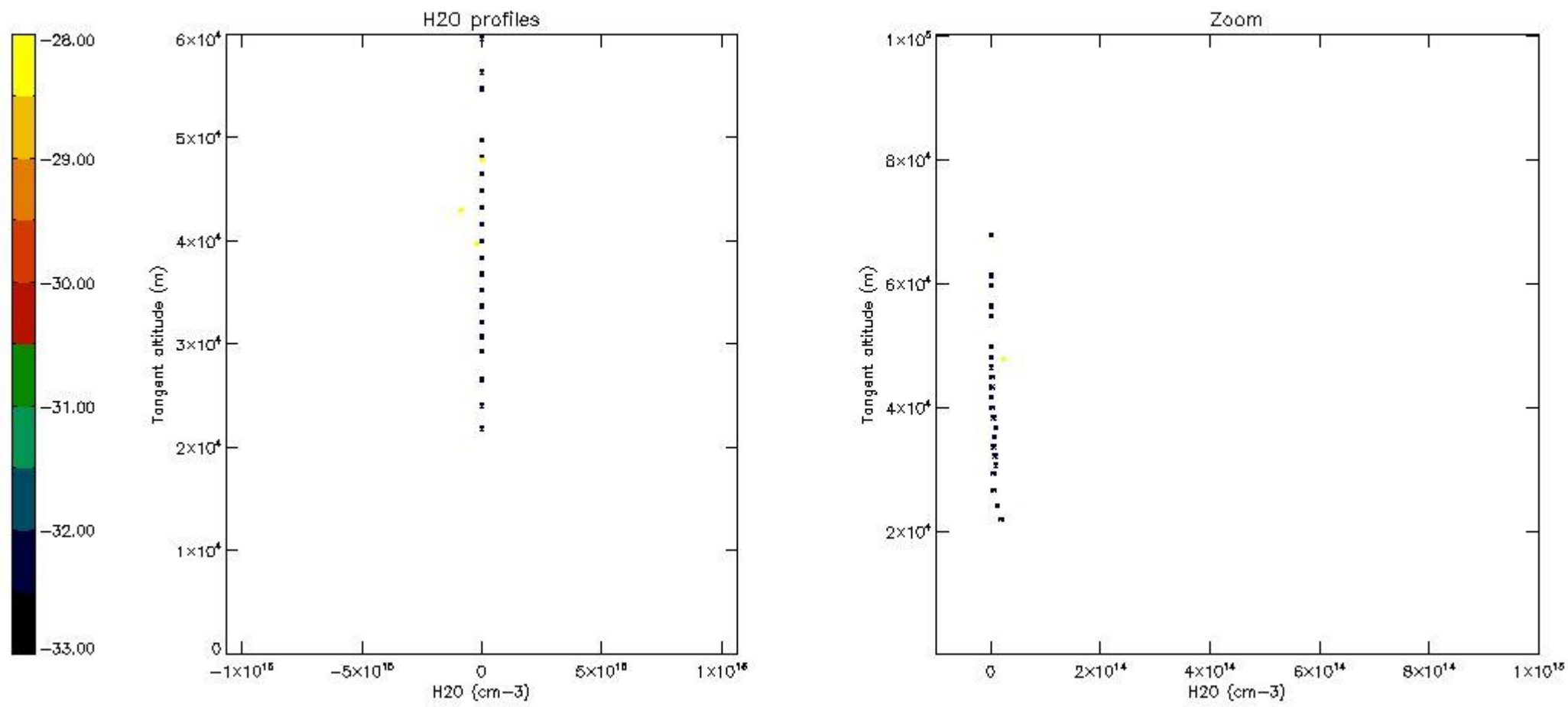
5.7 Plot NO3 profiles for all STD (dark without errors)

The colorbar represents the latitude.



5.8 Plot H₂O profiles for all STD (only for occultations of stars 1,2,3,4,13,14,16,26,63 dark without errors)

The colorbar represents the latitude.



6. Auxiliary Data Files used for the production reported in section 2

The number reported in the third column indicates since which file (see list in section 2) the corresponding auxiliary file has been used. The fourth column is the date of those product files.

Type	Auxiliary Filename	Used since product	Used since product date
INST_PHYS_CHARACTERISTICS	GOM_INS_AXVIEC20091111_143220_20030716_120000_20500101_000000	1	01-OCT-2003 00:01:23
LEVEL-2_PROC_CONFIG	GOM_PR2_AXVIEC20091111_152718_20020301_000000_20500101_000000	1	01-OCT-2003 00:01:23
CROSS_SECTIONS_FILE	GOM_CRS_AXVIEC20091111_154832_20020301_000000_20500101_000000	1	01-OCT-2003 00:01:23

GOMOS Level 2 Daily Report

SUMMARY

[1. General Info](#)

[2. Summary of processed GOM_NL_2P products](#)

[3. Level 2 Quality information per product](#)

[3.1 Plot of level 2 quality information per product \(time dependant\)](#)

[3.2 Plot of level 2 quality information per product \(world map\)](#)

[4. Level 1 Quality information per product \(stored on level 2 products\)](#)

[4.1 Plot of level 1 quality information per product \(time dependant\)](#)

[4.1.1 Plot of level 1 quality information per product \(time dependant\): ASCENDING](#)

[4.1.2 Plot of level 1 quality information per product \(time dependant\): DESCENDING](#)

[4.2 Plot of level 1 quality information per product \(world map\)](#)

[4.2.1 Plot of level 1 quality information per product \(world map\): ASCENDING](#)

[4.2.2 Plot of level 1 quality information per product \(world map\): DESCENDING](#)

[5. Ozone profiles based on quality statistics and other trace gas profiles](#)

[5.1 Ozone statistics based on quality of products](#)

[5.2 Plot ozone profiles for all STD \(dark without errors\)](#)

[5.3 Plot ozone profiles where STD < 20% \(dark without errors\)](#)

[5.4. Plot ozone profiles where STD < 10% \(dark without errors\)](#)

[5.5. Plot ozone profiles where STD < 5% \(dark without errors\)](#)

[5.6 Plot NO2 profiles for all STD \(dark without errors\)](#)

[5.7 Plot NO3 profiles for all STD \(dark without errors\)](#)

[5.8 Plot H2O profiles \(only for occultations of stars 1,2,3,4,13,14,16,26,63 dark without errors\) for all STD](#)

[6. Auxiliary Data Files used for the production reported in section 2](#)

This report presents the daily analysis on parameters extracted from GOMOS level 2 data (GOM_NL__2P). It is intended to monitor some important parameters that will impact the quality of these products. A list of level 2 products (and content) that have arrived during the reporting day to the PCF is also given.

Item	Value
Time of report generation	19APR2013 21:00:38
Data source version	GOMOS/6.01
Start time of products	01-10-2003 (01OCT2003 00:00:00)
Stop time of products	02-10-2003 (02OCT2003 00:00:00)
Store outputs in DB	Yes
Nb of level 2 prods	391
Nb of prods with errors	0

2. Summary of processed GOM_NL__2P products.

Nr	Filename	UTC Start time	Limb	Duration	Star Id	Star Name	Star Mag	Star Temp	Nb Meas	Orbit	Prod. error
1	GOM_NL__2PRFIN20031001_000123_000000482020_00216_08286_0479.N1	01-OCT-2003 00:01:23	Dark	47.500	132	15Rho Pup	2.8030	6900.0	95	8286	No
2	GOM_NL__2PRFIN20031001_000402_000000512020_00216_08286_0480.N1	01-OCT-2003 00:04:02	Dark	51.000	65	Lam Vel	2.2040	4400.0	102	8286	No
3	GOM_NL__2PRFIN20031001_000644_000000382020_00216_08286_0481.N1	01-OCT-2003 00:06:44	Dark	38.000	91	Kap Vel	2.4900	26000.	76	8286	No
4	GOM_NL__2PRFIN20031001_000754_000000402020_00216_08286_0482.N1	01-OCT-2003 00:07:54	Dark	40.000	71	Iot Car	2.2460	7700.0	80	8286	No
5	GOM_NL__2PRFIN20031001_001354_000000622020_00217_08287_0454.N1	01-OCT-2003 00:13:54	Dark	62.000	108	Alp Col	2.6520	15200.	124	8287	No
6	GOM_NL__2PRFIN20031001_001902_000000392020_00217_08287_0455.N1	01-OCT-2003 00:19:02	Dark	38.500	135	Bet Hyi	2.8200	5800.0	77	8287	No
7	GOM_NL__2PRFIN20031001_002108_000000412020_00217_08287_0456.N1	01-OCT-2003 00:21:08	Dark	41.000	143	Alp Hyi	2.8570	7200.0	82	8287	No
8	GOM_NL__2PRFIN20031001_002236_000000472020_00217_08287_0457.N1	01-OCT-2003 00:22:36	Dark	46.500	9	Alp Eri	0.45300	24000.	93	8287	No
9	GOM_NL__2PRFIN20031001_002410_000000542020_00217_08287_0458.N1	01-OCT-2003 00:24:10	Straylight	54.000	157	The1Eri	2.9060	9300.0	108	8287	No
10	GOM_NL__2PRFIN20031001_002801_000000522020_00217_08287_0459.N1	01-OCT-2003 00:28:01	Straylight	52.000	63	Bet Gru	2.1500	2800.0	104	8287	No
11	GOM_NL__2PRFIN20031001_003239_000000412020_00217_08287_0460.N1	01-OCT-2003 00:32:39	Straylight	41.000	18	24Alp PsA	1.1660	9700.0	82	8287	No
12	GOM_NL__2PRFIN20031001_003455_000000532020_00217_08287_0461.N1	01-OCT-2003 00:34:55	Straylight	52.500	52	16Bet Cet	2.0370	4500.0	105	8287	No
13	GOM_NL__2PRFIN20031001_004122_000000392020_00217_08287_0462.N1	01-OCT-2003 00:41:22	Bright	38.500	162	34Alp Aqr	2.9440	5350.0	77	8287	No
14	GOM_NL__2PRFIN20031001_004506_000000372020_00217_08287_0463.N1	01-OCT-2003 00:45:06	Bright	37.000	90	54Alp Peg	2.4870	11000.	74	8287	No
15	GOM_NL__2PRFIN20031001_004845_000000392020_00217_08287_0464.N1	01-OCT-2003 00:48:45	Bright	38.500	93	53Bet Peg	2.5200	3100.0	77	8287	No
16	GOM_NL__2PRFIN20031001_005119_000000652020_00217_08287_0465.N1	01-OCT-2003 00:51:19	Bright	64.500	105	6Bet Ari	2.6450	8900.0	129	8287	No
17	GOM_NL__2PRFIN20031001_005324_000000482020_00217_08287_0466.N1	01-OCT-2003 00:53:24	Bright	47.500	53	43Bet And	2.0480	3300.0	95	8287	No
18	GOM_NL__2PRFIN20031001_005811_000000412020_00217_08287_0467.N1	01-OCT-2003 00:58:11	Bright	40.500	74	11Bet Cas	2.2680	6600.0	81	8287	No
19	GOM_NL__2PRFIN20031001_005934_000000402020_00217_08287_0468.N1	01-OCT-2003 00:59:34	Bright	40.000	76	27Gam Cas	2.3000	30000.	80	8287	No
20	GOM_NL__2PRFIN20031001_010337_000000512020_00217_08287_0469.N1	01-OCT-2003 01:03:37	Bright	51.000	160	23Gam Per	2.9300	4700.0	102	8287	No
21	GOM_NL__2PRFIN20031001_010608_000000382020_00217_08287_0470.N1	01-OCT-2003 01:06:08	Bright	38.000	49	1Alp UMi	1.9900	6300.0	76	8287	No
22	GOM_NL__2PRFIN20031001_010809_000000392020_00217_08287_0471.N1	01-OCT-2003 01:08:09	Bright	38.500	60	7Bet UMi	2.0810	3950.0	77	8287	No
23	GOM_NL__2PRFIN20031001_011404_000000392020_00217_08287_0472.N1	01-OCT-2003 01:14:04	Bright	38.500	36	50Alp UMa	1.8000	6300.0	77	8287	No
24	GOM_NL__2PRFIN20031001_011534_000000362020_00217_08287_0473.N1	01-OCT-2003 01:15:34	Bright	36.000	82	48Bet UMa	2.3650	10600.	72	8287	No
25	GOM_NL__2PRFIN20031001_011846_000000362020_00217_08287_0474.N1	01-OCT-2003 01:18:46	Bright	36.000	174	52Psi UMa	3.0040	4400.0	72	8287	No
26	GOM_NL__2PRFIN20031001_012117_000000902020_00217_08287_0475.N1	01-OCT-2003 01:21:17	Bright	90.000	107	37The Aur	2.6490	11000.	180	8287	No
27	GOM_NL__2PRFIN20031001_012412_000000572020_00217_08287_0476.N1	01-OCT-2003 01:24:12	Bright	57.000	24	66Alp Gem	1.5800	10200.	114	8287	No
28	GOM_NL__2PRFIN20031001_012852_000001022020_00217_08287_0477.N1	01-OCT-2003 01:28:52	Twilight	101.50	170	27Eps Gem	3.0000	9700.0	203	8287	No
29	GOM_NL__2PRFIN20031001_013457_000000752020_00217_08287_0478.N1	01-OCT-2003 01:34:57	Dark	74.500	8	10Alp CMi	0.40000	6500.0	149	8287	No
30	GOM_NL__2PRFIN20031001_014201_000000532020_00217_08287_0479.N1	01-OCT-2003 01:42:01	Dark	52.500	132	15Rho Pup	2.8030	6900.0	105	8287	No
31	GOM_NL__2PRFIN20031001_014439_000000452020_00217_08287_0480.N1	01-OCT-2003 01:44:39	Dark	44.500	65	Lam Vel	2.2040	4400.0	89	8287	No
32	GOM_NL__2PRFIN20031001_014721_000000382020_00217_08287_0481.N1	01-OCT-2003 01:47:21	Dark	37.500	91	Kap Vel	2.4900	26000.	75	8287	No
33	GOM_NL__2PRFIN20031001_014831_000000382020_00217_08287_0482.N1	01-OCT-2003 01:48:31	Dark	38.000	71	Iot Car	2.2460	7700.0	76	8287	No
34	GOM_NL__2PRFIN20031001_015432_000000642020_00218_08288_0455.N1	01-OCT-2003 01:54:32	Dark	63.500	108	Alp Col	2.6520	15200.	127	8288	No
35	GOM_NL__2PRFIN20031001_015938_000000382020_00218_08288_0456.N1	01-OCT-2003 01:59:38	Dark	38.000	135	Bet Hyi	2.8200	5800.0	76	8288	No
36	GOM_NL__2PRFIN20031001_020145_000000432020_00218_08288_0457.N1	01-OCT-2003 02:01:45	Dark	42.500	143	Alp Hyi	2.8570	7200.0	85	8288	No
37	GOM_NL__2PRFIN20031001_020313_000000472020_00218_08288_0458.N1	01-OCT-2003 02:03:13	Dark	46.500	9	Alp Eri	0.45300	24000.	93	8288	No
38	GOM_NL__2PRFIN20031001_020446_000000522020_00218_08288_0459.N1	01-OCT-2003 02:04:46	Straylight	51.500	157	The1Eri	2.9060	9300.0	103	8288	No
39	GOM_NL__2PRFIN20031001_020837_000000472020_00218_08288_0460.N1	01-OCT-2003 02:08:37	Straylight	46.500	63	Bet Gru	2.1500	2800.0	93	8288	No
40	GOM_NL__2PRFIN20031001_021315_000000452020_00218_08288_0461.N1	01-OCT-2003 02:13:15	Straylight	45.000	18	24Alp PsA	1.1660	9700.0	90	8288	No
41	GOM_NL__2PRFIN20031001_021532_000000502020_00218_08288_0462.N1	01-OCT-2003 02:15:32	Straylight	50.000	52	16Bet Cet	2.0370	4500.0	100	8288	No
42	GOM_NL__2PRFIN20031001_022158_000000392020_00218_08288_0463.N1	01-OCT-2003 02:21:58	Bright	39.000	162	34Alp Aqr	2.9440	5350.0	78	8288	No

102	GOM_NL__2PRFIN20031001_055032_000000402020_00220_08290_0485.N1	01-OCT-2003 05:50:32	Bright	39.500	93	53Bet Peg	2.5200	3100.0	79	8290	No
103	GOM_NL__2PRFIN20031001_055303_000000632020_00220_08290_0486.N1	01-OCT-2003 05:53:03	Bright	62.500	105	6Bet Ari	2.6450	8900.0	125	8290	No
104	GOM_NL__2PRFIN20031001_055510_000000502020_00220_08290_0487.N1	01-OCT-2003 05:55:10	Bright	49.500	53	43Bet And	2.0480	3300.0	99	8290	No
105	GOM_NL__2PRFIN20031001_055958_000000412020_00220_08290_0488.N1	01-OCT-2003 05:59:58	Bright	41.000	74	11Bet Cas	2.2680	6600.0	82	8290	No
106	GOM_NL__2PRFIN20031001_060120_000000422020_00220_08290_0489.N1	01-OCT-2003 06:01:20	Bright	42.000	76	27Gam Cas	2.3000	30000.	84	8290	No
107	GOM_NL__2PRFIN20031001_060522_000000522020_00220_08290_0490.N1	01-OCT-2003 06:05:22	Bright	52.000	160	23Gam Per	2.9300	4700.0	104	8290	No
108	GOM_NL__2PRFIN20031001_060755_000000382020_00220_08290_0491.N1	01-OCT-2003 06:07:55	Bright	38.000	49	1Alp UMi	1.9900	6300.0	76	8290	No
109	GOM_NL__2PRFIN20031001_060958_000000392020_00220_08290_0492.N1	01-OCT-2003 06:09:58	Bright	38.500	60	7Bet UMi	2.0810	3950.0	77	8290	No
110	GOM_NL__2PRFIN20031001_061552_000000392020_00220_08290_0493.N1	01-OCT-2003 06:15:52	Bright	39.000	36	50Alp UMa	1.8000	6300.0	78	8290	No
111	GOM_NL__2PRFIN20031001_061722_000000452020_00220_08290_0494.N1	01-OCT-2003 06:17:22	Bright	45.000	82	48Bet UMa	2.3650	10600.	90	8290	No
112	GOM_NL__2PRFIN20031001_062035_000000362020_00220_08290_0495.N1	01-OCT-2003 06:20:35	Bright	35.500	174	52Psi UMa	3.0040	4400.0	71	8290	No
113	GOM_NL__2PRFIN20031001_062304_000000902020_00220_08290_0496.N1	01-OCT-2003 06:23:04	Bright	89.500	107	37The Aur	2.6490	11000.	179	8290	No
114	GOM_NL__2PRFIN20031001_062600_000000572020_00220_08290_0497.N1	01-OCT-2003 06:26:00	Bright	56.500	24	66Alp Gem	1.5800	10200.	113	8290	No
115	GOM_NL__2PRFIN20031001_063043_000001022020_00220_08290_0498.N1	01-OCT-2003 06:30:43	Tw_i_and_stray	101.50	170	27Eps Gem	3.0000	9700.0	203	8290	No
116	GOM_NL__2PRFIN20031001_063649_000000852020_00220_08290_0499.N1	01-OCT-2003 06:36:49	Dark	85.000	8	10Alp CMi	0.40000	6500.0	170	8290	No
117	GOM_NL__2PRFIN20031001_064351_000000492020_00220_08290_0500.N1	01-OCT-2003 06:43:51	Dark	49.000	132	15Rho Pup	2.8030	6900.0	98	8290	No
118	GOM_NL__2PRFIN20031001_064628_000000522020_00220_08290_0501.N1	01-OCT-2003 06:46:28	Dark	51.500	65	Lam Vel	2.2040	4400.0	103	8290	No
119	GOM_NL__2PRFIN20031001_064909_000000402020_00220_08290_0502.N1	01-OCT-2003 06:49:09	Dark	39.500	91	Kap Vel	2.4900	26000.	79	8290	No
120	GOM_NL__2PRFIN20031001_065019_000000402020_00220_08290_0503.N1	01-OCT-2003 06:50:19	Dark	40.000	71	Iot Car	2.2460	7700.0	80	8290	No
121	GOM_NL__2PRFIN20031001_065132_000000382020_00221_08291_0475.N1	01-OCT-2003 06:51:32	Dark	37.500	159	Ups Car	2.9200	7200.0	75	8291	No
122	GOM_NL__2PRFIN20031001_065624_000000632020_00221_08291_0476.N1	01-OCT-2003 06:56:24	Dark	63.000	108	Alp Col	2.6520	15200.	126	8291	No
123	GOM_NL__2PRFIN20031001_070126_000000392020_00221_08291_0477.N1	01-OCT-2003 07:01:26	Dark	39.000	135	Bet Hyi	2.8200	5800.0	78	8291	No
124	GOM_NL__2PRFIN20031001_070333_000000412020_00221_08291_0478.N1	01-OCT-2003 07:03:33	Dark	41.000	143	Alp Hyi	2.8570	7200.0	82	8291	No
125	GOM_NL__2PRFIN20031001_070500_000000542020_00221_08291_0479.N1	01-OCT-2003 07:05:00	Dark	53.500	9	Alp Eri	0.45300	24000.	107	8291	No
126	GOM_NL__2PRFIN20031001_070636_000000552020_00221_08291_0480.N1	01-OCT-2003 07:06:36	Straylight	54.500	157	The1Eri	2.9060	9300.0	109	8291	No
127	GOM_NL__2PRFIN20031001_071025_000000442020_00221_08291_0481.N1	01-OCT-2003 07:10:25	Straylight	43.500	63	Bet Gru	2.1500	2800.0	87	8291	No
128	GOM_NL__2PRFIN20031001_071503_000000442020_00221_08291_0482.N1	01-OCT-2003 07:15:03	Straylight	44.000	18	24Alp PsA	1.1660	9700.0	88	8291	No
129	GOM_NL__2PRFIN20031001_071719_000000492020_00221_08291_0483.N1	01-OCT-2003 07:17:19	Straylight	49.000	52	16Bet Cet	2.0370	4500.0	98	8291	No
130	GOM_NL__2PRFIN20031001_072346_000000392020_00221_08291_0484.N1	01-OCT-2003 07:23:46	Bright	39.000	162	34Alp Aqr	2.9440	5350.0	78	8291	No
131	GOM_NL__2PRFIN20031001_072729_000000402020_00221_08291_0485.N1	01-OCT-2003 07:27:29	Bright	39.500	90	54Alp Peg	2.4870	11000.	79	8291	No
132	GOM_NL__2PRFIN20031001_073106_000000412020_00221_08291_0486.N1	01-OCT-2003 07:31:06	Bright	40.500	93	53Bet Peg	2.5200	3100.0	81	8291	No
133	GOM_NL__2PRFIN20031001_073337_000000632020_00221_08291_0487.N1	01-OCT-2003 07:33:37	Bright	62.500	105	6Bet Ari	2.6450	8900.0	125	8291	No
134	GOM_NL__2PRFIN20031001_073544_000000522020_00221_08291_0488.N1	01-OCT-2003 07:35:44	Bright	51.500	53	43Bet And	2.0480	3300.0	103	8291	No
135	GOM_NL__2PRFIN20031001_074034_000000412020_00221_08291_0489.N1	01-OCT-2003 07:40:34	Bright	41.000	74	11Bet Cas	2.2680	6600.0	82	8291	No
136	GOM_NL__2PRFIN20031001_074155_000000432020_00221_08291_0490.N1	01-OCT-2003 07:41:55	Bright	43.000	76	27Gam Cas	2.3000	30000.	86	8291	No
137	GOM_NL__2PRFIN20031001_074557_000000502020_00221_08291_0491.N1	01-OCT-2003 07:45:57	Bright	50.000	160	23Gam Per	2.9300	4700.0	100	8291	No
138	GOM_NL__2PRFIN20031001_074831_000000392020_00221_08291_0492.N1	01-OCT-2003 07:48:31	Bright	39.000	49	1Alp UMi	1.9900	6300.0	78	8291	No
139	GOM_NL__2PRFIN20031001_075034_000000402020_00221_08291_0493.N1	01-OCT-2003 07:50:34	Bright	39.500	60	7Bet UMi	2.0810	3950.0	79	8291	No
140	GOM_NL__2PRFIN20031001_075628_000000392020_00221_08291_0494.N1	01-OCT-2003 07:56:28	Bright	39.000	36	50Alp UMa	1.8000	6300.0	78	8291	No
141	GOM_NL__2PRFIN20031001_075758_000000362020_00221_08291_0495.N1	01-OCT-2003 07:57:58	Bright	35.500	82	48Bet UMa	2.3650	10600.	71	8291	No
142	GOM_NL__2PRFIN20031001_080111_000000372020_00221_08291_0496.N1	01-OCT-2003 08:01:11	Bright	36.500	174	52Psi UMa	3.0040	4400.0	73	8291	No
143	GOM_NL__2PRFIN20031001_080339_000000912020_00221_08291_0497.N1	01-OCT-2003 08:03:39	Bright	91.000	107	37The Aur	2.6490	11000.	182	8291	No
144	GOM_NL__2PRFIN20031001_080636_000000632020_00221_08291_0498.N1	01-OCT-2003 08:06:36	Bright	62.500	24	66Alp Gem	1.5800	10200.	125	8291	No
145	GOM_NL__2PRFIN20031001_081119_000000982020_00221_08291_0499.N1	01-OCT-2003 08:11:19	Tw_i_and_stray	98.000	170	27Eps Gem	3.0000	9700.0	196	8291	No
146	GOM_NL__2PRFIN20031001_081726_000000762020_00221_08291_0500.N1	01-OCT-2003 08:17:26	Dark	76.000	8	10Alp CMi	0.40000	6500.0	152	8291	No
147	GOM_NL__2PRFIN20031001_082427_000000512020_00221_08291_0501.N1	01-OCT-2003 08:24:27	Dark	50.500	132	15Rho Pup	2.8030	6900.0	101	8291	No
148	GOM_NL__2PRFIN20031001_082704_000000472020_00221_08291_0502.N1	01-OCT-2003 08:27:04	Dark	47.000	65	Lam Vel	2.2040	4400.0	94	8291	No
149	GOM_NL__2PRFIN20031001_082945_000000392020_00221_08291_0503.N1	01-OCT-2003 08:29:45	Dark	39.000	91	Kap Vel	2.4900	26000.	78	8291	No
150	GOM_NL__2PRFIN20031001_083055_000000462020_00221_08291_0504.N1	01-OCT-2003 08:30:55	Dark	45.500	71	Iot Car	2.2460	7700.0	91	8291	No
151	GOM_NL__2PRFIN20031001_083208_000000392020_00222_08292_0476.N1	01-OCT-2003 08:32:08	Dark	38.500	159	Ups Car	2.9200	7200.0	77	8292	No
152	GOM_NL__2PRFIN20031001_083701_000000642020_00222_08292_0477.N1	01-OCT-2003 08:37:01	Dark	64.000	108	Alp Col	2.6520	15200.	128	8292	No
153	GOM_NL__2PRFIN20031001_084203_000000382020_00222_08292_0478.N1	01-OCT-2003 08:42:03	Dark	38.000	135	Bet Hyi	2.8200	5800.0	76	8292	No
154	GOM_NL__2PRFIN20031001_084410_000000412020_00222_08292_0479.N1	01-OCT-2003 08:44:10	Dark	41.000	143	Alp Hyi	2.8570	7200.0	82	8292	No
155	GOM_NL__2PRFIN20031001_084537_000000462020_00222_08292_0480.N1	01-OCT-2003 08:45:37	Dark	45.500	9	Alp Eri	0.45300	24000.	91	8292	No
156	GOM_NL__2PRFIN20031001_084713_000000532020_00222_08292_0481.N1	01-OCT-2003 08:47:13	Straylight	53.000	157	The1Eri	2.9060	9300.0	106	8292	No
157	GOM_NL__2PRFIN20031001_085101_000000512020_00222_08292_0482.N1	01-OCT-2003 08:51:01	Straylight	51.000	63	Bet Gru	2.1500	2800.0	102	8292	No
158	GOM_NL__2PRFIN20031001_085539_000000462020_00222_08292_0483.N1	01-OCT-2003 08:55:39	Straylight	46.000	18	24Alp PsA	1.1660	9700.0	92	8292	No
159	GOM_NL__2PRFIN20031001_085753_000000522020_00222_08292_0484.N1	01-OCT-2003 08:57:53	Straylight	52.000	52	16Bet Cet	2.0370	4500.0	104	8292	No
160	GOM_NL__2PRFIN20031001_104458_000000402020_00223_08293_9148.N1	01-OCT-2003 10:44:58	Bright	39.500	162	34Alp Aqr	2.9440	5350.0	79	8293	No

161	GOM_NL__2PRFIN20031001_104841_000000392020_00223_08293_9149.N1	01-OCT-2003 10:48:41	Bright	39.000	90	54Alp Peg	2.4870	11000.	78	8293	No
162	GOM_NL__2PRFIN20031001_105220_000000412020_00223_08293_9150.N1	01-OCT-2003 10:52:20	Bright	41.000	93	53Bet Peg	2.5200	3100.0	82	8293	No
163	GOM_NL__2PRFIN20031001_105446_000000632020_00223_08293_9151.N1	01-OCT-2003 10:54:46	Bright	63.000	105	6Bet Ari	2.6450	8900.0	126	8293	No
164	GOM_NL__2PRFIN20031001_105655_000000502020_00223_08293_9152.N1	01-OCT-2003 10:56:55	Bright	49.500	53	43Bet And	2.0480	3300.0	99	8293	No
165	GOM_NL__2PRFIN20031001_110145_000000412020_00223_08293_9153.N1	01-OCT-2003 11:01:45	Bright	41.000	74	11Bet Cas	2.2680	6600.0	82	8293	No
166	GOM_NL__2PRFIN20031001_110306_000000422020_00223_08293_9154.N1	01-OCT-2003 11:03:06	Bright	41.500	76	27Gam Cas	2.3000	30000.	83	8293	No
167	GOM_NL__2PRFIN20031001_110706_000000542020_00223_08293_9155.N1	01-OCT-2003 11:07:06	Bright	54.000	160	23Gam Per	2.9300	4700.0	108	8293	No
168	GOM_NL__2PRFIN20031001_110943_000000402020_00223_08293_9156.N1	01-OCT-2003 11:09:43	Bright	40.000	49	1Alp UMi	1.9900	6300.0	80	8293	No
169	GOM_NL__2PRFIN20031001_111146_000000392020_00223_08293_9157.N1	01-OCT-2003 11:11:46	Bright	38.500	60	7Bet UMi	2.0810	3950.0	77	8293	No
170	GOM_NL__2PRFIN20031001_111740_000000372020_00223_08293_9158.N1	01-OCT-2003 11:17:40	Bright	37.000	36	50Alp UMa	1.8000	6300.0	74	8293	No
171	GOM_NL__2PRFIN20031001_111910_000000372020_00223_08293_9159.N1	01-OCT-2003 11:19:10	Bright	37.000	82	48Bet UMa	2.3650	10600.	74	8293	No
172	GOM_NL__2PRFIN20031001_112223_000000422020_00223_08293_9160.N1	01-OCT-2003 11:22:23	Bright	41.500	174	52Psi UMa	3.0040	4400.0	83	8293	No
173	GOM_NL__2PRFIN20031001_112450_000000962020_00223_08293_9161.N1	01-OCT-2003 11:24:50	Bright	96.000	107	37The Aur	2.6490	11000.	192	8293	No
174	GOM_NL__2PRFIN20031001_112748_000000582020_00223_08293_9162.N1	01-OCT-2003 11:27:48	Bright	58.000	24	66Alp Gem	1.5800	10200.	116	8293	No
175	GOM_NL__2PRFIN20031001_113233_000001022020_00223_08293_9163.N1	01-OCT-2003 11:32:33	Tw_i_and_stray	102.00	170	27Eps Gem	3.0000	9700.0	204	8293	No
176	GOM_NL__2PRFIN20031001_113839_000000782020_00223_08293_9164.N1	01-OCT-2003 11:38:39	Dark	77.500	8	10Alp CMi	0.40000	6500.0	155	8293	No
177	GOM_NL__2PRFIN20031001_114541_000000502020_00223_08293_9165.N1	01-OCT-2003 11:45:41	Dark	49.500	132	15Rho Pup	2.8030	6900.0	99	8293	No
178	GOM_NL__2PRFIN20031001_114817_000000452020_00223_08293_9166.N1	01-OCT-2003 11:48:17	Dark	44.500	65	Lam Vel	2.2040	4400.0	89	8293	No
179	GOM_NL__2PRFIN20031001_115057_000000392020_00223_08293_9167.N1	01-OCT-2003 11:50:57	Dark	38.500	91	Kap Vel	2.4900	26000.	77	8293	No
180	GOM_NL__2PRFIN20031001_115207_000000392020_00223_08293_9168.N1	01-OCT-2003 11:52:07	Dark	38.500	71	Iot Car	2.2460	7700.0	77	8293	No
181	GOM_NL__2PRFIN20031001_115320_000000382020_00224_08294_0478.N1	01-OCT-2003 11:53:20	Dark	38.000	159	Ups Car	2.9200	7200.0	76	8294	No
182	GOM_NL__2PRFIN20031001_115817_000000622020_00224_08294_0479.N1	01-OCT-2003 11:58:17	Dark	62.000	108	Alp Col	2.6520	15200.	124	8294	No
183	GOM_NL__2PRFIN20031001_120315_000000382020_00224_08294_0480.N1	01-OCT-2003 12:03:15	Dark	38.000	135	Bet Hyi	2.8200	5800.0	76	8294	No
184	GOM_NL__2PRFIN20031001_120523_000000402020_00224_08294_0481.N1	01-OCT-2003 12:05:23	Dark	40.000	143	Alp Hyi	2.8570	7200.0	80	8294	No
185	GOM_NL__2PRFIN20031001_120651_000000452020_00224_08294_0482.N1	01-OCT-2003 12:06:51	Dark	44.500	9	Alp Eri	0.45300	24000.	89	8294	No
186	GOM_NL__2PRFIN20031001_120826_000000522020_00224_08294_0483.N1	01-OCT-2003 12:08:26	Straylight	52.000	157	The1Eri	2.9060	9300.0	104	8294	No
187	GOM_NL__2PRFIN20031001_121214_000000522020_00224_08294_0484.N1	01-OCT-2003 12:12:14	Straylight	51.500	63	Bet Gru	2.1500	2800.0	103	8294	No
188	GOM_NL__2PRFIN20031001_121652_000000422020_00224_08294_0485.N1	01-OCT-2003 12:16:52	Straylight	41.500	18	24Alp PsA	1.1660	9700.0	83	8294	No
189	GOM_NL__2PRFIN20031001_121908_000000512020_00224_08294_0486.N1	01-OCT-2003 12:19:08	Straylight	50.500	52	16Bet Cet	2.0370	4500.0	101	8294	No
190	GOM_NL__2PRFIN20031001_122535_000000392020_00224_08294_0487.N1	01-OCT-2003 12:25:35	Bright	38.500	162	34Alp Aqr	2.9440	5350.0	77	8294	No
191	GOM_NL__2PRFIN20031001_122918_000000382020_00224_08294_0488.N1	01-OCT-2003 12:29:18	Bright	37.500	90	54Alp Peg	2.4870	11000.	75	8294	No
192	GOM_NL__2PRFIN20031001_123256_000000392020_00224_08294_0489.N1	01-OCT-2003 12:32:56	Bright	38.500	93	53Bet Peg	2.5200	3100.0	77	8294	No
193	GOM_NL__2PRFIN20031001_123521_000000632020_00224_08294_0490.N1	01-OCT-2003 12:35:21	Bright	62.500	105	6Bet Ari	2.6450	8900.0	125	8294	No
194	GOM_NL__2PRFIN20031001_123731_000000492020_00224_08294_0491.N1	01-OCT-2003 12:37:31	Bright	48.500	53	43Bet And	2.0480	3300.0	97	8294	No
195	GOM_NL__2PRFIN20031001_124222_000000402020_00224_08294_0492.N1	01-OCT-2003 12:42:22	Bright	40.000	74	11Bet Cas	2.2680	6600.0	80	8294	No
196	GOM_NL__2PRFIN20031001_124342_000000422020_00224_08294_0493.N1	01-OCT-2003 12:43:42	Bright	42.000	76	27Gam Cas	2.3000	30000.	84	8294	No
197	GOM_NL__2PRFIN20031001_124742_000000522020_00224_08294_0494.N1	01-OCT-2003 12:47:42	Bright	52.000	160	23Gam Per	2.9300	4700.0	104	8294	No
198	GOM_NL__2PRFIN20031001_125019_000000392020_00224_08294_0495.N1	01-OCT-2003 12:50:19	Bright	38.500	49	1Alp UMi	1.9900	6300.0	77	8294	No
199	GOM_NL__2PRFIN20031001_125223_000000392020_00224_08294_0496.N1	01-OCT-2003 12:52:23	Bright	38.500	60	7Bet UMi	2.0810	3950.0	77	8294	No
200	GOM_NL__2PRFIN20031001_125816_000000392020_00224_08294_0497.N1	01-OCT-2003 12:58:16	Bright	38.500	36	50Alp UMa	1.8000	6300.0	77	8294	No
201	GOM_NL__2PRFIN20031001_125946_000000362020_00224_08294_0498.N1	01-OCT-2003 12:59:46	Bright	35.500	82	48Bet UMa	2.3650	10600.	71	8294	No
202	GOM_NL__2PRFIN20031001_130300_000000352020_00224_08294_0499.N1	01-OCT-2003 13:03:00	Bright	35.000	174	52Psi UMa	3.0040	4400.0	70	8294	No
203	GOM_NL__2PRFIN20031001_130526_000000962020_00224_08294_0500.N1	01-OCT-2003 13:05:26	Bright	95.500	107	37The Aur	2.6490	11000.	191	8294	No
204	GOM_NL__2PRFIN20031001_130824_000000602020_00224_08294_0501.N1	01-OCT-2003 13:08:24	Bright	59.500	24	66Alp Gem	1.5800	10200.	119	8294	No
205	GOM_NL__2PRFIN20031001_131310_000001022020_00224_08294_0502.N1	01-OCT-2003 13:13:10	Tw_i_and_stray	102.00	170	27Eps Gem	3.0000	9700.0	204	8294	No
206	GOM_NL__2PRFIN20031001_131916_000000762020_00224_08294_0503.N1	01-OCT-2003 13:19:16	Dark	76.000	8	10Alp CMi	0.40000	6500.0	152	8294	No
207	GOM_NL__2PRFIN20031001_132618_000000502020_00224_08294_0504.N1	01-OCT-2003 13:26:18	Dark	49.500	132	15Rho Pup	2.8030	6900.0	99	8294	No
208	GOM_NL__2PRFIN20031001_132853_000000452020_00224_08294_0505.N1	01-OCT-2003 13:28:53	Dark	45.000	65	Lam Vel	2.2040	4400.0	90	8294	No
209	GOM_NL__2PRFIN20031001_133134_000000382020_00224_08294_0506.N1	01-OCT-2003 13:31:34	Dark	38.000	91	Kap Vel	2.4900	26000.	76	8294	No
210	GOM_NL__2PRFIN20031001_133244_000000382020_00224_08294_0507.N1	01-OCT-2003 13:32:44	Dark	38.000	71	Iot Car	2.2460	7700.0	76	8294	No
211	GOM_NL__2PRFIN20031001_133356_000000382020_00225_08295_0478.N1	01-OCT-2003 13:33:56	Dark	38.000	159	Ups Car	2.9200	7200.0	76	8295	No
212	GOM_NL__2PRFIN20031001_133638_000000472020_00225_08295_0479.N1	01-OCT-2003 13:36:38	Dark	47.000	2	Alp Car	-0.73600	7000.0	94	8295	No
213	GOM_NL__2PRFIN20031001_134351_000000392020_00225_08295_0480.N1	01-OCT-2003 13:43:51	Dark	39.000	135	Bet Hyi	2.8200	5800.0	78	8295	No
214	GOM_NL__2PRFIN20031001_134600_000000412020_00225_08295_0481.N1	01-OCT-2003 13:46:00	Dark	40.500	143	Alp Hyi	2.8570	7200.0	81	8295	No
215	GOM_NL__2PRFIN20031001_134727_000000532020_00225_08295_0482.N1	01-OCT-2003 13:47:27	Dark	53.000	9	Alp Eri	0.45300	24000.	106	8295	No
216	GOM_NL__2PRFIN20031001_134903_000000502020_00225_08295_0483.N1	01-OCT-2003 13:49:03	Straylight	50.000	157	The1Eri	2.9060	9300.0	100	8295	No
217	GOM_NL__2PRFIN20031001_135250_000000482020_00225_08295_0484.N1	01-OCT-2003 13:52:50	Straylight	47.500	63	Bet Gru	2.1500	2800.0	95	8295	No
218	GOM_NL__2PRFIN20031001_135728_000000422020_00225_08295_0485.N1	01-OCT-2003 13:57:28	Straylight	42.000	18	24Alp PsA	1.1660	9700.0	84	8295	No
219	GOM_NL__2PRFIN20031001_135944_000000482020_00225_08295_0486.N1	01-OCT-2003 13:59:44	Straylight	48.000	52	16Bet Cet	2.0370	4500.0	96	8295	No

220	GOM_NL__2PRFIN20031001_140612_000000402020_00225_08295_0487.N1	01-OCT-2003 14:06:12	Bright	39.500	162	34Alp Aqr	2.9440	5350.0	79	8295	No
221	GOM_NL__2PRFIN20031001_140955_000000372020_00225_08295_0488.N1	01-OCT-2003 14:09:55	Bright	37.000	90	54Alp Peg	2.4870	11000.	74	8295	No
222	GOM_NL__2PRFIN20031001_141333_000000402020_00225_08295_0489.N1	01-OCT-2003 14:13:33	Bright	40.000	93	53Bet Peg	2.5200	3100.0	80	8295	No
223	GOM_NL__2PRFIN20031001_141556_000000642020_00225_08295_0490.N1	01-OCT-2003 14:15:56	Bright	63.500	105	6Bet Ari	2.6450	8900.0	127	8295	No
224	GOM_NL__2PRFIN20031001_141806_000000482020_00225_08295_0491.N1	01-OCT-2003 14:18:06	Bright	48.000	53	43Bet And	2.0480	3300.0	96	8295	No
225	GOM_NL__2PRFIN20031001_142258_000000392020_00225_08295_0492.N1	01-OCT-2003 14:22:58	Bright	39.000	74	11Bet Cas	2.2680	6600.0	78	8295	No
226	GOM_NL__2PRFIN20031001_142418_000000422020_00225_08295_0493.N1	01-OCT-2003 14:24:18	Bright	42.000	76	27Gam Cas	2.3000	30000.	84	8295	No
227	GOM_NL__2PRFIN20031001_142816_000000522020_00225_08295_0494.N1	01-OCT-2003 14:28:16	Bright	52.000	160	23Gam Per	2.9300	4700.0	104	8295	No
228	GOM_NL__2PRFIN20031001_143055_000000372020_00225_08295_0495.N1	01-OCT-2003 14:30:55	Bright	37.000	49	1Alp UMi	1.9900	6300.0	74	8295	No
229	GOM_NL__2PRFIN20031001_143259_000000382020_00225_08295_0496.N1	01-OCT-2003 14:32:59	Bright	37.500	60	7Bet UMi	2.0810	3950.0	75	8295	No
230	GOM_NL__2PRFIN20031001_143852_000000362020_00225_08295_0497.N1	01-OCT-2003 14:38:52	Bright	36.000	36	50Alp UMa	1.8000	6300.0	72	8295	No
231	GOM_NL__2PRFIN20031001_144022_000000432020_00225_08295_0498.N1	01-OCT-2003 14:40:22	Bright	43.000	82	48Bet UMa	2.3650	10600.	86	8295	No
232	GOM_NL__2PRFIN20031001_144335_000000352020_00225_08295_0499.N1	01-OCT-2003 14:43:35	Bright	35.000	174	52Psi UMa	3.0040	4400.0	70	8295	No
233	GOM_NL__2PRFIN20031001_144601_000000912020_00225_08295_0500.N1	01-OCT-2003 14:46:01	Bright	91.000	107	37The Aur	2.6490	11000.	182	8295	No
234	GOM_NL__2PRFIN20031001_144900_000000592020_00225_08295_0501.N1	01-OCT-2003 14:49:00	Bright	59.000	24	66Alp Gem	1.5800	10200.	118	8295	No
235	GOM_NL__2PRFIN20031001_145346_000001022020_00225_08295_0502.N1	01-OCT-2003 14:53:46	Twilight	101.50	170	27Eps Gem	3.0000	9700.0	203	8295	No
236	GOM_NL__2PRFIN20031001_145949_000000532020_00225_08295_0503.N1	01-OCT-2003 14:59:49	Twilight	53.000	48	30Alp Hya	1.9770	4100.0	106	8295	No
237	GOM_NL__2PRFIN20031001_150655_000000492020_00225_08295_0504.N1	01-OCT-2003 15:06:55	Dark	48.500	132	15Rho Pup	2.8030	6900.0	97	8295	No
238	GOM_NL__2PRFIN20031001_150929_000000472020_00225_08295_0505.N1	01-OCT-2003 15:09:29	Dark	46.500	65	Lam Vel	2.2040	4400.0	93	8295	No
239	GOM_NL__2PRFIN20031001_151209_000000402020_00225_08295_0506.N1	01-OCT-2003 15:12:09	Dark	39.500	91	Kap Vel	2.4900	26000.	79	8295	No
240	GOM_NL__2PRFIN20031001_151319_000000412020_00225_08295_0507.N1	01-OCT-2003 15:13:19	Dark	40.500	71	Iot Car	2.2460	7700.0	81	8295	No
241	GOM_NL__2PRFIN20031001_151715_000000482020_00226_08296_0481.N1	01-OCT-2003 15:17:15	Dark	47.500	2	Alp Car	-0.73600	7000.0	95	8296	No
242	GOM_NL__2PRFIN20031001_152427_000000392020_00226_08296_0482.N1	01-OCT-2003 15:24:27	Dark	39.000	135	Bet Hyi	2.8200	5800.0	78	8296	No
243	GOM_NL__2PRFIN20031001_152635_000000412020_00226_08296_0483.N1	01-OCT-2003 15:26:35	Dark	41.000	143	Alp Hyi	2.8570	7200.0	82	8296	No
244	GOM_NL__2PRFIN20031001_152802_000000462020_00226_08296_0484.N1	01-OCT-2003 15:28:02	Dark	45.500	9	Alp Eri	0.45300	24000.	91	8296	No
245	GOM_NL__2PRFIN20031001_152940_000000512020_00226_08296_0485.N1	01-OCT-2003 15:29:40	Straylight	51.000	157	The1Eri	2.9060	9300.0	102	8296	No
246	GOM_NL__2PRFIN20031001_153325_000000522020_00226_08296_0486.N1	01-OCT-2003 15:33:25	Straylight	51.500	63	Bet Gru	2.1500	2800.0	103	8296	No
247	GOM_NL__2PRFIN20031001_153803_000000462020_00226_08296_0487.N1	01-OCT-2003 15:38:03	Straylight	45.500	18	24Alp PsA	1.1660	9700.0	91	8296	No
248	GOM_NL__2PRFIN20031001_154019_000000532020_00226_08296_0488.N1	01-OCT-2003 15:40:19	Straylight	53.000	52	16Bet Cet	2.0370	4500.0	106	8296	No
249	GOM_NL__2PRFIN20031001_154647_000000402020_00226_08296_0489.N1	01-OCT-2003 15:46:47	Bright	39.500	162	34Alp Aqr	2.9440	5350.0	79	8296	No
250	GOM_NL__2PRFIN20031001_155030_000000392020_00226_08296_0490.N1	01-OCT-2003 15:50:30	Bright	39.000	90	54Alp Peg	2.4870	11000.	78	8296	No
251	GOM_NL__2PRFIN20031001_155408_000000402020_00226_08296_0491.N1	01-OCT-2003 15:54:08	Bright	40.000	93	53Bet Peg	2.5200	3100.0	80	8296	No
252	GOM_NL__2PRFIN20031001_155630_000000642020_00226_08296_0492.N1	01-OCT-2003 15:56:30	Bright	63.500	105	6Bet Ari	2.6450	8900.0	127	8296	No
253	GOM_NL__2PRFIN20031001_155840_000000512020_00226_08296_0493.N1	01-OCT-2003 15:58:40	Bright	51.000	53	43Bet And	2.0480	3300.0	102	8296	No
254	GOM_NL__2PRFIN20031001_160333_000000402020_00226_08296_0494.N1	01-OCT-2003 16:03:33	Bright	40.000	74	11Bet Cas	2.2680	6600.0	80	8296	No
255	GOM_NL__2PRFIN20031001_160453_000000432020_00226_08296_0495.N1	01-OCT-2003 16:04:53	Bright	42.500	76	27Gam Cas	2.3000	30000.	85	8296	No
256	GOM_NL__2PRFIN20031001_160851_000000532020_00226_08296_0496.N1	01-OCT-2003 16:08:51	Bright	53.000	160	23Gam Per	2.9300	4700.0	106	8296	No
257	GOM_NL__2PRFIN20031001_161130_000000392020_00226_08296_0497.N1	01-OCT-2003 16:11:30	Bright	38.500	49	1Alp UMi	1.9900	6300.0	77	8296	No
258	GOM_NL__2PRFIN20031001_161335_000000402020_00226_08296_0498.N1	01-OCT-2003 16:13:35	Bright	39.500	60	7Bet UMi	2.0810	3950.0	79	8296	No
259	GOM_NL__2PRFIN20031001_161927_000000372020_00226_08296_0499.N1	01-OCT-2003 16:19:27	Bright	37.000	36	50Alp UMa	1.8000	6300.0	74	8296	No
260	GOM_NL__2PRFIN20031001_162057_000000392020_00226_08296_0500.N1	01-OCT-2003 16:20:57	Bright	38.500	82	48Bet UMa	2.3650	10600.	77	8296	No
261	GOM_NL__2PRFIN20031001_162410_000000382020_00226_08296_0501.N1	01-OCT-2003 16:24:10	Bright	37.500	174	52Psi UMa	3.0040	4400.0	75	8296	No
262	GOM_NL__2PRFIN20031001_162637_000000932020_00226_08296_0502.N1	01-OCT-2003 16:26:37	Bright	92.500	107	37The Aur	2.6490	11000.	185	8296	No
263	GOM_NL__2PRFIN20031001_162936_000000582020_00226_08296_0503.N1	01-OCT-2003 16:29:36	Bright	57.500	24	66Alp Gem	1.5800	10200.	115	8296	No
264	GOM_NL__2PRFIN20031001_163423_000001022020_00226_08296_0504.N1	01-OCT-2003 16:34:23	Twilight	101.50	170	27Eps Gem	3.0000	9700.0	203	8296	No
265	GOM_NL__2PRFIN20031001_164025_000000522020_00226_08296_0505.N1	01-OCT-2003 16:40:25	Twilight	52.000	48	30Alp Hya	1.9770	4100.0	104	8296	No
266	GOM_NL__2PRFIN20031001_164731_000000522020_00226_08296_0506.N1	01-OCT-2003 16:47:31	Dark	52.000	132	15Rho Pup	2.8030	6900.0	104	8296	No
267	GOM_NL__2PRFIN20031001_165005_000000462020_00226_08296_0507.N1	01-OCT-2003 16:50:05	Dark	46.000	65	Lam Vel	2.2040	4400.0	92	8296	No
268	GOM_NL__2PRFIN20031001_165243_000000432020_00226_08296_0508.N1	01-OCT-2003 16:52:43	Dark	43.000	91	Kap Vel	2.4900	26000.	86	8296	No
269	GOM_NL__2PRFIN20031001_165355_000000412020_00226_08296_0509.N1	01-OCT-2003 16:53:55	Dark	41.000	71	Iot Car	2.2460	7700.0	82	8296	No
270	GOM_NL__2PRFIN20031001_165751_000000492020_00227_08297_0478.N1	01-OCT-2003 16:57:51	Dark	49.000	2	Alp Car	-0.73600	7000.0	98	8297	No
271	GOM_NL__2PRFIN20031001_170502_000000402020_00227_08297_0479.N1	01-OCT-2003 17:05:02	Dark	39.500	135	Bet Hyi	2.8200	5800.0	79	8297	No
272	GOM_NL__2PRFIN20031001_170711_000000422020_00227_08297_0480.N1	01-OCT-2003 17:07:11	Dark	42.000	143	Alp Hyi	2.8570	7200.0	84	8297	No
273	GOM_NL__2PRFIN20031001_170837_000000542020_00227_08297_0481.N1	01-OCT-2003 17:08:37	Dark	54.000	9	Alp Eri	0.45300	24000.	108	8297	No
274	GOM_NL__2PRFIN20031001_171016_000000512020_00227_08297_0482.N1	01-OCT-2003 17:10:16	Straylight	51.000	157	The1Eri	2.9060	9300.0	102	8297	No
275	GOM_NL__2PRFIN20031001_171401_000000462020_00227_08297_0483.N1	01-OCT-2003 17:14:01	Straylight	46.000	63	Bet Gru	2.1500	2800.0	92	8297	No
276	GOM_NL__2PRFIN20031001_171839_000000442020_00227_08297_0484.N1	01-OCT-2003 17:18:39	Straylight	44.000	18	24Alp PsA	1.1660	9700.0	88	8297	No
277	GOM_NL__2PRFIN20031001_172054_000000542020_00227_08297_0485.N1	01-OCT-2003 17:20:54	Straylight	53.500	52	16Bet Cet	2.0370	4500.0	107	8297	No
278	GOM_NL__2PRFIN20031001_172724_000000402020_00227_08297_0486.N1	01-OCT-2003 17:27:24	Bright	39.500	162	34Alp Aqr	2.9440	5350.0	79	8297	No

279	GOM_NL__2PRFIN20031001_173105_000000402020_00227_08297_0487.N1	01-OCT-2003 17:31:05	Bright	39.500	90	54Alp Peg	2.4870	11000.	79	8297	No
280	GOM_NL__2PRFIN20031001_173444_000000392020_00227_08297_0488.N1	01-OCT-2003 17:34:44	Bright	39.000	93	53Bet Peg	2.5200	3100.0	78	8297	No
281	GOM_NL__2PRFIN20031001_173704_000000662020_00227_08297_0489.N1	01-OCT-2003 17:37:04	Bright	66.000	105	6Bet Ari	2.6450	8900.0	132	8297	No
282	GOM_NL__2PRFIN20031001_173916_000000522020_00227_08297_0490.N1	01-OCT-2003 17:39:16	Bright	51.500	53	43Bet And	2.0480	3300.0	103	8297	No
283	GOM_NL__2PRFIN20031001_174408_000000422020_00227_08297_0491.N1	01-OCT-2003 17:44:08	Bright	42.000	74	11Bet Cas	2.2680	6600.0	84	8297	No
284	GOM_NL__2PRFIN20031001_174528_000000412020_00227_08297_0492.N1	01-OCT-2003 17:45:28	Bright	40.500	76	27Gam Cas	2.3000	30000.	81	8297	No
285	GOM_NL__2PRFIN20031001_174925_000000542020_00227_08297_0493.N1	01-OCT-2003 17:49:25	Bright	54.000	160	23Gam Per	2.9300	4700.0	108	8297	No
286	GOM_NL__2PRFIN20031001_175204_000000412020_00227_08297_0494.N1	01-OCT-2003 17:52:04	Bright	41.000	49	1Alp UMi	1.9900	6300.0	82	8297	No
287	GOM_NL__2PRFIN20031001_175411_000000402020_00227_08297_0495.N1	01-OCT-2003 17:54:11	Bright	39.500	60	7Bet UMi	2.0810	3950.0	79	8297	No
288	GOM_NL__2PRFIN20031001_180001_000000392020_00227_08297_0496.N1	01-OCT-2003 18:00:01	Bright	38.500	36	50Alp UMa	1.8000	6300.0	77	8297	No
289	GOM_NL__2PRFIN20031001_180132_000000382020_00227_08297_0497.N1	01-OCT-2003 18:01:32	Bright	38.000	82	48Bet UMa	2.3650	10600.	76	8297	No
290	GOM_NL__2PRFIN20031001_180446_000000512020_00227_08297_0498.N1	01-OCT-2003 18:04:46	Bright	51.000	174	52Psi UMa	3.0040	4400.0	102	8297	No
291	GOM_NL__2PRFIN20031001_180713_000000922020_00227_08297_0499.N1	01-OCT-2003 18:07:13	Bright	91.500	107	37The Aur	2.6490	11000.	183	8297	No
292	GOM_NL__2PRFIN20031001_181012_000000602020_00227_08297_0500.N1	01-OCT-2003 18:10:12	Bright	59.500	24	66Alp Gem	1.5800	10200.	119	8297	No
293	GOM_NL__2PRFIN20031001_181500_000001032020_00227_08297_0501.N1	01-OCT-2003 18:15:00	Twilight	102.50	170	27Eps Gem	3.0000	9700.0	205	8297	No
294	GOM_NL__2PRFIN20031001_182101_000000512020_00227_08297_0502.N1	01-OCT-2003 18:21:01	Twilight	51.000	48	30Alp Hya	1.9770	4100.0	102	8297	No
295	GOM_NL__2PRFIN20031001_182808_000000522020_00227_08297_0503.N1	01-OCT-2003 18:28:08	Dark	51.500	132	15Rho Pup	2.8030	6900.0	103	8297	No
296	GOM_NL__2PRFIN20031001_183041_000000482020_00227_08297_0504.N1	01-OCT-2003 18:30:41	Dark	48.000	65	Lam Vel	2.2040	4400.0	96	8297	No
297	GOM_NL__2PRFIN20031001_183319_000000422020_00227_08297_0505.N1	01-OCT-2003 18:33:19	Dark	42.000	91	Kap Vel	2.4900	26000.	84	8297	No
298	GOM_NL__2PRFIN20031001_183431_000000412020_00227_08297_0506.N1	01-OCT-2003 18:34:31	Dark	40.500	71	Iot Car	2.2460	7700.0	81	8297	No
299	GOM_NL__2PRFIN20031001_183828_000000502020_00228_08298_0478.N1	01-OCT-2003 18:38:28	Dark	50.000	2	Alp Car	-0.73600	7000.0	100	8298	No
300	GOM_NL__2PRFIN20031001_184539_000000382020_00228_08298_0479.N1	01-OCT-2003 18:45:39	Dark	37.500	135	Bet Hyi	2.8200	5800.0	75	8298	No
301	GOM_NL__2PRFIN20031001_184747_000000412020_00228_08298_0480.N1	01-OCT-2003 18:47:47	Dark	41.000	143	Alp Hyi	2.8570	7200.0	82	8298	No
302	GOM_NL__2PRFIN20031001_184913_000000502020_00228_08298_0481.N1	01-OCT-2003 18:49:13	Dark	50.000	9	Alp Eri	0.45300	24000.	100	8298	No
303	GOM_NL__2PRFIN20031001_185053_000000522020_00228_08298_0482.N1	01-OCT-2003 18:50:53	Straylight	52.000	157	The1Eri	2.9060	9300.0	104	8298	No
304	GOM_NL__2PRFIN20031001_185437_000000482020_00228_08298_0483.N1	01-OCT-2003 18:54:37	Straylight	48.000	63	Bet Gru	2.1500	2800.0	96	8298	No
305	GOM_NL__2PRFIN20031001_185915_000000482020_00228_08298_0484.N1	01-OCT-2003 18:59:15	Straylight	47.500	18	24Alp PsA	1.1660	9700.0	95	8298	No
306	GOM_NL__2PRFIN20031001_190130_000000532020_00228_08298_0485.N1	01-OCT-2003 19:01:30	Straylight	53.000	52	16Bet Cet	2.0370	4500.0	106	8298	No
307	GOM_NL__2PRFIN20031001_190800_000000392020_00228_08298_0486.N1	01-OCT-2003 19:08:00	Bright	39.000	162	34Alp Aqr	2.9440	5350.0	78	8298	No
308	GOM_NL__2PRFIN20031001_191142_000000392020_00228_08298_0487.N1	01-OCT-2003 19:11:42	Bright	39.000	90	54Alp Peg	2.4870	11000.	78	8298	No
309	GOM_NL__2PRFIN20031001_191520_000000422020_00228_08298_0488.N1	01-OCT-2003 19:15:20	Bright	41.500	93	53Bet Peg	2.5200	3100.0	83	8298	No
310	GOM_NL__2PRFIN20031001_191739_000000672020_00228_08298_0489.N1	01-OCT-2003 19:17:39	Bright	66.500	105	6Bet Ari	2.6450	8900.0	133	8298	No
311	GOM_NL__2PRFIN20031001_191950_000000492020_00228_08298_0490.N1	01-OCT-2003 19:19:50	Bright	49.000	53	43Bet And	2.0480	3300.0	98	8298	No
312	GOM_NL__2PRFIN20031001_192443_000000422020_00228_08298_0491.N1	01-OCT-2003 19:24:43	Bright	42.000	74	11Bet Cas	2.2680	6600.0	84	8298	No
313	GOM_NL__2PRFIN20031001_192603_000000422020_00228_08298_0492.N1	01-OCT-2003 19:26:03	Bright	42.000	76	27Gam Cas	2.3000	30000.	84	8298	No
314	GOM_NL__2PRFIN20031001_193001_000000542020_00228_08298_0493.N1	01-OCT-2003 19:30:01	Bright	53.500	160	23Gam Per	2.9300	4700.0	107	8298	No
315	GOM_NL__2PRFIN20031001_193240_000000412020_00228_08298_0494.N1	01-OCT-2003 19:32:40	Bright	41.000	49	1Alp UMi	1.9900	6300.0	82	8298	No
316	GOM_NL__2PRFIN20031001_193446_000000402020_00228_08298_0495.N1	01-OCT-2003 19:34:46	Bright	39.500	60	7Bet UMi	2.0810	3950.0	79	8298	No
317	GOM_NL__2PRFIN20031001_194038_000000432020_00228_08298_0496.N1	01-OCT-2003 19:40:38	Bright	42.500	36	50Alp UMa	1.8000	6300.0	85	8298	No
318	GOM_NL__2PRFIN20031001_194209_000000392020_00228_08298_0497.N1	01-OCT-2003 19:42:09	Bright	38.500	82	48Bet UMa	2.3650	10600.	77	8298	No
319	GOM_NL__2PRFIN20031001_194523_000000372020_00228_08298_0498.N1	01-OCT-2003 19:45:23	Bright	37.000	174	52Psi UMa	3.0040	4400.0	74	8298	No
320	GOM_NL__2PRFIN20031001_194748_000000922020_00228_08298_0499.N1	01-OCT-2003 19:47:48	Bright	91.500	107	37The Aur	2.6490	11000.	183	8298	No
321	GOM_NL__2PRFIN20031001_195048_000000582020_00228_08298_0500.N1	01-OCT-2003 19:50:48	Bright	58.000	24	66Alp Gem	1.5800	10200.	116	8298	No
322	GOM_NL__2PRFIN20031001_195537_000001092020_00228_08298_0501.N1	01-OCT-2003 19:55:37	Twilight	109.00	170	27Eps Gem	3.0000	9700.0	218	8298	No
323	GOM_NL__2PRFIN20031001_200137_000000542020_00228_08298_0502.N1	01-OCT-2003 20:01:37	Twilight	54.000	48	30Alp Hya	1.9770	4100.0	108	8298	No
324	GOM_NL__2PRFIN20031001_200844_000000502020_00228_08298_0503.N1	01-OCT-2003 20:08:44	Dark	50.000	132	15Rho Pup	2.8030	6900.0	100	8298	No
325	GOM_NL__2PRFIN20031001_201117_000000472020_00228_08298_0504.N1	01-OCT-2003 20:11:17	Dark	47.000	65	Lam Vel	2.2040	4400.0	94	8298	No
326	GOM_NL__2PRFIN20031001_201355_000000422020_00228_08298_0505.N1	01-OCT-2003 20:13:55	Dark	41.500	91	Kap Vel	2.4900	26000.	83	8298	No
327	GOM_NL__2PRFIN20031001_201505_000000452020_00228_08298_0506.N1	01-OCT-2003 20:15:05	Dark	44.500	71	Iot Car	2.2460	7700.0	89	8298	No
328	GOM_NL__2PRFIN20031001_201905_000000602020_00229_08299_0479.N1	01-OCT-2003 20:19:05	Dark	60.000	2	Alp Car	-0.73600	7000.0	120	8299	No
329	GOM_NL__2PRFIN20031001_202615_000000392020_00229_08299_0480.N1	01-OCT-2003 20:26:15	Dark	38.500	135	Bet Hyi	2.8200	5800.0	77	8299	No
330	GOM_NL__2PRFIN20031001_202824_000000412020_00229_08299_0481.N1	01-OCT-2003 20:28:24	Dark	40.500	143	Alp Hyi	2.8570	7200.0	81	8299	No
331	GOM_NL__2PRFIN20031001_202952_000000542020_00229_08299_0482.N1	01-OCT-2003 20:29:52	Dark	54.000	9	Alp Eri	0.45300	24000.	108	8299	No
332	GOM_NL__2PRFIN20031001_203129_000000522020_00229_08299_0483.N1	01-OCT-2003 20:31:29	Straylight	51.500	157	The1Eri	2.9060	9300.0	103	8299	No
333	GOM_NL__2PRFIN20031001_203513_000000442020_00229_08299_0484.N1	01-OCT-2003 20:35:13	Straylight	44.000	63	Bet Gru	2.1500	2800.0	88	8299	No
334	GOM_NL__2PRFIN20031001_203952_000000462020_00229_08299_0485.N1	01-OCT-2003 20:39:52	Straylight	45.500	18	24Alp PsA	1.1660	9700.0	91	8299	No
335	GOM_NL__2PRFIN20031001_204206_000000542020_00229_08299_0486.N1	01-OCT-2003 20:42:06	Straylight	53.500	52	16Bet Cet	2.0370	4500.0	107	8299	No
336	GOM_NL__2PRFIN20031001_204836_000000402020_00229_08299_0487.N1	01-OCT-2003 20:48:36	Bright	40.000	162	34Alp Aqr	2.9440	5350.0	80	8299	No
337	GOM_NL__2PRFIN20031001_205218_000000392020_00229_08299_0488.N1	01-OCT-2003 20:52:18	Bright	39.000	90	54Alp Peg	2.4870	11000.	78	8299	No

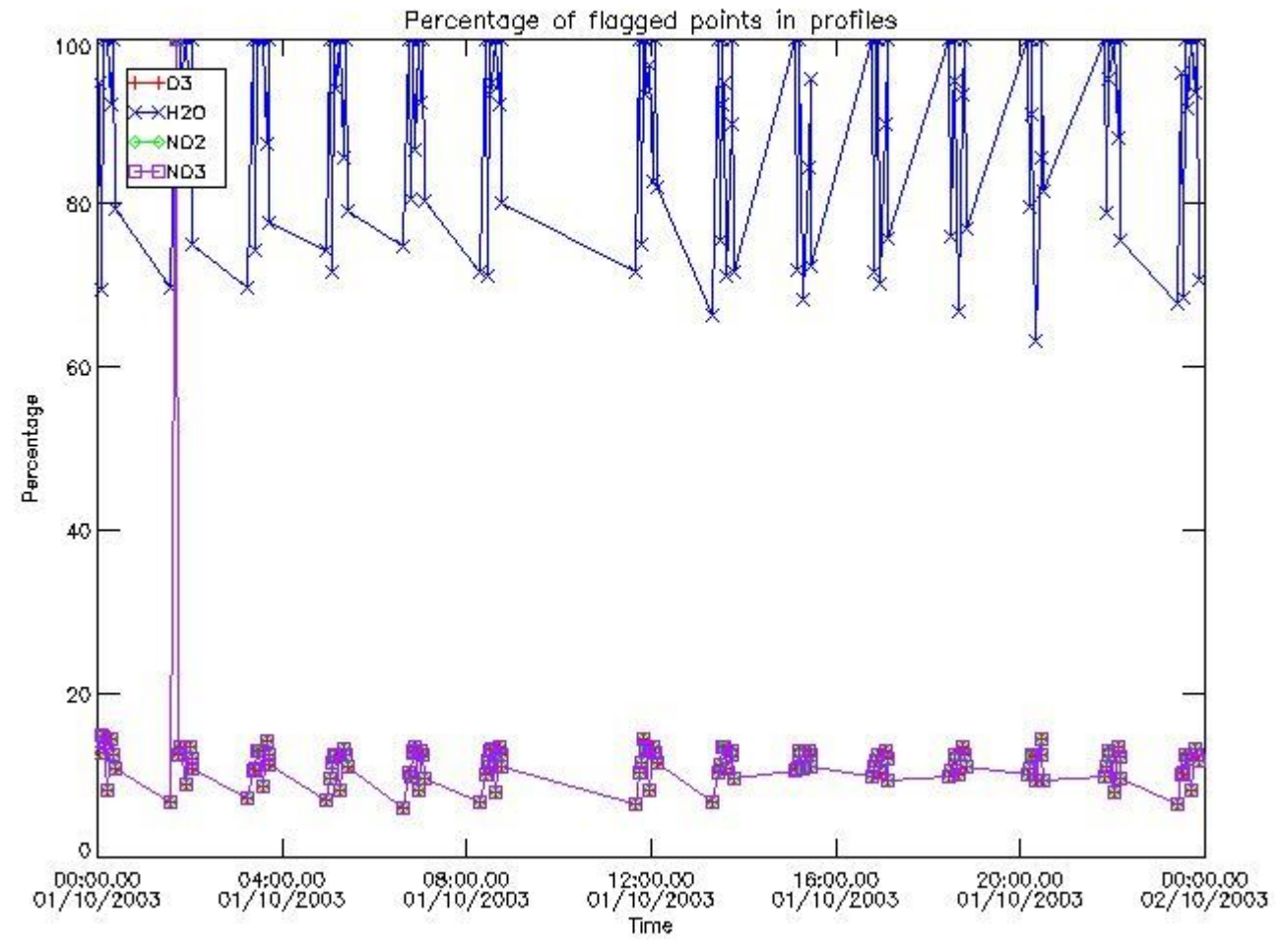
338	GOM_NL__2PRFIN20031001_205554_000000412020_00229_08299_0489.N1	01-OCT-2003 20:55:54	Bright	40.500	93	53Bet Peg	2.5200	3100.0	81	8299	No
339	GOM_NL__2PRFIN20031001_205814_000000632020_00229_08299_0490.N1	01-OCT-2003 20:58:14	Bright	62.500	105	6Bet Ari	2.6450	8900.0	125	8299	No
340	GOM_NL__2PRFIN20031001_210026_000000462020_00229_08299_0491.N1	01-OCT-2003 21:00:26	Bright	46.000	53	43Bet And	2.0480	3300.0	92	8299	No
341	GOM_NL__2PRFIN20031001_210520_000000402020_00229_08299_0492.N1	01-OCT-2003 21:05:20	Bright	40.000	74	11Bet Cas	2.2680	6600.0	80	8299	No
342	GOM_NL__2PRFIN20031001_210640_000000432020_00229_08299_0493.N1	01-OCT-2003 21:06:40	Bright	43.000	76	27Gam Cas	2.3000	30000.	86	8299	No
343	GOM_NL__2PRFIN20031001_211036_000000542020_00229_08299_0494.N1	01-OCT-2003 21:10:36	Bright	53.500	160	23Gam Per	2.9300	4700.0	107	8299	No
344	GOM_NL__2PRFIN20031001_211317_000000402020_00229_08299_0495.N1	01-OCT-2003 21:13:17	Bright	39.500	49	1Alp UMi	1.9900	6300.0	79	8299	No
345	GOM_NL__2PRFIN20031001_211523_000000402020_00229_08299_0496.N1	01-OCT-2003 21:15:23	Bright	40.000	60	7Bet UMi	2.0810	3950.0	80	8299	No
346	GOM_NL__2PRFIN20031001_212115_000000402020_00229_08299_0497.N1	01-OCT-2003 21:21:15	Bright	40.000	36	50Alp UMa	1.8000	6300.0	80	8299	No
347	GOM_NL__2PRFIN20031001_212246_000000392020_00229_08299_0498.N1	01-OCT-2003 21:22:46	Bright	39.000	82	48Bet UMa	2.3650	10600.	78	8299	No
348	GOM_NL__2PRFIN20031001_212600_000000382020_00229_08299_0499.N1	01-OCT-2003 21:26:00	Bright	37.500	174	52Psi UMa	3.0040	4400.0	75	8299	No
349	GOM_NL__2PRFIN20031001_212824_000000942020_00229_08299_0500.N1	01-OCT-2003 21:28:24	Bright	94.000	107	37The Aur	2.6490	11000.	188	8299	No
350	GOM_NL__2PRFIN20031001_213125_000000582020_00229_08299_0501.N1	01-OCT-2003 21:31:25	Bright	58.000	24	66Alp Gem	1.5800	10200.	116	8299	No
351	GOM_NL__2PRFIN20031001_213614_000001092020_00229_08299_0502.N1	01-OCT-2003 21:36:14	Tw_i_and_stray	108.50	170	27Eps Gem	3.0000	9700.0	217	8299	No
352	GOM_NL__2PRFIN20031001_214214_000000502020_00229_08299_0503.N1	01-OCT-2003 21:42:14	Twilight	50.000	48	30Alp Hya	1.9770	4100.0	100	8299	No
353	GOM_NL__2PRFIN20031001_214922_000000512020_00229_08299_0504.N1	01-OCT-2003 21:49:22	Dark	51.000	132	15Rho Pup	2.8030	6900.0	102	8299	No
354	GOM_NL__2PRFIN20031001_215154_000000462020_00229_08299_0505.N1	01-OCT-2003 21:51:54	Dark	45.500	65	Lam Vel	2.2040	4400.0	91	8299	No
355	GOM_NL__2PRFIN20031001_215434_000000402020_00229_08299_0506.N1	01-OCT-2003 21:54:34	Dark	39.500	91	Kap Vel	2.4900	26000.	79	8299	No
356	GOM_NL__2PRFIN20031001_215543_000000412020_00229_08299_0507.N1	01-OCT-2003 21:55:43	Dark	41.000	71	lot Car	2.2460	7700.0	82	8299	No
357	GOM_NL__2PRFIN20031001_220201_000000642020_00230_08300_0479.N1	01-OCT-2003 22:02:01	Dark	64.000	108	Alp Col	2.6520	15200.	128	8300	No
358	GOM_NL__2PRFIN20031001_220651_000000382020_00230_08300_0480.N1	01-OCT-2003 22:06:51	Dark	38.000	135	Bet Hyi	2.8200	5800.0	76	8300	No
359	GOM_NL__2PRFIN20031001_220900_000000422020_00230_08300_0481.N1	01-OCT-2003 22:09:00	Dark	41.500	143	Alp Hyi	2.8570	7200.0	83	8300	No
360	GOM_NL__2PRFIN20031001_221028_000000542020_00230_08300_0482.N1	01-OCT-2003 22:10:28	Dark	53.500	9	Alp Eri	0.45300	24000.	107	8300	No
361	GOM_NL__2PRFIN20031001_221206_000000532020_00230_08300_0483.N1	01-OCT-2003 22:12:06	Straylight	52.500	157	The1Eri	2.9060	9300.0	105	8300	No
362	GOM_NL__2PRFIN20031001_221549_000000472020_00230_08300_0484.N1	01-OCT-2003 22:15:49	Straylight	47.000	63	Bet Gru	2.1500	2800.0	94	8300	No
363	GOM_NL__2PRFIN20031001_222028_000000462020_00230_08300_0485.N1	01-OCT-2003 22:20:28	Straylight	45.500	18	24Alp PsA	1.1660	9700.0	91	8300	No
364	GOM_NL__2PRFIN20031001_222242_000000532020_00230_08300_0486.N1	01-OCT-2003 22:22:42	Straylight	53.000	52	16Bet Cet	2.0370	4500.0	106	8300	No
365	GOM_NL__2PRFIN20031001_222912_000000392020_00230_08300_0487.N1	01-OCT-2003 22:29:12	Bright	39.000	162	34Alp Aqr	2.9440	5350.0	78	8300	No
366	GOM_NL__2PRFIN20031001_223254_000000382020_00230_08300_0488.N1	01-OCT-2003 22:32:54	Bright	38.000	90	54Alp Peg	2.4870	11000.	76	8300	No
367	GOM_NL__2PRFIN20031001_223630_000000422020_00230_08300_0489.N1	01-OCT-2003 22:36:30	Bright	41.500	93	53Bet Peg	2.5200	3100.0	83	8300	No
368	GOM_NL__2PRFIN20031001_223849_000000632020_00230_08300_0490.N1	01-OCT-2003 22:38:49	Bright	63.000	105	6Bet Ari	2.6450	8900.0	126	8300	No
369	GOM_NL__2PRFIN20031001_224102_000000472020_00230_08300_0491.N1	01-OCT-2003 22:41:02	Bright	47.000	53	43Bet And	2.0480	3300.0	94	8300	No
370	GOM_NL__2PRFIN20031001_224555_000000412020_00230_08300_0492.N1	01-OCT-2003 22:45:55	Bright	40.500	74	11Bet Cas	2.2680	6600.0	81	8300	No
371	GOM_NL__2PRFIN20031001_224714_000000432020_00230_08300_0493.N1	01-OCT-2003 22:47:14	Bright	43.000	76	27Gam Cas	2.3000	30000.	86	8300	No
372	GOM_NL__2PRFIN20031001_225111_000000542020_00230_08300_0494.N1	01-OCT-2003 22:51:11	Bright	53.500	160	23Gam Per	2.9300	4700.0	107	8300	No
373	GOM_NL__2PRFIN20031001_225352_000000412020_00230_08300_0495.N1	01-OCT-2003 22:53:52	Bright	41.000	49	1Alp UMi	1.9900	6300.0	82	8300	No
374	GOM_NL__2PRFIN20031001_225559_000000412020_00230_08300_0496.N1	01-OCT-2003 22:55:59	Bright	41.000	60	7Bet UMi	2.0810	3950.0	82	8300	No
375	GOM_NL__2PRFIN20031001_230150_000000392020_00230_08300_0497.N1	01-OCT-2003 23:01:50	Bright	38.500	36	50Alp UMa	1.8000	6300.0	77	8300	No
376	GOM_NL__2PRFIN20031001_230320_000000382020_00230_08300_0498.N1	01-OCT-2003 23:03:20	Bright	38.000	82	48Bet UMa	2.3650	10600.	76	8300	No
377	GOM_NL__2PRFIN20031001_230635_000000362020_00230_08300_0499.N1	01-OCT-2003 23:06:35	Bright	36.000	174	52Psi UMa	3.0040	4400.0	72	8300	No
378	GOM_NL__2PRFIN20031001_230859_000000902020_00230_08300_0500.N1	01-OCT-2003 23:08:59	Bright	90.000	107	37The Aur	2.6490	11000.	180	8300	No
379	GOM_NL__2PRFIN20031001_231200_000000612020_00230_08300_0501.N1	01-OCT-2003 23:12:00	Bright	60.500	24	66Alp Gem	1.5800	10200.	121	8300	No
380	GOM_NL__2PRFIN20031001_231651_000001102020_00230_08300_0502.N1	01-OCT-2003 23:16:51	Tw_i_and_stray	110.00	170	27Eps Gem	3.0000	9700.0	220	8300	No
381	GOM_NL__2PRFIN20031001_232258_000000782020_00230_08300_0503.N1	01-OCT-2003 23:22:58	Dark	78.000	8	10Alp CMi	0.40000	6500.0	156	8300	No
382	GOM_NL__2PRFIN20031001_232958_000000502020_00230_08300_0504.N1	01-OCT-2003 23:29:58	Dark	50.000	132	15Rho Pup	2.8030	6900.0	100	8300	No
383	GOM_NL__2PRFIN20031001_233230_000000502020_00230_08300_0505.N1	01-OCT-2003 23:32:30	Dark	49.500	65	Lam Vel	2.2040	4400.0	99	8300	No
384	GOM_NL__2PRFIN20031001_233510_000000412020_00230_08300_0506.N1	01-OCT-2003 23:35:10	Dark	41.000	91	Kap Vel	2.4900	26000.	82	8300	No
385	GOM_NL__2PRFIN20031001_233619_000000422020_00230_08300_0507.N1	01-OCT-2003 23:36:19	Dark	42.000	71	lot Car	2.2460	7700.0	84	8300	No
386	GOM_NL__2PRFIN20031001_234239_000000622020_00231_08301_0490.N1	01-OCT-2003 23:42:39	Dark	62.000	108	Alp Col	2.6520	15200.	124	8301	No
387	GOM_NL__2PRFIN20031001_234727_000000392020_00231_08301_0491.N1	01-OCT-2003 23:47:27	Dark	38.500	135	Bet Hyi	2.8200	5800.0	77	8301	No
388	GOM_NL__2PRFIN20031001_234937_000000412020_00231_08301_0492.N1	01-OCT-2003 23:49:37	Dark	41.000	143	Alp Hyi	2.8570	7200.0	82	8301	No
389	GOM_NL__2PRFIN20031001_235105_000000432020_00231_08301_0493.N1	01-OCT-2003 23:51:05	Dark	43.000	9	Alp Eri	0.45300	24000.	86	8301	No
390	GOM_NL__2PRFIN20031001_235243_000000512020_00231_08301_0494.N1	01-OCT-2003 23:52:43	Straylight	51.000	157	The1Eri	2.9060	9300.0	102	8301	No
391	GOM_NL__2PRFIN20031001_235626_000000522020_00231_08301_0495.N1	01-OCT-2003 23:56:26	Straylight	51.500	63	Bet Gru	2.1500	2800.0	103	8301	No

3. Quality information per product

In this section it is plotted some information contained in the Quality Summary data set of

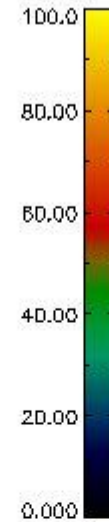
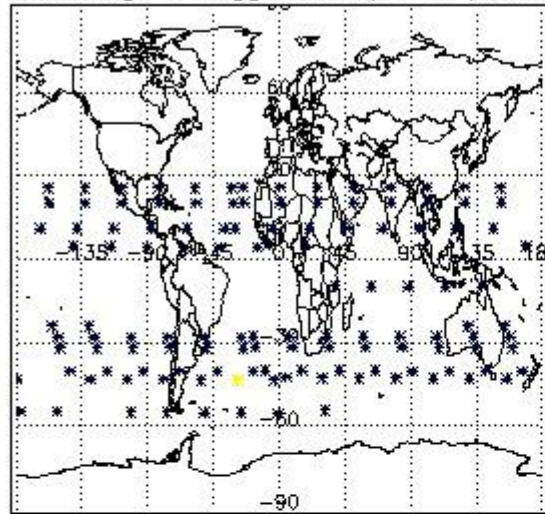
the level 2 products. Only products in dark limb conditions and without errors (error flag in the MPH set to "0") are used.

3.1 Plot quality information per product (time dependant)

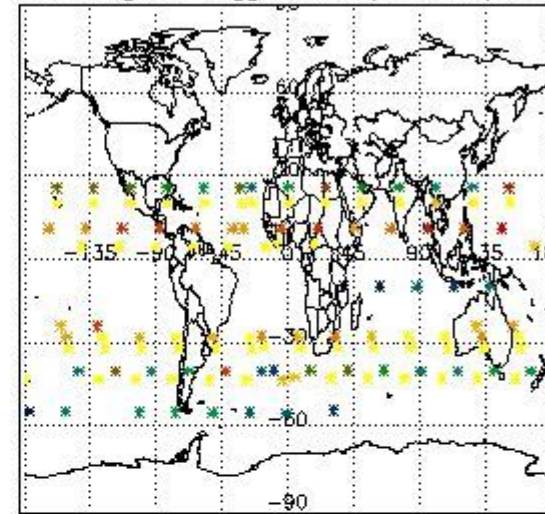


3.2 Plot quality information per product (world map)


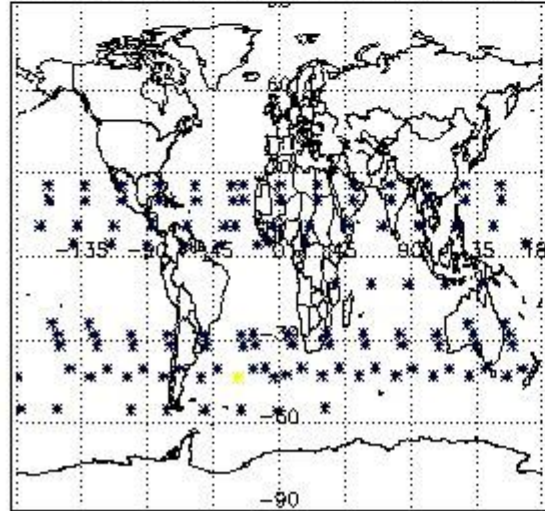
Percentage of flagged data per O3 profile



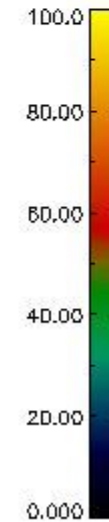
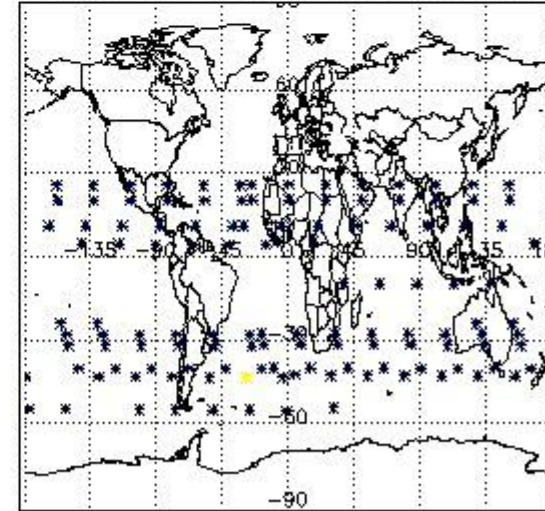
Percentage of flagged data per H2O profile



Percentage of flagged data per NO2 profile



Percentage of flagged data per NO3 profile

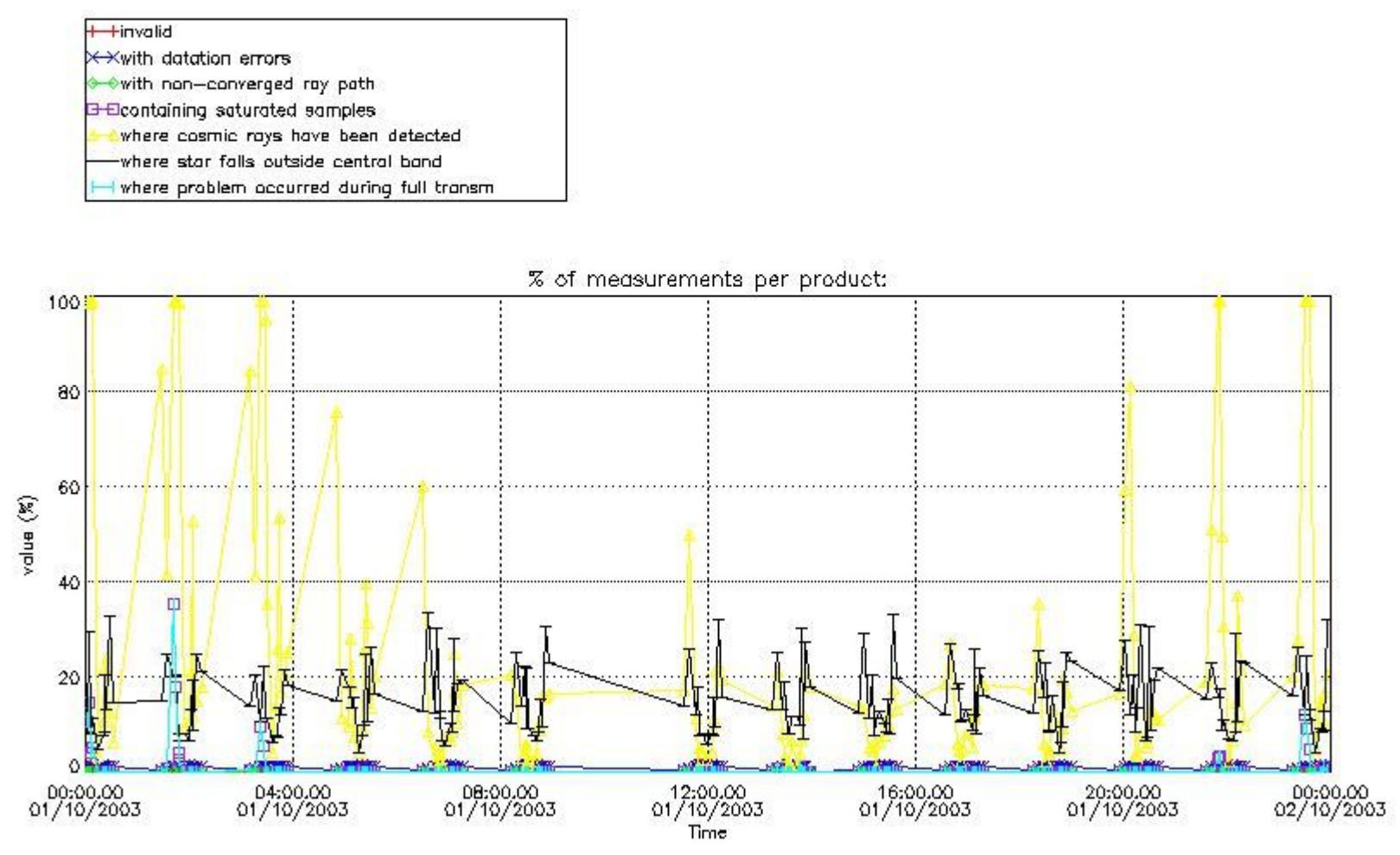


4. Level 1 quality information per product

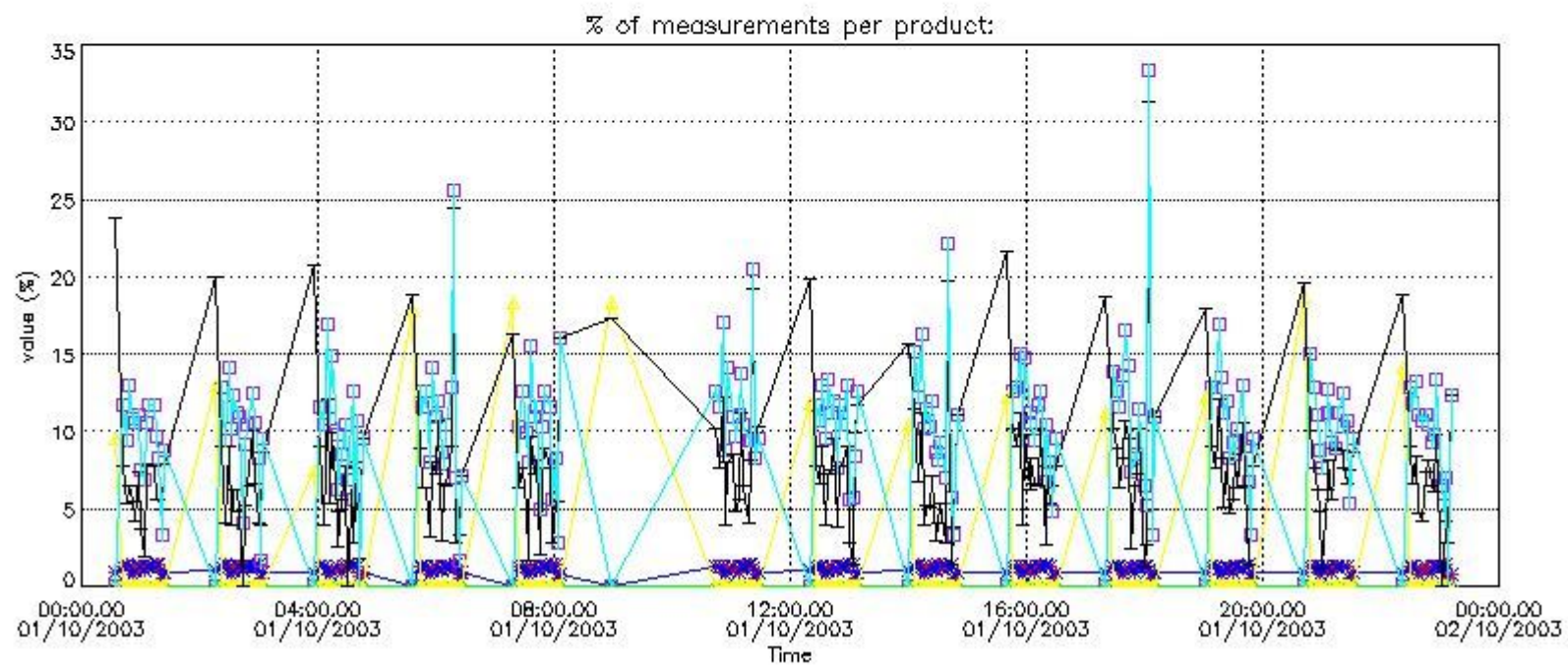
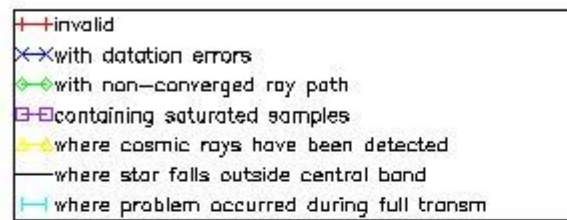
In this section it is plotted some information contained in the Quality Summary data set of the level 2 products that comes from the level 1b processing. Products without errors (error flag in the MPH set to "0") are used.

4.1 Plot quality information per product (time dependant) coming from level 1b processing

4.1.1 Plot level 1 quality information per product (time dependant): ENVISAT ASCENDING passes

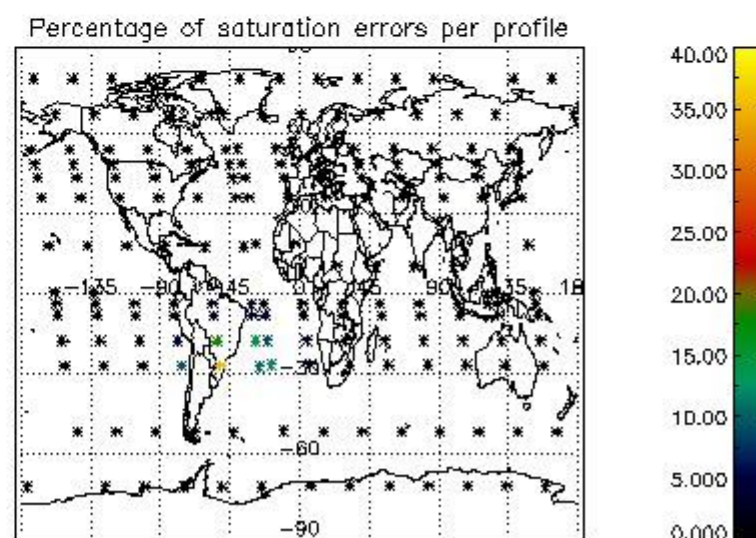
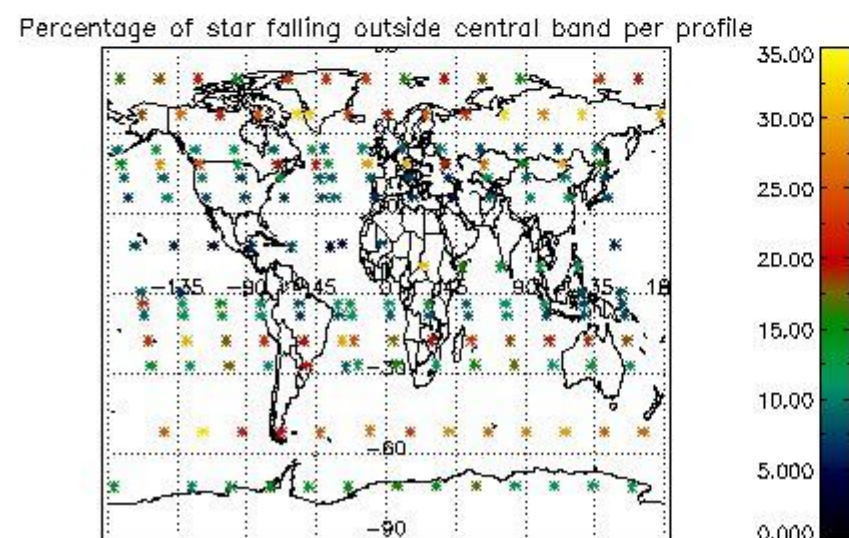
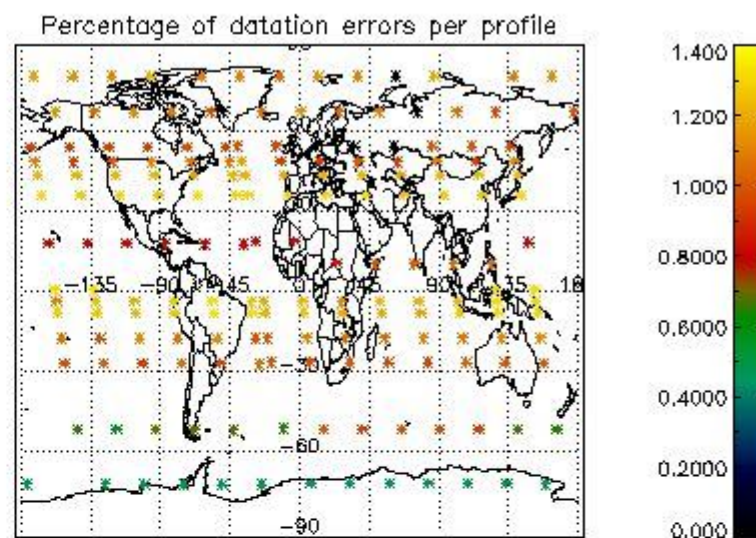
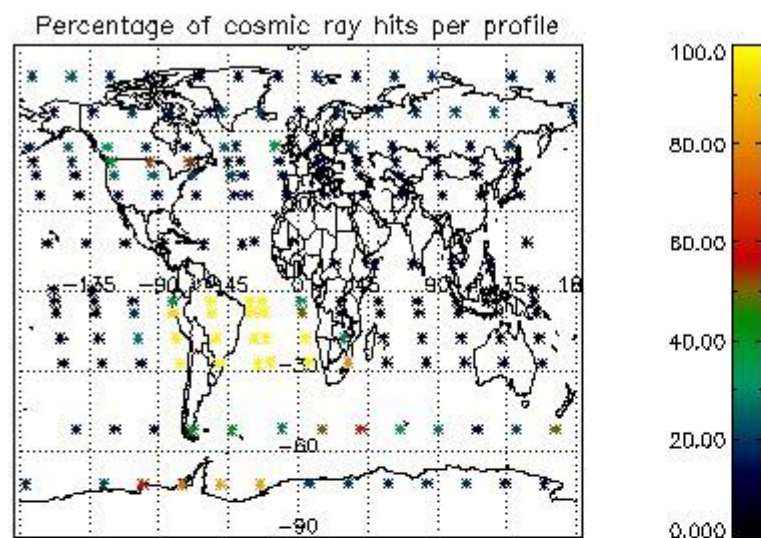


4.1.2 Plot level 1 quality information per product (time dependant): ENVI SAT DESCENDING passes

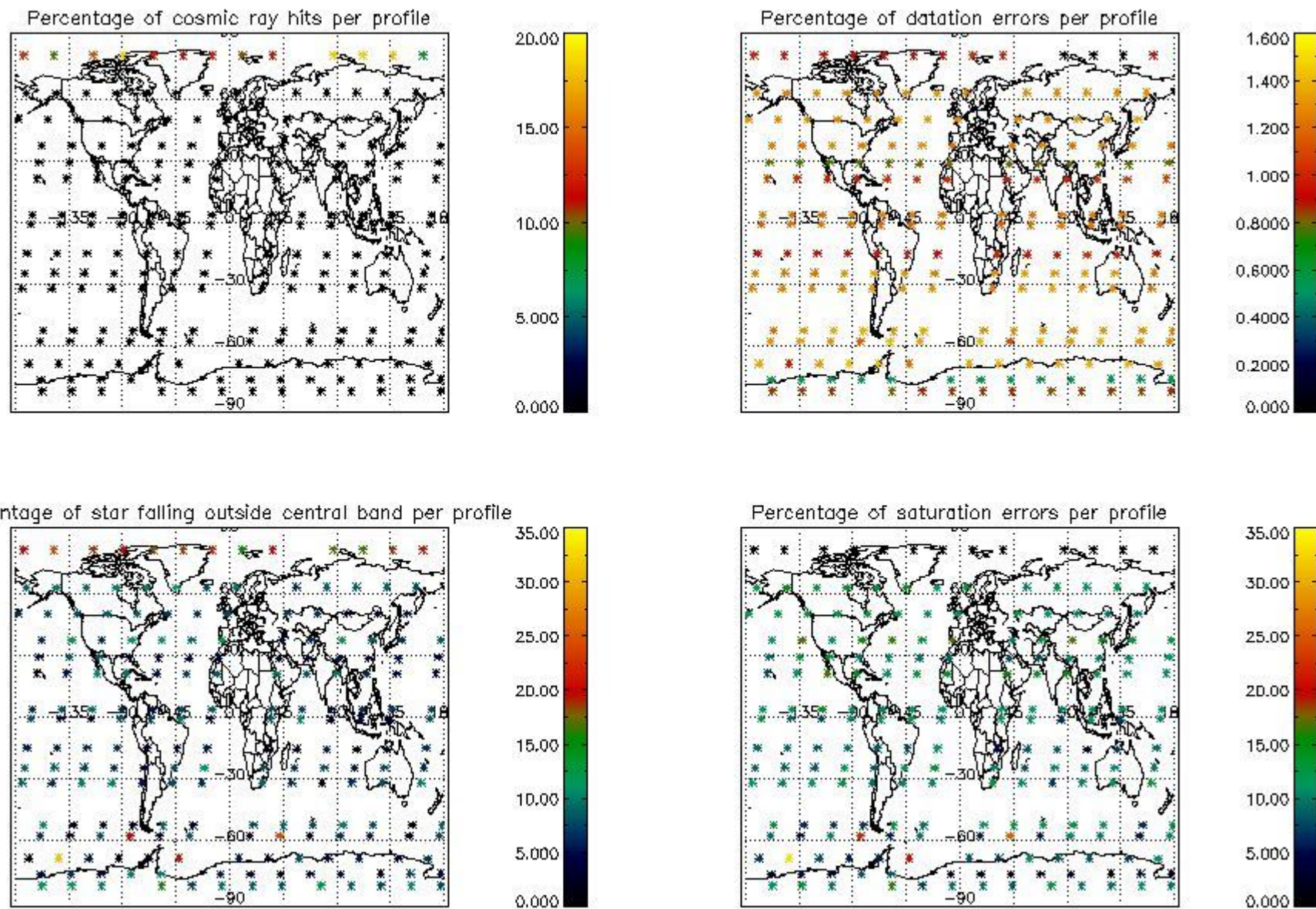


4.2 Plot quality information per product coming from level 1b processing (world map)

4.2.1 Plot level 1 quality information per product (world map): ENVISAT ASCENDING passes



4.2.2 Plot level 1 quality information per product (world map): ENVISAT DESCENDING passes



5. Trace gas profiles

5.1 Ozone statistics based on quality of products

The final quality of the products can be "measured" using the STD (Standard Deviation) attached to every point profile. This information is written to the parameter GOM_NL__2P/NL_LOCAL_SPECIES_DENSITY/o3_std of the level 2 products. The table below shows the statistics for given STD ranges.

The statistics are given with respect to the overall valid production:

- Products without fatal errors: GOM_NL__2P/MPH/PRODUCT_ERR=0
- Valid point profile: GOM_NL__2P/NL_LOCAL_SPECIES_DENSITY/pcd(0)=0

The 'Criteria' is applied to valid points of dark limb products:

- Products in dark limb illumination condition: GOM_NL__2P/NL_SUMMARY_QUALITY/obs_ill_cond=0
- Products without fatal errors: GOM_NL__2P/MPH/PRODUCT_ERR=0
- Valid point profile: GOM_NL__2P/NL_LOCAL_SPECIES_DENSITY/pcd(0)=0

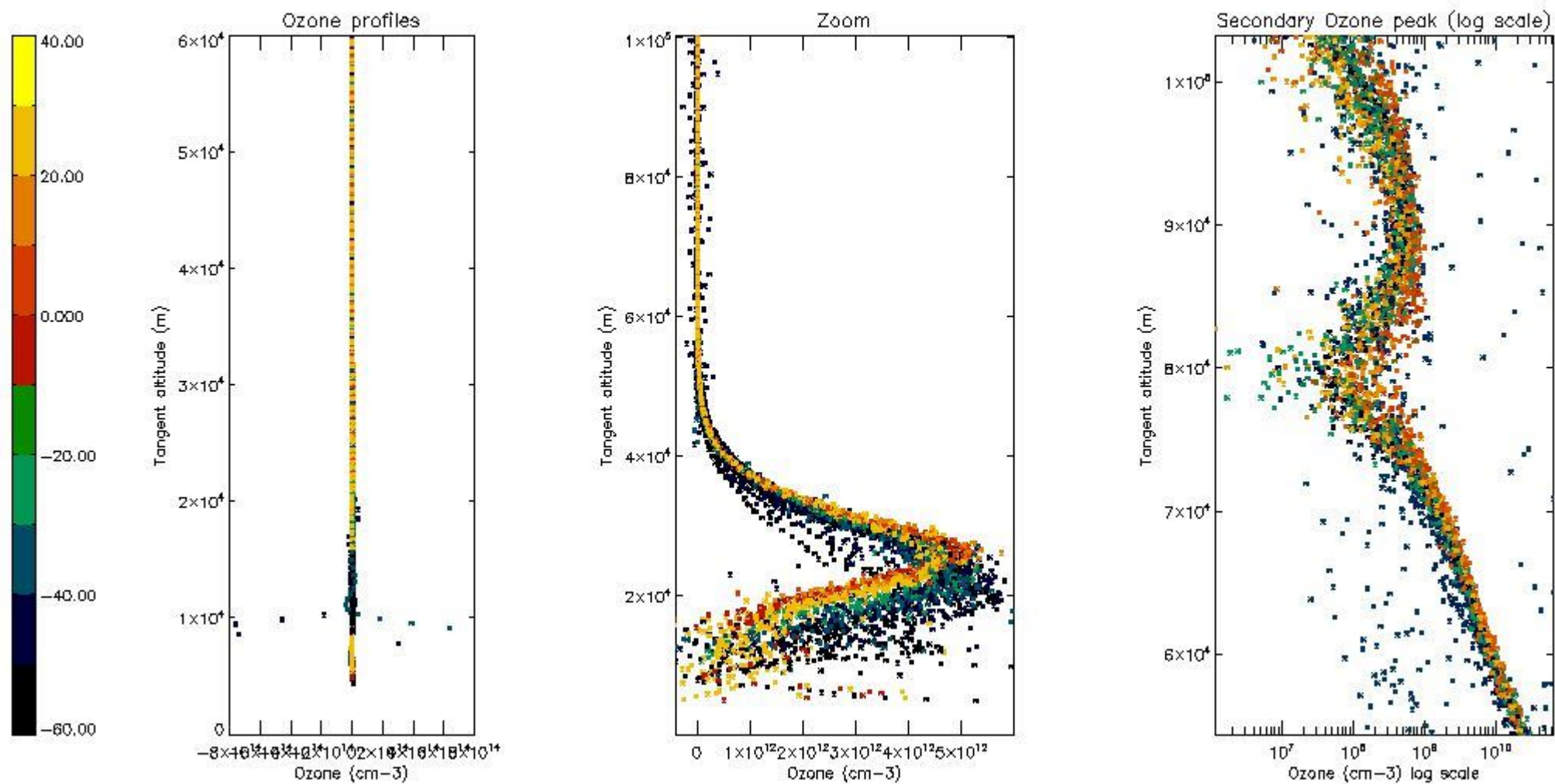
So, the table below shows the percentage of dark limb and valid observations for each criteria with respect to the overall valid daily observations.

Criteria	% of total production
All STD	30
STD < 20	18

STD < 10	14
STD < 5	8

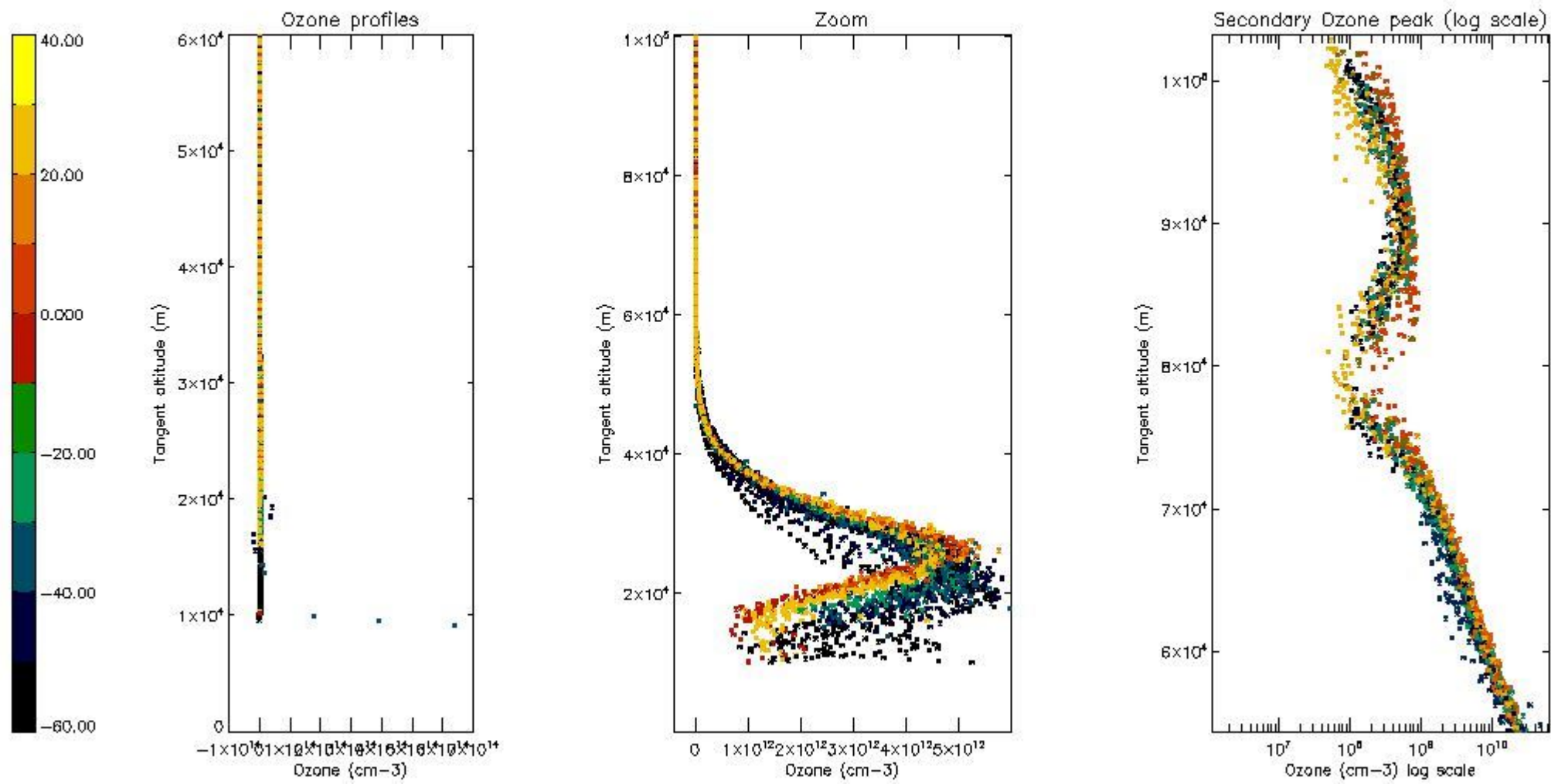
5.2 Plot ozone profiles for all STD (dark without errors)

The colorbar represents the latitude.



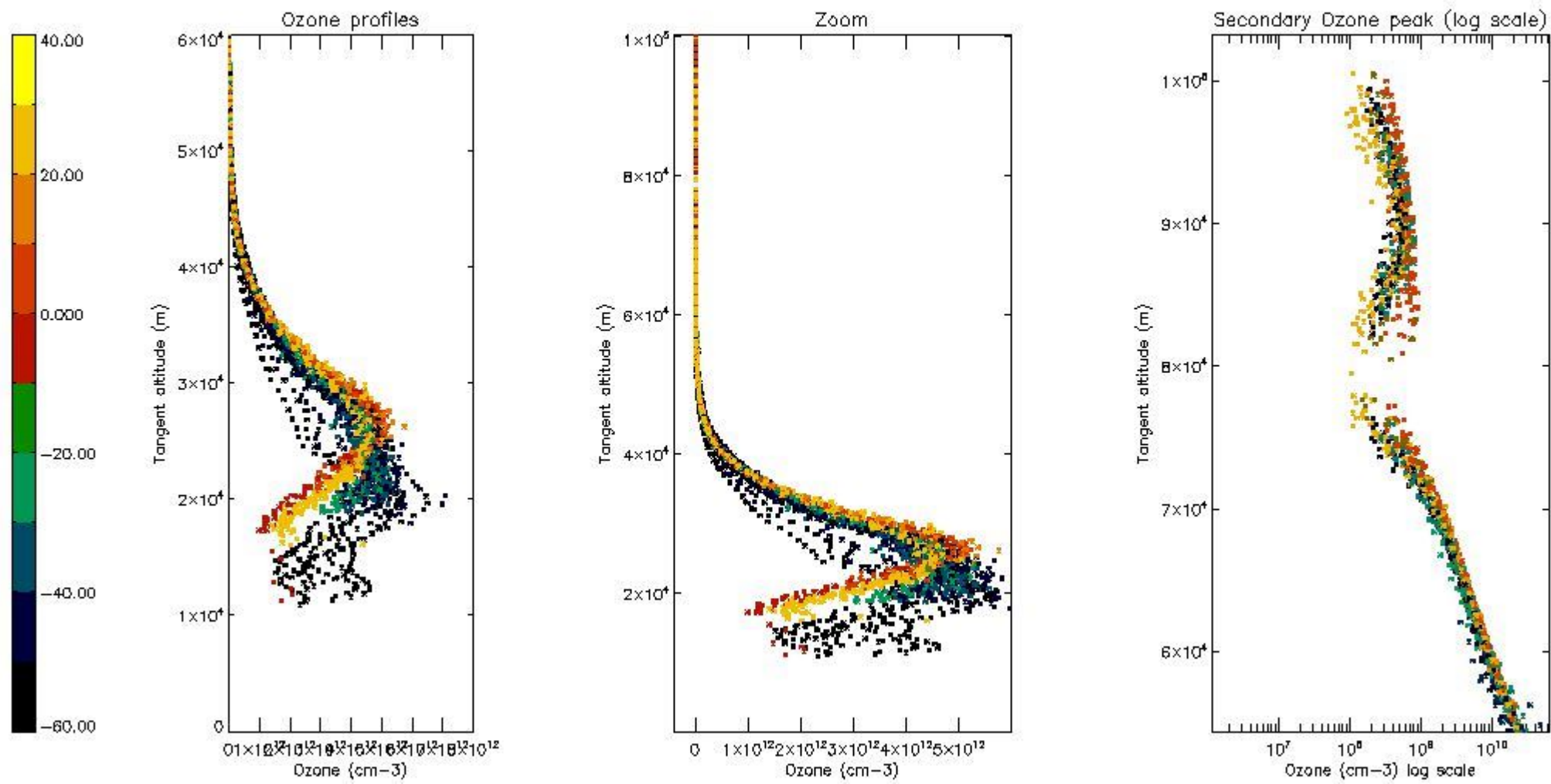
5.3 Plot ozone profiles where STD < 20% (dark without errors)

The colorbar represents the latitude.



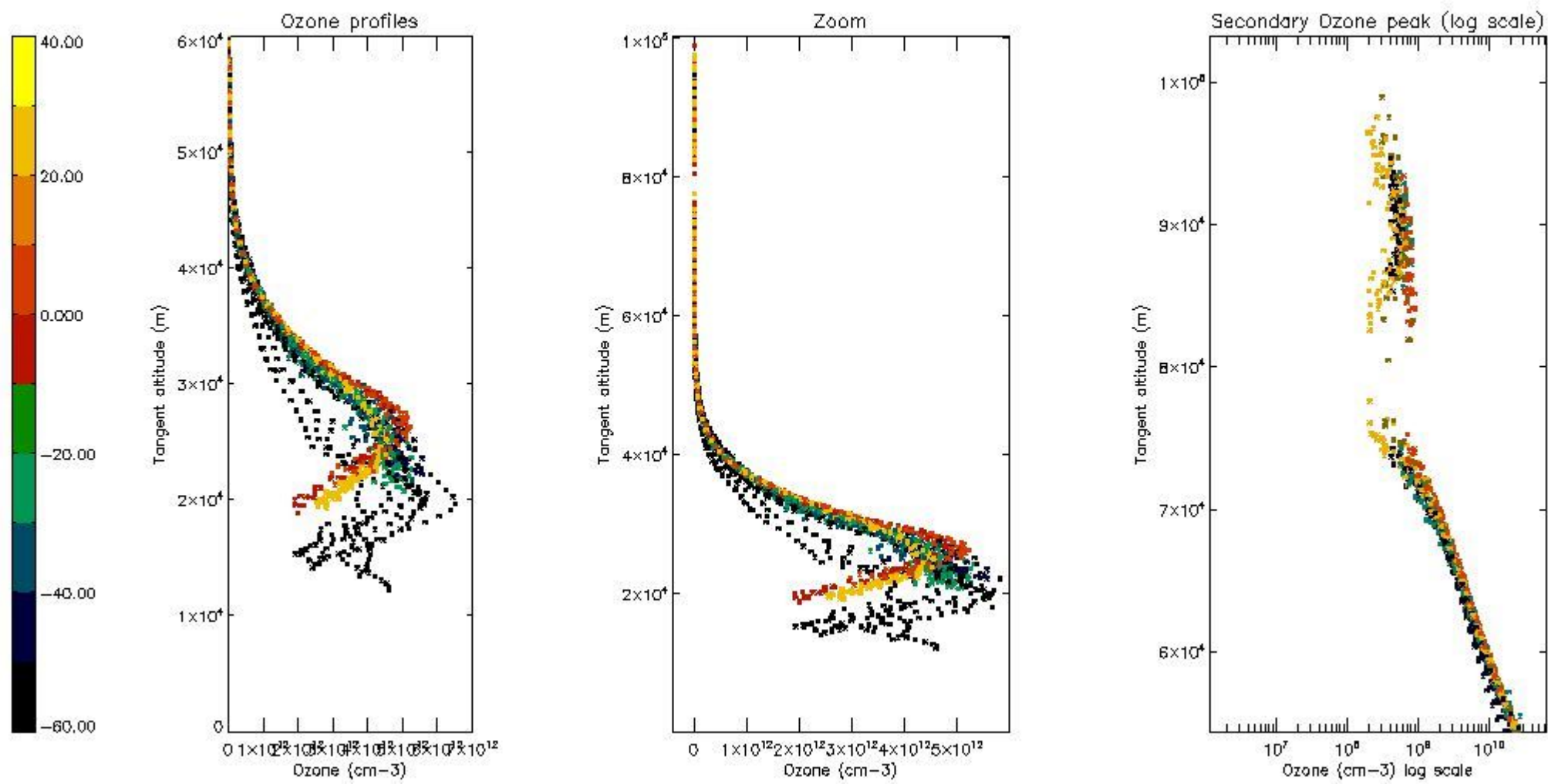
5.4 Plot ozone profiles where STD < 10% (dark without errors)

The colorbar represents the latitude.



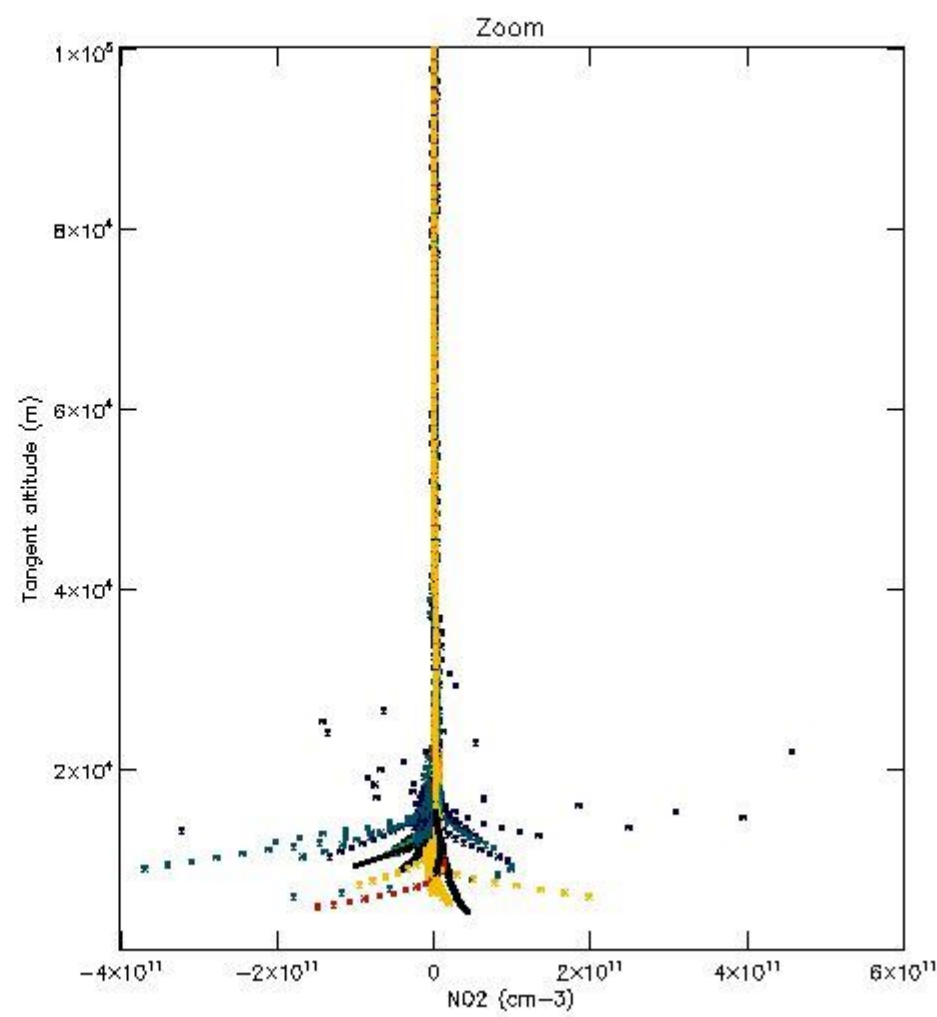
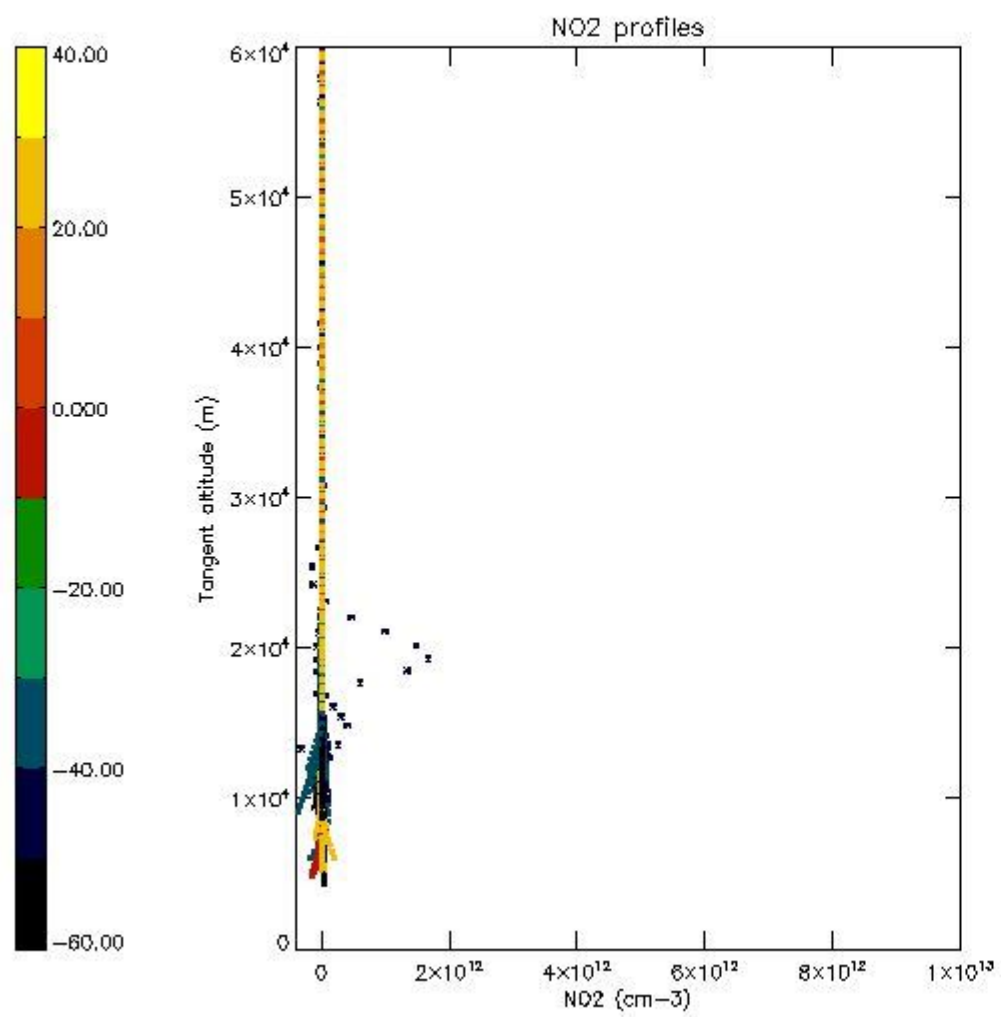
5.5 Plot ozone profiles where STD < 5% (dark without errors)

The colorbar represents the latitude.



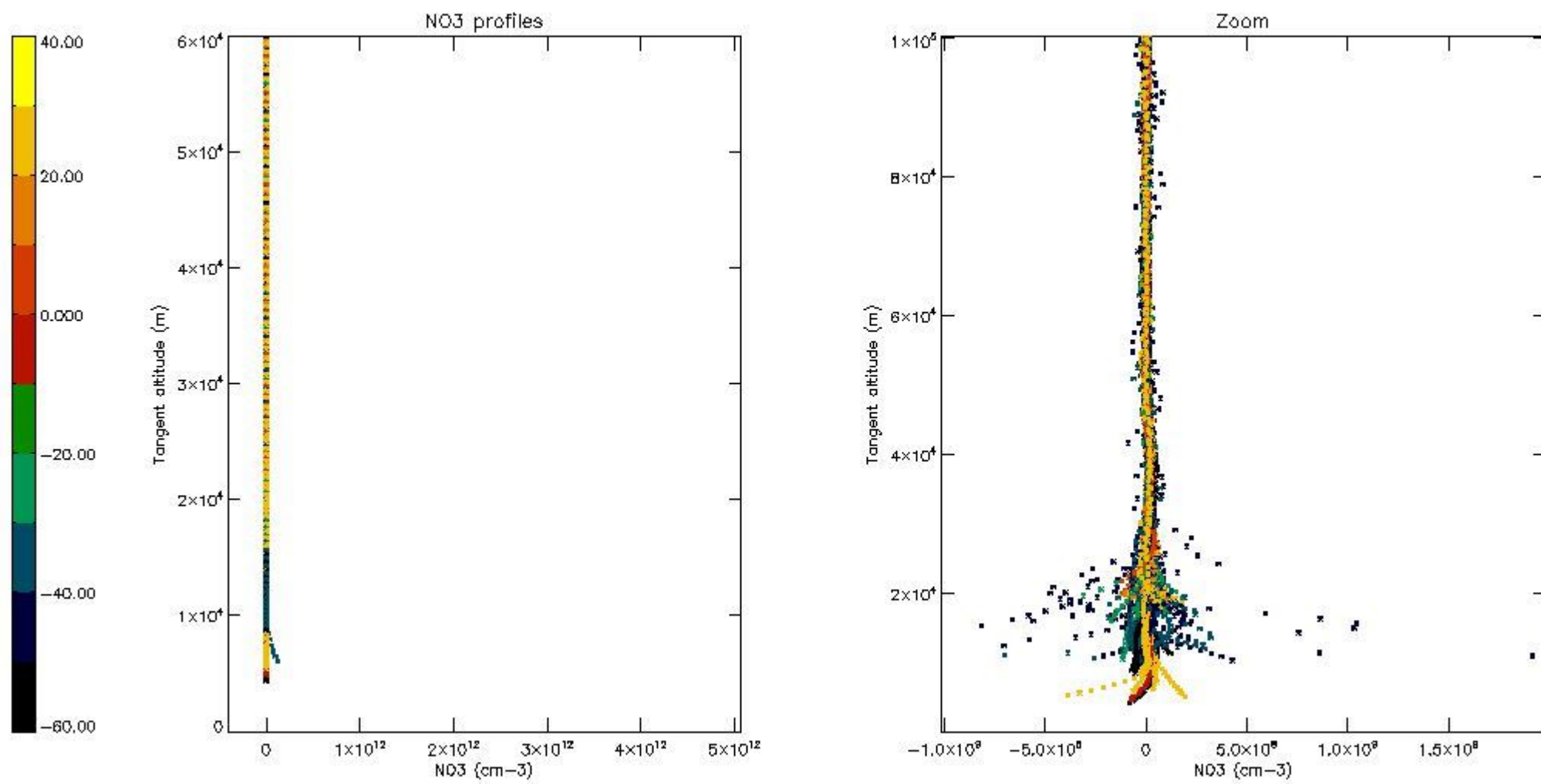
5.6 Plot NO₂ profiles for all STD (dark without errors)

The colorbar represents the latitude.



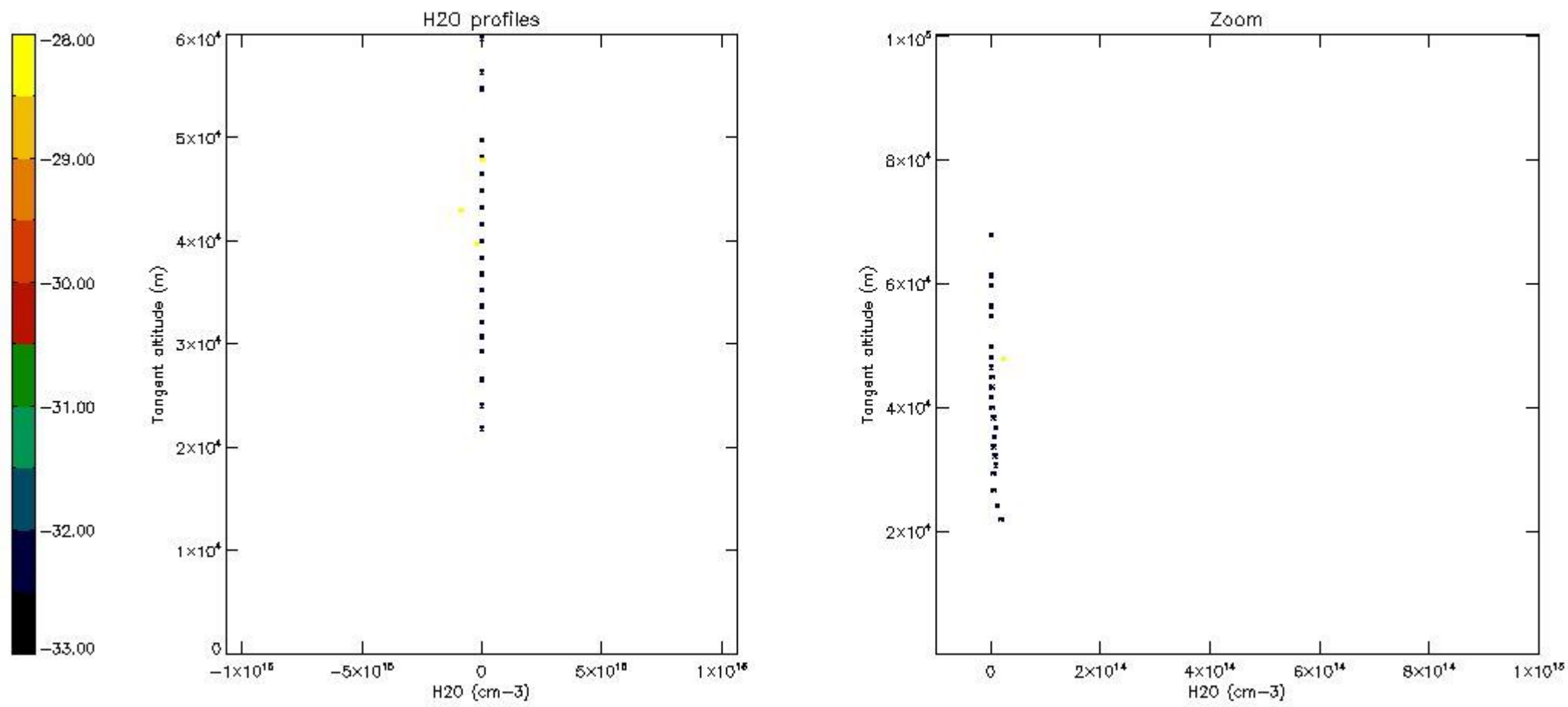
5.7 Plot NO3 profiles for all STD (dark without errors)

The colorbar represents the latitude.



5.8 Plot H₂O profiles for all STD (only for occultations of stars 1,2,3,4,13,14,16,26,63 dark without errors)

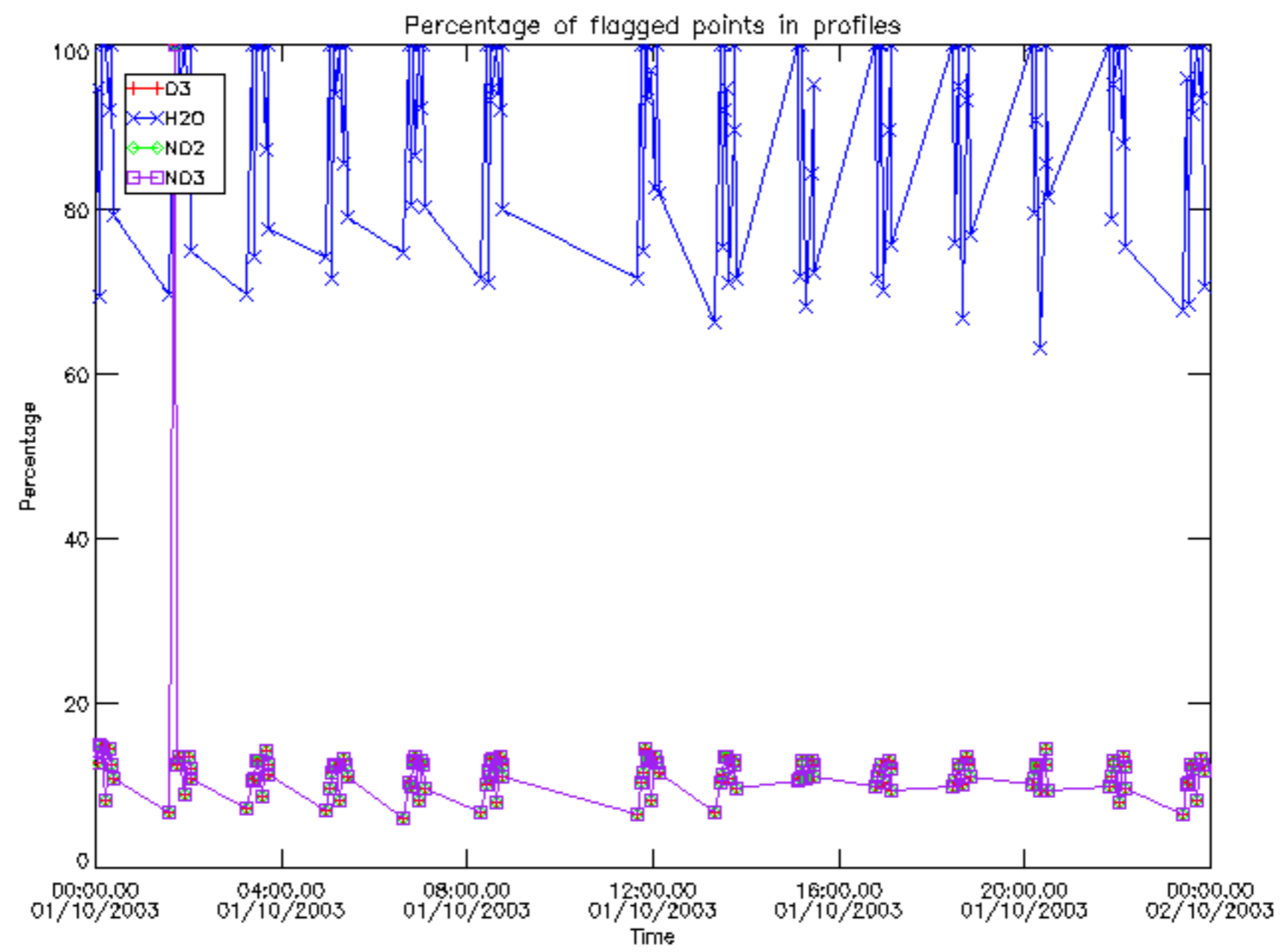
The colorbar represents the latitude.



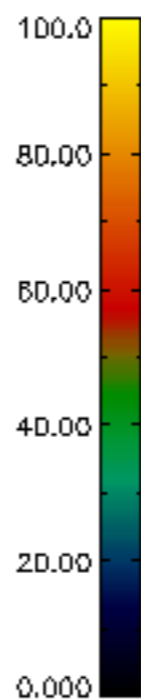
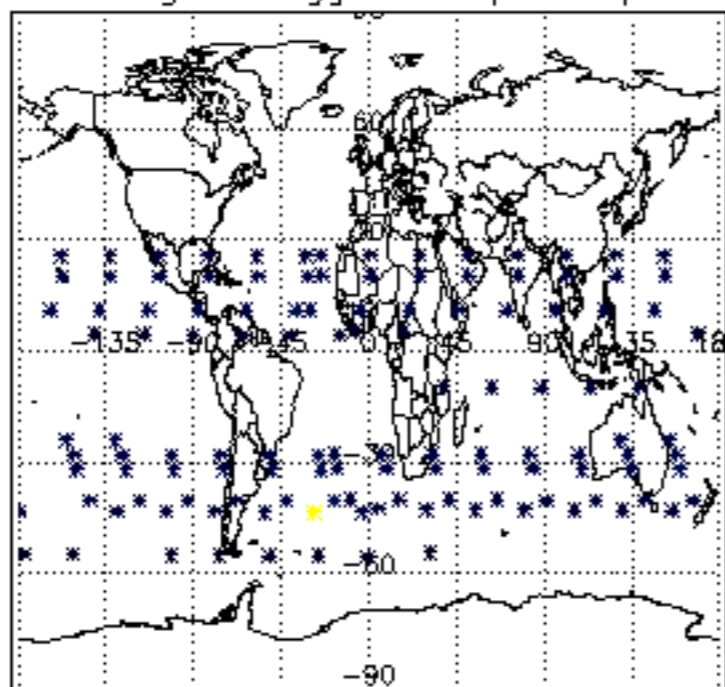
6. Auxiliary Data Files used for the production reported in section 2

The number reported in the third column indicates since which file (see list in section 2) the corresponding auxiliary file has been used. The fourth column is the date of those product files.

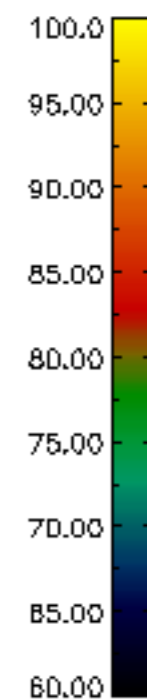
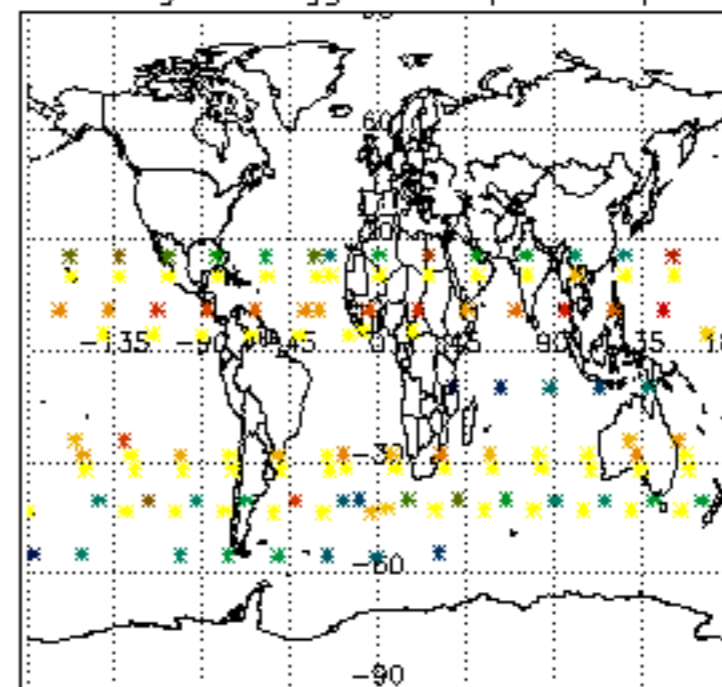
Type	Auxiliary Filename	Used since product	Used since product date
INST_PHYS_CHARACTERISTICS	GOM_INS_AXVIEC20091111_143220_20030716_120000_20500101_000000	1	01-OCT-2003 00:01:23
LEVEL-2_PROC_CONFIG	GOM_PR2_AXVIEC20091111_152718_20020301_000000_20500101_000000	1	01-OCT-2003 00:01:23
CROSS_SECTIONS_FILE	GOM_CRS_AXVIEC20091111_154832_20020301_000000_20500101_000000	1	01-OCT-2003 00:01:23



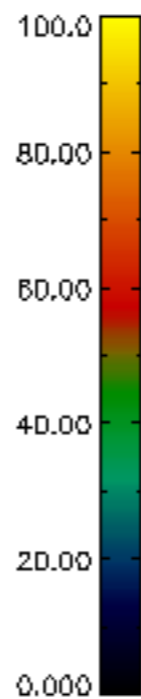
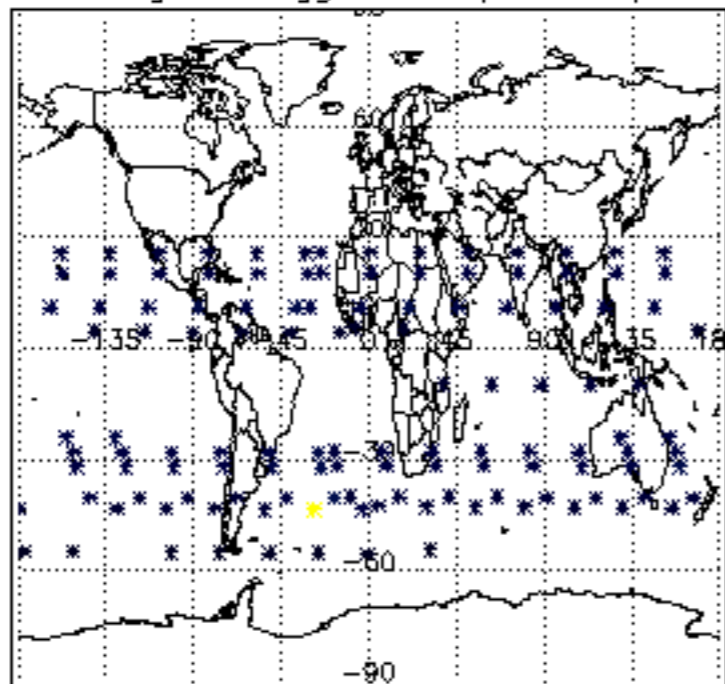
Percentage of flagged data per D3 profile



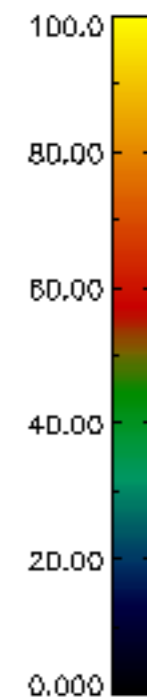
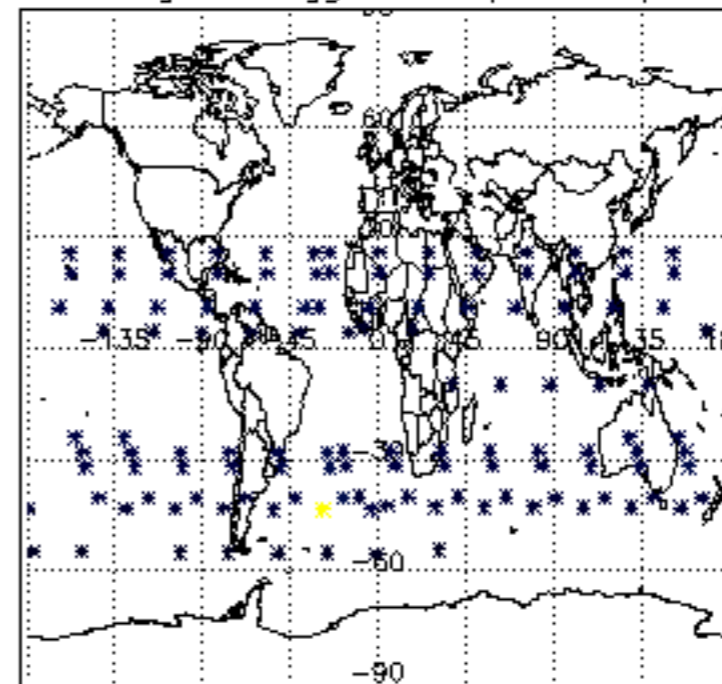
Percentage of flagged data per H2O profile

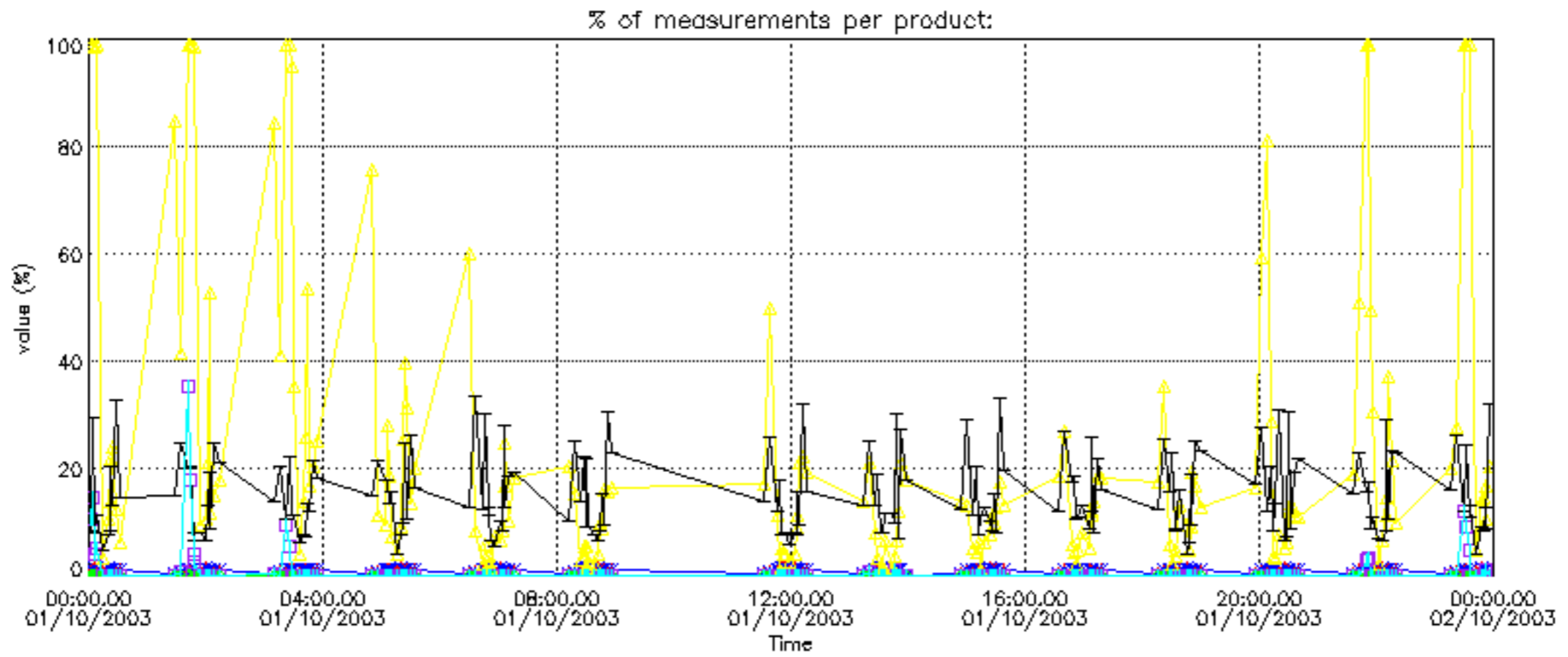


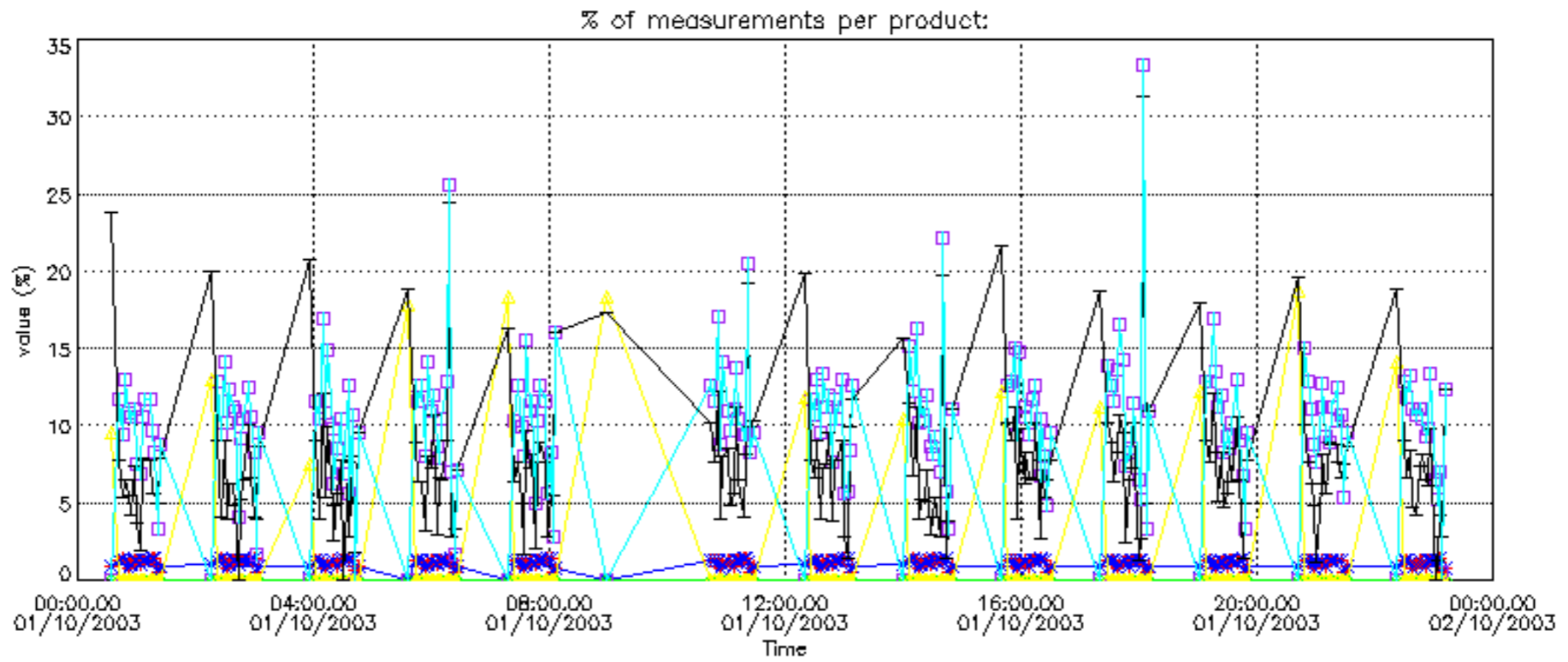
Percentage of flagged data per NO2 profile



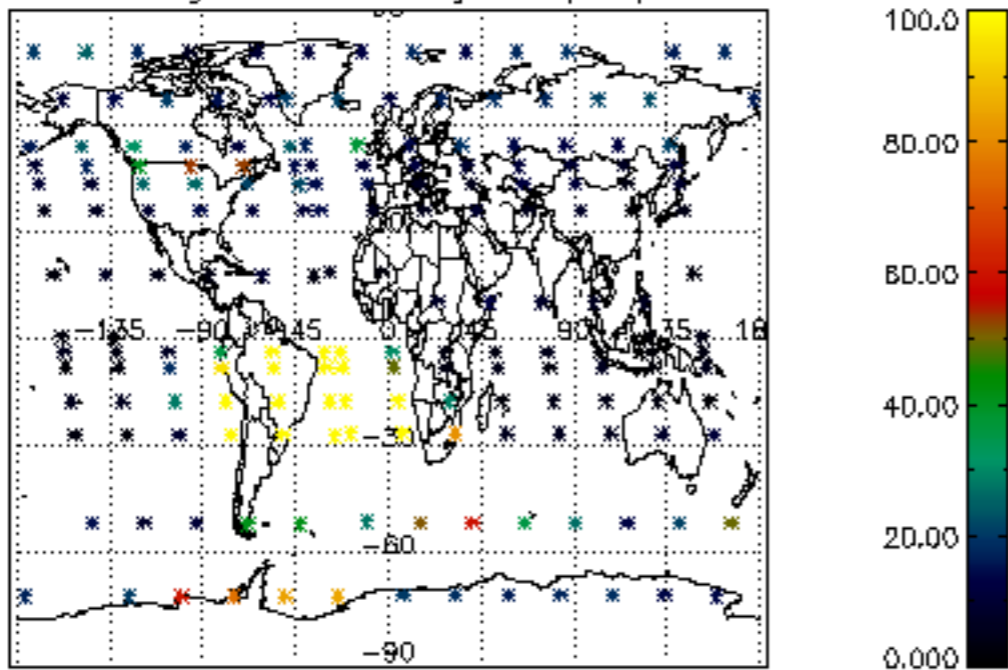
Percentage of flagged data per NO3 profile



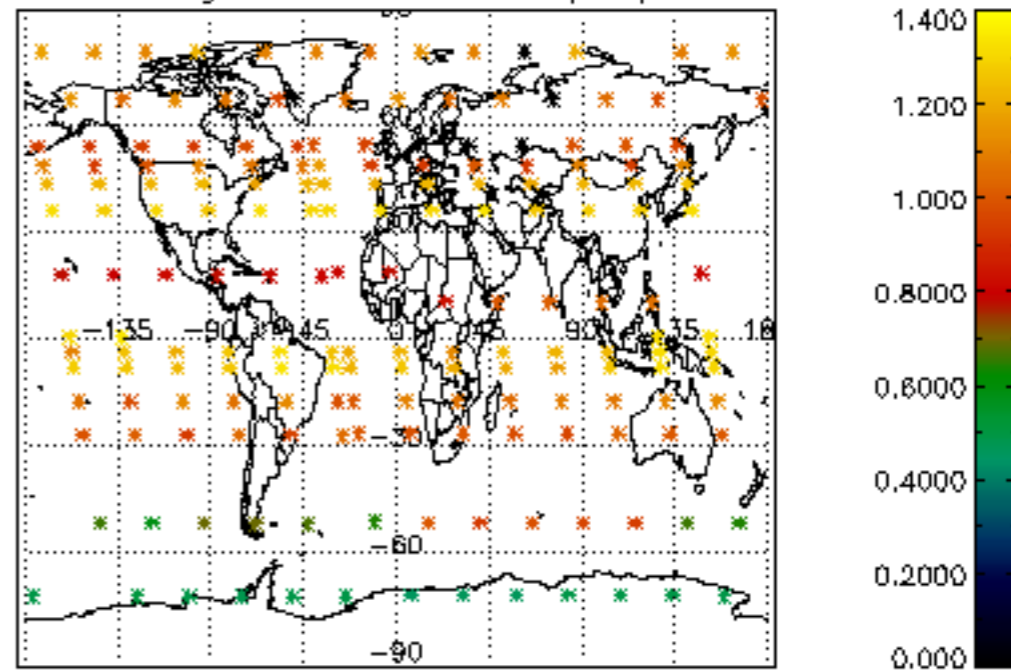




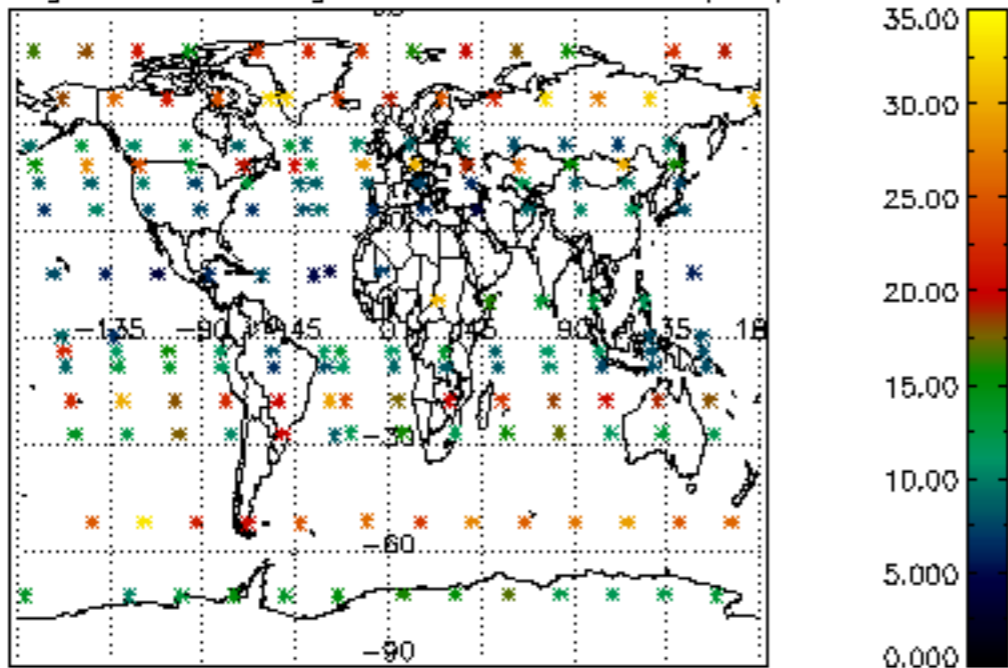
Percentage of cosmic ray hits per profile



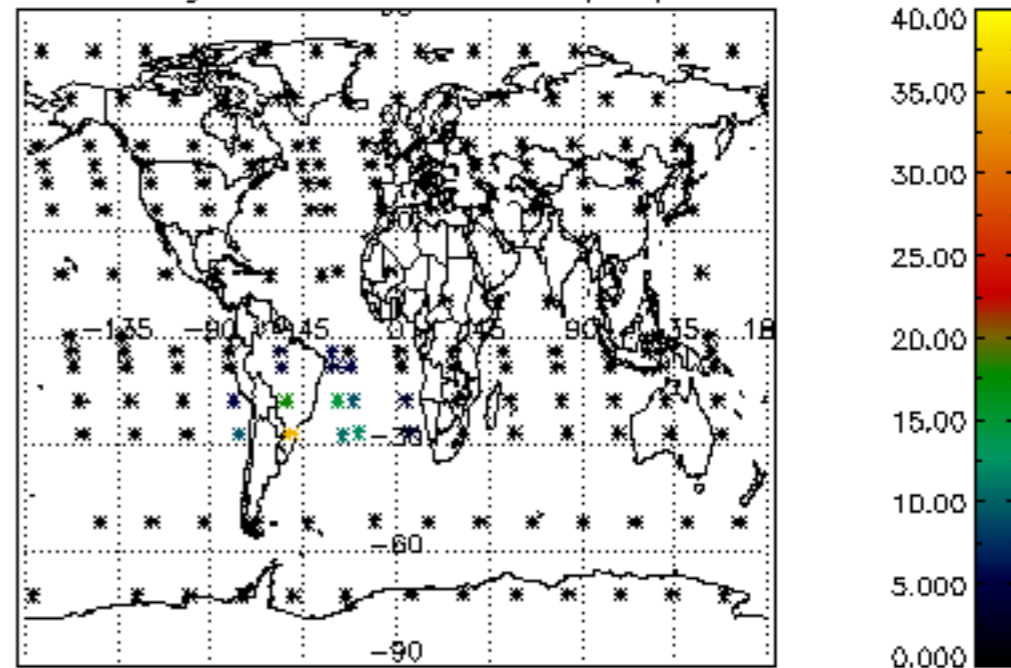
Percentage of datation errors per profile



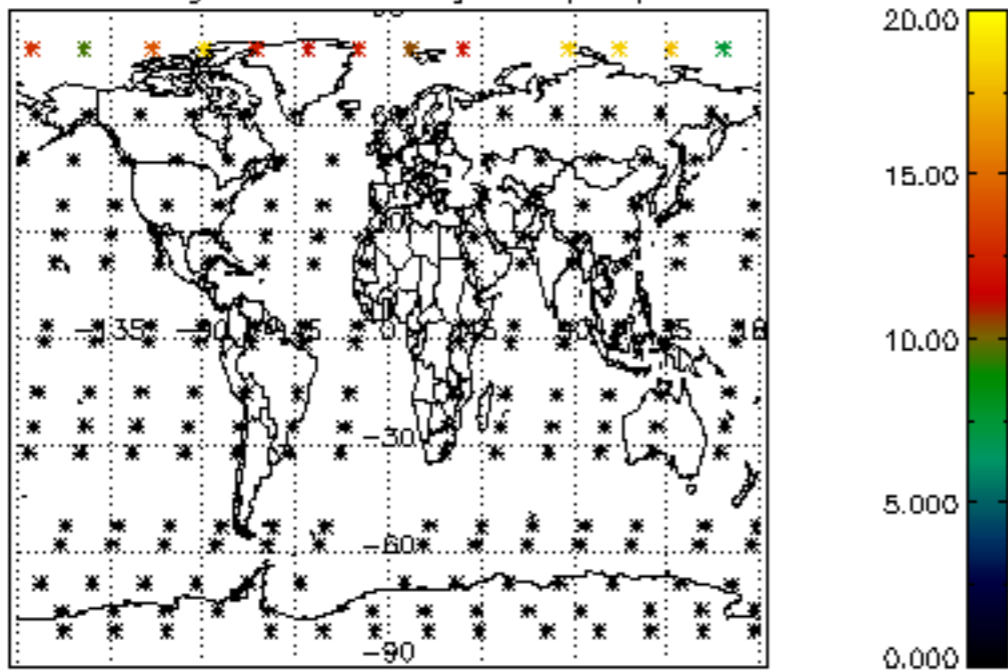
Percentage of star falling outside central band per profile



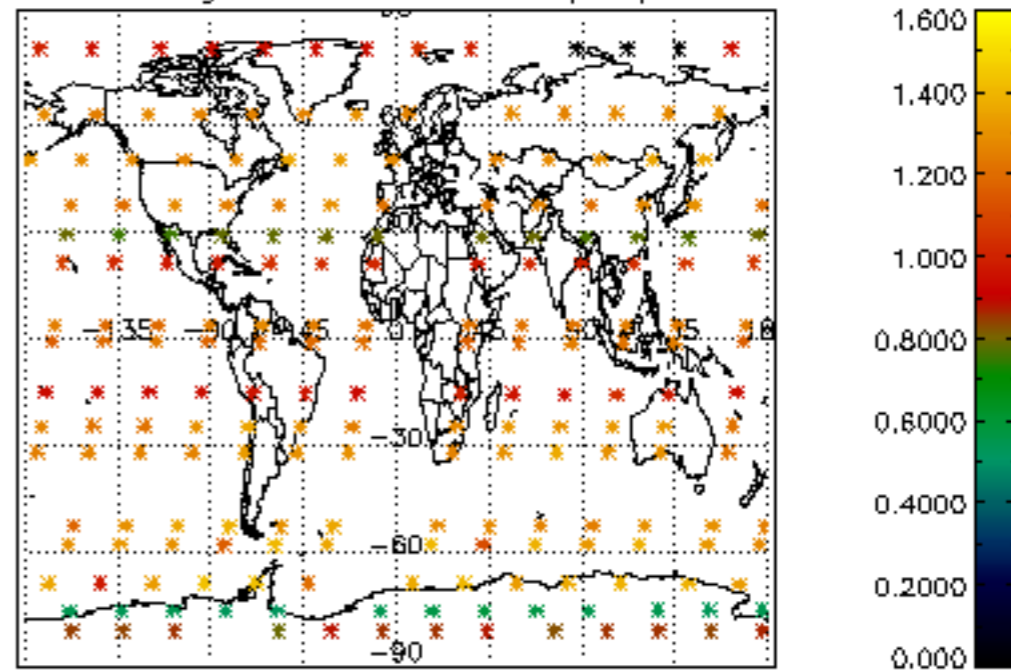
Percentage of saturation errors per profile



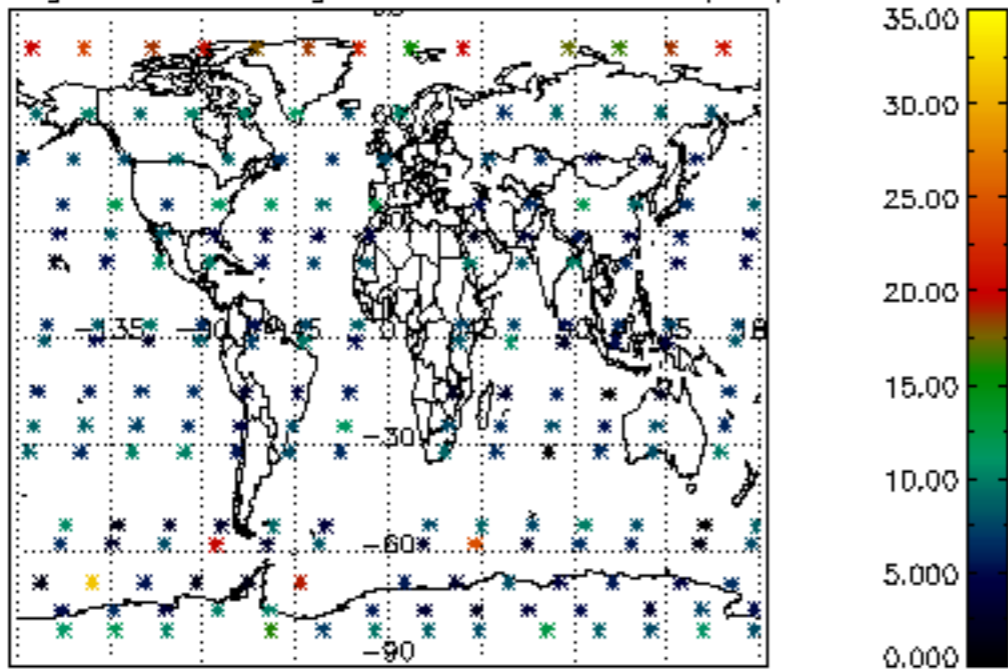
Percentage of cosmic ray hits per profile



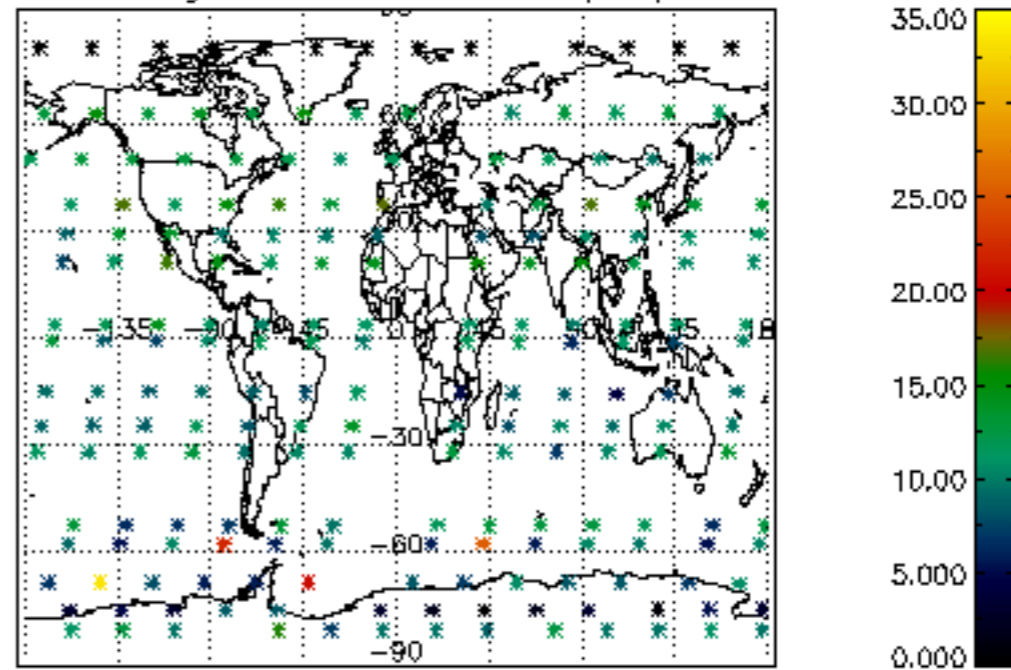
Percentage of datation errors per profile

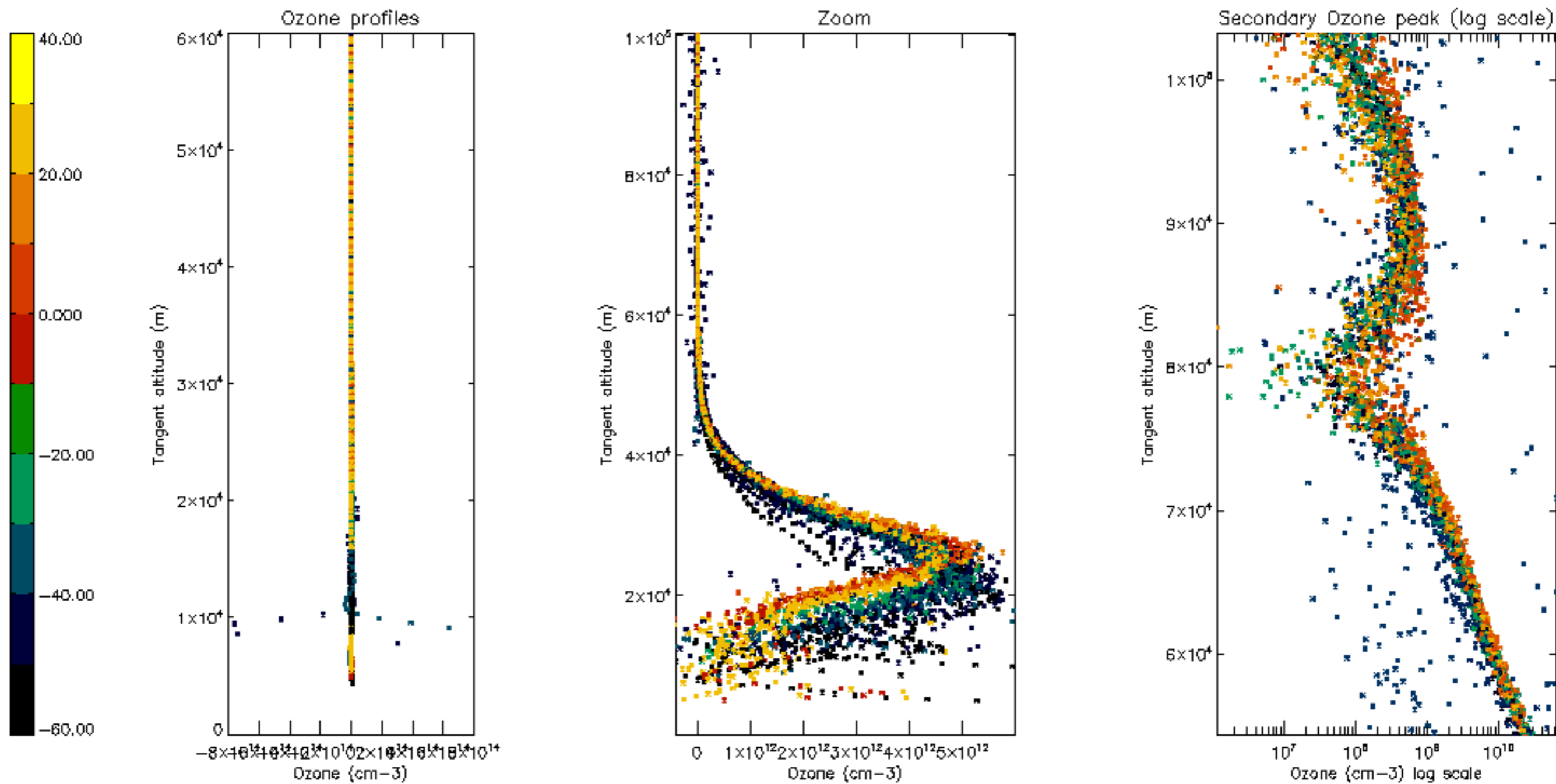


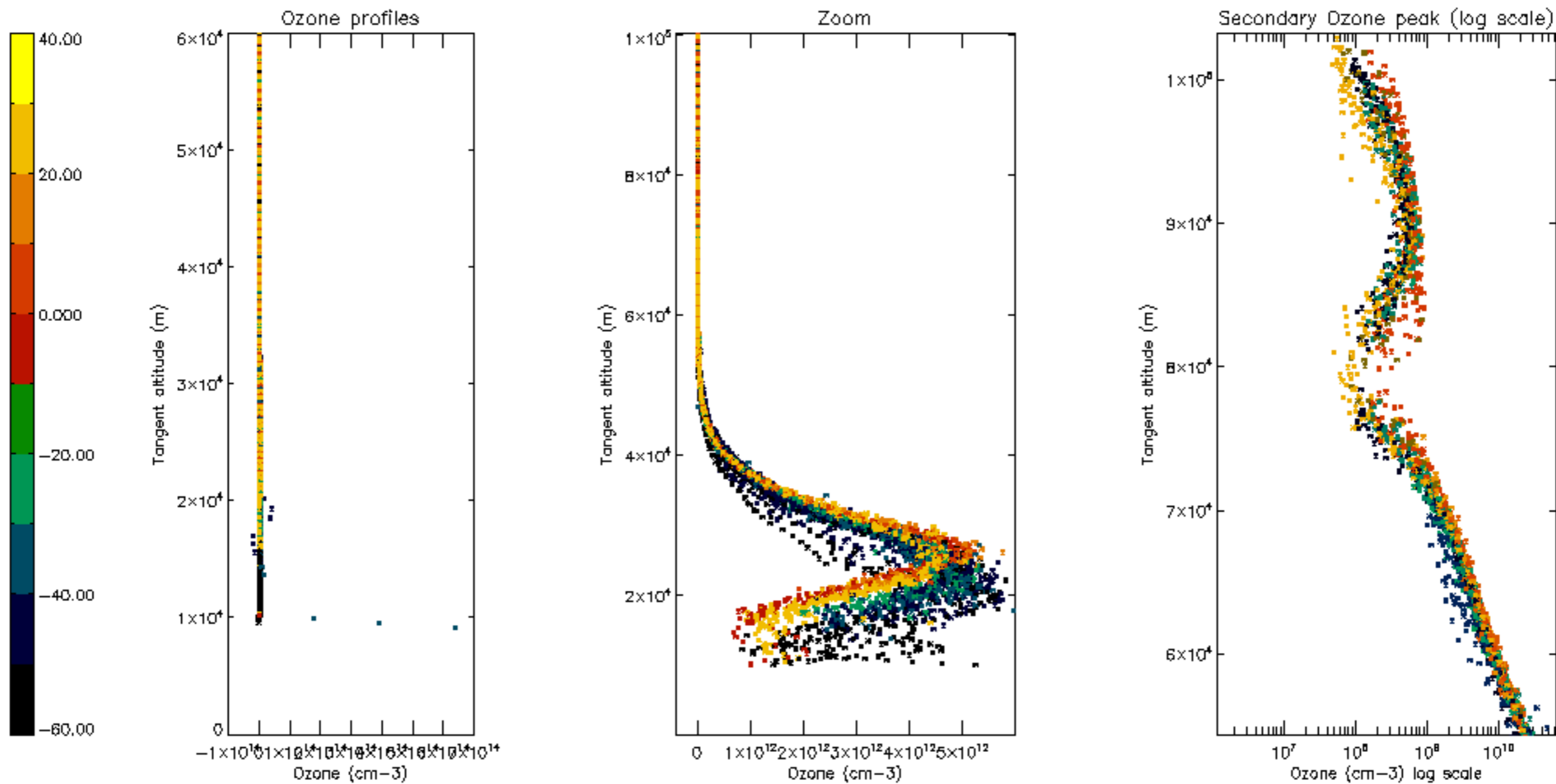
Percentage of star falling outside central band per profile

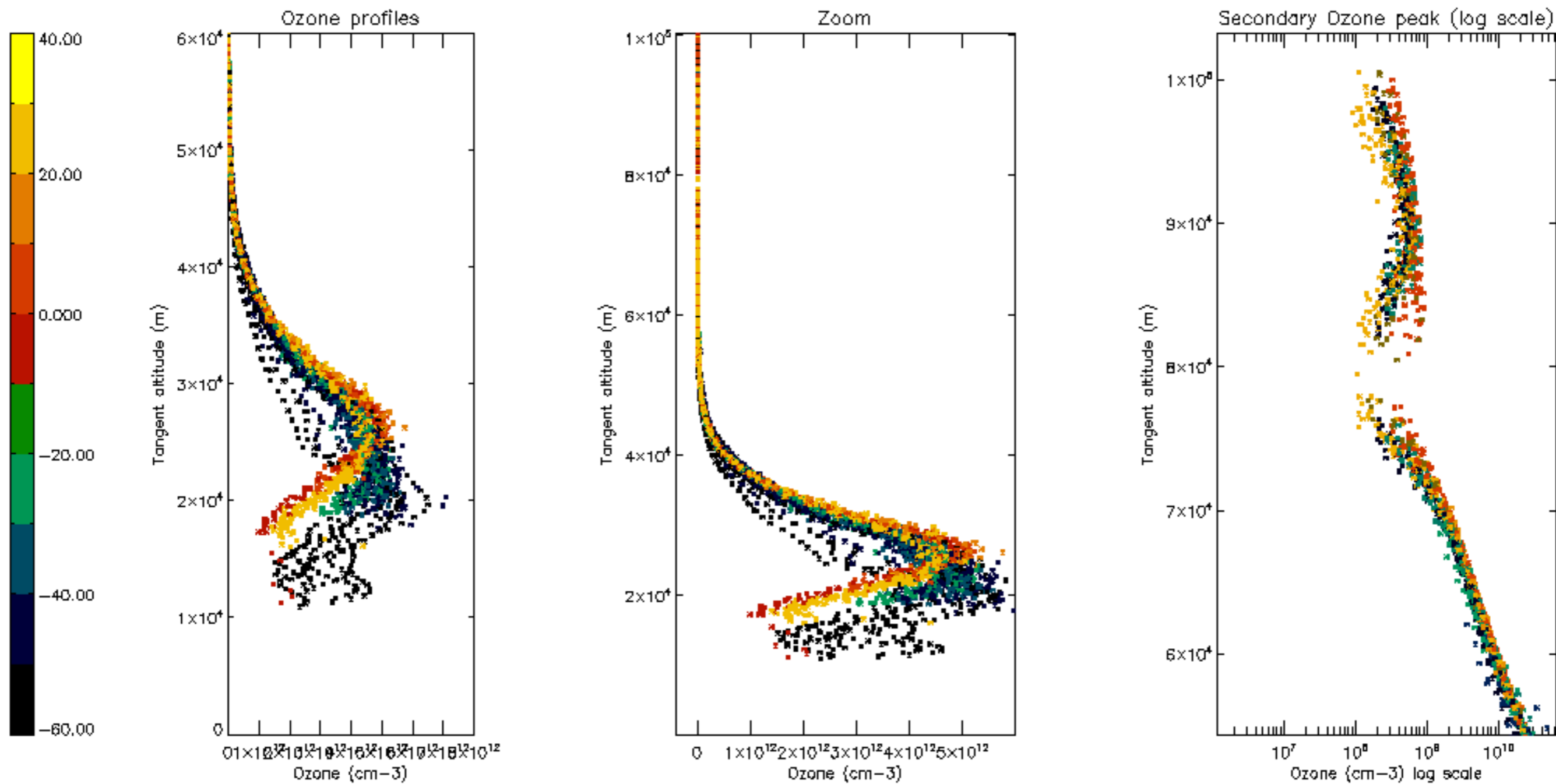


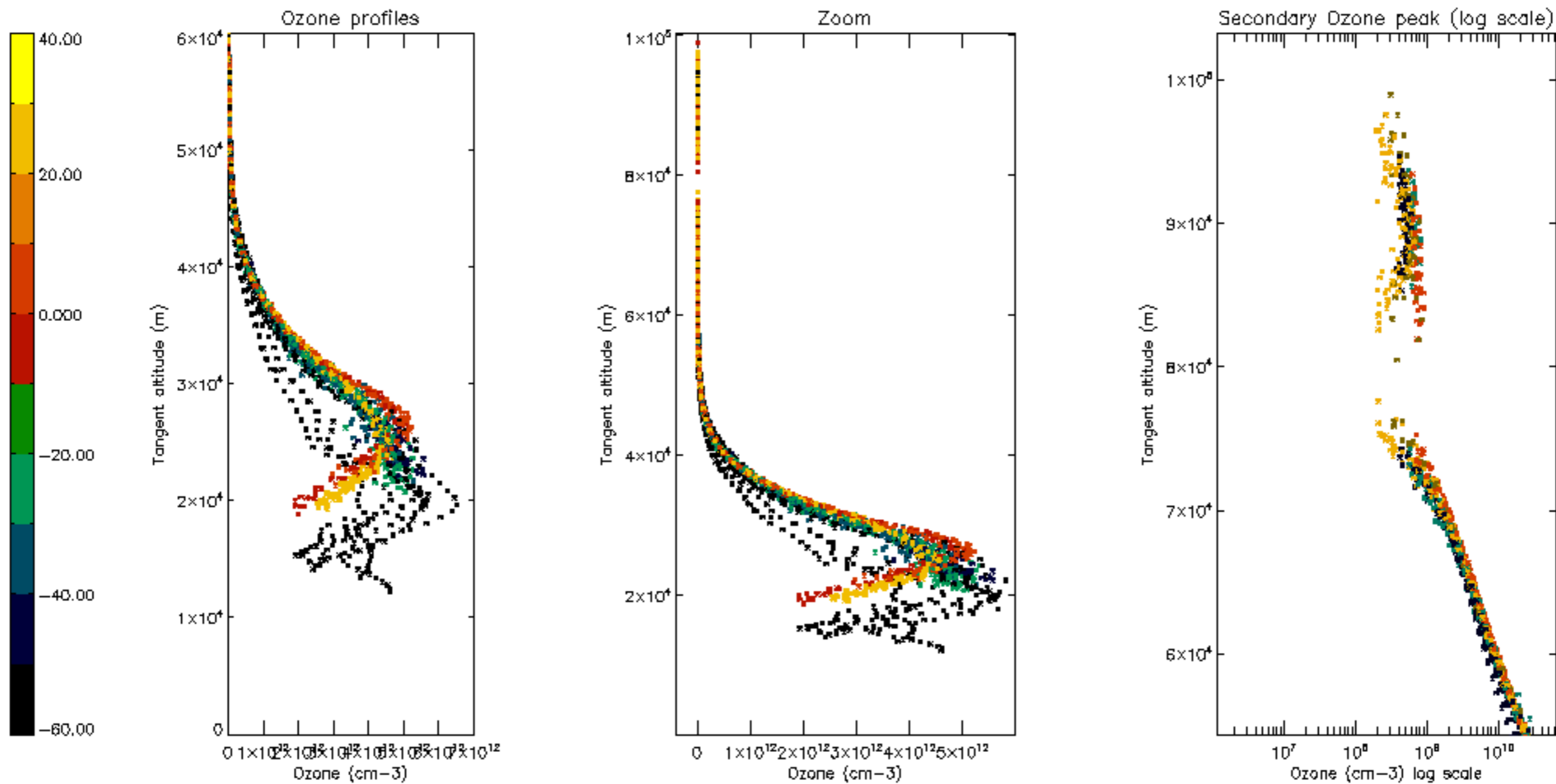
Percentage of saturation errors per profile

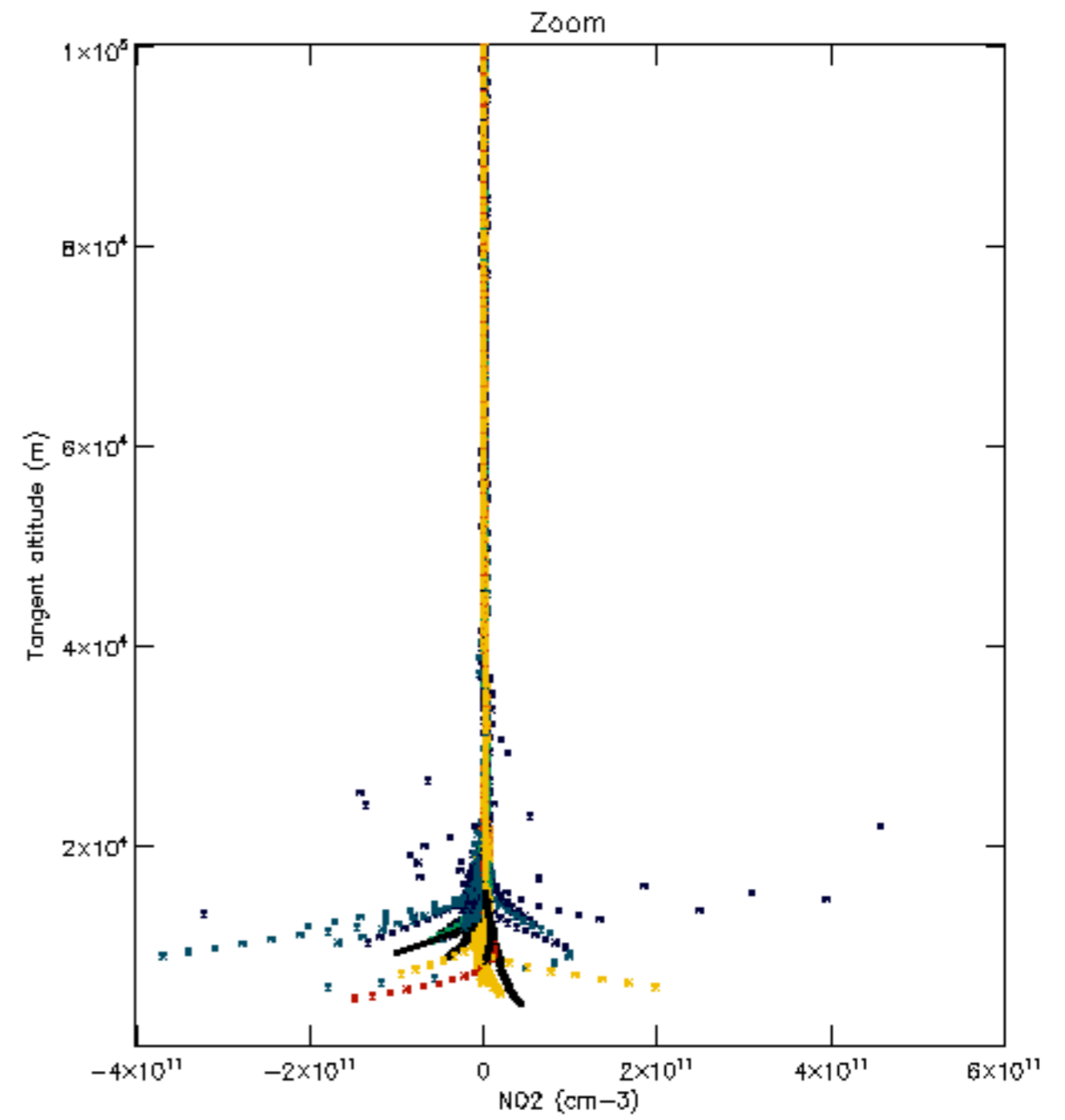
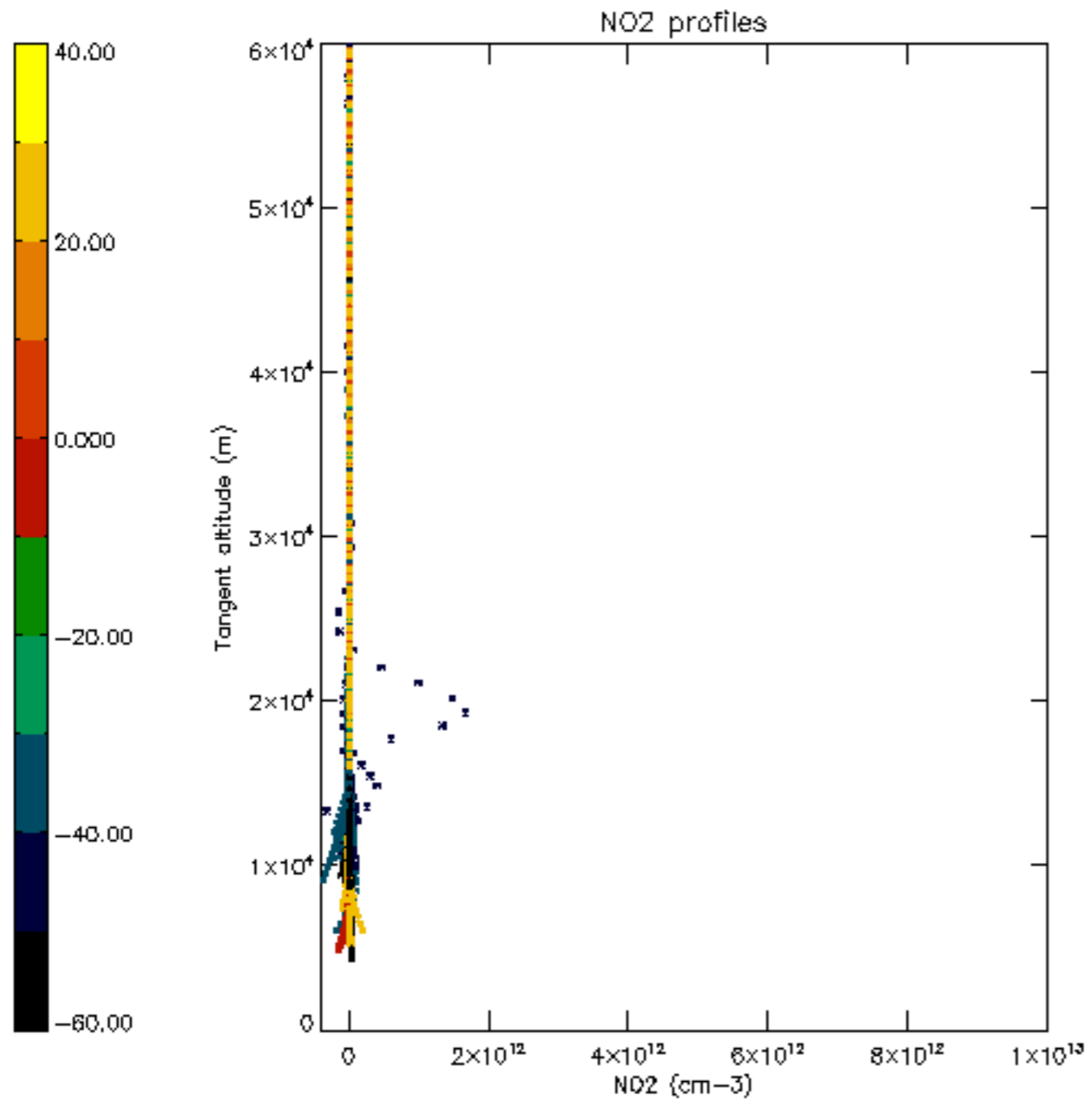


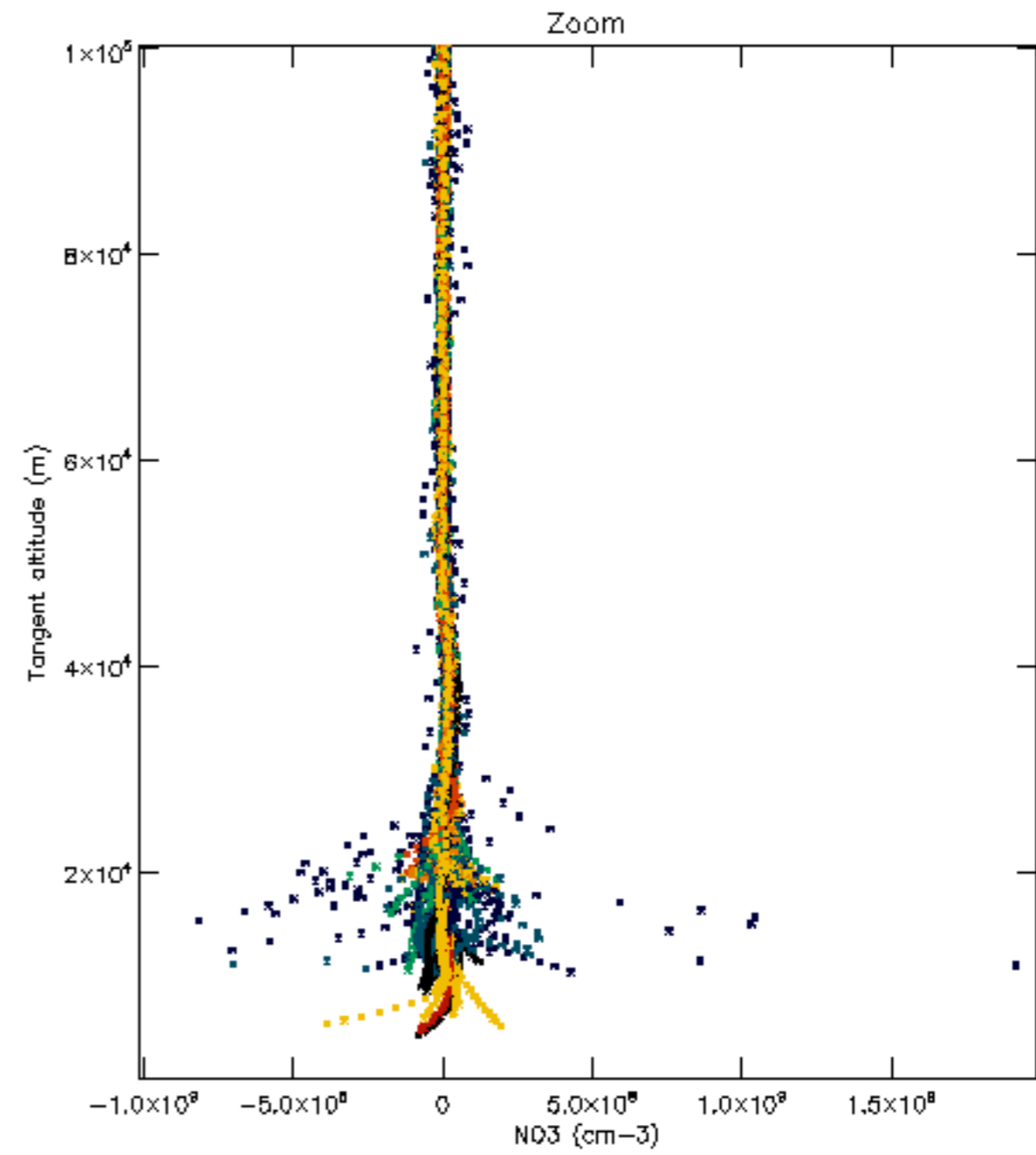
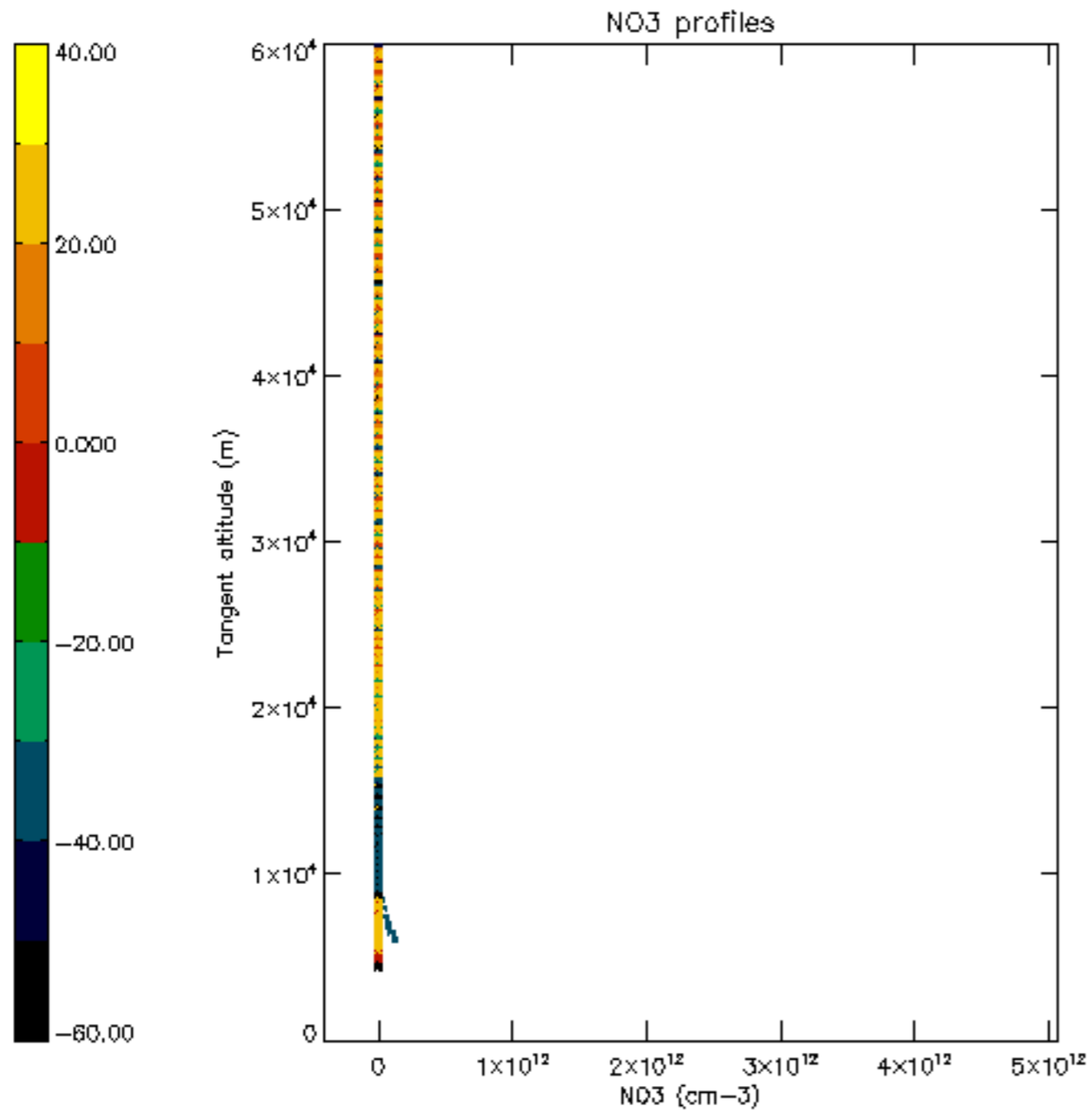


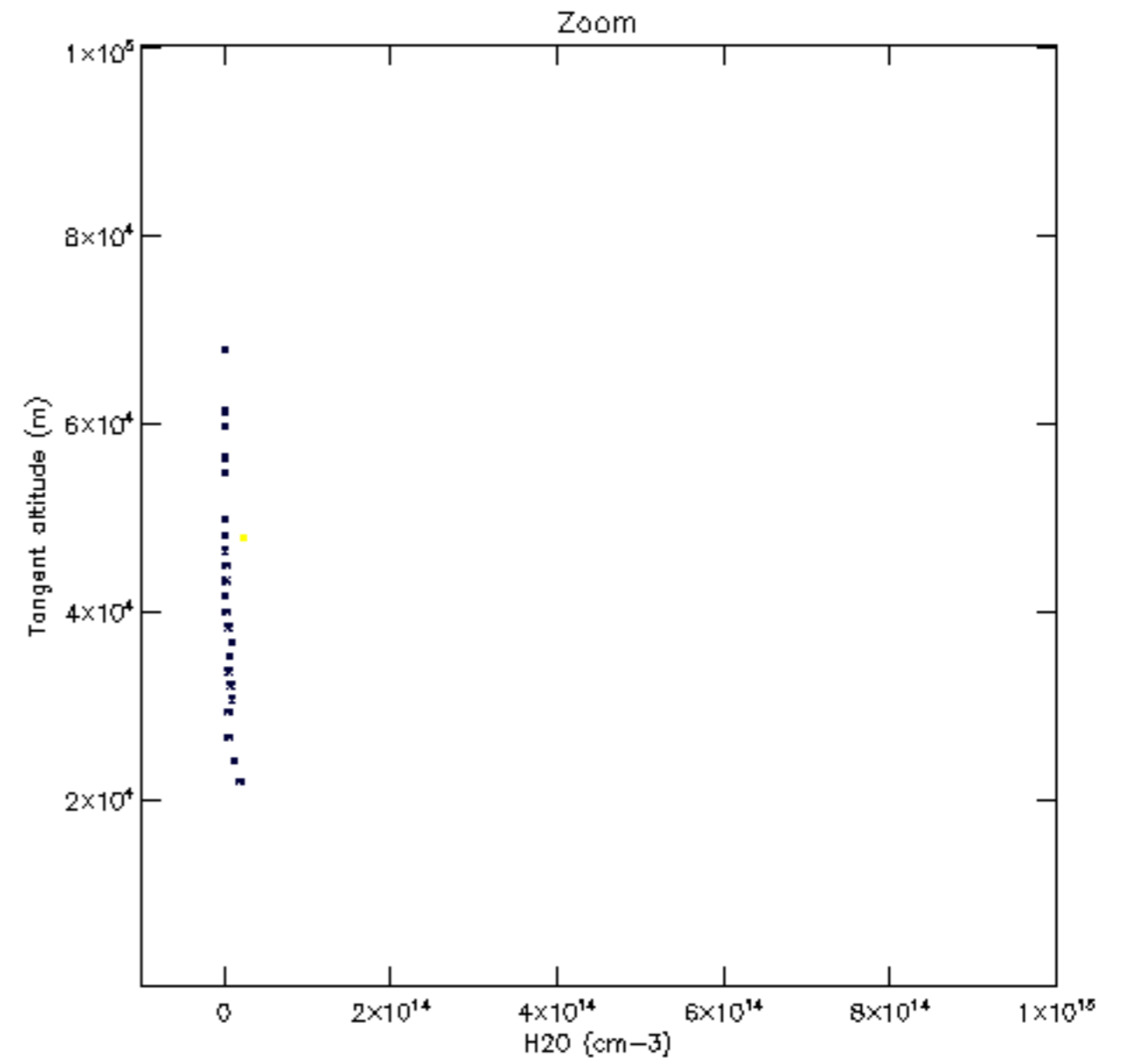
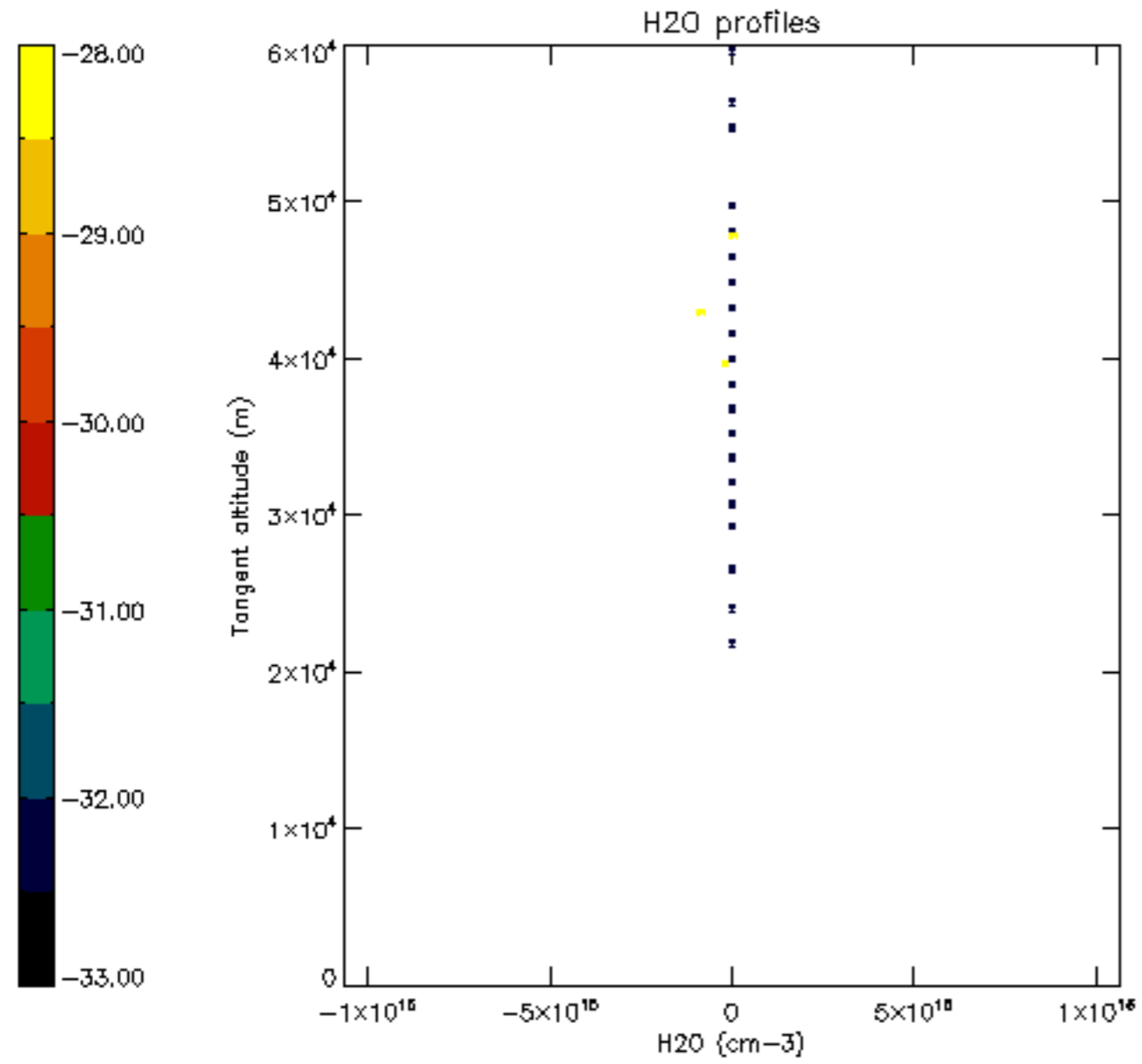


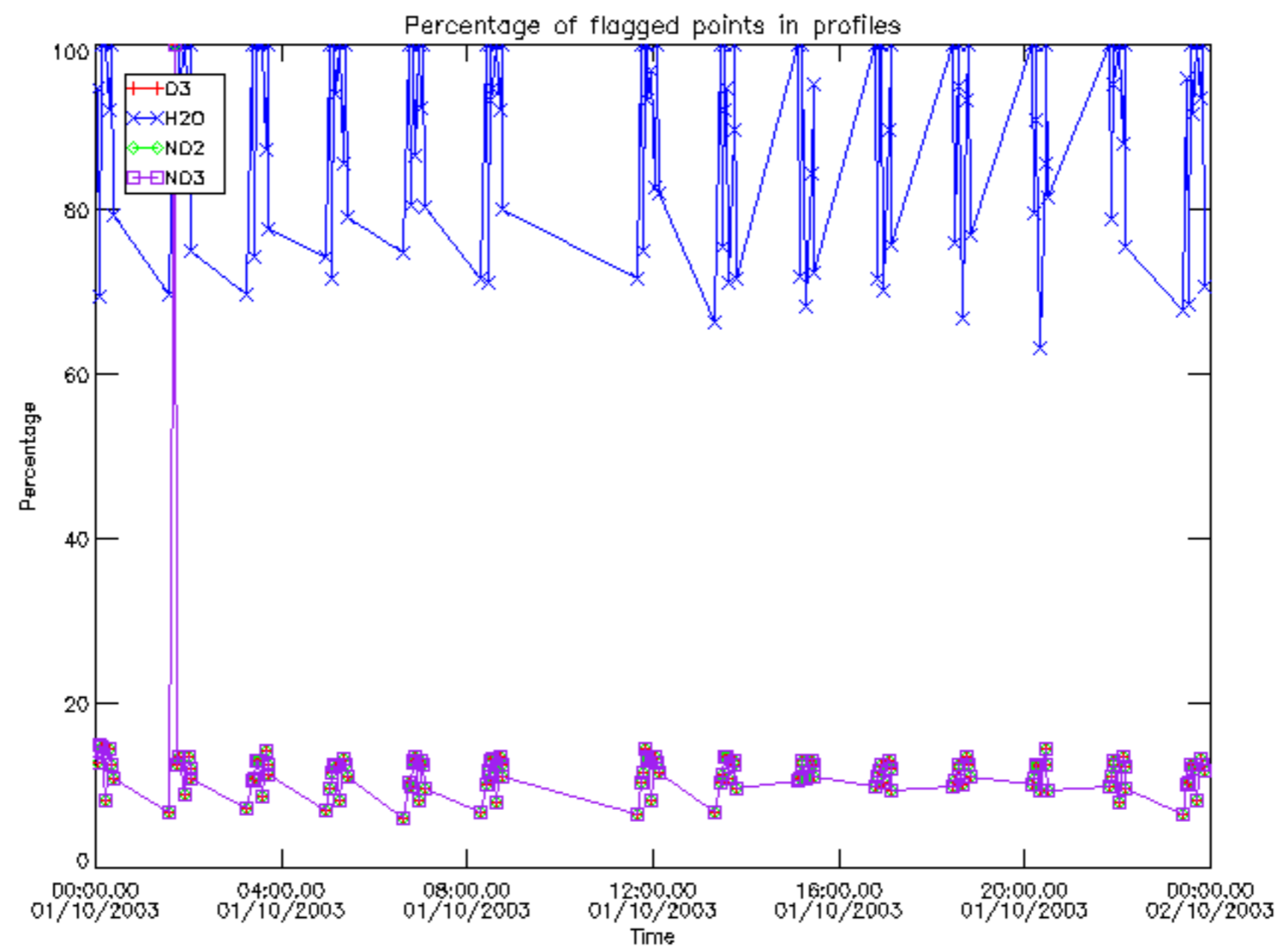




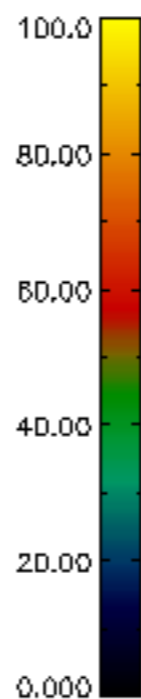
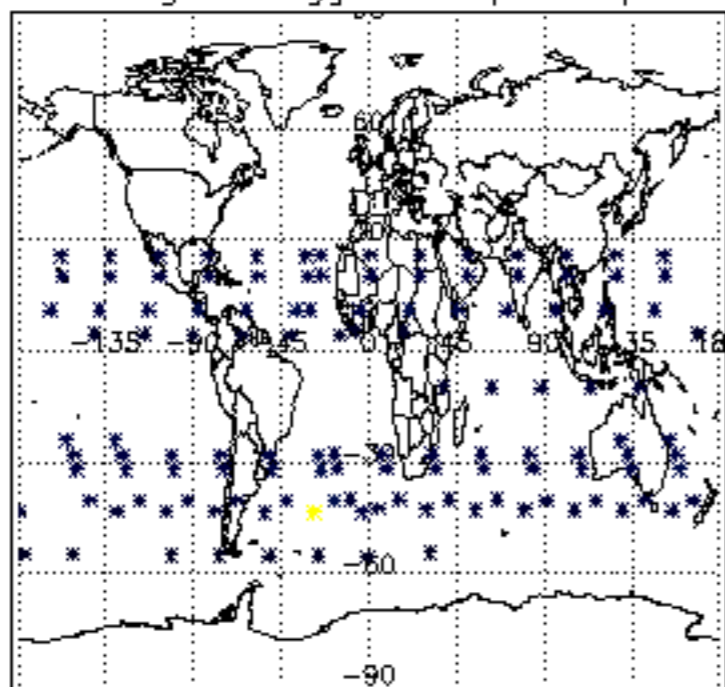




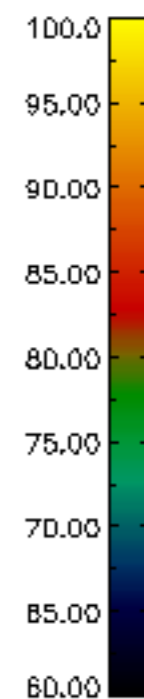
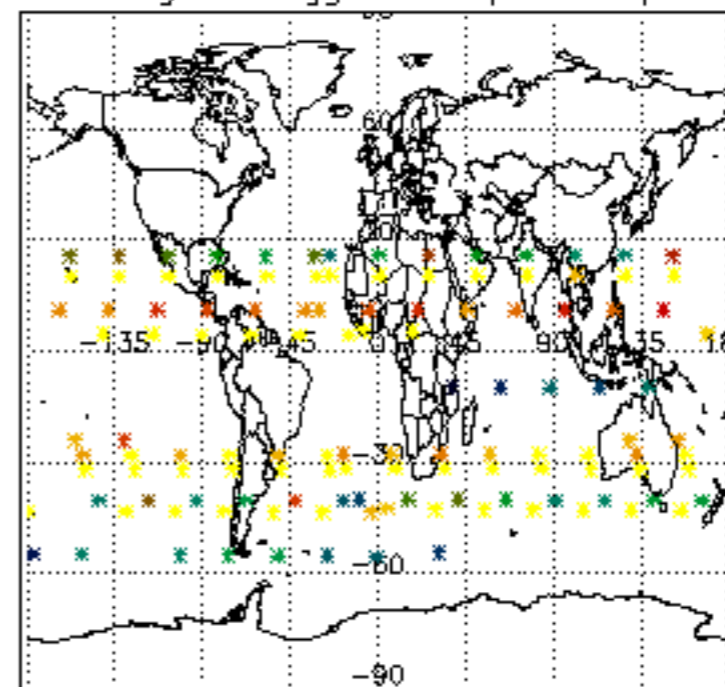




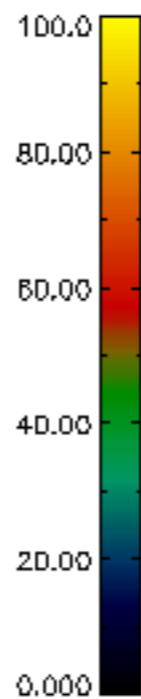
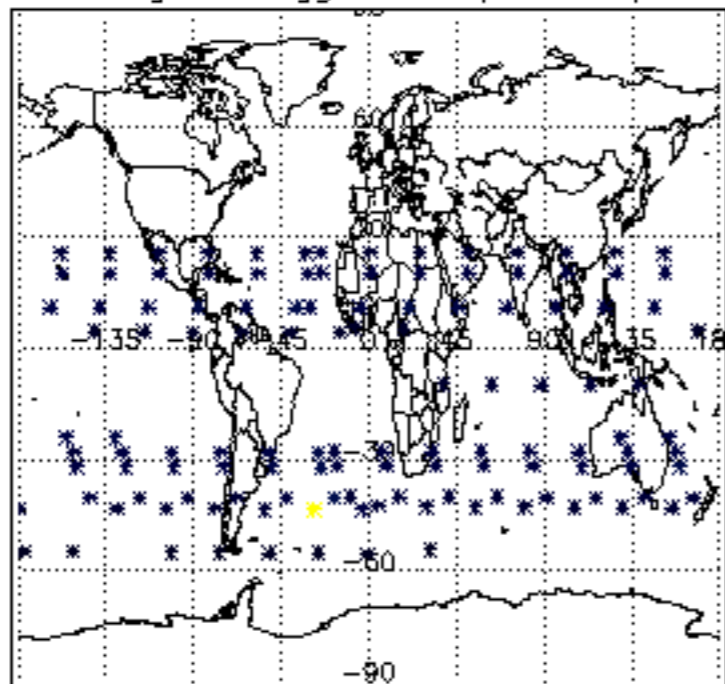
Percentage of flagged data per D3 profile



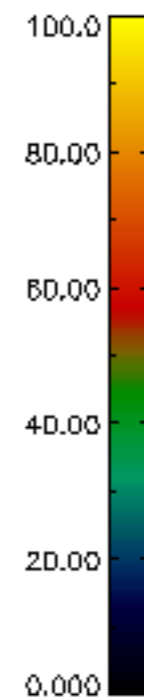
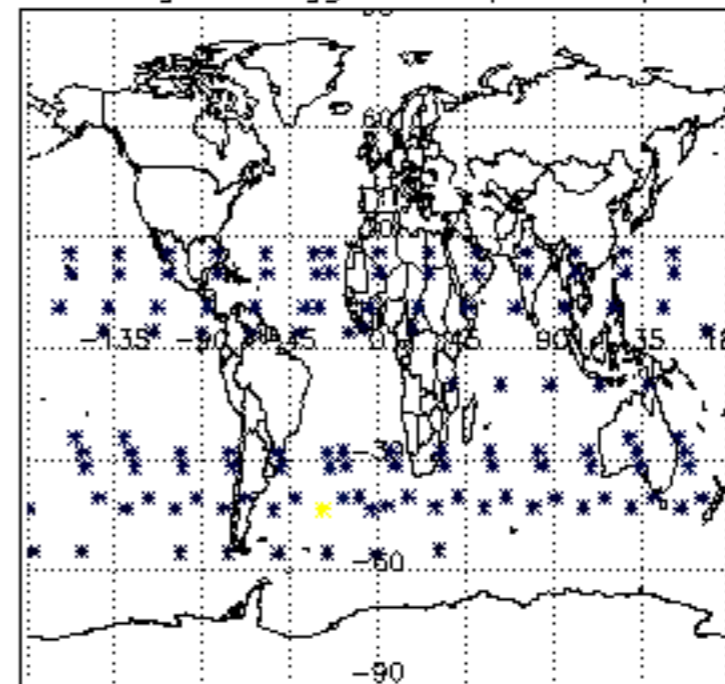
Percentage of flagged data per H2O profile

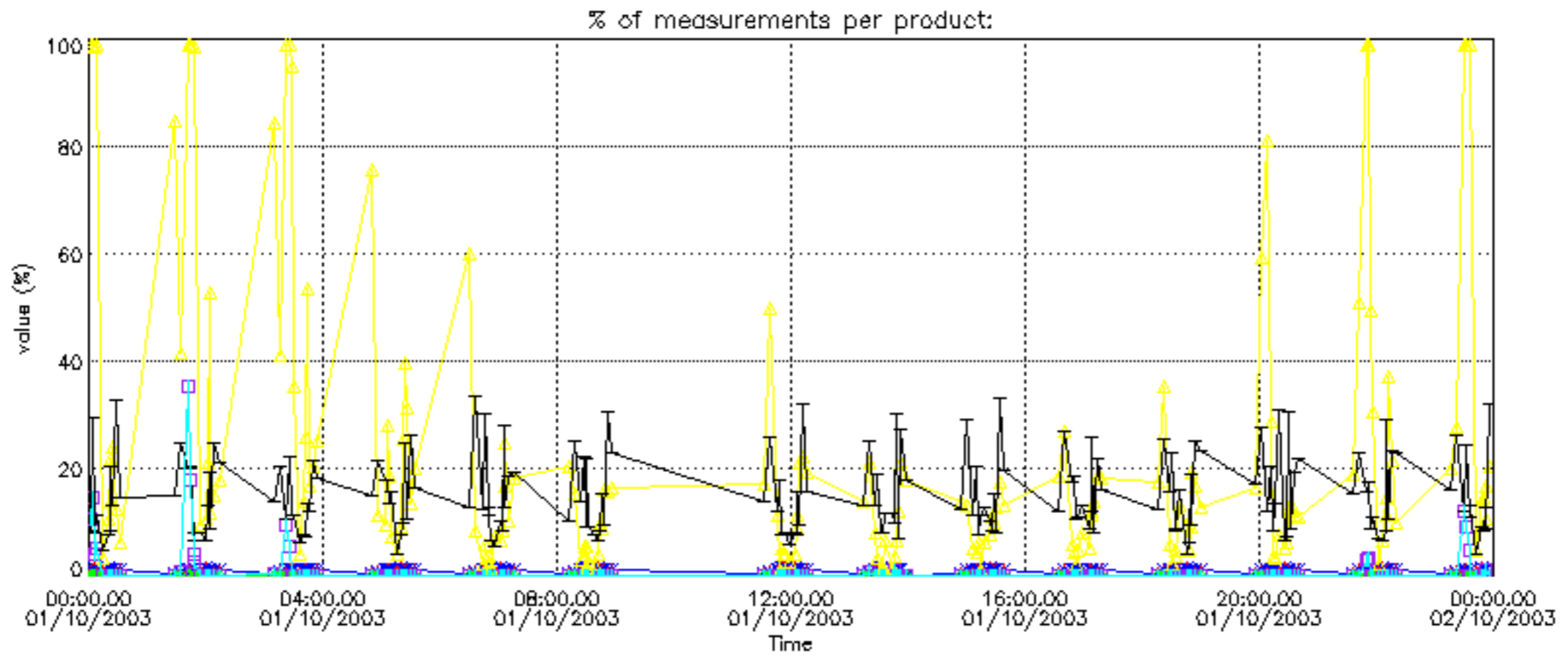


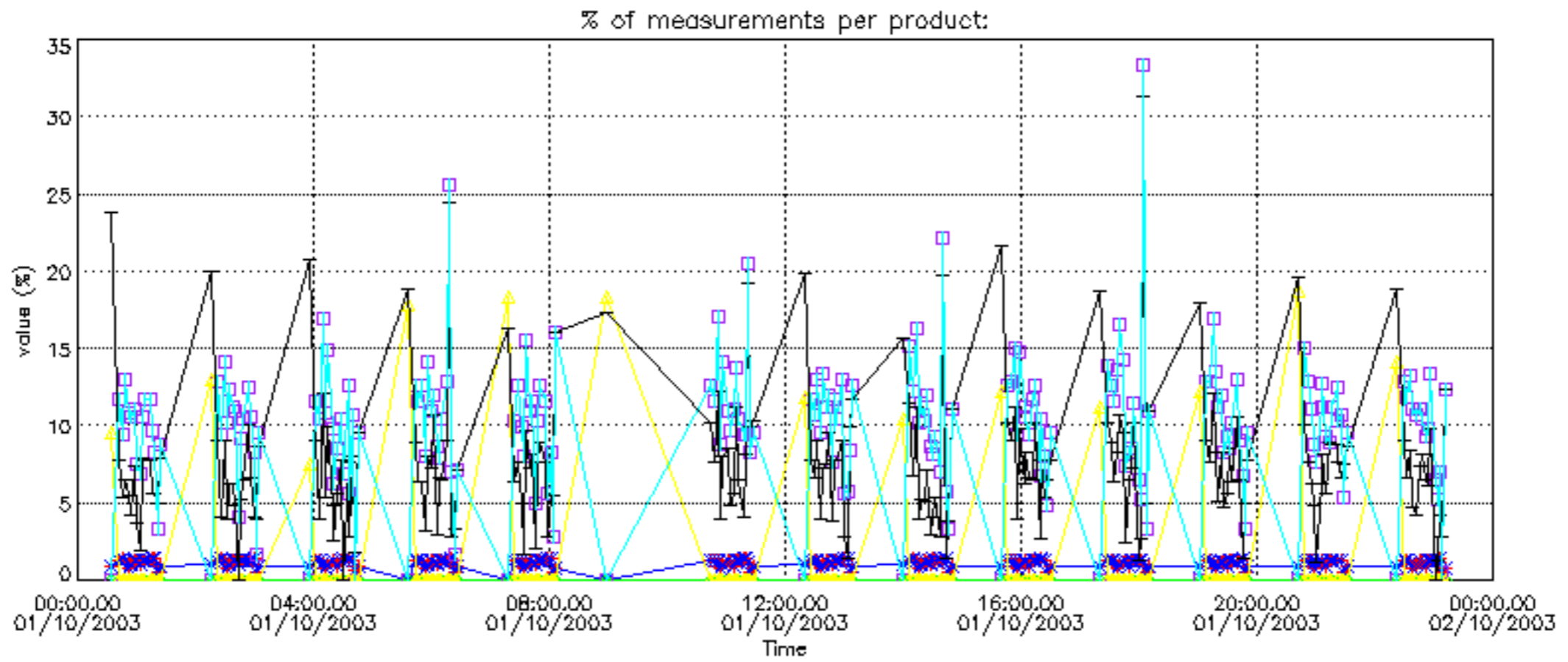
Percentage of flagged data per NO2 profile



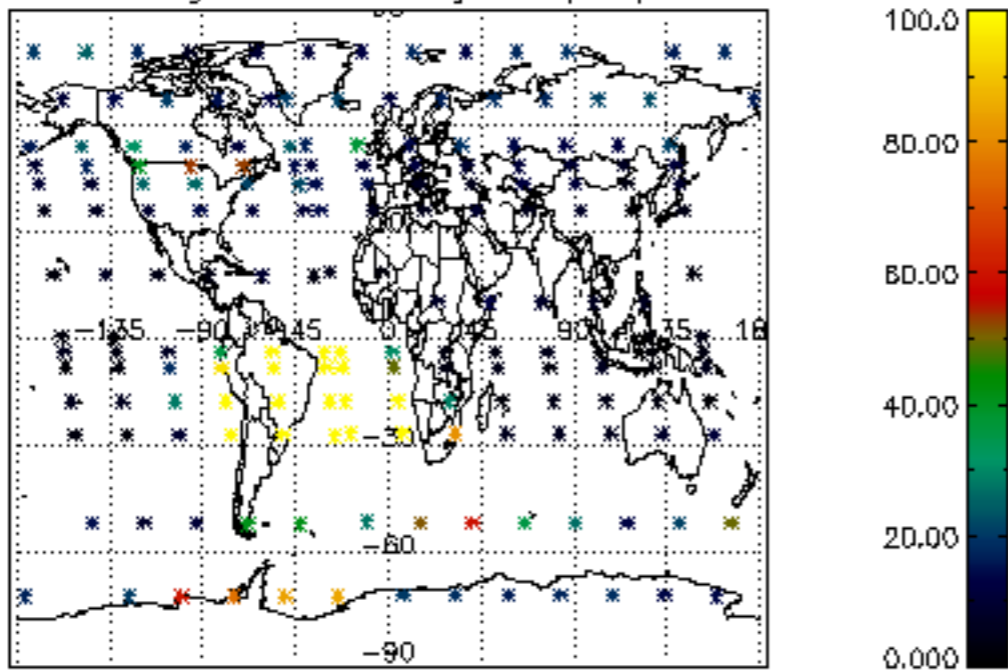
Percentage of flagged data per NO3 profile



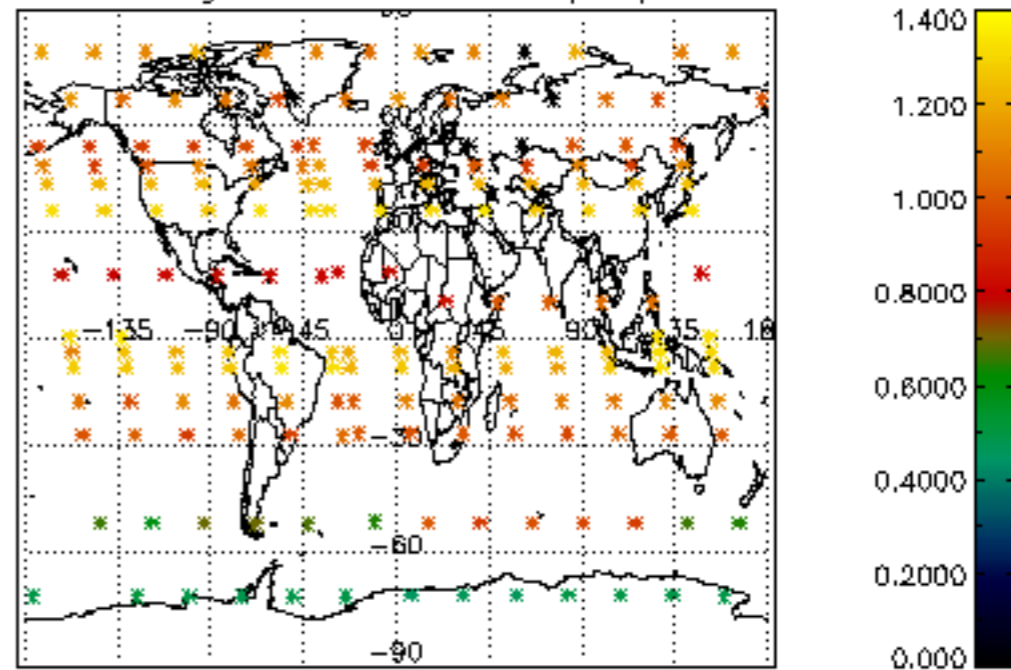




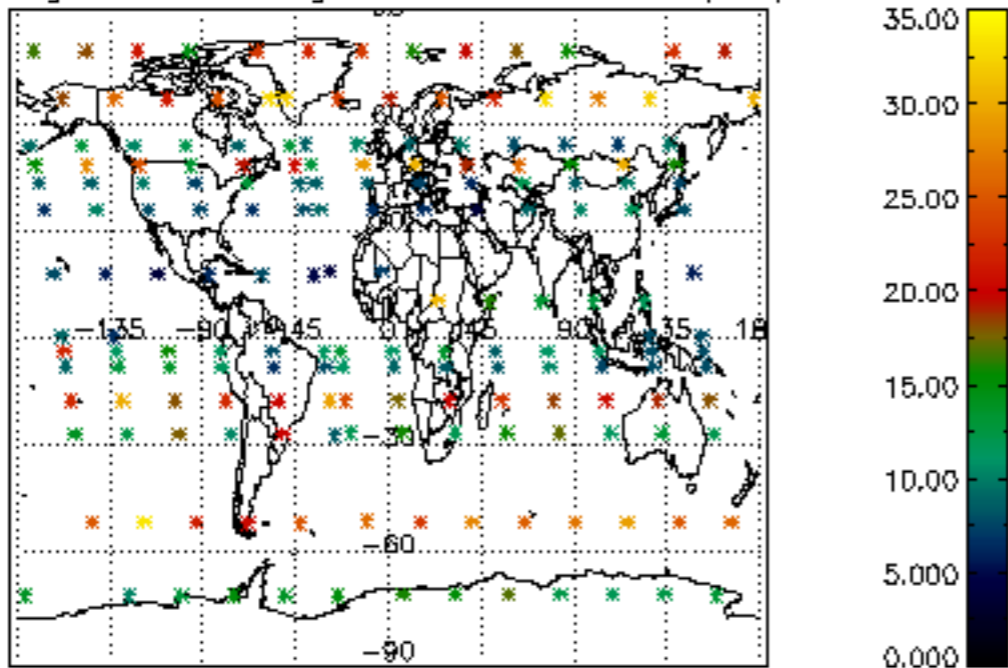
Percentage of cosmic ray hits per profile



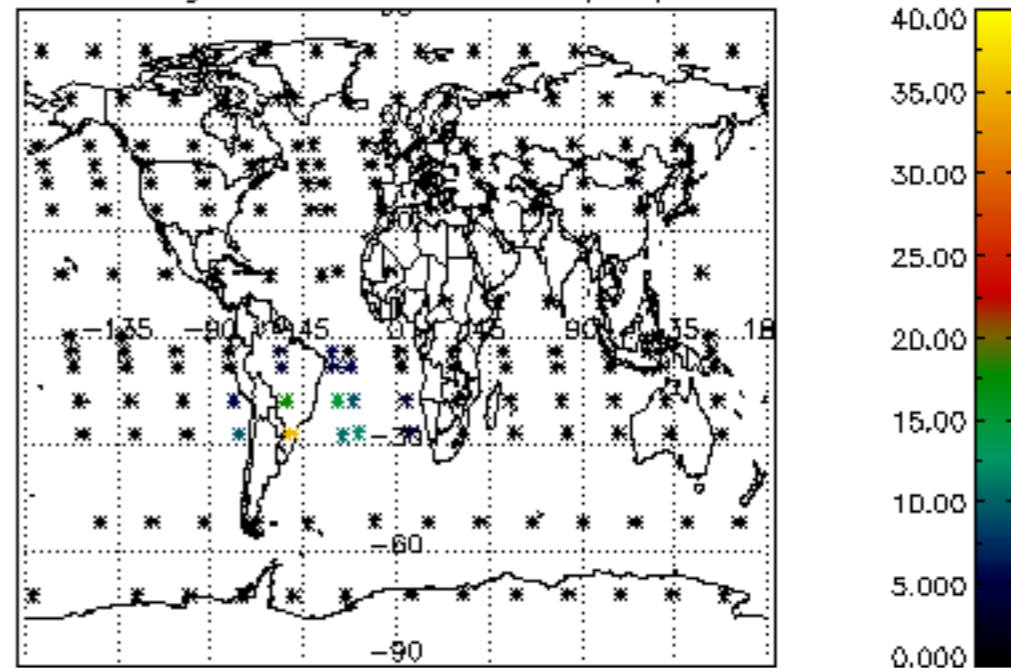
Percentage of datation errors per profile



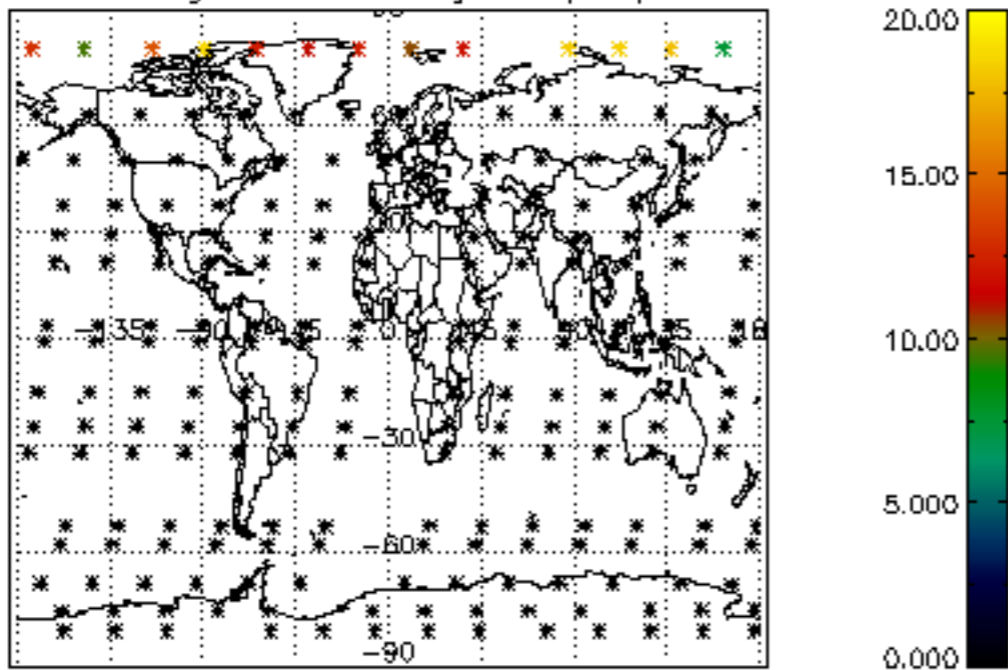
Percentage of star falling outside central band per profile



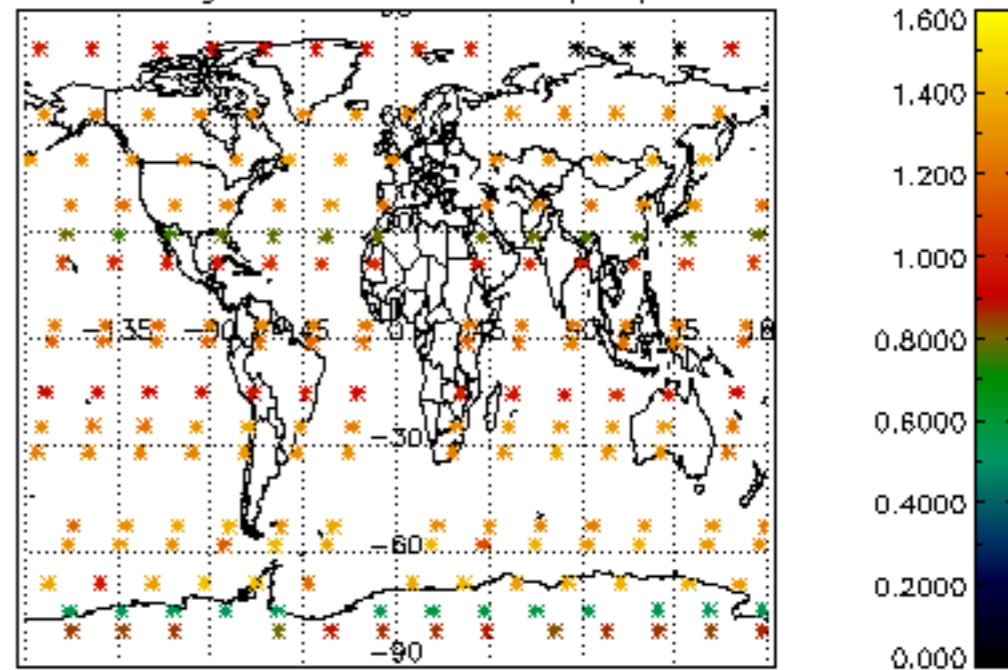
Percentage of saturation errors per profile



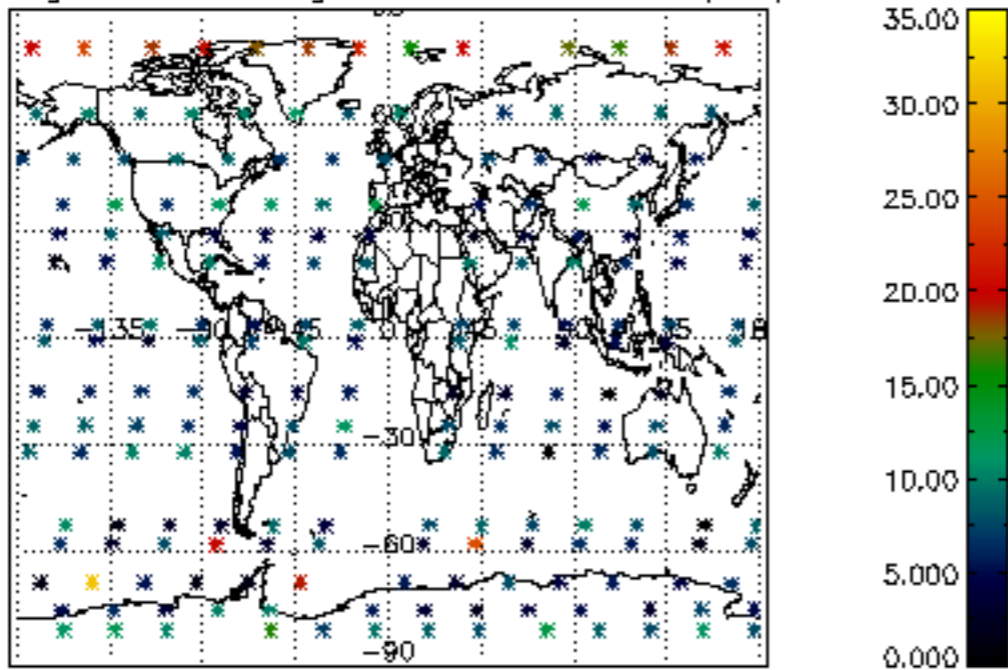
Percentage of cosmic ray hits per profile



Percentage of datation errors per profile



Percentage of star falling outside central band per profile



Percentage of saturation errors per profile

