

GOMOS Level 2 Daily Report

SUMMARY

[1. General Info](#)

[2. Summary of processed GOM_NL_2P products](#)

[3. Level 2 Quality information per product](#)

[3.1 Plot of level 2 quality information per product \(time dependant\)](#)

[3.2 Plot of level 2 quality information per product \(world map\)](#)

[4. Level 1 Quality information per product \(stored on level 2 products\)](#)

[4.1 Plot of level 1 quality information per product \(time dependant\)](#)

[4.1.1 Plot of level 1 quality information per product \(time dependant\): ASCENDING](#)

[4.1.2 Plot of level 1 quality information per product \(time dependant\): DESCENDING](#)

[4.2 Plot of level 1 quality information per product \(world map\)](#)

[4.2.1 Plot of level 1 quality information per product \(world map\): ASCENDING](#)

[4.2.2 Plot of level 1 quality information per product \(world map\): DESCENDING](#)

[5. Ozone profiles based on quality statistics and other trace gas profiles](#)

[5.1 Ozone statistics based on quality of products](#)

[5.2 Plot ozone profiles for all STD \(dark without errors\)](#)

[5.3 Plot ozone profiles where STD < 20% \(dark without errors\)](#)

[5.4. Plot ozone profiles where STD < 10% \(dark without errors\)](#)

[5.5. Plot ozone profiles where STD < 5% \(dark without errors\)](#)

[5.6 Plot NO2 profiles for all STD \(dark without errors\)](#)

[5.7 Plot NO3 profiles for all STD \(dark without errors\)](#)

[5.8 Plot H2O profiles \(only for occultations of stars 1,2,3,4,13,14,16,26,63 dark without errors\) for all STD](#)

[6. Auxiliary Data Files used for the production reported in section 2](#)

This report presents the daily analysis on parameters extracted from GOMOS level 2 data (GOM_NL__2P). It is intended to monitor some important parameters that will impact the quality of these products. A list of level 2 products (and content) that have arrived during the reporting day to the PCF is also given.

Item	Value
Time of report generation	19APR2013 20:35:50
Data source version	GOMOS/6.01
Start time of products	23-09-2003 (23SEP2003 00:00:00)
Stop time of products	24-09-2003 (24SEP2003 00:00:00)
Store outputs in DB	Yes
Nb of level 2 prods	400
Nb of prods with errors	13

2. Summary of processed GOM_NL__2P products.

Nr	Filename	UTC Start time	Limb	Duration	Star Id	Star Name	Star Mag	Star Temp	Nb Meas	Orbit	Prod. error
1	GOM_NL__2PRFIN20030923_000003_000000432020_00102_08172_0152.N1	23-SEP-2003 00:00:03	Bright	42.500	93	53Bet Peg	2.5200	3100.0	85	8172	No
2	GOM_NL__2PRFIN20030923_000132_000000442020_00102_08172_0153.N1	23-SEP-2003 00:01:32	Bright	43.500	58	21Alp And	2.0730	11000.	87	8172	No
3	GOM_NL__2PRFIN20030923_000547_000000382020_00102_08172_0154.N1	23-SEP-2003 00:05:47	Bright	37.500	19	50Alp Cyg	1.2460	10500.	75	8172	No
4	GOM_NL__2PRFIN20030923_000950_000000382020_00102_08172_0155.N1	23-SEP-2003 00:09:50	Bright	37.500	89	5Alp Cep	2.4510	8000.0	75	8172	No
5	GOM_NL__2PRFIN20030923_001136_000000412020_00102_08172_0156.N1	23-SEP-2003 00:11:36	Bright	41.000	76	27Gam Cas	2.3000	30000.	82	8172	No
6	GOM_NL__2PRFIN20030923_001719_000000352020_00102_08172_0157.N1	23-SEP-2003 00:17:19	Bright	34.500	49	1Alp UMi	1.9900	6300.0	69	8172	No
7	GOM_NL__2PRFIN20030923_001846_000000342020_00102_08172_0158.N1	23-SEP-2003 00:18:46	Bright	34.000	60	7Bet UMi	2.0810	3950.0	68	8172	No
8	GOM_NL__2PRFIN20030923_002459_000000362020_00102_08172_0159.N1	23-SEP-2003 00:24:59	Bright	36.000	36	50Alp UMa	1.8000	6300.0	72	8172	No
9	GOM_NL__2PRFIN20030923_002627_000000522020_00102_08172_0160.N1	23-SEP-2003 00:26:27	Bright	52.000	82	48Bet UMa	2.3650	10600.	104	8172	No
10	GOM_NL__2PRFIN20030923_002902_000000612020_00102_08172_0161.N1	23-SEP-2003 00:29:02	Bright	61.000	42	34Bet Aur	1.9000	10200.	122	8172	No
11	GOM_NL__2PRFIN20030923_003254_000000732020_00102_08172_0162.N1	23-SEP-2003 00:32:54	Bright	72.500	107	37The Aur	2.6490	11000.	145	8172	No
12	GOM_NL__2PRFIN20030923_003559_000002552020_00102_08172_0163.N1	23-SEP-2003 00:35:59	Tw_i_and_stray	255.00	114	3lot Aur	2.6930	4600.0	510	8172	No
13	GOM_NL__2PRFIN20030923_004103_000001182020_00102_08172_0164.N1	23-SEP-2003 00:41:03	Straylight	117.50	151	13Mu Gem	2.8900	3000.0	235	8172	No
14	GOM_NL__2PRFIN20030923_004431_000000702020_00102_08172_0165.N1	23-SEP-2003 00:44:31	Dark	70.000	8	10Alp CMi	0.40000	6500.0	140	8172	No
15	GOM_NL__2PRFIN20030923_005150_000000442020_00102_08172_0166.N1	23-SEP-2003 00:51:50	Dark	44.000	132	15Rho Pup	2.8030	6900.0	88	8172	No
16	GOM_NL__2PRFIN20030923_005513_000000432020_00102_08172_0167.N1	23-SEP-2003 00:55:13	Dark	42.500	65	Lam Vel	2.2040	4400.0	85	8172	No
17	GOM_NL__2PRFIN20030923_005831_000000412020_00102_08172_0168.N1	23-SEP-2003 00:58:31	Dark	41.000	46	Del Vel	1.9540	10600.	82	8172	No
18	GOM_NL__2PRFIN20030923_010005_000000442020_00102_08172_0169.N1	23-SEP-2003 01:00:05	Dark	43.500	41	Eps Car	1.8600	4100.0	87	8172	No
19	GOM_NL__2PRFIN20030923_010218_000002382020_00103_08173_0224.N1	23-SEP-2003 01:02:18	Dark	238.00	33	50Zet Ori	1.7660	30000.	476	8173	No
20	GOM_NL__2PRFIN20030923_011033_000000372020_00103_08173_0225.N1	23-SEP-2003 01:10:33	Dark	37.000	135	Bet Hyi	2.8200	5800.0	74	8173	No
21	GOM_NL__2PRFIN20030923_011208_000000422020_00103_08173_0226.N1	23-SEP-2003 01:12:08	Dark	41.500	143	Alp Hyi	2.8570	7200.0	83	8173	No
22	GOM_NL__2PRFIN20030923_011334_000000482020_00103_08173_0227.N1	23-SEP-2003 01:13:34	Dark	47.500	9	Alp Eri	0.45300	24000.	95	8173	No
23	GOM_NL__2PRFIN20030923_011602_000000412020_00103_08173_0228.N1	23-SEP-2003 01:16:02	Straylight	40.500	148	Alp Tuc	2.8780	4100.0	81	8173	No
24	GOM_NL__2PRFIN20030923_011909_000000442020_00103_08173_0229.N1	23-SEP-2003 01:19:09	Straylight	43.500	84	Alp Phe	2.3970	4500.0	87	8173	No
25	GOM_NL__2PRFIN20030923_012236_000000402020_00103_08173_0230.N1	23-SEP-2003 01:22:36	Straylight	39.500	172	Gam Gru	3.0030	13100.	79	8173	No
26	GOM_NL__2PRFIN20030923_012405_000000442020_00103_08173_0231.N1	23-SEP-2003 01:24:05	Straylight	43.500	18	24Alp PsA	1.1660	9700.0	87	8173	No
27	GOM_NL__2PRFIN20030923_012627_000000582020_00103_08173_0232.N1	23-SEP-2003 01:26:27	Tw_i_and_stray	57.500	52	16Bet Cet	2.0370	4500.0	115	8173	No
28	GOM_NL__2PRFIN20030923_012814_000000512020_00103_08173_0233.N1	23-SEP-2003 01:28:14	Dark	51.000	1014	Mars	0.0000	0.0000	102	8173	Yes
29	GOM_NL__2PRFIN20030923_013245_000000392020_00103_08173_0234.N1	23-SEP-2003 01:32:45	Bright	38.500	162	34Alp Aqr	2.9440	5350.0	77	8173	No
30	GOM_NL__2PRFIN20030923_013549_000000392020_00103_08173_0235.N1	23-SEP-2003 01:35:49	Bright	39.000	61	8Eps Peg	2.1000	3900.0	78	8173	No
31	GOM_NL__2PRFIN20030923_013747_000000462020_00103_08173_0236.N1	23-SEP-2003 01:37:47	Bright	46.000	140	88Gam Peg	2.8340	26000.	92	8173	No
32	GOM_NL__2PRFIN20030923_014039_000000412020_00103_08173_0237.N1	23-SEP-2003 01:40:39	Bright	40.500	93	53Bet Peg	2.5200	3100.0	81	8173	No
33	GOM_NL__2PRFIN20030923_014207_000000442020_00103_08173_0238.N1	23-SEP-2003 01:42:07	Bright	43.500	58	21Alp And	2.0730	11000.	87	8173	No
34	GOM_NL__2PRFIN20030923_014624_000000392020_00103_08173_0239.N1	23-SEP-2003 01:46:24	Bright	38.500	19	50Alp Cyg	1.2460	10500.	77	8173	No
35	GOM_NL__2PRFIN20030923_015026_000000382020_00103_08173_0240.N1	23-SEP-2003 01:50:26	Bright	37.500	89	5Alp Cep	2.4510	8000.0	75	8173	No
36	GOM_NL__2PRFIN20030923_015211_000000412020_00103_08173_0241.N1	23-SEP-2003 01:52:11	Bright	41.000	76	27Gam Cas	2.3000	30000.	82	8173	No
37	GOM_NL__2PRFIN20030923_015756_000000382020_00103_08173_0242.N1	23-SEP-2003 01:57:56	Bright	38.000	49	1Alp UMi	1.9900	6300.0	76	8173	No
38	GOM_NL__2PRFIN20030923_015923_000000392020_00103_08173_0243.N1	23-SEP-2003 01:59:23	Bright	39.000	60	7Bet UMi	2.0810	3950.0	78	8173	No
39	GOM_NL__2PRFIN20030923_020534_000000392020_00103_08173_0244.N1	23-SEP-2003 02:05:34	Bright	38.500	36	50Alp UMa	1.8000	6300.0	77	8173	No
40	GOM_NL__2PRFIN20030923_020703_000000342020_00103_08173_0245.N1	23-SEP-2003 02:07:03	Bright	34.000	82	48Bet UMa	2.3650	10600.	68	8173	No
41	GOM_NL__2PRFIN20030923_020937_000000622020_00103_08173_0246.N1	23-SEP-2003 02:09:37	Bright	62.000	42	34Bet Aur	1.9000	10200.	124	8173	No
42	GOM_NL__2PRFIN20030923_021329_000000732020_00103_08173_0247.N1	23-SEP-2003 02:13:29	Bright	72.500	107	37The Aur	2.6490	11000.	145	8173	No

43	GOM_NL__2PRFIN20030923_021635_000002552020_00103_08173_0248.N1	23-SEP-2003 02:16:35	Twilight	255.00	114	3lot Aur	2.6930	4600.0	510	8173	No
44	GOM_NL__2PRFIN20030923_022140_000001002020_00103_08173_0249.N1	23-SEP-2003 02:21:40	Straylight	99.500	151	13Mu Gem	2.8900	3000.0	199	8173	No
45	GOM_NL__2PRFIN20030923_022507_000000602020_00103_08173_0250.N1	23-SEP-2003 02:25:07	Dark	59.500	8	10Alp CMi	0.40000	6500.0	119	8173	No
46	GOM_NL__2PRFIN20030923_023226_000000452020_00103_08173_0251.N1	23-SEP-2003 02:32:26	Dark	45.000	132	15Rho Pup	2.8030	6900.0	90	8173	No
47	GOM_NL__2PRFIN20030923_023548_000000452020_00103_08173_0252.N1	23-SEP-2003 02:35:48	Dark	45.000	65	Lam Vel	2.2040	4400.0	90	8173	No
48	GOM_NL__2PRFIN20030923_023907_000000412020_00103_08173_0253.N1	23-SEP-2003 02:39:07	Dark	40.500	46	Del Vel	1.9540	10600.	81	8173	No
49	GOM_NL__2PRFIN20030923_024041_000000412020_00103_08173_0254.N1	23-SEP-2003 02:40:41	Dark	41.000	41	Eps Car	1.8600	4100.0	82	8173	No
50	GOM_NL__2PRFIN20030923_024302_000002382020_00104_08174_0139.N1	23-SEP-2003 02:43:02	Dark	238.00	33	50Zet Ori	1.7660	30000.	476	8174	No
51	GOM_NL__2PRFIN20030923_025108_000000392020_00104_08174_0140.N1	23-SEP-2003 02:51:08	Dark	39.000	135	Bet Hyi	2.8200	5800.0	78	8174	No
52	GOM_NL__2PRFIN20030923_025243_000000452020_00104_08174_0141.N1	23-SEP-2003 02:52:43	Dark	44.500	143	Alp Hyi	2.8570	7200.0	89	8174	No
53	GOM_NL__2PRFIN20030923_025410_000000482020_00104_08174_0142.N1	23-SEP-2003 02:54:10	Dark	47.500	9	Alp Eri	0.45300	24000.	95	8174	No
54	GOM_NL__2PRFIN20030923_025637_000000432020_00104_08174_0143.N1	23-SEP-2003 02:56:37	Straylight	42.500	148	Alp Tuc	2.8780	4100.0	85	8174	No
55	GOM_NL__2PRFIN20030923_025944_000000482020_00104_08174_0144.N1	23-SEP-2003 02:59:44	Straylight	47.500	84	Alp Phe	2.3970	4500.0	95	8174	No
56	GOM_NL__2PRFIN20030923_030311_000000422020_00104_08174_0145.N1	23-SEP-2003 03:03:11	Straylight	42.000	172	Gam Gru	3.0030	13100.	84	8174	No
57	GOM_NL__2PRFIN20030923_030440_000000442020_00104_08174_0146.N1	23-SEP-2003 03:04:40	Straylight	44.000	18	24Alp PsA	1.1660	9700.0	88	8174	No
58	GOM_NL__2PRFIN20030923_030702_000000552020_00104_08174_0147.N1	23-SEP-2003 03:07:02	Twilight	54.500	52	16Bet Cet	2.0370	4500.0	109	8174	No
59	GOM_NL__2PRFIN20030923_030850_000000482020_00104_08174_0148.N1	23-SEP-2003 03:08:50	Dark	47.500	1014	Mars	0.0000	0.0000	95	8174	Yes
60	GOM_NL__2PRFIN20030923_031320_000000392020_00104_08174_0149.N1	23-SEP-2003 03:13:20	Bright	39.000	162	34Alp Aqr	2.9440	5350.0	78	8174	No
61	GOM_NL__2PRFIN20030923_031624_000000392020_00104_08174_0150.N1	23-SEP-2003 03:16:24	Bright	38.500	61	8Eps Peg	2.1000	3900.0	77	8174	No
62	GOM_NL__2PRFIN20030923_031822_000000462020_00104_08174_0151.N1	23-SEP-2003 03:18:22	Bright	45.500	140	88Gam Peg	2.8340	26000.	91	8174	No
63	GOM_NL__2PRFIN20030923_032113_000000432020_00104_08174_0152.N1	23-SEP-2003 03:21:13	Bright	43.000	93	53Bet Peg	2.5200	3100.0	86	8174	No
64	GOM_NL__2PRFIN20030923_032242_000000442020_00104_08174_0153.N1	23-SEP-2003 03:22:42	Bright	44.000	58	21Alp And	2.0730	11000.	88	8174	No
65	GOM_NL__2PRFIN20030923_032700_000000402020_00104_08174_0154.N1	23-SEP-2003 03:27:00	Bright	39.500	19	50Alp Cyg	1.2460	10500.	79	8174	No
66	GOM_NL__2PRFIN20030923_033101_000000392020_00104_08174_0155.N1	23-SEP-2003 03:31:01	Bright	38.500	89	5Alp Cep	2.4510	8000.0	77	8174	No
67	GOM_NL__2PRFIN20030923_033246_000000422020_00104_08174_0156.N1	23-SEP-2003 03:32:46	Bright	41.500	76	27Gam Cas	2.3000	30000.	83	8174	No
68	GOM_NL__2PRFIN20030923_033831_000000362020_00104_08174_0157.N1	23-SEP-2003 03:38:31	Bright	36.000	49	1Alp UMi	1.9900	6300.0	72	8174	No
69	GOM_NL__2PRFIN20030923_033958_000000362020_00104_08174_0158.N1	23-SEP-2003 03:39:58	Bright	35.500	60	7Bet UMi	2.0810	3950.0	71	8174	No
70	GOM_NL__2PRFIN20030923_034611_000000362020_00104_08174_0159.N1	23-SEP-2003 03:46:11	Bright	36.000	36	50Alp UMa	1.8000	6300.0	72	8174	No
71	GOM_NL__2PRFIN20030923_034739_000000362020_00104_08174_0160.N1	23-SEP-2003 03:47:39	Bright	35.500	82	48Bet UMa	2.3650	10600.	71	8174	No
72	GOM_NL__2PRFIN20030923_035013_000000612020_00104_08174_0161.N1	23-SEP-2003 03:50:13	Bright	60.500	42	34Bet Aur	1.9000	10200.	121	8174	No
73	GOM_NL__2PRFIN20030923_035405_000000692020_00104_08174_0162.N1	23-SEP-2003 03:54:05	Bright	68.500	107	37The Aur	2.6490	11000.	137	8174	No
74	GOM_NL__2PRFIN20030923_035712_000002552020_00104_08174_0163.N1	23-SEP-2003 03:57:12	Twilight	255.00	114	3lot Aur	2.6930	4600.0	510	8174	No
75	GOM_NL__2PRFIN20030923_040217_000001022020_00104_08174_0164.N1	23-SEP-2003 04:02:17	Straylight	101.50	151	13Mu Gem	2.8900	3000.0	203	8174	No
76	GOM_NL__2PRFIN20030923_040544_000000642020_00104_08174_0165.N1	23-SEP-2003 04:05:44	Dark	64.000	8	10Alp CMi	0.40000	6500.0	128	8174	No
77	GOM_NL__2PRFIN20030923_041302_000000472020_00104_08174_0166.N1	23-SEP-2003 04:13:02	Dark	47.000	132	15Rho Pup	2.8030	6900.0	94	8174	No
78	GOM_NL__2PRFIN20030923_041624_000000472020_00104_08174_0167.N1	23-SEP-2003 04:16:24	Dark	47.000	65	Lam Vel	2.2040	4400.0	94	8174	No
79	GOM_NL__2PRFIN20030923_041943_000000452020_00104_08174_0168.N1	23-SEP-2003 04:19:43	Dark	45.000	46	Del Vel	1.9540	10600.	90	8174	No
80	GOM_NL__2PRFIN20030923_042117_000000492020_00104_08174_0169.N1	23-SEP-2003 04:21:17	Dark	48.500	41	Eps Car	1.8600	4100.0	97	8174	No
81	GOM_NL__2PRFIN20030923_042345_000002382020_00105_08175_0216.N1	23-SEP-2003 04:23:45	Dark	238.00	33	50Zet Ori	1.7660	30000.	476	8175	No
82	GOM_NL__2PRFIN20030923_043145_000000392020_00105_08175_0217.N1	23-SEP-2003 04:31:45	Dark	39.000	135	Bet Hyi	2.8200	5800.0	78	8175	No
83	GOM_NL__2PRFIN20030923_043320_000000422020_00105_08175_0218.N1	23-SEP-2003 04:33:20	Dark	41.500	143	Alp Hyi	2.8570	7200.0	83	8175	No
84	GOM_NL__2PRFIN20030923_043447_000000462020_00105_08175_0219.N1	23-SEP-2003 04:34:47	Dark	45.500	9	Alp Eri	0.45300	24000.	91	8175	No
85	GOM_NL__2PRFIN20030923_043713_000000392020_00105_08175_0220.N1	23-SEP-2003 04:37:13	Straylight	38.500	148	Alp Tuc	2.8780	4100.0	77	8175	No
86	GOM_NL__2PRFIN20030923_044042_000000522020_00105_08175_0221.N1	23-SEP-2003 04:40:42	Straylight	52.000	63	Bet Gru	2.1500	2800.0	104	8175	No
87	GOM_NL__2PRFIN20030923_044347_000000392020_00105_08175_0222.N1	23-SEP-2003 04:43:47	Straylight	38.500	172	Gam Gru	3.0030	13100.	77	8175	No
88	GOM_NL__2PRFIN20030923_044516_000000442020_00105_08175_0223.N1	23-SEP-2003 04:45:16	Straylight	44.000	18	24Alp PsA	1.1660	9700.0	88	8175	No
89	GOM_NL__2PRFIN20030923_044739_000000562020_00105_08175_0224.N1	23-SEP-2003 04:47:39	Twilight	55.500	52	16Bet Cet	2.0370	4500.0	111	8175	No
90	GOM_NL__2PRFIN20030923_044926_000000512020_00105_08175_0225.N1	23-SEP-2003 04:49:26	Dark	51.000	1014	Mars	0.0000	0.0000	102	8175	Yes
91	GOM_NL__2PRFIN20030923_045357_000000392020_00105_08175_0226.N1	23-SEP-2003 04:53:57	Bright	38.500	162	34Alp Aqr	2.9440	5350.0	77	8175	No
92	GOM_NL__2PRFIN20030923_045700_000000392020_00105_08175_0227.N1	23-SEP-2003 04:57:00	Bright	39.000	61	8Eps Peg	2.1000	3900.0	78	8175	No
93	GOM_NL__2PRFIN20030923_045858_000000452020_00105_08175_0228.N1	23-SEP-2003 04:58:58	Bright	44.500	140	88Gam Peg	2.8340	26000.	89	8175	No
94	GOM_NL__2PRFIN20030923_050150_000000402020_00105_08175_0229.N1	23-SEP-2003 05:01:50	Bright	39.500	93	53Bet Peg	2.5200	3100.0	79	8175	No
95	GOM_NL__2PRFIN20030923_050318_000000442020_00105_08175_0230.N1	23-SEP-2003 05:03:18	Bright	43.500	58	21Alp And	2.0730	11000.	87	8175	No
96	GOM_NL__2PRFIN20030923_050736_000000392020_00105_08175_0231.N1	23-SEP-2003 05:07:36	Bright	38.500	19	50Alp Cyg	1.2460	10500.	77	8175	No
97	GOM_NL__2PRFIN20030923_051138_000000382020_00105_08175_0232.N1	23-SEP-2003 05:11:38	Bright	37.500	89	5Alp Cep	2.4510	8000.0	75	8175	No
98	GOM_NL__2PRFIN20030923_051322_000000432020_00105_08175_0233.N1	23-SEP-2003 05:13:22	Bright	42.500	76	27Gam Cas	2.3000	30000.	85	8175	No
99	GOM_NL__2PRFIN20030923_051907_000000382020_00105_08175_0234.N1	23-SEP-2003 05:19:07	Bright	38.000	49	1Alp UMi	1.9900	6300.0	76	8175	No
100	GOM_NL__2PRFIN20030923_052035_000000362020_00105_08175_0235.N1	23-SEP-2003 05:20:35	Bright	35.500	60	7Bet UMi	2.0810	3950.0	71	8175	No
101	GOM_NL__2PRFIN20030923_052647_000000382020_00105_08175_0236.N1	23-SEP-2003 05:26:47	Bright	37.500	36	50Alp UMa	1.8000	6300.0	75	8175	No

102	GOM_NL__2PRFIN20030923_052815_000000362020_00105_08175_0237.N1	23-SEP-2003 05:28:15	Bright	35.500	82	48Bet UMa	2.3650	10600.	71	8175	No
103	GOM_NL__2PRFIN20030923_053048_000000632020_00105_08175_0238.N1	23-SEP-2003 05:30:48	Bright	63.000	42	34Bet Aur	1.9000	10200.	126	8175	No
104	GOM_NL__2PRFIN20030923_053441_000000712020_00105_08175_0239.N1	23-SEP-2003 05:34:41	Bright	71.000	107	37The Aur	2.6490	11000.	142	8175	No
105	GOM_NL__2PRFIN20030923_053748_000002552020_00105_08175_0240.N1	23-SEP-2003 05:37:48	Twi_and_stray	255.00	114	31ot Aur	2.6930	4600.0	510	8175	No
106	GOM_NL__2PRFIN20030923_054253_000001032020_00105_08175_0241.N1	23-SEP-2003 05:42:53	Straylight	103.00	151	13Mu Gem	2.8900	3000.0	206	8175	No
107	GOM_NL__2PRFIN20030923_054621_000000662020_00105_08175_0242.N1	23-SEP-2003 05:46:21	Dark	66.000	8	10Alp CMi	0.40000	6500.0	132	8175	No
108	GOM_NL__2PRFIN20030923_055340_000000472020_00105_08175_0243.N1	23-SEP-2003 05:53:40	Dark	47.000	132	15Rho Pup	2.8030	6900.0	94	8175	No
109	GOM_NL__2PRFIN20030923_055702_000000492020_00105_08175_0244.N1	23-SEP-2003 05:57:02	Dark	49.000	65	Lam Vel	2.2040	4400.0	98	8175	No
110	GOM_NL__2PRFIN20030923_060020_000000412020_00105_08175_0245.N1	23-SEP-2003 06:00:20	Dark	40.500	46	Del Vel	1.9540	10600.	81	8175	No
111	GOM_NL__2PRFIN20030923_060154_000000462020_00105_08175_0246.N1	23-SEP-2003 06:01:54	Dark	45.500	41	Eps Car	1.8600	4100.0	91	8175	No
112	GOM_NL__2PRFIN20030923_060550_000002332020_00106_08176_0218.N1	23-SEP-2003 06:05:50	Dark	233.00	125	44lot Ori	2.7700	30000.	466	8176	No
113	GOM_NL__2PRFIN20030923_061221_000000412020_00106_08176_0219.N1	23-SEP-2003 06:12:21	Dark	40.500	135	Bet Hyi	2.8200	5800.0	81	8176	No
114	GOM_NL__2PRFIN20030923_061356_000000412020_00106_08176_0220.N1	23-SEP-2003 06:13:56	Dark	41.000	143	Alp Hyi	2.8570	7200.0	82	8176	No
115	GOM_NL__2PRFIN20030923_061523_000000502020_00106_08176_0221.N1	23-SEP-2003 06:15:23	Dark	50.000	9	Alp Eri	0.45300	24000.	100	8176	No
116	GOM_NL__2PRFIN20030923_061749_000000492020_00106_08176_0222.N1	23-SEP-2003 06:17:49	Straylight	48.500	148	Alp Tuc	2.8780	4100.0	97	8176	No
117	GOM_NL__2PRFIN20030923_062118_000000522020_00106_08176_0223.N1	23-SEP-2003 06:21:18	Straylight	52.000	63	Bet Gru	2.1500	2800.0	104	8176	No
118	GOM_NL__2PRFIN20030923_062424_000000402020_00106_08176_0224.N1	23-SEP-2003 06:24:24	Straylight	40.000	172	Gam Gru	3.0030	13100.	80	8176	No
119	GOM_NL__2PRFIN20030923_062553_000000462020_00106_08176_0225.N1	23-SEP-2003 06:25:53	Straylight	45.500	18	24Alp PsA	1.1660	9700.0	91	8176	No
120	GOM_NL__2PRFIN20030923_062815_000000552020_00106_08176_0226.N1	23-SEP-2003 06:28:15	Twi_and_stray	54.500	52	16Bet Cet	2.0370	4500.0	109	8176	No
121	GOM_NL__2PRFIN20030923_063002_000000492020_00106_08176_0227.N1	23-SEP-2003 06:30:02	Dark	49.000	1014	Mars	0.0000	0.0000	98	8176	Yes
122	GOM_NL__2PRFIN20030923_063433_000000392020_00106_08176_0228.N1	23-SEP-2003 06:34:33	Bright	39.000	162	34Alp Aqr	2.9440	5350.0	78	8176	No
123	GOM_NL__2PRFIN20030923_063737_000000402020_00106_08176_0229.N1	23-SEP-2003 06:37:37	Bright	39.500	61	8Eps Peg	2.1000	3900.0	79	8176	No
124	GOM_NL__2PRFIN20030923_063933_000000472020_00106_08176_0230.N1	23-SEP-2003 06:39:33	Bright	46.500	140	88Gam Peg	2.8340	26000.	93	8176	No
125	GOM_NL__2PRFIN20030923_064226_000000392020_00106_08176_0231.N1	23-SEP-2003 06:42:26	Bright	39.000	93	53Bet Peg	2.5200	3100.0	78	8176	No
126	GOM_NL__2PRFIN20030923_064353_000000452020_00106_08176_0232.N1	23-SEP-2003 06:43:53	Bright	44.500	58	21Alp And	2.0730	11000.	89	8176	No
127	GOM_NL__2PRFIN20030923_064812_000000402020_00106_08176_0233.N1	23-SEP-2003 06:48:12	Bright	39.500	19	50Alp Cyg	1.2460	10500.	79	8176	No
128	GOM_NL__2PRFIN20030923_065214_000000372020_00106_08176_0234.N1	23-SEP-2003 06:52:14	Bright	36.500	89	5Alp Cep	2.4510	8000.0	73	8176	No
129	GOM_NL__2PRFIN20030923_065357_000000422020_00106_08176_0235.N1	23-SEP-2003 06:53:57	Bright	41.500	76	27Gam Cas	2.3000	30000.	83	8176	No
130	GOM_NL__2PRFIN20030923_065943_000000392020_00106_08176_0236.N1	23-SEP-2003 06:59:43	Bright	39.000	49	1Alp UMi	1.9900	6300.0	78	8176	No
131	GOM_NL__2PRFIN20030923_070112_000000392020_00106_08176_0237.N1	23-SEP-2003 07:01:12	Bright	38.500	60	7Bet UMi	2.0810	3950.0	77	8176	No
132	GOM_NL__2PRFIN20030923_070723_000000382020_00106_08176_0238.N1	23-SEP-2003 07:07:23	Bright	38.000	36	50Alp UMa	1.8000	6300.0	76	8176	No
133	GOM_NL__2PRFIN20030923_070852_000000382020_00106_08176_0239.N1	23-SEP-2003 07:08:52	Bright	37.500	82	48Bet UMa	2.3650	10600.	75	8176	No
134	GOM_NL__2PRFIN20030923_071124_000000602020_00106_08176_0240.N1	23-SEP-2003 07:11:24	Bright	59.500	42	34Bet Aur	1.9000	10200.	119	8176	No
135	GOM_NL__2PRFIN20030923_071517_000000732020_00106_08176_0241.N1	23-SEP-2003 07:15:17	Bright	72.500	107	37The Aur	2.6490	11000.	145	8176	No
136	GOM_NL__2PRFIN20030923_071824_000002552020_00106_08176_0242.N1	23-SEP-2003 07:18:24	Twi_and_stray	255.00	114	31ot Aur	2.6930	4600.0	510	8176	No
137	GOM_NL__2PRFIN20030923_072330_000001062020_00106_08176_0243.N1	23-SEP-2003 07:23:30	Straylight	106.00	151	13Mu Gem	2.8900	3000.0	212	8176	No
138	GOM_NL__2PRFIN20030923_072657_000000682020_00106_08176_0244.N1	23-SEP-2003 07:26:57	Dark	67.500	8	10Alp CMi	0.40000	6500.0	135	8176	No
139	GOM_NL__2PRFIN20030923_073416_000000452020_00106_08176_0245.N1	23-SEP-2003 07:34:16	Dark	45.000	132	15Rho Pup	2.8030	6900.0	90	8176	No
140	GOM_NL__2PRFIN20030923_073738_000000442020_00106_08176_0246.N1	23-SEP-2003 07:37:38	Dark	43.500	65	Lam Vel	2.2040	4400.0	87	8176	No
141	GOM_NL__2PRFIN20030923_074056_000000402020_00106_08176_0247.N1	23-SEP-2003 07:40:56	Dark	40.000	46	Del Vel	1.9540	10600.	80	8176	No
142	GOM_NL__2PRFIN20030923_074230_000000472020_00106_08176_0248.N1	23-SEP-2003 07:42:30	Dark	47.000	41	Eps Car	1.8600	4100.0	94	8176	No
143	GOM_NL__2PRFIN20030923_074633_000002332020_00107_08177_0128.N1	23-SEP-2003 07:46:33	Dark	233.00	125	44lot Ori	2.7700	30000.	466	8177	No
144	GOM_NL__2PRFIN20030923_075257_000000392020_00107_08177_0129.N1	23-SEP-2003 07:52:57	Dark	38.500	135	Bet Hyi	2.8200	5800.0	77	8177	No
145	GOM_NL__2PRFIN20030923_075433_000000422020_00107_08177_0130.N1	23-SEP-2003 07:54:33	Dark	41.500	143	Alp Hyi	2.8570	7200.0	83	8177	No
146	GOM_NL__2PRFIN20030923_075600_000000532020_00107_08177_0131.N1	23-SEP-2003 07:56:00	Dark	53.000	9	Alp Eri	0.45300	24000.	106	8177	No
147	GOM_NL__2PRFIN20030923_075826_000000412020_00107_08177_0132.N1	23-SEP-2003 07:58:26	Straylight	41.000	148	Alp Tuc	2.8780	4100.0	82	8177	No
148	GOM_NL__2PRFIN20030923_080154_000000432020_00107_08177_0133.N1	23-SEP-2003 08:01:54	Straylight	43.000	63	Bet Gru	2.1500	2800.0	86	8177	No
149	GOM_NL__2PRFIN20030923_080500_000000382020_00107_08177_0134.N1	23-SEP-2003 08:05:00	Straylight	38.000	172	Gam Gru	3.0030	13100.	76	8177	No
150	GOM_NL__2PRFIN20030923_080629_000000462020_00107_08177_0135.N1	23-SEP-2003 08:06:29	Straylight	45.500	18	24Alp PsA	1.1660	9700.0	91	8177	No
151	GOM_NL__2PRFIN20030923_080851_000000582020_00107_08177_0136.N1	23-SEP-2003 08:08:51	Twi_and_stray	57.500	52	16Bet Cet	2.0370	4500.0	115	8177	No
152	GOM_NL__2PRFIN20030923_081039_000000472020_00107_08177_0137.N1	23-SEP-2003 08:10:39	Dark	46.500	1014	Mars	0.0000	0.0000	93	8177	Yes
153	GOM_NL__2PRFIN20030923_081509_000000392020_00107_08177_0138.N1	23-SEP-2003 08:15:09	Bright	39.000	162	34Alp Aqr	2.9440	5350.0	78	8177	No
154	GOM_NL__2PRFIN20030923_081813_000000382020_00107_08177_0139.N1	23-SEP-2003 08:18:13	Bright	38.000	61	8Eps Peg	2.1000	3900.0	76	8177	No
155	GOM_NL__2PRFIN20030923_082009_000000452020_00107_08177_0140.N1	23-SEP-2003 08:20:09	Bright	45.000	140	88Gam Peg	2.8340	26000.	90	8177	No
156	GOM_NL__2PRFIN20030923_082302_000000422020_00107_08177_0141.N1	23-SEP-2003 08:23:02	Bright	41.500	93	53Bet Peg	2.5200	3100.0	83	8177	No
157	GOM_NL__2PRFIN20030923_082428_000000452020_00107_08177_0142.N1	23-SEP-2003 08:24:28	Bright	44.500	58	21Alp And	2.0730	11000.	89	8177	No
158	GOM_NL__2PRFIN20030923_082849_000000402020_00107_08177_0143.N1	23-SEP-2003 08:28:49	Bright	39.500	19	50Alp Cyg	1.2460	10500.	79	8177	No
159	GOM_NL__2PRFIN20030923_083250_000000372020_00107_08177_0144.N1	23-SEP-2003 08:32:50	Bright	37.000	89	5Alp Cep	2.4510	8000.0	74	8177	No
160	GOM_NL__2PRFIN20030923_083432_000000412020_00107_08177_0145.N1	23-SEP-2003 08:34:32	Bright	40.500	76	27Gam Cas	2.3000	30000.	81	8177	No

161	GOM_NL__2PRFIN20030923_084019_000000382020_00107_08177_0146.N1	23-SEP-2003 08:40:19	Bright	38.000	49	1Alp UMi	1.9900	6300.0	76	8177	No
162	GOM_NL__2PRFIN20030923_084148_000000382020_00107_08177_0147.N1	23-SEP-2003 08:41:48	Bright	38.000	60	7Bet UMi	2.0810	3950.0	76	8177	No
163	GOM_NL__2PRFIN20030923_084759_000000382020_00107_08177_0148.N1	23-SEP-2003 08:47:59	Bright	38.000	36	50Alp UMa	1.8000	6300.0	76	8177	No
164	GOM_NL__2PRFIN20030923_084928_000000372020_00107_08177_0149.N1	23-SEP-2003 08:49:28	Bright	37.000	82	48Bet UMa	2.3650	10600.	74	8177	No
165	GOM_NL__2PRFIN20030923_085159_000000622020_00107_08177_0150.N1	23-SEP-2003 08:51:59	Bright	62.000	42	34Bet Aur	1.9000	10200.	124	8177	No
166	GOM_NL__2PRFIN20030923_085553_000000712020_00107_08177_0151.N1	23-SEP-2003 08:55:53	Bright	71.000	107	37The Aur	2.6490	11000.	142	8177	No
167	GOM_NL__2PRFIN20030923_085900_000002552020_00107_08177_0152.N1	23-SEP-2003 08:59:00	Twi_and_stray	255.00	114	3lot Aur	2.6930	4600.0	510	8177	No
168	GOM_NL__2PRFIN20030923_090407_000000962020_00107_08177_0153.N1	23-SEP-2003 09:04:07	Straylight	96.000	151	13Mu Gem	2.8900	3000.0	192	8177	No
169	GOM_NL__2PRFIN20030923_090734_000000682020_00107_08177_0154.N1	23-SEP-2003 09:07:34	Dark	67.500	8	10Alp CMi	0.40000	6500.0	135	8177	No
170	GOM_NL__2PRFIN20030923_091453_000000482020_00107_08177_0155.N1	23-SEP-2003 09:14:53	Dark	48.000	132	15Rho Pup	2.8030	6900.0	96	8177	No
171	GOM_NL__2PRFIN20030923_091814_000000412020_00107_08177_0156.N1	23-SEP-2003 09:18:14	Dark	41.000	65	Lam Vel	2.2040	4400.0	82	8177	No
172	GOM_NL__2PRFIN20030923_092133_000000392020_00107_08177_0157.N1	23-SEP-2003 09:21:33	Dark	39.000	46	Del Vel	1.9540	10600.	78	8177	No
173	GOM_NL__2PRFIN20030923_092306_000000442020_00107_08177_0158.N1	23-SEP-2003 09:23:06	Dark	43.500	41	Eps Car	1.8600	4100.0	87	8177	No
174	GOM_NL__2PRFIN20030923_092716_000002332020_00108_08178_0128.N1	23-SEP-2003 09:27:16	Dark	233.00	125	44lot Ori	2.7700	30000.	466	8178	No
175	GOM_NL__2PRFIN20030923_093334_000000392020_00108_08178_0129.N1	23-SEP-2003 09:33:34	Dark	38.500	135	Bet Hyi	2.8200	5800.0	77	8178	No
176	GOM_NL__2PRFIN20030923_093510_000000422020_00108_08178_0130.N1	23-SEP-2003 09:35:10	Dark	41.500	143	Alp Hyi	2.8570	7200.0	83	8178	No
177	GOM_NL__2PRFIN20030923_093637_000000482020_00108_08178_0131.N1	23-SEP-2003 09:36:37	Dark	48.000	9	Alp Eri	0.45300	24000.	96	8178	No
178	GOM_NL__2PRFIN20030923_093902_000000422020_00108_08178_0132.N1	23-SEP-2003 09:39:02	Straylight	41.500	148	Alp Tuc	2.8780	4100.0	83	8178	No
179	GOM_NL__2PRFIN20030923_094231_000000492020_00108_08178_0133.N1	23-SEP-2003 09:42:31	Straylight	49.000	63	Bet Gru	2.1500	2800.0	98	8178	No
180	GOM_NL__2PRFIN20030923_094536_000000372020_00108_08178_0134.N1	23-SEP-2003 09:45:36	Straylight	37.000	172	Gam Gru	3.0030	13100.	74	8178	No
181	GOM_NL__2PRFIN20030923_094706_000000412020_00108_08178_0135.N1	23-SEP-2003 09:47:06	Straylight	41.000	18	24Alp PsA	1.1660	9700.0	82	8178	No
182	GOM_NL__2PRFIN20030923_094927_000000572020_00108_08178_0136.N1	23-SEP-2003 09:49:27	Twi_and_stray	56.500	52	16Bet Cet	2.0370	4500.0	113	8178	No
183	GOM_NL__2PRFIN20030923_095115_000000492020_00108_08178_0137.N1	23-SEP-2003 09:51:15	Dark	49.000	1014	Mars	0.0000	0.0000	98	8178	Yes
184	GOM_NL__2PRFIN20030923_095545_000000382020_00108_08178_0138.N1	23-SEP-2003 09:55:45	Bright	38.000	162	34Alp Aqr	2.9440	5350.0	76	8178	No
185	GOM_NL__2PRFIN20030923_095849_000000392020_00108_08178_0139.N1	23-SEP-2003 09:58:49	Bright	39.000	61	8Eps Peg	2.1000	3900.0	78	8178	No
186	GOM_NL__2PRFIN20030923_100045_000000462020_00108_08178_0140.N1	23-SEP-2003 10:00:45	Bright	46.000	140	88Gam Peg	2.8340	26000.	92	8178	No
187	GOM_NL__2PRFIN20030923_100338_000000402020_00108_08178_0141.N1	23-SEP-2003 10:03:38	Bright	39.500	93	53Bet Peg	2.5200	3100.0	79	8178	No
188	GOM_NL__2PRFIN20030923_100504_000000452020_00108_08178_0142.N1	23-SEP-2003 10:05:04	Bright	44.500	58	21Alp And	2.0730	11000.	89	8178	No
189	GOM_NL__2PRFIN20030923_100925_000000392020_00108_08178_0143.N1	23-SEP-2003 10:09:25	Bright	39.000	19	50Alp Cyg	1.2460	10500.	78	8178	No
190	GOM_NL__2PRFIN20030923_101327_000000362020_00108_08178_0144.N1	23-SEP-2003 10:13:27	Bright	35.500	89	5Alp Cep	2.4510	8000.0	71	8178	No
191	GOM_NL__2PRFIN20030923_101508_000000402020_00108_08178_0145.N1	23-SEP-2003 10:15:08	Bright	40.000	76	27Gam Cas	2.3000	30000.	80	8178	No
192	GOM_NL__2PRFIN20030923_102056_000000352020_00108_08178_0146.N1	23-SEP-2003 10:20:56	Bright	34.500	49	1Alp UMi	1.9900	6300.0	69	8178	No
193	GOM_NL__2PRFIN20030923_102225_000000382020_00108_08178_0147.N1	23-SEP-2003 10:22:25	Bright	37.500	60	7Bet UMi	2.0810	3950.0	75	8178	No
194	GOM_NL__2PRFIN20030923_102836_000000382020_00108_08178_0148.N1	23-SEP-2003 10:28:36	Bright	38.000	36	50Alp UMa	1.8000	6300.0	76	8178	No
195	GOM_NL__2PRFIN20030923_103004_000000362020_00108_08178_0149.N1	23-SEP-2003 10:30:04	Bright	35.500	82	48Bet UMa	2.3650	10600.	71	8178	No
196	GOM_NL__2PRFIN20030923_103235_000000602020_00108_08178_0150.N1	23-SEP-2003 10:32:35	Bright	60.000	42	34Bet Aur	1.9000	10200.	120	8178	No
197	GOM_NL__2PRFIN20030923_103629_000000742020_00108_08178_0151.N1	23-SEP-2003 10:36:29	Bright	74.000	107	37The Aur	2.6490	11000.	148	8178	No
198	GOM_NL__2PRFIN20030923_103937_000002552020_00108_08178_0152.N1	23-SEP-2003 10:39:37	Twi_and_stray	255.00	114	3lot Aur	2.6930	4600.0	510	8178	No
199	GOM_NL__2PRFIN20030923_104444_000000982020_00108_08178_0153.N1	23-SEP-2003 10:44:44	Straylight	97.500	151	13Mu Gem	2.8900	3000.0	195	8178	No
200	GOM_NL__2PRFIN20030923_104811_000000642020_00108_08178_0154.N1	23-SEP-2003 10:48:11	Dark	63.500	8	10Alp CMi	0.40000	6500.0	127	8178	No
201	GOM_NL__2PRFIN20030923_105530_000000472020_00108_08178_0155.N1	23-SEP-2003 10:55:30	Dark	46.500	132	15Rho Pup	2.8030	6900.0	93	8178	No
202	GOM_NL__2PRFIN20030923_105850_000000462020_00108_08178_0156.N1	23-SEP-2003 10:58:50	Dark	45.500	65	Lam Vel	2.2040	4400.0	91	8178	No
203	GOM_NL__2PRFIN20030923_110209_000000402020_00108_08178_0157.N1	23-SEP-2003 11:02:09	Dark	40.000	46	Del Vel	1.9540	10600.	80	8178	No
204	GOM_NL__2PRFIN20030923_110343_000000502020_00108_08178_0158.N1	23-SEP-2003 11:03:43	Dark	50.000	41	Eps Car	1.8600	4100.0	100	8178	No
205	GOM_NL__2PRFIN20030923_110759_000002332020_00109_08179_0128.N1	23-SEP-2003 11:07:59	Dark	232.50	125	44lot Ori	2.7700	30000.	465	8179	No
206	GOM_NL__2PRFIN20030923_124626_000000522020_00110_08180_9020.N1	23-SEP-2003 12:46:26	Dark	52.000	2	Alp Car	-0.73600	7000.0	104	8180	No
207	GOM_NL__2PRFIN20030923_125446_000000392020_00110_08180_9021.N1	23-SEP-2003 12:54:46	Dark	39.000	135	Bet Hyi	2.8200	5800.0	78	8180	No
208	GOM_NL__2PRFIN20030923_125623_000000412020_00110_08180_9022.N1	23-SEP-2003 12:56:23	Dark	40.500	143	Alp Hyi	2.8570	7200.0	81	8180	No
209	GOM_NL__2PRFIN20030923_125750_000000442020_00110_08180_9023.N1	23-SEP-2003 12:57:50	Dark	44.000	9	Alp Eri	0.45300	24000.	88	8180	No
210	GOM_NL__2PRFIN20030923_130014_000000392020_00110_08180_9024.N1	23-SEP-2003 13:00:14	Straylight	39.000	148	Alp Tuc	2.8780	4100.0	78	8180	No
211	GOM_NL__2PRFIN20030923_130400_000000412020_00110_08180_9025.N1	23-SEP-2003 13:04:00	Straylight	40.500	31	Alp Gru	1.7340	15200.	81	8180	No
212	GOM_NL__2PRFIN20030923_130648_000000382020_00110_08180_9026.N1	23-SEP-2003 13:06:48	Straylight	38.000	172	Gam Gru	3.0030	13100.	76	8180	No
213	GOM_NL__2PRFIN20030923_130818_000000452020_00110_08180_9027.N1	23-SEP-2003 13:08:18	Straylight	44.500	18	24Alp PsA	1.1660	9700.0	89	8180	No
214	GOM_NL__2PRFIN20030923_131039_000000542020_00110_08180_9028.N1	23-SEP-2003 13:10:39	Twi_and_stray	54.000	52	16Bet Cet	2.0370	4500.0	108	8180	No
215	GOM_NL__2PRFIN20030923_131228_000000462020_00110_08180_9029.N1	23-SEP-2003 13:12:28	Dark	45.500	1014	Mars	0.0000	0.0000	91	8180	Yes
216	GOM_NL__2PRFIN20030923_131658_000000382020_00110_08180_9030.N1	23-SEP-2003 13:16:58	Bright	38.000	162	34Alp Aqr	2.9440	5350.0	76	8180	No
217	GOM_NL__2PRFIN20030923_132002_000000392020_00110_08180_9031.N1	23-SEP-2003 13:20:02	Bright	38.500	61	8Eps Peg	2.1000	3900.0	77	8180	No
218	GOM_NL__2PRFIN20030923_132156_000000452020_00110_08180_9032.N1	23-SEP-2003 13:21:56	Bright	45.000	140	88Gam Peg	2.8340	26000.	90	8180	No
219	GOM_NL__2PRFIN20030923_132450_000000402020_00110_08180_9033.N1	23-SEP-2003 13:24:50	Bright	40.000	93	53Bet Peg	2.5200	3100.0	80	8180	No

220	GOM_NL__2PRFIN20030923_132615_000000432020_00110_08180_9034.N1	23-SEP-2003 13:26:15	Bright	42.500	58	21Alp And	2.0730	11000.	85	8180	No
221	GOM_NL__2PRFIN20030923_133038_000000392020_00110_08180_9035.N1	23-SEP-2003 13:30:38	Bright	39.000	19	50Alp Cyg	1.2460	10500.	78	8180	No
222	GOM_NL__2PRFIN20030923_133439_000000342020_00110_08180_9036.N1	23-SEP-2003 13:34:39	Bright	34.000	89	5Alp Cep	2.4510	8000.0	68	8180	No
223	GOM_NL__2PRFIN20030923_133619_000000432020_00110_08180_9037.N1	23-SEP-2003 13:36:19	Bright	42.500	76	27Gam Cas	2.3000	30000.	85	8180	No
224	GOM_NL__2PRFIN20030923_134207_000000372020_00110_08180_9038.N1	23-SEP-2003 13:42:07	Bright	37.000	49	1Alp UMi	1.9900	6300.0	74	8180	No
225	GOM_NL__2PRFIN20030923_134337_000000402020_00110_08180_9039.N1	23-SEP-2003 13:43:37	Bright	39.500	60	7Bet UMi	2.0810	3950.0	79	8180	No
226	GOM_NL__2PRFIN20030923_134948_000000372020_00110_08180_9040.N1	23-SEP-2003 13:49:48	Bright	37.000	36	50Alp UMa	1.8000	6300.0	74	8180	No
227	GOM_NL__2PRFIN20030923_135116_000000352020_00110_08180_9041.N1	23-SEP-2003 13:51:16	Bright	34.500	82	48Bet UMa	2.3650	10600.	69	8180	No
228	GOM_NL__2PRFIN20030923_135346_000000642020_00110_08180_9042.N1	23-SEP-2003 13:53:46	Bright	64.000	42	34Bet Aur	1.9000	10200.	128	8180	No
229	GOM_NL__2PRFIN20030923_135740_000000722020_00110_08180_9043.N1	23-SEP-2003 13:57:40	Bright	72.000	107	37The Aur	2.6490	11000.	144	8180	No
230	GOM_NL__2PRFIN20030923_135954_000000522020_00110_08180_9044.N1	23-SEP-2003 13:59:54	Bright	52.000	24	66Alp Gem	1.5800	10200.	104	8180	No
231	GOM_NL__2PRFIN20030923_140521_000002552020_00110_08180_9045.N1	23-SEP-2003 14:05:21	Straylight	255.00	28	12Bet Tau	1.6500	15200.	510	8180	No
232	GOM_NL__2PRFIN20030923_141643_000000462020_00110_08180_9046.N1	23-SEP-2003 14:16:43	Dark	45.500	132	15Rho Pup	2.8030	6900.0	91	8180	No
233	GOM_NL__2PRFIN20030923_142003_000000452020_00110_08180_9047.N1	23-SEP-2003 14:20:03	Dark	44.500	65	Lam Vel	2.2040	4400.0	89	8180	No
234	GOM_NL__2PRFIN20030923_142321_000000402020_00110_08180_9048.N1	23-SEP-2003 14:23:21	Dark	39.500	46	Del Vel	1.9540	10600.	79	8180	No
235	GOM_NL__2PRFIN20030923_142703_000000552020_00111_08181_0164.N1	23-SEP-2003 14:27:03	Dark	55.000	2	Alp Car	-0.73600	7000.0	110	8181	No
236	GOM_NL__2PRFIN20030923_143522_000000392020_00111_08181_0165.N1	23-SEP-2003 14:35:22	Dark	38.500	135	Bet Hyi	2.8200	5800.0	77	8181	No
237	GOM_NL__2PRFIN20030923_143659_000000422020_00111_08181_0166.N1	23-SEP-2003 14:36:59	Dark	41.500	143	Alp Hyi	2.8570	7200.0	83	8181	No
238	GOM_NL__2PRFIN20030923_143826_000000502020_00111_08181_0167.N1	23-SEP-2003 14:38:26	Dark	49.500	9	Alp Eri	0.45300	24000.	99	8181	No
239	GOM_NL__2PRFIN20030923_144050_000000472020_00111_08181_0168.N1	23-SEP-2003 14:40:50	Straylight	46.500	148	Alp Tuc	2.8780	4100.0	93	8181	No
240	GOM_NL__2PRFIN20030923_144437_000000402020_00111_08181_0169.N1	23-SEP-2003 14:44:37	Straylight	39.500	31	Alp Gru	1.7340	15200.	79	8181	No
241	GOM_NL__2PRFIN20030923_144725_000000372020_00111_08181_0170.N1	23-SEP-2003 14:47:25	Straylight	36.500	172	Gam Gru	3.0030	13100.	73	8181	No
242	GOM_NL__2PRFIN20030923_144855_000000442020_00111_08181_0171.N1	23-SEP-2003 14:48:55	Straylight	43.500	18	24Alp PsA	1.1660	9700.0	87	8181	No
243	GOM_NL__2PRFIN20030923_145115_000000532020_00111_08181_0172.N1	23-SEP-2003 14:51:15	Tw_i_and_stray	52.500	52	16Bet Cet	2.0370	4500.0	105	8181	No
244	GOM_NL__2PRFIN20030923_145304_000000452020_00111_08181_0173.N1	23-SEP-2003 14:53:04	Dark	45.000	1014	Mars	0.0000	0.0000	90	8181	Yes
245	GOM_NL__2PRFIN20030923_145734_000000382020_00111_08181_0174.N1	23-SEP-2003 14:57:34	Bright	38.000	162	34Alp Aqr	2.9440	5350.0	76	8181	No
246	GOM_NL__2PRFIN20030923_150038_000000372020_00111_08181_0175.N1	23-SEP-2003 15:00:38	Bright	36.500	61	8Eps Peg	2.1000	3900.0	73	8181	No
247	GOM_NL__2PRFIN20030923_150232_000000442020_00111_08181_0176.N1	23-SEP-2003 15:02:32	Bright	44.000	140	88Gam Peg	2.8340	26000.	88	8181	No
248	GOM_NL__2PRFIN20030923_150526_000000382020_00111_08181_0177.N1	23-SEP-2003 15:05:26	Bright	38.000	93	53Bet Peg	2.5200	3100.0	76	8181	No
249	GOM_NL__2PRFIN20030923_150650_000000432020_00111_08181_0178.N1	23-SEP-2003 15:06:50	Bright	43.000	58	21Alp And	2.0730	11000.	86	8181	No
250	GOM_NL__2PRFIN20030923_151113_000000402020_00111_08181_0179.N1	23-SEP-2003 15:11:13	Bright	39.500	19	50Alp Cyg	1.2460	10500.	79	8181	No
251	GOM_NL__2PRFIN20030923_151513_000000382020_00111_08181_0180.N1	23-SEP-2003 15:15:13	Bright	38.000	89	5Alp Cep	2.4510	8000.0	76	8181	No
252	GOM_NL__2PRFIN20030923_151653_000000442020_00111_08181_0181.N1	23-SEP-2003 15:16:53	Bright	43.500	76	27Gam Cas	2.3000	30000.	87	8181	No
253	GOM_NL__2PRFIN20030923_152242_000000392020_00111_08181_0182.N1	23-SEP-2003 15:22:42	Bright	38.500	49	1Alp UMi	1.9900	6300.0	77	8181	No
254	GOM_NL__2PRFIN20030923_152412_000000402020_00111_08181_0183.N1	23-SEP-2003 15:24:12	Bright	39.500	60	7Bet UMi	2.0810	3950.0	79	8181	No
255	GOM_NL__2PRFIN20030923_153022_000000392020_00111_08181_0184.N1	23-SEP-2003 15:30:22	Bright	38.500	36	50Alp UMa	1.8000	6300.0	77	8181	No
256	GOM_NL__2PRFIN20030923_153151_000000462020_00111_08181_0185.N1	23-SEP-2003 15:31:51	Bright	45.500	82	48Bet UMa	2.3650	10600.	91	8181	No
257	GOM_NL__2PRFIN20030923_153420_000000622020_00111_08181_0186.N1	23-SEP-2003 15:34:20	Bright	62.000	42	34Bet Aur	1.9000	10200.	124	8181	No
258	GOM_NL__2PRFIN20030923_153815_000000702020_00111_08181_0187.N1	23-SEP-2003 15:38:15	Bright	70.000	107	37The Aur	2.6490	11000.	140	8181	No
259	GOM_NL__2PRFIN20030923_154029_000000532020_00111_08181_0188.N1	23-SEP-2003 15:40:29	Bright	53.000	24	66Alp Gem	1.5800	10200.	106	8181	No
260	GOM_NL__2PRFIN20030923_154558_000002552020_00111_08181_0189.N1	23-SEP-2003 15:45:58	Straylight	255.00	28	12Bet Tau	1.6500	15200.	510	8181	No
261	GOM_NL__2PRFIN20030923_155718_000000482020_00111_08181_0190.N1	23-SEP-2003 15:57:18	Dark	48.000	132	15Rho Pup	2.8030	6900.0	96	8181	No
262	GOM_NL__2PRFIN20030923_160035_000000472020_00111_08181_0191.N1	23-SEP-2003 16:00:35	Dark	47.000	65	Lam Vel	2.2040	4400.0	94	8181	No
263	GOM_NL__2PRFIN20030923_160354_000000472020_00111_08181_0192.N1	23-SEP-2003 16:03:54	Dark	47.000	46	Del Vel	1.9540	10600.	94	8181	No
264	GOM_NL__2PRFIN20030923_160739_000000582020_00112_08182_0164.N1	23-SEP-2003 16:07:39	Dark	58.000	2	Alp Car	-0.73600	7000.0	116	8182	No
265	GOM_NL__2PRFIN20030923_161557_000000412020_00112_08182_0165.N1	23-SEP-2003 16:15:57	Dark	40.500	135	Bet Hyi	2.8200	5800.0	81	8182	No
266	GOM_NL__2PRFIN20030923_161733_000000432020_00112_08182_0166.N1	23-SEP-2003 16:17:33	Dark	42.500	143	Alp Hyi	2.8570	7200.0	85	8182	No
267	GOM_NL__2PRFIN20030923_161902_000000432020_00112_08182_0167.N1	23-SEP-2003 16:19:02	Dark	43.000	9	Alp Eri	0.45300	24000.	86	8182	No
268	GOM_NL__2PRFIN20030923_162125_000000402020_00112_08182_0168.N1	23-SEP-2003 16:21:25	Straylight	40.000	148	Alp Tuc	2.8780	4100.0	80	8182	No
269	GOM_NL__2PRFIN20030923_162511_000000412020_00112_08182_0169.N1	23-SEP-2003 16:25:11	Straylight	40.500	31	Alp Gru	1.7340	15200.	81	8182	No
270	GOM_NL__2PRFIN20030923_162759_000000382020_00112_08182_0170.N1	23-SEP-2003 16:27:59	Straylight	38.000	172	Gam Gru	3.0030	13100.	76	8182	No
271	GOM_NL__2PRFIN20030923_162929_000000462020_00112_08182_0171.N1	23-SEP-2003 16:29:29	Straylight	46.000	18	24Alp PsA	1.1660	9700.0	92	8182	No
272	GOM_NL__2PRFIN20030923_163150_000000552020_00112_08182_0172.N1	23-SEP-2003 16:31:50	Tw_i_and_stray	54.500	52	16Bet Cet	2.0370	4500.0	109	8182	No
273	GOM_NL__2PRFIN20030923_163339_000000452020_00112_08182_0173.N1	23-SEP-2003 16:33:39	Dark	45.000	1014	Mars	0.0000	0.0000	90	8182	Yes
274	GOM_NL__2PRFIN20030923_163809_000000392020_00112_08182_0174.N1	23-SEP-2003 16:38:09	Bright	39.000	162	34Alp Aqr	2.9440	5350.0	78	8182	No
275	GOM_NL__2PRFIN20030923_164113_000000392020_00112_08182_0175.N1	23-SEP-2003 16:41:13	Bright	39.000	61	8Eps Peg	2.1000	3900.0	78	8182	No
276	GOM_NL__2PRFIN20030923_164306_000000462020_00112_08182_0176.N1	23-SEP-2003 16:43:06	Bright	45.500	140	88Gam Peg	2.8340	26000.	91	8182	No
277	GOM_NL__2PRFIN20030923_164600_000000392020_00112_08182_0177.N1	23-SEP-2003 16:46:00	Bright	39.000	93	53Bet Peg	2.5200	3100.0	78	8182	No
278	GOM_NL__2PRFIN20030923_164725_000000452020_00112_08182_0178.N1	23-SEP-2003 16:47:25	Bright	44.500	58	21Alp And	2.0730	11000.	89	8182	No

279	GOM_NL__2PRFIN20030923_165150_000000392020_00112_08182_0179.N1	23-SEP-2003 16:51:50	Bright	39.000	19	50Alp Cyg	1.2460	10500.	78	8182	No
280	GOM_NL__2PRFIN20030923_165547_000000402020_00112_08182_0180.N1	23-SEP-2003 16:55:47	Bright	40.000	89	5Alp Cep	2.4510	8000.0	80	8182	No
281	GOM_NL__2PRFIN20030923_165729_000000442020_00112_08182_0181.N1	23-SEP-2003 16:57:29	Bright	43.500	76	27Gam Cas	2.3000	30000.	87	8182	No
282	GOM_NL__2PRFIN20030923_170316_000000412020_00112_08182_0182.N1	23-SEP-2003 17:03:16	Bright	40.500	49	1Alp UMi	1.9900	6300.0	81	8182	No
283	GOM_NL__2PRFIN20030923_170449_000000392020_00112_08182_0183.N1	23-SEP-2003 17:04:49	Bright	38.500	60	7Bet UMi	2.0810	3950.0	77	8182	No
284	GOM_NL__2PRFIN20030923_171058_000000372020_00112_08182_0184.N1	23-SEP-2003 17:10:58	Bright	37.000	36	50Alp UMa	1.8000	6300.0	74	8182	No
285	GOM_NL__2PRFIN20030923_171226_000000362020_00112_08182_0185.N1	23-SEP-2003 17:12:26	Bright	36.000	82	48Bet UMa	2.3650	10600.	72	8182	No
286	GOM_NL__2PRFIN20030923_171456_000000622020_00112_08182_0186.N1	23-SEP-2003 17:14:56	Bright	62.000	42	34Bet Aur	1.9000	10200.	124	8182	No
287	GOM_NL__2PRFIN20030923_171851_000000752020_00112_08182_0187.N1	23-SEP-2003 17:18:51	Bright	75.000	107	37The Aur	2.6490	11000.	150	8182	No
288	GOM_NL__2PRFIN20030923_172104_000000532020_00112_08182_0188.N1	23-SEP-2003 17:21:04	Bright	52.500	24	66Alp Gem	1.5800	10200.	105	8182	No
289	GOM_NL__2PRFIN20030923_172636_000002552020_00112_08182_0189.N1	23-SEP-2003 17:26:36	Straylight	255.00	28	12Bet Tau	1.6500	15200.	510	8182	No
290	GOM_NL__2PRFIN20030923_173754_000000462020_00112_08182_0190.N1	23-SEP-2003 17:37:54	Dark	46.000	132	15Rho Pup	2.8030	6900.0	92	8182	No
291	GOM_NL__2PRFIN20030923_174112_000000462020_00112_08182_0191.N1	23-SEP-2003 17:41:12	Dark	46.000	65	Lam Vel	2.2040	4400.0	92	8182	No
292	GOM_NL__2PRFIN20030923_174430_000000472020_00112_08182_0192.N1	23-SEP-2003 17:44:30	Dark	46.500	46	Del Vel	1.9540	10600.	93	8182	No
293	GOM_NL__2PRFIN20030923_174815_000000512020_00113_08183_0164.N1	23-SEP-2003 17:48:15	Dark	50.500	2	Alp Car	-0.73600	7000.0	101	8183	No
294	GOM_NL__2PRFIN20030923_175633_000000402020_00113_08183_0165.N1	23-SEP-2003 17:56:33	Dark	40.000	135	Bet Hyi	2.8200	5800.0	80	8183	No
295	GOM_NL__2PRFIN20030923_175810_000000442020_00113_08183_0166.N1	23-SEP-2003 17:58:10	Dark	43.500	143	Alp Hyi	2.8570	7200.0	87	8183	No
296	GOM_NL__2PRFIN20030923_175938_000000532020_00113_08183_0167.N1	23-SEP-2003 17:59:38	Dark	53.000	9	Alp Eri	0.45300	24000.	106	8183	No
297	GOM_NL__2PRFIN20030923_180201_000000402020_00113_08183_0168.N1	23-SEP-2003 18:02:01	Straylight	39.500	148	Alp Tuc	2.8780	4100.0	79	8183	No
298	GOM_NL__2PRFIN20030923_180548_000000442020_00113_08183_0169.N1	23-SEP-2003 18:05:48	Straylight	44.000	31	Alp Gru	1.7340	15200.	88	8183	No
299	GOM_NL__2PRFIN20030923_180836_000000392020_00113_08183_0170.N1	23-SEP-2003 18:08:36	Straylight	39.000	172	Gam Gru	3.0030	13100.	78	8183	No
300	GOM_NL__2PRFIN20030923_181005_000000512020_00113_08183_0171.N1	23-SEP-2003 18:10:05	Straylight	51.000	18	24Alp PsA	1.1660	9700.0	102	8183	No
301	GOM_NL__2PRFIN20030923_181226_000000552020_00113_08183_0172.N1	23-SEP-2003 18:12:26	Tw_i_and_stray	54.500	52	16Bet Cet	2.0370	4500.0	109	8183	No
302	GOM_NL__2PRFIN20030923_181415_000000462020_00113_08183_0173.N1	23-SEP-2003 18:14:15	Dark	45.500	1014	Mars	0.0000	0.0000	91	8183	Yes
303	GOM_NL__2PRFIN20030923_181845_000000392020_00113_08183_0174.N1	23-SEP-2003 18:18:45	Bright	39.000	162	34Alp Aqr	2.9440	5350.0	78	8183	No
304	GOM_NL__2PRFIN20030923_182150_000000402020_00113_08183_0175.N1	23-SEP-2003 18:21:50	Bright	40.000	61	8Eps Peg	2.1000	3900.0	80	8183	No
305	GOM_NL__2PRFIN20030923_182342_000000442020_00113_08183_0176.N1	23-SEP-2003 18:23:42	Bright	44.000	140	88Gam Peg	2.8340	26000.	88	8183	No
306	GOM_NL__2PRFIN20030923_182636_000000412020_00113_08183_0177.N1	23-SEP-2003 18:26:36	Bright	41.000	93	53Bet Peg	2.5200	3100.0	82	8183	No
307	GOM_NL__2PRFIN20030923_182801_000000432020_00113_08183_0178.N1	23-SEP-2003 18:28:01	Bright	43.000	58	21Alp And	2.0730	11000.	86	8183	No
308	GOM_NL__2PRFIN20030923_183226_000000382020_00113_08183_0179.N1	23-SEP-2003 18:32:26	Bright	38.000	19	50Alp Cyg	1.2460	10500.	76	8183	No
309	GOM_NL__2PRFIN20030923_183623_000000402020_00113_08183_0180.N1	23-SEP-2003 18:36:23	Bright	40.000	89	5Alp Cep	2.4510	8000.0	80	8183	No
310	GOM_NL__2PRFIN20030923_183805_000000432020_00113_08183_0181.N1	23-SEP-2003 18:38:05	Bright	43.000	76	27Gam Cas	2.3000	30000.	86	8183	No
311	GOM_NL__2PRFIN20030923_184352_000000412020_00113_08183_0182.N1	23-SEP-2003 18:43:52	Bright	41.000	49	1Alp UMi	1.9900	6300.0	82	8183	No
312	GOM_NL__2PRFIN20030923_184525_000000382020_00113_08183_0183.N1	23-SEP-2003 18:45:25	Bright	38.000	60	7Bet UMi	2.0810	3950.0	76	8183	No
313	GOM_NL__2PRFIN20030923_185134_000000402020_00113_08183_0184.N1	23-SEP-2003 18:51:34	Bright	39.500	36	50Alp UMa	1.8000	6300.0	79	8183	No
314	GOM_NL__2PRFIN20030923_185303_000000462020_00113_08183_0185.N1	23-SEP-2003 18:53:03	Bright	46.000	82	48Bet UMa	2.3650	10600.	92	8183	No
315	GOM_NL__2PRFIN20030923_185531_000000632020_00113_08183_0186.N1	23-SEP-2003 18:55:31	Bright	63.000	42	34Bet Aur	1.9000	10200.	126	8183	No
316	GOM_NL__2PRFIN20030923_185927_000000762020_00113_08183_0187.N1	23-SEP-2003 18:59:27	Bright	75.500	107	37The Aur	2.6490	11000.	151	8183	No
317	GOM_NL__2PRFIN20030923_190141_000000532020_00113_08183_0188.N1	23-SEP-2003 19:01:41	Bright	52.500	24	66Alp Gem	1.5800	10200.	105	8183	No
318	GOM_NL__2PRFIN20030923_190714_000002552020_00113_08183_0189.N1	23-SEP-2003 19:07:14	Straylight	255.00	28	12Bet Tau	1.6500	15200.	510	8183	No
319	GOM_NL__2PRFIN20030923_191831_000000472020_00113_08183_0190.N1	23-SEP-2003 19:18:31	Dark	46.500	132	15Rho Pup	2.8030	6900.0	93	8183	No
320	GOM_NL__2PRFIN20030923_192148_000000492020_00113_08183_0191.N1	23-SEP-2003 19:21:48	Dark	49.000	65	Lam Vel	2.2040	4400.0	98	8183	No
321	GOM_NL__2PRFIN20030923_192506_000000422020_00113_08183_0192.N1	23-SEP-2003 19:25:06	Dark	42.000	46	Del Vel	1.9540	10600.	84	8183	No
322	GOM_NL__2PRFIN20030923_192852_000000582020_00114_08184_0164.N1	23-SEP-2003 19:28:52	Dark	58.000	2	Alp Car	-0.73600	7000.0	116	8184	No
323	GOM_NL__2PRFIN20030923_193709_000000392020_00114_08184_0165.N1	23-SEP-2003 19:37:09	Dark	39.000	135	Bet Hyi	2.8200	5800.0	78	8184	No
324	GOM_NL__2PRFIN20030923_193847_000000422020_00114_08184_0166.N1	23-SEP-2003 19:38:47	Dark	42.000	143	Alp Hyi	2.8570	7200.0	84	8184	No
325	GOM_NL__2PRFIN20030923_194014_000000532020_00114_08184_0167.N1	23-SEP-2003 19:40:14	Dark	52.500	9	Alp Eri	0.45300	24000.	105	8184	No
326	GOM_NL__2PRFIN20030923_194237_000000412020_00114_08184_0168.N1	23-SEP-2003 19:42:37	Straylight	41.000	148	Alp Tuc	2.8780	4100.0	82	8184	No
327	GOM_NL__2PRFIN20030923_194624_000000382020_00114_08184_0169.N1	23-SEP-2003 19:46:24	Straylight	38.000	31	Alp Gru	1.7340	15200.	76	8184	No
328	GOM_NL__2PRFIN20030923_194912_000000392020_00114_08184_0170.N1	23-SEP-2003 19:49:12	Straylight	39.000	172	Gam Gru	3.0030	13100.	78	8184	No
329	GOM_NL__2PRFIN20030923_195042_000000482020_00114_08184_0171.N1	23-SEP-2003 19:50:42	Straylight	47.500	18	24Alp PsA	1.1660	9700.0	95	8184	No
330	GOM_NL__2PRFIN20030923_195302_000000542020_00114_08184_0172.N1	23-SEP-2003 19:53:02	Tw_i_and_stray	54.000	52	16Bet Cet	2.0370	4500.0	108	8184	No
331	GOM_NL__2PRFIN20030923_195451_000000512020_00114_08184_0173.N1	23-SEP-2003 19:54:51	Dark	51.000	1014	Mars	0.0000	0.0000	102	8184	Yes
332	GOM_NL__2PRFIN20030923_195921_000000392020_00114_08184_0174.N1	23-SEP-2003 19:59:21	Bright	39.000	162	34Alp Aqr	2.9440	5350.0	78	8184	No
333	GOM_NL__2PRFIN20030923_200226_000000402020_00114_08184_0175.N1	23-SEP-2003 20:02:26	Bright	39.500	61	8Eps Peg	2.1000	3900.0	79	8184	No
334	GOM_NL__2PRFIN20030923_200418_000000462020_00114_08184_0176.N1	23-SEP-2003 20:04:18	Bright	46.000	140	88Gam Peg	2.8340	26000.	92	8184	No
335	GOM_NL__2PRFIN20030923_200712_000000392020_00114_08184_0177.N1	23-SEP-2003 20:07:12	Bright	38.500	93	53Bet Peg	2.5200	3100.0	77	8184	No
336	GOM_NL__2PRFIN20030923_200836_000000442020_00114_08184_0178.N1	23-SEP-2003 20:08:36	Bright	44.000	58	21Alp And	2.0730	11000.	88	8184	No
337	GOM_NL__2PRFIN20030923_201302_000000402020_00114_08184_0179.N1	23-SEP-2003 20:13:02	Bright	40.000	19	50Alp Cyg	1.2460	10500.	80	8184	No

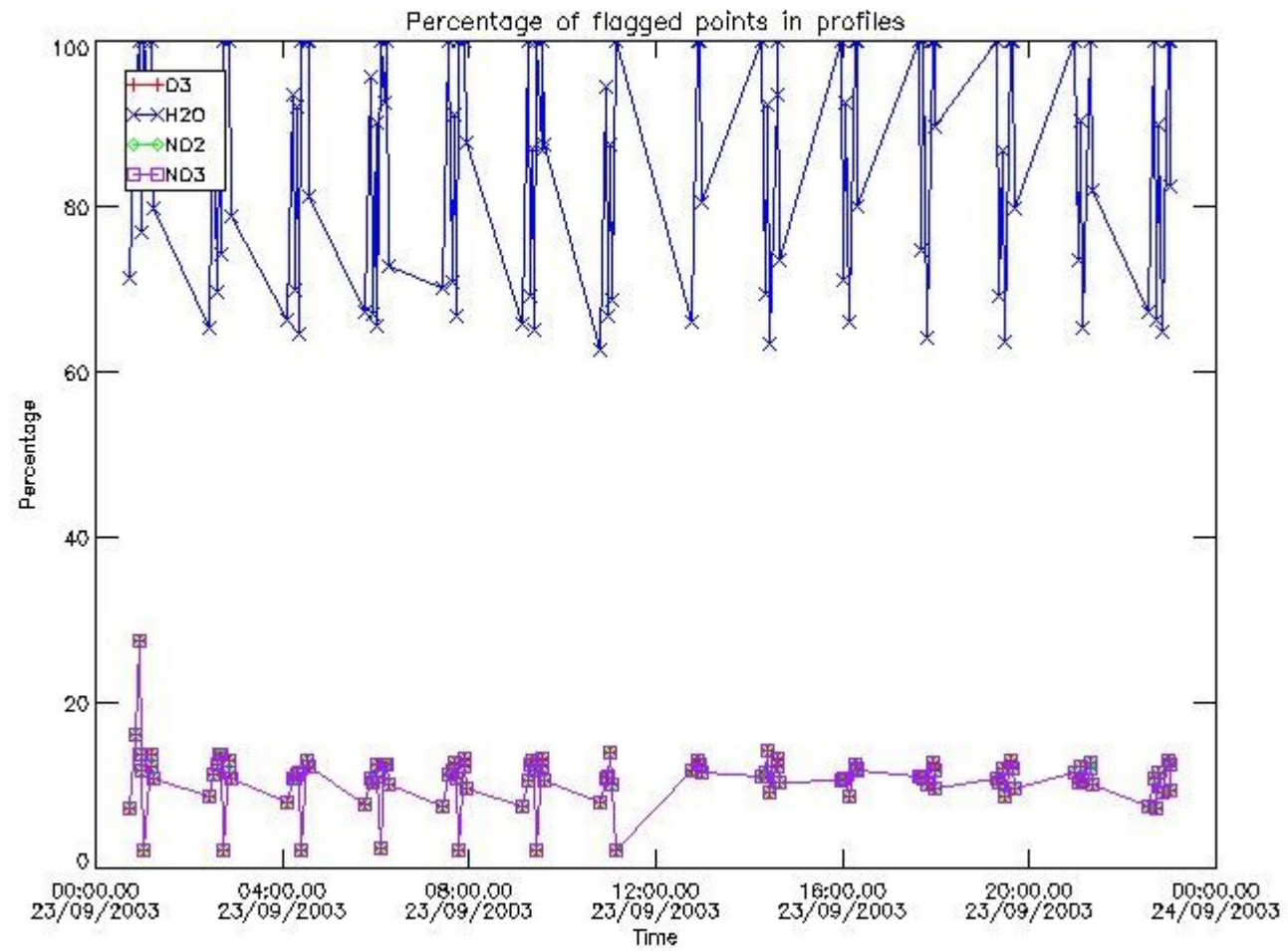
338	GOM_NL__2PRFIN20030923_201701_000000382020_00114_08184_0180.N1	23-SEP-2003 20:17:01	Bright	38.000	89	5Alp Cep	2.4510	8000.0	76	8184	No
339	GOM_NL__2PRFIN20030923_201840_000000442020_00114_08184_0181.N1	23-SEP-2003 20:18:40	Bright	43.500	76	27Gam Cas	2.3000	30000.	87	8184	No
340	GOM_NL__2PRFIN20030923_202428_000000402020_00114_08184_0182.N1	23-SEP-2003 20:24:28	Bright	40.000	49	1Alp UMi	1.9900	6300.0	80	8184	No
341	GOM_NL__2PRFIN20030923_202601_000000402020_00114_08184_0183.N1	23-SEP-2003 20:26:01	Bright	39.500	60	7Bet UMi	2.0810	3950.0	79	8184	No
342	GOM_NL__2PRFIN20030923_203210_000000362020_00114_08184_0184.N1	23-SEP-2003 20:32:10	Bright	35.500	36	50Alp UMa	1.8000	6300.0	71	8184	No
343	GOM_NL__2PRFIN20030923_203339_000000522020_00114_08184_0185.N1	23-SEP-2003 20:33:39	Bright	52.000	82	48Bet UMa	2.3650	10600.	104	8184	No
344	GOM_NL__2PRFIN20030923_203607_000000622020_00114_08184_0186.N1	23-SEP-2003 20:36:07	Bright	62.000	42	34Bet Aur	1.9000	10200.	124	8184	No
345	GOM_NL__2PRFIN20030923_204003_000000752020_00114_08184_0187.N1	23-SEP-2003 20:40:03	Bright	75.000	107	37The Aur	2.6490	11000.	150	8184	No
346	GOM_NL__2PRFIN20030923_204217_000000532020_00114_08184_0188.N1	23-SEP-2003 20:42:17	Bright	52.500	24	66Alp Gem	1.5800	10200.	105	8184	No
347	GOM_NL__2PRFIN20030923_204752_000002552020_00114_08184_0189.N1	23-SEP-2003 20:47:52	Straylight	255.00	28	12Bet Tau	1.6500	15200.	510	8184	No
348	GOM_NL__2PRFIN20030923_205908_000000442020_00114_08184_0190.N1	23-SEP-2003 20:59:08	Dark	44.000	132	15Rho Pup	2.8030	6900.0	88	8184	No
349	GOM_NL__2PRFIN20030923_210224_000000502020_00114_08184_0191.N1	23-SEP-2003 21:02:24	Dark	49.500	65	Lam Vel	2.2040	4400.0	99	8184	No
350	GOM_NL__2PRFIN20030923_210544_000000422020_00114_08184_0192.N1	23-SEP-2003 21:05:44	Dark	41.500	46	Del Vel	1.9540	10600.	83	8184	No
351	GOM_NL__2PRFIN20030923_210929_000000482020_00115_08185_0343.N1	23-SEP-2003 21:09:29	Dark	48.000	2	Alp Car	-0.73600	7000.0	96	8185	No
352	GOM_NL__2PRFIN20030923_211745_000000402020_00115_08185_0344.N1	23-SEP-2003 21:17:45	Dark	40.000	135	Bet Hyi	2.8200	5800.0	80	8185	No
353	GOM_NL__2PRFIN20030923_211922_000000432020_00115_08185_0345.N1	23-SEP-2003 21:19:22	Dark	42.500	143	Alp Hyi	2.8570	7200.0	85	8185	No
354	GOM_NL__2PRFIN20030923_212051_000000502020_00115_08185_0346.N1	23-SEP-2003 21:20:51	Dark	50.000	9	Alp Eri	0.45300	24000.	100	8185	No
355	GOM_NL__2PRFIN20030923_212313_000000402020_00115_08185_0347.N1	23-SEP-2003 21:23:13	Straylight	39.500	148	Alp Tuc	2.8780	4100.0	79	8185	No
356	GOM_NL__2PRFIN20030923_212643_000000522020_00115_08185_0348.N1	23-SEP-2003 21:26:43	Straylight	52.000	63	Bet Gru	2.1500	2800.0	104	8185	No
357	GOM_NL__2PRFIN20030923_213118_000000462020_00115_08185_0349.N1	23-SEP-2003 21:31:18	Straylight	45.500	18	24Alp PsA	1.1660	9700.0	91	8185	No
358	GOM_NL__2PRFIN20030923_213339_000000572020_00115_08185_0350.N1	23-SEP-2003 21:33:39	Tw_i_and_stray	57.000	52	16Bet Cet	2.0370	4500.0	114	8185	No
359	GOM_NL__2PRFIN20030923_213527_000000482020_00115_08185_0351.N1	23-SEP-2003 21:35:27	Dark	47.500	1014	Mars	0.0000	0.0000	95	8185	Yes
360	GOM_NL__2PRFIN20030923_213956_000000402020_00115_08185_0352.N1	23-SEP-2003 21:39:56	Bright	39.500	162	34Alp Aqr	2.9440	5350.0	79	8185	No
361	GOM_NL__2PRFIN20030923_214301_000000402020_00115_08185_0353.N1	23-SEP-2003 21:43:01	Bright	39.500	61	8Eps Peg	2.1000	3900.0	79	8185	No
362	GOM_NL__2PRFIN20030923_214454_000000452020_00115_08185_0354.N1	23-SEP-2003 21:44:54	Bright	44.500	140	88Gam Peg	2.8340	26000.	89	8185	No
363	GOM_NL__2PRFIN20030923_214748_000000402020_00115_08185_0355.N1	23-SEP-2003 21:47:48	Bright	39.500	93	53Bet Peg	2.5200	3100.0	79	8185	No
364	GOM_NL__2PRFIN20030923_214912_000000452020_00115_08185_0356.N1	23-SEP-2003 21:49:12	Bright	44.500	58	21Alp And	2.0730	11000.	89	8185	No
365	GOM_NL__2PRFIN20030923_215338_000000412020_00115_08185_0357.N1	23-SEP-2003 21:53:38	Bright	41.000	19	50Alp Cyg	1.2460	10500.	82	8185	No
366	GOM_NL__2PRFIN20030923_215735_000000412020_00115_08185_0358.N1	23-SEP-2003 21:57:35	Bright	41.000	89	5Alp Cep	2.4510	8000.0	82	8185	No
367	GOM_NL__2PRFIN20030923_215916_000000432020_00115_08185_0359.N1	23-SEP-2003 21:59:16	Bright	43.000	76	27Gam Cas	2.3000	30000.	86	8185	No
368	GOM_NL__2PRFIN20030923_220503_000000412020_00115_08185_0360.N1	23-SEP-2003 22:05:03	Bright	41.000	49	1Alp UMi	1.9900	6300.0	82	8185	No
369	GOM_NL__2PRFIN20030923_220637_000000372020_00115_08185_0361.N1	23-SEP-2003 22:06:37	Bright	37.000	60	7Bet UMi	2.0810	3950.0	74	8185	No
370	GOM_NL__2PRFIN20030923_221246_000000402020_00115_08185_0362.N1	23-SEP-2003 22:12:46	Bright	40.000	36	50Alp UMa	1.8000	6300.0	80	8185	No
371	GOM_NL__2PRFIN20030923_221415_000000522020_00115_08185_0363.N1	23-SEP-2003 22:14:15	Bright	52.000	82	48Bet UMa	2.3650	10600.	104	8185	No
372	GOM_NL__2PRFIN20030923_221643_000000622020_00115_08185_0364.N1	23-SEP-2003 22:16:43	Bright	61.500	42	34Bet Aur	1.9000	10200.	123	8185	No
373	GOM_NL__2PRFIN20030923_222350_000002552020_00115_08185_0365.N1	23-SEP-2003 22:23:50	Tw_i_and_stray	255.00	114	31ot Aur	2.6930	4600.0	510	8185	No
374	GOM_NL__2PRFIN20030923_222902_000000972020_00115_08185_0366.N1	23-SEP-2003 22:29:02	Straylight	96.500	151	13Mu Gem	2.8900	3000.0	193	8185	No
375	GOM_NL__2PRFIN20030923_223226_000000682020_00115_08185_0367.N1	23-SEP-2003 22:32:26	Dark	67.500	8	10Alp CMi	0.40000	6500.0	135	8185	No
376	GOM_NL__2PRFIN20030923_223944_000000472020_00115_08185_0368.N1	23-SEP-2003 22:39:44	Dark	47.000	132	15Rho Pup	2.8030	6900.0	94	8185	No
377	GOM_NL__2PRFIN20030923_224238_000000702020_00115_08185_0369.N1	23-SEP-2003 22:42:38	Dark	70.000	1	9Alp CMa	-1.4400	11000.	140	8185	No
378	GOM_NL__2PRFIN20030923_224619_000000452020_00115_08185_0370.N1	23-SEP-2003 22:46:19	Dark	44.500	46	Del Vel	1.9540	10600.	89	8185	No
379	GOM_NL__2PRFIN20030923_225005_000000562020_00116_08186_0165.N1	23-SEP-2003 22:50:05	Dark	56.000	2	Alp Car	-0.73600	7000.0	112	8186	No
380	GOM_NL__2PRFIN20030923_225821_000000402020_00116_08186_0166.N1	23-SEP-2003 22:58:21	Dark	39.500	135	Bet Hyi	2.8200	5800.0	79	8186	No
381	GOM_NL__2PRFIN20030923_225959_000000412020_00116_08186_0167.N1	23-SEP-2003 22:59:59	Dark	40.500	143	Alp Hyi	2.8570	7200.0	81	8186	No
382	GOM_NL__2PRFIN20030923_230127_000000552020_00116_08186_0168.N1	23-SEP-2003 23:01:27	Dark	54.500	9	Alp Eri	0.45300	24000.	109	8186	No
383	GOM_NL__2PRFIN20030923_230349_000000412020_00116_08186_0169.N1	23-SEP-2003 23:03:49	Straylight	40.500	148	Alp Tuc	2.8780	4100.0	81	8186	No
384	GOM_NL__2PRFIN20030923_230719_000000482020_00116_08186_0170.N1	23-SEP-2003 23:07:19	Straylight	47.500	63	Bet Gru	2.1500	2800.0	95	8186	No
385	GOM_NL__2PRFIN20030923_231154_000000462020_00116_08186_0171.N1	23-SEP-2003 23:11:54	Straylight	46.000	18	24Alp PsA	1.1660	9700.0	92	8186	No
386	GOM_NL__2PRFIN20030923_231415_000000542020_00116_08186_0172.N1	23-SEP-2003 23:14:15	Tw_i_and_stray	54.000	52	16Bet Cet	2.0370	4500.0	108	8186	No
387	GOM_NL__2PRFIN20030923_231604_000000512020_00116_08186_0173.N1	23-SEP-2003 23:16:04	Dark	51.000	1014	Mars	0.0000	0.0000	102	8186	Yes
388	GOM_NL__2PRFIN20030923_232033_000000392020_00116_08186_0174.N1	23-SEP-2003 23:20:33	Bright	39.000	162	34Alp Aqr	2.9440	5350.0	78	8186	No
389	GOM_NL__2PRFIN20030923_232338_000000392020_00116_08186_0175.N1	23-SEP-2003 23:23:38	Bright	39.000	61	8Eps Peg	2.1000	3900.0	78	8186	No
390	GOM_NL__2PRFIN20030923_232529_000000452020_00116_08186_0176.N1	23-SEP-2003 23:25:29	Bright	44.500	140	88Gam Peg	2.8340	26000.	89	8186	No
391	GOM_NL__2PRFIN20030923_232824_000000402020_00116_08186_0177.N1	23-SEP-2003 23:28:24	Bright	40.000	93	53Bet Peg	2.5200	3100.0	80	8186	No
392	GOM_NL__2PRFIN20030923_232947_000000442020_00116_08186_0178.N1	23-SEP-2003 23:29:47	Bright	44.000	58	21Alp And	2.0730	11000.	88	8186	No
393	GOM_NL__2PRFIN20030923_233414_000000402020_00116_08186_0179.N1	23-SEP-2003 23:34:14	Bright	40.000	19	50Alp Cyg	1.2460	10500.	80	8186	No
394	GOM_NL__2PRFIN20030923_233813_000000392020_00116_08186_0180.N1	23-SEP-2003 23:38:13	Bright	39.000	89	5Alp Cep	2.4510	8000.0	78	8186	No
395	GOM_NL__2PRFIN20030923_233951_000000392020_00116_08186_0181.N1	23-SEP-2003 23:39:51	Bright	39.000	76	27Gam Cas	2.3000	30000.	78	8186	No
396	GOM_NL__2PRFIN20030923_234539_000000412020_00116_08186_0182.N1	23-SEP-2003 23:45:39	Bright	41.000	49	1Alp UMi	1.9900	6300.0	82	8186	No

397	GOM_NL__2PRFIN20030923_234713_000000352020_00116_08186_0183.N1	23-SEP-2003 23:47:13	Bright	35.000	60	7Bet UMi	2.0810	3950.0	70	8186	No
398	GOM_NL__2PRFIN20030923_235323_000000392020_00116_08186_0184.N1	23-SEP-2003 23:53:23	Bright	38.500	36	50Alp UMa	1.8000	6300.0	77	8186	No
399	GOM_NL__2PRFIN20030923_235452_000000342020_00116_08186_0185.N1	23-SEP-2003 23:54:52	Bright	34.000	82	48Bet UMa	2.3650	10600.	68	8186	No
400	GOM_NL__2PRFIN20030923_235718_000000622020_00116_08186_0186.N1	23-SEP-2003 23:57:18	Bright	61.500	42	34Bet Aur	1.9000	10200.	123	8186	No

3. Quality information per product

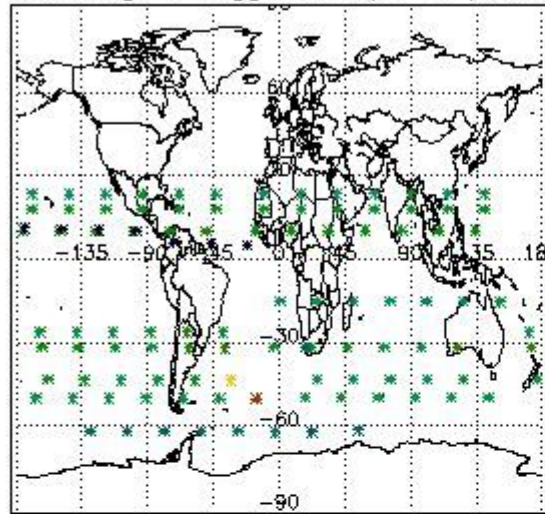
In this section it is plotted some information contained in the Quality Summary data set of the level 2 products. Only products in dark limb conditions and without errors (error flag in the MPH set to "0") are used.

3.1 Plot quality information per product (time dependant)

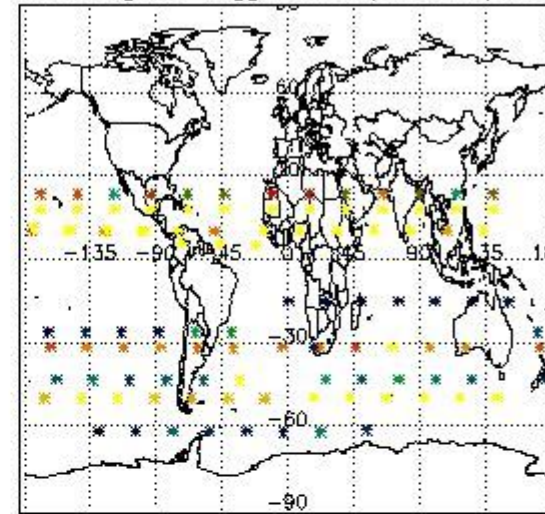


3.2 Plot quality information per product (world map)

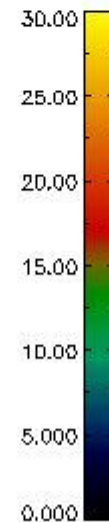
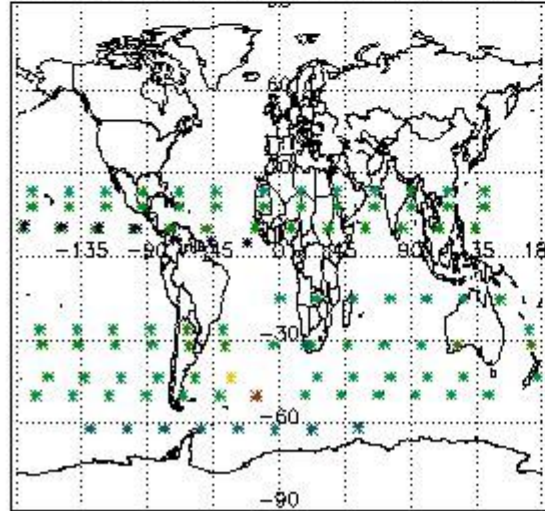
Percentage of flagged data per O3 profile



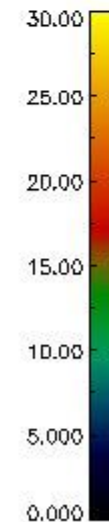
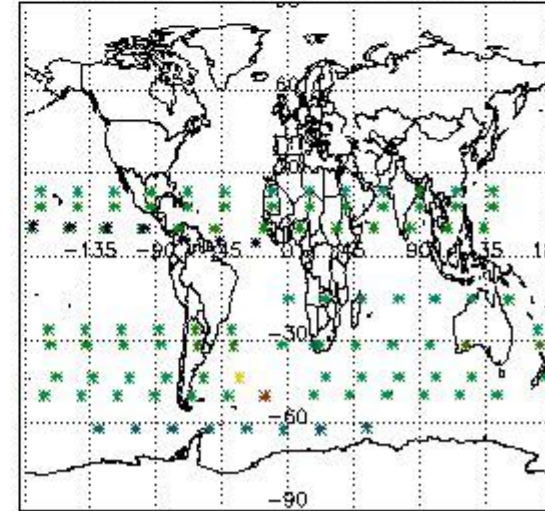
Percentage of flagged data per H2O profile



Percentage of flagged data per NO2 profile



Percentage of flagged data per NO3 profile

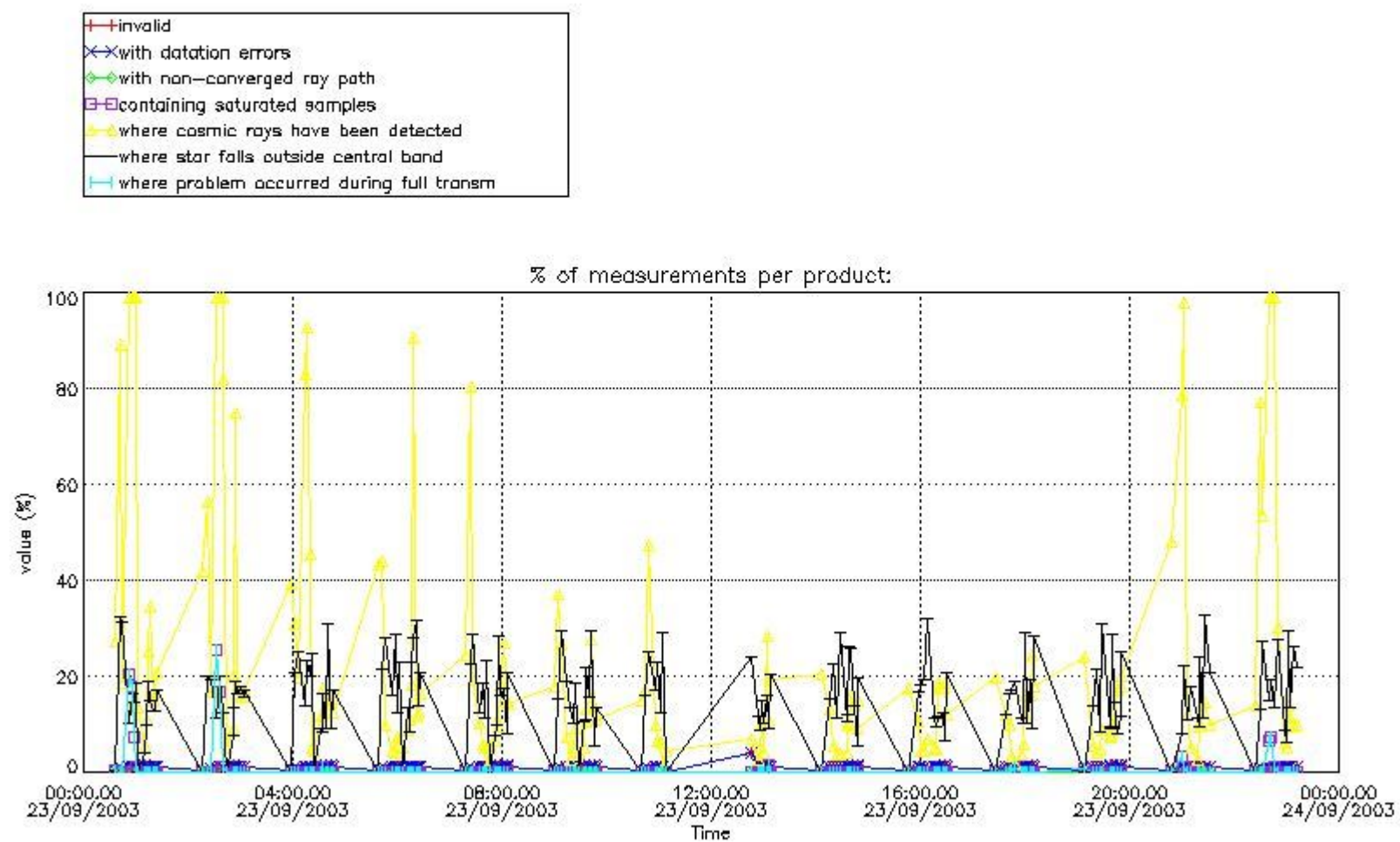


4. Level 1 quality information per product

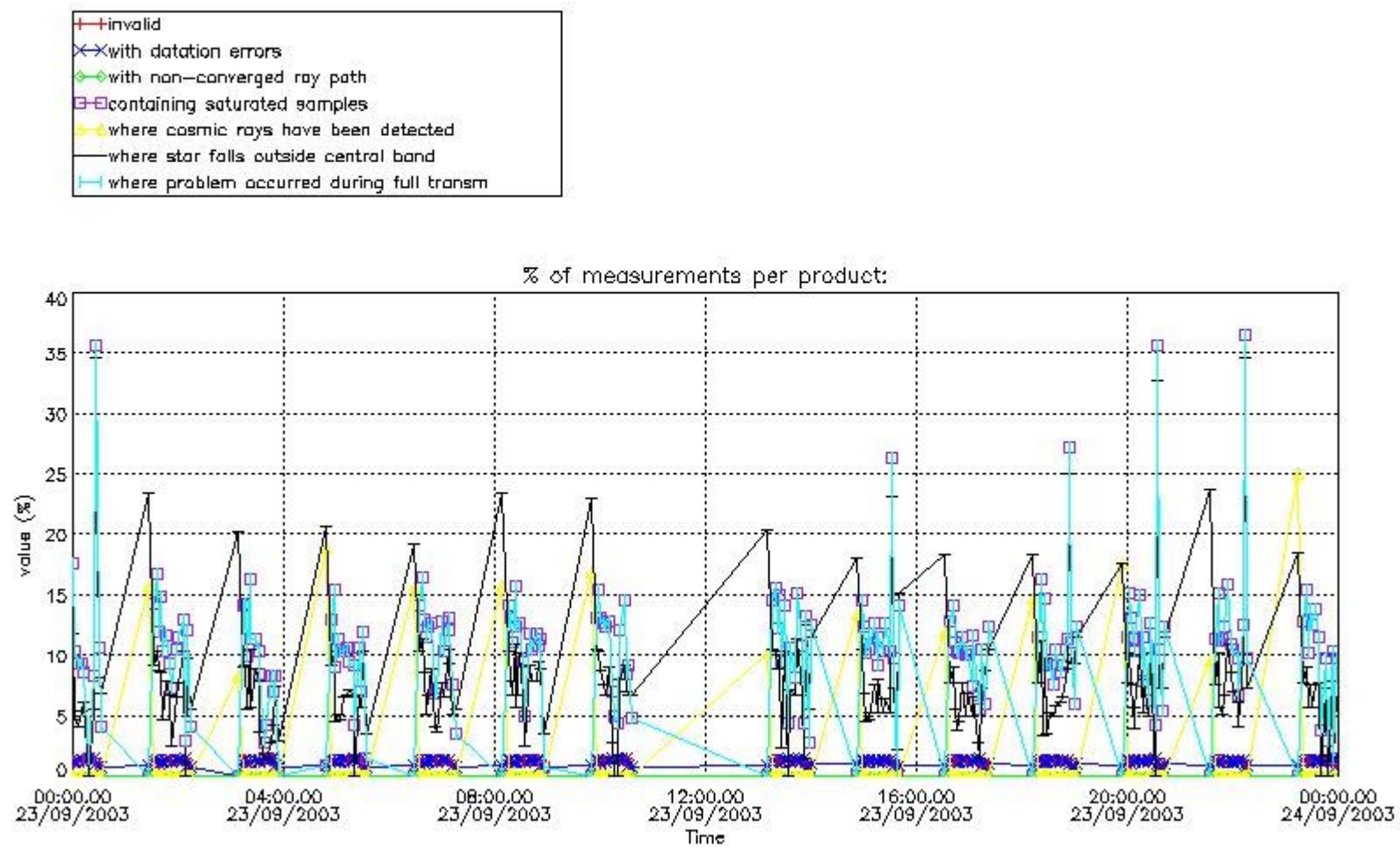
In this section it is plotted some information contained in the Quality Summary data set of the level 2 products that comes from the level 1b processing. Products without errors (error flag in the MPH set to "0") are used.

4.1 Plot quality information per product (time dependant) coming from level 1b processing

4.1.1 Plot level 1 quality information per product (time dependant): ENVISAT ASCENDING passes



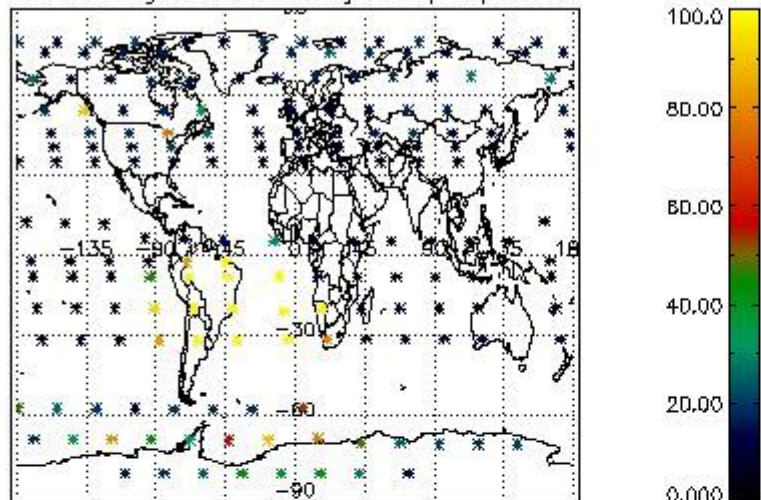
4.1.2 Plot level 1 quality information per product (time dependant): ENVI SAT DESCENDING passes



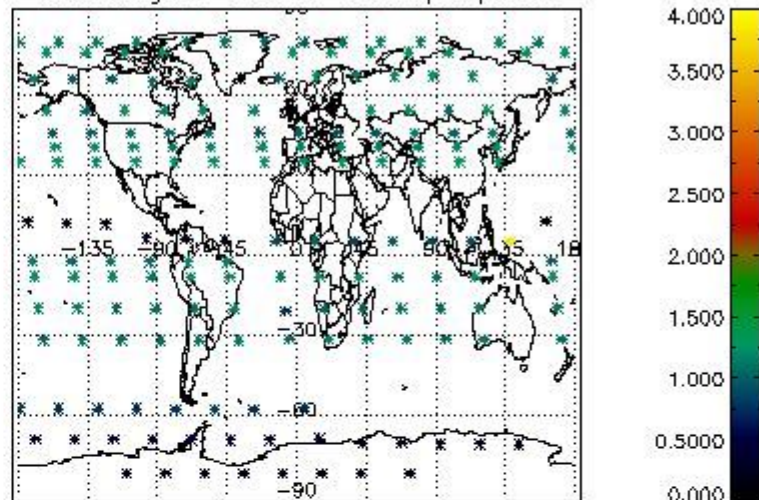
4.2 Plot quality information per product coming from level 1b processing (world map)

4.2.1 Plot level 1 quality information per product (world map): ENVISAT ASCENDING passes

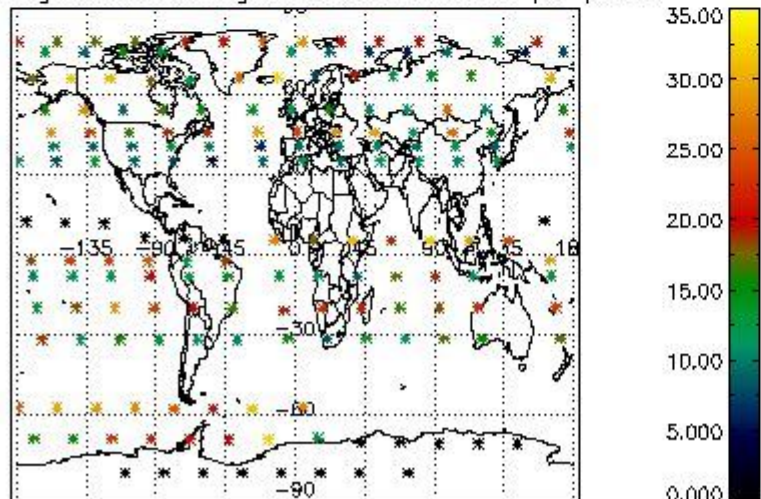
Percentage of cosmic ray hits per profile



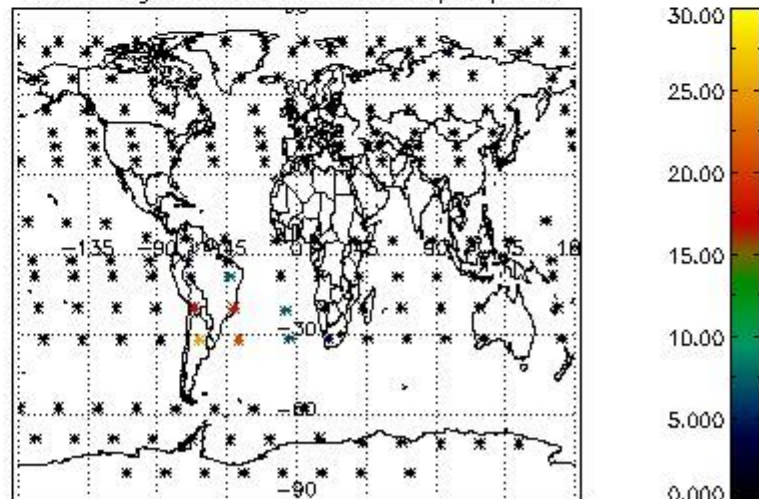
Percentage of datation errors per profile



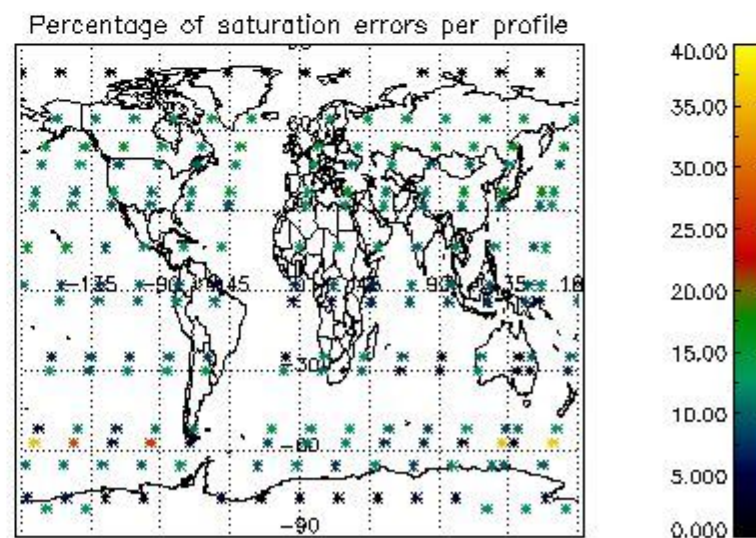
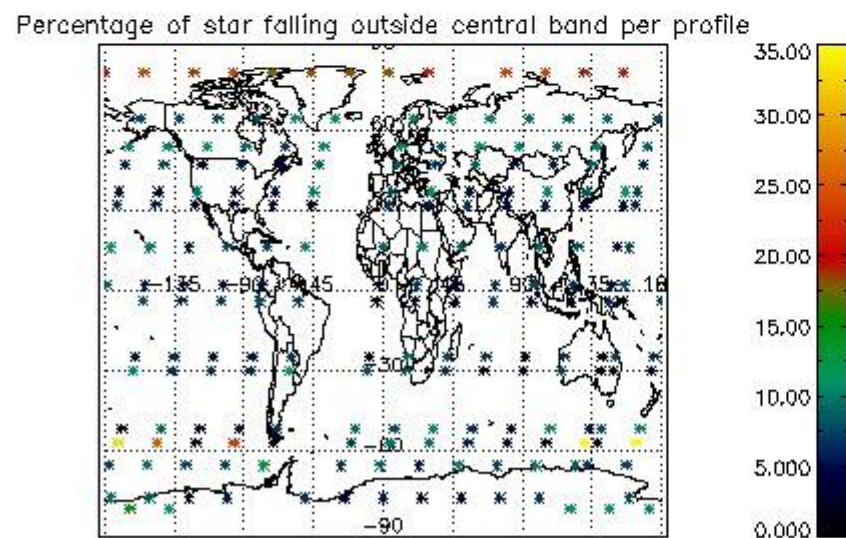
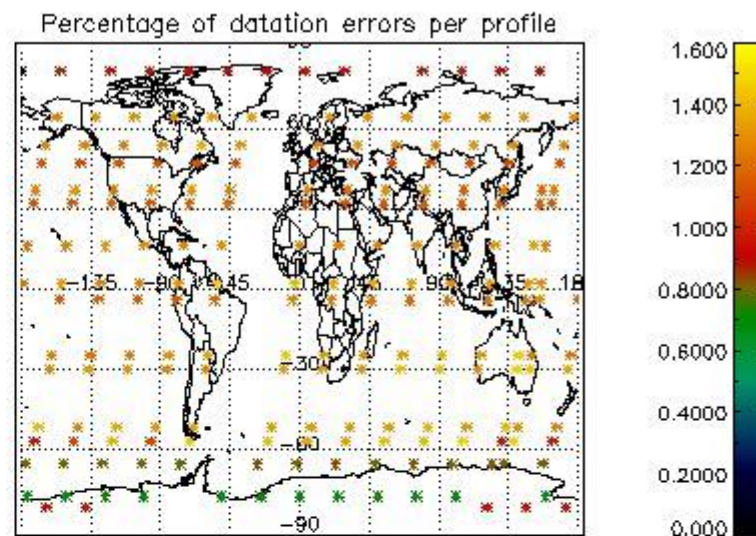
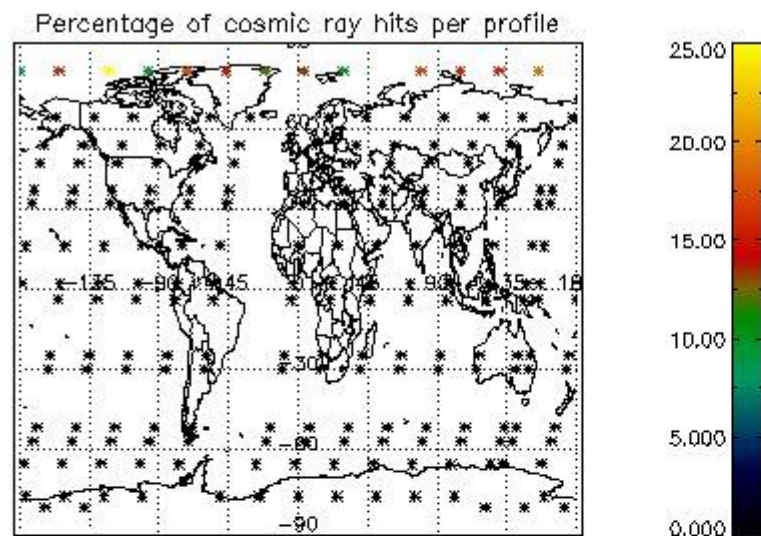
Percentage of star falling outside central band per profile



Percentage of saturation errors per profile



4.2.2 Plot level 1 quality information per product (world map): ENVISAT DESCENDING passes



5. Trace gas profiles

5.1 Ozone statistics based on quality of products

The final quality of the products can be "measured" using the STD (Standard Deviation) attached to every point profile. This information is written to the parameter GOM_NL__2P/NL_LOCAL_SPECIES_DENSITY/o3_std of the level 2 products. The table below shows the statistics for given STD ranges.

The statistics are given with respect to the overall valid production:

- Products without fatal errors: GOM_NL__2P/MPH/PRODUCT_ERR=0
- Valid point profile: GOM_NL__2P/NL_LOCAL_SPECIES_DENSITY/pcd(0)=0

The 'Criteria' is applied to valid points of dark limb products:

- Products in dark limb illumination condition: GOM_NL__2P/NL_SUMMARY_QUALITY/obs_ill_cond=0
- Products without fatal errors: GOM_NL__2P/MPH/PRODUCT_ERR=0
- Valid point profile: GOM_NL__2P/NL_LOCAL_SPECIES_DENSITY/pcd(0)=0

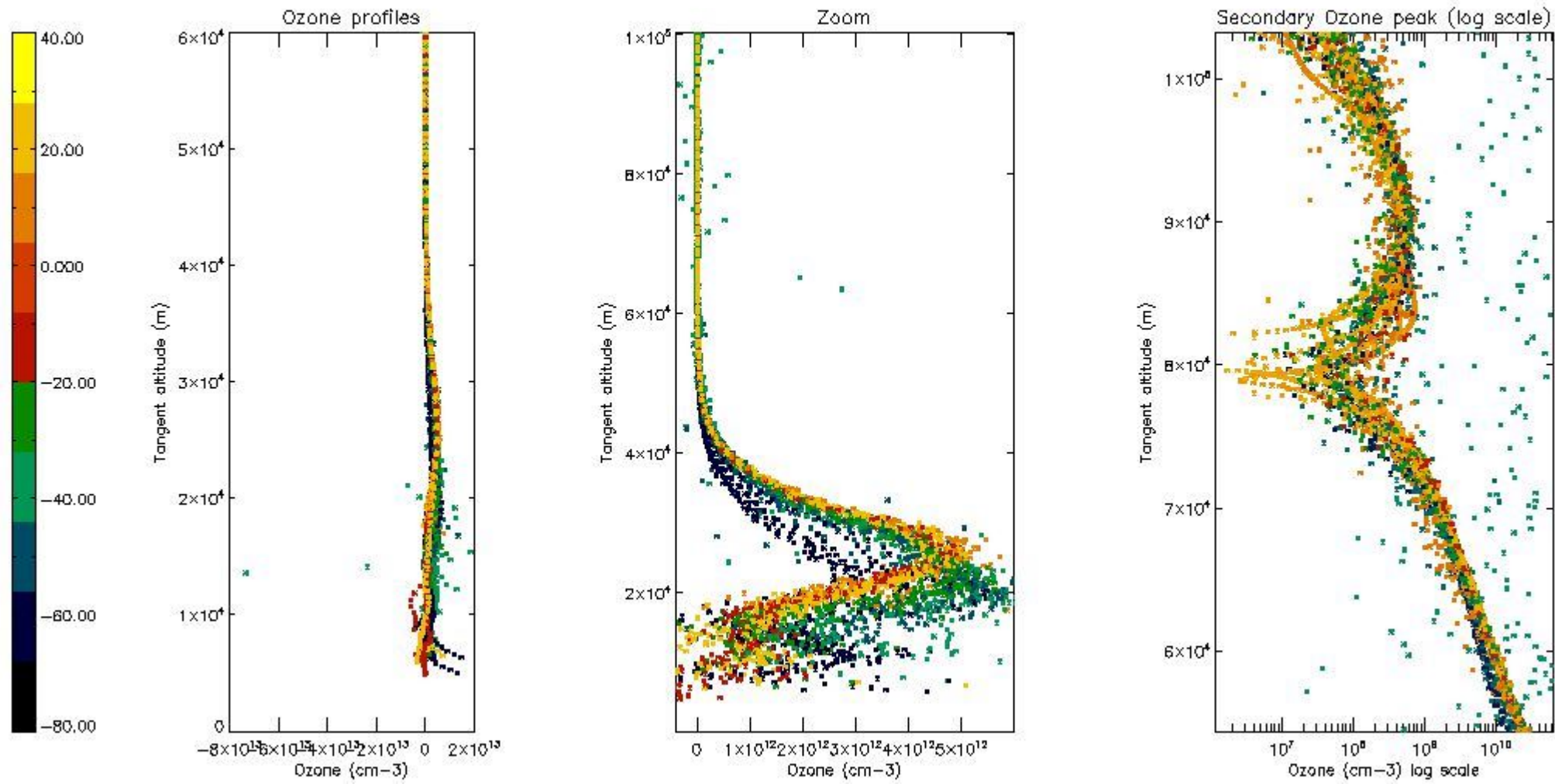
So, the table below shows the percentage of dark limb and valid observations for each criteria with respect to the overall valid daily observations.

Criteria	% of total production
All STD	29
STD < 20	17

STD < 10	15
STD < 5	10

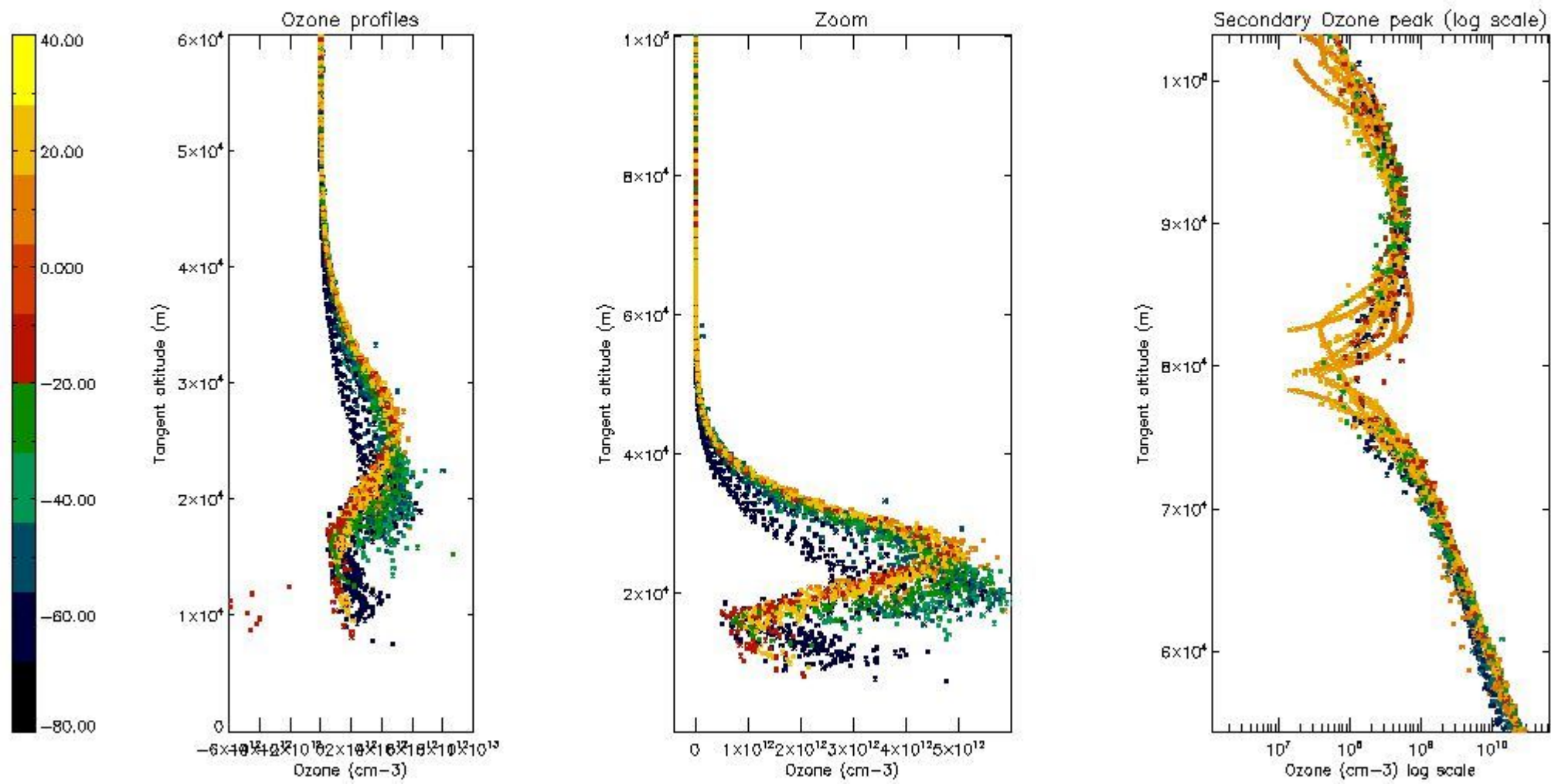
5.2 Plot ozone profiles for all STD (dark without errors)

The colorbar represents the latitude.



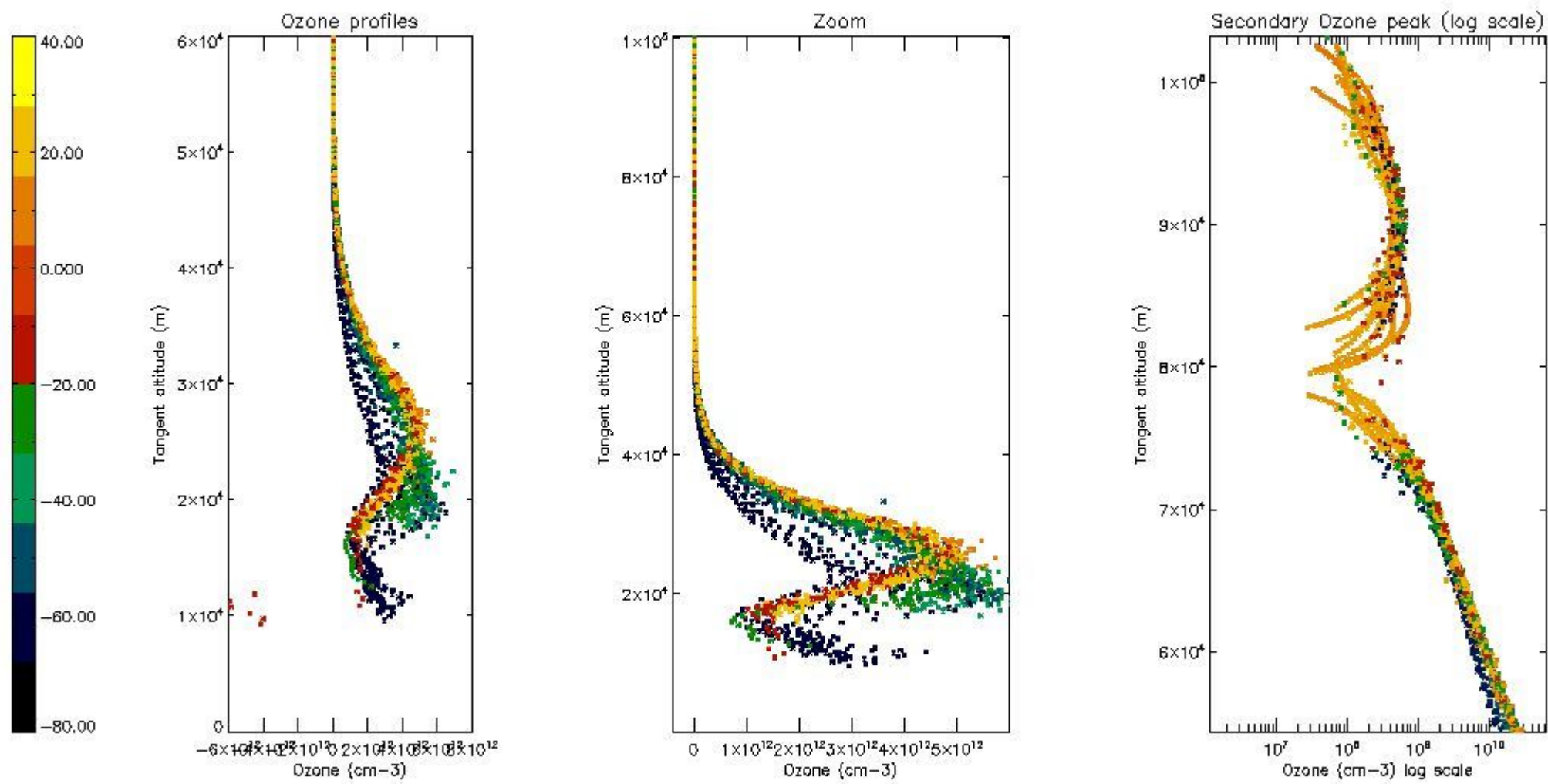
5.3 Plot ozone profiles where STD < 20% (dark without errors)

The colorbar represents the latitude.



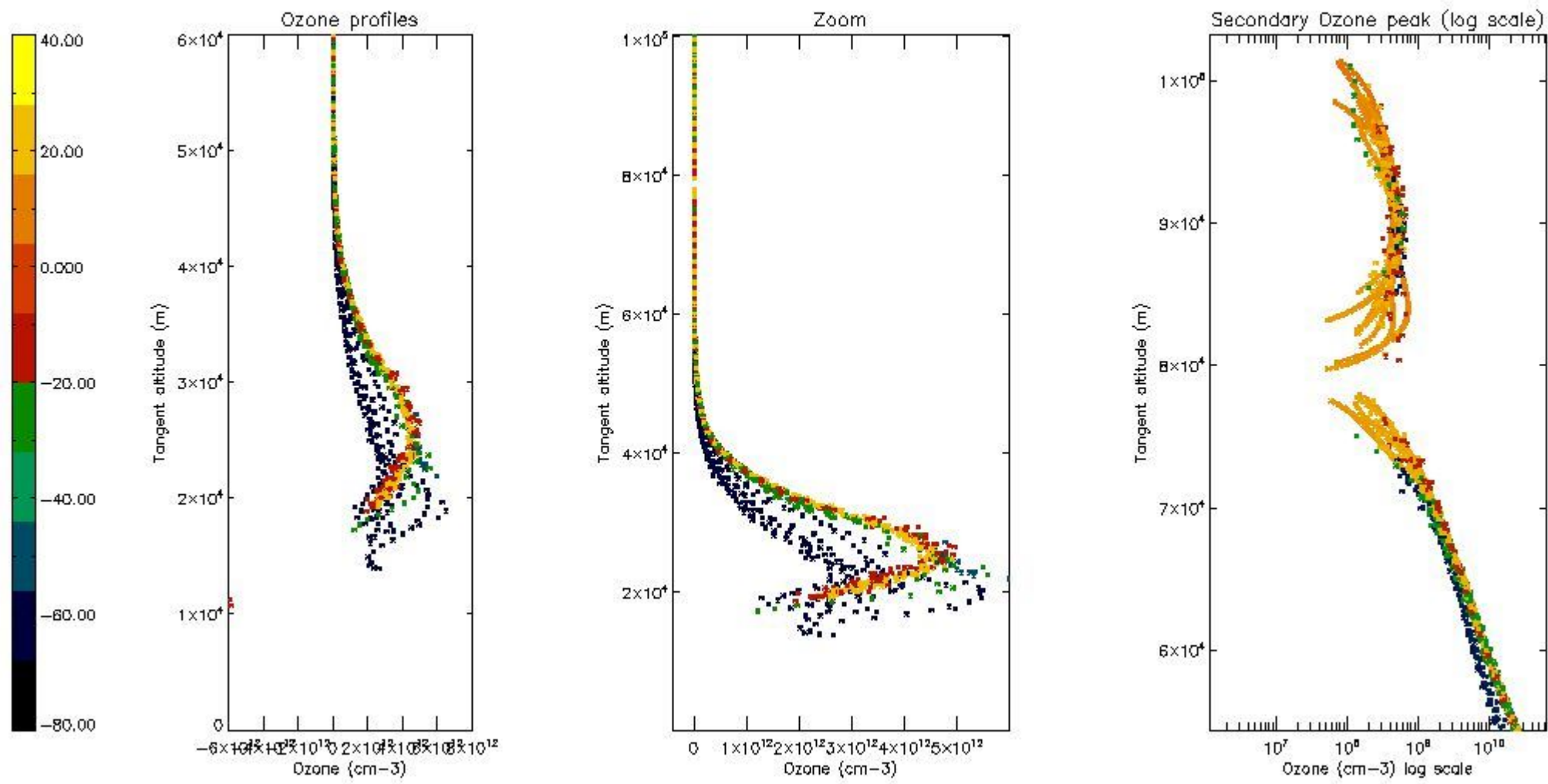
5.4 Plot ozone profiles where STD < 10% (dark without errors)

The colorbar represents the latitude.



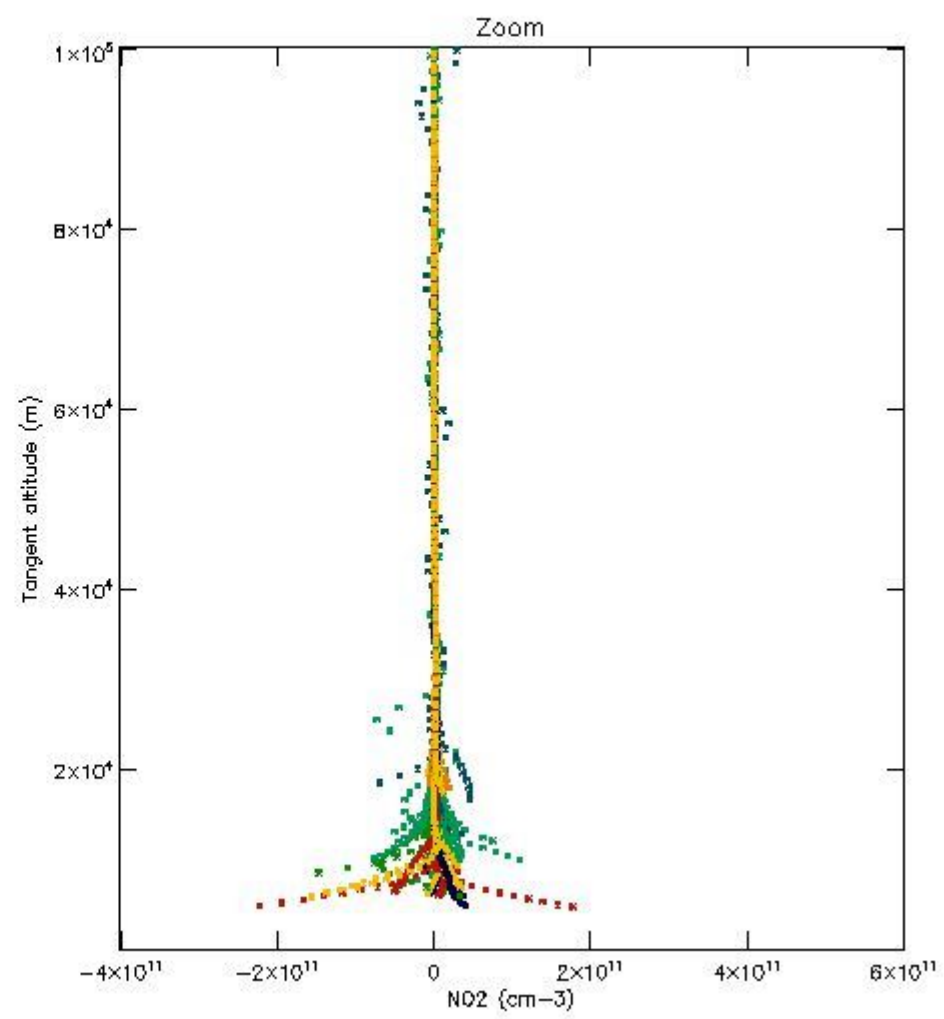
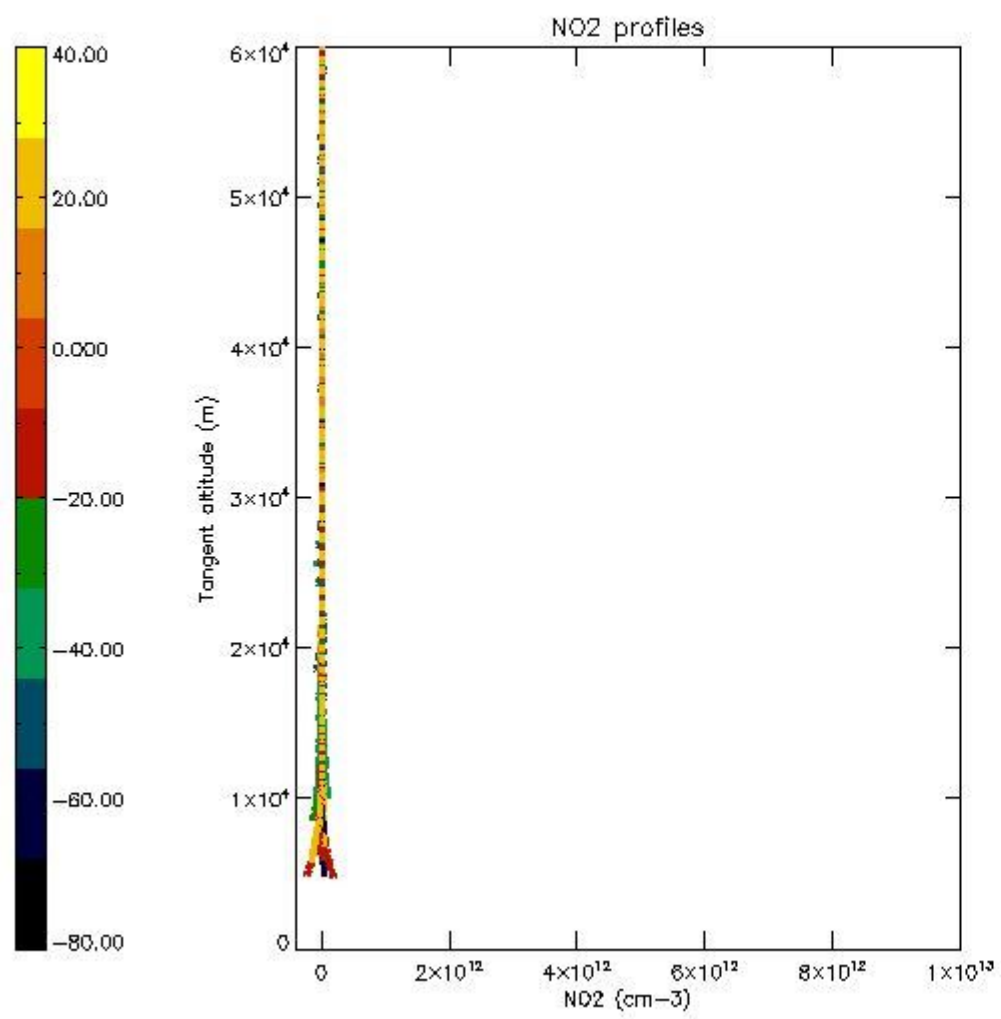
5.5 Plot ozone profiles where $STD < 5\%$ (dark without errors)

The colorbar represents the latitude.



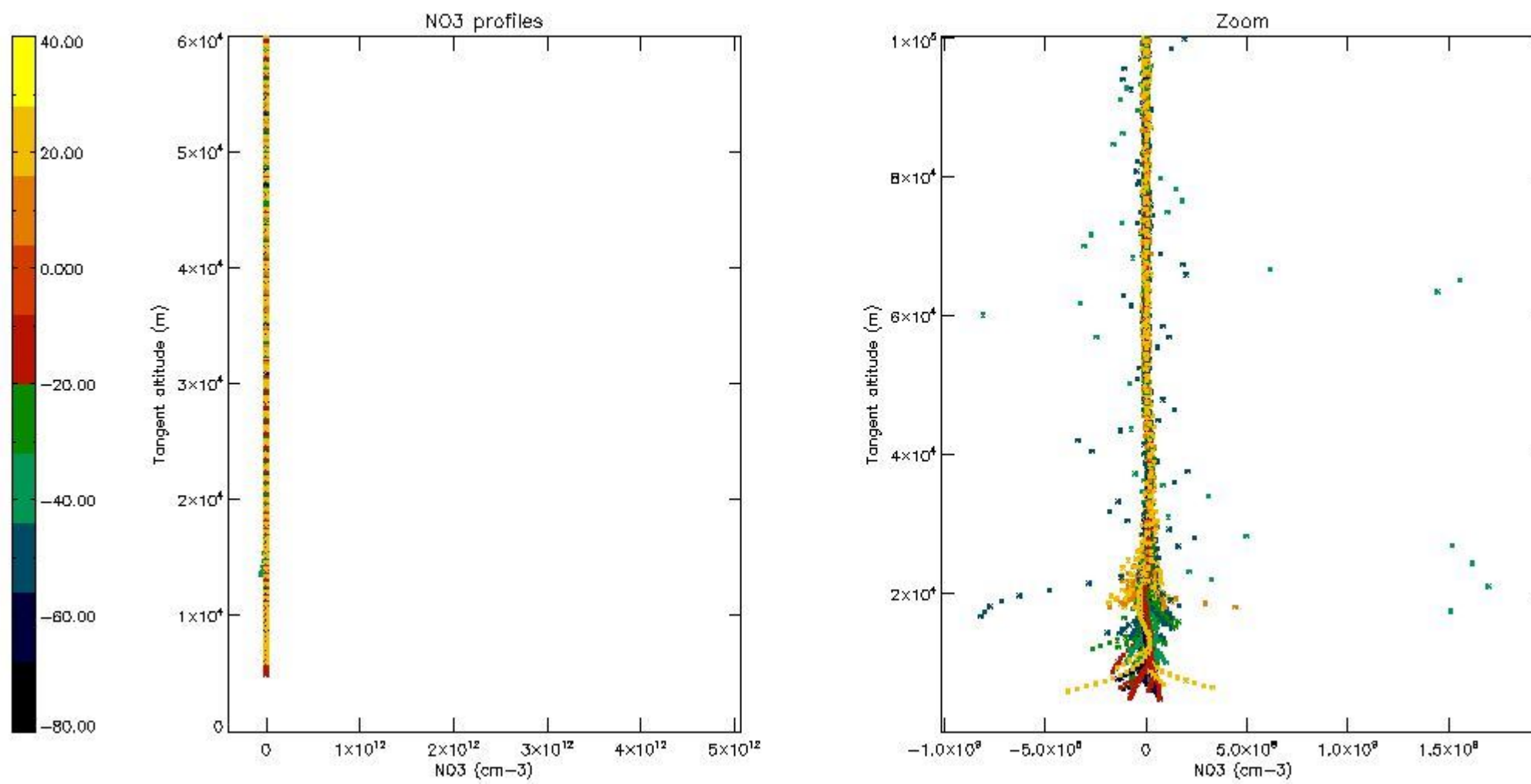
5.6 Plot NO₂ profiles for all STD (dark without errors)

The colorbar represents the latitude.



5.7 Plot NO3 profiles for all STD (dark without errors)

The colorbar represents the latitude.



6. Auxiliary Data Files used for the production reported in section 2

The number reported in the third column indicates since which file (see list in section 2) the corresponding auxiliary file has been used. The fourth column is the date of those product files.

Type	Auxiliary Filename	Used since product	Used since product date
INST_PHYS_CHARACTERISTICS	GOM_INS_AXVIEC20091111_143220_20030716_120000_20500101_000000	1	23-SEP-2003 00:00:03
LEVEL-2_PROC_CONFIG	GOM_PR2_AXVIEC20091111_152718_20020301_000000_20500101_000000	1	23-SEP-2003 00:00:03
CROSS_SECTIONS_FILE	GOM_CRS_AXVIEC20091111_154832_20020301_000000_20500101_000000	1	23-SEP-2003 00:00:03

GOMOS Level 2 Daily Report

SUMMARY

[1. General Info](#)

[2. Summary of processed GOM_NL_2P products](#)

[3. Level 2 Quality information per product](#)

[3.1 Plot of level 2 quality information per product \(time dependant\)](#)

[3.2 Plot of level 2 quality information per product \(world map\)](#)

[4. Level 1 Quality information per product \(stored on level 2 products\)](#)

[4.1 Plot of level 1 quality information per product \(time dependant\)](#)

[4.1.1 Plot of level 1 quality information per product \(time dependant\): ASCENDING](#)

[4.1.2 Plot of level 1 quality information per product \(time dependant\): DESCENDING](#)

[4.2 Plot of level 1 quality information per product \(world map\)](#)

[4.2.1 Plot of level 1 quality information per product \(world map\): ASCENDING](#)

[4.2.2 Plot of level 1 quality information per product \(world map\): DESCENDING](#)

[5. Ozone profiles based on quality statistics and other trace gas profiles](#)

[5.1 Ozone statistics based on quality of products](#)

[5.2 Plot ozone profiles for all STD \(dark without errors\)](#)

[5.3 Plot ozone profiles where STD < 20% \(dark without errors\)](#)

[5.4. Plot ozone profiles where STD < 10% \(dark without errors\)](#)

[5.5. Plot ozone profiles where STD < 5% \(dark without errors\)](#)

[5.6 Plot NO2 profiles for all STD \(dark without errors\)](#)

[5.7 Plot NO3 profiles for all STD \(dark without errors\)](#)

[5.8 Plot H2O profiles \(only for occultations of stars 1,2,3,4,13,14,16,26,63 dark without errors\) for all STD](#)

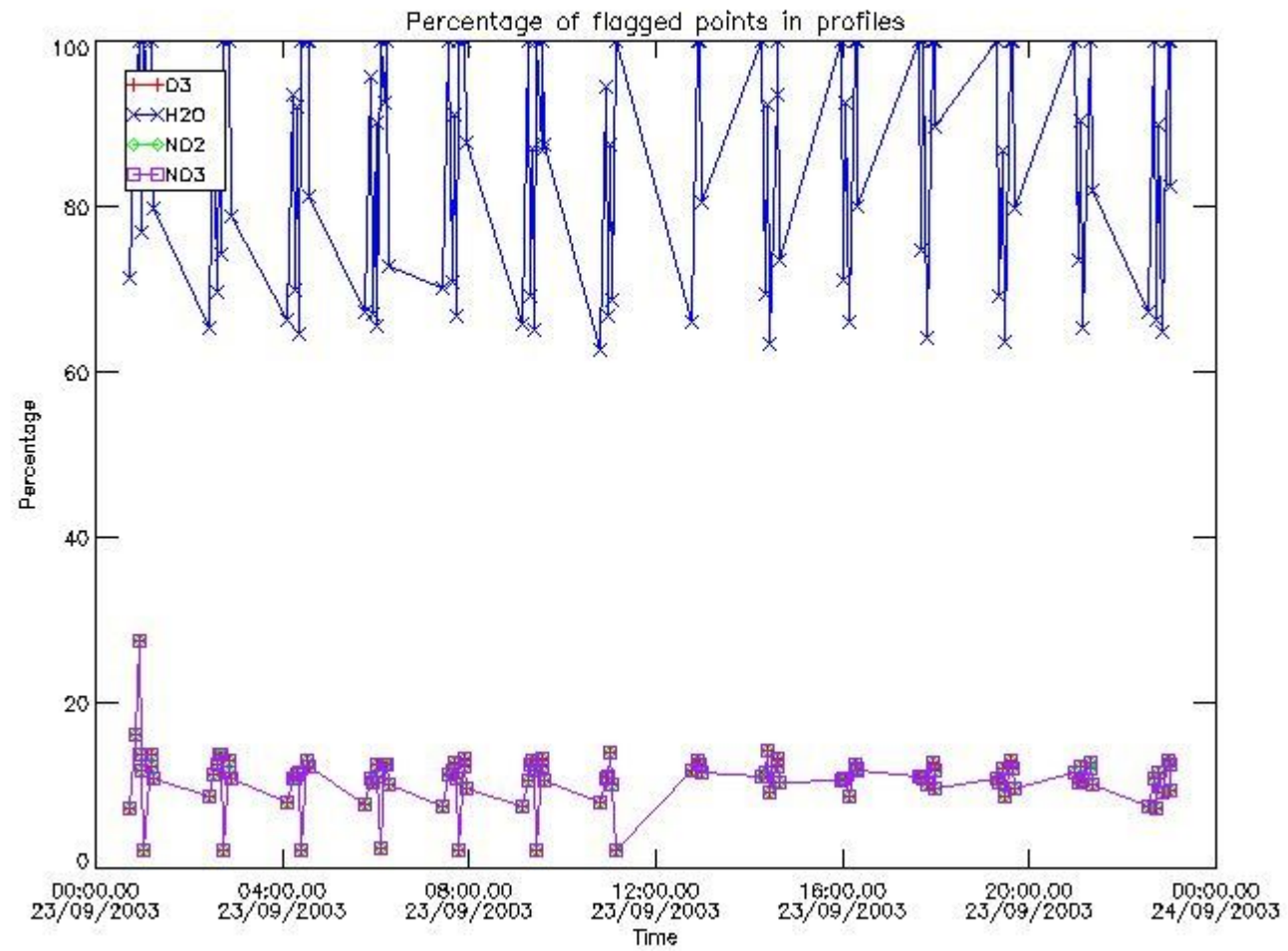
[6. Auxiliary Data Files used for the production reported in section 2](#)

397	GOM_NL__2PRFIN20030923_234713_000000352020_00116_08186_0183.N1	23-SEP-2003 23:47:13	Bright	35.000	60	7Bet UMi	2.0810	3950.0	70	8186	No
398	GOM_NL__2PRFIN20030923_235323_000000392020_00116_08186_0184.N1	23-SEP-2003 23:53:23	Bright	38.500	36	50Alp UMa	1.8000	6300.0	77	8186	No
399	GOM_NL__2PRFIN20030923_235452_000000342020_00116_08186_0185.N1	23-SEP-2003 23:54:52	Bright	34.000	82	48Bet UMa	2.3650	10600.	68	8186	No
400	GOM_NL__2PRFIN20030923_235718_000000622020_00116_08186_0186.N1	23-SEP-2003 23:57:18	Bright	61.500	42	34Bet Aur	1.9000	10200.	123	8186	No

3. Quality information per product

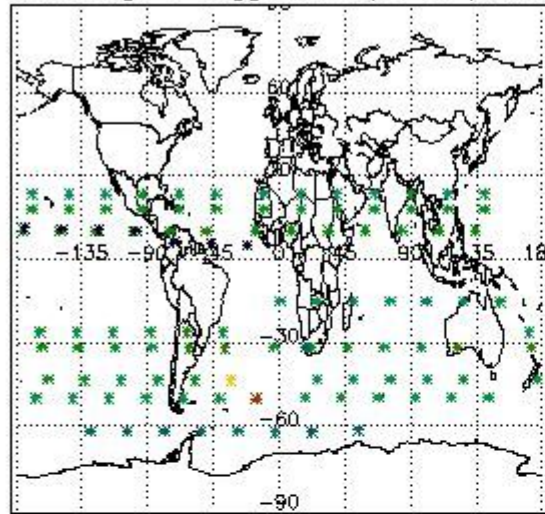
In this section it is plotted some information contained in the Quality Summary data set of the level 2 products. Only products in dark limb conditions and without errors (error flag in the MPH set to "0") are used.

3.1 Plot quality information per product (time dependant)


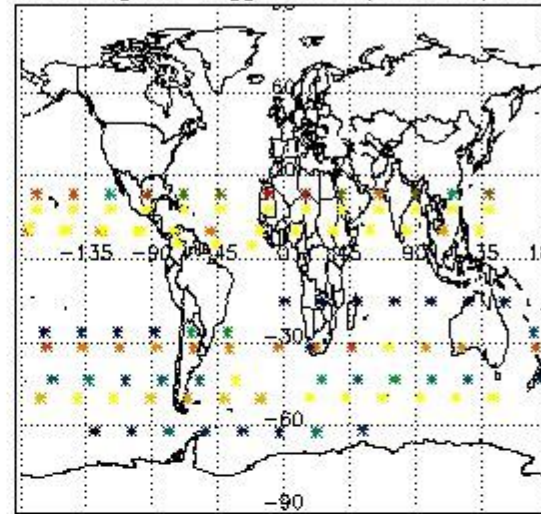


3.2 Plot quality information per product (world map)

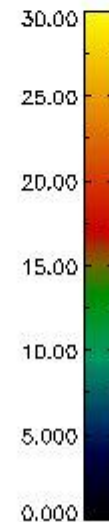
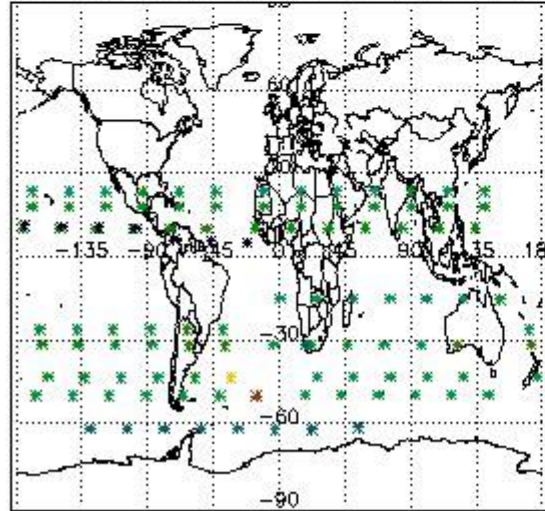
Percentage of flagged data per O3 profile



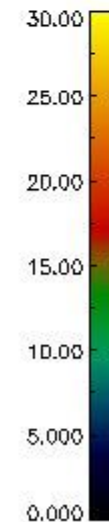
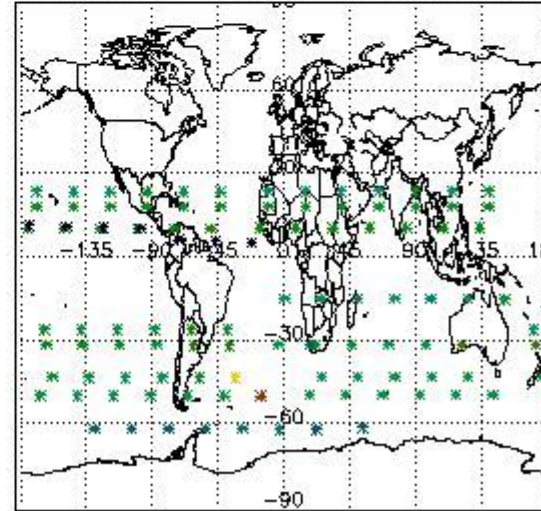
Percentage of flagged data per H2O profile



Percentage of flagged data per NO2 profile



Percentage of flagged data per NO3 profile

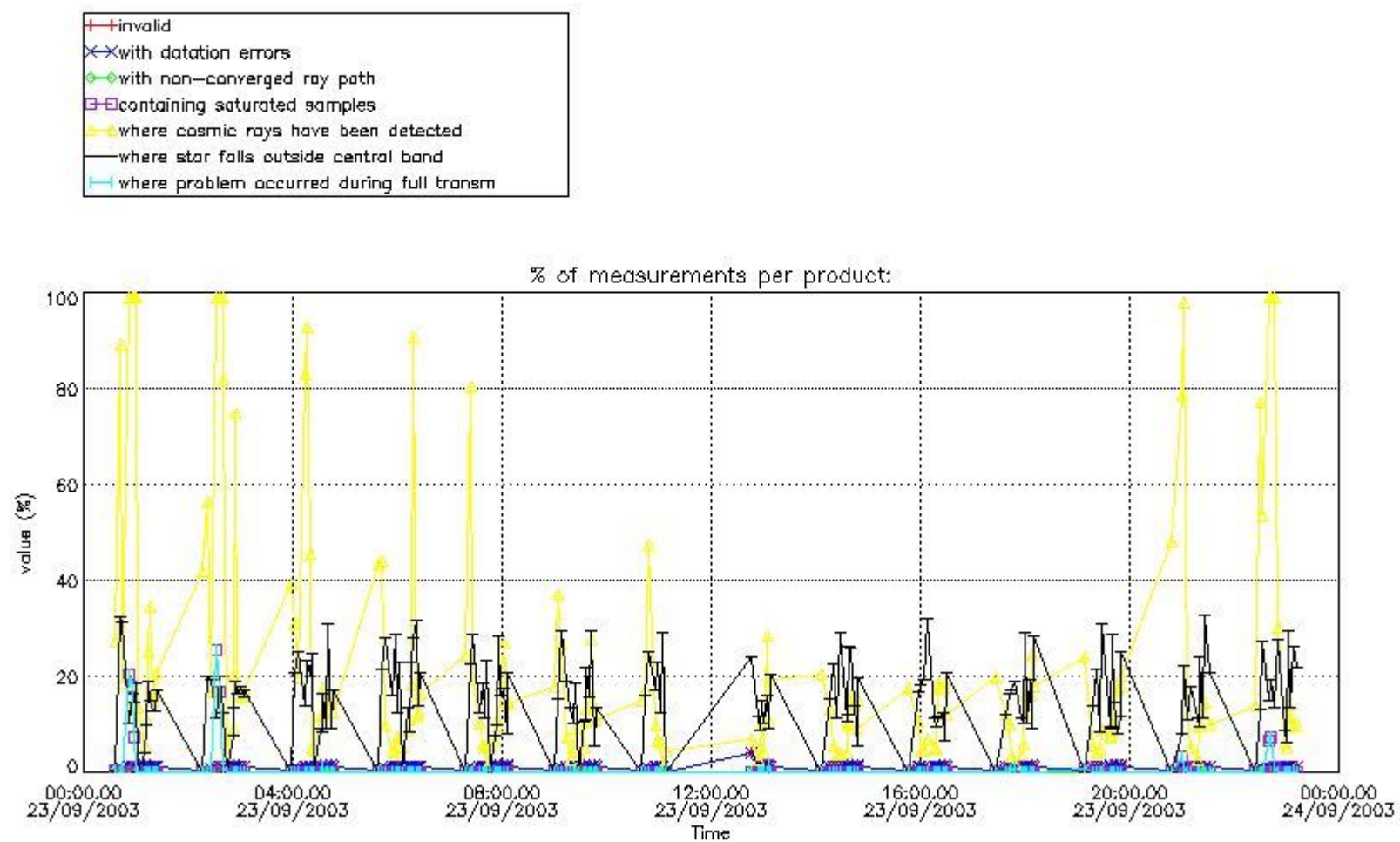


4. Level 1 quality information per product

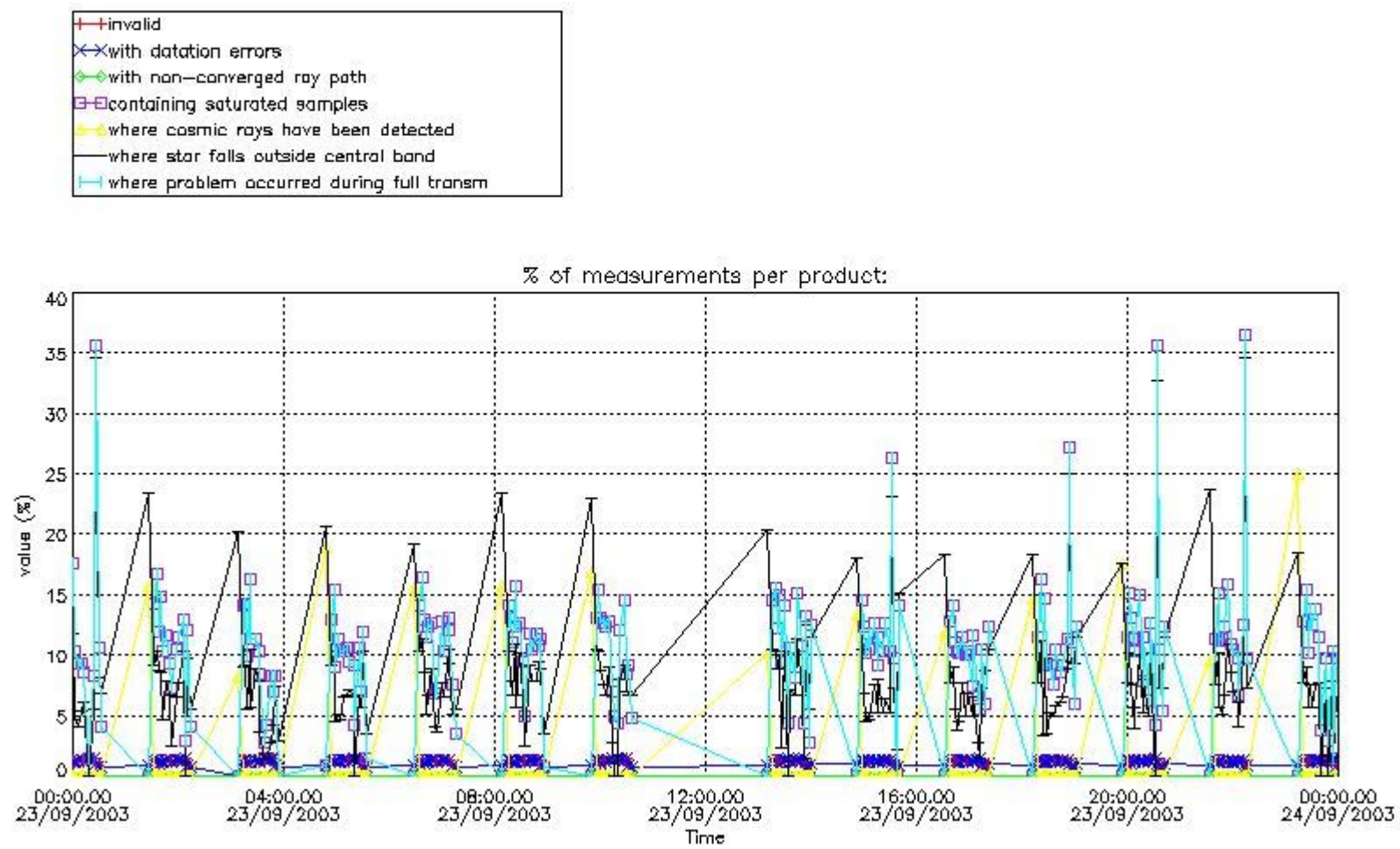
In this section it is plotted some information contained in the Quality Summary data set of the level 2 products that comes from the level 1b processing. Products without errors (error flag in the MPH set to "0") are used.

4.1 Plot quality information per product (time dependant) coming from level 1b processing

4.1.1 Plot level 1 quality information per product (time dependant): ENVISAT ASCENDING passes



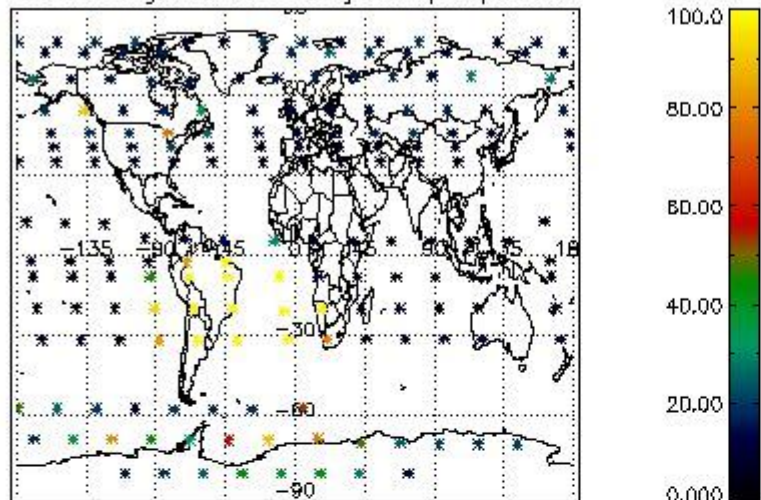
4.1.2 Plot level 1 quality information per product (time dependant): ENVI SAT DESCENDING passes



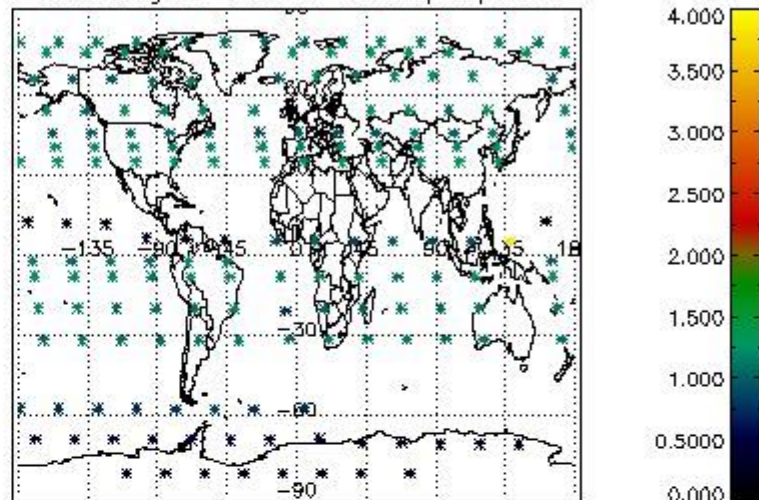
4.2 Plot quality information per product coming from level 1b processing (world map)

4.2.1 Plot level 1 quality information per product (world map): ENVISAT ASCENDING passes

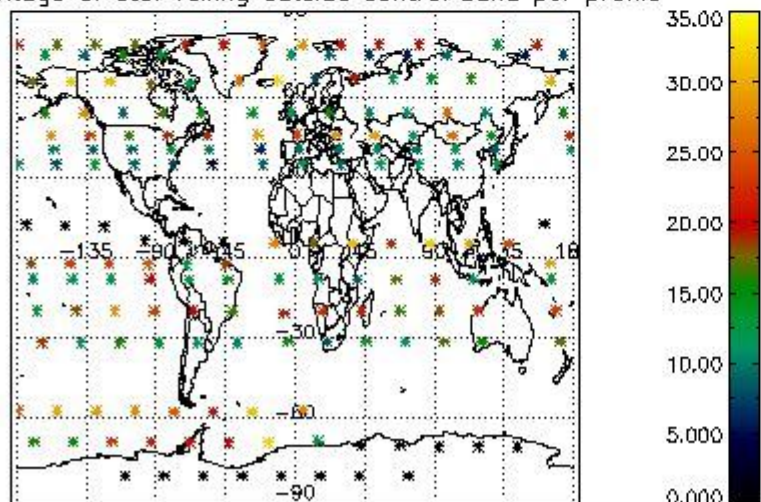
Percentage of cosmic ray hits per profile



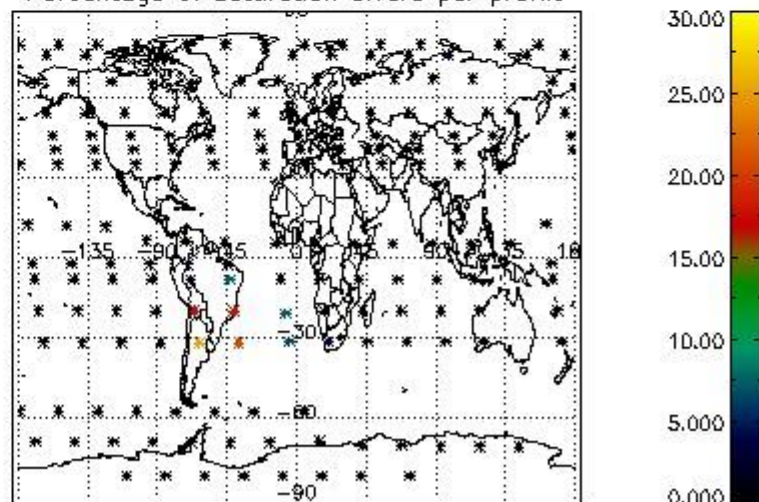
Percentage of datation errors per profile



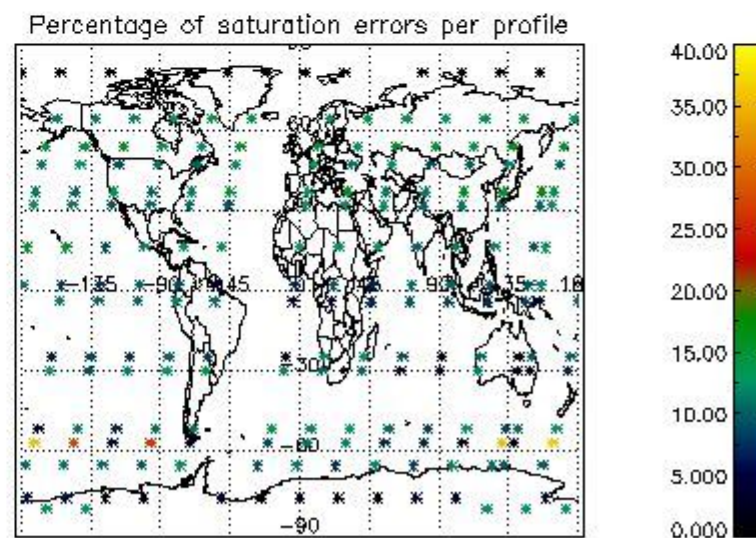
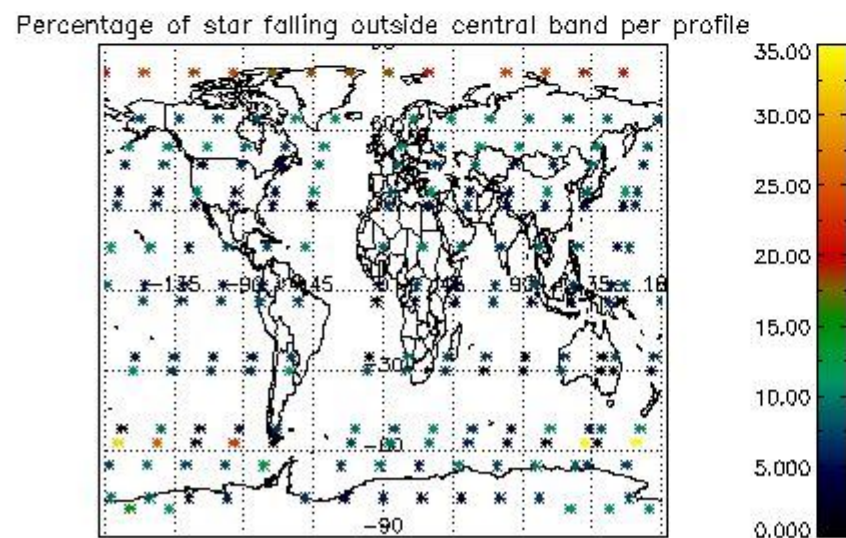
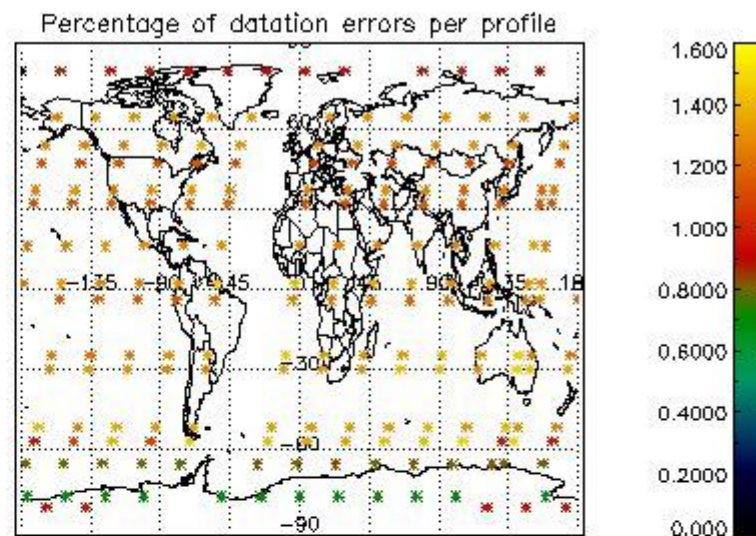
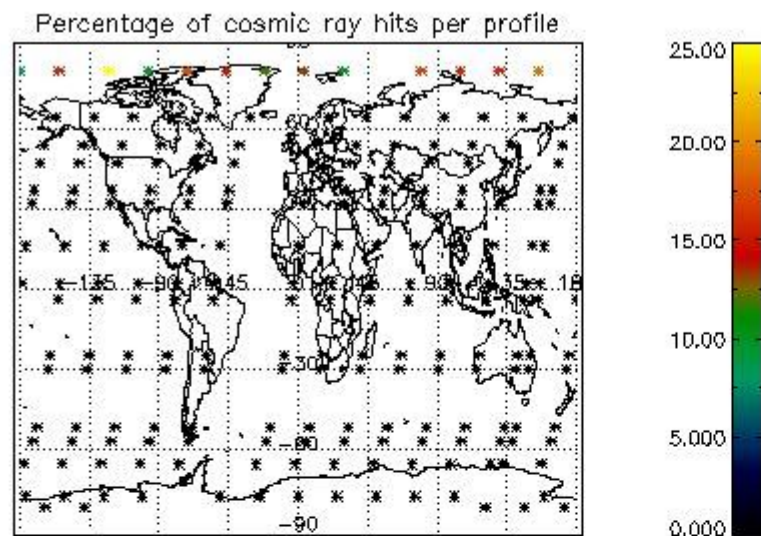
Percentage of star falling outside central band per profile



Percentage of saturation errors per profile



4.2.2 Plot level 1 quality information per product (world map): ENVISAT DESCENDING passes



5. Trace gas profiles

5.1 Ozone statistics based on quality of products

The final quality of the products can be "measured" using the STD (Standard Deviation) attached to every point profile. This information is written to the parameter GOM_NL__2P/NL_LOCAL_SPECIES_DENSITY/o3_std of the level 2 products. The table below shows the statistics for given STD ranges.

The statistics are given with respect to the overall valid production:

- Products without fatal errors: GOM_NL__2P/MPH/PRODUCT_ERR=0
- Valid point profile: GOM_NL__2P/NL_LOCAL_SPECIES_DENSITY/pcd(0)=0

The 'Criteria' is applied to valid points of dark limb products:

- Products in dark limb illumination condition: GOM_NL__2P/NL_SUMMARY_QUALITY/obs_ill_cond=0
- Products without fatal errors: GOM_NL__2P/MPH/PRODUCT_ERR=0
- Valid point profile: GOM_NL__2P/NL_LOCAL_SPECIES_DENSITY/pcd(0)=0

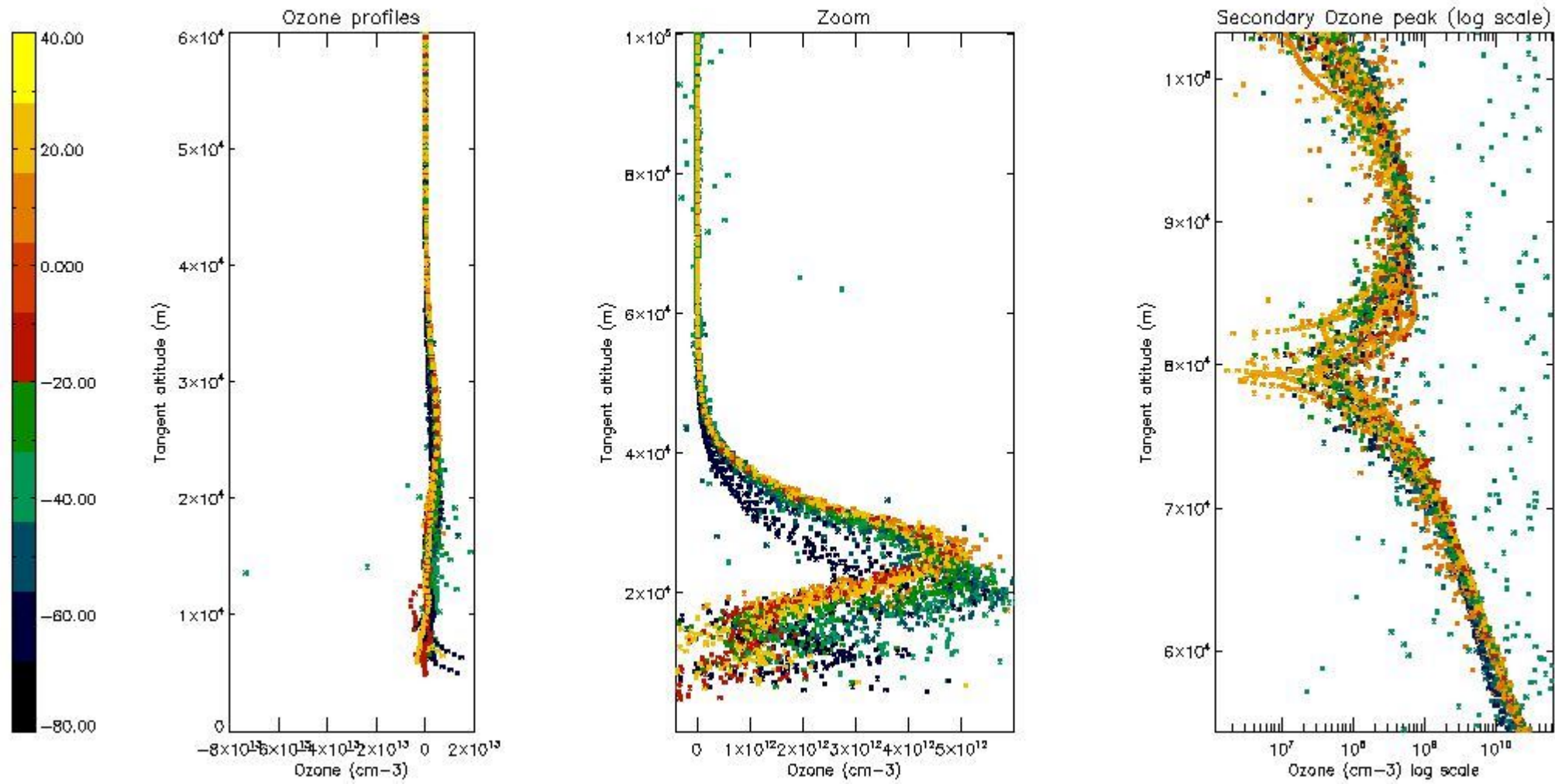
So, the table below shows the percentage of dark limb and valid observations for each criteria with respect to the overall valid daily observations.

Criteria	% of total production
All STD	29
STD < 20	17

STD < 10	15
STD < 5	10

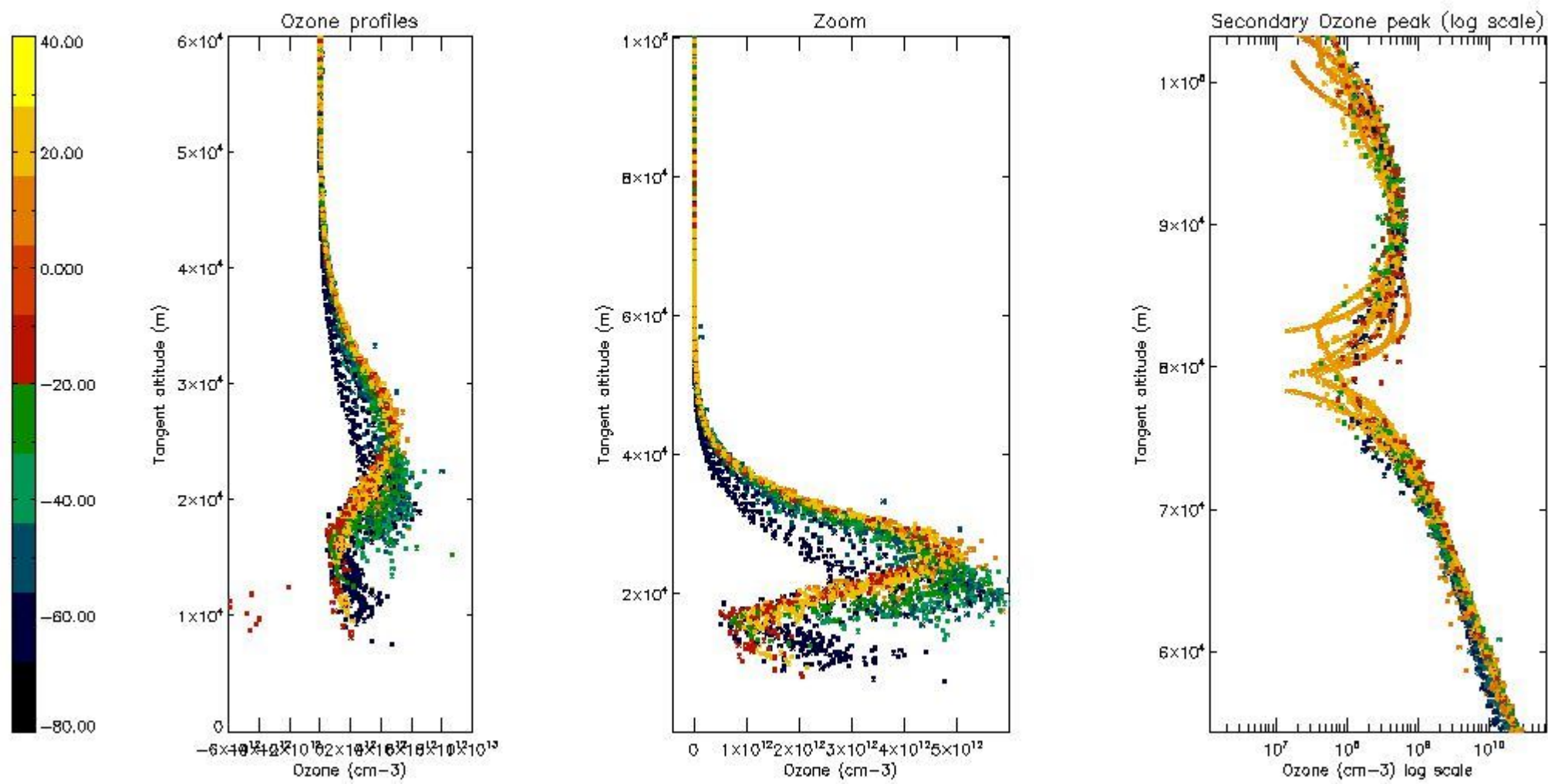
5.2 Plot ozone profiles for all STD (dark without errors)

The colorbar represents the latitude.



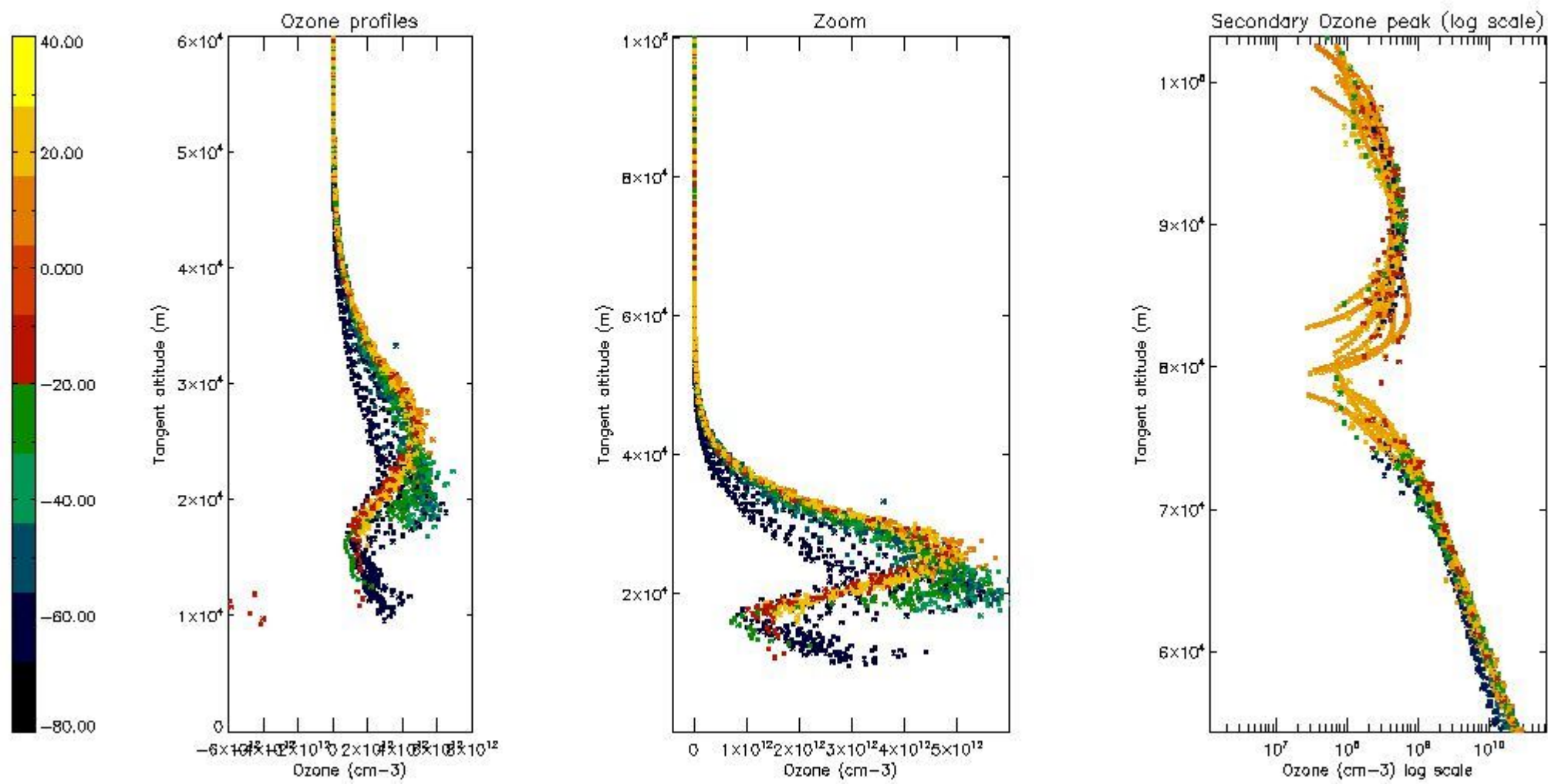
5.3 Plot ozone profiles where STD < 20% (dark without errors)

The colorbar represents the latitude.



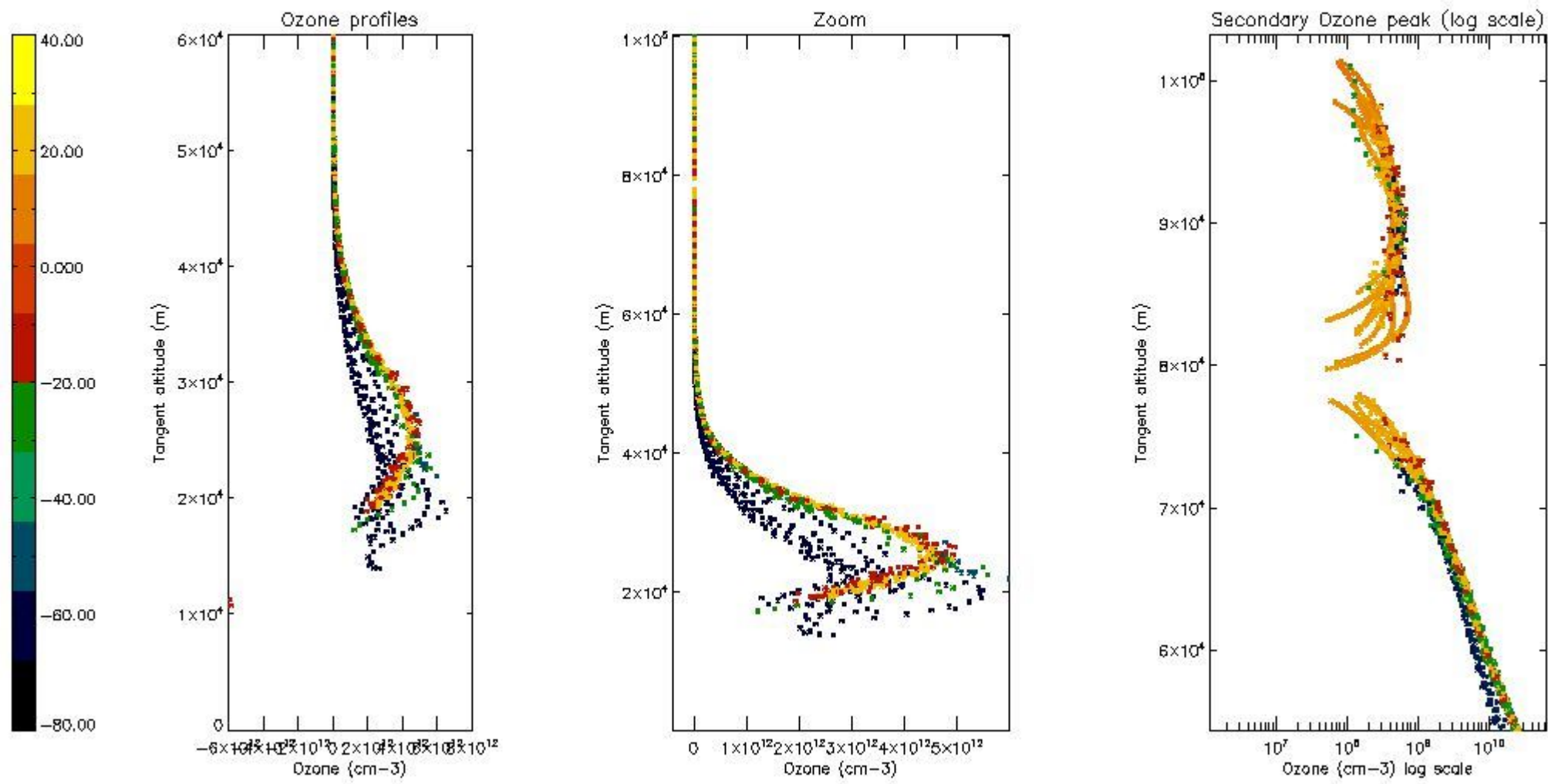
5.4 Plot ozone profiles where STD < 10% (dark without errors)

The colorbar represents the latitude.



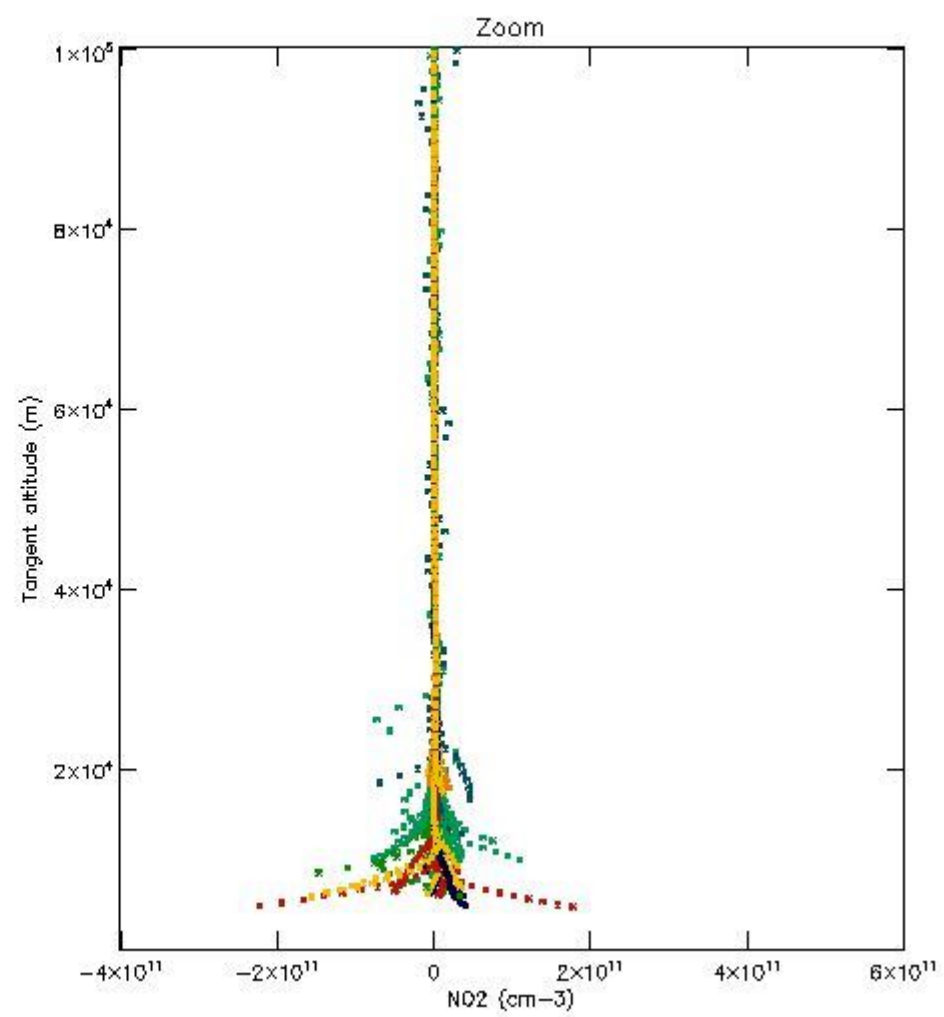
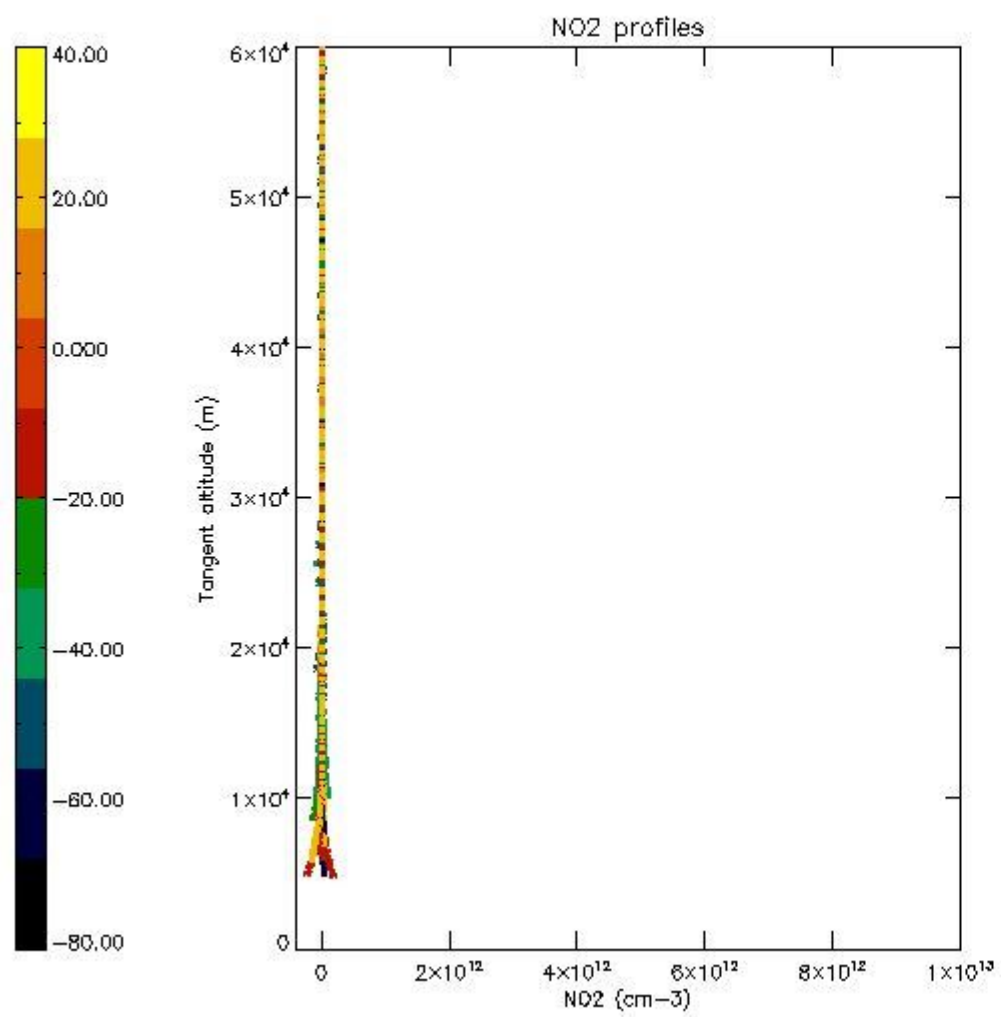
5.5 Plot ozone profiles where STD < 5% (dark without errors)

The colorbar represents the latitude.



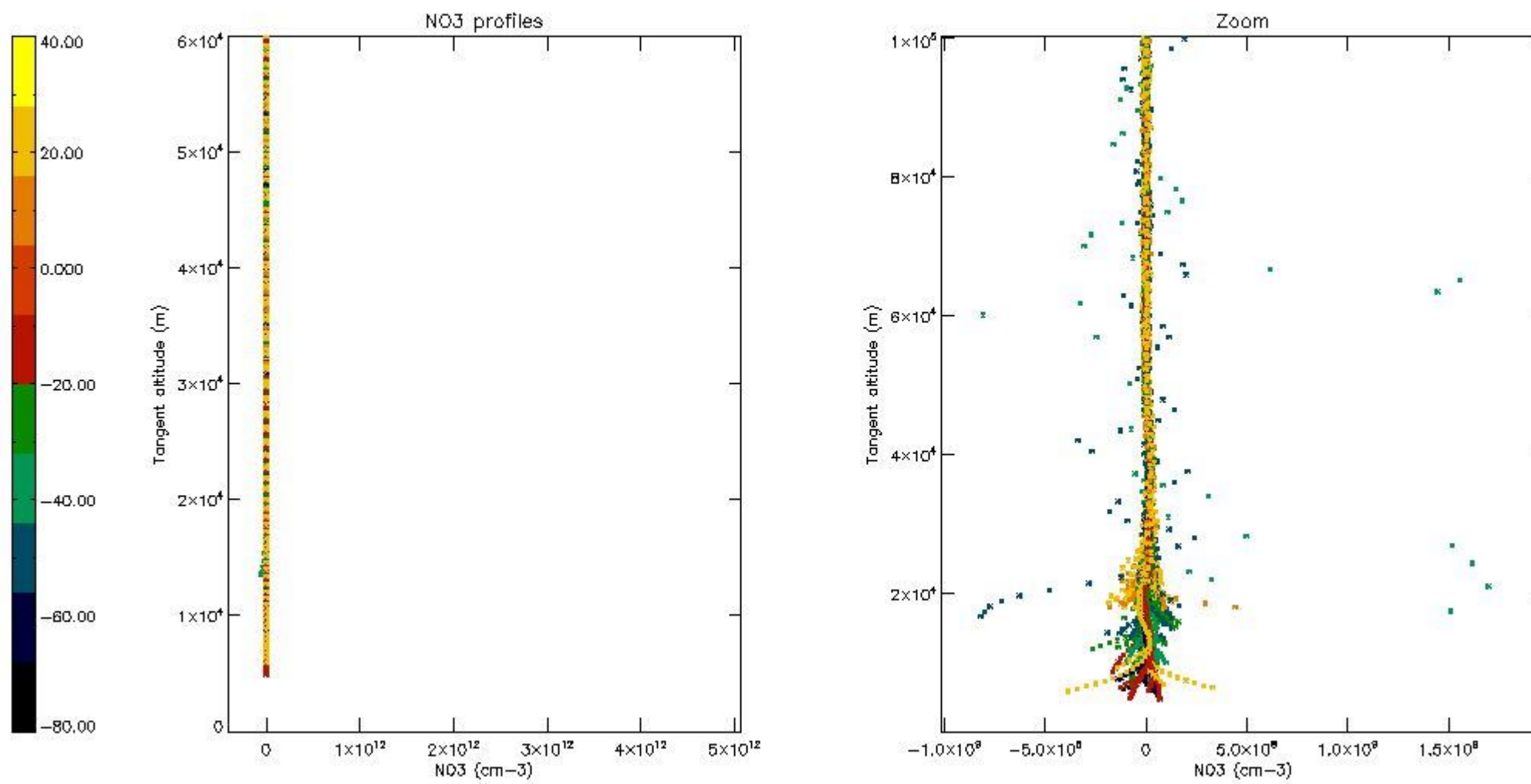
5.6 Plot NO₂ profiles for all STD (dark without errors)

The colorbar represents the latitude.



5.7 Plot NO3 profiles for all STD (dark without errors)

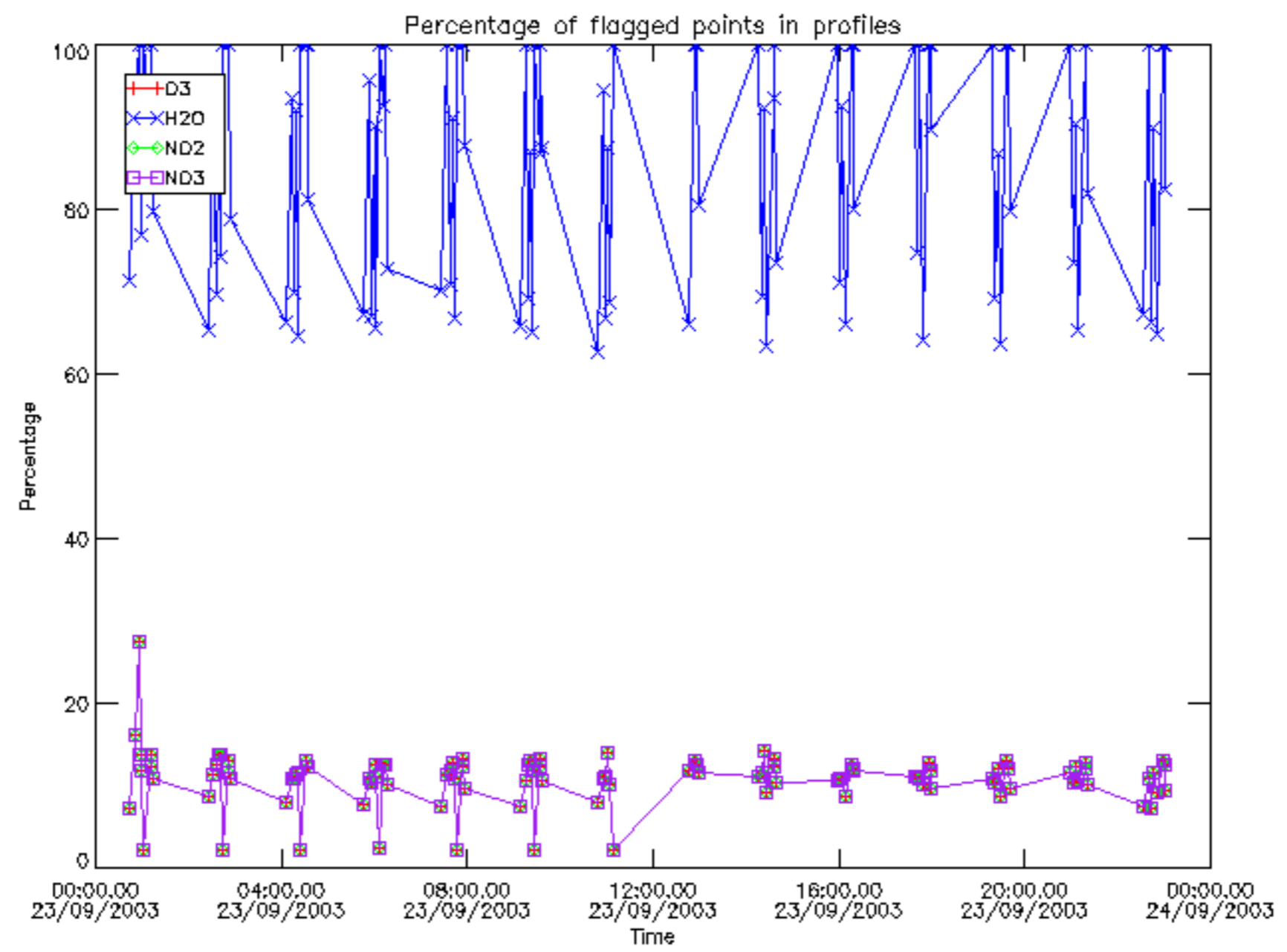
The colorbar represents the latitude.



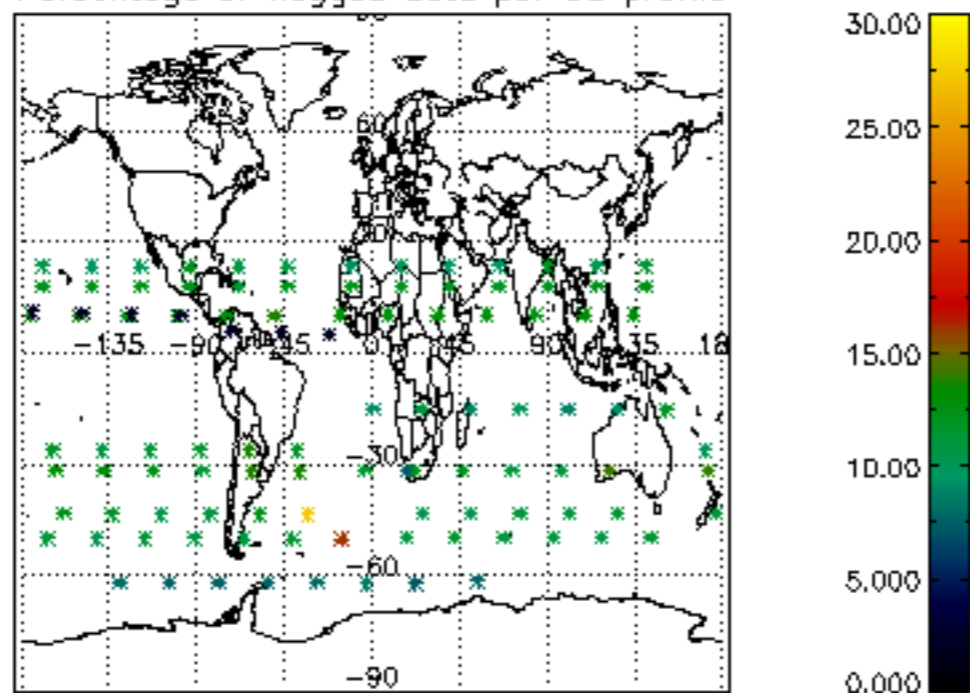
6. Auxiliary Data Files used for the production reported in section 2

The number reported in the third column indicates since which file (see list in section 2) the corresponding auxiliary file has been used. The fourth column is the date of those product files.

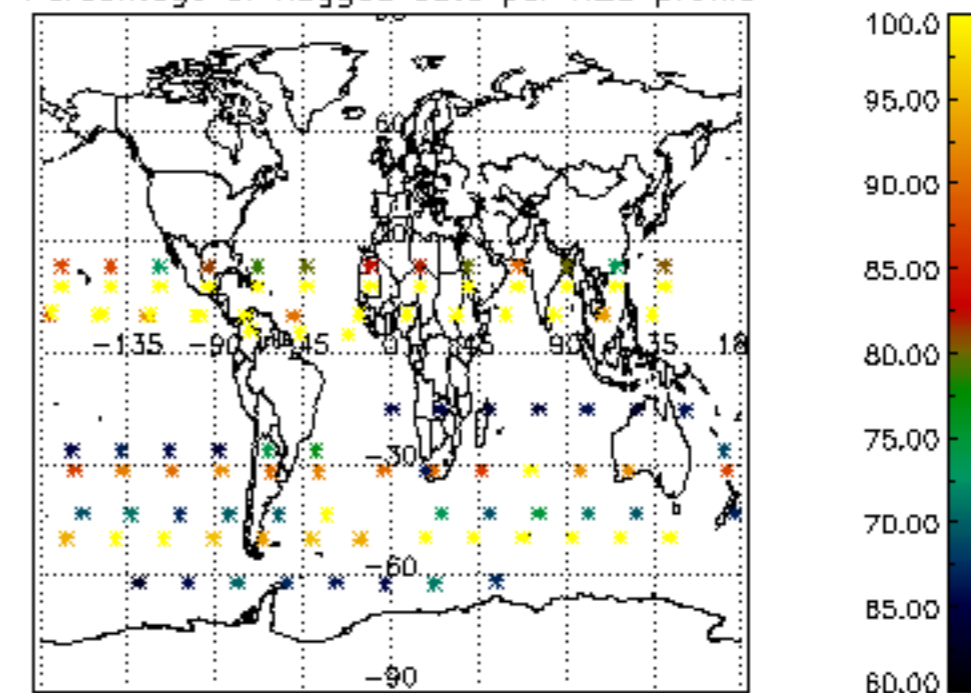
Type	Auxiliary Filename	Used since product	Used since product date
INST_PHYS_CHARACTERISTICS	GOM_INS_AXVIEC20091111_143220_20030716_120000_20500101_000000	1	23-SEP-2003 00:00:03
LEVEL-2_PROC_CONFIG	GOM_PR2_AXVIEC20091111_152718_20020301_000000_20500101_000000	1	23-SEP-2003 00:00:03
CROSS_SECTIONS_FILE	GOM_CRS_AXVIEC20091111_154832_20020301_000000_20500101_000000	1	23-SEP-2003 00:00:03



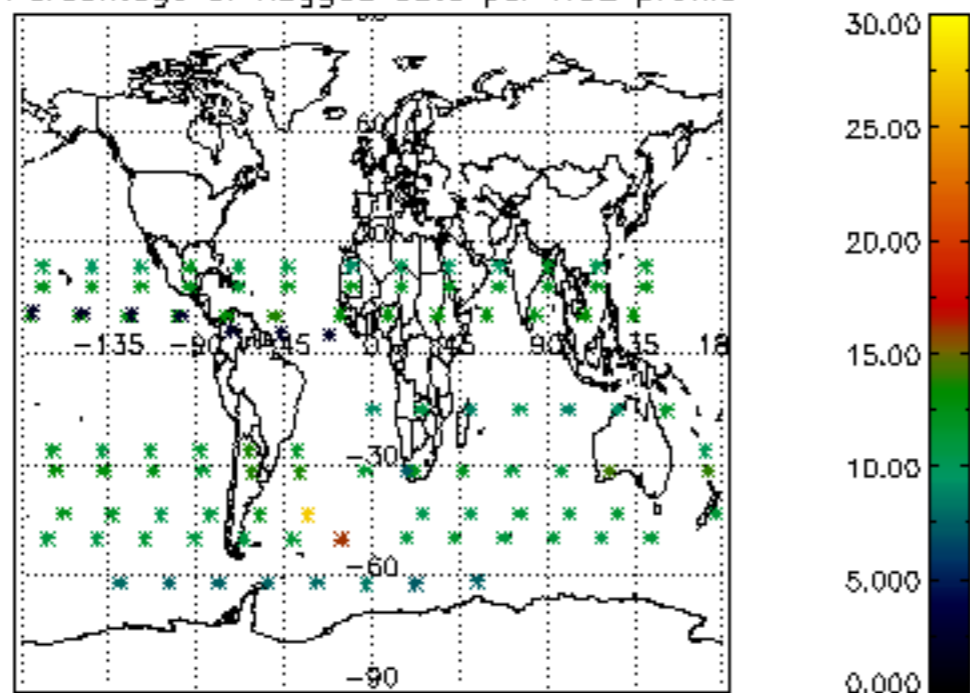
Percentage of flagged data per D3 profile



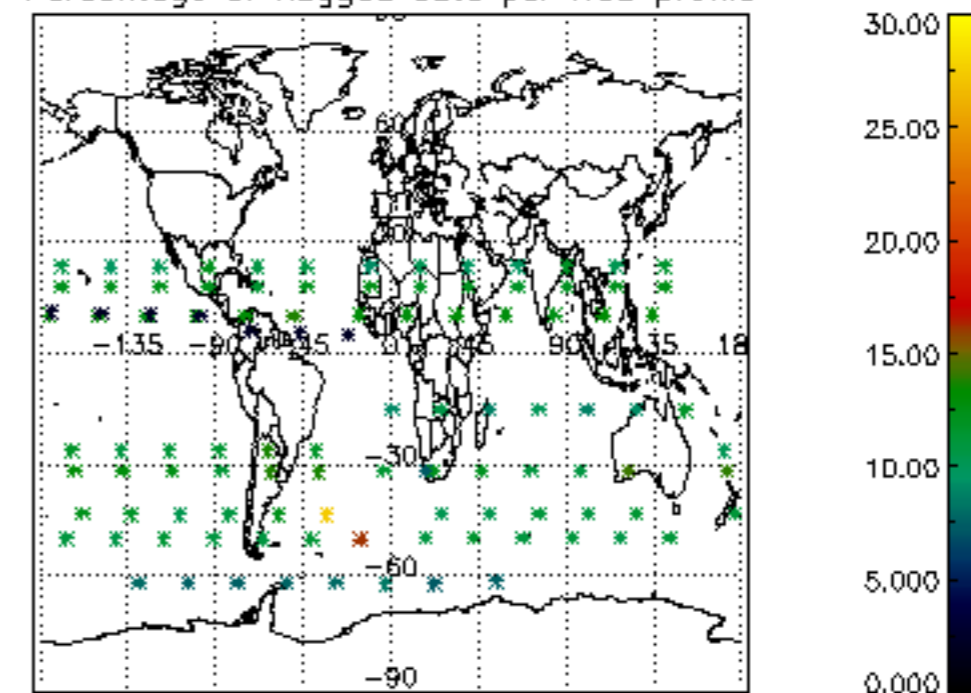
Percentage of flagged data per H2O profile

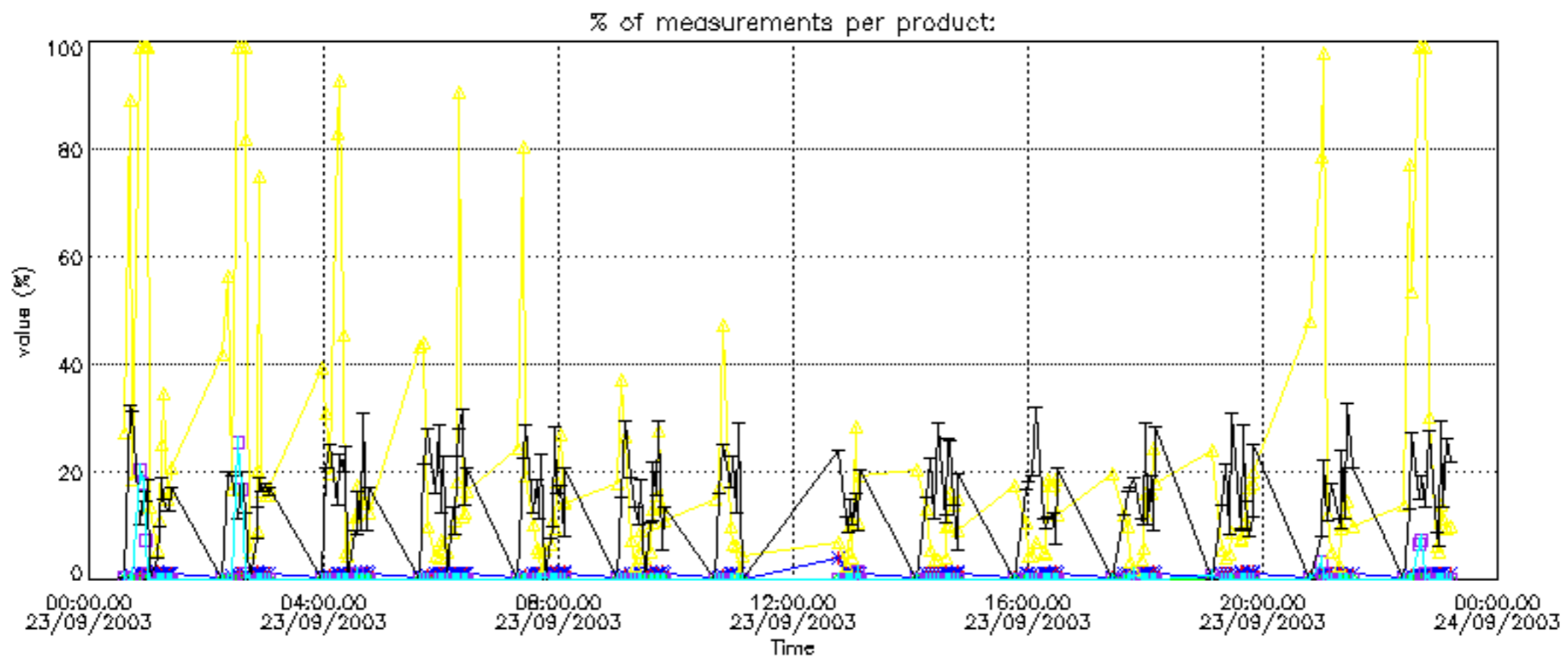
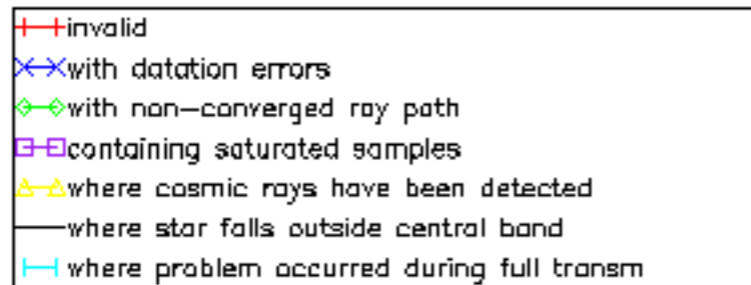


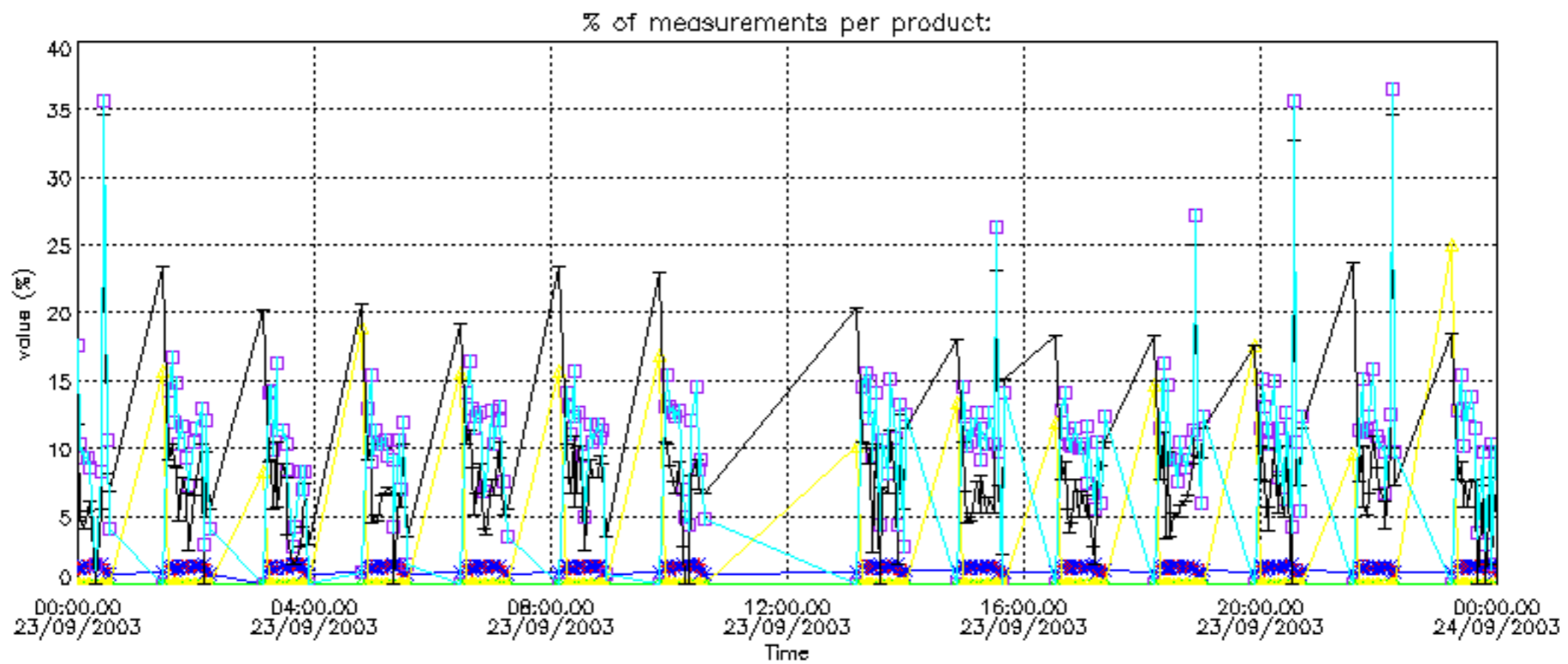
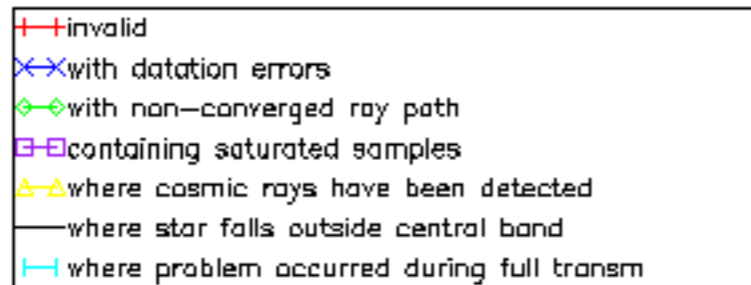
Percentage of flagged data per NO2 profile



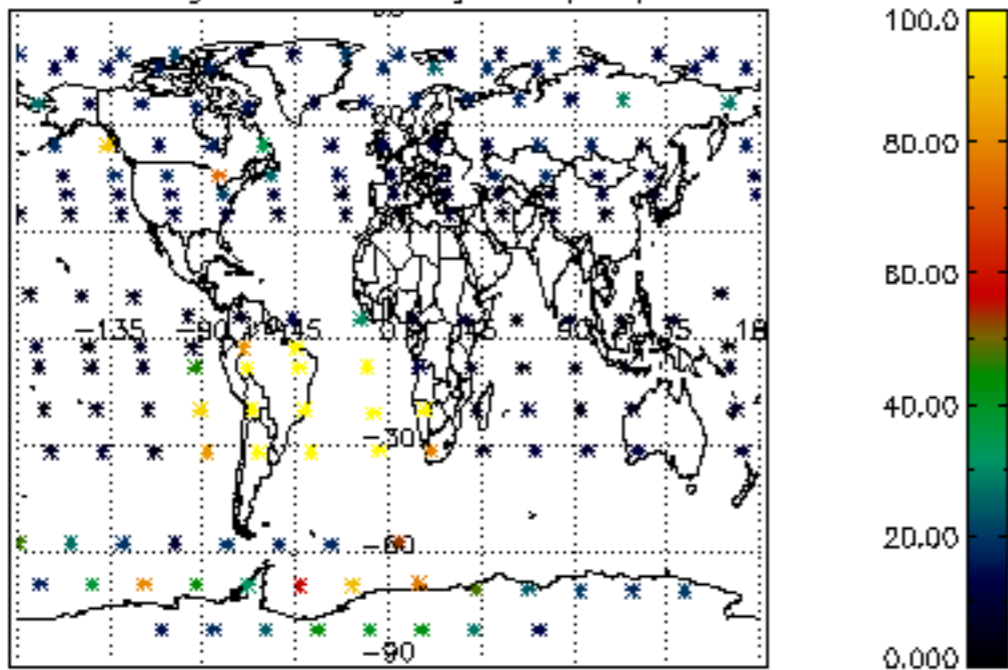
Percentage of flagged data per NO3 profile



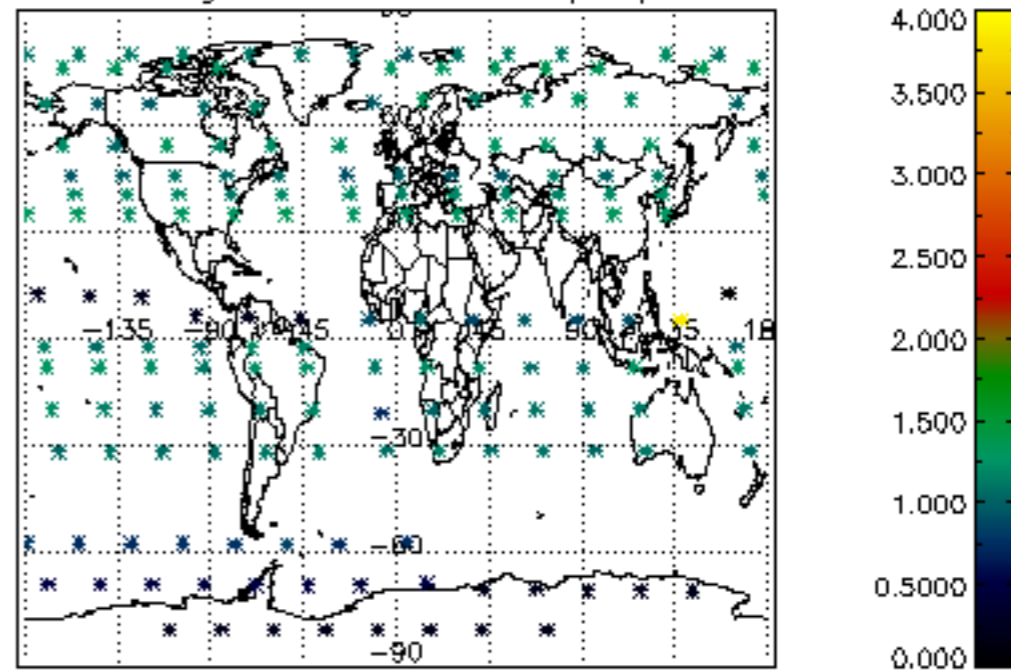




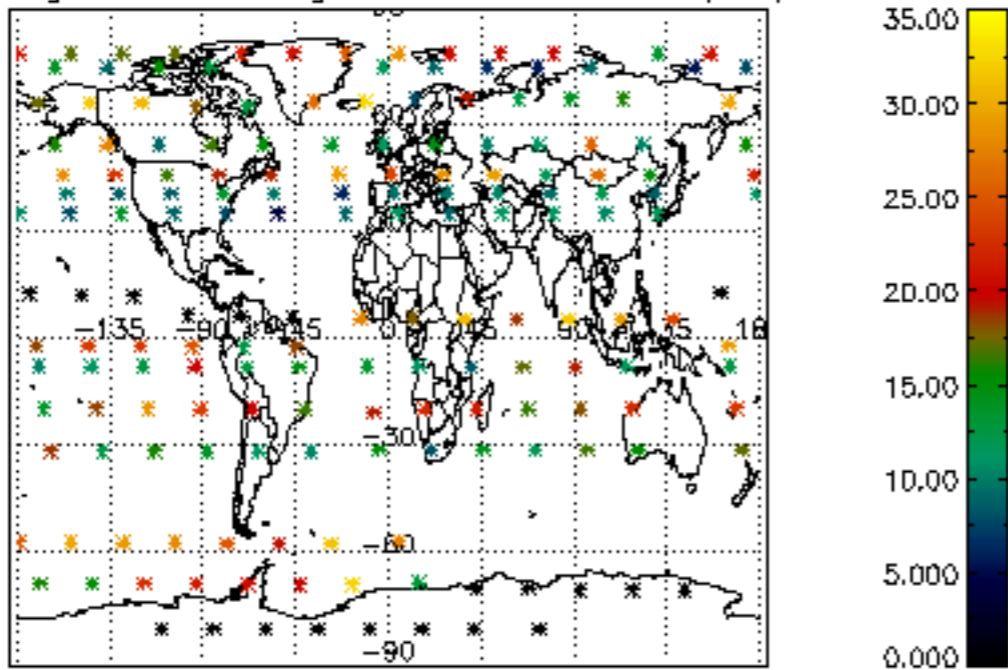
Percentage of cosmic ray hits per profile



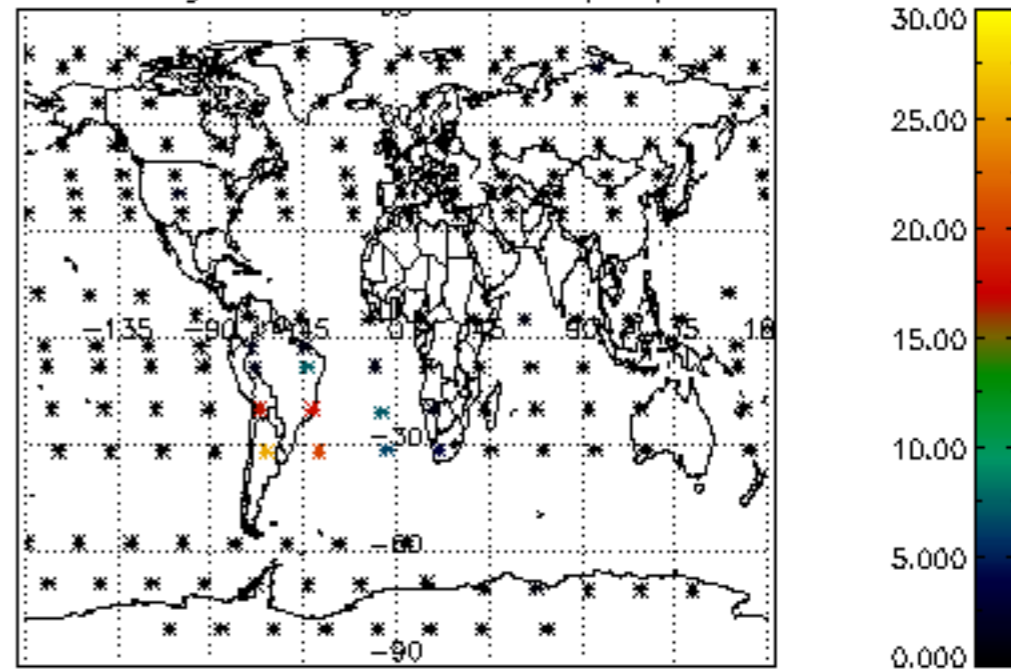
Percentage of datation errors per profile



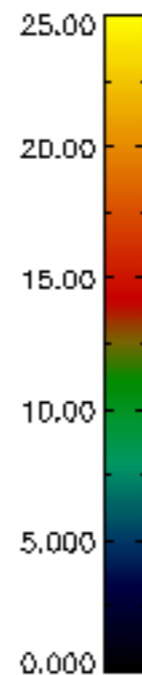
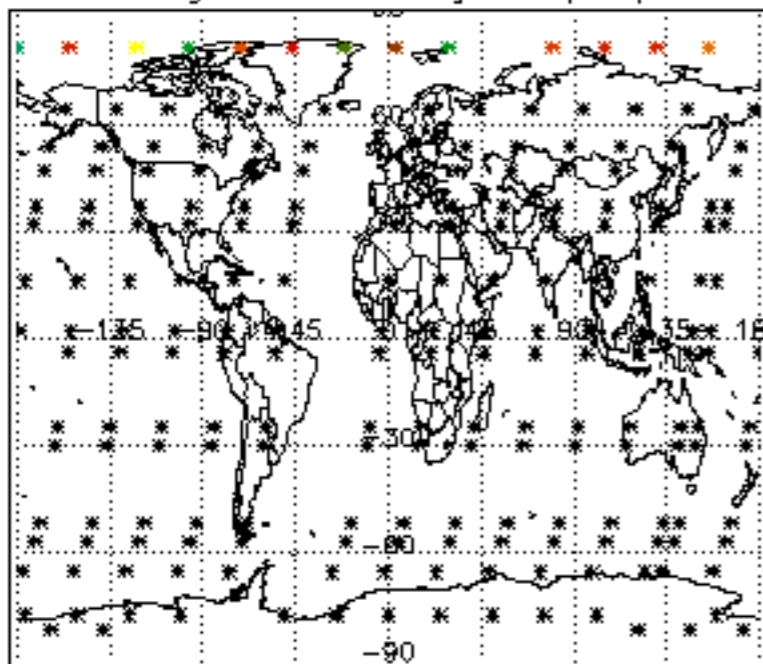
Percentage of star falling outside central band per profile



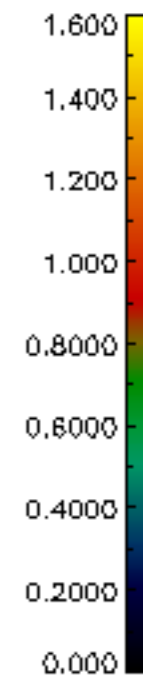
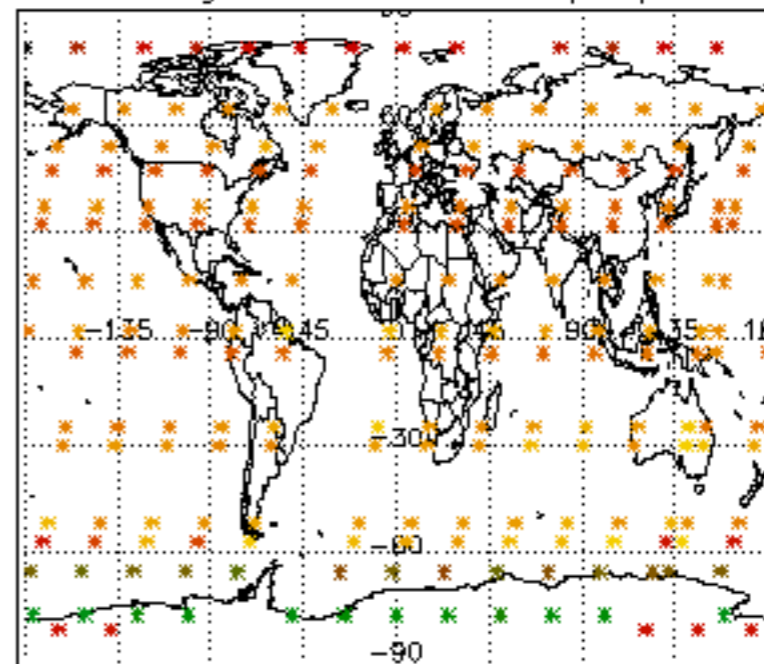
Percentage of saturation errors per profile



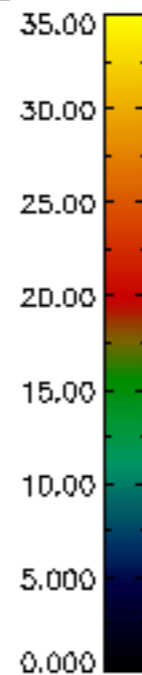
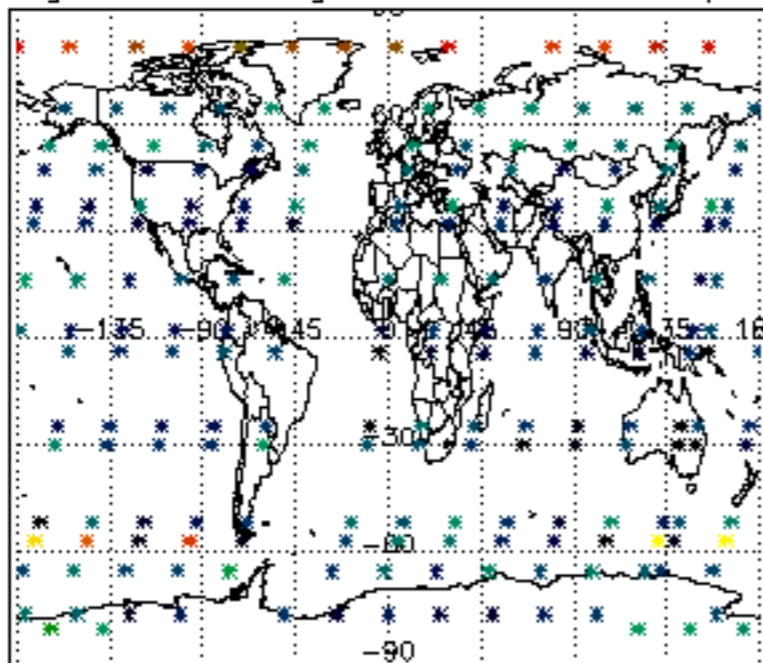
Percentage of cosmic ray hits per profile



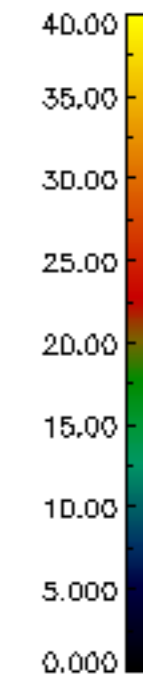
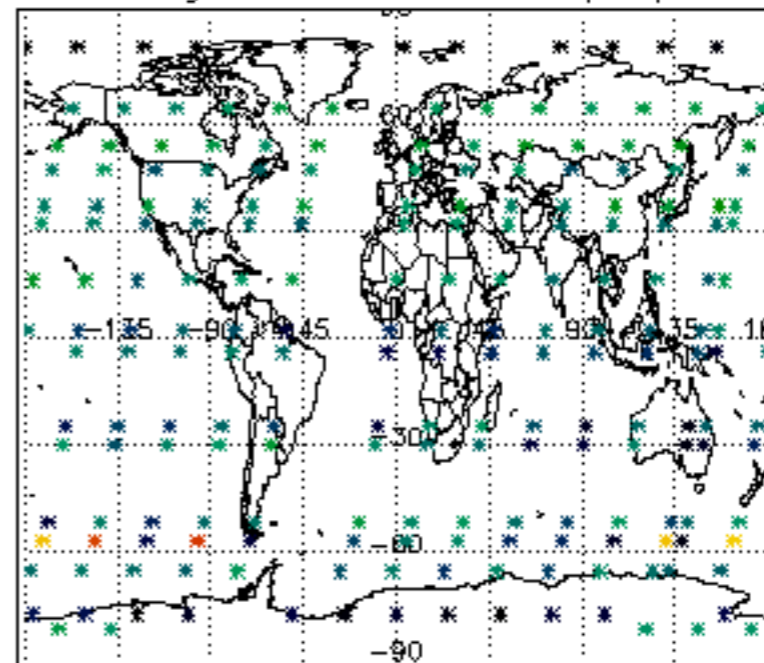
Percentage of datation errors per profile

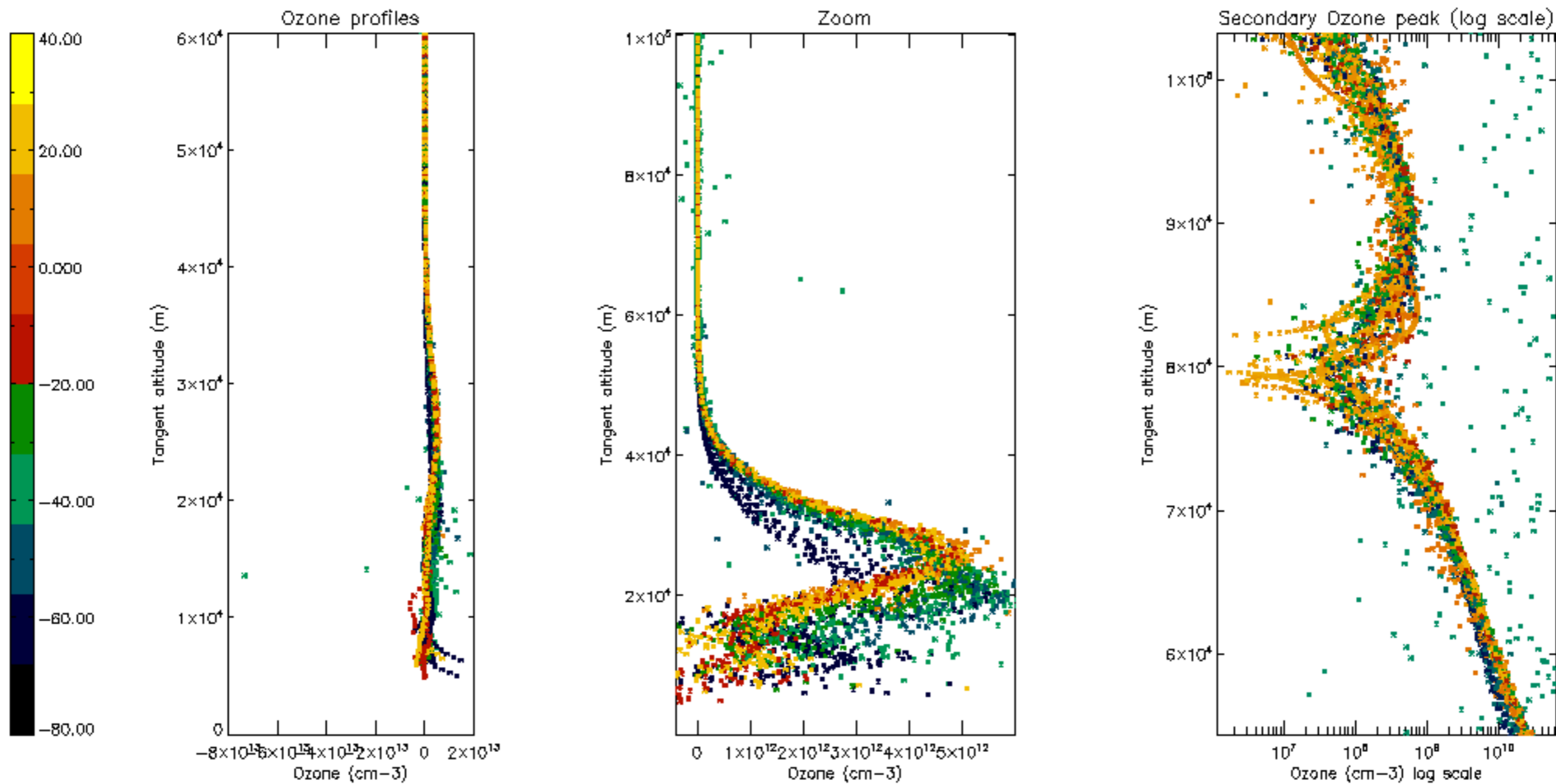


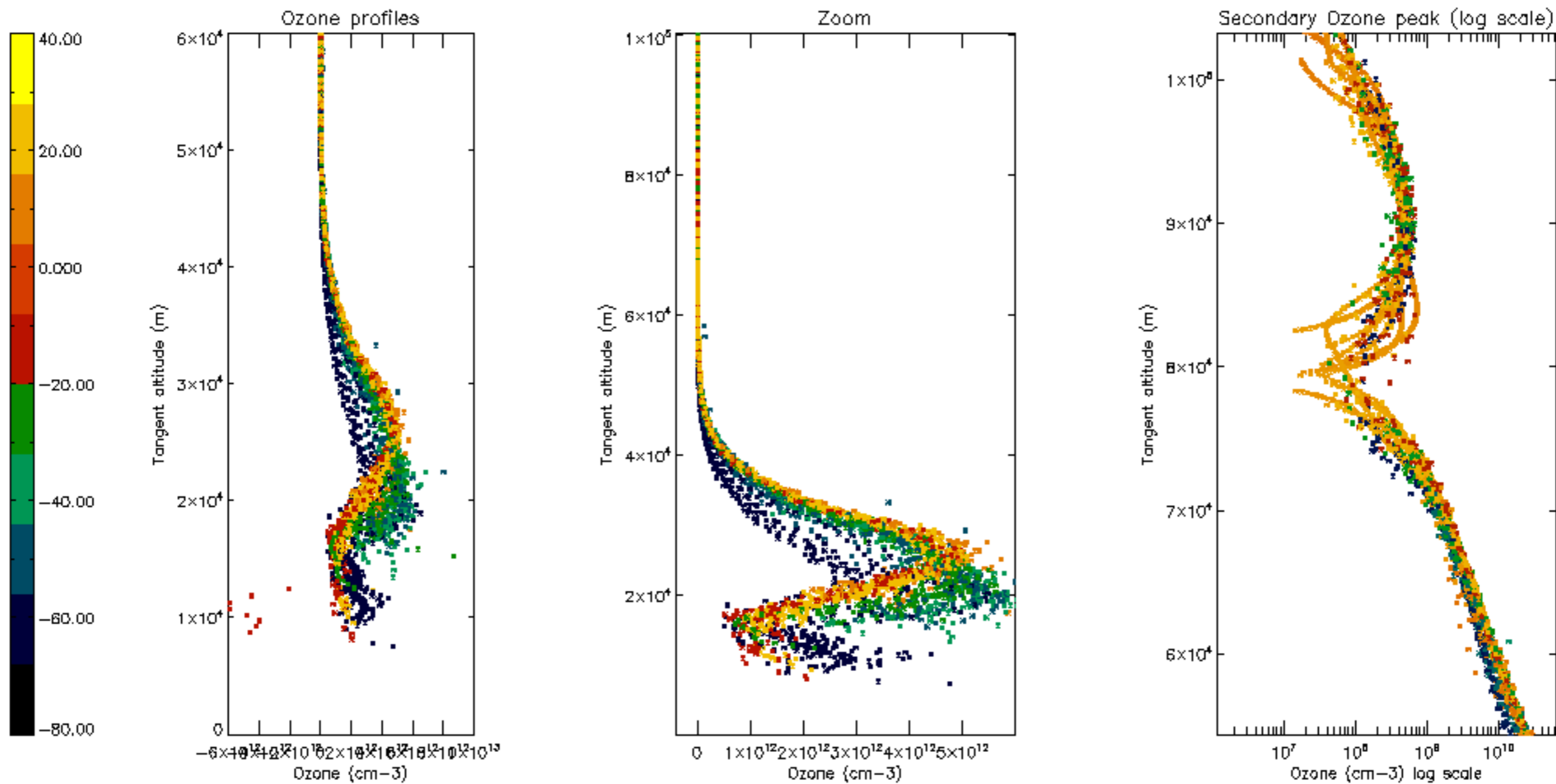
Percentage of star falling outside central band per profile

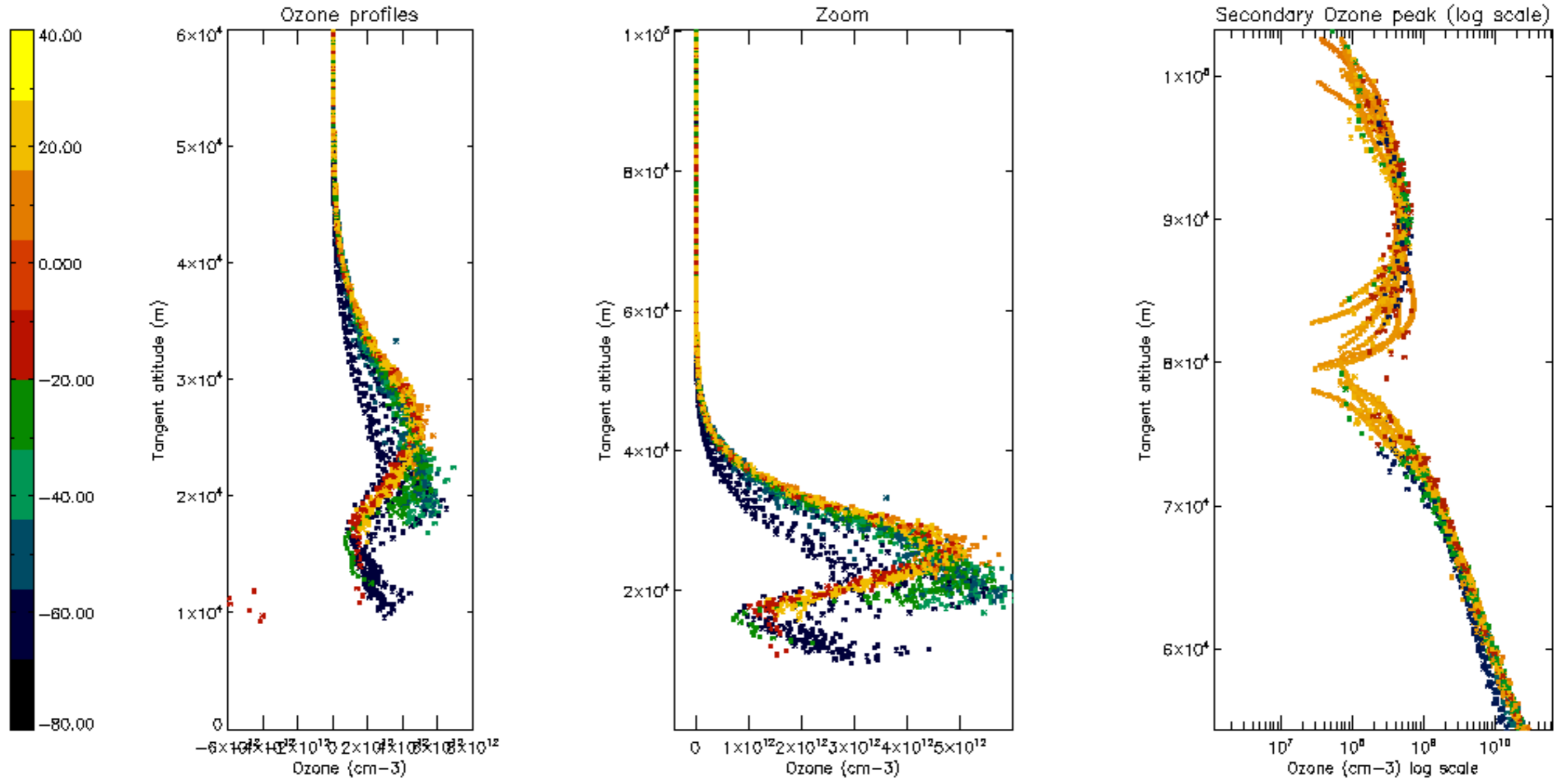


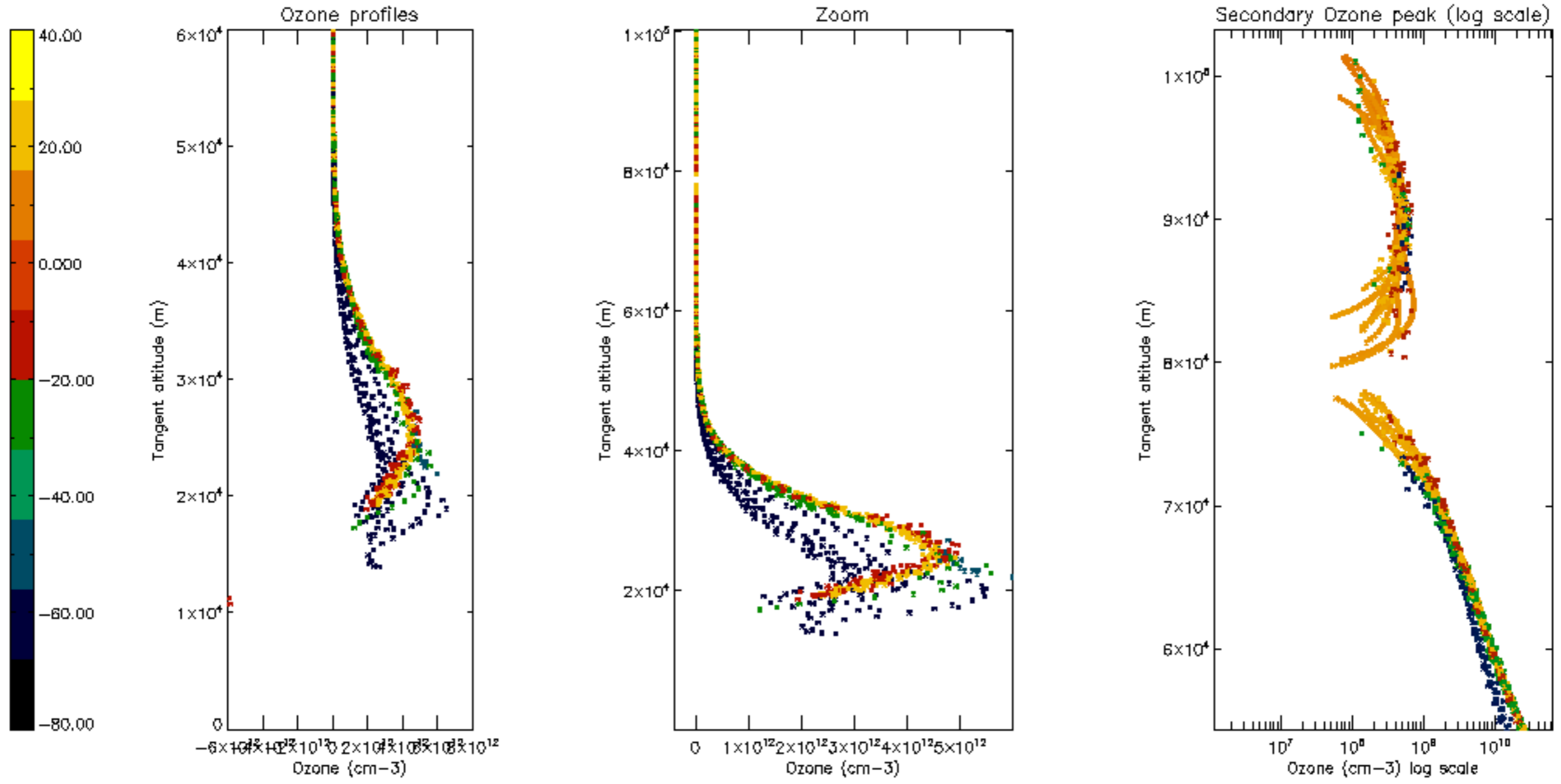
Percentage of saturation errors per profile

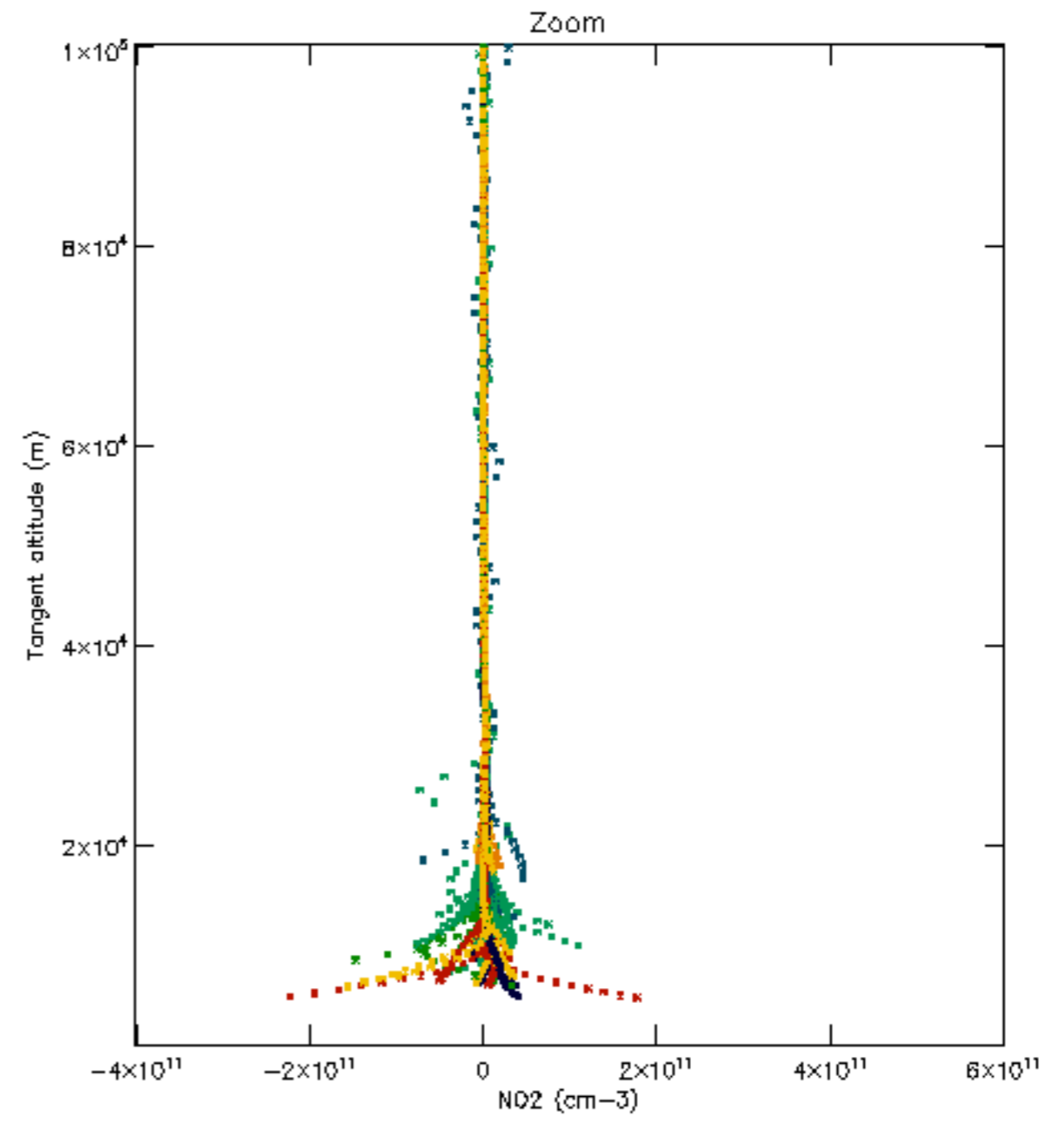
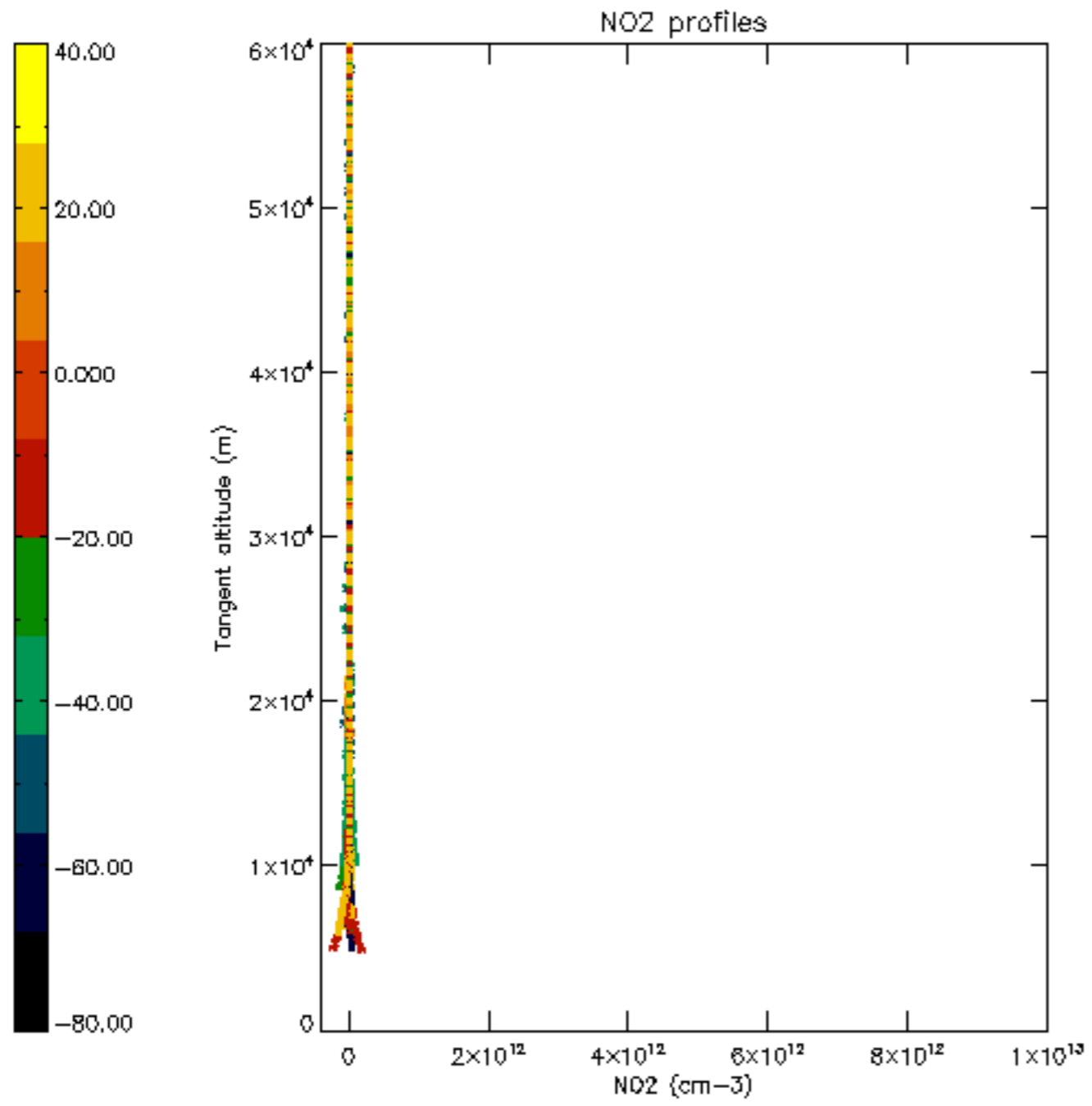


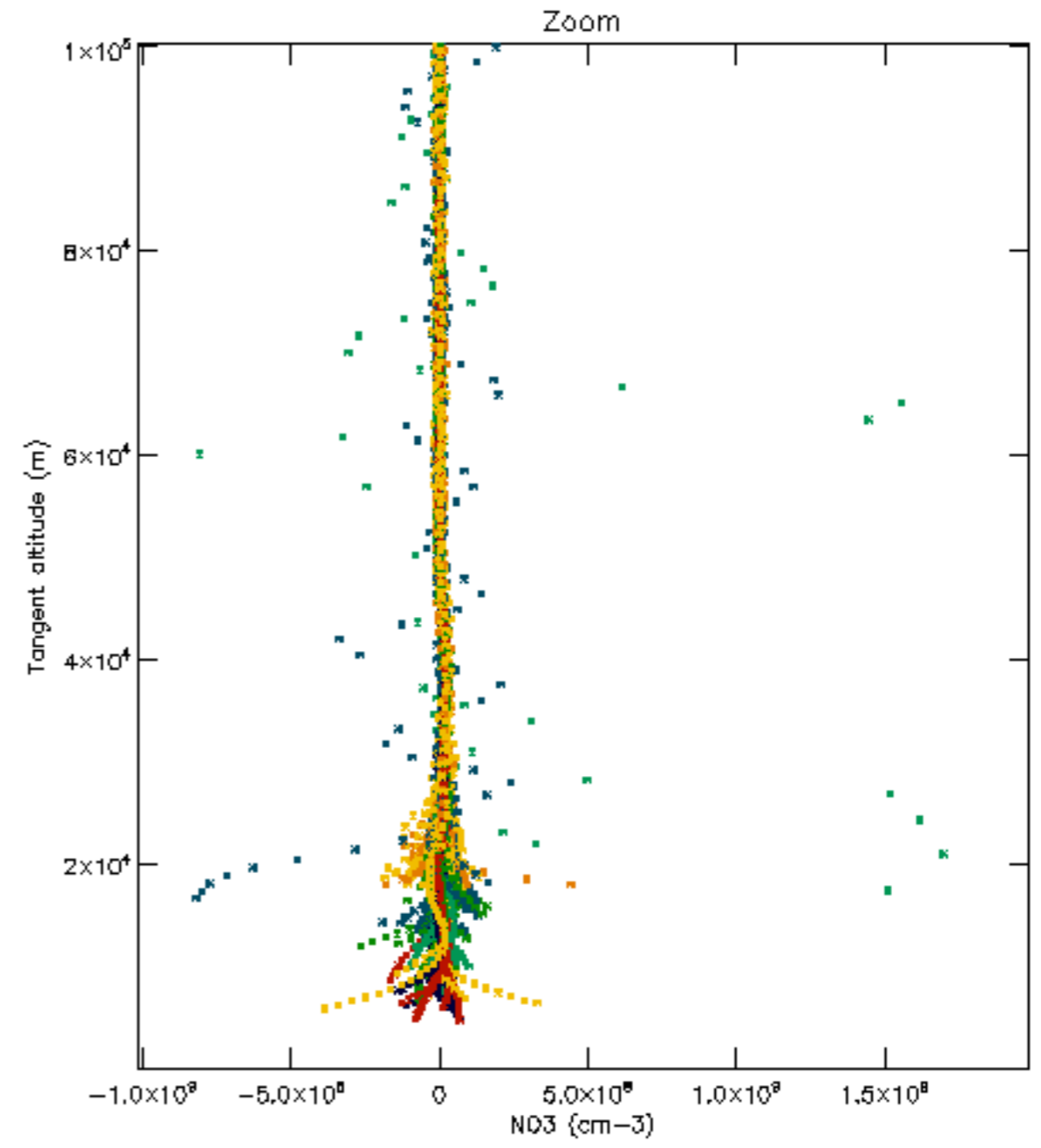
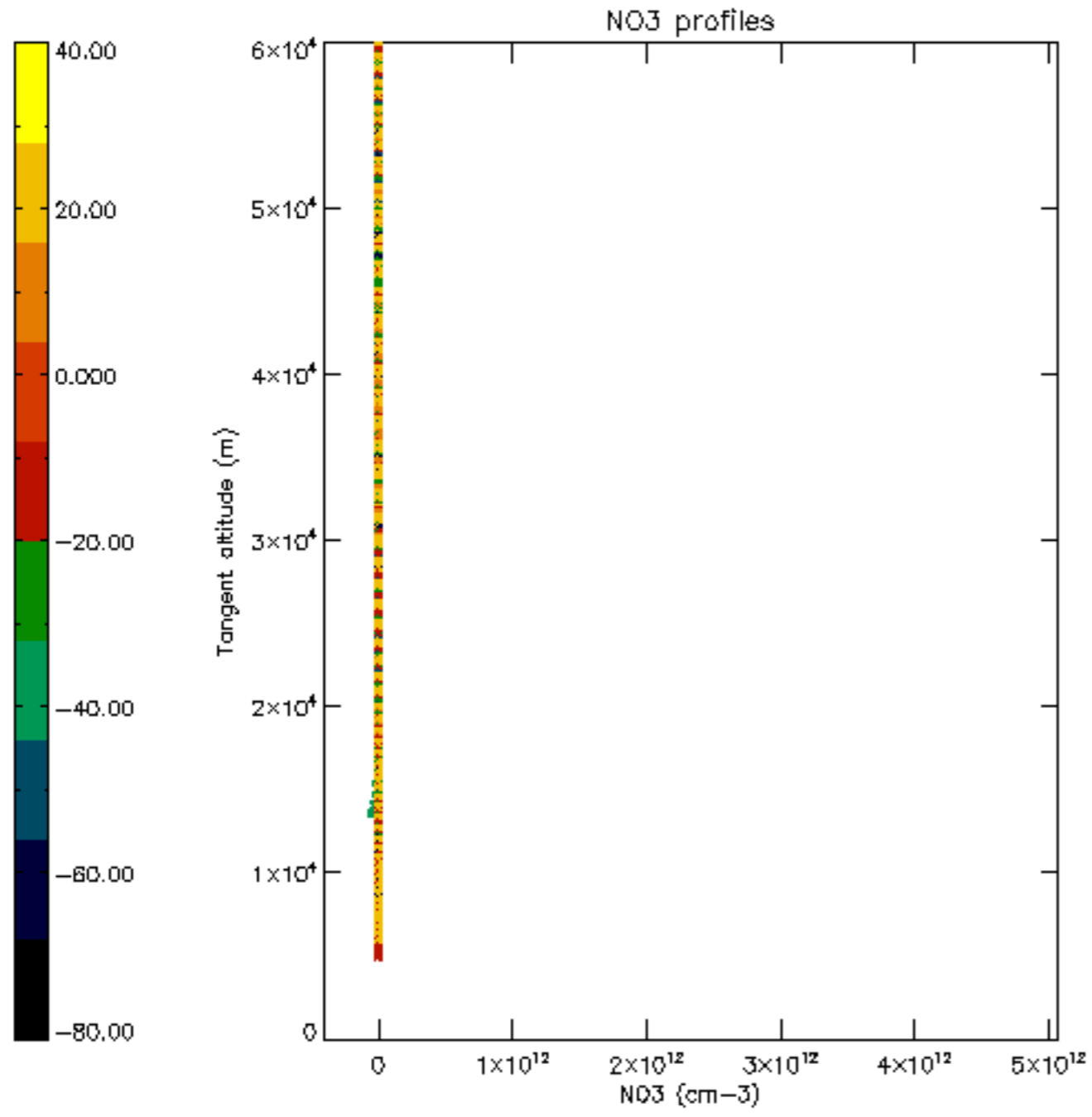


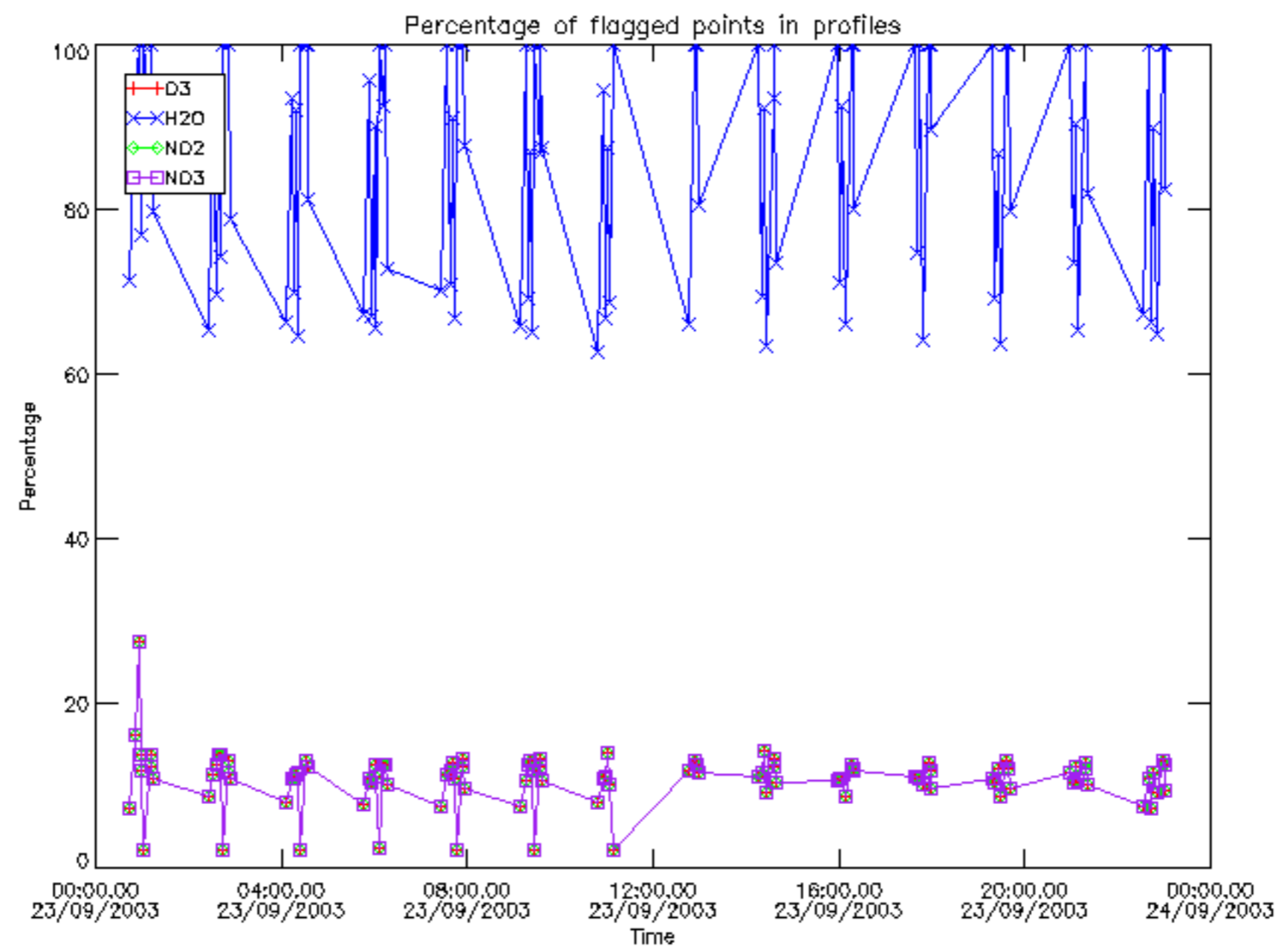




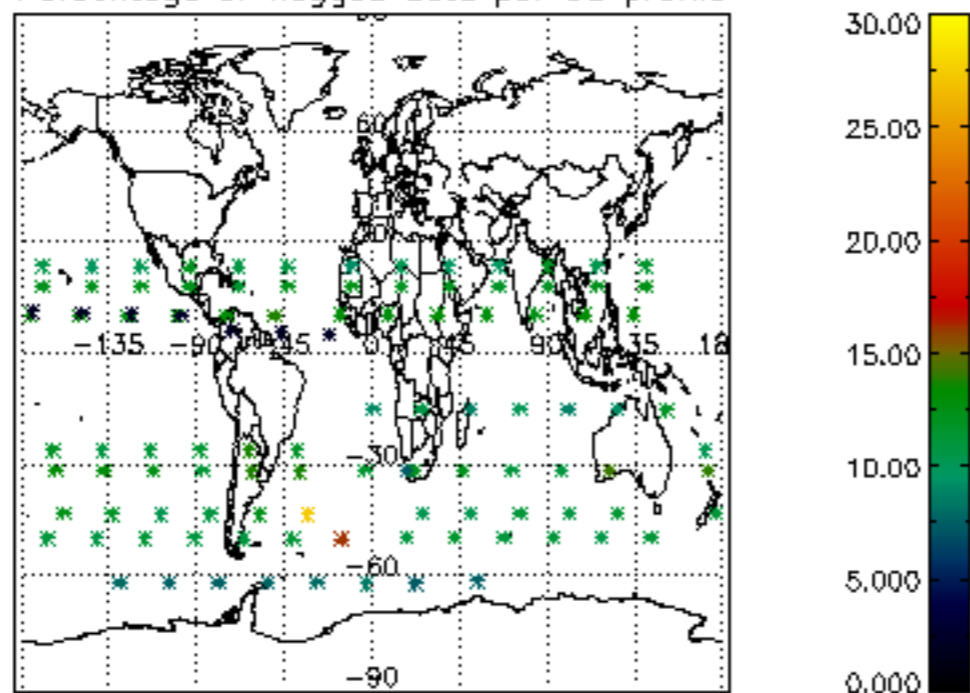




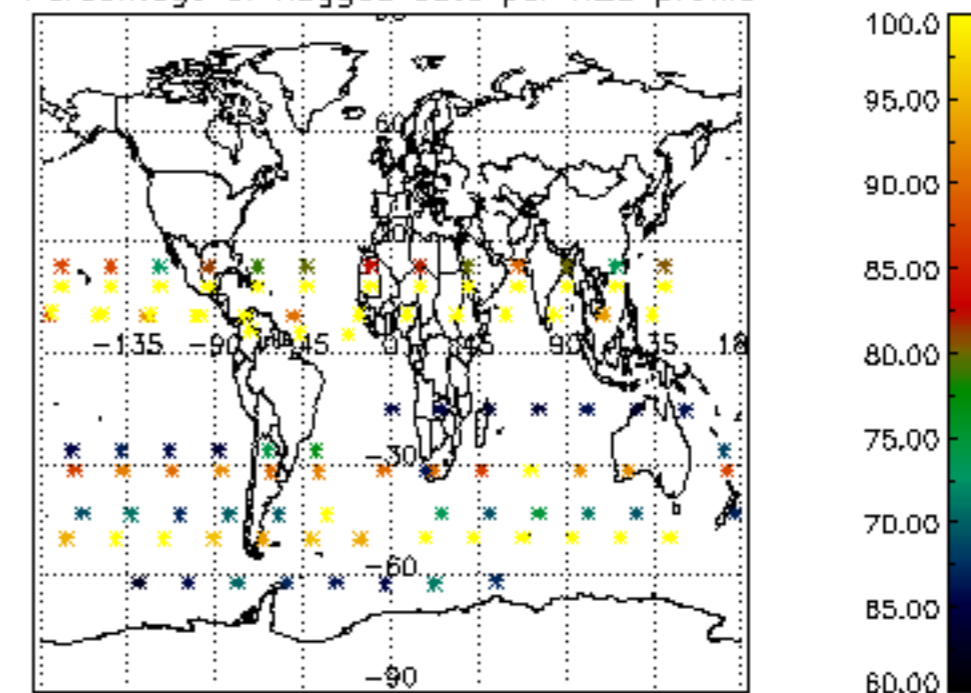




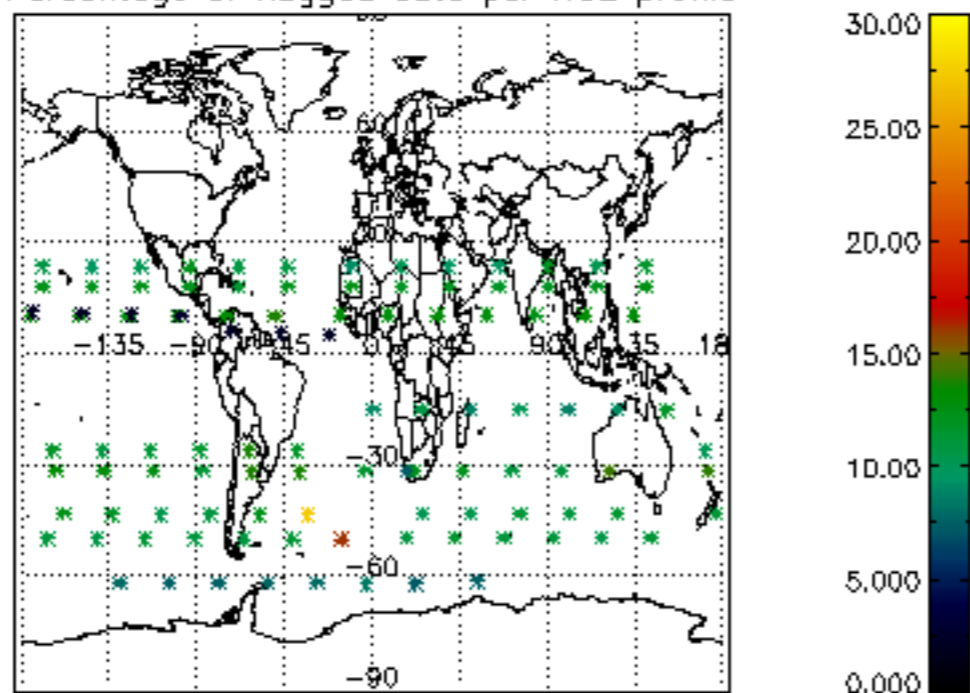
Percentage of flagged data per D3 profile



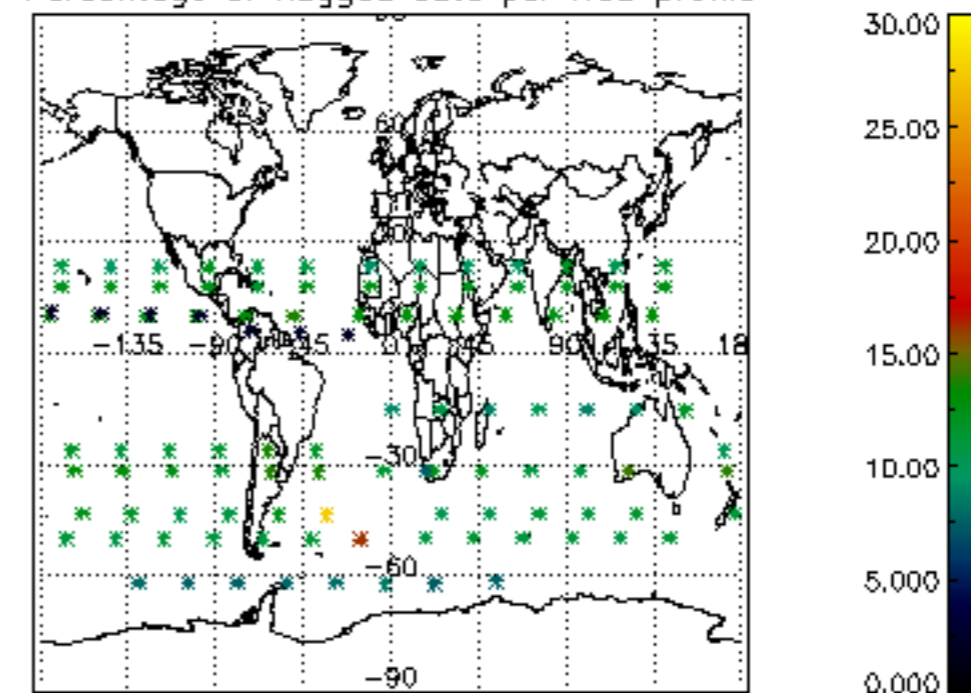
Percentage of flagged data per H2O profile

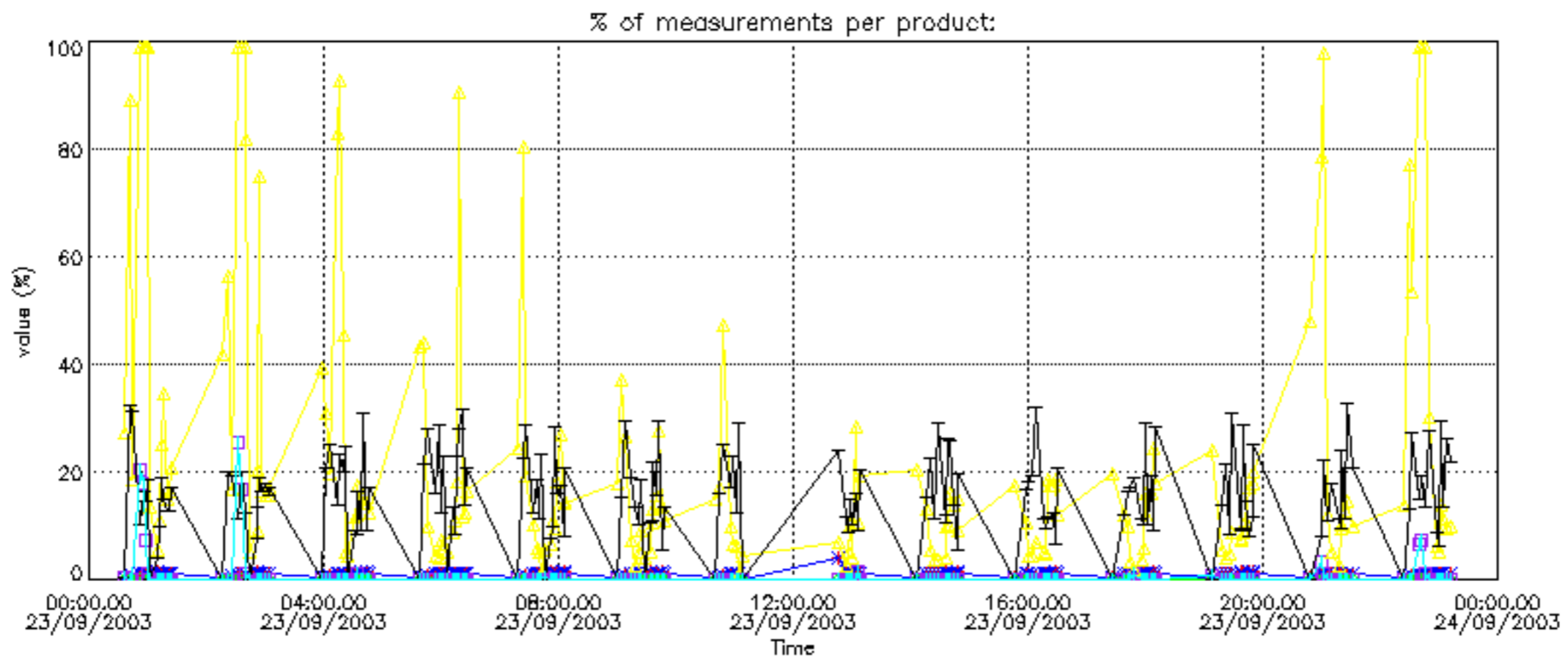
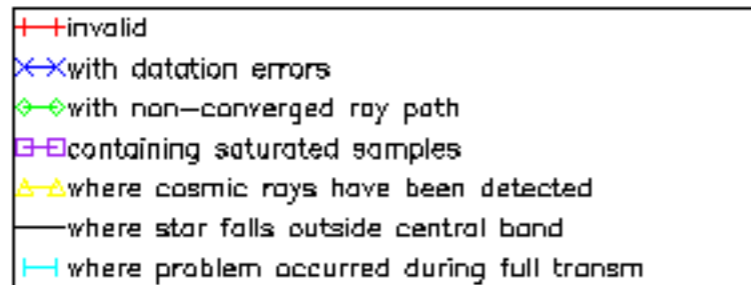


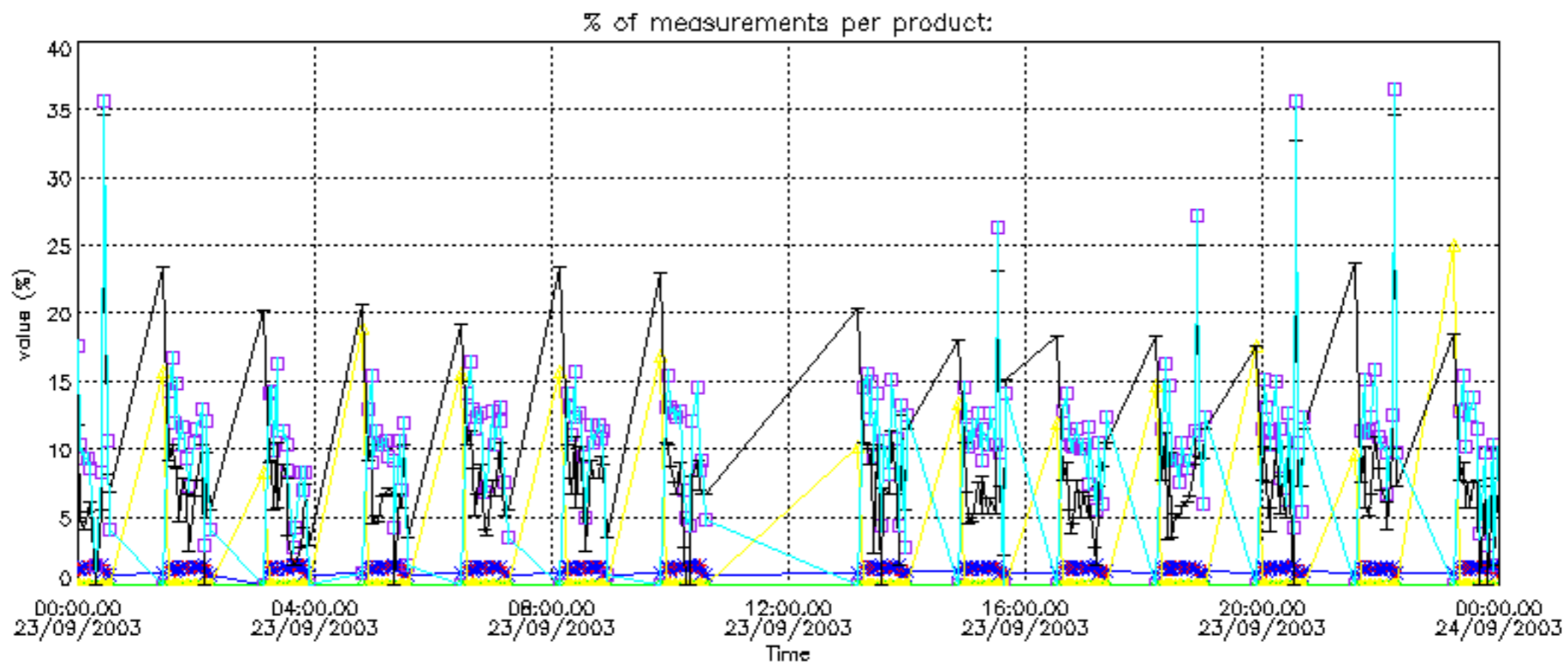
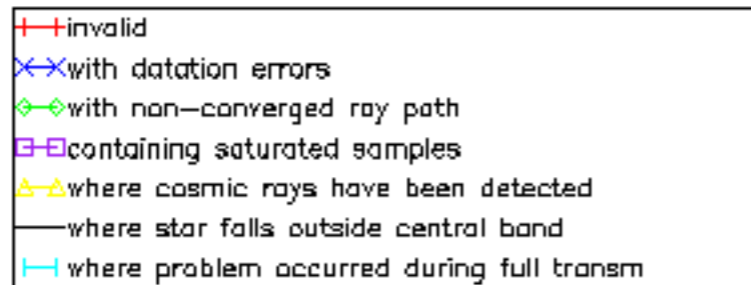
Percentage of flagged data per NO2 profile



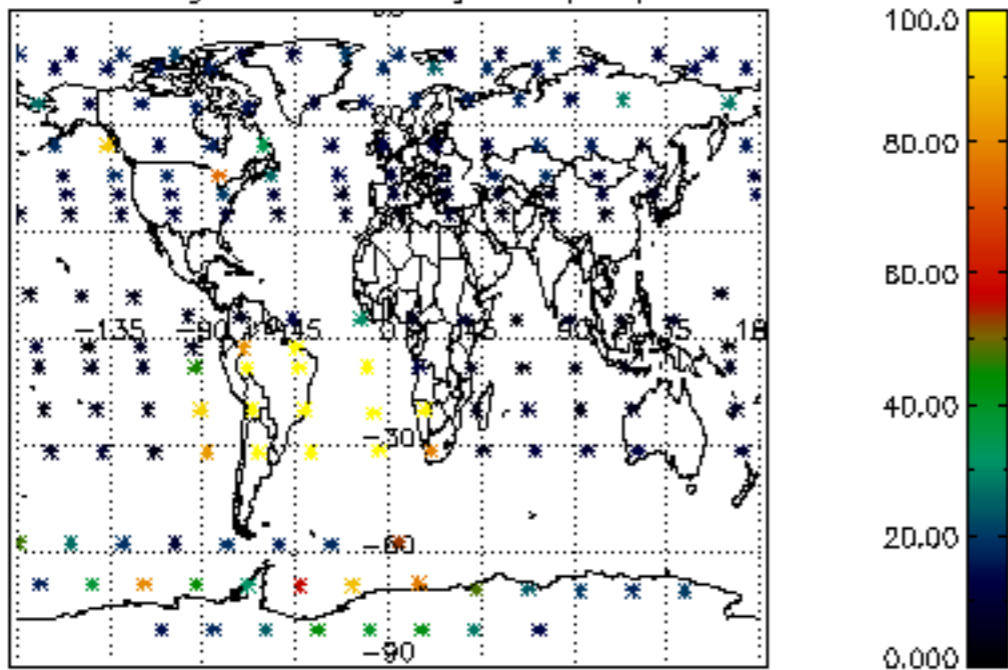
Percentage of flagged data per NO3 profile



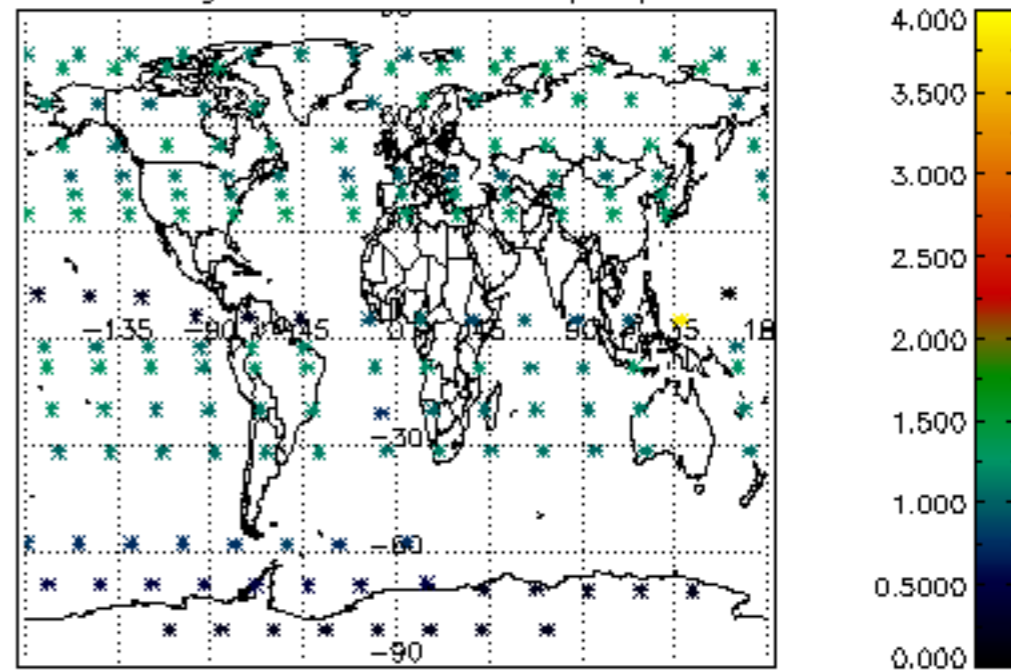




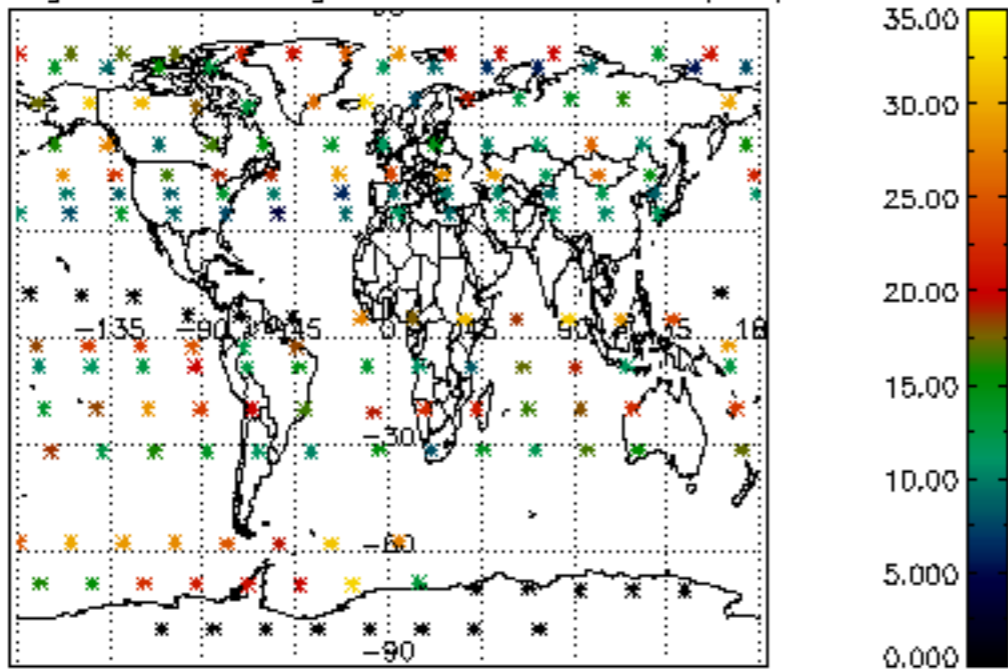
Percentage of cosmic ray hits per profile



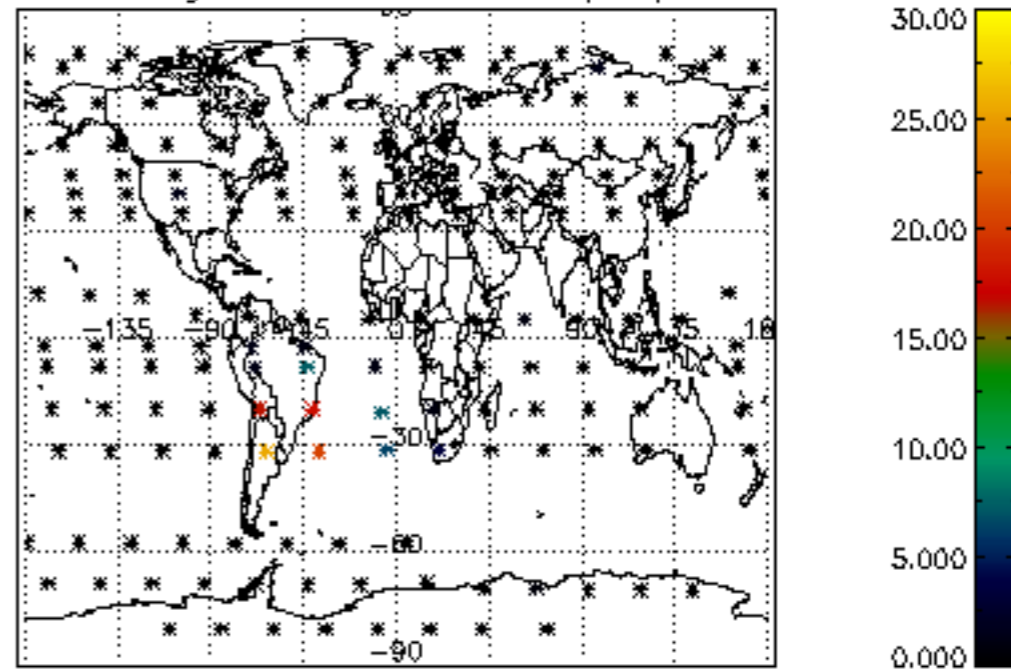
Percentage of datation errors per profile



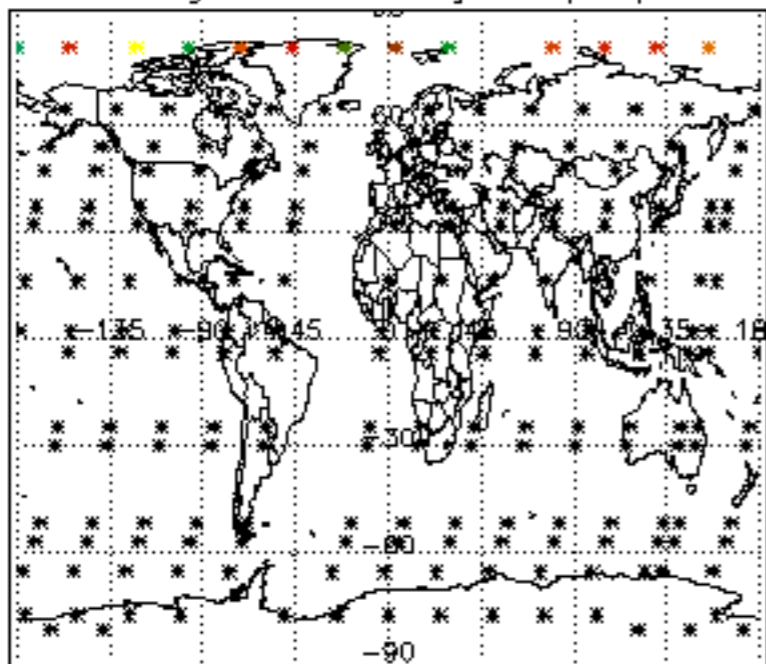
Percentage of star falling outside central band per profile



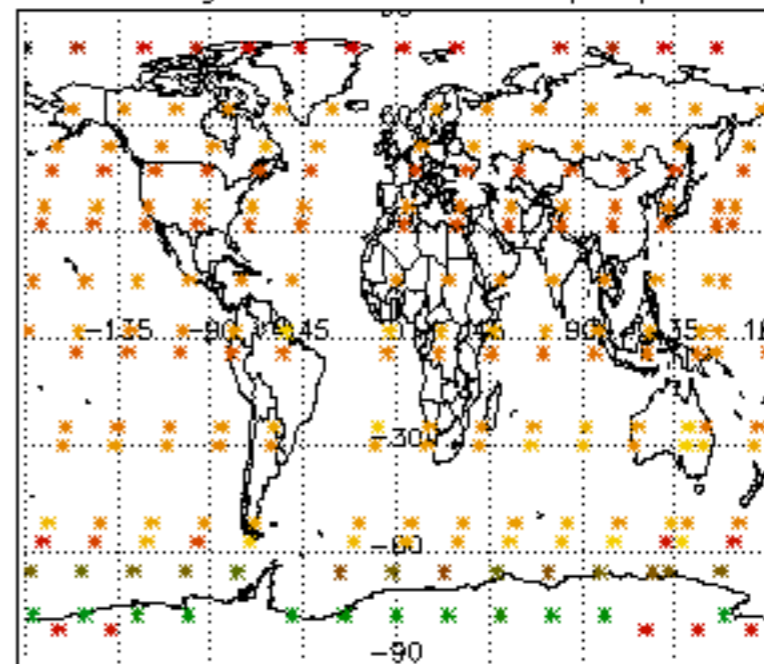
Percentage of saturation errors per profile



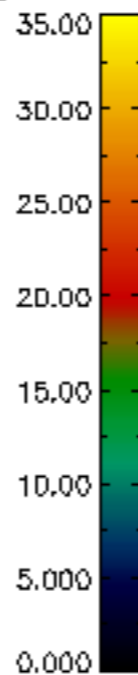
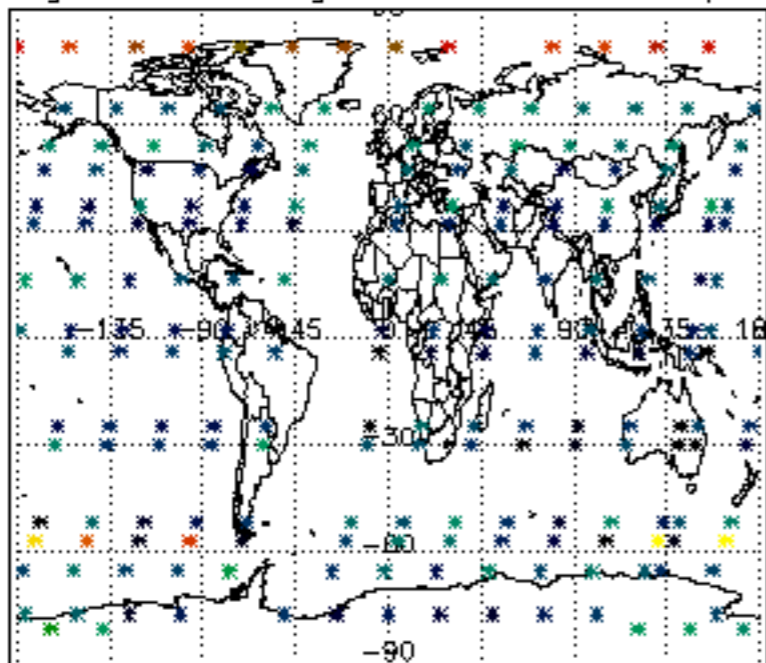
Percentage of cosmic ray hits per profile



Percentage of datation errors per profile



Percentage of star falling outside central band per profile



Percentage of saturation errors per profile

