

# GOMOS Level 2 Daily Report

## SUMMARY

### [1. General Info](#)

### [2. Summary of processed GOM\\_NL\\_2P products](#)

### [3. Level 2 Quality information per product](#)

#### [3.1 Plot of level 2 quality information per product \(time dependant\)](#)

#### [3.2 Plot of level 2 quality information per product \(world map\)](#)

### [4. Level 1 Quality information per product \(stored on level 2 products\)](#)

#### [4.1 Plot of level 1 quality information per product \(time dependant\)](#)

##### [4.1.1 Plot of level 1 quality information per product \(time dependant\): ASCENDING](#)

##### [4.1.2 Plot of level 1 quality information per product \(time dependant\): DESCENDING](#)

#### [4.2 Plot of level 1 quality information per product \(world map\)](#)

##### [4.2.1 Plot of level 1 quality information per product \(world map\): ASCENDING](#)

##### [4.2.2 Plot of level 1 quality information per product \(world map\): DESCENDING](#)

### [5. Ozone profiles based on quality statistics and other trace gas profiles](#)

#### [5.1 Ozone statistics based on quality of products](#)

#### [5.2 Plot ozone profiles for all STD \(dark without errors\)](#)

#### [5.3 Plot ozone profiles where STD < 20% \(dark without errors\)](#)

#### [5.4. Plot ozone profiles where STD < 10% \(dark without errors\)](#)

#### [5.5. Plot ozone profiles where STD < 5% \(dark without errors\)](#)

#### [5.6 Plot NO2 profiles for all STD \(dark without errors\)](#)

#### [5.7 Plot NO3 profiles for all STD \(dark without errors\)](#)

#### [5.8 Plot H2O profiles \(only for occultations of stars 1,2,3,4,13,14,16,26,63 dark without errors\) for all STD](#)

### [6. Auxiliary Data Files used for the production reported in section 2](#)

This report presents the daily analysis on parameters extracted from GOMOS level 2 data (GOM\_NL\_\_2P). It is intended to monitor some important parameters that will impact the quality of these products. A list of level 2 products (and content) that have arrived during the reporting day to the PCF is also given.

Item	Value
Time of report generation	19APR2013 20:24:00
Data source version	GOMOS/6.01
Start time of products	20-09-2003 (20SEP2003 00:00:00)
Stop time of products	21-09-2003 (21SEP2003 00:00:00)
Store outputs in DB	Yes
Nb of level 2 prods	421
Nb of prods with errors	13

## 2. Summary of processed GOM\_NL\_\_2P products.

Nr	Filename	UTC Start time	Limb	Duration	Star Id	Star Name	Star Mag	Star Temp	Nb Meas	Orbit	Prod. error
1	GOM_NL__2PRFIN20030920_000114_000000512020_00059_08129_9643.N1	20-SEP-2003 00:01:14	Bright	50.500	53	43Bet And	2.0480	3300.0	101	8129	No
2	GOM_NL__2PRFIN20030920_000400_000000392020_00059_08129_9644.N1	20-SEP-2003 00:04:00	Bright	39.000	89	5Alp Cep	2.4510	8000.0	78	8129	No
3	GOM_NL__2PRFIN20030920_000613_000000442020_00059_08129_9645.N1	20-SEP-2003 00:06:13	Bright	44.000	76	27Gam Cas	2.3000	30000.	88	8129	No
4	GOM_NL__2PRFIN20030920_001133_000000392020_00059_08129_9646.N1	20-SEP-2003 00:11:33	Bright	38.500	49	1Alp UMi	1.9900	6300.0	77	8129	No
5	GOM_NL__2PRFIN20030920_001333_000000672020_00059_08129_9647.N1	20-SEP-2003 00:13:33	Bright	67.000	35	33Alp Per	1.7950	6250.0	134	8129	No
6	GOM_NL__2PRFIN20030920_001527_000000702020_00059_08129_9648.N1	20-SEP-2003 00:15:27	Bright	70.000	175	39Del Per	3.0100	19400.	140	8129	No
7	GOM_NL__2PRFIN20030920_001905_000000392020_00059_08129_9649.N1	20-SEP-2003 00:19:05	Bright	39.000	36	50Alp UMa	1.8000	6300.0	78	8129	No
8	GOM_NL__2PRFIN20030920_002033_000000382020_00059_08129_9650.N1	20-SEP-2003 00:20:33	Bright	38.000	82	48Bet UMa	2.3650	10600.	76	8129	No
9	GOM_NL__2PRFIN20030920_002340_000000442020_00059_08129_9651.N1	20-SEP-2003 00:23:40	Bright	43.500	174	52Psi UMa	3.0040	4400.0	87	8129	No
10	GOM_NL__2PRFIN20030920_002715_000000682020_00059_08129_9652.N1	20-SEP-2003 00:27:15	Bright	68.000	107	37The Aur	2.6490	11000.	136	8129	No
11	GOM_NL__2PRFIN20030920_003029_000000642020_00059_08129_9653.N1	20-SEP-2003 00:30:29	Bright	64.000	17	78Bet Gem	1.1610	4500.0	128	8129	No
12	GOM_NL__2PRFIN20030920_003337_000001632020_00059_08129_9654.N1	20-SEP-2003 00:33:37	Straylight	163.00	28	12Bet Tau	1.6500	15200.	326	8129	No
13	GOM_NL__2PRFIN20030920_003818_000000662020_00059_08129_9655.N1	20-SEP-2003 00:38:18	Dark	66.000	8	10Alp CMi	0.40000	6500.0	132	8129	No
14	GOM_NL__2PRFIN20030920_004540_000000442020_00059_08129_9656.N1	20-SEP-2003 00:45:40	Dark	43.500	132	15Rho Pup	2.8030	6900.0	87	8129	No
15	GOM_NL__2PRFIN20030920_004918_000000452020_00059_08129_9657.N1	20-SEP-2003 00:49:18	Dark	45.000	65	Lam Vel	2.2040	4400.0	90	8129	No
16	GOM_NL__2PRFIN20030920_005236_000000422020_00059_08129_9658.N1	20-SEP-2003 00:52:36	Dark	41.500	46	Del Vel	1.9540	10600.	83	8129	No
17	GOM_NL__2PRFIN20030920_010043_000002302020_00060_08130_0053.N1	20-SEP-2003 01:00:43	Dark	230.00	7	19Bet Ori	0.10000	14000.	460	8130	No
18	GOM_NL__2PRFIN20030920_010603_000000442020_00060_08130_0054.N1	20-SEP-2003 01:06:03	Dark	43.500	143	Alp Hyi	2.8570	7200.0	87	8130	No
19	GOM_NL__2PRFIN20030920_010730_000000472020_00060_08130_0055.N1	20-SEP-2003 01:07:30	Dark	46.500	9	Alp Eri	0.45300	24000.	93	8130	No
20	GOM_NL__2PRFIN20030920_011013_000000422020_00060_08130_0056.N1	20-SEP-2003 01:10:13	Straylight	41.500	148	Alp Tuc	2.8780	4100.0	83	8130	No
21	GOM_NL__2PRFIN20030920_011338_000000512020_00060_08130_0057.N1	20-SEP-2003 01:13:38	Straylight	51.000	63	Bet Gru	2.1500	2800.0	102	8130	No
22	GOM_NL__2PRFIN20030920_011645_000000382020_00060_08130_0058.N1	20-SEP-2003 01:16:45	Straylight	38.000	172	Gam Gru	3.0030	13100.	76	8130	No
23	GOM_NL__2PRFIN20030920_011812_000000482020_00060_08130_0059.N1	20-SEP-2003 01:18:12	Straylight	47.500	18	24Alp PsA	1.1660	9700.0	95	8130	No
24	GOM_NL__2PRFIN20030920_012220_000000512020_00060_08130_0060.N1	20-SEP-2003 01:22:20	Dark	51.000	1014	Mars	0.0000	0.0000	102	8130	Yes
25	GOM_NL__2PRFIN20030920_012654_000000392020_00060_08130_0061.N1	20-SEP-2003 01:26:54	Bright	39.000	162	34Alp Aqr	2.9440	5350.0	78	8130	No
26	GOM_NL__2PRFIN20030920_012955_000000382020_00060_08130_0062.N1	20-SEP-2003 01:29:55	Bright	38.000	61	8Eps Peg	2.1000	3900.0	76	8130	No
27	GOM_NL__2PRFIN20030920_013222_000000482020_00060_08130_0063.N1	20-SEP-2003 01:32:22	Bright	47.500	140	88Gam Peg	2.8340	26000.	95	8130	No
28	GOM_NL__2PRFIN20030920_013502_000000392020_00060_08130_0064.N1	20-SEP-2003 01:35:02	Bright	39.000	93	53Bet Peg	2.5200	3100.0	78	8130	No
29	GOM_NL__2PRFIN20030920_013722_000000382020_00060_08130_0065.N1	20-SEP-2003 01:37:22	Bright	38.000	92	53Eps Cyg	2.5000	4500.0	76	8130	No
30	GOM_NL__2PRFIN20030920_013933_000000382020_00060_08130_0066.N1	20-SEP-2003 01:39:33	Bright	38.000	66	37Gam Cyg	2.2080	5900.0	76	8130	No
31	GOM_NL__2PRFIN20030920_014150_000000532020_00060_08130_0067.N1	20-SEP-2003 01:41:50	Bright	52.500	53	43Bet And	2.0480	3300.0	105	8130	No
32	GOM_NL__2PRFIN20030920_014437_000000372020_00060_08130_0068.N1	20-SEP-2003 01:44:37	Bright	36.500	89	5Alp Cep	2.4510	8000.0	73	8130	No
33	GOM_NL__2PRFIN20030920_014649_000000422020_00060_08130_0069.N1	20-SEP-2003 01:46:49	Bright	42.000	76	27Gam Cas	2.3000	30000.	84	8130	No
34	GOM_NL__2PRFIN20030920_015211_000000362020_00060_08130_0070.N1	20-SEP-2003 01:52:11	Bright	35.500	49	1Alp UMi	1.9900	6300.0	71	8130	No
35	GOM_NL__2PRFIN20030920_015408_000000662020_00060_08130_0071.N1	20-SEP-2003 01:54:08	Bright	65.500	35	33Alp Per	1.7950	6250.0	131	8130	No
36	GOM_NL__2PRFIN20030920_015601_000000692020_00060_08130_0072.N1	20-SEP-2003 01:56:01	Bright	68.500	175	39Del Per	3.0100	19400.	137	8130	No
37	GOM_NL__2PRFIN20030920_015943_000000382020_00060_08130_0073.N1	20-SEP-2003 01:59:43	Bright	38.000	36	50Alp UMa	1.8000	6300.0	76	8130	No
38	GOM_NL__2PRFIN20030920_020110_000000382020_00060_08130_0074.N1	20-SEP-2003 02:01:10	Bright	37.500	82	48Bet UMa	2.3650	10600.	75	8130	No
39	GOM_NL__2PRFIN20030920_020410_000000602020_00060_08130_0075.N1	20-SEP-2003 02:04:10	Bright	59.500	42	34Bet Aur	1.9000	10200.	119	8130	No
40	GOM_NL__2PRFIN20030920_020751_000000662020_00060_08130_0076.N1	20-SEP-2003 02:07:51	Bright	66.000	107	37The Aur	2.6490	11000.	132	8130	No
41	GOM_NL__2PRFIN20030920_021105_000000502020_00060_08130_0077.N1	20-SEP-2003 02:11:05	Bright	49.500	17	78Bet Gem	1.1610	4500.0	99	8130	No
42	GOM_NL__2PRFIN20030920_021414_000001652020_00060_08130_0078.N1	20-SEP-2003 02:14:14	Straylight	164.50	28	12Bet Tau	1.6500	15200.	329	8130	No

43	GOM_NL__2PRFIN20030920_021854_000000622020_00060_08130_0079.N1	20-SEP-2003 02:18:54	Dark	61.500	8	10Alp CMi	0.40000	6500.0	123	8130	No
44	GOM_NL__2PRFIN20030920_022954_000000462020_00060_08130_0080.N1	20-SEP-2003 02:29:54	Dark	46.000	65	Lam Vel	2.2040	4400.0	92	8130	No
45	GOM_NL__2PRFIN20030920_023445_000000402020_00060_08130_0081.N1	20-SEP-2003 02:34:45	Dark	40.000	41	Eps Car	1.8600	4100.0	80	8130	No
46	GOM_NL__2PRFIN20030920_023632_000000472020_00061_08131_0054.N1	20-SEP-2003 02:36:32	Dark	46.500	2	Alp Car	-0.73600	7000.0	93	8131	No
47	GOM_NL__2PRFIN20030920_024126_000002302020_00061_08131_0055.N1	20-SEP-2003 02:41:26	Dark	230.00	7	19Bet Ori	0.10000	14000.	460	8131	No
48	GOM_NL__2PRFIN20030920_024640_000000422020_00061_08131_0056.N1	20-SEP-2003 02:46:40	Dark	41.500	143	Alp Hyi	2.8570	7200.0	83	8131	No
49	GOM_NL__2PRFIN20030920_024807_000000492020_00061_08131_0057.N1	20-SEP-2003 02:48:07	Dark	49.000	9	Alp Eri	0.45300	24000.	98	8131	No
50	GOM_NL__2PRFIN20030920_025049_000000452020_00061_08131_0058.N1	20-SEP-2003 02:50:49	Straylight	44.500	148	Alp Tuc	2.8780	4100.0	89	8131	No
51	GOM_NL__2PRFIN20030920_025414_000000452020_00061_08131_0059.N1	20-SEP-2003 02:54:14	Straylight	45.000	63	Bet Gru	2.1500	2800.0	90	8131	No
52	GOM_NL__2PRFIN20030920_025721_000000392020_00061_08131_0060.N1	20-SEP-2003 02:57:21	Straylight	38.500	172	Gam Gru	3.0030	13100.	77	8131	No
53	GOM_NL__2PRFIN20030920_025848_000000422020_00061_08131_0061.N1	20-SEP-2003 02:58:48	Straylight	41.500	18	24Alp PsA	1.1660	9700.0	83	8131	No
54	GOM_NL__2PRFIN20030920_030256_000000462020_00061_08131_0062.N1	20-SEP-2003 03:02:56	Dark	45.500	1014	Mars	0.0000	0.0000	91	8131	Yes
55	GOM_NL__2PRFIN20030920_030730_000000382020_00061_08131_0063.N1	20-SEP-2003 03:07:30	Bright	37.500	162	34Alp Aqr	2.9440	5350.0	75	8131	No
56	GOM_NL__2PRFIN20030920_031031_000000402020_00061_08131_0064.N1	20-SEP-2003 03:10:31	Bright	39.500	61	8Eps Peg	2.1000	3900.0	79	8131	No
57	GOM_NL__2PRFIN20030920_031258_000000472020_00061_08131_0065.N1	20-SEP-2003 03:12:58	Bright	46.500	140	88Gam Peg	2.8340	26000.	93	8131	No
58	GOM_NL__2PRFIN20030920_031537_000000392020_00061_08131_0066.N1	20-SEP-2003 03:15:37	Bright	39.000	93	53Bet Peg	2.5200	3100.0	78	8131	No
59	GOM_NL__2PRFIN20030920_031758_000000402020_00061_08131_0067.N1	20-SEP-2003 03:17:58	Bright	39.500	92	53Eps Cyg	2.5000	4500.0	79	8131	No
60	GOM_NL__2PRFIN20030920_032009_000000412020_00061_08131_0068.N1	20-SEP-2003 03:20:09	Bright	40.500	66	37Gam Cyg	2.2080	5900.0	81	8131	No
61	GOM_NL__2PRFIN20030920_032224_000000582020_00061_08131_0069.N1	20-SEP-2003 03:22:24	Bright	58.000	53	43Bet And	2.0480	3300.0	116	8131	No
62	GOM_NL__2PRFIN20030920_032513_000000352020_00061_08131_0070.N1	20-SEP-2003 03:25:13	Bright	35.000	89	5Alp Cep	2.4510	8000.0	70	8131	No
63	GOM_NL__2PRFIN20030920_032724_000000422020_00061_08131_0071.N1	20-SEP-2003 03:27:24	Bright	42.000	76	27Gam Cas	2.3000	30000.	84	8131	No
64	GOM_NL__2PRFIN20030920_033247_000000382020_00061_08131_0072.N1	20-SEP-2003 03:32:47	Bright	37.500	49	1Alp UMi	1.9900	6300.0	75	8131	No
65	GOM_NL__2PRFIN20030920_033443_000000642020_00061_08131_0073.N1	20-SEP-2003 03:34:43	Bright	64.000	35	33Alp Per	1.7950	6250.0	128	8131	No
66	GOM_NL__2PRFIN20030920_033636_000000692020_00061_08131_0074.N1	20-SEP-2003 03:36:36	Bright	69.000	175	39Del Per	3.0100	19400.	138	8131	No
67	GOM_NL__2PRFIN20030920_034019_000000382020_00061_08131_0075.N1	20-SEP-2003 03:40:19	Bright	38.000	36	50Alp UMa	1.8000	6300.0	76	8131	No
68	GOM_NL__2PRFIN20030920_034146_000000362020_00061_08131_0076.N1	20-SEP-2003 03:41:46	Bright	36.000	82	48Bet UMa	2.3650	10600.	72	8131	No
69	GOM_NL__2PRFIN20030920_034446_000000582020_00061_08131_0077.N1	20-SEP-2003 03:44:46	Bright	58.000	42	34Bet Aur	1.9000	10200.	116	8131	No
70	GOM_NL__2PRFIN20030920_034827_000000662020_00061_08131_0078.N1	20-SEP-2003 03:48:27	Bright	65.500	107	37The Aur	2.6490	11000.	131	8131	No
71	GOM_NL__2PRFIN20030920_035141_000000502020_00061_08131_0079.N1	20-SEP-2003 03:51:41	Bright	50.000	17	78Bet Gem	1.1610	4500.0	100	8131	No
72	GOM_NL__2PRFIN20030920_035451_000001642020_00061_08131_0080.N1	20-SEP-2003 03:54:51	Straylight	163.50	28	12Bet Tau	1.6500	15200.	327	8131	No
73	GOM_NL__2PRFIN20030920_035931_000000662020_00061_08131_0081.N1	20-SEP-2003 03:59:31	Dark	66.000	8	10Alp CMi	0.40000	6500.0	132	8131	No
74	GOM_NL__2PRFIN20030920_040653_000000452020_00061_08131_0082.N1	20-SEP-2003 04:06:53	Dark	44.500	132	15Rho Pup	2.8030	6900.0	89	8131	No
75	GOM_NL__2PRFIN20030920_041031_000000512020_00061_08131_0083.N1	20-SEP-2003 04:10:31	Dark	51.000	65	Lam Vel	2.2040	4400.0	102	8131	No
76	GOM_NL__2PRFIN20030920_041349_000000422020_00061_08131_0084.N1	20-SEP-2003 04:13:49	Dark	42.000	46	Del Vel	1.9540	10600.	84	8131	No
77	GOM_NL__2PRFIN20030920_041522_000000402020_00061_08131_0085.N1	20-SEP-2003 04:15:22	Dark	40.000	41	Eps Car	1.8600	4100.0	80	8131	No
78	GOM_NL__2PRFIN20030920_041709_000000552020_00062_08132_0055.N1	20-SEP-2003 04:17:09	Dark	55.000	2	Alp Car	-0.73600	7000.0	110	8132	No
79	GOM_NL__2PRFIN20030920_042209_000002302020_00062_08132_0056.N1	20-SEP-2003 04:22:09	Dark	230.00	7	19Bet Ori	0.10000	14000.	460	8132	No
80	GOM_NL__2PRFIN20030920_042717_000000412020_00062_08132_0057.N1	20-SEP-2003 04:27:17	Dark	41.000	143	Alp Hyi	2.8570	7200.0	82	8132	No
81	GOM_NL__2PRFIN20030920_042843_000000462020_00062_08132_0058.N1	20-SEP-2003 04:28:43	Dark	46.000	9	Alp Eri	0.45300	24000.	92	8132	No
82	GOM_NL__2PRFIN20030920_043125_000000392020_00062_08132_0059.N1	20-SEP-2003 04:31:25	Straylight	38.500	148	Alp Tuc	2.8780	4100.0	77	8132	No
83	GOM_NL__2PRFIN20030920_043450_000000432020_00062_08132_0060.N1	20-SEP-2003 04:34:50	Straylight	42.500	63	Bet Gru	2.1500	2800.0	85	8132	No
84	GOM_NL__2PRFIN20030920_043757_000000372020_00062_08132_0061.N1	20-SEP-2003 04:37:57	Straylight	37.000	172	Gam Gru	3.0030	13100.	74	8132	No
85	GOM_NL__2PRFIN20030920_043924_000000452020_00062_08132_0062.N1	20-SEP-2003 04:39:24	Straylight	44.500	18	24Alp PsA	1.1660	9700.0	89	8132	No
86	GOM_NL__2PRFIN20030920_044332_000000462020_00062_08132_0063.N1	20-SEP-2003 04:43:32	Dark	46.000	1014	Mars	0.0000	0.0000	92	8132	Yes
87	GOM_NL__2PRFIN20030920_044806_000000392020_00062_08132_0064.N1	20-SEP-2003 04:48:06	Bright	38.500	162	34Alp Aqr	2.9440	5350.0	77	8132	No
88	GOM_NL__2PRFIN20030920_045108_000000402020_00062_08132_0065.N1	20-SEP-2003 04:51:08	Bright	39.500	61	8Eps Peg	2.1000	3900.0	79	8132	No
89	GOM_NL__2PRFIN20030920_045333_000000472020_00062_08132_0066.N1	20-SEP-2003 04:53:33	Bright	47.000	140	88Gam Peg	2.8340	26000.	94	8132	No
90	GOM_NL__2PRFIN20030920_045613_000000432020_00062_08132_0067.N1	20-SEP-2003 04:56:13	Bright	43.000	93	53Bet Peg	2.5200	3100.0	86	8132	No
91	GOM_NL__2PRFIN20030920_045835_000000402020_00062_08132_0068.N1	20-SEP-2003 04:58:35	Bright	40.000	92	53Eps Cyg	2.5000	4500.0	80	8132	No
92	GOM_NL__2PRFIN20030920_050046_000000392020_00062_08132_0069.N1	20-SEP-2003 05:00:46	Bright	38.500	66	37Gam Cyg	2.2080	5900.0	77	8132	No
93	GOM_NL__2PRFIN20030920_050259_000000592020_00062_08132_0070.N1	20-SEP-2003 05:02:59	Bright	59.000	53	43Bet And	2.0480	3300.0	118	8132	No
94	GOM_NL__2PRFIN20030920_050549_000000362020_00062_08132_0071.N1	20-SEP-2003 05:05:49	Bright	35.500	89	5Alp Cep	2.4510	8000.0	71	8132	No
95	GOM_NL__2PRFIN20030920_050759_000000432020_00062_08132_0072.N1	20-SEP-2003 05:07:59	Bright	42.500	76	27Gam Cas	2.3000	30000.	85	8132	No
96	GOM_NL__2PRFIN20030920_051324_000000352020_00062_08132_0073.N1	20-SEP-2003 05:13:24	Bright	35.000	49	1Alp UMi	1.9900	6300.0	70	8132	No
97	GOM_NL__2PRFIN20030920_051518_000000662020_00062_08132_0074.N1	20-SEP-2003 05:15:18	Bright	66.000	35	33Alp Per	1.7950	6250.0	132	8132	No
98	GOM_NL__2PRFIN20030920_051711_000000702020_00062_08132_0075.N1	20-SEP-2003 05:17:11	Bright	69.500	175	39Del Per	3.0100	19400.	139	8132	No
99	GOM_NL__2PRFIN20030920_052056_000000372020_00062_08132_0076.N1	20-SEP-2003 05:20:56	Bright	37.000	36	50Alp UMa	1.8000	6300.0	74	8132	No
100	GOM_NL__2PRFIN20030920_052223_000000362020_00062_08132_0077.N1	20-SEP-2003 05:22:23	Bright	36.000	82	48Bet UMa	2.3650	10600.	72	8132	No
101	GOM_NL__2PRFIN20030920_052521_000000602020_00062_08132_0078.N1	20-SEP-2003 05:25:21	Bright	59.500	42	34Bet Aur	1.9000	10200.	119	8132	No

102	GOM_NL__2PRFIN20030920_052903_000000682020_00062_08132_0079.N1	20-SEP-2003 05:29:03	Bright	68.000	107	37The Aur	2.6490	11000.	136	8132	No
103	GOM_NL__2PRFIN20030920_053217_000000502020_00062_08132_0080.N1	20-SEP-2003 05:32:17	Bright	49.500	17	78Bet Gem	1.1610	4500.0	99	8132	No
104	GOM_NL__2PRFIN20030920_053528_000001522020_00062_08132_0081.N1	20-SEP-2003 05:35:28	Straylight	152.00	28	12Bet Tau	1.6500	15200.	304	8132	No
105	GOM_NL__2PRFIN20030920_054008_000000612020_00062_08132_0082.N1	20-SEP-2003 05:40:08	Dark	60.500	8	10Alp CMi	0.40000	6500.0	121	8132	No
106	GOM_NL__2PRFIN20030920_054730_000000432020_00062_08132_0083.N1	20-SEP-2003 05:47:30	Dark	42.500	132	15Rho Pup	2.8030	6900.0	85	8132	No
107	GOM_NL__2PRFIN20030920_055107_000000442020_00062_08132_0084.N1	20-SEP-2003 05:51:07	Dark	43.500	65	Lam Vel	2.2040	4400.0	87	8132	No
108	GOM_NL__2PRFIN20030920_055425_000000422020_00062_08132_0085.N1	20-SEP-2003 05:54:25	Dark	42.000	46	Del Vel	1.9540	10600.	84	8132	No
109	GOM_NL__2PRFIN20030920_055558_000000462020_00062_08132_0086.N1	20-SEP-2003 05:55:58	Dark	46.000	41	Eps Car	1.8600	4100.0	92	8132	No
110	GOM_NL__2PRFIN20030920_055746_000000572020_00063_08133_0056.N1	20-SEP-2003 05:57:46	Dark	56.500	2	Alp Car	-0.73600	7000.0	113	8133	No
111	GOM_NL__2PRFIN20030920_060252_000002302020_00063_08133_0057.N1	20-SEP-2003 06:02:52	Dark	230.00	7	19Bet Ori	0.10000	14000.	460	8133	No
112	GOM_NL__2PRFIN20030920_060754_000000402020_00063_08133_0058.N1	20-SEP-2003 06:07:54	Dark	40.000	143	Alp Hyi	2.8570	7200.0	80	8133	No
113	GOM_NL__2PRFIN20030920_060920_000000522020_00063_08133_0059.N1	20-SEP-2003 06:09:20	Dark	51.500	9	Alp Eri	0.45300	24000.	103	8133	No
114	GOM_NL__2PRFIN20030920_061201_000000472020_00063_08133_0060.N1	20-SEP-2003 06:12:01	Straylight	47.000	148	Alp Tuc	2.8780	4100.0	94	8133	No
115	GOM_NL__2PRFIN20030920_061527_000000512020_00063_08133_0061.N1	20-SEP-2003 06:15:27	Straylight	51.000	63	Bet Gru	2.1500	2800.0	102	8133	No
116	GOM_NL__2PRFIN20030920_061833_000000382020_00063_08133_0062.N1	20-SEP-2003 06:18:33	Straylight	38.000	172	Gam Gru	3.0030	13100.	76	8133	No
117	GOM_NL__2PRFIN20030920_062001_000000452020_00063_08133_0063.N1	20-SEP-2003 06:20:01	Straylight	45.000	18	24Alp PsA	1.1660	9700.0	90	8133	No
118	GOM_NL__2PRFIN20030920_062408_000000482020_00063_08133_0064.N1	20-SEP-2003 06:24:08	Dark	47.500	1014	Mars	0.0000	0.0000	95	8133	Yes
119	GOM_NL__2PRFIN20030920_062842_000000392020_00063_08133_0065.N1	20-SEP-2003 06:28:42	Bright	38.500	162	34Alp Aqr	2.9440	5350.0	77	8133	No
120	GOM_NL__2PRFIN20030920_063144_000000392020_00063_08133_0066.N1	20-SEP-2003 06:31:44	Bright	38.500	61	8Eps Peg	2.1000	3900.0	77	8133	No
121	GOM_NL__2PRFIN20030920_063409_000000482020_00063_08133_0067.N1	20-SEP-2003 06:34:09	Bright	47.500	140	88Gam Peg	2.8340	26000.	95	8133	No
122	GOM_NL__2PRFIN20030920_063649_000000392020_00063_08133_0068.N1	20-SEP-2003 06:36:49	Bright	38.500	93	53Bet Peg	2.5200	3100.0	77	8133	No
123	GOM_NL__2PRFIN20030920_063911_000000372020_00063_08133_0069.N1	20-SEP-2003 06:39:11	Bright	37.000	92	53Eps Cyg	2.5000	4500.0	74	8133	No
124	GOM_NL__2PRFIN20030920_064122_000000392020_00063_08133_0070.N1	20-SEP-2003 06:41:22	Bright	38.500	66	37Gam Cyg	2.2080	5900.0	77	8133	No
125	GOM_NL__2PRFIN20030920_064334_000000602020_00063_08133_0071.N1	20-SEP-2003 06:43:34	Bright	59.500	53	43Bet And	2.0480	3300.0	119	8133	No
126	GOM_NL__2PRFIN20030920_064625_000000372020_00063_08133_0072.N1	20-SEP-2003 06:46:25	Bright	37.000	89	5Alp Cep	2.4510	8000.0	74	8133	No
127	GOM_NL__2PRFIN20030920_064835_000000432020_00063_08133_0073.N1	20-SEP-2003 06:48:35	Bright	42.500	76	27Gam Cas	2.3000	30000.	85	8133	No
128	GOM_NL__2PRFIN20030920_065400_000000382020_00063_08133_0074.N1	20-SEP-2003 06:54:00	Bright	37.500	49	1Alp UMi	1.9900	6300.0	75	8133	No
129	GOM_NL__2PRFIN20030920_065553_000000672020_00063_08133_0075.N1	20-SEP-2003 06:55:53	Bright	66.500	35	33Alp Per	1.7950	6250.0	133	8133	No
130	GOM_NL__2PRFIN20030920_065746_000000682020_00063_08133_0076.N1	20-SEP-2003 06:57:46	Bright	68.000	175	39Del Per	3.0100	19400.	136	8133	No
131	GOM_NL__2PRFIN20030920_070132_000000382020_00063_08133_0077.N1	20-SEP-2003 07:01:32	Bright	37.500	36	50Alp UMa	1.8000	6300.0	75	8133	No
132	GOM_NL__2PRFIN20030920_070300_000000362020_00063_08133_0078.N1	20-SEP-2003 07:03:00	Bright	35.500	82	48Bet UMa	2.3650	10600.	71	8133	No
133	GOM_NL__2PRFIN20030920_070557_000000602020_00063_08133_0079.N1	20-SEP-2003 07:05:57	Bright	59.500	42	34Bet Aur	1.9000	10200.	119	8133	No
134	GOM_NL__2PRFIN20030920_070939_000000672020_00063_08133_0080.N1	20-SEP-2003 07:09:39	Bright	67.000	107	37The Aur	2.6490	11000.	134	8133	No
135	GOM_NL__2PRFIN20030920_071254_000000512020_00063_08133_0081.N1	20-SEP-2003 07:12:54	Bright	50.500	17	78Bet Gem	1.1610	4500.0	101	8133	No
136	GOM_NL__2PRFIN20030920_071605_000001692020_00063_08133_0082.N1	20-SEP-2003 07:16:05	Straylight	168.50	28	12Bet Tau	1.6500	15200.	337	8133	No
137	GOM_NL__2PRFIN20030920_072045_000000662020_00063_08133_0083.N1	20-SEP-2003 07:20:45	Dark	66.000	8	10Alp CMi	0.40000	6500.0	132	8133	No
138	GOM_NL__2PRFIN20030920_072807_000000432020_00063_08133_0084.N1	20-SEP-2003 07:28:07	Dark	42.500	132	15Rho Pup	2.8030	6900.0	85	8133	No
139	GOM_NL__2PRFIN20030920_073144_000000402020_00063_08133_0085.N1	20-SEP-2003 07:31:44	Dark	40.000	65	Lam Vel	2.2040	4400.0	80	8133	No
140	GOM_NL__2PRFIN20030920_073502_000000422020_00063_08133_0086.N1	20-SEP-2003 07:35:02	Dark	41.500	46	Del Vel	1.9540	10600.	83	8133	No
141	GOM_NL__2PRFIN20030920_073635_000000472020_00063_08133_0087.N1	20-SEP-2003 07:36:35	Dark	46.500	41	Eps Car	1.8600	4100.0	93	8133	No
142	GOM_NL__2PRFIN20030920_073823_000000572020_00064_08134_0210.N1	20-SEP-2003 07:38:23	Dark	57.000	2	Alp Car	-0.73600	7000.0	114	8134	No
143	GOM_NL__2PRFIN20030920_092419_000002292020_00065_08135_0058.N1	20-SEP-2003 09:24:19	Dark	229.00	7	19Bet Ori	0.10000	14000.	458	8135	No
144	GOM_NL__2PRFIN20030920_093033_000000532020_00065_08135_0059.N1	20-SEP-2003 09:30:33	Dark	52.500	9	Alp Eri	0.45300	24000.	105	8135	No
145	GOM_NL__2PRFIN20030920_093313_000000402020_00065_08135_0060.N1	20-SEP-2003 09:33:13	Straylight	40.000	148	Alp Tuc	2.8780	4100.0	80	8135	No
146	GOM_NL__2PRFIN20030920_093639_000000422020_00065_08135_0061.N1	20-SEP-2003 09:36:39	Straylight	41.500	63	Bet Gru	2.1500	2800.0	83	8135	No
147	GOM_NL__2PRFIN20030920_093945_000000402020_00065_08135_0062.N1	20-SEP-2003 09:39:45	Straylight	39.500	172	Gam Gru	3.0030	13100.	79	8135	No
148	GOM_NL__2PRFIN20030920_094113_000000442020_00065_08135_0063.N1	20-SEP-2003 09:41:13	Straylight	44.000	18	24Alp PsA	1.1660	9700.0	88	8135	No
149	GOM_NL__2PRFIN20030920_094521_000000472020_00065_08135_0064.N1	20-SEP-2003 09:45:21	Dark	47.000	1014	Mars	0.0000	0.0000	94	8135	Yes
150	GOM_NL__2PRFIN20030920_094954_000000392020_00065_08135_0065.N1	20-SEP-2003 09:49:54	Bright	38.500	162	34Alp Aqr	2.9440	5350.0	77	8135	No
151	GOM_NL__2PRFIN20030920_095256_000000382020_00065_08135_0066.N1	20-SEP-2003 09:52:56	Bright	38.000	61	8Eps Peg	2.1000	3900.0	76	8135	No
152	GOM_NL__2PRFIN20030920_095520_000000462020_00065_08135_0067.N1	20-SEP-2003 09:55:20	Bright	46.000	140	88Gam Peg	2.8340	26000.	92	8135	No
153	GOM_NL__2PRFIN20030920_095801_000000392020_00065_08135_0068.N1	20-SEP-2003 09:58:01	Bright	39.000	93	53Bet Peg	2.5200	3100.0	78	8135	No
154	GOM_NL__2PRFIN20030920_095942_000000442020_00065_08135_0069.N1	20-SEP-2003 09:59:42	Bright	44.000	58	21Alp And	2.0730	11000.	88	8135	No
155	GOM_NL__2PRFIN20030920_100235_000000392020_00065_08135_0070.N1	20-SEP-2003 10:02:35	Bright	38.500	66	37Gam Cyg	2.2080	5900.0	77	8135	No
156	GOM_NL__2PRFIN20030920_100444_000000602020_00065_08135_0071.N1	20-SEP-2003 10:04:44	Bright	59.500	53	43Bet And	2.0480	3300.0	119	8135	No
157	GOM_NL__2PRFIN20030920_100738_000000372020_00065_08135_0072.N1	20-SEP-2003 10:07:38	Bright	36.500	89	5Alp Cep	2.4510	8000.0	73	8135	No
158	GOM_NL__2PRFIN20030920_100946_000000432020_00065_08135_0073.N1	20-SEP-2003 10:09:46	Bright	42.500	76	27Gam Cas	2.3000	30000.	85	8135	No
159	GOM_NL__2PRFIN20030920_101512_000000382020_00065_08135_0074.N1	20-SEP-2003 10:15:12	Bright	37.500	49	1Alp UMi	1.9900	6300.0	75	8135	No
160	GOM_NL__2PRFIN20030920_101702_000000662020_00065_08135_0075.N1	20-SEP-2003 10:17:02	Bright	66.000	35	33Alp Per	1.7950	6250.0	132	8135	No



161	GOM_NL__2PRFIN20030920_101855_000000692020_00065_08135_0076.N1	20-SEP-2003 10:18:55	Bright	68.500	175	39Del Per	3.0100	19400.	137	8135	No
162	GOM_NL__2PRFIN20030920_102244_000000362020_00065_08135_0077.N1	20-SEP-2003 10:22:44	Bright	35.500	36	50Alp UMa	1.8000	6300.0	71	8135	No
163	GOM_NL__2PRFIN20030920_102412_000000522020_00065_08135_0078.N1	20-SEP-2003 10:24:12	Bright	52.000	82	48Bet UMa	2.3650	10600.	104	8135	No
164	GOM_NL__2PRFIN20030920_102708_000000572020_00065_08135_0079.N1	20-SEP-2003 10:27:08	Bright	57.000	42	34Bet Aur	1.9000	10200.	114	8135	No
165	GOM_NL__2PRFIN20030920_103050_000000682020_00065_08135_0080.N1	20-SEP-2003 10:30:50	Bright	68.000	107	37The Aur	2.6490	11000.	136	8135	No
166	GOM_NL__2PRFIN20030920_103406_000000482020_00065_08135_0081.N1	20-SEP-2003 10:34:06	Bright	47.500	17	78Bet Gem	1.1610	4500.0	95	8135	No
167	GOM_NL__2PRFIN20030920_103719_000001632020_00065_08135_0082.N1	20-SEP-2003 10:37:19	Straylight	162.50	28	12Bet Tau	1.6500	15200.	325	8135	No
168	GOM_NL__2PRFIN20030920_104158_000000592020_00065_08135_0083.N1	20-SEP-2003 10:41:58	Dark	59.000	8	10Alp CMi	0.40000	6500.0	118	8135	No
169	GOM_NL__2PRFIN20030920_104920_000000452020_00065_08135_0084.N1	20-SEP-2003 10:49:20	Dark	45.000	132	15Rho Pup	2.8030	6900.0	90	8135	No
170	GOM_NL__2PRFIN20030920_105256_000000452020_00065_08135_0085.N1	20-SEP-2003 10:52:56	Dark	44.500	65	Lam Vel	2.2040	4400.0	89	8135	No
171	GOM_NL__2PRFIN20030920_105614_000000382020_00065_08135_0086.N1	20-SEP-2003 10:56:14	Dark	38.000	46	Del Vel	1.9540	10600.	76	8135	No
172	GOM_NL__2PRFIN20030920_105747_000000402020_00065_08135_0087.N1	20-SEP-2003 10:57:47	Dark	39.500	41	Eps Car	1.8600	4100.0	79	8135	No
173	GOM_NL__2PRFIN20030920_105935_000000892020_00066_08136_0058.N1	20-SEP-2003 10:59:35	Dark	88.500	101	11Alp Lep	2.5820	7000.0	177	8136	No
174	GOM_NL__2PRFIN20030920_110503_000002292020_00066_08136_0059.N1	20-SEP-2003 11:05:03	Dark	229.00	7	19Bet Ori	0.10000	14000.	458	8136	No
175	GOM_NL__2PRFIN20030920_111109_000000412020_00066_08136_0060.N1	20-SEP-2003 11:11:09	Dark	40.500	9	Alp Eri	0.45300	24000.	81	8136	No
176	GOM_NL__2PRFIN20030920_111349_000000392020_00066_08136_0061.N1	20-SEP-2003 11:13:49	Straylight	38.500	148	Alp Tuc	2.8780	4100.0	77	8136	No
177	GOM_NL__2PRFIN20030920_111715_000000432020_00066_08136_0062.N1	20-SEP-2003 11:17:15	Straylight	42.500	63	Bet Gru	2.1500	2800.0	85	8136	No
178	GOM_NL__2PRFIN20030920_112022_000000382020_00066_08136_0063.N1	20-SEP-2003 11:20:22	Straylight	38.000	172	Gam Gru	3.0030	13100.	76	8136	No
179	GOM_NL__2PRFIN20030920_112150_000000452020_00066_08136_0064.N1	20-SEP-2003 11:21:50	Straylight	45.000	18	24Alp PsA	1.1660	9700.0	90	8136	No
180	GOM_NL__2PRFIN20030920_112557_000000512020_00066_08136_0065.N1	20-SEP-2003 11:25:57	Dark	51.000	1014	Mars	0.0000	0.0000	102	8136	Yes
181	GOM_NL__2PRFIN20030920_113031_000000382020_00066_08136_0066.N1	20-SEP-2003 11:30:31	Bright	38.000	162	34Alp Aqr	2.9440	5350.0	76	8136	No
182	GOM_NL__2PRFIN20030920_113333_000000392020_00066_08136_0067.N1	20-SEP-2003 11:33:33	Bright	38.500	61	8Eps Peg	2.1000	3900.0	77	8136	No
183	GOM_NL__2PRFIN20030920_113555_000000462020_00066_08136_0068.N1	20-SEP-2003 11:35:55	Bright	45.500	140	88Gam Peg	2.8340	26000.	91	8136	No
184	GOM_NL__2PRFIN20030920_113837_000000392020_00066_08136_0069.N1	20-SEP-2003 11:38:37	Bright	38.500	93	53Bet Peg	2.5200	3100.0	77	8136	No
185	GOM_NL__2PRFIN20030920_114018_000000452020_00066_08136_0070.N1	20-SEP-2003 11:40:18	Bright	45.000	58	21Alp And	2.0730	11000.	90	8136	No
186	GOM_NL__2PRFIN20030920_114311_000000392020_00066_08136_0071.N1	20-SEP-2003 11:43:11	Bright	39.000	66	37Gam Cyg	2.2080	5900.0	78	8136	No
187	GOM_NL__2PRFIN20030920_114519_000000602020_00066_08136_0072.N1	20-SEP-2003 11:45:19	Bright	60.000	53	43Bet And	2.0480	3300.0	120	8136	No
188	GOM_NL__2PRFIN20030920_114814_000000372020_00066_08136_0073.N1	20-SEP-2003 11:48:14	Bright	36.500	89	5Alp Cep	2.4510	8000.0	73	8136	No
189	GOM_NL__2PRFIN20030920_115021_000000422020_00066_08136_0074.N1	20-SEP-2003 11:50:21	Bright	41.500	76	27Gam Cas	2.3000	30000.	83	8136	No
190	GOM_NL__2PRFIN20030920_115548_000000382020_00066_08136_0075.N1	20-SEP-2003 11:55:48	Bright	37.500	49	1Alp UMi	1.9900	6300.0	75	8136	No
191	GOM_NL__2PRFIN20030920_115737_000000662020_00066_08136_0076.N1	20-SEP-2003 11:57:37	Bright	65.500	35	33Alp Per	1.7950	6250.0	131	8136	No
192	GOM_NL__2PRFIN20030920_115929_000000682020_00066_08136_0077.N1	20-SEP-2003 11:59:29	Bright	67.500	175	39Del Per	3.0100	19400.	135	8136	No
193	GOM_NL__2PRFIN20030920_120321_000000382020_00066_08136_0078.N1	20-SEP-2003 12:03:21	Bright	37.500	36	50Alp UMa	1.8000	6300.0	75	8136	No
194	GOM_NL__2PRFIN20030920_120448_000000342020_00066_08136_0079.N1	20-SEP-2003 12:04:48	Bright	33.500	82	48Bet UMa	2.3650	10600.	67	8136	No
195	GOM_NL__2PRFIN20030920_120744_000000572020_00066_08136_0080.N1	20-SEP-2003 12:07:44	Bright	56.500	42	34Bet Aur	1.9000	10200.	113	8136	No
196	GOM_NL__2PRFIN20030920_121126_000000702020_00066_08136_0081.N1	20-SEP-2003 12:11:26	Bright	70.000	107	37The Aur	2.6490	11000.	140	8136	No
197	GOM_NL__2PRFIN20030920_121443_000000462020_00066_08136_0082.N1	20-SEP-2003 12:14:43	Bright	46.000	17	78Bet Gem	1.1610	4500.0	92	8136	No
198	GOM_NL__2PRFIN20030920_121756_000001692020_00066_08136_0083.N1	20-SEP-2003 12:17:56	Straylight	169.00	28	12Bet Tau	1.6500	15200.	338	8136	No
199	GOM_NL__2PRFIN20030920_122235_000000592020_00066_08136_0084.N1	20-SEP-2003 12:22:35	Dark	58.500	8	10Alp CMi	0.40000	6500.0	117	8136	No
200	GOM_NL__2PRFIN20030920_122957_000000452020_00066_08136_0085.N1	20-SEP-2003 12:29:57	Dark	44.500	132	15Rho Pup	2.8030	6900.0	89	8136	No
201	GOM_NL__2PRFIN20030920_123333_000000442020_00066_08136_0086.N1	20-SEP-2003 12:33:33	Dark	43.500	65	Lam Vel	2.2040	4400.0	87	8136	No
202	GOM_NL__2PRFIN20030920_123650_000000382020_00066_08136_0087.N1	20-SEP-2003 12:36:50	Dark	38.000	46	Del Vel	1.9540	10600.	76	8136	No
203	GOM_NL__2PRFIN20030920_123824_000000482020_00066_08136_0088.N1	20-SEP-2003 12:38:24	Dark	48.000	41	Eps Car	1.8600	4100.0	96	8136	No
204	GOM_NL__2PRFIN20030920_124014_000000872020_00067_08137_0058.N1	20-SEP-2003 12:40:14	Dark	86.500	101	11Alp Lep	2.5820	7000.0	173	8137	No
205	GOM_NL__2PRFIN20030920_124547_000002292020_00067_08137_0059.N1	20-SEP-2003 12:45:47	Dark	229.00	7	19Bet Ori	0.10000	14000.	458	8137	No
206	GOM_NL__2PRFIN20030920_125146_000000512020_00067_08137_0060.N1	20-SEP-2003 12:51:46	Dark	51.000	9	Alp Eri	0.45300	24000.	102	8137	No
207	GOM_NL__2PRFIN20030920_125426_000000402020_00067_08137_0061.N1	20-SEP-2003 12:54:26	Straylight	39.500	148	Alp Tuc	2.8780	4100.0	79	8137	No
208	GOM_NL__2PRFIN20030920_125752_000000512020_00067_08137_0062.N1	20-SEP-2003 12:57:52	Straylight	50.500	63	Bet Gru	2.1500	2800.0	101	8137	No
209	GOM_NL__2PRFIN20030920_130058_000000392020_00067_08137_0063.N1	20-SEP-2003 13:00:58	Straylight	38.500	172	Gam Gru	3.0030	13100.	77	8137	No
210	GOM_NL__2PRFIN20030920_130226_000000452020_00067_08137_0064.N1	20-SEP-2003 13:02:26	Straylight	45.000	18	24Alp PsA	1.1660	9700.0	90	8137	No
211	GOM_NL__2PRFIN20030920_130634_000000472020_00067_08137_0065.N1	20-SEP-2003 13:06:34	Dark	46.500	1014	Mars	0.0000	0.0000	93	8137	Yes
212	GOM_NL__2PRFIN20030920_131107_000000382020_00067_08137_0066.N1	20-SEP-2003 13:11:07	Bright	38.000	162	34Alp Aqr	2.9440	5350.0	76	8137	No
213	GOM_NL__2PRFIN20030920_131409_000000382020_00067_08137_0067.N1	20-SEP-2003 13:14:09	Bright	38.000	61	8Eps Peg	2.1000	3900.0	76	8137	No
214	GOM_NL__2PRFIN20030920_131631_000000452020_00067_08137_0068.N1	20-SEP-2003 13:16:31	Bright	44.500	140	88Gam Peg	2.8340	26000.	89	8137	No
215	GOM_NL__2PRFIN20030920_131913_000000412020_00067_08137_0069.N1	20-SEP-2003 13:19:13	Bright	41.000	93	53Bet Peg	2.5200	3100.0	82	8137	No
216	GOM_NL__2PRFIN20030920_132053_000000462020_00067_08137_0070.N1	20-SEP-2003 13:20:53	Bright	45.500	58	21Alp And	2.0730	11000.	91	8137	No
217	GOM_NL__2PRFIN20030920_132348_000000372020_00067_08137_0071.N1	20-SEP-2003 13:23:48	Bright	36.500	66	37Gam Cyg	2.2080	5900.0	73	8137	No
218	GOM_NL__2PRFIN20030920_132554_000000592020_00067_08137_0072.N1	20-SEP-2003 13:25:54	Bright	59.000	53	43Bet And	2.0480	3300.0	118	8137	No
219	GOM_NL__2PRFIN20030920_132850_000000352020_00067_08137_0073.N1	20-SEP-2003 13:28:50	Bright	35.000	89	5Alp Cep	2.4510	8000.0	70	8137	No

220	GOM_NL__2PRFIN20030920_133057_000000402020_00067_08137_0074.N1	20-SEP-2003 13:30:57	Bright	40.000	76	27Gam Cas	2.3000	30000.	80	8137	No
221	GOM_NL__2PRFIN20030920_133625_000000362020_00067_08137_0075.N1	20-SEP-2003 13:36:25	Bright	35.500	49	1Alp UMi	1.9900	6300.0	71	8137	No
222	GOM_NL__2PRFIN20030920_133812_000000662020_00067_08137_0076.N1	20-SEP-2003 13:38:12	Bright	65.500	35	33Alp Per	1.7950	6250.0	131	8137	No
223	GOM_NL__2PRFIN20030920_134004_000000662020_00067_08137_0077.N1	20-SEP-2003 13:40:04	Bright	66.000	175	39Del Per	3.0100	19400.	132	8137	No
224	GOM_NL__2PRFIN20030920_134357_000000352020_00067_08137_0078.N1	20-SEP-2003 13:43:57	Bright	34.500	36	50Alp UMa	1.8000	6300.0	69	8137	No
225	GOM_NL__2PRFIN20030920_134525_000000342020_00067_08137_0079.N1	20-SEP-2003 13:45:25	Bright	33.500	82	48Bet UMa	2.3650	10600.	67	8137	No
226	GOM_NL__2PRFIN20030920_134820_000000612020_00067_08137_0080.N1	20-SEP-2003 13:48:20	Bright	60.500	42	34Bet Aur	1.9000	10200.	121	8137	No
227	GOM_NL__2PRFIN20030920_135202_000000682020_00067_08137_0081.N1	20-SEP-2003 13:52:02	Bright	68.000	107	37The Aur	2.6490	11000.	136	8137	No
228	GOM_NL__2PRFIN20030920_135519_000000472020_00067_08137_0082.N1	20-SEP-2003 13:55:19	Bright	47.000	17	78Bet Gem	1.1610	4500.0	94	8137	No
229	GOM_NL__2PRFIN20030920_135833_000001642020_00067_08137_0083.N1	20-SEP-2003 13:58:33	Straylight	163.50	28	12Bet Tau	1.6500	15200.	327	8137	No
230	GOM_NL__2PRFIN20030920_140311_000000592020_00067_08137_0084.N1	20-SEP-2003 14:03:11	Dark	59.000	8	10Alp CMi	0.40000	6500.0	118	8137	No
231	GOM_NL__2PRFIN20030920_141034_000000432020_00067_08137_0085.N1	20-SEP-2003 14:10:34	Dark	43.000	132	15Rho Pup	2.8030	6900.0	86	8137	No
232	GOM_NL__2PRFIN20030920_141409_000000492020_00067_08137_0086.N1	20-SEP-2003 14:14:09	Dark	49.000	65	Lam Vel	2.2040	4400.0	98	8137	No
233	GOM_NL__2PRFIN20030920_141727_000000382020_00067_08137_0087.N1	20-SEP-2003 14:17:27	Dark	38.000	46	Del Vel	1.9540	10600.	76	8137	No
234	GOM_NL__2PRFIN20030920_141900_000000472020_00067_08137_0088.N1	20-SEP-2003 14:19:00	Dark	46.500	41	Eps Car	1.8600	4100.0	93	8137	No
235	GOM_NL__2PRFIN20030920_142052_000000872020_00068_08138_0058.N1	20-SEP-2003 14:20:52	Dark	87.000	101	11Alp Lep	2.5820	7000.0	174	8138	No
236	GOM_NL__2PRFIN20030920_142631_000002292020_00068_08138_0059.N1	20-SEP-2003 14:26:31	Dark	229.00	7	19Bet Ori	0.10000	14000.	458	8138	No
237	GOM_NL__2PRFIN20030920_143223_000000432020_00068_08138_0060.N1	20-SEP-2003 14:32:23	Dark	43.000	9	Alp Eri	0.45300	24000.	86	8138	No
238	GOM_NL__2PRFIN20030920_143502_000000412020_00068_08138_0061.N1	20-SEP-2003 14:35:02	Straylight	40.500	148	Alp Tuc	2.8780	4100.0	81	8138	No
239	GOM_NL__2PRFIN20030920_143828_000000492020_00068_08138_0062.N1	20-SEP-2003 14:38:28	Straylight	49.000	63	Bet Gru	2.1500	2800.0	98	8138	No
240	GOM_NL__2PRFIN20030920_144134_000000382020_00068_08138_0063.N1	20-SEP-2003 14:41:34	Straylight	38.000	172	Gam Gru	3.0030	13100.	76	8138	No
241	GOM_NL__2PRFIN20030920_144302_000000412020_00068_08138_0064.N1	20-SEP-2003 14:43:02	Straylight	40.500	18	24Alp PsA	1.1660	9700.0	81	8138	No
242	GOM_NL__2PRFIN20030920_144710_000000452020_00068_08138_0065.N1	20-SEP-2003 14:47:10	Dark	44.500	1014	Mars	0.0000	0.0000	89	8138	Yes
243	GOM_NL__2PRFIN20030920_145143_000000362020_00068_08138_0066.N1	20-SEP-2003 14:51:43	Bright	36.000	162	34Alp Aqr	2.9440	5350.0	72	8138	No
244	GOM_NL__2PRFIN20030920_145445_000000372020_00068_08138_0067.N1	20-SEP-2003 14:54:45	Bright	37.000	61	8Eps Peg	2.1000	3900.0	74	8138	No
245	GOM_NL__2PRFIN20030920_145707_000000442020_00068_08138_0068.N1	20-SEP-2003 14:57:07	Bright	44.000	140	88Gam Peg	2.8340	26000.	88	8138	No
246	GOM_NL__2PRFIN20030920_145949_000000372020_00068_08138_0069.N1	20-SEP-2003 14:59:49	Bright	36.500	93	53Bet Peg	2.5200	3100.0	73	8138	No
247	GOM_NL__2PRFIN20030920_150128_000000462020_00068_08138_0070.N1	20-SEP-2003 15:01:28	Bright	45.500	58	21Alp And	2.0730	11000.	91	8138	No
248	GOM_NL__2PRFIN20030920_150423_000000402020_00068_08138_0071.N1	20-SEP-2003 15:04:23	Bright	40.000	66	37Gam Cyg	2.2080	5900.0	80	8138	No
249	GOM_NL__2PRFIN20030920_150628_000000522020_00068_08138_0072.N1	20-SEP-2003 15:06:28	Bright	52.000	53	43Bet And	2.0480	3300.0	104	8138	No
250	GOM_NL__2PRFIN20030920_150924_000000382020_00068_08138_0073.N1	20-SEP-2003 15:09:24	Bright	37.500	89	5Alp Cep	2.4510	8000.0	75	8138	No
251	GOM_NL__2PRFIN20030920_151132_000000432020_00068_08138_0074.N1	20-SEP-2003 15:11:32	Bright	42.500	76	27Gam Cas	2.3000	30000.	85	8138	No
252	GOM_NL__2PRFIN20030920_151659_000000362020_00068_08138_0075.N1	20-SEP-2003 15:16:59	Bright	35.500	49	1Alp UMi	1.9900	6300.0	71	8138	No
253	GOM_NL__2PRFIN20030920_151846_000000662020_00068_08138_0076.N1	20-SEP-2003 15:18:46	Bright	66.000	35	33Alp Per	1.7950	6250.0	132	8138	No
254	GOM_NL__2PRFIN20030920_152038_000000672020_00068_08138_0077.N1	20-SEP-2003 15:20:38	Bright	66.500	175	39Del Per	3.0100	19400.	133	8138	No
255	GOM_NL__2PRFIN20030920_152431_000000362020_00068_08138_0078.N1	20-SEP-2003 15:24:31	Bright	35.500	36	50Alp UMa	1.8000	6300.0	71	8138	No
256	GOM_NL__2PRFIN20030920_152559_000000352020_00068_08138_0079.N1	20-SEP-2003 15:25:59	Bright	35.000	82	48Bet UMa	2.3650	10600.	70	8138	No
257	GOM_NL__2PRFIN20030920_152855_000000592020_00068_08138_0080.N1	20-SEP-2003 15:28:55	Bright	59.000	42	34Bet Aur	1.9000	10200.	118	8138	No
258	GOM_NL__2PRFIN20030920_153237_000000702020_00068_08138_0081.N1	20-SEP-2003 15:32:37	Bright	69.500	107	37The Aur	2.6490	11000.	139	8138	No
259	GOM_NL__2PRFIN20030920_153554_000000642020_00068_08138_0082.N1	20-SEP-2003 15:35:54	Bright	64.000	17	78Bet Gem	1.1610	4500.0	128	8138	No
260	GOM_NL__2PRFIN20030920_153910_000001602020_00068_08138_0083.N1	20-SEP-2003 15:39:10	Straylight	159.50	28	12Bet Tau	1.6500	15200.	319	8138	No
261	GOM_NL__2PRFIN20030920_154347_000000592020_00068_08138_0084.N1	20-SEP-2003 15:43:47	Dark	58.500	8	10Alp CMi	0.40000	6500.0	117	8138	No
262	GOM_NL__2PRFIN20030920_155109_000000462020_00068_08138_0085.N1	20-SEP-2003 15:51:09	Dark	46.000	132	15Rho Pup	2.8030	6900.0	92	8138	No
263	GOM_NL__2PRFIN20030920_155443_000000462020_00068_08138_0086.N1	20-SEP-2003 15:54:43	Dark	46.000	65	Lam Vel	2.2040	4400.0	92	8138	No
264	GOM_NL__2PRFIN20030920_155801_000000412020_00068_08138_0087.N1	20-SEP-2003 15:58:01	Dark	41.000	46	Del Vel	1.9540	10600.	82	8138	No
265	GOM_NL__2PRFIN20030920_155935_000000482020_00068_08138_0088.N1	20-SEP-2003 15:59:35	Dark	48.000	41	Eps Car	1.8600	4100.0	96	8138	No
266	GOM_NL__2PRFIN20030920_160130_000000942020_00069_08139_0136.N1	20-SEP-2003 16:01:30	Dark	93.500	101	11Alp Lep	2.5820	7000.0	187	8139	No
267	GOM_NL__2PRFIN20030920_160714_000002292020_00069_08139_0137.N1	20-SEP-2003 16:07:14	Dark	229.00	7	19Bet Ori	0.10000	14000.	458	8139	No
268	GOM_NL__2PRFIN20030920_161257_000000452020_00069_08139_0138.N1	20-SEP-2003 16:12:57	Dark	45.000	9	Alp Eri	0.45300	24000.	90	8139	No
269	GOM_NL__2PRFIN20030920_161537_000000392020_00069_08139_0139.N1	20-SEP-2003 16:15:37	Straylight	38.500	148	Alp Tuc	2.8780	4100.0	77	8139	No
270	GOM_NL__2PRFIN20030920_161902_000000522020_00069_08139_0140.N1	20-SEP-2003 16:19:02	Straylight	52.000	63	Bet Gru	2.1500	2800.0	104	8139	No
271	GOM_NL__2PRFIN20030920_162209_000000412020_00069_08139_0141.N1	20-SEP-2003 16:22:09	Straylight	40.500	172	Gam Gru	3.0030	13100.	81	8139	No
272	GOM_NL__2PRFIN20030920_162334_000000482020_00069_08139_0142.N1	20-SEP-2003 16:23:34	Straylight	48.000	18	24Alp PsA	1.1660	9700.0	96	8139	No
273	GOM_NL__2PRFIN20030920_162745_000000512020_00069_08139_0143.N1	20-SEP-2003 16:27:45	Dark	51.000	1014	Mars	0.0000	0.0000	102	8139	Yes
274	GOM_NL__2PRFIN20030920_163217_000000402020_00069_08139_0144.N1	20-SEP-2003 16:32:17	Bright	40.000	162	34Alp Aqr	2.9440	5350.0	80	8139	No
275	GOM_NL__2PRFIN20030920_163519_000000412020_00069_08139_0145.N1	20-SEP-2003 16:35:19	Bright	40.500	61	8Eps Peg	2.1000	3900.0	81	8139	No
276	GOM_NL__2PRFIN20030920_163741_000000472020_00069_08139_0146.N1	20-SEP-2003 16:37:41	Bright	47.000	140	88Gam Peg	2.8340	26000.	94	8139	No
277	GOM_NL__2PRFIN20030920_164023_000000412020_00069_08139_0147.N1	20-SEP-2003 16:40:23	Bright	40.500	93	53Bet Peg	2.5200	3100.0	81	8139	No
278	GOM_NL__2PRFIN20030920_164203_000000472020_00069_08139_0148.N1	20-SEP-2003 16:42:03	Bright	47.000	58	21Alp And	2.0730	11000.	94	8139	No

279	GOM_NL__2PRFIN20030920_164459_000000392020_00069_08139_0149.N1	20-SEP-2003 16:44:59	Bright	38.500	66	37Gam Cyg	2.2080	5900.0	77	8139	No
280	GOM_NL__2PRFIN20030920_164703_000000582020_00069_08139_0150.N1	20-SEP-2003 16:47:03	Bright	57.500	53	43Bet And	2.0480	3300.0	115	8139	No
281	GOM_NL__2PRFIN20030920_165000_000000372020_00069_08139_0151.N1	20-SEP-2003 16:50:00	Bright	36.500	89	5Alp Cep	2.4510	8000.0	73	8139	No
282	GOM_NL__2PRFIN20030920_165207_000000432020_00069_08139_0152.N1	20-SEP-2003 16:52:07	Bright	42.500	76	27Gam Cas	2.3000	30000.	85	8139	No
283	GOM_NL__2PRFIN20030920_165734_000000392020_00069_08139_0153.N1	20-SEP-2003 16:57:34	Bright	38.500	49	1Alp UMi	1.9900	6300.0	77	8139	No
284	GOM_NL__2PRFIN20030920_165920_000000652020_00069_08139_0154.N1	20-SEP-2003 16:59:20	Bright	64.500	35	33Alp Per	1.7950	6250.0	129	8139	No
285	GOM_NL__2PRFIN20030920_170113_000000672020_00069_08139_0155.N1	20-SEP-2003 17:01:13	Bright	67.000	175	39Del Per	3.0100	19400.	134	8139	No
286	GOM_NL__2PRFIN20030920_170507_000000392020_00069_08139_0156.N1	20-SEP-2003 17:05:07	Bright	38.500	36	50Alp UMa	1.8000	6300.0	77	8139	No
287	GOM_NL__2PRFIN20030920_170635_000000372020_00069_08139_0157.N1	20-SEP-2003 17:06:35	Bright	37.000	82	48Bet UMa	2.3650	10600.	74	8139	No
288	GOM_NL__2PRFIN20030920_170930_000000582020_00069_08139_0158.N1	20-SEP-2003 17:09:30	Bright	57.500	42	34Bet Aur	1.9000	10200.	115	8139	No
289	GOM_NL__2PRFIN20030920_171313_000000672020_00069_08139_0159.N1	20-SEP-2003 17:13:13	Bright	67.000	107	37The Aur	2.6490	11000.	134	8139	No
290	GOM_NL__2PRFIN20030920_171630_000000512020_00069_08139_0160.N1	20-SEP-2003 17:16:30	Bright	50.500	17	78Bet Gem	1.1610	4500.0	101	8139	No
291	GOM_NL__2PRFIN20030920_171947_000001682020_00069_08139_0161.N1	20-SEP-2003 17:19:47	Straylight	167.50	28	12Bet Tau	1.6500	15200.	335	8139	No
292	GOM_NL__2PRFIN20030920_172424_000000602020_00069_08139_0162.N1	20-SEP-2003 17:24:24	Dark	59.500	8	10Alp CMi	0.40000	6500.0	119	8139	No
293	GOM_NL__2PRFIN20030920_173145_000000442020_00069_08139_0163.N1	20-SEP-2003 17:31:45	Dark	44.000	132	15Rho Pup	2.8030	6900.0	88	8139	No
294	GOM_NL__2PRFIN20030920_173519_000000452020_00069_08139_0164.N1	20-SEP-2003 17:35:19	Dark	44.500	65	Lam Vel	2.2040	4400.0	89	8139	No
295	GOM_NL__2PRFIN20030920_173837_000000452020_00069_08139_0165.N1	20-SEP-2003 17:38:37	Dark	45.000	46	Del Vel	1.9540	10600.	90	8139	No
296	GOM_NL__2PRFIN20030920_174011_000000472020_00069_08139_0166.N1	20-SEP-2003 17:40:11	Dark	46.500	41	Eps Car	1.8600	4100.0	93	8139	No
297	GOM_NL__2PRFIN20030920_174208_000000912020_00070_08140_0078.N1	20-SEP-2003 17:42:08	Dark	91.000	101	11Alp Lep	2.5820	7000.0	182	8140	No
298	GOM_NL__2PRFIN20030920_175042_000000402020_00070_08140_0079.N1	20-SEP-2003 17:50:42	Dark	39.500	135	Bet Hyi	2.8200	5800.0	79	8140	No
299	GOM_NL__2PRFIN20030920_175205_000000442020_00070_08140_0080.N1	20-SEP-2003 17:52:05	Dark	43.500	143	Alp Hyi	2.8570	7200.0	87	8140	No
300	GOM_NL__2PRFIN20030920_175334_000000462020_00070_08140_0081.N1	20-SEP-2003 17:53:34	Dark	46.000	9	Alp Eri	0.45300	24000.	92	8140	No
301	GOM_NL__2PRFIN20030920_175613_000000492020_00070_08140_0082.N1	20-SEP-2003 17:56:13	Straylight	49.000	148	Alp Tuc	2.8780	4100.0	98	8140	No
302	GOM_NL__2PRFIN20030920_175938_000000522020_00070_08140_0083.N1	20-SEP-2003 17:59:38	Straylight	52.000	63	Bet Gru	2.1500	2800.0	104	8140	No
303	GOM_NL__2PRFIN20030920_180245_000000402020_00070_08140_0084.N1	20-SEP-2003 18:02:45	Straylight	39.500	172	Gam Gru	3.0030	13100.	79	8140	No
304	GOM_NL__2PRFIN20030920_180412_000000462020_00070_08140_0085.N1	20-SEP-2003 18:04:12	Straylight	45.500	18	24Alp PsA	1.1660	9700.0	91	8140	No
305	GOM_NL__2PRFIN20030920_180635_000000592020_00070_08140_0086.N1	20-SEP-2003 18:06:35	Tw_i_and_stray	59.000	52	16Bet Cet	2.0370	4500.0	118	8140	No
306	GOM_NL__2PRFIN20030920_180821_000000492020_00070_08140_0087.N1	20-SEP-2003 18:08:21	Dark	49.000	1014	Mars	0.0000	0.0000	98	8140	Yes
307	GOM_NL__2PRFIN20030920_181254_000000412020_00070_08140_0088.N1	20-SEP-2003 18:12:54	Bright	40.500	162	34Alp Aqr	2.9440	5350.0	81	8140	No
308	GOM_NL__2PRFIN20030920_181556_000000402020_00070_08140_0089.N1	20-SEP-2003 18:15:56	Bright	39.500	61	8Eps Peg	2.1000	3900.0	79	8140	No
309	GOM_NL__2PRFIN20030920_181816_000000482020_00070_08140_0090.N1	20-SEP-2003 18:18:16	Bright	48.000	140	88Gam Peg	2.8340	26000.	96	8140	No
310	GOM_NL__2PRFIN20030920_182058_000000412020_00070_08140_0091.N1	20-SEP-2003 18:20:58	Bright	40.500	93	53Bet Peg	2.5200	3100.0	81	8140	No
311	GOM_NL__2PRFIN20030920_182239_000000462020_00070_08140_0092.N1	20-SEP-2003 18:22:39	Bright	46.000	58	21Alp And	2.0730	11000.	92	8140	No
312	GOM_NL__2PRFIN20030920_182536_000000402020_00070_08140_0093.N1	20-SEP-2003 18:25:36	Bright	39.500	66	37Gam Cyg	2.2080	5900.0	79	8140	No
313	GOM_NL__2PRFIN20030920_182737_000000602020_00070_08140_0094.N1	20-SEP-2003 18:27:37	Bright	59.500	53	43Bet And	2.0480	3300.0	119	8140	No
314	GOM_NL__2PRFIN20030920_183036_000000392020_00070_08140_0095.N1	20-SEP-2003 18:30:36	Bright	38.500	89	5Alp Cep	2.4510	8000.0	77	8140	No
315	GOM_NL__2PRFIN20030920_183243_000000432020_00070_08140_0096.N1	20-SEP-2003 18:32:43	Bright	42.500	76	27Gam Cas	2.3000	30000.	85	8140	No
316	GOM_NL__2PRFIN20030920_183810_000000392020_00070_08140_0097.N1	20-SEP-2003 18:38:10	Bright	38.500	49	1Alp UMi	1.9900	6300.0	77	8140	No
317	GOM_NL__2PRFIN20030920_183955_000000672020_00070_08140_0098.N1	20-SEP-2003 18:39:55	Bright	67.000	35	33Alp Per	1.7950	6250.0	134	8140	No
318	GOM_NL__2PRFIN20030920_184148_000000662020_00070_08140_0099.N1	20-SEP-2003 18:41:48	Bright	65.500	175	39Del Per	3.0100	19400.	131	8140	No
319	GOM_NL__2PRFIN20030920_184544_000000362020_00070_08140_0100.N1	20-SEP-2003 18:45:44	Bright	36.000	36	50Alp UMa	1.8000	6300.0	72	8140	No
320	GOM_NL__2PRFIN20030920_184712_000000352020_00070_08140_0101.N1	20-SEP-2003 18:47:12	Bright	35.000	82	48Bet UMa	2.3650	10600.	70	8140	No
321	GOM_NL__2PRFIN20030920_185006_000000582020_00070_08140_0102.N1	20-SEP-2003 18:50:06	Bright	58.000	42	34Bet Aur	1.9000	10200.	116	8140	No
322	GOM_NL__2PRFIN20030920_185551_000000492020_00070_08140_0103.N1	20-SEP-2003 18:55:51	Bright	48.500	24	66Alp Gem	1.5800	10200.	97	8140	No
323	GOM_NL__2PRFIN20030920_185923_000000672020_00070_08140_0104.N1	20-SEP-2003 18:59:23	Tw_i_and_stray	67.000	170	27Eps Gem	3.0000	9700.0	134	8140	No
324	GOM_NL__2PRFIN20030920_190126_000001032020_00070_08140_0105.N1	20-SEP-2003 19:01:26	Straylight	103.00	151	13Mu Gem	2.8900	3000.0	206	8140	No
325	GOM_NL__2PRFIN20030920_190500_000000632020_00070_08140_0106.N1	20-SEP-2003 19:05:00	Dark	63.000	8	10Alp CMi	0.40000	6500.0	126	8140	No
326	GOM_NL__2PRFIN20030920_191222_000000432020_00070_08140_0107.N1	20-SEP-2003 19:12:22	Dark	43.000	132	15Rho Pup	2.8030	6900.0	86	8140	No
327	GOM_NL__2PRFIN20030920_191555_000000452020_00070_08140_0108.N1	20-SEP-2003 19:15:55	Dark	45.000	65	Lam Vel	2.2040	4400.0	90	8140	No
328	GOM_NL__2PRFIN20030920_191913_000000402020_00070_08140_0109.N1	20-SEP-2003 19:19:13	Dark	39.500	46	Del Vel	1.9540	10600.	79	8140	No
329	GOM_NL__2PRFIN20030920_192046_000000472020_00070_08140_0110.N1	20-SEP-2003 19:20:46	Dark	47.000	41	Eps Car	1.8600	4100.0	94	8140	No
330	GOM_NL__2PRFIN20030920_192247_000000932020_00071_08141_0078.N1	20-SEP-2003 19:22:47	Dark	92.500	101	11Alp Lep	2.5820	7000.0	185	8141	No
331	GOM_NL__2PRFIN20030920_193118_000000392020_00071_08141_0079.N1	20-SEP-2003 19:31:18	Dark	38.500	135	Bet Hyi	2.8200	5800.0	77	8141	No
332	GOM_NL__2PRFIN20030920_193243_000000422020_00071_08141_0080.N1	20-SEP-2003 19:32:43	Dark	42.000	143	Alp Hyi	2.8570	7200.0	84	8141	No
333	GOM_NL__2PRFIN20030920_193410_000000532020_00071_08141_0081.N1	20-SEP-2003 19:34:10	Dark	52.500	9	Alp Eri	0.45300	24000.	105	8141	No
334	GOM_NL__2PRFIN20030920_193649_000000432020_00071_08141_0082.N1	20-SEP-2003 19:36:49	Straylight	42.500	148	Alp Tuc	2.8780	4100.0	85	8141	No
335	GOM_NL__2PRFIN20030920_194012_000000522020_00071_08141_0083.N1	20-SEP-2003 19:40:12	Straylight	52.000	63	Bet Gru	2.1500	2800.0	104	8141	No
336	GOM_NL__2PRFIN20030920_194321_000000402020_00071_08141_0084.N1	20-SEP-2003 19:43:21	Straylight	40.000	172	Gam Gru	3.0030	13100.	80	8141	No
337	GOM_NL__2PRFIN20030920_194449_000000452020_00071_08141_0085.N1	20-SEP-2003 19:44:49	Straylight	44.500	18	24Alp PsA	1.1660	9700.0	89	8141	No



338	GOM_NL__2PRFIN20030920_194710_000000632020_00071_08141_0086.N1	20-SEP-2003 19:47:10	Twl_and_stray	62.500	52	16Bet Cet	2.0370	4500.0	125	8141	No
339	GOM_NL__2PRFIN20030920_194857_000000462020_00071_08141_0087.N1	20-SEP-2003 19:48:57	Dark	46.000	1014	Mars	0.0000	0.0000	92	8141	Yes
340	GOM_NL__2PRFIN20030920_195330_000000392020_00071_08141_0088.N1	20-SEP-2003 19:53:30	Bright	38.500	162	34Alp Aqr	2.9440	5350.0	77	8141	No
341	GOM_NL__2PRFIN20030920_195632_000000402020_00071_08141_0089.N1	20-SEP-2003 19:56:32	Bright	39.500	61	8Eps Peg	2.1000	3900.0	79	8141	No
342	GOM_NL__2PRFIN20030920_195852_000000472020_00071_08141_0090.N1	20-SEP-2003 19:58:52	Bright	47.000	140	88Gam Peg	2.8340	26000.	94	8141	No
343	GOM_NL__2PRFIN20030920_200132_000000462020_00071_08141_0091.N1	20-SEP-2003 20:01:32	Bright	45.500	93	53Bet Peg	2.5200	3100.0	91	8141	No
344	GOM_NL__2PRFIN20030920_200313_000000482020_00071_08141_0092.N1	20-SEP-2003 20:03:13	Bright	47.500	58	21Alp And	2.0730	11000.	95	8141	No
345	GOM_NL__2PRFIN20030920_200613_000000402020_00071_08141_0093.N1	20-SEP-2003 20:06:13	Bright	40.000	66	37Gam Cyg	2.2080	5900.0	80	8141	No
346	GOM_NL__2PRFIN20030920_200812_000000592020_00071_08141_0094.N1	20-SEP-2003 20:08:12	Bright	59.000	53	43Bet And	2.0480	3300.0	118	8141	No
347	GOM_NL__2PRFIN20030920_201112_000000392020_00071_08141_0095.N1	20-SEP-2003 20:11:12	Bright	39.000	89	5Alp Cep	2.4510	8000.0	78	8141	No
348	GOM_NL__2PRFIN20030920_201318_000000432020_00071_08141_0096.N1	20-SEP-2003 20:13:18	Bright	43.000	76	27Gam Cas	2.3000	30000.	86	8141	No
349	GOM_NL__2PRFIN20030920_201844_000000412020_00071_08141_0097.N1	20-SEP-2003 20:18:44	Bright	40.500	49	1Alp UMi	1.9900	6300.0	81	8141	No
350	GOM_NL__2PRFIN20030920_202030_000000672020_00071_08141_0098.N1	20-SEP-2003 20:20:30	Bright	67.000	35	33Alp Per	1.7950	6250.0	134	8141	No
351	GOM_NL__2PRFIN20030920_202222_000000702020_00071_08141_0099.N1	20-SEP-2003 20:22:22	Bright	69.500	175	39Del Per	3.0100	19400.	139	8141	No
352	GOM_NL__2PRFIN20030920_202619_000000412020_00071_08141_0100.N1	20-SEP-2003 20:26:19	Bright	40.500	36	50Alp UMa	1.8000	6300.0	81	8141	No
353	GOM_NL__2PRFIN20030920_202746_000000382020_00071_08141_0101.N1	20-SEP-2003 20:27:46	Bright	38.000	82	48Bet UMa	2.3650	10600.	76	8141	No
354	GOM_NL__2PRFIN20030920_203041_000000602020_00071_08141_0102.N1	20-SEP-2003 20:30:41	Bright	59.500	42	34Bet Aur	1.9000	10200.	119	8141	No
355	GOM_NL__2PRFIN20030920_203627_000000482020_00071_08141_0103.N1	20-SEP-2003 20:36:27	Bright	47.500	24	66Alp Gem	1.5800	10200.	95	8141	No
356	GOM_NL__2PRFIN20030920_203959_000000732020_00071_08141_0104.N1	20-SEP-2003 20:39:59	Twl_and_stray	72.500	170	27Eps Gem	3.0000	9700.0	145	8141	No
357	GOM_NL__2PRFIN20030920_204203_000001012020_00071_08141_0105.N1	20-SEP-2003 20:42:03	Straylight	101.00	151	13Mu Gem	2.8900	3000.0	202	8141	No
358	GOM_NL__2PRFIN20030920_204537_000000622020_00071_08141_0106.N1	20-SEP-2003 20:45:37	Dark	62.000	8	10Alp CMi	0.40000	6500.0	124	8141	No
359	GOM_NL__2PRFIN20030920_205258_000000452020_00071_08141_0107.N1	20-SEP-2003 20:52:58	Dark	45.000	132	15Rho Pup	2.8030	6900.0	90	8141	No
360	GOM_NL__2PRFIN20030920_205631_000000482020_00071_08141_0108.N1	20-SEP-2003 20:56:31	Dark	47.500	65	Lam Vel	2.2040	4400.0	95	8141	No
361	GOM_NL__2PRFIN20030920_205949_000000442020_00071_08141_0109.N1	20-SEP-2003 20:59:49	Dark	44.000	46	Del Vel	1.9540	10600.	88	8141	No
362	GOM_NL__2PRFIN20030920_210121_000000482020_00071_08141_0110.N1	20-SEP-2003 21:01:21	Dark	48.000	41	Eps Car	1.8600	4100.0	96	8141	No
363	GOM_NL__2PRFIN20030920_210325_000000912020_00072_08142_0078.N1	20-SEP-2003 21:03:25	Dark	90.500	101	11Alp Lep	2.5820	7000.0	181	8142	No
364	GOM_NL__2PRFIN20030920_211155_000000392020_00072_08142_0079.N1	20-SEP-2003 21:11:55	Dark	38.500	135	Bet Hyi	2.8200	5800.0	77	8142	No
365	GOM_NL__2PRFIN20030920_211319_000000422020_00072_08142_0080.N1	20-SEP-2003 21:13:19	Dark	41.500	143	Alp Hyi	2.8570	7200.0	83	8142	No
366	GOM_NL__2PRFIN20030920_211446_000000542020_00072_08142_0081.N1	20-SEP-2003 21:14:46	Dark	54.000	9	Alp Eri	0.45300	24000.	108	8142	No
367	GOM_NL__2PRFIN20030920_211724_000000402020_00072_08142_0082.N1	20-SEP-2003 21:17:24	Straylight	39.500	148	Alp Tuc	2.8780	4100.0	79	8142	No
368	GOM_NL__2PRFIN20030920_212048_000000522020_00072_08142_0083.N1	20-SEP-2003 21:20:48	Straylight	52.000	63	Bet Gru	2.1500	2800.0	104	8142	No
369	GOM_NL__2PRFIN20030920_212358_000000382020_00072_08142_0084.N1	20-SEP-2003 21:23:58	Straylight	38.000	172	Gam Gru	3.0030	13100.	76	8142	No
370	GOM_NL__2PRFIN20030920_212525_000000472020_00072_08142_0085.N1	20-SEP-2003 21:25:25	Straylight	46.500	18	24Alp PsA	1.1660	9700.0	93	8142	No
371	GOM_NL__2PRFIN20030920_212747_000000602020_00072_08142_0086.N1	20-SEP-2003 21:27:47	Twl_and_stray	59.500	52	16Bet Cet	2.0370	4500.0	119	8142	No
372	GOM_NL__2PRFIN20030920_212933_000000482020_00072_08142_0087.N1	20-SEP-2003 21:29:33	Dark	48.000	1014	Mars	0.0000	0.0000	96	8142	Yes
373	GOM_NL__2PRFIN20030920_213406_000000382020_00072_08142_0088.N1	20-SEP-2003 21:34:06	Bright	38.000	162	34Alp Aqr	2.9440	5350.0	76	8142	No
374	GOM_NL__2PRFIN20030920_213708_000000402020_00072_08142_0089.N1	20-SEP-2003 21:37:08	Bright	40.000	61	8Eps Peg	2.1000	3900.0	80	8142	No
375	GOM_NL__2PRFIN20030920_213927_000000472020_00072_08142_0090.N1	20-SEP-2003 21:39:27	Bright	47.000	140	88Gam Peg	2.8340	26000.	94	8142	No
376	GOM_NL__2PRFIN20030920_214209_000000422020_00072_08142_0091.N1	20-SEP-2003 21:42:09	Bright	41.500	93	53Bet Peg	2.5200	3100.0	83	8142	No
377	GOM_NL__2PRFIN20030920_214348_000000452020_00072_08142_0092.N1	20-SEP-2003 21:43:48	Bright	45.000	58	21Alp And	2.0730	11000.	90	8142	No
378	GOM_NL__2PRFIN20030920_214649_000000362020_00072_08142_0093.N1	20-SEP-2003 21:46:49	Bright	36.000	66	37Gam Cyg	2.2080	5900.0	72	8142	No
379	GOM_NL__2PRFIN20030920_214847_000000602020_00072_08142_0094.N1	20-SEP-2003 21:48:47	Bright	59.500	53	43Bet And	2.0480	3300.0	119	8142	No
380	GOM_NL__2PRFIN20030920_215148_000000392020_00072_08142_0095.N1	20-SEP-2003 21:51:48	Bright	38.500	89	5Alp Cep	2.4510	8000.0	77	8142	No
381	GOM_NL__2PRFIN20030920_215353_000000402020_00072_08142_0096.N1	20-SEP-2003 21:53:53	Bright	39.500	76	27Gam Cas	2.3000	30000.	79	8142	No
382	GOM_NL__2PRFIN20030920_215920_000000412020_00072_08142_0097.N1	20-SEP-2003 21:59:20	Bright	41.000	49	1Alp UMi	1.9900	6300.0	82	8142	No
383	GOM_NL__2PRFIN20030920_220104_000000642020_00072_08142_0098.N1	20-SEP-2003 22:01:04	Bright	64.000	35	33Alp Per	1.7950	6250.0	128	8142	No
384	GOM_NL__2PRFIN20030920_220257_000000692020_00072_08142_0099.N1	20-SEP-2003 22:02:57	Bright	69.000	175	39Del Per	3.0100	19400.	138	8142	No
385	GOM_NL__2PRFIN20030920_220653_000000412020_00072_08142_0100.N1	20-SEP-2003 22:06:53	Bright	40.500	36	50Alp UMa	1.8000	6300.0	81	8142	No
386	GOM_NL__2PRFIN20030920_220821_000000522020_00072_08142_0101.N1	20-SEP-2003 22:08:21	Bright	52.000	82	48Bet UMa	2.3650	10600.	104	8142	No
387	GOM_NL__2PRFIN20030920_221117_000000592020_00072_08142_0102.N1	20-SEP-2003 22:11:17	Bright	58.500	42	34Bet Aur	1.9000	10200.	117	8142	No
388	GOM_NL__2PRFIN20030920_221703_000000512020_00072_08142_0103.N1	20-SEP-2003 22:17:03	Bright	50.500	24	66Alp Gem	1.5800	10200.	101	8142	No
389	GOM_NL__2PRFIN20030920_222035_000000742020_00072_08142_0104.N1	20-SEP-2003 22:20:35	Twl_and_stray	74.000	170	27Eps Gem	3.0000	9700.0	148	8142	No
390	GOM_NL__2PRFIN20030920_222239_000000982020_00072_08142_0105.N1	20-SEP-2003 22:22:39	Straylight	97.500	151	13Mu Gem	2.8900	3000.0	195	8142	No
391	GOM_NL__2PRFIN20030920_222613_000000642020_00072_08142_0106.N1	20-SEP-2003 22:26:13	Dark	63.500	8	10Alp CMi	0.40000	6500.0	127	8142	No
392	GOM_NL__2PRFIN20030920_223335_000000482020_00072_08142_0107.N1	20-SEP-2003 22:33:35	Dark	47.500	132	15Rho Pup	2.8030	6900.0	95	8142	No
393	GOM_NL__2PRFIN20030920_223705_000000492020_00072_08142_0108.N1	20-SEP-2003 22:37:05	Dark	49.000	65	Lam Vel	2.2040	4400.0	98	8142	No
394	GOM_NL__2PRFIN20030920_224026_000000402020_00072_08142_0109.N1	20-SEP-2003 22:40:26	Dark	40.000	46	Del Vel	1.9540	10600.	80	8142	No
395	GOM_NL__2PRFIN20030920_224159_000000462020_00072_08142_0110.N1	20-SEP-2003 22:41:59	Dark	45.500	41	Eps Car	1.8600	4100.0	91	8142	No
396	GOM_NL__2PRFIN20030920_224403_000000902020_00073_08143_0078.N1	20-SEP-2003 22:44:03	Dark	90.000	101	11Alp Lep	2.5820	7000.0	180	8143	No

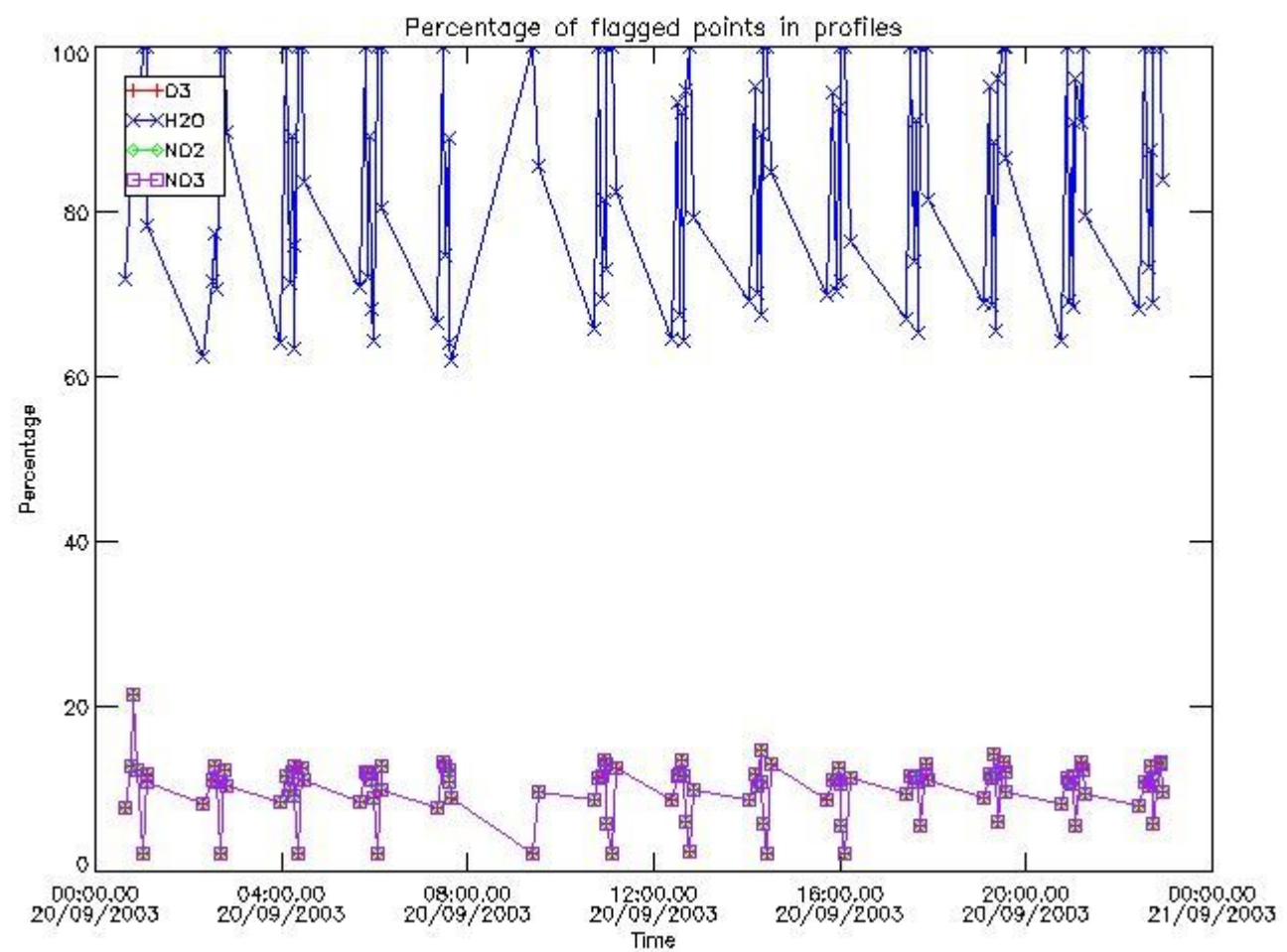


397	GOM_NL__2PRFIN20030920_225231_000000402020_00073_08143_0079.N1	20-SEP-2003 22:52:31	Dark	39.500	135	Bet Hyi	2.8200	5800.0	79	8143	No
398	GOM_NL__2PRFIN20030920_225356_000000432020_00073_08143_0080.N1	20-SEP-2003 22:53:56	Dark	42.500	143	Alp Hyi	2.8570	7200.0	85	8143	No
399	GOM_NL__2PRFIN20030920_225522_000000532020_00073_08143_0081.N1	20-SEP-2003 22:55:22	Dark	53.000	9	Alp Eri	0.45300	24000.	106	8143	No
400	GOM_NL__2PRFIN20030920_225801_000000422020_00073_08143_0082.N1	20-SEP-2003 22:58:01	Straylight	41.500	148	Alp Tuc	2.8780	4100.0	83	8143	No
401	GOM_NL__2PRFIN20030920_230124_000000502020_00073_08143_0083.N1	20-SEP-2003 23:01:24	Straylight	50.000	63	Bet Gru	2.1500	2800.0	100	8143	No
402	GOM_NL__2PRFIN20030920_230434_000000392020_00073_08143_0084.N1	20-SEP-2003 23:04:34	Straylight	39.000	172	Gam Gru	3.0030	13100.	78	8143	No
403	GOM_NL__2PRFIN20030920_230559_000000462020_00073_08143_0085.N1	20-SEP-2003 23:05:59	Straylight	45.500	18	24Alp PsA	1.1660	9700.0	91	8143	No
404	GOM_NL__2PRFIN20030920_230822_000000612020_00073_08143_0086.N1	20-SEP-2003 23:08:22	Twilight_and_stray	60.500	52	16Bet Cet	2.0370	4500.0	121	8143	No
405	GOM_NL__2PRFIN20030920_231009_000000512020_00073_08143_0087.N1	20-SEP-2003 23:10:09	Dark	51.000	1014	Mars	0.0000	0.0000	102	8143	Yes
406	GOM_NL__2PRFIN20030920_231442_000000402020_00073_08143_0088.N1	20-SEP-2003 23:14:42	Bright	39.500	162	34Alp Aqr	2.9440	5350.0	79	8143	No
407	GOM_NL__2PRFIN20030920_231744_000000412020_00073_08143_0089.N1	20-SEP-2003 23:17:44	Bright	40.500	61	8Eps Peg	2.1000	3900.0	81	8143	No
408	GOM_NL__2PRFIN20030920_232002_000000462020_00073_08143_0090.N1	20-SEP-2003 23:20:02	Bright	46.000	140	88Gam Peg	2.8340	26000.	92	8143	No
409	GOM_NL__2PRFIN20030920_232245_000000402020_00073_08143_0091.N1	20-SEP-2003 23:22:45	Bright	39.500	93	53Bet Peg	2.5200	3100.0	79	8143	No
410	GOM_NL__2PRFIN20030920_232424_000000472020_00073_08143_0092.N1	20-SEP-2003 23:24:24	Bright	46.500	58	21Alp And	2.0730	11000.	93	8143	No
411	GOM_NL__2PRFIN20030920_232725_000000372020_00073_08143_0093.N1	20-SEP-2003 23:27:25	Bright	36.500	66	37Gam Cyg	2.2080	5900.0	73	8143	No
412	GOM_NL__2PRFIN20030920_232921_000000572020_00073_08143_0094.N1	20-SEP-2003 23:29:21	Bright	56.500	53	43Bet And	2.0480	3300.0	113	8143	No
413	GOM_NL__2PRFIN20030920_233224_000000382020_00073_08143_0095.N1	20-SEP-2003 23:32:24	Bright	37.500	89	5Alp Cep	2.4510	8000.0	75	8143	No
414	GOM_NL__2PRFIN20030920_233429_000000442020_00073_08143_0096.N1	20-SEP-2003 23:34:29	Bright	44.000	76	27Gam Cas	2.3000	30000.	88	8143	No
415	GOM_NL__2PRFIN20030920_233956_000000372020_00073_08143_0097.N1	20-SEP-2003 23:39:56	Bright	37.000	49	1Alp UMi	1.9900	6300.0	74	8143	No
416	GOM_NL__2PRFIN20030920_234138_000000672020_00073_08143_0098.N1	20-SEP-2003 23:41:38	Bright	67.000	35	33Alp Per	1.7950	6250.0	134	8143	No
417	GOM_NL__2PRFIN20030920_234331_000000682020_00073_08143_0099.N1	20-SEP-2003 23:43:31	Bright	68.000	175	39Del Per	3.0100	19400.	136	8143	No
418	GOM_NL__2PRFIN20030920_234731_000000382020_00073_08143_0100.N1	20-SEP-2003 23:47:31	Bright	38.000	36	50Alp UMa	1.8000	6300.0	76	8143	No
419	GOM_NL__2PRFIN20030920_234859_000000522020_00073_08143_0101.N1	20-SEP-2003 23:48:59	Bright	52.000	82	48Bet UMa	2.3650	10600.	104	8143	No
420	GOM_NL__2PRFIN20030920_235152_000000622020_00073_08143_0102.N1	20-SEP-2003 23:51:52	Bright	62.000	42	34Bet Aur	1.9000	10200.	124	8143	No
421	GOM_NL__2PRFIN20030920_235739_000000452020_00073_08143_0103.N1	20-SEP-2003 23:57:39	Bright	45.000	24	66Alp Gem	1.5800	10200.	90	8143	No

### 3. Quality information per product

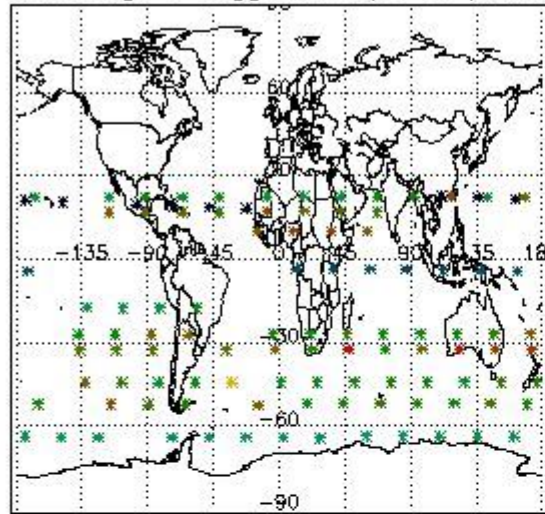
In this section it is plotted some information contained in the Quality Summary data set of the level 2 products. Only products in dark limb conditions and without errors (error flag in the MPH set to "0") are used.

#### 3.1 Plot quality information per product (time dependant)

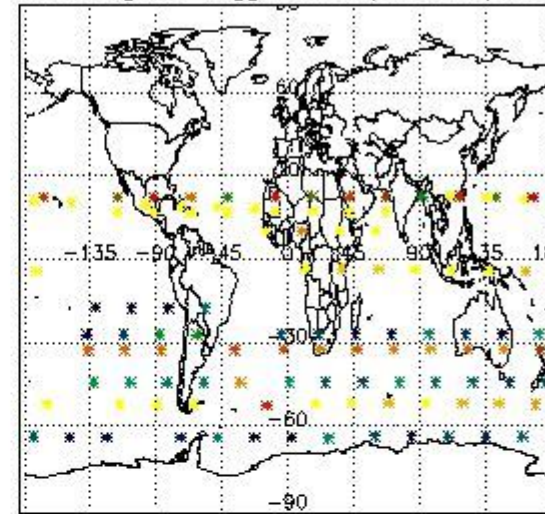


3.2 Plot quality information per product (world map)

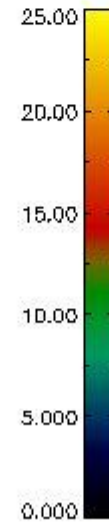
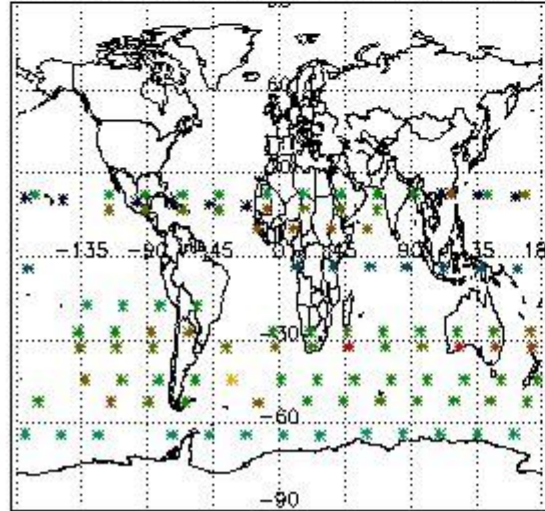
Percentage of flagged data per O3 profile



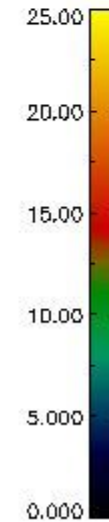
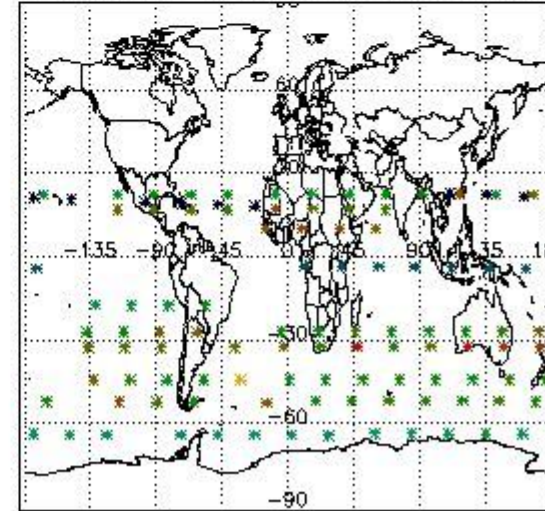
Percentage of flagged data per H2O profile



Percentage of flagged data per NO2 profile



Percentage of flagged data per NO3 profile



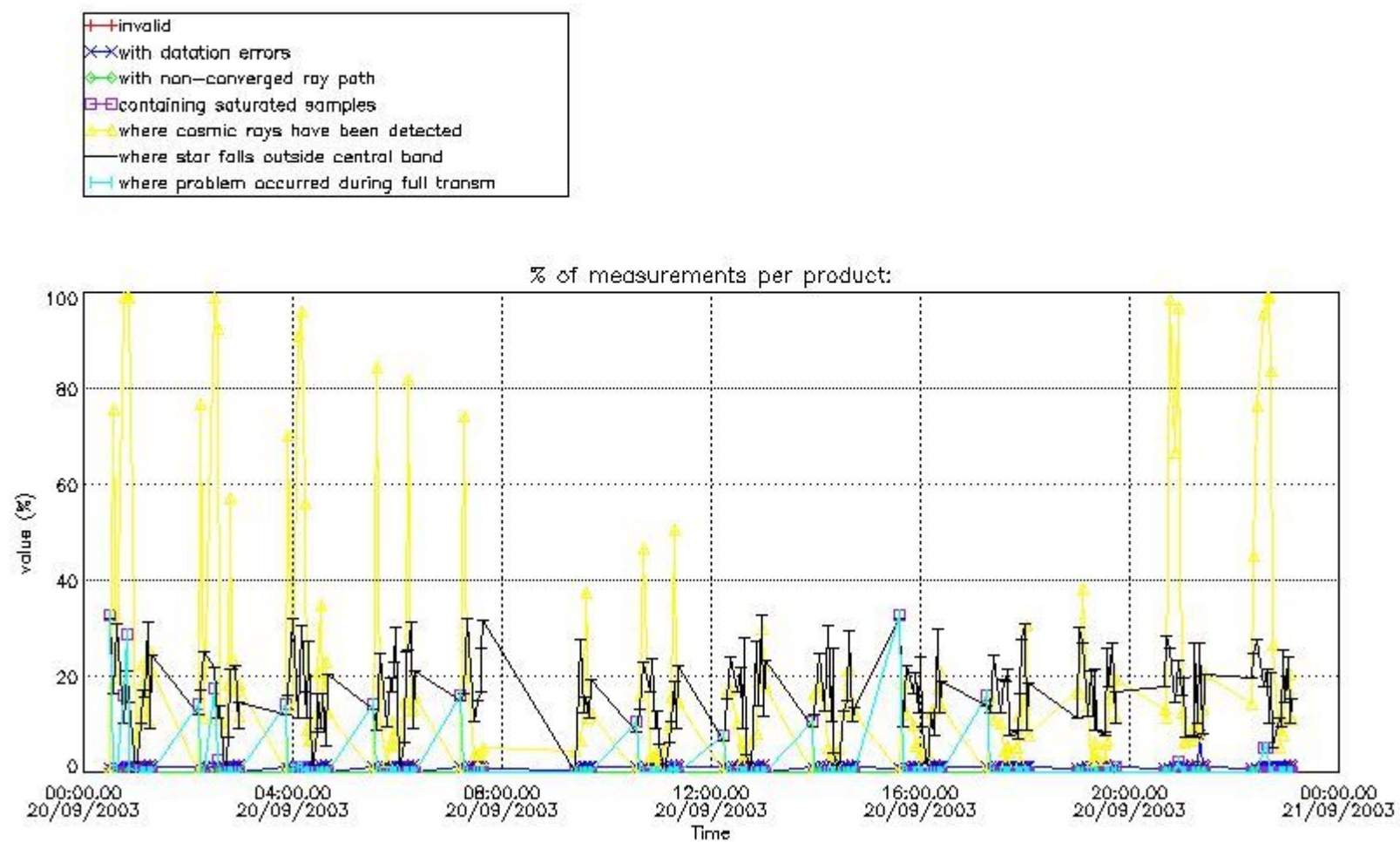
#### 4. Level 1 quality information per product

In this section it is plotted some information contained in the Quality Summary data set of the level 2 products that comes from the level 1b processing. Products without errors (error flag in the MPH set to "0") are used.

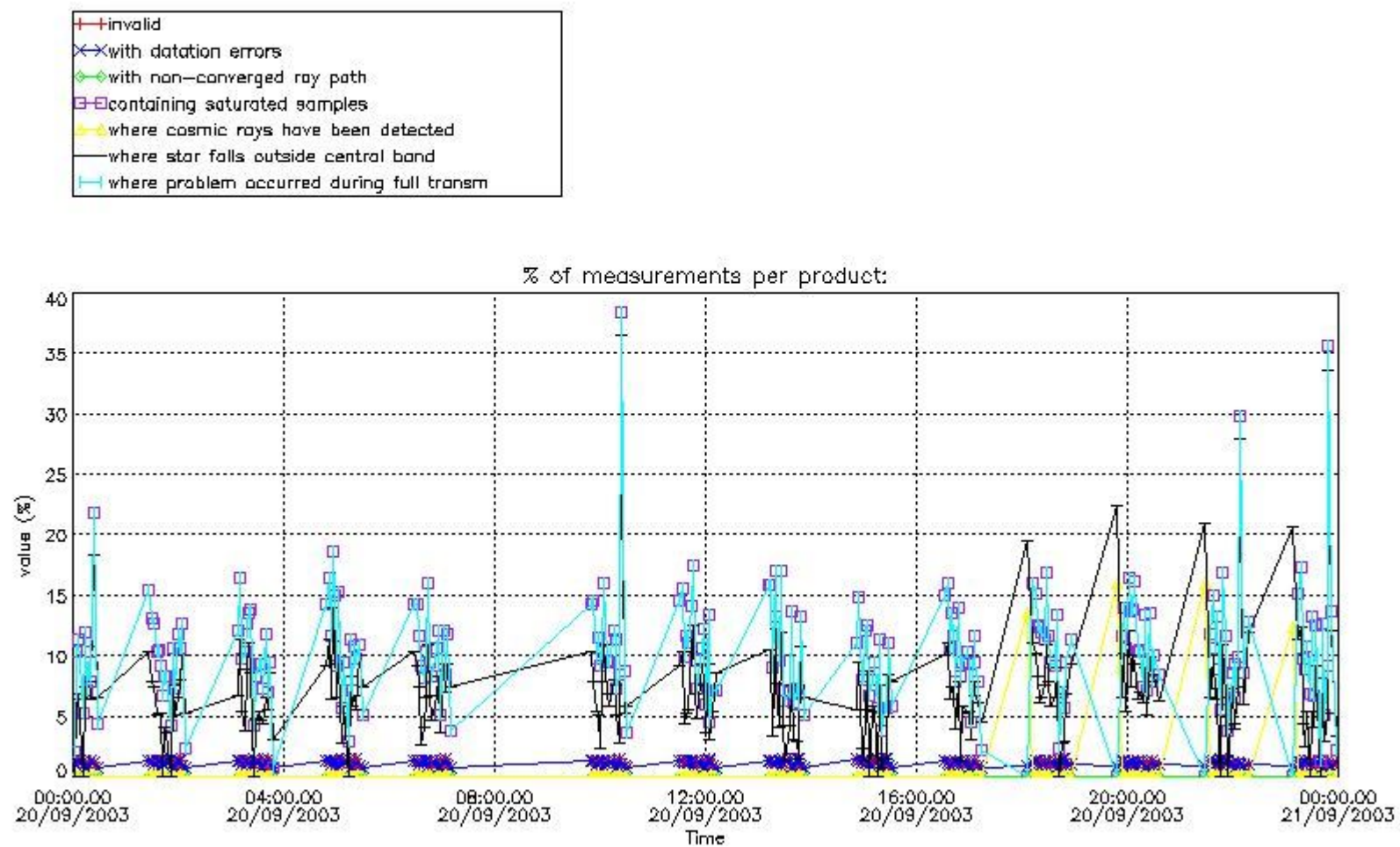
##### 4.1 Plot quality information per product (time dependant) coming from level 1b processing

###### 4.1.1 Plot level 1 quality information per product (time dependant): ENVISAT ASCENDING passes



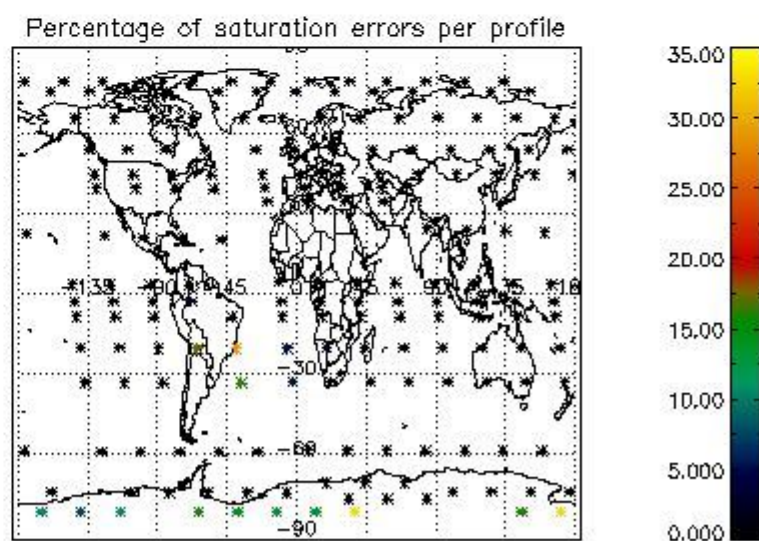
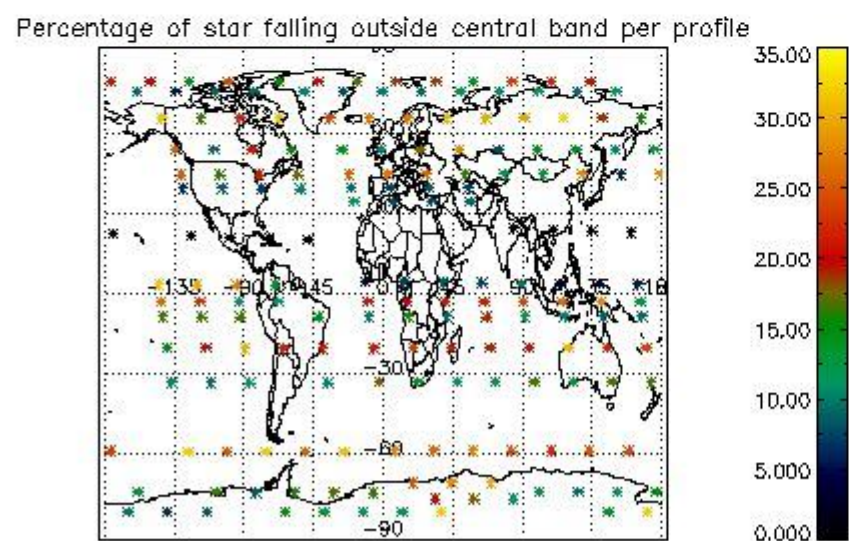

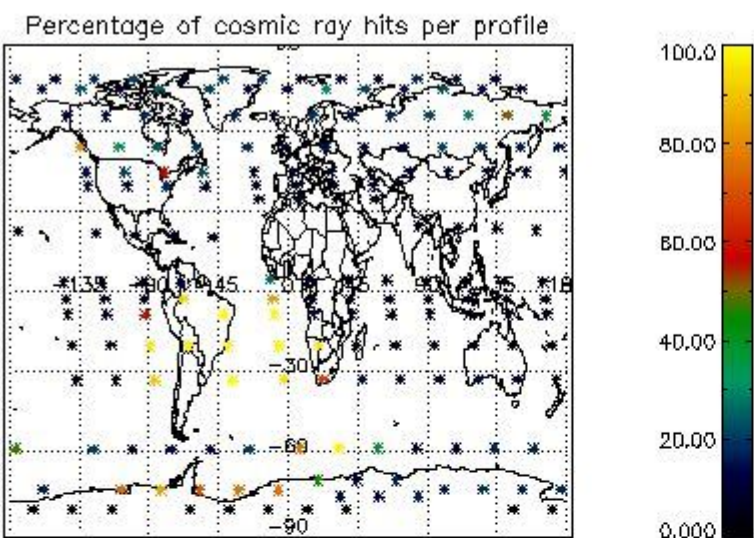


4.1.2 Plot level 1 quality information per product (time dependant): ENVI SAT DESCENDING passes



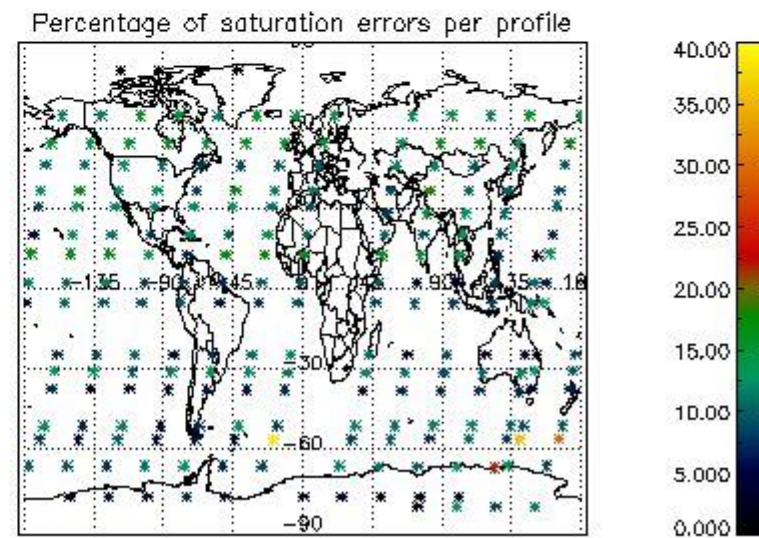
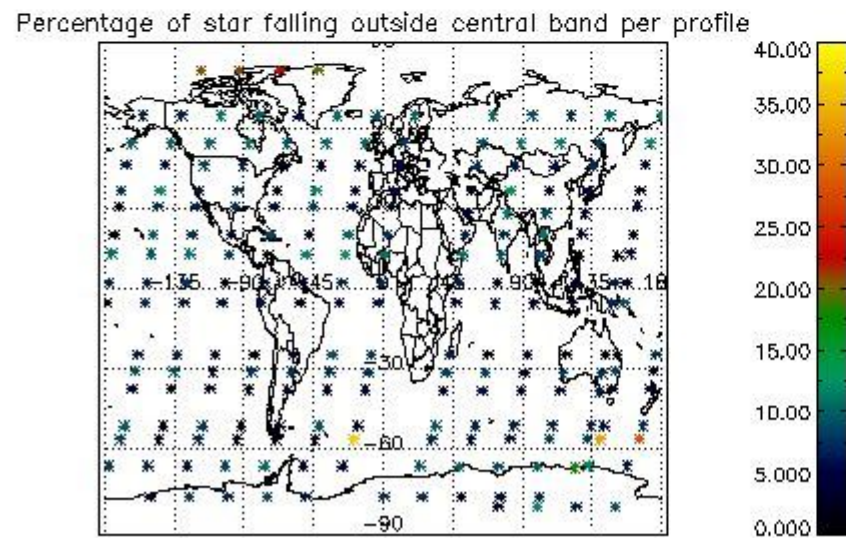
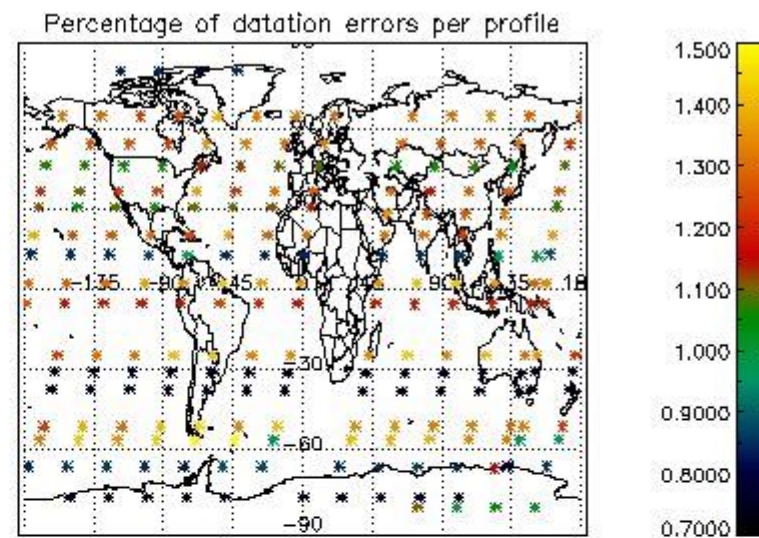
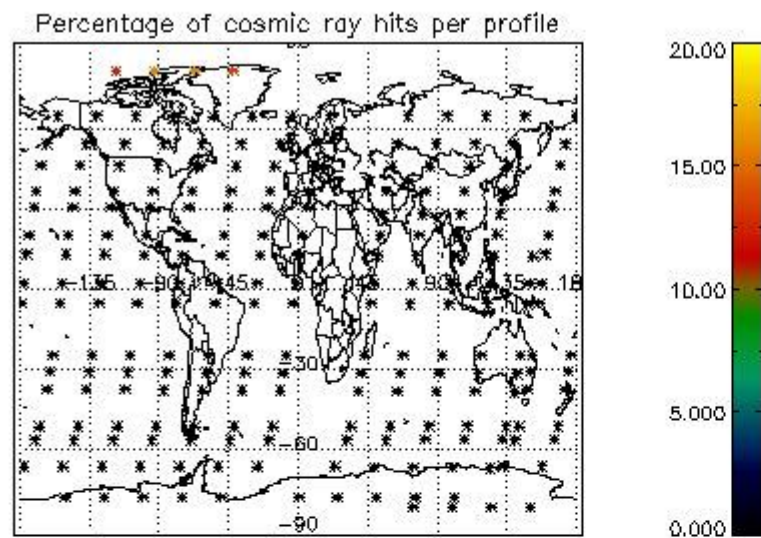
4.2 Plot quality information per product coming from level 1b processing (world map)

4.2.1 Plot level 1 quality information per product (world map): ENVISAT ASCENDING passes



4.2.2 Plot level 1 quality information per product (world map): ENVISAT DESCENDING passes





## 5. Trace gas profiles

### 5.1 Ozone statistics based on quality of products

The final quality of the products can be "measured" using the STD (Standard Deviation) attached to every point profile. This information is written to the parameter GOM\_NL\_\_2P/NL\_LOCAL\_SPECIES\_DENSITY/o3\_std of the level 2 products. The table below shows the statistics for given STD ranges.

The statistics are given with respect to the overall valid production:

- Products without fatal errors: GOM\_NL\_\_2P/MPH/PRODUCT\_ERR=0
- Valid point profile: GOM\_NL\_\_2P/NL\_LOCAL\_SPECIES\_DENSITY/pcd(0)=0

The 'Criteria' is applied to valid points of dark limb products:

- Products in dark limb illumination condition: GOM\_NL\_\_2P/NL\_SUMMARY\_QUALITY/obs\_ill\_cond=0
- Products without fatal errors: GOM\_NL\_\_2P/MPH/PRODUCT\_ERR=0
- Valid point profile: GOM\_NL\_\_2P/NL\_LOCAL\_SPECIES\_DENSITY/pcd(0)=0

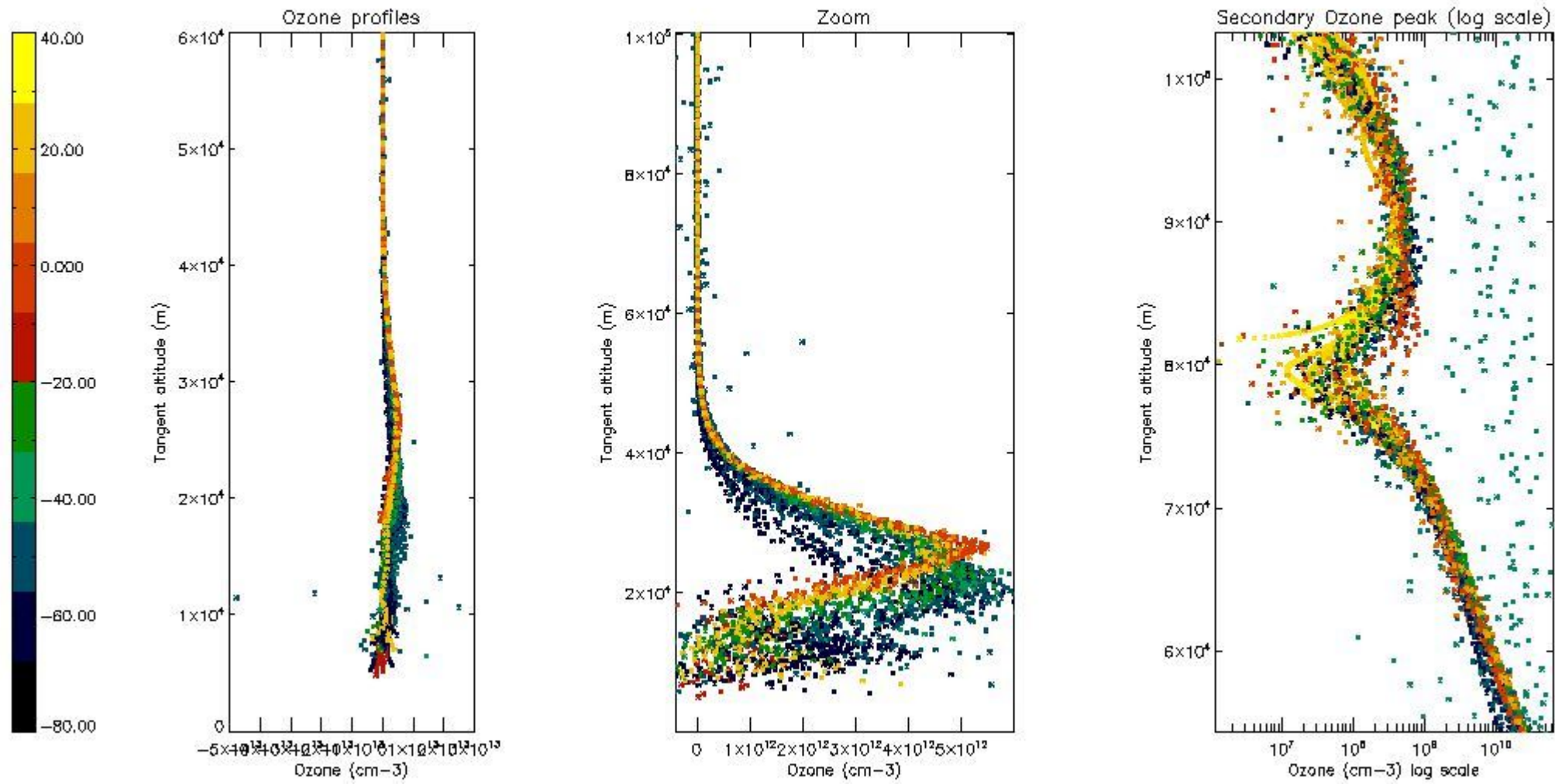
So, the table below shows the percentage of dark limb and valid observations for each criteria with respect to the overall valid daily observations.

Criteria	% of total production
All STD	33
STD < 20	19

STD < 10	17
STD < 5	13

5.2 Plot ozone profiles for all STD (dark without errors)

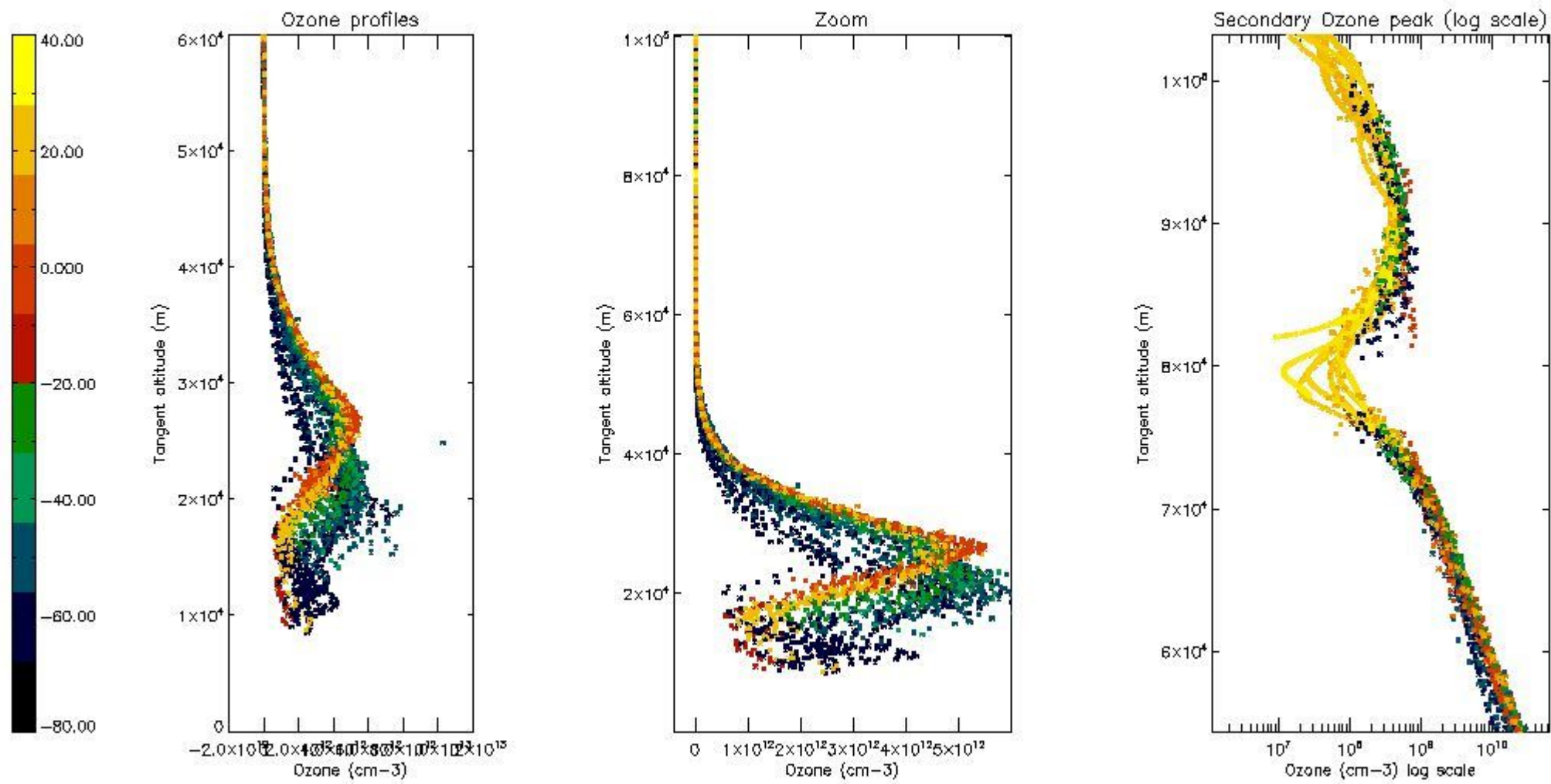
The colorbar represents the latitude.



5.3 Plot ozone profiles where STD < 20% (dark without errors)

The colorbar represents the latitude.

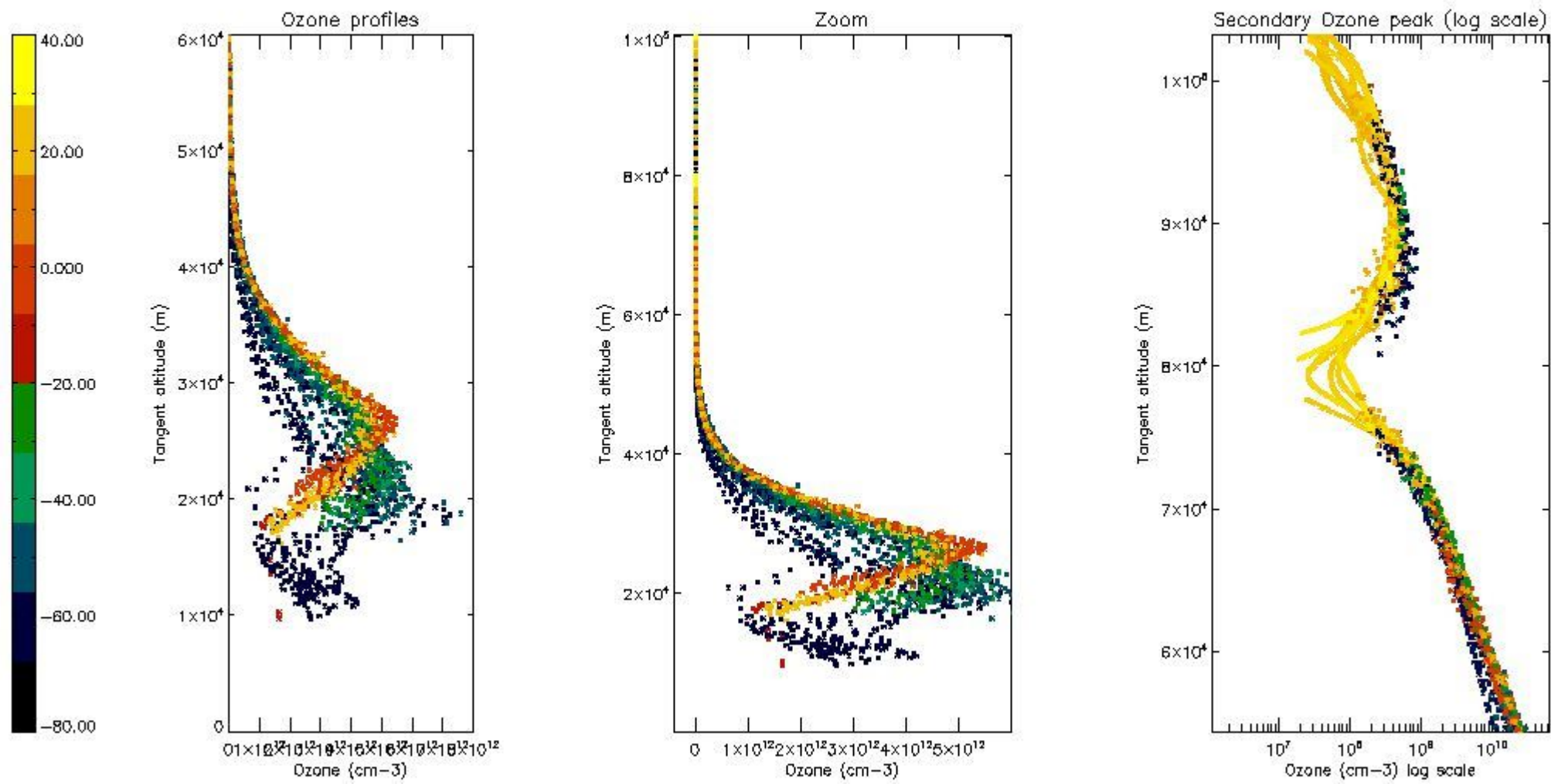




*5.4 Plot ozone profiles where STD < 10% (dark without errors)*

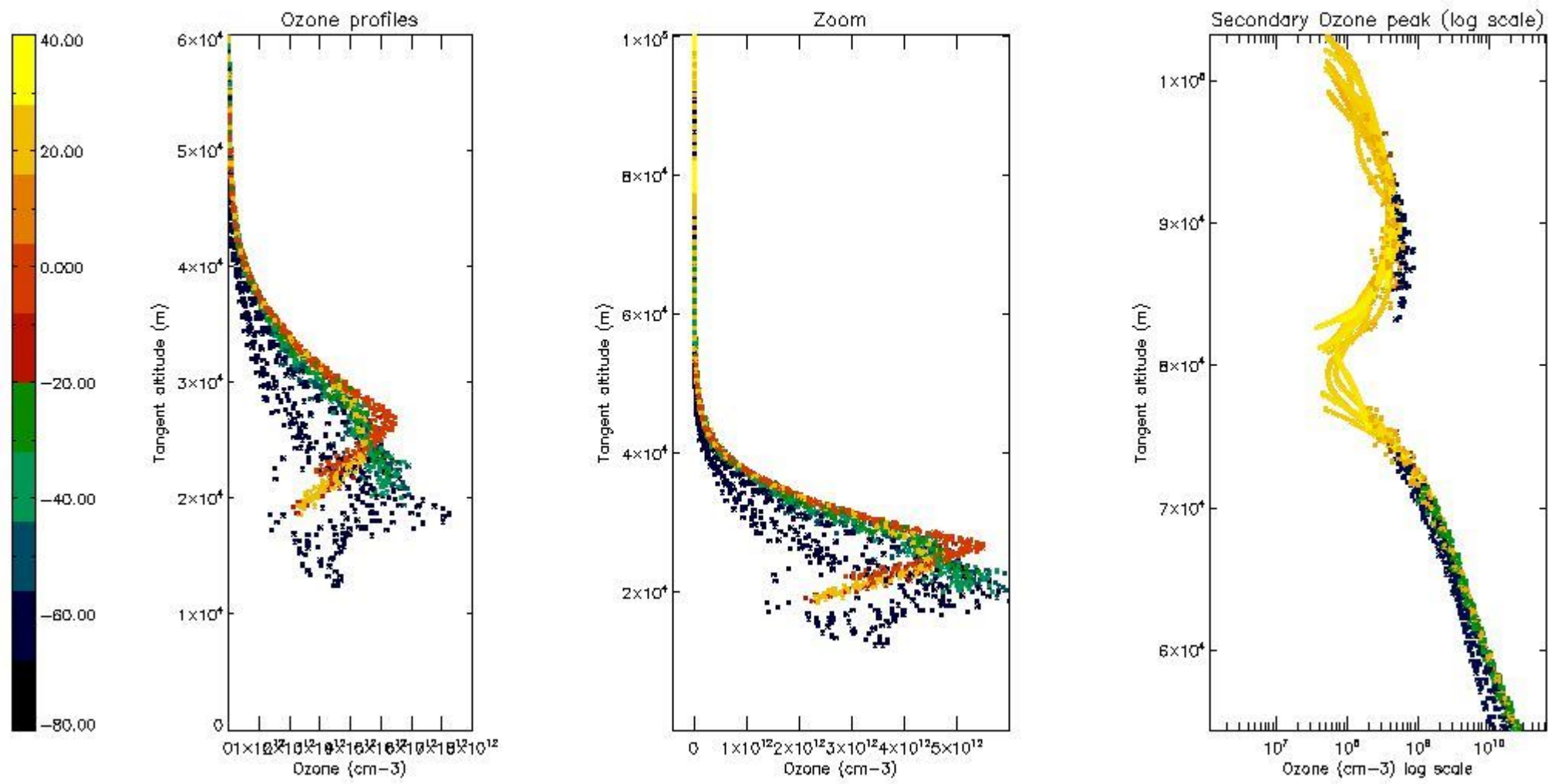
The colorbar represents the latitude.





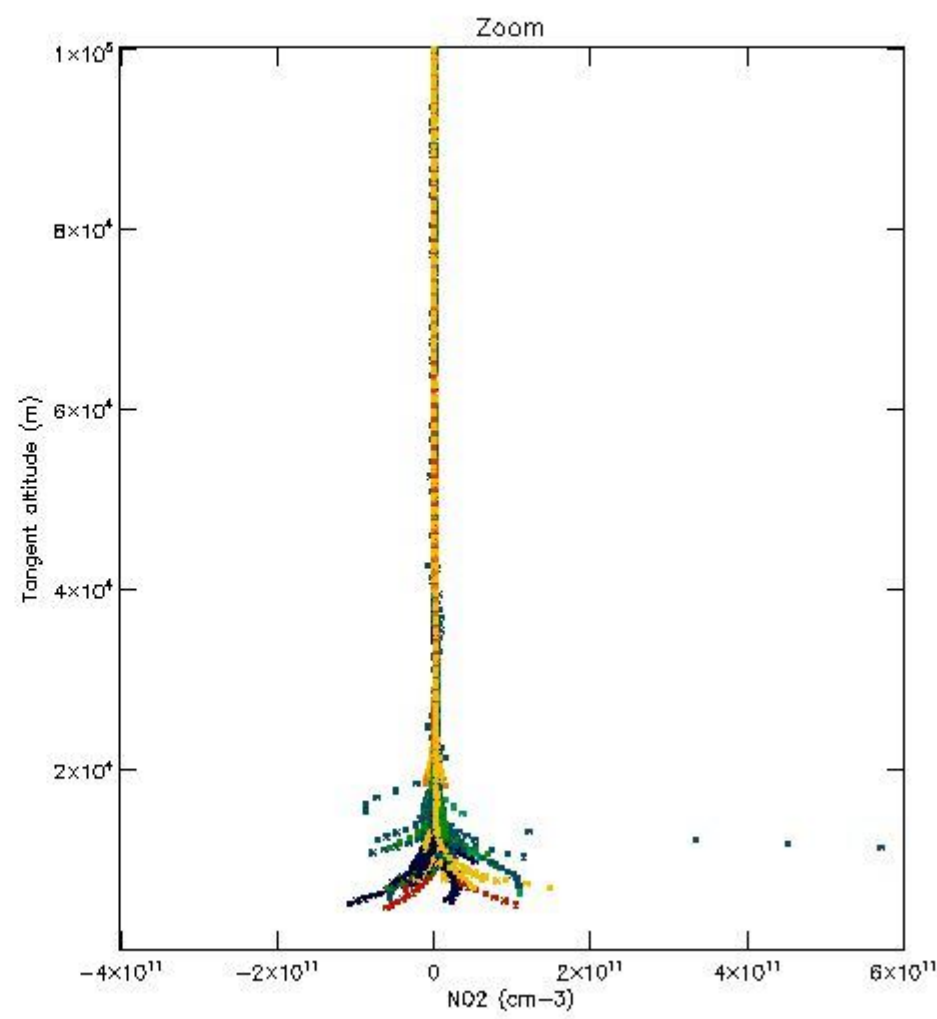
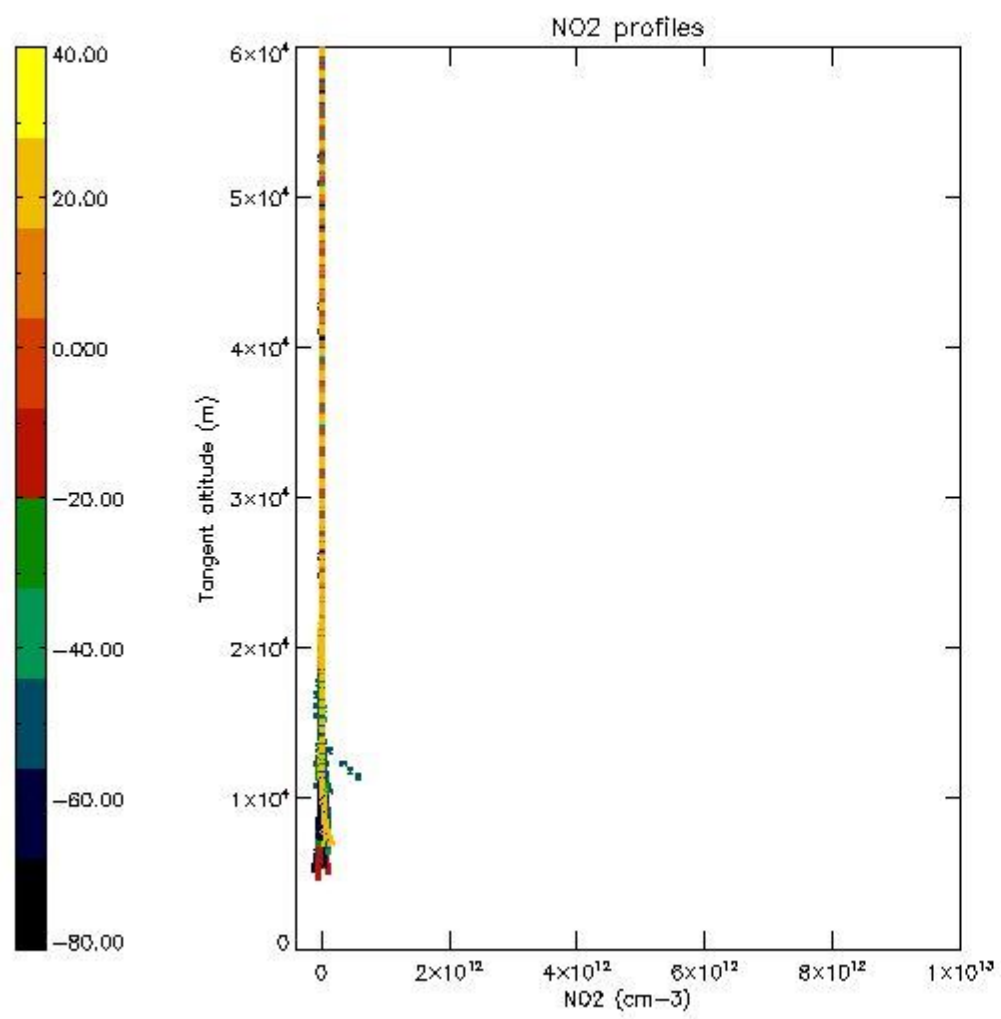
*5.5 Plot ozone profiles where STD < 5% (dark without errors)*

The colorbar represents the latitude.



*5.6 Plot NO<sub>2</sub> profiles for all STD (dark without errors)*

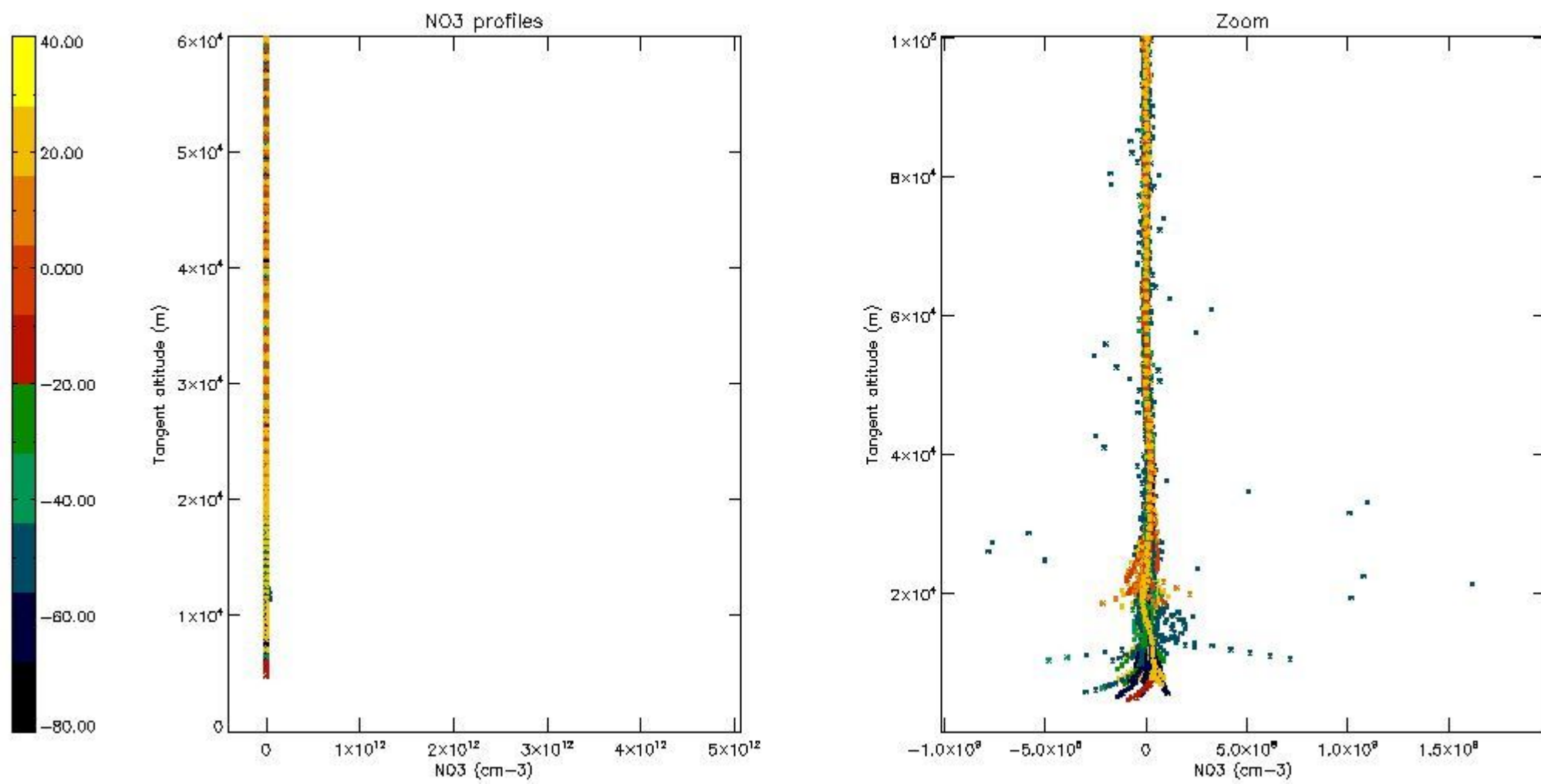
The colorbar represents the latitude.



*5.7 Plot NO3 profiles for all STD (dark without errors)*

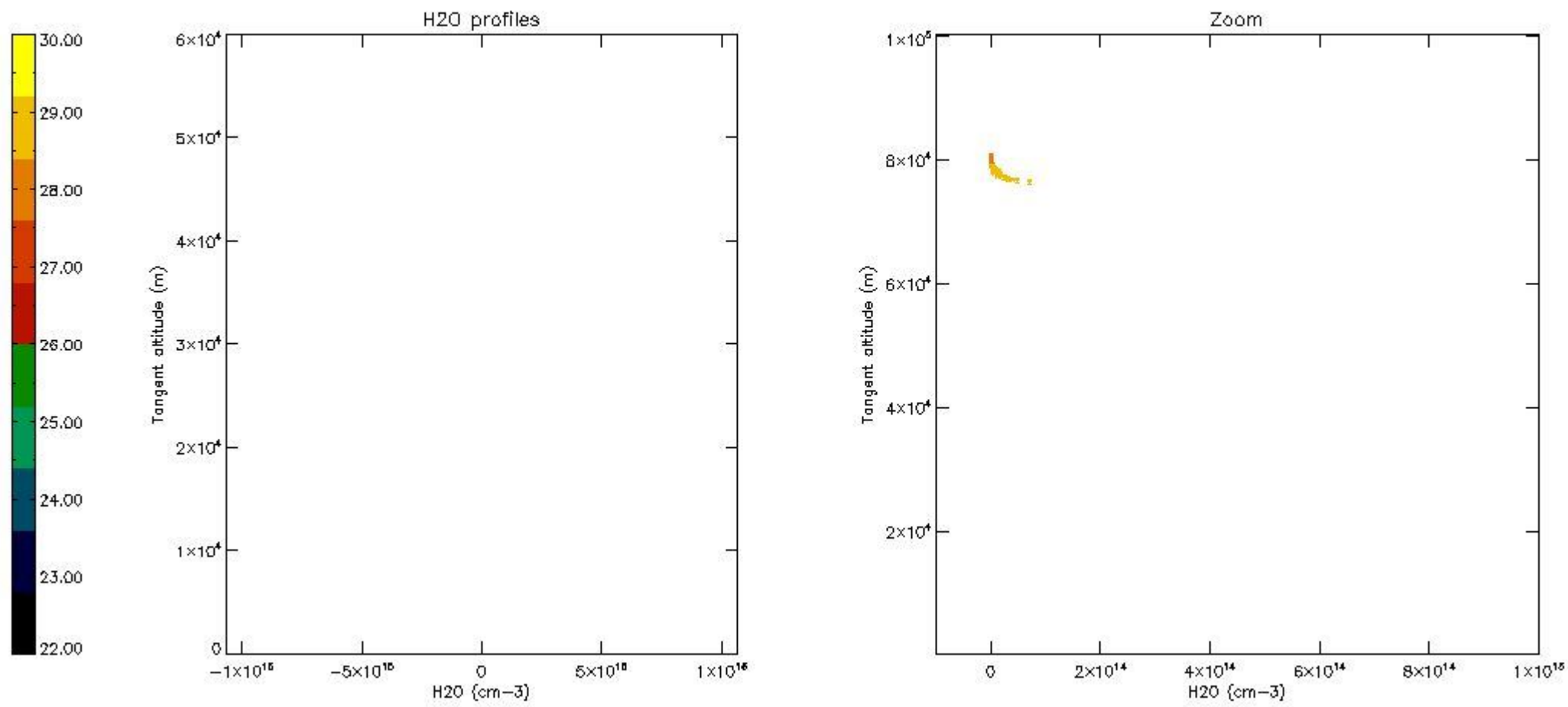
The colorbar represents the latitude.





5.8 Plot H2O profiles for all STD (only for occultations of stars 1,2,3,4,13,14,16,26,63 dark without errors)

The colorbar represents the latitude.



## 6. Auxiliary Data Files used for the production reported in section 2

The number reported in the third column indicates since which file (see list in section 2) the corresponding auxiliary file has been used. The fourth column is the date of those product files.

Type	Auxiliary Filename	Used since product	Used since product date
INST_PHYS_CHARACTERISTICS	GOM_INS_AXVIEC20091111_143220_20030716_120000_20500101_000000	1	20-SEP-2003 00:01:14
LEVEL-2_PROC_CONFIG	GOM_PR2_AXVIEC20091111_152718_20020301_000000_20500101_000000	1	20-SEP-2003 00:01:14
CROSS_SECTIONS_FILE	GOM_CRS_AXVIEC20091111_154832_20020301_000000_20500101_000000	1	20-SEP-2003 00:01:14

# GOMOS Level 2 Daily Report

## SUMMARY

### [1. General Info](#)

### [2. Summary of processed GOM\\_NL\\_2P products](#)

### [3. Level 2 Quality information per product](#)

#### [3.1 Plot of level 2 quality information per product \(time dependant\)](#)

#### [3.2 Plot of level 2 quality information per product \(world map\)](#)

### [4. Level 1 Quality information per product \(stored on level 2 products\)](#)

#### [4.1 Plot of level 1 quality information per product \(time dependant\)](#)

##### [4.1.1 Plot of level 1 quality information per product \(time dependant\): ASCENDING](#)

##### [4.1.2 Plot of level 1 quality information per product \(time dependant\): DESCENDING](#)

#### [4.2 Plot of level 1 quality information per product \(world map\)](#)

##### [4.2.1 Plot of level 1 quality information per product \(world map\): ASCENDING](#)

##### [4.2.2 Plot of level 1 quality information per product \(world map\): DESCENDING](#)

### [5. Ozone profiles based on quality statistics and other trace gas profiles](#)

#### [5.1 Ozone statistics based on quality of products](#)

#### [5.2 Plot ozone profiles for all STD \(dark without errors\)](#)

#### [5.3 Plot ozone profiles where STD < 20% \(dark without errors\)](#)

#### [5.4. Plot ozone profiles where STD < 10% \(dark without errors\)](#)

#### [5.5. Plot ozone profiles where STD < 5% \(dark without errors\)](#)

#### [5.6 Plot NO2 profiles for all STD \(dark without errors\)](#)

#### [5.7 Plot NO3 profiles for all STD \(dark without errors\)](#)

#### [5.8 Plot H2O profiles \(only for occultations of stars 1,2,3,4,13,14,16,26,63 dark without errors\) for all STD](#)

### [6. Auxiliary Data Files used for the production reported in section 2](#)



This report presents the daily analysis on parameters extracted from GOMOS level 2 data (GOM\_NL\_\_2P). It is intended to monitor some important parameters that will impact the quality of these products. A list of level 2 products (and content) that have arrived during the reporting day to the PCF is also given.

Item	Value
Time of report generation	19APR2013 20:24:00
Data source version	GOMOS/6.01
Start time of products	20-09-2003 (20SEP2003 00:00:00)
Stop time of products	21-09-2003 (21SEP2003 00:00:00)
Store outputs in DB	Yes
Nb of level 2 prods	421
Nb of prods with errors	13

## 2. Summary of processed GOM\_NL\_\_2P products.

Nr	Filename	UTC Start time	Limb	Duration	Star Id	Star Name	Star Mag	Star Temp	Nb Meas	Orbit	Prod. error
1	GOM_NL__2PRFIN20030920_000114_000000512020_00059_08129_9643.N1	20-SEP-2003 00:01:14	Bright	50.500	53	43Bet And	2.0480	3300.0	101	8129	No
2	GOM_NL__2PRFIN20030920_000400_000000392020_00059_08129_9644.N1	20-SEP-2003 00:04:00	Bright	39.000	89	5Alp Cep	2.4510	8000.0	78	8129	No
3	GOM_NL__2PRFIN20030920_000613_000000442020_00059_08129_9645.N1	20-SEP-2003 00:06:13	Bright	44.000	76	27Gam Cas	2.3000	30000.	88	8129	No
4	GOM_NL__2PRFIN20030920_001133_000000392020_00059_08129_9646.N1	20-SEP-2003 00:11:33	Bright	38.500	49	1Alp UMi	1.9900	6300.0	77	8129	No
5	GOM_NL__2PRFIN20030920_001333_000000672020_00059_08129_9647.N1	20-SEP-2003 00:13:33	Bright	67.000	35	33Alp Per	1.7950	6250.0	134	8129	No
6	GOM_NL__2PRFIN20030920_001527_000000702020_00059_08129_9648.N1	20-SEP-2003 00:15:27	Bright	70.000	175	39Del Per	3.0100	19400.	140	8129	No
7	GOM_NL__2PRFIN20030920_001905_000000392020_00059_08129_9649.N1	20-SEP-2003 00:19:05	Bright	39.000	36	50Alp UMa	1.8000	6300.0	78	8129	No
8	GOM_NL__2PRFIN20030920_002033_000000382020_00059_08129_9650.N1	20-SEP-2003 00:20:33	Bright	38.000	82	48Bet UMa	2.3650	10600.	76	8129	No
9	GOM_NL__2PRFIN20030920_002340_000000442020_00059_08129_9651.N1	20-SEP-2003 00:23:40	Bright	43.500	174	52Psi UMa	3.0040	4400.0	87	8129	No
10	GOM_NL__2PRFIN20030920_002715_000000682020_00059_08129_9652.N1	20-SEP-2003 00:27:15	Bright	68.000	107	37The Aur	2.6490	11000.	136	8129	No
11	GOM_NL__2PRFIN20030920_003029_000000642020_00059_08129_9653.N1	20-SEP-2003 00:30:29	Bright	64.000	17	78Bet Gem	1.1610	4500.0	128	8129	No
12	GOM_NL__2PRFIN20030920_003337_000001632020_00059_08129_9654.N1	20-SEP-2003 00:33:37	Straylight	163.00	28	12Bet Tau	1.6500	15200.	326	8129	No
13	GOM_NL__2PRFIN20030920_003818_000000662020_00059_08129_9655.N1	20-SEP-2003 00:38:18	Dark	66.000	8	10Alp CMi	0.40000	6500.0	132	8129	No
14	GOM_NL__2PRFIN20030920_004540_000000442020_00059_08129_9656.N1	20-SEP-2003 00:45:40	Dark	43.500	132	15Rho Pup	2.8030	6900.0	87	8129	No
15	GOM_NL__2PRFIN20030920_004918_000000452020_00059_08129_9657.N1	20-SEP-2003 00:49:18	Dark	45.000	65	Lam Vel	2.2040	4400.0	90	8129	No
16	GOM_NL__2PRFIN20030920_005236_000000422020_00059_08129_9658.N1	20-SEP-2003 00:52:36	Dark	41.500	46	Del Vel	1.9540	10600.	83	8129	No
17	GOM_NL__2PRFIN20030920_010043_000002302020_00060_08130_0053.N1	20-SEP-2003 01:00:43	Dark	230.00	7	19Bet Ori	0.10000	14000.	460	8130	No
18	GOM_NL__2PRFIN20030920_010603_000000442020_00060_08130_0054.N1	20-SEP-2003 01:06:03	Dark	43.500	143	Alp Hyi	2.8570	7200.0	87	8130	No
19	GOM_NL__2PRFIN20030920_010730_000000472020_00060_08130_0055.N1	20-SEP-2003 01:07:30	Dark	46.500	9	Alp Eri	0.45300	24000.	93	8130	No
20	GOM_NL__2PRFIN20030920_011013_000000422020_00060_08130_0056.N1	20-SEP-2003 01:10:13	Straylight	41.500	148	Alp Tuc	2.8780	4100.0	83	8130	No
21	GOM_NL__2PRFIN20030920_011338_000000512020_00060_08130_0057.N1	20-SEP-2003 01:13:38	Straylight	51.000	63	Bet Gru	2.1500	2800.0	102	8130	No
22	GOM_NL__2PRFIN20030920_011645_000000382020_00060_08130_0058.N1	20-SEP-2003 01:16:45	Straylight	38.000	172	Gam Gru	3.0030	13100.	76	8130	No
23	GOM_NL__2PRFIN20030920_011812_000000482020_00060_08130_0059.N1	20-SEP-2003 01:18:12	Straylight	47.500	18	24Alp PsA	1.1660	9700.0	95	8130	No
24	GOM_NL__2PRFIN20030920_012220_000000512020_00060_08130_0060.N1	20-SEP-2003 01:22:20	Dark	51.000	1014	Mars	0.0000	0.0000	102	8130	Yes
25	GOM_NL__2PRFIN20030920_012654_000000392020_00060_08130_0061.N1	20-SEP-2003 01:26:54	Bright	39.000	162	34Alp Aqr	2.9440	5350.0	78	8130	No
26	GOM_NL__2PRFIN20030920_012955_000000382020_00060_08130_0062.N1	20-SEP-2003 01:29:55	Bright	38.000	61	8Eps Peg	2.1000	3900.0	76	8130	No
27	GOM_NL__2PRFIN20030920_013222_000000482020_00060_08130_0063.N1	20-SEP-2003 01:32:22	Bright	47.500	140	88Gam Peg	2.8340	26000.	95	8130	No
28	GOM_NL__2PRFIN20030920_013502_000000392020_00060_08130_0064.N1	20-SEP-2003 01:35:02	Bright	39.000	93	53Bet Peg	2.5200	3100.0	78	8130	No
29	GOM_NL__2PRFIN20030920_013722_000000382020_00060_08130_0065.N1	20-SEP-2003 01:37:22	Bright	38.000	92	53Eps Cyg	2.5000	4500.0	76	8130	No
30	GOM_NL__2PRFIN20030920_013933_000000382020_00060_08130_0066.N1	20-SEP-2003 01:39:33	Bright	38.000	66	37Gam Cyg	2.2080	5900.0	76	8130	No
31	GOM_NL__2PRFIN20030920_014150_000000532020_00060_08130_0067.N1	20-SEP-2003 01:41:50	Bright	52.500	53	43Bet And	2.0480	3300.0	105	8130	No
32	GOM_NL__2PRFIN20030920_014437_000000372020_00060_08130_0068.N1	20-SEP-2003 01:44:37	Bright	36.500	89	5Alp Cep	2.4510	8000.0	73	8130	No
33	GOM_NL__2PRFIN20030920_014649_000000422020_00060_08130_0069.N1	20-SEP-2003 01:46:49	Bright	42.000	76	27Gam Cas	2.3000	30000.	84	8130	No
34	GOM_NL__2PRFIN20030920_015211_000000362020_00060_08130_0070.N1	20-SEP-2003 01:52:11	Bright	35.500	49	1Alp UMi	1.9900	6300.0	71	8130	No
35	GOM_NL__2PRFIN20030920_015408_000000662020_00060_08130_0071.N1	20-SEP-2003 01:54:08	Bright	65.500	35	33Alp Per	1.7950	6250.0	131	8130	No
36	GOM_NL__2PRFIN20030920_015601_000000692020_00060_08130_0072.N1	20-SEP-2003 01:56:01	Bright	68.500	175	39Del Per	3.0100	19400.	137	8130	No
37	GOM_NL__2PRFIN20030920_015943_000000382020_00060_08130_0073.N1	20-SEP-2003 01:59:43	Bright	38.000	36	50Alp UMa	1.8000	6300.0	76	8130	No
38	GOM_NL__2PRFIN20030920_020110_000000382020_00060_08130_0074.N1	20-SEP-2003 02:01:10	Bright	37.500	82	48Bet UMa	2.3650	10600.	75	8130	No
39	GOM_NL__2PRFIN20030920_020410_000000602020_00060_08130_0075.N1	20-SEP-2003 02:04:10	Bright	59.500	42	34Bet Aur	1.9000	10200.	119	8130	No
40	GOM_NL__2PRFIN20030920_020751_000000662020_00060_08130_0076.N1	20-SEP-2003 02:07:51	Bright	66.000	107	37The Aur	2.6490	11000.	132	8130	No
41	GOM_NL__2PRFIN20030920_021105_000000502020_00060_08130_0077.N1	20-SEP-2003 02:11:05	Bright	49.500	17	78Bet Gem	1.1610	4500.0	99	8130	No
42	GOM_NL__2PRFIN20030920_021414_000001652020_00060_08130_0078.N1	20-SEP-2003 02:14:14	Straylight	164.50	28	12Bet Tau	1.6500	15200.	329	8130	No

43	GOM_NL__2PRFIN20030920_021854_000000622020_00060_08130_0079.N1	20-SEP-2003 02:18:54	Dark	61.500	8	10Alp CMi	0.40000	6500.0	123	8130	No
44	GOM_NL__2PRFIN20030920_022954_000000462020_00060_08130_0080.N1	20-SEP-2003 02:29:54	Dark	46.000	65	Lam Vel	2.2040	4400.0	92	8130	No
45	GOM_NL__2PRFIN20030920_023445_000000402020_00060_08130_0081.N1	20-SEP-2003 02:34:45	Dark	40.000	41	Eps Car	1.8600	4100.0	80	8130	No
46	GOM_NL__2PRFIN20030920_023632_000000472020_00061_08131_0054.N1	20-SEP-2003 02:36:32	Dark	46.500	2	Alp Car	-0.73600	7000.0	93	8131	No
47	GOM_NL__2PRFIN20030920_024126_000002302020_00061_08131_0055.N1	20-SEP-2003 02:41:26	Dark	230.00	7	19Bet Ori	0.10000	14000.	460	8131	No
48	GOM_NL__2PRFIN20030920_024640_000000422020_00061_08131_0056.N1	20-SEP-2003 02:46:40	Dark	41.500	143	Alp Hyi	2.8570	7200.0	83	8131	No
49	GOM_NL__2PRFIN20030920_024807_000000492020_00061_08131_0057.N1	20-SEP-2003 02:48:07	Dark	49.000	9	Alp Eri	0.45300	24000.	98	8131	No
50	GOM_NL__2PRFIN20030920_025049_000000452020_00061_08131_0058.N1	20-SEP-2003 02:50:49	Straylight	44.500	148	Alp Tuc	2.8780	4100.0	89	8131	No
51	GOM_NL__2PRFIN20030920_025414_000000452020_00061_08131_0059.N1	20-SEP-2003 02:54:14	Straylight	45.000	63	Bet Gru	2.1500	2800.0	90	8131	No
52	GOM_NL__2PRFIN20030920_025721_000000392020_00061_08131_0060.N1	20-SEP-2003 02:57:21	Straylight	38.500	172	Gam Gru	3.0030	13100.	77	8131	No
53	GOM_NL__2PRFIN20030920_025848_000000422020_00061_08131_0061.N1	20-SEP-2003 02:58:48	Straylight	41.500	18	24Alp PsA	1.1660	9700.0	83	8131	No
54	GOM_NL__2PRFIN20030920_030256_000000462020_00061_08131_0062.N1	20-SEP-2003 03:02:56	Dark	45.500	1014	Mars	0.0000	0.0000	91	8131	Yes
55	GOM_NL__2PRFIN20030920_030730_000000382020_00061_08131_0063.N1	20-SEP-2003 03:07:30	Bright	37.500	162	34Alp Aqr	2.9440	5350.0	75	8131	No
56	GOM_NL__2PRFIN20030920_031031_000000402020_00061_08131_0064.N1	20-SEP-2003 03:10:31	Bright	39.500	61	8Eps Peg	2.1000	3900.0	79	8131	No
57	GOM_NL__2PRFIN20030920_031258_000000472020_00061_08131_0065.N1	20-SEP-2003 03:12:58	Bright	46.500	140	88Gam Peg	2.8340	26000.	93	8131	No
58	GOM_NL__2PRFIN20030920_031537_000000392020_00061_08131_0066.N1	20-SEP-2003 03:15:37	Bright	39.000	93	53Bet Peg	2.5200	3100.0	78	8131	No
59	GOM_NL__2PRFIN20030920_031758_000000402020_00061_08131_0067.N1	20-SEP-2003 03:17:58	Bright	39.500	92	53Eps Cyg	2.5000	4500.0	79	8131	No
60	GOM_NL__2PRFIN20030920_032009_000000412020_00061_08131_0068.N1	20-SEP-2003 03:20:09	Bright	40.500	66	37Gam Cyg	2.2080	5900.0	81	8131	No
61	GOM_NL__2PRFIN20030920_032224_000000582020_00061_08131_0069.N1	20-SEP-2003 03:22:24	Bright	58.000	53	43Bet And	2.0480	3300.0	116	8131	No
62	GOM_NL__2PRFIN20030920_032513_000000352020_00061_08131_0070.N1	20-SEP-2003 03:25:13	Bright	35.000	89	5Alp Cep	2.4510	8000.0	70	8131	No
63	GOM_NL__2PRFIN20030920_032724_000000422020_00061_08131_0071.N1	20-SEP-2003 03:27:24	Bright	42.000	76	27Gam Cas	2.3000	30000.	84	8131	No
64	GOM_NL__2PRFIN20030920_033247_000000382020_00061_08131_0072.N1	20-SEP-2003 03:32:47	Bright	37.500	49	1Alp UMi	1.9900	6300.0	75	8131	No
65	GOM_NL__2PRFIN20030920_033443_000000642020_00061_08131_0073.N1	20-SEP-2003 03:34:43	Bright	64.000	35	33Alp Per	1.7950	6250.0	128	8131	No
66	GOM_NL__2PRFIN20030920_033636_000000692020_00061_08131_0074.N1	20-SEP-2003 03:36:36	Bright	69.000	175	39Del Per	3.0100	19400.	138	8131	No
67	GOM_NL__2PRFIN20030920_034019_000000382020_00061_08131_0075.N1	20-SEP-2003 03:40:19	Bright	38.000	36	50Alp UMa	1.8000	6300.0	76	8131	No
68	GOM_NL__2PRFIN20030920_034146_000000362020_00061_08131_0076.N1	20-SEP-2003 03:41:46	Bright	36.000	82	48Bet UMa	2.3650	10600.	72	8131	No
69	GOM_NL__2PRFIN20030920_034446_000000582020_00061_08131_0077.N1	20-SEP-2003 03:44:46	Bright	58.000	42	34Bet Aur	1.9000	10200.	116	8131	No
70	GOM_NL__2PRFIN20030920_034827_000000662020_00061_08131_0078.N1	20-SEP-2003 03:48:27	Bright	65.500	107	37The Aur	2.6490	11000.	131	8131	No
71	GOM_NL__2PRFIN20030920_035141_000000502020_00061_08131_0079.N1	20-SEP-2003 03:51:41	Bright	50.000	17	78Bet Gem	1.1610	4500.0	100	8131	No
72	GOM_NL__2PRFIN20030920_035451_000001642020_00061_08131_0080.N1	20-SEP-2003 03:54:51	Straylight	163.50	28	12Bet Tau	1.6500	15200.	327	8131	No
73	GOM_NL__2PRFIN20030920_035931_000000662020_00061_08131_0081.N1	20-SEP-2003 03:59:31	Dark	66.000	8	10Alp CMi	0.40000	6500.0	132	8131	No
74	GOM_NL__2PRFIN20030920_040653_000000452020_00061_08131_0082.N1	20-SEP-2003 04:06:53	Dark	44.500	132	15Rho Pup	2.8030	6900.0	89	8131	No
75	GOM_NL__2PRFIN20030920_041031_000000512020_00061_08131_0083.N1	20-SEP-2003 04:10:31	Dark	51.000	65	Lam Vel	2.2040	4400.0	102	8131	No
76	GOM_NL__2PRFIN20030920_041349_000000422020_00061_08131_0084.N1	20-SEP-2003 04:13:49	Dark	42.000	46	Del Vel	1.9540	10600.	84	8131	No
77	GOM_NL__2PRFIN20030920_041522_000000402020_00061_08131_0085.N1	20-SEP-2003 04:15:22	Dark	40.000	41	Eps Car	1.8600	4100.0	80	8131	No
78	GOM_NL__2PRFIN20030920_041709_000000552020_00062_08132_0055.N1	20-SEP-2003 04:17:09	Dark	55.000	2	Alp Car	-0.73600	7000.0	110	8132	No
79	GOM_NL__2PRFIN20030920_042209_000002302020_00062_08132_0056.N1	20-SEP-2003 04:22:09	Dark	230.00	7	19Bet Ori	0.10000	14000.	460	8132	No
80	GOM_NL__2PRFIN20030920_042717_000000412020_00062_08132_0057.N1	20-SEP-2003 04:27:17	Dark	41.000	143	Alp Hyi	2.8570	7200.0	82	8132	No
81	GOM_NL__2PRFIN20030920_042843_000000462020_00062_08132_0058.N1	20-SEP-2003 04:28:43	Dark	46.000	9	Alp Eri	0.45300	24000.	92	8132	No
82	GOM_NL__2PRFIN20030920_043125_000000392020_00062_08132_0059.N1	20-SEP-2003 04:31:25	Straylight	38.500	148	Alp Tuc	2.8780	4100.0	77	8132	No
83	GOM_NL__2PRFIN20030920_043450_000000432020_00062_08132_0060.N1	20-SEP-2003 04:34:50	Straylight	42.500	63	Bet Gru	2.1500	2800.0	85	8132	No
84	GOM_NL__2PRFIN20030920_043757_000000372020_00062_08132_0061.N1	20-SEP-2003 04:37:57	Straylight	37.000	172	Gam Gru	3.0030	13100.	74	8132	No
85	GOM_NL__2PRFIN20030920_043924_000000452020_00062_08132_0062.N1	20-SEP-2003 04:39:24	Straylight	44.500	18	24Alp PsA	1.1660	9700.0	89	8132	No
86	GOM_NL__2PRFIN20030920_044332_000000462020_00062_08132_0063.N1	20-SEP-2003 04:43:32	Dark	46.000	1014	Mars	0.0000	0.0000	92	8132	Yes
87	GOM_NL__2PRFIN20030920_044806_000000392020_00062_08132_0064.N1	20-SEP-2003 04:48:06	Bright	38.500	162	34Alp Aqr	2.9440	5350.0	77	8132	No
88	GOM_NL__2PRFIN20030920_045108_000000402020_00062_08132_0065.N1	20-SEP-2003 04:51:08	Bright	39.500	61	8Eps Peg	2.1000	3900.0	79	8132	No
89	GOM_NL__2PRFIN20030920_045333_000000472020_00062_08132_0066.N1	20-SEP-2003 04:53:33	Bright	47.000	140	88Gam Peg	2.8340	26000.	94	8132	No
90	GOM_NL__2PRFIN20030920_045613_000000432020_00062_08132_0067.N1	20-SEP-2003 04:56:13	Bright	43.000	93	53Bet Peg	2.5200	3100.0	86	8132	No
91	GOM_NL__2PRFIN20030920_045835_000000402020_00062_08132_0068.N1	20-SEP-2003 04:58:35	Bright	40.000	92	53Eps Cyg	2.5000	4500.0	80	8132	No
92	GOM_NL__2PRFIN20030920_050046_000000392020_00062_08132_0069.N1	20-SEP-2003 05:00:46	Bright	38.500	66	37Gam Cyg	2.2080	5900.0	77	8132	No
93	GOM_NL__2PRFIN20030920_050259_000000592020_00062_08132_0070.N1	20-SEP-2003 05:02:59	Bright	59.000	53	43Bet And	2.0480	3300.0	118	8132	No
94	GOM_NL__2PRFIN20030920_050549_000000362020_00062_08132_0071.N1	20-SEP-2003 05:05:49	Bright	35.500	89	5Alp Cep	2.4510	8000.0	71	8132	No
95	GOM_NL__2PRFIN20030920_050759_000000432020_00062_08132_0072.N1	20-SEP-2003 05:07:59	Bright	42.500	76	27Gam Cas	2.3000	30000.	85	8132	No
96	GOM_NL__2PRFIN20030920_051324_000000352020_00062_08132_0073.N1	20-SEP-2003 05:13:24	Bright	35.000	49	1Alp UMi	1.9900	6300.0	70	8132	No
97	GOM_NL__2PRFIN20030920_051518_000000662020_00062_08132_0074.N1	20-SEP-2003 05:15:18	Bright	66.000	35	33Alp Per	1.7950	6250.0	132	8132	No
98	GOM_NL__2PRFIN20030920_051711_000000702020_00062_08132_0075.N1	20-SEP-2003 05:17:11	Bright	69.500	175	39Del Per	3.0100	19400.	139	8132	No
99	GOM_NL__2PRFIN20030920_052056_000000372020_00062_08132_0076.N1	20-SEP-2003 05:20:56	Bright	37.000	36	50Alp UMa	1.8000	6300.0	74	8132	No
100	GOM_NL__2PRFIN20030920_052223_000000362020_00062_08132_0077.N1	20-SEP-2003 05:22:23	Bright	36.000	82	48Bet UMa	2.3650	10600.	72	8132	No
101	GOM_NL__2PRFIN20030920_052521_000000602020_00062_08132_0078.N1	20-SEP-2003 05:25:21	Bright	59.500	42	34Bet Aur	1.9000	10200.	119	8132	No

102	GOM_NL__2PRFIN20030920_052903_000000682020_00062_08132_0079.N1	20-SEP-2003 05:29:03	Bright	68.000	107	37The Aur	2.6490	11000.	136	8132	No
103	GOM_NL__2PRFIN20030920_053217_000000502020_00062_08132_0080.N1	20-SEP-2003 05:32:17	Bright	49.500	17	78Bet Gem	1.1610	4500.0	99	8132	No
104	GOM_NL__2PRFIN20030920_053528_000001522020_00062_08132_0081.N1	20-SEP-2003 05:35:28	Straylight	152.00	28	12Bet Tau	1.6500	15200.	304	8132	No
105	GOM_NL__2PRFIN20030920_054008_000000612020_00062_08132_0082.N1	20-SEP-2003 05:40:08	Dark	60.500	8	10Alp CMi	0.40000	6500.0	121	8132	No
106	GOM_NL__2PRFIN20030920_054730_000000432020_00062_08132_0083.N1	20-SEP-2003 05:47:30	Dark	42.500	132	15Rho Pup	2.8030	6900.0	85	8132	No
107	GOM_NL__2PRFIN20030920_055107_000000442020_00062_08132_0084.N1	20-SEP-2003 05:51:07	Dark	43.500	65	Lam Vel	2.2040	4400.0	87	8132	No
108	GOM_NL__2PRFIN20030920_055425_000000422020_00062_08132_0085.N1	20-SEP-2003 05:54:25	Dark	42.000	46	Del Vel	1.9540	10600.	84	8132	No
109	GOM_NL__2PRFIN20030920_055558_000000462020_00062_08132_0086.N1	20-SEP-2003 05:55:58	Dark	46.000	41	Eps Car	1.8600	4100.0	92	8132	No
110	GOM_NL__2PRFIN20030920_055746_000000572020_00063_08133_0056.N1	20-SEP-2003 05:57:46	Dark	56.500	2	Alp Car	-0.73600	7000.0	113	8133	No
111	GOM_NL__2PRFIN20030920_060252_000002302020_00063_08133_0057.N1	20-SEP-2003 06:02:52	Dark	230.00	7	19Bet Ori	0.10000	14000.	460	8133	No
112	GOM_NL__2PRFIN20030920_060754_000000402020_00063_08133_0058.N1	20-SEP-2003 06:07:54	Dark	40.000	143	Alp Hyi	2.8570	7200.0	80	8133	No
113	GOM_NL__2PRFIN20030920_060920_000000522020_00063_08133_0059.N1	20-SEP-2003 06:09:20	Dark	51.500	9	Alp Eri	0.45300	24000.	103	8133	No
114	GOM_NL__2PRFIN20030920_061201_000000472020_00063_08133_0060.N1	20-SEP-2003 06:12:01	Straylight	47.000	148	Alp Tuc	2.8780	4100.0	94	8133	No
115	GOM_NL__2PRFIN20030920_061527_000000512020_00063_08133_0061.N1	20-SEP-2003 06:15:27	Straylight	51.000	63	Bet Gru	2.1500	2800.0	102	8133	No
116	GOM_NL__2PRFIN20030920_061833_000000382020_00063_08133_0062.N1	20-SEP-2003 06:18:33	Straylight	38.000	172	Gam Gru	3.0030	13100.	76	8133	No
117	GOM_NL__2PRFIN20030920_062001_000000452020_00063_08133_0063.N1	20-SEP-2003 06:20:01	Straylight	45.000	18	24Alp PsA	1.1660	9700.0	90	8133	No
118	GOM_NL__2PRFIN20030920_062408_000000482020_00063_08133_0064.N1	20-SEP-2003 06:24:08	Dark	47.500	1014	Mars	0.0000	0.0000	95	8133	Yes
119	GOM_NL__2PRFIN20030920_062842_000000392020_00063_08133_0065.N1	20-SEP-2003 06:28:42	Bright	38.500	162	34Alp Aqr	2.9440	5350.0	77	8133	No
120	GOM_NL__2PRFIN20030920_063144_000000392020_00063_08133_0066.N1	20-SEP-2003 06:31:44	Bright	38.500	61	8Eps Peg	2.1000	3900.0	77	8133	No
121	GOM_NL__2PRFIN20030920_063409_000000482020_00063_08133_0067.N1	20-SEP-2003 06:34:09	Bright	47.500	140	88Gam Peg	2.8340	26000.	95	8133	No
122	GOM_NL__2PRFIN20030920_063649_000000392020_00063_08133_0068.N1	20-SEP-2003 06:36:49	Bright	38.500	93	53Bet Peg	2.5200	3100.0	77	8133	No
123	GOM_NL__2PRFIN20030920_063911_000000372020_00063_08133_0069.N1	20-SEP-2003 06:39:11	Bright	37.000	92	53Eps Cyg	2.5000	4500.0	74	8133	No
124	GOM_NL__2PRFIN20030920_064122_000000392020_00063_08133_0070.N1	20-SEP-2003 06:41:22	Bright	38.500	66	37Gam Cyg	2.2080	5900.0	77	8133	No
125	GOM_NL__2PRFIN20030920_064334_000000602020_00063_08133_0071.N1	20-SEP-2003 06:43:34	Bright	59.500	53	43Bet And	2.0480	3300.0	119	8133	No
126	GOM_NL__2PRFIN20030920_064625_000000372020_00063_08133_0072.N1	20-SEP-2003 06:46:25	Bright	37.000	89	5Alp Cep	2.4510	8000.0	74	8133	No
127	GOM_NL__2PRFIN20030920_064835_000000432020_00063_08133_0073.N1	20-SEP-2003 06:48:35	Bright	42.500	76	27Gam Cas	2.3000	30000.	85	8133	No
128	GOM_NL__2PRFIN20030920_065400_000000382020_00063_08133_0074.N1	20-SEP-2003 06:54:00	Bright	37.500	49	1Alp UMi	1.9900	6300.0	75	8133	No
129	GOM_NL__2PRFIN20030920_065553_000000672020_00063_08133_0075.N1	20-SEP-2003 06:55:53	Bright	66.500	35	33Alp Per	1.7950	6250.0	133	8133	No
130	GOM_NL__2PRFIN20030920_065746_000000682020_00063_08133_0076.N1	20-SEP-2003 06:57:46	Bright	68.000	175	39Del Per	3.0100	19400.	136	8133	No
131	GOM_NL__2PRFIN20030920_070132_000000382020_00063_08133_0077.N1	20-SEP-2003 07:01:32	Bright	37.500	36	50Alp UMa	1.8000	6300.0	75	8133	No
132	GOM_NL__2PRFIN20030920_070300_000000362020_00063_08133_0078.N1	20-SEP-2003 07:03:00	Bright	35.500	82	48Bet UMa	2.3650	10600.	71	8133	No
133	GOM_NL__2PRFIN20030920_070557_000000602020_00063_08133_0079.N1	20-SEP-2003 07:05:57	Bright	59.500	42	34Bet Aur	1.9000	10200.	119	8133	No
134	GOM_NL__2PRFIN20030920_070939_000000672020_00063_08133_0080.N1	20-SEP-2003 07:09:39	Bright	67.000	107	37The Aur	2.6490	11000.	134	8133	No
135	GOM_NL__2PRFIN20030920_071254_000000512020_00063_08133_0081.N1	20-SEP-2003 07:12:54	Bright	50.500	17	78Bet Gem	1.1610	4500.0	101	8133	No
136	GOM_NL__2PRFIN20030920_071605_000001692020_00063_08133_0082.N1	20-SEP-2003 07:16:05	Straylight	168.50	28	12Bet Tau	1.6500	15200.	337	8133	No
137	GOM_NL__2PRFIN20030920_072045_000000662020_00063_08133_0083.N1	20-SEP-2003 07:20:45	Dark	66.000	8	10Alp CMi	0.40000	6500.0	132	8133	No
138	GOM_NL__2PRFIN20030920_072807_000000432020_00063_08133_0084.N1	20-SEP-2003 07:28:07	Dark	42.500	132	15Rho Pup	2.8030	6900.0	85	8133	No
139	GOM_NL__2PRFIN20030920_073144_000000402020_00063_08133_0085.N1	20-SEP-2003 07:31:44	Dark	40.000	65	Lam Vel	2.2040	4400.0	80	8133	No
140	GOM_NL__2PRFIN20030920_073502_000000422020_00063_08133_0086.N1	20-SEP-2003 07:35:02	Dark	41.500	46	Del Vel	1.9540	10600.	83	8133	No
141	GOM_NL__2PRFIN20030920_073635_000000472020_00063_08133_0087.N1	20-SEP-2003 07:36:35	Dark	46.500	41	Eps Car	1.8600	4100.0	93	8133	No
142	GOM_NL__2PRFIN20030920_073823_000000572020_00064_08134_0210.N1	20-SEP-2003 07:38:23	Dark	57.000	2	Alp Car	-0.73600	7000.0	114	8134	No
143	GOM_NL__2PRFIN20030920_092419_000002292020_00065_08135_0058.N1	20-SEP-2003 09:24:19	Dark	229.00	7	19Bet Ori	0.10000	14000.	458	8135	No
144	GOM_NL__2PRFIN20030920_093033_000000532020_00065_08135_0059.N1	20-SEP-2003 09:30:33	Dark	52.500	9	Alp Eri	0.45300	24000.	105	8135	No
145	GOM_NL__2PRFIN20030920_093313_000000402020_00065_08135_0060.N1	20-SEP-2003 09:33:13	Straylight	40.000	148	Alp Tuc	2.8780	4100.0	80	8135	No
146	GOM_NL__2PRFIN20030920_093639_000000422020_00065_08135_0061.N1	20-SEP-2003 09:36:39	Straylight	41.500	63	Bet Gru	2.1500	2800.0	83	8135	No
147	GOM_NL__2PRFIN20030920_093945_000000402020_00065_08135_0062.N1	20-SEP-2003 09:39:45	Straylight	39.500	172	Gam Gru	3.0030	13100.	79	8135	No
148	GOM_NL__2PRFIN20030920_094113_000000442020_00065_08135_0063.N1	20-SEP-2003 09:41:13	Straylight	44.000	18	24Alp PsA	1.1660	9700.0	88	8135	No
149	GOM_NL__2PRFIN20030920_094521_000000472020_00065_08135_0064.N1	20-SEP-2003 09:45:21	Dark	47.000	1014	Mars	0.0000	0.0000	94	8135	Yes
150	GOM_NL__2PRFIN20030920_094954_000000392020_00065_08135_0065.N1	20-SEP-2003 09:49:54	Bright	38.500	162	34Alp Aqr	2.9440	5350.0	77	8135	No
151	GOM_NL__2PRFIN20030920_095256_000000382020_00065_08135_0066.N1	20-SEP-2003 09:52:56	Bright	38.000	61	8Eps Peg	2.1000	3900.0	76	8135	No
152	GOM_NL__2PRFIN20030920_095520_000000462020_00065_08135_0067.N1	20-SEP-2003 09:55:20	Bright	46.000	140	88Gam Peg	2.8340	26000.	92	8135	No
153	GOM_NL__2PRFIN20030920_095801_000000392020_00065_08135_0068.N1	20-SEP-2003 09:58:01	Bright	39.000	93	53Bet Peg	2.5200	3100.0	78	8135	No
154	GOM_NL__2PRFIN20030920_095942_000000442020_00065_08135_0069.N1	20-SEP-2003 09:59:42	Bright	44.000	58	21Alp And	2.0730	11000.	88	8135	No
155	GOM_NL__2PRFIN20030920_100235_000000392020_00065_08135_0070.N1	20-SEP-2003 10:02:35	Bright	38.500	66	37Gam Cyg	2.2080	5900.0	77	8135	No
156	GOM_NL__2PRFIN20030920_100444_000000602020_00065_08135_0071.N1	20-SEP-2003 10:04:44	Bright	59.500	53	43Bet And	2.0480	3300.0	119	8135	No
157	GOM_NL__2PRFIN20030920_100738_000000372020_00065_08135_0072.N1	20-SEP-2003 10:07:38	Bright	36.500	89	5Alp Cep	2.4510	8000.0	73	8135	No
158	GOM_NL__2PRFIN20030920_100946_000000432020_00065_08135_0073.N1	20-SEP-2003 10:09:46	Bright	42.500	76	27Gam Cas	2.3000	30000.	85	8135	No
159	GOM_NL__2PRFIN20030920_101512_000000382020_00065_08135_0074.N1	20-SEP-2003 10:15:12	Bright	37.500	49	1Alp UMi	1.9900	6300.0	75	8135	No
160	GOM_NL__2PRFIN20030920_101702_000000662020_00065_08135_0075.N1	20-SEP-2003 10:17:02	Bright	66.000	35	33Alp Per	1.7950	6250.0	132	8135	No



161	GOM_NL__2PRFIN20030920_101855_000000692020_00065_08135_0076.N1	20-SEP-2003 10:18:55	Bright	68.500	175	39Del Per	3.0100	19400.	137	8135	No
162	GOM_NL__2PRFIN20030920_102244_000000362020_00065_08135_0077.N1	20-SEP-2003 10:22:44	Bright	35.500	36	50Alp UMa	1.8000	6300.0	71	8135	No
163	GOM_NL__2PRFIN20030920_102412_000000522020_00065_08135_0078.N1	20-SEP-2003 10:24:12	Bright	52.000	82	48Bet UMa	2.3650	10600.	104	8135	No
164	GOM_NL__2PRFIN20030920_102708_000000572020_00065_08135_0079.N1	20-SEP-2003 10:27:08	Bright	57.000	42	34Bet Aur	1.9000	10200.	114	8135	No
165	GOM_NL__2PRFIN20030920_103050_000000682020_00065_08135_0080.N1	20-SEP-2003 10:30:50	Bright	68.000	107	37The Aur	2.6490	11000.	136	8135	No
166	GOM_NL__2PRFIN20030920_103406_000000482020_00065_08135_0081.N1	20-SEP-2003 10:34:06	Bright	47.500	17	78Bet Gem	1.1610	4500.0	95	8135	No
167	GOM_NL__2PRFIN20030920_103719_000001632020_00065_08135_0082.N1	20-SEP-2003 10:37:19	Straylight	162.50	28	12Bet Tau	1.6500	15200.	325	8135	No
168	GOM_NL__2PRFIN20030920_104158_000000592020_00065_08135_0083.N1	20-SEP-2003 10:41:58	Dark	59.000	8	10Alp CMi	0.40000	6500.0	118	8135	No
169	GOM_NL__2PRFIN20030920_104920_000000452020_00065_08135_0084.N1	20-SEP-2003 10:49:20	Dark	45.000	132	15Rho Pup	2.8030	6900.0	90	8135	No
170	GOM_NL__2PRFIN20030920_105256_000000452020_00065_08135_0085.N1	20-SEP-2003 10:52:56	Dark	44.500	65	Lam Vel	2.2040	4400.0	89	8135	No
171	GOM_NL__2PRFIN20030920_105614_000000382020_00065_08135_0086.N1	20-SEP-2003 10:56:14	Dark	38.000	46	Del Vel	1.9540	10600.	76	8135	No
172	GOM_NL__2PRFIN20030920_105747_000000402020_00065_08135_0087.N1	20-SEP-2003 10:57:47	Dark	39.500	41	Eps Car	1.8600	4100.0	79	8135	No
173	GOM_NL__2PRFIN20030920_105935_000000892020_00066_08136_0058.N1	20-SEP-2003 10:59:35	Dark	88.500	101	11Alp Lep	2.5820	7000.0	177	8136	No
174	GOM_NL__2PRFIN20030920_110503_000002292020_00066_08136_0059.N1	20-SEP-2003 11:05:03	Dark	229.00	7	19Bet Ori	0.10000	14000.	458	8136	No
175	GOM_NL__2PRFIN20030920_111109_000000412020_00066_08136_0060.N1	20-SEP-2003 11:11:09	Dark	40.500	9	Alp Eri	0.45300	24000.	81	8136	No
176	GOM_NL__2PRFIN20030920_111349_000000392020_00066_08136_0061.N1	20-SEP-2003 11:13:49	Straylight	38.500	148	Alp Tuc	2.8780	4100.0	77	8136	No
177	GOM_NL__2PRFIN20030920_111715_000000432020_00066_08136_0062.N1	20-SEP-2003 11:17:15	Straylight	42.500	63	Bet Gru	2.1500	2800.0	85	8136	No
178	GOM_NL__2PRFIN20030920_112022_000000382020_00066_08136_0063.N1	20-SEP-2003 11:20:22	Straylight	38.000	172	Gam Gru	3.0030	13100.	76	8136	No
179	GOM_NL__2PRFIN20030920_112150_000000452020_00066_08136_0064.N1	20-SEP-2003 11:21:50	Straylight	45.000	18	24Alp PsA	1.1660	9700.0	90	8136	No
180	GOM_NL__2PRFIN20030920_112557_000000512020_00066_08136_0065.N1	20-SEP-2003 11:25:57	Dark	51.000	1014	Mars	0.0000	0.0000	102	8136	Yes
181	GOM_NL__2PRFIN20030920_113031_000000382020_00066_08136_0066.N1	20-SEP-2003 11:30:31	Bright	38.000	162	34Alp Aqr	2.9440	5350.0	76	8136	No
182	GOM_NL__2PRFIN20030920_113333_000000392020_00066_08136_0067.N1	20-SEP-2003 11:33:33	Bright	38.500	61	8Eps Peg	2.1000	3900.0	77	8136	No
183	GOM_NL__2PRFIN20030920_113555_000000462020_00066_08136_0068.N1	20-SEP-2003 11:35:55	Bright	45.500	140	88Gam Peg	2.8340	26000.	91	8136	No
184	GOM_NL__2PRFIN20030920_113837_000000392020_00066_08136_0069.N1	20-SEP-2003 11:38:37	Bright	38.500	93	53Bet Peg	2.5200	3100.0	77	8136	No
185	GOM_NL__2PRFIN20030920_114018_000000452020_00066_08136_0070.N1	20-SEP-2003 11:40:18	Bright	45.000	58	21Alp And	2.0730	11000.	90	8136	No
186	GOM_NL__2PRFIN20030920_114311_000000392020_00066_08136_0071.N1	20-SEP-2003 11:43:11	Bright	39.000	66	37Gam Cyg	2.2080	5900.0	78	8136	No
187	GOM_NL__2PRFIN20030920_114519_000000602020_00066_08136_0072.N1	20-SEP-2003 11:45:19	Bright	60.000	53	43Bet And	2.0480	3300.0	120	8136	No
188	GOM_NL__2PRFIN20030920_114814_000000372020_00066_08136_0073.N1	20-SEP-2003 11:48:14	Bright	36.500	89	5Alp Cep	2.4510	8000.0	73	8136	No
189	GOM_NL__2PRFIN20030920_115021_000000422020_00066_08136_0074.N1	20-SEP-2003 11:50:21	Bright	41.500	76	27Gam Cas	2.3000	30000.	83	8136	No
190	GOM_NL__2PRFIN20030920_115548_000000382020_00066_08136_0075.N1	20-SEP-2003 11:55:48	Bright	37.500	49	1Alp UMi	1.9900	6300.0	75	8136	No
191	GOM_NL__2PRFIN20030920_115737_000000662020_00066_08136_0076.N1	20-SEP-2003 11:57:37	Bright	65.500	35	33Alp Per	1.7950	6250.0	131	8136	No
192	GOM_NL__2PRFIN20030920_115929_000000682020_00066_08136_0077.N1	20-SEP-2003 11:59:29	Bright	67.500	175	39Del Per	3.0100	19400.	135	8136	No
193	GOM_NL__2PRFIN20030920_120321_000000382020_00066_08136_0078.N1	20-SEP-2003 12:03:21	Bright	37.500	36	50Alp UMa	1.8000	6300.0	75	8136	No
194	GOM_NL__2PRFIN20030920_120448_000000342020_00066_08136_0079.N1	20-SEP-2003 12:04:48	Bright	33.500	82	48Bet UMa	2.3650	10600.	67	8136	No
195	GOM_NL__2PRFIN20030920_120744_000000572020_00066_08136_0080.N1	20-SEP-2003 12:07:44	Bright	56.500	42	34Bet Aur	1.9000	10200.	113	8136	No
196	GOM_NL__2PRFIN20030920_121126_000000702020_00066_08136_0081.N1	20-SEP-2003 12:11:26	Bright	70.000	107	37The Aur	2.6490	11000.	140	8136	No
197	GOM_NL__2PRFIN20030920_121443_000000462020_00066_08136_0082.N1	20-SEP-2003 12:14:43	Bright	46.000	17	78Bet Gem	1.1610	4500.0	92	8136	No
198	GOM_NL__2PRFIN20030920_121756_000001692020_00066_08136_0083.N1	20-SEP-2003 12:17:56	Straylight	169.00	28	12Bet Tau	1.6500	15200.	338	8136	No
199	GOM_NL__2PRFIN20030920_122235_000000592020_00066_08136_0084.N1	20-SEP-2003 12:22:35	Dark	58.500	8	10Alp CMi	0.40000	6500.0	117	8136	No
200	GOM_NL__2PRFIN20030920_122957_000000452020_00066_08136_0085.N1	20-SEP-2003 12:29:57	Dark	44.500	132	15Rho Pup	2.8030	6900.0	89	8136	No
201	GOM_NL__2PRFIN20030920_123333_000000442020_00066_08136_0086.N1	20-SEP-2003 12:33:33	Dark	43.500	65	Lam Vel	2.2040	4400.0	87	8136	No
202	GOM_NL__2PRFIN20030920_123650_000000382020_00066_08136_0087.N1	20-SEP-2003 12:36:50	Dark	38.000	46	Del Vel	1.9540	10600.	76	8136	No
203	GOM_NL__2PRFIN20030920_123824_000000482020_00066_08136_0088.N1	20-SEP-2003 12:38:24	Dark	48.000	41	Eps Car	1.8600	4100.0	96	8136	No
204	GOM_NL__2PRFIN20030920_124014_000000872020_00067_08137_0058.N1	20-SEP-2003 12:40:14	Dark	86.500	101	11Alp Lep	2.5820	7000.0	173	8137	No
205	GOM_NL__2PRFIN20030920_124547_000002292020_00067_08137_0059.N1	20-SEP-2003 12:45:47	Dark	229.00	7	19Bet Ori	0.10000	14000.	458	8137	No
206	GOM_NL__2PRFIN20030920_125146_000000512020_00067_08137_0060.N1	20-SEP-2003 12:51:46	Dark	51.000	9	Alp Eri	0.45300	24000.	102	8137	No
207	GOM_NL__2PRFIN20030920_125426_000000402020_00067_08137_0061.N1	20-SEP-2003 12:54:26	Straylight	39.500	148	Alp Tuc	2.8780	4100.0	79	8137	No
208	GOM_NL__2PRFIN20030920_125752_000000512020_00067_08137_0062.N1	20-SEP-2003 12:57:52	Straylight	50.500	63	Bet Gru	2.1500	2800.0	101	8137	No
209	GOM_NL__2PRFIN20030920_130058_000000392020_00067_08137_0063.N1	20-SEP-2003 13:00:58	Straylight	38.500	172	Gam Gru	3.0030	13100.	77	8137	No
210	GOM_NL__2PRFIN20030920_130226_000000452020_00067_08137_0064.N1	20-SEP-2003 13:02:26	Straylight	45.000	18	24Alp PsA	1.1660	9700.0	90	8137	No
211	GOM_NL__2PRFIN20030920_130634_000000472020_00067_08137_0065.N1	20-SEP-2003 13:06:34	Dark	46.500	1014	Mars	0.0000	0.0000	93	8137	Yes
212	GOM_NL__2PRFIN20030920_131107_000000382020_00067_08137_0066.N1	20-SEP-2003 13:11:07	Bright	38.000	162	34Alp Aqr	2.9440	5350.0	76	8137	No
213	GOM_NL__2PRFIN20030920_131409_000000382020_00067_08137_0067.N1	20-SEP-2003 13:14:09	Bright	38.000	61	8Eps Peg	2.1000	3900.0	76	8137	No
214	GOM_NL__2PRFIN20030920_131631_000000452020_00067_08137_0068.N1	20-SEP-2003 13:16:31	Bright	44.500	140	88Gam Peg	2.8340	26000.	89	8137	No
215	GOM_NL__2PRFIN20030920_131913_000000412020_00067_08137_0069.N1	20-SEP-2003 13:19:13	Bright	41.000	93	53Bet Peg	2.5200	3100.0	82	8137	No
216	GOM_NL__2PRFIN20030920_132053_000000462020_00067_08137_0070.N1	20-SEP-2003 13:20:53	Bright	45.500	58	21Alp And	2.0730	11000.	91	8137	No
217	GOM_NL__2PRFIN20030920_132348_000000372020_00067_08137_0071.N1	20-SEP-2003 13:23:48	Bright	36.500	66	37Gam Cyg	2.2080	5900.0	73	8137	No
218	GOM_NL__2PRFIN20030920_132554_000000592020_00067_08137_0072.N1	20-SEP-2003 13:25:54	Bright	59.000	53	43Bet And	2.0480	3300.0	118	8137	No
219	GOM_NL__2PRFIN20030920_132850_000000352020_00067_08137_0073.N1	20-SEP-2003 13:28:50	Bright	35.000	89	5Alp Cep	2.4510	8000.0	70	8137	No

220	GOM_NL__2PRFIN20030920_133057_000000402020_00067_08137_0074.N1	20-SEP-2003 13:30:57	Bright	40.000	76	27Gam Cas	2.3000	30000.	80	8137	No
221	GOM_NL__2PRFIN20030920_133625_000000362020_00067_08137_0075.N1	20-SEP-2003 13:36:25	Bright	35.500	49	1Alp UMi	1.9900	6300.0	71	8137	No
222	GOM_NL__2PRFIN20030920_133812_000000662020_00067_08137_0076.N1	20-SEP-2003 13:38:12	Bright	65.500	35	33Alp Per	1.7950	6250.0	131	8137	No
223	GOM_NL__2PRFIN20030920_134004_000000662020_00067_08137_0077.N1	20-SEP-2003 13:40:04	Bright	66.000	175	39Del Per	3.0100	19400.	132	8137	No
224	GOM_NL__2PRFIN20030920_134357_000000352020_00067_08137_0078.N1	20-SEP-2003 13:43:57	Bright	34.500	36	50Alp UMa	1.8000	6300.0	69	8137	No
225	GOM_NL__2PRFIN20030920_134525_000000342020_00067_08137_0079.N1	20-SEP-2003 13:45:25	Bright	33.500	82	48Bet UMa	2.3650	10600.	67	8137	No
226	GOM_NL__2PRFIN20030920_134820_000000612020_00067_08137_0080.N1	20-SEP-2003 13:48:20	Bright	60.500	42	34Bet Aur	1.9000	10200.	121	8137	No
227	GOM_NL__2PRFIN20030920_135202_000000682020_00067_08137_0081.N1	20-SEP-2003 13:52:02	Bright	68.000	107	37The Aur	2.6490	11000.	136	8137	No
228	GOM_NL__2PRFIN20030920_135519_000000472020_00067_08137_0082.N1	20-SEP-2003 13:55:19	Bright	47.000	17	78Bet Gem	1.1610	4500.0	94	8137	No
229	GOM_NL__2PRFIN20030920_135833_000001642020_00067_08137_0083.N1	20-SEP-2003 13:58:33	Straylight	163.50	28	12Bet Tau	1.6500	15200.	327	8137	No
230	GOM_NL__2PRFIN20030920_140311_000000592020_00067_08137_0084.N1	20-SEP-2003 14:03:11	Dark	59.000	8	10Alp CMi	0.40000	6500.0	118	8137	No
231	GOM_NL__2PRFIN20030920_141034_000000432020_00067_08137_0085.N1	20-SEP-2003 14:10:34	Dark	43.000	132	15Rho Pup	2.8030	6900.0	86	8137	No
232	GOM_NL__2PRFIN20030920_141409_000000492020_00067_08137_0086.N1	20-SEP-2003 14:14:09	Dark	49.000	65	Lam Vel	2.2040	4400.0	98	8137	No
233	GOM_NL__2PRFIN20030920_141727_000000382020_00067_08137_0087.N1	20-SEP-2003 14:17:27	Dark	38.000	46	Del Vel	1.9540	10600.	76	8137	No
234	GOM_NL__2PRFIN20030920_141900_000000472020_00067_08137_0088.N1	20-SEP-2003 14:19:00	Dark	46.500	41	Eps Car	1.8600	4100.0	93	8137	No
235	GOM_NL__2PRFIN20030920_142052_000000872020_00068_08138_0058.N1	20-SEP-2003 14:20:52	Dark	87.000	101	11Alp Lep	2.5820	7000.0	174	8138	No
236	GOM_NL__2PRFIN20030920_142631_000002292020_00068_08138_0059.N1	20-SEP-2003 14:26:31	Dark	229.00	7	19Bet Ori	0.10000	14000.	458	8138	No
237	GOM_NL__2PRFIN20030920_143223_000000432020_00068_08138_0060.N1	20-SEP-2003 14:32:23	Dark	43.000	9	Alp Eri	0.45300	24000.	86	8138	No
238	GOM_NL__2PRFIN20030920_143502_000000412020_00068_08138_0061.N1	20-SEP-2003 14:35:02	Straylight	40.500	148	Alp Tuc	2.8780	4100.0	81	8138	No
239	GOM_NL__2PRFIN20030920_143828_000000492020_00068_08138_0062.N1	20-SEP-2003 14:38:28	Straylight	49.000	63	Bet Gru	2.1500	2800.0	98	8138	No
240	GOM_NL__2PRFIN20030920_144134_000000382020_00068_08138_0063.N1	20-SEP-2003 14:41:34	Straylight	38.000	172	Gam Gru	3.0030	13100.	76	8138	No
241	GOM_NL__2PRFIN20030920_144302_000000412020_00068_08138_0064.N1	20-SEP-2003 14:43:02	Straylight	40.500	18	24Alp PsA	1.1660	9700.0	81	8138	No
242	GOM_NL__2PRFIN20030920_144710_000000452020_00068_08138_0065.N1	20-SEP-2003 14:47:10	Dark	44.500	1014	Mars	0.0000	0.0000	89	8138	Yes
243	GOM_NL__2PRFIN20030920_145143_000000362020_00068_08138_0066.N1	20-SEP-2003 14:51:43	Bright	36.000	162	34Alp Aqr	2.9440	5350.0	72	8138	No
244	GOM_NL__2PRFIN20030920_145445_000000372020_00068_08138_0067.N1	20-SEP-2003 14:54:45	Bright	37.000	61	8Eps Peg	2.1000	3900.0	74	8138	No
245	GOM_NL__2PRFIN20030920_145707_000000442020_00068_08138_0068.N1	20-SEP-2003 14:57:07	Bright	44.000	140	88Gam Peg	2.8340	26000.	88	8138	No
246	GOM_NL__2PRFIN20030920_145949_000000372020_00068_08138_0069.N1	20-SEP-2003 14:59:49	Bright	36.500	93	53Bet Peg	2.5200	3100.0	73	8138	No
247	GOM_NL__2PRFIN20030920_150128_000000462020_00068_08138_0070.N1	20-SEP-2003 15:01:28	Bright	45.500	58	21Alp And	2.0730	11000.	91	8138	No
248	GOM_NL__2PRFIN20030920_150423_000000402020_00068_08138_0071.N1	20-SEP-2003 15:04:23	Bright	40.000	66	37Gam Cyg	2.2080	5900.0	80	8138	No
249	GOM_NL__2PRFIN20030920_150628_000000522020_00068_08138_0072.N1	20-SEP-2003 15:06:28	Bright	52.000	53	43Bet And	2.0480	3300.0	104	8138	No
250	GOM_NL__2PRFIN20030920_150924_000000382020_00068_08138_0073.N1	20-SEP-2003 15:09:24	Bright	37.500	89	5Alp Cep	2.4510	8000.0	75	8138	No
251	GOM_NL__2PRFIN20030920_151132_000000432020_00068_08138_0074.N1	20-SEP-2003 15:11:32	Bright	42.500	76	27Gam Cas	2.3000	30000.	85	8138	No
252	GOM_NL__2PRFIN20030920_151659_000000362020_00068_08138_0075.N1	20-SEP-2003 15:16:59	Bright	35.500	49	1Alp UMi	1.9900	6300.0	71	8138	No
253	GOM_NL__2PRFIN20030920_151846_000000662020_00068_08138_0076.N1	20-SEP-2003 15:18:46	Bright	66.000	35	33Alp Per	1.7950	6250.0	132	8138	No
254	GOM_NL__2PRFIN20030920_152038_000000672020_00068_08138_0077.N1	20-SEP-2003 15:20:38	Bright	66.500	175	39Del Per	3.0100	19400.	133	8138	No
255	GOM_NL__2PRFIN20030920_152431_000000362020_00068_08138_0078.N1	20-SEP-2003 15:24:31	Bright	35.500	36	50Alp UMa	1.8000	6300.0	71	8138	No
256	GOM_NL__2PRFIN20030920_152559_000000352020_00068_08138_0079.N1	20-SEP-2003 15:25:59	Bright	35.000	82	48Bet UMa	2.3650	10600.	70	8138	No
257	GOM_NL__2PRFIN20030920_152855_000000592020_00068_08138_0080.N1	20-SEP-2003 15:28:55	Bright	59.000	42	34Bet Aur	1.9000	10200.	118	8138	No
258	GOM_NL__2PRFIN20030920_153237_000000702020_00068_08138_0081.N1	20-SEP-2003 15:32:37	Bright	69.500	107	37The Aur	2.6490	11000.	139	8138	No
259	GOM_NL__2PRFIN20030920_153554_000000642020_00068_08138_0082.N1	20-SEP-2003 15:35:54	Bright	64.000	17	78Bet Gem	1.1610	4500.0	128	8138	No
260	GOM_NL__2PRFIN20030920_153910_000001602020_00068_08138_0083.N1	20-SEP-2003 15:39:10	Straylight	159.50	28	12Bet Tau	1.6500	15200.	319	8138	No
261	GOM_NL__2PRFIN20030920_154347_000000592020_00068_08138_0084.N1	20-SEP-2003 15:43:47	Dark	58.500	8	10Alp CMi	0.40000	6500.0	117	8138	No
262	GOM_NL__2PRFIN20030920_155109_000000462020_00068_08138_0085.N1	20-SEP-2003 15:51:09	Dark	46.000	132	15Rho Pup	2.8030	6900.0	92	8138	No
263	GOM_NL__2PRFIN20030920_155443_000000462020_00068_08138_0086.N1	20-SEP-2003 15:54:43	Dark	46.000	65	Lam Vel	2.2040	4400.0	92	8138	No
264	GOM_NL__2PRFIN20030920_155801_000000412020_00068_08138_0087.N1	20-SEP-2003 15:58:01	Dark	41.000	46	Del Vel	1.9540	10600.	82	8138	No
265	GOM_NL__2PRFIN20030920_155935_000000482020_00068_08138_0088.N1	20-SEP-2003 15:59:35	Dark	48.000	41	Eps Car	1.8600	4100.0	96	8138	No
266	GOM_NL__2PRFIN20030920_160130_000000942020_00069_08139_0136.N1	20-SEP-2003 16:01:30	Dark	93.500	101	11Alp Lep	2.5820	7000.0	187	8139	No
267	GOM_NL__2PRFIN20030920_160714_000002292020_00069_08139_0137.N1	20-SEP-2003 16:07:14	Dark	229.00	7	19Bet Ori	0.10000	14000.	458	8139	No
268	GOM_NL__2PRFIN20030920_161257_000000452020_00069_08139_0138.N1	20-SEP-2003 16:12:57	Dark	45.000	9	Alp Eri	0.45300	24000.	90	8139	No
269	GOM_NL__2PRFIN20030920_161537_000000392020_00069_08139_0139.N1	20-SEP-2003 16:15:37	Straylight	38.500	148	Alp Tuc	2.8780	4100.0	77	8139	No
270	GOM_NL__2PRFIN20030920_161902_000000522020_00069_08139_0140.N1	20-SEP-2003 16:19:02	Straylight	52.000	63	Bet Gru	2.1500	2800.0	104	8139	No
271	GOM_NL__2PRFIN20030920_162209_000000412020_00069_08139_0141.N1	20-SEP-2003 16:22:09	Straylight	40.500	172	Gam Gru	3.0030	13100.	81	8139	No
272	GOM_NL__2PRFIN20030920_162334_000000482020_00069_08139_0142.N1	20-SEP-2003 16:23:34	Straylight	48.000	18	24Alp PsA	1.1660	9700.0	96	8139	No
273	GOM_NL__2PRFIN20030920_162745_000000512020_00069_08139_0143.N1	20-SEP-2003 16:27:45	Dark	51.000	1014	Mars	0.0000	0.0000	102	8139	Yes
274	GOM_NL__2PRFIN20030920_163217_000000402020_00069_08139_0144.N1	20-SEP-2003 16:32:17	Bright	40.000	162	34Alp Aqr	2.9440	5350.0	80	8139	No
275	GOM_NL__2PRFIN20030920_163519_000000412020_00069_08139_0145.N1	20-SEP-2003 16:35:19	Bright	40.500	61	8Eps Peg	2.1000	3900.0	81	8139	No
276	GOM_NL__2PRFIN20030920_163741_000000472020_00069_08139_0146.N1	20-SEP-2003 16:37:41	Bright	47.000	140	88Gam Peg	2.8340	26000.	94	8139	No
277	GOM_NL__2PRFIN20030920_164023_000000412020_00069_08139_0147.N1	20-SEP-2003 16:40:23	Bright	40.500	93	53Bet Peg	2.5200	3100.0	81	8139	No
278	GOM_NL__2PRFIN20030920_164203_000000472020_00069_08139_0148.N1	20-SEP-2003 16:42:03	Bright	47.000	58	21Alp And	2.0730	11000.	94	8139	No

279	GOM_NL__2PRFIN20030920_164459_000000392020_00069_08139_0149.N1	20-SEP-2003 16:44:59	Bright	38.500	66	37Gam Cyg	2.2080	5900.0	77	8139	No
280	GOM_NL__2PRFIN20030920_164703_000000582020_00069_08139_0150.N1	20-SEP-2003 16:47:03	Bright	57.500	53	43Bet And	2.0480	3300.0	115	8139	No
281	GOM_NL__2PRFIN20030920_165000_000000372020_00069_08139_0151.N1	20-SEP-2003 16:50:00	Bright	36.500	89	5Alp Cep	2.4510	8000.0	73	8139	No
282	GOM_NL__2PRFIN20030920_165207_000000432020_00069_08139_0152.N1	20-SEP-2003 16:52:07	Bright	42.500	76	27Gam Cas	2.3000	30000.	85	8139	No
283	GOM_NL__2PRFIN20030920_165734_000000392020_00069_08139_0153.N1	20-SEP-2003 16:57:34	Bright	38.500	49	1Alp UMi	1.9900	6300.0	77	8139	No
284	GOM_NL__2PRFIN20030920_165920_000000652020_00069_08139_0154.N1	20-SEP-2003 16:59:20	Bright	64.500	35	33Alp Per	1.7950	6250.0	129	8139	No
285	GOM_NL__2PRFIN20030920_170113_000000672020_00069_08139_0155.N1	20-SEP-2003 17:01:13	Bright	67.000	175	39Del Per	3.0100	19400.	134	8139	No
286	GOM_NL__2PRFIN20030920_170507_000000392020_00069_08139_0156.N1	20-SEP-2003 17:05:07	Bright	38.500	36	50Alp UMa	1.8000	6300.0	77	8139	No
287	GOM_NL__2PRFIN20030920_170635_000000372020_00069_08139_0157.N1	20-SEP-2003 17:06:35	Bright	37.000	82	48Bet UMa	2.3650	10600.	74	8139	No
288	GOM_NL__2PRFIN20030920_170930_000000582020_00069_08139_0158.N1	20-SEP-2003 17:09:30	Bright	57.500	42	34Bet Aur	1.9000	10200.	115	8139	No
289	GOM_NL__2PRFIN20030920_171313_000000672020_00069_08139_0159.N1	20-SEP-2003 17:13:13	Bright	67.000	107	37The Aur	2.6490	11000.	134	8139	No
290	GOM_NL__2PRFIN20030920_171630_000000512020_00069_08139_0160.N1	20-SEP-2003 17:16:30	Bright	50.500	17	78Bet Gem	1.1610	4500.0	101	8139	No
291	GOM_NL__2PRFIN20030920_171947_000001682020_00069_08139_0161.N1	20-SEP-2003 17:19:47	Straylight	167.50	28	12Bet Tau	1.6500	15200.	335	8139	No
292	GOM_NL__2PRFIN20030920_172424_000000602020_00069_08139_0162.N1	20-SEP-2003 17:24:24	Dark	59.500	8	10Alp CMi	0.40000	6500.0	119	8139	No
293	GOM_NL__2PRFIN20030920_173145_000000442020_00069_08139_0163.N1	20-SEP-2003 17:31:45	Dark	44.000	132	15Rho Pup	2.8030	6900.0	88	8139	No
294	GOM_NL__2PRFIN20030920_173519_000000452020_00069_08139_0164.N1	20-SEP-2003 17:35:19	Dark	44.500	65	Lam Vel	2.2040	4400.0	89	8139	No
295	GOM_NL__2PRFIN20030920_173837_000000452020_00069_08139_0165.N1	20-SEP-2003 17:38:37	Dark	45.000	46	Del Vel	1.9540	10600.	90	8139	No
296	GOM_NL__2PRFIN20030920_174011_000000472020_00069_08139_0166.N1	20-SEP-2003 17:40:11	Dark	46.500	41	Eps Car	1.8600	4100.0	93	8139	No
297	GOM_NL__2PRFIN20030920_174208_000000912020_00070_08140_0078.N1	20-SEP-2003 17:42:08	Dark	91.000	101	11Alp Lep	2.5820	7000.0	182	8140	No
298	GOM_NL__2PRFIN20030920_175042_000000402020_00070_08140_0079.N1	20-SEP-2003 17:50:42	Dark	39.500	135	Bet Hyi	2.8200	5800.0	79	8140	No
299	GOM_NL__2PRFIN20030920_175205_000000442020_00070_08140_0080.N1	20-SEP-2003 17:52:05	Dark	43.500	143	Alp Hyi	2.8570	7200.0	87	8140	No
300	GOM_NL__2PRFIN20030920_175334_000000462020_00070_08140_0081.N1	20-SEP-2003 17:53:34	Dark	46.000	9	Alp Eri	0.45300	24000.	92	8140	No
301	GOM_NL__2PRFIN20030920_175613_000000492020_00070_08140_0082.N1	20-SEP-2003 17:56:13	Straylight	49.000	148	Alp Tuc	2.8780	4100.0	98	8140	No
302	GOM_NL__2PRFIN20030920_175938_000000522020_00070_08140_0083.N1	20-SEP-2003 17:59:38	Straylight	52.000	63	Bet Gru	2.1500	2800.0	104	8140	No
303	GOM_NL__2PRFIN20030920_180245_000000402020_00070_08140_0084.N1	20-SEP-2003 18:02:45	Straylight	39.500	172	Gam Gru	3.0030	13100.	79	8140	No
304	GOM_NL__2PRFIN20030920_180412_000000462020_00070_08140_0085.N1	20-SEP-2003 18:04:12	Straylight	45.500	18	24Alp PsA	1.1660	9700.0	91	8140	No
305	GOM_NL__2PRFIN20030920_180635_000000592020_00070_08140_0086.N1	20-SEP-2003 18:06:35	Tw_i_and_stray	59.000	52	16Bet Cet	2.0370	4500.0	118	8140	No
306	GOM_NL__2PRFIN20030920_180821_000000492020_00070_08140_0087.N1	20-SEP-2003 18:08:21	Dark	49.000	1014	Mars	0.0000	0.0000	98	8140	Yes
307	GOM_NL__2PRFIN20030920_181254_000000412020_00070_08140_0088.N1	20-SEP-2003 18:12:54	Bright	40.500	162	34Alp Aqr	2.9440	5350.0	81	8140	No
308	GOM_NL__2PRFIN20030920_181556_000000402020_00070_08140_0089.N1	20-SEP-2003 18:15:56	Bright	39.500	61	8Eps Peg	2.1000	3900.0	79	8140	No
309	GOM_NL__2PRFIN20030920_181816_000000482020_00070_08140_0090.N1	20-SEP-2003 18:18:16	Bright	48.000	140	88Gam Peg	2.8340	26000.	96	8140	No
310	GOM_NL__2PRFIN20030920_182058_000000412020_00070_08140_0091.N1	20-SEP-2003 18:20:58	Bright	40.500	93	53Bet Peg	2.5200	3100.0	81	8140	No
311	GOM_NL__2PRFIN20030920_182239_000000462020_00070_08140_0092.N1	20-SEP-2003 18:22:39	Bright	46.000	58	21Alp And	2.0730	11000.	92	8140	No
312	GOM_NL__2PRFIN20030920_182536_000000402020_00070_08140_0093.N1	20-SEP-2003 18:25:36	Bright	39.500	66	37Gam Cyg	2.2080	5900.0	79	8140	No
313	GOM_NL__2PRFIN20030920_182737_000000602020_00070_08140_0094.N1	20-SEP-2003 18:27:37	Bright	59.500	53	43Bet And	2.0480	3300.0	119	8140	No
314	GOM_NL__2PRFIN20030920_183036_000000392020_00070_08140_0095.N1	20-SEP-2003 18:30:36	Bright	38.500	89	5Alp Cep	2.4510	8000.0	77	8140	No
315	GOM_NL__2PRFIN20030920_183243_000000432020_00070_08140_0096.N1	20-SEP-2003 18:32:43	Bright	42.500	76	27Gam Cas	2.3000	30000.	85	8140	No
316	GOM_NL__2PRFIN20030920_183810_000000392020_00070_08140_0097.N1	20-SEP-2003 18:38:10	Bright	38.500	49	1Alp UMi	1.9900	6300.0	77	8140	No
317	GOM_NL__2PRFIN20030920_183955_000000672020_00070_08140_0098.N1	20-SEP-2003 18:39:55	Bright	67.000	35	33Alp Per	1.7950	6250.0	134	8140	No
318	GOM_NL__2PRFIN20030920_184148_000000662020_00070_08140_0099.N1	20-SEP-2003 18:41:48	Bright	65.500	175	39Del Per	3.0100	19400.	131	8140	No
319	GOM_NL__2PRFIN20030920_184544_000000362020_00070_08140_0100.N1	20-SEP-2003 18:45:44	Bright	36.000	36	50Alp UMa	1.8000	6300.0	72	8140	No
320	GOM_NL__2PRFIN20030920_184712_000000352020_00070_08140_0101.N1	20-SEP-2003 18:47:12	Bright	35.000	82	48Bet UMa	2.3650	10600.	70	8140	No
321	GOM_NL__2PRFIN20030920_185006_000000582020_00070_08140_0102.N1	20-SEP-2003 18:50:06	Bright	58.000	42	34Bet Aur	1.9000	10200.	116	8140	No
322	GOM_NL__2PRFIN20030920_185551_000000492020_00070_08140_0103.N1	20-SEP-2003 18:55:51	Bright	48.500	24	66Alp Gem	1.5800	10200.	97	8140	No
323	GOM_NL__2PRFIN20030920_185923_000000672020_00070_08140_0104.N1	20-SEP-2003 18:59:23	Tw_i_and_stray	67.000	170	27Eps Gem	3.0000	9700.0	134	8140	No
324	GOM_NL__2PRFIN20030920_190126_000001032020_00070_08140_0105.N1	20-SEP-2003 19:01:26	Straylight	103.00	151	13Mu Gem	2.8900	3000.0	206	8140	No
325	GOM_NL__2PRFIN20030920_190500_000000632020_00070_08140_0106.N1	20-SEP-2003 19:05:00	Dark	63.000	8	10Alp CMi	0.40000	6500.0	126	8140	No
326	GOM_NL__2PRFIN20030920_191222_000000432020_00070_08140_0107.N1	20-SEP-2003 19:12:22	Dark	43.000	132	15Rho Pup	2.8030	6900.0	86	8140	No
327	GOM_NL__2PRFIN20030920_191555_000000452020_00070_08140_0108.N1	20-SEP-2003 19:15:55	Dark	45.000	65	Lam Vel	2.2040	4400.0	90	8140	No
328	GOM_NL__2PRFIN20030920_191913_000000402020_00070_08140_0109.N1	20-SEP-2003 19:19:13	Dark	39.500	46	Del Vel	1.9540	10600.	79	8140	No
329	GOM_NL__2PRFIN20030920_192046_000000472020_00070_08140_0110.N1	20-SEP-2003 19:20:46	Dark	47.000	41	Eps Car	1.8600	4100.0	94	8140	No
330	GOM_NL__2PRFIN20030920_192247_000000932020_00071_08141_0078.N1	20-SEP-2003 19:22:47	Dark	92.500	101	11Alp Lep	2.5820	7000.0	185	8141	No
331	GOM_NL__2PRFIN20030920_193118_000000392020_00071_08141_0079.N1	20-SEP-2003 19:31:18	Dark	38.500	135	Bet Hyi	2.8200	5800.0	77	8141	No
332	GOM_NL__2PRFIN20030920_193243_000000422020_00071_08141_0080.N1	20-SEP-2003 19:32:43	Dark	42.000	143	Alp Hyi	2.8570	7200.0	84	8141	No
333	GOM_NL__2PRFIN20030920_193410_000000532020_00071_08141_0081.N1	20-SEP-2003 19:34:10	Dark	52.500	9	Alp Eri	0.45300	24000.	105	8141	No
334	GOM_NL__2PRFIN20030920_193649_000000432020_00071_08141_0082.N1	20-SEP-2003 19:36:49	Straylight	42.500	148	Alp Tuc	2.8780	4100.0	85	8141	No
335	GOM_NL__2PRFIN20030920_194012_000000522020_00071_08141_0083.N1	20-SEP-2003 19:40:12	Straylight	52.000	63	Bet Gru	2.1500	2800.0	104	8141	No
336	GOM_NL__2PRFIN20030920_194321_000000402020_00071_08141_0084.N1	20-SEP-2003 19:43:21	Straylight	40.000	172	Gam Gru	3.0030	13100.	80	8141	No
337	GOM_NL__2PRFIN20030920_194449_000000452020_00071_08141_0085.N1	20-SEP-2003 19:44:49	Straylight	44.500	18	24Alp PsA	1.1660	9700.0	89	8141	No



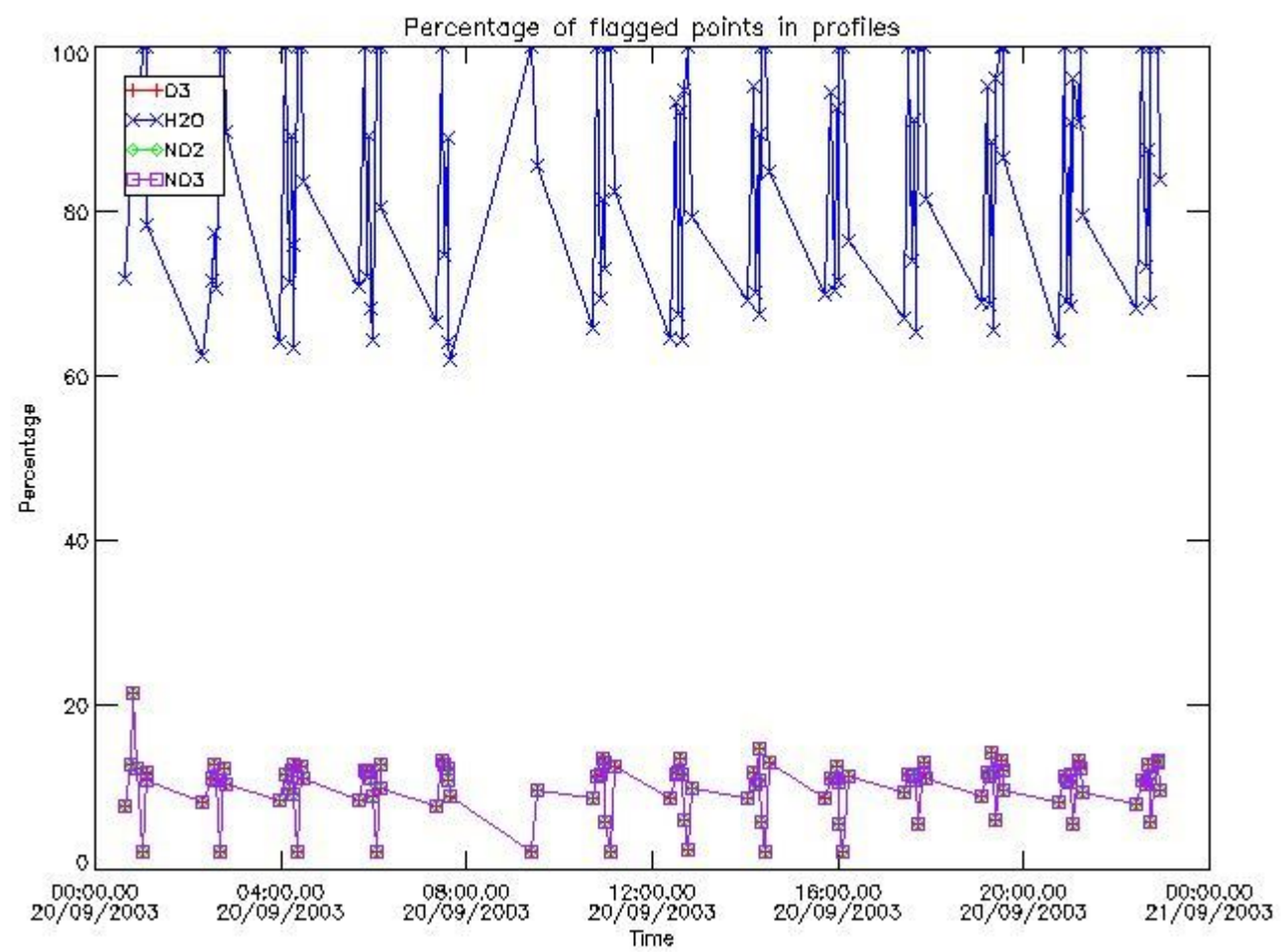
338	GOM_NL__2PRFIN20030920_194710_000000632020_00071_08141_0086.N1	20-SEP-2003 19:47:10	Twilight	62.500	52	16Bet Cet	2.0370	4500.0	125	8141	No
339	GOM_NL__2PRFIN20030920_194857_000000462020_00071_08141_0087.N1	20-SEP-2003 19:48:57	Dark	46.000	1014	Mars	0.0000	0.0000	92	8141	Yes
340	GOM_NL__2PRFIN20030920_195330_000000392020_00071_08141_0088.N1	20-SEP-2003 19:53:30	Bright	38.500	162	34Alp Aqr	2.9440	5350.0	77	8141	No
341	GOM_NL__2PRFIN20030920_195632_000000402020_00071_08141_0089.N1	20-SEP-2003 19:56:32	Bright	39.500	61	8Eps Peg	2.1000	3900.0	79	8141	No
342	GOM_NL__2PRFIN20030920_195852_000000472020_00071_08141_0090.N1	20-SEP-2003 19:58:52	Bright	47.000	140	88Gam Peg	2.8340	26000.	94	8141	No
343	GOM_NL__2PRFIN20030920_200132_000000462020_00071_08141_0091.N1	20-SEP-2003 20:01:32	Bright	45.500	93	53Bet Peg	2.5200	3100.0	91	8141	No
344	GOM_NL__2PRFIN20030920_200313_000000482020_00071_08141_0092.N1	20-SEP-2003 20:03:13	Bright	47.500	58	21Alp And	2.0730	11000.	95	8141	No
345	GOM_NL__2PRFIN20030920_200613_000000402020_00071_08141_0093.N1	20-SEP-2003 20:06:13	Bright	40.000	66	37Gam Cyg	2.2080	5900.0	80	8141	No
346	GOM_NL__2PRFIN20030920_200812_000000592020_00071_08141_0094.N1	20-SEP-2003 20:08:12	Bright	59.000	53	43Bet And	2.0480	3300.0	118	8141	No
347	GOM_NL__2PRFIN20030920_201112_000000392020_00071_08141_0095.N1	20-SEP-2003 20:11:12	Bright	39.000	89	5Alp Cep	2.4510	8000.0	78	8141	No
348	GOM_NL__2PRFIN20030920_201318_000000432020_00071_08141_0096.N1	20-SEP-2003 20:13:18	Bright	43.000	76	27Gam Cas	2.3000	30000.	86	8141	No
349	GOM_NL__2PRFIN20030920_201844_000000412020_00071_08141_0097.N1	20-SEP-2003 20:18:44	Bright	40.500	49	1Alp UMi	1.9900	6300.0	81	8141	No
350	GOM_NL__2PRFIN20030920_202030_000000672020_00071_08141_0098.N1	20-SEP-2003 20:20:30	Bright	67.000	35	33Alp Per	1.7950	6250.0	134	8141	No
351	GOM_NL__2PRFIN20030920_202222_000000702020_00071_08141_0099.N1	20-SEP-2003 20:22:22	Bright	69.500	175	39Del Per	3.0100	19400.	139	8141	No
352	GOM_NL__2PRFIN20030920_202619_000000412020_00071_08141_0100.N1	20-SEP-2003 20:26:19	Bright	40.500	36	50Alp UMa	1.8000	6300.0	81	8141	No
353	GOM_NL__2PRFIN20030920_202746_000000382020_00071_08141_0101.N1	20-SEP-2003 20:27:46	Bright	38.000	82	48Bet UMa	2.3650	10600.	76	8141	No
354	GOM_NL__2PRFIN20030920_203041_000000602020_00071_08141_0102.N1	20-SEP-2003 20:30:41	Bright	59.500	42	34Bet Aur	1.9000	10200.	119	8141	No
355	GOM_NL__2PRFIN20030920_203627_000000482020_00071_08141_0103.N1	20-SEP-2003 20:36:27	Bright	47.500	24	66Alp Gem	1.5800	10200.	95	8141	No
356	GOM_NL__2PRFIN20030920_203959_000000732020_00071_08141_0104.N1	20-SEP-2003 20:39:59	Twilight	72.500	170	27Eps Gem	3.0000	9700.0	145	8141	No
357	GOM_NL__2PRFIN20030920_204203_000001012020_00071_08141_0105.N1	20-SEP-2003 20:42:03	Straylight	101.00	151	13Mu Gem	2.8900	3000.0	202	8141	No
358	GOM_NL__2PRFIN20030920_204537_000000622020_00071_08141_0106.N1	20-SEP-2003 20:45:37	Dark	62.000	8	10Alp CMi	0.40000	6500.0	124	8141	No
359	GOM_NL__2PRFIN20030920_205258_000000452020_00071_08141_0107.N1	20-SEP-2003 20:52:58	Dark	45.000	132	15Rho Pup	2.8030	6900.0	90	8141	No
360	GOM_NL__2PRFIN20030920_205631_000000482020_00071_08141_0108.N1	20-SEP-2003 20:56:31	Dark	47.500	65	Lam Vel	2.2040	4400.0	95	8141	No
361	GOM_NL__2PRFIN20030920_205949_000000442020_00071_08141_0109.N1	20-SEP-2003 20:59:49	Dark	44.000	46	Del Vel	1.9540	10600.	88	8141	No
362	GOM_NL__2PRFIN20030920_210121_000000482020_00071_08141_0110.N1	20-SEP-2003 21:01:21	Dark	48.000	41	Eps Car	1.8600	4100.0	96	8141	No
363	GOM_NL__2PRFIN20030920_210325_000000912020_00072_08142_0078.N1	20-SEP-2003 21:03:25	Dark	90.500	101	11Alp Lep	2.5820	7000.0	181	8142	No
364	GOM_NL__2PRFIN20030920_211155_000000392020_00072_08142_0079.N1	20-SEP-2003 21:11:55	Dark	38.500	135	Bet Hyi	2.8200	5800.0	77	8142	No
365	GOM_NL__2PRFIN20030920_211319_000000422020_00072_08142_0080.N1	20-SEP-2003 21:13:19	Dark	41.500	143	Alp Hyi	2.8570	7200.0	83	8142	No
366	GOM_NL__2PRFIN20030920_211446_000000542020_00072_08142_0081.N1	20-SEP-2003 21:14:46	Dark	54.000	9	Alp Eri	0.45300	24000.	108	8142	No
367	GOM_NL__2PRFIN20030920_211724_000000402020_00072_08142_0082.N1	20-SEP-2003 21:17:24	Straylight	39.500	148	Alp Tuc	2.8780	4100.0	79	8142	No
368	GOM_NL__2PRFIN20030920_212048_000000522020_00072_08142_0083.N1	20-SEP-2003 21:20:48	Straylight	52.000	63	Bet Gru	2.1500	2800.0	104	8142	No
369	GOM_NL__2PRFIN20030920_212358_000000382020_00072_08142_0084.N1	20-SEP-2003 21:23:58	Straylight	38.000	172	Gam Gru	3.0030	13100.	76	8142	No
370	GOM_NL__2PRFIN20030920_212525_000000472020_00072_08142_0085.N1	20-SEP-2003 21:25:25	Straylight	46.500	18	24Alp PsA	1.1660	9700.0	93	8142	No
371	GOM_NL__2PRFIN20030920_212747_000000602020_00072_08142_0086.N1	20-SEP-2003 21:27:47	Twilight	59.500	52	16Bet Cet	2.0370	4500.0	119	8142	No
372	GOM_NL__2PRFIN20030920_212933_000000482020_00072_08142_0087.N1	20-SEP-2003 21:29:33	Dark	48.000	1014	Mars	0.0000	0.0000	96	8142	Yes
373	GOM_NL__2PRFIN20030920_213406_000000382020_00072_08142_0088.N1	20-SEP-2003 21:34:06	Bright	38.000	162	34Alp Aqr	2.9440	5350.0	76	8142	No
374	GOM_NL__2PRFIN20030920_213708_000000402020_00072_08142_0089.N1	20-SEP-2003 21:37:08	Bright	40.000	61	8Eps Peg	2.1000	3900.0	80	8142	No
375	GOM_NL__2PRFIN20030920_213927_000000472020_00072_08142_0090.N1	20-SEP-2003 21:39:27	Bright	47.000	140	88Gam Peg	2.8340	26000.	94	8142	No
376	GOM_NL__2PRFIN20030920_214209_000000422020_00072_08142_0091.N1	20-SEP-2003 21:42:09	Bright	41.500	93	53Bet Peg	2.5200	3100.0	83	8142	No
377	GOM_NL__2PRFIN20030920_214348_000000452020_00072_08142_0092.N1	20-SEP-2003 21:43:48	Bright	45.000	58	21Alp And	2.0730	11000.	90	8142	No
378	GOM_NL__2PRFIN20030920_214649_000000362020_00072_08142_0093.N1	20-SEP-2003 21:46:49	Bright	36.000	66	37Gam Cyg	2.2080	5900.0	72	8142	No
379	GOM_NL__2PRFIN20030920_214847_000000602020_00072_08142_0094.N1	20-SEP-2003 21:48:47	Bright	59.500	53	43Bet And	2.0480	3300.0	119	8142	No
380	GOM_NL__2PRFIN20030920_215148_000000392020_00072_08142_0095.N1	20-SEP-2003 21:51:48	Bright	38.500	89	5Alp Cep	2.4510	8000.0	77	8142	No
381	GOM_NL__2PRFIN20030920_215353_000000402020_00072_08142_0096.N1	20-SEP-2003 21:53:53	Bright	39.500	76	27Gam Cas	2.3000	30000.	79	8142	No
382	GOM_NL__2PRFIN20030920_215920_000000412020_00072_08142_0097.N1	20-SEP-2003 21:59:20	Bright	41.000	49	1Alp UMi	1.9900	6300.0	82	8142	No
383	GOM_NL__2PRFIN20030920_220104_000000642020_00072_08142_0098.N1	20-SEP-2003 22:01:04	Bright	64.000	35	33Alp Per	1.7950	6250.0	128	8142	No
384	GOM_NL__2PRFIN20030920_220257_000000692020_00072_08142_0099.N1	20-SEP-2003 22:02:57	Bright	69.000	175	39Del Per	3.0100	19400.	138	8142	No
385	GOM_NL__2PRFIN20030920_220653_000000412020_00072_08142_0100.N1	20-SEP-2003 22:06:53	Bright	40.500	36	50Alp UMa	1.8000	6300.0	81	8142	No
386	GOM_NL__2PRFIN20030920_220821_000000522020_00072_08142_0101.N1	20-SEP-2003 22:08:21	Bright	52.000	82	48Bet UMa	2.3650	10600.	104	8142	No
387	GOM_NL__2PRFIN20030920_221117_000000592020_00072_08142_0102.N1	20-SEP-2003 22:11:17	Bright	58.500	42	34Bet Aur	1.9000	10200.	117	8142	No
388	GOM_NL__2PRFIN20030920_221703_000000512020_00072_08142_0103.N1	20-SEP-2003 22:17:03	Bright	50.500	24	66Alp Gem	1.5800	10200.	101	8142	No
389	GOM_NL__2PRFIN20030920_222035_000000742020_00072_08142_0104.N1	20-SEP-2003 22:20:35	Twilight	74.000	170	27Eps Gem	3.0000	9700.0	148	8142	No
390	GOM_NL__2PRFIN20030920_222239_000000982020_00072_08142_0105.N1	20-SEP-2003 22:22:39	Straylight	97.500	151	13Mu Gem	2.8900	3000.0	195	8142	No
391	GOM_NL__2PRFIN20030920_222613_000000642020_00072_08142_0106.N1	20-SEP-2003 22:26:13	Dark	63.500	8	10Alp CMi	0.40000	6500.0	127	8142	No
392	GOM_NL__2PRFIN20030920_223335_000000482020_00072_08142_0107.N1	20-SEP-2003 22:33:35	Dark	47.500	132	15Rho Pup	2.8030	6900.0	95	8142	No
393	GOM_NL__2PRFIN20030920_223705_000000492020_00072_08142_0108.N1	20-SEP-2003 22:37:05	Dark	49.000	65	Lam Vel	2.2040	4400.0	98	8142	No
394	GOM_NL__2PRFIN20030920_224026_000000402020_00072_08142_0109.N1	20-SEP-2003 22:40:26	Dark	40.000	46	Del Vel	1.9540	10600.	80	8142	No
395	GOM_NL__2PRFIN20030920_224159_000000462020_00072_08142_0110.N1	20-SEP-2003 22:41:59	Dark	45.500	41	Eps Car	1.8600	4100.0	91	8142	No
396	GOM_NL__2PRFIN20030920_224403_000000902020_00073_08143_0078.N1	20-SEP-2003 22:44:03	Dark	90.000	101	11Alp Lep	2.5820	7000.0	180	8143	No

397	GOM_NL__2PRFIN20030920_225231_000000402020_00073_08143_0079.N1	20-SEP-2003 22:52:31	Dark	39.500	135	Bet Hyi	2.8200	5800.0	79	8143	No
398	GOM_NL__2PRFIN20030920_225356_000000432020_00073_08143_0080.N1	20-SEP-2003 22:53:56	Dark	42.500	143	Alp Hyi	2.8570	7200.0	85	8143	No
399	GOM_NL__2PRFIN20030920_225522_000000532020_00073_08143_0081.N1	20-SEP-2003 22:55:22	Dark	53.000	9	Alp Eri	0.45300	24000.	106	8143	No
400	GOM_NL__2PRFIN20030920_225801_000000422020_00073_08143_0082.N1	20-SEP-2003 22:58:01	Straylight	41.500	148	Alp Tuc	2.8780	4100.0	83	8143	No
401	GOM_NL__2PRFIN20030920_230124_000000502020_00073_08143_0083.N1	20-SEP-2003 23:01:24	Straylight	50.000	63	Bet Gru	2.1500	2800.0	100	8143	No
402	GOM_NL__2PRFIN20030920_230434_000000392020_00073_08143_0084.N1	20-SEP-2003 23:04:34	Straylight	39.000	172	Gam Gru	3.0030	13100.	78	8143	No
403	GOM_NL__2PRFIN20030920_230559_000000462020_00073_08143_0085.N1	20-SEP-2003 23:05:59	Straylight	45.500	18	24Alp PsA	1.1660	9700.0	91	8143	No
404	GOM_NL__2PRFIN20030920_230822_000000612020_00073_08143_0086.N1	20-SEP-2003 23:08:22	Twilight_and_stray	60.500	52	16Bet Cet	2.0370	4500.0	121	8143	No
405	GOM_NL__2PRFIN20030920_231009_000000512020_00073_08143_0087.N1	20-SEP-2003 23:10:09	Dark	51.000	1014	Mars	0.0000	0.0000	102	8143	Yes
406	GOM_NL__2PRFIN20030920_231442_000000402020_00073_08143_0088.N1	20-SEP-2003 23:14:42	Bright	39.500	162	34Alp Aqr	2.9440	5350.0	79	8143	No
407	GOM_NL__2PRFIN20030920_231744_000000412020_00073_08143_0089.N1	20-SEP-2003 23:17:44	Bright	40.500	61	8Eps Peg	2.1000	3900.0	81	8143	No
408	GOM_NL__2PRFIN20030920_232002_000000462020_00073_08143_0090.N1	20-SEP-2003 23:20:02	Bright	46.000	140	88Gam Peg	2.8340	26000.	92	8143	No
409	GOM_NL__2PRFIN20030920_232245_000000402020_00073_08143_0091.N1	20-SEP-2003 23:22:45	Bright	39.500	93	53Bet Peg	2.5200	3100.0	79	8143	No
410	GOM_NL__2PRFIN20030920_232424_000000472020_00073_08143_0092.N1	20-SEP-2003 23:24:24	Bright	46.500	58	21Alp And	2.0730	11000.	93	8143	No
411	GOM_NL__2PRFIN20030920_232725_000000372020_00073_08143_0093.N1	20-SEP-2003 23:27:25	Bright	36.500	66	37Gam Cyg	2.2080	5900.0	73	8143	No
412	GOM_NL__2PRFIN20030920_232921_000000572020_00073_08143_0094.N1	20-SEP-2003 23:29:21	Bright	56.500	53	43Bet And	2.0480	3300.0	113	8143	No
413	GOM_NL__2PRFIN20030920_233224_000000382020_00073_08143_0095.N1	20-SEP-2003 23:32:24	Bright	37.500	89	5Alp Cep	2.4510	8000.0	75	8143	No
414	GOM_NL__2PRFIN20030920_233429_000000442020_00073_08143_0096.N1	20-SEP-2003 23:34:29	Bright	44.000	76	27Gam Cas	2.3000	30000.	88	8143	No
415	GOM_NL__2PRFIN20030920_233956_000000372020_00073_08143_0097.N1	20-SEP-2003 23:39:56	Bright	37.000	49	1Alp UMi	1.9900	6300.0	74	8143	No
416	GOM_NL__2PRFIN20030920_234138_000000672020_00073_08143_0098.N1	20-SEP-2003 23:41:38	Bright	67.000	35	33Alp Per	1.7950	6250.0	134	8143	No
417	GOM_NL__2PRFIN20030920_234331_000000682020_00073_08143_0099.N1	20-SEP-2003 23:43:31	Bright	68.000	175	39Del Per	3.0100	19400.	136	8143	No
418	GOM_NL__2PRFIN20030920_234731_000000382020_00073_08143_0100.N1	20-SEP-2003 23:47:31	Bright	38.000	36	50Alp UMa	1.8000	6300.0	76	8143	No
419	GOM_NL__2PRFIN20030920_234859_000000522020_00073_08143_0101.N1	20-SEP-2003 23:48:59	Bright	52.000	82	48Bet UMa	2.3650	10600.	104	8143	No
420	GOM_NL__2PRFIN20030920_235152_000000622020_00073_08143_0102.N1	20-SEP-2003 23:51:52	Bright	62.000	42	34Bet Aur	1.9000	10200.	124	8143	No
421	GOM_NL__2PRFIN20030920_235739_000000452020_00073_08143_0103.N1	20-SEP-2003 23:57:39	Bright	45.000	24	66Alp Gem	1.5800	10200.	90	8143	No

### 3. Quality information per product

In this section it is plotted some information contained in the Quality Summary data set of the level 2 products. Only products in dark limb conditions and without errors (error flag in the MPH set to "0") are used.

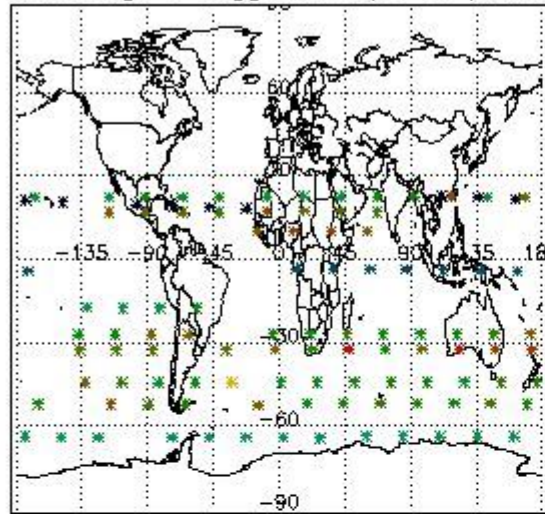
#### 3.1 Plot quality information per product (time dependant)



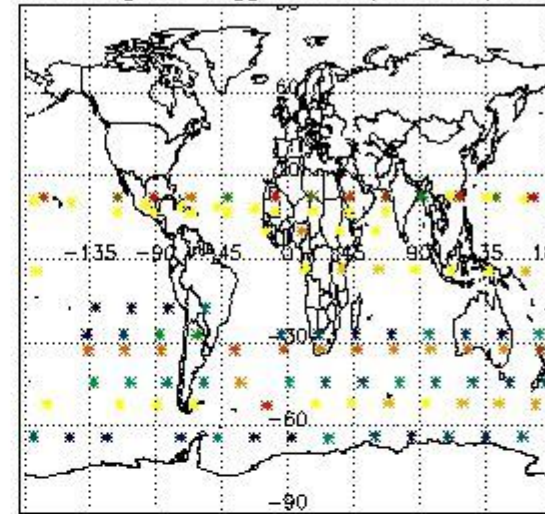
3.2 Plot quality information per product (world map)



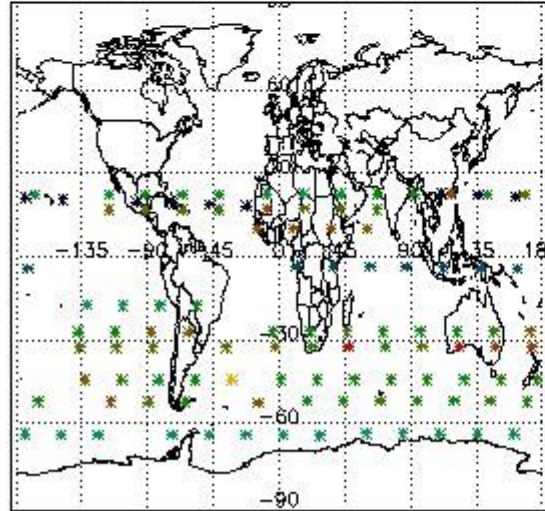
Percentage of flagged data per O3 profile



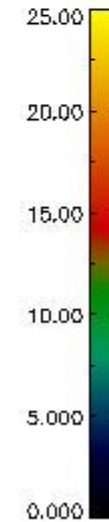
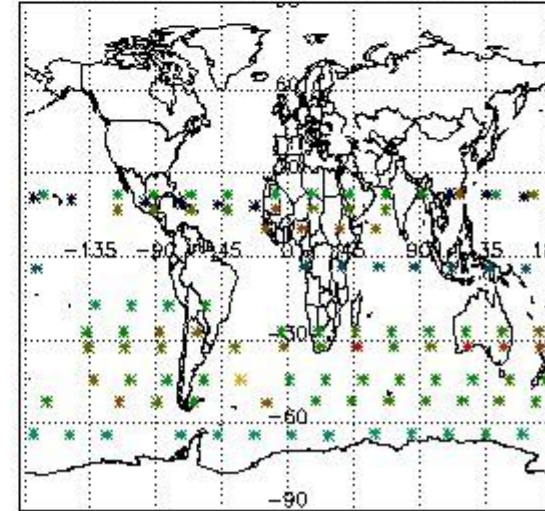
Percentage of flagged data per H2O profile



Percentage of flagged data per NO2 profile



Percentage of flagged data per NO3 profile

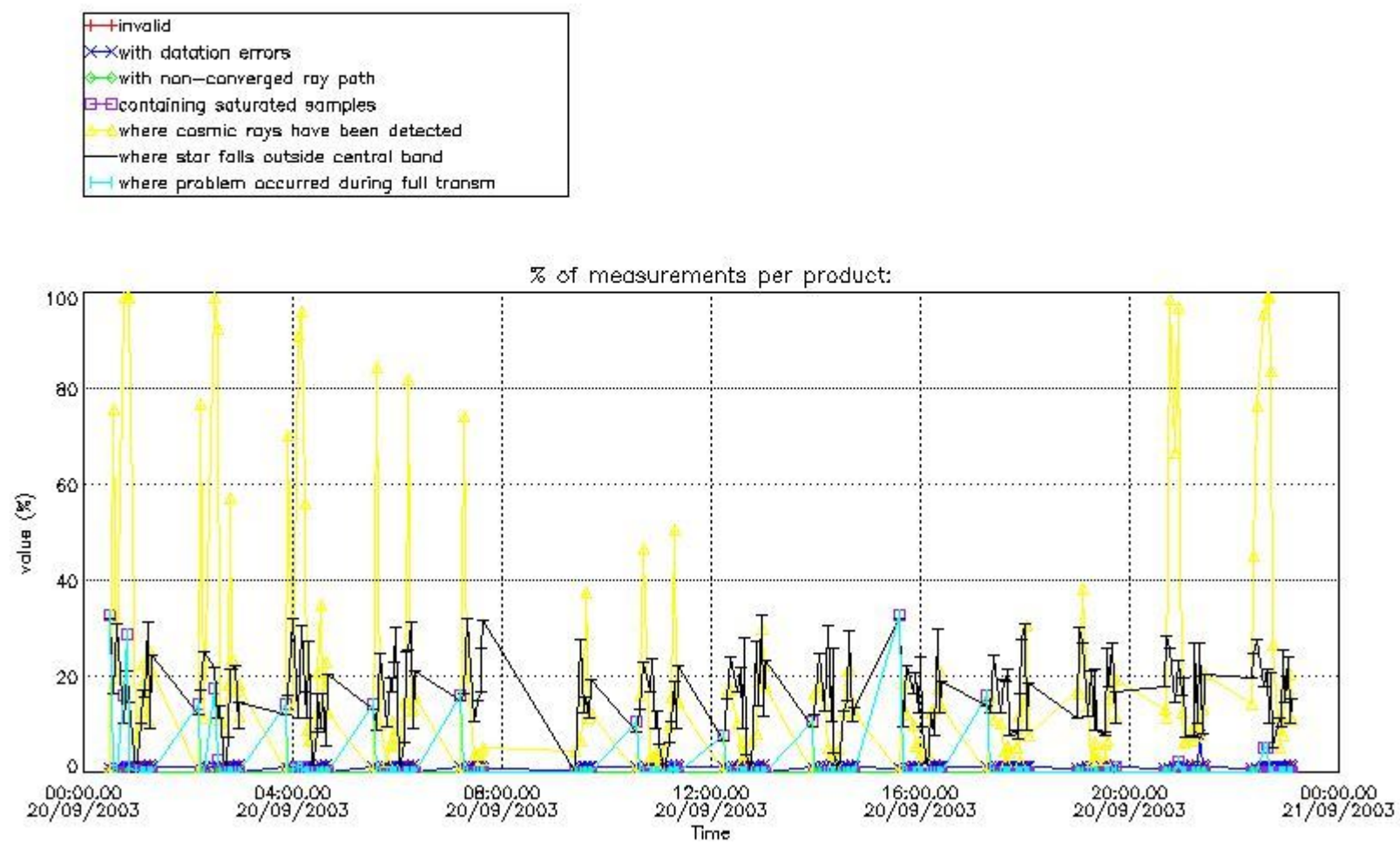


#### 4. Level 1 quality information per product

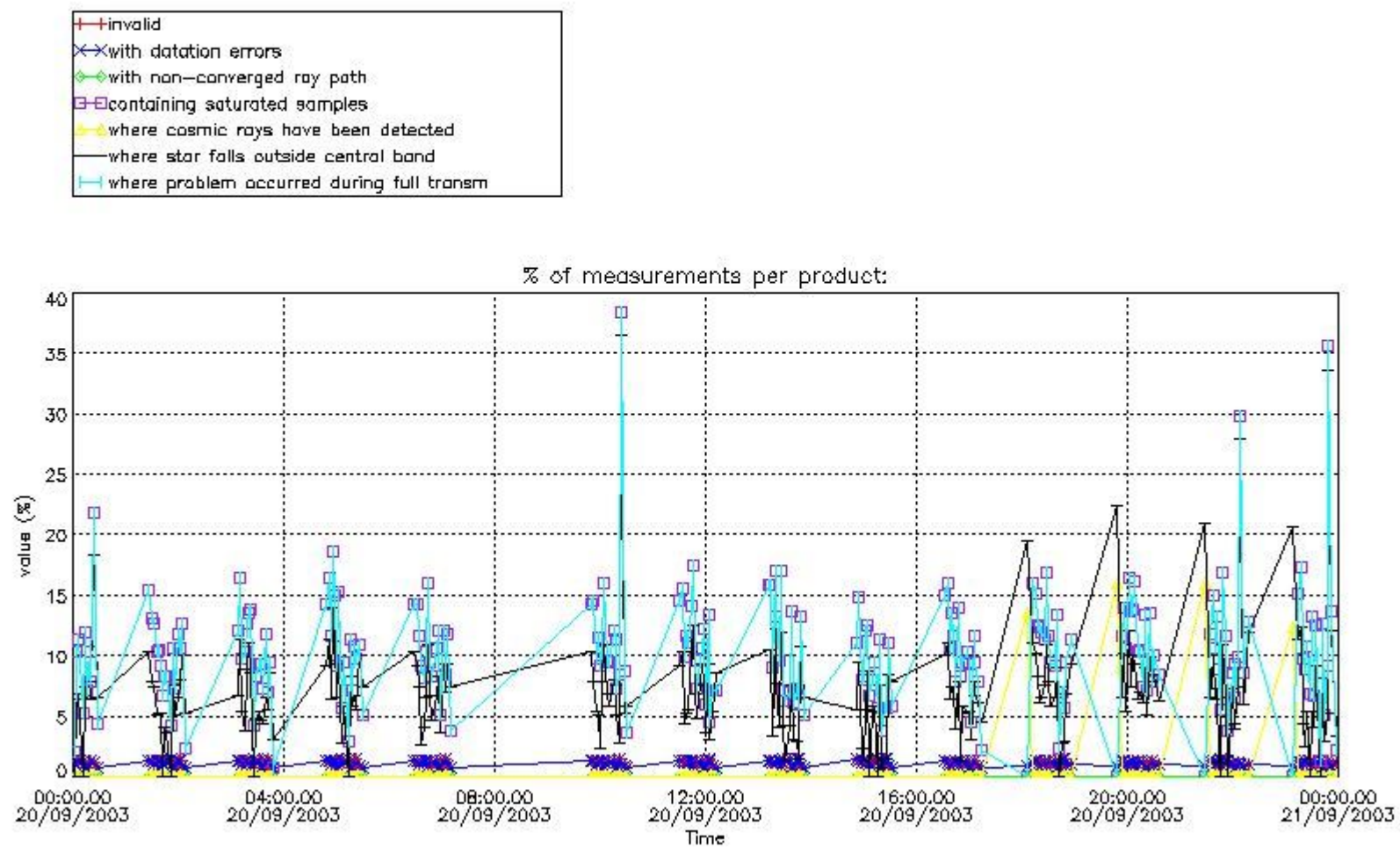
In this section it is plotted some information contained in the Quality Summary data set of the level 2 products that comes from the level 1b processing. Products without errors (error flag in the MPH set to "0") are used.

##### 4.1 Plot quality information per product (time dependant) coming from level 1b processing

##### 4.1.1 Plot level 1 quality information per product (time dependant): ENVISAT ASCENDING passes



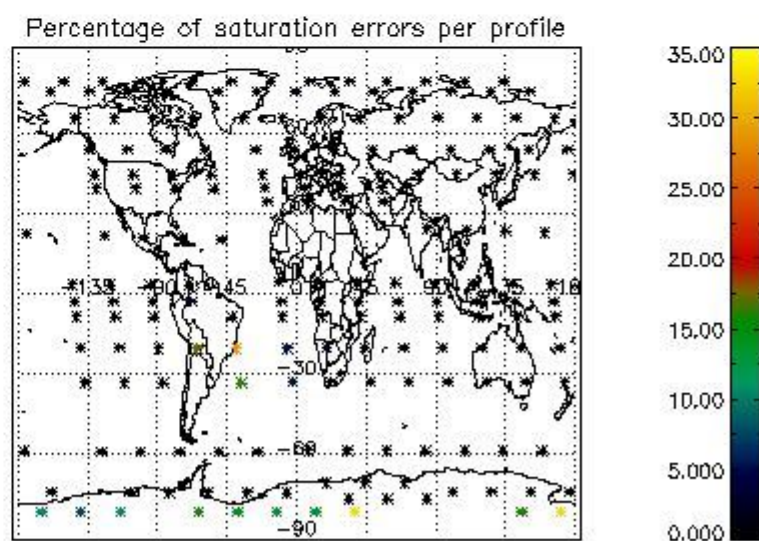
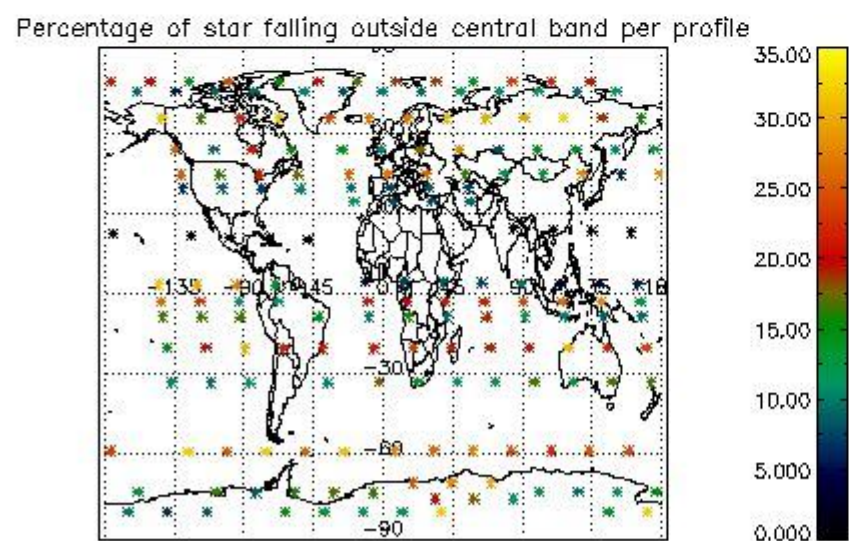

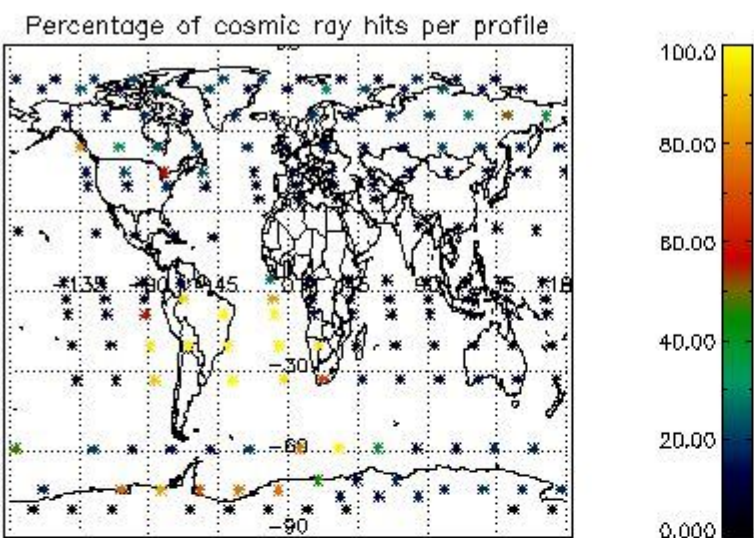
4.1.2 Plot level 1 quality information per product (time dependant): ENVI SAT DESCENDING passes



4.2 Plot quality information per product coming from level 1b processing (world map)

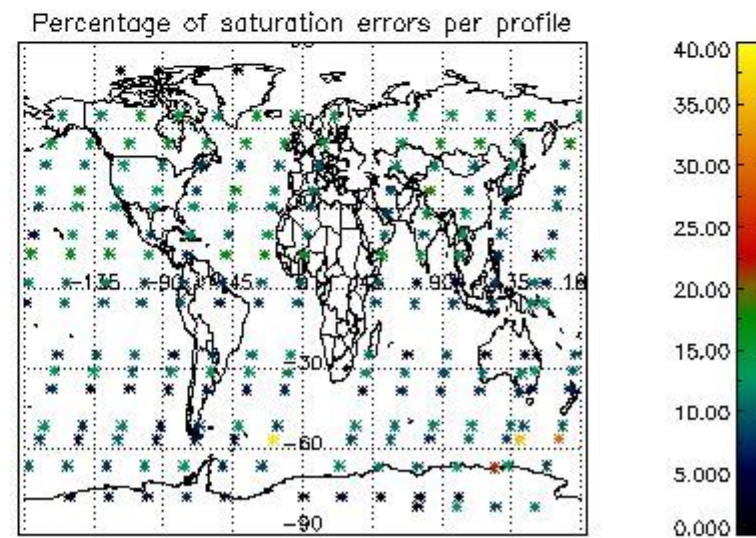
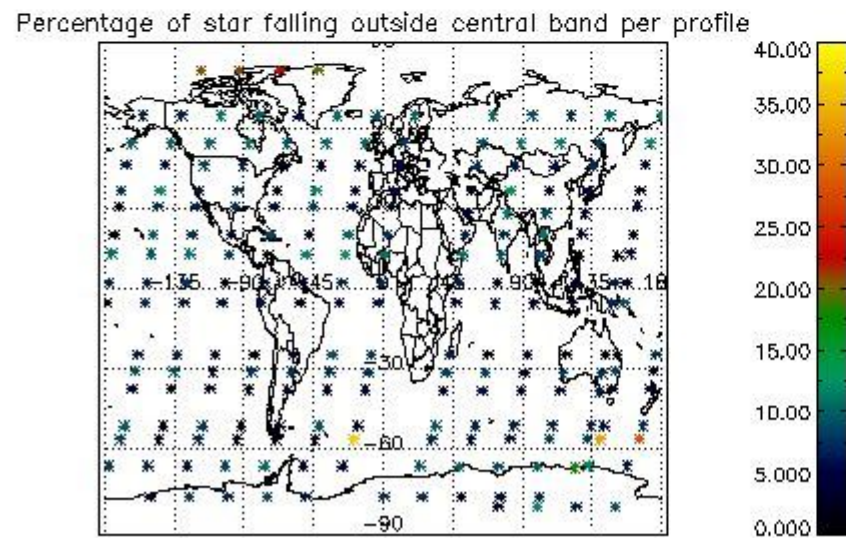
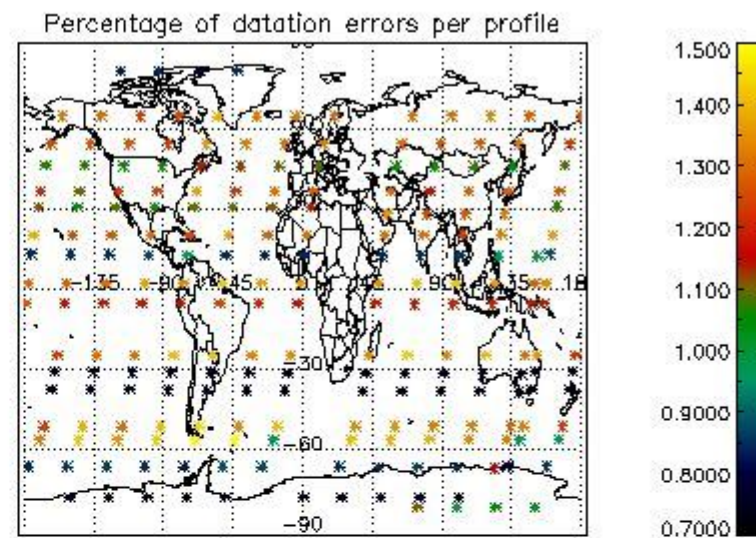
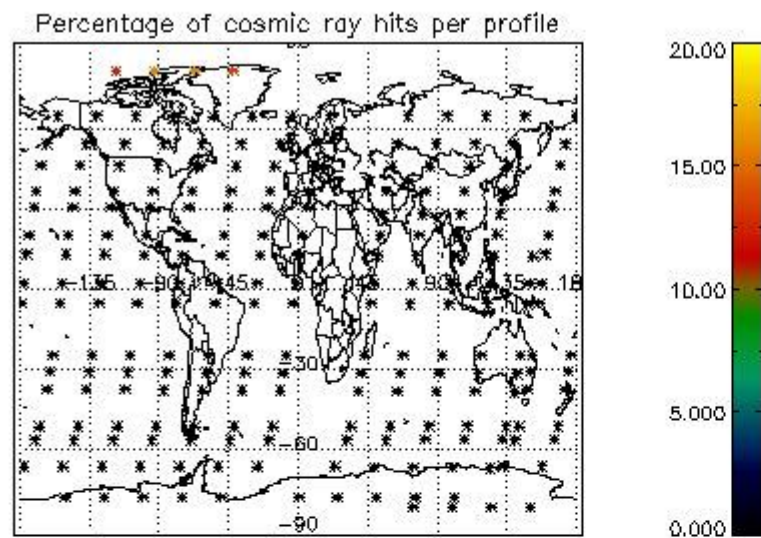
4.2.1 Plot level 1 quality information per product (world map): ENVISAT ASCENDING passes





4.2.2 Plot level 1 quality information per product (world map): ENVISAT DESCENDING passes





## 5. Trace gas profiles

### 5.1 Ozone statistics based on quality of products

The final quality of the products can be "measured" using the STD (Standard Deviation) attached to every point profile. This information is written to the parameter GOM\_NL\_\_2P/NL\_LOCAL\_SPECIES\_DENSITY/o3\_std of the level 2 products. The table below shows the statistics for given STD ranges.

The statistics are given with respect to the overall valid production:

- Products without fatal errors: GOM\_NL\_\_2P/MPH/PRODUCT\_ERR=0
- Valid point profile: GOM\_NL\_\_2P/NL\_LOCAL\_SPECIES\_DENSITY/pcd(0)=0

The 'Criteria' is applied to valid points of dark limb products:

- Products in dark limb illumination condition: GOM\_NL\_\_2P/NL\_SUMMARY\_QUALITY/obs\_ill\_cond=0
- Products without fatal errors: GOM\_NL\_\_2P/MPH/PRODUCT\_ERR=0
- Valid point profile: GOM\_NL\_\_2P/NL\_LOCAL\_SPECIES\_DENSITY/pcd(0)=0

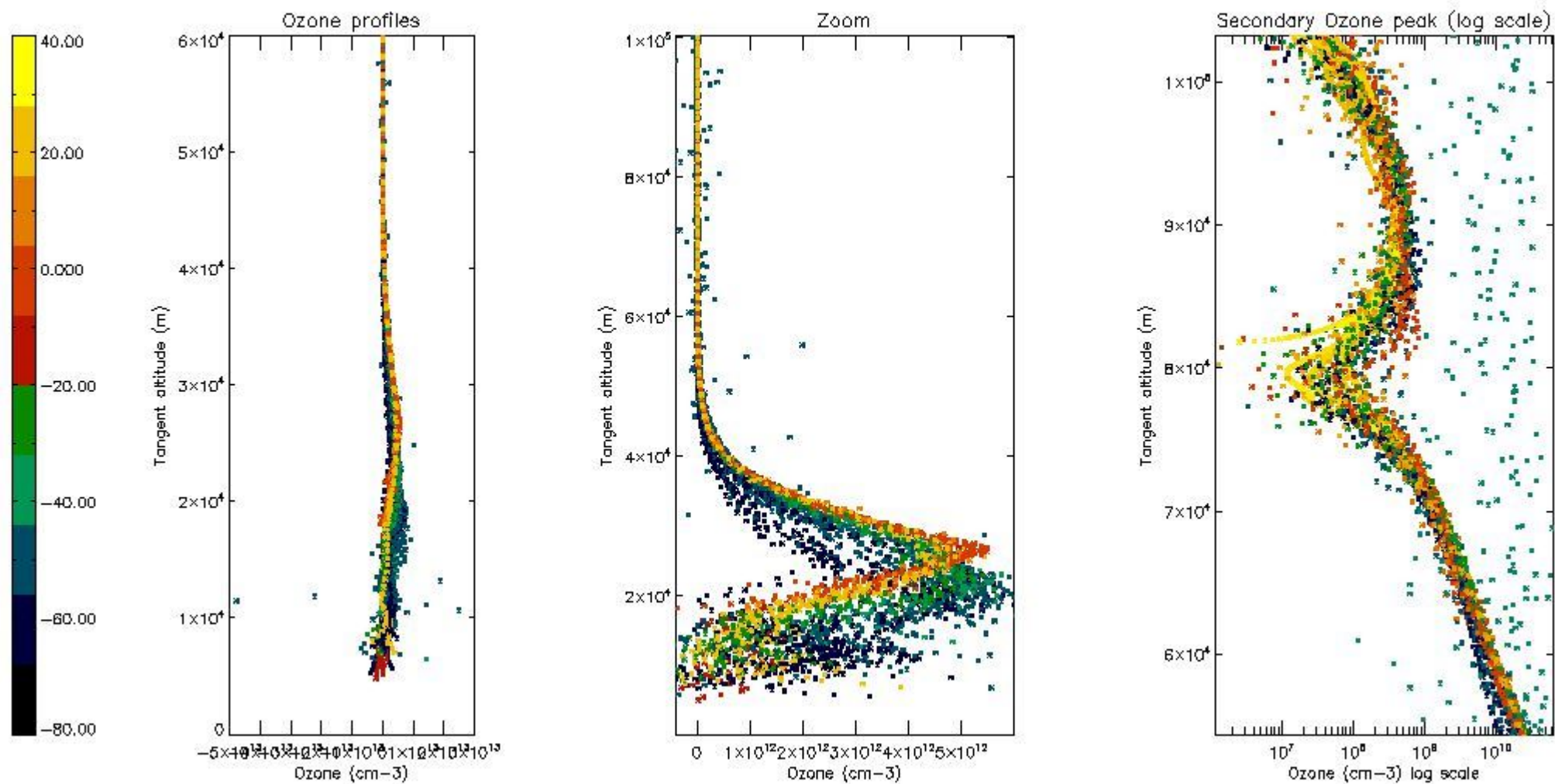
So, the table below shows the percentage of dark limb and valid observations for each criteria with respect to the overall valid daily observations.

Criteria	% of total production
All STD	33
STD < 20	19

STD < 10	17
STD < 5	13

5.2 Plot ozone profiles for all STD (dark without errors)

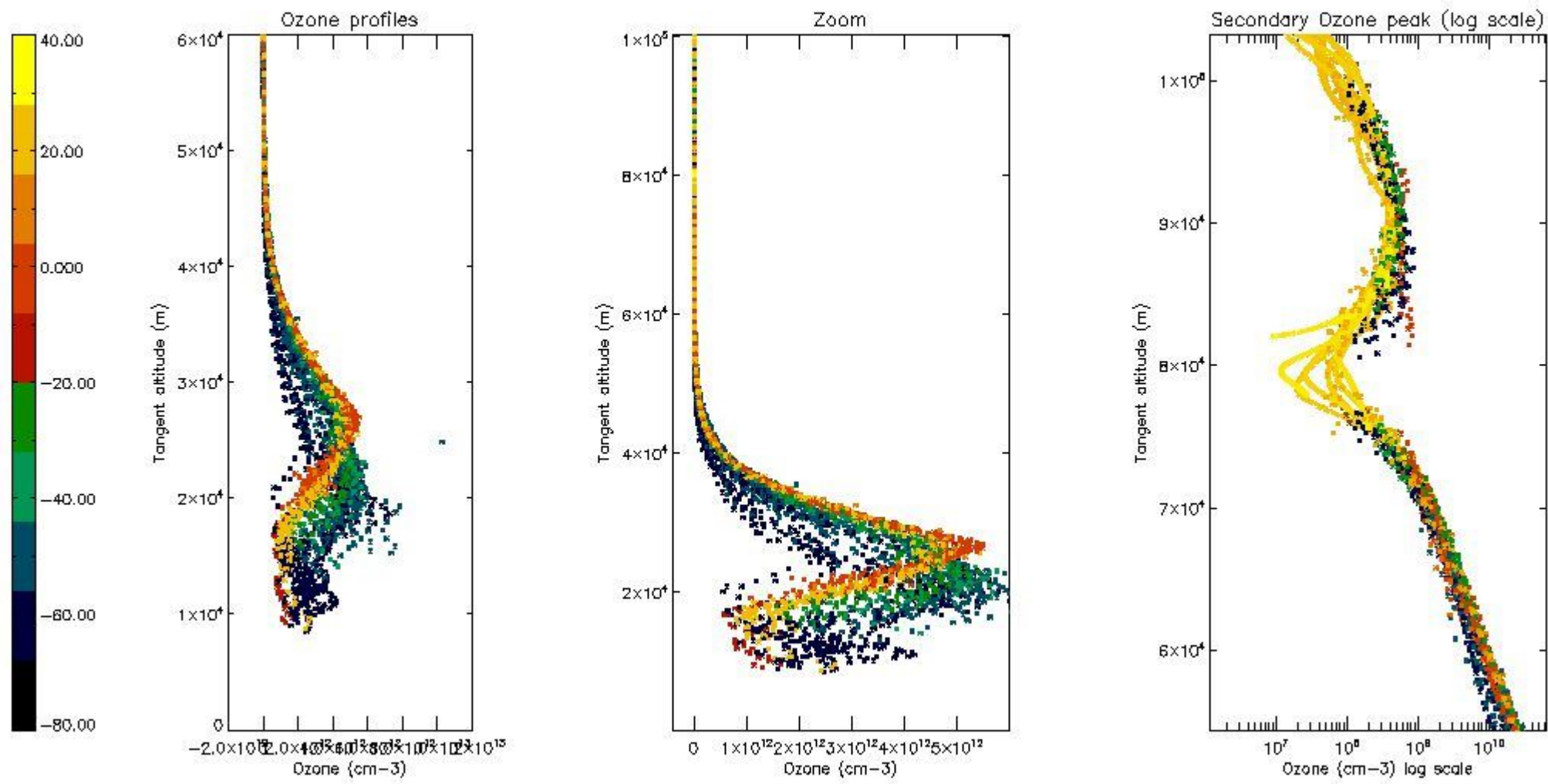
The colorbar represents the latitude.



5.3 Plot ozone profiles where STD < 20% (dark without errors)

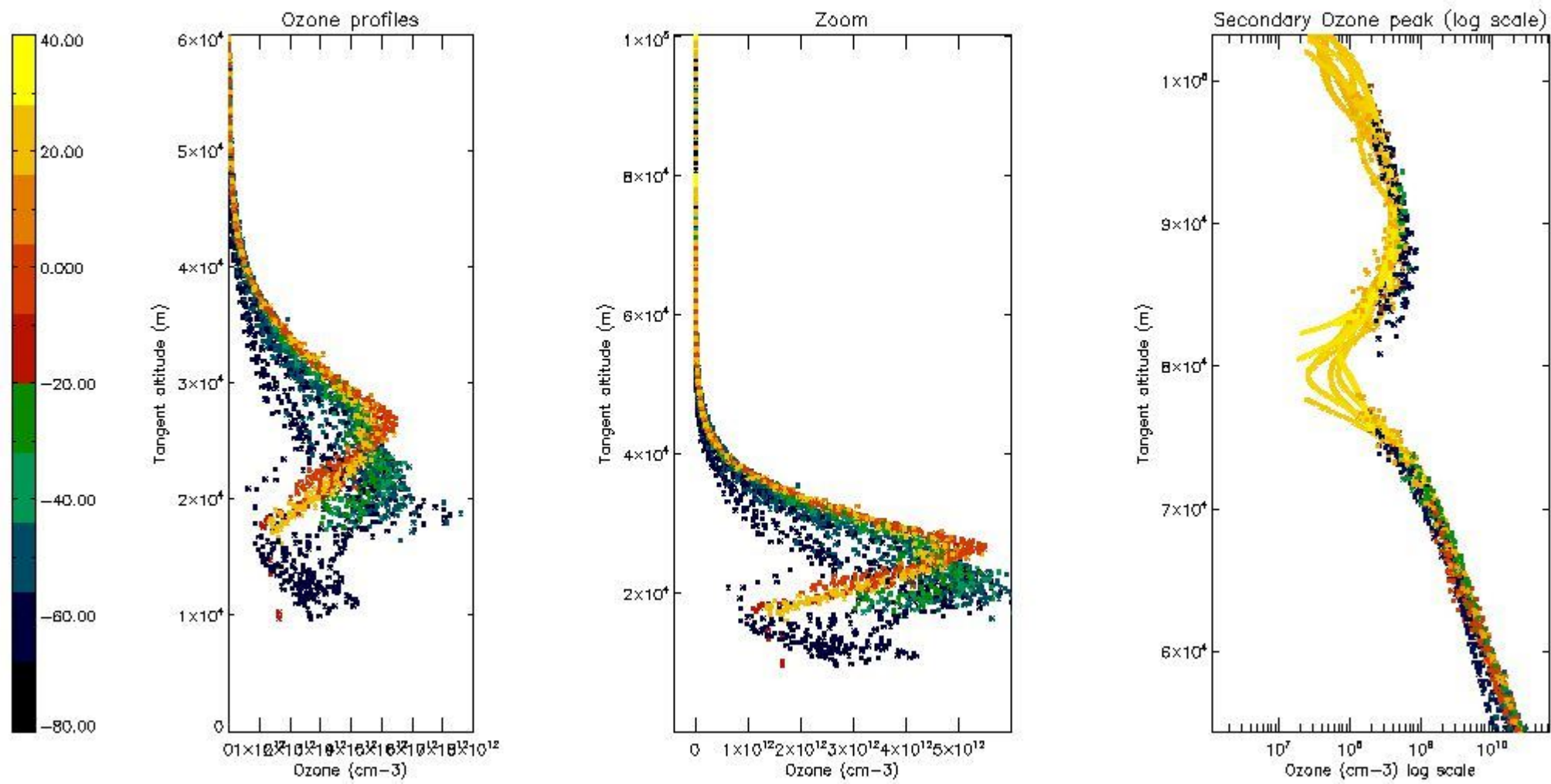
The colorbar represents the latitude.





*5.4 Plot ozone profiles where STD < 10% (dark without errors)*

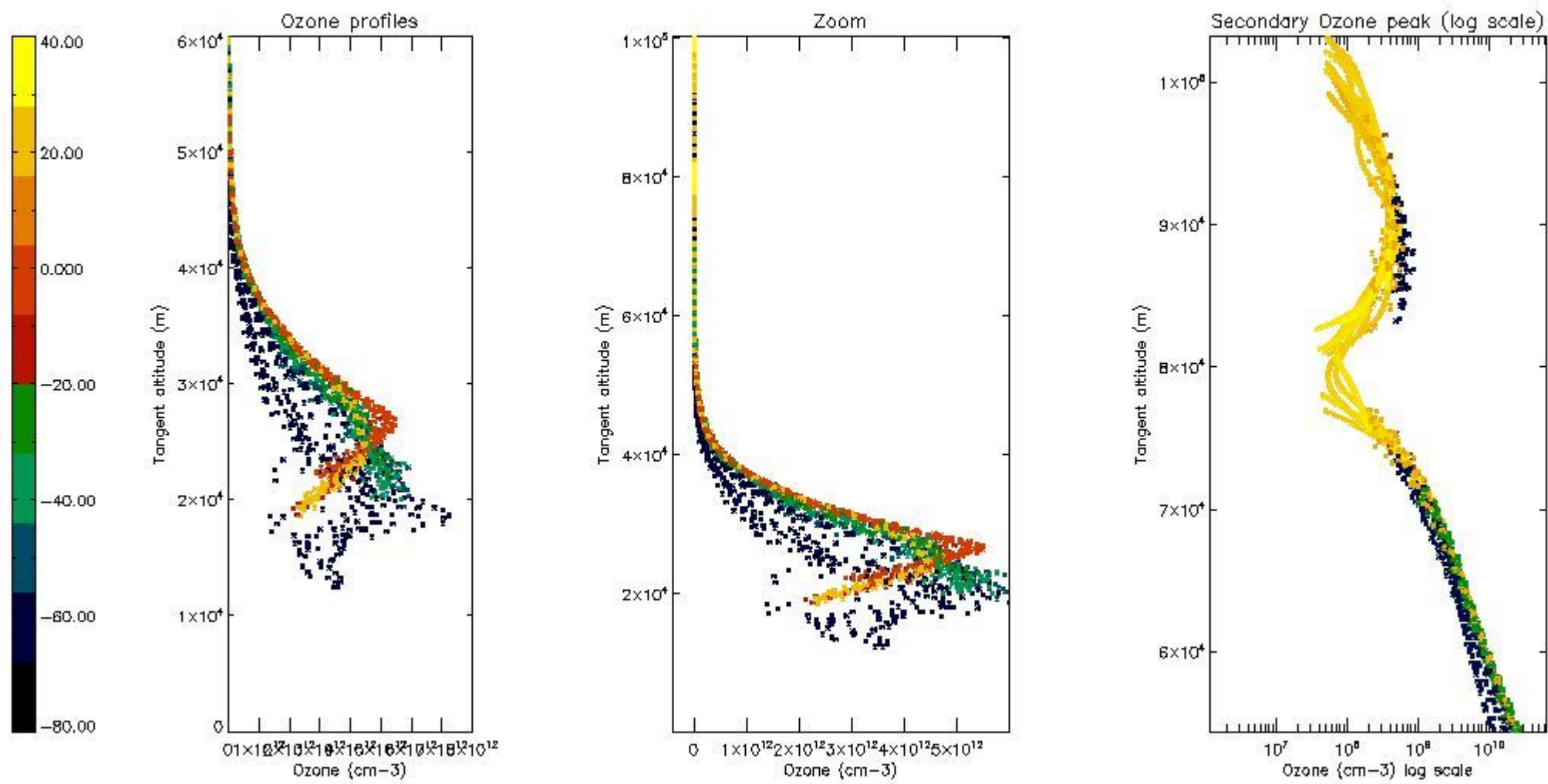
The colorbar represents the latitude.



*5.5 Plot ozone profiles where STD < 5% (dark without errors)*

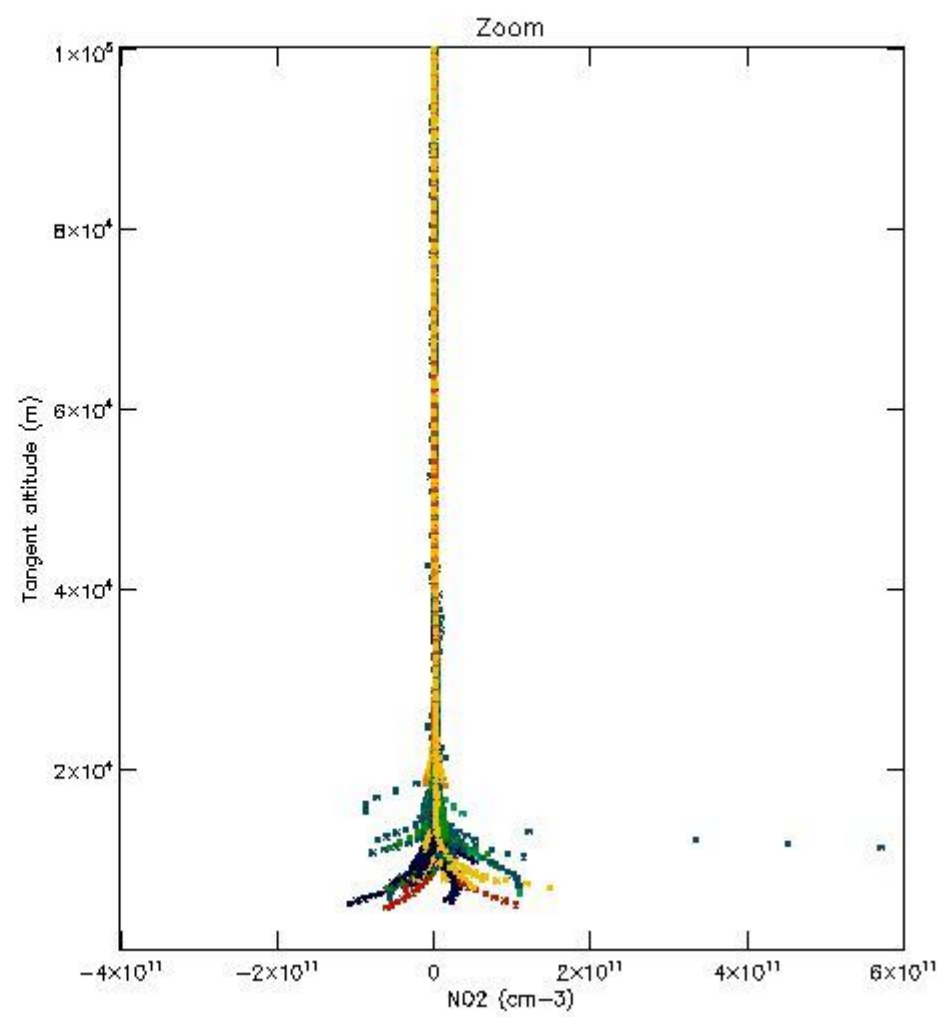
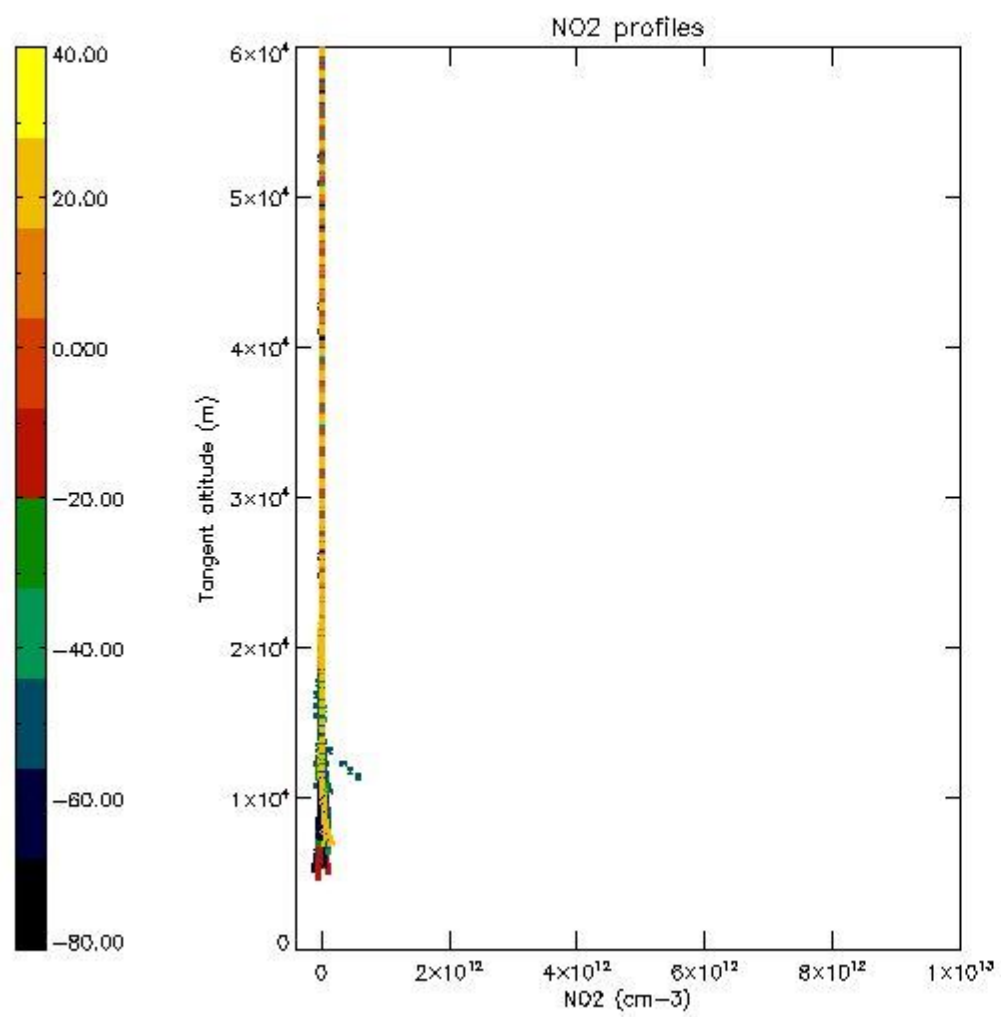
The colorbar represents the latitude.





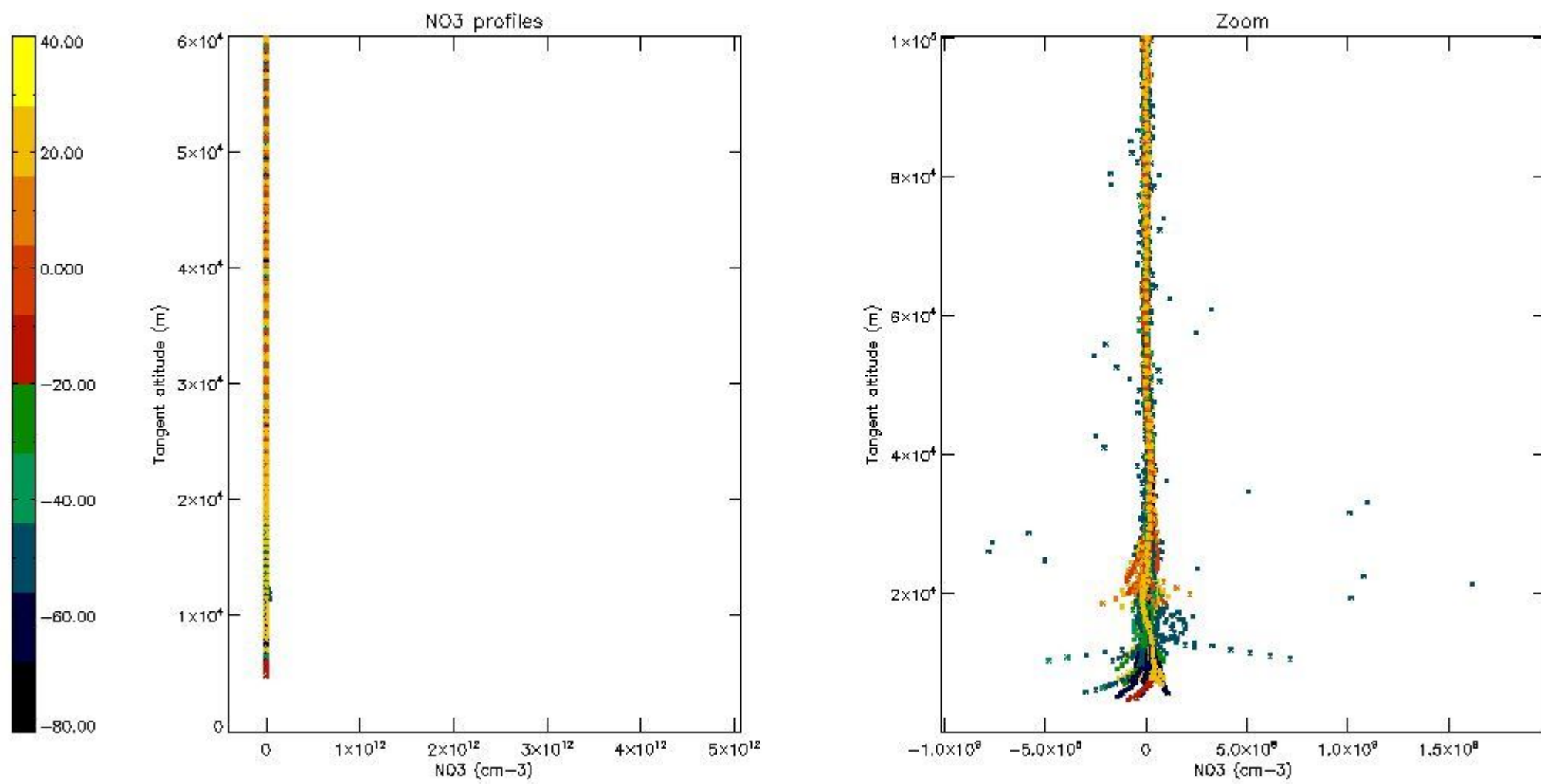
5.6 Plot NO<sub>2</sub> profiles for all STD (dark without errors)

The colorbar represents the latitude.



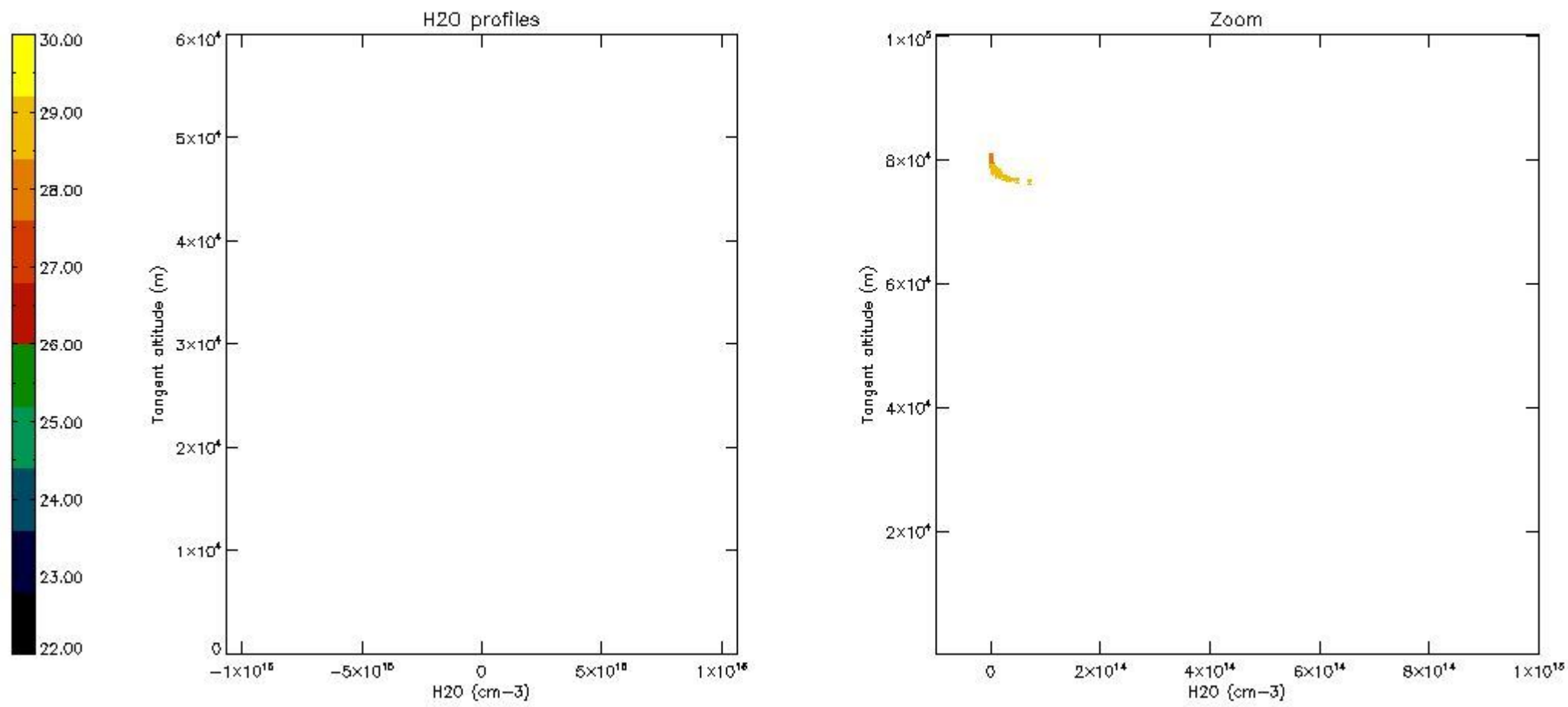
*5.7 Plot NO3 profiles for all STD (dark without errors)*

The colorbar represents the latitude.



5.8 Plot H<sub>2</sub>O profiles for all STD (only for occultations of stars 1,2,3,4,13,14,16,26,63 dark without errors)

The colorbar represents the latitude.

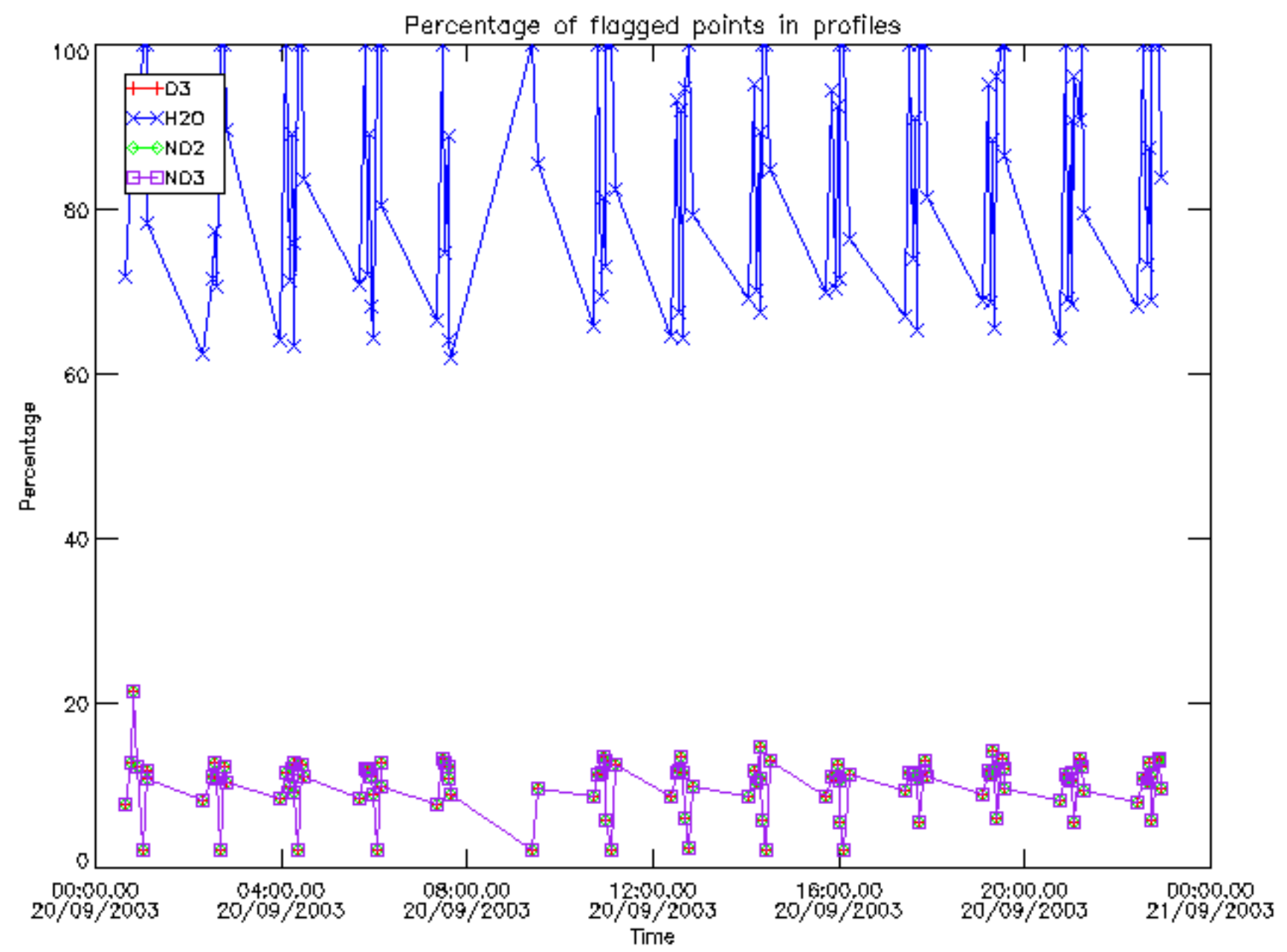


## 6. Auxiliary Data Files used for the production reported in section 2

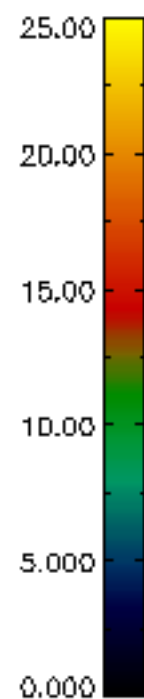
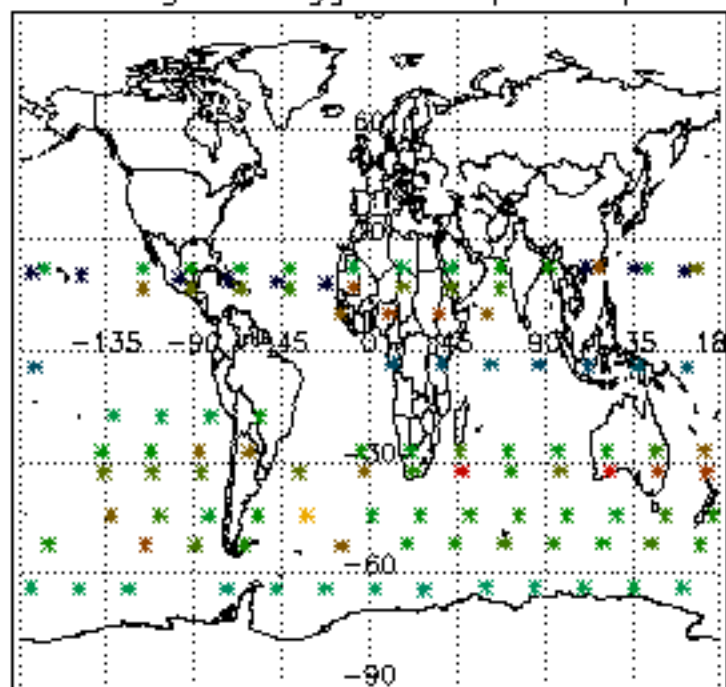
The number reported in the third column indicates since which file (see list in section 2) the corresponding auxiliary file has been used. The fourth column is the date of those product files.

Type	Auxiliary Filename	Used since product	Used since product date
INST_PHYS_CHARACTERISTICS	GOM_INS_AXVIEC20091111_143220_20030716_120000_20500101_000000	1	20-SEP-2003 00:01:14
LEVEL-2_PROC_CONFIG	GOM_PR2_AXVIEC20091111_152718_20020301_000000_20500101_000000	1	20-SEP-2003 00:01:14
CROSS_SECTIONS_FILE	GOM_CRS_AXVIEC20091111_154832_20020301_000000_20500101_000000	1	20-SEP-2003 00:01:14

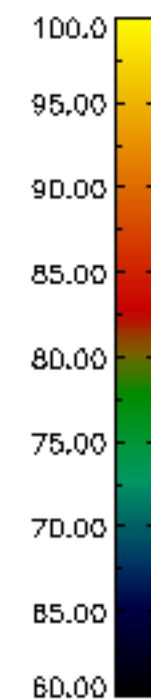
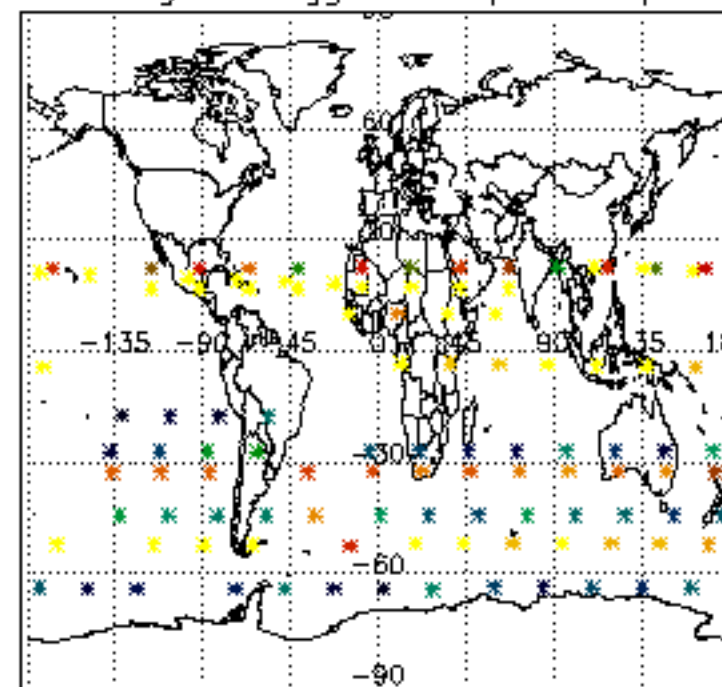




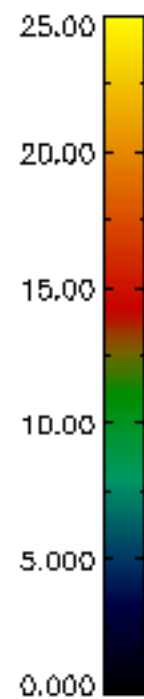
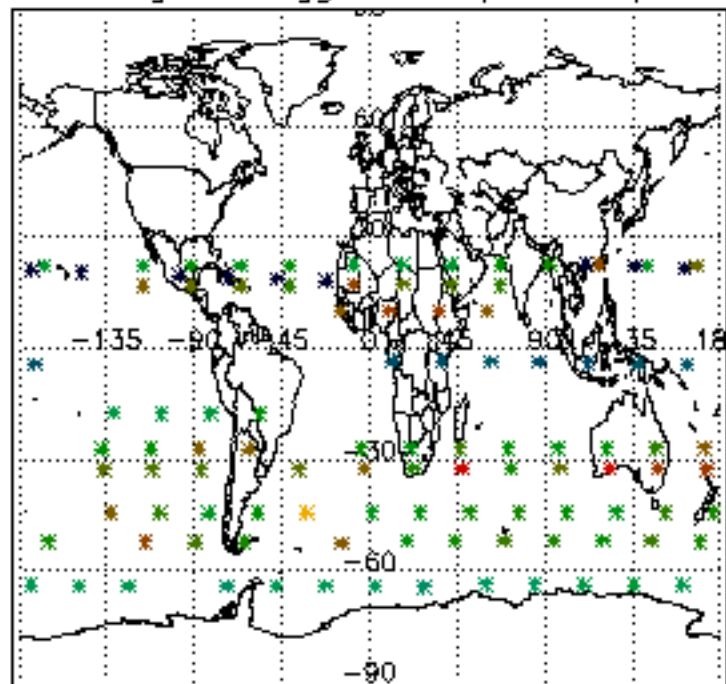
Percentage of flagged data per D3 profile



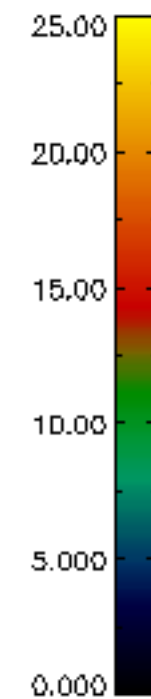
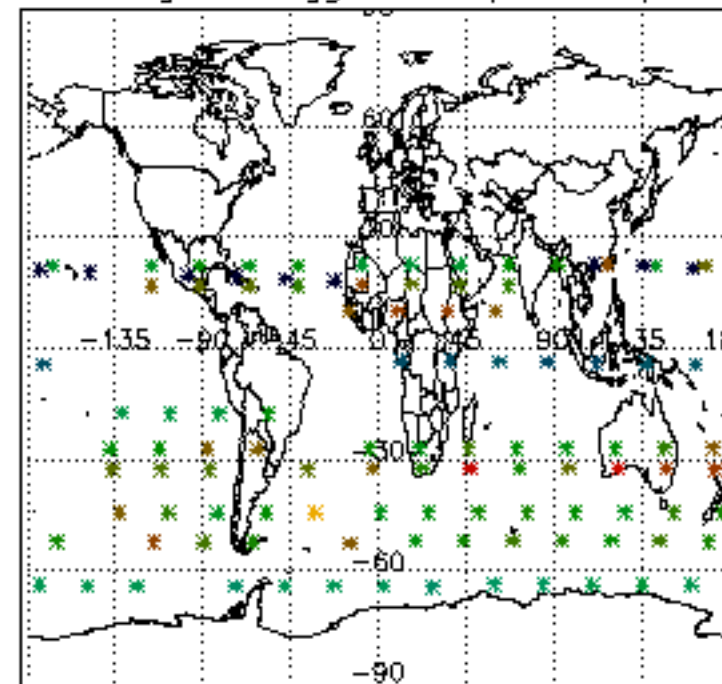
Percentage of flagged data per H2O profile

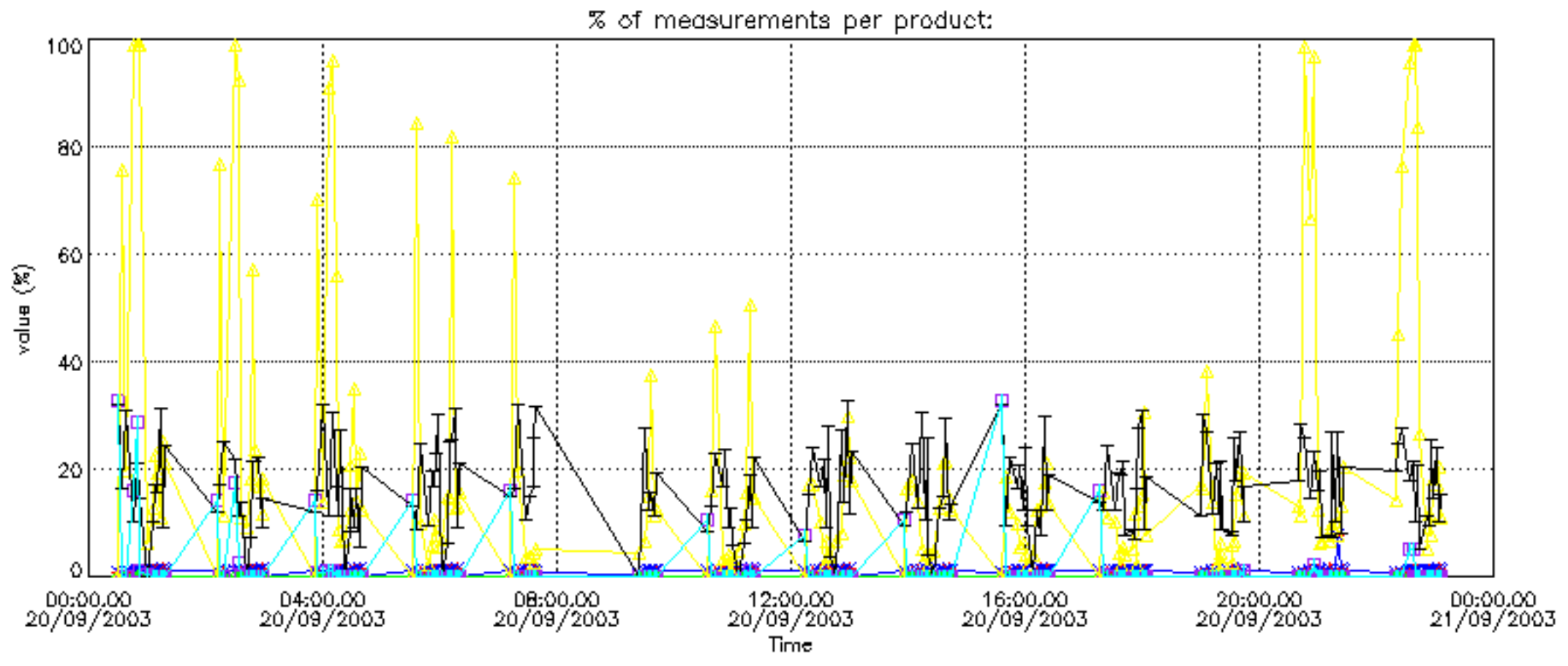


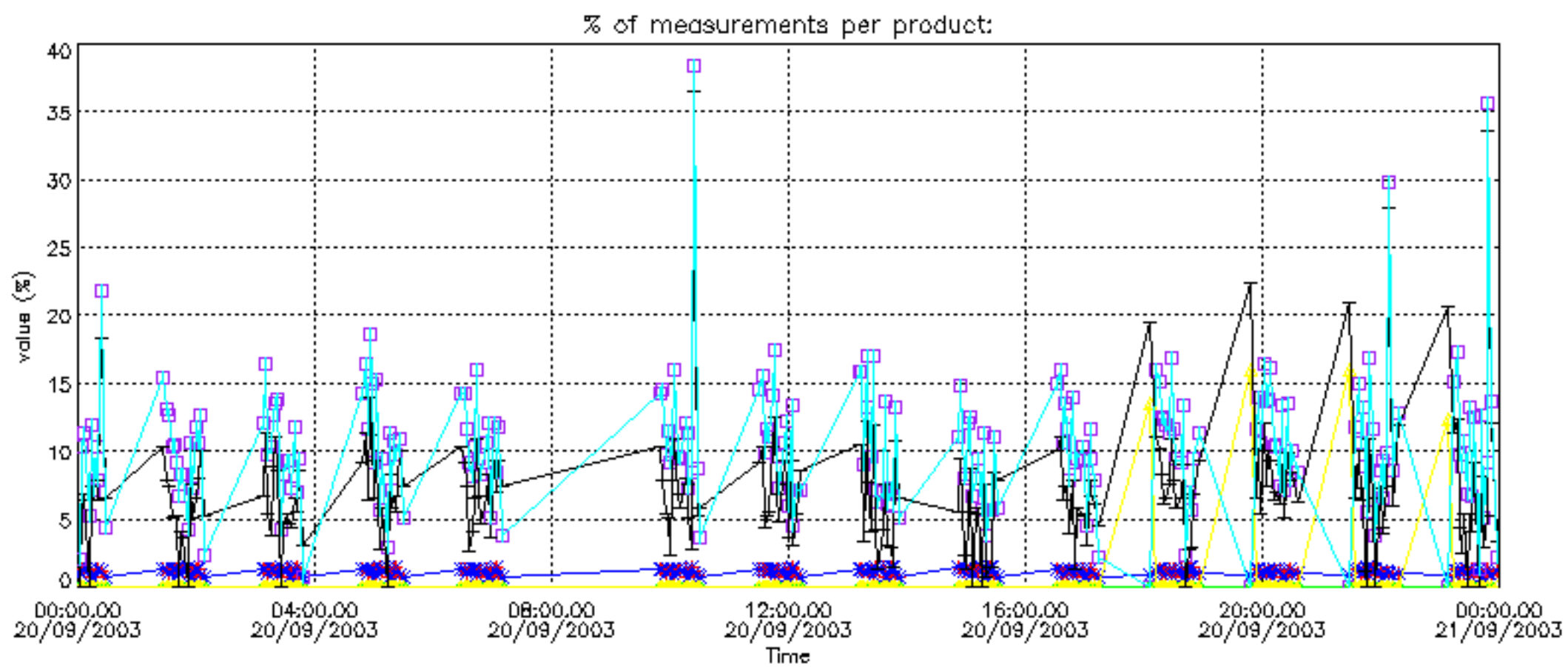
Percentage of flagged data per NO2 profile



Percentage of flagged data per NO3 profile

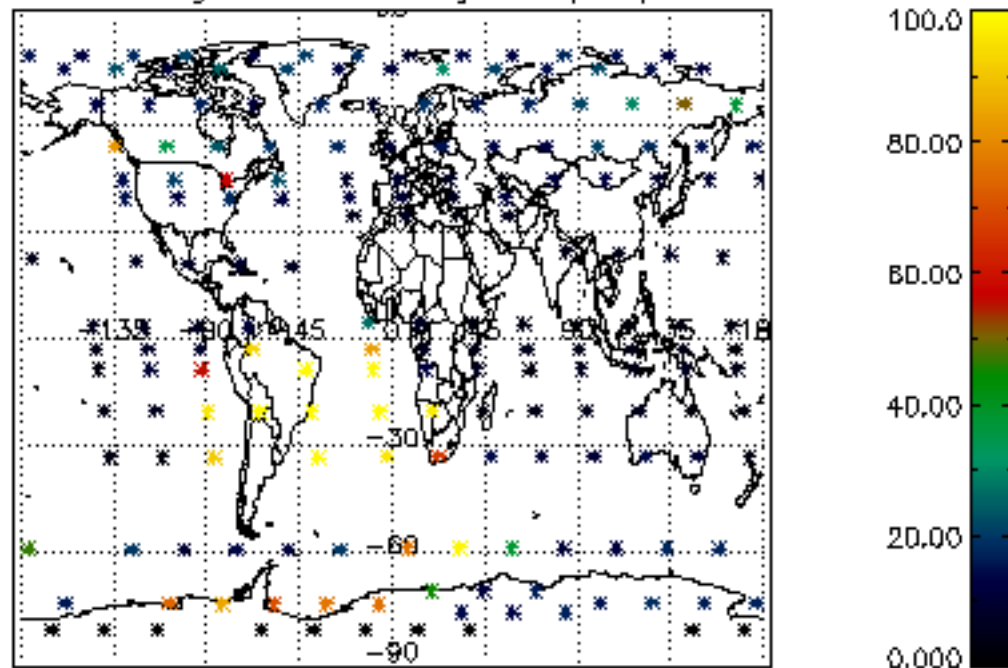




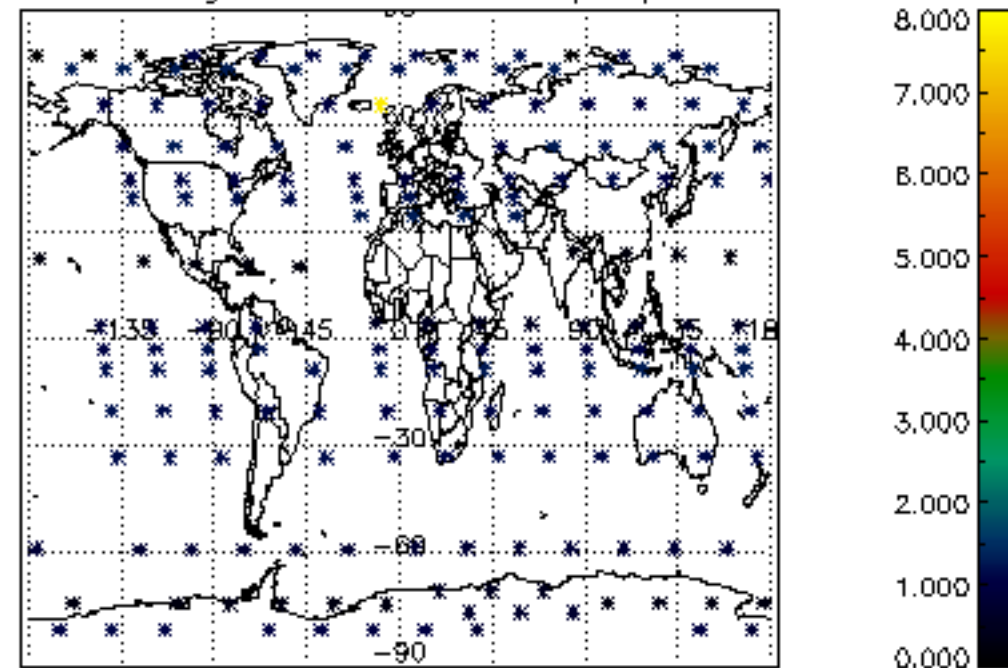




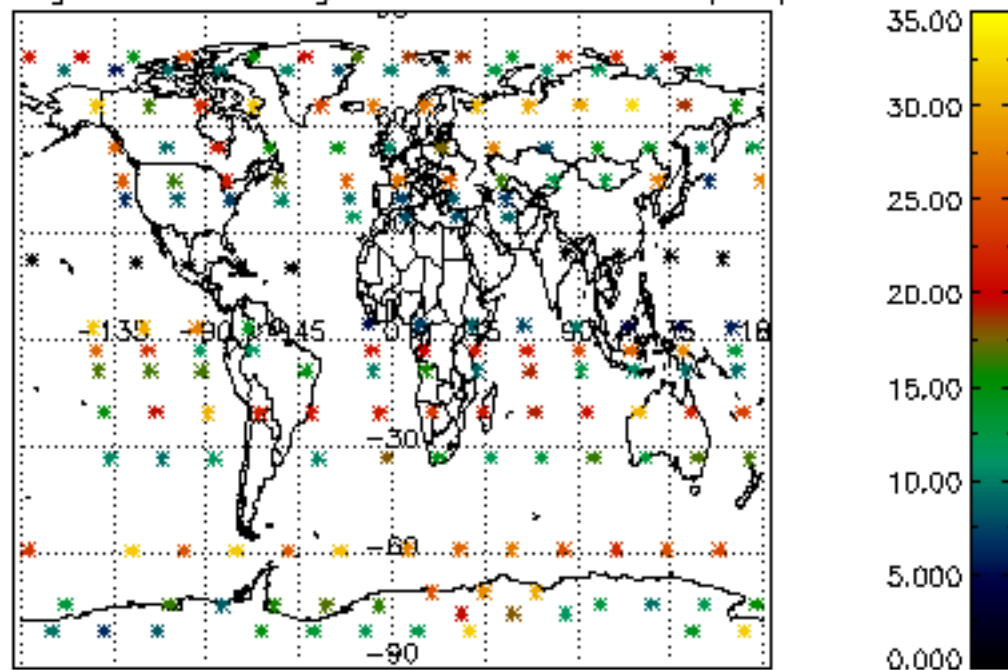
Percentage of cosmic ray hits per profile



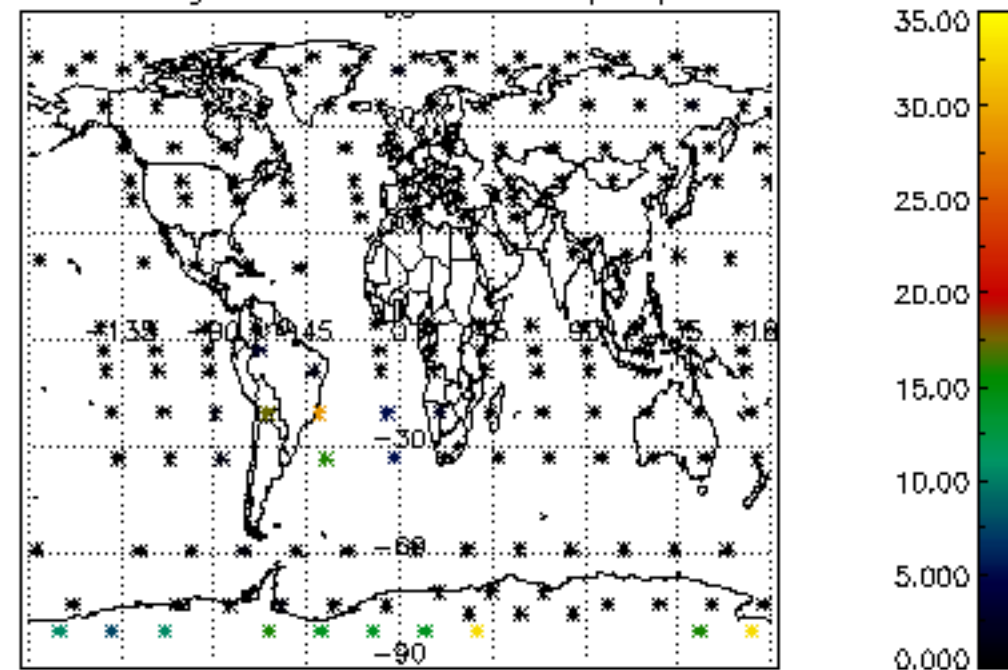
Percentage of datation errors per profile



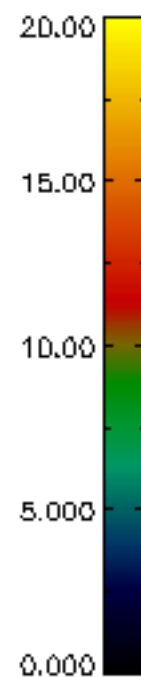
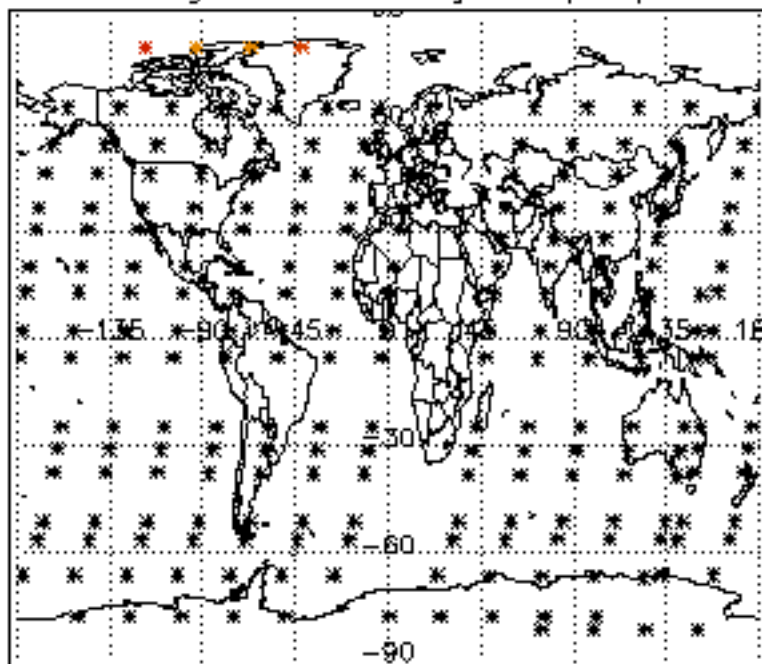
Percentage of star falling outside central band per profile



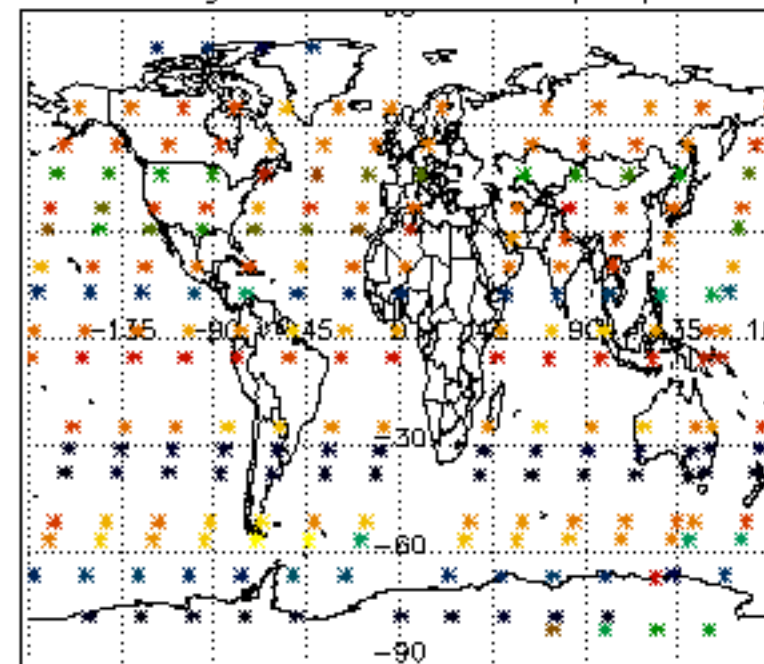
Percentage of saturation errors per profile



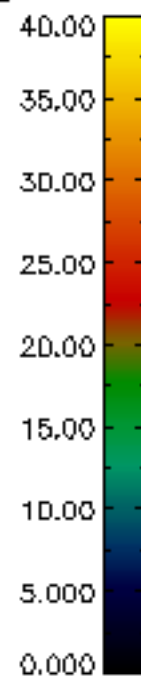
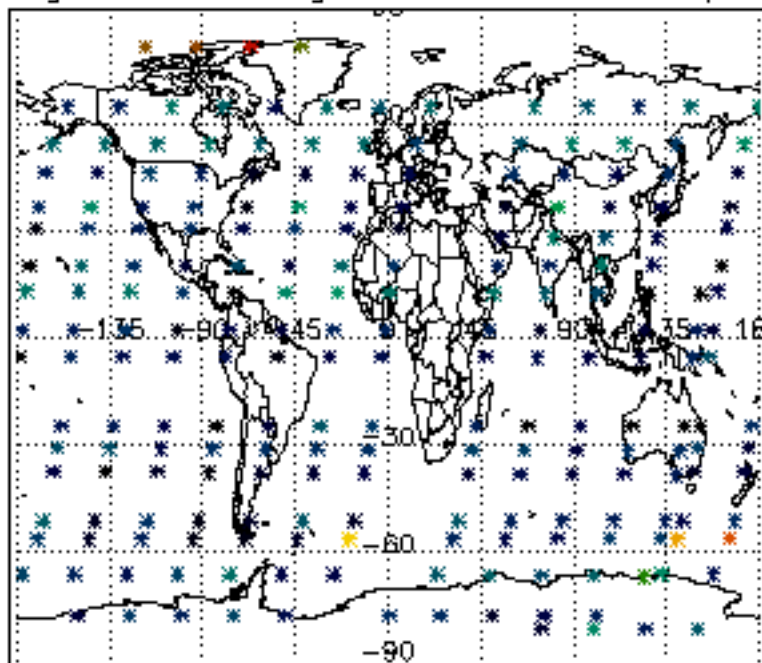
Percentage of cosmic ray hits per profile



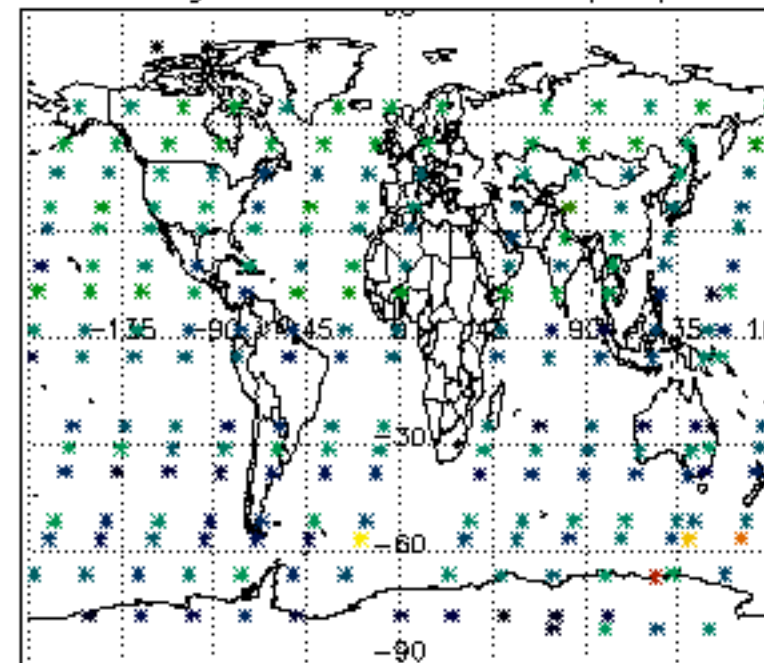
Percentage of datation errors per profile

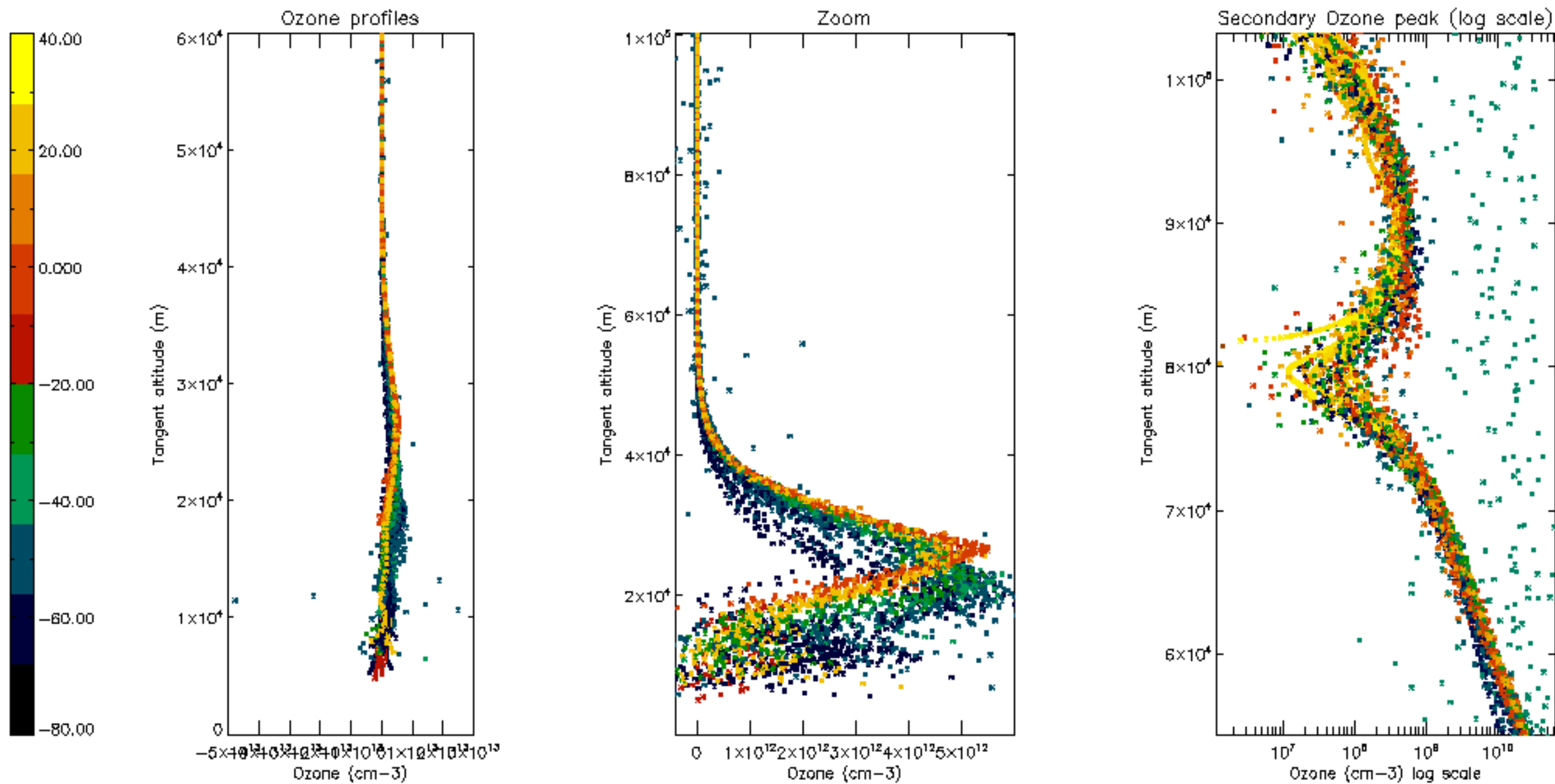


Percentage of star falling outside central band per profile

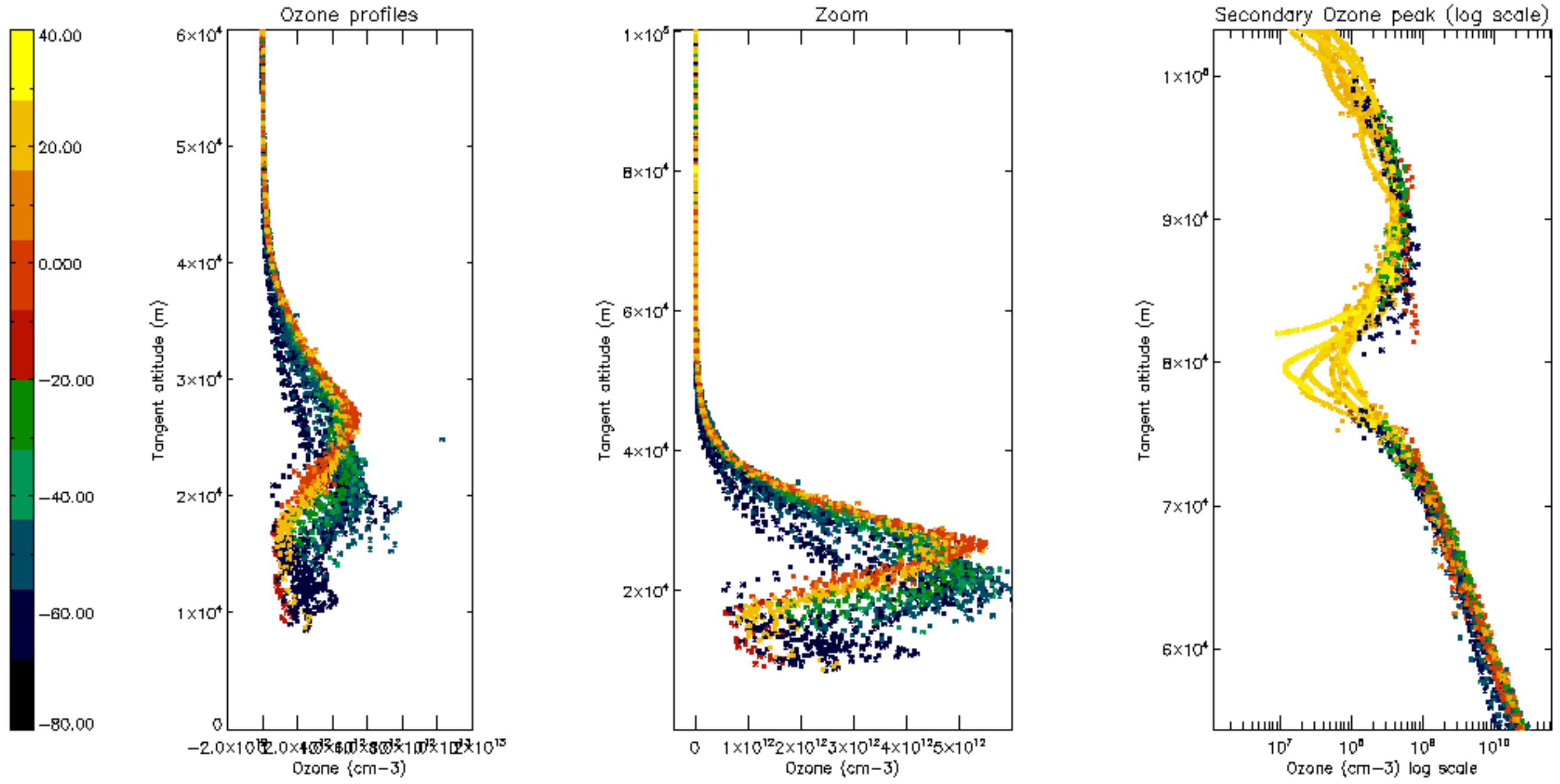


Percentage of saturation errors per profile

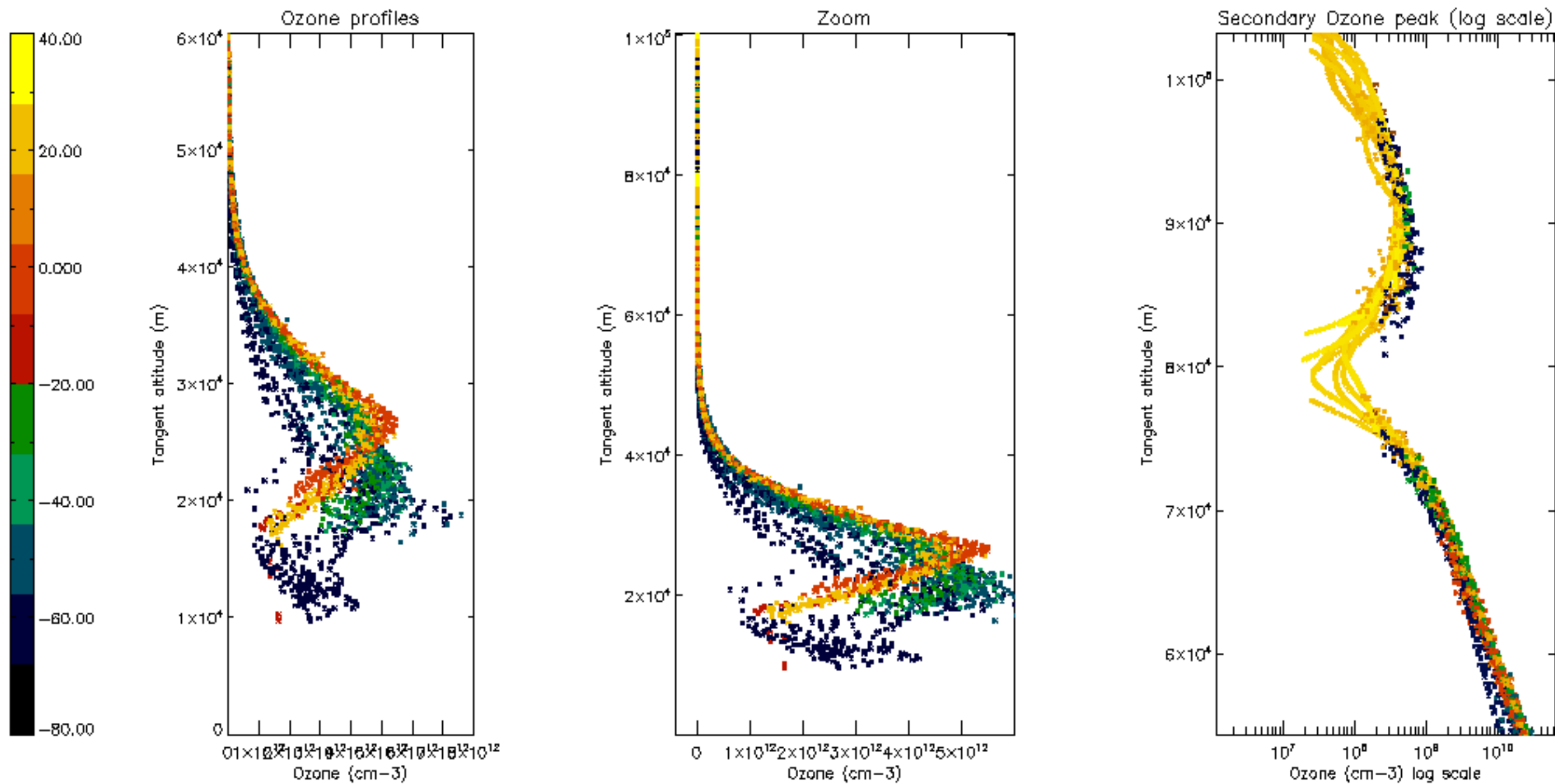


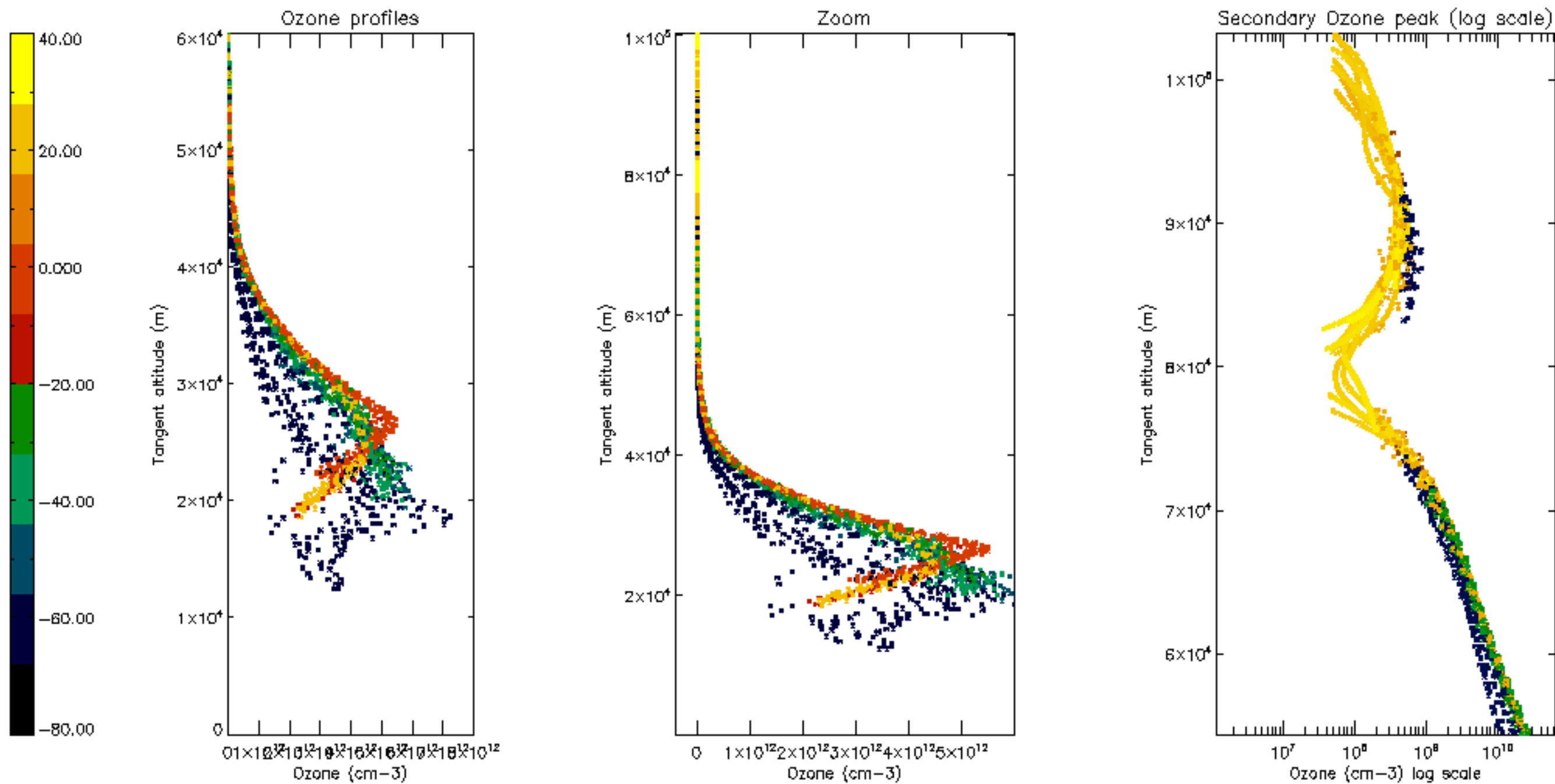


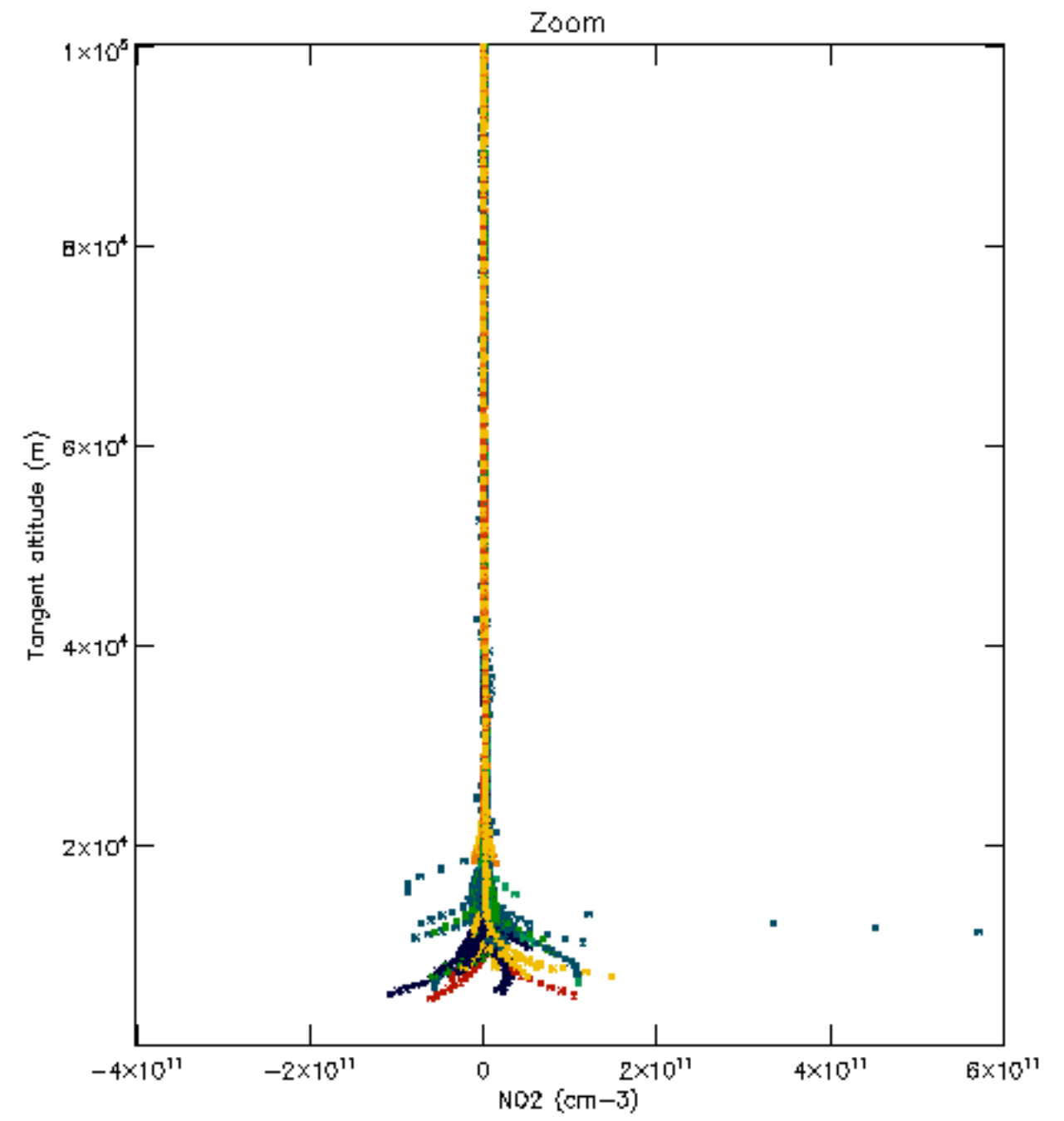
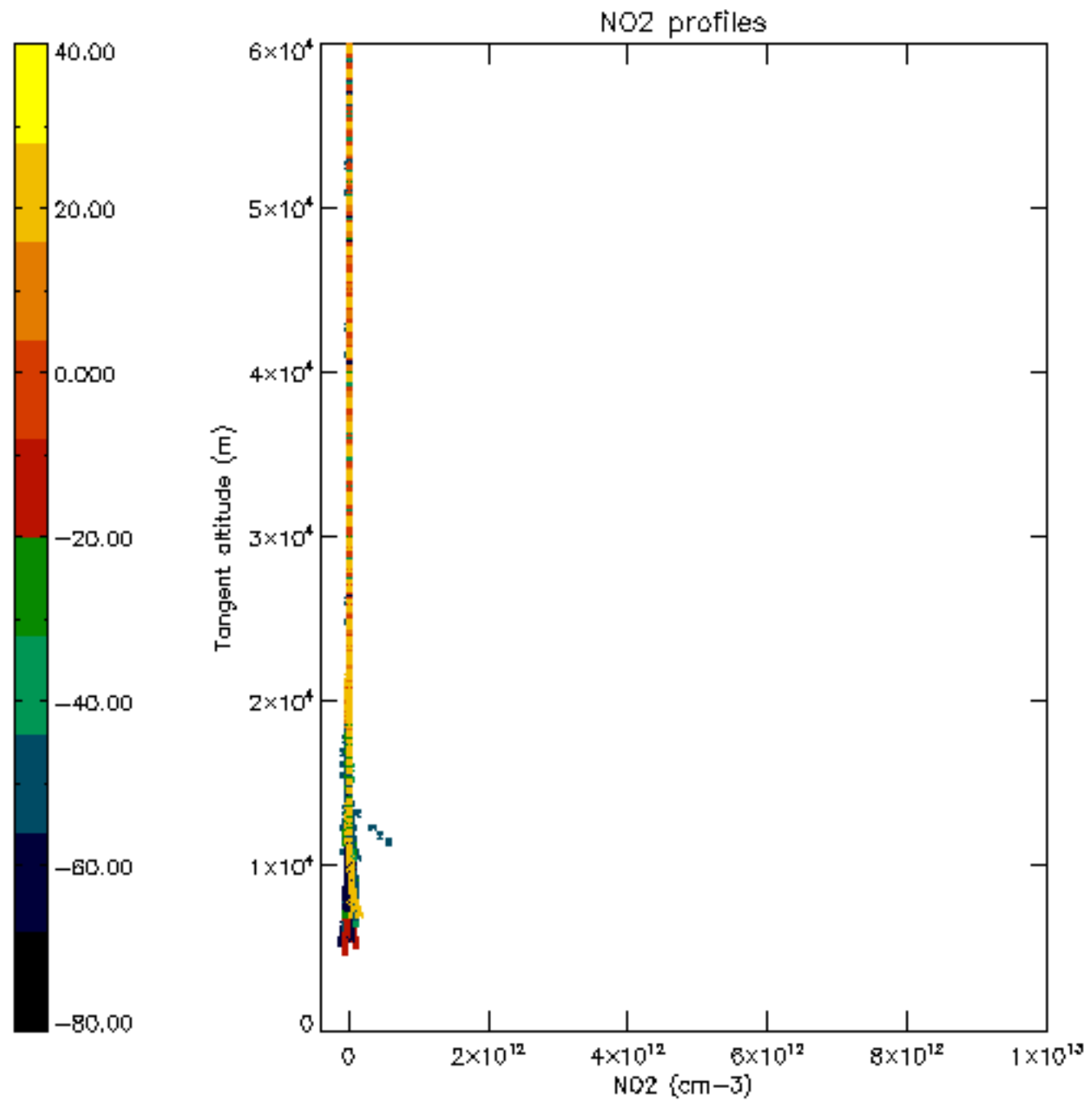


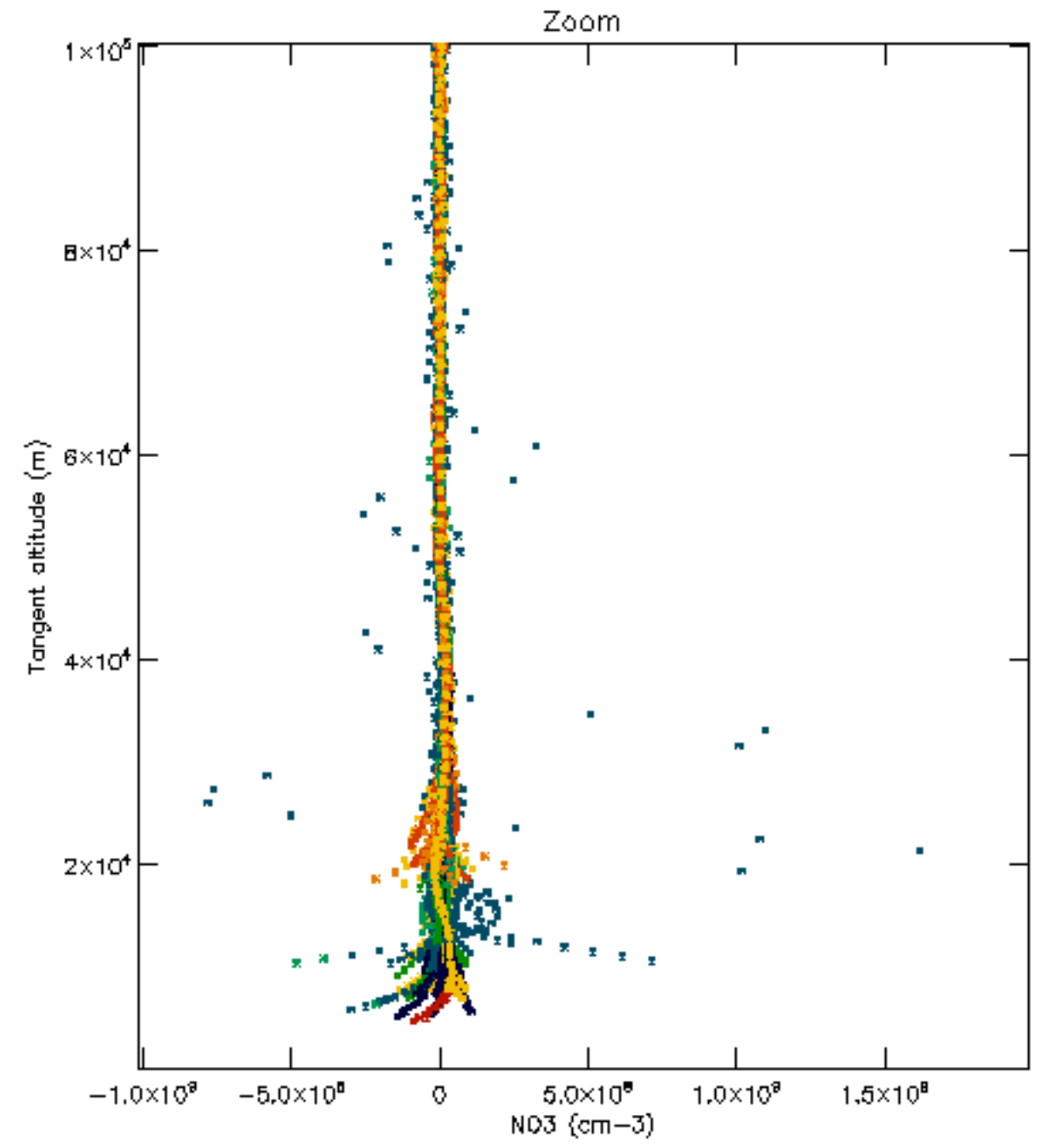
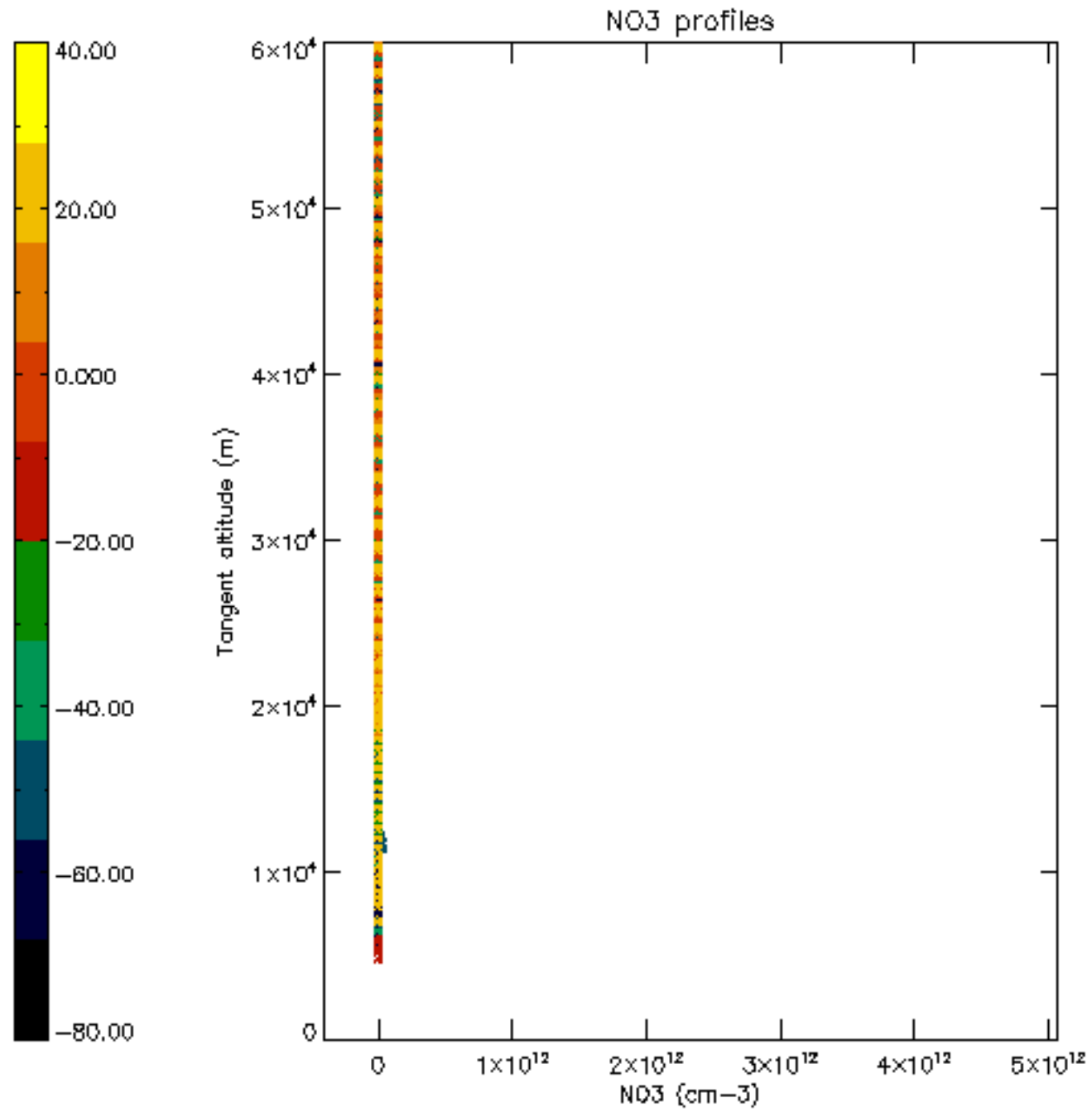




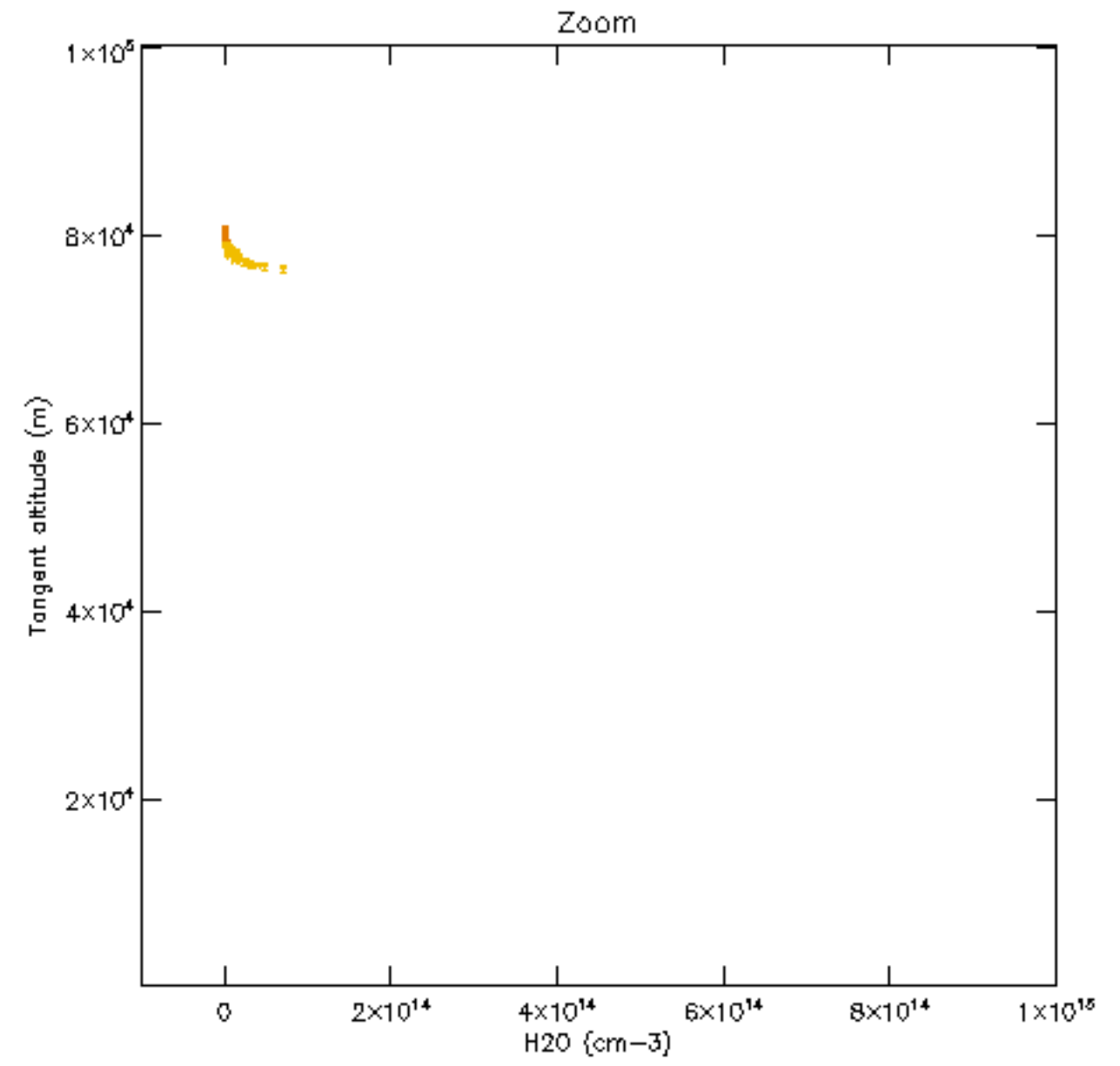
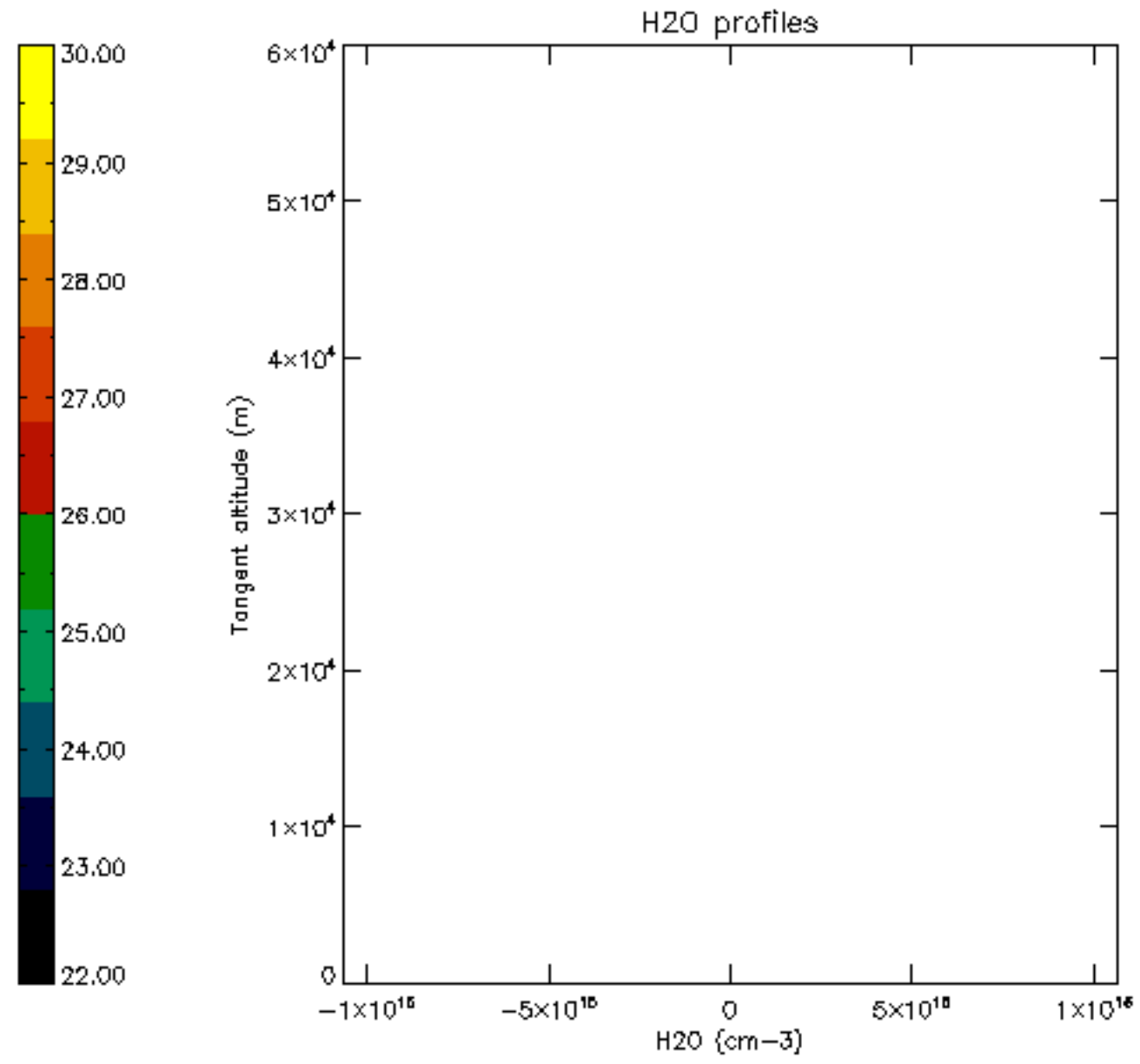


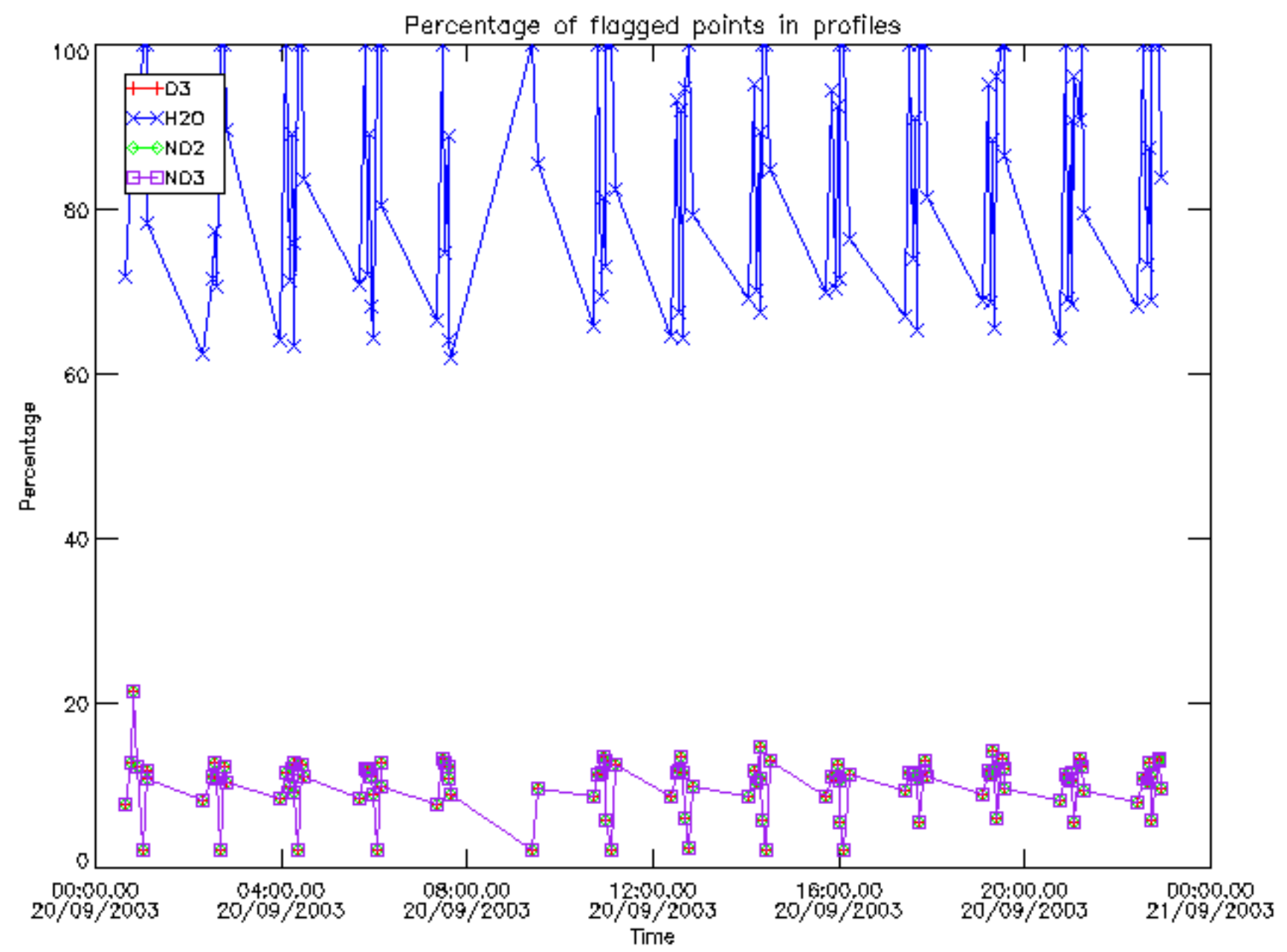




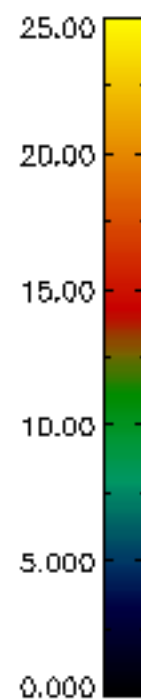
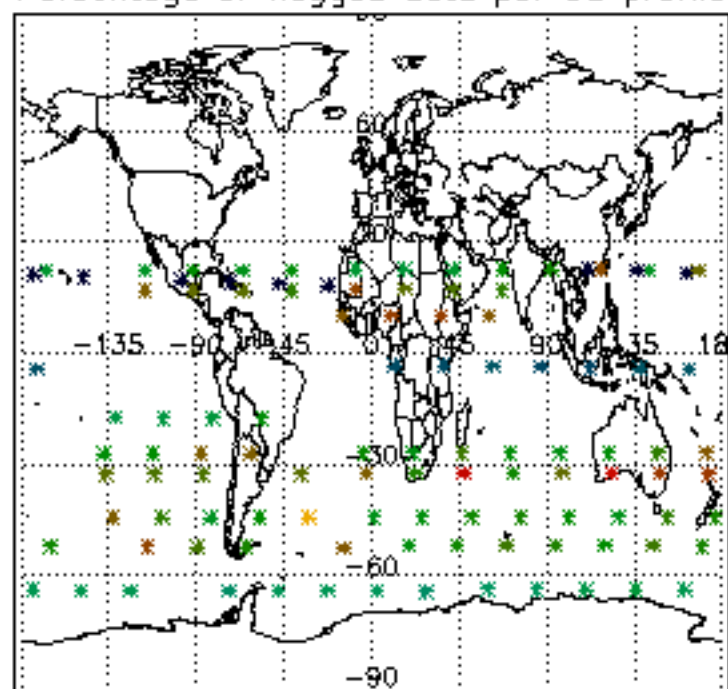




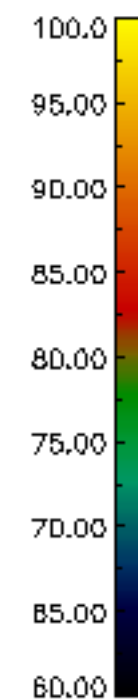
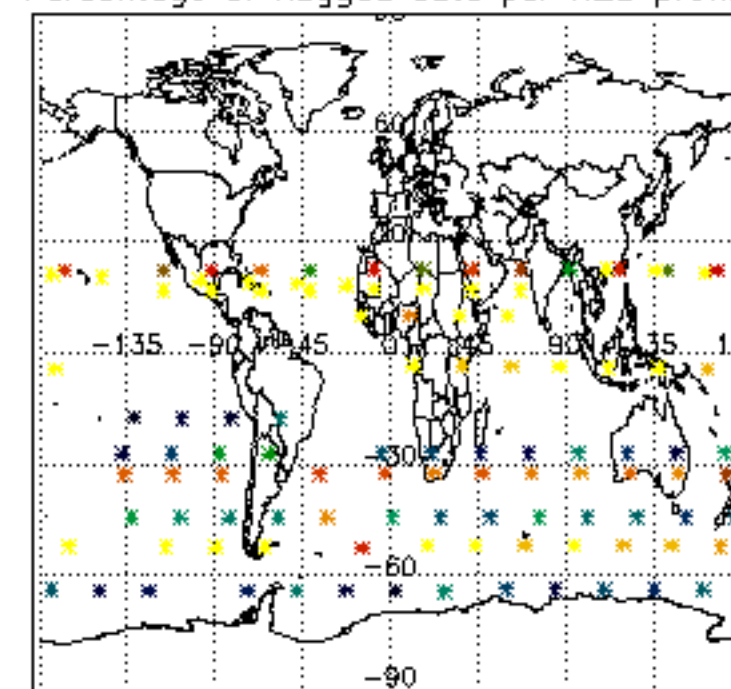




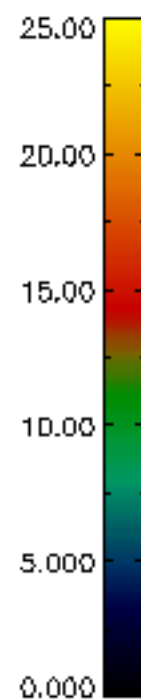
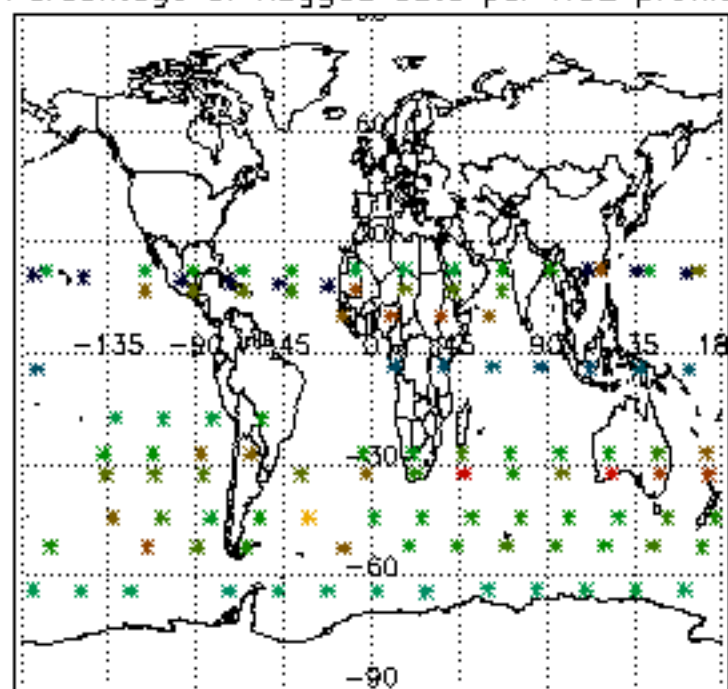
Percentage of flagged data per D3 profile



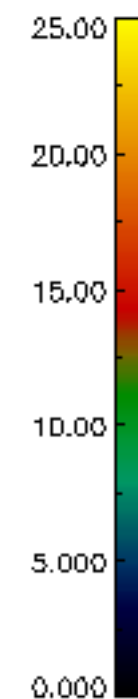
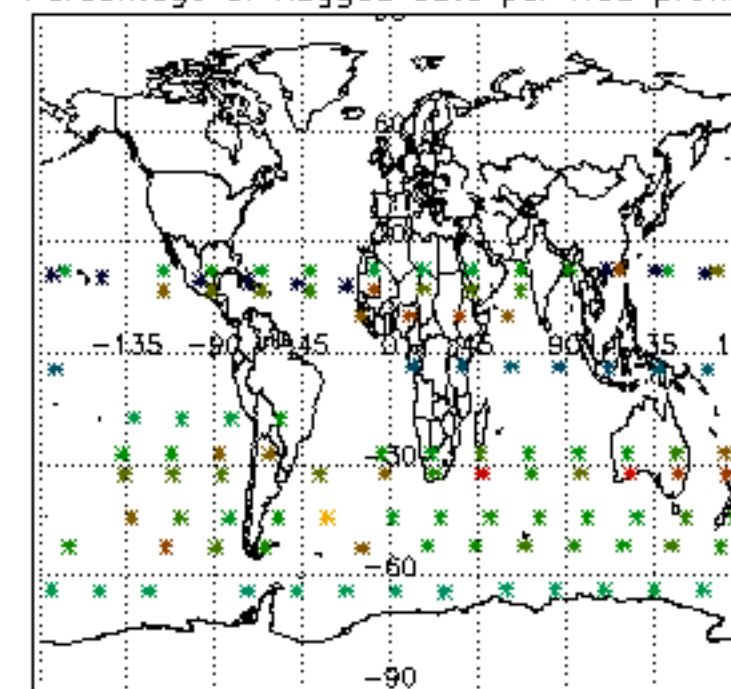
Percentage of flagged data per H2O profile

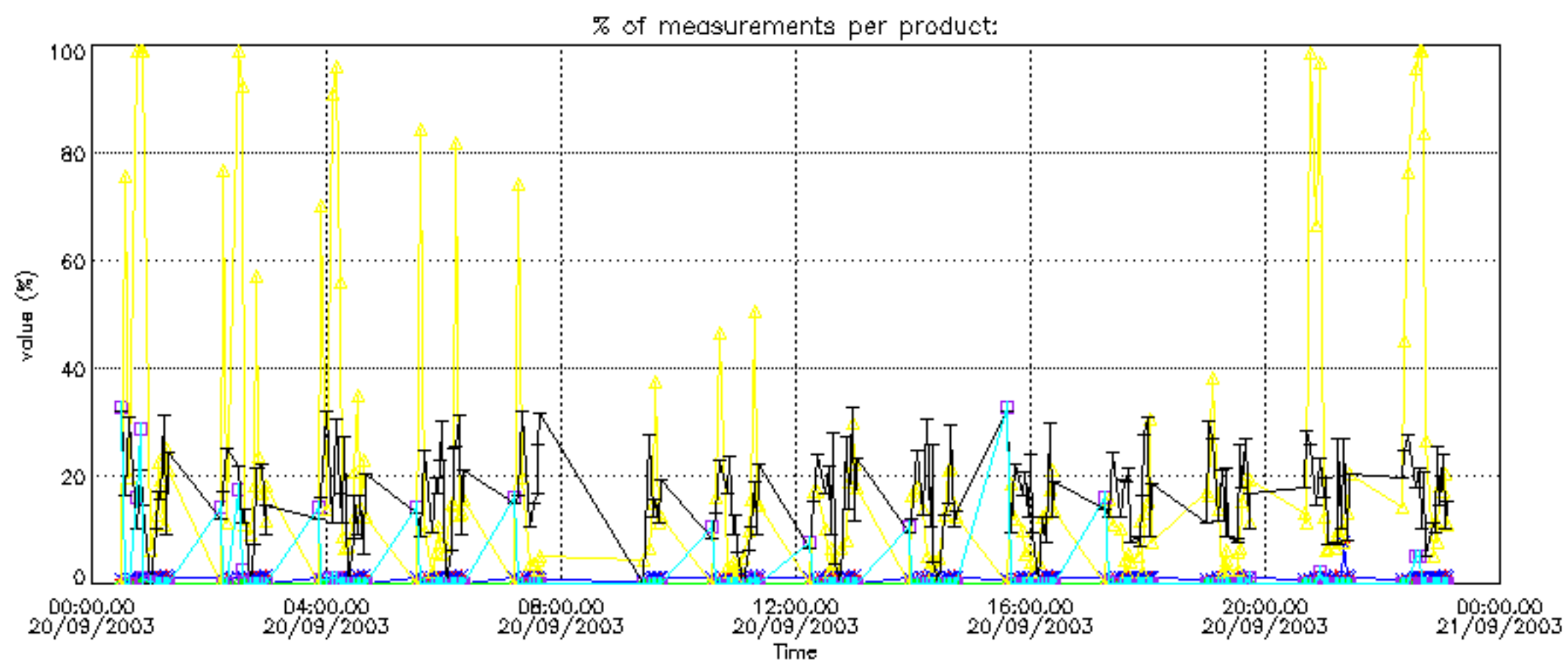
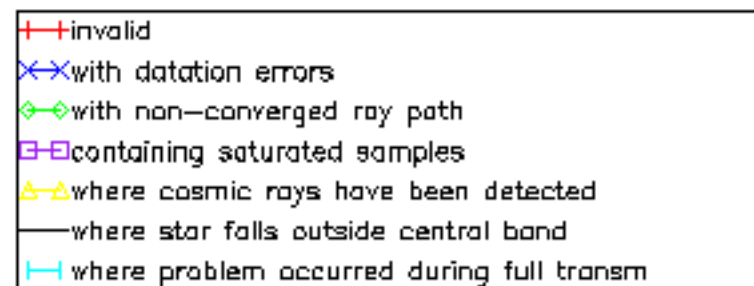


Percentage of flagged data per NO2 profile

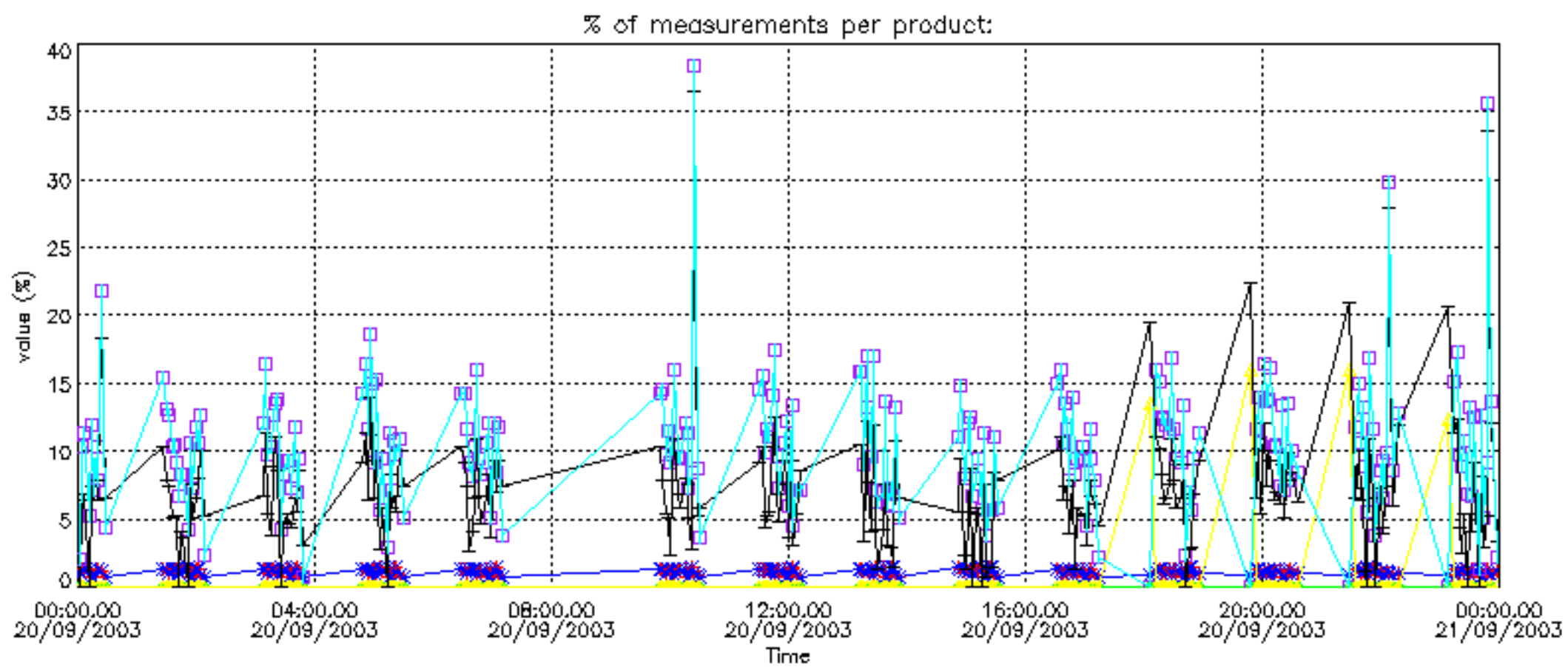


Percentage of flagged data per NO3 profile

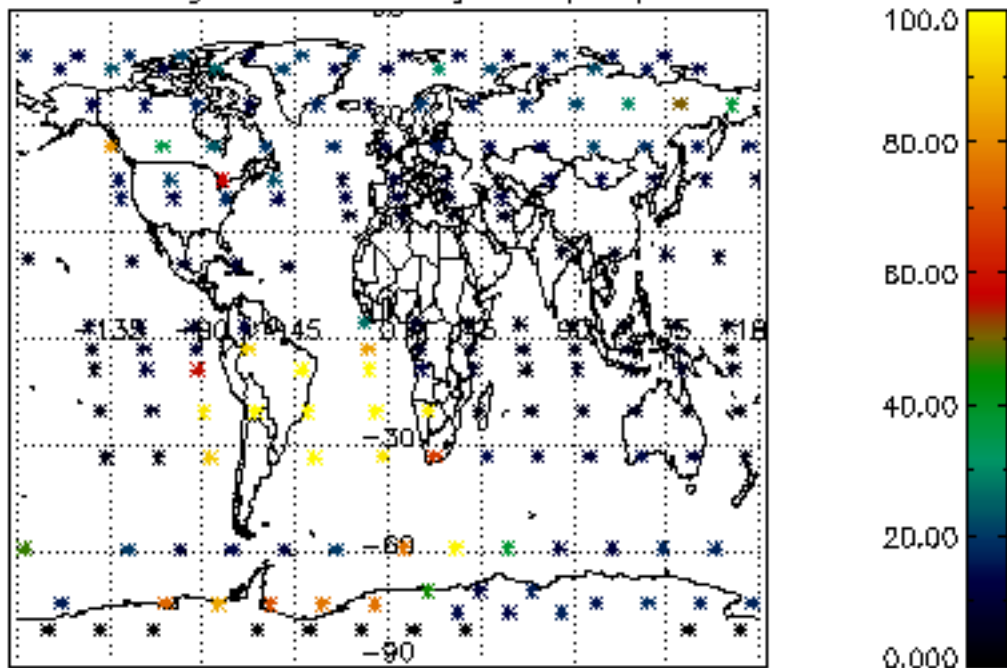




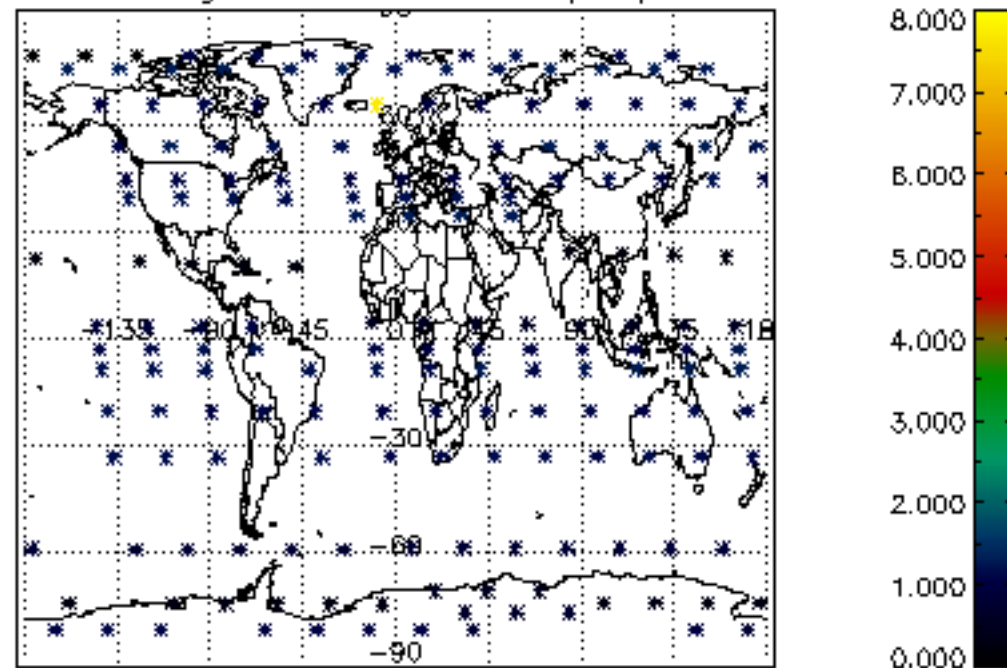




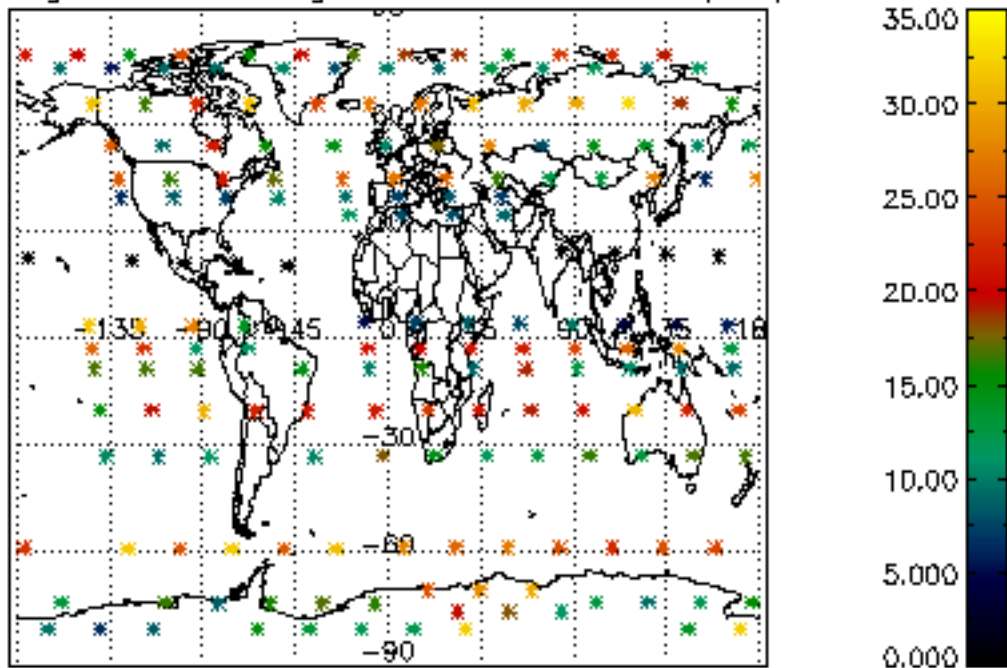
Percentage of cosmic ray hits per profile



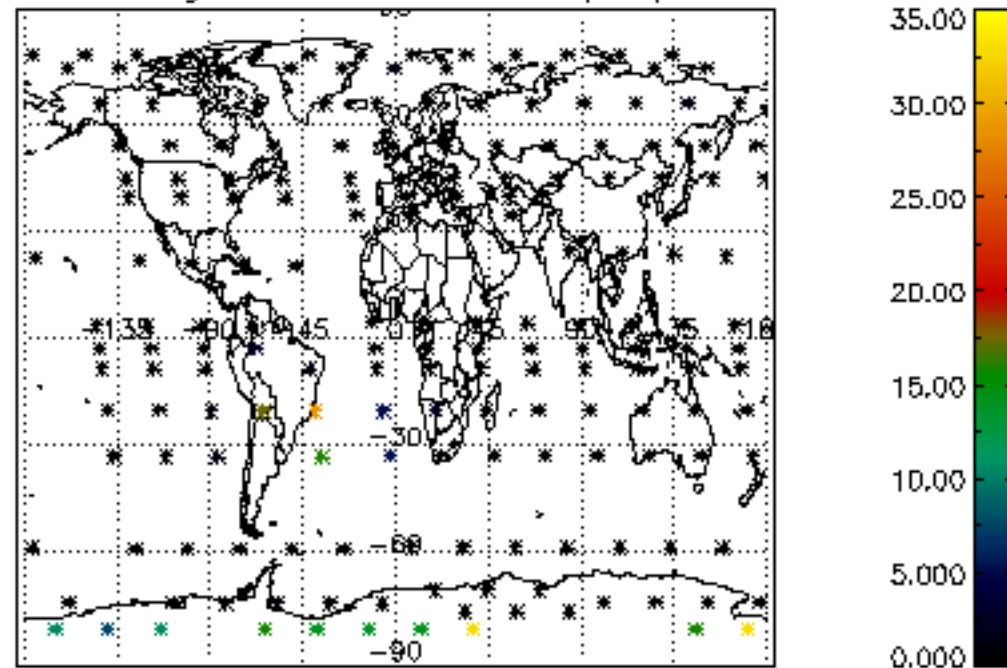
Percentage of datation errors per profile



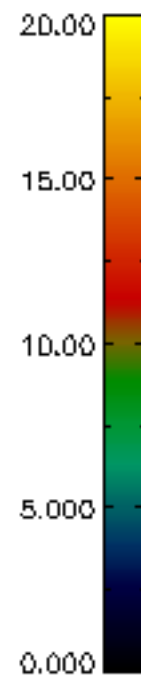
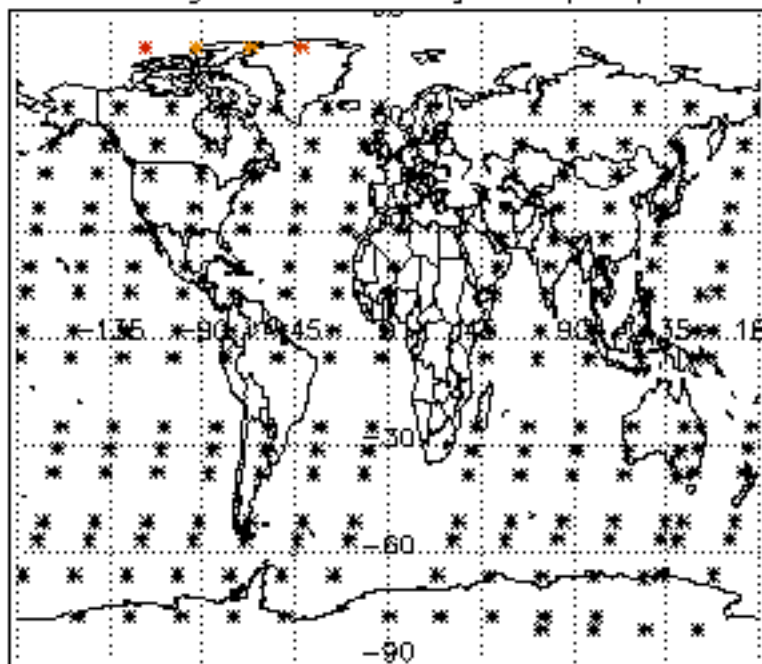
Percentage of star falling outside central band per profile




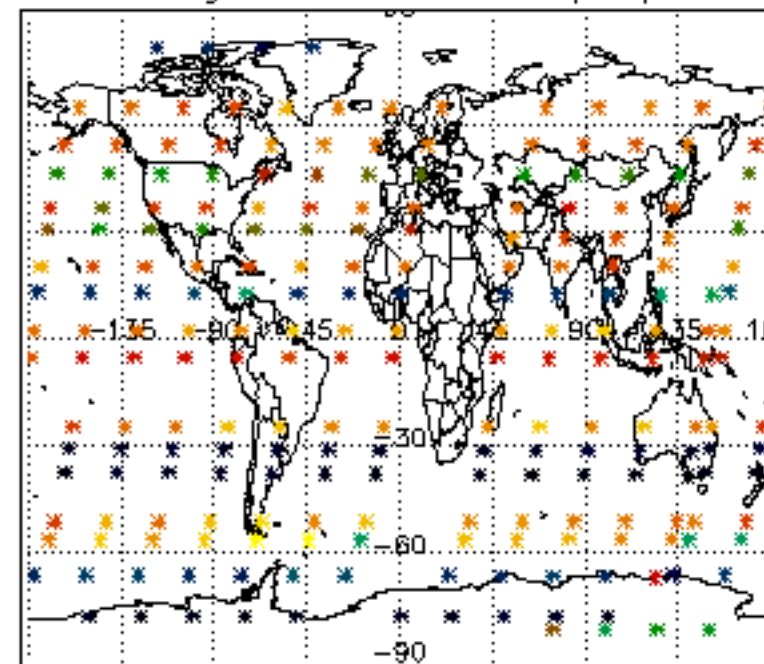
Percentage of saturation errors per profile



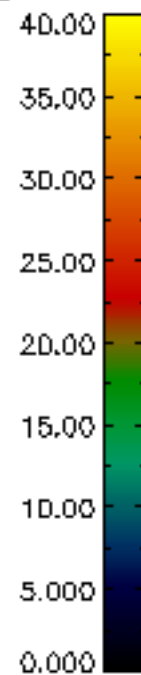
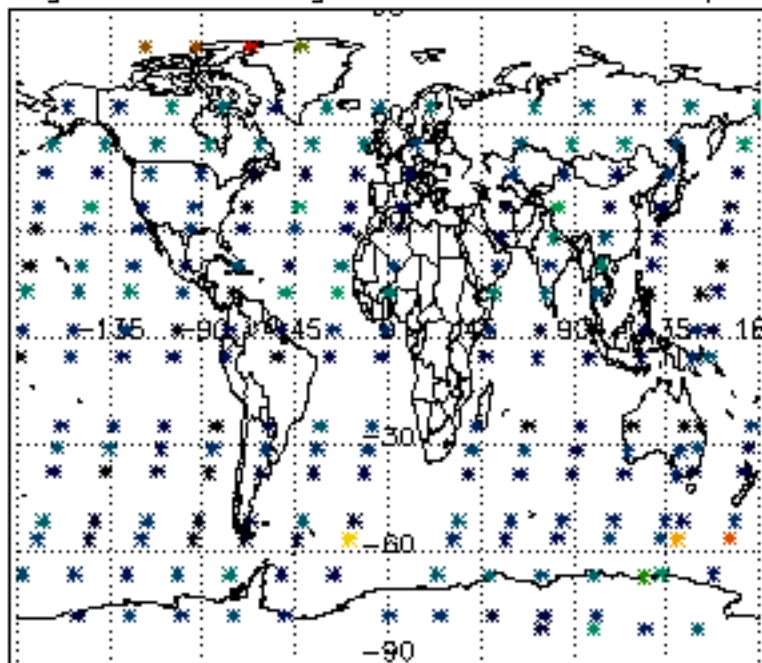
Percentage of cosmic ray hits per profile



Percentage of datation errors per profile



Percentage of star falling outside central band per profile



Percentage of saturation errors per profile

