

# GOMOS Level 2 Daily Report

## SUMMARY

### [1. General Info](#)

### [2. Summary of processed GOM\\_NL\\_2P products](#)

### [3. Level 2 Quality information per product](#)

#### [3.1 Plot of level 2 quality information per product \(time dependant\)](#)

#### [3.2 Plot of level 2 quality information per product \(world map\)](#)

### [4. Level 1 Quality information per product \(stored on level 2 products\)](#)

#### [4.1 Plot of level 1 quality information per product \(time dependant\)](#)

##### [4.1.1 Plot of level 1 quality information per product \(time dependant\): ASCENDING](#)

##### [4.1.2 Plot of level 1 quality information per product \(time dependant\): DESCENDING](#)

#### [4.2 Plot of level 1 quality information per product \(world map\)](#)

##### [4.2.1 Plot of level 1 quality information per product \(world map\): ASCENDING](#)

##### [4.2.2 Plot of level 1 quality information per product \(world map\): DESCENDING](#)

### [5. Ozone profiles based on quality statistics and other trace gas profiles](#)

#### [5.1 Ozone statistics based on quality of products](#)

#### [5.2 Plot ozone profiles for all STD \(dark without errors\)](#)

#### [5.3 Plot ozone profiles where STD < 20% \(dark without errors\)](#)

#### [5.4. Plot ozone profiles where STD < 10% \(dark without errors\)](#)

#### [5.5. Plot ozone profiles where STD < 5% \(dark without errors\)](#)

#### [5.6 Plot NO2 profiles for all STD \(dark without errors\)](#)

#### [5.7 Plot NO3 profiles for all STD \(dark without errors\)](#)

#### [5.8 Plot H2O profiles \(only for occultations of stars 1,2,3,4,13,14,16,26,63 dark without errors\) for all STD](#)

### [6. Auxiliary Data Files used for the production reported in section 2](#)

This report presents the daily analysis on parameters extracted from GOMOS level 2 data (GOM\_NL\_\_2P). It is intended to monitor some important parameters that will impact the quality of these products. A list of level 2 products (and content) that have arrived during the reporting day to the PCF is also given.

Item	Value
Time of report generation	19APR2013 20:20:11
Data source version	GOMOS/6.01
Start time of products	19-09-2003 (19SEP2003 00:00:00)
Stop time of products	20-09-2003 (20SEP2003 00:00:00)
Store outputs in DB	Yes
Nb of level 2 prods	436
Nb of prods with errors	15

## 2. Summary of processed GOM\_NL\_\_2P products.

Nr	Filename	UTC Start time	Limb	Duration	Star Id	Star Name	Star Mag	Star Temp	Nb Meas	Orbit	Prod. error
1	GOM_NL__2PRFIN20030919_000112_000000422020_00045_08115_9524.N1	19-SEP-2003 00:01:12	Straylight	42.000	148	Alp Tuc	2.8780	4100.0	84	8115	No
2	GOM_NL__2PRFIN20030919_000435_000000502020_00045_08115_9525.N1	19-SEP-2003 00:04:35	Straylight	50.000	63	Bet Gru	2.1500	2800.0	100	8115	No
3	GOM_NL__2PRFIN20030919_000743_000000412020_00045_08115_9526.N1	19-SEP-2003 00:07:43	Straylight	40.500	172	Gam Gru	3.0030	13100.	81	8115	No
4	GOM_NL__2PRFIN20030919_000910_000000442020_00045_08115_9527.N1	19-SEP-2003 00:09:10	Straylight	44.000	18	24Alp PsA	1.1660	9700.0	88	8115	No
5	GOM_NL__2PRFIN20030919_001317_000000462020_00045_08115_9528.N1	19-SEP-2003 00:13:17	Dark	46.000	1014	Mars	0.0000	0.0000	92	8115	Yes
6	GOM_NL__2PRFIN20030919_001752_000000402020_00045_08115_9529.N1	19-SEP-2003 00:17:52	Bright	40.000	162	34Alp Aqr	2.9440	5350.0	80	8115	No
7	GOM_NL__2PRFIN20030919_002053_000000402020_00045_08115_9530.N1	19-SEP-2003 00:20:53	Bright	40.000	61	8Eps Peg	2.1000	3900.0	80	8115	No
8	GOM_NL__2PRFIN20030919_002215_000000412020_00045_08115_9531.N1	19-SEP-2003 00:22:15	Bright	41.000	90	54Alp Peg	2.4870	11000.	82	8115	No
9	GOM_NL__2PRFIN20030919_002604_000000412020_00045_08115_9532.N1	19-SEP-2003 00:26:04	Bright	40.500	93	53Bet Peg	2.5200	3100.0	81	8115	No
10	GOM_NL__2PRFIN20030919_002817_000000382020_00045_08115_9533.N1	19-SEP-2003 00:28:17	Bright	37.500	92	53Eps Cyg	2.5000	4500.0	75	8115	No
11	GOM_NL__2PRFIN20030919_003027_000000402020_00045_08115_9534.N1	19-SEP-2003 00:30:27	Bright	40.000	66	37Gam Cyg	2.2080	5900.0	80	8115	No
12	GOM_NL__2PRFIN20030919_003308_000000602020_00045_08115_9535.N1	19-SEP-2003 00:33:08	Bright	60.000	53	43Bet And	2.0480	3300.0	120	8115	No
13	GOM_NL__2PRFIN20030919_003536_000000392020_00045_08115_9536.N1	19-SEP-2003 00:35:36	Bright	38.500	89	5Alp Cep	2.4510	8000.0	77	8115	No
14	GOM_NL__2PRFIN20030919_003757_000000442020_00045_08115_9537.N1	19-SEP-2003 00:37:57	Bright	43.500	76	27Gam Cas	2.3000	30000.	87	8115	No
15	GOM_NL__2PRFIN20030919_004313_000000362020_00045_08115_9538.N1	19-SEP-2003 00:43:13	Bright	36.000	49	1Alp UMi	1.9900	6300.0	72	8115	No
16	GOM_NL__2PRFIN20030919_004528_000000662020_00045_08115_9539.N1	19-SEP-2003 00:45:28	Bright	65.500	35	33Alp Per	1.7950	6250.0	131	8115	No
17	GOM_NL__2PRFIN20030919_004722_000000702020_00045_08115_9540.N1	19-SEP-2003 00:47:22	Bright	70.000	175	39Del Per	3.0100	19400.	140	8115	No
18	GOM_NL__2PRFIN20030919_005041_000000382020_00045_08115_9541.N1	19-SEP-2003 00:50:41	Bright	38.000	36	50Alp UMa	1.8000	6300.0	76	8115	No
19	GOM_NL__2PRFIN20030919_005209_000000372020_00045_08115_9542.N1	19-SEP-2003 00:52:09	Bright	37.000	82	48Bet UMa	2.3650	10600.	74	8115	No
20	GOM_NL__2PRFIN20030919_005512_000000412020_00045_08115_9543.N1	19-SEP-2003 00:55:12	Bright	40.500	174	52Psi UMa	3.0040	4400.0	81	8115	No
21	GOM_NL__2PRFIN20030919_005854_000000642020_00045_08115_9544.N1	19-SEP-2003 00:58:54	Bright	63.500	107	37The Aur	2.6490	11000.	127	8115	No
22	GOM_NL__2PRFIN20030919_010203_000000472020_00045_08115_9545.N1	19-SEP-2003 01:02:03	Bright	46.500	17	78Bet Gem	1.1610	4500.0	93	8115	No
23	GOM_NL__2PRFIN20030919_010500_000001402020_00045_08115_9546.N1	19-SEP-2003 01:05:00	Straylight	140.00	28	12Bet Tau	1.6500	15200.	280	8115	No
24	GOM_NL__2PRFIN20030919_010947_000000652020_00045_08115_9547.N1	19-SEP-2003 01:09:47	Dark	65.000	8	10Alp CMi	0.40000	6500.0	130	8115	No
25	GOM_NL__2PRFIN20030919_012052_000000432020_00045_08115_9548.N1	19-SEP-2003 01:20:52	Dark	43.000	65	Lam Vel	2.2040	4400.0	86	8115	No
26	GOM_NL__2PRFIN20030919_012410_000000422020_00045_08115_9549.N1	19-SEP-2003 01:24:10	Dark	41.500	46	Del Vel	1.9540	10600.	83	8115	No
27	GOM_NL__2PRFIN20030919_012543_000000482020_00045_08115_9550.N1	19-SEP-2003 01:25:43	Dark	47.500	41	Eps Car	1.8600	4100.0	95	8115	No
28	GOM_NL__2PRFIN20030919_012722_000000522020_00046_08116_9520.N1	19-SEP-2003 01:27:22	Dark	52.000	2	Alp Car	-0.73600	7000.0	104	8116	No
29	GOM_NL__2PRFIN20030919_013052_0000002312020_00046_08116_9521.N1	19-SEP-2003 01:30:52	Dark	231.00	7	19Bet Ori	0.10000	14000.	462	8116	No
30	GOM_NL__2PRFIN20030919_013617_000000392020_00046_08116_9522.N1	19-SEP-2003 01:36:17	Dark	38.500	135	Bet Hyi	2.8200	5800.0	77	8116	No
31	GOM_NL__2PRFIN20030919_013901_000000462020_00046_08116_9523.N1	19-SEP-2003 01:39:01	Dark	46.000	9	Alp Eri	0.45300	24000.	92	8116	No
32	GOM_NL__2PRFIN20030919_014148_000000462020_00046_08116_9524.N1	19-SEP-2003 01:41:48	Straylight	45.500	148	Alp Tuc	2.8780	4100.0	91	8116	No
33	GOM_NL__2PRFIN20030919_014513_000000452020_00046_08116_9525.N1	19-SEP-2003 01:45:13	Straylight	44.500	63	Bet Gru	2.1500	2800.0	89	8116	No
34	GOM_NL__2PRFIN20030919_014820_000000392020_00046_08116_9526.N1	19-SEP-2003 01:48:20	Straylight	38.500	172	Gam Gru	3.0030	13100.	77	8116	No
35	GOM_NL__2PRFIN20030919_014947_000000432020_00046_08116_9527.N1	19-SEP-2003 01:49:47	Straylight	42.500	18	24Alp PsA	1.1660	9700.0	85	8116	No
36	GOM_NL__2PRFIN20030919_015354_000000482020_00046_08116_9528.N1	19-SEP-2003 01:53:54	Dark	47.500	1014	Mars	0.0000	0.0000	95	8116	Yes
37	GOM_NL__2PRFIN20030919_015829_000000392020_00046_08116_9529.N1	19-SEP-2003 01:58:29	Bright	39.000	162	34Alp Aqr	2.9440	5350.0	78	8116	No
38	GOM_NL__2PRFIN20030919_020130_000000412020_00046_08116_9530.N1	19-SEP-2003 02:01:30	Bright	40.500	61	8Eps Peg	2.1000	3900.0	81	8116	No
39	GOM_NL__2PRFIN20030919_020252_000000402020_00046_08116_9531.N1	19-SEP-2003 02:02:52	Bright	40.000	90	54Alp Peg	2.4870	11000.	80	8116	No
40	GOM_NL__2PRFIN20030919_020641_000000402020_00046_08116_9532.N1	19-SEP-2003 02:06:41	Bright	39.500	93	53Bet Peg	2.5200	3100.0	79	8116	No
41	GOM_NL__2PRFIN20030919_020855_000000382020_00046_08116_9533.N1	19-SEP-2003 02:08:55	Bright	37.500	92	53Eps Cyg	2.5000	4500.0	75	8116	No
42	GOM_NL__2PRFIN20030919_021104_000000402020_00046_08116_9534.N1	19-SEP-2003 02:11:04	Bright	40.000	66	37Gam Cyg	2.2080	5900.0	80	8116	No

43	GOM_NL__2PRFIN20030919_021343_000000572020_00046_08116_9535.N1	19-SEP-2003 02:13:43	Bright	57.000	53	43Bet And	2.0480	3300.0	114	8116	No
44	GOM_NL__2PRFIN20030919_021612_000000372020_00046_08116_9536.N1	19-SEP-2003 02:16:12	Bright	37.000	89	5Alp Cep	2.4510	8000.0	74	8116	No
45	GOM_NL__2PRFIN20030919_021833_000000402020_00046_08116_9537.N1	19-SEP-2003 02:18:33	Bright	40.000	76	27Gam Cas	2.3000	30000.	80	8116	No
46	GOM_NL__2PRFIN20030919_022348_000000362020_00046_08116_9538.N1	19-SEP-2003 02:23:48	Bright	36.000	49	1Alp UMi	1.9900	6300.0	72	8116	No
47	GOM_NL__2PRFIN20030919_022603_000000662020_00046_08116_9539.N1	19-SEP-2003 02:26:03	Bright	66.000	35	33Alp Per	1.7950	6250.0	132	8116	No
48	GOM_NL__2PRFIN20030919_022756_000000702020_00046_08116_9540.N1	19-SEP-2003 02:27:56	Bright	69.500	175	39Del Per	3.0100	19400.	139	8116	No
49	GOM_NL__2PRFIN20030919_023117_000000382020_00046_08116_9541.N1	19-SEP-2003 02:31:17	Bright	38.000	36	50Alp UMa	1.8000	6300.0	76	8116	No
50	GOM_NL__2PRFIN20030919_023245_000000372020_00046_08116_9542.N1	19-SEP-2003 02:32:45	Bright	36.500	82	48Bet UMa	2.3650	10600.	73	8116	No
51	GOM_NL__2PRFIN20030919_023548_000000392020_00046_08116_9543.N1	19-SEP-2003 02:35:48	Bright	38.500	174	52Psi UMa	3.0040	4400.0	77	8116	No
52	GOM_NL__2PRFIN20030919_023930_000000632020_00046_08116_9544.N1	19-SEP-2003 02:39:30	Bright	62.500	107	37The Aur	2.6490	11000.	125	8116	No
53	GOM_NL__2PRFIN20030919_024240_000000632020_00046_08116_9545.N1	19-SEP-2003 02:42:40	Bright	63.000	17	78Bet Gem	1.1610	4500.0	126	8116	No
54	GOM_NL__2PRFIN20030919_024537_000001452020_00046_08116_9546.N1	19-SEP-2003 02:45:37	Straylight	144.50	28	12Bet Tau	1.6500	15200.	289	8116	No
55	GOM_NL__2PRFIN20030919_025023_000000622020_00046_08116_9547.N1	19-SEP-2003 02:50:23	Dark	62.000	8	10Alp CMi	0.40000	6500.0	124	8116	No
56	GOM_NL__2PRFIN20030919_030128_000000492020_00046_08116_9548.N1	19-SEP-2003 03:01:28	Dark	48.500	65	Lam Vel	2.2040	4400.0	97	8116	No
57	GOM_NL__2PRFIN20030919_030446_000000432020_00046_08116_9549.N1	19-SEP-2003 03:04:46	Dark	43.000	46	Del Vel	1.9540	10600.	86	8116	No
58	GOM_NL__2PRFIN20030919_030619_000000422020_00046_08116_9550.N1	19-SEP-2003 03:06:19	Dark	41.500	41	Eps Car	1.8600	4100.0	83	8116	No
59	GOM_NL__2PRFIN20030919_030800_000000572020_00047_08117_9564.N1	19-SEP-2003 03:08:00	Dark	57.000	2	Alp Car	-0.73600	7000.0	114	8117	No
60	GOM_NL__2PRFIN20030919_031133_000002312020_00047_08117_9565.N1	19-SEP-2003 03:11:33	Dark	231.00	7	19Bet Ori	0.10000	14000.	462	8117	No
61	GOM_NL__2PRFIN20030919_031653_000000392020_00047_08117_9566.N1	19-SEP-2003 03:16:53	Dark	38.500	135	Bet Hyi	2.8200	5800.0	77	8117	No
62	GOM_NL__2PRFIN20030919_031937_000000462020_00047_08117_9567.N1	19-SEP-2003 03:19:37	Dark	46.000	9	Alp Eri	0.45300	24000.	92	8117	No
63	GOM_NL__2PRFIN20030919_032224_000000392020_00047_08117_9568.N1	19-SEP-2003 03:22:24	Straylight	39.000	148	Alp Tuc	2.8780	4100.0	78	8117	No
64	GOM_NL__2PRFIN20030919_032548_000000522020_00047_08117_9569.N1	19-SEP-2003 03:25:48	Straylight	52.000	63	Bet Gru	2.1500	2800.0	104	8117	No
65	GOM_NL__2PRFIN20030919_032856_000000402020_00047_08117_9570.N1	19-SEP-2003 03:28:56	Straylight	40.000	172	Gam Gru	3.0030	13100.	80	8117	No
66	GOM_NL__2PRFIN20030919_033023_000000422020_00047_08117_9571.N1	19-SEP-2003 03:30:23	Straylight	42.000	18	24Alp PsA	1.1660	9700.0	84	8117	No
67	GOM_NL__2PRFIN20030919_033430_000000482020_00047_08117_9572.N1	19-SEP-2003 03:34:30	Dark	47.500	1014	Mars	0.0000	0.0000	95	8117	Yes
68	GOM_NL__2PRFIN20030919_033904_000000402020_00047_08117_9573.N1	19-SEP-2003 03:39:04	Bright	40.000	162	34Alp Aqr	2.9440	5350.0	80	8117	No
69	GOM_NL__2PRFIN20030919_034205_000000402020_00047_08117_9574.N1	19-SEP-2003 03:42:05	Bright	40.000	61	8Eps Peg	2.1000	3900.0	80	8117	No
70	GOM_NL__2PRFIN20030919_034327_000000432020_00047_08117_9575.N1	19-SEP-2003 03:43:27	Bright	42.500	90	54Alp Peg	2.4870	11000.	85	8117	No
71	GOM_NL__2PRFIN20030919_034716_000000422020_00047_08117_9576.N1	19-SEP-2003 03:47:16	Bright	42.000	93	53Bet Peg	2.5200	3100.0	84	8117	No
72	GOM_NL__2PRFIN20030919_034931_000000402020_00047_08117_9577.N1	19-SEP-2003 03:49:31	Bright	39.500	92	53Eps Cyg	2.5000	4500.0	79	8117	No
73	GOM_NL__2PRFIN20030919_035140_000000392020_00047_08117_9578.N1	19-SEP-2003 03:51:40	Bright	38.500	66	37Gam Cyg	2.2080	5900.0	77	8117	No
74	GOM_NL__2PRFIN20030919_035417_000000622020_00047_08117_9579.N1	19-SEP-2003 03:54:17	Bright	61.500	53	43Bet And	2.0480	3300.0	123	8117	No
75	GOM_NL__2PRFIN20030919_035648_000000372020_00047_08117_9580.N1	19-SEP-2003 03:56:48	Bright	36.500	89	5Alp Cep	2.4510	8000.0	73	8117	No
76	GOM_NL__2PRFIN20030919_035908_000000422020_00047_08117_9581.N1	19-SEP-2003 03:59:08	Bright	42.000	76	27Gam Cas	2.3000	30000.	84	8117	No
77	GOM_NL__2PRFIN20030919_040425_000000362020_00047_08117_9582.N1	19-SEP-2003 04:04:25	Bright	36.000	49	1Alp UMi	1.9900	6300.0	72	8117	No
78	GOM_NL__2PRFIN20030919_040638_000000652020_00047_08117_9583.N1	19-SEP-2003 04:06:38	Bright	64.500	35	33Alp Per	1.7950	6250.0	129	8117	No
79	GOM_NL__2PRFIN20030919_040831_000000702020_00047_08117_9584.N1	19-SEP-2003 04:08:31	Bright	69.500	175	39Del Per	3.0100	19400.	139	8117	No
80	GOM_NL__2PRFIN20030919_041154_000000382020_00047_08117_9585.N1	19-SEP-2003 04:11:54	Bright	37.500	36	50Alp UMa	1.8000	6300.0	75	8117	No
81	GOM_NL__2PRFIN20030919_041321_000000512020_00047_08117_9586.N1	19-SEP-2003 04:13:21	Bright	51.000	82	48Bet UMa	2.3650	10600.	102	8117	No
82	GOM_NL__2PRFIN20030919_041627_000000522020_00047_08117_9587.N1	19-SEP-2003 04:16:27	Bright	52.000	174	52Psi UMa	3.0040	4400.0	104	8117	No
83	GOM_NL__2PRFIN20030919_042006_000000642020_00047_08117_9588.N1	19-SEP-2003 04:20:06	Bright	64.000	107	37The Aur	2.6490	11000.	128	8117	No
84	GOM_NL__2PRFIN20030919_042316_000000492020_00047_08117_9589.N1	19-SEP-2003 04:23:16	Bright	48.500	17	78Bet Gem	1.1610	4500.0	97	8117	No
85	GOM_NL__2PRFIN20030919_042613_000001622020_00047_08117_9590.N1	19-SEP-2003 04:26:13	Straylight	162.00	28	12Bet Tau	1.6500	15200.	324	8117	No
86	GOM_NL__2PRFIN20030919_043100_000000652020_00047_08117_9591.N1	19-SEP-2003 04:31:00	Dark	65.000	8	10Alp CMi	0.40000	6500.0	130	8117	No
87	GOM_NL__2PRFIN20030919_044205_000000442020_00047_08117_9592.N1	19-SEP-2003 04:42:05	Dark	43.500	65	Lam Vel	2.2040	4400.0	87	8117	No
88	GOM_NL__2PRFIN20030919_044523_000000382020_00047_08117_9593.N1	19-SEP-2003 04:45:23	Dark	38.000	46	Del Vel	1.9540	10600.	76	8117	No
89	GOM_NL__2PRFIN20030919_044655_000000432020_00047_08117_9594.N1	19-SEP-2003 04:46:55	Dark	42.500	41	Eps Car	1.8600	4100.0	85	8117	No
90	GOM_NL__2PRFIN20030919_044835_000000572020_00048_08118_9587.N1	19-SEP-2003 04:48:35	Dark	57.000	2	Alp Car	-0.73600	7000.0	114	8118	No
91	GOM_NL__2PRFIN20030919_045215_000002312020_00048_08118_9588.N1	19-SEP-2003 04:52:15	Dark	231.00	7	19Bet Ori	0.10000	14000.	462	8118	No
92	GOM_NL__2PRFIN20030919_045729_000000392020_00048_08118_9589.N1	19-SEP-2003 04:57:29	Dark	39.000	135	Bet Hyi	2.8200	5800.0	78	8118	No
93	GOM_NL__2PRFIN20030919_050014_000000462020_00048_08118_9590.N1	19-SEP-2003 05:00:14	Dark	46.000	9	Alp Eri	0.45300	24000.	92	8118	No
94	GOM_NL__2PRFIN20030919_050300_000000402020_00048_08118_9591.N1	19-SEP-2003 05:03:00	Straylight	39.500	148	Alp Tuc	2.8780	4100.0	79	8118	No
95	GOM_NL__2PRFIN20030919_050624_000000522020_00048_08118_9592.N1	19-SEP-2003 05:06:24	Straylight	52.000	63	Bet Gru	2.1500	2800.0	104	8118	No
96	GOM_NL__2PRFIN20030919_050932_000000392020_00048_08118_9593.N1	19-SEP-2003 05:09:32	Straylight	39.000	172	Gam Gru	3.0030	13100.	78	8118	No
97	GOM_NL__2PRFIN20030919_051059_000000462020_00048_08118_9594.N1	19-SEP-2003 05:10:59	Straylight	45.500	18	24Alp PsA	1.1660	9700.0	91	8118	No
98	GOM_NL__2PRFIN20030919_051506_000000472020_00048_08118_9595.N1	19-SEP-2003 05:15:06	Dark	46.500	1014	Mars	0.0000	0.0000	93	8118	Yes
99	GOM_NL__2PRFIN20030919_051941_000000392020_00048_08118_9596.N1	19-SEP-2003 05:19:41	Bright	39.000	162	34Alp Aqr	2.9440	5350.0	78	8118	No
100	GOM_NL__2PRFIN20030919_052241_000000392020_00048_08118_9597.N1	19-SEP-2003 05:22:41	Bright	39.000	61	8Eps Peg	2.1000	3900.0	78	8118	No
101	GOM_NL__2PRFIN20030919_052403_000000412020_00048_08118_9598.N1	19-SEP-2003 05:24:03	Bright	40.500	90	54Alp Peg	2.4870	11000.	81	8118	No

102	GOM_NL__2PRFIN20030919_052752_000000452020_00048_08118_9599.N1	19-SEP-2003 05:27:52	Bright	45.000	93	53Bet Peg	2.5200	3100.0	90	8118	No
103	GOM_NL__2PRFIN20030919_053007_000000392020_00048_08118_9600.N1	19-SEP-2003 05:30:07	Bright	39.000	92	53Eps Cyg	2.5000	4500.0	78	8118	No
104	GOM_NL__2PRFIN20030919_053216_000000392020_00048_08118_9601.N1	19-SEP-2003 05:32:16	Bright	38.500	66	37Gam Cyg	2.2080	5900.0	77	8118	No
105	GOM_NL__2PRFIN20030919_053452_000000602020_00048_08118_9602.N1	19-SEP-2003 05:34:52	Bright	59.500	53	43Bet And	2.0480	3300.0	119	8118	No
106	GOM_NL__2PRFIN20030919_053724_000000382020_00048_08118_9603.N1	19-SEP-2003 05:37:24	Bright	38.000	89	5Alp Cep	2.4510	8000.0	76	8118	No
107	GOM_NL__2PRFIN20030919_053944_000000432020_00048_08118_9604.N1	19-SEP-2003 05:39:44	Bright	43.000	76	27Gam Cas	2.3000	30000.	86	8118	No
108	GOM_NL__2PRFIN20030919_054501_000000382020_00048_08118_9605.N1	19-SEP-2003 05:45:01	Bright	37.500	49	1Alp UMi	1.9900	6300.0	75	8118	No
109	GOM_NL__2PRFIN20030919_054712_000000662020_00048_08118_9606.N1	19-SEP-2003 05:47:12	Bright	66.000	35	33Alp Per	1.7950	6250.0	132	8118	No
110	GOM_NL__2PRFIN20030919_054906_000000692020_00048_08118_9607.N1	19-SEP-2003 05:49:06	Bright	68.500	175	39Del Per	3.0100	19400.	137	8118	No
111	GOM_NL__2PRFIN20030919_055230_000000372020_00048_08118_9608.N1	19-SEP-2003 05:52:30	Bright	37.000	36	50Alp UMa	1.8000	6300.0	74	8118	No
112	GOM_NL__2PRFIN20030919_055357_000000522020_00048_08118_9609.N1	19-SEP-2003 05:53:57	Bright	52.000	82	48Bet UMa	2.3650	10600.	104	8118	No
113	GOM_NL__2PRFIN20030919_055703_000000352020_00048_08118_9610.N1	19-SEP-2003 05:57:03	Bright	35.000	174	52Psi UMa	3.0040	4400.0	70	8118	No
114	GOM_NL__2PRFIN20030919_060042_000000652020_00048_08118_9611.N1	19-SEP-2003 06:00:42	Bright	65.000	107	37The Aur	2.6490	11000.	130	8118	No
115	GOM_NL__2PRFIN20030919_060352_000000502020_00048_08118_9612.N1	19-SEP-2003 06:03:52	Bright	49.500	17	78Bet Gem	1.1610	4500.0	99	8118	No
116	GOM_NL__2PRFIN20030919_060651_000001422020_00048_08118_9613.N1	19-SEP-2003 06:06:51	Straylight	142.00	28	12Bet Tau	1.6500	15200.	284	8118	No
117	GOM_NL__2PRFIN20030919_061137_000000602020_00048_08118_9614.N1	19-SEP-2003 06:11:37	Dark	60.000	8	10Alp CMi	0.40000	6500.0	120	8118	No
118	GOM_NL__2PRFIN20030919_062241_000000422020_00048_08118_9615.N1	19-SEP-2003 06:22:41	Dark	41.500	65	Lam Vel	2.2040	4400.0	83	8118	No
119	GOM_NL__2PRFIN20030919_062559_000000412020_00048_08118_9616.N1	19-SEP-2003 06:25:59	Dark	41.000	46	Del Vel	1.9540	10600.	82	8118	No
120	GOM_NL__2PRFIN20030919_062732_000000462020_00048_08118_9617.N1	19-SEP-2003 06:27:32	Dark	45.500	41	Eps Car	1.8600	4100.0	91	8118	No
121	GOM_NL__2PRFIN20030919_062913_000000572020_00049_08119_9587.N1	19-SEP-2003 06:29:13	Dark	57.000	2	Alp Car	-0.73600	7000.0	114	8119	No
122	GOM_NL__2PRFIN20030919_063257_000002312020_00049_08119_9588.N1	19-SEP-2003 06:32:57	Dark	231.00	7	19Bet Ori	0.10000	14000.	462	8119	No
123	GOM_NL__2PRFIN20030919_063805_000000392020_00049_08119_9589.N1	19-SEP-2003 06:38:05	Dark	38.500	135	Bet Hyi	2.8200	5800.0	77	8119	No
124	GOM_NL__2PRFIN20030919_064050_000000552020_00049_08119_9590.N1	19-SEP-2003 06:40:50	Dark	54.500	9	Alp Eri	0.45300	24000.	109	8119	No
125	GOM_NL__2PRFIN20030919_064336_000000472020_00049_08119_9591.N1	19-SEP-2003 06:43:36	Straylight	46.500	148	Alp Tuc	2.8780	4100.0	93	8119	No
126	GOM_NL__2PRFIN20030919_064701_000000452020_00049_08119_9592.N1	19-SEP-2003 06:47:01	Straylight	44.500	63	Bet Gru	2.1500	2800.0	89	8119	No
127	GOM_NL__2PRFIN20030919_065008_000000392020_00049_08119_9593.N1	19-SEP-2003 06:50:08	Straylight	39.000	172	Gam Gru	3.0030	13100.	78	8119	No
128	GOM_NL__2PRFIN20030919_065135_000000462020_00049_08119_9594.N1	19-SEP-2003 06:51:35	Straylight	46.000	18	24Alp PsA	1.1660	9700.0	92	8119	No
129	GOM_NL__2PRFIN20030919_065542_000000492020_00049_08119_9595.N1	19-SEP-2003 06:55:42	Dark	49.000	1014	Mars	0.0000	0.0000	98	8119	Yes
130	GOM_NL__2PRFIN20030919_070017_000000392020_00049_08119_9596.N1	19-SEP-2003 07:00:17	Bright	38.500	162	34Alp Aqr	2.9440	5350.0	77	8119	No
131	GOM_NL__2PRFIN20030919_070318_000000402020_00049_08119_9597.N1	19-SEP-2003 07:03:18	Bright	39.500	61	8Eps Peg	2.1000	3900.0	79	8119	No
132	GOM_NL__2PRFIN20030919_070439_000000412020_00049_08119_9598.N1	19-SEP-2003 07:04:39	Bright	41.000	90	54Alp Peg	2.4870	11000.	82	8119	No
133	GOM_NL__2PRFIN20030919_070828_000000402020_00049_08119_9599.N1	19-SEP-2003 07:08:28	Bright	39.500	93	53Bet Peg	2.5200	3100.0	79	8119	No
134	GOM_NL__2PRFIN20030919_071043_000000372020_00049_08119_9600.N1	19-SEP-2003 07:10:43	Bright	36.500	92	53Eps Cyg	2.5000	4500.0	73	8119	No
135	GOM_NL__2PRFIN20030919_071253_000000392020_00049_08119_9601.N1	19-SEP-2003 07:12:53	Bright	39.000	66	37Gam Cyg	2.2080	5900.0	78	8119	No
136	GOM_NL__2PRFIN20030919_071527_000000592020_00049_08119_9602.N1	19-SEP-2003 07:15:27	Bright	59.000	53	43Bet And	2.0480	3300.0	118	8119	No
137	GOM_NL__2PRFIN20030919_071800_000000382020_00049_08119_9603.N1	19-SEP-2003 07:18:00	Bright	38.000	89	5Alp Cep	2.4510	8000.0	76	8119	No
138	GOM_NL__2PRFIN20030919_072019_000000442020_00049_08119_9604.N1	19-SEP-2003 07:20:19	Bright	43.500	76	27Gam Cas	2.3000	30000.	87	8119	No
139	GOM_NL__2PRFIN20030919_072537_000000382020_00049_08119_9605.N1	19-SEP-2003 07:25:37	Bright	37.500	49	1Alp UMi	1.9900	6300.0	75	8119	No
140	GOM_NL__2PRFIN20030919_072747_000000642020_00049_08119_9606.N1	19-SEP-2003 07:27:47	Bright	63.500	35	33Alp Per	1.7950	6250.0	127	8119	No
141	GOM_NL__2PRFIN20030919_072941_000000692020_00049_08119_9607.N1	19-SEP-2003 07:29:41	Bright	69.000	175	39Del Per	3.0100	19400.	138	8119	No
142	GOM_NL__2PRFIN20030919_073307_000000382020_00049_08119_9608.N1	19-SEP-2003 07:33:07	Bright	38.000	36	50Alp UMa	1.8000	6300.0	76	8119	No
143	GOM_NL__2PRFIN20030919_073434_000000522020_00049_08119_9609.N1	19-SEP-2003 07:34:34	Bright	52.000	82	48Bet UMa	2.3650	10600.	104	8119	No
144	GOM_NL__2PRFIN20030919_073740_000000352020_00049_08119_9610.N1	19-SEP-2003 07:37:40	Bright	34.500	174	52Psi UMa	3.0040	4400.0	69	8119	No
145	GOM_NL__2PRFIN20030919_074117_000000702020_00049_08119_9611.N1	19-SEP-2003 07:41:17	Bright	70.000	107	37The Aur	2.6490	11000.	140	8119	No
146	GOM_NL__2PRFIN20030919_074428_000000502020_00049_08119_9612.N1	19-SEP-2003 07:44:28	Bright	50.000	17	78Bet Gem	1.1610	4500.0	100	8119	No
147	GOM_NL__2PRFIN20030919_074728_000001542020_00049_08119_9613.N1	19-SEP-2003 07:47:28	Straylight	153.50	28	12Bet Tau	1.6500	15200.	307	8119	No
148	GOM_NL__2PRFIN20030919_075213_000000602020_00049_08119_9614.N1	19-SEP-2003 07:52:13	Dark	59.500	8	10Alp CMi	0.40000	6500.0	119	8119	No
149	GOM_NL__2PRFIN20030919_080318_000000432020_00049_08119_9615.N1	19-SEP-2003 08:03:18	Dark	42.500	65	Lam Vel	2.2040	4400.0	85	8119	No
150	GOM_NL__2PRFIN20030919_080636_000000402020_00049_08119_9616.N1	19-SEP-2003 08:06:36	Dark	40.000	46	Del Vel	1.9540	10600.	80	8119	No
151	GOM_NL__2PRFIN20030919_080808_000000482020_00049_08119_9617.N1	19-SEP-2003 08:08:08	Dark	48.000	41	Eps Car	1.8600	4100.0	96	8119	No
152	GOM_NL__2PRFIN20030919_080951_000000532020_00050_08120_9587.N1	19-SEP-2003 08:09:51	Dark	52.500	2	Alp Car	-0.73600	7000.0	105	8120	No
153	GOM_NL__2PRFIN20030919_081339_000002302020_00050_08120_9588.N1	19-SEP-2003 08:13:39	Dark	230.00	7	19Bet Ori	0.10000	14000.	460	8120	No
154	GOM_NL__2PRFIN20030919_082000_000000422020_00050_08120_9589.N1	19-SEP-2003 08:20:00	Dark	41.500	143	Alp Hyi	2.8570	7200.0	83	8120	No
155	GOM_NL__2PRFIN20030919_082126_000000562020_00050_08120_9590.N1	19-SEP-2003 08:21:26	Dark	56.000	9	Alp Eri	0.45300	24000.	112	8120	No
156	GOM_NL__2PRFIN20030919_082412_000000422020_00050_08120_9591.N1	19-SEP-2003 08:24:12	Straylight	41.500	148	Alp Tuc	2.8780	4100.0	83	8120	No
157	GOM_NL__2PRFIN20030919_082737_000000462020_00050_08120_9592.N1	19-SEP-2003 08:27:37	Straylight	45.500	63	Bet Gru	2.1500	2800.0	91	8120	No
158	GOM_NL__2PRFIN20030919_083044_000000412020_00050_08120_9593.N1	19-SEP-2003 08:30:44	Straylight	41.000	172	Gam Gru	3.0030	13100.	82	8120	No
159	GOM_NL__2PRFIN20030919_083211_000000462020_00050_08120_9594.N1	19-SEP-2003 08:32:11	Straylight	46.000	18	24Alp PsA	1.1660	9700.0	92	8120	No
160	GOM_NL__2PRFIN20030919_083618_000000482020_00050_08120_9595.N1	19-SEP-2003 08:36:18	Dark	47.500	1014	Mars	0.0000	0.0000	95	8120	Yes



161	GOM_NL__2PRFIN20030919_084052_000000402020_00050_08120_9596.N1	19-SEP-2003 08:40:52	Bright	39.500	162	34Alp Aqr	2.9440	5350.0	79	8120	No
162	GOM_NL__2PRFIN20030919_084903_000000402020_00050_08120_9597.N1	19-SEP-2003 08:49:03	Bright	40.000	93	53Bet Peg	2.5200	3100.0	80	8120	No
163	GOM_NL__2PRFIN20030919_085119_000000402020_00050_08120_9598.N1	19-SEP-2003 08:51:19	Bright	40.000	92	53Eps Cyg	2.5000	4500.0	80	8120	No
164	GOM_NL__2PRFIN20030919_085329_000000412020_00050_08120_9599.N1	19-SEP-2003 08:53:29	Bright	40.500	66	37Gam Cyg	2.2080	5900.0	81	8120	No
165	GOM_NL__2PRFIN20030919_085601_000000582020_00050_08120_9600.N1	19-SEP-2003 08:56:01	Bright	57.500	53	43Bet And	2.0480	3300.0	115	8120	No
166	GOM_NL__2PRFIN20030919_085836_000000382020_00050_08120_9601.N1	19-SEP-2003 08:58:36	Bright	38.000	89	5Alp Cep	2.4510	8000.0	76	8120	No
167	GOM_NL__2PRFIN20030919_090054_000000422020_00050_08120_9602.N1	19-SEP-2003 09:00:54	Bright	41.500	76	27Gam Cas	2.3000	30000.	83	8120	No
168	GOM_NL__2PRFIN20030919_090613_000000392020_00050_08120_9603.N1	19-SEP-2003 09:06:13	Bright	38.500	49	1Alp UMi	1.9900	6300.0	77	8120	No
169	GOM_NL__2PRFIN20030919_090822_000000652020_00050_08120_9604.N1	19-SEP-2003 09:08:22	Bright	64.500	35	33Alp Per	1.7950	6250.0	129	8120	No
170	GOM_NL__2PRFIN20030919_091015_000000692020_00050_08120_9605.N1	19-SEP-2003 09:10:15	Bright	69.000	175	39Del Per	3.0100	19400.	138	8120	No
171	GOM_NL__2PRFIN20030919_091343_000000372020_00050_08120_9606.N1	19-SEP-2003 09:13:43	Bright	37.000	36	50Alp UMa	1.8000	6300.0	74	8120	No
172	GOM_NL__2PRFIN20030919_091510_000000362020_00050_08120_9607.N1	19-SEP-2003 09:15:10	Bright	35.500	82	48Bet UMa	2.3650	10600.	71	8120	No
173	GOM_NL__2PRFIN20030919_091816_000000362020_00050_08120_9608.N1	19-SEP-2003 09:18:16	Bright	36.000	174	52Psi UMa	3.0040	4400.0	72	8120	No
174	GOM_NL__2PRFIN20030919_092153_000000652020_00050_08120_9609.N1	19-SEP-2003 09:21:53	Bright	64.500	107	37The Aur	2.6490	11000.	129	8120	No
175	GOM_NL__2PRFIN20030919_092504_000000482020_00050_08120_9610.N1	19-SEP-2003 09:25:04	Bright	48.000	17	78Bet Gem	1.1610	4500.0	96	8120	No
176	GOM_NL__2PRFIN20030919_092804_000001492020_00050_08120_9611.N1	19-SEP-2003 09:28:04	Straylight	148.50	28	12Bet Tau	1.6500	15200.	297	8120	No
177	GOM_NL__2PRFIN20030919_093250_000000562020_00050_08120_9612.N1	19-SEP-2003 09:32:50	Dark	56.000	8	10Alp CMi	0.40000	6500.0	112	8120	No
178	GOM_NL__2PRFIN20030919_094013_000000412020_00050_08120_9613.N1	19-SEP-2003 09:40:13	Dark	41.000	132	15Rho Pup	2.8030	6900.0	82	8120	No
179	GOM_NL__2PRFIN20030919_094353_000000452020_00050_08120_9614.N1	19-SEP-2003 09:43:53	Dark	45.000	65	Lam Vel	2.2040	4400.0	90	8120	No
180	GOM_NL__2PRFIN20030919_094712_000000412020_00050_08120_9615.N1	19-SEP-2003 09:47:12	Dark	41.000	46	Del Vel	1.9540	10600.	82	8120	No
181	GOM_NL__2PRFIN20030919_094844_000000462020_00050_08120_9616.N1	19-SEP-2003 09:48:44	Dark	45.500	41	Eps Car	1.8600	4100.0	91	8120	No
182	GOM_NL__2PRFIN20030919_095027_000000572020_00051_08121_9587.N1	19-SEP-2003 09:50:27	Dark	57.000	2	Alp Car	-0.73600	7000.0	114	8121	No
183	GOM_NL__2PRFIN20030919_095421_000002302020_00051_08121_9588.N1	19-SEP-2003 09:54:21	Dark	230.00	7	19Bet Ori	0.10000	14000.	460	8121	No
184	GOM_NL__2PRFIN20030919_100037_000000422020_00051_08121_9589.N1	19-SEP-2003 10:00:37	Dark	42.000	143	Alp Hyi	2.8570	7200.0	84	8121	No
185	GOM_NL__2PRFIN20030919_100202_000000492020_00051_08121_9590.N1	19-SEP-2003 10:02:02	Dark	49.000	9	Alp Eri	0.45300	24000.	98	8121	No
186	GOM_NL__2PRFIN20030919_100448_000000442020_00051_08121_9591.N1	19-SEP-2003 10:04:48	Straylight	44.000	148	Alp Tuc	2.8780	4100.0	88	8121	No
187	GOM_NL__2PRFIN20030919_100813_000000462020_00051_08121_9592.N1	19-SEP-2003 10:08:13	Straylight	45.500	63	Bet Gru	2.1500	2800.0	91	8121	No
188	GOM_NL__2PRFIN20030919_101120_000000392020_00051_08121_9593.N1	19-SEP-2003 10:11:20	Straylight	38.500	172	Gam Gru	3.0030	13100.	77	8121	No
189	GOM_NL__2PRFIN20030919_101247_000000442020_00051_08121_9594.N1	19-SEP-2003 10:12:47	Straylight	44.000	18	24Alp PsA	1.1660	9700.0	88	8121	No
190	GOM_NL__2PRFIN20030919_101654_000000462020_00051_08121_9595.N1	19-SEP-2003 10:16:54	Dark	46.000	1014	Mars	0.0000	0.0000	92	8121	Yes
191	GOM_NL__2PRFIN20030919_102129_000000392020_00051_08121_9596.N1	19-SEP-2003 10:21:29	Bright	39.000	162	34Alp Aqr	2.9440	5350.0	78	8121	No
192	GOM_NL__2PRFIN20030919_102940_000000422020_00051_08121_9597.N1	19-SEP-2003 10:29:40	Bright	41.500	93	53Bet Peg	2.5200	3100.0	83	8121	No
193	GOM_NL__2PRFIN20030919_103156_000000412020_00051_08121_9598.N1	19-SEP-2003 10:31:56	Bright	40.500	92	53Eps Cyg	2.5000	4500.0	81	8121	No
194	GOM_NL__2PRFIN20030919_103406_000000412020_00051_08121_9599.N1	19-SEP-2003 10:34:06	Bright	41.000	66	37Gam Cyg	2.2080	5900.0	82	8121	No
195	GOM_NL__2PRFIN20030919_103637_000000612020_00051_08121_9600.N1	19-SEP-2003 10:36:37	Bright	60.500	53	43Bet And	2.0480	3300.0	121	8121	No
196	GOM_NL__2PRFIN20030919_103913_000000372020_00051_08121_9601.N1	19-SEP-2003 10:39:13	Bright	37.000	89	5Alp Cep	2.4510	8000.0	74	8121	No
197	GOM_NL__2PRFIN20030919_104130_000000432020_00051_08121_9602.N1	19-SEP-2003 10:41:30	Bright	42.500	76	27Gam Cas	2.3000	30000.	85	8121	No
198	GOM_NL__2PRFIN20030919_104649_000000382020_00051_08121_9603.N1	19-SEP-2003 10:46:49	Bright	38.000	49	1Alp UMi	1.9900	6300.0	76	8121	No
199	GOM_NL__2PRFIN20030919_104856_000000662020_00051_08121_9604.N1	19-SEP-2003 10:48:56	Bright	66.000	35	33Alp Per	1.7950	6250.0	132	8121	No
200	GOM_NL__2PRFIN20030919_105050_000000692020_00051_08121_9605.N1	19-SEP-2003 10:50:50	Bright	68.500	175	39Del Per	3.0100	19400.	137	8121	No
201	GOM_NL__2PRFIN20030919_105419_000000352020_00051_08121_9606.N1	19-SEP-2003 10:54:19	Bright	35.000	36	50Alp UMa	1.8000	6300.0	70	8121	No
202	GOM_NL__2PRFIN20030919_105546_000000342020_00051_08121_9607.N1	19-SEP-2003 10:55:46	Bright	34.000	82	48Bet UMa	2.3650	10600.	68	8121	No
203	GOM_NL__2PRFIN20030919_105853_000000362020_00051_08121_9608.N1	19-SEP-2003 10:58:53	Bright	36.000	174	52Psi UMa	3.0040	4400.0	72	8121	No
204	GOM_NL__2PRFIN20030919_110229_000000682020_00051_08121_9609.N1	19-SEP-2003 11:02:29	Bright	67.500	107	37The Aur	2.6490	11000.	135	8121	No
205	GOM_NL__2PRFIN20030919_110540_000000492020_00051_08121_9610.N1	19-SEP-2003 11:05:40	Bright	49.000	17	78Bet Gem	1.1610	4500.0	98	8121	No
206	GOM_NL__2PRFIN20030919_110841_000001422020_00051_08121_9611.N1	19-SEP-2003 11:08:41	Straylight	142.00	28	12Bet Tau	1.6500	15200.	284	8121	No
207	GOM_NL__2PRFIN20030919_111326_000000582020_00051_08121_9612.N1	19-SEP-2003 11:13:26	Dark	58.000	8	10Alp CMi	0.40000	6500.0	116	8121	No
208	GOM_NL__2PRFIN20030919_112049_000000432020_00051_08121_9613.N1	19-SEP-2003 11:20:49	Dark	43.000	132	15Rho Pup	2.8030	6900.0	86	8121	No
209	GOM_NL__2PRFIN20030919_112430_000000452020_00051_08121_9614.N1	19-SEP-2003 11:24:30	Dark	45.000	65	Lam Vel	2.2040	4400.0	90	8121	No
210	GOM_NL__2PRFIN20030919_112748_000000382020_00051_08121_9615.N1	19-SEP-2003 11:27:48	Dark	38.000	46	Del Vel	1.9540	10600.	76	8121	No
211	GOM_NL__2PRFIN20030919_112921_000000392020_00051_08121_9616.N1	19-SEP-2003 11:29:21	Dark	38.500	41	Eps Car	1.8600	4100.0	77	8121	No
212	GOM_NL__2PRFIN20030919_113104_000000482020_00052_08122_9623.N1	19-SEP-2003 11:31:04	Dark	48.000	2	Alp Car	-0.73600	7000.0	96	8122	No
213	GOM_NL__2PRFIN20030919_113503_000002302020_00052_08122_9624.N1	19-SEP-2003 11:35:03	Dark	230.00	7	19Bet Ori	0.10000	14000.	460	8122	No
214	GOM_NL__2PRFIN20030919_114113_000000422020_00052_08122_9625.N1	19-SEP-2003 11:41:13	Dark	42.000	143	Alp Hyi	2.8570	7200.0	84	8122	No
215	GOM_NL__2PRFIN20030919_114239_000000532020_00052_08122_9626.N1	19-SEP-2003 11:42:39	Dark	52.500	9	Alp Eri	0.45300	24000.	105	8122	No
216	GOM_NL__2PRFIN20030919_114525_000000462020_00052_08122_9627.N1	19-SEP-2003 11:45:25	Straylight	46.000	148	Alp Tuc	2.8780	4100.0	92	8122	No
217	GOM_NL__2PRFIN20030919_114850_000000442020_00052_08122_9628.N1	19-SEP-2003 11:48:50	Straylight	44.000	63	Bet Gru	2.1500	2800.0	88	8122	No
218	GOM_NL__2PRFIN20030919_115157_000000382020_00052_08122_9629.N1	19-SEP-2003 11:51:57	Straylight	37.500	172	Gam Gru	3.0030	13100.	75	8122	No
219	GOM_NL__2PRFIN20030919_115324_000000462020_00052_08122_9630.N1	19-SEP-2003 11:53:24	Straylight	45.500	18	24Alp PsA	1.1660	9700.0	91	8122	No

220	GOM_NL__2PRFIN20030919_115731_000000512020_00052_08122_9631.N1	19-SEP-2003 11:57:31	Dark	51.000	1014	Mars	0.0000	0.0000	102	8122	Yes
221	GOM_NL__2PRFIN20030919_120205_000000382020_00052_08122_9632.N1	19-SEP-2003 12:02:05	Bright	38.000	162	34Alp Aqr	2.9440	5350.0	76	8122	No
222	GOM_NL__2PRFIN20030919_121016_000000382020_00052_08122_9633.N1	19-SEP-2003 12:10:16	Bright	38.000	93	53Bet Peg	2.5200	3100.0	76	8122	No
223	GOM_NL__2PRFIN20030919_121233_000000402020_00052_08122_9634.N1	19-SEP-2003 12:12:33	Bright	39.500	92	53Eps Cyg	2.5000	4500.0	79	8122	No
224	GOM_NL__2PRFIN20030919_121442_000000362020_00052_08122_9635.N1	19-SEP-2003 12:14:42	Bright	36.000	66	37Gam Cyg	2.2080	5900.0	72	8122	No
225	GOM_NL__2PRFIN20030919_121711_000000612020_00052_08122_9636.N1	19-SEP-2003 12:17:11	Bright	60.500	53	43Bet And	2.0480	3300.0	121	8122	No
226	GOM_NL__2PRFIN20030919_121949_000000382020_00052_08122_9637.N1	19-SEP-2003 12:19:49	Bright	37.500	89	5Alp Cep	2.4510	8000.0	75	8122	No
227	GOM_NL__2PRFIN20030919_122205_000000422020_00052_08122_9638.N1	19-SEP-2003 12:22:05	Bright	41.500	76	27Gam Cas	2.3000	30000.	83	8122	No
228	GOM_NL__2PRFIN20030919_122725_000000392020_00052_08122_9639.N1	19-SEP-2003 12:27:25	Bright	38.500	49	1Alp UMi	1.9900	6300.0	77	8122	No
229	GOM_NL__2PRFIN20030919_122931_000000632020_00052_08122_9640.N1	19-SEP-2003 12:29:31	Bright	63.000	35	33Alp Per	1.7950	6250.0	126	8122	No
230	GOM_NL__2PRFIN20030919_123125_000000702020_00052_08122_9641.N1	19-SEP-2003 12:31:25	Bright	70.000	175	39Del Per	3.0100	19400.	140	8122	No
231	GOM_NL__2PRFIN20030919_123455_000000382020_00052_08122_9642.N1	19-SEP-2003 12:34:55	Bright	37.500	36	50Alp UMa	1.8000	6300.0	75	8122	No
232	GOM_NL__2PRFIN20030919_123622_000000352020_00052_08122_9643.N1	19-SEP-2003 12:36:22	Bright	34.500	82	48Bet UMa	2.3650	10600.	69	8122	No
233	GOM_NL__2PRFIN20030919_123929_000000352020_00052_08122_9644.N1	19-SEP-2003 12:39:29	Bright	35.000	174	52Psi UMa	3.0040	4400.0	70	8122	No
234	GOM_NL__2PRFIN20030919_124305_000000662020_00052_08122_9645.N1	19-SEP-2003 12:43:05	Bright	65.500	107	37The Aur	2.6490	11000.	131	8122	No
235	GOM_NL__2PRFIN20030919_124617_000000492020_00052_08122_9646.N1	19-SEP-2003 12:46:17	Bright	48.500	17	78Bet Gem	1.1610	4500.0	97	8122	No
236	GOM_NL__2PRFIN20030919_124918_000001492020_00052_08122_9647.N1	19-SEP-2003 12:49:18	Straylight	148.50	28	12Bet Tau	1.6500	15200.	297	8122	No
237	GOM_NL__2PRFIN20030919_125403_000000582020_00052_08122_9648.N1	19-SEP-2003 12:54:03	Dark	57.500	8	10Alp CMi	0.40000	6500.0	115	8122	No
238	GOM_NL__2PRFIN20030919_130126_000000432020_00052_08122_9649.N1	19-SEP-2003 13:01:26	Dark	43.000	132	15Rho Pup	2.8030	6900.0	86	8122	No
239	GOM_NL__2PRFIN20030919_130506_000000462020_00052_08122_9650.N1	19-SEP-2003 13:05:06	Dark	46.000	65	Lam Vel	2.2040	4400.0	92	8122	No
240	GOM_NL__2PRFIN20030919_130824_000000392020_00052_08122_9651.N1	19-SEP-2003 13:08:24	Dark	39.000	46	Del Vel	1.9540	10600.	78	8122	No
241	GOM_NL__2PRFIN20030919_130957_000000512020_00052_08122_9652.N1	19-SEP-2003 13:09:57	Dark	51.000	41	Eps Car	1.8600	4100.0	102	8122	No
242	GOM_NL__2PRFIN20030919_131141_000000572020_00053_08123_9623.N1	19-SEP-2003 13:11:41	Dark	57.000	2	Alp Car	-0.73600	7000.0	114	8123	No
243	GOM_NL__2PRFIN20030919_131545_000002302020_00053_08123_9624.N1	19-SEP-2003 13:15:45	Dark	230.00	7	19Bet Ori	0.10000	14000.	460	8123	No
244	GOM_NL__2PRFIN20030919_132150_000000412020_00053_08123_9625.N1	19-SEP-2003 13:21:50	Dark	41.000	143	Alp Hyi	2.8570	7200.0	82	8123	No
245	GOM_NL__2PRFIN20030919_132316_000000472020_00053_08123_9626.N1	19-SEP-2003 13:23:16	Dark	46.500	9	Alp Eri	0.45300	24000.	93	8123	No
246	GOM_NL__2PRFIN20030919_132601_000000382020_00053_08123_9627.N1	19-SEP-2003 13:26:01	Straylight	38.000	148	Alp Tuc	2.8780	4100.0	76	8123	No
247	GOM_NL__2PRFIN20030919_132926_000000522020_00053_08123_9628.N1	19-SEP-2003 13:29:26	Straylight	51.500	63	Bet Gru	2.1500	2800.0	103	8123	No
248	GOM_NL__2PRFIN20030919_133233_000000382020_00053_08123_9629.N1	19-SEP-2003 13:32:33	Straylight	38.000	172	Gam Gru	3.0030	13100.	76	8123	No
249	GOM_NL__2PRFIN20030919_133400_000000452020_00053_08123_9630.N1	19-SEP-2003 13:34:00	Straylight	45.000	18	24Alp PsA	1.1660	9700.0	90	8123	No
250	GOM_NL__2PRFIN20030919_133807_000000472020_00053_08123_9631.N1	19-SEP-2003 13:38:07	Dark	47.000	1014	Mars	0.0000	0.0000	94	8123	Yes
251	GOM_NL__2PRFIN20030919_134242_000000392020_00053_08123_9632.N1	19-SEP-2003 13:42:42	Bright	38.500	162	34Alp Aqr	2.9440	5350.0	77	8123	No
252	GOM_NL__2PRFIN20030919_135052_000000392020_00053_08123_9633.N1	19-SEP-2003 13:50:52	Bright	38.500	93	53Bet Peg	2.5200	3100.0	77	8123	No
253	GOM_NL__2PRFIN20030919_135309_000000372020_00053_08123_9634.N1	19-SEP-2003 13:53:09	Bright	36.500	92	53Eps Cyg	2.5000	4500.0	73	8123	No
254	GOM_NL__2PRFIN20030919_135518_000000412020_00053_08123_9635.N1	19-SEP-2003 13:55:18	Bright	40.500	66	37Gam Cyg	2.2080	5900.0	81	8123	No
255	GOM_NL__2PRFIN20030919_135745_000000582020_00053_08123_9636.N1	19-SEP-2003 13:57:45	Bright	57.500	53	43Bet And	2.0480	3300.0	115	8123	No
256	GOM_NL__2PRFIN20030919_140025_000000372020_00053_08123_9637.N1	19-SEP-2003 14:00:25	Bright	37.000	89	5Alp Cep	2.4510	8000.0	74	8123	No
257	GOM_NL__2PRFIN20030919_140240_000000442020_00053_08123_9638.N1	19-SEP-2003 14:02:40	Bright	43.500	76	27Gam Cas	2.3000	30000.	87	8123	No
258	GOM_NL__2PRFIN20030919_140800_000000352020_00053_08123_9639.N1	19-SEP-2003 14:08:00	Bright	34.500	49	1Alp UMi	1.9900	6300.0	69	8123	No
259	GOM_NL__2PRFIN20030919_141005_000000672020_00053_08123_9640.N1	19-SEP-2003 14:10:05	Bright	66.500	35	33Alp Per	1.7950	6250.0	133	8123	No
260	GOM_NL__2PRFIN20030919_141159_000000672020_00053_08123_9641.N1	19-SEP-2003 14:11:59	Bright	67.000	175	39Del Per	3.0100	19400.	134	8123	No
261	GOM_NL__2PRFIN20030919_141529_000000382020_00053_08123_9642.N1	19-SEP-2003 14:15:29	Bright	37.500	36	50Alp UMa	1.8000	6300.0	75	8123	No
262	GOM_NL__2PRFIN20030919_141657_000000362020_00053_08123_9643.N1	19-SEP-2003 14:16:57	Bright	36.000	82	48Bet UMa	2.3650	10600.	72	8123	No
263	GOM_NL__2PRFIN20030919_142001_000000402020_00053_08123_9644.N1	19-SEP-2003 14:20:01	Bright	40.000	174	52Psi UMa	3.0040	4400.0	80	8123	No
264	GOM_NL__2PRFIN20030919_142340_000000662020_00053_08123_9645.N1	19-SEP-2003 14:23:40	Bright	66.000	107	37The Aur	2.6490	11000.	132	8123	No
265	GOM_NL__2PRFIN20030919_142652_000000502020_00053_08123_9646.N1	19-SEP-2003 14:26:52	Bright	50.000	17	78Bet Gem	1.1610	4500.0	100	8123	No
266	GOM_NL__2PRFIN20030919_142955_000001492020_00053_08123_9647.N1	19-SEP-2003 14:29:55	Straylight	149.00	28	12Bet Tau	1.6500	15200.	298	8123	No
267	GOM_NL__2PRFIN20030919_143439_000000592020_00053_08123_9648.N1	19-SEP-2003 14:34:39	Dark	59.000	8	10Alp CMi	0.40000	6500.0	118	8123	No
268	GOM_NL__2PRFIN20030919_144201_000000452020_00053_08123_9649.N1	19-SEP-2003 14:42:01	Dark	44.500	132	15Rho Pup	2.8030	6900.0	89	8123	No
269	GOM_NL__2PRFIN20030919_144541_000000452020_00053_08123_9650.N1	19-SEP-2003 14:45:41	Dark	45.000	65	Lam Vel	2.2040	4400.0	90	8123	No
270	GOM_NL__2PRFIN20030919_144859_000000402020_00053_08123_9651.N1	19-SEP-2003 14:48:59	Dark	39.500	46	Del Vel	1.9540	10600.	79	8123	No
271	GOM_NL__2PRFIN20030919_145032_000000472020_00053_08123_9652.N1	19-SEP-2003 14:50:32	Dark	47.000	41	Eps Car	1.8600	4100.0	94	8123	No
272	GOM_NL__2PRFIN20030919_145217_000000562020_00054_08124_9623.N1	19-SEP-2003 14:52:17	Dark	56.000	2	Alp Car	-0.73600	7000.0	112	8124	No
273	GOM_NL__2PRFIN20030919_145627_000002302020_00054_08124_9624.N1	19-SEP-2003 14:56:27	Dark	230.00	7	19Bet Ori	0.10000	14000.	460	8124	No
274	GOM_NL__2PRFIN20030919_150225_000000432020_00054_08124_9625.N1	19-SEP-2003 15:02:25	Dark	42.500	143	Alp Hyi	2.8570	7200.0	85	8124	No
275	GOM_NL__2PRFIN20030919_150352_000000432020_00054_08124_9626.N1	19-SEP-2003 15:03:52	Dark	42.500	9	Alp Eri	0.45300	24000.	85	8124	No
276	GOM_NL__2PRFIN20030919_150636_000000452020_00054_08124_9627.N1	19-SEP-2003 15:06:36	Straylight	44.500	148	Alp Tuc	2.8780	4100.0	89	8124	No
277	GOM_NL__2PRFIN20030919_151001_000000522020_00054_08124_9628.N1	19-SEP-2003 15:10:01	Straylight	51.500	63	Bet Gru	2.1500	2800.0	103	8124	No
278	GOM_NL__2PRFIN20030919_151308_000000412020_00054_08124_9629.N1	19-SEP-2003 15:13:08	Straylight	40.500	172	Gam Gru	3.0030	13100.	81	8124	No

279	GOM_NL__2PRFIN20030919_151435_000000462020_00054_08124_9630.N1	19-SEP-2003 15:14:35	Straylight	46.000	18	24Alp PsA	1.1660	9700.0	92	8124	No
280	GOM_NL__2PRFIN20030919_151842_000000472020_00054_08124_9631.N1	19-SEP-2003 15:18:42	Dark	47.000	1014	Mars	0.0000	0.0000	94	8124	Yes
281	GOM_NL__2PRFIN20030919_152317_000000382020_00054_08124_9632.N1	19-SEP-2003 15:23:17	Bright	38.000	162	34Alp Aqr	2.9440	5350.0	76	8124	No
282	GOM_NL__2PRFIN20030919_153127_000000412020_00054_08124_9633.N1	19-SEP-2003 15:31:27	Bright	41.000	93	53Bet Peg	2.5200	3100.0	82	8124	No
283	GOM_NL__2PRFIN20030919_153344_000000402020_00054_08124_9634.N1	19-SEP-2003 15:33:44	Bright	39.500	92	53Eps Cyg	2.5000	4500.0	79	8124	No
284	GOM_NL__2PRFIN20030919_153554_000000412020_00054_08124_9635.N1	19-SEP-2003 15:35:54	Bright	41.000	66	37Gam Cyg	2.2080	5900.0	82	8124	No
285	GOM_NL__2PRFIN20030919_153820_000000562020_00054_08124_9636.N1	19-SEP-2003 15:38:20	Bright	56.000	53	43Bet And	2.0480	3300.0	112	8124	No
286	GOM_NL__2PRFIN20030919_154101_000000382020_00054_08124_9637.N1	19-SEP-2003 15:41:01	Bright	38.000	89	5Alp Cep	2.4510	8000.0	76	8124	No
287	GOM_NL__2PRFIN20030919_154315_000000432020_00054_08124_9638.N1	19-SEP-2003 15:43:15	Bright	43.000	76	27Gam Cas	2.3000	30000.	86	8124	No
288	GOM_NL__2PRFIN20030919_154836_000000392020_00054_08124_9639.N1	19-SEP-2003 15:48:36	Bright	38.500	49	1Alp UMi	1.9900	6300.0	77	8124	No
289	GOM_NL__2PRFIN20030919_155040_000000652020_00054_08124_9640.N1	19-SEP-2003 15:50:40	Bright	64.500	35	33Alp Per	1.7950	6250.0	129	8124	No
290	GOM_NL__2PRFIN20030919_155233_000000682020_00054_08124_9641.N1	19-SEP-2003 15:52:33	Bright	67.500	175	39Del Per	3.0100	19400.	135	8124	No
291	GOM_NL__2PRFIN20030919_155606_000000362020_00054_08124_9642.N1	19-SEP-2003 15:56:06	Bright	35.500	36	50Alp UMa	1.8000	6300.0	71	8124	No
292	GOM_NL__2PRFIN20030919_155733_000000352020_00054_08124_9643.N1	19-SEP-2003 15:57:33	Bright	34.500	82	48Bet UMa	2.3650	10600.	69	8124	No
293	GOM_NL__2PRFIN20030919_160037_000000402020_00054_08124_9644.N1	19-SEP-2003 16:00:37	Bright	40.000	174	52Psi UMa	3.0040	4400.0	80	8124	No
294	GOM_NL__2PRFIN20030919_160416_000000672020_00054_08124_9645.N1	19-SEP-2003 16:04:16	Bright	67.000	107	37The Aur	2.6490	11000.	134	8124	No
295	GOM_NL__2PRFIN20030919_160728_000000492020_00054_08124_9646.N1	19-SEP-2003 16:07:28	Bright	49.000	17	78Bet Gem	1.1610	4500.0	98	8124	No
296	GOM_NL__2PRFIN20030919_161032_000001512020_00054_08124_9647.N1	19-SEP-2003 16:10:32	Straylight	151.00	28	12Bet Tau	1.6500	15200.	302	8124	No
297	GOM_NL__2PRFIN20030919_161515_000000612020_00054_08124_9648.N1	19-SEP-2003 16:15:15	Dark	61.000	8	10Alp CMi	0.40000	6500.0	122	8124	No
298	GOM_NL__2PRFIN20030919_162238_000000452020_00054_08124_9649.N1	19-SEP-2003 16:22:38	Dark	44.500	132	15Rho Pup	2.8030	6900.0	89	8124	No
299	GOM_NL__2PRFIN20030919_162617_000000492020_00054_08124_9650.N1	19-SEP-2003 16:26:17	Dark	49.000	65	Lam Vel	2.2040	4400.0	98	8124	No
300	GOM_NL__2PRFIN20030919_162935_000000432020_00054_08124_9651.N1	19-SEP-2003 16:29:35	Dark	43.000	46	Del Vel	1.9540	10600.	86	8124	No
301	GOM_NL__2PRFIN20030919_163108_000000472020_00054_08124_9652.N1	19-SEP-2003 16:31:08	Dark	47.000	41	Eps Car	1.8600	4100.0	94	8124	No
302	GOM_NL__2PRFIN20030919_163254_000000492020_00055_08125_9725.N1	19-SEP-2003 16:32:54	Dark	49.000	2	Alp Car	-0.73600	7000.0	98	8125	No
303	GOM_NL__2PRFIN20030919_163709_000002302020_00055_08125_9726.N1	19-SEP-2003 16:37:09	Dark	230.00	7	19Bet Ori	0.10000	14000.	460	8125	No
304	GOM_NL__2PRFIN20030919_164301_000000432020_00055_08125_9727.N1	19-SEP-2003 16:43:01	Dark	43.000	143	Alp Hyi	2.8570	7200.0	86	8125	No
305	GOM_NL__2PRFIN20030919_164427_000000472020_00055_08125_9728.N1	19-SEP-2003 16:44:27	Dark	47.000	9	Alp Eri	0.45300	24000.	94	8125	No
306	GOM_NL__2PRFIN20030919_164712_000000392020_00055_08125_9729.N1	19-SEP-2003 16:47:12	Straylight	39.000	148	Alp Tuc	2.8780	4100.0	78	8125	No
307	GOM_NL__2PRFIN20030919_165035_000000522020_00055_08125_9730.N1	19-SEP-2003 16:50:35	Straylight	52.000	63	Bet Gru	2.1500	2800.0	104	8125	No
308	GOM_NL__2PRFIN20030919_165344_000000382020_00055_08125_9731.N1	19-SEP-2003 16:53:44	Straylight	37.500	172	Gam Gru	3.0030	13100.	75	8125	No
309	GOM_NL__2PRFIN20030919_165509_000000482020_00055_08125_9732.N1	19-SEP-2003 16:55:09	Straylight	48.000	18	24Alp PsA	1.1660	9700.0	96	8125	No
310	GOM_NL__2PRFIN20030919_165919_000000482020_00055_08125_9733.N1	19-SEP-2003 16:59:19	Dark	47.500	1014	Mars	0.0000	0.0000	95	8125	Yes
311	GOM_NL__2PRFIN20030919_170352_000000402020_00055_08125_9734.N1	19-SEP-2003 17:03:52	Bright	40.000	162	34Alp Aqr	2.9440	5350.0	80	8125	No
312	GOM_NL__2PRFIN20030919_170653_000000402020_00055_08125_9735.N1	19-SEP-2003 17:06:53	Bright	39.500	61	8Eps Peg	2.1000	3900.0	79	8125	No
313	GOM_NL__2PRFIN20030919_170925_000000492020_00055_08125_9736.N1	19-SEP-2003 17:09:25	Bright	48.500	140	88Gam Peg	2.8340	26000.	97	8125	No
314	GOM_NL__2PRFIN20030919_171202_000000422020_00055_08125_9737.N1	19-SEP-2003 17:12:02	Bright	41.500	93	53Bet Peg	2.5200	3100.0	83	8125	No
315	GOM_NL__2PRFIN20030919_171421_000000372020_00055_08125_9738.N1	19-SEP-2003 17:14:21	Bright	36.500	92	53Eps Cyg	2.5000	4500.0	73	8125	No
316	GOM_NL__2PRFIN20030919_171630_000000392020_00055_08125_9739.N1	19-SEP-2003 17:16:30	Bright	38.500	66	37Gam Cyg	2.2080	5900.0	77	8125	No
317	GOM_NL__2PRFIN20030919_171855_000000602020_00055_08125_9740.N1	19-SEP-2003 17:18:55	Bright	59.500	53	43Bet And	2.0480	3300.0	119	8125	No
318	GOM_NL__2PRFIN20030919_172134_000000392020_00055_08125_9741.N1	19-SEP-2003 17:21:34	Bright	39.000	89	5Alp Cep	2.4510	8000.0	78	8125	No
319	GOM_NL__2PRFIN20030919_172351_000000442020_00055_08125_9742.N1	19-SEP-2003 17:23:51	Bright	44.000	76	27Gam Cas	2.3000	30000.	88	8125	No
320	GOM_NL__2PRFIN20030919_172911_000000392020_00055_08125_9743.N1	19-SEP-2003 17:29:11	Bright	39.000	49	1Alp UMi	1.9900	6300.0	78	8125	No
321	GOM_NL__2PRFIN20030919_173115_000000662020_00055_08125_9744.N1	19-SEP-2003 17:31:15	Bright	65.500	35	33Alp Per	1.7950	6250.0	131	8125	No
322	GOM_NL__2PRFIN20030919_173308_000000682020_00055_08125_9745.N1	19-SEP-2003 17:33:08	Bright	67.500	175	39Del Per	3.0100	19400.	135	8125	No
323	GOM_NL__2PRFIN20030919_173641_000000372020_00055_08125_9746.N1	19-SEP-2003 17:36:41	Bright	36.500	36	50Alp UMa	1.8000	6300.0	73	8125	No
324	GOM_NL__2PRFIN20030919_173810_000000372020_00055_08125_9747.N1	19-SEP-2003 17:38:10	Bright	36.500	82	48Bet UMa	2.3650	10600.	73	8125	No
325	GOM_NL__2PRFIN20030919_174116_000000372020_00055_08125_9748.N1	19-SEP-2003 17:41:16	Bright	37.000	174	52Psi UMa	3.0040	4400.0	74	8125	No
326	GOM_NL__2PRFIN20030919_174452_000000672020_00055_08125_9749.N1	19-SEP-2003 17:44:52	Bright	66.500	107	37The Aur	2.6490	11000.	133	8125	No
327	GOM_NL__2PRFIN20030919_174805_000000502020_00055_08125_9750.N1	19-SEP-2003 17:48:05	Bright	50.000	17	78Bet Gem	1.1610	4500.0	100	8125	No
328	GOM_NL__2PRFIN20030919_175109_000001492020_00055_08125_9751.N1	19-SEP-2003 17:51:09	Straylight	149.00	28	12Bet Tau	1.6500	15200.	298	8125	No
329	GOM_NL__2PRFIN20030919_175552_000000662020_00055_08125_9752.N1	19-SEP-2003 17:55:52	Dark	66.000	8	10Alp CMi	0.40000	6500.0	132	8125	No
330	GOM_NL__2PRFIN20030919_180314_000000462020_00055_08125_9753.N1	19-SEP-2003 18:03:14	Dark	46.000	132	15Rho Pup	2.8030	6900.0	92	8125	No
331	GOM_NL__2PRFIN20030919_180653_000000432020_00055_08125_9754.N1	19-SEP-2003 18:06:53	Dark	42.500	65	Lam Vel	2.2040	4400.0	85	8125	No
332	GOM_NL__2PRFIN20030919_181011_000000452020_00055_08125_9755.N1	19-SEP-2003 18:10:11	Dark	45.000	46	Del Vel	1.9540	10600.	90	8125	No
333	GOM_NL__2PRFIN20030919_181752_000002302020_00056_08126_9626.N1	19-SEP-2003 18:17:52	Dark	230.00	7	19Bet Ori	0.10000	14000.	460	8126	No
334	GOM_NL__2PRFIN20030919_182336_000000452020_00056_08126_9627.N1	19-SEP-2003 18:23:36	Dark	45.000	143	Alp Hyi	2.8570	7200.0	90	8126	No
335	GOM_NL__2PRFIN20030919_182504_000000542020_00056_08126_9628.N1	19-SEP-2003 18:25:04	Dark	54.000	9	Alp Eri	0.45300	24000.	108	8126	No
336	GOM_NL__2PRFIN20030919_182748_000000392020_00056_08126_9629.N1	19-SEP-2003 18:27:48	Straylight	39.000	148	Alp Tuc	2.8780	4100.0	78	8126	No
337	GOM_NL__2PRFIN20030919_183111_000000512020_00056_08126_9630.N1	19-SEP-2003 18:31:11	Straylight	50.500	63	Bet Gru	2.1500	2800.0	101	8126	No



338	GOM_NL__2PRFIN20030919_183420_000000412020_00056_08126_9631.N1	19-SEP-2003 18:34:20	Straylight	40.500	172	Gam Gru	3.0030	13100.	81	8126	No
339	GOM_NL__2PRFIN20030919_183545_000000482020_00056_08126_9632.N1	19-SEP-2003 18:35:45	Straylight	48.000	18	24Alp PsA	1.1660	9700.0	96	8126	No
340	GOM_NL__2PRFIN20030919_183954_000000512020_00056_08126_9633.N1	19-SEP-2003 18:39:54	Dark	50.500	1014	Mars	0.0000	0.0000	101	8126	Yes
341	GOM_NL__2PRFIN20030919_184428_000000412020_00056_08126_9634.N1	19-SEP-2003 18:44:28	Bright	41.000	162	34Alp Aqr	2.9440	5350.0	82	8126	No
342	GOM_NL__2PRFIN20030919_184730_000000412020_00056_08126_9635.N1	19-SEP-2003 18:47:30	Bright	40.500	61	8Eps Peg	2.1000	3900.0	81	8126	No
343	GOM_NL__2PRFIN20030919_185000_000000482020_00056_08126_9636.N1	19-SEP-2003 18:50:00	Bright	47.500	140	88Gam Peg	2.8340	26000.	95	8126	No
344	GOM_NL__2PRFIN20030919_185236_000000422020_00056_08126_9637.N1	19-SEP-2003 18:52:36	Bright	42.000	93	53Bet Peg	2.5200	3100.0	84	8126	No
345	GOM_NL__2PRFIN20030919_185457_000000382020_00056_08126_9638.N1	19-SEP-2003 18:54:57	Bright	38.000	92	53Eps Cyg	2.5000	4500.0	76	8126	No
346	GOM_NL__2PRFIN20030919_185707_000000392020_00056_08126_9639.N1	19-SEP-2003 18:57:07	Bright	39.000	66	37Gam Cyg	2.2080	5900.0	78	8126	No
347	GOM_NL__2PRFIN20030919_185930_000000612020_00056_08126_9640.N1	19-SEP-2003 18:59:30	Bright	61.000	53	43Bet And	2.0480	3300.0	122	8126	No
348	GOM_NL__2PRFIN20030919_190212_000000382020_00056_08126_9641.N1	19-SEP-2003 19:02:12	Bright	38.000	89	5Alp Cep	2.4510	8000.0	76	8126	No
349	GOM_NL__2PRFIN20030919_190427_000000442020_00056_08126_9642.N1	19-SEP-2003 19:04:27	Bright	43.500	76	27Gam Cas	2.3000	30000.	87	8126	No
350	GOM_NL__2PRFIN20030919_190947_000000392020_00056_08126_9643.N1	19-SEP-2003 19:09:47	Bright	39.000	49	1Alp UMi	1.9900	6300.0	78	8126	No
351	GOM_NL__2PRFIN20030919_191149_000000652020_00056_08126_9644.N1	19-SEP-2003 19:11:49	Bright	64.500	35	33Alp Per	1.7950	6250.0	129	8126	No
352	GOM_NL__2PRFIN20030919_191342_000000712020_00056_08126_9645.N1	19-SEP-2003 19:13:42	Bright	70.500	175	39Del Per	3.0100	19400.	141	8126	No
353	GOM_NL__2PRFIN20030919_191716_000000422020_00056_08126_9646.N1	19-SEP-2003 19:17:16	Bright	42.000	36	50Alp UMa	1.8000	6300.0	84	8126	No
354	GOM_NL__2PRFIN20030919_191845_000000522020_00056_08126_9647.N1	19-SEP-2003 19:18:45	Bright	52.000	82	48Bet UMa	2.3650	10600.	104	8126	No
355	GOM_NL__2PRFIN20030919_192151_000000512020_00056_08126_9648.N1	19-SEP-2003 19:21:51	Bright	50.500	174	52Psi UMa	3.0040	4400.0	101	8126	No
356	GOM_NL__2PRFIN20030919_192527_000000692020_00056_08126_9649.N1	19-SEP-2003 19:25:27	Bright	69.000	107	37The Aur	2.6490	11000.	138	8126	No
357	GOM_NL__2PRFIN20030919_192841_000000502020_00056_08126_9650.N1	19-SEP-2003 19:28:41	Bright	50.000	17	78Bet Gem	1.1610	4500.0	100	8126	No
358	GOM_NL__2PRFIN20030919_193146_000001542020_00056_08126_9651.N1	19-SEP-2003 19:31:46	Straylight	153.50	28	12Bet Tau	1.6500	15200.	307	8126	No
359	GOM_NL__2PRFIN20030919_193629_000000592020_00056_08126_9652.N1	19-SEP-2003 19:36:29	Dark	58.500	8	10Alp CMi	0.40000	6500.0	117	8126	No
360	GOM_NL__2PRFIN20030919_194351_000000452020_00056_08126_9653.N1	19-SEP-2003 19:43:51	Dark	45.000	132	15Rho Pup	2.8030	6900.0	90	8126	No
361	GOM_NL__2PRFIN20030919_194730_000000402020_00056_08126_9654.N1	19-SEP-2003 19:47:30	Dark	40.000	65	Lam Vel	2.2040	4400.0	80	8126	No
362	GOM_NL__2PRFIN20030919_195045_000000462020_00056_08126_9655.N1	19-SEP-2003 19:50:45	Dark	45.500	46	Del Vel	1.9540	10600.	91	8126	No
363	GOM_NL__2PRFIN20030919_195834_000002302020_00057_08127_9627.N1	19-SEP-2003 19:58:34	Dark	230.00	7	19Bet Ori	0.10000	14000.	460	8127	No
364	GOM_NL__2PRFIN20030919_200414_000000422020_00057_08127_9628.N1	19-SEP-2003 20:04:14	Dark	42.000	143	Alp Hyi	2.8570	7200.0	84	8127	No
365	GOM_NL__2PRFIN20030919_200540_000000552020_00057_08127_9629.N1	19-SEP-2003 20:05:40	Dark	55.000	9	Alp Eri	0.45300	24000.	110	8127	No
366	GOM_NL__2PRFIN20030919_200824_000000402020_00057_08127_9630.N1	19-SEP-2003 20:08:24	Straylight	40.000	148	Alp Tuc	2.8780	4100.0	80	8127	No
367	GOM_NL__2PRFIN20030919_201147_000000522020_00057_08127_9631.N1	19-SEP-2003 20:11:47	Straylight	52.000	63	Bet Gru	2.1500	2800.0	104	8127	No
368	GOM_NL__2PRFIN20030919_201456_000000392020_00057_08127_9632.N1	19-SEP-2003 20:14:56	Straylight	39.000	172	Gam Gru	3.0030	13100.	78	8127	No
369	GOM_NL__2PRFIN20030919_201621_000000492020_00057_08127_9633.N1	19-SEP-2003 20:16:21	Straylight	48.500	18	24Alp PsA	1.1660	9700.0	97	8127	No
370	GOM_NL__2PRFIN20030919_202031_000000482020_00057_08127_9634.N1	19-SEP-2003 20:20:31	Dark	48.000	1014	Mars	0.0000	0.0000	96	8127	Yes
371	GOM_NL__2PRFIN20030919_202504_000000402020_00057_08127_9635.N1	19-SEP-2003 20:25:04	Bright	40.000	162	34Alp Aqr	2.9440	5350.0	80	8127	No
372	GOM_NL__2PRFIN20030919_202806_000000412020_00057_08127_9636.N1	19-SEP-2003 20:28:06	Bright	40.500	61	8Eps Peg	2.1000	3900.0	81	8127	No
373	GOM_NL__2PRFIN20030919_203035_000000482020_00057_08127_9637.N1	19-SEP-2003 20:30:35	Bright	48.000	140	88Gam Peg	2.8340	26000.	96	8127	No
374	GOM_NL__2PRFIN20030919_203311_000000452020_00057_08127_9638.N1	19-SEP-2003 20:33:11	Bright	44.500	93	53Bet Peg	2.5200	3100.0	89	8127	No
375	GOM_NL__2PRFIN20030919_203533_000000382020_00057_08127_9639.N1	19-SEP-2003 20:35:33	Bright	38.000	92	53Eps Cyg	2.5000	4500.0	76	8127	No
376	GOM_NL__2PRFIN20030919_203743_000000412020_00057_08127_9640.N1	19-SEP-2003 20:37:43	Bright	41.000	66	37Gam Cyg	2.2080	5900.0	82	8127	No
377	GOM_NL__2PRFIN20030919_204004_000000602020_00057_08127_9641.N1	19-SEP-2003 20:40:04	Bright	59.500	53	43Bet And	2.0480	3300.0	119	8127	No
378	GOM_NL__2PRFIN20030919_204246_000000412020_00057_08127_9642.N1	19-SEP-2003 20:42:46	Bright	40.500	89	5Alp Cep	2.4510	8000.0	81	8127	No
379	GOM_NL__2PRFIN20030919_204501_000000442020_00057_08127_9643.N1	19-SEP-2003 20:45:01	Bright	43.500	76	27Gam Cas	2.3000	30000.	87	8127	No
380	GOM_NL__2PRFIN20030919_205021_000000402020_00057_08127_9644.N1	19-SEP-2003 20:50:21	Bright	40.000	49	1Alp UMi	1.9900	6300.0	80	8127	No
381	GOM_NL__2PRFIN20030919_205224_000000672020_00057_08127_9645.N1	19-SEP-2003 20:52:24	Bright	66.500	35	33Alp Per	1.7950	6250.0	133	8127	No
382	GOM_NL__2PRFIN20030919_205417_000000702020_00057_08127_9646.N1	19-SEP-2003 20:54:17	Bright	69.500	175	39Del Per	3.0100	19400.	139	8127	No
383	GOM_NL__2PRFIN20030919_205754_000000382020_00057_08127_9647.N1	19-SEP-2003 20:57:54	Bright	37.500	36	50Alp UMa	1.8000	6300.0	75	8127	No
384	GOM_NL__2PRFIN20030919_205921_000000372020_00057_08127_9648.N1	19-SEP-2003 20:59:21	Bright	37.000	82	48Bet UMa	2.3650	10600.	74	8127	No
385	GOM_NL__2PRFIN20030919_210228_000000382020_00057_08127_9649.N1	19-SEP-2003 21:02:28	Bright	37.500	174	52Psi UMa	3.0040	4400.0	75	8127	No
386	GOM_NL__2PRFIN20030919_210603_000000682020_00057_08127_9650.N1	19-SEP-2003 21:06:03	Bright	67.500	107	37The Aur	2.6490	11000.	135	8127	No
387	GOM_NL__2PRFIN20030919_210916_000000482020_00057_08127_9651.N1	19-SEP-2003 21:09:16	Bright	48.000	17	78Bet Gem	1.1610	4500.0	96	8127	No
388	GOM_NL__2PRFIN20030919_211223_000001602020_00057_08127_9652.N1	19-SEP-2003 21:12:23	Straylight	160.00	28	12Bet Tau	1.6500	15200.	320	8127	No
389	GOM_NL__2PRFIN20030919_211705_000000572020_00057_08127_9653.N1	19-SEP-2003 21:17:05	Dark	56.500	8	10Alp CMi	0.40000	6500.0	113	8127	No
390	GOM_NL__2PRFIN20030919_212427_000000452020_00057_08127_9654.N1	19-SEP-2003 21:24:27	Dark	45.000	132	15Rho Pup	2.8030	6900.0	90	8127	No
391	GOM_NL__2PRFIN20030919_212805_000000462020_00057_08127_9655.N1	19-SEP-2003 21:28:05	Dark	46.000	65	Lam Vel	2.2040	4400.0	92	8127	No
392	GOM_NL__2PRFIN20030919_213124_000000422020_00057_08127_9656.N1	19-SEP-2003 21:31:24	Dark	42.000	46	Del Vel	1.9540	10600.	84	8127	No
393	GOM_NL__2PRFIN20030919_213917_000002302020_00058_08128_9628.N1	19-SEP-2003 21:39:17	Dark	230.00	7	19Bet Ori	0.10000	14000.	460	8128	No
394	GOM_NL__2PRFIN20030919_214450_000000422020_00058_08128_9629.N1	19-SEP-2003 21:44:50	Dark	41.500	143	Alp Hyi	2.8570	7200.0	83	8128	No
395	GOM_NL__2PRFIN20030919_214616_000000562020_00058_08128_9630.N1	19-SEP-2003 21:46:16	Dark	55.500	9	Alp Eri	0.45300	24000.	111	8128	No
396	GOM_NL__2PRFIN20030919_214900_000000432020_00058_08128_9631.N1	19-SEP-2003 21:49:00	Straylight	42.500	148	Alp Tuc	2.8780	4100.0	85	8128	No

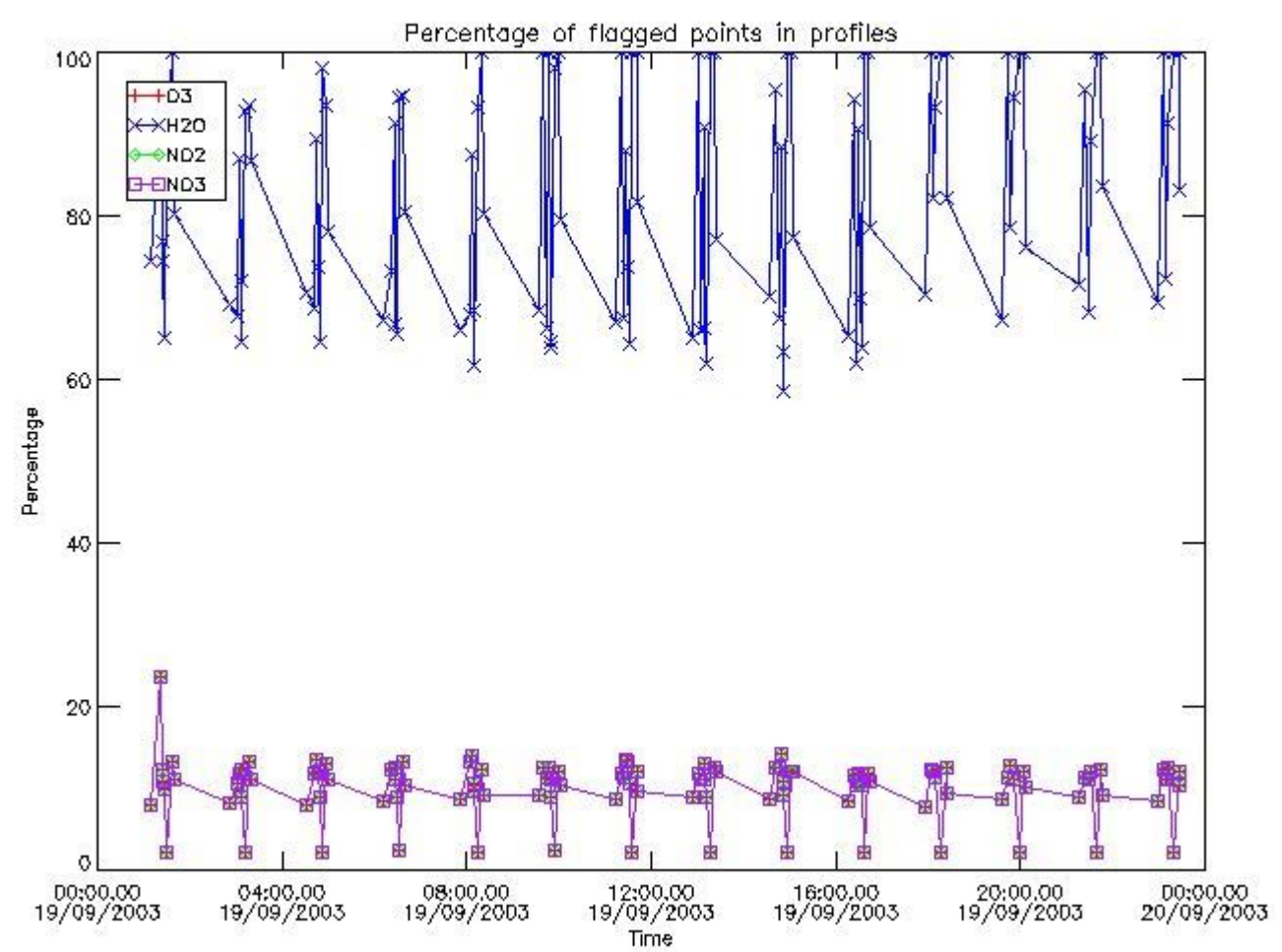


397	GOM_NL__2PRFIN20030919_215223_00000522020_00058_08128_9632.N1	19-SEP-2003 21:52:23	Straylight	52.000	63	Bet Gru	2.1500	2800.0	104	8128	No
398	GOM_NL__2PRFIN20030919_215532_00000402020_00058_08128_9633.N1	19-SEP-2003 21:55:32	Straylight	39.500	172	Gam Gru	3.0030	13100.	79	8128	No
399	GOM_NL__2PRFIN20030919_215659_00000472020_00058_08128_9634.N1	19-SEP-2003 21:56:59	Straylight	46.500	18	24Alp PsA	1.1660	9700.0	93	8128	No
400	GOM_NL__2PRFIN20030919_220107_00000472020_00058_08128_9635.N1	19-SEP-2003 22:01:07	Dark	46.500	1014	Mars	0.0000	0.0000	93	8128	Yes
401	GOM_NL__2PRFIN20030919_220540_00000402020_00058_08128_9636.N1	19-SEP-2003 22:05:40	Bright	39.500	162	34Alp Aqr	2.9440	5350.0	79	8128	No
402	GOM_NL__2PRFIN20030919_220842_00000402020_00058_08128_9637.N1	19-SEP-2003 22:08:42	Bright	40.000	61	8Eps Peg	2.1000	3900.0	80	8128	No
403	GOM_NL__2PRFIN20030919_221110_00000482020_00058_08128_9638.N1	19-SEP-2003 22:11:10	Bright	47.500	140	88Gam Peg	2.8340	26000.	95	8128	No
404	GOM_NL__2PRFIN20030919_221350_00000412020_00058_08128_9639.N1	19-SEP-2003 22:13:50	Bright	40.500	93	53Bet Peg	2.5200	3100.0	81	8128	No
405	GOM_NL__2PRFIN20030919_221609_00000402020_00058_08128_9640.N1	19-SEP-2003 22:16:09	Bright	40.000	92	53Eps Cyg	2.5000	4500.0	80	8128	No
406	GOM_NL__2PRFIN20030919_221820_00000402020_00058_08128_9641.N1	19-SEP-2003 22:18:20	Bright	39.500	66	37Gam Cyg	2.2080	5900.0	79	8128	No
407	GOM_NL__2PRFIN20030919_222039_00000582020_00058_08128_9642.N1	19-SEP-2003 22:20:39	Bright	57.500	53	43Bet And	2.0480	3300.0	115	8128	No
408	GOM_NL__2PRFIN20030919_222322_00000402020_00058_08128_9643.N1	19-SEP-2003 22:23:22	Bright	40.000	89	5Alp Cep	2.4510	8000.0	80	8128	No
409	GOM_NL__2PRFIN20030919_222537_00000452020_00058_08128_9644.N1	19-SEP-2003 22:25:37	Bright	44.500	76	27Gam Cas	2.3000	30000.	89	8128	No
410	GOM_NL__2PRFIN20030919_223057_00000412020_00058_08128_9645.N1	19-SEP-2003 22:30:57	Bright	41.000	49	1Alp UMi	1.9900	6300.0	82	8128	No
411	GOM_NL__2PRFIN20030919_223258_00000682020_00058_08128_9646.N1	19-SEP-2003 22:32:58	Bright	67.500	35	33Alp Per	1.7950	6250.0	135	8128	No
412	GOM_NL__2PRFIN20030919_223452_00000692020_00058_08128_9647.N1	19-SEP-2003 22:34:52	Bright	68.500	175	39Del Per	3.0100	19400.	137	8128	No
413	GOM_NL__2PRFIN20030919_223830_00000392020_00058_08128_9648.N1	19-SEP-2003 22:38:30	Bright	39.000	36	50Alp UMa	1.8000	6300.0	78	8128	No
414	GOM_NL__2PRFIN20030919_223958_00000382020_00058_08128_9649.N1	19-SEP-2003 22:39:58	Bright	37.500	82	48Bet UMa	2.3650	10600.	75	8128	No
415	GOM_NL__2PRFIN20030919_224304_00000372020_00058_08128_9650.N1	19-SEP-2003 22:43:04	Bright	36.500	174	52Psi UMa	3.0040	4400.0	73	8128	No
416	GOM_NL__2PRFIN20030919_224639_00000662020_00058_08128_9651.N1	19-SEP-2003 22:46:39	Bright	66.000	107	37The Aur	2.6490	11000.	132	8128	No
417	GOM_NL__2PRFIN20030919_224952_00000512020_00058_08128_9652.N1	19-SEP-2003 22:49:52	Bright	50.500	17	78Bet Gem	1.1610	4500.0	101	8128	No
418	GOM_NL__2PRFIN20030919_225259_00001592020_00058_08128_9653.N1	19-SEP-2003 22:52:59	Straylight	159.00	28	12Bet Tau	1.6500	15200.	318	8128	No
419	GOM_NL__2PRFIN20030919_225742_00000612020_00058_08128_9654.N1	19-SEP-2003 22:57:42	Dark	61.000	8	10Alp CMi	0.40000	6500.0	122	8128	No
420	GOM_NL__2PRFIN20030919_230504_00000462020_00058_08128_9655.N1	19-SEP-2003 23:05:04	Dark	46.000	132	15Rho Pup	2.8030	6900.0	92	8128	No
421	GOM_NL__2PRFIN20030919_230842_00000462020_00058_08128_9656.N1	19-SEP-2003 23:08:42	Dark	45.500	65	Lam Vel	2.2040	4400.0	91	8128	No
422	GOM_NL__2PRFIN20030919_231159_00000412020_00058_08128_9657.N1	19-SEP-2003 23:11:59	Dark	41.000	46	Del Vel	1.9540	10600.	82	8128	No
423	GOM_NL__2PRFIN20030919_232000_000002302020_00059_08129_9629.N1	19-SEP-2003 23:20:00	Dark	230.00	7	19Bet Ori	0.10000	14000.	460	8129	No
424	GOM_NL__2PRFIN20030919_232526_00000432020_00059_08129_9630.N1	19-SEP-2003 23:25:26	Dark	42.500	143	Alp Hyi	2.8570	7200.0	85	8129	No
425	GOM_NL__2PRFIN20030919_232654_00000542020_00059_08129_9631.N1	19-SEP-2003 23:26:54	Dark	53.500	9	Alp Eri	0.45300	24000.	107	8129	No
426	GOM_NL__2PRFIN20030919_232936_00000412020_00059_08129_9632.N1	19-SEP-2003 23:29:36	Straylight	40.500	148	Alp Tuc	2.8780	4100.0	81	8129	No
427	GOM_NL__2PRFIN20030919_233301_00000522020_00059_08129_9633.N1	19-SEP-2003 23:33:01	Straylight	52.000	63	Bet Gru	2.1500	2800.0	104	8129	No
428	GOM_NL__2PRFIN20030919_233609_00000392020_00059_08129_9634.N1	19-SEP-2003 23:36:09	Straylight	39.000	172	Gam Gru	3.0030	13100.	78	8129	No
429	GOM_NL__2PRFIN20030919_233736_00000452020_00059_08129_9635.N1	19-SEP-2003 23:37:36	Straylight	45.000	18	24Alp PsA	1.1660	9700.0	90	8129	No
430	GOM_NL__2PRFIN20030919_234143_00000512020_00059_08129_9636.N1	19-SEP-2003 23:41:43	Dark	51.000	1014	Mars	0.0000	0.0000	102	8129	Yes
431	GOM_NL__2PRFIN20030919_234617_00000402020_00059_08129_9637.N1	19-SEP-2003 23:46:17	Bright	39.500	162	34Alp Aqr	2.9440	5350.0	79	8129	No
432	GOM_NL__2PRFIN20030919_234918_00000422020_00059_08129_9638.N1	19-SEP-2003 23:49:18	Bright	41.500	61	8Eps Peg	2.1000	3900.0	83	8129	No
433	GOM_NL__2PRFIN20030919_235146_00000472020_00059_08129_9639.N1	19-SEP-2003 23:51:46	Bright	47.000	140	88Gam Peg	2.8340	26000.	94	8129	No
434	GOM_NL__2PRFIN20030919_235425_00000412020_00059_08129_9640.N1	19-SEP-2003 23:54:25	Bright	40.500	93	53Bet Peg	2.5200	3100.0	81	8129	No
435	GOM_NL__2PRFIN20030919_235645_00000372020_00059_08129_9641.N1	19-SEP-2003 23:56:45	Bright	36.500	92	53Eps Cyg	2.5000	4500.0	73	8129	No
436	GOM_NL__2PRFIN20030919_235855_00000372020_00059_08129_9642.N1	19-SEP-2003 23:58:55	Bright	36.500	66	37Gam Cyg	2.2080	5900.0	73	8129	No

### 3. Quality information per product

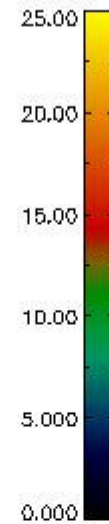
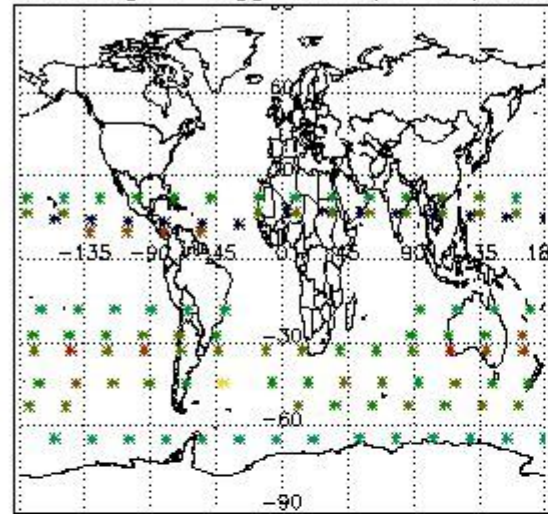
In this section it is plotted some information contained in the Quality Summary data set of the level 2 products. Only products in dark limb conditions and without errors (error flag in the MPH set to "0") are used.

#### 3.1 Plot quality information per product (time dependant)

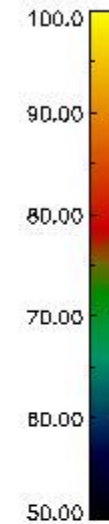
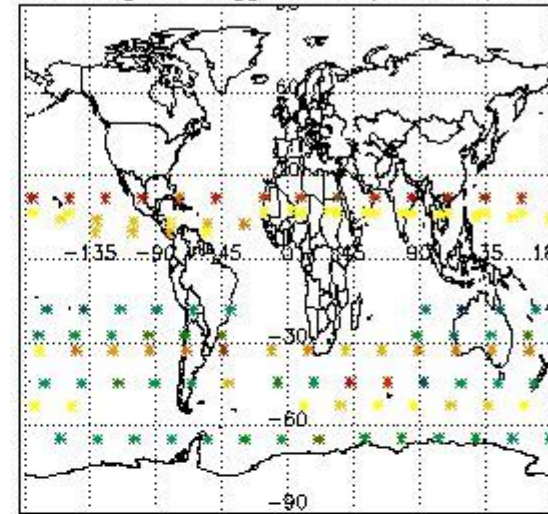


3.2 Plot quality information per product (world map)

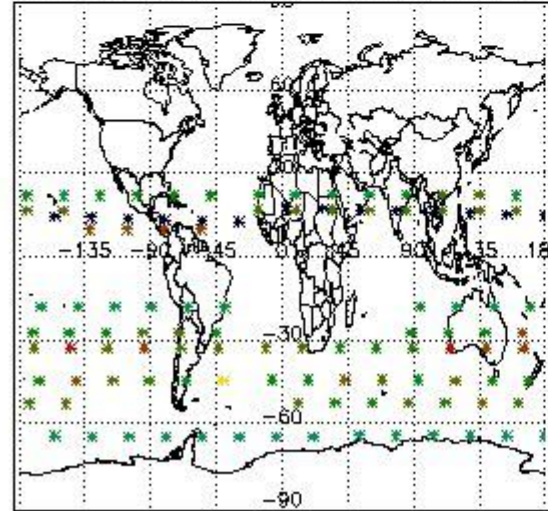
Percentage of flagged data per O3 profile



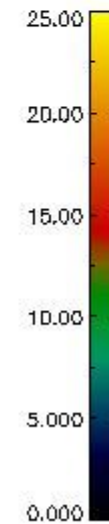
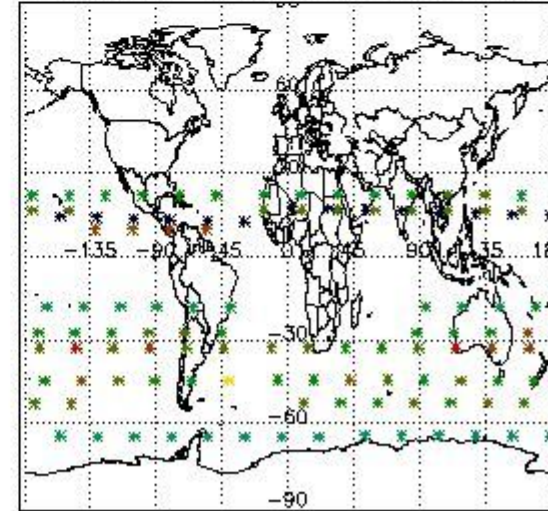
Percentage of flagged data per H2O profile



Percentage of flagged data per NO2 profile



Percentage of flagged data per NO3 profile



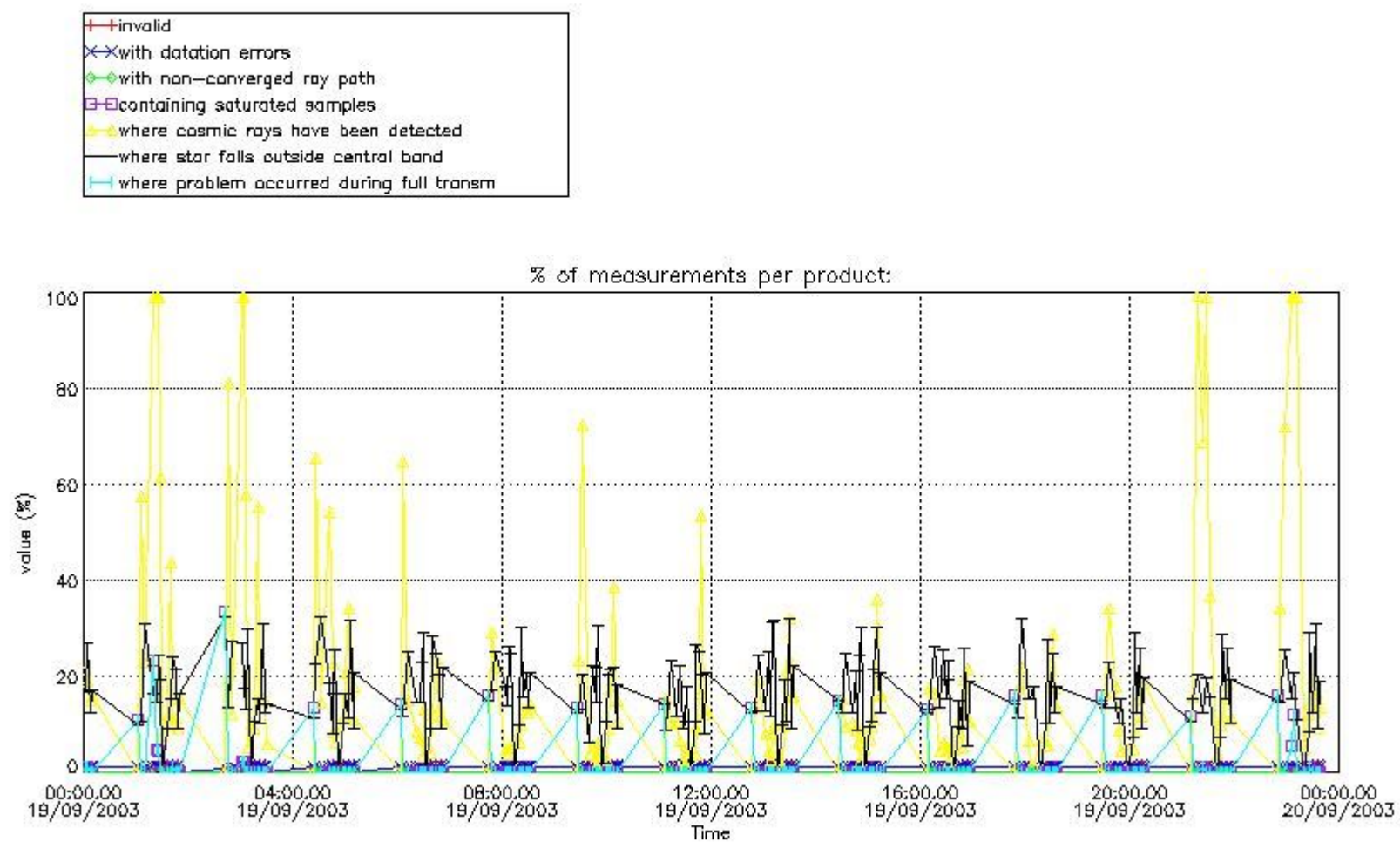
#### 4. Level 1 quality information per product

In this section it is plotted some information contained in the Quality Summary data set of the level 2 products that comes from the level 1b processing. Products without errors (error flag in the MPH set to "0") are used.

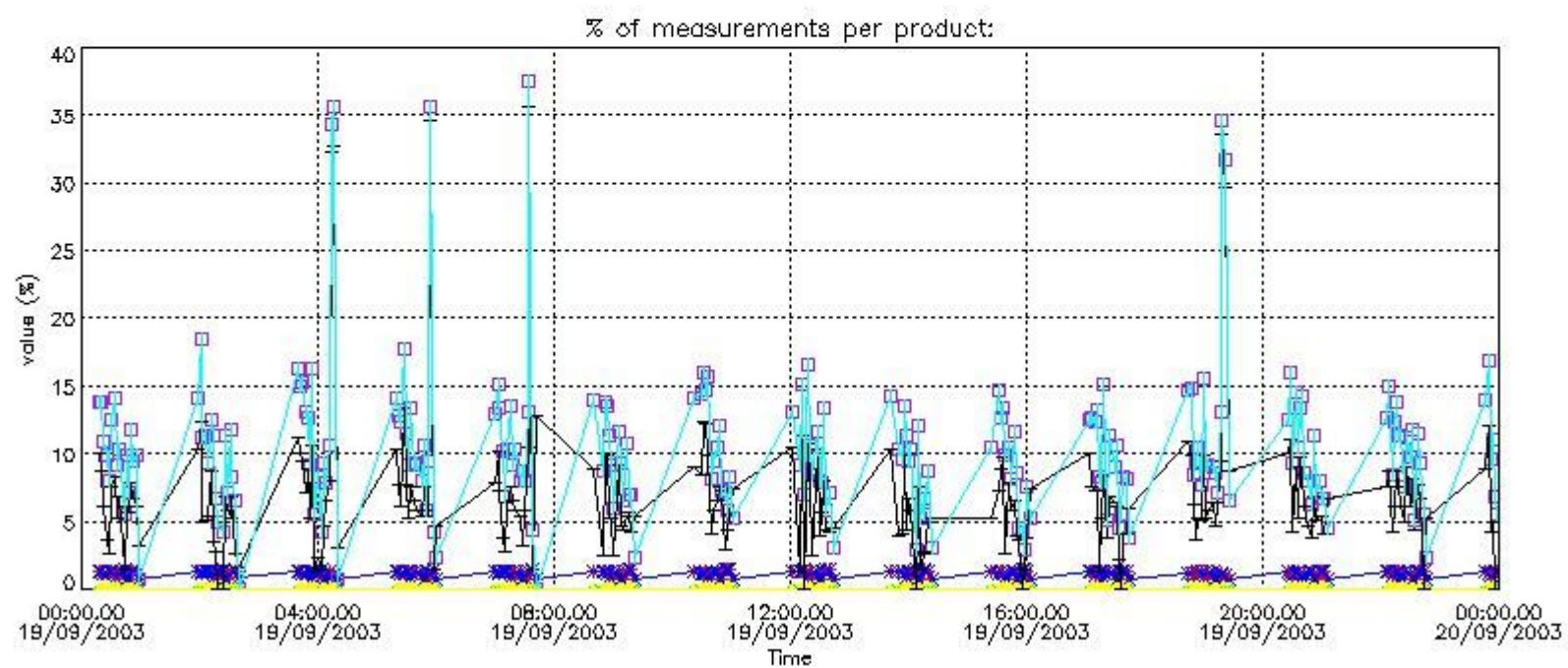
##### 4.1 Plot quality information per product (time dependant) coming from level 1b processing

###### 4.1.1 Plot level 1 quality information per product (time dependant): ENVISAT ASCENDING passes





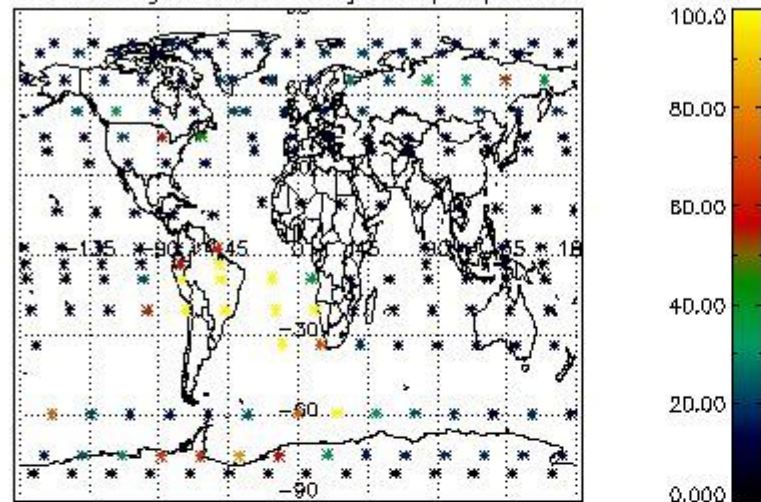
4.1.2 Plot level 1 quality information per product (time dependant): ENVI SAT DESCENDING passes



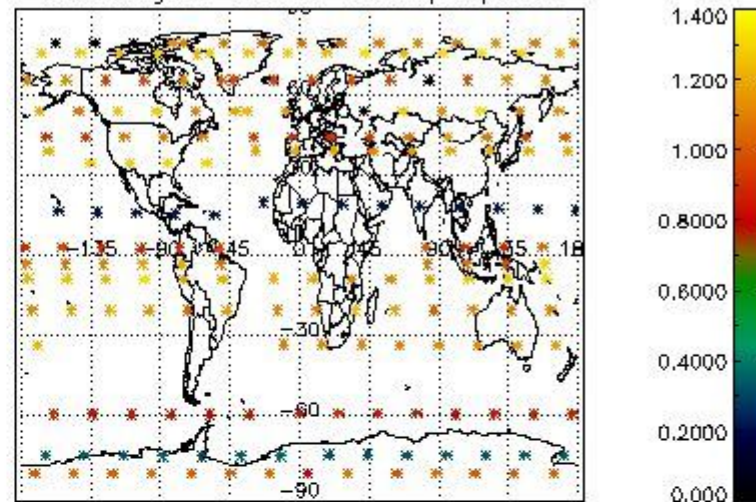
4.2 Plot quality information per product coming from level 1b processing (world map)

4.2.1 Plot level 1 quality information per product (world map): ENVISAT ASCENDING passes

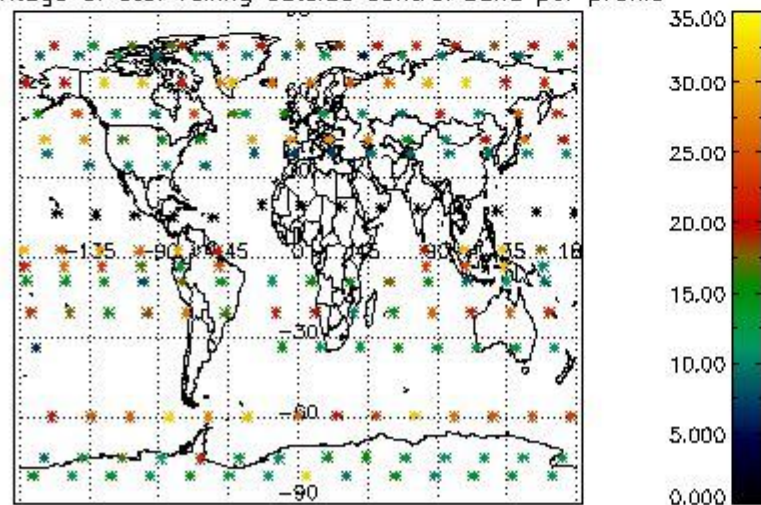
Percentage of cosmic ray hits per profile



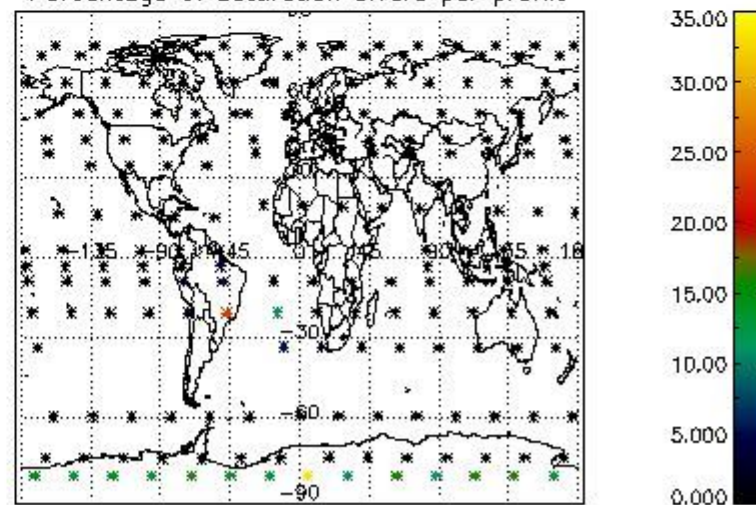
Percentage of datation errors per profile



Percentage of star falling outside central band per profile

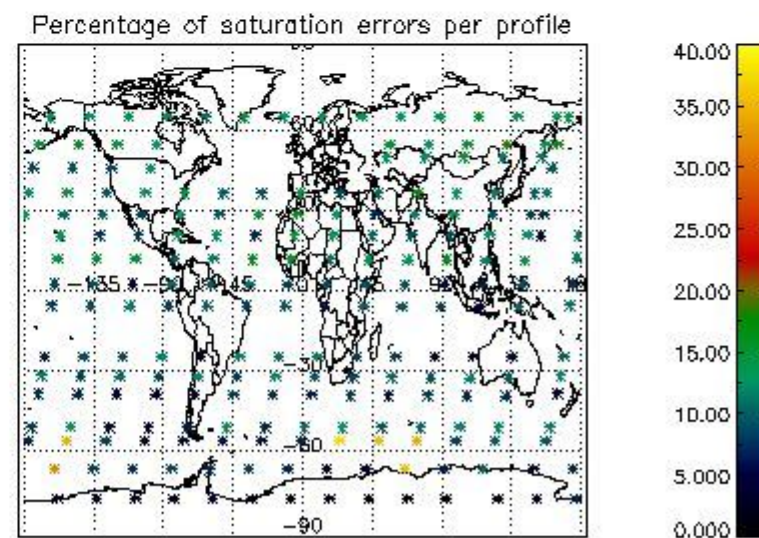
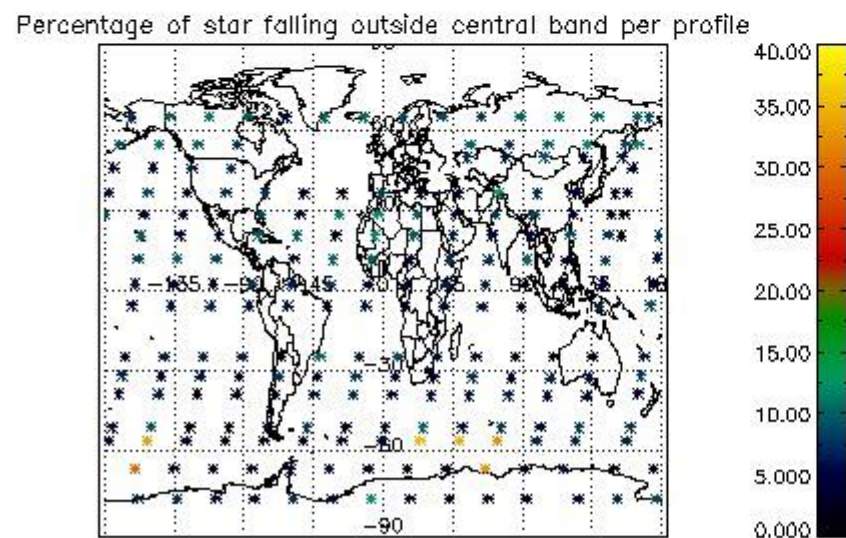
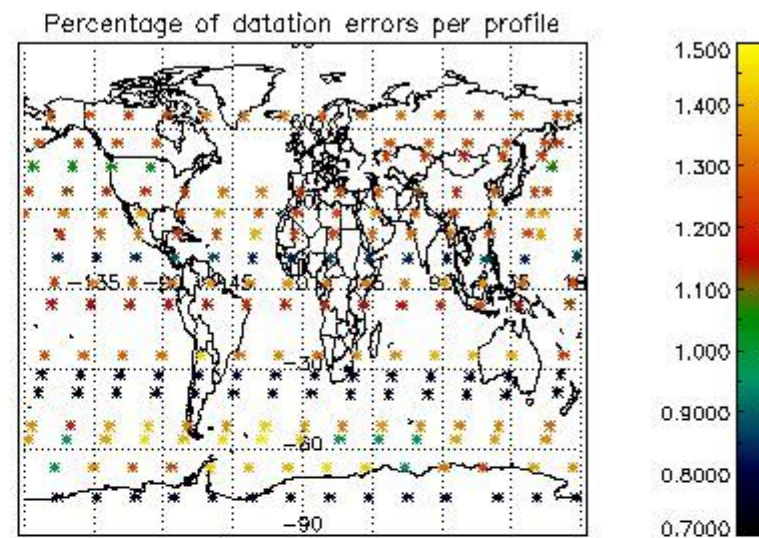
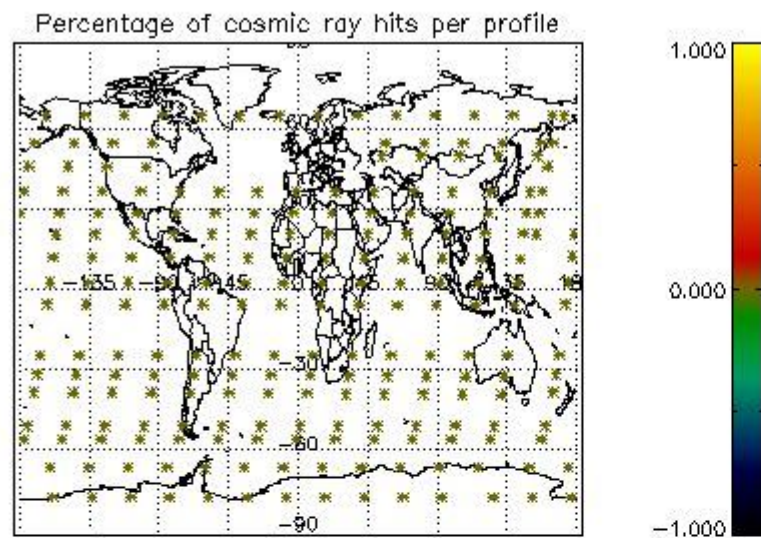


Percentage of saturation errors per profile



4.2.2 Plot level 1 quality information per product (world map): ENVISAT DESCENDING passes





## 5. Trace gas profiles

### 5.1 Ozone statistics based on quality of products

The final quality of the products can be "measured" using the STD (Standard Deviation) attached to every point profile. This information is written to the parameter GOM\_NL\_\_2P/NL\_LOCAL\_SPECIES\_DENSITY/o3\_std of the level 2 products. The table below shows the statistics for given STD ranges.

The statistics are given with respect to the overall valid production:

- Products without fatal errors: GOM\_NL\_\_2P/MPH/PRODUCT\_ERR=0
- Valid point profile: GOM\_NL\_\_2P/NL\_LOCAL\_SPECIES\_DENSITY/pcd(0)=0

The 'Criteria' is applied to valid points of dark limb products:

- Products in dark limb illumination condition: GOM\_NL\_\_2P/NL\_SUMMARY\_QUALITY/obs\_ill\_cond=0
- Products without fatal errors: GOM\_NL\_\_2P/MPH/PRODUCT\_ERR=0
- Valid point profile: GOM\_NL\_\_2P/NL\_LOCAL\_SPECIES\_DENSITY/pcd(0)=0

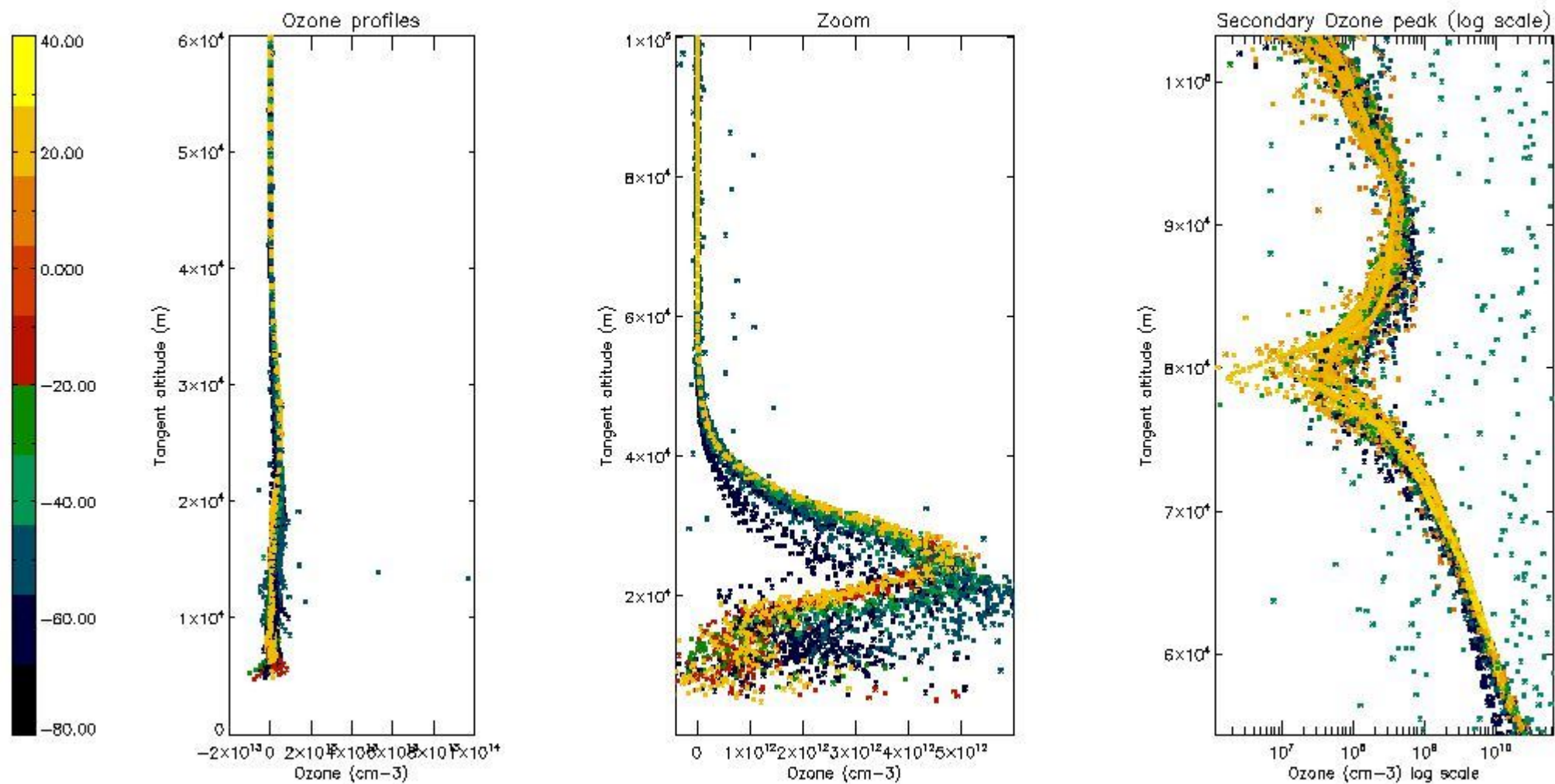
So, the table below shows the percentage of dark limb and valid observations for each criteria with respect to the overall valid daily observations.

Criteria	% of total production
All STD	35
STD < 20	23

STD < 10	20
STD < 5	16

5.2 Plot ozone profiles for all STD (dark without errors)

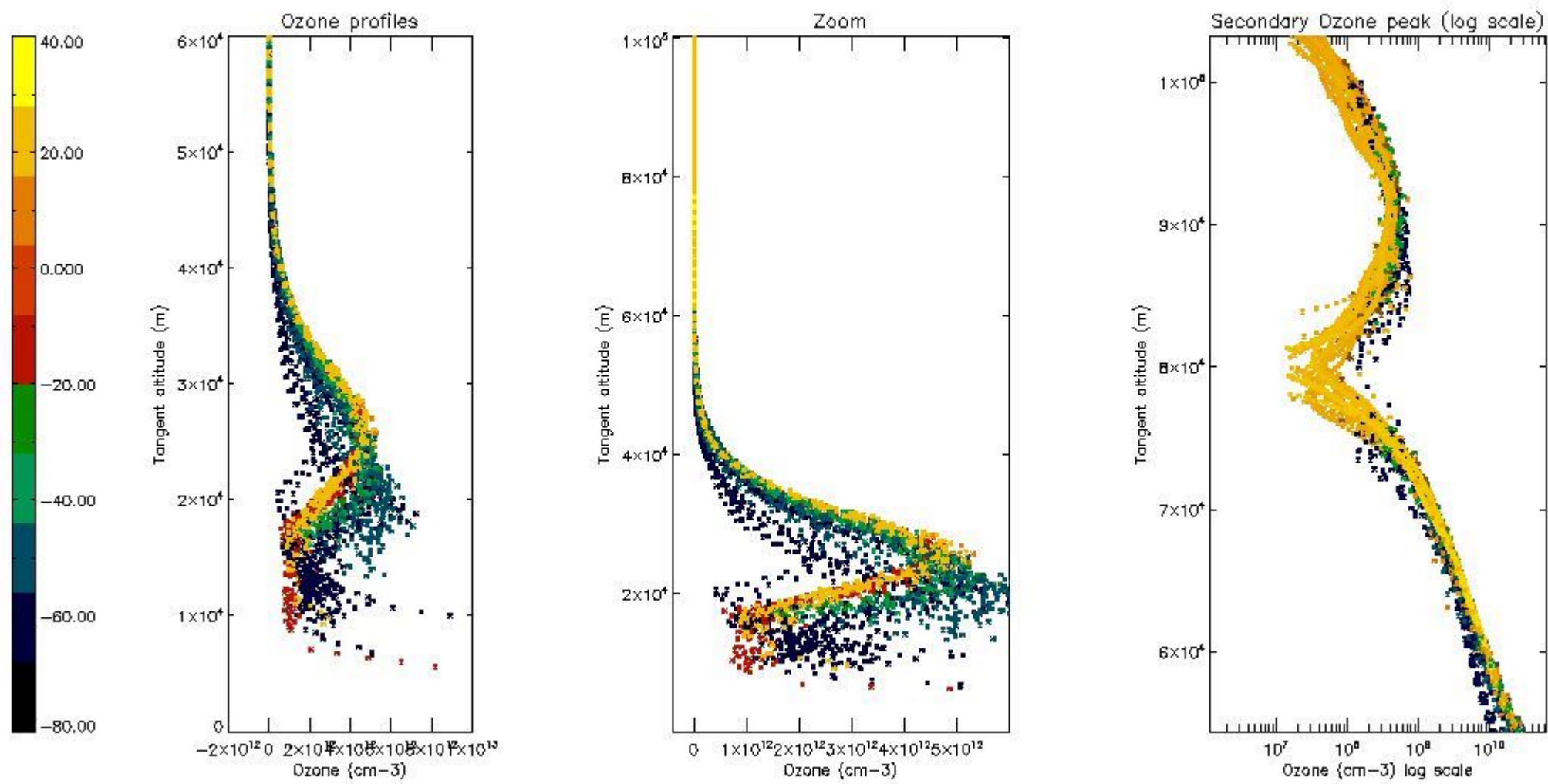
The colorbar represents the latitude.



5.3 Plot ozone profiles where STD < 20% (dark without errors)

The colorbar represents the latitude.

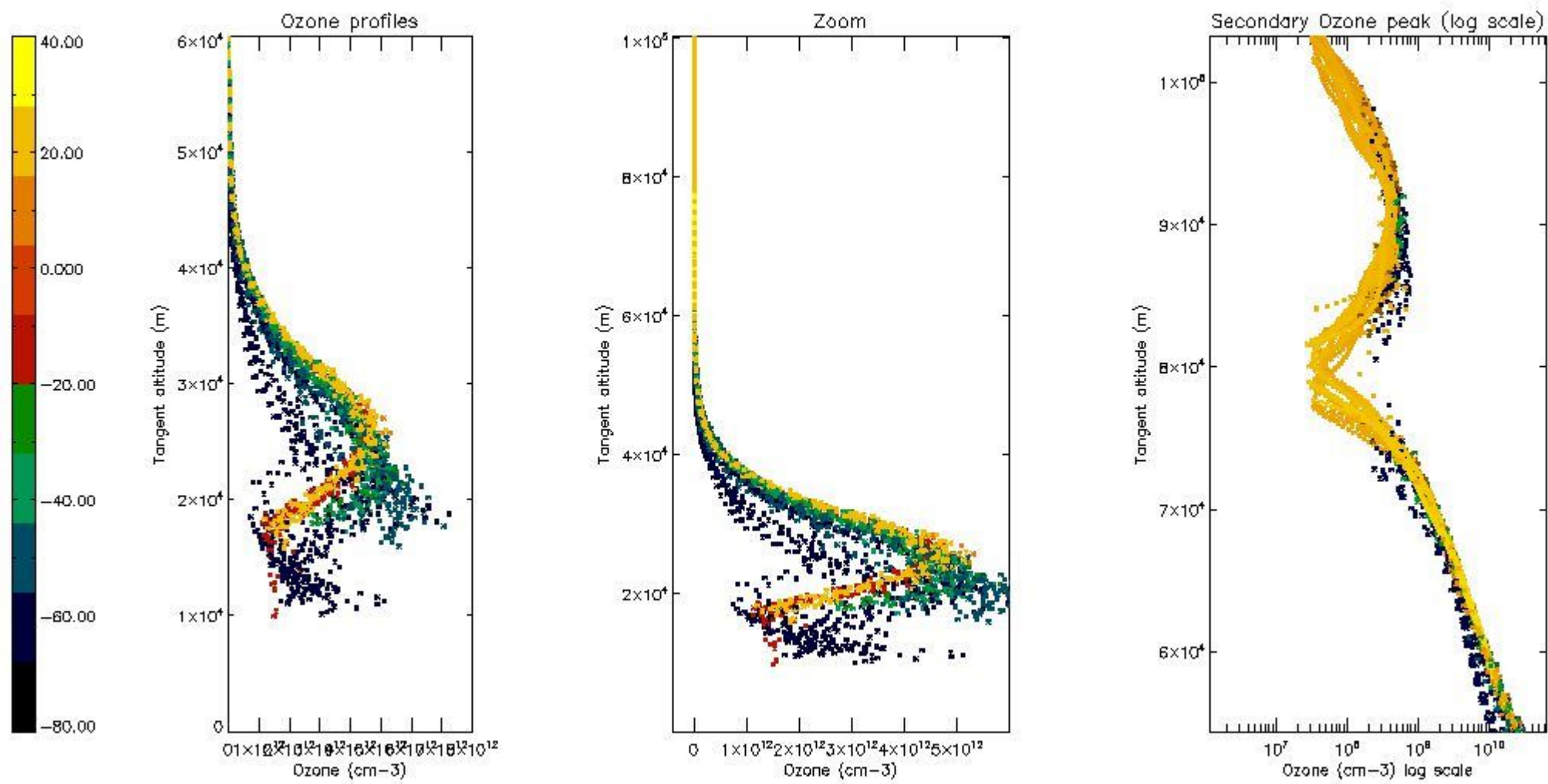




*5.4 Plot ozone profiles where STD < 10% (dark without errors)*

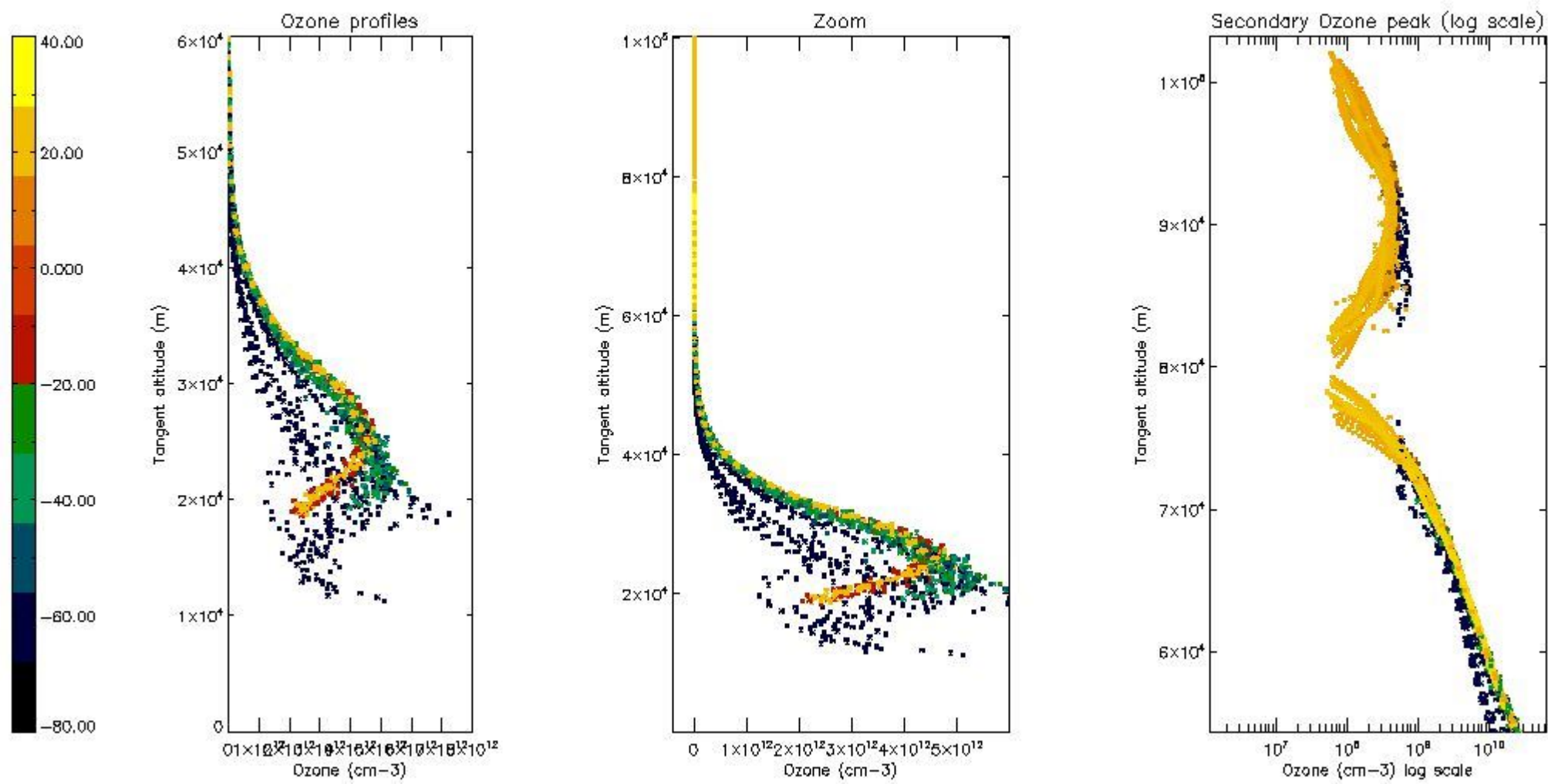
The colorbar represents the latitude.





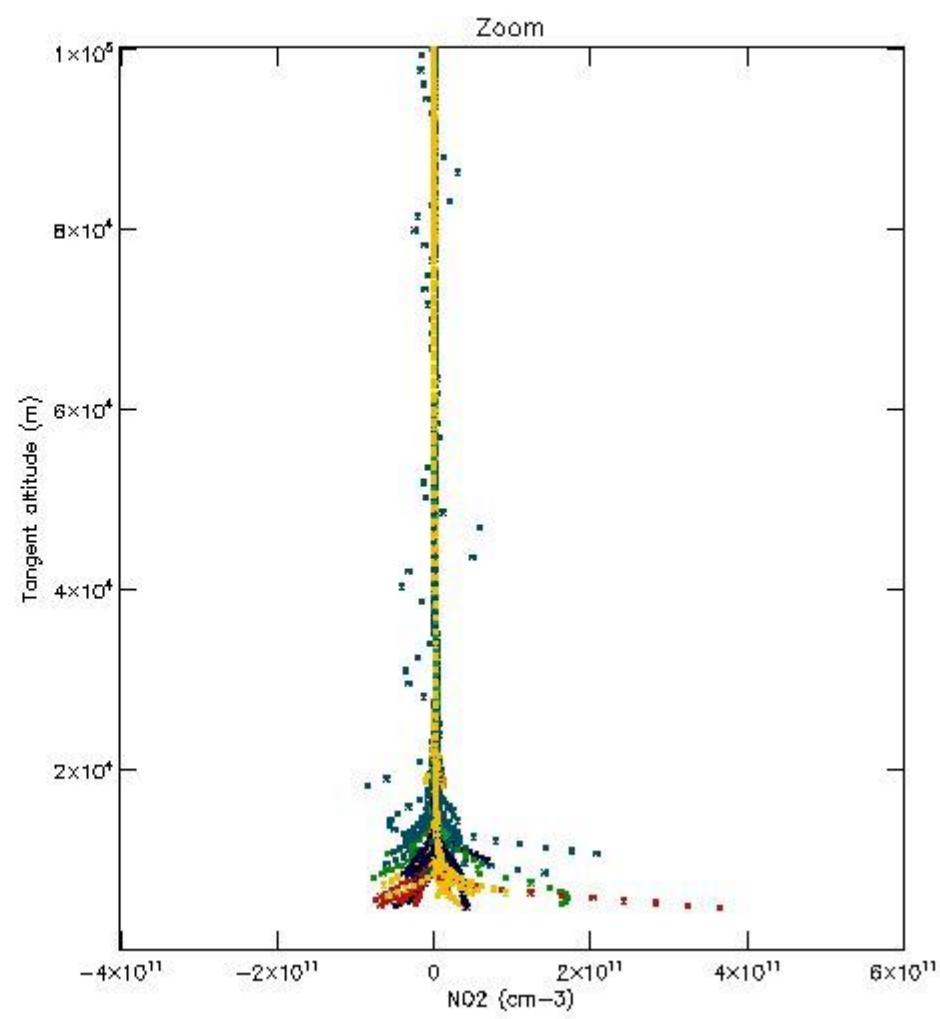
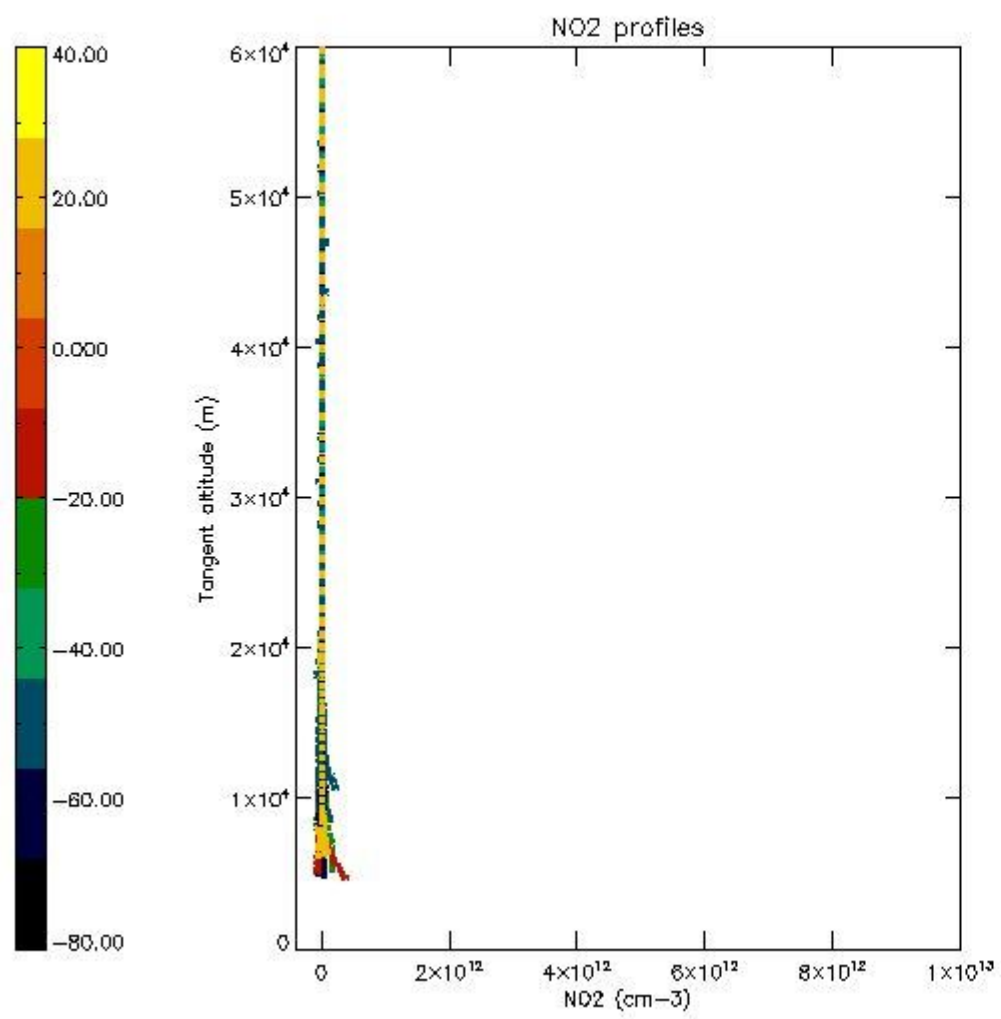
*5.5 Plot ozone profiles where STD < 5% (dark without errors)*

The colorbar represents the latitude.



*5.6 Plot NO<sub>2</sub> profiles for all STD (dark without errors)*

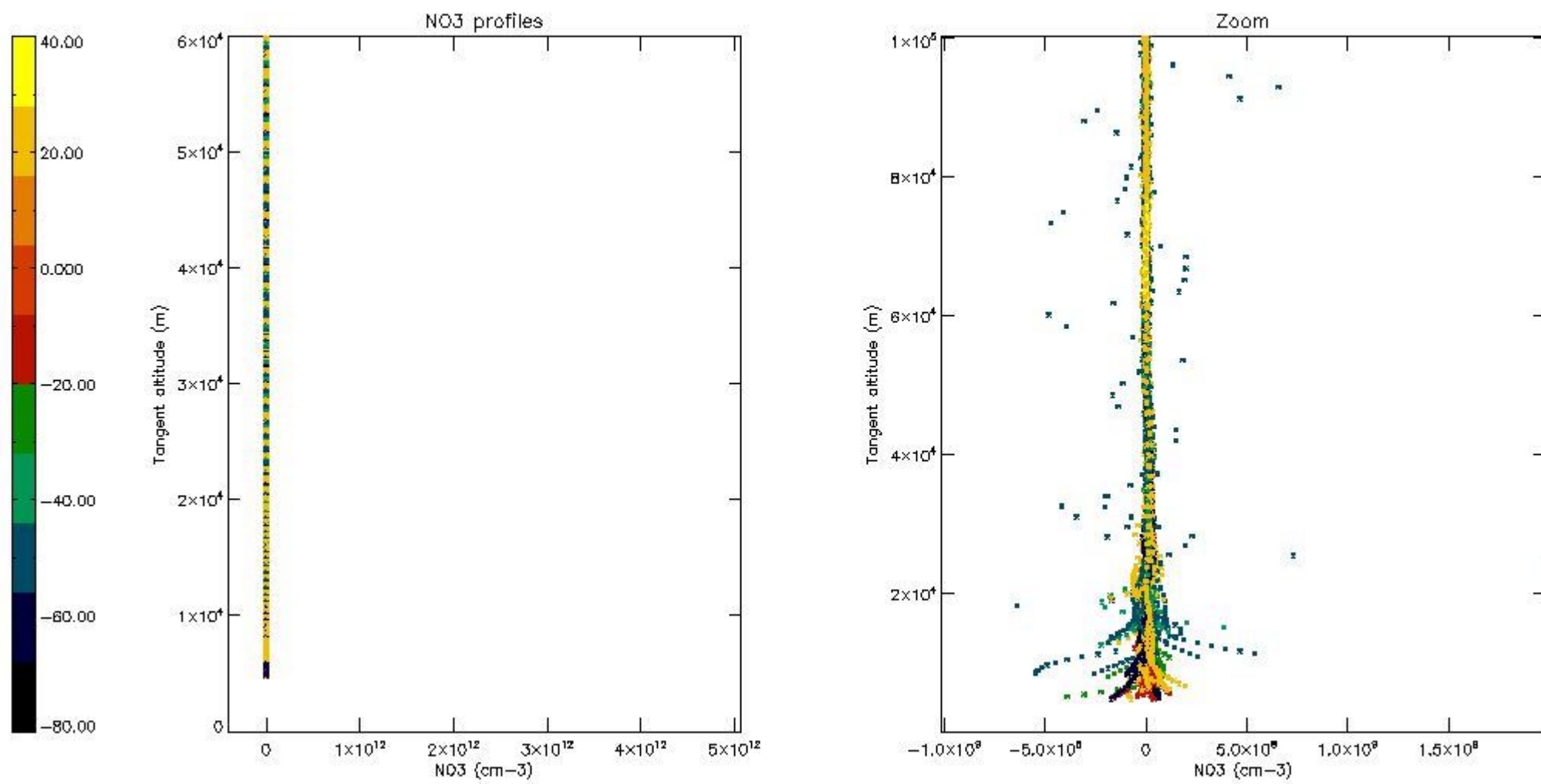
The colorbar represents the latitude.



*5.7 Plot NO3 profiles for all STD (dark without errors)*

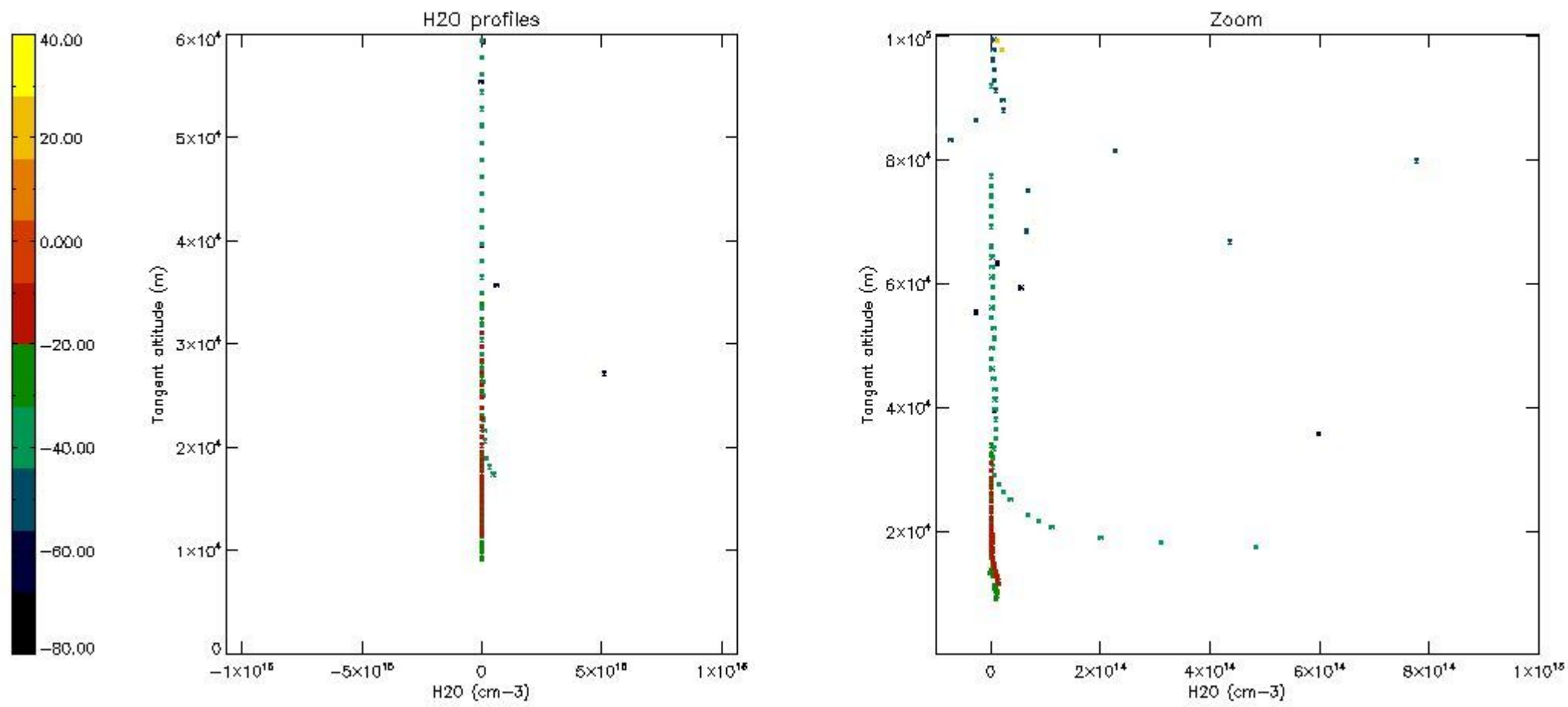
The colorbar represents the latitude.





5.8 Plot H2O profiles for all STD (only for occultations of stars 1,2,3,4,13,14,16,26,63 dark without errors)

The colorbar represents the latitude.



## 6. Auxiliary Data Files used for the production reported in section 2

The number reported in the third column indicates since which file (see list in section 2) the corresponding auxiliary file has been used. The fourth column is the date of those product files.

Type	Auxiliary Filename	Used since product	Used since product date
INST_PHYS_CHARACTERISTICS	GOM_INS_AXVIEC20091111_143220_20030716_120000_20500101_000000	1	19-SEP-2003 00:01:12
LEVEL-2_PROC_CONFIG	GOM_PR2_AXVIEC20091111_152718_20020301_000000_20500101_000000	1	19-SEP-2003 00:01:12
CROSS_SECTIONS_FILE	GOM_CRS_AXVIEC20091111_154832_20020301_000000_20500101_000000	1	19-SEP-2003 00:01:12

# GOMOS Level 2 Daily Report

## SUMMARY

### [1. General Info](#)

### [2. Summary of processed GOM\\_NL\\_2P products](#)

### [3. Level 2 Quality information per product](#)

#### [3.1 Plot of level 2 quality information per product \(time dependant\)](#)

#### [3.2 Plot of level 2 quality information per product \(world map\)](#)

### [4. Level 1 Quality information per product \(stored on level 2 products\)](#)

#### [4.1 Plot of level 1 quality information per product \(time dependant\)](#)

##### [4.1.1 Plot of level 1 quality information per product \(time dependant\): ASCENDING](#)

##### [4.1.2 Plot of level 1 quality information per product \(time dependant\): DESCENDING](#)

#### [4.2 Plot of level 1 quality information per product \(world map\)](#)

##### [4.2.1 Plot of level 1 quality information per product \(world map\): ASCENDING](#)

##### [4.2.2 Plot of level 1 quality information per product \(world map\): DESCENDING](#)

### [5. Ozone profiles based on quality statistics and other trace gas profiles](#)

#### [5.1 Ozone statistics based on quality of products](#)

#### [5.2 Plot ozone profiles for all STD \(dark without errors\)](#)

#### [5.3 Plot ozone profiles where STD < 20% \(dark without errors\)](#)

#### [5.4. Plot ozone profiles where STD < 10% \(dark without errors\)](#)

#### [5.5. Plot ozone profiles where STD < 5% \(dark without errors\)](#)

#### [5.6 Plot NO2 profiles for all STD \(dark without errors\)](#)

#### [5.7 Plot NO3 profiles for all STD \(dark without errors\)](#)

#### [5.8 Plot H2O profiles \(only for occultations of stars 1,2,3,4,13,14,16,26,63 dark without errors\) for all STD](#)

### [6. Auxiliary Data Files used for the production reported in section 2](#)



This report presents the daily analysis on parameters extracted from GOMOS level 2 data (GOM\_NL\_\_2P). It is intended to monitor some important parameters that will impact the quality of these products. A list of level 2 products (and content) that have arrived during the reporting day to the PCF is also given.

Item	Value
Time of report generation	19APR2013 20:20:11
Data source version	GOMOS/6.01
Start time of products	19-09-2003 (19SEP2003 00:00:00)
Stop time of products	20-09-2003 (20SEP2003 00:00:00)
Store outputs in DB	Yes
Nb of level 2 prods	436
Nb of prods with errors	15

## 2. Summary of processed GOM\_NL\_\_2P products.

Nr	Filename	UTC Start time	Limb	Duration	Star Id	Star Name	Star Mag	Star Temp	Nb Meas	Orbit	Prod. error
1	GOM_NL__2PRFIN20030919_000112_000000422020_00045_08115_9524.N1	19-SEP-2003 00:01:12	Straylight	42.000	148	Alp Tuc	2.8780	4100.0	84	8115	No
2	GOM_NL__2PRFIN20030919_000435_000000502020_00045_08115_9525.N1	19-SEP-2003 00:04:35	Straylight	50.000	63	Bet Gru	2.1500	2800.0	100	8115	No
3	GOM_NL__2PRFIN20030919_000743_000000412020_00045_08115_9526.N1	19-SEP-2003 00:07:43	Straylight	40.500	172	Gam Gru	3.0030	13100.	81	8115	No
4	GOM_NL__2PRFIN20030919_000910_000000442020_00045_08115_9527.N1	19-SEP-2003 00:09:10	Straylight	44.000	18	24Alp PsA	1.1660	9700.0	88	8115	No
5	GOM_NL__2PRFIN20030919_001317_000000462020_00045_08115_9528.N1	19-SEP-2003 00:13:17	Dark	46.000	1014	Mars	0.0000	0.0000	92	8115	Yes
6	GOM_NL__2PRFIN20030919_001752_000000402020_00045_08115_9529.N1	19-SEP-2003 00:17:52	Bright	40.000	162	34Alp Aqr	2.9440	5350.0	80	8115	No
7	GOM_NL__2PRFIN20030919_002053_000000402020_00045_08115_9530.N1	19-SEP-2003 00:20:53	Bright	40.000	61	8Eps Peg	2.1000	3900.0	80	8115	No
8	GOM_NL__2PRFIN20030919_002215_000000412020_00045_08115_9531.N1	19-SEP-2003 00:22:15	Bright	41.000	90	54Alp Peg	2.4870	11000.	82	8115	No
9	GOM_NL__2PRFIN20030919_002604_000000412020_00045_08115_9532.N1	19-SEP-2003 00:26:04	Bright	40.500	93	53Bet Peg	2.5200	3100.0	81	8115	No
10	GOM_NL__2PRFIN20030919_002817_000000382020_00045_08115_9533.N1	19-SEP-2003 00:28:17	Bright	37.500	92	53Eps Cyg	2.5000	4500.0	75	8115	No
11	GOM_NL__2PRFIN20030919_003027_000000402020_00045_08115_9534.N1	19-SEP-2003 00:30:27	Bright	40.000	66	37Gam Cyg	2.2080	5900.0	80	8115	No
12	GOM_NL__2PRFIN20030919_003308_000000602020_00045_08115_9535.N1	19-SEP-2003 00:33:08	Bright	60.000	53	43Bet And	2.0480	3300.0	120	8115	No
13	GOM_NL__2PRFIN20030919_003536_000000392020_00045_08115_9536.N1	19-SEP-2003 00:35:36	Bright	38.500	89	5Alp Cep	2.4510	8000.0	77	8115	No
14	GOM_NL__2PRFIN20030919_003757_000000442020_00045_08115_9537.N1	19-SEP-2003 00:37:57	Bright	43.500	76	27Gam Cas	2.3000	30000.	87	8115	No
15	GOM_NL__2PRFIN20030919_004313_000000362020_00045_08115_9538.N1	19-SEP-2003 00:43:13	Bright	36.000	49	1Alp UMi	1.9900	6300.0	72	8115	No
16	GOM_NL__2PRFIN20030919_004528_000000662020_00045_08115_9539.N1	19-SEP-2003 00:45:28	Bright	65.500	35	33Alp Per	1.7950	6250.0	131	8115	No
17	GOM_NL__2PRFIN20030919_004722_000000702020_00045_08115_9540.N1	19-SEP-2003 00:47:22	Bright	70.000	175	39Del Per	3.0100	19400.	140	8115	No
18	GOM_NL__2PRFIN20030919_005041_000000382020_00045_08115_9541.N1	19-SEP-2003 00:50:41	Bright	38.000	36	50Alp UMa	1.8000	6300.0	76	8115	No
19	GOM_NL__2PRFIN20030919_005209_000000372020_00045_08115_9542.N1	19-SEP-2003 00:52:09	Bright	37.000	82	48Bet UMa	2.3650	10600.	74	8115	No
20	GOM_NL__2PRFIN20030919_005512_000000412020_00045_08115_9543.N1	19-SEP-2003 00:55:12	Bright	40.500	174	52Psi UMa	3.0040	4400.0	81	8115	No
21	GOM_NL__2PRFIN20030919_005854_000000642020_00045_08115_9544.N1	19-SEP-2003 00:58:54	Bright	63.500	107	37The Aur	2.6490	11000.	127	8115	No
22	GOM_NL__2PRFIN20030919_010203_000000472020_00045_08115_9545.N1	19-SEP-2003 01:02:03	Bright	46.500	17	78Bet Gem	1.1610	4500.0	93	8115	No
23	GOM_NL__2PRFIN20030919_010500_000001402020_00045_08115_9546.N1	19-SEP-2003 01:05:00	Straylight	140.00	28	12Bet Tau	1.6500	15200.	280	8115	No
24	GOM_NL__2PRFIN20030919_010947_000000652020_00045_08115_9547.N1	19-SEP-2003 01:09:47	Dark	65.000	8	10Alp CMi	0.40000	6500.0	130	8115	No
25	GOM_NL__2PRFIN20030919_012052_000000432020_00045_08115_9548.N1	19-SEP-2003 01:20:52	Dark	43.000	65	Lam Vel	2.2040	4400.0	86	8115	No
26	GOM_NL__2PRFIN20030919_012410_000000422020_00045_08115_9549.N1	19-SEP-2003 01:24:10	Dark	41.500	46	Del Vel	1.9540	10600.	83	8115	No
27	GOM_NL__2PRFIN20030919_012543_000000482020_00045_08115_9550.N1	19-SEP-2003 01:25:43	Dark	47.500	41	Eps Car	1.8600	4100.0	95	8115	No
28	GOM_NL__2PRFIN20030919_012722_000000522020_00046_08116_9520.N1	19-SEP-2003 01:27:22	Dark	52.000	2	Alp Car	-0.73600	7000.0	104	8116	No
29	GOM_NL__2PRFIN20030919_013052_0000002312020_00046_08116_9521.N1	19-SEP-2003 01:30:52	Dark	231.00	7	19Bet Ori	0.10000	14000.	462	8116	No
30	GOM_NL__2PRFIN20030919_013617_000000392020_00046_08116_9522.N1	19-SEP-2003 01:36:17	Dark	38.500	135	Bet Hyi	2.8200	5800.0	77	8116	No
31	GOM_NL__2PRFIN20030919_013901_000000462020_00046_08116_9523.N1	19-SEP-2003 01:39:01	Dark	46.000	9	Alp Eri	0.45300	24000.	92	8116	No
32	GOM_NL__2PRFIN20030919_014148_000000462020_00046_08116_9524.N1	19-SEP-2003 01:41:48	Straylight	45.500	148	Alp Tuc	2.8780	4100.0	91	8116	No
33	GOM_NL__2PRFIN20030919_014513_000000452020_00046_08116_9525.N1	19-SEP-2003 01:45:13	Straylight	44.500	63	Bet Gru	2.1500	2800.0	89	8116	No
34	GOM_NL__2PRFIN20030919_014820_000000392020_00046_08116_9526.N1	19-SEP-2003 01:48:20	Straylight	38.500	172	Gam Gru	3.0030	13100.	77	8116	No
35	GOM_NL__2PRFIN20030919_014947_000000432020_00046_08116_9527.N1	19-SEP-2003 01:49:47	Straylight	42.500	18	24Alp PsA	1.1660	9700.0	85	8116	No
36	GOM_NL__2PRFIN20030919_015354_000000482020_00046_08116_9528.N1	19-SEP-2003 01:53:54	Dark	47.500	1014	Mars	0.0000	0.0000	95	8116	Yes
37	GOM_NL__2PRFIN20030919_015829_000000392020_00046_08116_9529.N1	19-SEP-2003 01:58:29	Bright	39.000	162	34Alp Aqr	2.9440	5350.0	78	8116	No
38	GOM_NL__2PRFIN20030919_020130_000000412020_00046_08116_9530.N1	19-SEP-2003 02:01:30	Bright	40.500	61	8Eps Peg	2.1000	3900.0	81	8116	No
39	GOM_NL__2PRFIN20030919_020252_000000402020_00046_08116_9531.N1	19-SEP-2003 02:02:52	Bright	40.000	90	54Alp Peg	2.4870	11000.	80	8116	No
40	GOM_NL__2PRFIN20030919_020641_000000402020_00046_08116_9532.N1	19-SEP-2003 02:06:41	Bright	39.500	93	53Bet Peg	2.5200	3100.0	79	8116	No
41	GOM_NL__2PRFIN20030919_020855_000000382020_00046_08116_9533.N1	19-SEP-2003 02:08:55	Bright	37.500	92	53Eps Cyg	2.5000	4500.0	75	8116	No
42	GOM_NL__2PRFIN20030919_021104_000000402020_00046_08116_9534.N1	19-SEP-2003 02:11:04	Bright	40.000	66	37Gam Cyg	2.2080	5900.0	80	8116	No

43	GOM_NL__2PRFIN20030919_021343_000000572020_00046_08116_9535.N1	19-SEP-2003 02:13:43	Bright	57.000	53	43Bet And	2.0480	3300.0	114	8116	No
44	GOM_NL__2PRFIN20030919_021612_000000372020_00046_08116_9536.N1	19-SEP-2003 02:16:12	Bright	37.000	89	5Alp Cep	2.4510	8000.0	74	8116	No
45	GOM_NL__2PRFIN20030919_021833_000000402020_00046_08116_9537.N1	19-SEP-2003 02:18:33	Bright	40.000	76	27Gam Cas	2.3000	30000.	80	8116	No
46	GOM_NL__2PRFIN20030919_022348_000000362020_00046_08116_9538.N1	19-SEP-2003 02:23:48	Bright	36.000	49	1Alp UMi	1.9900	6300.0	72	8116	No
47	GOM_NL__2PRFIN20030919_022603_000000662020_00046_08116_9539.N1	19-SEP-2003 02:26:03	Bright	66.000	35	33Alp Per	1.7950	6250.0	132	8116	No
48	GOM_NL__2PRFIN20030919_022756_000000702020_00046_08116_9540.N1	19-SEP-2003 02:27:56	Bright	69.500	175	39Del Per	3.0100	19400.	139	8116	No
49	GOM_NL__2PRFIN20030919_023117_000000382020_00046_08116_9541.N1	19-SEP-2003 02:31:17	Bright	38.000	36	50Alp UMa	1.8000	6300.0	76	8116	No
50	GOM_NL__2PRFIN20030919_023245_000000372020_00046_08116_9542.N1	19-SEP-2003 02:32:45	Bright	36.500	82	48Bet UMa	2.3650	10600.	73	8116	No
51	GOM_NL__2PRFIN20030919_023548_000000392020_00046_08116_9543.N1	19-SEP-2003 02:35:48	Bright	38.500	174	52Psi UMa	3.0040	4400.0	77	8116	No
52	GOM_NL__2PRFIN20030919_023930_000000632020_00046_08116_9544.N1	19-SEP-2003 02:39:30	Bright	62.500	107	37The Aur	2.6490	11000.	125	8116	No
53	GOM_NL__2PRFIN20030919_024240_000000632020_00046_08116_9545.N1	19-SEP-2003 02:42:40	Bright	63.000	17	78Bet Gem	1.1610	4500.0	126	8116	No
54	GOM_NL__2PRFIN20030919_024537_000001452020_00046_08116_9546.N1	19-SEP-2003 02:45:37	Straylight	144.50	28	12Bet Tau	1.6500	15200.	289	8116	No
55	GOM_NL__2PRFIN20030919_025023_000000622020_00046_08116_9547.N1	19-SEP-2003 02:50:23	Dark	62.000	8	10Alp CMi	0.40000	6500.0	124	8116	No
56	GOM_NL__2PRFIN20030919_030128_000000492020_00046_08116_9548.N1	19-SEP-2003 03:01:28	Dark	48.500	65	Lam Vel	2.2040	4400.0	97	8116	No
57	GOM_NL__2PRFIN20030919_030446_000000432020_00046_08116_9549.N1	19-SEP-2003 03:04:46	Dark	43.000	46	Del Vel	1.9540	10600.	86	8116	No
58	GOM_NL__2PRFIN20030919_030619_000000422020_00046_08116_9550.N1	19-SEP-2003 03:06:19	Dark	41.500	41	Eps Car	1.8600	4100.0	83	8116	No
59	GOM_NL__2PRFIN20030919_030800_000000572020_00047_08117_9564.N1	19-SEP-2003 03:08:00	Dark	57.000	2	Alp Car	-0.73600	7000.0	114	8117	No
60	GOM_NL__2PRFIN20030919_031133_000002312020_00047_08117_9565.N1	19-SEP-2003 03:11:33	Dark	231.00	7	19Bet Ori	0.10000	14000.	462	8117	No
61	GOM_NL__2PRFIN20030919_031653_000000392020_00047_08117_9566.N1	19-SEP-2003 03:16:53	Dark	38.500	135	Bet Hyi	2.8200	5800.0	77	8117	No
62	GOM_NL__2PRFIN20030919_031937_000000462020_00047_08117_9567.N1	19-SEP-2003 03:19:37	Dark	46.000	9	Alp Eri	0.45300	24000.	92	8117	No
63	GOM_NL__2PRFIN20030919_032224_000000392020_00047_08117_9568.N1	19-SEP-2003 03:22:24	Straylight	39.000	148	Alp Tuc	2.8780	4100.0	78	8117	No
64	GOM_NL__2PRFIN20030919_032548_000000522020_00047_08117_9569.N1	19-SEP-2003 03:25:48	Straylight	52.000	63	Bet Gru	2.1500	2800.0	104	8117	No
65	GOM_NL__2PRFIN20030919_032856_000000402020_00047_08117_9570.N1	19-SEP-2003 03:28:56	Straylight	40.000	172	Gam Gru	3.0030	13100.	80	8117	No
66	GOM_NL__2PRFIN20030919_033023_000000422020_00047_08117_9571.N1	19-SEP-2003 03:30:23	Straylight	42.000	18	24Alp PsA	1.1660	9700.0	84	8117	No
67	GOM_NL__2PRFIN20030919_033430_000000482020_00047_08117_9572.N1	19-SEP-2003 03:34:30	Dark	47.500	1014	Mars	0.0000	0.0000	95	8117	Yes
68	GOM_NL__2PRFIN20030919_033904_000000402020_00047_08117_9573.N1	19-SEP-2003 03:39:04	Bright	40.000	162	34Alp Aqr	2.9440	5350.0	80	8117	No
69	GOM_NL__2PRFIN20030919_034205_000000402020_00047_08117_9574.N1	19-SEP-2003 03:42:05	Bright	40.000	61	8Eps Peg	2.1000	3900.0	80	8117	No
70	GOM_NL__2PRFIN20030919_034327_000000432020_00047_08117_9575.N1	19-SEP-2003 03:43:27	Bright	42.500	90	54Alp Peg	2.4870	11000.	85	8117	No
71	GOM_NL__2PRFIN20030919_034716_000000422020_00047_08117_9576.N1	19-SEP-2003 03:47:16	Bright	42.000	93	53Bet Peg	2.5200	3100.0	84	8117	No
72	GOM_NL__2PRFIN20030919_034931_000000402020_00047_08117_9577.N1	19-SEP-2003 03:49:31	Bright	39.500	92	53Eps Cyg	2.5000	4500.0	79	8117	No
73	GOM_NL__2PRFIN20030919_035140_000000392020_00047_08117_9578.N1	19-SEP-2003 03:51:40	Bright	38.500	66	37Gam Cyg	2.2080	5900.0	77	8117	No
74	GOM_NL__2PRFIN20030919_035417_000000622020_00047_08117_9579.N1	19-SEP-2003 03:54:17	Bright	61.500	53	43Bet And	2.0480	3300.0	123	8117	No
75	GOM_NL__2PRFIN20030919_035648_000000372020_00047_08117_9580.N1	19-SEP-2003 03:56:48	Bright	36.500	89	5Alp Cep	2.4510	8000.0	73	8117	No
76	GOM_NL__2PRFIN20030919_035908_000000422020_00047_08117_9581.N1	19-SEP-2003 03:59:08	Bright	42.000	76	27Gam Cas	2.3000	30000.	84	8117	No
77	GOM_NL__2PRFIN20030919_040425_000000362020_00047_08117_9582.N1	19-SEP-2003 04:04:25	Bright	36.000	49	1Alp UMi	1.9900	6300.0	72	8117	No
78	GOM_NL__2PRFIN20030919_040638_000000652020_00047_08117_9583.N1	19-SEP-2003 04:06:38	Bright	64.500	35	33Alp Per	1.7950	6250.0	129	8117	No
79	GOM_NL__2PRFIN20030919_040831_000000702020_00047_08117_9584.N1	19-SEP-2003 04:08:31	Bright	69.500	175	39Del Per	3.0100	19400.	139	8117	No
80	GOM_NL__2PRFIN20030919_041154_000000382020_00047_08117_9585.N1	19-SEP-2003 04:11:54	Bright	37.500	36	50Alp UMa	1.8000	6300.0	75	8117	No
81	GOM_NL__2PRFIN20030919_041321_000000512020_00047_08117_9586.N1	19-SEP-2003 04:13:21	Bright	51.000	82	48Bet UMa	2.3650	10600.	102	8117	No
82	GOM_NL__2PRFIN20030919_041627_000000522020_00047_08117_9587.N1	19-SEP-2003 04:16:27	Bright	52.000	174	52Psi UMa	3.0040	4400.0	104	8117	No
83	GOM_NL__2PRFIN20030919_042006_000000642020_00047_08117_9588.N1	19-SEP-2003 04:20:06	Bright	64.000	107	37The Aur	2.6490	11000.	128	8117	No
84	GOM_NL__2PRFIN20030919_042316_000000492020_00047_08117_9589.N1	19-SEP-2003 04:23:16	Bright	48.500	17	78Bet Gem	1.1610	4500.0	97	8117	No
85	GOM_NL__2PRFIN20030919_042613_000001622020_00047_08117_9590.N1	19-SEP-2003 04:26:13	Straylight	162.00	28	12Bet Tau	1.6500	15200.	324	8117	No
86	GOM_NL__2PRFIN20030919_043100_000000652020_00047_08117_9591.N1	19-SEP-2003 04:31:00	Dark	65.000	8	10Alp CMi	0.40000	6500.0	130	8117	No
87	GOM_NL__2PRFIN20030919_044205_000000442020_00047_08117_9592.N1	19-SEP-2003 04:42:05	Dark	43.500	65	Lam Vel	2.2040	4400.0	87	8117	No
88	GOM_NL__2PRFIN20030919_044523_000000382020_00047_08117_9593.N1	19-SEP-2003 04:45:23	Dark	38.000	46	Del Vel	1.9540	10600.	76	8117	No
89	GOM_NL__2PRFIN20030919_044655_000000432020_00047_08117_9594.N1	19-SEP-2003 04:46:55	Dark	42.500	41	Eps Car	1.8600	4100.0	85	8117	No
90	GOM_NL__2PRFIN20030919_044835_000000572020_00048_08118_9587.N1	19-SEP-2003 04:48:35	Dark	57.000	2	Alp Car	-0.73600	7000.0	114	8118	No
91	GOM_NL__2PRFIN20030919_045215_000002312020_00048_08118_9588.N1	19-SEP-2003 04:52:15	Dark	231.00	7	19Bet Ori	0.10000	14000.	462	8118	No
92	GOM_NL__2PRFIN20030919_045729_000000392020_00048_08118_9589.N1	19-SEP-2003 04:57:29	Dark	39.000	135	Bet Hyi	2.8200	5800.0	78	8118	No
93	GOM_NL__2PRFIN20030919_050014_000000462020_00048_08118_9590.N1	19-SEP-2003 05:00:14	Dark	46.000	9	Alp Eri	0.45300	24000.	92	8118	No
94	GOM_NL__2PRFIN20030919_050300_000000402020_00048_08118_9591.N1	19-SEP-2003 05:03:00	Straylight	39.500	148	Alp Tuc	2.8780	4100.0	79	8118	No
95	GOM_NL__2PRFIN20030919_050624_000000522020_00048_08118_9592.N1	19-SEP-2003 05:06:24	Straylight	52.000	63	Bet Gru	2.1500	2800.0	104	8118	No
96	GOM_NL__2PRFIN20030919_050932_000000392020_00048_08118_9593.N1	19-SEP-2003 05:09:32	Straylight	39.000	172	Gam Gru	3.0030	13100.	78	8118	No
97	GOM_NL__2PRFIN20030919_051059_000000462020_00048_08118_9594.N1	19-SEP-2003 05:10:59	Straylight	45.500	18	24Alp PsA	1.1660	9700.0	91	8118	No
98	GOM_NL__2PRFIN20030919_051506_000000472020_00048_08118_9595.N1	19-SEP-2003 05:15:06	Dark	46.500	1014	Mars	0.0000	0.0000	93	8118	Yes
99	GOM_NL__2PRFIN20030919_051941_000000392020_00048_08118_9596.N1	19-SEP-2003 05:19:41	Bright	39.000	162	34Alp Aqr	2.9440	5350.0	78	8118	No
100	GOM_NL__2PRFIN20030919_052241_000000392020_00048_08118_9597.N1	19-SEP-2003 05:22:41	Bright	39.000	61	8Eps Peg	2.1000	3900.0	78	8118	No
101	GOM_NL__2PRFIN20030919_052403_000000412020_00048_08118_9598.N1	19-SEP-2003 05:24:03	Bright	40.500	90	54Alp Peg	2.4870	11000.	81	8118	No

102	GOM_NL__2PRFIN20030919_052752_000000452020_00048_08118_9599.N1	19-SEP-2003 05:27:52	Bright	45.000	93	53Bet Peg	2.5200	3100.0	90	8118	No
103	GOM_NL__2PRFIN20030919_053007_000000392020_00048_08118_9600.N1	19-SEP-2003 05:30:07	Bright	39.000	92	53Eps Cyg	2.5000	4500.0	78	8118	No
104	GOM_NL__2PRFIN20030919_053216_000000392020_00048_08118_9601.N1	19-SEP-2003 05:32:16	Bright	38.500	66	37Gam Cyg	2.2080	5900.0	77	8118	No
105	GOM_NL__2PRFIN20030919_053452_000000602020_00048_08118_9602.N1	19-SEP-2003 05:34:52	Bright	59.500	53	43Bet And	2.0480	3300.0	119	8118	No
106	GOM_NL__2PRFIN20030919_053724_000000382020_00048_08118_9603.N1	19-SEP-2003 05:37:24	Bright	38.000	89	5Alp Cep	2.4510	8000.0	76	8118	No
107	GOM_NL__2PRFIN20030919_053944_000000432020_00048_08118_9604.N1	19-SEP-2003 05:39:44	Bright	43.000	76	27Gam Cas	2.3000	30000.	86	8118	No
108	GOM_NL__2PRFIN20030919_054501_000000382020_00048_08118_9605.N1	19-SEP-2003 05:45:01	Bright	37.500	49	1Alp UMi	1.9900	6300.0	75	8118	No
109	GOM_NL__2PRFIN20030919_054712_000000662020_00048_08118_9606.N1	19-SEP-2003 05:47:12	Bright	66.000	35	33Alp Per	1.7950	6250.0	132	8118	No
110	GOM_NL__2PRFIN20030919_054906_000000692020_00048_08118_9607.N1	19-SEP-2003 05:49:06	Bright	68.500	175	39Del Per	3.0100	19400.	137	8118	No
111	GOM_NL__2PRFIN20030919_055230_000000372020_00048_08118_9608.N1	19-SEP-2003 05:52:30	Bright	37.000	36	50Alp UMa	1.8000	6300.0	74	8118	No
112	GOM_NL__2PRFIN20030919_055357_000000522020_00048_08118_9609.N1	19-SEP-2003 05:53:57	Bright	52.000	82	48Bet UMa	2.3650	10600.	104	8118	No
113	GOM_NL__2PRFIN20030919_055703_000000352020_00048_08118_9610.N1	19-SEP-2003 05:57:03	Bright	35.000	174	52Psi UMa	3.0040	4400.0	70	8118	No
114	GOM_NL__2PRFIN20030919_060042_000000652020_00048_08118_9611.N1	19-SEP-2003 06:00:42	Bright	65.000	107	37The Aur	2.6490	11000.	130	8118	No
115	GOM_NL__2PRFIN20030919_060352_000000502020_00048_08118_9612.N1	19-SEP-2003 06:03:52	Bright	49.500	17	78Bet Gem	1.1610	4500.0	99	8118	No
116	GOM_NL__2PRFIN20030919_060651_000001422020_00048_08118_9613.N1	19-SEP-2003 06:06:51	Straylight	142.00	28	12Bet Tau	1.6500	15200.	284	8118	No
117	GOM_NL__2PRFIN20030919_061137_000000602020_00048_08118_9614.N1	19-SEP-2003 06:11:37	Dark	60.000	8	10Alp CMi	0.40000	6500.0	120	8118	No
118	GOM_NL__2PRFIN20030919_062241_000000422020_00048_08118_9615.N1	19-SEP-2003 06:22:41	Dark	41.500	65	Lam Vel	2.2040	4400.0	83	8118	No
119	GOM_NL__2PRFIN20030919_062559_000000412020_00048_08118_9616.N1	19-SEP-2003 06:25:59	Dark	41.000	46	Del Vel	1.9540	10600.	82	8118	No
120	GOM_NL__2PRFIN20030919_062732_000000462020_00048_08118_9617.N1	19-SEP-2003 06:27:32	Dark	45.500	41	Eps Car	1.8600	4100.0	91	8118	No
121	GOM_NL__2PRFIN20030919_062913_000000572020_00049_08119_9587.N1	19-SEP-2003 06:29:13	Dark	57.000	2	Alp Car	-0.73600	7000.0	114	8119	No
122	GOM_NL__2PRFIN20030919_063257_000002312020_00049_08119_9588.N1	19-SEP-2003 06:32:57	Dark	231.00	7	19Bet Ori	0.10000	14000.	462	8119	No
123	GOM_NL__2PRFIN20030919_063805_000000392020_00049_08119_9589.N1	19-SEP-2003 06:38:05	Dark	38.500	135	Bet Hyi	2.8200	5800.0	77	8119	No
124	GOM_NL__2PRFIN20030919_064050_000000552020_00049_08119_9590.N1	19-SEP-2003 06:40:50	Dark	54.500	9	Alp Eri	0.45300	24000.	109	8119	No
125	GOM_NL__2PRFIN20030919_064336_000000472020_00049_08119_9591.N1	19-SEP-2003 06:43:36	Straylight	46.500	148	Alp Tuc	2.8780	4100.0	93	8119	No
126	GOM_NL__2PRFIN20030919_064701_000000452020_00049_08119_9592.N1	19-SEP-2003 06:47:01	Straylight	44.500	63	Bet Gru	2.1500	2800.0	89	8119	No
127	GOM_NL__2PRFIN20030919_065008_000000392020_00049_08119_9593.N1	19-SEP-2003 06:50:08	Straylight	39.000	172	Gam Gru	3.0030	13100.	78	8119	No
128	GOM_NL__2PRFIN20030919_065135_000000462020_00049_08119_9594.N1	19-SEP-2003 06:51:35	Straylight	46.000	18	24Alp PsA	1.1660	9700.0	92	8119	No
129	GOM_NL__2PRFIN20030919_065542_000000492020_00049_08119_9595.N1	19-SEP-2003 06:55:42	Dark	49.000	1014	Mars	0.0000	0.0000	98	8119	Yes
130	GOM_NL__2PRFIN20030919_070017_000000392020_00049_08119_9596.N1	19-SEP-2003 07:00:17	Bright	38.500	162	34Alp Aqr	2.9440	5350.0	77	8119	No
131	GOM_NL__2PRFIN20030919_070318_000000402020_00049_08119_9597.N1	19-SEP-2003 07:03:18	Bright	39.500	61	8Eps Peg	2.1000	3900.0	79	8119	No
132	GOM_NL__2PRFIN20030919_070439_000000412020_00049_08119_9598.N1	19-SEP-2003 07:04:39	Bright	41.000	90	54Alp Peg	2.4870	11000.	82	8119	No
133	GOM_NL__2PRFIN20030919_070828_000000402020_00049_08119_9599.N1	19-SEP-2003 07:08:28	Bright	39.500	93	53Bet Peg	2.5200	3100.0	79	8119	No
134	GOM_NL__2PRFIN20030919_071043_000000372020_00049_08119_9600.N1	19-SEP-2003 07:10:43	Bright	36.500	92	53Eps Cyg	2.5000	4500.0	73	8119	No
135	GOM_NL__2PRFIN20030919_071253_000000392020_00049_08119_9601.N1	19-SEP-2003 07:12:53	Bright	39.000	66	37Gam Cyg	2.2080	5900.0	78	8119	No
136	GOM_NL__2PRFIN20030919_071527_000000592020_00049_08119_9602.N1	19-SEP-2003 07:15:27	Bright	59.000	53	43Bet And	2.0480	3300.0	118	8119	No
137	GOM_NL__2PRFIN20030919_071800_000000382020_00049_08119_9603.N1	19-SEP-2003 07:18:00	Bright	38.000	89	5Alp Cep	2.4510	8000.0	76	8119	No
138	GOM_NL__2PRFIN20030919_072019_000000442020_00049_08119_9604.N1	19-SEP-2003 07:20:19	Bright	43.500	76	27Gam Cas	2.3000	30000.	87	8119	No
139	GOM_NL__2PRFIN20030919_072537_000000382020_00049_08119_9605.N1	19-SEP-2003 07:25:37	Bright	37.500	49	1Alp UMi	1.9900	6300.0	75	8119	No
140	GOM_NL__2PRFIN20030919_072747_000000642020_00049_08119_9606.N1	19-SEP-2003 07:27:47	Bright	63.500	35	33Alp Per	1.7950	6250.0	127	8119	No
141	GOM_NL__2PRFIN20030919_072941_000000692020_00049_08119_9607.N1	19-SEP-2003 07:29:41	Bright	69.000	175	39Del Per	3.0100	19400.	138	8119	No
142	GOM_NL__2PRFIN20030919_073307_000000382020_00049_08119_9608.N1	19-SEP-2003 07:33:07	Bright	38.000	36	50Alp UMa	1.8000	6300.0	76	8119	No
143	GOM_NL__2PRFIN20030919_073434_000000522020_00049_08119_9609.N1	19-SEP-2003 07:34:34	Bright	52.000	82	48Bet UMa	2.3650	10600.	104	8119	No
144	GOM_NL__2PRFIN20030919_073740_000000352020_00049_08119_9610.N1	19-SEP-2003 07:37:40	Bright	34.500	174	52Psi UMa	3.0040	4400.0	69	8119	No
145	GOM_NL__2PRFIN20030919_074117_000000702020_00049_08119_9611.N1	19-SEP-2003 07:41:17	Bright	70.000	107	37The Aur	2.6490	11000.	140	8119	No
146	GOM_NL__2PRFIN20030919_074428_000000502020_00049_08119_9612.N1	19-SEP-2003 07:44:28	Bright	50.000	17	78Bet Gem	1.1610	4500.0	100	8119	No
147	GOM_NL__2PRFIN20030919_074728_000001542020_00049_08119_9613.N1	19-SEP-2003 07:47:28	Straylight	153.50	28	12Bet Tau	1.6500	15200.	307	8119	No
148	GOM_NL__2PRFIN20030919_075213_000000602020_00049_08119_9614.N1	19-SEP-2003 07:52:13	Dark	59.500	8	10Alp CMi	0.40000	6500.0	119	8119	No
149	GOM_NL__2PRFIN20030919_080318_000000432020_00049_08119_9615.N1	19-SEP-2003 08:03:18	Dark	42.500	65	Lam Vel	2.2040	4400.0	85	8119	No
150	GOM_NL__2PRFIN20030919_080636_000000402020_00049_08119_9616.N1	19-SEP-2003 08:06:36	Dark	40.000	46	Del Vel	1.9540	10600.	80	8119	No
151	GOM_NL__2PRFIN20030919_080808_000000482020_00049_08119_9617.N1	19-SEP-2003 08:08:08	Dark	48.000	41	Eps Car	1.8600	4100.0	96	8119	No
152	GOM_NL__2PRFIN20030919_080951_000000532020_00050_08120_9587.N1	19-SEP-2003 08:09:51	Dark	52.500	2	Alp Car	-0.73600	7000.0	105	8120	No
153	GOM_NL__2PRFIN20030919_081339_000002302020_00050_08120_9588.N1	19-SEP-2003 08:13:39	Dark	230.00	7	19Bet Ori	0.10000	14000.	460	8120	No
154	GOM_NL__2PRFIN20030919_082000_000000422020_00050_08120_9589.N1	19-SEP-2003 08:20:00	Dark	41.500	143	Alp Hyi	2.8570	7200.0	83	8120	No
155	GOM_NL__2PRFIN20030919_082126_000000562020_00050_08120_9590.N1	19-SEP-2003 08:21:26	Dark	56.000	9	Alp Eri	0.45300	24000.	112	8120	No
156	GOM_NL__2PRFIN20030919_082412_000000422020_00050_08120_9591.N1	19-SEP-2003 08:24:12	Straylight	41.500	148	Alp Tuc	2.8780	4100.0	83	8120	No
157	GOM_NL__2PRFIN20030919_082737_000000462020_00050_08120_9592.N1	19-SEP-2003 08:27:37	Straylight	45.500	63	Bet Gru	2.1500	2800.0	91	8120	No
158	GOM_NL__2PRFIN20030919_083044_000000412020_00050_08120_9593.N1	19-SEP-2003 08:30:44	Straylight	41.000	172	Gam Gru	3.0030	13100.	82	8120	No
159	GOM_NL__2PRFIN20030919_083211_000000462020_00050_08120_9594.N1	19-SEP-2003 08:32:11	Straylight	46.000	18	24Alp PsA	1.1660	9700.0	92	8120	No
160	GOM_NL__2PRFIN20030919_083618_000000482020_00050_08120_9595.N1	19-SEP-2003 08:36:18	Dark	47.500	1014	Mars	0.0000	0.0000	95	8120	Yes



161	GOM_NL__2PRFIN20030919_084052_000000402020_00050_08120_9596.N1	19-SEP-2003 08:40:52	Bright	39.500	162	34Alp Aqr	2.9440	5350.0	79	8120	No
162	GOM_NL__2PRFIN20030919_084903_000000402020_00050_08120_9597.N1	19-SEP-2003 08:49:03	Bright	40.000	93	53Bet Peg	2.5200	3100.0	80	8120	No
163	GOM_NL__2PRFIN20030919_085119_000000402020_00050_08120_9598.N1	19-SEP-2003 08:51:19	Bright	40.000	92	53Eps Cyg	2.5000	4500.0	80	8120	No
164	GOM_NL__2PRFIN20030919_085329_000000412020_00050_08120_9599.N1	19-SEP-2003 08:53:29	Bright	40.500	66	37Gam Cyg	2.2080	5900.0	81	8120	No
165	GOM_NL__2PRFIN20030919_085601_000000582020_00050_08120_9600.N1	19-SEP-2003 08:56:01	Bright	57.500	53	43Bet And	2.0480	3300.0	115	8120	No
166	GOM_NL__2PRFIN20030919_085836_000000382020_00050_08120_9601.N1	19-SEP-2003 08:58:36	Bright	38.000	89	5Alp Cep	2.4510	8000.0	76	8120	No
167	GOM_NL__2PRFIN20030919_090054_000000422020_00050_08120_9602.N1	19-SEP-2003 09:00:54	Bright	41.500	76	27Gam Cas	2.3000	30000.	83	8120	No
168	GOM_NL__2PRFIN20030919_090613_000000392020_00050_08120_9603.N1	19-SEP-2003 09:06:13	Bright	38.500	49	1Alp UMi	1.9900	6300.0	77	8120	No
169	GOM_NL__2PRFIN20030919_090822_000000652020_00050_08120_9604.N1	19-SEP-2003 09:08:22	Bright	64.500	35	33Alp Per	1.7950	6250.0	129	8120	No
170	GOM_NL__2PRFIN20030919_091015_000000692020_00050_08120_9605.N1	19-SEP-2003 09:10:15	Bright	69.000	175	39Del Per	3.0100	19400.	138	8120	No
171	GOM_NL__2PRFIN20030919_091343_000000372020_00050_08120_9606.N1	19-SEP-2003 09:13:43	Bright	37.000	36	50Alp UMa	1.8000	6300.0	74	8120	No
172	GOM_NL__2PRFIN20030919_091510_000000362020_00050_08120_9607.N1	19-SEP-2003 09:15:10	Bright	35.500	82	48Bet UMa	2.3650	10600.	71	8120	No
173	GOM_NL__2PRFIN20030919_091816_000000362020_00050_08120_9608.N1	19-SEP-2003 09:18:16	Bright	36.000	174	52Psi UMa	3.0040	4400.0	72	8120	No
174	GOM_NL__2PRFIN20030919_092153_000000652020_00050_08120_9609.N1	19-SEP-2003 09:21:53	Bright	64.500	107	37The Aur	2.6490	11000.	129	8120	No
175	GOM_NL__2PRFIN20030919_092504_000000482020_00050_08120_9610.N1	19-SEP-2003 09:25:04	Bright	48.000	17	78Bet Gem	1.1610	4500.0	96	8120	No
176	GOM_NL__2PRFIN20030919_092804_000001492020_00050_08120_9611.N1	19-SEP-2003 09:28:04	Straylight	148.50	28	12Bet Tau	1.6500	15200.	297	8120	No
177	GOM_NL__2PRFIN20030919_093250_000000562020_00050_08120_9612.N1	19-SEP-2003 09:32:50	Dark	56.000	8	10Alp CMi	0.40000	6500.0	112	8120	No
178	GOM_NL__2PRFIN20030919_094013_000000412020_00050_08120_9613.N1	19-SEP-2003 09:40:13	Dark	41.000	132	15Rho Pup	2.8030	6900.0	82	8120	No
179	GOM_NL__2PRFIN20030919_094353_000000452020_00050_08120_9614.N1	19-SEP-2003 09:43:53	Dark	45.000	65	Lam Vel	2.2040	4400.0	90	8120	No
180	GOM_NL__2PRFIN20030919_094712_000000412020_00050_08120_9615.N1	19-SEP-2003 09:47:12	Dark	41.000	46	Del Vel	1.9540	10600.	82	8120	No
181	GOM_NL__2PRFIN20030919_094844_000000462020_00050_08120_9616.N1	19-SEP-2003 09:48:44	Dark	45.500	41	Eps Car	1.8600	4100.0	91	8120	No
182	GOM_NL__2PRFIN20030919_095027_000000572020_00051_08121_9587.N1	19-SEP-2003 09:50:27	Dark	57.000	2	Alp Car	-0.73600	7000.0	114	8121	No
183	GOM_NL__2PRFIN20030919_095421_000002302020_00051_08121_9588.N1	19-SEP-2003 09:54:21	Dark	230.00	7	19Bet Ori	0.10000	14000.	460	8121	No
184	GOM_NL__2PRFIN20030919_100037_000000422020_00051_08121_9589.N1	19-SEP-2003 10:00:37	Dark	42.000	143	Alp Hyi	2.8570	7200.0	84	8121	No
185	GOM_NL__2PRFIN20030919_100202_000000492020_00051_08121_9590.N1	19-SEP-2003 10:02:02	Dark	49.000	9	Alp Eri	0.45300	24000.	98	8121	No
186	GOM_NL__2PRFIN20030919_100448_000000442020_00051_08121_9591.N1	19-SEP-2003 10:04:48	Straylight	44.000	148	Alp Tuc	2.8780	4100.0	88	8121	No
187	GOM_NL__2PRFIN20030919_100813_000000462020_00051_08121_9592.N1	19-SEP-2003 10:08:13	Straylight	45.500	63	Bet Gru	2.1500	2800.0	91	8121	No
188	GOM_NL__2PRFIN20030919_101120_000000392020_00051_08121_9593.N1	19-SEP-2003 10:11:20	Straylight	38.500	172	Gam Gru	3.0030	13100.	77	8121	No
189	GOM_NL__2PRFIN20030919_101247_000000442020_00051_08121_9594.N1	19-SEP-2003 10:12:47	Straylight	44.000	18	24Alp PsA	1.1660	9700.0	88	8121	No
190	GOM_NL__2PRFIN20030919_101654_000000462020_00051_08121_9595.N1	19-SEP-2003 10:16:54	Dark	46.000	1014	Mars	0.0000	0.0000	92	8121	Yes
191	GOM_NL__2PRFIN20030919_102129_000000392020_00051_08121_9596.N1	19-SEP-2003 10:21:29	Bright	39.000	162	34Alp Aqr	2.9440	5350.0	78	8121	No
192	GOM_NL__2PRFIN20030919_102940_000000422020_00051_08121_9597.N1	19-SEP-2003 10:29:40	Bright	41.500	93	53Bet Peg	2.5200	3100.0	83	8121	No
193	GOM_NL__2PRFIN20030919_103156_000000412020_00051_08121_9598.N1	19-SEP-2003 10:31:56	Bright	40.500	92	53Eps Cyg	2.5000	4500.0	81	8121	No
194	GOM_NL__2PRFIN20030919_103406_000000412020_00051_08121_9599.N1	19-SEP-2003 10:34:06	Bright	41.000	66	37Gam Cyg	2.2080	5900.0	82	8121	No
195	GOM_NL__2PRFIN20030919_103637_000000612020_00051_08121_9600.N1	19-SEP-2003 10:36:37	Bright	60.500	53	43Bet And	2.0480	3300.0	121	8121	No
196	GOM_NL__2PRFIN20030919_103913_000000372020_00051_08121_9601.N1	19-SEP-2003 10:39:13	Bright	37.000	89	5Alp Cep	2.4510	8000.0	74	8121	No
197	GOM_NL__2PRFIN20030919_104130_000000432020_00051_08121_9602.N1	19-SEP-2003 10:41:30	Bright	42.500	76	27Gam Cas	2.3000	30000.	85	8121	No
198	GOM_NL__2PRFIN20030919_104649_000000382020_00051_08121_9603.N1	19-SEP-2003 10:46:49	Bright	38.000	49	1Alp UMi	1.9900	6300.0	76	8121	No
199	GOM_NL__2PRFIN20030919_104856_000000662020_00051_08121_9604.N1	19-SEP-2003 10:48:56	Bright	66.000	35	33Alp Per	1.7950	6250.0	132	8121	No
200	GOM_NL__2PRFIN20030919_105050_000000692020_00051_08121_9605.N1	19-SEP-2003 10:50:50	Bright	68.500	175	39Del Per	3.0100	19400.	137	8121	No
201	GOM_NL__2PRFIN20030919_105419_000000352020_00051_08121_9606.N1	19-SEP-2003 10:54:19	Bright	35.000	36	50Alp UMa	1.8000	6300.0	70	8121	No
202	GOM_NL__2PRFIN20030919_105546_000000342020_00051_08121_9607.N1	19-SEP-2003 10:55:46	Bright	34.000	82	48Bet UMa	2.3650	10600.	68	8121	No
203	GOM_NL__2PRFIN20030919_105853_000000362020_00051_08121_9608.N1	19-SEP-2003 10:58:53	Bright	36.000	174	52Psi UMa	3.0040	4400.0	72	8121	No
204	GOM_NL__2PRFIN20030919_110229_000000682020_00051_08121_9609.N1	19-SEP-2003 11:02:29	Bright	67.500	107	37The Aur	2.6490	11000.	135	8121	No
205	GOM_NL__2PRFIN20030919_110540_000000492020_00051_08121_9610.N1	19-SEP-2003 11:05:40	Bright	49.000	17	78Bet Gem	1.1610	4500.0	98	8121	No
206	GOM_NL__2PRFIN20030919_110841_000001422020_00051_08121_9611.N1	19-SEP-2003 11:08:41	Straylight	142.00	28	12Bet Tau	1.6500	15200.	284	8121	No
207	GOM_NL__2PRFIN20030919_111326_000000582020_00051_08121_9612.N1	19-SEP-2003 11:13:26	Dark	58.000	8	10Alp CMi	0.40000	6500.0	116	8121	No
208	GOM_NL__2PRFIN20030919_112049_000000432020_00051_08121_9613.N1	19-SEP-2003 11:20:49	Dark	43.000	132	15Rho Pup	2.8030	6900.0	86	8121	No
209	GOM_NL__2PRFIN20030919_112430_000000452020_00051_08121_9614.N1	19-SEP-2003 11:24:30	Dark	45.000	65	Lam Vel	2.2040	4400.0	90	8121	No
210	GOM_NL__2PRFIN20030919_112748_000000382020_00051_08121_9615.N1	19-SEP-2003 11:27:48	Dark	38.000	46	Del Vel	1.9540	10600.	76	8121	No
211	GOM_NL__2PRFIN20030919_112921_000000392020_00051_08121_9616.N1	19-SEP-2003 11:29:21	Dark	38.500	41	Eps Car	1.8600	4100.0	77	8121	No
212	GOM_NL__2PRFIN20030919_113104_000000482020_00052_08122_9623.N1	19-SEP-2003 11:31:04	Dark	48.000	2	Alp Car	-0.73600	7000.0	96	8122	No
213	GOM_NL__2PRFIN20030919_113503_000002302020_00052_08122_9624.N1	19-SEP-2003 11:35:03	Dark	230.00	7	19Bet Ori	0.10000	14000.	460	8122	No
214	GOM_NL__2PRFIN20030919_114113_000000422020_00052_08122_9625.N1	19-SEP-2003 11:41:13	Dark	42.000	143	Alp Hyi	2.8570	7200.0	84	8122	No
215	GOM_NL__2PRFIN20030919_114239_000000532020_00052_08122_9626.N1	19-SEP-2003 11:42:39	Dark	52.500	9	Alp Eri	0.45300	24000.	105	8122	No
216	GOM_NL__2PRFIN20030919_114525_000000462020_00052_08122_9627.N1	19-SEP-2003 11:45:25	Straylight	46.000	148	Alp Tuc	2.8780	4100.0	92	8122	No
217	GOM_NL__2PRFIN20030919_114850_000000442020_00052_08122_9628.N1	19-SEP-2003 11:48:50	Straylight	44.000	63	Bet Gru	2.1500	2800.0	88	8122	No
218	GOM_NL__2PRFIN20030919_115157_000000382020_00052_08122_9629.N1	19-SEP-2003 11:51:57	Straylight	37.500	172	Gam Gru	3.0030	13100.	75	8122	No
219	GOM_NL__2PRFIN20030919_115324_000000462020_00052_08122_9630.N1	19-SEP-2003 11:53:24	Straylight	45.500	18	24Alp PsA	1.1660	9700.0	91	8122	No

220	GOM_NL__2PRFIN20030919_115731_000000512020_00052_08122_9631.N1	19-SEP-2003 11:57:31	Dark	51.000	1014	Mars	0.0000	0.0000	102	8122	Yes
221	GOM_NL__2PRFIN20030919_120205_000000382020_00052_08122_9632.N1	19-SEP-2003 12:02:05	Bright	38.000	162	34Alp Aqr	2.9440	5350.0	76	8122	No
222	GOM_NL__2PRFIN20030919_121016_000000382020_00052_08122_9633.N1	19-SEP-2003 12:10:16	Bright	38.000	93	53Bet Peg	2.5200	3100.0	76	8122	No
223	GOM_NL__2PRFIN20030919_121233_000000402020_00052_08122_9634.N1	19-SEP-2003 12:12:33	Bright	39.500	92	53Eps Cyg	2.5000	4500.0	79	8122	No
224	GOM_NL__2PRFIN20030919_121442_000000362020_00052_08122_9635.N1	19-SEP-2003 12:14:42	Bright	36.000	66	37Gam Cyg	2.2080	5900.0	72	8122	No
225	GOM_NL__2PRFIN20030919_121711_000000612020_00052_08122_9636.N1	19-SEP-2003 12:17:11	Bright	60.500	53	43Bet And	2.0480	3300.0	121	8122	No
226	GOM_NL__2PRFIN20030919_121949_000000382020_00052_08122_9637.N1	19-SEP-2003 12:19:49	Bright	37.500	89	5Alp Cep	2.4510	8000.0	75	8122	No
227	GOM_NL__2PRFIN20030919_122205_000000422020_00052_08122_9638.N1	19-SEP-2003 12:22:05	Bright	41.500	76	27Gam Cas	2.3000	30000.	83	8122	No
228	GOM_NL__2PRFIN20030919_122725_000000392020_00052_08122_9639.N1	19-SEP-2003 12:27:25	Bright	38.500	49	1Alp UMi	1.9900	6300.0	77	8122	No
229	GOM_NL__2PRFIN20030919_122931_000000632020_00052_08122_9640.N1	19-SEP-2003 12:29:31	Bright	63.000	35	33Alp Per	1.7950	6250.0	126	8122	No
230	GOM_NL__2PRFIN20030919_123125_000000702020_00052_08122_9641.N1	19-SEP-2003 12:31:25	Bright	70.000	175	39Del Per	3.0100	19400.	140	8122	No
231	GOM_NL__2PRFIN20030919_123455_000000382020_00052_08122_9642.N1	19-SEP-2003 12:34:55	Bright	37.500	36	50Alp UMa	1.8000	6300.0	75	8122	No
232	GOM_NL__2PRFIN20030919_123622_000000352020_00052_08122_9643.N1	19-SEP-2003 12:36:22	Bright	34.500	82	48Bet UMa	2.3650	10600.	69	8122	No
233	GOM_NL__2PRFIN20030919_123929_000000352020_00052_08122_9644.N1	19-SEP-2003 12:39:29	Bright	35.000	174	52Psi UMa	3.0040	4400.0	70	8122	No
234	GOM_NL__2PRFIN20030919_124305_000000662020_00052_08122_9645.N1	19-SEP-2003 12:43:05	Bright	65.500	107	37The Aur	2.6490	11000.	131	8122	No
235	GOM_NL__2PRFIN20030919_124617_000000492020_00052_08122_9646.N1	19-SEP-2003 12:46:17	Bright	48.500	17	78Bet Gem	1.1610	4500.0	97	8122	No
236	GOM_NL__2PRFIN20030919_124918_000001492020_00052_08122_9647.N1	19-SEP-2003 12:49:18	Straylight	148.50	28	12Bet Tau	1.6500	15200.	297	8122	No
237	GOM_NL__2PRFIN20030919_125403_000000582020_00052_08122_9648.N1	19-SEP-2003 12:54:03	Dark	57.500	8	10Alp CMi	0.40000	6500.0	115	8122	No
238	GOM_NL__2PRFIN20030919_130126_000000432020_00052_08122_9649.N1	19-SEP-2003 13:01:26	Dark	43.000	132	15Rho Pup	2.8030	6900.0	86	8122	No
239	GOM_NL__2PRFIN20030919_130506_000000462020_00052_08122_9650.N1	19-SEP-2003 13:05:06	Dark	46.000	65	Lam Vel	2.2040	4400.0	92	8122	No
240	GOM_NL__2PRFIN20030919_130824_000000392020_00052_08122_9651.N1	19-SEP-2003 13:08:24	Dark	39.000	46	Del Vel	1.9540	10600.	78	8122	No
241	GOM_NL__2PRFIN20030919_130957_000000512020_00052_08122_9652.N1	19-SEP-2003 13:09:57	Dark	51.000	41	Eps Car	1.8600	4100.0	102	8122	No
242	GOM_NL__2PRFIN20030919_131141_000000572020_00053_08123_9623.N1	19-SEP-2003 13:11:41	Dark	57.000	2	Alp Car	-0.73600	7000.0	114	8123	No
243	GOM_NL__2PRFIN20030919_131545_000002302020_00053_08123_9624.N1	19-SEP-2003 13:15:45	Dark	230.00	7	19Bet Ori	0.10000	14000.	460	8123	No
244	GOM_NL__2PRFIN20030919_132150_000000412020_00053_08123_9625.N1	19-SEP-2003 13:21:50	Dark	41.000	143	Alp Hyi	2.8570	7200.0	82	8123	No
245	GOM_NL__2PRFIN20030919_132316_000000472020_00053_08123_9626.N1	19-SEP-2003 13:23:16	Dark	46.500	9	Alp Eri	0.45300	24000.	93	8123	No
246	GOM_NL__2PRFIN20030919_132601_000000382020_00053_08123_9627.N1	19-SEP-2003 13:26:01	Straylight	38.000	148	Alp Tuc	2.8780	4100.0	76	8123	No
247	GOM_NL__2PRFIN20030919_132926_000000522020_00053_08123_9628.N1	19-SEP-2003 13:29:26	Straylight	51.500	63	Bet Gru	2.1500	2800.0	103	8123	No
248	GOM_NL__2PRFIN20030919_133233_000000382020_00053_08123_9629.N1	19-SEP-2003 13:32:33	Straylight	38.000	172	Gam Gru	3.0030	13100.	76	8123	No
249	GOM_NL__2PRFIN20030919_133400_000000452020_00053_08123_9630.N1	19-SEP-2003 13:34:00	Straylight	45.000	18	24Alp PsA	1.1660	9700.0	90	8123	No
250	GOM_NL__2PRFIN20030919_133807_000000472020_00053_08123_9631.N1	19-SEP-2003 13:38:07	Dark	47.000	1014	Mars	0.0000	0.0000	94	8123	Yes
251	GOM_NL__2PRFIN20030919_134242_000000392020_00053_08123_9632.N1	19-SEP-2003 13:42:42	Bright	38.500	162	34Alp Aqr	2.9440	5350.0	77	8123	No
252	GOM_NL__2PRFIN20030919_135052_000000392020_00053_08123_9633.N1	19-SEP-2003 13:50:52	Bright	38.500	93	53Bet Peg	2.5200	3100.0	77	8123	No
253	GOM_NL__2PRFIN20030919_135309_000000372020_00053_08123_9634.N1	19-SEP-2003 13:53:09	Bright	36.500	92	53Eps Cyg	2.5000	4500.0	73	8123	No
254	GOM_NL__2PRFIN20030919_135518_000000412020_00053_08123_9635.N1	19-SEP-2003 13:55:18	Bright	40.500	66	37Gam Cyg	2.2080	5900.0	81	8123	No
255	GOM_NL__2PRFIN20030919_135745_000000582020_00053_08123_9636.N1	19-SEP-2003 13:57:45	Bright	57.500	53	43Bet And	2.0480	3300.0	115	8123	No
256	GOM_NL__2PRFIN20030919_140025_000000372020_00053_08123_9637.N1	19-SEP-2003 14:00:25	Bright	37.000	89	5Alp Cep	2.4510	8000.0	74	8123	No
257	GOM_NL__2PRFIN20030919_140240_000000442020_00053_08123_9638.N1	19-SEP-2003 14:02:40	Bright	43.500	76	27Gam Cas	2.3000	30000.	87	8123	No
258	GOM_NL__2PRFIN20030919_140800_000000352020_00053_08123_9639.N1	19-SEP-2003 14:08:00	Bright	34.500	49	1Alp UMi	1.9900	6300.0	69	8123	No
259	GOM_NL__2PRFIN20030919_141005_000000672020_00053_08123_9640.N1	19-SEP-2003 14:10:05	Bright	66.500	35	33Alp Per	1.7950	6250.0	133	8123	No
260	GOM_NL__2PRFIN20030919_141159_000000672020_00053_08123_9641.N1	19-SEP-2003 14:11:59	Bright	67.000	175	39Del Per	3.0100	19400.	134	8123	No
261	GOM_NL__2PRFIN20030919_141529_000000382020_00053_08123_9642.N1	19-SEP-2003 14:15:29	Bright	37.500	36	50Alp UMa	1.8000	6300.0	75	8123	No
262	GOM_NL__2PRFIN20030919_141657_000000362020_00053_08123_9643.N1	19-SEP-2003 14:16:57	Bright	36.000	82	48Bet UMa	2.3650	10600.	72	8123	No
263	GOM_NL__2PRFIN20030919_142001_000000402020_00053_08123_9644.N1	19-SEP-2003 14:20:01	Bright	40.000	174	52Psi UMa	3.0040	4400.0	80	8123	No
264	GOM_NL__2PRFIN20030919_142340_000000662020_00053_08123_9645.N1	19-SEP-2003 14:23:40	Bright	66.000	107	37The Aur	2.6490	11000.	132	8123	No
265	GOM_NL__2PRFIN20030919_142652_000000502020_00053_08123_9646.N1	19-SEP-2003 14:26:52	Bright	50.000	17	78Bet Gem	1.1610	4500.0	100	8123	No
266	GOM_NL__2PRFIN20030919_142955_000001492020_00053_08123_9647.N1	19-SEP-2003 14:29:55	Straylight	149.00	28	12Bet Tau	1.6500	15200.	298	8123	No
267	GOM_NL__2PRFIN20030919_143439_000000592020_00053_08123_9648.N1	19-SEP-2003 14:34:39	Dark	59.000	8	10Alp CMi	0.40000	6500.0	118	8123	No
268	GOM_NL__2PRFIN20030919_144201_000000452020_00053_08123_9649.N1	19-SEP-2003 14:42:01	Dark	44.500	132	15Rho Pup	2.8030	6900.0	89	8123	No
269	GOM_NL__2PRFIN20030919_144541_000000452020_00053_08123_9650.N1	19-SEP-2003 14:45:41	Dark	45.000	65	Lam Vel	2.2040	4400.0	90	8123	No
270	GOM_NL__2PRFIN20030919_144859_000000402020_00053_08123_9651.N1	19-SEP-2003 14:48:59	Dark	39.500	46	Del Vel	1.9540	10600.	79	8123	No
271	GOM_NL__2PRFIN20030919_145032_000000472020_00053_08123_9652.N1	19-SEP-2003 14:50:32	Dark	47.000	41	Eps Car	1.8600	4100.0	94	8123	No
272	GOM_NL__2PRFIN20030919_145217_000000562020_00054_08124_9623.N1	19-SEP-2003 14:52:17	Dark	56.000	2	Alp Car	-0.73600	7000.0	112	8124	No
273	GOM_NL__2PRFIN20030919_145627_000002302020_00054_08124_9624.N1	19-SEP-2003 14:56:27	Dark	230.00	7	19Bet Ori	0.10000	14000.	460	8124	No
274	GOM_NL__2PRFIN20030919_150225_000000432020_00054_08124_9625.N1	19-SEP-2003 15:02:25	Dark	42.500	143	Alp Hyi	2.8570	7200.0	85	8124	No
275	GOM_NL__2PRFIN20030919_150352_000000432020_00054_08124_9626.N1	19-SEP-2003 15:03:52	Dark	42.500	9	Alp Eri	0.45300	24000.	85	8124	No
276	GOM_NL__2PRFIN20030919_150636_000000452020_00054_08124_9627.N1	19-SEP-2003 15:06:36	Straylight	44.500	148	Alp Tuc	2.8780	4100.0	89	8124	No
277	GOM_NL__2PRFIN20030919_151001_000000522020_00054_08124_9628.N1	19-SEP-2003 15:10:01	Straylight	51.500	63	Bet Gru	2.1500	2800.0	103	8124	No
278	GOM_NL__2PRFIN20030919_151308_000000412020_00054_08124_9629.N1	19-SEP-2003 15:13:08	Straylight	40.500	172	Gam Gru	3.0030	13100.	81	8124	No

279	GOM_NL__2PRFIN20030919_151435_000000462020_00054_08124_9630.N1	19-SEP-2003 15:14:35	Straylight	46.000	18	24Alp PsA	1.1660	9700.0	92	8124	No
280	GOM_NL__2PRFIN20030919_151842_000000472020_00054_08124_9631.N1	19-SEP-2003 15:18:42	Dark	47.000	1014	Mars	0.0000	0.0000	94	8124	Yes
281	GOM_NL__2PRFIN20030919_152317_000000382020_00054_08124_9632.N1	19-SEP-2003 15:23:17	Bright	38.000	162	34Alp Aqr	2.9440	5350.0	76	8124	No
282	GOM_NL__2PRFIN20030919_153127_000000412020_00054_08124_9633.N1	19-SEP-2003 15:31:27	Bright	41.000	93	53Bet Peg	2.5200	3100.0	82	8124	No
283	GOM_NL__2PRFIN20030919_153344_000000402020_00054_08124_9634.N1	19-SEP-2003 15:33:44	Bright	39.500	92	53Eps Cyg	2.5000	4500.0	79	8124	No
284	GOM_NL__2PRFIN20030919_153554_000000412020_00054_08124_9635.N1	19-SEP-2003 15:35:54	Bright	41.000	66	37Gam Cyg	2.2080	5900.0	82	8124	No
285	GOM_NL__2PRFIN20030919_153820_000000562020_00054_08124_9636.N1	19-SEP-2003 15:38:20	Bright	56.000	53	43Bet And	2.0480	3300.0	112	8124	No
286	GOM_NL__2PRFIN20030919_154101_000000382020_00054_08124_9637.N1	19-SEP-2003 15:41:01	Bright	38.000	89	5Alp Cep	2.4510	8000.0	76	8124	No
287	GOM_NL__2PRFIN20030919_154315_000000432020_00054_08124_9638.N1	19-SEP-2003 15:43:15	Bright	43.000	76	27Gam Cas	2.3000	30000.	86	8124	No
288	GOM_NL__2PRFIN20030919_154836_000000392020_00054_08124_9639.N1	19-SEP-2003 15:48:36	Bright	38.500	49	1Alp UMi	1.9900	6300.0	77	8124	No
289	GOM_NL__2PRFIN20030919_155040_000000652020_00054_08124_9640.N1	19-SEP-2003 15:50:40	Bright	64.500	35	33Alp Per	1.7950	6250.0	129	8124	No
290	GOM_NL__2PRFIN20030919_155233_000000682020_00054_08124_9641.N1	19-SEP-2003 15:52:33	Bright	67.500	175	39Del Per	3.0100	19400.	135	8124	No
291	GOM_NL__2PRFIN20030919_155606_000000362020_00054_08124_9642.N1	19-SEP-2003 15:56:06	Bright	35.500	36	50Alp UMa	1.8000	6300.0	71	8124	No
292	GOM_NL__2PRFIN20030919_155733_000000352020_00054_08124_9643.N1	19-SEP-2003 15:57:33	Bright	34.500	82	48Bet UMa	2.3650	10600.	69	8124	No
293	GOM_NL__2PRFIN20030919_160037_000000402020_00054_08124_9644.N1	19-SEP-2003 16:00:37	Bright	40.000	174	52Psi UMa	3.0040	4400.0	80	8124	No
294	GOM_NL__2PRFIN20030919_160416_000000672020_00054_08124_9645.N1	19-SEP-2003 16:04:16	Bright	67.000	107	37The Aur	2.6490	11000.	134	8124	No
295	GOM_NL__2PRFIN20030919_160728_000000492020_00054_08124_9646.N1	19-SEP-2003 16:07:28	Bright	49.000	17	78Bet Gem	1.1610	4500.0	98	8124	No
296	GOM_NL__2PRFIN20030919_161032_000001512020_00054_08124_9647.N1	19-SEP-2003 16:10:32	Straylight	151.00	28	12Bet Tau	1.6500	15200.	302	8124	No
297	GOM_NL__2PRFIN20030919_161515_000000612020_00054_08124_9648.N1	19-SEP-2003 16:15:15	Dark	61.000	8	10Alp CMi	0.40000	6500.0	122	8124	No
298	GOM_NL__2PRFIN20030919_162238_000000452020_00054_08124_9649.N1	19-SEP-2003 16:22:38	Dark	44.500	132	15Rho Pup	2.8030	6900.0	89	8124	No
299	GOM_NL__2PRFIN20030919_162617_000000492020_00054_08124_9650.N1	19-SEP-2003 16:26:17	Dark	49.000	65	Lam Vel	2.2040	4400.0	98	8124	No
300	GOM_NL__2PRFIN20030919_162935_000000432020_00054_08124_9651.N1	19-SEP-2003 16:29:35	Dark	43.000	46	Del Vel	1.9540	10600.	86	8124	No
301	GOM_NL__2PRFIN20030919_163108_000000472020_00054_08124_9652.N1	19-SEP-2003 16:31:08	Dark	47.000	41	Eps Car	1.8600	4100.0	94	8124	No
302	GOM_NL__2PRFIN20030919_163254_000000492020_00055_08125_9725.N1	19-SEP-2003 16:32:54	Dark	49.000	2	Alp Car	-0.73600	7000.0	98	8125	No
303	GOM_NL__2PRFIN20030919_163709_000002302020_00055_08125_9726.N1	19-SEP-2003 16:37:09	Dark	230.00	7	19Bet Ori	0.10000	14000.	460	8125	No
304	GOM_NL__2PRFIN20030919_164301_000000432020_00055_08125_9727.N1	19-SEP-2003 16:43:01	Dark	43.000	143	Alp Hyi	2.8570	7200.0	86	8125	No
305	GOM_NL__2PRFIN20030919_164427_000000472020_00055_08125_9728.N1	19-SEP-2003 16:44:27	Dark	47.000	9	Alp Eri	0.45300	24000.	94	8125	No
306	GOM_NL__2PRFIN20030919_164712_000000392020_00055_08125_9729.N1	19-SEP-2003 16:47:12	Straylight	39.000	148	Alp Tuc	2.8780	4100.0	78	8125	No
307	GOM_NL__2PRFIN20030919_165035_000000522020_00055_08125_9730.N1	19-SEP-2003 16:50:35	Straylight	52.000	63	Bet Gru	2.1500	2800.0	104	8125	No
308	GOM_NL__2PRFIN20030919_165344_000000382020_00055_08125_9731.N1	19-SEP-2003 16:53:44	Straylight	37.500	172	Gam Gru	3.0030	13100.	75	8125	No
309	GOM_NL__2PRFIN20030919_165509_000000482020_00055_08125_9732.N1	19-SEP-2003 16:55:09	Straylight	48.000	18	24Alp PsA	1.1660	9700.0	96	8125	No
310	GOM_NL__2PRFIN20030919_165919_000000482020_00055_08125_9733.N1	19-SEP-2003 16:59:19	Dark	47.500	1014	Mars	0.0000	0.0000	95	8125	Yes
311	GOM_NL__2PRFIN20030919_170352_000000402020_00055_08125_9734.N1	19-SEP-2003 17:03:52	Bright	40.000	162	34Alp Aqr	2.9440	5350.0	80	8125	No
312	GOM_NL__2PRFIN20030919_170653_000000402020_00055_08125_9735.N1	19-SEP-2003 17:06:53	Bright	39.500	61	8Eps Peg	2.1000	3900.0	79	8125	No
313	GOM_NL__2PRFIN20030919_170925_000000492020_00055_08125_9736.N1	19-SEP-2003 17:09:25	Bright	48.500	140	88Gam Peg	2.8340	26000.	97	8125	No
314	GOM_NL__2PRFIN20030919_171202_000000422020_00055_08125_9737.N1	19-SEP-2003 17:12:02	Bright	41.500	93	53Bet Peg	2.5200	3100.0	83	8125	No
315	GOM_NL__2PRFIN20030919_171421_000000372020_00055_08125_9738.N1	19-SEP-2003 17:14:21	Bright	36.500	92	53Eps Cyg	2.5000	4500.0	73	8125	No
316	GOM_NL__2PRFIN20030919_171630_000000392020_00055_08125_9739.N1	19-SEP-2003 17:16:30	Bright	38.500	66	37Gam Cyg	2.2080	5900.0	77	8125	No
317	GOM_NL__2PRFIN20030919_171855_000000602020_00055_08125_9740.N1	19-SEP-2003 17:18:55	Bright	59.500	53	43Bet And	2.0480	3300.0	119	8125	No
318	GOM_NL__2PRFIN20030919_172134_000000392020_00055_08125_9741.N1	19-SEP-2003 17:21:34	Bright	39.000	89	5Alp Cep	2.4510	8000.0	78	8125	No
319	GOM_NL__2PRFIN20030919_172351_000000442020_00055_08125_9742.N1	19-SEP-2003 17:23:51	Bright	44.000	76	27Gam Cas	2.3000	30000.	88	8125	No
320	GOM_NL__2PRFIN20030919_172911_000000392020_00055_08125_9743.N1	19-SEP-2003 17:29:11	Bright	39.000	49	1Alp UMi	1.9900	6300.0	78	8125	No
321	GOM_NL__2PRFIN20030919_173115_000000662020_00055_08125_9744.N1	19-SEP-2003 17:31:15	Bright	65.500	35	33Alp Per	1.7950	6250.0	131	8125	No
322	GOM_NL__2PRFIN20030919_173308_000000682020_00055_08125_9745.N1	19-SEP-2003 17:33:08	Bright	67.500	175	39Del Per	3.0100	19400.	135	8125	No
323	GOM_NL__2PRFIN20030919_173641_000000372020_00055_08125_9746.N1	19-SEP-2003 17:36:41	Bright	36.500	36	50Alp UMa	1.8000	6300.0	73	8125	No
324	GOM_NL__2PRFIN20030919_173810_000000372020_00055_08125_9747.N1	19-SEP-2003 17:38:10	Bright	36.500	82	48Bet UMa	2.3650	10600.	73	8125	No
325	GOM_NL__2PRFIN20030919_174116_000000372020_00055_08125_9748.N1	19-SEP-2003 17:41:16	Bright	37.000	174	52Psi UMa	3.0040	4400.0	74	8125	No
326	GOM_NL__2PRFIN20030919_174452_000000672020_00055_08125_9749.N1	19-SEP-2003 17:44:52	Bright	66.500	107	37The Aur	2.6490	11000.	133	8125	No
327	GOM_NL__2PRFIN20030919_174805_000000502020_00055_08125_9750.N1	19-SEP-2003 17:48:05	Bright	50.000	17	78Bet Gem	1.1610	4500.0	100	8125	No
328	GOM_NL__2PRFIN20030919_175109_000001492020_00055_08125_9751.N1	19-SEP-2003 17:51:09	Straylight	149.00	28	12Bet Tau	1.6500	15200.	298	8125	No
329	GOM_NL__2PRFIN20030919_175552_000000662020_00055_08125_9752.N1	19-SEP-2003 17:55:52	Dark	66.000	8	10Alp CMi	0.40000	6500.0	132	8125	No
330	GOM_NL__2PRFIN20030919_180314_000000462020_00055_08125_9753.N1	19-SEP-2003 18:03:14	Dark	46.000	132	15Rho Pup	2.8030	6900.0	92	8125	No
331	GOM_NL__2PRFIN20030919_180653_000000432020_00055_08125_9754.N1	19-SEP-2003 18:06:53	Dark	42.500	65	Lam Vel	2.2040	4400.0	85	8125	No
332	GOM_NL__2PRFIN20030919_181011_000000452020_00055_08125_9755.N1	19-SEP-2003 18:10:11	Dark	45.000	46	Del Vel	1.9540	10600.	90	8125	No
333	GOM_NL__2PRFIN20030919_181752_000002302020_00056_08126_9626.N1	19-SEP-2003 18:17:52	Dark	230.00	7	19Bet Ori	0.10000	14000.	460	8126	No
334	GOM_NL__2PRFIN20030919_182336_000000452020_00056_08126_9627.N1	19-SEP-2003 18:23:36	Dark	45.000	143	Alp Hyi	2.8570	7200.0	90	8126	No
335	GOM_NL__2PRFIN20030919_182504_000000542020_00056_08126_9628.N1	19-SEP-2003 18:25:04	Dark	54.000	9	Alp Eri	0.45300	24000.	108	8126	No
336	GOM_NL__2PRFIN20030919_182748_000000392020_00056_08126_9629.N1	19-SEP-2003 18:27:48	Straylight	39.000	148	Alp Tuc	2.8780	4100.0	78	8126	No
337	GOM_NL__2PRFIN20030919_183111_000000512020_00056_08126_9630.N1	19-SEP-2003 18:31:11	Straylight	50.500	63	Bet Gru	2.1500	2800.0	101	8126	No



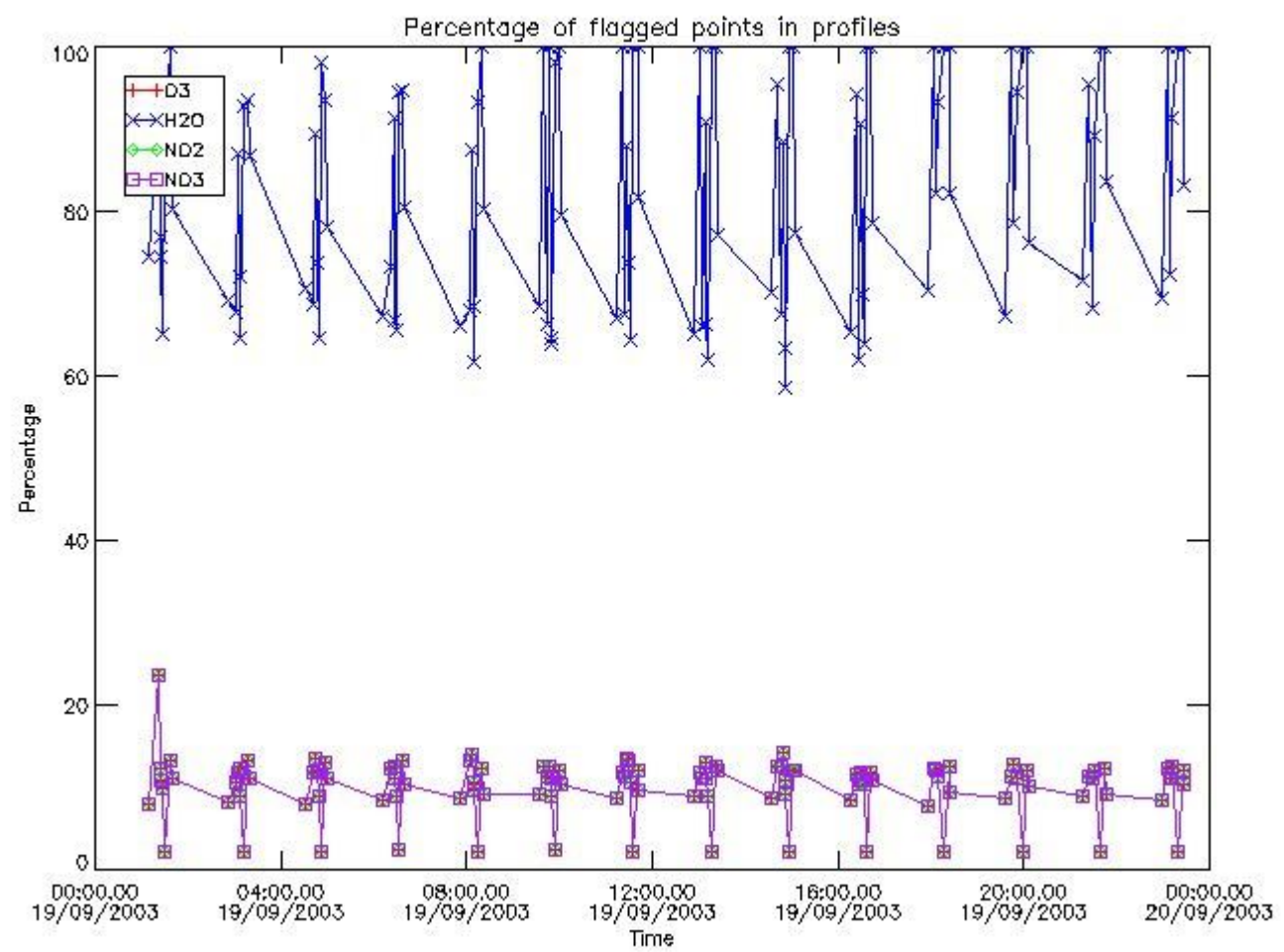
338	GOM_NL__2PRFIN20030919_183420_000000412020_00056_08126_9631.N1	19-SEP-2003 18:34:20	Straylight	40.500	172	Gam Gru	3.0030	13100.	81	8126	No
339	GOM_NL__2PRFIN20030919_183545_000000482020_00056_08126_9632.N1	19-SEP-2003 18:35:45	Straylight	48.000	18	24Alp PsA	1.1660	9700.0	96	8126	No
340	GOM_NL__2PRFIN20030919_183954_000000512020_00056_08126_9633.N1	19-SEP-2003 18:39:54	Dark	50.500	1014	Mars	0.0000	0.0000	101	8126	Yes
341	GOM_NL__2PRFIN20030919_184428_000000412020_00056_08126_9634.N1	19-SEP-2003 18:44:28	Bright	41.000	162	34Alp Aqr	2.9440	5350.0	82	8126	No
342	GOM_NL__2PRFIN20030919_184730_000000412020_00056_08126_9635.N1	19-SEP-2003 18:47:30	Bright	40.500	61	8Eps Peg	2.1000	3900.0	81	8126	No
343	GOM_NL__2PRFIN20030919_185000_000000482020_00056_08126_9636.N1	19-SEP-2003 18:50:00	Bright	47.500	140	88Gam Peg	2.8340	26000.	95	8126	No
344	GOM_NL__2PRFIN20030919_185236_000000422020_00056_08126_9637.N1	19-SEP-2003 18:52:36	Bright	42.000	93	53Bet Peg	2.5200	3100.0	84	8126	No
345	GOM_NL__2PRFIN20030919_185457_000000382020_00056_08126_9638.N1	19-SEP-2003 18:54:57	Bright	38.000	92	53Eps Cyg	2.5000	4500.0	76	8126	No
346	GOM_NL__2PRFIN20030919_185707_000000392020_00056_08126_9639.N1	19-SEP-2003 18:57:07	Bright	39.000	66	37Gam Cyg	2.2080	5900.0	78	8126	No
347	GOM_NL__2PRFIN20030919_185930_000000612020_00056_08126_9640.N1	19-SEP-2003 18:59:30	Bright	61.000	53	43Bet And	2.0480	3300.0	122	8126	No
348	GOM_NL__2PRFIN20030919_190212_000000382020_00056_08126_9641.N1	19-SEP-2003 19:02:12	Bright	38.000	89	5Alp Cep	2.4510	8000.0	76	8126	No
349	GOM_NL__2PRFIN20030919_190427_000000442020_00056_08126_9642.N1	19-SEP-2003 19:04:27	Bright	43.500	76	27Gam Cas	2.3000	30000.	87	8126	No
350	GOM_NL__2PRFIN20030919_190947_000000392020_00056_08126_9643.N1	19-SEP-2003 19:09:47	Bright	39.000	49	1Alp UMi	1.9900	6300.0	78	8126	No
351	GOM_NL__2PRFIN20030919_191149_000000652020_00056_08126_9644.N1	19-SEP-2003 19:11:49	Bright	64.500	35	33Alp Per	1.7950	6250.0	129	8126	No
352	GOM_NL__2PRFIN20030919_191342_000000712020_00056_08126_9645.N1	19-SEP-2003 19:13:42	Bright	70.500	175	39Del Per	3.0100	19400.	141	8126	No
353	GOM_NL__2PRFIN20030919_191716_000000422020_00056_08126_9646.N1	19-SEP-2003 19:17:16	Bright	42.000	36	50Alp UMa	1.8000	6300.0	84	8126	No
354	GOM_NL__2PRFIN20030919_191845_000000522020_00056_08126_9647.N1	19-SEP-2003 19:18:45	Bright	52.000	82	48Bet UMa	2.3650	10600.	104	8126	No
355	GOM_NL__2PRFIN20030919_192151_000000512020_00056_08126_9648.N1	19-SEP-2003 19:21:51	Bright	50.500	174	52Psi UMa	3.0040	4400.0	101	8126	No
356	GOM_NL__2PRFIN20030919_192527_000000692020_00056_08126_9649.N1	19-SEP-2003 19:25:27	Bright	69.000	107	37The Aur	2.6490	11000.	138	8126	No
357	GOM_NL__2PRFIN20030919_192841_000000502020_00056_08126_9650.N1	19-SEP-2003 19:28:41	Bright	50.000	17	78Bet Gem	1.1610	4500.0	100	8126	No
358	GOM_NL__2PRFIN20030919_193146_000001542020_00056_08126_9651.N1	19-SEP-2003 19:31:46	Straylight	153.50	28	12Bet Tau	1.6500	15200.	307	8126	No
359	GOM_NL__2PRFIN20030919_193629_000000592020_00056_08126_9652.N1	19-SEP-2003 19:36:29	Dark	58.500	8	10Alp CMi	0.40000	6500.0	117	8126	No
360	GOM_NL__2PRFIN20030919_194351_000000452020_00056_08126_9653.N1	19-SEP-2003 19:43:51	Dark	45.000	132	15Rho Pup	2.8030	6900.0	90	8126	No
361	GOM_NL__2PRFIN20030919_194730_000000402020_00056_08126_9654.N1	19-SEP-2003 19:47:30	Dark	40.000	65	Lam Vel	2.2040	4400.0	80	8126	No
362	GOM_NL__2PRFIN20030919_195045_000000462020_00056_08126_9655.N1	19-SEP-2003 19:50:45	Dark	45.500	46	Del Vel	1.9540	10600.	91	8126	No
363	GOM_NL__2PRFIN20030919_195834_000002302020_00057_08127_9627.N1	19-SEP-2003 19:58:34	Dark	230.00	7	19Bet Ori	0.10000	14000.	460	8127	No
364	GOM_NL__2PRFIN20030919_200414_000000422020_00057_08127_9628.N1	19-SEP-2003 20:04:14	Dark	42.000	143	Alp Hyi	2.8570	7200.0	84	8127	No
365	GOM_NL__2PRFIN20030919_200540_000000552020_00057_08127_9629.N1	19-SEP-2003 20:05:40	Dark	55.000	9	Alp Eri	0.45300	24000.	110	8127	No
366	GOM_NL__2PRFIN20030919_200824_000000402020_00057_08127_9630.N1	19-SEP-2003 20:08:24	Straylight	40.000	148	Alp Tuc	2.8780	4100.0	80	8127	No
367	GOM_NL__2PRFIN20030919_201147_000000522020_00057_08127_9631.N1	19-SEP-2003 20:11:47	Straylight	52.000	63	Bet Gru	2.1500	2800.0	104	8127	No
368	GOM_NL__2PRFIN20030919_201456_000000392020_00057_08127_9632.N1	19-SEP-2003 20:14:56	Straylight	39.000	172	Gam Gru	3.0030	13100.	78	8127	No
369	GOM_NL__2PRFIN20030919_201621_000000492020_00057_08127_9633.N1	19-SEP-2003 20:16:21	Straylight	48.500	18	24Alp PsA	1.1660	9700.0	97	8127	No
370	GOM_NL__2PRFIN20030919_202031_000000482020_00057_08127_9634.N1	19-SEP-2003 20:20:31	Dark	48.000	1014	Mars	0.0000	0.0000	96	8127	Yes
371	GOM_NL__2PRFIN20030919_202504_000000402020_00057_08127_9635.N1	19-SEP-2003 20:25:04	Bright	40.000	162	34Alp Aqr	2.9440	5350.0	80	8127	No
372	GOM_NL__2PRFIN20030919_202806_000000412020_00057_08127_9636.N1	19-SEP-2003 20:28:06	Bright	40.500	61	8Eps Peg	2.1000	3900.0	81	8127	No
373	GOM_NL__2PRFIN20030919_203035_000000482020_00057_08127_9637.N1	19-SEP-2003 20:30:35	Bright	48.000	140	88Gam Peg	2.8340	26000.	96	8127	No
374	GOM_NL__2PRFIN20030919_203311_000000452020_00057_08127_9638.N1	19-SEP-2003 20:33:11	Bright	44.500	93	53Bet Peg	2.5200	3100.0	89	8127	No
375	GOM_NL__2PRFIN20030919_203533_000000382020_00057_08127_9639.N1	19-SEP-2003 20:35:33	Bright	38.000	92	53Eps Cyg	2.5000	4500.0	76	8127	No
376	GOM_NL__2PRFIN20030919_203743_000000412020_00057_08127_9640.N1	19-SEP-2003 20:37:43	Bright	41.000	66	37Gam Cyg	2.2080	5900.0	82	8127	No
377	GOM_NL__2PRFIN20030919_204004_000000602020_00057_08127_9641.N1	19-SEP-2003 20:40:04	Bright	59.500	53	43Bet And	2.0480	3300.0	119	8127	No
378	GOM_NL__2PRFIN20030919_204246_000000412020_00057_08127_9642.N1	19-SEP-2003 20:42:46	Bright	40.500	89	5Alp Cep	2.4510	8000.0	81	8127	No
379	GOM_NL__2PRFIN20030919_204501_000000442020_00057_08127_9643.N1	19-SEP-2003 20:45:01	Bright	43.500	76	27Gam Cas	2.3000	30000.	87	8127	No
380	GOM_NL__2PRFIN20030919_205021_000000402020_00057_08127_9644.N1	19-SEP-2003 20:50:21	Bright	40.000	49	1Alp UMi	1.9900	6300.0	80	8127	No
381	GOM_NL__2PRFIN20030919_205224_000000672020_00057_08127_9645.N1	19-SEP-2003 20:52:24	Bright	66.500	35	33Alp Per	1.7950	6250.0	133	8127	No
382	GOM_NL__2PRFIN20030919_205417_000000702020_00057_08127_9646.N1	19-SEP-2003 20:54:17	Bright	69.500	175	39Del Per	3.0100	19400.	139	8127	No
383	GOM_NL__2PRFIN20030919_205754_000000382020_00057_08127_9647.N1	19-SEP-2003 20:57:54	Bright	37.500	36	50Alp UMa	1.8000	6300.0	75	8127	No
384	GOM_NL__2PRFIN20030919_205921_000000372020_00057_08127_9648.N1	19-SEP-2003 20:59:21	Bright	37.000	82	48Bet UMa	2.3650	10600.	74	8127	No
385	GOM_NL__2PRFIN20030919_210228_000000382020_00057_08127_9649.N1	19-SEP-2003 21:02:28	Bright	37.500	174	52Psi UMa	3.0040	4400.0	75	8127	No
386	GOM_NL__2PRFIN20030919_210603_000000682020_00057_08127_9650.N1	19-SEP-2003 21:06:03	Bright	67.500	107	37The Aur	2.6490	11000.	135	8127	No
387	GOM_NL__2PRFIN20030919_210916_000000482020_00057_08127_9651.N1	19-SEP-2003 21:09:16	Bright	48.000	17	78Bet Gem	1.1610	4500.0	96	8127	No
388	GOM_NL__2PRFIN20030919_211223_000001602020_00057_08127_9652.N1	19-SEP-2003 21:12:23	Straylight	160.00	28	12Bet Tau	1.6500	15200.	320	8127	No
389	GOM_NL__2PRFIN20030919_211705_000000572020_00057_08127_9653.N1	19-SEP-2003 21:17:05	Dark	56.500	8	10Alp CMi	0.40000	6500.0	113	8127	No
390	GOM_NL__2PRFIN20030919_212427_000000452020_00057_08127_9654.N1	19-SEP-2003 21:24:27	Dark	45.000	132	15Rho Pup	2.8030	6900.0	90	8127	No
391	GOM_NL__2PRFIN20030919_212805_000000462020_00057_08127_9655.N1	19-SEP-2003 21:28:05	Dark	46.000	65	Lam Vel	2.2040	4400.0	92	8127	No
392	GOM_NL__2PRFIN20030919_213124_000000422020_00057_08127_9656.N1	19-SEP-2003 21:31:24	Dark	42.000	46	Del Vel	1.9540	10600.	84	8127	No
393	GOM_NL__2PRFIN20030919_213917_000002302020_00058_08128_9628.N1	19-SEP-2003 21:39:17	Dark	230.00	7	19Bet Ori	0.10000	14000.	460	8128	No
394	GOM_NL__2PRFIN20030919_214450_000000422020_00058_08128_9629.N1	19-SEP-2003 21:44:50	Dark	41.500	143	Alp Hyi	2.8570	7200.0	83	8128	No
395	GOM_NL__2PRFIN20030919_214616_000000562020_00058_08128_9630.N1	19-SEP-2003 21:46:16	Dark	55.500	9	Alp Eri	0.45300	24000.	111	8128	No
396	GOM_NL__2PRFIN20030919_214900_000000432020_00058_08128_9631.N1	19-SEP-2003 21:49:00	Straylight	42.500	148	Alp Tuc	2.8780	4100.0	85	8128	No

397	GOM_NL__2PRFIN20030919_215223_000000522020_00058_08128_9632.N1	19-SEP-2003 21:52:23	Straylight	52.000	63	Bet Gru	2.1500	2800.0	104	8128	No
398	GOM_NL__2PRFIN20030919_215532_000000402020_00058_08128_9633.N1	19-SEP-2003 21:55:32	Straylight	39.500	172	Gam Gru	3.0030	13100.	79	8128	No
399	GOM_NL__2PRFIN20030919_215659_000000472020_00058_08128_9634.N1	19-SEP-2003 21:56:59	Straylight	46.500	18	24Alp PsA	1.1660	9700.0	93	8128	No
400	GOM_NL__2PRFIN20030919_220107_000000472020_00058_08128_9635.N1	19-SEP-2003 22:01:07	Dark	46.500	1014	Mars	0.0000	0.0000	93	8128	Yes
401	GOM_NL__2PRFIN20030919_220540_000000402020_00058_08128_9636.N1	19-SEP-2003 22:05:40	Bright	39.500	162	34Alp Aqr	2.9440	5350.0	79	8128	No
402	GOM_NL__2PRFIN20030919_220842_000000402020_00058_08128_9637.N1	19-SEP-2003 22:08:42	Bright	40.000	61	8Eps Peg	2.1000	3900.0	80	8128	No
403	GOM_NL__2PRFIN20030919_221110_000000482020_00058_08128_9638.N1	19-SEP-2003 22:11:10	Bright	47.500	140	88Gam Peg	2.8340	26000.	95	8128	No
404	GOM_NL__2PRFIN20030919_221350_000000412020_00058_08128_9639.N1	19-SEP-2003 22:13:50	Bright	40.500	93	53Bet Peg	2.5200	3100.0	81	8128	No
405	GOM_NL__2PRFIN20030919_221609_000000402020_00058_08128_9640.N1	19-SEP-2003 22:16:09	Bright	40.000	92	53Eps Cyg	2.5000	4500.0	80	8128	No
406	GOM_NL__2PRFIN20030919_221820_000000402020_00058_08128_9641.N1	19-SEP-2003 22:18:20	Bright	39.500	66	37Gam Cyg	2.2080	5900.0	79	8128	No
407	GOM_NL__2PRFIN20030919_222039_000000582020_00058_08128_9642.N1	19-SEP-2003 22:20:39	Bright	57.500	53	43Bet And	2.0480	3300.0	115	8128	No
408	GOM_NL__2PRFIN20030919_222322_000000402020_00058_08128_9643.N1	19-SEP-2003 22:23:22	Bright	40.000	89	5Alp Cep	2.4510	8000.0	80	8128	No
409	GOM_NL__2PRFIN20030919_222537_000000452020_00058_08128_9644.N1	19-SEP-2003 22:25:37	Bright	44.500	76	27Gam Cas	2.3000	30000.	89	8128	No
410	GOM_NL__2PRFIN20030919_223057_000000412020_00058_08128_9645.N1	19-SEP-2003 22:30:57	Bright	41.000	49	1Alp UMi	1.9900	6300.0	82	8128	No
411	GOM_NL__2PRFIN20030919_223258_000000682020_00058_08128_9646.N1	19-SEP-2003 22:32:58	Bright	67.500	35	33Alp Per	1.7950	6250.0	135	8128	No
412	GOM_NL__2PRFIN20030919_223452_000000692020_00058_08128_9647.N1	19-SEP-2003 22:34:52	Bright	68.500	175	39Del Per	3.0100	19400.	137	8128	No
413	GOM_NL__2PRFIN20030919_223830_000000392020_00058_08128_9648.N1	19-SEP-2003 22:38:30	Bright	39.000	36	50Alp UMa	1.8000	6300.0	78	8128	No
414	GOM_NL__2PRFIN20030919_223958_000000382020_00058_08128_9649.N1	19-SEP-2003 22:39:58	Bright	37.500	82	48Bet UMa	2.3650	10600.	75	8128	No
415	GOM_NL__2PRFIN20030919_224304_000000372020_00058_08128_9650.N1	19-SEP-2003 22:43:04	Bright	36.500	174	52Psi UMa	3.0040	4400.0	73	8128	No
416	GOM_NL__2PRFIN20030919_224639_000000662020_00058_08128_9651.N1	19-SEP-2003 22:46:39	Bright	66.000	107	37The Aur	2.6490	11000.	132	8128	No
417	GOM_NL__2PRFIN20030919_224952_000000512020_00058_08128_9652.N1	19-SEP-2003 22:49:52	Bright	50.500	17	78Bet Gem	1.1610	4500.0	101	8128	No
418	GOM_NL__2PRFIN20030919_225259_000001592020_00058_08128_9653.N1	19-SEP-2003 22:52:59	Straylight	159.00	28	12Bet Tau	1.6500	15200.	318	8128	No
419	GOM_NL__2PRFIN20030919_225742_000000612020_00058_08128_9654.N1	19-SEP-2003 22:57:42	Dark	61.000	8	10Alp CMi	0.40000	6500.0	122	8128	No
420	GOM_NL__2PRFIN20030919_230504_000000462020_00058_08128_9655.N1	19-SEP-2003 23:05:04	Dark	46.000	132	15Rho Pup	2.8030	6900.0	92	8128	No
421	GOM_NL__2PRFIN20030919_230842_000000462020_00058_08128_9656.N1	19-SEP-2003 23:08:42	Dark	45.500	65	Lam Vel	2.2040	4400.0	91	8128	No
422	GOM_NL__2PRFIN20030919_231159_000000412020_00058_08128_9657.N1	19-SEP-2003 23:11:59	Dark	41.000	46	Del Vel	1.9540	10600.	82	8128	No
423	GOM_NL__2PRFIN20030919_232000_000002302020_00059_08129_9629.N1	19-SEP-2003 23:20:00	Dark	230.00	7	19Bet Ori	0.10000	14000.	460	8129	No
424	GOM_NL__2PRFIN20030919_232526_000000432020_00059_08129_9630.N1	19-SEP-2003 23:25:26	Dark	42.500	143	Alp Hyi	2.8570	7200.0	85	8129	No
425	GOM_NL__2PRFIN20030919_232654_000000542020_00059_08129_9631.N1	19-SEP-2003 23:26:54	Dark	53.500	9	Alp Eri	0.45300	24000.	107	8129	No
426	GOM_NL__2PRFIN20030919_232936_000000412020_00059_08129_9632.N1	19-SEP-2003 23:29:36	Straylight	40.500	148	Alp Tuc	2.8780	4100.0	81	8129	No
427	GOM_NL__2PRFIN20030919_233301_000000522020_00059_08129_9633.N1	19-SEP-2003 23:33:01	Straylight	52.000	63	Bet Gru	2.1500	2800.0	104	8129	No
428	GOM_NL__2PRFIN20030919_233609_000000392020_00059_08129_9634.N1	19-SEP-2003 23:36:09	Straylight	39.000	172	Gam Gru	3.0030	13100.	78	8129	No
429	GOM_NL__2PRFIN20030919_233736_000000452020_00059_08129_9635.N1	19-SEP-2003 23:37:36	Straylight	45.000	18	24Alp PsA	1.1660	9700.0	90	8129	No
430	GOM_NL__2PRFIN20030919_234143_000000512020_00059_08129_9636.N1	19-SEP-2003 23:41:43	Dark	51.000	1014	Mars	0.0000	0.0000	102	8129	Yes
431	GOM_NL__2PRFIN20030919_234617_000000402020_00059_08129_9637.N1	19-SEP-2003 23:46:17	Bright	39.500	162	34Alp Aqr	2.9440	5350.0	79	8129	No
432	GOM_NL__2PRFIN20030919_234918_000000422020_00059_08129_9638.N1	19-SEP-2003 23:49:18	Bright	41.500	61	8Eps Peg	2.1000	3900.0	83	8129	No
433	GOM_NL__2PRFIN20030919_235146_000000472020_00059_08129_9639.N1	19-SEP-2003 23:51:46	Bright	47.000	140	88Gam Peg	2.8340	26000.	94	8129	No
434	GOM_NL__2PRFIN20030919_235425_000000412020_00059_08129_9640.N1	19-SEP-2003 23:54:25	Bright	40.500	93	53Bet Peg	2.5200	3100.0	81	8129	No
435	GOM_NL__2PRFIN20030919_235645_000000372020_00059_08129_9641.N1	19-SEP-2003 23:56:45	Bright	36.500	92	53Eps Cyg	2.5000	4500.0	73	8129	No
436	GOM_NL__2PRFIN20030919_235855_000000372020_00059_08129_9642.N1	19-SEP-2003 23:58:55	Bright	36.500	66	37Gam Cyg	2.2080	5900.0	73	8129	No

### 3. Quality information per product

In this section it is plotted some information contained in the Quality Summary data set of the level 2 products. Only products in dark limb conditions and without errors (error flag in the MPH set to "0") are used.

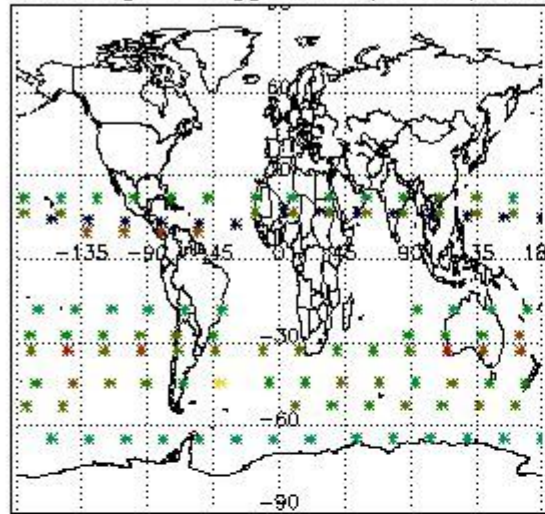
#### 3.1 Plot quality information per product (time dependant)



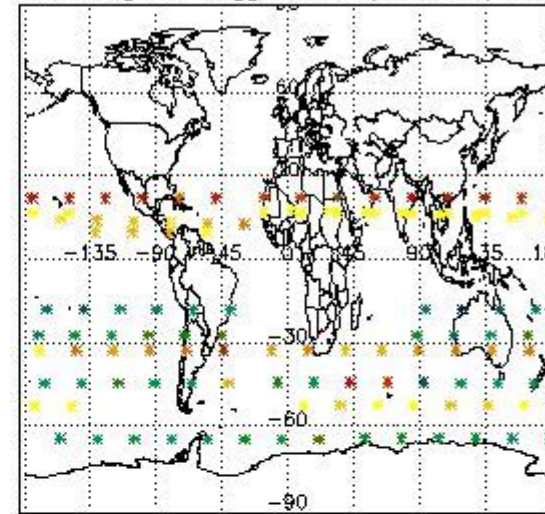
*3.2 Plot quality information per product (world map)*



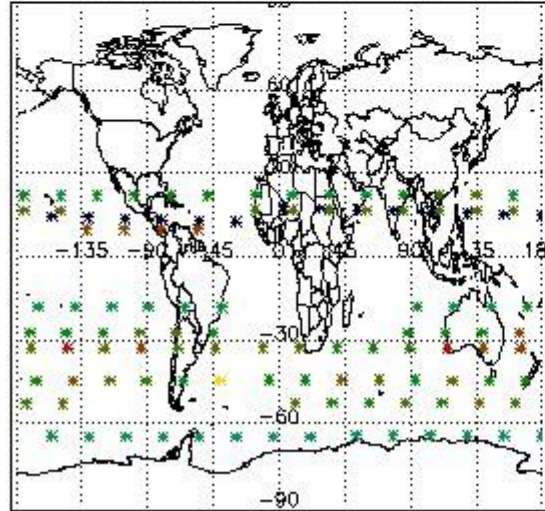
Percentage of flagged data per O3 profile



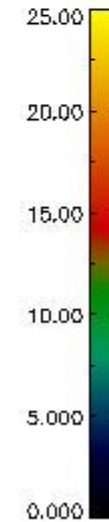
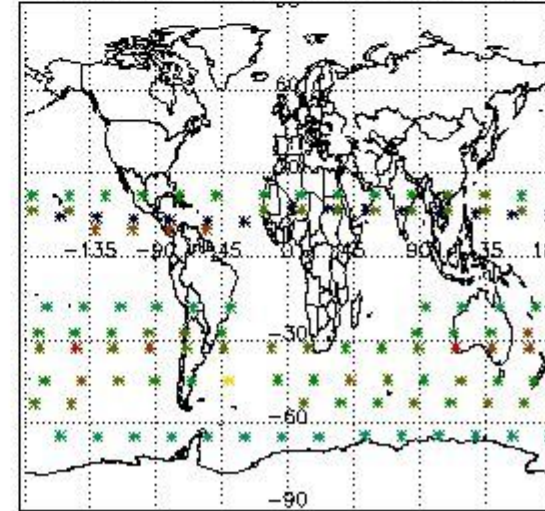
Percentage of flagged data per H2O profile



Percentage of flagged data per NO2 profile



Percentage of flagged data per NO3 profile

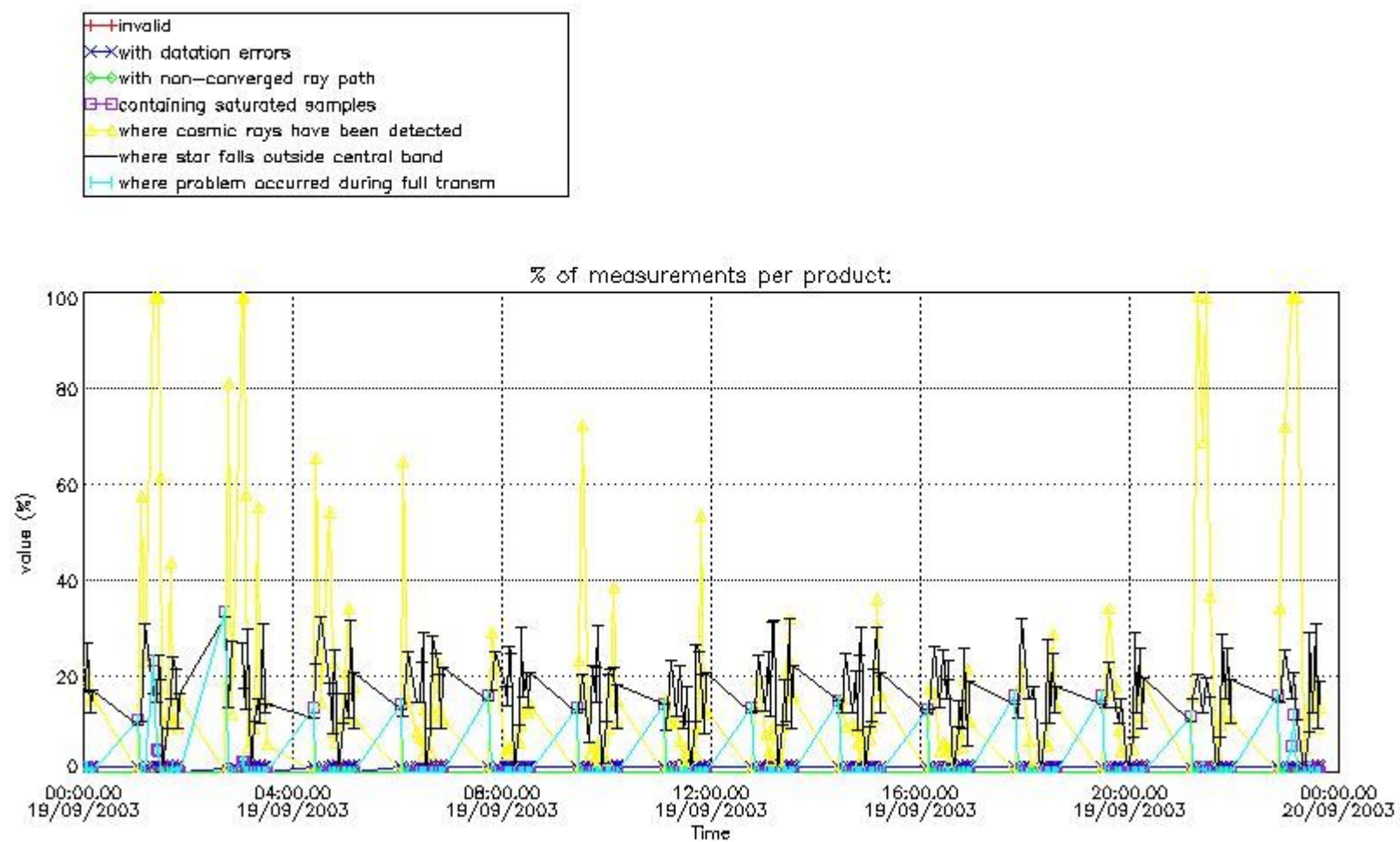


#### 4. Level 1 quality information per product

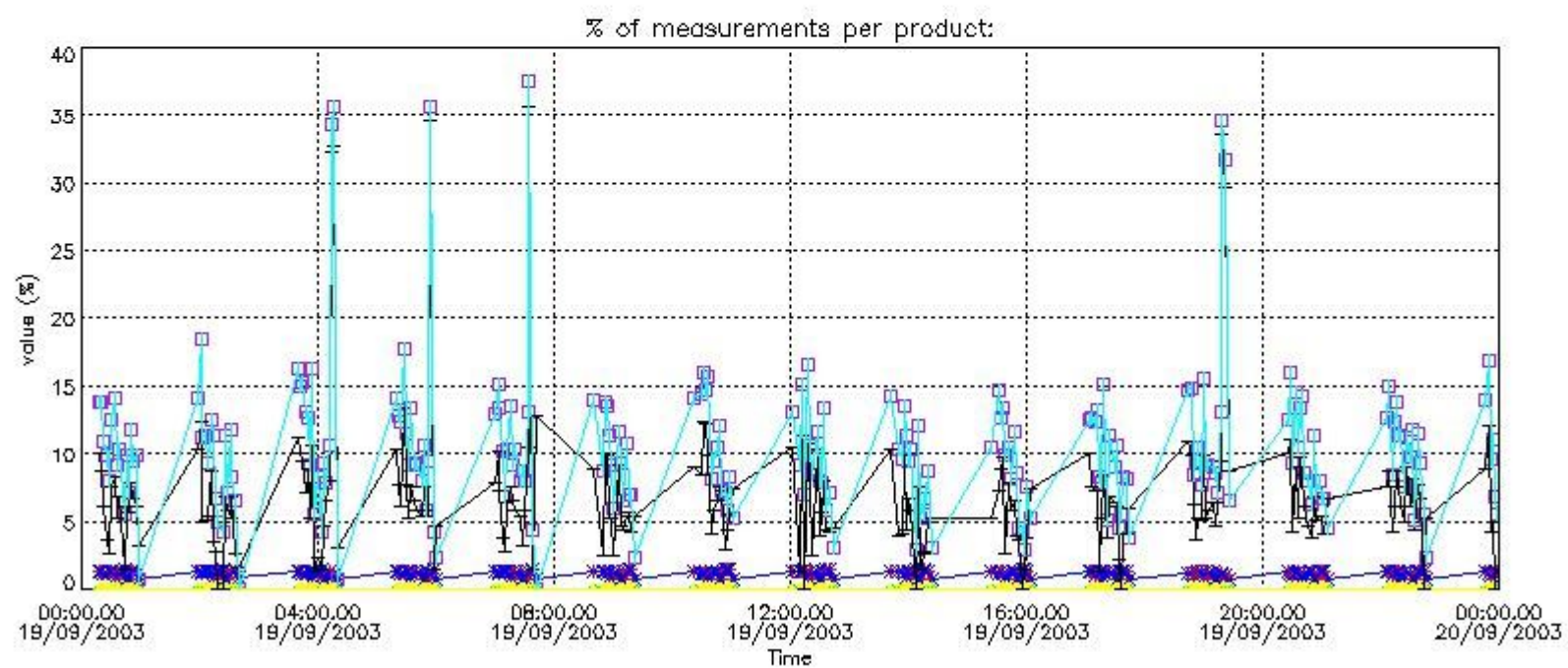
In this section it is plotted some information contained in the Quality Summary data set of the level 2 products that comes from the level 1b processing. Products without errors (error flag in the MPH set to "0") are used.

##### 4.1 Plot quality information per product (time dependant) coming from level 1b processing

###### 4.1.1 Plot level 1 quality information per product (time dependant): ENVISAT ASCENDING passes



4.1.2 Plot level 1 quality information per product (time dependant): ENVI SAT DESCENDING passes

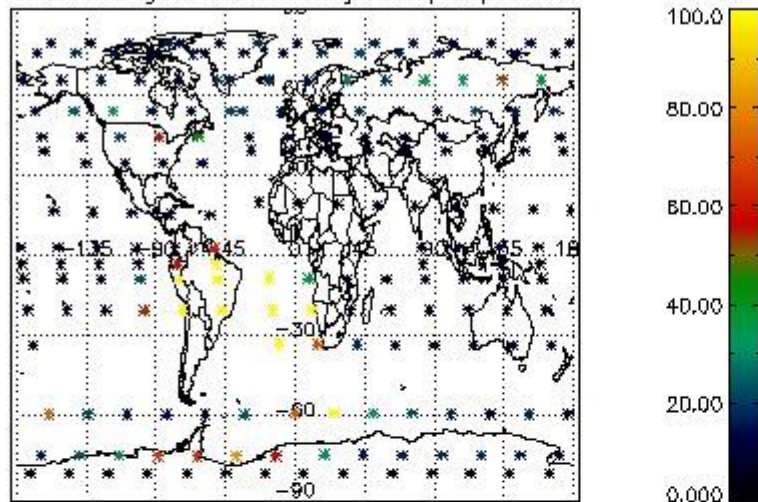


#### 4.2 Plot quality information per product coming from level 1b processing (world map)

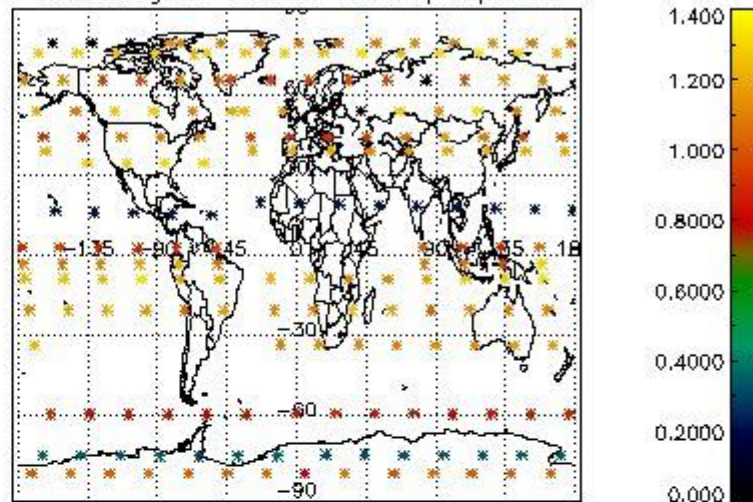
##### 4.2.1 Plot level 1 quality information per product (world map): ENVISAT ASCENDING passes



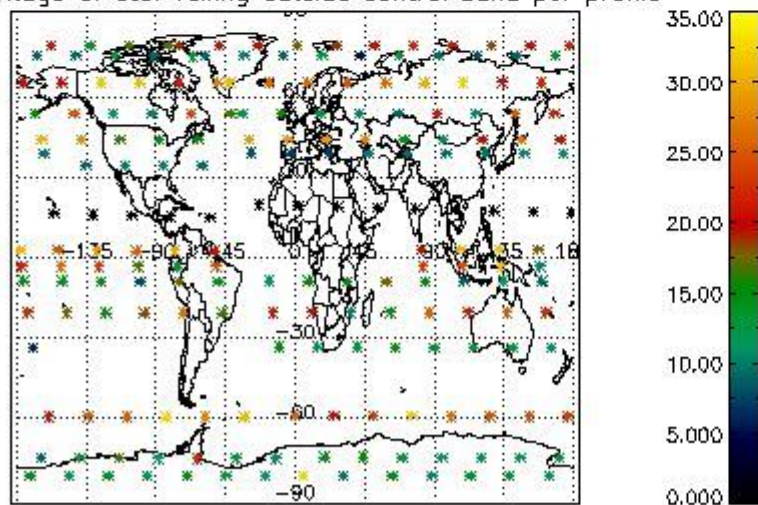
Percentage of cosmic ray hits per profile



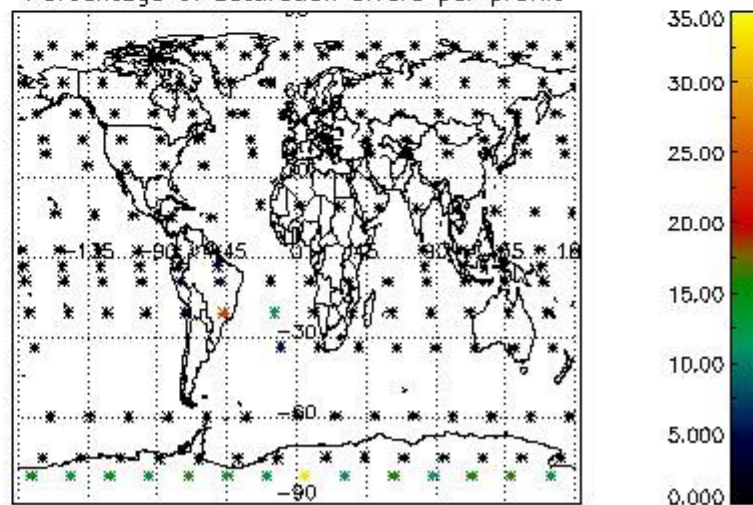
Percentage of datation errors per profile



Percentage of star falling outside central band per profile

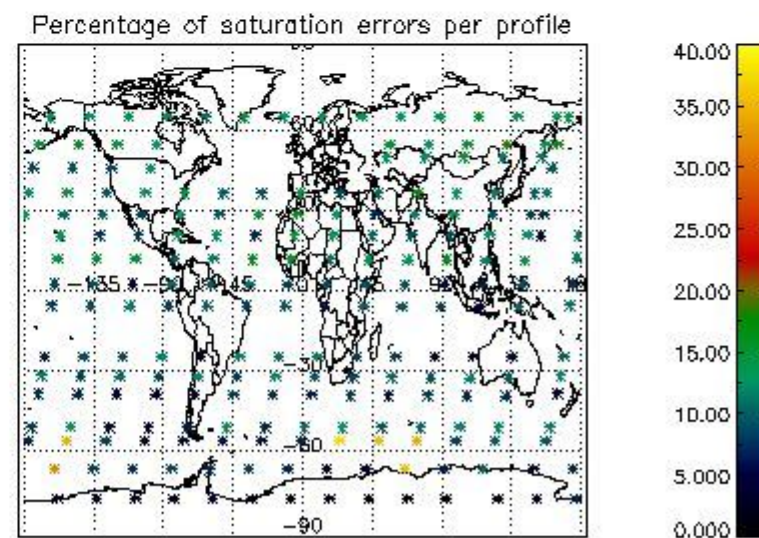
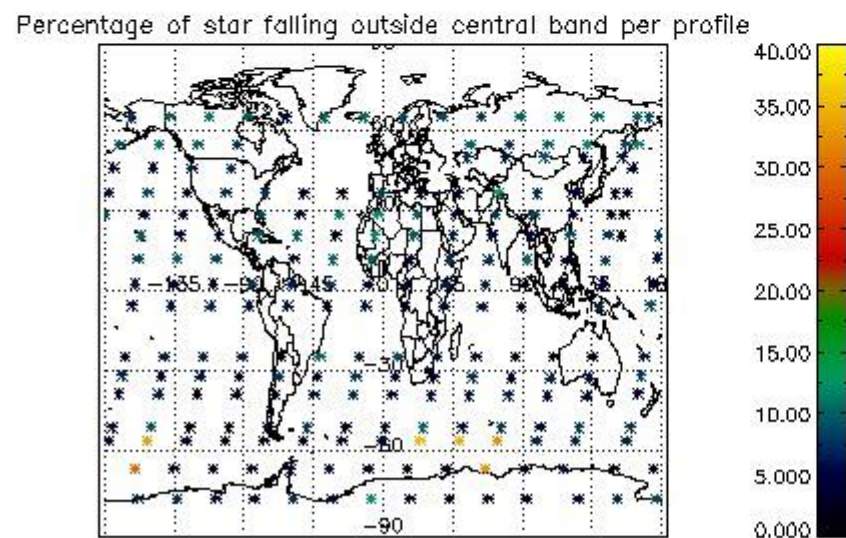
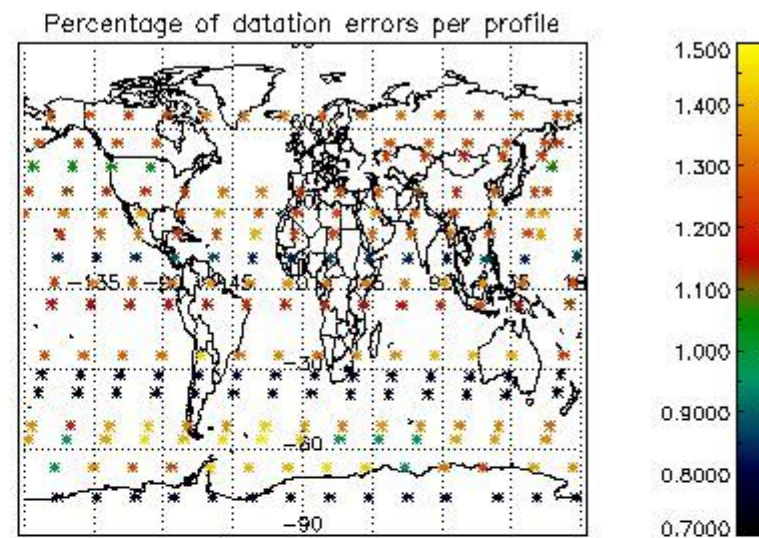
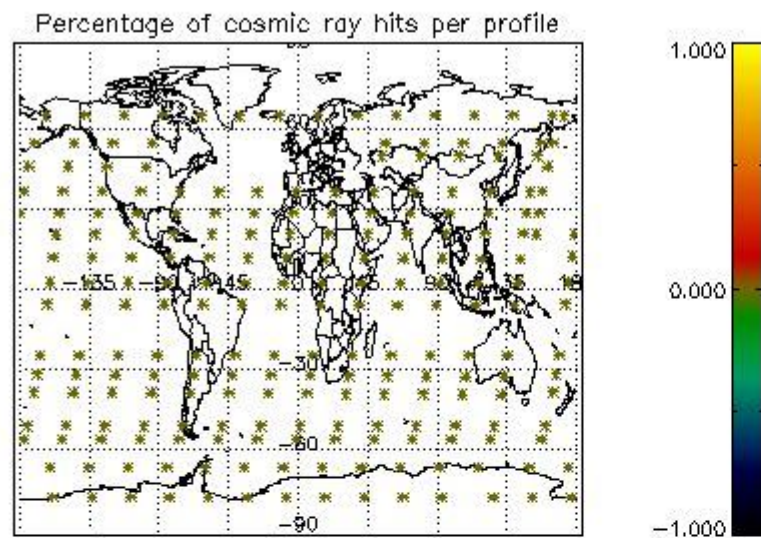


Percentage of saturation errors per profile



4.2.2 Plot level 1 quality information per product (world map): ENVISAT DESCENDING passes





## 5. Trace gas profiles

### 5.1 Ozone statistics based on quality of products

The final quality of the products can be "measured" using the STD (Standard Deviation) attached to every point profile. This information is written to the parameter GOM\_NL\_\_2P/NL\_LOCAL\_SPECIES\_DENSITY/o3\_std of the level 2 products. The table below shows the statistics for given STD ranges.

The statistics are given with respect to the overall valid production:

- Products without fatal errors: GOM\_NL\_\_2P/MPH/PRODUCT\_ERR=0
- Valid point profile: GOM\_NL\_\_2P/NL\_LOCAL\_SPECIES\_DENSITY/pcd(0)=0

The 'Criteria' is applied to valid points of dark limb products:

- Products in dark limb illumination condition: GOM\_NL\_\_2P/NL\_SUMMARY\_QUALITY/obs\_ill\_cond=0
- Products without fatal errors: GOM\_NL\_\_2P/MPH/PRODUCT\_ERR=0
- Valid point profile: GOM\_NL\_\_2P/NL\_LOCAL\_SPECIES\_DENSITY/pcd(0)=0

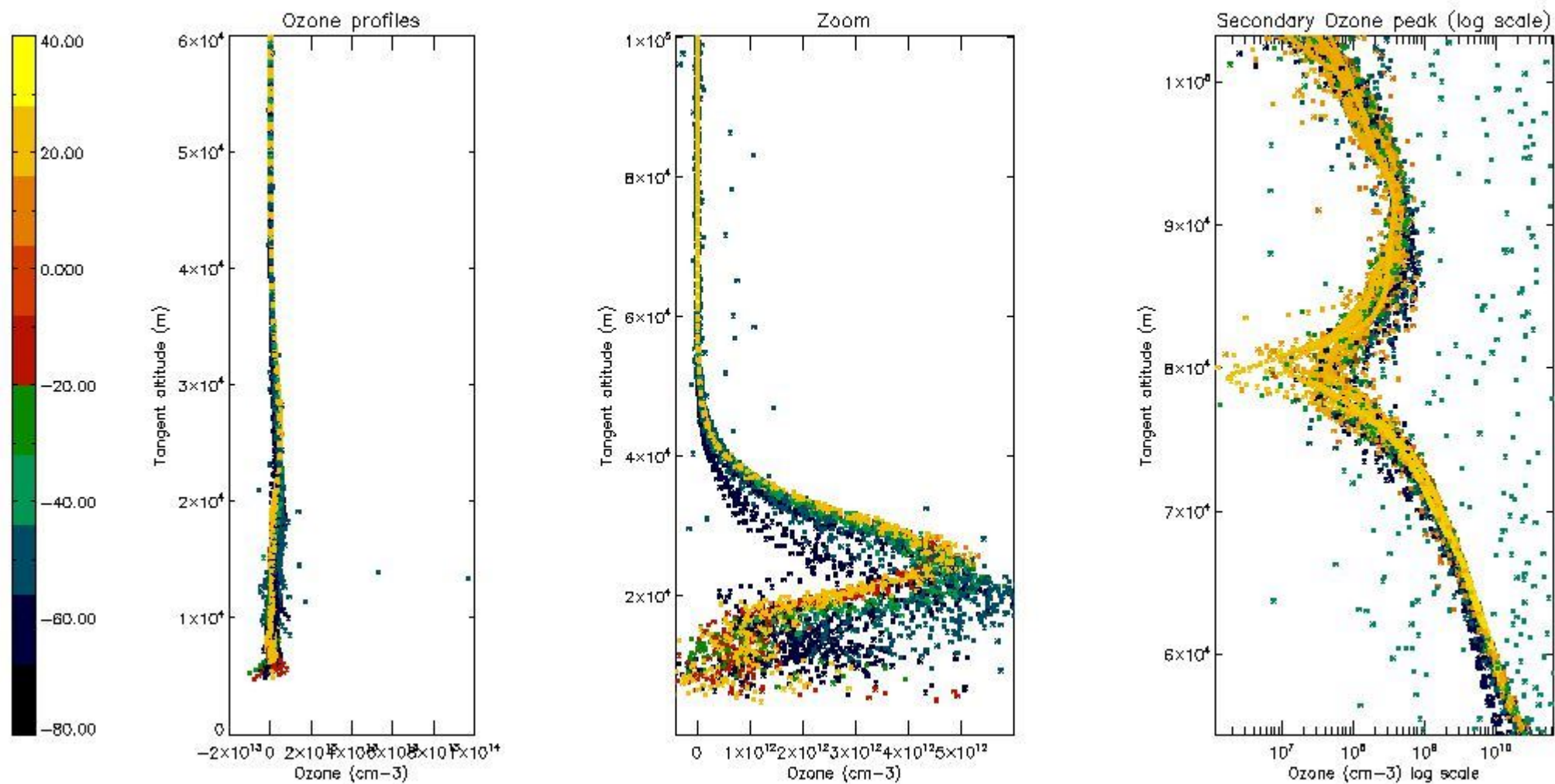
So, the table below shows the percentage of dark limb and valid observations for each criteria with respect to the overall valid daily observations.

Criteria	% of total production
All STD	35
STD < 20	23

STD < 10	20
STD < 5	16

5.2 Plot ozone profiles for all STD (dark without errors)

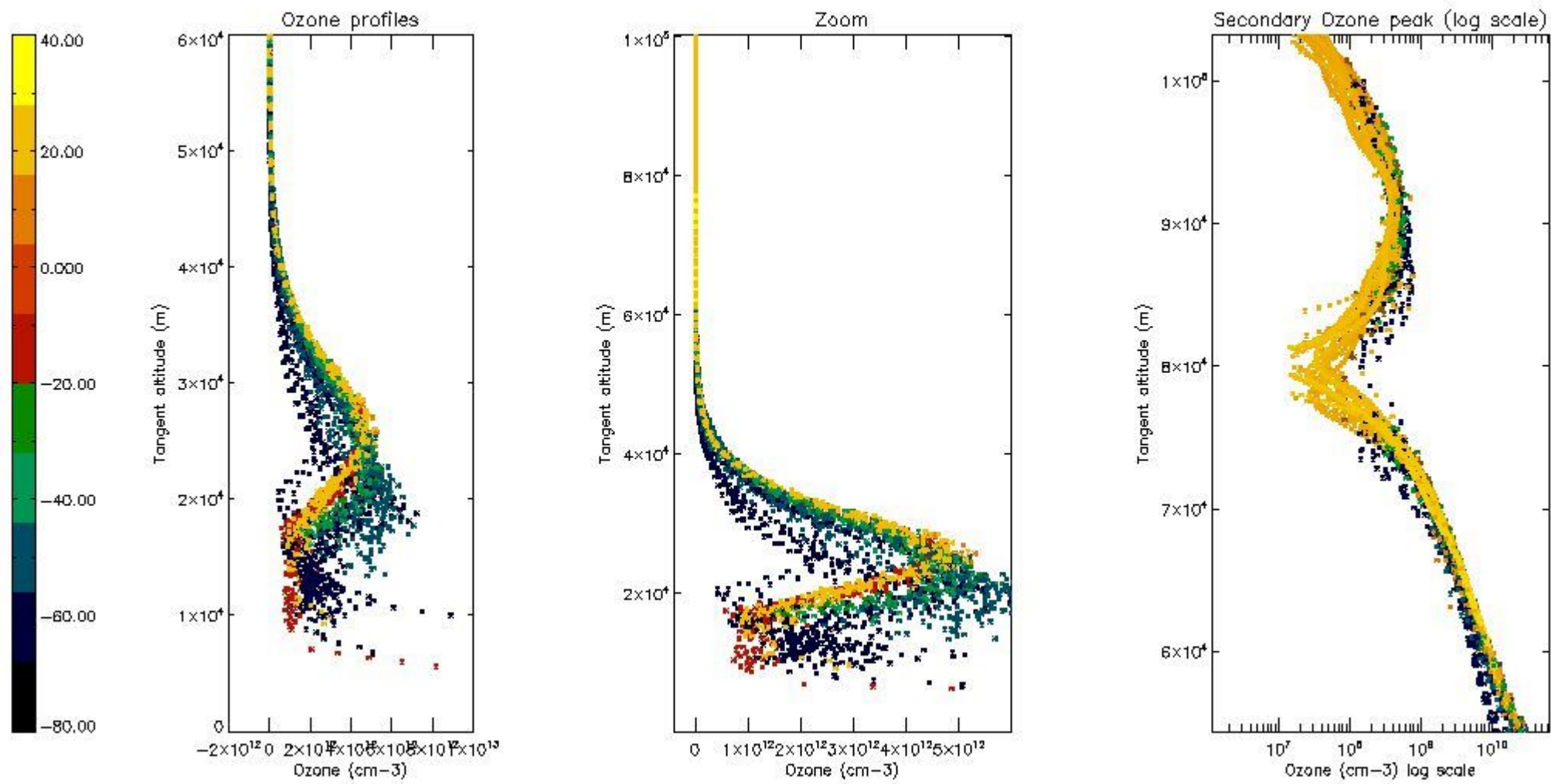
The colorbar represents the latitude.



5.3 Plot ozone profiles where STD < 20% (dark without errors)

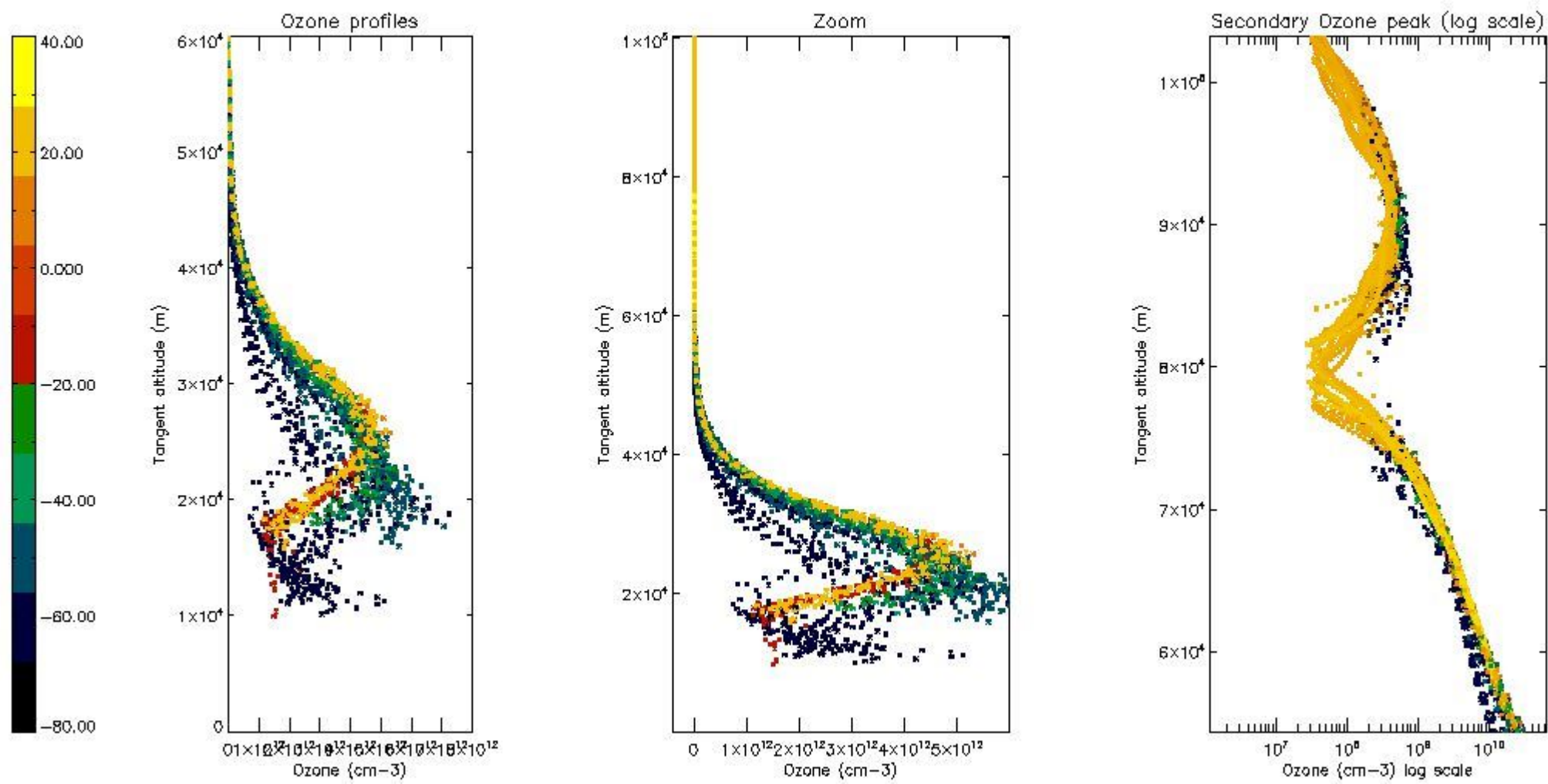
The colorbar represents the latitude.





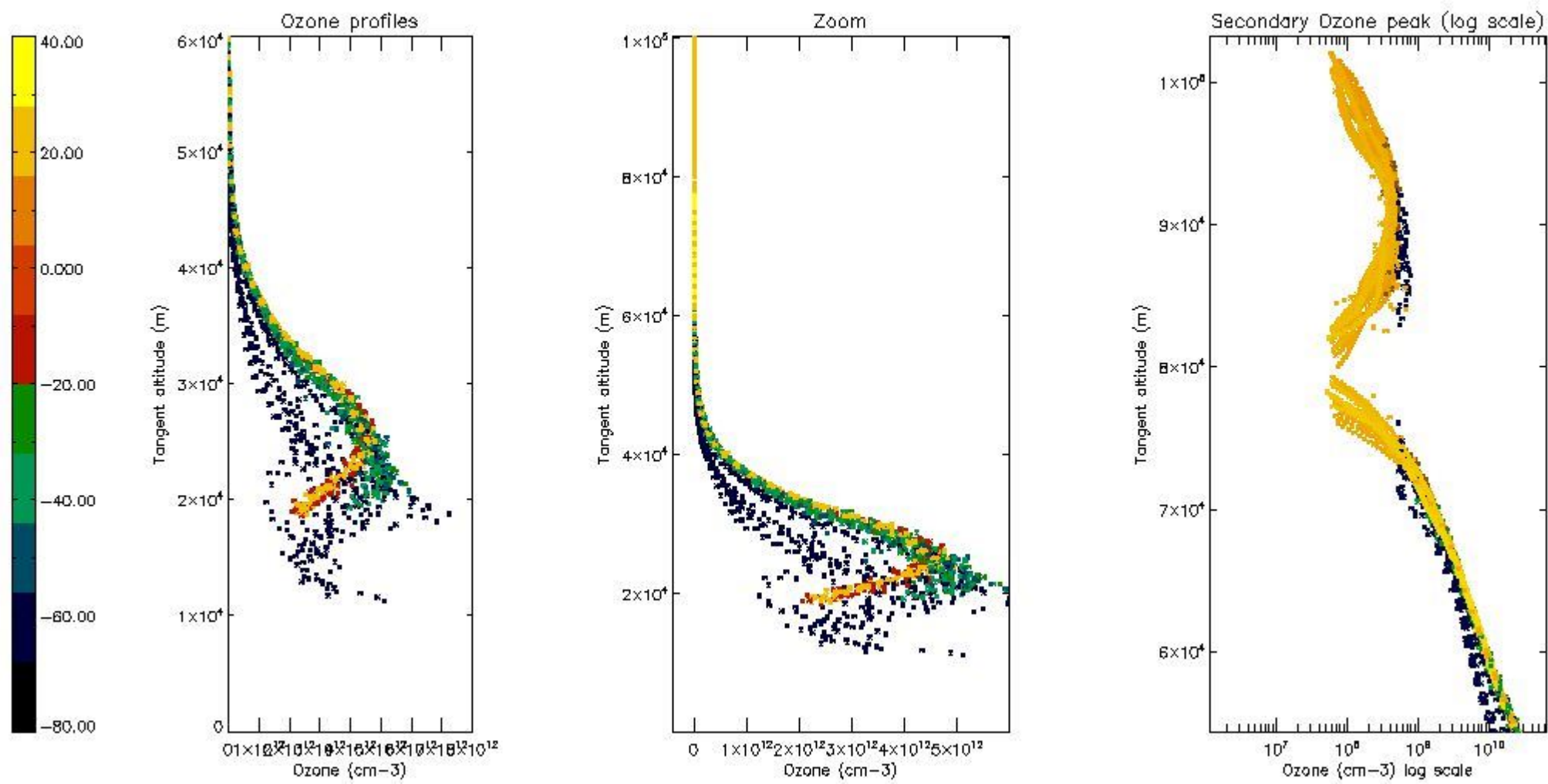
*5.4 Plot ozone profiles where STD < 10% (dark without errors)*

The colorbar represents the latitude.



*5.5 Plot ozone profiles where STD < 5% (dark without errors)*

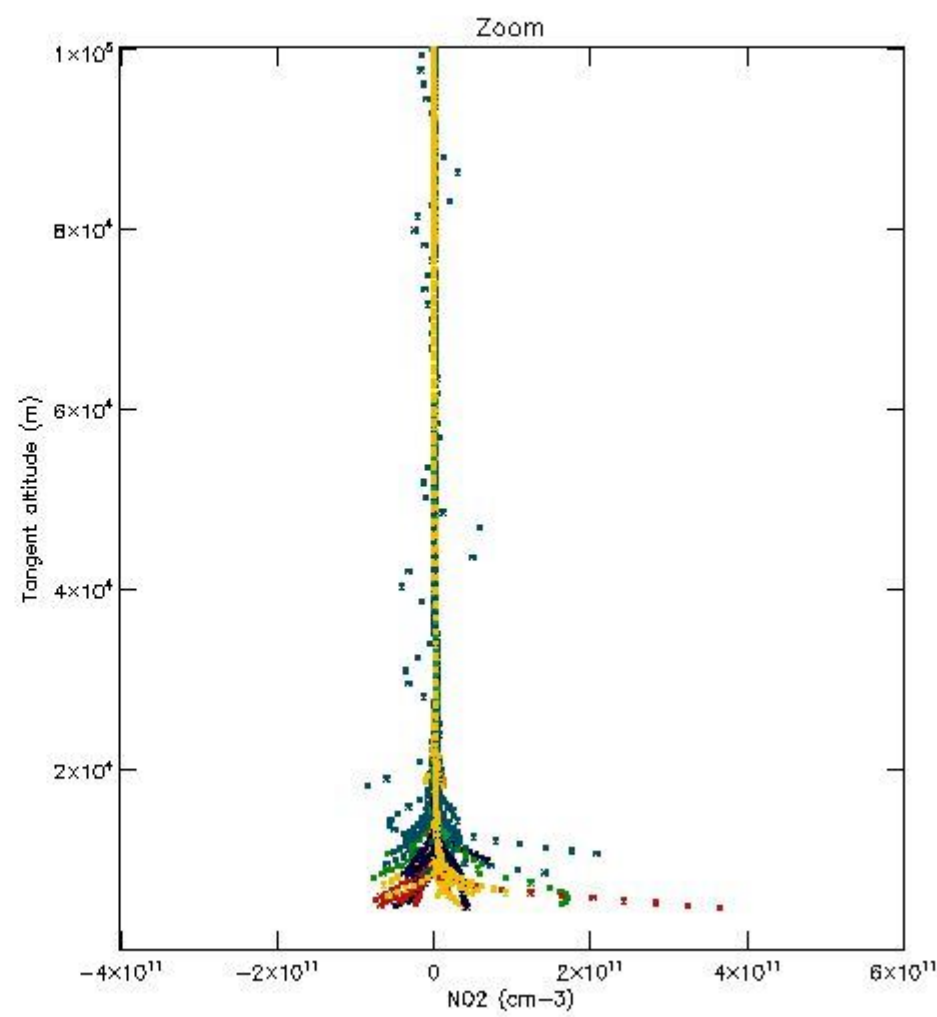
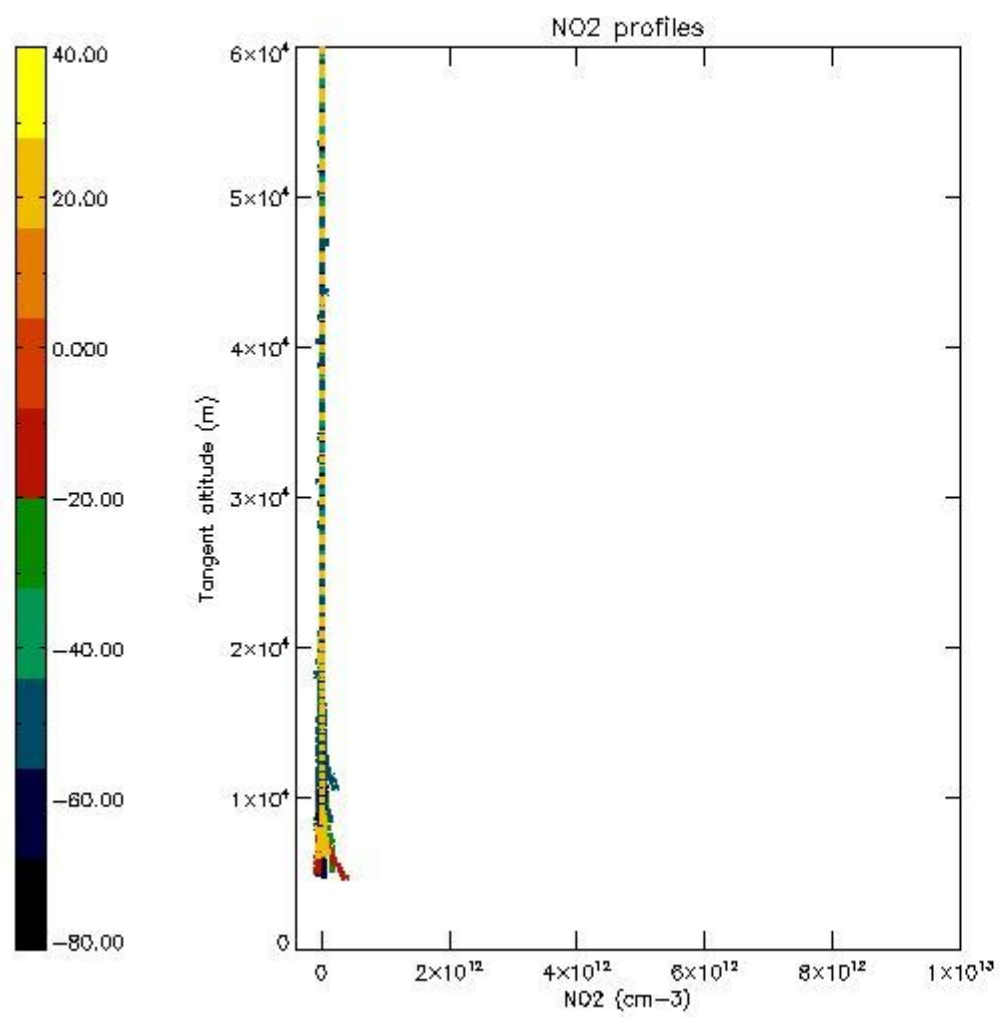
The colorbar represents the latitude.



*5.6 Plot NO<sub>2</sub> profiles for all STD (dark without errors)*

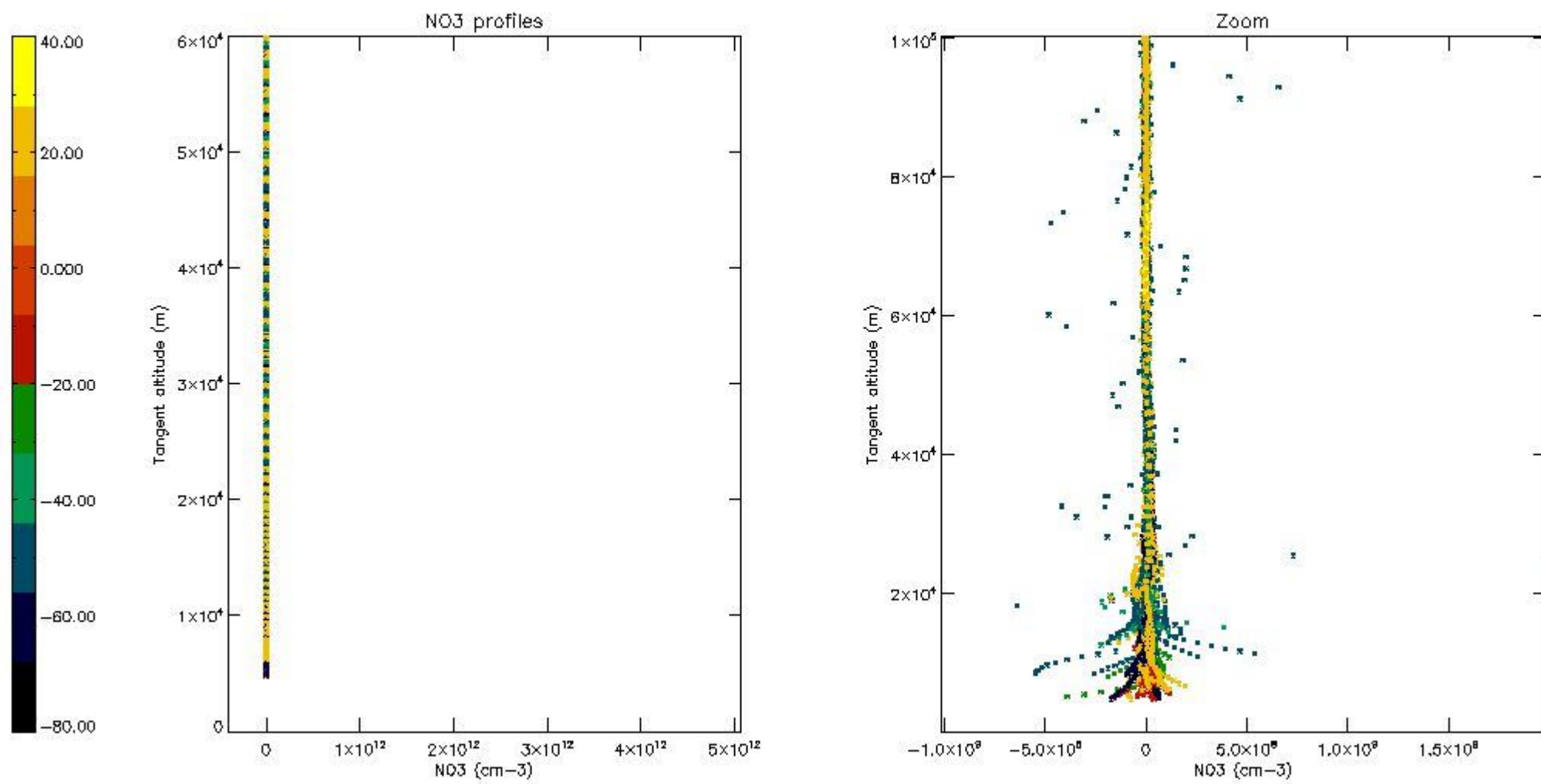
The colorbar represents the latitude.





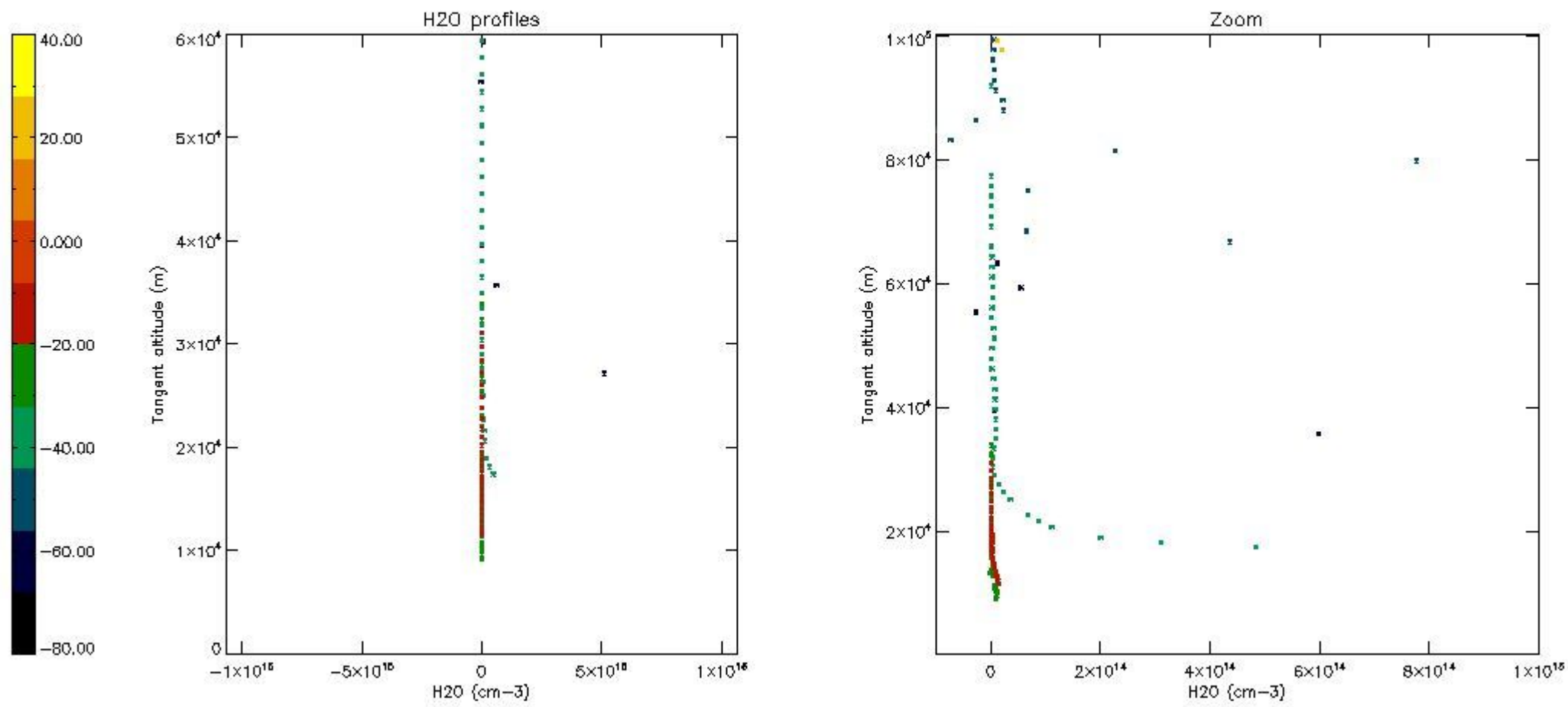
*5.7 Plot NO3 profiles for all STD (dark without errors)*

The colorbar represents the latitude.



5.8 Plot H2O profiles for all STD (only for occultations of stars 1,2,3,4,13,14,16,26,63 dark without errors)

The colorbar represents the latitude.

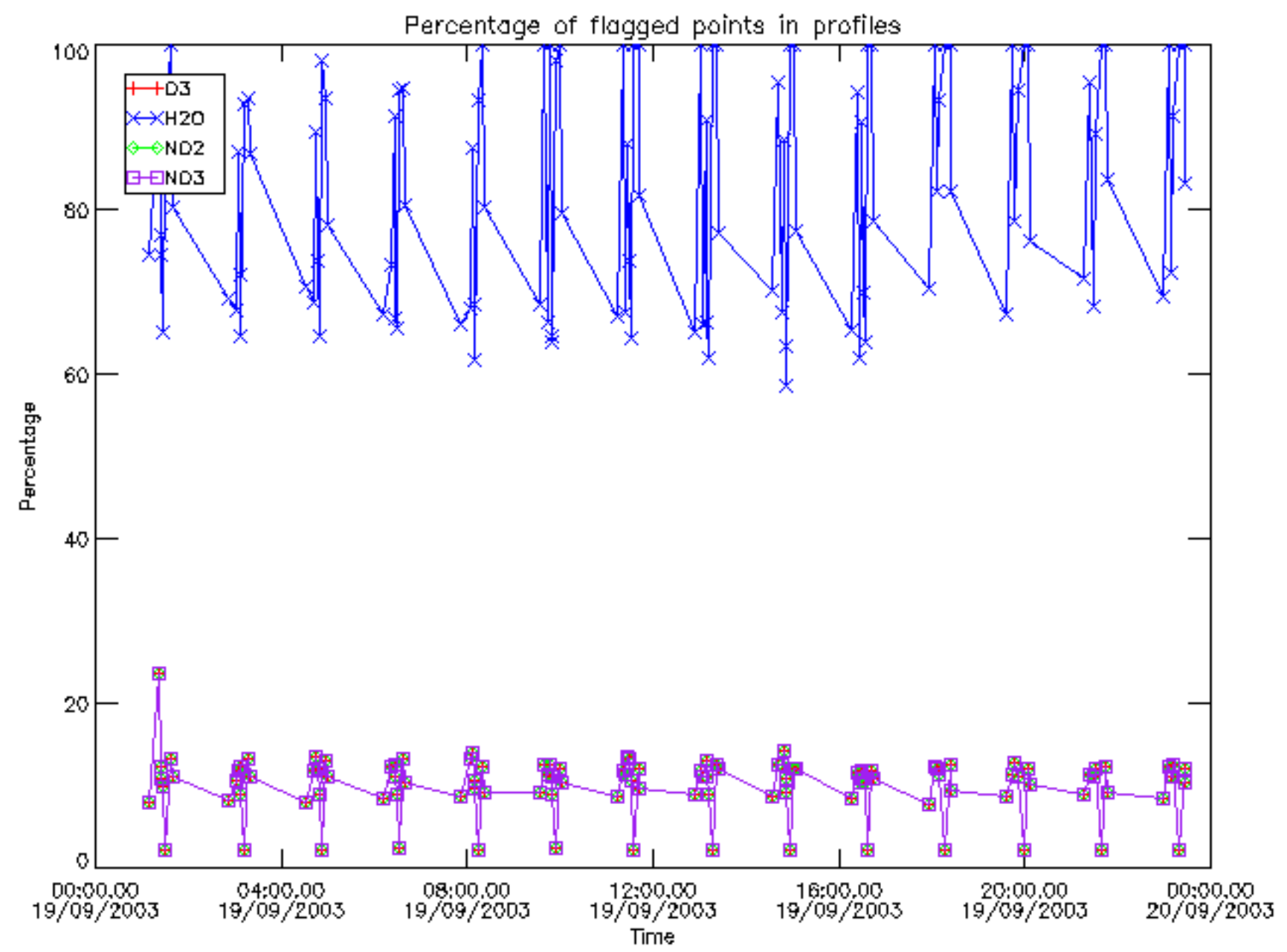


## 6. Auxiliary Data Files used for the production reported in section 2

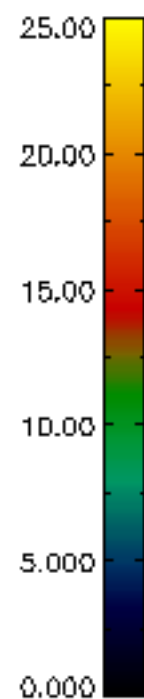
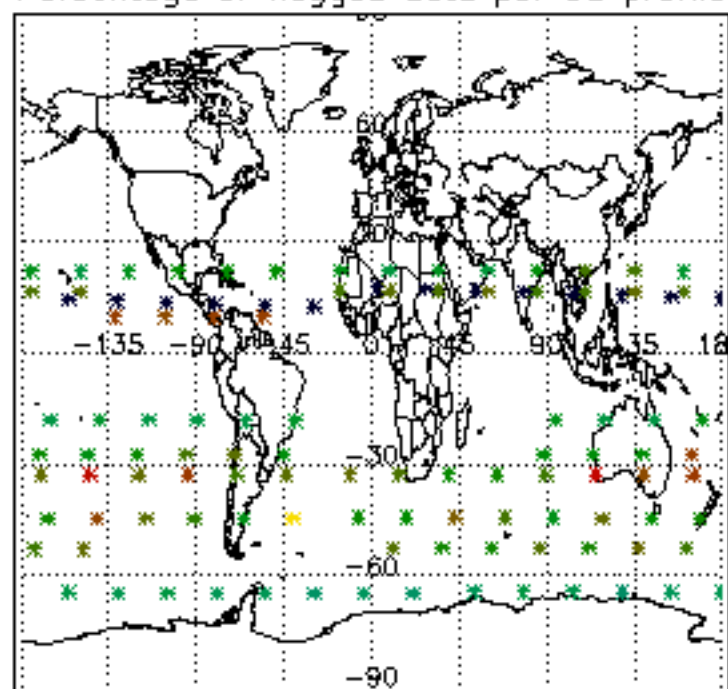
The number reported in the third column indicates since which file (see list in section 2) the corresponding auxiliary file has been used. The fourth column is the date of those product files.

Type	Auxiliary Filename	Used since product	Used since product date
INST_PHYS_CHARACTERISTICS	GOM_INS_AXVIEC20091111_143220_20030716_120000_20500101_000000	1	19-SEP-2003 00:01:12
LEVEL-2_PROC_CONFIG	GOM_PR2_AXVIEC20091111_152718_20020301_000000_20500101_000000	1	19-SEP-2003 00:01:12
CROSS_SECTIONS_FILE	GOM_CRS_AXVIEC20091111_154832_20020301_000000_20500101_000000	1	19-SEP-2003 00:01:12

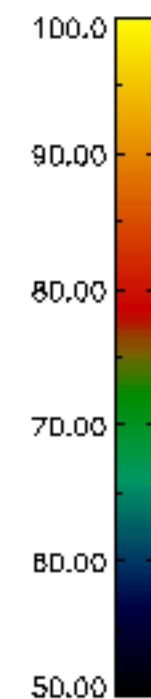
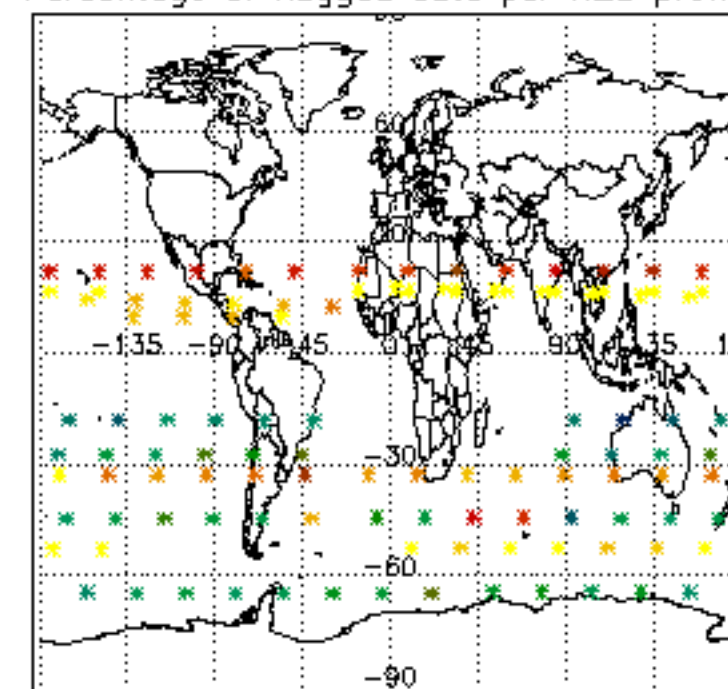




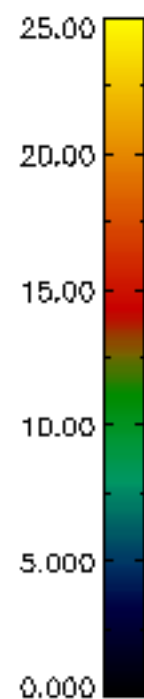
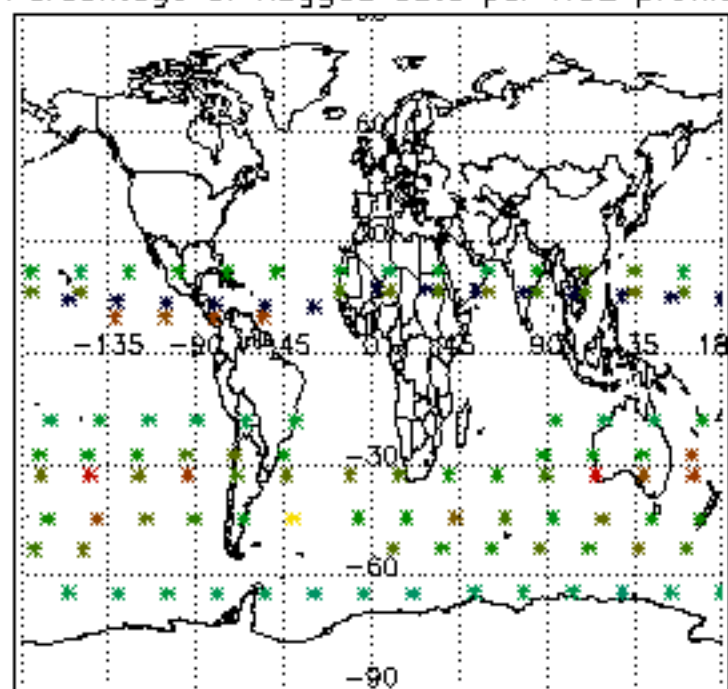
Percentage of flagged data per D3 profile



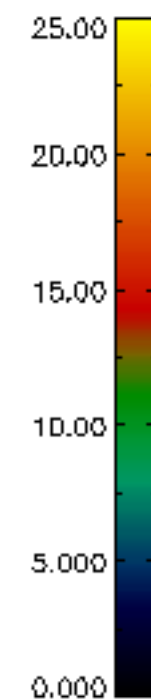
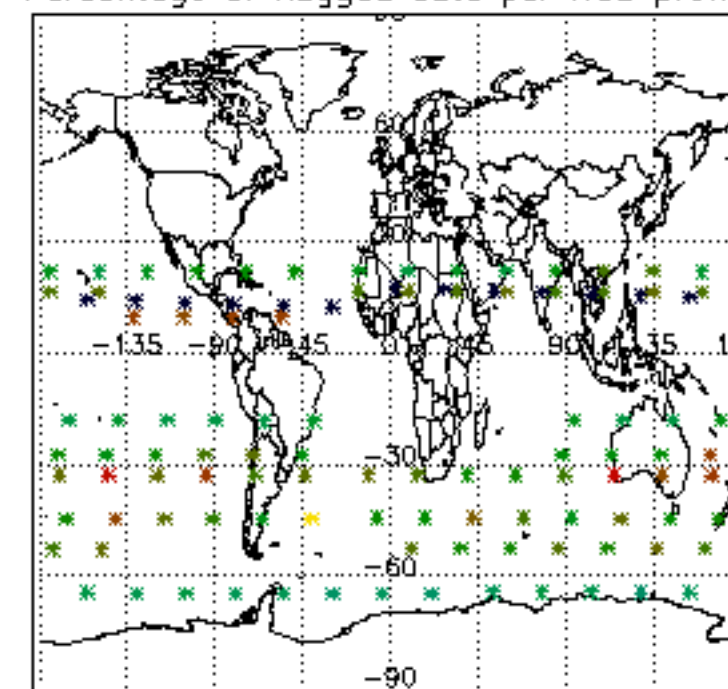
Percentage of flagged data per H2O profile

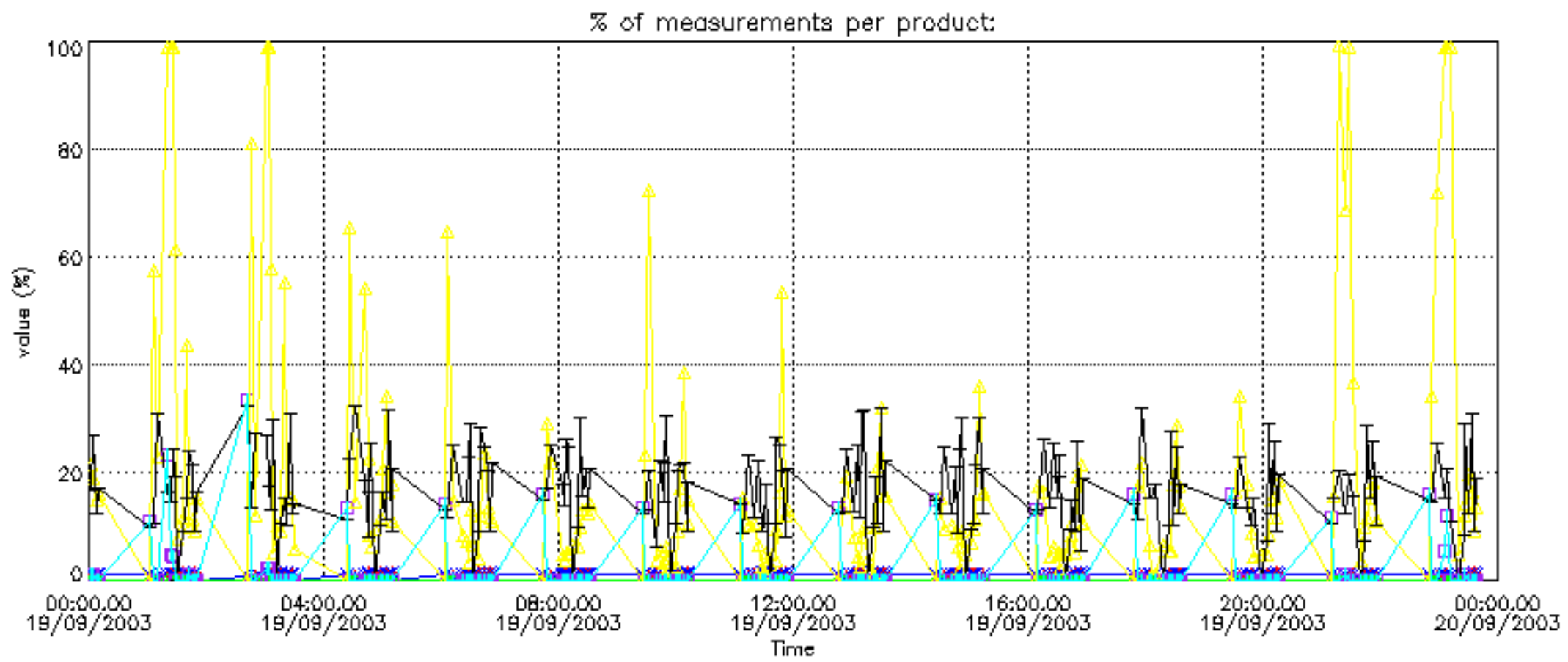


Percentage of flagged data per NO2 profile

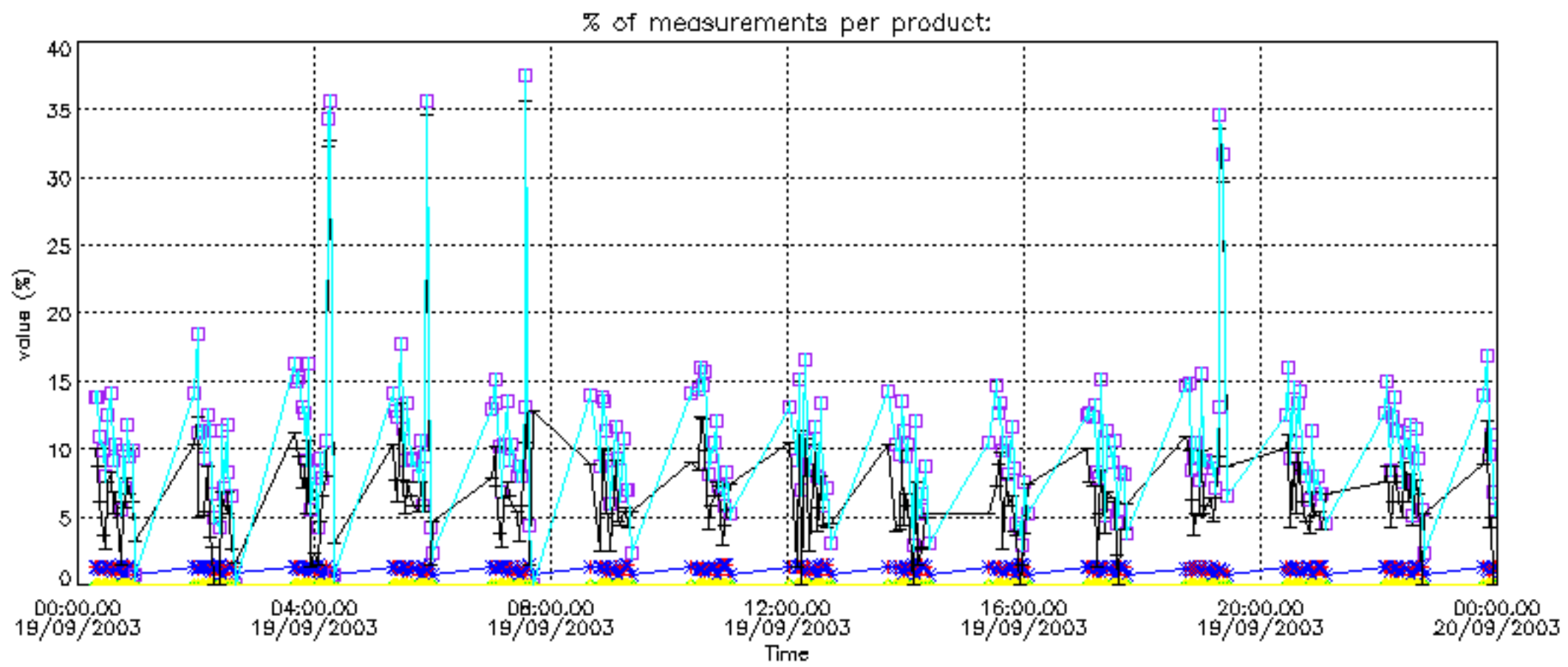


Percentage of flagged data per NO3 profile

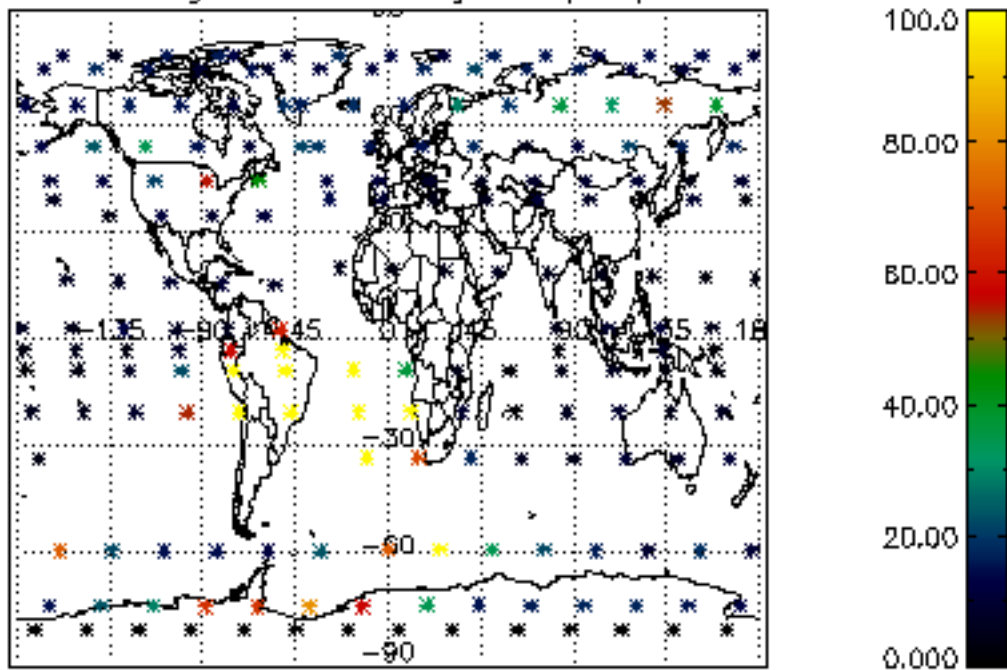




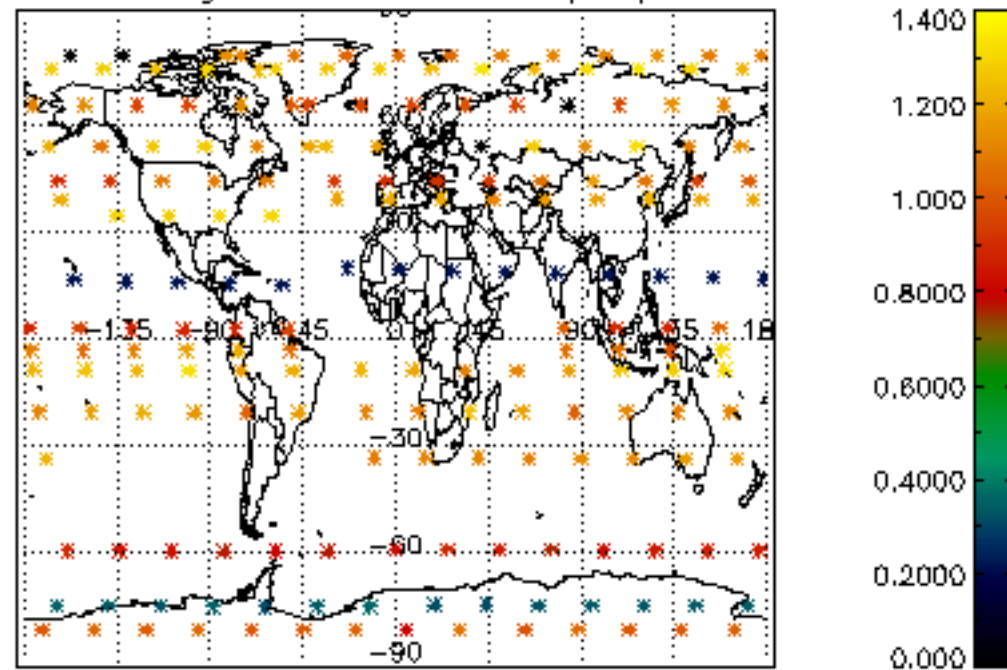




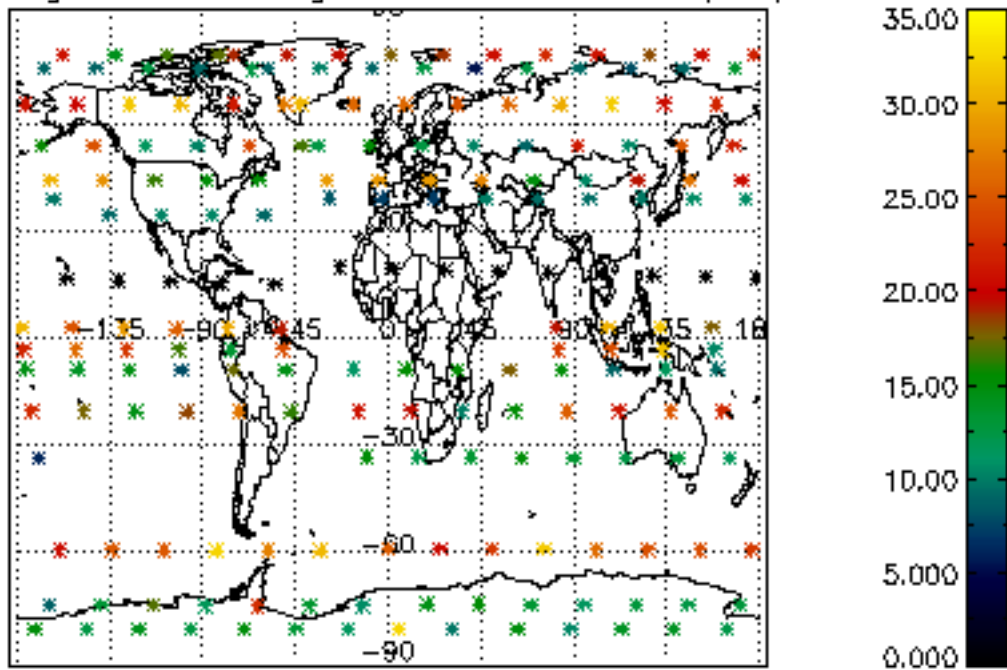
Percentage of cosmic ray hits per profile



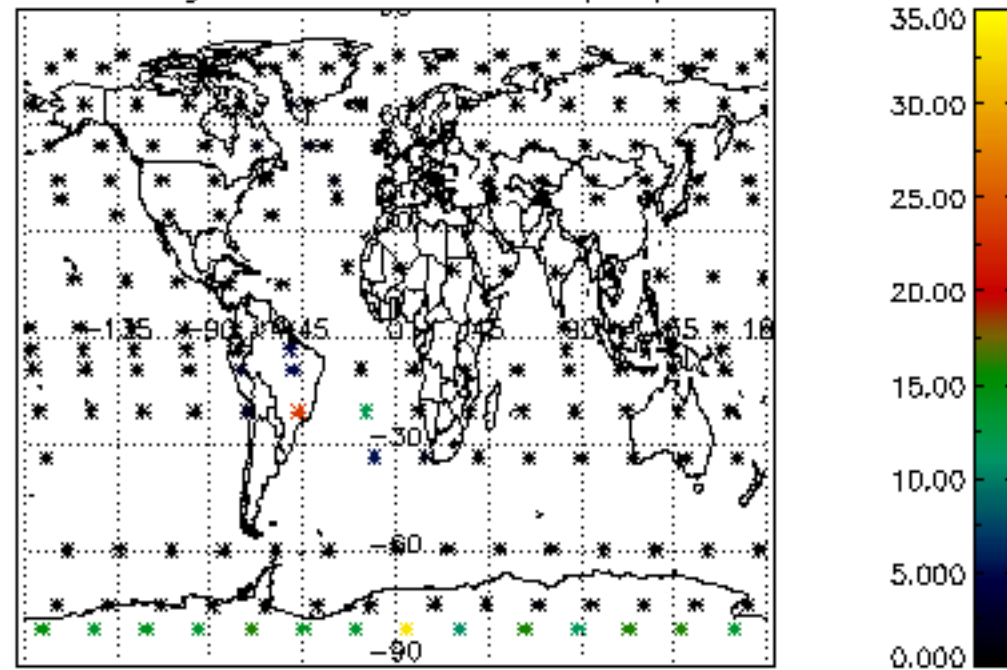
Percentage of datation errors per profile



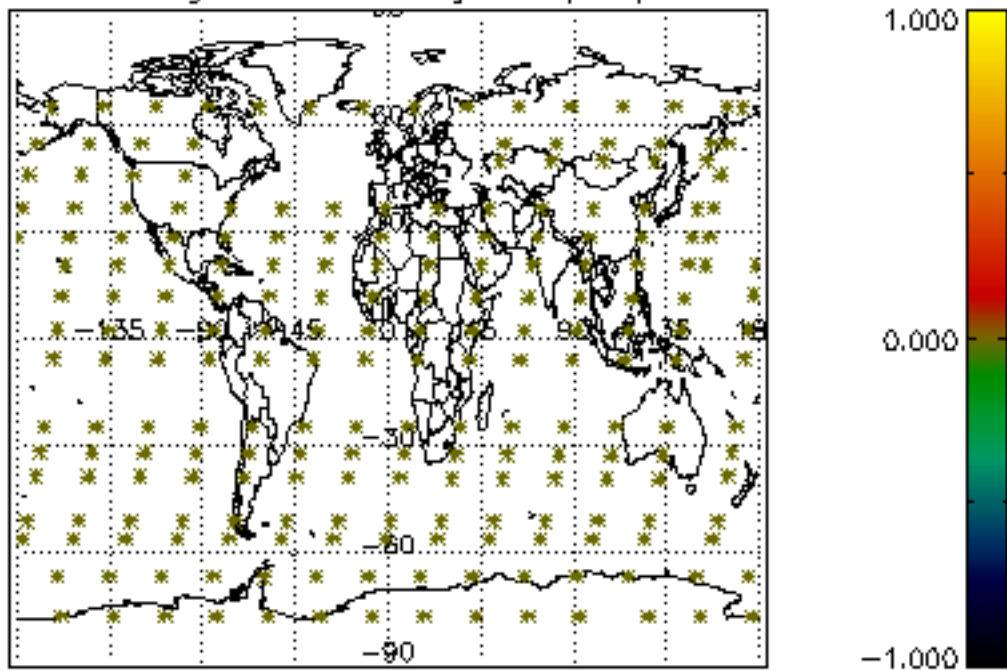
Percentage of star falling outside central band per profile



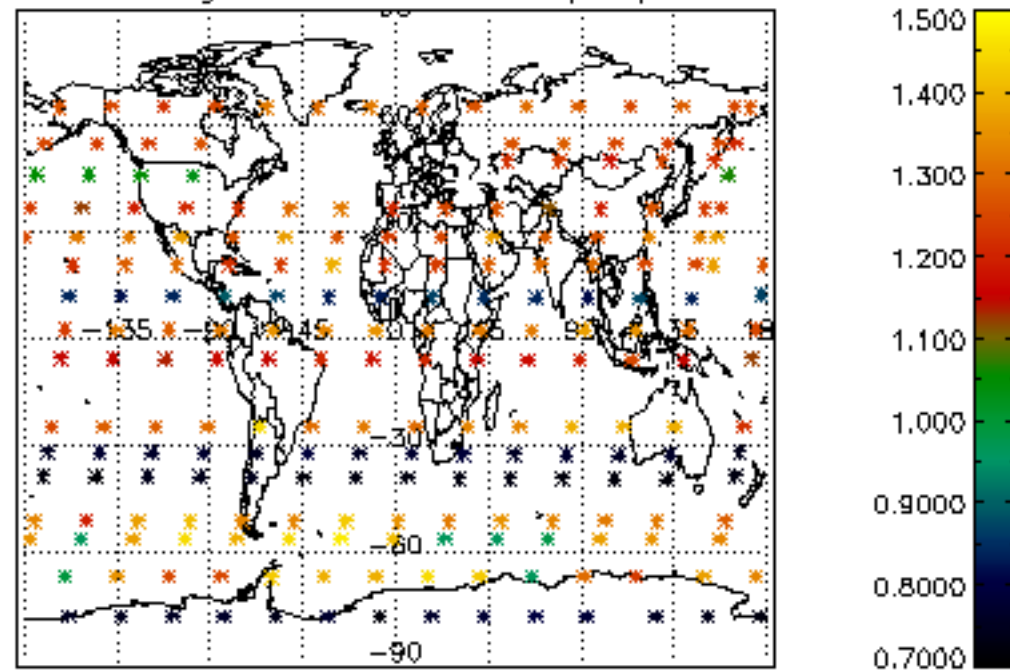
Percentage of saturation errors per profile



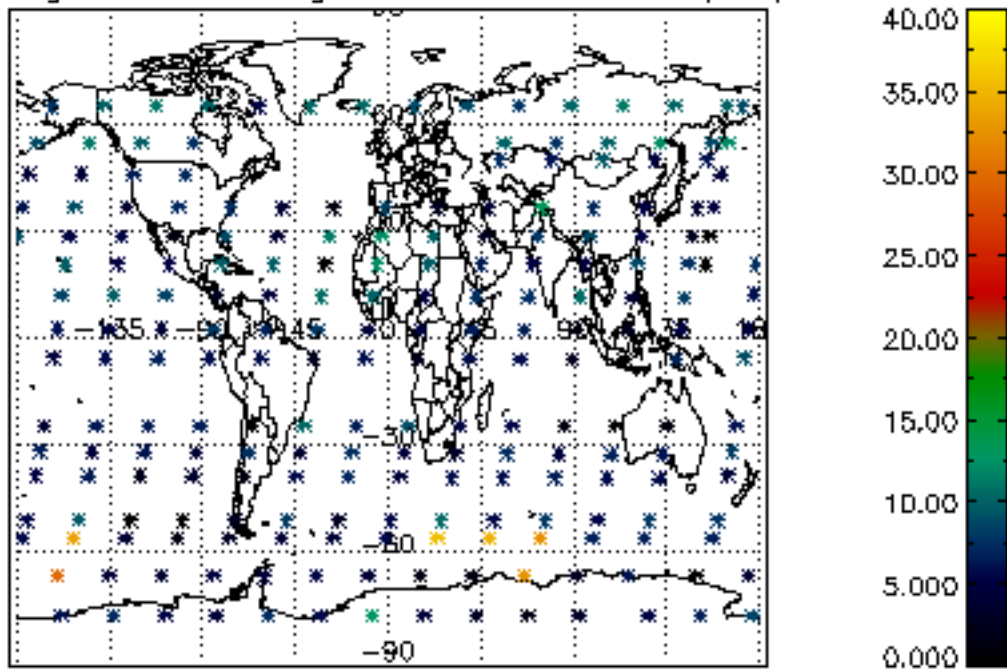
Percentage of cosmic ray hits per profile



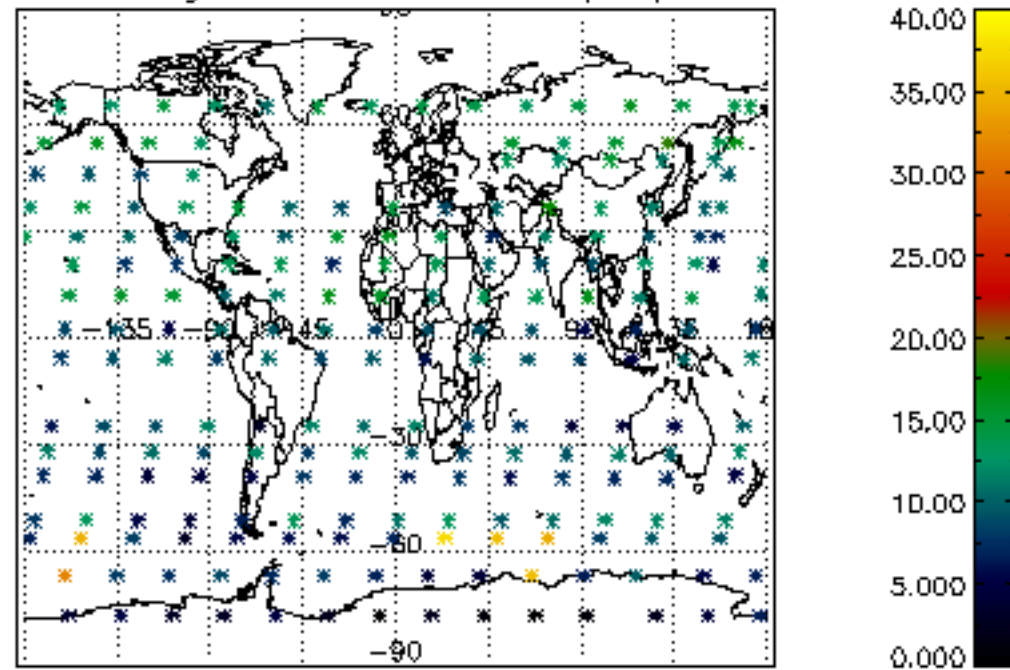
Percentage of datation errors per profile



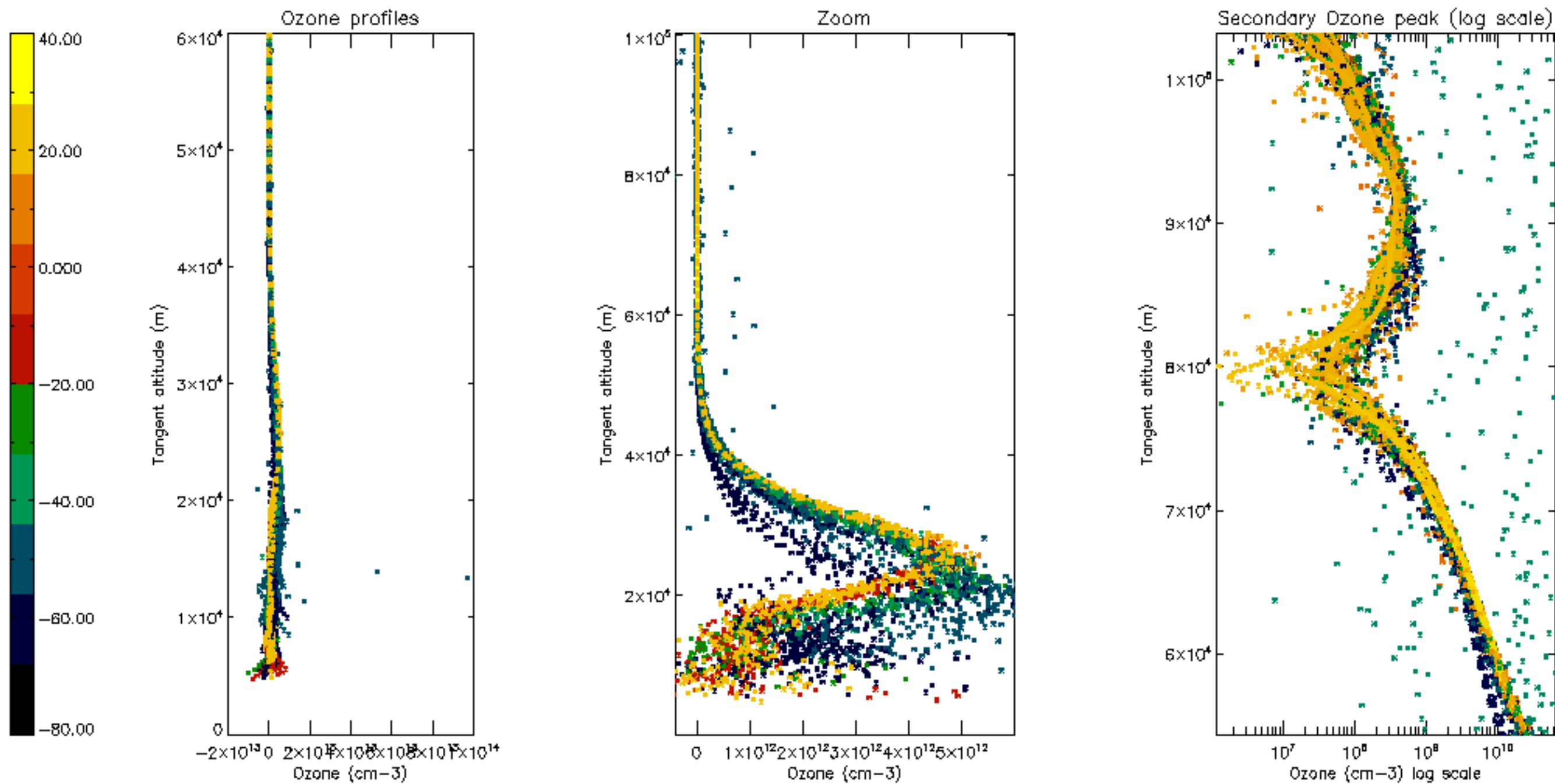
Percentage of star falling outside central band per profile

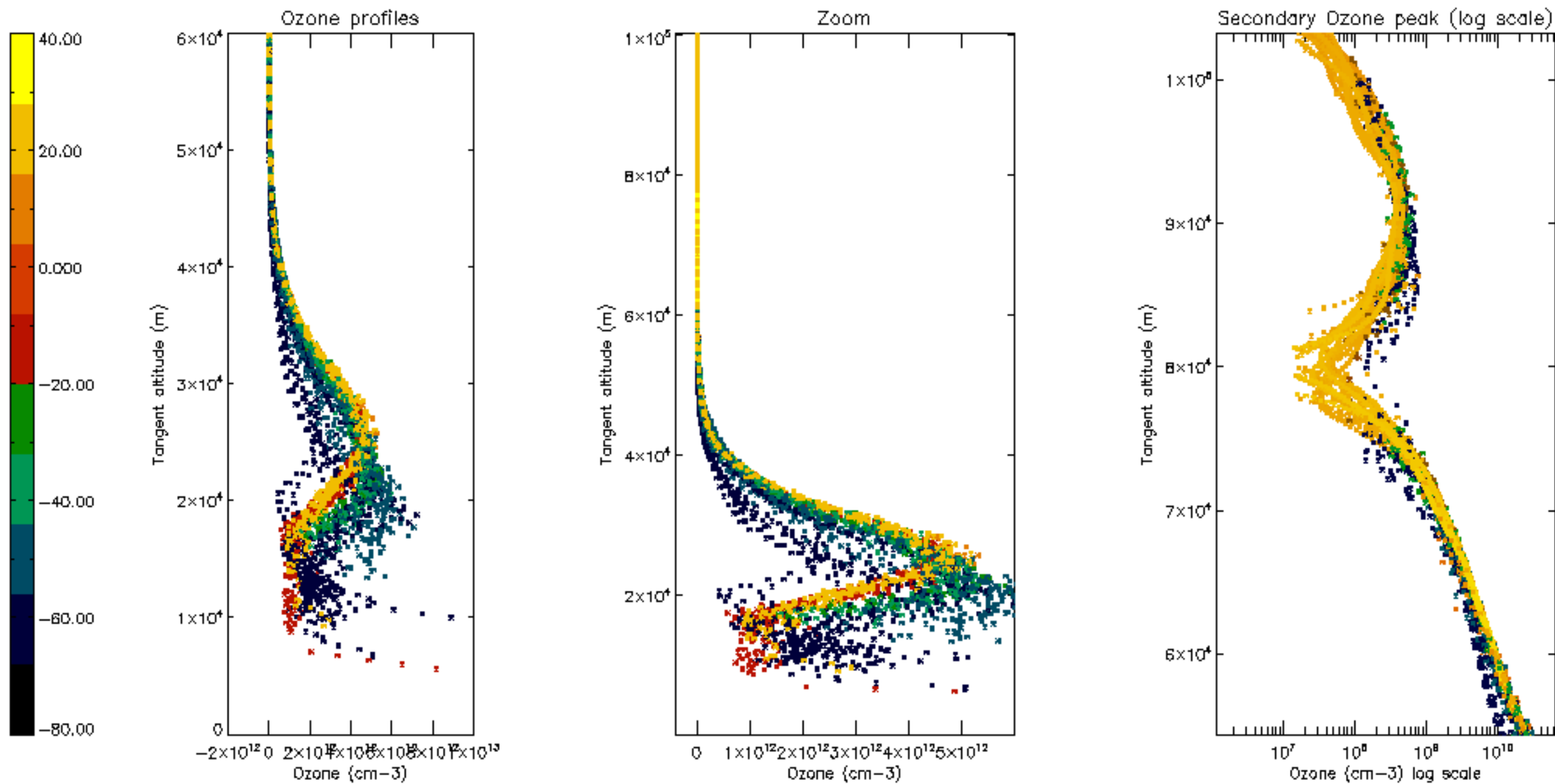


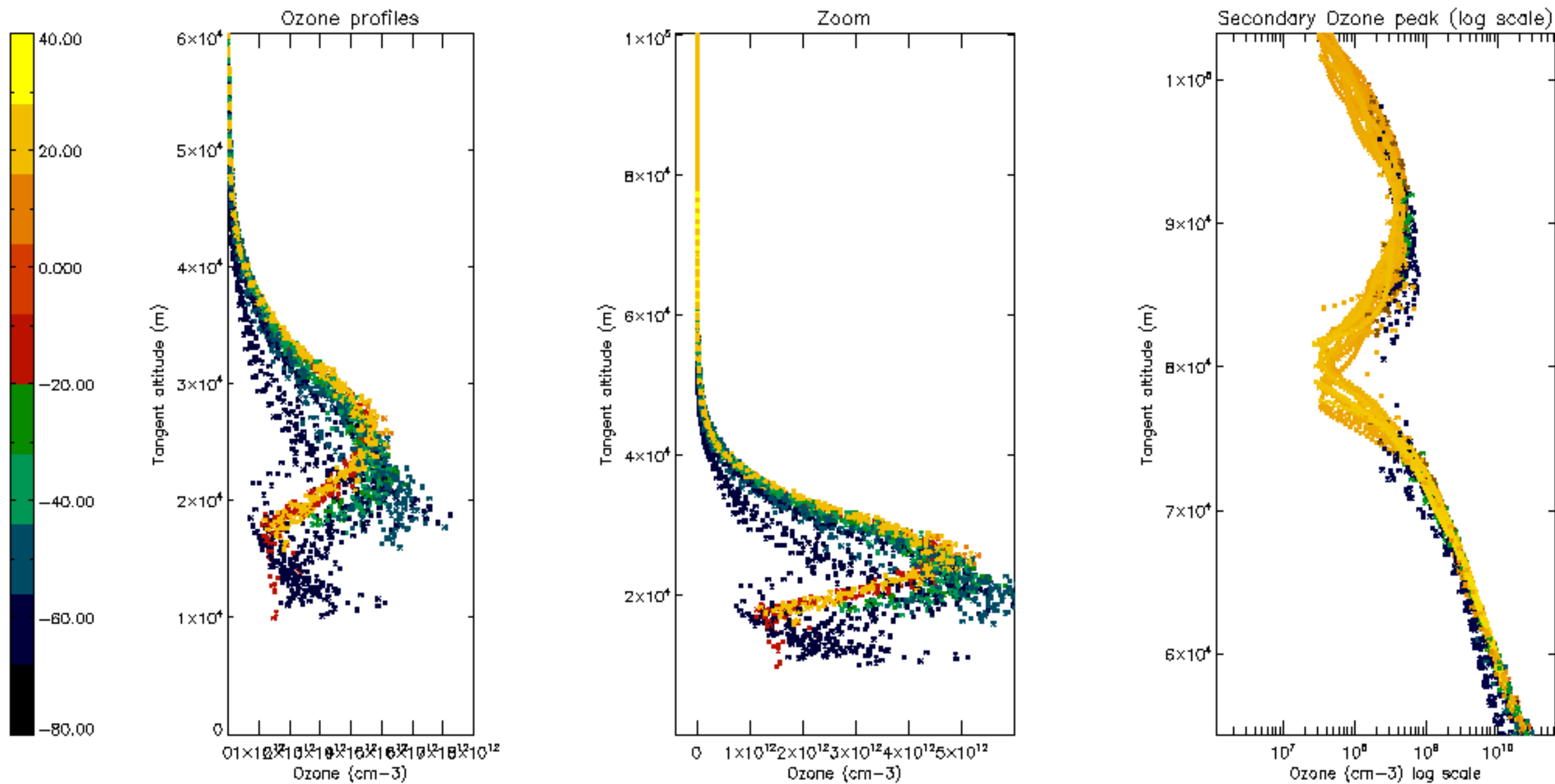
Percentage of saturation errors per profile

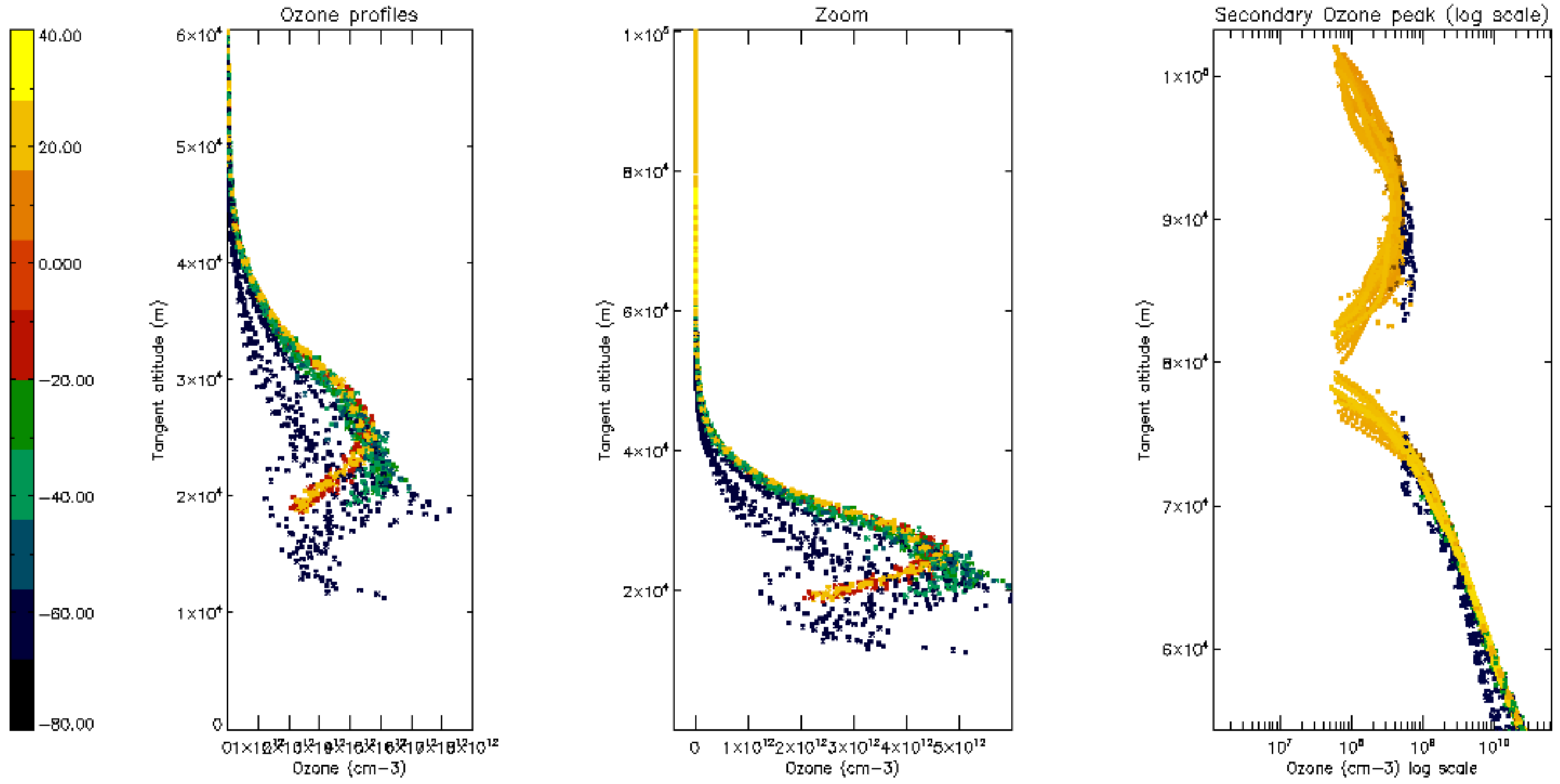




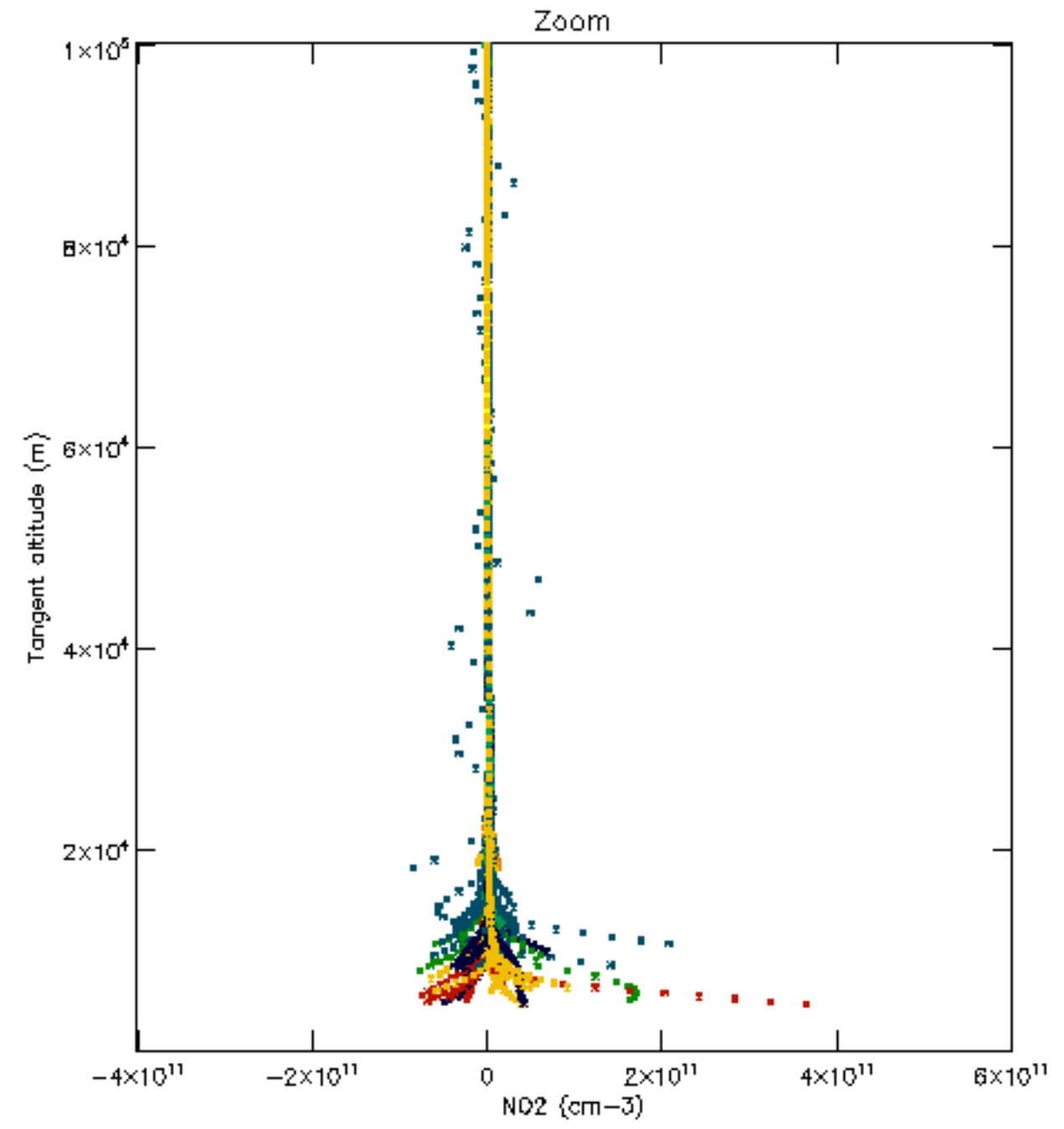
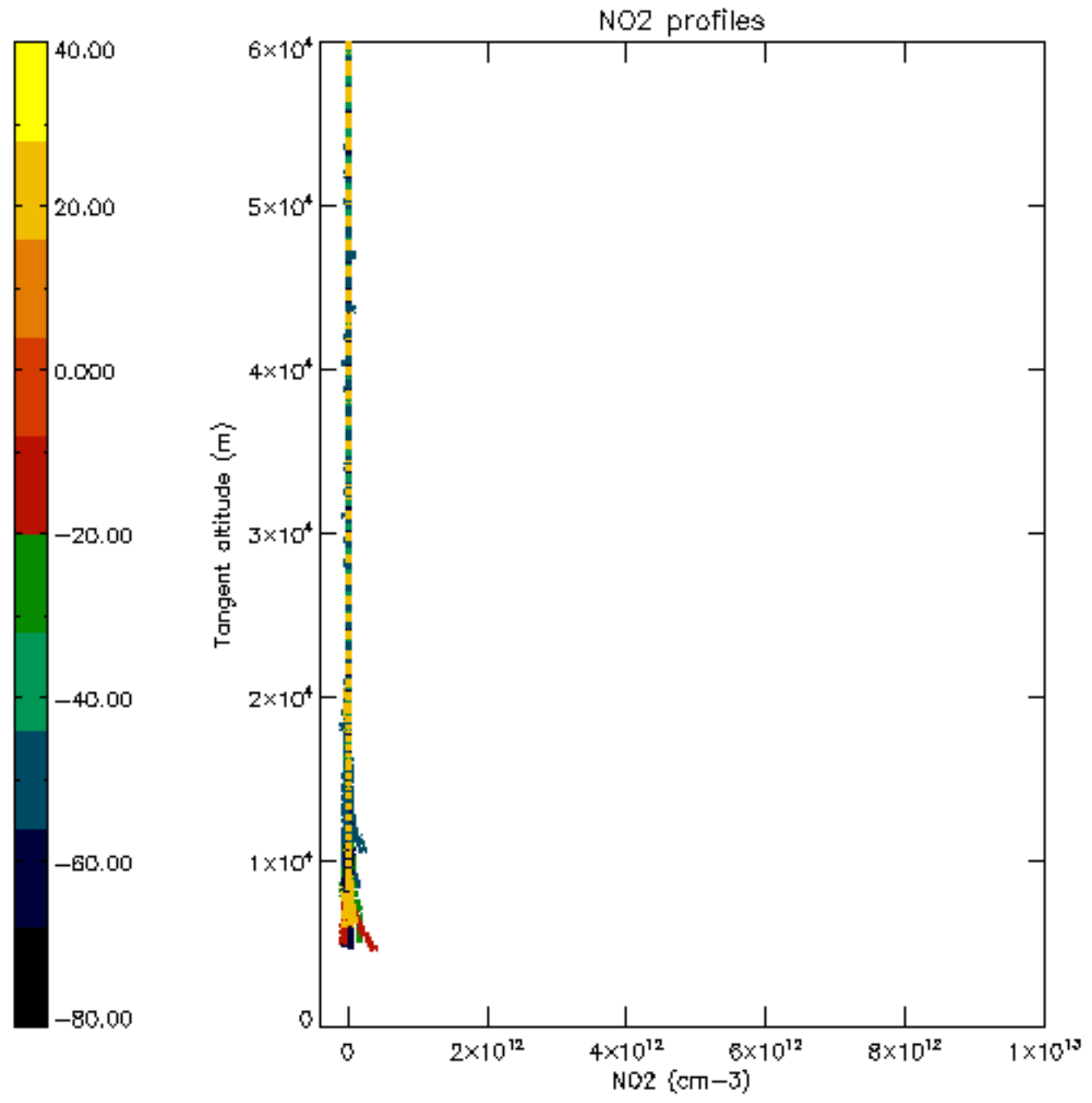


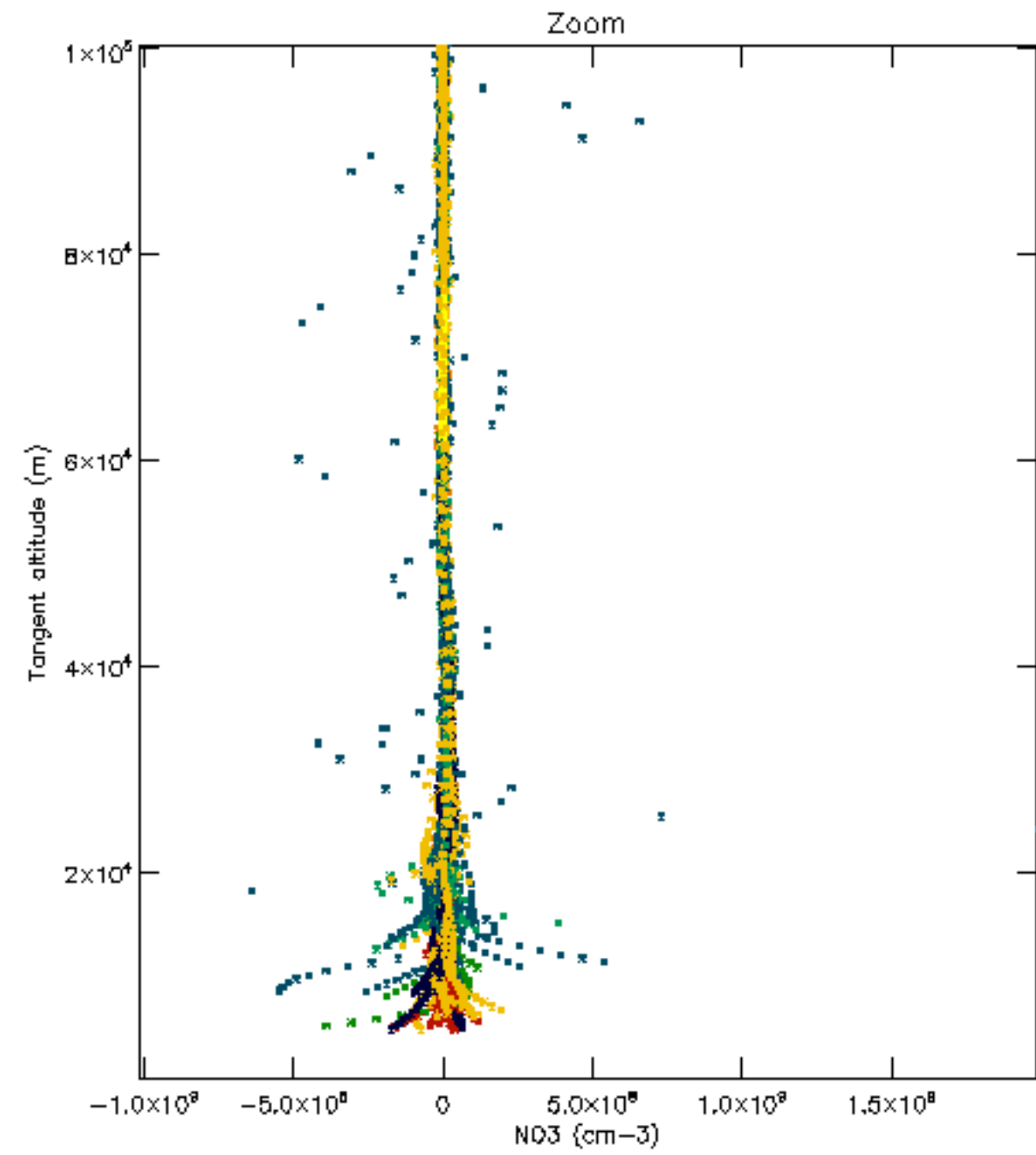
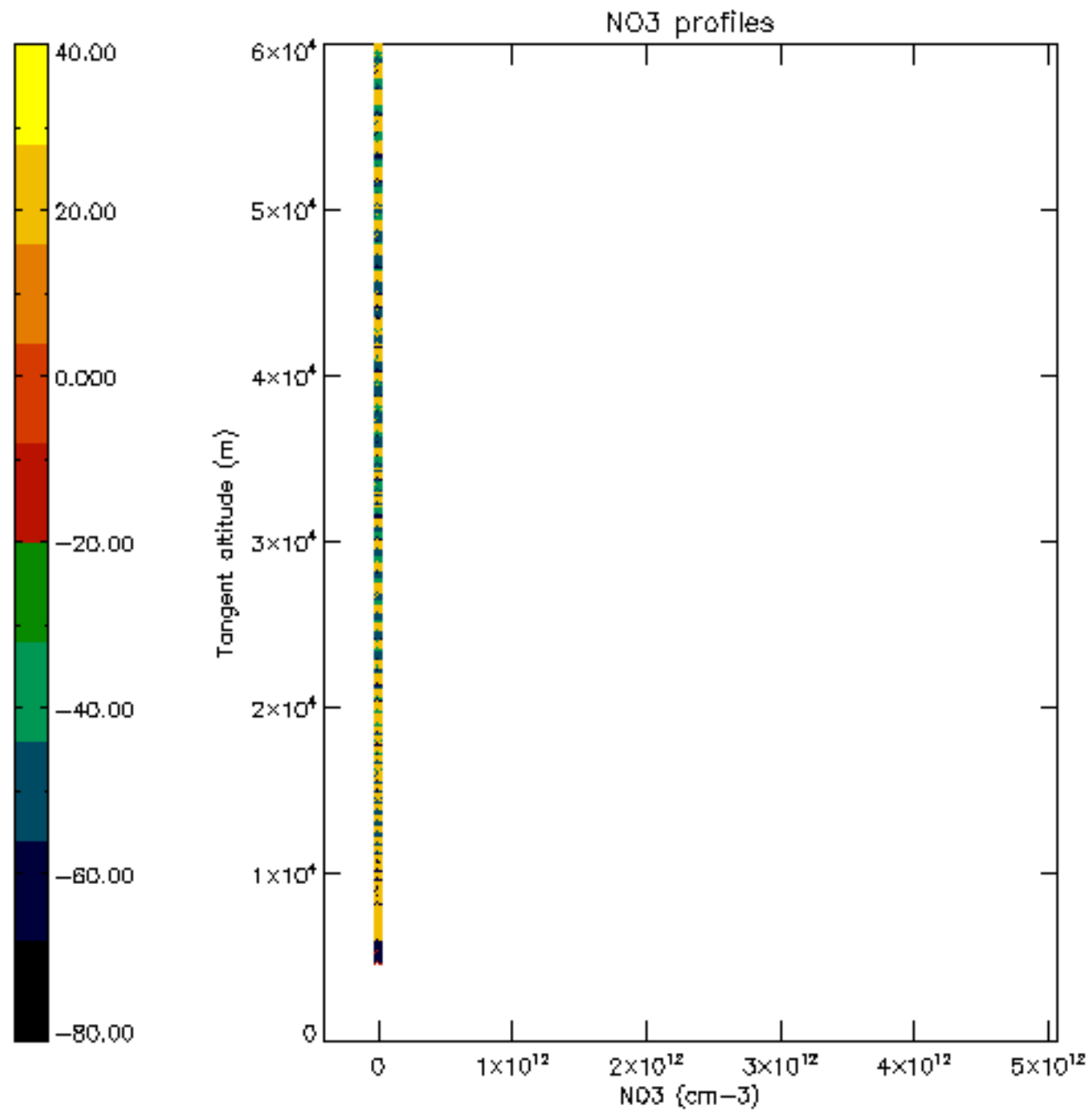


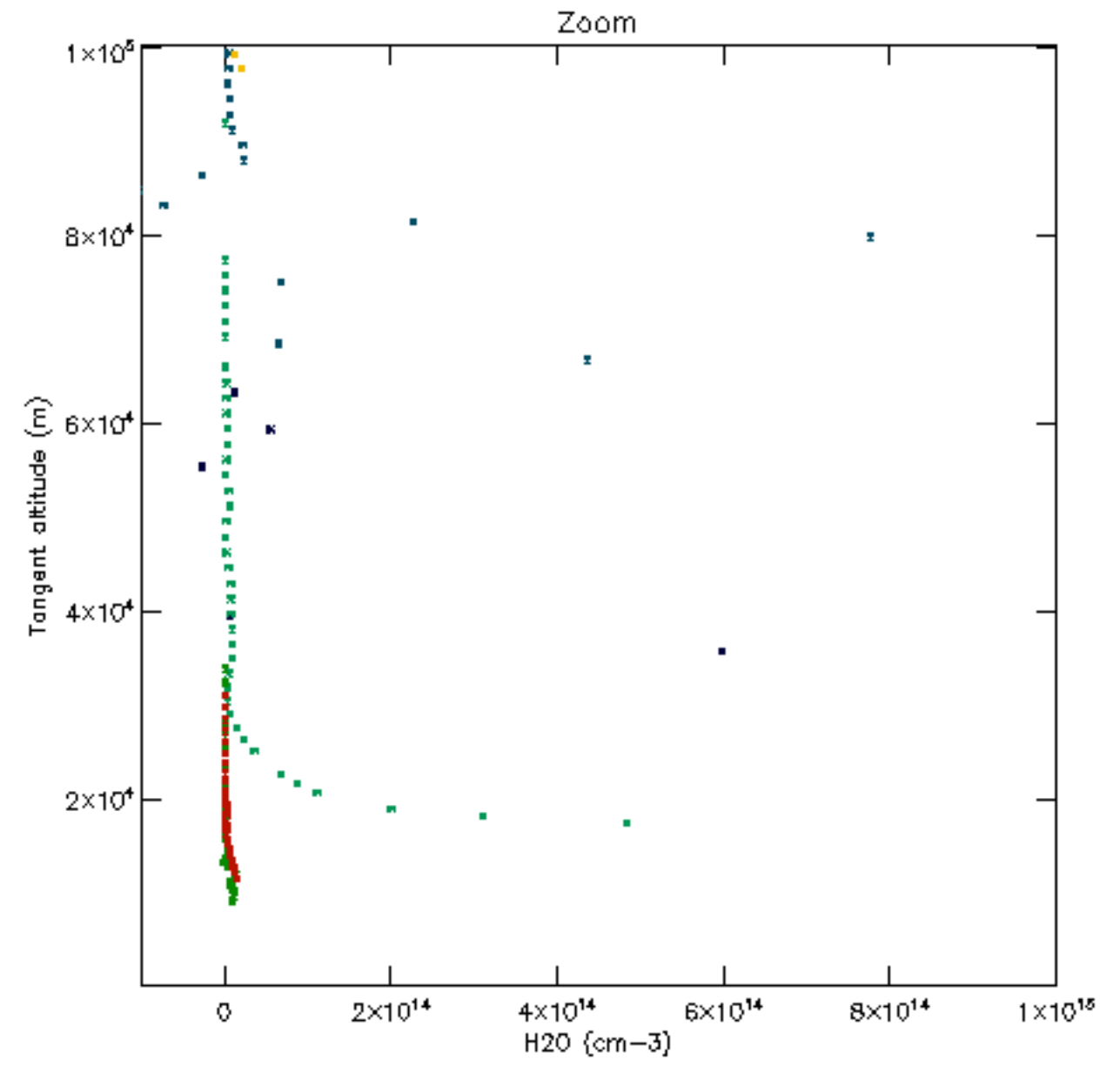
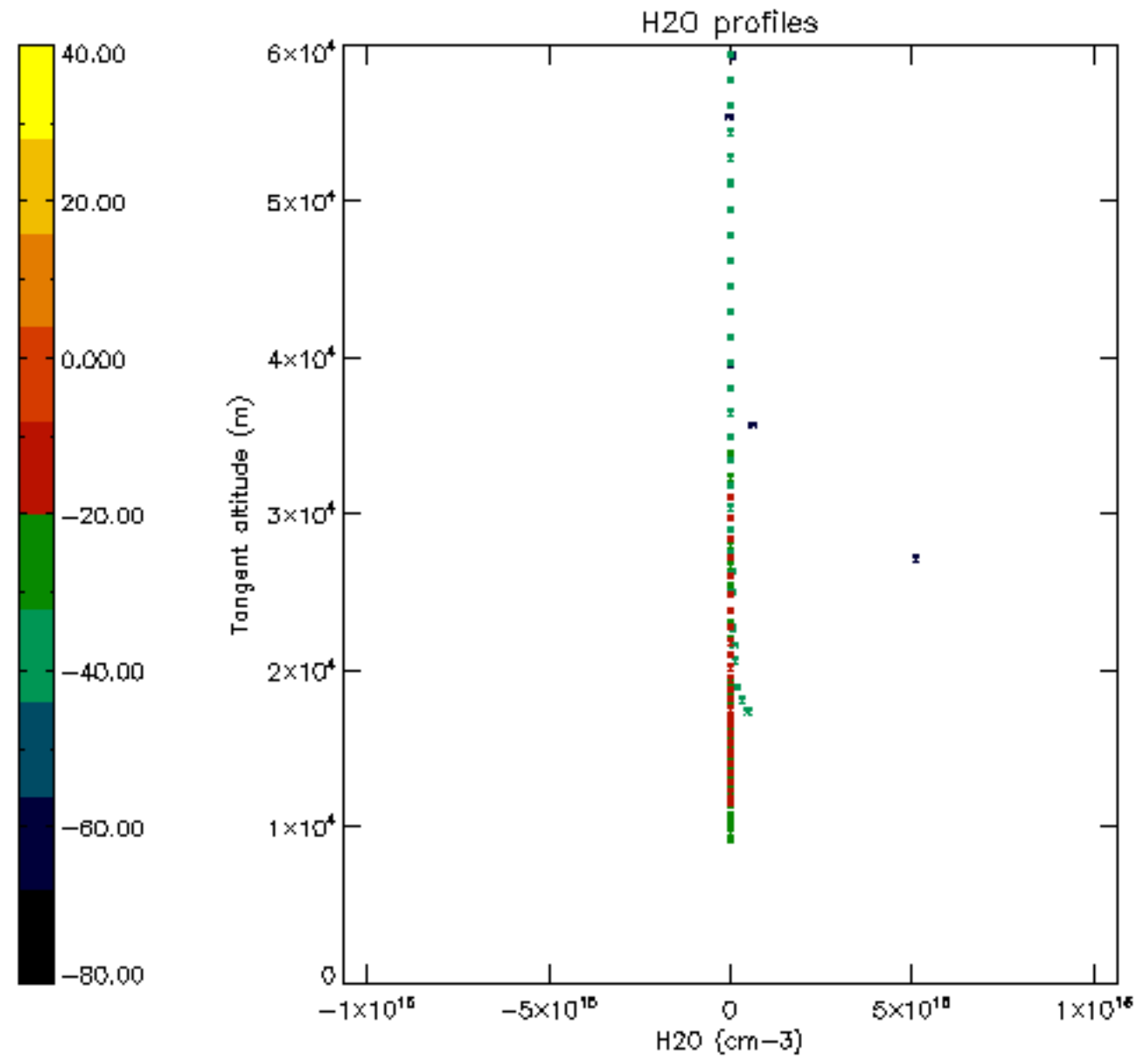




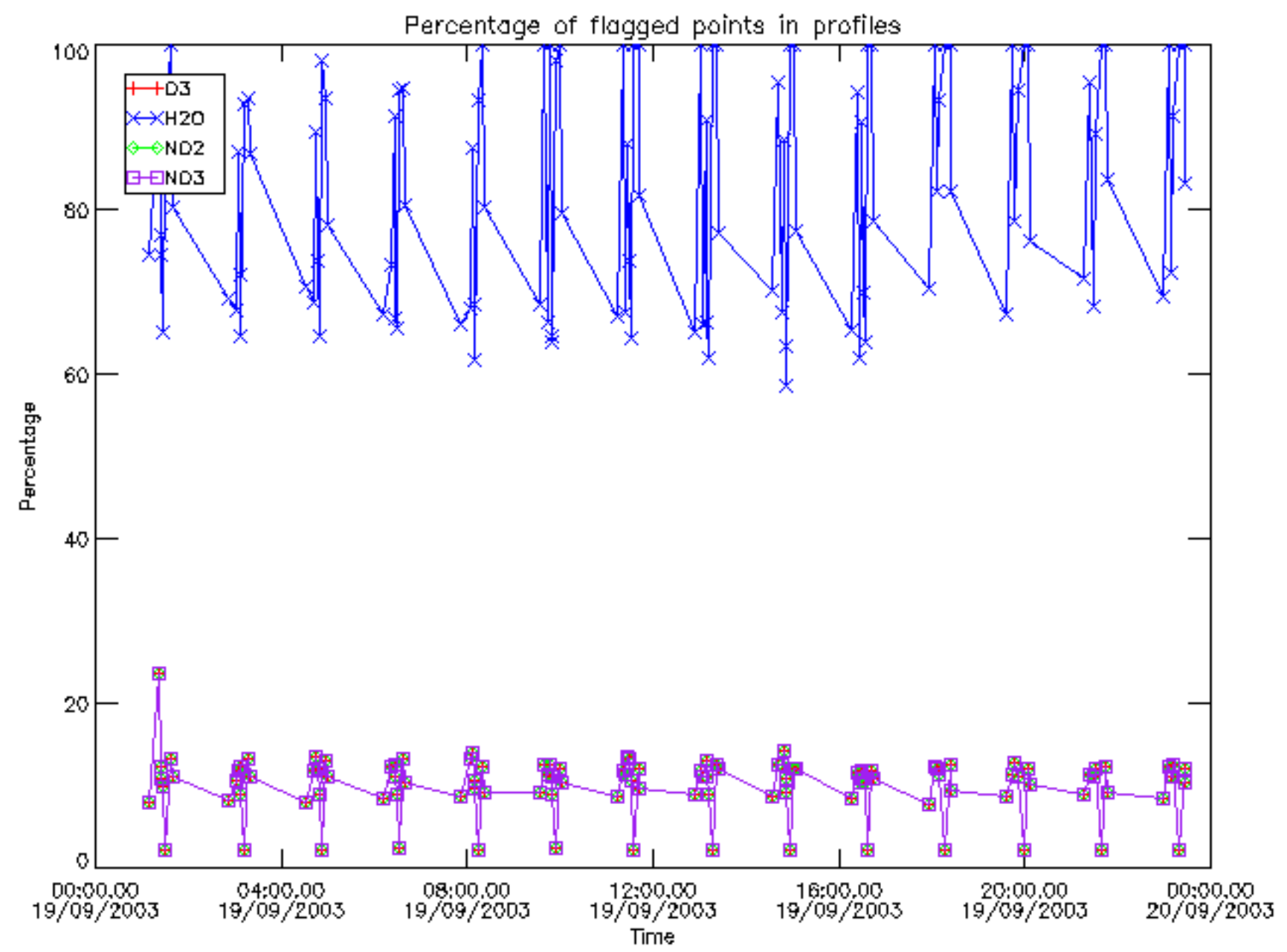




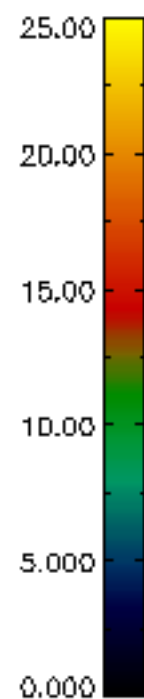
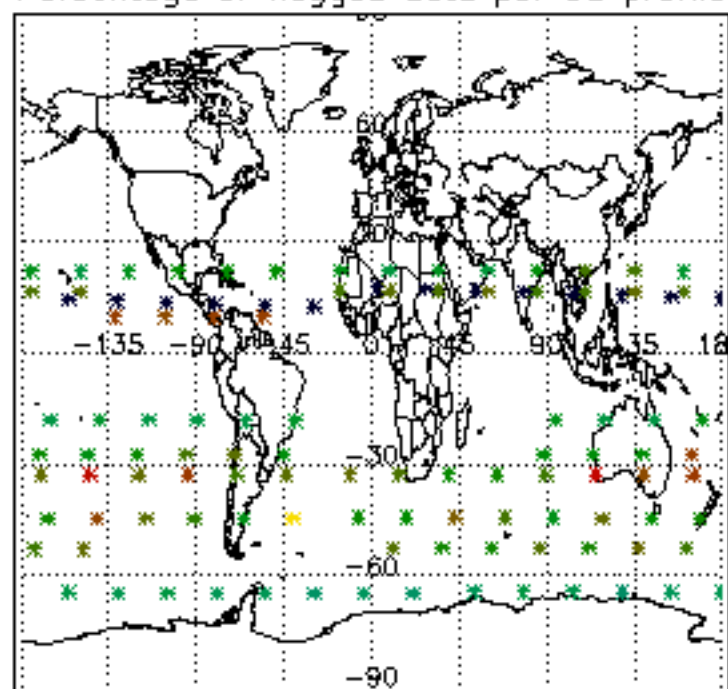




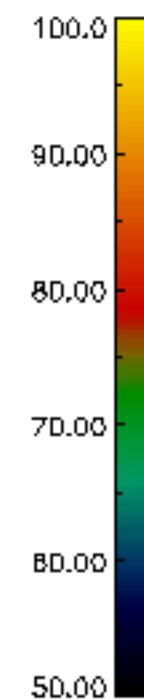
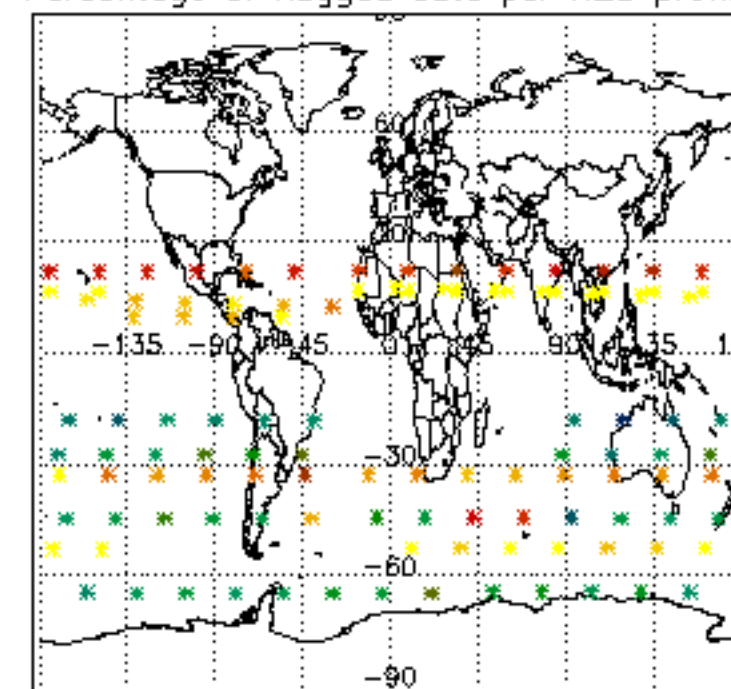




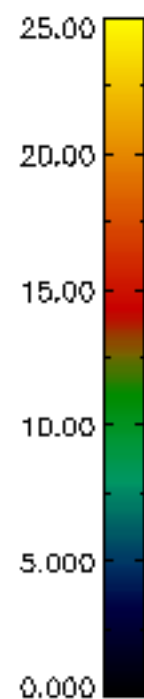
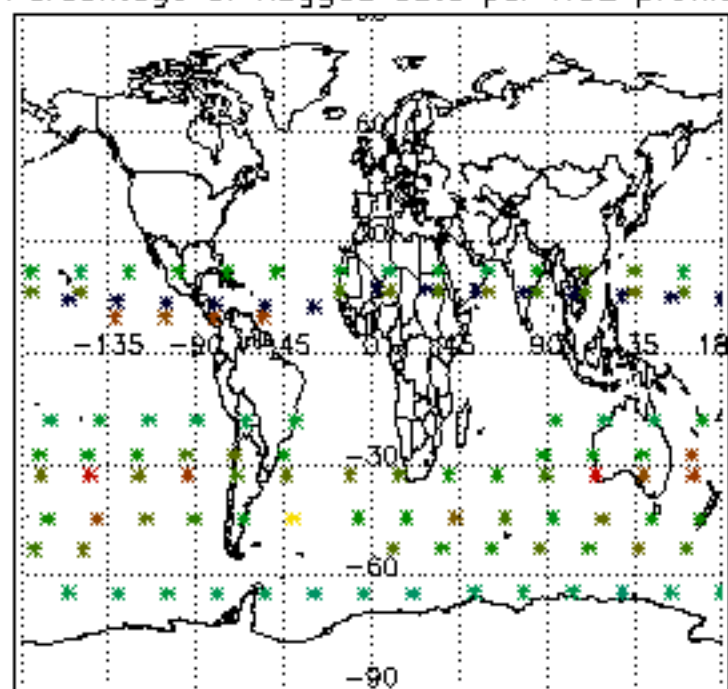
Percentage of flagged data per D3 profile



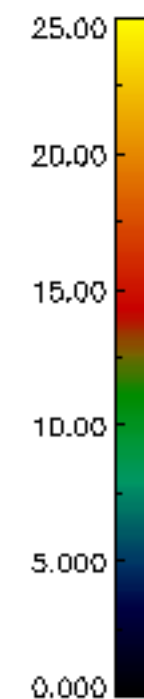
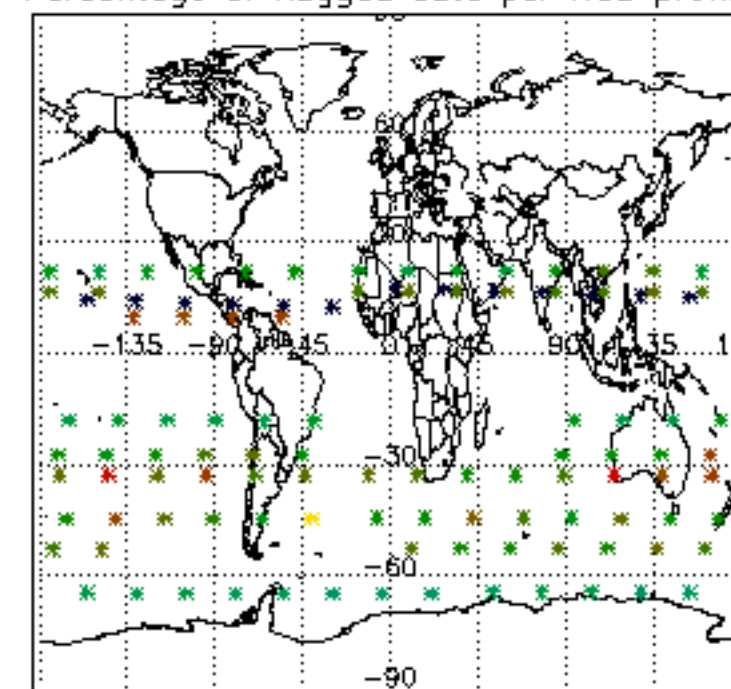
Percentage of flagged data per H2O profile

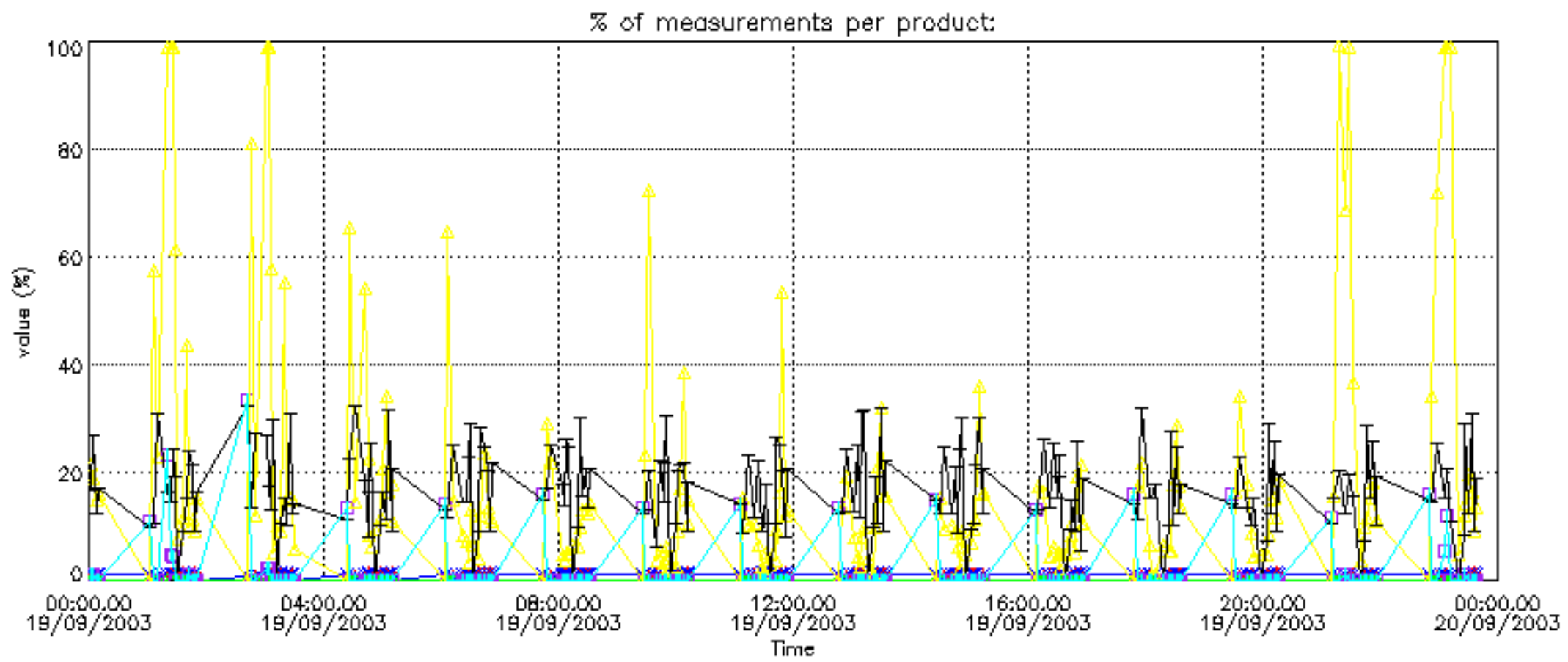


Percentage of flagged data per NO2 profile

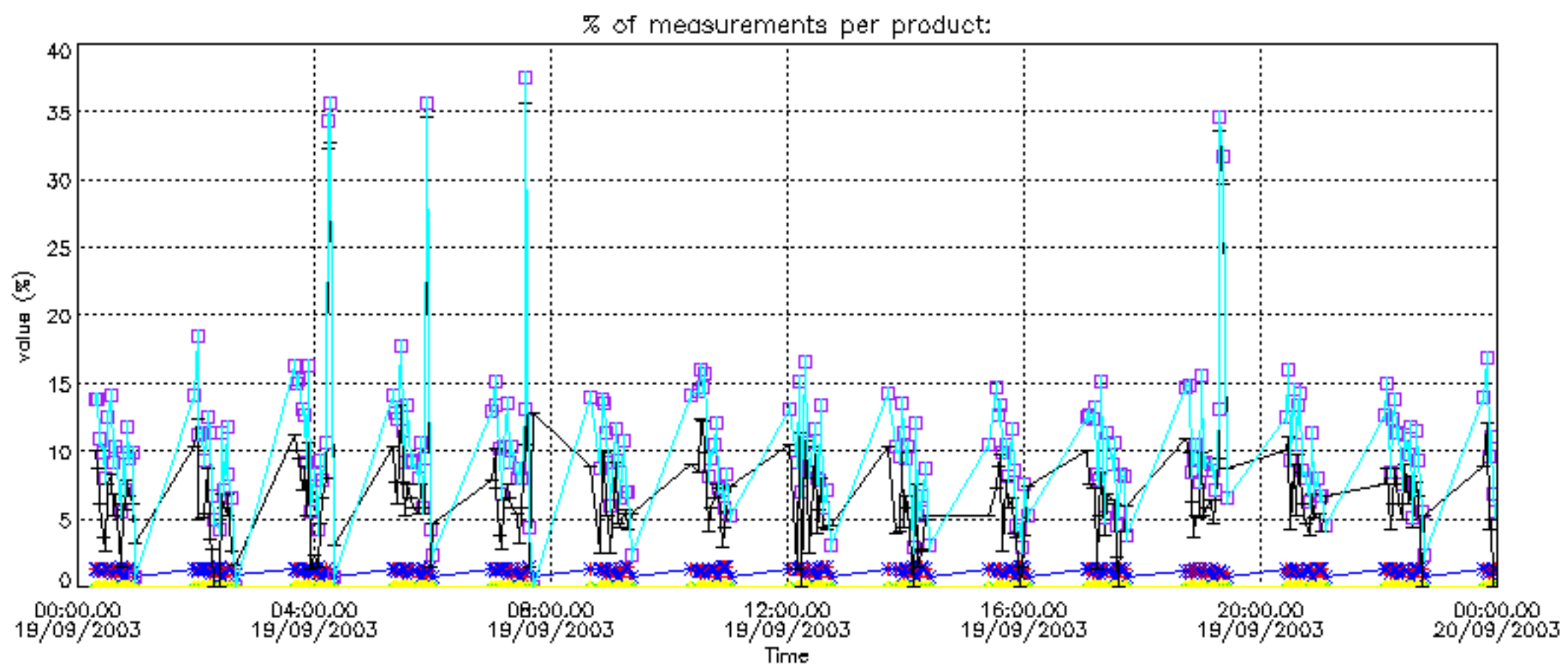


Percentage of flagged data per NO3 profile

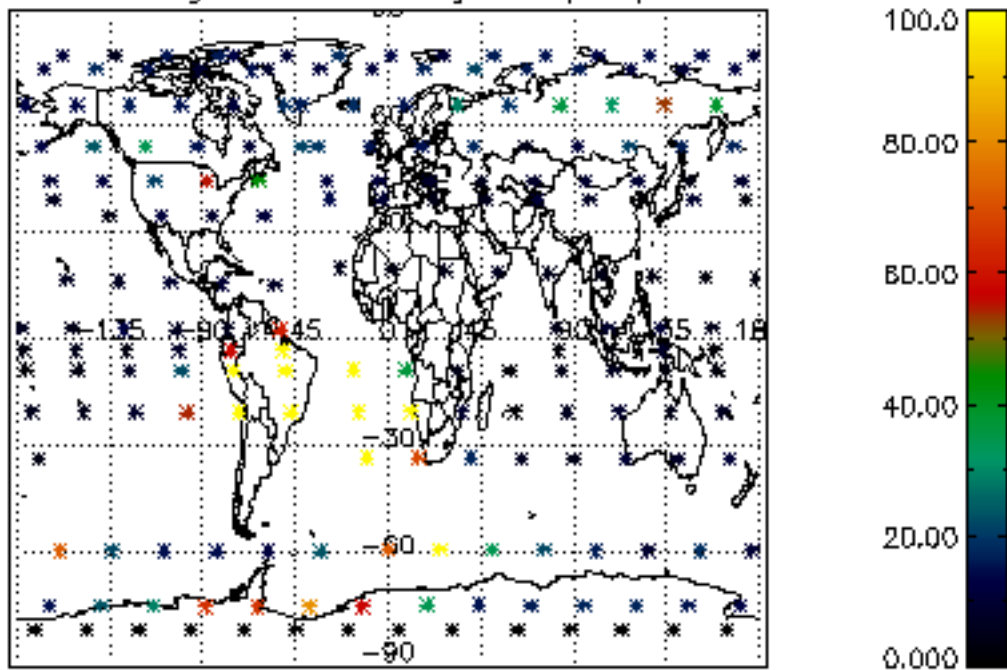




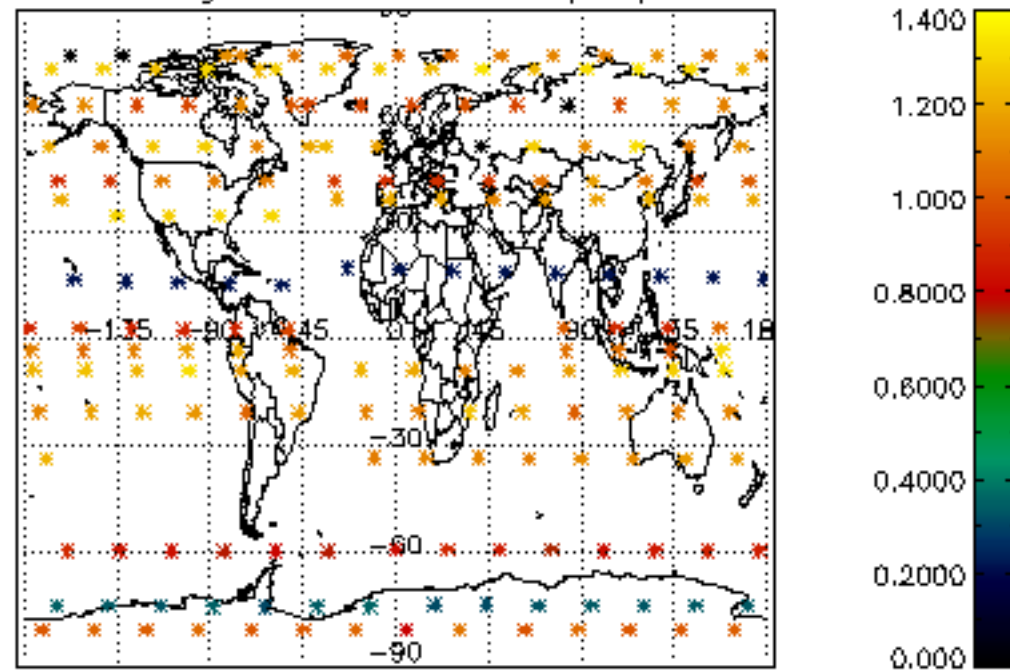




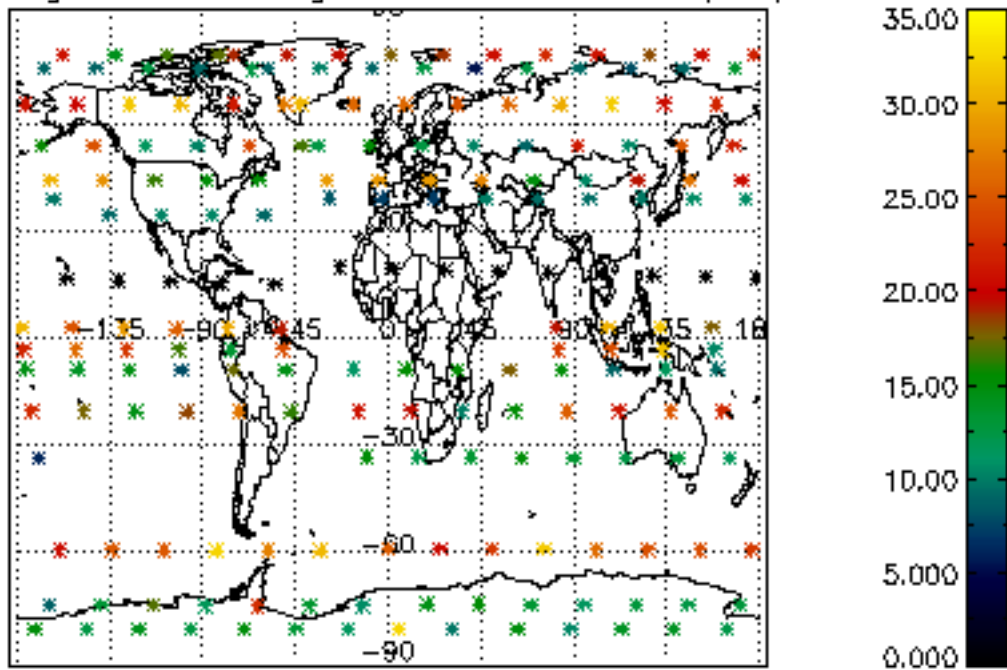
Percentage of cosmic ray hits per profile



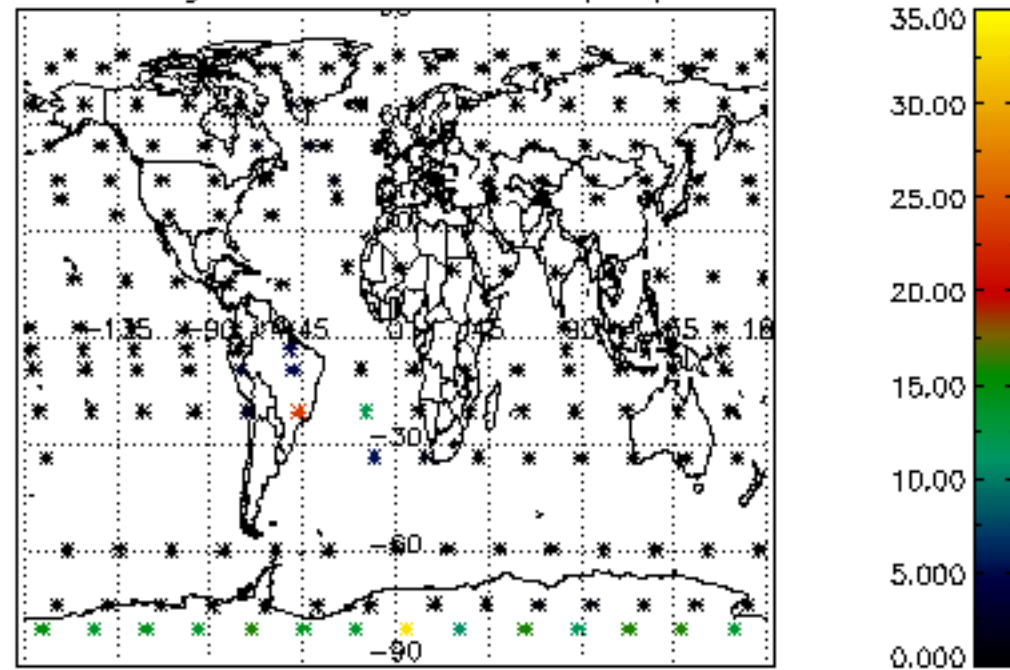
Percentage of datation errors per profile



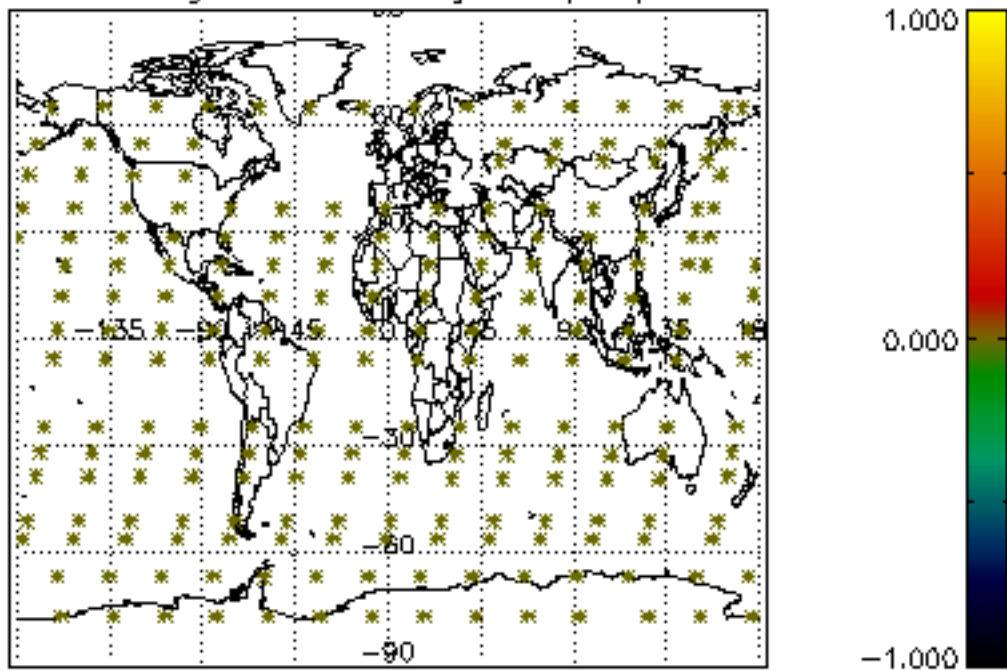
Percentage of star falling outside central band per profile



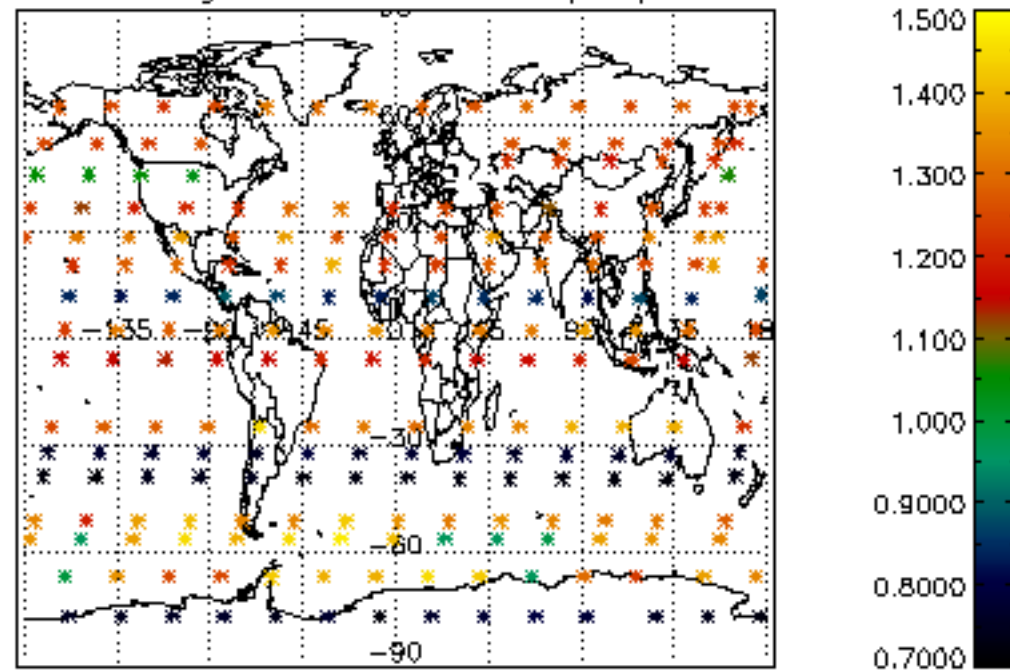
Percentage of saturation errors per profile



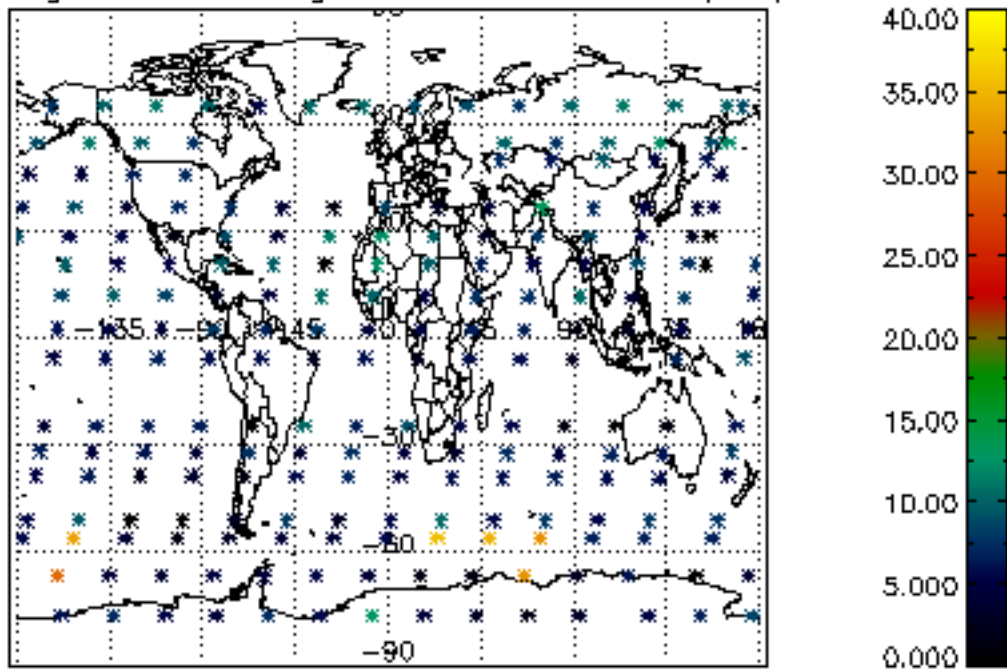
Percentage of cosmic ray hits per profile



Percentage of datation errors per profile



Percentage of star falling outside central band per profile



Percentage of saturation errors per profile

