

GOMOS Level 2 Daily Report

SUMMARY

[1. General Info](#)

[2. Summary of processed GOM_NL_2P products](#)

[3. Level 2 Quality information per product](#)

[3.1 Plot of level 2 quality information per product \(time dependant\)](#)

[3.2 Plot of level 2 quality information per product \(world map\)](#)

[4. Level 1 Quality information per product \(stored on level 2 products\)](#)

[4.1 Plot of level 1 quality information per product \(time dependant\)](#)

[4.1.1 Plot of level 1 quality information per product \(time dependant\): ASCENDING](#)

[4.1.2 Plot of level 1 quality information per product \(time dependant\): DESCENDING](#)

[4.2 Plot of level 1 quality information per product \(world map\)](#)

[4.2.1 Plot of level 1 quality information per product \(world map\): ASCENDING](#)

[4.2.2 Plot of level 1 quality information per product \(world map\): DESCENDING](#)

[5. Ozone profiles based on quality statistics and other trace gas profiles](#)

[5.1 Ozone statistics based on quality of products](#)

[5.2 Plot ozone profiles for all STD \(dark without errors\)](#)

[5.3 Plot ozone profiles where STD < 20% \(dark without errors\)](#)

[5.4. Plot ozone profiles where STD < 10% \(dark without errors\)](#)

[5.5. Plot ozone profiles where STD < 5% \(dark without errors\)](#)

[5.6 Plot NO2 profiles for all STD \(dark without errors\)](#)

[5.7 Plot NO3 profiles for all STD \(dark without errors\)](#)

[5.8 Plot H2O profiles \(only for occultations of stars 1,2,3,4,13,14,16,26,63 dark without errors\) for all STD](#)

[6. Auxiliary Data Files used for the production reported in section 2](#)

This report presents the daily analysis on parameters extracted from GOMOS level 2 data (GOM_NL__2P). It is intended to monitor some important parameters that will impact the quality of these products. A list of level 2 products (and content) that have arrived during the reporting day to the PCF is also given.

Item	Value
Time of report generation	19APR2013 20:16:15
Data source version	GOMOS/6.01
Start time of products	18-09-2003 (18SEP2003 00:00:00)
Stop time of products	19-09-2003 (19SEP2003 00:00:00)
Store outputs in DB	Yes
Nb of level 2 prods	437
Nb of prods with errors	14

2. Summary of processed GOM_NL__2P products.

Nr	Filename	UTC Start time	Limb	Duration	Star Id	Star Name	Star Mag	Star Temp	Nb Meas	Orbit	Prod. error
1	GOM_NL__2PRFIN20030918_000039_000000582020_00030_08100_9582.N1	18-SEP-2003 00:00:39	Dark	57.500	8	10Alp CMi	0.40000	6500.0	115	8100	No
2	GOM_NL__2PRFIN20030918_000706_000001352020_00030_08100_9583.N1	18-SEP-2003 00:07:06	Dark	134.50	14	58Alp Ori	0.87000	3000.0	269	8100	No
3	GOM_NL__2PRFIN20030918_001151_000000462020_00030_08100_9584.N1	18-SEP-2003 00:11:51	Dark	46.000	65	Lam Vel	2.2040	4400.0	92	8100	No
4	GOM_NL__2PRFIN20030918_001508_000000412020_00030_08100_9585.N1	18-SEP-2003 00:15:08	Dark	41.000	46	Del Vel	1.9540	10600.	82	8100	No
5	GOM_NL__2PRFIN20030918_001640_000000452020_00030_08100_9586.N1	18-SEP-2003 00:16:40	Dark	45.000	41	Eps Car	1.8600	4100.0	90	8100	No
6	GOM_NL__2PRFIN20030918_002716_000000402020_00031_08101_9555.N1	18-SEP-2003 00:27:16	Dark	40.000	135	Bet Hyi	2.8200	5800.0	80	8101	No
7	GOM_NL__2PRFIN20030918_002954_000000482020_00031_08101_9556.N1	18-SEP-2003 00:29:54	Dark	48.000	9	Alp Eri	0.45300	24000.	96	8101	No
8	GOM_NL__2PRFIN20030918_003247_000000422020_00031_08101_9557.N1	18-SEP-2003 00:32:47	Straylight	41.500	148	Alp Tuc	2.8780	4100.0	83	8101	No
9	GOM_NL__2PRFIN20030918_003610_000000522020_00031_08101_9558.N1	18-SEP-2003 00:36:10	Straylight	52.000	63	Bet Gru	2.1500	2800.0	104	8101	No
10	GOM_NL__2PRFIN20030918_003918_000000402020_00031_08101_9559.N1	18-SEP-2003 00:39:18	Straylight	39.500	172	Gam Gru	3.0030	13100.	79	8101	No
11	GOM_NL__2PRFIN20030918_004044_000000442020_00031_08101_9560.N1	18-SEP-2003 00:40:44	Straylight	44.000	18	24Alp PsA	1.1660	9700.0	88	8101	No
12	GOM_NL__2PRFIN20030918_004451_000000462020_00031_08101_9561.N1	18-SEP-2003 00:44:51	Dark	45.500	1014	Mars	0.0000	0.0000	91	8101	Yes
13	GOM_NL__2PRFIN20030918_004927_000000392020_00031_08101_9562.N1	18-SEP-2003 00:49:27	Bright	39.000	162	34Alp Aqr	2.9440	5350.0	78	8101	No
14	GOM_NL__2PRFIN20030918_005228_000000402020_00031_08101_9563.N1	18-SEP-2003 00:52:28	Bright	40.000	61	8Eps Peg	2.1000	3900.0	80	8101	No
15	GOM_NL__2PRFIN20030918_005354_000000422020_00031_08101_9564.N1	18-SEP-2003 00:53:54	Bright	41.500	90	54Alp Peg	2.4870	11000.	83	8101	No
16	GOM_NL__2PRFIN20030918_005746_000000402020_00031_08101_9565.N1	18-SEP-2003 00:57:46	Bright	40.000	93	53Bet Peg	2.5200	3100.0	80	8101	No
17	GOM_NL__2PRFIN20030918_005950_000000382020_00031_08101_9566.N1	18-SEP-2003 00:59:50	Bright	37.500	92	53Eps Cyg	2.5000	4500.0	75	8101	No
18	GOM_NL__2PRFIN20030918_010159_000000372020_00031_08101_9567.N1	18-SEP-2003 01:01:59	Bright	37.000	66	37Gam Cyg	2.2080	5900.0	74	8101	No
19	GOM_NL__2PRFIN20030918_010502_000000622020_00031_08101_9568.N1	18-SEP-2003 01:05:02	Bright	61.500	53	43Bet And	2.0480	3300.0	123	8101	No
20	GOM_NL__2PRFIN20030918_010712_000000362020_00031_08101_9569.N1	18-SEP-2003 01:07:12	Bright	35.500	89	5Alp Cep	2.4510	8000.0	71	8101	No
21	GOM_NL__2PRFIN20030918_010942_000000402020_00031_08101_9570.N1	18-SEP-2003 01:09:42	Bright	39.500	76	27Gam Cas	2.3000	30000.	79	8101	No
22	GOM_NL__2PRFIN20030918_011448_000000402020_00031_08101_9571.N1	18-SEP-2003 01:14:48	Bright	39.500	49	1Alp UMi	1.9900	6300.0	79	8101	No
23	GOM_NL__2PRFIN20030918_011722_000000682020_00031_08101_9572.N1	18-SEP-2003 01:17:22	Bright	68.000	35	33Alp Per	1.7950	6250.0	136	8101	No
24	GOM_NL__2PRFIN20030918_011917_000000682020_00031_08101_9573.N1	18-SEP-2003 01:19:17	Bright	68.000	175	39Del Per	3.0100	19400.	136	8101	No
25	GOM_NL__2PRFIN20030918_012215_000000402020_00031_08101_9574.N1	18-SEP-2003 01:22:15	Bright	39.500	36	50Alp UMa	1.8000	6300.0	79	8101	No
26	GOM_NL__2PRFIN20030918_012343_000000372020_00031_08101_9575.N1	18-SEP-2003 01:23:43	Bright	36.500	82	48Bet UMa	2.3650	10600.	73	8101	No
27	GOM_NL__2PRFIN20030918_012648_000000362020_00031_08101_9576.N1	18-SEP-2003 01:26:48	Bright	36.000	174	52Psi UMa	3.0040	4400.0	72	8101	No
28	GOM_NL__2PRFIN20030918_013032_000000632020_00031_08101_9577.N1	18-SEP-2003 01:30:32	Bright	62.500	107	37The Aur	2.6490	11000.	125	8101	No
29	GOM_NL__2PRFIN20030918_013338_000000482020_00031_08101_9578.N1	18-SEP-2003 01:33:38	Bright	48.000	17	78Bet Gem	1.1610	4500.0	96	8101	No
30	GOM_NL__2PRFIN20030918_013625_000001282020_00031_08101_9579.N1	18-SEP-2003 01:36:25	Straylight	128.00	28	12Bet Tau	1.6500	15200.	256	8101	No
31	GOM_NL__2PRFIN20030918_014116_000000642020_00031_08101_9580.N1	18-SEP-2003 01:41:16	Dark	64.000	8	10Alp CMi	0.40000	6500.0	128	8101	No
32	GOM_NL__2PRFIN20030918_014744_000001332020_00031_08101_9581.N1	18-SEP-2003 01:47:44	Dark	133.00	14	58Alp Ori	0.87000	3000.0	266	8101	No
33	GOM_NL__2PRFIN20030918_015227_000000462020_00031_08101_9582.N1	18-SEP-2003 01:52:27	Dark	46.000	65	Lam Vel	2.2040	4400.0	92	8101	No
34	GOM_NL__2PRFIN20030918_015545_000000392020_00031_08101_9583.N1	18-SEP-2003 01:55:45	Dark	39.000	46	Del Vel	1.9540	10600.	78	8101	No
35	GOM_NL__2PRFIN20030918_015717_000000452020_00031_08101_9584.N1	18-SEP-2003 01:57:17	Dark	45.000	41	Eps Car	1.8600	4100.0	90	8101	No
36	GOM_NL__2PRFIN20030918_020752_000000392020_00032_08102_9557.N1	18-SEP-2003 02:07:52	Dark	39.000	135	Bet Hyi	2.8200	5800.0	78	8102	No
37	GOM_NL__2PRFIN20030918_021031_000000562020_00032_08102_9558.N1	18-SEP-2003 02:10:31	Dark	55.500	9	Alp Eri	0.45300	24000.	111	8102	No
38	GOM_NL__2PRFIN20030918_021324_000000412020_00032_08102_9559.N1	18-SEP-2003 02:13:24	Straylight	41.000	148	Alp Tuc	2.8780	4100.0	82	8102	No
39	GOM_NL__2PRFIN20030918_021647_000000432020_00032_08102_9560.N1	18-SEP-2003 02:16:47	Straylight	43.000	63	Bet Gru	2.1500	2800.0	86	8102	No
40	GOM_NL__2PRFIN20030918_021955_000000392020_00032_08102_9561.N1	18-SEP-2003 02:19:55	Straylight	39.000	172	Gam Gru	3.0030	13100.	78	8102	No
41	GOM_NL__2PRFIN20030918_022121_000000452020_00032_08102_9562.N1	18-SEP-2003 02:21:21	Straylight	45.000	18	24Alp PsA	1.1660	9700.0	90	8102	No
42	GOM_NL__2PRFIN20030918_022528_000000512020_00032_08102_9563.N1	18-SEP-2003 02:25:28	Dark	51.000	1014	Mars	0.0000	0.0000	102	8102	Yes

43	GOM_NL__2PRFIN20030918_023003_000000402020_00032_08102_9564.N1	18-SEP-2003 02:30:03	Bright	40.000	162	34Alp Aqr	2.9440	5350.0	80	8102	No
44	GOM_NL__2PRFIN20030918_023304_000000392020_00032_08102_9565.N1	18-SEP-2003 02:33:04	Bright	39.000	61	8Eps Peg	2.1000	3900.0	78	8102	No
45	GOM_NL__2PRFIN20030918_023431_000000402020_00032_08102_9566.N1	18-SEP-2003 02:34:31	Bright	40.000	90	54Alp Peg	2.4870	11000.	80	8102	No
46	GOM_NL__2PRFIN20030918_023821_000000412020_00032_08102_9567.N1	18-SEP-2003 02:38:21	Bright	40.500	93	53Bet Peg	2.5200	3100.0	81	8102	No
47	GOM_NL__2PRFIN20030918_024027_000000392020_00032_08102_9568.N1	18-SEP-2003 02:40:27	Bright	38.500	92	53Eps Cyg	2.5000	4500.0	77	8102	No
48	GOM_NL__2PRFIN20030918_024236_000000392020_00032_08102_9569.N1	18-SEP-2003 02:42:36	Bright	38.500	66	37Gam Cyg	2.2080	5900.0	77	8102	No
49	GOM_NL__2PRFIN20030918_024537_000000552020_00032_08102_9570.N1	18-SEP-2003 02:45:37	Bright	55.000	53	43Bet And	2.0480	3300.0	110	8102	No
50	GOM_NL__2PRFIN20030918_024749_000000372020_00032_08102_9571.N1	18-SEP-2003 02:47:49	Bright	36.500	89	5Alp Cep	2.4510	8000.0	73	8102	No
51	GOM_NL__2PRFIN20030918_025017_000000432020_00032_08102_9572.N1	18-SEP-2003 02:50:17	Bright	42.500	76	27Gam Cas	2.3000	30000.	85	8102	No
52	GOM_NL__2PRFIN20030918_025524_000000412020_00032_08102_9573.N1	18-SEP-2003 02:55:24	Bright	41.000	49	1Alp UMi	1.9900	6300.0	82	8102	No
53	GOM_NL__2PRFIN20030918_025757_000000672020_00032_08102_9574.N1	18-SEP-2003 02:57:57	Bright	67.000	35	33Alp Per	1.7950	6250.0	134	8102	No
54	GOM_NL__2PRFIN20030918_025951_000000672020_00032_08102_9575.N1	18-SEP-2003 02:59:51	Bright	67.000	175	39Del Per	3.0100	19400.	134	8102	No
55	GOM_NL__2PRFIN20030918_030251_000000392020_00032_08102_9576.N1	18-SEP-2003 03:02:51	Bright	39.000	36	50Alp UMa	1.8000	6300.0	78	8102	No
56	GOM_NL__2PRFIN20030918_030419_000000382020_00032_08102_9577.N1	18-SEP-2003 03:04:19	Bright	38.000	82	48Bet UMa	2.3650	10600.	76	8102	No
57	GOM_NL__2PRFIN20030918_030725_000000522020_00032_08102_9578.N1	18-SEP-2003 03:07:25	Bright	52.000	174	52Psi UMa	3.0040	4400.0	104	8102	No
58	GOM_NL__2PRFIN20030918_031108_000000642020_00032_08102_9579.N1	18-SEP-2003 03:11:08	Bright	63.500	107	37The Aur	2.6490	11000.	127	8102	No
59	GOM_NL__2PRFIN20030918_031414_000000582020_00032_08102_9580.N1	18-SEP-2003 03:14:14	Bright	57.500	17	78Bet Gem	1.1610	4500.0	115	8102	No
60	GOM_NL__2PRFIN20030918_031701_000001272020_00032_08102_9581.N1	18-SEP-2003 03:17:01	Straylight	127.00	28	12Bet Tau	1.6500	15200.	254	8102	No
61	GOM_NL__2PRFIN20030918_032152_000000552020_00032_08102_9582.N1	18-SEP-2003 03:21:52	Dark	55.000	8	10Alp CMi	0.40000	6500.0	110	8102	No
62	GOM_NL__2PRFIN20030918_032823_000001502020_00032_08102_9583.N1	18-SEP-2003 03:28:23	Dark	149.50	14	58Alp Ori	0.87000	3000.0	299	8102	No
63	GOM_NL__2PRFIN20030918_033303_000000482020_00032_08102_9584.N1	18-SEP-2003 03:33:03	Dark	48.000	65	Lam Vel	2.2040	4400.0	96	8102	No
64	GOM_NL__2PRFIN20030918_033620_000000402020_00032_08102_9585.N1	18-SEP-2003 03:36:20	Dark	40.000	46	Del Vel	1.9540	10600.	80	8102	No
65	GOM_NL__2PRFIN20030918_033753_000000452020_00032_08102_9586.N1	18-SEP-2003 03:37:53	Dark	44.500	41	Eps Car	1.8600	4100.0	89	8102	No
66	GOM_NL__2PRFIN20030918_034828_000000392020_00033_08103_9559.N1	18-SEP-2003 03:48:28	Dark	38.500	135	Bet Hyi	2.8200	5800.0	77	8103	No
67	GOM_NL__2PRFIN20030918_035107_000000502020_00033_08103_9560.N1	18-SEP-2003 03:51:07	Dark	50.000	9	Alp Eri	0.45300	24000.	100	8103	No
68	GOM_NL__2PRFIN20030918_035359_000000442020_00033_08103_9561.N1	18-SEP-2003 03:53:59	Straylight	44.000	148	Alp Tuc	2.8780	4100.0	88	8103	No
69	GOM_NL__2PRFIN20030918_035722_000000452020_00033_08103_9562.N1	18-SEP-2003 03:57:22	Straylight	45.000	63	Bet Gru	2.1500	2800.0	90	8103	No
70	GOM_NL__2PRFIN20030918_040031_000000402020_00033_08103_9563.N1	18-SEP-2003 04:00:31	Straylight	40.000	172	Gam Gru	3.0030	13100.	80	8103	No
71	GOM_NL__2PRFIN20030918_040157_000000452020_00033_08103_9564.N1	18-SEP-2003 04:01:57	Straylight	45.000	18	24Alp PsA	1.1660	9700.0	90	8103	No
72	GOM_NL__2PRFIN20030918_040604_000000482020_00033_08103_9565.N1	18-SEP-2003 04:06:04	Dark	47.500	1014	Mars	0.0000	0.0000	95	8103	Yes
73	GOM_NL__2PRFIN20030918_041039_000000412020_00033_08103_9566.N1	18-SEP-2003 04:10:39	Bright	41.000	162	34Alp Aqr	2.9440	5350.0	82	8103	No
74	GOM_NL__2PRFIN20030918_041340_000000422020_00033_08103_9567.N1	18-SEP-2003 04:13:40	Bright	41.500	61	8Eps Peg	2.1000	3900.0	83	8103	No
75	GOM_NL__2PRFIN20030918_041506_000000422020_00033_08103_9568.N1	18-SEP-2003 04:15:06	Bright	42.000	90	54Alp Peg	2.4870	11000.	84	8103	No
76	GOM_NL__2PRFIN20030918_041856_000000422020_00033_08103_9569.N1	18-SEP-2003 04:18:56	Bright	42.000	93	53Bet Peg	2.5200	3100.0	84	8103	No
77	GOM_NL__2PRFIN20030918_042103_000000412020_00033_08103_9570.N1	18-SEP-2003 04:21:03	Bright	40.500	92	53Eps Cyg	2.5000	4500.0	81	8103	No
78	GOM_NL__2PRFIN20030918_042312_000000382020_00033_08103_9571.N1	18-SEP-2003 04:23:12	Bright	37.500	66	37Gam Cyg	2.2080	5900.0	75	8103	No
79	GOM_NL__2PRFIN20030918_042611_000000612020_00033_08103_9572.N1	18-SEP-2003 04:26:11	Bright	61.000	53	43Bet And	2.0480	3300.0	122	8103	No
80	GOM_NL__2PRFIN20030918_042824_000000392020_00033_08103_9573.N1	18-SEP-2003 04:28:24	Bright	39.000	89	5Alp Cep	2.4510	8000.0	78	8103	No
81	GOM_NL__2PRFIN20030918_043053_000000432020_00033_08103_9574.N1	18-SEP-2003 04:30:53	Bright	43.000	76	27Gam Cas	2.3000	30000.	86	8103	No
82	GOM_NL__2PRFIN20030918_043601_000000372020_00033_08103_9575.N1	18-SEP-2003 04:36:01	Bright	37.000	49	1Alp UMi	1.9900	6300.0	74	8103	No
83	GOM_NL__2PRFIN20030918_043832_000000662020_00033_08103_9576.N1	18-SEP-2003 04:38:32	Bright	65.500	35	33Alp Per	1.7950	6250.0	131	8103	No
84	GOM_NL__2PRFIN20030918_044026_000000692020_00033_08103_9577.N1	18-SEP-2003 04:40:26	Bright	69.000	175	39Del Per	3.0100	19400.	138	8103	No
85	GOM_NL__2PRFIN20030918_044328_000000392020_00033_08103_9578.N1	18-SEP-2003 04:43:28	Bright	38.500	36	50Alp UMa	1.8000	6300.0	77	8103	No
86	GOM_NL__2PRFIN20030918_044455_000000372020_00033_08103_9579.N1	18-SEP-2003 04:44:55	Bright	37.000	82	48Bet UMa	2.3650	10600.	74	8103	No
87	GOM_NL__2PRFIN20030918_044801_000000392020_00033_08103_9580.N1	18-SEP-2003 04:48:01	Bright	39.000	174	52Psi UMa	3.0040	4400.0	78	8103	No
88	GOM_NL__2PRFIN20030918_045144_000000672020_00033_08103_9581.N1	18-SEP-2003 04:51:44	Bright	66.500	107	37The Aur	2.6490	11000.	133	8103	No
89	GOM_NL__2PRFIN20030918_045450_000000472020_00033_08103_9582.N1	18-SEP-2003 04:54:50	Bright	47.000	17	78Bet Gem	1.1610	4500.0	94	8103	No
90	GOM_NL__2PRFIN20030918_045738_000001412020_00033_08103_9583.N1	18-SEP-2003 04:57:38	Straylight	140.50	28	12Bet Tau	1.6500	15200.	281	8103	No
91	GOM_NL__2PRFIN20030918_050229_000000552020_00033_08103_9584.N1	18-SEP-2003 05:02:29	Dark	54.500	8	10Alp CMi	0.40000	6500.0	109	8103	No
92	GOM_NL__2PRFIN20030918_050901_000001492020_00033_08103_9585.N1	18-SEP-2003 05:09:01	Dark	149.00	14	58Alp Ori	0.87000	3000.0	298	8103	No
93	GOM_NL__2PRFIN20030918_051339_000000502020_00033_08103_9586.N1	18-SEP-2003 05:13:39	Dark	50.000	65	Lam Vel	2.2040	4400.0	100	8103	No
94	GOM_NL__2PRFIN20030918_051657_000000432020_00033_08103_9587.N1	18-SEP-2003 05:16:57	Dark	43.000	46	Del Vel	1.9540	10600.	86	8103	No
95	GOM_NL__2PRFIN20030918_051830_000000502020_00033_08103_9588.N1	18-SEP-2003 05:18:30	Dark	49.500	41	Eps Car	1.8600	4100.0	99	8103	No
96	GOM_NL__2PRFIN20030918_052904_000000392020_00034_08104_9561.N1	18-SEP-2003 05:29:04	Dark	39.000	135	Bet Hyi	2.8200	5800.0	78	8104	No
97	GOM_NL__2PRFIN20030918_053143_000000462020_00034_08104_9562.N1	18-SEP-2003 05:31:43	Dark	45.500	9	Alp Eri	0.45300	24000.	91	8104	No
98	GOM_NL__2PRFIN20030918_053436_000000392020_00034_08104_9563.N1	18-SEP-2003 05:34:36	Straylight	38.500	148	Alp Tuc	2.8780	4100.0	77	8104	No
99	GOM_NL__2PRFIN20030918_053758_000000452020_00034_08104_9564.N1	18-SEP-2003 05:37:58	Straylight	45.000	63	Bet Gru	2.1500	2800.0	90	8104	No
100	GOM_NL__2PRFIN20030918_054107_000000402020_00034_08104_9565.N1	18-SEP-2003 05:41:07	Straylight	39.500	172	Gam Gru	3.0030	13100.	79	8104	No
101	GOM_NL__2PRFIN20030918_054233_000000462020_00034_08104_9566.N1	18-SEP-2003 05:42:33	Straylight	45.500	18	24Alp PsA	1.1660	9700.0	91	8104	No

102	GOM_NL__2PRFIN20030918_054640_000000512020_00034_08104_9567.N1	18-SEP-2003 05:46:40	Dark	50.500	1014	Mars	0.0000	0.0000	101	8104	Yes
103	GOM_NL__2PRFIN20030918_055115_000000402020_00034_08104_9568.N1	18-SEP-2003 05:51:15	Bright	40.000	162	34Alp Aqr	2.9440	5350.0	80	8104	No
104	GOM_NL__2PRFIN20030918_055416_000000402020_00034_08104_9569.N1	18-SEP-2003 05:54:16	Bright	39.500	61	8Eps Peg	2.1000	3900.0	79	8104	No
105	GOM_NL__2PRFIN20030918_055541_000000422020_00034_08104_9570.N1	18-SEP-2003 05:55:41	Bright	42.000	90	54Alp Peg	2.4870	11000.	84	8104	No
106	GOM_NL__2PRFIN20030918_055932_000000432020_00034_08104_9571.N1	18-SEP-2003 05:59:32	Bright	42.500	93	53Bet Peg	2.5200	3100.0	85	8104	No
107	GOM_NL__2PRFIN20030918_060138_000000422020_00034_08104_9572.N1	18-SEP-2003 06:01:38	Bright	41.500	92	53Eps Cyg	2.5000	4500.0	83	8104	No
108	GOM_NL__2PRFIN20030918_060348_000000402020_00034_08104_9573.N1	18-SEP-2003 06:03:48	Bright	39.500	66	37Gam Cyg	2.2080	5900.0	79	8104	No
109	GOM_NL__2PRFIN20030918_060646_000000612020_00034_08104_9574.N1	18-SEP-2003 06:06:46	Bright	61.000	53	43Bet And	2.0480	3300.0	122	8104	No
110	GOM_NL__2PRFIN20030918_060900_000000392020_00034_08104_9575.N1	18-SEP-2003 06:09:00	Bright	38.500	89	5Alp Cep	2.4510	8000.0	77	8104	No
111	GOM_NL__2PRFIN20030918_061128_000000432020_00034_08104_9576.N1	18-SEP-2003 06:11:28	Bright	43.000	76	27Gam Cas	2.3000	30000.	86	8104	No
112	GOM_NL__2PRFIN20030918_061638_000000402020_00034_08104_9577.N1	18-SEP-2003 06:16:38	Bright	40.000	49	1Alp UMi	1.9900	6300.0	80	8104	No
113	GOM_NL__2PRFIN20030918_061906_000000662020_00034_08104_9578.N1	18-SEP-2003 06:19:06	Bright	66.000	35	33Alp Per	1.7950	6250.0	132	8104	No
114	GOM_NL__2PRFIN20030918_062101_000000662020_00034_08104_9579.N1	18-SEP-2003 06:21:01	Bright	66.000	175	39Del Per	3.0100	19400.	132	8104	No
115	GOM_NL__2PRFIN20030918_062404_000000362020_00034_08104_9580.N1	18-SEP-2003 06:24:04	Bright	36.000	36	50Alp UMa	1.8000	6300.0	72	8104	No
116	GOM_NL__2PRFIN20030918_062531_000000522020_00034_08104_9581.N1	18-SEP-2003 06:25:31	Bright	52.000	82	48Bet UMa	2.3650	10600.	104	8104	No
117	GOM_NL__2PRFIN20030918_062838_000000352020_00034_08104_9582.N1	18-SEP-2003 06:28:38	Bright	34.500	174	52Psi UMa	3.0040	4400.0	69	8104	No
118	GOM_NL__2PRFIN20030918_063220_000000672020_00034_08104_9583.N1	18-SEP-2003 06:32:20	Bright	66.500	107	37The Aur	2.6490	11000.	133	8104	No
119	GOM_NL__2PRFIN20030918_063526_000000462020_00034_08104_9584.N1	18-SEP-2003 06:35:26	Bright	45.500	17	78Bet Gem	1.1610	4500.0	91	8104	No
120	GOM_NL__2PRFIN20030918_063815_000001332020_00034_08104_9585.N1	18-SEP-2003 06:38:15	Straylight	132.50	28	12Bet Tau	1.6500	15200.	265	8104	No
121	GOM_NL__2PRFIN20030918_064306_000000552020_00034_08104_9586.N1	18-SEP-2003 06:43:06	Dark	54.500	8	10Alp CMi	0.40000	6500.0	109	8104	No
122	GOM_NL__2PRFIN20030918_064940_000001412020_00034_08104_9587.N1	18-SEP-2003 06:49:40	Dark	141.00	14	58Alp Ori	0.87000	3000.0	282	8104	No
123	GOM_NL__2PRFIN20030918_065416_000000462020_00034_08104_9588.N1	18-SEP-2003 06:54:16	Dark	45.500	65	Lam Vel	2.2040	4400.0	91	8104	No
124	GOM_NL__2PRFIN20030918_065733_000000422020_00034_08104_9589.N1	18-SEP-2003 06:57:33	Dark	42.000	46	Del Vel	1.9540	10600.	84	8104	No
125	GOM_NL__2PRFIN20030918_065906_000000452020_00034_08104_9590.N1	18-SEP-2003 06:59:06	Dark	45.000	41	Eps Car	1.8600	4100.0	90	8104	No
126	GOM_NL__2PRFIN20030918_070940_000000382020_00035_08105_9673.N1	18-SEP-2003 07:09:40	Dark	38.000	135	Bet Hyi	2.8200	5800.0	76	8105	No
127	GOM_NL__2PRFIN20030918_071220_000000442020_00035_08105_9674.N1	18-SEP-2003 07:12:20	Dark	44.000	9	Alp Eri	0.45300	24000.	88	8105	No
128	GOM_NL__2PRFIN20030918_071511_000000452020_00035_08105_9675.N1	18-SEP-2003 07:15:11	Straylight	44.500	148	Alp Tuc	2.8780	4100.0	89	8105	No
129	GOM_NL__2PRFIN20030918_071835_000000452020_00035_08105_9676.N1	18-SEP-2003 07:18:35	Straylight	45.000	63	Bet Gru	2.1500	2800.0	90	8105	No
130	GOM_NL__2PRFIN20030918_072142_000000412020_00035_08105_9677.N1	18-SEP-2003 07:21:42	Straylight	40.500	172	Gam Gru	3.0030	13100.	81	8105	No
131	GOM_NL__2PRFIN20030918_072309_000000462020_00035_08105_9678.N1	18-SEP-2003 07:23:09	Straylight	46.000	18	24Alp PsA	1.1660	9700.0	92	8105	No
132	GOM_NL__2PRFIN20030918_072716_000000472020_00035_08105_9679.N1	18-SEP-2003 07:27:16	Dark	47.000	1014	Mars	0.0000	0.0000	94	8105	Yes
133	GOM_NL__2PRFIN20030918_073151_000000412020_00035_08105_9680.N1	18-SEP-2003 07:31:51	Bright	41.000	162	34Alp Aqr	2.9440	5350.0	82	8105	No
134	GOM_NL__2PRFIN20030918_073450_000000432020_00035_08105_9681.N1	18-SEP-2003 07:34:50	Bright	42.500	61	8Eps Peg	2.1000	3900.0	85	8105	No
135	GOM_NL__2PRFIN20030918_073617_000000412020_00035_08105_9682.N1	18-SEP-2003 07:36:17	Bright	41.000	90	54Alp Peg	2.4870	11000.	82	8105	No
136	GOM_NL__2PRFIN20030918_074007_000000412020_00035_08105_9683.N1	18-SEP-2003 07:40:07	Bright	41.000	93	53Bet Peg	2.5200	3100.0	82	8105	No
137	GOM_NL__2PRFIN20030918_074215_000000412020_00035_08105_9684.N1	18-SEP-2003 07:42:15	Bright	40.500	92	53Eps Cyg	2.5000	4500.0	81	8105	No
138	GOM_NL__2PRFIN20030918_074425_000000372020_00035_08105_9685.N1	18-SEP-2003 07:44:25	Bright	37.000	66	37Gam Cyg	2.2080	5900.0	74	8105	No
139	GOM_NL__2PRFIN20030918_074721_000000602020_00035_08105_9686.N1	18-SEP-2003 07:47:21	Bright	60.000	53	43Bet And	2.0480	3300.0	120	8105	No
140	GOM_NL__2PRFIN20030918_074936_000000382020_00035_08105_9687.N1	18-SEP-2003 07:49:36	Bright	38.000	89	5Alp Cep	2.4510	8000.0	76	8105	No
141	GOM_NL__2PRFIN20030918_075203_000000432020_00035_08105_9688.N1	18-SEP-2003 07:52:03	Bright	43.000	76	27Gam Cas	2.3000	30000.	86	8105	No
142	GOM_NL__2PRFIN20030918_075714_000000382020_00035_08105_9689.N1	18-SEP-2003 07:57:14	Bright	38.000	49	1Alp UMi	1.9900	6300.0	76	8105	No
143	GOM_NL__2PRFIN20030918_075941_000000652020_00035_08105_9690.N1	18-SEP-2003 07:59:41	Bright	65.000	35	33Alp Per	1.7950	6250.0	130	8105	No
144	GOM_NL__2PRFIN20030918_080136_000000682020_00035_08105_9691.N1	18-SEP-2003 08:01:36	Bright	67.500	175	39Del Per	3.0100	19400.	135	8105	No
145	GOM_NL__2PRFIN20030918_080440_000000392020_00035_08105_9692.N1	18-SEP-2003 08:04:40	Bright	38.500	36	50Alp UMa	1.8000	6300.0	77	8105	No
146	GOM_NL__2PRFIN20030918_080607_000000372020_00035_08105_9693.N1	18-SEP-2003 08:06:07	Bright	36.500	82	48Bet UMa	2.3650	10600.	73	8105	No
147	GOM_NL__2PRFIN20030918_080914_000000352020_00035_08105_9694.N1	18-SEP-2003 08:09:14	Bright	34.500	174	52Psi UMa	3.0040	4400.0	69	8105	No
148	GOM_NL__2PRFIN20030918_081256_000000652020_00035_08105_9695.N1	18-SEP-2003 08:12:56	Bright	64.500	107	37The Aur	2.6490	11000.	129	8105	No
149	GOM_NL__2PRFIN20030918_081537_000001782020_00035_08105_9696.N1	18-SEP-2003 08:15:37	Tw_i_and_stray	177.50	114	31ot Aur	2.6930	4600.0	355	8105	No
150	GOM_NL__2PRFIN20030918_082004_000000862020_00035_08105_9697.N1	18-SEP-2003 08:20:04	Tw_i_and_stray	86.000	151	13Mu Gem	2.8900	3000.0	172	8105	No
151	GOM_NL__2PRFIN20030918_082342_000000582020_00035_08105_9698.N1	18-SEP-2003 08:23:42	Dark	57.500	8	10Alp CMi	0.40000	6500.0	115	8105	No
152	GOM_NL__2PRFIN20030918_083451_000000422020_00035_08105_9699.N1	18-SEP-2003 08:34:51	Dark	42.000	65	Lam Vel	2.2040	4400.0	84	8105	No
153	GOM_NL__2PRFIN20030918_083653_000000412020_00035_08105_9700.N1	18-SEP-2003 08:36:53	Dark	41.000	34	Gam2Vel	1.7930	23000.	82	8105	No
154	GOM_NL__2PRFIN20030918_083810_000000392020_00035_08105_9701.N1	18-SEP-2003 08:38:10	Dark	39.000	46	Del Vel	1.9540	10600.	78	8105	No
155	GOM_NL__2PRFIN20030918_083942_000000412020_00035_08105_9702.N1	18-SEP-2003 08:39:42	Dark	41.000	41	Eps Car	1.8600	4100.0	82	8105	No
156	GOM_NL__2PRFIN20030918_084118_000000462020_00036_08106_9562.N1	18-SEP-2003 08:41:18	Dark	45.500	2	Alp Car	-0.73600	7000.0	91	8106	No
157	GOM_NL__2PRFIN20030918_085016_000000392020_00036_08106_9563.N1	18-SEP-2003 08:50:16	Dark	39.000	135	Bet Hyi	2.8200	5800.0	78	8106	No
158	GOM_NL__2PRFIN20030918_085256_000000562020_00036_08106_9564.N1	18-SEP-2003 08:52:56	Dark	56.000	9	Alp Eri	0.45300	24000.	112	8106	No
159	GOM_NL__2PRFIN20030918_085548_000000392020_00036_08106_9565.N1	18-SEP-2003 08:55:48	Straylight	38.500	148	Alp Tuc	2.8780	4100.0	77	8106	No
160	GOM_NL__2PRFIN20030918_085911_000000492020_00036_08106_9566.N1	18-SEP-2003 08:59:11	Straylight	48.500	63	Bet Gru	2.1500	2800.0	97	8106	No

161	GOM_NL__2PRFIN20030918_090219_000000422020_00036_08106_9567.N1	18-SEP-2003 09:02:19	Straylight	42.000	172	Gam Gru	3.0030	13100.	84	8106	No
162	GOM_NL__2PRFIN20030918_090345_000000452020_00036_08106_9568.N1	18-SEP-2003 09:03:45	Straylight	45.000	18	24Alp PsA	1.1660	9700.0	90	8106	No
163	GOM_NL__2PRFIN20030918_090752_000000512020_00036_08106_9569.N1	18-SEP-2003 09:07:52	Dark	50.500	1014	Mars	0.0000	0.0000	101	8106	Yes
164	GOM_NL__2PRFIN20030918_091227_000000412020_00036_08106_9570.N1	18-SEP-2003 09:12:27	Bright	40.500	162	34Alp Aqr	2.9440	5350.0	81	8106	No
165	GOM_NL__2PRFIN20030918_091528_000000412020_00036_08106_9571.N1	18-SEP-2003 09:15:28	Bright	40.500	61	8Eps Peg	2.1000	3900.0	81	8106	No
166	GOM_NL__2PRFIN20030918_091653_000000422020_00036_08106_9572.N1	18-SEP-2003 09:16:53	Bright	41.500	90	54Alp Peg	2.4870	11000.	83	8106	No
167	GOM_NL__2PRFIN20030918_092043_000000422020_00036_08106_9573.N1	18-SEP-2003 09:20:43	Bright	42.000	93	53Bet Peg	2.5200	3100.0	84	8106	No
168	GOM_NL__2PRFIN20030918_092251_000000412020_00036_08106_9574.N1	18-SEP-2003 09:22:51	Bright	40.500	92	53Eps Cyg	2.5000	4500.0	81	8106	No
169	GOM_NL__2PRFIN20030918_092500_000000402020_00036_08106_9575.N1	18-SEP-2003 09:25:00	Bright	40.000	66	37Gam Cyg	2.2080	5900.0	80	8106	No
170	GOM_NL__2PRFIN20030918_092755_000000592020_00036_08106_9576.N1	18-SEP-2003 09:27:55	Bright	58.500	53	43Bet And	2.0480	3300.0	117	8106	No
171	GOM_NL__2PRFIN20030918_093012_000000392020_00036_08106_9577.N1	18-SEP-2003 09:30:12	Bright	38.500	89	5Alp Cep	2.4510	8000.0	77	8106	No
172	GOM_NL__2PRFIN20030918_093239_000000442020_00036_08106_9578.N1	18-SEP-2003 09:32:39	Bright	43.500	76	27Gam Cas	2.3000	30000.	87	8106	No
173	GOM_NL__2PRFIN20030918_093750_000000392020_00036_08106_9579.N1	18-SEP-2003 09:37:50	Bright	39.000	49	1Alp UMi	1.9900	6300.0	78	8106	No
174	GOM_NL__2PRFIN20030918_094016_000000652020_00036_08106_9580.N1	18-SEP-2003 09:40:16	Bright	65.000	35	33Alp Per	1.7950	6250.0	130	8106	No
175	GOM_NL__2PRFIN20030918_094210_000000702020_00036_08106_9581.N1	18-SEP-2003 09:42:10	Bright	69.500	175	39Del Per	3.0100	19400.	139	8106	No
176	GOM_NL__2PRFIN20030918_094517_000000382020_00036_08106_9582.N1	18-SEP-2003 09:45:17	Bright	37.500	36	50Alp UMa	1.8000	6300.0	75	8106	No
177	GOM_NL__2PRFIN20030918_094643_000000362020_00036_08106_9583.N1	18-SEP-2003 09:46:43	Bright	35.500	82	48Bet UMa	2.3650	10600.	71	8106	No
178	GOM_NL__2PRFIN20030918_094950_000000362020_00036_08106_9584.N1	18-SEP-2003 09:49:50	Bright	35.500	174	52Psi UMa	3.0040	4400.0	71	8106	No
179	GOM_NL__2PRFIN20030918_095331_000000682020_00036_08106_9585.N1	18-SEP-2003 09:53:31	Bright	68.000	107	37The Aur	2.6490	11000.	136	8106	No
180	GOM_NL__2PRFIN20030918_095613_000001772020_00036_08106_9586.N1	18-SEP-2003 09:56:13	Tw_i_and_stray	176.50	114	3lot Aur	2.6930	4600.0	353	8106	No
181	GOM_NL__2PRFIN20030918_100040_000000862020_00036_08106_9587.N1	18-SEP-2003 10:00:40	Tw_i_and_stray	85.500	151	13Mu Gem	2.8900	3000.0	171	8106	No
182	GOM_NL__2PRFIN20030918_100419_000000632020_00036_08106_9588.N1	18-SEP-2003 10:04:19	Dark	62.500	8	10Alp CMi	0.40000	6500.0	125	8106	No
183	GOM_NL__2PRFIN20030918_101528_000000402020_00036_08106_9589.N1	18-SEP-2003 10:15:28	Dark	39.500	65	Lam Vel	2.2040	4400.0	79	8106	No
184	GOM_NL__2PRFIN20030918_101729_000000412020_00036_08106_9590.N1	18-SEP-2003 10:17:29	Dark	41.000	34	Gam2Vel	1.7930	23000.	82	8106	No
185	GOM_NL__2PRFIN20030918_101846_000000422020_00036_08106_9591.N1	18-SEP-2003 10:18:46	Dark	41.500	46	Del Vel	1.9540	10600.	83	8106	No
186	GOM_NL__2PRFIN20030918_102018_000000512020_00036_08106_9592.N1	18-SEP-2003 10:20:18	Dark	51.000	41	Eps Car	1.8600	4100.0	102	8106	No
187	GOM_NL__2PRFIN20030918_102155_000000572020_00037_08107_9562.N1	18-SEP-2003 10:21:55	Dark	56.500	2	Alp Car	-0.73600	7000.0	113	8107	No
188	GOM_NL__2PRFIN20030918_103052_000000392020_00037_08107_9563.N1	18-SEP-2003 10:30:52	Dark	39.000	135	Bet Hyi	2.8200	5800.0	78	8107	No
189	GOM_NL__2PRFIN20030918_103333_000000492020_00037_08107_9564.N1	18-SEP-2003 10:33:33	Dark	49.000	9	Alp Eri	0.45300	24000.	98	8107	No
190	GOM_NL__2PRFIN20030918_103624_000000412020_00037_08107_9565.N1	18-SEP-2003 10:36:24	Straylight	41.000	148	Alp Tuc	2.8780	4100.0	82	8107	No
191	GOM_NL__2PRFIN20030918_103947_000000462020_00037_08107_9566.N1	18-SEP-2003 10:39:47	Straylight	45.500	63	Bet Gru	2.1500	2800.0	91	8107	No
192	GOM_NL__2PRFIN20030918_104255_000000402020_00037_08107_9567.N1	18-SEP-2003 10:42:55	Straylight	40.000	172	Gam Gru	3.0030	13100.	80	8107	No
193	GOM_NL__2PRFIN20030918_104421_000000452020_00037_08107_9568.N1	18-SEP-2003 10:44:21	Straylight	45.000	18	24Alp PsA	1.1660	9700.0	90	8107	No
194	GOM_NL__2PRFIN20030918_104829_000000462020_00037_08107_9569.N1	18-SEP-2003 10:48:29	Dark	46.000	1014	Mars	0.0000	0.0000	92	8107	Yes
195	GOM_NL__2PRFIN20030918_105304_000000412020_00037_08107_9570.N1	18-SEP-2003 10:53:04	Bright	40.500	162	34Alp Aqr	2.9440	5350.0	81	8107	No
196	GOM_NL__2PRFIN20030918_105604_000000412020_00037_08107_9571.N1	18-SEP-2003 10:56:04	Bright	40.500	61	8Eps Peg	2.1000	3900.0	81	8107	No
197	GOM_NL__2PRFIN20030918_105730_000000412020_00037_08107_9572.N1	18-SEP-2003 10:57:30	Bright	40.500	90	54Alp Peg	2.4870	11000.	81	8107	No
198	GOM_NL__2PRFIN20030918_110119_000000422020_00037_08107_9573.N1	18-SEP-2003 11:01:19	Bright	42.000	93	53Bet Peg	2.5200	3100.0	84	8107	No
199	GOM_NL__2PRFIN20030918_110328_000000402020_00037_08107_9574.N1	18-SEP-2003 11:03:28	Bright	40.000	92	53Eps Cyg	2.5000	4500.0	80	8107	No
200	GOM_NL__2PRFIN20030918_110537_000000402020_00037_08107_9575.N1	18-SEP-2003 11:05:37	Bright	39.500	66	37Gam Cyg	2.2080	5900.0	79	8107	No
201	GOM_NL__2PRFIN20030918_110830_000000612020_00037_08107_9576.N1	18-SEP-2003 11:08:30	Bright	61.000	53	43Bet And	2.0480	3300.0	122	8107	No
202	GOM_NL__2PRFIN20030918_111048_000000392020_00037_08107_9577.N1	18-SEP-2003 11:10:48	Bright	39.000	89	5Alp Cep	2.4510	8000.0	78	8107	No
203	GOM_NL__2PRFIN20030918_111315_000000442020_00037_08107_9578.N1	18-SEP-2003 11:13:15	Bright	43.500	76	27Gam Cas	2.3000	30000.	87	8107	No
204	GOM_NL__2PRFIN20030918_111826_000000382020_00037_08107_9579.N1	18-SEP-2003 11:18:26	Bright	37.500	49	1Alp UMi	1.9900	6300.0	75	8107	No
205	GOM_NL__2PRFIN20030918_112050_000000642020_00037_08107_9580.N1	18-SEP-2003 11:20:50	Bright	64.000	35	33Alp Per	1.7950	6250.0	128	8107	No
206	GOM_NL__2PRFIN20030918_112245_000000692020_00037_08107_9581.N1	18-SEP-2003 11:22:45	Bright	68.500	175	39Del Per	3.0100	19400.	137	8107	No
207	GOM_NL__2PRFIN20030918_112553_000000352020_00037_08107_9582.N1	18-SEP-2003 11:25:53	Bright	35.000	36	50Alp UMa	1.8000	6300.0	70	8107	No
208	GOM_NL__2PRFIN20030918_112720_000000352020_00037_08107_9583.N1	18-SEP-2003 11:27:20	Bright	34.500	82	48Bet UMa	2.3650	10600.	69	8107	No
209	GOM_NL__2PRFIN20030918_113026_000000382020_00037_08107_9584.N1	18-SEP-2003 11:30:26	Bright	37.500	174	52Psi UMa	3.0040	4400.0	75	8107	No
210	GOM_NL__2PRFIN20030918_113408_000000662020_00037_08107_9585.N1	18-SEP-2003 11:34:08	Bright	65.500	107	37The Aur	2.6490	11000.	131	8107	No
211	GOM_NL__2PRFIN20030918_113649_000001772020_00037_08107_9586.N1	18-SEP-2003 11:36:49	Tw_i_and_stray	177.00	114	3lot Aur	2.6930	4600.0	354	8107	No
212	GOM_NL__2PRFIN20030918_114117_000000812020_00037_08107_9587.N1	18-SEP-2003 11:41:17	Tw_i_and_stray	81.000	151	13Mu Gem	2.8900	3000.0	162	8107	No
213	GOM_NL__2PRFIN20030918_114455_000000542020_00037_08107_9588.N1	18-SEP-2003 11:44:55	Dark	53.500	8	10Alp CMi	0.40000	6500.0	107	8107	No
214	GOM_NL__2PRFIN20030918_115604_000000492020_00037_08107_9589.N1	18-SEP-2003 11:56:04	Dark	48.500	65	Lam Vel	2.2040	4400.0	97	8107	No
215	GOM_NL__2PRFIN20030918_115806_000000402020_00037_08107_9590.N1	18-SEP-2003 11:58:06	Dark	39.500	34	Gam2Vel	1.7930	23000.	79	8107	No
216	GOM_NL__2PRFIN20030918_115922_000000412020_00037_08107_9591.N1	18-SEP-2003 11:59:22	Dark	41.000	46	Del Vel	1.9540	10600.	82	8107	No
217	GOM_NL__2PRFIN20030918_120054_000000502020_00037_08107_9592.N1	18-SEP-2003 12:00:54	Dark	49.500	41	Eps Car	1.8600	4100.0	99	8107	No
218	GOM_NL__2PRFIN20030918_120232_000000572020_00038_08108_9475.N1	18-SEP-2003 12:02:32	Dark	57.000	2	Alp Car	-0.73600	7000.0	114	8108	No
219	GOM_NL__2PRFIN20030918_121128_000000402020_00038_08108_9476.N1	18-SEP-2003 12:11:28	Dark	40.000	135	Bet Hyi	2.8200	5800.0	80	8108	No

220	GOM_NL__2PRFIN20030918_121409_000000492020_00038_08108_9477.N1	18-SEP-2003 12:14:09	Dark	49.000	9	Alp Eri	0.45300	24000.	98	8108	No
221	GOM_NL__2PRFIN20030918_121700_000000382020_00038_08108_9478.N1	18-SEP-2003 12:17:00	Straylight	38.000	148	Alp Tuc	2.8780	4100.0	76	8108	No
222	GOM_NL__2PRFIN20030918_122023_000000442020_00038_08108_9479.N1	18-SEP-2003 12:20:23	Straylight	44.000	63	Bet Gru	2.1500	2800.0	88	8108	No
223	GOM_NL__2PRFIN20030918_122331_000000412020_00038_08108_9480.N1	18-SEP-2003 12:23:31	Straylight	40.500	172	Gam Gru	3.0030	13100.	81	8108	No
224	GOM_NL__2PRFIN20030918_122458_000000422020_00038_08108_9481.N1	18-SEP-2003 12:24:58	Straylight	42.000	18	24Alp PsA	1.1660	9700.0	84	8108	No
225	GOM_NL__2PRFIN20030918_122905_000000492020_00038_08108_9482.N1	18-SEP-2003 12:29:05	Dark	48.500	1014	Mars	0.0000	0.0000	97	8108	Yes
226	GOM_NL__2PRFIN20030918_123340_000000392020_00038_08108_9483.N1	18-SEP-2003 12:33:40	Bright	39.000	162	34Alp Aqr	2.9440	5350.0	78	8108	No
227	GOM_NL__2PRFIN20030918_123640_000000402020_00038_08108_9484.N1	18-SEP-2003 12:36:40	Bright	40.000	61	8Eps Peg	2.1000	3900.0	80	8108	No
228	GOM_NL__2PRFIN20030918_123806_000000402020_00038_08108_9485.N1	18-SEP-2003 12:38:06	Bright	40.000	90	54Alp Peg	2.4870	11000.	80	8108	No
229	GOM_NL__2PRFIN20030918_124156_000000392020_00038_08108_9486.N1	18-SEP-2003 12:41:56	Bright	38.500	93	53Bet Peg	2.5200	3100.0	77	8108	No
230	GOM_NL__2PRFIN20030918_124404_000000402020_00038_08108_9487.N1	18-SEP-2003 12:44:04	Bright	40.000	92	53Eps Cyg	2.5000	4500.0	80	8108	No
231	GOM_NL__2PRFIN20030918_124614_000000392020_00038_08108_9488.N1	18-SEP-2003 12:46:14	Bright	38.500	66	37Gam Cyg	2.2080	5900.0	77	8108	No
232	GOM_NL__2PRFIN20030918_124905_000000602020_00038_08108_9489.N1	18-SEP-2003 12:49:05	Bright	59.500	53	43Bet And	2.0480	3300.0	119	8108	No
233	GOM_NL__2PRFIN20030918_125125_000000372020_00038_08108_9490.N1	18-SEP-2003 12:51:25	Bright	37.000	89	5Alp Cep	2.4510	8000.0	74	8108	No
234	GOM_NL__2PRFIN20030918_125350_000000432020_00038_08108_9491.N1	18-SEP-2003 12:53:50	Bright	43.000	76	27Gam Cas	2.3000	30000.	86	8108	No
235	GOM_NL__2PRFIN20030918_125902_000000382020_00038_08108_9492.N1	18-SEP-2003 12:59:02	Bright	37.500	49	1Alp UMi	1.9900	6300.0	75	8108	No
236	GOM_NL__2PRFIN20030918_130125_000000662020_00038_08108_9493.N1	18-SEP-2003 13:01:25	Bright	65.500	35	33Alp Per	1.7950	6250.0	131	8108	No
237	GOM_NL__2PRFIN20030918_130319_000000702020_00038_08108_9494.N1	18-SEP-2003 13:03:19	Bright	69.500	175	39Del Per	3.0100	19400.	139	8108	No
238	GOM_NL__2PRFIN20030918_130629_000000382020_00038_08108_9495.N1	18-SEP-2003 13:06:29	Bright	37.500	36	50Alp UMa	1.8000	6300.0	75	8108	No
239	GOM_NL__2PRFIN20030918_130756_000000382020_00038_08108_9496.N1	18-SEP-2003 13:07:56	Bright	37.500	82	48Bet UMa	2.3650	10600.	75	8108	No
240	GOM_NL__2PRFIN20030918_131102_000000352020_00038_08108_9497.N1	18-SEP-2003 13:11:02	Bright	35.000	174	52Psi UMa	3.0040	4400.0	70	8108	No
241	GOM_NL__2PRFIN20030918_131443_000000662020_00038_08108_9498.N1	18-SEP-2003 13:14:43	Bright	65.500	107	37The Aur	2.6490	11000.	131	8108	No
242	GOM_NL__2PRFIN20030918_131725_000001642020_00038_08108_9499.N1	18-SEP-2003 13:17:25	Tw_i_and_stray	164.00	114	3lot Aur	2.6930	4600.0	328	8108	No
243	GOM_NL__2PRFIN20030918_132153_000000832020_00038_08108_9500.N1	18-SEP-2003 13:21:53	Tw_i_and_stray	83.000	151	13Mu Gem	2.8900	3000.0	166	8108	No
244	GOM_NL__2PRFIN20030918_132532_000000562020_00038_08108_9501.N1	18-SEP-2003 13:25:32	Dark	55.500	8	10Alp CMi	0.40000	6500.0	111	8108	No
245	GOM_NL__2PRFIN20030918_133640_000000462020_00038_08108_9502.N1	18-SEP-2003 13:36:40	Dark	45.500	65	Lam Vel	2.2040	4400.0	91	8108	No
246	GOM_NL__2PRFIN20030918_133842_000000422020_00038_08108_9503.N1	18-SEP-2003 13:38:42	Dark	42.000	34	Gam2Vel	1.7930	23000.	84	8108	No
247	GOM_NL__2PRFIN20030918_133958_000000422020_00038_08108_9504.N1	18-SEP-2003 13:39:58	Dark	41.500	46	Del Vel	1.9540	10600.	83	8108	No
248	GOM_NL__2PRFIN20030918_134131_000000462020_00038_08108_9505.N1	18-SEP-2003 13:41:31	Dark	46.000	41	Eps Car	1.8600	4100.0	92	8108	No
249	GOM_NL__2PRFIN20030918_134309_000000552020_00039_08109_9493.N1	18-SEP-2003 13:43:09	Dark	55.000	2	Alp Car	-0.73600	7000.0	110	8109	No
250	GOM_NL__2PRFIN20030918_135205_000000392020_00039_08109_9494.N1	18-SEP-2003 13:52:05	Dark	39.000	135	Bet Hyi	2.8200	5800.0	78	8109	No
251	GOM_NL__2PRFIN20030918_135445_000000452020_00039_08109_9495.N1	18-SEP-2003 13:54:45	Dark	44.500	9	Alp Eri	0.45300	24000.	89	8109	No
252	GOM_NL__2PRFIN20030918_135736_000000392020_00039_08109_9496.N1	18-SEP-2003 13:57:36	Straylight	39.000	148	Alp Tuc	2.8780	4100.0	78	8109	No
253	GOM_NL__2PRFIN20030918_140100_000000442020_00039_08109_9497.N1	18-SEP-2003 14:01:00	Straylight	44.000	63	Bet Gru	2.1500	2800.0	88	8109	No
254	GOM_NL__2PRFIN20030918_140408_000000402020_00039_08109_9498.N1	18-SEP-2003 14:04:08	Straylight	40.000	172	Gam Gru	3.0030	13100.	80	8109	No
255	GOM_NL__2PRFIN20030918_140534_000000472020_00039_08109_9499.N1	18-SEP-2003 14:05:34	Straylight	46.500	18	24Alp PsA	1.1660	9700.0	93	8109	No
256	GOM_NL__2PRFIN20030918_140941_000000492020_00039_08109_9500.N1	18-SEP-2003 14:09:41	Dark	49.000	1014	Mars	0.0000	0.0000	98	8109	Yes
257	GOM_NL__2PRFIN20030918_141417_000000382020_00039_08109_9501.N1	18-SEP-2003 14:14:17	Bright	37.500	162	34Alp Aqr	2.9440	5350.0	75	8109	No
258	GOM_NL__2PRFIN20030918_141717_000000392020_00039_08109_9502.N1	18-SEP-2003 14:17:17	Bright	38.500	61	8Eps Peg	2.1000	3900.0	77	8109	No
259	GOM_NL__2PRFIN20030918_141842_000000392020_00039_08109_9503.N1	18-SEP-2003 14:18:42	Bright	38.500	90	54Alp Peg	2.4870	11000.	77	8109	No
260	GOM_NL__2PRFIN20030918_142231_000000422020_00039_08109_9504.N1	18-SEP-2003 14:22:31	Bright	41.500	93	53Bet Peg	2.5200	3100.0	83	8109	No
261	GOM_NL__2PRFIN20030918_142440_000000402020_00039_08109_9505.N1	18-SEP-2003 14:24:40	Bright	40.000	92	53Eps Cyg	2.5000	4500.0	80	8109	No
262	GOM_NL__2PRFIN20030918_142649_000000382020_00039_08109_9506.N1	18-SEP-2003 14:26:49	Bright	37.500	66	37Gam Cyg	2.2080	5900.0	75	8109	No
263	GOM_NL__2PRFIN20030918_142939_000000562020_00039_08109_9507.N1	18-SEP-2003 14:29:39	Bright	56.000	53	43Bet And	2.0480	3300.0	112	8109	No
264	GOM_NL__2PRFIN20030918_143201_000000372020_00039_08109_9508.N1	18-SEP-2003 14:32:01	Bright	37.000	89	5Alp Cep	2.4510	8000.0	74	8109	No
265	GOM_NL__2PRFIN20030918_143425_000000442020_00039_08109_9509.N1	18-SEP-2003 14:34:25	Bright	43.500	76	27Gam Cas	2.3000	30000.	87	8109	No
266	GOM_NL__2PRFIN20030918_143938_000000352020_00039_08109_9510.N1	18-SEP-2003 14:39:38	Bright	34.500	49	1Alp UMi	1.9900	6300.0	69	8109	No
267	GOM_NL__2PRFIN20030918_144159_000000662020_00039_08109_9511.N1	18-SEP-2003 14:41:59	Bright	66.000	35	33Alp Per	1.7950	6250.0	132	8109	No
268	GOM_NL__2PRFIN20030918_144704_000000372020_00039_08109_9512.N1	18-SEP-2003 14:47:04	Bright	36.500	36	50Alp UMa	1.8000	6300.0	73	8109	No
269	GOM_NL__2PRFIN20030918_144832_000000352020_00039_08109_9513.N1	18-SEP-2003 14:48:32	Bright	35.000	82	48Bet UMa	2.3650	10600.	70	8109	No
270	GOM_NL__2PRFIN20030918_145135_000000392020_00039_08109_9514.N1	18-SEP-2003 14:51:35	Bright	39.000	174	52Psi UMa	3.0040	4400.0	78	8109	No
271	GOM_NL__2PRFIN20030918_145519_000000662020_00039_08109_9515.N1	18-SEP-2003 14:55:19	Bright	66.000	107	37The Aur	2.6490	11000.	132	8109	No
272	GOM_NL__2PRFIN20030918_145801_000001672020_00039_08109_9516.N1	18-SEP-2003 14:58:01	Tw_i_and_stray	167.00	114	3lot Aur	2.6930	4600.0	334	8109	No
273	GOM_NL__2PRFIN20030918_150229_000000832020_00039_08109_9517.N1	18-SEP-2003 15:02:29	Tw_i_and_stray	83.000	151	13Mu Gem	2.8900	3000.0	166	8109	No
274	GOM_NL__2PRFIN20030918_150608_000000582020_00039_08109_9518.N1	18-SEP-2003 15:06:08	Dark	57.500	8	10Alp CMi	0.40000	6500.0	115	8109	No
275	GOM_NL__2PRFIN20030918_151716_000000472020_00039_08109_9519.N1	18-SEP-2003 15:17:16	Dark	47.000	65	Lam Vel	2.2040	4400.0	94	8109	No
276	GOM_NL__2PRFIN20030918_151918_000000422020_00039_08109_9520.N1	18-SEP-2003 15:19:18	Dark	42.000	34	Gam2Vel	1.7930	23000.	84	8109	No
277	GOM_NL__2PRFIN20030918_152034_000000412020_00039_08109_9521.N1	18-SEP-2003 15:20:34	Dark	40.500	46	Del Vel	1.9540	10600.	81	8109	No
278	GOM_NL__2PRFIN20030918_152206_000000512020_00039_08109_9522.N1	18-SEP-2003 15:22:06	Dark	51.000	41	Eps Car	1.8600	4100.0	102	8109	No

279	GOM_NL__2PRFIN20030918_152346_000000572020_00040_08110_9599.N1	18-SEP-2003 15:23:46	Dark	57.000	2	Alp Car	-0.73600	7000.0	114	8110	No
280	GOM_NL__2PRFIN20030918_152642_000002312020_00040_08110_9600.N1	18-SEP-2003 15:26:42	Dark	231.00	7	19Bet Ori	0.10000	14000.	462	8110	No
281	GOM_NL__2PRFIN20030918_153241_000000382020_00040_08110_9601.N1	18-SEP-2003 15:32:41	Dark	37.500	135	Bet Hyi	2.8200	5800.0	75	8110	No
282	GOM_NL__2PRFIN20030918_153522_000000472020_00040_08110_9602.N1	18-SEP-2003 15:35:22	Dark	47.000	9	Alp Eri	0.45300	24000.	94	8110	No
283	GOM_NL__2PRFIN20030918_153812_000000422020_00040_08110_9603.N1	18-SEP-2003 15:38:12	Straylight	41.500	148	Alp Tuc	2.8780	4100.0	83	8110	No
284	GOM_NL__2PRFIN20030918_154102_000000482020_00040_08110_9604.N1	18-SEP-2003 15:41:02	Straylight	48.000	84	Alp Phe	2.3970	4500.0	96	8110	No
285	GOM_NL__2PRFIN20030918_154443_000000422020_00040_08110_9605.N1	18-SEP-2003 15:44:43	Straylight	42.000	172	Gam Gru	3.0030	13100.	84	8110	No
286	GOM_NL__2PRFIN20030918_154610_000000452020_00040_08110_9606.N1	18-SEP-2003 15:46:10	Straylight	44.500	18	24Alp PsA	1.1660	9700.0	89	8110	No
287	GOM_NL__2PRFIN20030918_155016_000000512020_00040_08110_9607.N1	18-SEP-2003 15:50:16	Dark	51.000	1014	Mars	0.0000	0.0000	102	8110	Yes
288	GOM_NL__2PRFIN20030918_155451_000000402020_00040_08110_9608.N1	18-SEP-2003 15:54:51	Bright	39.500	162	34Alp Aqr	2.9440	5350.0	79	8110	No
289	GOM_NL__2PRFIN20030918_155750_000000422020_00040_08110_9609.N1	18-SEP-2003 15:57:50	Bright	41.500	61	8Eps Peg	2.1000	3900.0	83	8110	No
290	GOM_NL__2PRFIN20030918_155916_000000412020_00040_08110_9610.N1	18-SEP-2003 15:59:16	Bright	40.500	90	54Alp Peg	2.4870	11000.	81	8110	No
291	GOM_NL__2PRFIN20030918_160306_000000402020_00040_08110_9611.N1	18-SEP-2003 16:03:06	Bright	40.000	93	53Bet Peg	2.5200	3100.0	80	8110	No
292	GOM_NL__2PRFIN20030918_160514_000000432020_00040_08110_9612.N1	18-SEP-2003 16:05:14	Bright	43.000	92	53Eps Cyg	2.5000	4500.0	86	8110	No
293	GOM_NL__2PRFIN20030918_160726_000000382020_00040_08110_9613.N1	18-SEP-2003 16:07:26	Bright	37.500	66	37Gam Cyg	2.2080	5900.0	75	8110	No
294	GOM_NL__2PRFIN20030918_161014_000000612020_00040_08110_9614.N1	18-SEP-2003 16:10:14	Bright	61.000	53	43Bet And	2.0480	3300.0	122	8110	No
295	GOM_NL__2PRFIN20030918_161236_000000382020_00040_08110_9615.N1	18-SEP-2003 16:12:36	Bright	38.000	89	5Alp Cep	2.4510	8000.0	76	8110	No
296	GOM_NL__2PRFIN20030918_161500_000000392020_00040_08110_9616.N1	18-SEP-2003 16:15:00	Bright	39.000	76	27Gam Cas	2.3000	30000.	78	8110	No
297	GOM_NL__2PRFIN20030918_162011_000000402020_00040_08110_9617.N1	18-SEP-2003 16:20:11	Bright	40.000	49	1Alp UMi	1.9900	6300.0	80	8110	No
298	GOM_NL__2PRFIN20030918_162235_000000642020_00040_08110_9618.N1	18-SEP-2003 16:22:35	Bright	64.000	35	33Alp Per	1.7950	6250.0	128	8110	No
299	GOM_NL__2PRFIN20030918_162429_000000672020_00040_08110_9619.N1	18-SEP-2003 16:24:29	Bright	66.500	175	39Del Per	3.0100	19400.	133	8110	No
300	GOM_NL__2PRFIN20030918_162740_000000392020_00040_08110_9620.N1	18-SEP-2003 16:27:40	Bright	38.500	36	50Alp UMa	1.8000	6300.0	77	8110	No
301	GOM_NL__2PRFIN20030918_162908_000000352020_00040_08110_9621.N1	18-SEP-2003 16:29:08	Bright	35.000	82	48Bet UMa	2.3650	10600.	70	8110	No
302	GOM_NL__2PRFIN20030918_163214_000000372020_00040_08110_9622.N1	18-SEP-2003 16:32:14	Bright	37.000	174	52Psi UMa	3.0040	4400.0	74	8110	No
303	GOM_NL__2PRFIN20030918_163749_000000482020_00040_08110_9623.N1	18-SEP-2003 16:37:49	Bright	47.500	24	66Alp Gem	1.5800	10200.	95	8110	No
304	GOM_NL__2PRFIN20030918_164156_000001362020_00040_08110_9624.N1	18-SEP-2003 16:41:56	Straylight	135.50	28	12Bet Tau	1.6500	15200.	271	8110	No
305	GOM_NL__2PRFIN20030918_164645_000000572020_00040_08110_9625.N1	18-SEP-2003 16:46:45	Dark	57.000	8	10Alp CMi	0.40000	6500.0	114	8110	No
306	GOM_NL__2PRFIN20030918_165331_000001772020_00040_08110_9626.N1	18-SEP-2003 16:53:31	Dark	177.00	14	58Alp Ori	0.87000	3000.0	354	8110	No
307	GOM_NL__2PRFIN20030918_165751_000000472020_00040_08110_9627.N1	18-SEP-2003 16:57:51	Dark	46.500	65	Lam Vel	2.2040	4400.0	93	8110	No
308	GOM_NL__2PRFIN20030918_170107_000000442020_00040_08110_9628.N1	18-SEP-2003 17:01:07	Dark	43.500	46	Del Vel	1.9540	10600.	87	8110	No
309	GOM_NL__2PRFIN20030918_170241_000000522020_00040_08110_9629.N1	18-SEP-2003 17:02:41	Dark	52.000	41	Eps Car	1.8600	4100.0	104	8110	No
310	GOM_NL__2PRFIN20030918_170422_000000542020_00041_08111_8874.N1	18-SEP-2003 17:04:22	Dark	54.000	2	Alp Car	-0.73600	7000.0	108	8111	No
311	GOM_NL__2PRFIN20030918_170724_000002312020_00041_08111_8875.N1	18-SEP-2003 17:07:24	Dark	231.00	7	19Bet Ori	0.10000	14000.	462	8111	No
312	GOM_NL__2PRFIN20030918_171316_000000392020_00041_08111_8876.N1	18-SEP-2003 17:13:16	Dark	39.000	135	Bet Hyi	2.8200	5800.0	78	8111	No
313	GOM_NL__2PRFIN20030918_171558_000000452020_00041_08111_8877.N1	18-SEP-2003 17:15:58	Dark	44.500	9	Alp Eri	0.45300	24000.	89	8111	No
314	GOM_NL__2PRFIN20030918_171848_000000482020_00041_08111_8878.N1	18-SEP-2003 17:18:48	Straylight	48.000	148	Alp Tuc	2.8780	4100.0	96	8111	No
315	GOM_NL__2PRFIN20030918_172138_000000502020_00041_08111_8879.N1	18-SEP-2003 17:21:38	Straylight	49.500	84	Alp Phe	2.3970	4500.0	99	8111	No
316	GOM_NL__2PRFIN20030918_172519_000000412020_00041_08111_8880.N1	18-SEP-2003 17:25:19	Straylight	40.500	172	Gam Gru	3.0030	13100.	81	8111	No
317	GOM_NL__2PRFIN20030918_172645_000000462020_00041_08111_8881.N1	18-SEP-2003 17:26:45	Straylight	45.500	18	24Alp PsA	1.1660	9700.0	91	8111	No
318	GOM_NL__2PRFIN20030918_173052_000000482020_00041_08111_8882.N1	18-SEP-2003 17:30:52	Dark	48.000	1014	Mars	0.0000	0.0000	96	8111	Yes
319	GOM_NL__2PRFIN20030918_173525_000000422020_00041_08111_8883.N1	18-SEP-2003 17:35:25	Bright	41.500	162	34Alp Aqr	2.9440	5350.0	83	8111	No
320	GOM_NL__2PRFIN20030918_173827_000000432020_00041_08111_8884.N1	18-SEP-2003 17:38:27	Bright	42.500	61	8Eps Peg	2.1000	3900.0	85	8111	No
321	GOM_NL__2PRFIN20030918_173952_000000422020_00041_08111_8885.N1	18-SEP-2003 17:39:52	Bright	42.000	90	54Alp Peg	2.4870	11000.	84	8111	No
322	GOM_NL__2PRFIN20030918_174342_000000402020_00041_08111_8886.N1	18-SEP-2003 17:43:42	Bright	40.000	93	53Bet Peg	2.5200	3100.0	80	8111	No
323	GOM_NL__2PRFIN20030918_174552_000000402020_00041_08111_8887.N1	18-SEP-2003 17:45:52	Bright	39.500	92	53Eps Cyg	2.5000	4500.0	79	8111	No
324	GOM_NL__2PRFIN20030918_174802_000000402020_00041_08111_8888.N1	18-SEP-2003 17:48:02	Bright	39.500	66	37Gam Cyg	2.2080	5900.0	79	8111	No
325	GOM_NL__2PRFIN20030918_175049_000000612020_00041_08111_8889.N1	18-SEP-2003 17:50:49	Bright	61.000	53	43Bet And	2.0480	3300.0	122	8111	No
326	GOM_NL__2PRFIN20030918_175312_000000392020_00041_08111_8890.N1	18-SEP-2003 17:53:12	Bright	38.500	89	5Alp Cep	2.4510	8000.0	77	8111	No
327	GOM_NL__2PRFIN20030918_175535_000000452020_00041_08111_8891.N1	18-SEP-2003 17:55:35	Bright	44.500	76	27Gam Cas	2.3000	30000.	89	8111	No
328	GOM_NL__2PRFIN20030918_180049_000000392020_00041_08111_8892.N1	18-SEP-2003 18:00:49	Bright	39.000	49	1Alp UMi	1.9900	6300.0	78	8111	No
329	GOM_NL__2PRFIN20030918_180309_000000682020_00041_08111_8893.N1	18-SEP-2003 18:03:09	Bright	67.500	35	33Alp Per	1.7950	6250.0	135	8111	No
330	GOM_NL__2PRFIN20030918_180503_000000692020_00041_08111_8894.N1	18-SEP-2003 18:05:03	Bright	68.500	175	39Del Per	3.0100	19400.	137	8111	No
331	GOM_NL__2PRFIN20030918_180814_000000382020_00041_08111_8895.N1	18-SEP-2003 18:08:14	Bright	38.000	36	50Alp UMa	1.8000	6300.0	76	8111	No
332	GOM_NL__2PRFIN20030918_180944_000000362020_00041_08111_8896.N1	18-SEP-2003 18:09:44	Bright	36.000	82	48Bet UMa	2.3650	10600.	72	8111	No
333	GOM_NL__2PRFIN20030918_181249_000000382020_00041_08111_8897.N1	18-SEP-2003 18:12:49	Bright	38.000	174	52Psi UMa	3.0040	4400.0	76	8111	No
334	GOM_NL__2PRFIN20030918_181826_000000472020_00041_08111_8898.N1	18-SEP-2003 18:18:26	Bright	47.000	24	66Alp Gem	1.5800	10200.	94	8111	No
335	GOM_NL__2PRFIN20030918_182232_000001372020_00041_08111_8899.N1	18-SEP-2003 18:22:32	Straylight	137.00	28	12Bet Tau	1.6500	15200.	274	8111	No
336	GOM_NL__2PRFIN20030918_182721_000000622020_00041_08111_8900.N1	18-SEP-2003 18:27:21	Dark	61.500	8	10Alp CMi	0.40000	6500.0	123	8111	No
337	GOM_NL__2PRFIN20030918_183409_000001772020_00041_08111_8901.N1	18-SEP-2003 18:34:09	Dark	177.00	14	58Alp Ori	0.87000	3000.0	354	8111	No

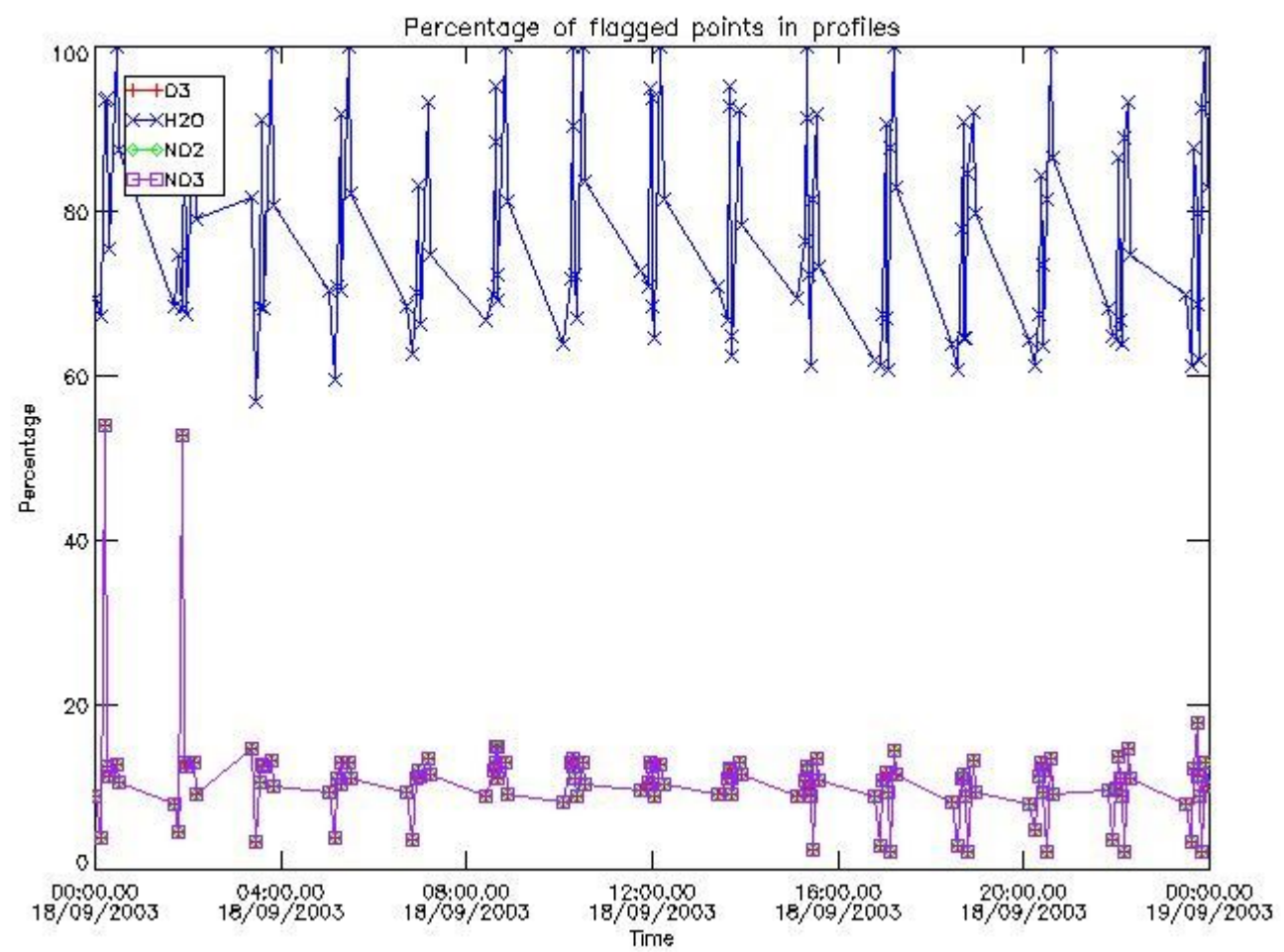
338	GOM_NL__2PRFIN20030918_183827_000000462020_00041_08111_8902.N1	18-SEP-2003 18:38:27	Dark	45.500	65	Lam Vel	2.2040	4400.0	91	8111	No
339	GOM_NL__2PRFIN20030918_184145_000000452020_00041_08111_8903.N1	18-SEP-2003 18:41:45	Dark	44.500	46	Del Vel	1.9540	10600.	89	8111	No
340	GOM_NL__2PRFIN20030918_184316_000000502020_00041_08111_8904.N1	18-SEP-2003 18:43:16	Dark	50.000	41	Eps Car	1.8600	4100.0	100	8111	No
341	GOM_NL__2PRFIN20030918_184459_000000572020_00042_08112_8887.N1	18-SEP-2003 18:44:59	Dark	57.000	2	Alp Car	-0.73600	7000.0	114	8112	No
342	GOM_NL__2PRFIN20030918_184805_000002312020_00042_08112_8888.N1	18-SEP-2003 18:48:05	Dark	231.00	7	19Bet Ori	0.10000	14000.	462	8112	No
343	GOM_NL__2PRFIN20030918_185353_000000392020_00042_08112_8889.N1	18-SEP-2003 18:53:53	Dark	38.500	135	Bet Hyi	2.8200	5800.0	77	8112	No
344	GOM_NL__2PRFIN20030918_185635_000000552020_00042_08112_8890.N1	18-SEP-2003 18:56:35	Dark	54.500	9	Alp Eri	0.45300	24000.	109	8112	No
345	GOM_NL__2PRFIN20030918_185924_000000392020_00042_08112_8891.N1	18-SEP-2003 18:59:24	Straylight	39.000	148	Alp Tuc	2.8780	4100.0	78	8112	No
346	GOM_NL__2PRFIN20030918_190215_000000522020_00042_08112_8892.N1	18-SEP-2003 19:02:15	Straylight	52.000	84	Alp Phe	2.3970	4500.0	104	8112	No
347	GOM_NL__2PRFIN20030918_190556_000000382020_00042_08112_8893.N1	18-SEP-2003 19:05:56	Straylight	38.000	172	Gam Gru	3.0030	13100.	76	8112	No
348	GOM_NL__2PRFIN20030918_190722_000000452020_00042_08112_8894.N1	18-SEP-2003 19:07:22	Straylight	44.500	18	24Alp PsA	1.1660	9700.0	89	8112	No
349	GOM_NL__2PRFIN20030918_191129_000000492020_00042_08112_8895.N1	18-SEP-2003 19:11:29	Dark	49.000	1014	Mars	0.0000	0.0000	98	8112	Yes
350	GOM_NL__2PRFIN20030918_191602_000000432020_00042_08112_8896.N1	18-SEP-2003 19:16:02	Bright	42.500	162	34Alp Aqr	2.9440	5350.0	85	8112	No
351	GOM_NL__2PRFIN20030918_191903_000000432020_00042_08112_8897.N1	18-SEP-2003 19:19:03	Bright	42.500	61	8Eps Peg	2.1000	3900.0	85	8112	No
352	GOM_NL__2PRFIN20030918_192028_000000422020_00042_08112_8898.N1	18-SEP-2003 19:20:28	Bright	41.500	90	54Alp Peg	2.4870	11000.	83	8112	No
353	GOM_NL__2PRFIN20030918_192418_000000442020_00042_08112_8899.N1	18-SEP-2003 19:24:18	Bright	43.500	93	53Bet Peg	2.5200	3100.0	87	8112	No
354	GOM_NL__2PRFIN20030918_192629_000000392020_00042_08112_8900.N1	18-SEP-2003 19:26:29	Bright	38.500	92	53Eps Cyg	2.5000	4500.0	77	8112	No
355	GOM_NL__2PRFIN20030918_192839_000000402020_00042_08112_8901.N1	18-SEP-2003 19:28:39	Bright	40.000	66	37Gam Cyg	2.2080	5900.0	80	8112	No
356	GOM_NL__2PRFIN20030918_193122_000000632020_00042_08112_8902.N1	18-SEP-2003 19:31:22	Bright	62.500	53	43Bet And	2.0480	3300.0	125	8112	No
357	GOM_NL__2PRFIN20030918_193349_000000372020_00042_08112_8903.N1	18-SEP-2003 19:33:49	Bright	37.000	89	5Alp Cep	2.4510	8000.0	74	8112	No
358	GOM_NL__2PRFIN20030918_193611_000000442020_00042_08112_8904.N1	18-SEP-2003 19:36:11	Bright	44.000	76	27Gam Cas	2.3000	30000.	88	8112	No
359	GOM_NL__2PRFIN20030918_194125_000000382020_00042_08112_8905.N1	18-SEP-2003 19:41:25	Bright	38.000	49	1Alp UMi	1.9900	6300.0	76	8112	No
360	GOM_NL__2PRFIN20030918_194343_000000672020_00042_08112_8906.N1	18-SEP-2003 19:43:43	Bright	67.000	35	33Alp Per	1.7950	6250.0	134	8112	No
361	GOM_NL__2PRFIN20030918_194537_000000702020_00042_08112_8907.N1	18-SEP-2003 19:45:37	Bright	70.000	175	39Del Per	3.0100	19400.	140	8112	No
362	GOM_NL__2PRFIN20030918_194850_000000402020_00042_08112_8908.N1	18-SEP-2003 19:48:50	Bright	40.000	36	50Alp UMa	1.8000	6300.0	80	8112	No
363	GOM_NL__2PRFIN20030918_195020_000000522020_00042_08112_8909.N1	18-SEP-2003 19:50:20	Bright	52.000	82	48Bet UMa	2.3650	10600.	104	8112	No
364	GOM_NL__2PRFIN20030918_195325_000000362020_00042_08112_8910.N1	18-SEP-2003 19:53:25	Bright	35.500	174	52Psi UMa	3.0040	4400.0	71	8112	No
365	GOM_NL__2PRFIN20030918_195901_000000492020_00042_08112_8911.N1	18-SEP-2003 19:59:01	Bright	48.500	24	66Alp Gem	1.5800	10200.	97	8112	No
366	GOM_NL__2PRFIN20030918_200309_000001392020_00042_08112_8912.N1	18-SEP-2003 20:03:09	Straylight	139.00	28	12Bet Tau	1.6500	15200.	278	8112	No
367	GOM_NL__2PRFIN20030918_200757_000000652020_00042_08112_8913.N1	18-SEP-2003 20:07:57	Dark	65.000	8	10Alp CMi	0.40000	6500.0	130	8112	No
368	GOM_NL__2PRFIN20030918_201448_000001622020_00042_08112_8914.N1	18-SEP-2003 20:14:48	Dark	161.50	14	58Alp Ori	0.87000	3000.0	323	8112	No
369	GOM_NL__2PRFIN20030918_201904_000000452020_00042_08112_8915.N1	18-SEP-2003 20:19:04	Dark	45.000	65	Lam Vel	2.2040	4400.0	90	8112	No
370	GOM_NL__2PRFIN20030918_202222_000000392020_00042_08112_8916.N1	18-SEP-2003 20:22:22	Dark	39.000	46	Del Vel	1.9540	10600.	78	8112	No
371	GOM_NL__2PRFIN20030918_202354_000000422020_00042_08112_8917.N1	18-SEP-2003 20:23:54	Dark	42.000	41	Eps Car	1.8600	4100.0	84	8112	No
372	GOM_NL__2PRFIN20030918_202535_000000542020_00043_08113_8906.N1	18-SEP-2003 20:25:35	Dark	54.000	2	Alp Car	-0.73600	7000.0	108	8113	No
373	GOM_NL__2PRFIN20030918_202847_000002312020_00043_08113_8907.N1	18-SEP-2003 20:28:47	Dark	231.00	7	19Bet Ori	0.10000	14000.	462	8113	No
374	GOM_NL__2PRFIN20030918_203429_000000382020_00043_08113_8908.N1	18-SEP-2003 20:34:29	Dark	38.000	135	Bet Hyi	2.8200	5800.0	76	8113	No
375	GOM_NL__2PRFIN20030918_203711_000000562020_00043_08113_8909.N1	18-SEP-2003 20:37:11	Dark	56.000	9	Alp Eri	0.45300	24000.	112	8113	No
376	GOM_NL__2PRFIN20030918_204000_000000472020_00043_08113_8910.N1	18-SEP-2003 20:40:00	Straylight	46.500	148	Alp Tuc	2.8780	4100.0	93	8113	No
377	GOM_NL__2PRFIN20030918_204249_000000572020_00043_08113_8911.N1	18-SEP-2003 20:42:49	Straylight	57.000	84	Alp Phe	2.3970	4500.0	114	8113	No
378	GOM_NL__2PRFIN20030918_204631_000000412020_00043_08113_8912.N1	18-SEP-2003 20:46:31	Straylight	40.500	172	Gam Gru	3.0030	13100.	81	8113	No
379	GOM_NL__2PRFIN20030918_204758_000000452020_00043_08113_8913.N1	18-SEP-2003 20:47:58	Straylight	44.500	18	24Alp PsA	1.1660	9700.0	89	8113	No
380	GOM_NL__2PRFIN20030918_205205_000000512020_00043_08113_8914.N1	18-SEP-2003 20:52:05	Dark	51.000	1014	Mars	0.0000	0.0000	102	8113	Yes
381	GOM_NL__2PRFIN20030918_205638_000000422020_00043_08113_8915.N1	18-SEP-2003 20:56:38	Bright	42.000	162	34Alp Aqr	2.9440	5350.0	84	8113	No
382	GOM_NL__2PRFIN20030918_205939_000000432020_00043_08113_8916.N1	18-SEP-2003 20:59:39	Bright	42.500	61	8Eps Peg	2.1000	3900.0	85	8113	No
383	GOM_NL__2PRFIN20030918_210104_000000422020_00043_08113_8917.N1	18-SEP-2003 21:01:04	Bright	42.000	90	54Alp Peg	2.4870	11000.	84	8113	No
384	GOM_NL__2PRFIN20030918_210453_000000442020_00043_08113_8918.N1	18-SEP-2003 21:04:53	Bright	43.500	93	53Bet Peg	2.5200	3100.0	87	8113	No
385	GOM_NL__2PRFIN20030918_210704_000000412020_00043_08113_8919.N1	18-SEP-2003 21:07:04	Bright	41.000	92	53Eps Cyg	2.5000	4500.0	82	8113	No
386	GOM_NL__2PRFIN20030918_210915_000000382020_00043_08113_8920.N1	18-SEP-2003 21:09:15	Bright	37.500	66	37Gam Cyg	2.2080	5900.0	75	8113	No
387	GOM_NL__2PRFIN20030918_211158_000000582020_00043_08113_8921.N1	18-SEP-2003 21:11:58	Bright	57.500	53	43Bet And	2.0480	3300.0	115	8113	No
388	GOM_NL__2PRFIN20030918_211424_000000392020_00043_08113_8922.N1	18-SEP-2003 21:14:24	Bright	38.500	89	5Alp Cep	2.4510	8000.0	77	8113	No
389	GOM_NL__2PRFIN20030918_211645_000000472020_00043_08113_8923.N1	18-SEP-2003 21:16:45	Bright	46.500	76	27Gam Cas	2.3000	30000.	93	8113	No
390	GOM_NL__2PRFIN20030918_212201_000000382020_00043_08113_8924.N1	18-SEP-2003 21:22:01	Bright	38.000	49	1Alp UMi	1.9900	6300.0	76	8113	No
391	GOM_NL__2PRFIN20030918_212419_000000672020_00043_08113_8925.N1	18-SEP-2003 21:24:19	Bright	66.500	35	33Alp Per	1.7950	6250.0	133	8113	No
392	GOM_NL__2PRFIN20030918_212612_000000692020_00043_08113_8926.N1	18-SEP-2003 21:26:12	Bright	69.000	175	39Del Per	3.0100	19400.	138	8113	No
393	GOM_NL__2PRFIN20030918_212928_000000392020_00043_08113_8927.N1	18-SEP-2003 21:29:28	Bright	39.000	36	50Alp UMa	1.8000	6300.0	78	8113	No
394	GOM_NL__2PRFIN20030918_213056_000000382020_00043_08113_8928.N1	18-SEP-2003 21:30:56	Bright	37.500	82	48Bet UMa	2.3650	10600.	75	8113	No
395	GOM_NL__2PRFIN20030918_213402_000000372020_00043_08113_8929.N1	18-SEP-2003 21:34:02	Bright	36.500	174	52Psi UMa	3.0040	4400.0	73	8113	No
396	GOM_NL__2PRFIN20030918_213938_000000492020_00043_08113_8930.N1	18-SEP-2003 21:39:38	Bright	48.500	24	66Alp Gem	1.5800	10200.	97	8113	No

397	GOM_NL__2PRFIN20030918_214346_000001402020_00043_08113_8931.N1	18-SEP-2003 21:43:46	Straylight	139.50	28	12Bet Tau	1.6500	15200.	279	8113	No
398	GOM_NL__2PRFIN20030918_214834_000000592020_00043_08113_8932.N1	18-SEP-2003 21:48:34	Dark	58.500	8	10Alp CMi	0.40000	6500.0	117	8113	No
399	GOM_NL__2PRFIN20030918_215526_000001722020_00043_08113_8933.N1	18-SEP-2003 21:55:26	Dark	172.00	14	58Alp Ori	0.87000	3000.0	344	8113	No
400	GOM_NL__2PRFIN20030918_215939_000000512020_00043_08113_8934.N1	18-SEP-2003 21:59:39	Dark	51.000	65	Lam Vel	2.2040	4400.0	102	8113	No
401	GOM_NL__2PRFIN20030918_220257_000000412020_00043_08113_8935.N1	18-SEP-2003 22:02:57	Dark	41.000	46	Del Vel	1.9540	10600.	82	8113	No
402	GOM_NL__2PRFIN20030918_220430_000000462020_00043_08113_8936.N1	18-SEP-2003 22:04:30	Dark	45.500	41	Eps Car	1.8600	4100.0	91	8113	No
403	GOM_NL__2PRFIN20030918_220611_000000572020_00044_08114_9617.N1	18-SEP-2003 22:06:11	Dark	57.000	2	Alp Car	-0.73600	7000.0	114	8114	No
404	GOM_NL__2PRFIN20030918_220928_000002312020_00044_08114_9618.N1	18-SEP-2003 22:09:28	Dark	231.00	7	19Bet Ori	0.10000	14000.	462	8114	No
405	GOM_NL__2PRFIN20030918_221504_000000382020_00044_08114_9619.N1	18-SEP-2003 22:15:04	Dark	38.000	135	Bet Hyi	2.8200	5800.0	76	8114	No
406	GOM_NL__2PRFIN20030918_221747_000000462020_00044_08114_9620.N1	18-SEP-2003 22:17:47	Dark	46.000	9	Alp Eri	0.45300	24000.	92	8114	No
407	GOM_NL__2PRFIN20030918_222036_000000462020_00044_08114_9621.N1	18-SEP-2003 22:20:36	Straylight	46.000	148	Alp Tuc	2.8780	4100.0	92	8114	No
408	GOM_NL__2PRFIN20030918_222327_000000512020_00044_08114_9622.N1	18-SEP-2003 22:23:27	Straylight	51.000	84	Alp Phe	2.3970	4500.0	102	8114	No
409	GOM_NL__2PRFIN20030918_222707_000000412020_00044_08114_9623.N1	18-SEP-2003 22:27:07	Straylight	40.500	172	Gam Gru	3.0030	13100.	81	8114	No
410	GOM_NL__2PRFIN20030918_222833_000000462020_00044_08114_9624.N1	18-SEP-2003 22:28:33	Straylight	45.500	18	24Alp PsA	1.1660	9700.0	91	8114	No
411	GOM_NL__2PRFIN20030918_223241_000000462020_00044_08114_9625.N1	18-SEP-2003 22:32:41	Dark	46.000	1014	Mars	0.0000	0.0000	92	8114	Yes
412	GOM_NL__2PRFIN20030918_223715_000000402020_00044_08114_9626.N1	18-SEP-2003 22:37:15	Bright	40.000	162	34Alp Aqr	2.9440	5350.0	80	8114	No
413	GOM_NL__2PRFIN20030918_224017_000000402020_00044_08114_9627.N1	18-SEP-2003 22:40:17	Bright	39.500	61	8Eps Peg	2.1000	3900.0	79	8114	No
414	GOM_NL__2PRFIN20030918_224138_000000432020_00044_08114_9628.N1	18-SEP-2003 22:41:38	Bright	43.000	90	54Alp Peg	2.4870	11000.	86	8114	No
415	GOM_NL__2PRFIN20030918_224527_000000442020_00044_08114_9629.N1	18-SEP-2003 22:45:27	Bright	43.500	93	53Bet Peg	2.5200	3100.0	87	8114	No
416	GOM_NL__2PRFIN20030918_224741_000000412020_00044_08114_9630.N1	18-SEP-2003 22:47:41	Bright	40.500	92	53Eps Cyg	2.5000	4500.0	81	8114	No
417	GOM_NL__2PRFIN20030918_224951_000000412020_00044_08114_9631.N1	18-SEP-2003 22:49:51	Bright	40.500	66	37Gam Cyg	2.2080	5900.0	81	8114	No
418	GOM_NL__2PRFIN20030918_225233_000000632020_00044_08114_9632.N1	18-SEP-2003 22:52:33	Bright	62.500	53	43Bet And	2.0480	3300.0	125	8114	No
419	GOM_NL__2PRFIN20030918_225500_000000392020_00044_08114_9633.N1	18-SEP-2003 22:55:00	Bright	38.500	89	5Alp Cep	2.4510	8000.0	77	8114	No
420	GOM_NL__2PRFIN20030918_225721_000000432020_00044_08114_9634.N1	18-SEP-2003 22:57:21	Bright	43.000	76	27Gam Cas	2.3000	30000.	86	8114	No
421	GOM_NL__2PRFIN20030918_230235_000000412020_00044_08114_9635.N1	18-SEP-2003 23:02:35	Bright	40.500	49	1Alp UMi	1.9900	6300.0	81	8114	No
422	GOM_NL__2PRFIN20030918_230453_000000662020_00044_08114_9636.N1	18-SEP-2003 23:04:53	Bright	66.000	35	33Alp Per	1.7950	6250.0	132	8114	No
423	GOM_NL__2PRFIN20030918_230647_000000692020_00044_08114_9637.N1	18-SEP-2003 23:06:47	Bright	69.000	175	39Del Per	3.0100	19400.	138	8114	No
424	GOM_NL__2PRFIN20030918_231004_000000402020_00044_08114_9638.N1	18-SEP-2003 23:10:04	Bright	40.000	36	50Alp UMa	1.8000	6300.0	80	8114	No
425	GOM_NL__2PRFIN20030918_231132_000000382020_00044_08114_9639.N1	18-SEP-2003 23:11:32	Bright	37.500	82	48Bet UMa	2.3650	10600.	75	8114	No
426	GOM_NL__2PRFIN20030918_231438_000000482020_00044_08114_9640.N1	18-SEP-2003 23:14:38	Bright	47.500	174	52Psi UMa	3.0040	4400.0	95	8114	No
427	GOM_NL__2PRFIN20030918_232014_000000462020_00044_08114_9641.N1	18-SEP-2003 23:20:14	Bright	46.000	24	66Alp Gem	1.5800	10200.	92	8114	No
428	GOM_NL__2PRFIN20030918_232423_000001472020_00044_08114_9642.N1	18-SEP-2003 23:24:23	Straylight	146.50	28	12Bet Tau	1.6500	15200.	293	8114	No
429	GOM_NL__2PRFIN20030918_232910_000000652020_00044_08114_9643.N1	18-SEP-2003 23:29:10	Dark	65.000	8	10Alp CMi	0.40000	6500.0	130	8114	No
430	GOM_NL__2PRFIN20030918_233605_000001502020_00044_08114_9644.N1	18-SEP-2003 23:36:05	Dark	150.00	14	58Alp Ori	0.87000	3000.0	300	8114	No
431	GOM_NL__2PRFIN20030918_234016_000000462020_00044_08114_9645.N1	18-SEP-2003 23:40:16	Dark	45.500	65	Lam Vel	2.2040	4400.0	91	8114	No
432	GOM_NL__2PRFIN20030918_234334_000000402020_00044_08114_9646.N1	18-SEP-2003 23:43:34	Dark	40.000	46	Del Vel	1.9540	10600.	80	8114	No
433	GOM_NL__2PRFIN20030918_234506_000000452020_00044_08114_9647.N1	18-SEP-2003 23:45:06	Dark	45.000	41	Eps Car	1.8600	4100.0	90	8114	No
434	GOM_NL__2PRFIN20030918_234647_000000572020_00045_08115_9520.N1	18-SEP-2003 23:46:47	Dark	57.000	2	Alp Car	-0.73600	7000.0	114	8115	No
435	GOM_NL__2PRFIN20030918_235010_000002312020_00045_08115_9521.N1	18-SEP-2003 23:50:10	Dark	231.00	7	19Bet Ori	0.10000	14000.	462	8115	No
436	GOM_NL__2PRFIN20030918_235541_000000392020_00045_08115_9522.N1	18-SEP-2003 23:55:41	Dark	39.000	135	Bet Hyi	2.8200	5800.0	78	8115	No
437	GOM_NL__2PRFIN20030918_235824_000000502020_00045_08115_9523.N1	18-SEP-2003 23:58:24	Dark	50.000	9	Alp Eri	0.45300	24000.	100	8115	No

3. Quality information per product

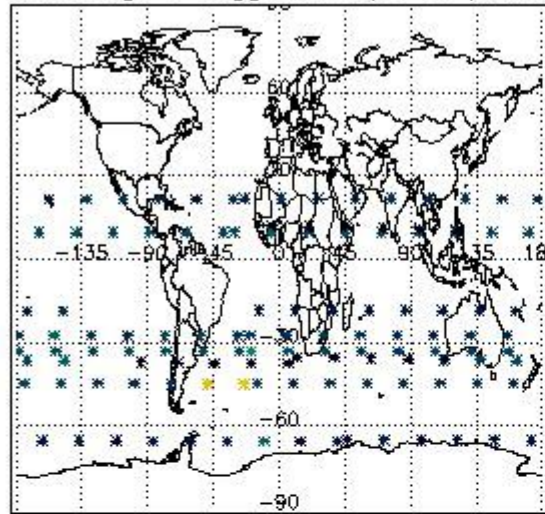
In this section it is plotted some information contained in the Quality Summary data set of the level 2 products. Only products in dark limb conditions and without errors (error flag in the MPH set to "0") are used.

3.1 Plot quality information per product (time dependant)

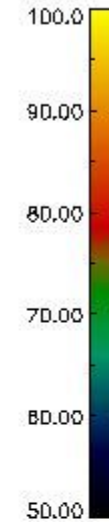
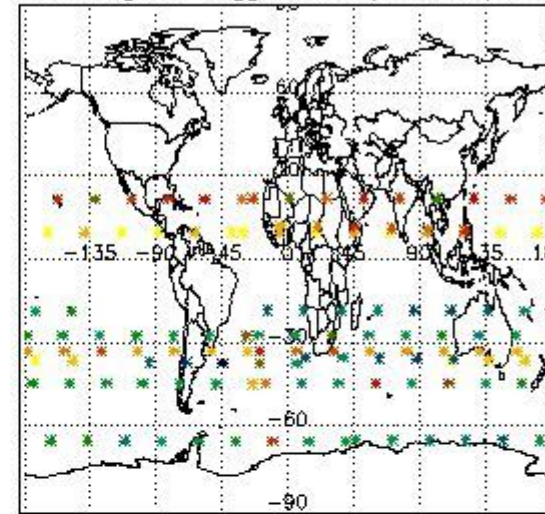


3.2 Plot quality information per product (world map)


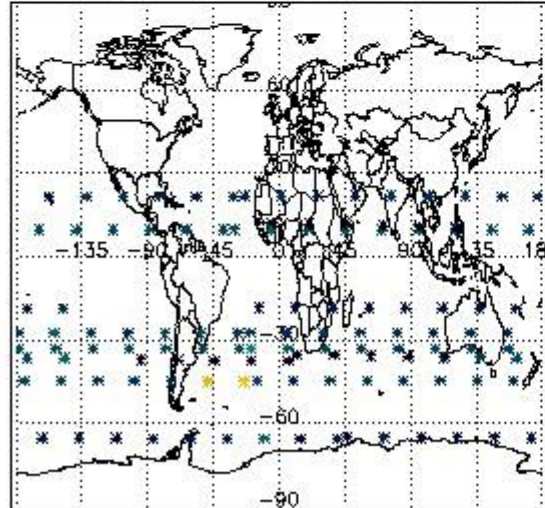
Percentage of flagged data per O3 profile



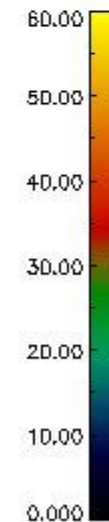
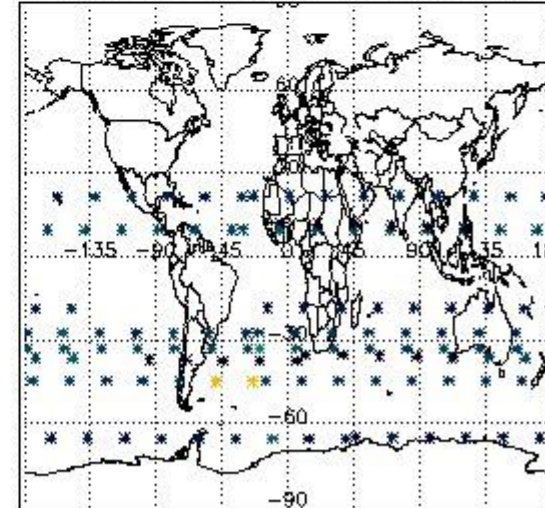
Percentage of flagged data per H2O profile



Percentage of flagged data per NO2 profile



Percentage of flagged data per NO3 profile

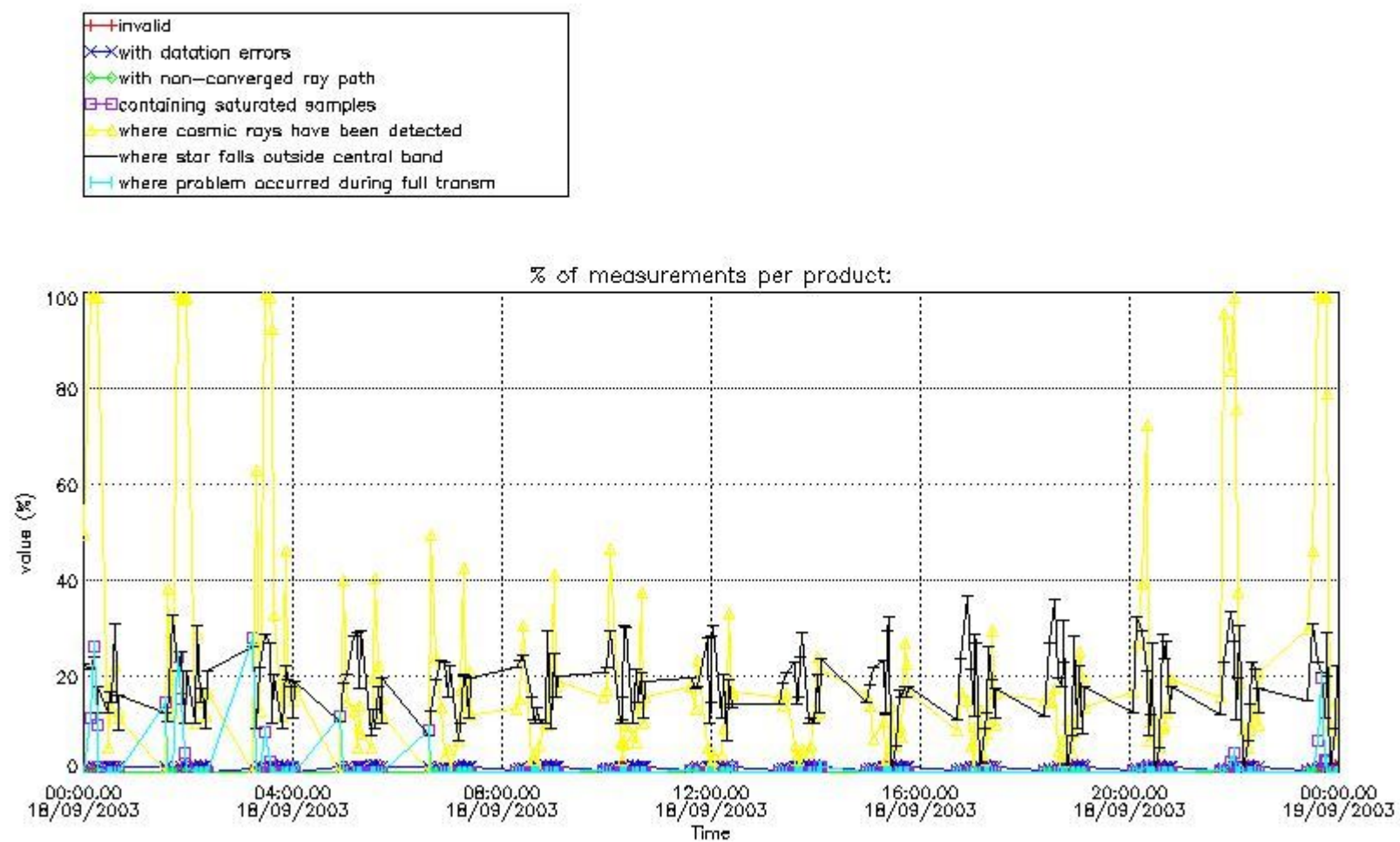


4. Level 1 quality information per product

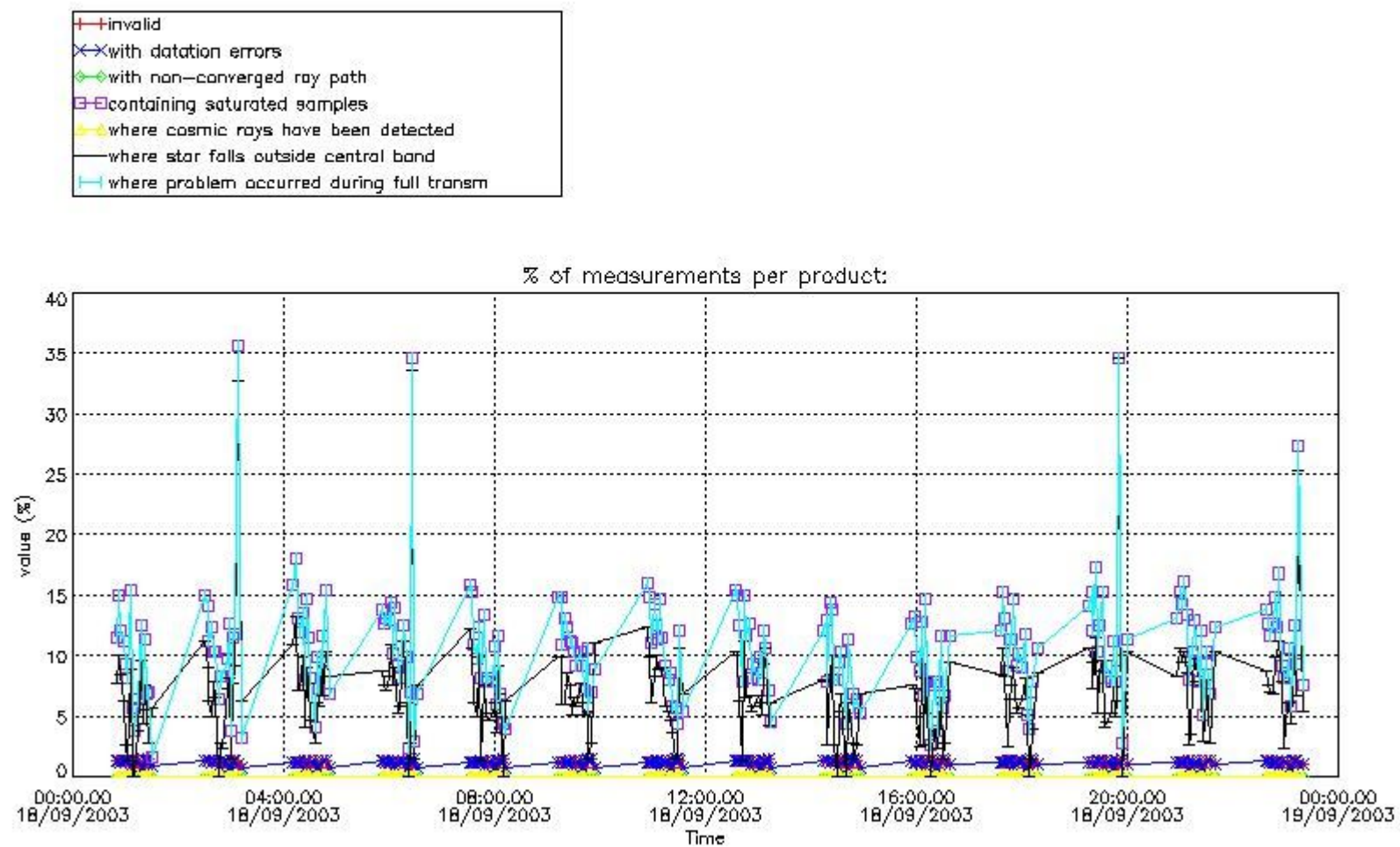
In this section it is plotted some information contained in the Quality Summary data set of the level 2 products that comes from the level 1b processing. Products without errors (error flag in the MPH set to "0") are used.

4.1 Plot quality information per product (time dependant) coming from level 1b processing

4.1.1 Plot level 1 quality information per product (time dependant): ENVISAT ASCENDING passes

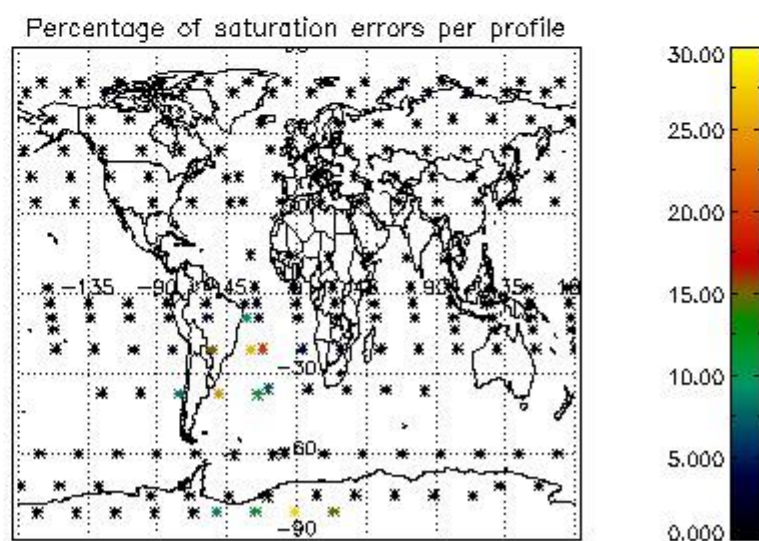
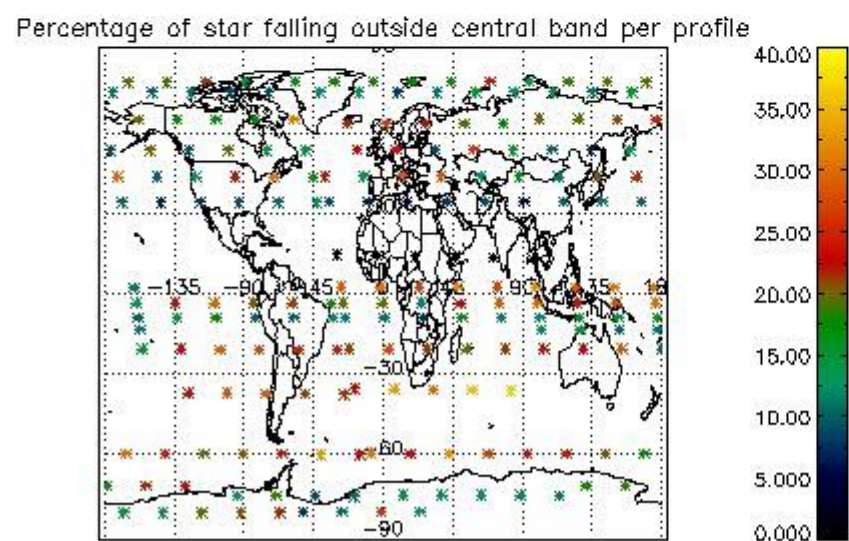
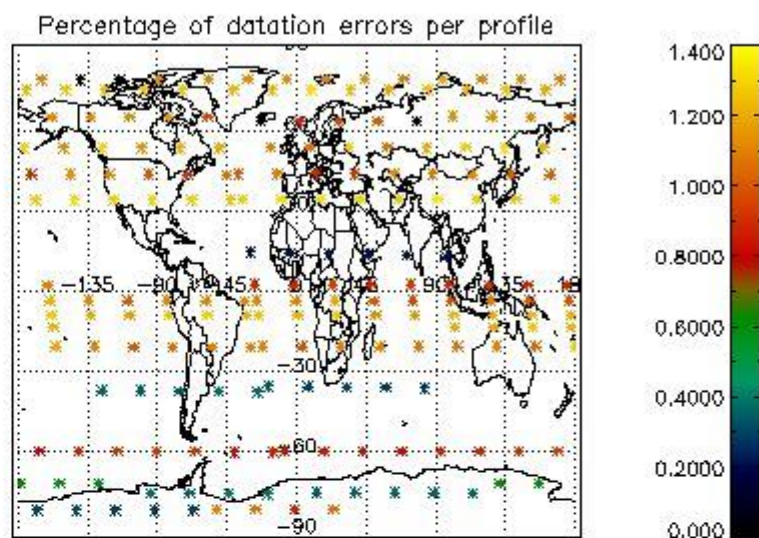
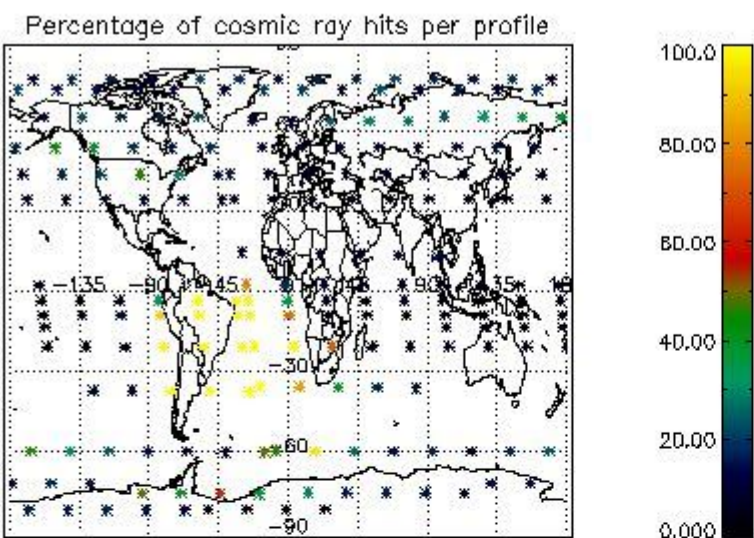


4.1.2 Plot level 1 quality information per product (time dependant): ENVI SAT DESCENDING passes

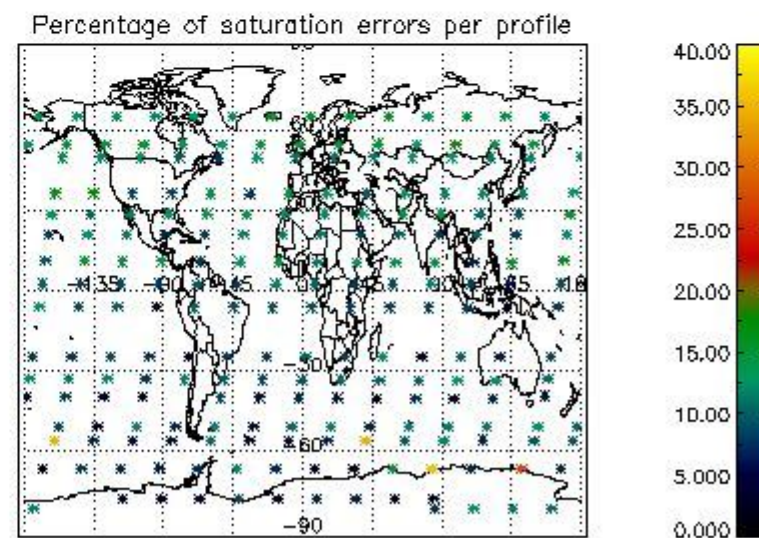
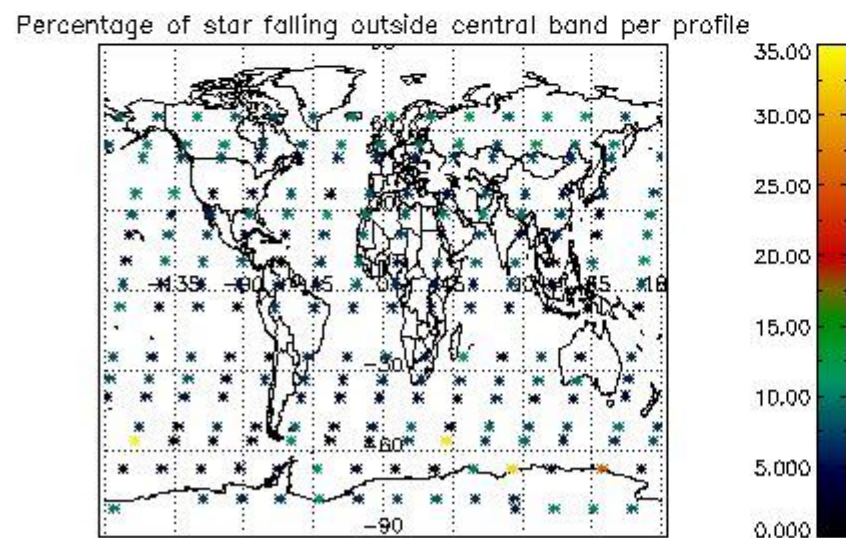
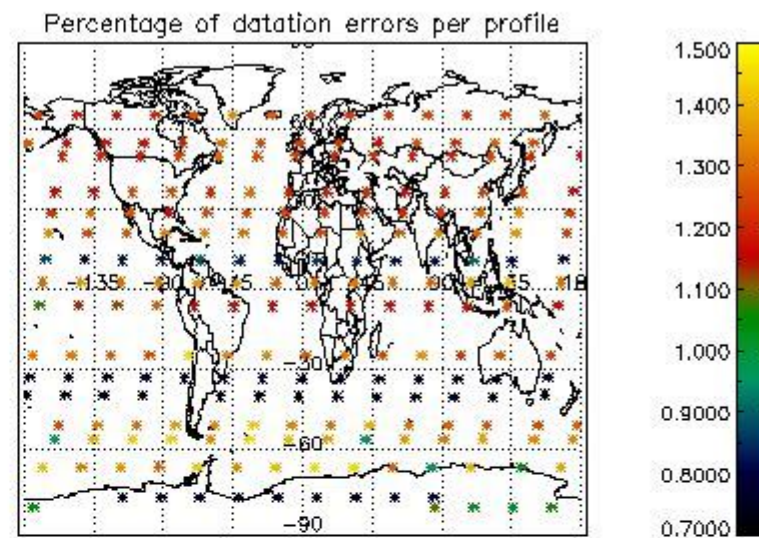
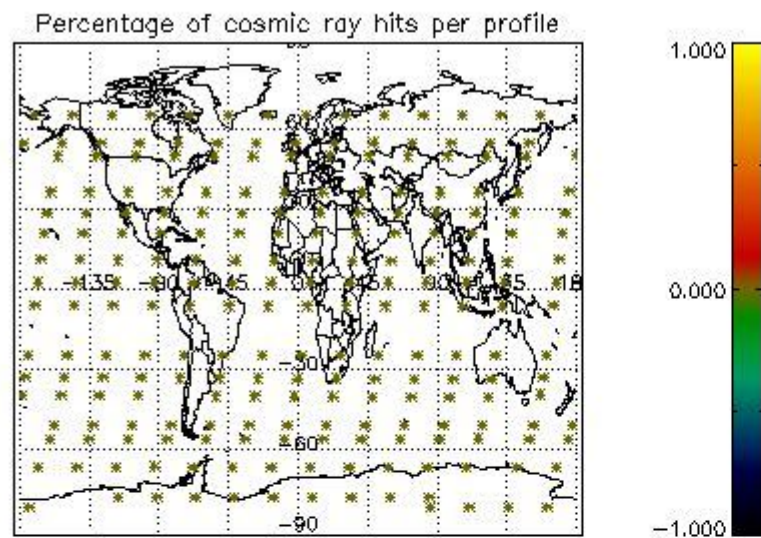


4.2 Plot quality information per product coming from level 1b processing (world map)

4.2.1 Plot level 1 quality information per product (world map): ENVISAT ASCENDING passes



4.2.2 Plot level 1 quality information per product (world map): ENVISAT DESCENDING passes



5. Trace gas profiles

5.1 Ozone statistics based on quality of products

The final quality of the products can be "measured" using the STD (Standard Deviation) attached to every point profile. This information is written to the parameter GOM_NL__2P/NL_LOCAL_SPECIES_DENSITY/o3_std of the level 2 products. The table below shows the statistics for given STD ranges.

The statistics are given with respect to the overall valid production:

- Products without fatal errors: GOM_NL__2P/MPH/PRODUCT_ERR=0
- Valid point profile: GOM_NL__2P/NL_LOCAL_SPECIES_DENSITY/pcd(0)=0

The 'Criteria' is applied to valid points of dark limb products:

- Products in dark limb illumination condition: GOM_NL__2P/NL_SUMMARY_QUALITY/obs_ill_cond=0
- Products without fatal errors: GOM_NL__2P/MPH/PRODUCT_ERR=0
- Valid point profile: GOM_NL__2P/NL_LOCAL_SPECIES_DENSITY/pcd(0)=0

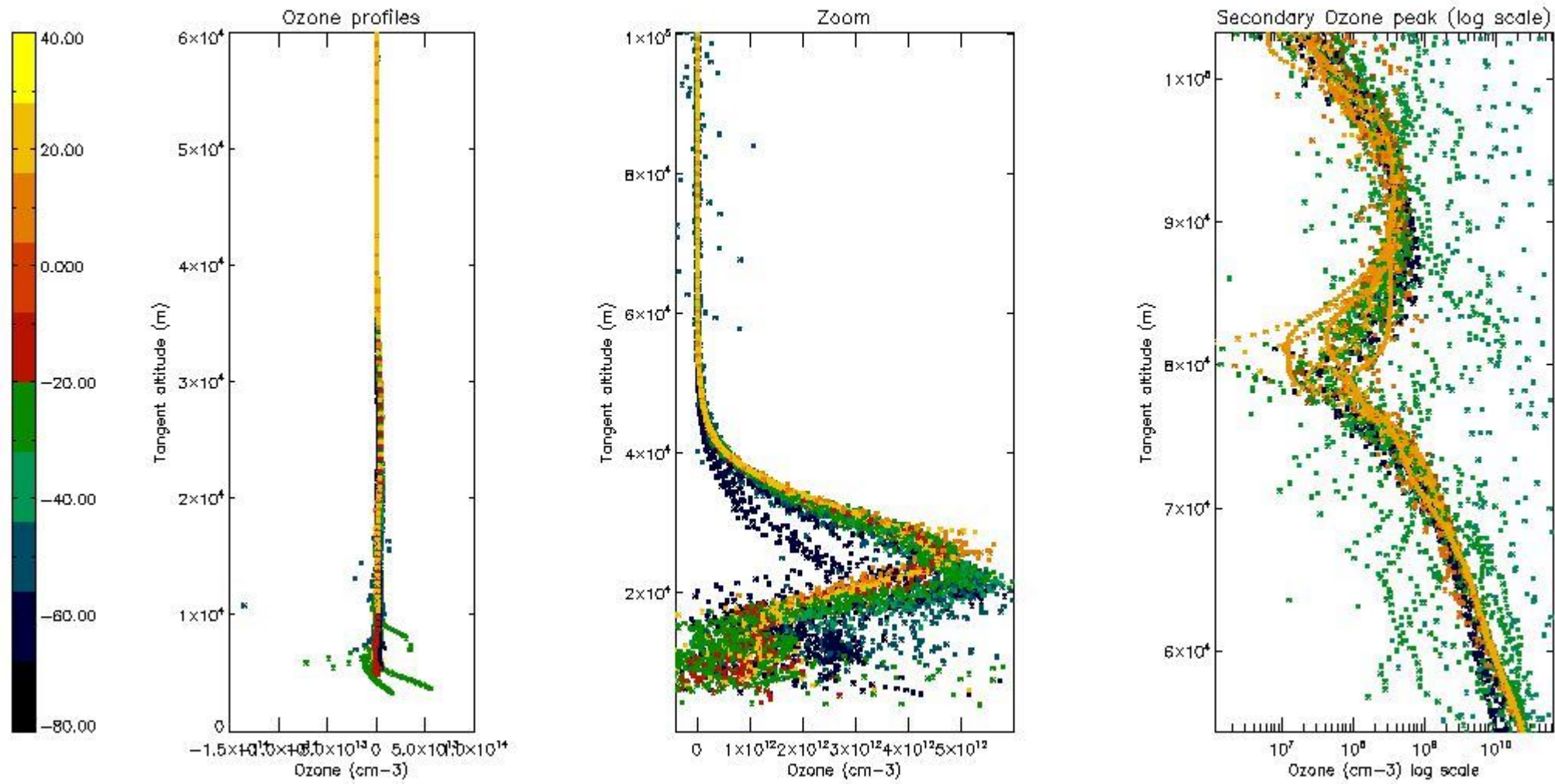
So, the table below shows the percentage of dark limb and valid observations for each criteria with respect to the overall valid daily observations.

Criteria	% of total production
All STD	35
STD < 20	20

STD < 10	17
STD < 5	14

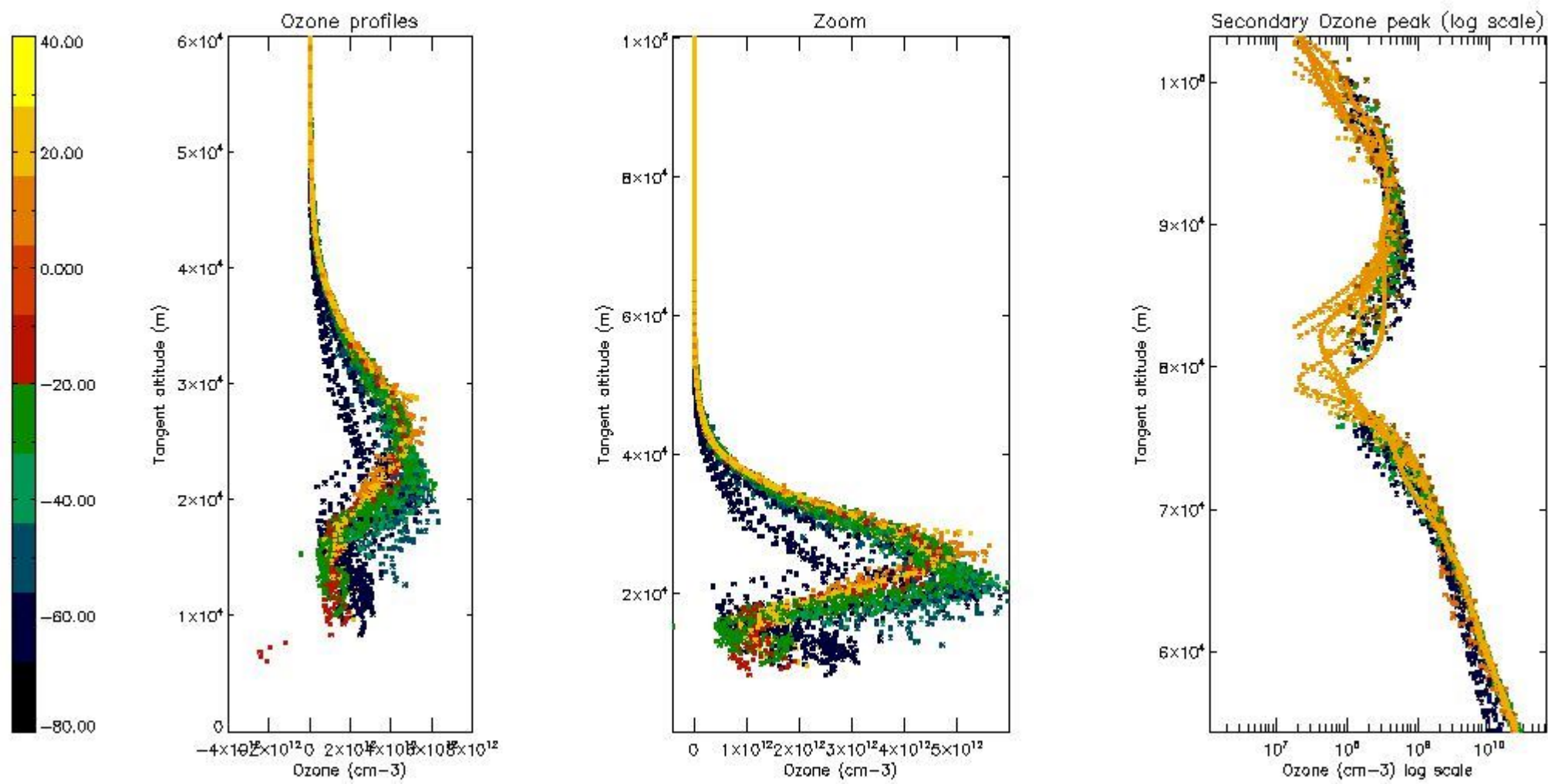
5.2 Plot ozone profiles for all STD (dark without errors)

The colorbar represents the latitude.



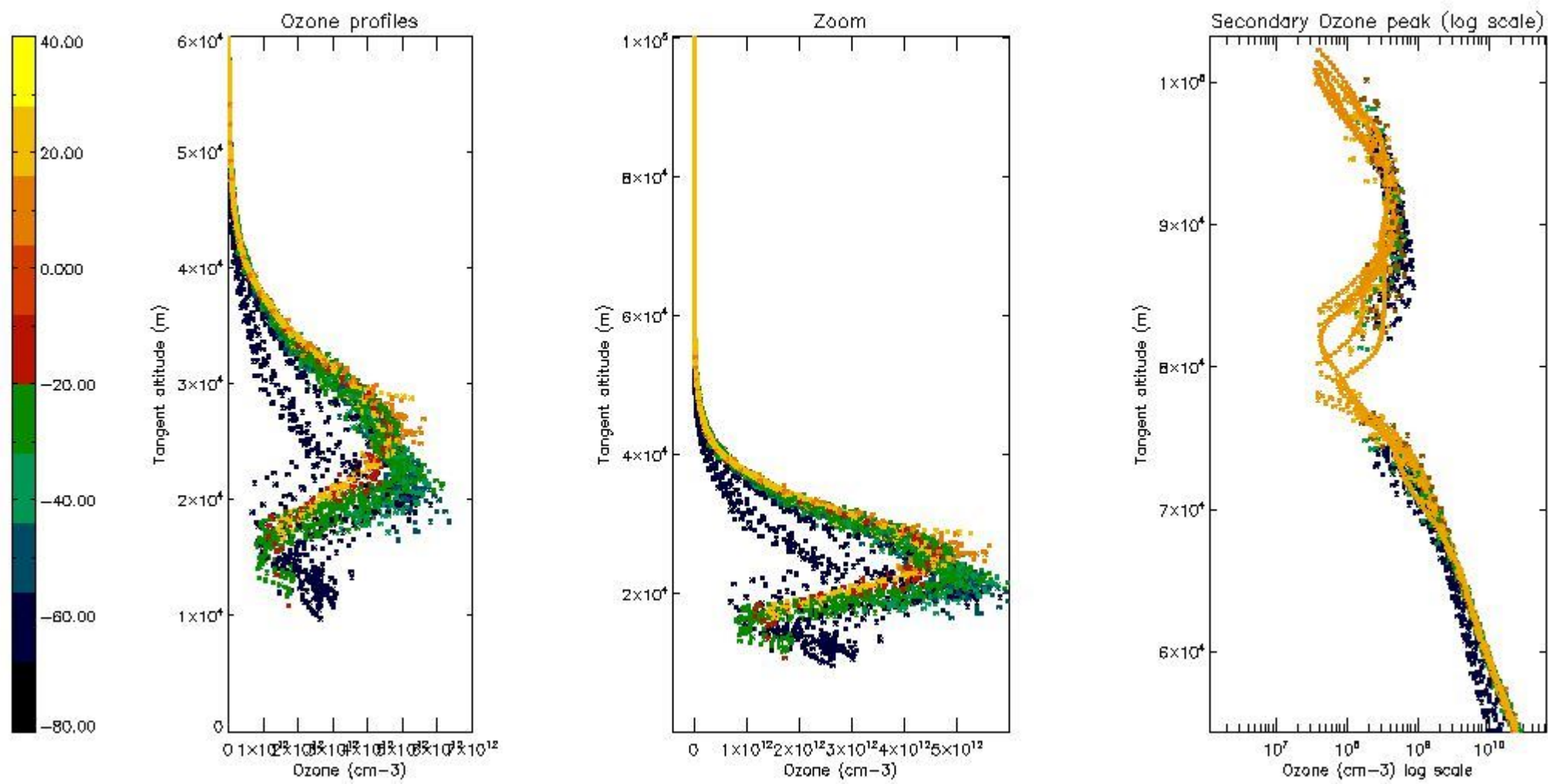
5.3 Plot ozone profiles where STD < 20% (dark without errors)

The colorbar represents the latitude.



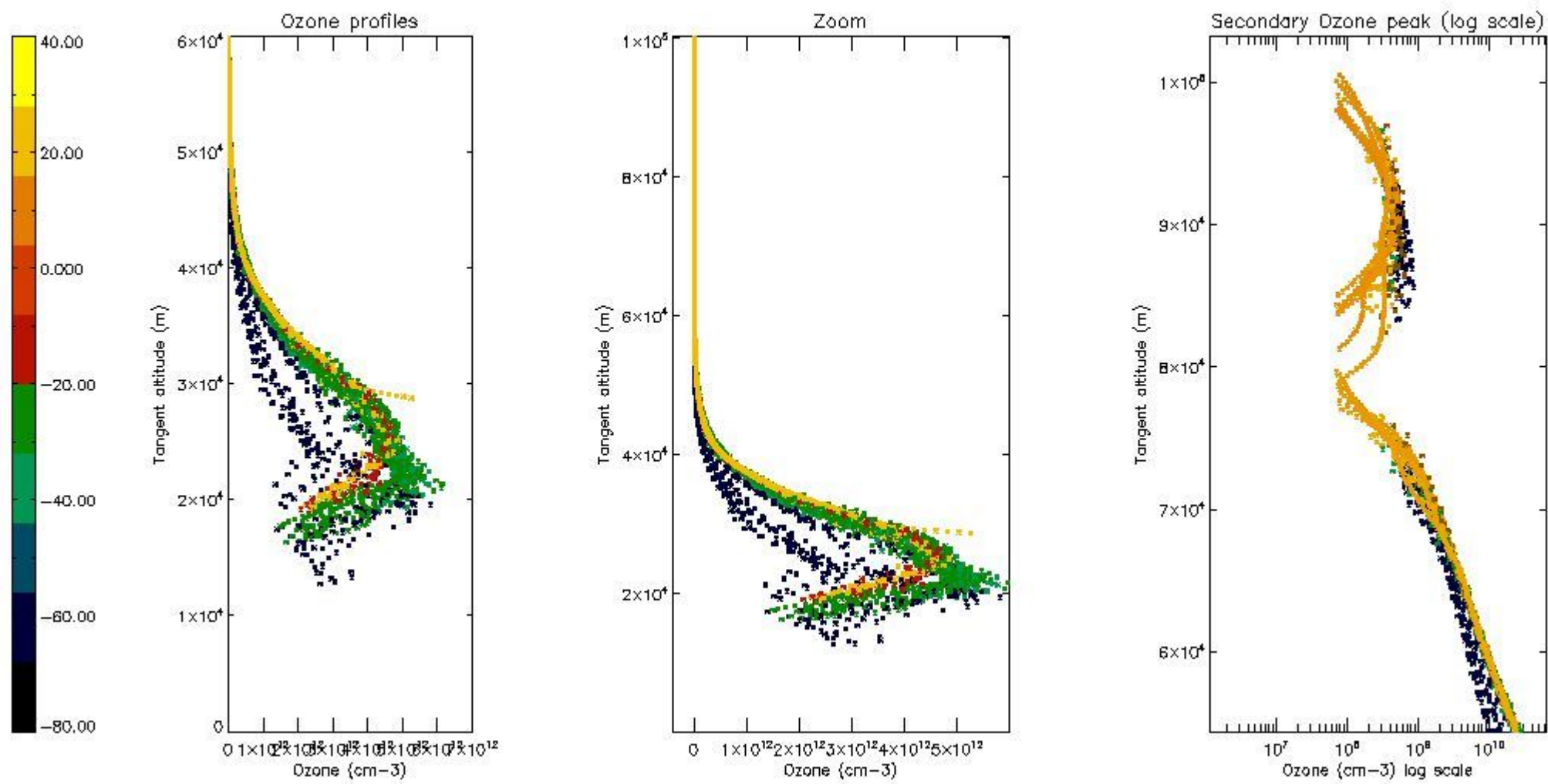
5.4 Plot ozone profiles where STD < 10% (dark without errors)

The colorbar represents the latitude.



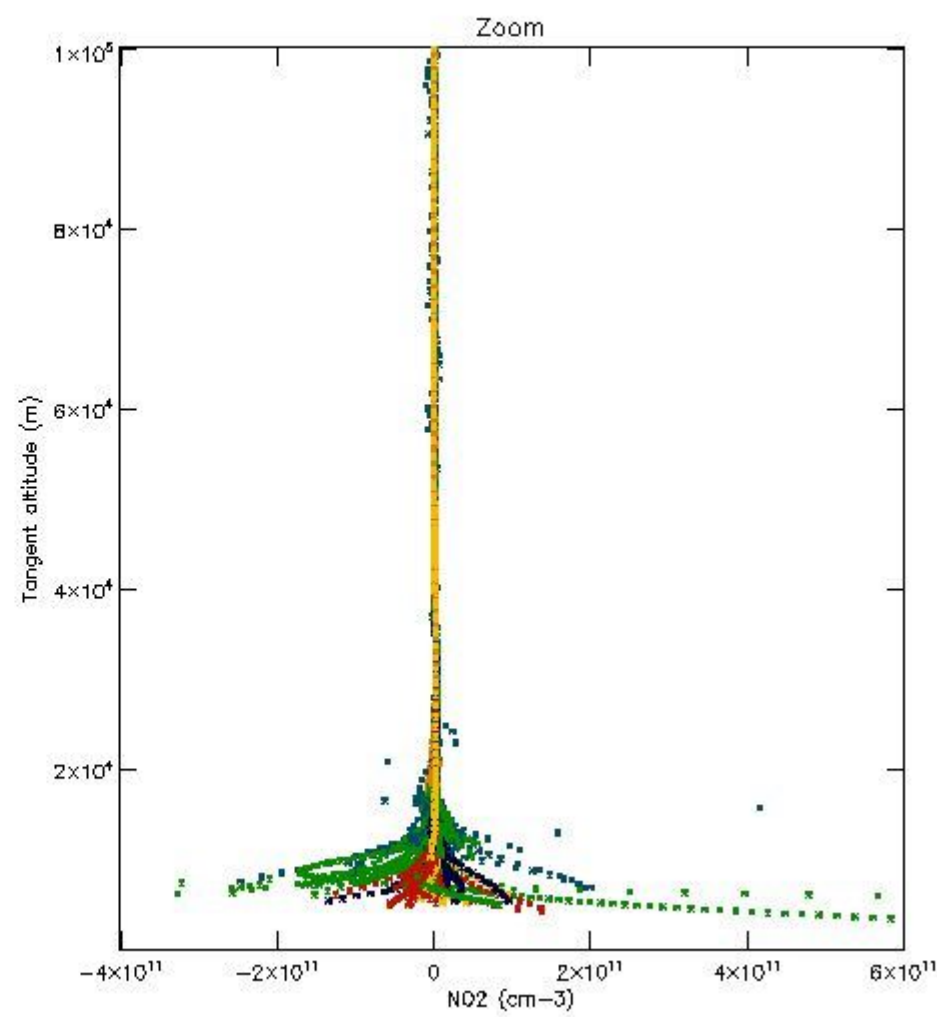
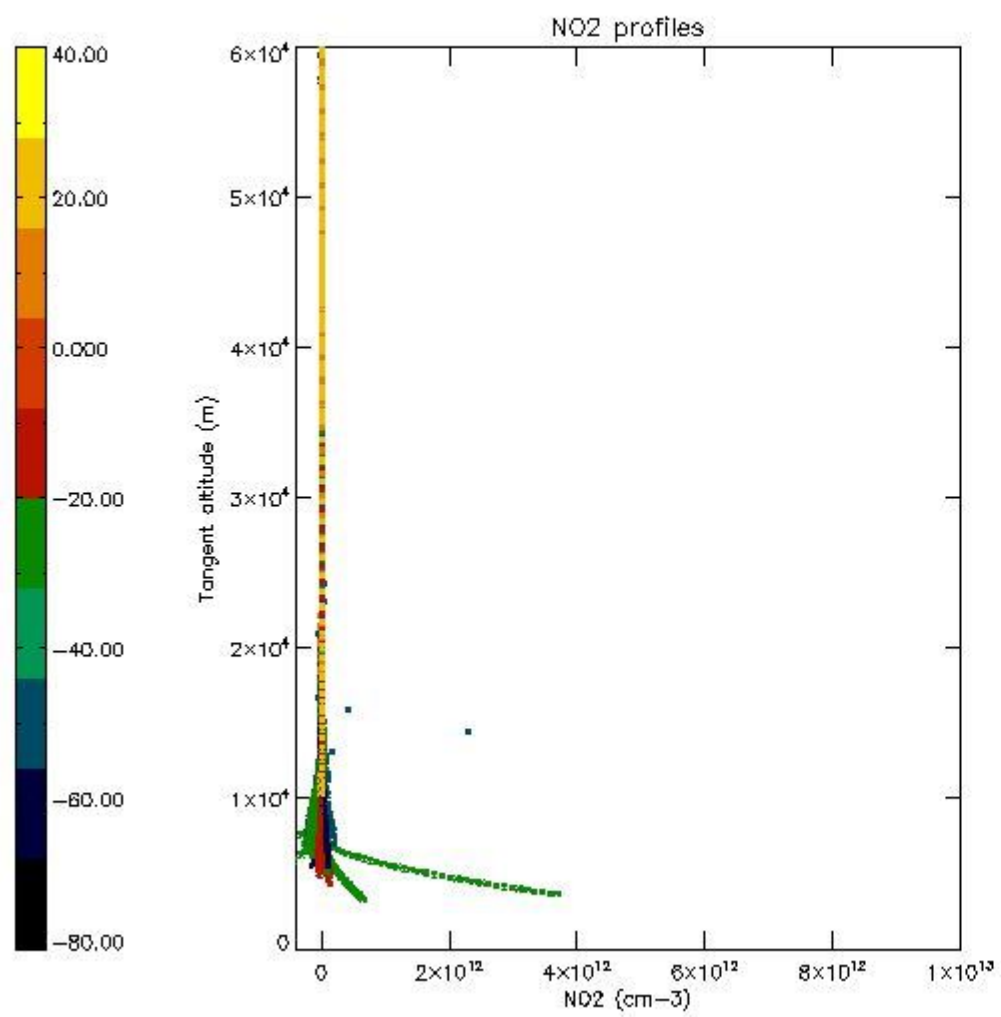
5.5 Plot ozone profiles where STD < 5% (dark without errors)

The colorbar represents the latitude.



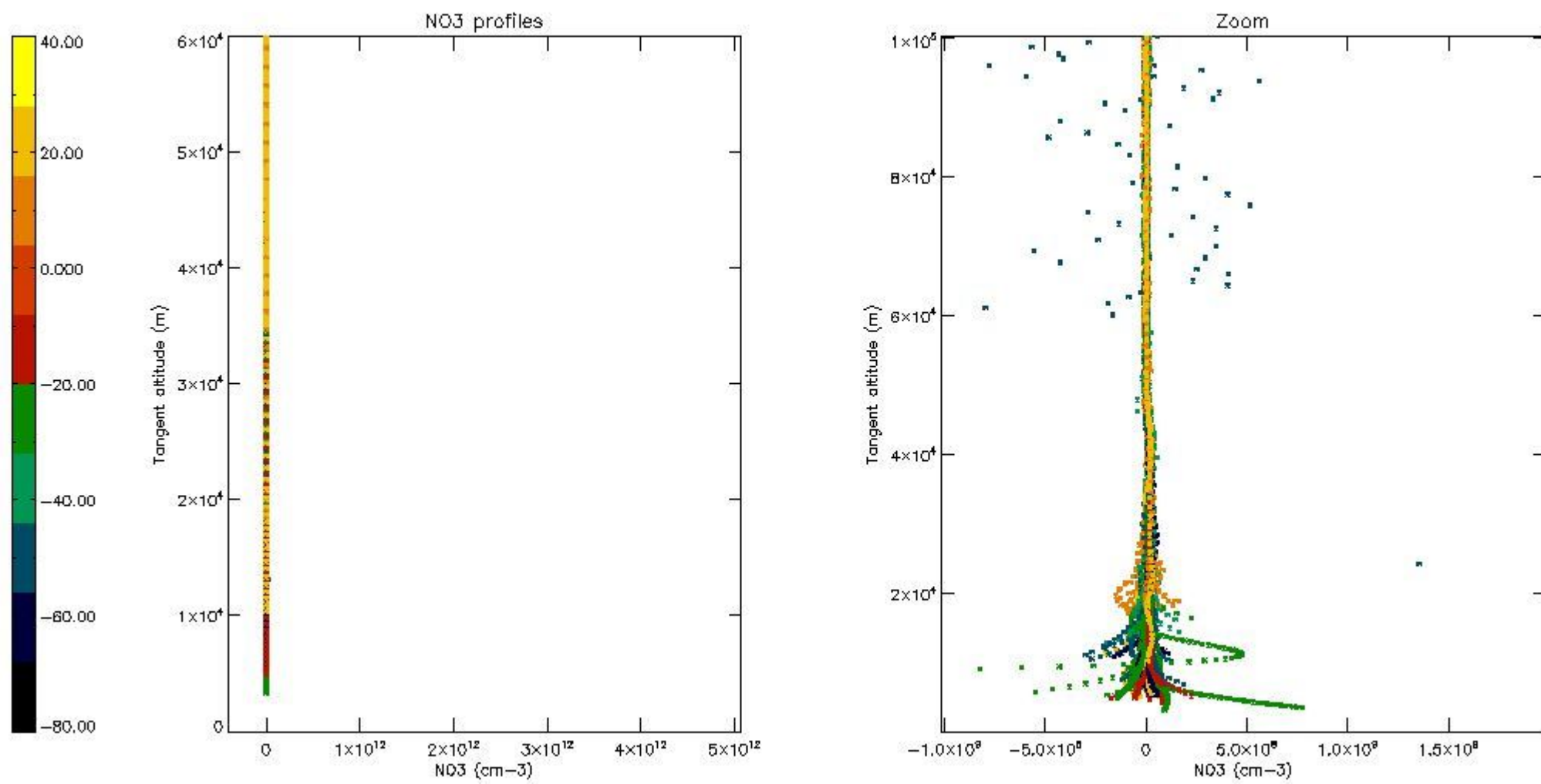
5.6 Plot NO₂ profiles for all STD (dark without errors)

The colorbar represents the latitude.



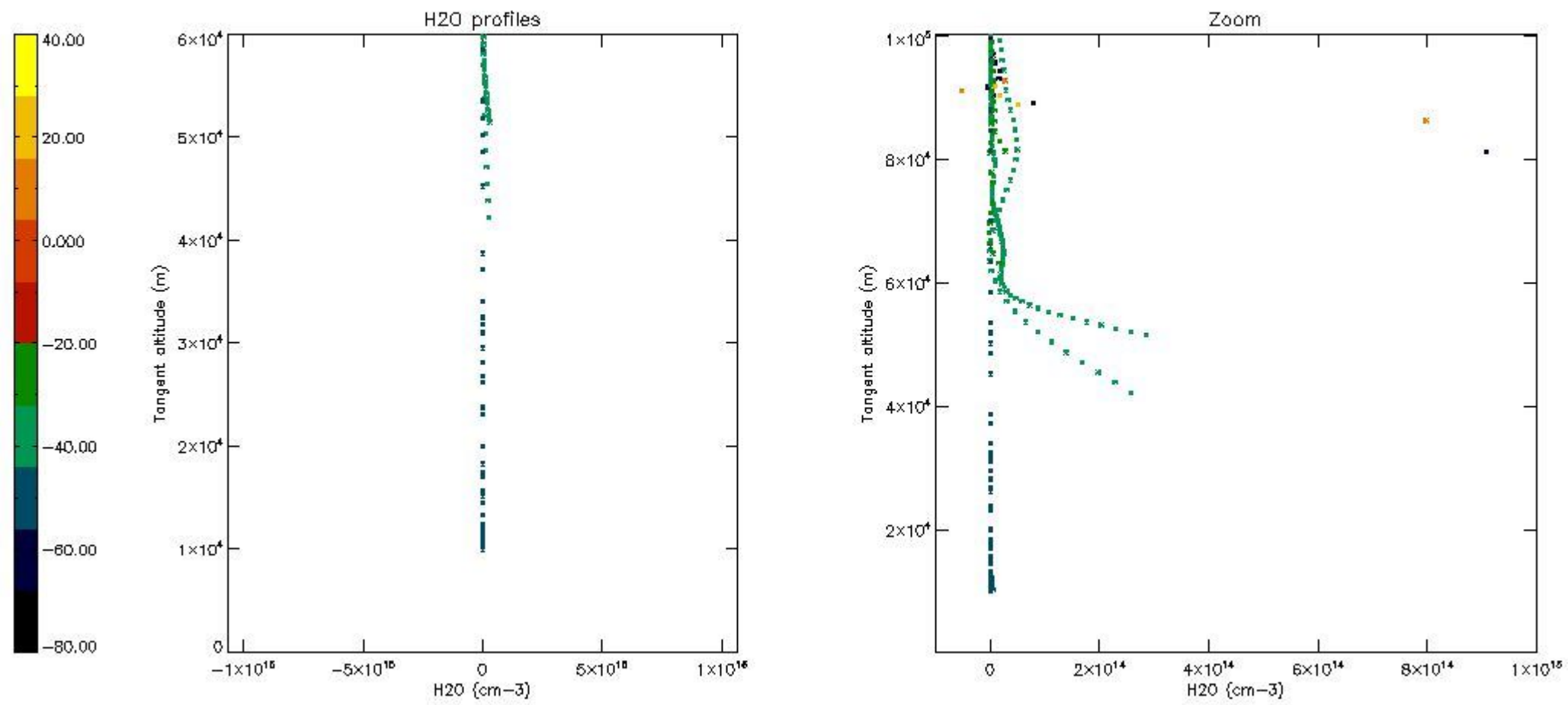
5.7 Plot NO₃ profiles for all STD (dark without errors)

The colorbar represents the latitude.



5.8 Plot H2O profiles for all STD (only for occultations of stars 1,2,3,4,13,14,16,26,63 dark without errors)

The colorbar represents the latitude.



6. Auxiliary Data Files used for the production reported in section 2

The number reported in the third column indicates since which file (see list in section 2) the corresponding auxiliary file has been used. The fourth column is the date of those product files.

Type	Auxiliary Filename	Used since product	Used since product date
INST_PHYS_CHARACTERISTICS	GOM_INS_AXVIEC20091111_143220_20030716_120000_20500101_000000	1	18-SEP-2003 00:00:39
LEVEL-2_PROC_CONFIG	GOM_PR2_AXVIEC20091111_152718_20020301_000000_20500101_000000	1	18-SEP-2003 00:00:39
CROSS_SECTIONS_FILE	GOM_CRS_AXVIEC20091111_154832_20020301_000000_20500101_000000	1	18-SEP-2003 00:00:39

GOMOS Level 2 Daily Report

SUMMARY

[1. General Info](#)

[2. Summary of processed GOM_NL_2P products](#)

[3. Level 2 Quality information per product](#)

[3.1 Plot of level 2 quality information per product \(time dependant\)](#)

[3.2 Plot of level 2 quality information per product \(world map\)](#)

[4. Level 1 Quality information per product \(stored on level 2 products\)](#)

[4.1 Plot of level 1 quality information per product \(time dependant\)](#)

[4.1.1 Plot of level 1 quality information per product \(time dependant\): ASCENDING](#)

[4.1.2 Plot of level 1 quality information per product \(time dependant\): DESCENDING](#)

[4.2 Plot of level 1 quality information per product \(world map\)](#)

[4.2.1 Plot of level 1 quality information per product \(world map\): ASCENDING](#)

[4.2.2 Plot of level 1 quality information per product \(world map\): DESCENDING](#)

[5. Ozone profiles based on quality statistics and other trace gas profiles](#)

[5.1 Ozone statistics based on quality of products](#)

[5.2 Plot ozone profiles for all STD \(dark without errors\)](#)

[5.3 Plot ozone profiles where STD < 20% \(dark without errors\)](#)

[5.4. Plot ozone profiles where STD < 10% \(dark without errors\)](#)

[5.5. Plot ozone profiles where STD < 5% \(dark without errors\)](#)

[5.6 Plot NO2 profiles for all STD \(dark without errors\)](#)

[5.7 Plot NO3 profiles for all STD \(dark without errors\)](#)

[5.8 Plot H2O profiles \(only for occultations of stars 1,2,3,4,13,14,16,26,63 dark without errors\) for all STD](#)

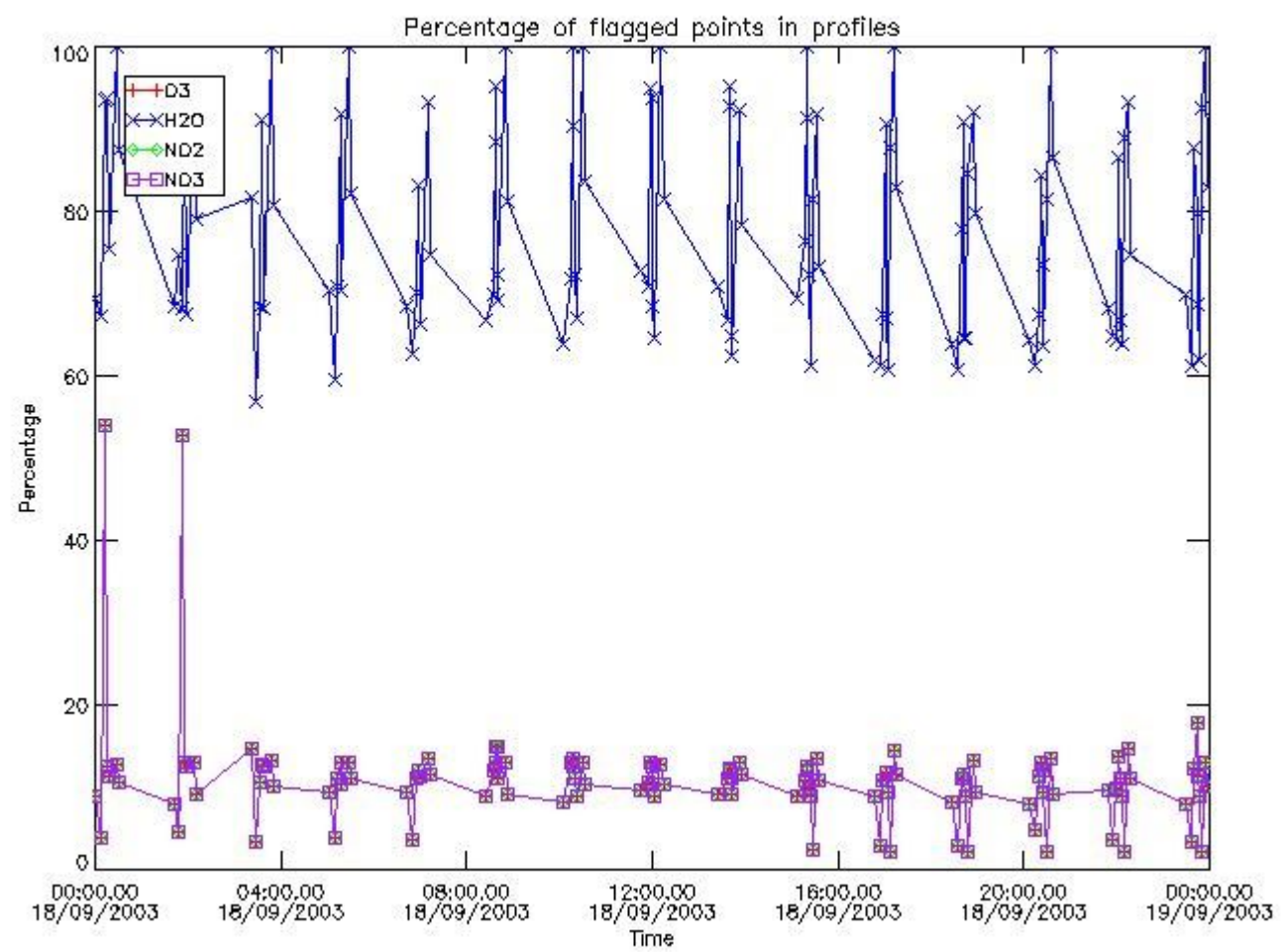
[6. Auxiliary Data Files used for the production reported in section 2](#)

397	GOM_NL__2PRFIN20030918_214346_000001402020_00043_08113_8931.N1	18-SEP-2003 21:43:46	Straylight	139.50	28	12Bet Tau	1.6500	15200.	279	8113	No
398	GOM_NL__2PRFIN20030918_214834_000000592020_00043_08113_8932.N1	18-SEP-2003 21:48:34	Dark	58.500	8	10Alp CMi	0.40000	6500.0	117	8113	No
399	GOM_NL__2PRFIN20030918_215526_000001722020_00043_08113_8933.N1	18-SEP-2003 21:55:26	Dark	172.00	14	58Alp Ori	0.87000	3000.0	344	8113	No
400	GOM_NL__2PRFIN20030918_215939_000000512020_00043_08113_8934.N1	18-SEP-2003 21:59:39	Dark	51.000	65	Lam Vel	2.2040	4400.0	102	8113	No
401	GOM_NL__2PRFIN20030918_220257_000000412020_00043_08113_8935.N1	18-SEP-2003 22:02:57	Dark	41.000	46	Del Vel	1.9540	10600.	82	8113	No
402	GOM_NL__2PRFIN20030918_220430_000000462020_00043_08113_8936.N1	18-SEP-2003 22:04:30	Dark	45.500	41	Eps Car	1.8600	4100.0	91	8113	No
403	GOM_NL__2PRFIN20030918_220611_000000572020_00044_08114_9617.N1	18-SEP-2003 22:06:11	Dark	57.000	2	Alp Car	-0.73600	7000.0	114	8114	No
404	GOM_NL__2PRFIN20030918_220928_000002312020_00044_08114_9618.N1	18-SEP-2003 22:09:28	Dark	231.00	7	19Bet Ori	0.10000	14000.	462	8114	No
405	GOM_NL__2PRFIN20030918_221504_000000382020_00044_08114_9619.N1	18-SEP-2003 22:15:04	Dark	38.000	135	Bet Hyi	2.8200	5800.0	76	8114	No
406	GOM_NL__2PRFIN20030918_221747_000000462020_00044_08114_9620.N1	18-SEP-2003 22:17:47	Dark	46.000	9	Alp Eri	0.45300	24000.	92	8114	No
407	GOM_NL__2PRFIN20030918_222036_000000462020_00044_08114_9621.N1	18-SEP-2003 22:20:36	Straylight	46.000	148	Alp Tuc	2.8780	4100.0	92	8114	No
408	GOM_NL__2PRFIN20030918_222327_000000512020_00044_08114_9622.N1	18-SEP-2003 22:23:27	Straylight	51.000	84	Alp Phe	2.3970	4500.0	102	8114	No
409	GOM_NL__2PRFIN20030918_222707_000000412020_00044_08114_9623.N1	18-SEP-2003 22:27:07	Straylight	40.500	172	Gam Gru	3.0030	13100.	81	8114	No
410	GOM_NL__2PRFIN20030918_222833_000000462020_00044_08114_9624.N1	18-SEP-2003 22:28:33	Straylight	45.500	18	24Alp PsA	1.1660	9700.0	91	8114	No
411	GOM_NL__2PRFIN20030918_223241_000000462020_00044_08114_9625.N1	18-SEP-2003 22:32:41	Dark	46.000	1014	Mars	0.0000	0.0000	92	8114	Yes
412	GOM_NL__2PRFIN20030918_223715_000000402020_00044_08114_9626.N1	18-SEP-2003 22:37:15	Bright	40.000	162	34Alp Aqr	2.9440	5350.0	80	8114	No
413	GOM_NL__2PRFIN20030918_224017_000000402020_00044_08114_9627.N1	18-SEP-2003 22:40:17	Bright	39.500	61	8Eps Peg	2.1000	3900.0	79	8114	No
414	GOM_NL__2PRFIN20030918_224138_000000432020_00044_08114_9628.N1	18-SEP-2003 22:41:38	Bright	43.000	90	54Alp Peg	2.4870	11000.	86	8114	No
415	GOM_NL__2PRFIN20030918_224527_000000442020_00044_08114_9629.N1	18-SEP-2003 22:45:27	Bright	43.500	93	53Bet Peg	2.5200	3100.0	87	8114	No
416	GOM_NL__2PRFIN20030918_224741_000000412020_00044_08114_9630.N1	18-SEP-2003 22:47:41	Bright	40.500	92	53Eps Cyg	2.5000	4500.0	81	8114	No
417	GOM_NL__2PRFIN20030918_224951_000000412020_00044_08114_9631.N1	18-SEP-2003 22:49:51	Bright	40.500	66	37Gam Cyg	2.2080	5900.0	81	8114	No
418	GOM_NL__2PRFIN20030918_225233_000000632020_00044_08114_9632.N1	18-SEP-2003 22:52:33	Bright	62.500	53	43Bet And	2.0480	3300.0	125	8114	No
419	GOM_NL__2PRFIN20030918_225500_000000392020_00044_08114_9633.N1	18-SEP-2003 22:55:00	Bright	38.500	89	5Alp Cep	2.4510	8000.0	77	8114	No
420	GOM_NL__2PRFIN20030918_225721_000000432020_00044_08114_9634.N1	18-SEP-2003 22:57:21	Bright	43.000	76	27Gam Cas	2.3000	30000.	86	8114	No
421	GOM_NL__2PRFIN20030918_230235_000000412020_00044_08114_9635.N1	18-SEP-2003 23:02:35	Bright	40.500	49	1Alp UMi	1.9900	6300.0	81	8114	No
422	GOM_NL__2PRFIN20030918_230453_000000662020_00044_08114_9636.N1	18-SEP-2003 23:04:53	Bright	66.000	35	33Alp Per	1.7950	6250.0	132	8114	No
423	GOM_NL__2PRFIN20030918_230647_000000692020_00044_08114_9637.N1	18-SEP-2003 23:06:47	Bright	69.000	175	39Del Per	3.0100	19400.	138	8114	No
424	GOM_NL__2PRFIN20030918_231004_000000402020_00044_08114_9638.N1	18-SEP-2003 23:10:04	Bright	40.000	36	50Alp UMa	1.8000	6300.0	80	8114	No
425	GOM_NL__2PRFIN20030918_231132_000000382020_00044_08114_9639.N1	18-SEP-2003 23:11:32	Bright	37.500	82	48Bet UMa	2.3650	10600.	75	8114	No
426	GOM_NL__2PRFIN20030918_231438_000000482020_00044_08114_9640.N1	18-SEP-2003 23:14:38	Bright	47.500	174	52Psi UMa	3.0040	4400.0	95	8114	No
427	GOM_NL__2PRFIN20030918_232014_000000462020_00044_08114_9641.N1	18-SEP-2003 23:20:14	Bright	46.000	24	66Alp Gem	1.5800	10200.	92	8114	No
428	GOM_NL__2PRFIN20030918_232423_000001472020_00044_08114_9642.N1	18-SEP-2003 23:24:23	Straylight	146.50	28	12Bet Tau	1.6500	15200.	293	8114	No
429	GOM_NL__2PRFIN20030918_232910_000000652020_00044_08114_9643.N1	18-SEP-2003 23:29:10	Dark	65.000	8	10Alp CMi	0.40000	6500.0	130	8114	No
430	GOM_NL__2PRFIN20030918_233605_000001502020_00044_08114_9644.N1	18-SEP-2003 23:36:05	Dark	150.00	14	58Alp Ori	0.87000	3000.0	300	8114	No
431	GOM_NL__2PRFIN20030918_234016_000000462020_00044_08114_9645.N1	18-SEP-2003 23:40:16	Dark	45.500	65	Lam Vel	2.2040	4400.0	91	8114	No
432	GOM_NL__2PRFIN20030918_234334_000000402020_00044_08114_9646.N1	18-SEP-2003 23:43:34	Dark	40.000	46	Del Vel	1.9540	10600.	80	8114	No
433	GOM_NL__2PRFIN20030918_234506_000000452020_00044_08114_9647.N1	18-SEP-2003 23:45:06	Dark	45.000	41	Eps Car	1.8600	4100.0	90	8114	No
434	GOM_NL__2PRFIN20030918_234647_000000572020_00045_08115_9520.N1	18-SEP-2003 23:46:47	Dark	57.000	2	Alp Car	-0.73600	7000.0	114	8115	No
435	GOM_NL__2PRFIN20030918_235010_000002312020_00045_08115_9521.N1	18-SEP-2003 23:50:10	Dark	231.00	7	19Bet Ori	0.10000	14000.	462	8115	No
436	GOM_NL__2PRFIN20030918_235541_000000392020_00045_08115_9522.N1	18-SEP-2003 23:55:41	Dark	39.000	135	Bet Hyi	2.8200	5800.0	78	8115	No
437	GOM_NL__2PRFIN20030918_235824_000000502020_00045_08115_9523.N1	18-SEP-2003 23:58:24	Dark	50.000	9	Alp Eri	0.45300	24000.	100	8115	No

3. Quality information per product

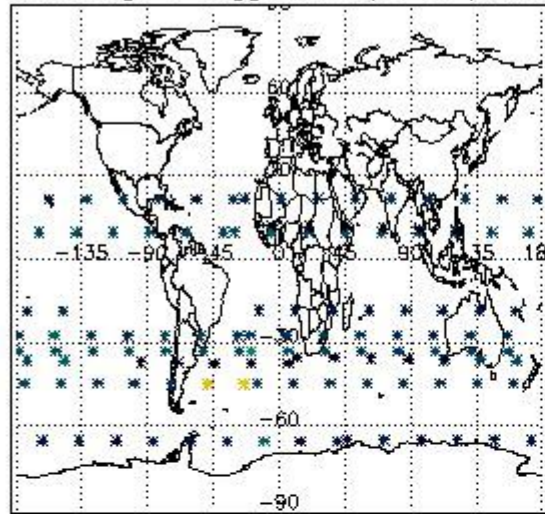
In this section it is plotted some information contained in the Quality Summary data set of the level 2 products. Only products in dark limb conditions and without errors (error flag in the MPH set to "0") are used.

3.1 Plot quality information per product (time dependant)

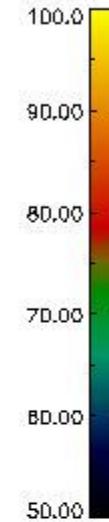
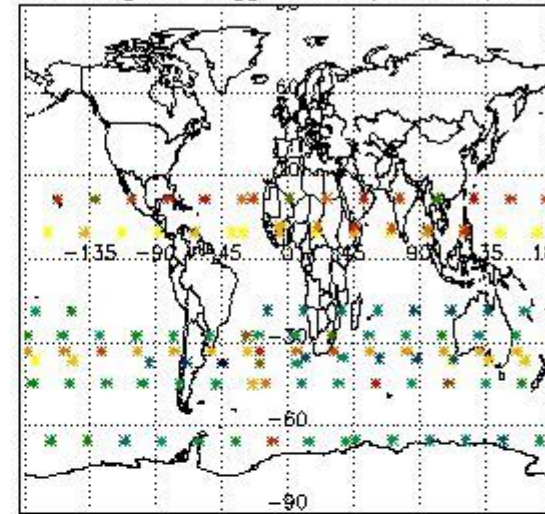


3.2 Plot quality information per product (world map)

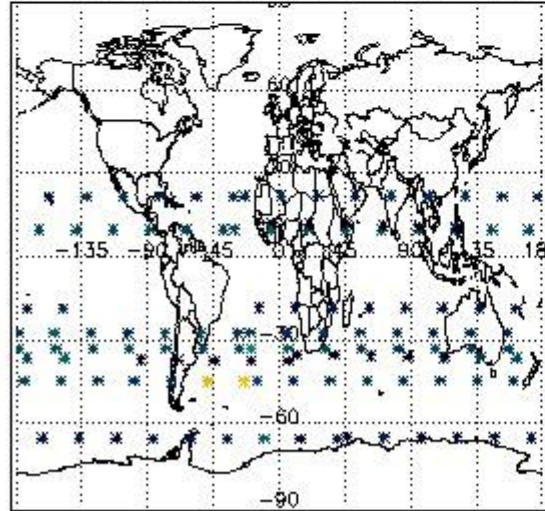
Percentage of flagged data per O3 profile




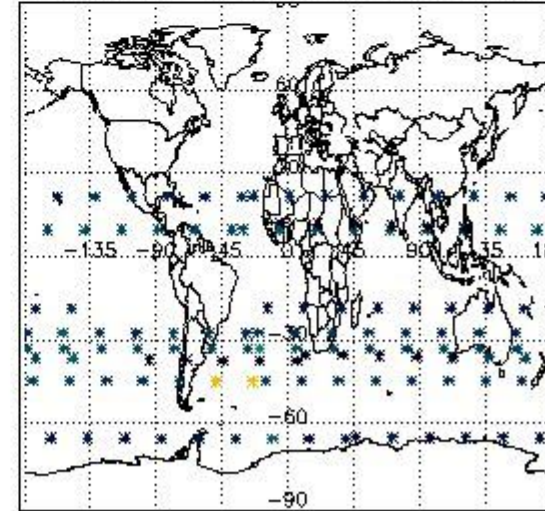
Percentage of flagged data per H2O profile



Percentage of flagged data per NO2 profile



Percentage of flagged data per NO3 profile

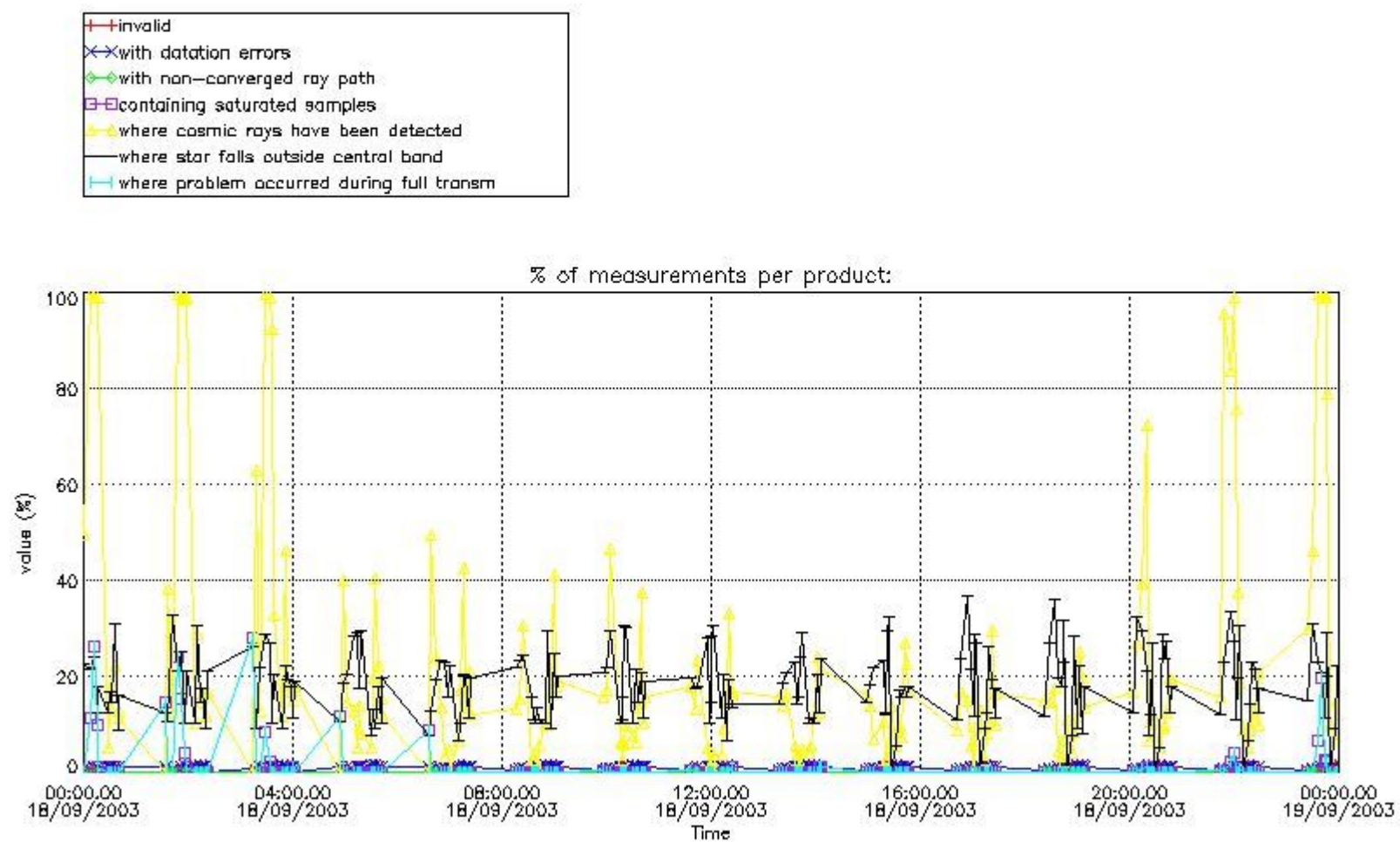


4. Level 1 quality information per product

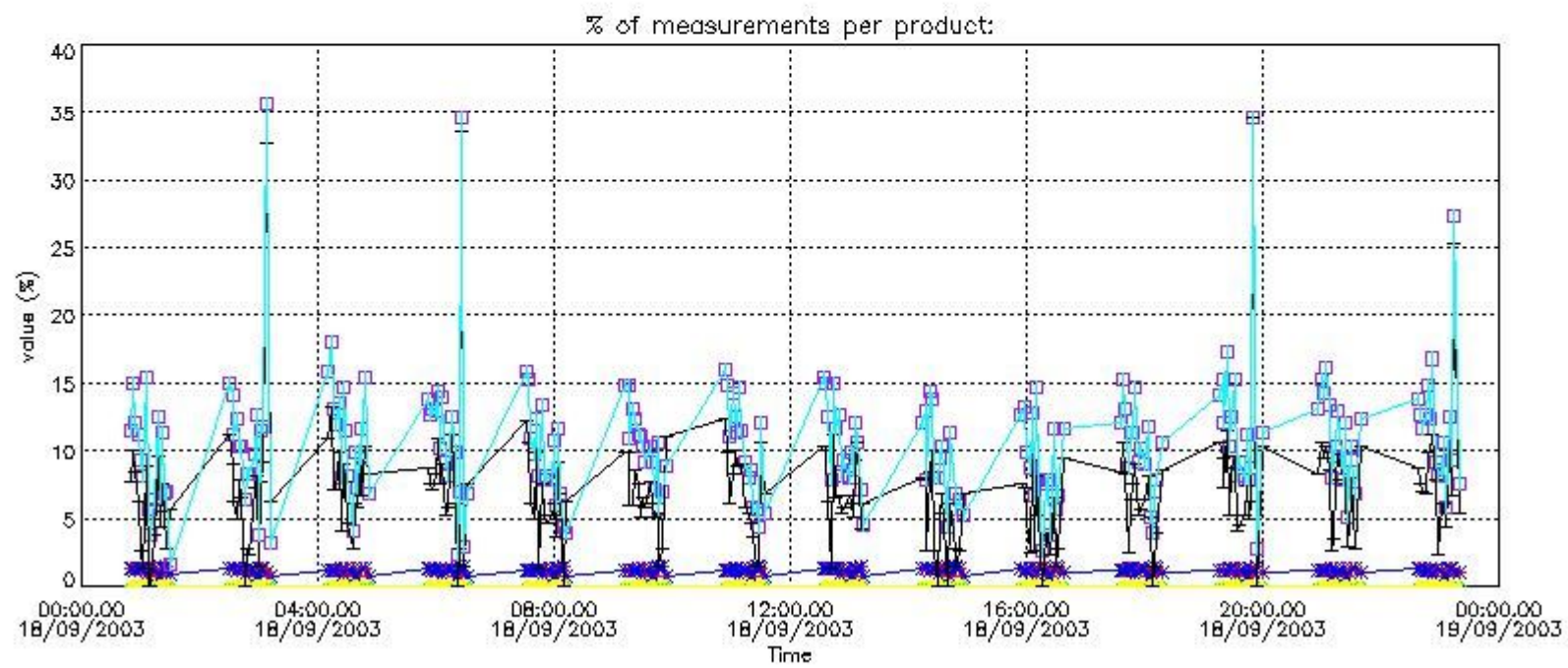
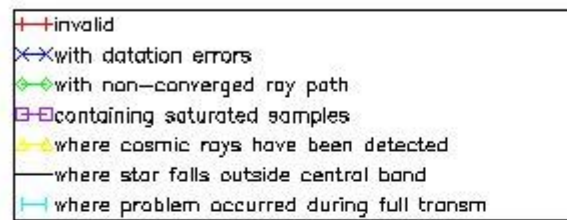
In this section it is plotted some information contained in the Quality Summary data set of the level 2 products that comes from the level 1b processing. Products without errors (error flag in the MPH set to "0") are used.

4.1 Plot quality information per product (time dependant) coming from level 1b processing

4.1.1 Plot level 1 quality information per product (time dependant): ENVISAT ASCENDING passes



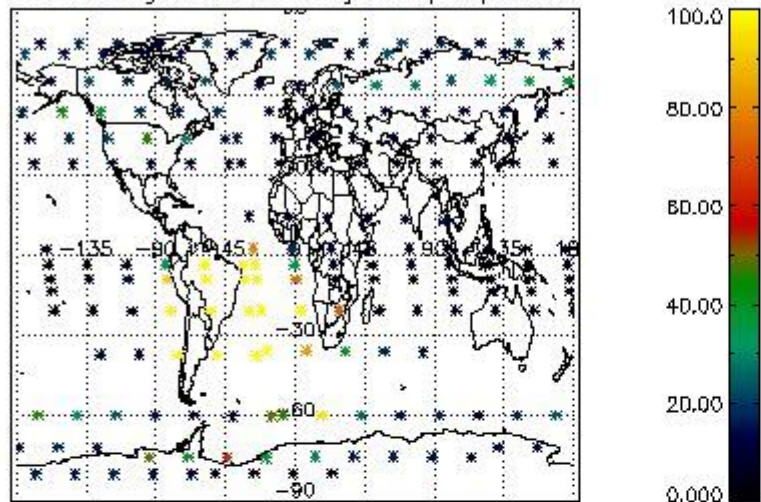
4.1.2 Plot level 1 quality information per product (time dependant): ENVI SAT DESCENDING passes



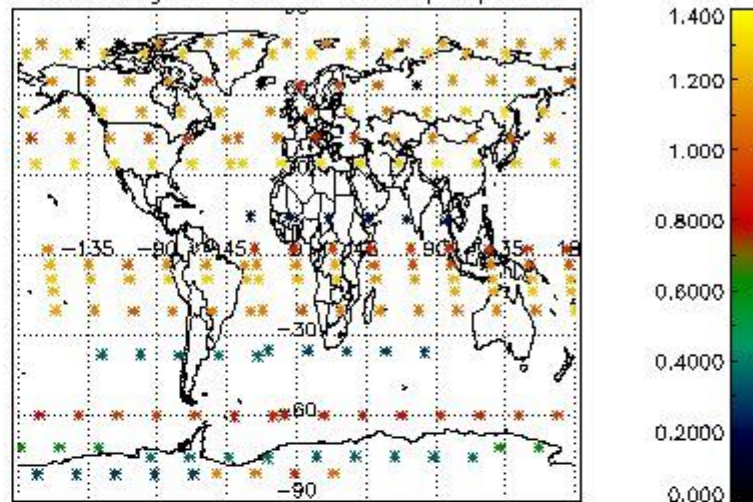
4.2 Plot quality information per product coming from level 1b processing (world map)

4.2.1 Plot level 1 quality information per product (world map): ENVISAT ASCENDING passes

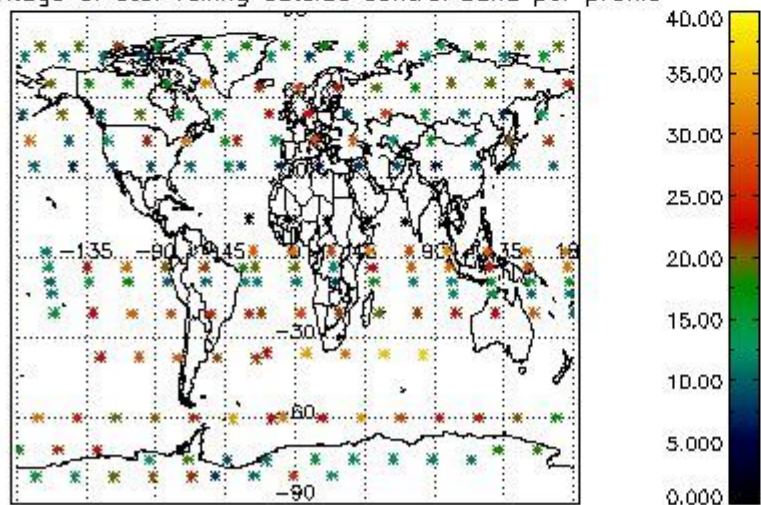
Percentage of cosmic ray hits per profile



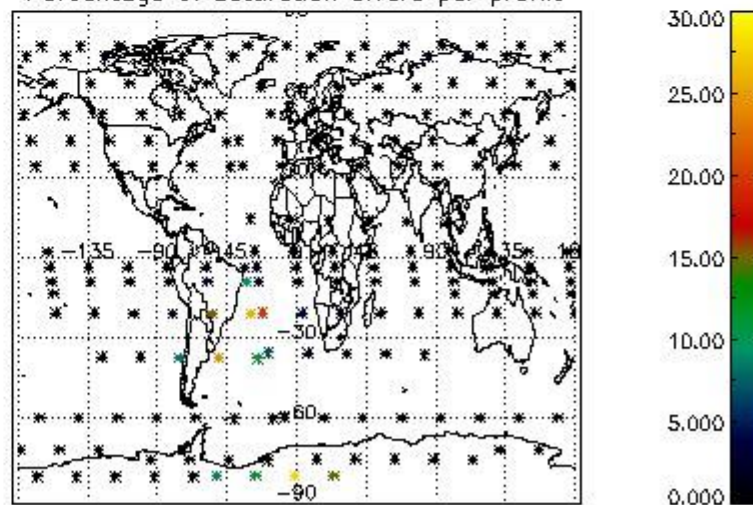
Percentage of datation errors per profile



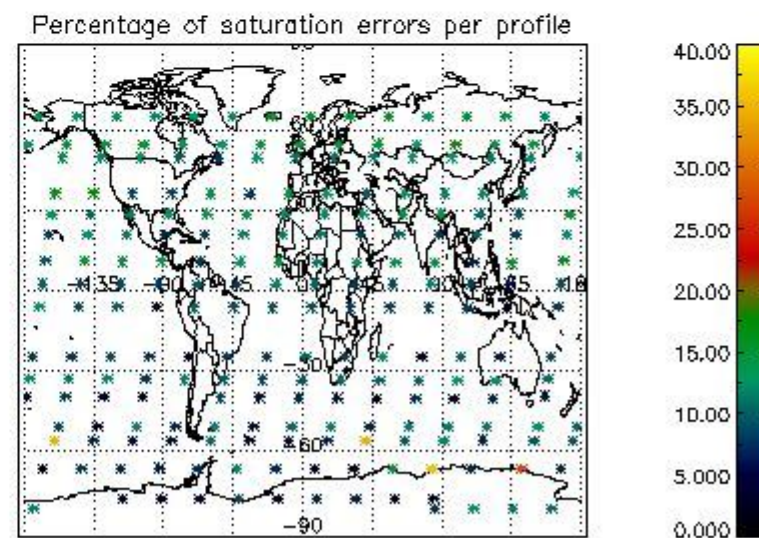
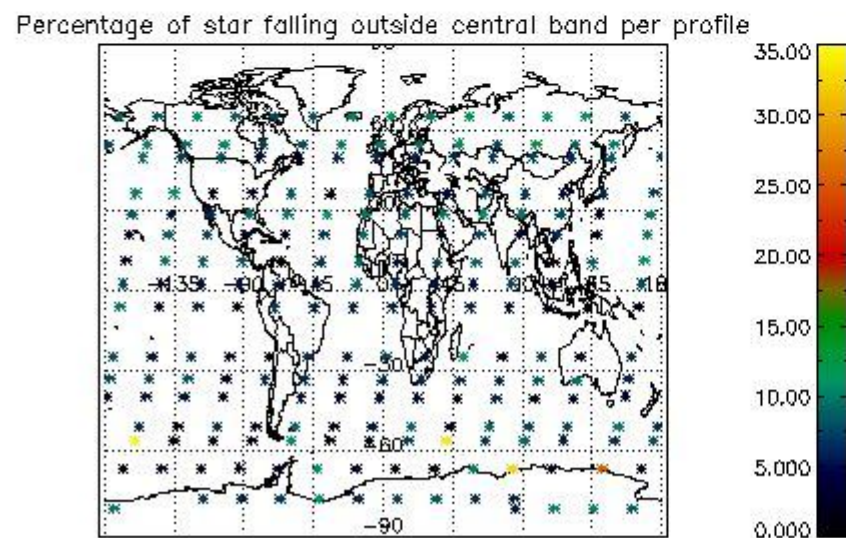
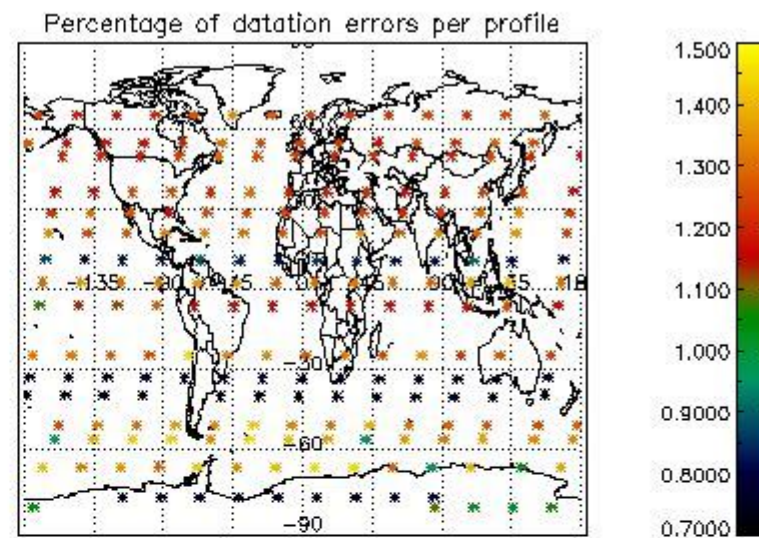
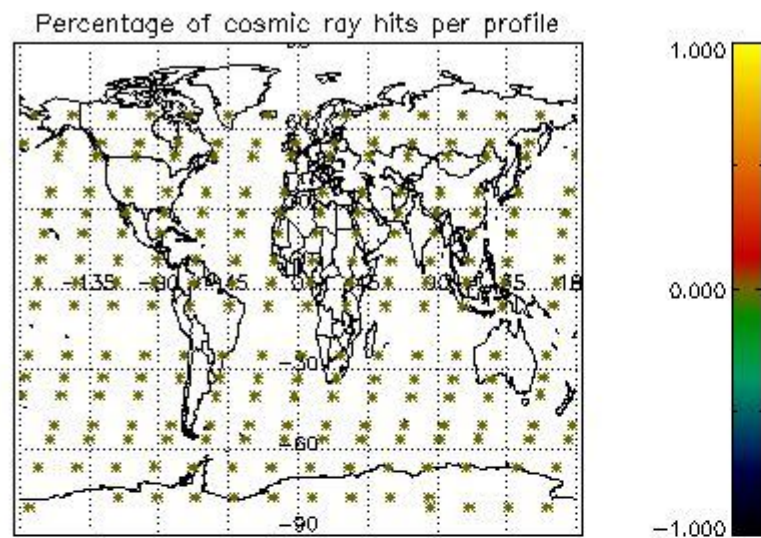
Percentage of star falling outside central band per profile



Percentage of saturation errors per profile



4.2.2 Plot level 1 quality information per product (world map): ENVISAT DESCENDING passes



5. Trace gas profiles

5.1 Ozone statistics based on quality of products

The final quality of the products can be "measured" using the STD (Standard Deviation) attached to every point profile. This information is written to the parameter GOM_NL__2P/NL_LOCAL_SPECIES_DENSITY/o3_std of the level 2 products. The table below shows the statistics for given STD ranges.

The statistics are given with respect to the overall valid production:

- Products without fatal errors: GOM_NL__2P/MPH/PRODUCT_ERR=0
- Valid point profile: GOM_NL__2P/NL_LOCAL_SPECIES_DENSITY/pcd(0)=0

The 'Criteria' is applied to valid points of dark limb products:

- Products in dark limb illumination condition: GOM_NL__2P/NL_SUMMARY_QUALITY/obs_ill_cond=0
- Products without fatal errors: GOM_NL__2P/MPH/PRODUCT_ERR=0
- Valid point profile: GOM_NL__2P/NL_LOCAL_SPECIES_DENSITY/pcd(0)=0

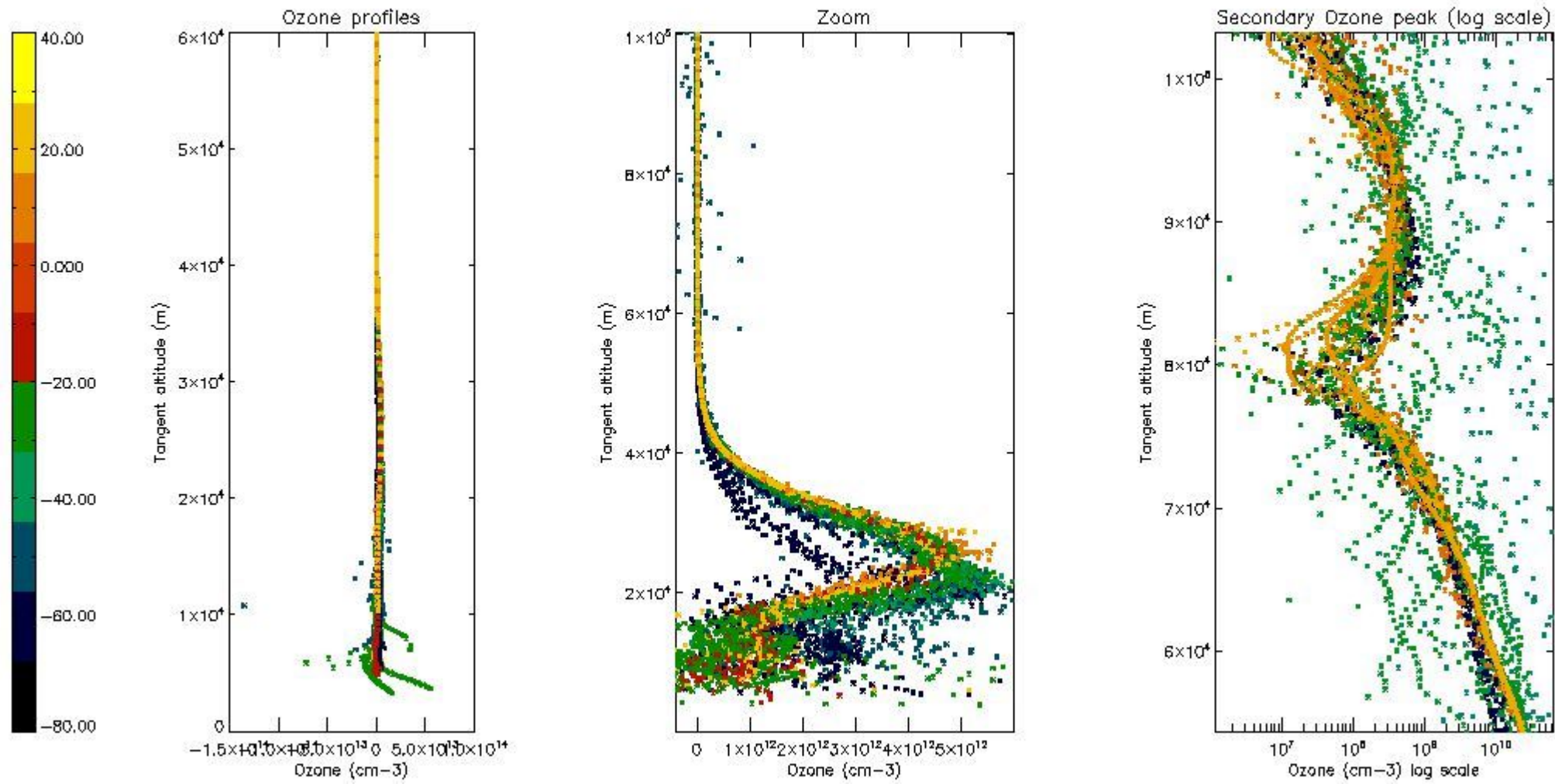
So, the table below shows the percentage of dark limb and valid observations for each criteria with respect to the overall valid daily observations.

Criteria	% of total production
All STD	35
STD < 20	20

STD < 10	17
STD < 5	14

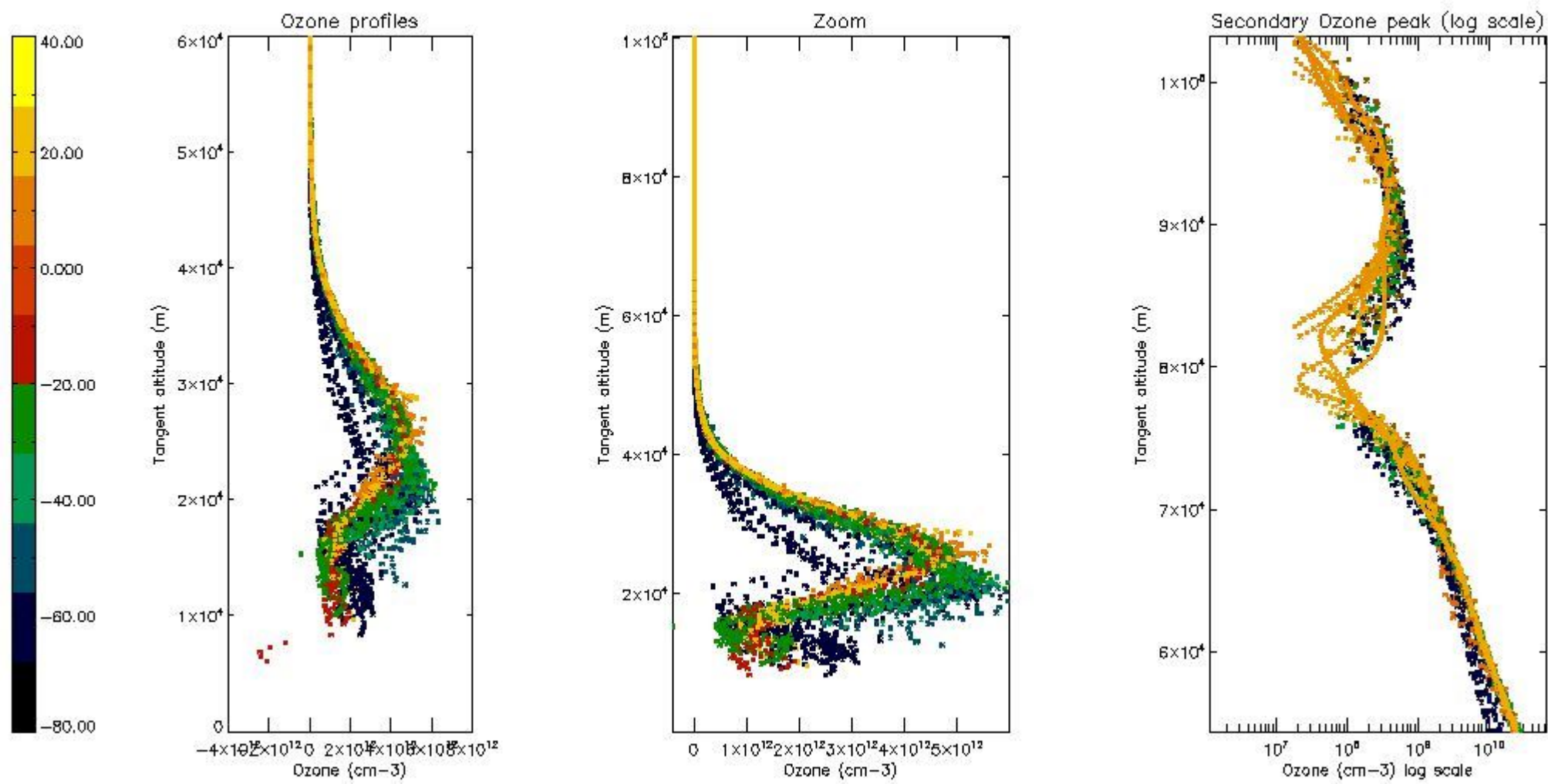
5.2 Plot ozone profiles for all STD (dark without errors)

The colorbar represents the latitude.



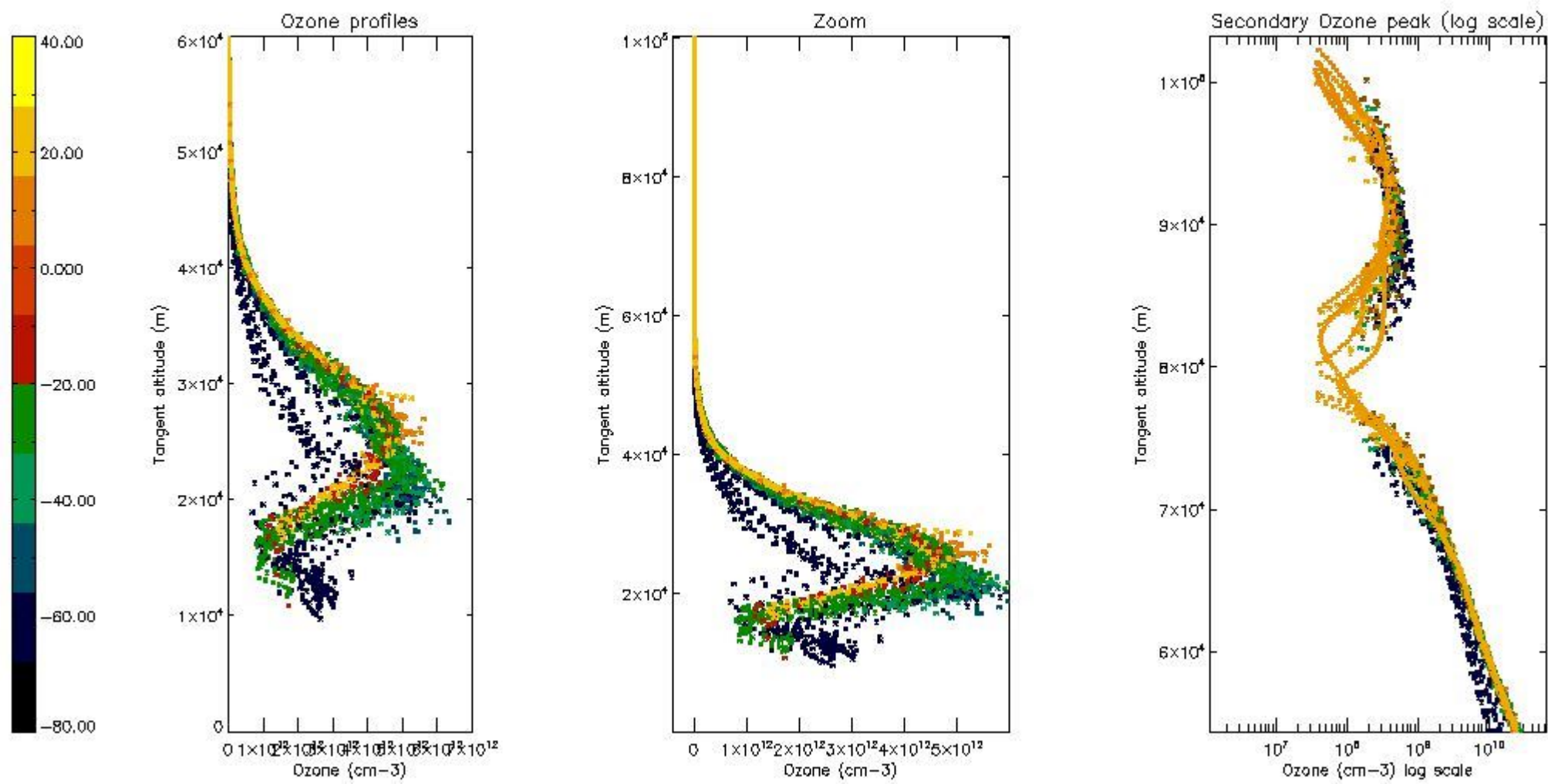
5.3 Plot ozone profiles where STD < 20% (dark without errors)

The colorbar represents the latitude.



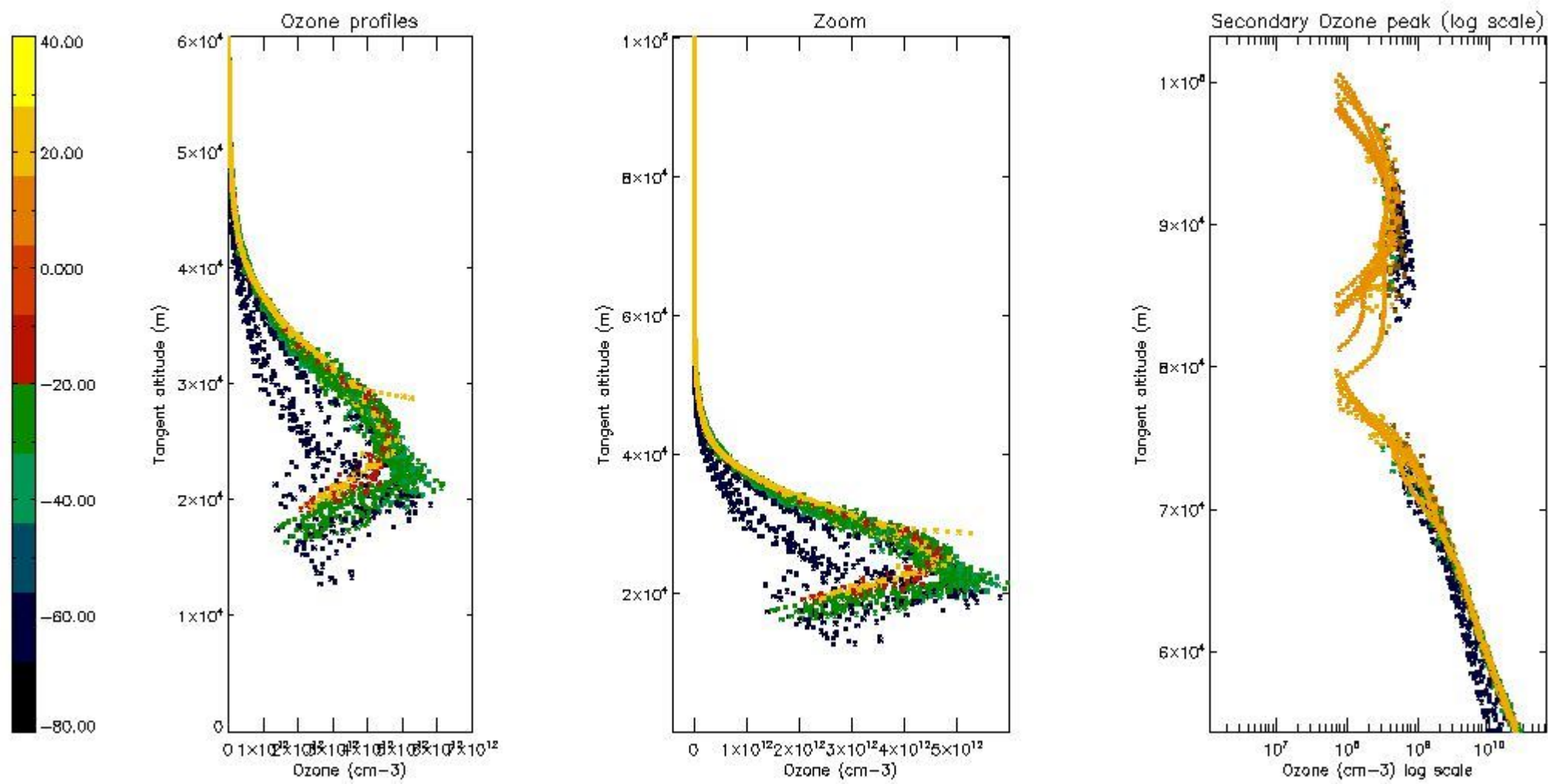
5.4 Plot ozone profiles where STD < 10% (dark without errors)

The colorbar represents the latitude.



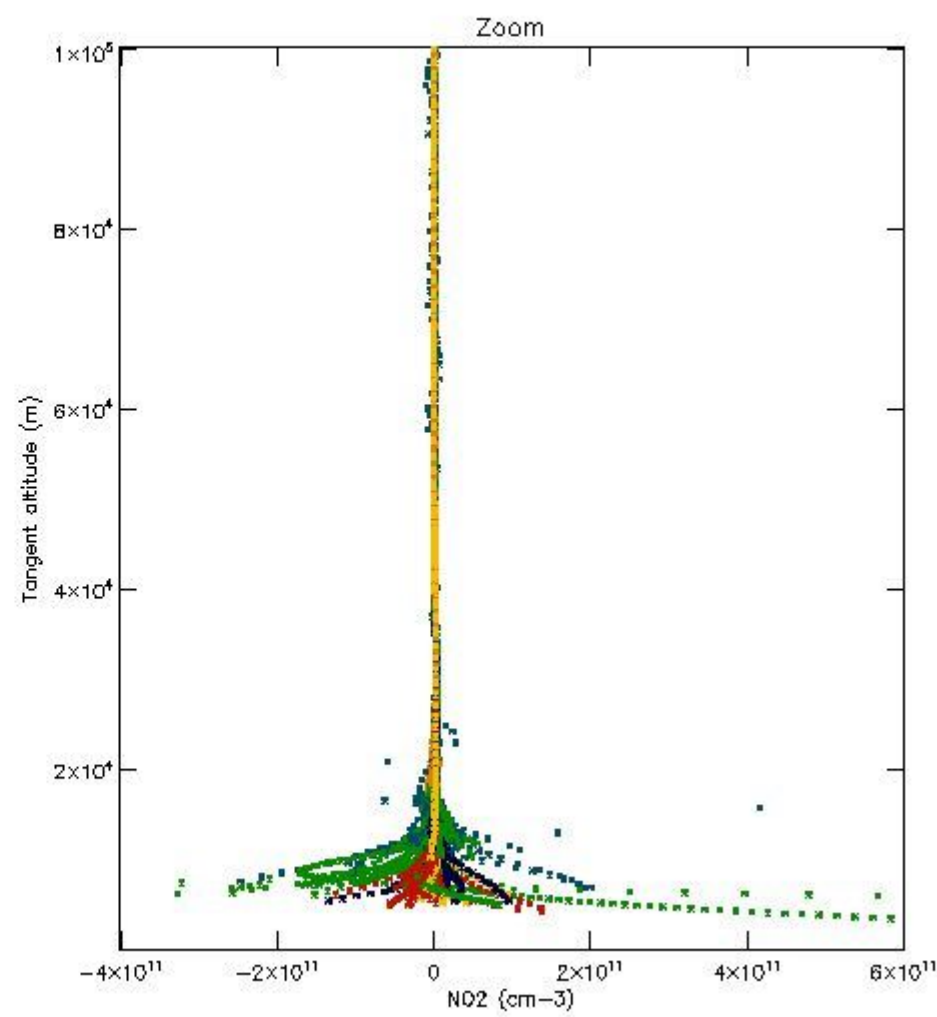
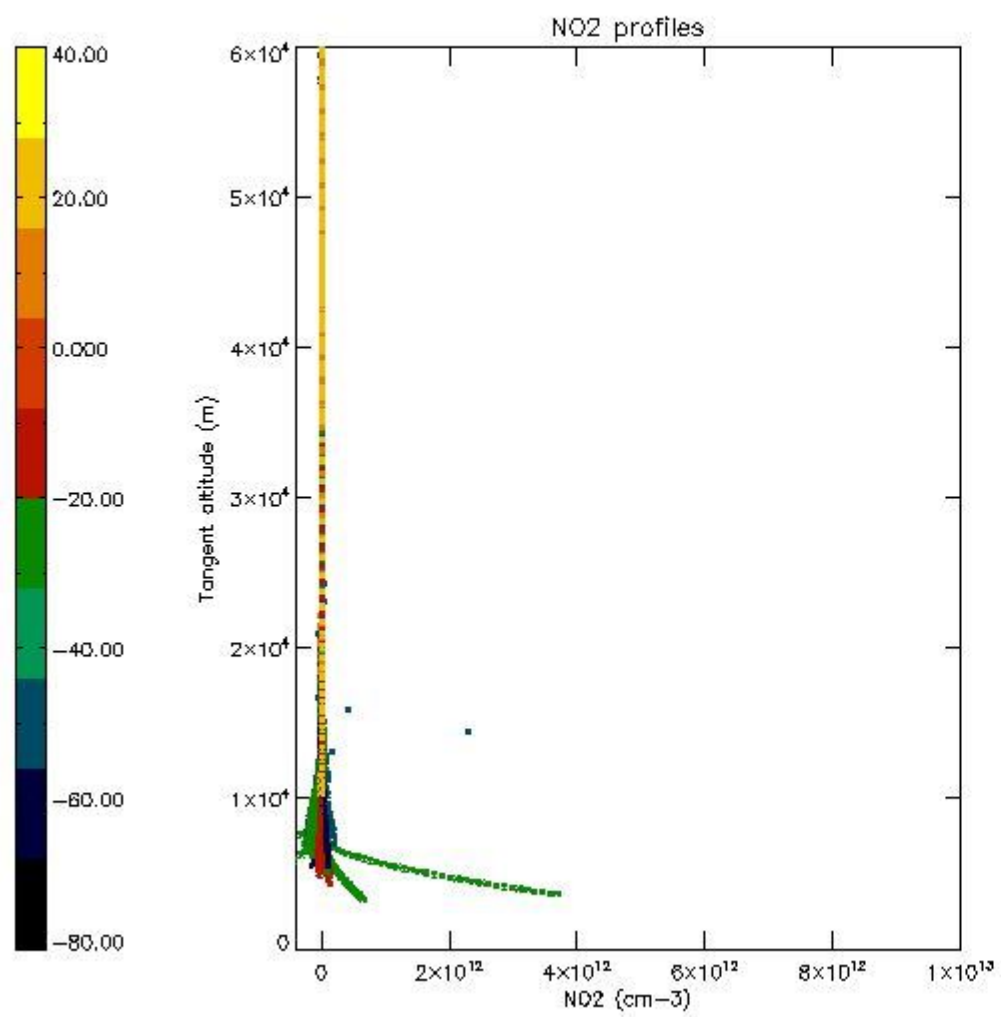
5.5 Plot ozone profiles where STD < 5% (dark without errors)

The colorbar represents the latitude.



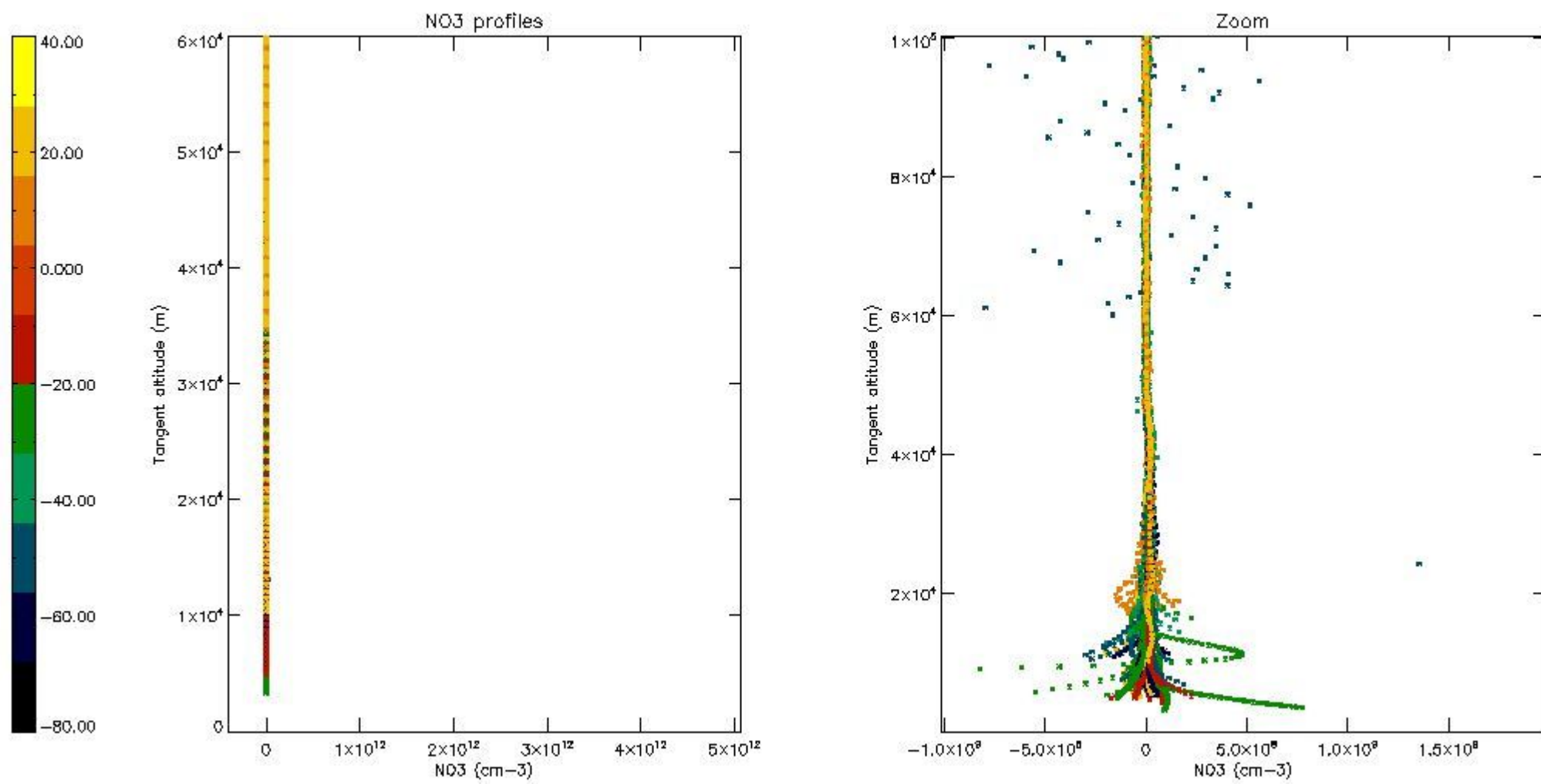
5.6 Plot NO₂ profiles for all STD (dark without errors)

The colorbar represents the latitude.



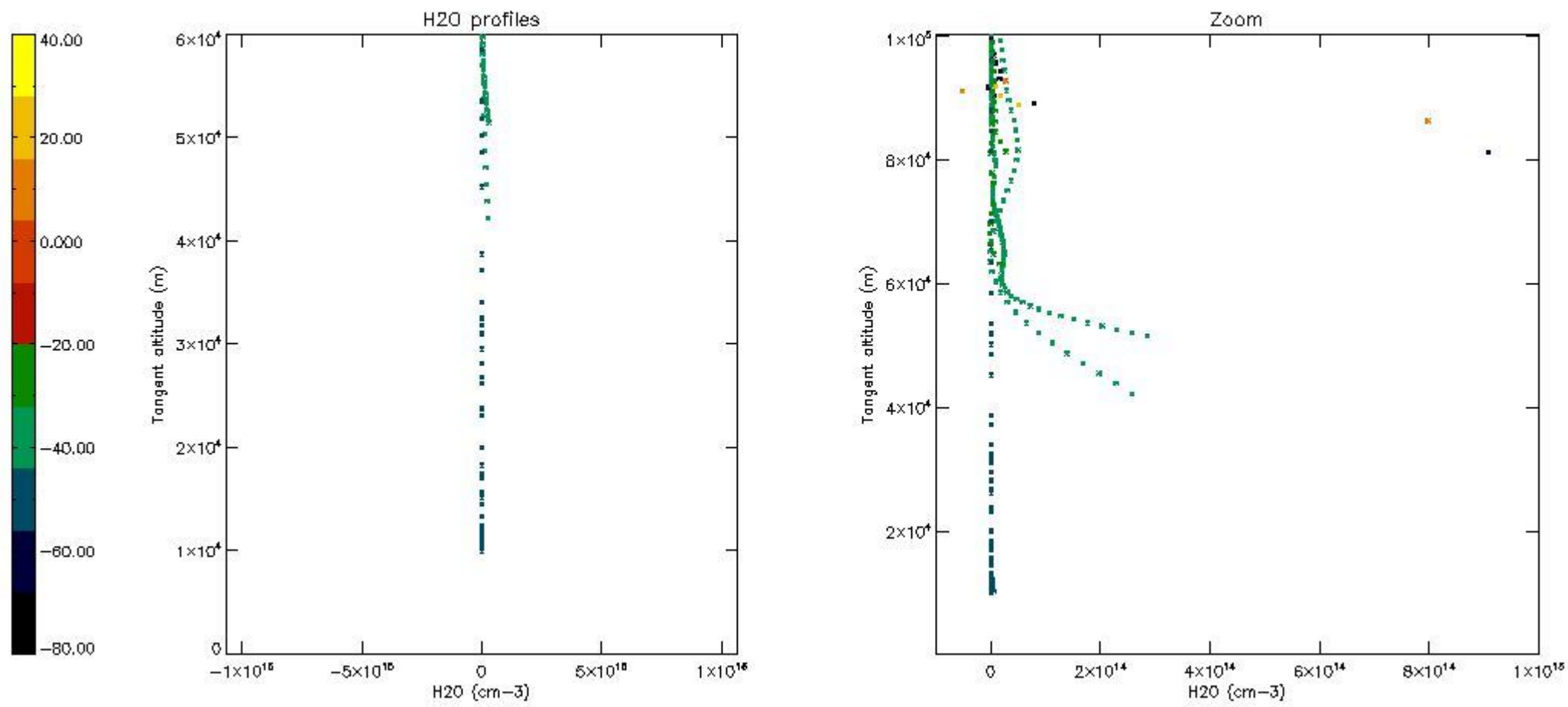
5.7 Plot NO₃ profiles for all STD (dark without errors)

The colorbar represents the latitude.



5.8 Plot H₂O profiles for all STD (only for occultations of stars 1,2,3,4,13,14,16,26,63 dark without errors)

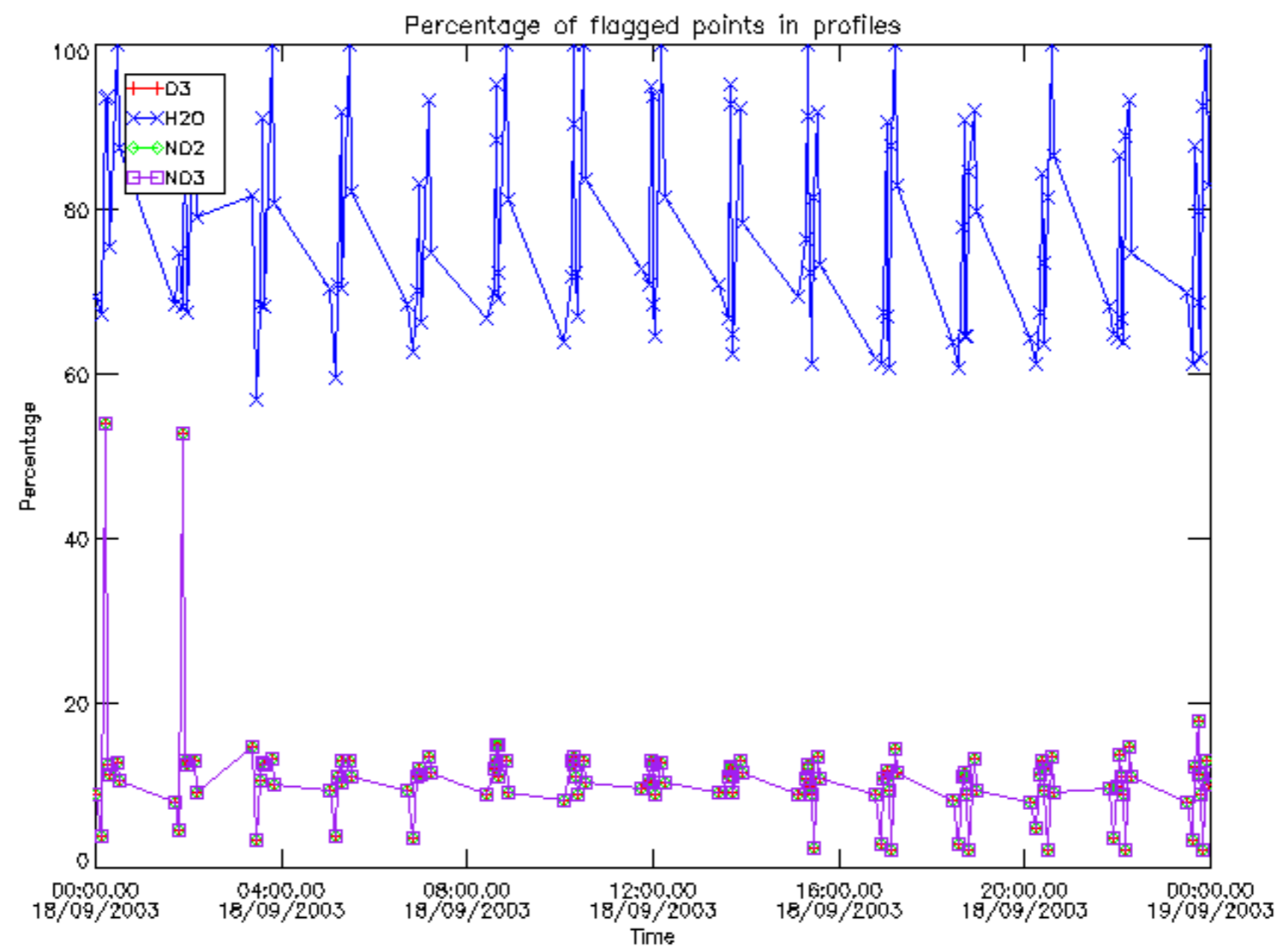
The colorbar represents the latitude.



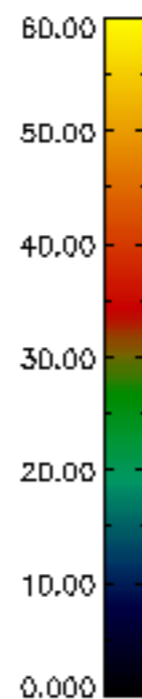
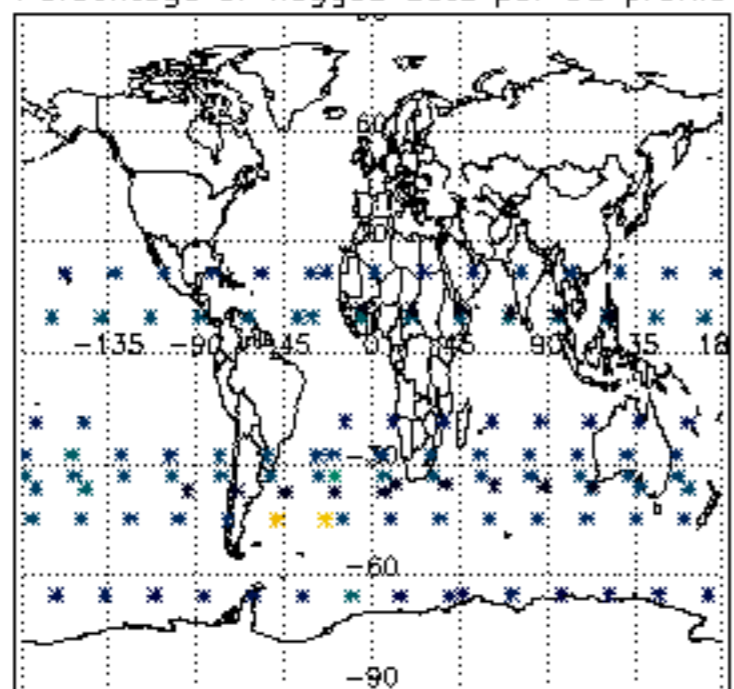
6. Auxiliary Data Files used for the production reported in section 2

The number reported in the third column indicates since which file (see list in section 2) the corresponding auxiliary file has been used. The fourth column is the date of those product files.

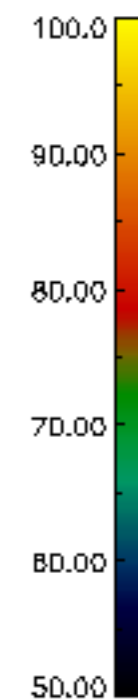
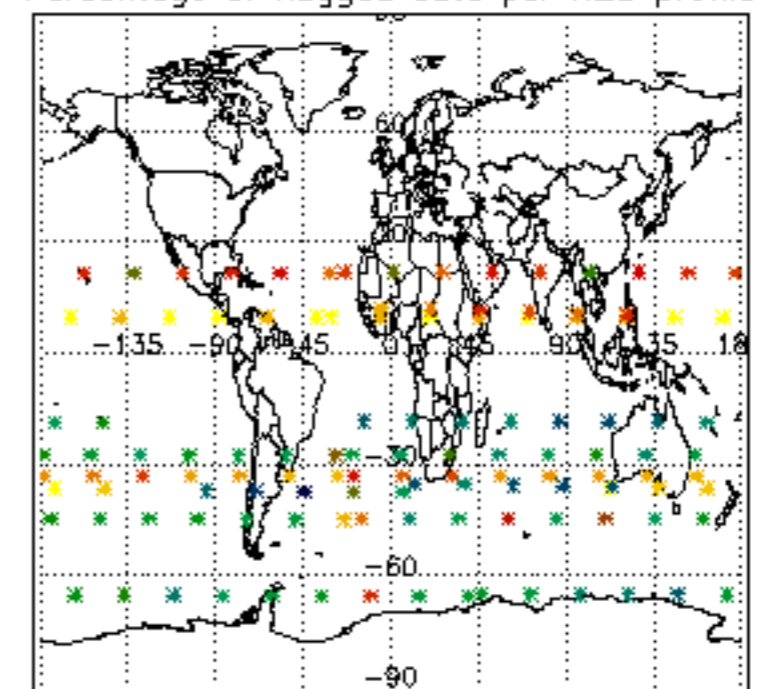
Type	Auxiliary Filename	Used since product	Used since product date
INST_PHYS_CHARACTERISTICS	GOM_INS_AXVIEC20091111_143220_20030716_120000_20500101_000000	1	18-SEP-2003 00:00:39
LEVEL-2_PROC_CONFIG	GOM_PR2_AXVIEC20091111_152718_20020301_000000_20500101_000000	1	18-SEP-2003 00:00:39
CROSS_SECTIONS_FILE	GOM_CRS_AXVIEC20091111_154832_20020301_000000_20500101_000000	1	18-SEP-2003 00:00:39



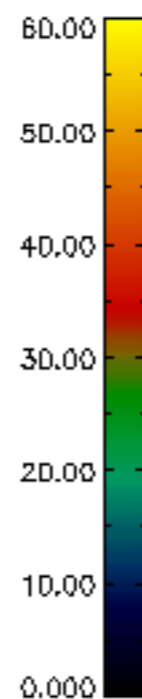
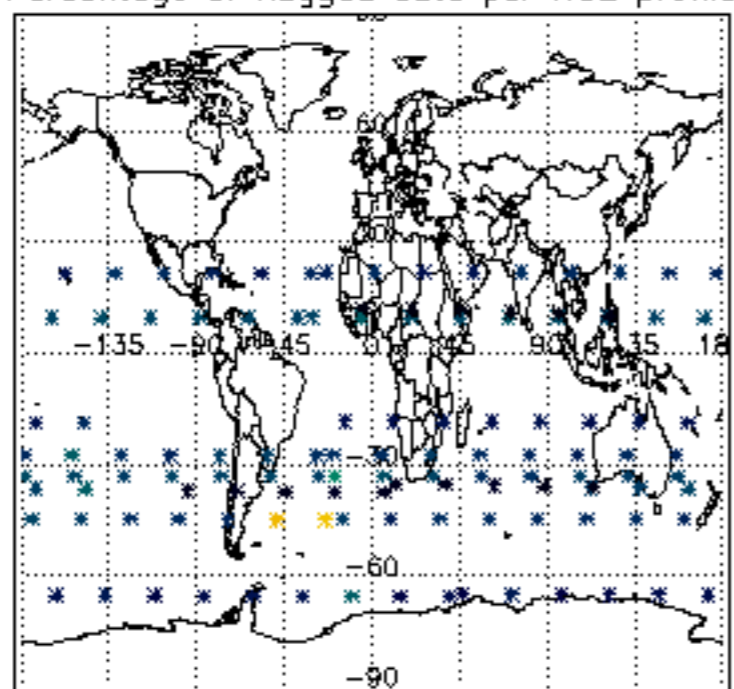
Percentage of flagged data per D3 profile



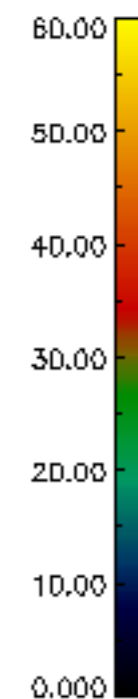
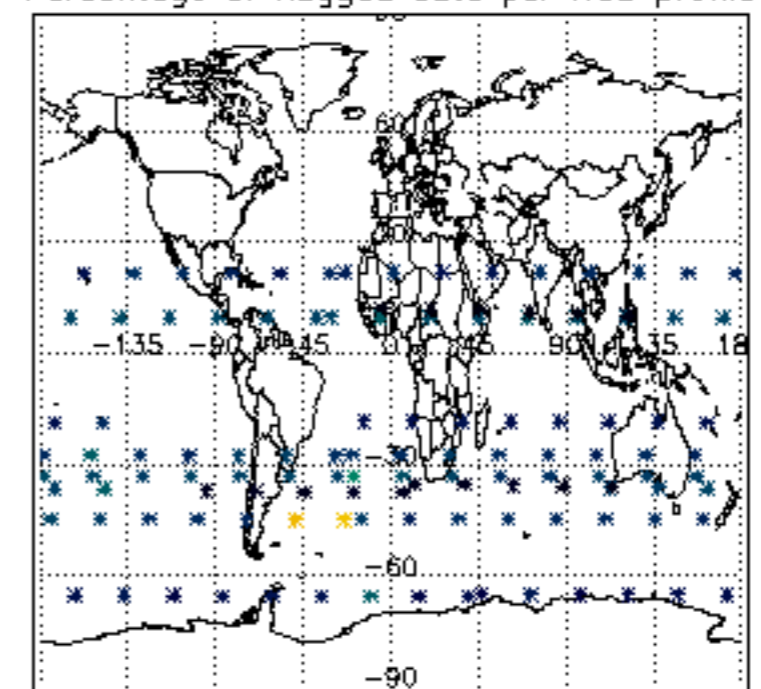
Percentage of flagged data per H2O profile

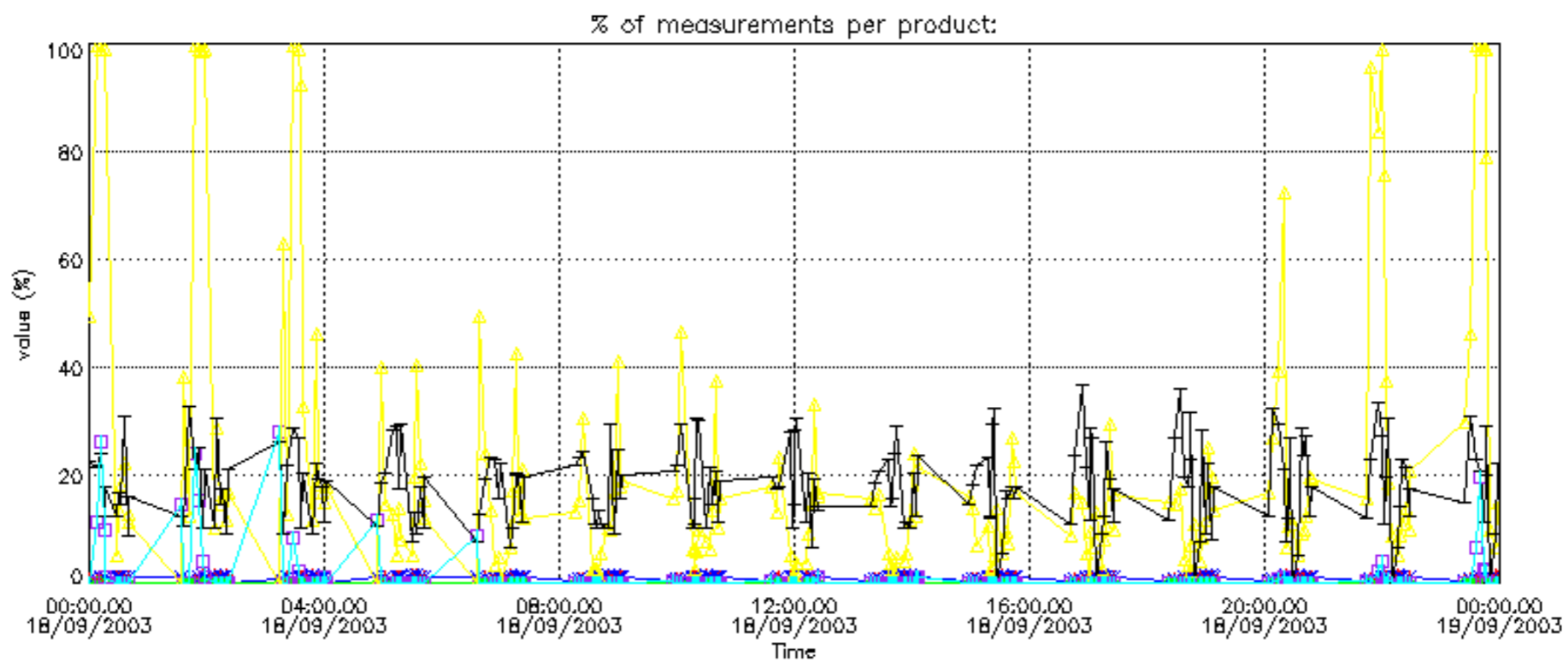
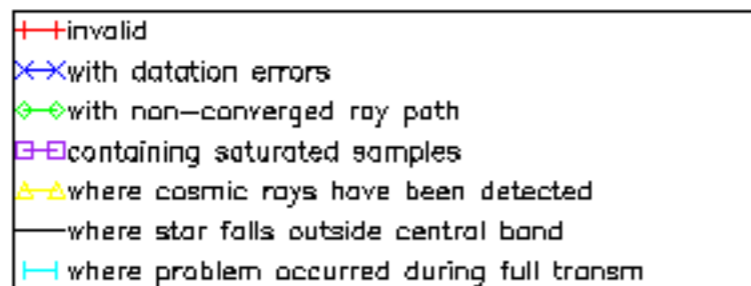


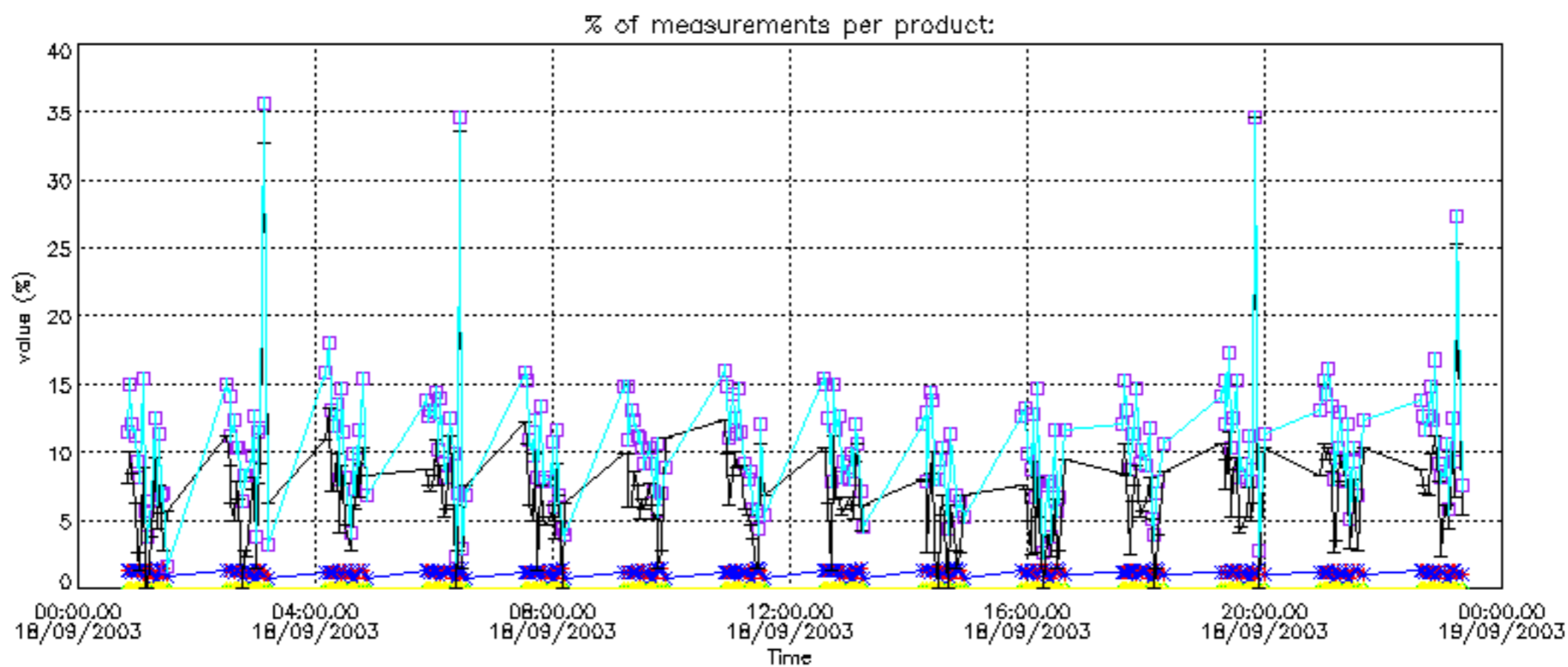
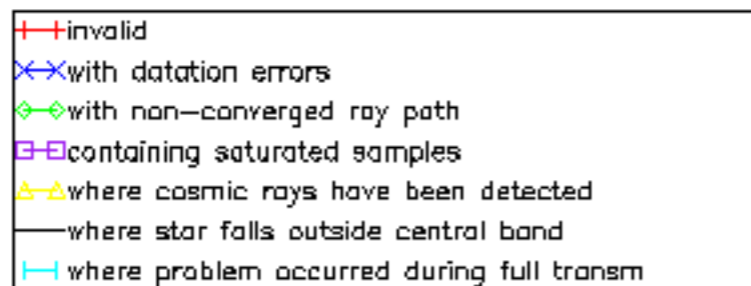
Percentage of flagged data per NO2 profile



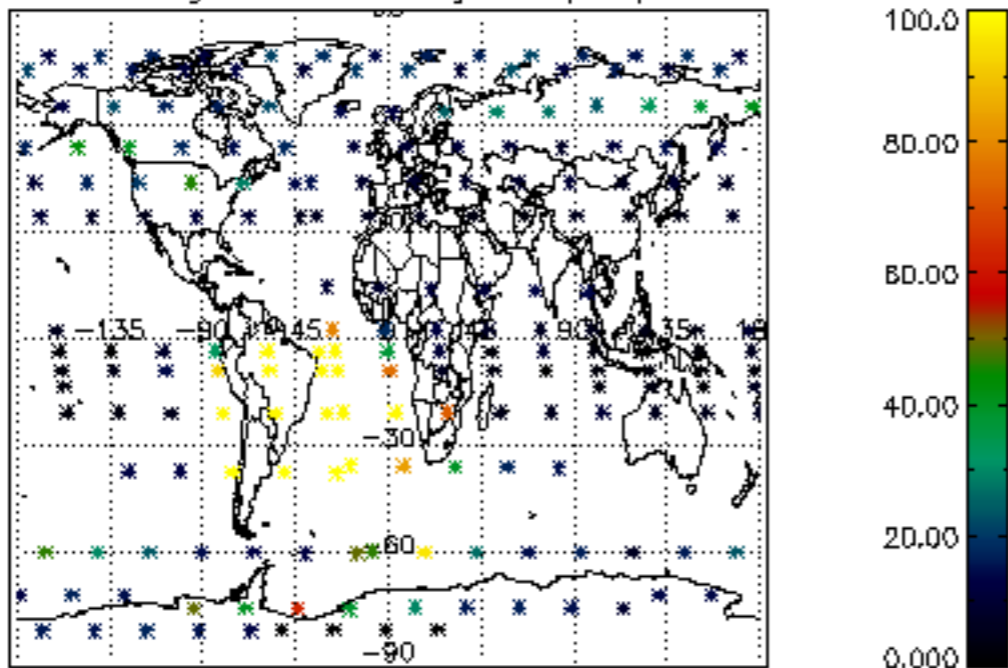
Percentage of flagged data per NO3 profile



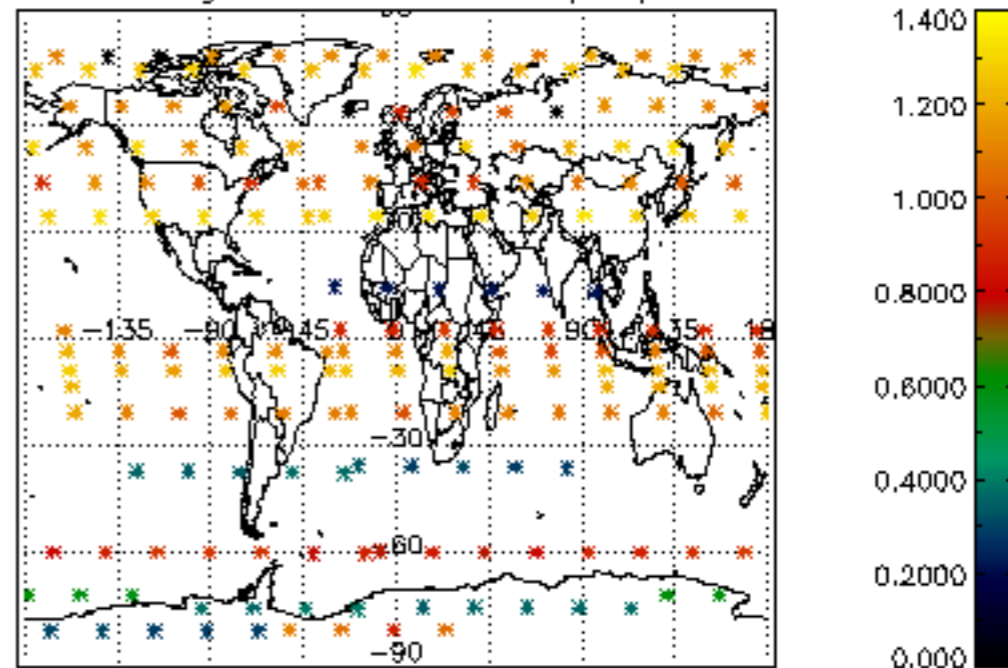




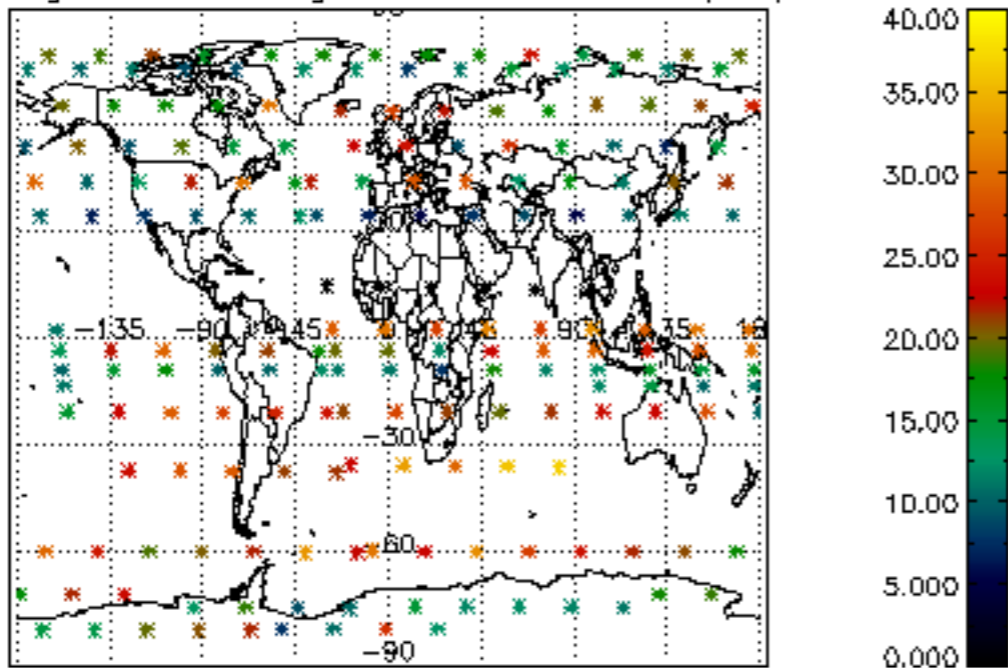
Percentage of cosmic ray hits per profile



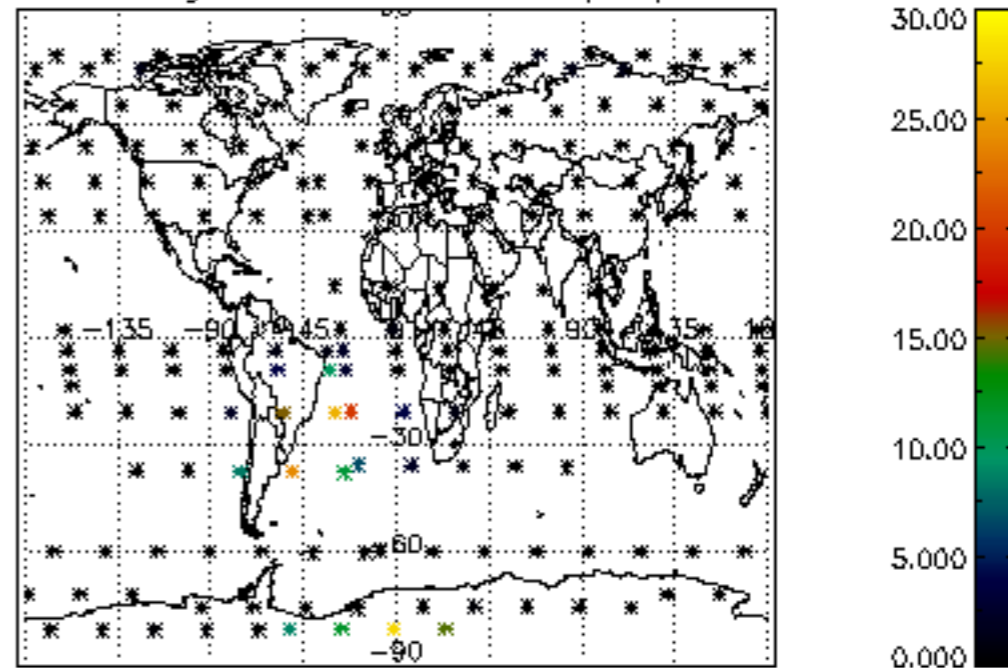
Percentage of datation errors per profile



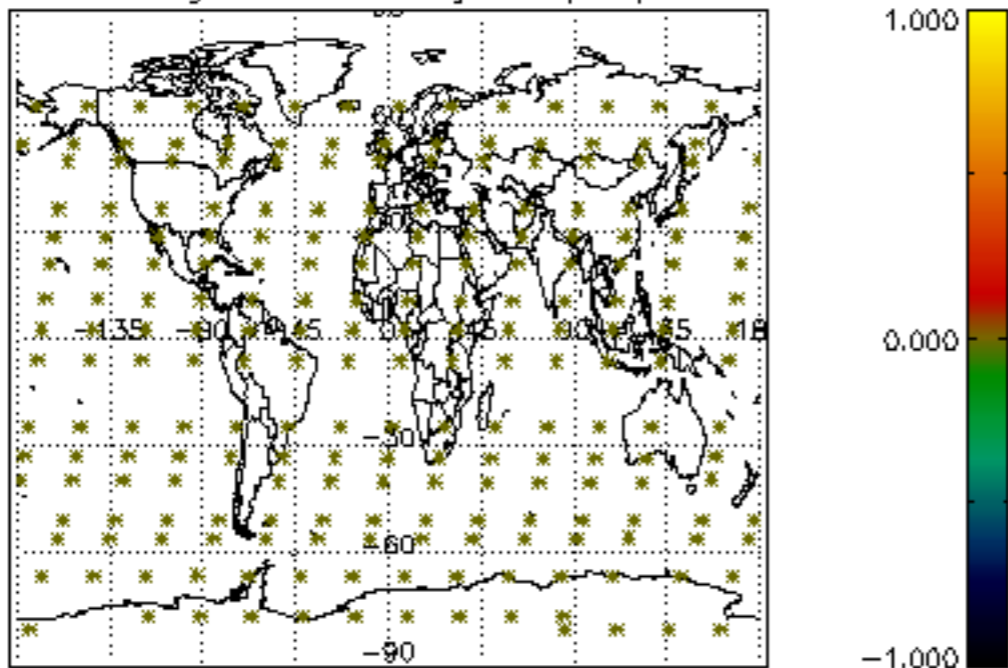
Percentage of star falling outside central band per profile



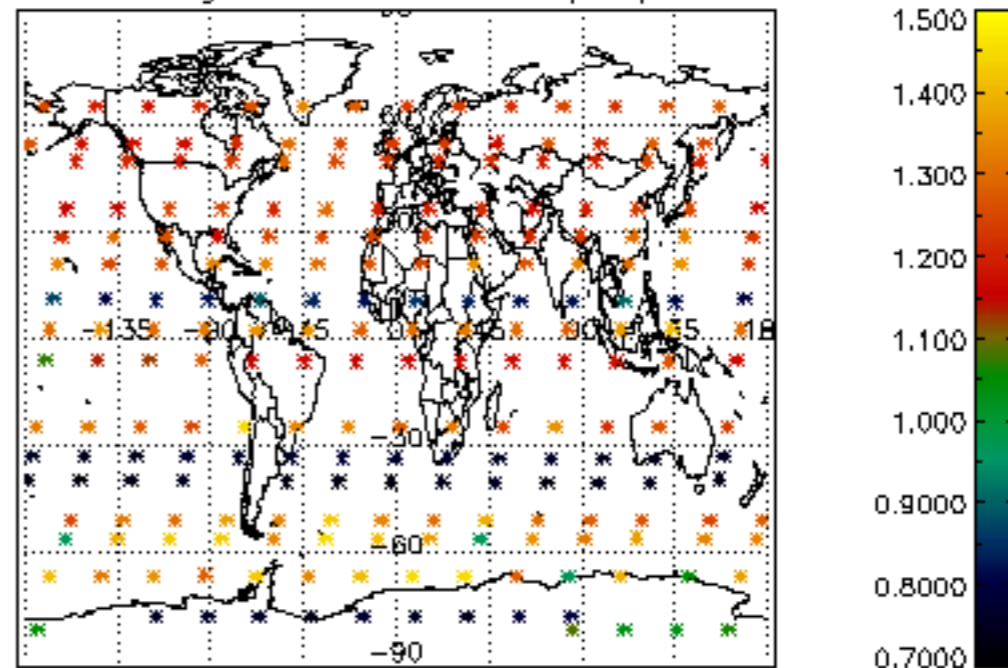
Percentage of saturation errors per profile



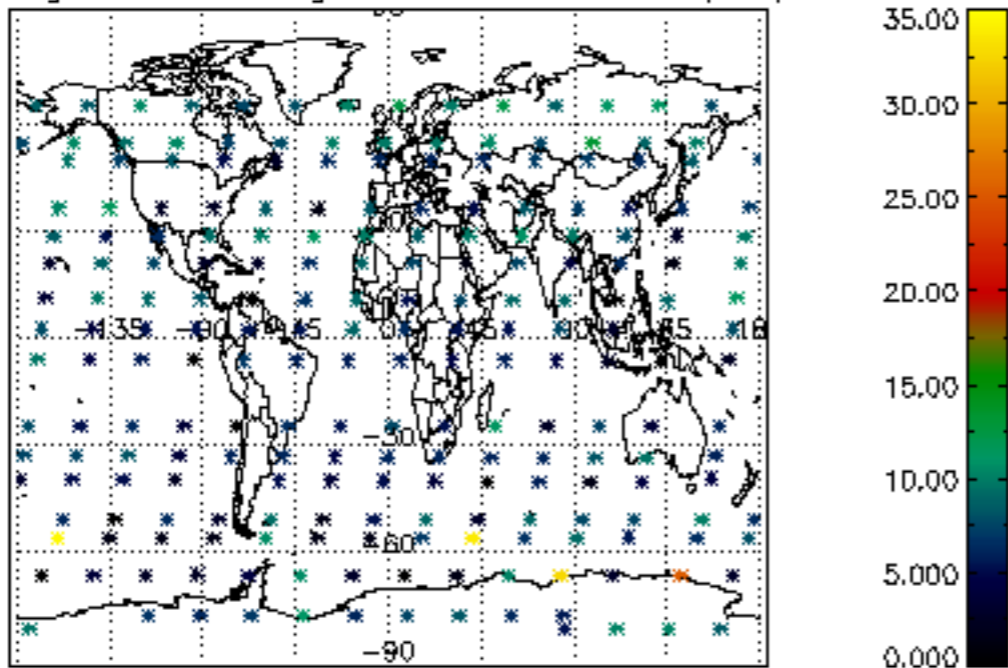
Percentage of cosmic ray hits per profile



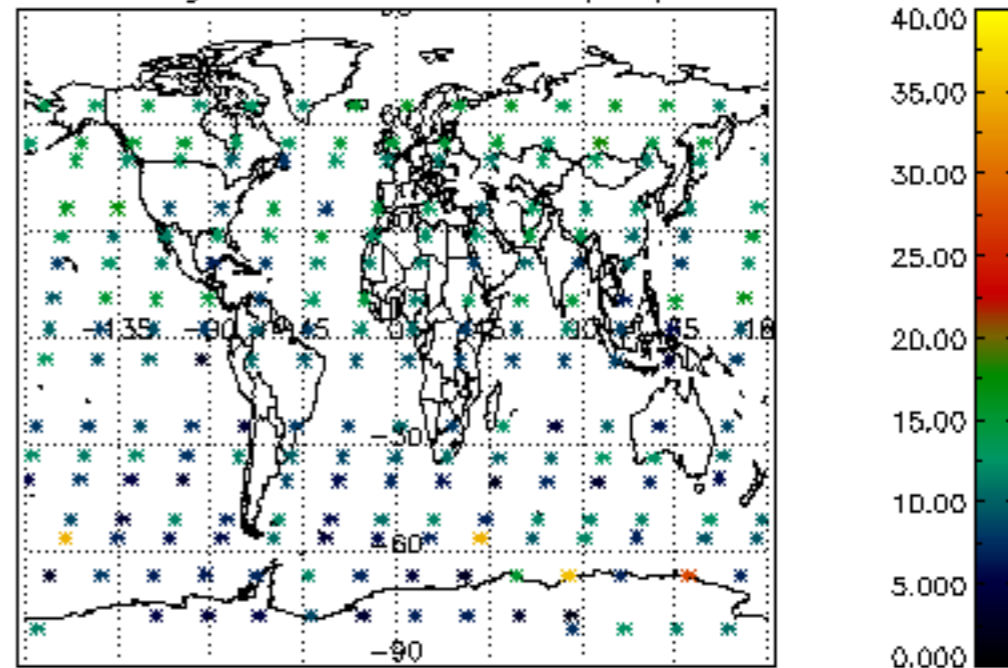
Percentage of datation errors per profile

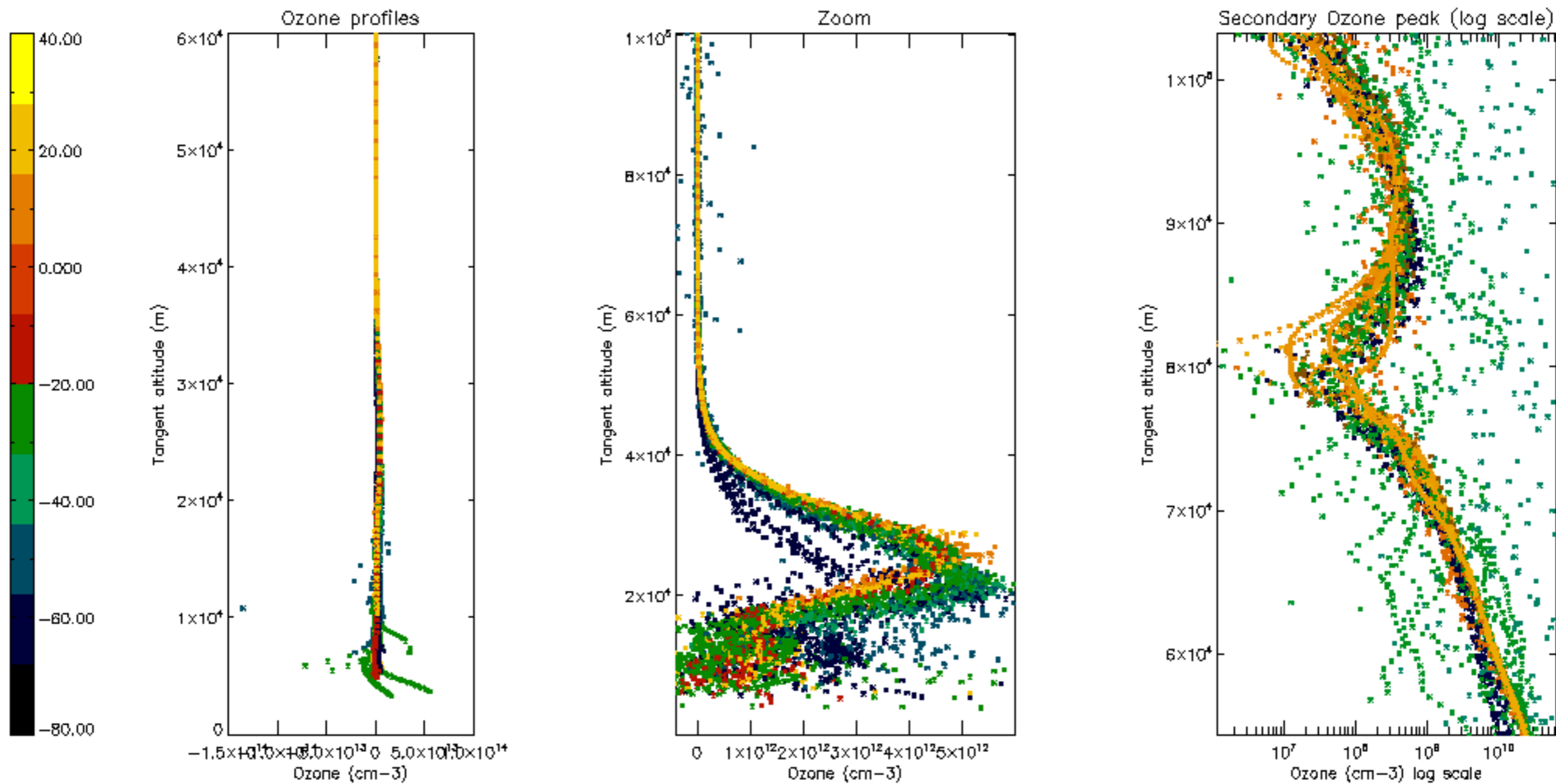


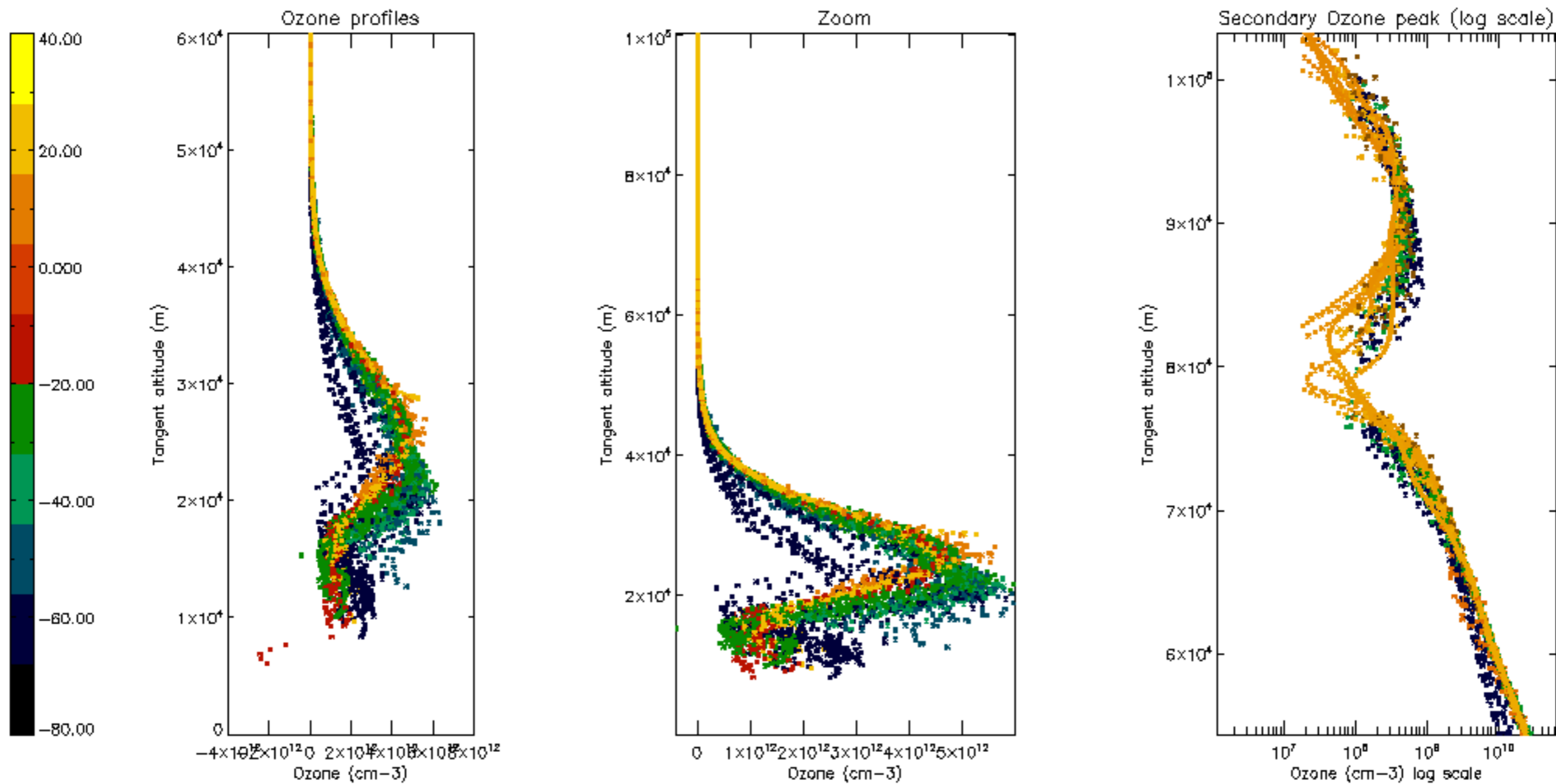
Percentage of star falling outside central band per profile

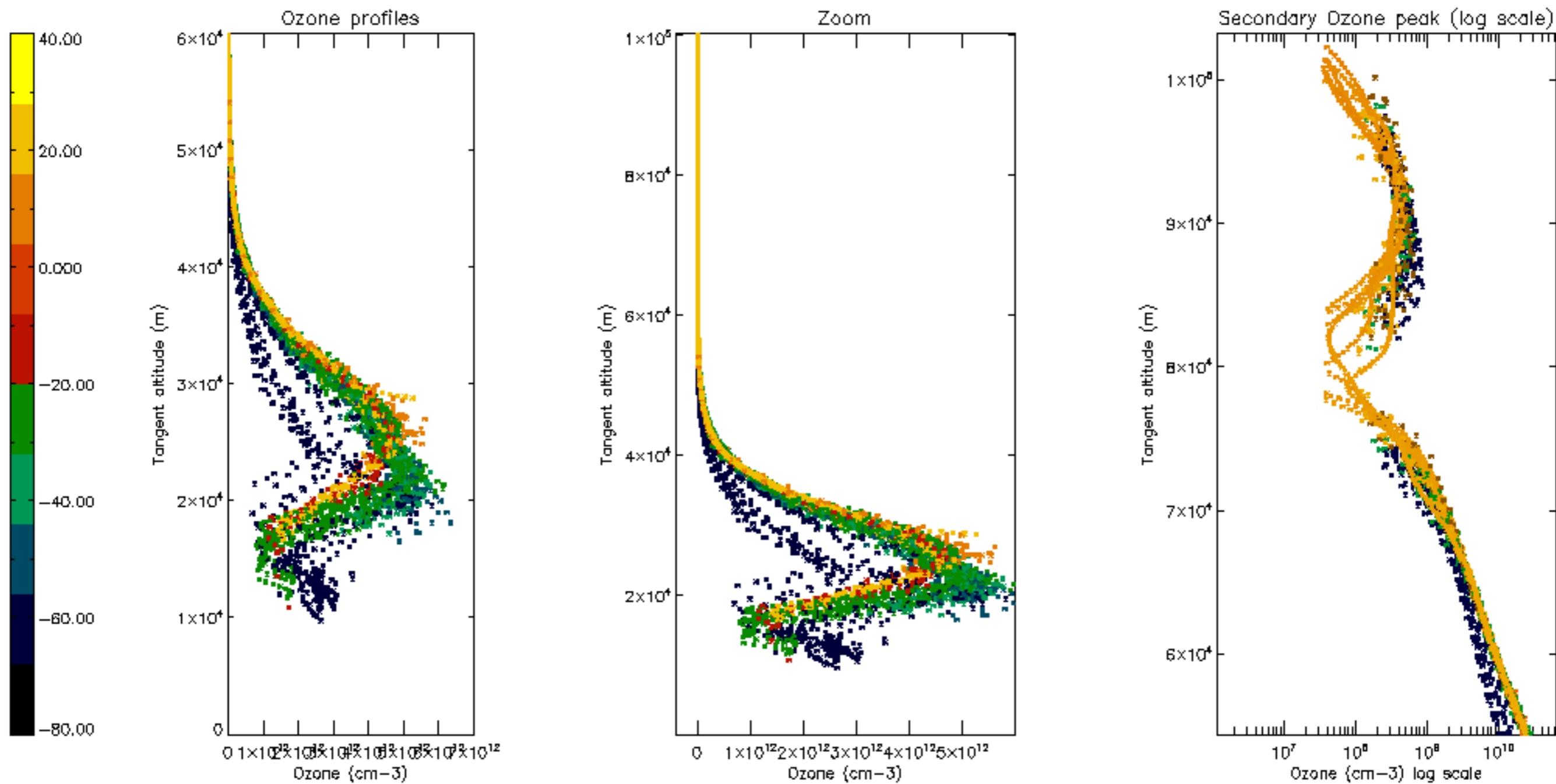


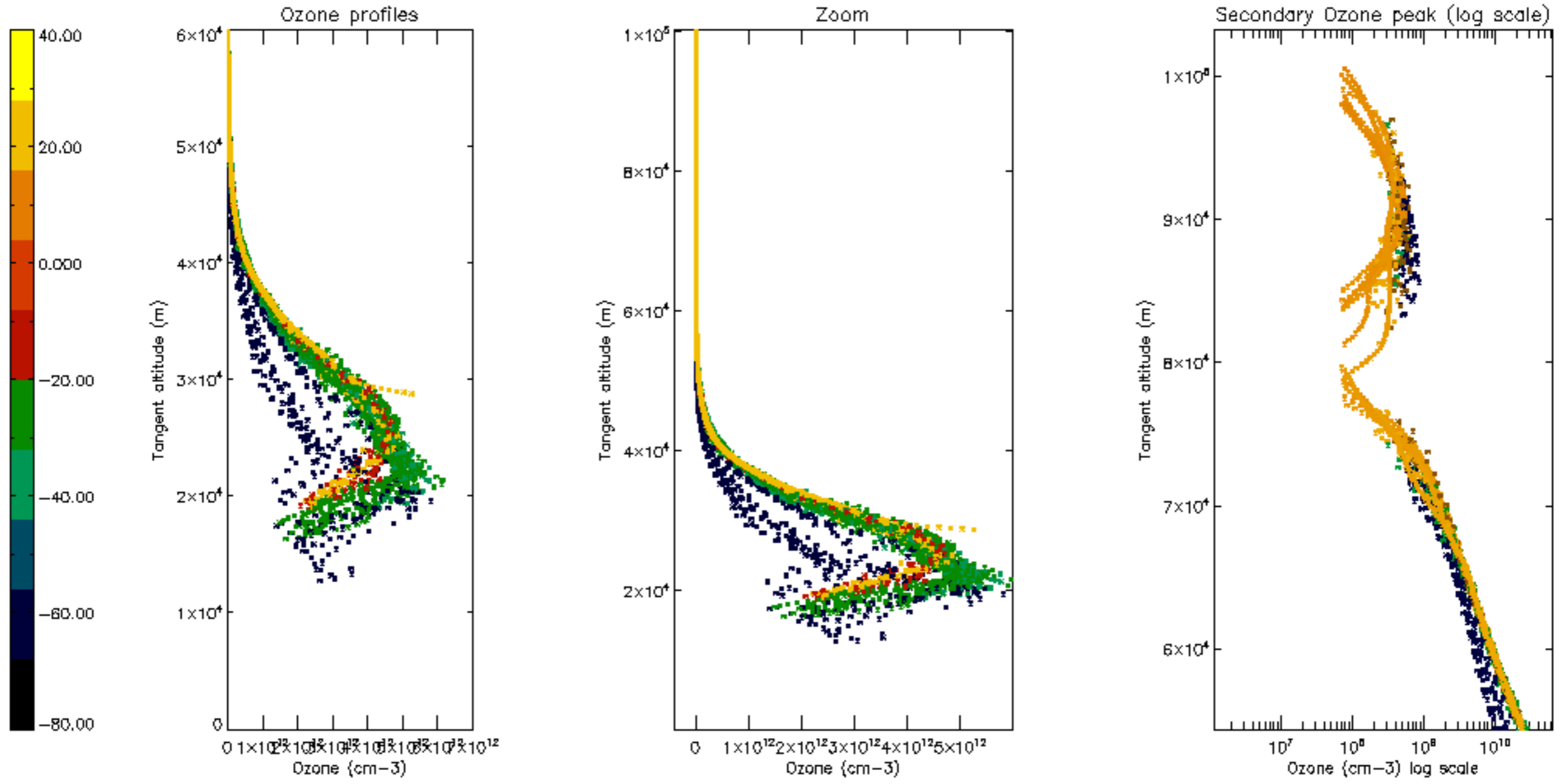
Percentage of saturation errors per profile

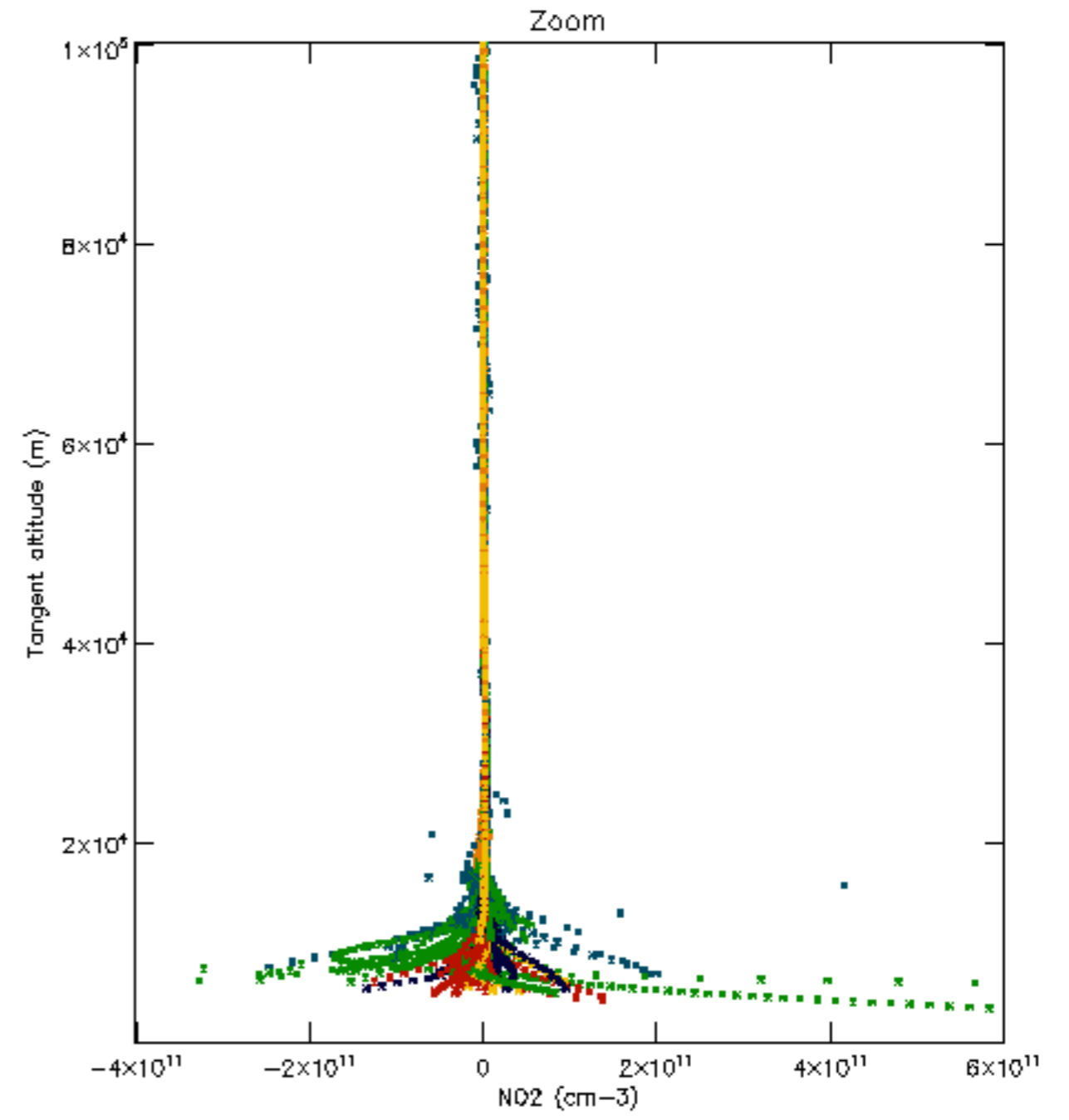
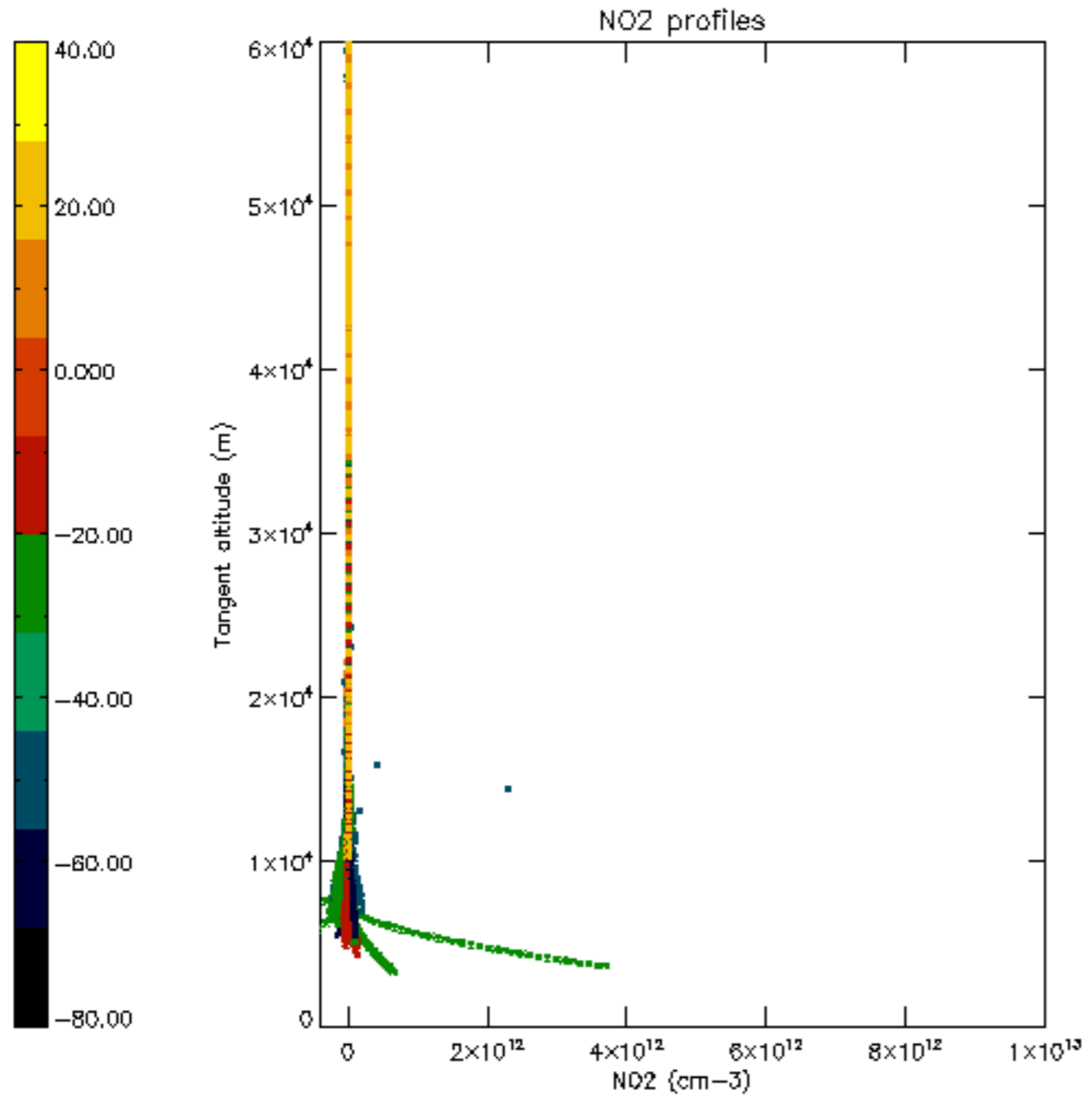


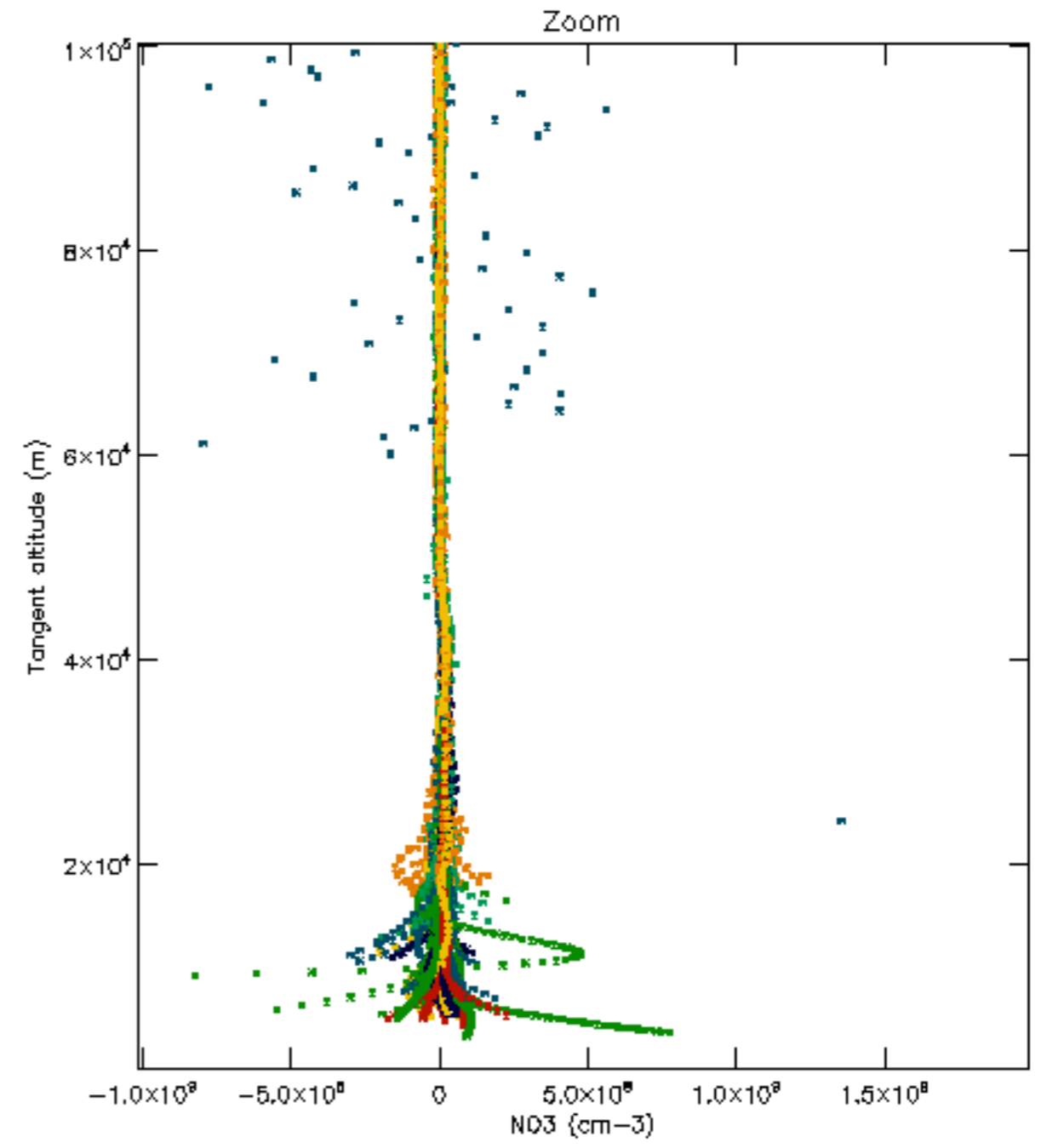
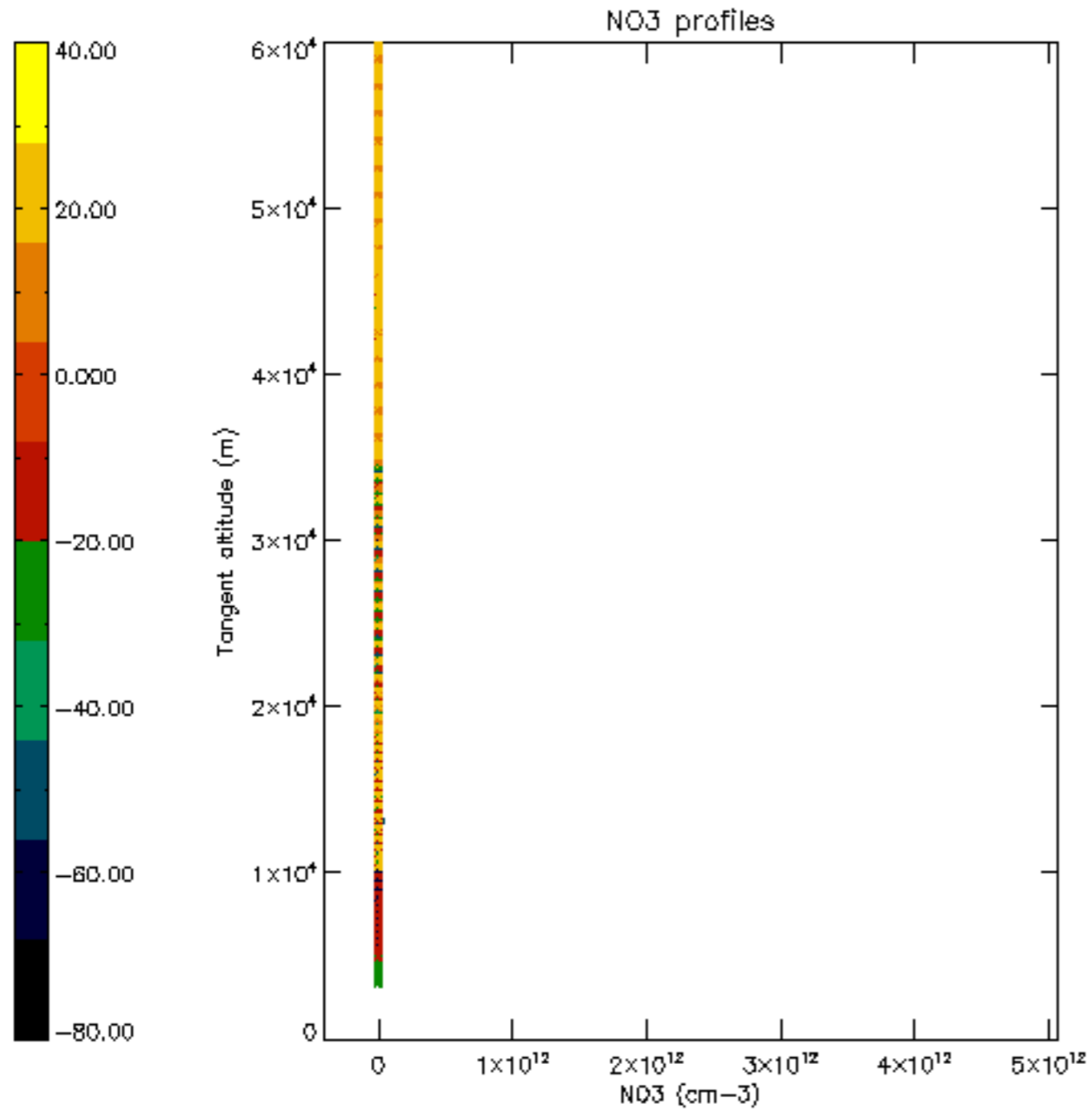


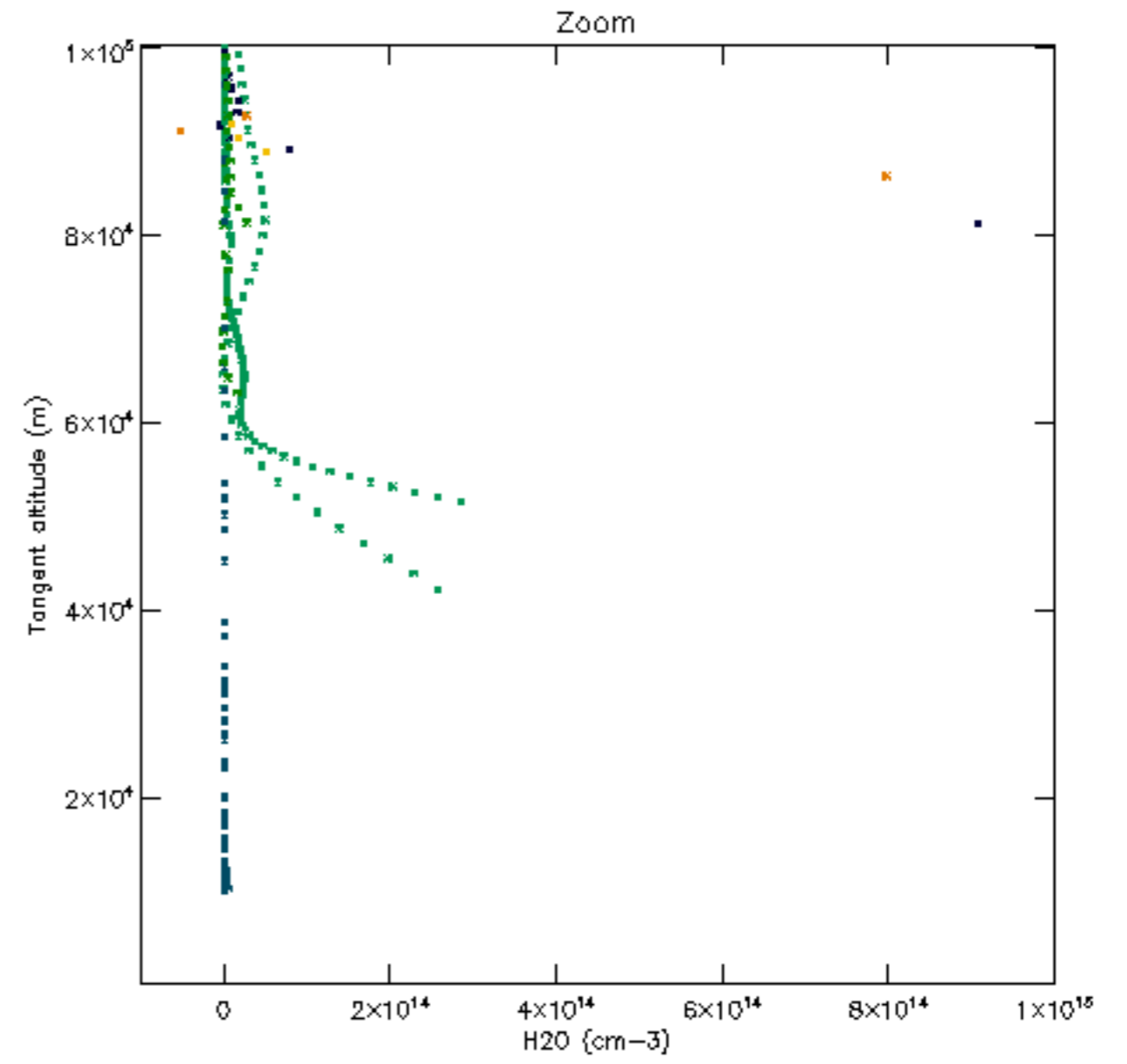
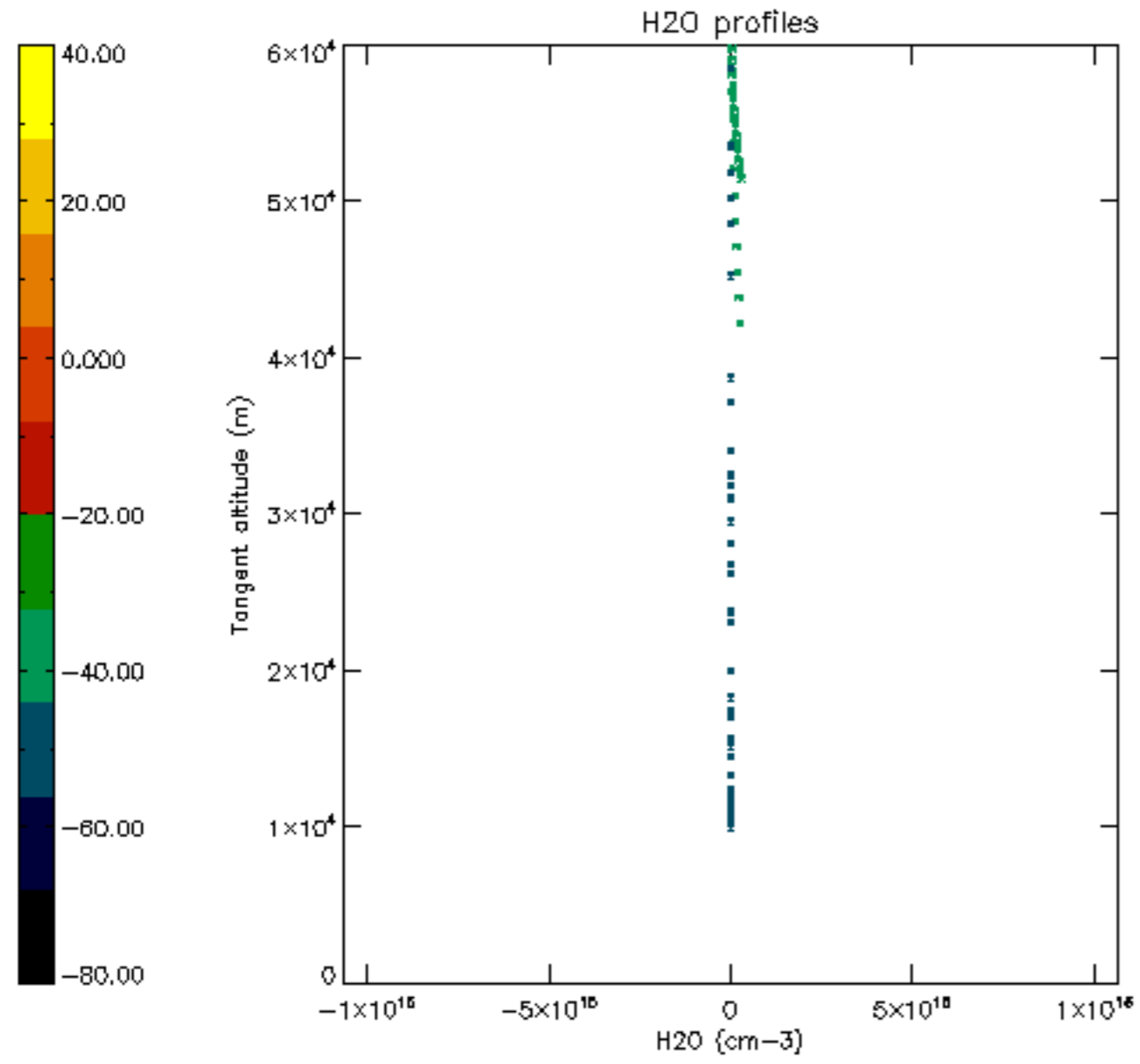


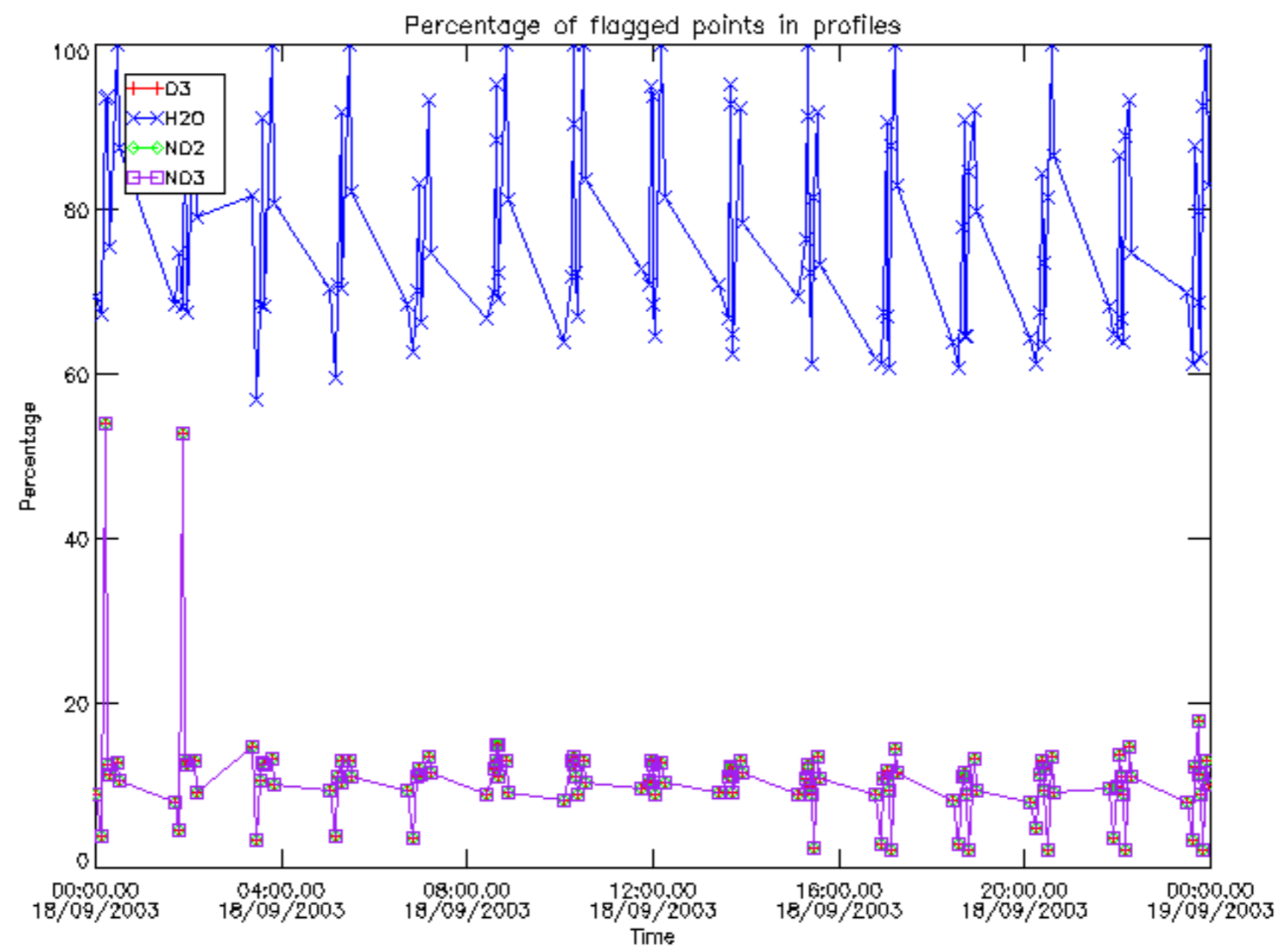




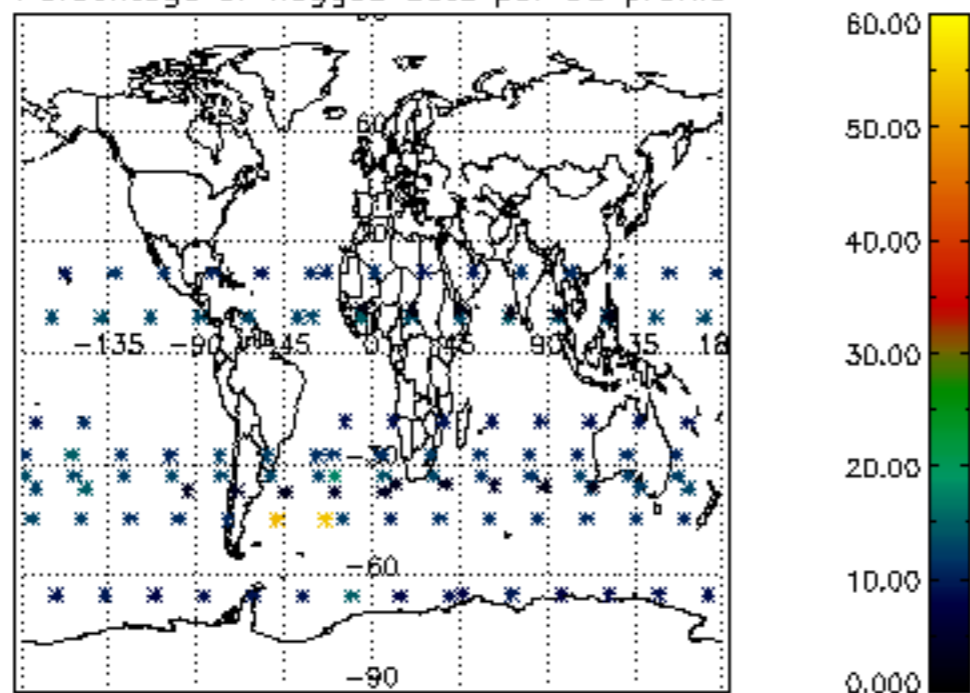




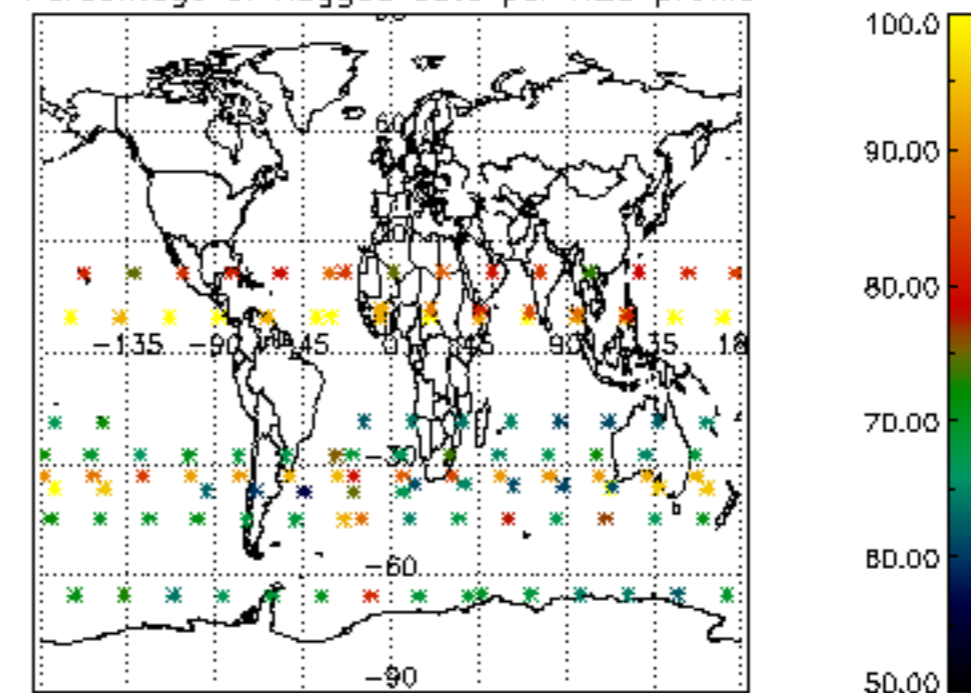




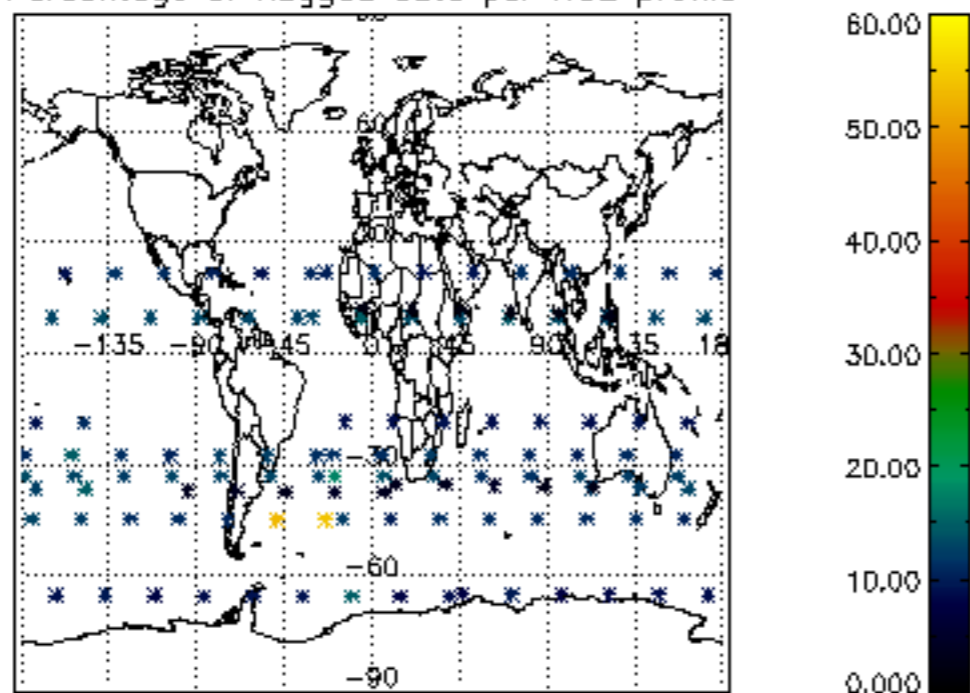
Percentage of flagged data per D3 profile



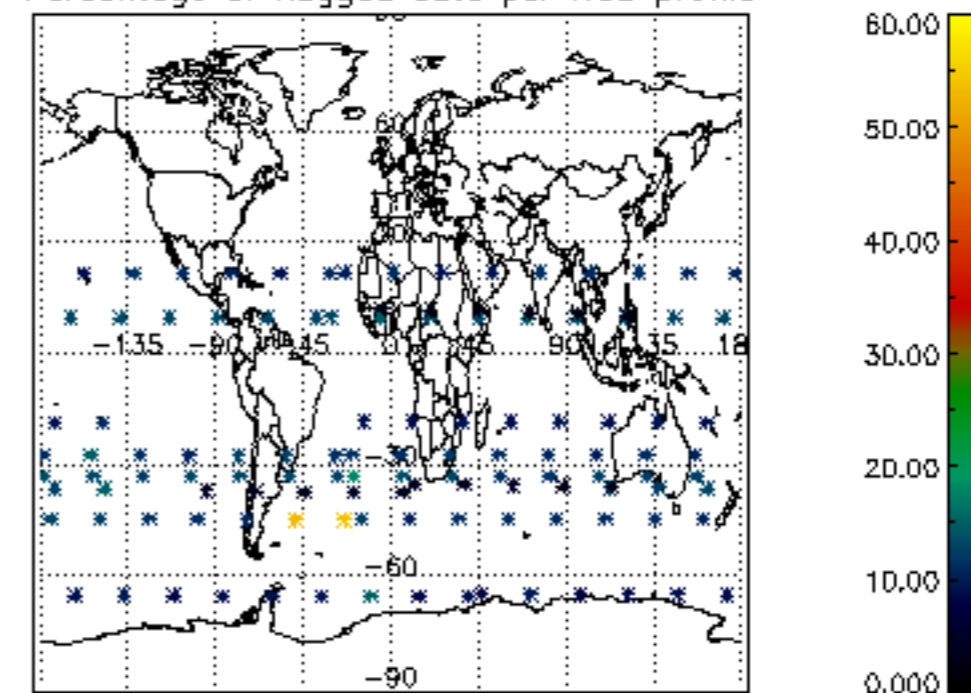
Percentage of flagged data per H2O profile

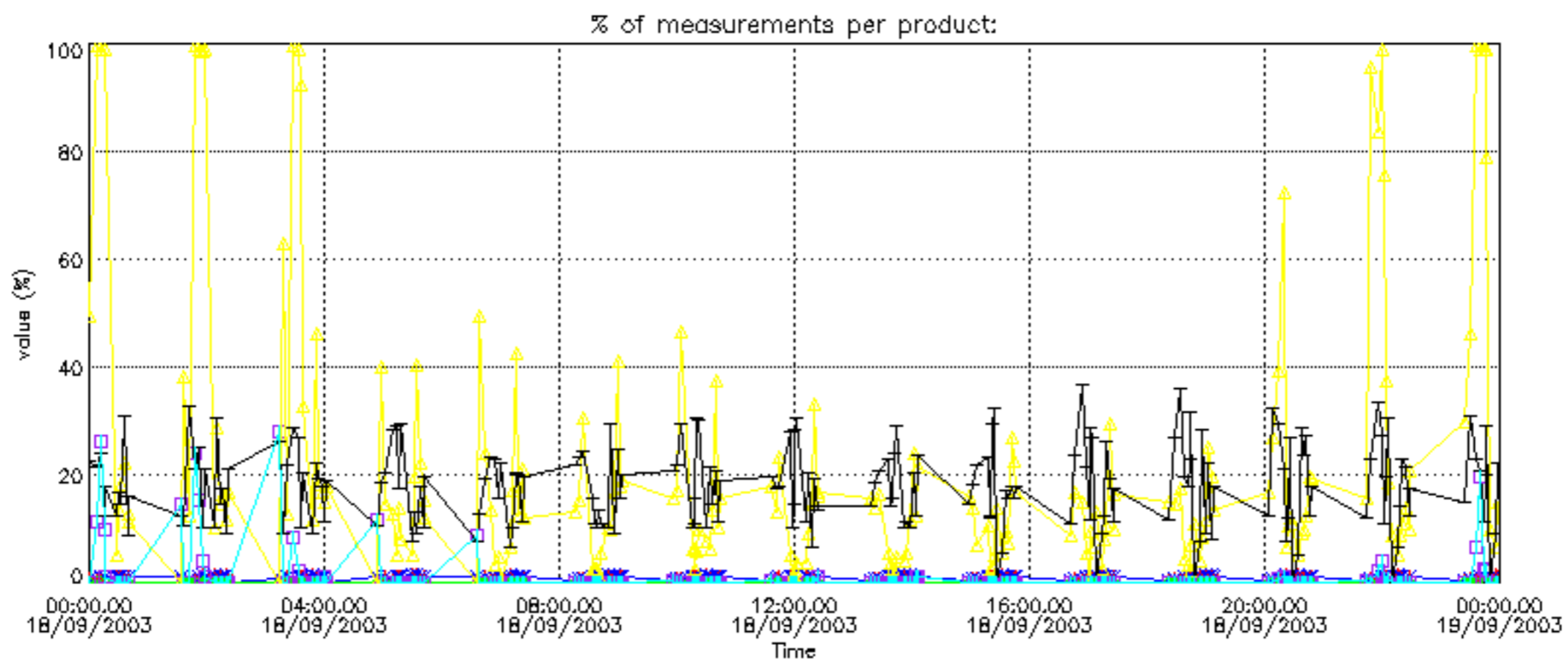
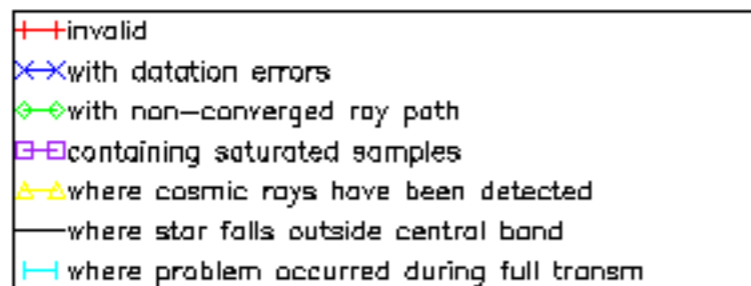


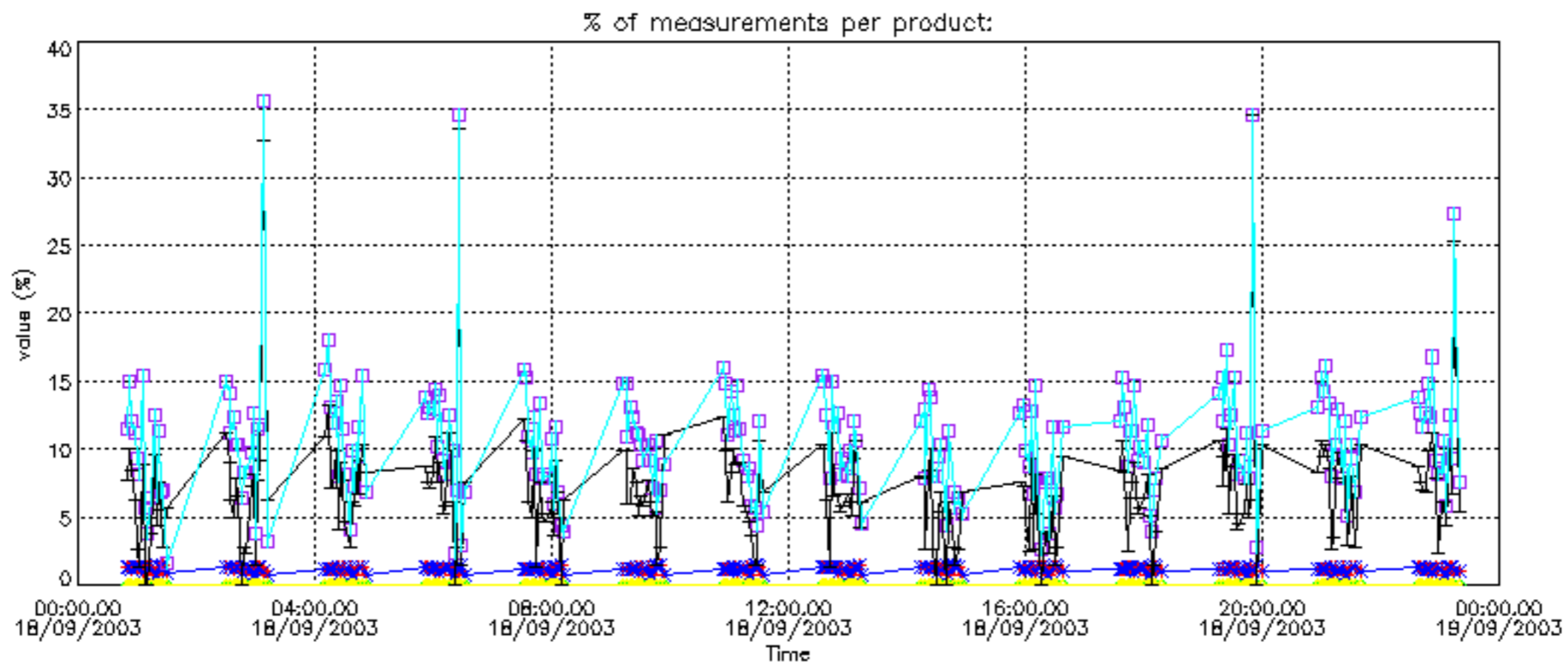
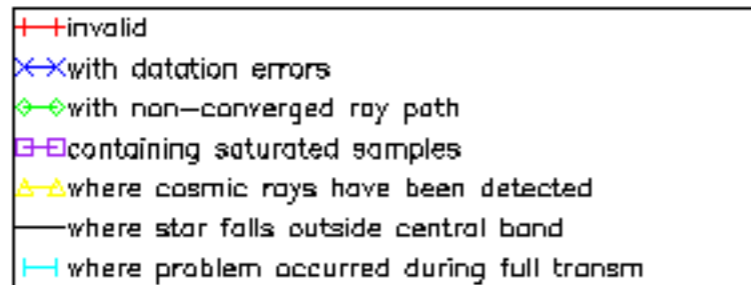
Percentage of flagged data per NO2 profile



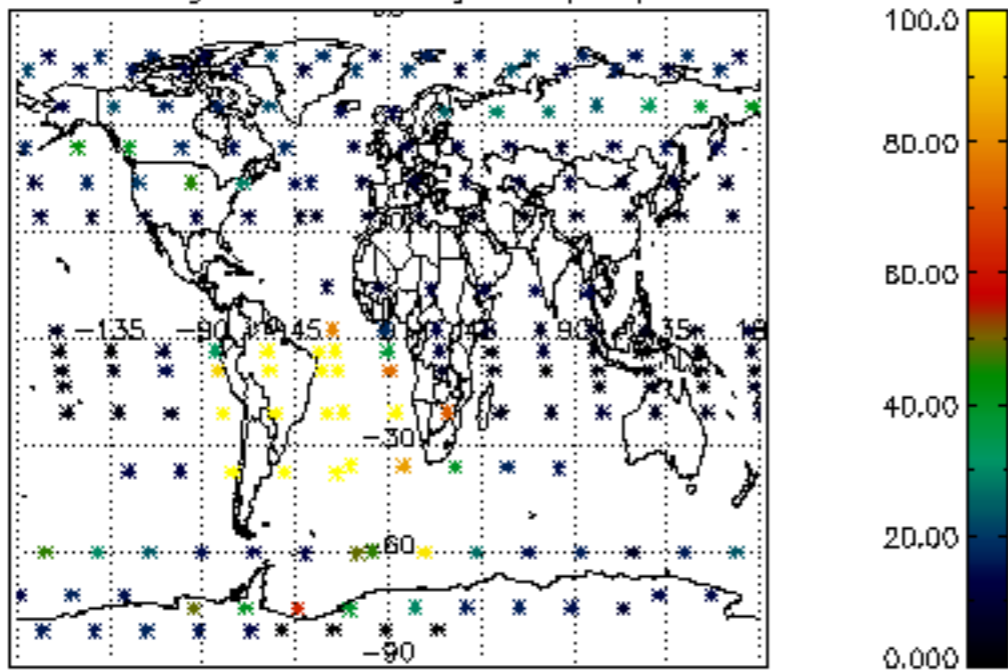
Percentage of flagged data per NO3 profile



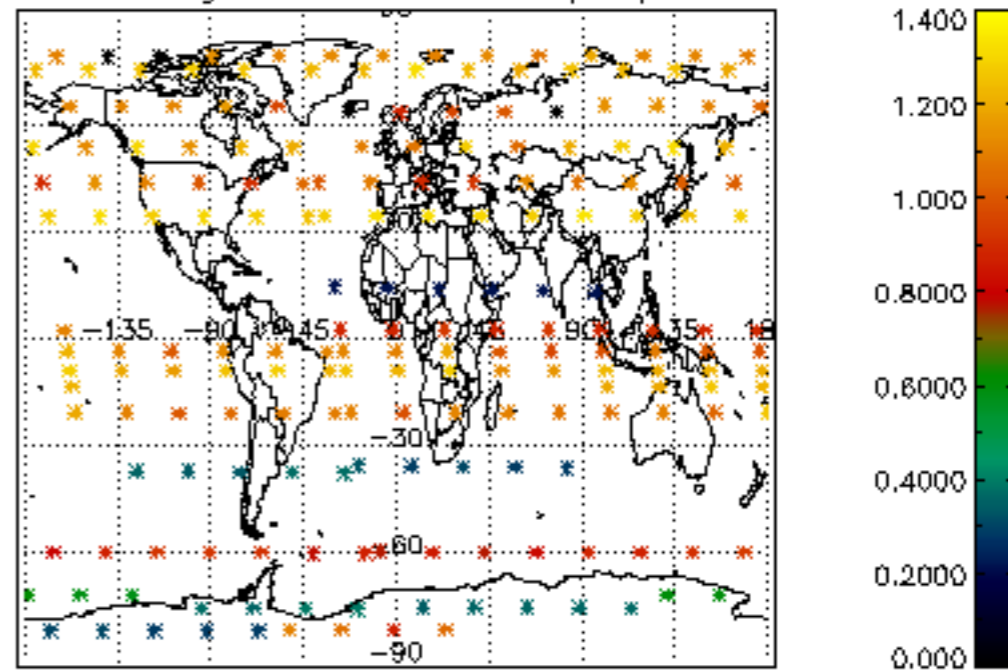




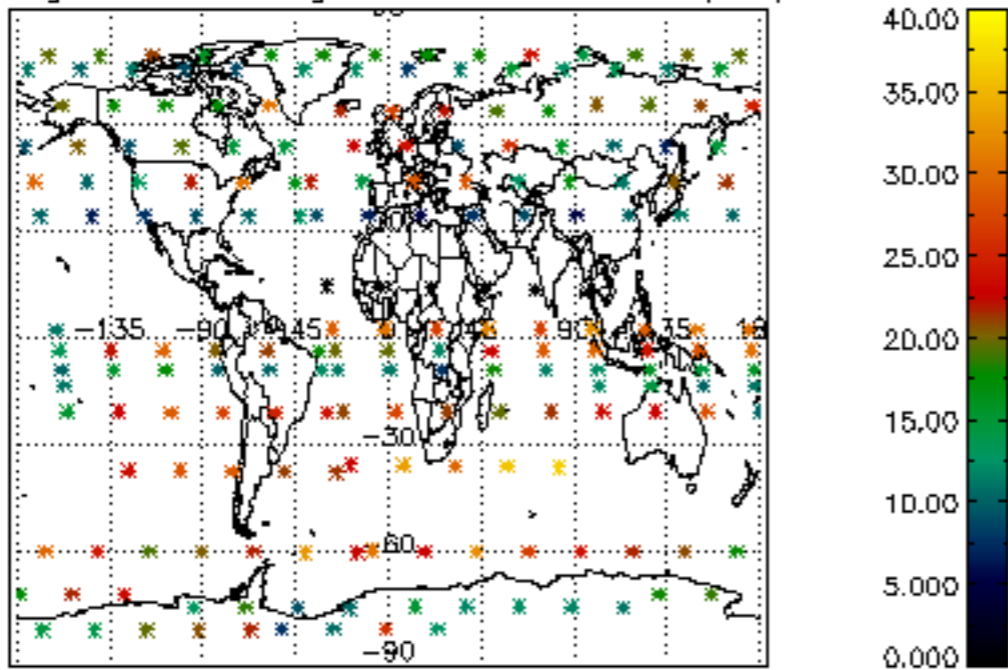
Percentage of cosmic ray hits per profile



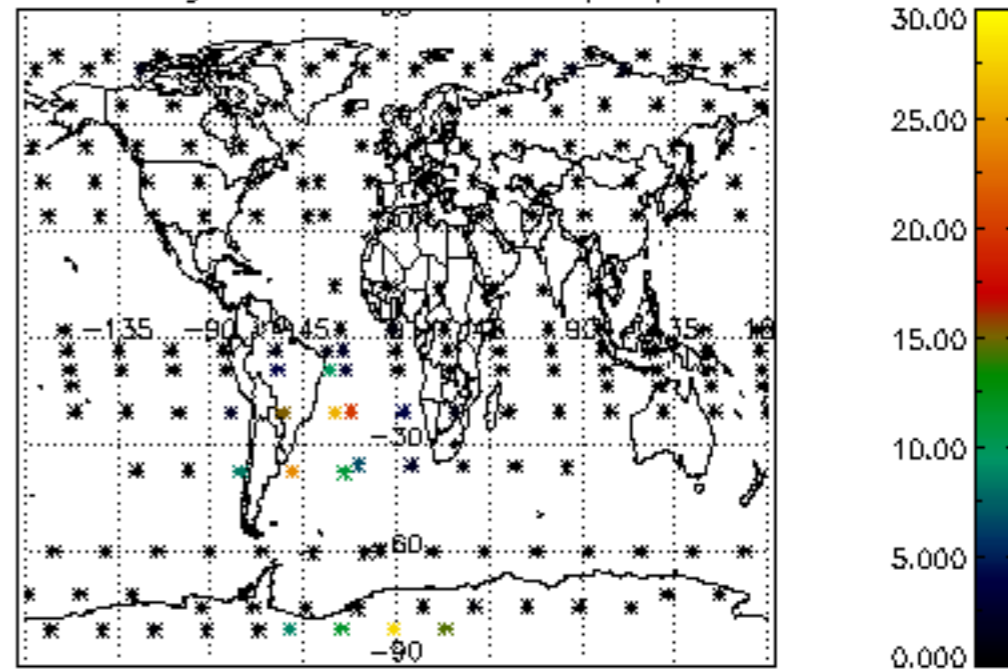
Percentage of datation errors per profile



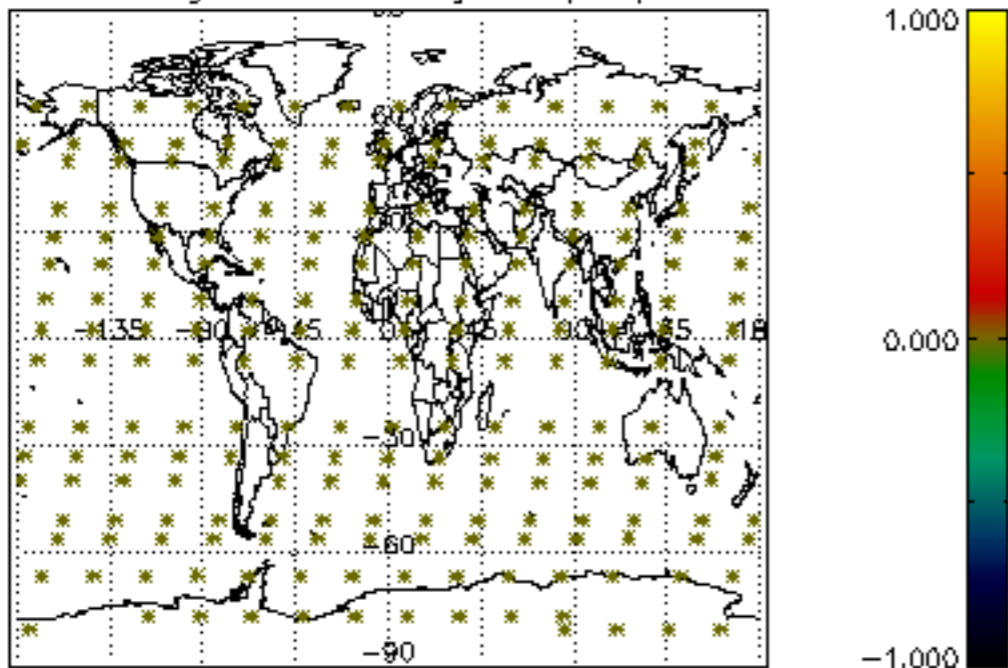
Percentage of star falling outside central band per profile



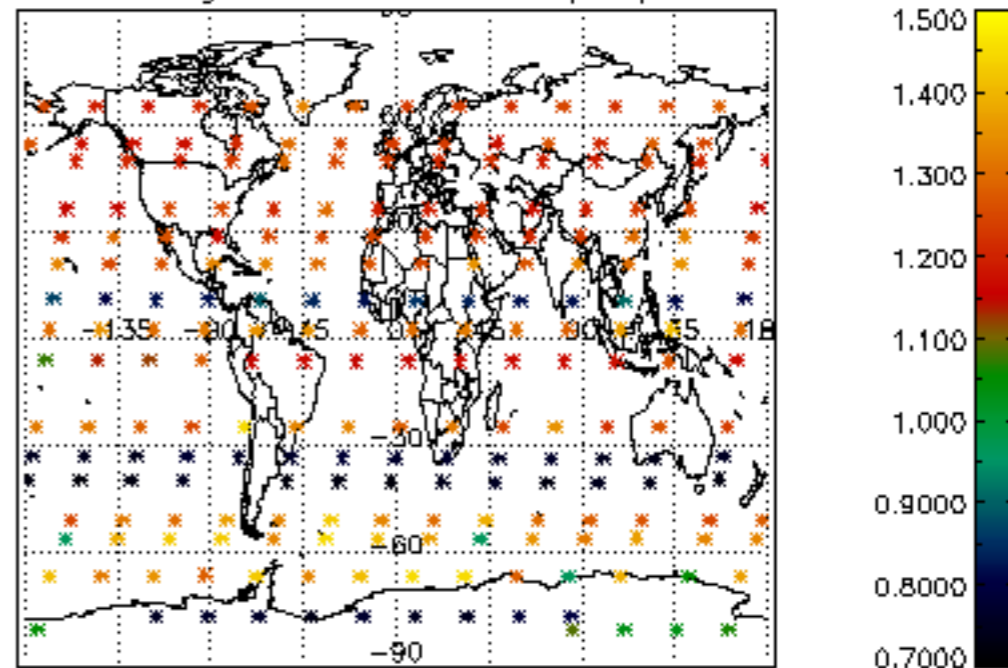
Percentage of saturation errors per profile



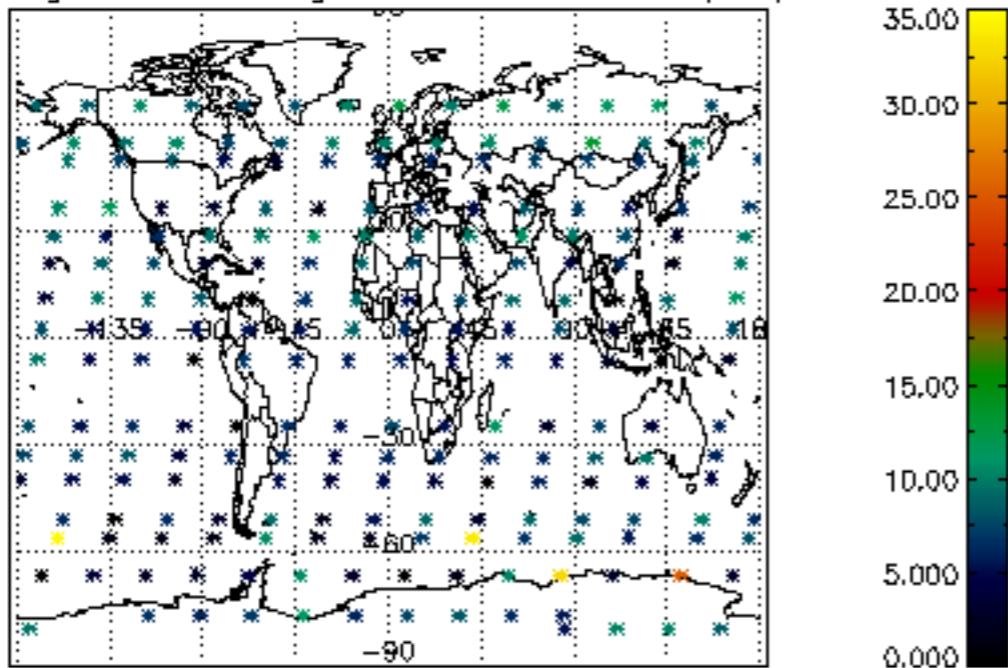
Percentage of cosmic ray hits per profile



Percentage of datation errors per profile



Percentage of star falling outside central band per profile



Percentage of saturation errors per profile

