

GOMOS Level 2 Daily Report

SUMMARY

[1. General Info](#)

[2. Summary of processed GOM_NL_2P products](#)

[3. Level 2 Quality information per product](#)

[3.1 Plot of level 2 quality information per product \(time dependant\)](#)

[3.2 Plot of level 2 quality information per product \(world map\)](#)

[4. Level 1 Quality information per product \(stored on level 2 products\)](#)

[4.1 Plot of level 1 quality information per product \(time dependant\)](#)

[4.1.1 Plot of level 1 quality information per product \(time dependant\): ASCENDING](#)

[4.1.2 Plot of level 1 quality information per product \(time dependant\): DESCENDING](#)

[4.2 Plot of level 1 quality information per product \(world map\)](#)

[4.2.1 Plot of level 1 quality information per product \(world map\): ASCENDING](#)

[4.2.2 Plot of level 1 quality information per product \(world map\): DESCENDING](#)

[5. Ozone profiles based on quality statistics and other trace gas profiles](#)

[5.1 Ozone statistics based on quality of products](#)

[5.2 Plot ozone profiles for all STD \(dark without errors\)](#)

[5.3 Plot ozone profiles where STD < 20% \(dark without errors\)](#)

[5.4. Plot ozone profiles where STD < 10% \(dark without errors\)](#)

[5.5. Plot ozone profiles where STD < 5% \(dark without errors\)](#)

[5.6 Plot NO2 profiles for all STD \(dark without errors\)](#)

[5.7 Plot NO3 profiles for all STD \(dark without errors\)](#)

[5.8 Plot H2O profiles \(only for occultations of stars 1,2,3,4,13,14,16,26,63 dark without errors\) for all STD](#)

[6. Auxiliary Data Files used for the production reported in section 2](#)

This report presents the daily analysis on parameters extracted from GOMOS level 2 data (GOM_NL__2P). It is intended to monitor some important parameters that will impact the quality of these products. A list of level 2 products (and content) that have arrived during the reporting day to the PCF is also given.

Item	Value
Time of report generation	19APR2013 17:37:52
Data source version	GOMOS/6.01
Start time of products	31-07-2003 (31JUL2003 00:00:00)
Stop time of products	01-08-2003 (01AUG2003 00:00:00)
Store outputs in DB	Yes
Nb of level 2 prods	443
Nb of prods with errors	0

2. Summary of processed GOM_NL__2P products.

Nr	Filename	UTC Start time	Limb	Duration	Star Id	Star Name	Star Mag	Star Temp	Nb Meas	Orbit	Prod. error
1	GOM_NL__2PRFIN20030731_000005_00000402018_00331_07399_7169.N1	31-JUL-2003 00:00:05	Bright	39.500	5	3Alp Lyr	0.033000	11000.	79	7399	No
2	GOM_NL__2PRFIN20030731_000136_00000432018_00331_07399_7170.N1	31-JUL-2003 00:01:36	Bright	42.500	66	37Gam Cyg	2.2080	5900.0	85	7399	No
3	GOM_NL__2PRFIN20030731_000350_00000392018_00331_07399_7171.N1	31-JUL-2003 00:03:50	Bright	39.000	69	33Gam Dra	2.2310	3800.0	78	7399	No
4	GOM_NL__2PRFIN20030731_000746_00000392018_00331_07399_7172.N1	31-JUL-2003 00:07:46	Bright	39.000	119	14Eta Dra	2.7270	4700.0	78	7399	No
5	GOM_NL__2PRFIN20030731_001157_00000372018_00331_07399_7173.N1	31-JUL-2003 00:11:57	Bright	37.000	60	7Bet UMi	2.0810	3950.0	74	7399	No
6	GOM_NL__2PRFIN20030731_001438_00000342018_00331_07399_7174.N1	31-JUL-2003 00:14:38	Bright	33.500	49	1Alp UMi	1.9900	6300.0	67	7399	No
7	GOM_NL__2PRFIN20030731_001728_00000482018_00331_07399_7175.N1	31-JUL-2003 00:17:28	Bright	48.000	76	27Gam Cas	2.3000	30000.	96	7399	No
8	GOM_NL__2PRFIN20030731_002343_00000452018_00331_07399_7176.N1	31-JUL-2003 00:23:43	Bright	45.000	160	23Gam Per	2.9300	4700.0	90	7399	No
9	GOM_NL__2PRFIN20030731_002521_00000512018_00331_07399_7177.N1	31-JUL-2003 00:25:21	Bright	50.500	35	33Alp Per	1.7950	6250.0	101	7399	No
10	GOM_NL__2PRFIN20030731_002835_00000612018_00331_07399_7178.N1	31-JUL-2003 00:28:35	Bright	61.000	79	26Bet Per	2.3100	13100.	122	7399	No
11	GOM_NL__2PRFIN20030731_003215_00000552018_00331_07399_7179.N1	31-JUL-2003 00:32:15	Twilight	54.500	150	44Zet Per	2.8900	28000.	109	7399	No
12	GOM_NL__2PRFIN20030731_003431_00000432018_00331_07399_7180.N1	31-JUL-2003 00:34:31	Twilight	42.500	176	23Zet Tau	3.0200	22000.	85	7399	No
13	GOM_NL__2PRFIN20030731_003658_00000482018_00331_07399_7181.N1	31-JUL-2003 00:36:58	Dark	47.500	13	87Alp Tau	0.86700	3800.0	95	7399	No
14	GOM_NL__2PRFIN20030731_003859_00000402018_00331_07399_7182.N1	31-JUL-2003 00:38:59	Dark	39.500	27	24Gam Ori	1.6360	26000.	79	7399	No
15	GOM_NL__2PRFIN20030731_004054_00000382018_00331_07399_7183.N1	31-JUL-2003 00:40:54	Dark	37.500	30	46Eps Ori	1.6940	30000.	75	7399	No
16	GOM_NL__2PRFIN20030731_004213_00000382018_00331_07399_7184.N1	31-JUL-2003 00:42:13	Dark	37.500	125	44Iot Ori	2.7700	30000.	75	7399	No
17	GOM_NL__2PRFIN20030731_004416_00000382018_00331_07399_7185.N1	31-JUL-2003 00:44:16	Dark	38.000	1	9Alp CMa	-1.4400	11000.	76	7399	No
18	GOM_NL__2PRFIN20030731_004626_00000432018_00331_07399_7186.N1	31-JUL-2003 00:46:26	Dark	42.500	139	9Bet Lep	2.8330	5600.0	85	7399	No
19	GOM_NL__2PRFIN20030731_005709_00000472018_00331_07399_7187.N1	31-JUL-2003 00:57:09	Dark	47.000	157	The1Eri	2.9060	9300.0	94	7399	No
20	GOM_NL__2PRFIN20030731_010244_00000562018_00332_07400_7405.N1	31-JUL-2003 01:02:44	Dark	55.500	9	Alp Eri	0.45300	24000.	111	7400	No
21	GOM_NL__2PRFIN20030731_010452_00000402018_00332_07400_7406.N1	31-JUL-2003 01:04:52	Dark	39.500	135	Bet Hyi	2.8200	5800.0	79	7400	No
22	GOM_NL__2PRFIN20030731_010722_00000692018_00332_07400_7407.N1	31-JUL-2003 01:07:22	Straylight	68.500	84	Alp Phe	2.3970	4500.0	137	7400	No
23	GOM_NL__2PRFIN20030731_010941_00000442018_00332_07400_7408.N1	31-JUL-2003 01:09:41	Straylight	44.000	148	Alp Tuc	2.8780	4100.0	88	7400	No
24	GOM_NL__2PRFIN20030731_011300_00000522018_00332_07400_7409.N1	31-JUL-2003 01:13:00	Straylight	51.500	31	Alp Gru	1.7340	15200.	103	7400	No
25	GOM_NL__2PRFIN20030731_011626_00000772018_00332_07400_7410.N1	31-JUL-2003 01:16:26	Twilight	77.000	18	24Alp PsA	1.1660	9700.0	154	7400	No
26	GOM_NL__2PRFIN20030731_012029_00000412018_00332_07400_7411.N1	31-JUL-2003 01:20:29	Bright	40.500	38	20Eps Sgr	1.8360	11000.	81	7400	No
27	GOM_NL__2PRFIN20030731_012226_00000382018_00332_07400_7412.N1	31-JUL-2003 01:22:26	Bright	37.500	57	34Sig Sgr	2.0660	26000.	75	7400	No
28	GOM_NL__2PRFIN20030731_012358_00000572018_00332_07400_7413.N1	31-JUL-2003 01:23:58	Bright	57.000	142	49Del Cap	2.8500	8900.0	114	7400	No
29	GOM_NL__2PRFIN20030731_012819_00000572018_00332_07400_7414.N1	31-JUL-2003 01:28:19	Bright	56.500	154	22Bet Aqr	2.8990	5700.0	113	7400	No
30	GOM_NL__2PRFIN20030731_013212_00000412018_00332_07400_7415.N1	31-JUL-2003 01:32:12	Bright	41.000	11	53Alp Aql	0.76500	8000.0	82	7400	No
31	GOM_NL__2PRFIN20030731_013336_00000372018_00332_07400_7416.N1	31-JUL-2003 01:33:36	Bright	37.000	168	17Zet Aql	2.9860	11000.	74	7400	No
32	GOM_NL__2PRFIN20030731_013524_00000662018_00332_07400_7417.N1	31-JUL-2003 01:35:24	Bright	65.500	61	8Eps Peg	2.1000	3900.0	131	7400	No
33	GOM_NL__2PRFIN20030731_014040_00000382018_00332_07400_7418.N1	31-JUL-2003 01:40:40	Bright	38.000	5	3Alp Lyr	0.033000	11000.	76	7400	No
34	GOM_NL__2PRFIN20030731_014211_00000432018_00332_07400_7419.N1	31-JUL-2003 01:42:11	Bright	43.000	66	37Gam Cyg	2.2080	5900.0	86	7400	No
35	GOM_NL__2PRFIN20030731_014426_00000392018_00332_07400_7420.N1	31-JUL-2003 01:44:26	Bright	39.000	69	33Gam Dra	2.2310	3800.0	78	7400	No
36	GOM_NL__2PRFIN20030731_014822_00000392018_00332_07400_7421.N1	31-JUL-2003 01:48:22	Bright	38.500	119	14Eta Dra	2.7270	4700.0	77	7400	No
37	GOM_NL__2PRFIN20030731_015232_00000352018_00332_07400_7422.N1	31-JUL-2003 01:52:32	Bright	34.500	60	7Bet UMi	2.0810	3950.0	69	7400	No
38	GOM_NL__2PRFIN20030731_015513_00000382018_00332_07400_7423.N1	31-JUL-2003 01:55:13	Bright	38.000	49	1Alp UMi	1.9900	6300.0	76	7400	No
39	GOM_NL__2PRFIN20030731_015803_00000492018_00332_07400_7424.N1	31-JUL-2003 01:58:03	Bright	49.000	76	27Gam Cas	2.3000	30000.	98	7400	No
40	GOM_NL__2PRFIN20030731_020419_00000482018_00332_07400_7425.N1	31-JUL-2003 02:04:19	Bright	47.500	160	23Gam Per	2.9300	4700.0	95	7400	No
41	GOM_NL__2PRFIN20030731_020557_00000512018_00332_07400_7426.N1	31-JUL-2003 02:05:57	Bright	50.500	35	33Alp Per	1.7950	6250.0	101	7400	No
42	GOM_NL__2PRFIN20030731_020911_00000582018_00332_07400_7427.N1	31-JUL-2003 02:09:11	Bright	57.500	79	26Bet Per	2.3100	13100.	115	7400	No

43	GOM_NL__2PRFIN20030731_021251_000000572018_00332_07400_7428.N1	31-JUL-2003 02:12:51	Twilight	56.500	150	44Zet Per	2.8900	28000.	113	7400	No
44	GOM_NL__2PRFIN20030731_021507_000000402018_00332_07400_7429.N1	31-JUL-2003 02:15:07	Twilight	40.000	176	23Zet Tau	3.0200	22000.	80	7400	No
45	GOM_NL__2PRFIN20030731_021734_000000532018_00332_07400_7430.N1	31-JUL-2003 02:17:34	Dark	52.500	13	87Alp Tau	0.86700	3800.0	105	7400	No
46	GOM_NL__2PRFIN20030731_021936_000000382018_00332_07400_7431.N1	31-JUL-2003 02:19:36	Dark	37.500	27	24Gam Ori	1.6360	26000.	75	7400	No
47	GOM_NL__2PRFIN20030731_022131_000000382018_00332_07400_7432.N1	31-JUL-2003 02:21:31	Dark	37.500	30	46Eps Ori	1.6940	30000.	75	7400	No
48	GOM_NL__2PRFIN20030731_022250_000000382018_00332_07400_7433.N1	31-JUL-2003 02:22:50	Dark	38.000	125	44Iot Ori	2.7700	30000.	76	7400	No
49	GOM_NL__2PRFIN20030731_022453_000000412018_00332_07400_7434.N1	31-JUL-2003 02:24:53	Dark	40.500	1	9Alp CMa	-1.4400	11000.	81	7400	No
50	GOM_NL__2PRFIN20030731_022702_000000422018_00332_07400_7435.N1	31-JUL-2003 02:27:02	Dark	41.500	139	9Bet Lep	2.8330	5600.0	83	7400	No
51	GOM_NL__2PRFIN20030731_023500_000000452018_00332_07400_7436.N1	31-JUL-2003 02:35:00	Dark	44.500	2	Alp Car	-0.73600	7000.0	89	7400	No
52	GOM_NL__2PRFIN20030731_024321_000000492018_00333_07401_7406.N1	31-JUL-2003 02:43:21	Dark	48.500	9	Alp Eri	0.45300	24000.	97	7401	No
53	GOM_NL__2PRFIN20030731_024528_000000392018_00333_07401_7407.N1	31-JUL-2003 02:45:28	Dark	39.000	135	Bet Hyi	2.8200	5800.0	78	7401	No
54	GOM_NL__2PRFIN20030731_024759_000000582018_00333_07401_7408.N1	31-JUL-2003 02:47:59	Straylight	57.500	84	Alp Phe	2.3970	4500.0	115	7401	No
55	GOM_NL__2PRFIN20030731_025018_000000452018_00333_07401_7409.N1	31-JUL-2003 02:50:18	Straylight	44.500	148	Alp Tuc	2.8780	4100.0	89	7401	No
56	GOM_NL__2PRFIN20030731_025336_000000452018_00333_07401_7410.N1	31-JUL-2003 02:53:36	Straylight	45.000	31	Alp Gru	1.7340	15200.	90	7401	No
57	GOM_NL__2PRFIN20030731_025703_000000762018_00333_07401_7411.N1	31-JUL-2003 02:57:03	Twilight	76.000	18	24Alp PsA	1.1660	9700.0	152	7401	No
58	GOM_NL__2PRFIN20030731_030106_000000452018_00333_07401_7412.N1	31-JUL-2003 03:01:06	Bright	44.500	38	20Eps Sgr	1.8360	11000.	89	7401	No
59	GOM_NL__2PRFIN20030731_030302_000000392018_00333_07401_7413.N1	31-JUL-2003 03:03:02	Bright	39.000	57	34Sig Sgr	2.0660	26000.	78	7401	No
60	GOM_NL__2PRFIN20030731_030435_000000572018_00333_07401_7414.N1	31-JUL-2003 03:04:35	Bright	57.000	142	49Del Cap	2.8500	8900.0	114	7401	No
61	GOM_NL__2PRFIN20030731_030855_000000582018_00333_07401_7415.N1	31-JUL-2003 03:08:55	Bright	57.500	154	22Bet Aqr	2.8990	5700.0	115	7401	No
62	GOM_NL__2PRFIN20030731_031247_000000412018_00333_07401_7416.N1	31-JUL-2003 03:12:47	Bright	40.500	11	53Alp Aql	0.76500	8000.0	81	7401	No
63	GOM_NL__2PRFIN20030731_031412_000000372018_00333_07401_7417.N1	31-JUL-2003 03:14:12	Bright	37.000	168	17Zet Aql	2.9860	11000.	74	7401	No
64	GOM_NL__2PRFIN20030731_031559_000000622018_00333_07401_7418.N1	31-JUL-2003 03:15:59	Bright	62.000	61	8Eps Peg	2.1000	3900.0	124	7401	No
65	GOM_NL__2PRFIN20030731_032116_000000362018_00333_07401_7419.N1	31-JUL-2003 03:21:16	Bright	36.000	5	3Alp Lyr	0.033000	11000.	72	7401	No
66	GOM_NL__2PRFIN20030731_032246_000000442018_00333_07401_7420.N1	31-JUL-2003 03:22:46	Bright	44.000	66	37Gam Cyg	2.2080	5900.0	88	7401	No
67	GOM_NL__2PRFIN20030731_032502_000000352018_00333_07401_7421.N1	31-JUL-2003 03:25:02	Bright	35.000	69	33Gam Dra	2.2310	3800.0	70	7401	No
68	GOM_NL__2PRFIN20030731_032859_000000382018_00333_07401_7422.N1	31-JUL-2003 03:28:59	Bright	37.500	119	14Eta Dra	2.7270	4700.0	75	7401	No
69	GOM_NL__2PRFIN20030731_033309_000000392018_00333_07401_7423.N1	31-JUL-2003 03:33:09	Bright	38.500	60	7Bet UMi	2.0810	3950.0	77	7401	No
70	GOM_NL__2PRFIN20030731_033549_000000382018_00333_07401_7424.N1	31-JUL-2003 03:35:49	Bright	37.500	49	1Alp UMi	1.9900	6300.0	75	7401	No
71	GOM_NL__2PRFIN20030731_033839_000000492018_00333_07401_7425.N1	31-JUL-2003 03:38:39	Bright	49.000	76	27Gam Cas	2.3000	30000.	98	7401	No
72	GOM_NL__2PRFIN20030731_034454_000000472018_00333_07401_7426.N1	31-JUL-2003 03:44:54	Bright	46.500	160	23Gam Per	2.9300	4700.0	93	7401	No
73	GOM_NL__2PRFIN20030731_034632_000000522018_00333_07401_7427.N1	31-JUL-2003 03:46:32	Bright	51.500	35	33Alp Per	1.7950	6250.0	103	7401	No
74	GOM_NL__2PRFIN20030731_034947_000000602018_00333_07401_7428.N1	31-JUL-2003 03:49:47	Bright	60.000	79	26Bet Per	2.3100	13100.	120	7401	No
75	GOM_NL__2PRFIN20030731_035326_000000562018_00333_07401_7429.N1	31-JUL-2003 03:53:26	Twilight	56.000	150	44Zet Per	2.8900	28000.	112	7401	No
76	GOM_NL__2PRFIN20030731_035544_000000382018_00333_07401_7430.N1	31-JUL-2003 03:55:44	Twilight	37.500	176	23Zet Tau	3.0200	22000.	75	7401	No
77	GOM_NL__2PRFIN20030731_035810_000000602018_00333_07401_7431.N1	31-JUL-2003 03:58:10	Dark	60.000	13	87Alp Tau	0.86700	3800.0	120	7401	No
78	GOM_NL__2PRFIN20030731_040012_000000402018_00333_07401_7432.N1	31-JUL-2003 04:00:12	Dark	39.500	27	24Gam Ori	1.6360	26000.	79	7401	No
79	GOM_NL__2PRFIN20030731_040206_000000392018_00333_07401_7433.N1	31-JUL-2003 04:02:06	Dark	38.500	30	46Eps Ori	1.6940	30000.	77	7401	No
80	GOM_NL__2PRFIN20030731_040325_000000412018_00333_07401_7434.N1	31-JUL-2003 04:03:25	Dark	40.500	125	44Iot Ori	2.7700	30000.	81	7401	No
81	GOM_NL__2PRFIN20030731_040528_000000412018_00333_07401_7435.N1	31-JUL-2003 04:05:28	Dark	40.500	1	9Alp CMa	-1.4400	11000.	81	7401	No
82	GOM_NL__2PRFIN20030731_040738_000000392018_00333_07401_7436.N1	31-JUL-2003 04:07:38	Dark	39.000	139	9Bet Lep	2.8330	5600.0	78	7401	No
83	GOM_NL__2PRFIN20030731_040921_000000382018_00333_07401_7437.N1	31-JUL-2003 04:09:21	Dark	38.000	177	1Zet CMa	3.0220	26000.	76	7401	No
84	GOM_NL__2PRFIN20030731_041535_000000512018_00333_07401_7438.N1	31-JUL-2003 04:15:35	Dark	51.000	2	Alp Car	-0.73600	7000.0	102	7401	No
85	GOM_NL__2PRFIN20030731_042357_000000472018_00334_07402_7427.N1	31-JUL-2003 04:23:57	Dark	46.500	9	Alp Eri	0.45300	24000.	93	7402	No
86	GOM_NL__2PRFIN20030731_042604_000000402018_00334_07402_7428.N1	31-JUL-2003 04:26:04	Dark	39.500	135	Bet Hyi	2.8200	5800.0	79	7402	No
87	GOM_NL__2PRFIN20030731_042835_000000612018_00334_07402_7429.N1	31-JUL-2003 04:28:35	Straylight	60.500	84	Alp Phe	2.3970	4500.0	121	7402	No
88	GOM_NL__2PRFIN20030731_043053_000000432018_00334_07402_7430.N1	31-JUL-2003 04:30:53	Straylight	43.000	148	Alp Tuc	2.8780	4100.0	86	7402	No
89	GOM_NL__2PRFIN20030731_043413_000000462018_00334_07402_7431.N1	31-JUL-2003 04:34:13	Straylight	46.000	31	Alp Gru	1.7340	15200.	92	7402	No
90	GOM_NL__2PRFIN20030731_043742_000000742018_00334_07402_7432.N1	31-JUL-2003 04:37:42	Twilight	74.000	18	24Alp PsA	1.1660	9700.0	148	7402	No
91	GOM_NL__2PRFIN20030731_044141_000000452018_00334_07402_7433.N1	31-JUL-2003 04:41:41	Bright	45.000	38	20Eps Sgr	1.8360	11000.	90	7402	No
92	GOM_NL__2PRFIN20030731_044337_000000392018_00334_07402_7434.N1	31-JUL-2003 04:43:37	Bright	39.000	57	34Sig Sgr	2.0660	26000.	78	7402	No
93	GOM_NL__2PRFIN20030731_044509_000000582018_00334_07402_7435.N1	31-JUL-2003 04:45:09	Bright	58.000	142	49Del Cap	2.8500	8900.0	116	7402	No
94	GOM_NL__2PRFIN20030731_044931_000000572018_00334_07402_7436.N1	31-JUL-2003 04:49:31	Bright	57.000	154	22Bet Aqr	2.8990	5700.0	114	7402	No
95	GOM_NL__2PRFIN20030731_045323_000000412018_00334_07402_7437.N1	31-JUL-2003 04:53:23	Bright	41.000	11	53Alp Aql	0.76500	8000.0	82	7402	No
96	GOM_NL__2PRFIN20030731_045447_000000382018_00334_07402_7438.N1	31-JUL-2003 04:54:47	Bright	37.500	168	17Zet Aql	2.9860	11000.	75	7402	No
97	GOM_NL__2PRFIN20030731_045634_000000692018_00334_07402_7439.N1	31-JUL-2003 04:56:34	Bright	68.500	61	8Eps Peg	2.1000	3900.0	137	7402	No
98	GOM_NL__2PRFIN20030731_050152_000000432018_00334_07402_7440.N1	31-JUL-2003 05:01:52	Bright	42.500	5	3Alp Lyr	0.033000	11000.	85	7402	No
99	GOM_NL__2PRFIN20030731_050322_000000442018_00334_07402_7441.N1	31-JUL-2003 05:03:22	Bright	43.500	66	37Gam Cyg	2.2080	5900.0	87	7402	No
100	GOM_NL__2PRFIN20030731_050537_000000402018_00334_07402_7442.N1	31-JUL-2003 05:05:37	Bright	40.000	69	33Gam Dra	2.2310	3800.0	80	7402	No
101	GOM_NL__2PRFIN20030731_050934_000000382018_00334_07402_7443.N1	31-JUL-2003 05:09:34	Bright	38.000	119	14Eta Dra	2.7270	4700.0	76	7402	No

102	GOM_NL__2PRFIN20030731_051345_000000352018_00334_07402_7444.N1	31-JUL-2003 05:13:45	Bright	35.000	60	7Bet UMi	2.0810	3950.0	70	7402	No
103	GOM_NL__2PRFIN20030731_051625_000000372018_00334_07402_7445.N1	31-JUL-2003 05:16:25	Bright	36.500	49	1Alp UMi	1.9900	6300.0	73	7402	No
104	GOM_NL__2PRFIN20030731_051914_000000492018_00334_07402_7446.N1	31-JUL-2003 05:19:14	Bright	49.000	76	27Gam Cas	2.3000	30000.	98	7402	No
105	GOM_NL__2PRFIN20030731_052530_000000482018_00334_07402_7447.N1	31-JUL-2003 05:25:30	Bright	48.000	160	23Gam Per	2.9300	4700.0	96	7402	No
106	GOM_NL__2PRFIN20030731_052708_000000512018_00334_07402_7448.N1	31-JUL-2003 05:27:08	Bright	51.000	35	33Alp Per	1.7950	6250.0	102	7402	No
107	GOM_NL__2PRFIN20030731_053023_000000602018_00334_07402_7449.N1	31-JUL-2003 05:30:23	Bright	59.500	79	26Bet Per	2.3100	13100.	119	7402	No
108	GOM_NL__2PRFIN20030731_053403_000000542018_00334_07402_7450.N1	31-JUL-2003 05:34:03	Twi_and_stray	54.000	150	44Zet Per	2.8900	28000.	108	7402	No
109	GOM_NL__2PRFIN20030731_053619_000000402018_00334_07402_7451.N1	31-JUL-2003 05:36:19	Twi_and_stray	39.500	176	23Zet Tau	3.0200	22000.	79	7402	No
110	GOM_NL__2PRFIN20030731_053846_000000582018_00334_07402_7452.N1	31-JUL-2003 05:38:46	Dark	58.000	13	87Alp Tau	0.86700	3800.0	116	7402	No
111	GOM_NL__2PRFIN20030731_054047_000000412018_00334_07402_7453.N1	31-JUL-2003 05:40:47	Dark	40.500	27	24Gam Ori	1.6360	26000.	81	7402	No
112	GOM_NL__2PRFIN20030731_054242_000000412018_00334_07402_7454.N1	31-JUL-2003 05:42:42	Dark	40.500	30	46Eps Ori	1.6940	30000.	81	7402	No
113	GOM_NL__2PRFIN20030731_054401_000000422018_00334_07402_7455.N1	31-JUL-2003 05:44:01	Dark	41.500	125	44Iot Ori	2.7700	30000.	83	7402	No
114	GOM_NL__2PRFIN20030731_054604_000000452018_00334_07402_7456.N1	31-JUL-2003 05:46:04	Dark	44.500	1	9Alp CMa	-1.4400	11000.	89	7402	No
115	GOM_NL__2PRFIN20030731_054814_000000412018_00334_07402_7457.N1	31-JUL-2003 05:48:14	Dark	41.000	139	9Bet Lep	2.8330	5600.0	82	7402	No
116	GOM_NL__2PRFIN20030731_054957_000000402018_00334_07402_7458.N1	31-JUL-2003 05:49:57	Dark	40.000	177	1Zet CMa	3.0220	26000.	80	7402	No
117	GOM_NL__2PRFIN20030731_055611_000000452018_00334_07402_7459.N1	31-JUL-2003 05:56:11	Dark	45.000	2	Alp Car	-0.73600	7000.0	90	7402	No
118	GOM_NL__2PRFIN20030731_060432_000000482018_00335_07403_7428.N1	31-JUL-2003 06:04:32	Dark	47.500	9	Alp Eri	0.45300	24000.	95	7403	No
119	GOM_NL__2PRFIN20030731_060640_000000412018_00335_07403_7429.N1	31-JUL-2003 06:06:40	Dark	40.500	135	Bet Hyi	2.8200	5800.0	81	7403	No
120	GOM_NL__2PRFIN20030731_060912_000000602018_00335_07403_7430.N1	31-JUL-2003 06:09:12	Straylight	59.500	84	Alp Phe	2.3970	4500.0	119	7403	No
121	GOM_NL__2PRFIN20030731_061129_000000422018_00335_07403_7431.N1	31-JUL-2003 06:11:29	Straylight	42.000	148	Alp Tuc	2.8780	4100.0	84	7403	No
122	GOM_NL__2PRFIN20030731_061449_000000492018_00335_07403_7432.N1	31-JUL-2003 06:14:49	Straylight	49.000	31	Alp Gru	1.7340	15200.	98	7403	No
123	GOM_NL__2PRFIN20030731_061818_000000712018_00335_07403_7433.N1	31-JUL-2003 06:18:18	Twi_and_stray	71.000	18	24Alp PsA	1.1660	9700.0	142	7403	No
124	GOM_NL__2PRFIN20030731_062217_000000512018_00335_07403_7434.N1	31-JUL-2003 06:22:17	Bright	51.000	38	20Eps Sgr	1.8360	11000.	102	7403	No
125	GOM_NL__2PRFIN20030731_062411_000000422018_00335_07403_7435.N1	31-JUL-2003 06:24:11	Bright	41.500	57	34Sig Sgr	2.0660	26000.	83	7403	No
126	GOM_NL__2PRFIN20030731_062547_000000552018_00335_07403_7436.N1	31-JUL-2003 06:25:47	Bright	55.000	142	49Del Cap	2.8500	8900.0	110	7403	No
127	GOM_NL__2PRFIN20030731_063007_000000552018_00335_07403_7437.N1	31-JUL-2003 06:30:07	Bright	55.000	154	22Bet Aqr	2.8990	5700.0	110	7403	No
128	GOM_NL__2PRFIN20030731_063359_000000412018_00335_07403_7438.N1	31-JUL-2003 06:33:59	Bright	41.000	11	53Alp Aql	0.76500	8000.0	82	7403	No
129	GOM_NL__2PRFIN20030731_063523_000000382018_00335_07403_7439.N1	31-JUL-2003 06:35:23	Bright	38.000	168	17Zet Aql	2.9860	11000.	76	7403	No
130	GOM_NL__2PRFIN20030731_063709_000000662018_00335_07403_7440.N1	31-JUL-2003 06:37:09	Bright	65.500	61	8Eps Peg	2.1000	3900.0	131	7403	No
131	GOM_NL__2PRFIN20030731_064228_000000422018_00335_07403_7441.N1	31-JUL-2003 06:42:28	Bright	41.500	5	3Alp Lyr	0.033000	11000.	83	7403	No
132	GOM_NL__2PRFIN20030731_064357_000000442018_00335_07403_7442.N1	31-JUL-2003 06:43:57	Bright	44.000	66	37Gam Cyg	2.2080	5900.0	88	7403	No
133	GOM_NL__2PRFIN20030731_064611_000000422018_00335_07403_7443.N1	31-JUL-2003 06:46:11	Bright	41.500	69	33Gam Dra	2.2310	3800.0	83	7403	No
134	GOM_NL__2PRFIN20030731_065011_000000362018_00335_07403_7444.N1	31-JUL-2003 06:50:11	Bright	35.500	119	14Eta Dra	2.7270	4700.0	71	7403	No
135	GOM_NL__2PRFIN20030731_065420_000000402018_00335_07403_7445.N1	31-JUL-2003 06:54:20	Bright	39.500	60	7Bet UMi	2.0810	3950.0	79	7403	No
136	GOM_NL__2PRFIN20030731_065700_000000382018_00335_07403_7446.N1	31-JUL-2003 06:57:00	Bright	37.500	49	1Alp UMi	1.9900	6300.0	75	7403	No
137	GOM_NL__2PRFIN20030731_065949_000000512018_00335_07403_7447.N1	31-JUL-2003 06:59:49	Bright	51.000	76	27Gam Cas	2.3000	30000.	102	7403	No
138	GOM_NL__2PRFIN20030731_070606_000000502018_00335_07403_7448.N1	31-JUL-2003 07:06:06	Bright	50.000	160	23Gam Per	2.9300	4700.0	100	7403	No
139	GOM_NL__2PRFIN20030731_070744_000000522018_00335_07403_7449.N1	31-JUL-2003 07:07:44	Bright	51.500	35	33Alp Per	1.7950	6250.0	103	7403	No
140	GOM_NL__2PRFIN20030731_071059_000000592018_00335_07403_7450.N1	31-JUL-2003 07:10:59	Bright	58.500	79	26Bet Per	2.3100	13100.	117	7403	No
141	GOM_NL__2PRFIN20030731_071439_000000552018_00335_07403_7451.N1	31-JUL-2003 07:14:39	Twi_and_stray	55.000	150	44Zet Per	2.8900	28000.	110	7403	No
142	GOM_NL__2PRFIN20030731_071655_000000412018_00335_07403_7452.N1	31-JUL-2003 07:16:55	Twi_and_stray	41.000	176	23Zet Tau	3.0200	22000.	82	7403	No
143	GOM_NL__2PRFIN20030731_071923_000000622018_00335_07403_7453.N1	31-JUL-2003 07:19:23	Dark	62.000	13	87Alp Tau	0.86700	3800.0	124	7403	No
144	GOM_NL__2PRFIN20030731_072123_000000442018_00335_07403_7454.N1	31-JUL-2003 07:21:23	Dark	43.500	27	24Gam Ori	1.6360	26000.	87	7403	No
145	GOM_NL__2PRFIN20030731_072318_000000422018_00335_07403_7455.N1	31-JUL-2003 07:23:18	Dark	41.500	30	46Eps Ori	1.6940	30000.	83	7403	No
146	GOM_NL__2PRFIN20030731_072437_000000422018_00335_07403_7456.N1	31-JUL-2003 07:24:37	Dark	42.000	125	44Iot Ori	2.7700	30000.	84	7403	No
147	GOM_NL__2PRFIN20030731_072641_000000462018_00335_07403_7457.N1	31-JUL-2003 07:26:41	Dark	46.000	1	9Alp CMa	-1.4400	11000.	92	7403	No
148	GOM_NL__2PRFIN20030731_072850_000000462018_00335_07403_7458.N1	31-JUL-2003 07:28:50	Dark	45.500	139	9Bet Lep	2.8330	5600.0	91	7403	No
149	GOM_NL__2PRFIN20030731_073033_000000402018_00335_07403_7459.N1	31-JUL-2003 07:30:33	Dark	40.000	177	1Zet CMa	3.0220	26000.	80	7403	No
150	GOM_NL__2PRFIN20030731_073647_000000482018_00335_07403_7460.N1	31-JUL-2003 07:36:47	Dark	47.500	2	Alp Car	-0.73600	7000.0	95	7403	No
151	GOM_NL__2PRFIN20030731_074508_000000582018_00336_07404_7429.N1	31-JUL-2003 07:45:08	Dark	57.500	9	Alp Eri	0.45300	24000.	115	7404	No
152	GOM_NL__2PRFIN20030731_074716_000000402018_00336_07404_7430.N1	31-JUL-2003 07:47:16	Dark	39.500	135	Bet Hyi	2.8200	5800.0	79	7404	No
153	GOM_NL__2PRFIN20030731_074947_000000612018_00336_07404_7431.N1	31-JUL-2003 07:49:47	Straylight	61.000	84	Alp Phe	2.3970	4500.0	122	7404	No
154	GOM_NL__2PRFIN20030731_075204_000000502018_00336_07404_7432.N1	31-JUL-2003 07:52:04	Straylight	50.000	148	Alp Tuc	2.8780	4100.0	100	7404	No
155	GOM_NL__2PRFIN20030731_075526_000000502018_00336_07404_7433.N1	31-JUL-2003 07:55:26	Straylight	49.500	31	Alp Gru	1.7340	15200.	99	7404	No
156	GOM_NL__2PRFIN20030731_075856_000000752018_00336_07404_7434.N1	31-JUL-2003 07:58:56	Twi_and_stray	75.000	18	24Alp PsA	1.1660	9700.0	150	7404	No
157	GOM_NL__2PRFIN20030731_080253_000000432018_00336_07404_7435.N1	31-JUL-2003 08:02:53	Bright	43.000	38	20Eps Sgr	1.8360	11000.	86	7404	No
158	GOM_NL__2PRFIN20030731_080447_000000422018_00336_07404_7436.N1	31-JUL-2003 08:04:47	Bright	41.500	57	34Sig Sgr	2.0660	26000.	83	7404	No
159	GOM_NL__2PRFIN20030731_080623_000000552018_00336_07404_7437.N1	31-JUL-2003 08:06:23	Bright	54.500	142	49Del Cap	2.8500	8900.0	109	7404	No
160	GOM_NL__2PRFIN20030731_081043_000000562018_00336_07404_7438.N1	31-JUL-2003 08:10:43	Bright	55.500	154	22Bet Aqr	2.8990	5700.0	111	7404	No

161	GOM_NL__2PRFIN20030731_081436_000000402018_00336_07404_7439.N1	31-JUL-2003 08:14:36	Bright	40.000	11	53Alp Aql	0.76500	8000.0	80	7404	No
162	GOM_NL__2PRFIN20030731_081559_000000392018_00336_07404_7440.N1	31-JUL-2003 08:15:59	Bright	39.000	168	17Zet Aql	2.9860	11000.	78	7404	No
163	GOM_NL__2PRFIN20030731_081744_000000622018_00336_07404_7441.N1	31-JUL-2003 08:17:44	Bright	61.500	61	8Eps Peg	2.1000	3900.0	123	7404	No
164	GOM_NL__2PRFIN20030731_082304_000000372018_00336_07404_7442.N1	31-JUL-2003 08:23:04	Bright	36.500	5	3Alp Lyr	0.033000	11000.	73	7404	No
165	GOM_NL__2PRFIN20030731_082433_000000452018_00336_07404_7443.N1	31-JUL-2003 08:24:33	Bright	44.500	66	37Gam Cyg	2.2080	5900.0	89	7404	No
166	GOM_NL__2PRFIN20030731_082649_000000422018_00336_07404_7444.N1	31-JUL-2003 08:26:49	Bright	42.000	69	33Gam Dra	2.2310	3800.0	84	7404	No
167	GOM_NL__2PRFIN20030731_083047_000000382018_00336_07404_7445.N1	31-JUL-2003 08:30:47	Bright	38.000	119	14Eta Dra	2.7270	4700.0	76	7404	No
168	GOM_NL__2PRFIN20030731_083455_000000422018_00336_07404_7446.N1	31-JUL-2003 08:34:55	Bright	41.500	60	7Bet UMi	2.0810	3950.0	83	7404	No
169	GOM_NL__2PRFIN20030731_083734_000000412018_00336_07404_7447.N1	31-JUL-2003 08:37:34	Bright	41.000	49	1Alp UMi	1.9900	6300.0	82	7404	No
170	GOM_NL__2PRFIN20030731_084025_000000492018_00336_07404_7448.N1	31-JUL-2003 08:40:25	Bright	49.000	76	27Gam Cas	2.3000	30000.	98	7404	No
171	GOM_NL__2PRFIN20030731_084641_000000482018_00336_07404_7449.N1	31-JUL-2003 08:46:41	Bright	48.000	160	23Gam Per	2.9300	4700.0	96	7404	No
172	GOM_NL__2PRFIN20030731_084819_000000522018_00336_07404_7450.N1	31-JUL-2003 08:48:19	Bright	51.500	35	33Alp Per	1.7950	6250.0	103	7404	No
173	GOM_NL__2PRFIN20030731_085135_000000612018_00336_07404_7451.N1	31-JUL-2003 08:51:35	Bright	61.000	79	26Bet Per	2.3100	13100.	122	7404	No
174	GOM_NL__2PRFIN20030731_085515_000000542018_00336_07404_7452.N1	31-JUL-2003 08:55:15	Tw_i_and_stray	53.500	150	44Zet Per	2.8900	28000.	107	7404	No
175	GOM_NL__2PRFIN20030731_085732_000000412018_00336_07404_7453.N1	31-JUL-2003 08:57:32	Tw_i_and_stray	41.000	176	23Zet Tau	3.0200	22000.	82	7404	No
176	GOM_NL__2PRFIN20030731_090000_000000432018_00336_07404_7454.N1	31-JUL-2003 09:00:00	Dark	42.500	13	87Alp Tau	0.86700	3800.0	85	7404	No
177	GOM_NL__2PRFIN20030731_090159_000000392018_00336_07404_7455.N1	31-JUL-2003 09:01:59	Dark	39.000	27	24Gam Ori	1.6360	26000.	78	7404	No
178	GOM_NL__2PRFIN20030731_090354_000000432018_00336_07404_7456.N1	31-JUL-2003 09:03:54	Dark	42.500	30	46Eps Ori	1.6940	30000.	85	7404	No
179	GOM_NL__2PRFIN20030731_090514_000000422018_00336_07404_7457.N1	31-JUL-2003 09:05:14	Dark	41.500	125	44Iot Ori	2.7700	30000.	83	7404	No
180	GOM_NL__2PRFIN20030731_090717_000000462018_00336_07404_7458.N1	31-JUL-2003 09:07:17	Dark	45.500	1	9Alp CMa	-1.4400	11000.	91	7404	No
181	GOM_NL__2PRFIN20030731_090926_000000442018_00336_07404_7459.N1	31-JUL-2003 09:09:26	Dark	44.000	139	9Bet Lep	2.8330	5600.0	88	7404	No
182	GOM_NL__2PRFIN20030731_091109_000000382018_00336_07404_7460.N1	31-JUL-2003 09:11:09	Dark	38.000	177	1Zet CMa	3.0220	26000.	76	7404	No
183	GOM_NL__2PRFIN20030731_091723_000000512018_00336_07404_7461.N1	31-JUL-2003 09:17:23	Dark	51.000	2	Alp Car	-0.73600	7000.0	102	7404	No
184	GOM_NL__2PRFIN20030731_092546_000000472018_00337_07405_7175.N1	31-JUL-2003 09:25:46	Dark	46.500	9	Alp Eri	0.45300	24000.	93	7405	No
185	GOM_NL__2PRFIN20030731_092751_000000412018_00337_07405_7176.N1	31-JUL-2003 09:27:51	Dark	41.000	135	Bet Hyi	2.8200	5800.0	82	7405	No
186	GOM_NL__2PRFIN20030731_093026_000000592018_00337_07405_7177.N1	31-JUL-2003 09:30:26	Straylight	58.500	84	Alp Phe	2.3970	4500.0	117	7405	No
187	GOM_NL__2PRFIN20030731_093242_000000442018_00337_07405_7178.N1	31-JUL-2003 09:32:42	Straylight	44.000	148	Alp Tuc	2.8780	4100.0	88	7405	No
188	GOM_NL__2PRFIN20030731_093602_000000462018_00337_07405_7179.N1	31-JUL-2003 09:36:02	Straylight	46.000	31	Alp Gru	1.7340	15200.	92	7405	No
189	GOM_NL__2PRFIN20030731_093933_000000712018_00337_07405_7180.N1	31-JUL-2003 09:39:33	Tw_i_and_stray	71.000	18	24Alp PsA	1.1660	9700.0	142	7405	No
190	GOM_NL__2PRFIN20030731_094329_000000422018_00337_07405_7181.N1	31-JUL-2003 09:43:29	Bright	41.500	38	20Eps Sgr	1.8360	11000.	83	7405	No
191	GOM_NL__2PRFIN20030731_094523_000000422018_00337_07405_7182.N1	31-JUL-2003 09:45:23	Bright	42.000	57	34Sig Sgr	2.0660	26000.	84	7405	No
192	GOM_NL__2PRFIN20030731_094659_000000542018_00337_07405_7183.N1	31-JUL-2003 09:46:59	Bright	54.000	142	49Del Cap	2.8500	8900.0	108	7405	No
193	GOM_NL__2PRFIN20030731_095119_000000562018_00337_07405_7184.N1	31-JUL-2003 09:51:19	Bright	55.500	154	22Bet Aqr	2.8990	5700.0	111	7405	No
194	GOM_NL__2PRFIN20030731_095509_000000432018_00337_07405_7185.N1	31-JUL-2003 09:55:09	Bright	42.500	11	53Alp Aql	0.76500	8000.0	85	7405	No
195	GOM_NL__2PRFIN20030731_095633_000000392018_00337_07405_7186.N1	31-JUL-2003 09:56:33	Bright	39.000	168	17Zet Aql	2.9860	11000.	78	7405	No
196	GOM_NL__2PRFIN20030731_095819_000000642018_00337_07405_7187.N1	31-JUL-2003 09:58:19	Bright	63.500	61	8Eps Peg	2.1000	3900.0	127	7405	No
197	GOM_NL__2PRFIN20030731_100337_000000482018_00337_07405_7188.N1	31-JUL-2003 10:03:37	Bright	47.500	5	3Alp Lyr	0.033000	11000.	95	7405	No
198	GOM_NL__2PRFIN20030731_100507_000000452018_00337_07405_7189.N1	31-JUL-2003 10:05:07	Bright	45.000	66	37Gam Cyg	2.2080	5900.0	90	7405	No
199	GOM_NL__2PRFIN20030731_100726_000000392018_00337_07405_7190.N1	31-JUL-2003 10:07:26	Bright	38.500	69	33Gam Dra	2.2310	3800.0	77	7405	No
200	GOM_NL__2PRFIN20030731_101123_000000382018_00337_07405_7191.N1	31-JUL-2003 10:11:23	Bright	37.500	119	14Eta Dra	2.7270	4700.0	75	7405	No
201	GOM_NL__2PRFIN20030731_101531_000000382018_00337_07405_7192.N1	31-JUL-2003 10:15:31	Bright	38.000	60	7Bet UMi	2.0810	3950.0	76	7405	No
202	GOM_NL__2PRFIN20030731_101812_000000402018_00337_07405_7193.N1	31-JUL-2003 10:18:12	Bright	39.500	49	1Alp UMi	1.9900	6300.0	79	7405	No
203	GOM_NL__2PRFIN20030731_102100_000000512018_00337_07405_7194.N1	31-JUL-2003 10:21:00	Bright	50.500	76	27Gam Cas	2.3000	30000.	101	7405	No
204	GOM_NL__2PRFIN20030731_102717_000000492018_00337_07405_7195.N1	31-JUL-2003 10:27:17	Bright	48.500	160	23Gam Per	2.9300	4700.0	97	7405	No
205	GOM_NL__2PRFIN20030731_102855_000000512018_00337_07405_7196.N1	31-JUL-2003 10:28:55	Bright	51.000	35	33Alp Per	1.7950	6250.0	102	7405	No
206	GOM_NL__2PRFIN20030731_103210_000000582018_00337_07405_7197.N1	31-JUL-2003 10:32:10	Bright	58.000	79	26Bet Per	2.3100	13100.	116	7405	No
207	GOM_NL__2PRFIN20030731_103552_000000542018_00337_07405_7198.N1	31-JUL-2003 10:35:52	Tw_i_and_stray	54.000	150	44Zet Per	2.8900	28000.	108	7405	No
208	GOM_NL__2PRFIN20030731_103808_000000382018_00337_07405_7199.N1	31-JUL-2003 10:38:08	Tw_i_and_stray	37.500	176	23Zet Tau	3.0200	22000.	75	7405	No
209	GOM_NL__2PRFIN20030731_104036_000000562018_00337_07405_7200.N1	31-JUL-2003 10:40:36	Dark	55.500	13	87Alp Tau	0.86700	3800.0	111	7405	No
210	GOM_NL__2PRFIN20030731_104236_000000452018_00337_07405_7201.N1	31-JUL-2003 10:42:36	Dark	44.500	27	24Gam Ori	1.6360	26000.	89	7405	No
211	GOM_NL__2PRFIN20030731_104428_000000452018_00337_07405_7202.N1	31-JUL-2003 10:44:28	Dark	45.000	30	46Eps Ori	1.6940	30000.	90	7405	No
212	GOM_NL__2PRFIN20030731_104657_000000492018_00337_07405_7203.N1	31-JUL-2003 10:46:57	Dark	48.500	7	19Bet Ori	0.10000	14000.	97	7405	No
213	GOM_NL__2PRFIN20030731_104824_000000432018_00337_07405_7204.N1	31-JUL-2003 10:48:24	Dark	42.500	47	2Bet CMa	1.9760	28000.	85	7405	No
214	GOM_NL__2PRFIN20030731_105002_000000432018_00337_07405_7205.N1	31-JUL-2003 10:50:02	Dark	42.500	139	9Bet Lep	2.8330	5600.0	85	7405	No
215	GOM_NL__2PRFIN20030731_105146_000000392018_00337_07405_7206.N1	31-JUL-2003 10:51:46	Dark	39.000	177	1Zet CMa	3.0220	26000.	78	7405	No
216	GOM_NL__2PRFIN20030731_105759_000000462018_00337_07405_7207.N1	31-JUL-2003 10:57:59	Dark	46.000	2	Alp Car	-0.73600	7000.0	92	7405	No
217	GOM_NL__2PRFIN20030731_110049_000000502018_00337_07405_7208.N1	31-JUL-2003 11:00:49	Dark	50.000	157	The1Eri	2.9060	9300.0	100	7405	No
218	GOM_NL__2PRFIN20030731_110624_000000462018_00338_07406_7429.N1	31-JUL-2003 11:06:24	Dark	46.000	9	Alp Eri	0.45300	24000.	92	7406	No
219	GOM_NL__2PRFIN20030731_110829_000000382018_00338_07406_7430.N1	31-JUL-2003 11:08:29	Dark	38.000	135	Bet Hyi	2.8200	5800.0	76	7406	No

220	GOM_NL__2PRFIN20030731_111104_000000602018_00338_07406_7431.N1	31-JUL-2003 11:11:04	Straylight	59.500	84	Alp Phe	2.3970	4500.0	119	7406	No
221	GOM_NL__2PRFIN20030731_111316_000000462018_00338_07406_7432.N1	31-JUL-2003 11:13:16	Straylight	46.000	148	Alp Tuc	2.8780	4100.0	92	7406	No
222	GOM_NL__2PRFIN20030731_111636_000000502018_00338_07406_7433.N1	31-JUL-2003 11:16:36	Straylight	50.000	31	Alp Gru	1.7340	15200.	100	7406	No
223	GOM_NL__2PRFIN20030731_112010_000000682018_00338_07406_7434.N1	31-JUL-2003 11:20:10	Twi_and_stray	68.000	18	24Alp PsA	1.1660	9700.0	136	7406	No
224	GOM_NL__2PRFIN20030731_112406_000000442018_00338_07406_7435.N1	31-JUL-2003 11:24:06	Bright	44.000	38	20Eps Sgr	1.8360	11000.	88	7406	No
225	GOM_NL__2PRFIN20030731_112602_000000422018_00338_07406_7436.N1	31-JUL-2003 11:26:02	Bright	41.500	57	34Sig Sgr	2.0660	26000.	83	7406	No
226	GOM_NL__2PRFIN20030731_112736_000000562018_00338_07406_7437.N1	31-JUL-2003 11:27:36	Bright	56.000	142	49Del Cap	2.8500	8900.0	112	7406	No
227	GOM_NL__2PRFIN20030731_113154_000000552018_00338_07406_7438.N1	31-JUL-2003 11:31:54	Bright	55.000	154	22Bet Aqr	2.8990	5700.0	110	7406	No
228	GOM_NL__2PRFIN20030731_113547_000000402018_00338_07406_7439.N1	31-JUL-2003 11:35:47	Bright	39.500	11	53Alp Aql	0.76500	8000.0	79	7406	No
229	GOM_NL__2PRFIN20030731_113711_000000382018_00338_07406_7440.N1	31-JUL-2003 11:37:11	Bright	38.000	168	17Zet Aql	2.9860	11000.	76	7406	No
230	GOM_NL__2PRFIN20030731_113854_000000682018_00338_07406_7441.N1	31-JUL-2003 11:38:54	Bright	67.500	61	8Eps Peg	2.1000	3900.0	135	7406	No
231	GOM_NL__2PRFIN20030731_114416_000000412018_00338_07406_7442.N1	31-JUL-2003 11:44:16	Bright	41.000	5	3Alp Lyr	0.033000	11000.	82	7406	No
232	GOM_NL__2PRFIN20030731_114544_000000412018_00338_07406_7443.N1	31-JUL-2003 11:45:44	Bright	40.500	66	37Gam Cyg	2.2080	5900.0	81	7406	No
233	GOM_NL__2PRFIN20030731_114803_000000402018_00338_07406_7444.N1	31-JUL-2003 11:48:03	Bright	39.500	69	33Gam Dra	2.2310	3800.0	79	7406	No
234	GOM_NL__2PRFIN20030731_115200_000000372018_00338_07406_7445.N1	31-JUL-2003 11:52:00	Bright	37.000	119	14Eta Dra	2.7270	4700.0	74	7406	No
235	GOM_NL__2PRFIN20030731_115610_000000362018_00338_07406_7446.N1	31-JUL-2003 11:56:10	Bright	36.000	60	7Bet UMi	2.0810	3950.0	72	7406	No
236	GOM_NL__2PRFIN20030731_115848_000000392018_00338_07406_7447.N1	31-JUL-2003 11:58:48	Bright	39.000	49	1Alp UMi	1.9900	6300.0	78	7406	No
237	GOM_NL__2PRFIN20030731_120135_000000502018_00338_07406_7448.N1	31-JUL-2003 12:01:35	Bright	49.500	76	27Gam Cas	2.3000	30000.	99	7406	No
238	GOM_NL__2PRFIN20030731_120753_000000472018_00338_07406_7449.N1	31-JUL-2003 12:07:53	Bright	46.500	160	23Gam Per	2.9300	4700.0	93	7406	No
239	GOM_NL__2PRFIN20030731_120931_000000502018_00338_07406_7450.N1	31-JUL-2003 12:09:31	Bright	49.500	35	33Alp Per	1.7950	6250.0	99	7406	No
240	GOM_NL__2PRFIN20030731_121246_000000622018_00338_07406_7451.N1	31-JUL-2003 12:12:46	Bright	62.000	79	26Bet Per	2.3100	13100.	124	7406	No
241	GOM_NL__2PRFIN20030731_121628_000000542018_00338_07406_7452.N1	31-JUL-2003 12:16:28	Twi_and_stray	54.000	150	44Zet Per	2.8900	28000.	108	7406	No
242	GOM_NL__2PRFIN20030731_121844_000000382018_00338_07406_7453.N1	31-JUL-2003 12:18:44	Twi_and_stray	38.000	176	23Zet Tau	3.0200	22000.	76	7406	No
243	GOM_NL__2PRFIN20030731_122112_000000592018_00338_07406_7454.N1	31-JUL-2003 12:21:12	Dark	58.500	13	87Alp Tau	0.86700	3800.0	117	7406	No
244	GOM_NL__2PRFIN20030731_122313_000000442018_00338_07406_7455.N1	31-JUL-2003 12:23:13	Dark	43.500	27	24Gam Ori	1.6360	26000.	87	7406	No
245	GOM_NL__2PRFIN20030731_122507_000000432018_00338_07406_7456.N1	31-JUL-2003 12:25:07	Dark	43.000	30	46Eps Ori	1.6940	30000.	86	7406	No
246	GOM_NL__2PRFIN20030731_122734_000000502018_00338_07406_7457.N1	31-JUL-2003 12:27:34	Dark	50.000	7	19Bet Ori	0.10000	14000.	100	7406	No
247	GOM_NL__2PRFIN20030731_122901_000000432018_00338_07406_7458.N1	31-JUL-2003 12:29:01	Dark	42.500	47	2Bet CMa	1.9760	28000.	85	7406	No
248	GOM_NL__2PRFIN20030731_123040_000000452018_00338_07406_7459.N1	31-JUL-2003 12:30:40	Dark	45.000	139	9Bet Lep	2.8330	5600.0	90	7406	No
249	GOM_NL__2PRFIN20030731_123222_000000372018_00338_07406_7460.N1	31-JUL-2003 12:32:22	Dark	37.000	177	1Zet CMa	3.0220	26000.	74	7406	No
250	GOM_NL__2PRFIN20030731_123836_000000452018_00338_07406_7461.N1	31-JUL-2003 12:38:36	Dark	45.000	2	Alp Car	-0.73600	7000.0	90	7406	No
251	GOM_NL__2PRFIN20030731_124127_000000482018_00338_07406_7462.N1	31-JUL-2003 12:41:27	Dark	47.500	157	The1Eri	2.9060	9300.0	95	7406	No
252	GOM_NL__2PRFIN20030731_124701_000000482018_00339_07407_6918.N1	31-JUL-2003 12:47:01	Dark	47.500	9	Alp Eri	0.45300	24000.	95	7407	No
253	GOM_NL__2PRFIN20030731_124906_000000392018_00339_07407_6919.N1	31-JUL-2003 12:49:06	Dark	38.500	135	Bet Hyi	2.8200	5800.0	77	7407	No
254	GOM_NL__2PRFIN20030731_125141_000000612018_00339_07407_6920.N1	31-JUL-2003 12:51:41	Straylight	61.000	84	Alp Phe	2.3970	4500.0	122	7407	No
255	GOM_NL__2PRFIN20030731_125355_000000442018_00339_07407_6921.N1	31-JUL-2003 12:53:55	Straylight	44.000	148	Alp Tuc	2.8780	4100.0	88	7407	No
256	GOM_NL__2PRFIN20030731_125715_000000502018_00339_07407_6922.N1	31-JUL-2003 12:57:15	Straylight	50.000	31	Alp Gru	1.7340	15200.	100	7407	No
257	GOM_NL__2PRFIN20030731_130046_000000722018_00339_07407_6923.N1	31-JUL-2003 13:00:46	Twi_and_stray	72.000	18	24Alp PsA	1.1660	9700.0	144	7407	No
258	GOM_NL__2PRFIN20030731_130443_000000432018_00339_07407_6924.N1	31-JUL-2003 13:04:43	Bright	42.500	38	20Eps Sgr	1.8360	11000.	85	7407	No
259	GOM_NL__2PRFIN20030731_130639_000000392018_00339_07407_6925.N1	31-JUL-2003 13:06:39	Bright	39.000	57	34Sig Sgr	2.0660	26000.	78	7407	No
260	GOM_NL__2PRFIN20030731_130812_000000532018_00339_07407_6926.N1	31-JUL-2003 13:08:12	Bright	53.000	142	49Del Cap	2.8500	8900.0	106	7407	No
261	GOM_NL__2PRFIN20030731_131230_000000552018_00339_07407_6927.N1	31-JUL-2003 13:12:30	Bright	54.500	154	22Bet Aqr	2.8990	5700.0	109	7407	No
262	GOM_NL__2PRFIN20030731_131624_000000382018_00339_07407_6928.N1	31-JUL-2003 13:16:24	Bright	38.000	11	53Alp Aql	0.76500	8000.0	76	7407	No
263	GOM_NL__2PRFIN20030731_131748_000000362018_00339_07407_6929.N1	31-JUL-2003 13:17:48	Bright	36.000	168	17Zet Aql	2.9860	11000.	72	7407	No
264	GOM_NL__2PRFIN20030731_131930_000000662018_00339_07407_6930.N1	31-JUL-2003 13:19:30	Bright	66.000	61	8Eps Peg	2.1000	3900.0	132	7407	No
265	GOM_NL__2PRFIN20030731_132453_000000412018_00339_07407_6931.N1	31-JUL-2003 13:24:53	Bright	40.500	5	3Alp Lyr	0.033000	11000.	81	7407	No
266	GOM_NL__2PRFIN20030731_132620_000000412018_00339_07407_6932.N1	31-JUL-2003 13:26:20	Bright	40.500	66	37Gam Cyg	2.2080	5900.0	81	7407	No
267	GOM_NL__2PRFIN20030731_132839_000000402018_00339_07407_6933.N1	31-JUL-2003 13:28:39	Bright	39.500	69	33Gam Dra	2.2310	3800.0	79	7407	No
268	GOM_NL__2PRFIN20030731_133237_000000382018_00339_07407_6934.N1	31-JUL-2003 13:32:37	Bright	37.500	119	14Eta Dra	2.7270	4700.0	75	7407	No
269	GOM_NL__2PRFIN20030731_133647_000000382018_00339_07407_6935.N1	31-JUL-2003 13:36:47	Bright	38.000	60	7Bet UMi	2.0810	3950.0	76	7407	No
270	GOM_NL__2PRFIN20030731_133925_000000372018_00339_07407_6936.N1	31-JUL-2003 13:39:25	Bright	37.000	49	1Alp UMi	1.9900	6300.0	74	7407	No
271	GOM_NL__2PRFIN20030731_134829_000000542018_00339_07407_6937.N1	31-JUL-2003 13:48:29	Bright	53.500	160	23Gam Per	2.9300	4700.0	107	7407	No
272	GOM_NL__2PRFIN20030731_135007_000000502018_00339_07407_6938.N1	31-JUL-2003 13:50:07	Bright	50.000	35	33Alp Per	1.7950	6250.0	100	7407	No
273	GOM_NL__2PRFIN20030731_135322_000000612018_00339_07407_6939.N1	31-JUL-2003 13:53:22	Bright	60.500	79	26Bet Per	2.3100	13100.	121	7407	No
274	GOM_NL__2PRFIN20030731_135704_000000562018_00339_07407_6940.N1	31-JUL-2003 13:57:04	Twi_and_stray	55.500	150	44Zet Per	2.8900	28000.	111	7407	No
275	GOM_NL__2PRFIN20030731_135921_000000432018_00339_07407_6941.N1	31-JUL-2003 13:59:21	Twi_and_stray	42.500	176	23Zet Tau	3.0200	22000.	85	7407	No
276	GOM_NL__2PRFIN20030731_140149_000000582018_00339_07407_6942.N1	31-JUL-2003 14:01:49	Dark	57.500	13	87Alp Tau	0.86700	3800.0	115	7407	No
277	GOM_NL__2PRFIN20030731_140349_000000452018_00339_07407_6943.N1	31-JUL-2003 14:03:49	Dark	45.000	27	24Gam Ori	1.6360	26000.	90	7407	No
278	GOM_NL__2PRFIN20030731_140544_000000432018_00339_07407_6944.N1	31-JUL-2003 14:05:44	Dark	43.000	30	46Eps Ori	1.6940	30000.	86	7407	No

279	GOM_NL__2PRFIN20030731_140811_000000512018_00339_07407_6945.N1	31-JUL-2003 14:08:11	Dark	51.000	7	19Bet Ori	0.10000	14000.	102	7407	No
280	GOM_NL__2PRFIN20030731_140938_000000402018_00339_07407_6946.N1	31-JUL-2003 14:09:38	Dark	40.000	47	2Bet CMa	1.9760	28000.	80	7407	No
281	GOM_NL__2PRFIN20030731_141117_000000452018_00339_07407_6947.N1	31-JUL-2003 14:11:17	Dark	44.500	139	9Bet Lep	2.8330	5600.0	89	7407	No
282	GOM_NL__2PRFIN20030731_141258_000000392018_00339_07407_6948.N1	31-JUL-2003 14:12:58	Dark	38.500	177	1Zet CMa	3.0220	26000.	77	7407	No
283	GOM_NL__2PRFIN20030731_141912_000000482018_00339_07407_6949.N1	31-JUL-2003 14:19:12	Dark	47.500	2	Alp Car	-0.73600	7000.0	95	7407	No
284	GOM_NL__2PRFIN20030731_142204_000000452018_00339_07407_6950.N1	31-JUL-2003 14:22:04	Dark	45.000	157	The1Eri	2.9060	9300.0	90	7407	No
285	GOM_NL__2PRFIN20030731_142738_000000562018_00340_07408_6920.N1	31-JUL-2003 14:27:38	Dark	55.500	9	Alp Eri	0.45300	24000.	111	7408	No
286	GOM_NL__2PRFIN20030731_142942_000000382018_00340_07408_6921.N1	31-JUL-2003 14:29:42	Dark	38.000	135	Bet Hyi	2.8200	5800.0	76	7408	No
287	GOM_NL__2PRFIN20030731_143219_000000602018_00340_07408_6922.N1	31-JUL-2003 14:32:19	Straylight	59.500	84	Alp Phe	2.3970	4500.0	119	7408	No
288	GOM_NL__2PRFIN20030731_143432_000000502018_00340_07408_6923.N1	31-JUL-2003 14:34:32	Straylight	49.500	148	Alp Tuc	2.8780	4100.0	99	7408	No
289	GOM_NL__2PRFIN20030731_143752_000000452018_00340_07408_6924.N1	31-JUL-2003 14:37:52	Straylight	45.000	31	Alp Gru	1.7340	15200.	90	7408	No
290	GOM_NL__2PRFIN20030731_144123_000000712018_00340_07408_6925.N1	31-JUL-2003 14:41:23	Tw_i_and_stray	71.000	18	24Alp PsA	1.1660	9700.0	142	7408	No
291	GOM_NL__2PRFIN20030731_144519_000000452018_00340_07408_6926.N1	31-JUL-2003 14:45:19	Bright	45.000	38	20Eps Sgr	1.8360	11000.	90	7408	No
292	GOM_NL__2PRFIN20030731_144715_000000402018_00340_07408_6927.N1	31-JUL-2003 14:47:15	Bright	40.000	57	34Sig Sgr	2.0660	26000.	80	7408	No
293	GOM_NL__2PRFIN20030731_144848_000000562018_00340_07408_6928.N1	31-JUL-2003 14:48:48	Bright	55.500	142	49Del Cap	2.8500	8900.0	111	7408	No
294	GOM_NL__2PRFIN20030731_145306_000000562018_00340_07408_6929.N1	31-JUL-2003 14:53:06	Bright	56.000	154	22Bet Aqr	2.8990	5700.0	112	7408	No
295	GOM_NL__2PRFIN20030731_145700_000000392018_00340_07408_6930.N1	31-JUL-2003 14:57:00	Bright	38.500	11	53Alp Aql	0.76500	8000.0	77	7408	No
296	GOM_NL__2PRFIN20030731_145824_000000362018_00340_07408_6931.N1	31-JUL-2003 14:58:24	Bright	36.000	168	17Zet Aql	2.9860	11000.	72	7408	No
297	GOM_NL__2PRFIN20030731_150005_000000682018_00340_07408_6932.N1	31-JUL-2003 15:00:05	Bright	67.500	61	8Eps Peg	2.1000	3900.0	135	7408	No
298	GOM_NL__2PRFIN20030731_150529_000000412018_00340_07408_6933.N1	31-JUL-2003 15:05:29	Bright	41.000	5	3Alp Lyr	0.033000	11000.	82	7408	No
299	GOM_NL__2PRFIN20030731_150655_000000432018_00340_07408_6934.N1	31-JUL-2003 15:06:55	Bright	42.500	66	37Gam Cyg	2.2080	5900.0	85	7408	No
300	GOM_NL__2PRFIN20030731_150914_000000362018_00340_07408_6935.N1	31-JUL-2003 15:09:14	Bright	35.500	69	33Gam Dra	2.2310	3800.0	71	7408	No
301	GOM_NL__2PRFIN20030731_151312_000000382018_00340_07408_6936.N1	31-JUL-2003 15:13:12	Bright	38.000	119	14Eta Dra	2.7270	4700.0	76	7408	No
302	GOM_NL__2PRFIN20030731_151723_000000352018_00340_07408_6937.N1	31-JUL-2003 15:17:23	Bright	35.000	60	7Bet UMi	2.0810	3950.0	70	7408	No
303	GOM_NL__2PRFIN20030731_152001_000000382018_00340_07408_6938.N1	31-JUL-2003 15:20:01	Bright	37.500	49	1Alp UMi	1.9900	6300.0	75	7408	No
304	GOM_NL__2PRFIN20030731_152245_000000512018_00340_07408_6939.N1	31-JUL-2003 15:22:45	Bright	50.500	76	27Gam Cas	2.3000	30000.	101	7408	No
305	GOM_NL__2PRFIN20030731_152904_000000492018_00340_07408_6940.N1	31-JUL-2003 15:29:04	Bright	48.500	160	23Gam Per	2.9300	4700.0	97	7408	No
306	GOM_NL__2PRFIN20030731_153042_000000512018_00340_07408_6941.N1	31-JUL-2003 15:30:42	Bright	51.000	35	33Alp Per	1.7950	6250.0	102	7408	No
307	GOM_NL__2PRFIN20030731_153357_000000592018_00340_07408_6942.N1	31-JUL-2003 15:33:57	Bright	59.000	79	26Bet Per	2.3100	13100.	118	7408	No
308	GOM_NL__2PRFIN20030731_153739_000000552018_00340_07408_6943.N1	31-JUL-2003 15:37:39	Tw_i_and_stray	55.000	150	44Zet Per	2.8900	28000.	110	7408	No
309	GOM_NL__2PRFIN20030731_153956_000000422018_00340_07408_6944.N1	31-JUL-2003 15:39:56	Tw_i_and_stray	42.000	176	23Zet Tau	3.0200	22000.	84	7408	No
310	GOM_NL__2PRFIN20030731_154225_000000612018_00340_07408_6945.N1	31-JUL-2003 15:42:25	Dark	60.500	13	87Alp Tau	0.86700	3800.0	121	7408	No
311	GOM_NL__2PRFIN20030731_154426_000000462018_00340_07408_6946.N1	31-JUL-2003 15:44:26	Dark	46.000	27	24Gam Ori	1.6360	26000.	92	7408	No
312	GOM_NL__2PRFIN20030731_154621_000000452018_00340_07408_6947.N1	31-JUL-2003 15:46:21	Dark	45.000	30	46Eps Ori	1.6940	30000.	90	7408	No
313	GOM_NL__2PRFIN20030731_154848_000000472018_00340_07408_6948.N1	31-JUL-2003 15:48:48	Dark	47.000	7	19Bet Ori	0.10000	14000.	94	7408	No
314	GOM_NL__2PRFIN20030731_155013_000000422018_00340_07408_6949.N1	31-JUL-2003 15:50:13	Dark	41.500	47	2Bet CMa	1.9760	28000.	83	7408	No
315	GOM_NL__2PRFIN20030731_155153_000000442018_00340_07408_6950.N1	31-JUL-2003 15:51:53	Dark	44.000	139	9Bet Lep	2.8330	5600.0	88	7408	No
316	GOM_NL__2PRFIN20030731_155334_000000392018_00340_07408_6951.N1	31-JUL-2003 15:53:34	Dark	39.000	177	1Zet CMa	3.0220	26000.	78	7408	No
317	GOM_NL__2PRFIN20030731_155947_000000472018_00340_07408_6952.N1	31-JUL-2003 15:59:47	Dark	47.000	2	Alp Car	-0.73600	7000.0	94	7408	No
318	GOM_NL__2PRFIN20030731_160241_000000472018_00340_07408_6953.N1	31-JUL-2003 16:02:41	Dark	47.000	157	The1Eri	2.9060	9300.0	94	7408	No
319	GOM_NL__2PRFIN20030731_160815_000000442018_00341_07409_6940.N1	31-JUL-2003 16:08:15	Dark	43.500	9	Alp Eri	0.45300	24000.	87	7409	No
320	GOM_NL__2PRFIN20030731_161019_000000382018_00341_07409_6941.N1	31-JUL-2003 16:10:19	Dark	37.500	135	Bet Hyi	2.8200	5800.0	75	7409	No
321	GOM_NL__2PRFIN20030731_161256_000000572018_00341_07409_6942.N1	31-JUL-2003 16:12:56	Straylight	56.500	84	Alp Phe	2.3970	4500.0	113	7409	No
322	GOM_NL__2PRFIN20030731_161509_000000452018_00341_07409_6943.N1	31-JUL-2003 16:15:09	Straylight	44.500	148	Alp Tuc	2.8780	4100.0	89	7409	No
323	GOM_NL__2PRFIN20030731_161829_000000492018_00341_07409_6944.N1	31-JUL-2003 16:18:29	Straylight	49.000	31	Alp Gru	1.7340	15200.	98	7409	No
324	GOM_NL__2PRFIN20030731_162159_000000742018_00341_07409_6945.N1	31-JUL-2003 16:21:59	Tw_i_and_stray	74.000	18	24Alp PsA	1.1660	9700.0	148	7409	No
325	GOM_NL__2PRFIN20030731_162555_000000442018_00341_07409_6946.N1	31-JUL-2003 16:25:55	Bright	43.500	38	20Eps Sgr	1.8360	11000.	87	7409	No
326	GOM_NL__2PRFIN20030731_162751_000000402018_00341_07409_6947.N1	31-JUL-2003 16:27:51	Bright	39.500	57	34Sig Sgr	2.0660	26000.	79	7409	No
327	GOM_NL__2PRFIN20030731_162924_000000552018_00341_07409_6948.N1	31-JUL-2003 16:29:24	Bright	54.500	142	49Del Cap	2.8500	8900.0	109	7409	No
328	GOM_NL__2PRFIN20030731_163341_000000562018_00341_07409_6949.N1	31-JUL-2003 16:33:41	Bright	55.500	154	22Bet Aqr	2.8990	5700.0	111	7409	No
329	GOM_NL__2PRFIN20030731_163736_000000392018_00341_07409_6950.N1	31-JUL-2003 16:37:36	Bright	39.000	11	53Alp Aql	0.76500	8000.0	78	7409	No
330	GOM_NL__2PRFIN20030731_163900_000000362018_00341_07409_6951.N1	31-JUL-2003 16:39:00	Bright	36.000	168	17Zet Aql	2.9860	11000.	72	7409	No
331	GOM_NL__2PRFIN20030731_164039_000000682018_00341_07409_6952.N1	31-JUL-2003 16:40:39	Bright	68.000	61	8Eps Peg	2.1000	3900.0	136	7409	No
332	GOM_NL__2PRFIN20030731_164605_000000372018_00341_07409_6953.N1	31-JUL-2003 16:46:05	Bright	36.500	5	3Alp Lyr	0.033000	11000.	73	7409	No
333	GOM_NL__2PRFIN20030731_164730_000000432018_00341_07409_6954.N1	31-JUL-2003 16:47:30	Bright	42.500	66	37Gam Cyg	2.2080	5900.0	85	7409	No
334	GOM_NL__2PRFIN20030731_164951_000000402018_00341_07409_6955.N1	31-JUL-2003 16:49:51	Bright	39.500	69	33Gam Dra	2.2310	3800.0	79	7409	No
335	GOM_NL__2PRFIN20030731_165348_000000382018_00341_07409_6956.N1	31-JUL-2003 16:53:48	Bright	37.500	119	14Eta Dra	2.7270	4700.0	75	7409	No
336	GOM_NL__2PRFIN20030731_165759_000000342018_00341_07409_6957.N1	31-JUL-2003 16:57:59	Bright	34.000	60	7Bet UMi	2.0810	3950.0	68	7409	No
337	GOM_NL__2PRFIN20030731_170037_000000382018_00341_07409_6958.N1	31-JUL-2003 17:00:37	Bright	37.500	49	1Alp UMi	1.9900	6300.0	75	7409	No

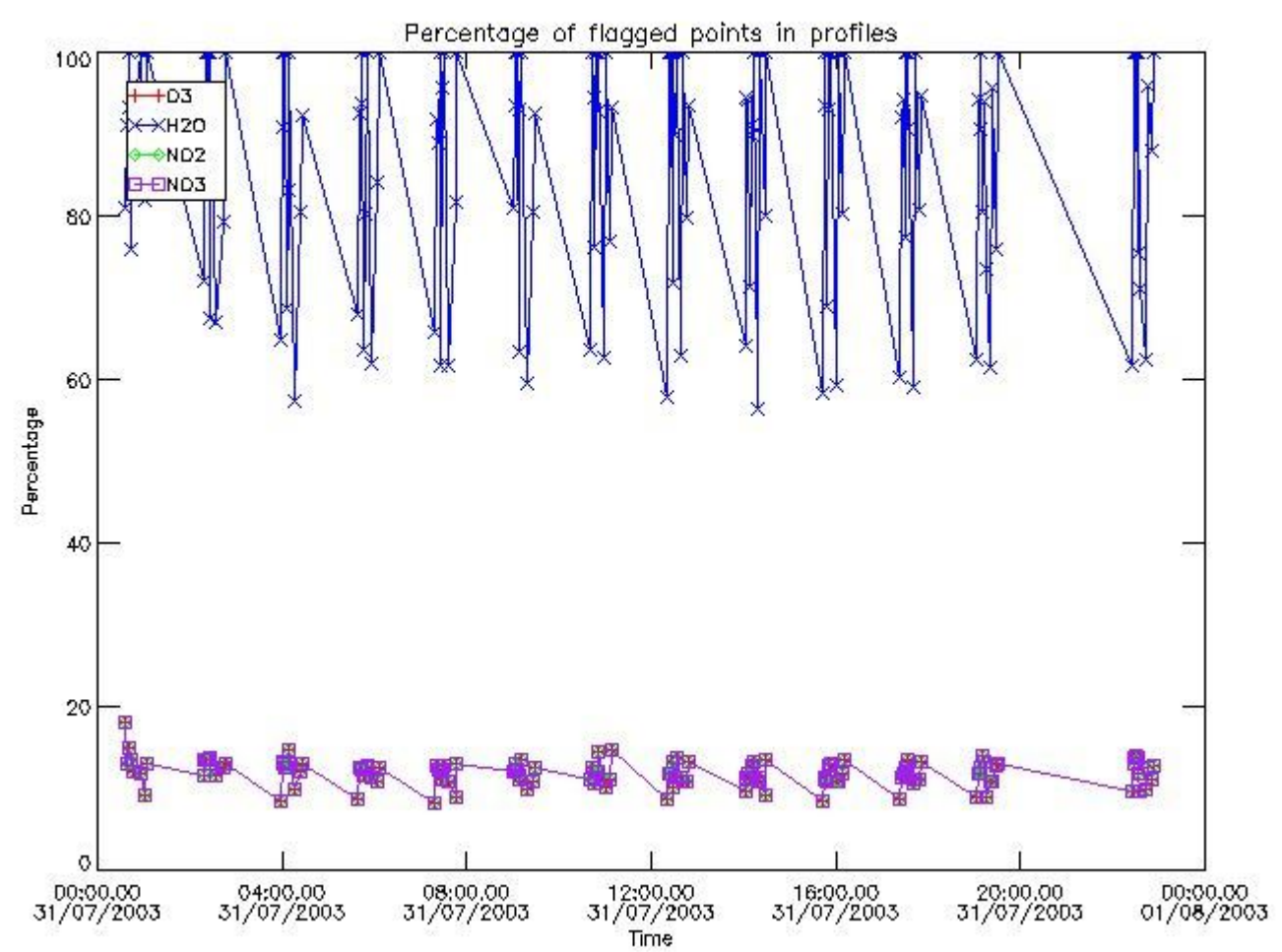
338	GOM_NL__2PRFIN20030731_170320_000000502018_00341_07409_6959.N1	31-JUL-2003 17:03:20	Bright	49.500	76	27Gam Cas	2.3000	30000.	99	7409	No
339	GOM_NL__2PRFIN20030731_170939_000000482018_00341_07409_6960.N1	31-JUL-2003 17:09:39	Bright	48.000	160	23Gam Per	2.9300	4700.0	96	7409	No
340	GOM_NL__2PRFIN20030731_171117_000000512018_00341_07409_6961.N1	31-JUL-2003 17:11:17	Bright	51.000	35	33Alp Per	1.7950	6250.0	102	7409	No
341	GOM_NL__2PRFIN20030731_171433_000000612018_00341_07409_6962.N1	31-JUL-2003 17:14:33	Bright	61.000	79	26Bet Per	2.3100	13100.	122	7409	No
342	GOM_NL__2PRFIN20030731_171815_000000552018_00341_07409_6963.N1	31-JUL-2003 17:18:15	Twi_and_stray	55.000	150	44Zet Per	2.8900	28000.	110	7409	No
343	GOM_NL__2PRFIN20030731_172033_000000422018_00341_07409_6964.N1	31-JUL-2003 17:20:33	Twi_and_stray	42.000	176	23Zet Tau	3.0200	22000.	84	7409	No
344	GOM_NL__2PRFIN20030731_172301_000000602018_00341_07409_6965.N1	31-JUL-2003 17:23:01	Dark	59.500	13	87Alp Tau	0.86700	3800.0	119	7409	No
345	GOM_NL__2PRFIN20030731_172502_000000452018_00341_07409_6966.N1	31-JUL-2003 17:25:02	Dark	45.000	27	24Gam Ori	1.6360	26000.	90	7409	No
346	GOM_NL__2PRFIN20030731_172657_000000442018_00341_07409_6967.N1	31-JUL-2003 17:26:57	Dark	43.500	30	46Eps Ori	1.6940	30000.	87	7409	No
347	GOM_NL__2PRFIN20030731_172924_000000452018_00341_07409_6968.N1	31-JUL-2003 17:29:24	Dark	44.500	7	19Bet Ori	0.10000	14000.	89	7409	No
348	GOM_NL__2PRFIN20030731_173049_000000412018_00341_07409_6969.N1	31-JUL-2003 17:30:49	Dark	40.500	47	2Bet CMa	1.9760	28000.	81	7409	No
349	GOM_NL__2PRFIN20030731_173229_000000432018_00341_07409_6970.N1	31-JUL-2003 17:32:29	Dark	42.500	139	9Bet Lep	2.8330	5600.0	85	7409	No
350	GOM_NL__2PRFIN20030731_173411_000000382018_00341_07409_6971.N1	31-JUL-2003 17:34:11	Dark	38.000	177	1Zet CMa	3.0220	26000.	76	7409	No
351	GOM_NL__2PRFIN20030731_174023_000000482018_00341_07409_6972.N1	31-JUL-2003 17:40:23	Dark	48.000	2	Alp Car	-0.73600	7000.0	96	7409	No
352	GOM_NL__2PRFIN20030731_174318_000000462018_00341_07409_6973.N1	31-JUL-2003 17:43:18	Dark	46.000	157	The1Eri	2.9060	9300.0	92	7409	No
353	GOM_NL__2PRFIN20030731_174851_000000502018_00342_07410_6946.N1	31-JUL-2003 17:48:51	Dark	50.000	9	Alp Eri	0.45300	24000.	100	7410	No
354	GOM_NL__2PRFIN20030731_175055_000000392018_00342_07410_6947.N1	31-JUL-2003 17:50:55	Dark	38.500	135	Bet Hyi	2.8200	5800.0	77	7410	No
355	GOM_NL__2PRFIN20030731_175332_000000592018_00342_07410_6948.N1	31-JUL-2003 17:53:32	Straylight	58.500	84	Alp Phe	2.3970	4500.0	117	7410	No
356	GOM_NL__2PRFIN20030731_175545_000000412018_00342_07410_6949.N1	31-JUL-2003 17:55:45	Straylight	41.000	148	Alp Tuc	2.8780	4100.0	82	7410	No
357	GOM_NL__2PRFIN20030731_175905_000000522018_00342_07410_6950.N1	31-JUL-2003 17:59:05	Straylight	51.500	31	Alp Gru	1.7340	15200.	103	7410	No
358	GOM_NL__2PRFIN20030731_180236_000000732018_00342_07410_6951.N1	31-JUL-2003 18:02:36	Twi_and_stray	73.000	18	24Alp PsA	1.1660	9700.0	146	7410	No
359	GOM_NL__2PRFIN20030731_180630_000000522018_00342_07410_6952.N1	31-JUL-2003 18:06:30	Bright	52.000	38	20Eps Sgr	1.8360	11000.	104	7410	No
360	GOM_NL__2PRFIN20030731_180827_000000392018_00342_07410_6953.N1	31-JUL-2003 18:08:27	Bright	38.500	57	34Sig Sgr	2.0660	26000.	77	7410	No
361	GOM_NL__2PRFIN20030731_181000_000000552018_00342_07410_6954.N1	31-JUL-2003 18:10:00	Bright	54.500	142	49Del Cap	2.8500	8900.0	109	7410	No
362	GOM_NL__2PRFIN20030731_181417_000000572018_00342_07410_6955.N1	31-JUL-2003 18:14:17	Bright	56.500	154	22Bet Aqr	2.8990	5700.0	113	7410	No
363	GOM_NL__2PRFIN20030731_181812_000000402018_00342_07410_6956.N1	31-JUL-2003 18:18:12	Bright	39.500	11	53Alp Aql	0.76500	8000.0	79	7410	No
364	GOM_NL__2PRFIN20030731_181936_000000382018_00342_07410_6957.N1	31-JUL-2003 18:19:36	Bright	37.500	168	17Zet Aql	2.9860	11000.	75	7410	No
365	GOM_NL__2PRFIN20030731_182114_000000672018_00342_07410_6958.N1	31-JUL-2003 18:21:14	Bright	67.000	61	8Eps Peg	2.1000	3900.0	134	7410	No
366	GOM_NL__2PRFIN20030731_182641_000000422018_00342_07410_6959.N1	31-JUL-2003 18:26:41	Bright	41.500	5	3Alp Lyr	0.033000	11000.	83	7410	No
367	GOM_NL__2PRFIN20030731_182805_000000452018_00342_07410_6960.N1	31-JUL-2003 18:28:05	Bright	44.500	66	37Gam Cyg	2.2080	5900.0	89	7410	No
368	GOM_NL__2PRFIN20030731_183026_000000372018_00342_07410_6961.N1	31-JUL-2003 18:30:26	Bright	36.500	69	33Gam Dra	2.2310	3800.0	73	7410	No
369	GOM_NL__2PRFIN20030731_183424_000000392018_00342_07410_6962.N1	31-JUL-2003 18:34:24	Bright	38.500	119	14Eta Dra	2.7270	4700.0	77	7410	No
370	GOM_NL__2PRFIN20030731_183835_000000402018_00342_07410_6963.N1	31-JUL-2003 18:38:35	Bright	39.500	60	7Bet UMi	2.0810	3950.0	79	7410	No
371	GOM_NL__2PRFIN20030731_184113_000000392018_00342_07410_6964.N1	31-JUL-2003 18:41:13	Bright	39.000	49	1Alp UMi	1.9900	6300.0	78	7410	No
372	GOM_NL__2PRFIN20030731_184355_000000522018_00342_07410_6965.N1	31-JUL-2003 18:43:55	Bright	51.500	76	27Gam Cas	2.3000	30000.	103	7410	No
373	GOM_NL__2PRFIN20030731_185014_000000512018_00342_07410_6966.N1	31-JUL-2003 18:50:14	Bright	50.500	160	23Gam Per	2.9300	4700.0	101	7410	No
374	GOM_NL__2PRFIN20030731_185153_000000512018_00342_07410_6967.N1	31-JUL-2003 18:51:53	Bright	50.500	35	33Alp Per	1.7950	6250.0	101	7410	No
375	GOM_NL__2PRFIN20030731_185509_000000622018_00342_07410_6968.N1	31-JUL-2003 18:55:09	Bright	61.500	79	26Bet Per	2.3100	13100.	123	7410	No
376	GOM_NL__2PRFIN20030731_185851_000000592018_00342_07410_6969.N1	31-JUL-2003 18:58:51	Twi_and_stray	58.500	150	44Zet Per	2.8900	28000.	117	7410	No
377	GOM_NL__2PRFIN20030731_190109_000000412018_00342_07410_6970.N1	31-JUL-2003 19:01:09	Twi_and_stray	41.000	176	23Zet Tau	3.0200	22000.	82	7410	No
378	GOM_NL__2PRFIN20030731_190337_000000632018_00342_07410_6971.N1	31-JUL-2003 19:03:37	Dark	63.000	13	87Alp Tau	0.86700	3800.0	126	7410	No
379	GOM_NL__2PRFIN20030731_190538_000000442018_00342_07410_6972.N1	31-JUL-2003 19:05:38	Dark	43.500	27	24Gam Ori	1.6360	26000.	87	7410	No
380	GOM_NL__2PRFIN20030731_190733_000000442018_00342_07410_6973.N1	31-JUL-2003 19:07:33	Dark	43.500	30	46Eps Ori	1.6940	30000.	87	7410	No
381	GOM_NL__2PRFIN20030731_190852_000000412018_00342_07410_6974.N1	31-JUL-2003 19:08:52	Dark	40.500	125	44Iot Ori	2.7700	30000.	81	7410	No
382	GOM_NL__2PRFIN20030731_191053_000000372018_00342_07410_6975.N1	31-JUL-2003 19:10:53	Dark	36.500	1	9Alp CMa	-1.4400	11000.	73	7410	No
383	GOM_NL__2PRFIN20030731_191212_000000422018_00342_07410_6976.N1	31-JUL-2003 19:12:12	Dark	42.000	101	11Alp Lep	2.5820	7000.0	84	7410	No
384	GOM_NL__2PRFIN20030731_191430_000000572018_00342_07410_6977.N1	31-JUL-2003 19:14:30	Dark	57.000	165	34Gam Eri	2.9500	3200.0	114	7410	No
385	GOM_NL__2PRFIN20030731_192059_000000472018_00342_07410_6978.N1	31-JUL-2003 19:20:59	Dark	47.000	2	Alp Car	-0.73600	7000.0	94	7410	No
386	GOM_NL__2PRFIN20030731_192355_000000472018_00342_07410_6979.N1	31-JUL-2003 19:23:55	Dark	47.000	157	The1Eri	2.9060	9300.0	94	7410	No
387	GOM_NL__2PRFIN20030731_192928_000000442018_00343_07411_7313.N1	31-JUL-2003 19:29:28	Dark	44.000	9	Alp Eri	0.45300	24000.	88	7411	No
388	GOM_NL__2PRFIN20030731_193131_000000392018_00343_07411_7314.N1	31-JUL-2003 19:31:31	Dark	39.000	135	Bet Hyi	2.8200	5800.0	78	7411	No
389	GOM_NL__2PRFIN20030731_193410_000000592018_00343_07411_7315.N1	31-JUL-2003 19:34:10	Straylight	58.500	84	Alp Phe	2.3970	4500.0	117	7411	No
390	GOM_NL__2PRFIN20030731_193622_000000412018_00343_07411_7316.N1	31-JUL-2003 19:36:22	Straylight	41.000	148	Alp Tuc	2.8780	4100.0	82	7411	No
391	GOM_NL__2PRFIN20030731_193942_000000492018_00343_07411_7317.N1	31-JUL-2003 19:39:42	Straylight	48.500	31	Alp Gru	1.7340	15200.	97	7411	No
392	GOM_NL__2PRFIN20030731_212349_000000732018_00344_07412_6932.N1	31-JUL-2003 21:23:49	Twi_and_stray	73.000	18	24Alp PsA	1.1660	9700.0	146	7412	No
393	GOM_NL__2PRFIN20030731_212743_000000462018_00344_07412_6933.N1	31-JUL-2003 21:27:43	Bright	45.500	38	20Eps Sgr	1.8360	11000.	91	7412	No
394	GOM_NL__2PRFIN20030731_212939_000000392018_00344_07412_6934.N1	31-JUL-2003 21:29:39	Bright	38.500	57	34Sig Sgr	2.0660	26000.	77	7412	No
395	GOM_NL__2PRFIN20030731_213112_000000542018_00344_07412_6935.N1	31-JUL-2003 21:31:12	Bright	54.000	142	49Del Cap	2.8500	8900.0	108	7412	No
396	GOM_NL__2PRFIN20030731_213528_000000552018_00344_07412_6936.N1	31-JUL-2003 21:35:28	Bright	55.000	154	22Bet Aqr	2.8990	5700.0	110	7412	No

397	GOM_NL__2PRFIN20030731_213924_000000392018_00344_07412_6937.N1	31-JUL-2003 21:39:24	Bright	39.000	11	53Alp Aql	0.76500	8000.0	78	7412	No
398	GOM_NL__2PRFIN20030731_214048_000000372018_00344_07412_6938.N1	31-JUL-2003 21:40:48	Bright	36.500	168	17Zet Aql	2.9860	11000.	73	7412	No
399	GOM_NL__2PRFIN20030731_214224_000000642018_00344_07412_6939.N1	31-JUL-2003 21:42:24	Bright	64.000	61	8Eps Peg	2.1000	3900.0	128	7412	No
400	GOM_NL__2PRFIN20030731_214753_000000402018_00344_07412_6940.N1	31-JUL-2003 21:47:53	Bright	40.000	5	3Alp Lyr	0.033000	11000.	80	7412	No
401	GOM_NL__2PRFIN20030731_214917_000000432018_00344_07412_6941.N1	31-JUL-2003 21:49:17	Bright	43.000	66	37Gam Cyg	2.2080	5900.0	86	7412	No
402	GOM_NL__2PRFIN20030731_215139_000000362018_00344_07412_6942.N1	31-JUL-2003 21:51:39	Bright	35.500	69	33Gam Dra	2.2310	3800.0	71	7412	No
403	GOM_NL__2PRFIN20030731_215538_000000372018_00344_07412_6943.N1	31-JUL-2003 21:55:38	Bright	37.000	119	14Eta Dra	2.7270	4700.0	74	7412	No
404	GOM_NL__2PRFIN20030731_215948_000000342018_00344_07412_6944.N1	31-JUL-2003 21:59:48	Bright	34.000	60	7Bet UMi	2.0810	3950.0	68	7412	No
405	GOM_NL__2PRFIN20030731_220225_000000362018_00344_07412_6945.N1	31-JUL-2003 22:02:25	Bright	36.000	49	1Alp UMi	1.9900	6300.0	72	7412	No
406	GOM_NL__2PRFIN20030731_220506_000000502018_00344_07412_6946.N1	31-JUL-2003 22:05:06	Bright	50.000	76	27Gam Cas	2.3000	30000.	100	7412	No
407	GOM_NL__2PRFIN20030731_221126_000000482018_00344_07412_6947.N1	31-JUL-2003 22:11:26	Bright	47.500	160	23Gam Per	2.9300	4700.0	95	7412	No
408	GOM_NL__2PRFIN20030731_221304_000000522018_00344_07412_6948.N1	31-JUL-2003 22:13:04	Bright	52.000	35	33Alp Per	1.7950	6250.0	104	7412	No
409	GOM_NL__2PRFIN20030731_221620_000000592018_00344_07412_6949.N1	31-JUL-2003 22:16:20	Bright	58.500	79	26Bet Per	2.3100	13100.	117	7412	No
410	GOM_NL__2PRFIN20030731_222004_000000562018_00344_07412_6950.N1	31-JUL-2003 22:20:04	Tw_i_and_stray	56.000	150	44Zet Per	2.8900	28000.	112	7412	No
411	GOM_NL__2PRFIN20030731_222222_000000402018_00344_07412_6951.N1	31-JUL-2003 22:22:22	Tw_i_and_stray	40.000	176	23Zet Tau	3.0200	22000.	80	7412	No
412	GOM_NL__2PRFIN20030731_222450_000000582018_00344_07412_6952.N1	31-JUL-2003 22:24:50	Dark	58.000	13	87Alp Tau	0.86700	3800.0	116	7412	No
413	GOM_NL__2PRFIN20030731_222651_000000402018_00344_07412_6953.N1	31-JUL-2003 22:26:51	Dark	39.500	27	24Gam Ori	1.6360	26000.	79	7412	No
414	GOM_NL__2PRFIN20030731_222846_000000372018_00344_07412_6954.N1	31-JUL-2003 22:28:46	Dark	37.000	30	46Eps Ori	1.6940	30000.	74	7412	No
415	GOM_NL__2PRFIN20030731_223005_000000372018_00344_07412_6955.N1	31-JUL-2003 22:30:05	Dark	36.500	125	44Iot Ori	2.7700	30000.	73	7412	No
416	GOM_NL__2PRFIN20030731_223206_000000372018_00344_07412_6956.N1	31-JUL-2003 22:32:06	Dark	37.000	1	9Alp CMa	-1.4400	11000.	74	7412	No
417	GOM_NL__2PRFIN20030731_223325_000000432018_00344_07412_6957.N1	31-JUL-2003 22:33:25	Dark	43.000	101	11Alp Lep	2.5820	7000.0	86	7412	No
418	GOM_NL__2PRFIN20030731_223544_000000532018_00344_07412_6958.N1	31-JUL-2003 22:35:44	Dark	52.500	165	34Gam Eri	2.9500	3200.0	105	7412	No
419	GOM_NL__2PRFIN20030731_224211_000000512018_00344_07412_6959.N1	31-JUL-2003 22:42:11	Dark	51.000	2	Alp Car	-0.73600	7000.0	102	7412	No
420	GOM_NL__2PRFIN20030731_224508_000000492018_00344_07412_6960.N1	31-JUL-2003 22:45:08	Dark	49.000	157	The1Eri	2.9060	9300.0	98	7412	No
421	GOM_NL__2PRFIN20030731_225041_000000462018_00345_07413_7491.N1	31-JUL-2003 22:50:41	Dark	46.000	9	Alp Eri	0.45300	24000.	92	7413	No
422	GOM_NL__2PRFIN20030731_225244_000000402018_00345_07413_7492.N1	31-JUL-2003 22:52:44	Dark	40.000	135	Bet Hyi	2.8200	5800.0	80	7413	No
423	GOM_NL__2PRFIN20030731_225524_000000562018_00345_07413_7493.N1	31-JUL-2003 22:55:24	Straylight	56.000	84	Alp Phe	2.3970	4500.0	112	7413	No
424	GOM_NL__2PRFIN20030731_225735_000000412018_00345_07413_7494.N1	31-JUL-2003 22:57:35	Straylight	40.500	148	Alp Tuc	2.8780	4100.0	81	7413	No
425	GOM_NL__2PRFIN20030731_230055_000000502018_00345_07413_7495.N1	31-JUL-2003 23:00:55	Straylight	49.500	31	Alp Gru	1.7340	15200.	99	7413	No
426	GOM_NL__2PRFIN20030731_230426_000000692018_00345_07413_7496.N1	31-JUL-2003 23:04:26	Tw_i_and_stray	69.000	18	24Alp PsA	1.1660	9700.0	138	7413	No
427	GOM_NL__2PRFIN20030731_230819_000000412018_00345_07413_7497.N1	31-JUL-2003 23:08:19	Bright	41.000	38	20Eps Sgr	1.8360	11000.	82	7413	No
428	GOM_NL__2PRFIN20030731_231015_000000412018_00345_07413_7498.N1	31-JUL-2003 23:10:15	Bright	40.500	57	34Sig Sgr	2.0660	26000.	81	7413	No
429	GOM_NL__2PRFIN20030731_231148_000000552018_00345_07413_7499.N1	31-JUL-2003 23:11:48	Bright	54.500	142	49Del Cap	2.8500	8900.0	109	7413	No
430	GOM_NL__2PRFIN20030731_231604_000000562018_00345_07413_7500.N1	31-JUL-2003 23:16:04	Bright	55.500	154	22Bet Aqr	2.8990	5700.0	111	7413	No
431	GOM_NL__2PRFIN20030731_231959_000000402018_00345_07413_7501.N1	31-JUL-2003 23:19:59	Bright	39.500	11	53Alp Aql	0.76500	8000.0	79	7413	No
432	GOM_NL__2PRFIN20030731_232124_000000372018_00345_07413_7502.N1	31-JUL-2003 23:21:24	Bright	37.000	168	17Zet Aql	2.9860	11000.	74	7413	No
433	GOM_NL__2PRFIN20030731_232259_000000622018_00345_07413_7503.N1	31-JUL-2003 23:22:59	Bright	62.000	61	8Eps Peg	2.1000	3900.0	124	7413	No
434	GOM_NL__2PRFIN20030731_232829_000000372018_00345_07413_7504.N1	31-JUL-2003 23:28:29	Bright	36.500	5	3Alp Lyr	0.033000	11000.	73	7413	No
435	GOM_NL__2PRFIN20030731_232953_000000432018_00345_07413_7505.N1	31-JUL-2003 23:29:53	Bright	42.500	66	37Gam Cyg	2.2080	5900.0	85	7413	No
436	GOM_NL__2PRFIN20030731_233216_000000392018_00345_07413_7506.N1	31-JUL-2003 23:32:16	Bright	39.000	69	33Gam Dra	2.2310	3800.0	78	7413	No
437	GOM_NL__2PRFIN20030731_233614_000000342018_00345_07413_7507.N1	31-JUL-2003 23:36:14	Bright	34.000	119	14Eta Dra	2.7270	4700.0	68	7413	No
438	GOM_NL__2PRFIN20030731_234024_000000382018_00345_07413_7508.N1	31-JUL-2003 23:40:24	Bright	38.000	60	7Bet UMi	2.0810	3950.0	76	7413	No
439	GOM_NL__2PRFIN20030731_234301_000000342018_00345_07413_7509.N1	31-JUL-2003 23:43:01	Bright	33.500	49	1Alp UMi	1.9900	6300.0	67	7413	No
440	GOM_NL__2PRFIN20030731_234542_000000502018_00345_07413_7510.N1	31-JUL-2003 23:45:42	Bright	49.500	76	27Gam Cas	2.3000	30000.	99	7413	No
441	GOM_NL__2PRFIN20030731_235201_000000482018_00345_07413_7511.N1	31-JUL-2003 23:52:01	Bright	48.000	160	23Gam Per	2.9300	4700.0	96	7413	No
442	GOM_NL__2PRFIN20030731_235340_000000522018_00345_07413_7512.N1	31-JUL-2003 23:53:40	Bright	51.500	35	33Alp Per	1.7950	6250.0	103	7413	No
443	GOM_NL__2PRFIN20030731_235656_000000622018_00345_07413_7513.N1	31-JUL-2003 23:56:56	Bright	61.500	79	26Bet Per	2.3100	13100.	123	7413	No

3. Quality information per product

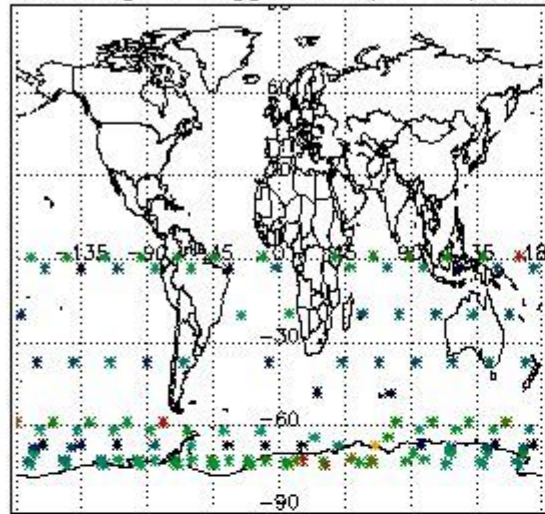
In this section it is plotted some information contained in the Quality Summary data set of the level 2 products. Only products in dark limb conditions and without errors (error flag in the MPH set to "0") are used.

3.1 Plot quality information per product (time dependant)

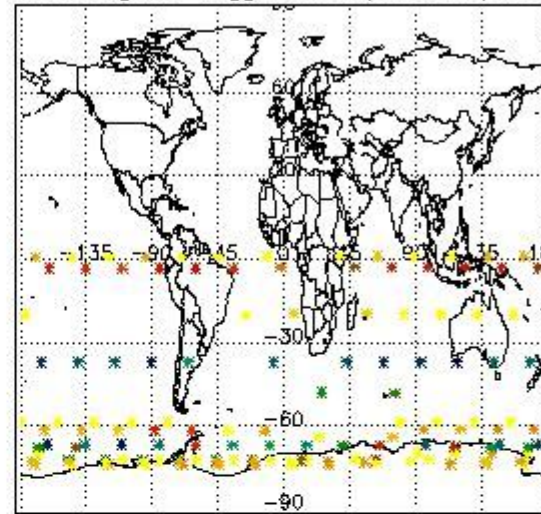


3.2 Plot quality information per product (world map)

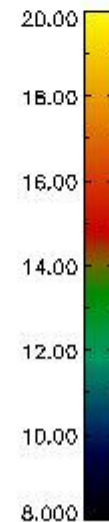
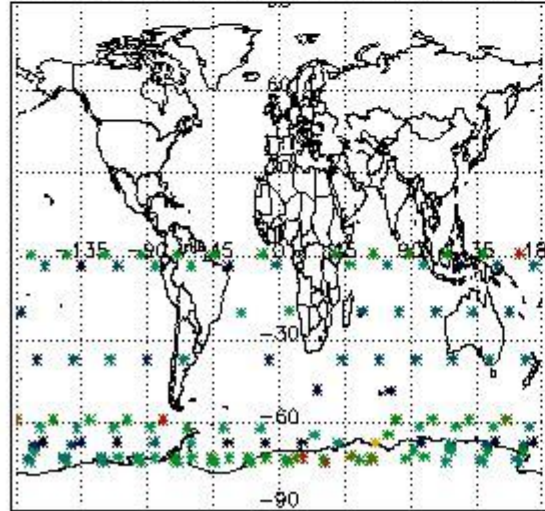
Percentage of flagged data per O3 profile



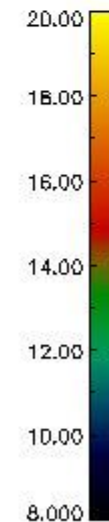
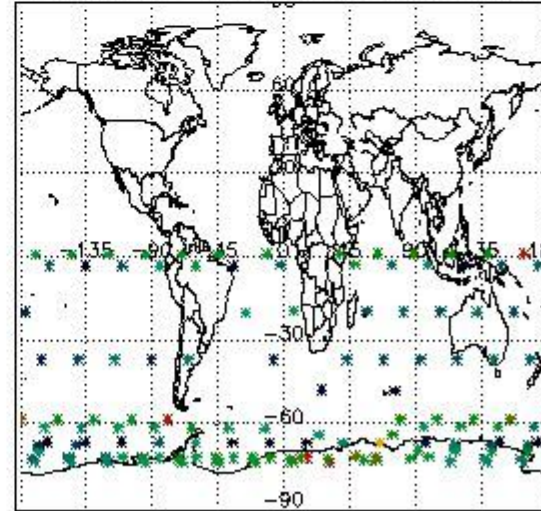
Percentage of flagged data per H2O profile



Percentage of flagged data per NO2 profile



Percentage of flagged data per NO3 profile

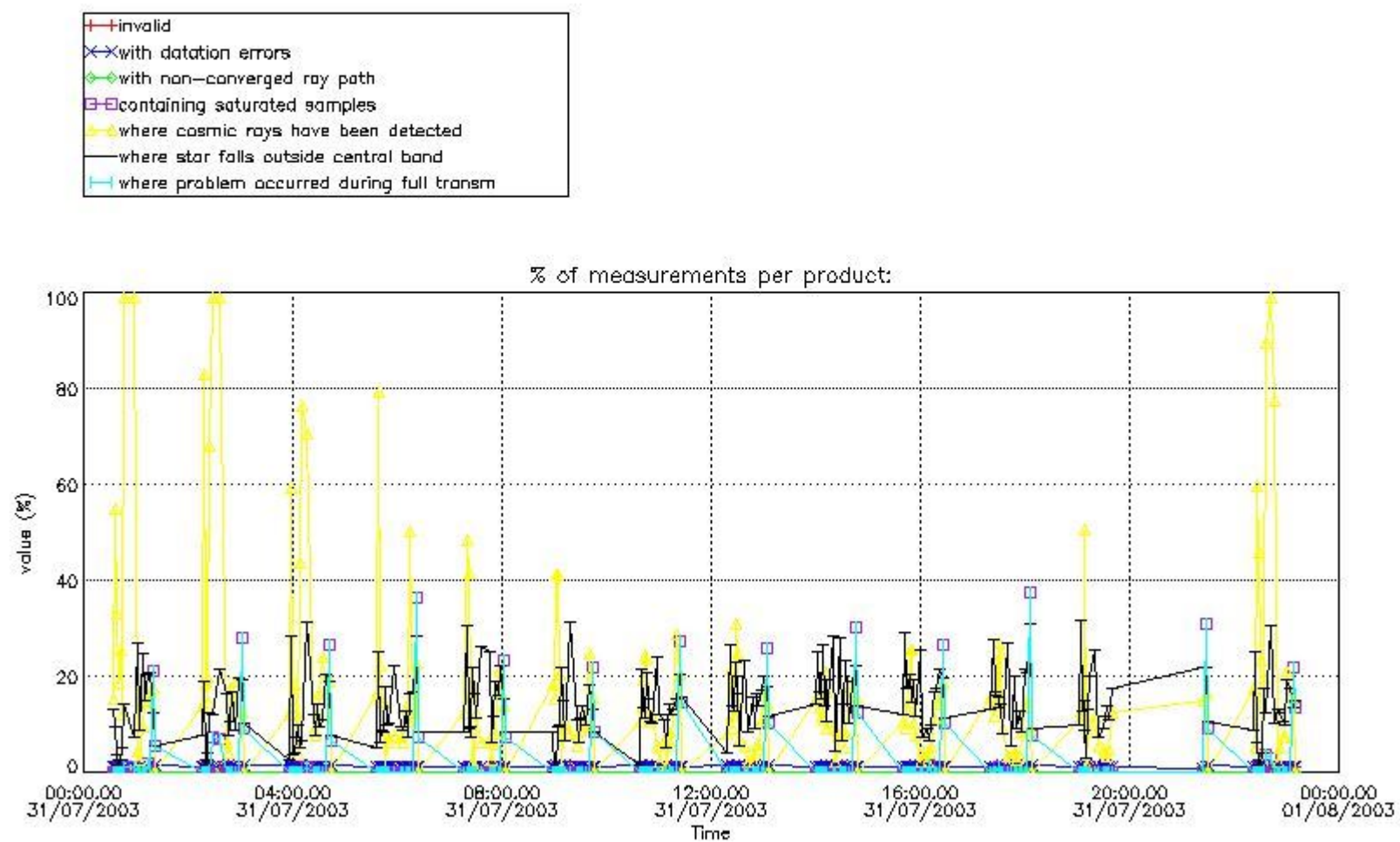


4. Level 1 quality information per product

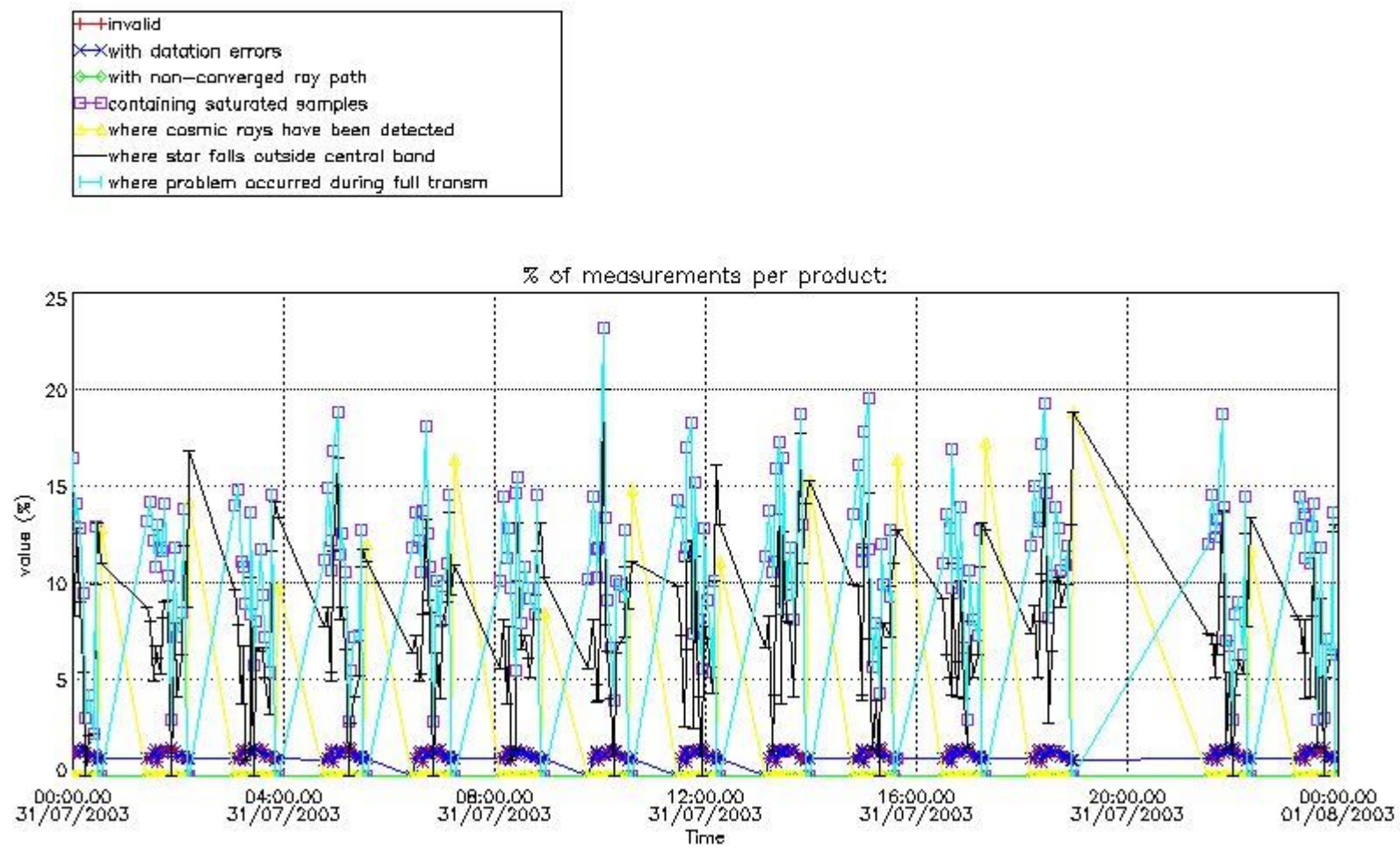
In this section it is plotted some information contained in the Quality Summary data set of the level 2 products that comes from the level 1b processing. Products without errors (error flag in the MPH set to "0") are used.

4.1 Plot quality information per product (time dependant) coming from level 1b processing

4.1.1 Plot level 1 quality information per product (time dependant): ENVISAT ASCENDING passes

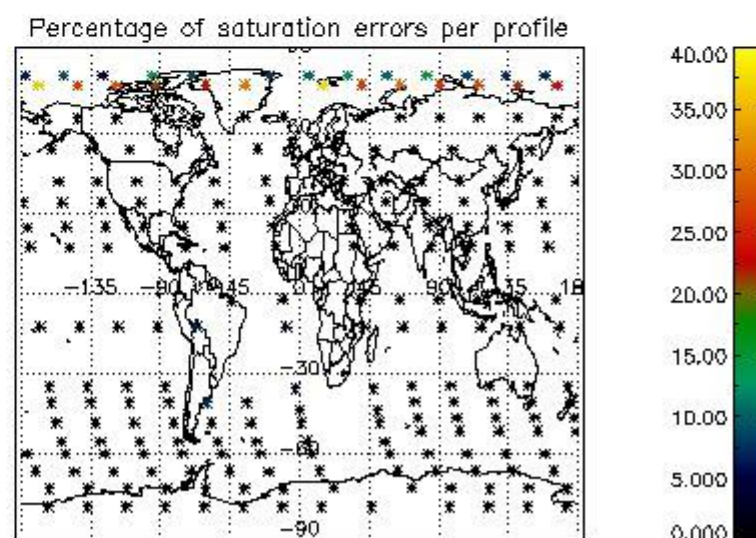
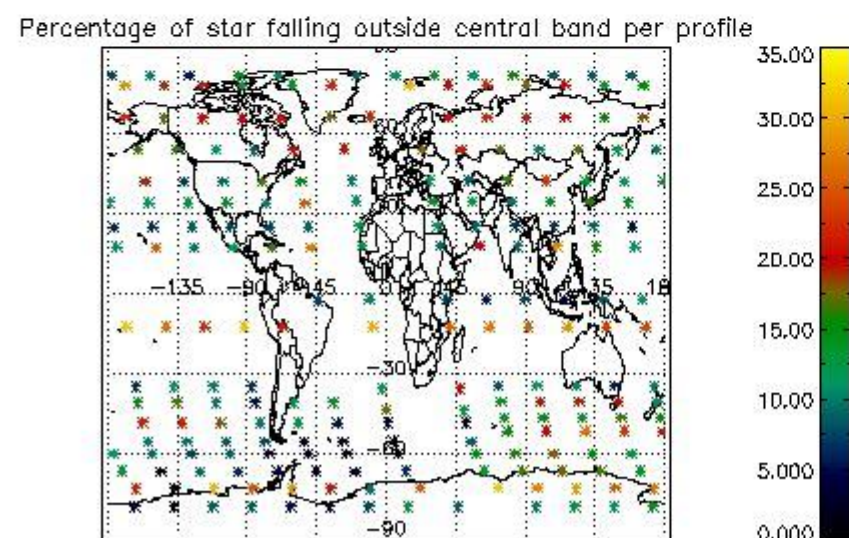
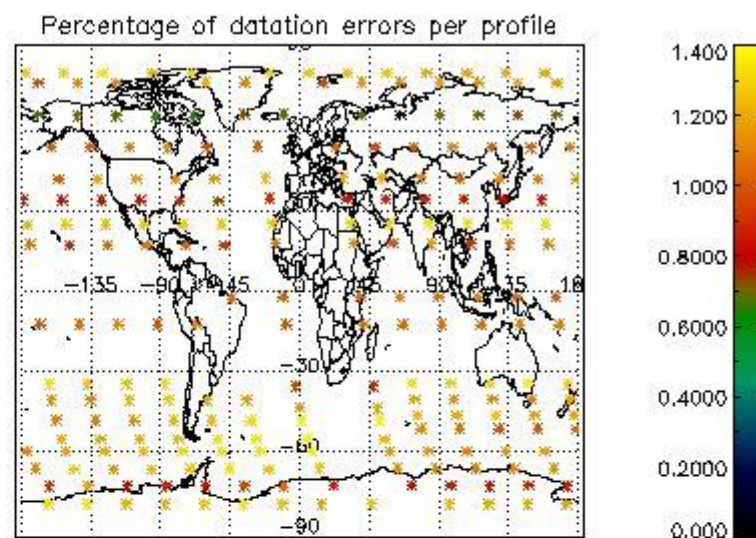
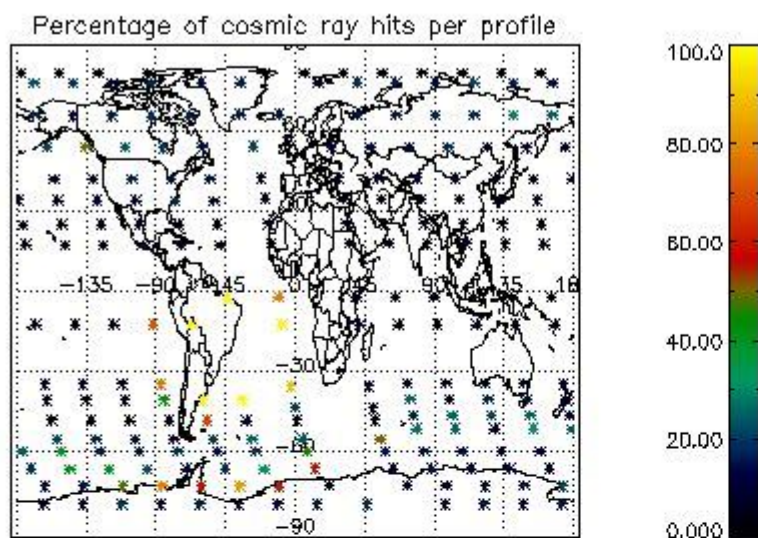


4.1.2 Plot level 1 quality information per product (time dependant): ENVISAT DESCENDING passes

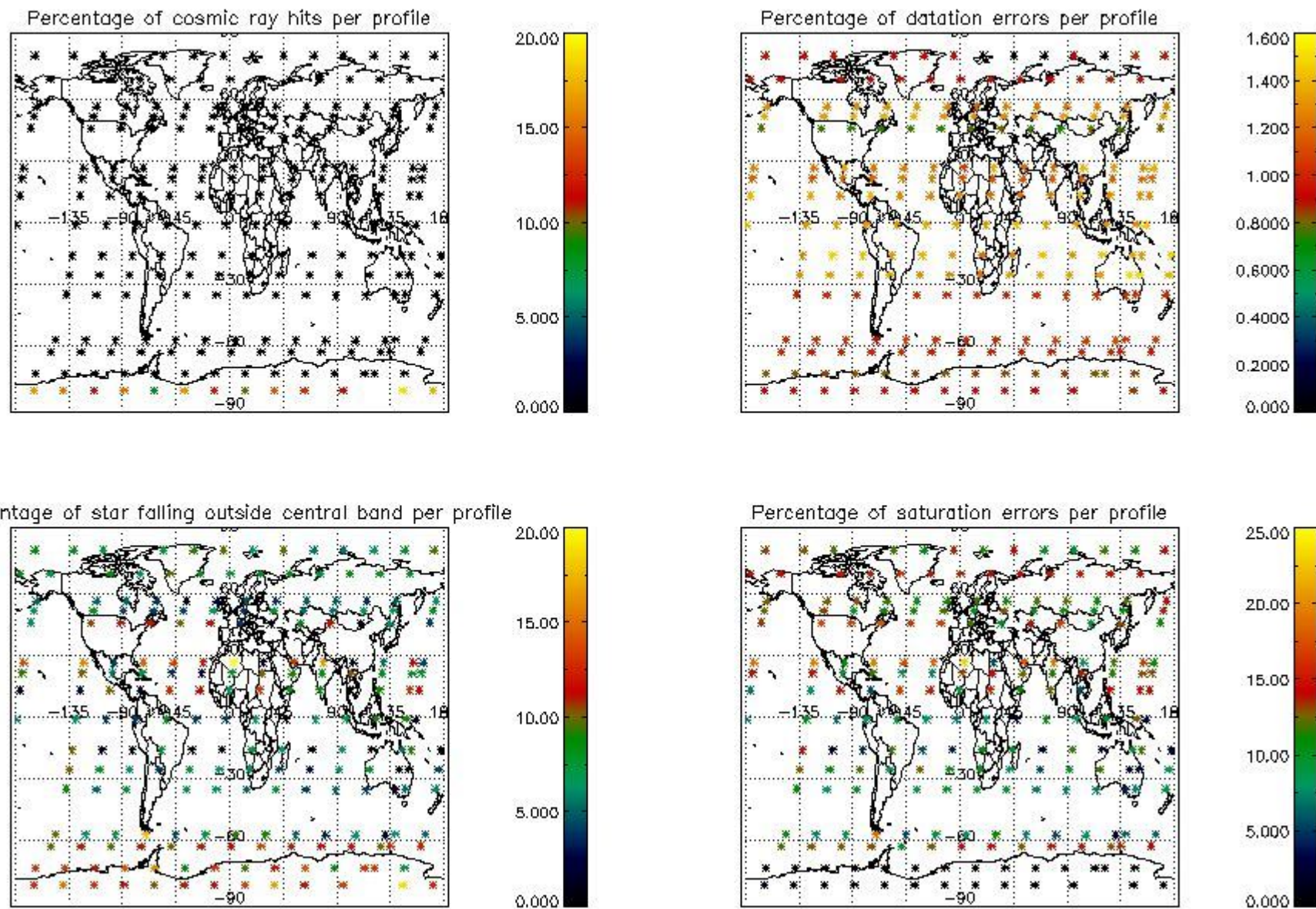


4.2 Plot quality information per product coming from level 1b processing (world map)

4.2.1 Plot level 1 quality information per product (world map): ENVISAT ASCENDING passes



4.2.2 Plot level 1 quality information per product (world map): ENVISAT DESCENDING passes



5. Trace gas profiles

5.1 Ozone statistics based on quality of products

The final quality of the products can be "measured" using the STD (Standard Deviation) attached to every point profile. This information is written to the parameter GOM_NL__2P/NL_LOCAL_SPECIES_DENSITY/o3_std of the level 2 products. The table below shows the statistics for given STD ranges.

The statistics are given with respect to the overall valid production:

- Products without fatal errors: GOM_NL__2P/MPH/PRODUCT_ERR=0
- Valid point profile: GOM_NL__2P/NL_LOCAL_SPECIES_DENSITY/pcd(0)=0

The 'Criteria' is applied to valid points of dark limb products:

- Products in dark limb illumination condition: GOM_NL__2P/NL_SUMMARY_QUALITY/obs_ill_cond=0
- Products without fatal errors: GOM_NL__2P/MPH/PRODUCT_ERR=0
- Valid point profile: GOM_NL__2P/NL_LOCAL_SPECIES_DENSITY/pcd(0)=0

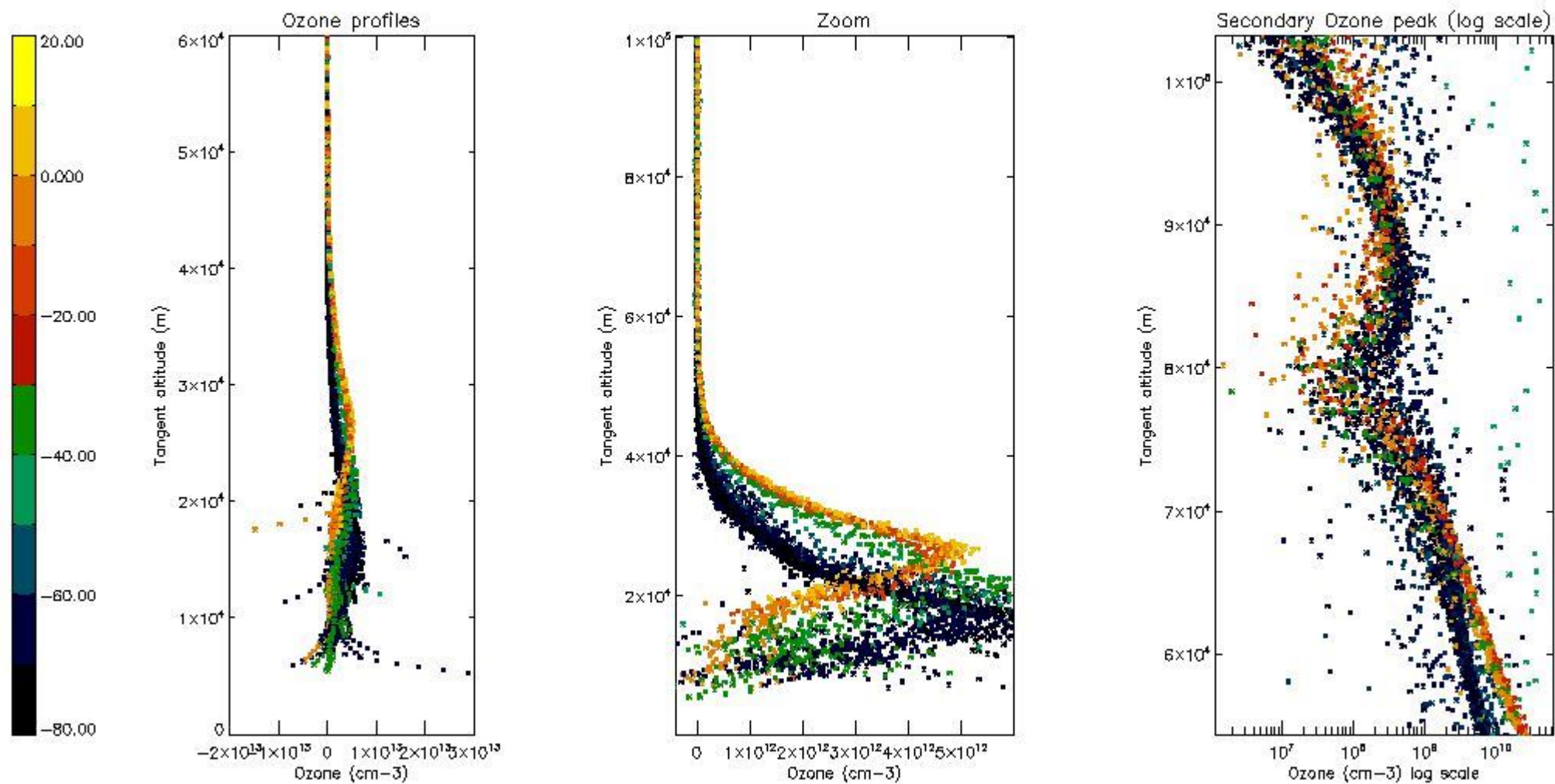
So, the table below shows the percentage of dark limb and valid observations for each criteria with respect to the overall valid daily observations.

Criteria	% of total production
All STD	29
STD < 20	18

STD < 10	15
STD < 5	11

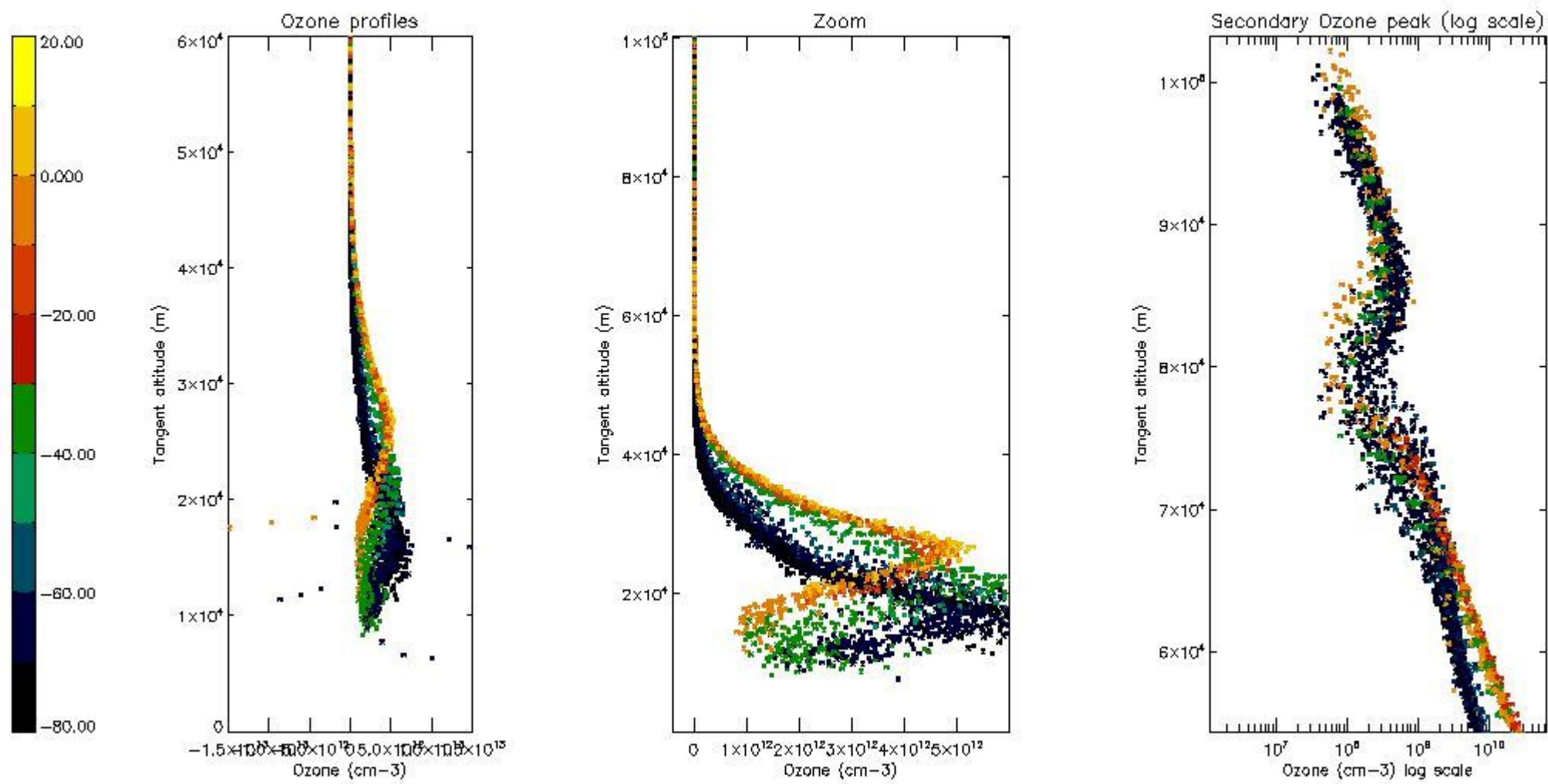
5.2 Plot ozone profiles for all STD (dark without errors)

The colorbar represents the latitude.



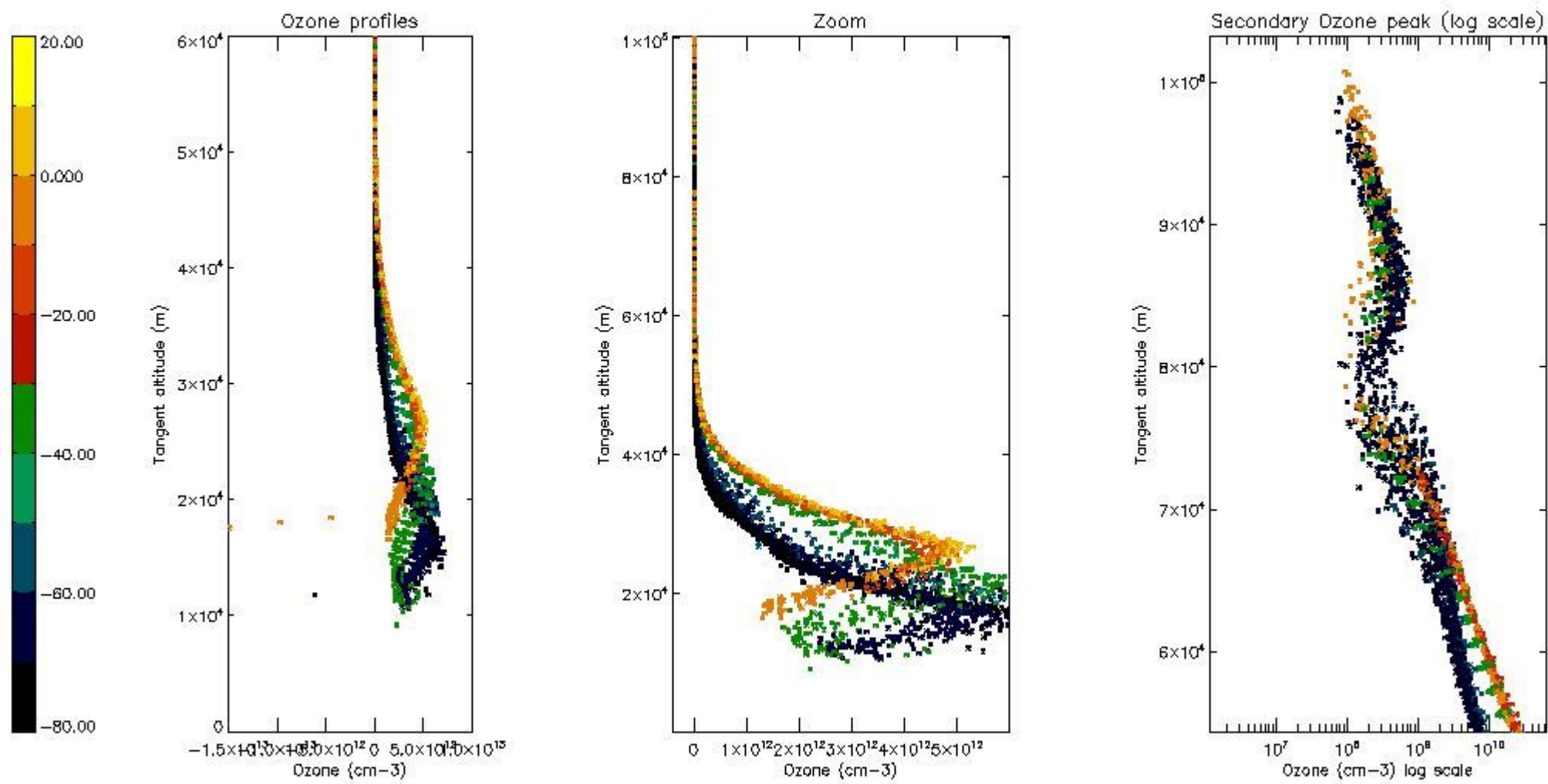
5.3 Plot ozone profiles where STD < 20% (dark without errors)

The colorbar represents the latitude.



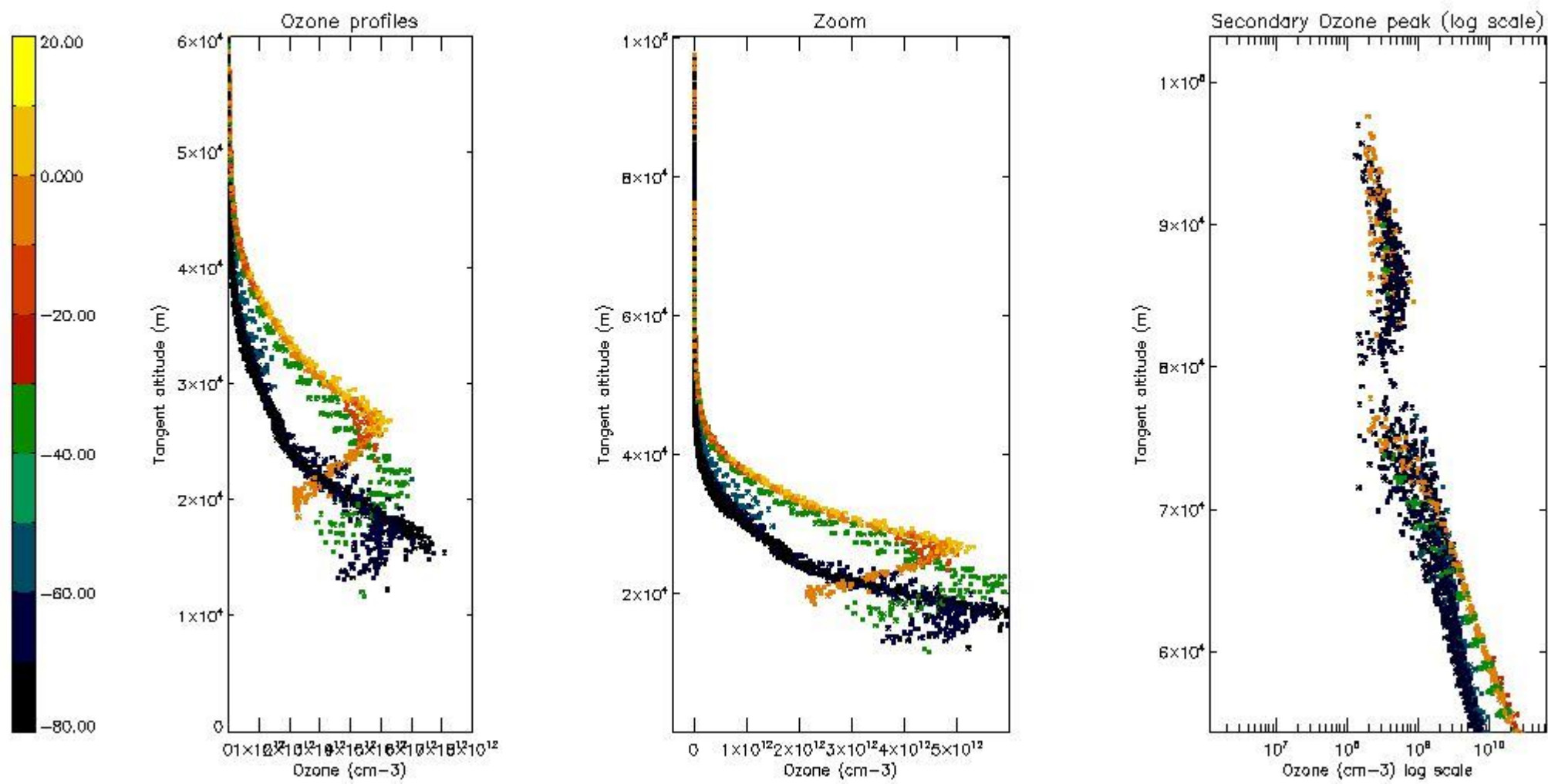
5.4 Plot ozone profiles where STD < 10% (dark without errors)

The colorbar represents the latitude.



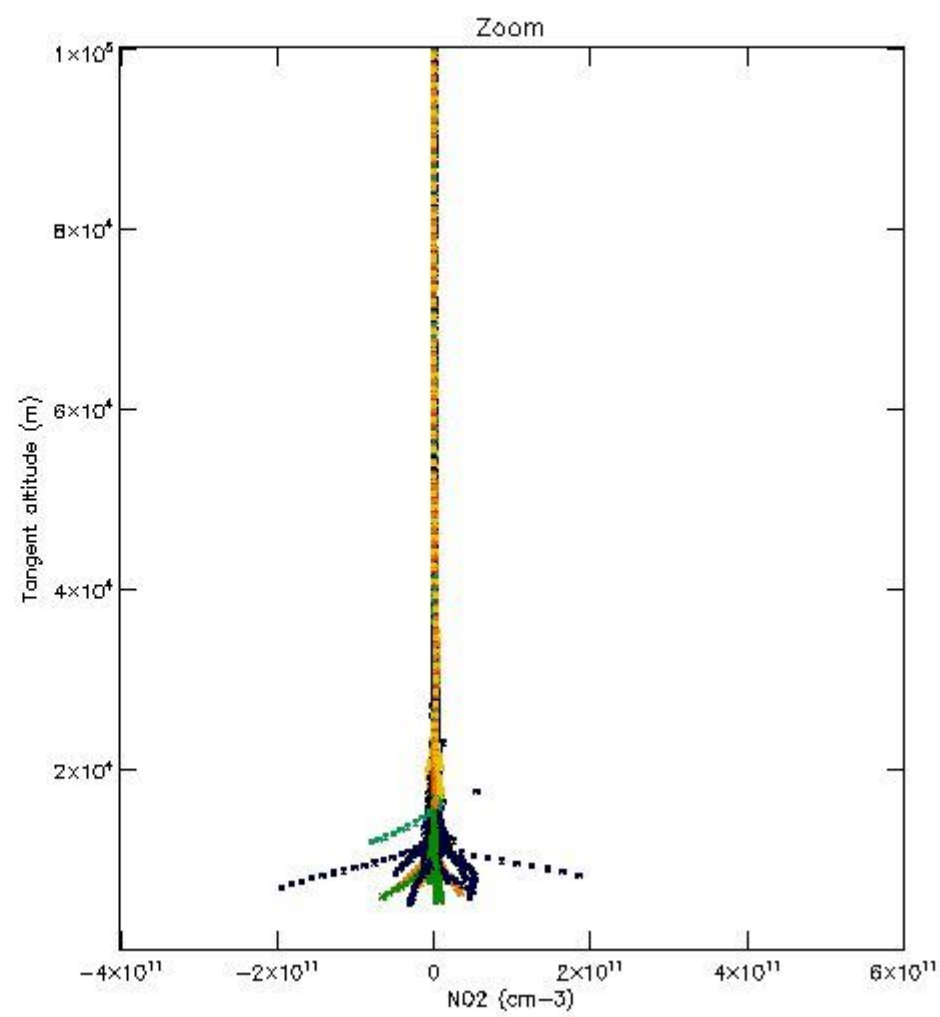
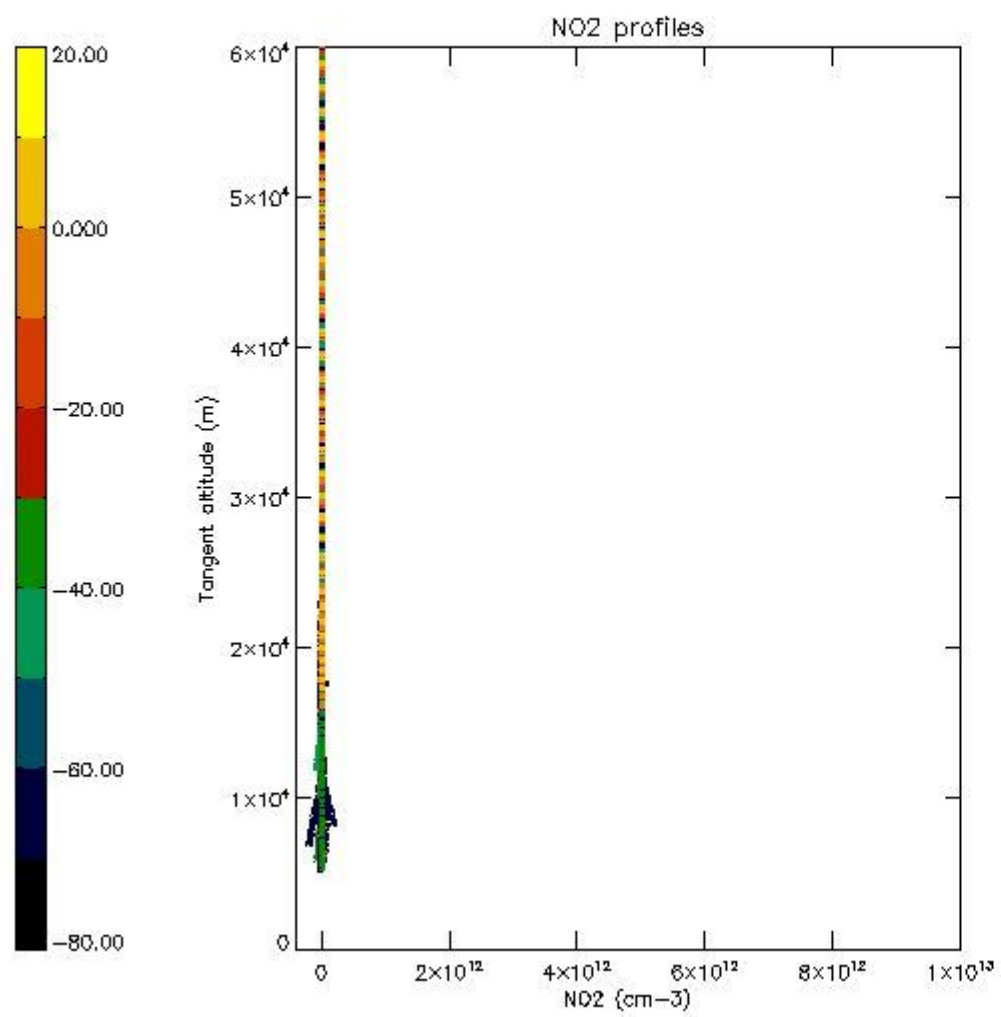
5.5 Plot ozone profiles where $STD < 5\%$ (dark without errors)

The colorbar represents the latitude.



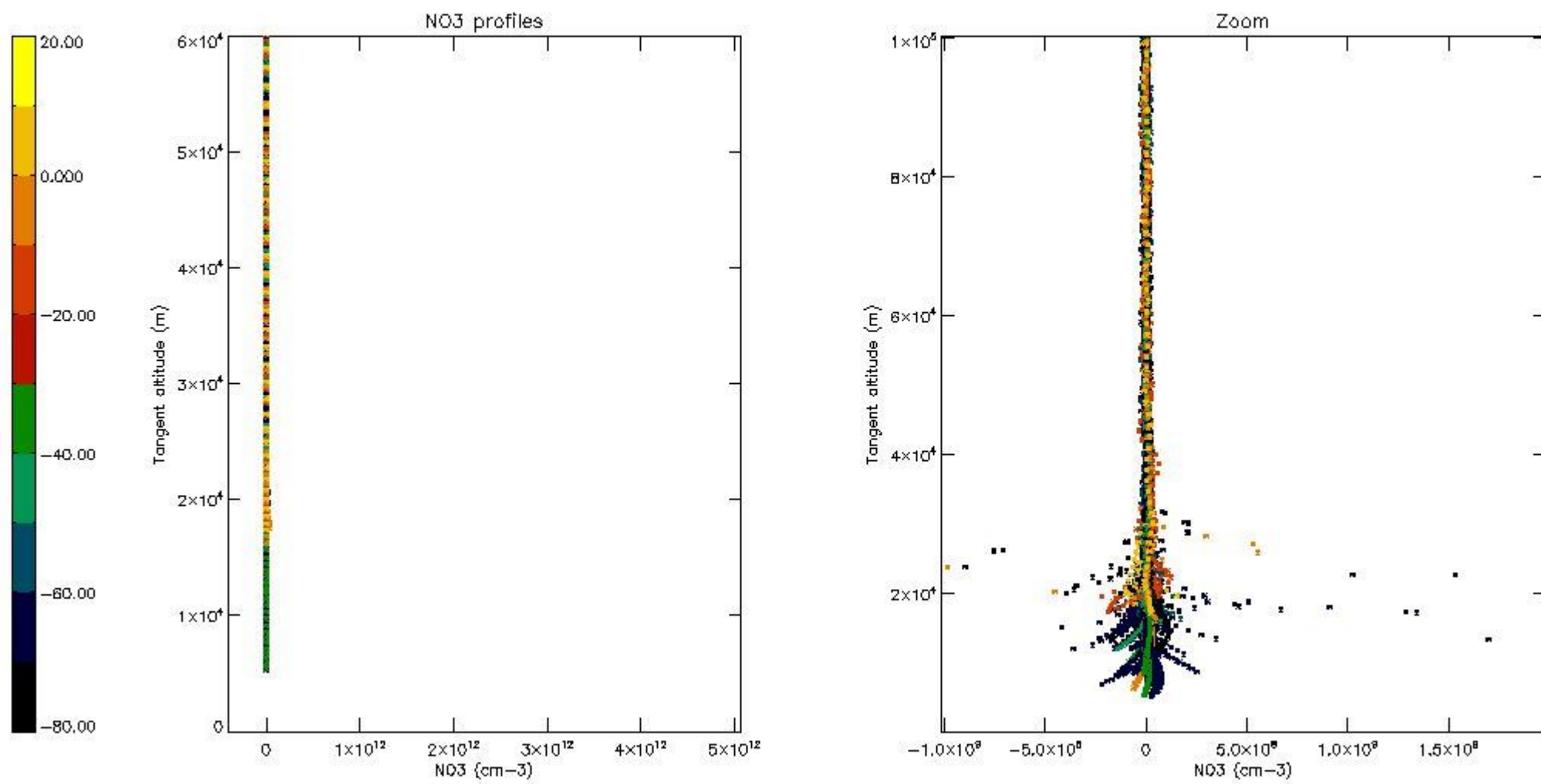
5.6 Plot NO₂ profiles for all STD (dark without errors)

The colorbar represents the latitude.



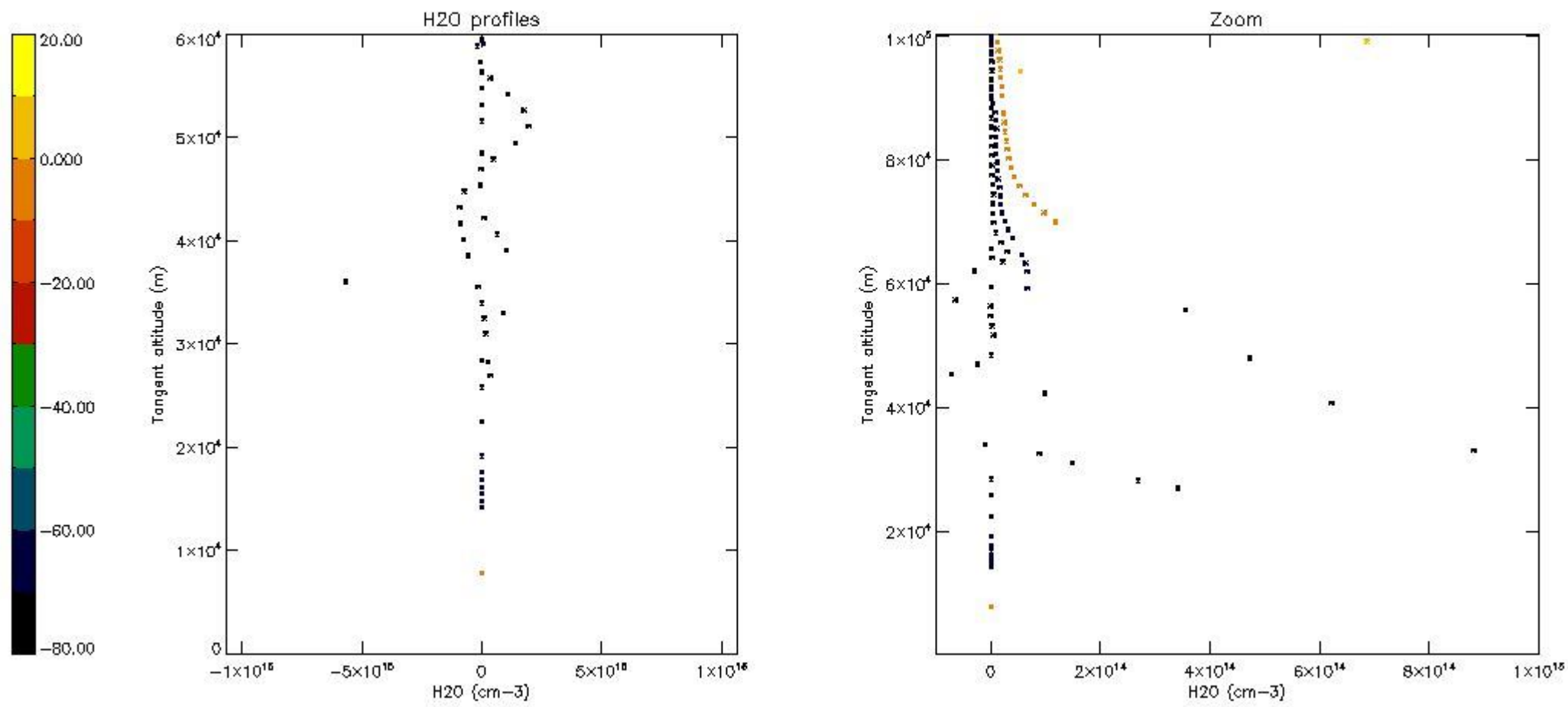
5.7 Plot NO3 profiles for all STD (dark without errors)

The colorbar represents the latitude.



5.8 Plot H₂O profiles for all STD (only for occultations of stars 1,2,3,4,13,14,16,26,63 dark without errors)

The colorbar represents the latitude.



6. Auxiliary Data Files used for the production reported in section 2

The number reported in the third column indicates since which file (see list in section 2) the corresponding auxiliary file has been used. The fourth column is the date of those product files.

Type	Auxiliary Filename	Used since product	Used since product date
INST_PHYS_CHARACTERISTICS	GOM_INS_AXVIEC20091111_143220_20030716_120000_20500101_000000	1	31-JUL-2003 00:00:05
LEVEL-2_PROC_CONFIG	GOM_PR2_AXVIEC20091111_152718_20020301_000000_20500101_000000	1	31-JUL-2003 00:00:05
CROSS_SECTIONS_FILE	GOM_CR2_AXVIEC20091111_154832_20020301_000000_20500101_000000	1	31-JUL-2003 00:00:05

GOMOS Level 2 Daily Report

SUMMARY

[1. General Info](#)

[2. Summary of processed GOM_NL_2P products](#)

[3. Level 2 Quality information per product](#)

[3.1 Plot of level 2 quality information per product \(time dependant\)](#)

[3.2 Plot of level 2 quality information per product \(world map\)](#)

[4. Level 1 Quality information per product \(stored on level 2 products\)](#)

[4.1 Plot of level 1 quality information per product \(time dependant\)](#)

[4.1.1 Plot of level 1 quality information per product \(time dependant\): ASCENDING](#)

[4.1.2 Plot of level 1 quality information per product \(time dependant\): DESCENDING](#)

[4.2 Plot of level 1 quality information per product \(world map\)](#)

[4.2.1 Plot of level 1 quality information per product \(world map\): ASCENDING](#)

[4.2.2 Plot of level 1 quality information per product \(world map\): DESCENDING](#)

[5. Ozone profiles based on quality statistics and other trace gas profiles](#)

[5.1 Ozone statistics based on quality of products](#)

[5.2 Plot ozone profiles for all STD \(dark without errors\)](#)

[5.3 Plot ozone profiles where STD < 20% \(dark without errors\)](#)

[5.4. Plot ozone profiles where STD < 10% \(dark without errors\)](#)

[5.5. Plot ozone profiles where STD < 5% \(dark without errors\)](#)

[5.6 Plot NO2 profiles for all STD \(dark without errors\)](#)

[5.7 Plot NO3 profiles for all STD \(dark without errors\)](#)

[5.8 Plot H2O profiles \(only for occultations of stars 1,2,3,4,13,14,16,26,63 dark without errors\) for all STD](#)

[6. Auxiliary Data Files used for the production reported in section 2](#)

This report presents the daily analysis on parameters extracted from GOMOS level 2 data (GOM_NL__2P). It is intended to monitor some important parameters that will impact the quality of these products. A list of level 2 products (and content) that have arrived during the reporting day to the PCF is also given.

Item	Value
Time of report generation	19APR2013 17:37:52
Data source version	GOMOS/6.01
Start time of products	31-07-2003 (31JUL2003 00:00:00)
Stop time of products	01-08-2003 (01AUG2003 00:00:00)
Store outputs in DB	Yes
Nb of level 2 prods	443
Nb of prods with errors	0

2. Summary of processed GOM_NL__2P products.

Nr	Filename	UTC Start time	Limb	Duration	Star Id	Star Name	Star Mag	Star Temp	Nb Meas	Orbit	Prod. error
1	GOM_NL__2PRFIN20030731_000005_00000402018_00331_07399_7169.N1	31-JUL-2003 00:00:05	Bright	39.500	5	3Alp Lyr	0.033000	11000.	79	7399	No
2	GOM_NL__2PRFIN20030731_000136_00000432018_00331_07399_7170.N1	31-JUL-2003 00:01:36	Bright	42.500	66	37Gam Cyg	2.2080	5900.0	85	7399	No
3	GOM_NL__2PRFIN20030731_000350_00000392018_00331_07399_7171.N1	31-JUL-2003 00:03:50	Bright	39.000	69	33Gam Dra	2.2310	3800.0	78	7399	No
4	GOM_NL__2PRFIN20030731_000746_00000392018_00331_07399_7172.N1	31-JUL-2003 00:07:46	Bright	39.000	119	14Eta Dra	2.7270	4700.0	78	7399	No
5	GOM_NL__2PRFIN20030731_001157_00000372018_00331_07399_7173.N1	31-JUL-2003 00:11:57	Bright	37.000	60	7Bet UMi	2.0810	3950.0	74	7399	No
6	GOM_NL__2PRFIN20030731_001438_00000342018_00331_07399_7174.N1	31-JUL-2003 00:14:38	Bright	33.500	49	1Alp UMi	1.9900	6300.0	67	7399	No
7	GOM_NL__2PRFIN20030731_001728_00000482018_00331_07399_7175.N1	31-JUL-2003 00:17:28	Bright	48.000	76	27Gam Cas	2.3000	30000.	96	7399	No
8	GOM_NL__2PRFIN20030731_002343_00000452018_00331_07399_7176.N1	31-JUL-2003 00:23:43	Bright	45.000	160	23Gam Per	2.9300	4700.0	90	7399	No
9	GOM_NL__2PRFIN20030731_002521_00000512018_00331_07399_7177.N1	31-JUL-2003 00:25:21	Bright	50.500	35	33Alp Per	1.7950	6250.0	101	7399	No
10	GOM_NL__2PRFIN20030731_002835_00000612018_00331_07399_7178.N1	31-JUL-2003 00:28:35	Bright	61.000	79	26Bet Per	2.3100	13100.	122	7399	No
11	GOM_NL__2PRFIN20030731_003215_00000552018_00331_07399_7179.N1	31-JUL-2003 00:32:15	Twilight	54.500	150	44Zet Per	2.8900	28000.	109	7399	No
12	GOM_NL__2PRFIN20030731_003431_00000432018_00331_07399_7180.N1	31-JUL-2003 00:34:31	Twilight	42.500	176	23Zet Tau	3.0200	22000.	85	7399	No
13	GOM_NL__2PRFIN20030731_003658_00000482018_00331_07399_7181.N1	31-JUL-2003 00:36:58	Dark	47.500	13	87Alp Tau	0.86700	3800.0	95	7399	No
14	GOM_NL__2PRFIN20030731_003859_00000402018_00331_07399_7182.N1	31-JUL-2003 00:38:59	Dark	39.500	27	24Gam Ori	1.6360	26000.	79	7399	No
15	GOM_NL__2PRFIN20030731_004054_00000382018_00331_07399_7183.N1	31-JUL-2003 00:40:54	Dark	37.500	30	46Eps Ori	1.6940	30000.	75	7399	No
16	GOM_NL__2PRFIN20030731_004213_00000382018_00331_07399_7184.N1	31-JUL-2003 00:42:13	Dark	37.500	125	44Iot Ori	2.7700	30000.	75	7399	No
17	GOM_NL__2PRFIN20030731_004416_00000382018_00331_07399_7185.N1	31-JUL-2003 00:44:16	Dark	38.000	1	9Alp CMa	-1.4400	11000.	76	7399	No
18	GOM_NL__2PRFIN20030731_004626_00000432018_00331_07399_7186.N1	31-JUL-2003 00:46:26	Dark	42.500	139	9Bet Lep	2.8330	5600.0	85	7399	No
19	GOM_NL__2PRFIN20030731_005709_00000472018_00331_07399_7187.N1	31-JUL-2003 00:57:09	Dark	47.000	157	The1Eri	2.9060	9300.0	94	7399	No
20	GOM_NL__2PRFIN20030731_010244_00000562018_00332_07400_7405.N1	31-JUL-2003 01:02:44	Dark	55.500	9	Alp Eri	0.45300	24000.	111	7400	No
21	GOM_NL__2PRFIN20030731_010452_00000402018_00332_07400_7406.N1	31-JUL-2003 01:04:52	Dark	39.500	135	Bet Hyi	2.8200	5800.0	79	7400	No
22	GOM_NL__2PRFIN20030731_010722_00000692018_00332_07400_7407.N1	31-JUL-2003 01:07:22	Straylight	68.500	84	Alp Phe	2.3970	4500.0	137	7400	No
23	GOM_NL__2PRFIN20030731_010941_00000442018_00332_07400_7408.N1	31-JUL-2003 01:09:41	Straylight	44.000	148	Alp Tuc	2.8780	4100.0	88	7400	No
24	GOM_NL__2PRFIN20030731_011300_00000522018_00332_07400_7409.N1	31-JUL-2003 01:13:00	Straylight	51.500	31	Alp Gru	1.7340	15200.	103	7400	No
25	GOM_NL__2PRFIN20030731_011626_00000772018_00332_07400_7410.N1	31-JUL-2003 01:16:26	Twilight	77.000	18	24Alp PsA	1.1660	9700.0	154	7400	No
26	GOM_NL__2PRFIN20030731_012029_00000412018_00332_07400_7411.N1	31-JUL-2003 01:20:29	Bright	40.500	38	20Eps Sgr	1.8360	11000.	81	7400	No
27	GOM_NL__2PRFIN20030731_012226_00000382018_00332_07400_7412.N1	31-JUL-2003 01:22:26	Bright	37.500	57	34Sig Sgr	2.0660	26000.	75	7400	No
28	GOM_NL__2PRFIN20030731_012358_00000572018_00332_07400_7413.N1	31-JUL-2003 01:23:58	Bright	57.000	142	49Del Cap	2.8500	8900.0	114	7400	No
29	GOM_NL__2PRFIN20030731_012819_00000572018_00332_07400_7414.N1	31-JUL-2003 01:28:19	Bright	56.500	154	22Bet Aqr	2.8990	5700.0	113	7400	No
30	GOM_NL__2PRFIN20030731_013212_00000412018_00332_07400_7415.N1	31-JUL-2003 01:32:12	Bright	41.000	11	53Alp Aql	0.76500	8000.0	82	7400	No
31	GOM_NL__2PRFIN20030731_013336_00000372018_00332_07400_7416.N1	31-JUL-2003 01:33:36	Bright	37.000	168	17Zet Aql	2.9860	11000.	74	7400	No
32	GOM_NL__2PRFIN20030731_013524_00000662018_00332_07400_7417.N1	31-JUL-2003 01:35:24	Bright	65.500	61	8Eps Peg	2.1000	3900.0	131	7400	No
33	GOM_NL__2PRFIN20030731_014040_00000382018_00332_07400_7418.N1	31-JUL-2003 01:40:40	Bright	38.000	5	3Alp Lyr	0.033000	11000.	76	7400	No
34	GOM_NL__2PRFIN20030731_014211_00000432018_00332_07400_7419.N1	31-JUL-2003 01:42:11	Bright	43.000	66	37Gam Cyg	2.2080	5900.0	86	7400	No
35	GOM_NL__2PRFIN20030731_014426_00000392018_00332_07400_7420.N1	31-JUL-2003 01:44:26	Bright	39.000	69	33Gam Dra	2.2310	3800.0	78	7400	No
36	GOM_NL__2PRFIN20030731_014822_00000392018_00332_07400_7421.N1	31-JUL-2003 01:48:22	Bright	38.500	119	14Eta Dra	2.7270	4700.0	77	7400	No
37	GOM_NL__2PRFIN20030731_015232_00000352018_00332_07400_7422.N1	31-JUL-2003 01:52:32	Bright	34.500	60	7Bet UMi	2.0810	3950.0	69	7400	No
38	GOM_NL__2PRFIN20030731_015513_00000382018_00332_07400_7423.N1	31-JUL-2003 01:55:13	Bright	38.000	49	1Alp UMi	1.9900	6300.0	76	7400	No
39	GOM_NL__2PRFIN20030731_015803_00000492018_00332_07400_7424.N1	31-JUL-2003 01:58:03	Bright	49.000	76	27Gam Cas	2.3000	30000.	98	7400	No
40	GOM_NL__2PRFIN20030731_020419_00000482018_00332_07400_7425.N1	31-JUL-2003 02:04:19	Bright	47.500	160	23Gam Per	2.9300	4700.0	95	7400	No
41	GOM_NL__2PRFIN20030731_020557_00000512018_00332_07400_7426.N1	31-JUL-2003 02:05:57	Bright	50.500	35	33Alp Per	1.7950	6250.0	101	7400	No
42	GOM_NL__2PRFIN20030731_020911_00000582018_00332_07400_7427.N1	31-JUL-2003 02:09:11	Bright	57.500	79	26Bet Per	2.3100	13100.	115	7400	No

43	GOM_NL__2PRFIN20030731_021251_000000572018_00332_07400_7428.N1	31-JUL-2003 02:12:51	Twilight	56.500	150	44Zet Per	2.8900	28000.	113	7400	No
44	GOM_NL__2PRFIN20030731_021507_000000402018_00332_07400_7429.N1	31-JUL-2003 02:15:07	Twilight	40.000	176	23Zet Tau	3.0200	22000.	80	7400	No
45	GOM_NL__2PRFIN20030731_021734_000000532018_00332_07400_7430.N1	31-JUL-2003 02:17:34	Dark	52.500	13	87Alp Tau	0.86700	3800.0	105	7400	No
46	GOM_NL__2PRFIN20030731_021936_000000382018_00332_07400_7431.N1	31-JUL-2003 02:19:36	Dark	37.500	27	24Gam Ori	1.6360	26000.	75	7400	No
47	GOM_NL__2PRFIN20030731_022131_000000382018_00332_07400_7432.N1	31-JUL-2003 02:21:31	Dark	37.500	30	46Eps Ori	1.6940	30000.	75	7400	No
48	GOM_NL__2PRFIN20030731_022250_000000382018_00332_07400_7433.N1	31-JUL-2003 02:22:50	Dark	38.000	125	44Iot Ori	2.7700	30000.	76	7400	No
49	GOM_NL__2PRFIN20030731_022453_000000412018_00332_07400_7434.N1	31-JUL-2003 02:24:53	Dark	40.500	1	9Alp CMa	-1.4400	11000.	81	7400	No
50	GOM_NL__2PRFIN20030731_022702_000000422018_00332_07400_7435.N1	31-JUL-2003 02:27:02	Dark	41.500	139	9Bet Lep	2.8330	5600.0	83	7400	No
51	GOM_NL__2PRFIN20030731_023500_000000452018_00332_07400_7436.N1	31-JUL-2003 02:35:00	Dark	44.500	2	Alp Car	-0.73600	7000.0	89	7400	No
52	GOM_NL__2PRFIN20030731_024321_000000492018_00333_07401_7406.N1	31-JUL-2003 02:43:21	Dark	48.500	9	Alp Eri	0.45300	24000.	97	7401	No
53	GOM_NL__2PRFIN20030731_024528_000000392018_00333_07401_7407.N1	31-JUL-2003 02:45:28	Dark	39.000	135	Bet Hyi	2.8200	5800.0	78	7401	No
54	GOM_NL__2PRFIN20030731_024759_000000582018_00333_07401_7408.N1	31-JUL-2003 02:47:59	Straylight	57.500	84	Alp Phe	2.3970	4500.0	115	7401	No
55	GOM_NL__2PRFIN20030731_025018_000000452018_00333_07401_7409.N1	31-JUL-2003 02:50:18	Straylight	44.500	148	Alp Tuc	2.8780	4100.0	89	7401	No
56	GOM_NL__2PRFIN20030731_025336_000000452018_00333_07401_7410.N1	31-JUL-2003 02:53:36	Straylight	45.000	31	Alp Gru	1.7340	15200.	90	7401	No
57	GOM_NL__2PRFIN20030731_025703_000000762018_00333_07401_7411.N1	31-JUL-2003 02:57:03	Twilight	76.000	18	24Alp PsA	1.1660	9700.0	152	7401	No
58	GOM_NL__2PRFIN20030731_030106_000000452018_00333_07401_7412.N1	31-JUL-2003 03:01:06	Bright	44.500	38	20Eps Sgr	1.8360	11000.	89	7401	No
59	GOM_NL__2PRFIN20030731_030302_000000392018_00333_07401_7413.N1	31-JUL-2003 03:03:02	Bright	39.000	57	34Sig Sgr	2.0660	26000.	78	7401	No
60	GOM_NL__2PRFIN20030731_030435_000000572018_00333_07401_7414.N1	31-JUL-2003 03:04:35	Bright	57.000	142	49Del Cap	2.8500	8900.0	114	7401	No
61	GOM_NL__2PRFIN20030731_030855_000000582018_00333_07401_7415.N1	31-JUL-2003 03:08:55	Bright	57.500	154	22Bet Aqr	2.8990	5700.0	115	7401	No
62	GOM_NL__2PRFIN20030731_031247_000000412018_00333_07401_7416.N1	31-JUL-2003 03:12:47	Bright	40.500	11	53Alp Aql	0.76500	8000.0	81	7401	No
63	GOM_NL__2PRFIN20030731_031412_000000372018_00333_07401_7417.N1	31-JUL-2003 03:14:12	Bright	37.000	168	17Zet Aql	2.9860	11000.	74	7401	No
64	GOM_NL__2PRFIN20030731_031559_000000622018_00333_07401_7418.N1	31-JUL-2003 03:15:59	Bright	62.000	61	8Eps Peg	2.1000	3900.0	124	7401	No
65	GOM_NL__2PRFIN20030731_032116_000000362018_00333_07401_7419.N1	31-JUL-2003 03:21:16	Bright	36.000	5	3Alp Lyr	0.033000	11000.	72	7401	No
66	GOM_NL__2PRFIN20030731_032246_000000442018_00333_07401_7420.N1	31-JUL-2003 03:22:46	Bright	44.000	66	37Gam Cyg	2.2080	5900.0	88	7401	No
67	GOM_NL__2PRFIN20030731_032502_000000352018_00333_07401_7421.N1	31-JUL-2003 03:25:02	Bright	35.000	69	33Gam Dra	2.2310	3800.0	70	7401	No
68	GOM_NL__2PRFIN20030731_032859_000000382018_00333_07401_7422.N1	31-JUL-2003 03:28:59	Bright	37.500	119	14Eta Dra	2.7270	4700.0	75	7401	No
69	GOM_NL__2PRFIN20030731_033309_000000392018_00333_07401_7423.N1	31-JUL-2003 03:33:09	Bright	38.500	60	7Bet UMi	2.0810	3950.0	77	7401	No
70	GOM_NL__2PRFIN20030731_033549_000000382018_00333_07401_7424.N1	31-JUL-2003 03:35:49	Bright	37.500	49	1Alp UMi	1.9900	6300.0	75	7401	No
71	GOM_NL__2PRFIN20030731_033839_000000492018_00333_07401_7425.N1	31-JUL-2003 03:38:39	Bright	49.000	76	27Gam Cas	2.3000	30000.	98	7401	No
72	GOM_NL__2PRFIN20030731_034454_000000472018_00333_07401_7426.N1	31-JUL-2003 03:44:54	Bright	46.500	160	23Gam Per	2.9300	4700.0	93	7401	No
73	GOM_NL__2PRFIN20030731_034632_000000522018_00333_07401_7427.N1	31-JUL-2003 03:46:32	Bright	51.500	35	33Alp Per	1.7950	6250.0	103	7401	No
74	GOM_NL__2PRFIN20030731_034947_000000602018_00333_07401_7428.N1	31-JUL-2003 03:49:47	Bright	60.000	79	26Bet Per	2.3100	13100.	120	7401	No
75	GOM_NL__2PRFIN20030731_035326_000000562018_00333_07401_7429.N1	31-JUL-2003 03:53:26	Twilight	56.000	150	44Zet Per	2.8900	28000.	112	7401	No
76	GOM_NL__2PRFIN20030731_035544_000000382018_00333_07401_7430.N1	31-JUL-2003 03:55:44	Twilight	37.500	176	23Zet Tau	3.0200	22000.	75	7401	No
77	GOM_NL__2PRFIN20030731_035810_000000602018_00333_07401_7431.N1	31-JUL-2003 03:58:10	Dark	60.000	13	87Alp Tau	0.86700	3800.0	120	7401	No
78	GOM_NL__2PRFIN20030731_040012_000000402018_00333_07401_7432.N1	31-JUL-2003 04:00:12	Dark	39.500	27	24Gam Ori	1.6360	26000.	79	7401	No
79	GOM_NL__2PRFIN20030731_040206_000000392018_00333_07401_7433.N1	31-JUL-2003 04:02:06	Dark	38.500	30	46Eps Ori	1.6940	30000.	77	7401	No
80	GOM_NL__2PRFIN20030731_040325_000000412018_00333_07401_7434.N1	31-JUL-2003 04:03:25	Dark	40.500	125	44Iot Ori	2.7700	30000.	81	7401	No
81	GOM_NL__2PRFIN20030731_040528_000000412018_00333_07401_7435.N1	31-JUL-2003 04:05:28	Dark	40.500	1	9Alp CMa	-1.4400	11000.	81	7401	No
82	GOM_NL__2PRFIN20030731_040738_000000392018_00333_07401_7436.N1	31-JUL-2003 04:07:38	Dark	39.000	139	9Bet Lep	2.8330	5600.0	78	7401	No
83	GOM_NL__2PRFIN20030731_040921_000000382018_00333_07401_7437.N1	31-JUL-2003 04:09:21	Dark	38.000	177	1Zet CMa	3.0220	26000.	76	7401	No
84	GOM_NL__2PRFIN20030731_041535_000000512018_00333_07401_7438.N1	31-JUL-2003 04:15:35	Dark	51.000	2	Alp Car	-0.73600	7000.0	102	7401	No
85	GOM_NL__2PRFIN20030731_042357_000000472018_00334_07402_7427.N1	31-JUL-2003 04:23:57	Dark	46.500	9	Alp Eri	0.45300	24000.	93	7402	No
86	GOM_NL__2PRFIN20030731_042604_000000402018_00334_07402_7428.N1	31-JUL-2003 04:26:04	Dark	39.500	135	Bet Hyi	2.8200	5800.0	79	7402	No
87	GOM_NL__2PRFIN20030731_042835_000000612018_00334_07402_7429.N1	31-JUL-2003 04:28:35	Straylight	60.500	84	Alp Phe	2.3970	4500.0	121	7402	No
88	GOM_NL__2PRFIN20030731_043053_000000432018_00334_07402_7430.N1	31-JUL-2003 04:30:53	Straylight	43.000	148	Alp Tuc	2.8780	4100.0	86	7402	No
89	GOM_NL__2PRFIN20030731_043413_000000462018_00334_07402_7431.N1	31-JUL-2003 04:34:13	Straylight	46.000	31	Alp Gru	1.7340	15200.	92	7402	No
90	GOM_NL__2PRFIN20030731_043742_000000742018_00334_07402_7432.N1	31-JUL-2003 04:37:42	Twilight	74.000	18	24Alp PsA	1.1660	9700.0	148	7402	No
91	GOM_NL__2PRFIN20030731_044141_000000452018_00334_07402_7433.N1	31-JUL-2003 04:41:41	Bright	45.000	38	20Eps Sgr	1.8360	11000.	90	7402	No
92	GOM_NL__2PRFIN20030731_044337_000000392018_00334_07402_7434.N1	31-JUL-2003 04:43:37	Bright	39.000	57	34Sig Sgr	2.0660	26000.	78	7402	No
93	GOM_NL__2PRFIN20030731_044509_000000582018_00334_07402_7435.N1	31-JUL-2003 04:45:09	Bright	58.000	142	49Del Cap	2.8500	8900.0	116	7402	No
94	GOM_NL__2PRFIN20030731_044931_000000572018_00334_07402_7436.N1	31-JUL-2003 04:49:31	Bright	57.000	154	22Bet Aqr	2.8990	5700.0	114	7402	No
95	GOM_NL__2PRFIN20030731_045323_000000412018_00334_07402_7437.N1	31-JUL-2003 04:53:23	Bright	41.000	11	53Alp Aql	0.76500	8000.0	82	7402	No
96	GOM_NL__2PRFIN20030731_045447_000000382018_00334_07402_7438.N1	31-JUL-2003 04:54:47	Bright	37.500	168	17Zet Aql	2.9860	11000.	75	7402	No
97	GOM_NL__2PRFIN20030731_045634_000000692018_00334_07402_7439.N1	31-JUL-2003 04:56:34	Bright	68.500	61	8Eps Peg	2.1000	3900.0	137	7402	No
98	GOM_NL__2PRFIN20030731_050152_000000432018_00334_07402_7440.N1	31-JUL-2003 05:01:52	Bright	42.500	5	3Alp Lyr	0.033000	11000.	85	7402	No
99	GOM_NL__2PRFIN20030731_050322_000000442018_00334_07402_7441.N1	31-JUL-2003 05:03:22	Bright	43.500	66	37Gam Cyg	2.2080	5900.0	87	7402	No
100	GOM_NL__2PRFIN20030731_050537_000000402018_00334_07402_7442.N1	31-JUL-2003 05:05:37	Bright	40.000	69	33Gam Dra	2.2310	3800.0	80	7402	No
101	GOM_NL__2PRFIN20030731_050934_000000382018_00334_07402_7443.N1	31-JUL-2003 05:09:34	Bright	38.000	119	14Eta Dra	2.7270	4700.0	76	7402	No

102	GOM_NL__2PRFIN20030731_051345_000000352018_00334_07402_7444.N1	31-JUL-2003 05:13:45	Bright	35.000	60	7Bet UMi	2.0810	3950.0	70	7402	No
103	GOM_NL__2PRFIN20030731_051625_000000372018_00334_07402_7445.N1	31-JUL-2003 05:16:25	Bright	36.500	49	1Alp UMi	1.9900	6300.0	73	7402	No
104	GOM_NL__2PRFIN20030731_051914_000000492018_00334_07402_7446.N1	31-JUL-2003 05:19:14	Bright	49.000	76	27Gam Cas	2.3000	30000.	98	7402	No
105	GOM_NL__2PRFIN20030731_052530_000000482018_00334_07402_7447.N1	31-JUL-2003 05:25:30	Bright	48.000	160	23Gam Per	2.9300	4700.0	96	7402	No
106	GOM_NL__2PRFIN20030731_052708_000000512018_00334_07402_7448.N1	31-JUL-2003 05:27:08	Bright	51.000	35	33Alp Per	1.7950	6250.0	102	7402	No
107	GOM_NL__2PRFIN20030731_053023_000000602018_00334_07402_7449.N1	31-JUL-2003 05:30:23	Bright	59.500	79	26Bet Per	2.3100	13100.	119	7402	No
108	GOM_NL__2PRFIN20030731_053403_000000542018_00334_07402_7450.N1	31-JUL-2003 05:34:03	Twi_and_stray	54.000	150	44Zet Per	2.8900	28000.	108	7402	No
109	GOM_NL__2PRFIN20030731_053619_000000402018_00334_07402_7451.N1	31-JUL-2003 05:36:19	Twi_and_stray	39.500	176	23Zet Tau	3.0200	22000.	79	7402	No
110	GOM_NL__2PRFIN20030731_053846_000000582018_00334_07402_7452.N1	31-JUL-2003 05:38:46	Dark	58.000	13	87Alp Tau	0.86700	3800.0	116	7402	No
111	GOM_NL__2PRFIN20030731_054047_000000412018_00334_07402_7453.N1	31-JUL-2003 05:40:47	Dark	40.500	27	24Gam Ori	1.6360	26000.	81	7402	No
112	GOM_NL__2PRFIN20030731_054242_000000412018_00334_07402_7454.N1	31-JUL-2003 05:42:42	Dark	40.500	30	46Eps Ori	1.6940	30000.	81	7402	No
113	GOM_NL__2PRFIN20030731_054401_000000422018_00334_07402_7455.N1	31-JUL-2003 05:44:01	Dark	41.500	125	44Iot Ori	2.7700	30000.	83	7402	No
114	GOM_NL__2PRFIN20030731_054604_000000452018_00334_07402_7456.N1	31-JUL-2003 05:46:04	Dark	44.500	1	9Alp CMa	-1.4400	11000.	89	7402	No
115	GOM_NL__2PRFIN20030731_054814_000000412018_00334_07402_7457.N1	31-JUL-2003 05:48:14	Dark	41.000	139	9Bet Lep	2.8330	5600.0	82	7402	No
116	GOM_NL__2PRFIN20030731_054957_000000402018_00334_07402_7458.N1	31-JUL-2003 05:49:57	Dark	40.000	177	1Zet CMa	3.0220	26000.	80	7402	No
117	GOM_NL__2PRFIN20030731_055611_000000452018_00334_07402_7459.N1	31-JUL-2003 05:56:11	Dark	45.000	2	Alp Car	-0.73600	7000.0	90	7402	No
118	GOM_NL__2PRFIN20030731_060432_000000482018_00335_07403_7428.N1	31-JUL-2003 06:04:32	Dark	47.500	9	Alp Eri	0.45300	24000.	95	7403	No
119	GOM_NL__2PRFIN20030731_060640_000000412018_00335_07403_7429.N1	31-JUL-2003 06:06:40	Dark	40.500	135	Bet Hyi	2.8200	5800.0	81	7403	No
120	GOM_NL__2PRFIN20030731_060912_000000602018_00335_07403_7430.N1	31-JUL-2003 06:09:12	Straylight	59.500	84	Alp Phe	2.3970	4500.0	119	7403	No
121	GOM_NL__2PRFIN20030731_061129_000000422018_00335_07403_7431.N1	31-JUL-2003 06:11:29	Straylight	42.000	148	Alp Tuc	2.8780	4100.0	84	7403	No
122	GOM_NL__2PRFIN20030731_061449_000000492018_00335_07403_7432.N1	31-JUL-2003 06:14:49	Straylight	49.000	31	Alp Gru	1.7340	15200.	98	7403	No
123	GOM_NL__2PRFIN20030731_061818_000000712018_00335_07403_7433.N1	31-JUL-2003 06:18:18	Twi_and_stray	71.000	18	24Alp PsA	1.1660	9700.0	142	7403	No
124	GOM_NL__2PRFIN20030731_062217_000000512018_00335_07403_7434.N1	31-JUL-2003 06:22:17	Bright	51.000	38	20Eps Sgr	1.8360	11000.	102	7403	No
125	GOM_NL__2PRFIN20030731_062411_000000422018_00335_07403_7435.N1	31-JUL-2003 06:24:11	Bright	41.500	57	34Sig Sgr	2.0660	26000.	83	7403	No
126	GOM_NL__2PRFIN20030731_062547_000000552018_00335_07403_7436.N1	31-JUL-2003 06:25:47	Bright	55.000	142	49Del Cap	2.8500	8900.0	110	7403	No
127	GOM_NL__2PRFIN20030731_063007_000000552018_00335_07403_7437.N1	31-JUL-2003 06:30:07	Bright	55.000	154	22Bet Aqr	2.8990	5700.0	110	7403	No
128	GOM_NL__2PRFIN20030731_063359_000000412018_00335_07403_7438.N1	31-JUL-2003 06:33:59	Bright	41.000	11	53Alp Aql	0.76500	8000.0	82	7403	No
129	GOM_NL__2PRFIN20030731_063523_000000382018_00335_07403_7439.N1	31-JUL-2003 06:35:23	Bright	38.000	168	17Zet Aql	2.9860	11000.	76	7403	No
130	GOM_NL__2PRFIN20030731_063709_000000662018_00335_07403_7440.N1	31-JUL-2003 06:37:09	Bright	65.500	61	8Eps Peg	2.1000	3900.0	131	7403	No
131	GOM_NL__2PRFIN20030731_064228_000000422018_00335_07403_7441.N1	31-JUL-2003 06:42:28	Bright	41.500	5	3Alp Lyr	0.033000	11000.	83	7403	No
132	GOM_NL__2PRFIN20030731_064357_000000442018_00335_07403_7442.N1	31-JUL-2003 06:43:57	Bright	44.000	66	37Gam Cyg	2.2080	5900.0	88	7403	No
133	GOM_NL__2PRFIN20030731_064611_000000422018_00335_07403_7443.N1	31-JUL-2003 06:46:11	Bright	41.500	69	33Gam Dra	2.2310	3800.0	83	7403	No
134	GOM_NL__2PRFIN20030731_065011_000000362018_00335_07403_7444.N1	31-JUL-2003 06:50:11	Bright	35.500	119	14Eta Dra	2.7270	4700.0	71	7403	No
135	GOM_NL__2PRFIN20030731_065420_000000402018_00335_07403_7445.N1	31-JUL-2003 06:54:20	Bright	39.500	60	7Bet UMi	2.0810	3950.0	79	7403	No
136	GOM_NL__2PRFIN20030731_065700_000000382018_00335_07403_7446.N1	31-JUL-2003 06:57:00	Bright	37.500	49	1Alp UMi	1.9900	6300.0	75	7403	No
137	GOM_NL__2PRFIN20030731_065949_000000512018_00335_07403_7447.N1	31-JUL-2003 06:59:49	Bright	51.000	76	27Gam Cas	2.3000	30000.	102	7403	No
138	GOM_NL__2PRFIN20030731_070606_000000502018_00335_07403_7448.N1	31-JUL-2003 07:06:06	Bright	50.000	160	23Gam Per	2.9300	4700.0	100	7403	No
139	GOM_NL__2PRFIN20030731_070744_000000522018_00335_07403_7449.N1	31-JUL-2003 07:07:44	Bright	51.500	35	33Alp Per	1.7950	6250.0	103	7403	No
140	GOM_NL__2PRFIN20030731_071059_000000592018_00335_07403_7450.N1	31-JUL-2003 07:10:59	Bright	58.500	79	26Bet Per	2.3100	13100.	117	7403	No
141	GOM_NL__2PRFIN20030731_071439_000000552018_00335_07403_7451.N1	31-JUL-2003 07:14:39	Twi_and_stray	55.000	150	44Zet Per	2.8900	28000.	110	7403	No
142	GOM_NL__2PRFIN20030731_071655_000000412018_00335_07403_7452.N1	31-JUL-2003 07:16:55	Twi_and_stray	41.000	176	23Zet Tau	3.0200	22000.	82	7403	No
143	GOM_NL__2PRFIN20030731_071923_000000622018_00335_07403_7453.N1	31-JUL-2003 07:19:23	Dark	62.000	13	87Alp Tau	0.86700	3800.0	124	7403	No
144	GOM_NL__2PRFIN20030731_072123_000000442018_00335_07403_7454.N1	31-JUL-2003 07:21:23	Dark	43.500	27	24Gam Ori	1.6360	26000.	87	7403	No
145	GOM_NL__2PRFIN20030731_072318_000000422018_00335_07403_7455.N1	31-JUL-2003 07:23:18	Dark	41.500	30	46Eps Ori	1.6940	30000.	83	7403	No
146	GOM_NL__2PRFIN20030731_072437_000000422018_00335_07403_7456.N1	31-JUL-2003 07:24:37	Dark	42.000	125	44Iot Ori	2.7700	30000.	84	7403	No
147	GOM_NL__2PRFIN20030731_072641_000000462018_00335_07403_7457.N1	31-JUL-2003 07:26:41	Dark	46.000	1	9Alp CMa	-1.4400	11000.	92	7403	No
148	GOM_NL__2PRFIN20030731_072850_000000462018_00335_07403_7458.N1	31-JUL-2003 07:28:50	Dark	45.500	139	9Bet Lep	2.8330	5600.0	91	7403	No
149	GOM_NL__2PRFIN20030731_073033_000000402018_00335_07403_7459.N1	31-JUL-2003 07:30:33	Dark	40.000	177	1Zet CMa	3.0220	26000.	80	7403	No
150	GOM_NL__2PRFIN20030731_073647_000000482018_00335_07403_7460.N1	31-JUL-2003 07:36:47	Dark	47.500	2	Alp Car	-0.73600	7000.0	95	7403	No
151	GOM_NL__2PRFIN20030731_074508_000000582018_00336_07404_7429.N1	31-JUL-2003 07:45:08	Dark	57.500	9	Alp Eri	0.45300	24000.	115	7404	No
152	GOM_NL__2PRFIN20030731_074716_000000402018_00336_07404_7430.N1	31-JUL-2003 07:47:16	Dark	39.500	135	Bet Hyi	2.8200	5800.0	79	7404	No
153	GOM_NL__2PRFIN20030731_074947_000000612018_00336_07404_7431.N1	31-JUL-2003 07:49:47	Straylight	61.000	84	Alp Phe	2.3970	4500.0	122	7404	No
154	GOM_NL__2PRFIN20030731_075204_000000502018_00336_07404_7432.N1	31-JUL-2003 07:52:04	Straylight	50.000	148	Alp Tuc	2.8780	4100.0	100	7404	No
155	GOM_NL__2PRFIN20030731_075526_000000502018_00336_07404_7433.N1	31-JUL-2003 07:55:26	Straylight	49.500	31	Alp Gru	1.7340	15200.	99	7404	No
156	GOM_NL__2PRFIN20030731_075856_000000752018_00336_07404_7434.N1	31-JUL-2003 07:58:56	Twi_and_stray	75.000	18	24Alp PsA	1.1660	9700.0	150	7404	No
157	GOM_NL__2PRFIN20030731_080253_000000432018_00336_07404_7435.N1	31-JUL-2003 08:02:53	Bright	43.000	38	20Eps Sgr	1.8360	11000.	86	7404	No
158	GOM_NL__2PRFIN20030731_080447_000000422018_00336_07404_7436.N1	31-JUL-2003 08:04:47	Bright	41.500	57	34Sig Sgr	2.0660	26000.	83	7404	No
159	GOM_NL__2PRFIN20030731_080623_000000552018_00336_07404_7437.N1	31-JUL-2003 08:06:23	Bright	54.500	142	49Del Cap	2.8500	8900.0	109	7404	No
160	GOM_NL__2PRFIN20030731_081043_000000562018_00336_07404_7438.N1	31-JUL-2003 08:10:43	Bright	55.500	154	22Bet Aqr	2.8990	5700.0	111	7404	No

161	GOM_NL__2PRFIN20030731_081436_000000402018_00336_07404_7439.N1	31-JUL-2003 08:14:36	Bright	40.000	11	53Alp Aql	0.76500	8000.0	80	7404	No
162	GOM_NL__2PRFIN20030731_081559_000000392018_00336_07404_7440.N1	31-JUL-2003 08:15:59	Bright	39.000	168	17Zet Aql	2.9860	11000.	78	7404	No
163	GOM_NL__2PRFIN20030731_081744_000000622018_00336_07404_7441.N1	31-JUL-2003 08:17:44	Bright	61.500	61	8Eps Peg	2.1000	3900.0	123	7404	No
164	GOM_NL__2PRFIN20030731_082304_000000372018_00336_07404_7442.N1	31-JUL-2003 08:23:04	Bright	36.500	5	3Alp Lyr	0.033000	11000.	73	7404	No
165	GOM_NL__2PRFIN20030731_082433_000000452018_00336_07404_7443.N1	31-JUL-2003 08:24:33	Bright	44.500	66	37Gam Cyg	2.2080	5900.0	89	7404	No
166	GOM_NL__2PRFIN20030731_082649_000000422018_00336_07404_7444.N1	31-JUL-2003 08:26:49	Bright	42.000	69	33Gam Dra	2.2310	3800.0	84	7404	No
167	GOM_NL__2PRFIN20030731_083047_000000382018_00336_07404_7445.N1	31-JUL-2003 08:30:47	Bright	38.000	119	14Eta Dra	2.7270	4700.0	76	7404	No
168	GOM_NL__2PRFIN20030731_083455_000000422018_00336_07404_7446.N1	31-JUL-2003 08:34:55	Bright	41.500	60	7Bet UMi	2.0810	3950.0	83	7404	No
169	GOM_NL__2PRFIN20030731_083734_000000412018_00336_07404_7447.N1	31-JUL-2003 08:37:34	Bright	41.000	49	1Alp UMi	1.9900	6300.0	82	7404	No
170	GOM_NL__2PRFIN20030731_084025_000000492018_00336_07404_7448.N1	31-JUL-2003 08:40:25	Bright	49.000	76	27Gam Cas	2.3000	30000.	98	7404	No
171	GOM_NL__2PRFIN20030731_084641_000000482018_00336_07404_7449.N1	31-JUL-2003 08:46:41	Bright	48.000	160	23Gam Per	2.9300	4700.0	96	7404	No
172	GOM_NL__2PRFIN20030731_084819_000000522018_00336_07404_7450.N1	31-JUL-2003 08:48:19	Bright	51.500	35	33Alp Per	1.7950	6250.0	103	7404	No
173	GOM_NL__2PRFIN20030731_085135_000000612018_00336_07404_7451.N1	31-JUL-2003 08:51:35	Bright	61.000	79	26Bet Per	2.3100	13100.	122	7404	No
174	GOM_NL__2PRFIN20030731_085515_000000542018_00336_07404_7452.N1	31-JUL-2003 08:55:15	Tw_i_and_stray	53.500	150	44Zet Per	2.8900	28000.	107	7404	No
175	GOM_NL__2PRFIN20030731_085732_000000412018_00336_07404_7453.N1	31-JUL-2003 08:57:32	Tw_i_and_stray	41.000	176	23Zet Tau	3.0200	22000.	82	7404	No
176	GOM_NL__2PRFIN20030731_090000_000000432018_00336_07404_7454.N1	31-JUL-2003 09:00:00	Dark	42.500	13	87Alp Tau	0.86700	3800.0	85	7404	No
177	GOM_NL__2PRFIN20030731_090159_000000392018_00336_07404_7455.N1	31-JUL-2003 09:01:59	Dark	39.000	27	24Gam Ori	1.6360	26000.	78	7404	No
178	GOM_NL__2PRFIN20030731_090354_000000432018_00336_07404_7456.N1	31-JUL-2003 09:03:54	Dark	42.500	30	46Eps Ori	1.6940	30000.	85	7404	No
179	GOM_NL__2PRFIN20030731_090514_000000422018_00336_07404_7457.N1	31-JUL-2003 09:05:14	Dark	41.500	125	44Iot Ori	2.7700	30000.	83	7404	No
180	GOM_NL__2PRFIN20030731_090717_000000462018_00336_07404_7458.N1	31-JUL-2003 09:07:17	Dark	45.500	1	9Alp CMa	-1.4400	11000.	91	7404	No
181	GOM_NL__2PRFIN20030731_090926_000000442018_00336_07404_7459.N1	31-JUL-2003 09:09:26	Dark	44.000	139	9Bet Lep	2.8330	5600.0	88	7404	No
182	GOM_NL__2PRFIN20030731_091109_000000382018_00336_07404_7460.N1	31-JUL-2003 09:11:09	Dark	38.000	177	1Zet CMa	3.0220	26000.	76	7404	No
183	GOM_NL__2PRFIN20030731_091723_000000512018_00336_07404_7461.N1	31-JUL-2003 09:17:23	Dark	51.000	2	Alp Car	-0.73600	7000.0	102	7404	No
184	GOM_NL__2PRFIN20030731_092546_000000472018_00337_07405_7175.N1	31-JUL-2003 09:25:46	Dark	46.500	9	Alp Eri	0.45300	24000.	93	7405	No
185	GOM_NL__2PRFIN20030731_092751_000000412018_00337_07405_7176.N1	31-JUL-2003 09:27:51	Dark	41.000	135	Bet Hyi	2.8200	5800.0	82	7405	No
186	GOM_NL__2PRFIN20030731_093026_000000592018_00337_07405_7177.N1	31-JUL-2003 09:30:26	Straylight	58.500	84	Alp Phe	2.3970	4500.0	117	7405	No
187	GOM_NL__2PRFIN20030731_093242_000000442018_00337_07405_7178.N1	31-JUL-2003 09:32:42	Straylight	44.000	148	Alp Tuc	2.8780	4100.0	88	7405	No
188	GOM_NL__2PRFIN20030731_093602_000000462018_00337_07405_7179.N1	31-JUL-2003 09:36:02	Straylight	46.000	31	Alp Gru	1.7340	15200.	92	7405	No
189	GOM_NL__2PRFIN20030731_093933_000000712018_00337_07405_7180.N1	31-JUL-2003 09:39:33	Tw_i_and_stray	71.000	18	24Alp PsA	1.1660	9700.0	142	7405	No
190	GOM_NL__2PRFIN20030731_094329_000000422018_00337_07405_7181.N1	31-JUL-2003 09:43:29	Bright	41.500	38	20Eps Sgr	1.8360	11000.	83	7405	No
191	GOM_NL__2PRFIN20030731_094523_000000422018_00337_07405_7182.N1	31-JUL-2003 09:45:23	Bright	42.000	57	34Sig Sgr	2.0660	26000.	84	7405	No
192	GOM_NL__2PRFIN20030731_094659_000000542018_00337_07405_7183.N1	31-JUL-2003 09:46:59	Bright	54.000	142	49Del Cap	2.8500	8900.0	108	7405	No
193	GOM_NL__2PRFIN20030731_095119_000000562018_00337_07405_7184.N1	31-JUL-2003 09:51:19	Bright	55.500	154	22Bet Aqr	2.8990	5700.0	111	7405	No
194	GOM_NL__2PRFIN20030731_095509_000000432018_00337_07405_7185.N1	31-JUL-2003 09:55:09	Bright	42.500	11	53Alp Aql	0.76500	8000.0	85	7405	No
195	GOM_NL__2PRFIN20030731_095633_000000392018_00337_07405_7186.N1	31-JUL-2003 09:56:33	Bright	39.000	168	17Zet Aql	2.9860	11000.	78	7405	No
196	GOM_NL__2PRFIN20030731_095819_000000642018_00337_07405_7187.N1	31-JUL-2003 09:58:19	Bright	63.500	61	8Eps Peg	2.1000	3900.0	127	7405	No
197	GOM_NL__2PRFIN20030731_100337_000000482018_00337_07405_7188.N1	31-JUL-2003 10:03:37	Bright	47.500	5	3Alp Lyr	0.033000	11000.	95	7405	No
198	GOM_NL__2PRFIN20030731_100507_000000452018_00337_07405_7189.N1	31-JUL-2003 10:05:07	Bright	45.000	66	37Gam Cyg	2.2080	5900.0	90	7405	No
199	GOM_NL__2PRFIN20030731_100726_000000392018_00337_07405_7190.N1	31-JUL-2003 10:07:26	Bright	38.500	69	33Gam Dra	2.2310	3800.0	77	7405	No
200	GOM_NL__2PRFIN20030731_101123_000000382018_00337_07405_7191.N1	31-JUL-2003 10:11:23	Bright	37.500	119	14Eta Dra	2.7270	4700.0	75	7405	No
201	GOM_NL__2PRFIN20030731_101531_000000382018_00337_07405_7192.N1	31-JUL-2003 10:15:31	Bright	38.000	60	7Bet UMi	2.0810	3950.0	76	7405	No
202	GOM_NL__2PRFIN20030731_101812_000000402018_00337_07405_7193.N1	31-JUL-2003 10:18:12	Bright	39.500	49	1Alp UMi	1.9900	6300.0	79	7405	No
203	GOM_NL__2PRFIN20030731_102100_000000512018_00337_07405_7194.N1	31-JUL-2003 10:21:00	Bright	50.500	76	27Gam Cas	2.3000	30000.	101	7405	No
204	GOM_NL__2PRFIN20030731_102717_000000492018_00337_07405_7195.N1	31-JUL-2003 10:27:17	Bright	48.500	160	23Gam Per	2.9300	4700.0	97	7405	No
205	GOM_NL__2PRFIN20030731_102855_000000512018_00337_07405_7196.N1	31-JUL-2003 10:28:55	Bright	51.000	35	33Alp Per	1.7950	6250.0	102	7405	No
206	GOM_NL__2PRFIN20030731_103210_000000582018_00337_07405_7197.N1	31-JUL-2003 10:32:10	Bright	58.000	79	26Bet Per	2.3100	13100.	116	7405	No
207	GOM_NL__2PRFIN20030731_103552_000000542018_00337_07405_7198.N1	31-JUL-2003 10:35:52	Tw_i_and_stray	54.000	150	44Zet Per	2.8900	28000.	108	7405	No
208	GOM_NL__2PRFIN20030731_103808_000000382018_00337_07405_7199.N1	31-JUL-2003 10:38:08	Tw_i_and_stray	37.500	176	23Zet Tau	3.0200	22000.	75	7405	No
209	GOM_NL__2PRFIN20030731_104036_000000562018_00337_07405_7200.N1	31-JUL-2003 10:40:36	Dark	55.500	13	87Alp Tau	0.86700	3800.0	111	7405	No
210	GOM_NL__2PRFIN20030731_104236_000000452018_00337_07405_7201.N1	31-JUL-2003 10:42:36	Dark	44.500	27	24Gam Ori	1.6360	26000.	89	7405	No
211	GOM_NL__2PRFIN20030731_104428_000000452018_00337_07405_7202.N1	31-JUL-2003 10:44:28	Dark	45.000	30	46Eps Ori	1.6940	30000.	90	7405	No
212	GOM_NL__2PRFIN20030731_104657_000000492018_00337_07405_7203.N1	31-JUL-2003 10:46:57	Dark	48.500	7	19Bet Ori	0.10000	14000.	97	7405	No
213	GOM_NL__2PRFIN20030731_104824_000000432018_00337_07405_7204.N1	31-JUL-2003 10:48:24	Dark	42.500	47	2Bet CMa	1.9760	28000.	85	7405	No
214	GOM_NL__2PRFIN20030731_105002_000000432018_00337_07405_7205.N1	31-JUL-2003 10:50:02	Dark	42.500	139	9Bet Lep	2.8330	5600.0	85	7405	No
215	GOM_NL__2PRFIN20030731_105146_000000392018_00337_07405_7206.N1	31-JUL-2003 10:51:46	Dark	39.000	177	1Zet CMa	3.0220	26000.	78	7405	No
216	GOM_NL__2PRFIN20030731_105759_000000462018_00337_07405_7207.N1	31-JUL-2003 10:57:59	Dark	46.000	2	Alp Car	-0.73600	7000.0	92	7405	No
217	GOM_NL__2PRFIN20030731_110049_000000502018_00337_07405_7208.N1	31-JUL-2003 11:00:49	Dark	50.000	157	The1Eri	2.9060	9300.0	100	7405	No
218	GOM_NL__2PRFIN20030731_110624_000000462018_00338_07406_7429.N1	31-JUL-2003 11:06:24	Dark	46.000	9	Alp Eri	0.45300	24000.	92	7406	No
219	GOM_NL__2PRFIN20030731_110829_000000382018_00338_07406_7430.N1	31-JUL-2003 11:08:29	Dark	38.000	135	Bet Hyi	2.8200	5800.0	76	7406	No

220	GOM_NL__2PRFIN20030731_111104_000000602018_00338_07406_7431.N1	31-JUL-2003 11:11:04	Straylight	59.500	84	Alp Phe	2.3970	4500.0	119	7406	No
221	GOM_NL__2PRFIN20030731_111316_000000462018_00338_07406_7432.N1	31-JUL-2003 11:13:16	Straylight	46.000	148	Alp Tuc	2.8780	4100.0	92	7406	No
222	GOM_NL__2PRFIN20030731_111636_000000502018_00338_07406_7433.N1	31-JUL-2003 11:16:36	Straylight	50.000	31	Alp Gru	1.7340	15200.	100	7406	No
223	GOM_NL__2PRFIN20030731_112010_000000682018_00338_07406_7434.N1	31-JUL-2003 11:20:10	Twi_and_stray	68.000	18	24Alp PsA	1.1660	9700.0	136	7406	No
224	GOM_NL__2PRFIN20030731_112406_000000442018_00338_07406_7435.N1	31-JUL-2003 11:24:06	Bright	44.000	38	20Eps Sgr	1.8360	11000.	88	7406	No
225	GOM_NL__2PRFIN20030731_112602_000000422018_00338_07406_7436.N1	31-JUL-2003 11:26:02	Bright	41.500	57	34Sig Sgr	2.0660	26000.	83	7406	No
226	GOM_NL__2PRFIN20030731_112736_000000562018_00338_07406_7437.N1	31-JUL-2003 11:27:36	Bright	56.000	142	49Del Cap	2.8500	8900.0	112	7406	No
227	GOM_NL__2PRFIN20030731_113154_000000552018_00338_07406_7438.N1	31-JUL-2003 11:31:54	Bright	55.000	154	22Bet Aqr	2.8990	5700.0	110	7406	No
228	GOM_NL__2PRFIN20030731_113547_000000402018_00338_07406_7439.N1	31-JUL-2003 11:35:47	Bright	39.500	11	53Alp Aql	0.76500	8000.0	79	7406	No
229	GOM_NL__2PRFIN20030731_113711_000000382018_00338_07406_7440.N1	31-JUL-2003 11:37:11	Bright	38.000	168	17Zet Aql	2.9860	11000.	76	7406	No
230	GOM_NL__2PRFIN20030731_113854_000000682018_00338_07406_7441.N1	31-JUL-2003 11:38:54	Bright	67.500	61	8Eps Peg	2.1000	3900.0	135	7406	No
231	GOM_NL__2PRFIN20030731_114416_000000412018_00338_07406_7442.N1	31-JUL-2003 11:44:16	Bright	41.000	5	3Alp Lyr	0.033000	11000.	82	7406	No
232	GOM_NL__2PRFIN20030731_114544_000000412018_00338_07406_7443.N1	31-JUL-2003 11:45:44	Bright	40.500	66	37Gam Cyg	2.2080	5900.0	81	7406	No
233	GOM_NL__2PRFIN20030731_114803_000000402018_00338_07406_7444.N1	31-JUL-2003 11:48:03	Bright	39.500	69	33Gam Dra	2.2310	3800.0	79	7406	No
234	GOM_NL__2PRFIN20030731_115200_000000372018_00338_07406_7445.N1	31-JUL-2003 11:52:00	Bright	37.000	119	14Eta Dra	2.7270	4700.0	74	7406	No
235	GOM_NL__2PRFIN20030731_115610_000000362018_00338_07406_7446.N1	31-JUL-2003 11:56:10	Bright	36.000	60	7Bet UMi	2.0810	3950.0	72	7406	No
236	GOM_NL__2PRFIN20030731_115848_000000392018_00338_07406_7447.N1	31-JUL-2003 11:58:48	Bright	39.000	49	1Alp UMi	1.9900	6300.0	78	7406	No
237	GOM_NL__2PRFIN20030731_120135_000000502018_00338_07406_7448.N1	31-JUL-2003 12:01:35	Bright	49.500	76	27Gam Cas	2.3000	30000.	99	7406	No
238	GOM_NL__2PRFIN20030731_120753_000000472018_00338_07406_7449.N1	31-JUL-2003 12:07:53	Bright	46.500	160	23Gam Per	2.9300	4700.0	93	7406	No
239	GOM_NL__2PRFIN20030731_120931_000000502018_00338_07406_7450.N1	31-JUL-2003 12:09:31	Bright	49.500	35	33Alp Per	1.7950	6250.0	99	7406	No
240	GOM_NL__2PRFIN20030731_121246_000000622018_00338_07406_7451.N1	31-JUL-2003 12:12:46	Bright	62.000	79	26Bet Per	2.3100	13100.	124	7406	No
241	GOM_NL__2PRFIN20030731_121628_000000542018_00338_07406_7452.N1	31-JUL-2003 12:16:28	Twi_and_stray	54.000	150	44Zet Per	2.8900	28000.	108	7406	No
242	GOM_NL__2PRFIN20030731_121844_000000382018_00338_07406_7453.N1	31-JUL-2003 12:18:44	Twi_and_stray	38.000	176	23Zet Tau	3.0200	22000.	76	7406	No
243	GOM_NL__2PRFIN20030731_122112_000000592018_00338_07406_7454.N1	31-JUL-2003 12:21:12	Dark	58.500	13	87Alp Tau	0.86700	3800.0	117	7406	No
244	GOM_NL__2PRFIN20030731_122313_000000442018_00338_07406_7455.N1	31-JUL-2003 12:23:13	Dark	43.500	27	24Gam Ori	1.6360	26000.	87	7406	No
245	GOM_NL__2PRFIN20030731_122507_000000432018_00338_07406_7456.N1	31-JUL-2003 12:25:07	Dark	43.000	30	46Eps Ori	1.6940	30000.	86	7406	No
246	GOM_NL__2PRFIN20030731_122734_000000502018_00338_07406_7457.N1	31-JUL-2003 12:27:34	Dark	50.000	7	19Bet Ori	0.10000	14000.	100	7406	No
247	GOM_NL__2PRFIN20030731_122901_000000432018_00338_07406_7458.N1	31-JUL-2003 12:29:01	Dark	42.500	47	2Bet CMa	1.9760	28000.	85	7406	No
248	GOM_NL__2PRFIN20030731_123040_000000452018_00338_07406_7459.N1	31-JUL-2003 12:30:40	Dark	45.000	139	9Bet Lep	2.8330	5600.0	90	7406	No
249	GOM_NL__2PRFIN20030731_123222_000000372018_00338_07406_7460.N1	31-JUL-2003 12:32:22	Dark	37.000	177	1Zet CMa	3.0220	26000.	74	7406	No
250	GOM_NL__2PRFIN20030731_123836_000000452018_00338_07406_7461.N1	31-JUL-2003 12:38:36	Dark	45.000	2	Alp Car	-0.73600	7000.0	90	7406	No
251	GOM_NL__2PRFIN20030731_124127_000000482018_00338_07406_7462.N1	31-JUL-2003 12:41:27	Dark	47.500	157	The1Eri	2.9060	9300.0	95	7406	No
252	GOM_NL__2PRFIN20030731_124701_000000482018_00339_07407_6918.N1	31-JUL-2003 12:47:01	Dark	47.500	9	Alp Eri	0.45300	24000.	95	7407	No
253	GOM_NL__2PRFIN20030731_124906_000000392018_00339_07407_6919.N1	31-JUL-2003 12:49:06	Dark	38.500	135	Bet Hyi	2.8200	5800.0	77	7407	No
254	GOM_NL__2PRFIN20030731_125141_000000612018_00339_07407_6920.N1	31-JUL-2003 12:51:41	Straylight	61.000	84	Alp Phe	2.3970	4500.0	122	7407	No
255	GOM_NL__2PRFIN20030731_125355_000000442018_00339_07407_6921.N1	31-JUL-2003 12:53:55	Straylight	44.000	148	Alp Tuc	2.8780	4100.0	88	7407	No
256	GOM_NL__2PRFIN20030731_125715_000000502018_00339_07407_6922.N1	31-JUL-2003 12:57:15	Straylight	50.000	31	Alp Gru	1.7340	15200.	100	7407	No
257	GOM_NL__2PRFIN20030731_130046_000000722018_00339_07407_6923.N1	31-JUL-2003 13:00:46	Twi_and_stray	72.000	18	24Alp PsA	1.1660	9700.0	144	7407	No
258	GOM_NL__2PRFIN20030731_130443_000000432018_00339_07407_6924.N1	31-JUL-2003 13:04:43	Bright	42.500	38	20Eps Sgr	1.8360	11000.	85	7407	No
259	GOM_NL__2PRFIN20030731_130639_000000392018_00339_07407_6925.N1	31-JUL-2003 13:06:39	Bright	39.000	57	34Sig Sgr	2.0660	26000.	78	7407	No
260	GOM_NL__2PRFIN20030731_130812_000000532018_00339_07407_6926.N1	31-JUL-2003 13:08:12	Bright	53.000	142	49Del Cap	2.8500	8900.0	106	7407	No
261	GOM_NL__2PRFIN20030731_131230_000000552018_00339_07407_6927.N1	31-JUL-2003 13:12:30	Bright	54.500	154	22Bet Aqr	2.8990	5700.0	109	7407	No
262	GOM_NL__2PRFIN20030731_131624_000000382018_00339_07407_6928.N1	31-JUL-2003 13:16:24	Bright	38.000	11	53Alp Aql	0.76500	8000.0	76	7407	No
263	GOM_NL__2PRFIN20030731_131748_000000362018_00339_07407_6929.N1	31-JUL-2003 13:17:48	Bright	36.000	168	17Zet Aql	2.9860	11000.	72	7407	No
264	GOM_NL__2PRFIN20030731_131930_000000662018_00339_07407_6930.N1	31-JUL-2003 13:19:30	Bright	66.000	61	8Eps Peg	2.1000	3900.0	132	7407	No
265	GOM_NL__2PRFIN20030731_132453_000000412018_00339_07407_6931.N1	31-JUL-2003 13:24:53	Bright	40.500	5	3Alp Lyr	0.033000	11000.	81	7407	No
266	GOM_NL__2PRFIN20030731_132620_000000412018_00339_07407_6932.N1	31-JUL-2003 13:26:20	Bright	40.500	66	37Gam Cyg	2.2080	5900.0	81	7407	No
267	GOM_NL__2PRFIN20030731_132839_000000402018_00339_07407_6933.N1	31-JUL-2003 13:28:39	Bright	39.500	69	33Gam Dra	2.2310	3800.0	79	7407	No
268	GOM_NL__2PRFIN20030731_133237_000000382018_00339_07407_6934.N1	31-JUL-2003 13:32:37	Bright	37.500	119	14Eta Dra	2.7270	4700.0	75	7407	No
269	GOM_NL__2PRFIN20030731_133647_000000382018_00339_07407_6935.N1	31-JUL-2003 13:36:47	Bright	38.000	60	7Bet UMi	2.0810	3950.0	76	7407	No
270	GOM_NL__2PRFIN20030731_133925_000000372018_00339_07407_6936.N1	31-JUL-2003 13:39:25	Bright	37.000	49	1Alp UMi	1.9900	6300.0	74	7407	No
271	GOM_NL__2PRFIN20030731_134829_000000542018_00339_07407_6937.N1	31-JUL-2003 13:48:29	Bright	53.500	160	23Gam Per	2.9300	4700.0	107	7407	No
272	GOM_NL__2PRFIN20030731_135007_000000502018_00339_07407_6938.N1	31-JUL-2003 13:50:07	Bright	50.000	35	33Alp Per	1.7950	6250.0	100	7407	No
273	GOM_NL__2PRFIN20030731_135322_000000612018_00339_07407_6939.N1	31-JUL-2003 13:53:22	Bright	60.500	79	26Bet Per	2.3100	13100.	121	7407	No
274	GOM_NL__2PRFIN20030731_135704_000000562018_00339_07407_6940.N1	31-JUL-2003 13:57:04	Twi_and_stray	55.500	150	44Zet Per	2.8900	28000.	111	7407	No
275	GOM_NL__2PRFIN20030731_135921_000000432018_00339_07407_6941.N1	31-JUL-2003 13:59:21	Twi_and_stray	42.500	176	23Zet Tau	3.0200	22000.	85	7407	No
276	GOM_NL__2PRFIN20030731_140149_000000582018_00339_07407_6942.N1	31-JUL-2003 14:01:49	Dark	57.500	13	87Alp Tau	0.86700	3800.0	115	7407	No
277	GOM_NL__2PRFIN20030731_140349_000000452018_00339_07407_6943.N1	31-JUL-2003 14:03:49	Dark	45.000	27	24Gam Ori	1.6360	26000.	90	7407	No
278	GOM_NL__2PRFIN20030731_140544_000000432018_00339_07407_6944.N1	31-JUL-2003 14:05:44	Dark	43.000	30	46Eps Ori	1.6940	30000.	86	7407	No

279	GOM_NL__2PRFIN20030731_140811_000000512018_00339_07407_6945.N1	31-JUL-2003 14:08:11	Dark	51.000	7	19Bet Ori	0.10000	14000.	102	7407	No
280	GOM_NL__2PRFIN20030731_140938_000000402018_00339_07407_6946.N1	31-JUL-2003 14:09:38	Dark	40.000	47	2Bet CMa	1.9760	28000.	80	7407	No
281	GOM_NL__2PRFIN20030731_141117_000000452018_00339_07407_6947.N1	31-JUL-2003 14:11:17	Dark	44.500	139	9Bet Lep	2.8330	5600.0	89	7407	No
282	GOM_NL__2PRFIN20030731_141258_000000392018_00339_07407_6948.N1	31-JUL-2003 14:12:58	Dark	38.500	177	1Zet CMa	3.0220	26000.	77	7407	No
283	GOM_NL__2PRFIN20030731_141912_000000482018_00339_07407_6949.N1	31-JUL-2003 14:19:12	Dark	47.500	2	Alp Car	-0.73600	7000.0	95	7407	No
284	GOM_NL__2PRFIN20030731_142204_000000452018_00339_07407_6950.N1	31-JUL-2003 14:22:04	Dark	45.000	157	The1Eri	2.9060	9300.0	90	7407	No
285	GOM_NL__2PRFIN20030731_142738_000000562018_00340_07408_6920.N1	31-JUL-2003 14:27:38	Dark	55.500	9	Alp Eri	0.45300	24000.	111	7408	No
286	GOM_NL__2PRFIN20030731_142942_000000382018_00340_07408_6921.N1	31-JUL-2003 14:29:42	Dark	38.000	135	Bet Hyi	2.8200	5800.0	76	7408	No
287	GOM_NL__2PRFIN20030731_143219_000000602018_00340_07408_6922.N1	31-JUL-2003 14:32:19	Straylight	59.500	84	Alp Phe	2.3970	4500.0	119	7408	No
288	GOM_NL__2PRFIN20030731_143432_000000502018_00340_07408_6923.N1	31-JUL-2003 14:34:32	Straylight	49.500	148	Alp Tuc	2.8780	4100.0	99	7408	No
289	GOM_NL__2PRFIN20030731_143752_000000452018_00340_07408_6924.N1	31-JUL-2003 14:37:52	Straylight	45.000	31	Alp Gru	1.7340	15200.	90	7408	No
290	GOM_NL__2PRFIN20030731_144123_000000712018_00340_07408_6925.N1	31-JUL-2003 14:41:23	Tw_i_and_stray	71.000	18	24Alp PsA	1.1660	9700.0	142	7408	No
291	GOM_NL__2PRFIN20030731_144519_000000452018_00340_07408_6926.N1	31-JUL-2003 14:45:19	Bright	45.000	38	20Eps Sgr	1.8360	11000.	90	7408	No
292	GOM_NL__2PRFIN20030731_144715_000000402018_00340_07408_6927.N1	31-JUL-2003 14:47:15	Bright	40.000	57	34Sig Sgr	2.0660	26000.	80	7408	No
293	GOM_NL__2PRFIN20030731_144848_000000562018_00340_07408_6928.N1	31-JUL-2003 14:48:48	Bright	55.500	142	49Del Cap	2.8500	8900.0	111	7408	No
294	GOM_NL__2PRFIN20030731_145306_000000562018_00340_07408_6929.N1	31-JUL-2003 14:53:06	Bright	56.000	154	22Bet Aqr	2.8990	5700.0	112	7408	No
295	GOM_NL__2PRFIN20030731_145700_000000392018_00340_07408_6930.N1	31-JUL-2003 14:57:00	Bright	38.500	11	53Alp Aql	0.76500	8000.0	77	7408	No
296	GOM_NL__2PRFIN20030731_145824_000000362018_00340_07408_6931.N1	31-JUL-2003 14:58:24	Bright	36.000	168	17Zet Aql	2.9860	11000.	72	7408	No
297	GOM_NL__2PRFIN20030731_150005_000000682018_00340_07408_6932.N1	31-JUL-2003 15:00:05	Bright	67.500	61	8Eps Peg	2.1000	3900.0	135	7408	No
298	GOM_NL__2PRFIN20030731_150529_000000412018_00340_07408_6933.N1	31-JUL-2003 15:05:29	Bright	41.000	5	3Alp Lyr	0.033000	11000.	82	7408	No
299	GOM_NL__2PRFIN20030731_150655_000000432018_00340_07408_6934.N1	31-JUL-2003 15:06:55	Bright	42.500	66	37Gam Cyg	2.2080	5900.0	85	7408	No
300	GOM_NL__2PRFIN20030731_150914_000000362018_00340_07408_6935.N1	31-JUL-2003 15:09:14	Bright	35.500	69	33Gam Dra	2.2310	3800.0	71	7408	No
301	GOM_NL__2PRFIN20030731_151312_000000382018_00340_07408_6936.N1	31-JUL-2003 15:13:12	Bright	38.000	119	14Eta Dra	2.7270	4700.0	76	7408	No
302	GOM_NL__2PRFIN20030731_151723_000000352018_00340_07408_6937.N1	31-JUL-2003 15:17:23	Bright	35.000	60	7Bet UMi	2.0810	3950.0	70	7408	No
303	GOM_NL__2PRFIN20030731_152001_000000382018_00340_07408_6938.N1	31-JUL-2003 15:20:01	Bright	37.500	49	1Alp UMi	1.9900	6300.0	75	7408	No
304	GOM_NL__2PRFIN20030731_152245_000000512018_00340_07408_6939.N1	31-JUL-2003 15:22:45	Bright	50.500	76	27Gam Cas	2.3000	30000.	101	7408	No
305	GOM_NL__2PRFIN20030731_152904_000000492018_00340_07408_6940.N1	31-JUL-2003 15:29:04	Bright	48.500	160	23Gam Per	2.9300	4700.0	97	7408	No
306	GOM_NL__2PRFIN20030731_153042_000000512018_00340_07408_6941.N1	31-JUL-2003 15:30:42	Bright	51.000	35	33Alp Per	1.7950	6250.0	102	7408	No
307	GOM_NL__2PRFIN20030731_153357_000000592018_00340_07408_6942.N1	31-JUL-2003 15:33:57	Bright	59.000	79	26Bet Per	2.3100	13100.	118	7408	No
308	GOM_NL__2PRFIN20030731_153739_000000552018_00340_07408_6943.N1	31-JUL-2003 15:37:39	Tw_i_and_stray	55.000	150	44Zet Per	2.8900	28000.	110	7408	No
309	GOM_NL__2PRFIN20030731_153956_000000422018_00340_07408_6944.N1	31-JUL-2003 15:39:56	Tw_i_and_stray	42.000	176	23Zet Tau	3.0200	22000.	84	7408	No
310	GOM_NL__2PRFIN20030731_154225_000000612018_00340_07408_6945.N1	31-JUL-2003 15:42:25	Dark	60.500	13	87Alp Tau	0.86700	3800.0	121	7408	No
311	GOM_NL__2PRFIN20030731_154426_000000462018_00340_07408_6946.N1	31-JUL-2003 15:44:26	Dark	46.000	27	24Gam Ori	1.6360	26000.	92	7408	No
312	GOM_NL__2PRFIN20030731_154621_000000452018_00340_07408_6947.N1	31-JUL-2003 15:46:21	Dark	45.000	30	46Eps Ori	1.6940	30000.	90	7408	No
313	GOM_NL__2PRFIN20030731_154848_000000472018_00340_07408_6948.N1	31-JUL-2003 15:48:48	Dark	47.000	7	19Bet Ori	0.10000	14000.	94	7408	No
314	GOM_NL__2PRFIN20030731_155013_000000422018_00340_07408_6949.N1	31-JUL-2003 15:50:13	Dark	41.500	47	2Bet CMa	1.9760	28000.	83	7408	No
315	GOM_NL__2PRFIN20030731_155153_000000442018_00340_07408_6950.N1	31-JUL-2003 15:51:53	Dark	44.000	139	9Bet Lep	2.8330	5600.0	88	7408	No
316	GOM_NL__2PRFIN20030731_155334_000000392018_00340_07408_6951.N1	31-JUL-2003 15:53:34	Dark	39.000	177	1Zet CMa	3.0220	26000.	78	7408	No
317	GOM_NL__2PRFIN20030731_155947_000000472018_00340_07408_6952.N1	31-JUL-2003 15:59:47	Dark	47.000	2	Alp Car	-0.73600	7000.0	94	7408	No
318	GOM_NL__2PRFIN20030731_160241_000000472018_00340_07408_6953.N1	31-JUL-2003 16:02:41	Dark	47.000	157	The1Eri	2.9060	9300.0	94	7408	No
319	GOM_NL__2PRFIN20030731_160815_000000442018_00341_07409_6940.N1	31-JUL-2003 16:08:15	Dark	43.500	9	Alp Eri	0.45300	24000.	87	7409	No
320	GOM_NL__2PRFIN20030731_161019_000000382018_00341_07409_6941.N1	31-JUL-2003 16:10:19	Dark	37.500	135	Bet Hyi	2.8200	5800.0	75	7409	No
321	GOM_NL__2PRFIN20030731_161256_000000572018_00341_07409_6942.N1	31-JUL-2003 16:12:56	Straylight	56.500	84	Alp Phe	2.3970	4500.0	113	7409	No
322	GOM_NL__2PRFIN20030731_161509_000000452018_00341_07409_6943.N1	31-JUL-2003 16:15:09	Straylight	44.500	148	Alp Tuc	2.8780	4100.0	89	7409	No
323	GOM_NL__2PRFIN20030731_161829_000000492018_00341_07409_6944.N1	31-JUL-2003 16:18:29	Straylight	49.000	31	Alp Gru	1.7340	15200.	98	7409	No
324	GOM_NL__2PRFIN20030731_162159_000000742018_00341_07409_6945.N1	31-JUL-2003 16:21:59	Tw_i_and_stray	74.000	18	24Alp PsA	1.1660	9700.0	148	7409	No
325	GOM_NL__2PRFIN20030731_162555_000000442018_00341_07409_6946.N1	31-JUL-2003 16:25:55	Bright	43.500	38	20Eps Sgr	1.8360	11000.	87	7409	No
326	GOM_NL__2PRFIN20030731_162751_000000402018_00341_07409_6947.N1	31-JUL-2003 16:27:51	Bright	39.500	57	34Sig Sgr	2.0660	26000.	79	7409	No
327	GOM_NL__2PRFIN20030731_162924_000000552018_00341_07409_6948.N1	31-JUL-2003 16:29:24	Bright	54.500	142	49Del Cap	2.8500	8900.0	109	7409	No
328	GOM_NL__2PRFIN20030731_163341_000000562018_00341_07409_6949.N1	31-JUL-2003 16:33:41	Bright	55.500	154	22Bet Aqr	2.8990	5700.0	111	7409	No
329	GOM_NL__2PRFIN20030731_163736_000000392018_00341_07409_6950.N1	31-JUL-2003 16:37:36	Bright	39.000	11	53Alp Aql	0.76500	8000.0	78	7409	No
330	GOM_NL__2PRFIN20030731_163900_000000362018_00341_07409_6951.N1	31-JUL-2003 16:39:00	Bright	36.000	168	17Zet Aql	2.9860	11000.	72	7409	No
331	GOM_NL__2PRFIN20030731_164039_000000682018_00341_07409_6952.N1	31-JUL-2003 16:40:39	Bright	68.000	61	8Eps Peg	2.1000	3900.0	136	7409	No
332	GOM_NL__2PRFIN20030731_164605_000000372018_00341_07409_6953.N1	31-JUL-2003 16:46:05	Bright	36.500	5	3Alp Lyr	0.033000	11000.	73	7409	No
333	GOM_NL__2PRFIN20030731_164730_000000432018_00341_07409_6954.N1	31-JUL-2003 16:47:30	Bright	42.500	66	37Gam Cyg	2.2080	5900.0	85	7409	No
334	GOM_NL__2PRFIN20030731_164951_000000402018_00341_07409_6955.N1	31-JUL-2003 16:49:51	Bright	39.500	69	33Gam Dra	2.2310	3800.0	79	7409	No
335	GOM_NL__2PRFIN20030731_165348_000000382018_00341_07409_6956.N1	31-JUL-2003 16:53:48	Bright	37.500	119	14Eta Dra	2.7270	4700.0	75	7409	No
336	GOM_NL__2PRFIN20030731_165759_000000342018_00341_07409_6957.N1	31-JUL-2003 16:57:59	Bright	34.000	60	7Bet UMi	2.0810	3950.0	68	7409	No
337	GOM_NL__2PRFIN20030731_170037_000000382018_00341_07409_6958.N1	31-JUL-2003 17:00:37	Bright	37.500	49	1Alp UMi	1.9900	6300.0	75	7409	No

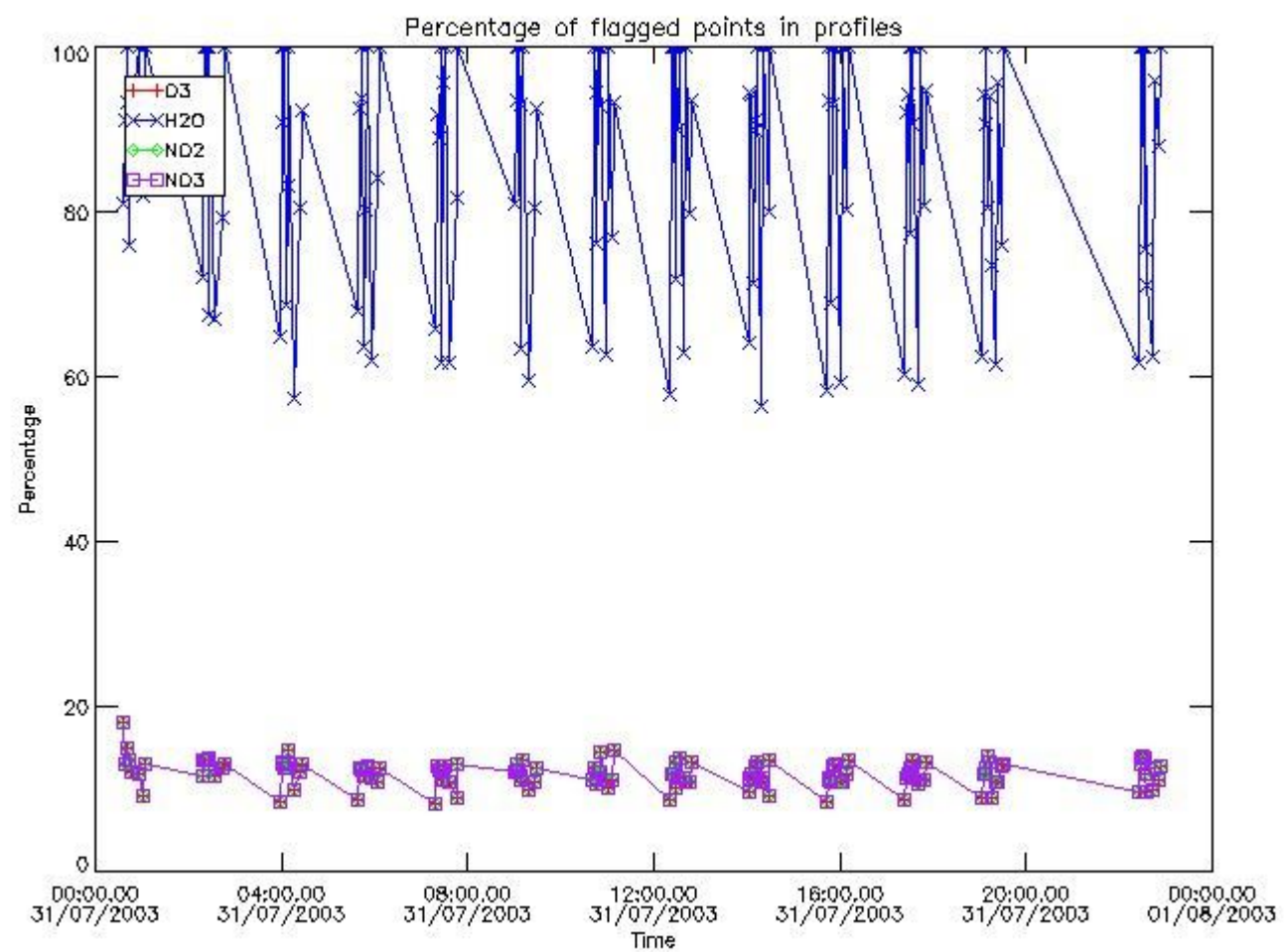
338	GOM_NL__2PRFIN20030731_170320_000000502018_00341_07409_6959.N1	31-JUL-2003 17:03:20	Bright	49.500	76	27Gam Cas	2.3000	30000.	99	7409	No
339	GOM_NL__2PRFIN20030731_170939_000000482018_00341_07409_6960.N1	31-JUL-2003 17:09:39	Bright	48.000	160	23Gam Per	2.9300	4700.0	96	7409	No
340	GOM_NL__2PRFIN20030731_171117_000000512018_00341_07409_6961.N1	31-JUL-2003 17:11:17	Bright	51.000	35	33Alp Per	1.7950	6250.0	102	7409	No
341	GOM_NL__2PRFIN20030731_171433_000000612018_00341_07409_6962.N1	31-JUL-2003 17:14:33	Bright	61.000	79	26Bet Per	2.3100	13100.	122	7409	No
342	GOM_NL__2PRFIN20030731_171815_000000552018_00341_07409_6963.N1	31-JUL-2003 17:18:15	Twi_and_stray	55.000	150	44Zet Per	2.8900	28000.	110	7409	No
343	GOM_NL__2PRFIN20030731_172033_000000422018_00341_07409_6964.N1	31-JUL-2003 17:20:33	Twi_and_stray	42.000	176	23Zet Tau	3.0200	22000.	84	7409	No
344	GOM_NL__2PRFIN20030731_172301_000000602018_00341_07409_6965.N1	31-JUL-2003 17:23:01	Dark	59.500	13	87Alp Tau	0.86700	3800.0	119	7409	No
345	GOM_NL__2PRFIN20030731_172502_000000452018_00341_07409_6966.N1	31-JUL-2003 17:25:02	Dark	45.000	27	24Gam Ori	1.6360	26000.	90	7409	No
346	GOM_NL__2PRFIN20030731_172657_000000442018_00341_07409_6967.N1	31-JUL-2003 17:26:57	Dark	43.500	30	46Eps Ori	1.6940	30000.	87	7409	No
347	GOM_NL__2PRFIN20030731_172924_000000452018_00341_07409_6968.N1	31-JUL-2003 17:29:24	Dark	44.500	7	19Bet Ori	0.10000	14000.	89	7409	No
348	GOM_NL__2PRFIN20030731_173049_000000412018_00341_07409_6969.N1	31-JUL-2003 17:30:49	Dark	40.500	47	2Bet CMa	1.9760	28000.	81	7409	No
349	GOM_NL__2PRFIN20030731_173229_000000432018_00341_07409_6970.N1	31-JUL-2003 17:32:29	Dark	42.500	139	9Bet Lep	2.8330	5600.0	85	7409	No
350	GOM_NL__2PRFIN20030731_173411_000000382018_00341_07409_6971.N1	31-JUL-2003 17:34:11	Dark	38.000	177	1Zet CMa	3.0220	26000.	76	7409	No
351	GOM_NL__2PRFIN20030731_174023_000000482018_00341_07409_6972.N1	31-JUL-2003 17:40:23	Dark	48.000	2	Alp Car	-0.73600	7000.0	96	7409	No
352	GOM_NL__2PRFIN20030731_174318_000000462018_00341_07409_6973.N1	31-JUL-2003 17:43:18	Dark	46.000	157	The1Eri	2.9060	9300.0	92	7409	No
353	GOM_NL__2PRFIN20030731_174851_000000502018_00342_07410_6946.N1	31-JUL-2003 17:48:51	Dark	50.000	9	Alp Eri	0.45300	24000.	100	7410	No
354	GOM_NL__2PRFIN20030731_175055_000000392018_00342_07410_6947.N1	31-JUL-2003 17:50:55	Dark	38.500	135	Bet Hyi	2.8200	5800.0	77	7410	No
355	GOM_NL__2PRFIN20030731_175332_000000592018_00342_07410_6948.N1	31-JUL-2003 17:53:32	Straylight	58.500	84	Alp Phe	2.3970	4500.0	117	7410	No
356	GOM_NL__2PRFIN20030731_175545_000000412018_00342_07410_6949.N1	31-JUL-2003 17:55:45	Straylight	41.000	148	Alp Tuc	2.8780	4100.0	82	7410	No
357	GOM_NL__2PRFIN20030731_175905_000000522018_00342_07410_6950.N1	31-JUL-2003 17:59:05	Straylight	51.500	31	Alp Gru	1.7340	15200.	103	7410	No
358	GOM_NL__2PRFIN20030731_180236_000000732018_00342_07410_6951.N1	31-JUL-2003 18:02:36	Twi_and_stray	73.000	18	24Alp PsA	1.1660	9700.0	146	7410	No
359	GOM_NL__2PRFIN20030731_180630_000000522018_00342_07410_6952.N1	31-JUL-2003 18:06:30	Bright	52.000	38	20Eps Sgr	1.8360	11000.	104	7410	No
360	GOM_NL__2PRFIN20030731_180827_000000392018_00342_07410_6953.N1	31-JUL-2003 18:08:27	Bright	38.500	57	34Sig Sgr	2.0660	26000.	77	7410	No
361	GOM_NL__2PRFIN20030731_181000_000000552018_00342_07410_6954.N1	31-JUL-2003 18:10:00	Bright	54.500	142	49Del Cap	2.8500	8900.0	109	7410	No
362	GOM_NL__2PRFIN20030731_181417_000000572018_00342_07410_6955.N1	31-JUL-2003 18:14:17	Bright	56.500	154	22Bet Aqr	2.8990	5700.0	113	7410	No
363	GOM_NL__2PRFIN20030731_181812_000000402018_00342_07410_6956.N1	31-JUL-2003 18:18:12	Bright	39.500	11	53Alp Aql	0.76500	8000.0	79	7410	No
364	GOM_NL__2PRFIN20030731_181936_000000382018_00342_07410_6957.N1	31-JUL-2003 18:19:36	Bright	37.500	168	17Zet Aql	2.9860	11000.	75	7410	No
365	GOM_NL__2PRFIN20030731_182114_000000672018_00342_07410_6958.N1	31-JUL-2003 18:21:14	Bright	67.000	61	8Eps Peg	2.1000	3900.0	134	7410	No
366	GOM_NL__2PRFIN20030731_182641_000000422018_00342_07410_6959.N1	31-JUL-2003 18:26:41	Bright	41.500	5	3Alp Lyr	0.033000	11000.	83	7410	No
367	GOM_NL__2PRFIN20030731_182805_000000452018_00342_07410_6960.N1	31-JUL-2003 18:28:05	Bright	44.500	66	37Gam Cyg	2.2080	5900.0	89	7410	No
368	GOM_NL__2PRFIN20030731_183026_000000372018_00342_07410_6961.N1	31-JUL-2003 18:30:26	Bright	36.500	69	33Gam Dra	2.2310	3800.0	73	7410	No
369	GOM_NL__2PRFIN20030731_183424_000000392018_00342_07410_6962.N1	31-JUL-2003 18:34:24	Bright	38.500	119	14Eta Dra	2.7270	4700.0	77	7410	No
370	GOM_NL__2PRFIN20030731_183835_000000402018_00342_07410_6963.N1	31-JUL-2003 18:38:35	Bright	39.500	60	7Bet UMi	2.0810	3950.0	79	7410	No
371	GOM_NL__2PRFIN20030731_184113_000000392018_00342_07410_6964.N1	31-JUL-2003 18:41:13	Bright	39.000	49	1Alp UMi	1.9900	6300.0	78	7410	No
372	GOM_NL__2PRFIN20030731_184355_000000522018_00342_07410_6965.N1	31-JUL-2003 18:43:55	Bright	51.500	76	27Gam Cas	2.3000	30000.	103	7410	No
373	GOM_NL__2PRFIN20030731_185014_000000512018_00342_07410_6966.N1	31-JUL-2003 18:50:14	Bright	50.500	160	23Gam Per	2.9300	4700.0	101	7410	No
374	GOM_NL__2PRFIN20030731_185153_000000512018_00342_07410_6967.N1	31-JUL-2003 18:51:53	Bright	50.500	35	33Alp Per	1.7950	6250.0	101	7410	No
375	GOM_NL__2PRFIN20030731_185509_000000622018_00342_07410_6968.N1	31-JUL-2003 18:55:09	Bright	61.500	79	26Bet Per	2.3100	13100.	123	7410	No
376	GOM_NL__2PRFIN20030731_185851_000000592018_00342_07410_6969.N1	31-JUL-2003 18:58:51	Twi_and_stray	58.500	150	44Zet Per	2.8900	28000.	117	7410	No
377	GOM_NL__2PRFIN20030731_190109_000000412018_00342_07410_6970.N1	31-JUL-2003 19:01:09	Twi_and_stray	41.000	176	23Zet Tau	3.0200	22000.	82	7410	No
378	GOM_NL__2PRFIN20030731_190337_000000632018_00342_07410_6971.N1	31-JUL-2003 19:03:37	Dark	63.000	13	87Alp Tau	0.86700	3800.0	126	7410	No
379	GOM_NL__2PRFIN20030731_190538_000000442018_00342_07410_6972.N1	31-JUL-2003 19:05:38	Dark	43.500	27	24Gam Ori	1.6360	26000.	87	7410	No
380	GOM_NL__2PRFIN20030731_190733_000000442018_00342_07410_6973.N1	31-JUL-2003 19:07:33	Dark	43.500	30	46Eps Ori	1.6940	30000.	87	7410	No
381	GOM_NL__2PRFIN20030731_190852_000000412018_00342_07410_6974.N1	31-JUL-2003 19:08:52	Dark	40.500	125	44Iot Ori	2.7700	30000.	81	7410	No
382	GOM_NL__2PRFIN20030731_191053_000000372018_00342_07410_6975.N1	31-JUL-2003 19:10:53	Dark	36.500	1	9Alp CMa	-1.4400	11000.	73	7410	No
383	GOM_NL__2PRFIN20030731_191212_000000422018_00342_07410_6976.N1	31-JUL-2003 19:12:12	Dark	42.000	101	11Alp Lep	2.5820	7000.0	84	7410	No
384	GOM_NL__2PRFIN20030731_191430_000000572018_00342_07410_6977.N1	31-JUL-2003 19:14:30	Dark	57.000	165	34Gam Eri	2.9500	3200.0	114	7410	No
385	GOM_NL__2PRFIN20030731_192059_000000472018_00342_07410_6978.N1	31-JUL-2003 19:20:59	Dark	47.000	2	Alp Car	-0.73600	7000.0	94	7410	No
386	GOM_NL__2PRFIN20030731_192355_000000472018_00342_07410_6979.N1	31-JUL-2003 19:23:55	Dark	47.000	157	The1Eri	2.9060	9300.0	94	7410	No
387	GOM_NL__2PRFIN20030731_192928_000000442018_00343_07411_7313.N1	31-JUL-2003 19:29:28	Dark	44.000	9	Alp Eri	0.45300	24000.	88	7411	No
388	GOM_NL__2PRFIN20030731_193131_000000392018_00343_07411_7314.N1	31-JUL-2003 19:31:31	Dark	39.000	135	Bet Hyi	2.8200	5800.0	78	7411	No
389	GOM_NL__2PRFIN20030731_193410_000000592018_00343_07411_7315.N1	31-JUL-2003 19:34:10	Straylight	58.500	84	Alp Phe	2.3970	4500.0	117	7411	No
390	GOM_NL__2PRFIN20030731_193622_000000412018_00343_07411_7316.N1	31-JUL-2003 19:36:22	Straylight	41.000	148	Alp Tuc	2.8780	4100.0	82	7411	No
391	GOM_NL__2PRFIN20030731_193942_000000492018_00343_07411_7317.N1	31-JUL-2003 19:39:42	Straylight	48.500	31	Alp Gru	1.7340	15200.	97	7411	No
392	GOM_NL__2PRFIN20030731_212349_000000732018_00344_07412_6932.N1	31-JUL-2003 21:23:49	Twi_and_stray	73.000	18	24Alp PsA	1.1660	9700.0	146	7412	No
393	GOM_NL__2PRFIN20030731_212743_000000462018_00344_07412_6933.N1	31-JUL-2003 21:27:43	Bright	45.500	38	20Eps Sgr	1.8360	11000.	91	7412	No
394	GOM_NL__2PRFIN20030731_212939_000000392018_00344_07412_6934.N1	31-JUL-2003 21:29:39	Bright	38.500	57	34Sig Sgr	2.0660	26000.	77	7412	No
395	GOM_NL__2PRFIN20030731_213112_000000542018_00344_07412_6935.N1	31-JUL-2003 21:31:12	Bright	54.000	142	49Del Cap	2.8500	8900.0	108	7412	No
396	GOM_NL__2PRFIN20030731_213528_000000552018_00344_07412_6936.N1	31-JUL-2003 21:35:28	Bright	55.000	154	22Bet Aqr	2.8990	5700.0	110	7412	No

397	GOM_NL__2PRFIN20030731_213924_000000392018_00344_07412_6937.N1	31-JUL-2003 21:39:24	Bright	39.000	11	53Alp Aql	0.76500	8000.0	78	7412	No
398	GOM_NL__2PRFIN20030731_214048_000000372018_00344_07412_6938.N1	31-JUL-2003 21:40:48	Bright	36.500	168	17Zet Aql	2.9860	11000.	73	7412	No
399	GOM_NL__2PRFIN20030731_214224_000000642018_00344_07412_6939.N1	31-JUL-2003 21:42:24	Bright	64.000	61	8Eps Peg	2.1000	3900.0	128	7412	No
400	GOM_NL__2PRFIN20030731_214753_000000402018_00344_07412_6940.N1	31-JUL-2003 21:47:53	Bright	40.000	5	3Alp Lyr	0.033000	11000.	80	7412	No
401	GOM_NL__2PRFIN20030731_214917_000000432018_00344_07412_6941.N1	31-JUL-2003 21:49:17	Bright	43.000	66	37Gam Cyg	2.2080	5900.0	86	7412	No
402	GOM_NL__2PRFIN20030731_215139_000000362018_00344_07412_6942.N1	31-JUL-2003 21:51:39	Bright	35.500	69	33Gam Dra	2.2310	3800.0	71	7412	No
403	GOM_NL__2PRFIN20030731_215538_000000372018_00344_07412_6943.N1	31-JUL-2003 21:55:38	Bright	37.000	119	14Eta Dra	2.7270	4700.0	74	7412	No
404	GOM_NL__2PRFIN20030731_215948_000000342018_00344_07412_6944.N1	31-JUL-2003 21:59:48	Bright	34.000	60	7Bet UMi	2.0810	3950.0	68	7412	No
405	GOM_NL__2PRFIN20030731_220225_000000362018_00344_07412_6945.N1	31-JUL-2003 22:02:25	Bright	36.000	49	1Alp UMi	1.9900	6300.0	72	7412	No
406	GOM_NL__2PRFIN20030731_220506_000000502018_00344_07412_6946.N1	31-JUL-2003 22:05:06	Bright	50.000	76	27Gam Cas	2.3000	30000.	100	7412	No
407	GOM_NL__2PRFIN20030731_221126_000000482018_00344_07412_6947.N1	31-JUL-2003 22:11:26	Bright	47.500	160	23Gam Per	2.9300	4700.0	95	7412	No
408	GOM_NL__2PRFIN20030731_221304_000000522018_00344_07412_6948.N1	31-JUL-2003 22:13:04	Bright	52.000	35	33Alp Per	1.7950	6250.0	104	7412	No
409	GOM_NL__2PRFIN20030731_221620_000000592018_00344_07412_6949.N1	31-JUL-2003 22:16:20	Bright	58.500	79	26Bet Per	2.3100	13100.	117	7412	No
410	GOM_NL__2PRFIN20030731_222004_000000562018_00344_07412_6950.N1	31-JUL-2003 22:20:04	Tw_i_and_stray	56.000	150	44Zet Per	2.8900	28000.	112	7412	No
411	GOM_NL__2PRFIN20030731_222222_000000402018_00344_07412_6951.N1	31-JUL-2003 22:22:22	Tw_i_and_stray	40.000	176	23Zet Tau	3.0200	22000.	80	7412	No
412	GOM_NL__2PRFIN20030731_222450_000000582018_00344_07412_6952.N1	31-JUL-2003 22:24:50	Dark	58.000	13	87Alp Tau	0.86700	3800.0	116	7412	No
413	GOM_NL__2PRFIN20030731_222651_000000402018_00344_07412_6953.N1	31-JUL-2003 22:26:51	Dark	39.500	27	24Gam Ori	1.6360	26000.	79	7412	No
414	GOM_NL__2PRFIN20030731_222846_000000372018_00344_07412_6954.N1	31-JUL-2003 22:28:46	Dark	37.000	30	46Eps Ori	1.6940	30000.	74	7412	No
415	GOM_NL__2PRFIN20030731_223005_000000372018_00344_07412_6955.N1	31-JUL-2003 22:30:05	Dark	36.500	125	44Iot Ori	2.7700	30000.	73	7412	No
416	GOM_NL__2PRFIN20030731_223206_000000372018_00344_07412_6956.N1	31-JUL-2003 22:32:06	Dark	37.000	1	9Alp CMa	-1.4400	11000.	74	7412	No
417	GOM_NL__2PRFIN20030731_223325_000000432018_00344_07412_6957.N1	31-JUL-2003 22:33:25	Dark	43.000	101	11Alp Lep	2.5820	7000.0	86	7412	No
418	GOM_NL__2PRFIN20030731_223544_000000532018_00344_07412_6958.N1	31-JUL-2003 22:35:44	Dark	52.500	165	34Gam Eri	2.9500	3200.0	105	7412	No
419	GOM_NL__2PRFIN20030731_224211_000000512018_00344_07412_6959.N1	31-JUL-2003 22:42:11	Dark	51.000	2	Alp Car	-0.73600	7000.0	102	7412	No
420	GOM_NL__2PRFIN20030731_224508_000000492018_00344_07412_6960.N1	31-JUL-2003 22:45:08	Dark	49.000	157	The1Eri	2.9060	9300.0	98	7412	No
421	GOM_NL__2PRFIN20030731_225041_000000462018_00345_07413_7491.N1	31-JUL-2003 22:50:41	Dark	46.000	9	Alp Eri	0.45300	24000.	92	7413	No
422	GOM_NL__2PRFIN20030731_225244_000000402018_00345_07413_7492.N1	31-JUL-2003 22:52:44	Dark	40.000	135	Bet Hyi	2.8200	5800.0	80	7413	No
423	GOM_NL__2PRFIN20030731_225524_000000562018_00345_07413_7493.N1	31-JUL-2003 22:55:24	Straylight	56.000	84	Alp Phe	2.3970	4500.0	112	7413	No
424	GOM_NL__2PRFIN20030731_225735_000000412018_00345_07413_7494.N1	31-JUL-2003 22:57:35	Straylight	40.500	148	Alp Tuc	2.8780	4100.0	81	7413	No
425	GOM_NL__2PRFIN20030731_230055_000000502018_00345_07413_7495.N1	31-JUL-2003 23:00:55	Straylight	49.500	31	Alp Gru	1.7340	15200.	99	7413	No
426	GOM_NL__2PRFIN20030731_230426_000000692018_00345_07413_7496.N1	31-JUL-2003 23:04:26	Tw_i_and_stray	69.000	18	24Alp PsA	1.1660	9700.0	138	7413	No
427	GOM_NL__2PRFIN20030731_230819_000000412018_00345_07413_7497.N1	31-JUL-2003 23:08:19	Bright	41.000	38	20Eps Sgr	1.8360	11000.	82	7413	No
428	GOM_NL__2PRFIN20030731_231015_000000412018_00345_07413_7498.N1	31-JUL-2003 23:10:15	Bright	40.500	57	34Sig Sgr	2.0660	26000.	81	7413	No
429	GOM_NL__2PRFIN20030731_231148_000000552018_00345_07413_7499.N1	31-JUL-2003 23:11:48	Bright	54.500	142	49Del Cap	2.8500	8900.0	109	7413	No
430	GOM_NL__2PRFIN20030731_231604_000000562018_00345_07413_7500.N1	31-JUL-2003 23:16:04	Bright	55.500	154	22Bet Aqr	2.8990	5700.0	111	7413	No
431	GOM_NL__2PRFIN20030731_231959_000000402018_00345_07413_7501.N1	31-JUL-2003 23:19:59	Bright	39.500	11	53Alp Aql	0.76500	8000.0	79	7413	No
432	GOM_NL__2PRFIN20030731_232124_000000372018_00345_07413_7502.N1	31-JUL-2003 23:21:24	Bright	37.000	168	17Zet Aql	2.9860	11000.	74	7413	No
433	GOM_NL__2PRFIN20030731_232259_000000622018_00345_07413_7503.N1	31-JUL-2003 23:22:59	Bright	62.000	61	8Eps Peg	2.1000	3900.0	124	7413	No
434	GOM_NL__2PRFIN20030731_232829_000000372018_00345_07413_7504.N1	31-JUL-2003 23:28:29	Bright	36.500	5	3Alp Lyr	0.033000	11000.	73	7413	No
435	GOM_NL__2PRFIN20030731_232953_000000432018_00345_07413_7505.N1	31-JUL-2003 23:29:53	Bright	42.500	66	37Gam Cyg	2.2080	5900.0	85	7413	No
436	GOM_NL__2PRFIN20030731_233216_000000392018_00345_07413_7506.N1	31-JUL-2003 23:32:16	Bright	39.000	69	33Gam Dra	2.2310	3800.0	78	7413	No
437	GOM_NL__2PRFIN20030731_233614_000000342018_00345_07413_7507.N1	31-JUL-2003 23:36:14	Bright	34.000	119	14Eta Dra	2.7270	4700.0	68	7413	No
438	GOM_NL__2PRFIN20030731_234024_000000382018_00345_07413_7508.N1	31-JUL-2003 23:40:24	Bright	38.000	60	7Bet UMi	2.0810	3950.0	76	7413	No
439	GOM_NL__2PRFIN20030731_234301_000000342018_00345_07413_7509.N1	31-JUL-2003 23:43:01	Bright	33.500	49	1Alp UMi	1.9900	6300.0	67	7413	No
440	GOM_NL__2PRFIN20030731_234542_000000502018_00345_07413_7510.N1	31-JUL-2003 23:45:42	Bright	49.500	76	27Gam Cas	2.3000	30000.	99	7413	No
441	GOM_NL__2PRFIN20030731_235201_000000482018_00345_07413_7511.N1	31-JUL-2003 23:52:01	Bright	48.000	160	23Gam Per	2.9300	4700.0	96	7413	No
442	GOM_NL__2PRFIN20030731_235340_000000522018_00345_07413_7512.N1	31-JUL-2003 23:53:40	Bright	51.500	35	33Alp Per	1.7950	6250.0	103	7413	No
443	GOM_NL__2PRFIN20030731_235656_000000622018_00345_07413_7513.N1	31-JUL-2003 23:56:56	Bright	61.500	79	26Bet Per	2.3100	13100.	123	7413	No

3. Quality information per product

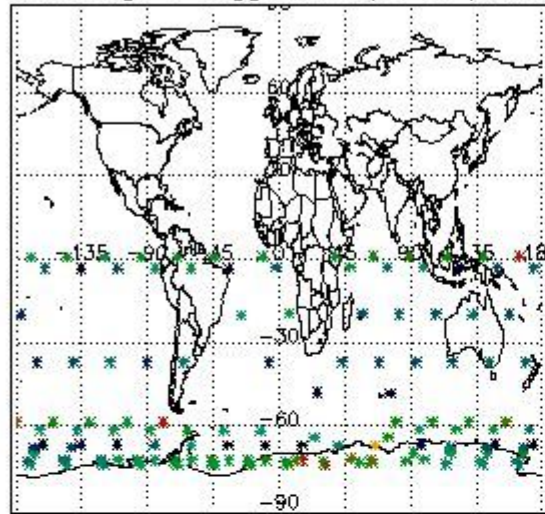
In this section it is plotted some information contained in the Quality Summary data set of the level 2 products. Only products in dark limb conditions and without errors (error flag in the MPH set to "0") are used.

3.1 Plot quality information per product (time dependant)

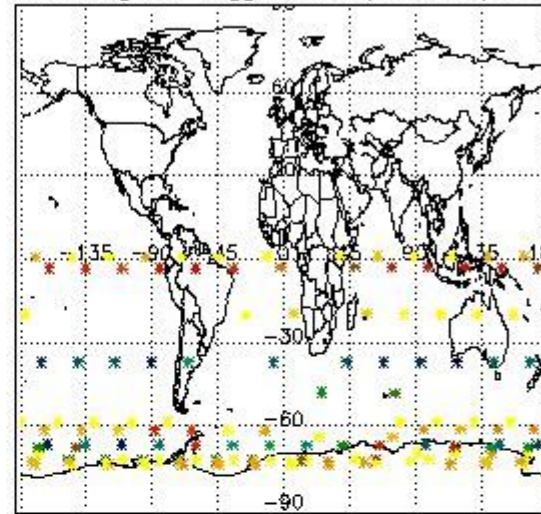


3.2 Plot quality information per product (world map)

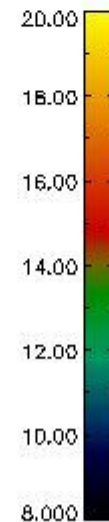
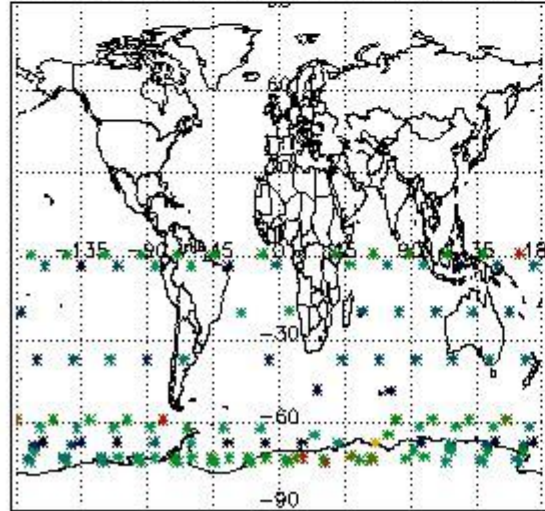
Percentage of flagged data per O3 profile



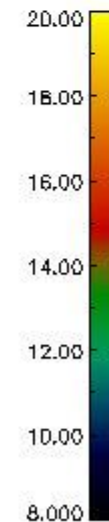
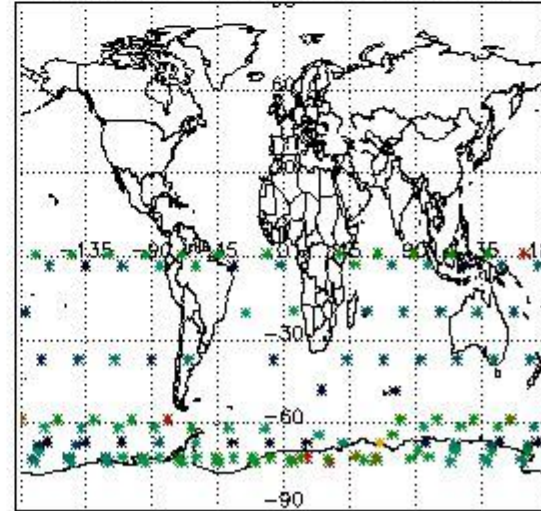
Percentage of flagged data per H2O profile



Percentage of flagged data per NO2 profile



Percentage of flagged data per NO3 profile

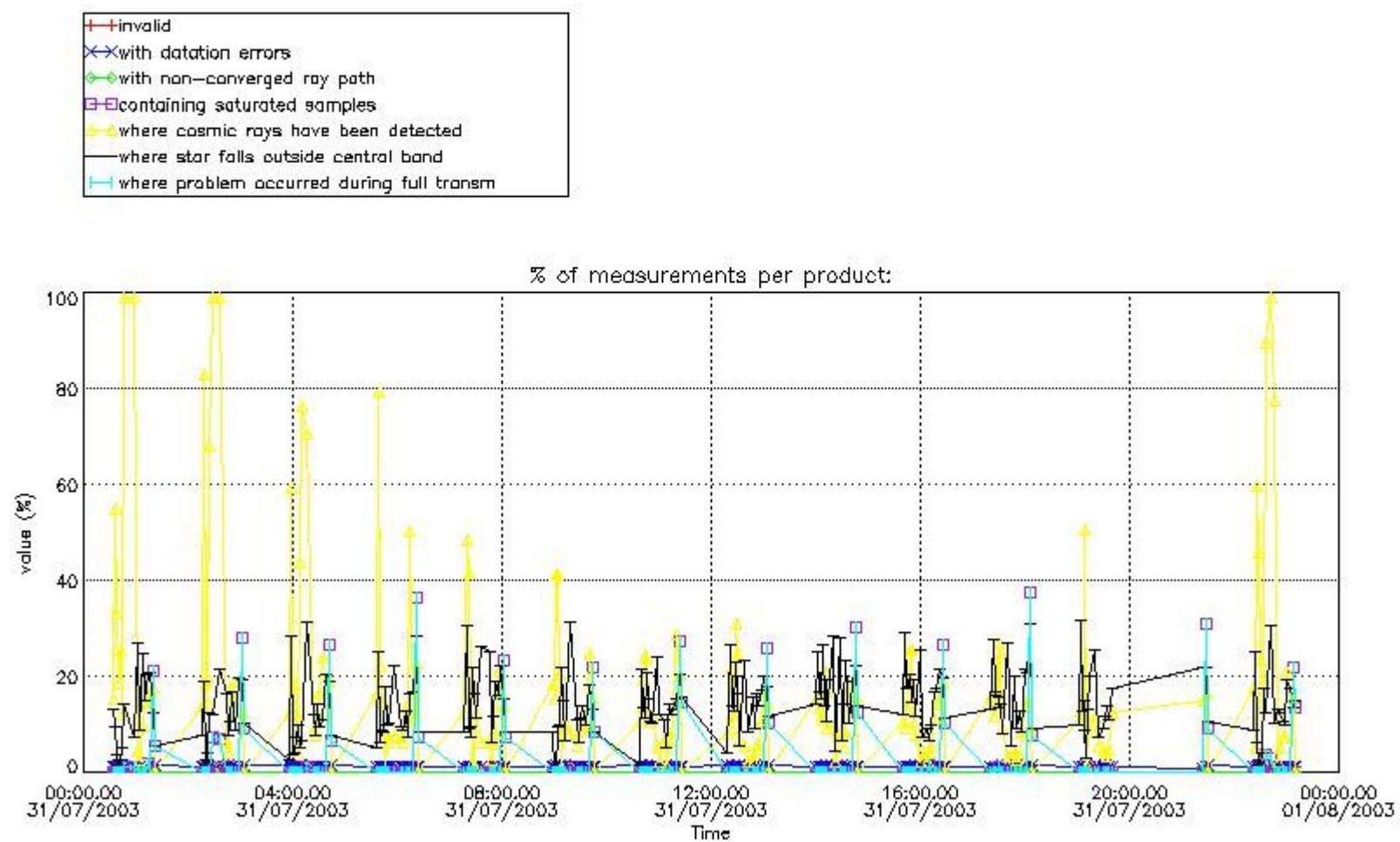


4. Level 1 quality information per product

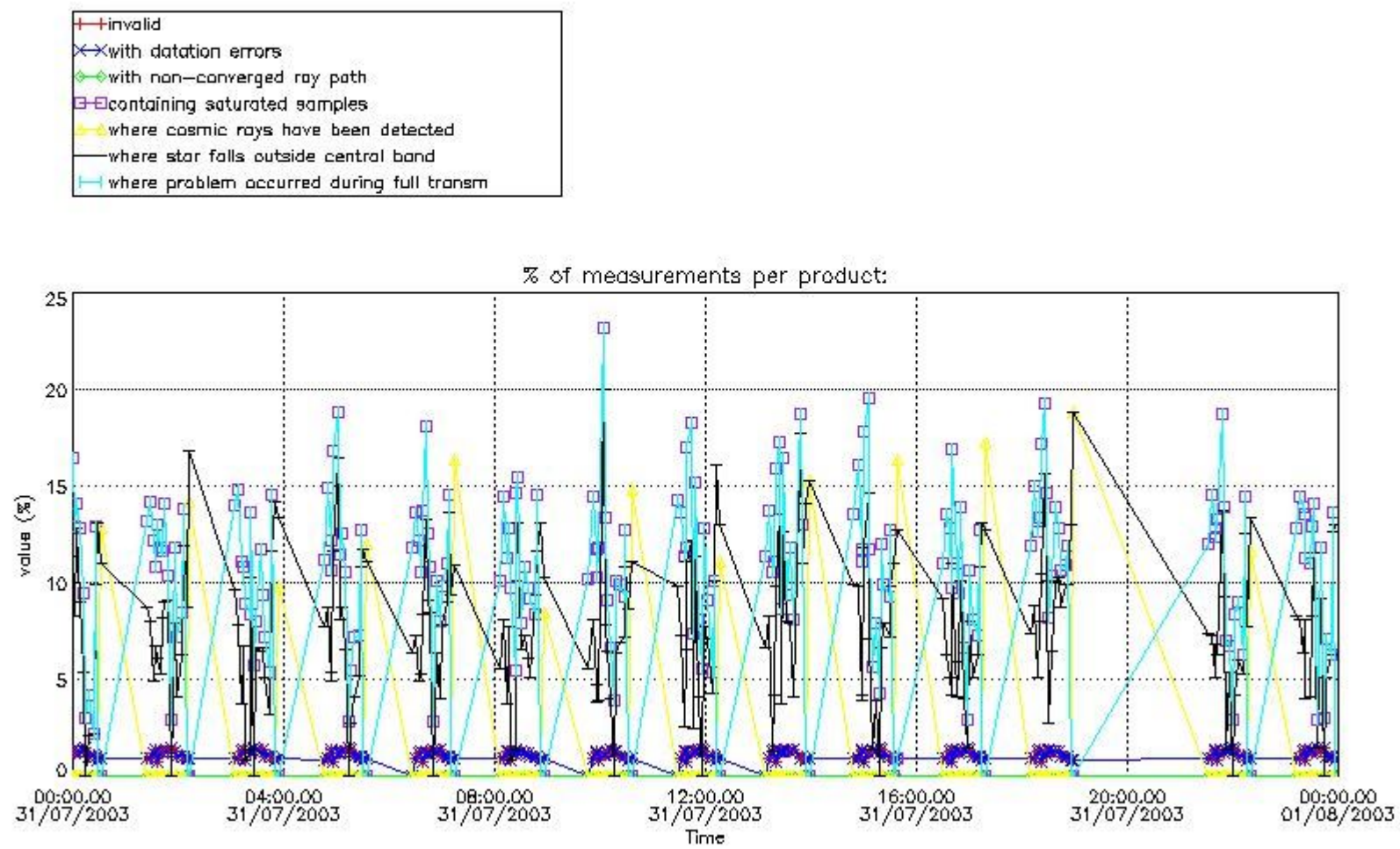
In this section it is plotted some information contained in the Quality Summary data set of the level 2 products that comes from the level 1b processing. Products without errors (error flag in the MPH set to "0") are used.

4.1 Plot quality information per product (time dependant) coming from level 1b processing

4.1.1 Plot level 1 quality information per product (time dependant): ENVISAT ASCENDING passes

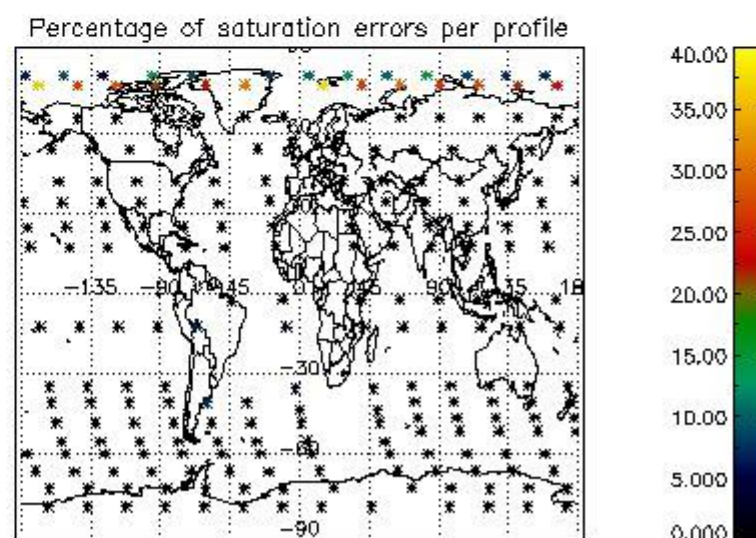
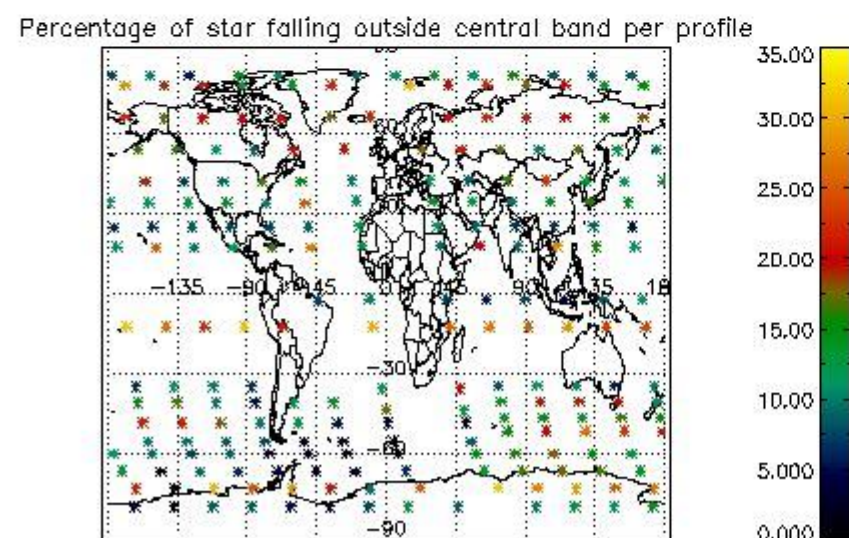
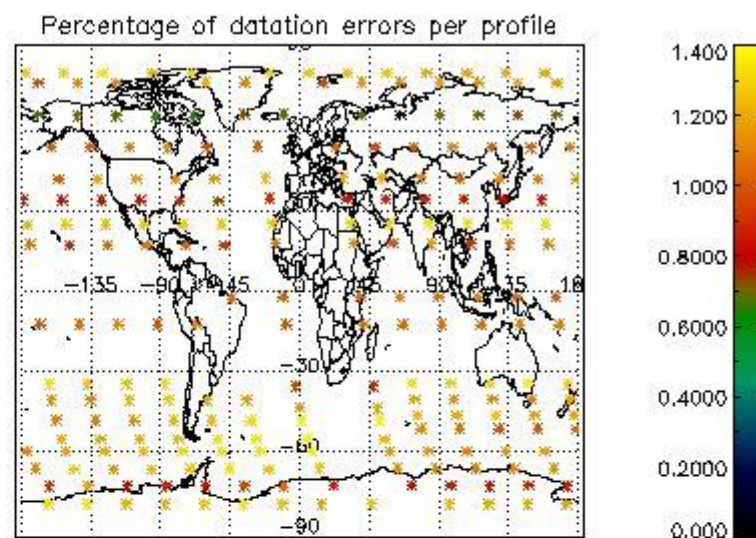
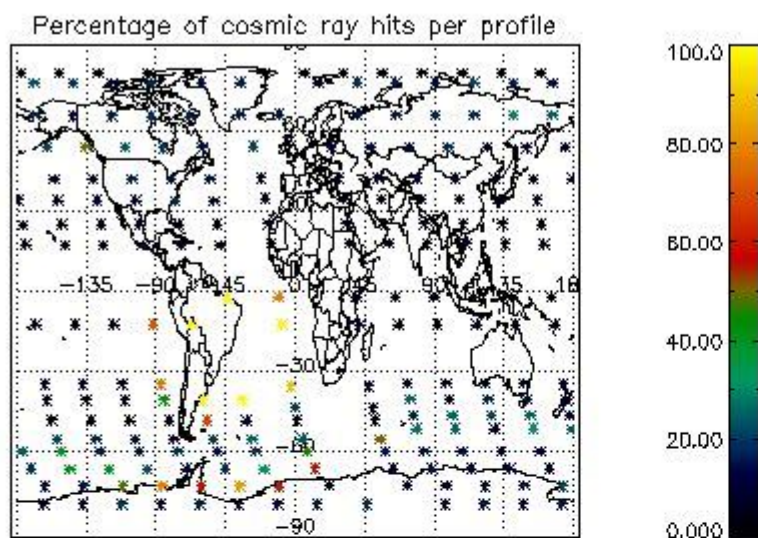


4.1.2 Plot level 1 quality information per product (time dependant): ENVI SAT DESCENDING passes

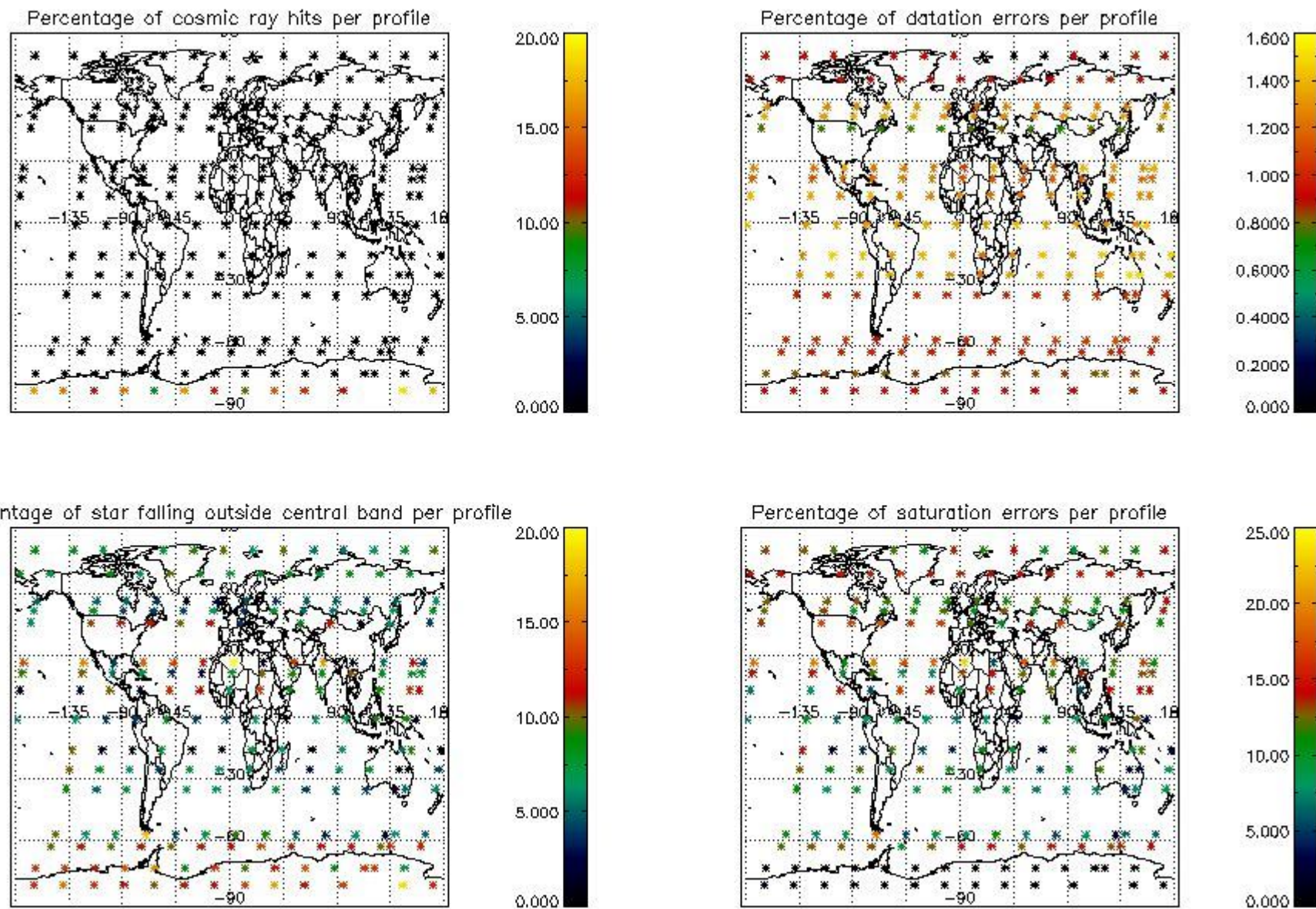


4.2 Plot quality information per product coming from level 1b processing (world map)

4.2.1 Plot level 1 quality information per product (world map): ENVISAT ASCENDING passes



4.2.2 Plot level 1 quality information per product (world map): ENVISAT DESCENDING passes



5. Trace gas profiles

5.1 Ozone statistics based on quality of products

The final quality of the products can be "measured" using the STD (Standard Deviation) attached to every point profile. This information is written to the parameter GOM_NL__2P/NL_LOCAL_SPECIES_DENSITY/o3_std of the level 2 products. The table below shows the statistics for given STD ranges.

The statistics are given with respect to the overall valid production:

- Products without fatal errors: GOM_NL__2P/MPH/PRODUCT_ERR=0
- Valid point profile: GOM_NL__2P/NL_LOCAL_SPECIES_DENSITY/pcd(0)=0

The 'Criteria' is applied to valid points of dark limb products:

- Products in dark limb illumination condition: GOM_NL__2P/NL_SUMMARY_QUALITY/obs_ill_cond=0
- Products without fatal errors: GOM_NL__2P/MPH/PRODUCT_ERR=0
- Valid point profile: GOM_NL__2P/NL_LOCAL_SPECIES_DENSITY/pcd(0)=0

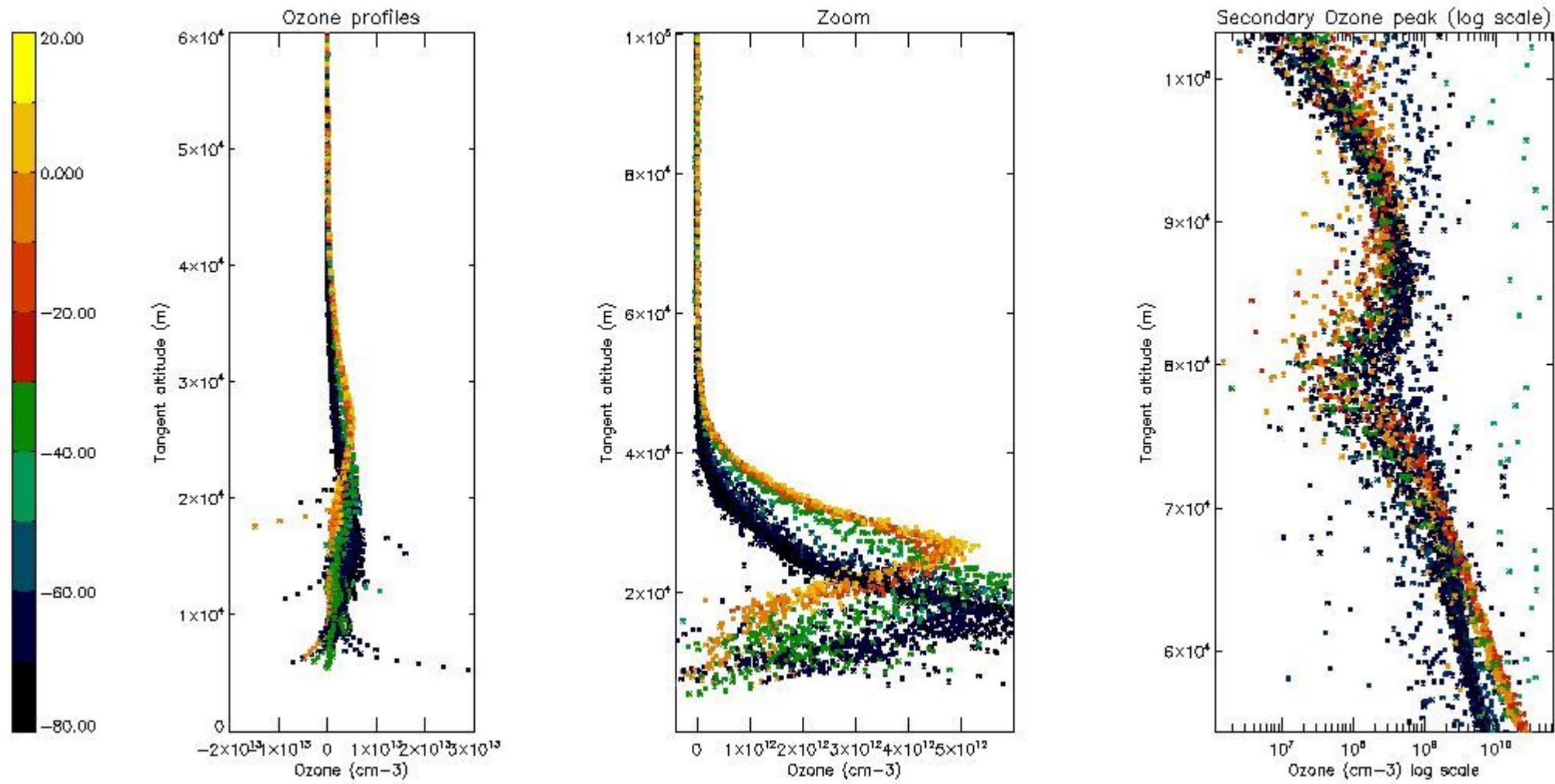
So, the table below shows the percentage of dark limb and valid observations for each criteria with respect to the overall valid daily observations.

Criteria	% of total production
All STD	29
STD < 20	18

STD < 10	15
STD < 5	11

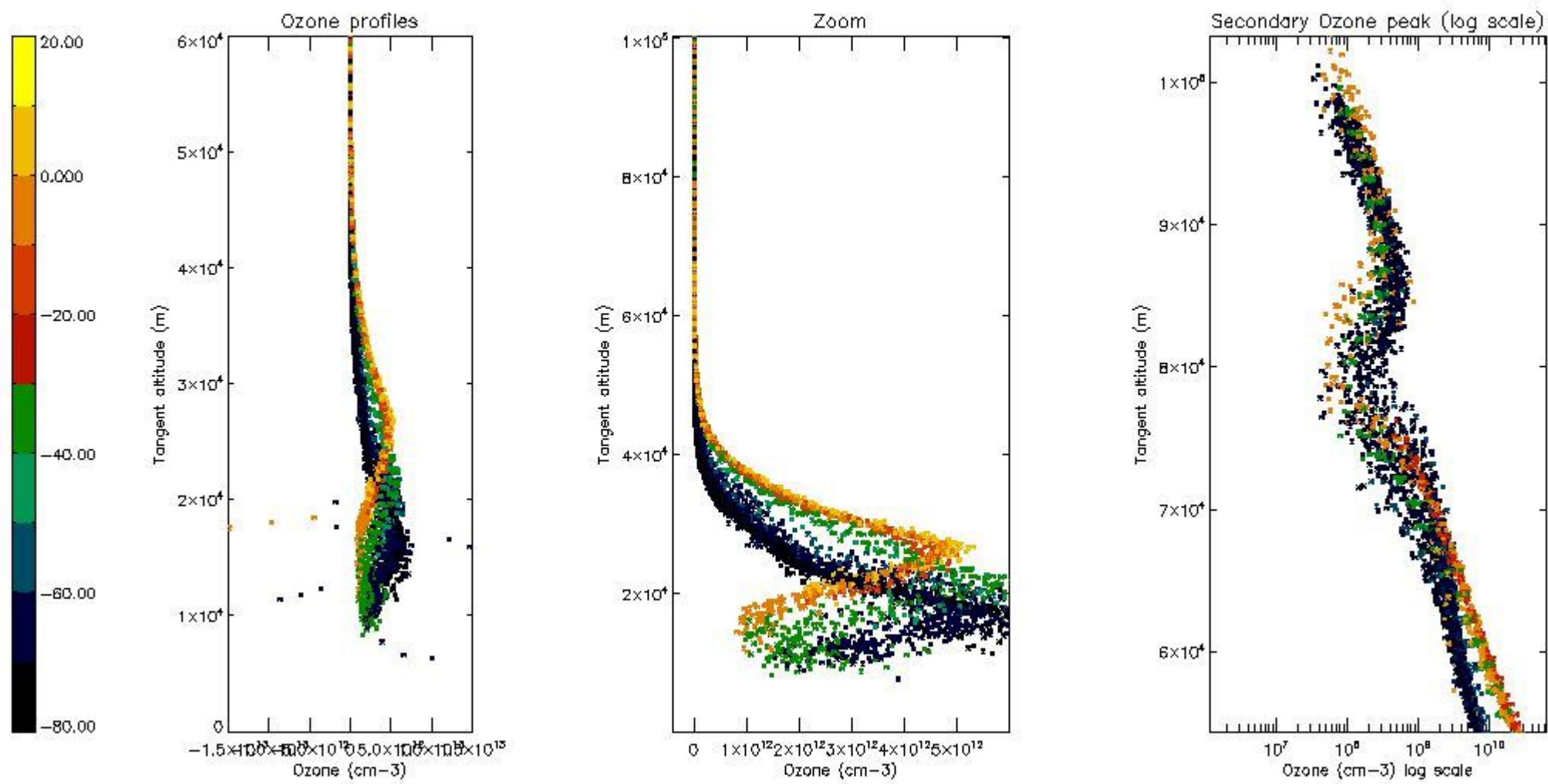
5.2 Plot ozone profiles for all STD (dark without errors)

The colorbar represents the latitude.



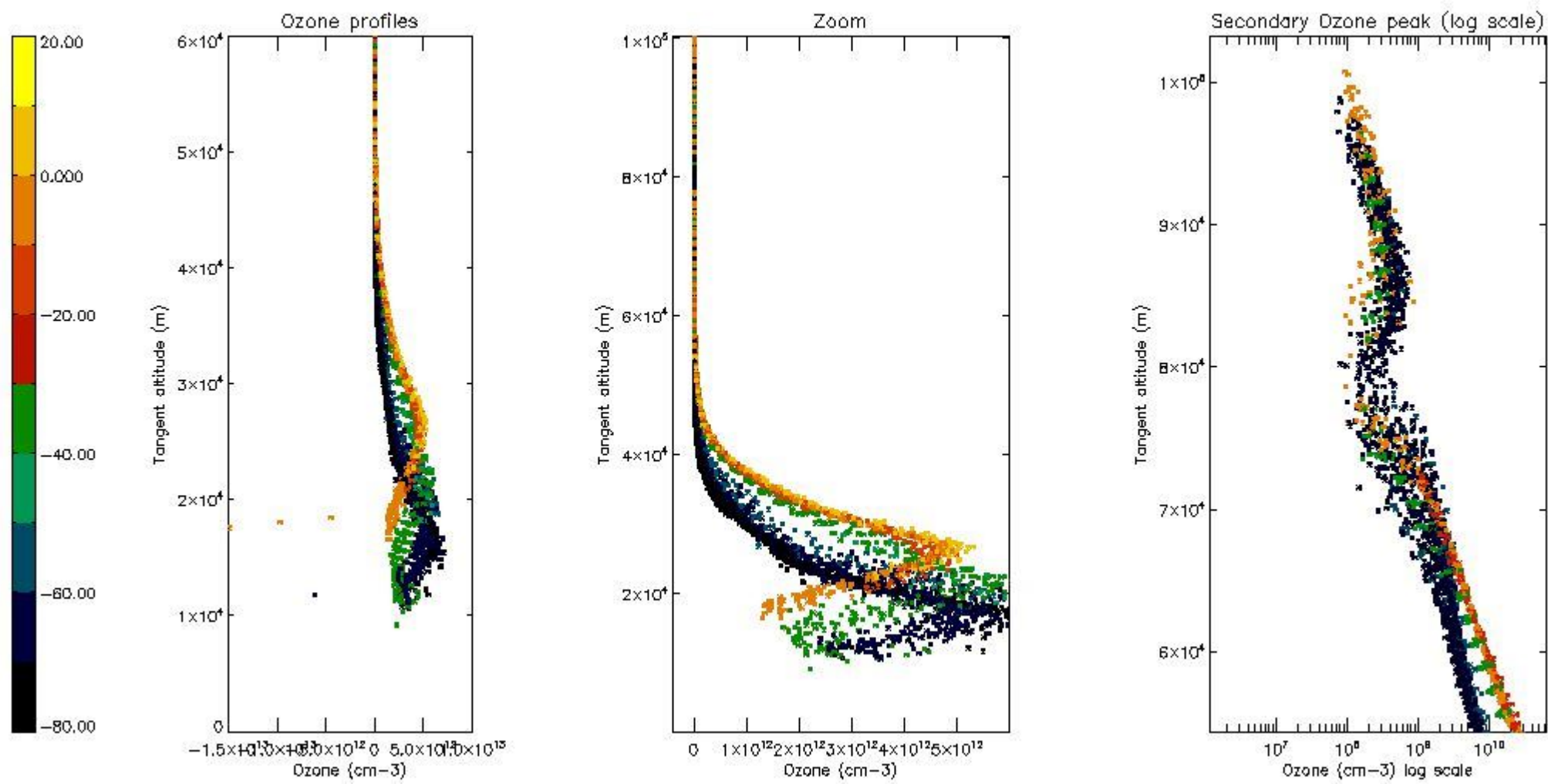
5.3 Plot ozone profiles where STD < 20% (dark without errors)

The colorbar represents the latitude.



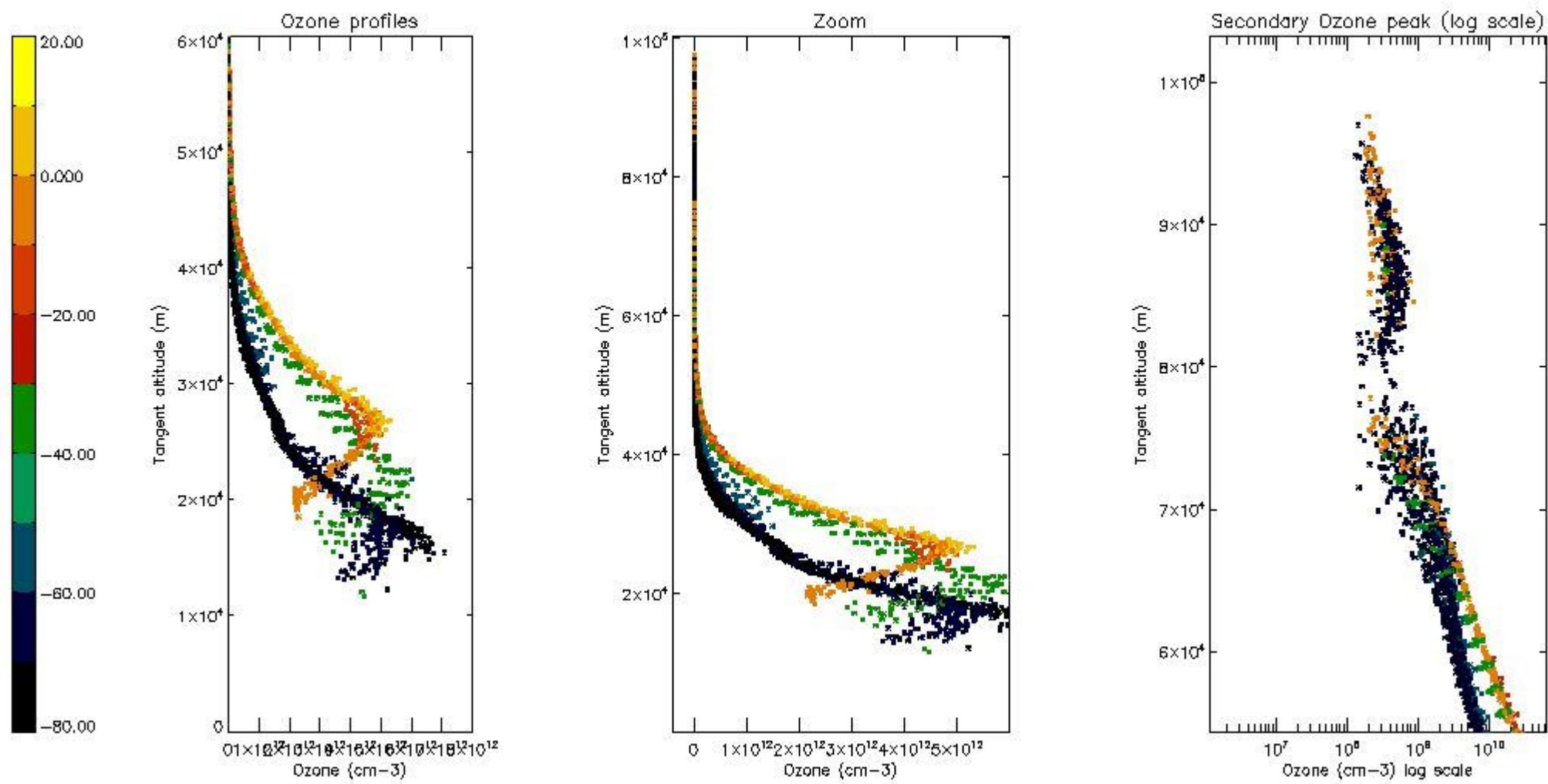
5.4 Plot ozone profiles where STD < 10% (dark without errors)

The colorbar represents the latitude.



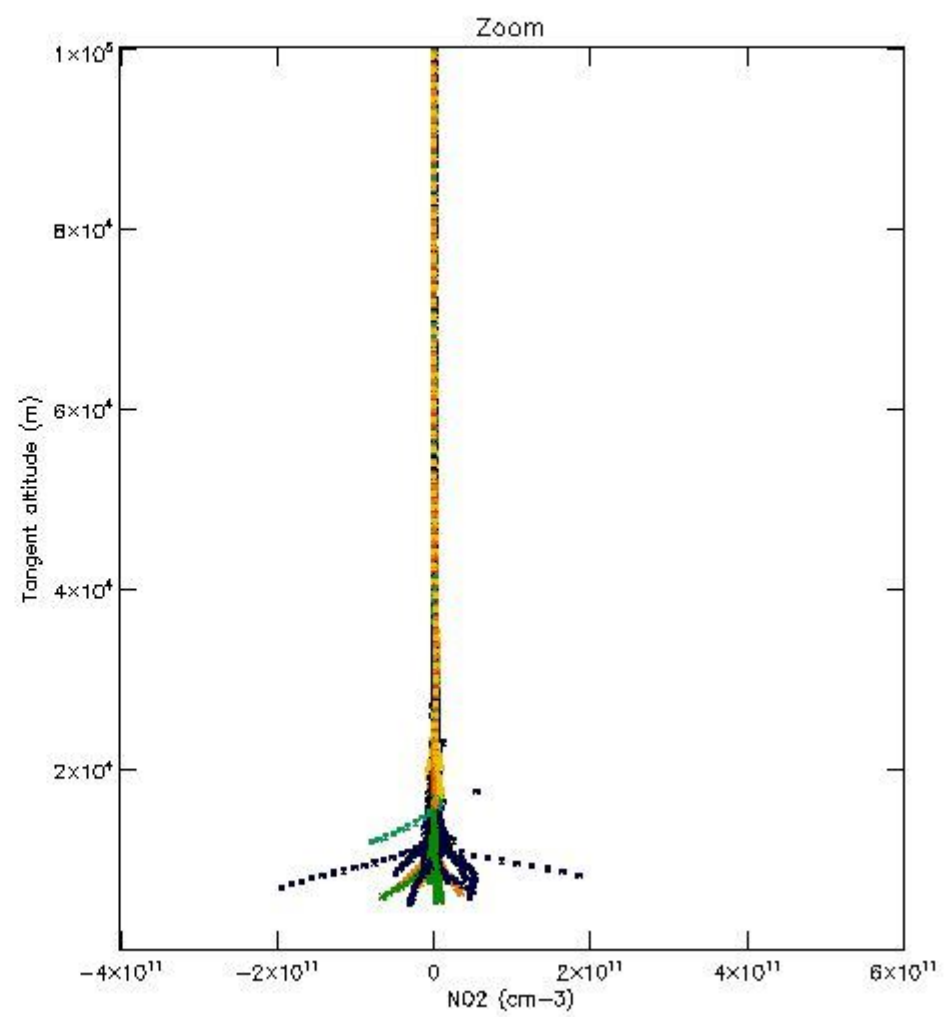
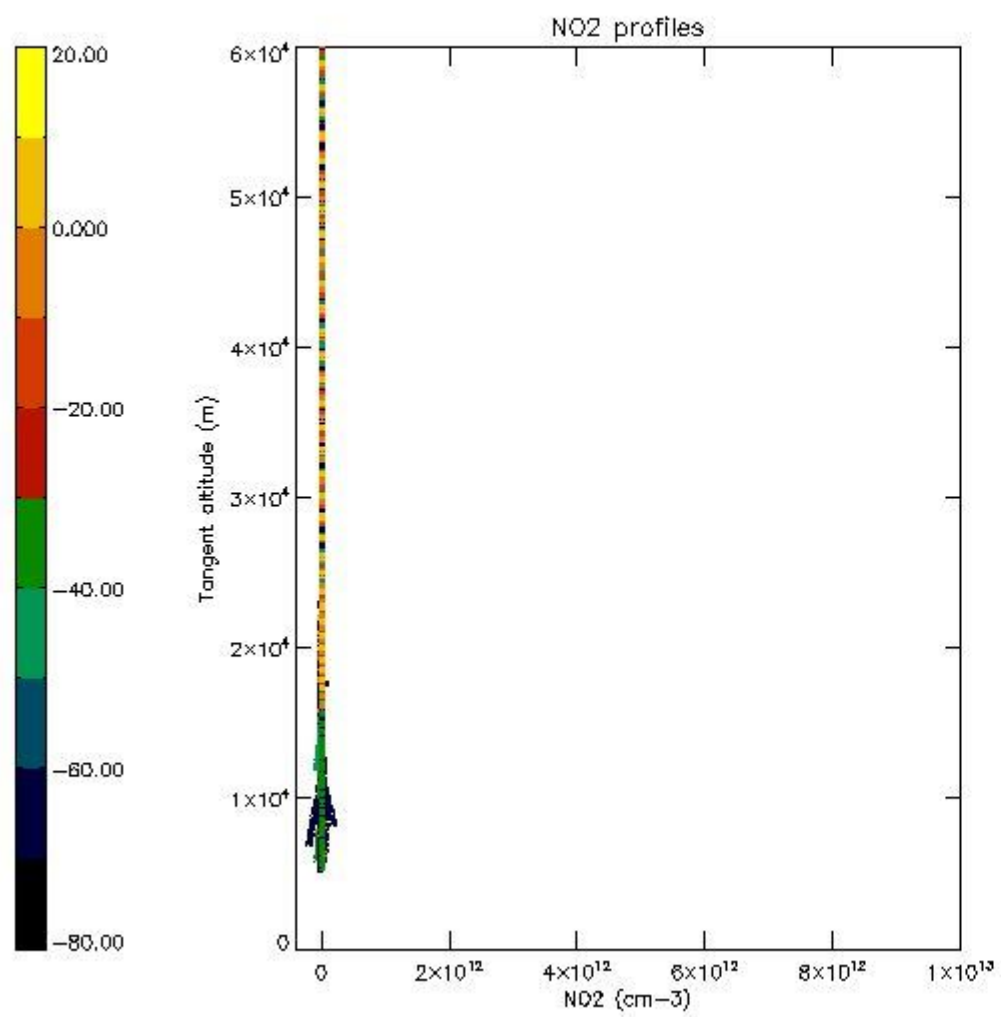
5.5 Plot ozone profiles where $STD < 5\%$ (dark without errors)

The colorbar represents the latitude.



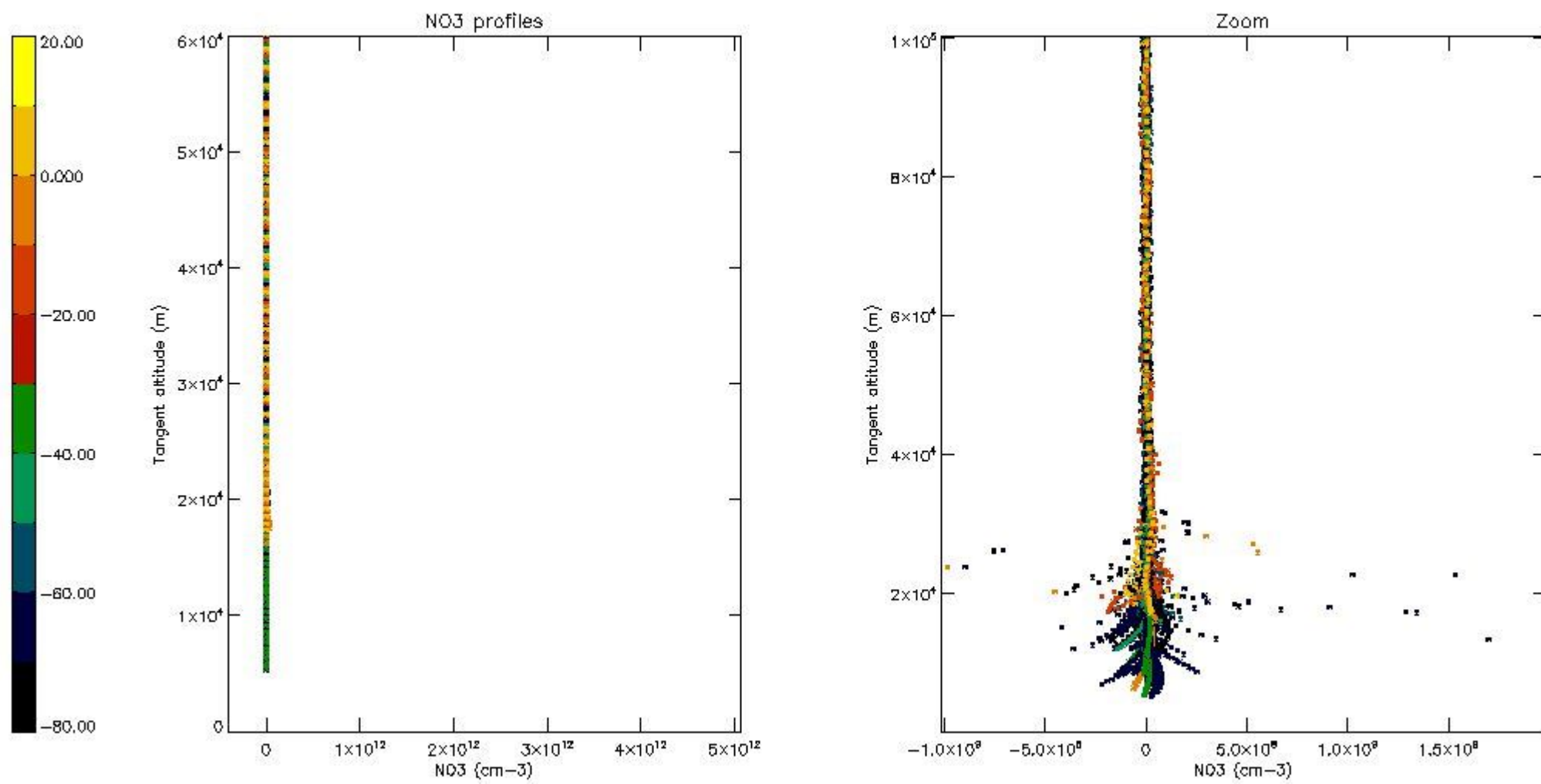
5.6 Plot NO₂ profiles for all STD (dark without errors)

The colorbar represents the latitude.



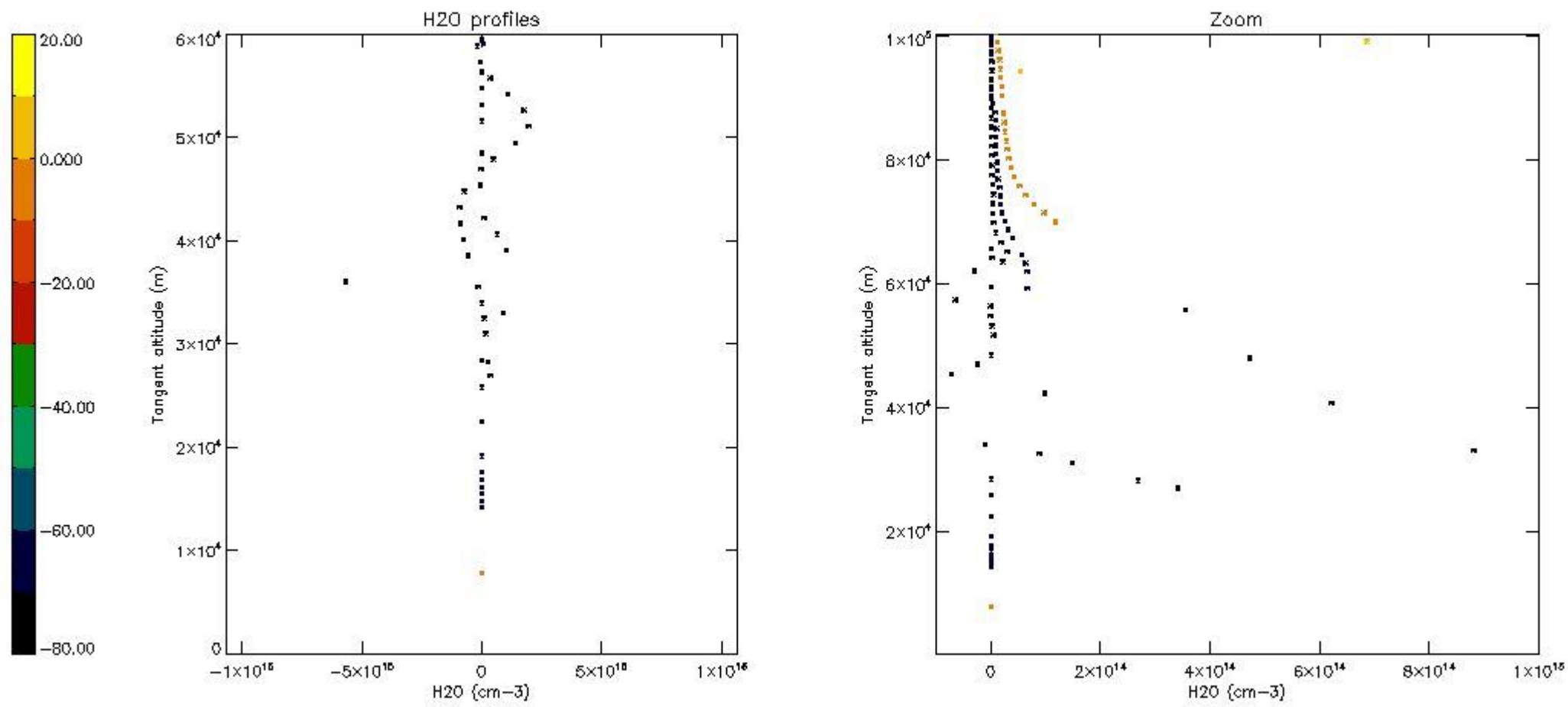
5.7 Plot NO3 profiles for all STD (dark without errors)

The colorbar represents the latitude.



5.8 Plot H2O profiles for all STD (only for occultations of stars 1,2,3,4,13,14,16,26,63 dark without errors)

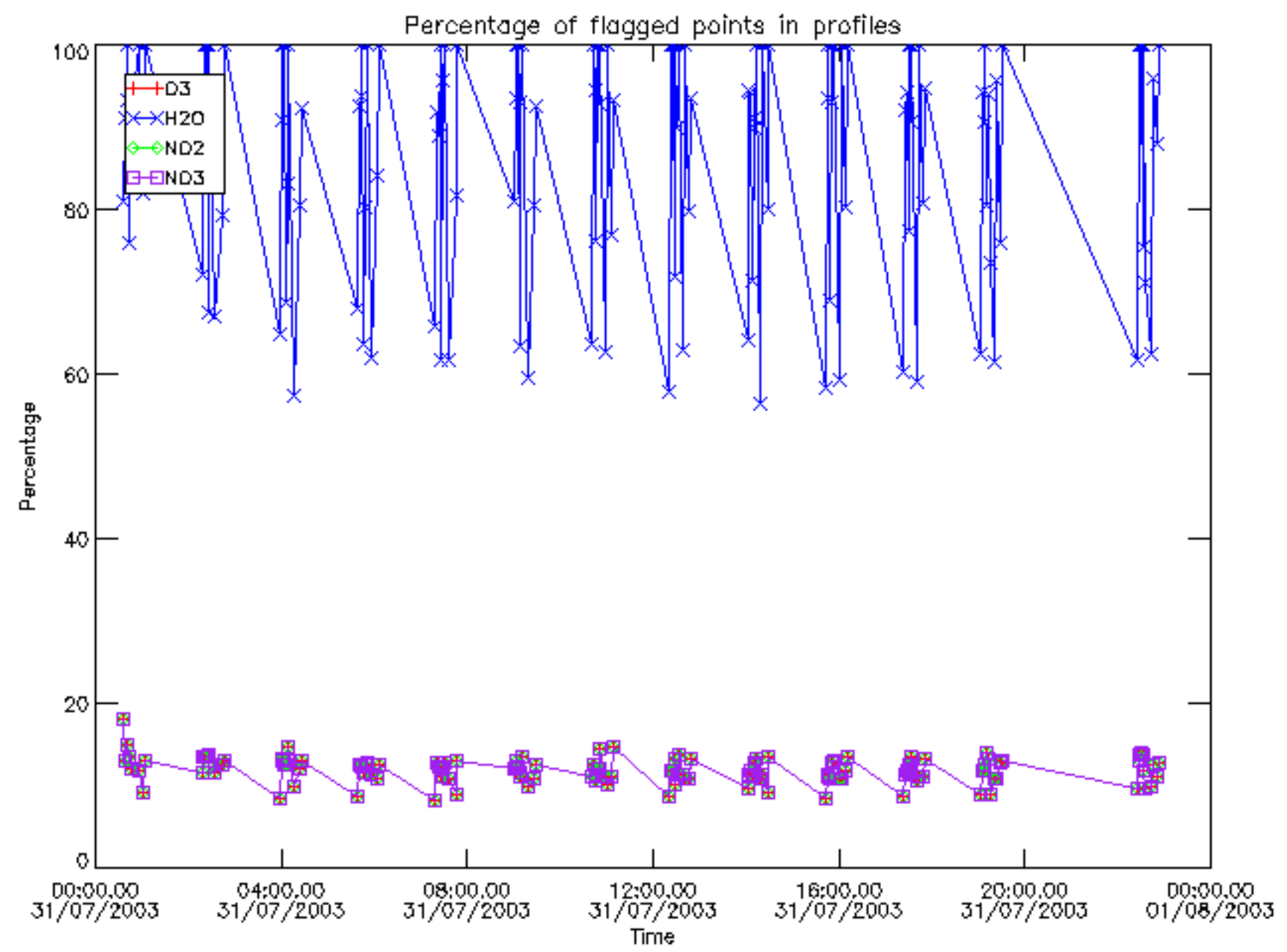
The colorbar represents the latitude.



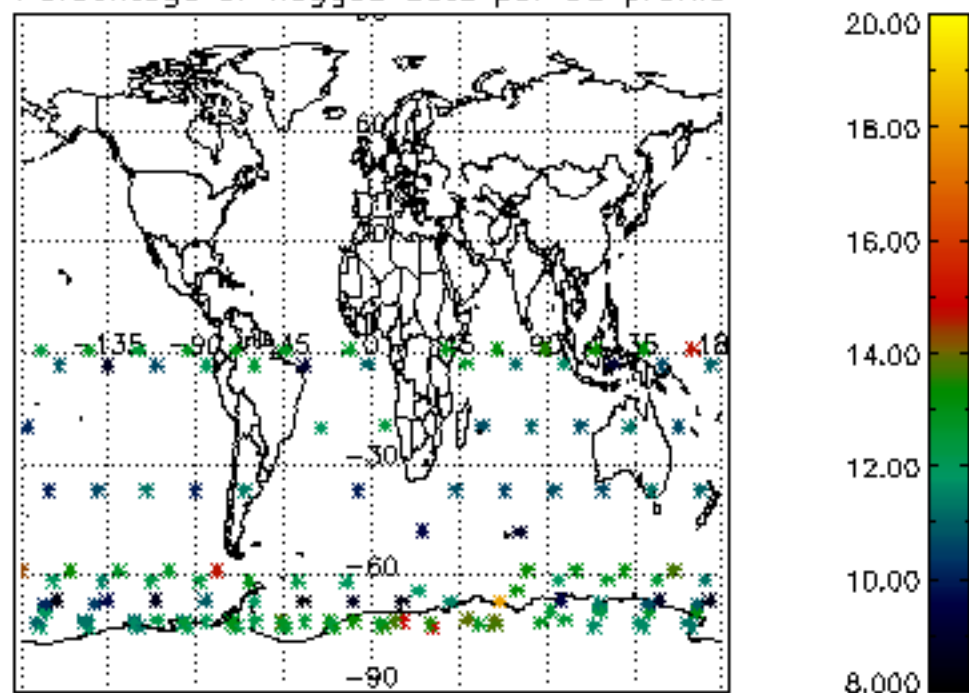
6. Auxiliary Data Files used for the production reported in section 2

The number reported in the third column indicates since which file (see list in section 2) the corresponding auxiliary file has been used. The fourth column is the date of those product files.

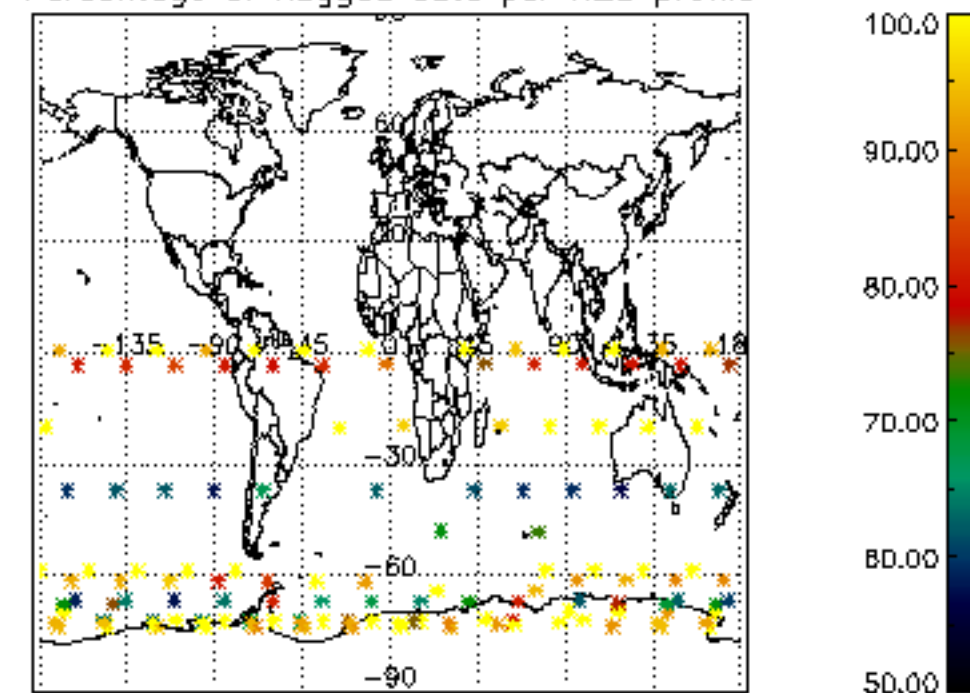
Type	Auxiliary Filename	Used since product	Used since product date
INST_PHYS_CHARACTERISTICS	GOM_INS_AXVIEC20091111_143220_20030716_120000_20500101_000000	1	31-JUL-2003 00:00:05
LEVEL-2_PROC_CONFIG	GOM_PR2_AXVIEC20091111_152718_20020301_000000_20500101_000000	1	31-JUL-2003 00:00:05
CROSS_SECTIONS_FILE	GOM_CRS_AXVIEC20091111_154832_20020301_000000_20500101_000000	1	31-JUL-2003 00:00:05



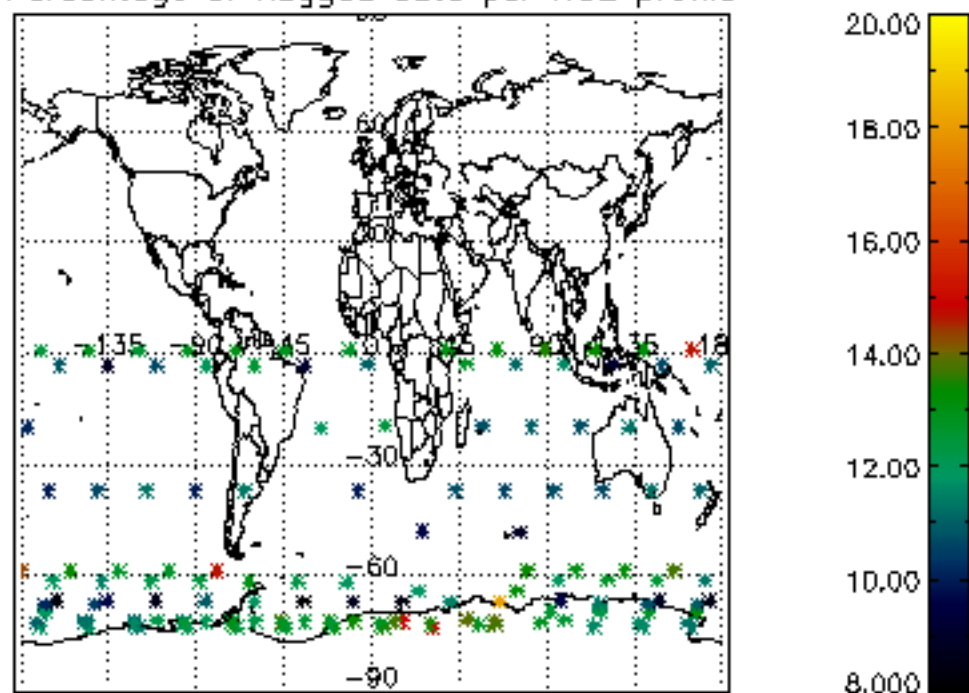
Percentage of flagged data per D3 profile



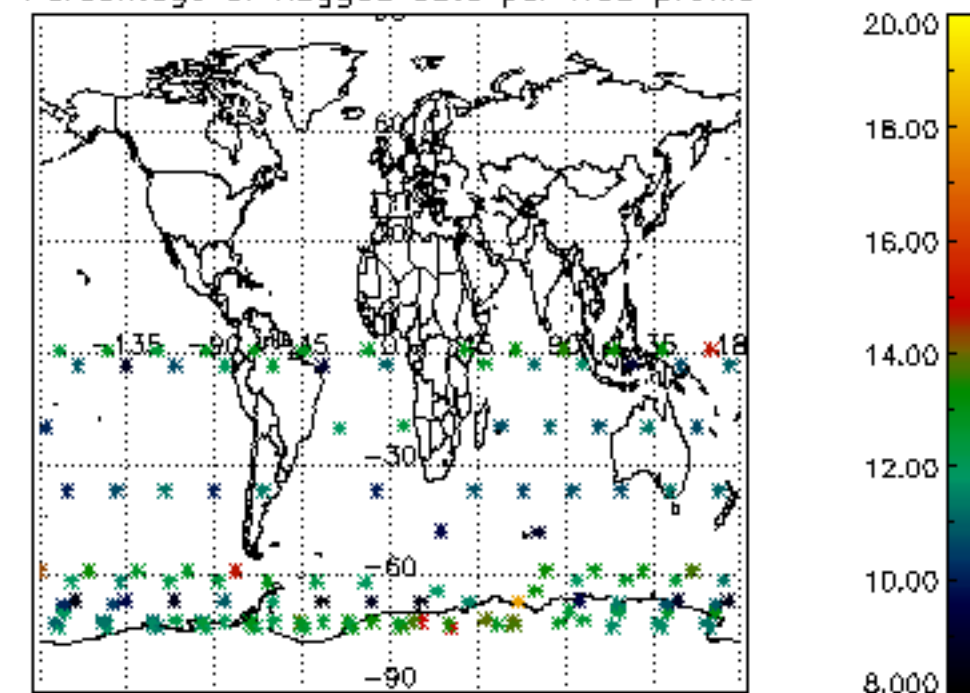
Percentage of flagged data per H2O profile

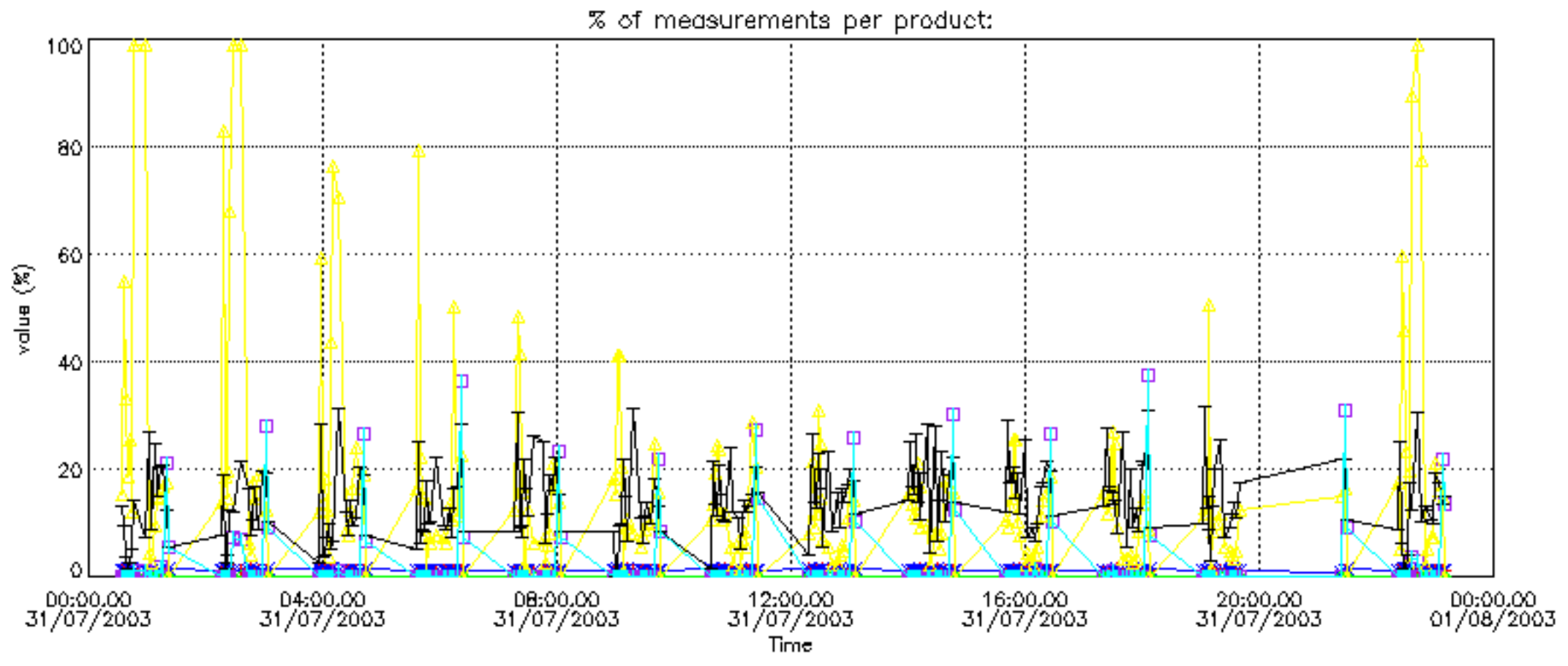


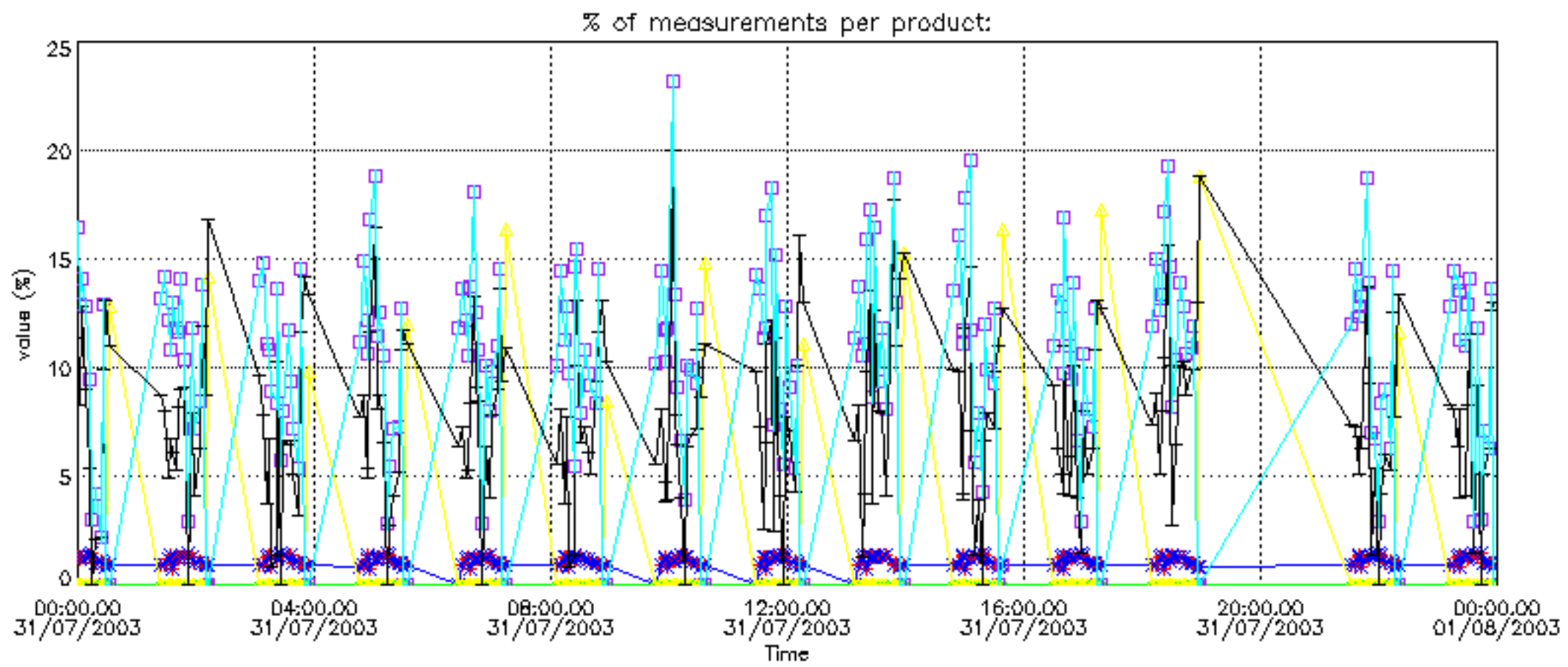
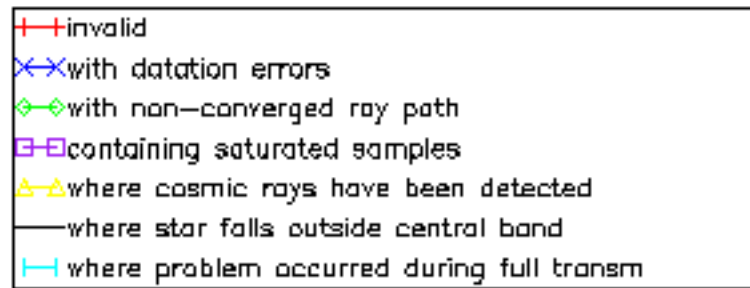
Percentage of flagged data per NO2 profile



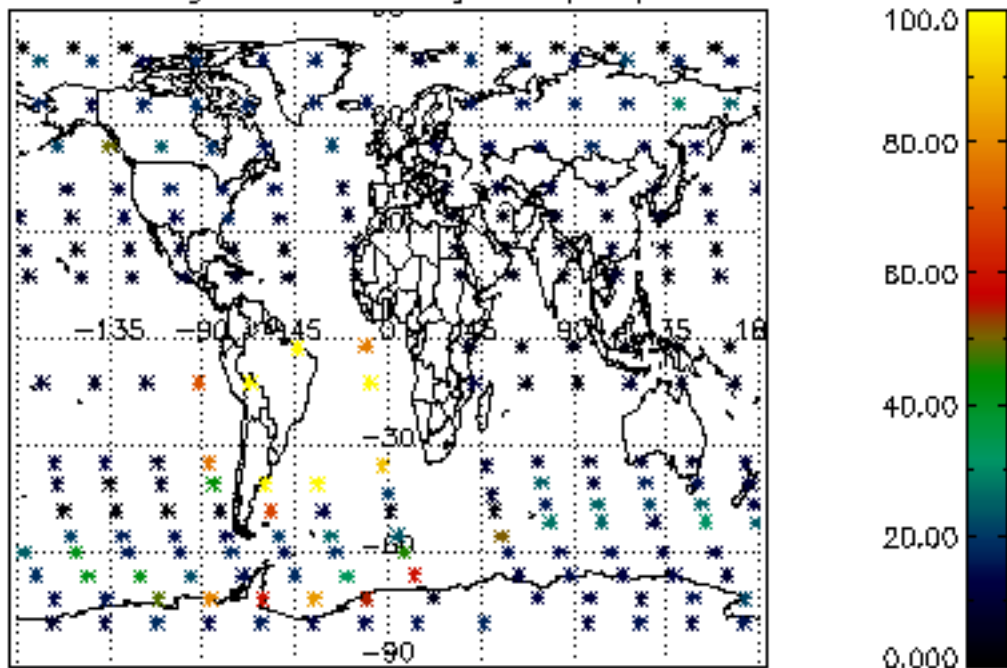
Percentage of flagged data per NO3 profile



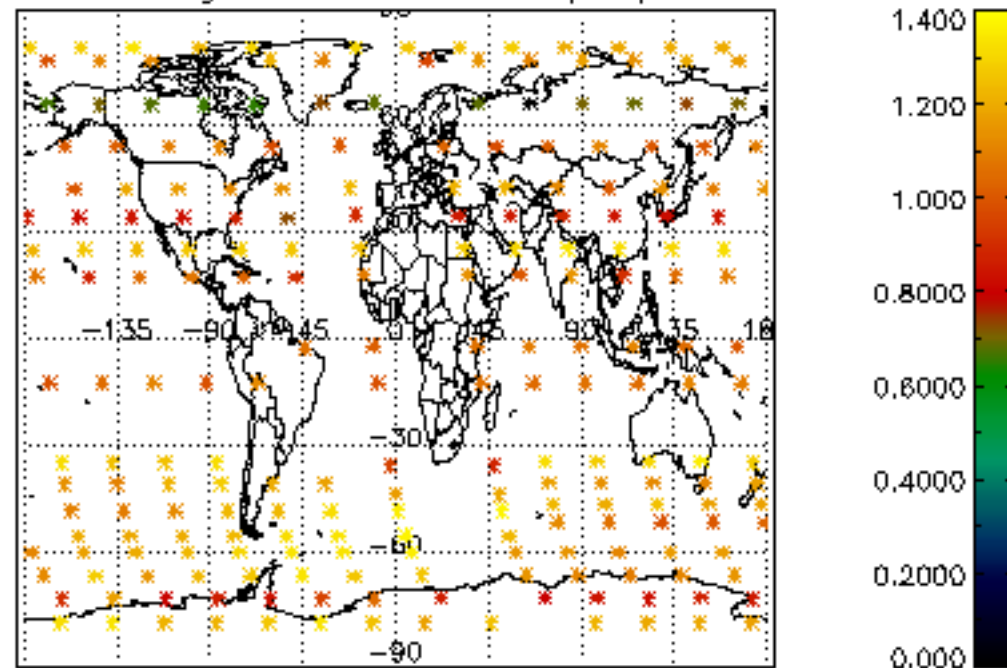




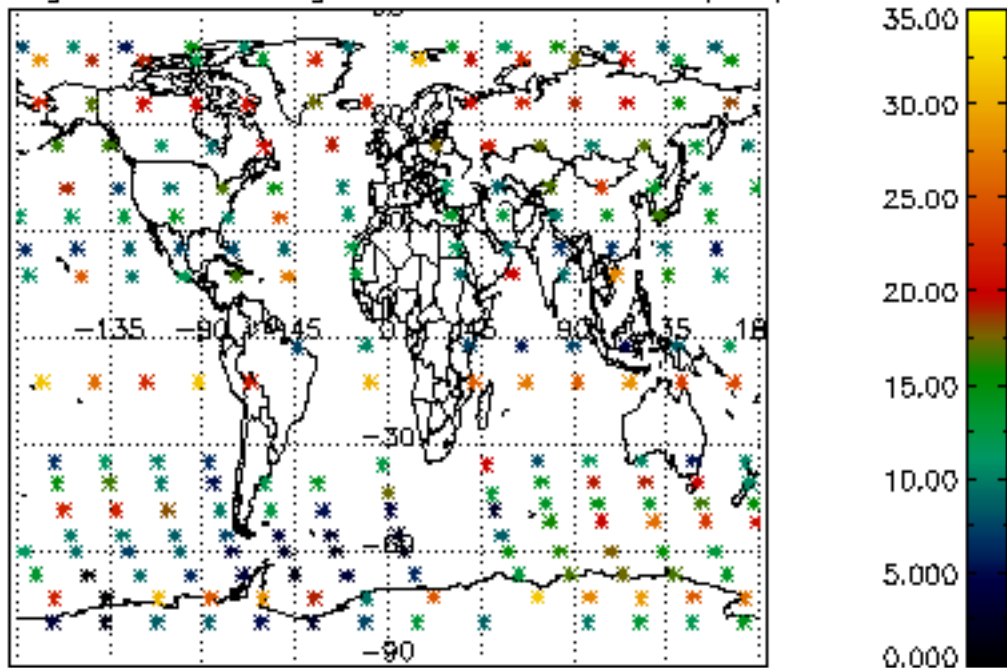
Percentage of cosmic ray hits per profile



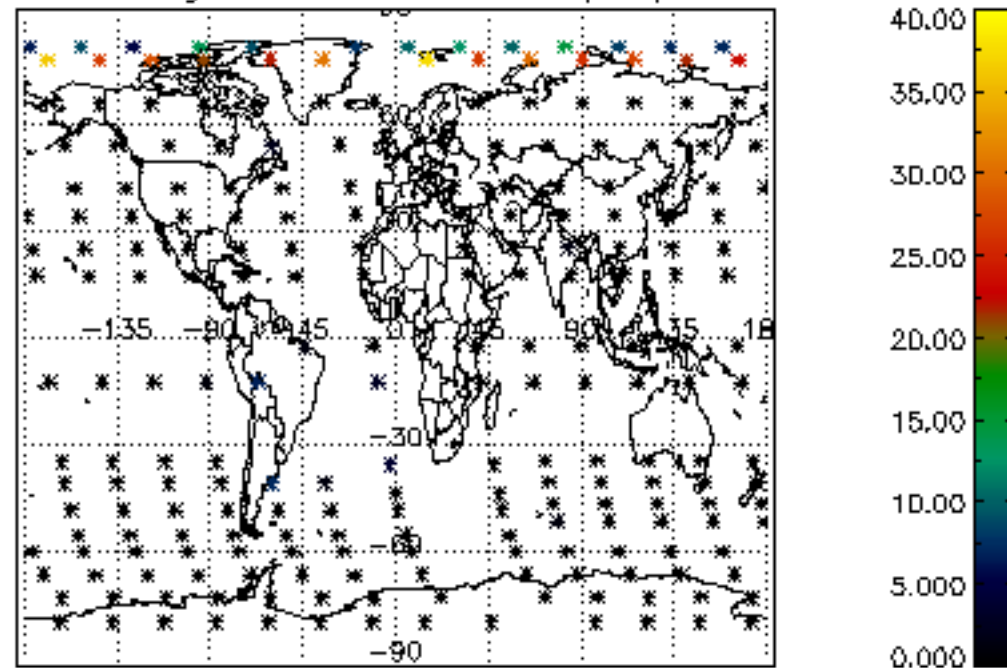
Percentage of datation errors per profile



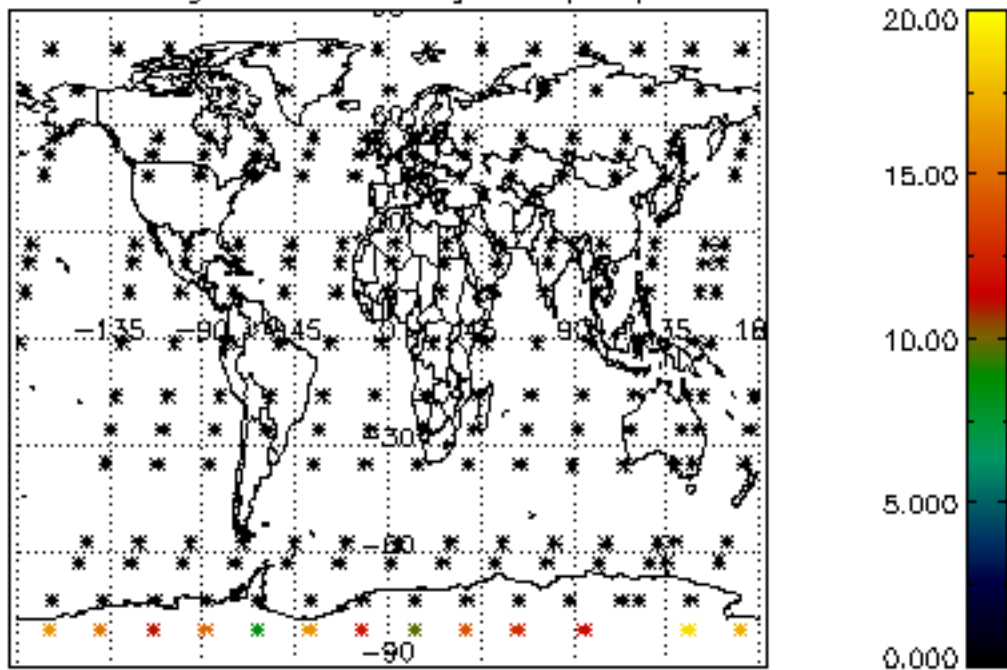
Percentage of star falling outside central band per profile



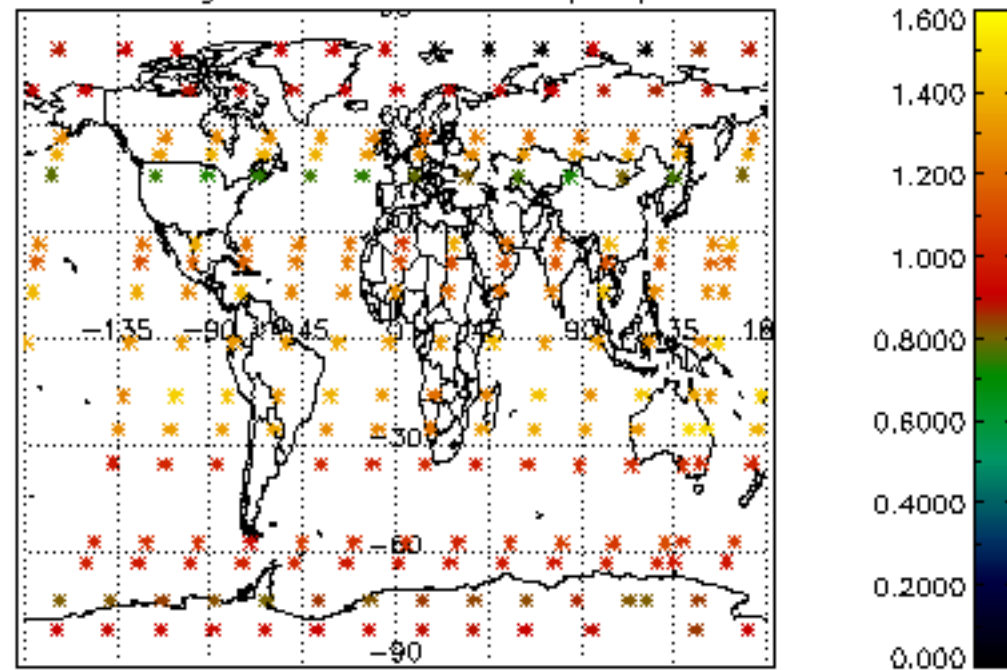
Percentage of saturation errors per profile



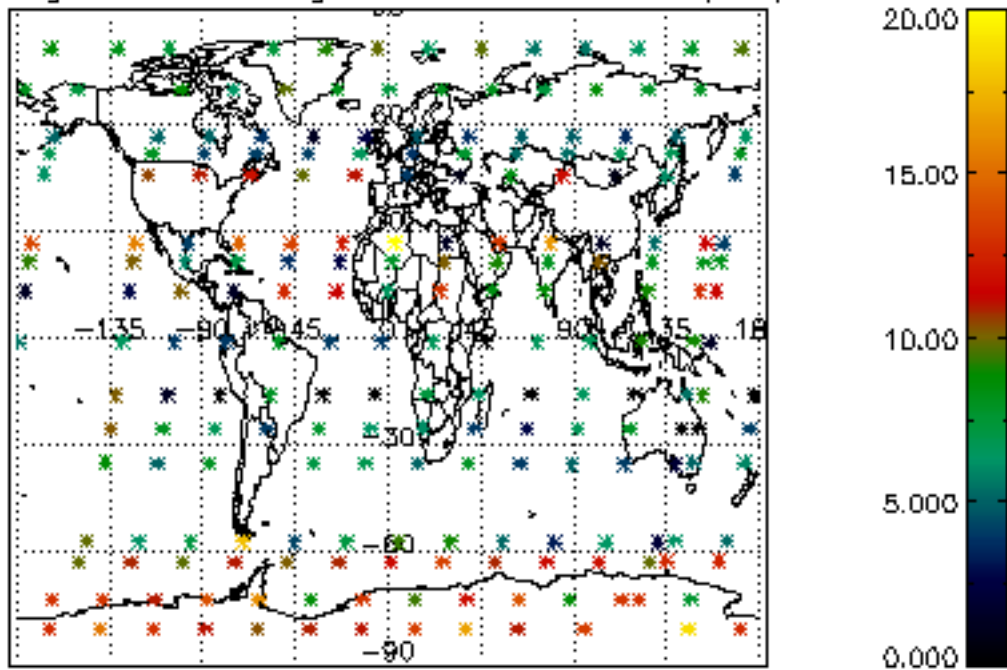
Percentage of cosmic ray hits per profile



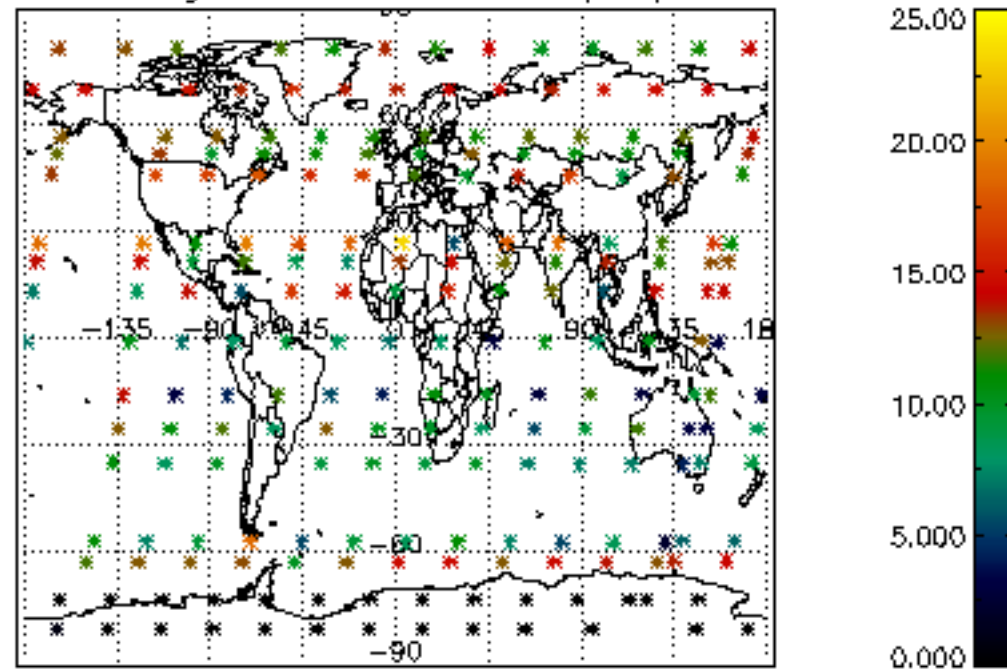
Percentage of datation errors per profile

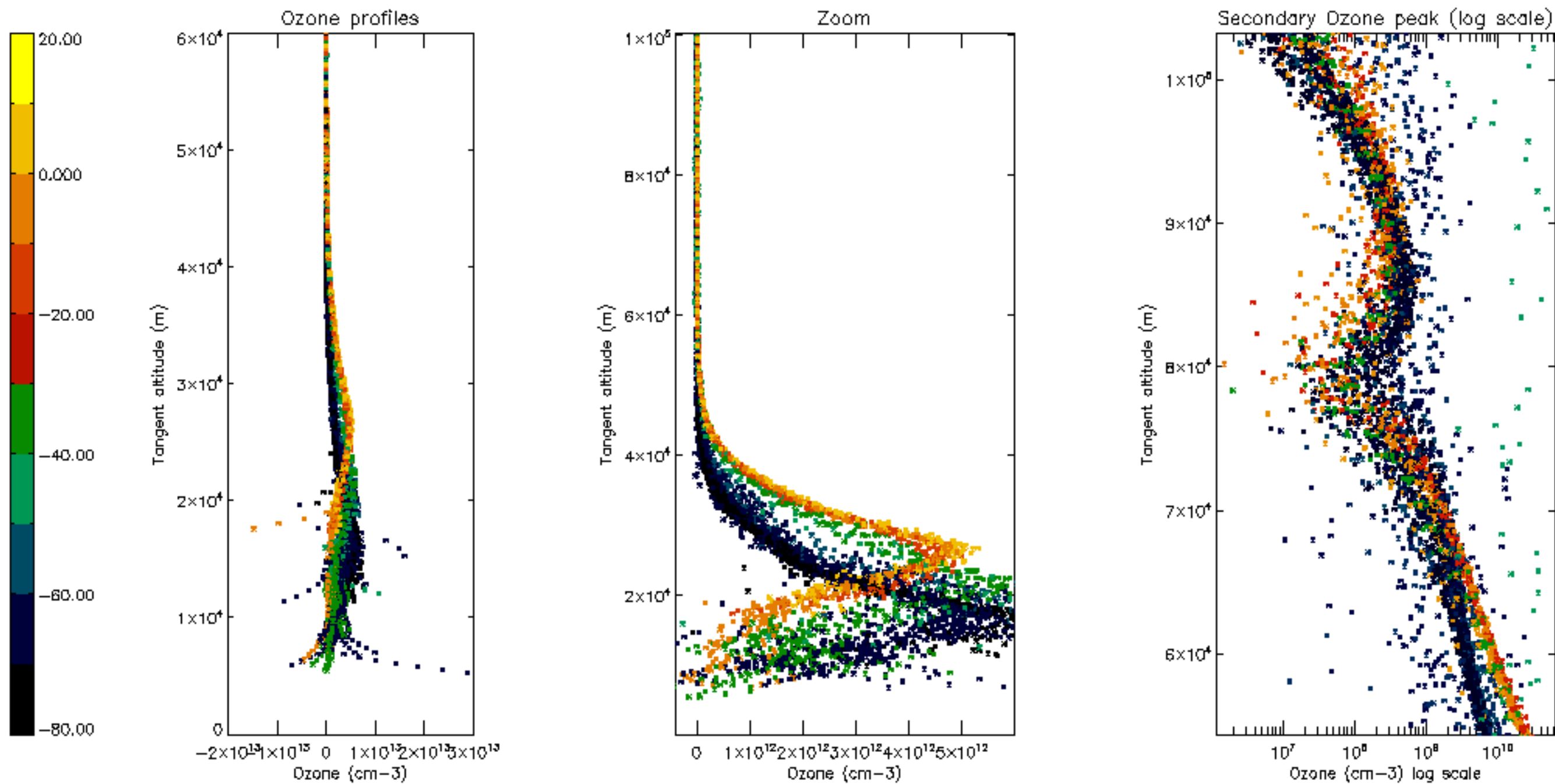


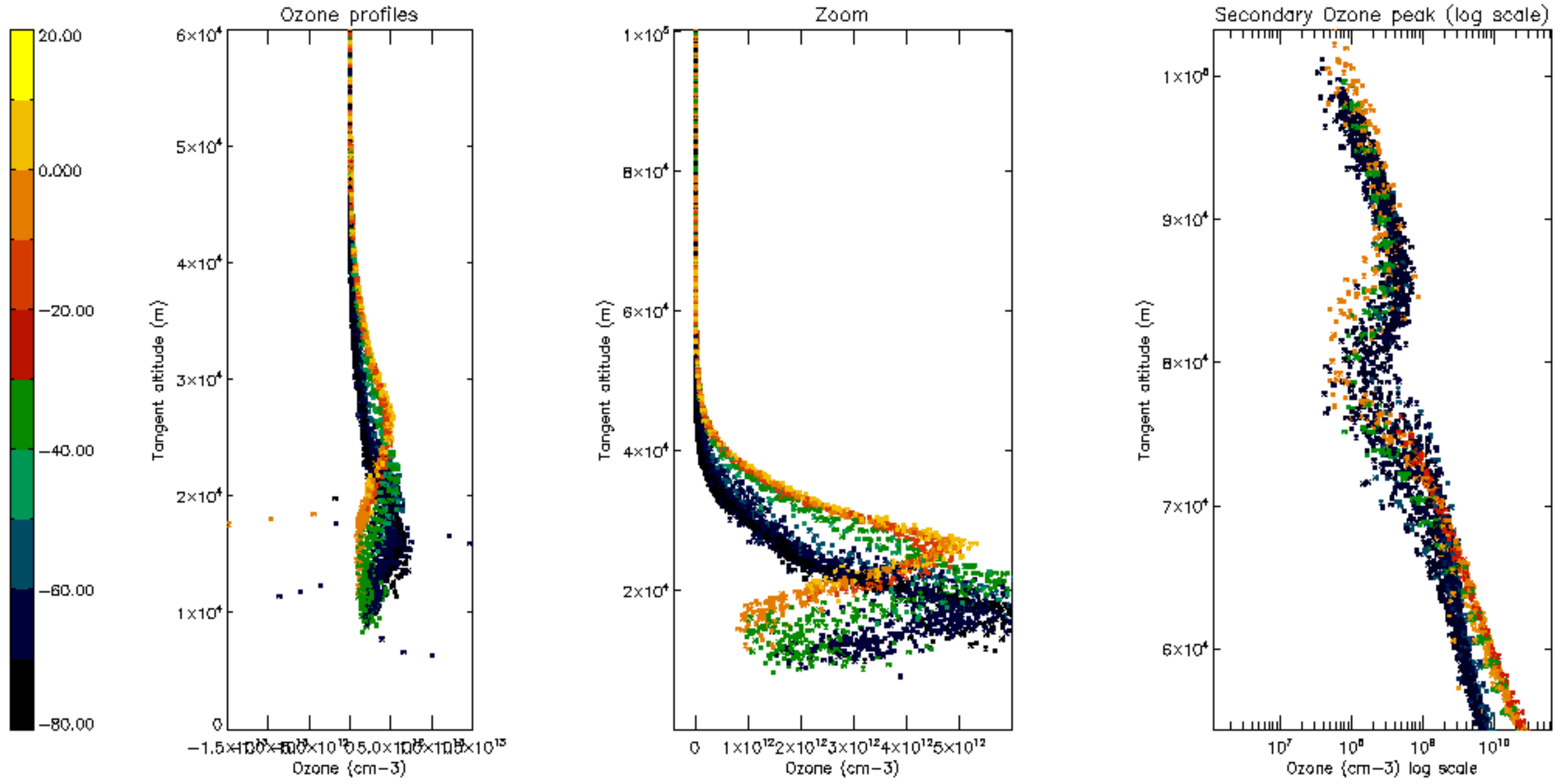
Percentage of star falling outside central band per profile

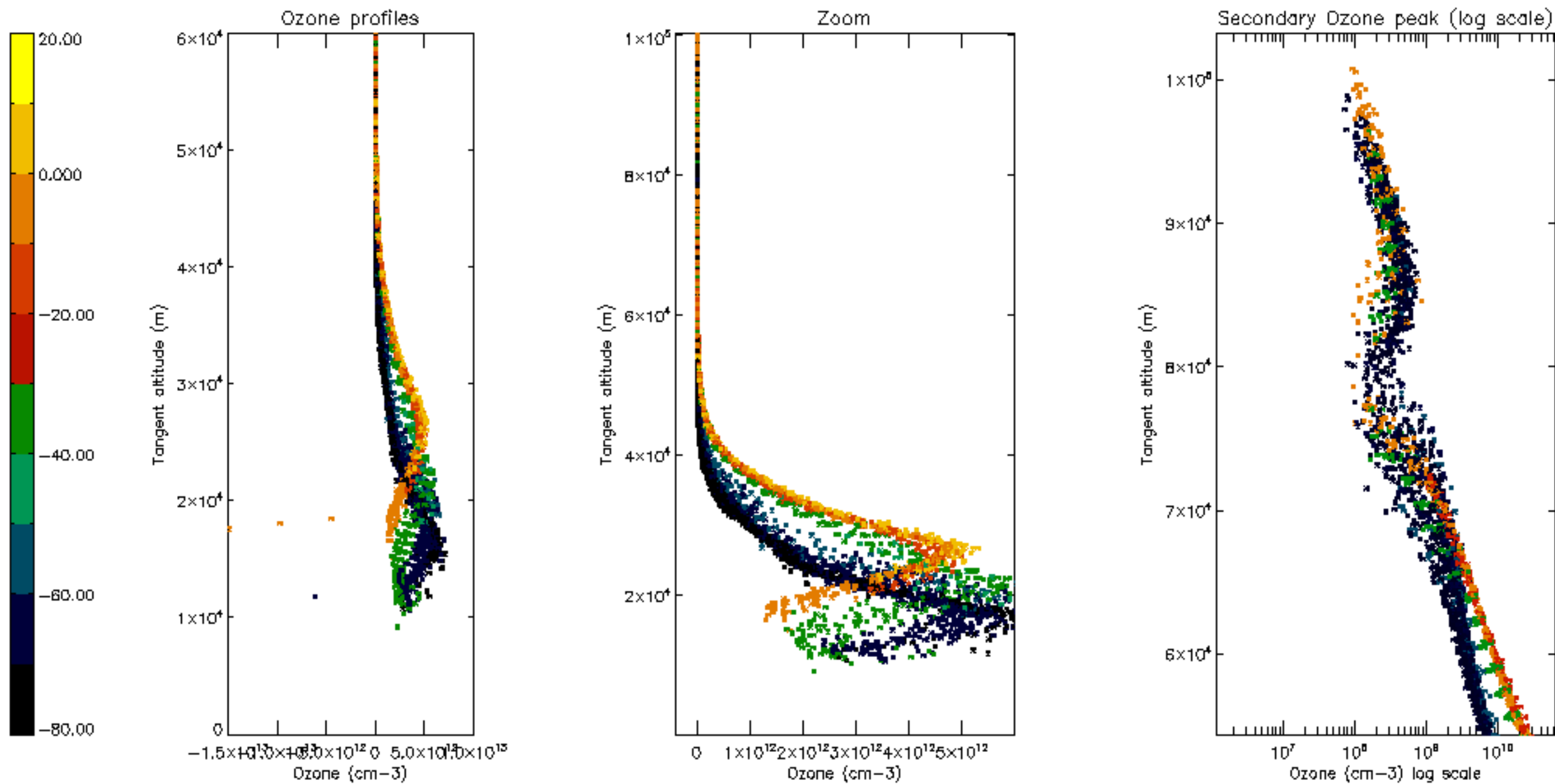


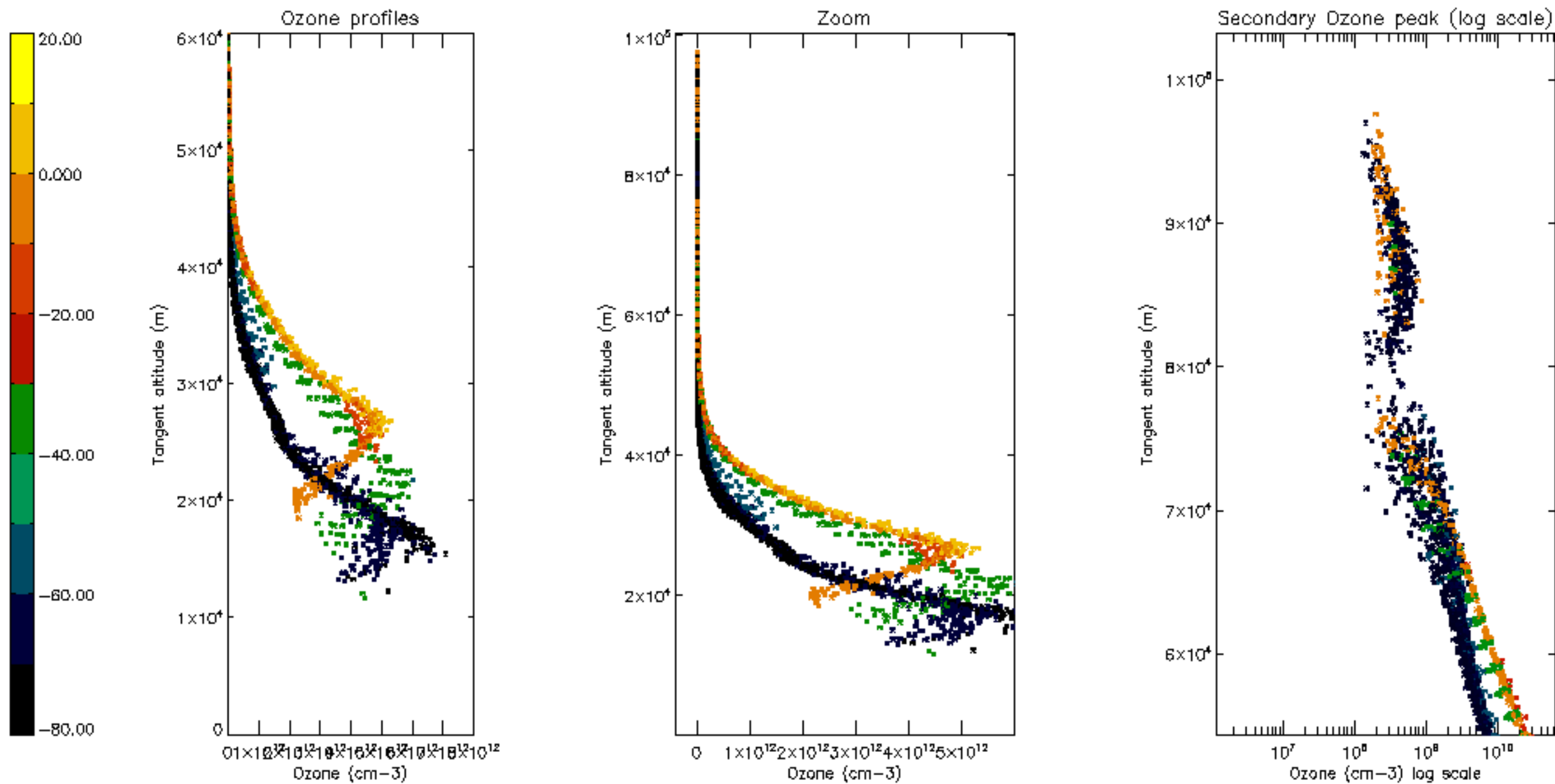
Percentage of saturation errors per profile

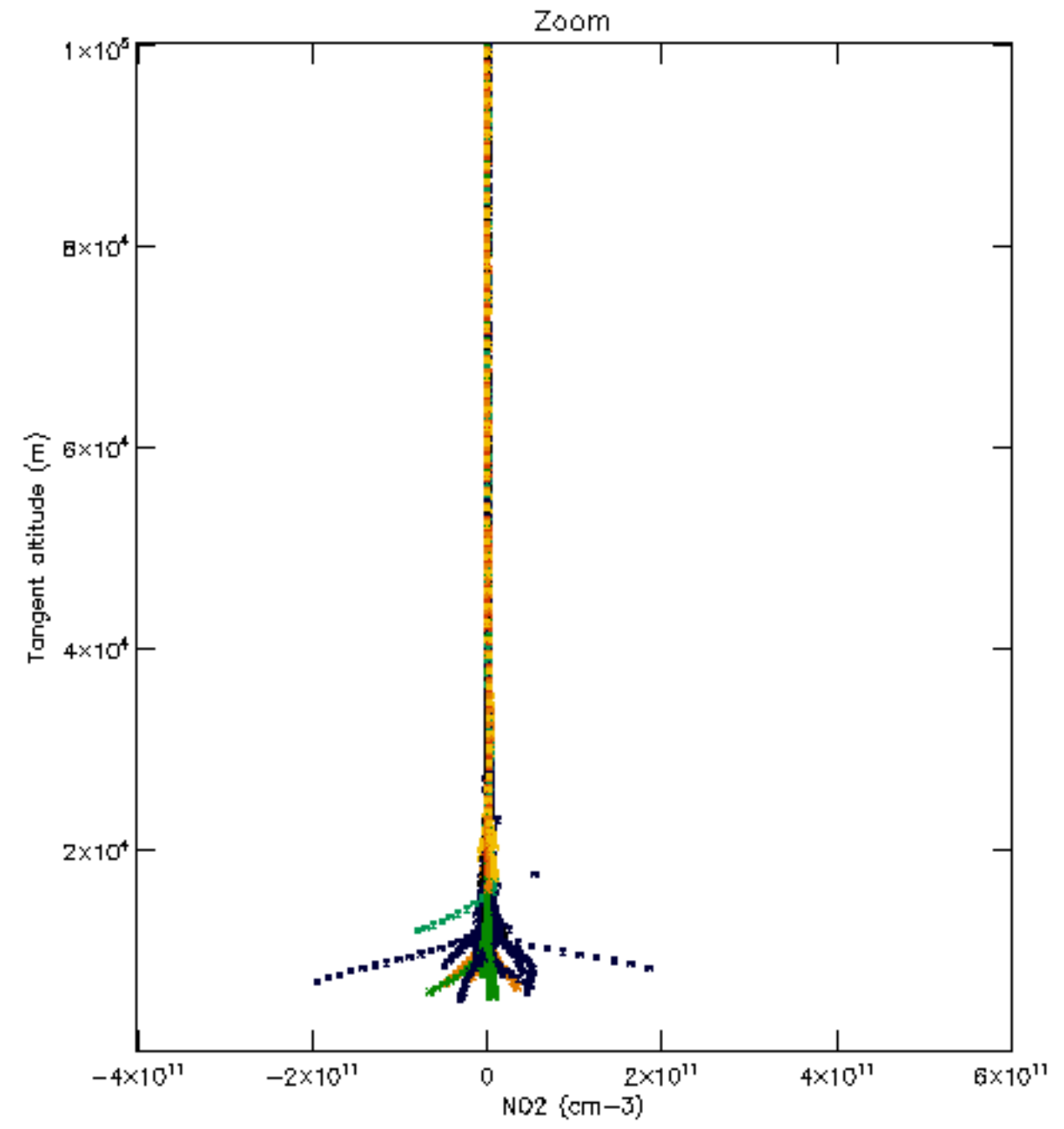
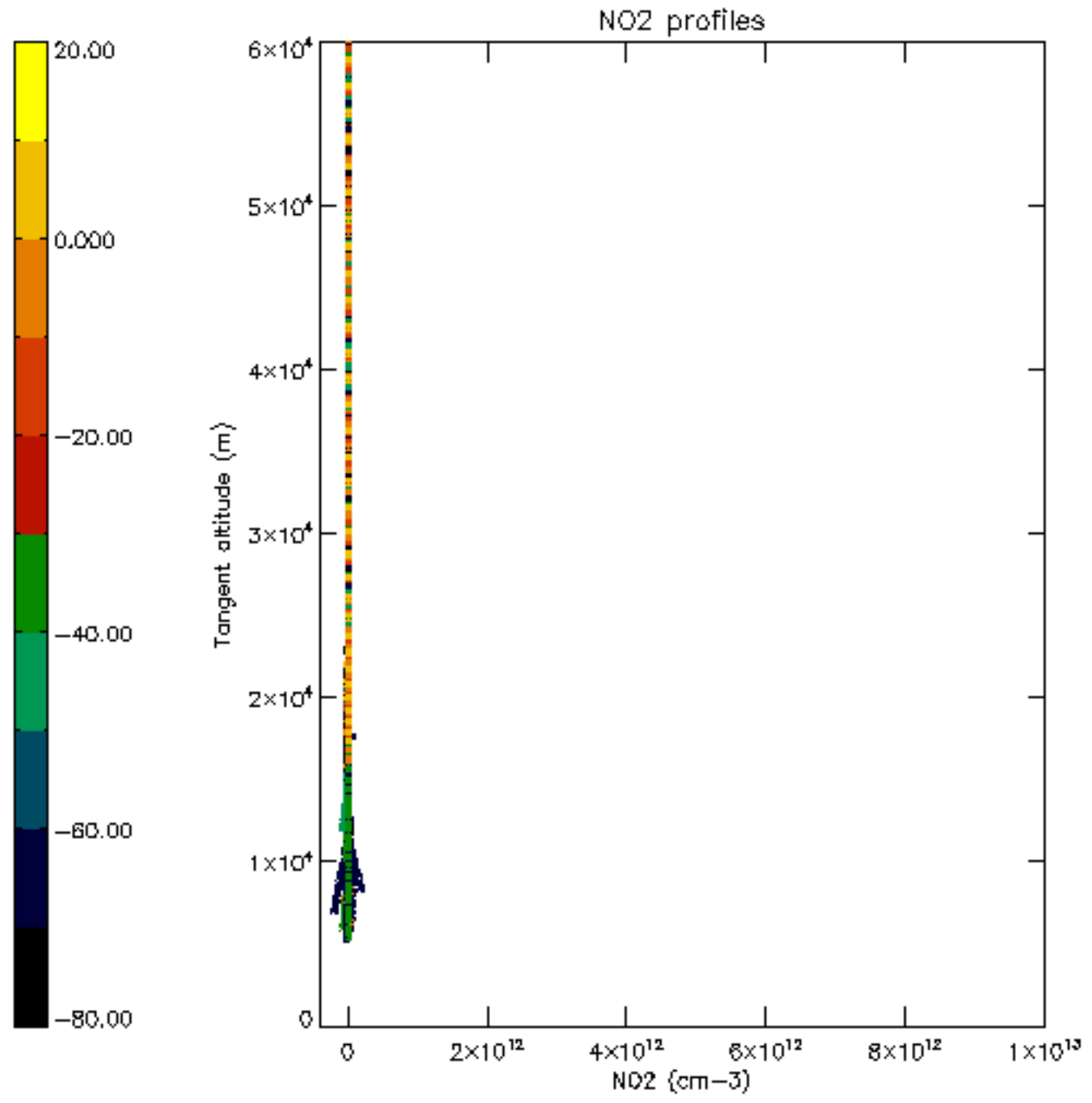


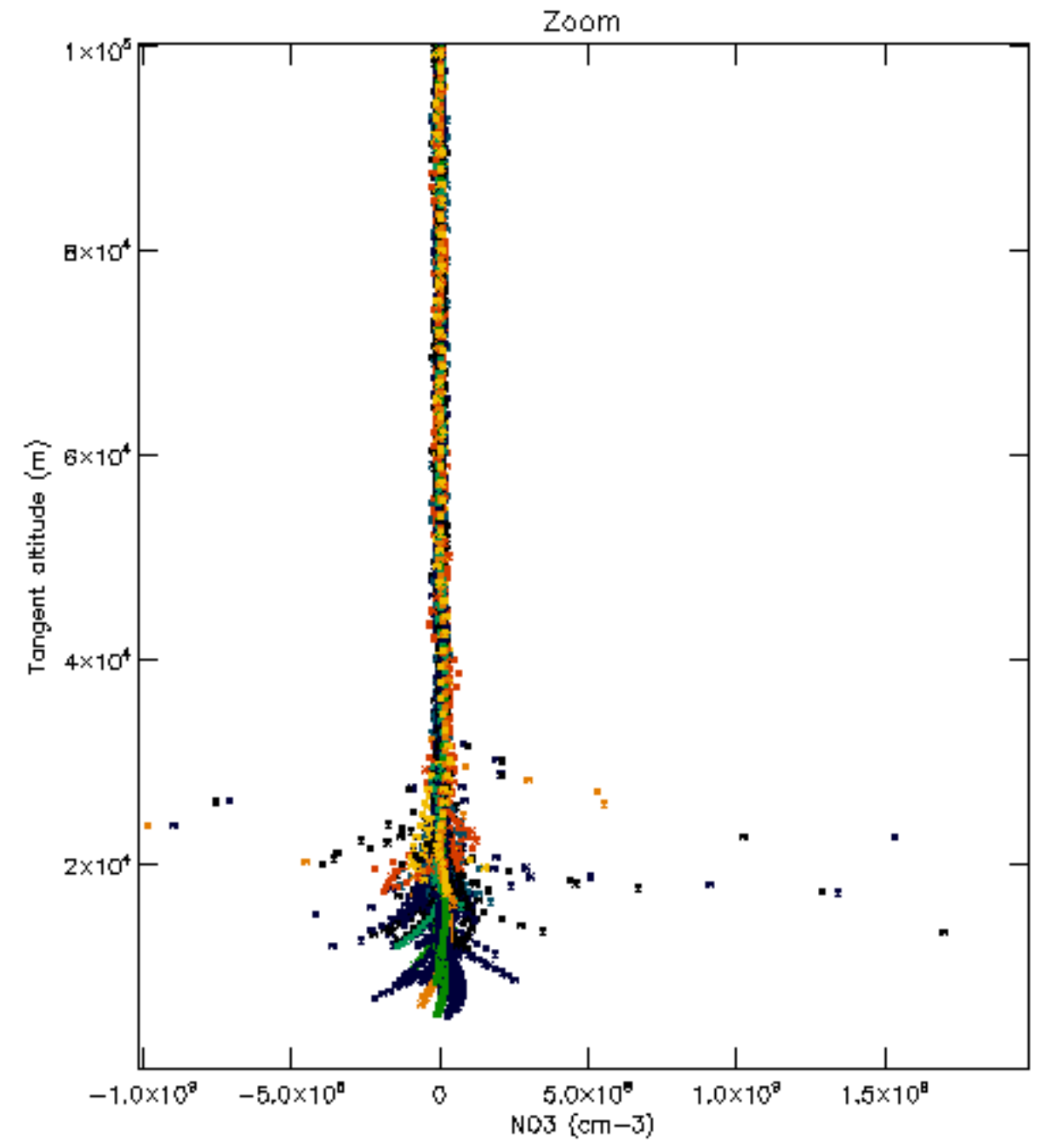
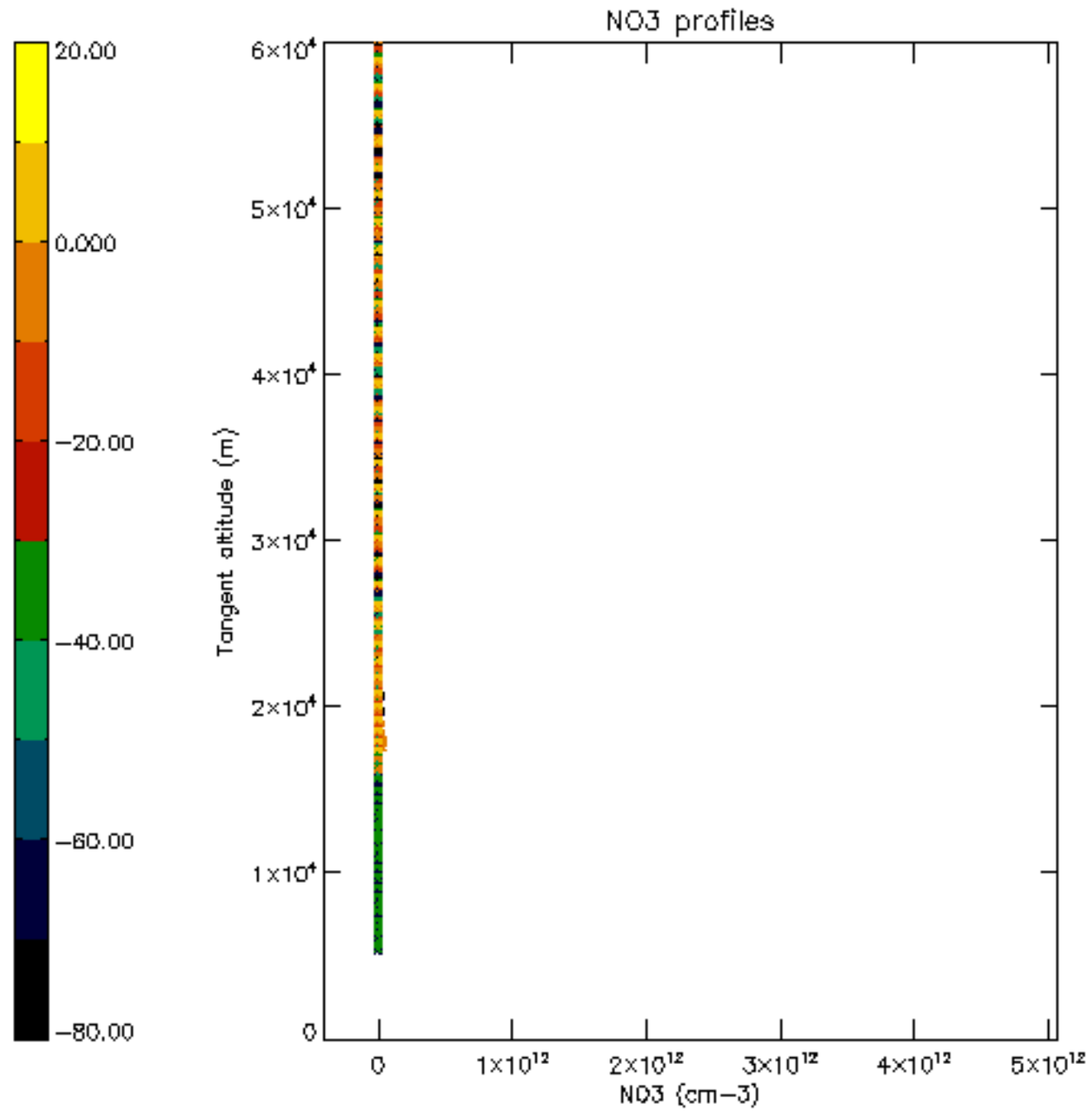


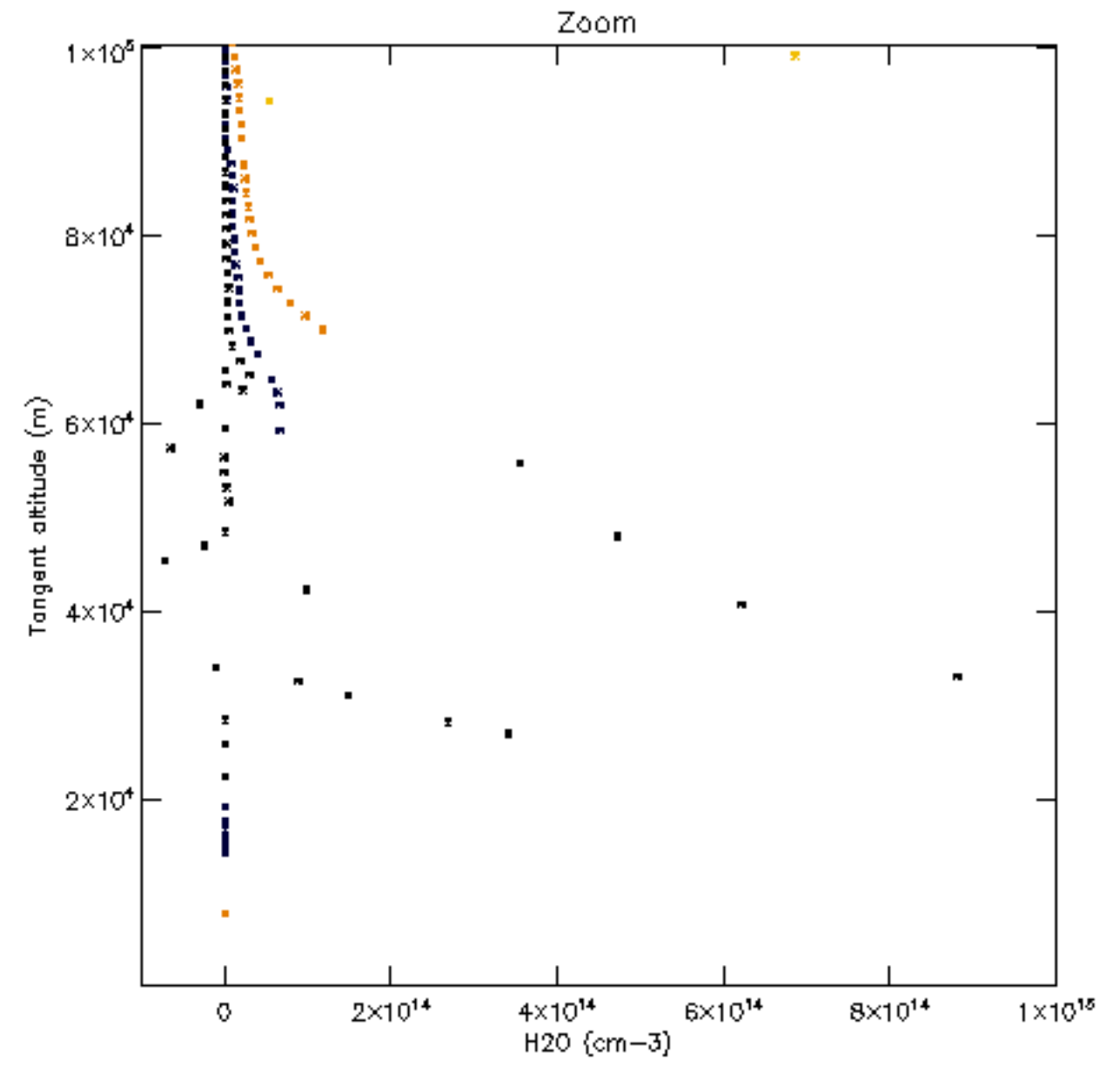
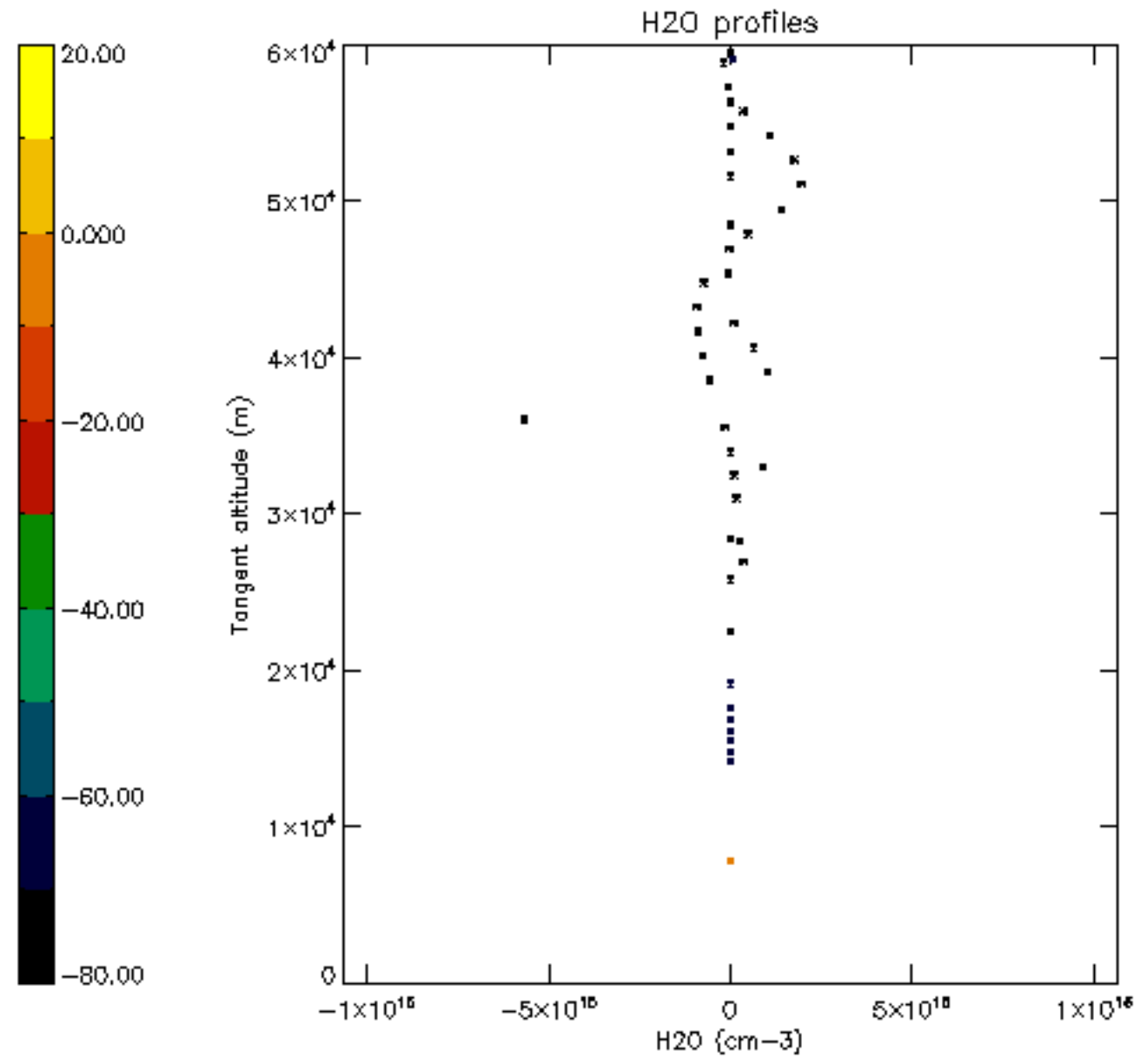


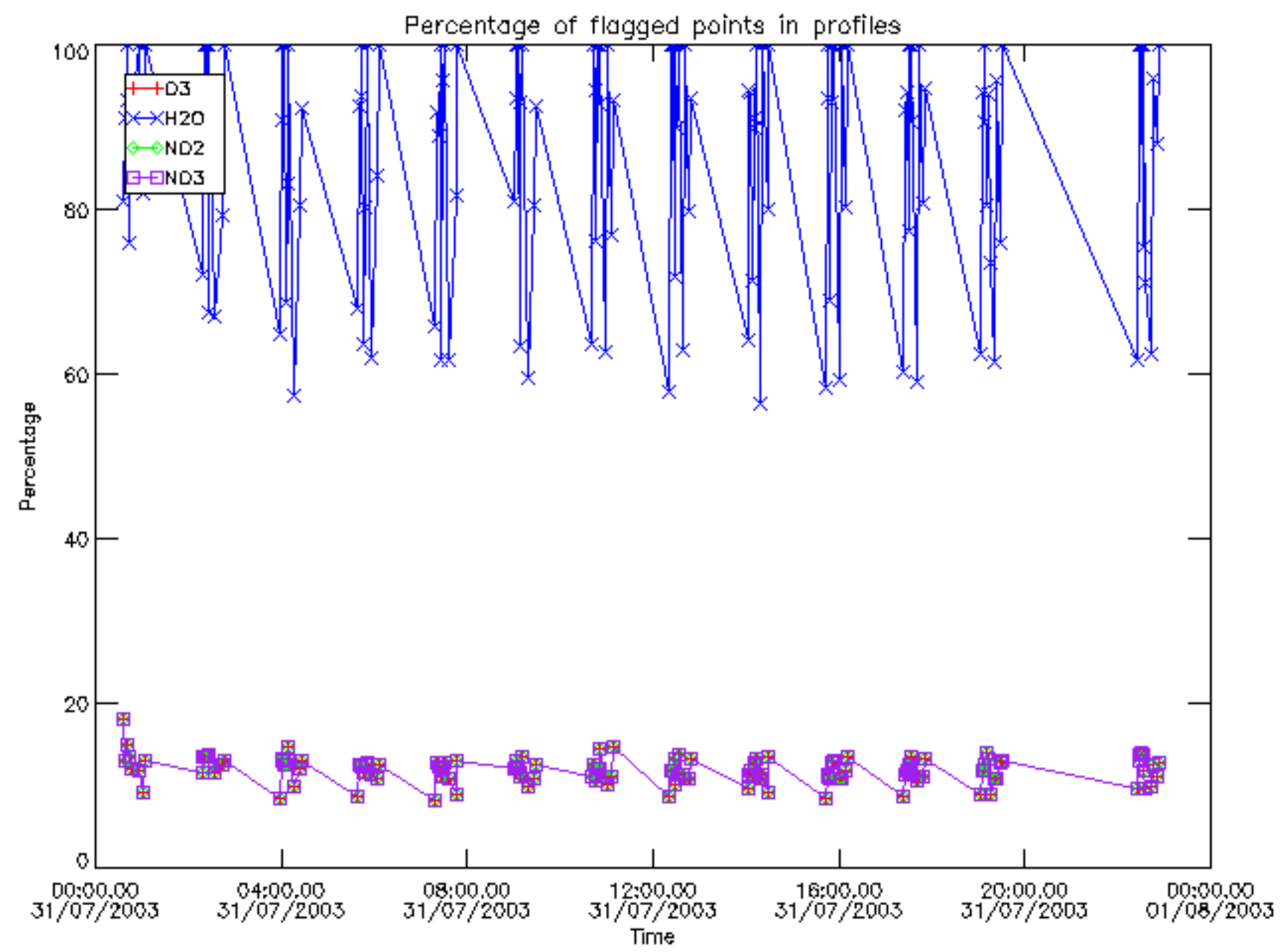




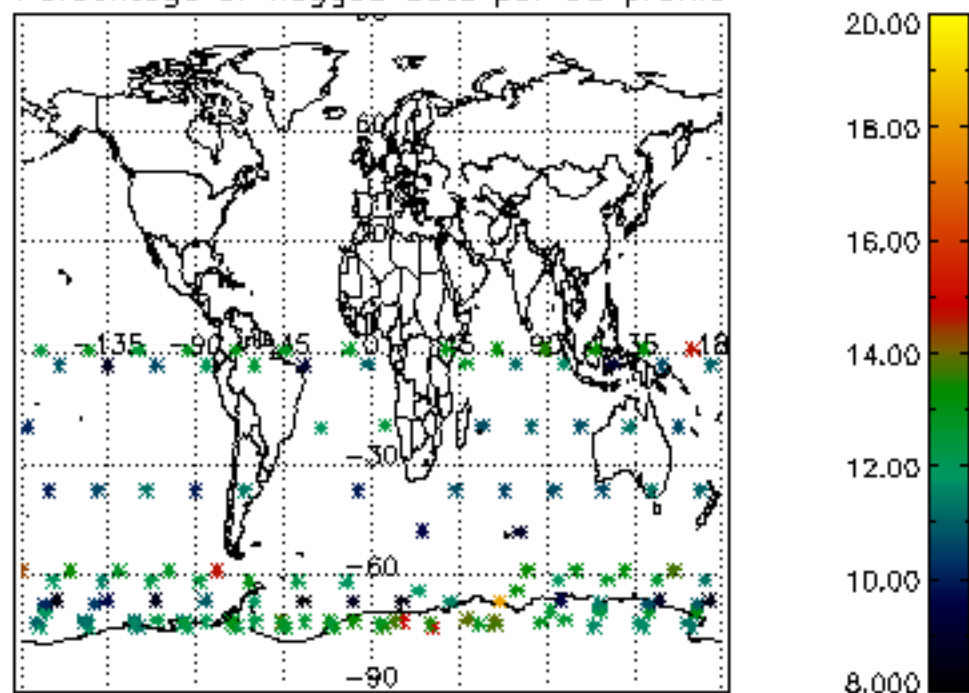




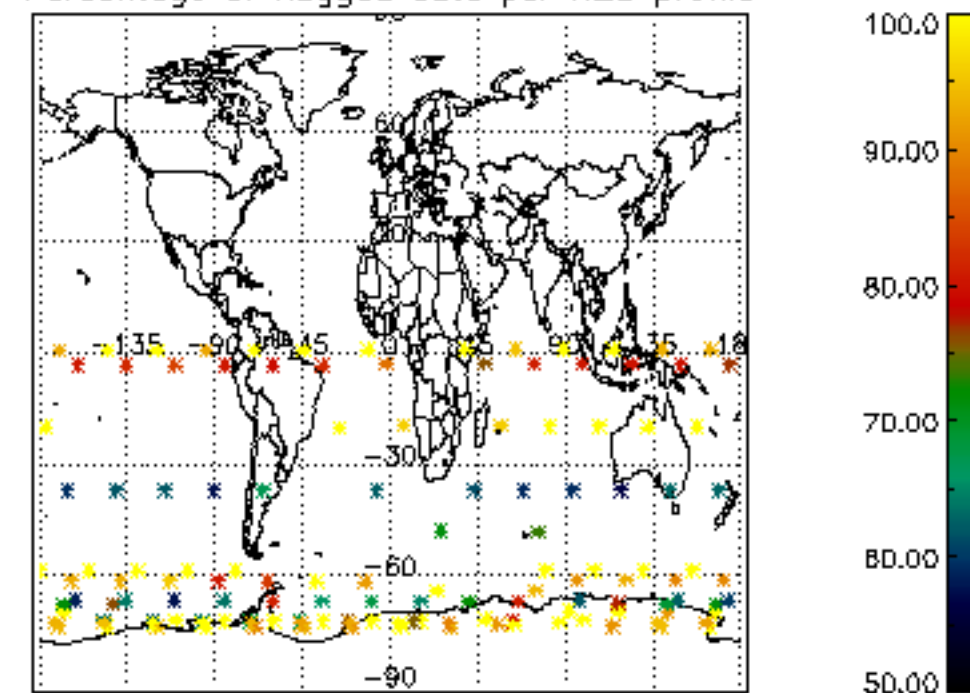




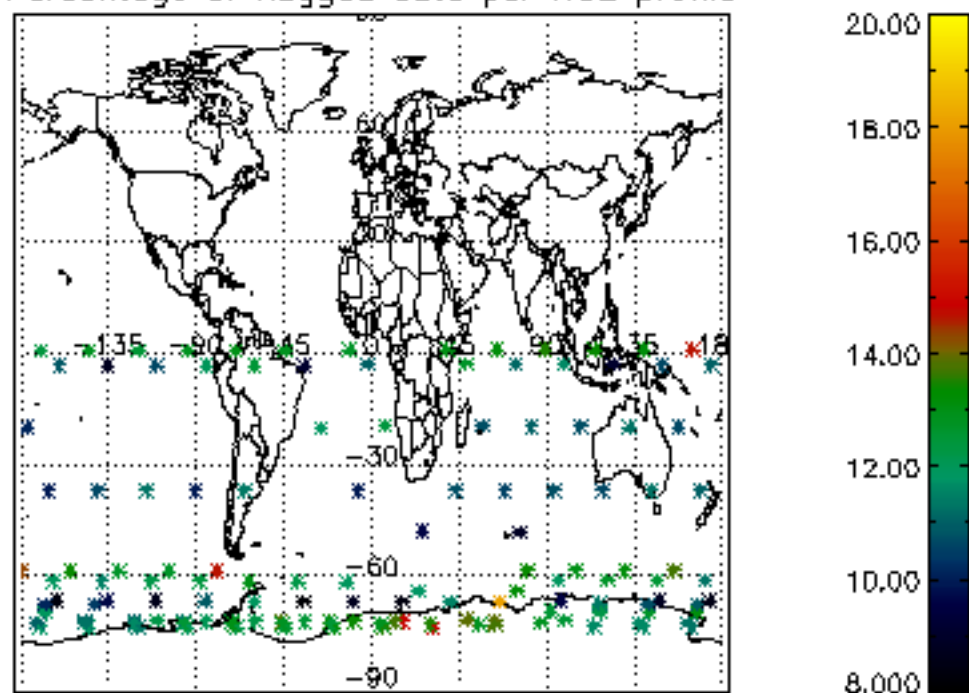
Percentage of flagged data per D3 profile



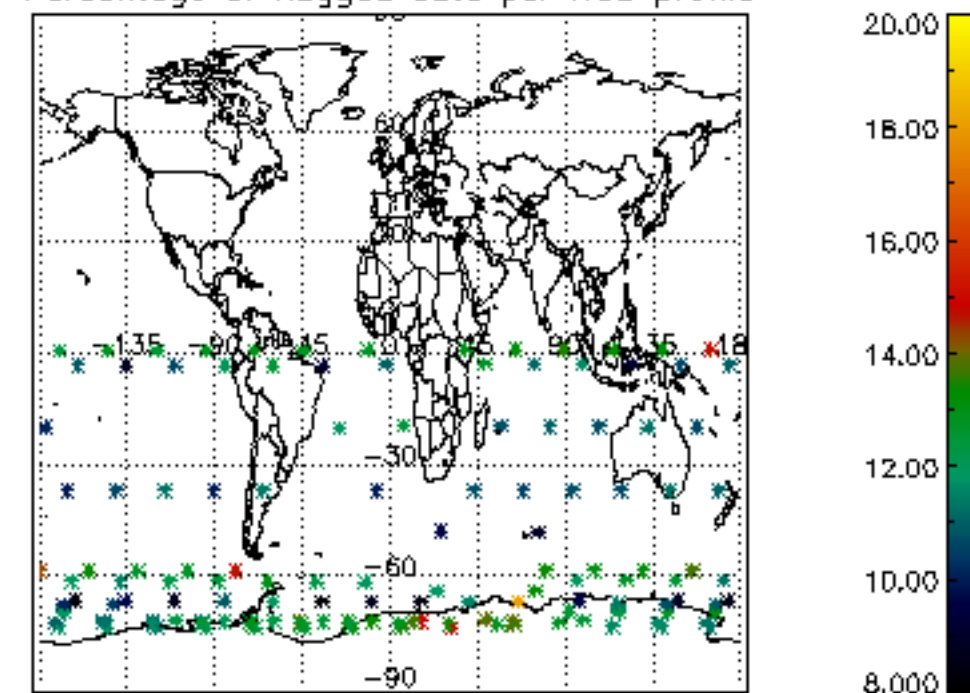
Percentage of flagged data per H2O profile

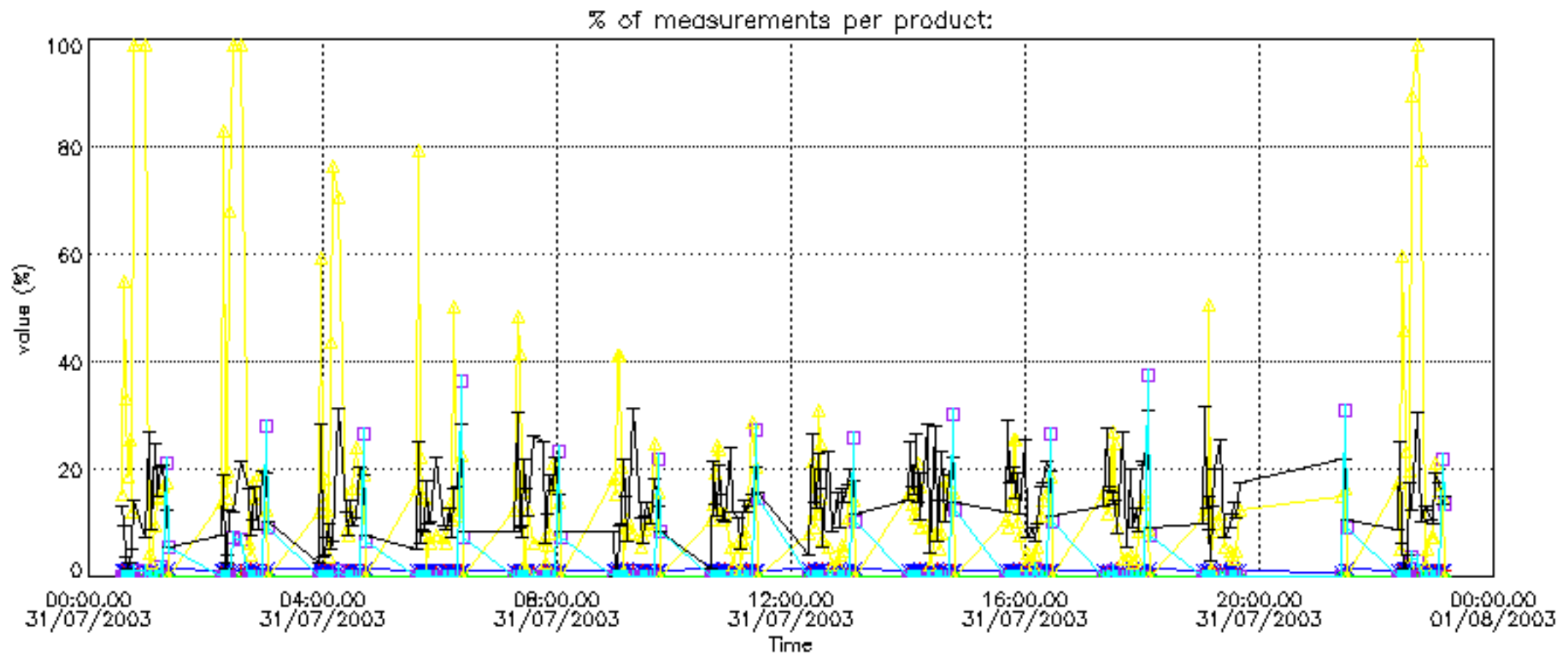


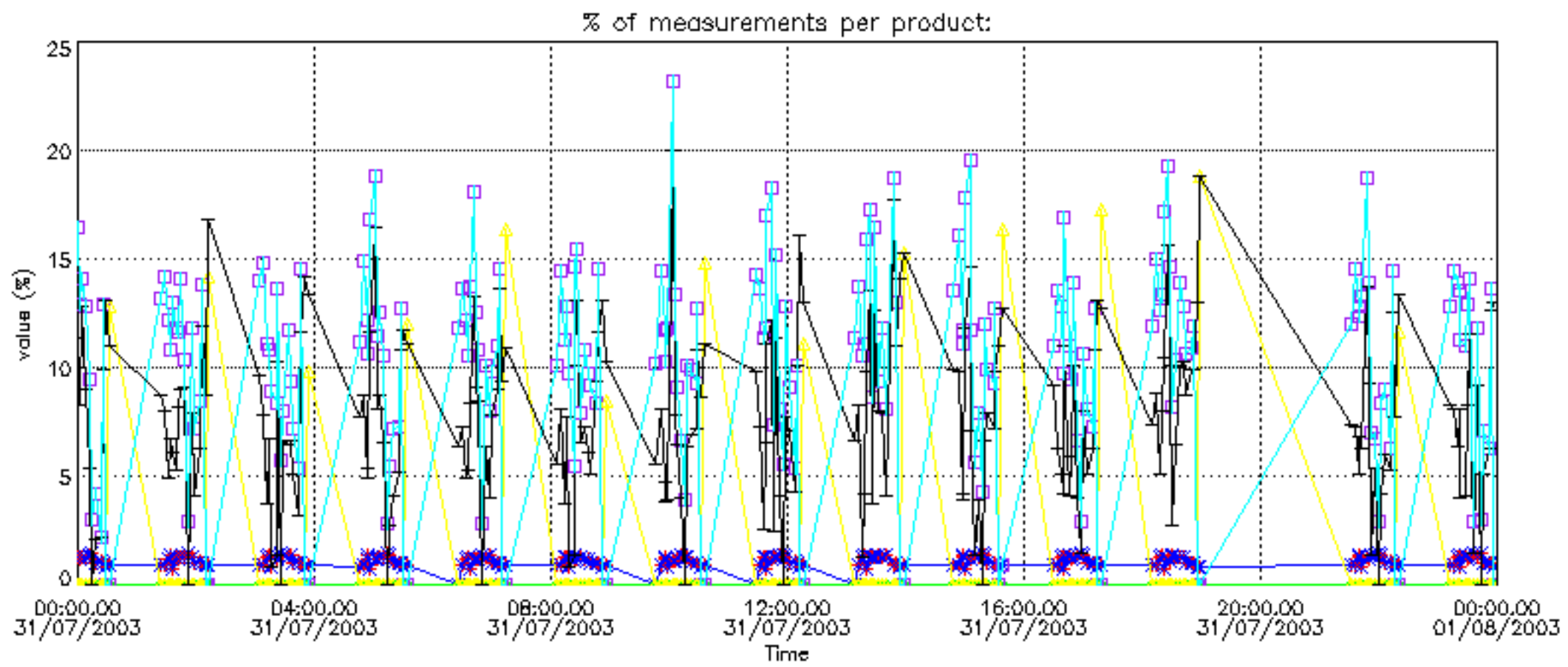
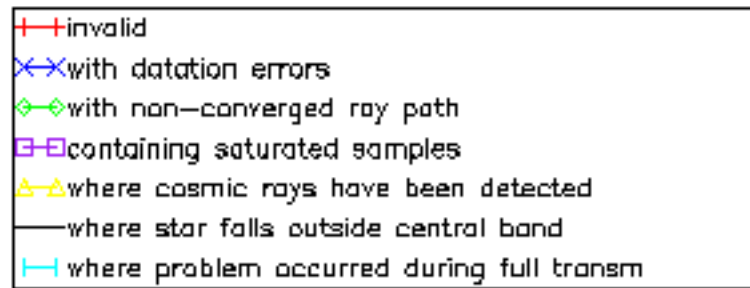
Percentage of flagged data per NO2 profile



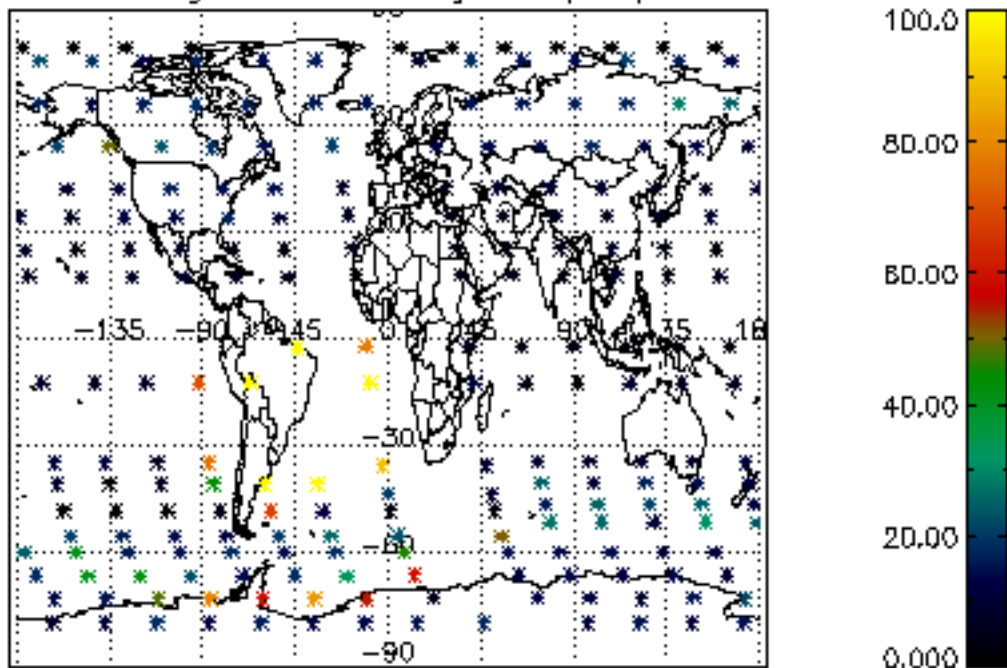
Percentage of flagged data per NO3 profile



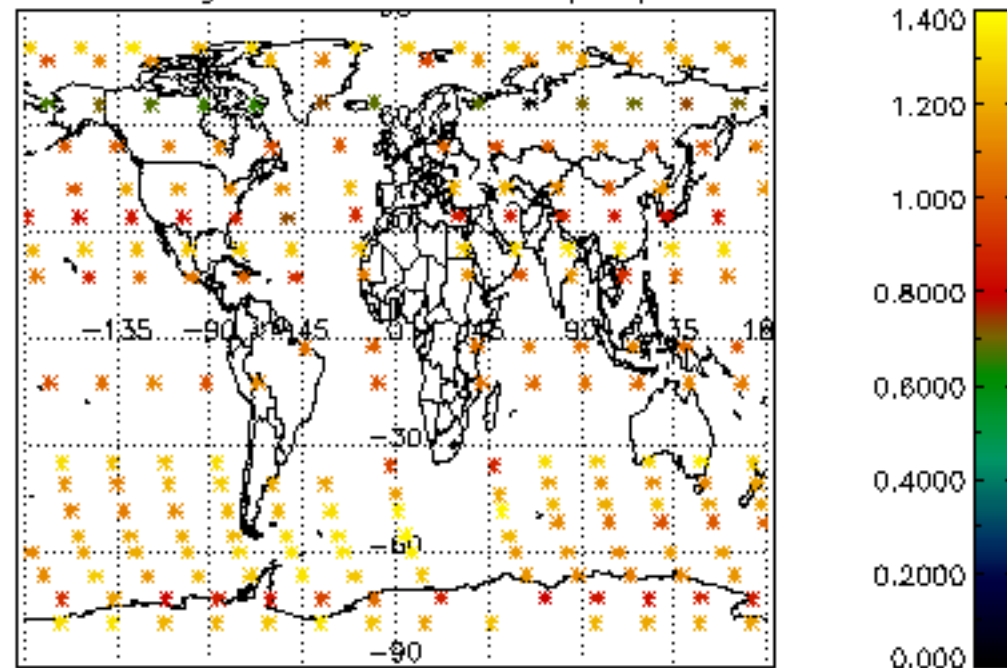




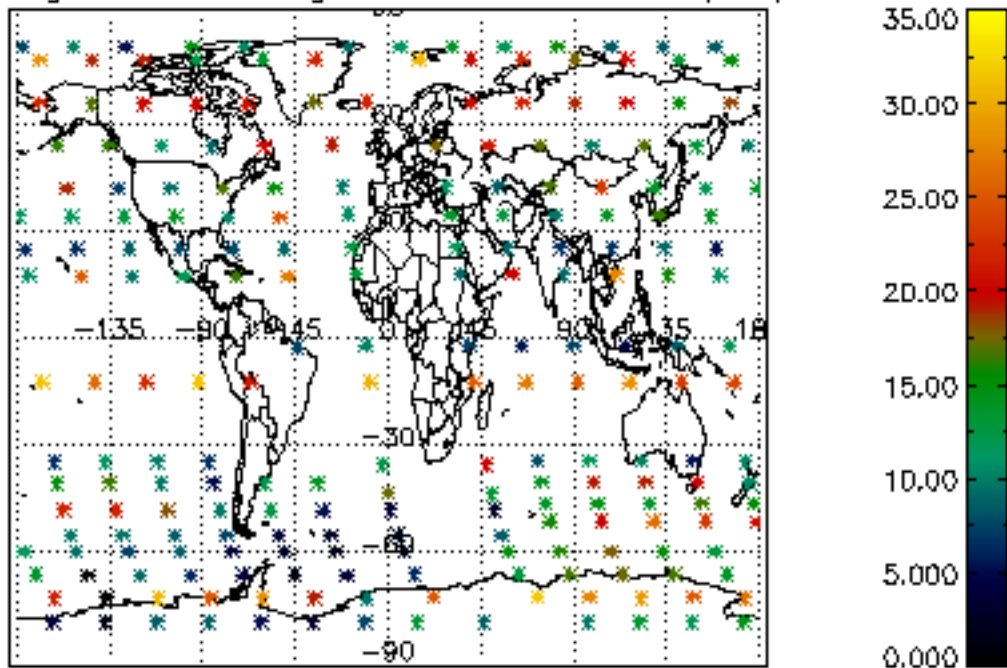
Percentage of cosmic ray hits per profile



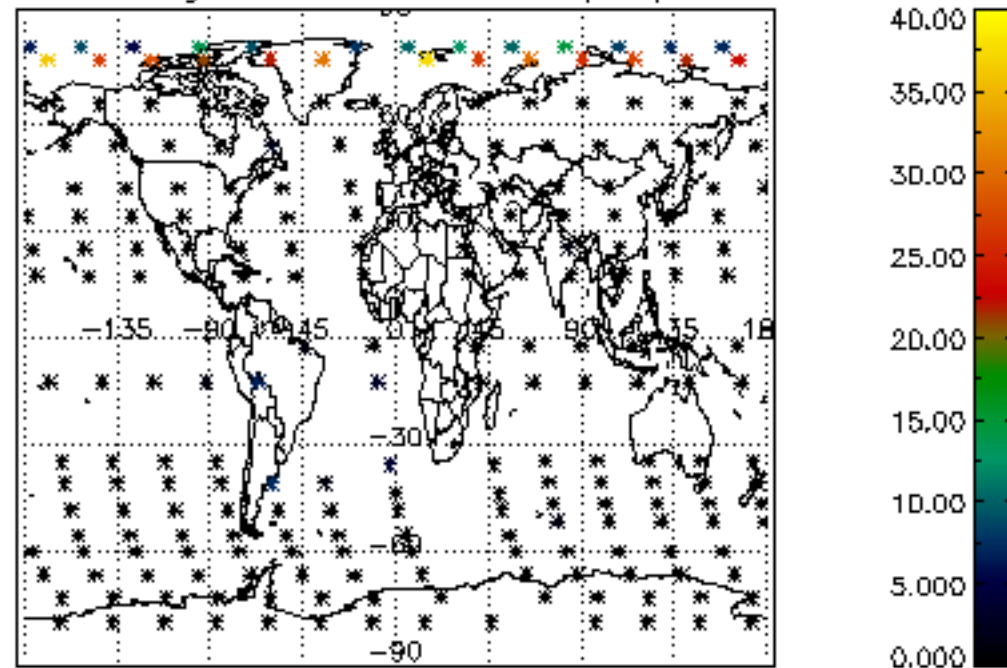
Percentage of datation errors per profile



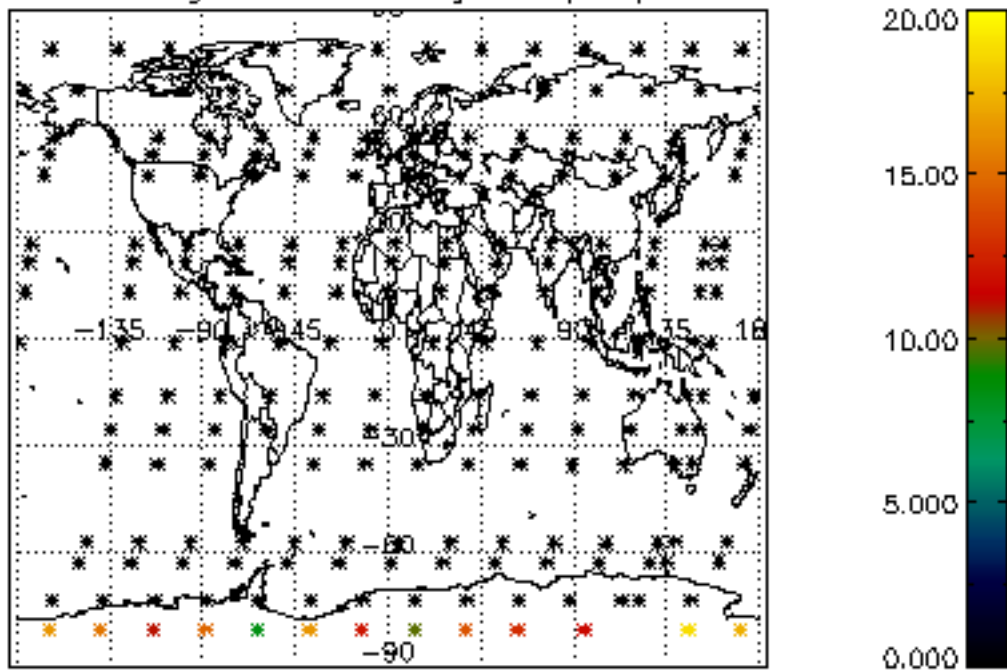
Percentage of star falling outside central band per profile



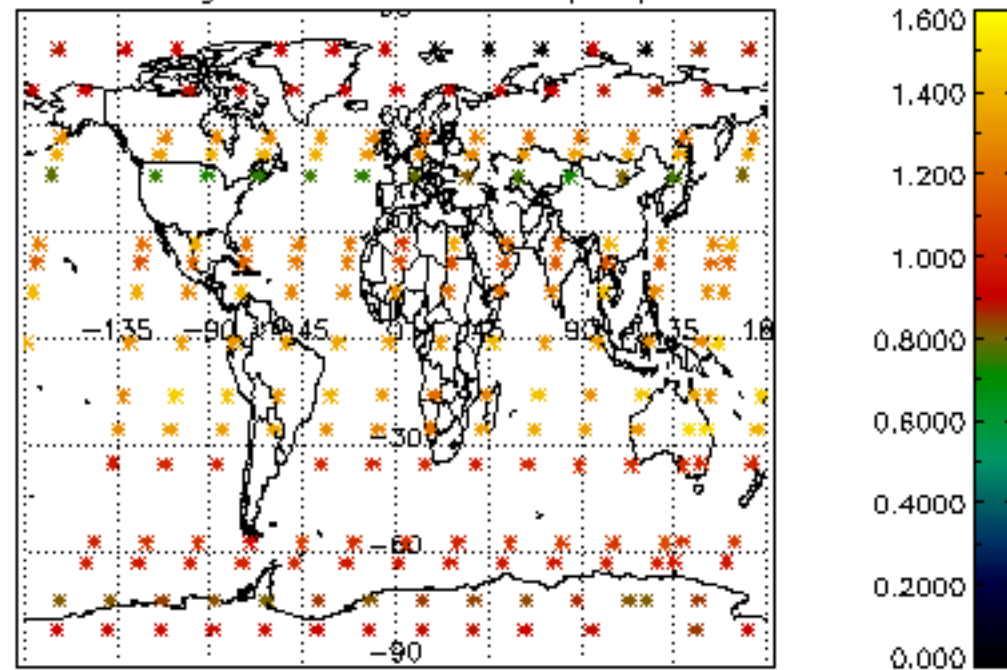
Percentage of saturation errors per profile



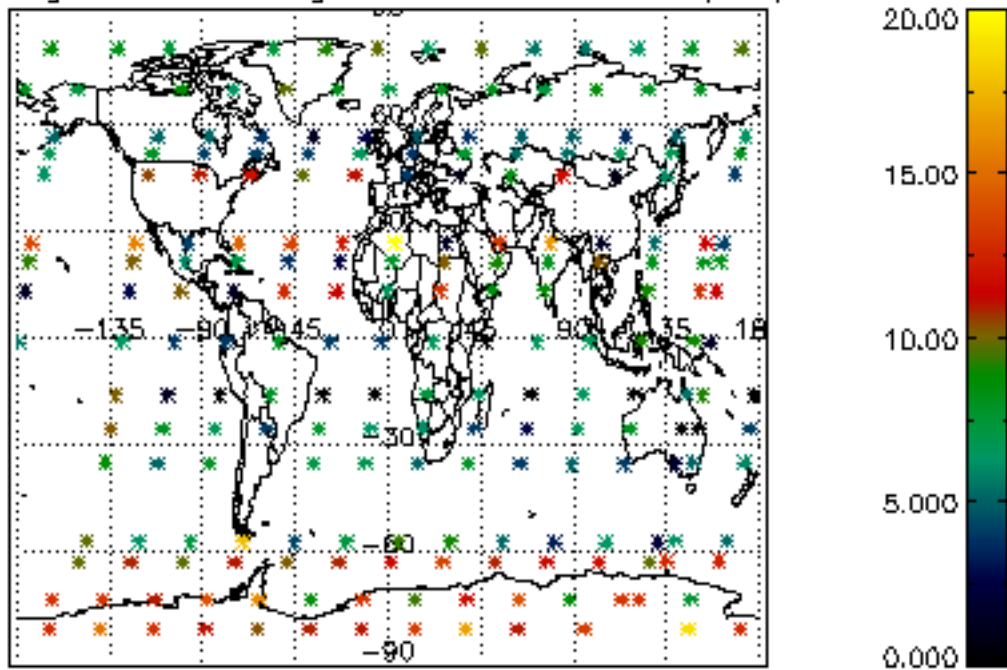
Percentage of cosmic ray hits per profile



Percentage of datation errors per profile



Percentage of star falling outside central band per profile



Percentage of saturation errors per profile

