

GOMOS Level 2 Daily Report

SUMMARY

[1. General Info](#)

[2. Summary of processed GOM_NL_2P products](#)

[3. Level 2 Quality information per product](#)

[3.1 Plot of level 2 quality information per product \(time dependant\)](#)

[3.2 Plot of level 2 quality information per product \(world map\)](#)

[4. Level 1 Quality information per product \(stored on level 2 products\)](#)

[4.1 Plot of level 1 quality information per product \(time dependant\)](#)

[4.1.1 Plot of level 1 quality information per product \(time dependant\): ASCENDING](#)

[4.1.2 Plot of level 1 quality information per product \(time dependant\): DESCENDING](#)

[4.2 Plot of level 1 quality information per product \(world map\)](#)

[4.2.1 Plot of level 1 quality information per product \(world map\): ASCENDING](#)

[4.2.2 Plot of level 1 quality information per product \(world map\): DESCENDING](#)

[5. Ozone profiles based on quality statistics and other trace gas profiles](#)

[5.1 Ozone statistics based on quality of products](#)

[5.2 Plot ozone profiles for all STD \(dark without errors\)](#)

[5.3 Plot ozone profiles where STD < 20% \(dark without errors\)](#)

[5.4. Plot ozone profiles where STD < 10% \(dark without errors\)](#)

[5.5. Plot ozone profiles where STD < 5% \(dark without errors\)](#)

[5.6 Plot NO2 profiles for all STD \(dark without errors\)](#)

[5.7 Plot NO3 profiles for all STD \(dark without errors\)](#)

[5.8 Plot H2O profiles \(only for occultations of stars 1,2,3,4,13,14,16,26,63 dark without errors\) for all STD](#)

[6. Auxiliary Data Files used for the production reported in section 2](#)

This report presents the daily analysis on parameters extracted from GOMOS level 2 data (GOM_NL__2P). It is intended to monitor some important parameters that will impact the quality of these products. A list of level 2 products (and content) that have arrived during the reporting day to the PCF is also given.

Item	Value
Time of report generation	19APR2013 17:34:11
Data source version	GOMOS/6.01
Start time of products	30-07-2003 (30JUL2003 00:00:00)
Stop time of products	31-07-2003 (31JUL2003 00:00:00)
Store outputs in DB	Yes
Nb of level 2 prods	437
Nb of prods with errors	0

2. Summary of processed GOM_NL__2P products.

Nr	Filename	UTC Start time	Limb	Duration	Star Id	Star Name	Star Mag	Star Temp	Nb Meas	Orbit	Prod. error
1	GOM_NL__2PRFIN20030730_000036_000000412018_00317_07385_7115.N1	30-JUL-2003 00:00:36	Straylight	40.500	148	Alp Tuc	2.8780	4100.0	81	7385	No
2	GOM_NL__2PRFIN20030730_000353_000000492018_00317_07385_7116.N1	30-JUL-2003 00:03:53	Straylight	49.000	31	Alp Gru	1.7340	15200.	98	7385	No
3	GOM_NL__2PRFIN20030730_000718_000000762018_00317_07385_7117.N1	30-JUL-2003 00:07:18	Twilight_stray	75.500	18	24Alp PsA	1.1660	9700.0	151	7385	No
4	GOM_NL__2PRFIN20030730_001129_000000422018_00317_07385_7118.N1	30-JUL-2003 00:11:29	Bright	41.500	38	20Eps Sgr	1.8360	11000.	83	7385	No
5	GOM_NL__2PRFIN20030730_001324_000000382018_00317_07385_7119.N1	30-JUL-2003 00:13:24	Bright	38.000	57	34Sig Sgr	2.0660	26000.	76	7385	No
6	GOM_NL__2PRFIN20030730_001459_000000572018_00317_07385_7120.N1	30-JUL-2003 00:14:59	Bright	56.500	142	49Del Cap	2.8500	8900.0	113	7385	No
7	GOM_NL__2PRFIN20030730_001922_000000612018_00317_07385_7121.N1	30-JUL-2003 00:19:22	Bright	60.500	154	22Bet Aqr	2.8990	5700.0	121	7385	No
8	GOM_NL__2PRFIN20030730_002315_000000402018_00317_07385_7122.N1	30-JUL-2003 00:23:15	Bright	39.500	11	53Alp Aql	0.76500	8000.0	79	7385	No
9	GOM_NL__2PRFIN20030730_002437_000000362018_00317_07385_7123.N1	30-JUL-2003 00:24:37	Bright	36.000	168	17Zet Aql	2.9860	11000.	72	7385	No
10	GOM_NL__2PRFIN20030730_002640_000000662018_00317_07385_7124.N1	30-JUL-2003 00:26:40	Bright	66.000	61	8Eps Peg	2.1000	3900.0	132	7385	No
11	GOM_NL__2PRFIN20030730_003141_000000392018_00317_07385_7125.N1	30-JUL-2003 00:31:41	Bright	39.000	5	3Alp Lyr	0.033000	11000.	78	7385	No
12	GOM_NL__2PRFIN20030730_003318_000000422018_00317_07385_7126.N1	30-JUL-2003 00:33:18	Bright	42.000	66	37Gam Cyg	2.2080	5900.0	84	7385	No
13	GOM_NL__2PRFIN20030730_003525_000000382018_00317_07385_7127.N1	30-JUL-2003 00:35:25	Bright	37.500	69	33Gam Dra	2.2310	3800.0	75	7385	No
14	GOM_NL__2PRFIN20030730_003919_000000362018_00317_07385_7128.N1	30-JUL-2003 00:39:19	Bright	36.000	119	14Eta Dra	2.7270	4700.0	72	7385	No
15	GOM_NL__2PRFIN20030730_004330_000000352018_00317_07385_7129.N1	30-JUL-2003 00:43:30	Bright	34.500	60	7Bet UMi	2.0810	3950.0	69	7385	No
16	GOM_NL__2PRFIN20030730_004615_000000372018_00317_07385_7130.N1	30-JUL-2003 00:46:15	Bright	37.000	49	1Alp UMi	1.9900	6300.0	74	7385	No
17	GOM_NL__2PRFIN20030730_004914_000000492018_00317_07385_7131.N1	30-JUL-2003 00:49:14	Bright	48.500	76	27Gam Cas	2.3000	30000.	97	7385	No
18	GOM_NL__2PRFIN20030730_005525_000000452018_00317_07385_7132.N1	30-JUL-2003 00:55:25	Bright	44.500	160	23Gam Per	2.9300	4700.0	89	7385	No
19	GOM_NL__2PRFIN20030730_005828_000000762018_00317_07385_7133.N1	30-JUL-2003 00:58:28	Bright	75.500	73	57Gam1And	2.2600	13100.	151	7385	No
20	GOM_NL__2PRFIN20030730_010050_000000462018_00317_07385_7134.N1	30-JUL-2003 01:00:50	Bright	46.000	149	45Eps Per	2.8880	30000.	92	7385	No
21	GOM_NL__2PRFIN20030730_010350_000000562018_00317_07385_7135.N1	30-JUL-2003 01:03:50	Twilight_stray	56.000	150	44Zet Per	2.8900	28000.	112	7385	No
22	GOM_NL__2PRFIN20030730_010606_000000412018_00317_07385_7136.N1	30-JUL-2003 01:06:06	Twilight_stray	40.500	176	23Zet Tau	3.0200	22000.	81	7385	No
23	GOM_NL__2PRFIN20030730_010830_000000612018_00317_07385_7137.N1	30-JUL-2003 01:08:30	Dark	61.000	13	87Alp Tau	0.86700	3800.0	122	7385	No
24	GOM_NL__2PRFIN20030730_011032_000000432018_00317_07385_7138.N1	30-JUL-2003 01:10:32	Dark	43.000	27	24Gam Ori	1.6360	26000.	86	7385	No
25	GOM_NL__2PRFIN20030730_011226_000000432018_00317_07385_7139.N1	30-JUL-2003 01:12:26	Dark	42.500	30	46Eps Ori	1.6940	30000.	85	7385	No
26	GOM_NL__2PRFIN20030730_011435_000000402018_00317_07385_7140.N1	30-JUL-2003 01:14:35	Dark	40.000	56	53Kap Ori	2.0650	30000.	80	7385	No
27	GOM_NL__2PRFIN20030730_011553_000000422018_00317_07385_7141.N1	30-JUL-2003 01:15:53	Dark	41.500	1	9Alp CMa	-1.4400	11000.	83	7385	No
28	GOM_NL__2PRFIN20030730_011758_000000432018_00317_07385_7142.N1	30-JUL-2003 01:17:58	Dark	43.000	139	9Bet Lep	2.8330	5600.0	86	7385	No
29	GOM_NL__2PRFIN20030730_012833_000000472018_00317_07385_7143.N1	30-JUL-2003 01:28:33	Dark	47.000	157	The1Eri	2.9060	9300.0	94	7385	No
30	GOM_NL__2PRFIN20030730_013411_000000442018_00318_07386_7108.N1	30-JUL-2003 01:34:11	Dark	44.000	9	Alp Eri	0.45300	24000.	88	7386	No
31	GOM_NL__2PRFIN20030730_013625_000000392018_00318_07386_7109.N1	30-JUL-2003 01:36:25	Dark	38.500	135	Bet Hyi	2.8200	5800.0	77	7386	No
32	GOM_NL__2PRFIN20030730_013843_000000562018_00318_07386_7110.N1	30-JUL-2003 01:38:43	Straylight	55.500	84	Alp Phe	2.3970	4500.0	111	7386	No
33	GOM_NL__2PRFIN20030730_014112_000000412018_00318_07386_7111.N1	30-JUL-2003 01:41:12	Straylight	41.000	148	Alp Tuc	2.8780	4100.0	82	7386	No
34	GOM_NL__2PRFIN20030730_014429_000000462018_00318_07386_7112.N1	30-JUL-2003 01:44:29	Straylight	45.500	31	Alp Gru	1.7340	15200.	91	7386	No
35	GOM_NL__2PRFIN20030730_014755_000000752018_00318_07386_7113.N1	30-JUL-2003 01:47:55	Twilight_stray	74.500	18	24Alp PsA	1.1660	9700.0	149	7386	No
36	GOM_NL__2PRFIN20030730_015205_000000462018_00318_07386_7114.N1	30-JUL-2003 01:52:05	Bright	45.500	38	20Eps Sgr	1.8360	11000.	91	7386	No
37	GOM_NL__2PRFIN20030730_015359_000000412018_00318_07386_7115.N1	30-JUL-2003 01:53:59	Bright	40.500	57	34Sig Sgr	2.0660	26000.	81	7386	No
38	GOM_NL__2PRFIN20030730_015534_000000572018_00318_07386_7116.N1	30-JUL-2003 01:55:34	Bright	57.000	142	49Del Cap	2.8500	8900.0	114	7386	No
39	GOM_NL__2PRFIN20030730_015959_000000572018_00318_07386_7117.N1	30-JUL-2003 01:59:59	Bright	56.500	154	22Bet Aqr	2.8990	5700.0	113	7386	No
40	GOM_NL__2PRFIN20030730_020350_000000432018_00318_07386_7118.N1	30-JUL-2003 02:03:50	Bright	42.500	11	53Alp Aql	0.76500	8000.0	85	7386	No
41	GOM_NL__2PRFIN20030730_020513_000000372018_00318_07386_7119.N1	30-JUL-2003 02:05:13	Bright	36.500	168	17Zet Aql	2.9860	11000.	73	7386	No
42	GOM_NL__2PRFIN20030730_020715_000000662018_00318_07386_7120.N1	30-JUL-2003 02:07:15	Bright	66.000	61	8Eps Peg	2.1000	3900.0	132	7386	No

43	GOM_NL__2PRFIN20030730_021217_000000372018_00318_07386_7121.N1	30-JUL-2003 02:12:17	Bright	36.500	5	3Alp Lyr	0.033000	11000.	73	7386	No
44	GOM_NL__2PRFIN20030730_021353_000000432018_00318_07386_7122.N1	30-JUL-2003 02:13:53	Bright	43.000	66	37Gam Cyg	2.2080	5900.0	86	7386	No
45	GOM_NL__2PRFIN20030730_021600_000000392018_00318_07386_7123.N1	30-JUL-2003 02:16:00	Bright	39.000	69	33Gam Dra	2.2310	3800.0	78	7386	No
46	GOM_NL__2PRFIN20030730_021954_000000392018_00318_07386_7124.N1	30-JUL-2003 02:19:54	Bright	38.500	119	14Eta Dra	2.7270	4700.0	77	7386	No
47	GOM_NL__2PRFIN20030730_022406_000000362018_00318_07386_7125.N1	30-JUL-2003 02:24:06	Bright	35.500	60	7Bet UMi	2.0810	3950.0	71	7386	No
48	GOM_NL__2PRFIN20030730_022651_000000362018_00318_07386_7126.N1	30-JUL-2003 02:26:51	Bright	36.000	49	1Alp UMi	1.9900	6300.0	72	7386	No
49	GOM_NL__2PRFIN20030730_022949_000000482018_00318_07386_7127.N1	30-JUL-2003 02:29:49	Bright	48.000	76	27Gam Cas	2.3000	30000.	96	7386	No
50	GOM_NL__2PRFIN20030730_023600_000000482018_00318_07386_7128.N1	30-JUL-2003 02:36:00	Bright	48.000	160	23Gam Per	2.9300	4700.0	96	7386	No
51	GOM_NL__2PRFIN20030730_023903_000000832018_00318_07386_7129.N1	30-JUL-2003 02:39:03	Bright	83.000	73	57Gam1And	2.2600	13100.	166	7386	No
52	GOM_NL__2PRFIN20030730_024126_000000472018_00318_07386_7130.N1	30-JUL-2003 02:41:26	Bright	47.000	149	45Eps Per	2.8880	30000.	94	7386	No
53	GOM_NL__2PRFIN20030730_024426_000000552018_00318_07386_7131.N1	30-JUL-2003 02:44:26	Twi_and_stray	54.500	150	44Zet Per	2.8900	28000.	109	7386	No
54	GOM_NL__2PRFIN20030730_024642_000000412018_00318_07386_7132.N1	30-JUL-2003 02:46:42	Twi_and_stray	40.500	176	23Zet Tau	3.0200	22000.	81	7386	No
55	GOM_NL__2PRFIN20030730_024906_000000462018_00318_07386_7133.N1	30-JUL-2003 02:49:06	Dark	45.500	13	87Alp Tau	0.86700	3800.0	91	7386	No
56	GOM_NL__2PRFIN20030730_025108_000000422018_00318_07386_7134.N1	30-JUL-2003 02:51:08	Dark	42.000	27	24Gam Ori	1.6360	26000.	84	7386	No
57	GOM_NL__2PRFIN20030730_025303_000000432018_00318_07386_7135.N1	30-JUL-2003 02:53:03	Dark	42.500	30	46Eps Ori	1.6940	30000.	85	7386	No
58	GOM_NL__2PRFIN20030730_025511_000000382018_00318_07386_7136.N1	30-JUL-2003 02:55:11	Dark	38.000	56	53Kap Ori	2.0650	30000.	76	7386	No
59	GOM_NL__2PRFIN20030730_025629_000000372018_00318_07386_7137.N1	30-JUL-2003 02:56:29	Dark	37.000	1	9Alp CMa	-1.4400	11000.	74	7386	No
60	GOM_NL__2PRFIN20030730_025834_000000372018_00318_07386_7138.N1	30-JUL-2003 02:58:34	Dark	37.000	139	9Bet Lep	2.8330	5600.0	74	7386	No
61	GOM_NL__2PRFIN20030730_030021_000000382018_00318_07386_7139.N1	30-JUL-2003 03:00:21	Dark	38.000	177	1Zet CMa	3.0220	26000.	76	7386	No
62	GOM_NL__2PRFIN20030730_030909_000000462018_00318_07386_7140.N1	30-JUL-2003 03:09:09	Dark	46.000	157	The1Eri	2.9060	9300.0	92	7386	No
63	GOM_NL__2PRFIN20030730_031449_000000482018_00319_07387_7128.N1	30-JUL-2003 03:14:49	Dark	48.000	9	Alp Eri	0.45300	24000.	96	7387	No
64	GOM_NL__2PRFIN20030730_031702_000000382018_00319_07387_7129.N1	30-JUL-2003 03:17:02	Dark	37.500	135	Bet Hyi	2.8200	5800.0	75	7387	No
65	GOM_NL__2PRFIN20030730_031920_000000602018_00319_07387_7130.N1	30-JUL-2003 03:19:20	Straylight	60.000	84	Alp Phe	2.3970	4500.0	120	7387	No
66	GOM_NL__2PRFIN20030730_032148_000000442018_00319_07387_7131.N1	30-JUL-2003 03:21:48	Straylight	43.500	148	Alp Tuc	2.8780	4100.0	87	7387	No
67	GOM_NL__2PRFIN20030730_032506_000000472018_00319_07387_7132.N1	30-JUL-2003 03:25:06	Straylight	47.000	31	Alp Gru	1.7340	15200.	94	7387	No
68	GOM_NL__2PRFIN20030730_032829_000000782018_00319_07387_7133.N1	30-JUL-2003 03:28:29	Twi_and_stray	78.000	18	24Alp PsA	1.1660	9700.0	156	7387	No
69	GOM_NL__2PRFIN20030730_033240_000000472018_00319_07387_7134.N1	30-JUL-2003 03:32:40	Bright	46.500	38	20Eps Sgr	1.8360	11000.	93	7387	No
70	GOM_NL__2PRFIN20030730_033436_000000402018_00319_07387_7135.N1	30-JUL-2003 03:34:36	Bright	39.500	57	34Sig Sgr	2.0660	26000.	79	7387	No
71	GOM_NL__2PRFIN20030730_033608_000000602018_00319_07387_7136.N1	30-JUL-2003 03:36:08	Bright	59.500	142	49Del Cap	2.8500	8900.0	119	7387	No
72	GOM_NL__2PRFIN20030730_034035_000000582018_00319_07387_7137.N1	30-JUL-2003 03:40:35	Bright	58.000	154	22Bet Aqr	2.8990	5700.0	116	7387	No
73	GOM_NL__2PRFIN20030730_034427_000000402018_00319_07387_7138.N1	30-JUL-2003 03:44:27	Bright	39.500	11	53Alp Aql	0.76500	8000.0	79	7387	No
74	GOM_NL__2PRFIN20030730_034549_000000372018_00319_07387_7139.N1	30-JUL-2003 03:45:49	Bright	36.500	168	17Zet Aql	2.9860	11000.	73	7387	No
75	GOM_NL__2PRFIN20030730_034750_000000682018_00319_07387_7140.N1	30-JUL-2003 03:47:50	Bright	68.000	61	8Eps Peg	2.1000	3900.0	136	7387	No
76	GOM_NL__2PRFIN20030730_035253_000000352018_00319_07387_7141.N1	30-JUL-2003 03:52:53	Bright	35.000	5	3Alp Lyr	0.033000	11000.	70	7387	No
77	GOM_NL__2PRFIN20030730_035429_000000422018_00319_07387_7142.N1	30-JUL-2003 03:54:29	Bright	42.000	66	37Gam Cyg	2.2080	5900.0	84	7387	No
78	GOM_NL__2PRFIN20030730_035637_000000352018_00319_07387_7143.N1	30-JUL-2003 03:56:37	Bright	35.000	69	33Gam Dra	2.2310	3800.0	70	7387	No
79	GOM_NL__2PRFIN20030730_040031_000000342018_00319_07387_7144.N1	30-JUL-2003 04:00:31	Bright	34.000	119	14Eta Dra	2.7270	4700.0	68	7387	No
80	GOM_NL__2PRFIN20030730_040442_000000352018_00319_07387_7145.N1	30-JUL-2003 04:04:42	Bright	34.500	60	7Bet UMi	2.0810	3950.0	69	7387	No
81	GOM_NL__2PRFIN20030730_040727_000000372018_00319_07387_7146.N1	30-JUL-2003 04:07:27	Bright	37.000	49	1Alp UMi	1.9900	6300.0	74	7387	No
82	GOM_NL__2PRFIN20030730_041025_000000492018_00319_07387_7147.N1	30-JUL-2003 04:10:25	Bright	48.500	76	27Gam Cas	2.3000	30000.	97	7387	No
83	GOM_NL__2PRFIN20030730_041636_000000492018_00319_07387_7148.N1	30-JUL-2003 04:16:36	Bright	49.000	160	23Gam Per	2.9300	4700.0	98	7387	No
84	GOM_NL__2PRFIN20030730_041939_000000772018_00319_07387_7149.N1	30-JUL-2003 04:19:39	Bright	76.500	73	57Gam1And	2.2600	13100.	153	7387	No
85	GOM_NL__2PRFIN20030730_042201_000000472018_00319_07387_7150.N1	30-JUL-2003 04:22:01	Bright	47.000	149	45Eps Per	2.8880	30000.	94	7387	No
86	GOM_NL__2PRFIN20030730_042501_000000552018_00319_07387_7151.N1	30-JUL-2003 04:25:01	Twi_and_stray	55.000	150	44Zet Per	2.8900	28000.	110	7387	No
87	GOM_NL__2PRFIN20030730_042718_000000392018_00319_07387_7152.N1	30-JUL-2003 04:27:18	Twi_and_stray	38.500	176	23Zet Tau	3.0200	22000.	77	7387	No
88	GOM_NL__2PRFIN20030730_042942_000000562018_00319_07387_7153.N1	30-JUL-2003 04:29:42	Dark	55.500	13	87Alp Tau	0.86700	3800.0	111	7387	No
89	GOM_NL__2PRFIN20030730_043144_000000452018_00319_07387_7154.N1	30-JUL-2003 04:31:44	Dark	44.500	27	24Gam Ori	1.6360	26000.	89	7387	No
90	GOM_NL__2PRFIN20030730_043338_000000402018_00319_07387_7155.N1	30-JUL-2003 04:33:38	Dark	39.500	30	46Eps Ori	1.6940	30000.	79	7387	No
91	GOM_NL__2PRFIN20030730_043547_000000372018_00319_07387_7156.N1	30-JUL-2003 04:35:47	Dark	37.000	56	53Kap Ori	2.0650	30000.	74	7387	No
92	GOM_NL__2PRFIN20030730_043705_000000402018_00319_07387_7157.N1	30-JUL-2003 04:37:05	Dark	40.000	1	9Alp CMa	-1.4400	11000.	80	7387	No
93	GOM_NL__2PRFIN20030730_043910_000000442018_00319_07387_7158.N1	30-JUL-2003 04:39:10	Dark	43.500	139	9Bet Lep	2.8330	5600.0	87	7387	No
94	GOM_NL__2PRFIN20030730_044056_000000402018_00319_07387_7159.N1	30-JUL-2003 04:40:56	Dark	39.500	177	1Zet CMa	3.0220	26000.	79	7387	No
95	GOM_NL__2PRFIN20030730_044946_000000462018_00319_07387_7160.N1	30-JUL-2003 04:49:46	Dark	46.000	157	The1Eri	2.9060	9300.0	92	7387	No
96	GOM_NL__2PRFIN20030730_045525_000000462018_00320_07388_7245.N1	30-JUL-2003 04:55:25	Dark	45.500	9	Alp Eri	0.45300	24000.	91	7388	No
97	GOM_NL__2PRFIN20030730_045738_000000392018_00320_07388_7246.N1	30-JUL-2003 04:57:38	Dark	39.000	135	Bet Hyi	2.8200	5800.0	78	7388	No
98	GOM_NL__2PRFIN20030730_045957_000000632018_00320_07388_7247.N1	30-JUL-2003 04:59:57	Straylight	62.500	84	Alp Phe	2.3970	4500.0	125	7388	No
99	GOM_NL__2PRFIN20030730_050224_000000442018_00320_07388_7248.N1	30-JUL-2003 05:02:24	Straylight	44.000	148	Alp Tuc	2.8780	4100.0	88	7388	No
100	GOM_NL__2PRFIN20030730_050543_000000482018_00320_07388_7249.N1	30-JUL-2003 05:05:43	Straylight	48.000	31	Alp Gru	1.7340	15200.	96	7388	No
101	GOM_NL__2PRFIN20030730_050906_000000772018_00320_07388_7250.N1	30-JUL-2003 05:09:06	Twi_and_stray	76.500	18	24Alp PsA	1.1660	9700.0	153	7388	No

102	GOM_NL__2PRFIN20030730_051317_000000472018_00320_07388_7251.N1	30-JUL-2003 05:13:17	Bright	47.000	38	20Eps Sgr	1.8360	11000.	94	7388	No
103	GOM_NL__2PRFIN20030730_051512_000000402018_00320_07388_7252.N1	30-JUL-2003 05:15:12	Bright	39.500	57	34Sig Sgr	2.0660	26000.	79	7388	No
104	GOM_NL__2PRFIN20030730_051647_000000562018_00320_07388_7253.N1	30-JUL-2003 05:16:47	Bright	55.500	142	49Del Cap	2.8500	8900.0	111	7388	No
105	GOM_NL__2PRFIN20030730_070147_000000552018_00321_07389_6782.N1	30-JUL-2003 07:01:47	Bright	55.000	154	22Bet Aqr	2.8990	5700.0	110	7389	No
106	GOM_NL__2PRFIN20030730_070539_000000392018_00321_07389_6783.N1	30-JUL-2003 07:05:39	Bright	39.000	11	53Alp Aql	0.76500	8000.0	78	7389	No
107	GOM_NL__2PRFIN20030730_070701_000000372018_00321_07389_6784.N1	30-JUL-2003 07:07:01	Bright	37.000	168	17Zet Aql	2.9860	11000.	74	7389	No
108	GOM_NL__2PRFIN20030730_070900_000000672018_00321_07389_6785.N1	30-JUL-2003 07:09:00	Bright	67.000	61	8Eps Peg	2.1000	3900.0	134	7389	No
109	GOM_NL__2PRFIN20030730_071405_000000412018_00321_07389_6786.N1	30-JUL-2003 07:14:05	Bright	40.500	5	3Alp Lyr	0.033000	11000.	81	7389	No
110	GOM_NL__2PRFIN20030730_071540_000000432018_00321_07389_6787.N1	30-JUL-2003 07:15:40	Bright	42.500	66	37Gam Cyg	2.2080	5900.0	85	7389	No
111	GOM_NL__2PRFIN20030730_071749_000000392018_00321_07389_6788.N1	30-JUL-2003 07:17:49	Bright	39.000	69	33Gam Dra	2.2310	3800.0	78	7389	No
112	GOM_NL__2PRFIN20030730_072143_000000382018_00321_07389_6789.N1	30-JUL-2003 07:21:43	Bright	37.500	119	14Eta Dra	2.7270	4700.0	75	7389	No
113	GOM_NL__2PRFIN20030730_072554_000000362018_00321_07389_6790.N1	30-JUL-2003 07:25:54	Bright	36.000	60	7Bet UMi	2.0810	3950.0	72	7389	No
114	GOM_NL__2PRFIN20030730_072838_000000382018_00321_07389_6791.N1	30-JUL-2003 07:28:38	Bright	38.000	49	1Alp UMi	1.9900	6300.0	76	7389	No
115	GOM_NL__2PRFIN20030730_073135_000000492018_00321_07389_6792.N1	30-JUL-2003 07:31:35	Bright	49.000	76	27Gam Cas	2.3000	30000.	98	7389	No
116	GOM_NL__2PRFIN20030730_073747_000000482018_00321_07389_6793.N1	30-JUL-2003 07:37:47	Bright	48.000	160	23Gam Per	2.9300	4700.0	96	7389	No
117	GOM_NL__2PRFIN20030730_074050_000000782018_00321_07389_6794.N1	30-JUL-2003 07:40:50	Bright	78.000	73	57Gam1And	2.2600	13100.	156	7389	No
118	GOM_NL__2PRFIN20030730_074314_000000482018_00321_07389_6795.N1	30-JUL-2003 07:43:14	Bright	47.500	149	45Eps Per	2.8880	30000.	95	7389	No
119	GOM_NL__2PRFIN20030730_074614_000000542018_00321_07389_6796.N1	30-JUL-2003 07:46:14	Tw_i_and_stray	53.500	150	44Zet Per	2.8900	28000.	107	7389	No
120	GOM_NL__2PRFIN20030730_074829_000000392018_00321_07389_6797.N1	30-JUL-2003 07:48:29	Tw_i_and_stray	38.500	176	23Zet Tau	3.0200	22000.	77	7389	No
121	GOM_NL__2PRFIN20030730_075054_000000472018_00321_07389_6798.N1	30-JUL-2003 07:50:54	Dark	46.500	13	87Alp Tau	0.86700	3800.0	93	7389	No
122	GOM_NL__2PRFIN20030730_075256_000000402018_00321_07389_6799.N1	30-JUL-2003 07:52:56	Dark	39.500	27	24Gam Ori	1.6360	26000.	79	7389	No
123	GOM_NL__2PRFIN20030730_075448_000000422018_00321_07389_6800.N1	30-JUL-2003 07:54:48	Dark	41.500	30	46Eps Ori	1.6940	30000.	83	7389	No
124	GOM_NL__2PRFIN20030730_075659_000000412018_00321_07389_6801.N1	30-JUL-2003 07:56:59	Dark	41.000	56	53Kap Ori	2.0650	30000.	82	7389	No
125	GOM_NL__2PRFIN20030730_075817_000000482018_00321_07389_6802.N1	30-JUL-2003 07:58:17	Dark	47.500	1	9Alp CMa	-1.4400	11000.	95	7389	No
126	GOM_NL__2PRFIN20030730_080022_000000452018_00321_07389_6803.N1	30-JUL-2003 08:00:22	Dark	45.000	139	9Bet Lep	2.8330	5600.0	90	7389	No
127	GOM_NL__2PRFIN20030730_080208_000000402018_00321_07389_6804.N1	30-JUL-2003 08:02:08	Dark	39.500	177	1Zet CMa	3.0220	26000.	79	7389	No
128	GOM_NL__2PRFIN20030730_081059_000000482018_00321_07389_6805.N1	30-JUL-2003 08:10:59	Dark	48.000	157	The1Eri	2.9060	9300.0	96	7389	No
129	GOM_NL__2PRFIN20030730_081638_000000512018_00322_07390_7129.N1	30-JUL-2003 08:16:38	Dark	51.000	9	Alp Eri	0.45300	24000.	102	7390	No
130	GOM_NL__2PRFIN20030730_081850_000000392018_00322_07390_7130.N1	30-JUL-2003 08:18:50	Dark	39.000	135	Bet Hyi	2.8200	5800.0	78	7390	No
131	GOM_NL__2PRFIN20030730_082112_000000602018_00322_07390_7131.N1	30-JUL-2003 08:21:12	Straylight	60.000	84	Alp Phe	2.3970	4500.0	120	7390	No
132	GOM_NL__2PRFIN20030730_082337_000000452018_00322_07390_7132.N1	30-JUL-2003 08:23:37	Straylight	45.000	148	Alp Tuc	2.8780	4100.0	90	7390	No
133	GOM_NL__2PRFIN20030730_082655_000000492018_00322_07390_7133.N1	30-JUL-2003 08:26:55	Straylight	49.000	31	Alp Gru	1.7340	15200.	98	7390	No
134	GOM_NL__2PRFIN20030730_083021_000000722018_00322_07390_7134.N1	30-JUL-2003 08:30:21	Tw_i_and_stray	71.500	18	24Alp PsA	1.1660	9700.0	143	7390	No
135	GOM_NL__2PRFIN20030730_083429_000000442018_00322_07390_7135.N1	30-JUL-2003 08:34:29	Bright	43.500	38	20Eps Sgr	1.8360	11000.	87	7390	No
136	GOM_NL__2PRFIN20030730_083625_000000392018_00322_07390_7136.N1	30-JUL-2003 08:36:25	Bright	39.000	57	34Sig Sgr	2.0660	26000.	78	7390	No
137	GOM_NL__2PRFIN20030730_083759_000000562018_00322_07390_7137.N1	30-JUL-2003 08:37:59	Bright	56.000	142	49Del Cap	2.8500	8900.0	112	7390	No
138	GOM_NL__2PRFIN20030730_084223_000000572018_00322_07390_7138.N1	30-JUL-2003 08:42:23	Bright	56.500	154	22Bet Aqr	2.8990	5700.0	113	7390	No
139	GOM_NL__2PRFIN20030730_084614_000000402018_00322_07390_7139.N1	30-JUL-2003 08:46:14	Bright	40.000	11	53Alp Aql	0.76500	8000.0	80	7390	No
140	GOM_NL__2PRFIN20030730_084736_000000382018_00322_07390_7140.N1	30-JUL-2003 08:47:36	Bright	37.500	168	17Zet Aql	2.9860	11000.	75	7390	No
141	GOM_NL__2PRFIN20030730_084935_000000692018_00322_07390_7141.N1	30-JUL-2003 08:49:35	Bright	68.500	61	8Eps Peg	2.1000	3900.0	137	7390	No
142	GOM_NL__2PRFIN20030730_085441_000000402018_00322_07390_7142.N1	30-JUL-2003 08:54:41	Bright	39.500	5	3Alp Lyr	0.033000	11000.	79	7390	No
143	GOM_NL__2PRFIN20030730_085615_000000442018_00322_07390_7143.N1	30-JUL-2003 08:56:15	Bright	44.000	66	37Gam Cyg	2.2080	5900.0	88	7390	No
144	GOM_NL__2PRFIN20030730_085825_000000402018_00322_07390_7144.N1	30-JUL-2003 08:58:25	Bright	39.500	69	33Gam Dra	2.2310	3800.0	79	7390	No
145	GOM_NL__2PRFIN20030730_090220_000000372018_00322_07390_7145.N1	30-JUL-2003 09:02:20	Bright	37.000	119	14Eta Dra	2.7270	4700.0	74	7390	No
146	GOM_NL__2PRFIN20030730_090630_000000352018_00322_07390_7146.N1	30-JUL-2003 09:06:30	Bright	35.000	60	7Bet UMi	2.0810	3950.0	70	7390	No
147	GOM_NL__2PRFIN20030730_090914_000000352018_00322_07390_7147.N1	30-JUL-2003 09:09:14	Bright	35.000	49	1Alp UMi	1.9900	6300.0	70	7390	No
148	GOM_NL__2PRFIN20030730_091211_000000512018_00322_07390_7148.N1	30-JUL-2003 09:12:11	Bright	51.000	76	27Gam Cas	2.3000	30000.	102	7390	No
149	GOM_NL__2PRFIN20030730_091823_000000522018_00322_07390_7149.N1	30-JUL-2003 09:18:23	Bright	51.500	160	23Gam Per	2.9300	4700.0	103	7390	No
150	GOM_NL__2PRFIN20030730_092000_000000502018_00322_07390_7150.N1	30-JUL-2003 09:20:00	Bright	49.500	35	33Alp Per	1.7950	6250.0	99	7390	No
151	GOM_NL__2PRFIN20030730_092314_000000592018_00322_07390_7151.N1	30-JUL-2003 09:23:14	Bright	58.500	79	26Bet Per	2.3100	13100.	117	7390	No
152	GOM_NL__2PRFIN20030730_092650_000000542018_00322_07390_7152.N1	30-JUL-2003 09:26:50	Tw_i_and_stray	54.000	150	44Zet Per	2.8900	28000.	108	7390	No
153	GOM_NL__2PRFIN20030730_092906_000000372018_00322_07390_7153.N1	30-JUL-2003 09:29:06	Tw_i_and_stray	37.000	176	23Zet Tau	3.0200	22000.	74	7390	No
154	GOM_NL__2PRFIN20030730_093130_000000612018_00322_07390_7154.N1	30-JUL-2003 09:31:30	Dark	60.500	13	87Alp Tau	0.86700	3800.0	121	7390	No
155	GOM_NL__2PRFIN20030730_093333_000000432018_00322_07390_7155.N1	30-JUL-2003 09:33:33	Dark	42.500	27	24Gam Ori	1.6360	26000.	85	7390	No
156	GOM_NL__2PRFIN20030730_093525_000000442018_00322_07390_7156.N1	30-JUL-2003 09:35:25	Dark	43.500	30	46Eps Ori	1.6940	30000.	87	7390	No
157	GOM_NL__2PRFIN20030730_093753_000000552018_00322_07390_7157.N1	30-JUL-2003 09:37:53	Dark	55.000	7	19Bet Ori	0.10000	14000.	110	7390	No
158	GOM_NL__2PRFIN20030730_093923_000000402018_00322_07390_7158.N1	30-JUL-2003 09:39:23	Dark	40.000	47	2Bet CMa	1.9760	28000.	80	7390	No
159	GOM_NL__2PRFIN20030730_094058_000000452018_00322_07390_7159.N1	30-JUL-2003 09:40:58	Dark	44.500	139	9Bet Lep	2.8330	5600.0	89	7390	No
160	GOM_NL__2PRFIN20030730_094244_000000422018_00322_07390_7160.N1	30-JUL-2003 09:42:44	Dark	41.500	177	1Zet CMa	3.0220	26000.	83	7390	No

161	GOM_NL__2PRFIN20030730_095136_000000482018_00322_07390_7161.N1	30-JUL-2003 09:51:36	Dark	47.500	157	The1Eri	2.9060	9300.0	95	7390	No
162	GOM_NL__2PRFIN20030730_095715_000000512018_00323_07391_7129.N1	30-JUL-2003 09:57:15	Dark	51.000	9	Alp Eri	0.45300	24000.	102	7391	No
163	GOM_NL__2PRFIN20030730_095926_000000392018_00323_07391_7130.N1	30-JUL-2003 09:59:26	Dark	39.000	135	Bet Hyi	2.8200	5800.0	78	7391	No
164	GOM_NL__2PRFIN20030730_100148_000000632018_00323_07391_7131.N1	30-JUL-2003 10:01:48	Straylight	63.000	84	Alp Phe	2.3970	4500.0	126	7391	No
165	GOM_NL__2PRFIN20030730_100413_000000432018_00323_07391_7132.N1	30-JUL-2003 10:04:13	Straylight	43.000	148	Alp Tuc	2.8780	4100.0	86	7391	No
166	GOM_NL__2PRFIN20030730_100732_000000492018_00323_07391_7133.N1	30-JUL-2003 10:07:32	Straylight	48.500	31	Alp Gru	1.7340	15200.	97	7391	No
167	GOM_NL__2PRFIN20030730_101058_000000772018_00323_07391_7134.N1	30-JUL-2003 10:10:58	Tw_i_and_stray	76.500	18	24Alp PsA	1.1660	9700.0	153	7391	No
168	GOM_NL__2PRFIN20030730_101505_000000522018_00323_07391_7135.N1	30-JUL-2003 10:15:05	Bright	52.000	38	20Eps Sgr	1.8360	11000.	104	7391	No
169	GOM_NL__2PRFIN20030730_101700_000000522018_00323_07391_7136.N1	30-JUL-2003 10:17:00	Bright	52.000	57	34Sig Sgr	2.0660	26000.	104	7391	No
170	GOM_NL__2PRFIN20030730_101835_000000572018_00323_07391_7137.N1	30-JUL-2003 10:18:35	Bright	57.000	142	49Del Cap	2.8500	8900.0	114	7391	No
171	GOM_NL__2PRFIN20030730_102258_000000582018_00323_07391_7138.N1	30-JUL-2003 10:22:58	Bright	58.000	154	22Bet Aqr	2.8990	5700.0	116	7391	No
172	GOM_NL__2PRFIN20030730_102649_000000432018_00323_07391_7139.N1	30-JUL-2003 10:26:49	Bright	42.500	11	53Alp Aql	0.76500	8000.0	85	7391	No
173	GOM_NL__2PRFIN20030730_102812_000000372018_00323_07391_7140.N1	30-JUL-2003 10:28:12	Bright	37.000	168	17Zet Aql	2.9860	11000.	74	7391	No
174	GOM_NL__2PRFIN20030730_103010_000000642018_00323_07391_7141.N1	30-JUL-2003 10:30:10	Bright	63.500	61	8Eps Peg	2.1000	3900.0	127	7391	No
175	GOM_NL__2PRFIN20030730_103517_000000522018_00323_07391_7142.N1	30-JUL-2003 10:35:17	Bright	52.000	5	3Alp Lyr	0.033000	11000.	104	7391	No
176	GOM_NL__2PRFIN20030730_103651_000000442018_00323_07391_7143.N1	30-JUL-2003 10:36:51	Bright	44.000	66	37Gam Cyg	2.2080	5900.0	88	7391	No
177	GOM_NL__2PRFIN20030730_103858_000000402018_00323_07391_7144.N1	30-JUL-2003 10:38:58	Bright	39.500	69	33Gam Dra	2.2310	3800.0	79	7391	No
178	GOM_NL__2PRFIN20030730_104256_000000382018_00323_07391_7145.N1	30-JUL-2003 10:42:56	Bright	38.000	119	14Eta Dra	2.7270	4700.0	76	7391	No
179	GOM_NL__2PRFIN20030730_104706_000000362018_00323_07391_7146.N1	30-JUL-2003 10:47:06	Bright	36.000	60	7Bet UMi	2.0810	3950.0	72	7391	No
180	GOM_NL__2PRFIN20030730_104949_000000372018_00323_07391_7147.N1	30-JUL-2003 10:49:49	Bright	37.000	49	1Alp UMi	1.9900	6300.0	74	7391	No
181	GOM_NL__2PRFIN20030730_105246_000000492018_00323_07391_7148.N1	30-JUL-2003 10:52:46	Bright	48.500	76	27Gam Cas	2.3000	30000.	97	7391	No
182	GOM_NL__2PRFIN20030730_105859_000000532018_00323_07391_7149.N1	30-JUL-2003 10:58:59	Bright	52.500	160	23Gam Per	2.9300	4700.0	105	7391	No
183	GOM_NL__2PRFIN20030730_110035_000000502018_00323_07391_7150.N1	30-JUL-2003 11:00:35	Bright	50.000	35	33Alp Per	1.7950	6250.0	100	7391	No
184	GOM_NL__2PRFIN20030730_110349_000000612018_00323_07391_7151.N1	30-JUL-2003 11:03:49	Bright	61.000	79	26Bet Per	2.3100	13100.	122	7391	No
185	GOM_NL__2PRFIN20030730_110727_000000542018_00323_07391_7152.N1	30-JUL-2003 11:07:27	Tw_i_and_stray	54.000	150	44Zet Per	2.8900	28000.	108	7391	No
186	GOM_NL__2PRFIN20030730_110942_000000402018_00323_07391_7153.N1	30-JUL-2003 11:09:42	Tw_i_and_stray	40.000	176	23Zet Tau	3.0200	22000.	80	7391	No
187	GOM_NL__2PRFIN20030730_111206_000000612018_00323_07391_7154.N1	30-JUL-2003 11:12:06	Dark	60.500	13	87Alp Tau	0.86700	3800.0	121	7391	No
188	GOM_NL__2PRFIN20030730_111408_000000432018_00323_07391_7155.N1	30-JUL-2003 11:14:08	Dark	42.500	27	24Gam Ori	1.6360	26000.	85	7391	No
189	GOM_NL__2PRFIN20030730_111602_000000432018_00323_07391_7156.N1	30-JUL-2003 11:16:02	Dark	42.500	30	46Eps Ori	1.6940	30000.	85	7391	No
190	GOM_NL__2PRFIN20030730_111829_000000502018_00323_07391_7157.N1	30-JUL-2003 11:18:29	Dark	50.000	7	19Bet Ori	0.10000	14000.	100	7391	No
191	GOM_NL__2PRFIN20030730_111959_000000432018_00323_07391_7158.N1	30-JUL-2003 11:19:59	Dark	43.000	47	2Bet CMa	1.9760	28000.	86	7391	No
192	GOM_NL__2PRFIN20030730_112134_000000442018_00323_07391_7159.N1	30-JUL-2003 11:21:34	Dark	43.500	139	9Bet Lep	2.8330	5600.0	87	7391	No
193	GOM_NL__2PRFIN20030730_112320_000000402018_00323_07391_7160.N1	30-JUL-2003 11:23:20	Dark	39.500	177	1Zet CMa	3.0220	26000.	79	7391	No
194	GOM_NL__2PRFIN20030730_113213_000000492018_00323_07391_7161.N1	30-JUL-2003 11:32:13	Dark	48.500	157	The1Eri	2.9060	9300.0	97	7391	No
195	GOM_NL__2PRFIN20030730_113749_000000572018_00324_07392_7129.N1	30-JUL-2003 11:37:49	Dark	56.500	9	Alp Eri	0.45300	24000.	113	7392	No
196	GOM_NL__2PRFIN20030730_114002_000000392018_00324_07392_7130.N1	30-JUL-2003 11:40:02	Dark	39.000	135	Bet Hyi	2.8200	5800.0	78	7392	No
197	GOM_NL__2PRFIN20030730_114223_000000642018_00324_07392_7131.N1	30-JUL-2003 11:42:23	Straylight	64.000	84	Alp Phe	2.3970	4500.0	128	7392	No
198	GOM_NL__2PRFIN20030730_114447_000000472018_00324_07392_7132.N1	30-JUL-2003 11:44:47	Straylight	46.500	148	Alp Tuc	2.8780	4100.0	93	7392	No
199	GOM_NL__2PRFIN20030730_114807_000000502018_00324_07392_7133.N1	30-JUL-2003 11:48:07	Straylight	49.500	31	Alp Gru	1.7340	15200.	99	7392	No
200	GOM_NL__2PRFIN20030730_115135_000000722018_00324_07392_7134.N1	30-JUL-2003 11:51:35	Tw_i_and_stray	71.500	18	24Alp PsA	1.1660	9700.0	143	7392	No
201	GOM_NL__2PRFIN20030730_115541_000000452018_00324_07392_7135.N1	30-JUL-2003 11:55:41	Bright	44.500	38	20Eps Sgr	1.8360	11000.	89	7392	No
202	GOM_NL__2PRFIN20030730_115734_000000442018_00324_07392_7136.N1	30-JUL-2003 11:57:34	Bright	43.500	57	34Sig Sgr	2.0660	26000.	87	7392	No
203	GOM_NL__2PRFIN20030730_115911_000000572018_00324_07392_7137.N1	30-JUL-2003 11:59:11	Bright	57.000	142	49Del Cap	2.8500	8900.0	114	7392	No
204	GOM_NL__2PRFIN20030730_120334_000000572018_00324_07392_7138.N1	30-JUL-2003 12:03:34	Bright	57.000	154	22Bet Aqr	2.8990	5700.0	114	7392	No
205	GOM_NL__2PRFIN20030730_120723_000000422018_00324_07392_7139.N1	30-JUL-2003 12:07:23	Bright	41.500	11	53Alp Aql	0.76500	8000.0	83	7392	No
206	GOM_NL__2PRFIN20030730_120846_000000402018_00324_07392_7140.N1	30-JUL-2003 12:08:46	Bright	40.000	168	17Zet Aql	2.9860	11000.	80	7392	No
207	GOM_NL__2PRFIN20030730_121045_000000682018_00324_07392_7141.N1	30-JUL-2003 12:10:45	Bright	68.000	61	8Eps Peg	2.1000	3900.0	136	7392	No
208	GOM_NL__2PRFIN20030730_121551_000000412018_00324_07392_7142.N1	30-JUL-2003 12:15:51	Bright	40.500	5	3Alp Lyr	0.033000	11000.	81	7392	No
209	GOM_NL__2PRFIN20030730_121725_000000452018_00324_07392_7143.N1	30-JUL-2003 12:17:25	Bright	45.000	66	37Gam Cyg	2.2080	5900.0	90	7392	No
210	GOM_NL__2PRFIN20030730_121936_000000402018_00324_07392_7144.N1	30-JUL-2003 12:19:36	Bright	39.500	69	33Gam Dra	2.2310	3800.0	79	7392	No
211	GOM_NL__2PRFIN20030730_122332_000000392018_00324_07392_7145.N1	30-JUL-2003 12:23:32	Bright	38.500	119	14Eta Dra	2.7270	4700.0	77	7392	No
212	GOM_NL__2PRFIN20030730_122742_000000382018_00324_07392_7146.N1	30-JUL-2003 12:27:42	Bright	37.500	60	7Bet UMi	2.0810	3950.0	75	7392	No
213	GOM_NL__2PRFIN20030730_123023_000000412018_00324_07392_7147.N1	30-JUL-2003 12:30:23	Bright	40.500	49	1Alp UMi	1.9900	6300.0	81	7392	No
214	GOM_NL__2PRFIN20030730_123934_000000482018_00324_07392_7148.N1	30-JUL-2003 12:39:34	Bright	47.500	160	23Gam Per	2.9300	4700.0	95	7392	No
215	GOM_NL__2PRFIN20030730_124111_000000502018_00324_07392_7149.N1	30-JUL-2003 12:41:11	Bright	49.500	35	33Alp Per	1.7950	6250.0	99	7392	No
216	GOM_NL__2PRFIN20030730_124425_000000622018_00324_07392_7150.N1	30-JUL-2003 12:44:25	Bright	62.000	79	26Bet Per	2.3100	13100.	124	7392	No
217	GOM_NL__2PRFIN20030730_124803_000000542018_00324_07392_7151.N1	30-JUL-2003 12:48:03	Tw_i_and_stray	53.500	150	44Zet Per	2.8900	28000.	107	7392	No
218	GOM_NL__2PRFIN20030730_125018_000000402018_00324_07392_7152.N1	30-JUL-2003 12:50:18	Tw_i_and_stray	39.500	176	23Zet Tau	3.0200	22000.	79	7392	No
219	GOM_NL__2PRFIN20030730_125243_000000622018_00324_07392_7153.N1	30-JUL-2003 12:52:43	Dark	62.000	13	87Alp Tau	0.86700	3800.0	124	7392	No

220	GOM_NL__2PRFIN20030730_125445_000000432018_00324_07392_7154.N1	30-JUL-2003 12:54:45	Dark	43.000	27	24Gam Ori	1.6360	26000.	86	7392	No
221	GOM_NL__2PRFIN20030730_125640_000000432018_00324_07392_7155.N1	30-JUL-2003 12:56:40	Dark	42.500	30	46Eps Ori	1.6940	30000.	85	7392	No
222	GOM_NL__2PRFIN20030730_125905_000000502018_00324_07392_7156.N1	30-JUL-2003 12:59:05	Dark	50.000	7	19Bet Ori	0.10000	14000.	100	7392	No
223	GOM_NL__2PRFIN20030730_130036_000000412018_00324_07392_7157.N1	30-JUL-2003 13:00:36	Dark	41.000	47	2Bet CMa	1.9760	28000.	82	7392	No
224	GOM_NL__2PRFIN20030730_130211_000000442018_00324_07392_7158.N1	30-JUL-2003 13:02:11	Dark	43.500	139	9Bet Lep	2.8330	5600.0	87	7392	No
225	GOM_NL__2PRFIN20030730_130357_000000402018_00324_07392_7159.N1	30-JUL-2003 13:03:57	Dark	40.000	177	1Zet CMa	3.0220	26000.	80	7392	No
226	GOM_NL__2PRFIN20030730_131249_000000492018_00324_07392_7160.N1	30-JUL-2003 13:12:49	Dark	48.500	157	The1Eri	2.9060	9300.0	97	7392	No
227	GOM_NL__2PRFIN20030730_131827_000000462018_00325_07393_7129.N1	30-JUL-2003 13:18:27	Dark	46.000	9	Alp Eri	0.45300	24000.	92	7393	No
228	GOM_NL__2PRFIN20030730_132038_000000412018_00325_07393_7130.N1	30-JUL-2003 13:20:38	Dark	41.000	135	Bet Hyi	2.8200	5800.0	82	7393	No
229	GOM_NL__2PRFIN20030730_132300_000000602018_00325_07393_7131.N1	30-JUL-2003 13:23:00	Straylight	59.500	84	Alp Phe	2.3970	4500.0	119	7393	No
230	GOM_NL__2PRFIN20030730_132523_000000472018_00325_07393_7132.N1	30-JUL-2003 13:25:23	Straylight	47.000	148	Alp Tuc	2.8780	4100.0	94	7393	No
231	GOM_NL__2PRFIN20030730_132844_000000482018_00325_07393_7133.N1	30-JUL-2003 13:28:44	Straylight	47.500	31	Alp Gru	1.7340	15200.	95	7393	No
232	GOM_NL__2PRFIN20030730_133212_000000742018_00325_07393_7134.N1	30-JUL-2003 13:32:12	Twi_and_stray	73.500	18	24Alp PsA	1.1660	9700.0	147	7393	No
233	GOM_NL__2PRFIN20030730_133616_000000442018_00325_07393_7135.N1	30-JUL-2003 13:36:16	Bright	44.000	38	20Eps Sgr	1.8360	11000.	88	7393	No
234	GOM_NL__2PRFIN20030730_133812_000000402018_00325_07393_7136.N1	30-JUL-2003 13:38:12	Bright	40.000	57	34Sig Sgr	2.0660	26000.	80	7393	No
235	GOM_NL__2PRFIN20030730_133947_000000582018_00325_07393_7137.N1	30-JUL-2003 13:39:47	Bright	57.500	142	49Del Cap	2.8500	8900.0	115	7393	No
236	GOM_NL__2PRFIN20030730_134410_000000572018_00325_07393_7138.N1	30-JUL-2003 13:44:10	Bright	56.500	154	22Bet Aqr	2.8990	5700.0	113	7393	No
237	GOM_NL__2PRFIN20030730_134801_000000412018_00325_07393_7139.N1	30-JUL-2003 13:48:01	Bright	41.000	11	53Alp Aql	0.76500	8000.0	82	7393	No
238	GOM_NL__2PRFIN20030730_134923_000000372018_00325_07393_7140.N1	30-JUL-2003 13:49:23	Bright	37.000	168	17Zet Aql	2.9860	11000.	74	7393	No
239	GOM_NL__2PRFIN20030730_135120_000000692018_00325_07393_7141.N1	30-JUL-2003 13:51:20	Bright	68.500	61	8Eps Peg	2.1000	3900.0	137	7393	No
240	GOM_NL__2PRFIN20030730_135628_000000422018_00325_07393_7142.N1	30-JUL-2003 13:56:28	Bright	41.500	5	3Alp Lyr	0.033000	11000.	83	7393	No
241	GOM_NL__2PRFIN20030730_135803_000000422018_00325_07393_7143.N1	30-JUL-2003 13:58:03	Bright	42.000	66	37Gam Cyg	2.2080	5900.0	84	7393	No
242	GOM_NL__2PRFIN20030730_140014_000000402018_00325_07393_7144.N1	30-JUL-2003 14:00:14	Bright	40.000	69	33Gam Dra	2.2310	3800.0	80	7393	No
243	GOM_NL__2PRFIN20030730_140409_000000362018_00325_07393_7145.N1	30-JUL-2003 14:04:09	Bright	36.000	119	14Eta Dra	2.7270	4700.0	72	7393	No
244	GOM_NL__2PRFIN20030730_140820_000000382018_00325_07393_7146.N1	30-JUL-2003 14:08:20	Bright	37.500	60	7Bet UMi	2.0810	3950.0	75	7393	No
245	GOM_NL__2PRFIN20030730_141103_000000362018_00325_07393_7147.N1	30-JUL-2003 14:11:03	Bright	36.000	49	1Alp UMi	1.9900	6300.0	72	7393	No
246	GOM_NL__2PRFIN20030730_141356_000000502018_00325_07393_7148.N1	30-JUL-2003 14:13:56	Bright	49.500	76	27Gam Cas	2.3000	30000.	99	7393	No
247	GOM_NL__2PRFIN20030730_142010_000000492018_00325_07393_7149.N1	30-JUL-2003 14:20:10	Bright	48.500	160	23Gam Per	2.9300	4700.0	97	7393	No
248	GOM_NL__2PRFIN20030730_142147_000000492018_00325_07393_7150.N1	30-JUL-2003 14:21:47	Bright	49.000	35	33Alp Per	1.7950	6250.0	98	7393	No
249	GOM_NL__2PRFIN20030730_142501_000000592018_00325_07393_7151.N1	30-JUL-2003 14:25:01	Bright	59.000	79	26Bet Per	2.3100	13100.	118	7393	No
250	GOM_NL__2PRFIN20030730_142839_000000552018_00325_07393_7152.N1	30-JUL-2003 14:28:39	Twi_and_stray	55.000	150	44Zet Per	2.8900	28000.	110	7393	No
251	GOM_NL__2PRFIN20030730_143055_000000412018_00325_07393_7153.N1	30-JUL-2003 14:30:55	Twi_and_stray	40.500	176	23Zet Tau	3.0200	22000.	81	7393	No
252	GOM_NL__2PRFIN20030730_143321_000000552018_00325_07393_7154.N1	30-JUL-2003 14:33:21	Dark	55.000	13	87Alp Tau	0.86700	3800.0	110	7393	No
253	GOM_NL__2PRFIN20030730_143522_000000422018_00325_07393_7155.N1	30-JUL-2003 14:35:22	Dark	42.000	27	24Gam Ori	1.6360	26000.	84	7393	No
254	GOM_NL__2PRFIN20030730_143717_000000422018_00325_07393_7156.N1	30-JUL-2003 14:37:17	Dark	42.000	30	46Eps Ori	1.6940	30000.	84	7393	No
255	GOM_NL__2PRFIN20030730_143943_000000482018_00325_07393_7157.N1	30-JUL-2003 14:39:43	Dark	47.500	7	19Bet Ori	0.10000	14000.	95	7393	No
256	GOM_NL__2PRFIN20030730_144112_000000412018_00325_07393_7158.N1	30-JUL-2003 14:41:12	Dark	40.500	47	2Bet CMa	1.9760	28000.	81	7393	No
257	GOM_NL__2PRFIN20030730_144248_000000442018_00325_07393_7159.N1	30-JUL-2003 14:42:48	Dark	44.000	139	9Bet Lep	2.8330	5600.0	88	7393	No
258	GOM_NL__2PRFIN20030730_144433_000000392018_00325_07393_7160.N1	30-JUL-2003 14:44:33	Dark	39.000	177	1Zet CMa	3.0220	26000.	78	7393	No
259	GOM_NL__2PRFIN20030730_145328_000000462018_00325_07393_7161.N1	30-JUL-2003 14:53:28	Dark	45.500	157	The1Eri	2.9060	9300.0	91	7393	No
260	GOM_NL__2PRFIN20030730_145906_000000532018_00326_07394_7150.N1	30-JUL-2003 14:59:06	Dark	52.500	9	Alp Eri	0.45300	24000.	105	7394	No
261	GOM_NL__2PRFIN20030730_150117_000000392018_00326_07394_7151.N1	30-JUL-2003 15:01:17	Dark	38.500	135	Bet Hyi	2.8200	5800.0	77	7394	No
262	GOM_NL__2PRFIN20030730_150341_000000602018_00326_07394_7152.N1	30-JUL-2003 15:03:41	Straylight	59.500	84	Alp Phe	2.3970	4500.0	119	7394	No
263	GOM_NL__2PRFIN20030730_150604_000000422018_00326_07394_7153.N1	30-JUL-2003 15:06:04	Straylight	41.500	148	Alp Tuc	2.8780	4100.0	83	7394	No
264	GOM_NL__2PRFIN20030730_150922_000000472018_00326_07394_7154.N1	30-JUL-2003 15:09:22	Straylight	47.000	31	Alp Gru	1.7340	15200.	94	7394	No
265	GOM_NL__2PRFIN20030730_151249_000000752018_00326_07394_7155.N1	30-JUL-2003 15:12:49	Twi_and_stray	75.000	18	24Alp PsA	1.1660	9700.0	150	7394	No
266	GOM_NL__2PRFIN20030730_151654_000000452018_00326_07394_7156.N1	30-JUL-2003 15:16:54	Bright	44.500	38	20Eps Sgr	1.8360	11000.	89	7394	No
267	GOM_NL__2PRFIN20030730_151850_000000372018_00326_07394_7157.N1	30-JUL-2003 15:18:50	Bright	37.000	57	34Sig Sgr	2.0660	26000.	74	7394	No
268	GOM_NL__2PRFIN20030730_152024_000000562018_00326_07394_7158.N1	30-JUL-2003 15:20:24	Bright	55.500	142	49Del Cap	2.8500	8900.0	111	7394	No
269	GOM_NL__2PRFIN20030730_152446_000000582018_00326_07394_7159.N1	30-JUL-2003 15:24:46	Bright	57.500	154	22Bet Aqr	2.8990	5700.0	115	7394	No
270	GOM_NL__2PRFIN20030730_152839_000000392018_00326_07394_7160.N1	30-JUL-2003 15:28:39	Bright	38.500	11	53Alp Aql	0.76500	8000.0	77	7394	No
271	GOM_NL__2PRFIN20030730_153001_000000362018_00326_07394_7161.N1	30-JUL-2003 15:30:01	Bright	36.000	168	17Zet Aql	2.9860	11000.	72	7394	No
272	GOM_NL__2PRFIN20030730_153154_000000682018_00326_07394_7162.N1	30-JUL-2003 15:31:54	Bright	68.000	61	8Eps Peg	2.1000	3900.0	136	7394	No
273	GOM_NL__2PRFIN20030730_153705_000000482018_00326_07394_7163.N1	30-JUL-2003 15:37:05	Bright	47.500	5	3Alp Lyr	0.033000	11000.	95	7394	No
274	GOM_NL__2PRFIN20030730_153838_000000422018_00326_07394_7164.N1	30-JUL-2003 15:38:38	Bright	41.500	66	37Gam Cyg	2.2080	5900.0	83	7394	No
275	GOM_NL__2PRFIN20030730_154050_000000352018_00326_07394_7165.N1	30-JUL-2003 15:40:50	Bright	35.000	69	33Gam Dra	2.2310	3800.0	70	7394	No
276	GOM_NL__2PRFIN20030730_154445_000000372018_00326_07394_7166.N1	30-JUL-2003 15:44:45	Bright	37.000	119	14Eta Dra	2.7270	4700.0	74	7394	No
277	GOM_NL__2PRFIN20030730_154856_000000332018_00326_07394_7167.N1	30-JUL-2003 15:48:56	Bright	33.000	60	7Bet UMi	2.0810	3950.0	66	7394	No
278	GOM_NL__2PRFIN20030730_155138_000000352018_00326_07394_7168.N1	30-JUL-2003 15:51:38	Bright	35.000	49	1Alp UMi	1.9900	6300.0	70	7394	No

279	GOM_NL__2PRFIN20030730_155432_000000502018_00326_07394_7169.N1	30-JUL-2003 15:54:32	Bright	49.500	76	27Gam Cas	2.3000	30000.	99	7394	No
280	GOM_NL__2PRFIN20030730_160046_000000492018_00326_07394_7170.N1	30-JUL-2003 16:00:46	Bright	48.500	160	23Gam Per	2.9300	4700.0	97	7394	No
281	GOM_NL__2PRFIN20030730_160223_000000492018_00326_07394_7171.N1	30-JUL-2003 16:02:23	Bright	49.000	35	33Alp Per	1.7950	6250.0	98	7394	No
282	GOM_NL__2PRFIN20030730_160536_000000612018_00326_07394_7172.N1	30-JUL-2003 16:05:36	Bright	61.000	79	26Bet Per	2.3100	13100.	122	7394	No
283	GOM_NL__2PRFIN20030730_160915_000000562018_00326_07394_7173.N1	30-JUL-2003 16:09:15	Twi_and_stray	55.500	150	44Zet Per	2.8900	28000.	111	7394	No
284	GOM_NL__2PRFIN20030730_161131_000000432018_00326_07394_7174.N1	30-JUL-2003 16:11:31	Twi_and_stray	42.500	176	23Zet Tau	3.0200	22000.	85	7394	No
285	GOM_NL__2PRFIN20030730_161357_000000572018_00326_07394_7175.N1	30-JUL-2003 16:13:57	Dark	56.500	13	87Alp Tau	0.86700	3800.0	113	7394	No
286	GOM_NL__2PRFIN20030730_161558_000000442018_00326_07394_7176.N1	30-JUL-2003 16:15:58	Dark	44.000	27	24Gam Ori	1.6360	26000.	88	7394	No
287	GOM_NL__2PRFIN20030730_161753_000000432018_00326_07394_7177.N1	30-JUL-2003 16:17:53	Dark	43.000	30	46Eps Ori	1.6940	30000.	86	7394	No
288	GOM_NL__2PRFIN20030730_162019_000000502018_00326_07394_7178.N1	30-JUL-2003 16:20:19	Dark	50.000	7	19Bet Ori	0.10000	14000.	100	7394	No
289	GOM_NL__2PRFIN20030730_162148_000000412018_00326_07394_7179.N1	30-JUL-2003 16:21:48	Dark	40.500	47	2Bet CMa	1.9760	28000.	81	7394	No
290	GOM_NL__2PRFIN20030730_162325_000000412018_00326_07394_7180.N1	30-JUL-2003 16:23:25	Dark	41.000	139	9Bet Lep	2.8330	5600.0	82	7394	No
291	GOM_NL__2PRFIN20030730_162510_000000392018_00326_07394_7181.N1	30-JUL-2003 16:25:10	Dark	38.500	177	1Zet CMa	3.0220	26000.	77	7394	No
292	GOM_NL__2PRFIN20030730_163405_000000462018_00326_07394_7182.N1	30-JUL-2003 16:34:05	Dark	46.000	157	The1Eri	2.9060	9300.0	92	7394	No
293	GOM_NL__2PRFIN20030730_163942_000000442018_00327_07395_7152.N1	30-JUL-2003 16:39:42	Dark	43.500	9	Alp Eri	0.45300	24000.	87	7395	No
294	GOM_NL__2PRFIN20030730_164152_000000382018_00327_07395_7153.N1	30-JUL-2003 16:41:52	Dark	38.000	135	Bet Hyi	2.8200	5800.0	76	7395	No
295	GOM_NL__2PRFIN20030730_164418_000000562018_00327_07395_7154.N1	30-JUL-2003 16:44:18	Straylight	56.000	84	Alp Phe	2.3970	4500.0	112	7395	No
296	GOM_NL__2PRFIN20030730_164640_000000412018_00327_07395_7155.N1	30-JUL-2003 16:46:40	Straylight	40.500	148	Alp Tuc	2.8780	4100.0	81	7395	No
297	GOM_NL__2PRFIN20030730_164958_000000452018_00327_07395_7156.N1	30-JUL-2003 16:49:58	Straylight	45.000	31	Alp Gru	1.7340	15200.	90	7395	No
298	GOM_NL__2PRFIN20030730_165326_000000722018_00327_07395_7157.N1	30-JUL-2003 16:53:26	Twi_and_stray	71.500	18	24Alp PsA	1.1660	9700.0	143	7395	No
299	GOM_NL__2PRFIN20030730_165730_000000452018_00327_07395_7158.N1	30-JUL-2003 16:57:30	Bright	45.000	38	20Eps Sgr	1.8360	11000.	90	7395	No
300	GOM_NL__2PRFIN20030730_165926_000000382018_00327_07395_7159.N1	30-JUL-2003 16:59:26	Bright	38.000	57	34Sig Sgr	2.0660	26000.	76	7395	No
301	GOM_NL__2PRFIN20030730_170059_000000562018_00327_07395_7160.N1	30-JUL-2003 17:00:59	Bright	55.500	142	49Del Cap	2.8500	8900.0	111	7395	No
302	GOM_NL__2PRFIN20030730_170521_000000572018_00327_07395_7161.N1	30-JUL-2003 17:05:21	Bright	56.500	154	22Bet Aqr	2.8990	5700.0	113	7395	No
303	GOM_NL__2PRFIN20030730_170914_000000392018_00327_07395_7162.N1	30-JUL-2003 17:09:14	Bright	39.000	11	53Alp Aql	0.76500	8000.0	78	7395	No
304	GOM_NL__2PRFIN20030730_171037_000000362018_00327_07395_7163.N1	30-JUL-2003 17:10:37	Bright	35.500	168	17Zet Aql	2.9860	11000.	71	7395	No
305	GOM_NL__2PRFIN20030730_171229_000000712018_00327_07395_7164.N1	30-JUL-2003 17:12:29	Bright	70.500	61	8Eps Peg	2.1000	3900.0	141	7395	No
306	GOM_NL__2PRFIN20030730_171741_000000422018_00327_07395_7165.N1	30-JUL-2003 17:17:41	Bright	41.500	5	3Alp Lyr	0.033000	11000.	83	7395	No
307	GOM_NL__2PRFIN20030730_171913_000000442018_00327_07395_7166.N1	30-JUL-2003 17:19:13	Bright	43.500	66	37Gam Cyg	2.2080	5900.0	87	7395	No
308	GOM_NL__2PRFIN20030730_172126_000000372018_00327_07395_7167.N1	30-JUL-2003 17:21:26	Bright	37.000	69	33Gam Dra	2.2310	3800.0	74	7395	No
309	GOM_NL__2PRFIN20030730_172521_000000372018_00327_07395_7168.N1	30-JUL-2003 17:25:21	Bright	37.000	119	14Eta Dra	2.7270	4700.0	74	7395	No
310	GOM_NL__2PRFIN20030730_172932_000000342018_00327_07395_7169.N1	30-JUL-2003 17:29:32	Bright	34.000	60	7Bet UMi	2.0810	3950.0	68	7395	No
311	GOM_NL__2PRFIN20030730_173214_000000372018_00327_07395_7170.N1	30-JUL-2003 17:32:14	Bright	37.000	49	1Alp UMi	1.9900	6300.0	74	7395	No
312	GOM_NL__2PRFIN20030730_173507_000000502018_00327_07395_7171.N1	30-JUL-2003 17:35:07	Bright	49.500	76	27Gam Cas	2.3000	30000.	99	7395	No
313	GOM_NL__2PRFIN20030730_174121_000000502018_00327_07395_7172.N1	30-JUL-2003 17:41:21	Bright	49.500	160	23Gam Per	2.9300	4700.0	99	7395	No
314	GOM_NL__2PRFIN20030730_174258_000000512018_00327_07395_7173.N1	30-JUL-2003 17:42:58	Bright	50.500	35	33Alp Per	1.7950	6250.0	101	7395	No
315	GOM_NL__2PRFIN20030730_174612_000000572018_00327_07395_7174.N1	30-JUL-2003 17:46:12	Bright	56.500	79	26Bet Per	2.3100	13100.	113	7395	No
316	GOM_NL__2PRFIN20030730_174950_000000542018_00327_07395_7175.N1	30-JUL-2003 17:49:50	Twi_and_stray	53.500	150	44Zet Per	2.8900	28000.	107	7395	No
317	GOM_NL__2PRFIN20030730_175207_000000422018_00327_07395_7176.N1	30-JUL-2003 17:52:07	Twi_and_stray	41.500	176	23Zet Tau	3.0200	22000.	83	7395	No
318	GOM_NL__2PRFIN20030730_175433_000000572018_00327_07395_7177.N1	30-JUL-2003 17:54:33	Dark	56.500	13	87Alp Tau	0.86700	3800.0	113	7395	No
319	GOM_NL__2PRFIN20030730_175634_000000462018_00327_07395_7178.N1	30-JUL-2003 17:56:34	Dark	46.000	27	24Gam Ori	1.6360	26000.	92	7395	No
320	GOM_NL__2PRFIN20030730_175829_000000442018_00327_07395_7179.N1	30-JUL-2003 17:58:29	Dark	43.500	30	46Eps Ori	1.6940	30000.	87	7395	No
321	GOM_NL__2PRFIN20030730_175949_000000422018_00327_07395_7180.N1	30-JUL-2003 17:59:49	Dark	42.000	125	44Iot Ori	2.7700	30000.	84	7395	No
322	GOM_NL__2PRFIN20030730_180153_000000462018_00327_07395_7181.N1	30-JUL-2003 18:01:53	Dark	45.500	1	9Alp CMa	-1.4400	11000.	91	7395	No
323	GOM_NL__2PRFIN20030730_180401_000000452018_00327_07395_7182.N1	30-JUL-2003 18:04:01	Dark	45.000	139	9Bet Lep	2.8330	5600.0	90	7395	No
324	GOM_NL__2PRFIN20030730_180545_000000392018_00327_07395_7183.N1	30-JUL-2003 18:05:45	Dark	39.000	177	1Zet CMa	3.0220	26000.	78	7395	No
325	GOM_NL__2PRFIN20030730_181442_000000482018_00327_07395_7184.N1	30-JUL-2003 18:14:42	Dark	47.500	157	The1Eri	2.9060	9300.0	95	7395	No
326	GOM_NL__2PRFIN20030730_182019_000000472018_00328_07396_7153.N1	30-JUL-2003 18:20:19	Dark	46.500	9	Alp Eri	0.45300	24000.	93	7396	No
327	GOM_NL__2PRFIN20030730_182229_000000382018_00328_07396_7154.N1	30-JUL-2003 18:22:29	Dark	37.500	135	Bet Hyi	2.8200	5800.0	75	7396	No
328	GOM_NL__2PRFIN20030730_182455_000000552018_00328_07396_7155.N1	30-JUL-2003 18:24:55	Straylight	55.000	84	Alp Phe	2.3970	4500.0	110	7396	No
329	GOM_NL__2PRFIN20030730_182716_000000412018_00328_07396_7156.N1	30-JUL-2003 18:27:16	Straylight	41.000	148	Alp Tuc	2.8780	4100.0	82	7396	No
330	GOM_NL__2PRFIN20030730_183035_000000442018_00328_07396_7157.N1	30-JUL-2003 18:30:35	Straylight	44.000	31	Alp Gru	1.7340	15200.	88	7396	No
331	GOM_NL__2PRFIN20030730_183403_000000712018_00328_07396_7158.N1	30-JUL-2003 18:34:03	Twi_and_stray	71.000	18	24Alp PsA	1.1660	9700.0	142	7396	No
332	GOM_NL__2PRFIN20030730_183806_000000402018_00328_07396_7159.N1	30-JUL-2003 18:38:06	Bright	39.500	38	20Eps Sgr	1.8360	11000.	79	7396	No
333	GOM_NL__2PRFIN20030730_184002_000000522018_00328_07396_7160.N1	30-JUL-2003 18:40:02	Bright	52.000	57	34Sig Sgr	2.0660	26000.	104	7396	No
334	GOM_NL__2PRFIN20030730_184136_000000572018_00328_07396_7161.N1	30-JUL-2003 18:41:36	Bright	56.500	142	49Del Cap	2.8500	8900.0	113	7396	No
335	GOM_NL__2PRFIN20030730_184557_000000562018_00328_07396_7162.N1	30-JUL-2003 18:45:57	Bright	55.500	154	22Bet Aqr	2.8990	5700.0	111	7396	No
336	GOM_NL__2PRFIN20030730_184950_000000392018_00328_07396_7163.N1	30-JUL-2003 18:49:50	Bright	38.500	11	53Alp Aql	0.76500	8000.0	77	7396	No
337	GOM_NL__2PRFIN20030730_185113_000000362018_00328_07396_7164.N1	30-JUL-2003 18:51:13	Bright	36.000	168	17Zet Aql	2.9860	11000.	72	7396	No

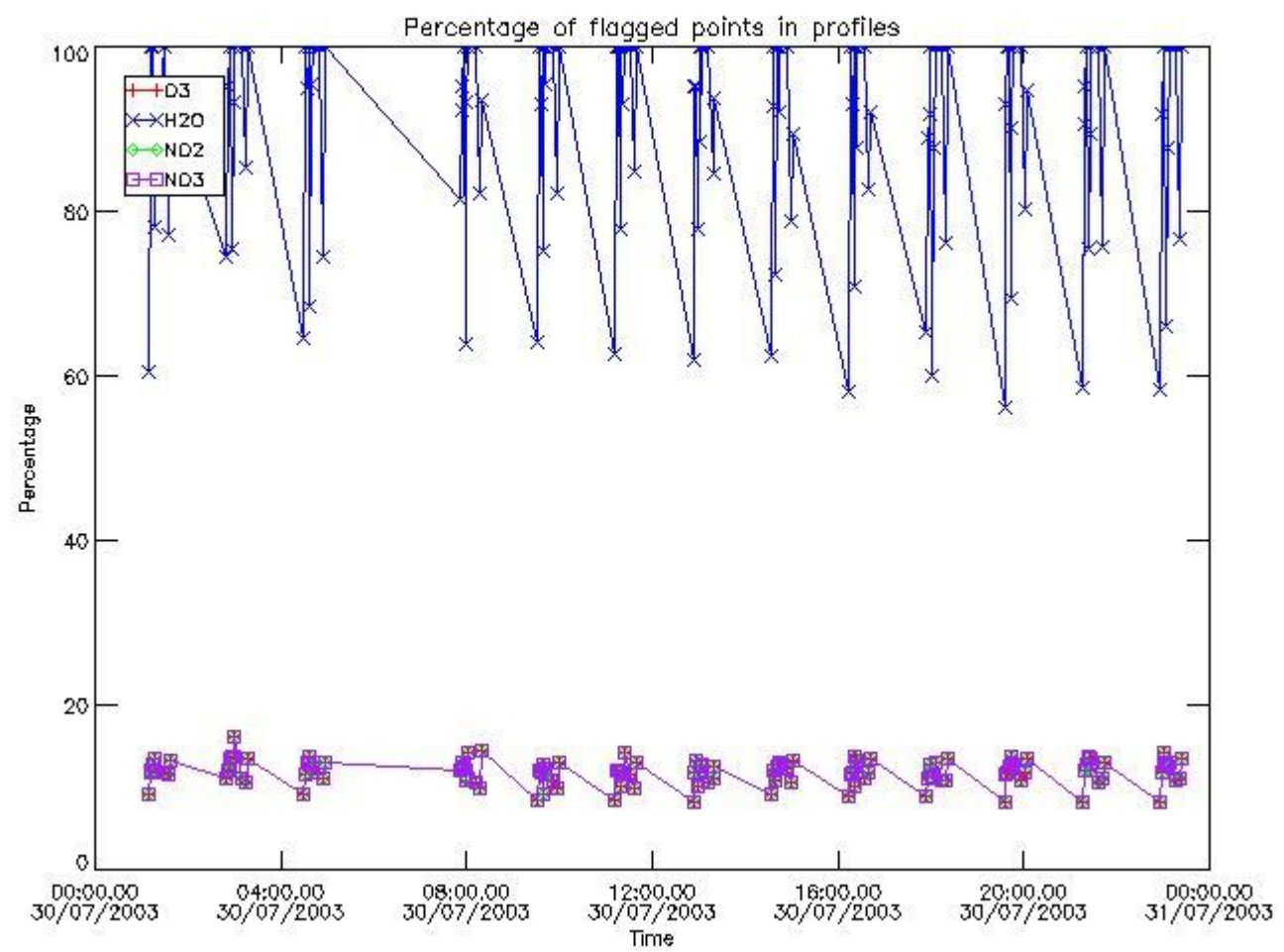
338	GOM_NL__2PRFIN20030730_185304_000000712018_00328_07396_7165.N1	30-JUL-2003 18:53:04	Bright	71.000	61	8Eps Peg	2.1000	3900.0	142	7396	No
339	GOM_NL__2PRFIN20030730_185817_000000412018_00328_07396_7166.N1	30-JUL-2003 18:58:17	Bright	41.000	5	3Alp Lyr	0.033000	11000.	82	7396	No
340	GOM_NL__2PRFIN20030730_185949_000000442018_00328_07396_7167.N1	30-JUL-2003 18:59:49	Bright	44.000	66	37Gam Cyg	2.2080	5900.0	88	7396	No
341	GOM_NL__2PRFIN20030730_190202_000000352018_00328_07396_7168.N1	30-JUL-2003 19:02:02	Bright	34.500	69	33Gam Dra	2.2310	3800.0	69	7396	No
342	GOM_NL__2PRFIN20030730_190558_000000382018_00328_07396_7169.N1	30-JUL-2003 19:05:58	Bright	37.500	119	14Eta Dra	2.7270	4700.0	75	7396	No
343	GOM_NL__2PRFIN20030730_191009_000000392018_00328_07396_7170.N1	30-JUL-2003 19:10:09	Bright	38.500	60	7Bet UMi	2.0810	3950.0	77	7396	No
344	GOM_NL__2PRFIN20030730_191250_000000372018_00328_07396_7171.N1	30-JUL-2003 19:12:50	Bright	36.500	49	1Alp UMi	1.9900	6300.0	73	7396	No
345	GOM_NL__2PRFIN20030730_191542_000000512018_00328_07396_7172.N1	30-JUL-2003 19:15:42	Bright	50.500	76	27Gam Cas	2.3000	30000.	101	7396	No
346	GOM_NL__2PRFIN20030730_192156_000000482018_00328_07396_7173.N1	30-JUL-2003 19:21:56	Bright	48.000	160	23Gam Per	2.9300	4700.0	96	7396	No
347	GOM_NL__2PRFIN20030730_192334_000000492018_00328_07396_7174.N1	30-JUL-2003 19:23:34	Bright	48.500	35	33Alp Per	1.7950	6250.0	97	7396	No
348	GOM_NL__2PRFIN20030730_192648_000000582018_00328_07396_7175.N1	30-JUL-2003 19:26:48	Bright	58.000	79	26Bet Per	2.3100	13100.	116	7396	No
349	GOM_NL__2PRFIN20030730_193027_000000552018_00328_07396_7176.N1	30-JUL-2003 19:30:27	Tw_i_and_stray	54.500	150	44Zet Per	2.8900	28000.	109	7396	No
350	GOM_NL__2PRFIN20030730_193243_000000422018_00328_07396_7177.N1	30-JUL-2003 19:32:43	Tw_i_and_stray	42.000	176	23Zet Tau	3.0200	22000.	84	7396	No
351	GOM_NL__2PRFIN20030730_193509_000000622018_00328_07396_7178.N1	30-JUL-2003 19:35:09	Dark	62.000	13	87Alp Tau	0.86700	3800.0	124	7396	No
352	GOM_NL__2PRFIN20030730_193711_000000442018_00328_07396_7179.N1	30-JUL-2003 19:37:11	Dark	44.000	27	24Gam Ori	1.6360	26000.	88	7396	No
353	GOM_NL__2PRFIN20030730_193906_000000432018_00328_07396_7180.N1	30-JUL-2003 19:39:06	Dark	43.000	30	46Eps Ori	1.6940	30000.	86	7396	No
354	GOM_NL__2PRFIN20030730_194025_000000412018_00328_07396_7181.N1	30-JUL-2003 19:40:25	Dark	40.500	125	44Iot Ori	2.7700	30000.	81	7396	No
355	GOM_NL__2PRFIN20030730_194229_000000432018_00328_07396_7182.N1	30-JUL-2003 19:42:29	Dark	43.000	1	9Alp CMa	-1.4400	11000.	86	7396	No
356	GOM_NL__2PRFIN20030730_194437_000000412018_00328_07396_7183.N1	30-JUL-2003 19:44:37	Dark	41.000	139	9Bet Lep	2.8330	5600.0	82	7396	No
357	GOM_NL__2PRFIN20030730_194622_000000402018_00328_07396_7184.N1	30-JUL-2003 19:46:22	Dark	40.000	177	1Zet CMa	3.0220	26000.	80	7396	No
358	GOM_NL__2PRFIN20030730_195518_000000472018_00328_07396_7185.N1	30-JUL-2003 19:55:18	Dark	47.000	157	The1Eri	2.9060	9300.0	94	7396	No
359	GOM_NL__2PRFIN20030730_200056_000000442018_00329_07397_7155.N1	30-JUL-2003 20:00:56	Dark	43.500	9	Alp Eri	0.45300	24000.	87	7397	No
360	GOM_NL__2PRFIN20030730_200305_000000382018_00329_07397_7156.N1	30-JUL-2003 20:03:05	Dark	38.000	135	Bet Hyi	2.8200	5800.0	76	7397	No
361	GOM_NL__2PRFIN20030730_200532_000000582018_00329_07397_7157.N1	30-JUL-2003 20:05:32	Straylight	58.000	84	Alp Phe	2.3970	4500.0	116	7397	No
362	GOM_NL__2PRFIN20030730_200753_000000402018_00329_07397_7158.N1	30-JUL-2003 20:07:53	Straylight	39.500	148	Alp Tuc	2.8780	4100.0	79	7397	No
363	GOM_NL__2PRFIN20030730_201111_000000442018_00329_07397_7159.N1	30-JUL-2003 20:11:11	Straylight	44.000	31	Alp Gru	1.7340	15200.	88	7397	No
364	GOM_NL__2PRFIN20030730_201439_000000712018_00329_07397_7160.N1	30-JUL-2003 20:14:39	Tw_i_and_stray	70.500	18	24Alp PsA	1.1660	9700.0	141	7397	No
365	GOM_NL__2PRFIN20030730_201842_000000462018_00329_07397_7161.N1	30-JUL-2003 20:18:42	Bright	45.500	38	20Eps Sgr	1.8360	11000.	91	7397	No
366	GOM_NL__2PRFIN20030730_202038_000000372018_00329_07397_7162.N1	30-JUL-2003 20:20:38	Bright	37.000	57	34Sig Sgr	2.0660	26000.	74	7397	No
367	GOM_NL__2PRFIN20030730_202212_000000562018_00329_07397_7163.N1	30-JUL-2003 20:22:12	Bright	56.000	142	49Del Cap	2.8500	8900.0	112	7397	No
368	GOM_NL__2PRFIN20030730_202633_000000572018_00329_07397_7164.N1	30-JUL-2003 20:26:33	Bright	56.500	154	22Bet Aqr	2.8990	5700.0	113	7397	No
369	GOM_NL__2PRFIN20030730_203026_000000392018_00329_07397_7165.N1	30-JUL-2003 20:30:26	Bright	39.000	11	53Alp Aql	0.76500	8000.0	78	7397	No
370	GOM_NL__2PRFIN20030730_203149_000000372018_00329_07397_7166.N1	30-JUL-2003 20:31:49	Bright	36.500	168	17Zet Aql	2.9860	11000.	73	7397	No
371	GOM_NL__2PRFIN20030730_203336_000000672018_00329_07397_7167.N1	30-JUL-2003 20:33:36	Bright	67.000	61	8Eps Peg	2.1000	3900.0	134	7397	No
372	GOM_NL__2PRFIN20030730_203853_000000392018_00329_07397_7168.N1	30-JUL-2003 20:38:53	Bright	39.000	5	3Alp Lyr	0.033000	11000.	78	7397	No
373	GOM_NL__2PRFIN20030730_204025_000000432018_00329_07397_7169.N1	30-JUL-2003 20:40:25	Bright	42.500	66	37Gam Cyg	2.2080	5900.0	85	7397	No
374	GOM_NL__2PRFIN20030730_204238_000000392018_00329_07397_7170.N1	30-JUL-2003 20:42:38	Bright	39.000	69	33Gam Dra	2.2310	3800.0	78	7397	No
375	GOM_NL__2PRFIN20030730_204634_000000382018_00329_07397_7171.N1	30-JUL-2003 20:46:34	Bright	38.000	119	14Eta Dra	2.7270	4700.0	76	7397	No
376	GOM_NL__2PRFIN20030730_205045_000000332018_00329_07397_7172.N1	30-JUL-2003 20:50:45	Bright	33.000	60	7Bet UMi	2.0810	3950.0	66	7397	No
377	GOM_NL__2PRFIN20030730_205326_000000382018_00329_07397_7173.N1	30-JUL-2003 20:53:26	Bright	38.000	49	1Alp UMi	1.9900	6300.0	76	7397	No
378	GOM_NL__2PRFIN20030730_205618_000000482018_00329_07397_7174.N1	30-JUL-2003 20:56:18	Bright	48.000	76	27Gam Cas	2.3000	30000.	96	7397	No
379	GOM_NL__2PRFIN20030730_210232_000000482018_00329_07397_7175.N1	30-JUL-2003 21:02:32	Bright	47.500	160	23Gam Per	2.9300	4700.0	95	7397	No
380	GOM_NL__2PRFIN20030730_210409_000000482018_00329_07397_7176.N1	30-JUL-2003 21:04:09	Bright	47.500	35	33Alp Per	1.7950	6250.0	95	7397	No
381	GOM_NL__2PRFIN20030730_210723_000000582018_00329_07397_7177.N1	30-JUL-2003 21:07:23	Bright	58.000	79	26Bet Per	2.3100	13100.	116	7397	No
382	GOM_NL__2PRFIN20030730_211103_000000552018_00329_07397_7178.N1	30-JUL-2003 21:11:03	Tw_i_and_stray	55.000	150	44Zet Per	2.8900	28000.	110	7397	No
383	GOM_NL__2PRFIN20030730_211319_000000432018_00329_07397_7179.N1	30-JUL-2003 21:13:19	Tw_i_and_stray	43.000	176	23Zet Tau	3.0200	22000.	86	7397	No
384	GOM_NL__2PRFIN20030730_211545_000000622018_00329_07397_7180.N1	30-JUL-2003 21:15:45	Dark	62.000	13	87Alp Tau	0.86700	3800.0	124	7397	No
385	GOM_NL__2PRFIN20030730_211747_000000432018_00329_07397_7181.N1	30-JUL-2003 21:17:47	Dark	42.500	27	24Gam Ori	1.6360	26000.	85	7397	No
386	GOM_NL__2PRFIN20030730_211942_000000432018_00329_07397_7182.N1	30-JUL-2003 21:19:42	Dark	42.500	30	46Eps Ori	1.6940	30000.	85	7397	No
387	GOM_NL__2PRFIN20030730_212101_000000402018_00329_07397_7183.N1	30-JUL-2003 21:21:01	Dark	40.000	125	44Iot Ori	2.7700	30000.	80	7397	No
388	GOM_NL__2PRFIN20030730_212305_000000372018_00329_07397_7184.N1	30-JUL-2003 21:23:05	Dark	37.000	1	9Alp CMa	-1.4400	11000.	74	7397	No
389	GOM_NL__2PRFIN20030730_212514_000000432018_00329_07397_7185.N1	30-JUL-2003 21:25:14	Dark	42.500	139	9Bet Lep	2.8330	5600.0	85	7397	No
390	GOM_NL__2PRFIN20030730_212658_000000382018_00329_07397_7186.N1	30-JUL-2003 21:26:58	Dark	37.500	177	1Zet CMa	3.0220	26000.	75	7397	No
391	GOM_NL__2PRFIN20030730_213555_000000482018_00329_07397_7187.N1	30-JUL-2003 21:35:55	Dark	48.000	157	The1Eri	2.9060	9300.0	96	7397	No
392	GOM_NL__2PRFIN20030730_214132_000000462018_00330_07398_7156.N1	30-JUL-2003 21:41:32	Dark	45.500	9	Alp Eri	0.45300	24000.	91	7398	No
393	GOM_NL__2PRFIN20030730_214341_000000392018_00330_07398_7157.N1	30-JUL-2003 21:43:41	Dark	39.000	135	Bet Hyi	2.8200	5800.0	78	7398	No
394	GOM_NL__2PRFIN20030730_214608_000000572018_00330_07398_7158.N1	30-JUL-2003 21:46:08	Straylight	56.500	84	Alp Phe	2.3970	4500.0	113	7398	No
395	GOM_NL__2PRFIN20030730_214829_000000412018_00330_07398_7159.N1	30-JUL-2003 21:48:29	Straylight	41.000	148	Alp Tuc	2.8780	4100.0	82	7398	No
396	GOM_NL__2PRFIN20030730_215148_000000432018_00330_07398_7160.N1	30-JUL-2003 21:51:48	Straylight	42.500	31	Alp Gru	1.7340	15200.	85	7398	No

397	GOM_NL__2PRFIN20030730_215515_000000732018_00330_07398_7161.N1	30-JUL-2003 21:55:15	Twilight	72.500	18	24Alp PsA	1.1660	9700.0	145	7398	No
398	GOM_NL__2PRFIN20030730_215917_000000492018_00330_07398_7162.N1	30-JUL-2003 21:59:17	Bright	49.000	38	20Eps Sgr	1.8360	11000.	98	7398	No
399	GOM_NL__2PRFIN20030730_220114_000000442018_00330_07398_7163.N1	30-JUL-2003 22:01:14	Bright	43.500	57	34Sig Sgr	2.0660	26000.	87	7398	No
400	GOM_NL__2PRFIN20030730_220248_000000572018_00330_07398_7164.N1	30-JUL-2003 22:02:48	Bright	56.500	142	49Del Cap	2.8500	8900.0	113	7398	No
401	GOM_NL__2PRFIN20030730_220708_000000572018_00330_07398_7165.N1	30-JUL-2003 22:07:08	Bright	56.500	154	22Bet Aqr	2.8990	5700.0	113	7398	No
402	GOM_NL__2PRFIN20030730_221102_000000392018_00330_07398_7166.N1	30-JUL-2003 22:11:02	Bright	39.000	11	53Alp Aql	0.76500	8000.0	78	7398	No
403	GOM_NL__2PRFIN20030730_221225_000000372018_00330_07398_7167.N1	30-JUL-2003 22:12:25	Bright	36.500	168	17Zet Aql	2.9860	11000.	73	7398	No
404	GOM_NL__2PRFIN20030730_221414_000000682018_00330_07398_7168.N1	30-JUL-2003 22:14:14	Bright	67.500	61	8Eps Peg	2.1000	3900.0	135	7398	No
405	GOM_NL__2PRFIN20030730_221929_000000362018_00330_07398_7169.N1	30-JUL-2003 22:19:29	Bright	35.500	5	3Alp Lyr	0.033000	11000.	71	7398	No
406	GOM_NL__2PRFIN20030730_222100_000000402018_00330_07398_7170.N1	30-JUL-2003 22:21:00	Bright	40.000	66	37Gam Cyg	2.2080	5900.0	80	7398	No
407	GOM_NL__2PRFIN20030730_222314_000000402018_00330_07398_7171.N1	30-JUL-2003 22:23:14	Bright	39.500	69	33Gam Dra	2.2310	3800.0	79	7398	No
408	GOM_NL__2PRFIN20030730_222710_000000392018_00330_07398_7172.N1	30-JUL-2003 22:27:10	Bright	38.500	119	14Eta Dra	2.7270	4700.0	77	7398	No
409	GOM_NL__2PRFIN20030730_223121_000000382018_00330_07398_7173.N1	30-JUL-2003 22:31:21	Bright	37.500	60	7Bet UMi	2.0810	3950.0	75	7398	No
410	GOM_NL__2PRFIN20030730_223402_000000372018_00330_07398_7174.N1	30-JUL-2003 22:34:02	Bright	37.000	49	1Alp UMi	1.9900	6300.0	74	7398	No
411	GOM_NL__2PRFIN20030730_223653_000000492018_00330_07398_7175.N1	30-JUL-2003 22:36:53	Bright	48.500	76	27Gam Cas	2.3000	30000.	97	7398	No
412	GOM_NL__2PRFIN20030730_224308_000000492018_00330_07398_7176.N1	30-JUL-2003 22:43:08	Bright	48.500	160	23Gam Per	2.9300	4700.0	97	7398	No
413	GOM_NL__2PRFIN20030730_224445_000000502018_00330_07398_7177.N1	30-JUL-2003 22:44:45	Bright	50.000	35	33Alp Per	1.7950	6250.0	100	7398	No
414	GOM_NL__2PRFIN20030730_224759_000000602018_00330_07398_7178.N1	30-JUL-2003 22:47:59	Bright	59.500	79	26Bet Per	2.3100	13100.	119	7398	No
415	GOM_NL__2PRFIN20030730_225139_000000532018_00330_07398_7179.N1	30-JUL-2003 22:51:39	Twilight	53.000	150	44Zet Per	2.8900	28000.	106	7398	No
416	GOM_NL__2PRFIN20030730_225355_000000422018_00330_07398_7180.N1	30-JUL-2003 22:53:55	Twilight	42.000	176	23Zet Tau	3.0200	22000.	84	7398	No
417	GOM_NL__2PRFIN20030730_225622_000000622018_00330_07398_7181.N1	30-JUL-2003 22:56:22	Dark	61.500	13	87Alp Tau	0.86700	3800.0	123	7398	No
418	GOM_NL__2PRFIN20030730_225823_000000442018_00330_07398_7182.N1	30-JUL-2003 22:58:23	Dark	43.500	27	24Gam Ori	1.6360	26000.	87	7398	No
419	GOM_NL__2PRFIN20030730_230018_000000402018_00330_07398_7183.N1	30-JUL-2003 23:00:18	Dark	40.000	30	46Eps Ori	1.6940	30000.	80	7398	No
420	GOM_NL__2PRFIN20030730_230138_000000362018_00330_07398_7184.N1	30-JUL-2003 23:01:38	Dark	36.000	125	44Iot Ori	2.7700	30000.	72	7398	No
421	GOM_NL__2PRFIN20030730_230341_000000432018_00330_07398_7185.N1	30-JUL-2003 23:03:41	Dark	43.000	1	9Alp CMa	-1.4400	11000.	86	7398	No
422	GOM_NL__2PRFIN20030730_230550_000000452018_00330_07398_7186.N1	30-JUL-2003 23:05:50	Dark	45.000	139	9Bet Lep	2.8330	5600.0	90	7398	No
423	GOM_NL__2PRFIN20030730_230734_000000392018_00330_07398_7187.N1	30-JUL-2003 23:07:34	Dark	39.000	177	1Zet CMa	3.0220	26000.	78	7398	No
424	GOM_NL__2PRFIN20030730_231632_000000472018_00330_07398_7188.N1	30-JUL-2003 23:16:32	Dark	47.000	157	The1Eri	2.9060	9300.0	94	7398	No
425	GOM_NL__2PRFIN20030730_232208_000000462018_00331_07399_7156.N1	30-JUL-2003 23:22:08	Dark	45.500	9	Alp Eri	0.45300	24000.	91	7399	No
426	GOM_NL__2PRFIN20030730_232417_000000382018_00331_07399_7157.N1	30-JUL-2003 23:24:17	Dark	37.500	135	Bet Hyi	2.8200	5800.0	75	7399	No
427	GOM_NL__2PRFIN20030730_232645_000000572018_00331_07399_7158.N1	30-JUL-2003 23:26:45	Straylight	57.000	84	Alp Phe	2.3970	4500.0	114	7399	No
428	GOM_NL__2PRFIN20030730_232905_000000432018_00331_07399_7159.N1	30-JUL-2003 23:29:05	Straylight	42.500	148	Alp Tuc	2.8780	4100.0	85	7399	No
429	GOM_NL__2PRFIN20030730_233224_000000512018_00331_07399_7160.N1	30-JUL-2003 23:32:24	Straylight	51.000	31	Alp Gru	1.7340	15200.	102	7399	No
430	GOM_NL__2PRFIN20030730_233552_000000722018_00331_07399_7161.N1	30-JUL-2003 23:35:52	Twilight	72.000	18	24Alp PsA	1.1660	9700.0	144	7399	No
431	GOM_NL__2PRFIN20030730_233953_000000452018_00331_07399_7162.N1	30-JUL-2003 23:39:53	Bright	44.500	38	20Eps Sgr	1.8360	11000.	89	7399	No
432	GOM_NL__2PRFIN20030730_234150_000000382018_00331_07399_7163.N1	30-JUL-2003 23:41:50	Bright	37.500	57	34Sig Sgr	2.0660	26000.	75	7399	No
433	GOM_NL__2PRFIN20030730_234323_000000572018_00331_07399_7164.N1	30-JUL-2003 23:43:23	Bright	57.000	142	49Del Cap	2.8500	8900.0	114	7399	No
434	GOM_NL__2PRFIN20030730_234744_000000562018_00331_07399_7165.N1	30-JUL-2003 23:47:44	Bright	56.000	154	22Bet Aqr	2.8990	5700.0	112	7399	No
435	GOM_NL__2PRFIN20030730_235137_000000412018_00331_07399_7166.N1	30-JUL-2003 23:51:37	Bright	41.000	11	53Alp Aql	0.76500	8000.0	82	7399	No
436	GOM_NL__2PRFIN20030730_235300_000000362018_00331_07399_7167.N1	30-JUL-2003 23:53:00	Bright	35.500	168	17Zet Aql	2.9860	11000.	71	7399	No
437	GOM_NL__2PRFIN20030730_235448_000000642018_00331_07399_7168.N1	30-JUL-2003 23:54:48	Bright	63.500	61	8Eps Peg	2.1000	3900.0	127	7399	No

3. Quality information per product

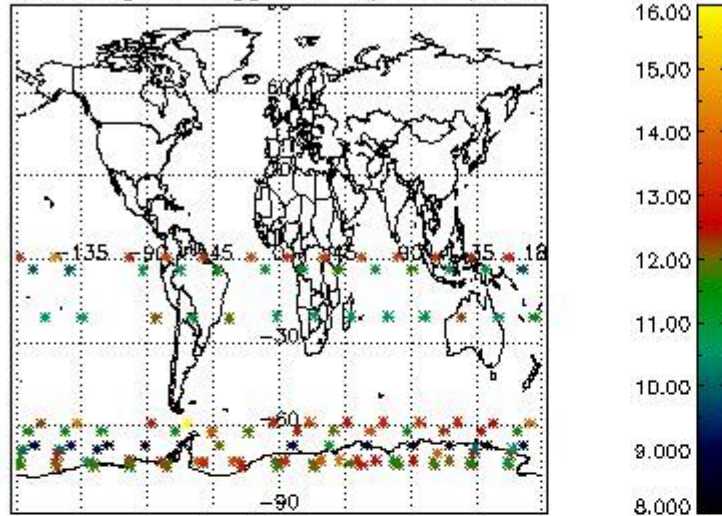
In this section it is plotted some information contained in the Quality Summary data set of the level 2 products. Only products in dark limb conditions and without errors (error flag in the MPH set to "0") are used.

3.1 Plot quality information per product (time dependant)

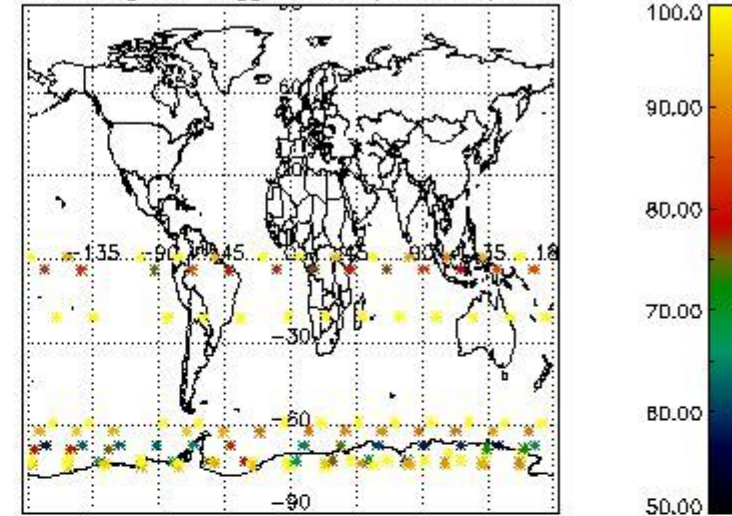


3.2 Plot quality information per product (world map)

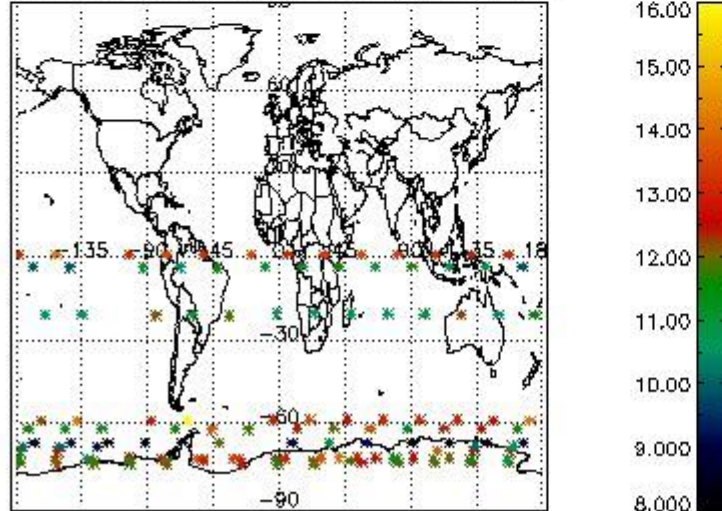
Percentage of flagged data per O3 profile



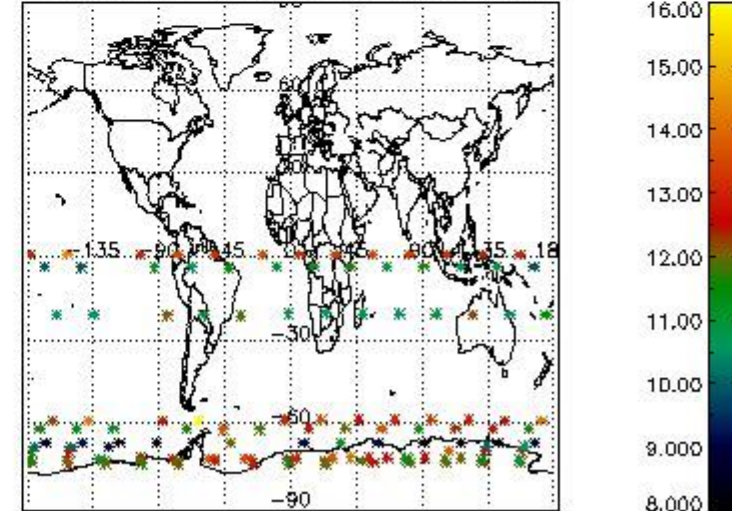
Percentage of flagged data per H2O profile



Percentage of flagged data per NO2 profile



Percentage of flagged data per NO3 profile

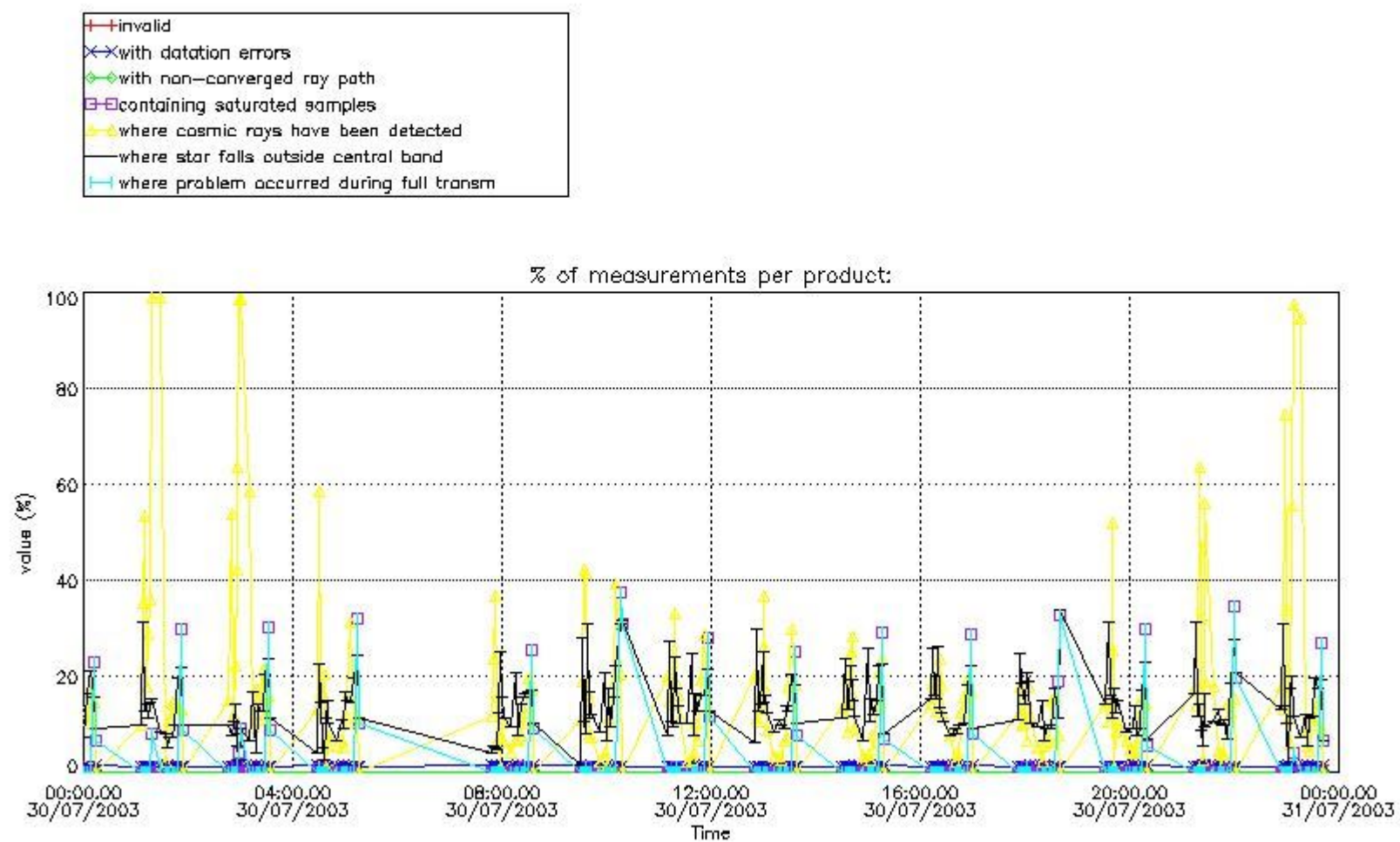


4. Level 1 quality information per product

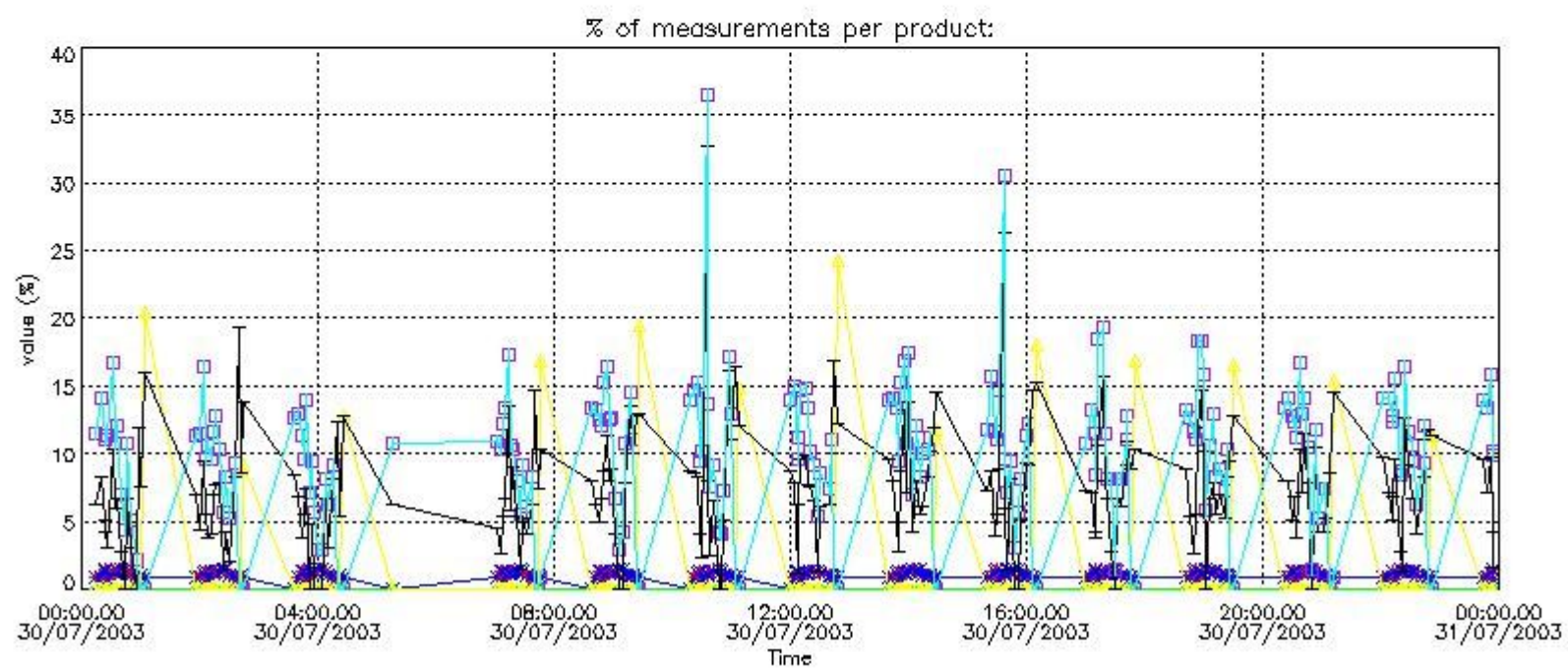
In this section it is plotted some information contained in the Quality Summary data set of the level 2 products that comes from the level 1b processing. Products without errors (error flag in the MPH set to "0") are used.

4.1 Plot quality information per product (time dependant) coming from level 1b processing

4.1.1 Plot level 1 quality information per product (time dependant): ENVISAT ASCENDING passes

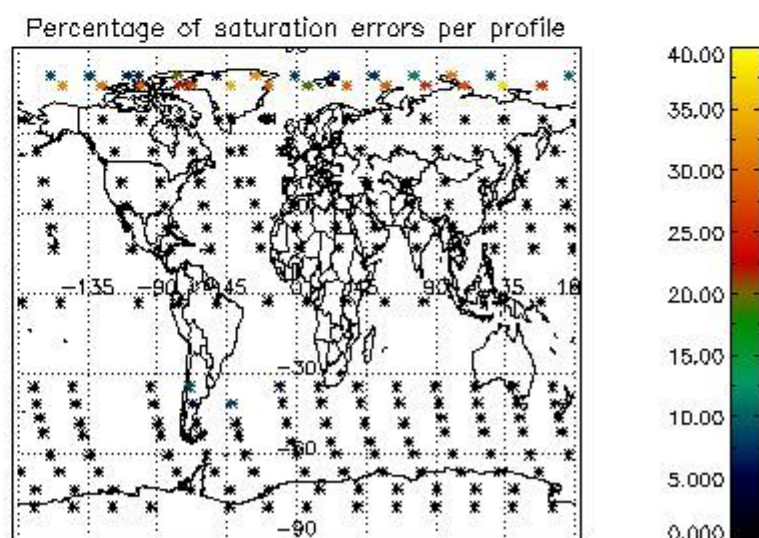
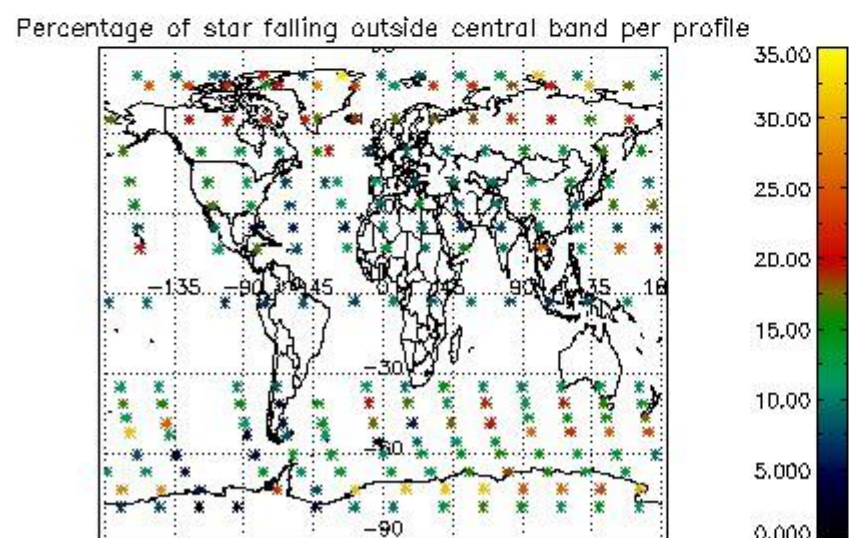
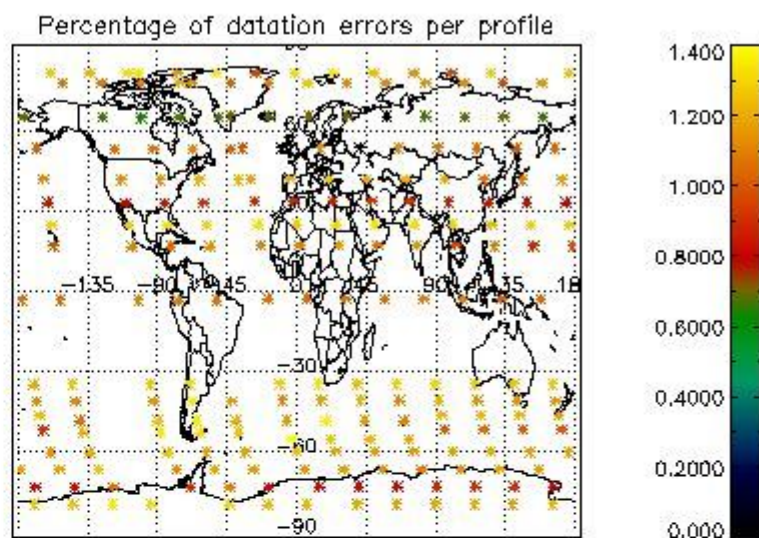
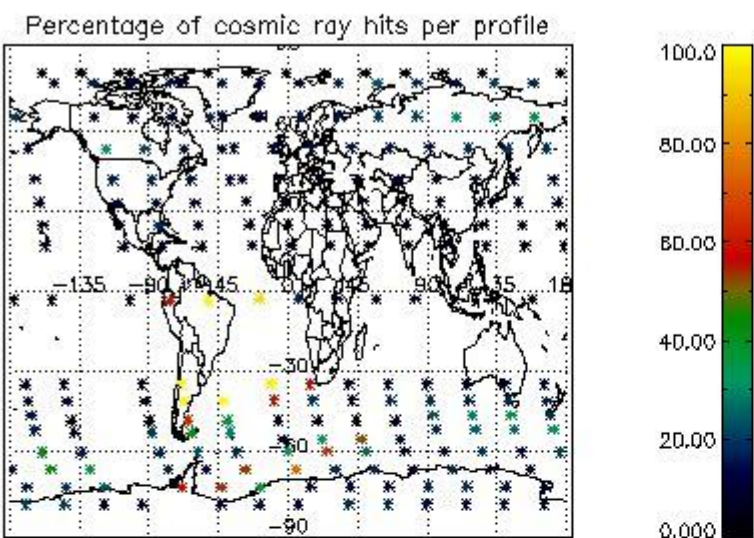


4.1.2 Plot level 1 quality information per product (time dependant): ENVISAT DESCENDING passes

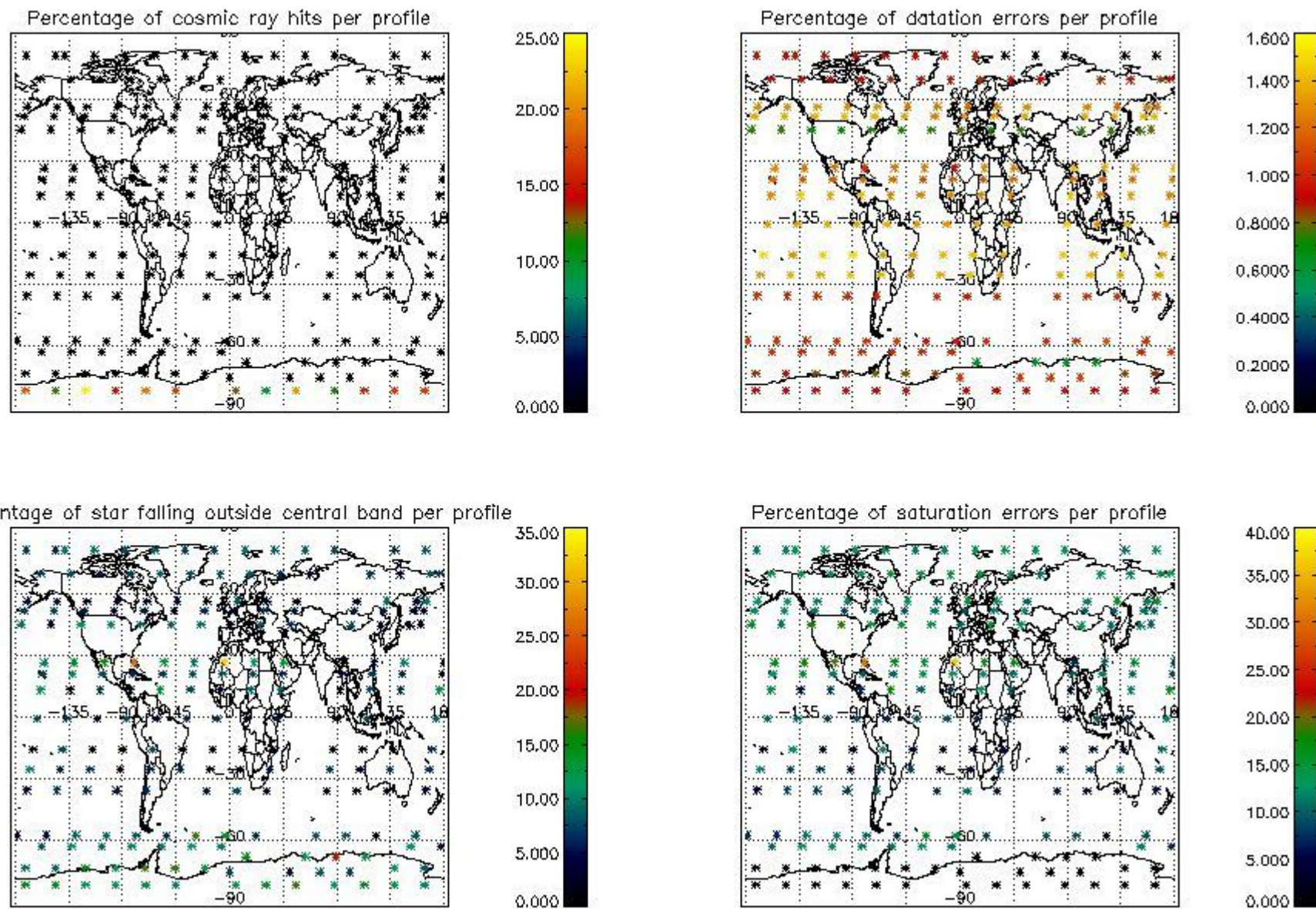


4.2 Plot quality information per product coming from level 1b processing (world map)

4.2.1 Plot level 1 quality information per product (world map): ENVISAT ASCENDING passes



4.2.2 Plot level 1 quality information per product (world map): ENVISAT DESCENDING passes



5. Trace gas profiles

5.1 Ozone statistics based on quality of products

The final quality of the products can be "measured" using the STD (Standard Deviation) attached to every point profile. This information is written to the parameter GOM_NL__2P/NL_LOCAL_SPECIES_DENSITY/o3_std of the level 2 products. The table below shows the statistics for given STD ranges.

The statistics are given with respect to the overall valid production:

- Products without fatal errors: GOM_NL__2P/MPH/PRODUCT_ERR=0
- Valid point profile: GOM_NL__2P/NL_LOCAL_SPECIES_DENSITY/pcd(0)=0

The 'Criteria' is applied to valid points of dark limb products:

- Products in dark limb illumination condition: GOM_NL__2P/NL_SUMMARY_QUALITY/obs_ill_cond=0
- Products without fatal errors: GOM_NL__2P/MPH/PRODUCT_ERR=0
- Valid point profile: GOM_NL__2P/NL_LOCAL_SPECIES_DENSITY/pcd(0)=0

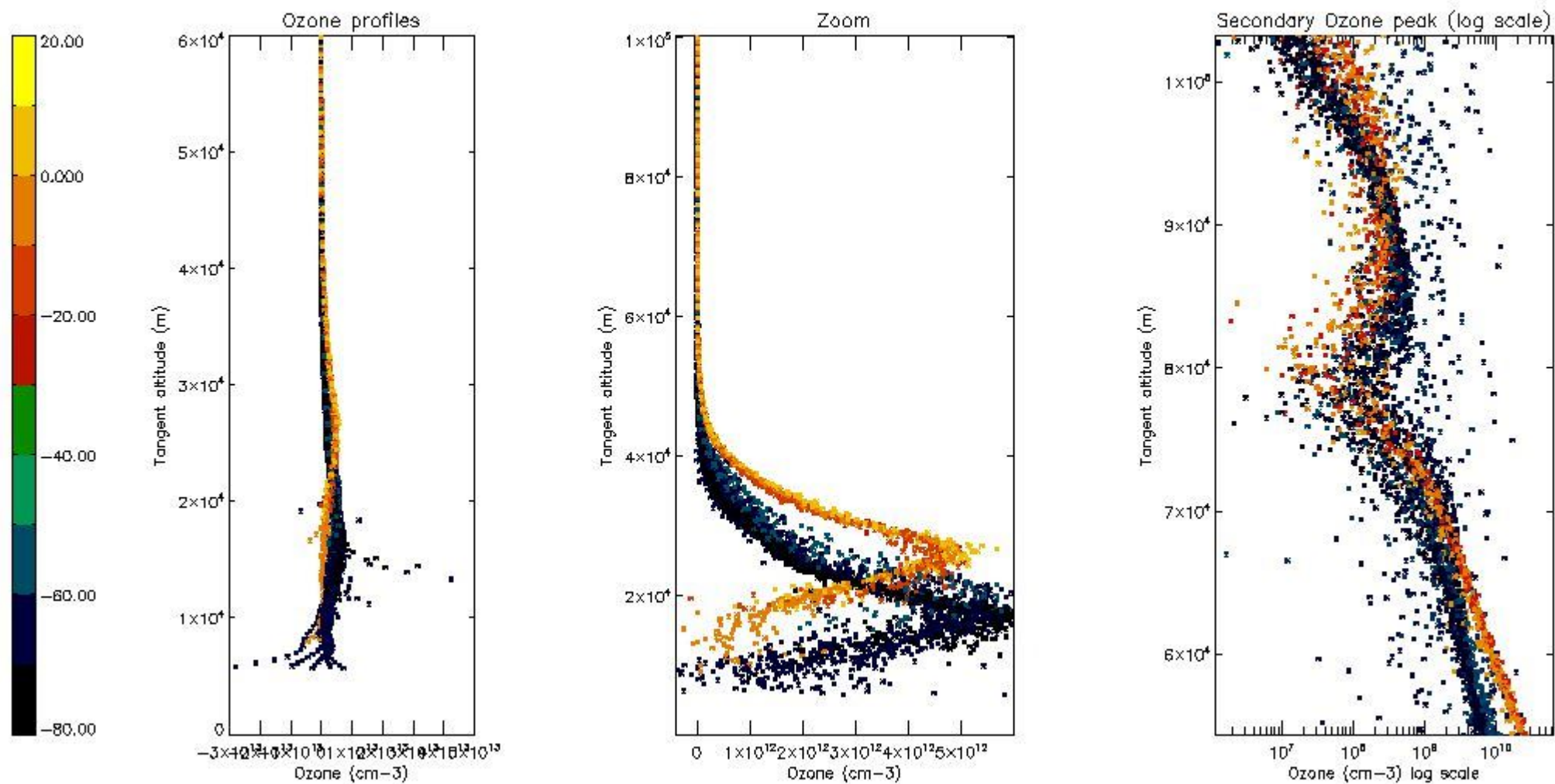
So, the table below shows the percentage of dark limb and valid observations for each criteria with respect to the overall valid daily observations.

Criteria	% of total production
All STD	28
STD < 20	17

STD < 10	14
STD < 5	11

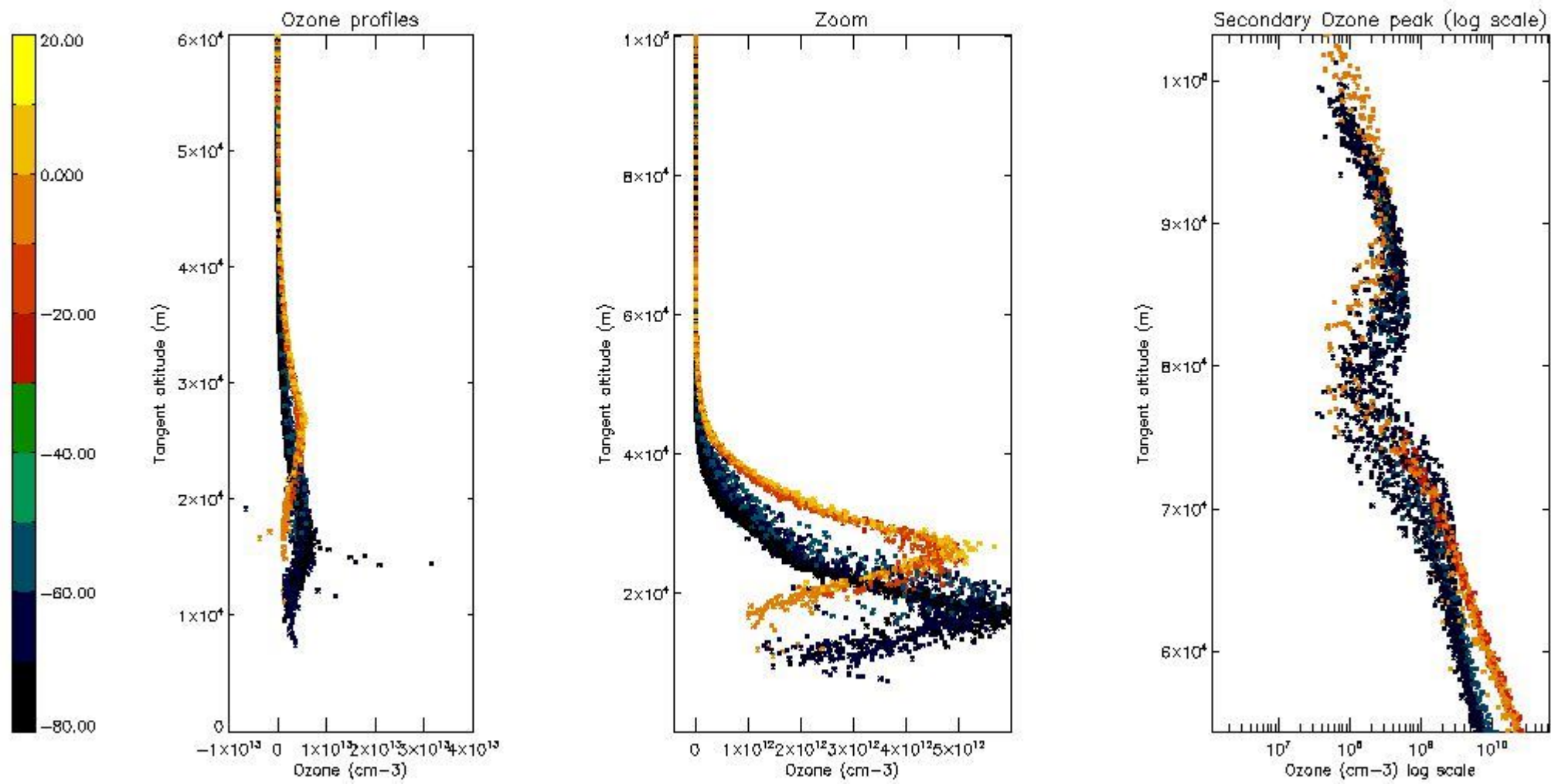
5.2 Plot ozone profiles for all STD (dark without errors)

The colorbar represents the latitude.



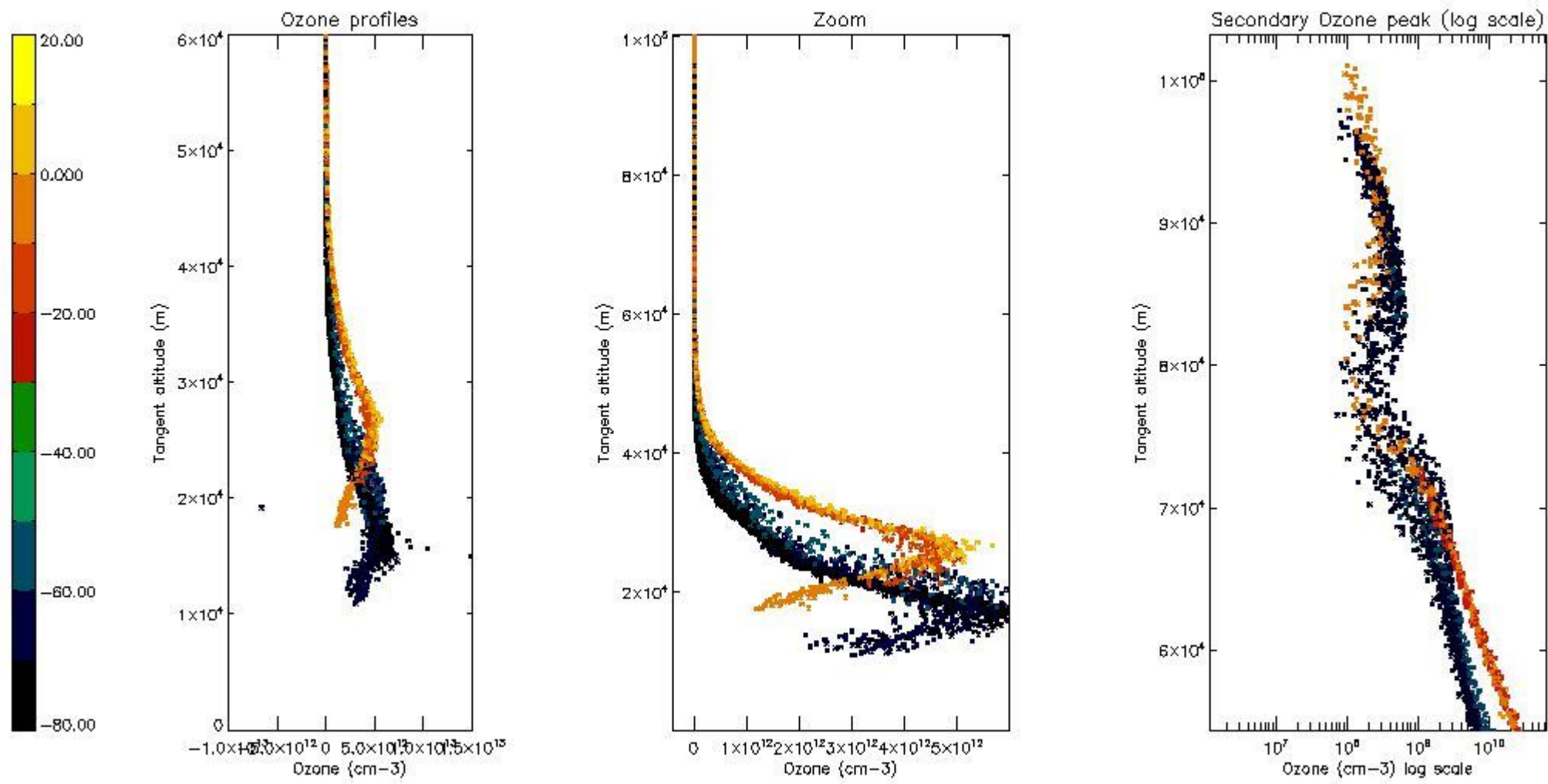
5.3 Plot ozone profiles where STD < 20% (dark without errors)

The colorbar represents the latitude.



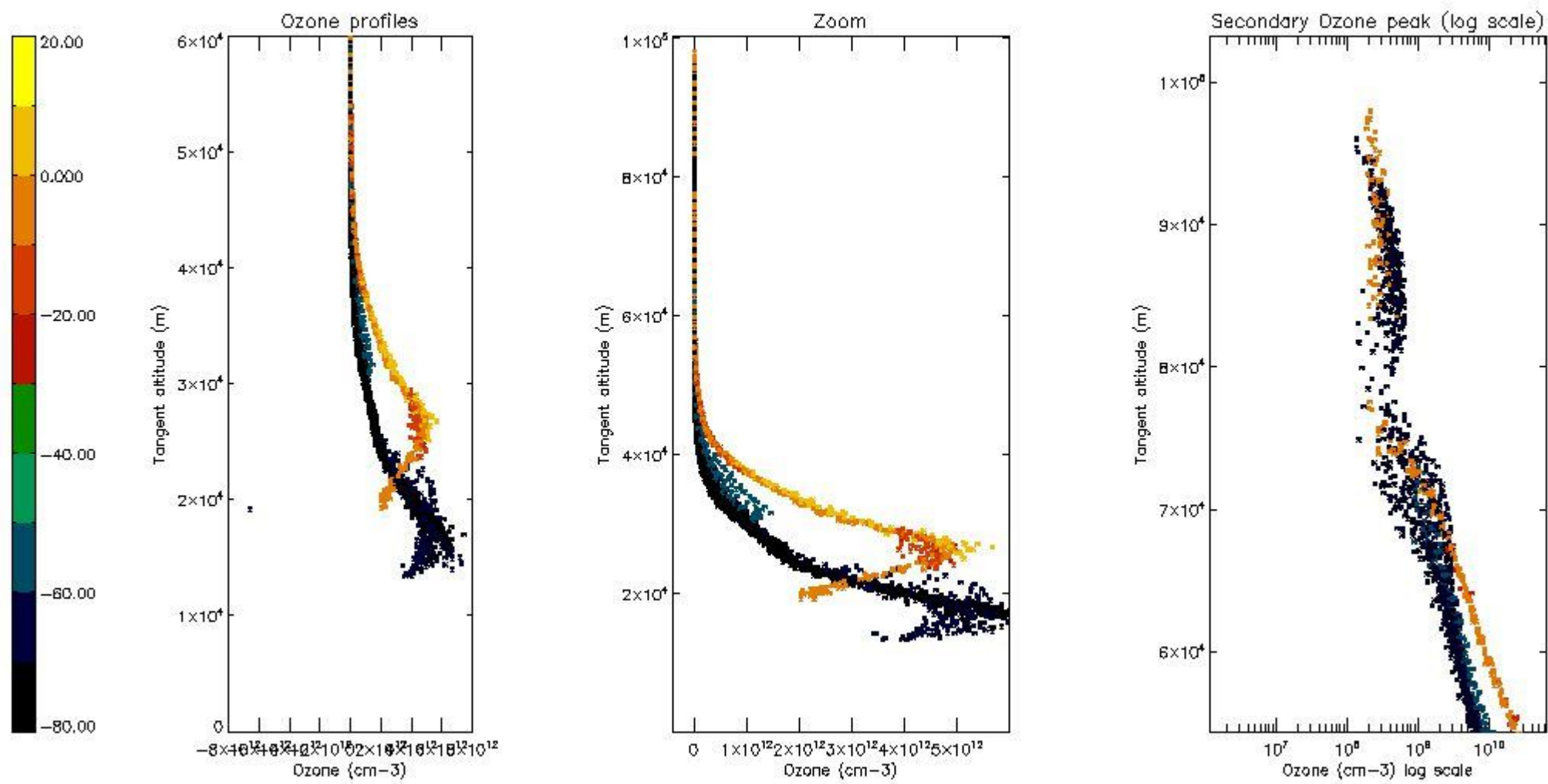
5.4 Plot ozone profiles where STD < 10% (dark without errors)

The colorbar represents the latitude.



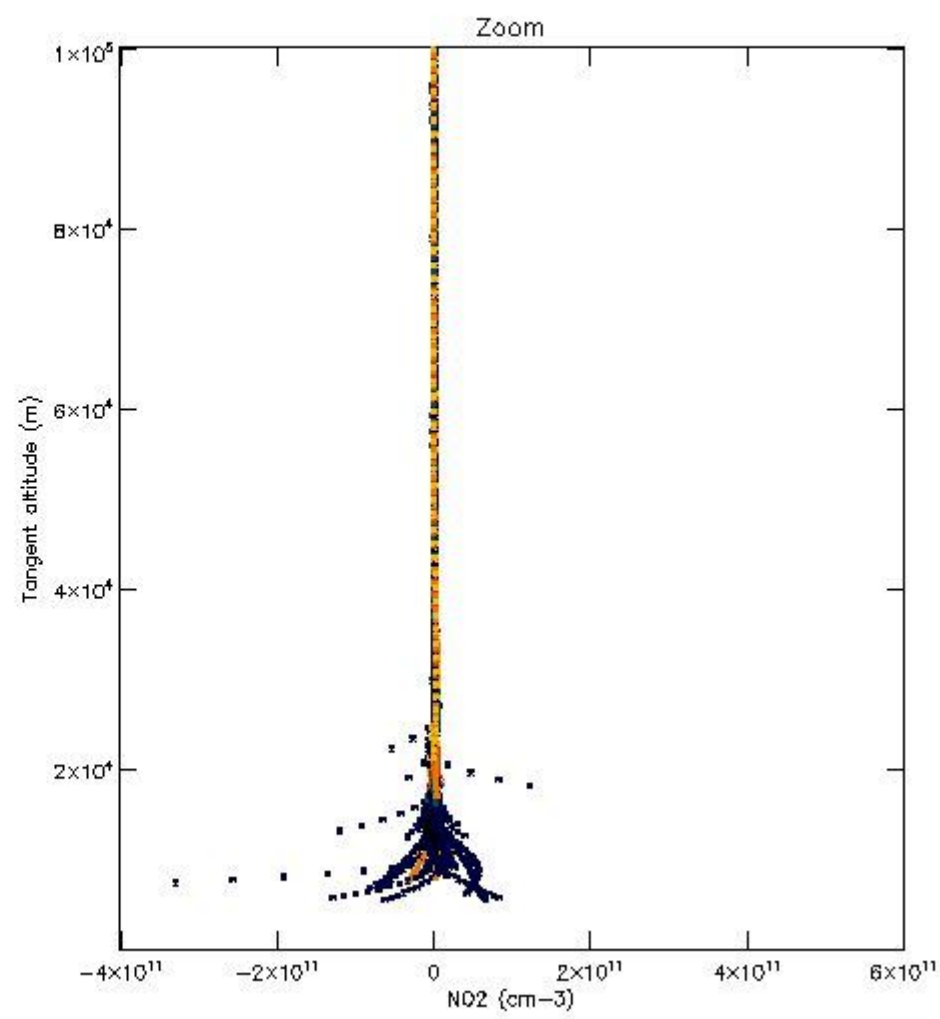
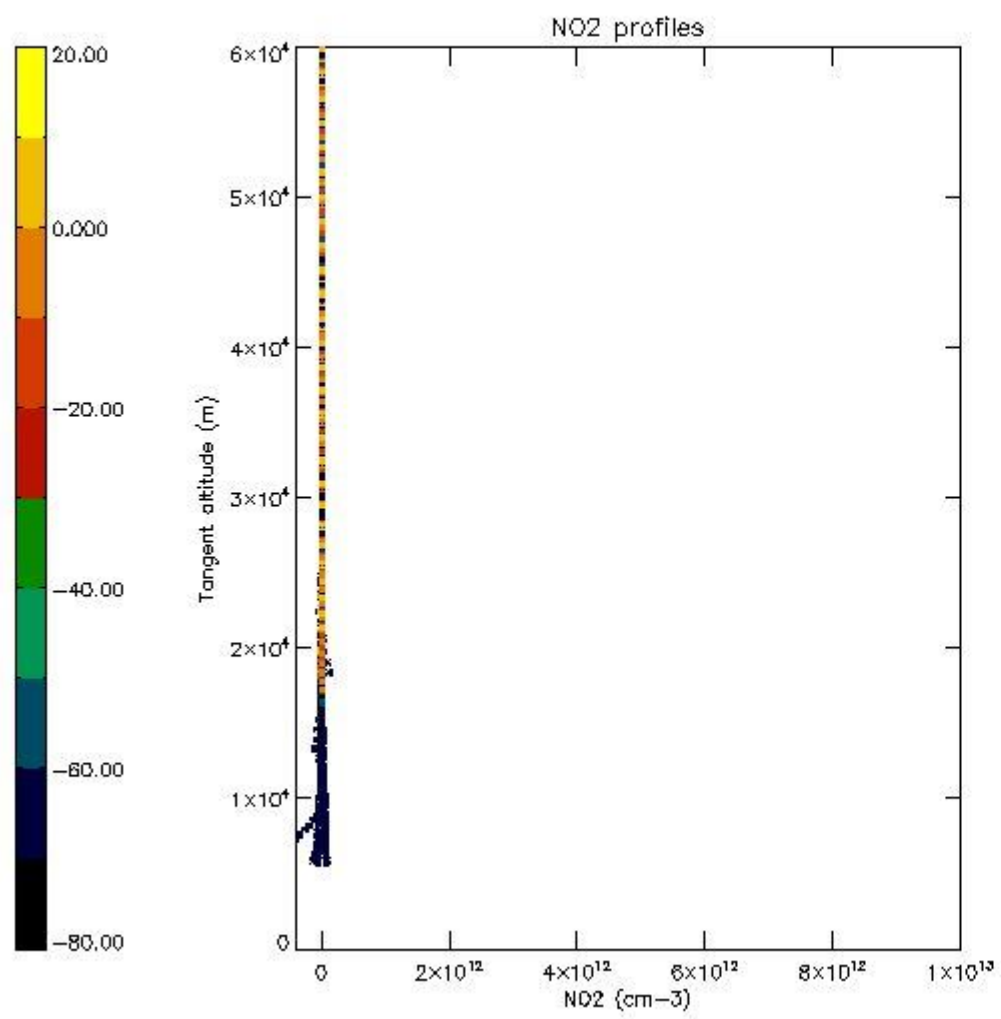
5.5 Plot ozone profiles where STD < 5% (dark without errors)

The colorbar represents the latitude.



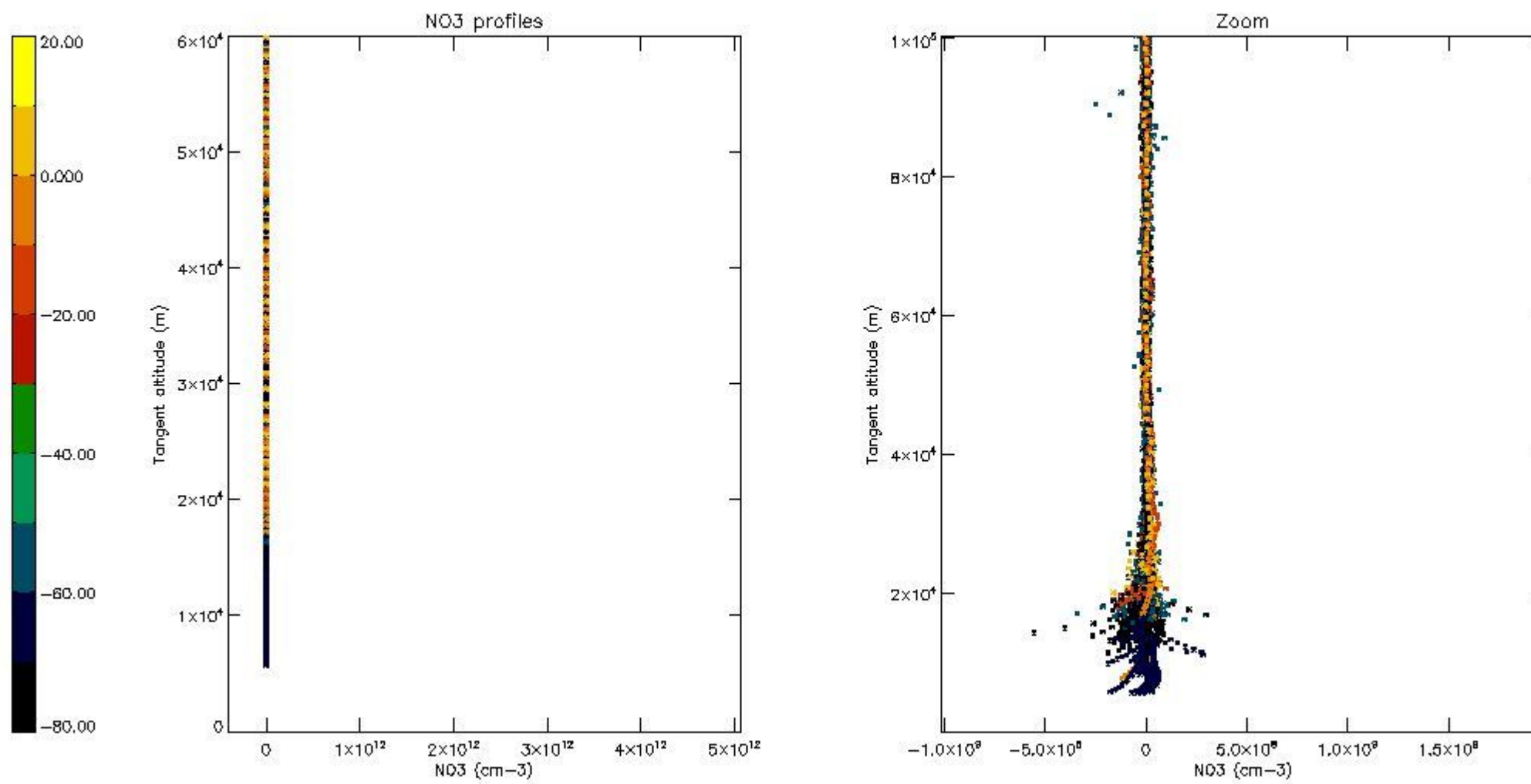
5.6 Plot NO₂ profiles for all STD (dark without errors)

The colorbar represents the latitude.



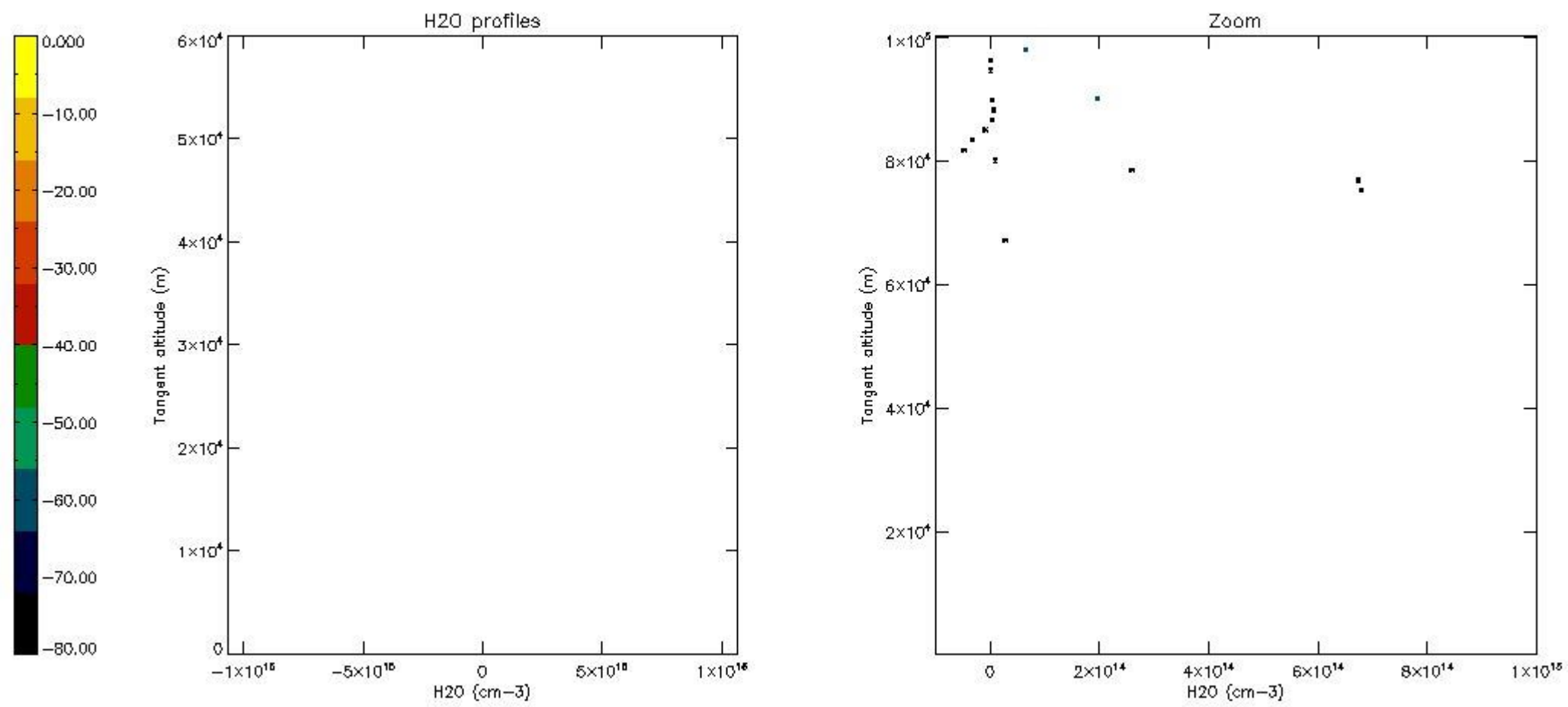
5.7 Plot NO3 profiles for all STD (dark without errors)

The colorbar represents the latitude.



5.8 Plot H2O profiles for all STD (only for occultations of stars 1,2,3,4,13,14,16,26,63 dark without errors)

The colorbar represents the latitude.



6. Auxiliary Data Files used for the production reported in section 2

The number reported in the third column indicates since which file (see list in section 2) the corresponding auxiliary file has been used. The fourth column is the date of those product files.

Type	Auxiliary Filename	Used since product	Used since product date
INST_PHYS_CHARACTERISTICS	GOM_INS_AXVIEC20091111_143220_20030716_120000_20500101_000000	1	30-JUL-2003 00:00:36
LEVEL-2_PROC_CONFIG	GOM_PR2_AXVIEC20091111_152718_20020301_000000_20500101_000000	1	30-JUL-2003 00:00:36
CROSS_SECTIONS_FILE	GOM_CRS_AXVIEC20091111_154832_20020301_000000_20500101_000000	1	30-JUL-2003 00:00:36

GOMOS Level 2 Daily Report

SUMMARY

[1. General Info](#)

[2. Summary of processed GOM_NL_2P products](#)

[3. Level 2 Quality information per product](#)

[3.1 Plot of level 2 quality information per product \(time dependant\)](#)

[3.2 Plot of level 2 quality information per product \(world map\)](#)

[4. Level 1 Quality information per product \(stored on level 2 products\)](#)

[4.1 Plot of level 1 quality information per product \(time dependant\)](#)

[4.1.1 Plot of level 1 quality information per product \(time dependant\): ASCENDING](#)

[4.1.2 Plot of level 1 quality information per product \(time dependant\): DESCENDING](#)

[4.2 Plot of level 1 quality information per product \(world map\)](#)

[4.2.1 Plot of level 1 quality information per product \(world map\): ASCENDING](#)

[4.2.2 Plot of level 1 quality information per product \(world map\): DESCENDING](#)

[5. Ozone profiles based on quality statistics and other trace gas profiles](#)

[5.1 Ozone statistics based on quality of products](#)

[5.2 Plot ozone profiles for all STD \(dark without errors\)](#)

[5.3 Plot ozone profiles where STD < 20% \(dark without errors\)](#)

[5.4. Plot ozone profiles where STD < 10% \(dark without errors\)](#)

[5.5. Plot ozone profiles where STD < 5% \(dark without errors\)](#)

[5.6 Plot NO2 profiles for all STD \(dark without errors\)](#)

[5.7 Plot NO3 profiles for all STD \(dark without errors\)](#)

[5.8 Plot H2O profiles \(only for occultations of stars 1,2,3,4,13,14,16,26,63 dark without errors\) for all STD](#)

[6. Auxiliary Data Files used for the production reported in section 2](#)

This report presents the daily analysis on parameters extracted from GOMOS level 2 data (GOM_NL__2P). It is intended to monitor some important parameters that will impact the quality of these products. A list of level 2 products (and content) that have arrived during the reporting day to the PCF is also given.

Item	Value
Time of report generation	19APR2013 17:34:11
Data source version	GOMOS/6.01
Start time of products	30-07-2003 (30JUL2003 00:00:00)
Stop time of products	31-07-2003 (31JUL2003 00:00:00)
Store outputs in DB	Yes
Nb of level 2 prods	437
Nb of prods with errors	0

2. Summary of processed GOM_NL__2P products.

Nr	Filename	UTC Start time	Limb	Duration	Star Id	Star Name	Star Mag	Star Temp	Nb Meas	Orbit	Prod. error
1	GOM_NL__2PRFIN20030730_000036_000000412018_00317_07385_7115.N1	30-JUL-2003 00:00:36	Straylight	40.500	148	Alp Tuc	2.8780	4100.0	81	7385	No
2	GOM_NL__2PRFIN20030730_000353_000000492018_00317_07385_7116.N1	30-JUL-2003 00:03:53	Straylight	49.000	31	Alp Gru	1.7340	15200.	98	7385	No
3	GOM_NL__2PRFIN20030730_000718_000000762018_00317_07385_7117.N1	30-JUL-2003 00:07:18	Twilight	75.500	18	24Alp PsA	1.1660	9700.0	151	7385	No
4	GOM_NL__2PRFIN20030730_001129_000000422018_00317_07385_7118.N1	30-JUL-2003 00:11:29	Bright	41.500	38	20Eps Sgr	1.8360	11000.	83	7385	No
5	GOM_NL__2PRFIN20030730_001324_000000382018_00317_07385_7119.N1	30-JUL-2003 00:13:24	Bright	38.000	57	34Sig Sgr	2.0660	26000.	76	7385	No
6	GOM_NL__2PRFIN20030730_001459_000000572018_00317_07385_7120.N1	30-JUL-2003 00:14:59	Bright	56.500	142	49Del Cap	2.8500	8900.0	113	7385	No
7	GOM_NL__2PRFIN20030730_001922_000000612018_00317_07385_7121.N1	30-JUL-2003 00:19:22	Bright	60.500	154	22Bet Aqr	2.8990	5700.0	121	7385	No
8	GOM_NL__2PRFIN20030730_002315_000000402018_00317_07385_7122.N1	30-JUL-2003 00:23:15	Bright	39.500	11	53Alp Aql	0.76500	8000.0	79	7385	No
9	GOM_NL__2PRFIN20030730_002437_000000362018_00317_07385_7123.N1	30-JUL-2003 00:24:37	Bright	36.000	168	17Zet Aql	2.9860	11000.	72	7385	No
10	GOM_NL__2PRFIN20030730_002640_000000662018_00317_07385_7124.N1	30-JUL-2003 00:26:40	Bright	66.000	61	8Eps Peg	2.1000	3900.0	132	7385	No
11	GOM_NL__2PRFIN20030730_003141_000000392018_00317_07385_7125.N1	30-JUL-2003 00:31:41	Bright	39.000	5	3Alp Lyr	0.033000	11000.	78	7385	No
12	GOM_NL__2PRFIN20030730_003318_000000422018_00317_07385_7126.N1	30-JUL-2003 00:33:18	Bright	42.000	66	37Gam Cyg	2.2080	5900.0	84	7385	No
13	GOM_NL__2PRFIN20030730_003525_000000382018_00317_07385_7127.N1	30-JUL-2003 00:35:25	Bright	37.500	69	33Gam Dra	2.2310	3800.0	75	7385	No
14	GOM_NL__2PRFIN20030730_003919_000000362018_00317_07385_7128.N1	30-JUL-2003 00:39:19	Bright	36.000	119	14Eta Dra	2.7270	4700.0	72	7385	No
15	GOM_NL__2PRFIN20030730_004330_000000352018_00317_07385_7129.N1	30-JUL-2003 00:43:30	Bright	34.500	60	7Bet UMi	2.0810	3950.0	69	7385	No
16	GOM_NL__2PRFIN20030730_004615_000000372018_00317_07385_7130.N1	30-JUL-2003 00:46:15	Bright	37.000	49	1Alp UMi	1.9900	6300.0	74	7385	No
17	GOM_NL__2PRFIN20030730_004914_000000492018_00317_07385_7131.N1	30-JUL-2003 00:49:14	Bright	48.500	76	27Gam Cas	2.3000	30000.	97	7385	No
18	GOM_NL__2PRFIN20030730_005525_000000452018_00317_07385_7132.N1	30-JUL-2003 00:55:25	Bright	44.500	160	23Gam Per	2.9300	4700.0	89	7385	No
19	GOM_NL__2PRFIN20030730_005828_000000762018_00317_07385_7133.N1	30-JUL-2003 00:58:28	Bright	75.500	73	57Gam1And	2.2600	13100.	151	7385	No
20	GOM_NL__2PRFIN20030730_010050_000000462018_00317_07385_7134.N1	30-JUL-2003 01:00:50	Bright	46.000	149	45Eps Per	2.8880	30000.	92	7385	No
21	GOM_NL__2PRFIN20030730_010350_000000562018_00317_07385_7135.N1	30-JUL-2003 01:03:50	Twilight	56.000	150	44Zet Per	2.8900	28000.	112	7385	No
22	GOM_NL__2PRFIN20030730_010606_000000412018_00317_07385_7136.N1	30-JUL-2003 01:06:06	Twilight	40.500	176	23Zet Tau	3.0200	22000.	81	7385	No
23	GOM_NL__2PRFIN20030730_010830_000000612018_00317_07385_7137.N1	30-JUL-2003 01:08:30	Dark	61.000	13	87Alp Tau	0.86700	3800.0	122	7385	No
24	GOM_NL__2PRFIN20030730_011032_000000432018_00317_07385_7138.N1	30-JUL-2003 01:10:32	Dark	43.000	27	24Gam Ori	1.6360	26000.	86	7385	No
25	GOM_NL__2PRFIN20030730_011226_000000432018_00317_07385_7139.N1	30-JUL-2003 01:12:26	Dark	42.500	30	46Eps Ori	1.6940	30000.	85	7385	No
26	GOM_NL__2PRFIN20030730_011435_000000402018_00317_07385_7140.N1	30-JUL-2003 01:14:35	Dark	40.000	56	53Kap Ori	2.0650	30000.	80	7385	No
27	GOM_NL__2PRFIN20030730_011553_000000422018_00317_07385_7141.N1	30-JUL-2003 01:15:53	Dark	41.500	1	9Alp CMa	-1.4400	11000.	83	7385	No
28	GOM_NL__2PRFIN20030730_011758_000000432018_00317_07385_7142.N1	30-JUL-2003 01:17:58	Dark	43.000	139	9Bet Lep	2.8330	5600.0	86	7385	No
29	GOM_NL__2PRFIN20030730_012833_000000472018_00317_07385_7143.N1	30-JUL-2003 01:28:33	Dark	47.000	157	The1Eri	2.9060	9300.0	94	7385	No
30	GOM_NL__2PRFIN20030730_013411_000000442018_00318_07386_7108.N1	30-JUL-2003 01:34:11	Dark	44.000	9	Alp Eri	0.45300	24000.	88	7386	No
31	GOM_NL__2PRFIN20030730_013625_000000392018_00318_07386_7109.N1	30-JUL-2003 01:36:25	Dark	38.500	135	Bet Hyi	2.8200	5800.0	77	7386	No
32	GOM_NL__2PRFIN20030730_013843_000000562018_00318_07386_7110.N1	30-JUL-2003 01:38:43	Straylight	55.500	84	Alp Phe	2.3970	4500.0	111	7386	No
33	GOM_NL__2PRFIN20030730_014112_000000412018_00318_07386_7111.N1	30-JUL-2003 01:41:12	Straylight	41.000	148	Alp Tuc	2.8780	4100.0	82	7386	No
34	GOM_NL__2PRFIN20030730_014429_000000462018_00318_07386_7112.N1	30-JUL-2003 01:44:29	Straylight	45.500	31	Alp Gru	1.7340	15200.	91	7386	No
35	GOM_NL__2PRFIN20030730_014755_000000752018_00318_07386_7113.N1	30-JUL-2003 01:47:55	Twilight	74.500	18	24Alp PsA	1.1660	9700.0	149	7386	No
36	GOM_NL__2PRFIN20030730_015205_000000462018_00318_07386_7114.N1	30-JUL-2003 01:52:05	Bright	45.500	38	20Eps Sgr	1.8360	11000.	91	7386	No
37	GOM_NL__2PRFIN20030730_015359_000000412018_00318_07386_7115.N1	30-JUL-2003 01:53:59	Bright	40.500	57	34Sig Sgr	2.0660	26000.	81	7386	No
38	GOM_NL__2PRFIN20030730_015534_000000572018_00318_07386_7116.N1	30-JUL-2003 01:55:34	Bright	57.000	142	49Del Cap	2.8500	8900.0	114	7386	No
39	GOM_NL__2PRFIN20030730_015959_000000572018_00318_07386_7117.N1	30-JUL-2003 01:59:59	Bright	56.500	154	22Bet Aqr	2.8990	5700.0	113	7386	No
40	GOM_NL__2PRFIN20030730_020350_000000432018_00318_07386_7118.N1	30-JUL-2003 02:03:50	Bright	42.500	11	53Alp Aql	0.76500	8000.0	85	7386	No
41	GOM_NL__2PRFIN20030730_020513_000000372018_00318_07386_7119.N1	30-JUL-2003 02:05:13	Bright	36.500	168	17Zet Aql	2.9860	11000.	73	7386	No
42	GOM_NL__2PRFIN20030730_020715_000000662018_00318_07386_7120.N1	30-JUL-2003 02:07:15	Bright	66.000	61	8Eps Peg	2.1000	3900.0	132	7386	No

43	GOM_NL__2PRFIN20030730_021217_000000372018_00318_07386_7121.N1	30-JUL-2003 02:12:17	Bright	36.500	5	3Alp Lyr	0.033000	11000.	73	7386	No
44	GOM_NL__2PRFIN20030730_021353_000000432018_00318_07386_7122.N1	30-JUL-2003 02:13:53	Bright	43.000	66	37Gam Cyg	2.2080	5900.0	86	7386	No
45	GOM_NL__2PRFIN20030730_021600_000000392018_00318_07386_7123.N1	30-JUL-2003 02:16:00	Bright	39.000	69	33Gam Dra	2.2310	3800.0	78	7386	No
46	GOM_NL__2PRFIN20030730_021954_000000392018_00318_07386_7124.N1	30-JUL-2003 02:19:54	Bright	38.500	119	14Eta Dra	2.7270	4700.0	77	7386	No
47	GOM_NL__2PRFIN20030730_022406_000000362018_00318_07386_7125.N1	30-JUL-2003 02:24:06	Bright	35.500	60	7Bet UMi	2.0810	3950.0	71	7386	No
48	GOM_NL__2PRFIN20030730_022651_000000362018_00318_07386_7126.N1	30-JUL-2003 02:26:51	Bright	36.000	49	1Alp UMi	1.9900	6300.0	72	7386	No
49	GOM_NL__2PRFIN20030730_022949_000000482018_00318_07386_7127.N1	30-JUL-2003 02:29:49	Bright	48.000	76	27Gam Cas	2.3000	30000.	96	7386	No
50	GOM_NL__2PRFIN20030730_023600_000000482018_00318_07386_7128.N1	30-JUL-2003 02:36:00	Bright	48.000	160	23Gam Per	2.9300	4700.0	96	7386	No
51	GOM_NL__2PRFIN20030730_023903_000000832018_00318_07386_7129.N1	30-JUL-2003 02:39:03	Bright	83.000	73	57Gam1And	2.2600	13100.	166	7386	No
52	GOM_NL__2PRFIN20030730_024126_000000472018_00318_07386_7130.N1	30-JUL-2003 02:41:26	Bright	47.000	149	45Eps Per	2.8880	30000.	94	7386	No
53	GOM_NL__2PRFIN20030730_024426_000000552018_00318_07386_7131.N1	30-JUL-2003 02:44:26	Twi_and_stray	54.500	150	44Zet Per	2.8900	28000.	109	7386	No
54	GOM_NL__2PRFIN20030730_024642_000000412018_00318_07386_7132.N1	30-JUL-2003 02:46:42	Twi_and_stray	40.500	176	23Zet Tau	3.0200	22000.	81	7386	No
55	GOM_NL__2PRFIN20030730_024906_000000462018_00318_07386_7133.N1	30-JUL-2003 02:49:06	Dark	45.500	13	87Alp Tau	0.86700	3800.0	91	7386	No
56	GOM_NL__2PRFIN20030730_025108_000000422018_00318_07386_7134.N1	30-JUL-2003 02:51:08	Dark	42.000	27	24Gam Ori	1.6360	26000.	84	7386	No
57	GOM_NL__2PRFIN20030730_025303_000000432018_00318_07386_7135.N1	30-JUL-2003 02:53:03	Dark	42.500	30	46Eps Ori	1.6940	30000.	85	7386	No
58	GOM_NL__2PRFIN20030730_025511_000000382018_00318_07386_7136.N1	30-JUL-2003 02:55:11	Dark	38.000	56	53Kap Ori	2.0650	30000.	76	7386	No
59	GOM_NL__2PRFIN20030730_025629_000000372018_00318_07386_7137.N1	30-JUL-2003 02:56:29	Dark	37.000	1	9Alp CMa	-1.4400	11000.	74	7386	No
60	GOM_NL__2PRFIN20030730_025834_000000372018_00318_07386_7138.N1	30-JUL-2003 02:58:34	Dark	37.000	139	9Bet Lep	2.8330	5600.0	74	7386	No
61	GOM_NL__2PRFIN20030730_030021_000000382018_00318_07386_7139.N1	30-JUL-2003 03:00:21	Dark	38.000	177	1Zet CMa	3.0220	26000.	76	7386	No
62	GOM_NL__2PRFIN20030730_030909_000000462018_00318_07386_7140.N1	30-JUL-2003 03:09:09	Dark	46.000	157	The1Eri	2.9060	9300.0	92	7386	No
63	GOM_NL__2PRFIN20030730_031449_000000482018_00319_07387_7128.N1	30-JUL-2003 03:14:49	Dark	48.000	9	Alp Eri	0.45300	24000.	96	7387	No
64	GOM_NL__2PRFIN20030730_031702_000000382018_00319_07387_7129.N1	30-JUL-2003 03:17:02	Dark	37.500	135	Bet Hyi	2.8200	5800.0	75	7387	No
65	GOM_NL__2PRFIN20030730_031920_000000602018_00319_07387_7130.N1	30-JUL-2003 03:19:20	Straylight	60.000	84	Alp Phe	2.3970	4500.0	120	7387	No
66	GOM_NL__2PRFIN20030730_032148_000000442018_00319_07387_7131.N1	30-JUL-2003 03:21:48	Straylight	43.500	148	Alp Tuc	2.8780	4100.0	87	7387	No
67	GOM_NL__2PRFIN20030730_032506_000000472018_00319_07387_7132.N1	30-JUL-2003 03:25:06	Straylight	47.000	31	Alp Gru	1.7340	15200.	94	7387	No
68	GOM_NL__2PRFIN20030730_032829_000000782018_00319_07387_7133.N1	30-JUL-2003 03:28:29	Twi_and_stray	78.000	18	24Alp PsA	1.1660	9700.0	156	7387	No
69	GOM_NL__2PRFIN20030730_033240_000000472018_00319_07387_7134.N1	30-JUL-2003 03:32:40	Bright	46.500	38	20Eps Sgr	1.8360	11000.	93	7387	No
70	GOM_NL__2PRFIN20030730_033436_000000402018_00319_07387_7135.N1	30-JUL-2003 03:34:36	Bright	39.500	57	34Sig Sgr	2.0660	26000.	79	7387	No
71	GOM_NL__2PRFIN20030730_033608_000000602018_00319_07387_7136.N1	30-JUL-2003 03:36:08	Bright	59.500	142	49Del Cap	2.8500	8900.0	119	7387	No
72	GOM_NL__2PRFIN20030730_034035_000000582018_00319_07387_7137.N1	30-JUL-2003 03:40:35	Bright	58.000	154	22Bet Aqr	2.8990	5700.0	116	7387	No
73	GOM_NL__2PRFIN20030730_034427_000000402018_00319_07387_7138.N1	30-JUL-2003 03:44:27	Bright	39.500	11	53Alp Aql	0.76500	8000.0	79	7387	No
74	GOM_NL__2PRFIN20030730_034549_000000372018_00319_07387_7139.N1	30-JUL-2003 03:45:49	Bright	36.500	168	17Zet Aql	2.9860	11000.	73	7387	No
75	GOM_NL__2PRFIN20030730_034750_000000682018_00319_07387_7140.N1	30-JUL-2003 03:47:50	Bright	68.000	61	8Eps Peg	2.1000	3900.0	136	7387	No
76	GOM_NL__2PRFIN20030730_035253_000000352018_00319_07387_7141.N1	30-JUL-2003 03:52:53	Bright	35.000	5	3Alp Lyr	0.033000	11000.	70	7387	No
77	GOM_NL__2PRFIN20030730_035429_000000422018_00319_07387_7142.N1	30-JUL-2003 03:54:29	Bright	42.000	66	37Gam Cyg	2.2080	5900.0	84	7387	No
78	GOM_NL__2PRFIN20030730_035637_000000352018_00319_07387_7143.N1	30-JUL-2003 03:56:37	Bright	35.000	69	33Gam Dra	2.2310	3800.0	70	7387	No
79	GOM_NL__2PRFIN20030730_040031_000000342018_00319_07387_7144.N1	30-JUL-2003 04:00:31	Bright	34.000	119	14Eta Dra	2.7270	4700.0	68	7387	No
80	GOM_NL__2PRFIN20030730_040442_000000352018_00319_07387_7145.N1	30-JUL-2003 04:04:42	Bright	34.500	60	7Bet UMi	2.0810	3950.0	69	7387	No
81	GOM_NL__2PRFIN20030730_040727_000000372018_00319_07387_7146.N1	30-JUL-2003 04:07:27	Bright	37.000	49	1Alp UMi	1.9900	6300.0	74	7387	No
82	GOM_NL__2PRFIN20030730_041025_000000492018_00319_07387_7147.N1	30-JUL-2003 04:10:25	Bright	48.500	76	27Gam Cas	2.3000	30000.	97	7387	No
83	GOM_NL__2PRFIN20030730_041636_000000492018_00319_07387_7148.N1	30-JUL-2003 04:16:36	Bright	49.000	160	23Gam Per	2.9300	4700.0	98	7387	No
84	GOM_NL__2PRFIN20030730_041939_000000772018_00319_07387_7149.N1	30-JUL-2003 04:19:39	Bright	76.500	73	57Gam1And	2.2600	13100.	153	7387	No
85	GOM_NL__2PRFIN20030730_042201_000000472018_00319_07387_7150.N1	30-JUL-2003 04:22:01	Bright	47.000	149	45Eps Per	2.8880	30000.	94	7387	No
86	GOM_NL__2PRFIN20030730_042501_000000552018_00319_07387_7151.N1	30-JUL-2003 04:25:01	Twi_and_stray	55.000	150	44Zet Per	2.8900	28000.	110	7387	No
87	GOM_NL__2PRFIN20030730_042718_000000392018_00319_07387_7152.N1	30-JUL-2003 04:27:18	Twi_and_stray	38.500	176	23Zet Tau	3.0200	22000.	77	7387	No
88	GOM_NL__2PRFIN20030730_042942_000000562018_00319_07387_7153.N1	30-JUL-2003 04:29:42	Dark	55.500	13	87Alp Tau	0.86700	3800.0	111	7387	No
89	GOM_NL__2PRFIN20030730_043144_000000452018_00319_07387_7154.N1	30-JUL-2003 04:31:44	Dark	44.500	27	24Gam Ori	1.6360	26000.	89	7387	No
90	GOM_NL__2PRFIN20030730_043338_000000402018_00319_07387_7155.N1	30-JUL-2003 04:33:38	Dark	39.500	30	46Eps Ori	1.6940	30000.	79	7387	No
91	GOM_NL__2PRFIN20030730_043547_000000372018_00319_07387_7156.N1	30-JUL-2003 04:35:47	Dark	37.000	56	53Kap Ori	2.0650	30000.	74	7387	No
92	GOM_NL__2PRFIN20030730_043705_000000402018_00319_07387_7157.N1	30-JUL-2003 04:37:05	Dark	40.000	1	9Alp CMa	-1.4400	11000.	80	7387	No
93	GOM_NL__2PRFIN20030730_043910_000000442018_00319_07387_7158.N1	30-JUL-2003 04:39:10	Dark	43.500	139	9Bet Lep	2.8330	5600.0	87	7387	No
94	GOM_NL__2PRFIN20030730_044056_000000402018_00319_07387_7159.N1	30-JUL-2003 04:40:56	Dark	39.500	177	1Zet CMa	3.0220	26000.	79	7387	No
95	GOM_NL__2PRFIN20030730_044946_000000462018_00319_07387_7160.N1	30-JUL-2003 04:49:46	Dark	46.000	157	The1Eri	2.9060	9300.0	92	7387	No
96	GOM_NL__2PRFIN20030730_045525_000000462018_00320_07388_7245.N1	30-JUL-2003 04:55:25	Dark	45.500	9	Alp Eri	0.45300	24000.	91	7388	No
97	GOM_NL__2PRFIN20030730_045738_000000392018_00320_07388_7246.N1	30-JUL-2003 04:57:38	Dark	39.000	135	Bet Hyi	2.8200	5800.0	78	7388	No
98	GOM_NL__2PRFIN20030730_045957_000000632018_00320_07388_7247.N1	30-JUL-2003 04:59:57	Straylight	62.500	84	Alp Phe	2.3970	4500.0	125	7388	No
99	GOM_NL__2PRFIN20030730_050224_000000442018_00320_07388_7248.N1	30-JUL-2003 05:02:24	Straylight	44.000	148	Alp Tuc	2.8780	4100.0	88	7388	No
100	GOM_NL__2PRFIN20030730_050543_000000482018_00320_07388_7249.N1	30-JUL-2003 05:05:43	Straylight	48.000	31	Alp Gru	1.7340	15200.	96	7388	No
101	GOM_NL__2PRFIN20030730_050906_000000772018_00320_07388_7250.N1	30-JUL-2003 05:09:06	Twi_and_stray	76.500	18	24Alp PsA	1.1660	9700.0	153	7388	No

102	GOM_NL__2PRFIN20030730_051317_000000472018_00320_07388_7251.N1	30-JUL-2003 05:13:17	Bright	47.000	38	20Eps Sgr	1.8360	11000.	94	7388	No
103	GOM_NL__2PRFIN20030730_051512_000000402018_00320_07388_7252.N1	30-JUL-2003 05:15:12	Bright	39.500	57	34Sig Sgr	2.0660	26000.	79	7388	No
104	GOM_NL__2PRFIN20030730_051647_000000562018_00320_07388_7253.N1	30-JUL-2003 05:16:47	Bright	55.500	142	49Del Cap	2.8500	8900.0	111	7388	No
105	GOM_NL__2PRFIN20030730_070147_000000552018_00321_07389_6782.N1	30-JUL-2003 07:01:47	Bright	55.000	154	22Bet Aqr	2.8990	5700.0	110	7389	No
106	GOM_NL__2PRFIN20030730_070539_000000392018_00321_07389_6783.N1	30-JUL-2003 07:05:39	Bright	39.000	11	53Alp Aql	0.76500	8000.0	78	7389	No
107	GOM_NL__2PRFIN20030730_070701_000000372018_00321_07389_6784.N1	30-JUL-2003 07:07:01	Bright	37.000	168	17Zet Aql	2.9860	11000.	74	7389	No
108	GOM_NL__2PRFIN20030730_070900_000000672018_00321_07389_6785.N1	30-JUL-2003 07:09:00	Bright	67.000	61	8Eps Peg	2.1000	3900.0	134	7389	No
109	GOM_NL__2PRFIN20030730_071405_000000412018_00321_07389_6786.N1	30-JUL-2003 07:14:05	Bright	40.500	5	3Alp Lyr	0.033000	11000.	81	7389	No
110	GOM_NL__2PRFIN20030730_071540_000000432018_00321_07389_6787.N1	30-JUL-2003 07:15:40	Bright	42.500	66	37Gam Cyg	2.2080	5900.0	85	7389	No
111	GOM_NL__2PRFIN20030730_071749_000000392018_00321_07389_6788.N1	30-JUL-2003 07:17:49	Bright	39.000	69	33Gam Dra	2.2310	3800.0	78	7389	No
112	GOM_NL__2PRFIN20030730_072143_000000382018_00321_07389_6789.N1	30-JUL-2003 07:21:43	Bright	37.500	119	14Eta Dra	2.7270	4700.0	75	7389	No
113	GOM_NL__2PRFIN20030730_072554_000000362018_00321_07389_6790.N1	30-JUL-2003 07:25:54	Bright	36.000	60	7Bet UMi	2.0810	3950.0	72	7389	No
114	GOM_NL__2PRFIN20030730_072838_000000382018_00321_07389_6791.N1	30-JUL-2003 07:28:38	Bright	38.000	49	1Alp UMi	1.9900	6300.0	76	7389	No
115	GOM_NL__2PRFIN20030730_073135_000000492018_00321_07389_6792.N1	30-JUL-2003 07:31:35	Bright	49.000	76	27Gam Cas	2.3000	30000.	98	7389	No
116	GOM_NL__2PRFIN20030730_073747_000000482018_00321_07389_6793.N1	30-JUL-2003 07:37:47	Bright	48.000	160	23Gam Per	2.9300	4700.0	96	7389	No
117	GOM_NL__2PRFIN20030730_074050_000000782018_00321_07389_6794.N1	30-JUL-2003 07:40:50	Bright	78.000	73	57Gam1And	2.2600	13100.	156	7389	No
118	GOM_NL__2PRFIN20030730_074314_000000482018_00321_07389_6795.N1	30-JUL-2003 07:43:14	Bright	47.500	149	45Eps Per	2.8880	30000.	95	7389	No
119	GOM_NL__2PRFIN20030730_074614_000000542018_00321_07389_6796.N1	30-JUL-2003 07:46:14	Tw_i_and_stray	53.500	150	44Zet Per	2.8900	28000.	107	7389	No
120	GOM_NL__2PRFIN20030730_074829_000000392018_00321_07389_6797.N1	30-JUL-2003 07:48:29	Tw_i_and_stray	38.500	176	23Zet Tau	3.0200	22000.	77	7389	No
121	GOM_NL__2PRFIN20030730_075054_000000472018_00321_07389_6798.N1	30-JUL-2003 07:50:54	Dark	46.500	13	87Alp Tau	0.86700	3800.0	93	7389	No
122	GOM_NL__2PRFIN20030730_075256_000000402018_00321_07389_6799.N1	30-JUL-2003 07:52:56	Dark	39.500	27	24Gam Ori	1.6360	26000.	79	7389	No
123	GOM_NL__2PRFIN20030730_075448_000000422018_00321_07389_6800.N1	30-JUL-2003 07:54:48	Dark	41.500	30	46Eps Ori	1.6940	30000.	83	7389	No
124	GOM_NL__2PRFIN20030730_075659_000000412018_00321_07389_6801.N1	30-JUL-2003 07:56:59	Dark	41.000	56	53Kap Ori	2.0650	30000.	82	7389	No
125	GOM_NL__2PRFIN20030730_075817_000000482018_00321_07389_6802.N1	30-JUL-2003 07:58:17	Dark	47.500	1	9Alp CMa	-1.4400	11000.	95	7389	No
126	GOM_NL__2PRFIN20030730_080022_000000452018_00321_07389_6803.N1	30-JUL-2003 08:00:22	Dark	45.000	139	9Bet Lep	2.8330	5600.0	90	7389	No
127	GOM_NL__2PRFIN20030730_080208_000000402018_00321_07389_6804.N1	30-JUL-2003 08:02:08	Dark	39.500	177	1Zet CMa	3.0220	26000.	79	7389	No
128	GOM_NL__2PRFIN20030730_081059_000000482018_00321_07389_6805.N1	30-JUL-2003 08:10:59	Dark	48.000	157	The1Eri	2.9060	9300.0	96	7389	No
129	GOM_NL__2PRFIN20030730_081638_000000512018_00322_07390_7129.N1	30-JUL-2003 08:16:38	Dark	51.000	9	Alp Eri	0.45300	24000.	102	7390	No
130	GOM_NL__2PRFIN20030730_081850_000000392018_00322_07390_7130.N1	30-JUL-2003 08:18:50	Dark	39.000	135	Bet Hyi	2.8200	5800.0	78	7390	No
131	GOM_NL__2PRFIN20030730_082112_000000602018_00322_07390_7131.N1	30-JUL-2003 08:21:12	Straylight	60.000	84	Alp Phe	2.3970	4500.0	120	7390	No
132	GOM_NL__2PRFIN20030730_082337_000000452018_00322_07390_7132.N1	30-JUL-2003 08:23:37	Straylight	45.000	148	Alp Tuc	2.8780	4100.0	90	7390	No
133	GOM_NL__2PRFIN20030730_082655_000000492018_00322_07390_7133.N1	30-JUL-2003 08:26:55	Straylight	49.000	31	Alp Gru	1.7340	15200.	98	7390	No
134	GOM_NL__2PRFIN20030730_083021_000000722018_00322_07390_7134.N1	30-JUL-2003 08:30:21	Tw_i_and_stray	71.500	18	24Alp PsA	1.1660	9700.0	143	7390	No
135	GOM_NL__2PRFIN20030730_083429_000000442018_00322_07390_7135.N1	30-JUL-2003 08:34:29	Bright	43.500	38	20Eps Sgr	1.8360	11000.	87	7390	No
136	GOM_NL__2PRFIN20030730_083625_000000392018_00322_07390_7136.N1	30-JUL-2003 08:36:25	Bright	39.000	57	34Sig Sgr	2.0660	26000.	78	7390	No
137	GOM_NL__2PRFIN20030730_083759_000000562018_00322_07390_7137.N1	30-JUL-2003 08:37:59	Bright	56.000	142	49Del Cap	2.8500	8900.0	112	7390	No
138	GOM_NL__2PRFIN20030730_084223_000000572018_00322_07390_7138.N1	30-JUL-2003 08:42:23	Bright	56.500	154	22Bet Aqr	2.8990	5700.0	113	7390	No
139	GOM_NL__2PRFIN20030730_084614_000000402018_00322_07390_7139.N1	30-JUL-2003 08:46:14	Bright	40.000	11	53Alp Aql	0.76500	8000.0	80	7390	No
140	GOM_NL__2PRFIN20030730_084736_000000382018_00322_07390_7140.N1	30-JUL-2003 08:47:36	Bright	37.500	168	17Zet Aql	2.9860	11000.	75	7390	No
141	GOM_NL__2PRFIN20030730_084935_000000692018_00322_07390_7141.N1	30-JUL-2003 08:49:35	Bright	68.500	61	8Eps Peg	2.1000	3900.0	137	7390	No
142	GOM_NL__2PRFIN20030730_085441_000000402018_00322_07390_7142.N1	30-JUL-2003 08:54:41	Bright	39.500	5	3Alp Lyr	0.033000	11000.	79	7390	No
143	GOM_NL__2PRFIN20030730_085615_000000442018_00322_07390_7143.N1	30-JUL-2003 08:56:15	Bright	44.000	66	37Gam Cyg	2.2080	5900.0	88	7390	No
144	GOM_NL__2PRFIN20030730_085825_000000402018_00322_07390_7144.N1	30-JUL-2003 08:58:25	Bright	39.500	69	33Gam Dra	2.2310	3800.0	79	7390	No
145	GOM_NL__2PRFIN20030730_090220_000000372018_00322_07390_7145.N1	30-JUL-2003 09:02:20	Bright	37.000	119	14Eta Dra	2.7270	4700.0	74	7390	No
146	GOM_NL__2PRFIN20030730_090630_000000352018_00322_07390_7146.N1	30-JUL-2003 09:06:30	Bright	35.000	60	7Bet UMi	2.0810	3950.0	70	7390	No
147	GOM_NL__2PRFIN20030730_090914_000000352018_00322_07390_7147.N1	30-JUL-2003 09:09:14	Bright	35.000	49	1Alp UMi	1.9900	6300.0	70	7390	No
148	GOM_NL__2PRFIN20030730_091211_000000512018_00322_07390_7148.N1	30-JUL-2003 09:12:11	Bright	51.000	76	27Gam Cas	2.3000	30000.	102	7390	No
149	GOM_NL__2PRFIN20030730_091823_000000522018_00322_07390_7149.N1	30-JUL-2003 09:18:23	Bright	51.500	160	23Gam Per	2.9300	4700.0	103	7390	No
150	GOM_NL__2PRFIN20030730_092000_000000502018_00322_07390_7150.N1	30-JUL-2003 09:20:00	Bright	49.500	35	33Alp Per	1.7950	6250.0	99	7390	No
151	GOM_NL__2PRFIN20030730_092314_000000592018_00322_07390_7151.N1	30-JUL-2003 09:23:14	Bright	58.500	79	26Bet Per	2.3100	13100.	117	7390	No
152	GOM_NL__2PRFIN20030730_092650_000000542018_00322_07390_7152.N1	30-JUL-2003 09:26:50	Tw_i_and_stray	54.000	150	44Zet Per	2.8900	28000.	108	7390	No
153	GOM_NL__2PRFIN20030730_092906_000000372018_00322_07390_7153.N1	30-JUL-2003 09:29:06	Tw_i_and_stray	37.000	176	23Zet Tau	3.0200	22000.	74	7390	No
154	GOM_NL__2PRFIN20030730_093130_000000612018_00322_07390_7154.N1	30-JUL-2003 09:31:30	Dark	60.500	13	87Alp Tau	0.86700	3800.0	121	7390	No
155	GOM_NL__2PRFIN20030730_093333_000000432018_00322_07390_7155.N1	30-JUL-2003 09:33:33	Dark	42.500	27	24Gam Ori	1.6360	26000.	85	7390	No
156	GOM_NL__2PRFIN20030730_093525_000000442018_00322_07390_7156.N1	30-JUL-2003 09:35:25	Dark	43.500	30	46Eps Ori	1.6940	30000.	87	7390	No
157	GOM_NL__2PRFIN20030730_093753_000000552018_00322_07390_7157.N1	30-JUL-2003 09:37:53	Dark	55.000	7	19Bet Ori	0.10000	14000.	110	7390	No
158	GOM_NL__2PRFIN20030730_093923_000000402018_00322_07390_7158.N1	30-JUL-2003 09:39:23	Dark	40.000	47	2Bet CMa	1.9760	28000.	80	7390	No
159	GOM_NL__2PRFIN20030730_094058_000000452018_00322_07390_7159.N1	30-JUL-2003 09:40:58	Dark	44.500	139	9Bet Lep	2.8330	5600.0	89	7390	No
160	GOM_NL__2PRFIN20030730_094244_000000422018_00322_07390_7160.N1	30-JUL-2003 09:42:44	Dark	41.500	177	1Zet CMa	3.0220	26000.	83	7390	No

161	GOM_NL__2PRFIN20030730_095136_000000482018_00322_07390_7161.N1	30-JUL-2003 09:51:36	Dark	47.500	157	The1Eri	2.9060	9300.0	95	7390	No
162	GOM_NL__2PRFIN20030730_095715_000000512018_00323_07391_7129.N1	30-JUL-2003 09:57:15	Dark	51.000	9	Alp Eri	0.45300	24000.	102	7391	No
163	GOM_NL__2PRFIN20030730_095926_000000392018_00323_07391_7130.N1	30-JUL-2003 09:59:26	Dark	39.000	135	Bet Hyi	2.8200	5800.0	78	7391	No
164	GOM_NL__2PRFIN20030730_100148_000000632018_00323_07391_7131.N1	30-JUL-2003 10:01:48	Straylight	63.000	84	Alp Phe	2.3970	4500.0	126	7391	No
165	GOM_NL__2PRFIN20030730_100413_000000432018_00323_07391_7132.N1	30-JUL-2003 10:04:13	Straylight	43.000	148	Alp Tuc	2.8780	4100.0	86	7391	No
166	GOM_NL__2PRFIN20030730_100732_000000492018_00323_07391_7133.N1	30-JUL-2003 10:07:32	Straylight	48.500	31	Alp Gru	1.7340	15200.	97	7391	No
167	GOM_NL__2PRFIN20030730_101058_000000772018_00323_07391_7134.N1	30-JUL-2003 10:10:58	Tw_i_and_stray	76.500	18	24Alp PsA	1.1660	9700.0	153	7391	No
168	GOM_NL__2PRFIN20030730_101505_000000522018_00323_07391_7135.N1	30-JUL-2003 10:15:05	Bright	52.000	38	20Eps Sgr	1.8360	11000.	104	7391	No
169	GOM_NL__2PRFIN20030730_101700_000000522018_00323_07391_7136.N1	30-JUL-2003 10:17:00	Bright	52.000	57	34Sig Sgr	2.0660	26000.	104	7391	No
170	GOM_NL__2PRFIN20030730_101835_000000572018_00323_07391_7137.N1	30-JUL-2003 10:18:35	Bright	57.000	142	49Del Cap	2.8500	8900.0	114	7391	No
171	GOM_NL__2PRFIN20030730_102258_000000582018_00323_07391_7138.N1	30-JUL-2003 10:22:58	Bright	58.000	154	22Bet Aqr	2.8990	5700.0	116	7391	No
172	GOM_NL__2PRFIN20030730_102649_000000432018_00323_07391_7139.N1	30-JUL-2003 10:26:49	Bright	42.500	11	53Alp Aql	0.76500	8000.0	85	7391	No
173	GOM_NL__2PRFIN20030730_102812_000000372018_00323_07391_7140.N1	30-JUL-2003 10:28:12	Bright	37.000	168	17Zet Aql	2.9860	11000.	74	7391	No
174	GOM_NL__2PRFIN20030730_103010_000000642018_00323_07391_7141.N1	30-JUL-2003 10:30:10	Bright	63.500	61	8Eps Peg	2.1000	3900.0	127	7391	No
175	GOM_NL__2PRFIN20030730_103517_000000522018_00323_07391_7142.N1	30-JUL-2003 10:35:17	Bright	52.000	5	3Alp Lyr	0.033000	11000.	104	7391	No
176	GOM_NL__2PRFIN20030730_103651_000000442018_00323_07391_7143.N1	30-JUL-2003 10:36:51	Bright	44.000	66	37Gam Cyg	2.2080	5900.0	88	7391	No
177	GOM_NL__2PRFIN20030730_103858_000000402018_00323_07391_7144.N1	30-JUL-2003 10:38:58	Bright	39.500	69	33Gam Dra	2.2310	3800.0	79	7391	No
178	GOM_NL__2PRFIN20030730_104256_000000382018_00323_07391_7145.N1	30-JUL-2003 10:42:56	Bright	38.000	119	14Eta Dra	2.7270	4700.0	76	7391	No
179	GOM_NL__2PRFIN20030730_104706_000000362018_00323_07391_7146.N1	30-JUL-2003 10:47:06	Bright	36.000	60	7Bet UMi	2.0810	3950.0	72	7391	No
180	GOM_NL__2PRFIN20030730_104949_000000372018_00323_07391_7147.N1	30-JUL-2003 10:49:49	Bright	37.000	49	1Alp UMi	1.9900	6300.0	74	7391	No
181	GOM_NL__2PRFIN20030730_105246_000000492018_00323_07391_7148.N1	30-JUL-2003 10:52:46	Bright	48.500	76	27Gam Cas	2.3000	30000.	97	7391	No
182	GOM_NL__2PRFIN20030730_105859_000000532018_00323_07391_7149.N1	30-JUL-2003 10:58:59	Bright	52.500	160	23Gam Per	2.9300	4700.0	105	7391	No
183	GOM_NL__2PRFIN20030730_110035_000000502018_00323_07391_7150.N1	30-JUL-2003 11:00:35	Bright	50.000	35	33Alp Per	1.7950	6250.0	100	7391	No
184	GOM_NL__2PRFIN20030730_110349_000000612018_00323_07391_7151.N1	30-JUL-2003 11:03:49	Bright	61.000	79	26Bet Per	2.3100	13100.	122	7391	No
185	GOM_NL__2PRFIN20030730_110727_000000542018_00323_07391_7152.N1	30-JUL-2003 11:07:27	Tw_i_and_stray	54.000	150	44Zet Per	2.8900	28000.	108	7391	No
186	GOM_NL__2PRFIN20030730_110942_000000402018_00323_07391_7153.N1	30-JUL-2003 11:09:42	Tw_i_and_stray	40.000	176	23Zet Tau	3.0200	22000.	80	7391	No
187	GOM_NL__2PRFIN20030730_111206_000000612018_00323_07391_7154.N1	30-JUL-2003 11:12:06	Dark	60.500	13	87Alp Tau	0.86700	3800.0	121	7391	No
188	GOM_NL__2PRFIN20030730_111408_000000432018_00323_07391_7155.N1	30-JUL-2003 11:14:08	Dark	42.500	27	24Gam Ori	1.6360	26000.	85	7391	No
189	GOM_NL__2PRFIN20030730_111602_000000432018_00323_07391_7156.N1	30-JUL-2003 11:16:02	Dark	42.500	30	46Eps Ori	1.6940	30000.	85	7391	No
190	GOM_NL__2PRFIN20030730_111829_000000502018_00323_07391_7157.N1	30-JUL-2003 11:18:29	Dark	50.000	7	19Bet Ori	0.10000	14000.	100	7391	No
191	GOM_NL__2PRFIN20030730_111959_000000432018_00323_07391_7158.N1	30-JUL-2003 11:19:59	Dark	43.000	47	2Bet CMa	1.9760	28000.	86	7391	No
192	GOM_NL__2PRFIN20030730_112134_000000442018_00323_07391_7159.N1	30-JUL-2003 11:21:34	Dark	43.500	139	9Bet Lep	2.8330	5600.0	87	7391	No
193	GOM_NL__2PRFIN20030730_112320_000000402018_00323_07391_7160.N1	30-JUL-2003 11:23:20	Dark	39.500	177	1Zet CMa	3.0220	26000.	79	7391	No
194	GOM_NL__2PRFIN20030730_113213_000000492018_00323_07391_7161.N1	30-JUL-2003 11:32:13	Dark	48.500	157	The1Eri	2.9060	9300.0	97	7391	No
195	GOM_NL__2PRFIN20030730_113749_000000572018_00324_07392_7129.N1	30-JUL-2003 11:37:49	Dark	56.500	9	Alp Eri	0.45300	24000.	113	7392	No
196	GOM_NL__2PRFIN20030730_114002_000000392018_00324_07392_7130.N1	30-JUL-2003 11:40:02	Dark	39.000	135	Bet Hyi	2.8200	5800.0	78	7392	No
197	GOM_NL__2PRFIN20030730_114223_000000642018_00324_07392_7131.N1	30-JUL-2003 11:42:23	Straylight	64.000	84	Alp Phe	2.3970	4500.0	128	7392	No
198	GOM_NL__2PRFIN20030730_114447_000000472018_00324_07392_7132.N1	30-JUL-2003 11:44:47	Straylight	46.500	148	Alp Tuc	2.8780	4100.0	93	7392	No
199	GOM_NL__2PRFIN20030730_114807_000000502018_00324_07392_7133.N1	30-JUL-2003 11:48:07	Straylight	49.500	31	Alp Gru	1.7340	15200.	99	7392	No
200	GOM_NL__2PRFIN20030730_115135_000000722018_00324_07392_7134.N1	30-JUL-2003 11:51:35	Tw_i_and_stray	71.500	18	24Alp PsA	1.1660	9700.0	143	7392	No
201	GOM_NL__2PRFIN20030730_115541_000000452018_00324_07392_7135.N1	30-JUL-2003 11:55:41	Bright	44.500	38	20Eps Sgr	1.8360	11000.	89	7392	No
202	GOM_NL__2PRFIN20030730_115734_000000442018_00324_07392_7136.N1	30-JUL-2003 11:57:34	Bright	43.500	57	34Sig Sgr	2.0660	26000.	87	7392	No
203	GOM_NL__2PRFIN20030730_115911_000000572018_00324_07392_7137.N1	30-JUL-2003 11:59:11	Bright	57.000	142	49Del Cap	2.8500	8900.0	114	7392	No
204	GOM_NL__2PRFIN20030730_120334_000000572018_00324_07392_7138.N1	30-JUL-2003 12:03:34	Bright	57.000	154	22Bet Aqr	2.8990	5700.0	114	7392	No
205	GOM_NL__2PRFIN20030730_120723_000000422018_00324_07392_7139.N1	30-JUL-2003 12:07:23	Bright	41.500	11	53Alp Aql	0.76500	8000.0	83	7392	No
206	GOM_NL__2PRFIN20030730_120846_000000402018_00324_07392_7140.N1	30-JUL-2003 12:08:46	Bright	40.000	168	17Zet Aql	2.9860	11000.	80	7392	No
207	GOM_NL__2PRFIN20030730_121045_000000682018_00324_07392_7141.N1	30-JUL-2003 12:10:45	Bright	68.000	61	8Eps Peg	2.1000	3900.0	136	7392	No
208	GOM_NL__2PRFIN20030730_121551_000000412018_00324_07392_7142.N1	30-JUL-2003 12:15:51	Bright	40.500	5	3Alp Lyr	0.033000	11000.	81	7392	No
209	GOM_NL__2PRFIN20030730_121725_000000452018_00324_07392_7143.N1	30-JUL-2003 12:17:25	Bright	45.000	66	37Gam Cyg	2.2080	5900.0	90	7392	No
210	GOM_NL__2PRFIN20030730_121936_000000402018_00324_07392_7144.N1	30-JUL-2003 12:19:36	Bright	39.500	69	33Gam Dra	2.2310	3800.0	79	7392	No
211	GOM_NL__2PRFIN20030730_122332_000000392018_00324_07392_7145.N1	30-JUL-2003 12:23:32	Bright	38.500	119	14Eta Dra	2.7270	4700.0	77	7392	No
212	GOM_NL__2PRFIN20030730_122742_000000382018_00324_07392_7146.N1	30-JUL-2003 12:27:42	Bright	37.500	60	7Bet UMi	2.0810	3950.0	75	7392	No
213	GOM_NL__2PRFIN20030730_123023_000000412018_00324_07392_7147.N1	30-JUL-2003 12:30:23	Bright	40.500	49	1Alp UMi	1.9900	6300.0	81	7392	No
214	GOM_NL__2PRFIN20030730_123934_000000482018_00324_07392_7148.N1	30-JUL-2003 12:39:34	Bright	47.500	160	23Gam Per	2.9300	4700.0	95	7392	No
215	GOM_NL__2PRFIN20030730_124111_000000502018_00324_07392_7149.N1	30-JUL-2003 12:41:11	Bright	49.500	35	33Alp Per	1.7950	6250.0	99	7392	No
216	GOM_NL__2PRFIN20030730_124425_000000622018_00324_07392_7150.N1	30-JUL-2003 12:44:25	Bright	62.000	79	26Bet Per	2.3100	13100.	124	7392	No
217	GOM_NL__2PRFIN20030730_124803_000000542018_00324_07392_7151.N1	30-JUL-2003 12:48:03	Tw_i_and_stray	53.500	150	44Zet Per	2.8900	28000.	107	7392	No
218	GOM_NL__2PRFIN20030730_125018_000000402018_00324_07392_7152.N1	30-JUL-2003 12:50:18	Tw_i_and_stray	39.500	176	23Zet Tau	3.0200	22000.	79	7392	No
219	GOM_NL__2PRFIN20030730_125243_000000622018_00324_07392_7153.N1	30-JUL-2003 12:52:43	Dark	62.000	13	87Alp Tau	0.86700	3800.0	124	7392	No

220	GOM_NL__2PRFIN20030730_125445_000000432018_00324_07392_7154.N1	30-JUL-2003 12:54:45	Dark	43.000	27	24Gam Ori	1.6360	26000.	86	7392	No
221	GOM_NL__2PRFIN20030730_125640_000000432018_00324_07392_7155.N1	30-JUL-2003 12:56:40	Dark	42.500	30	46Eps Ori	1.6940	30000.	85	7392	No
222	GOM_NL__2PRFIN20030730_125905_000000502018_00324_07392_7156.N1	30-JUL-2003 12:59:05	Dark	50.000	7	19Bet Ori	0.10000	14000.	100	7392	No
223	GOM_NL__2PRFIN20030730_130036_000000412018_00324_07392_7157.N1	30-JUL-2003 13:00:36	Dark	41.000	47	2Bet CMa	1.9760	28000.	82	7392	No
224	GOM_NL__2PRFIN20030730_130211_000000442018_00324_07392_7158.N1	30-JUL-2003 13:02:11	Dark	43.500	139	9Bet Lep	2.8330	5600.0	87	7392	No
225	GOM_NL__2PRFIN20030730_130357_000000402018_00324_07392_7159.N1	30-JUL-2003 13:03:57	Dark	40.000	177	1Zet CMa	3.0220	26000.	80	7392	No
226	GOM_NL__2PRFIN20030730_131249_000000492018_00324_07392_7160.N1	30-JUL-2003 13:12:49	Dark	48.500	157	The1Eri	2.9060	9300.0	97	7392	No
227	GOM_NL__2PRFIN20030730_131827_000000462018_00325_07393_7129.N1	30-JUL-2003 13:18:27	Dark	46.000	9	Alp Eri	0.45300	24000.	92	7393	No
228	GOM_NL__2PRFIN20030730_132038_000000412018_00325_07393_7130.N1	30-JUL-2003 13:20:38	Dark	41.000	135	Bet Hyi	2.8200	5800.0	82	7393	No
229	GOM_NL__2PRFIN20030730_132300_000000602018_00325_07393_7131.N1	30-JUL-2003 13:23:00	Straylight	59.500	84	Alp Phe	2.3970	4500.0	119	7393	No
230	GOM_NL__2PRFIN20030730_132523_000000472018_00325_07393_7132.N1	30-JUL-2003 13:25:23	Straylight	47.000	148	Alp Tuc	2.8780	4100.0	94	7393	No
231	GOM_NL__2PRFIN20030730_132844_000000482018_00325_07393_7133.N1	30-JUL-2003 13:28:44	Straylight	47.500	31	Alp Gru	1.7340	15200.	95	7393	No
232	GOM_NL__2PRFIN20030730_133212_000000742018_00325_07393_7134.N1	30-JUL-2003 13:32:12	Twi_and_stray	73.500	18	24Alp PsA	1.1660	9700.0	147	7393	No
233	GOM_NL__2PRFIN20030730_133616_000000442018_00325_07393_7135.N1	30-JUL-2003 13:36:16	Bright	44.000	38	20Eps Sgr	1.8360	11000.	88	7393	No
234	GOM_NL__2PRFIN20030730_133812_000000402018_00325_07393_7136.N1	30-JUL-2003 13:38:12	Bright	40.000	57	34Sig Sgr	2.0660	26000.	80	7393	No
235	GOM_NL__2PRFIN20030730_133947_000000582018_00325_07393_7137.N1	30-JUL-2003 13:39:47	Bright	57.500	142	49Del Cap	2.8500	8900.0	115	7393	No
236	GOM_NL__2PRFIN20030730_134410_000000572018_00325_07393_7138.N1	30-JUL-2003 13:44:10	Bright	56.500	154	22Bet Aqr	2.8990	5700.0	113	7393	No
237	GOM_NL__2PRFIN20030730_134801_000000412018_00325_07393_7139.N1	30-JUL-2003 13:48:01	Bright	41.000	11	53Alp Aql	0.76500	8000.0	82	7393	No
238	GOM_NL__2PRFIN20030730_134923_000000372018_00325_07393_7140.N1	30-JUL-2003 13:49:23	Bright	37.000	168	17Zet Aql	2.9860	11000.	74	7393	No
239	GOM_NL__2PRFIN20030730_135120_000000692018_00325_07393_7141.N1	30-JUL-2003 13:51:20	Bright	68.500	61	8Eps Peg	2.1000	3900.0	137	7393	No
240	GOM_NL__2PRFIN20030730_135628_000000422018_00325_07393_7142.N1	30-JUL-2003 13:56:28	Bright	41.500	5	3Alp Lyr	0.033000	11000.	83	7393	No
241	GOM_NL__2PRFIN20030730_135803_000000422018_00325_07393_7143.N1	30-JUL-2003 13:58:03	Bright	42.000	66	37Gam Cyg	2.2080	5900.0	84	7393	No
242	GOM_NL__2PRFIN20030730_140014_000000402018_00325_07393_7144.N1	30-JUL-2003 14:00:14	Bright	40.000	69	33Gam Dra	2.2310	3800.0	80	7393	No
243	GOM_NL__2PRFIN20030730_140409_000000362018_00325_07393_7145.N1	30-JUL-2003 14:04:09	Bright	36.000	119	14Eta Dra	2.7270	4700.0	72	7393	No
244	GOM_NL__2PRFIN20030730_140820_000000382018_00325_07393_7146.N1	30-JUL-2003 14:08:20	Bright	37.500	60	7Bet UMi	2.0810	3950.0	75	7393	No
245	GOM_NL__2PRFIN20030730_141103_000000362018_00325_07393_7147.N1	30-JUL-2003 14:11:03	Bright	36.000	49	1Alp UMi	1.9900	6300.0	72	7393	No
246	GOM_NL__2PRFIN20030730_141356_000000502018_00325_07393_7148.N1	30-JUL-2003 14:13:56	Bright	49.500	76	27Gam Cas	2.3000	30000.	99	7393	No
247	GOM_NL__2PRFIN20030730_142010_000000492018_00325_07393_7149.N1	30-JUL-2003 14:20:10	Bright	48.500	160	23Gam Per	2.9300	4700.0	97	7393	No
248	GOM_NL__2PRFIN20030730_142147_000000492018_00325_07393_7150.N1	30-JUL-2003 14:21:47	Bright	49.000	35	33Alp Per	1.7950	6250.0	98	7393	No
249	GOM_NL__2PRFIN20030730_142501_000000592018_00325_07393_7151.N1	30-JUL-2003 14:25:01	Bright	59.000	79	26Bet Per	2.3100	13100.	118	7393	No
250	GOM_NL__2PRFIN20030730_142839_000000552018_00325_07393_7152.N1	30-JUL-2003 14:28:39	Twi_and_stray	55.000	150	44Zet Per	2.8900	28000.	110	7393	No
251	GOM_NL__2PRFIN20030730_143055_000000412018_00325_07393_7153.N1	30-JUL-2003 14:30:55	Twi_and_stray	40.500	176	23Zet Tau	3.0200	22000.	81	7393	No
252	GOM_NL__2PRFIN20030730_143321_000000552018_00325_07393_7154.N1	30-JUL-2003 14:33:21	Dark	55.000	13	87Alp Tau	0.86700	3800.0	110	7393	No
253	GOM_NL__2PRFIN20030730_143522_000000422018_00325_07393_7155.N1	30-JUL-2003 14:35:22	Dark	42.000	27	24Gam Ori	1.6360	26000.	84	7393	No
254	GOM_NL__2PRFIN20030730_143717_000000422018_00325_07393_7156.N1	30-JUL-2003 14:37:17	Dark	42.000	30	46Eps Ori	1.6940	30000.	84	7393	No
255	GOM_NL__2PRFIN20030730_143943_000000482018_00325_07393_7157.N1	30-JUL-2003 14:39:43	Dark	47.500	7	19Bet Ori	0.10000	14000.	95	7393	No
256	GOM_NL__2PRFIN20030730_144112_000000412018_00325_07393_7158.N1	30-JUL-2003 14:41:12	Dark	40.500	47	2Bet CMa	1.9760	28000.	81	7393	No
257	GOM_NL__2PRFIN20030730_144248_000000442018_00325_07393_7159.N1	30-JUL-2003 14:42:48	Dark	44.000	139	9Bet Lep	2.8330	5600.0	88	7393	No
258	GOM_NL__2PRFIN20030730_144433_000000392018_00325_07393_7160.N1	30-JUL-2003 14:44:33	Dark	39.000	177	1Zet CMa	3.0220	26000.	78	7393	No
259	GOM_NL__2PRFIN20030730_145328_000000462018_00325_07393_7161.N1	30-JUL-2003 14:53:28	Dark	45.500	157	The1Eri	2.9060	9300.0	91	7393	No
260	GOM_NL__2PRFIN20030730_145906_000000532018_00326_07394_7150.N1	30-JUL-2003 14:59:06	Dark	52.500	9	Alp Eri	0.45300	24000.	105	7394	No
261	GOM_NL__2PRFIN20030730_150117_000000392018_00326_07394_7151.N1	30-JUL-2003 15:01:17	Dark	38.500	135	Bet Hyi	2.8200	5800.0	77	7394	No
262	GOM_NL__2PRFIN20030730_150341_000000602018_00326_07394_7152.N1	30-JUL-2003 15:03:41	Straylight	59.500	84	Alp Phe	2.3970	4500.0	119	7394	No
263	GOM_NL__2PRFIN20030730_150604_000000422018_00326_07394_7153.N1	30-JUL-2003 15:06:04	Straylight	41.500	148	Alp Tuc	2.8780	4100.0	83	7394	No
264	GOM_NL__2PRFIN20030730_150922_000000472018_00326_07394_7154.N1	30-JUL-2003 15:09:22	Straylight	47.000	31	Alp Gru	1.7340	15200.	94	7394	No
265	GOM_NL__2PRFIN20030730_151249_000000752018_00326_07394_7155.N1	30-JUL-2003 15:12:49	Twi_and_stray	75.000	18	24Alp PsA	1.1660	9700.0	150	7394	No
266	GOM_NL__2PRFIN20030730_151654_000000452018_00326_07394_7156.N1	30-JUL-2003 15:16:54	Bright	44.500	38	20Eps Sgr	1.8360	11000.	89	7394	No
267	GOM_NL__2PRFIN20030730_151850_000000372018_00326_07394_7157.N1	30-JUL-2003 15:18:50	Bright	37.000	57	34Sig Sgr	2.0660	26000.	74	7394	No
268	GOM_NL__2PRFIN20030730_152024_000000562018_00326_07394_7158.N1	30-JUL-2003 15:20:24	Bright	55.500	142	49Del Cap	2.8500	8900.0	111	7394	No
269	GOM_NL__2PRFIN20030730_152446_000000582018_00326_07394_7159.N1	30-JUL-2003 15:24:46	Bright	57.500	154	22Bet Aqr	2.8990	5700.0	115	7394	No
270	GOM_NL__2PRFIN20030730_152839_000000392018_00326_07394_7160.N1	30-JUL-2003 15:28:39	Bright	38.500	11	53Alp Aql	0.76500	8000.0	77	7394	No
271	GOM_NL__2PRFIN20030730_153001_000000362018_00326_07394_7161.N1	30-JUL-2003 15:30:01	Bright	36.000	168	17Zet Aql	2.9860	11000.	72	7394	No
272	GOM_NL__2PRFIN20030730_153154_000000682018_00326_07394_7162.N1	30-JUL-2003 15:31:54	Bright	68.000	61	8Eps Peg	2.1000	3900.0	136	7394	No
273	GOM_NL__2PRFIN20030730_153705_000000482018_00326_07394_7163.N1	30-JUL-2003 15:37:05	Bright	47.500	5	3Alp Lyr	0.033000	11000.	95	7394	No
274	GOM_NL__2PRFIN20030730_153838_000000422018_00326_07394_7164.N1	30-JUL-2003 15:38:38	Bright	41.500	66	37Gam Cyg	2.2080	5900.0	83	7394	No
275	GOM_NL__2PRFIN20030730_154050_000000352018_00326_07394_7165.N1	30-JUL-2003 15:40:50	Bright	35.000	69	33Gam Dra	2.2310	3800.0	70	7394	No
276	GOM_NL__2PRFIN20030730_154445_000000372018_00326_07394_7166.N1	30-JUL-2003 15:44:45	Bright	37.000	119	14Eta Dra	2.7270	4700.0	74	7394	No
277	GOM_NL__2PRFIN20030730_154856_000000332018_00326_07394_7167.N1	30-JUL-2003 15:48:56	Bright	33.000	60	7Bet UMi	2.0810	3950.0	66	7394	No
278	GOM_NL__2PRFIN20030730_155138_000000352018_00326_07394_7168.N1	30-JUL-2003 15:51:38	Bright	35.000	49	1Alp UMi	1.9900	6300.0	70	7394	No

279	GOM_NL__2PRFIN20030730_155432_000000502018_00326_07394_7169.N1	30-JUL-2003 15:54:32	Bright	49.500	76	27Gam Cas	2.3000	30000.	99	7394	No
280	GOM_NL__2PRFIN20030730_160046_000000492018_00326_07394_7170.N1	30-JUL-2003 16:00:46	Bright	48.500	160	23Gam Per	2.9300	4700.0	97	7394	No
281	GOM_NL__2PRFIN20030730_160223_000000492018_00326_07394_7171.N1	30-JUL-2003 16:02:23	Bright	49.000	35	33Alp Per	1.7950	6250.0	98	7394	No
282	GOM_NL__2PRFIN20030730_160536_000000612018_00326_07394_7172.N1	30-JUL-2003 16:05:36	Bright	61.000	79	26Bet Per	2.3100	13100.	122	7394	No
283	GOM_NL__2PRFIN20030730_160915_000000562018_00326_07394_7173.N1	30-JUL-2003 16:09:15	Twi_and_stray	55.500	150	44Zet Per	2.8900	28000.	111	7394	No
284	GOM_NL__2PRFIN20030730_161131_000000432018_00326_07394_7174.N1	30-JUL-2003 16:11:31	Twi_and_stray	42.500	176	23Zet Tau	3.0200	22000.	85	7394	No
285	GOM_NL__2PRFIN20030730_161357_000000572018_00326_07394_7175.N1	30-JUL-2003 16:13:57	Dark	56.500	13	87Alp Tau	0.86700	3800.0	113	7394	No
286	GOM_NL__2PRFIN20030730_161558_000000442018_00326_07394_7176.N1	30-JUL-2003 16:15:58	Dark	44.000	27	24Gam Ori	1.6360	26000.	88	7394	No
287	GOM_NL__2PRFIN20030730_161753_000000432018_00326_07394_7177.N1	30-JUL-2003 16:17:53	Dark	43.000	30	46Eps Ori	1.6940	30000.	86	7394	No
288	GOM_NL__2PRFIN20030730_162019_000000502018_00326_07394_7178.N1	30-JUL-2003 16:20:19	Dark	50.000	7	19Bet Ori	0.10000	14000.	100	7394	No
289	GOM_NL__2PRFIN20030730_162148_000000412018_00326_07394_7179.N1	30-JUL-2003 16:21:48	Dark	40.500	47	2Bet CMa	1.9760	28000.	81	7394	No
290	GOM_NL__2PRFIN20030730_162325_000000412018_00326_07394_7180.N1	30-JUL-2003 16:23:25	Dark	41.000	139	9Bet Lep	2.8330	5600.0	82	7394	No
291	GOM_NL__2PRFIN20030730_162510_000000392018_00326_07394_7181.N1	30-JUL-2003 16:25:10	Dark	38.500	177	1Zet CMa	3.0220	26000.	77	7394	No
292	GOM_NL__2PRFIN20030730_163405_000000462018_00326_07394_7182.N1	30-JUL-2003 16:34:05	Dark	46.000	157	The1Eri	2.9060	9300.0	92	7394	No
293	GOM_NL__2PRFIN20030730_163942_000000442018_00327_07395_7152.N1	30-JUL-2003 16:39:42	Dark	43.500	9	Alp Eri	0.45300	24000.	87	7395	No
294	GOM_NL__2PRFIN20030730_164152_000000382018_00327_07395_7153.N1	30-JUL-2003 16:41:52	Dark	38.000	135	Bet Hyi	2.8200	5800.0	76	7395	No
295	GOM_NL__2PRFIN20030730_164418_000000562018_00327_07395_7154.N1	30-JUL-2003 16:44:18	Straylight	56.000	84	Alp Phe	2.3970	4500.0	112	7395	No
296	GOM_NL__2PRFIN20030730_164640_000000412018_00327_07395_7155.N1	30-JUL-2003 16:46:40	Straylight	40.500	148	Alp Tuc	2.8780	4100.0	81	7395	No
297	GOM_NL__2PRFIN20030730_164958_000000452018_00327_07395_7156.N1	30-JUL-2003 16:49:58	Straylight	45.000	31	Alp Gru	1.7340	15200.	90	7395	No
298	GOM_NL__2PRFIN20030730_165326_000000722018_00327_07395_7157.N1	30-JUL-2003 16:53:26	Twi_and_stray	71.500	18	24Alp PsA	1.1660	9700.0	143	7395	No
299	GOM_NL__2PRFIN20030730_165730_000000452018_00327_07395_7158.N1	30-JUL-2003 16:57:30	Bright	45.000	38	20Eps Sgr	1.8360	11000.	90	7395	No
300	GOM_NL__2PRFIN20030730_165926_000000382018_00327_07395_7159.N1	30-JUL-2003 16:59:26	Bright	38.000	57	34Sig Sgr	2.0660	26000.	76	7395	No
301	GOM_NL__2PRFIN20030730_170059_000000562018_00327_07395_7160.N1	30-JUL-2003 17:00:59	Bright	55.500	142	49Del Cap	2.8500	8900.0	111	7395	No
302	GOM_NL__2PRFIN20030730_170521_000000572018_00327_07395_7161.N1	30-JUL-2003 17:05:21	Bright	56.500	154	22Bet Aqr	2.8990	5700.0	113	7395	No
303	GOM_NL__2PRFIN20030730_170914_000000392018_00327_07395_7162.N1	30-JUL-2003 17:09:14	Bright	39.000	11	53Alp Aql	0.76500	8000.0	78	7395	No
304	GOM_NL__2PRFIN20030730_171037_000000362018_00327_07395_7163.N1	30-JUL-2003 17:10:37	Bright	35.500	168	17Zet Aql	2.9860	11000.	71	7395	No
305	GOM_NL__2PRFIN20030730_171229_000000712018_00327_07395_7164.N1	30-JUL-2003 17:12:29	Bright	70.500	61	8Eps Peg	2.1000	3900.0	141	7395	No
306	GOM_NL__2PRFIN20030730_171741_000000422018_00327_07395_7165.N1	30-JUL-2003 17:17:41	Bright	41.500	5	3Alp Lyr	0.033000	11000.	83	7395	No
307	GOM_NL__2PRFIN20030730_171913_000000442018_00327_07395_7166.N1	30-JUL-2003 17:19:13	Bright	43.500	66	37Gam Cyg	2.2080	5900.0	87	7395	No
308	GOM_NL__2PRFIN20030730_172126_000000372018_00327_07395_7167.N1	30-JUL-2003 17:21:26	Bright	37.000	69	33Gam Dra	2.2310	3800.0	74	7395	No
309	GOM_NL__2PRFIN20030730_172521_000000372018_00327_07395_7168.N1	30-JUL-2003 17:25:21	Bright	37.000	119	14Eta Dra	2.7270	4700.0	74	7395	No
310	GOM_NL__2PRFIN20030730_172932_000000342018_00327_07395_7169.N1	30-JUL-2003 17:29:32	Bright	34.000	60	7Bet UMi	2.0810	3950.0	68	7395	No
311	GOM_NL__2PRFIN20030730_173214_000000372018_00327_07395_7170.N1	30-JUL-2003 17:32:14	Bright	37.000	49	1Alp UMi	1.9900	6300.0	74	7395	No
312	GOM_NL__2PRFIN20030730_173507_000000502018_00327_07395_7171.N1	30-JUL-2003 17:35:07	Bright	49.500	76	27Gam Cas	2.3000	30000.	99	7395	No
313	GOM_NL__2PRFIN20030730_174121_000000502018_00327_07395_7172.N1	30-JUL-2003 17:41:21	Bright	49.500	160	23Gam Per	2.9300	4700.0	99	7395	No
314	GOM_NL__2PRFIN20030730_174258_000000512018_00327_07395_7173.N1	30-JUL-2003 17:42:58	Bright	50.500	35	33Alp Per	1.7950	6250.0	101	7395	No
315	GOM_NL__2PRFIN20030730_174612_000000572018_00327_07395_7174.N1	30-JUL-2003 17:46:12	Bright	56.500	79	26Bet Per	2.3100	13100.	113	7395	No
316	GOM_NL__2PRFIN20030730_174950_000000542018_00327_07395_7175.N1	30-JUL-2003 17:49:50	Twi_and_stray	53.500	150	44Zet Per	2.8900	28000.	107	7395	No
317	GOM_NL__2PRFIN20030730_175207_000000422018_00327_07395_7176.N1	30-JUL-2003 17:52:07	Twi_and_stray	41.500	176	23Zet Tau	3.0200	22000.	83	7395	No
318	GOM_NL__2PRFIN20030730_175433_000000572018_00327_07395_7177.N1	30-JUL-2003 17:54:33	Dark	56.500	13	87Alp Tau	0.86700	3800.0	113	7395	No
319	GOM_NL__2PRFIN20030730_175634_000000462018_00327_07395_7178.N1	30-JUL-2003 17:56:34	Dark	46.000	27	24Gam Ori	1.6360	26000.	92	7395	No
320	GOM_NL__2PRFIN20030730_175829_000000442018_00327_07395_7179.N1	30-JUL-2003 17:58:29	Dark	43.500	30	46Eps Ori	1.6940	30000.	87	7395	No
321	GOM_NL__2PRFIN20030730_175949_000000422018_00327_07395_7180.N1	30-JUL-2003 17:59:49	Dark	42.000	125	44Iot Ori	2.7700	30000.	84	7395	No
322	GOM_NL__2PRFIN20030730_180153_000000462018_00327_07395_7181.N1	30-JUL-2003 18:01:53	Dark	45.500	1	9Alp CMa	-1.4400	11000.	91	7395	No
323	GOM_NL__2PRFIN20030730_180401_000000452018_00327_07395_7182.N1	30-JUL-2003 18:04:01	Dark	45.000	139	9Bet Lep	2.8330	5600.0	90	7395	No
324	GOM_NL__2PRFIN20030730_180545_000000392018_00327_07395_7183.N1	30-JUL-2003 18:05:45	Dark	39.000	177	1Zet CMa	3.0220	26000.	78	7395	No
325	GOM_NL__2PRFIN20030730_181442_000000482018_00327_07395_7184.N1	30-JUL-2003 18:14:42	Dark	47.500	157	The1Eri	2.9060	9300.0	95	7395	No
326	GOM_NL__2PRFIN20030730_182019_000000472018_00328_07396_7153.N1	30-JUL-2003 18:20:19	Dark	46.500	9	Alp Eri	0.45300	24000.	93	7396	No
327	GOM_NL__2PRFIN20030730_182229_000000382018_00328_07396_7154.N1	30-JUL-2003 18:22:29	Dark	37.500	135	Bet Hyi	2.8200	5800.0	75	7396	No
328	GOM_NL__2PRFIN20030730_182455_000000552018_00328_07396_7155.N1	30-JUL-2003 18:24:55	Straylight	55.000	84	Alp Phe	2.3970	4500.0	110	7396	No
329	GOM_NL__2PRFIN20030730_182716_000000412018_00328_07396_7156.N1	30-JUL-2003 18:27:16	Straylight	41.000	148	Alp Tuc	2.8780	4100.0	82	7396	No
330	GOM_NL__2PRFIN20030730_183035_000000442018_00328_07396_7157.N1	30-JUL-2003 18:30:35	Straylight	44.000	31	Alp Gru	1.7340	15200.	88	7396	No
331	GOM_NL__2PRFIN20030730_183403_000000712018_00328_07396_7158.N1	30-JUL-2003 18:34:03	Twi_and_stray	71.000	18	24Alp PsA	1.1660	9700.0	142	7396	No
332	GOM_NL__2PRFIN20030730_183806_000000402018_00328_07396_7159.N1	30-JUL-2003 18:38:06	Bright	39.500	38	20Eps Sgr	1.8360	11000.	79	7396	No
333	GOM_NL__2PRFIN20030730_184002_000000522018_00328_07396_7160.N1	30-JUL-2003 18:40:02	Bright	52.000	57	34Sig Sgr	2.0660	26000.	104	7396	No
334	GOM_NL__2PRFIN20030730_184136_000000572018_00328_07396_7161.N1	30-JUL-2003 18:41:36	Bright	56.500	142	49Del Cap	2.8500	8900.0	113	7396	No
335	GOM_NL__2PRFIN20030730_184557_000000562018_00328_07396_7162.N1	30-JUL-2003 18:45:57	Bright	55.500	154	22Bet Aqr	2.8990	5700.0	111	7396	No
336	GOM_NL__2PRFIN20030730_184950_000000392018_00328_07396_7163.N1	30-JUL-2003 18:49:50	Bright	38.500	11	53Alp Aql	0.76500	8000.0	77	7396	No
337	GOM_NL__2PRFIN20030730_185113_000000362018_00328_07396_7164.N1	30-JUL-2003 18:51:13	Bright	36.000	168	17Zet Aql	2.9860	11000.	72	7396	No

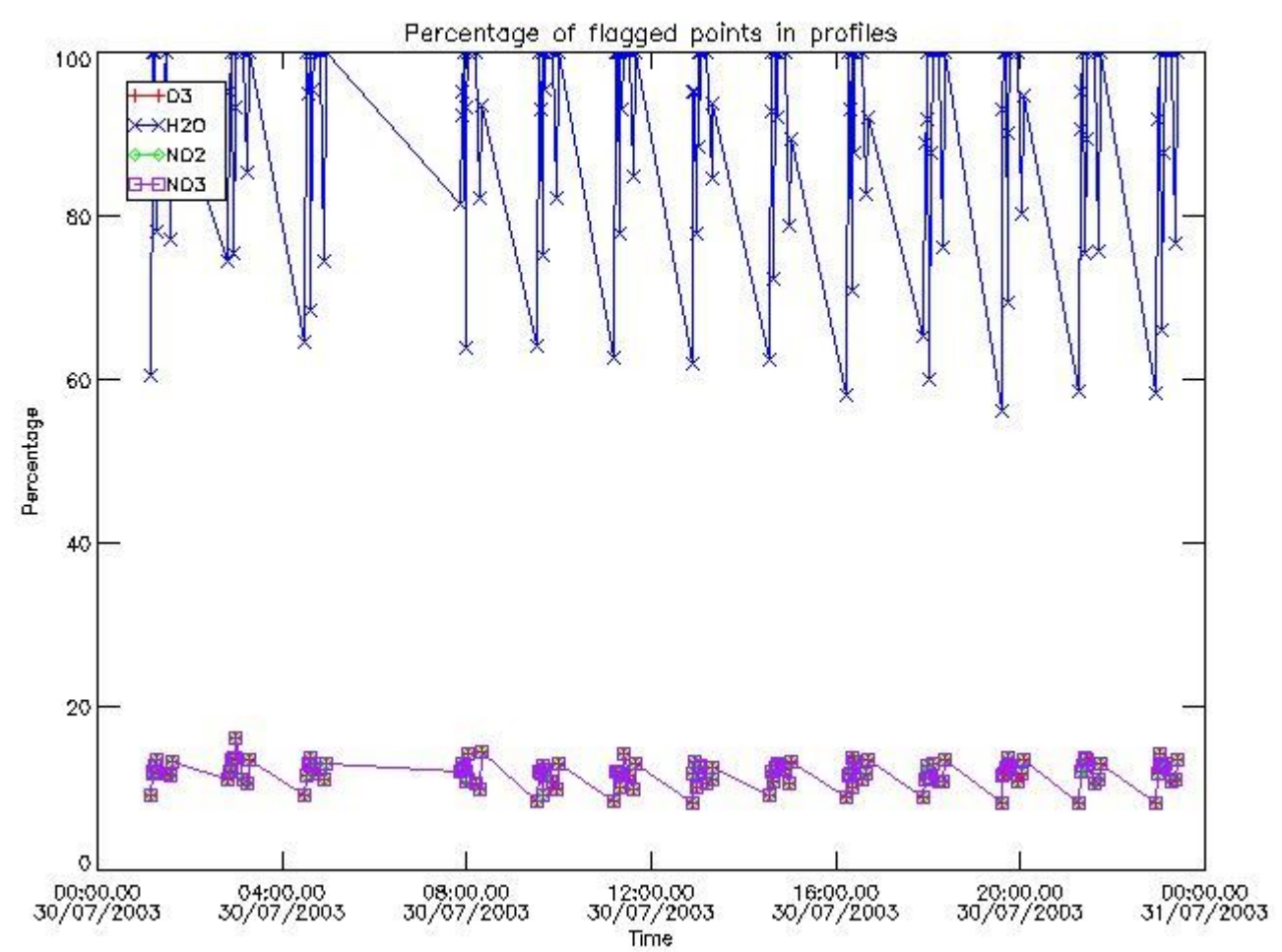
338	GOM_NL__2PRFIN20030730_185304_000000712018_00328_07396_7165.N1	30-JUL-2003 18:53:04	Bright	71.000	61	8Eps Peg	2.1000	3900.0	142	7396	No
339	GOM_NL__2PRFIN20030730_185817_000000412018_00328_07396_7166.N1	30-JUL-2003 18:58:17	Bright	41.000	5	3Alp Lyr	0.033000	11000.	82	7396	No
340	GOM_NL__2PRFIN20030730_185949_000000442018_00328_07396_7167.N1	30-JUL-2003 18:59:49	Bright	44.000	66	37Gam Cyg	2.2080	5900.0	88	7396	No
341	GOM_NL__2PRFIN20030730_190202_000000352018_00328_07396_7168.N1	30-JUL-2003 19:02:02	Bright	34.500	69	33Gam Dra	2.2310	3800.0	69	7396	No
342	GOM_NL__2PRFIN20030730_190558_000000382018_00328_07396_7169.N1	30-JUL-2003 19:05:58	Bright	37.500	119	14Eta Dra	2.7270	4700.0	75	7396	No
343	GOM_NL__2PRFIN20030730_191009_000000392018_00328_07396_7170.N1	30-JUL-2003 19:10:09	Bright	38.500	60	7Bet UMi	2.0810	3950.0	77	7396	No
344	GOM_NL__2PRFIN20030730_191250_000000372018_00328_07396_7171.N1	30-JUL-2003 19:12:50	Bright	36.500	49	1Alp UMi	1.9900	6300.0	73	7396	No
345	GOM_NL__2PRFIN20030730_191542_000000512018_00328_07396_7172.N1	30-JUL-2003 19:15:42	Bright	50.500	76	27Gam Cas	2.3000	30000.	101	7396	No
346	GOM_NL__2PRFIN20030730_192156_000000482018_00328_07396_7173.N1	30-JUL-2003 19:21:56	Bright	48.000	160	23Gam Per	2.9300	4700.0	96	7396	No
347	GOM_NL__2PRFIN20030730_192334_000000492018_00328_07396_7174.N1	30-JUL-2003 19:23:34	Bright	48.500	35	33Alp Per	1.7950	6250.0	97	7396	No
348	GOM_NL__2PRFIN20030730_192648_000000582018_00328_07396_7175.N1	30-JUL-2003 19:26:48	Bright	58.000	79	26Bet Per	2.3100	13100.	116	7396	No
349	GOM_NL__2PRFIN20030730_193027_000000552018_00328_07396_7176.N1	30-JUL-2003 19:30:27	Tw_i_and_stray	54.500	150	44Zet Per	2.8900	28000.	109	7396	No
350	GOM_NL__2PRFIN20030730_193243_000000422018_00328_07396_7177.N1	30-JUL-2003 19:32:43	Tw_i_and_stray	42.000	176	23Zet Tau	3.0200	22000.	84	7396	No
351	GOM_NL__2PRFIN20030730_193509_000000622018_00328_07396_7178.N1	30-JUL-2003 19:35:09	Dark	62.000	13	87Alp Tau	0.86700	3800.0	124	7396	No
352	GOM_NL__2PRFIN20030730_193711_000000442018_00328_07396_7179.N1	30-JUL-2003 19:37:11	Dark	44.000	27	24Gam Ori	1.6360	26000.	88	7396	No
353	GOM_NL__2PRFIN20030730_193906_000000432018_00328_07396_7180.N1	30-JUL-2003 19:39:06	Dark	43.000	30	46Eps Ori	1.6940	30000.	86	7396	No
354	GOM_NL__2PRFIN20030730_194025_000000412018_00328_07396_7181.N1	30-JUL-2003 19:40:25	Dark	40.500	125	44Iot Ori	2.7700	30000.	81	7396	No
355	GOM_NL__2PRFIN20030730_194229_000000432018_00328_07396_7182.N1	30-JUL-2003 19:42:29	Dark	43.000	1	9Alp CMa	-1.4400	11000.	86	7396	No
356	GOM_NL__2PRFIN20030730_194437_000000412018_00328_07396_7183.N1	30-JUL-2003 19:44:37	Dark	41.000	139	9Bet Lep	2.8330	5600.0	82	7396	No
357	GOM_NL__2PRFIN20030730_194622_000000402018_00328_07396_7184.N1	30-JUL-2003 19:46:22	Dark	40.000	177	1Zet CMa	3.0220	26000.	80	7396	No
358	GOM_NL__2PRFIN20030730_195518_000000472018_00328_07396_7185.N1	30-JUL-2003 19:55:18	Dark	47.000	157	The1Eri	2.9060	9300.0	94	7396	No
359	GOM_NL__2PRFIN20030730_200056_000000442018_00329_07397_7155.N1	30-JUL-2003 20:00:56	Dark	43.500	9	Alp Eri	0.45300	24000.	87	7397	No
360	GOM_NL__2PRFIN20030730_200305_000000382018_00329_07397_7156.N1	30-JUL-2003 20:03:05	Dark	38.000	135	Bet Hyi	2.8200	5800.0	76	7397	No
361	GOM_NL__2PRFIN20030730_200532_000000582018_00329_07397_7157.N1	30-JUL-2003 20:05:32	Straylight	58.000	84	Alp Phe	2.3970	4500.0	116	7397	No
362	GOM_NL__2PRFIN20030730_200753_000000402018_00329_07397_7158.N1	30-JUL-2003 20:07:53	Straylight	39.500	148	Alp Tuc	2.8780	4100.0	79	7397	No
363	GOM_NL__2PRFIN20030730_201111_000000442018_00329_07397_7159.N1	30-JUL-2003 20:11:11	Straylight	44.000	31	Alp Gru	1.7340	15200.	88	7397	No
364	GOM_NL__2PRFIN20030730_201439_000000712018_00329_07397_7160.N1	30-JUL-2003 20:14:39	Tw_i_and_stray	70.500	18	24Alp PsA	1.1660	9700.0	141	7397	No
365	GOM_NL__2PRFIN20030730_201842_000000462018_00329_07397_7161.N1	30-JUL-2003 20:18:42	Bright	45.500	38	20Eps Sgr	1.8360	11000.	91	7397	No
366	GOM_NL__2PRFIN20030730_202038_000000372018_00329_07397_7162.N1	30-JUL-2003 20:20:38	Bright	37.000	57	34Sig Sgr	2.0660	26000.	74	7397	No
367	GOM_NL__2PRFIN20030730_202212_000000562018_00329_07397_7163.N1	30-JUL-2003 20:22:12	Bright	56.000	142	49Del Cap	2.8500	8900.0	112	7397	No
368	GOM_NL__2PRFIN20030730_202633_000000572018_00329_07397_7164.N1	30-JUL-2003 20:26:33	Bright	56.500	154	22Bet Aqr	2.8990	5700.0	113	7397	No
369	GOM_NL__2PRFIN20030730_203026_000000392018_00329_07397_7165.N1	30-JUL-2003 20:30:26	Bright	39.000	11	53Alp Aql	0.76500	8000.0	78	7397	No
370	GOM_NL__2PRFIN20030730_203149_000000372018_00329_07397_7166.N1	30-JUL-2003 20:31:49	Bright	36.500	168	17Zet Aql	2.9860	11000.	73	7397	No
371	GOM_NL__2PRFIN20030730_203336_000000672018_00329_07397_7167.N1	30-JUL-2003 20:33:36	Bright	67.000	61	8Eps Peg	2.1000	3900.0	134	7397	No
372	GOM_NL__2PRFIN20030730_203853_000000392018_00329_07397_7168.N1	30-JUL-2003 20:38:53	Bright	39.000	5	3Alp Lyr	0.033000	11000.	78	7397	No
373	GOM_NL__2PRFIN20030730_204025_000000432018_00329_07397_7169.N1	30-JUL-2003 20:40:25	Bright	42.500	66	37Gam Cyg	2.2080	5900.0	85	7397	No
374	GOM_NL__2PRFIN20030730_204238_000000392018_00329_07397_7170.N1	30-JUL-2003 20:42:38	Bright	39.000	69	33Gam Dra	2.2310	3800.0	78	7397	No
375	GOM_NL__2PRFIN20030730_204634_000000382018_00329_07397_7171.N1	30-JUL-2003 20:46:34	Bright	38.000	119	14Eta Dra	2.7270	4700.0	76	7397	No
376	GOM_NL__2PRFIN20030730_205045_000000332018_00329_07397_7172.N1	30-JUL-2003 20:50:45	Bright	33.000	60	7Bet UMi	2.0810	3950.0	66	7397	No
377	GOM_NL__2PRFIN20030730_205326_000000382018_00329_07397_7173.N1	30-JUL-2003 20:53:26	Bright	38.000	49	1Alp UMi	1.9900	6300.0	76	7397	No
378	GOM_NL__2PRFIN20030730_205618_000000482018_00329_07397_7174.N1	30-JUL-2003 20:56:18	Bright	48.000	76	27Gam Cas	2.3000	30000.	96	7397	No
379	GOM_NL__2PRFIN20030730_210232_000000482018_00329_07397_7175.N1	30-JUL-2003 21:02:32	Bright	47.500	160	23Gam Per	2.9300	4700.0	95	7397	No
380	GOM_NL__2PRFIN20030730_210409_000000482018_00329_07397_7176.N1	30-JUL-2003 21:04:09	Bright	47.500	35	33Alp Per	1.7950	6250.0	95	7397	No
381	GOM_NL__2PRFIN20030730_210723_000000582018_00329_07397_7177.N1	30-JUL-2003 21:07:23	Bright	58.000	79	26Bet Per	2.3100	13100.	116	7397	No
382	GOM_NL__2PRFIN20030730_211103_000000552018_00329_07397_7178.N1	30-JUL-2003 21:11:03	Tw_i_and_stray	55.000	150	44Zet Per	2.8900	28000.	110	7397	No
383	GOM_NL__2PRFIN20030730_211319_000000432018_00329_07397_7179.N1	30-JUL-2003 21:13:19	Tw_i_and_stray	43.000	176	23Zet Tau	3.0200	22000.	86	7397	No
384	GOM_NL__2PRFIN20030730_211545_000000622018_00329_07397_7180.N1	30-JUL-2003 21:15:45	Dark	62.000	13	87Alp Tau	0.86700	3800.0	124	7397	No
385	GOM_NL__2PRFIN20030730_211747_000000432018_00329_07397_7181.N1	30-JUL-2003 21:17:47	Dark	42.500	27	24Gam Ori	1.6360	26000.	85	7397	No
386	GOM_NL__2PRFIN20030730_211942_000000432018_00329_07397_7182.N1	30-JUL-2003 21:19:42	Dark	42.500	30	46Eps Ori	1.6940	30000.	85	7397	No
387	GOM_NL__2PRFIN20030730_212101_000000402018_00329_07397_7183.N1	30-JUL-2003 21:21:01	Dark	40.000	125	44Iot Ori	2.7700	30000.	80	7397	No
388	GOM_NL__2PRFIN20030730_212305_000000372018_00329_07397_7184.N1	30-JUL-2003 21:23:05	Dark	37.000	1	9Alp CMa	-1.4400	11000.	74	7397	No
389	GOM_NL__2PRFIN20030730_212514_000000432018_00329_07397_7185.N1	30-JUL-2003 21:25:14	Dark	42.500	139	9Bet Lep	2.8330	5600.0	85	7397	No
390	GOM_NL__2PRFIN20030730_212658_000000382018_00329_07397_7186.N1	30-JUL-2003 21:26:58	Dark	37.500	177	1Zet CMa	3.0220	26000.	75	7397	No
391	GOM_NL__2PRFIN20030730_213555_000000482018_00329_07397_7187.N1	30-JUL-2003 21:35:55	Dark	48.000	157	The1Eri	2.9060	9300.0	96	7397	No
392	GOM_NL__2PRFIN20030730_214132_000000462018_00330_07398_7156.N1	30-JUL-2003 21:41:32	Dark	45.500	9	Alp Eri	0.45300	24000.	91	7398	No
393	GOM_NL__2PRFIN20030730_214341_000000392018_00330_07398_7157.N1	30-JUL-2003 21:43:41	Dark	39.000	135	Bet Hyi	2.8200	5800.0	78	7398	No
394	GOM_NL__2PRFIN20030730_214608_000000572018_00330_07398_7158.N1	30-JUL-2003 21:46:08	Straylight	56.500	84	Alp Phe	2.3970	4500.0	113	7398	No
395	GOM_NL__2PRFIN20030730_214829_000000412018_00330_07398_7159.N1	30-JUL-2003 21:48:29	Straylight	41.000	148	Alp Tuc	2.8780	4100.0	82	7398	No
396	GOM_NL__2PRFIN20030730_215148_000000432018_00330_07398_7160.N1	30-JUL-2003 21:51:48	Straylight	42.500	31	Alp Gru	1.7340	15200.	85	7398	No

397	GOM_NL__2PRFIN20030730_215515_000000732018_00330_07398_7161.N1	30-JUL-2003 21:55:15	Twilight	72.500	18	24Alp PsA	1.1660	9700.0	145	7398	No
398	GOM_NL__2PRFIN20030730_215917_000000492018_00330_07398_7162.N1	30-JUL-2003 21:59:17	Bright	49.000	38	20Eps Sgr	1.8360	11000.	98	7398	No
399	GOM_NL__2PRFIN20030730_220114_000000442018_00330_07398_7163.N1	30-JUL-2003 22:01:14	Bright	43.500	57	34Sig Sgr	2.0660	26000.	87	7398	No
400	GOM_NL__2PRFIN20030730_220248_000000572018_00330_07398_7164.N1	30-JUL-2003 22:02:48	Bright	56.500	142	49Del Cap	2.8500	8900.0	113	7398	No
401	GOM_NL__2PRFIN20030730_220708_000000572018_00330_07398_7165.N1	30-JUL-2003 22:07:08	Bright	56.500	154	22Bet Aqr	2.8990	5700.0	113	7398	No
402	GOM_NL__2PRFIN20030730_221102_000000392018_00330_07398_7166.N1	30-JUL-2003 22:11:02	Bright	39.000	11	53Alp Aql	0.76500	8000.0	78	7398	No
403	GOM_NL__2PRFIN20030730_221225_000000372018_00330_07398_7167.N1	30-JUL-2003 22:12:25	Bright	36.500	168	17Zet Aql	2.9860	11000.	73	7398	No
404	GOM_NL__2PRFIN20030730_221414_000000682018_00330_07398_7168.N1	30-JUL-2003 22:14:14	Bright	67.500	61	8Eps Peg	2.1000	3900.0	135	7398	No
405	GOM_NL__2PRFIN20030730_221929_000000362018_00330_07398_7169.N1	30-JUL-2003 22:19:29	Bright	35.500	5	3Alp Lyr	0.033000	11000.	71	7398	No
406	GOM_NL__2PRFIN20030730_222100_000000402018_00330_07398_7170.N1	30-JUL-2003 22:21:00	Bright	40.000	66	37Gam Cyg	2.2080	5900.0	80	7398	No
407	GOM_NL__2PRFIN20030730_222314_000000402018_00330_07398_7171.N1	30-JUL-2003 22:23:14	Bright	39.500	69	33Gam Dra	2.2310	3800.0	79	7398	No
408	GOM_NL__2PRFIN20030730_222710_000000392018_00330_07398_7172.N1	30-JUL-2003 22:27:10	Bright	38.500	119	14Eta Dra	2.7270	4700.0	77	7398	No
409	GOM_NL__2PRFIN20030730_223121_000000382018_00330_07398_7173.N1	30-JUL-2003 22:31:21	Bright	37.500	60	7Bet UMi	2.0810	3950.0	75	7398	No
410	GOM_NL__2PRFIN20030730_223402_000000372018_00330_07398_7174.N1	30-JUL-2003 22:34:02	Bright	37.000	49	1Alp UMi	1.9900	6300.0	74	7398	No
411	GOM_NL__2PRFIN20030730_223653_000000492018_00330_07398_7175.N1	30-JUL-2003 22:36:53	Bright	48.500	76	27Gam Cas	2.3000	30000.	97	7398	No
412	GOM_NL__2PRFIN20030730_224308_000000492018_00330_07398_7176.N1	30-JUL-2003 22:43:08	Bright	48.500	160	23Gam Per	2.9300	4700.0	97	7398	No
413	GOM_NL__2PRFIN20030730_224445_000000502018_00330_07398_7177.N1	30-JUL-2003 22:44:45	Bright	50.000	35	33Alp Per	1.7950	6250.0	100	7398	No
414	GOM_NL__2PRFIN20030730_224759_000000602018_00330_07398_7178.N1	30-JUL-2003 22:47:59	Bright	59.500	79	26Bet Per	2.3100	13100.	119	7398	No
415	GOM_NL__2PRFIN20030730_225139_000000532018_00330_07398_7179.N1	30-JUL-2003 22:51:39	Twilight	53.000	150	44Zet Per	2.8900	28000.	106	7398	No
416	GOM_NL__2PRFIN20030730_225355_000000422018_00330_07398_7180.N1	30-JUL-2003 22:53:55	Twilight	42.000	176	23Zet Tau	3.0200	22000.	84	7398	No
417	GOM_NL__2PRFIN20030730_225622_000000622018_00330_07398_7181.N1	30-JUL-2003 22:56:22	Dark	61.500	13	87Alp Tau	0.86700	3800.0	123	7398	No
418	GOM_NL__2PRFIN20030730_225823_000000442018_00330_07398_7182.N1	30-JUL-2003 22:58:23	Dark	43.500	27	24Gam Ori	1.6360	26000.	87	7398	No
419	GOM_NL__2PRFIN20030730_230018_000000402018_00330_07398_7183.N1	30-JUL-2003 23:00:18	Dark	40.000	30	46Eps Ori	1.6940	30000.	80	7398	No
420	GOM_NL__2PRFIN20030730_230138_000000362018_00330_07398_7184.N1	30-JUL-2003 23:01:38	Dark	36.000	125	44Iot Ori	2.7700	30000.	72	7398	No
421	GOM_NL__2PRFIN20030730_230341_000000432018_00330_07398_7185.N1	30-JUL-2003 23:03:41	Dark	43.000	1	9Alp CMa	-1.4400	11000.	86	7398	No
422	GOM_NL__2PRFIN20030730_230550_000000452018_00330_07398_7186.N1	30-JUL-2003 23:05:50	Dark	45.000	139	9Bet Lep	2.8330	5600.0	90	7398	No
423	GOM_NL__2PRFIN20030730_230734_000000392018_00330_07398_7187.N1	30-JUL-2003 23:07:34	Dark	39.000	177	1Zet CMa	3.0220	26000.	78	7398	No
424	GOM_NL__2PRFIN20030730_231632_000000472018_00330_07398_7188.N1	30-JUL-2003 23:16:32	Dark	47.000	157	The1Eri	2.9060	9300.0	94	7398	No
425	GOM_NL__2PRFIN20030730_232208_000000462018_00331_07399_7156.N1	30-JUL-2003 23:22:08	Dark	45.500	9	Alp Eri	0.45300	24000.	91	7399	No
426	GOM_NL__2PRFIN20030730_232417_000000382018_00331_07399_7157.N1	30-JUL-2003 23:24:17	Dark	37.500	135	Bet Hyi	2.8200	5800.0	75	7399	No
427	GOM_NL__2PRFIN20030730_232645_000000572018_00331_07399_7158.N1	30-JUL-2003 23:26:45	Straylight	57.000	84	Alp Phe	2.3970	4500.0	114	7399	No
428	GOM_NL__2PRFIN20030730_232905_000000432018_00331_07399_7159.N1	30-JUL-2003 23:29:05	Straylight	42.500	148	Alp Tuc	2.8780	4100.0	85	7399	No
429	GOM_NL__2PRFIN20030730_233224_000000512018_00331_07399_7160.N1	30-JUL-2003 23:32:24	Straylight	51.000	31	Alp Gru	1.7340	15200.	102	7399	No
430	GOM_NL__2PRFIN20030730_233552_000000722018_00331_07399_7161.N1	30-JUL-2003 23:35:52	Twilight	72.000	18	24Alp PsA	1.1660	9700.0	144	7399	No
431	GOM_NL__2PRFIN20030730_233953_000000452018_00331_07399_7162.N1	30-JUL-2003 23:39:53	Bright	44.500	38	20Eps Sgr	1.8360	11000.	89	7399	No
432	GOM_NL__2PRFIN20030730_234150_000000382018_00331_07399_7163.N1	30-JUL-2003 23:41:50	Bright	37.500	57	34Sig Sgr	2.0660	26000.	75	7399	No
433	GOM_NL__2PRFIN20030730_234323_000000572018_00331_07399_7164.N1	30-JUL-2003 23:43:23	Bright	57.000	142	49Del Cap	2.8500	8900.0	114	7399	No
434	GOM_NL__2PRFIN20030730_234744_000000562018_00331_07399_7165.N1	30-JUL-2003 23:47:44	Bright	56.000	154	22Bet Aqr	2.8990	5700.0	112	7399	No
435	GOM_NL__2PRFIN20030730_235137_000000412018_00331_07399_7166.N1	30-JUL-2003 23:51:37	Bright	41.000	11	53Alp Aql	0.76500	8000.0	82	7399	No
436	GOM_NL__2PRFIN20030730_235300_000000362018_00331_07399_7167.N1	30-JUL-2003 23:53:00	Bright	35.500	168	17Zet Aql	2.9860	11000.	71	7399	No
437	GOM_NL__2PRFIN20030730_235448_000000642018_00331_07399_7168.N1	30-JUL-2003 23:54:48	Bright	63.500	61	8Eps Peg	2.1000	3900.0	127	7399	No

3. Quality information per product


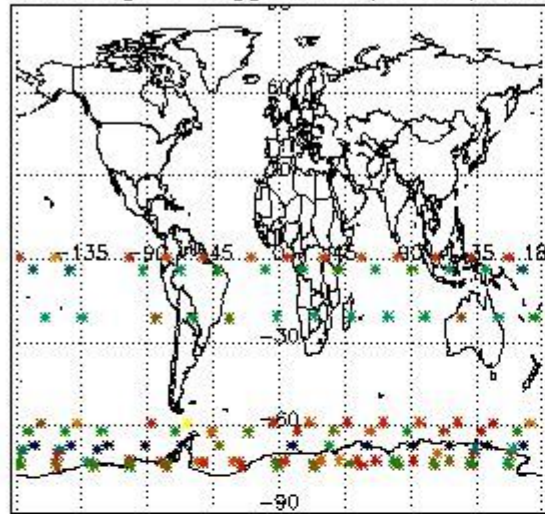
In this section it is plotted some information contained in the Quality Summary data set of the level 2 products. Only products in dark limb conditions and without errors (error flag in the MPH set to "0") are used.

3.1 Plot quality information per product (time dependant)

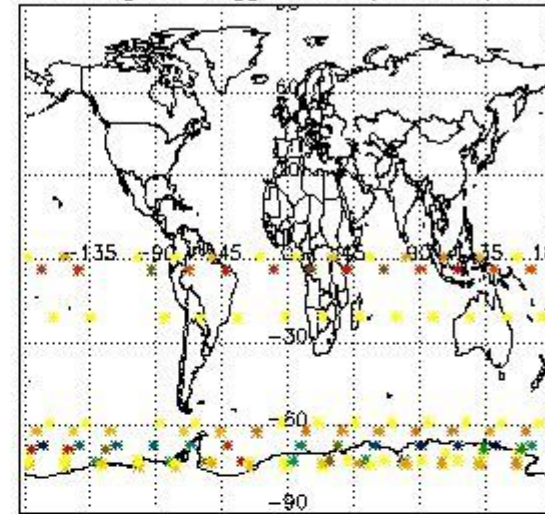


3.2 Plot quality information per product (world map)


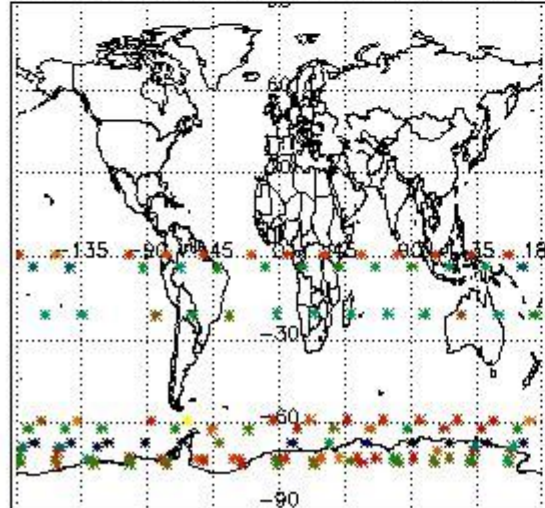
Percentage of flagged data per O3 profile



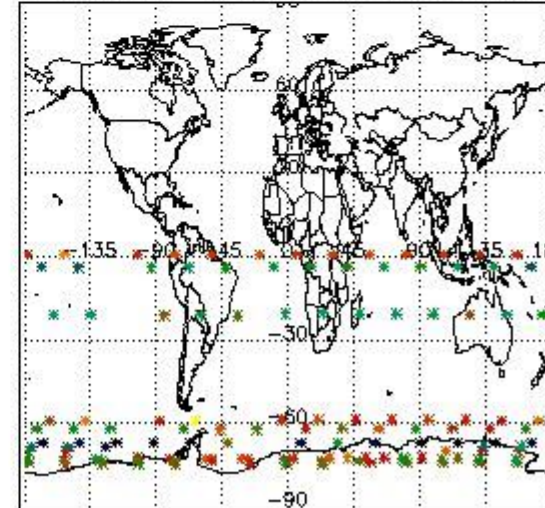
Percentage of flagged data per H2O profile



Percentage of flagged data per NO2 profile



Percentage of flagged data per NO3 profile

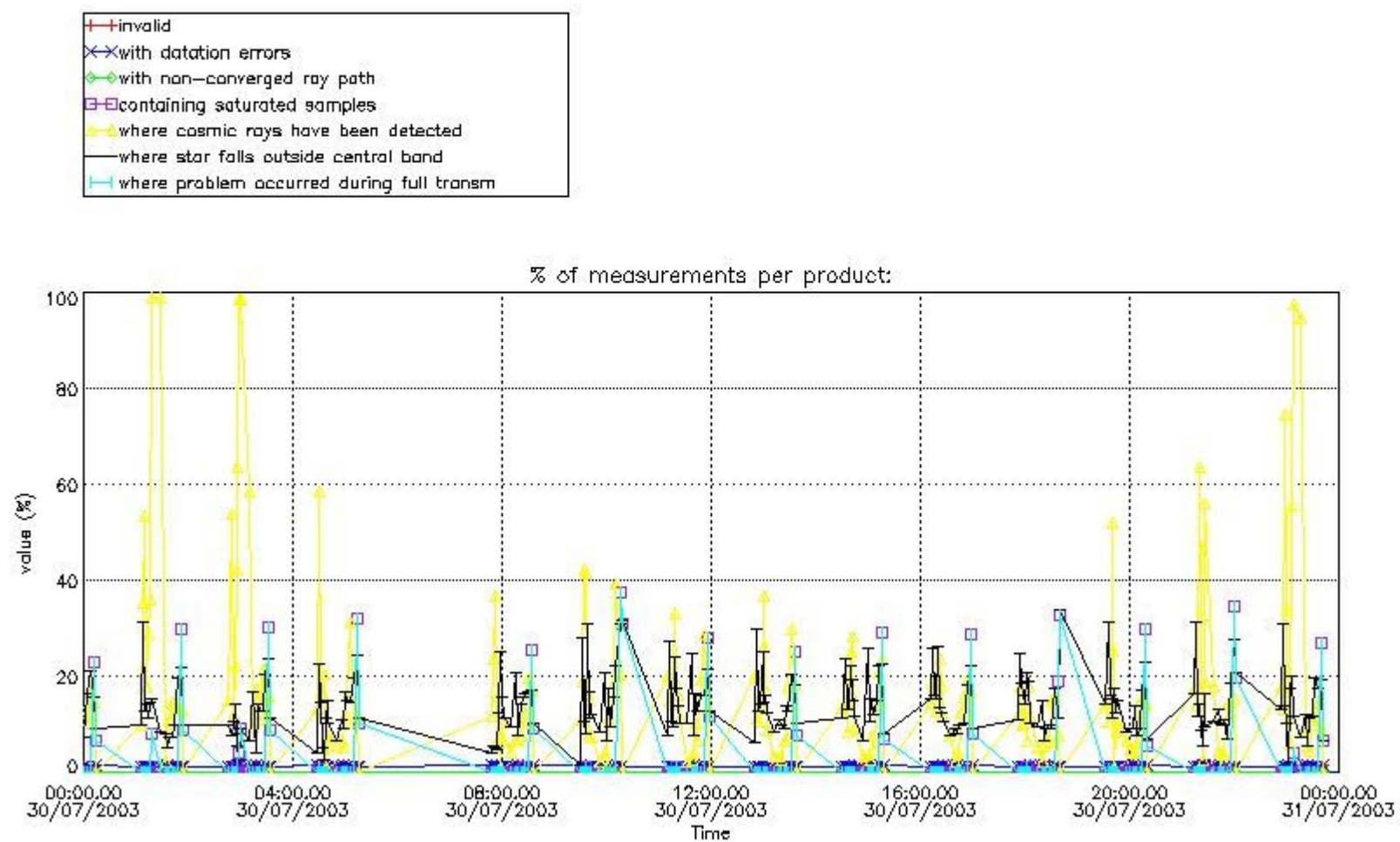


4. Level 1 quality information per product

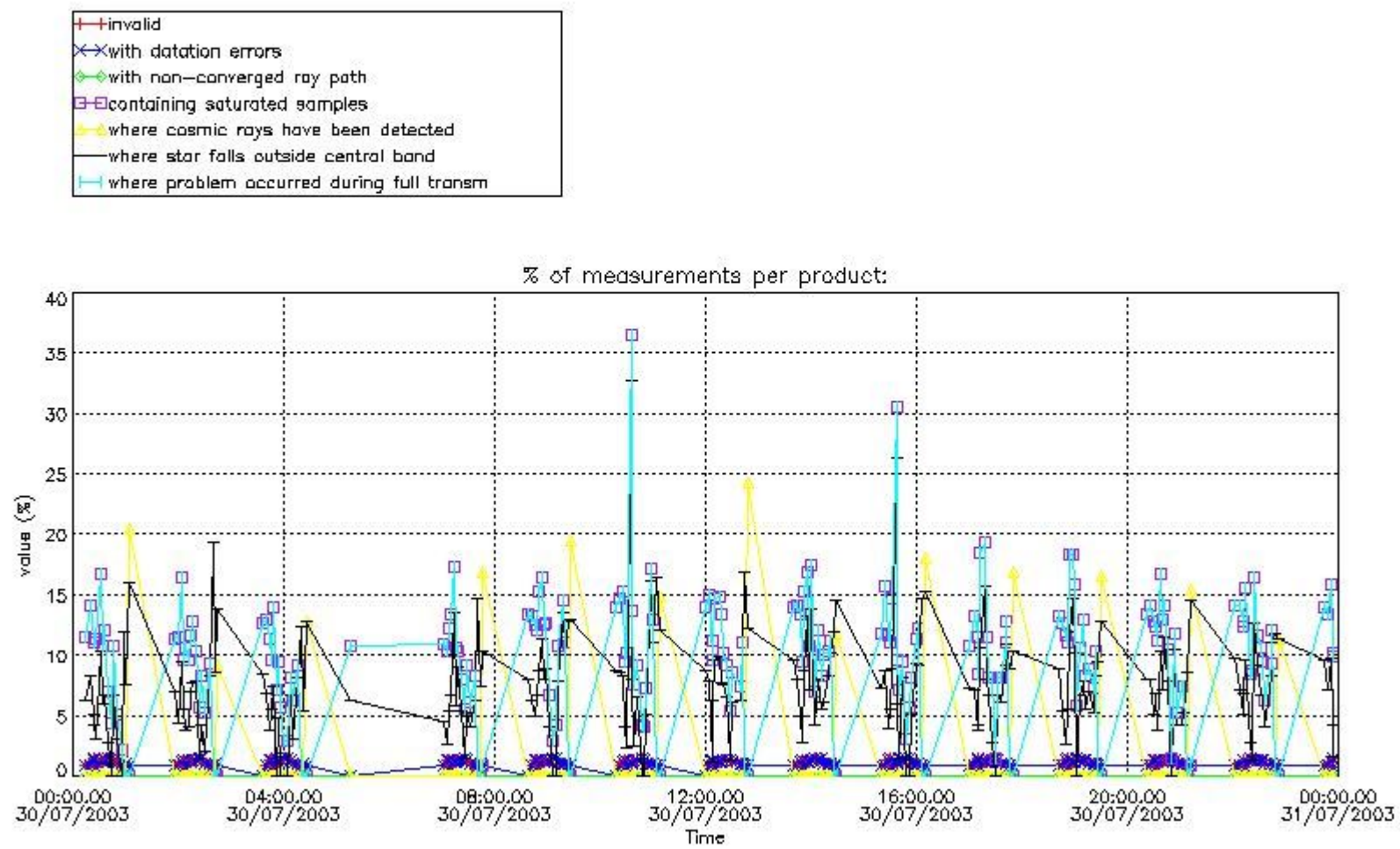
In this section it is plotted some information contained in the Quality Summary data set of the level 2 products that comes from the level 1b processing. Products without errors (error flag in the MPH set to "0") are used.

4.1 Plot quality information per product (time dependant) coming from level 1b processing

4.1.1 Plot level 1 quality information per product (time dependant): ENVISAT ASCENDING passes



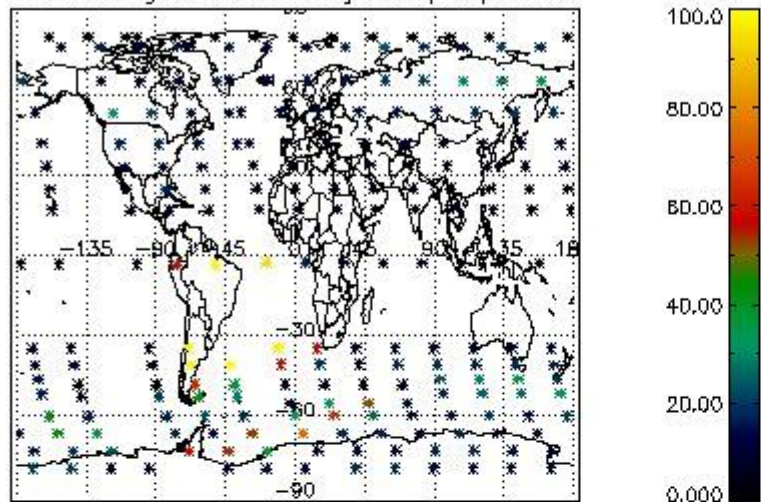
4.1.2 Plot level 1 quality information per product (time dependant): ENVISAT DESCENDING passes



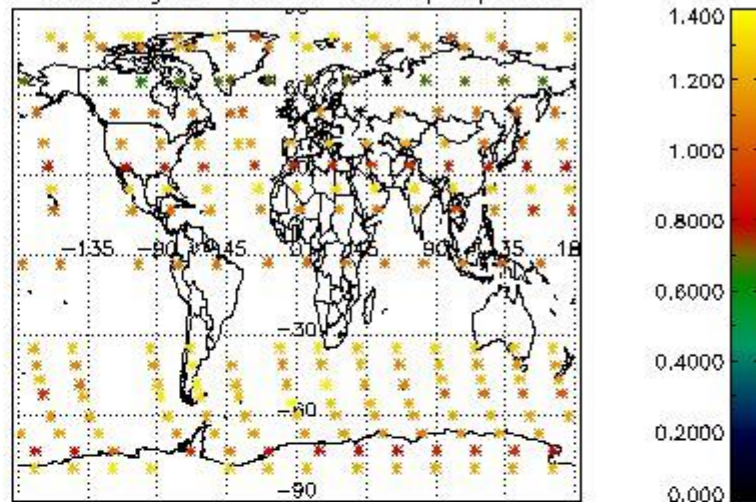
4.2 Plot quality information per product coming from level 1b processing (world map)

4.2.1 Plot level 1 quality information per product (world map): ENVISAT ASCENDING passes

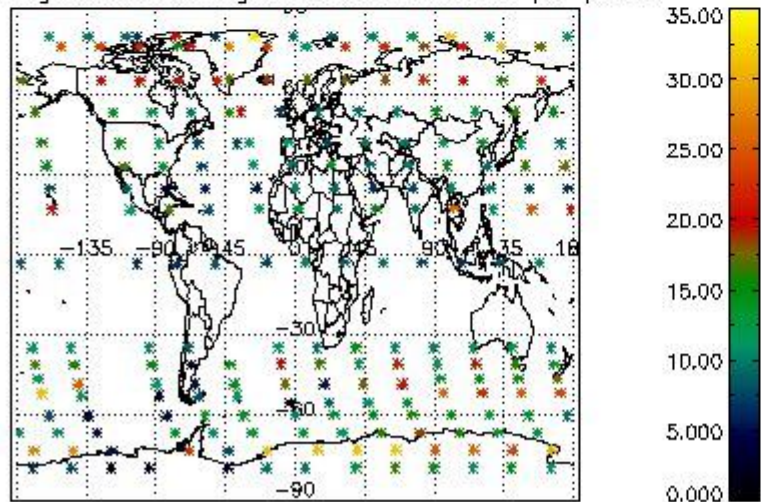
Percentage of cosmic ray hits per profile



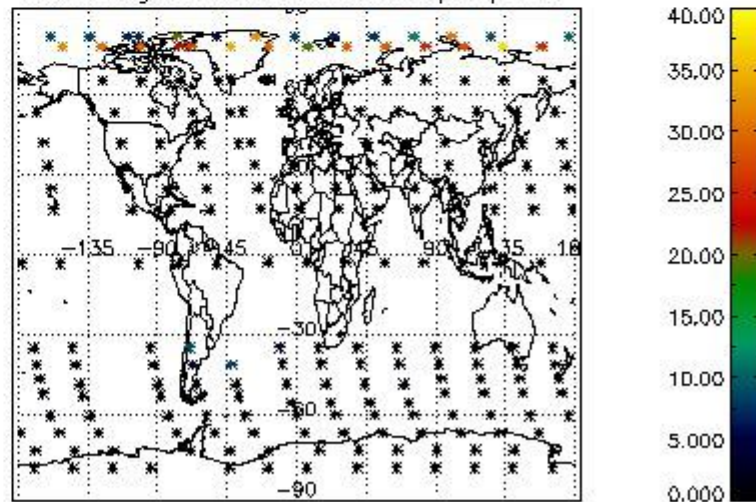
Percentage of datation errors per profile



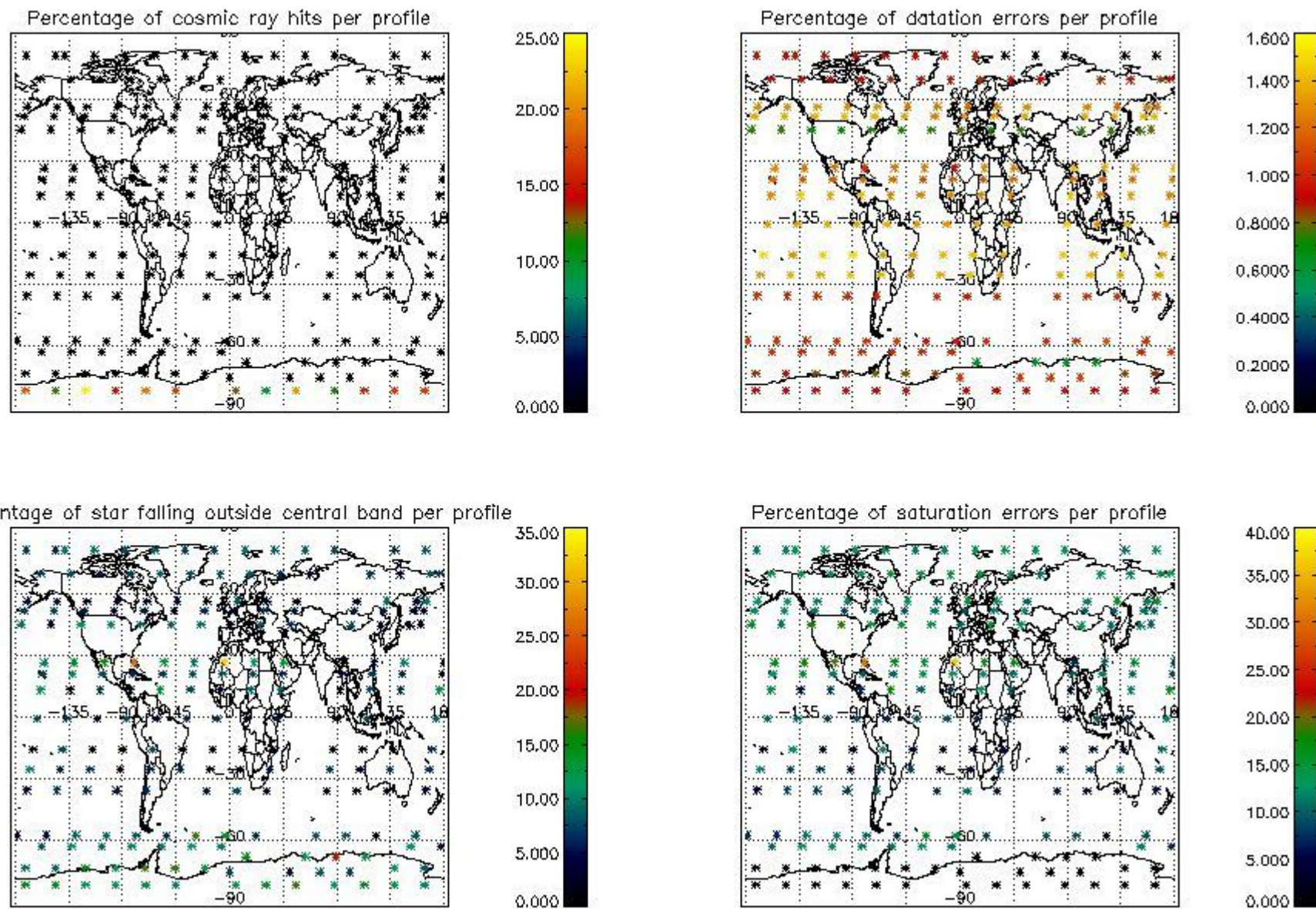
Percentage of star falling outside central band per profile



Percentage of saturation errors per profile



4.2.2 Plot level 1 quality information per product (world map): ENVISAT DESCENDING passes



5. Trace gas profiles

5.1 Ozone statistics based on quality of products

The final quality of the products can be "measured" using the STD (Standard Deviation) attached to every point profile. This information is written to the parameter GOM_NL__2P/NL_LOCAL_SPECIES_DENSITY/o3_std of the level 2 products. The table below shows the statistics for given STD ranges.

The statistics are given with respect to the overall valid production:

- Products without fatal errors: GOM_NL__2P/MPH/PRODUCT_ERR=0
- Valid point profile: GOM_NL__2P/NL_LOCAL_SPECIES_DENSITY/pcd(0)=0

The 'Criteria' is applied to valid points of dark limb products:

- Products in dark limb illumination condition: GOM_NL__2P/NL_SUMMARY_QUALITY/obs_ill_cond=0
- Products without fatal errors: GOM_NL__2P/MPH/PRODUCT_ERR=0
- Valid point profile: GOM_NL__2P/NL_LOCAL_SPECIES_DENSITY/pcd(0)=0

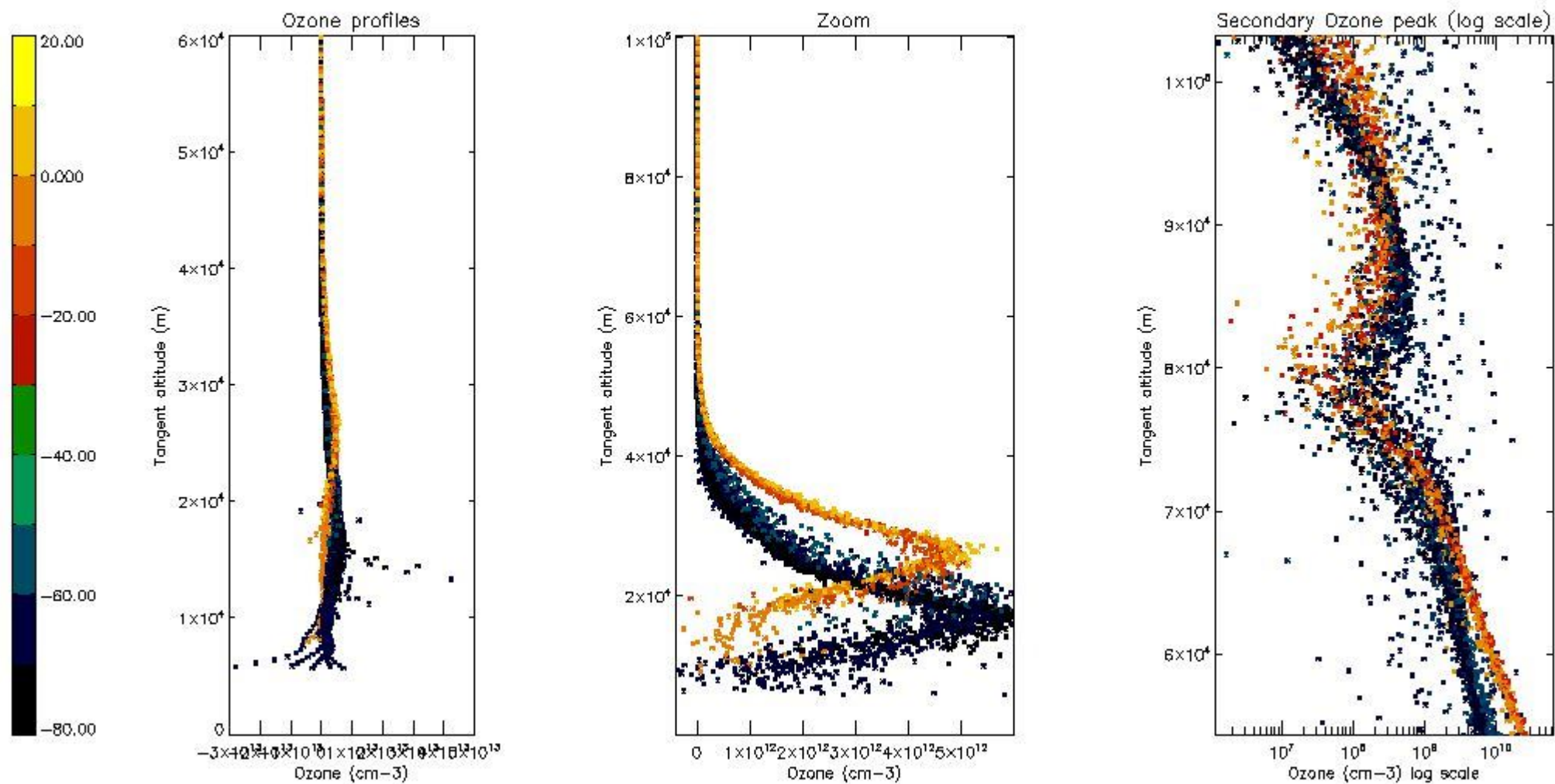
So, the table below shows the percentage of dark limb and valid observations for each criteria with respect to the overall valid daily observations.

Criteria	% of total production
All STD	28
STD < 20	17

STD < 10	14
STD < 5	11

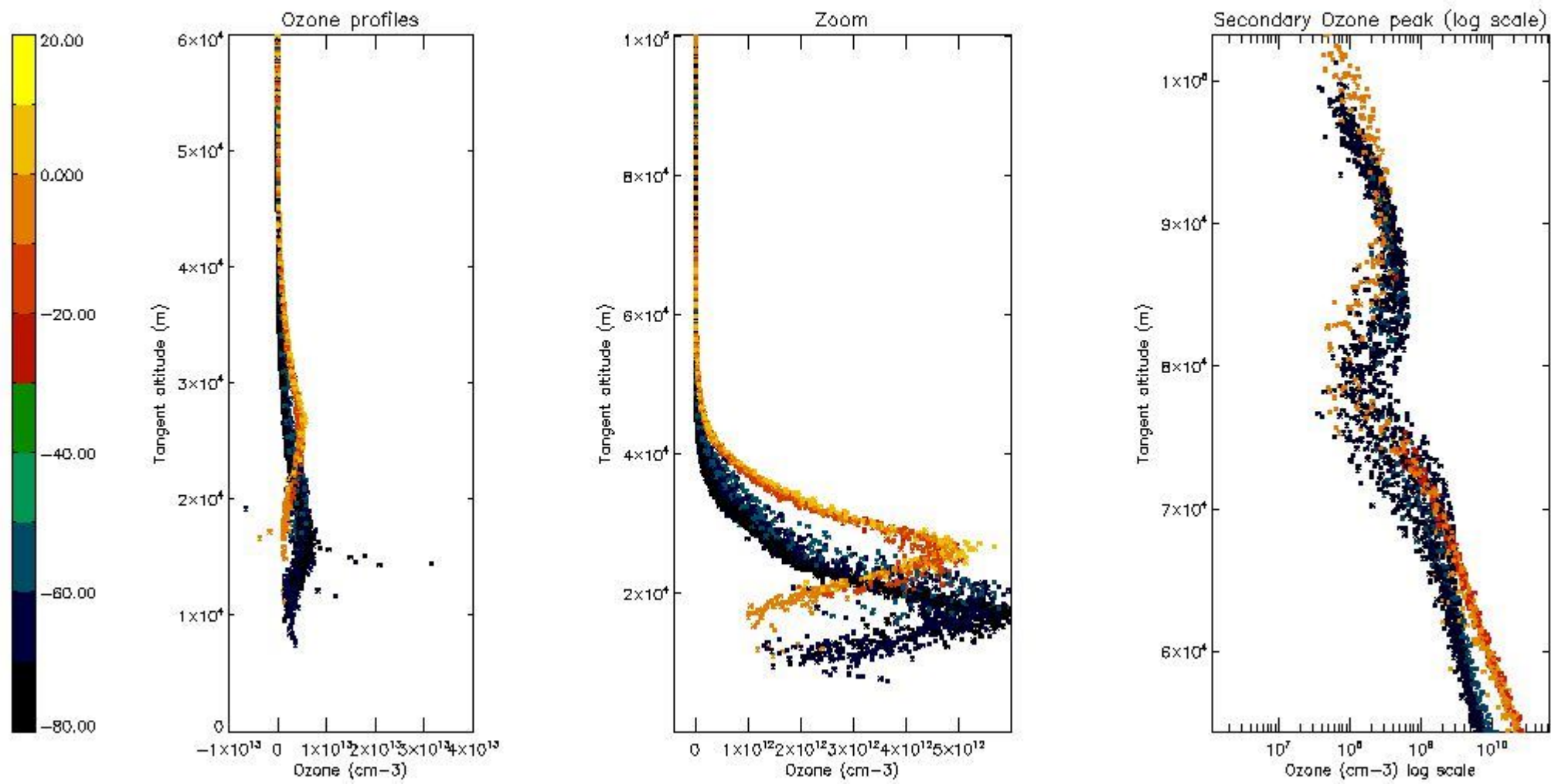
5.2 Plot ozone profiles for all STD (dark without errors)

The colorbar represents the latitude.



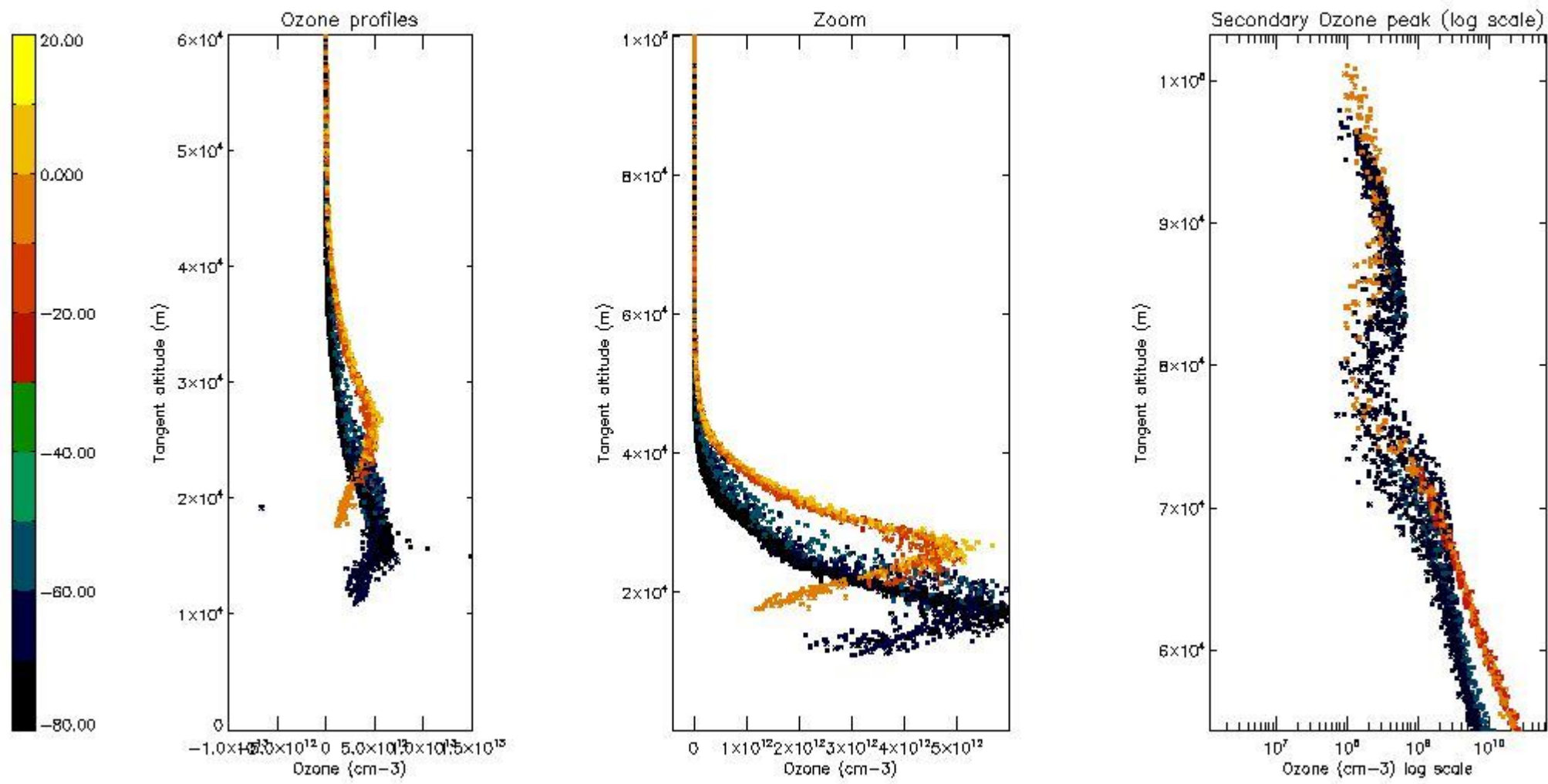
5.3 Plot ozone profiles where STD < 20% (dark without errors)

The colorbar represents the latitude.



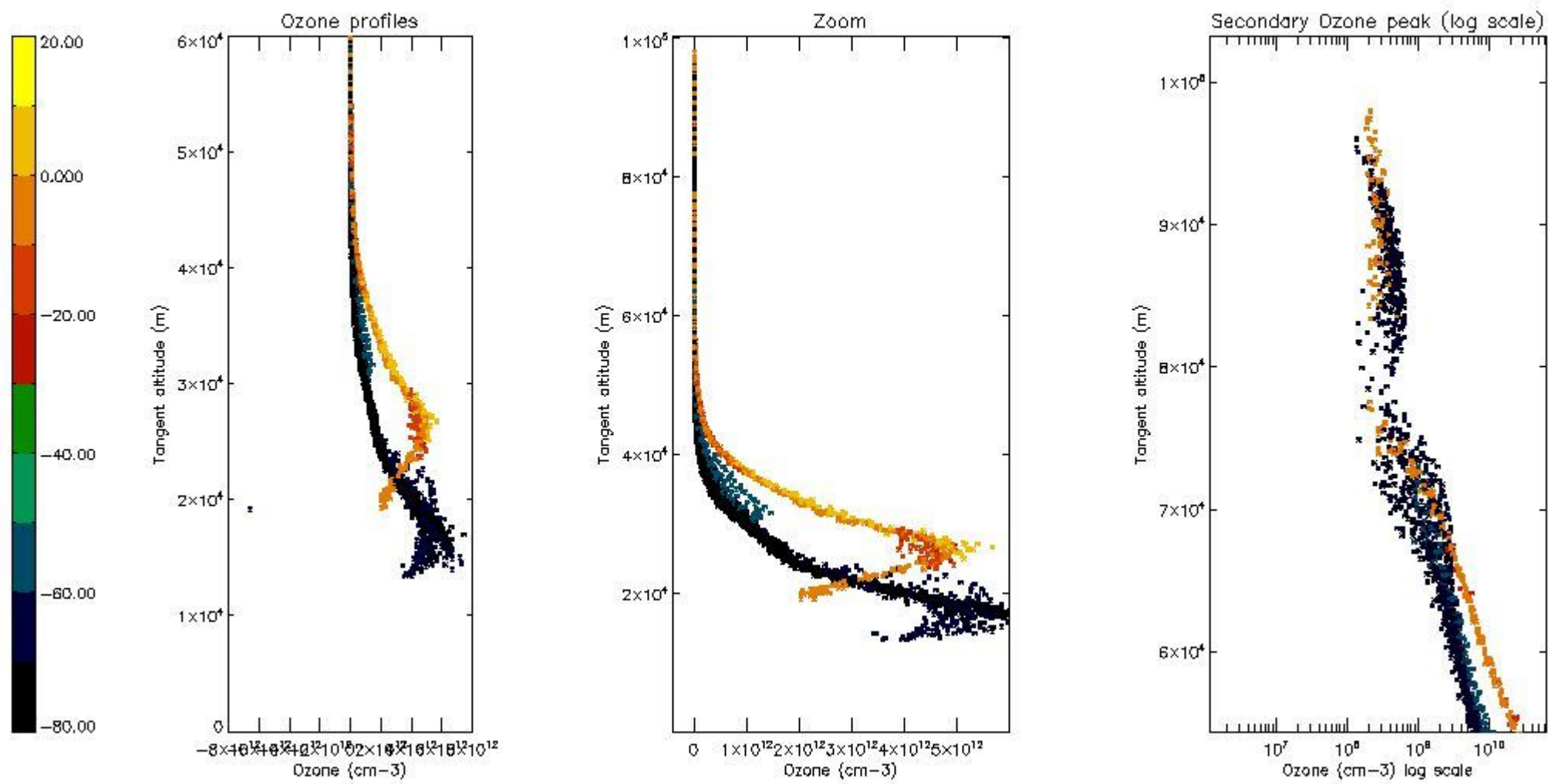
5.4 Plot ozone profiles where $STD < 10\%$ (dark without errors)

The colorbar represents the latitude.



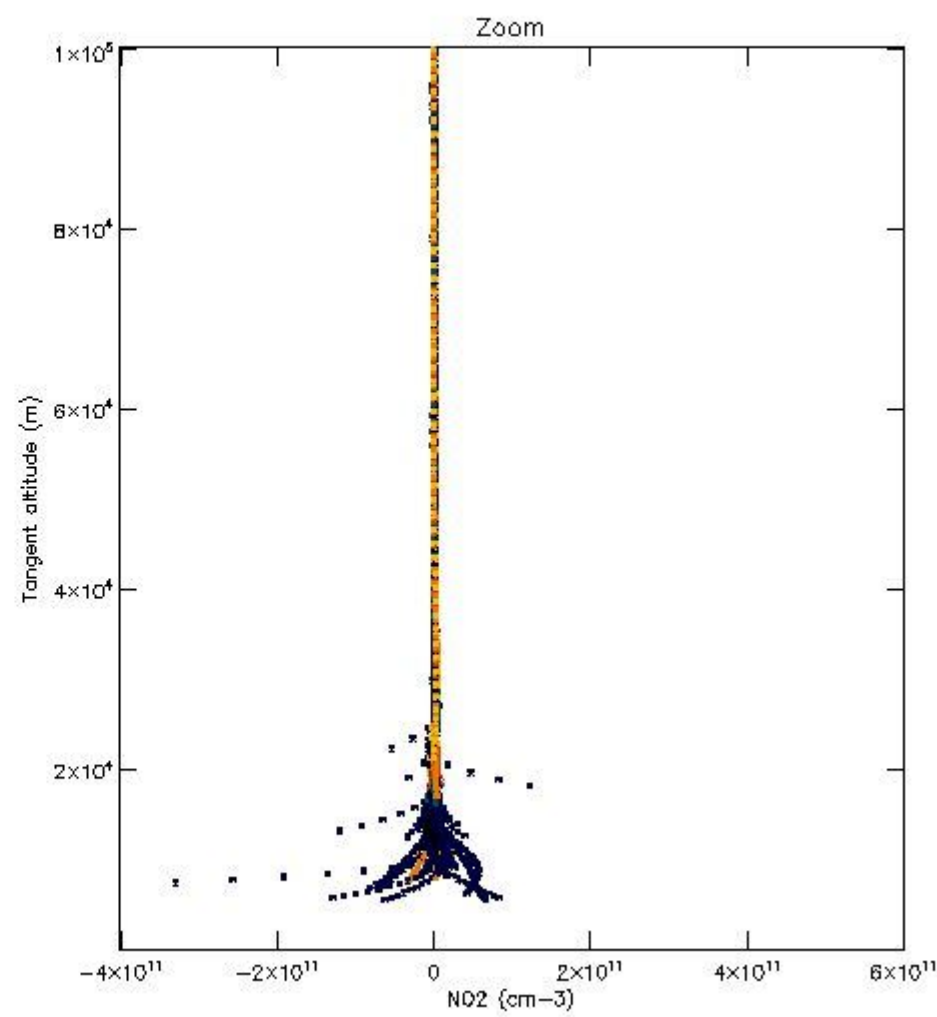
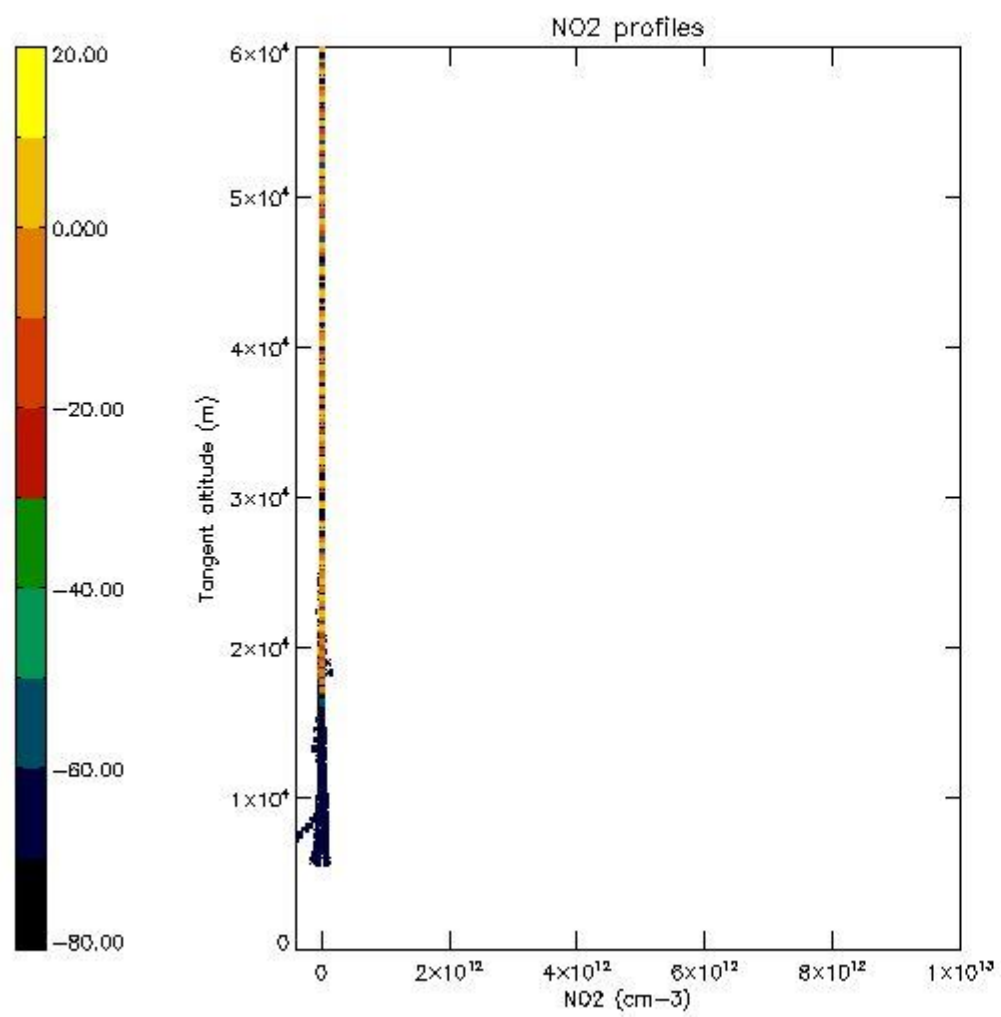
5.5 Plot ozone profiles where STD < 5% (dark without errors)

The colorbar represents the latitude.



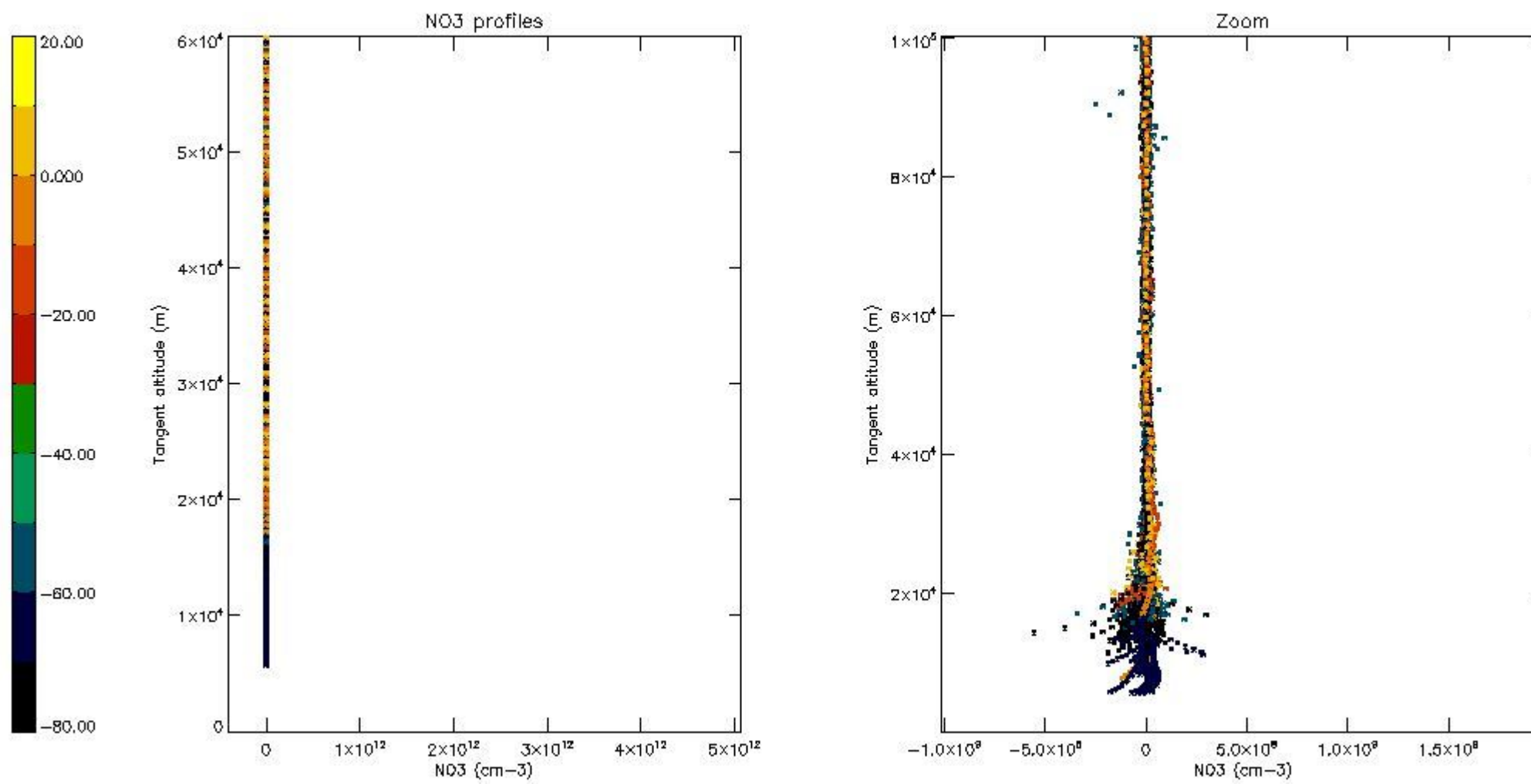
5.6 Plot NO₂ profiles for all STD (dark without errors)

The colorbar represents the latitude.



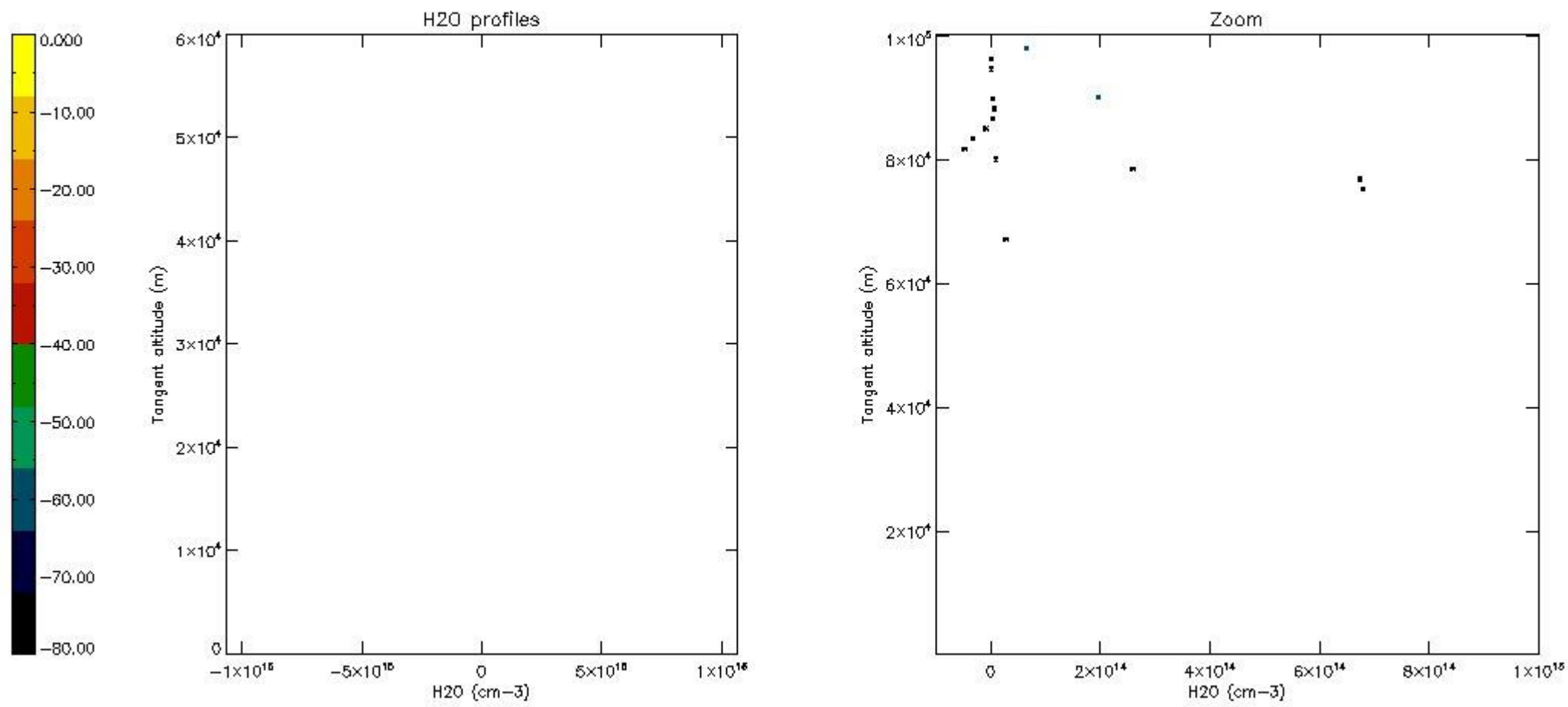
5.7 Plot NO3 profiles for all STD (dark without errors)

The colorbar represents the latitude.



5.8 Plot H₂O profiles for all STD (only for occultations of stars 1,2,3,4,13,14,16,26,63 dark without errors)

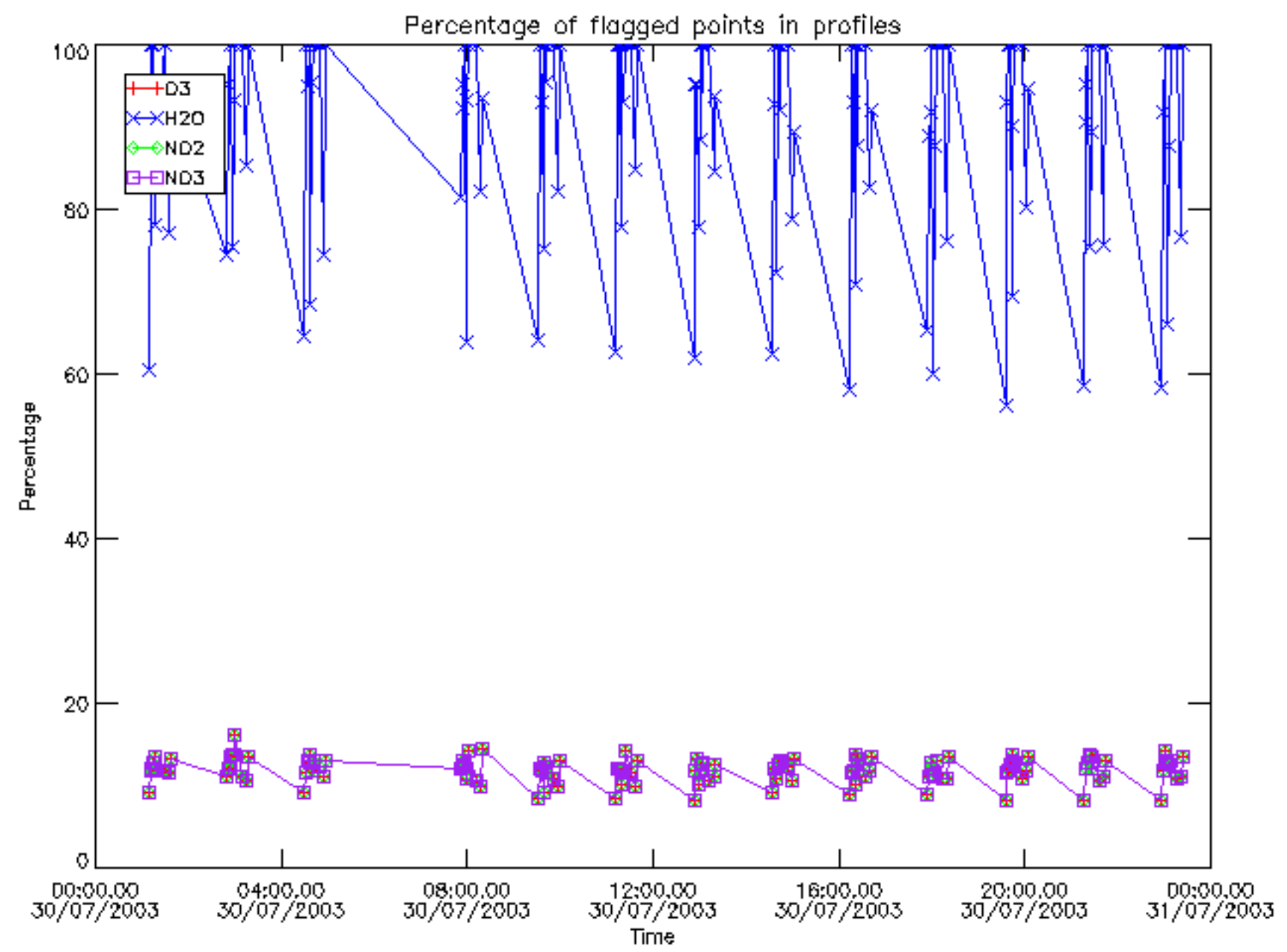
The colorbar represents the latitude.



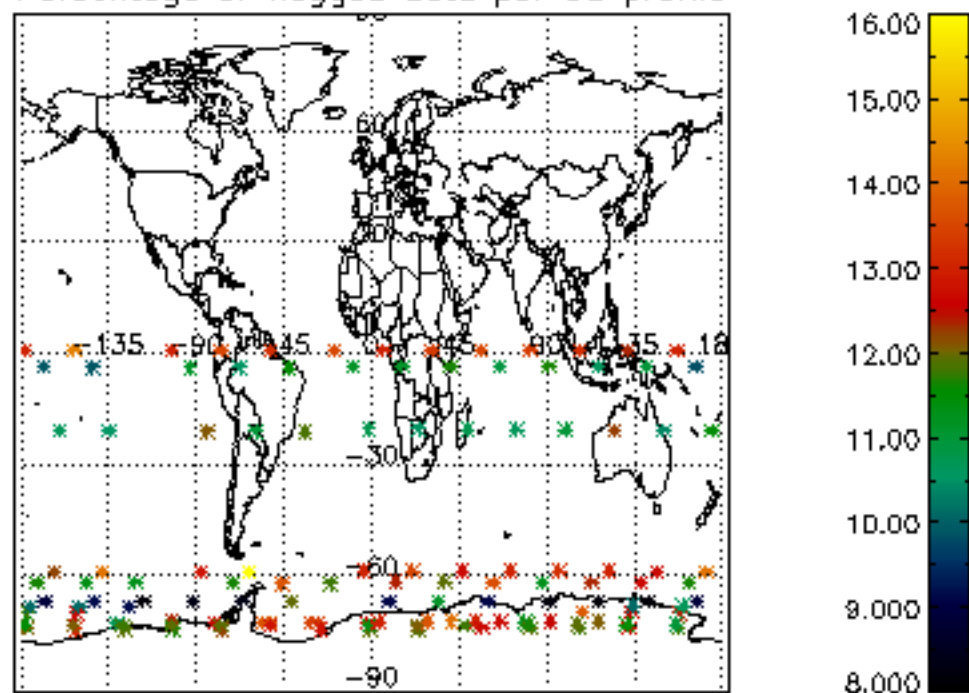
6. Auxiliary Data Files used for the production reported in section 2

The number reported in the third column indicates since which file (see list in section 2) the corresponding auxiliary file has been used. The fourth column is the date of those product files.

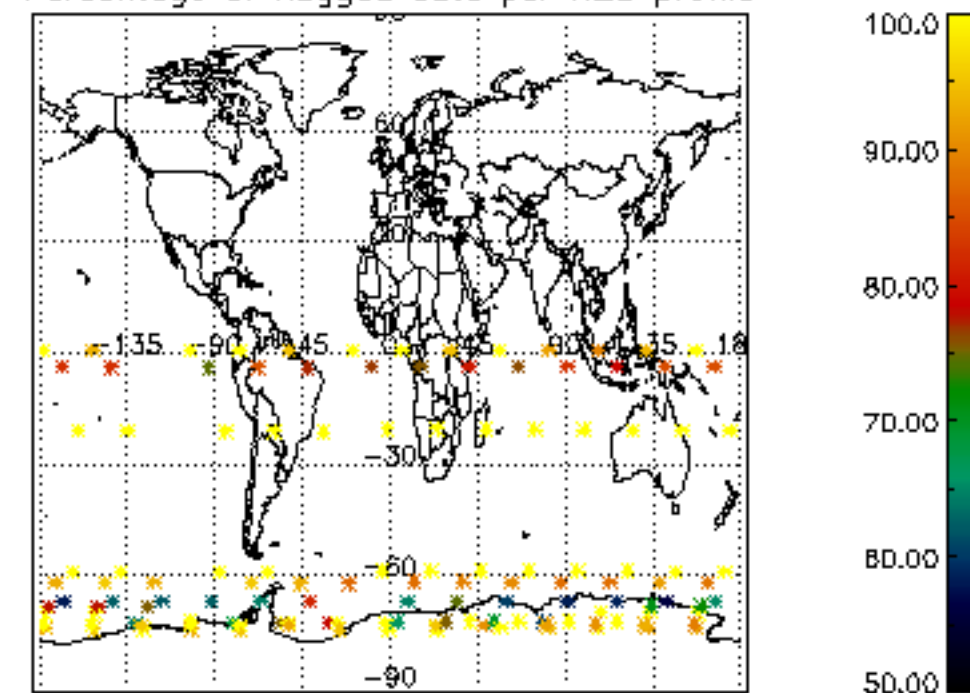
Type	Auxiliary Filename	Used since product	Used since product date
INST_PHYS_CHARACTERISTICS	GOM_INS_AXVIEC20091111_143220_20030716_120000_20500101_000000	1	30-JUL-2003 00:00:36
LEVEL-2_PROC_CONFIG	GOM_PR2_AXVIEC20091111_152718_20020301_000000_20500101_000000	1	30-JUL-2003 00:00:36
CROSS_SECTIONS_FILE	GOM_CRS_AXVIEC20091111_154832_20020301_000000_20500101_000000	1	30-JUL-2003 00:00:36



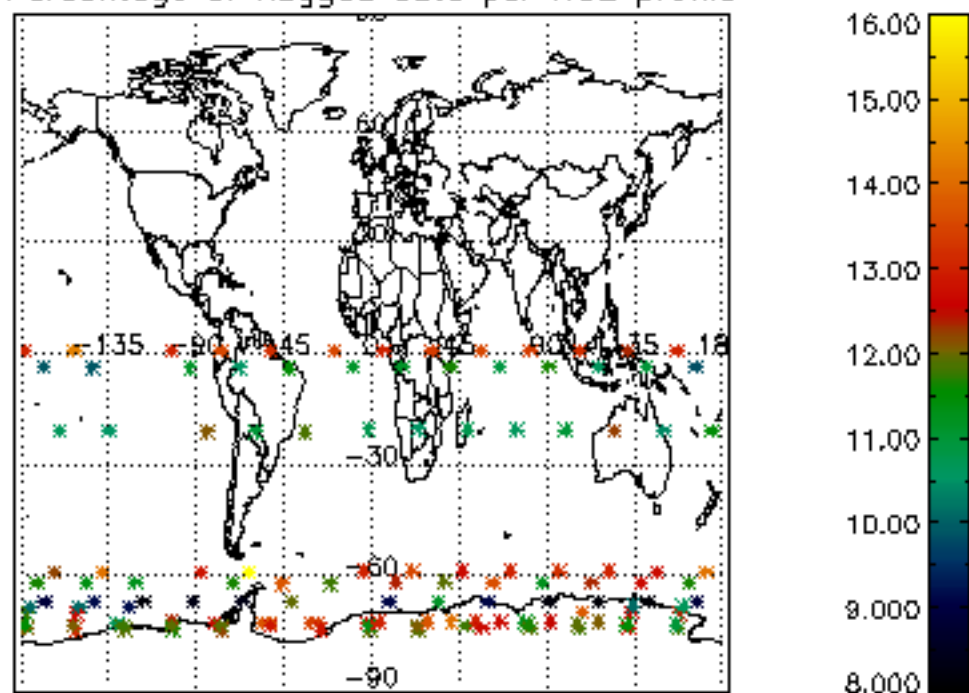
Percentage of flagged data per D3 profile



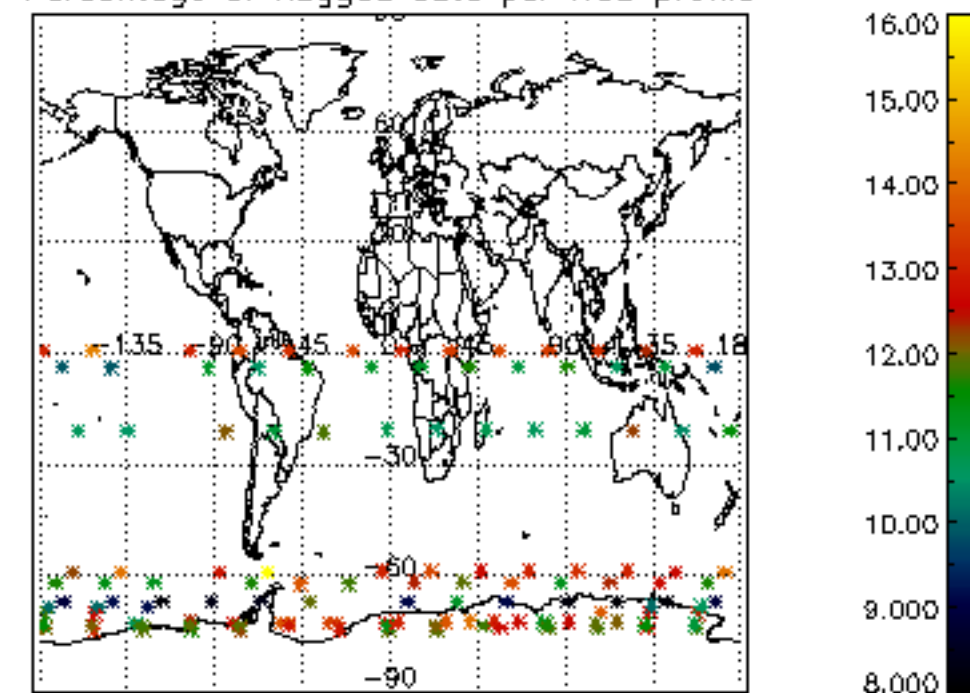
Percentage of flagged data per H2O profile

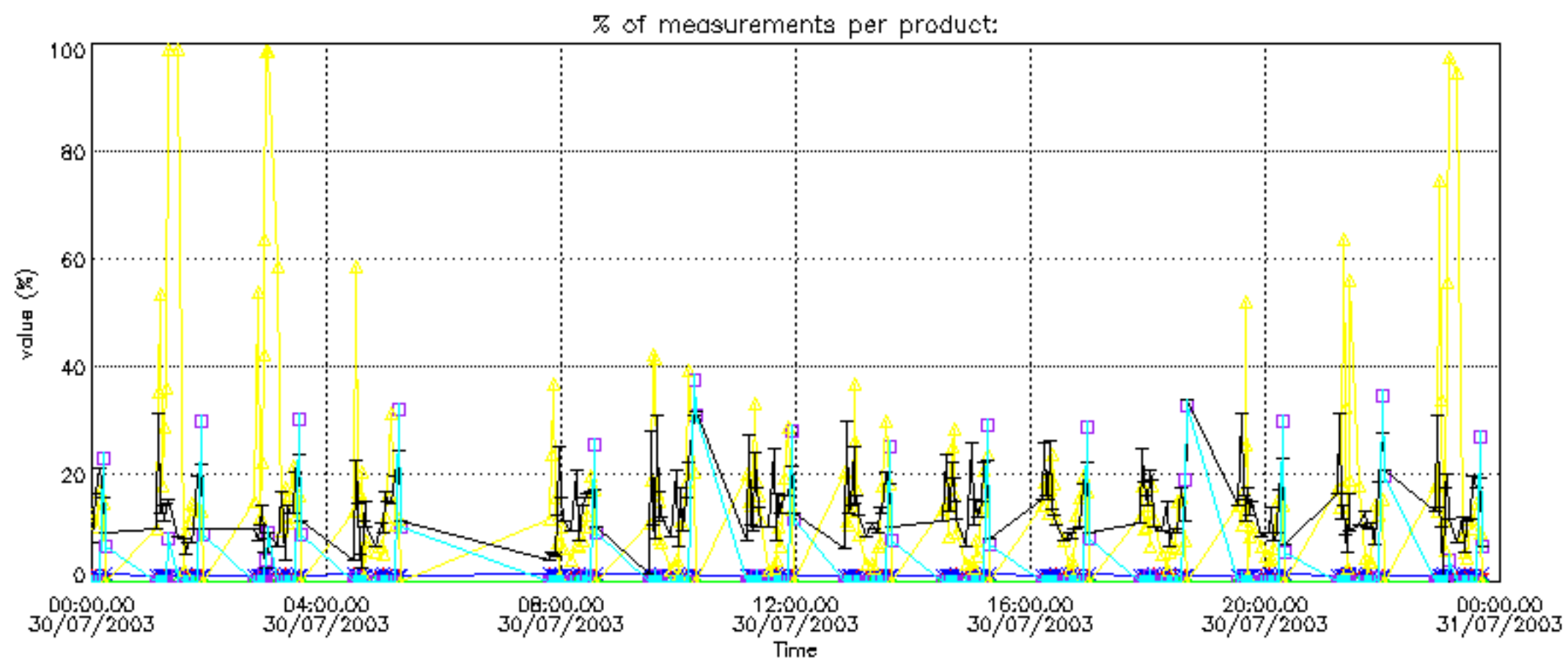
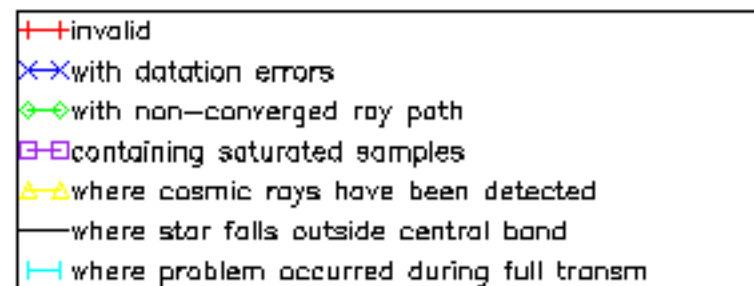


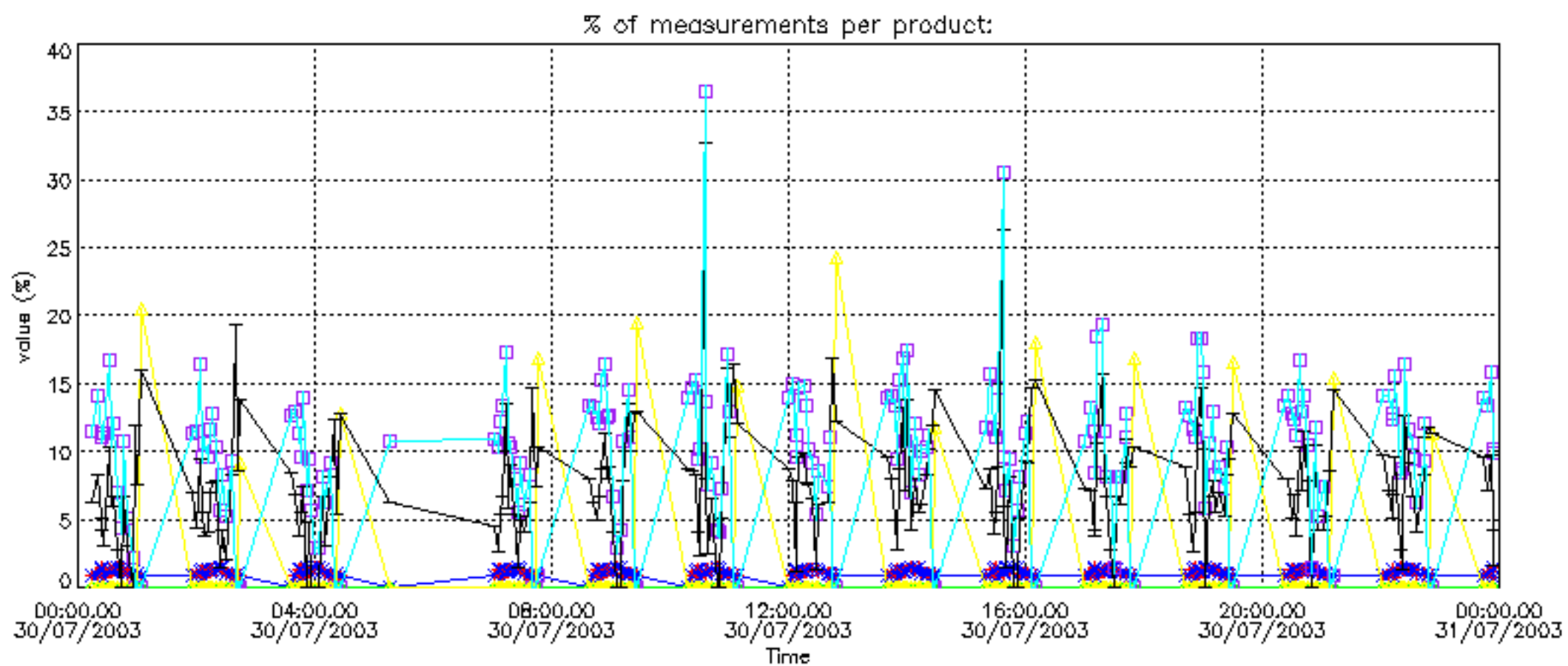
Percentage of flagged data per NO2 profile



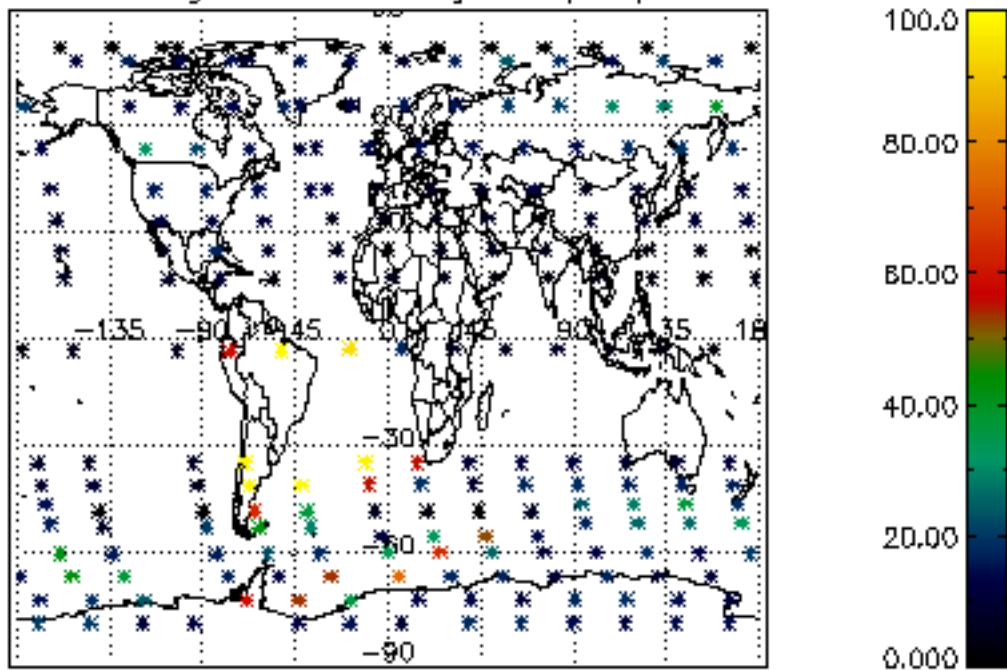
Percentage of flagged data per NO3 profile



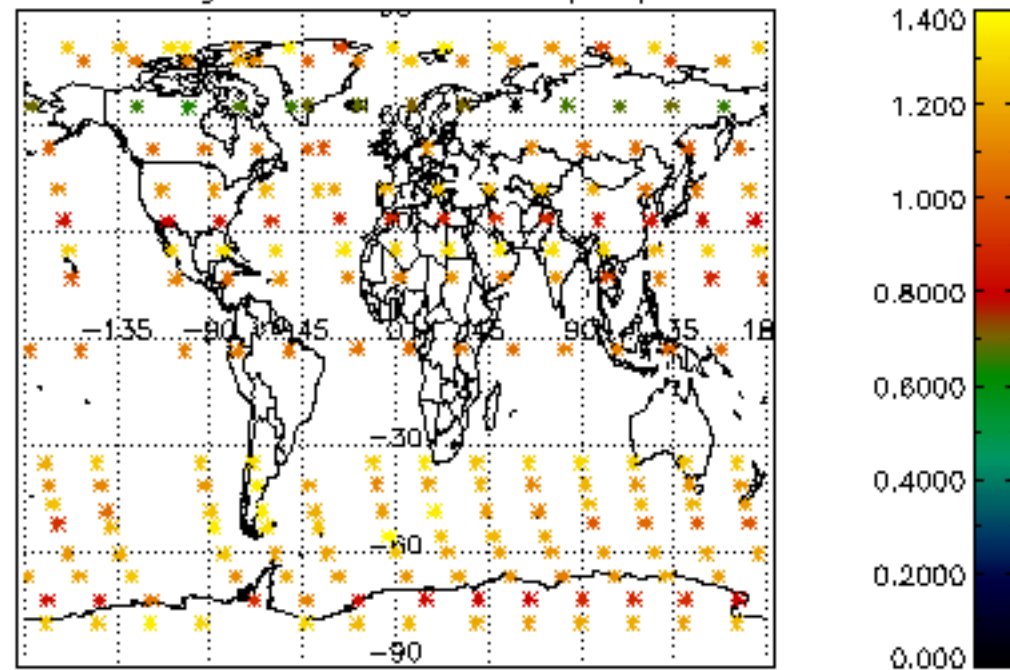




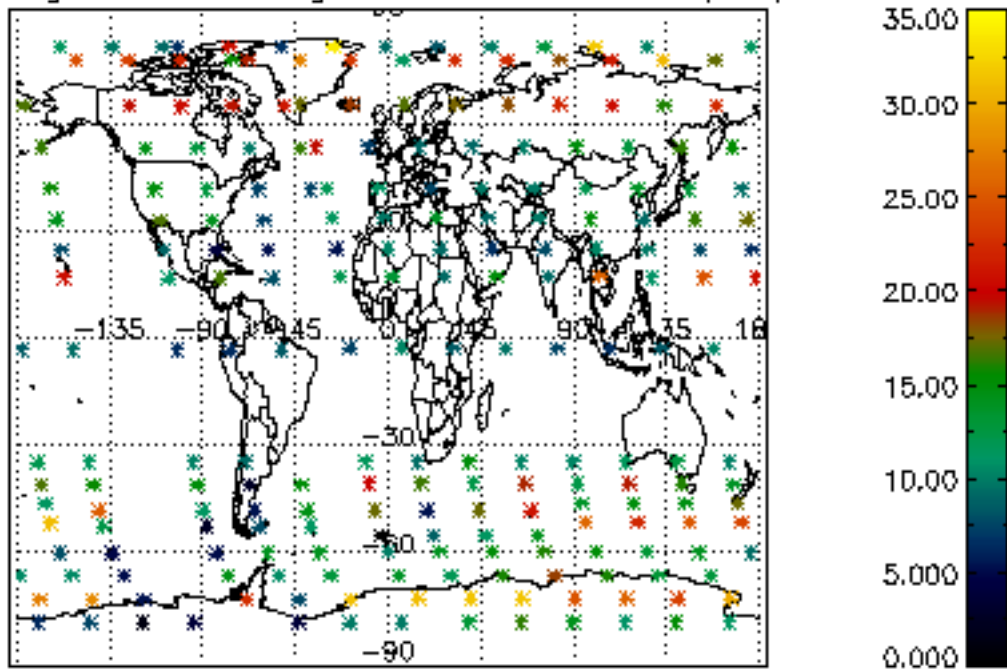
Percentage of cosmic ray hits per profile



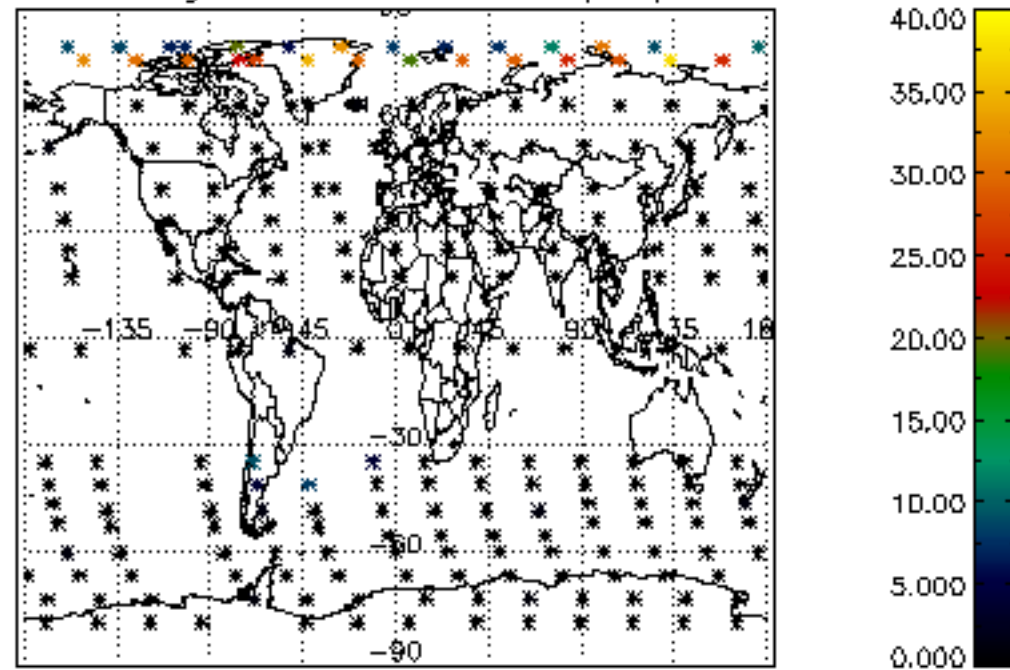
Percentage of datation errors per profile



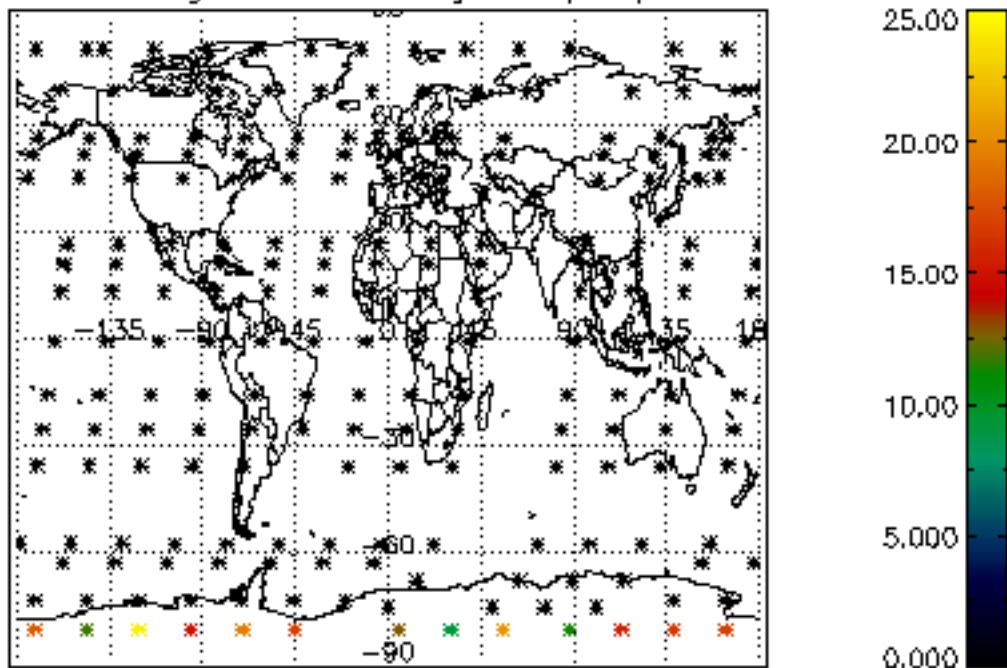
Percentage of star falling outside central band per profile



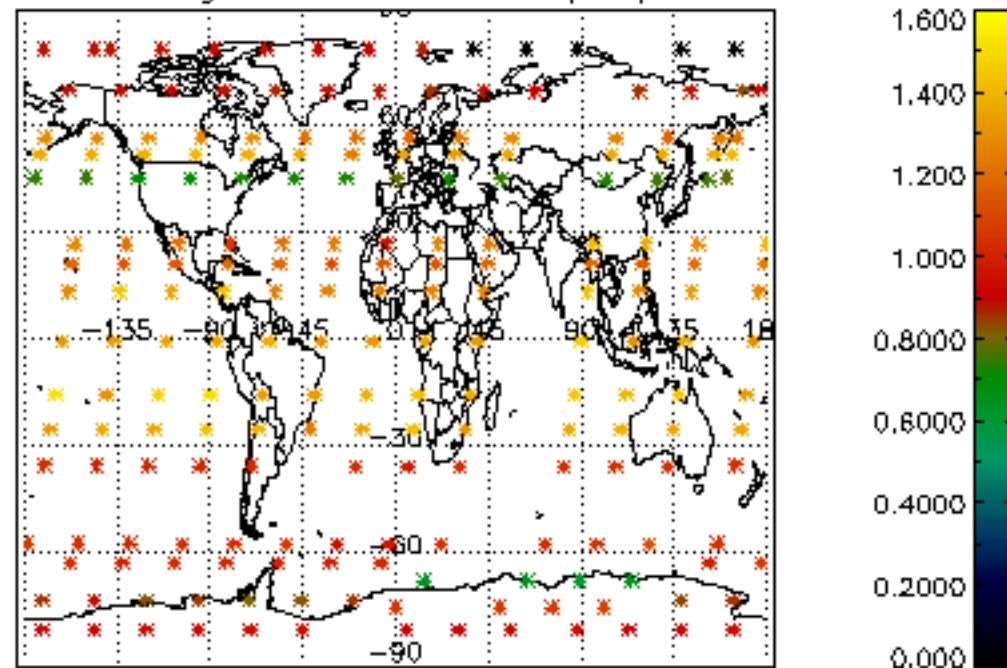
Percentage of saturation errors per profile



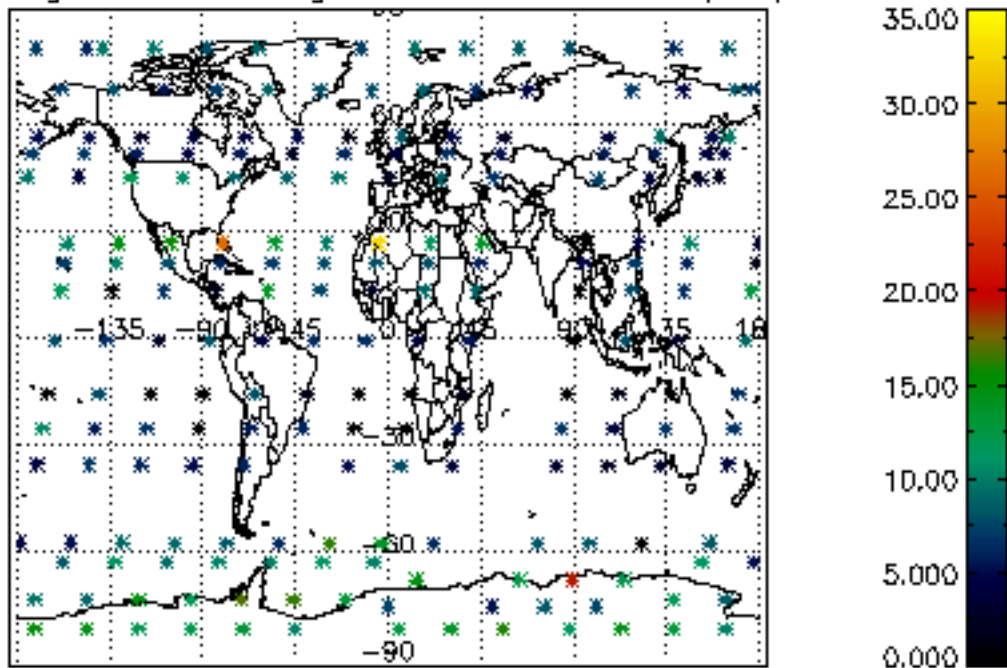
Percentage of cosmic ray hits per profile



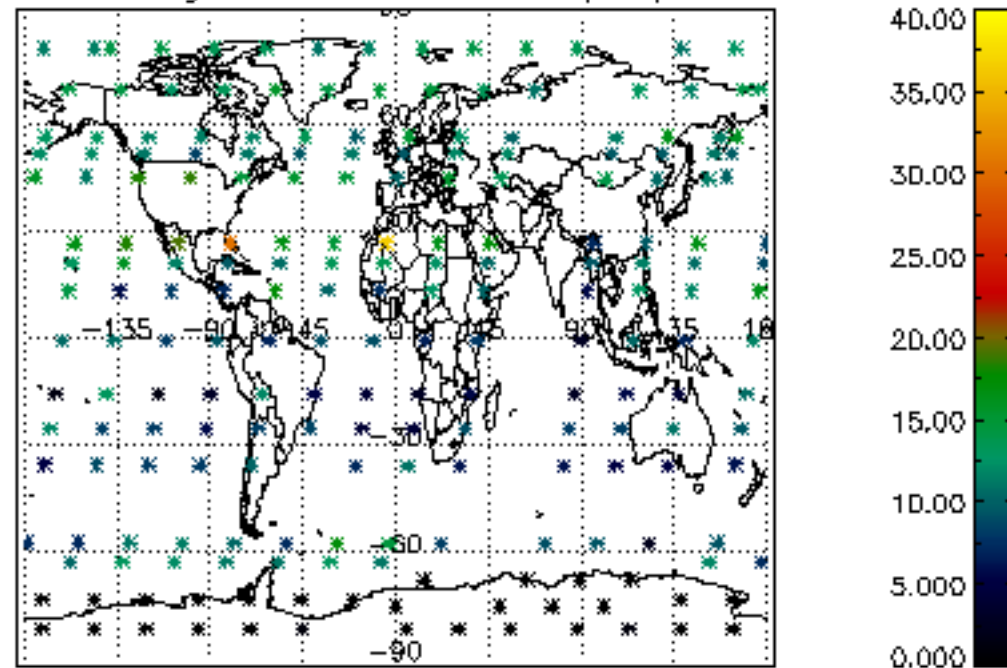
Percentage of datation errors per profile

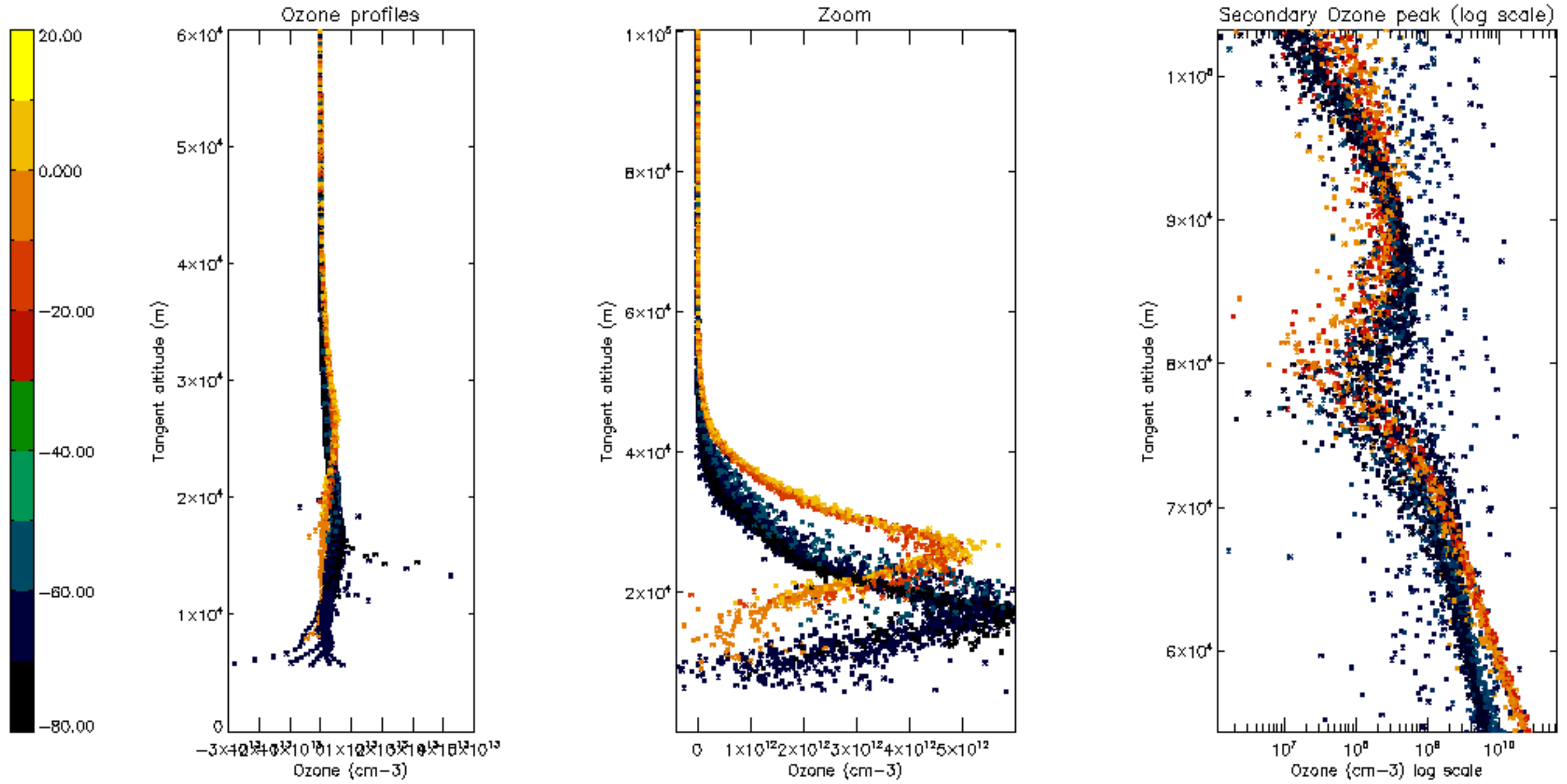


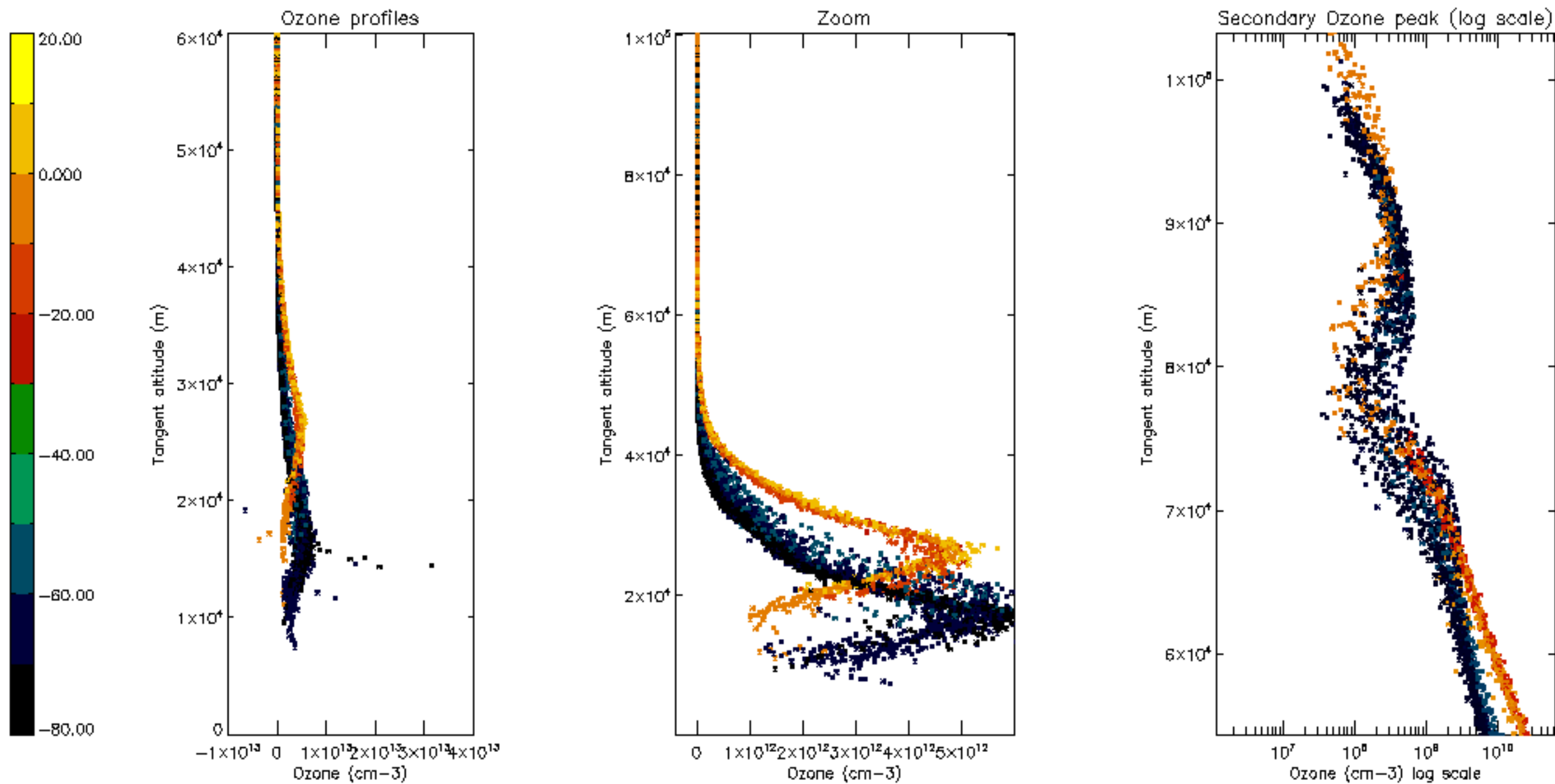
Percentage of star falling outside central band per profile

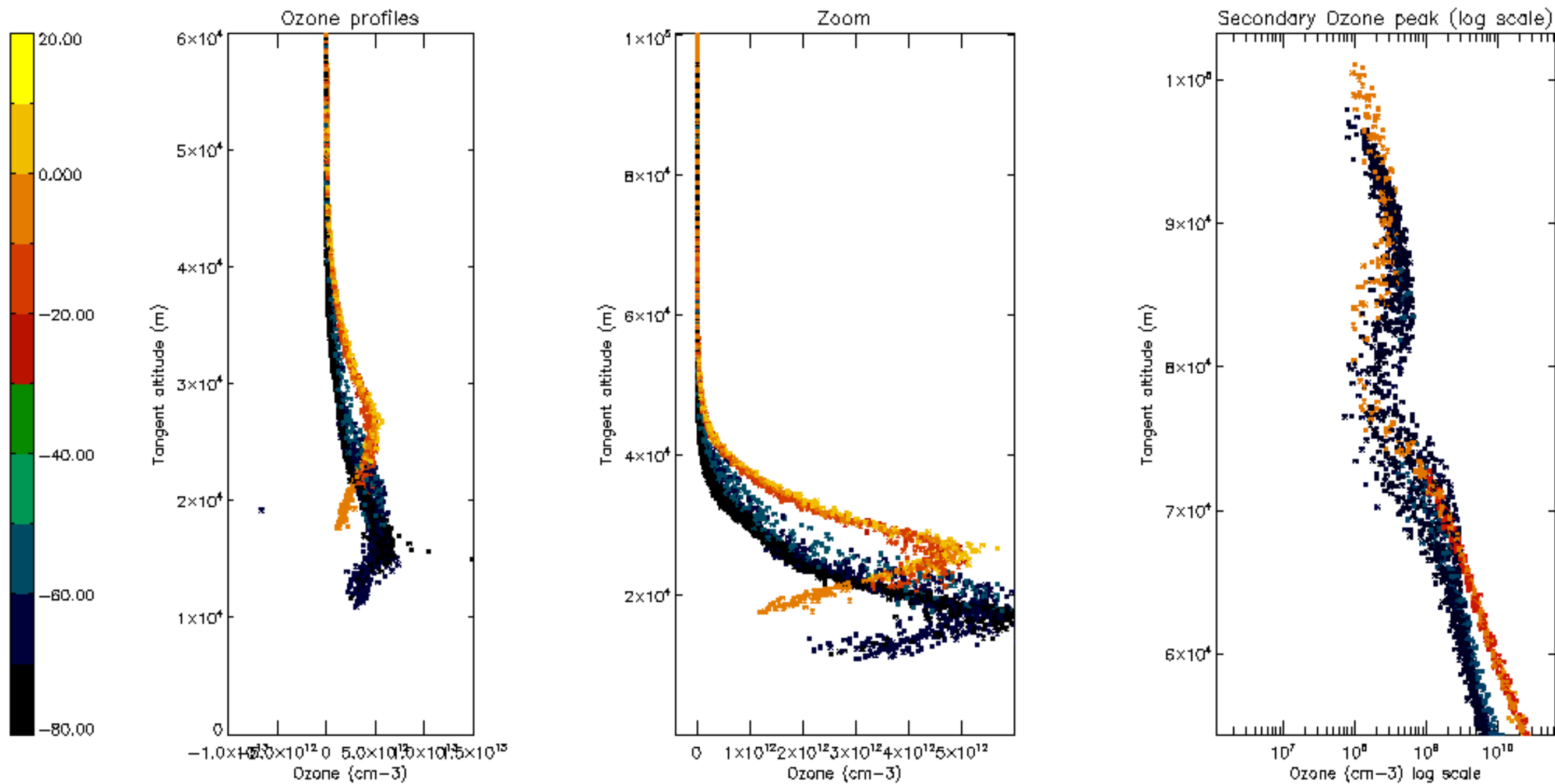


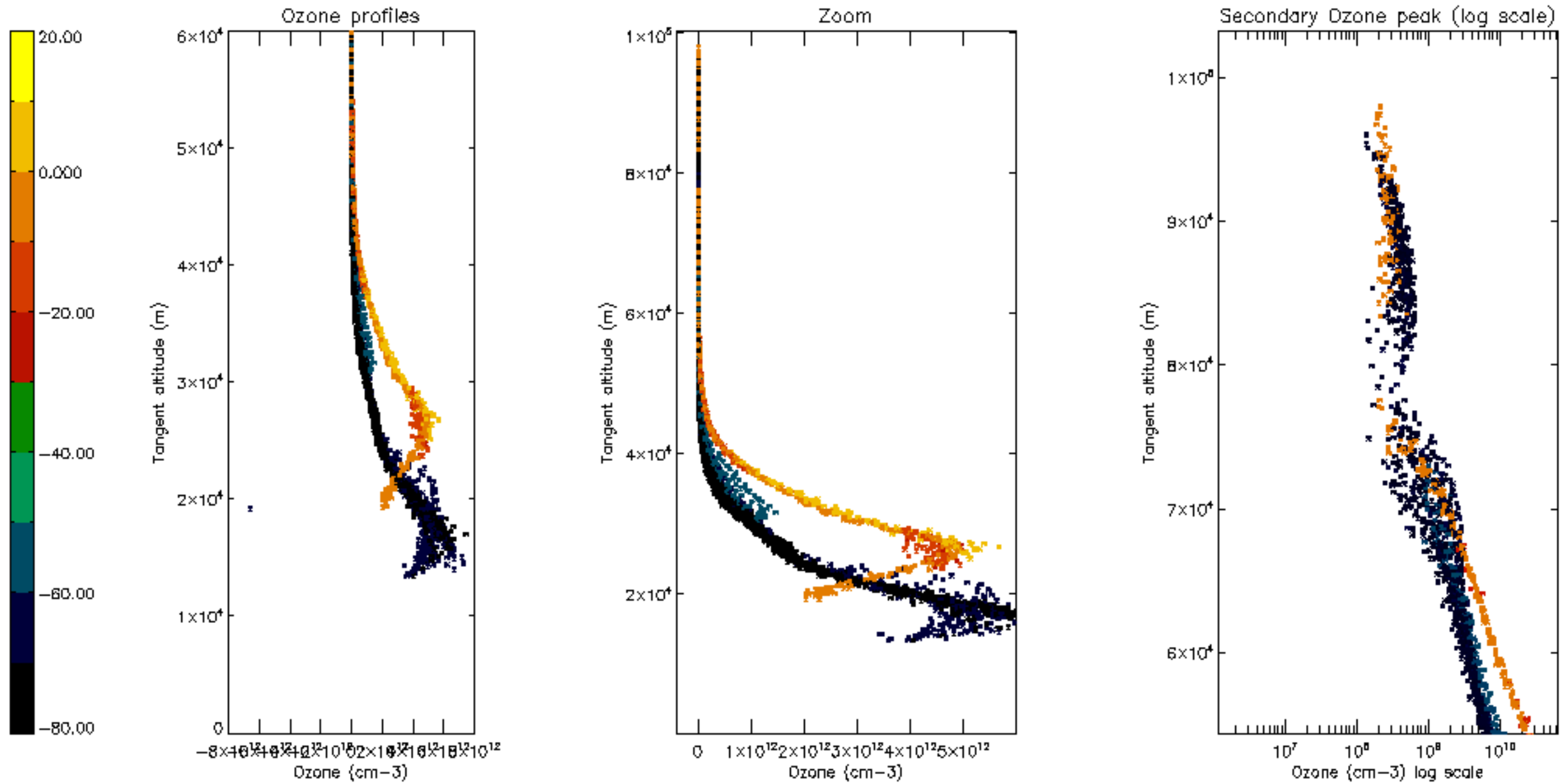
Percentage of saturation errors per profile

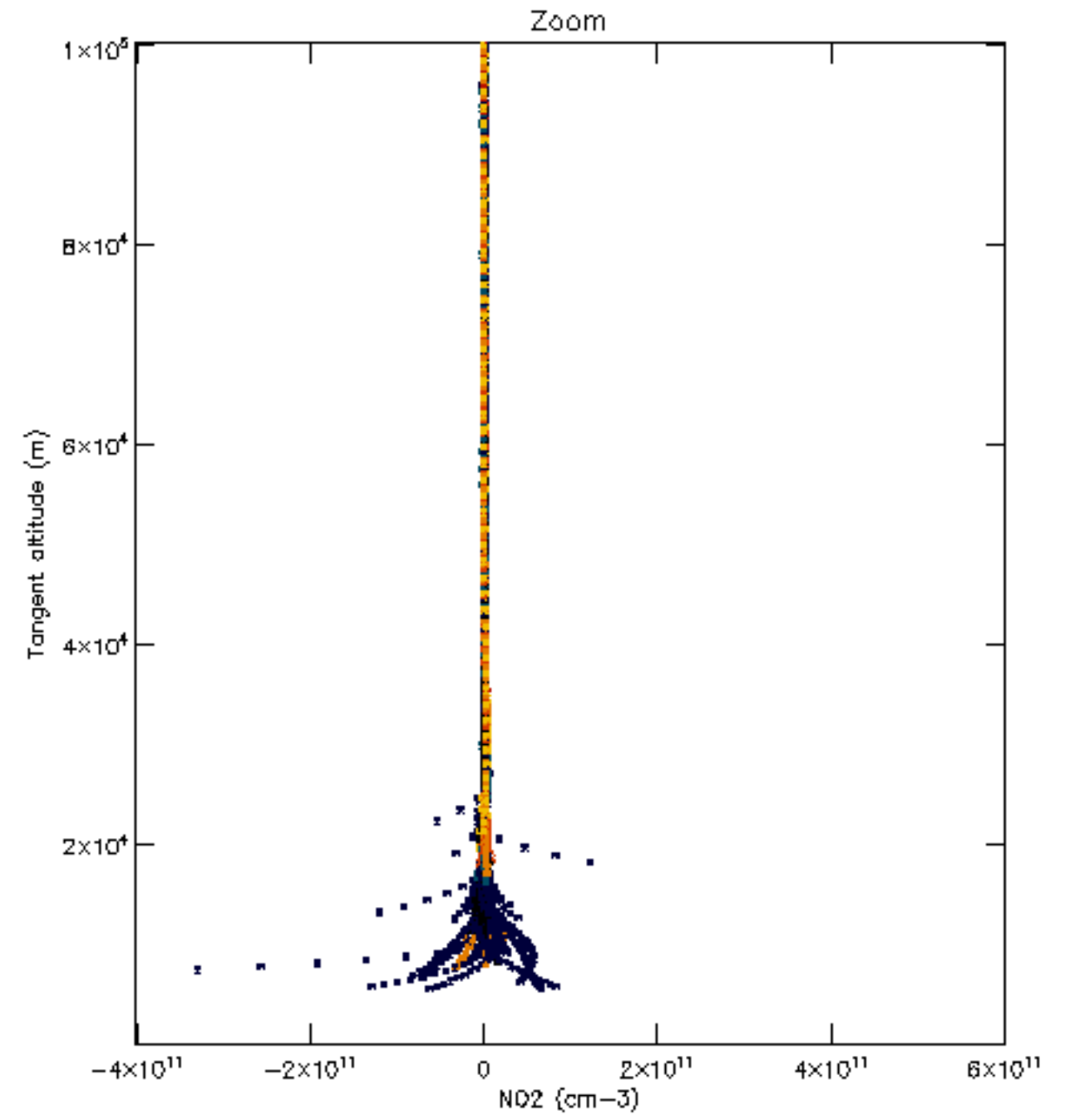
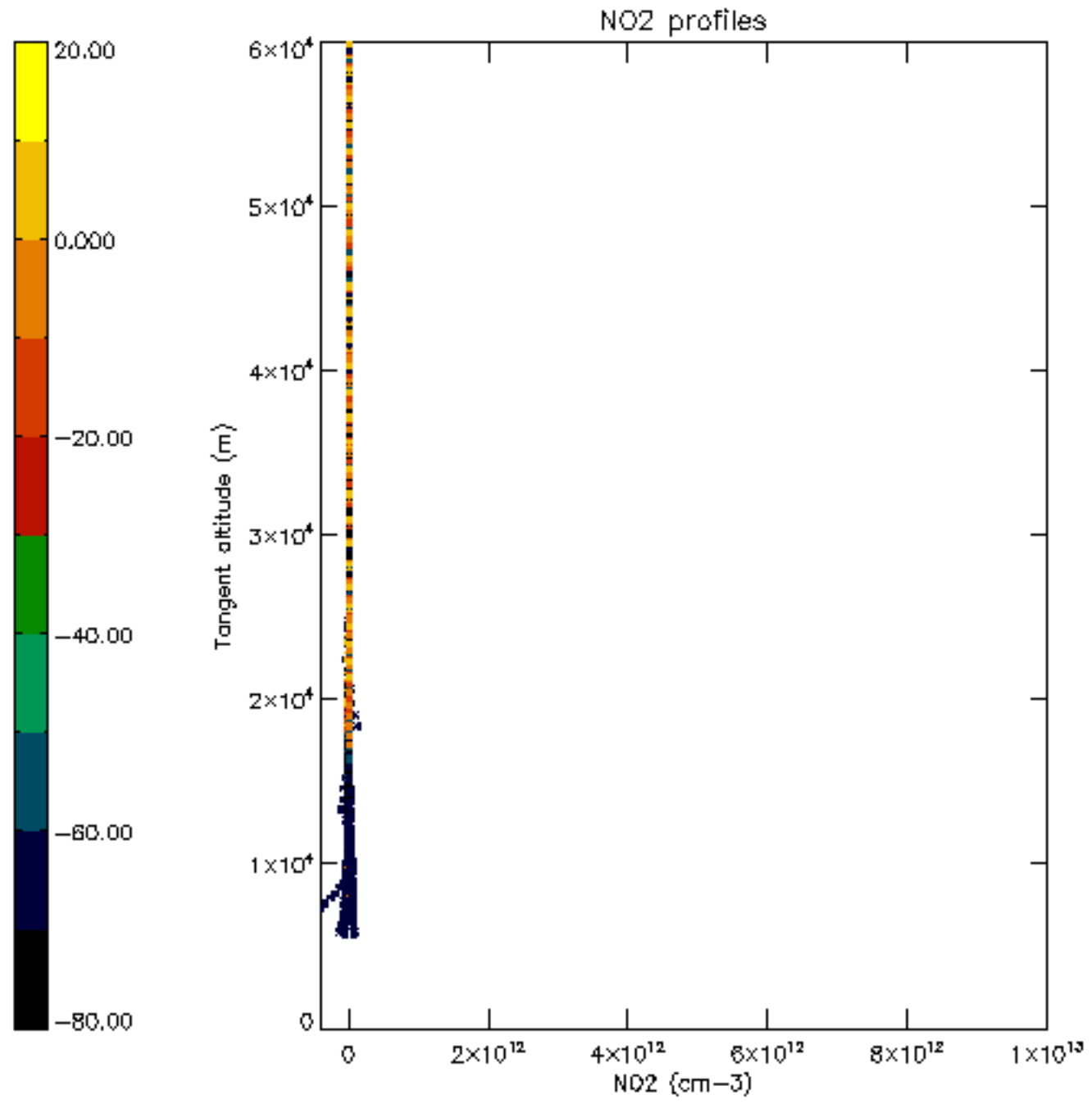


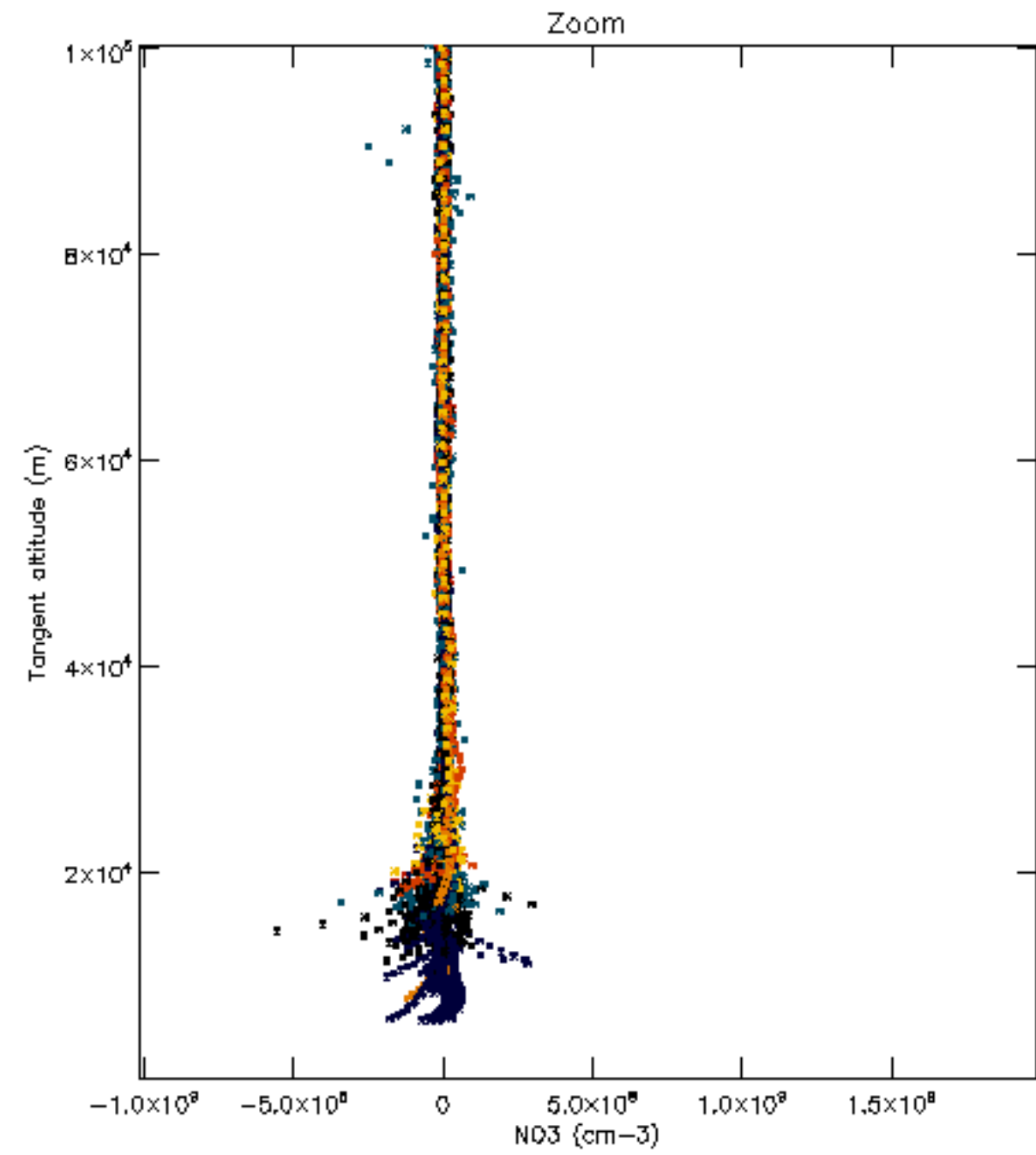
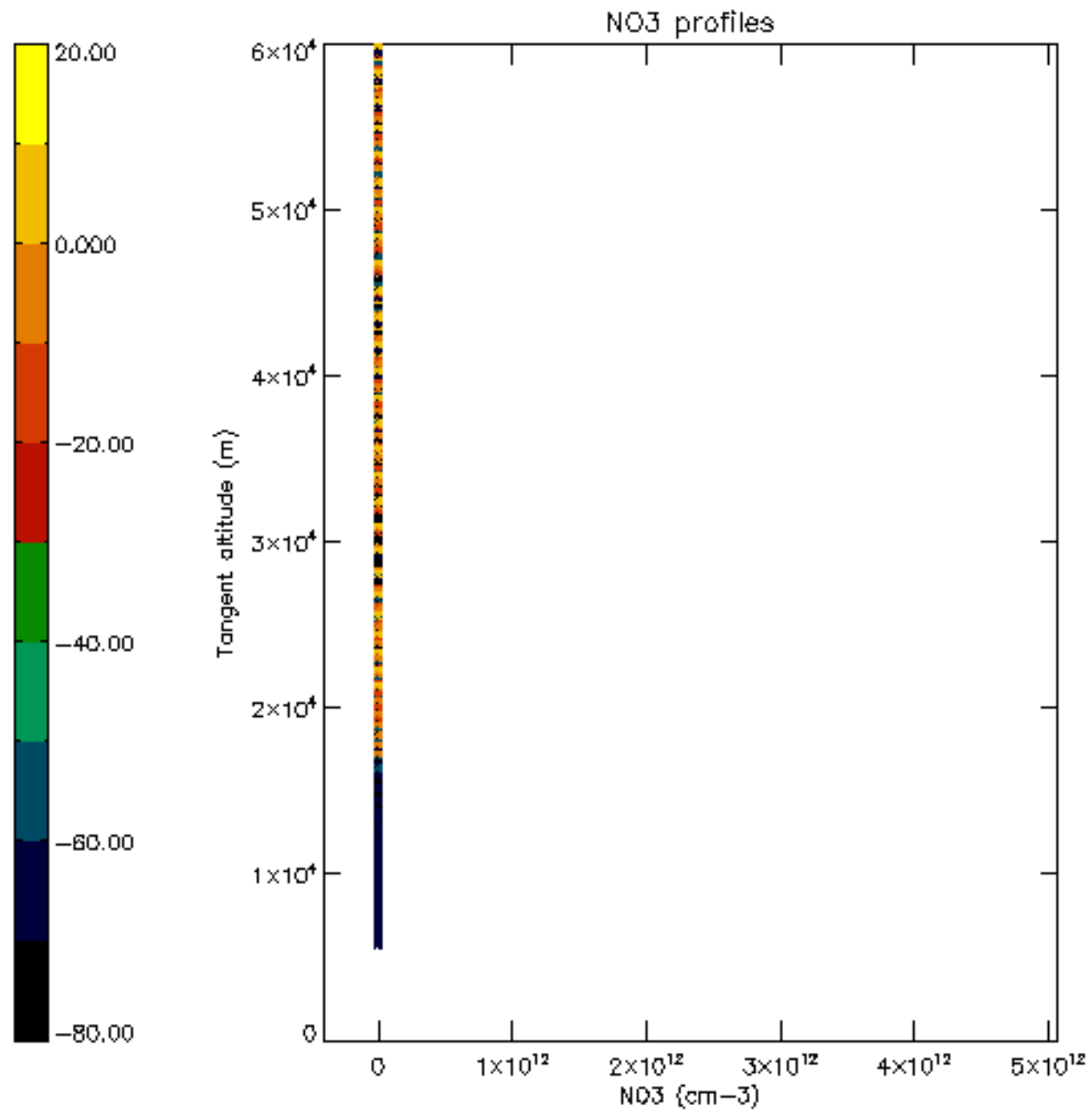


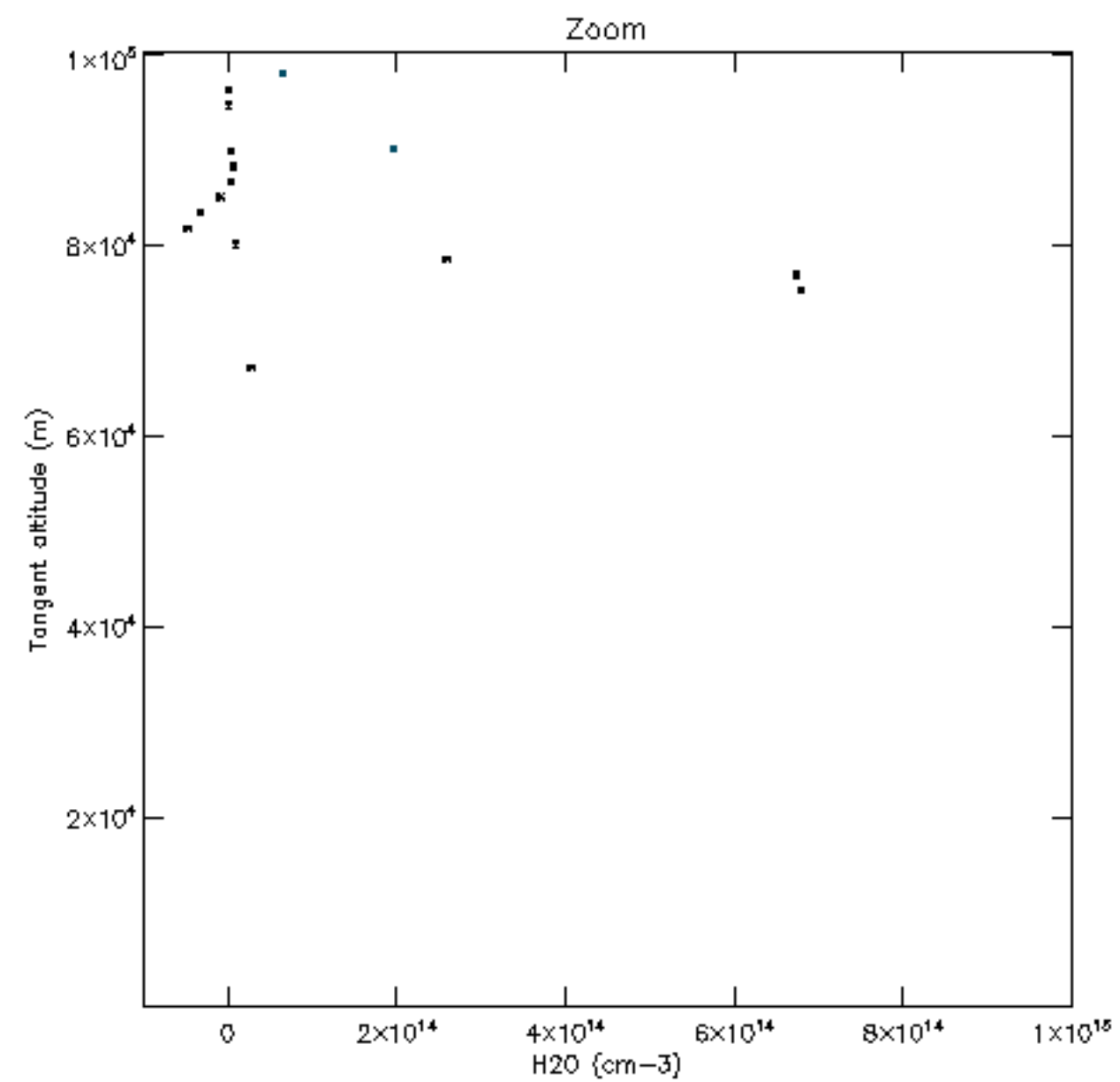
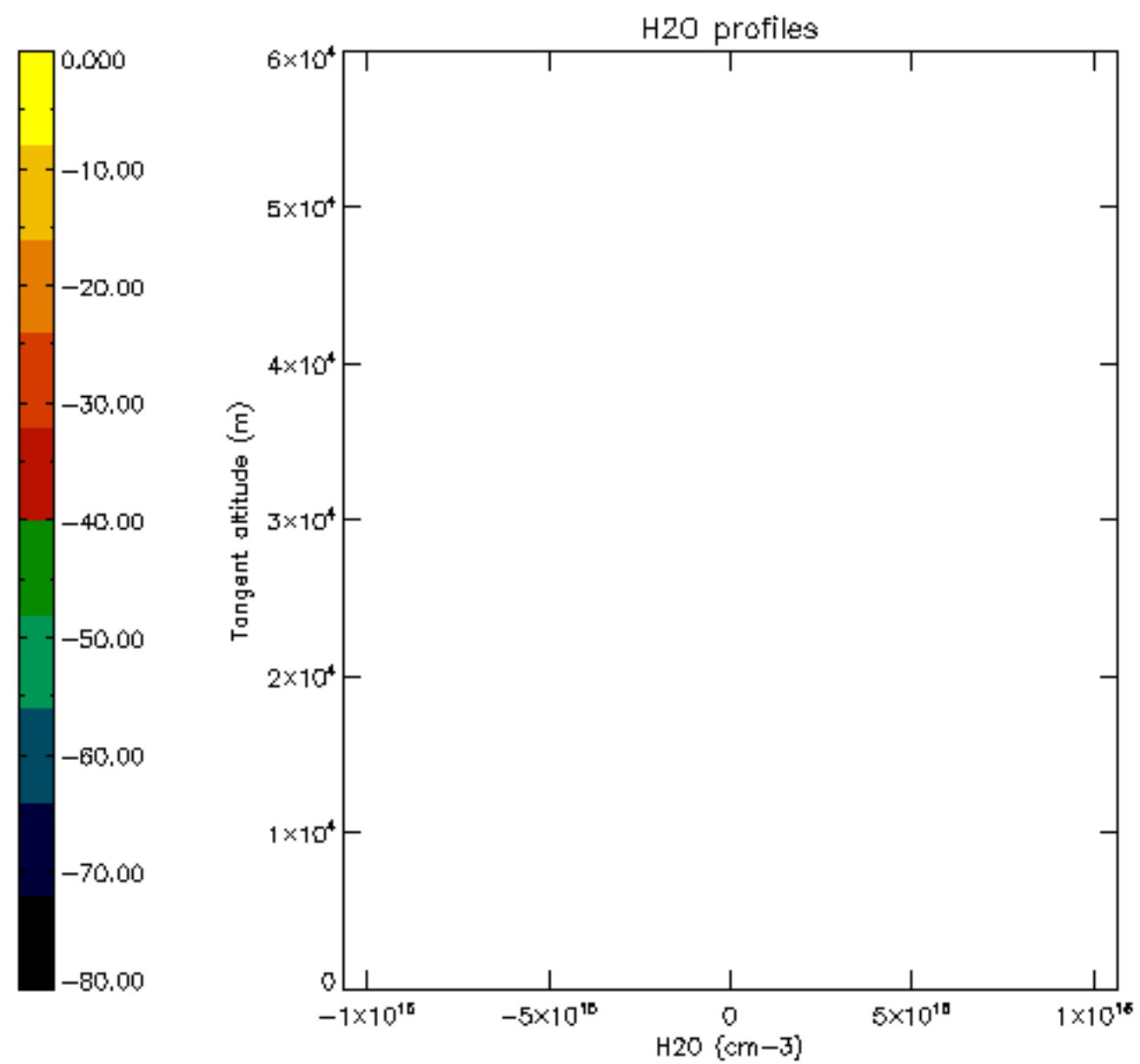


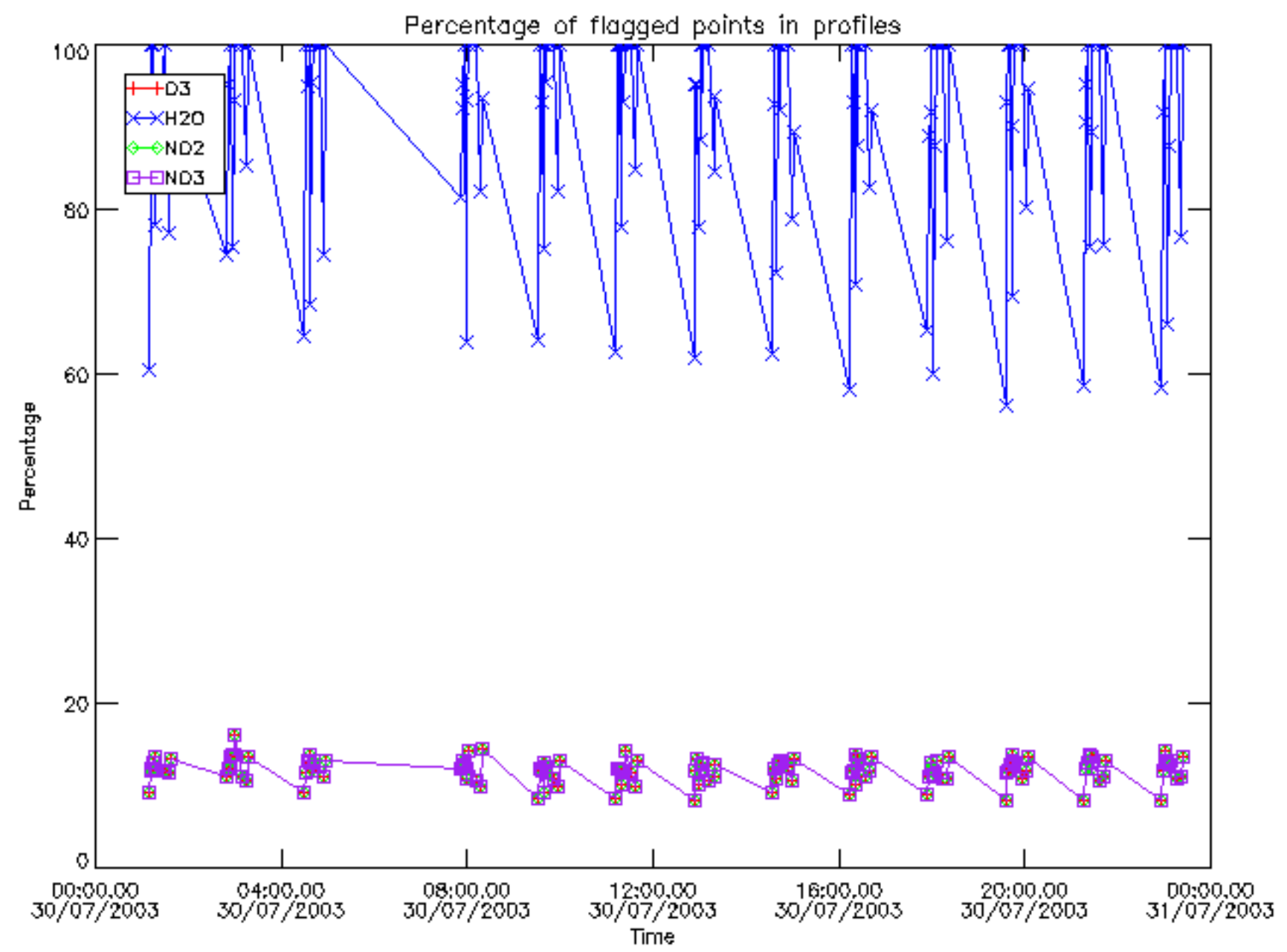




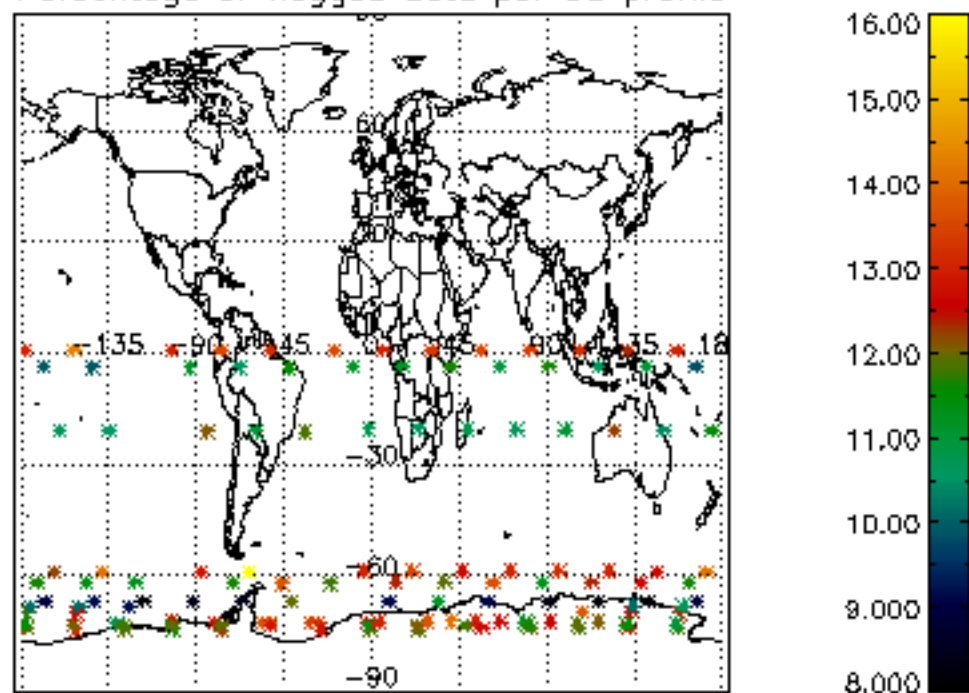




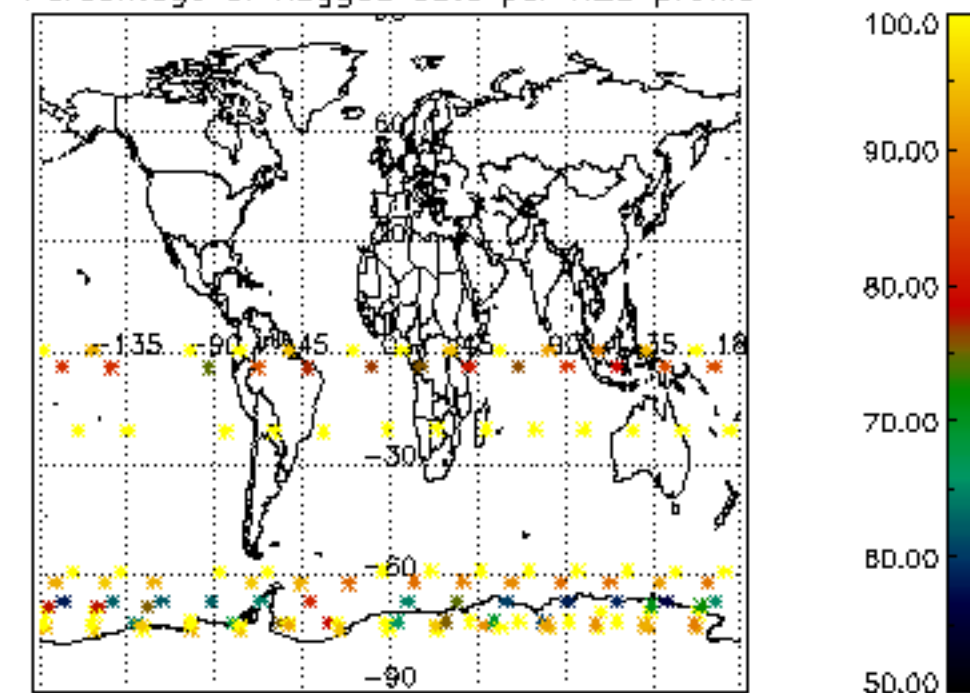




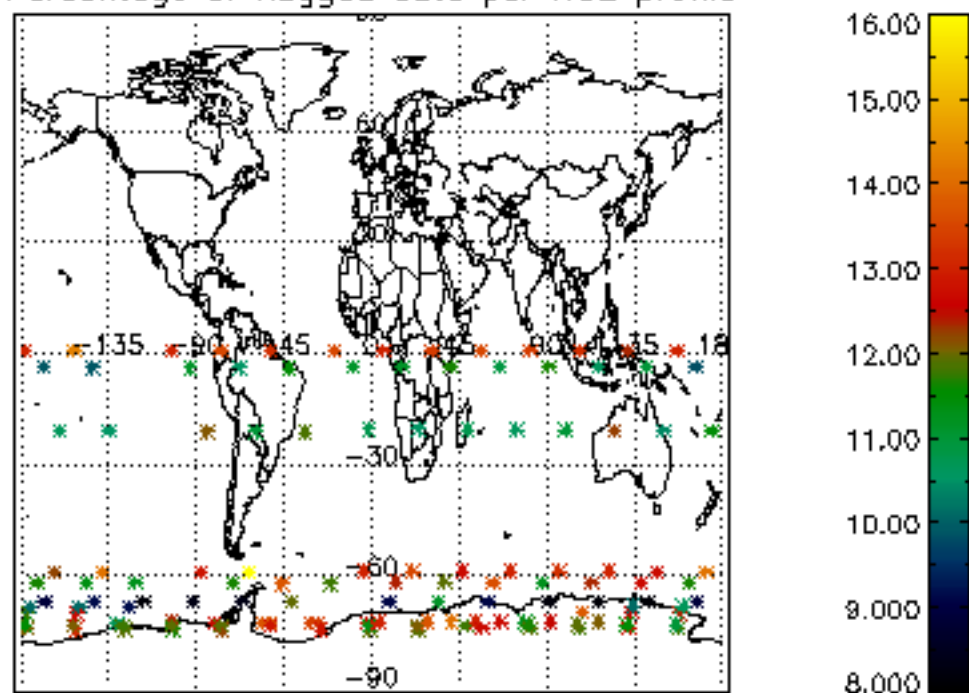
Percentage of flagged data per D3 profile



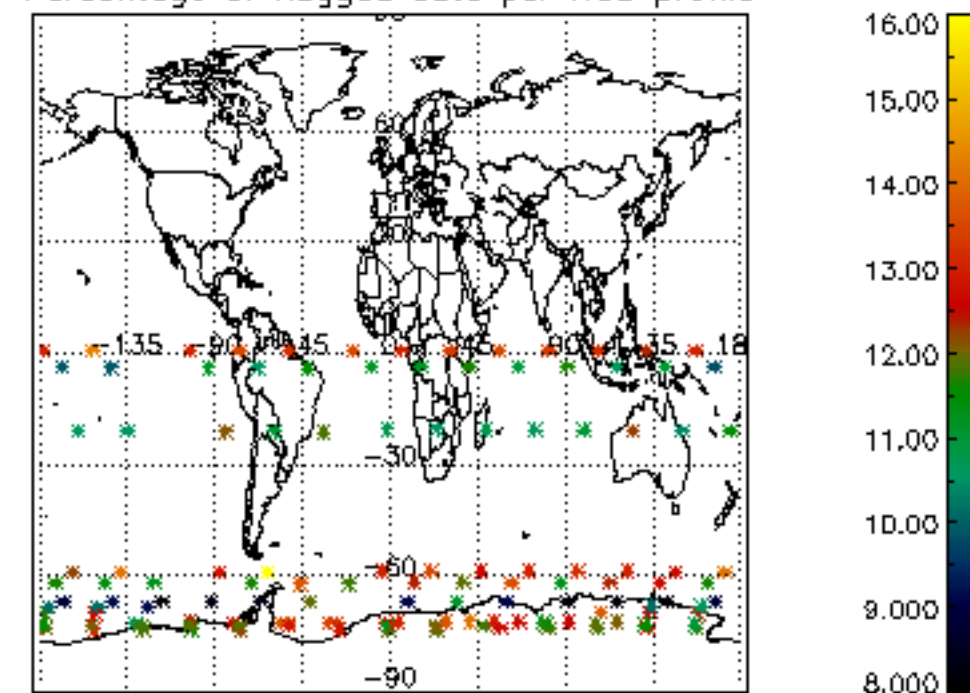
Percentage of flagged data per H2O profile

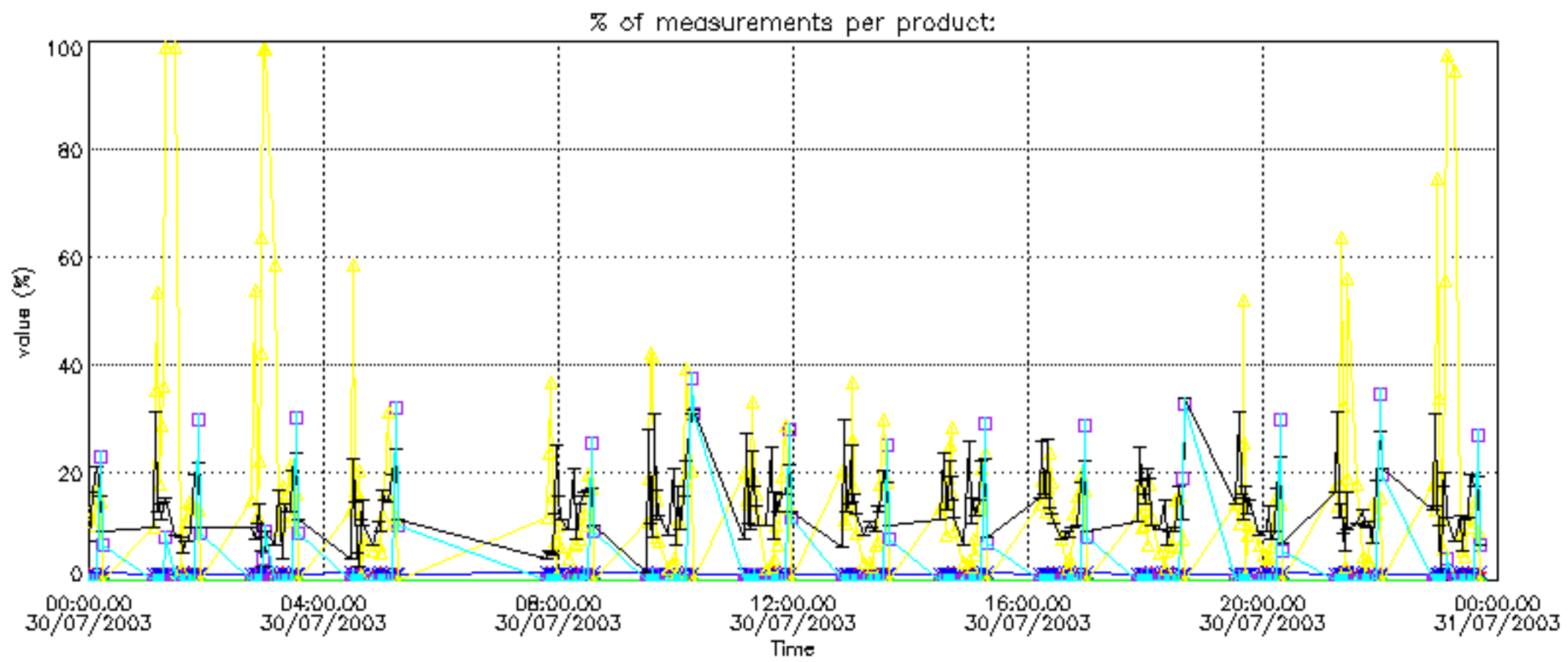


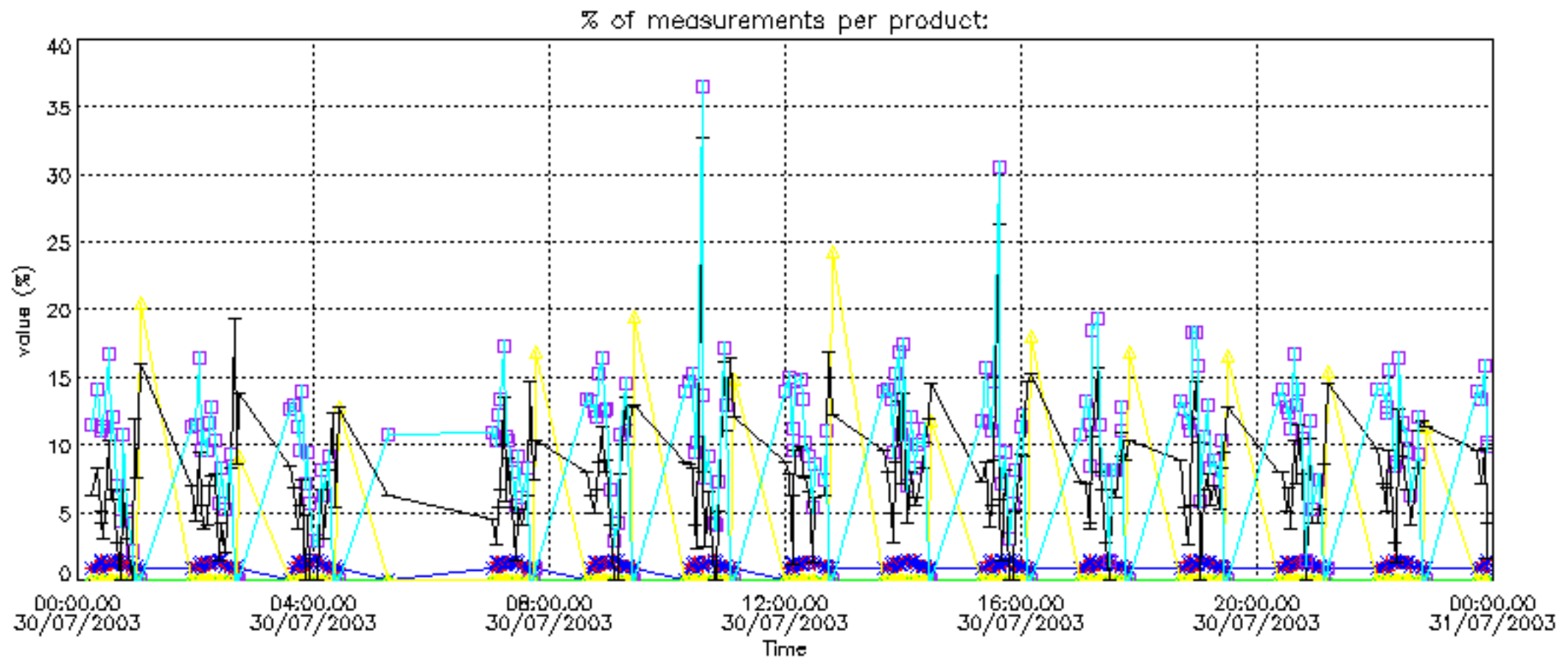
Percentage of flagged data per NO2 profile



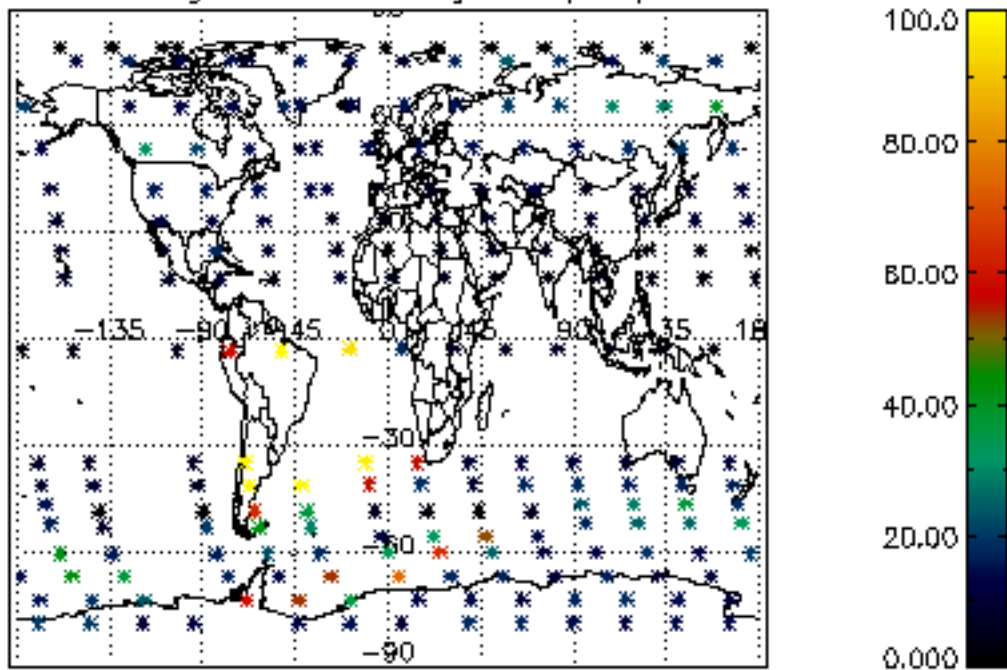
Percentage of flagged data per NO3 profile



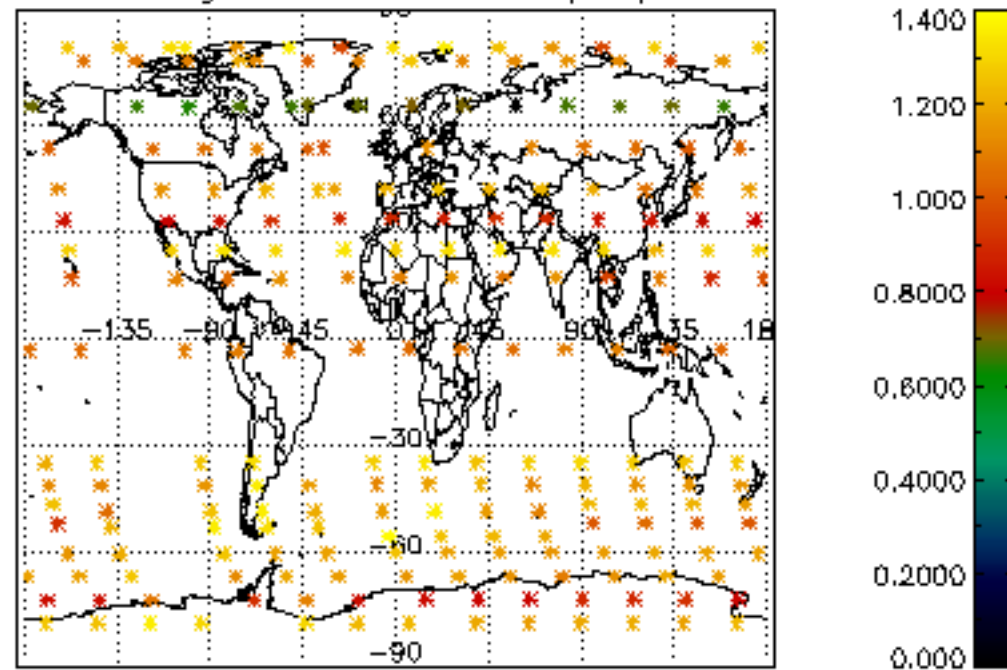




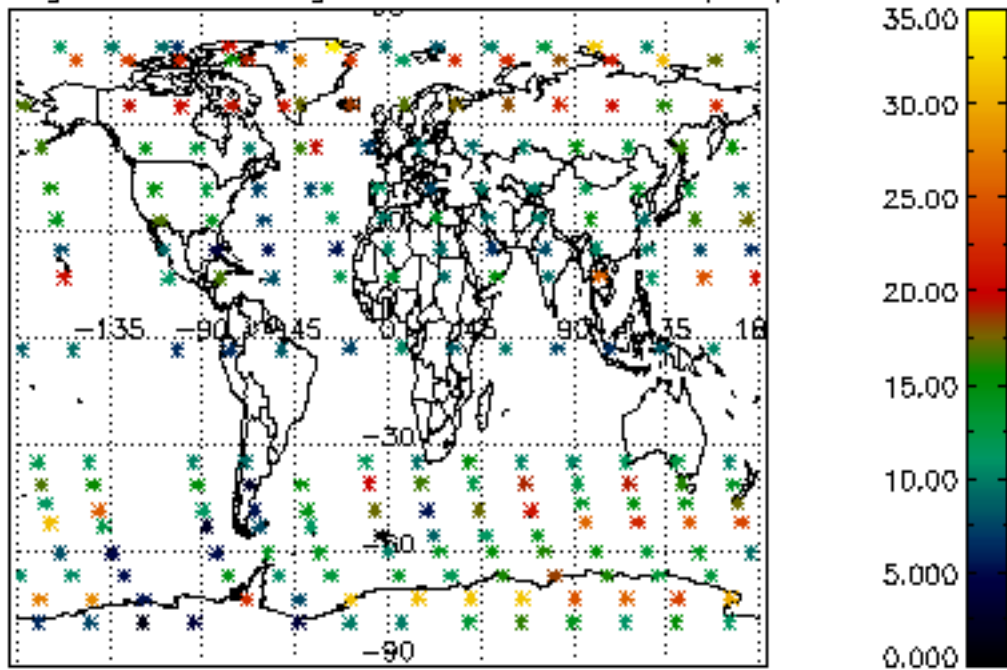
Percentage of cosmic ray hits per profile



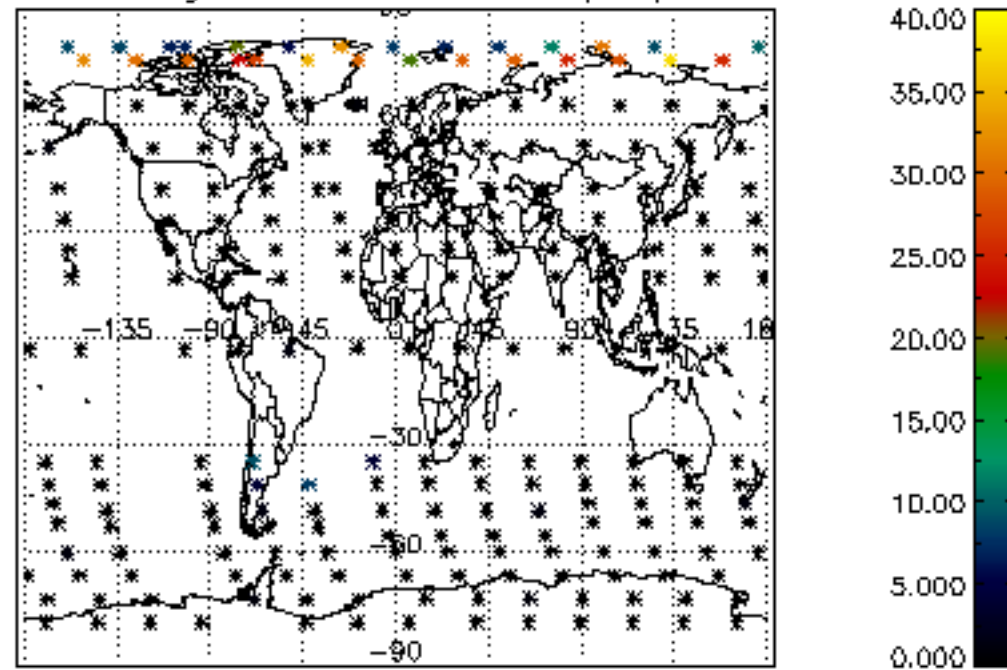
Percentage of datation errors per profile



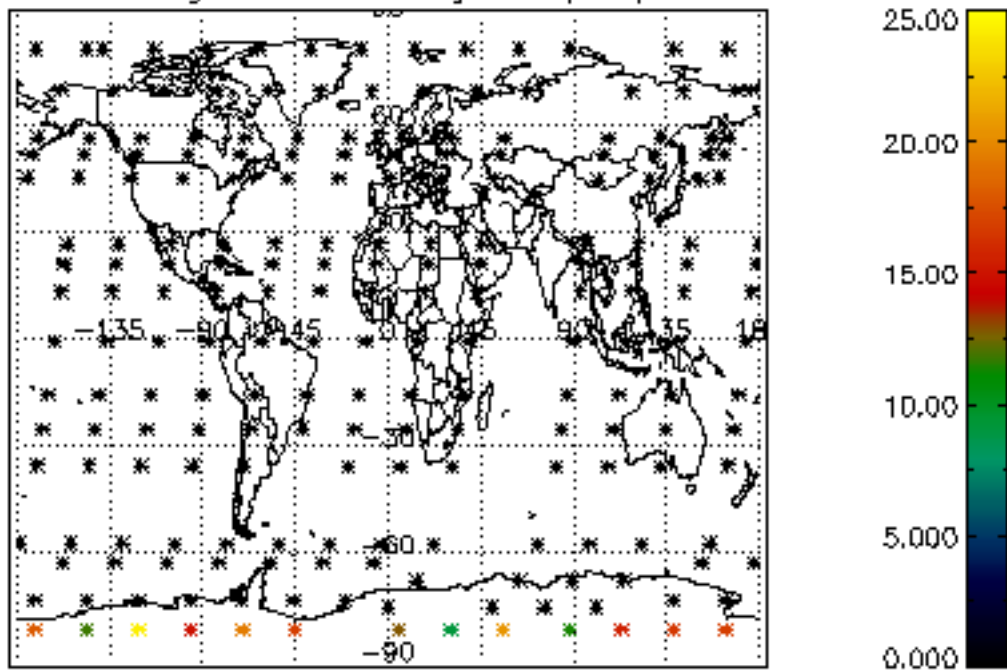
Percentage of star falling outside central band per profile



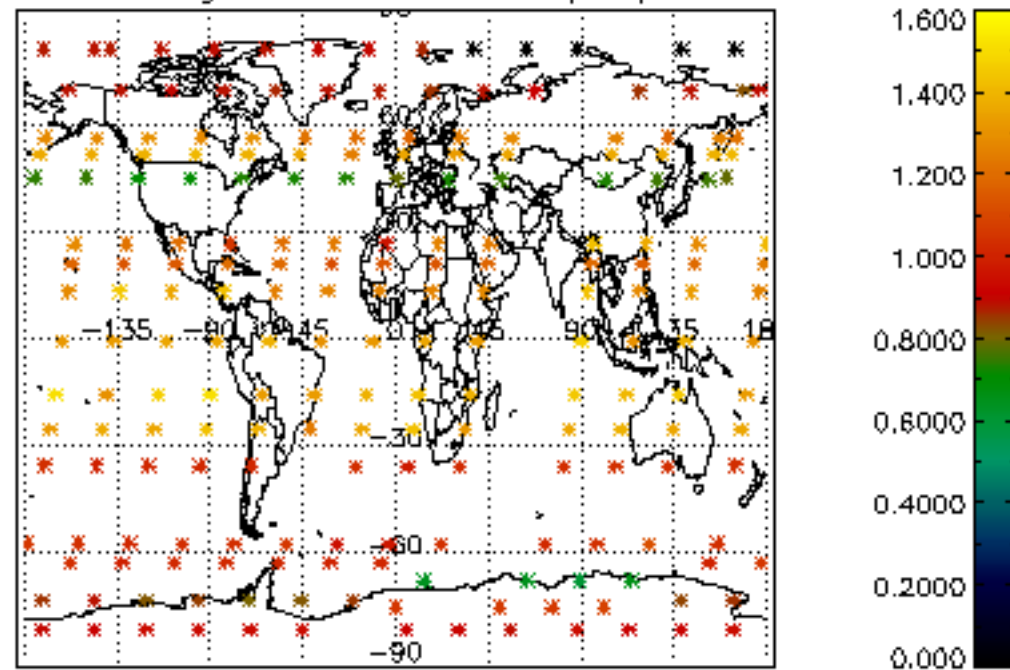
Percentage of saturation errors per profile



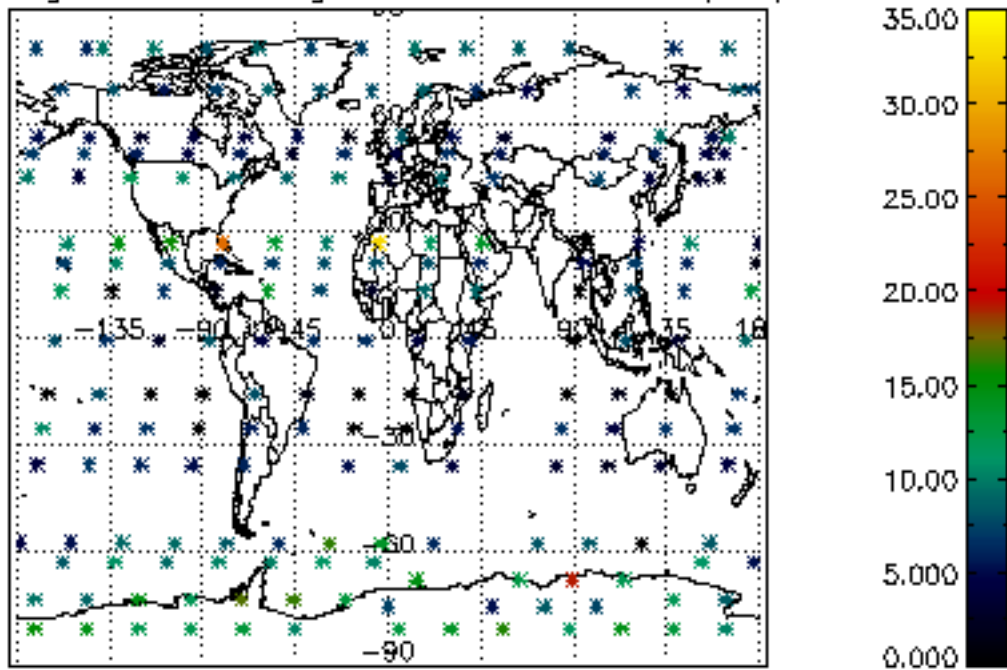
Percentage of cosmic ray hits per profile



Percentage of datation errors per profile



Percentage of star falling outside central band per profile



Percentage of saturation errors per profile

