

GOMOS Level 2 Daily Report

SUMMARY

[1. General Info](#)

[2. Summary of processed GOM_NL_2P products](#)

[3. Level 2 Quality information per product](#)

[3.1 Plot of level 2 quality information per product \(time dependant\)](#)

[3.2 Plot of level 2 quality information per product \(world map\)](#)

[4. Level 1 Quality information per product \(stored on level 2 products\)](#)

[4.1 Plot of level 1 quality information per product \(time dependant\)](#)

[4.1.1 Plot of level 1 quality information per product \(time dependant\): ASCENDING](#)

[4.1.2 Plot of level 1 quality information per product \(time dependant\): DESCENDING](#)

[4.2 Plot of level 1 quality information per product \(world map\)](#)

[4.2.1 Plot of level 1 quality information per product \(world map\): ASCENDING](#)

[4.2.2 Plot of level 1 quality information per product \(world map\): DESCENDING](#)

[5. Ozone profiles based on quality statistics and other trace gas profiles](#)

[5.1 Ozone statistics based on quality of products](#)

[5.2 Plot ozone profiles for all STD \(dark without errors\)](#)

[5.3 Plot ozone profiles where STD < 20% \(dark without errors\)](#)

[5.4. Plot ozone profiles where STD < 10% \(dark without errors\)](#)

[5.5. Plot ozone profiles where STD < 5% \(dark without errors\)](#)

[5.6 Plot NO2 profiles for all STD \(dark without errors\)](#)

[5.7 Plot NO3 profiles for all STD \(dark without errors\)](#)

[5.8 Plot H2O profiles \(only for occultations of stars 1,2,3,4,13,14,16,26,63 dark without errors\) for all STD](#)

[6. Auxiliary Data Files used for the production reported in section 2](#)

This report presents the daily analysis on parameters extracted from GOMOS level 2 data (GOM_NL__2P). It is intended to monitor some important parameters that will impact the quality of these products. A list of level 2 products (and content) that have arrived during the reporting day to the PCF is also given.

Item	Value
Time of report generation	19APR2013 17:23:13
Data source version	GOMOS/6.01
Start time of products	27-07-2003 (27JUL2003 00:00:00)
Stop time of products	28-07-2003 (28JUL2003 00:00:00)
Store outputs in DB	Yes
Nb of level 2 prods	505
Nb of prods with errors	0

2. Summary of processed GOM_NL__2P products.

Nr	Filename	UTC Start time	Limb	Duration	Star Id	Star Name	Star Mag	Star Temp	Nb Meas	Orbit	Prod. error
1	GOM_NL__2PRFIN20030727_000058_000000822018_00274_07342_7012.N1	27-JUL-2003 00:00:58	Twilight	81.500	18	24Alp PsA	1.1660	9700.0	163	7342	No
2	GOM_NL__2PRFIN20030727_000537_000000412018_00274_07342_7013.N1	27-JUL-2003 00:05:37	Bright	41.000	38	20Eps Sgr	1.8360	11000.	82	7342	No
3	GOM_NL__2PRFIN20030727_000731_000000392018_00274_07342_7014.N1	27-JUL-2003 00:07:31	Bright	39.000	57	34Sig Sgr	2.0660	26000.	78	7342	No
4	GOM_NL__2PRFIN20030727_000910_000000582018_00274_07342_7015.N1	27-JUL-2003 00:09:10	Bright	58.000	142	49Del Cap	2.8500	8900.0	116	7342	No
5	GOM_NL__2PRFIN20030727_001352_000000622018_00274_07342_7016.N1	27-JUL-2003 00:13:52	Bright	62.000	154	22Bet Aqr	2.8990	5700.0	124	7342	No
6	GOM_NL__2PRFIN20030727_001735_000000432018_00274_07342_7017.N1	27-JUL-2003 00:17:35	Bright	42.500	11	53Alp Aql	0.76500	8000.0	85	7342	No
7	GOM_NL__2PRFIN20030727_001913_000000382018_00274_07342_7018.N1	27-JUL-2003 00:19:13	Bright	38.000	59	55Alp Oph	2.0800	8900.0	76	7342	No
8	GOM_NL__2PRFIN20030727_002146_000000752018_00274_07342_7019.N1	27-JUL-2003 00:21:46	Bright	75.000	61	8Eps Peg	2.1000	3900.0	150	7342	No
9	GOM_NL__2PRFIN20030727_002555_000000402018_00274_07342_7020.N1	27-JUL-2003 00:25:55	Bright	39.500	5	3Alp Lyr	0.033000	11000.	79	7342	No
10	GOM_NL__2PRFIN20030727_002823_000000392018_00274_07342_7021.N1	27-JUL-2003 00:28:23	Bright	39.000	144	18Del Cyg	2.8600	11000.	78	7342	No
11	GOM_NL__2PRFIN20030727_003001_000000392018_00274_07342_7022.N1	27-JUL-2003 00:30:01	Bright	38.500	130	23Bet Dra	2.7990	5800.0	77	7342	No
12	GOM_NL__2PRFIN20030727_003320_000000362018_00274_07342_7023.N1	27-JUL-2003 00:33:20	Bright	35.500	119	14Eta Dra	2.7270	4700.0	71	7342	No
13	GOM_NL__2PRFIN20030727_003515_000000422018_00274_07342_7024.N1	27-JUL-2003 00:35:15	Bright	42.000	89	5Alp Cep	2.4510	8000.0	84	7342	No
14	GOM_NL__2PRFIN20030727_003734_000000352018_00274_07342_7025.N1	27-JUL-2003 00:37:34	Bright	34.500	60	7Bet UMi	2.0810	3950.0	69	7342	No
15	GOM_NL__2PRFIN20030727_004030_000000352018_00274_07342_7026.N1	27-JUL-2003 00:40:30	Bright	34.500	49	1Alp UMi	1.9900	6300.0	69	7342	No
16	GOM_NL__2PRFIN20030727_004209_000000522018_00274_07342_7027.N1	27-JUL-2003 00:42:09	Bright	52.000	74	11Bet Cas	2.2680	6600.0	104	7342	No
17	GOM_NL__2PRFIN20030727_004357_000000502018_00274_07342_7028.N1	27-JUL-2003 00:43:57	Bright	50.000	76	27Gam Cas	2.3000	30000.	100	7342	No
18	GOM_NL__2PRFIN20030727_004952_000000482018_00274_07342_7029.N1	27-JUL-2003 00:49:52	Bright	48.000	160	23Gam Per	2.9300	4700.0	96	7342	No
19	GOM_NL__2PRFIN20030727_005125_000000482018_00274_07342_7030.N1	27-JUL-2003 00:51:25	Bright	48.000	35	33Alp Per	1.7950	6250.0	96	7342	No
20	GOM_NL__2PRFIN20030727_005302_000000682018_00274_07342_7031.N1	27-JUL-2003 00:53:02	Bright	68.000	73	57Gam1And	2.2600	13100.	136	7342	No
21	GOM_NL__2PRFIN20030727_005602_000001832018_00274_07342_7032.N1	27-JUL-2003 00:56:02	Straylight	182.50	53	43Bet And	2.0480	3300.0	365	7342	No
22	GOM_NL__2PRFIN20030727_010054_000000542018_00274_07342_7033.N1	27-JUL-2003 01:00:54	Dark	54.000	146	25Eta Tau	2.8730	15200.	108	7342	No
23	GOM_NL__2PRFIN20030727_010229_000000592018_00274_07342_7034.N1	27-JUL-2003 01:02:29	Dark	59.000	13	87Alp Tau	0.86700	3800.0	118	7342	No
24	GOM_NL__2PRFIN20030727_010432_000000432018_00274_07342_7035.N1	27-JUL-2003 01:04:32	Dark	42.500	27	24Gam Ori	1.6360	26000.	85	7342	No
25	GOM_NL__2PRFIN20030727_010628_000000412018_00274_07342_7036.N1	27-JUL-2003 01:06:28	Dark	41.000	30	46Eps Ori	1.6940	30000.	82	7342	No
26	GOM_NL__2PRFIN20030727_010848_000000492018_00274_07342_7037.N1	27-JUL-2003 01:08:48	Dark	48.500	7	19Bet Ori	0.10000	14000.	97	7342	No
27	GOM_NL__2PRFIN20030727_011032_000000392018_00274_07342_7038.N1	27-JUL-2003 01:10:32	Dark	38.500	47	2Bet CMa	1.9760	28000.	77	7342	No
28	GOM_NL__2PRFIN20030727_011158_000000452018_00274_07342_7039.N1	27-JUL-2003 01:11:58	Dark	45.000	139	9Bet Lep	2.8330	5600.0	90	7342	No
29	GOM_NL__2PRFIN20030727_011355_000000402018_00274_07342_7040.N1	27-JUL-2003 01:13:55	Dark	40.000	177	1Zet CMa	3.0220	26000.	80	7342	No
30	GOM_NL__2PRFIN20030727_012208_000000482018_00274_07342_7041.N1	27-JUL-2003 01:22:08	Dark	48.000	157	The1Eri	2.9060	9300.0	96	7342	No
31	GOM_NL__2PRFIN20030727_012758_000000462018_00275_07343_7007.N1	27-JUL-2003 01:27:58	Dark	46.000	9	Alp Eri	0.45300	24000.	92	7343	No
32	GOM_NL__2PRFIN20030727_013029_000000412018_00275_07343_7008.N1	27-JUL-2003 01:30:29	Dark	41.000	135	Bet Hyi	2.8200	5800.0	82	7343	No
33	GOM_NL__2PRFIN20030727_013210_000000592018_00275_07343_7009.N1	27-JUL-2003 01:32:10	Straylight	58.500	84	Alp Phe	2.3970	4500.0	117	7343	No
34	GOM_NL__2PRFIN20030727_013506_000000422018_00275_07343_7010.N1	27-JUL-2003 01:35:06	Straylight	42.000	148	Alp Tuc	2.8780	4100.0	84	7343	No
35	GOM_NL__2PRFIN20030727_013820_000000552018_00275_07343_7011.N1	27-JUL-2003 01:38:20	Straylight	54.500	31	Alp Gru	1.7340	15200.	109	7343	No
36	GOM_NL__2PRFIN20030727_014135_000000772018_00275_07343_7012.N1	27-JUL-2003 01:41:35	Twilight	76.500	18	24Alp PsA	1.1660	9700.0	153	7343	No
37	GOM_NL__2PRFIN20030727_014613_000000452018_00275_07343_7013.N1	27-JUL-2003 01:46:13	Bright	45.000	38	20Eps Sgr	1.8360	11000.	90	7343	No
38	GOM_NL__2PRFIN20030727_014807_000000412018_00275_07343_7014.N1	27-JUL-2003 01:48:07	Bright	40.500	57	34Sig Sgr	2.0660	26000.	81	7343	No
39	GOM_NL__2PRFIN20030727_014946_000000612018_00275_07343_7015.N1	27-JUL-2003 01:49:46	Bright	60.500	142	49Del Cap	2.8500	8900.0	121	7343	No
40	GOM_NL__2PRFIN20030727_015427_000000622018_00275_07343_7016.N1	27-JUL-2003 01:54:27	Bright	61.500	154	22Bet Aqr	2.8990	5700.0	123	7343	No
41	GOM_NL__2PRFIN20030727_015810_000000432018_00275_07343_7017.N1	27-JUL-2003 01:58:10	Bright	43.000	11	53Alp Aql	0.76500	8000.0	86	7343	No
42	GOM_NL__2PRFIN20030727_015949_000000392018_00275_07343_7018.N1	27-JUL-2003 01:59:49	Bright	38.500	59	55Alp Oph	2.0800	8900.0	77	7343	No

43	GOM_NL__2PRFIN20030727_020221_000000772018_00275_07343_7019.N1	27-JUL-2003 02:02:21	Bright	77.000	61	8Eps Peg	2.1000	3900.0	154	7343	No
44	GOM_NL__2PRFIN20030727_020631_000000362018_00275_07343_7020.N1	27-JUL-2003 02:06:31	Bright	36.000	5	3Alp Lyr	0.033000	11000.	72	7343	No
45	GOM_NL__2PRFIN20030727_020858_000000402018_00275_07343_7021.N1	27-JUL-2003 02:08:58	Bright	39.500	144	18Del Cyg	2.8600	11000.	79	7343	No
46	GOM_NL__2PRFIN20030727_021037_000000392018_00275_07343_7022.N1	27-JUL-2003 02:10:37	Bright	38.500	130	23Bet Dra	2.7990	5800.0	77	7343	No
47	GOM_NL__2PRFIN20030727_021353_000000412018_00275_07343_7023.N1	27-JUL-2003 02:13:53	Bright	40.500	119	14Eta Dra	2.7270	4700.0	81	7343	No
48	GOM_NL__2PRFIN20030727_021550_000000422018_00275_07343_7024.N1	27-JUL-2003 02:15:50	Bright	42.000	89	5Alp Cep	2.4510	8000.0	84	7343	No
49	GOM_NL__2PRFIN20030727_021809_000000392018_00275_07343_7025.N1	27-JUL-2003 02:18:09	Bright	39.000	60	7Bet UMi	2.0810	3950.0	78	7343	No
50	GOM_NL__2PRFIN20030727_022106_000000372018_00275_07343_7026.N1	27-JUL-2003 02:21:06	Bright	36.500	49	1Alp UMi	1.9900	6300.0	73	7343	No
51	GOM_NL__2PRFIN20030727_022245_000000532018_00275_07343_7027.N1	27-JUL-2003 02:22:45	Bright	53.000	74	11Bet Cas	2.2680	6600.0	106	7343	No
52	GOM_NL__2PRFIN20030727_022433_000000492018_00275_07343_7028.N1	27-JUL-2003 02:24:33	Bright	48.500	76	27Gam Cas	2.3000	30000.	97	7343	No
53	GOM_NL__2PRFIN20030727_023029_000000462018_00275_07343_7029.N1	27-JUL-2003 02:30:29	Bright	46.000	160	23Gam Per	2.9300	4700.0	92	7343	No
54	GOM_NL__2PRFIN20030727_023201_000000482018_00275_07343_7030.N1	27-JUL-2003 02:32:01	Bright	48.000	35	33Alp Per	1.7950	6250.0	96	7343	No
55	GOM_NL__2PRFIN20030727_023337_000000772018_00275_07343_7031.N1	27-JUL-2003 02:33:37	Bright	76.500	73	57Gam1And	2.2600	13100.	153	7343	No
56	GOM_NL__2PRFIN20030727_023637_000001822018_00275_07343_7032.N1	27-JUL-2003 02:36:37	Straylight	182.00	53	43Bet And	2.0480	3300.0	364	7343	No
57	GOM_NL__2PRFIN20030727_024130_000000552018_00275_07343_7033.N1	27-JUL-2003 02:41:30	Dark	55.000	146	25Eta Tau	2.8730	15200.	110	7343	No
58	GOM_NL__2PRFIN20030727_024306_000000502018_00275_07343_7034.N1	27-JUL-2003 02:43:06	Dark	49.500	13	87Alp Tau	0.86700	3800.0	99	7343	No
59	GOM_NL__2PRFIN20030727_024509_000000422018_00275_07343_7035.N1	27-JUL-2003 02:45:09	Dark	42.000	27	24Gam Ori	1.6360	26000.	84	7343	No
60	GOM_NL__2PRFIN20030727_024705_000000412018_00275_07343_7036.N1	27-JUL-2003 02:47:05	Dark	41.000	30	46Eps Ori	1.6940	30000.	82	7343	No
61	GOM_NL__2PRFIN20030727_024926_000000502018_00275_07343_7037.N1	27-JUL-2003 02:49:26	Dark	50.000	7	19Bet Ori	0.10000	14000.	100	7343	No
62	GOM_NL__2PRFIN20030727_025108_000000412018_00275_07343_7038.N1	27-JUL-2003 02:51:08	Dark	40.500	47	2Bet CMa	1.9760	28000.	81	7343	No
63	GOM_NL__2PRFIN20030727_025235_000000432018_00275_07343_7039.N1	27-JUL-2003 02:52:35	Dark	42.500	139	9Bet Lep	2.8330	5600.0	85	7343	No
64	GOM_NL__2PRFIN20030727_030246_000000462018_00275_07343_7040.N1	27-JUL-2003 03:02:46	Dark	45.500	157	The1Eri	2.9060	9300.0	91	7343	No
65	GOM_NL__2PRFIN20030727_030835_000000532018_00276_07344_7007.N1	27-JUL-2003 03:08:35	Dark	52.500	9	Alp Eri	0.45300	24000.	105	7344	No
66	GOM_NL__2PRFIN20030727_031107_000000392018_00276_07344_7008.N1	27-JUL-2003 03:11:07	Dark	38.500	135	Bet Hyi	2.8200	5800.0	77	7344	No
67	GOM_NL__2PRFIN20030727_031248_000000592018_00276_07344_7009.N1	27-JUL-2003 03:12:48	Straylight	59.000	84	Alp Phe	2.3970	4500.0	118	7344	No
68	GOM_NL__2PRFIN20030727_031544_000000442018_00276_07344_7010.N1	27-JUL-2003 03:15:44	Straylight	44.000	148	Alp Tuc	2.8780	4100.0	88	7344	No
69	GOM_NL__2PRFIN20030727_031857_000000532018_00276_07344_7011.N1	27-JUL-2003 03:18:57	Straylight	53.000	31	Alp Gru	1.7340	15200.	106	7344	No
70	GOM_NL__2PRFIN20030727_032212_000000732018_00276_07344_7012.N1	27-JUL-2003 03:22:12	Tw_i_and_stray	73.000	18	24Alp PsA	1.1660	9700.0	146	7344	No
71	GOM_NL__2PRFIN20030727_032649_000000402018_00276_07344_7013.N1	27-JUL-2003 03:26:49	Bright	39.500	38	20Eps Sgr	1.8360	11000.	79	7344	No
72	GOM_NL__2PRFIN20030727_032844_000000382018_00276_07344_7014.N1	27-JUL-2003 03:28:44	Bright	37.500	57	34Sig Sgr	2.0660	26000.	75	7344	No
73	GOM_NL__2PRFIN20030727_033022_000000622018_00276_07344_7015.N1	27-JUL-2003 03:30:22	Bright	61.500	142	49Del Cap	2.8500	8900.0	123	7344	No
74	GOM_NL__2PRFIN20030727_033503_000000632018_00276_07344_7016.N1	27-JUL-2003 03:35:03	Bright	62.500	154	22Bet Aqr	2.8990	5700.0	125	7344	No
75	GOM_NL__2PRFIN20030727_033847_000000422018_00276_07344_7017.N1	27-JUL-2003 03:38:47	Bright	41.500	11	53Alp Aql	0.76500	8000.0	83	7344	No
76	GOM_NL__2PRFIN20030727_034026_000000372018_00276_07344_7018.N1	27-JUL-2003 03:40:26	Bright	36.500	59	55Alp Oph	2.0800	8900.0	73	7344	No
77	GOM_NL__2PRFIN20030727_034256_000000782018_00276_07344_7019.N1	27-JUL-2003 03:42:56	Bright	77.500	61	8Eps Peg	2.1000	3900.0	155	7344	No
78	GOM_NL__2PRFIN20030727_034708_000000382018_00276_07344_7020.N1	27-JUL-2003 03:47:08	Bright	37.500	5	3Alp Lyr	0.033000	11000.	75	7344	No
79	GOM_NL__2PRFIN20030727_034935_000000392018_00276_07344_7021.N1	27-JUL-2003 03:49:35	Bright	38.500	144	18Del Cyg	2.8600	11000.	77	7344	No
80	GOM_NL__2PRFIN20030727_035114_000000382018_00276_07344_7022.N1	27-JUL-2003 03:51:14	Bright	37.500	130	23Bet Dra	2.7990	5800.0	75	7344	No
81	GOM_NL__2PRFIN20030727_035433_000000362018_00276_07344_7023.N1	27-JUL-2003 03:54:33	Bright	35.500	119	14Eta Dra	2.7270	4700.0	71	7344	No
82	GOM_NL__2PRFIN20030727_035626_000000392018_00276_07344_7024.N1	27-JUL-2003 03:56:26	Bright	38.500	89	5Alp Cep	2.4510	8000.0	77	7344	No
83	GOM_NL__2PRFIN20030727_035846_000000352018_00276_07344_7025.N1	27-JUL-2003 03:58:46	Bright	34.500	60	7Bet UMi	2.0810	3950.0	69	7344	No
84	GOM_NL__2PRFIN20030727_040142_000000372018_00276_07344_7026.N1	27-JUL-2003 04:01:42	Bright	37.000	49	1Alp UMi	1.9900	6300.0	74	7344	No
85	GOM_NL__2PRFIN20030727_040320_000000542018_00276_07344_7027.N1	27-JUL-2003 04:03:20	Bright	53.500	74	11Bet Cas	2.2680	6600.0	107	7344	No
86	GOM_NL__2PRFIN20030727_040508_000000502018_00276_07344_7028.N1	27-JUL-2003 04:05:08	Bright	49.500	76	27Gam Cas	2.3000	30000.	99	7344	No
87	GOM_NL__2PRFIN20030727_041104_000000472018_00276_07344_7029.N1	27-JUL-2003 04:11:04	Bright	46.500	160	23Gam Per	2.9300	4700.0	93	7344	No
88	GOM_NL__2PRFIN20030727_041236_000000492018_00276_07344_7030.N1	27-JUL-2003 04:12:36	Bright	49.000	35	33Alp Per	1.7950	6250.0	98	7344	No
89	GOM_NL__2PRFIN20030727_041413_000000802018_00276_07344_7031.N1	27-JUL-2003 04:14:13	Bright	80.000	73	57Gam1And	2.2600	13100.	160	7344	No
90	GOM_NL__2PRFIN20030727_041713_000001852018_00276_07344_7032.N1	27-JUL-2003 04:17:13	Straylight	184.50	53	43Bet And	2.0480	3300.0	369	7344	No
91	GOM_NL__2PRFIN20030727_042206_000000542018_00276_07344_7033.N1	27-JUL-2003 04:22:06	Dark	54.000	146	25Eta Tau	2.8730	15200.	108	7344	No
92	GOM_NL__2PRFIN20030727_042342_000000592018_00276_07344_7034.N1	27-JUL-2003 04:23:42	Dark	59.000	13	87Alp Tau	0.86700	3800.0	118	7344	No
93	GOM_NL__2PRFIN20030727_042546_000000422018_00276_07344_7035.N1	27-JUL-2003 04:25:46	Dark	42.000	27	24Gam Ori	1.6360	26000.	84	7344	No
94	GOM_NL__2PRFIN20030727_042741_000000382018_00276_07344_7036.N1	27-JUL-2003 04:27:41	Dark	38.000	30	46Eps Ori	1.6940	30000.	76	7344	No
95	GOM_NL__2PRFIN20030727_043002_000000482018_00276_07344_7037.N1	27-JUL-2003 04:30:02	Dark	48.000	7	19Bet Ori	0.10000	14000.	96	7344	No
96	GOM_NL__2PRFIN20030727_043144_000000422018_00276_07344_7038.N1	27-JUL-2003 04:31:44	Dark	41.500	47	2Bet CMa	1.9760	28000.	83	7344	No
97	GOM_NL__2PRFIN20030727_043311_000000422018_00276_07344_7039.N1	27-JUL-2003 04:33:11	Dark	42.000	139	9Bet Lep	2.8330	5600.0	84	7344	No
98	GOM_NL__2PRFIN20030727_043507_000000392018_00276_07344_7040.N1	27-JUL-2003 04:35:07	Dark	38.500	177	1Zet CMa	3.0220	26000.	77	7344	No
99	GOM_NL__2PRFIN20030727_044322_000000482018_00276_07344_7041.N1	27-JUL-2003 04:43:22	Dark	47.500	157	The1Eri	2.9060	9300.0	95	7344	No
100	GOM_NL__2PRFIN20030727_044911_000000452018_00277_07345_7007.N1	27-JUL-2003 04:49:11	Dark	45.000	9	Alp Eri	0.45300	24000.	90	7345	No
101	GOM_NL__2PRFIN20030727_045142_000000402018_00277_07345_7008.N1	27-JUL-2003 04:51:42	Dark	39.500	135	Bet Hyi	2.8200	5800.0	79	7345	No

102	GOM_NL__2PRFIN20030727_045325_000000562018_00277_07345_7009.N1	27-JUL-2003 04:53:25	Straylight	56.000	84	Alp Phe	2.3970	4500.0	112	7345	No
103	GOM_NL__2PRFIN20030727_045620_000000412018_00277_07345_7010.N1	27-JUL-2003 04:56:20	Straylight	41.000	148	Alp Tuc	2.8780	4100.0	82	7345	No
104	GOM_NL__2PRFIN20030727_045933_000000532018_00277_07345_7011.N1	27-JUL-2003 04:59:33	Straylight	53.000	31	Alp Gru	1.7340	15200.	106	7345	No
105	GOM_NL__2PRFIN20030727_050248_000000802018_00277_07345_7012.N1	27-JUL-2003 05:02:48	Tw_i_and_stray	79.500	18	24Alp PsA	1.1660	9700.0	159	7345	No
106	GOM_NL__2PRFIN20030727_050725_000000422018_00277_07345_7013.N1	27-JUL-2003 05:07:25	Bright	41.500	38	20Eps Sgr	1.8360	11000.	83	7345	No
107	GOM_NL__2PRFIN20030727_050920_000000382018_00277_07345_7014.N1	27-JUL-2003 05:09:20	Bright	38.000	57	34Sig Sgr	2.0660	26000.	76	7345	No
108	GOM_NL__2PRFIN20030727_051058_000000612018_00277_07345_7015.N1	27-JUL-2003 05:10:58	Bright	61.000	142	49Del Cap	2.8500	8900.0	122	7345	No
109	GOM_NL__2PRFIN20030727_051539_000000622018_00277_07345_7016.N1	27-JUL-2003 05:15:39	Bright	61.500	154	22Bet Aqr	2.8990	5700.0	123	7345	No
110	GOM_NL__2PRFIN20030727_051923_000000432018_00277_07345_7017.N1	27-JUL-2003 05:19:23	Bright	42.500	11	53Alp Aql	0.76500	8000.0	85	7345	No
111	GOM_NL__2PRFIN20030727_052101_000000392018_00277_07345_7018.N1	27-JUL-2003 05:21:01	Bright	38.500	59	55Alp Oph	2.0800	8900.0	77	7345	No
112	GOM_NL__2PRFIN20030727_052330_000000732018_00277_07345_7019.N1	27-JUL-2003 05:23:30	Bright	72.500	61	8Eps Peg	2.1000	3900.0	145	7345	No
113	GOM_NL__2PRFIN20030727_052743_000000372018_00277_07345_7020.N1	27-JUL-2003 05:27:43	Bright	37.000	5	3Alp Lyr	0.033000	11000.	74	7345	No
114	GOM_NL__2PRFIN20030727_053010_000000392018_00277_07345_7021.N1	27-JUL-2003 05:30:10	Bright	39.000	144	18Del Cyg	2.8600	11000.	78	7345	No
115	GOM_NL__2PRFIN20030727_053150_000000382018_00277_07345_7022.N1	27-JUL-2003 05:31:50	Bright	37.500	130	23Bet Dra	2.7990	5800.0	75	7345	No
116	GOM_NL__2PRFIN20030727_053509_000000352018_00277_07345_7023.N1	27-JUL-2003 05:35:09	Bright	34.500	119	14Eta Dra	2.7270	4700.0	69	7345	No
117	GOM_NL__2PRFIN20030727_053701_000000422018_00277_07345_7024.N1	27-JUL-2003 05:37:01	Bright	41.500	89	5Alp Cep	2.4510	8000.0	83	7345	No
118	GOM_NL__2PRFIN20030727_053922_000000362018_00277_07345_7025.N1	27-JUL-2003 05:39:22	Bright	36.000	60	7Bet UMi	2.0810	3950.0	72	7345	No
119	GOM_NL__2PRFIN20030727_054218_000000352018_00277_07345_7026.N1	27-JUL-2003 05:42:18	Bright	35.000	49	1Alp UMi	1.9900	6300.0	70	7345	No
120	GOM_NL__2PRFIN20030727_054355_000000532018_00277_07345_7027.N1	27-JUL-2003 05:43:55	Bright	52.500	74	11Bet Cas	2.2680	6600.0	105	7345	No
121	GOM_NL__2PRFIN20030727_054543_000000502018_00277_07345_7028.N1	27-JUL-2003 05:45:43	Bright	49.500	76	27Gam Cas	2.3000	30000.	99	7345	No
122	GOM_NL__2PRFIN20030727_055139_000000582018_00277_07345_7029.N1	27-JUL-2003 05:51:39	Bright	58.000	160	23Gam Per	2.9300	4700.0	116	7345	No
123	GOM_NL__2PRFIN20030727_055312_000000502018_00277_07345_7030.N1	27-JUL-2003 05:53:12	Bright	50.000	35	33Alp Per	1.7950	6250.0	100	7345	No
124	GOM_NL__2PRFIN20030727_055448_000000692018_00277_07345_7031.N1	27-JUL-2003 05:54:48	Bright	69.000	73	57Gam1And	2.2600	13100.	138	7345	No
125	GOM_NL__2PRFIN20030727_055748_000001972018_00277_07345_7032.N1	27-JUL-2003 05:57:48	Straylight	197.00	53	43Bet And	2.0480	3300.0	394	7345	No
126	GOM_NL__2PRFIN20030727_060242_000000562018_00277_07345_7033.N1	27-JUL-2003 06:02:42	Dark	55.500	146	25Eta Tau	2.8730	15200.	111	7345	No
127	GOM_NL__2PRFIN20030727_060418_000000592018_00277_07345_7034.N1	27-JUL-2003 06:04:18	Dark	59.000	13	87Alp Tau	0.86700	3800.0	118	7345	No
128	GOM_NL__2PRFIN20030727_060619_000000432018_00277_07345_7035.N1	27-JUL-2003 06:06:19	Dark	43.000	27	24Gam Ori	1.6360	26000.	86	7345	No
129	GOM_NL__2PRFIN20030727_060816_000000402018_00277_07345_7036.N1	27-JUL-2003 06:08:16	Dark	39.500	30	46Eps Ori	1.6940	30000.	79	7345	No
130	GOM_NL__2PRFIN20030727_061037_000000542018_00277_07345_7037.N1	27-JUL-2003 06:10:37	Dark	53.500	7	19Bet Ori	0.10000	14000.	107	7345	No
131	GOM_NL__2PRFIN20030727_061220_000000412018_00277_07345_7038.N1	27-JUL-2003 06:12:20	Dark	41.000	47	2Bet CMa	1.9760	28000.	82	7345	No
132	GOM_NL__2PRFIN20030727_061346_000000442018_00277_07345_7039.N1	27-JUL-2003 06:13:46	Dark	44.000	139	9Bet Lep	2.8330	5600.0	88	7345	No
133	GOM_NL__2PRFIN20030727_061543_000000402018_00277_07345_7040.N1	27-JUL-2003 06:15:43	Dark	40.000	177	1Zet CMa	3.0220	26000.	80	7345	No
134	GOM_NL__2PRFIN20030727_061711_000000422018_00277_07345_7041.N1	27-JUL-2003 06:17:11	Dark	42.000	108	Alp Col	2.6520	15200.	84	7345	No
135	GOM_NL__2PRFIN20030727_062359_000000462018_00277_07345_7042.N1	27-JUL-2003 06:23:59	Dark	46.000	157	The1Eri	2.9060	9300.0	92	7345	No
136	GOM_NL__2PRFIN20030727_062948_000000452018_00278_07346_7007.N1	27-JUL-2003 06:29:48	Dark	45.000	9	Alp Eri	0.45300	24000.	90	7346	No
137	GOM_NL__2PRFIN20030727_063219_000000392018_00278_07346_7008.N1	27-JUL-2003 06:32:19	Dark	38.500	135	Bet Hyi	2.8200	5800.0	77	7346	No
138	GOM_NL__2PRFIN20030727_063402_000000602018_00278_07346_7009.N1	27-JUL-2003 06:34:02	Straylight	60.000	84	Alp Phe	2.3970	4500.0	120	7346	No
139	GOM_NL__2PRFIN20030727_063656_000000412018_00278_07346_7010.N1	27-JUL-2003 06:36:56	Straylight	41.000	148	Alp Tuc	2.8780	4100.0	82	7346	No
140	GOM_NL__2PRFIN20030727_064010_000000472018_00278_07346_7011.N1	27-JUL-2003 06:40:10	Straylight	46.500	31	Alp Gru	1.7340	15200.	93	7346	No
141	GOM_NL__2PRFIN20030727_064325_000000782018_00278_07346_7012.N1	27-JUL-2003 06:43:25	Tw_i_and_stray	77.500	18	24Alp PsA	1.1660	9700.0	155	7346	No
142	GOM_NL__2PRFIN20030727_064801_000000412018_00278_07346_7013.N1	27-JUL-2003 06:48:01	Bright	40.500	38	20Eps Sgr	1.8360	11000.	81	7346	No
143	GOM_NL__2PRFIN20030727_064956_000000382018_00278_07346_7014.N1	27-JUL-2003 06:49:56	Bright	38.000	57	34Sig Sgr	2.0660	26000.	76	7346	No
144	GOM_NL__2PRFIN20030727_065134_000000602018_00278_07346_7015.N1	27-JUL-2003 06:51:34	Bright	60.000	142	49Del Cap	2.8500	8900.0	120	7346	No
145	GOM_NL__2PRFIN20030727_065615_000000612018_00278_07346_7016.N1	27-JUL-2003 06:56:15	Bright	61.000	154	22Bet Aqr	2.8990	5700.0	122	7346	No
146	GOM_NL__2PRFIN20030727_065959_000000422018_00278_07346_7017.N1	27-JUL-2003 06:59:59	Bright	42.000	11	53Alp Aql	0.76500	8000.0	84	7346	No
147	GOM_NL__2PRFIN20030727_070138_000000372018_00278_07346_7018.N1	27-JUL-2003 07:01:38	Bright	37.000	59	55Alp Oph	2.0800	8900.0	74	7346	No
148	GOM_NL__2PRFIN20030727_070405_000000792018_00278_07346_7019.N1	27-JUL-2003 07:04:05	Bright	78.500	61	8Eps Peg	2.1000	3900.0	157	7346	No
149	GOM_NL__2PRFIN20030727_070819_000000372018_00278_07346_7020.N1	27-JUL-2003 07:08:19	Bright	36.500	5	3Alp Lyr	0.033000	11000.	73	7346	No
150	GOM_NL__2PRFIN20030727_071046_000000382018_00278_07346_7021.N1	27-JUL-2003 07:10:46	Bright	38.000	144	18Del Cyg	2.8600	11000.	76	7346	No
151	GOM_NL__2PRFIN20030727_071226_000000372018_00278_07346_7022.N1	27-JUL-2003 07:12:26	Bright	37.000	130	23Bet Dra	2.7990	5800.0	74	7346	No
152	GOM_NL__2PRFIN20030727_071545_000000382018_00278_07346_7023.N1	27-JUL-2003 07:15:45	Bright	37.500	119	14Eta Dra	2.7270	4700.0	75	7346	No
153	GOM_NL__2PRFIN20030727_071737_000000402018_00278_07346_7024.N1	27-JUL-2003 07:17:37	Bright	40.000	89	5Alp Cep	2.4510	8000.0	80	7346	No
154	GOM_NL__2PRFIN20030727_071958_000000382018_00278_07346_7025.N1	27-JUL-2003 07:19:58	Bright	38.000	60	7Bet UMi	2.0810	3950.0	76	7346	No
155	GOM_NL__2PRFIN20030727_072254_000000372018_00278_07346_7026.N1	27-JUL-2003 07:22:54	Bright	37.000	49	1Alp UMi	1.9900	6300.0	74	7346	No
156	GOM_NL__2PRFIN20030727_072430_000000532018_00278_07346_7027.N1	27-JUL-2003 07:24:30	Bright	52.500	74	11Bet Cas	2.2680	6600.0	105	7346	No
157	GOM_NL__2PRFIN20030727_072618_000000512018_00278_07346_7028.N1	27-JUL-2003 07:26:18	Bright	51.000	76	27Gam Cas	2.3000	30000.	102	7346	No
158	GOM_NL__2PRFIN20030727_073214_000000482018_00278_07346_7029.N1	27-JUL-2003 07:32:14	Bright	47.500	160	23Gam Per	2.9300	4700.0	95	7346	No
159	GOM_NL__2PRFIN20030727_073348_000000472018_00278_07346_7030.N1	27-JUL-2003 07:33:48	Bright	46.500	35	33Alp Per	1.7950	6250.0	93	7346	No
160	GOM_NL__2PRFIN20030727_073524_000000792018_00278_07346_7031.N1	27-JUL-2003 07:35:24	Bright	79.000	73	57Gam1And	2.2600	13100.	158	7346	No

161	GOM_NL__2PRFIN20030727_073824_000001952018_00278_07346_7032.N1	27-JUL-2003 07:38:24	Straylight	195.00	53	43Bet And	2.0480	3300.0	390	7346	No
162	GOM_NL__2PRFIN20030727_074319_000000582018_00278_07346_7033.N1	27-JUL-2003 07:43:19	Dark	58.000	146	25Eta Tau	2.8730	15200.	116	7346	No
163	GOM_NL__2PRFIN20030727_074454_000000552018_00278_07346_7034.N1	27-JUL-2003 07:44:54	Dark	55.000	13	87Alp Tau	0.86700	3800.0	110	7346	No
164	GOM_NL__2PRFIN20030727_074657_000000412018_00278_07346_7035.N1	27-JUL-2003 07:46:57	Dark	41.000	27	24Gam Ori	1.6360	26000.	82	7346	No
165	GOM_NL__2PRFIN20030727_074853_000000422018_00278_07346_7036.N1	27-JUL-2003 07:48:53	Dark	42.000	30	46Eps Ori	1.6940	30000.	84	7346	No
166	GOM_NL__2PRFIN20030727_075114_000000502018_00278_07346_7037.N1	27-JUL-2003 07:51:14	Dark	49.500	7	19Bet Ori	0.10000	14000.	99	7346	No
167	GOM_NL__2PRFIN20030727_075256_000000412018_00278_07346_7038.N1	27-JUL-2003 07:52:56	Dark	40.500	47	2Bet CMa	1.9760	28000.	81	7346	No
168	GOM_NL__2PRFIN20030727_075423_000000422018_00278_07346_7039.N1	27-JUL-2003 07:54:23	Dark	42.000	139	9Bet Lep	2.8330	5600.0	84	7346	No
169	GOM_NL__2PRFIN20030727_075619_000000412018_00278_07346_7040.N1	27-JUL-2003 07:56:19	Dark	40.500	177	1Zet CMa	3.0220	26000.	81	7346	No
170	GOM_NL__2PRFIN20030727_075747_000000402018_00278_07346_7041.N1	27-JUL-2003 07:57:47	Dark	40.000	108	Alp Col	2.6520	15200.	80	7346	No
171	GOM_NL__2PRFIN20030727_080436_000000462018_00278_07346_7042.N1	27-JUL-2003 08:04:36	Dark	46.000	157	The1Eri	2.9060	9300.0	92	7346	No
172	GOM_NL__2PRFIN20030727_081024_000000542018_00279_07347_7007.N1	27-JUL-2003 08:10:24	Dark	54.000	9	Alp Eri	0.45300	24000.	108	7347	No
173	GOM_NL__2PRFIN20030727_081255_000000392018_00279_07347_7008.N1	27-JUL-2003 08:12:55	Dark	39.000	135	Bet Hyi	2.8200	5800.0	78	7347	No
174	GOM_NL__2PRFIN20030727_081439_000000692018_00279_07347_7009.N1	27-JUL-2003 08:14:39	Straylight	68.500	84	Alp Phe	2.3970	4500.0	137	7347	No
175	GOM_NL__2PRFIN20030727_081733_000000422018_00279_07347_7010.N1	27-JUL-2003 08:17:33	Straylight	41.500	148	Alp Tuc	2.8780	4100.0	83	7347	No
176	GOM_NL__2PRFIN20030727_082046_000000532018_00279_07347_7011.N1	27-JUL-2003 08:20:46	Straylight	53.000	31	Alp Gru	1.7340	15200.	106	7347	No
177	GOM_NL__2PRFIN20030727_082402_000000862018_00279_07347_7012.N1	27-JUL-2003 08:24:02	Tw_i_and_stray	85.500	18	24Alp PsA	1.1660	9700.0	171	7347	No
178	GOM_NL__2PRFIN20030727_082838_000000522018_00279_07347_7013.N1	27-JUL-2003 08:28:38	Bright	52.000	38	20Eps Sgr	1.8360	11000.	104	7347	No
179	GOM_NL__2PRFIN20030727_083032_000000392018_00279_07347_7014.N1	27-JUL-2003 08:30:32	Bright	38.500	57	34Sig Sgr	2.0660	26000.	77	7347	No
180	GOM_NL__2PRFIN20030727_083210_000000612018_00279_07347_7015.N1	27-JUL-2003 08:32:10	Bright	61.000	142	49Del Cap	2.8500	8900.0	122	7347	No
181	GOM_NL__2PRFIN20030727_083650_000000612018_00279_07347_7016.N1	27-JUL-2003 08:36:50	Bright	60.500	154	22Bet Aqr	2.8990	5700.0	121	7347	No
182	GOM_NL__2PRFIN20030727_084034_000000422018_00279_07347_7017.N1	27-JUL-2003 08:40:34	Bright	42.000	11	53Alp Aql	0.76500	8000.0	84	7347	No
183	GOM_NL__2PRFIN20030727_084214_000000392018_00279_07347_7018.N1	27-JUL-2003 08:42:14	Bright	39.000	59	55Alp Oph	2.0800	8900.0	78	7347	No
184	GOM_NL__2PRFIN20030727_084439_000000762018_00279_07347_7019.N1	27-JUL-2003 08:44:39	Bright	75.500	61	8Eps Peg	2.1000	3900.0	151	7347	No
185	GOM_NL__2PRFIN20030727_084855_000000422018_00279_07347_7020.N1	27-JUL-2003 08:48:55	Bright	41.500	5	3Alp Lyr	0.033000	11000.	83	7347	No
186	GOM_NL__2PRFIN20030727_085121_000000402018_00279_07347_7021.N1	27-JUL-2003 08:51:21	Bright	39.500	144	18Del Cyg	2.8600	11000.	79	7347	No
187	GOM_NL__2PRFIN20030727_085301_000000382018_00279_07347_7022.N1	27-JUL-2003 08:53:01	Bright	38.000	130	23Bet Dra	2.7990	5800.0	76	7347	No
188	GOM_NL__2PRFIN20030727_085621_000000382018_00279_07347_7023.N1	27-JUL-2003 08:56:21	Bright	37.500	119	14Eta Dra	2.7270	4700.0	75	7347	No
189	GOM_NL__2PRFIN20030727_085812_000000432018_00279_07347_7024.N1	27-JUL-2003 08:58:12	Bright	43.000	89	5Alp Cep	2.4510	8000.0	86	7347	No
190	GOM_NL__2PRFIN20030727_090034_000000342018_00279_07347_7025.N1	27-JUL-2003 09:00:34	Bright	34.000	60	7Bet UMi	2.0810	3950.0	68	7347	No
191	GOM_NL__2PRFIN20030727_090329_000000382018_00279_07347_7026.N1	27-JUL-2003 09:03:29	Bright	37.500	49	1Alp UMi	1.9900	6300.0	75	7347	No
192	GOM_NL__2PRFIN20030727_090505_000000532018_00279_07347_7027.N1	27-JUL-2003 09:05:05	Bright	53.000	74	11Bet Cas	2.2680	6600.0	106	7347	No
193	GOM_NL__2PRFIN20030727_090654_000000502018_00279_07347_7028.N1	27-JUL-2003 09:06:54	Bright	50.000	76	27Gam Cas	2.3000	30000.	100	7347	No
194	GOM_NL__2PRFIN20030727_091248_000000482018_00279_07347_7029.N1	27-JUL-2003 09:12:48	Bright	47.500	160	23Gam Per	2.9300	4700.0	95	7347	No
195	GOM_NL__2PRFIN20030727_091424_000000512018_00279_07347_7030.N1	27-JUL-2003 09:14:24	Bright	50.500	35	33Alp Per	1.7950	6250.0	101	7347	No
196	GOM_NL__2PRFIN20030727_091559_000000722018_00279_07347_7031.N1	27-JUL-2003 09:15:59	Bright	72.000	73	57Gam1And	2.2600	13100.	144	7347	No
197	GOM_NL__2PRFIN20030727_091859_000001732018_00279_07347_7032.N1	27-JUL-2003 09:18:59	Straylight	172.50	53	43Bet And	2.0480	3300.0	345	7347	No
198	GOM_NL__2PRFIN20030727_092355_000000572018_00279_07347_7033.N1	27-JUL-2003 09:23:55	Dark	56.500	146	25Eta Tau	2.8730	15200.	113	7347	No
199	GOM_NL__2PRFIN20030727_092531_000000582018_00279_07347_7034.N1	27-JUL-2003 09:25:31	Dark	58.000	13	87Alp Tau	0.86700	3800.0	116	7347	No
200	GOM_NL__2PRFIN20030727_092733_000000442018_00279_07347_7035.N1	27-JUL-2003 09:27:33	Dark	43.500	27	24Gam Ori	1.6360	26000.	87	7347	No
201	GOM_NL__2PRFIN20030727_092929_000000432018_00279_07347_7036.N1	27-JUL-2003 09:29:29	Dark	42.500	30	46Eps Ori	1.6940	30000.	85	7347	No
202	GOM_NL__2PRFIN20030727_093150_000000522018_00279_07347_7037.N1	27-JUL-2003 09:31:50	Dark	51.500	7	19Bet Ori	0.10000	14000.	103	7347	No
203	GOM_NL__2PRFIN20030727_093333_000000362018_00279_07347_7038.N1	27-JUL-2003 09:33:33	Dark	35.500	47	2Bet CMa	1.9760	28000.	71	7347	No
204	GOM_NL__2PRFIN20030727_093459_000000422018_00279_07347_7039.N1	27-JUL-2003 09:34:59	Dark	42.000	139	9Bet Lep	2.8330	5600.0	84	7347	No
205	GOM_NL__2PRFIN20030727_093655_000000412018_00279_07347_7040.N1	27-JUL-2003 09:36:55	Dark	40.500	177	1Zet CMa	3.0220	26000.	81	7347	No
206	GOM_NL__2PRFIN20030727_093823_000000422018_00279_07347_7041.N1	27-JUL-2003 09:38:23	Dark	42.000	108	Alp Col	2.6520	15200.	84	7347	No
207	GOM_NL__2PRFIN20030727_094512_000000452018_00279_07347_7042.N1	27-JUL-2003 09:45:12	Dark	45.000	157	The1Eri	2.9060	9300.0	90	7347	No
208	GOM_NL__2PRFIN20030727_095101_000000462018_00280_07348_7027.N1	27-JUL-2003 09:51:01	Dark	45.500	9	Alp Eri	0.45300	24000.	91	7348	No
209	GOM_NL__2PRFIN20030727_095331_000000402018_00280_07348_7028.N1	27-JUL-2003 09:53:31	Dark	39.500	135	Bet Hyi	2.8200	5800.0	79	7348	No
210	GOM_NL__2PRFIN20030727_095516_000000582018_00280_07348_7029.N1	27-JUL-2003 09:55:16	Straylight	57.500	84	Alp Phe	2.3970	4500.0	115	7348	No
211	GOM_NL__2PRFIN20030727_095809_000000442018_00280_07348_7030.N1	27-JUL-2003 09:58:09	Straylight	44.000	148	Alp Tuc	2.8780	4100.0	88	7348	No
212	GOM_NL__2PRFIN20030727_100123_000000492018_00280_07348_7031.N1	27-JUL-2003 10:01:23	Straylight	48.500	31	Alp Gru	1.7340	15200.	97	7348	No
213	GOM_NL__2PRFIN20030727_100439_000000762018_00280_07348_7032.N1	27-JUL-2003 10:04:39	Tw_i_and_stray	75.500	18	24Alp PsA	1.1660	9700.0	151	7348	No
214	GOM_NL__2PRFIN20030727_100913_000000492018_00280_07348_7033.N1	27-JUL-2003 10:09:13	Bright	49.000	38	20Eps Sgr	1.8360	11000.	98	7348	No
215	GOM_NL__2PRFIN20030727_101108_000000392018_00280_07348_7034.N1	27-JUL-2003 10:11:08	Bright	39.000	57	34Sig Sgr	2.0660	26000.	78	7348	No
216	GOM_NL__2PRFIN20030727_101246_000000592018_00280_07348_7035.N1	27-JUL-2003 10:12:46	Bright	59.000	142	49Del Cap	2.8500	8900.0	118	7348	No
217	GOM_NL__2PRFIN20030727_101725_000000622018_00280_07348_7036.N1	27-JUL-2003 10:17:25	Bright	61.500	154	22Bet Aqr	2.8990	5700.0	123	7348	No
218	GOM_NL__2PRFIN20030727_102110_000000432018_00280_07348_7037.N1	27-JUL-2003 10:21:10	Bright	42.500	11	53Alp Aql	0.76500	8000.0	85	7348	No
219	GOM_NL__2PRFIN20030727_102250_000000392018_00280_07348_7038.N1	27-JUL-2003 10:22:50	Bright	39.000	59	55Alp Oph	2.0800	8900.0	78	7348	No

220	GOM_NL__2PRFIN20030727_102514_000000732018_00280_07348_7039.N1	27-JUL-2003 10:25:14	Bright	72.500	61	8Eps Peg	2.1000	3900.0	145	7348	No
221	GOM_NL__2PRFIN20030727_102931_000000402018_00280_07348_7040.N1	27-JUL-2003 10:29:31	Bright	40.000	5	3Alp Lyr	0.033000	11000.	80	7348	No
222	GOM_NL__2PRFIN20030727_103157_000000402018_00280_07348_7041.N1	27-JUL-2003 10:31:57	Bright	39.500	144	18Del Cyg	2.8600	11000.	79	7348	No
223	GOM_NL__2PRFIN20030727_103337_000000382018_00280_07348_7042.N1	27-JUL-2003 10:33:37	Bright	37.500	130	23Bet Dra	2.7990	5800.0	75	7348	No
224	GOM_NL__2PRFIN20030727_103657_000000382018_00280_07348_7043.N1	27-JUL-2003 10:36:57	Bright	38.000	119	14Eta Dra	2.7270	4700.0	76	7348	No
225	GOM_NL__2PRFIN20030727_103847_000000442018_00280_07348_7044.N1	27-JUL-2003 10:38:47	Bright	43.500	89	5Alp Cep	2.4510	8000.0	87	7348	No
226	GOM_NL__2PRFIN20030727_104110_000000392018_00280_07348_7045.N1	27-JUL-2003 10:41:10	Bright	38.500	60	7Bet UMi	2.0810	3950.0	77	7348	No
227	GOM_NL__2PRFIN20030727_104405_000000392018_00280_07348_7046.N1	27-JUL-2003 10:44:05	Bright	38.500	49	1Alp UMi	1.9900	6300.0	77	7348	No
228	GOM_NL__2PRFIN20030727_104540_000000532018_00280_07348_7047.N1	27-JUL-2003 10:45:40	Bright	52.500	74	11Bet Cas	2.2680	6600.0	105	7348	No
229	GOM_NL__2PRFIN20030727_104729_000000502018_00280_07348_7048.N1	27-JUL-2003 10:47:29	Bright	50.000	76	27Gam Cas	2.3000	30000.	100	7348	No
230	GOM_NL__2PRFIN20030727_105326_000000462018_00280_07348_7049.N1	27-JUL-2003 10:53:26	Bright	46.000	160	23Gam Per	2.9300	4700.0	92	7348	No
231	GOM_NL__2PRFIN20030727_105500_000000492018_00280_07348_7050.N1	27-JUL-2003 10:55:00	Bright	48.500	35	33Alp Per	1.7950	6250.0	97	7348	No
232	GOM_NL__2PRFIN20030727_105635_000000742018_00280_07348_7051.N1	27-JUL-2003 10:56:35	Bright	73.500	73	57Gam1And	2.2600	13100.	147	7348	No
233	GOM_NL__2PRFIN20030727_105935_000001932018_00280_07348_7052.N1	27-JUL-2003 10:59:35	Straylight	192.50	53	43Bet And	2.0480	3300.0	385	7348	No
234	GOM_NL__2PRFIN20030727_110432_000000542018_00280_07348_7053.N1	27-JUL-2003 11:04:32	Dark	53.500	146	25Eta Tau	2.8730	15200.	107	7348	No
235	GOM_NL__2PRFIN20030727_110607_000000552018_00280_07348_7054.N1	27-JUL-2003 11:06:07	Dark	55.000	13	87Alp Tau	0.86700	3800.0	110	7348	No
236	GOM_NL__2PRFIN20030727_110809_000000452018_00280_07348_7055.N1	27-JUL-2003 11:08:09	Dark	44.500	27	24Gam Ori	1.6360	26000.	89	7348	No
237	GOM_NL__2PRFIN20030727_111005_000000412018_00280_07348_7056.N1	27-JUL-2003 11:10:05	Dark	40.500	30	46Eps Ori	1.6940	30000.	81	7348	No
238	GOM_NL__2PRFIN20030727_111226_000000402018_00280_07348_7057.N1	27-JUL-2003 11:12:26	Dark	39.500	7	19Bet Ori	0.10000	14000.	79	7348	No
239	GOM_NL__2PRFIN20030727_111408_000000382018_00280_07348_7058.N1	27-JUL-2003 11:14:08	Dark	37.500	47	2Bet CMa	1.9760	28000.	75	7348	No
240	GOM_NL__2PRFIN20030727_111535_000000442018_00280_07348_7059.N1	27-JUL-2003 11:15:35	Dark	44.000	139	9Bet Lep	2.8330	5600.0	88	7348	No
241	GOM_NL__2PRFIN20030727_111730_000000412018_00280_07348_7060.N1	27-JUL-2003 11:17:30	Dark	41.000	177	1Zet CMa	3.0220	26000.	82	7348	No
242	GOM_NL__2PRFIN20030727_111859_000000422018_00280_07348_7061.N1	27-JUL-2003 11:18:59	Dark	41.500	108	Alp Col	2.6520	15200.	83	7348	No
243	GOM_NL__2PRFIN20030727_112549_000000482018_00280_07348_7062.N1	27-JUL-2003 11:25:49	Dark	48.000	157	The1Eri	2.9060	9300.0	96	7348	No
244	GOM_NL__2PRFIN20030727_113137_000000452018_00281_07349_7027.N1	27-JUL-2003 11:31:37	Dark	45.000	9	Alp Eri	0.45300	24000.	90	7349	No
245	GOM_NL__2PRFIN20030727_113406_000000402018_00281_07349_7028.N1	27-JUL-2003 11:34:06	Dark	39.500	135	Bet Hyi	2.8200	5800.0	79	7349	No
246	GOM_NL__2PRFIN20030727_113553_000000592018_00281_07349_7029.N1	27-JUL-2003 11:35:53	Straylight	58.500	84	Alp Phe	2.3970	4500.0	117	7349	No
247	GOM_NL__2PRFIN20030727_113844_000000462018_00281_07349_7030.N1	27-JUL-2003 11:38:44	Straylight	45.500	148	Alp Tuc	2.8780	4100.0	91	7349	No
248	GOM_NL__2PRFIN20030727_114158_000000492018_00281_07349_7031.N1	27-JUL-2003 11:41:58	Straylight	49.000	31	Alp Gru	1.7340	15200.	98	7349	No
249	GOM_NL__2PRFIN20030727_114516_000000712018_00281_07349_7032.N1	27-JUL-2003 11:45:16	Tw_i_and_stray	70.500	18	24Alp PsA	1.1660	9700.0	141	7349	No
250	GOM_NL__2PRFIN20030727_114949_000000432018_00281_07349_7033.N1	27-JUL-2003 11:49:49	Bright	42.500	38	20Eps Sgr	1.8360	11000.	85	7349	No
251	GOM_NL__2PRFIN20030727_115144_000000392018_00281_07349_7034.N1	27-JUL-2003 11:51:44	Bright	39.000	57	34Sig Sgr	2.0660	26000.	78	7349	No
252	GOM_NL__2PRFIN20030727_115322_000000612018_00281_07349_7035.N1	27-JUL-2003 11:53:22	Bright	60.500	142	49Del Cap	2.8500	8900.0	121	7349	No
253	GOM_NL__2PRFIN20030727_115801_000000622018_00281_07349_7036.N1	27-JUL-2003 11:58:01	Bright	62.000	154	22Bet Aqr	2.8990	5700.0	124	7349	No
254	GOM_NL__2PRFIN20030727_120145_000000422018_00281_07349_7037.N1	27-JUL-2003 12:01:45	Bright	41.500	11	53Alp Aql	0.76500	8000.0	83	7349	No
255	GOM_NL__2PRFIN20030727_120326_000000382018_00281_07349_7038.N1	27-JUL-2003 12:03:26	Bright	38.000	59	55Alp Oph	2.0800	8900.0	76	7349	No
256	GOM_NL__2PRFIN20030727_120549_000000702018_00281_07349_7039.N1	27-JUL-2003 12:05:49	Bright	70.000	61	8Eps Peg	2.1000	3900.0	140	7349	No
257	GOM_NL__2PRFIN20030727_121006_000000372018_00281_07349_7040.N1	27-JUL-2003 12:10:06	Bright	37.000	5	3Alp Lyr	0.033000	11000.	74	7349	No
258	GOM_NL__2PRFIN20030727_121232_000000392018_00281_07349_7041.N1	27-JUL-2003 12:12:32	Bright	39.000	144	18Del Cyg	2.8600	11000.	78	7349	No
259	GOM_NL__2PRFIN20030727_121411_000000412018_00281_07349_7042.N1	27-JUL-2003 12:14:11	Bright	41.000	130	23Bet Dra	2.7990	5800.0	82	7349	No
260	GOM_NL__2PRFIN20030727_121733_000000402018_00281_07349_7043.N1	27-JUL-2003 12:17:33	Bright	39.500	119	14Eta Dra	2.7270	4700.0	79	7349	No
261	GOM_NL__2PRFIN20030727_121923_000000422018_00281_07349_7044.N1	27-JUL-2003 12:19:23	Bright	41.500	89	5Alp Cep	2.4510	8000.0	83	7349	No
262	GOM_NL__2PRFIN20030727_122146_000000402018_00281_07349_7045.N1	27-JUL-2003 12:21:46	Bright	40.000	60	7Bet UMi	2.0810	3950.0	80	7349	No
263	GOM_NL__2PRFIN20030727_122438_000000422018_00281_07349_7046.N1	27-JUL-2003 12:24:38	Bright	41.500	49	1Alp UMi	1.9900	6300.0	83	7349	No
264	GOM_NL__2PRFIN20030727_122616_000000532018_00281_07349_7047.N1	27-JUL-2003 12:26:16	Bright	53.000	74	11Bet Cas	2.2680	6600.0	106	7349	No
265	GOM_NL__2PRFIN20030727_122805_000000492018_00281_07349_7048.N1	27-JUL-2003 12:28:05	Bright	48.500	76	27Gam Cas	2.3000	30000.	97	7349	No
266	GOM_NL__2PRFIN20030727_123402_000000462018_00281_07349_7049.N1	27-JUL-2003 12:34:02	Bright	45.500	160	23Gam Per	2.9300	4700.0	91	7349	No
267	GOM_NL__2PRFIN20030727_123535_000000482018_00281_07349_7050.N1	27-JUL-2003 12:35:35	Bright	47.500	35	33Alp Per	1.7950	6250.0	95	7349	No
268	GOM_NL__2PRFIN20030727_123710_000000762018_00281_07349_7051.N1	27-JUL-2003 12:37:10	Bright	76.000	73	57Gam1And	2.2600	13100.	152	7349	No
269	GOM_NL__2PRFIN20030727_124010_000001942018_00281_07349_7052.N1	27-JUL-2003 12:40:10	Straylight	194.00	53	43Bet And	2.0480	3300.0	388	7349	No
270	GOM_NL__2PRFIN20030727_124508_000000562018_00281_07349_7053.N1	27-JUL-2003 12:45:08	Dark	56.000	146	25Eta Tau	2.8730	15200.	112	7349	No
271	GOM_NL__2PRFIN20030727_124643_000000592018_00281_07349_7054.N1	27-JUL-2003 12:46:43	Dark	59.000	13	87Alp Tau	0.86700	3800.0	118	7349	No
272	GOM_NL__2PRFIN20030727_124846_000000422018_00281_07349_7055.N1	27-JUL-2003 12:48:46	Dark	42.000	27	24Gam Ori	1.6360	26000.	84	7349	No
273	GOM_NL__2PRFIN20030727_125041_000000382018_00281_07349_7056.N1	27-JUL-2003 12:50:41	Dark	38.000	30	46Eps Ori	1.6940	30000.	76	7349	No
274	GOM_NL__2PRFIN20030727_125300_000000462018_00281_07349_7057.N1	27-JUL-2003 12:53:00	Dark	45.500	7	19Bet Ori	0.10000	14000.	91	7349	No
275	GOM_NL__2PRFIN20030727_125444_000000412018_00281_07349_7058.N1	27-JUL-2003 12:54:44	Dark	41.000	47	2Bet CMa	1.9760	28000.	82	7349	No
276	GOM_NL__2PRFIN20030727_125609_000000482018_00281_07349_7059.N1	27-JUL-2003 12:56:09	Dark	48.000	139	9Bet Lep	2.8330	5600.0	96	7349	No
277	GOM_NL__2PRFIN20030727_125804_000000422018_00281_07349_7060.N1	27-JUL-2003 12:58:04	Dark	41.500	177	1Zet CMa	3.0220	26000.	83	7349	No
278	GOM_NL__2PRFIN20030727_125933_000000422018_00281_07349_7061.N1	27-JUL-2003 12:59:33	Dark	42.000	108	Alp Col	2.6520	15200.	84	7349	No

279	GOM_NL__2PRFIN20030727_130625_000000462018_00281_07349_7062.N1	27-JUL-2003 13:06:25	Dark	46.000	157	The1Eri	2.9060	9300.0	92	7349	No
280	GOM_NL__2PRFIN20030727_131213_000000492018_00282_07350_7027.N1	27-JUL-2003 13:12:13	Dark	48.500	9	Alp Eri	0.45300	24000.	97	7350	No
281	GOM_NL__2PRFIN20030727_131440_000000402018_00282_07350_7028.N1	27-JUL-2003 13:14:40	Dark	40.000	135	Bet Hyi	2.8200	5800.0	80	7350	No
282	GOM_NL__2PRFIN20030727_131629_000000602018_00282_07350_7029.N1	27-JUL-2003 13:16:29	Straylight	59.500	84	Alp Phe	2.3970	4500.0	119	7350	No
283	GOM_NL__2PRFIN20030727_131921_000000452018_00282_07350_7030.N1	27-JUL-2003 13:19:21	Straylight	44.500	148	Alp Tuc	2.8780	4100.0	89	7350	No
284	GOM_NL__2PRFIN20030727_132235_000000502018_00282_07350_7031.N1	27-JUL-2003 13:22:35	Straylight	50.000	31	Alp Gru	1.7340	15200.	100	7350	No
285	GOM_NL__2PRFIN20030727_132553_000000782018_00282_07350_7032.N1	27-JUL-2003 13:25:53	Tw_i_and_stray	77.500	18	24Alp PsA	1.1660	9700.0	155	7350	No
286	GOM_NL__2PRFIN20030727_133025_000000472018_00282_07350_7033.N1	27-JUL-2003 13:30:25	Bright	47.000	38	20Eps Sgr	1.8360	11000.	94	7350	No
287	GOM_NL__2PRFIN20030727_133220_000000402018_00282_07350_7034.N1	27-JUL-2003 13:32:20	Bright	39.500	57	34Sig Sgr	2.0660	26000.	79	7350	No
288	GOM_NL__2PRFIN20030727_133358_000000612018_00282_07350_7035.N1	27-JUL-2003 13:33:58	Bright	60.500	142	49Del Cap	2.8500	8900.0	121	7350	No
289	GOM_NL__2PRFIN20030727_133838_000000622018_00282_07350_7036.N1	27-JUL-2003 13:38:38	Bright	61.500	154	22Bet Aqr	2.8990	5700.0	123	7350	No
290	GOM_NL__2PRFIN20030727_134221_000000412018_00282_07350_7037.N1	27-JUL-2003 13:42:21	Bright	40.500	11	53Alp Aql	0.76500	8000.0	81	7350	No
291	GOM_NL__2PRFIN20030727_134402_000000382018_00282_07350_7038.N1	27-JUL-2003 13:44:02	Bright	37.500	59	55Alp Oph	2.0800	8900.0	75	7350	No
292	GOM_NL__2PRFIN20030727_134624_000000762018_00282_07350_7039.N1	27-JUL-2003 13:46:24	Bright	75.500	61	8Eps Peg	2.1000	3900.0	151	7350	No
293	GOM_NL__2PRFIN20030727_135043_000000352018_00282_07350_7040.N1	27-JUL-2003 13:50:43	Bright	35.000	5	3Alp Lyr	0.033000	11000.	70	7350	No
294	GOM_NL__2PRFIN20030727_135238_000000442018_00282_07350_7041.N1	27-JUL-2003 13:52:38	Bright	43.500	66	37Gam Cyg	2.2080	5900.0	87	7350	No
295	GOM_NL__2PRFIN20030727_135424_000000392018_00282_07350_7042.N1	27-JUL-2003 13:54:24	Bright	39.000	69	33Gam Dra	2.2310	3800.0	78	7350	No
296	GOM_NL__2PRFIN20030727_135811_000000372018_00282_07350_7043.N1	27-JUL-2003 13:58:11	Bright	37.000	119	14Eta Dra	2.7270	4700.0	74	7350	No
297	GOM_NL__2PRFIN20030727_135959_000000412018_00282_07350_7044.N1	27-JUL-2003 13:59:59	Bright	41.000	89	5Alp Cep	2.4510	8000.0	82	7350	No
298	GOM_NL__2PRFIN20030727_140224_000000352018_00282_07350_7045.N1	27-JUL-2003 14:02:24	Bright	34.500	60	7Bet UMi	2.0810	3950.0	69	7350	No
299	GOM_NL__2PRFIN20030727_140518_000000362018_00282_07350_7046.N1	27-JUL-2003 14:05:18	Bright	36.000	49	1Alp UMi	1.9900	6300.0	72	7350	No
300	GOM_NL__2PRFIN20030727_140652_000000502018_00282_07350_7047.N1	27-JUL-2003 14:06:52	Bright	49.500	74	11Bet Cas	2.2680	6600.0	99	7350	No
301	GOM_NL__2PRFIN20030727_140840_000000502018_00282_07350_7048.N1	27-JUL-2003 14:08:40	Bright	49.500	76	27Gam Cas	2.3000	30000.	99	7350	No
302	GOM_NL__2PRFIN20030727_141439_000000662018_00282_07350_7049.N1	27-JUL-2003 14:14:39	Bright	66.000	160	23Gam Per	2.9300	4700.0	132	7350	No
303	GOM_NL__2PRFIN20030727_141612_000000482018_00282_07350_7050.N1	27-JUL-2003 14:16:12	Bright	47.500	35	33Alp Per	1.7950	6250.0	95	7350	No
304	GOM_NL__2PRFIN20030727_141746_000000782018_00282_07350_7051.N1	27-JUL-2003 14:17:46	Bright	77.500	73	57Gam1And	2.2600	13100.	155	7350	No
305	GOM_NL__2PRFIN20030727_142045_000001842018_00282_07350_7052.N1	27-JUL-2003 14:20:45	Straylight	184.00	53	43Bet And	2.0480	3300.0	368	7350	No
306	GOM_NL__2PRFIN20030727_142721_000000432018_00282_07350_7053.N1	27-JUL-2003 14:27:21	Dark	42.500	13	87Alp Tau	0.86700	3800.0	85	7350	No
307	GOM_NL__2PRFIN20030727_142924_000000372018_00282_07350_7054.N1	27-JUL-2003 14:29:24	Dark	36.500	27	24Gam Ori	1.6360	26000.	73	7350	No
308	GOM_NL__2PRFIN20030727_143119_000000392018_00282_07350_7055.N1	27-JUL-2003 14:31:19	Dark	39.000	30	46Eps Ori	1.6940	30000.	78	7350	No
309	GOM_NL__2PRFIN20030727_143341_000000492018_00282_07350_7056.N1	27-JUL-2003 14:33:41	Dark	49.000	7	19Bet Ori	0.10000	14000.	98	7350	No
310	GOM_NL__2PRFIN20030727_143521_000000392018_00282_07350_7057.N1	27-JUL-2003 14:35:21	Dark	38.500	47	2Bet CMa	1.9760	28000.	77	7350	No
311	GOM_NL__2PRFIN20030727_143649_000000432018_00282_07350_7058.N1	27-JUL-2003 14:36:49	Dark	43.000	139	9Bet Lep	2.8330	5600.0	86	7350	No
312	GOM_NL__2PRFIN20030727_143844_000000382018_00282_07350_7059.N1	27-JUL-2003 14:38:44	Dark	37.500	177	1Zet CMa	3.0220	26000.	75	7350	No
313	GOM_NL__2PRFIN20030727_144013_000000382018_00282_07350_7060.N1	27-JUL-2003 14:40:13	Dark	38.000	108	Alp Col	2.6520	15200.	76	7350	No
314	GOM_NL__2PRFIN20030727_144704_000000452018_00282_07350_7061.N1	27-JUL-2003 14:47:04	Dark	44.500	157	The1Eri	2.9060	9300.0	89	7350	No
315	GOM_NL__2PRFIN20030727_145251_000000452018_00283_07351_7027.N1	27-JUL-2003 14:52:51	Dark	45.000	9	Alp Eri	0.45300	24000.	90	7351	No
316	GOM_NL__2PRFIN20030727_145520_000000382018_00283_07351_7028.N1	27-JUL-2003 14:55:20	Dark	37.500	135	Bet Hyi	2.8200	5800.0	75	7351	No
317	GOM_NL__2PRFIN20030727_145708_000000572018_00283_07351_7029.N1	27-JUL-2003 14:57:08	Straylight	57.000	84	Alp Phe	2.3970	4500.0	114	7351	No
318	GOM_NL__2PRFIN20030727_145959_000000432018_00283_07351_7030.N1	27-JUL-2003 14:59:59	Straylight	43.000	148	Alp Tuc	2.8780	4100.0	86	7351	No
319	GOM_NL__2PRFIN20030727_150313_000000462018_00283_07351_7031.N1	27-JUL-2003 15:03:13	Straylight	45.500	31	Alp Gru	1.7340	15200.	91	7351	No
320	GOM_NL__2PRFIN20030727_150630_000000712018_00283_07351_7032.N1	27-JUL-2003 15:06:30	Tw_i_and_stray	71.000	18	24Alp PsA	1.1660	9700.0	142	7351	No
321	GOM_NL__2PRFIN20030727_151102_000000432018_00283_07351_7033.N1	27-JUL-2003 15:11:02	Bright	43.000	38	20Eps Sgr	1.8360	11000.	86	7351	No
322	GOM_NL__2PRFIN20030727_151257_000000392018_00283_07351_7034.N1	27-JUL-2003 15:12:57	Bright	39.000	57	34Sig Sgr	2.0660	26000.	78	7351	No
323	GOM_NL__2PRFIN20030727_151435_000000602018_00283_07351_7035.N1	27-JUL-2003 15:14:35	Bright	59.500	142	49Del Cap	2.8500	8900.0	119	7351	No
324	GOM_NL__2PRFIN20030727_151913_000000622018_00283_07351_7036.N1	27-JUL-2003 15:19:13	Bright	62.000	154	22Bet Aqr	2.8990	5700.0	124	7351	No
325	GOM_NL__2PRFIN20030727_152258_000000412018_00283_07351_7037.N1	27-JUL-2003 15:22:58	Bright	40.500	11	53Alp Aql	0.76500	8000.0	81	7351	No
326	GOM_NL__2PRFIN20030727_152440_000000362018_00283_07351_7038.N1	27-JUL-2003 15:24:40	Bright	36.000	59	55Alp Oph	2.0800	8900.0	72	7351	No
327	GOM_NL__2PRFIN20030727_152657_000000752018_00283_07351_7039.N1	27-JUL-2003 15:26:57	Bright	74.500	61	8Eps Peg	2.1000	3900.0	149	7351	No
328	GOM_NL__2PRFIN20030727_153120_000000362018_00283_07351_7040.N1	27-JUL-2003 15:31:20	Bright	36.000	5	3Alp Lyr	0.033000	11000.	72	7351	No
329	GOM_NL__2PRFIN20030727_153313_000000422018_00283_07351_7041.N1	27-JUL-2003 15:33:13	Bright	41.500	66	37Gam Cyg	2.2080	5900.0	83	7351	No
330	GOM_NL__2PRFIN20030727_153500_000000382018_00283_07351_7042.N1	27-JUL-2003 15:35:00	Bright	37.500	69	33Gam Dra	2.2310	3800.0	75	7351	No
331	GOM_NL__2PRFIN20030727_153847_000000362018_00283_07351_7043.N1	27-JUL-2003 15:38:47	Bright	36.000	119	14Eta Dra	2.7270	4700.0	72	7351	No
332	GOM_NL__2PRFIN20030727_154035_000000412018_00283_07351_7044.N1	27-JUL-2003 15:40:35	Bright	40.500	89	5Alp Cep	2.4510	8000.0	81	7351	No
333	GOM_NL__2PRFIN20030727_154300_000000372018_00283_07351_7045.N1	27-JUL-2003 15:43:00	Bright	36.500	60	7Bet UMi	2.0810	3950.0	73	7351	No
334	GOM_NL__2PRFIN20030727_154554_000000382018_00283_07351_7046.N1	27-JUL-2003 15:45:54	Bright	38.000	49	1Alp UMi	1.9900	6300.0	76	7351	No
335	GOM_NL__2PRFIN20030727_154727_000000512018_00283_07351_7047.N1	27-JUL-2003 15:47:27	Bright	51.000	74	11Bet Cas	2.2680	6600.0	102	7351	No
336	GOM_NL__2PRFIN20030727_154915_000000492018_00283_07351_7048.N1	27-JUL-2003 15:49:15	Bright	49.000	76	27Gam Cas	2.3000	30000.	98	7351	No
337	GOM_NL__2PRFIN20030727_155514_000000452018_00283_07351_7049.N1	27-JUL-2003 15:55:14	Bright	45.000	160	23Gam Per	2.9300	4700.0	90	7351	No

338	GOM_NL__2PRFIN20030727_155647_000000482018_00283_07351_7050.N1	27-JUL-2003 15:56:47	Bright	48.000	35	33Alp Per	1.7950	6250.0	96	7351	No
339	GOM_NL__2PRFIN20030727_155821_000000772018_00283_07351_7051.N1	27-JUL-2003 15:58:21	Bright	76.500	73	57Gam1And	2.2600	13100.	153	7351	No
340	GOM_NL__2PRFIN20030727_160121_000001742018_00283_07351_7052.N1	27-JUL-2003 16:01:21	Straylight	173.50	53	43Bet And	2.0480	3300.0	347	7351	No
341	GOM_NL__2PRFIN20030727_160757_000000552018_00283_07351_7053.N1	27-JUL-2003 16:07:57	Dark	54.500	13	87Alp Tau	0.86700	3800.0	109	7351	No
342	GOM_NL__2PRFIN20030727_161000_000000412018_00283_07351_7054.N1	27-JUL-2003 16:10:00	Dark	41.000	27	24Gam Ori	1.6360	26000.	82	7351	No
343	GOM_NL__2PRFIN20030727_161155_000000422018_00283_07351_7055.N1	27-JUL-2003 16:11:55	Dark	41.500	30	46Eps Ori	1.6940	30000.	83	7351	No
344	GOM_NL__2PRFIN20030727_161417_000000432018_00283_07351_7056.N1	27-JUL-2003 16:14:17	Dark	42.500	7	19Bet Ori	0.10000	14000.	85	7351	No
345	GOM_NL__2PRFIN20030727_161557_000000392018_00283_07351_7057.N1	27-JUL-2003 16:15:57	Dark	39.000	47	2Bet CMa	1.9760	28000.	78	7351	No
346	GOM_NL__2PRFIN20030727_161725_000000422018_00283_07351_7058.N1	27-JUL-2003 16:17:25	Dark	42.000	139	9Bet Lep	2.8330	5600.0	84	7351	No
347	GOM_NL__2PRFIN20030727_161920_000000382018_00283_07351_7059.N1	27-JUL-2003 16:19:20	Dark	37.500	177	1Zet CMa	3.0220	26000.	75	7351	No
348	GOM_NL__2PRFIN20030727_162049_000000392018_00283_07351_7060.N1	27-JUL-2003 16:20:49	Dark	39.000	108	Alp Col	2.6520	15200.	78	7351	No
349	GOM_NL__2PRFIN20030727_162741_000000472018_00283_07351_7061.N1	27-JUL-2003 16:27:41	Dark	47.000	157	The1Eri	2.9060	9300.0	94	7351	No
350	GOM_NL__2PRFIN20030727_163328_000000462018_00284_07352_7027.N1	27-JUL-2003 16:33:28	Dark	45.500	9	Alp Eri	0.45300	24000.	91	7352	No
351	GOM_NL__2PRFIN20030727_163556_000000382018_00284_07352_7028.N1	27-JUL-2003 16:35:56	Dark	38.000	135	Bet Hyi	2.8200	5800.0	76	7352	No
352	GOM_NL__2PRFIN20030727_163745_000000582018_00284_07352_7029.N1	27-JUL-2003 16:37:45	Straylight	57.500	84	Alp Phe	2.3970	4500.0	115	7352	No
353	GOM_NL__2PRFIN20030727_164035_000000422018_00284_07352_7030.N1	27-JUL-2003 16:40:35	Straylight	42.000	148	Alp Tuc	2.8780	4100.0	84	7352	No
354	GOM_NL__2PRFIN20030727_164349_000000492018_00284_07352_7031.N1	27-JUL-2003 16:43:49	Straylight	48.500	31	Alp Gru	1.7340	15200.	97	7352	No
355	GOM_NL__2PRFIN20030727_164707_000000762018_00284_07352_7032.N1	27-JUL-2003 16:47:07	Tw_i_and_stray	76.000	18	24Alp PsA	1.1660	9700.0	152	7352	No
356	GOM_NL__2PRFIN20030727_165138_000000412018_00284_07352_7033.N1	27-JUL-2003 16:51:38	Bright	40.500	38	20Eps Sgr	1.8360	11000.	81	7352	No
357	GOM_NL__2PRFIN20030727_165333_000000392018_00284_07352_7034.N1	27-JUL-2003 16:53:33	Bright	39.000	57	34Sig Sgr	2.0660	26000.	78	7352	No
358	GOM_NL__2PRFIN20030727_165510_000000612018_00284_07352_7035.N1	27-JUL-2003 16:55:10	Bright	60.500	142	49Del Cap	2.8500	8900.0	121	7352	No
359	GOM_NL__2PRFIN20030727_165949_000000622018_00284_07352_7036.N1	27-JUL-2003 16:59:49	Bright	61.500	154	22Bet Aqr	2.8990	5700.0	123	7352	No
360	GOM_NL__2PRFIN20030727_170334_000000402018_00284_07352_7037.N1	27-JUL-2003 17:03:34	Bright	40.000	11	53Alp Aql	0.76500	8000.0	80	7352	No
361	GOM_NL__2PRFIN20030727_170516_000000392018_00284_07352_7038.N1	27-JUL-2003 17:05:16	Bright	38.500	59	55Alp Oph	2.0800	8900.0	77	7352	No
362	GOM_NL__2PRFIN20030727_170732_000000742018_00284_07352_7039.N1	27-JUL-2003 17:07:32	Bright	74.000	61	8Eps Peg	2.1000	3900.0	148	7352	No
363	GOM_NL__2PRFIN20030727_171155_000000392018_00284_07352_7040.N1	27-JUL-2003 17:11:55	Bright	39.000	5	3Alp Lyr	0.033000	11000.	78	7352	No
364	GOM_NL__2PRFIN20030727_171348_000000432018_00284_07352_7041.N1	27-JUL-2003 17:13:48	Bright	43.000	66	37Gam Cyg	2.2080	5900.0	86	7352	No
365	GOM_NL__2PRFIN20030727_171536_000000372018_00284_07352_7042.N1	27-JUL-2003 17:15:36	Bright	37.000	69	33Gam Dra	2.2310	3800.0	74	7352	No
366	GOM_NL__2PRFIN20030727_171923_000000362018_00284_07352_7043.N1	27-JUL-2003 17:19:23	Bright	36.000	119	14Eta Dra	2.7270	4700.0	72	7352	No
367	GOM_NL__2PRFIN20030727_172110_000000422018_00284_07352_7044.N1	27-JUL-2003 17:21:10	Bright	41.500	89	5Alp Cep	2.4510	8000.0	83	7352	No
368	GOM_NL__2PRFIN20030727_172336_000000382018_00284_07352_7045.N1	27-JUL-2003 17:23:36	Bright	37.500	60	7Bet UMi	2.0810	3950.0	75	7352	No
369	GOM_NL__2PRFIN20030727_172630_000000372018_00284_07352_7046.N1	27-JUL-2003 17:26:30	Bright	36.500	49	1Alp UMi	1.9900	6300.0	73	7352	No
370	GOM_NL__2PRFIN20030727_172801_000000522018_00284_07352_7047.N1	27-JUL-2003 17:28:01	Bright	52.000	74	11Bet Cas	2.2680	6600.0	104	7352	No
371	GOM_NL__2PRFIN20030727_172950_000000492018_00284_07352_7048.N1	27-JUL-2003 17:29:50	Bright	49.000	76	27Gam Cas	2.3000	30000.	98	7352	No
372	GOM_NL__2PRFIN20030727_173550_000000462018_00284_07352_7049.N1	27-JUL-2003 17:35:50	Bright	45.500	160	23Gam Per	2.9300	4700.0	91	7352	No
373	GOM_NL__2PRFIN20030727_173723_000000492018_00284_07352_7050.N1	27-JUL-2003 17:37:23	Bright	48.500	35	33Alp Per	1.7950	6250.0	97	7352	No
374	GOM_NL__2PRFIN20030727_173856_000000762018_00284_07352_7051.N1	27-JUL-2003 17:38:56	Bright	75.500	73	57Gam1And	2.2600	13100.	151	7352	No
375	GOM_NL__2PRFIN20030727_174156_000001902018_00284_07352_7052.N1	27-JUL-2003 17:41:56	Straylight	189.50	53	43Bet And	2.0480	3300.0	379	7352	No
376	GOM_NL__2PRFIN20030727_174833_000000602018_00284_07352_7053.N1	27-JUL-2003 17:48:33	Dark	60.000	13	87Alp Tau	0.86700	3800.0	120	7352	No
377	GOM_NL__2PRFIN20030727_175037_000000432018_00284_07352_7054.N1	27-JUL-2003 17:50:37	Dark	42.500	27	24Gam Ori	1.6360	26000.	85	7352	No
378	GOM_NL__2PRFIN20030727_175231_000000402018_00284_07352_7055.N1	27-JUL-2003 17:52:31	Dark	39.500	30	46Eps Ori	1.6940	30000.	79	7352	No
379	GOM_NL__2PRFIN20030727_175453_000000512018_00284_07352_7056.N1	27-JUL-2003 17:54:53	Dark	50.500	7	19Bet Ori	0.10000	14000.	101	7352	No
380	GOM_NL__2PRFIN20030727_175633_000000412018_00284_07352_7057.N1	27-JUL-2003 17:56:33	Dark	41.000	47	2Bet CMa	1.9760	28000.	82	7352	No
381	GOM_NL__2PRFIN20030727_175802_000000422018_00284_07352_7058.N1	27-JUL-2003 17:58:02	Dark	41.500	139	9Bet Lep	2.8330	5600.0	83	7352	No
382	GOM_NL__2PRFIN20030727_175956_000000392018_00284_07352_7059.N1	27-JUL-2003 17:59:56	Dark	39.000	177	1Zet CMa	3.0220	26000.	78	7352	No
383	GOM_NL__2PRFIN20030727_180126_000000412018_00284_07352_7060.N1	27-JUL-2003 18:01:26	Dark	40.500	108	Alp Col	2.6520	15200.	81	7352	No
384	GOM_NL__2PRFIN20030727_180817_000000462018_00284_07352_7061.N1	27-JUL-2003 18:08:17	Dark	45.500	157	The1Eri	2.9060	9300.0	91	7352	No
385	GOM_NL__2PRFIN20030727_181404_000000422018_00285_07353_7027.N1	27-JUL-2003 18:14:04	Dark	42.000	9	Alp Eri	0.45300	24000.	84	7353	No
386	GOM_NL__2PRFIN20030727_181632_000000392018_00285_07353_7028.N1	27-JUL-2003 18:16:32	Dark	39.000	135	Bet Hyi	2.8200	5800.0	78	7353	No
387	GOM_NL__2PRFIN20030727_181822_000000562018_00285_07353_7029.N1	27-JUL-2003 18:18:22	Straylight	56.000	84	Alp Phe	2.3970	4500.0	112	7353	No
388	GOM_NL__2PRFIN20030727_182111_000000422018_00285_07353_7030.N1	27-JUL-2003 18:21:11	Straylight	42.000	148	Alp Tuc	2.8780	4100.0	84	7353	No
389	GOM_NL__2PRFIN20030727_182426_000000482018_00285_07353_7031.N1	27-JUL-2003 18:24:26	Straylight	47.500	31	Alp Gru	1.7340	15200.	95	7353	No
390	GOM_NL__2PRFIN20030727_182743_000000802018_00285_07353_7032.N1	27-JUL-2003 18:27:43	Tw_i_and_stray	79.500	18	24Alp PsA	1.1660	9700.0	159	7353	No
391	GOM_NL__2PRFIN20030727_183214_000000422018_00285_07353_7033.N1	27-JUL-2003 18:32:14	Bright	41.500	38	20Eps Sgr	1.8360	11000.	83	7353	No
392	GOM_NL__2PRFIN20030727_183409_000000392018_00285_07353_7034.N1	27-JUL-2003 18:34:09	Bright	39.000	57	34Sig Sgr	2.0660	26000.	78	7353	No
393	GOM_NL__2PRFIN20030727_183546_000000602018_00285_07353_7035.N1	27-JUL-2003 18:35:46	Bright	60.000	142	49Del Cap	2.8500	8900.0	120	7353	No
394	GOM_NL__2PRFIN20030727_184024_000000622018_00285_07353_7036.N1	27-JUL-2003 18:40:24	Bright	62.000	154	22Bet Aqr	2.8990	5700.0	124	7353	No
395	GOM_NL__2PRFIN20030727_184410_000000412018_00285_07353_7037.N1	27-JUL-2003 18:44:10	Bright	40.500	11	53Alp Aql	0.76500	8000.0	81	7353	No
396	GOM_NL__2PRFIN20030727_184552_000000382018_00285_07353_7038.N1	27-JUL-2003 18:45:52	Bright	37.500	59	55Alp Oph	2.0800	8900.0	75	7353	No

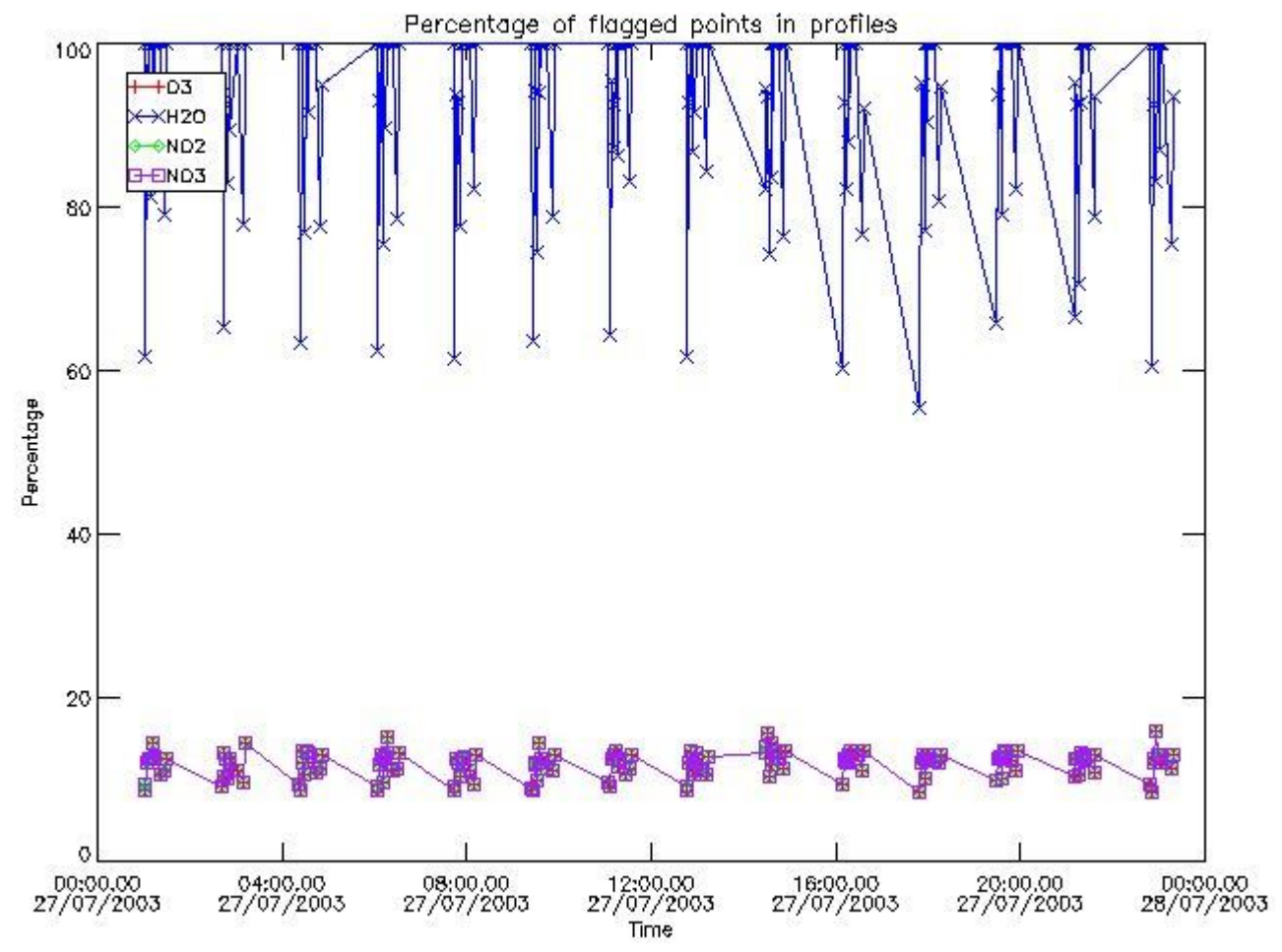
397	GOM_NL__2PRFIN20030727_184807_000000712018_00285_07353_7039.N1	27-JUL-2003 18:48:07	Bright	71.000	61	8Eps Peg	2.1000	3900.0	142	7353	No
398	GOM_NL__2PRFIN20030727_185231_000000412018_00285_07353_7040.N1	27-JUL-2003 18:52:31	Bright	40.500	5	3Alp Lyr	0.033000	11000.	81	7353	No
399	GOM_NL__2PRFIN20030727_185424_000000452018_00285_07353_7041.N1	27-JUL-2003 18:54:24	Bright	45.000	66	37Gam Cyg	2.2080	5900.0	90	7353	No
400	GOM_NL__2PRFIN20030727_185612_000000372018_00285_07353_7042.N1	27-JUL-2003 18:56:12	Bright	37.000	69	33Gam Dra	2.2310	3800.0	74	7353	No
401	GOM_NL__2PRFIN20030727_185959_000000382018_00285_07353_7043.N1	27-JUL-2003 18:59:59	Bright	38.000	119	14Eta Dra	2.7270	4700.0	76	7353	No
402	GOM_NL__2PRFIN20030727_190145_000000422018_00285_07353_7044.N1	27-JUL-2003 19:01:45	Bright	41.500	89	5Alp Cep	2.4510	8000.0	83	7353	No
403	GOM_NL__2PRFIN20030727_190412_000000352018_00285_07353_7045.N1	27-JUL-2003 19:04:12	Bright	34.500	60	7Bet UMi	2.0810	3950.0	69	7353	No
404	GOM_NL__2PRFIN20030727_190706_000000372018_00285_07353_7046.N1	27-JUL-2003 19:07:06	Bright	36.500	49	1Alp UMi	1.9900	6300.0	73	7353	No
405	GOM_NL__2PRFIN20030727_190836_000000542018_00285_07353_7047.N1	27-JUL-2003 19:08:36	Bright	53.500	74	11Bet Cas	2.2680	6600.0	107	7353	No
406	GOM_NL__2PRFIN20030727_191026_000000482018_00285_07353_7048.N1	27-JUL-2003 19:10:26	Bright	47.500	76	27Gam Cas	2.3000	30000.	95	7353	No
407	GOM_NL__2PRFIN20030727_191625_000000482018_00285_07353_7049.N1	27-JUL-2003 19:16:25	Bright	47.500	160	23Gam Per	2.9300	4700.0	95	7353	No
408	GOM_NL__2PRFIN20030727_191759_000000492018_00285_07353_7050.N1	27-JUL-2003 19:17:59	Bright	49.000	35	33Alp Per	1.7950	6250.0	98	7353	No
409	GOM_NL__2PRFIN20030727_191932_000000802018_00285_07353_7051.N1	27-JUL-2003 19:19:32	Bright	79.500	73	57Gam1And	2.2600	13100.	159	7353	No
410	GOM_NL__2PRFIN20030727_192232_000001982018_00285_07353_7052.N1	27-JUL-2003 19:22:32	Straylight	197.50	53	43Bet And	2.0480	3300.0	395	7353	No
411	GOM_NL__2PRFIN20030727_192909_000000522018_00285_07353_7053.N1	27-JUL-2003 19:29:09	Dark	51.500	13	87Alp Tau	0.86700	3800.0	103	7353	No
412	GOM_NL__2PRFIN20030727_193113_000000412018_00285_07353_7054.N1	27-JUL-2003 19:31:13	Dark	41.000	27	24Gam Ori	1.6360	26000.	82	7353	No
413	GOM_NL__2PRFIN20030727_193308_000000402018_00285_07353_7055.N1	27-JUL-2003 19:33:08	Dark	40.000	30	46Eps Ori	1.6940	30000.	80	7353	No
414	GOM_NL__2PRFIN20030727_193530_000000512018_00285_07353_7056.N1	27-JUL-2003 19:35:30	Dark	50.500	7	19Bet Ori	0.10000	14000.	101	7353	No
415	GOM_NL__2PRFIN20030727_193709_000000412018_00285_07353_7057.N1	27-JUL-2003 19:37:09	Dark	40.500	47	2Bet CMa	1.9760	28000.	81	7353	No
416	GOM_NL__2PRFIN20030727_193838_000000422018_00285_07353_7058.N1	27-JUL-2003 19:38:38	Dark	41.500	139	9Bet Lep	2.8330	5600.0	83	7353	No
417	GOM_NL__2PRFIN20030727_194032_000000392018_00285_07353_7059.N1	27-JUL-2003 19:40:32	Dark	38.500	177	1Zet CMa	3.0220	26000.	77	7353	No
418	GOM_NL__2PRFIN20030727_194202_000000402018_00285_07353_7060.N1	27-JUL-2003 19:42:02	Dark	40.000	108	Alp Col	2.6520	15200.	80	7353	No
419	GOM_NL__2PRFIN20030727_194854_000000462018_00285_07353_7061.N1	27-JUL-2003 19:48:54	Dark	46.000	157	The1Eri	2.9060	9300.0	92	7353	No
420	GOM_NL__2PRFIN20030727_195441_000000462018_00286_07354_7029.N1	27-JUL-2003 19:54:41	Dark	45.500	9	Alp Eri	0.45300	24000.	91	7354	No
421	GOM_NL__2PRFIN20030727_195708_000000382018_00286_07354_7030.N1	27-JUL-2003 19:57:08	Dark	38.000	135	Bet Hyi	2.8200	5800.0	76	7354	No
422	GOM_NL__2PRFIN20030727_195859_000000552018_00286_07354_7031.N1	27-JUL-2003 19:58:59	Straylight	54.500	84	Alp Phe	2.3970	4500.0	109	7354	No
423	GOM_NL__2PRFIN20030727_200147_000000422018_00286_07354_7032.N1	27-JUL-2003 20:01:47	Straylight	41.500	148	Alp Tuc	2.8780	4100.0	83	7354	No
424	GOM_NL__2PRFIN20030727_200502_000000462018_00286_07354_7033.N1	27-JUL-2003 20:05:02	Straylight	45.500	31	Alp Gru	1.7340	15200.	91	7354	No
425	GOM_NL__2PRFIN20030727_200820_000000742018_00286_07354_7034.N1	27-JUL-2003 20:08:20	Tw_i_and_stray	74.000	18	24Alp PsA	1.1660	9700.0	148	7354	No
426	GOM_NL__2PRFIN20030727_201250_000000432018_00286_07354_7035.N1	27-JUL-2003 20:12:50	Bright	42.500	38	20Eps Sgr	1.8360	11000.	85	7354	No
427	GOM_NL__2PRFIN20030727_201445_000000402018_00286_07354_7036.N1	27-JUL-2003 20:14:45	Bright	39.500	57	34Sig Sgr	2.0660	26000.	79	7354	No
428	GOM_NL__2PRFIN20030727_201622_000000602018_00286_07354_7037.N1	27-JUL-2003 20:16:22	Bright	60.000	142	49Del Cap	2.8500	8900.0	120	7354	No
429	GOM_NL__2PRFIN20030727_202100_000000602018_00286_07354_7038.N1	27-JUL-2003 20:21:00	Bright	60.000	154	22Bet Aqr	2.8990	5700.0	120	7354	No
430	GOM_NL__2PRFIN20030727_202445_000000412018_00286_07354_7039.N1	27-JUL-2003 20:24:45	Bright	40.500	11	53Alp Aql	0.76500	8000.0	81	7354	No
431	GOM_NL__2PRFIN20030727_202628_000000382018_00286_07354_7040.N1	27-JUL-2003 20:26:28	Bright	37.500	59	55Alp Oph	2.0800	8900.0	75	7354	No
432	GOM_NL__2PRFIN20030727_202842_000000722018_00286_07354_7041.N1	27-JUL-2003 20:28:42	Bright	71.500	61	8Eps Peg	2.1000	3900.0	143	7354	No
433	GOM_NL__2PRFIN20030727_203307_000000412018_00286_07354_7042.N1	27-JUL-2003 20:33:07	Bright	40.500	5	3Alp Lyr	0.033000	11000.	81	7354	No
434	GOM_NL__2PRFIN20030727_203459_000000432018_00286_07354_7043.N1	27-JUL-2003 20:34:59	Bright	42.500	66	37Gam Cyg	2.2080	5900.0	85	7354	No
435	GOM_NL__2PRFIN20030727_203647_000000392018_00286_07354_7044.N1	27-JUL-2003 20:36:47	Bright	39.000	69	33Gam Dra	2.2310	3800.0	78	7354	No
436	GOM_NL__2PRFIN20030727_204035_000000382018_00286_07354_7045.N1	27-JUL-2003 20:40:35	Bright	38.000	119	14Eta Dra	2.7270	4700.0	76	7354	No
437	GOM_NL__2PRFIN20030727_204221_000000422018_00286_07354_7046.N1	27-JUL-2003 20:42:21	Bright	42.000	89	5Alp Cep	2.4510	8000.0	84	7354	No
438	GOM_NL__2PRFIN20030727_204448_000000352018_00286_07354_7047.N1	27-JUL-2003 20:44:48	Bright	34.500	60	7Bet UMi	2.0810	3950.0	69	7354	No
439	GOM_NL__2PRFIN20030727_204741_000000372018_00286_07354_7048.N1	27-JUL-2003 20:47:41	Bright	36.500	49	1Alp UMi	1.9900	6300.0	73	7354	No
440	GOM_NL__2PRFIN20030727_204911_000000512018_00286_07354_7049.N1	27-JUL-2003 20:49:11	Bright	51.000	74	11Bet Cas	2.2680	6600.0	102	7354	No
441	GOM_NL__2PRFIN20030727_205101_000000502018_00286_07354_7050.N1	27-JUL-2003 20:51:01	Bright	50.000	76	27Gam Cas	2.3000	30000.	100	7354	No
442	GOM_NL__2PRFIN20030727_205701_000000472018_00286_07354_7051.N1	27-JUL-2003 20:57:01	Bright	47.000	160	23Gam Per	2.9300	4700.0	94	7354	No
443	GOM_NL__2PRFIN20030727_205833_000000512018_00286_07354_7052.N1	27-JUL-2003 20:58:33	Bright	50.500	35	33Alp Per	1.7950	6250.0	101	7354	No
444	GOM_NL__2PRFIN20030727_210008_000000742018_00286_07354_7053.N1	27-JUL-2003 21:00:08	Bright	74.000	73	57Gam1And	2.2600	13100.	148	7354	No
445	GOM_NL__2PRFIN20030727_210307_000001862018_00286_07354_7054.N1	27-JUL-2003 21:03:07	Straylight	185.50	53	43Bet And	2.0480	3300.0	371	7354	No
446	GOM_NL__2PRFIN20030727_210945_000000542018_00286_07354_7055.N1	27-JUL-2003 21:09:45	Dark	54.000	13	87Alp Tau	0.86700	3800.0	108	7354	No
447	GOM_NL__2PRFIN20030727_211149_000000412018_00286_07354_7056.N1	27-JUL-2003 21:11:49	Dark	41.000	27	24Gam Ori	1.6360	26000.	82	7354	No
448	GOM_NL__2PRFIN20030727_211343_000000412018_00286_07354_7057.N1	27-JUL-2003 21:13:43	Dark	40.500	30	46Eps Ori	1.6940	30000.	81	7354	No
449	GOM_NL__2PRFIN20030727_211606_000000482018_00286_07354_7058.N1	27-JUL-2003 21:16:06	Dark	48.000	7	19Bet Ori	0.10000	14000.	96	7354	No
450	GOM_NL__2PRFIN20030727_211745_000000412018_00286_07354_7059.N1	27-JUL-2003 21:17:45	Dark	40.500	47	2Bet CMa	1.9760	28000.	81	7354	No
451	GOM_NL__2PRFIN20030727_211914_000000422018_00286_07354_7060.N1	27-JUL-2003 21:19:14	Dark	42.000	139	9Bet Lep	2.8330	5600.0	84	7354	No
452	GOM_NL__2PRFIN20030727_212107_000000402018_00286_07354_7061.N1	27-JUL-2003 21:21:07	Dark	40.000	177	1Zet CMa	3.0220	26000.	80	7354	No
453	GOM_NL__2PRFIN20030727_212238_000000392018_00286_07354_7062.N1	27-JUL-2003 21:22:38	Dark	39.000	108	Alp Col	2.6520	15200.	78	7354	No
454	GOM_NL__2PRFIN20030727_212931_000000462018_00286_07354_7063.N1	27-JUL-2003 21:29:31	Dark	45.500	157	The1Eri	2.9060	9300.0	91	7354	No
455	GOM_NL__2PRFIN20030727_213517_000000482018_00287_07355_7281.N1	27-JUL-2003 21:35:17	Dark	47.500	9	Alp Eri	0.45300	24000.	95	7355	No

456	GOM_NL__2PRFIN20030727_213744_000000402018_00287_07355_7282.N1	27-JUL-2003 21:37:44	Dark	39.500	135	Bet Hyi	2.8200	5800.0	79	7355	No
457	GOM_NL__2PRFIN20030727_213936_000000602018_00287_07355_7283.N1	27-JUL-2003 21:39:36	Straylight	59.500	84	Alp Phe	2.3970	4500.0	119	7355	No
458	GOM_NL__2PRFIN20030727_214224_000000432018_00287_07355_7284.N1	27-JUL-2003 21:42:24	Straylight	43.000	148	Alp Tuc	2.8780	4100.0	86	7355	No
459	GOM_NL__2PRFIN20030727_214538_000000452018_00287_07355_7285.N1	27-JUL-2003 21:45:38	Straylight	44.500	31	Alp Gru	1.7340	15200.	89	7355	No
460	GOM_NL__2PRFIN20030727_214856_000000722018_00287_07355_7286.N1	27-JUL-2003 21:48:56	Twi_and_stray	72.000	18	24Alp PsA	1.1660	9700.0	144	7355	No
461	GOM_NL__2PRFIN20030727_215326_000000392018_00287_07355_7287.N1	27-JUL-2003 21:53:26	Bright	38.500	38	20Eps Sgr	1.8360	11000.	77	7355	No
462	GOM_NL__2PRFIN20030727_215521_000000392018_00287_07355_7288.N1	27-JUL-2003 21:55:21	Bright	38.500	57	34Sig Sgr	2.0660	26000.	77	7355	No
463	GOM_NL__2PRFIN20030727_215659_000000602018_00287_07355_7289.N1	27-JUL-2003 21:56:59	Bright	60.000	142	49Del Cap	2.8500	8900.0	120	7355	No
464	GOM_NL__2PRFIN20030727_220136_000000602018_00287_07355_7290.N1	27-JUL-2003 22:01:36	Bright	59.500	154	22Bet Aqr	2.8990	5700.0	119	7355	No
465	GOM_NL__2PRFIN20030727_220521_000000412018_00287_07355_7291.N1	27-JUL-2003 22:05:21	Bright	40.500	11	53Alp Aql	0.76500	8000.0	81	7355	No
466	GOM_NL__2PRFIN20030727_220704_000000382018_00287_07355_7292.N1	27-JUL-2003 22:07:04	Bright	38.000	59	55Alp Oph	2.0800	8900.0	76	7355	No
467	GOM_NL__2PRFIN20030727_220916_000000722018_00287_07355_7293.N1	27-JUL-2003 22:09:16	Bright	72.000	61	8Eps Peg	2.1000	3900.0	144	7355	No
468	GOM_NL__2PRFIN20030727_221343_000000362018_00287_07355_7294.N1	27-JUL-2003 22:13:43	Bright	35.500	5	3Alp Lyr	0.033000	11000.	71	7355	No
469	GOM_NL__2PRFIN20030727_221534_000000442018_00287_07355_7295.N1	27-JUL-2003 22:15:34	Bright	44.000	66	37Gam Cyg	2.2080	5900.0	88	7355	No
470	GOM_NL__2PRFIN20030727_221724_000000392018_00287_07355_7296.N1	27-JUL-2003 22:17:24	Bright	38.500	69	33Gam Dra	2.2310	3800.0	77	7355	No
471	GOM_NL__2PRFIN20030727_222111_000000402018_00287_07355_7297.N1	27-JUL-2003 22:21:11	Bright	39.500	119	14Eta Dra	2.7270	4700.0	79	7355	No
472	GOM_NL__2PRFIN20030727_222256_000000432018_00287_07355_7298.N1	27-JUL-2003 22:22:56	Bright	42.500	89	5Alp Cep	2.4510	8000.0	85	7355	No
473	GOM_NL__2PRFIN20030727_222524_000000422018_00287_07355_7299.N1	27-JUL-2003 22:25:24	Bright	42.000	60	7Bet UMi	2.0810	3950.0	84	7355	No
474	GOM_NL__2PRFIN20030727_222817_000000352018_00287_07355_7300.N1	27-JUL-2003 22:28:17	Bright	34.500	49	1Alp UMi	1.9900	6300.0	69	7355	No
475	GOM_NL__2PRFIN20030727_222947_000000502018_00287_07355_7301.N1	27-JUL-2003 22:29:47	Bright	49.500	74	11Bet Cas	2.2680	6600.0	99	7355	No
476	GOM_NL__2PRFIN20030727_223136_000000482018_00287_07355_7302.N1	27-JUL-2003 22:31:36	Bright	48.000	76	27Gam Cas	2.3000	30000.	96	7355	No
477	GOM_NL__2PRFIN20030727_223735_000000502018_00287_07355_7303.N1	27-JUL-2003 22:37:35	Bright	50.000	160	23Gam Per	2.9300	4700.0	100	7355	No
478	GOM_NL__2PRFIN20030727_223910_000000492018_00287_07355_7304.N1	27-JUL-2003 22:39:10	Bright	49.000	35	33Alp Per	1.7950	6250.0	98	7355	No
479	GOM_NL__2PRFIN20030727_224043_000000792018_00287_07355_7305.N1	27-JUL-2003 22:40:43	Bright	79.000	73	57Gam1And	2.2600	13100.	158	7355	No
480	GOM_NL__2PRFIN20030727_224343_000001992018_00287_07355_7306.N1	27-JUL-2003 22:43:43	Straylight	199.00	53	43Bet And	2.0480	3300.0	398	7355	No
481	GOM_NL__2PRFIN20030727_224845_000000552018_00287_07355_7307.N1	27-JUL-2003 22:48:45	Dark	54.500	146	25Eta Tau	2.8730	15200.	109	7355	No
482	GOM_NL__2PRFIN20030727_225021_000000602018_00287_07355_7308.N1	27-JUL-2003 22:50:21	Dark	60.000	13	87Alp Tau	0.86700	3800.0	120	7355	No
483	GOM_NL__2PRFIN20030727_225225_000000422018_00287_07355_7309.N1	27-JUL-2003 22:52:25	Dark	42.000	27	24Gam Ori	1.6360	26000.	84	7355	No
484	GOM_NL__2PRFIN20030727_225420_000000412018_00287_07355_7310.N1	27-JUL-2003 22:54:20	Dark	41.000	30	46Eps Ori	1.6940	30000.	82	7355	No
485	GOM_NL__2PRFIN20030727_225642_000000452018_00287_07355_7311.N1	27-JUL-2003 22:56:42	Dark	45.000	7	19Bet Ori	0.10000	14000.	90	7355	No
486	GOM_NL__2PRFIN20030727_225821_000000392018_00287_07355_7312.N1	27-JUL-2003 22:58:21	Dark	39.000	47	2Bet CMa	1.9760	28000.	78	7355	No
487	GOM_NL__2PRFIN20030727_225950_000000432018_00287_07355_7313.N1	27-JUL-2003 22:59:50	Dark	43.000	139	9Bet Lep	2.8330	5600.0	86	7355	No
488	GOM_NL__2PRFIN20030727_230143_000000402018_00287_07355_7314.N1	27-JUL-2003 23:01:43	Dark	39.500	177	1Zet CMa	3.0220	26000.	79	7355	No
489	GOM_NL__2PRFIN20030727_230314_000000422018_00287_07355_7315.N1	27-JUL-2003 23:03:14	Dark	42.000	108	Alp Col	2.6520	15200.	84	7355	No
490	GOM_NL__2PRFIN20030727_231554_000000452018_00288_07356_7031.N1	27-JUL-2003 23:15:54	Dark	45.000	9	Alp Eri	0.45300	24000.	90	7356	No
491	GOM_NL__2PRFIN20030727_231820_000000392018_00288_07356_7032.N1	27-JUL-2003 23:18:20	Dark	39.000	135	Bet Hyi	2.8200	5800.0	78	7356	No
492	GOM_NL__2PRFIN20030727_232013_000000632018_00288_07356_7033.N1	27-JUL-2003 23:20:13	Straylight	62.500	84	Alp Phe	2.3970	4500.0	125	7356	No
493	GOM_NL__2PRFIN20030727_232300_000000432018_00288_07356_7034.N1	27-JUL-2003 23:23:00	Straylight	43.000	148	Alp Tuc	2.8780	4100.0	86	7356	No
494	GOM_NL__2PRFIN20030727_232615_000000462018_00288_07356_7035.N1	27-JUL-2003 23:26:15	Straylight	46.000	31	Alp Gru	1.7340	15200.	92	7356	No
495	GOM_NL__2PRFIN20030727_232933_000000862018_00288_07356_7036.N1	27-JUL-2003 23:29:33	Twi_and_stray	85.500	18	24Alp PsA	1.1660	9700.0	171	7356	No
496	GOM_NL__2PRFIN20030727_233402_000000522018_00288_07356_7037.N1	27-JUL-2003 23:34:02	Bright	52.000	38	20Eps Sgr	1.8360	11000.	104	7356	No
497	GOM_NL__2PRFIN20030727_233557_000000402018_00288_07356_7038.N1	27-JUL-2003 23:35:57	Bright	39.500	57	34Sig Sgr	2.0660	26000.	79	7356	No
498	GOM_NL__2PRFIN20030727_233734_000000592018_00288_07356_7039.N1	27-JUL-2003 23:37:34	Bright	59.000	142	49Del Cap	2.8500	8900.0	118	7356	No
499	GOM_NL__2PRFIN20030727_234212_000000592018_00288_07356_7040.N1	27-JUL-2003 23:42:12	Bright	59.000	154	22Bet Aqr	2.8990	5700.0	118	7356	No
500	GOM_NL__2PRFIN20030727_234556_000000412018_00288_07356_7041.N1	27-JUL-2003 23:45:56	Bright	40.500	11	53Alp Aql	0.76500	8000.0	81	7356	No
501	GOM_NL__2PRFIN20030727_234740_000000392018_00288_07356_7042.N1	27-JUL-2003 23:47:40	Bright	38.500	59	55Alp Oph	2.0800	8900.0	77	7356	No
502	GOM_NL__2PRFIN20030727_234952_000000712018_00288_07356_7043.N1	27-JUL-2003 23:49:52	Bright	71.000	61	8Eps Peg	2.1000	3900.0	142	7356	No
503	GOM_NL__2PRFIN20030727_235418_000000382018_00288_07356_7044.N1	27-JUL-2003 23:54:18	Bright	37.500	5	3Alp Lyr	0.033000	11000.	75	7356	No
504	GOM_NL__2PRFIN20030727_235610_000000442018_00288_07356_7045.N1	27-JUL-2003 23:56:10	Bright	43.500	66	37Gam Cyg	2.2080	5900.0	87	7356	No
505	GOM_NL__2PRFIN20030727_235759_000000402018_00288_07356_7046.N1	27-JUL-2003 23:57:59	Bright	39.500	69	33Gam Dra	2.2310	3800.0	79	7356	No

3. Quality information per product

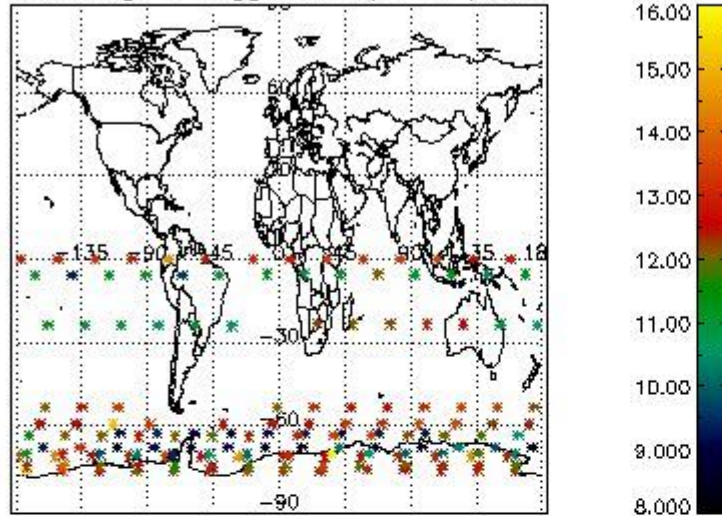
In this section it is plotted some information contained in the Quality Summary data set of the level 2 products. Only products in dark limb conditions and without errors (error flag in the MPH set to "0") are used.

3.1 Plot quality information per product (time dependant)

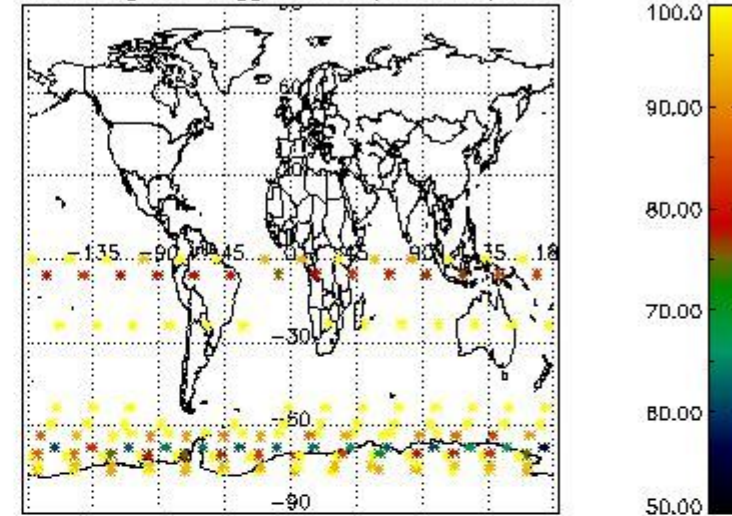


3.2 Plot quality information per product (world map)

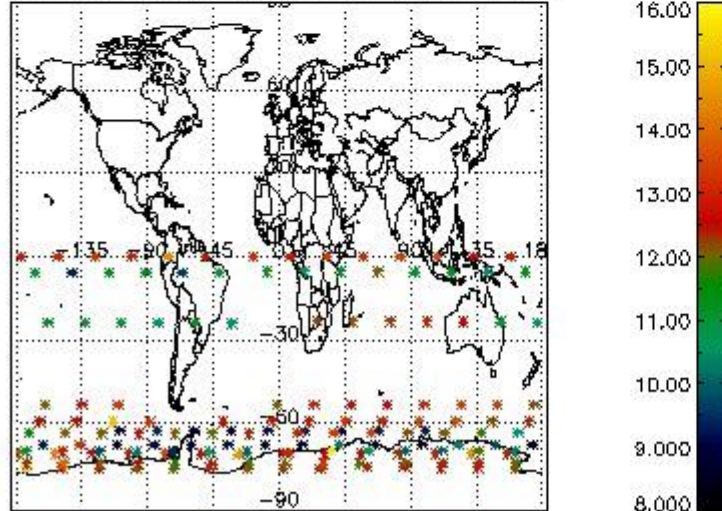
Percentage of flagged data per O3 profile



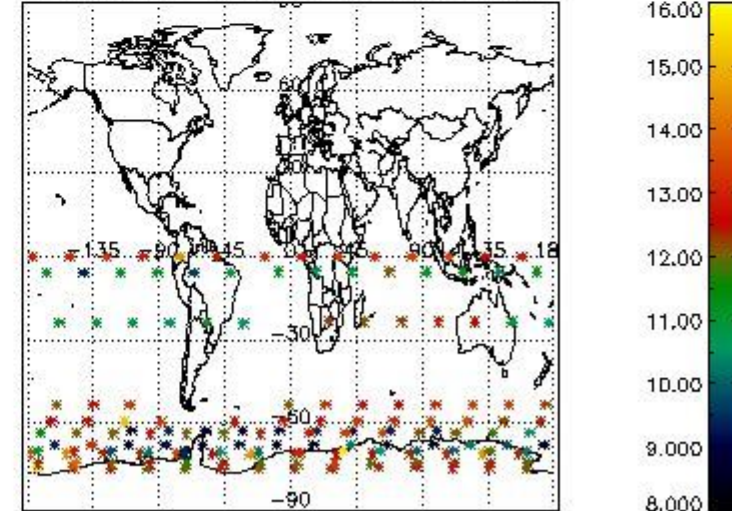
Percentage of flagged data per H2O profile



Percentage of flagged data per NO2 profile



Percentage of flagged data per NO3 profile

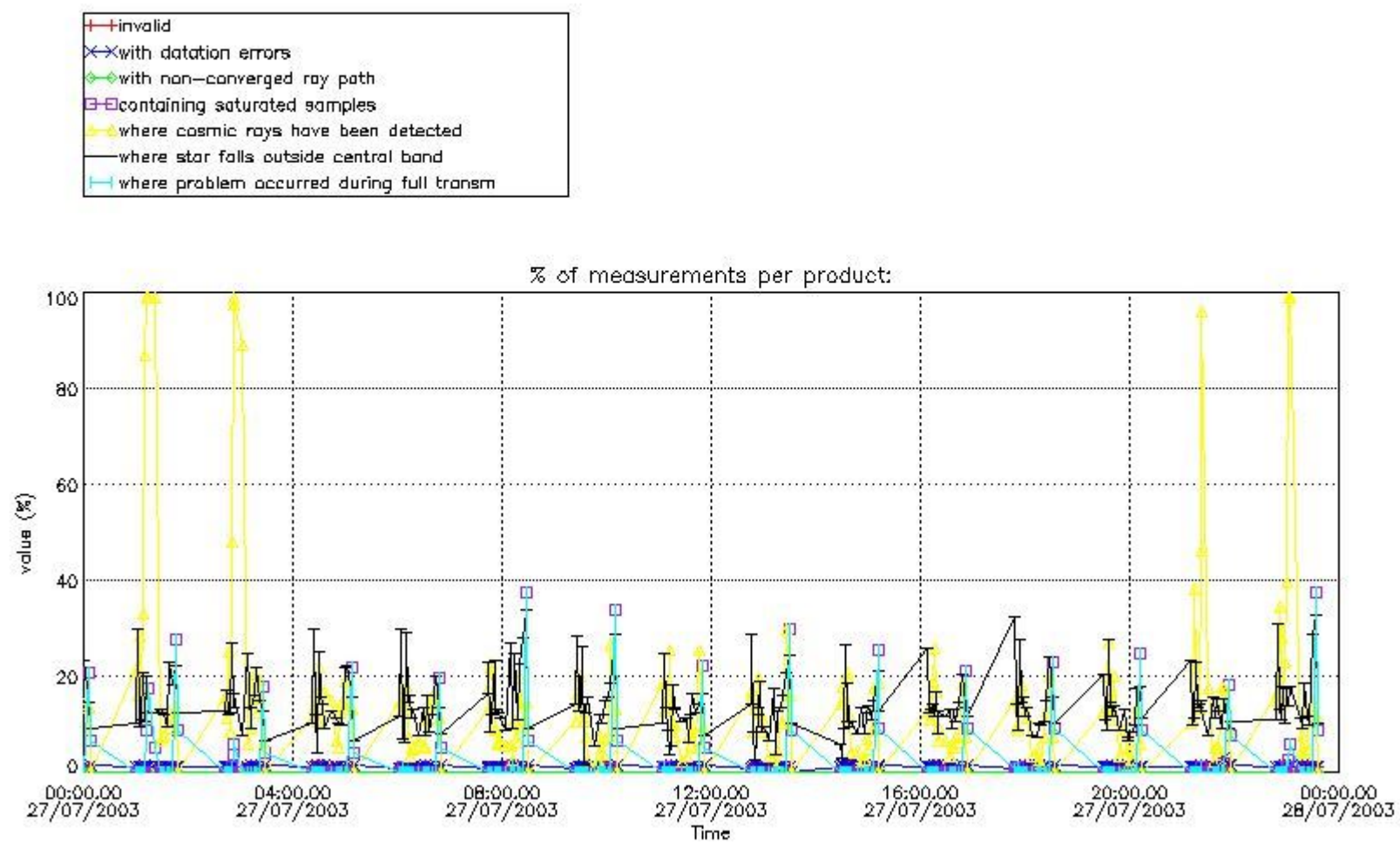


4. Level 1 quality information per product

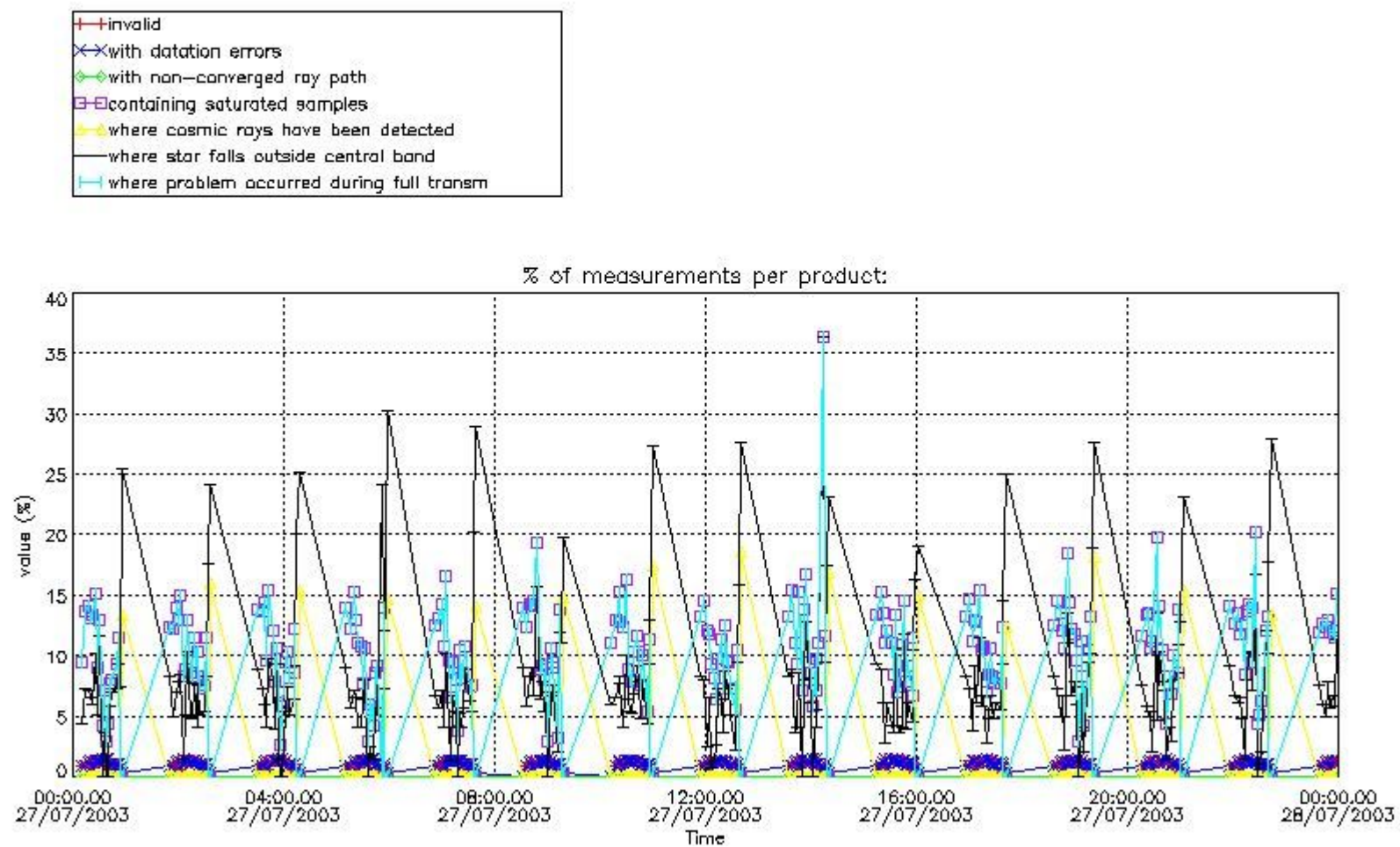
In this section it is plotted some information contained in the Quality Summary data set of the level 2 products that comes from the level 1b processing. Products without errors (error flag in the MPH set to "0") are used.

4.1 Plot quality information per product (time dependant) coming from level 1b processing

4.1.1 Plot level 1 quality information per product (time dependant): ENVISAT ASCENDING passes



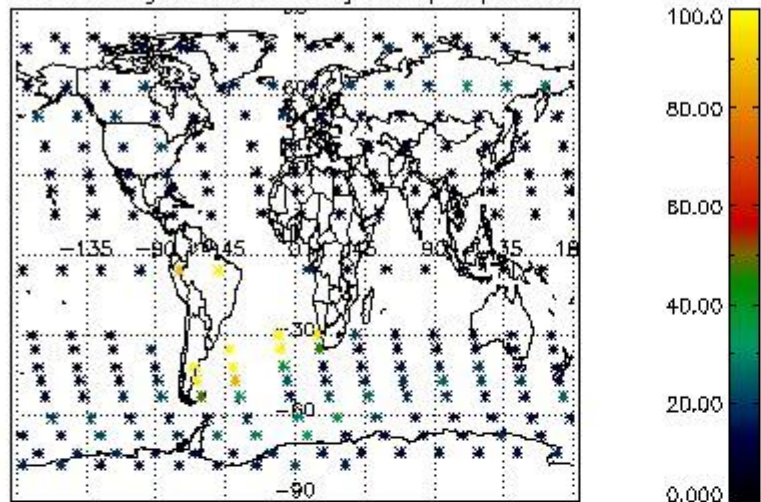
4.1.2 Plot level 1 quality information per product (time dependant): ENVI SAT DESCENDING passes



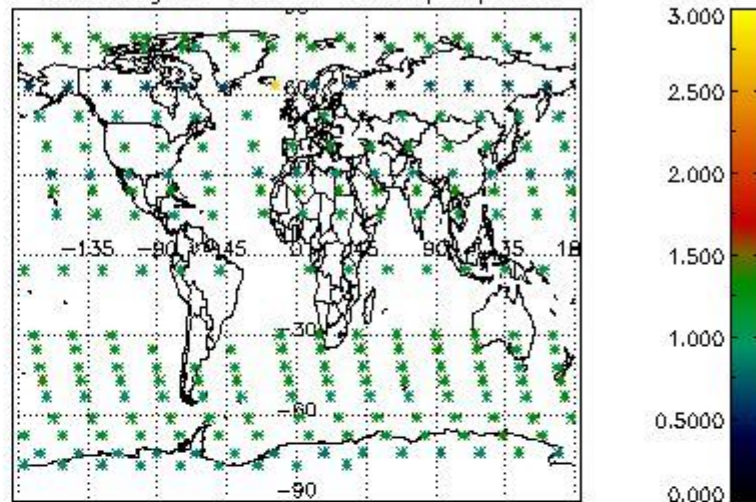
4.2 Plot quality information per product coming from level 1b processing (world map)

4.2.1 Plot level 1 quality information per product (world map): ENVISAT ASCENDING passes

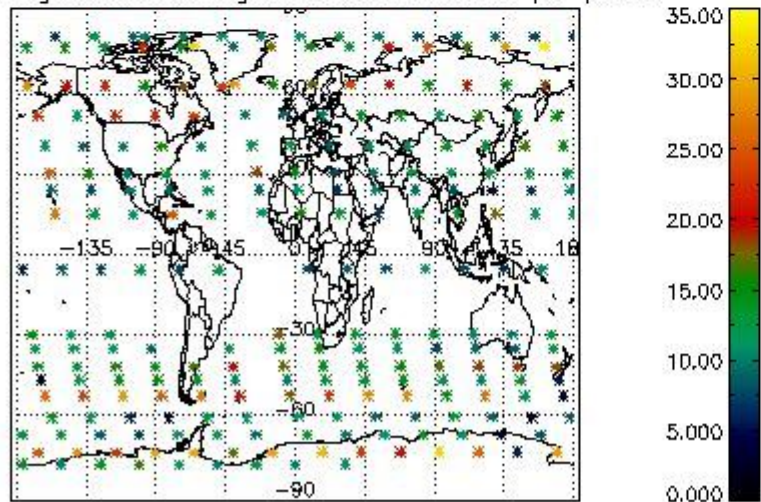
Percentage of cosmic ray hits per profile



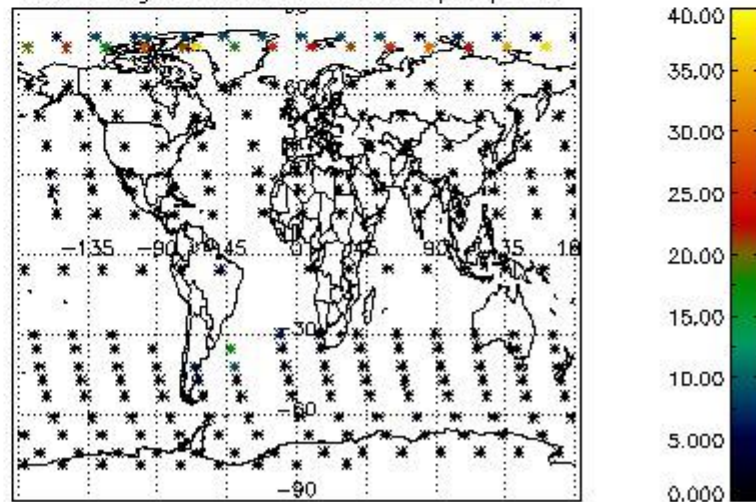
Percentage of datation errors per profile



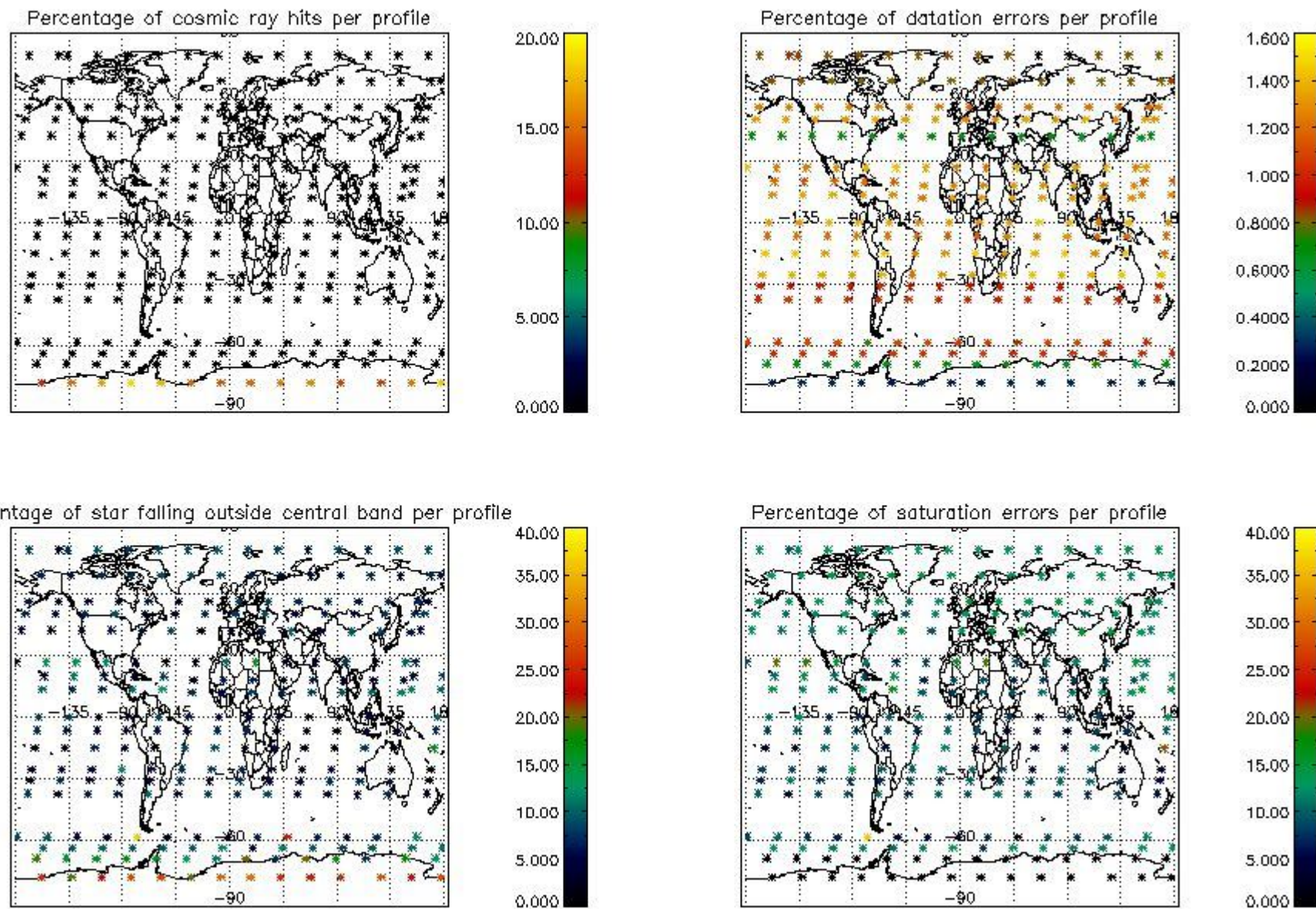
Percentage of star falling outside central band per profile



Percentage of saturation errors per profile



4.2.2 Plot level 1 quality information per product (world map): ENVISAT DESCENDING passes



5. Trace gas profiles

5.1 Ozone statistics based on quality of products

The final quality of the products can be "measured" using the STD (Standard Deviation) attached to every point profile. This information is written to the parameter GOM_NL__2P/NL_LOCAL_SPECIES_DENSITY/o3_std of the level 2 products. The table below shows the statistics for given STD ranges.

The statistics are given with respect to the overall valid production:

- Products without fatal errors: GOM_NL__2P/MPH/PRODUCT_ERR=0
- Valid point profile: GOM_NL__2P/NL_LOCAL_SPECIES_DENSITY/pcd(0)=0

The 'Criteria' is applied to valid points of dark limb products:

- Products in dark limb illumination condition: GOM_NL__2P/NL_SUMMARY_QUALITY/obs_ill_cond=0
- Products without fatal errors: GOM_NL__2P/MPH/PRODUCT_ERR=0
- Valid point profile: GOM_NL__2P/NL_LOCAL_SPECIES_DENSITY/pcd(0)=0

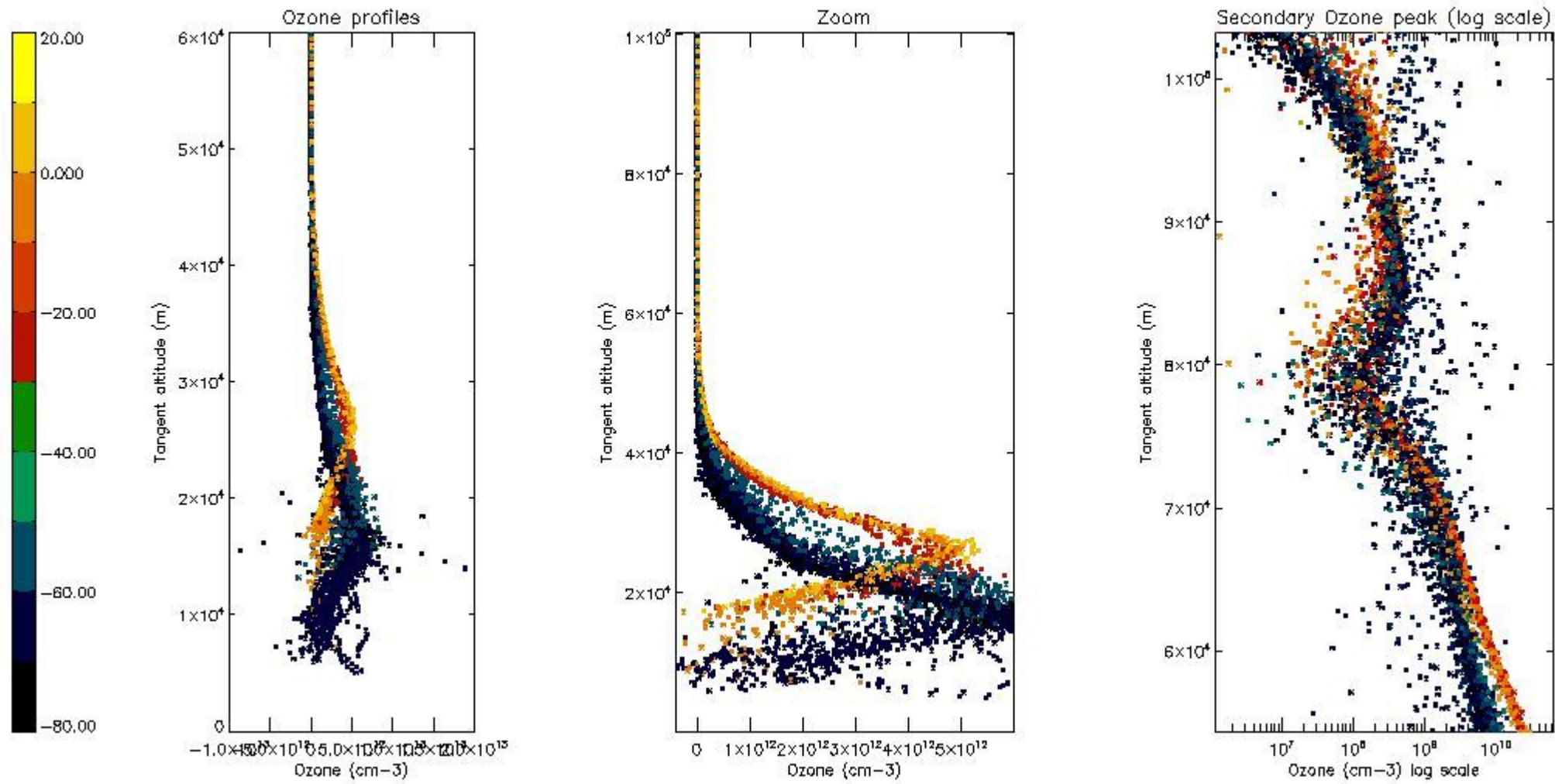
So, the table below shows the percentage of dark limb and valid observations for each criteria with respect to the overall valid daily observations.

Criteria	% of total production
All STD	27
STD < 20	17

STD < 10	14
STD < 5	10

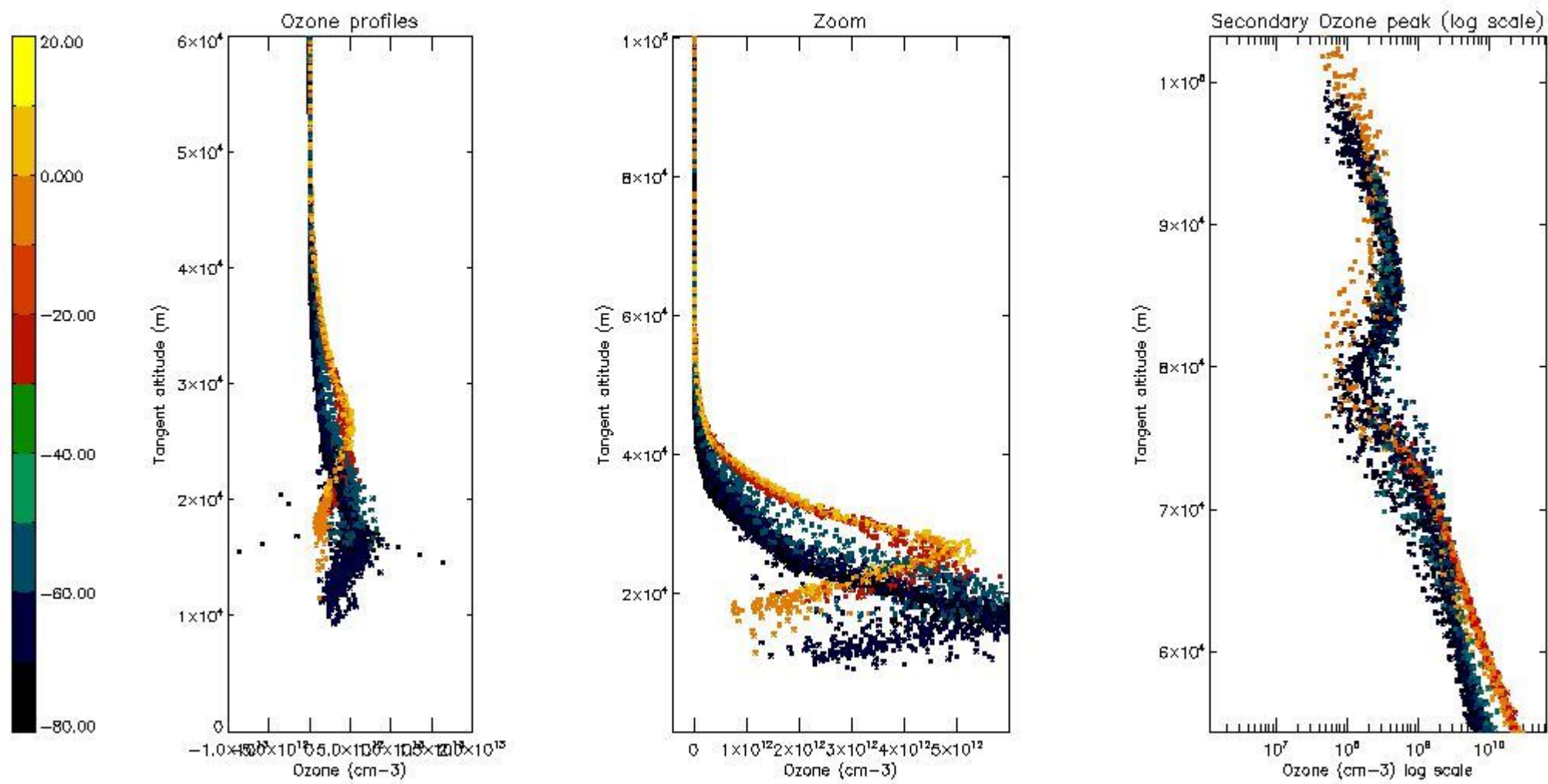
5.2 Plot ozone profiles for all STD (dark without errors)

The colorbar represents the latitude.



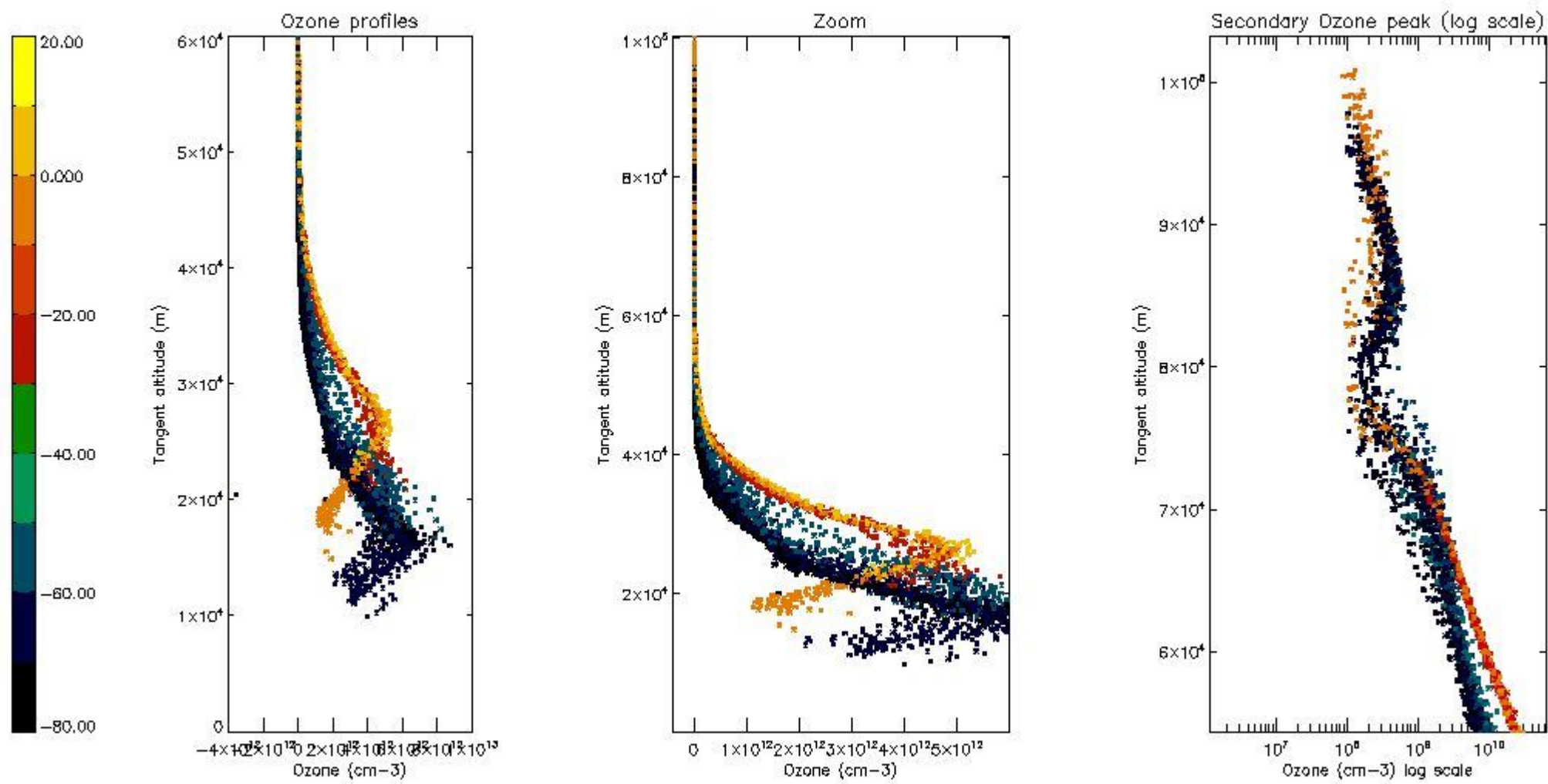
5.3 Plot ozone profiles where STD < 20% (dark without errors)

The colorbar represents the latitude.



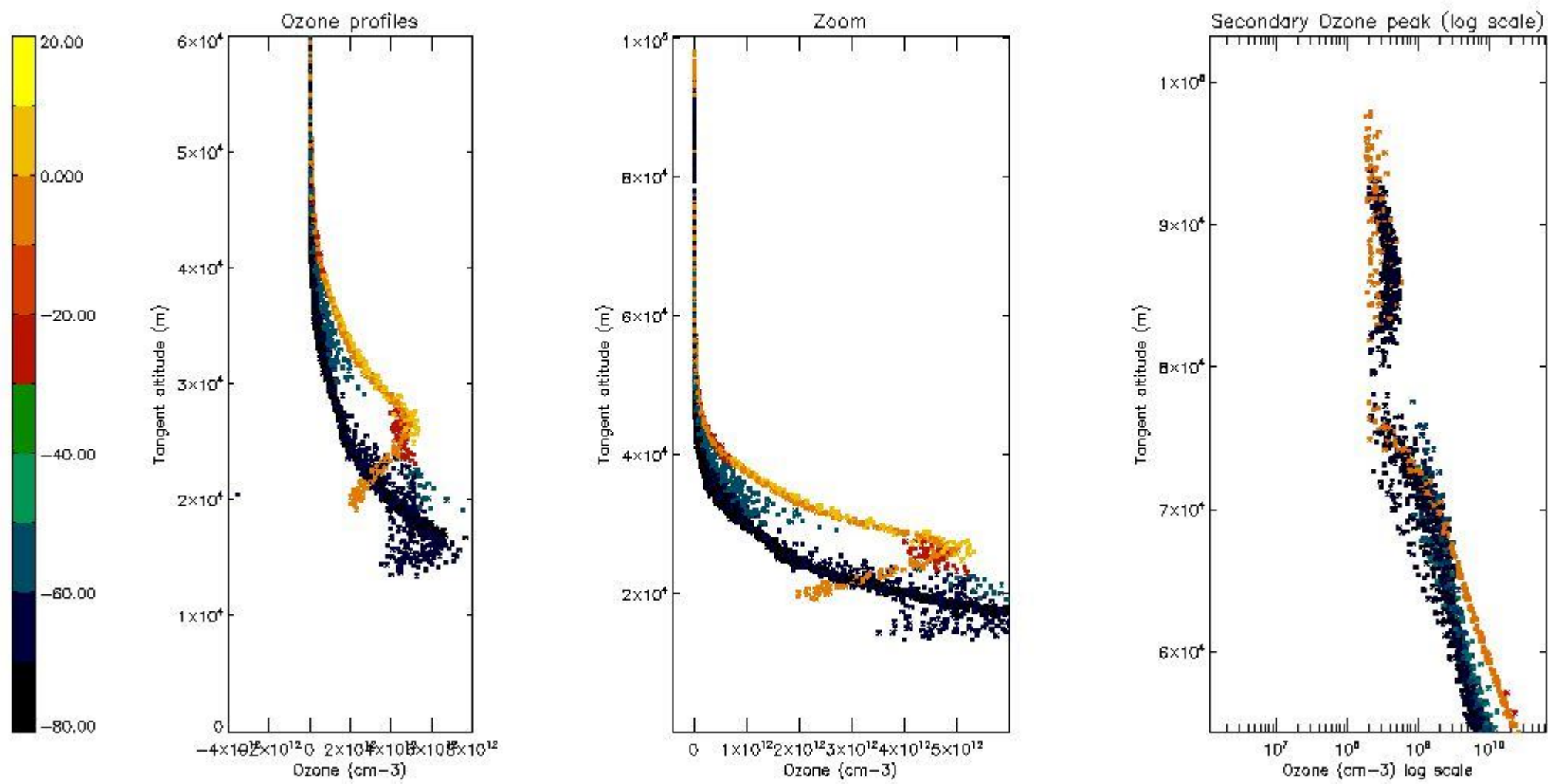
5.4 Plot ozone profiles where STD < 10% (dark without errors)

The colorbar represents the latitude.



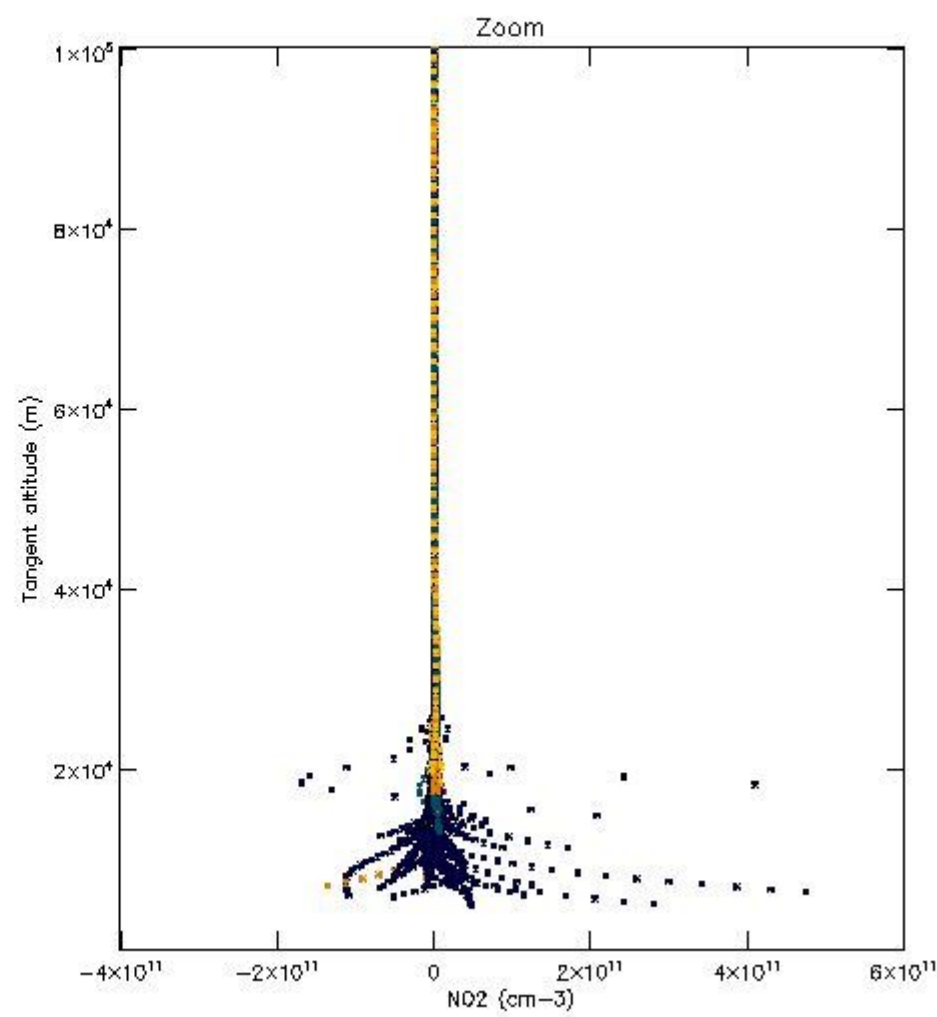
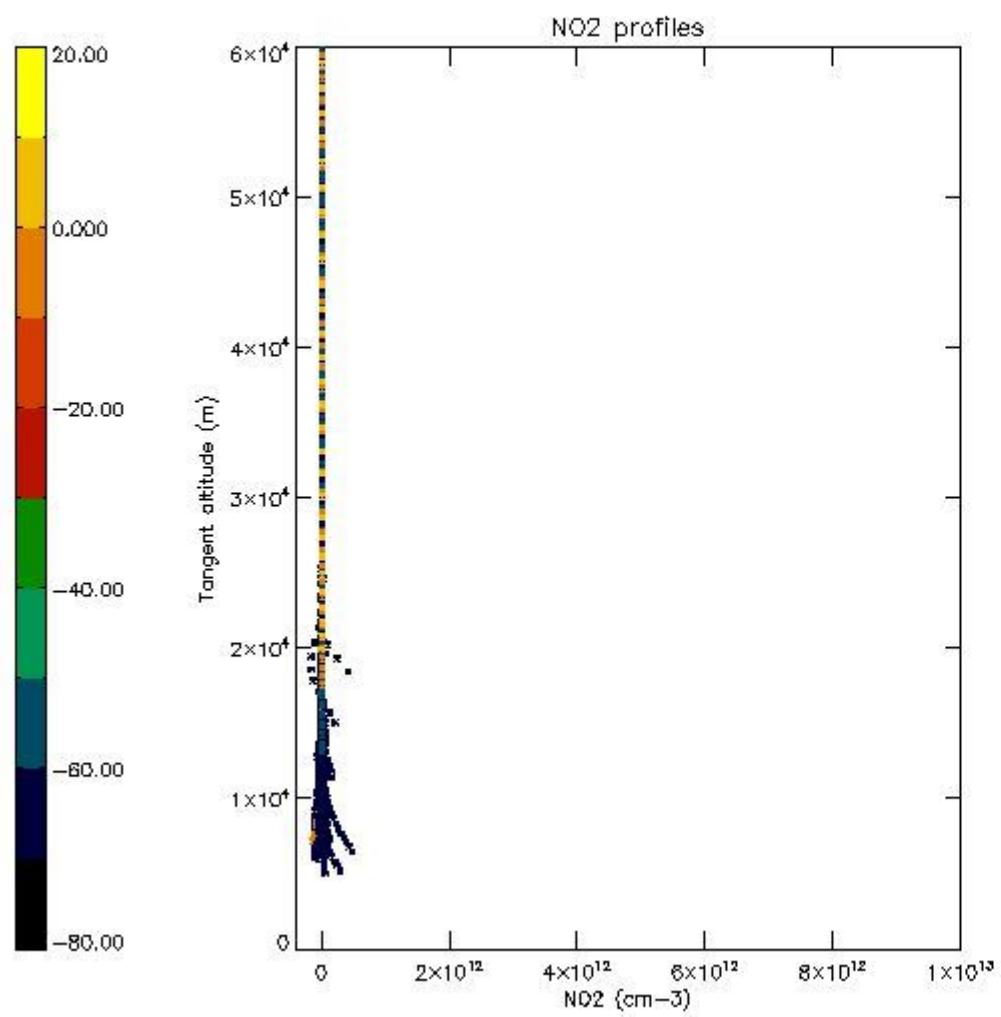
5.5 Plot ozone profiles where STD < 5% (dark without errors)

The colorbar represents the latitude.



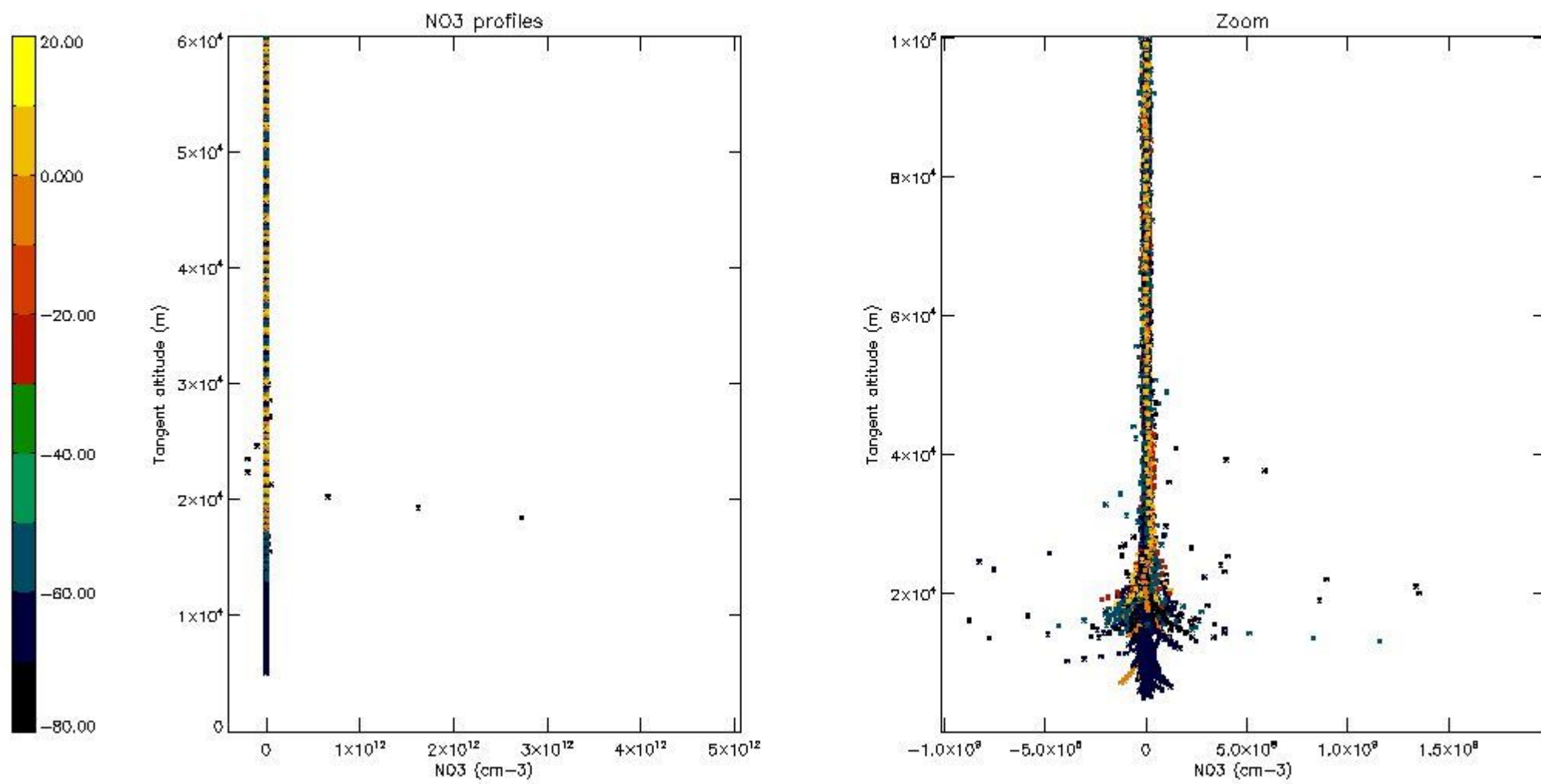
5.6 Plot NO₂ profiles for all STD (dark without errors)

The colorbar represents the latitude.



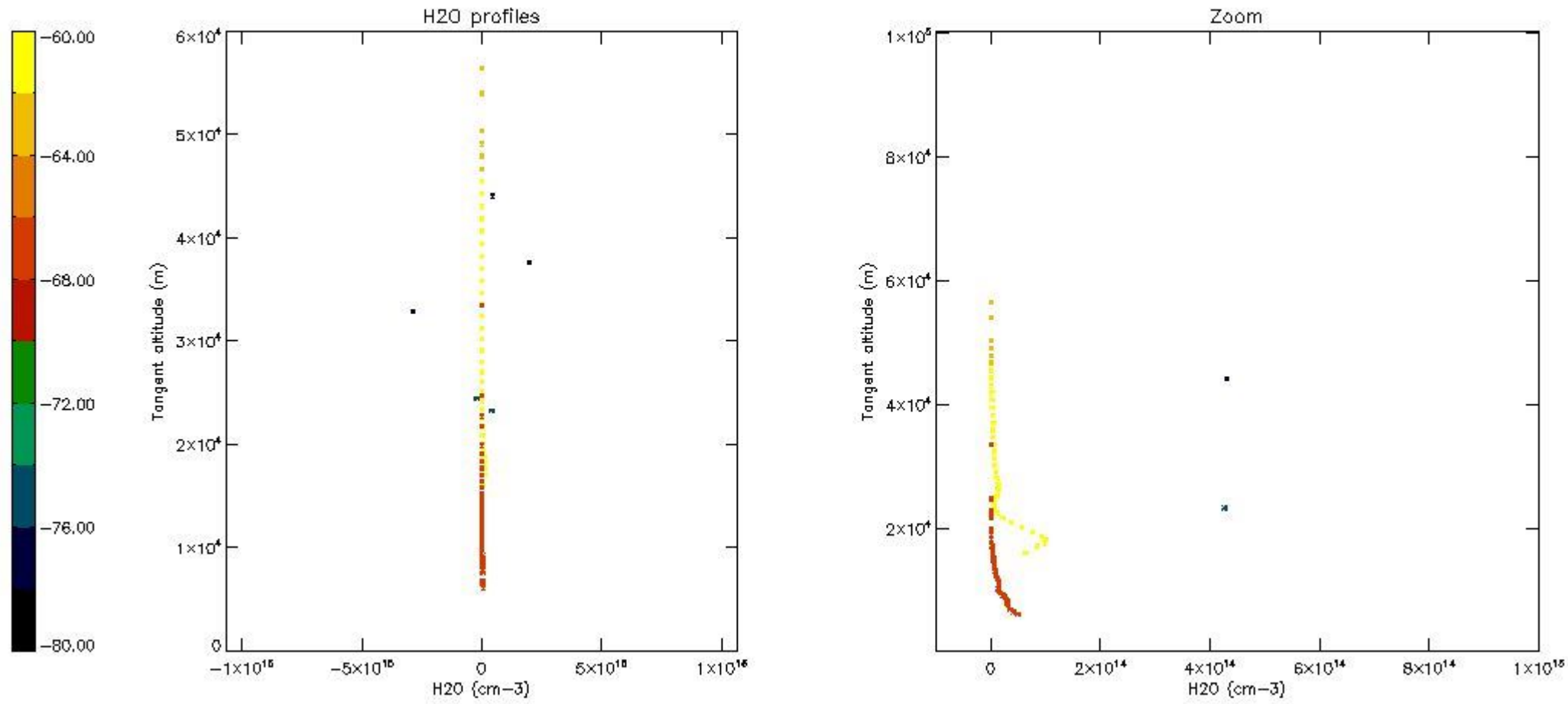
5.7 Plot NO3 profiles for all STD (dark without errors)

The colorbar represents the latitude.



5.8 Plot H2O profiles for all STD (only for occultations of stars 1,2,3,4,13,14,16,26,63 dark without errors)

The colorbar represents the latitude.



6. Auxiliary Data Files used for the production reported in section 2

The number reported in the third column indicates since which file (see list in section 2) the corresponding auxiliary file has been used. The fourth column is the date of those product files.

Type	Auxiliary Filename	Used since product	Used since product date
INST_PHYS_CHARACTERISTICS	GOM_INS_AXVIEC20091111_143220_20030716_120000_20500101_000000	1	27-JUL-2003 00:00:58
LEVEL-2_PROC_CONFIG	GOM_PR2_AXVIEC20091111_152718_20020301_000000_20500101_000000	1	27-JUL-2003 00:00:58
CROSS_SECTIONS_FILE	GOM_CRS_AXVIEC20091111_154832_20020301_000000_20500101_000000	1	27-JUL-2003 00:00:58

GOMOS Level 2 Daily Report

SUMMARY

[1. General Info](#)

[2. Summary of processed GOM_NL_2P products](#)

[3. Level 2 Quality information per product](#)

[3.1 Plot of level 2 quality information per product \(time dependant\)](#)

[3.2 Plot of level 2 quality information per product \(world map\)](#)

[4. Level 1 Quality information per product \(stored on level 2 products\)](#)

[4.1 Plot of level 1 quality information per product \(time dependant\)](#)

[4.1.1 Plot of level 1 quality information per product \(time dependant\): ASCENDING](#)

[4.1.2 Plot of level 1 quality information per product \(time dependant\): DESCENDING](#)

[4.2 Plot of level 1 quality information per product \(world map\)](#)

[4.2.1 Plot of level 1 quality information per product \(world map\): ASCENDING](#)

[4.2.2 Plot of level 1 quality information per product \(world map\): DESCENDING](#)

[5. Ozone profiles based on quality statistics and other trace gas profiles](#)

[5.1 Ozone statistics based on quality of products](#)

[5.2 Plot ozone profiles for all STD \(dark without errors\)](#)

[5.3 Plot ozone profiles where STD < 20% \(dark without errors\)](#)

[5.4. Plot ozone profiles where STD < 10% \(dark without errors\)](#)

[5.5. Plot ozone profiles where STD < 5% \(dark without errors\)](#)

[5.6 Plot NO2 profiles for all STD \(dark without errors\)](#)

[5.7 Plot NO3 profiles for all STD \(dark without errors\)](#)

[5.8 Plot H2O profiles \(only for occultations of stars 1,2,3,4,13,14,16,26,63 dark without errors\) for all STD](#)

[6. Auxiliary Data Files used for the production reported in section 2](#)

This report presents the daily analysis on parameters extracted from GOMOS level 2 data (GOM_NL__2P). It is intended to monitor some important parameters that will impact the quality of these products. A list of level 2 products (and content) that have arrived during the reporting day to the PCF is also given.

Item	Value
Time of report generation	19APR2013 17:23:13
Data source version	GOMOS/6.01
Start time of products	27-07-2003 (27JUL2003 00:00:00)
Stop time of products	28-07-2003 (28JUL2003 00:00:00)
Store outputs in DB	Yes
Nb of level 2 prods	505
Nb of prods with errors	0

2. Summary of processed GOM_NL__2P products.

Nr	Filename	UTC Start time	Limb	Duration	Star Id	Star Name	Star Mag	Star Temp	Nb Meas	Orbit	Prod. error
1	GOM_NL__2PRFIN20030727_000058_000000822018_00274_07342_7012.N1	27-JUL-2003 00:00:58	Twilight	81.500	18	24Alp PsA	1.1660	9700.0	163	7342	No
2	GOM_NL__2PRFIN20030727_000537_000000412018_00274_07342_7013.N1	27-JUL-2003 00:05:37	Bright	41.000	38	20Eps Sgr	1.8360	11000.	82	7342	No
3	GOM_NL__2PRFIN20030727_000731_000000392018_00274_07342_7014.N1	27-JUL-2003 00:07:31	Bright	39.000	57	34Sig Sgr	2.0660	26000.	78	7342	No
4	GOM_NL__2PRFIN20030727_000910_000000582018_00274_07342_7015.N1	27-JUL-2003 00:09:10	Bright	58.000	142	49Del Cap	2.8500	8900.0	116	7342	No
5	GOM_NL__2PRFIN20030727_001352_000000622018_00274_07342_7016.N1	27-JUL-2003 00:13:52	Bright	62.000	154	22Bet Aqr	2.8990	5700.0	124	7342	No
6	GOM_NL__2PRFIN20030727_001735_000000432018_00274_07342_7017.N1	27-JUL-2003 00:17:35	Bright	42.500	11	53Alp Aql	0.76500	8000.0	85	7342	No
7	GOM_NL__2PRFIN20030727_001913_000000382018_00274_07342_7018.N1	27-JUL-2003 00:19:13	Bright	38.000	59	55Alp Oph	2.0800	8900.0	76	7342	No
8	GOM_NL__2PRFIN20030727_002146_000000752018_00274_07342_7019.N1	27-JUL-2003 00:21:46	Bright	75.000	61	8Eps Peg	2.1000	3900.0	150	7342	No
9	GOM_NL__2PRFIN20030727_002555_000000402018_00274_07342_7020.N1	27-JUL-2003 00:25:55	Bright	39.500	5	3Alp Lyr	0.033000	11000.	79	7342	No
10	GOM_NL__2PRFIN20030727_002823_000000392018_00274_07342_7021.N1	27-JUL-2003 00:28:23	Bright	39.000	144	18Del Cyg	2.8600	11000.	78	7342	No
11	GOM_NL__2PRFIN20030727_003001_000000392018_00274_07342_7022.N1	27-JUL-2003 00:30:01	Bright	38.500	130	23Bet Dra	2.7990	5800.0	77	7342	No
12	GOM_NL__2PRFIN20030727_003320_000000362018_00274_07342_7023.N1	27-JUL-2003 00:33:20	Bright	35.500	119	14Eta Dra	2.7270	4700.0	71	7342	No
13	GOM_NL__2PRFIN20030727_003515_000000422018_00274_07342_7024.N1	27-JUL-2003 00:35:15	Bright	42.000	89	5Alp Cep	2.4510	8000.0	84	7342	No
14	GOM_NL__2PRFIN20030727_003734_000000352018_00274_07342_7025.N1	27-JUL-2003 00:37:34	Bright	34.500	60	7Bet UMi	2.0810	3950.0	69	7342	No
15	GOM_NL__2PRFIN20030727_004030_000000352018_00274_07342_7026.N1	27-JUL-2003 00:40:30	Bright	34.500	49	1Alp UMi	1.9900	6300.0	69	7342	No
16	GOM_NL__2PRFIN20030727_004209_000000522018_00274_07342_7027.N1	27-JUL-2003 00:42:09	Bright	52.000	74	11Bet Cas	2.2680	6600.0	104	7342	No
17	GOM_NL__2PRFIN20030727_004357_000000502018_00274_07342_7028.N1	27-JUL-2003 00:43:57	Bright	50.000	76	27Gam Cas	2.3000	30000.	100	7342	No
18	GOM_NL__2PRFIN20030727_004952_000000482018_00274_07342_7029.N1	27-JUL-2003 00:49:52	Bright	48.000	160	23Gam Per	2.9300	4700.0	96	7342	No
19	GOM_NL__2PRFIN20030727_005125_000000482018_00274_07342_7030.N1	27-JUL-2003 00:51:25	Bright	48.000	35	33Alp Per	1.7950	6250.0	96	7342	No
20	GOM_NL__2PRFIN20030727_005302_000000682018_00274_07342_7031.N1	27-JUL-2003 00:53:02	Bright	68.000	73	57Gam1And	2.2600	13100.	136	7342	No
21	GOM_NL__2PRFIN20030727_005602_000001832018_00274_07342_7032.N1	27-JUL-2003 00:56:02	Straylight	182.50	53	43Bet And	2.0480	3300.0	365	7342	No
22	GOM_NL__2PRFIN20030727_010054_000000542018_00274_07342_7033.N1	27-JUL-2003 01:00:54	Dark	54.000	146	25Eta Tau	2.8730	15200.	108	7342	No
23	GOM_NL__2PRFIN20030727_010229_000000592018_00274_07342_7034.N1	27-JUL-2003 01:02:29	Dark	59.000	13	87Alp Tau	0.86700	3800.0	118	7342	No
24	GOM_NL__2PRFIN20030727_010432_000000432018_00274_07342_7035.N1	27-JUL-2003 01:04:32	Dark	42.500	27	24Gam Ori	1.6360	26000.	85	7342	No
25	GOM_NL__2PRFIN20030727_010628_000000412018_00274_07342_7036.N1	27-JUL-2003 01:06:28	Dark	41.000	30	46Eps Ori	1.6940	30000.	82	7342	No
26	GOM_NL__2PRFIN20030727_010848_000000492018_00274_07342_7037.N1	27-JUL-2003 01:08:48	Dark	48.500	7	19Bet Ori	0.10000	14000.	97	7342	No
27	GOM_NL__2PRFIN20030727_011032_000000392018_00274_07342_7038.N1	27-JUL-2003 01:10:32	Dark	38.500	47	2Bet CMa	1.9760	28000.	77	7342	No
28	GOM_NL__2PRFIN20030727_011158_000000452018_00274_07342_7039.N1	27-JUL-2003 01:11:58	Dark	45.000	139	9Bet Lep	2.8330	5600.0	90	7342	No
29	GOM_NL__2PRFIN20030727_011355_000000402018_00274_07342_7040.N1	27-JUL-2003 01:13:55	Dark	40.000	177	1Zet CMa	3.0220	26000.	80	7342	No
30	GOM_NL__2PRFIN20030727_012208_000000482018_00274_07342_7041.N1	27-JUL-2003 01:22:08	Dark	48.000	157	The1Eri	2.9060	9300.0	96	7342	No
31	GOM_NL__2PRFIN20030727_012758_000000462018_00275_07343_7007.N1	27-JUL-2003 01:27:58	Dark	46.000	9	Alp Eri	0.45300	24000.	92	7343	No
32	GOM_NL__2PRFIN20030727_013029_000000412018_00275_07343_7008.N1	27-JUL-2003 01:30:29	Dark	41.000	135	Bet Hyi	2.8200	5800.0	82	7343	No
33	GOM_NL__2PRFIN20030727_013210_000000592018_00275_07343_7009.N1	27-JUL-2003 01:32:10	Straylight	58.500	84	Alp Phe	2.3970	4500.0	117	7343	No
34	GOM_NL__2PRFIN20030727_013506_000000422018_00275_07343_7010.N1	27-JUL-2003 01:35:06	Straylight	42.000	148	Alp Tuc	2.8780	4100.0	84	7343	No
35	GOM_NL__2PRFIN20030727_013820_000000552018_00275_07343_7011.N1	27-JUL-2003 01:38:20	Straylight	54.500	31	Alp Gru	1.7340	15200.	109	7343	No
36	GOM_NL__2PRFIN20030727_014135_000000772018_00275_07343_7012.N1	27-JUL-2003 01:41:35	Twilight	76.500	18	24Alp PsA	1.1660	9700.0	153	7343	No
37	GOM_NL__2PRFIN20030727_014613_000000452018_00275_07343_7013.N1	27-JUL-2003 01:46:13	Bright	45.000	38	20Eps Sgr	1.8360	11000.	90	7343	No
38	GOM_NL__2PRFIN20030727_014807_000000412018_00275_07343_7014.N1	27-JUL-2003 01:48:07	Bright	40.500	57	34Sig Sgr	2.0660	26000.	81	7343	No
39	GOM_NL__2PRFIN20030727_014946_000000612018_00275_07343_7015.N1	27-JUL-2003 01:49:46	Bright	60.500	142	49Del Cap	2.8500	8900.0	121	7343	No
40	GOM_NL__2PRFIN20030727_015427_000000622018_00275_07343_7016.N1	27-JUL-2003 01:54:27	Bright	61.500	154	22Bet Aqr	2.8990	5700.0	123	7343	No
41	GOM_NL__2PRFIN20030727_015810_000000432018_00275_07343_7017.N1	27-JUL-2003 01:58:10	Bright	43.000	11	53Alp Aql	0.76500	8000.0	86	7343	No
42	GOM_NL__2PRFIN20030727_015949_000000392018_00275_07343_7018.N1	27-JUL-2003 01:59:49	Bright	38.500	59	55Alp Oph	2.0800	8900.0	77	7343	No

43	GOM_NL__2PRFIN20030727_020221_000000772018_00275_07343_7019.N1	27-JUL-2003 02:02:21	Bright	77.000	61	8Eps Peg	2.1000	3900.0	154	7343	No
44	GOM_NL__2PRFIN20030727_020631_000000362018_00275_07343_7020.N1	27-JUL-2003 02:06:31	Bright	36.000	5	3Alp Lyr	0.033000	11000.	72	7343	No
45	GOM_NL__2PRFIN20030727_020858_000000402018_00275_07343_7021.N1	27-JUL-2003 02:08:58	Bright	39.500	144	18Del Cyg	2.8600	11000.	79	7343	No
46	GOM_NL__2PRFIN20030727_021037_000000392018_00275_07343_7022.N1	27-JUL-2003 02:10:37	Bright	38.500	130	23Bet Dra	2.7990	5800.0	77	7343	No
47	GOM_NL__2PRFIN20030727_021353_000000412018_00275_07343_7023.N1	27-JUL-2003 02:13:53	Bright	40.500	119	14Eta Dra	2.7270	4700.0	81	7343	No
48	GOM_NL__2PRFIN20030727_021550_000000422018_00275_07343_7024.N1	27-JUL-2003 02:15:50	Bright	42.000	89	5Alp Cep	2.4510	8000.0	84	7343	No
49	GOM_NL__2PRFIN20030727_021809_000000392018_00275_07343_7025.N1	27-JUL-2003 02:18:09	Bright	39.000	60	7Bet UMi	2.0810	3950.0	78	7343	No
50	GOM_NL__2PRFIN20030727_022106_000000372018_00275_07343_7026.N1	27-JUL-2003 02:21:06	Bright	36.500	49	1Alp UMi	1.9900	6300.0	73	7343	No
51	GOM_NL__2PRFIN20030727_022245_000000532018_00275_07343_7027.N1	27-JUL-2003 02:22:45	Bright	53.000	74	11Bet Cas	2.2680	6600.0	106	7343	No
52	GOM_NL__2PRFIN20030727_022433_000000492018_00275_07343_7028.N1	27-JUL-2003 02:24:33	Bright	48.500	76	27Gam Cas	2.3000	30000.	97	7343	No
53	GOM_NL__2PRFIN20030727_023029_000000462018_00275_07343_7029.N1	27-JUL-2003 02:30:29	Bright	46.000	160	23Gam Per	2.9300	4700.0	92	7343	No
54	GOM_NL__2PRFIN20030727_023201_000000482018_00275_07343_7030.N1	27-JUL-2003 02:32:01	Bright	48.000	35	33Alp Per	1.7950	6250.0	96	7343	No
55	GOM_NL__2PRFIN20030727_023337_000000772018_00275_07343_7031.N1	27-JUL-2003 02:33:37	Bright	76.500	73	57Gam1And	2.2600	13100.	153	7343	No
56	GOM_NL__2PRFIN20030727_023637_000001822018_00275_07343_7032.N1	27-JUL-2003 02:36:37	Straylight	182.00	53	43Bet And	2.0480	3300.0	364	7343	No
57	GOM_NL__2PRFIN20030727_024130_000000552018_00275_07343_7033.N1	27-JUL-2003 02:41:30	Dark	55.000	146	25Eta Tau	2.8730	15200.	110	7343	No
58	GOM_NL__2PRFIN20030727_024306_000000502018_00275_07343_7034.N1	27-JUL-2003 02:43:06	Dark	49.500	13	87Alp Tau	0.86700	3800.0	99	7343	No
59	GOM_NL__2PRFIN20030727_024509_000000422018_00275_07343_7035.N1	27-JUL-2003 02:45:09	Dark	42.000	27	24Gam Ori	1.6360	26000.	84	7343	No
60	GOM_NL__2PRFIN20030727_024705_000000412018_00275_07343_7036.N1	27-JUL-2003 02:47:05	Dark	41.000	30	46Eps Ori	1.6940	30000.	82	7343	No
61	GOM_NL__2PRFIN20030727_024926_000000502018_00275_07343_7037.N1	27-JUL-2003 02:49:26	Dark	50.000	7	19Bet Ori	0.10000	14000.	100	7343	No
62	GOM_NL__2PRFIN20030727_025108_000000412018_00275_07343_7038.N1	27-JUL-2003 02:51:08	Dark	40.500	47	2Bet CMa	1.9760	28000.	81	7343	No
63	GOM_NL__2PRFIN20030727_025235_000000432018_00275_07343_7039.N1	27-JUL-2003 02:52:35	Dark	42.500	139	9Bet Lep	2.8330	5600.0	85	7343	No
64	GOM_NL__2PRFIN20030727_030246_000000462018_00275_07343_7040.N1	27-JUL-2003 03:02:46	Dark	45.500	157	The1Eri	2.9060	9300.0	91	7343	No
65	GOM_NL__2PRFIN20030727_030835_000000532018_00276_07344_7007.N1	27-JUL-2003 03:08:35	Dark	52.500	9	Alp Eri	0.45300	24000.	105	7344	No
66	GOM_NL__2PRFIN20030727_031107_000000392018_00276_07344_7008.N1	27-JUL-2003 03:11:07	Dark	38.500	135	Bet Hyi	2.8200	5800.0	77	7344	No
67	GOM_NL__2PRFIN20030727_031248_000000592018_00276_07344_7009.N1	27-JUL-2003 03:12:48	Straylight	59.000	84	Alp Phe	2.3970	4500.0	118	7344	No
68	GOM_NL__2PRFIN20030727_031544_000000442018_00276_07344_7010.N1	27-JUL-2003 03:15:44	Straylight	44.000	148	Alp Tuc	2.8780	4100.0	88	7344	No
69	GOM_NL__2PRFIN20030727_031857_000000532018_00276_07344_7011.N1	27-JUL-2003 03:18:57	Straylight	53.000	31	Alp Gru	1.7340	15200.	106	7344	No
70	GOM_NL__2PRFIN20030727_032212_000000732018_00276_07344_7012.N1	27-JUL-2003 03:22:12	Tw_i_and_stray	73.000	18	24Alp PsA	1.1660	9700.0	146	7344	No
71	GOM_NL__2PRFIN20030727_032649_000000402018_00276_07344_7013.N1	27-JUL-2003 03:26:49	Bright	39.500	38	20Eps Sgr	1.8360	11000.	79	7344	No
72	GOM_NL__2PRFIN20030727_032844_000000382018_00276_07344_7014.N1	27-JUL-2003 03:28:44	Bright	37.500	57	34Sig Sgr	2.0660	26000.	75	7344	No
73	GOM_NL__2PRFIN20030727_033022_000000622018_00276_07344_7015.N1	27-JUL-2003 03:30:22	Bright	61.500	142	49Del Cap	2.8500	8900.0	123	7344	No
74	GOM_NL__2PRFIN20030727_033503_000000632018_00276_07344_7016.N1	27-JUL-2003 03:35:03	Bright	62.500	154	22Bet Aqr	2.8990	5700.0	125	7344	No
75	GOM_NL__2PRFIN20030727_033847_000000422018_00276_07344_7017.N1	27-JUL-2003 03:38:47	Bright	41.500	11	53Alp Aql	0.76500	8000.0	83	7344	No
76	GOM_NL__2PRFIN20030727_034026_000000372018_00276_07344_7018.N1	27-JUL-2003 03:40:26	Bright	36.500	59	55Alp Oph	2.0800	8900.0	73	7344	No
77	GOM_NL__2PRFIN20030727_034256_000000782018_00276_07344_7019.N1	27-JUL-2003 03:42:56	Bright	77.500	61	8Eps Peg	2.1000	3900.0	155	7344	No
78	GOM_NL__2PRFIN20030727_034708_000000382018_00276_07344_7020.N1	27-JUL-2003 03:47:08	Bright	37.500	5	3Alp Lyr	0.033000	11000.	75	7344	No
79	GOM_NL__2PRFIN20030727_034935_000000392018_00276_07344_7021.N1	27-JUL-2003 03:49:35	Bright	38.500	144	18Del Cyg	2.8600	11000.	77	7344	No
80	GOM_NL__2PRFIN20030727_035114_000000382018_00276_07344_7022.N1	27-JUL-2003 03:51:14	Bright	37.500	130	23Bet Dra	2.7990	5800.0	75	7344	No
81	GOM_NL__2PRFIN20030727_035433_000000362018_00276_07344_7023.N1	27-JUL-2003 03:54:33	Bright	35.500	119	14Eta Dra	2.7270	4700.0	71	7344	No
82	GOM_NL__2PRFIN20030727_035626_000000392018_00276_07344_7024.N1	27-JUL-2003 03:56:26	Bright	38.500	89	5Alp Cep	2.4510	8000.0	77	7344	No
83	GOM_NL__2PRFIN20030727_035846_000000352018_00276_07344_7025.N1	27-JUL-2003 03:58:46	Bright	34.500	60	7Bet UMi	2.0810	3950.0	69	7344	No
84	GOM_NL__2PRFIN20030727_040142_000000372018_00276_07344_7026.N1	27-JUL-2003 04:01:42	Bright	37.000	49	1Alp UMi	1.9900	6300.0	74	7344	No
85	GOM_NL__2PRFIN20030727_040320_000000542018_00276_07344_7027.N1	27-JUL-2003 04:03:20	Bright	53.500	74	11Bet Cas	2.2680	6600.0	107	7344	No
86	GOM_NL__2PRFIN20030727_040508_000000502018_00276_07344_7028.N1	27-JUL-2003 04:05:08	Bright	49.500	76	27Gam Cas	2.3000	30000.	99	7344	No
87	GOM_NL__2PRFIN20030727_041104_000000472018_00276_07344_7029.N1	27-JUL-2003 04:11:04	Bright	46.500	160	23Gam Per	2.9300	4700.0	93	7344	No
88	GOM_NL__2PRFIN20030727_041236_000000492018_00276_07344_7030.N1	27-JUL-2003 04:12:36	Bright	49.000	35	33Alp Per	1.7950	6250.0	98	7344	No
89	GOM_NL__2PRFIN20030727_041413_000000802018_00276_07344_7031.N1	27-JUL-2003 04:14:13	Bright	80.000	73	57Gam1And	2.2600	13100.	160	7344	No
90	GOM_NL__2PRFIN20030727_041713_000001852018_00276_07344_7032.N1	27-JUL-2003 04:17:13	Straylight	184.50	53	43Bet And	2.0480	3300.0	369	7344	No
91	GOM_NL__2PRFIN20030727_042206_000000542018_00276_07344_7033.N1	27-JUL-2003 04:22:06	Dark	54.000	146	25Eta Tau	2.8730	15200.	108	7344	No
92	GOM_NL__2PRFIN20030727_042342_000000592018_00276_07344_7034.N1	27-JUL-2003 04:23:42	Dark	59.000	13	87Alp Tau	0.86700	3800.0	118	7344	No
93	GOM_NL__2PRFIN20030727_042546_000000422018_00276_07344_7035.N1	27-JUL-2003 04:25:46	Dark	42.000	27	24Gam Ori	1.6360	26000.	84	7344	No
94	GOM_NL__2PRFIN20030727_042741_000000382018_00276_07344_7036.N1	27-JUL-2003 04:27:41	Dark	38.000	30	46Eps Ori	1.6940	30000.	76	7344	No
95	GOM_NL__2PRFIN20030727_043002_000000482018_00276_07344_7037.N1	27-JUL-2003 04:30:02	Dark	48.000	7	19Bet Ori	0.10000	14000.	96	7344	No
96	GOM_NL__2PRFIN20030727_043144_000000422018_00276_07344_7038.N1	27-JUL-2003 04:31:44	Dark	41.500	47	2Bet CMa	1.9760	28000.	83	7344	No
97	GOM_NL__2PRFIN20030727_043311_000000422018_00276_07344_7039.N1	27-JUL-2003 04:33:11	Dark	42.000	139	9Bet Lep	2.8330	5600.0	84	7344	No
98	GOM_NL__2PRFIN20030727_043507_000000392018_00276_07344_7040.N1	27-JUL-2003 04:35:07	Dark	38.500	177	1Zet CMa	3.0220	26000.	77	7344	No
99	GOM_NL__2PRFIN20030727_044322_000000482018_00276_07344_7041.N1	27-JUL-2003 04:43:22	Dark	47.500	157	The1Eri	2.9060	9300.0	95	7344	No
100	GOM_NL__2PRFIN20030727_044911_000000452018_00277_07345_7007.N1	27-JUL-2003 04:49:11	Dark	45.000	9	Alp Eri	0.45300	24000.	90	7345	No
101	GOM_NL__2PRFIN20030727_045142_000000402018_00277_07345_7008.N1	27-JUL-2003 04:51:42	Dark	39.500	135	Bet Hyi	2.8200	5800.0	79	7345	No

102	GOM_NL__2PRFIN20030727_045325_000000562018_00277_07345_7009.N1	27-JUL-2003 04:53:25	Straylight	56.000	84	Alp Phe	2.3970	4500.0	112	7345	No
103	GOM_NL__2PRFIN20030727_045620_000000412018_00277_07345_7010.N1	27-JUL-2003 04:56:20	Straylight	41.000	148	Alp Tuc	2.8780	4100.0	82	7345	No
104	GOM_NL__2PRFIN20030727_045933_000000532018_00277_07345_7011.N1	27-JUL-2003 04:59:33	Straylight	53.000	31	Alp Gru	1.7340	15200.	106	7345	No
105	GOM_NL__2PRFIN20030727_050248_000000802018_00277_07345_7012.N1	27-JUL-2003 05:02:48	Tw_i_and_stray	79.500	18	24Alp PsA	1.1660	9700.0	159	7345	No
106	GOM_NL__2PRFIN20030727_050725_000000422018_00277_07345_7013.N1	27-JUL-2003 05:07:25	Bright	41.500	38	20Eps Sgr	1.8360	11000.	83	7345	No
107	GOM_NL__2PRFIN20030727_050920_000000382018_00277_07345_7014.N1	27-JUL-2003 05:09:20	Bright	38.000	57	34Sig Sgr	2.0660	26000.	76	7345	No
108	GOM_NL__2PRFIN20030727_051058_000000612018_00277_07345_7015.N1	27-JUL-2003 05:10:58	Bright	61.000	142	49Del Cap	2.8500	8900.0	122	7345	No
109	GOM_NL__2PRFIN20030727_051539_000000622018_00277_07345_7016.N1	27-JUL-2003 05:15:39	Bright	61.500	154	22Bet Aqr	2.8990	5700.0	123	7345	No
110	GOM_NL__2PRFIN20030727_051923_000000432018_00277_07345_7017.N1	27-JUL-2003 05:19:23	Bright	42.500	11	53Alp Aql	0.76500	8000.0	85	7345	No
111	GOM_NL__2PRFIN20030727_052101_000000392018_00277_07345_7018.N1	27-JUL-2003 05:21:01	Bright	38.500	59	55Alp Oph	2.0800	8900.0	77	7345	No
112	GOM_NL__2PRFIN20030727_052330_000000732018_00277_07345_7019.N1	27-JUL-2003 05:23:30	Bright	72.500	61	8Eps Peg	2.1000	3900.0	145	7345	No
113	GOM_NL__2PRFIN20030727_052743_000000372018_00277_07345_7020.N1	27-JUL-2003 05:27:43	Bright	37.000	5	3Alp Lyr	0.033000	11000.	74	7345	No
114	GOM_NL__2PRFIN20030727_053010_000000392018_00277_07345_7021.N1	27-JUL-2003 05:30:10	Bright	39.000	144	18Del Cyg	2.8600	11000.	78	7345	No
115	GOM_NL__2PRFIN20030727_053150_000000382018_00277_07345_7022.N1	27-JUL-2003 05:31:50	Bright	37.500	130	23Bet Dra	2.7990	5800.0	75	7345	No
116	GOM_NL__2PRFIN20030727_053509_000000352018_00277_07345_7023.N1	27-JUL-2003 05:35:09	Bright	34.500	119	14Eta Dra	2.7270	4700.0	69	7345	No
117	GOM_NL__2PRFIN20030727_053701_000000422018_00277_07345_7024.N1	27-JUL-2003 05:37:01	Bright	41.500	89	5Alp Cep	2.4510	8000.0	83	7345	No
118	GOM_NL__2PRFIN20030727_053922_000000362018_00277_07345_7025.N1	27-JUL-2003 05:39:22	Bright	36.000	60	7Bet UMi	2.0810	3950.0	72	7345	No
119	GOM_NL__2PRFIN20030727_054218_000000352018_00277_07345_7026.N1	27-JUL-2003 05:42:18	Bright	35.000	49	1Alp UMi	1.9900	6300.0	70	7345	No
120	GOM_NL__2PRFIN20030727_054355_000000532018_00277_07345_7027.N1	27-JUL-2003 05:43:55	Bright	52.500	74	11Bet Cas	2.2680	6600.0	105	7345	No
121	GOM_NL__2PRFIN20030727_054543_000000502018_00277_07345_7028.N1	27-JUL-2003 05:45:43	Bright	49.500	76	27Gam Cas	2.3000	30000.	99	7345	No
122	GOM_NL__2PRFIN20030727_055139_000000582018_00277_07345_7029.N1	27-JUL-2003 05:51:39	Bright	58.000	160	23Gam Per	2.9300	4700.0	116	7345	No
123	GOM_NL__2PRFIN20030727_055312_000000502018_00277_07345_7030.N1	27-JUL-2003 05:53:12	Bright	50.000	35	33Alp Per	1.7950	6250.0	100	7345	No
124	GOM_NL__2PRFIN20030727_055448_000000692018_00277_07345_7031.N1	27-JUL-2003 05:54:48	Bright	69.000	73	57Gam1And	2.2600	13100.	138	7345	No
125	GOM_NL__2PRFIN20030727_055748_000001972018_00277_07345_7032.N1	27-JUL-2003 05:57:48	Straylight	197.00	53	43Bet And	2.0480	3300.0	394	7345	No
126	GOM_NL__2PRFIN20030727_060242_000000562018_00277_07345_7033.N1	27-JUL-2003 06:02:42	Dark	55.500	146	25Eta Tau	2.8730	15200.	111	7345	No
127	GOM_NL__2PRFIN20030727_060418_000000592018_00277_07345_7034.N1	27-JUL-2003 06:04:18	Dark	59.000	13	87Alp Tau	0.86700	3800.0	118	7345	No
128	GOM_NL__2PRFIN20030727_060619_000000432018_00277_07345_7035.N1	27-JUL-2003 06:06:19	Dark	43.000	27	24Gam Ori	1.6360	26000.	86	7345	No
129	GOM_NL__2PRFIN20030727_060816_000000402018_00277_07345_7036.N1	27-JUL-2003 06:08:16	Dark	39.500	30	46Eps Ori	1.6940	30000.	79	7345	No
130	GOM_NL__2PRFIN20030727_061037_000000542018_00277_07345_7037.N1	27-JUL-2003 06:10:37	Dark	53.500	7	19Bet Ori	0.10000	14000.	107	7345	No
131	GOM_NL__2PRFIN20030727_061220_000000412018_00277_07345_7038.N1	27-JUL-2003 06:12:20	Dark	41.000	47	2Bet CMa	1.9760	28000.	82	7345	No
132	GOM_NL__2PRFIN20030727_061346_000000442018_00277_07345_7039.N1	27-JUL-2003 06:13:46	Dark	44.000	139	9Bet Lep	2.8330	5600.0	88	7345	No
133	GOM_NL__2PRFIN20030727_061543_000000402018_00277_07345_7040.N1	27-JUL-2003 06:15:43	Dark	40.000	177	1Zet CMa	3.0220	26000.	80	7345	No
134	GOM_NL__2PRFIN20030727_061711_000000422018_00277_07345_7041.N1	27-JUL-2003 06:17:11	Dark	42.000	108	Alp Col	2.6520	15200.	84	7345	No
135	GOM_NL__2PRFIN20030727_062359_000000462018_00277_07345_7042.N1	27-JUL-2003 06:23:59	Dark	46.000	157	The1Eri	2.9060	9300.0	92	7345	No
136	GOM_NL__2PRFIN20030727_062948_000000452018_00278_07346_7007.N1	27-JUL-2003 06:29:48	Dark	45.000	9	Alp Eri	0.45300	24000.	90	7346	No
137	GOM_NL__2PRFIN20030727_063219_000000392018_00278_07346_7008.N1	27-JUL-2003 06:32:19	Dark	38.500	135	Bet Hyi	2.8200	5800.0	77	7346	No
138	GOM_NL__2PRFIN20030727_063402_000000602018_00278_07346_7009.N1	27-JUL-2003 06:34:02	Straylight	60.000	84	Alp Phe	2.3970	4500.0	120	7346	No
139	GOM_NL__2PRFIN20030727_063656_000000412018_00278_07346_7010.N1	27-JUL-2003 06:36:56	Straylight	41.000	148	Alp Tuc	2.8780	4100.0	82	7346	No
140	GOM_NL__2PRFIN20030727_064010_000000472018_00278_07346_7011.N1	27-JUL-2003 06:40:10	Straylight	46.500	31	Alp Gru	1.7340	15200.	93	7346	No
141	GOM_NL__2PRFIN20030727_064325_000000782018_00278_07346_7012.N1	27-JUL-2003 06:43:25	Tw_i_and_stray	77.500	18	24Alp PsA	1.1660	9700.0	155	7346	No
142	GOM_NL__2PRFIN20030727_064801_000000412018_00278_07346_7013.N1	27-JUL-2003 06:48:01	Bright	40.500	38	20Eps Sgr	1.8360	11000.	81	7346	No
143	GOM_NL__2PRFIN20030727_064956_000000382018_00278_07346_7014.N1	27-JUL-2003 06:49:56	Bright	38.000	57	34Sig Sgr	2.0660	26000.	76	7346	No
144	GOM_NL__2PRFIN20030727_065134_000000602018_00278_07346_7015.N1	27-JUL-2003 06:51:34	Bright	60.000	142	49Del Cap	2.8500	8900.0	120	7346	No
145	GOM_NL__2PRFIN20030727_065615_000000612018_00278_07346_7016.N1	27-JUL-2003 06:56:15	Bright	61.000	154	22Bet Aqr	2.8990	5700.0	122	7346	No
146	GOM_NL__2PRFIN20030727_065959_000000422018_00278_07346_7017.N1	27-JUL-2003 06:59:59	Bright	42.000	11	53Alp Aql	0.76500	8000.0	84	7346	No
147	GOM_NL__2PRFIN20030727_070138_000000372018_00278_07346_7018.N1	27-JUL-2003 07:01:38	Bright	37.000	59	55Alp Oph	2.0800	8900.0	74	7346	No
148	GOM_NL__2PRFIN20030727_070405_000000792018_00278_07346_7019.N1	27-JUL-2003 07:04:05	Bright	78.500	61	8Eps Peg	2.1000	3900.0	157	7346	No
149	GOM_NL__2PRFIN20030727_070819_000000372018_00278_07346_7020.N1	27-JUL-2003 07:08:19	Bright	36.500	5	3Alp Lyr	0.033000	11000.	73	7346	No
150	GOM_NL__2PRFIN20030727_071046_000000382018_00278_07346_7021.N1	27-JUL-2003 07:10:46	Bright	38.000	144	18Del Cyg	2.8600	11000.	76	7346	No
151	GOM_NL__2PRFIN20030727_071226_000000372018_00278_07346_7022.N1	27-JUL-2003 07:12:26	Bright	37.000	130	23Bet Dra	2.7990	5800.0	74	7346	No
152	GOM_NL__2PRFIN20030727_071545_000000382018_00278_07346_7023.N1	27-JUL-2003 07:15:45	Bright	37.500	119	14Eta Dra	2.7270	4700.0	75	7346	No
153	GOM_NL__2PRFIN20030727_071737_000000402018_00278_07346_7024.N1	27-JUL-2003 07:17:37	Bright	40.000	89	5Alp Cep	2.4510	8000.0	80	7346	No
154	GOM_NL__2PRFIN20030727_071958_000000382018_00278_07346_7025.N1	27-JUL-2003 07:19:58	Bright	38.000	60	7Bet UMi	2.0810	3950.0	76	7346	No
155	GOM_NL__2PRFIN20030727_072254_000000372018_00278_07346_7026.N1	27-JUL-2003 07:22:54	Bright	37.000	49	1Alp UMi	1.9900	6300.0	74	7346	No
156	GOM_NL__2PRFIN20030727_072430_000000532018_00278_07346_7027.N1	27-JUL-2003 07:24:30	Bright	52.500	74	11Bet Cas	2.2680	6600.0	105	7346	No
157	GOM_NL__2PRFIN20030727_072618_000000512018_00278_07346_7028.N1	27-JUL-2003 07:26:18	Bright	51.000	76	27Gam Cas	2.3000	30000.	102	7346	No
158	GOM_NL__2PRFIN20030727_073214_000000482018_00278_07346_7029.N1	27-JUL-2003 07:32:14	Bright	47.500	160	23Gam Per	2.9300	4700.0	95	7346	No
159	GOM_NL__2PRFIN20030727_073348_000000472018_00278_07346_7030.N1	27-JUL-2003 07:33:48	Bright	46.500	35	33Alp Per	1.7950	6250.0	93	7346	No
160	GOM_NL__2PRFIN20030727_073524_000000792018_00278_07346_7031.N1	27-JUL-2003 07:35:24	Bright	79.000	73	57Gam1And	2.2600	13100.	158	7346	No

161	GOM_NL__2PRFIN20030727_073824_000001952018_00278_07346_7032.N1	27-JUL-2003 07:38:24	Straylight	195.00	53	43Bet And	2.0480	3300.0	390	7346	No
162	GOM_NL__2PRFIN20030727_074319_000000582018_00278_07346_7033.N1	27-JUL-2003 07:43:19	Dark	58.000	146	25Eta Tau	2.8730	15200.	116	7346	No
163	GOM_NL__2PRFIN20030727_074454_000000552018_00278_07346_7034.N1	27-JUL-2003 07:44:54	Dark	55.000	13	87Alp Tau	0.86700	3800.0	110	7346	No
164	GOM_NL__2PRFIN20030727_074657_000000412018_00278_07346_7035.N1	27-JUL-2003 07:46:57	Dark	41.000	27	24Gam Ori	1.6360	26000.	82	7346	No
165	GOM_NL__2PRFIN20030727_074853_000000422018_00278_07346_7036.N1	27-JUL-2003 07:48:53	Dark	42.000	30	46Eps Ori	1.6940	30000.	84	7346	No
166	GOM_NL__2PRFIN20030727_075114_000000502018_00278_07346_7037.N1	27-JUL-2003 07:51:14	Dark	49.500	7	19Bet Ori	0.10000	14000.	99	7346	No
167	GOM_NL__2PRFIN20030727_075256_000000412018_00278_07346_7038.N1	27-JUL-2003 07:52:56	Dark	40.500	47	2Bet CMa	1.9760	28000.	81	7346	No
168	GOM_NL__2PRFIN20030727_075423_000000422018_00278_07346_7039.N1	27-JUL-2003 07:54:23	Dark	42.000	139	9Bet Lep	2.8330	5600.0	84	7346	No
169	GOM_NL__2PRFIN20030727_075619_000000412018_00278_07346_7040.N1	27-JUL-2003 07:56:19	Dark	40.500	177	1Zet CMa	3.0220	26000.	81	7346	No
170	GOM_NL__2PRFIN20030727_075747_000000402018_00278_07346_7041.N1	27-JUL-2003 07:57:47	Dark	40.000	108	Alp Col	2.6520	15200.	80	7346	No
171	GOM_NL__2PRFIN20030727_080436_000000462018_00278_07346_7042.N1	27-JUL-2003 08:04:36	Dark	46.000	157	The1Eri	2.9060	9300.0	92	7346	No
172	GOM_NL__2PRFIN20030727_081024_000000542018_00279_07347_7007.N1	27-JUL-2003 08:10:24	Dark	54.000	9	Alp Eri	0.45300	24000.	108	7347	No
173	GOM_NL__2PRFIN20030727_081255_000000392018_00279_07347_7008.N1	27-JUL-2003 08:12:55	Dark	39.000	135	Bet Hyi	2.8200	5800.0	78	7347	No
174	GOM_NL__2PRFIN20030727_081439_000000692018_00279_07347_7009.N1	27-JUL-2003 08:14:39	Straylight	68.500	84	Alp Phe	2.3970	4500.0	137	7347	No
175	GOM_NL__2PRFIN20030727_081733_000000422018_00279_07347_7010.N1	27-JUL-2003 08:17:33	Straylight	41.500	148	Alp Tuc	2.8780	4100.0	83	7347	No
176	GOM_NL__2PRFIN20030727_082046_000000532018_00279_07347_7011.N1	27-JUL-2003 08:20:46	Straylight	53.000	31	Alp Gru	1.7340	15200.	106	7347	No
177	GOM_NL__2PRFIN20030727_082402_000000862018_00279_07347_7012.N1	27-JUL-2003 08:24:02	Tw_i_and_stray	85.500	18	24Alp PsA	1.1660	9700.0	171	7347	No
178	GOM_NL__2PRFIN20030727_082838_000000522018_00279_07347_7013.N1	27-JUL-2003 08:28:38	Bright	52.000	38	20Eps Sgr	1.8360	11000.	104	7347	No
179	GOM_NL__2PRFIN20030727_083032_000000392018_00279_07347_7014.N1	27-JUL-2003 08:30:32	Bright	38.500	57	34Sig Sgr	2.0660	26000.	77	7347	No
180	GOM_NL__2PRFIN20030727_083210_000000612018_00279_07347_7015.N1	27-JUL-2003 08:32:10	Bright	61.000	142	49Del Cap	2.8500	8900.0	122	7347	No
181	GOM_NL__2PRFIN20030727_083650_000000612018_00279_07347_7016.N1	27-JUL-2003 08:36:50	Bright	60.500	154	22Bet Aqr	2.8990	5700.0	121	7347	No
182	GOM_NL__2PRFIN20030727_084034_000000422018_00279_07347_7017.N1	27-JUL-2003 08:40:34	Bright	42.000	11	53Alp Aql	0.76500	8000.0	84	7347	No
183	GOM_NL__2PRFIN20030727_084214_000000392018_00279_07347_7018.N1	27-JUL-2003 08:42:14	Bright	39.000	59	55Alp Oph	2.0800	8900.0	78	7347	No
184	GOM_NL__2PRFIN20030727_084439_000000762018_00279_07347_7019.N1	27-JUL-2003 08:44:39	Bright	75.500	61	8Eps Peg	2.1000	3900.0	151	7347	No
185	GOM_NL__2PRFIN20030727_084855_000000422018_00279_07347_7020.N1	27-JUL-2003 08:48:55	Bright	41.500	5	3Alp Lyr	0.033000	11000.	83	7347	No
186	GOM_NL__2PRFIN20030727_085121_000000402018_00279_07347_7021.N1	27-JUL-2003 08:51:21	Bright	39.500	144	18Del Cyg	2.8600	11000.	79	7347	No
187	GOM_NL__2PRFIN20030727_085301_000000382018_00279_07347_7022.N1	27-JUL-2003 08:53:01	Bright	38.000	130	23Bet Dra	2.7990	5800.0	76	7347	No
188	GOM_NL__2PRFIN20030727_085621_000000382018_00279_07347_7023.N1	27-JUL-2003 08:56:21	Bright	37.500	119	14Eta Dra	2.7270	4700.0	75	7347	No
189	GOM_NL__2PRFIN20030727_085812_000000432018_00279_07347_7024.N1	27-JUL-2003 08:58:12	Bright	43.000	89	5Alp Cep	2.4510	8000.0	86	7347	No
190	GOM_NL__2PRFIN20030727_090034_000000342018_00279_07347_7025.N1	27-JUL-2003 09:00:34	Bright	34.000	60	7Bet UMi	2.0810	3950.0	68	7347	No
191	GOM_NL__2PRFIN20030727_090329_000000382018_00279_07347_7026.N1	27-JUL-2003 09:03:29	Bright	37.500	49	1Alp UMi	1.9900	6300.0	75	7347	No
192	GOM_NL__2PRFIN20030727_090505_000000532018_00279_07347_7027.N1	27-JUL-2003 09:05:05	Bright	53.000	74	11Bet Cas	2.2680	6600.0	106	7347	No
193	GOM_NL__2PRFIN20030727_090654_000000502018_00279_07347_7028.N1	27-JUL-2003 09:06:54	Bright	50.000	76	27Gam Cas	2.3000	30000.	100	7347	No
194	GOM_NL__2PRFIN20030727_091248_000000482018_00279_07347_7029.N1	27-JUL-2003 09:12:48	Bright	47.500	160	23Gam Per	2.9300	4700.0	95	7347	No
195	GOM_NL__2PRFIN20030727_091424_000000512018_00279_07347_7030.N1	27-JUL-2003 09:14:24	Bright	50.500	35	33Alp Per	1.7950	6250.0	101	7347	No
196	GOM_NL__2PRFIN20030727_091559_000000722018_00279_07347_7031.N1	27-JUL-2003 09:15:59	Bright	72.000	73	57Gam1And	2.2600	13100.	144	7347	No
197	GOM_NL__2PRFIN20030727_091859_000001732018_00279_07347_7032.N1	27-JUL-2003 09:18:59	Straylight	172.50	53	43Bet And	2.0480	3300.0	345	7347	No
198	GOM_NL__2PRFIN20030727_092355_000000572018_00279_07347_7033.N1	27-JUL-2003 09:23:55	Dark	56.500	146	25Eta Tau	2.8730	15200.	113	7347	No
199	GOM_NL__2PRFIN20030727_092531_000000582018_00279_07347_7034.N1	27-JUL-2003 09:25:31	Dark	58.000	13	87Alp Tau	0.86700	3800.0	116	7347	No
200	GOM_NL__2PRFIN20030727_092733_000000442018_00279_07347_7035.N1	27-JUL-2003 09:27:33	Dark	43.500	27	24Gam Ori	1.6360	26000.	87	7347	No
201	GOM_NL__2PRFIN20030727_092929_000000432018_00279_07347_7036.N1	27-JUL-2003 09:29:29	Dark	42.500	30	46Eps Ori	1.6940	30000.	85	7347	No
202	GOM_NL__2PRFIN20030727_093150_000000522018_00279_07347_7037.N1	27-JUL-2003 09:31:50	Dark	51.500	7	19Bet Ori	0.10000	14000.	103	7347	No
203	GOM_NL__2PRFIN20030727_093333_000000362018_00279_07347_7038.N1	27-JUL-2003 09:33:33	Dark	35.500	47	2Bet CMa	1.9760	28000.	71	7347	No
204	GOM_NL__2PRFIN20030727_093459_000000422018_00279_07347_7039.N1	27-JUL-2003 09:34:59	Dark	42.000	139	9Bet Lep	2.8330	5600.0	84	7347	No
205	GOM_NL__2PRFIN20030727_093655_000000412018_00279_07347_7040.N1	27-JUL-2003 09:36:55	Dark	40.500	177	1Zet CMa	3.0220	26000.	81	7347	No
206	GOM_NL__2PRFIN20030727_093823_000000422018_00279_07347_7041.N1	27-JUL-2003 09:38:23	Dark	42.000	108	Alp Col	2.6520	15200.	84	7347	No
207	GOM_NL__2PRFIN20030727_094512_000000452018_00279_07347_7042.N1	27-JUL-2003 09:45:12	Dark	45.000	157	The1Eri	2.9060	9300.0	90	7347	No
208	GOM_NL__2PRFIN20030727_095101_000000462018_00280_07348_7027.N1	27-JUL-2003 09:51:01	Dark	45.500	9	Alp Eri	0.45300	24000.	91	7348	No
209	GOM_NL__2PRFIN20030727_095331_000000402018_00280_07348_7028.N1	27-JUL-2003 09:53:31	Dark	39.500	135	Bet Hyi	2.8200	5800.0	79	7348	No
210	GOM_NL__2PRFIN20030727_095516_000000582018_00280_07348_7029.N1	27-JUL-2003 09:55:16	Straylight	57.500	84	Alp Phe	2.3970	4500.0	115	7348	No
211	GOM_NL__2PRFIN20030727_095809_000000442018_00280_07348_7030.N1	27-JUL-2003 09:58:09	Straylight	44.000	148	Alp Tuc	2.8780	4100.0	88	7348	No
212	GOM_NL__2PRFIN20030727_100123_000000492018_00280_07348_7031.N1	27-JUL-2003 10:01:23	Straylight	48.500	31	Alp Gru	1.7340	15200.	97	7348	No
213	GOM_NL__2PRFIN20030727_100439_000000762018_00280_07348_7032.N1	27-JUL-2003 10:04:39	Tw_i_and_stray	75.500	18	24Alp PsA	1.1660	9700.0	151	7348	No
214	GOM_NL__2PRFIN20030727_100913_000000492018_00280_07348_7033.N1	27-JUL-2003 10:09:13	Bright	49.000	38	20Eps Sgr	1.8360	11000.	98	7348	No
215	GOM_NL__2PRFIN20030727_101108_000000392018_00280_07348_7034.N1	27-JUL-2003 10:11:08	Bright	39.000	57	34Sig Sgr	2.0660	26000.	78	7348	No
216	GOM_NL__2PRFIN20030727_101246_000000592018_00280_07348_7035.N1	27-JUL-2003 10:12:46	Bright	59.000	142	49Del Cap	2.8500	8900.0	118	7348	No
217	GOM_NL__2PRFIN20030727_101725_000000622018_00280_07348_7036.N1	27-JUL-2003 10:17:25	Bright	61.500	154	22Bet Aqr	2.8990	5700.0	123	7348	No
218	GOM_NL__2PRFIN20030727_102110_000000432018_00280_07348_7037.N1	27-JUL-2003 10:21:10	Bright	42.500	11	53Alp Aql	0.76500	8000.0	85	7348	No
219	GOM_NL__2PRFIN20030727_102250_000000392018_00280_07348_7038.N1	27-JUL-2003 10:22:50	Bright	39.000	59	55Alp Oph	2.0800	8900.0	78	7348	No

220	GOM_NL__2PRFIN20030727_102514_000000732018_00280_07348_7039.N1	27-JUL-2003 10:25:14	Bright	72.500	61	8Eps Peg	2.1000	3900.0	145	7348	No
221	GOM_NL__2PRFIN20030727_102931_000000402018_00280_07348_7040.N1	27-JUL-2003 10:29:31	Bright	40.000	5	3Alp Lyr	0.033000	11000.	80	7348	No
222	GOM_NL__2PRFIN20030727_103157_000000402018_00280_07348_7041.N1	27-JUL-2003 10:31:57	Bright	39.500	144	18Del Cyg	2.8600	11000.	79	7348	No
223	GOM_NL__2PRFIN20030727_103337_000000382018_00280_07348_7042.N1	27-JUL-2003 10:33:37	Bright	37.500	130	23Bet Dra	2.7990	5800.0	75	7348	No
224	GOM_NL__2PRFIN20030727_103657_000000382018_00280_07348_7043.N1	27-JUL-2003 10:36:57	Bright	38.000	119	14Eta Dra	2.7270	4700.0	76	7348	No
225	GOM_NL__2PRFIN20030727_103847_000000442018_00280_07348_7044.N1	27-JUL-2003 10:38:47	Bright	43.500	89	5Alp Cep	2.4510	8000.0	87	7348	No
226	GOM_NL__2PRFIN20030727_104110_000000392018_00280_07348_7045.N1	27-JUL-2003 10:41:10	Bright	38.500	60	7Bet UMi	2.0810	3950.0	77	7348	No
227	GOM_NL__2PRFIN20030727_104405_000000392018_00280_07348_7046.N1	27-JUL-2003 10:44:05	Bright	38.500	49	1Alp UMi	1.9900	6300.0	77	7348	No
228	GOM_NL__2PRFIN20030727_104540_000000532018_00280_07348_7047.N1	27-JUL-2003 10:45:40	Bright	52.500	74	11Bet Cas	2.2680	6600.0	105	7348	No
229	GOM_NL__2PRFIN20030727_104729_000000502018_00280_07348_7048.N1	27-JUL-2003 10:47:29	Bright	50.000	76	27Gam Cas	2.3000	30000.	100	7348	No
230	GOM_NL__2PRFIN20030727_105326_000000462018_00280_07348_7049.N1	27-JUL-2003 10:53:26	Bright	46.000	160	23Gam Per	2.9300	4700.0	92	7348	No
231	GOM_NL__2PRFIN20030727_105500_000000492018_00280_07348_7050.N1	27-JUL-2003 10:55:00	Bright	48.500	35	33Alp Per	1.7950	6250.0	97	7348	No
232	GOM_NL__2PRFIN20030727_105635_000000742018_00280_07348_7051.N1	27-JUL-2003 10:56:35	Bright	73.500	73	57Gam1And	2.2600	13100.	147	7348	No
233	GOM_NL__2PRFIN20030727_105935_000001932018_00280_07348_7052.N1	27-JUL-2003 10:59:35	Straylight	192.50	53	43Bet And	2.0480	3300.0	385	7348	No
234	GOM_NL__2PRFIN20030727_110432_000000542018_00280_07348_7053.N1	27-JUL-2003 11:04:32	Dark	53.500	146	25Eta Tau	2.8730	15200.	107	7348	No
235	GOM_NL__2PRFIN20030727_110607_000000552018_00280_07348_7054.N1	27-JUL-2003 11:06:07	Dark	55.000	13	87Alp Tau	0.86700	3800.0	110	7348	No
236	GOM_NL__2PRFIN20030727_110809_000000452018_00280_07348_7055.N1	27-JUL-2003 11:08:09	Dark	44.500	27	24Gam Ori	1.6360	26000.	89	7348	No
237	GOM_NL__2PRFIN20030727_111005_000000412018_00280_07348_7056.N1	27-JUL-2003 11:10:05	Dark	40.500	30	46Eps Ori	1.6940	30000.	81	7348	No
238	GOM_NL__2PRFIN20030727_111226_000000402018_00280_07348_7057.N1	27-JUL-2003 11:12:26	Dark	39.500	7	19Bet Ori	0.10000	14000.	79	7348	No
239	GOM_NL__2PRFIN20030727_111408_000000382018_00280_07348_7058.N1	27-JUL-2003 11:14:08	Dark	37.500	47	2Bet CMa	1.9760	28000.	75	7348	No
240	GOM_NL__2PRFIN20030727_111535_000000442018_00280_07348_7059.N1	27-JUL-2003 11:15:35	Dark	44.000	139	9Bet Lep	2.8330	5600.0	88	7348	No
241	GOM_NL__2PRFIN20030727_111730_000000412018_00280_07348_7060.N1	27-JUL-2003 11:17:30	Dark	41.000	177	1Zet CMa	3.0220	26000.	82	7348	No
242	GOM_NL__2PRFIN20030727_111859_000000422018_00280_07348_7061.N1	27-JUL-2003 11:18:59	Dark	41.500	108	Alp Col	2.6520	15200.	83	7348	No
243	GOM_NL__2PRFIN20030727_112549_000000482018_00280_07348_7062.N1	27-JUL-2003 11:25:49	Dark	48.000	157	The1Eri	2.9060	9300.0	96	7348	No
244	GOM_NL__2PRFIN20030727_113137_000000452018_00281_07349_7027.N1	27-JUL-2003 11:31:37	Dark	45.000	9	Alp Eri	0.45300	24000.	90	7349	No
245	GOM_NL__2PRFIN20030727_113406_000000402018_00281_07349_7028.N1	27-JUL-2003 11:34:06	Dark	39.500	135	Bet Hyi	2.8200	5800.0	79	7349	No
246	GOM_NL__2PRFIN20030727_113553_000000592018_00281_07349_7029.N1	27-JUL-2003 11:35:53	Straylight	58.500	84	Alp Phe	2.3970	4500.0	117	7349	No
247	GOM_NL__2PRFIN20030727_113844_000000462018_00281_07349_7030.N1	27-JUL-2003 11:38:44	Straylight	45.500	148	Alp Tuc	2.8780	4100.0	91	7349	No
248	GOM_NL__2PRFIN20030727_114158_000000492018_00281_07349_7031.N1	27-JUL-2003 11:41:58	Straylight	49.000	31	Alp Gru	1.7340	15200.	98	7349	No
249	GOM_NL__2PRFIN20030727_114516_000000712018_00281_07349_7032.N1	27-JUL-2003 11:45:16	Tw_i_and_stray	70.500	18	24Alp PsA	1.1660	9700.0	141	7349	No
250	GOM_NL__2PRFIN20030727_114949_000000432018_00281_07349_7033.N1	27-JUL-2003 11:49:49	Bright	42.500	38	20Eps Sgr	1.8360	11000.	85	7349	No
251	GOM_NL__2PRFIN20030727_115144_000000392018_00281_07349_7034.N1	27-JUL-2003 11:51:44	Bright	39.000	57	34Sig Sgr	2.0660	26000.	78	7349	No
252	GOM_NL__2PRFIN20030727_115322_000000612018_00281_07349_7035.N1	27-JUL-2003 11:53:22	Bright	60.500	142	49Del Cap	2.8500	8900.0	121	7349	No
253	GOM_NL__2PRFIN20030727_115801_000000622018_00281_07349_7036.N1	27-JUL-2003 11:58:01	Bright	62.000	154	22Bet Aqr	2.8990	5700.0	124	7349	No
254	GOM_NL__2PRFIN20030727_120145_000000422018_00281_07349_7037.N1	27-JUL-2003 12:01:45	Bright	41.500	11	53Alp Aql	0.76500	8000.0	83	7349	No
255	GOM_NL__2PRFIN20030727_120326_000000382018_00281_07349_7038.N1	27-JUL-2003 12:03:26	Bright	38.000	59	55Alp Oph	2.0800	8900.0	76	7349	No
256	GOM_NL__2PRFIN20030727_120549_000000702018_00281_07349_7039.N1	27-JUL-2003 12:05:49	Bright	70.000	61	8Eps Peg	2.1000	3900.0	140	7349	No
257	GOM_NL__2PRFIN20030727_121006_000000372018_00281_07349_7040.N1	27-JUL-2003 12:10:06	Bright	37.000	5	3Alp Lyr	0.033000	11000.	74	7349	No
258	GOM_NL__2PRFIN20030727_121232_000000392018_00281_07349_7041.N1	27-JUL-2003 12:12:32	Bright	39.000	144	18Del Cyg	2.8600	11000.	78	7349	No
259	GOM_NL__2PRFIN20030727_121411_000000412018_00281_07349_7042.N1	27-JUL-2003 12:14:11	Bright	41.000	130	23Bet Dra	2.7990	5800.0	82	7349	No
260	GOM_NL__2PRFIN20030727_121733_000000402018_00281_07349_7043.N1	27-JUL-2003 12:17:33	Bright	39.500	119	14Eta Dra	2.7270	4700.0	79	7349	No
261	GOM_NL__2PRFIN20030727_121923_000000422018_00281_07349_7044.N1	27-JUL-2003 12:19:23	Bright	41.500	89	5Alp Cep	2.4510	8000.0	83	7349	No
262	GOM_NL__2PRFIN20030727_122146_000000402018_00281_07349_7045.N1	27-JUL-2003 12:21:46	Bright	40.000	60	7Bet UMi	2.0810	3950.0	80	7349	No
263	GOM_NL__2PRFIN20030727_122438_000000422018_00281_07349_7046.N1	27-JUL-2003 12:24:38	Bright	41.500	49	1Alp UMi	1.9900	6300.0	83	7349	No
264	GOM_NL__2PRFIN20030727_122616_000000532018_00281_07349_7047.N1	27-JUL-2003 12:26:16	Bright	53.000	74	11Bet Cas	2.2680	6600.0	106	7349	No
265	GOM_NL__2PRFIN20030727_122805_000000492018_00281_07349_7048.N1	27-JUL-2003 12:28:05	Bright	48.500	76	27Gam Cas	2.3000	30000.	97	7349	No
266	GOM_NL__2PRFIN20030727_123402_000000462018_00281_07349_7049.N1	27-JUL-2003 12:34:02	Bright	45.500	160	23Gam Per	2.9300	4700.0	91	7349	No
267	GOM_NL__2PRFIN20030727_123535_000000482018_00281_07349_7050.N1	27-JUL-2003 12:35:35	Bright	47.500	35	33Alp Per	1.7950	6250.0	95	7349	No
268	GOM_NL__2PRFIN20030727_123710_000000762018_00281_07349_7051.N1	27-JUL-2003 12:37:10	Bright	76.000	73	57Gam1And	2.2600	13100.	152	7349	No
269	GOM_NL__2PRFIN20030727_124010_000001942018_00281_07349_7052.N1	27-JUL-2003 12:40:10	Straylight	194.00	53	43Bet And	2.0480	3300.0	388	7349	No
270	GOM_NL__2PRFIN20030727_124508_000000562018_00281_07349_7053.N1	27-JUL-2003 12:45:08	Dark	56.000	146	25Eta Tau	2.8730	15200.	112	7349	No
271	GOM_NL__2PRFIN20030727_124643_000000592018_00281_07349_7054.N1	27-JUL-2003 12:46:43	Dark	59.000	13	87Alp Tau	0.86700	3800.0	118	7349	No
272	GOM_NL__2PRFIN20030727_124846_000000422018_00281_07349_7055.N1	27-JUL-2003 12:48:46	Dark	42.000	27	24Gam Ori	1.6360	26000.	84	7349	No
273	GOM_NL__2PRFIN20030727_125041_000000382018_00281_07349_7056.N1	27-JUL-2003 12:50:41	Dark	38.000	30	46Eps Ori	1.6940	30000.	76	7349	No
274	GOM_NL__2PRFIN20030727_125300_000000462018_00281_07349_7057.N1	27-JUL-2003 12:53:00	Dark	45.500	7	19Bet Ori	0.10000	14000.	91	7349	No
275	GOM_NL__2PRFIN20030727_125444_000000412018_00281_07349_7058.N1	27-JUL-2003 12:54:44	Dark	41.000	47	2Bet CMa	1.9760	28000.	82	7349	No
276	GOM_NL__2PRFIN20030727_125609_000000482018_00281_07349_7059.N1	27-JUL-2003 12:56:09	Dark	48.000	139	9Bet Lep	2.8330	5600.0	96	7349	No
277	GOM_NL__2PRFIN20030727_125804_000000422018_00281_07349_7060.N1	27-JUL-2003 12:58:04	Dark	41.500	177	1Zet CMa	3.0220	26000.	83	7349	No
278	GOM_NL__2PRFIN20030727_125933_000000422018_00281_07349_7061.N1	27-JUL-2003 12:59:33	Dark	42.000	108	Alp Col	2.6520	15200.	84	7349	No

279	GOM_NL__2PRFIN20030727_130625_000000462018_00281_07349_7062.N1	27-JUL-2003 13:06:25	Dark	46.000	157	The1Eri	2.9060	9300.0	92	7349	No
280	GOM_NL__2PRFIN20030727_131213_000000492018_00282_07350_7027.N1	27-JUL-2003 13:12:13	Dark	48.500	9	Alp Eri	0.45300	24000.	97	7350	No
281	GOM_NL__2PRFIN20030727_131440_000000402018_00282_07350_7028.N1	27-JUL-2003 13:14:40	Dark	40.000	135	Bet Hyi	2.8200	5800.0	80	7350	No
282	GOM_NL__2PRFIN20030727_131629_000000602018_00282_07350_7029.N1	27-JUL-2003 13:16:29	Straylight	59.500	84	Alp Phe	2.3970	4500.0	119	7350	No
283	GOM_NL__2PRFIN20030727_131921_000000452018_00282_07350_7030.N1	27-JUL-2003 13:19:21	Straylight	44.500	148	Alp Tuc	2.8780	4100.0	89	7350	No
284	GOM_NL__2PRFIN20030727_132235_000000502018_00282_07350_7031.N1	27-JUL-2003 13:22:35	Straylight	50.000	31	Alp Gru	1.7340	15200.	100	7350	No
285	GOM_NL__2PRFIN20030727_132553_000000782018_00282_07350_7032.N1	27-JUL-2003 13:25:53	Tw_i_and_stray	77.500	18	24Alp PsA	1.1660	9700.0	155	7350	No
286	GOM_NL__2PRFIN20030727_133025_000000472018_00282_07350_7033.N1	27-JUL-2003 13:30:25	Bright	47.000	38	20Eps Sgr	1.8360	11000.	94	7350	No
287	GOM_NL__2PRFIN20030727_133220_000000402018_00282_07350_7034.N1	27-JUL-2003 13:32:20	Bright	39.500	57	34Sig Sgr	2.0660	26000.	79	7350	No
288	GOM_NL__2PRFIN20030727_133358_000000612018_00282_07350_7035.N1	27-JUL-2003 13:33:58	Bright	60.500	142	49Del Cap	2.8500	8900.0	121	7350	No
289	GOM_NL__2PRFIN20030727_133838_000000622018_00282_07350_7036.N1	27-JUL-2003 13:38:38	Bright	61.500	154	22Bet Aqr	2.8990	5700.0	123	7350	No
290	GOM_NL__2PRFIN20030727_134221_000000412018_00282_07350_7037.N1	27-JUL-2003 13:42:21	Bright	40.500	11	53Alp Aql	0.76500	8000.0	81	7350	No
291	GOM_NL__2PRFIN20030727_134402_000000382018_00282_07350_7038.N1	27-JUL-2003 13:44:02	Bright	37.500	59	55Alp Oph	2.0800	8900.0	75	7350	No
292	GOM_NL__2PRFIN20030727_134624_000000762018_00282_07350_7039.N1	27-JUL-2003 13:46:24	Bright	75.500	61	8Eps Peg	2.1000	3900.0	151	7350	No
293	GOM_NL__2PRFIN20030727_135043_000000352018_00282_07350_7040.N1	27-JUL-2003 13:50:43	Bright	35.000	5	3Alp Lyr	0.033000	11000.	70	7350	No
294	GOM_NL__2PRFIN20030727_135238_000000442018_00282_07350_7041.N1	27-JUL-2003 13:52:38	Bright	43.500	66	37Gam Cyg	2.2080	5900.0	87	7350	No
295	GOM_NL__2PRFIN20030727_135424_000000392018_00282_07350_7042.N1	27-JUL-2003 13:54:24	Bright	39.000	69	33Gam Dra	2.2310	3800.0	78	7350	No
296	GOM_NL__2PRFIN20030727_135811_000000372018_00282_07350_7043.N1	27-JUL-2003 13:58:11	Bright	37.000	119	14Eta Dra	2.7270	4700.0	74	7350	No
297	GOM_NL__2PRFIN20030727_135959_000000412018_00282_07350_7044.N1	27-JUL-2003 13:59:59	Bright	41.000	89	5Alp Cep	2.4510	8000.0	82	7350	No
298	GOM_NL__2PRFIN20030727_140224_000000352018_00282_07350_7045.N1	27-JUL-2003 14:02:24	Bright	34.500	60	7Bet UMi	2.0810	3950.0	69	7350	No
299	GOM_NL__2PRFIN20030727_140518_000000362018_00282_07350_7046.N1	27-JUL-2003 14:05:18	Bright	36.000	49	1Alp UMi	1.9900	6300.0	72	7350	No
300	GOM_NL__2PRFIN20030727_140652_000000502018_00282_07350_7047.N1	27-JUL-2003 14:06:52	Bright	49.500	74	11Bet Cas	2.2680	6600.0	99	7350	No
301	GOM_NL__2PRFIN20030727_140840_000000502018_00282_07350_7048.N1	27-JUL-2003 14:08:40	Bright	49.500	76	27Gam Cas	2.3000	30000.	99	7350	No
302	GOM_NL__2PRFIN20030727_141439_000000662018_00282_07350_7049.N1	27-JUL-2003 14:14:39	Bright	66.000	160	23Gam Per	2.9300	4700.0	132	7350	No
303	GOM_NL__2PRFIN20030727_141612_000000482018_00282_07350_7050.N1	27-JUL-2003 14:16:12	Bright	47.500	35	33Alp Per	1.7950	6250.0	95	7350	No
304	GOM_NL__2PRFIN20030727_141746_000000782018_00282_07350_7051.N1	27-JUL-2003 14:17:46	Bright	77.500	73	57Gam1And	2.2600	13100.	155	7350	No
305	GOM_NL__2PRFIN20030727_142045_000001842018_00282_07350_7052.N1	27-JUL-2003 14:20:45	Straylight	184.00	53	43Bet And	2.0480	3300.0	368	7350	No
306	GOM_NL__2PRFIN20030727_142721_000000432018_00282_07350_7053.N1	27-JUL-2003 14:27:21	Dark	42.500	13	87Alp Tau	0.86700	3800.0	85	7350	No
307	GOM_NL__2PRFIN20030727_142924_000000372018_00282_07350_7054.N1	27-JUL-2003 14:29:24	Dark	36.500	27	24Gam Ori	1.6360	26000.	73	7350	No
308	GOM_NL__2PRFIN20030727_143119_000000392018_00282_07350_7055.N1	27-JUL-2003 14:31:19	Dark	39.000	30	46Eps Ori	1.6940	30000.	78	7350	No
309	GOM_NL__2PRFIN20030727_143341_000000492018_00282_07350_7056.N1	27-JUL-2003 14:33:41	Dark	49.000	7	19Bet Ori	0.10000	14000.	98	7350	No
310	GOM_NL__2PRFIN20030727_143521_000000392018_00282_07350_7057.N1	27-JUL-2003 14:35:21	Dark	38.500	47	2Bet CMa	1.9760	28000.	77	7350	No
311	GOM_NL__2PRFIN20030727_143649_000000432018_00282_07350_7058.N1	27-JUL-2003 14:36:49	Dark	43.000	139	9Bet Lep	2.8330	5600.0	86	7350	No
312	GOM_NL__2PRFIN20030727_143844_000000382018_00282_07350_7059.N1	27-JUL-2003 14:38:44	Dark	37.500	177	1Zet CMa	3.0220	26000.	75	7350	No
313	GOM_NL__2PRFIN20030727_144013_000000382018_00282_07350_7060.N1	27-JUL-2003 14:40:13	Dark	38.000	108	Alp Col	2.6520	15200.	76	7350	No
314	GOM_NL__2PRFIN20030727_144704_000000452018_00282_07350_7061.N1	27-JUL-2003 14:47:04	Dark	44.500	157	The1Eri	2.9060	9300.0	89	7350	No
315	GOM_NL__2PRFIN20030727_145251_000000452018_00283_07351_7027.N1	27-JUL-2003 14:52:51	Dark	45.000	9	Alp Eri	0.45300	24000.	90	7351	No
316	GOM_NL__2PRFIN20030727_145520_000000382018_00283_07351_7028.N1	27-JUL-2003 14:55:20	Dark	37.500	135	Bet Hyi	2.8200	5800.0	75	7351	No
317	GOM_NL__2PRFIN20030727_145708_000000572018_00283_07351_7029.N1	27-JUL-2003 14:57:08	Straylight	57.000	84	Alp Phe	2.3970	4500.0	114	7351	No
318	GOM_NL__2PRFIN20030727_145959_000000432018_00283_07351_7030.N1	27-JUL-2003 14:59:59	Straylight	43.000	148	Alp Tuc	2.8780	4100.0	86	7351	No
319	GOM_NL__2PRFIN20030727_150313_000000462018_00283_07351_7031.N1	27-JUL-2003 15:03:13	Straylight	45.500	31	Alp Gru	1.7340	15200.	91	7351	No
320	GOM_NL__2PRFIN20030727_150630_000000712018_00283_07351_7032.N1	27-JUL-2003 15:06:30	Tw_i_and_stray	71.000	18	24Alp PsA	1.1660	9700.0	142	7351	No
321	GOM_NL__2PRFIN20030727_151102_000000432018_00283_07351_7033.N1	27-JUL-2003 15:11:02	Bright	43.000	38	20Eps Sgr	1.8360	11000.	86	7351	No
322	GOM_NL__2PRFIN20030727_151257_000000392018_00283_07351_7034.N1	27-JUL-2003 15:12:57	Bright	39.000	57	34Sig Sgr	2.0660	26000.	78	7351	No
323	GOM_NL__2PRFIN20030727_151435_000000602018_00283_07351_7035.N1	27-JUL-2003 15:14:35	Bright	59.500	142	49Del Cap	2.8500	8900.0	119	7351	No
324	GOM_NL__2PRFIN20030727_151913_000000622018_00283_07351_7036.N1	27-JUL-2003 15:19:13	Bright	62.000	154	22Bet Aqr	2.8990	5700.0	124	7351	No
325	GOM_NL__2PRFIN20030727_152258_000000412018_00283_07351_7037.N1	27-JUL-2003 15:22:58	Bright	40.500	11	53Alp Aql	0.76500	8000.0	81	7351	No
326	GOM_NL__2PRFIN20030727_152440_000000362018_00283_07351_7038.N1	27-JUL-2003 15:24:40	Bright	36.000	59	55Alp Oph	2.0800	8900.0	72	7351	No
327	GOM_NL__2PRFIN20030727_152657_000000752018_00283_07351_7039.N1	27-JUL-2003 15:26:57	Bright	74.500	61	8Eps Peg	2.1000	3900.0	149	7351	No
328	GOM_NL__2PRFIN20030727_153120_000000362018_00283_07351_7040.N1	27-JUL-2003 15:31:20	Bright	36.000	5	3Alp Lyr	0.033000	11000.	72	7351	No
329	GOM_NL__2PRFIN20030727_153313_000000422018_00283_07351_7041.N1	27-JUL-2003 15:33:13	Bright	41.500	66	37Gam Cyg	2.2080	5900.0	83	7351	No
330	GOM_NL__2PRFIN20030727_153500_000000382018_00283_07351_7042.N1	27-JUL-2003 15:35:00	Bright	37.500	69	33Gam Dra	2.2310	3800.0	75	7351	No
331	GOM_NL__2PRFIN20030727_153847_000000362018_00283_07351_7043.N1	27-JUL-2003 15:38:47	Bright	36.000	119	14Eta Dra	2.7270	4700.0	72	7351	No
332	GOM_NL__2PRFIN20030727_154035_000000412018_00283_07351_7044.N1	27-JUL-2003 15:40:35	Bright	40.500	89	5Alp Cep	2.4510	8000.0	81	7351	No
333	GOM_NL__2PRFIN20030727_154300_000000372018_00283_07351_7045.N1	27-JUL-2003 15:43:00	Bright	36.500	60	7Bet UMi	2.0810	3950.0	73	7351	No
334	GOM_NL__2PRFIN20030727_154554_000000382018_00283_07351_7046.N1	27-JUL-2003 15:45:54	Bright	38.000	49	1Alp UMi	1.9900	6300.0	76	7351	No
335	GOM_NL__2PRFIN20030727_154727_000000512018_00283_07351_7047.N1	27-JUL-2003 15:47:27	Bright	51.000	74	11Bet Cas	2.2680	6600.0	102	7351	No
336	GOM_NL__2PRFIN20030727_154915_000000492018_00283_07351_7048.N1	27-JUL-2003 15:49:15	Bright	49.000	76	27Gam Cas	2.3000	30000.	98	7351	No
337	GOM_NL__2PRFIN20030727_155514_000000452018_00283_07351_7049.N1	27-JUL-2003 15:55:14	Bright	45.000	160	23Gam Per	2.9300	4700.0	90	7351	No

338	GOM_NL__2PRFIN20030727_155647_000000482018_00283_07351_7050.N1	27-JUL-2003 15:56:47	Bright	48.000	35	33Alp Per	1.7950	6250.0	96	7351	No
339	GOM_NL__2PRFIN20030727_155821_000000772018_00283_07351_7051.N1	27-JUL-2003 15:58:21	Bright	76.500	73	57Gam1And	2.2600	13100.	153	7351	No
340	GOM_NL__2PRFIN20030727_160121_000001742018_00283_07351_7052.N1	27-JUL-2003 16:01:21	Straylight	173.50	53	43Bet And	2.0480	3300.0	347	7351	No
341	GOM_NL__2PRFIN20030727_160757_000000552018_00283_07351_7053.N1	27-JUL-2003 16:07:57	Dark	54.500	13	87Alp Tau	0.86700	3800.0	109	7351	No
342	GOM_NL__2PRFIN20030727_161000_000000412018_00283_07351_7054.N1	27-JUL-2003 16:10:00	Dark	41.000	27	24Gam Ori	1.6360	26000.	82	7351	No
343	GOM_NL__2PRFIN20030727_161155_000000422018_00283_07351_7055.N1	27-JUL-2003 16:11:55	Dark	41.500	30	46Eps Ori	1.6940	30000.	83	7351	No
344	GOM_NL__2PRFIN20030727_161417_000000432018_00283_07351_7056.N1	27-JUL-2003 16:14:17	Dark	42.500	7	19Bet Ori	0.10000	14000.	85	7351	No
345	GOM_NL__2PRFIN20030727_161557_000000392018_00283_07351_7057.N1	27-JUL-2003 16:15:57	Dark	39.000	47	2Bet CMa	1.9760	28000.	78	7351	No
346	GOM_NL__2PRFIN20030727_161725_000000422018_00283_07351_7058.N1	27-JUL-2003 16:17:25	Dark	42.000	139	9Bet Lep	2.8330	5600.0	84	7351	No
347	GOM_NL__2PRFIN20030727_161920_000000382018_00283_07351_7059.N1	27-JUL-2003 16:19:20	Dark	37.500	177	1Zet CMa	3.0220	26000.	75	7351	No
348	GOM_NL__2PRFIN20030727_162049_000000392018_00283_07351_7060.N1	27-JUL-2003 16:20:49	Dark	39.000	108	Alp Col	2.6520	15200.	78	7351	No
349	GOM_NL__2PRFIN20030727_162741_000000472018_00283_07351_7061.N1	27-JUL-2003 16:27:41	Dark	47.000	157	The1Eri	2.9060	9300.0	94	7351	No
350	GOM_NL__2PRFIN20030727_163328_000000462018_00284_07352_7027.N1	27-JUL-2003 16:33:28	Dark	45.500	9	Alp Eri	0.45300	24000.	91	7352	No
351	GOM_NL__2PRFIN20030727_163556_000000382018_00284_07352_7028.N1	27-JUL-2003 16:35:56	Dark	38.000	135	Bet Hyi	2.8200	5800.0	76	7352	No
352	GOM_NL__2PRFIN20030727_163745_000000582018_00284_07352_7029.N1	27-JUL-2003 16:37:45	Straylight	57.500	84	Alp Phe	2.3970	4500.0	115	7352	No
353	GOM_NL__2PRFIN20030727_164035_000000422018_00284_07352_7030.N1	27-JUL-2003 16:40:35	Straylight	42.000	148	Alp Tuc	2.8780	4100.0	84	7352	No
354	GOM_NL__2PRFIN20030727_164349_000000492018_00284_07352_7031.N1	27-JUL-2003 16:43:49	Straylight	48.500	31	Alp Gru	1.7340	15200.	97	7352	No
355	GOM_NL__2PRFIN20030727_164707_000000762018_00284_07352_7032.N1	27-JUL-2003 16:47:07	Tw_i_and_stray	76.000	18	24Alp PsA	1.1660	9700.0	152	7352	No
356	GOM_NL__2PRFIN20030727_165138_000000412018_00284_07352_7033.N1	27-JUL-2003 16:51:38	Bright	40.500	38	20Eps Sgr	1.8360	11000.	81	7352	No
357	GOM_NL__2PRFIN20030727_165333_000000392018_00284_07352_7034.N1	27-JUL-2003 16:53:33	Bright	39.000	57	34Sig Sgr	2.0660	26000.	78	7352	No
358	GOM_NL__2PRFIN20030727_165510_000000612018_00284_07352_7035.N1	27-JUL-2003 16:55:10	Bright	60.500	142	49Del Cap	2.8500	8900.0	121	7352	No
359	GOM_NL__2PRFIN20030727_165949_000000622018_00284_07352_7036.N1	27-JUL-2003 16:59:49	Bright	61.500	154	22Bet Aqr	2.8990	5700.0	123	7352	No
360	GOM_NL__2PRFIN20030727_170334_000000402018_00284_07352_7037.N1	27-JUL-2003 17:03:34	Bright	40.000	11	53Alp Aql	0.76500	8000.0	80	7352	No
361	GOM_NL__2PRFIN20030727_170516_000000392018_00284_07352_7038.N1	27-JUL-2003 17:05:16	Bright	38.500	59	55Alp Oph	2.0800	8900.0	77	7352	No
362	GOM_NL__2PRFIN20030727_170732_000000742018_00284_07352_7039.N1	27-JUL-2003 17:07:32	Bright	74.000	61	8Eps Peg	2.1000	3900.0	148	7352	No
363	GOM_NL__2PRFIN20030727_171155_000000392018_00284_07352_7040.N1	27-JUL-2003 17:11:55	Bright	39.000	5	3Alp Lyr	0.033000	11000.	78	7352	No
364	GOM_NL__2PRFIN20030727_171348_000000432018_00284_07352_7041.N1	27-JUL-2003 17:13:48	Bright	43.000	66	37Gam Cyg	2.2080	5900.0	86	7352	No
365	GOM_NL__2PRFIN20030727_171536_000000372018_00284_07352_7042.N1	27-JUL-2003 17:15:36	Bright	37.000	69	33Gam Dra	2.2310	3800.0	74	7352	No
366	GOM_NL__2PRFIN20030727_171923_000000362018_00284_07352_7043.N1	27-JUL-2003 17:19:23	Bright	36.000	119	14Eta Dra	2.7270	4700.0	72	7352	No
367	GOM_NL__2PRFIN20030727_172110_000000422018_00284_07352_7044.N1	27-JUL-2003 17:21:10	Bright	41.500	89	5Alp Cep	2.4510	8000.0	83	7352	No
368	GOM_NL__2PRFIN20030727_172336_000000382018_00284_07352_7045.N1	27-JUL-2003 17:23:36	Bright	37.500	60	7Bet UMi	2.0810	3950.0	75	7352	No
369	GOM_NL__2PRFIN20030727_172630_000000372018_00284_07352_7046.N1	27-JUL-2003 17:26:30	Bright	36.500	49	1Alp UMi	1.9900	6300.0	73	7352	No
370	GOM_NL__2PRFIN20030727_172801_000000522018_00284_07352_7047.N1	27-JUL-2003 17:28:01	Bright	52.000	74	11Bet Cas	2.2680	6600.0	104	7352	No
371	GOM_NL__2PRFIN20030727_172950_000000492018_00284_07352_7048.N1	27-JUL-2003 17:29:50	Bright	49.000	76	27Gam Cas	2.3000	30000.	98	7352	No
372	GOM_NL__2PRFIN20030727_173550_000000462018_00284_07352_7049.N1	27-JUL-2003 17:35:50	Bright	45.500	160	23Gam Per	2.9300	4700.0	91	7352	No
373	GOM_NL__2PRFIN20030727_173723_000000492018_00284_07352_7050.N1	27-JUL-2003 17:37:23	Bright	48.500	35	33Alp Per	1.7950	6250.0	97	7352	No
374	GOM_NL__2PRFIN20030727_173856_000000762018_00284_07352_7051.N1	27-JUL-2003 17:38:56	Bright	75.500	73	57Gam1And	2.2600	13100.	151	7352	No
375	GOM_NL__2PRFIN20030727_174156_000001902018_00284_07352_7052.N1	27-JUL-2003 17:41:56	Straylight	189.50	53	43Bet And	2.0480	3300.0	379	7352	No
376	GOM_NL__2PRFIN20030727_174833_000000602018_00284_07352_7053.N1	27-JUL-2003 17:48:33	Dark	60.000	13	87Alp Tau	0.86700	3800.0	120	7352	No
377	GOM_NL__2PRFIN20030727_175037_000000432018_00284_07352_7054.N1	27-JUL-2003 17:50:37	Dark	42.500	27	24Gam Ori	1.6360	26000.	85	7352	No
378	GOM_NL__2PRFIN20030727_175231_000000402018_00284_07352_7055.N1	27-JUL-2003 17:52:31	Dark	39.500	30	46Eps Ori	1.6940	30000.	79	7352	No
379	GOM_NL__2PRFIN20030727_175453_000000512018_00284_07352_7056.N1	27-JUL-2003 17:54:53	Dark	50.500	7	19Bet Ori	0.10000	14000.	101	7352	No
380	GOM_NL__2PRFIN20030727_175633_000000412018_00284_07352_7057.N1	27-JUL-2003 17:56:33	Dark	41.000	47	2Bet CMa	1.9760	28000.	82	7352	No
381	GOM_NL__2PRFIN20030727_175802_000000422018_00284_07352_7058.N1	27-JUL-2003 17:58:02	Dark	41.500	139	9Bet Lep	2.8330	5600.0	83	7352	No
382	GOM_NL__2PRFIN20030727_175956_000000392018_00284_07352_7059.N1	27-JUL-2003 17:59:56	Dark	39.000	177	1Zet CMa	3.0220	26000.	78	7352	No
383	GOM_NL__2PRFIN20030727_180126_000000412018_00284_07352_7060.N1	27-JUL-2003 18:01:26	Dark	40.500	108	Alp Col	2.6520	15200.	81	7352	No
384	GOM_NL__2PRFIN20030727_180817_000000462018_00284_07352_7061.N1	27-JUL-2003 18:08:17	Dark	45.500	157	The1Eri	2.9060	9300.0	91	7352	No
385	GOM_NL__2PRFIN20030727_181404_000000422018_00285_07353_7027.N1	27-JUL-2003 18:14:04	Dark	42.000	9	Alp Eri	0.45300	24000.	84	7353	No
386	GOM_NL__2PRFIN20030727_181632_000000392018_00285_07353_7028.N1	27-JUL-2003 18:16:32	Dark	39.000	135	Bet Hyi	2.8200	5800.0	78	7353	No
387	GOM_NL__2PRFIN20030727_181822_000000562018_00285_07353_7029.N1	27-JUL-2003 18:18:22	Straylight	56.000	84	Alp Phe	2.3970	4500.0	112	7353	No
388	GOM_NL__2PRFIN20030727_182111_000000422018_00285_07353_7030.N1	27-JUL-2003 18:21:11	Straylight	42.000	148	Alp Tuc	2.8780	4100.0	84	7353	No
389	GOM_NL__2PRFIN20030727_182426_000000482018_00285_07353_7031.N1	27-JUL-2003 18:24:26	Straylight	47.500	31	Alp Gru	1.7340	15200.	95	7353	No
390	GOM_NL__2PRFIN20030727_182743_000000802018_00285_07353_7032.N1	27-JUL-2003 18:27:43	Tw_i_and_stray	79.500	18	24Alp PsA	1.1660	9700.0	159	7353	No
391	GOM_NL__2PRFIN20030727_183214_000000422018_00285_07353_7033.N1	27-JUL-2003 18:32:14	Bright	41.500	38	20Eps Sgr	1.8360	11000.	83	7353	No
392	GOM_NL__2PRFIN20030727_183409_000000392018_00285_07353_7034.N1	27-JUL-2003 18:34:09	Bright	39.000	57	34Sig Sgr	2.0660	26000.	78	7353	No
393	GOM_NL__2PRFIN20030727_183546_000000602018_00285_07353_7035.N1	27-JUL-2003 18:35:46	Bright	60.000	142	49Del Cap	2.8500	8900.0	120	7353	No
394	GOM_NL__2PRFIN20030727_184024_000000622018_00285_07353_7036.N1	27-JUL-2003 18:40:24	Bright	62.000	154	22Bet Aqr	2.8990	5700.0	124	7353	No
395	GOM_NL__2PRFIN20030727_184410_000000412018_00285_07353_7037.N1	27-JUL-2003 18:44:10	Bright	40.500	11	53Alp Aql	0.76500	8000.0	81	7353	No
396	GOM_NL__2PRFIN20030727_184552_000000382018_00285_07353_7038.N1	27-JUL-2003 18:45:52	Bright	37.500	59	55Alp Oph	2.0800	8900.0	75	7353	No

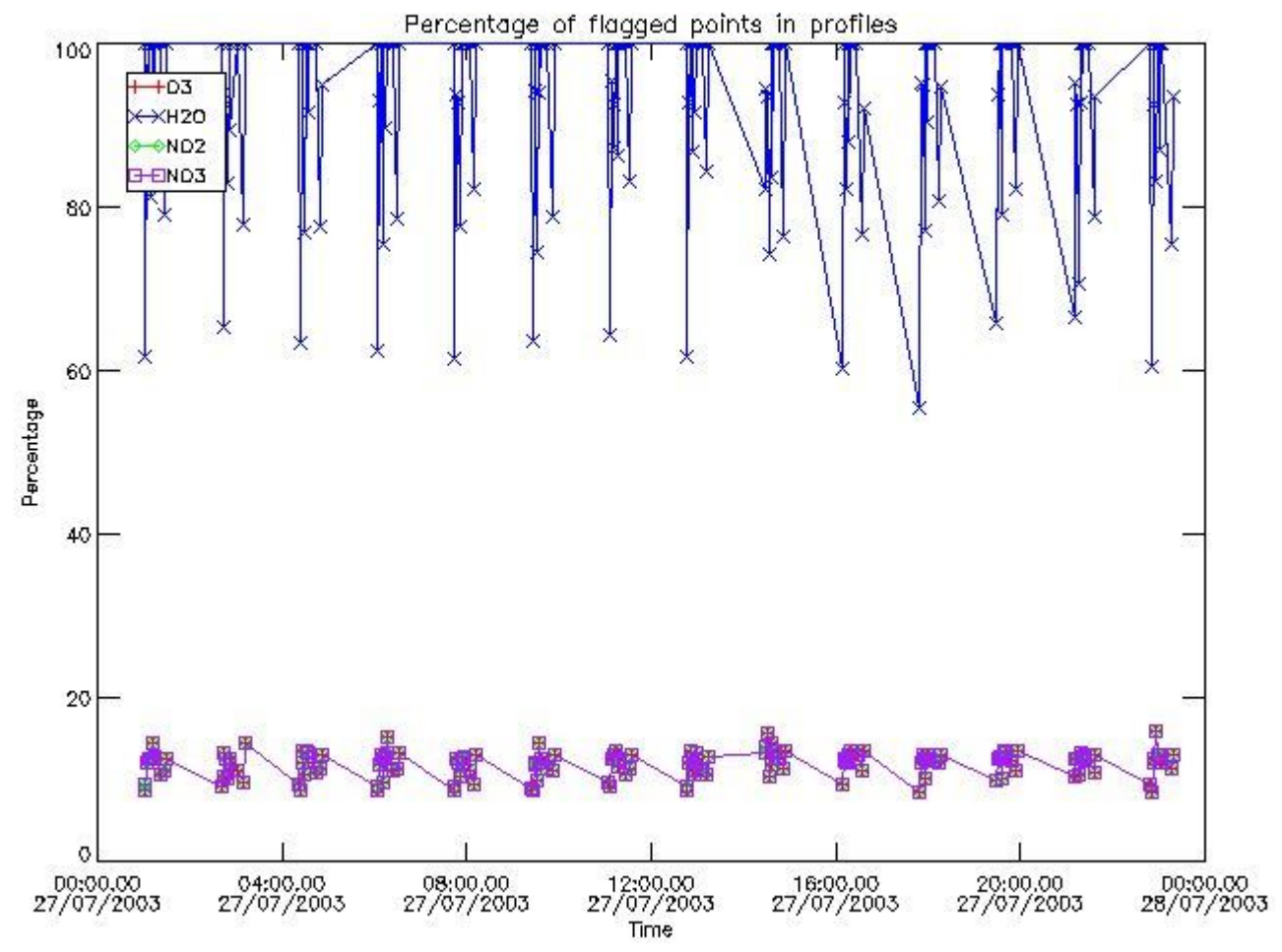
397	GOM_NL__2PRFIN20030727_184807_000000712018_00285_07353_7039.N1	27-JUL-2003 18:48:07	Bright	71.000	61	8Eps Peg	2.1000	3900.0	142	7353	No
398	GOM_NL__2PRFIN20030727_185231_000000412018_00285_07353_7040.N1	27-JUL-2003 18:52:31	Bright	40.500	5	3Alp Lyr	0.033000	11000.	81	7353	No
399	GOM_NL__2PRFIN20030727_185424_000000452018_00285_07353_7041.N1	27-JUL-2003 18:54:24	Bright	45.000	66	37Gam Cyg	2.2080	5900.0	90	7353	No
400	GOM_NL__2PRFIN20030727_185612_000000372018_00285_07353_7042.N1	27-JUL-2003 18:56:12	Bright	37.000	69	33Gam Dra	2.2310	3800.0	74	7353	No
401	GOM_NL__2PRFIN20030727_185959_000000382018_00285_07353_7043.N1	27-JUL-2003 18:59:59	Bright	38.000	119	14Eta Dra	2.7270	4700.0	76	7353	No
402	GOM_NL__2PRFIN20030727_190145_000000422018_00285_07353_7044.N1	27-JUL-2003 19:01:45	Bright	41.500	89	5Alp Cep	2.4510	8000.0	83	7353	No
403	GOM_NL__2PRFIN20030727_190412_000000352018_00285_07353_7045.N1	27-JUL-2003 19:04:12	Bright	34.500	60	7Bet UMi	2.0810	3950.0	69	7353	No
404	GOM_NL__2PRFIN20030727_190706_000000372018_00285_07353_7046.N1	27-JUL-2003 19:07:06	Bright	36.500	49	1Alp UMi	1.9900	6300.0	73	7353	No
405	GOM_NL__2PRFIN20030727_190836_000000542018_00285_07353_7047.N1	27-JUL-2003 19:08:36	Bright	53.500	74	11Bet Cas	2.2680	6600.0	107	7353	No
406	GOM_NL__2PRFIN20030727_191026_000000482018_00285_07353_7048.N1	27-JUL-2003 19:10:26	Bright	47.500	76	27Gam Cas	2.3000	30000.	95	7353	No
407	GOM_NL__2PRFIN20030727_191625_000000482018_00285_07353_7049.N1	27-JUL-2003 19:16:25	Bright	47.500	160	23Gam Per	2.9300	4700.0	95	7353	No
408	GOM_NL__2PRFIN20030727_191759_000000492018_00285_07353_7050.N1	27-JUL-2003 19:17:59	Bright	49.000	35	33Alp Per	1.7950	6250.0	98	7353	No
409	GOM_NL__2PRFIN20030727_191932_000000802018_00285_07353_7051.N1	27-JUL-2003 19:19:32	Bright	79.500	73	57Gam1And	2.2600	13100.	159	7353	No
410	GOM_NL__2PRFIN20030727_192232_000001982018_00285_07353_7052.N1	27-JUL-2003 19:22:32	Straylight	197.50	53	43Bet And	2.0480	3300.0	395	7353	No
411	GOM_NL__2PRFIN20030727_192909_000000522018_00285_07353_7053.N1	27-JUL-2003 19:29:09	Dark	51.500	13	87Alp Tau	0.86700	3800.0	103	7353	No
412	GOM_NL__2PRFIN20030727_193113_000000412018_00285_07353_7054.N1	27-JUL-2003 19:31:13	Dark	41.000	27	24Gam Ori	1.6360	26000.	82	7353	No
413	GOM_NL__2PRFIN20030727_193308_000000402018_00285_07353_7055.N1	27-JUL-2003 19:33:08	Dark	40.000	30	46Eps Ori	1.6940	30000.	80	7353	No
414	GOM_NL__2PRFIN20030727_193530_000000512018_00285_07353_7056.N1	27-JUL-2003 19:35:30	Dark	50.500	7	19Bet Ori	0.10000	14000.	101	7353	No
415	GOM_NL__2PRFIN20030727_193709_000000412018_00285_07353_7057.N1	27-JUL-2003 19:37:09	Dark	40.500	47	2Bet CMa	1.9760	28000.	81	7353	No
416	GOM_NL__2PRFIN20030727_193838_000000422018_00285_07353_7058.N1	27-JUL-2003 19:38:38	Dark	41.500	139	9Bet Lep	2.8330	5600.0	83	7353	No
417	GOM_NL__2PRFIN20030727_194032_000000392018_00285_07353_7059.N1	27-JUL-2003 19:40:32	Dark	38.500	177	1Zet CMa	3.0220	26000.	77	7353	No
418	GOM_NL__2PRFIN20030727_194202_000000402018_00285_07353_7060.N1	27-JUL-2003 19:42:02	Dark	40.000	108	Alp Col	2.6520	15200.	80	7353	No
419	GOM_NL__2PRFIN20030727_194854_000000462018_00285_07353_7061.N1	27-JUL-2003 19:48:54	Dark	46.000	157	The1Eri	2.9060	9300.0	92	7353	No
420	GOM_NL__2PRFIN20030727_195441_000000462018_00286_07354_7029.N1	27-JUL-2003 19:54:41	Dark	45.500	9	Alp Eri	0.45300	24000.	91	7354	No
421	GOM_NL__2PRFIN20030727_195708_000000382018_00286_07354_7030.N1	27-JUL-2003 19:57:08	Dark	38.000	135	Bet Hyi	2.8200	5800.0	76	7354	No
422	GOM_NL__2PRFIN20030727_195859_000000552018_00286_07354_7031.N1	27-JUL-2003 19:58:59	Straylight	54.500	84	Alp Phe	2.3970	4500.0	109	7354	No
423	GOM_NL__2PRFIN20030727_200147_000000422018_00286_07354_7032.N1	27-JUL-2003 20:01:47	Straylight	41.500	148	Alp Tuc	2.8780	4100.0	83	7354	No
424	GOM_NL__2PRFIN20030727_200502_000000462018_00286_07354_7033.N1	27-JUL-2003 20:05:02	Straylight	45.500	31	Alp Gru	1.7340	15200.	91	7354	No
425	GOM_NL__2PRFIN20030727_200820_000000742018_00286_07354_7034.N1	27-JUL-2003 20:08:20	Tw_i_and_stray	74.000	18	24Alp PsA	1.1660	9700.0	148	7354	No
426	GOM_NL__2PRFIN20030727_201250_000000432018_00286_07354_7035.N1	27-JUL-2003 20:12:50	Bright	42.500	38	20Eps Sgr	1.8360	11000.	85	7354	No
427	GOM_NL__2PRFIN20030727_201445_000000402018_00286_07354_7036.N1	27-JUL-2003 20:14:45	Bright	39.500	57	34Sig Sgr	2.0660	26000.	79	7354	No
428	GOM_NL__2PRFIN20030727_201622_000000602018_00286_07354_7037.N1	27-JUL-2003 20:16:22	Bright	60.000	142	49Del Cap	2.8500	8900.0	120	7354	No
429	GOM_NL__2PRFIN20030727_202100_000000602018_00286_07354_7038.N1	27-JUL-2003 20:21:00	Bright	60.000	154	22Bet Aqr	2.8990	5700.0	120	7354	No
430	GOM_NL__2PRFIN20030727_202445_000000412018_00286_07354_7039.N1	27-JUL-2003 20:24:45	Bright	40.500	11	53Alp Aql	0.76500	8000.0	81	7354	No
431	GOM_NL__2PRFIN20030727_202628_000000382018_00286_07354_7040.N1	27-JUL-2003 20:26:28	Bright	37.500	59	55Alp Oph	2.0800	8900.0	75	7354	No
432	GOM_NL__2PRFIN20030727_202842_000000722018_00286_07354_7041.N1	27-JUL-2003 20:28:42	Bright	71.500	61	8Eps Peg	2.1000	3900.0	143	7354	No
433	GOM_NL__2PRFIN20030727_203307_000000412018_00286_07354_7042.N1	27-JUL-2003 20:33:07	Bright	40.500	5	3Alp Lyr	0.033000	11000.	81	7354	No
434	GOM_NL__2PRFIN20030727_203459_000000432018_00286_07354_7043.N1	27-JUL-2003 20:34:59	Bright	42.500	66	37Gam Cyg	2.2080	5900.0	85	7354	No
435	GOM_NL__2PRFIN20030727_203647_000000392018_00286_07354_7044.N1	27-JUL-2003 20:36:47	Bright	39.000	69	33Gam Dra	2.2310	3800.0	78	7354	No
436	GOM_NL__2PRFIN20030727_204035_000000382018_00286_07354_7045.N1	27-JUL-2003 20:40:35	Bright	38.000	119	14Eta Dra	2.7270	4700.0	76	7354	No
437	GOM_NL__2PRFIN20030727_204221_000000422018_00286_07354_7046.N1	27-JUL-2003 20:42:21	Bright	42.000	89	5Alp Cep	2.4510	8000.0	84	7354	No
438	GOM_NL__2PRFIN20030727_204448_000000352018_00286_07354_7047.N1	27-JUL-2003 20:44:48	Bright	34.500	60	7Bet UMi	2.0810	3950.0	69	7354	No
439	GOM_NL__2PRFIN20030727_204741_000000372018_00286_07354_7048.N1	27-JUL-2003 20:47:41	Bright	36.500	49	1Alp UMi	1.9900	6300.0	73	7354	No
440	GOM_NL__2PRFIN20030727_204911_000000512018_00286_07354_7049.N1	27-JUL-2003 20:49:11	Bright	51.000	74	11Bet Cas	2.2680	6600.0	102	7354	No
441	GOM_NL__2PRFIN20030727_205101_000000502018_00286_07354_7050.N1	27-JUL-2003 20:51:01	Bright	50.000	76	27Gam Cas	2.3000	30000.	100	7354	No
442	GOM_NL__2PRFIN20030727_205701_000000472018_00286_07354_7051.N1	27-JUL-2003 20:57:01	Bright	47.000	160	23Gam Per	2.9300	4700.0	94	7354	No
443	GOM_NL__2PRFIN20030727_205833_000000512018_00286_07354_7052.N1	27-JUL-2003 20:58:33	Bright	50.500	35	33Alp Per	1.7950	6250.0	101	7354	No
444	GOM_NL__2PRFIN20030727_210008_000000742018_00286_07354_7053.N1	27-JUL-2003 21:00:08	Bright	74.000	73	57Gam1And	2.2600	13100.	148	7354	No
445	GOM_NL__2PRFIN20030727_210307_000001862018_00286_07354_7054.N1	27-JUL-2003 21:03:07	Straylight	185.50	53	43Bet And	2.0480	3300.0	371	7354	No
446	GOM_NL__2PRFIN20030727_210945_000000542018_00286_07354_7055.N1	27-JUL-2003 21:09:45	Dark	54.000	13	87Alp Tau	0.86700	3800.0	108	7354	No
447	GOM_NL__2PRFIN20030727_211149_000000412018_00286_07354_7056.N1	27-JUL-2003 21:11:49	Dark	41.000	27	24Gam Ori	1.6360	26000.	82	7354	No
448	GOM_NL__2PRFIN20030727_211343_000000412018_00286_07354_7057.N1	27-JUL-2003 21:13:43	Dark	40.500	30	46Eps Ori	1.6940	30000.	81	7354	No
449	GOM_NL__2PRFIN20030727_211606_000000482018_00286_07354_7058.N1	27-JUL-2003 21:16:06	Dark	48.000	7	19Bet Ori	0.10000	14000.	96	7354	No
450	GOM_NL__2PRFIN20030727_211745_000000412018_00286_07354_7059.N1	27-JUL-2003 21:17:45	Dark	40.500	47	2Bet CMa	1.9760	28000.	81	7354	No
451	GOM_NL__2PRFIN20030727_211914_000000422018_00286_07354_7060.N1	27-JUL-2003 21:19:14	Dark	42.000	139	9Bet Lep	2.8330	5600.0	84	7354	No
452	GOM_NL__2PRFIN20030727_212107_000000402018_00286_07354_7061.N1	27-JUL-2003 21:21:07	Dark	40.000	177	1Zet CMa	3.0220	26000.	80	7354	No
453	GOM_NL__2PRFIN20030727_212238_000000392018_00286_07354_7062.N1	27-JUL-2003 21:22:38	Dark	39.000	108	Alp Col	2.6520	15200.	78	7354	No
454	GOM_NL__2PRFIN20030727_212931_000000462018_00286_07354_7063.N1	27-JUL-2003 21:29:31	Dark	45.500	157	The1Eri	2.9060	9300.0	91	7354	No
455	GOM_NL__2PRFIN20030727_213517_000000482018_00287_07355_7281.N1	27-JUL-2003 21:35:17	Dark	47.500	9	Alp Eri	0.45300	24000.	95	7355	No

456	GOM_NL__2PRFIN20030727_213744_000000402018_00287_07355_7282.N1	27-JUL-2003 21:37:44	Dark	39.500	135	Bet Hyi	2.8200	5800.0	79	7355	No
457	GOM_NL__2PRFIN20030727_213936_000000602018_00287_07355_7283.N1	27-JUL-2003 21:39:36	Straylight	59.500	84	Alp Phe	2.3970	4500.0	119	7355	No
458	GOM_NL__2PRFIN20030727_214224_000000432018_00287_07355_7284.N1	27-JUL-2003 21:42:24	Straylight	43.000	148	Alp Tuc	2.8780	4100.0	86	7355	No
459	GOM_NL__2PRFIN20030727_214538_000000452018_00287_07355_7285.N1	27-JUL-2003 21:45:38	Straylight	44.500	31	Alp Gru	1.7340	15200.	89	7355	No
460	GOM_NL__2PRFIN20030727_214856_000000722018_00287_07355_7286.N1	27-JUL-2003 21:48:56	Twi_and_stray	72.000	18	24Alp PsA	1.1660	9700.0	144	7355	No
461	GOM_NL__2PRFIN20030727_215326_000000392018_00287_07355_7287.N1	27-JUL-2003 21:53:26	Bright	38.500	38	20Eps Sgr	1.8360	11000.	77	7355	No
462	GOM_NL__2PRFIN20030727_215521_000000392018_00287_07355_7288.N1	27-JUL-2003 21:55:21	Bright	38.500	57	34Sig Sgr	2.0660	26000.	77	7355	No
463	GOM_NL__2PRFIN20030727_215659_000000602018_00287_07355_7289.N1	27-JUL-2003 21:56:59	Bright	60.000	142	49Del Cap	2.8500	8900.0	120	7355	No
464	GOM_NL__2PRFIN20030727_220136_000000602018_00287_07355_7290.N1	27-JUL-2003 22:01:36	Bright	59.500	154	22Bet Aqr	2.8990	5700.0	119	7355	No
465	GOM_NL__2PRFIN20030727_220521_000000412018_00287_07355_7291.N1	27-JUL-2003 22:05:21	Bright	40.500	11	53Alp Aql	0.76500	8000.0	81	7355	No
466	GOM_NL__2PRFIN20030727_220704_000000382018_00287_07355_7292.N1	27-JUL-2003 22:07:04	Bright	38.000	59	55Alp Oph	2.0800	8900.0	76	7355	No
467	GOM_NL__2PRFIN20030727_220916_000000722018_00287_07355_7293.N1	27-JUL-2003 22:09:16	Bright	72.000	61	8Eps Peg	2.1000	3900.0	144	7355	No
468	GOM_NL__2PRFIN20030727_221343_000000362018_00287_07355_7294.N1	27-JUL-2003 22:13:43	Bright	35.500	5	3Alp Lyr	0.033000	11000.	71	7355	No
469	GOM_NL__2PRFIN20030727_221534_000000442018_00287_07355_7295.N1	27-JUL-2003 22:15:34	Bright	44.000	66	37Gam Cyg	2.2080	5900.0	88	7355	No
470	GOM_NL__2PRFIN20030727_221724_000000392018_00287_07355_7296.N1	27-JUL-2003 22:17:24	Bright	38.500	69	33Gam Dra	2.2310	3800.0	77	7355	No
471	GOM_NL__2PRFIN20030727_222111_000000402018_00287_07355_7297.N1	27-JUL-2003 22:21:11	Bright	39.500	119	14Eta Dra	2.7270	4700.0	79	7355	No
472	GOM_NL__2PRFIN20030727_222256_000000432018_00287_07355_7298.N1	27-JUL-2003 22:22:56	Bright	42.500	89	5Alp Cep	2.4510	8000.0	85	7355	No
473	GOM_NL__2PRFIN20030727_222524_000000422018_00287_07355_7299.N1	27-JUL-2003 22:25:24	Bright	42.000	60	7Bet UMi	2.0810	3950.0	84	7355	No
474	GOM_NL__2PRFIN20030727_222817_000000352018_00287_07355_7300.N1	27-JUL-2003 22:28:17	Bright	34.500	49	1Alp UMi	1.9900	6300.0	69	7355	No
475	GOM_NL__2PRFIN20030727_222947_000000502018_00287_07355_7301.N1	27-JUL-2003 22:29:47	Bright	49.500	74	11Bet Cas	2.2680	6600.0	99	7355	No
476	GOM_NL__2PRFIN20030727_223136_000000482018_00287_07355_7302.N1	27-JUL-2003 22:31:36	Bright	48.000	76	27Gam Cas	2.3000	30000.	96	7355	No
477	GOM_NL__2PRFIN20030727_223735_000000502018_00287_07355_7303.N1	27-JUL-2003 22:37:35	Bright	50.000	160	23Gam Per	2.9300	4700.0	100	7355	No
478	GOM_NL__2PRFIN20030727_223910_000000492018_00287_07355_7304.N1	27-JUL-2003 22:39:10	Bright	49.000	35	33Alp Per	1.7950	6250.0	98	7355	No
479	GOM_NL__2PRFIN20030727_224043_000000792018_00287_07355_7305.N1	27-JUL-2003 22:40:43	Bright	79.000	73	57Gam1And	2.2600	13100.	158	7355	No
480	GOM_NL__2PRFIN20030727_224343_000001992018_00287_07355_7306.N1	27-JUL-2003 22:43:43	Straylight	199.00	53	43Bet And	2.0480	3300.0	398	7355	No
481	GOM_NL__2PRFIN20030727_224845_000000552018_00287_07355_7307.N1	27-JUL-2003 22:48:45	Dark	54.500	146	25Eta Tau	2.8730	15200.	109	7355	No
482	GOM_NL__2PRFIN20030727_225021_000000602018_00287_07355_7308.N1	27-JUL-2003 22:50:21	Dark	60.000	13	87Alp Tau	0.86700	3800.0	120	7355	No
483	GOM_NL__2PRFIN20030727_225225_000000422018_00287_07355_7309.N1	27-JUL-2003 22:52:25	Dark	42.000	27	24Gam Ori	1.6360	26000.	84	7355	No
484	GOM_NL__2PRFIN20030727_225420_000000412018_00287_07355_7310.N1	27-JUL-2003 22:54:20	Dark	41.000	30	46Eps Ori	1.6940	30000.	82	7355	No
485	GOM_NL__2PRFIN20030727_225642_000000452018_00287_07355_7311.N1	27-JUL-2003 22:56:42	Dark	45.000	7	19Bet Ori	0.10000	14000.	90	7355	No
486	GOM_NL__2PRFIN20030727_225821_000000392018_00287_07355_7312.N1	27-JUL-2003 22:58:21	Dark	39.000	47	2Bet CMa	1.9760	28000.	78	7355	No
487	GOM_NL__2PRFIN20030727_225950_000000432018_00287_07355_7313.N1	27-JUL-2003 22:59:50	Dark	43.000	139	9Bet Lep	2.8330	5600.0	86	7355	No
488	GOM_NL__2PRFIN20030727_230143_000000402018_00287_07355_7314.N1	27-JUL-2003 23:01:43	Dark	39.500	177	1Zet CMa	3.0220	26000.	79	7355	No
489	GOM_NL__2PRFIN20030727_230314_000000422018_00287_07355_7315.N1	27-JUL-2003 23:03:14	Dark	42.000	108	Alp Col	2.6520	15200.	84	7355	No
490	GOM_NL__2PRFIN20030727_231554_000000452018_00288_07356_7031.N1	27-JUL-2003 23:15:54	Dark	45.000	9	Alp Eri	0.45300	24000.	90	7356	No
491	GOM_NL__2PRFIN20030727_231820_000000392018_00288_07356_7032.N1	27-JUL-2003 23:18:20	Dark	39.000	135	Bet Hyi	2.8200	5800.0	78	7356	No
492	GOM_NL__2PRFIN20030727_232013_000000632018_00288_07356_7033.N1	27-JUL-2003 23:20:13	Straylight	62.500	84	Alp Phe	2.3970	4500.0	125	7356	No
493	GOM_NL__2PRFIN20030727_232300_000000432018_00288_07356_7034.N1	27-JUL-2003 23:23:00	Straylight	43.000	148	Alp Tuc	2.8780	4100.0	86	7356	No
494	GOM_NL__2PRFIN20030727_232615_000000462018_00288_07356_7035.N1	27-JUL-2003 23:26:15	Straylight	46.000	31	Alp Gru	1.7340	15200.	92	7356	No
495	GOM_NL__2PRFIN20030727_232933_000000862018_00288_07356_7036.N1	27-JUL-2003 23:29:33	Twi_and_stray	85.500	18	24Alp PsA	1.1660	9700.0	171	7356	No
496	GOM_NL__2PRFIN20030727_233402_000000522018_00288_07356_7037.N1	27-JUL-2003 23:34:02	Bright	52.000	38	20Eps Sgr	1.8360	11000.	104	7356	No
497	GOM_NL__2PRFIN20030727_233557_000000402018_00288_07356_7038.N1	27-JUL-2003 23:35:57	Bright	39.500	57	34Sig Sgr	2.0660	26000.	79	7356	No
498	GOM_NL__2PRFIN20030727_233734_000000592018_00288_07356_7039.N1	27-JUL-2003 23:37:34	Bright	59.000	142	49Del Cap	2.8500	8900.0	118	7356	No
499	GOM_NL__2PRFIN20030727_234212_000000592018_00288_07356_7040.N1	27-JUL-2003 23:42:12	Bright	59.000	154	22Bet Aqr	2.8990	5700.0	118	7356	No
500	GOM_NL__2PRFIN20030727_234556_000000412018_00288_07356_7041.N1	27-JUL-2003 23:45:56	Bright	40.500	11	53Alp Aql	0.76500	8000.0	81	7356	No
501	GOM_NL__2PRFIN20030727_234740_000000392018_00288_07356_7042.N1	27-JUL-2003 23:47:40	Bright	38.500	59	55Alp Oph	2.0800	8900.0	77	7356	No
502	GOM_NL__2PRFIN20030727_234952_000000712018_00288_07356_7043.N1	27-JUL-2003 23:49:52	Bright	71.000	61	8Eps Peg	2.1000	3900.0	142	7356	No
503	GOM_NL__2PRFIN20030727_235418_000000382018_00288_07356_7044.N1	27-JUL-2003 23:54:18	Bright	37.500	5	3Alp Lyr	0.033000	11000.	75	7356	No
504	GOM_NL__2PRFIN20030727_235610_000000442018_00288_07356_7045.N1	27-JUL-2003 23:56:10	Bright	43.500	66	37Gam Cyg	2.2080	5900.0	87	7356	No
505	GOM_NL__2PRFIN20030727_235759_000000402018_00288_07356_7046.N1	27-JUL-2003 23:57:59	Bright	39.500	69	33Gam Dra	2.2310	3800.0	79	7356	No

3. Quality information per product

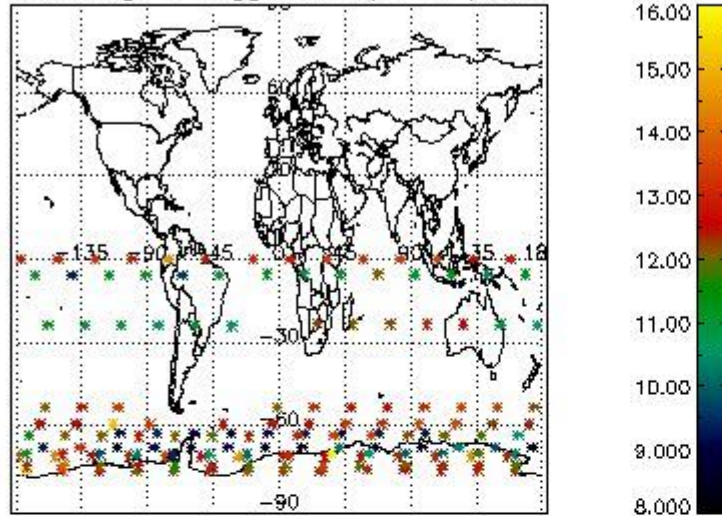
In this section it is plotted some information contained in the Quality Summary data set of the level 2 products. Only products in dark limb conditions and without errors (error flag in the MPH set to "0") are used.

3.1 Plot quality information per product (time dependant)

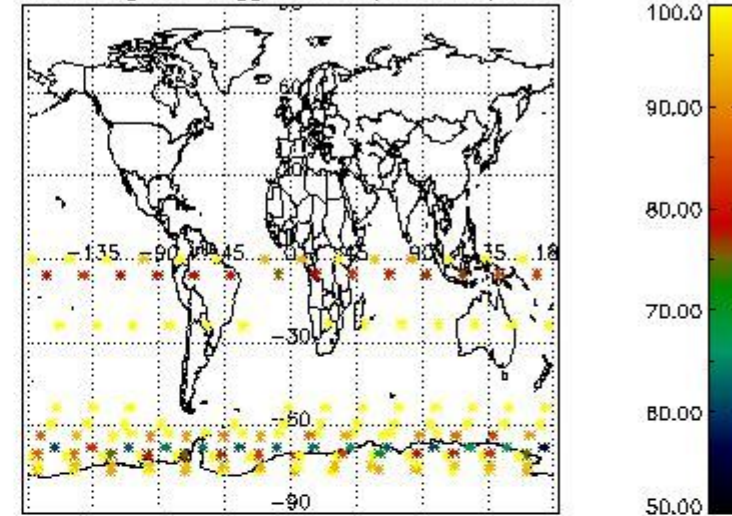


3.2 Plot quality information per product (world map)

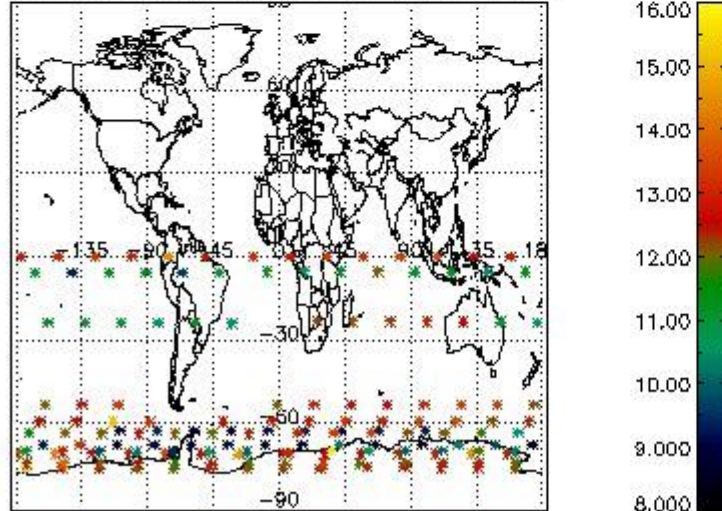
Percentage of flagged data per O3 profile



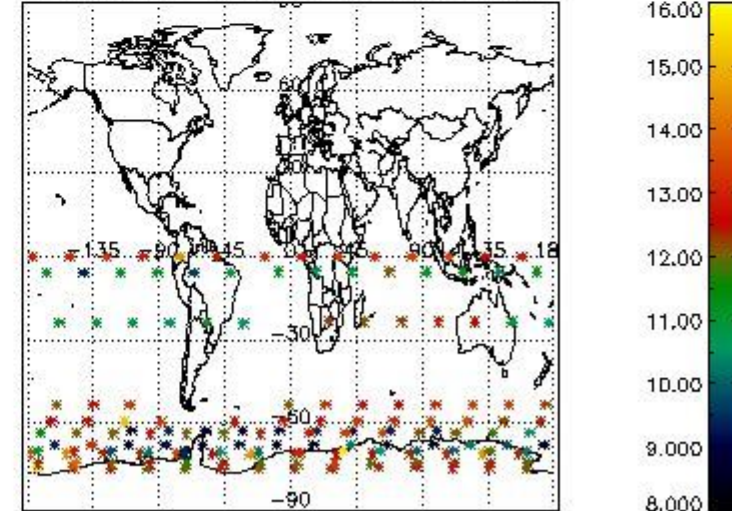
Percentage of flagged data per H2O profile



Percentage of flagged data per NO2 profile



Percentage of flagged data per NO3 profile

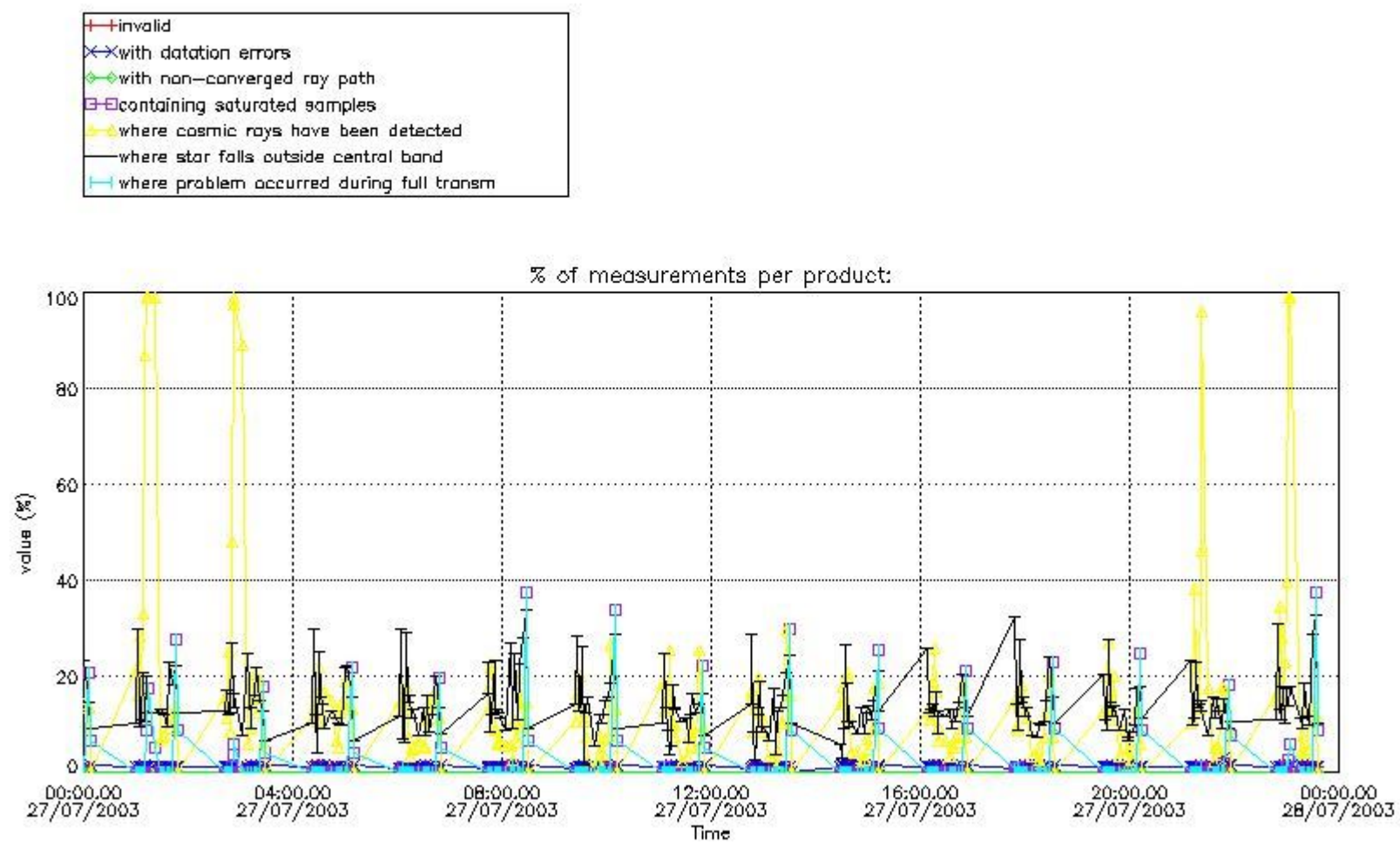


4. Level 1 quality information per product

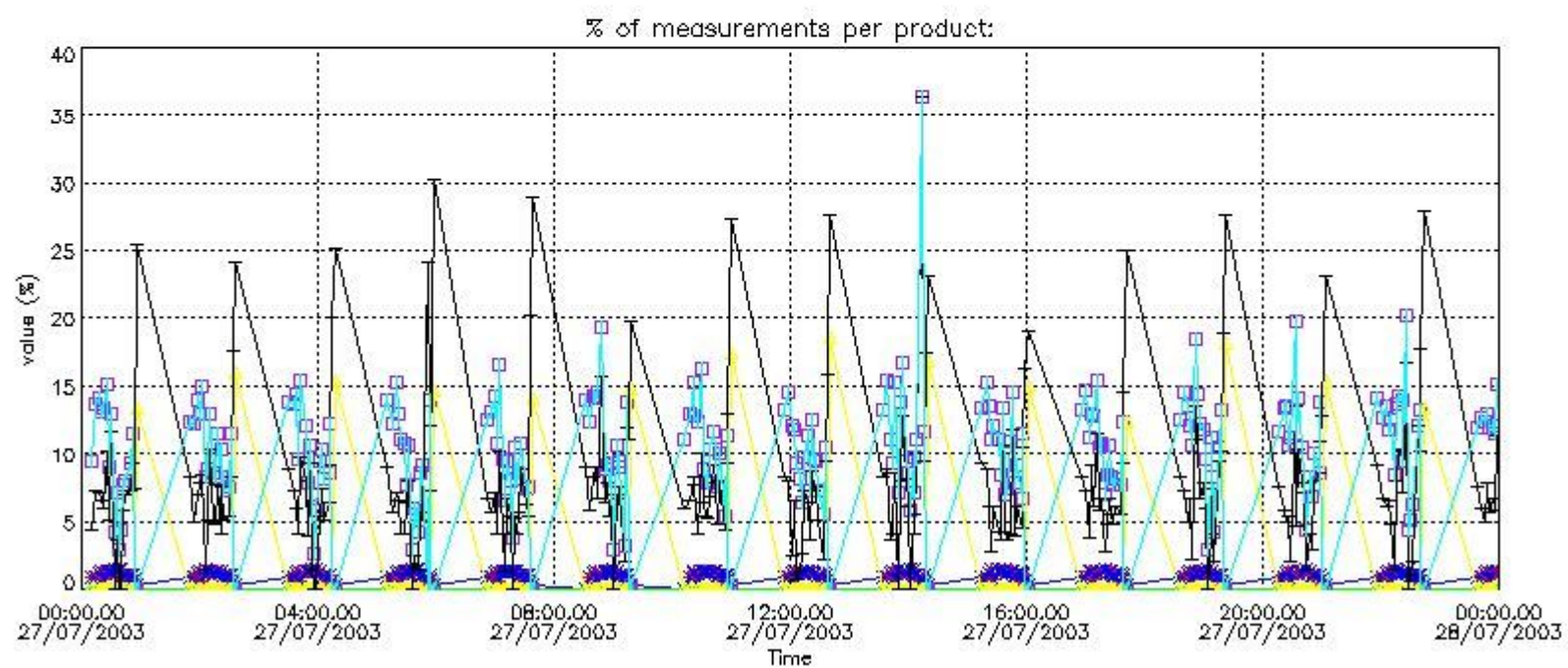
In this section it is plotted some information contained in the Quality Summary data set of the level 2 products that comes from the level 1b processing. Products without errors (error flag in the MPH set to "0") are used.

4.1 Plot quality information per product (time dependant) coming from level 1b processing

4.1.1 Plot level 1 quality information per product (time dependant): ENVISAT ASCENDING passes



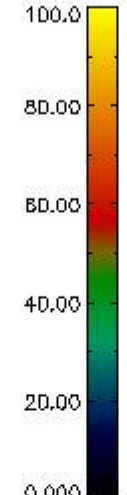
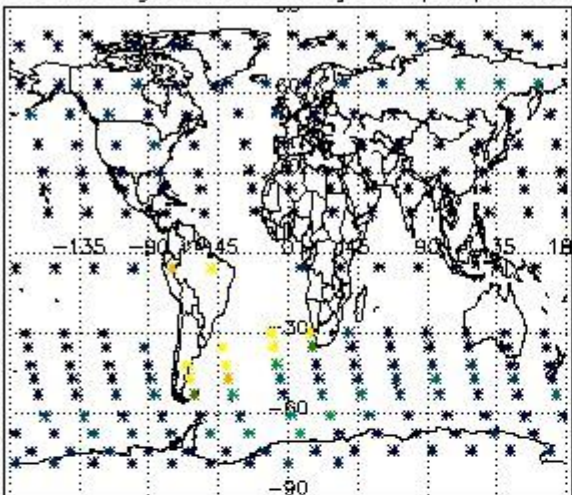
4.1.2 Plot level 1 quality information per product (time dependant): ENVI SAT DESCENDING passes



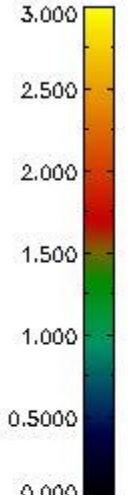
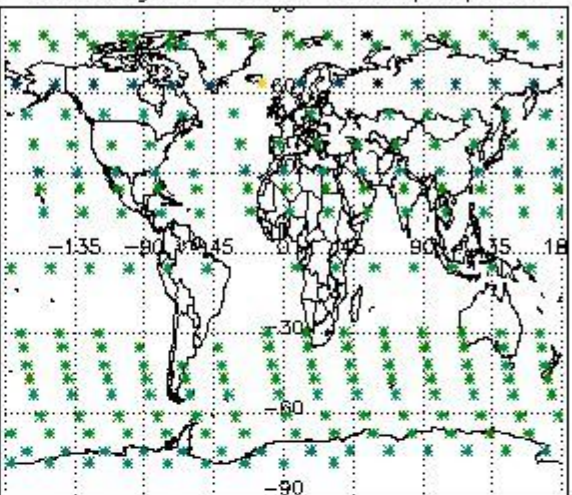
4.2 Plot quality information per product coming from level 1b processing (world map)

4.2.1 Plot level 1 quality information per product (world map): ENVISAT ASCENDING passes

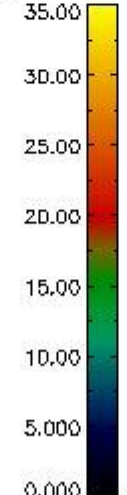
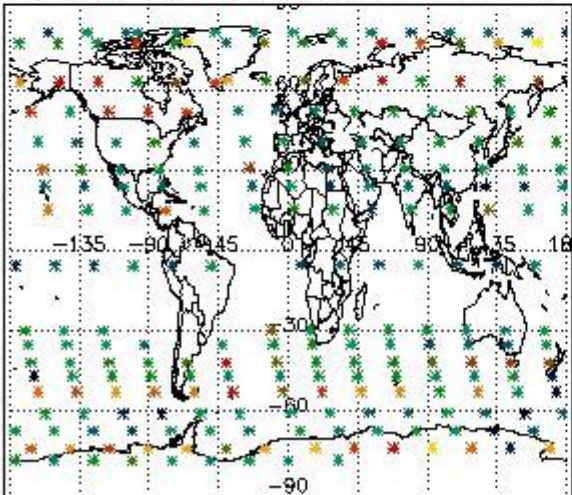
Percentage of cosmic ray hits per profile



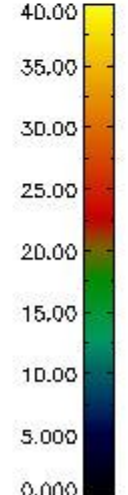
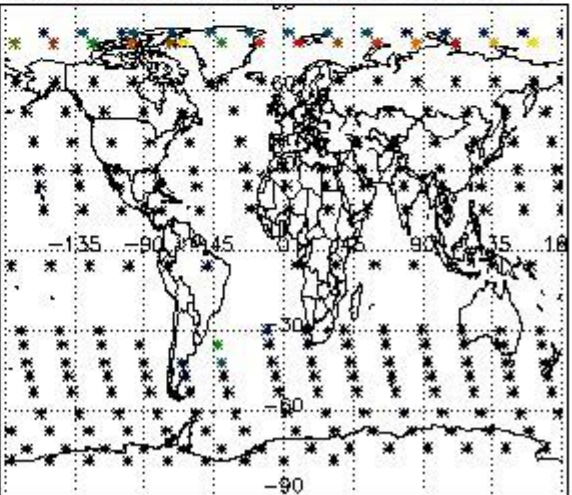
Percentage of datation errors per profile



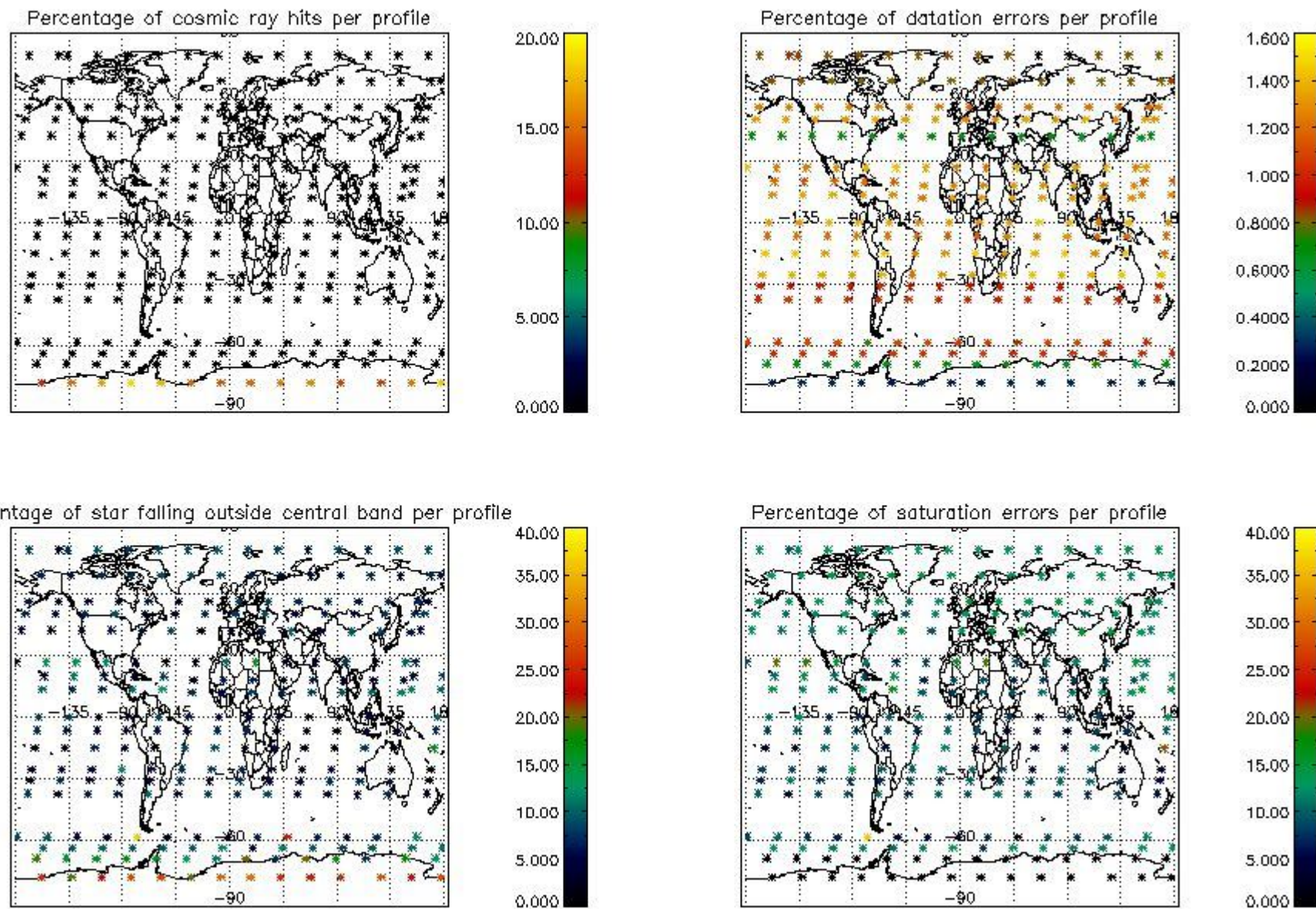
Percentage of star falling outside central band per profile



Percentage of saturation errors per profile



4.2.2 Plot level 1 quality information per product (world map): ENVISAT DESCENDING passes



5. Trace gas profiles

5.1 Ozone statistics based on quality of products

The final quality of the products can be "measured" using the STD (Standard Deviation) attached to every point profile. This information is written to the parameter GOM_NL__2P/NL_LOCAL_SPECIES_DENSITY/o3_std of the level 2 products. The table below shows the statistics for given STD ranges.

The statistics are given with respect to the overall valid production:

- Products without fatal errors: GOM_NL__2P/MPH/PRODUCT_ERR=0
- Valid point profile: GOM_NL__2P/NL_LOCAL_SPECIES_DENSITY/pcd(0)=0

The 'Criteria' is applied to valid points of dark limb products:

- Products in dark limb illumination condition: GOM_NL__2P/NL_SUMMARY_QUALITY/obs_ill_cond=0
- Products without fatal errors: GOM_NL__2P/MPH/PRODUCT_ERR=0
- Valid point profile: GOM_NL__2P/NL_LOCAL_SPECIES_DENSITY/pcd(0)=0

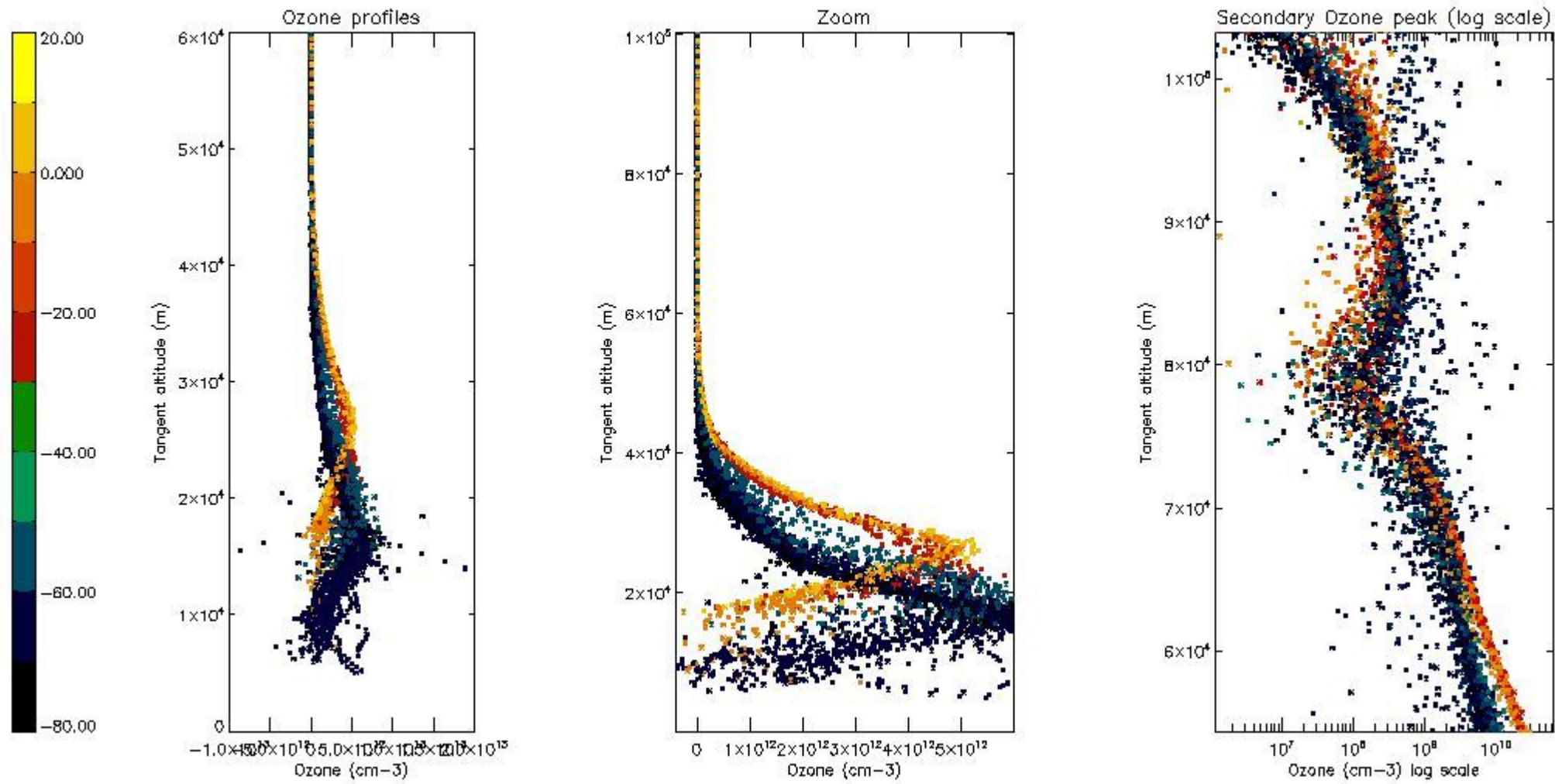
So, the table below shows the percentage of dark limb and valid observations for each criteria with respect to the overall valid daily observations.

Criteria	% of total production
All STD	27
STD < 20	17

STD < 10	14
STD < 5	10

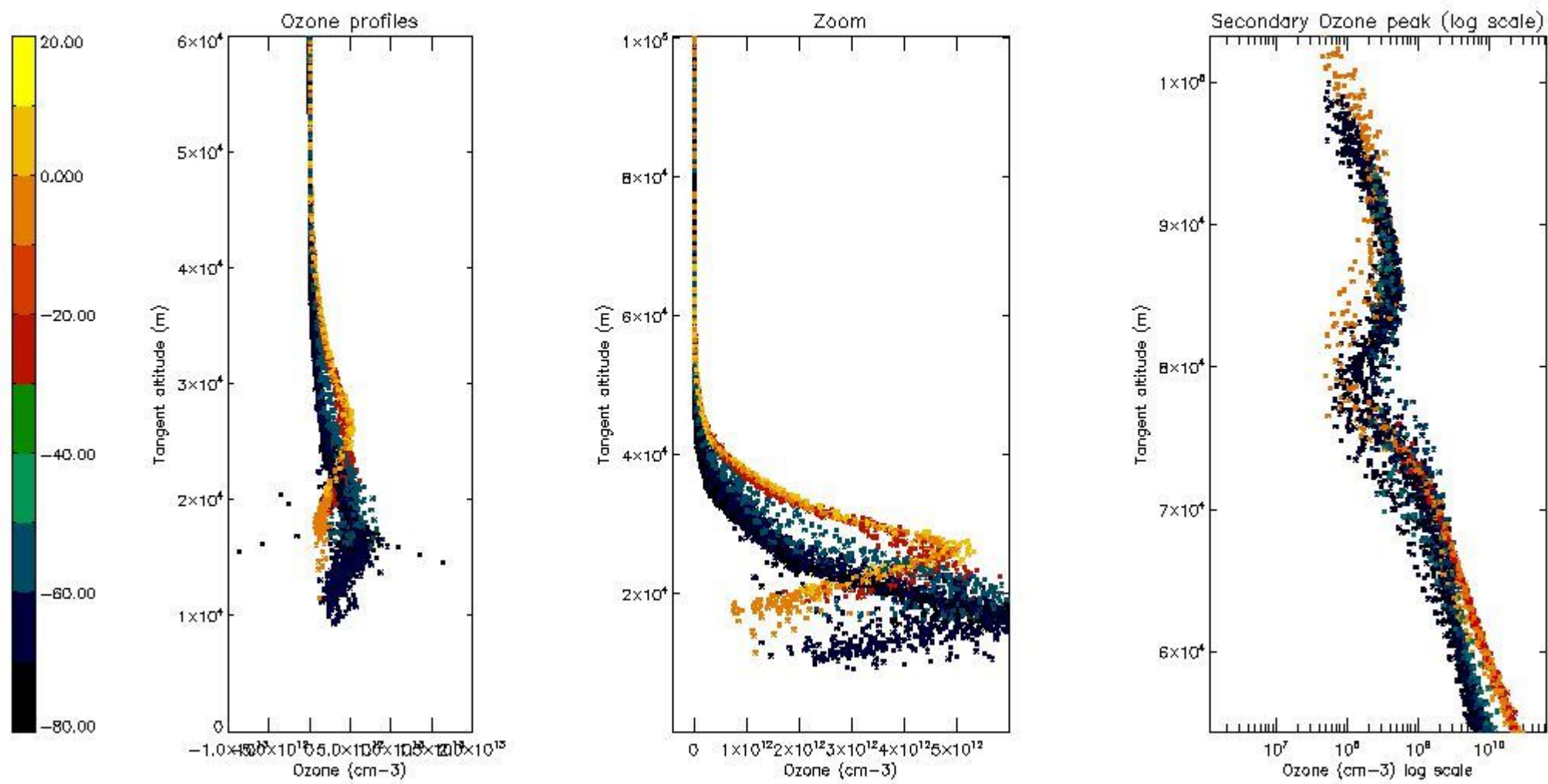
5.2 Plot ozone profiles for all STD (dark without errors)

The colorbar represents the latitude.



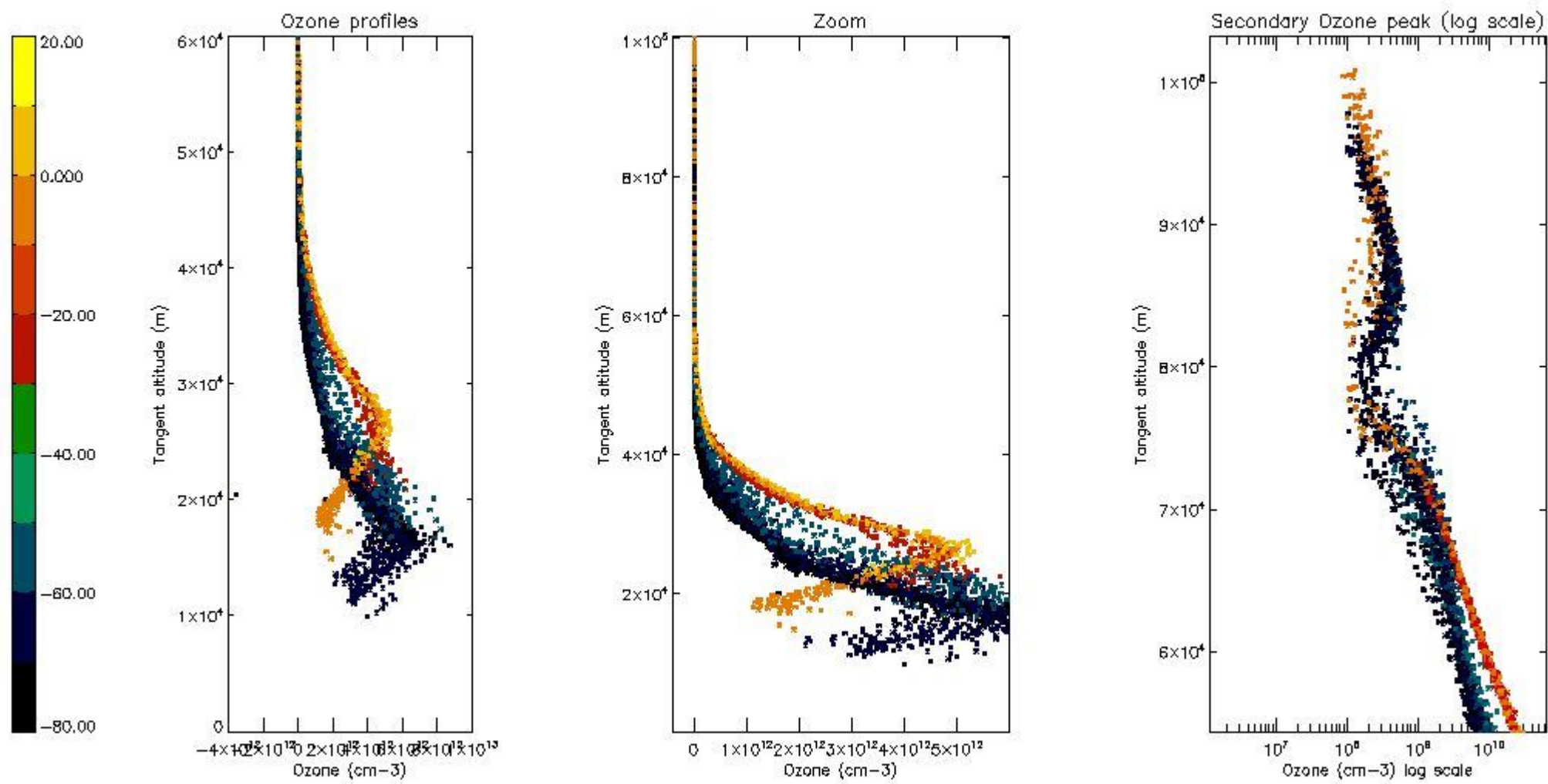
5.3 Plot ozone profiles where STD < 20% (dark without errors)

The colorbar represents the latitude.



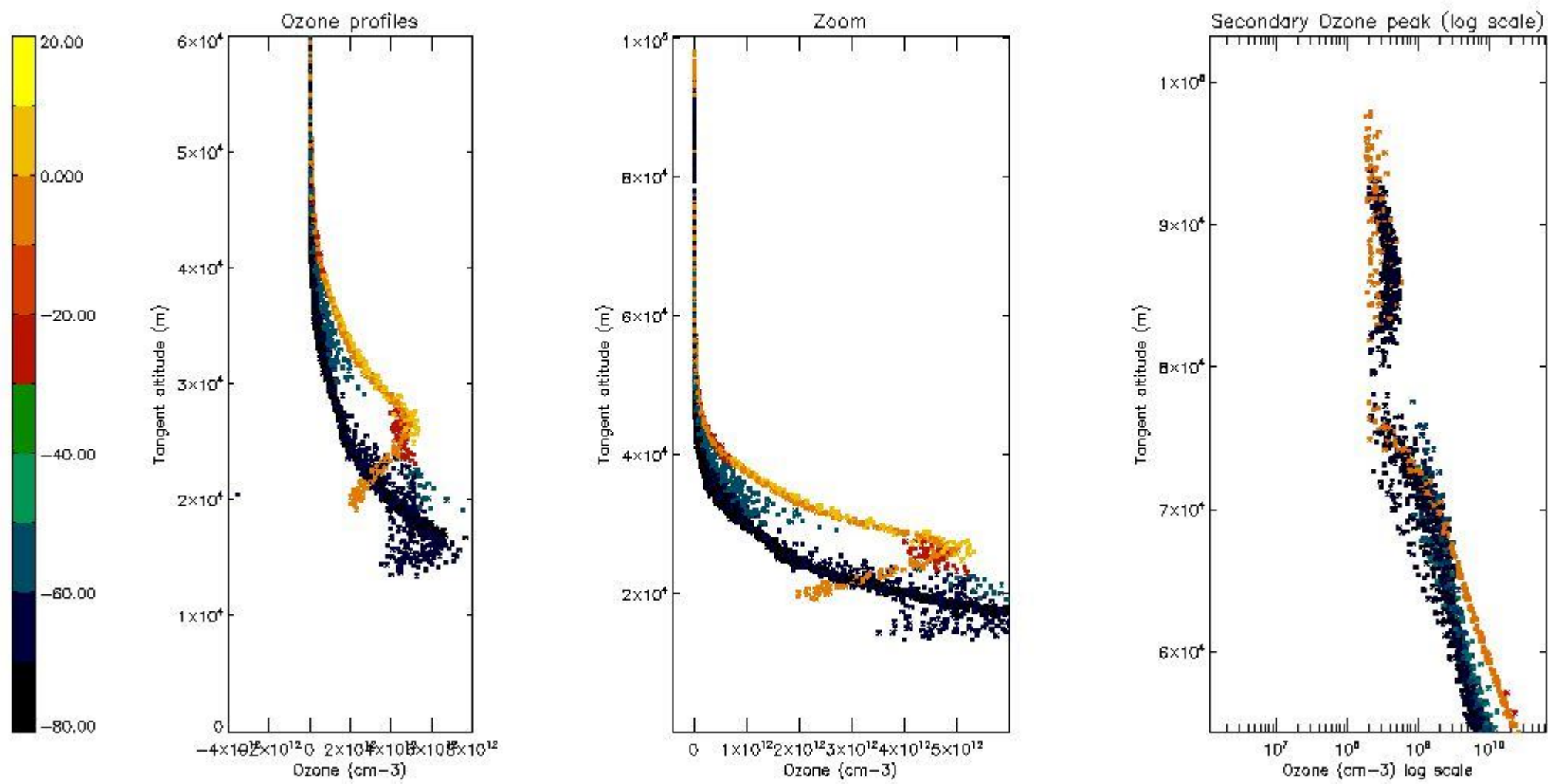
5.4 Plot ozone profiles where STD < 10% (dark without errors)

The colorbar represents the latitude.



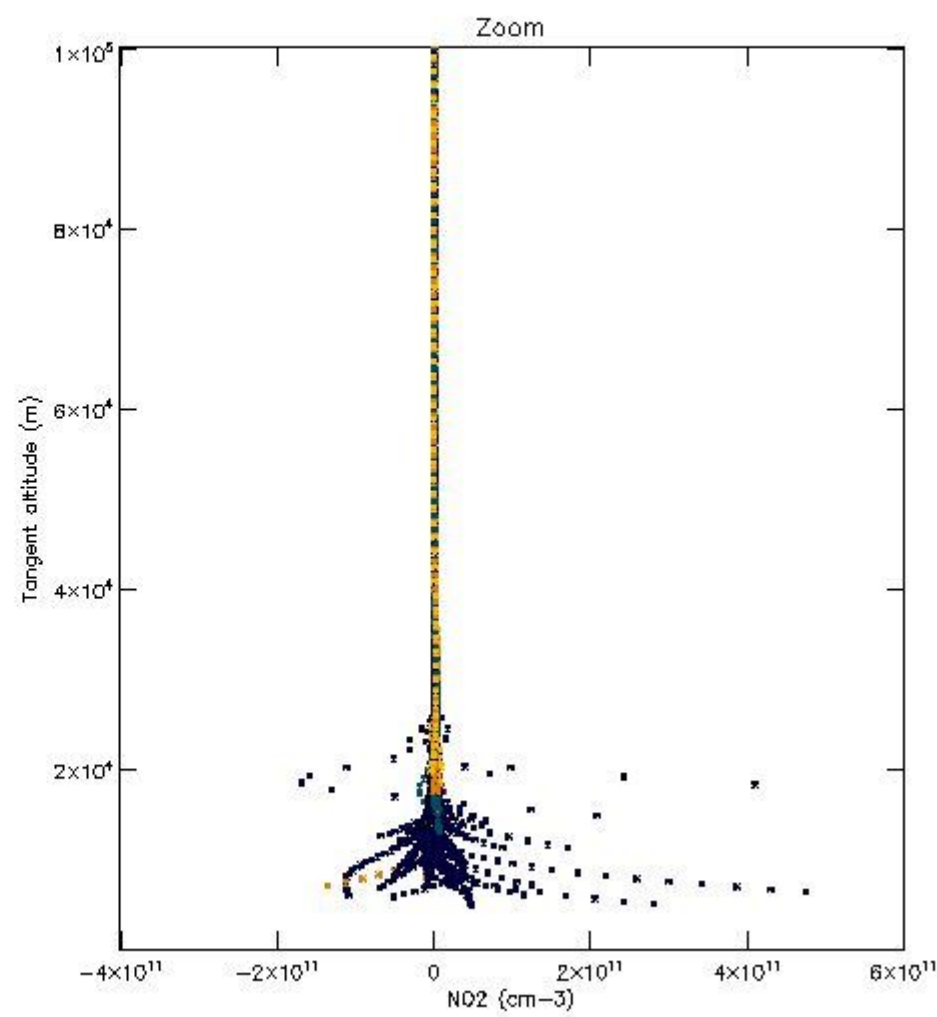
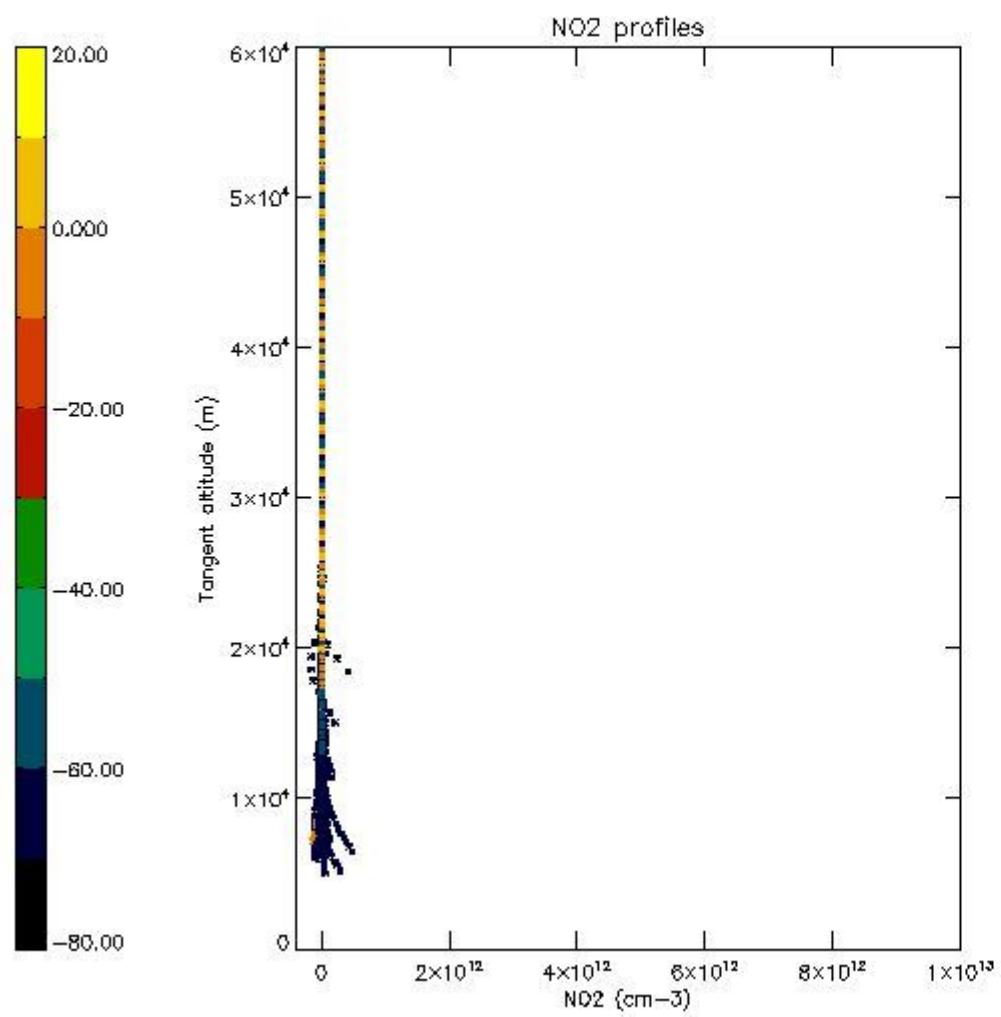
5.5 Plot ozone profiles where STD < 5% (dark without errors)

The colorbar represents the latitude.



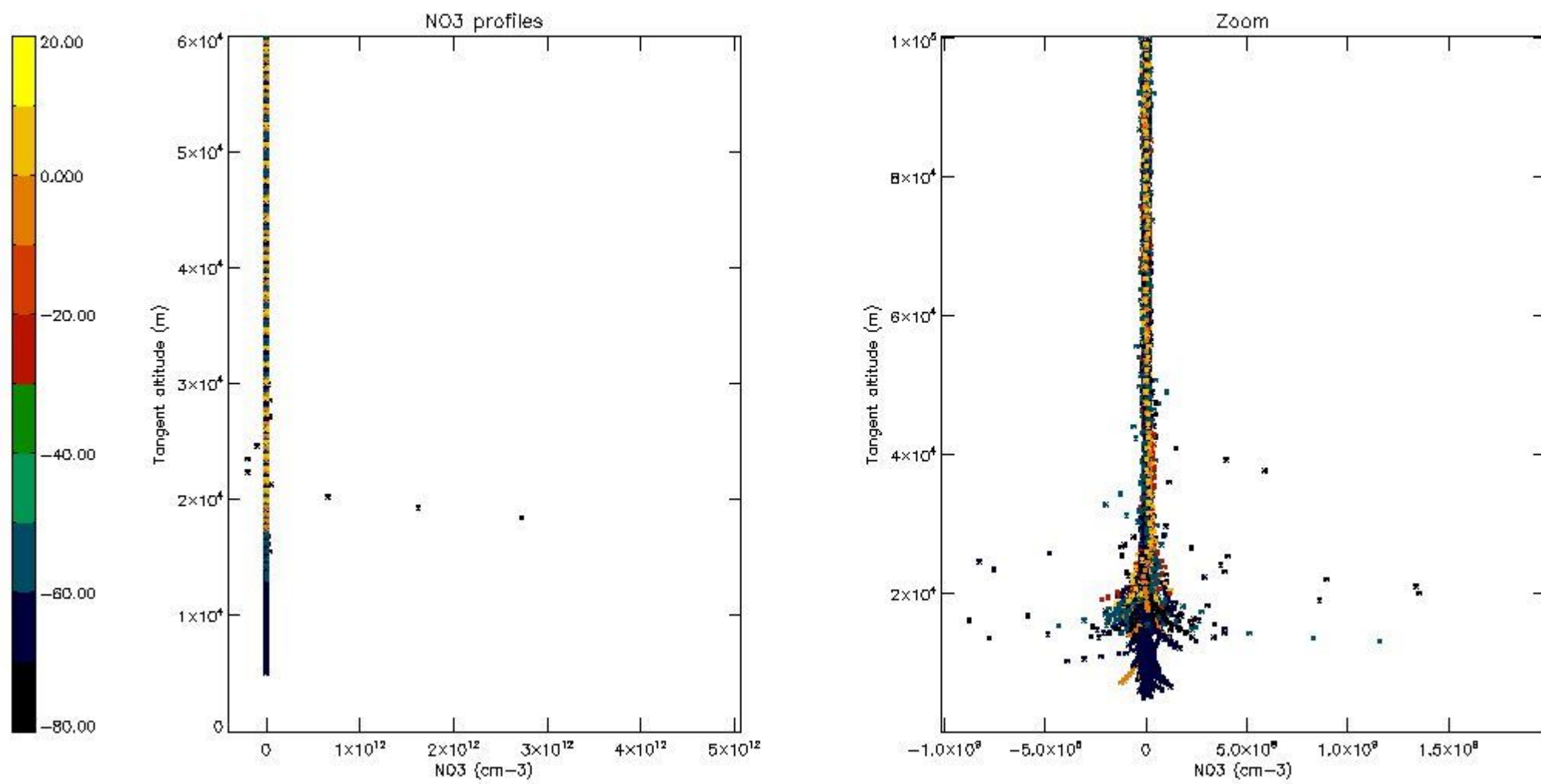
5.6 Plot NO₂ profiles for all STD (dark without errors)

The colorbar represents the latitude.



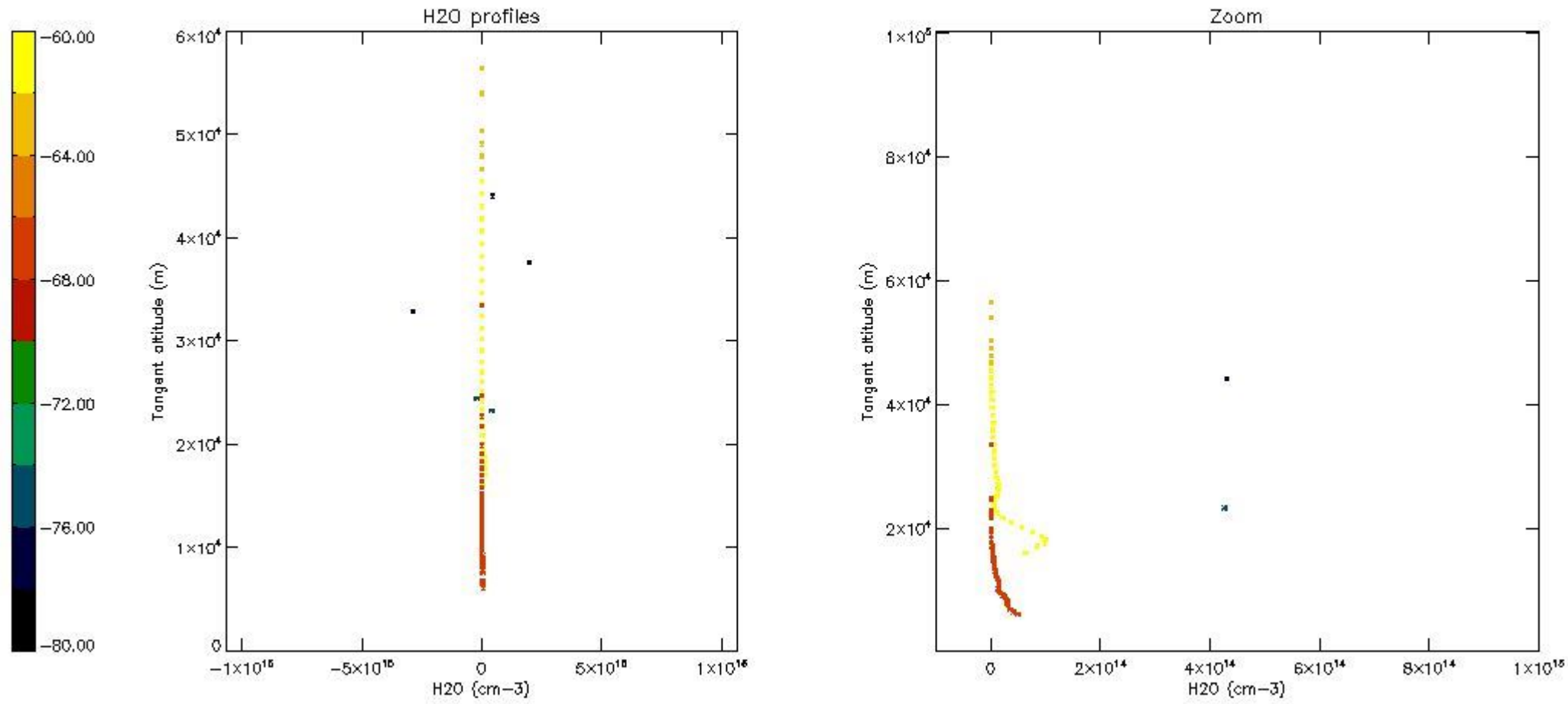
5.7 Plot NO3 profiles for all STD (dark without errors)

The colorbar represents the latitude.



5.8 Plot H2O profiles for all STD (only for occultations of stars 1,2,3,4,13,14,16,26,63 dark without errors)

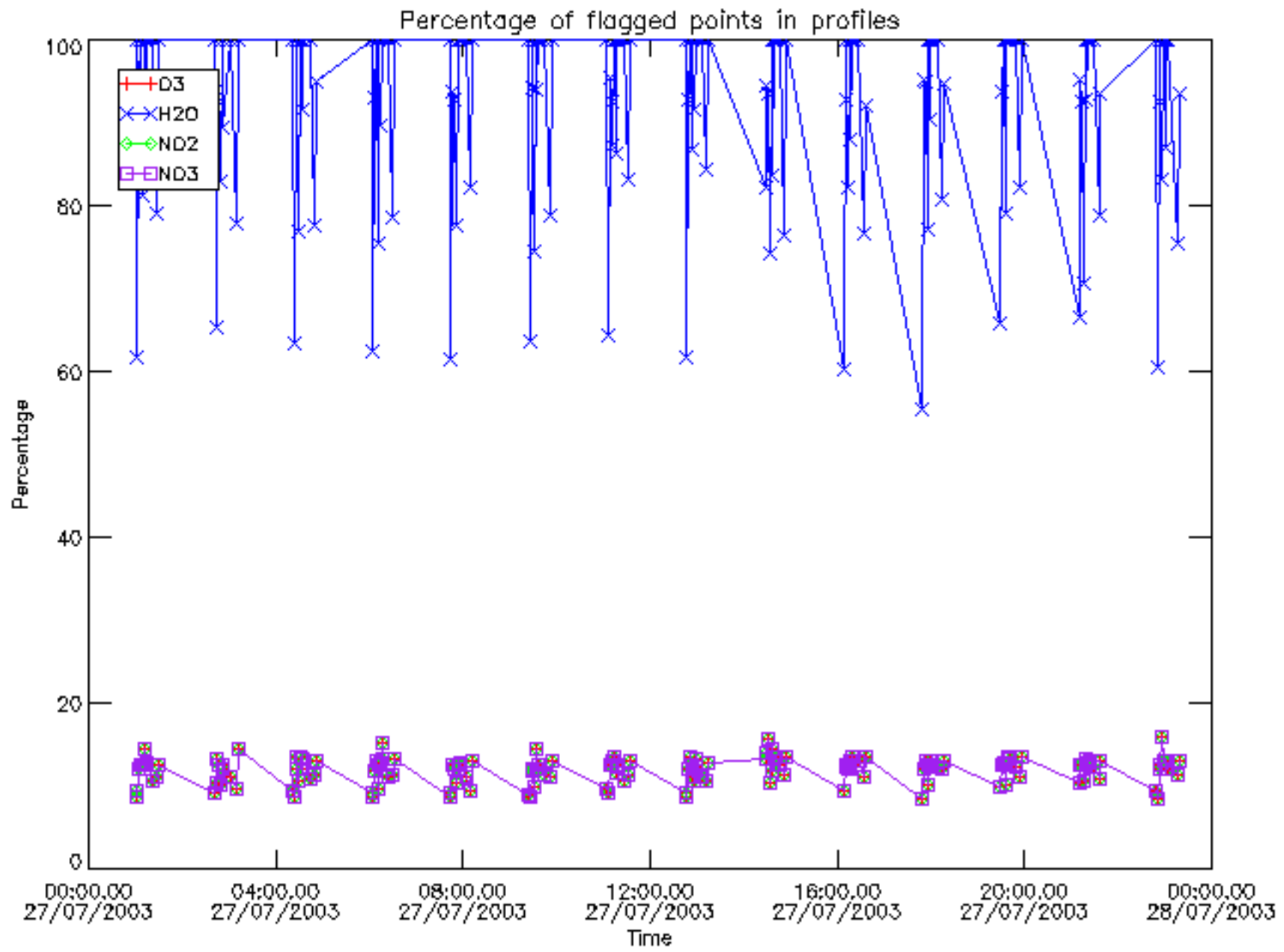
The colorbar represents the latitude.



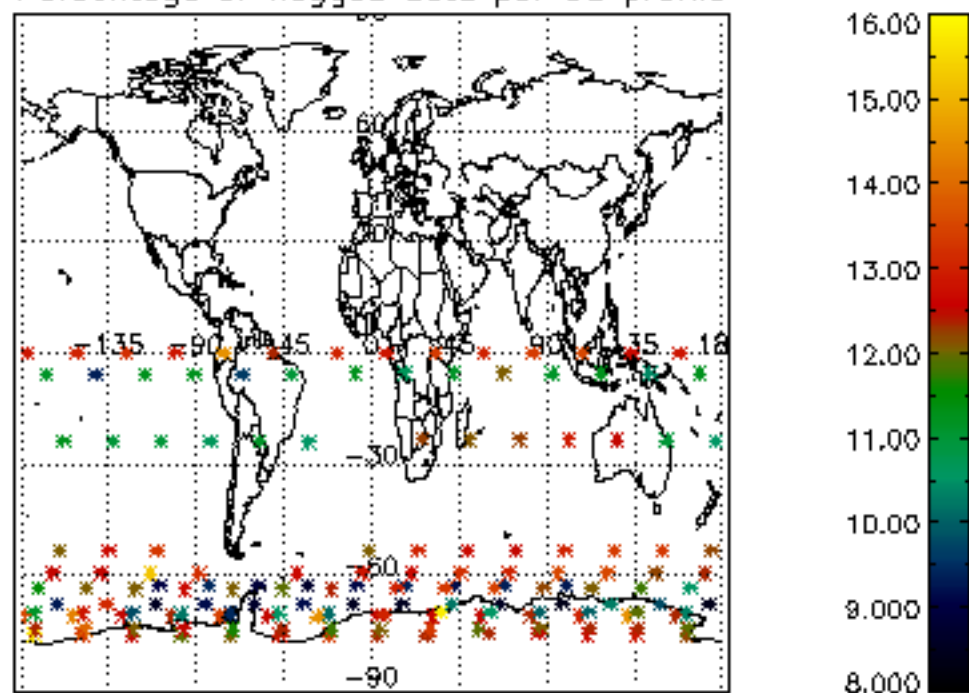
6. Auxiliary Data Files used for the production reported in section 2

The number reported in the third column indicates since which file (see list in section 2) the corresponding auxiliary file has been used. The fourth column is the date of those product files.

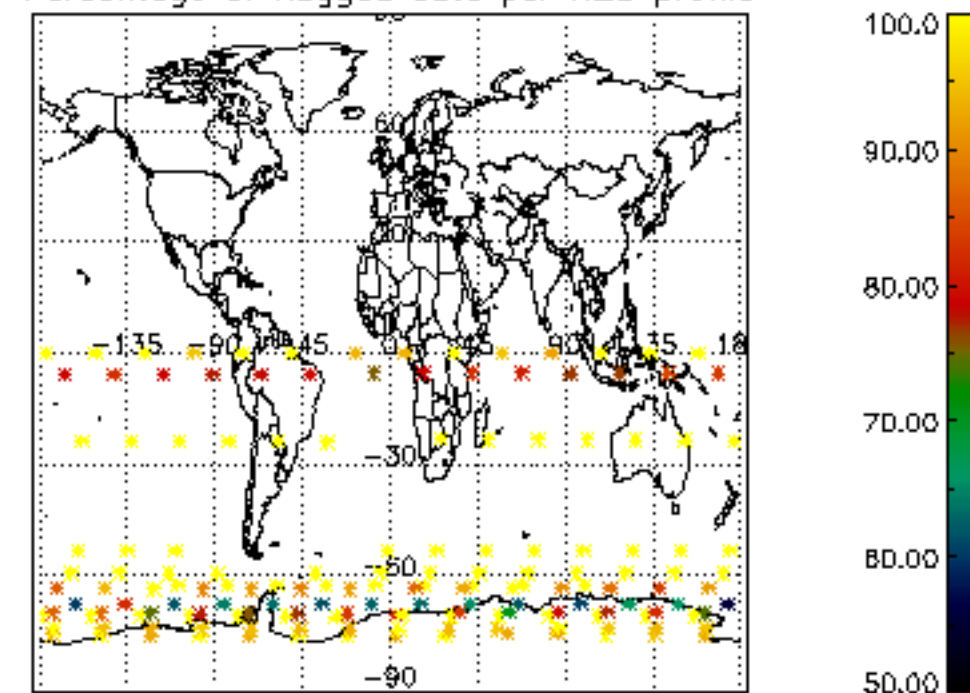
Type	Auxiliary Filename	Used since product	Used since product date
INST_PHYS_CHARACTERISTICS	GOM_INS_AXVIEC20091111_143220_20030716_120000_20500101_000000	1	27-JUL-2003 00:00:58
LEVEL-2_PROC_CONFIG	GOM_PR2_AXVIEC20091111_152718_20020301_000000_20500101_000000	1	27-JUL-2003 00:00:58
CROSS_SECTIONS_FILE	GOM_CRS_AXVIEC20091111_154832_20020301_000000_20500101_000000	1	27-JUL-2003 00:00:58



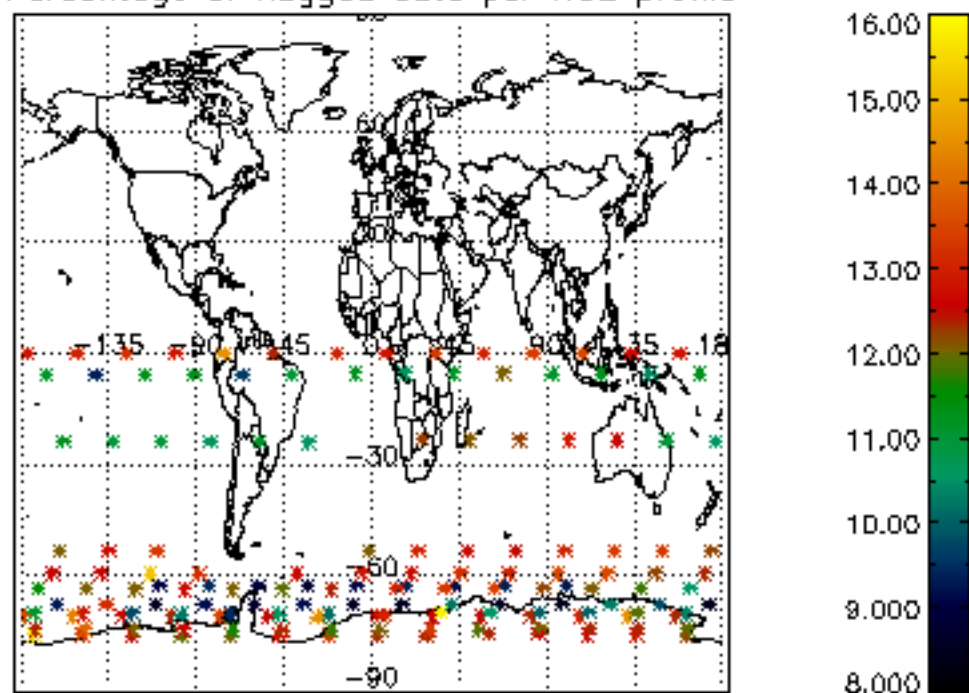
Percentage of flagged data per D3 profile



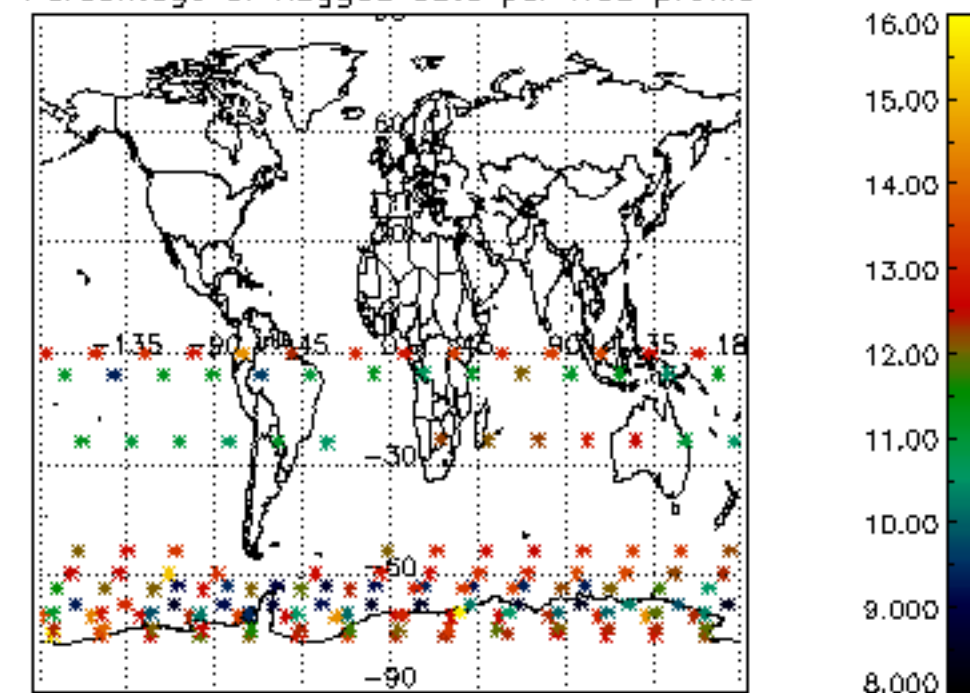
Percentage of flagged data per H2O profile

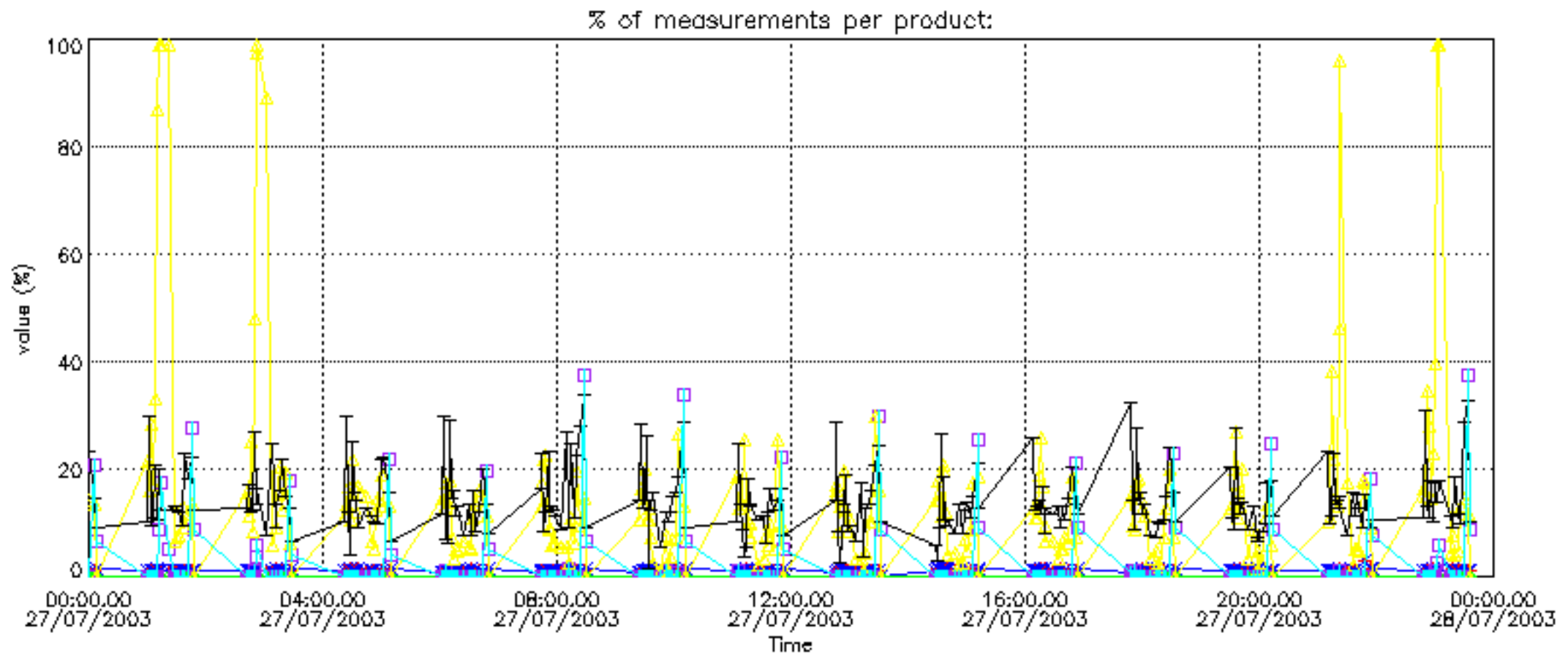


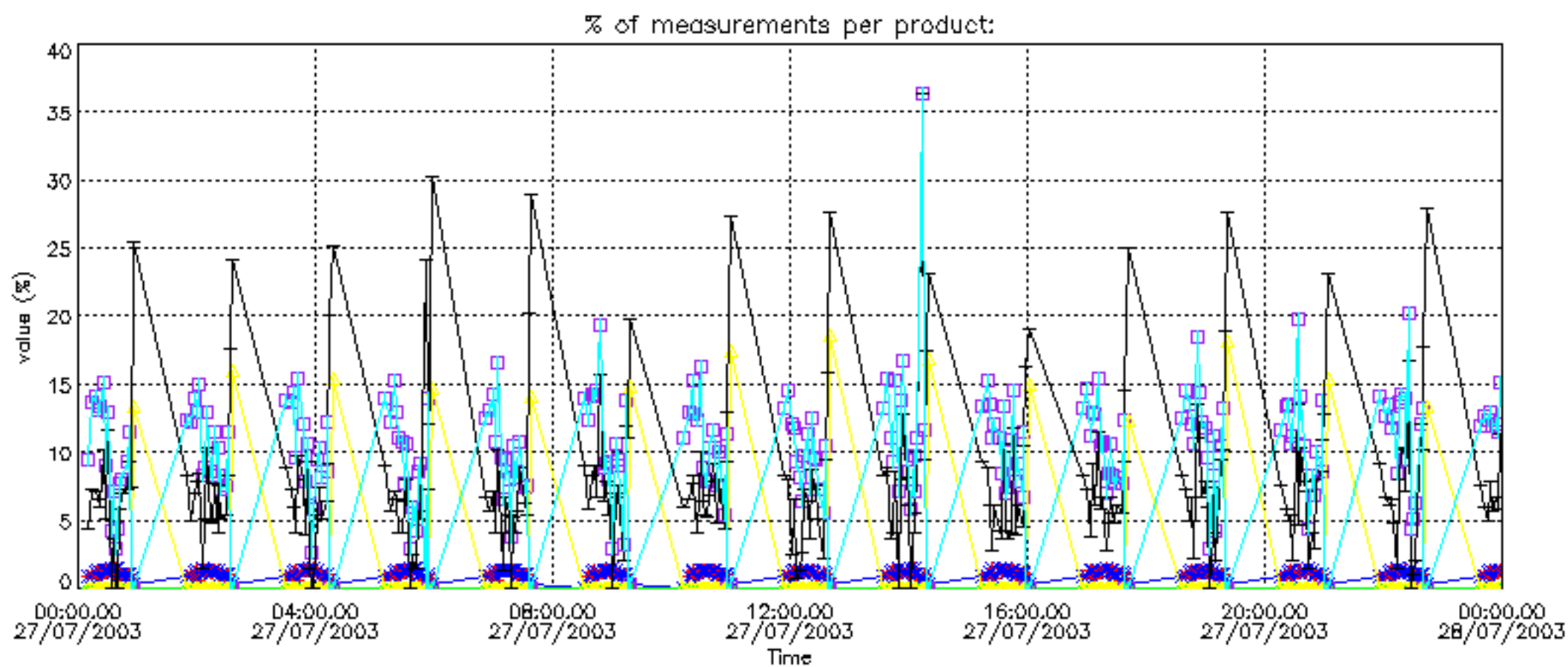
Percentage of flagged data per NO2 profile



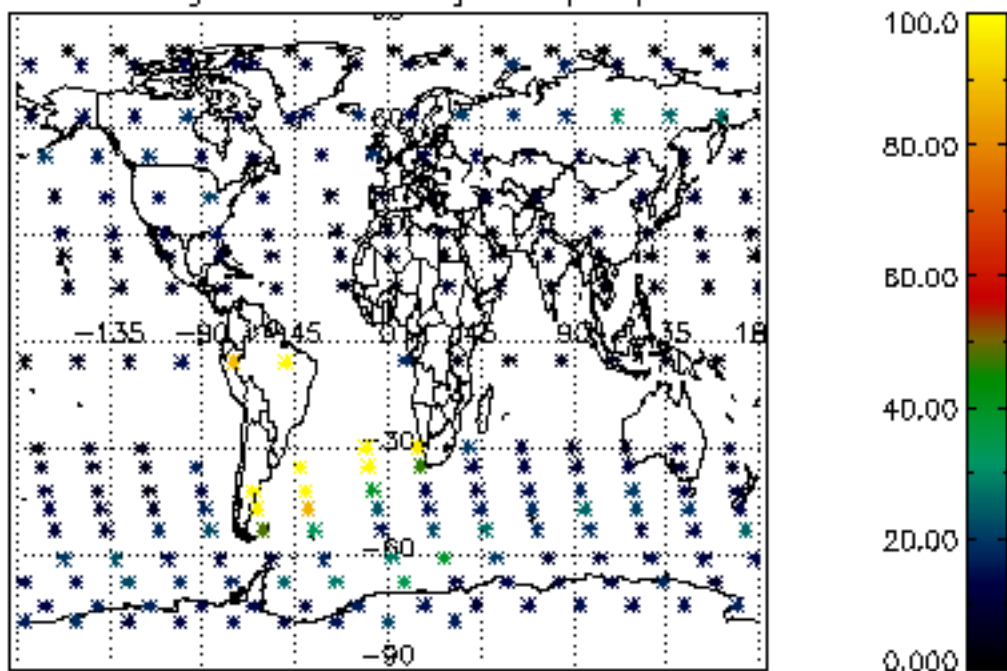
Percentage of flagged data per NO3 profile



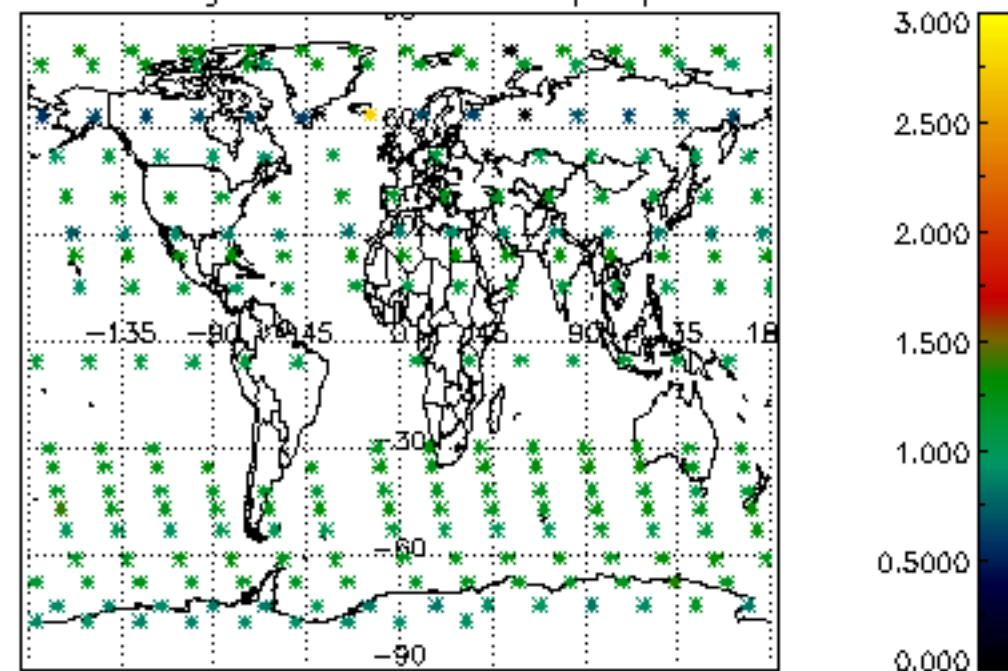




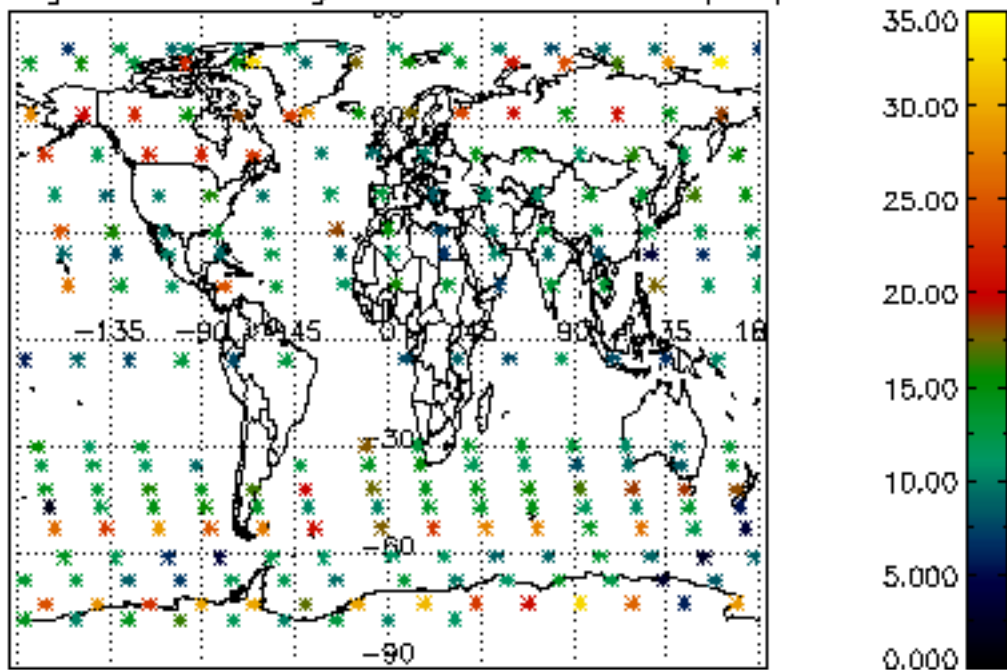
Percentage of cosmic ray hits per profile



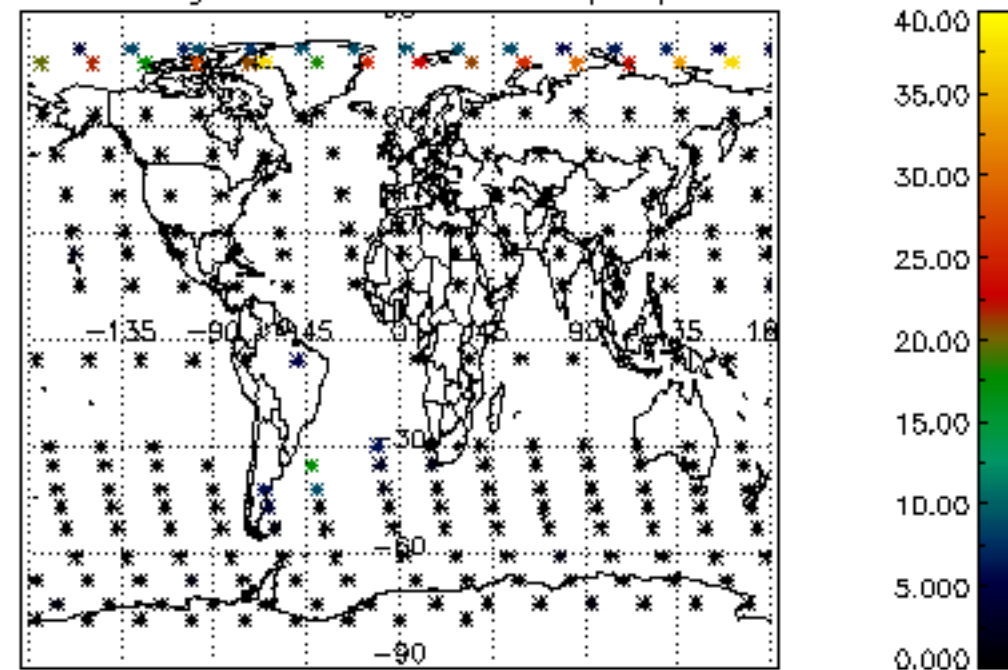
Percentage of datation errors per profile



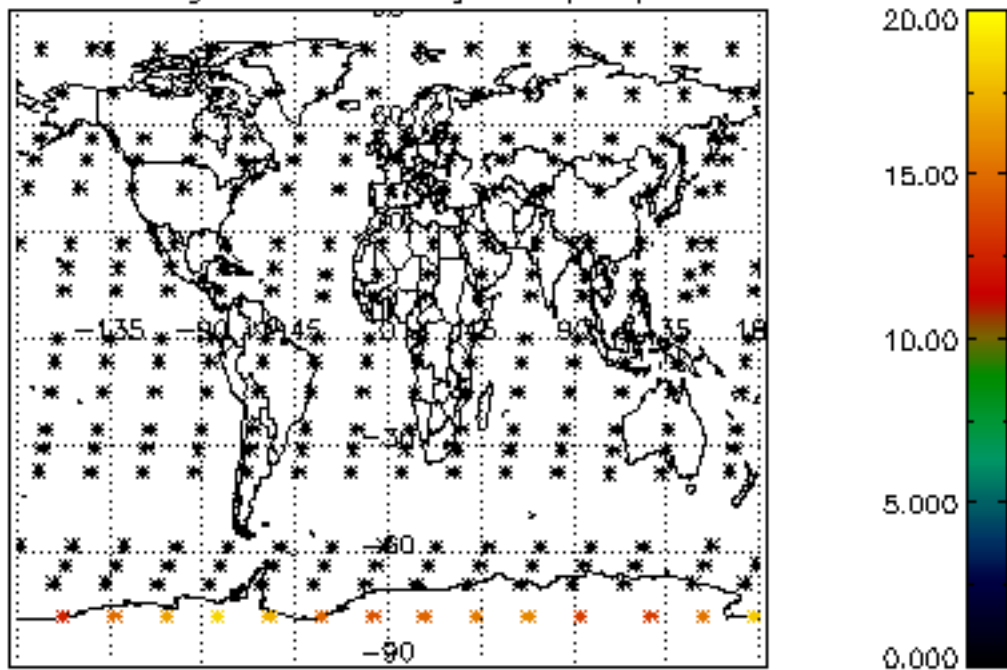
Percentage of star falling outside central band per profile



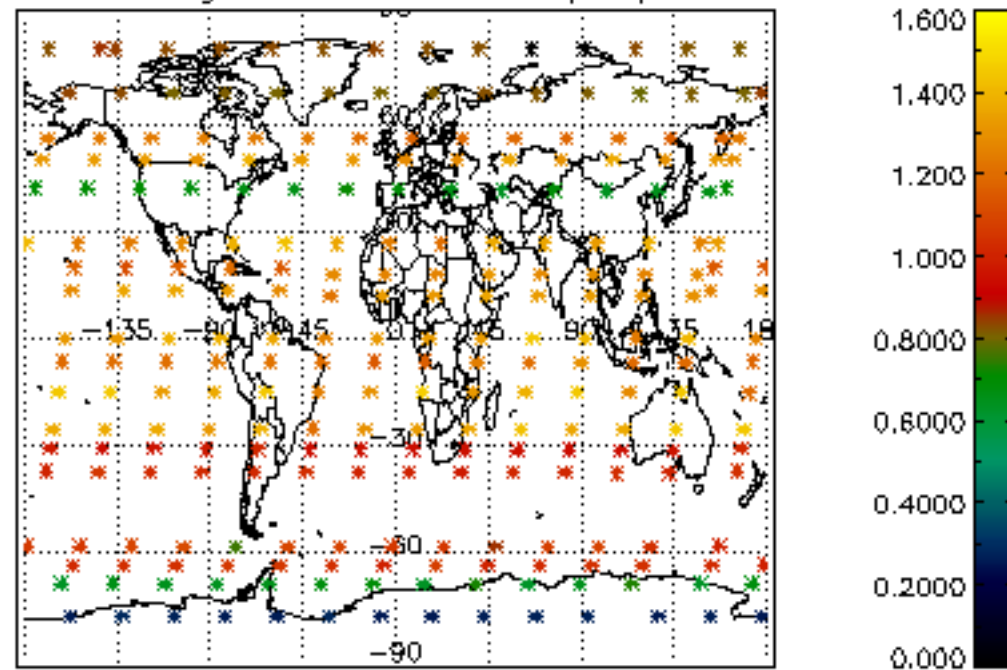
Percentage of saturation errors per profile



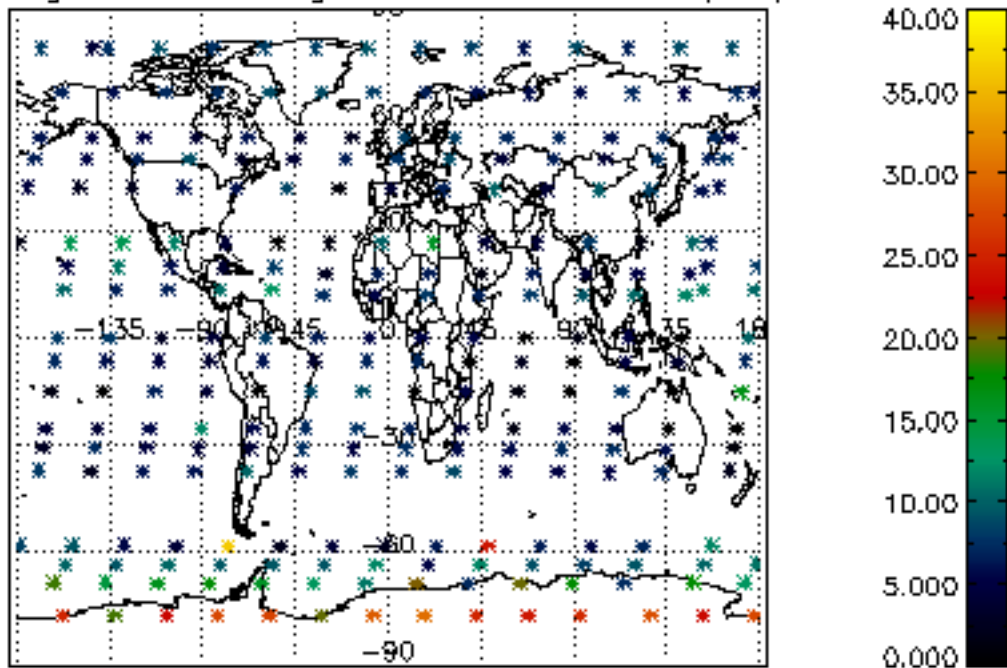
Percentage of cosmic ray hits per profile



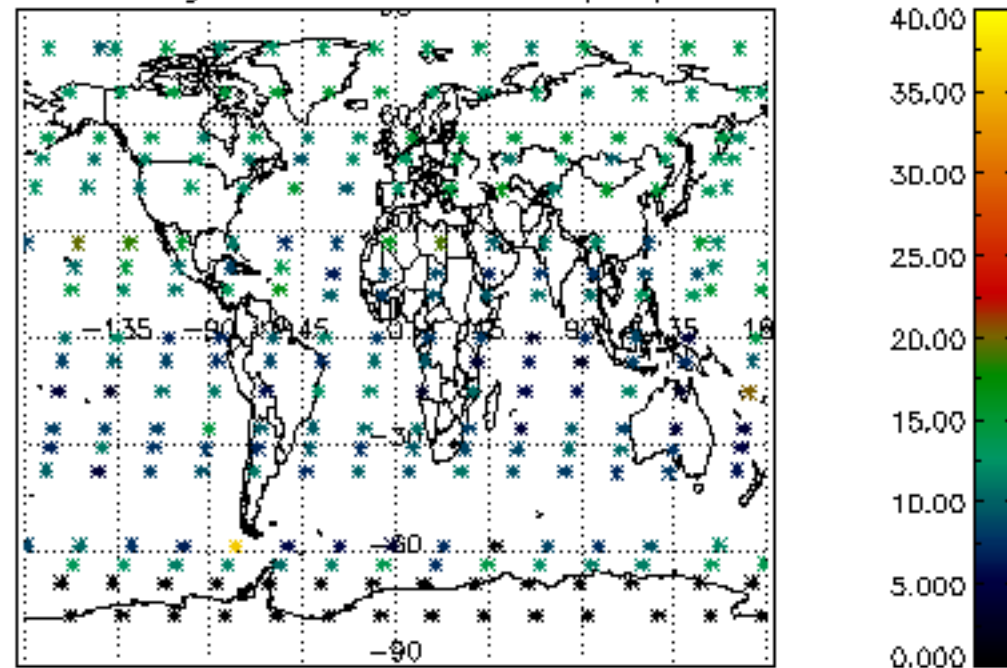
Percentage of datation errors per profile

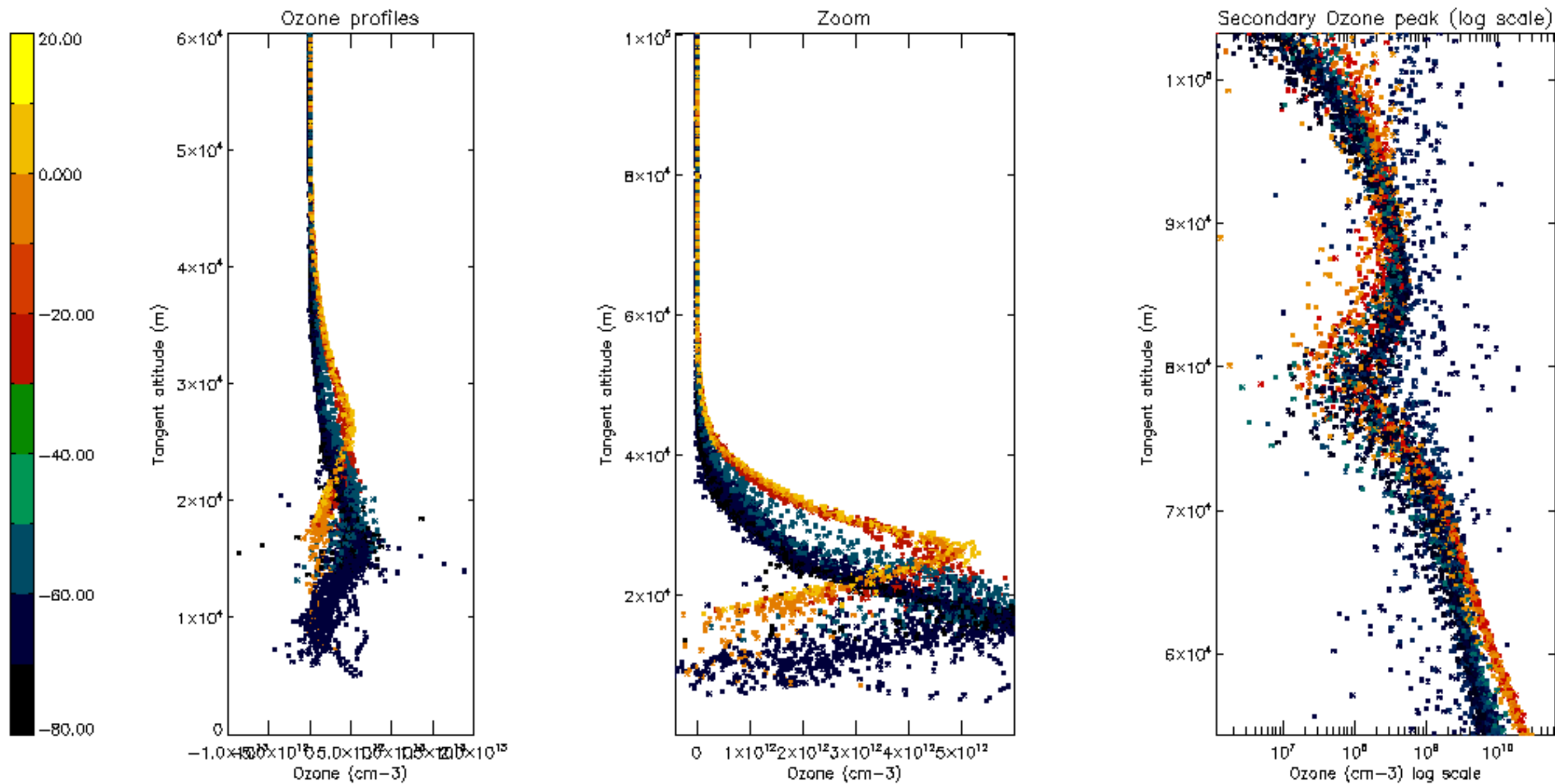


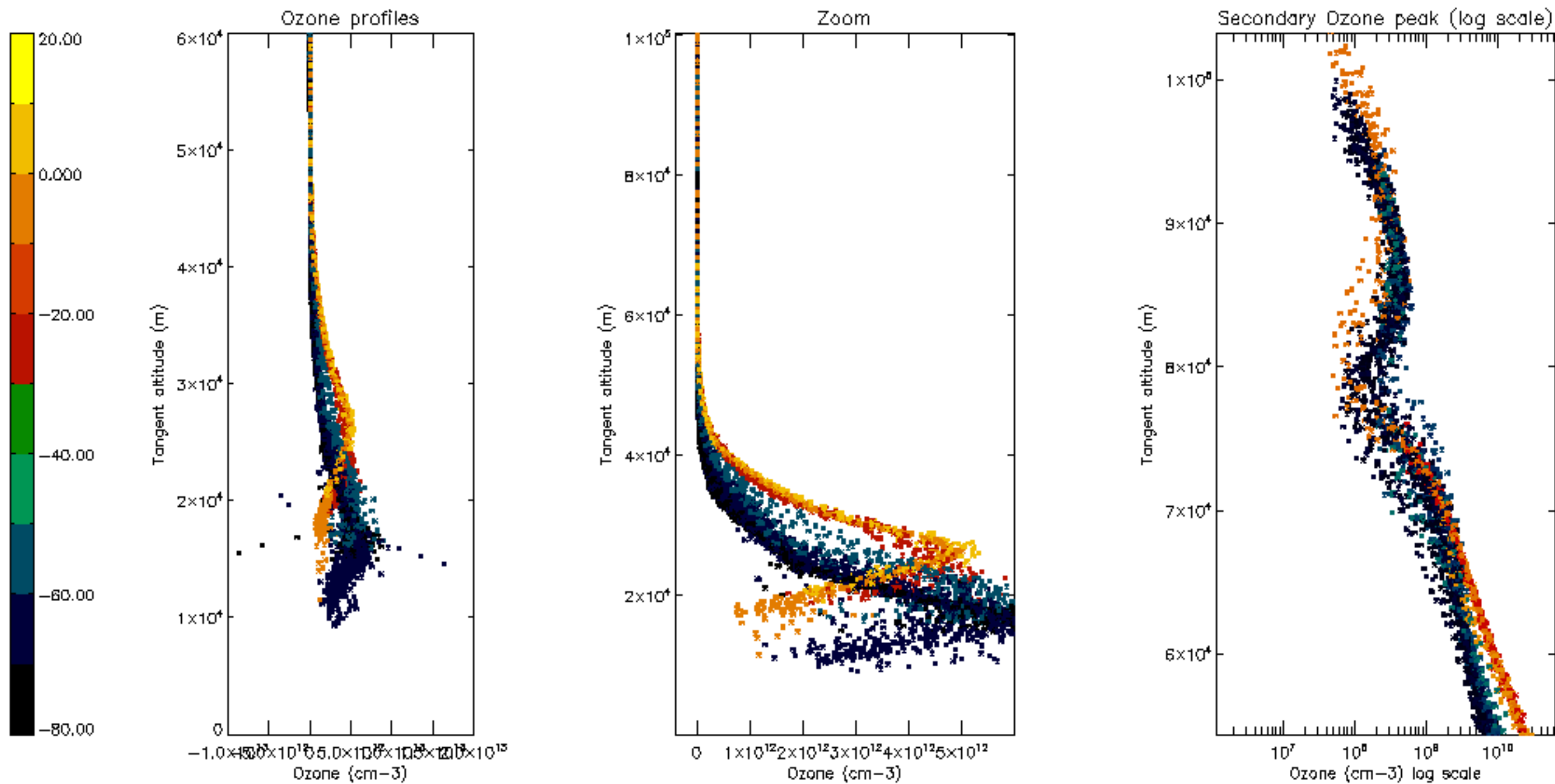
Percentage of star falling outside central band per profile

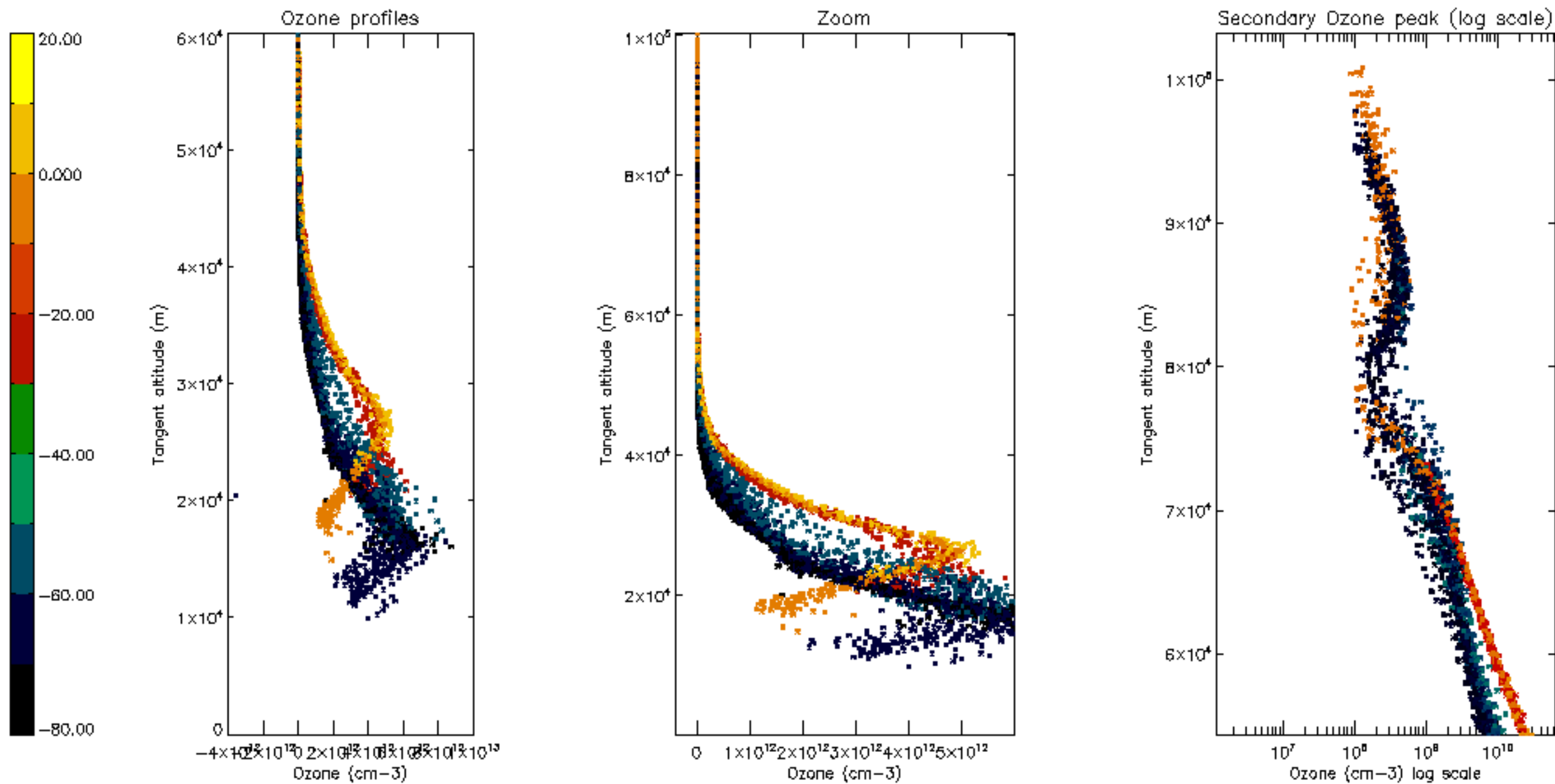


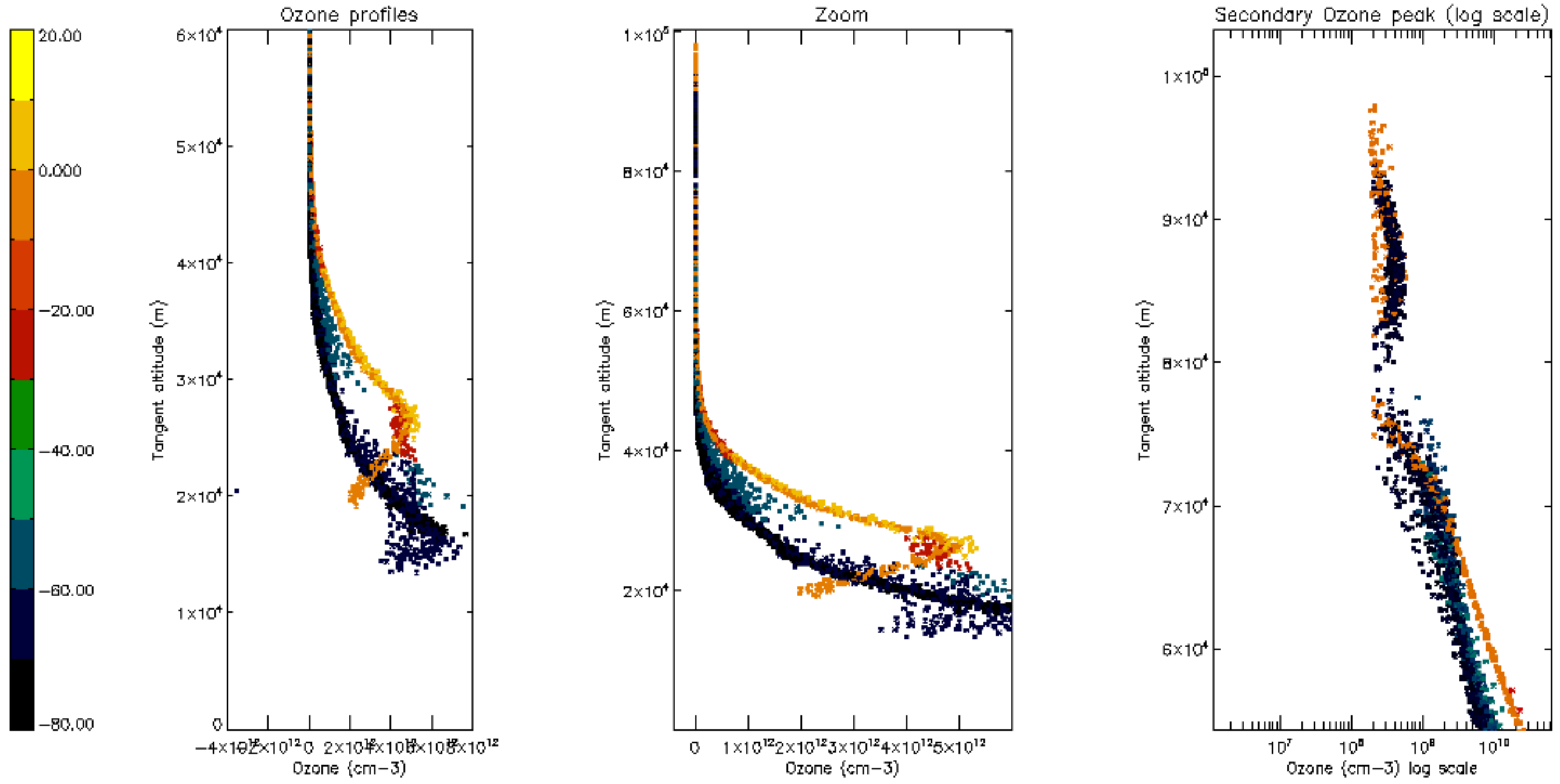
Percentage of saturation errors per profile

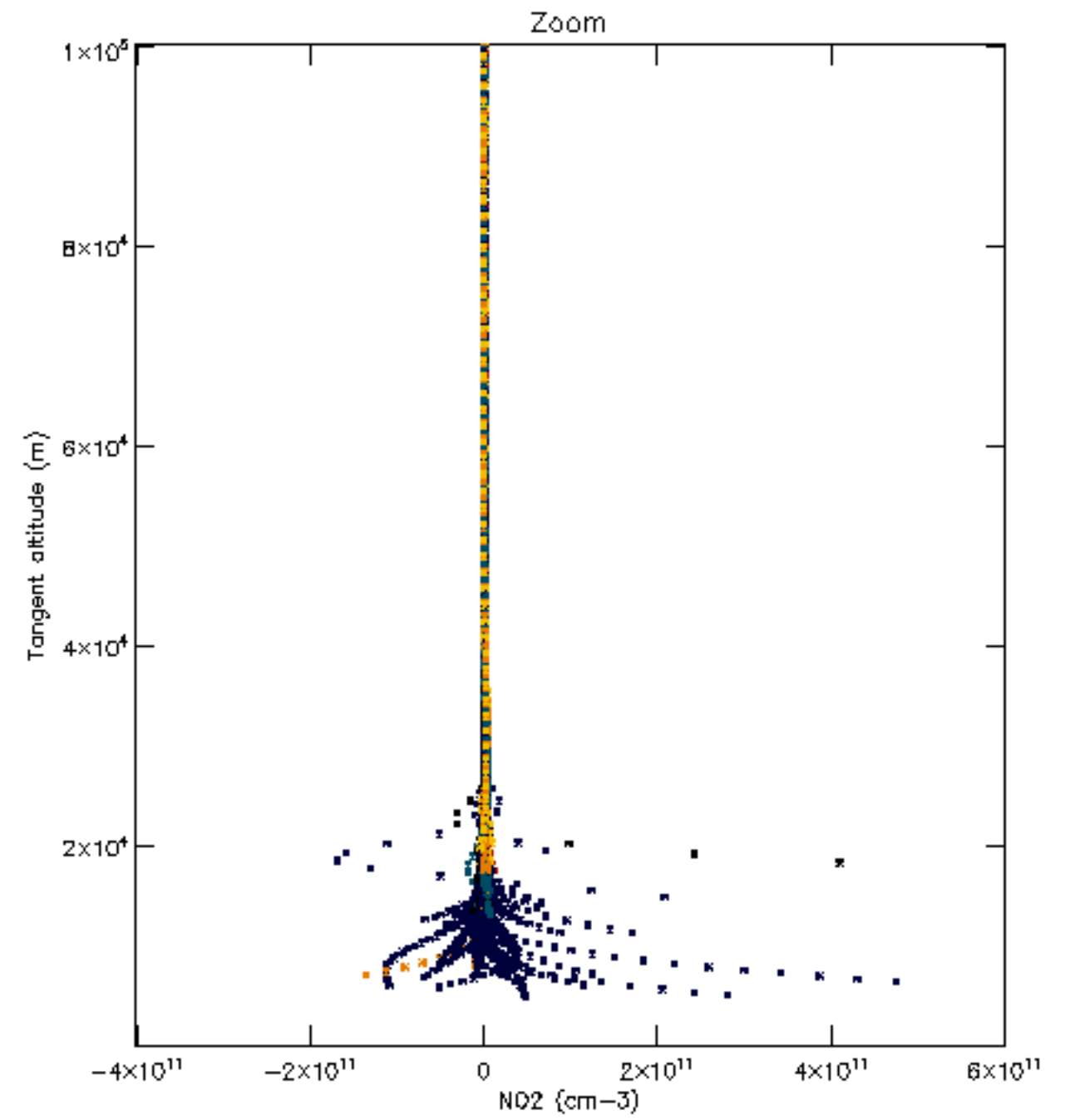
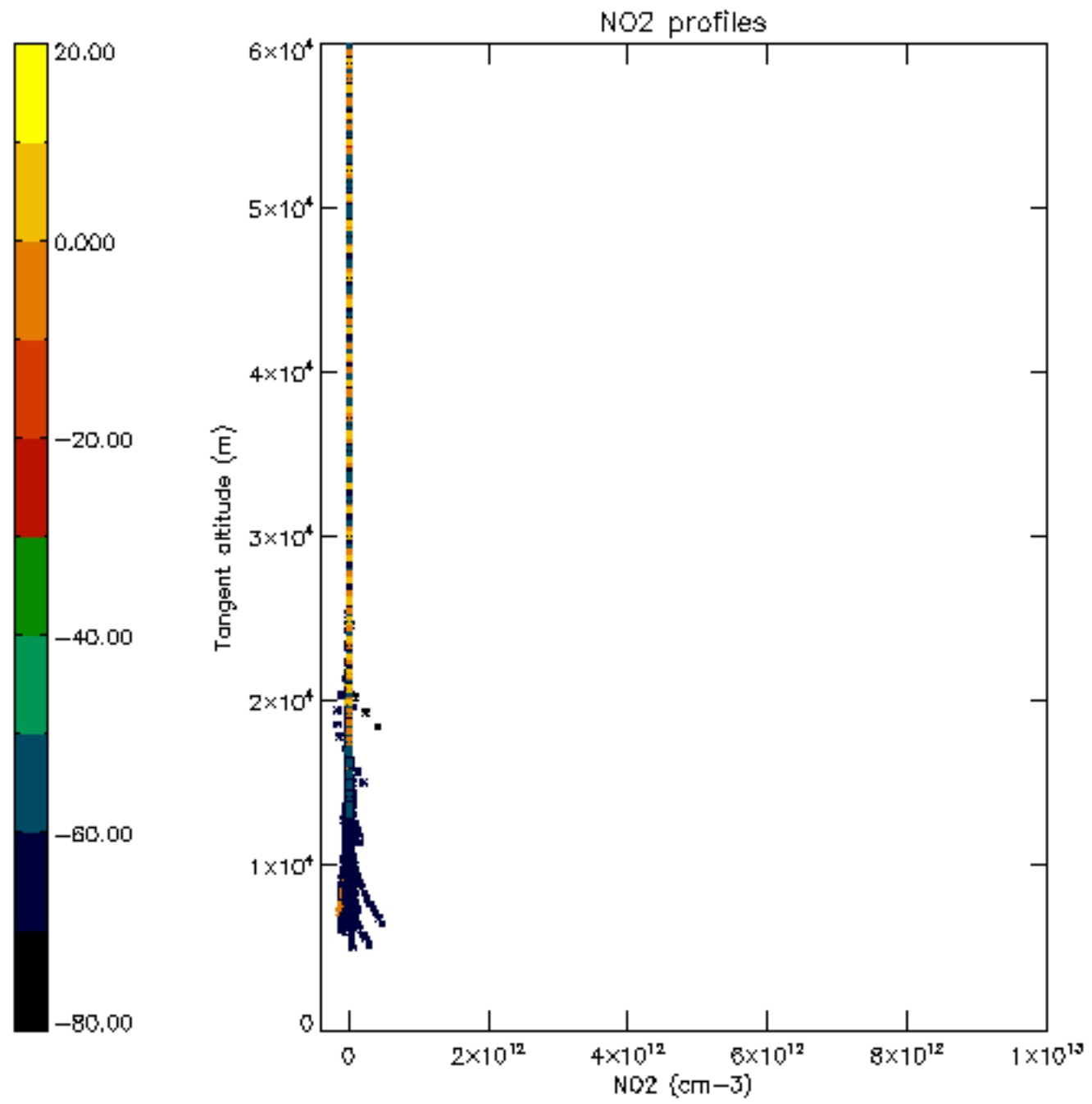


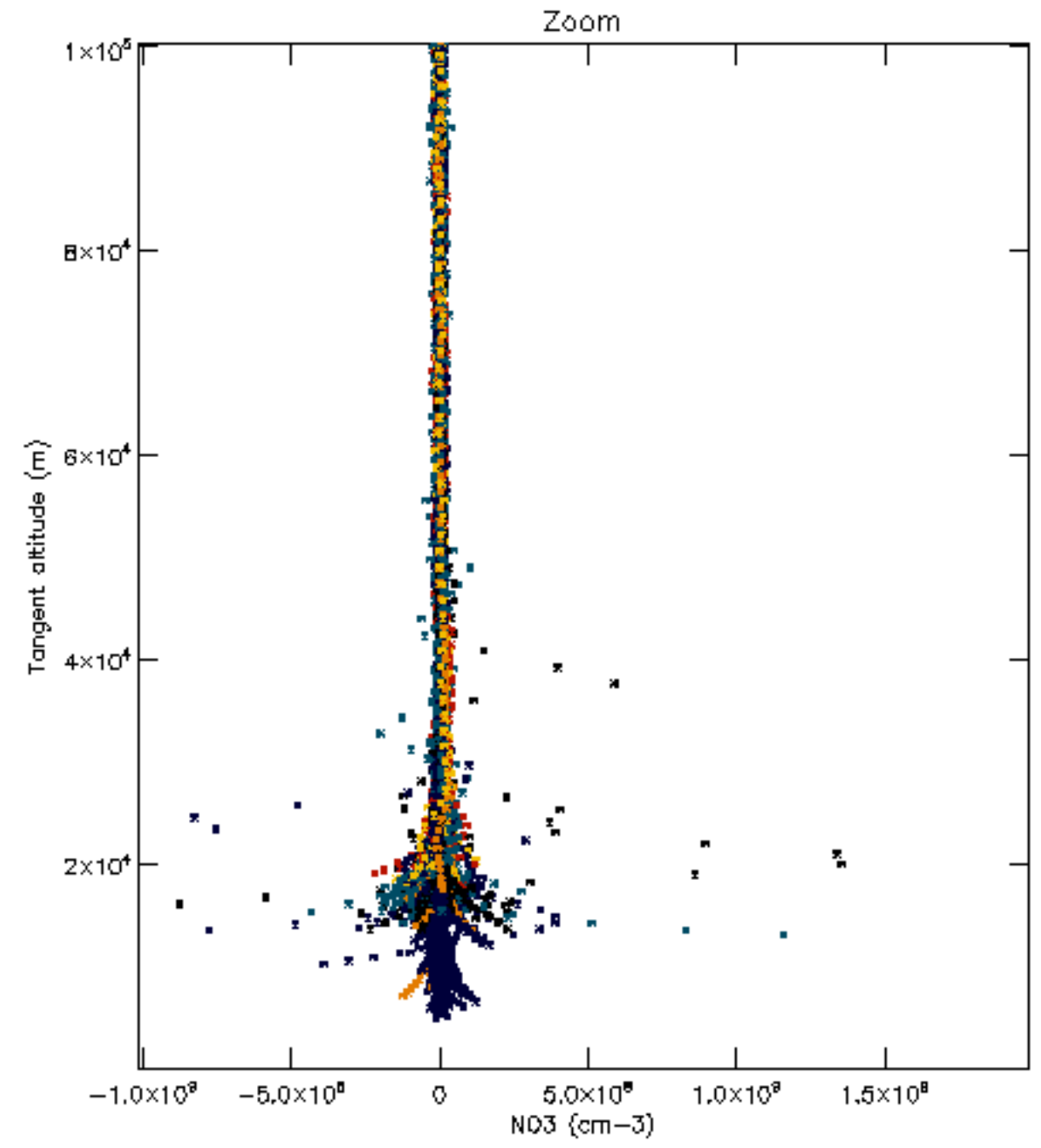
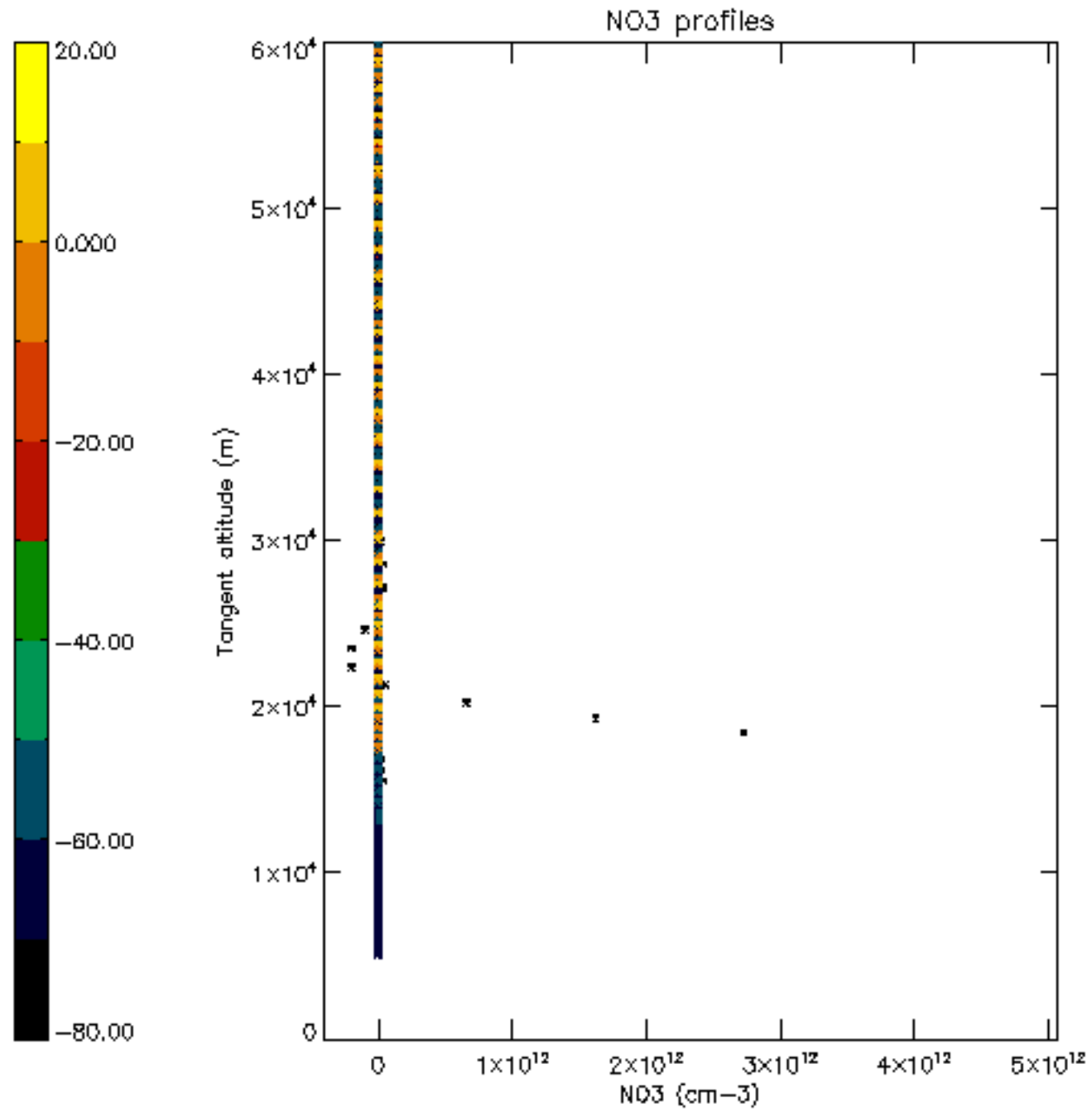


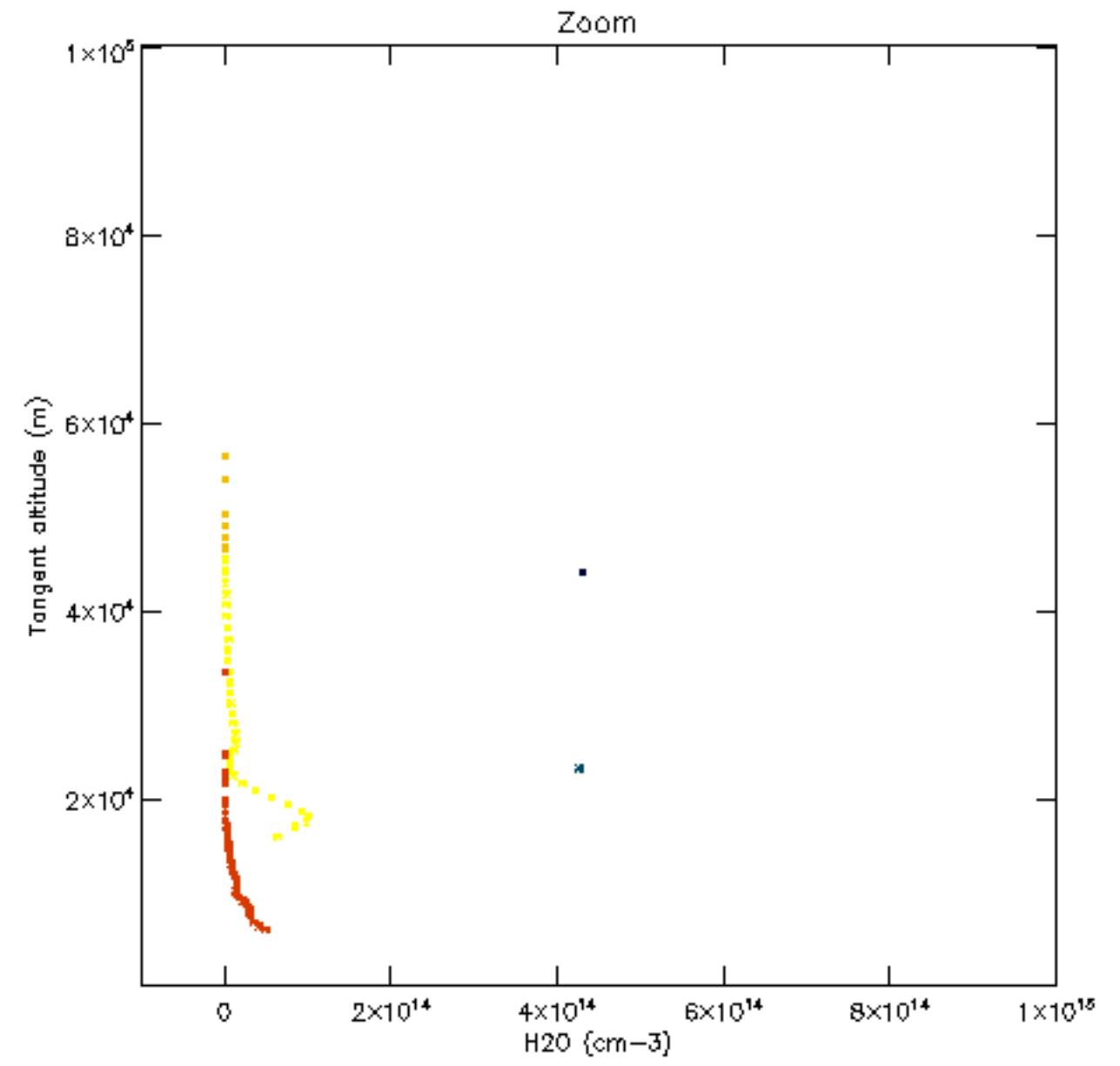
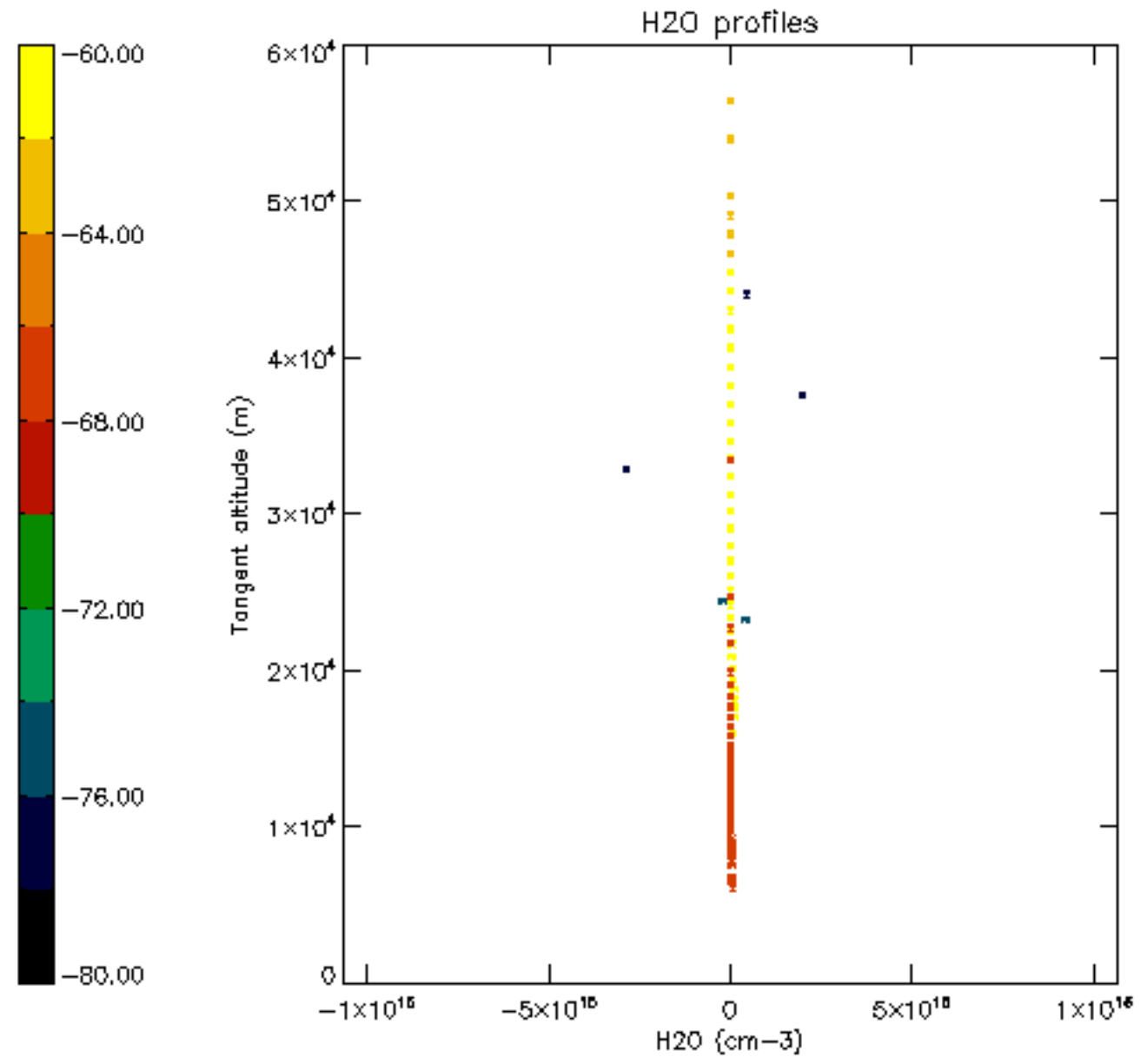


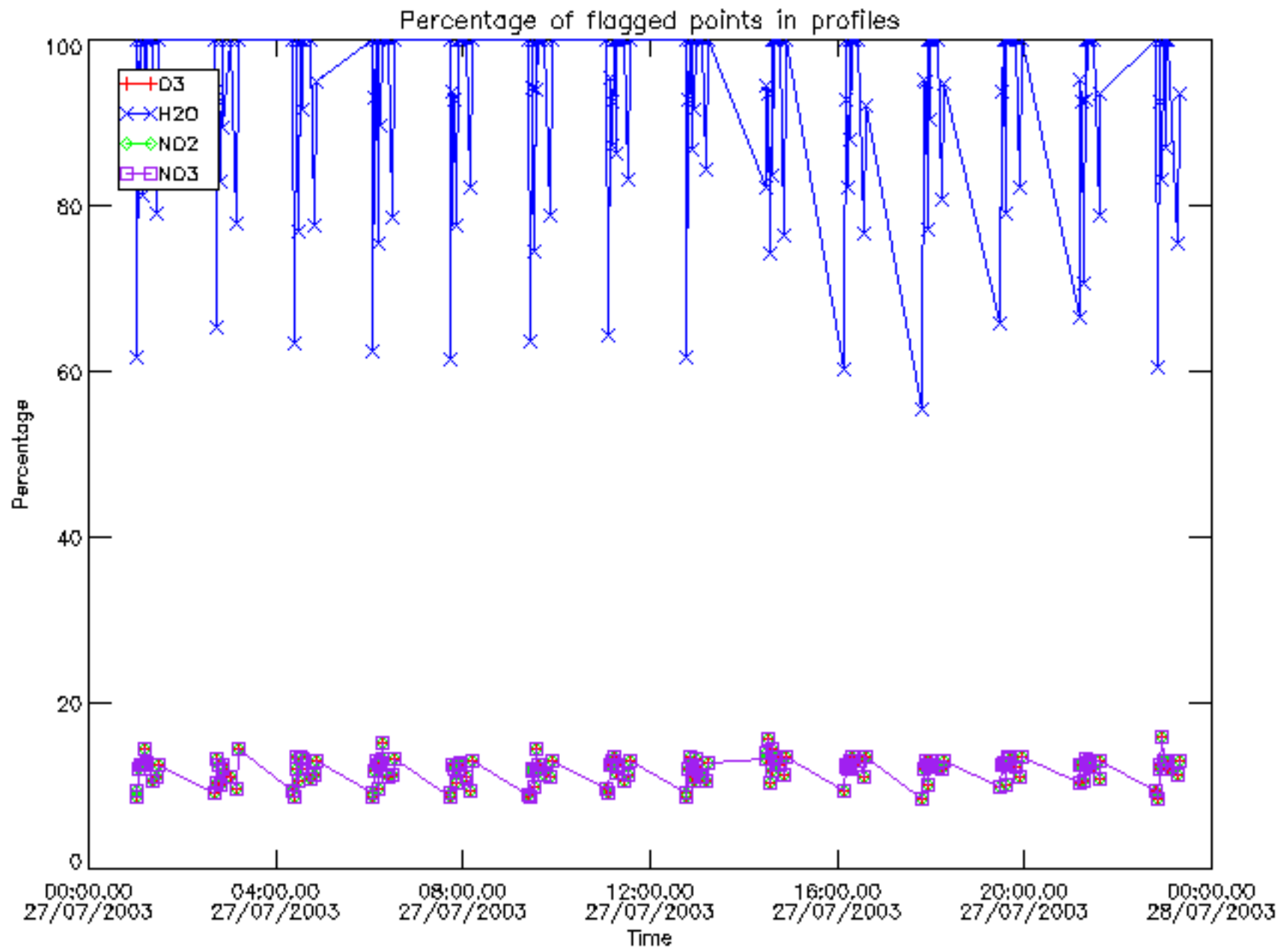




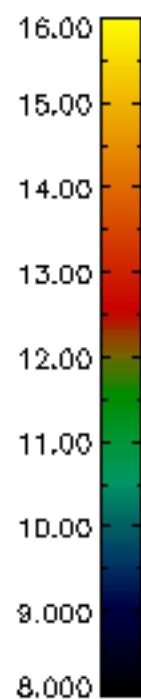
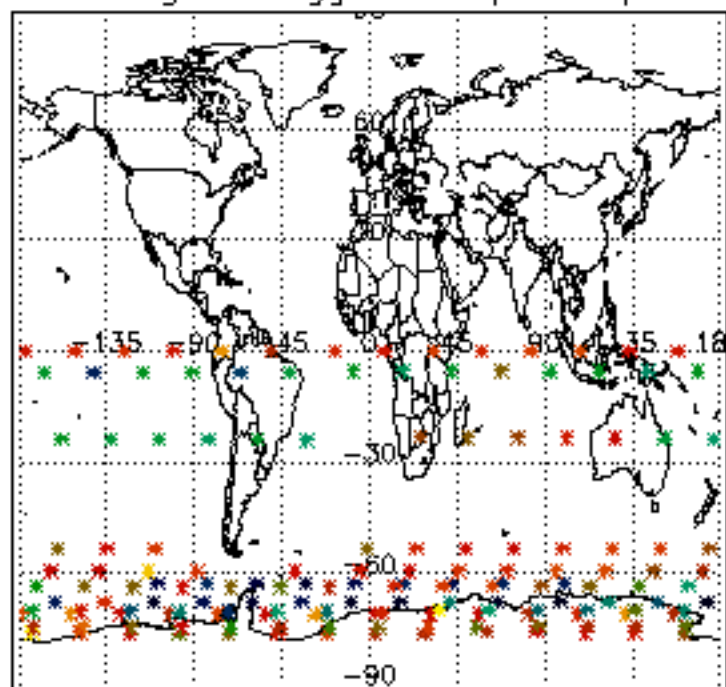




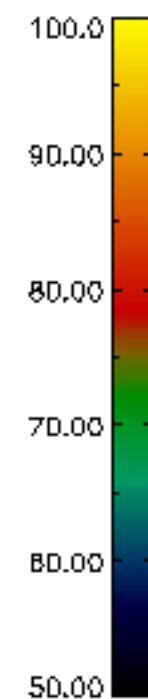
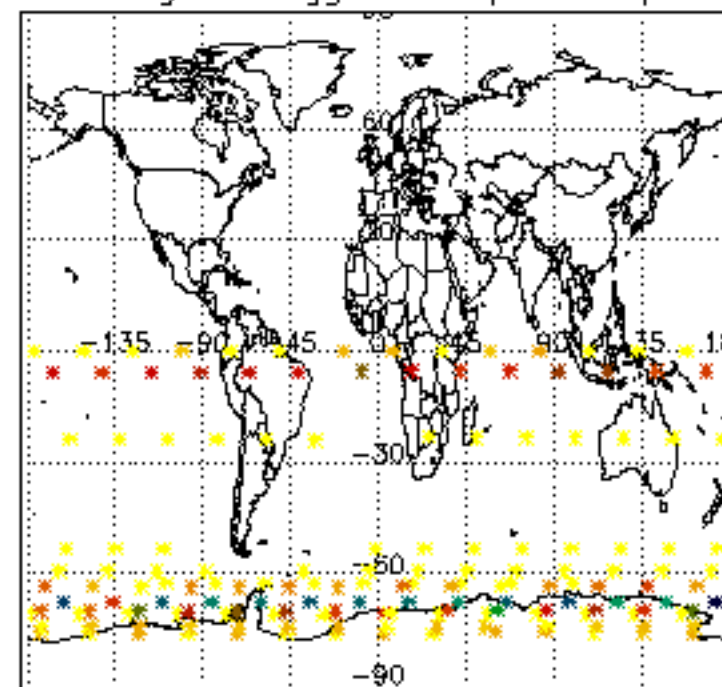




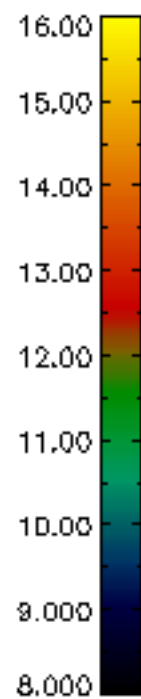
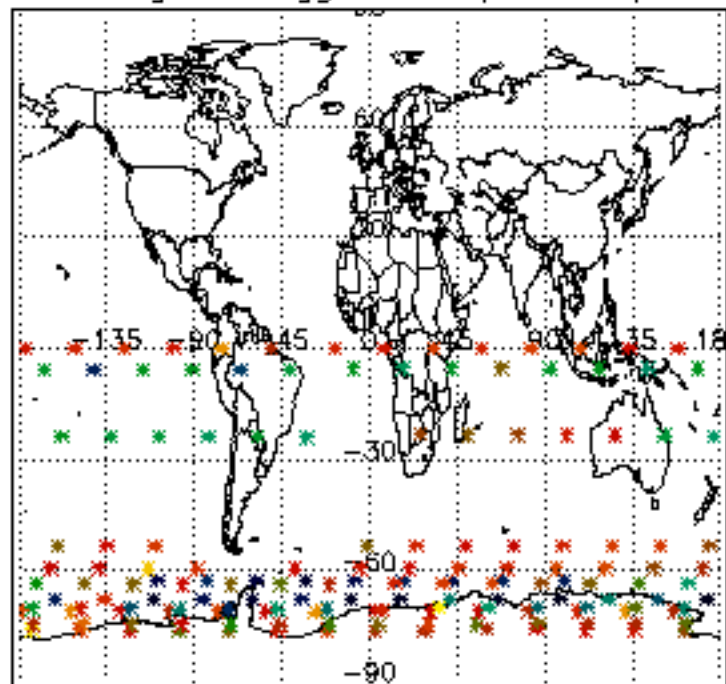
Percentage of flagged data per D3 profile



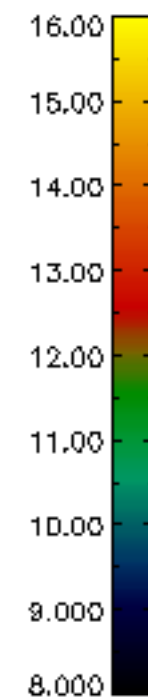
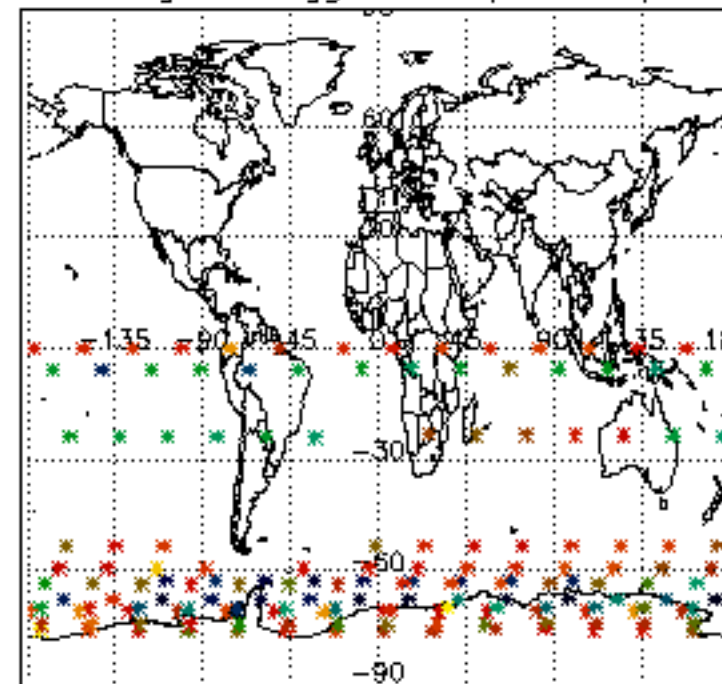
Percentage of flagged data per H2O profile

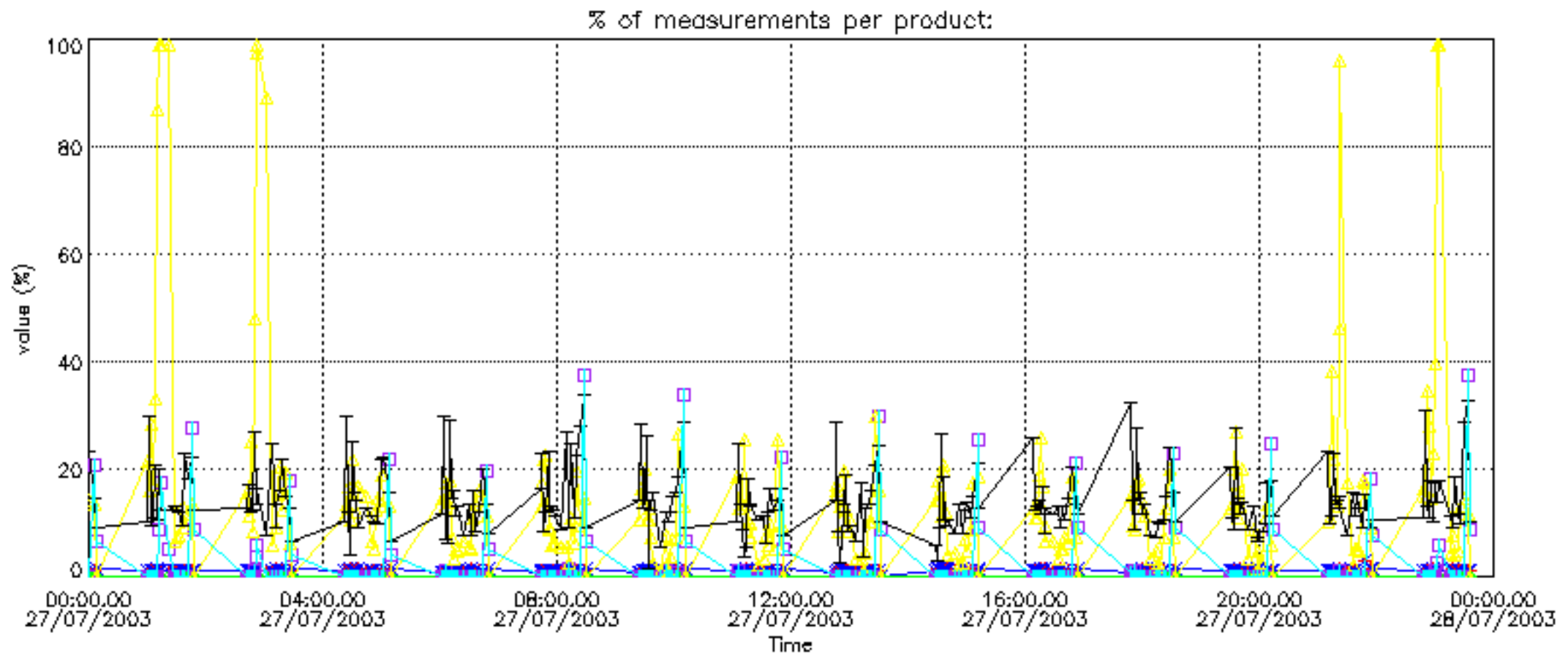


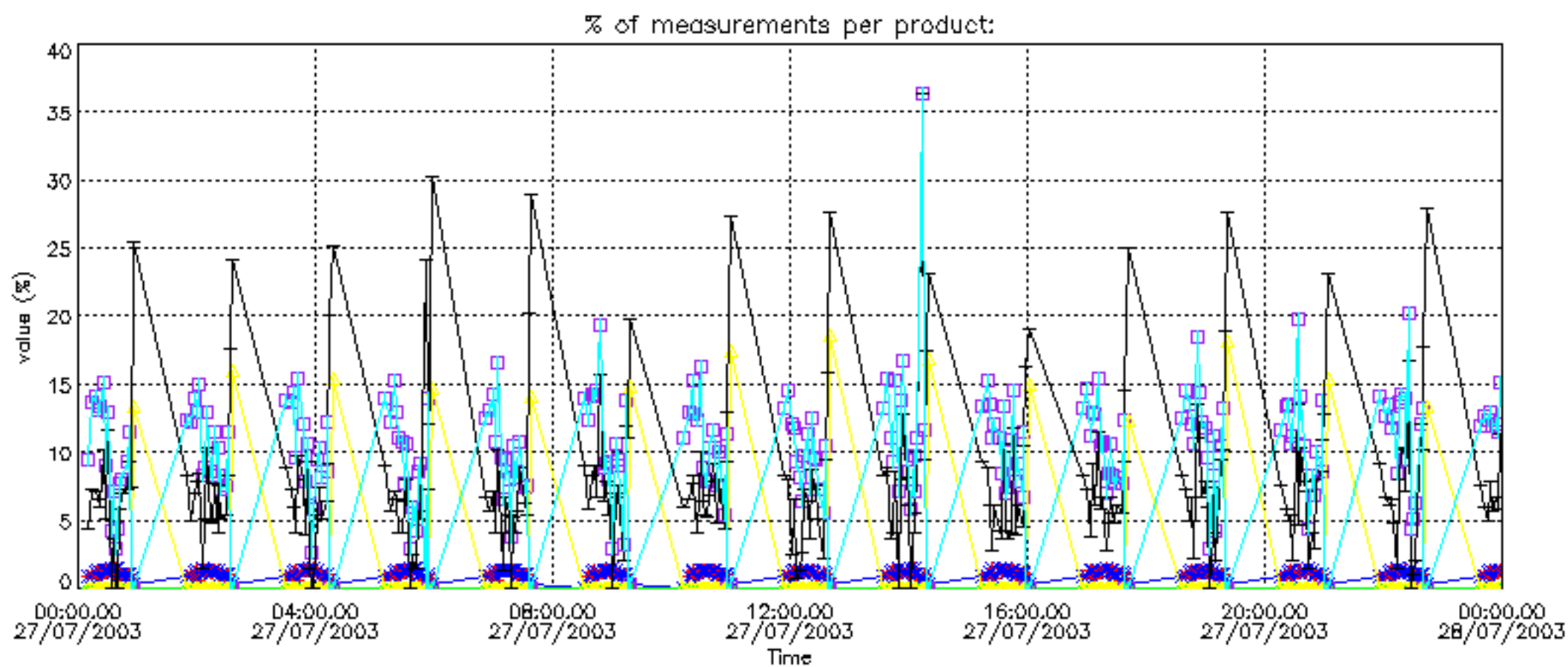
Percentage of flagged data per NO2 profile



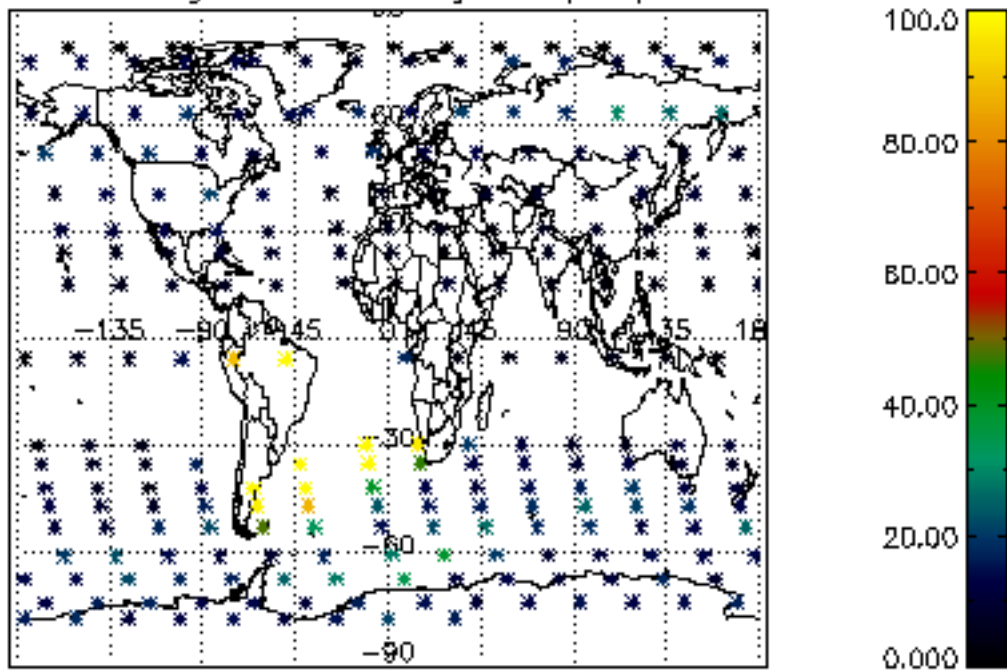
Percentage of flagged data per NO3 profile



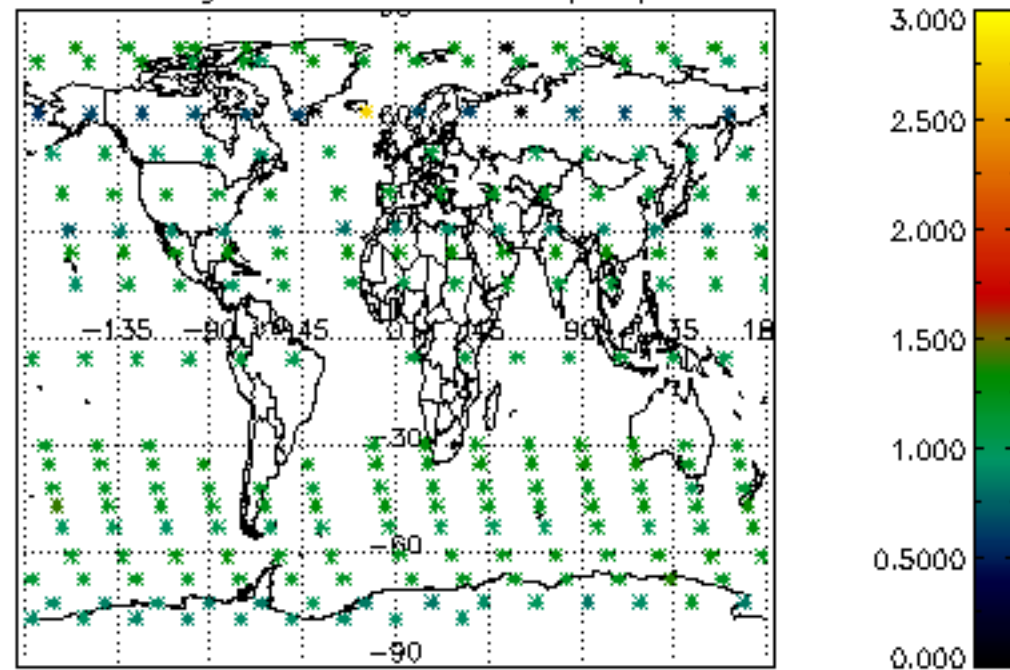




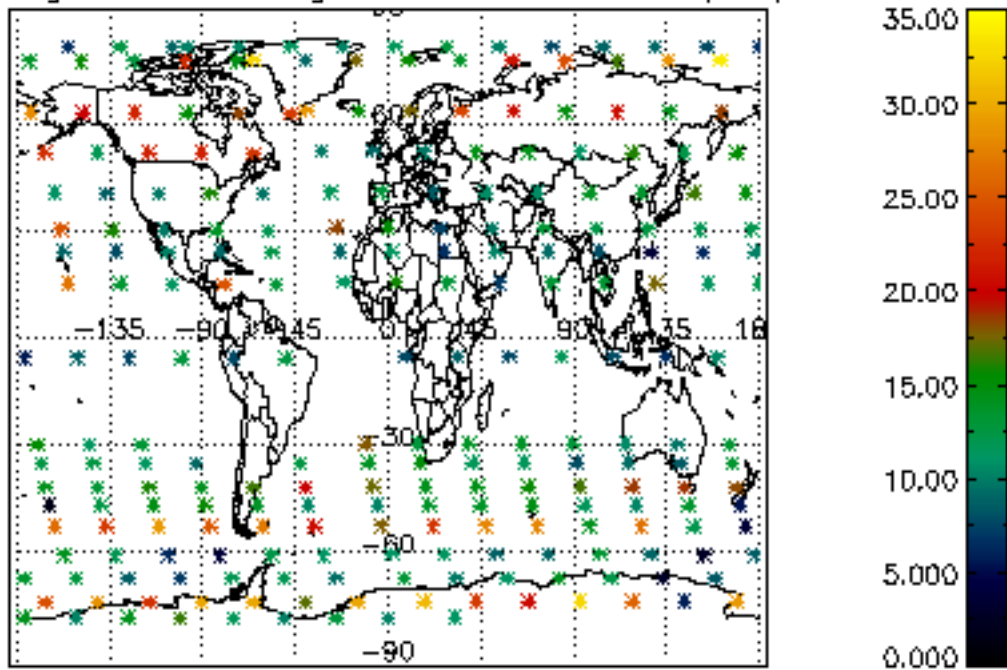
Percentage of cosmic ray hits per profile



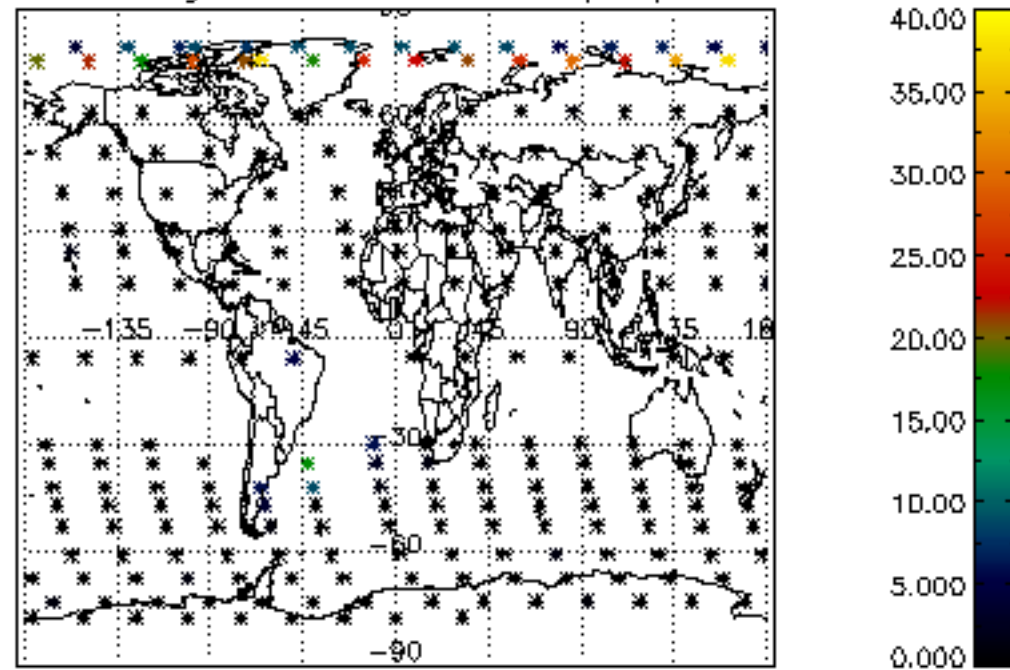
Percentage of datation errors per profile



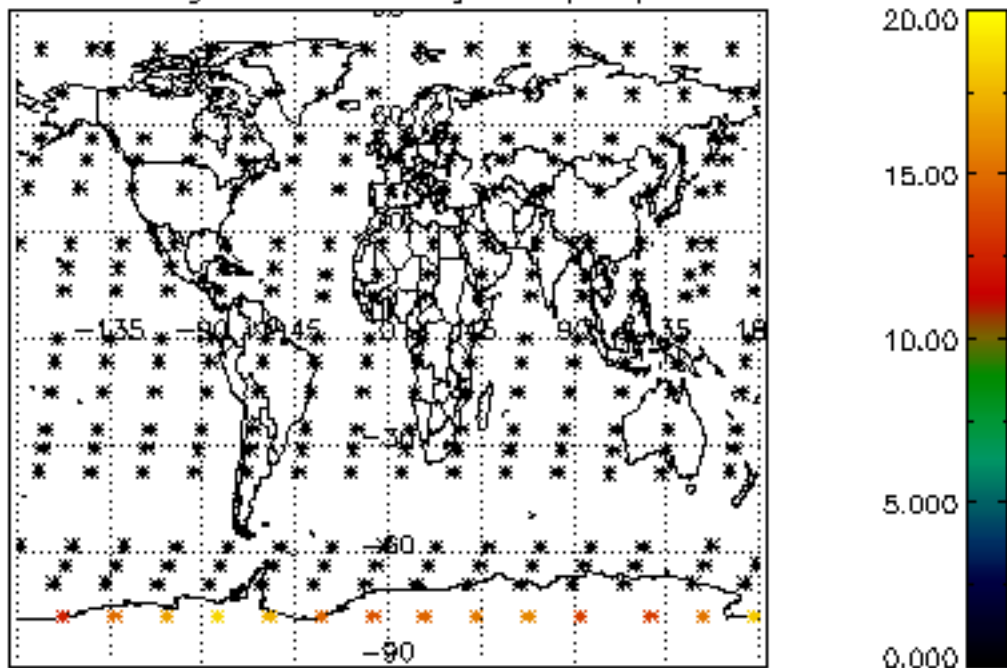
Percentage of star falling outside central band per profile



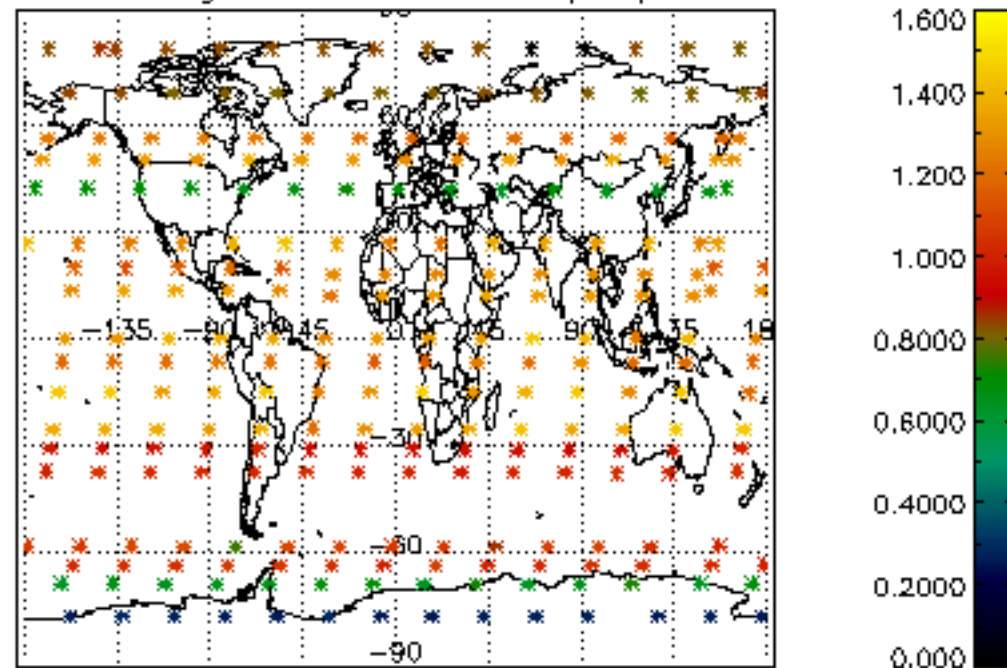
Percentage of saturation errors per profile



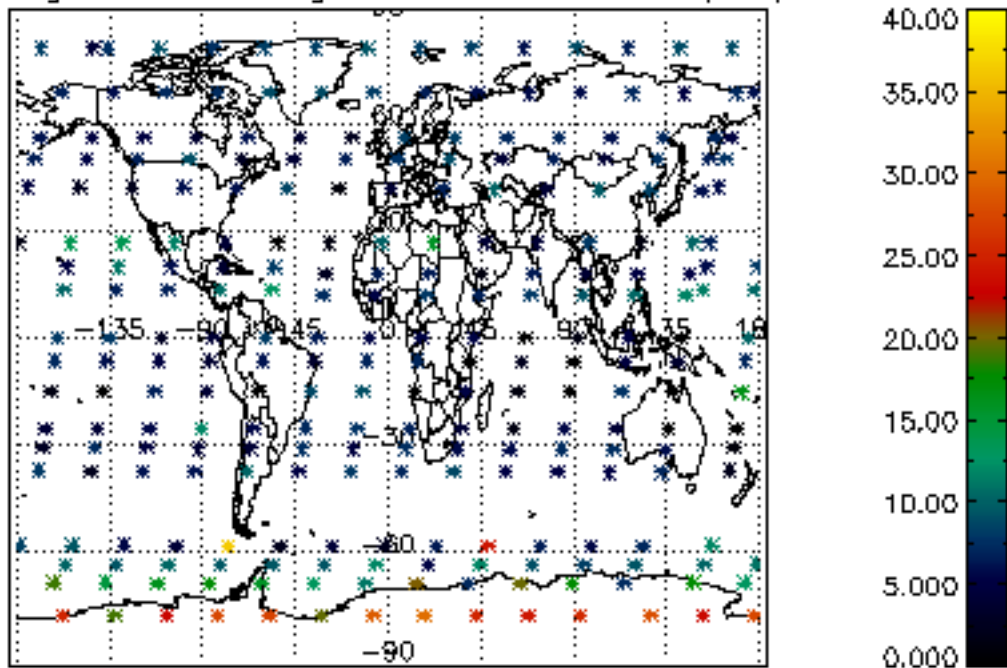
Percentage of cosmic ray hits per profile



Percentage of datation errors per profile



Percentage of star falling outside central band per profile



Percentage of saturation errors per profile

