

GOMOS Level 2 Daily Report

SUMMARY

[1. General Info](#)

[2. Summary of processed GOM_NL_2P products](#)

[3. Level 2 Quality information per product](#)

[3.1 Plot of level 2 quality information per product \(time dependant\)](#)

[3.2 Plot of level 2 quality information per product \(world map\)](#)

[4. Level 1 Quality information per product \(stored on level 2 products\)](#)

[4.1 Plot of level 1 quality information per product \(time dependant\)](#)

[4.1.1 Plot of level 1 quality information per product \(time dependant\): ASCENDING](#)

[4.1.2 Plot of level 1 quality information per product \(time dependant\): DESCENDING](#)

[4.2 Plot of level 1 quality information per product \(world map\)](#)

[4.2.1 Plot of level 1 quality information per product \(world map\): ASCENDING](#)

[4.2.2 Plot of level 1 quality information per product \(world map\): DESCENDING](#)

[5. Ozone profiles based on quality statistics and other trace gas profiles](#)

[5.1 Ozone statistics based on quality of products](#)

[5.2 Plot ozone profiles for all STD \(dark without errors\)](#)

[5.3 Plot ozone profiles where STD < 20% \(dark without errors\)](#)

[5.4. Plot ozone profiles where STD < 10% \(dark without errors\)](#)

[5.5. Plot ozone profiles where STD < 5% \(dark without errors\)](#)

[5.6 Plot NO2 profiles for all STD \(dark without errors\)](#)

[5.7 Plot NO3 profiles for all STD \(dark without errors\)](#)

[5.8 Plot H2O profiles \(only for occultations of stars 1,2,3,4,13,14,16,26,63 dark without errors\) for all STD](#)

[6. Auxiliary Data Files used for the production reported in section 2](#)

This report presents the daily analysis on parameters extracted from GOMOS level 2 data (GOM_NL__2P). It is intended to monitor some important parameters that will impact the quality of these products. A list of level 2 products (and content) that have arrived during the reporting day to the PCF is also given.

Item	Value
Time of report generation	19APR2013 17:18:54
Data source version	GOMOS/6.01
Start time of products	26-07-2003 (26JUL2003 00:00:00)
Stop time of products	27-07-2003 (27JUL2003 00:00:00)
Store outputs in DB	Yes
Nb of level 2 prods	467
Nb of prods with errors	0

2. Summary of processed GOM_NL__2P products.

Nr	Filename	UTC Start time	Limb	Duration	Star Id	Star Name	Star Mag	Star Temp	Nb Meas	Orbit	Prod. error
1	GOM_NL__2PRFIN20030726_000131_000000402018_00259_07327_7140.N1	26-JUL-2003 00:01:31	Dark	40.000	47	2Bet CMa	1.9760	28000.	80	7327	No
2	GOM_NL__2PRFIN20030726_000255_000000442018_00259_07327_7141.N1	26-JUL-2003 00:02:55	Dark	43.500	139	9Bet Lep	2.8330	5600.0	87	7327	No
3	GOM_NL__2PRFIN20030726_000455_000000392018_00259_07327_7142.N1	26-JUL-2003 00:04:55	Dark	38.500	177	1Zet CMa	3.0220	26000.	77	7327	No
4	GOM_NL__2PRFIN20030726_001257_000000462018_00259_07327_7143.N1	26-JUL-2003 00:12:57	Dark	46.000	157	The1Eri	2.9060	9300.0	92	7327	No
5	GOM_NL__2PRFIN20030726_001849_000000552018_00260_07328_6985.N1	26-JUL-2003 00:18:49	Dark	54.500	9	Alp Eri	0.45300	24000.	109	7328	No
6	GOM_NL__2PRFIN20030726_002255_000000582018_00260_07328_6986.N1	26-JUL-2003 00:22:55	Straylight	58.000	84	Alp Phe	2.3970	4500.0	116	7328	No
7	GOM_NL__2PRFIN20030726_002601_000000422018_00260_07328_6987.N1	26-JUL-2003 00:26:01	Straylight	41.500	148	Alp Tuc	2.8780	4100.0	83	7328	No
8	GOM_NL__2PRFIN20030726_002752_000000612018_00260_07328_6988.N1	26-JUL-2003 00:27:52	Straylight	60.500	63	Bet Gru	2.1500	2800.0	121	7328	No
9	GOM_NL__2PRFIN20030726_002930_000000422018_00260_07328_6989.N1	26-JUL-2003 00:29:30	Straylight	42.000	45	Alp Pav	1.9400	26000.	84	7328	No
10	GOM_NL__2PRFIN20030726_003223_000000902018_00260_07328_6990.N1	26-JUL-2003 00:32:23	Twi_and_stray	89.500	18	24Alp PsA	1.1660	9700.0	179	7328	No
11	GOM_NL__2PRFIN20030726_003712_000000442018_00260_07328_6991.N1	26-JUL-2003 00:37:12	Bright	44.000	38	20Eps Sgr	1.8360	11000.	88	7328	No
12	GOM_NL__2PRFIN20030726_003906_000000392018_00260_07328_6992.N1	26-JUL-2003 00:39:06	Bright	39.000	57	34Sig Sgr	2.0660	26000.	78	7328	No
13	GOM_NL__2PRFIN20030726_004045_000000612018_00260_07328_6993.N1	26-JUL-2003 00:40:45	Bright	61.000	142	49Del Cap	2.8500	8900.0	122	7328	No
14	GOM_NL__2PRFIN20030726_004534_000000642018_00260_07328_6994.N1	26-JUL-2003 00:45:34	Bright	63.500	154	22Bet Aqr	2.8990	5700.0	127	7328	No
15	GOM_NL__2PRFIN20030726_004915_000000422018_00260_07328_6995.N1	26-JUL-2003 00:49:15	Bright	41.500	11	53Alp Aql	0.76500	8000.0	83	7328	No
16	GOM_NL__2PRFIN20030726_005341_000000832018_00260_07328_6996.N1	26-JUL-2003 00:53:41	Bright	83.000	61	8Eps Peg	2.1000	3900.0	166	7328	No
17	GOM_NL__2PRFIN20030726_005733_000000422018_00260_07328_6997.N1	26-JUL-2003 00:57:33	Bright	41.500	5	3Alp Lyr	0.033000	11000.	83	7328	No
18	GOM_NL__2PRFIN20030726_010004_000000382018_00260_07328_6998.N1	26-JUL-2003 01:00:04	Bright	38.000	144	18Del Cyg	2.8600	11000.	76	7328	No
19	GOM_NL__2PRFIN20030726_010136_000000352018_00260_07328_6999.N1	26-JUL-2003 01:01:36	Bright	34.500	130	23Bet Dra	2.7990	5800.0	69	7328	No
20	GOM_NL__2PRFIN20030726_010454_000000382018_00260_07328_7000.N1	26-JUL-2003 01:04:54	Bright	37.500	119	14Eta Dra	2.7270	4700.0	75	7328	No
21	GOM_NL__2PRFIN20030726_010659_000000422018_00260_07328_7001.N1	26-JUL-2003 01:06:59	Bright	42.000	89	5Alp Cep	2.4510	8000.0	84	7328	No
22	GOM_NL__2PRFIN20030726_010907_000000352018_00260_07328_7002.N1	26-JUL-2003 01:09:07	Bright	34.500	60	7Bet UMi	2.0810	3950.0	69	7328	No
23	GOM_NL__2PRFIN20030726_011207_000000362018_00260_07328_7003.N1	26-JUL-2003 01:12:07	Bright	36.000	49	1Alp UMi	1.9900	6300.0	72	7328	No
24	GOM_NL__2PRFIN20030726_011357_000000522018_00260_07328_7004.N1	26-JUL-2003 01:13:57	Bright	52.000	74	11Bet Cas	2.2680	6600.0	104	7328	No
25	GOM_NL__2PRFIN20030726_011543_000000492018_00260_07328_7005.N1	26-JUL-2003 01:15:43	Bright	48.500	76	27Gam Cas	2.3000	30000.	97	7328	No
26	GOM_NL__2PRFIN20030726_012134_000000462018_00260_07328_7006.N1	26-JUL-2003 01:21:34	Bright	46.000	160	23Gam Per	2.9300	4700.0	92	7328	No
27	GOM_NL__2PRFIN20030726_012305_000000472018_00260_07328_7007.N1	26-JUL-2003 01:23:05	Bright	47.000	35	33Alp Per	1.7950	6250.0	94	7328	No
28	GOM_NL__2PRFIN20030726_012444_000000702018_00260_07328_7008.N1	26-JUL-2003 01:24:44	Bright	69.500	73	57Gam1And	2.2600	13100.	139	7328	No
29	GOM_NL__2PRFIN20030726_012744_000001702018_00260_07328_7009.N1	26-JUL-2003 01:27:44	Straylight	169.50	53	43Bet And	2.0480	3300.0	339	7328	No
30	GOM_NL__2PRFIN20030726_013227_000000532018_00260_07328_7010.N1	26-JUL-2003 01:32:27	Dark	53.000	146	25Eta Tau	2.8730	15200.	106	7328	No
31	GOM_NL__2PRFIN20030726_013402_000000542018_00260_07328_7011.N1	26-JUL-2003 01:34:02	Dark	53.500	13	87Alp Tau	0.86700	3800.0	107	7328	No
32	GOM_NL__2PRFIN20030726_013607_000000402018_00260_07328_7012.N1	26-JUL-2003 01:36:07	Dark	39.500	27	24Gam Ori	1.6360	26000.	79	7328	No
33	GOM_NL__2PRFIN20030726_013802_000000392018_00260_07328_7013.N1	26-JUL-2003 01:38:02	Dark	39.000	30	46Eps Ori	1.6940	30000.	78	7328	No
34	GOM_NL__2PRFIN20030726_014022_000000442018_00260_07328_7014.N1	26-JUL-2003 01:40:22	Dark	44.000	7	19Bet Ori	0.10000	14000.	88	7328	No
35	GOM_NL__2PRFIN20030726_014207_000000412018_00260_07328_7015.N1	26-JUL-2003 01:42:07	Dark	40.500	47	2Bet CMa	1.9760	28000.	81	7328	No
36	GOM_NL__2PRFIN20030726_014331_000000422018_00260_07328_7016.N1	26-JUL-2003 01:43:31	Dark	42.000	139	9Bet Lep	2.8330	5600.0	84	7328	No
37	GOM_NL__2PRFIN20030726_015333_000000462018_00260_07328_7017.N1	26-JUL-2003 01:53:33	Dark	46.000	157	The1Eri	2.9060	9300.0	92	7328	No
38	GOM_NL__2PRFIN20030726_034002_000000482018_00262_07330_6711.N1	26-JUL-2003 03:40:02	Dark	47.500	9	Alp Eri	0.45300	24000.	95	7330	No
39	GOM_NL__2PRFIN20030726_034240_000000382018_00262_07330_6712.N1	26-JUL-2003 03:42:40	Dark	37.500	135	Bet Hyi	2.8200	5800.0	75	7330	No
40	GOM_NL__2PRFIN20030726_034409_000000652018_00262_07330_6713.N1	26-JUL-2003 03:44:09	Straylight	65.000	84	Alp Phe	2.3970	4500.0	130	7330	No
41	GOM_NL__2PRFIN20030726_034714_000000482018_00262_07330_6714.N1	26-JUL-2003 03:47:14	Straylight	48.000	148	Alp Tuc	2.8780	4100.0	96	7330	No
42	GOM_NL__2PRFIN20030726_034905_000000572018_00262_07330_6715.N1	26-JUL-2003 03:49:05	Straylight	56.500	63	Bet Gru	2.1500	2800.0	113	7330	No

43	GOM_NL__2PRFIN20030726_035043_000000392018_00262_07330_6716.N1	26-JUL-2003 03:50:43	Straylight	39.000	45	Alp Pav	1.9400	26000.	78	7330	No
44	GOM_NL__2PRFIN20030726_035335_000000792018_00262_07330_6717.N1	26-JUL-2003 03:53:35	Tw_i_and_stray	79.000	18	24Alp PsA	1.1660	9700.0	158	7330	No
45	GOM_NL__2PRFIN20030726_035824_000000402018_00262_07330_6718.N1	26-JUL-2003 03:58:24	Bright	40.000	38	20Eps Sgr	1.8360	11000.	80	7330	No
46	GOM_NL__2PRFIN20030726_040019_000000382018_00262_07330_6719.N1	26-JUL-2003 04:00:19	Bright	38.000	57	34Sig Sgr	2.0660	26000.	76	7330	No
47	GOM_NL__2PRFIN20030726_040158_000000622018_00262_07330_6720.N1	26-JUL-2003 04:01:58	Bright	61.500	142	49Del Cap	2.8500	8900.0	123	7330	No
48	GOM_NL__2PRFIN20030726_040645_000000642018_00262_07330_6721.N1	26-JUL-2003 04:06:45	Bright	64.000	154	22Bet Aqr	2.8990	5700.0	128	7330	No
49	GOM_NL__2PRFIN20030726_041026_000000422018_00262_07330_6722.N1	26-JUL-2003 04:10:26	Bright	41.500	11	53Alp Aql	0.76500	8000.0	83	7330	No
50	GOM_NL__2PRFIN20030726_041451_000000802018_00262_07330_6723.N1	26-JUL-2003 04:14:51	Bright	80.000	61	8Eps Peg	2.1000	3900.0	160	7330	No
51	GOM_NL__2PRFIN20030726_041844_000000372018_00262_07330_6724.N1	26-JUL-2003 04:18:44	Bright	37.000	5	3Alp Lyr	0.033000	11000.	74	7330	No
52	GOM_NL__2PRFIN20030726_042116_000000382018_00262_07330_6725.N1	26-JUL-2003 04:21:16	Bright	38.000	144	18Del Cyg	2.8600	11000.	76	7330	No
53	GOM_NL__2PRFIN20030726_042248_000000382018_00262_07330_6726.N1	26-JUL-2003 04:22:48	Bright	37.500	130	23Bet Dra	2.7990	5800.0	75	7330	No
54	GOM_NL__2PRFIN20030726_042606_000000352018_00262_07330_6727.N1	26-JUL-2003 04:26:06	Bright	34.500	119	14Eta Dra	2.7270	4700.0	69	7330	No
55	GOM_NL__2PRFIN20030726_042810_000000422018_00262_07330_6728.N1	26-JUL-2003 04:28:10	Bright	41.500	89	5Alp Cep	2.4510	8000.0	83	7330	No
56	GOM_NL__2PRFIN20030726_043020_000000352018_00262_07330_6729.N1	26-JUL-2003 04:30:20	Bright	35.000	60	7Bet UMi	2.0810	3950.0	70	7330	No
57	GOM_NL__2PRFIN20030726_043319_000000372018_00262_07330_6730.N1	26-JUL-2003 04:33:19	Bright	37.000	49	1Alp UMi	1.9900	6300.0	74	7330	No
58	GOM_NL__2PRFIN20030726_043507_000000532018_00262_07330_6731.N1	26-JUL-2003 04:35:07	Bright	52.500	74	11Bet Cas	2.2680	6600.0	105	7330	No
59	GOM_NL__2PRFIN20030726_043654_000000502018_00262_07330_6732.N1	26-JUL-2003 04:36:54	Bright	49.500	76	27Gam Cas	2.3000	30000.	99	7330	No
60	GOM_NL__2PRFIN20030726_044245_000000462018_00262_07330_6733.N1	26-JUL-2003 04:42:45	Bright	45.500	160	23Gam Per	2.9300	4700.0	91	7330	No
61	GOM_NL__2PRFIN20030726_044417_000000482018_00262_07330_6734.N1	26-JUL-2003 04:44:17	Bright	47.500	35	33Alp Per	1.7950	6250.0	95	7330	No
62	GOM_NL__2PRFIN20030726_044555_000000772018_00262_07330_6735.N1	26-JUL-2003 04:45:55	Bright	76.500	73	57Gam1And	2.2600	13100.	153	7330	No
63	GOM_NL__2PRFIN20030726_044856_000001782018_00262_07330_6736.N1	26-JUL-2003 04:48:56	Straylight	177.50	53	43Bet And	2.0480	3300.0	355	7330	No
64	GOM_NL__2PRFIN20030726_045338_000000562018_00262_07330_6737.N1	26-JUL-2003 04:53:38	Dark	55.500	146	25Eta Tau	2.8730	15200.	111	7330	No
65	GOM_NL__2PRFIN20030726_045515_000000582018_00262_07330_6738.N1	26-JUL-2003 04:55:15	Dark	57.500	13	87Alp Tau	0.86700	3800.0	115	7330	No
66	GOM_NL__2PRFIN20030726_045718_000000432018_00262_07330_6739.N1	26-JUL-2003 04:57:18	Dark	42.500	27	24Gam Ori	1.6360	26000.	85	7330	No
67	GOM_NL__2PRFIN20030726_045914_000000432018_00262_07330_6740.N1	26-JUL-2003 04:59:14	Dark	42.500	30	46Eps Ori	1.6940	30000.	85	7330	No
68	GOM_NL__2PRFIN20030726_050133_000000492018_00262_07330_6741.N1	26-JUL-2003 05:01:33	Dark	48.500	7	19Bet Ori	0.10000	14000.	97	7330	No
69	GOM_NL__2PRFIN20030726_050319_000000422018_00262_07330_6742.N1	26-JUL-2003 05:03:19	Dark	42.000	47	2Bet CMa	1.9760	28000.	84	7330	No
70	GOM_NL__2PRFIN20030726_050443_000000432018_00262_07330_6743.N1	26-JUL-2003 05:04:43	Dark	43.000	139	9Bet Lep	2.8330	5600.0	86	7330	No
71	GOM_NL__2PRFIN20030726_050642_000000402018_00262_07330_6744.N1	26-JUL-2003 05:06:42	Dark	40.000	177	1Zet CMa	3.0220	26000.	80	7330	No
72	GOM_NL__2PRFIN20030726_051447_000000472018_00262_07330_6745.N1	26-JUL-2003 05:14:47	Dark	46.500	157	The1Eri	2.9060	9300.0	93	7330	No
73	GOM_NL__2PRFIN20030726_052039_000000472018_00263_07331_6986.N1	26-JUL-2003 05:20:39	Dark	47.000	9	Alp Eri	0.45300	24000.	94	7331	No
74	GOM_NL__2PRFIN20030726_052316_000000392018_00263_07331_6987.N1	26-JUL-2003 05:23:16	Dark	38.500	135	Bet Hyi	2.8200	5800.0	77	7331	No
75	GOM_NL__2PRFIN20030726_052446_000000592018_00263_07331_6988.N1	26-JUL-2003 05:24:46	Straylight	58.500	84	Alp Phe	2.3970	4500.0	117	7331	No
76	GOM_NL__2PRFIN20030726_052750_000000452018_00263_07331_6989.N1	26-JUL-2003 05:27:50	Straylight	44.500	148	Alp Tuc	2.8780	4100.0	89	7331	No
77	GOM_NL__2PRFIN20030726_052941_000000612018_00263_07331_6990.N1	26-JUL-2003 05:29:41	Straylight	60.500	63	Bet Gru	2.1500	2800.0	121	7331	No
78	GOM_NL__2PRFIN20030726_053119_000000422018_00263_07331_6991.N1	26-JUL-2003 05:31:19	Straylight	41.500	45	Alp Pav	1.9400	26000.	83	7331	No
79	GOM_NL__2PRFIN20030726_053413_000000712018_00263_07331_6992.N1	26-JUL-2003 05:34:13	Tw_i_and_stray	71.000	18	24Alp PsA	1.1660	9700.0	142	7331	No
80	GOM_NL__2PRFIN20030726_053900_000000422018_00263_07331_6993.N1	26-JUL-2003 05:39:00	Bright	41.500	38	20Eps Sgr	1.8360	11000.	83	7331	No
81	GOM_NL__2PRFIN20030726_054055_000000402018_00263_07331_6994.N1	26-JUL-2003 05:40:55	Bright	39.500	57	34Sig Sgr	2.0660	26000.	79	7331	No
82	GOM_NL__2PRFIN20030726_054234_000000612018_00263_07331_6995.N1	26-JUL-2003 05:42:34	Bright	60.500	142	49Del Cap	2.8500	8900.0	121	7331	No
83	GOM_NL__2PRFIN20030726_054721_000000652018_00263_07331_6996.N1	26-JUL-2003 05:47:21	Bright	64.500	154	22Bet Aqr	2.8990	5700.0	129	7331	No
84	GOM_NL__2PRFIN20030726_055102_000000422018_00263_07331_6997.N1	26-JUL-2003 05:51:02	Bright	41.500	11	53Alp Aql	0.76500	8000.0	83	7331	No
85	GOM_NL__2PRFIN20030726_055525_000000832018_00263_07331_6998.N1	26-JUL-2003 05:55:25	Bright	83.000	61	8Eps Peg	2.1000	3900.0	166	7331	No
86	GOM_NL__2PRFIN20030726_055920_000000402018_00263_07331_6999.N1	26-JUL-2003 05:59:20	Bright	40.000	5	3Alp Lyr	0.033000	11000.	80	7331	No
87	GOM_NL__2PRFIN20030726_060151_000000392018_00263_07331_7000.N1	26-JUL-2003 06:01:51	Bright	38.500	144	18Del Cyg	2.8600	11000.	77	7331	No
88	GOM_NL__2PRFIN20030726_060324_000000362018_00263_07331_7001.N1	26-JUL-2003 06:03:24	Bright	36.000	130	23Bet Dra	2.7990	5800.0	72	7331	No
89	GOM_NL__2PRFIN20030726_060642_000000342018_00263_07331_7002.N1	26-JUL-2003 06:06:42	Bright	34.000	119	14Eta Dra	2.7270	4700.0	68	7331	No
90	GOM_NL__2PRFIN20030726_060845_000000422018_00263_07331_7003.N1	26-JUL-2003 06:08:45	Bright	41.500	89	5Alp Cep	2.4510	8000.0	83	7331	No
91	GOM_NL__2PRFIN20030726_061056_000000382018_00263_07331_7004.N1	26-JUL-2003 06:10:56	Bright	37.500	60	7Bet UMi	2.0810	3950.0	75	7331	No
92	GOM_NL__2PRFIN20030726_061355_000000352018_00263_07331_7005.N1	26-JUL-2003 06:13:55	Bright	35.000	49	1Alp UMi	1.9900	6300.0	70	7331	No
93	GOM_NL__2PRFIN20030726_061543_000000542018_00263_07331_7006.N1	26-JUL-2003 06:15:43	Bright	53.500	74	11Bet Cas	2.2680	6600.0	107	7331	No
94	GOM_NL__2PRFIN20030726_061729_000000502018_00263_07331_7007.N1	26-JUL-2003 06:17:29	Bright	49.500	76	27Gam Cas	2.3000	30000.	99	7331	No
95	GOM_NL__2PRFIN20030726_062321_000000472018_00263_07331_7008.N1	26-JUL-2003 06:23:21	Bright	46.500	160	23Gam Per	2.9300	4700.0	93	7331	No
96	GOM_NL__2PRFIN20030726_062452_000000482018_00263_07331_7009.N1	26-JUL-2003 06:24:52	Bright	47.500	35	33Alp Per	1.7950	6250.0	95	7331	No
97	GOM_NL__2PRFIN20030726_062631_000000742018_00263_07331_7010.N1	26-JUL-2003 06:26:31	Bright	73.500	73	57Gam1And	2.2600	13100.	147	7331	No
98	GOM_NL__2PRFIN20030726_062931_000001842018_00263_07331_7011.N1	26-JUL-2003 06:29:31	Straylight	183.50	53	43Bet And	2.0480	3300.0	367	7331	No
99	GOM_NL__2PRFIN20030726_063414_000000552018_00263_07331_7012.N1	26-JUL-2003 06:34:14	Dark	55.000	146	25Eta Tau	2.8730	15200.	110	7331	No
100	GOM_NL__2PRFIN20030726_063551_000000592018_00263_07331_7013.N1	26-JUL-2003 06:35:51	Dark	59.000	13	87Alp Tau	0.86700	3800.0	118	7331	No
101	GOM_NL__2PRFIN20030726_063755_000000422018_00263_07331_7014.N1	26-JUL-2003 06:37:55	Dark	42.000	27	24Gam Ori	1.6360	26000.	84	7331	No

102	GOM_NL__2PRFIN20030726_063950_000000412018_00263_07331_7015.N1	26-JUL-2003 06:39:50	Dark	40.500	30	46Eps Ori	1.6940	30000.	81	7331	No
103	GOM_NL__2PRFIN20030726_064210_000000502018_00263_07331_7016.N1	26-JUL-2003 06:42:10	Dark	50.000	7	19Bet Ori	0.10000	14000.	100	7331	No
104	GOM_NL__2PRFIN20030726_064355_000000392018_00263_07331_7017.N1	26-JUL-2003 06:43:55	Dark	39.000	47	2Bet CMa	1.9760	28000.	78	7331	No
105	GOM_NL__2PRFIN20030726_064520_000000442018_00263_07331_7018.N1	26-JUL-2003 06:45:20	Dark	44.000	139	9Bet Lep	2.8330	5600.0	88	7331	No
106	GOM_NL__2PRFIN20030726_064719_000000402018_00263_07331_7019.N1	26-JUL-2003 06:47:19	Dark	39.500	177	1Zet CMa	3.0220	26000.	79	7331	No
107	GOM_NL__2PRFIN20030726_065524_000000462018_00263_07331_7020.N1	26-JUL-2003 06:55:24	Dark	46.000	157	The1Eri	2.9060	9300.0	92	7331	No
108	GOM_NL__2PRFIN20030726_070115_000000432018_00264_07332_6986.N1	26-JUL-2003 07:01:15	Dark	43.000	9	Alp Eri	0.45300	24000.	86	7332	No
109	GOM_NL__2PRFIN20030726_070352_000000382018_00264_07332_6987.N1	26-JUL-2003 07:03:52	Dark	37.500	135	Bet Hyi	2.8200	5800.0	75	7332	No
110	GOM_NL__2PRFIN20030726_070524_000000572018_00264_07332_6988.N1	26-JUL-2003 07:05:24	Straylight	57.000	84	Alp Phe	2.3970	4500.0	114	7332	No
111	GOM_NL__2PRFIN20030726_070827_000000442018_00264_07332_6989.N1	26-JUL-2003 07:08:27	Straylight	44.000	148	Alp Tuc	2.8780	4100.0	88	7332	No
112	GOM_NL__2PRFIN20030726_071018_000000622018_00264_07332_6990.N1	26-JUL-2003 07:10:18	Straylight	61.500	63	Bet Gru	2.1500	2800.0	123	7332	No
113	GOM_NL__2PRFIN20030726_071155_000000422018_00264_07332_6991.N1	26-JUL-2003 07:11:55	Straylight	41.500	45	Alp Pav	1.9400	26000.	83	7332	No
114	GOM_NL__2PRFIN20030726_071450_000000782018_00264_07332_6992.N1	26-JUL-2003 07:14:50	Tw_i_and_stray	77.500	18	24Alp PsA	1.1660	9700.0	155	7332	No
115	GOM_NL__2PRFIN20030726_071936_000000472018_00264_07332_6993.N1	26-JUL-2003 07:19:36	Bright	46.500	38	20Eps Sgr	1.8360	11000.	93	7332	No
116	GOM_NL__2PRFIN20030726_072131_000000402018_00264_07332_6994.N1	26-JUL-2003 07:21:31	Bright	39.500	57	34Sig Sgr	2.0660	26000.	79	7332	No
117	GOM_NL__2PRFIN20030726_072310_000000612018_00264_07332_6995.N1	26-JUL-2003 07:23:10	Bright	61.000	142	49Del Cap	2.8500	8900.0	122	7332	No
118	GOM_NL__2PRFIN20030726_072757_000000622018_00264_07332_6996.N1	26-JUL-2003 07:27:57	Bright	62.000	154	22Bet Aqr	2.8990	5700.0	124	7332	No
119	GOM_NL__2PRFIN20030726_073138_000000422018_00264_07332_6997.N1	26-JUL-2003 07:31:38	Bright	42.000	11	53Alp Aql	0.76500	8000.0	84	7332	No
120	GOM_NL__2PRFIN20030726_073600_000000812018_00264_07332_6998.N1	26-JUL-2003 07:36:00	Bright	80.500	61	8Eps Peg	2.1000	3900.0	161	7332	No
121	GOM_NL__2PRFIN20030726_073956_000000412018_00264_07332_6999.N1	26-JUL-2003 07:39:56	Bright	40.500	5	3Alp Lyr	0.033000	11000.	81	7332	No
122	GOM_NL__2PRFIN20030726_074227_000000402018_00264_07332_7000.N1	26-JUL-2003 07:42:27	Bright	39.500	144	18Del Cyg	2.8600	11000.	79	7332	No
123	GOM_NL__2PRFIN20030726_074400_000000372018_00264_07332_7001.N1	26-JUL-2003 07:44:00	Bright	37.000	130	23Bet Dra	2.7990	5800.0	74	7332	No
124	GOM_NL__2PRFIN20030726_074719_000000382018_00264_07332_7002.N1	26-JUL-2003 07:47:19	Bright	37.500	119	14Eta Dra	2.7270	4700.0	75	7332	No
125	GOM_NL__2PRFIN20030726_074920_000000442018_00264_07332_7003.N1	26-JUL-2003 07:49:20	Bright	43.500	89	5Alp Cep	2.4510	8000.0	87	7332	No
126	GOM_NL__2PRFIN20030726_075132_000000362018_00264_07332_7004.N1	26-JUL-2003 07:51:32	Bright	35.500	60	7Bet UMi	2.0810	3950.0	71	7332	No
127	GOM_NL__2PRFIN20030726_075431_000000372018_00264_07332_7005.N1	26-JUL-2003 07:54:31	Bright	37.000	49	1Alp UMi	1.9900	6300.0	74	7332	No
128	GOM_NL__2PRFIN20030726_075615_000000552018_00264_07332_7006.N1	26-JUL-2003 07:56:15	Bright	55.000	74	11Bet Cas	2.2680	6600.0	110	7332	No
129	GOM_NL__2PRFIN20030726_075804_000000502018_00264_07332_7007.N1	26-JUL-2003 07:58:04	Bright	50.000	76	27Gam Cas	2.3000	30000.	100	7332	No
130	GOM_NL__2PRFIN20030726_080355_000000482018_00264_07332_7008.N1	26-JUL-2003 08:03:55	Bright	47.500	160	23Gam Per	2.9300	4700.0	95	7332	No
131	GOM_NL__2PRFIN20030726_080528_000000482018_00264_07332_7009.N1	26-JUL-2003 08:05:28	Bright	47.500	35	33Alp Per	1.7950	6250.0	95	7332	No
132	GOM_NL__2PRFIN20030726_080706_000000762018_00264_07332_7010.N1	26-JUL-2003 08:07:06	Bright	75.500	73	57Gam1And	2.2600	13100.	151	7332	No
133	GOM_NL__2PRFIN20030726_081007_000001682018_00264_07332_7011.N1	26-JUL-2003 08:10:07	Straylight	168.00	53	43Bet And	2.0480	3300.0	336	7332	No
134	GOM_NL__2PRFIN20030726_081451_000000562018_00264_07332_7012.N1	26-JUL-2003 08:14:51	Dark	55.500	146	25Eta Tau	2.8730	15200.	111	7332	No
135	GOM_NL__2PRFIN20030726_081627_000000542018_00264_07332_7013.N1	26-JUL-2003 08:16:27	Dark	54.000	13	87Alp Tau	0.86700	3800.0	108	7332	No
136	GOM_NL__2PRFIN20030726_081831_000000412018_00264_07332_7014.N1	26-JUL-2003 08:18:31	Dark	41.000	27	24Gam Ori	1.6360	26000.	82	7332	No
137	GOM_NL__2PRFIN20030726_082027_000000402018_00264_07332_7015.N1	26-JUL-2003 08:20:27	Dark	40.000	30	46Eps Ori	1.6940	30000.	80	7332	No
138	GOM_NL__2PRFIN20030726_082246_000000492018_00264_07332_7016.N1	26-JUL-2003 08:22:46	Dark	49.000	7	19Bet Ori	0.10000	14000.	98	7332	No
139	GOM_NL__2PRFIN20030726_082431_000000412018_00264_07332_7017.N1	26-JUL-2003 08:24:31	Dark	41.000	47	2Bet CMa	1.9760	28000.	82	7332	No
140	GOM_NL__2PRFIN20030726_082556_000000432018_00264_07332_7018.N1	26-JUL-2003 08:25:56	Dark	43.000	139	9Bet Lep	2.8330	5600.0	86	7332	No
141	GOM_NL__2PRFIN20030726_082755_000000402018_00264_07332_7019.N1	26-JUL-2003 08:27:55	Dark	39.500	177	1Zet CMa	3.0220	26000.	79	7332	No
142	GOM_NL__2PRFIN20030726_083601_000000472018_00264_07332_7020.N1	26-JUL-2003 08:36:01	Dark	47.000	157	The1Eri	2.9060	9300.0	94	7332	No
143	GOM_NL__2PRFIN20030726_084152_000000562018_00265_07333_6986.N1	26-JUL-2003 08:41:52	Dark	55.500	9	Alp Eri	0.45300	24000.	111	7333	No
144	GOM_NL__2PRFIN20030726_084428_000000382018_00265_07333_6987.N1	26-JUL-2003 08:44:28	Dark	37.500	135	Bet Hyi	2.8200	5800.0	75	7333	No
145	GOM_NL__2PRFIN20030726_084601_000000592018_00265_07333_6988.N1	26-JUL-2003 08:46:01	Straylight	59.000	84	Alp Phe	2.3970	4500.0	118	7333	No
146	GOM_NL__2PRFIN20030726_084903_000000432018_00265_07333_6989.N1	26-JUL-2003 08:49:03	Straylight	43.000	148	Alp Tuc	2.8780	4100.0	86	7333	No
147	GOM_NL__2PRFIN20030726_085055_000000532018_00265_07333_6990.N1	26-JUL-2003 08:50:55	Straylight	53.000	63	Bet Gru	2.1500	2800.0	106	7333	No
148	GOM_NL__2PRFIN20030726_085231_000000432018_00265_07333_6991.N1	26-JUL-2003 08:52:31	Straylight	42.500	45	Alp Pav	1.9400	26000.	85	7333	No
149	GOM_NL__2PRFIN20030726_085527_000000822018_00265_07333_6992.N1	26-JUL-2003 08:55:27	Tw_i_and_stray	81.500	18	24Alp PsA	1.1660	9700.0	163	7333	No
150	GOM_NL__2PRFIN20030726_090012_000000432018_00265_07333_6993.N1	26-JUL-2003 09:00:12	Bright	42.500	38	20Eps Sgr	1.8360	11000.	85	7333	No
151	GOM_NL__2PRFIN20030726_090207_000000392018_00265_07333_6994.N1	26-JUL-2003 09:02:07	Bright	38.500	57	34Sig Sgr	2.0660	26000.	77	7333	No
152	GOM_NL__2PRFIN20030726_090345_000000622018_00265_07333_6995.N1	26-JUL-2003 09:03:45	Bright	62.000	142	49Del Cap	2.8500	8900.0	124	7333	No
153	GOM_NL__2PRFIN20030726_090832_000000632018_00265_07333_6996.N1	26-JUL-2003 09:08:32	Bright	62.500	154	22Bet Aqr	2.8990	5700.0	125	7333	No
154	GOM_NL__2PRFIN20030726_091214_000000432018_00265_07333_6997.N1	26-JUL-2003 09:12:14	Bright	42.500	11	53Alp Aql	0.76500	8000.0	85	7333	No
155	GOM_NL__2PRFIN20030726_091634_000000822018_00265_07333_6998.N1	26-JUL-2003 09:16:34	Bright	82.000	61	8Eps Peg	2.1000	3900.0	164	7333	No
156	GOM_NL__2PRFIN20030726_092032_000000362018_00265_07333_6999.N1	26-JUL-2003 09:20:32	Bright	36.000	5	3Alp Lyr	0.033000	11000.	72	7333	No
157	GOM_NL__2PRFIN20030726_092302_000000402018_00265_07333_7000.N1	26-JUL-2003 09:23:02	Bright	39.500	144	18Del Cyg	2.8600	11000.	79	7333	No
158	GOM_NL__2PRFIN20030726_092436_000000382018_00265_07333_7001.N1	26-JUL-2003 09:24:36	Bright	37.500	130	23Bet Dra	2.7990	5800.0	75	7333	No
159	GOM_NL__2PRFIN20030726_092755_000000382018_00265_07333_7002.N1	26-JUL-2003 09:27:55	Bright	37.500	119	14Eta Dra	2.7270	4700.0	75	7333	No
160	GOM_NL__2PRFIN20030726_092955_000000422018_00265_07333_7003.N1	26-JUL-2003 09:29:55	Bright	42.000	89	5Alp Cep	2.4510	8000.0	84	7333	No

161	GOM_NL__2PRFIN20030726_093208_000000402018_00265_07333_7004.N1	26-JUL-2003 09:32:08	Bright	39.500	60	7Bet UMi	2.0810	3950.0	79	7333	No
162	GOM_NL__2PRFIN20030726_093507_000000382018_00265_07333_7005.N1	26-JUL-2003 09:35:07	Bright	37.500	49	1Alp UMi	1.9900	6300.0	75	7333	No
163	GOM_NL__2PRFIN20030726_093652_000000522018_00265_07333_7006.N1	26-JUL-2003 09:36:52	Bright	51.500	74	11Bet Cas	2.2680	6600.0	103	7333	No
164	GOM_NL__2PRFIN20030726_093839_000000492018_00265_07333_7007.N1	26-JUL-2003 09:38:39	Bright	48.500	76	27Gam Cas	2.3000	30000.	97	7333	No
165	GOM_NL__2PRFIN20030726_094431_000000662018_00265_07333_7008.N1	26-JUL-2003 09:44:31	Bright	66.000	160	23Gam Per	2.9300	4700.0	132	7333	No
166	GOM_NL__2PRFIN20030726_094604_000000482018_00265_07333_7009.N1	26-JUL-2003 09:46:04	Bright	48.000	35	33Alp Per	1.7950	6250.0	96	7333	No
167	GOM_NL__2PRFIN20030726_094742_000000782018_00265_07333_7010.N1	26-JUL-2003 09:47:42	Bright	78.000	73	57Gam1And	2.2600	13100.	156	7333	No
168	GOM_NL__2PRFIN20030726_095042_000001742018_00265_07333_7011.N1	26-JUL-2003 09:50:42	Straylight	173.50	53	43Bet And	2.0480	3300.0	347	7333	No
169	GOM_NL__2PRFIN20030726_095527_000000542018_00265_07333_7012.N1	26-JUL-2003 09:55:27	Dark	53.500	146	25Eta Tau	2.8730	15200.	107	7333	No
170	GOM_NL__2PRFIN20030726_095703_000000552018_00265_07333_7013.N1	26-JUL-2003 09:57:03	Dark	55.000	13	87Alp Tau	0.86700	3800.0	110	7333	No
171	GOM_NL__2PRFIN20030726_095907_000000402018_00265_07333_7014.N1	26-JUL-2003 09:59:07	Dark	40.000	27	24Gam Ori	1.6360	26000.	80	7333	No
172	GOM_NL__2PRFIN20030726_100103_000000412018_00265_07333_7015.N1	26-JUL-2003 10:01:03	Dark	41.000	30	46Eps Ori	1.6940	30000.	82	7333	No
173	GOM_NL__2PRFIN20030726_100322_000000472018_00265_07333_7016.N1	26-JUL-2003 10:03:22	Dark	46.500	7	19Bet Ori	0.10000	14000.	93	7333	No
174	GOM_NL__2PRFIN20030726_100507_000000372018_00265_07333_7017.N1	26-JUL-2003 10:05:07	Dark	36.500	47	2Bet CMa	1.9760	28000.	73	7333	No
175	GOM_NL__2PRFIN20030726_100632_000000382018_00265_07333_7018.N1	26-JUL-2003 10:06:32	Dark	38.000	139	9Bet Lep	2.8330	5600.0	76	7333	No
176	GOM_NL__2PRFIN20030726_100830_000000412018_00265_07333_7019.N1	26-JUL-2003 10:08:30	Dark	40.500	177	1Zet CMa	3.0220	26000.	81	7333	No
177	GOM_NL__2PRFIN20030726_101637_000000472018_00265_07333_7020.N1	26-JUL-2003 10:16:37	Dark	46.500	157	The1Eri	2.9060	9300.0	93	7333	No
178	GOM_NL__2PRFIN20030726_102228_000000482018_00266_07334_7250.N1	26-JUL-2003 10:22:28	Dark	47.500	9	Alp Eri	0.45300	24000.	95	7334	No
179	GOM_NL__2PRFIN20030726_102504_000000382018_00266_07334_7251.N1	26-JUL-2003 10:25:04	Dark	38.000	135	Bet Hyi	2.8200	5800.0	76	7334	No
180	GOM_NL__2PRFIN20030726_102637_000000612018_00266_07334_7252.N1	26-JUL-2003 10:26:37	Straylight	60.500	84	Alp Phe	2.3970	4500.0	121	7334	No
181	GOM_NL__2PRFIN20030726_102939_000000432018_00266_07334_7253.N1	26-JUL-2003 10:29:39	Straylight	42.500	148	Alp Tuc	2.8780	4100.0	85	7334	No
182	GOM_NL__2PRFIN20030726_103131_000000642018_00266_07334_7254.N1	26-JUL-2003 10:31:31	Straylight	64.000	63	Bet Gru	2.1500	2800.0	128	7334	No
183	GOM_NL__2PRFIN20030726_103307_000000432018_00266_07334_7255.N1	26-JUL-2003 10:33:07	Straylight	43.000	45	Alp Pav	1.9400	26000.	86	7334	No
184	GOM_NL__2PRFIN20030726_103603_000000842018_00266_07334_7256.N1	26-JUL-2003 10:36:03	Tw_i_and_stray	83.500	18	24Alp PsA	1.1660	9700.0	167	7334	No
185	GOM_NL__2PRFIN20030726_104048_000000432018_00266_07334_7257.N1	26-JUL-2003 10:40:48	Bright	43.000	38	20Eps Sgr	1.8360	11000.	86	7334	No
186	GOM_NL__2PRFIN20030726_104242_000000392018_00266_07334_7258.N1	26-JUL-2003 10:42:42	Bright	38.500	57	34Sig Sgr	2.0660	26000.	77	7334	No
187	GOM_NL__2PRFIN20030726_104422_000000622018_00266_07334_7259.N1	26-JUL-2003 10:44:22	Bright	62.000	142	49Del Cap	2.8500	8900.0	124	7334	No
188	GOM_NL__2PRFIN20030726_104908_000000642018_00266_07334_7260.N1	26-JUL-2003 10:49:08	Bright	64.000	154	22Bet Aqr	2.8990	5700.0	128	7334	No
189	GOM_NL__2PRFIN20030726_105249_000000412018_00266_07334_7261.N1	26-JUL-2003 10:52:49	Bright	40.500	11	53Alp Aql	0.76500	8000.0	81	7334	No
190	GOM_NL__2PRFIN20030726_105710_000000732018_00266_07334_7262.N1	26-JUL-2003 10:57:10	Bright	72.500	61	8Eps Peg	2.1000	3900.0	145	7334	No
191	GOM_NL__2PRFIN20030726_110108_000000422018_00266_07334_7263.N1	26-JUL-2003 11:01:08	Bright	42.000	5	3Alp Lyr	0.033000	11000.	84	7334	No
192	GOM_NL__2PRFIN20030726_110338_000000402018_00266_07334_7264.N1	26-JUL-2003 11:03:38	Bright	40.000	144	18Del Cyg	2.8600	11000.	80	7334	No
193	GOM_NL__2PRFIN20030726_110512_000000392018_00266_07334_7265.N1	26-JUL-2003 11:05:12	Bright	39.000	130	23Bet Dra	2.7990	5800.0	78	7334	No
194	GOM_NL__2PRFIN20030726_110830_000000382018_00266_07334_7266.N1	26-JUL-2003 11:08:30	Bright	38.000	119	14Eta Dra	2.7270	4700.0	76	7334	No
195	GOM_NL__2PRFIN20030726_111031_000000432018_00266_07334_7267.N1	26-JUL-2003 11:10:31	Bright	42.500	89	5Alp Cep	2.4510	8000.0	85	7334	No
196	GOM_NL__2PRFIN20030726_111244_000000352018_00266_07334_7268.N1	26-JUL-2003 11:12:44	Bright	35.000	60	7Bet UMi	2.0810	3950.0	70	7334	No
197	GOM_NL__2PRFIN20030726_111542_000000382018_00266_07334_7269.N1	26-JUL-2003 11:15:42	Bright	38.000	49	1Alp UMi	1.9900	6300.0	76	7334	No
198	GOM_NL__2PRFIN20030726_111728_000000512018_00266_07334_7270.N1	26-JUL-2003 11:17:28	Bright	51.000	74	11Bet Cas	2.2680	6600.0	102	7334	No
199	GOM_NL__2PRFIN20030726_111915_000000502018_00266_07334_7271.N1	26-JUL-2003 11:19:15	Bright	49.500	76	27Gam Cas	2.3000	30000.	99	7334	No
200	GOM_NL__2PRFIN20030726_112507_000000472018_00266_07334_7272.N1	26-JUL-2003 11:25:07	Bright	46.500	160	23Gam Per	2.9300	4700.0	93	7334	No
201	GOM_NL__2PRFIN20030726_112640_000000482018_00266_07334_7273.N1	26-JUL-2003 11:26:40	Bright	47.500	35	33Alp Per	1.7950	6250.0	95	7334	No
202	GOM_NL__2PRFIN20030726_112818_000000762018_00266_07334_7274.N1	26-JUL-2003 11:28:18	Bright	75.500	73	57Gam1And	2.2600	13100.	151	7334	No
203	GOM_NL__2PRFIN20030726_113118_000001792018_00266_07334_7275.N1	26-JUL-2003 11:31:18	Straylight	179.00	53	43Bet And	2.0480	3300.0	358	7334	No
204	GOM_NL__2PRFIN20030726_113604_000000542018_00266_07334_7276.N1	26-JUL-2003 11:36:04	Dark	54.000	146	25Eta Tau	2.8730	15200.	108	7334	No
205	GOM_NL__2PRFIN20030726_113739_000000592018_00266_07334_7277.N1	26-JUL-2003 11:37:39	Dark	58.500	13	87Alp Tau	0.86700	3800.0	117	7334	No
206	GOM_NL__2PRFIN20030726_113943_000000442018_00266_07334_7278.N1	26-JUL-2003 11:39:43	Dark	44.000	27	24Gam Ori	1.6360	26000.	88	7334	No
207	GOM_NL__2PRFIN20030726_114138_000000442018_00266_07334_7279.N1	26-JUL-2003 11:41:38	Dark	44.000	30	46Eps Ori	1.6940	30000.	88	7334	No
208	GOM_NL__2PRFIN20030726_114356_000000442018_00266_07334_7280.N1	26-JUL-2003 11:43:56	Dark	44.000	7	19Bet Ori	0.10000	14000.	88	7334	No
209	GOM_NL__2PRFIN20030726_114542_000000372018_00266_07334_7281.N1	26-JUL-2003 11:45:42	Dark	37.000	47	2Bet CMa	1.9760	28000.	74	7334	No
210	GOM_NL__2PRFIN20030726_114708_000000432018_00266_07334_7282.N1	26-JUL-2003 11:47:08	Dark	42.500	139	9Bet Lep	2.8330	5600.0	85	7334	No
211	GOM_NL__2PRFIN20030726_114905_000000402018_00266_07334_7283.N1	26-JUL-2003 11:49:05	Dark	40.000	177	1Zet CMa	3.0220	26000.	80	7334	No
212	GOM_NL__2PRFIN20030726_115714_000000472018_00266_07334_7284.N1	26-JUL-2003 11:57:14	Dark	47.000	157	The1Eri	2.9060	9300.0	94	7334	No
213	GOM_NL__2PRFIN20030726_120304_000000462018_00267_07335_6986.N1	26-JUL-2003 12:03:04	Dark	46.000	9	Alp Eri	0.45300	24000.	92	7335	No
214	GOM_NL__2PRFIN20030726_120540_000000402018_00267_07335_6987.N1	26-JUL-2003 12:05:40	Dark	40.000	135	Bet Hyi	2.8200	5800.0	80	7335	No
215	GOM_NL__2PRFIN20030726_120713_000000602018_00267_07335_6988.N1	26-JUL-2003 12:07:13	Straylight	60.000	84	Alp Phe	2.3970	4500.0	120	7335	No
216	GOM_NL__2PRFIN20030726_121015_000000452018_00267_07335_6989.N1	26-JUL-2003 12:10:15	Straylight	45.000	148	Alp Tuc	2.8780	4100.0	90	7335	No
217	GOM_NL__2PRFIN20030726_121208_000000522018_00267_07335_6990.N1	26-JUL-2003 12:12:08	Straylight	52.000	63	Bet Gru	2.1500	2800.0	104	7335	No
218	GOM_NL__2PRFIN20030726_121342_000000422018_00267_07335_6991.N1	26-JUL-2003 12:13:42	Straylight	41.500	45	Alp Pav	1.9400	26000.	83	7335	No
219	GOM_NL__2PRFIN20030726_121641_000000772018_00267_07335_6992.N1	26-JUL-2003 12:16:41	Tw_i_and_stray	76.500	18	24Alp PsA	1.1660	9700.0	153	7335	No

220	GOM_NL__2PRFIN20030726_122124_000000432018_00267_07335_6993.N1	26-JUL-2003 12:21:24	Bright	43.000	38	20Eps Sgr	1.8360	11000.	86	7335	No
221	GOM_NL__2PRFIN20030726_122317_000000412018_00267_07335_6994.N1	26-JUL-2003 12:23:17	Bright	41.000	57	34Sig Sgr	2.0660	26000.	82	7335	No
222	GOM_NL__2PRFIN20030726_122458_000000612018_00267_07335_6995.N1	26-JUL-2003 12:24:58	Bright	61.000	142	49Del Cap	2.8500	8900.0	122	7335	No
223	GOM_NL__2PRFIN20030726_122943_000000642018_00267_07335_6996.N1	26-JUL-2003 12:29:43	Bright	63.500	154	22Bet Aqr	2.8990	5700.0	127	7335	No
224	GOM_NL__2PRFIN20030726_123325_000000412018_00267_07335_6997.N1	26-JUL-2003 12:33:25	Bright	40.500	11	53Alp Aql	0.76500	8000.0	81	7335	No
225	GOM_NL__2PRFIN20030726_123459_000000372018_00267_07335_6998.N1	26-JUL-2003 12:34:59	Bright	37.000	59	55Alp Oph	2.0800	8900.0	74	7335	No
226	GOM_NL__2PRFIN20030726_123744_000000792018_00267_07335_6999.N1	26-JUL-2003 12:37:44	Bright	79.000	61	8Eps Peg	2.1000	3900.0	158	7335	No
227	GOM_NL__2PRFIN20030726_124143_000000362018_00267_07335_7000.N1	26-JUL-2003 12:41:43	Bright	35.500	5	3Alp Lyr	0.033000	11000.	71	7335	No
228	GOM_NL__2PRFIN20030726_124413_000000412018_00267_07335_7001.N1	26-JUL-2003 12:44:13	Bright	41.000	144	18Del Cyg	2.8600	11000.	82	7335	No
229	GOM_NL__2PRFIN20030726_124547_000000382018_00267_07335_7002.N1	26-JUL-2003 12:45:47	Bright	37.500	130	23Bet Dra	2.7990	5800.0	75	7335	No
230	GOM_NL__2PRFIN20030726_124907_000000382018_00267_07335_7003.N1	26-JUL-2003 12:49:07	Bright	38.000	119	14Eta Dra	2.7270	4700.0	76	7335	No
231	GOM_NL__2PRFIN20030726_125107_000000422018_00267_07335_7004.N1	26-JUL-2003 12:51:07	Bright	41.500	89	5Alp Cep	2.4510	8000.0	83	7335	No
232	GOM_NL__2PRFIN20030726_125320_000000402018_00267_07335_7005.N1	26-JUL-2003 12:53:20	Bright	40.000	60	7Bet UMi	2.0810	3950.0	80	7335	No
233	GOM_NL__2PRFIN20030726_125618_000000372018_00267_07335_7006.N1	26-JUL-2003 12:56:18	Bright	37.000	49	1Alp UMi	1.9900	6300.0	74	7335	No
234	GOM_NL__2PRFIN20030726_125804_000000522018_00267_07335_7007.N1	26-JUL-2003 12:58:04	Bright	51.500	74	11Bet Cas	2.2680	6600.0	103	7335	No
235	GOM_NL__2PRFIN20030726_125950_000000482018_00267_07335_7008.N1	26-JUL-2003 12:59:50	Bright	47.500	76	27Gam Cas	2.3000	30000.	95	7335	No
236	GOM_NL__2PRFIN20030726_130543_000000482018_00267_07335_7009.N1	26-JUL-2003 13:05:43	Bright	47.500	160	23Gam Per	2.9300	4700.0	95	7335	No
237	GOM_NL__2PRFIN20030726_130715_000000492018_00267_07335_7010.N1	26-JUL-2003 13:07:15	Bright	48.500	35	33Alp Per	1.7950	6250.0	97	7335	No
238	GOM_NL__2PRFIN20030726_130853_000000732018_00267_07335_7011.N1	26-JUL-2003 13:08:53	Bright	72.500	73	57Gam1And	2.2600	13100.	145	7335	No
239	GOM_NL__2PRFIN20030726_131153_000001862018_00267_07335_7012.N1	26-JUL-2003 13:11:53	Straylight	186.00	53	43Bet And	2.0480	3300.0	372	7335	No
240	GOM_NL__2PRFIN20030726_131640_000000542018_00267_07335_7013.N1	26-JUL-2003 13:16:40	Dark	54.000	146	25Eta Tau	2.8730	15200.	108	7335	No
241	GOM_NL__2PRFIN20030726_131815_000000592018_00267_07335_7014.N1	26-JUL-2003 13:18:15	Dark	59.000	13	87Alp Tau	0.86700	3800.0	118	7335	No
242	GOM_NL__2PRFIN20030726_132019_000000452018_00267_07335_7015.N1	26-JUL-2003 13:20:19	Dark	44.500	27	24Gam Ori	1.6360	26000.	89	7335	No
243	GOM_NL__2PRFIN20030726_132214_000000422018_00267_07335_7016.N1	26-JUL-2003 13:22:14	Dark	41.500	30	46Eps Ori	1.6940	30000.	83	7335	No
244	GOM_NL__2PRFIN20030726_132435_000000392018_00267_07335_7017.N1	26-JUL-2003 13:24:35	Dark	38.500	7	19Bet Ori	0.10000	14000.	77	7335	No
245	GOM_NL__2PRFIN20030726_132619_000000382018_00267_07335_7018.N1	26-JUL-2003 13:26:19	Dark	38.000	47	2Bet CMa	1.9760	28000.	76	7335	No
246	GOM_NL__2PRFIN20030726_132744_000000442018_00267_07335_7019.N1	26-JUL-2003 13:27:44	Dark	43.500	139	9Bet Lep	2.8330	5600.0	87	7335	No
247	GOM_NL__2PRFIN20030726_132941_000000412018_00267_07335_7020.N1	26-JUL-2003 13:29:41	Dark	40.500	177	1Zet CMa	3.0220	26000.	81	7335	No
248	GOM_NL__2PRFIN20030726_133750_000000482018_00267_07335_7021.N1	26-JUL-2003 13:37:50	Dark	48.000	157	The1Eri	2.9060	9300.0	96	7335	No
249	GOM_NL__2PRFIN20030726_134341_000000482018_00268_07336_6986.N1	26-JUL-2003 13:43:41	Dark	48.000	9	Alp Eri	0.45300	24000.	96	7336	No
250	GOM_NL__2PRFIN20030726_134615_000000412018_00268_07336_6987.N1	26-JUL-2003 13:46:15	Dark	41.000	135	Bet Hyi	2.8200	5800.0	82	7336	No
251	GOM_NL__2PRFIN20030726_134749_000000582018_00268_07336_6988.N1	26-JUL-2003 13:47:49	Straylight	58.000	84	Alp Phe	2.3970	4500.0	116	7336	No
252	GOM_NL__2PRFIN20030726_135052_000000442018_00268_07336_6989.N1	26-JUL-2003 13:50:52	Straylight	44.000	148	Alp Tuc	2.8780	4100.0	88	7336	No
253	GOM_NL__2PRFIN20030726_135243_000000532018_00268_07336_6990.N1	26-JUL-2003 13:52:43	Straylight	52.500	63	Bet Gru	2.1500	2800.0	105	7336	No
254	GOM_NL__2PRFIN20030726_135418_000000422018_00268_07336_6991.N1	26-JUL-2003 13:54:18	Straylight	41.500	45	Alp Pav	1.9400	26000.	83	7336	No
255	GOM_NL__2PRFIN20030726_135718_000000762018_00268_07336_6992.N1	26-JUL-2003 13:57:18	Tw_i_and_stray	75.500	18	24Alp PsA	1.1660	9700.0	151	7336	No
256	GOM_NL__2PRFIN20030726_140200_000000402018_00268_07336_6993.N1	26-JUL-2003 14:02:00	Bright	40.000	38	20Eps Sgr	1.8360	11000.	80	7336	No
257	GOM_NL__2PRFIN20030726_140353_000000402018_00268_07336_6994.N1	26-JUL-2003 14:03:53	Bright	39.500	57	34Sig Sgr	2.0660	26000.	79	7336	No
258	GOM_NL__2PRFIN20030726_140534_000000622018_00268_07336_6995.N1	26-JUL-2003 14:05:34	Bright	61.500	142	49Del Cap	2.8500	8900.0	123	7336	No
259	GOM_NL__2PRFIN20030726_141019_000000632018_00268_07336_6996.N1	26-JUL-2003 14:10:19	Bright	63.000	154	22Bet Aqr	2.8990	5700.0	126	7336	No
260	GOM_NL__2PRFIN20030726_141358_000000442018_00268_07336_6997.N1	26-JUL-2003 14:13:58	Bright	43.500	11	53Alp Aql	0.76500	8000.0	87	7336	No
261	GOM_NL__2PRFIN20030726_141535_000000372018_00268_07336_6998.N1	26-JUL-2003 14:15:35	Bright	36.500	59	55Alp Oph	2.0800	8900.0	73	7336	No
262	GOM_NL__2PRFIN20030726_141819_000000782018_00268_07336_6999.N1	26-JUL-2003 14:18:19	Bright	78.000	61	8Eps Peg	2.1000	3900.0	156	7336	No
263	GOM_NL__2PRFIN20030726_142221_000000352018_00268_07336_7000.N1	26-JUL-2003 14:22:21	Bright	35.000	5	3Alp Lyr	0.033000	11000.	70	7336	No
264	GOM_NL__2PRFIN20030726_142450_000000402018_00268_07336_7001.N1	26-JUL-2003 14:24:50	Bright	39.500	144	18Del Cyg	2.8600	11000.	79	7336	No
265	GOM_NL__2PRFIN20030726_142625_000000342018_00268_07336_7002.N1	26-JUL-2003 14:26:25	Bright	34.000	130	23Bet Dra	2.7990	5800.0	68	7336	No
266	GOM_NL__2PRFIN20030726_142944_000000382018_00268_07336_7003.N1	26-JUL-2003 14:29:44	Bright	37.500	119	14Eta Dra	2.7270	4700.0	75	7336	No
267	GOM_NL__2PRFIN20030726_143143_000000432018_00268_07336_7004.N1	26-JUL-2003 14:31:43	Bright	42.500	89	5Alp Cep	2.4510	8000.0	85	7336	No
268	GOM_NL__2PRFIN20030726_143357_000000372018_00268_07336_7005.N1	26-JUL-2003 14:33:57	Bright	37.000	60	7Bet UMi	2.0810	3950.0	74	7336	No
269	GOM_NL__2PRFIN20030726_143655_000000342018_00268_07336_7006.N1	26-JUL-2003 14:36:55	Bright	34.000	49	1Alp UMi	1.9900	6300.0	68	7336	No
270	GOM_NL__2PRFIN20030726_143839_000000522018_00268_07336_7007.N1	26-JUL-2003 14:38:39	Bright	52.000	74	11Bet Cas	2.2680	6600.0	104	7336	No
271	GOM_NL__2PRFIN20030726_144026_000000492018_00268_07336_7008.N1	26-JUL-2003 14:40:26	Bright	49.000	76	27Gam Cas	2.3000	30000.	98	7336	No
272	GOM_NL__2PRFIN20030726_144619_000000472018_00268_07336_7009.N1	26-JUL-2003 14:46:19	Bright	46.500	160	23Gam Per	2.9300	4700.0	93	7336	No
273	GOM_NL__2PRFIN20030726_144751_000000482018_00268_07336_7010.N1	26-JUL-2003 14:47:51	Bright	47.500	35	33Alp Per	1.7950	6250.0	95	7336	No
274	GOM_NL__2PRFIN20030726_144928_000000782018_00268_07336_7011.N1	26-JUL-2003 14:49:28	Bright	78.000	73	57Gam1And	2.2600	13100.	156	7336	No
275	GOM_NL__2PRFIN20030726_145229_000001752018_00268_07336_7012.N1	26-JUL-2003 14:52:29	Straylight	174.50	53	43Bet And	2.0480	3300.0	349	7336	No
276	GOM_NL__2PRFIN20030726_145717_000000522018_00268_07336_7013.N1	26-JUL-2003 14:57:17	Dark	51.500	146	25Eta Tau	2.8730	15200.	103	7336	No
277	GOM_NL__2PRFIN20030726_145853_000000552018_00268_07336_7014.N1	26-JUL-2003 14:58:53	Dark	54.500	13	87Alp Tau	0.86700	3800.0	109	7336	No
278	GOM_NL__2PRFIN20030726_150057_000000422018_00268_07336_7015.N1	26-JUL-2003 15:00:57	Dark	41.500	27	24Gam Ori	1.6360	26000.	83	7336	No

279	GOM_NL__2PRFIN20030726_150252_000000362018_00268_07336_7016.N1	26-JUL-2003 15:02:52	Dark	35.500	30	46Eps Ori	1.6940	30000.	71	7336	No
280	GOM_NL__2PRFIN20030726_150513_000000452018_00268_07336_7017.N1	26-JUL-2003 15:05:13	Dark	45.000	7	19Bet Ori	0.10000	14000.	90	7336	No
281	GOM_NL__2PRFIN20030726_150656_000000392018_00268_07336_7018.N1	26-JUL-2003 15:06:56	Dark	39.000	47	2Bet CMa	1.9760	28000.	78	7336	No
282	GOM_NL__2PRFIN20030726_150822_000000442018_00268_07336_7019.N1	26-JUL-2003 15:08:22	Dark	43.500	139	9Bet Lep	2.8330	5600.0	87	7336	No
283	GOM_NL__2PRFIN20030726_151019_000000402018_00268_07336_7020.N1	26-JUL-2003 15:10:19	Dark	39.500	177	1Zet CMa	3.0220	26000.	79	7336	No
284	GOM_NL__2PRFIN20030726_151828_000000452018_00268_07336_7021.N1	26-JUL-2003 15:18:28	Dark	44.500	157	The1Eri	2.9060	9300.0	89	7336	No
285	GOM_NL__2PRFIN20030726_152418_000000452018_00269_07337_6986.N1	26-JUL-2003 15:24:18	Dark	45.000	9	Alp Eri	0.45300	24000.	90	7337	No
286	GOM_NL__2PRFIN20030726_152653_000000382018_00269_07337_6987.N1	26-JUL-2003 15:26:53	Dark	38.000	135	Bet Hyi	2.8200	5800.0	76	7337	No
287	GOM_NL__2PRFIN20030726_152829_000000582018_00269_07337_6988.N1	26-JUL-2003 15:28:29	Straylight	58.000	84	Alp Phe	2.3970	4500.0	116	7337	No
288	GOM_NL__2PRFIN20030726_153129_000000432018_00269_07337_6989.N1	26-JUL-2003 15:31:29	Straylight	43.000	148	Alp Tuc	2.8780	4100.0	86	7337	No
289	GOM_NL__2PRFIN20030726_153322_000000502018_00269_07337_6990.N1	26-JUL-2003 15:33:22	Straylight	49.500	63	Bet Gru	2.1500	2800.0	99	7337	No
290	GOM_NL__2PRFIN20030726_153456_000000442018_00269_07337_6991.N1	26-JUL-2003 15:34:56	Straylight	43.500	45	Alp Pav	1.9400	26000.	87	7337	No
291	GOM_NL__2PRFIN20030726_153755_000000792018_00269_07337_6992.N1	26-JUL-2003 15:37:55	Tw_i_and_stray	78.500	18	24Alp PsA	1.1660	9700.0	157	7337	No
292	GOM_NL__2PRFIN20030726_154237_000000432018_00269_07337_6993.N1	26-JUL-2003 15:42:37	Bright	42.500	38	20Eps Sgr	1.8360	11000.	85	7337	No
293	GOM_NL__2PRFIN20030726_154431_000000402018_00269_07337_6994.N1	26-JUL-2003 15:44:31	Bright	39.500	57	34Sig Sgr	2.0660	26000.	79	7337	No
294	GOM_NL__2PRFIN20030726_154610_000000602018_00269_07337_6995.N1	26-JUL-2003 15:46:10	Bright	59.500	142	49Del Cap	2.8500	8900.0	119	7337	No
295	GOM_NL__2PRFIN20030726_155054_000000642018_00269_07337_6996.N1	26-JUL-2003 15:50:54	Bright	63.500	154	22Bet Aqr	2.8990	5700.0	127	7337	No
296	GOM_NL__2PRFIN20030726_155437_000000422018_00269_07337_6997.N1	26-JUL-2003 15:54:37	Bright	42.000	11	53Alp Aql	0.76500	8000.0	84	7337	No
297	GOM_NL__2PRFIN20030726_155612_000000372018_00269_07337_6998.N1	26-JUL-2003 15:56:12	Bright	37.000	59	55Alp Oph	2.0800	8900.0	74	7337	No
298	GOM_NL__2PRFIN20030726_155853_000000762018_00269_07337_6999.N1	26-JUL-2003 15:58:53	Bright	76.000	61	8Eps Peg	2.1000	3900.0	152	7337	No
299	GOM_NL__2PRFIN20030726_160256_000000392018_00269_07337_7000.N1	26-JUL-2003 16:02:56	Bright	38.500	5	3Alp Lyr	0.033000	11000.	77	7337	No
300	GOM_NL__2PRFIN20030726_160525_000000392018_00269_07337_7001.N1	26-JUL-2003 16:05:25	Bright	39.000	144	18Del Cyg	2.8600	11000.	78	7337	No
301	GOM_NL__2PRFIN20030726_160701_000000372018_00269_07337_7002.N1	26-JUL-2003 16:07:01	Bright	36.500	130	23Bet Dra	2.7990	5800.0	73	7337	No
302	GOM_NL__2PRFIN20030726_161020_000000392018_00269_07337_7003.N1	26-JUL-2003 16:10:20	Bright	39.000	119	14Eta Dra	2.7270	4700.0	78	7337	No
303	GOM_NL__2PRFIN20030726_161218_000000432018_00269_07337_7004.N1	26-JUL-2003 16:12:18	Bright	43.000	89	5Alp Cep	2.4510	8000.0	86	7337	No
304	GOM_NL__2PRFIN20030726_161433_000000382018_00269_07337_7005.N1	26-JUL-2003 16:14:33	Bright	37.500	60	7Bet UMi	2.0810	3950.0	75	7337	No
305	GOM_NL__2PRFIN20030726_161731_000000362018_00269_07337_7006.N1	26-JUL-2003 16:17:31	Bright	36.000	49	1Alp UMi	1.9900	6300.0	72	7337	No
306	GOM_NL__2PRFIN20030726_161914_000000542018_00269_07337_7007.N1	26-JUL-2003 16:19:14	Bright	53.500	74	11Bet Cas	2.2680	6600.0	107	7337	No
307	GOM_NL__2PRFIN20030726_162101_000000502018_00269_07337_7008.N1	26-JUL-2003 16:21:01	Bright	49.500	76	27Gam Cas	2.3000	30000.	99	7337	No
308	GOM_NL__2PRFIN20030726_162654_000000462018_00269_07337_7009.N1	26-JUL-2003 16:26:54	Bright	46.000	160	23Gam Per	2.9300	4700.0	92	7337	No
309	GOM_NL__2PRFIN20030726_162827_000000502018_00269_07337_7010.N1	26-JUL-2003 16:28:27	Bright	49.500	35	33Alp Per	1.7950	6250.0	99	7337	No
310	GOM_NL__2PRFIN20030726_163003_000000732018_00269_07337_7011.N1	26-JUL-2003 16:30:03	Bright	72.500	73	57Gam1And	2.2600	13100.	145	7337	No
311	GOM_NL__2PRFIN20030726_163304_000001712018_00269_07337_7012.N1	26-JUL-2003 16:33:04	Straylight	171.00	53	43Bet And	2.0480	3300.0	342	7337	No
312	GOM_NL__2PRFIN20030726_163753_000000552018_00269_07337_7013.N1	26-JUL-2003 16:37:53	Dark	54.500	146	25Eta Tau	2.8730	15200.	109	7337	No
313	GOM_NL__2PRFIN20030726_163929_000000492018_00269_07337_7014.N1	26-JUL-2003 16:39:29	Dark	48.500	13	87Alp Tau	0.86700	3800.0	97	7337	No
314	GOM_NL__2PRFIN20030726_164133_000000362018_00269_07337_7015.N1	26-JUL-2003 16:41:33	Dark	36.000	27	24Gam Ori	1.6360	26000.	72	7337	No
315	GOM_NL__2PRFIN20030726_164328_000000382018_00269_07337_7016.N1	26-JUL-2003 16:43:28	Dark	37.500	30	46Eps Ori	1.6940	30000.	75	7337	No
316	GOM_NL__2PRFIN20030726_164549_000000452018_00269_07337_7017.N1	26-JUL-2003 16:45:49	Dark	45.000	7	19Bet Ori	0.10000	14000.	90	7337	No
317	GOM_NL__2PRFIN20030726_164732_000000392018_00269_07337_7018.N1	26-JUL-2003 16:47:32	Dark	38.500	47	2Bet CMa	1.9760	28000.	77	7337	No
318	GOM_NL__2PRFIN20030726_164858_000000432018_00269_07337_7019.N1	26-JUL-2003 16:48:58	Dark	42.500	139	9Bet Lep	2.8330	5600.0	85	7337	No
319	GOM_NL__2PRFIN20030726_165055_000000392018_00269_07337_7020.N1	26-JUL-2003 16:50:55	Dark	39.000	177	1Zet CMa	3.0220	26000.	78	7337	No
320	GOM_NL__2PRFIN20030726_165905_000000462018_00269_07337_7021.N1	26-JUL-2003 16:59:05	Dark	45.500	157	The1Eri	2.9060	9300.0	91	7337	No
321	GOM_NL__2PRFIN20030726_170455_000000412018_00270_07338_7007.N1	26-JUL-2003 17:04:55	Dark	41.000	9	Alp Eri	0.45300	24000.	82	7338	No
322	GOM_NL__2PRFIN20030726_170729_000000392018_00270_07338_7008.N1	26-JUL-2003 17:07:29	Dark	39.000	135	Bet Hyi	2.8200	5800.0	78	7338	No
323	GOM_NL__2PRFIN20030726_170906_000000562018_00270_07338_7009.N1	26-JUL-2003 17:09:06	Straylight	56.000	84	Alp Phe	2.3970	4500.0	112	7338	No
324	GOM_NL__2PRFIN20030726_171205_000000432018_00270_07338_7010.N1	26-JUL-2003 17:12:05	Straylight	42.500	148	Alp Tuc	2.8780	4100.0	85	7338	No
325	GOM_NL__2PRFIN20030726_171358_000000512018_00270_07338_7011.N1	26-JUL-2003 17:13:58	Straylight	50.500	63	Bet Gru	2.1500	2800.0	101	7338	No
326	GOM_NL__2PRFIN20030726_171533_000000392018_00270_07338_7012.N1	26-JUL-2003 17:15:33	Straylight	38.500	45	Alp Pav	1.9400	26000.	77	7338	No
327	GOM_NL__2PRFIN20030726_171831_000000772018_00270_07338_7013.N1	26-JUL-2003 17:18:31	Tw_i_and_stray	77.000	18	24Alp PsA	1.1660	9700.0	154	7338	No
328	GOM_NL__2PRFIN20030726_172313_000000422018_00270_07338_7014.N1	26-JUL-2003 17:23:13	Bright	42.000	38	20Eps Sgr	1.8360	11000.	84	7338	No
329	GOM_NL__2PRFIN20030726_172507_000000402018_00270_07338_7015.N1	26-JUL-2003 17:25:07	Bright	39.500	57	34Sig Sgr	2.0660	26000.	79	7338	No
330	GOM_NL__2PRFIN20030726_172646_000000632018_00270_07338_7016.N1	26-JUL-2003 17:26:46	Bright	62.500	142	49Del Cap	2.8500	8900.0	125	7338	No
331	GOM_NL__2PRFIN20030726_173130_000000642018_00270_07338_7017.N1	26-JUL-2003 17:31:30	Bright	63.500	154	22Bet Aqr	2.8990	5700.0	127	7338	No
332	GOM_NL__2PRFIN20030726_173512_000000412018_00270_07338_7018.N1	26-JUL-2003 17:35:12	Bright	41.000	11	53Alp Aql	0.76500	8000.0	82	7338	No
333	GOM_NL__2PRFIN20030726_173648_000000392018_00270_07338_7019.N1	26-JUL-2003 17:36:48	Bright	39.000	59	55Alp Oph	2.0800	8900.0	78	7338	No
334	GOM_NL__2PRFIN20030726_173928_000000752018_00270_07338_7020.N1	26-JUL-2003 17:39:28	Bright	74.500	61	8Eps Peg	2.1000	3900.0	149	7338	No
335	GOM_NL__2PRFIN20030726_174332_000000392018_00270_07338_7021.N1	26-JUL-2003 17:43:32	Bright	38.500	5	3Alp Lyr	0.033000	11000.	77	7338	No
336	GOM_NL__2PRFIN20030726_174601_000000392018_00270_07338_7022.N1	26-JUL-2003 17:46:01	Bright	38.500	144	18Del Cyg	2.8600	11000.	77	7338	No
337	GOM_NL__2PRFIN20030726_174737_000000372018_00270_07338_7023.N1	26-JUL-2003 17:47:37	Bright	37.000	130	23Bet Dra	2.7990	5800.0	74	7338	No

338	GOM_NL__2PRFIN20030726_175056_000000392018_00270_07338_7024.N1	26-JUL-2003 17:50:56	Bright	38.500	119	14Eta Dra	2.7270	4700.0	77	7338	No
339	GOM_NL__2PRFIN20030726_175253_000000422018_00270_07338_7025.N1	26-JUL-2003 17:52:53	Bright	42.000	89	5Alp Cep	2.4510	8000.0	84	7338	No
340	GOM_NL__2PRFIN20030726_175509_000000352018_00270_07338_7026.N1	26-JUL-2003 17:55:09	Bright	34.500	60	7Bet UMi	2.0810	3950.0	69	7338	No
341	GOM_NL__2PRFIN20030726_175807_000000372018_00270_07338_7027.N1	26-JUL-2003 17:58:07	Bright	37.000	49	1Alp UMi	1.9900	6300.0	74	7338	No
342	GOM_NL__2PRFIN20030726_175949_000000522018_00270_07338_7028.N1	26-JUL-2003 17:59:49	Bright	52.000	74	11Bet Cas	2.2680	6600.0	104	7338	No
343	GOM_NL__2PRFIN20030726_180136_000000492018_00270_07338_7029.N1	26-JUL-2003 18:01:36	Bright	49.000	76	27Gam Cas	2.3000	30000.	98	7338	No
344	GOM_NL__2PRFIN20030726_180731_000000462018_00270_07338_7030.N1	26-JUL-2003 18:07:31	Bright	45.500	160	23Gam Per	2.9300	4700.0	91	7338	No
345	GOM_NL__2PRFIN20030726_180903_000000482018_00270_07338_7031.N1	26-JUL-2003 18:09:03	Bright	47.500	35	33Alp Per	1.7950	6250.0	95	7338	No
346	GOM_NL__2PRFIN20030726_181039_000000742018_00270_07338_7032.N1	26-JUL-2003 18:10:39	Bright	73.500	73	57Gam1And	2.2600	13100.	147	7338	No
347	GOM_NL__2PRFIN20030726_181340_000001842018_00270_07338_7033.N1	26-JUL-2003 18:13:40	Straylight	184.00	53	43Bet And	2.0480	3300.0	368	7338	No
348	GOM_NL__2PRFIN20030726_181829_000000562018_00270_07338_7034.N1	26-JUL-2003 18:18:29	Dark	55.500	146	25Eta Tau	2.8730	15200.	111	7338	No
349	GOM_NL__2PRFIN20030726_182005_000000532018_00270_07338_7035.N1	26-JUL-2003 18:20:05	Dark	52.500	13	87Alp Tau	0.86700	3800.0	105	7338	No
350	GOM_NL__2PRFIN20030726_182209_000000392018_00270_07338_7036.N1	26-JUL-2003 18:22:09	Dark	38.500	27	24Gam Ori	1.6360	26000.	77	7338	No
351	GOM_NL__2PRFIN20030726_182404_000000402018_00270_07338_7037.N1	26-JUL-2003 18:24:04	Dark	39.500	30	46Eps Ori	1.6940	30000.	79	7338	No
352	GOM_NL__2PRFIN20030726_182625_000000412018_00270_07338_7038.N1	26-JUL-2003 18:26:25	Dark	41.000	7	19Bet Ori	0.10000	14000.	82	7338	No
353	GOM_NL__2PRFIN20030726_182808_000000392018_00270_07338_7039.N1	26-JUL-2003 18:28:08	Dark	39.000	47	2Bet CMa	1.9760	28000.	78	7338	No
354	GOM_NL__2PRFIN20030726_182934_000000442018_00270_07338_7040.N1	26-JUL-2003 18:29:34	Dark	44.000	139	9Bet Lep	2.8330	5600.0	88	7338	No
355	GOM_NL__2PRFIN20030726_183131_000000382018_00270_07338_7041.N1	26-JUL-2003 18:31:31	Dark	38.000	177	1Zet CMa	3.0220	26000.	76	7338	No
356	GOM_NL__2PRFIN20030726_183942_000000462018_00270_07338_7042.N1	26-JUL-2003 18:39:42	Dark	46.000	157	The1Eri	2.9060	9300.0	92	7338	No
357	GOM_NL__2PRFIN20030726_184532_000000422018_00271_07339_7007.N1	26-JUL-2003 18:45:32	Dark	42.000	9	Alp Eri	0.45300	24000.	84	7339	No
358	GOM_NL__2PRFIN20030726_184806_000000392018_00271_07339_7008.N1	26-JUL-2003 18:48:06	Dark	38.500	135	Bet Hyi	2.8200	5800.0	77	7339	No
359	GOM_NL__2PRFIN20030726_184943_000000582018_00271_07339_7009.N1	26-JUL-2003 18:49:43	Straylight	57.500	84	Alp Phe	2.3970	4500.0	115	7339	No
360	GOM_NL__2PRFIN20030726_185242_000000432018_00271_07339_7010.N1	26-JUL-2003 18:52:42	Straylight	42.500	148	Alp Tuc	2.8780	4100.0	85	7339	No
361	GOM_NL__2PRFIN20030726_185435_000000502018_00271_07339_7011.N1	26-JUL-2003 18:54:35	Straylight	50.000	63	Bet Gru	2.1500	2800.0	100	7339	No
362	GOM_NL__2PRFIN20030726_185609_000000392018_00271_07339_7012.N1	26-JUL-2003 18:56:09	Straylight	39.000	45	Alp Pav	1.9400	26000.	78	7339	No
363	GOM_NL__2PRFIN20030726_185908_000000782018_00271_07339_7013.N1	26-JUL-2003 18:59:08	Twilight_stray	77.500	18	24Alp PsA	1.1660	9700.0	155	7339	No
364	GOM_NL__2PRFIN20030726_190349_000000442018_00271_07339_7014.N1	26-JUL-2003 19:03:49	Bright	43.500	38	20Eps Sgr	1.8360	11000.	87	7339	No
365	GOM_NL__2PRFIN20030726_190544_000000392018_00271_07339_7015.N1	26-JUL-2003 19:05:44	Bright	39.000	57	34Sig Sgr	2.0660	26000.	78	7339	No
366	GOM_NL__2PRFIN20030726_190722_000000592018_00271_07339_7016.N1	26-JUL-2003 19:07:22	Bright	58.500	142	49Del Cap	2.8500	8900.0	117	7339	No
367	GOM_NL__2PRFIN20030726_191205_000000642018_00271_07339_7017.N1	26-JUL-2003 19:12:05	Bright	63.500	154	22Bet Aqr	2.8990	5700.0	127	7339	No
368	GOM_NL__2PRFIN20030726_191548_000000412018_00271_07339_7018.N1	26-JUL-2003 19:15:48	Bright	40.500	11	53Alp Aql	0.76500	8000.0	81	7339	No
369	GOM_NL__2PRFIN20030726_191724_000000402018_00271_07339_7019.N1	26-JUL-2003 19:17:24	Bright	40.000	59	55Alp Oph	2.0800	8900.0	80	7339	No
370	GOM_NL__2PRFIN20030726_192003_000000752018_00271_07339_7020.N1	26-JUL-2003 19:20:03	Bright	75.000	61	8Eps Peg	2.1000	3900.0	150	7339	No
371	GOM_NL__2PRFIN20030726_192408_000000372018_00271_07339_7021.N1	26-JUL-2003 19:24:08	Bright	36.500	5	3Alp Lyr	0.033000	11000.	73	7339	No
372	GOM_NL__2PRFIN20030726_192637_000000402018_00271_07339_7022.N1	26-JUL-2003 19:26:37	Bright	39.500	144	18Del Cyg	2.8600	11000.	79	7339	No
373	GOM_NL__2PRFIN20030726_192813_000000392018_00271_07339_7023.N1	26-JUL-2003 19:28:13	Bright	38.500	130	23Bet Dra	2.7990	5800.0	77	7339	No
374	GOM_NL__2PRFIN20030726_193132_000000382018_00271_07339_7024.N1	26-JUL-2003 19:31:32	Bright	38.000	119	14Eta Dra	2.7270	4700.0	76	7339	No
375	GOM_NL__2PRFIN20030726_193329_000000442018_00271_07339_7025.N1	26-JUL-2003 19:33:29	Bright	43.500	89	5Alp Cep	2.4510	8000.0	87	7339	No
376	GOM_NL__2PRFIN20030726_193545_000000352018_00271_07339_7026.N1	26-JUL-2003 19:35:45	Bright	34.500	60	7Bet UMi	2.0810	3950.0	69	7339	No
377	GOM_NL__2PRFIN20030726_193843_000000372018_00271_07339_7027.N1	26-JUL-2003 19:38:43	Bright	37.000	49	1Alp UMi	1.9900	6300.0	74	7339	No
378	GOM_NL__2PRFIN20030726_194024_000000522018_00271_07339_7028.N1	26-JUL-2003 19:40:24	Bright	51.500	74	11Bet Cas	2.2680	6600.0	103	7339	No
379	GOM_NL__2PRFIN20030726_194211_000000492018_00271_07339_7029.N1	26-JUL-2003 19:42:11	Bright	48.500	76	27Gam Cas	2.3000	30000.	97	7339	No
380	GOM_NL__2PRFIN20030726_194806_000000462018_00271_07339_7030.N1	26-JUL-2003 19:48:06	Bright	45.500	160	23Gam Per	2.9300	4700.0	91	7339	No
381	GOM_NL__2PRFIN20030726_194938_000000482018_00271_07339_7031.N1	26-JUL-2003 19:49:38	Bright	48.000	35	33Alp Per	1.7950	6250.0	96	7339	No
382	GOM_NL__2PRFIN20030726_195115_000000802018_00271_07339_7032.N1	26-JUL-2003 19:51:15	Bright	79.500	73	57Gam1And	2.2600	13100.	159	7339	No
383	GOM_NL__2PRFIN20030726_195416_000001722018_00271_07339_7033.N1	26-JUL-2003 19:54:16	Straylight	171.50	53	43Bet And	2.0480	3300.0	343	7339	No
384	GOM_NL__2PRFIN20030726_195906_000000552018_00271_07339_7034.N1	26-JUL-2003 19:59:06	Dark	55.000	146	25Eta Tau	2.8730	15200.	110	7339	No
385	GOM_NL__2PRFIN20030726_200041_000000592018_00271_07339_7035.N1	26-JUL-2003 20:00:41	Dark	59.000	13	87Alp Tau	0.86700	3800.0	118	7339	No
386	GOM_NL__2PRFIN20030726_200245_000000412018_00271_07339_7036.N1	26-JUL-2003 20:02:45	Dark	41.000	27	24Gam Ori	1.6360	26000.	82	7339	No
387	GOM_NL__2PRFIN20030726_200440_000000402018_00271_07339_7037.N1	26-JUL-2003 20:04:40	Dark	39.500	30	46Eps Ori	1.6940	30000.	79	7339	No
388	GOM_NL__2PRFIN20030726_200701_000000422018_00271_07339_7038.N1	26-JUL-2003 20:07:01	Dark	42.000	7	19Bet Ori	0.10000	14000.	84	7339	No
389	GOM_NL__2PRFIN20030726_200844_000000402018_00271_07339_7039.N1	26-JUL-2003 20:08:44	Dark	40.000	47	2Bet CMa	1.9760	28000.	80	7339	No
390	GOM_NL__2PRFIN20030726_201010_000000422018_00271_07339_7040.N1	26-JUL-2003 20:10:10	Dark	41.500	139	9Bet Lep	2.8330	5600.0	83	7339	No
391	GOM_NL__2PRFIN20030726_201207_000000402018_00271_07339_7041.N1	26-JUL-2003 20:12:07	Dark	39.500	177	1Zet CMa	3.0220	26000.	79	7339	No
392	GOM_NL__2PRFIN20030726_202019_000000472018_00271_07339_7042.N1	26-JUL-2003 20:20:19	Dark	47.000	157	The1Eri	2.9060	9300.0	94	7339	No
393	GOM_NL__2PRFIN20030726_202608_000000562018_00272_07340_7007.N1	26-JUL-2003 20:26:08	Dark	55.500	9	Alp Eri	0.45300	24000.	111	7340	No
394	GOM_NL__2PRFIN20030726_202842_000000402018_00272_07340_7008.N1	26-JUL-2003 20:28:42	Dark	40.000	135	Bet Hyi	2.8200	5800.0	80	7340	No
395	GOM_NL__2PRFIN20030726_203020_000000672018_00272_07340_7009.N1	26-JUL-2003 20:30:20	Straylight	66.500	84	Alp Phe	2.3970	4500.0	133	7340	No
396	GOM_NL__2PRFIN20030726_203318_000000422018_00272_07340_7010.N1	26-JUL-2003 20:33:18	Straylight	42.000	148	Alp Tuc	2.8780	4100.0	84	7340	No

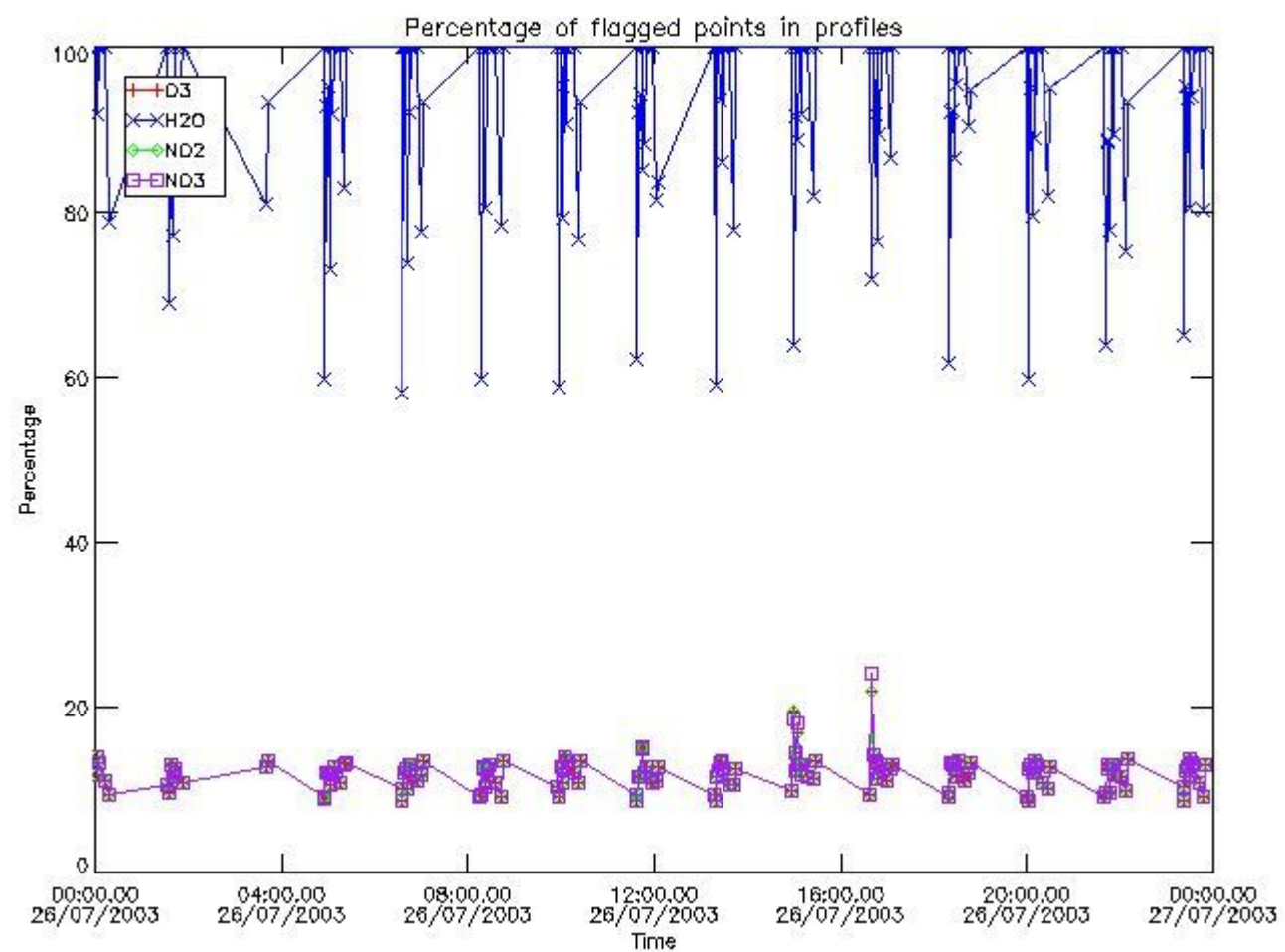
397	GOM_NL__2PRFIN20030726_203631_000000452018_00272_07340_7011.N1	26-JUL-2003 20:36:31	Straylight	45.000	31	Alp Gru	1.7340	15200.	90	7340	No
398	GOM_NL__2PRFIN20030726_203945_000000762018_00272_07340_7012.N1	26-JUL-2003 20:39:45	Tw_i_and_stray	76.000	18	24Alp PsA	1.1660	9700.0	152	7340	No
399	GOM_NL__2PRFIN20030726_204425_000000402018_00272_07340_7013.N1	26-JUL-2003 20:44:25	Bright	39.500	38	20Eps Sgr	1.8360	11000.	79	7340	No
400	GOM_NL__2PRFIN20030726_204620_000000392018_00272_07340_7014.N1	26-JUL-2003 20:46:20	Bright	38.500	57	34Sig Sgr	2.0660	26000.	77	7340	No
401	GOM_NL__2PRFIN20030726_204758_000000602018_00272_07340_7015.N1	26-JUL-2003 20:47:58	Bright	60.000	142	49Del Cap	2.8500	8900.0	120	7340	No
402	GOM_NL__2PRFIN20030726_205242_000000622018_00272_07340_7016.N1	26-JUL-2003 20:52:42	Bright	62.000	154	22Bet Aqr	2.8990	5700.0	124	7340	No
403	GOM_NL__2PRFIN20030726_205624_000000412018_00272_07340_7017.N1	26-JUL-2003 20:56:24	Bright	40.500	11	53Alp Aql	0.76500	8000.0	81	7340	No
404	GOM_NL__2PRFIN20030726_205800_000000392018_00272_07340_7018.N1	26-JUL-2003 20:58:00	Bright	38.500	59	55Alp Oph	2.0800	8900.0	77	7340	No
405	GOM_NL__2PRFIN20030726_210037_000000732018_00272_07340_7019.N1	26-JUL-2003 21:00:37	Bright	72.500	61	8Eps Peg	2.1000	3900.0	145	7340	No
406	GOM_NL__2PRFIN20030726_210444_000000362018_00272_07340_7020.N1	26-JUL-2003 21:04:44	Bright	36.000	5	3Alp Lyr	0.033000	11000.	72	7340	No
407	GOM_NL__2PRFIN20030726_210712_000000382018_00272_07340_7021.N1	26-JUL-2003 21:07:12	Bright	37.500	144	18Del Cyg	2.8600	11000.	75	7340	No
408	GOM_NL__2PRFIN20030726_210849_000000382018_00272_07340_7022.N1	26-JUL-2003 21:08:49	Bright	37.500	130	23Bet Dra	2.7990	5800.0	75	7340	No
409	GOM_NL__2PRFIN20030726_211208_000000352018_00272_07340_7023.N1	26-JUL-2003 21:12:08	Bright	34.500	119	14Eta Dra	2.7270	4700.0	69	7340	No
410	GOM_NL__2PRFIN20030726_211404_000000412018_00272_07340_7024.N1	26-JUL-2003 21:14:04	Bright	41.000	89	5Alp Cep	2.4510	8000.0	82	7340	No
411	GOM_NL__2PRFIN20030726_211622_000000352018_00272_07340_7025.N1	26-JUL-2003 21:16:22	Bright	35.000	60	7Bet UMi	2.0810	3950.0	70	7340	No
412	GOM_NL__2PRFIN20030726_211919_000000372018_00272_07340_7026.N1	26-JUL-2003 21:19:19	Bright	37.000	49	1Alp UMi	1.9900	6300.0	74	7340	No
413	GOM_NL__2PRFIN20030726_212100_000000532018_00272_07340_7027.N1	26-JUL-2003 21:21:00	Bright	53.000	74	11Bet Cas	2.2680	6600.0	106	7340	No
414	GOM_NL__2PRFIN20030726_212246_000000492018_00272_07340_7028.N1	26-JUL-2003 21:22:46	Bright	49.000	76	27Gam Cas	2.3000	30000.	98	7340	No
415	GOM_NL__2PRFIN20030726_212842_000000452018_00272_07340_7029.N1	26-JUL-2003 21:28:42	Bright	45.000	160	23Gam Per	2.9300	4700.0	90	7340	No
416	GOM_NL__2PRFIN20030726_213014_000000482018_00272_07340_7030.N1	26-JUL-2003 21:30:14	Bright	47.500	35	33Alp Per	1.7950	6250.0	95	7340	No
417	GOM_NL__2PRFIN20030726_213151_000000802018_00272_07340_7031.N1	26-JUL-2003 21:31:51	Bright	79.500	73	57Gam1And	2.2600	13100.	159	7340	No
418	GOM_NL__2PRFIN20030726_213451_000002212018_00272_07340_7032.N1	26-JUL-2003 21:34:51	Straylight	221.00	53	43Bet And	2.0480	3300.0	442	7340	No
419	GOM_NL__2PRFIN20030726_213942_000000562018_00272_07340_7033.N1	26-JUL-2003 21:39:42	Dark	55.500	146	25Eta Tau	2.8730	15200.	111	7340	No
420	GOM_NL__2PRFIN20030726_214118_000000532018_00272_07340_7034.N1	26-JUL-2003 21:41:18	Dark	53.000	13	87Alp Tau	0.86700	3800.0	106	7340	No
421	GOM_NL__2PRFIN20030726_214321_000000412018_00272_07340_7035.N1	26-JUL-2003 21:43:21	Dark	40.500	27	24Gam Ori	1.6360	26000.	81	7340	No
422	GOM_NL__2PRFIN20030726_214517_000000402018_00272_07340_7036.N1	26-JUL-2003 21:45:17	Dark	39.500	30	46Eps Ori	1.6940	30000.	79	7340	No
423	GOM_NL__2PRFIN20030726_214737_000000532018_00272_07340_7037.N1	26-JUL-2003 21:47:37	Dark	52.500	7	19Bet Ori	0.10000	14000.	105	7340	No
424	GOM_NL__2PRFIN20030726_214920_000000402018_00272_07340_7038.N1	26-JUL-2003 21:49:20	Dark	39.500	47	2Bet CMa	1.9760	28000.	79	7340	No
425	GOM_NL__2PRFIN20030726_215047_000000432018_00272_07340_7039.N1	26-JUL-2003 21:50:47	Dark	43.000	139	9Bet Lep	2.8330	5600.0	86	7340	No
426	GOM_NL__2PRFIN20030726_215243_000000392018_00272_07340_7040.N1	26-JUL-2003 21:52:43	Dark	39.000	177	1Zet CMa	3.0220	26000.	78	7340	No
427	GOM_NL__2PRFIN20030726_220056_000000452018_00272_07340_7041.N1	26-JUL-2003 22:00:56	Dark	44.500	157	The1Eri	2.9060	9300.0	89	7340	No
428	GOM_NL__2PRFIN20030726_220645_000000512018_00273_07341_7007.N1	26-JUL-2003 22:06:45	Dark	51.000	9	Alp Eri	0.45300	24000.	102	7341	No
429	GOM_NL__2PRFIN20030726_220918_000000372018_00273_07341_7008.N1	26-JUL-2003 22:09:18	Dark	37.000	135	Bet Hyi	2.8200	5800.0	74	7341	No
430	GOM_NL__2PRFIN20030726_221057_000000602018_00273_07341_7009.N1	26-JUL-2003 22:10:57	Straylight	59.500	84	Alp Phe	2.3970	4500.0	119	7341	No
431	GOM_NL__2PRFIN20030726_221354_000000512018_00273_07341_7010.N1	26-JUL-2003 22:13:54	Straylight	50.500	148	Alp Tuc	2.8780	4100.0	101	7341	No
432	GOM_NL__2PRFIN20030726_221707_000000462018_00273_07341_7011.N1	26-JUL-2003 22:17:07	Straylight	46.000	31	Alp Gru	1.7340	15200.	92	7341	No
433	GOM_NL__2PRFIN20030726_222022_000000762018_00273_07341_7012.N1	26-JUL-2003 22:20:22	Tw_i_and_stray	76.000	18	24Alp PsA	1.1660	9700.0	152	7341	No
434	GOM_NL__2PRFIN20030726_222501_000000462018_00273_07341_7013.N1	26-JUL-2003 22:25:01	Bright	46.000	38	20Eps Sgr	1.8360	11000.	92	7341	No
435	GOM_NL__2PRFIN20030726_222656_000000392018_00273_07341_7014.N1	26-JUL-2003 22:26:56	Bright	38.500	57	34Sig Sgr	2.0660	26000.	77	7341	No
436	GOM_NL__2PRFIN20030726_222834_000000602018_00273_07341_7015.N1	26-JUL-2003 22:28:34	Bright	60.000	142	49Del Cap	2.8500	8900.0	120	7341	No
437	GOM_NL__2PRFIN20030726_223317_000000602018_00273_07341_7016.N1	26-JUL-2003 22:33:17	Bright	60.000	154	22Bet Aqr	2.8990	5700.0	120	7341	No
438	GOM_NL__2PRFIN20030726_223700_000000412018_00273_07341_7017.N1	26-JUL-2003 22:37:00	Bright	41.000	11	53Alp Aql	0.76500	8000.0	82	7341	No
439	GOM_NL__2PRFIN20030726_223837_000000392018_00273_07341_7018.N1	26-JUL-2003 22:38:37	Bright	38.500	59	55Alp Oph	2.0800	8900.0	77	7341	No
440	GOM_NL__2PRFIN20030726_224111_000000762018_00273_07341_7019.N1	26-JUL-2003 22:41:11	Bright	76.000	61	8Eps Peg	2.1000	3900.0	152	7341	No
441	GOM_NL__2PRFIN20030726_224520_000000362018_00273_07341_7020.N1	26-JUL-2003 22:45:20	Bright	36.000	5	3Alp Lyr	0.033000	11000.	72	7341	No
442	GOM_NL__2PRFIN20030726_224748_000000392018_00273_07341_7021.N1	26-JUL-2003 22:47:48	Bright	38.500	144	18Del Cyg	2.8600	11000.	77	7341	No
443	GOM_NL__2PRFIN20030726_224925_000000392018_00273_07341_7022.N1	26-JUL-2003 22:49:25	Bright	38.500	130	23Bet Dra	2.7990	5800.0	77	7341	No
444	GOM_NL__2PRFIN20030726_225244_000000382018_00273_07341_7023.N1	26-JUL-2003 22:52:44	Bright	38.000	119	14Eta Dra	2.7270	4700.0	76	7341	No
445	GOM_NL__2PRFIN20030726_225440_000000422018_00273_07341_7024.N1	26-JUL-2003 22:54:40	Bright	42.000	89	5Alp Cep	2.4510	8000.0	84	7341	No
446	GOM_NL__2PRFIN20030726_225658_000000342018_00273_07341_7025.N1	26-JUL-2003 22:56:58	Bright	34.000	60	7Bet UMi	2.0810	3950.0	68	7341	No
447	GOM_NL__2PRFIN20030726_225954_000000352018_00273_07341_7026.N1	26-JUL-2003 22:59:54	Bright	35.000	49	1Alp UMi	1.9900	6300.0	70	7341	No
448	GOM_NL__2PRFIN20030726_230134_000000512018_00273_07341_7027.N1	26-JUL-2003 23:01:34	Bright	51.000	74	11Bet Cas	2.2680	6600.0	102	7341	No
449	GOM_NL__2PRFIN20030726_230322_000000482018_00273_07341_7028.N1	26-JUL-2003 23:03:22	Bright	47.500	76	27Gam Cas	2.3000	30000.	95	7341	No
450	GOM_NL__2PRFIN20030726_230916_000000432018_00273_07341_7029.N1	26-JUL-2003 23:09:16	Bright	43.000	160	23Gam Per	2.9300	4700.0	86	7341	No
451	GOM_NL__2PRFIN20030726_231050_000000492018_00273_07341_7030.N1	26-JUL-2003 23:10:50	Bright	49.000	35	33Alp Per	1.7950	6250.0	98	7341	No
452	GOM_NL__2PRFIN20030726_231227_000000792018_00273_07341_7031.N1	26-JUL-2003 23:12:27	Bright	79.000	73	57Gam1And	2.2600	13100.	158	7341	No
453	GOM_NL__2PRFIN20030726_231526_000001782018_00273_07341_7032.N1	26-JUL-2003 23:15:26	Straylight	177.50	53	43Bet And	2.0480	3300.0	355	7341	No
454	GOM_NL__2PRFIN20030726_232018_000000542018_00273_07341_7033.N1	26-JUL-2003 23:20:18	Dark	53.500	146	25Eta Tau	2.8730	15200.	107	7341	No
455	GOM_NL__2PRFIN20030726_232154_000000592018_00273_07341_7034.N1	26-JUL-2003 23:21:54	Dark	59.000	13	87Alp Tau	0.86700	3800.0	118	7341	No

456	GOM_NL__2PRFIN20030726_232357_000000422018_00273_07341_7035.N1	26-JUL-2003 23:23:57	Dark	41.500	27	24Gam Ori	1.6360	26000.	83	7341	No
457	GOM_NL__2PRFIN20030726_232553_000000402018_00273_07341_7036.N1	26-JUL-2003 23:25:53	Dark	40.000	30	46Eps Ori	1.6940	30000.	80	7341	No
458	GOM_NL__2PRFIN20030726_232813_000000442018_00273_07341_7037.N1	26-JUL-2003 23:28:13	Dark	44.000	7	19Bet Ori	0.10000	14000.	88	7341	No
459	GOM_NL__2PRFIN20030726_232956_000000412018_00273_07341_7038.N1	26-JUL-2003 23:29:56	Dark	40.500	47	2Bet CMa	1.9760	28000.	81	7341	No
460	GOM_NL__2PRFIN20030726_233122_000000432018_00273_07341_7039.N1	26-JUL-2003 23:31:22	Dark	42.500	139	9Bet Lep	2.8330	5600.0	85	7341	No
461	GOM_NL__2PRFIN20030726_233319_000000402018_00273_07341_7040.N1	26-JUL-2003 23:33:19	Dark	39.500	177	1Zet CMa	3.0220	26000.	79	7341	No
462	GOM_NL__2PRFIN20030726_234132_000000472018_00273_07341_7041.N1	26-JUL-2003 23:41:32	Dark	46.500	157	The1Eri	2.9060	9300.0	93	7341	No
463	GOM_NL__2PRFIN20030726_234721_000000562018_00274_07342_7007.N1	26-JUL-2003 23:47:21	Dark	56.000	9	Alp Eri	0.45300	24000.	112	7342	No
464	GOM_NL__2PRFIN20030726_234954_000000392018_00274_07342_7008.N1	26-JUL-2003 23:49:54	Dark	39.000	135	Bet Hyi	2.8200	5800.0	78	7342	No
465	GOM_NL__2PRFIN20030726_235133_000000562018_00274_07342_7009.N1	26-JUL-2003 23:51:33	Straylight	56.000	84	Alp Phe	2.3970	4500.0	112	7342	No
466	GOM_NL__2PRFIN20030726_235430_000000422018_00274_07342_7010.N1	26-JUL-2003 23:54:30	Straylight	41.500	148	Alp Tuc	2.8780	4100.0	83	7342	No
467	GOM_NL__2PRFIN20030726_235744_000000472018_00274_07342_7011.N1	26-JUL-2003 23:57:44	Straylight	46.500	31	Alp Gru	1.7340	15200.	93	7342	No

3. Quality information per product

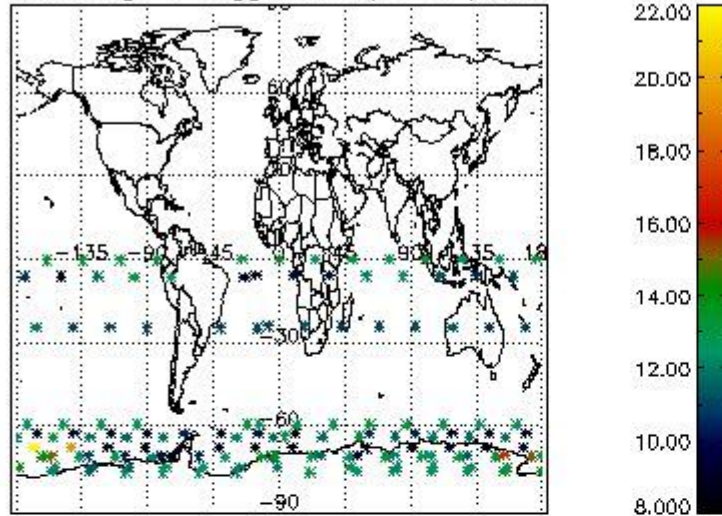
In this section it is plotted some information contained in the Quality Summary data set of the level 2 products. Only products in dark limb conditions and without errors (error flag in the MPH set to "0") are used.

3.1 Plot quality information per product (time dependant)

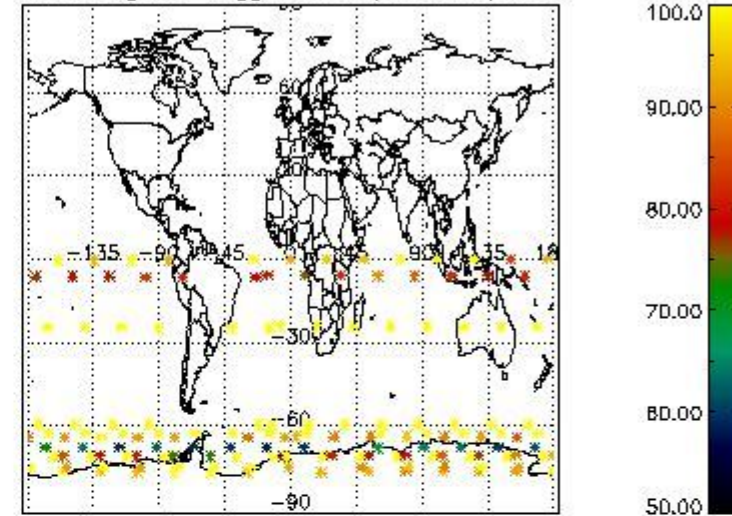


3.2 Plot quality information per product (world map)

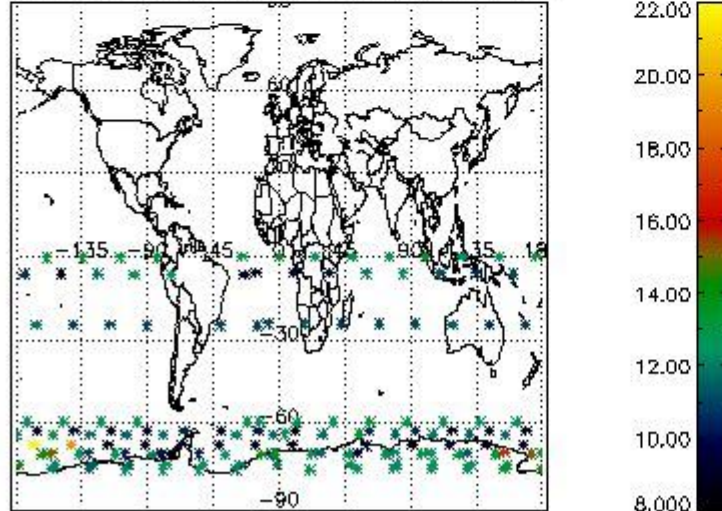
Percentage of flagged data per O3 profile



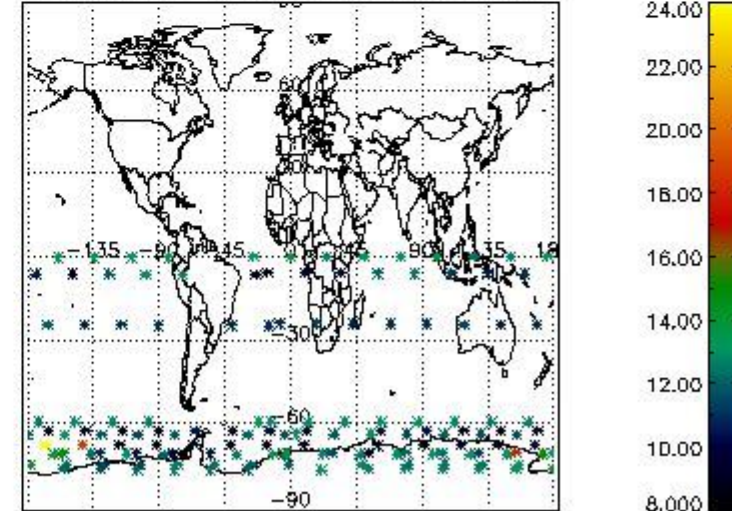
Percentage of flagged data per H2O profile



Percentage of flagged data per NO2 profile



Percentage of flagged data per NO3 profile

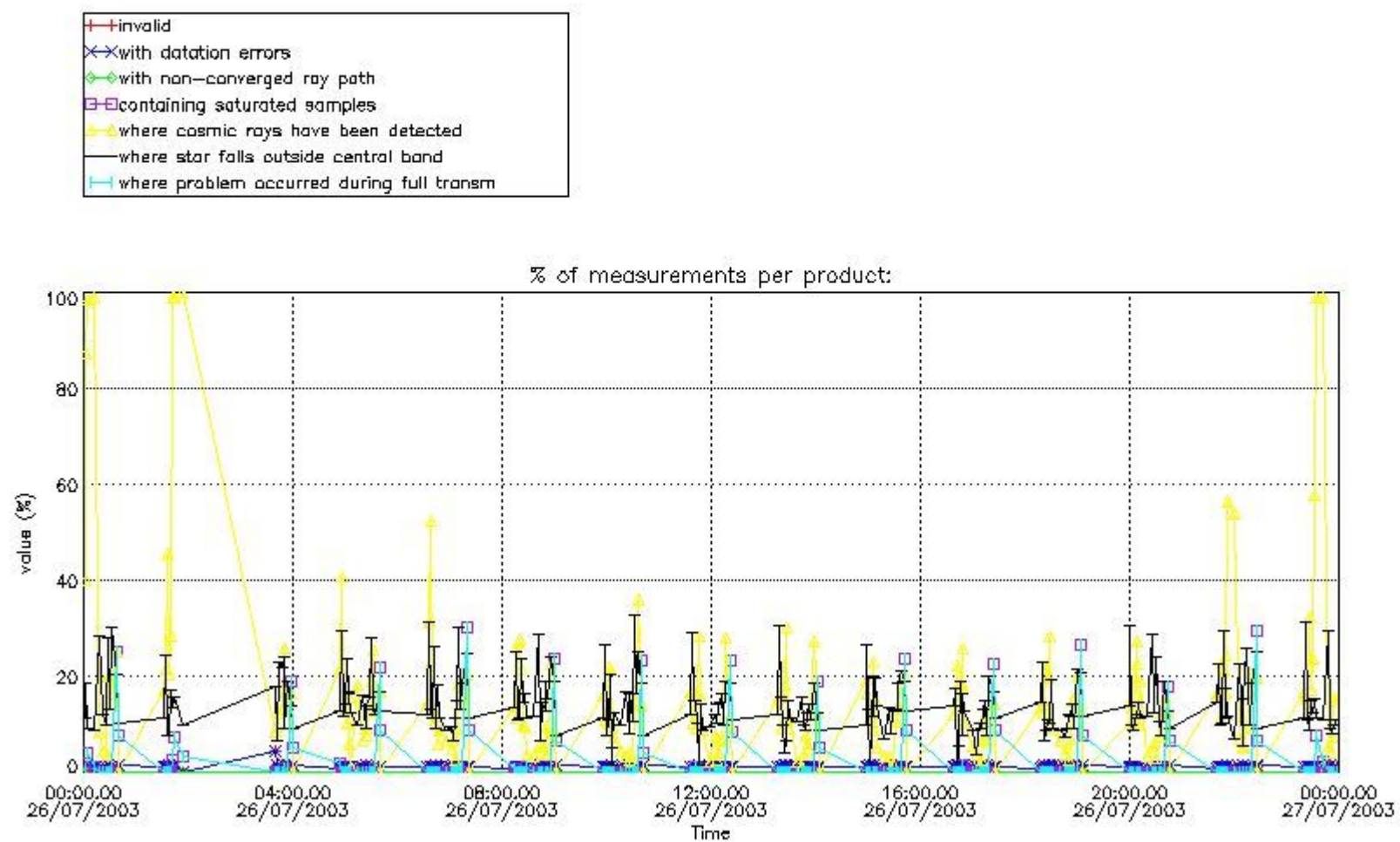


4. Level 1 quality information per product

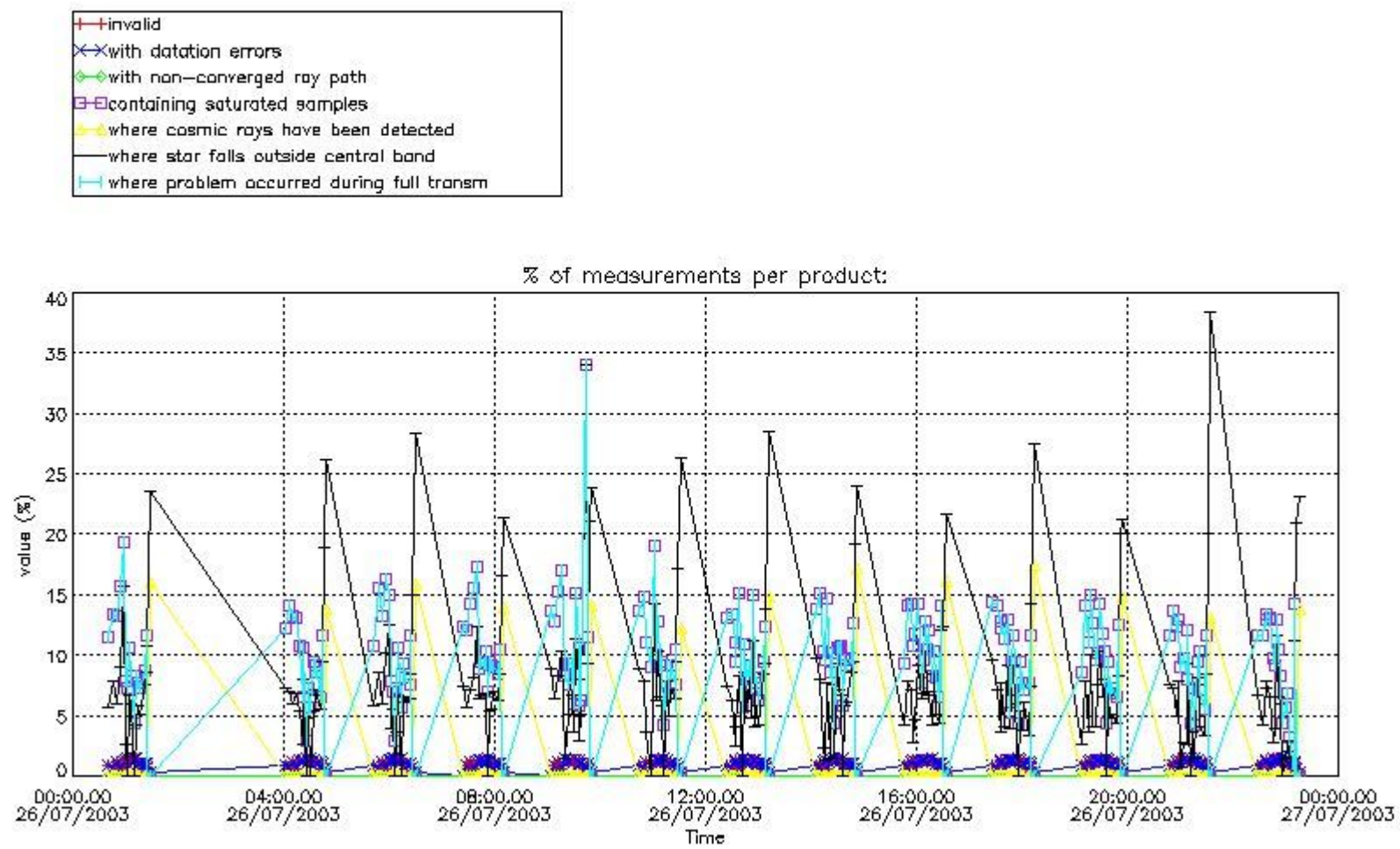
In this section it is plotted some information contained in the Quality Summary data set of the level 2 products that comes from the level 1b processing. Products without errors (error flag in the MPH set to "0") are used.

4.1 Plot quality information per product (time dependant) coming from level 1b processing

4.1.1 Plot level 1 quality information per product (time dependant): ENVISAT ASCENDING passes



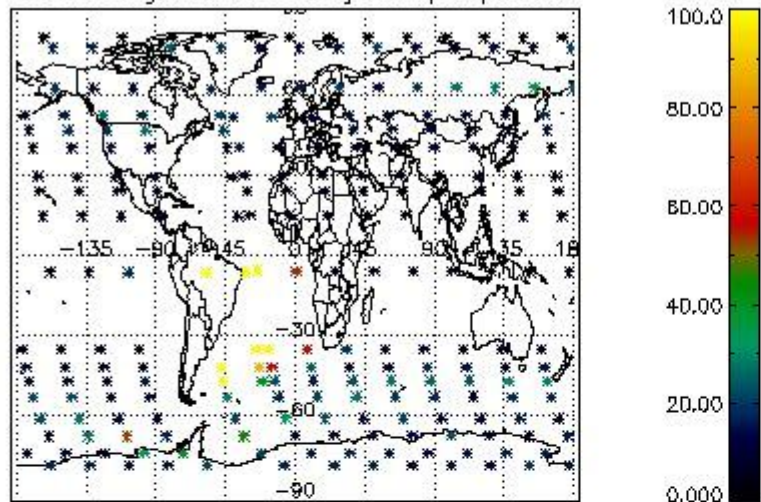
4.1.2 Plot level 1 quality information per product (time dependant): ENVI SAT DESCENDING passes



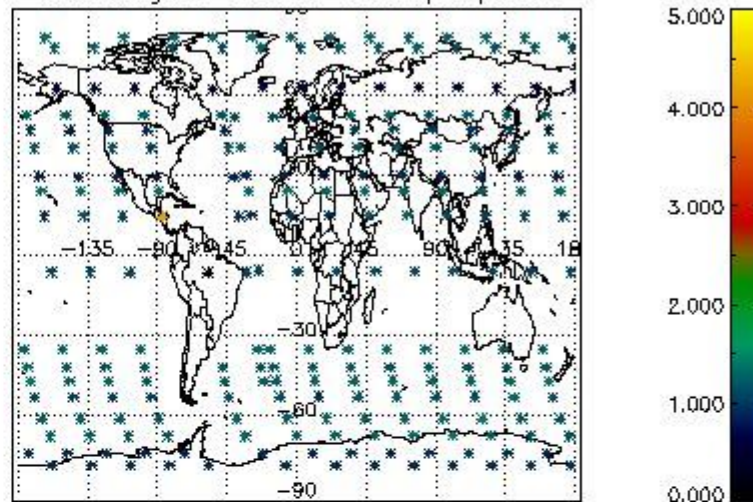
4.2 Plot quality information per product coming from level 1b processing (world map)

4.2.1 Plot level 1 quality information per product (world map): ENVISAT ASCENDING passes

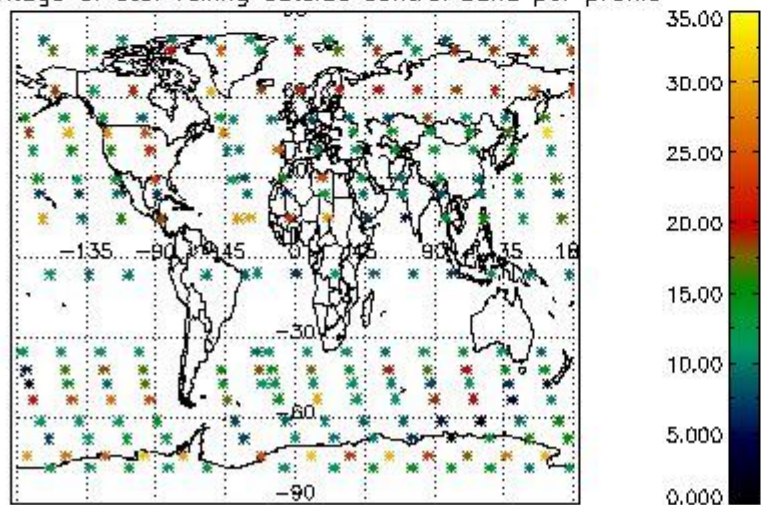
Percentage of cosmic ray hits per profile



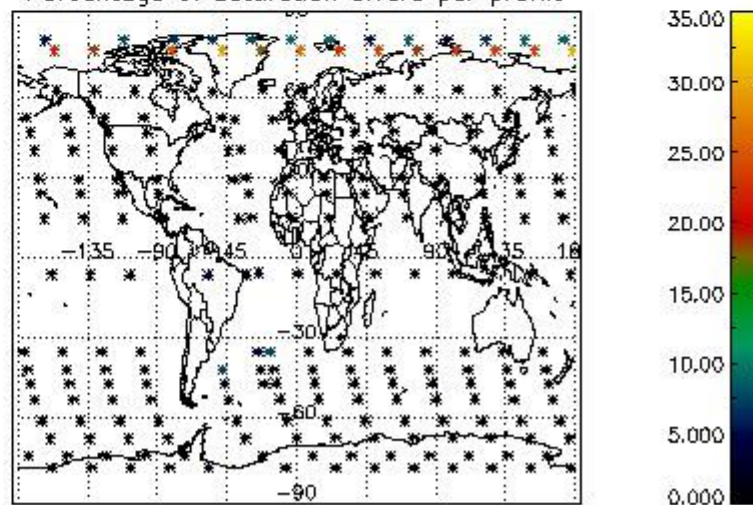
Percentage of datation errors per profile



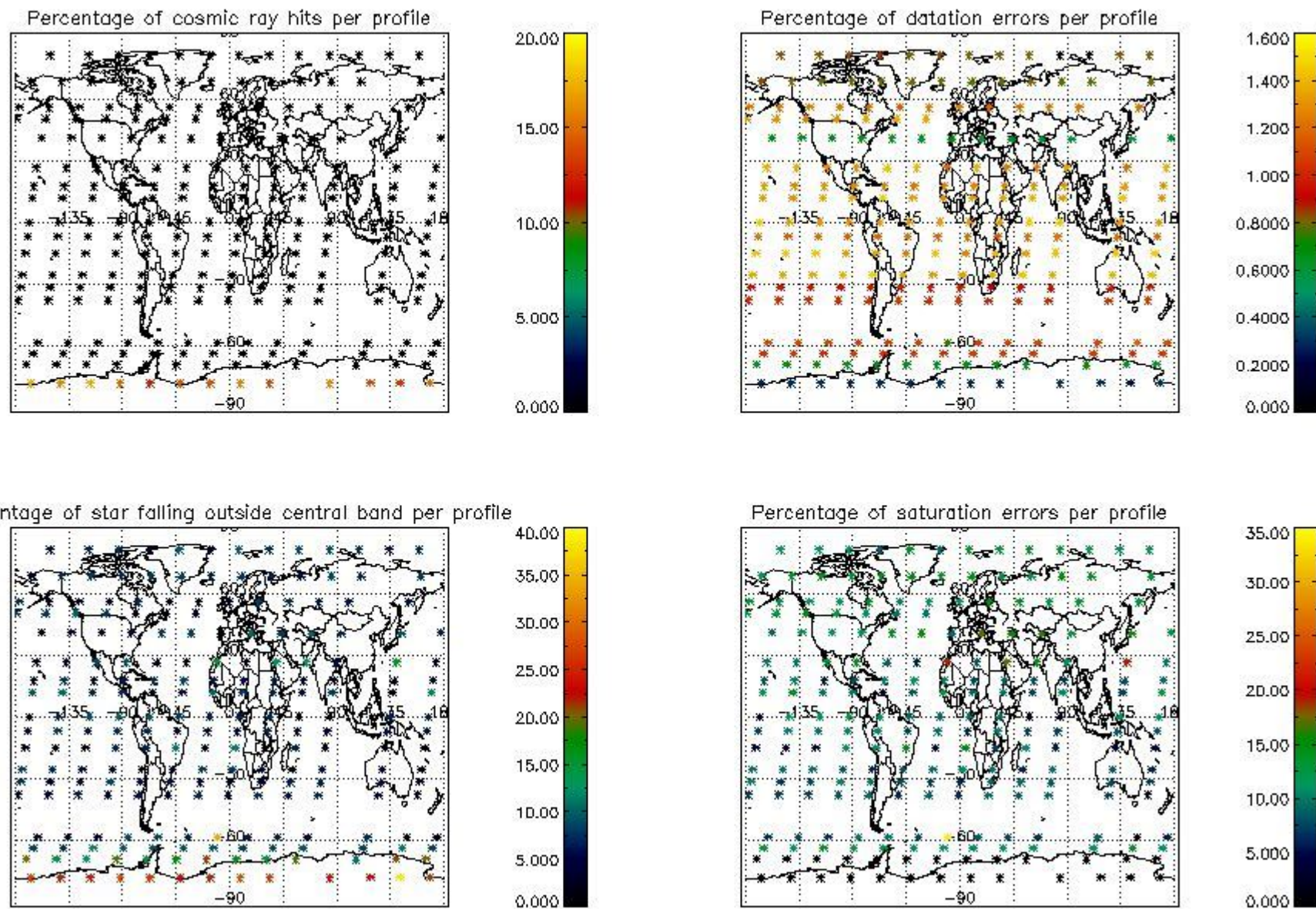
Percentage of star falling outside central band per profile



Percentage of saturation errors per profile



4.2.2 Plot level 1 quality information per product (world map): ENVISAT DESCENDING passes



5. Trace gas profiles

5.1 Ozone statistics based on quality of products

The final quality of the products can be "measured" using the STD (Standard Deviation) attached to every point profile. This information is written to the parameter GOM_NL__2P/NL_LOCAL_SPECIES_DENSITY/o3_std of the level 2 products. The table below shows the statistics for given STD ranges.

The statistics are given with respect to the overall valid production:

- Products without fatal errors: GOM_NL__2P/MPH/PRODUCT_ERR=0
- Valid point profile: GOM_NL__2P/NL_LOCAL_SPECIES_DENSITY/pcd(0)=0

The 'Criteria' is applied to valid points of dark limb products:

- Products in dark limb illumination condition: GOM_NL__2P/NL_SUMMARY_QUALITY/obs_ill_cond=0
- Products without fatal errors: GOM_NL__2P/MPH/PRODUCT_ERR=0
- Valid point profile: GOM_NL__2P/NL_LOCAL_SPECIES_DENSITY/pcd(0)=0

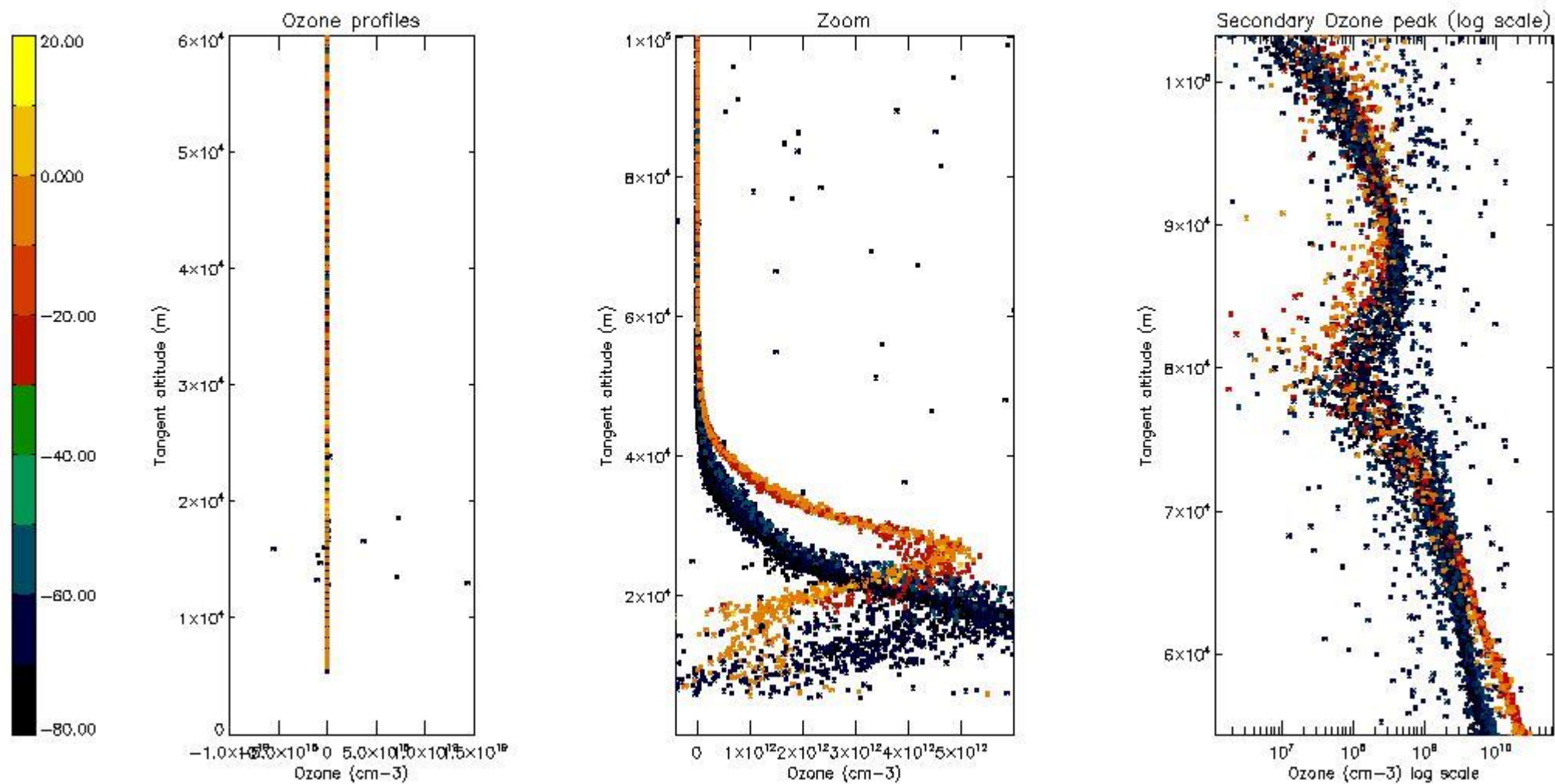
So, the table below shows the percentage of dark limb and valid observations for each criteria with respect to the overall valid daily observations.

Criteria	% of total production
All STD	27
STD < 20	16

STD < 10	14
STD < 5	10

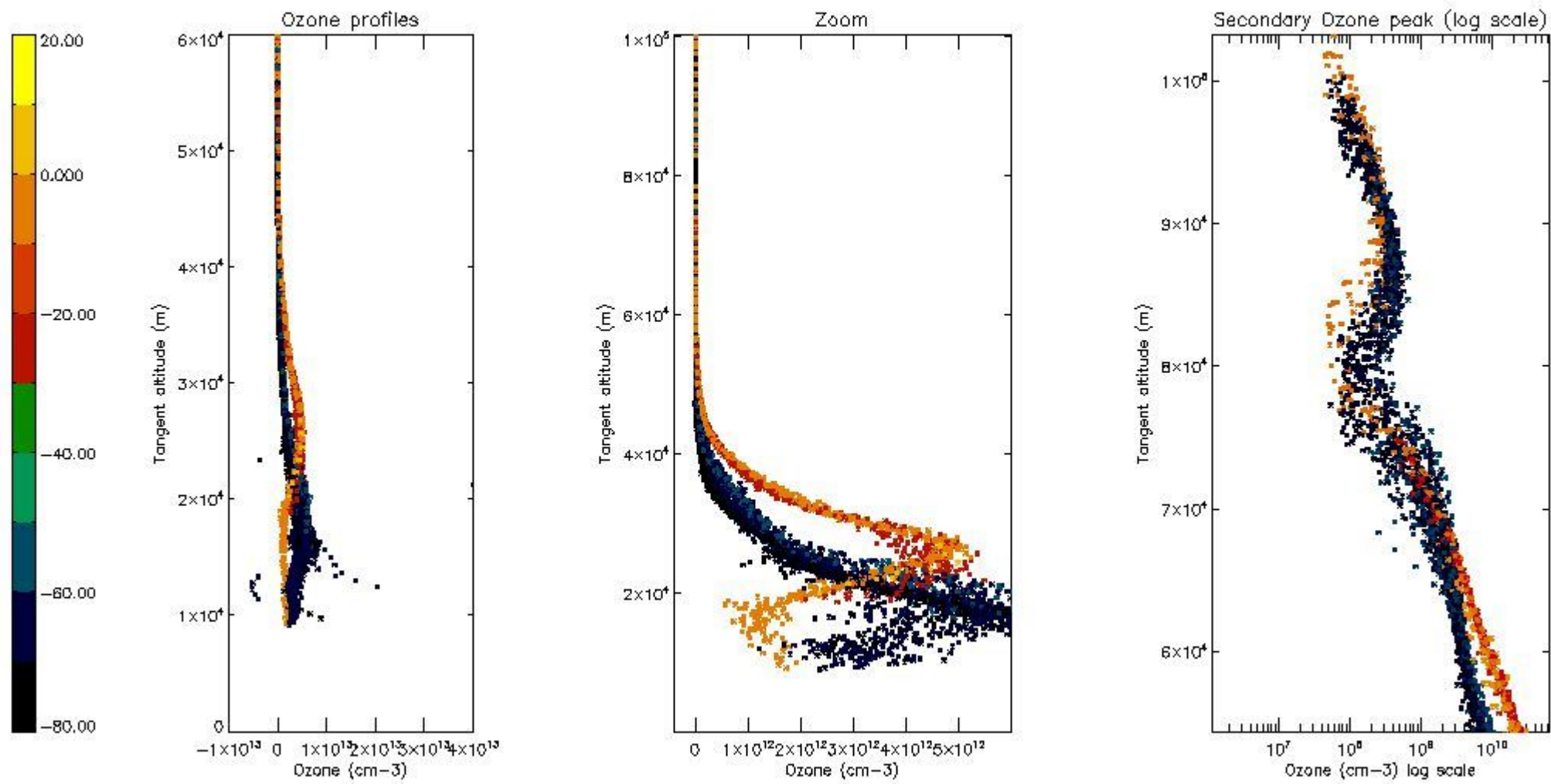
5.2 Plot ozone profiles for all STD (dark without errors)

The colorbar represents the latitude.



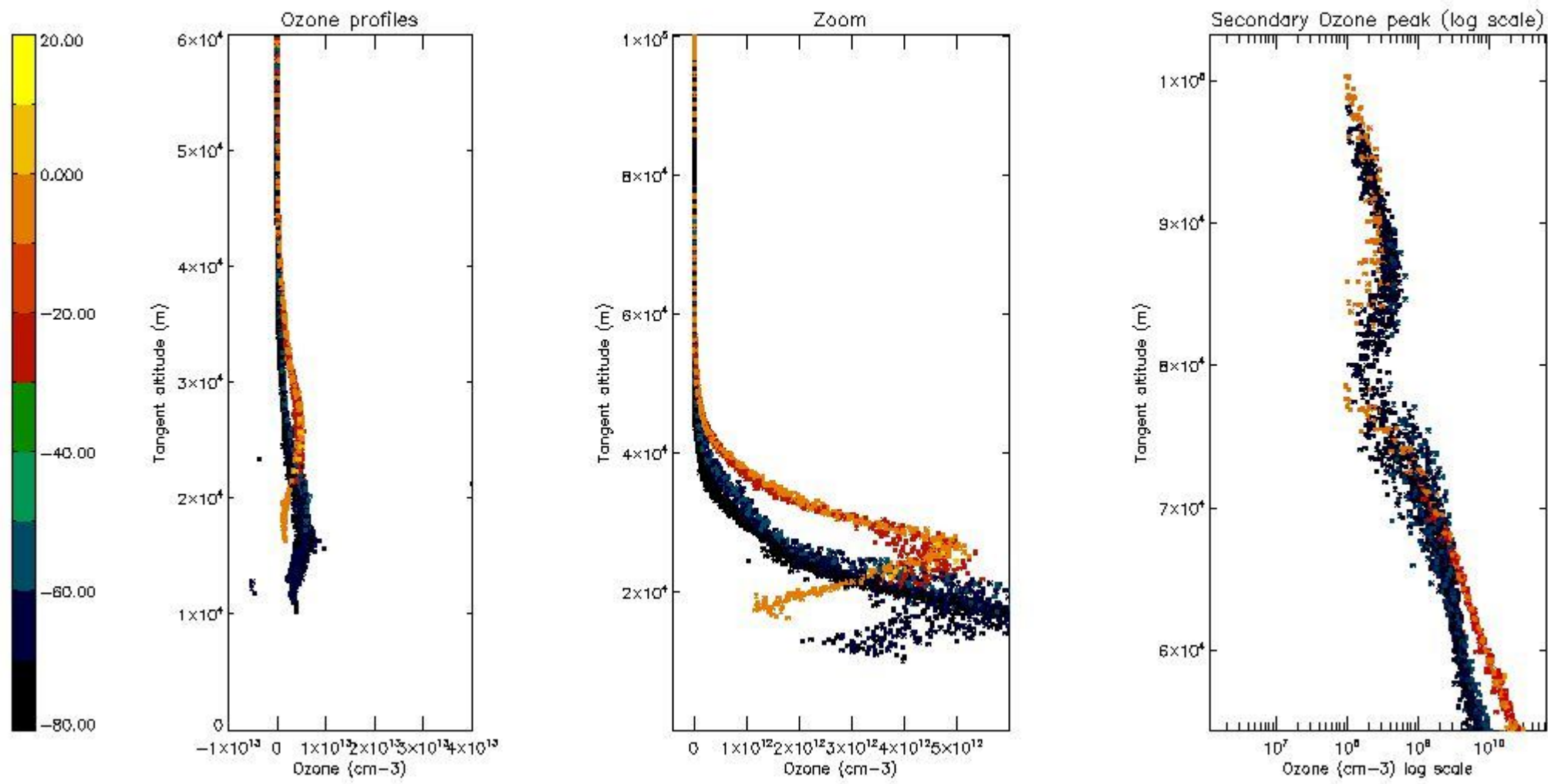
5.3 Plot ozone profiles where STD < 20% (dark without errors)

The colorbar represents the latitude.



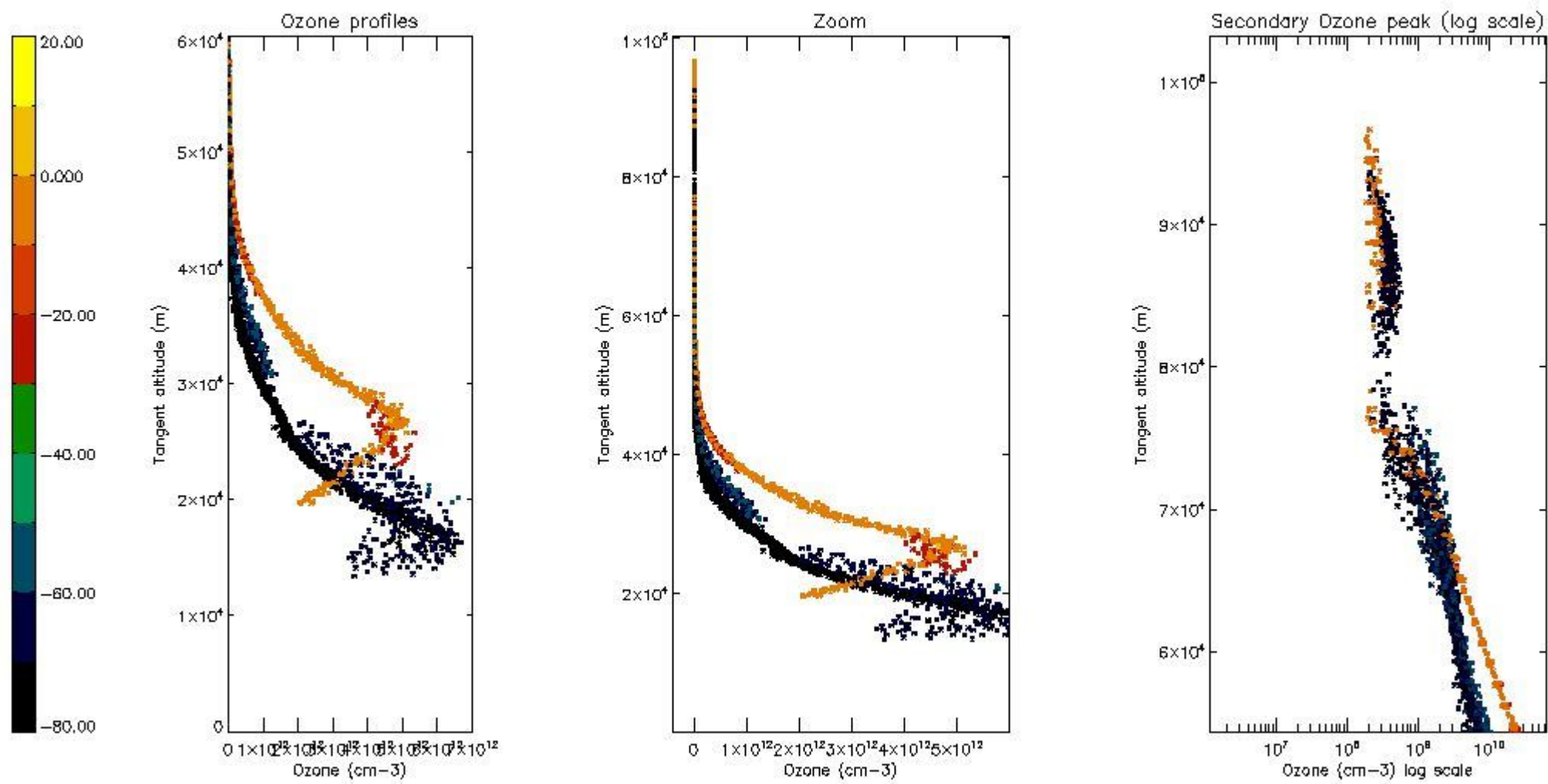
5.4 Plot ozone profiles where $STD < 10\%$ (dark without errors)

The colorbar represents the latitude.



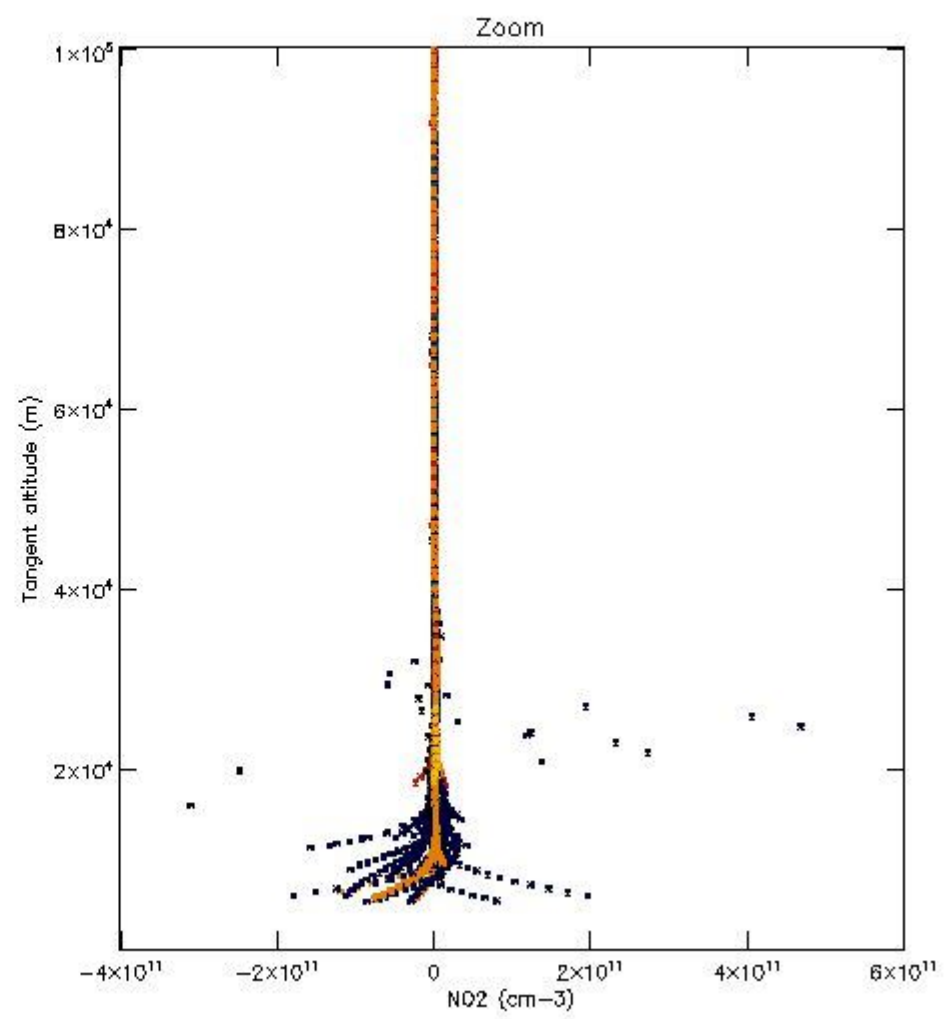
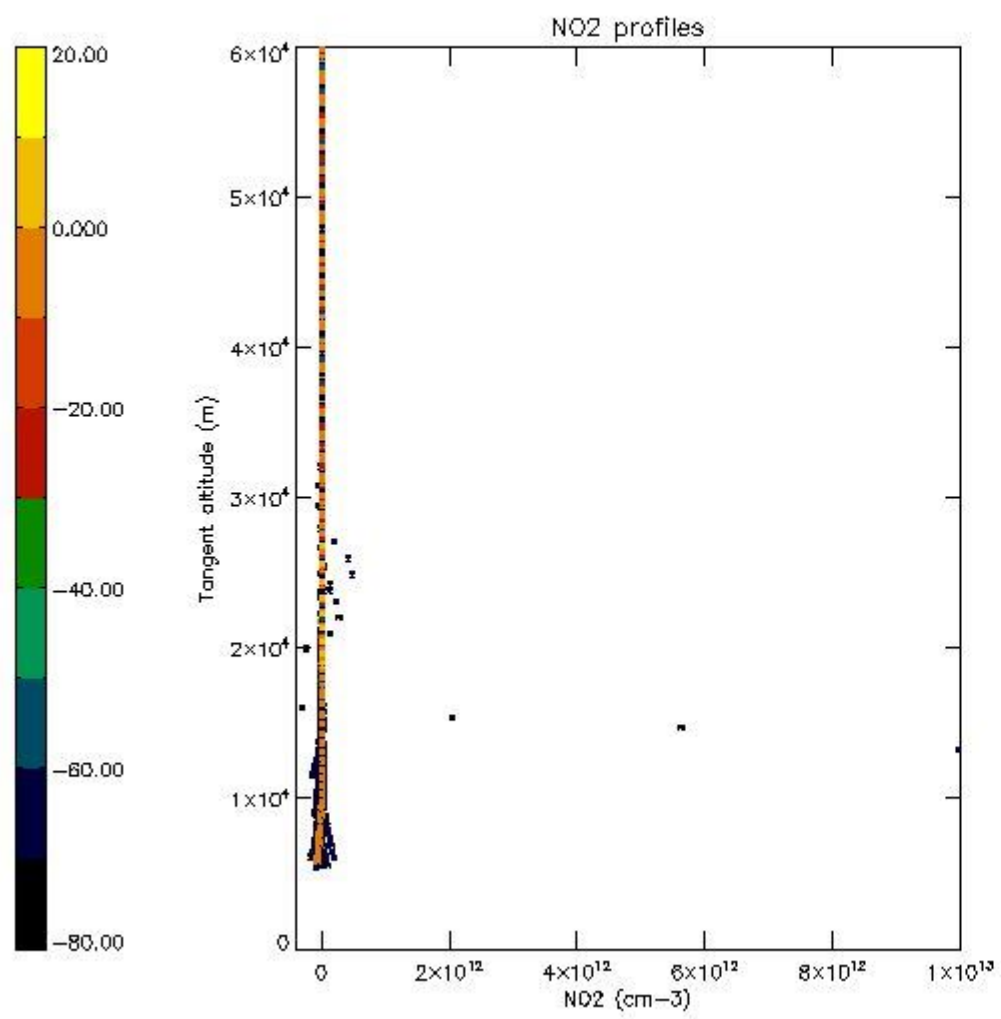
5.5 Plot ozone profiles where $STD < 5\%$ (dark without errors)

The colorbar represents the latitude.



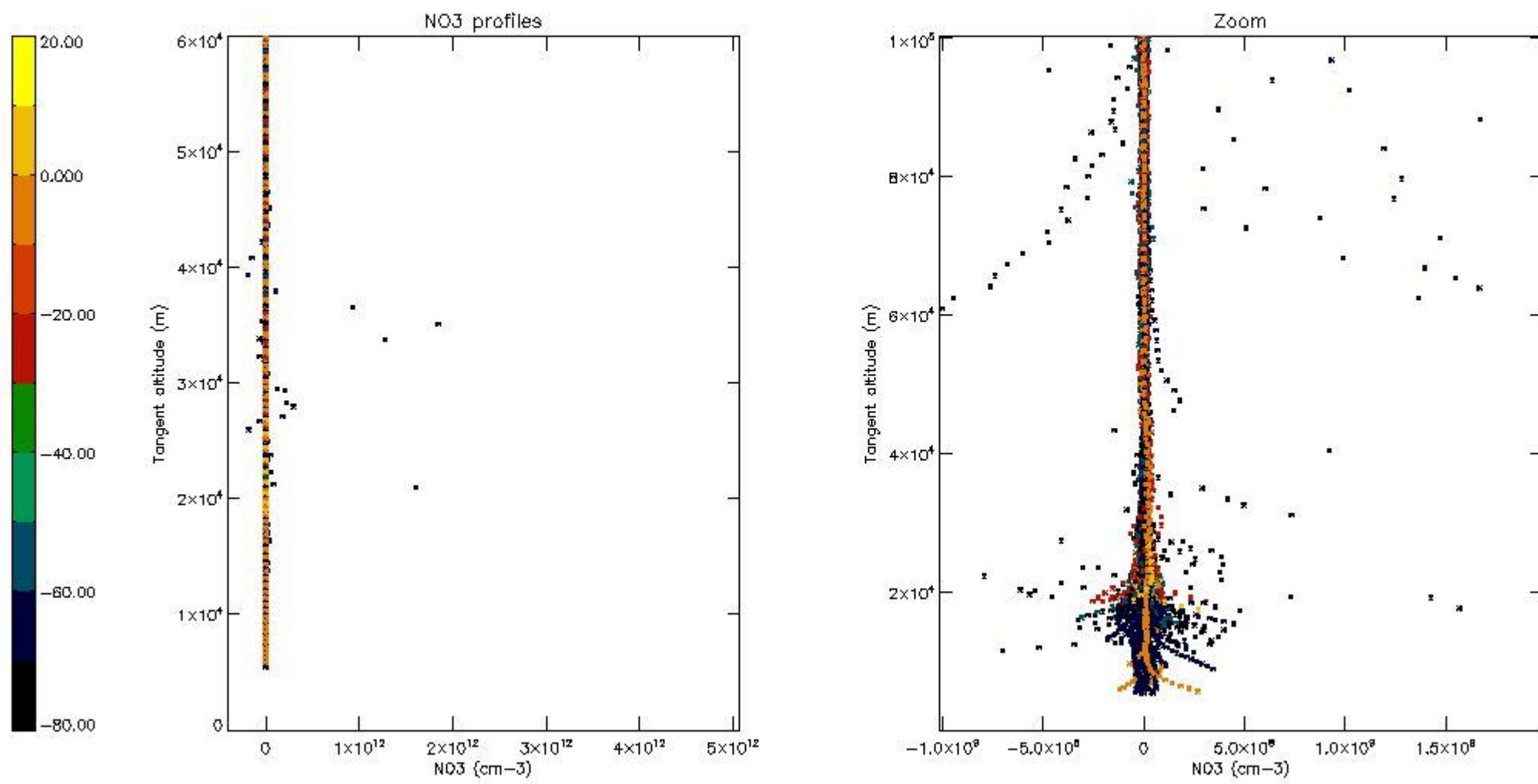
5.6 Plot NO₂ profiles for all STD (dark without errors)

The colorbar represents the latitude.



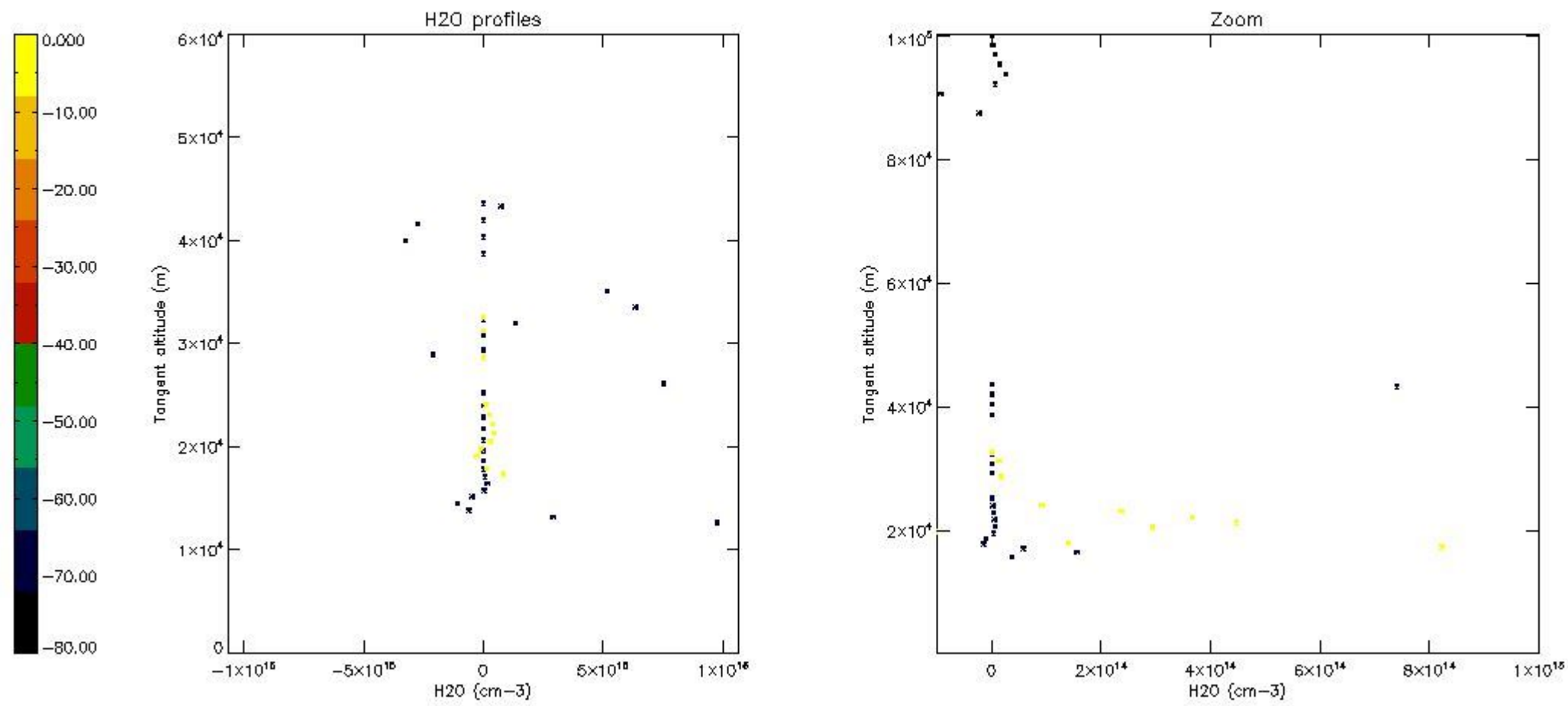
5.7 Plot NO3 profiles for all STD (dark without errors)

The colorbar represents the latitude.



5.8 Plot H₂O profiles for all STD (only for occultations of stars 1,2,3,4,13,14,16,26,63 dark without errors)

The colorbar represents the latitude.



6. Auxiliary Data Files used for the production reported in section 2

The number reported in the third column indicates since which file (see list in section 2) the corresponding auxiliary file has been used. The fourth column is the date of those product files.

Type	Auxiliary Filename	Used since product	Used since product date
INST_PHYS_CHARACTERISTICS	GOM_INS_AXVIEC20091111_143220_20030716_120000_20500101_000000	1	26-JUL-2003 00:01:31
LEVEL-2_PROC_CONFIG	GOM_PR2_AXVIEC20091111_152718_20020301_000000_20500101_000000	1	26-JUL-2003 00:01:31
CROSS_SECTIONS_FILE	GOM_CRS_AXVIEC20091111_154832_20020301_000000_20500101_000000	1	26-JUL-2003 00:01:31

GOMOS Level 2 Daily Report

SUMMARY

[1. General Info](#)

[2. Summary of processed GOM_NL_2P products](#)

[3. Level 2 Quality information per product](#)

[3.1 Plot of level 2 quality information per product \(time dependant\)](#)

[3.2 Plot of level 2 quality information per product \(world map\)](#)

[4. Level 1 Quality information per product \(stored on level 2 products\)](#)

[4.1 Plot of level 1 quality information per product \(time dependant\)](#)

[4.1.1 Plot of level 1 quality information per product \(time dependant\): ASCENDING](#)

[4.1.2 Plot of level 1 quality information per product \(time dependant\): DESCENDING](#)

[4.2 Plot of level 1 quality information per product \(world map\)](#)

[4.2.1 Plot of level 1 quality information per product \(world map\): ASCENDING](#)

[4.2.2 Plot of level 1 quality information per product \(world map\): DESCENDING](#)

[5. Ozone profiles based on quality statistics and other trace gas profiles](#)

[5.1 Ozone statistics based on quality of products](#)

[5.2 Plot ozone profiles for all STD \(dark without errors\)](#)

[5.3 Plot ozone profiles where STD < 20% \(dark without errors\)](#)

[5.4. Plot ozone profiles where STD < 10% \(dark without errors\)](#)

[5.5. Plot ozone profiles where STD < 5% \(dark without errors\)](#)

[5.6 Plot NO2 profiles for all STD \(dark without errors\)](#)

[5.7 Plot NO3 profiles for all STD \(dark without errors\)](#)

[5.8 Plot H2O profiles \(only for occultations of stars 1,2,3,4,13,14,16,26,63 dark without errors\) for all STD](#)

[6. Auxiliary Data Files used for the production reported in section 2](#)

This report presents the daily analysis on parameters extracted from GOMOS level 2 data (GOM_NL__2P). It is intended to monitor some important parameters that will impact the quality of these products. A list of level 2 products (and content) that have arrived during the reporting day to the PCF is also given.

Item	Value
Time of report generation	19APR2013 17:18:54
Data source version	GOMOS/6.01
Start time of products	26-07-2003 (26JUL2003 00:00:00)
Stop time of products	27-07-2003 (27JUL2003 00:00:00)
Store outputs in DB	Yes
Nb of level 2 prods	467
Nb of prods with errors	0

2. Summary of processed GOM_NL__2P products.

Nr	Filename	UTC Start time	Limb	Duration	Star Id	Star Name	Star Mag	Star Temp	Nb Meas	Orbit	Prod. error
1	GOM_NL__2PRFIN20030726_000131_000000402018_00259_07327_7140.N1	26-JUL-2003 00:01:31	Dark	40.000	47	2Bet CMa	1.9760	28000.	80	7327	No
2	GOM_NL__2PRFIN20030726_000255_000000442018_00259_07327_7141.N1	26-JUL-2003 00:02:55	Dark	43.500	139	9Bet Lep	2.8330	5600.0	87	7327	No
3	GOM_NL__2PRFIN20030726_000455_000000392018_00259_07327_7142.N1	26-JUL-2003 00:04:55	Dark	38.500	177	1Zet CMa	3.0220	26000.	77	7327	No
4	GOM_NL__2PRFIN20030726_001257_000000462018_00259_07327_7143.N1	26-JUL-2003 00:12:57	Dark	46.000	157	The1Eri	2.9060	9300.0	92	7327	No
5	GOM_NL__2PRFIN20030726_001849_000000552018_00260_07328_6985.N1	26-JUL-2003 00:18:49	Dark	54.500	9	Alp Eri	0.45300	24000.	109	7328	No
6	GOM_NL__2PRFIN20030726_002255_000000582018_00260_07328_6986.N1	26-JUL-2003 00:22:55	Straylight	58.000	84	Alp Phe	2.3970	4500.0	116	7328	No
7	GOM_NL__2PRFIN20030726_002601_000000422018_00260_07328_6987.N1	26-JUL-2003 00:26:01	Straylight	41.500	148	Alp Tuc	2.8780	4100.0	83	7328	No
8	GOM_NL__2PRFIN20030726_002752_000000612018_00260_07328_6988.N1	26-JUL-2003 00:27:52	Straylight	60.500	63	Bet Gru	2.1500	2800.0	121	7328	No
9	GOM_NL__2PRFIN20030726_002930_000000422018_00260_07328_6989.N1	26-JUL-2003 00:29:30	Straylight	42.000	45	Alp Pav	1.9400	26000.	84	7328	No
10	GOM_NL__2PRFIN20030726_003223_000000902018_00260_07328_6990.N1	26-JUL-2003 00:32:23	Twi_and_stray	89.500	18	24Alp PsA	1.1660	9700.0	179	7328	No
11	GOM_NL__2PRFIN20030726_003712_000000442018_00260_07328_6991.N1	26-JUL-2003 00:37:12	Bright	44.000	38	20Eps Sgr	1.8360	11000.	88	7328	No
12	GOM_NL__2PRFIN20030726_003906_000000392018_00260_07328_6992.N1	26-JUL-2003 00:39:06	Bright	39.000	57	34Sig Sgr	2.0660	26000.	78	7328	No
13	GOM_NL__2PRFIN20030726_004045_000000612018_00260_07328_6993.N1	26-JUL-2003 00:40:45	Bright	61.000	142	49Del Cap	2.8500	8900.0	122	7328	No
14	GOM_NL__2PRFIN20030726_004534_000000642018_00260_07328_6994.N1	26-JUL-2003 00:45:34	Bright	63.500	154	22Bet Aqr	2.8990	5700.0	127	7328	No
15	GOM_NL__2PRFIN20030726_004915_000000422018_00260_07328_6995.N1	26-JUL-2003 00:49:15	Bright	41.500	11	53Alp Aql	0.76500	8000.0	83	7328	No
16	GOM_NL__2PRFIN20030726_005341_000000832018_00260_07328_6996.N1	26-JUL-2003 00:53:41	Bright	83.000	61	8Eps Peg	2.1000	3900.0	166	7328	No
17	GOM_NL__2PRFIN20030726_005733_000000422018_00260_07328_6997.N1	26-JUL-2003 00:57:33	Bright	41.500	5	3Alp Lyr	0.033000	11000.	83	7328	No
18	GOM_NL__2PRFIN20030726_010004_000000382018_00260_07328_6998.N1	26-JUL-2003 01:00:04	Bright	38.000	144	18Del Cyg	2.8600	11000.	76	7328	No
19	GOM_NL__2PRFIN20030726_010136_000000352018_00260_07328_6999.N1	26-JUL-2003 01:01:36	Bright	34.500	130	23Bet Dra	2.7990	5800.0	69	7328	No
20	GOM_NL__2PRFIN20030726_010454_000000382018_00260_07328_7000.N1	26-JUL-2003 01:04:54	Bright	37.500	119	14Eta Dra	2.7270	4700.0	75	7328	No
21	GOM_NL__2PRFIN20030726_010659_000000422018_00260_07328_7001.N1	26-JUL-2003 01:06:59	Bright	42.000	89	5Alp Cep	2.4510	8000.0	84	7328	No
22	GOM_NL__2PRFIN20030726_010907_000000352018_00260_07328_7002.N1	26-JUL-2003 01:09:07	Bright	34.500	60	7Bet UMi	2.0810	3950.0	69	7328	No
23	GOM_NL__2PRFIN20030726_011207_000000362018_00260_07328_7003.N1	26-JUL-2003 01:12:07	Bright	36.000	49	1Alp UMi	1.9900	6300.0	72	7328	No
24	GOM_NL__2PRFIN20030726_011357_000000522018_00260_07328_7004.N1	26-JUL-2003 01:13:57	Bright	52.000	74	11Bet Cas	2.2680	6600.0	104	7328	No
25	GOM_NL__2PRFIN20030726_011543_000000492018_00260_07328_7005.N1	26-JUL-2003 01:15:43	Bright	48.500	76	27Gam Cas	2.3000	30000.	97	7328	No
26	GOM_NL__2PRFIN20030726_012134_000000462018_00260_07328_7006.N1	26-JUL-2003 01:21:34	Bright	46.000	160	23Gam Per	2.9300	4700.0	92	7328	No
27	GOM_NL__2PRFIN20030726_012305_000000472018_00260_07328_7007.N1	26-JUL-2003 01:23:05	Bright	47.000	35	33Alp Per	1.7950	6250.0	94	7328	No
28	GOM_NL__2PRFIN20030726_012444_000000702018_00260_07328_7008.N1	26-JUL-2003 01:24:44	Bright	69.500	73	57Gam1And	2.2600	13100.	139	7328	No
29	GOM_NL__2PRFIN20030726_012744_000001702018_00260_07328_7009.N1	26-JUL-2003 01:27:44	Straylight	169.50	53	43Bet And	2.0480	3300.0	339	7328	No
30	GOM_NL__2PRFIN20030726_013227_000000532018_00260_07328_7010.N1	26-JUL-2003 01:32:27	Dark	53.000	146	25Eta Tau	2.8730	15200.	106	7328	No
31	GOM_NL__2PRFIN20030726_013402_000000542018_00260_07328_7011.N1	26-JUL-2003 01:34:02	Dark	53.500	13	87Alp Tau	0.86700	3800.0	107	7328	No
32	GOM_NL__2PRFIN20030726_013607_000000402018_00260_07328_7012.N1	26-JUL-2003 01:36:07	Dark	39.500	27	24Gam Ori	1.6360	26000.	79	7328	No
33	GOM_NL__2PRFIN20030726_013802_000000392018_00260_07328_7013.N1	26-JUL-2003 01:38:02	Dark	39.000	30	46Eps Ori	1.6940	30000.	78	7328	No
34	GOM_NL__2PRFIN20030726_014022_000000442018_00260_07328_7014.N1	26-JUL-2003 01:40:22	Dark	44.000	7	19Bet Ori	0.10000	14000.	88	7328	No
35	GOM_NL__2PRFIN20030726_014207_000000412018_00260_07328_7015.N1	26-JUL-2003 01:42:07	Dark	40.500	47	2Bet CMa	1.9760	28000.	81	7328	No
36	GOM_NL__2PRFIN20030726_014331_000000422018_00260_07328_7016.N1	26-JUL-2003 01:43:31	Dark	42.000	139	9Bet Lep	2.8330	5600.0	84	7328	No
37	GOM_NL__2PRFIN20030726_015333_000000462018_00260_07328_7017.N1	26-JUL-2003 01:53:33	Dark	46.000	157	The1Eri	2.9060	9300.0	92	7328	No
38	GOM_NL__2PRFIN20030726_034002_000000482018_00262_07330_6711.N1	26-JUL-2003 03:40:02	Dark	47.500	9	Alp Eri	0.45300	24000.	95	7330	No
39	GOM_NL__2PRFIN20030726_034240_000000382018_00262_07330_6712.N1	26-JUL-2003 03:42:40	Dark	37.500	135	Bet Hyi	2.8200	5800.0	75	7330	No
40	GOM_NL__2PRFIN20030726_034409_000000652018_00262_07330_6713.N1	26-JUL-2003 03:44:09	Straylight	65.000	84	Alp Phe	2.3970	4500.0	130	7330	No
41	GOM_NL__2PRFIN20030726_034714_000000482018_00262_07330_6714.N1	26-JUL-2003 03:47:14	Straylight	48.000	148	Alp Tuc	2.8780	4100.0	96	7330	No
42	GOM_NL__2PRFIN20030726_034905_000000572018_00262_07330_6715.N1	26-JUL-2003 03:49:05	Straylight	56.500	63	Bet Gru	2.1500	2800.0	113	7330	No

161	GOM_NL__2PRFIN20030726_093208_000000402018_00265_07333_7004.N1	26-JUL-2003 09:32:08	Bright	39.500	60	7Bet UMi	2.0810	3950.0	79	7333	No
162	GOM_NL__2PRFIN20030726_093507_000000382018_00265_07333_7005.N1	26-JUL-2003 09:35:07	Bright	37.500	49	1Alp UMi	1.9900	6300.0	75	7333	No
163	GOM_NL__2PRFIN20030726_093652_000000522018_00265_07333_7006.N1	26-JUL-2003 09:36:52	Bright	51.500	74	11Bet Cas	2.2680	6600.0	103	7333	No
164	GOM_NL__2PRFIN20030726_093839_000000492018_00265_07333_7007.N1	26-JUL-2003 09:38:39	Bright	48.500	76	27Gam Cas	2.3000	30000.	97	7333	No
165	GOM_NL__2PRFIN20030726_094431_000000662018_00265_07333_7008.N1	26-JUL-2003 09:44:31	Bright	66.000	160	23Gam Per	2.9300	4700.0	132	7333	No
166	GOM_NL__2PRFIN20030726_094604_000000482018_00265_07333_7009.N1	26-JUL-2003 09:46:04	Bright	48.000	35	33Alp Per	1.7950	6250.0	96	7333	No
167	GOM_NL__2PRFIN20030726_094742_000000782018_00265_07333_7010.N1	26-JUL-2003 09:47:42	Bright	78.000	73	57Gam1And	2.2600	13100.	156	7333	No
168	GOM_NL__2PRFIN20030726_095042_000001742018_00265_07333_7011.N1	26-JUL-2003 09:50:42	Straylight	173.50	53	43Bet And	2.0480	3300.0	347	7333	No
169	GOM_NL__2PRFIN20030726_095527_000000542018_00265_07333_7012.N1	26-JUL-2003 09:55:27	Dark	53.500	146	25Eta Tau	2.8730	15200.	107	7333	No
170	GOM_NL__2PRFIN20030726_095703_000000552018_00265_07333_7013.N1	26-JUL-2003 09:57:03	Dark	55.000	13	87Alp Tau	0.86700	3800.0	110	7333	No
171	GOM_NL__2PRFIN20030726_095907_000000402018_00265_07333_7014.N1	26-JUL-2003 09:59:07	Dark	40.000	27	24Gam Ori	1.6360	26000.	80	7333	No
172	GOM_NL__2PRFIN20030726_100103_000000412018_00265_07333_7015.N1	26-JUL-2003 10:01:03	Dark	41.000	30	46Eps Ori	1.6940	30000.	82	7333	No
173	GOM_NL__2PRFIN20030726_100322_000000472018_00265_07333_7016.N1	26-JUL-2003 10:03:22	Dark	46.500	7	19Bet Ori	0.10000	14000.	93	7333	No
174	GOM_NL__2PRFIN20030726_100507_000000372018_00265_07333_7017.N1	26-JUL-2003 10:05:07	Dark	36.500	47	2Bet CMa	1.9760	28000.	73	7333	No
175	GOM_NL__2PRFIN20030726_100632_000000382018_00265_07333_7018.N1	26-JUL-2003 10:06:32	Dark	38.000	139	9Bet Lep	2.8330	5600.0	76	7333	No
176	GOM_NL__2PRFIN20030726_100830_000000412018_00265_07333_7019.N1	26-JUL-2003 10:08:30	Dark	40.500	177	1Zet CMa	3.0220	26000.	81	7333	No
177	GOM_NL__2PRFIN20030726_101637_000000472018_00265_07333_7020.N1	26-JUL-2003 10:16:37	Dark	46.500	157	The1Eri	2.9060	9300.0	93	7333	No
178	GOM_NL__2PRFIN20030726_102228_000000482018_00266_07334_7250.N1	26-JUL-2003 10:22:28	Dark	47.500	9	Alp Eri	0.45300	24000.	95	7334	No
179	GOM_NL__2PRFIN20030726_102504_000000382018_00266_07334_7251.N1	26-JUL-2003 10:25:04	Dark	38.000	135	Bet Hyi	2.8200	5800.0	76	7334	No
180	GOM_NL__2PRFIN20030726_102637_000000612018_00266_07334_7252.N1	26-JUL-2003 10:26:37	Straylight	60.500	84	Alp Phe	2.3970	4500.0	121	7334	No
181	GOM_NL__2PRFIN20030726_102939_000000432018_00266_07334_7253.N1	26-JUL-2003 10:29:39	Straylight	42.500	148	Alp Tuc	2.8780	4100.0	85	7334	No
182	GOM_NL__2PRFIN20030726_103131_000000642018_00266_07334_7254.N1	26-JUL-2003 10:31:31	Straylight	64.000	63	Bet Gru	2.1500	2800.0	128	7334	No
183	GOM_NL__2PRFIN20030726_103307_000000432018_00266_07334_7255.N1	26-JUL-2003 10:33:07	Straylight	43.000	45	Alp Pav	1.9400	26000.	86	7334	No
184	GOM_NL__2PRFIN20030726_103603_000000842018_00266_07334_7256.N1	26-JUL-2003 10:36:03	Straylight	83.500	18	24Alp PsA	1.1660	9700.0	167	7334	No
185	GOM_NL__2PRFIN20030726_104048_000000432018_00266_07334_7257.N1	26-JUL-2003 10:40:48	Bright	43.000	38	20Eps Sgr	1.8360	11000.	86	7334	No
186	GOM_NL__2PRFIN20030726_104242_000000392018_00266_07334_7258.N1	26-JUL-2003 10:42:42	Bright	38.500	57	34Sig Sgr	2.0660	26000.	77	7334	No
187	GOM_NL__2PRFIN20030726_104422_000000622018_00266_07334_7259.N1	26-JUL-2003 10:44:22	Bright	62.000	142	49Del Cap	2.8500	8900.0	124	7334	No
188	GOM_NL__2PRFIN20030726_104908_000000642018_00266_07334_7260.N1	26-JUL-2003 10:49:08	Bright	64.000	154	22Bet Aqr	2.8990	5700.0	128	7334	No
189	GOM_NL__2PRFIN20030726_105249_000000412018_00266_07334_7261.N1	26-JUL-2003 10:52:49	Bright	40.500	11	53Alp Aql	0.76500	8000.0	81	7334	No
190	GOM_NL__2PRFIN20030726_105710_000000732018_00266_07334_7262.N1	26-JUL-2003 10:57:10	Bright	72.500	61	8Eps Peg	2.1000	3900.0	145	7334	No
191	GOM_NL__2PRFIN20030726_110108_000000422018_00266_07334_7263.N1	26-JUL-2003 11:01:08	Bright	42.000	5	3Alp Lyr	0.033000	11000.	84	7334	No
192	GOM_NL__2PRFIN20030726_110338_000000402018_00266_07334_7264.N1	26-JUL-2003 11:03:38	Bright	40.000	144	18Del Cyg	2.8600	11000.	80	7334	No
193	GOM_NL__2PRFIN20030726_110512_000000392018_00266_07334_7265.N1	26-JUL-2003 11:05:12	Bright	39.000	130	23Bet Dra	2.7990	5800.0	78	7334	No
194	GOM_NL__2PRFIN20030726_110830_000000382018_00266_07334_7266.N1	26-JUL-2003 11:08:30	Bright	38.000	119	14Eta Dra	2.7270	4700.0	76	7334	No
195	GOM_NL__2PRFIN20030726_111031_000000432018_00266_07334_7267.N1	26-JUL-2003 11:10:31	Bright	42.500	89	5Alp Cep	2.4510	8000.0	85	7334	No
196	GOM_NL__2PRFIN20030726_111244_000000352018_00266_07334_7268.N1	26-JUL-2003 11:12:44	Bright	35.000	60	7Bet UMi	2.0810	3950.0	70	7334	No
197	GOM_NL__2PRFIN20030726_111542_000000382018_00266_07334_7269.N1	26-JUL-2003 11:15:42	Bright	38.000	49	1Alp UMi	1.9900	6300.0	76	7334	No
198	GOM_NL__2PRFIN20030726_111728_000000512018_00266_07334_7270.N1	26-JUL-2003 11:17:28	Bright	51.000	74	11Bet Cas	2.2680	6600.0	102	7334	No
199	GOM_NL__2PRFIN20030726_111915_000000502018_00266_07334_7271.N1	26-JUL-2003 11:19:15	Bright	49.500	76	27Gam Cas	2.3000	30000.	99	7334	No
200	GOM_NL__2PRFIN20030726_112507_000000472018_00266_07334_7272.N1	26-JUL-2003 11:25:07	Bright	46.500	160	23Gam Per	2.9300	4700.0	93	7334	No
201	GOM_NL__2PRFIN20030726_112640_000000482018_00266_07334_7273.N1	26-JUL-2003 11:26:40	Bright	47.500	35	33Alp Per	1.7950	6250.0	95	7334	No
202	GOM_NL__2PRFIN20030726_112818_000000762018_00266_07334_7274.N1	26-JUL-2003 11:28:18	Bright	75.500	73	57Gam1And	2.2600	13100.	151	7334	No
203	GOM_NL__2PRFIN20030726_113118_000001792018_00266_07334_7275.N1	26-JUL-2003 11:31:18	Straylight	179.00	53	43Bet And	2.0480	3300.0	358	7334	No
204	GOM_NL__2PRFIN20030726_113604_000000542018_00266_07334_7276.N1	26-JUL-2003 11:36:04	Dark	54.000	146	25Eta Tau	2.8730	15200.	108	7334	No
205	GOM_NL__2PRFIN20030726_113739_000000592018_00266_07334_7277.N1	26-JUL-2003 11:37:39	Dark	58.500	13	87Alp Tau	0.86700	3800.0	117	7334	No
206	GOM_NL__2PRFIN20030726_113943_000000442018_00266_07334_7278.N1	26-JUL-2003 11:39:43	Dark	44.000	27	24Gam Ori	1.6360	26000.	88	7334	No
207	GOM_NL__2PRFIN20030726_114138_000000442018_00266_07334_7279.N1	26-JUL-2003 11:41:38	Dark	44.000	30	46Eps Ori	1.6940	30000.	88	7334	No
208	GOM_NL__2PRFIN20030726_114356_000000442018_00266_07334_7280.N1	26-JUL-2003 11:43:56	Dark	44.000	7	19Bet Ori	0.10000	14000.	88	7334	No
209	GOM_NL__2PRFIN20030726_114542_000000372018_00266_07334_7281.N1	26-JUL-2003 11:45:42	Dark	37.000	47	2Bet CMa	1.9760	28000.	74	7334	No
210	GOM_NL__2PRFIN20030726_114708_000000432018_00266_07334_7282.N1	26-JUL-2003 11:47:08	Dark	42.500	139	9Bet Lep	2.8330	5600.0	85	7334	No
211	GOM_NL__2PRFIN20030726_114905_000000402018_00266_07334_7283.N1	26-JUL-2003 11:49:05	Dark	40.000	177	1Zet CMa	3.0220	26000.	80	7334	No
212	GOM_NL__2PRFIN20030726_115714_000000472018_00266_07334_7284.N1	26-JUL-2003 11:57:14	Dark	47.000	157	The1Eri	2.9060	9300.0	94	7334	No
213	GOM_NL__2PRFIN20030726_120304_000000462018_00267_07335_6986.N1	26-JUL-2003 12:03:04	Dark	46.000	9	Alp Eri	0.45300	24000.	92	7335	No
214	GOM_NL__2PRFIN20030726_120540_000000402018_00267_07335_6987.N1	26-JUL-2003 12:05:40	Dark	40.000	135	Bet Hyi	2.8200	5800.0	80	7335	No
215	GOM_NL__2PRFIN20030726_120713_000000602018_00267_07335_6988.N1	26-JUL-2003 12:07:13	Straylight	60.000	84	Alp Phe	2.3970	4500.0	120	7335	No
216	GOM_NL__2PRFIN20030726_121015_000000452018_00267_07335_6989.N1	26-JUL-2003 12:10:15	Straylight	45.000	148	Alp Tuc	2.8780	4100.0	90	7335	No
217	GOM_NL__2PRFIN20030726_121208_000000522018_00267_07335_6990.N1	26-JUL-2003 12:12:08	Straylight	52.000	63	Bet Gru	2.1500	2800.0	104	7335	No
218	GOM_NL__2PRFIN20030726_121342_000000422018_00267_07335_6991.N1	26-JUL-2003 12:13:42	Straylight	41.500	45	Alp Pav	1.9400	26000.	83	7335	No
219	GOM_NL__2PRFIN20030726_121641_000000772018_00267_07335_6992.N1	26-JUL-2003 12:16:41	Straylight	76.500	18	24Alp PsA	1.1660	9700.0	153	7335	No

220	GOM_NL__2PRFIN20030726_122124_00000432018_00267_07335_6993.N1	26-JUL-2003 12:21:24	Bright	43.000	38	20Eps Sgr	1.8360	11000.	86	7335	No
221	GOM_NL__2PRFIN20030726_122317_00000412018_00267_07335_6994.N1	26-JUL-2003 12:23:17	Bright	41.000	57	34Sig Sgr	2.0660	26000.	82	7335	No
222	GOM_NL__2PRFIN20030726_122458_00000612018_00267_07335_6995.N1	26-JUL-2003 12:24:58	Bright	61.000	142	49Del Cap	2.8500	8900.0	122	7335	No
223	GOM_NL__2PRFIN20030726_122943_00000642018_00267_07335_6996.N1	26-JUL-2003 12:29:43	Bright	63.500	154	22Bet Aqr	2.8990	5700.0	127	7335	No
224	GOM_NL__2PRFIN20030726_123325_00000412018_00267_07335_6997.N1	26-JUL-2003 12:33:25	Bright	40.500	11	53Alp Aql	0.76500	8000.0	81	7335	No
225	GOM_NL__2PRFIN20030726_123459_00000372018_00267_07335_6998.N1	26-JUL-2003 12:34:59	Bright	37.000	59	55Alp Oph	2.0800	8900.0	74	7335	No
226	GOM_NL__2PRFIN20030726_123744_00000792018_00267_07335_6999.N1	26-JUL-2003 12:37:44	Bright	79.000	61	8Eps Peg	2.1000	3900.0	158	7335	No
227	GOM_NL__2PRFIN20030726_124143_00000362018_00267_07335_7000.N1	26-JUL-2003 12:41:43	Bright	35.500	5	3Alp Lyr	0.033000	11000.	71	7335	No
228	GOM_NL__2PRFIN20030726_124413_00000412018_00267_07335_7001.N1	26-JUL-2003 12:44:13	Bright	41.000	144	18Del Cyg	2.8600	11000.	82	7335	No
229	GOM_NL__2PRFIN20030726_124547_00000382018_00267_07335_7002.N1	26-JUL-2003 12:45:47	Bright	37.500	130	23Bet Dra	2.7990	5800.0	75	7335	No
230	GOM_NL__2PRFIN20030726_124907_00000382018_00267_07335_7003.N1	26-JUL-2003 12:49:07	Bright	38.000	119	14Eta Dra	2.7270	4700.0	76	7335	No
231	GOM_NL__2PRFIN20030726_125107_00000422018_00267_07335_7004.N1	26-JUL-2003 12:51:07	Bright	41.500	89	5Alp Cep	2.4510	8000.0	83	7335	No
232	GOM_NL__2PRFIN20030726_125320_00000402018_00267_07335_7005.N1	26-JUL-2003 12:53:20	Bright	40.000	60	7Bet UMi	2.0810	3950.0	80	7335	No
233	GOM_NL__2PRFIN20030726_125618_00000372018_00267_07335_7006.N1	26-JUL-2003 12:56:18	Bright	37.000	49	1Alp UMi	1.9900	6300.0	74	7335	No
234	GOM_NL__2PRFIN20030726_125804_00000522018_00267_07335_7007.N1	26-JUL-2003 12:58:04	Bright	51.500	74	11Bet Cas	2.2680	6600.0	103	7335	No
235	GOM_NL__2PRFIN20030726_125950_00000482018_00267_07335_7008.N1	26-JUL-2003 12:59:50	Bright	47.500	76	27Gam Cas	2.3000	30000.	95	7335	No
236	GOM_NL__2PRFIN20030726_130543_00000482018_00267_07335_7009.N1	26-JUL-2003 13:05:43	Bright	47.500	160	23Gam Per	2.9300	4700.0	95	7335	No
237	GOM_NL__2PRFIN20030726_130715_00000492018_00267_07335_7010.N1	26-JUL-2003 13:07:15	Bright	48.500	35	33Alp Per	1.7950	6250.0	97	7335	No
238	GOM_NL__2PRFIN20030726_130853_00000732018_00267_07335_7011.N1	26-JUL-2003 13:08:53	Bright	72.500	73	57Gam1And	2.2600	13100.	145	7335	No
239	GOM_NL__2PRFIN20030726_131153_000001862018_00267_07335_7012.N1	26-JUL-2003 13:11:53	Straylight	186.00	53	43Bet And	2.0480	3300.0	372	7335	No
240	GOM_NL__2PRFIN20030726_131640_00000542018_00267_07335_7013.N1	26-JUL-2003 13:16:40	Dark	54.000	146	25Eta Tau	2.8730	15200.	108	7335	No
241	GOM_NL__2PRFIN20030726_131815_00000592018_00267_07335_7014.N1	26-JUL-2003 13:18:15	Dark	59.000	13	87Alp Tau	0.86700	3800.0	118	7335	No
242	GOM_NL__2PRFIN20030726_132019_00000452018_00267_07335_7015.N1	26-JUL-2003 13:20:19	Dark	44.500	27	24Gam Ori	1.6360	26000.	89	7335	No
243	GOM_NL__2PRFIN20030726_132214_00000422018_00267_07335_7016.N1	26-JUL-2003 13:22:14	Dark	41.500	30	46Eps Ori	1.6940	30000.	83	7335	No
244	GOM_NL__2PRFIN20030726_132435_00000392018_00267_07335_7017.N1	26-JUL-2003 13:24:35	Dark	38.500	7	19Bet Ori	0.10000	14000.	77	7335	No
245	GOM_NL__2PRFIN20030726_132619_00000382018_00267_07335_7018.N1	26-JUL-2003 13:26:19	Dark	38.000	47	2Bet CMa	1.9760	28000.	76	7335	No
246	GOM_NL__2PRFIN20030726_132744_00000442018_00267_07335_7019.N1	26-JUL-2003 13:27:44	Dark	43.500	139	9Bet Lep	2.8330	5600.0	87	7335	No
247	GOM_NL__2PRFIN20030726_132941_00000412018_00267_07335_7020.N1	26-JUL-2003 13:29:41	Dark	40.500	177	1Zet CMa	3.0220	26000.	81	7335	No
248	GOM_NL__2PRFIN20030726_133750_00000482018_00267_07335_7021.N1	26-JUL-2003 13:37:50	Dark	48.000	157	The1Eri	2.9060	9300.0	96	7335	No
249	GOM_NL__2PRFIN20030726_134341_00000482018_00268_07336_6986.N1	26-JUL-2003 13:43:41	Dark	48.000	9	Alp Eri	0.45300	24000.	96	7336	No
250	GOM_NL__2PRFIN20030726_134615_00000412018_00268_07336_6987.N1	26-JUL-2003 13:46:15	Dark	41.000	135	Bet Hyi	2.8200	5800.0	82	7336	No
251	GOM_NL__2PRFIN20030726_134749_00000582018_00268_07336_6988.N1	26-JUL-2003 13:47:49	Straylight	58.000	84	Alp Phe	2.3970	4500.0	116	7336	No
252	GOM_NL__2PRFIN20030726_135052_00000442018_00268_07336_6989.N1	26-JUL-2003 13:50:52	Straylight	44.000	148	Alp Tuc	2.8780	4100.0	88	7336	No
253	GOM_NL__2PRFIN20030726_135243_00000532018_00268_07336_6990.N1	26-JUL-2003 13:52:43	Straylight	52.500	63	Bet Gru	2.1500	2800.0	105	7336	No
254	GOM_NL__2PRFIN20030726_135418_00000422018_00268_07336_6991.N1	26-JUL-2003 13:54:18	Straylight	41.500	45	Alp Pav	1.9400	26000.	83	7336	No
255	GOM_NL__2PRFIN20030726_135718_00000762018_00268_07336_6992.N1	26-JUL-2003 13:57:18	Tw_i_and_stray	75.500	18	24Alp PsA	1.1660	9700.0	151	7336	No
256	GOM_NL__2PRFIN20030726_140200_00000402018_00268_07336_6993.N1	26-JUL-2003 14:02:00	Bright	40.000	38	20Eps Sgr	1.8360	11000.	80	7336	No
257	GOM_NL__2PRFIN20030726_140353_00000402018_00268_07336_6994.N1	26-JUL-2003 14:03:53	Bright	39.500	57	34Sig Sgr	2.0660	26000.	79	7336	No
258	GOM_NL__2PRFIN20030726_140534_00000622018_00268_07336_6995.N1	26-JUL-2003 14:05:34	Bright	61.500	142	49Del Cap	2.8500	8900.0	123	7336	No
259	GOM_NL__2PRFIN20030726_141019_00000632018_00268_07336_6996.N1	26-JUL-2003 14:10:19	Bright	63.000	154	22Bet Aqr	2.8990	5700.0	126	7336	No
260	GOM_NL__2PRFIN20030726_141358_00000442018_00268_07336_6997.N1	26-JUL-2003 14:13:58	Bright	43.500	11	53Alp Aql	0.76500	8000.0	87	7336	No
261	GOM_NL__2PRFIN20030726_141535_00000372018_00268_07336_6998.N1	26-JUL-2003 14:15:35	Bright	36.500	59	55Alp Oph	2.0800	8900.0	73	7336	No
262	GOM_NL__2PRFIN20030726_141819_00000782018_00268_07336_6999.N1	26-JUL-2003 14:18:19	Bright	78.000	61	8Eps Peg	2.1000	3900.0	156	7336	No
263	GOM_NL__2PRFIN20030726_142221_00000352018_00268_07336_7000.N1	26-JUL-2003 14:22:21	Bright	35.000	5	3Alp Lyr	0.033000	11000.	70	7336	No
264	GOM_NL__2PRFIN20030726_142450_00000402018_00268_07336_7001.N1	26-JUL-2003 14:24:50	Bright	39.500	144	18Del Cyg	2.8600	11000.	79	7336	No
265	GOM_NL__2PRFIN20030726_142625_00000342018_00268_07336_7002.N1	26-JUL-2003 14:26:25	Bright	34.000	130	23Bet Dra	2.7990	5800.0	68	7336	No
266	GOM_NL__2PRFIN20030726_142944_00000382018_00268_07336_7003.N1	26-JUL-2003 14:29:44	Bright	37.500	119	14Eta Dra	2.7270	4700.0	75	7336	No
267	GOM_NL__2PRFIN20030726_143143_00000432018_00268_07336_7004.N1	26-JUL-2003 14:31:43	Bright	42.500	89	5Alp Cep	2.4510	8000.0	85	7336	No
268	GOM_NL__2PRFIN20030726_143357_00000372018_00268_07336_7005.N1	26-JUL-2003 14:33:57	Bright	37.000	60	7Bet UMi	2.0810	3950.0	74	7336	No
269	GOM_NL__2PRFIN20030726_143655_00000342018_00268_07336_7006.N1	26-JUL-2003 14:36:55	Bright	34.000	49	1Alp UMi	1.9900	6300.0	68	7336	No
270	GOM_NL__2PRFIN20030726_143839_00000522018_00268_07336_7007.N1	26-JUL-2003 14:38:39	Bright	52.000	74	11Bet Cas	2.2680	6600.0	104	7336	No
271	GOM_NL__2PRFIN20030726_144026_00000492018_00268_07336_7008.N1	26-JUL-2003 14:40:26	Bright	49.000	76	27Gam Cas	2.3000	30000.	98	7336	No
272	GOM_NL__2PRFIN20030726_144619_00000472018_00268_07336_7009.N1	26-JUL-2003 14:46:19	Bright	46.500	160	23Gam Per	2.9300	4700.0	93	7336	No
273	GOM_NL__2PRFIN20030726_144751_00000482018_00268_07336_7010.N1	26-JUL-2003 14:47:51	Bright	47.500	35	33Alp Per	1.7950	6250.0	95	7336	No
274	GOM_NL__2PRFIN20030726_144928_00000782018_00268_07336_7011.N1	26-JUL-2003 14:49:28	Bright	78.000	73	57Gam1And	2.2600	13100.	156	7336	No
275	GOM_NL__2PRFIN20030726_145229_000001752018_00268_07336_7012.N1	26-JUL-2003 14:52:29	Straylight	174.50	53	43Bet And	2.0480	3300.0	349	7336	No
276	GOM_NL__2PRFIN20030726_145717_00000522018_00268_07336_7013.N1	26-JUL-2003 14:57:17	Dark	51.500	146	25Eta Tau	2.8730	15200.	103	7336	No
277	GOM_NL__2PRFIN20030726_145853_00000552018_00268_07336_7014.N1	26-JUL-2003 14:58:53	Dark	54.500	13	87Alp Tau	0.86700	3800.0	109	7336	No
278	GOM_NL__2PRFIN20030726_150057_00000422018_00268_07336_7015.N1	26-JUL-2003 15:00:57	Dark	41.500	27	24Gam Ori	1.6360	26000.	83	7336	No

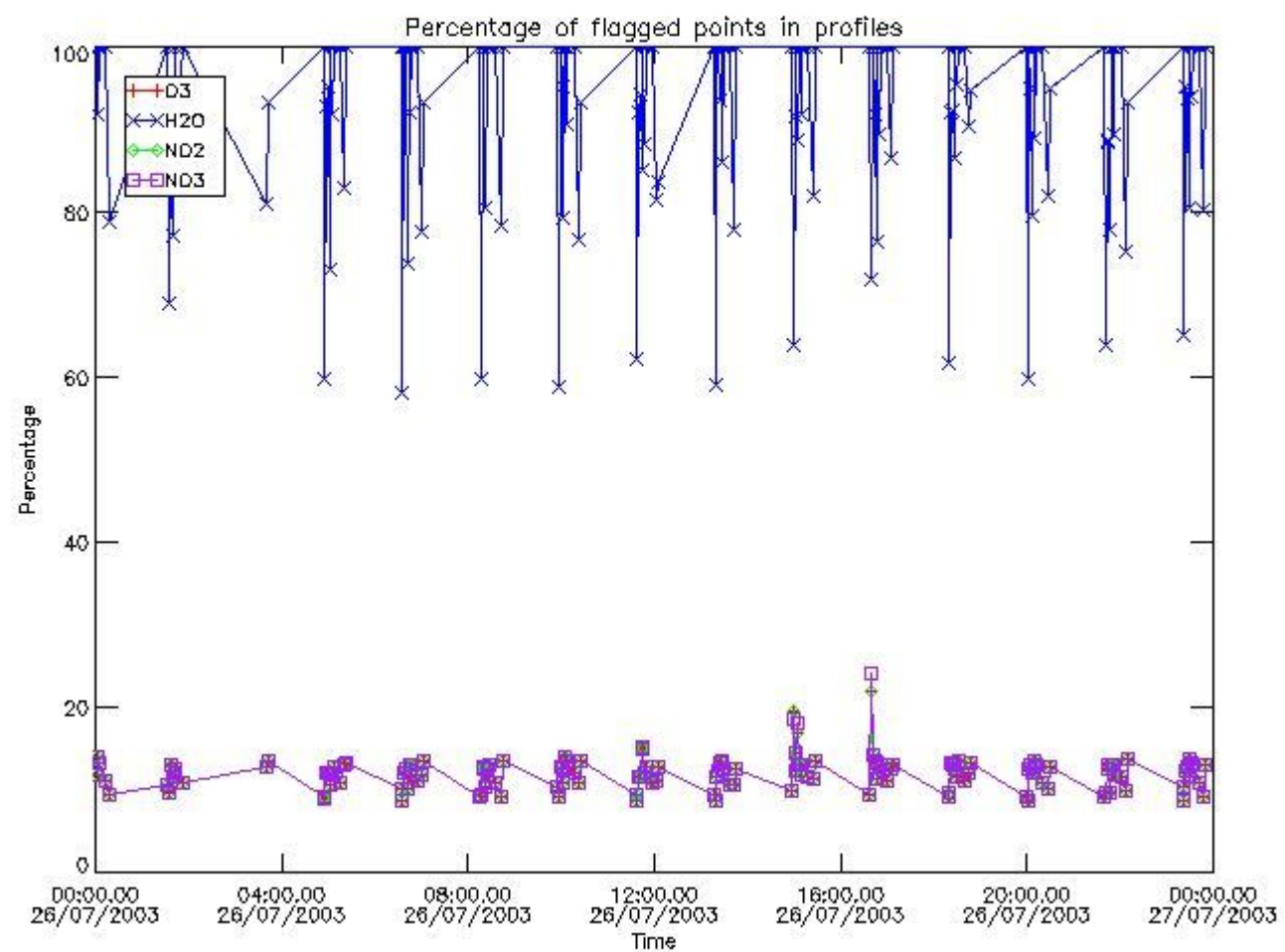
279	GOM_NL_2PRFIN20030726_150252_000000362018_00268_07336_7016.N1	26-JUL-2003 15:02:52	Dark	35.500	30	46Eps Ori	1.6940	30000.	71	7336	No
280	GOM_NL_2PRFIN20030726_150513_000000452018_00268_07336_7017.N1	26-JUL-2003 15:05:13	Dark	45.000	7	19Bet Ori	0.10000	14000.	90	7336	No
281	GOM_NL_2PRFIN20030726_150656_000000392018_00268_07336_7018.N1	26-JUL-2003 15:06:56	Dark	39.000	47	2Bet CMa	1.9760	28000.	78	7336	No
282	GOM_NL_2PRFIN20030726_150822_000000442018_00268_07336_7019.N1	26-JUL-2003 15:08:22	Dark	43.500	139	9Bet Lep	2.8330	5600.0	87	7336	No
283	GOM_NL_2PRFIN20030726_151019_000000402018_00268_07336_7020.N1	26-JUL-2003 15:10:19	Dark	39.500	177	1Zet CMa	3.0220	26000.	79	7336	No
284	GOM_NL_2PRFIN20030726_151828_000000452018_00268_07336_7021.N1	26-JUL-2003 15:18:28	Dark	44.500	157	The1Eri	2.9060	9300.0	89	7336	No
285	GOM_NL_2PRFIN20030726_152418_000000452018_00269_07337_6986.N1	26-JUL-2003 15:24:18	Dark	45.000	9	Alp Eri	0.45300	24000.	90	7337	No
286	GOM_NL_2PRFIN20030726_152653_000000382018_00269_07337_6987.N1	26-JUL-2003 15:26:53	Dark	38.000	135	Bet Hyi	2.8200	5800.0	76	7337	No
287	GOM_NL_2PRFIN20030726_152829_000000582018_00269_07337_6988.N1	26-JUL-2003 15:28:29	Straylight	58.000	84	Alp Phe	2.3970	4500.0	116	7337	No
288	GOM_NL_2PRFIN20030726_153129_000000432018_00269_07337_6989.N1	26-JUL-2003 15:31:29	Straylight	43.000	148	Alp Tuc	2.8780	4100.0	86	7337	No
289	GOM_NL_2PRFIN20030726_153322_000000502018_00269_07337_6990.N1	26-JUL-2003 15:33:22	Straylight	49.500	63	Bet Gru	2.1500	2800.0	99	7337	No
290	GOM_NL_2PRFIN20030726_153456_000000442018_00269_07337_6991.N1	26-JUL-2003 15:34:56	Straylight	43.500	45	Alp Pav	1.9400	26000.	87	7337	No
291	GOM_NL_2PRFIN20030726_153755_000000792018_00269_07337_6992.N1	26-JUL-2003 15:37:55	Tw_i_and_stray	78.500	18	24Alp PsA	1.1660	9700.0	157	7337	No
292	GOM_NL_2PRFIN20030726_154237_000000432018_00269_07337_6993.N1	26-JUL-2003 15:42:37	Bright	42.500	38	20Eps Sgr	1.8360	11000.	85	7337	No
293	GOM_NL_2PRFIN20030726_154431_000000402018_00269_07337_6994.N1	26-JUL-2003 15:44:31	Bright	39.500	57	34Sig Sgr	2.0660	26000.	79	7337	No
294	GOM_NL_2PRFIN20030726_154610_000000602018_00269_07337_6995.N1	26-JUL-2003 15:46:10	Bright	59.500	142	49Del Cap	2.8500	8900.0	119	7337	No
295	GOM_NL_2PRFIN20030726_155054_000000642018_00269_07337_6996.N1	26-JUL-2003 15:50:54	Bright	63.500	154	22Bet Aqr	2.8990	5700.0	127	7337	No
296	GOM_NL_2PRFIN20030726_155437_000000422018_00269_07337_6997.N1	26-JUL-2003 15:54:37	Bright	42.000	11	53Alp Aql	0.76500	8000.0	84	7337	No
297	GOM_NL_2PRFIN20030726_155612_000000372018_00269_07337_6998.N1	26-JUL-2003 15:56:12	Bright	37.000	59	55Alp Oph	2.0800	8900.0	74	7337	No
298	GOM_NL_2PRFIN20030726_155853_000000762018_00269_07337_6999.N1	26-JUL-2003 15:58:53	Bright	76.000	61	8Eps Peg	2.1000	3900.0	152	7337	No
299	GOM_NL_2PRFIN20030726_160256_000000392018_00269_07337_7000.N1	26-JUL-2003 16:02:56	Bright	38.500	5	3Alp Lyr	0.033000	11000.	77	7337	No
300	GOM_NL_2PRFIN20030726_160525_000000392018_00269_07337_7001.N1	26-JUL-2003 16:05:25	Bright	39.000	144	18Del Cyg	2.8600	11000.	78	7337	No
301	GOM_NL_2PRFIN20030726_160701_000000372018_00269_07337_7002.N1	26-JUL-2003 16:07:01	Bright	36.500	130	23Bet Dra	2.7990	5800.0	73	7337	No
302	GOM_NL_2PRFIN20030726_161020_000000392018_00269_07337_7003.N1	26-JUL-2003 16:10:20	Bright	39.000	119	14Eta Dra	2.7270	4700.0	78	7337	No
303	GOM_NL_2PRFIN20030726_161218_000000432018_00269_07337_7004.N1	26-JUL-2003 16:12:18	Bright	43.000	89	5Alp Cep	2.4510	8000.0	86	7337	No
304	GOM_NL_2PRFIN20030726_161433_000000382018_00269_07337_7005.N1	26-JUL-2003 16:14:33	Bright	37.500	60	7Bet UMi	2.0810	3950.0	75	7337	No
305	GOM_NL_2PRFIN20030726_161731_000000362018_00269_07337_7006.N1	26-JUL-2003 16:17:31	Bright	36.000	49	1Alp UMi	1.9900	6300.0	72	7337	No
306	GOM_NL_2PRFIN20030726_161914_000000542018_00269_07337_7007.N1	26-JUL-2003 16:19:14	Bright	53.500	74	11Bet Cas	2.2680	6600.0	107	7337	No
307	GOM_NL_2PRFIN20030726_162101_000000502018_00269_07337_7008.N1	26-JUL-2003 16:21:01	Bright	49.500	76	27Gam Cas	2.3000	30000.	99	7337	No
308	GOM_NL_2PRFIN20030726_162654_000000462018_00269_07337_7009.N1	26-JUL-2003 16:26:54	Bright	46.000	160	23Gam Per	2.9300	4700.0	92	7337	No
309	GOM_NL_2PRFIN20030726_162827_000000502018_00269_07337_7010.N1	26-JUL-2003 16:28:27	Bright	49.500	35	33Alp Per	1.7950	6250.0	99	7337	No
310	GOM_NL_2PRFIN20030726_163003_000000732018_00269_07337_7011.N1	26-JUL-2003 16:30:03	Bright	72.500	73	57Gam1And	2.2600	13100.	145	7337	No
311	GOM_NL_2PRFIN20030726_163304_000001712018_00269_07337_7012.N1	26-JUL-2003 16:33:04	Straylight	171.00	53	43Bet And	2.0480	3300.0	342	7337	No
312	GOM_NL_2PRFIN20030726_163753_000000552018_00269_07337_7013.N1	26-JUL-2003 16:37:53	Dark	54.500	146	25Eta Tau	2.8730	15200.	109	7337	No
313	GOM_NL_2PRFIN20030726_163929_000000492018_00269_07337_7014.N1	26-JUL-2003 16:39:29	Dark	48.500	13	87Alp Tau	0.86700	3800.0	97	7337	No
314	GOM_NL_2PRFIN20030726_164133_000000362018_00269_07337_7015.N1	26-JUL-2003 16:41:33	Dark	36.000	27	24Gam Ori	1.6360	26000.	72	7337	No
315	GOM_NL_2PRFIN20030726_164328_000000382018_00269_07337_7016.N1	26-JUL-2003 16:43:28	Dark	37.500	30	46Eps Ori	1.6940	30000.	75	7337	No
316	GOM_NL_2PRFIN20030726_164549_000000452018_00269_07337_7017.N1	26-JUL-2003 16:45:49	Dark	45.000	7	19Bet Ori	0.10000	14000.	90	7337	No
317	GOM_NL_2PRFIN20030726_164732_000000392018_00269_07337_7018.N1	26-JUL-2003 16:47:32	Dark	38.500	47	2Bet CMa	1.9760	28000.	77	7337	No
318	GOM_NL_2PRFIN20030726_164858_000000432018_00269_07337_7019.N1	26-JUL-2003 16:48:58	Dark	42.500	139	9Bet Lep	2.8330	5600.0	85	7337	No
319	GOM_NL_2PRFIN20030726_165055_000000392018_00269_07337_7020.N1	26-JUL-2003 16:50:55	Dark	39.000	177	1Zet CMa	3.0220	26000.	78	7337	No
320	GOM_NL_2PRFIN20030726_165905_000000462018_00269_07337_7021.N1	26-JUL-2003 16:59:05	Dark	45.500	157	The1Eri	2.9060	9300.0	91	7337	No
321	GOM_NL_2PRFIN20030726_170455_000000412018_00270_07338_7007.N1	26-JUL-2003 17:04:55	Dark	41.000	9	Alp Eri	0.45300	24000.	82	7338	No
322	GOM_NL_2PRFIN20030726_170729_000000392018_00270_07338_7008.N1	26-JUL-2003 17:07:29	Dark	39.000	135	Bet Hyi	2.8200	5800.0	78	7338	No
323	GOM_NL_2PRFIN20030726_170906_000000562018_00270_07338_7009.N1	26-JUL-2003 17:09:06	Straylight	56.000	84	Alp Phe	2.3970	4500.0	112	7338	No
324	GOM_NL_2PRFIN20030726_171205_000000432018_00270_07338_7010.N1	26-JUL-2003 17:12:05	Straylight	42.500	148	Alp Tuc	2.8780	4100.0	85	7338	No
325	GOM_NL_2PRFIN20030726_171358_000000512018_00270_07338_7011.N1	26-JUL-2003 17:13:58	Straylight	50.500	63	Bet Gru	2.1500	2800.0	101	7338	No
326	GOM_NL_2PRFIN20030726_171533_000000392018_00270_07338_7012.N1	26-JUL-2003 17:15:33	Straylight	38.500	45	Alp Pav	1.9400	26000.	77	7338	No
327	GOM_NL_2PRFIN20030726_171831_000000772018_00270_07338_7013.N1	26-JUL-2003 17:18:31	Tw_i_and_stray	77.000	18	24Alp PsA	1.1660	9700.0	154	7338	No
328	GOM_NL_2PRFIN20030726_172313_000000422018_00270_07338_7014.N1	26-JUL-2003 17:23:13	Bright	42.000	38	20Eps Sgr	1.8360	11000.	84	7338	No
329	GOM_NL_2PRFIN20030726_172507_000000402018_00270_07338_7015.N1	26-JUL-2003 17:25:07	Bright	39.500	57	34Sig Sgr	2.0660	26000.	79	7338	No
330	GOM_NL_2PRFIN20030726_172646_000000632018_00270_07338_7016.N1	26-JUL-2003 17:26:46	Bright	62.500	142	49Del Cap	2.8500	8900.0	125	7338	No
331	GOM_NL_2PRFIN20030726_173130_000000642018_00270_07338_7017.N1	26-JUL-2003 17:31:30	Bright	63.500	154	22Bet Aqr	2.8990	5700.0	127	7338	No
332	GOM_NL_2PRFIN20030726_173512_000000412018_00270_07338_7018.N1	26-JUL-2003 17:35:12	Bright	41.000	11	53Alp Aql	0.76500	8000.0	82	7338	No
333	GOM_NL_2PRFIN20030726_173648_000000392018_00270_07338_7019.N1	26-JUL-2003 17:36:48	Bright	39.000	59	55Alp Oph	2.0800	8900.0	78	7338	No
334	GOM_NL_2PRFIN20030726_173928_000000752018_00270_07338_7020.N1	26-JUL-2003 17:39:28	Bright	74.500	61	8Eps Peg	2.1000	3900.0	149	7338	No
335	GOM_NL_2PRFIN20030726_174332_000000392018_00270_07338_7021.N1	26-JUL-2003 17:43:32	Bright	38.500	5	3Alp Lyr	0.033000	11000.	77	7338	No
336	GOM_NL_2PRFIN20030726_174601_000000392018_00270_07338_7022.N1	26-JUL-2003 17:46:01	Bright	38.500	144	18Del Cyg	2.8600	11000.	77	7338	No
337	GOM_NL_2PRFIN20030726_174737_000000372018_00270_07338_7023.N1	26-JUL-2003 17:47:37	Bright	37.000	130	23Bet Dra	2.7990	5800.0	74	7338	No

456	GOM_NL__2PRFIN20030726_232357_000000422018_00273_07341_7035.N1	26-JUL-2003 23:23:57	Dark	41.500	27	24Gam Ori	1.6360	26000.	83	7341	No
457	GOM_NL__2PRFIN20030726_232553_000000402018_00273_07341_7036.N1	26-JUL-2003 23:25:53	Dark	40.000	30	46Eps Ori	1.6940	30000.	80	7341	No
458	GOM_NL__2PRFIN20030726_232813_000000442018_00273_07341_7037.N1	26-JUL-2003 23:28:13	Dark	44.000	7	19Bet Ori	0.10000	14000.	88	7341	No
459	GOM_NL__2PRFIN20030726_232956_000000412018_00273_07341_7038.N1	26-JUL-2003 23:29:56	Dark	40.500	47	2Bet CMa	1.9760	28000.	81	7341	No
460	GOM_NL__2PRFIN20030726_233122_000000432018_00273_07341_7039.N1	26-JUL-2003 23:31:22	Dark	42.500	139	9Bet Lep	2.8330	5600.0	85	7341	No
461	GOM_NL__2PRFIN20030726_233319_000000402018_00273_07341_7040.N1	26-JUL-2003 23:33:19	Dark	39.500	177	1Zet CMa	3.0220	26000.	79	7341	No
462	GOM_NL__2PRFIN20030726_234132_000000472018_00273_07341_7041.N1	26-JUL-2003 23:41:32	Dark	46.500	157	The1Eri	2.9060	9300.0	93	7341	No
463	GOM_NL__2PRFIN20030726_234721_000000562018_00274_07342_7007.N1	26-JUL-2003 23:47:21	Dark	56.000	9	Alp Eri	0.45300	24000.	112	7342	No
464	GOM_NL__2PRFIN20030726_234954_000000392018_00274_07342_7008.N1	26-JUL-2003 23:49:54	Dark	39.000	135	Bet Hyi	2.8200	5800.0	78	7342	No
465	GOM_NL__2PRFIN20030726_235133_000000562018_00274_07342_7009.N1	26-JUL-2003 23:51:33	Straylight	56.000	84	Alp Phe	2.3970	4500.0	112	7342	No
466	GOM_NL__2PRFIN20030726_235430_000000422018_00274_07342_7010.N1	26-JUL-2003 23:54:30	Straylight	41.500	148	Alp Tuc	2.8780	4100.0	83	7342	No
467	GOM_NL__2PRFIN20030726_235744_000000472018_00274_07342_7011.N1	26-JUL-2003 23:57:44	Straylight	46.500	31	Alp Gru	1.7340	15200.	93	7342	No

3. Quality information per product

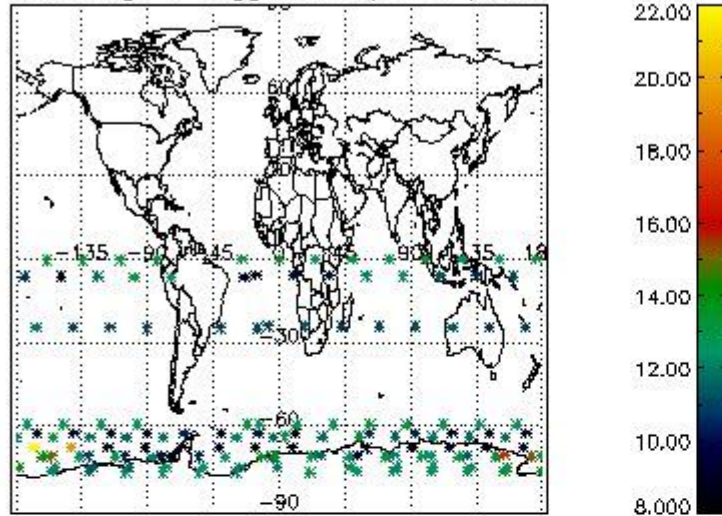
In this section it is plotted some information contained in the Quality Summary data set of the level 2 products. Only products in dark limb conditions and without errors (error flag in the MPH set to "0") are used.

3.1 Plot quality information per product (time dependant)

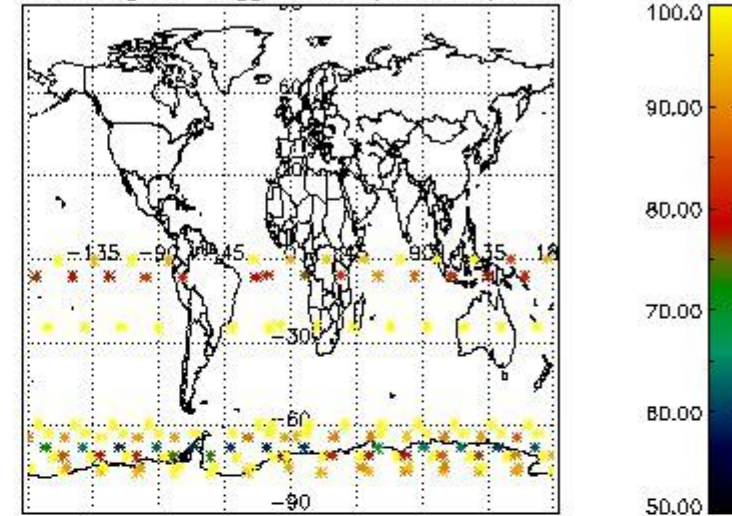


3.2 Plot quality information per product (world map)

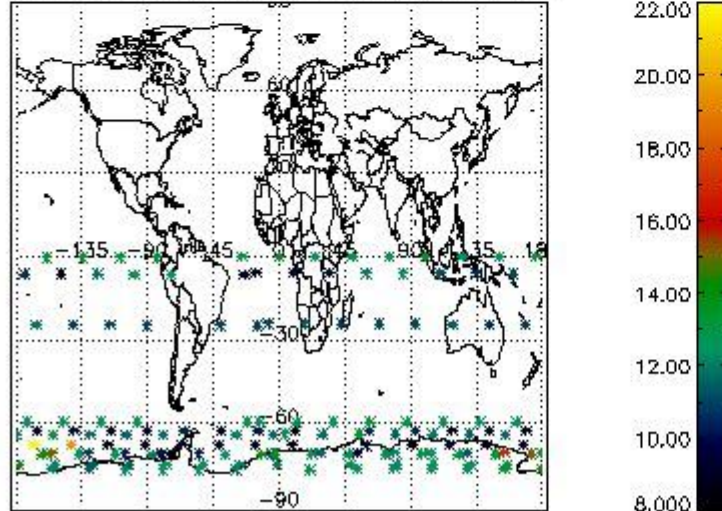
Percentage of flagged data per O3 profile



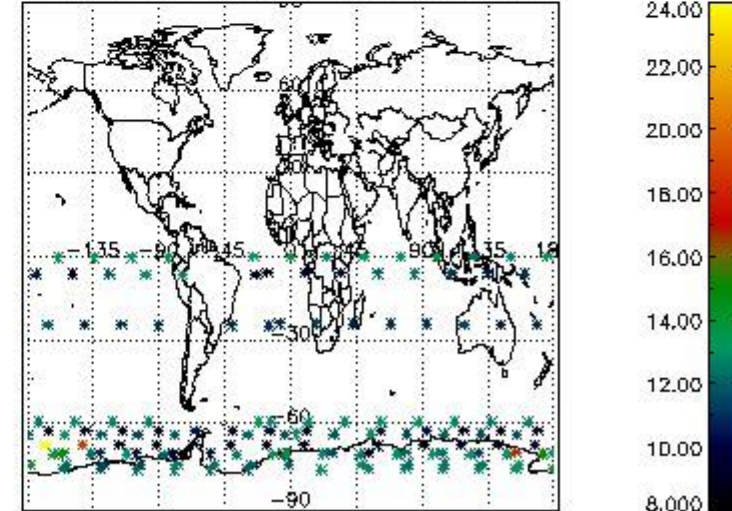
Percentage of flagged data per H2O profile



Percentage of flagged data per NO2 profile



Percentage of flagged data per NO3 profile

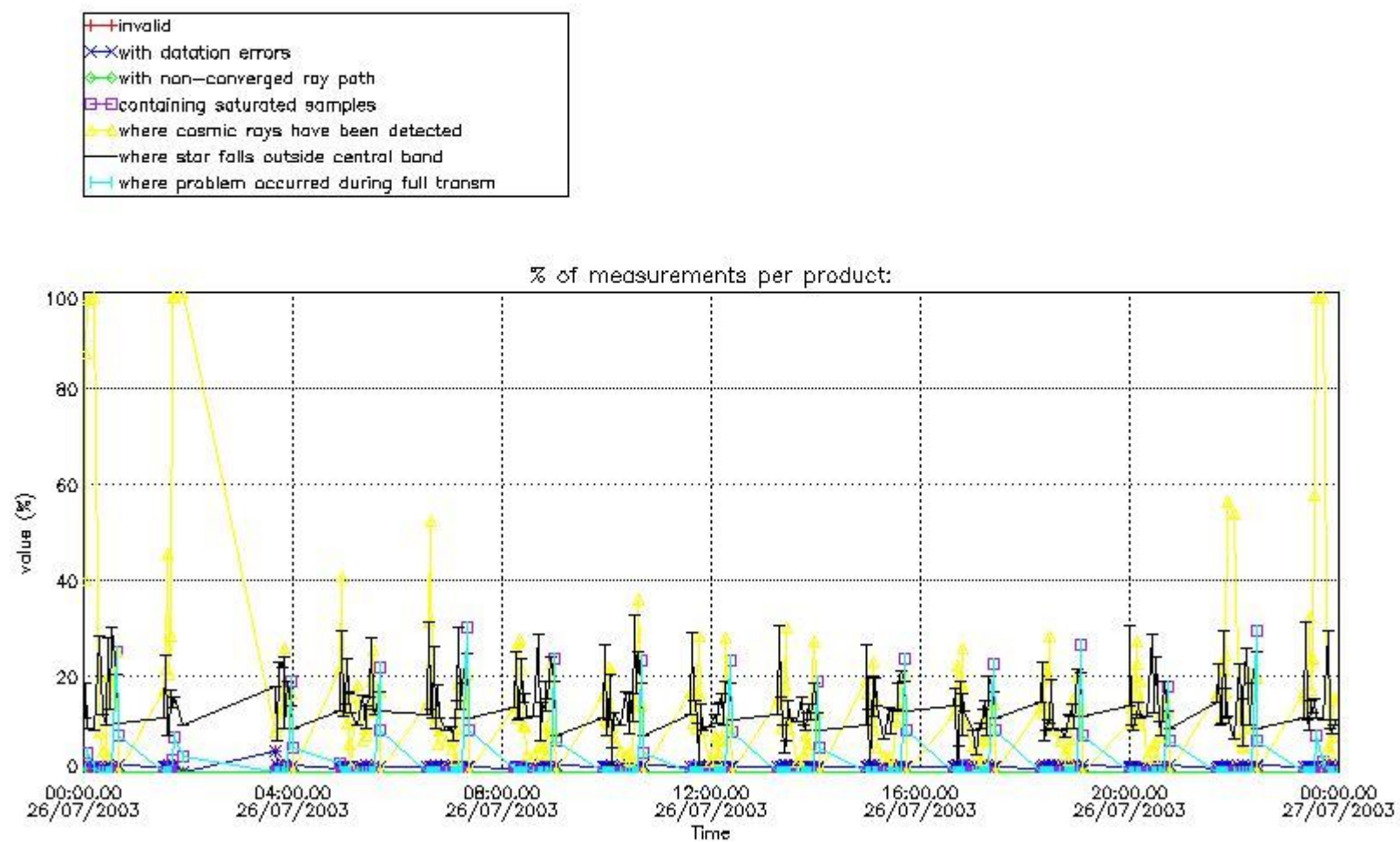


4. Level 1 quality information per product

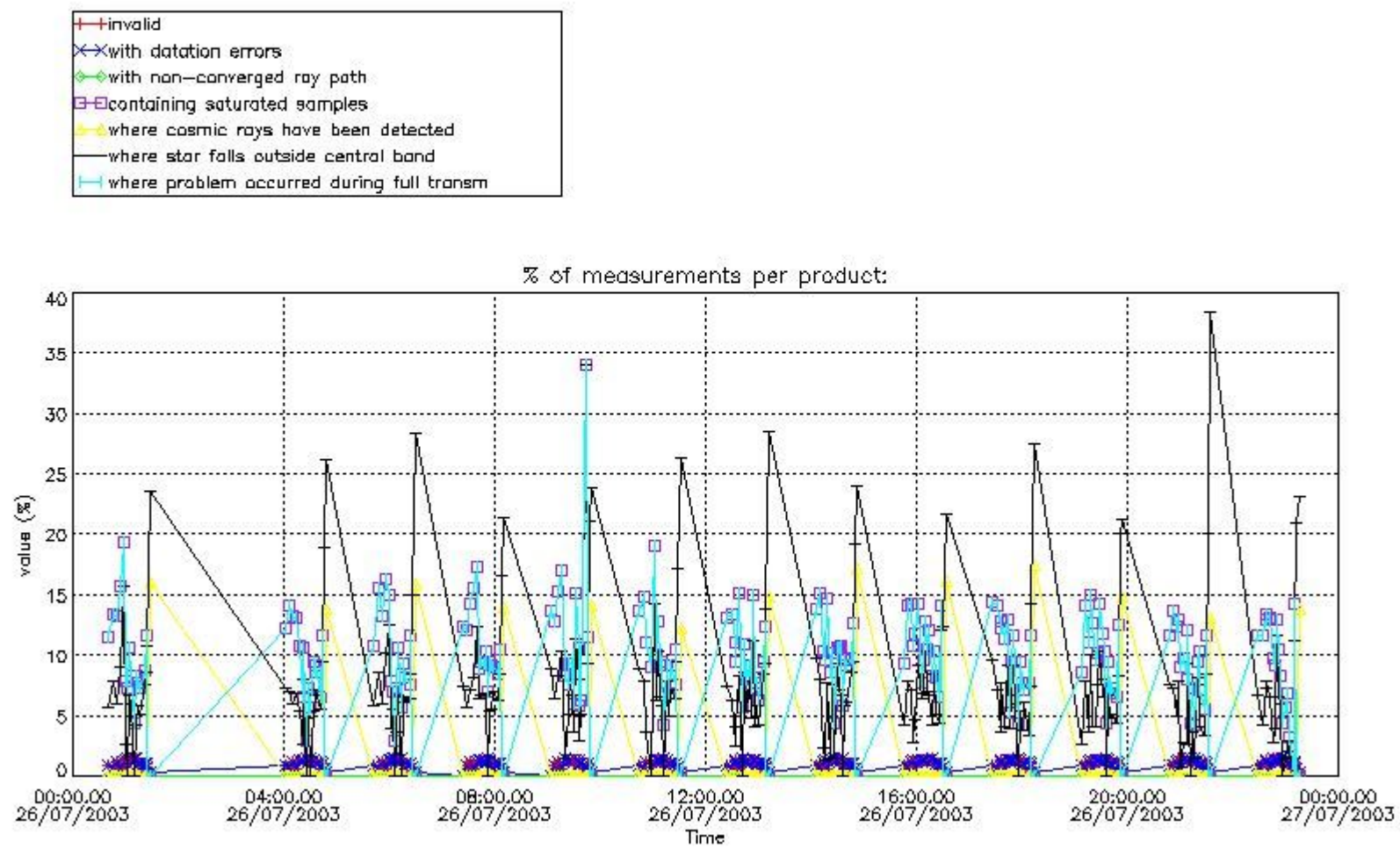
In this section it is plotted some information contained in the Quality Summary data set of the level 2 products that comes from the level 1b processing. Products without errors (error flag in the MPH set to "0") are used.

4.1 Plot quality information per product (time dependant) coming from level 1b processing

4.1.1 Plot level 1 quality information per product (time dependant): ENVISAT ASCENDING passes



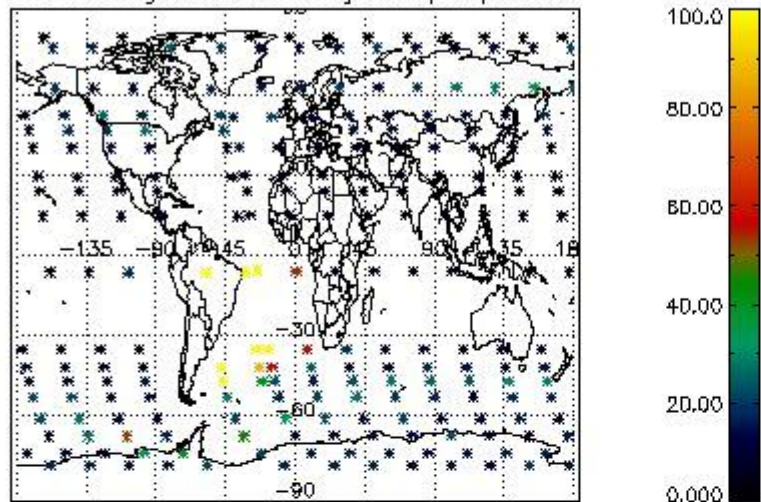
4.1.2 Plot level 1 quality information per product (time dependant): ENVI SAT DESCENDING passes



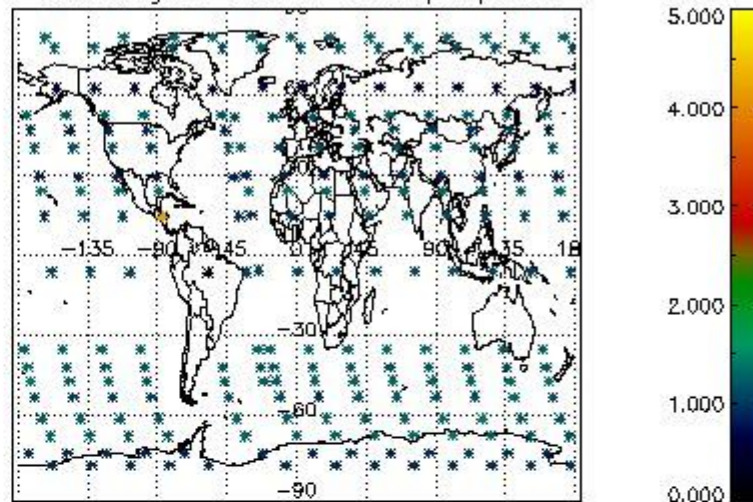
4.2 Plot quality information per product coming from level 1b processing (world map)

4.2.1 Plot level 1 quality information per product (world map): ENVISAT ASCENDING passes

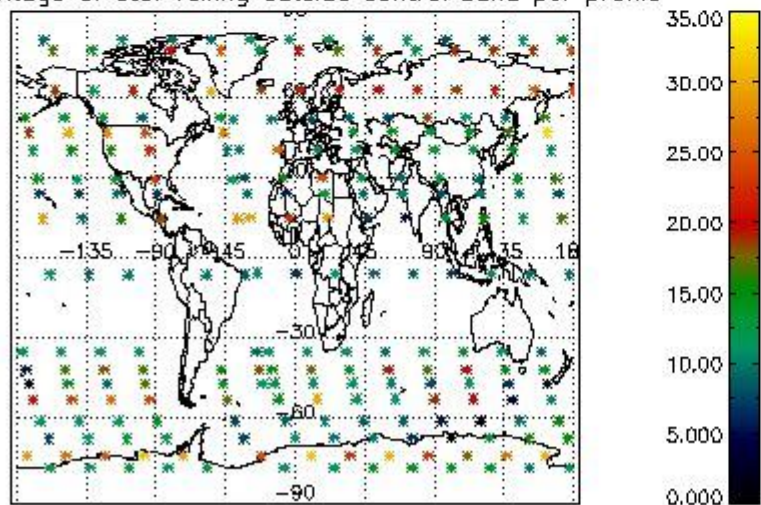
Percentage of cosmic ray hits per profile



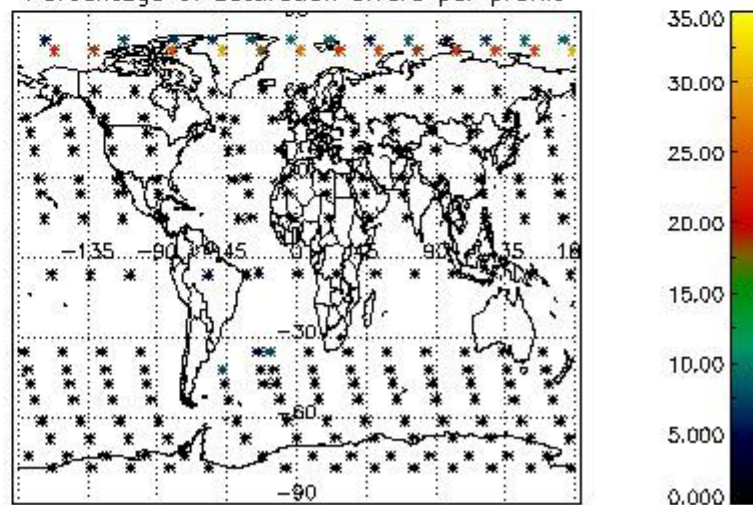
Percentage of datation errors per profile



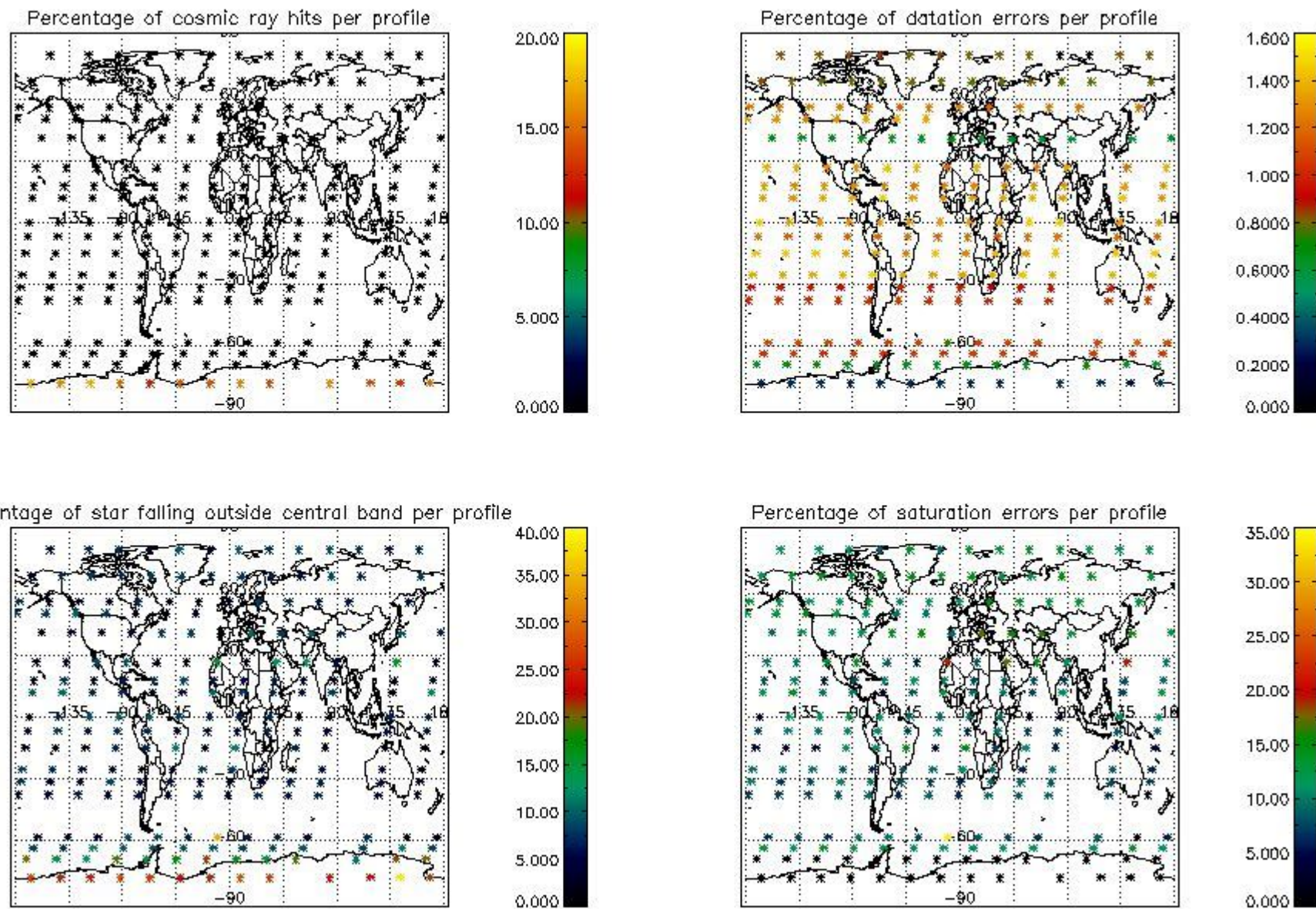
Percentage of star falling outside central band per profile



Percentage of saturation errors per profile



4.2.2 Plot level 1 quality information per product (world map): ENVISAT DESCENDING passes



5. Trace gas profiles

5.1 Ozone statistics based on quality of products

The final quality of the products can be "measured" using the STD (Standard Deviation) attached to every point profile. This information is written to the parameter GOM_NL__2P/NL_LOCAL_SPECIES_DENSITY/o3_std of the level 2 products. The table below shows the statistics for given STD ranges.

The statistics are given with respect to the overall valid production:

- Products without fatal errors: GOM_NL__2P/MPH/PRODUCT_ERR=0
- Valid point profile: GOM_NL__2P/NL_LOCAL_SPECIES_DENSITY/pcd(0)=0

The 'Criteria' is applied to valid points of dark limb products:

- Products in dark limb illumination condition: GOM_NL__2P/NL_SUMMARY_QUALITY/obs_ill_cond=0
- Products without fatal errors: GOM_NL__2P/MPH/PRODUCT_ERR=0
- Valid point profile: GOM_NL__2P/NL_LOCAL_SPECIES_DENSITY/pcd(0)=0

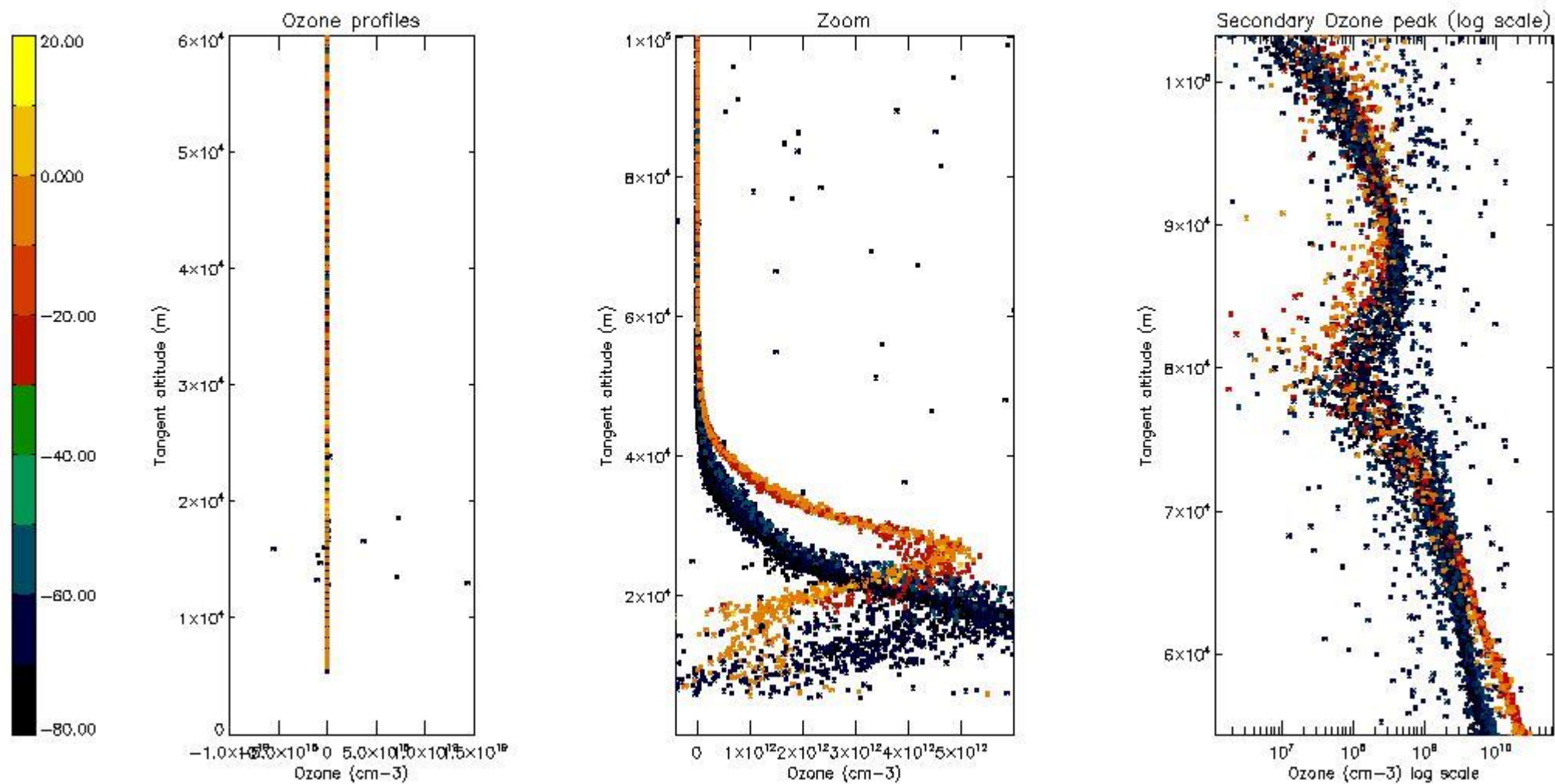
So, the table below shows the percentage of dark limb and valid observations for each criteria with respect to the overall valid daily observations.

Criteria	% of total production
All STD	27
STD < 20	16

STD < 10	14
STD < 5	10

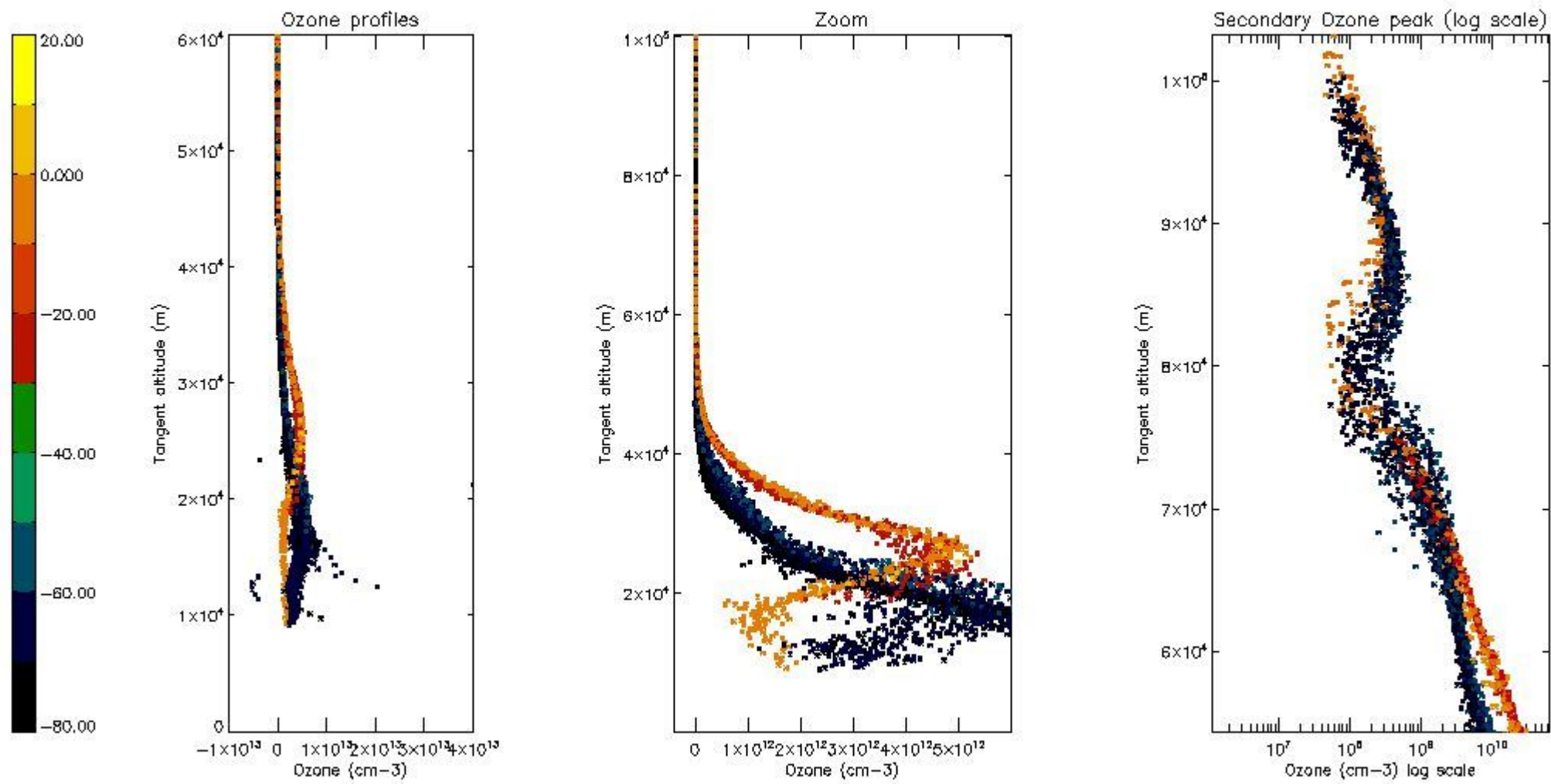
5.2 Plot ozone profiles for all STD (dark without errors)

The colorbar represents the latitude.



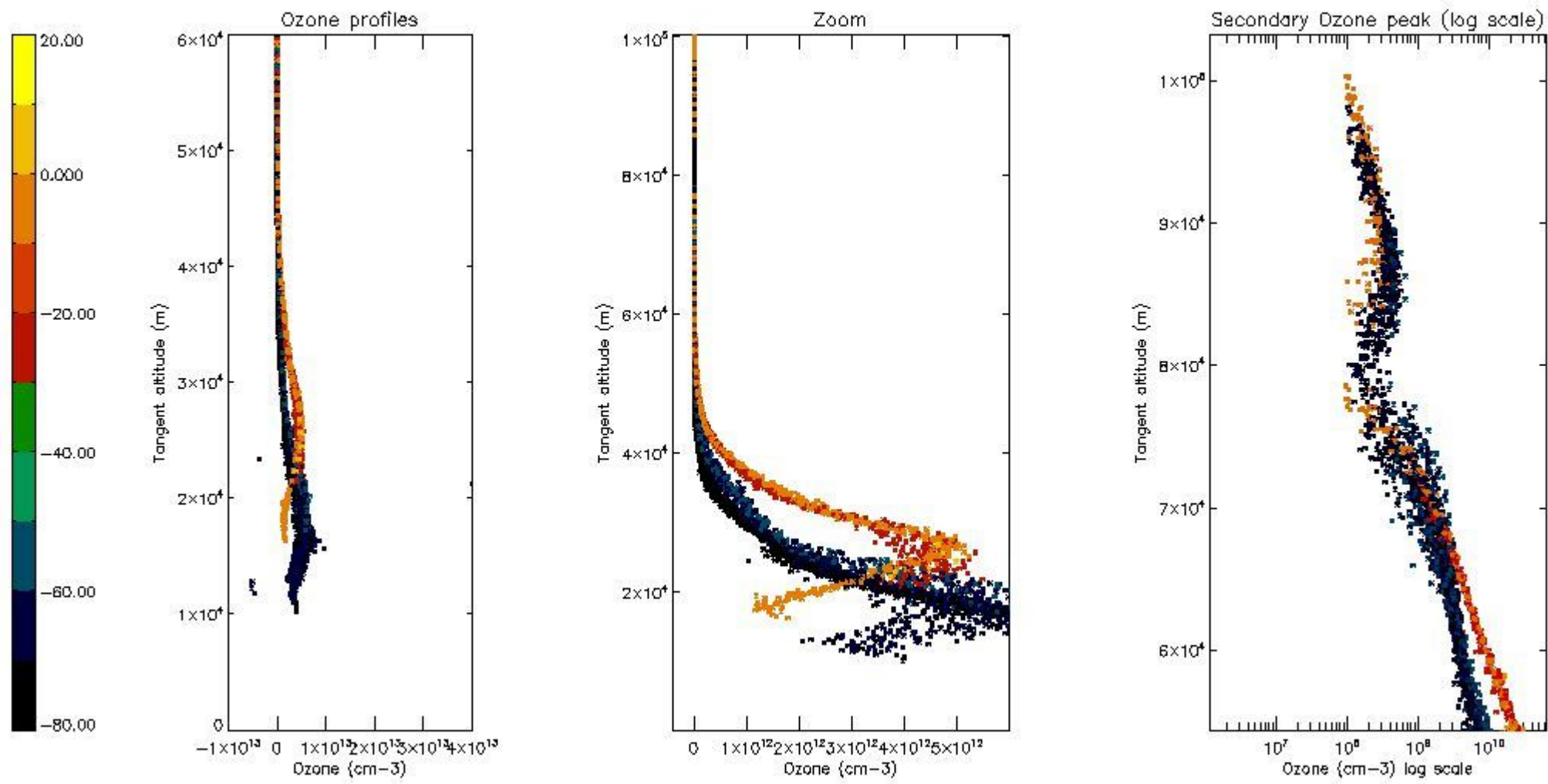
5.3 Plot ozone profiles where STD < 20% (dark without errors)

The colorbar represents the latitude.



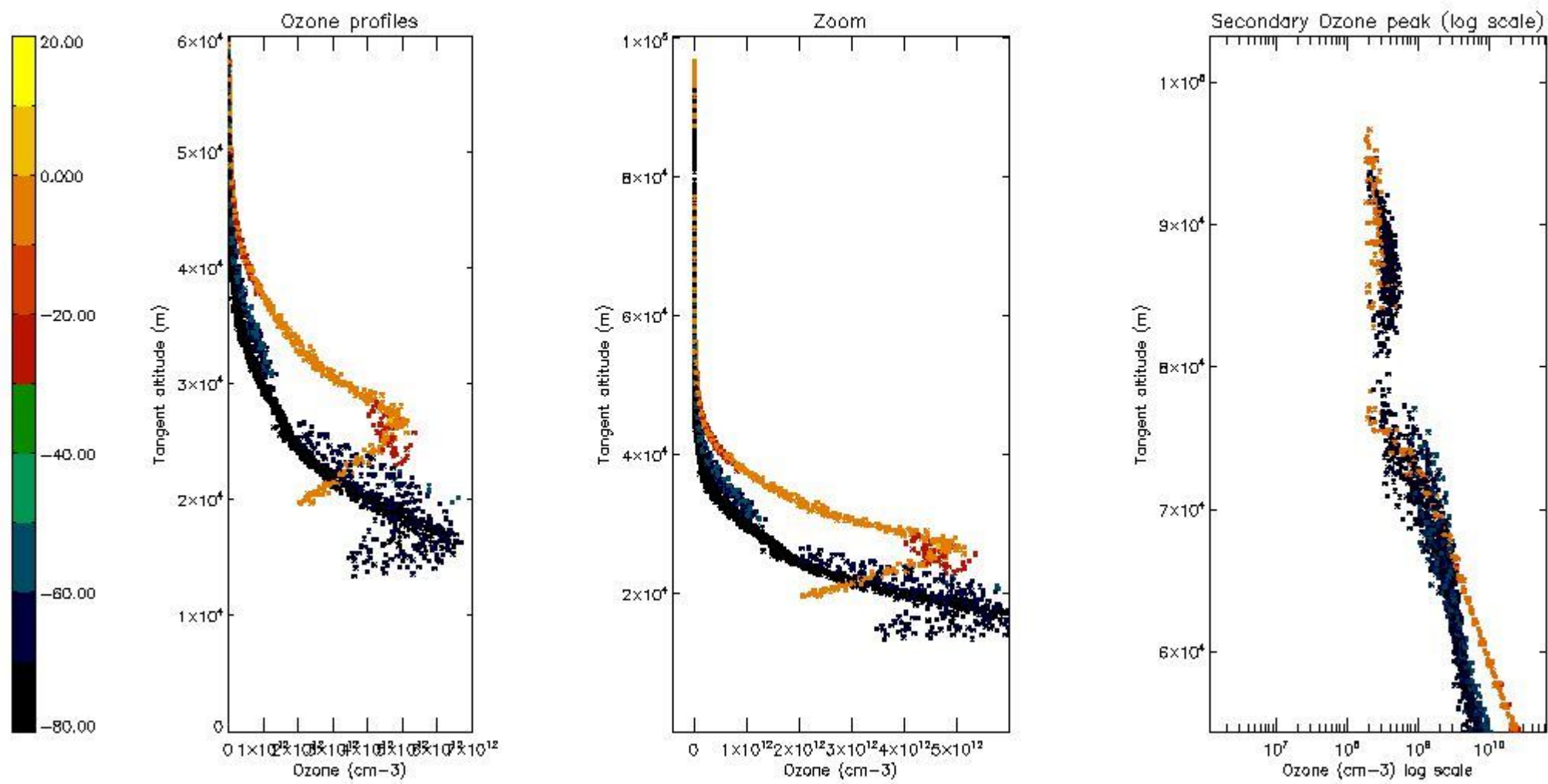
5.4 Plot ozone profiles where $STD < 10\%$ (dark without errors)

The colorbar represents the latitude.



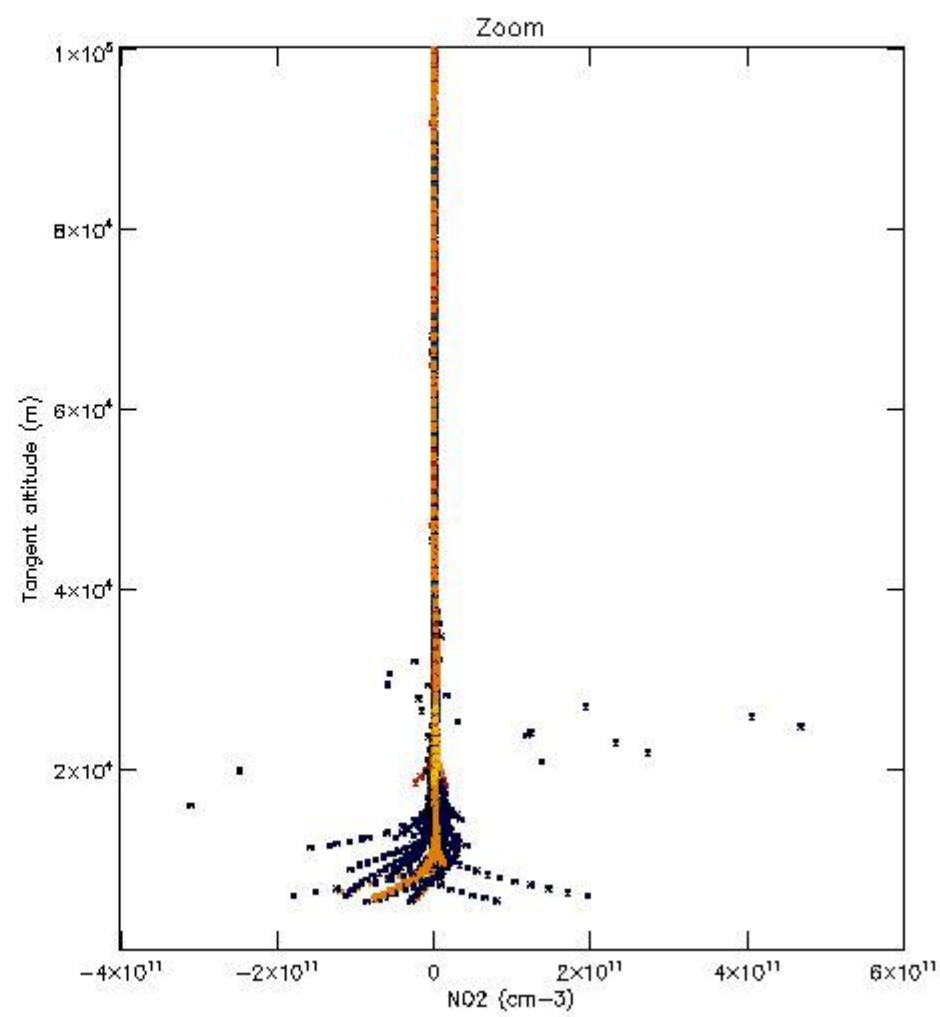
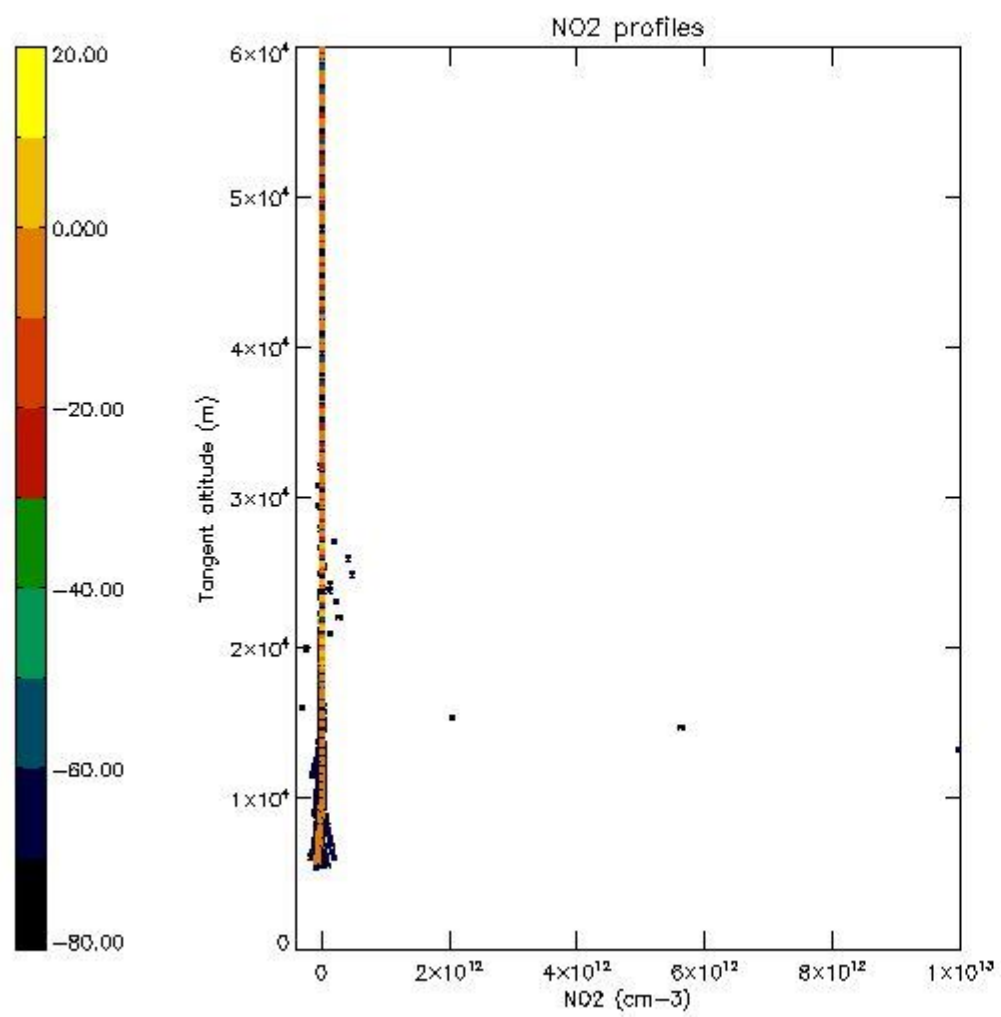
5.5 Plot ozone profiles where STD < 5% (dark without errors)

The colorbar represents the latitude.



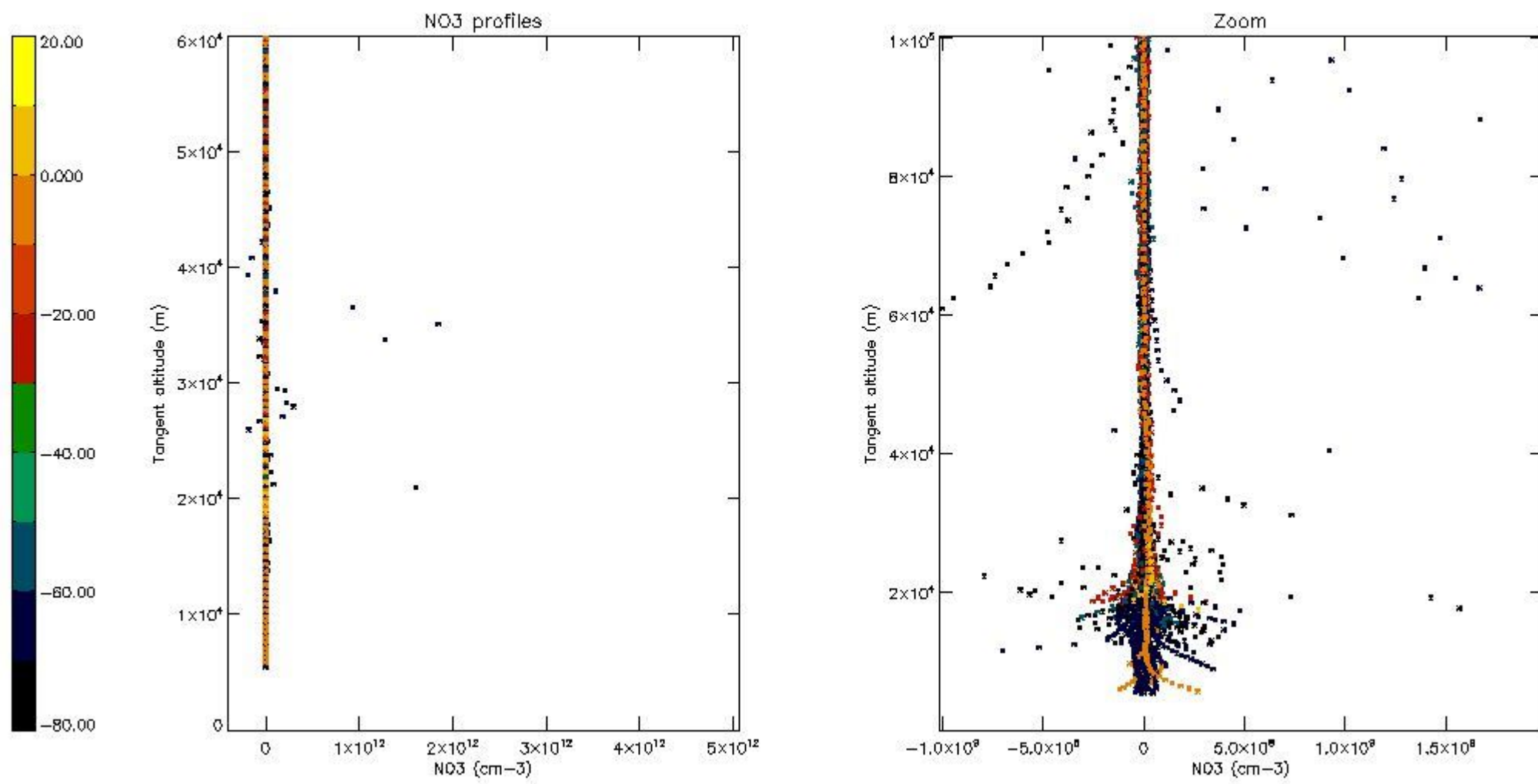
5.6 Plot NO₂ profiles for all STD (dark without errors)

The colorbar represents the latitude.



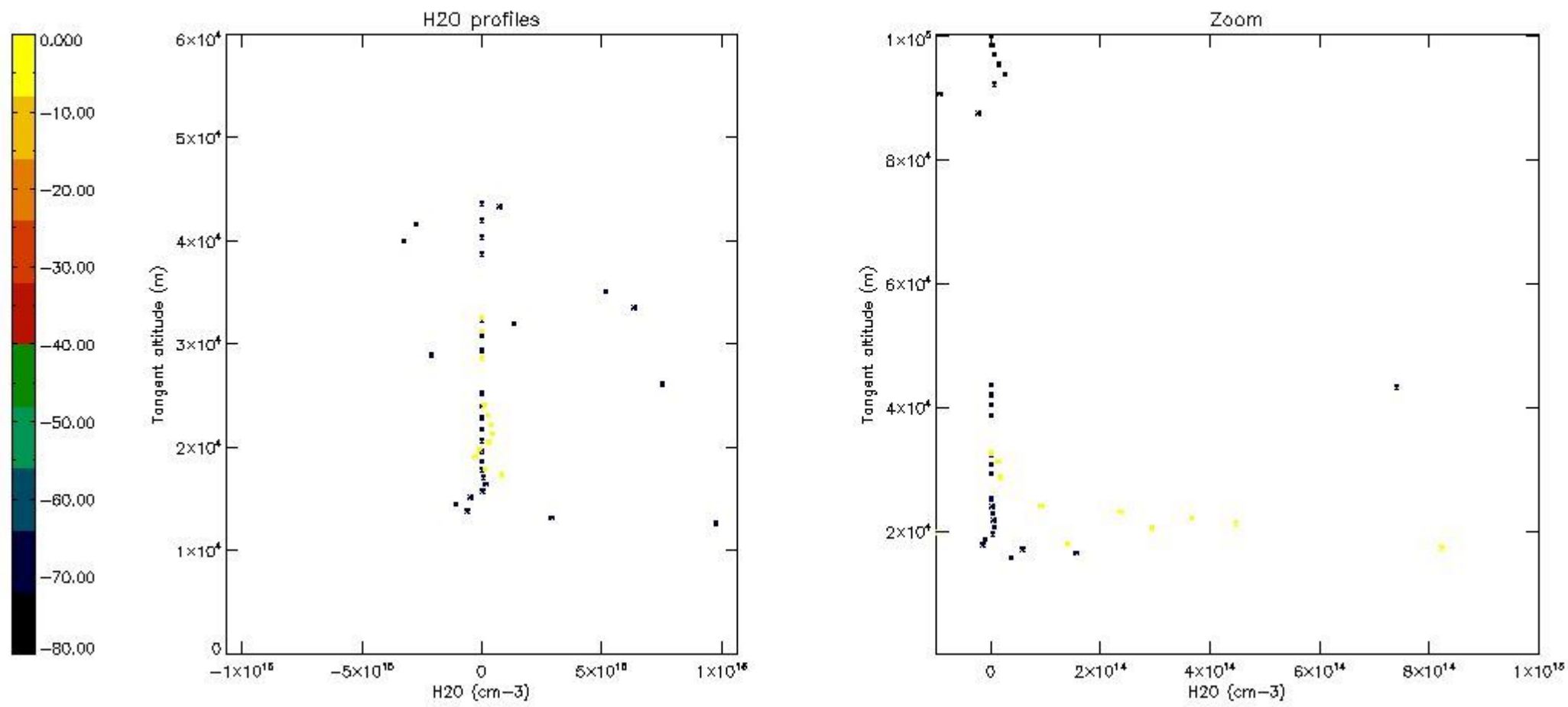
5.7 Plot NO3 profiles for all STD (dark without errors)

The colorbar represents the latitude.



5.8 Plot H₂O profiles for all STD (only for occultations of stars 1,2,3,4,13,14,16,26,63 dark without errors)

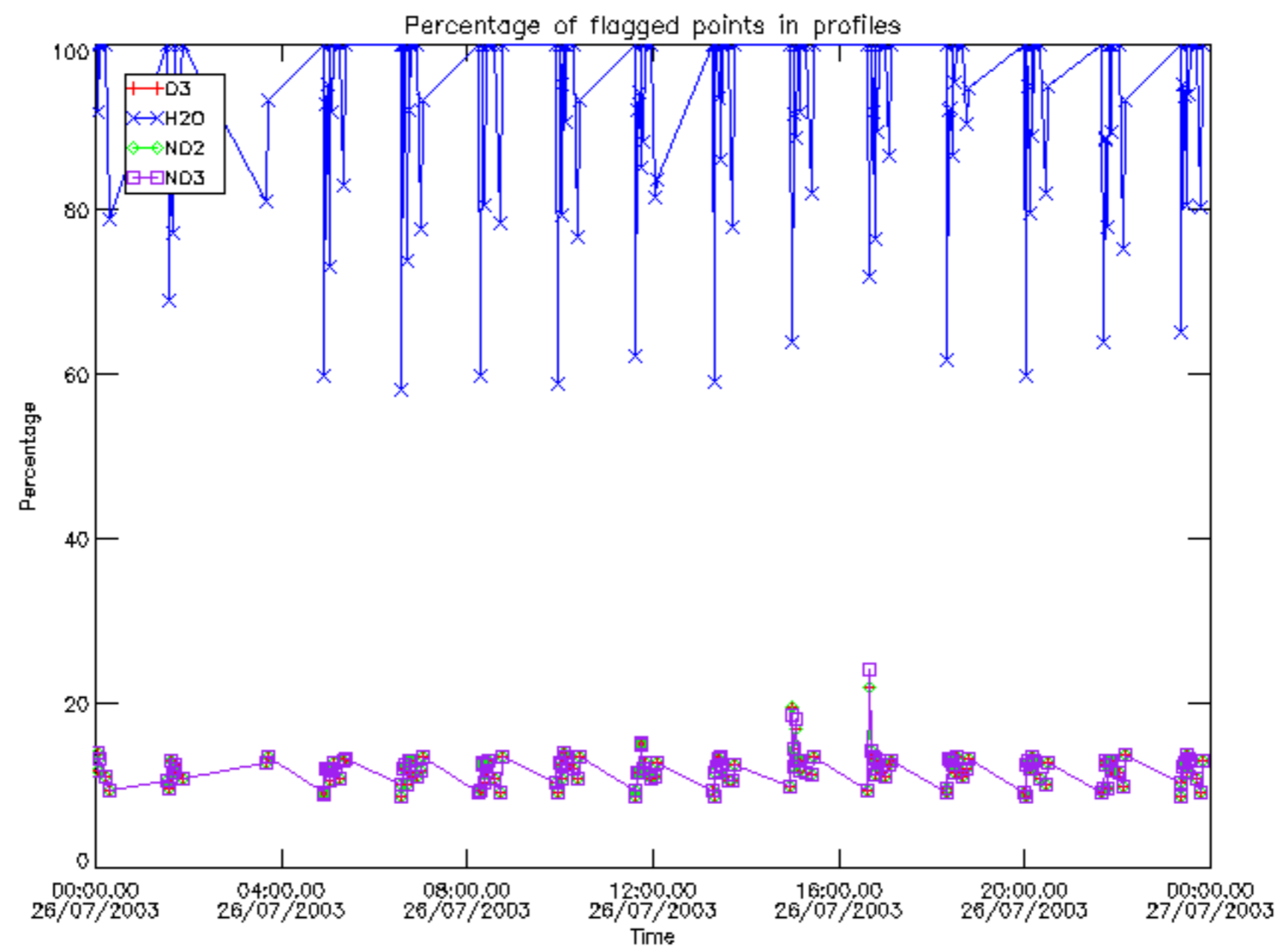
The colorbar represents the latitude.



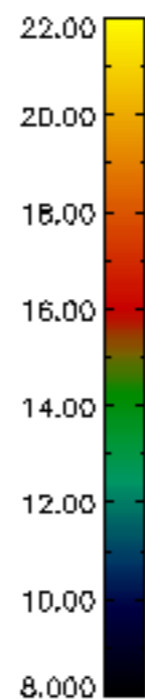
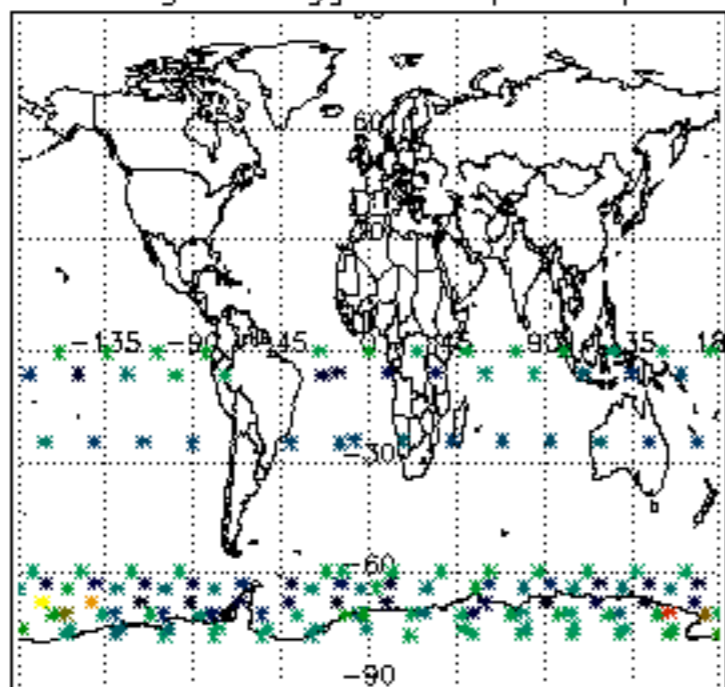
6. Auxiliary Data Files used for the production reported in section 2

The number reported in the third column indicates since which file (see list in section 2) the corresponding auxiliary file has been used. The fourth column is the date of those product files.

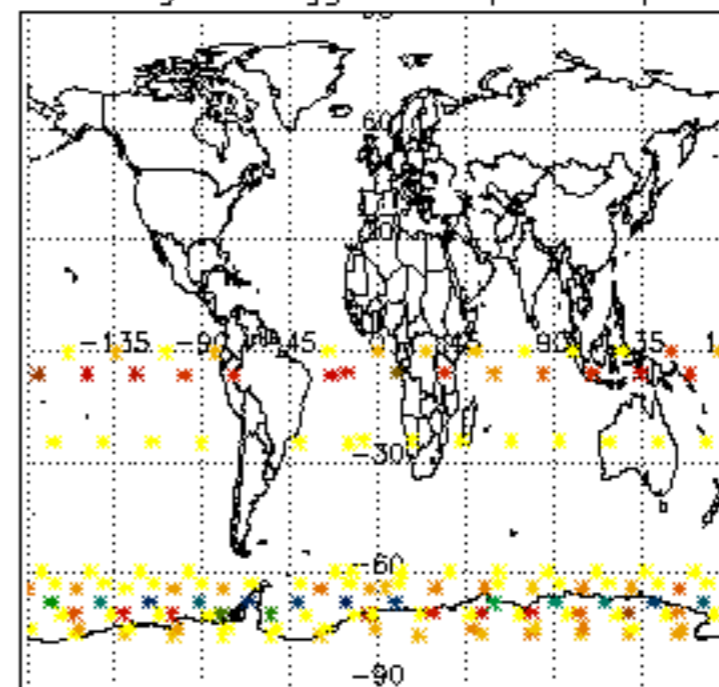
Type	Auxiliary Filename	Used since product	Used since product date
INST_PHYS_CHARACTERISTICS	GOM_INS_AXVIEC20091111_143220_20030716_120000_20500101_000000	1	26-JUL-2003 00:01:31
LEVEL-2_PROC_CONFIG	GOM_PR2_AXVIEC20091111_152718_20020301_000000_20500101_000000	1	26-JUL-2003 00:01:31
CROSS_SECTIONS_FILE	GOM_CRS_AXVIEC20091111_154832_20020301_000000_20500101_000000	1	26-JUL-2003 00:01:31



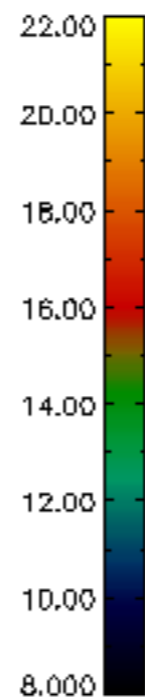
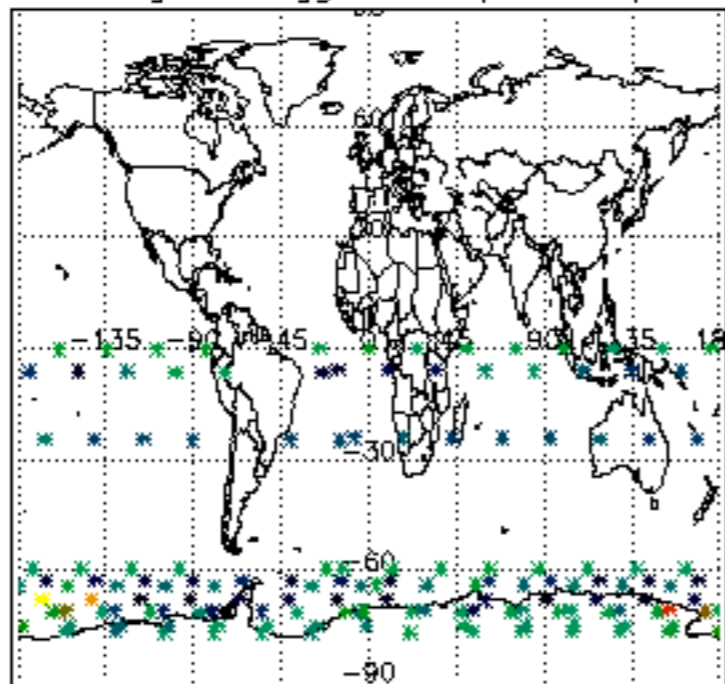
Percentage of flagged data per D3 profile



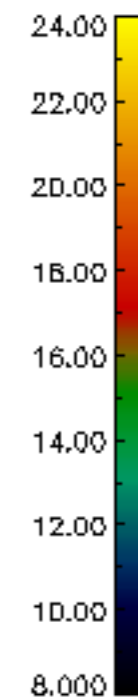
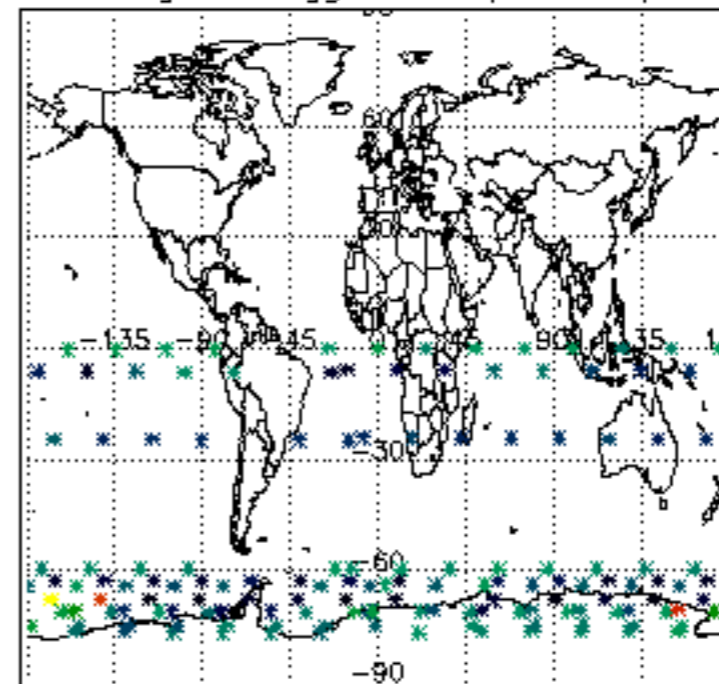
Percentage of flagged data per H2O profile

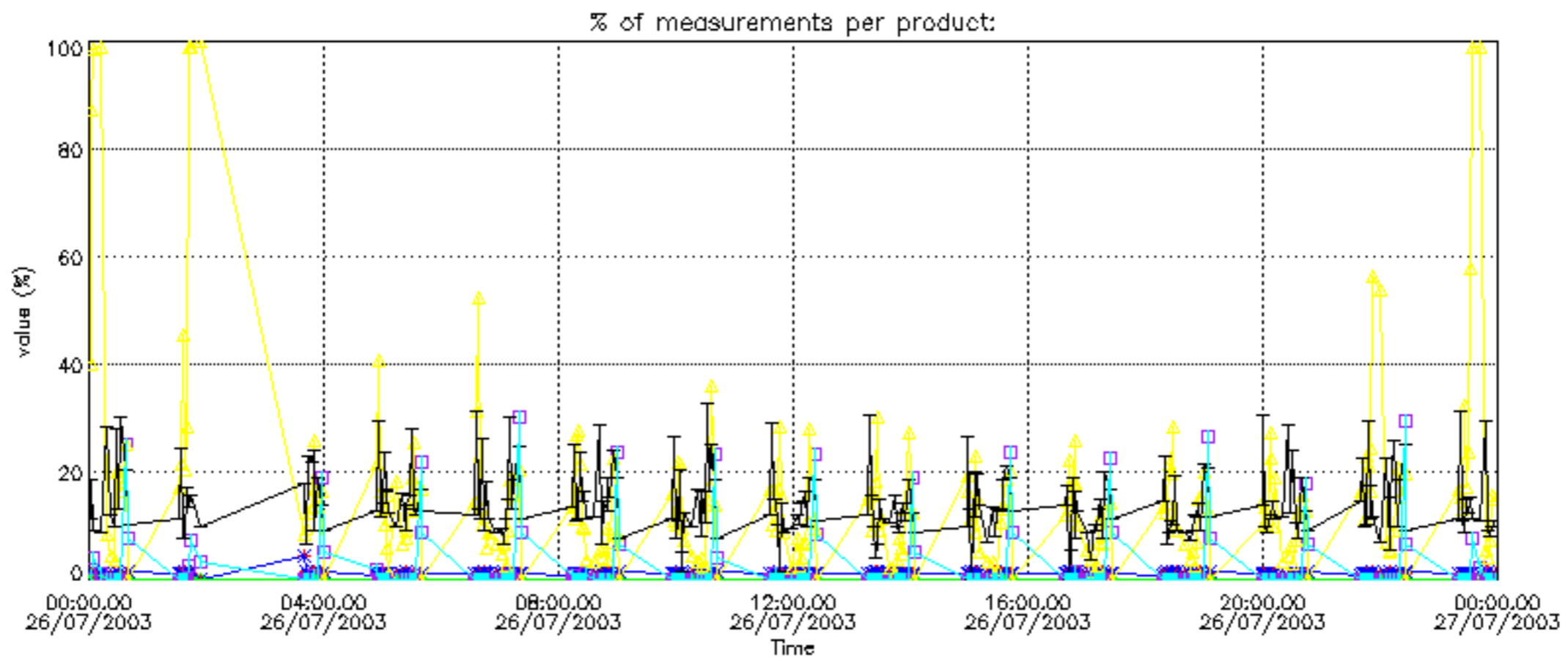


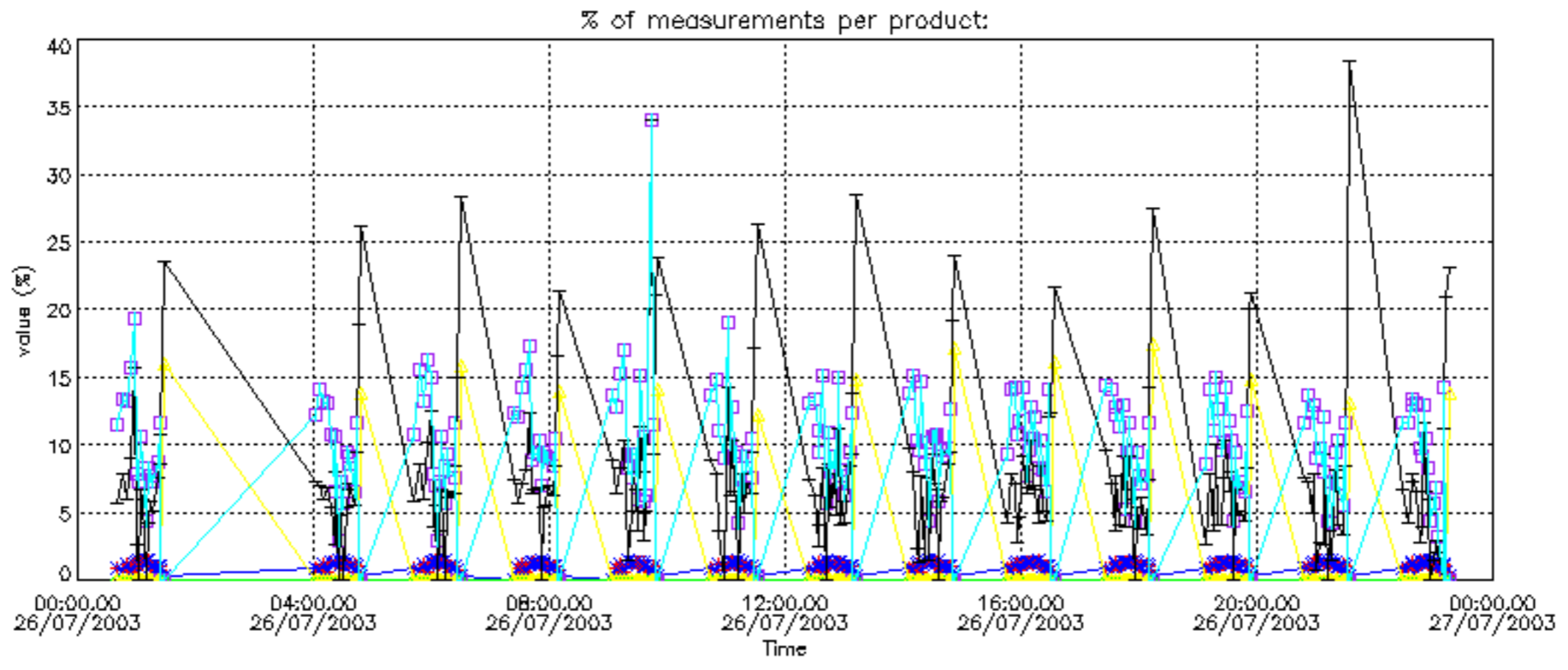
Percentage of flagged data per NO2 profile



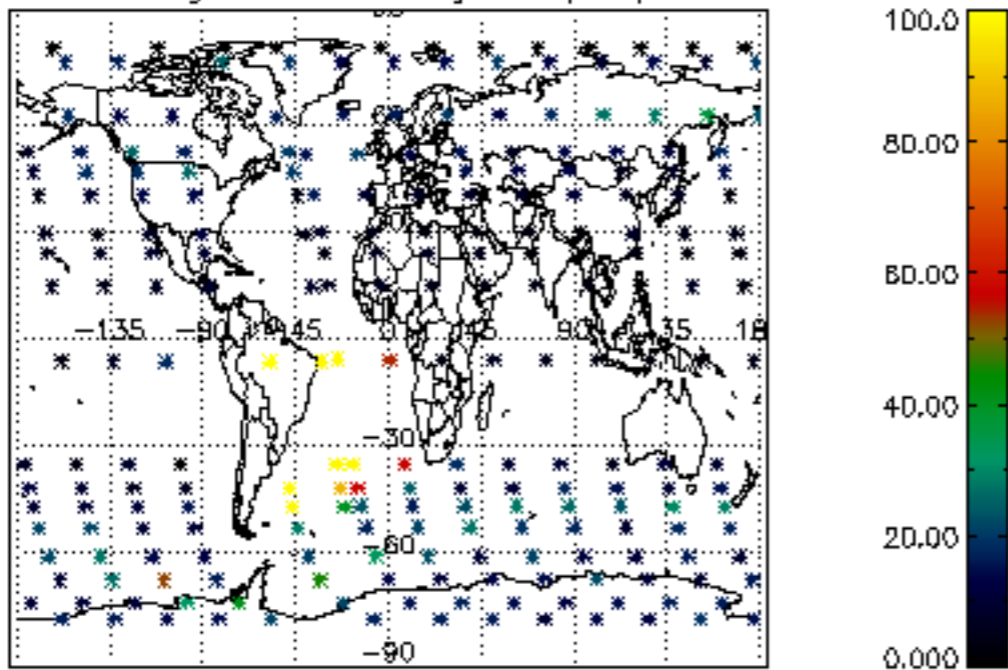
Percentage of flagged data per NO3 profile



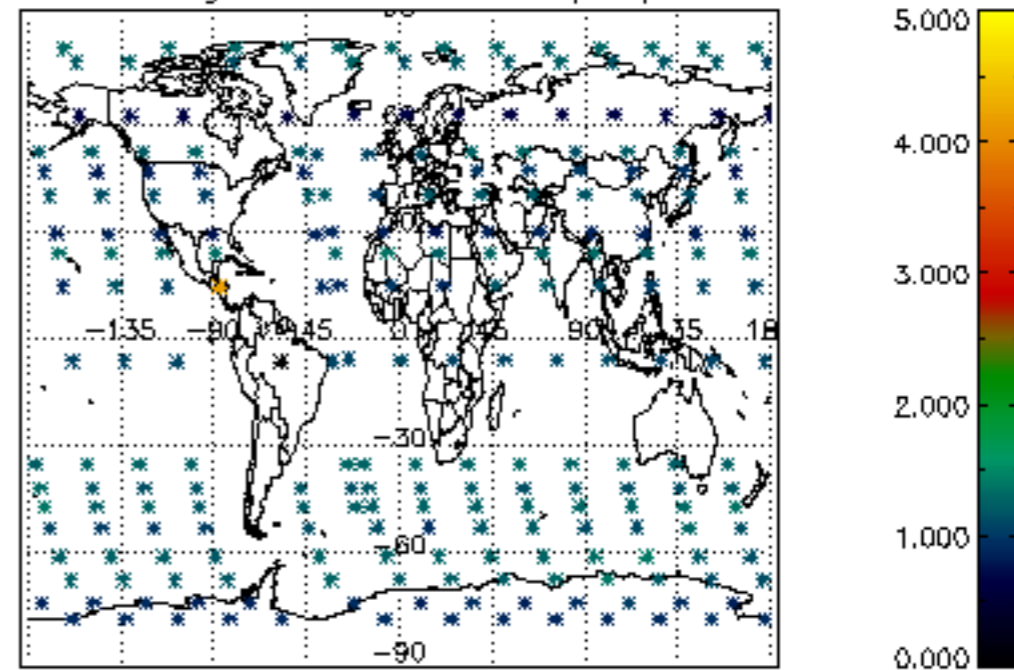




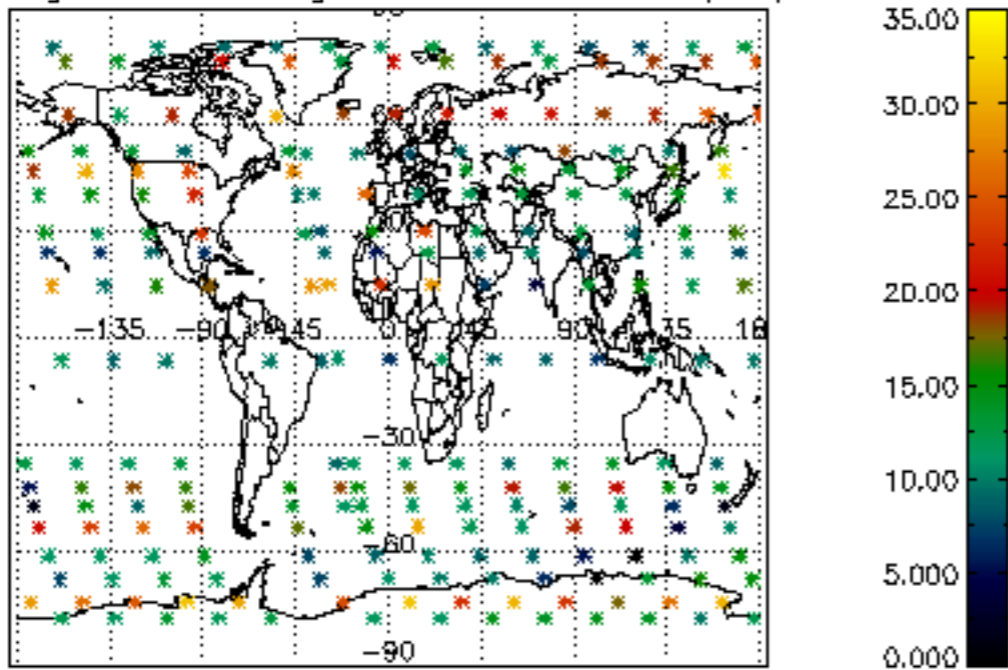
Percentage of cosmic ray hits per profile



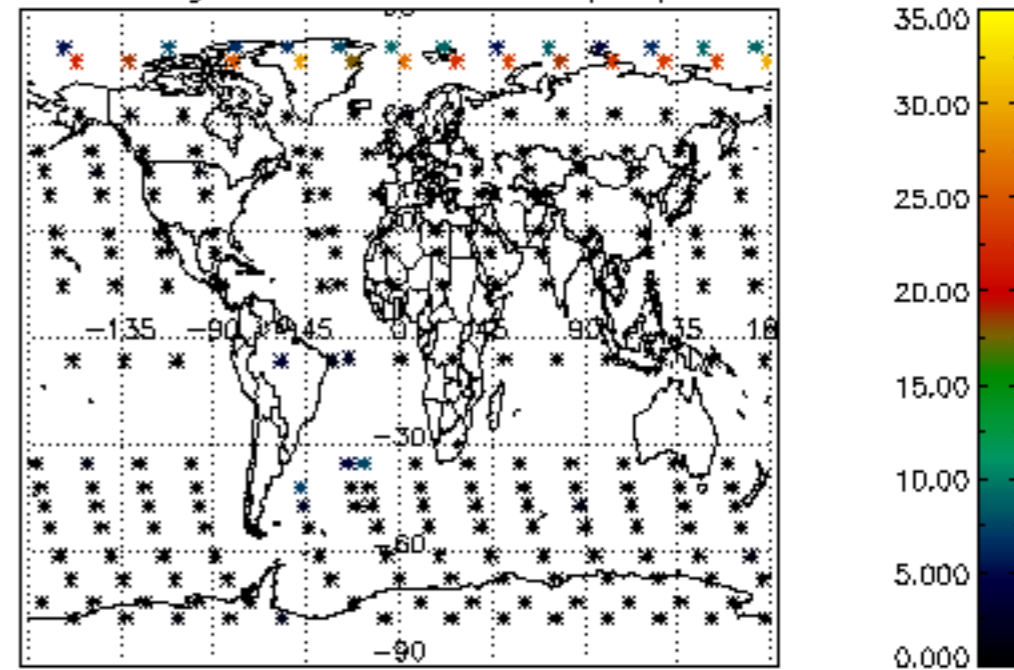
Percentage of datation errors per profile



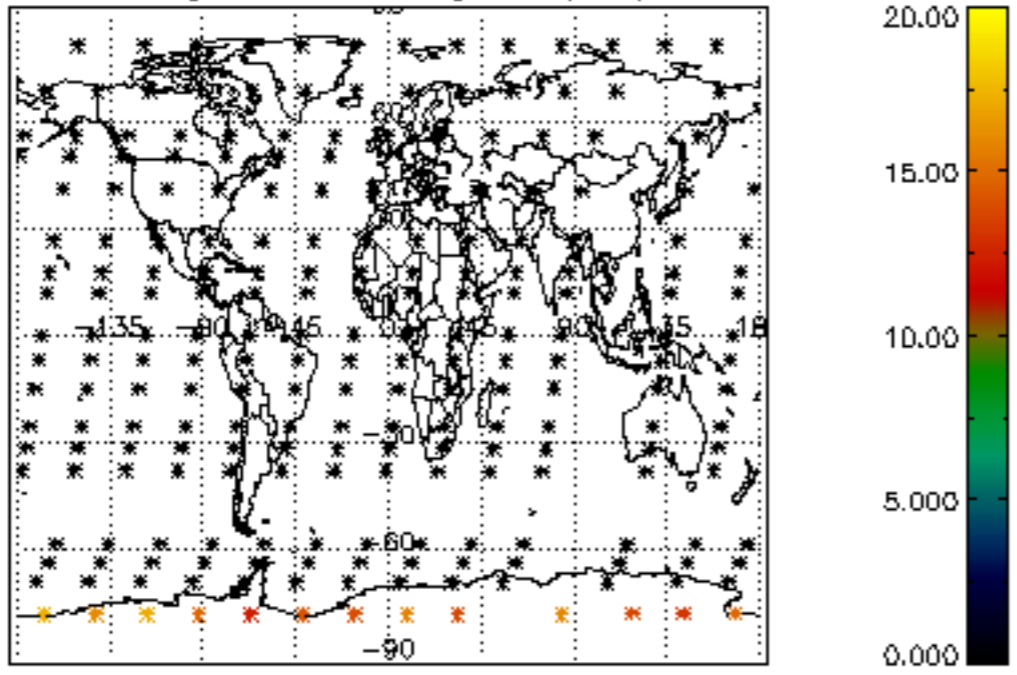
Percentage of star falling outside central band per profile



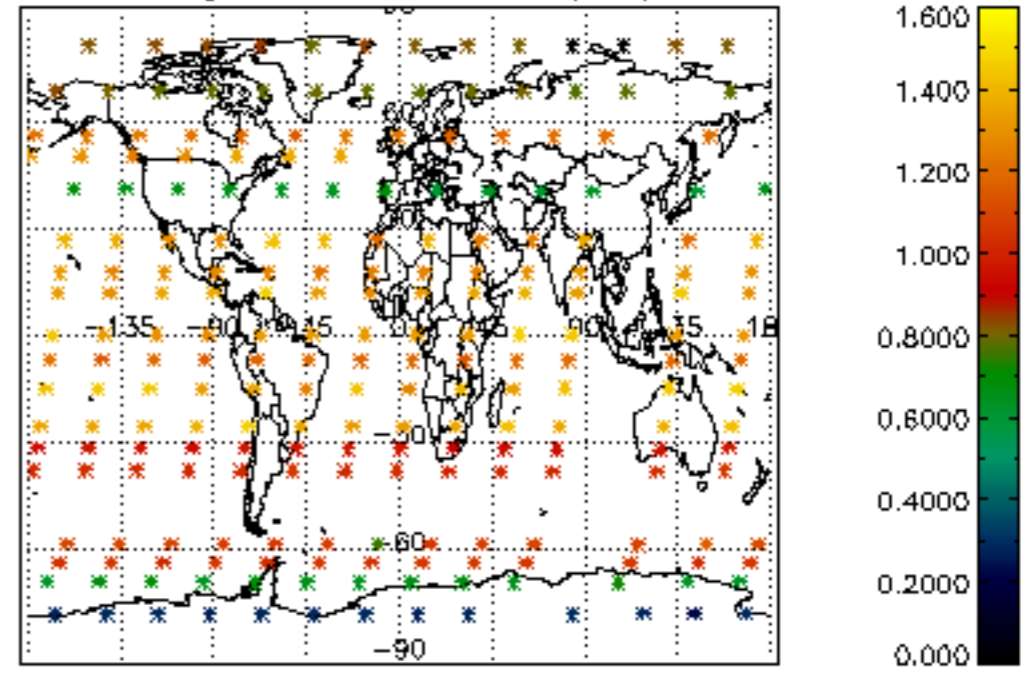
Percentage of saturation errors per profile



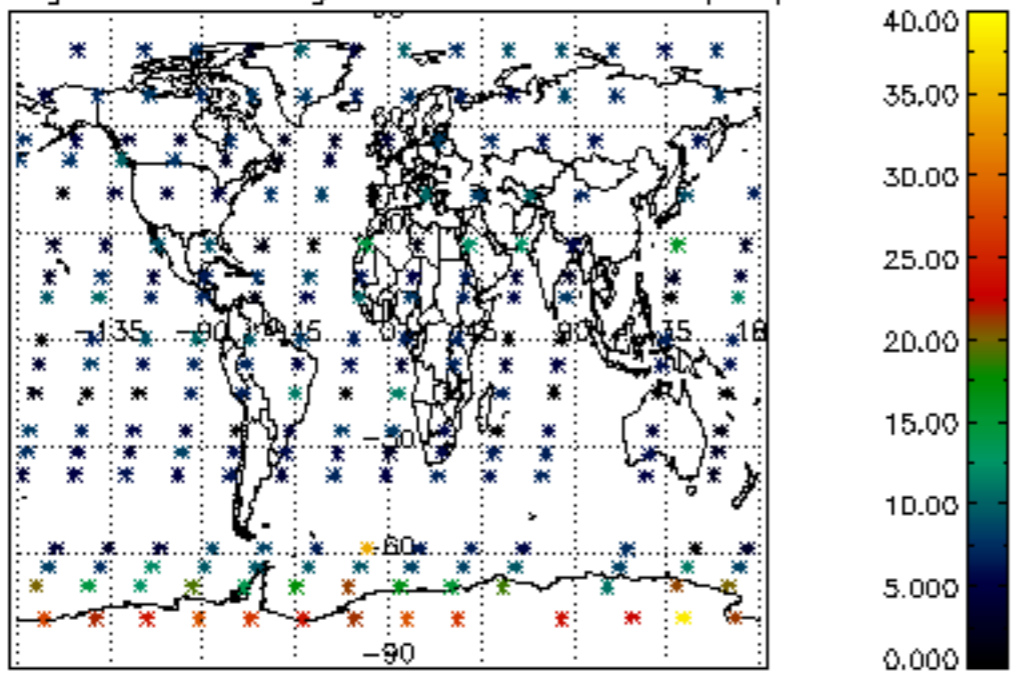
Percentage of cosmic ray hits per profile



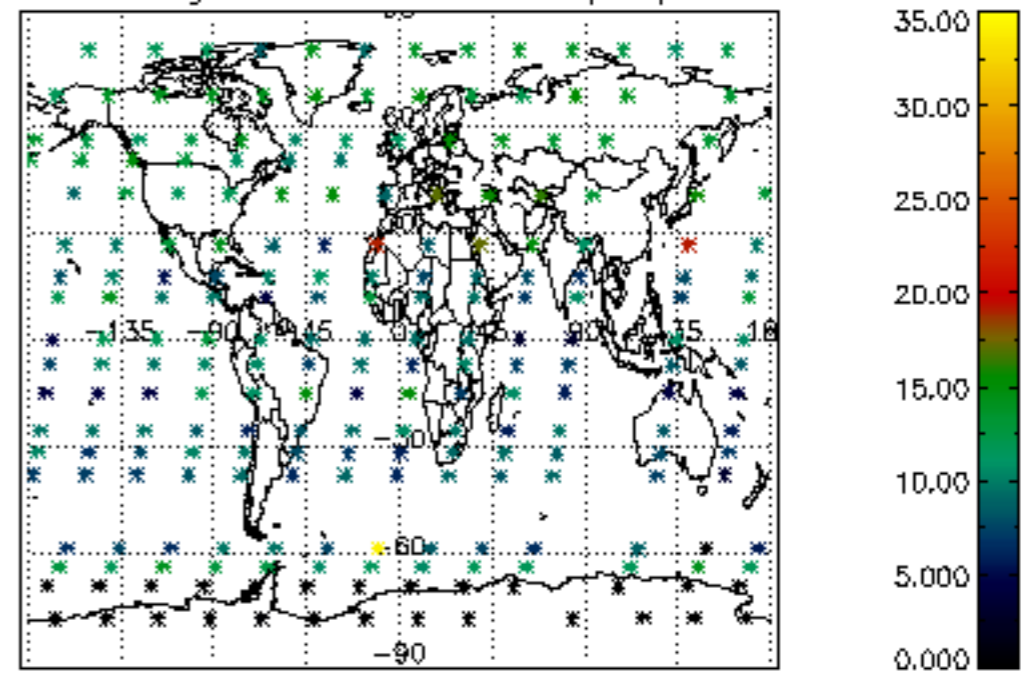
Percentage of datation errors per profile

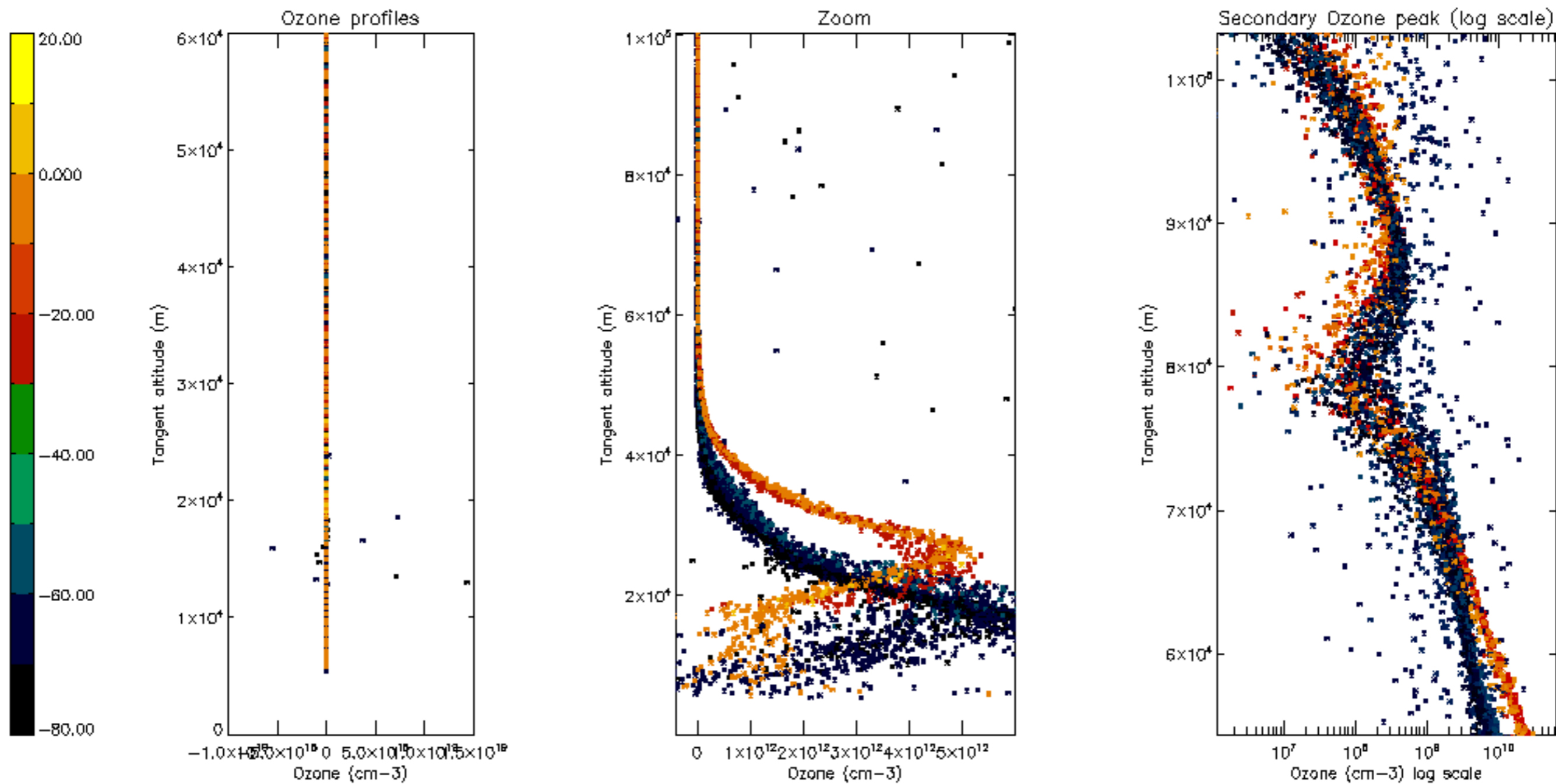


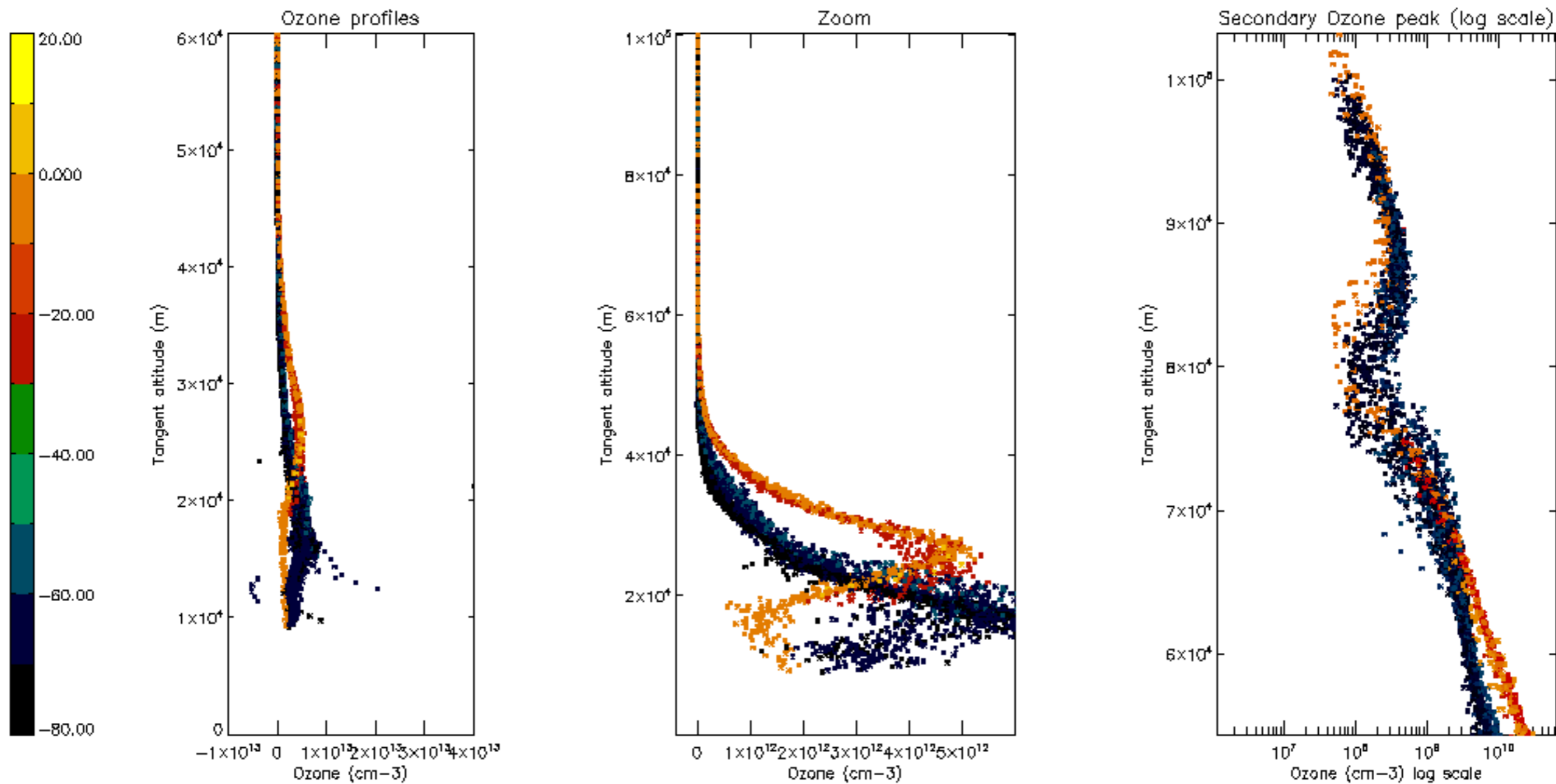
Percentage of star falling outside central band per profile

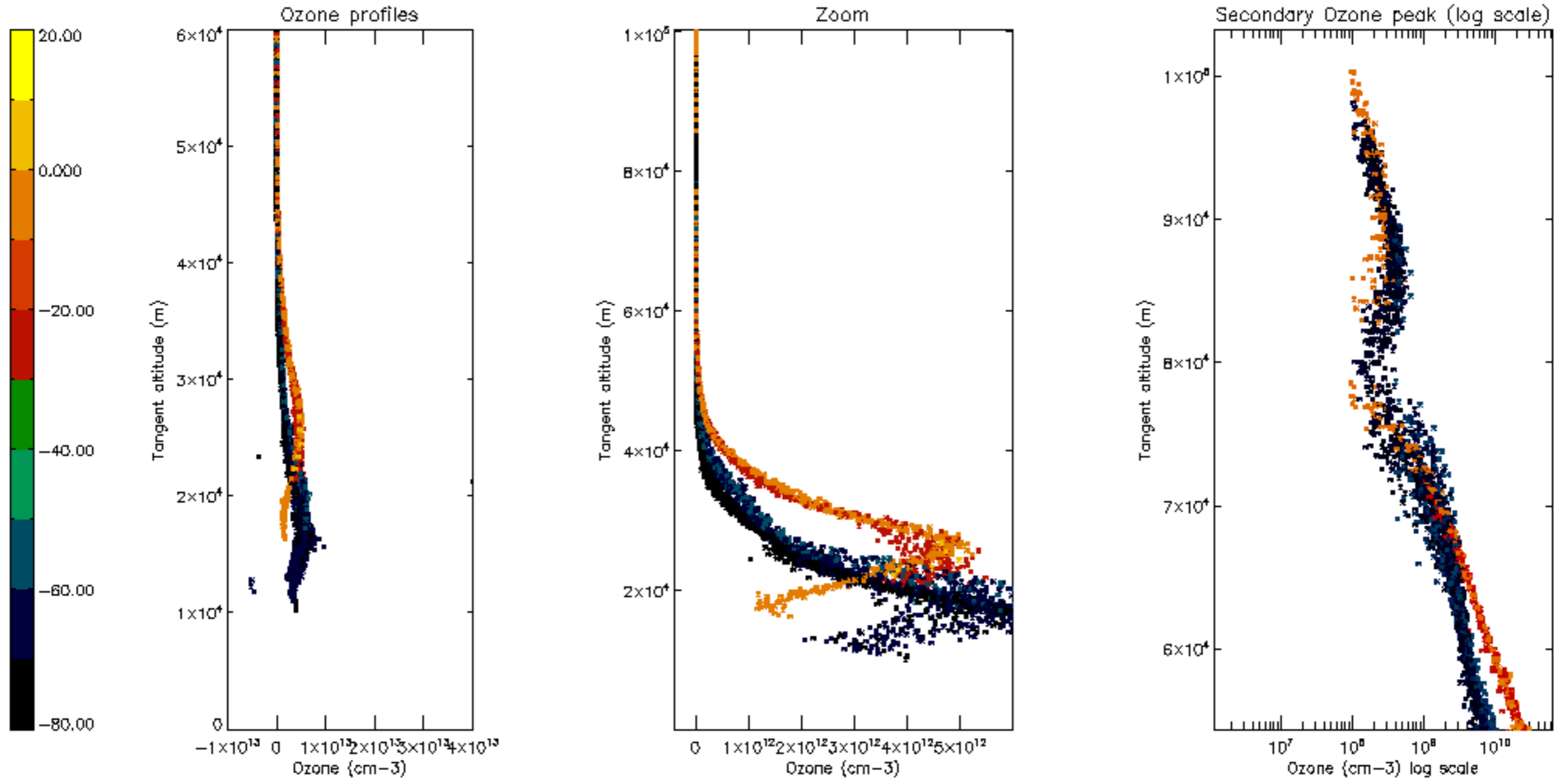


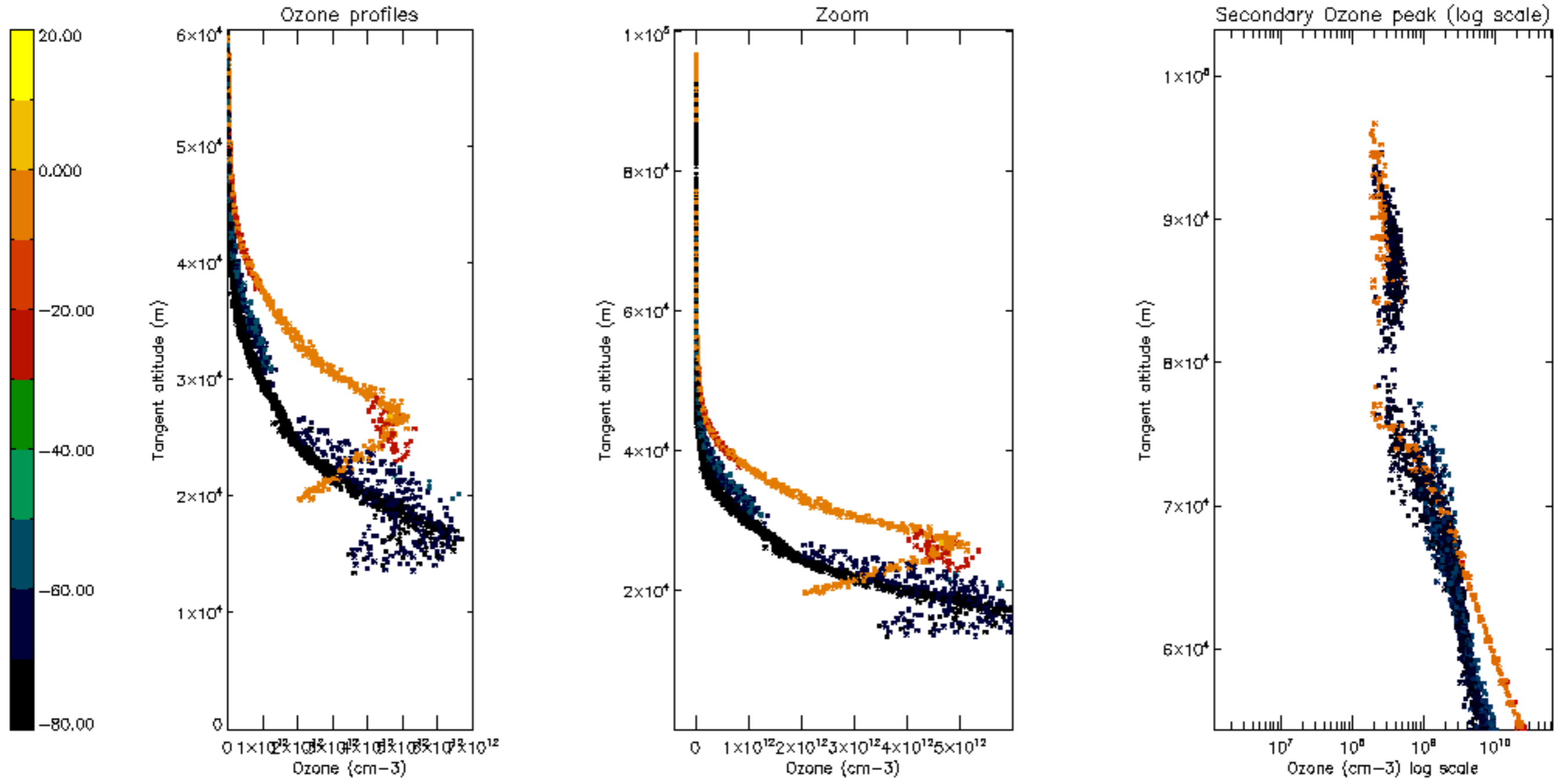
Percentage of saturation errors per profile

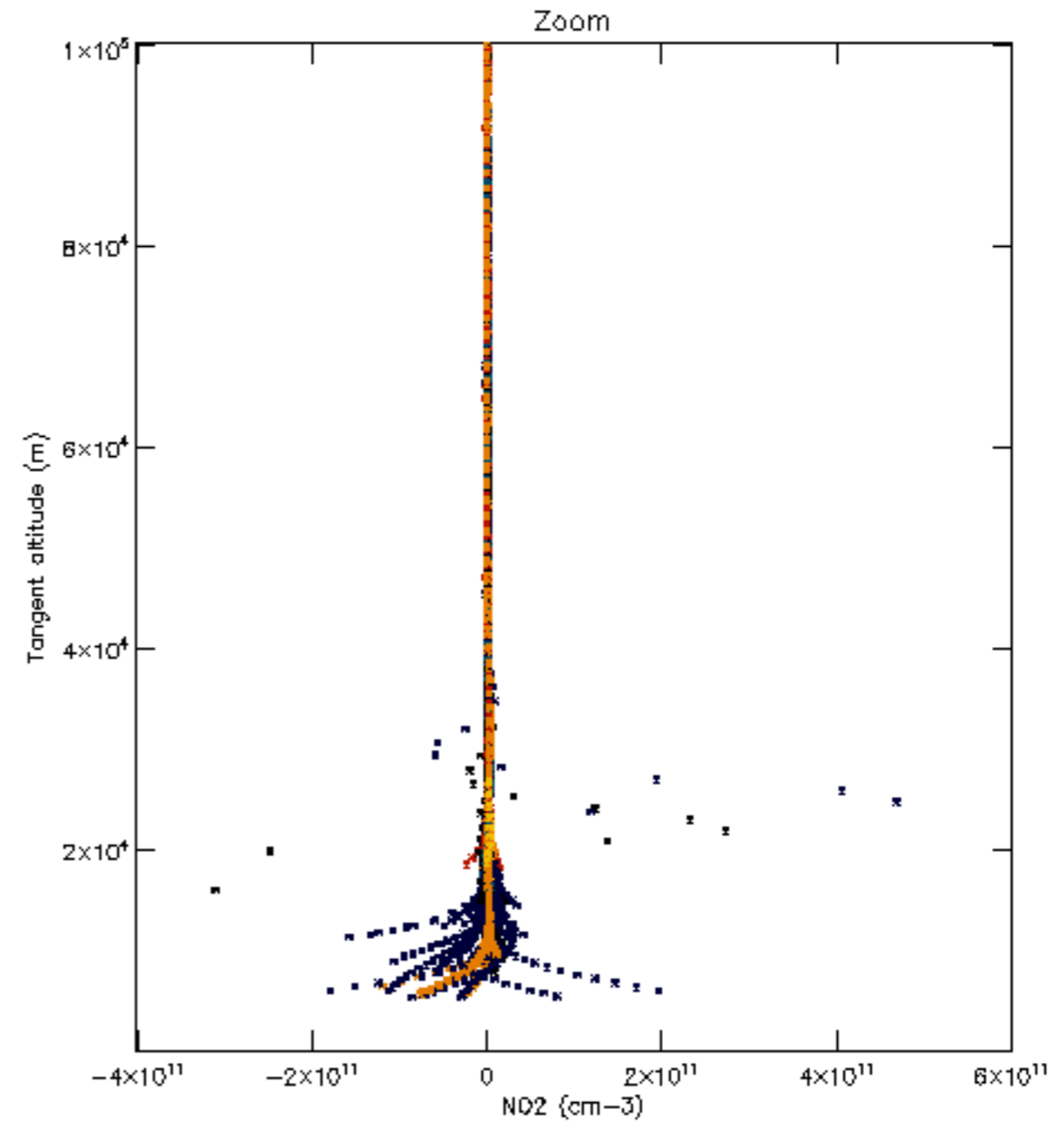
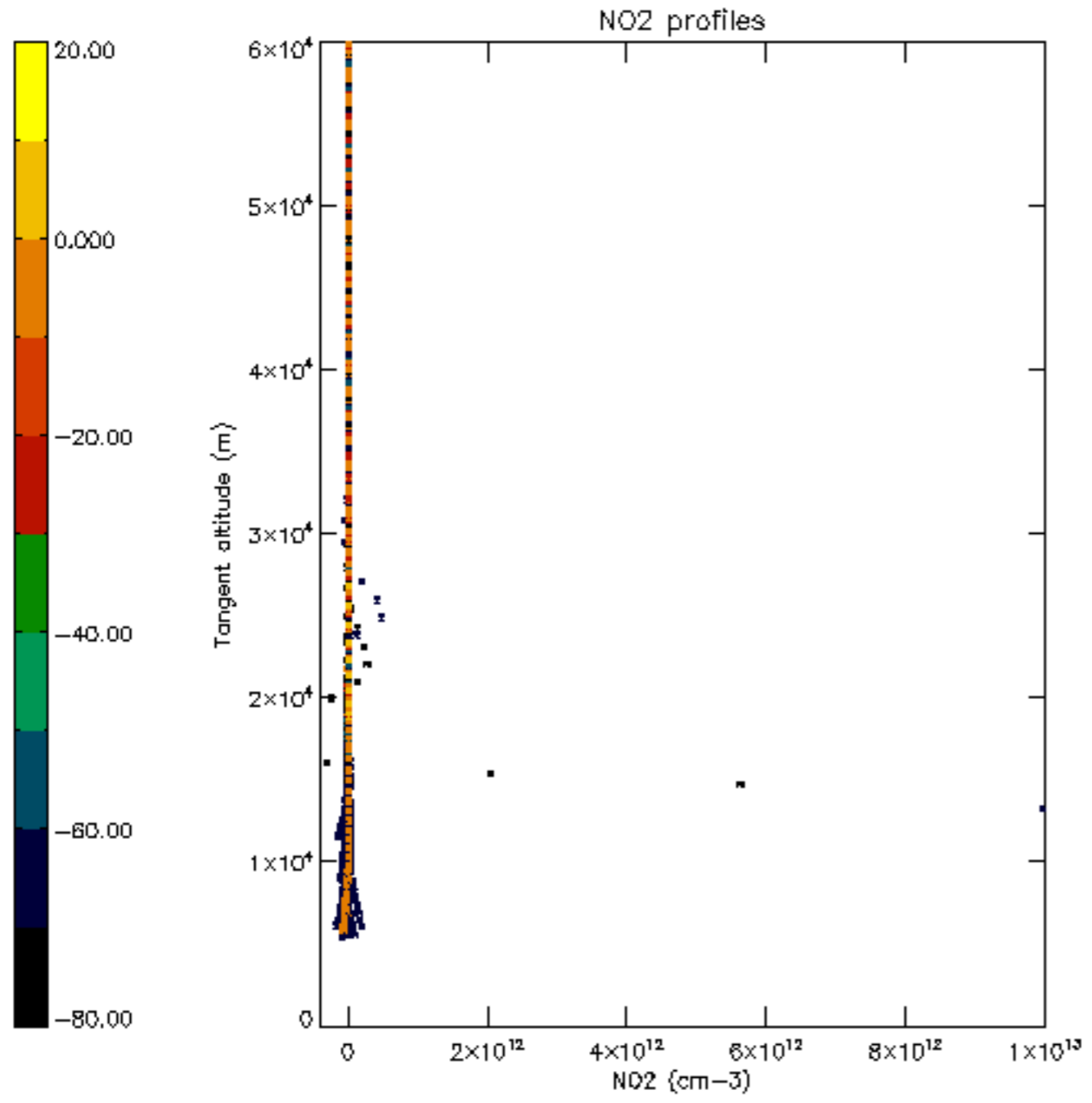


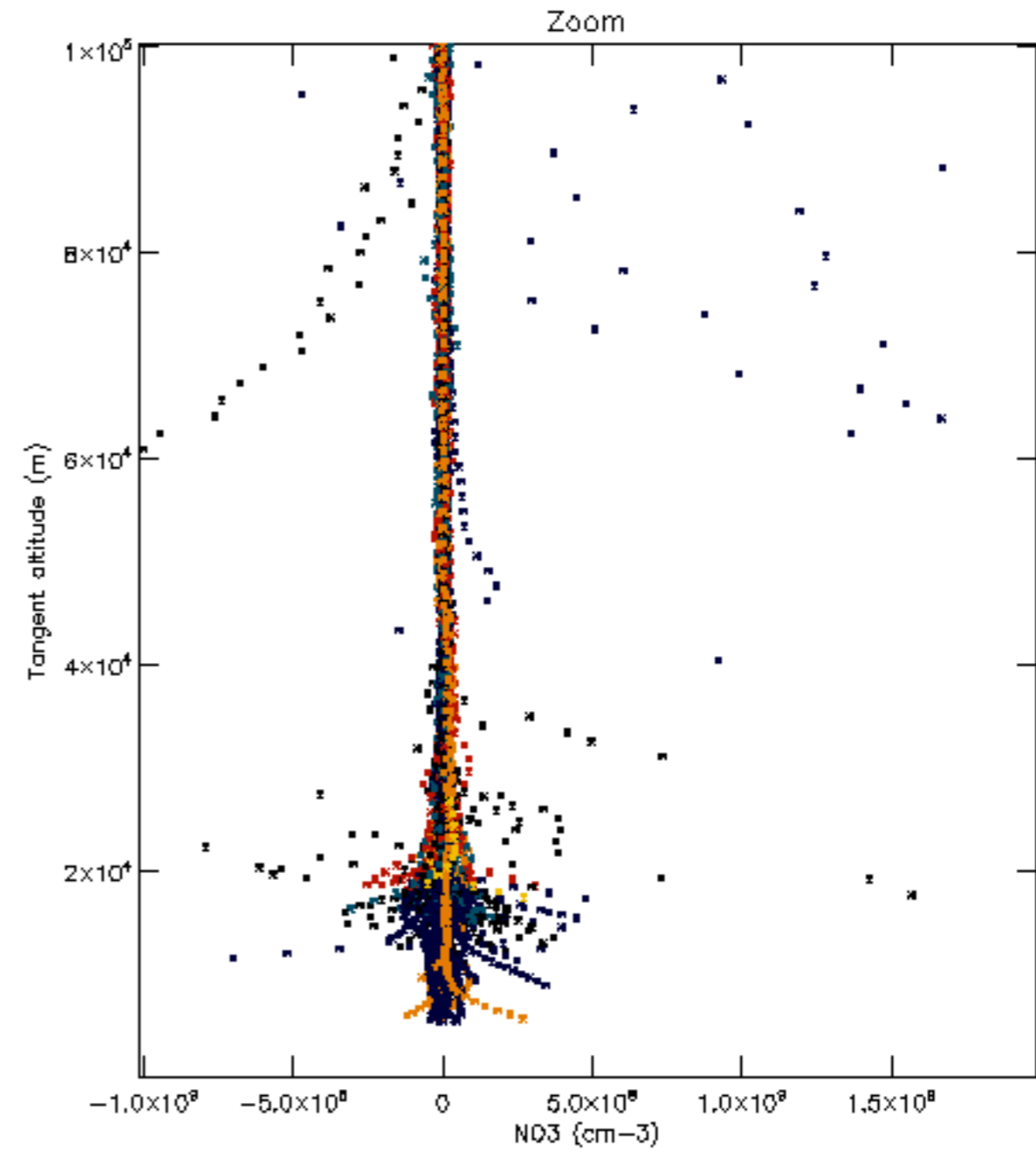
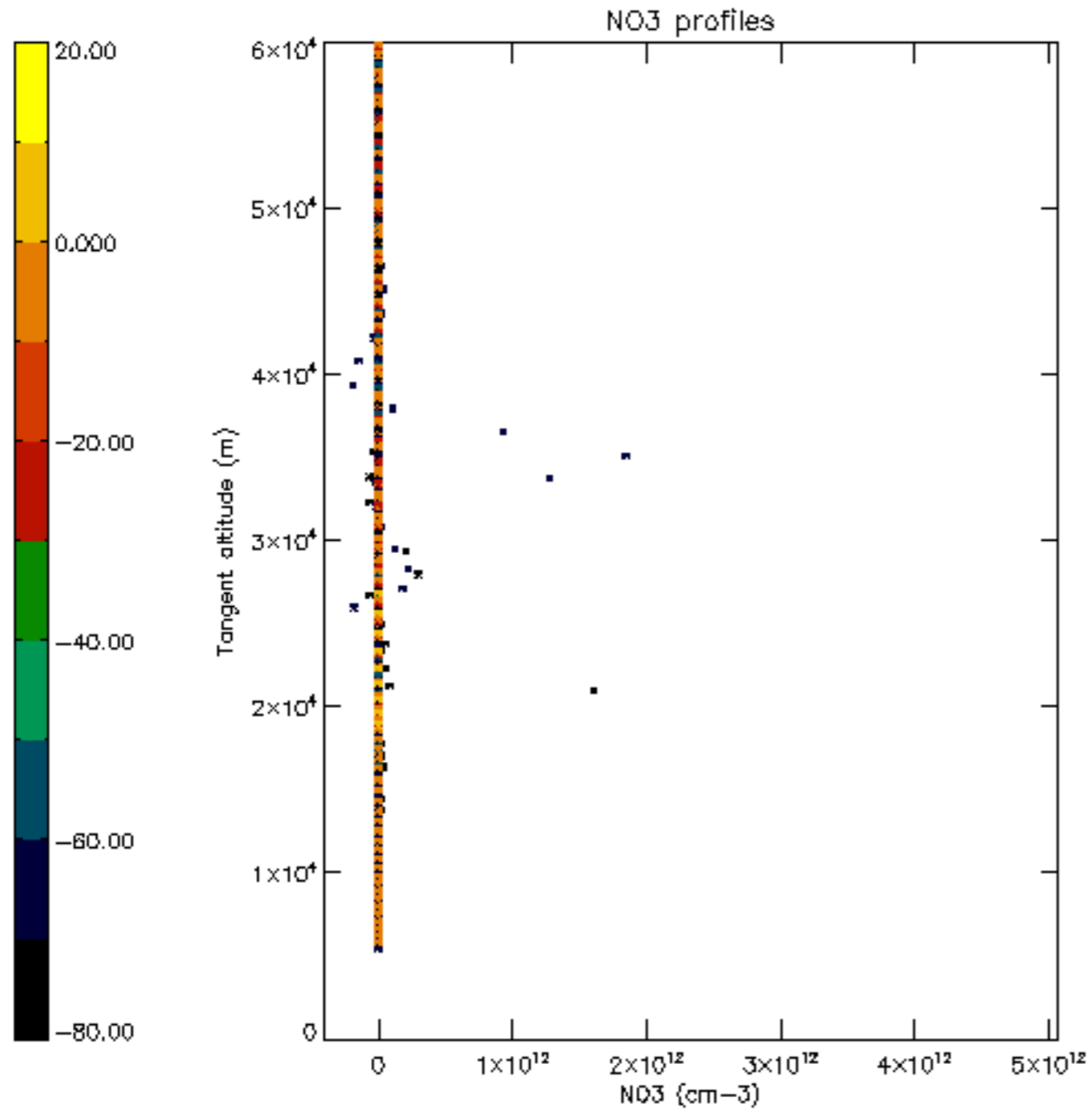


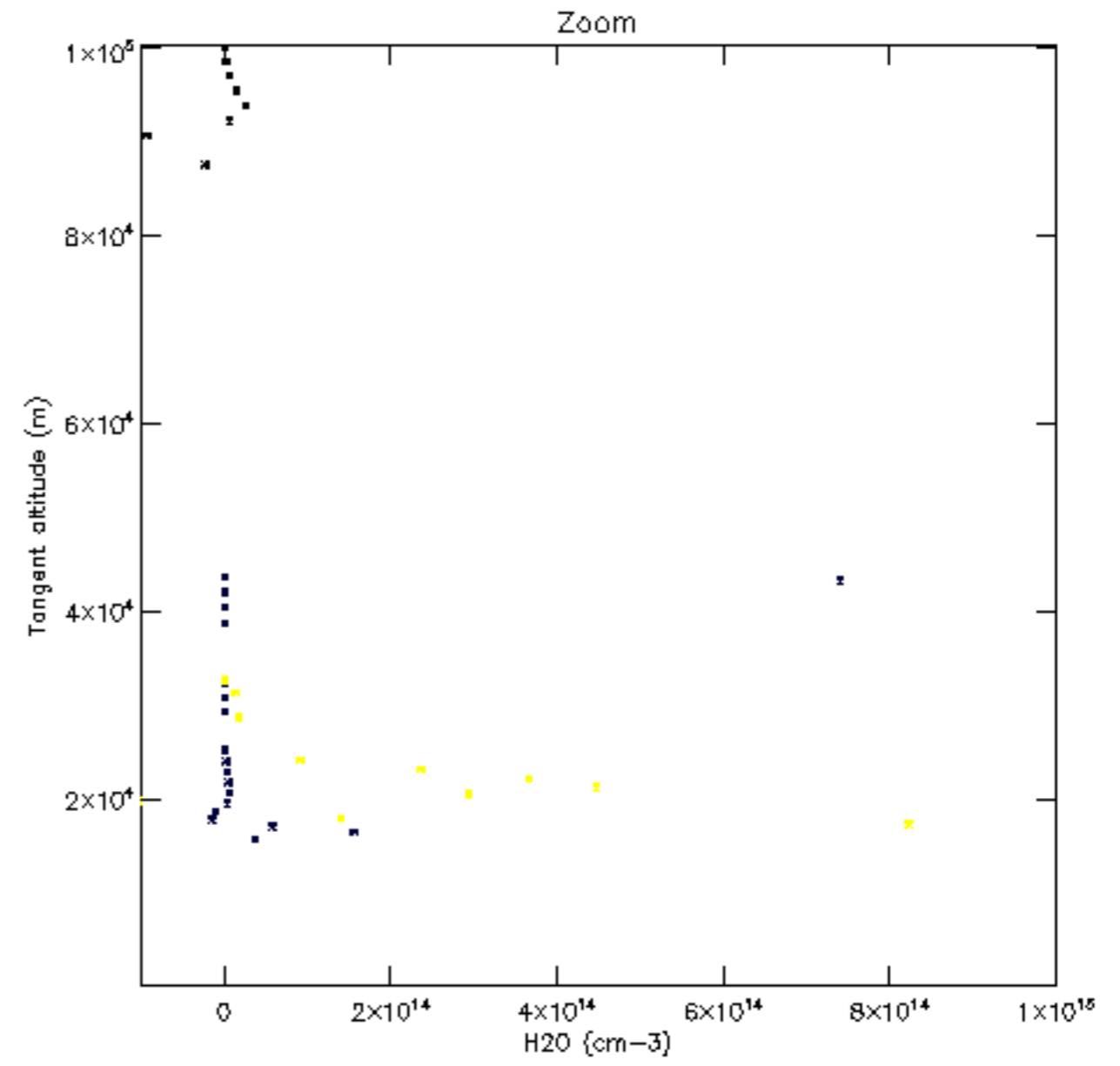
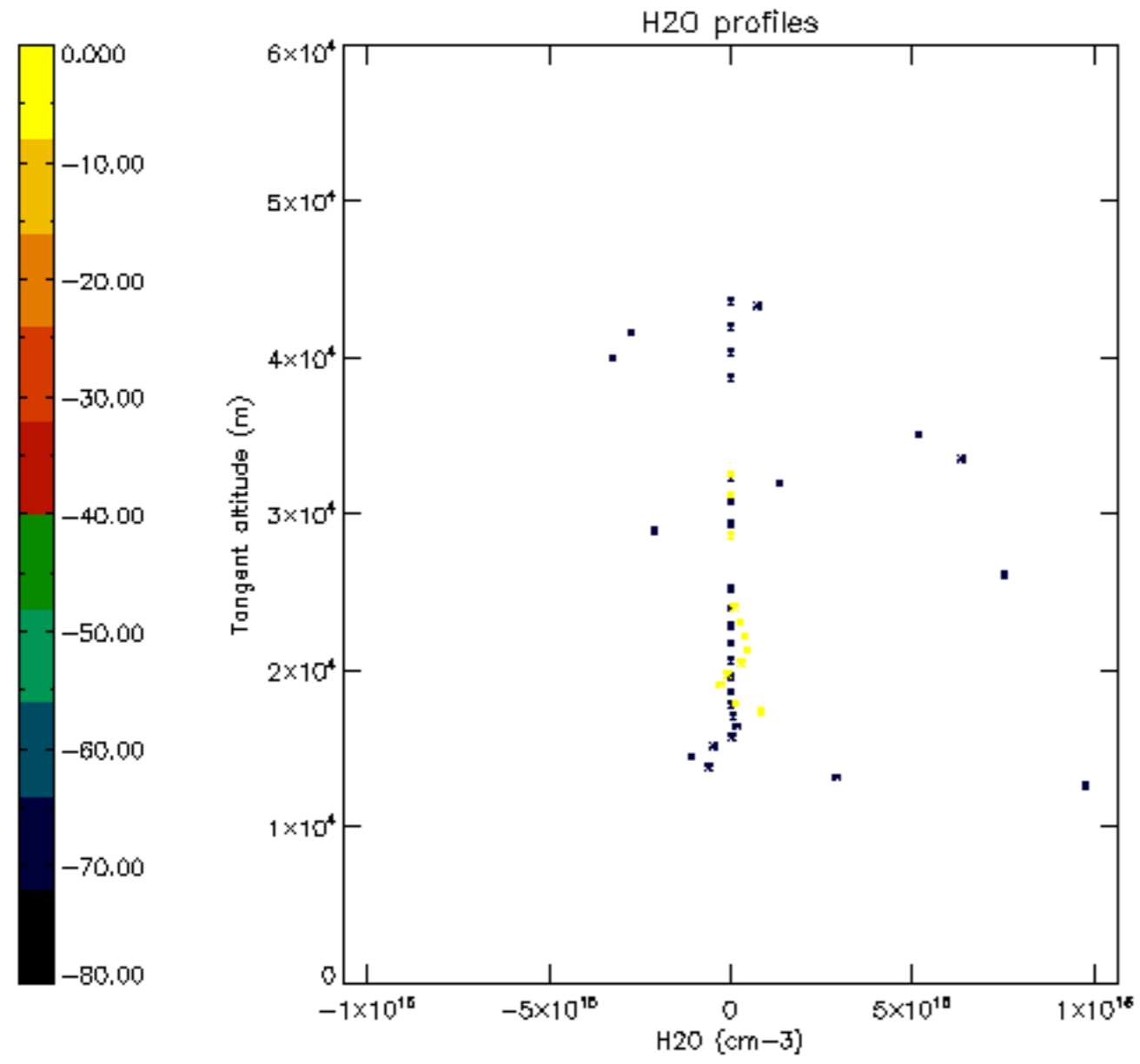


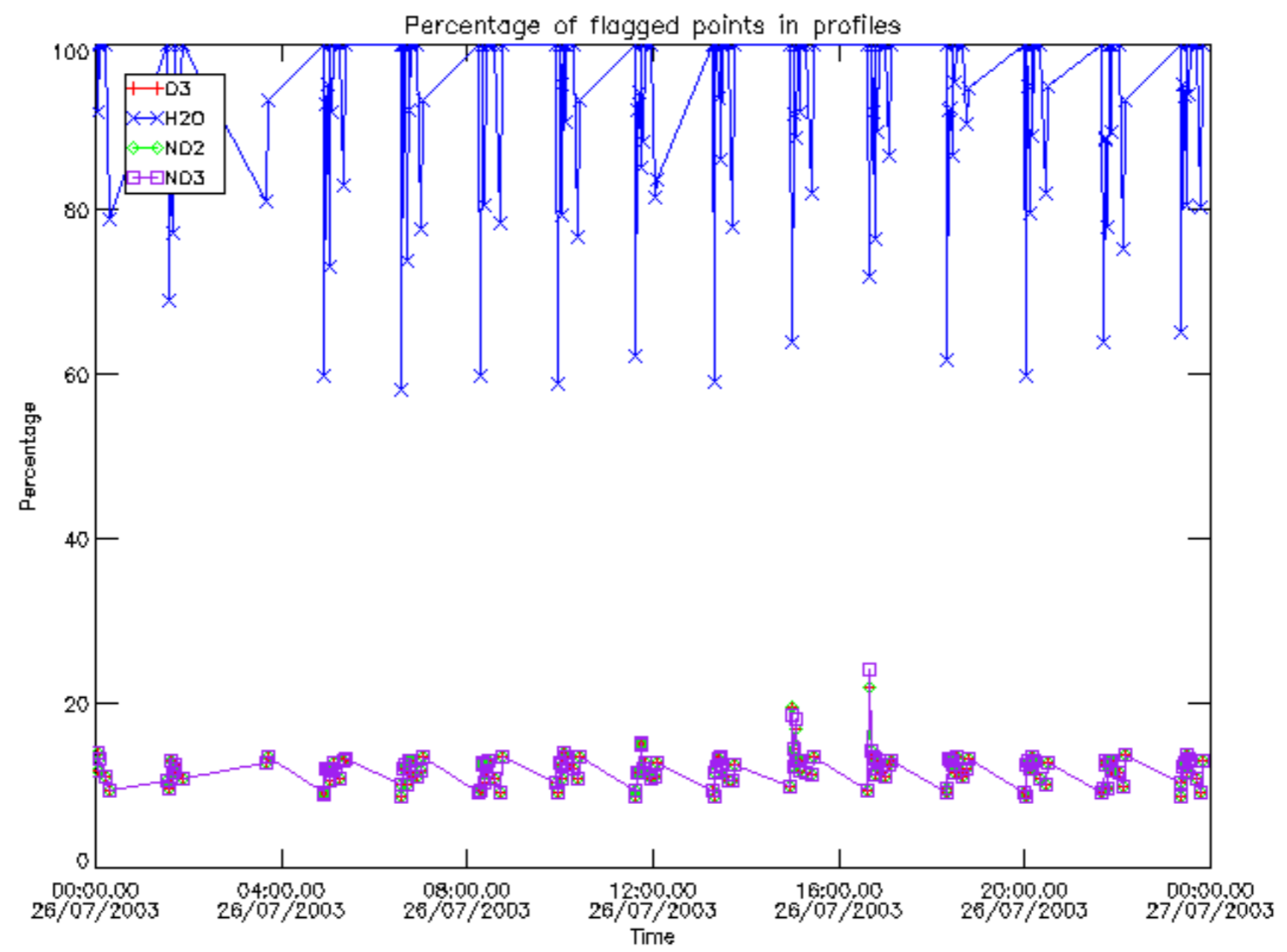




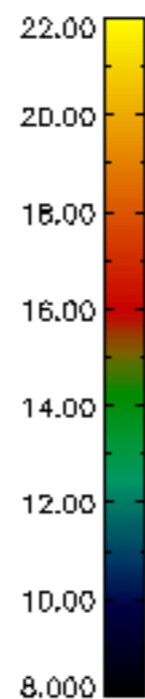
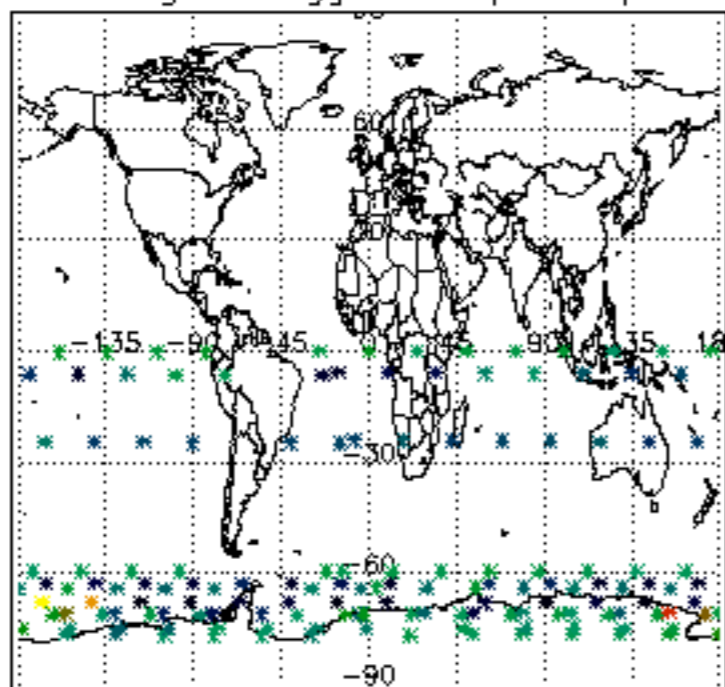




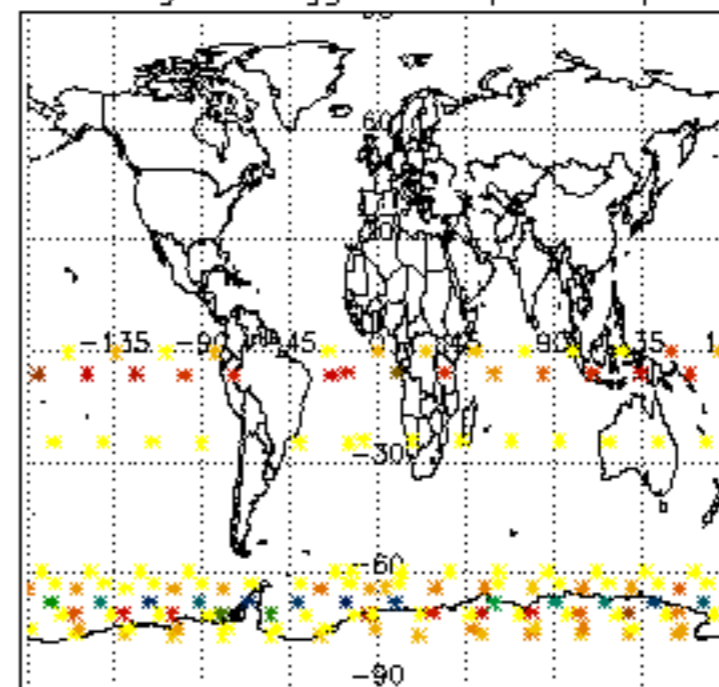




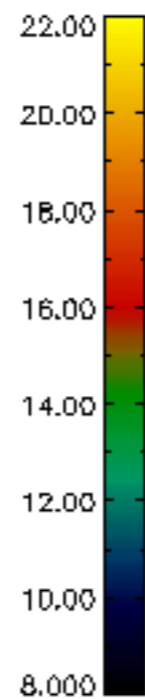
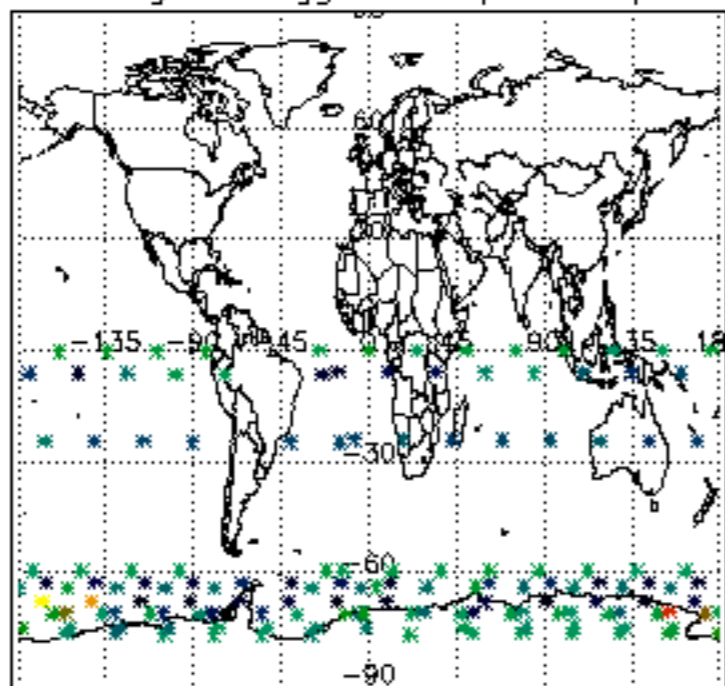
Percentage of flagged data per D3 profile



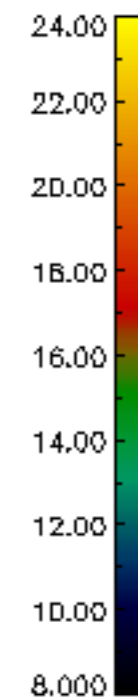
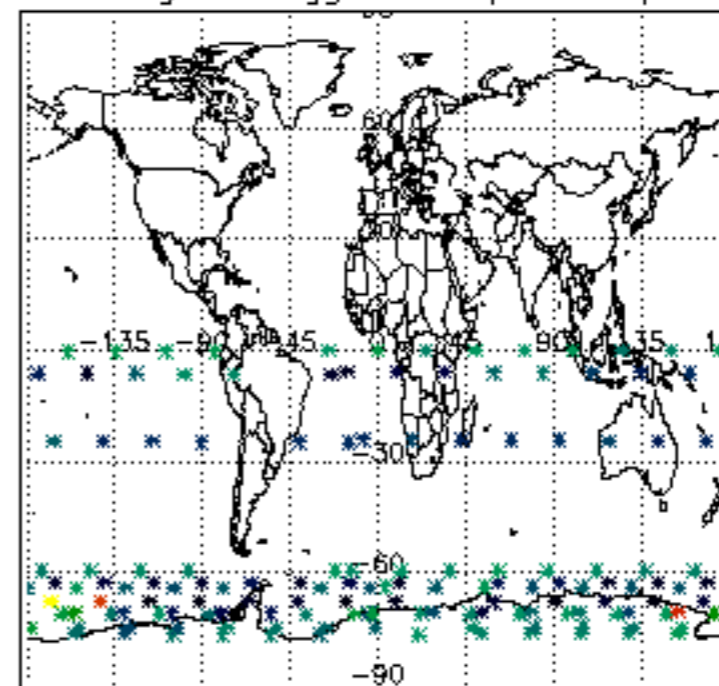
Percentage of flagged data per H2O profile

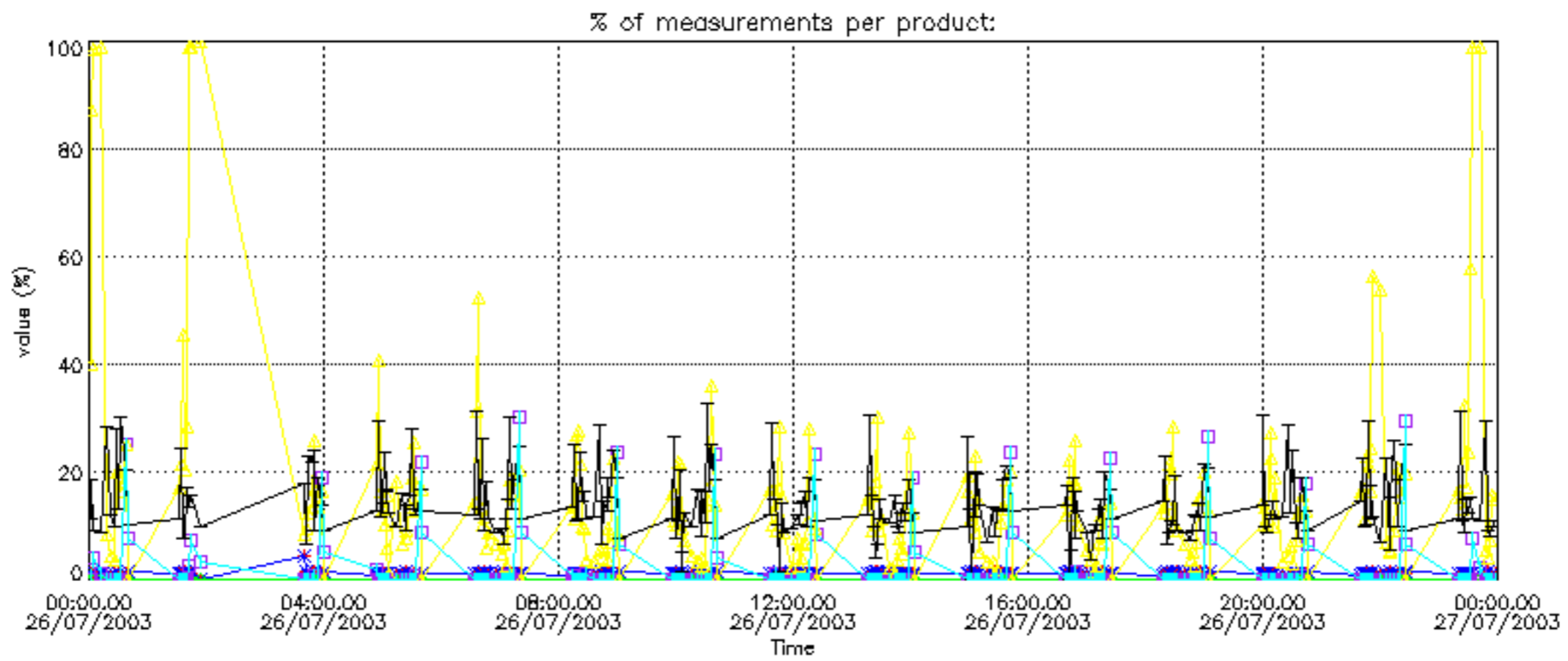


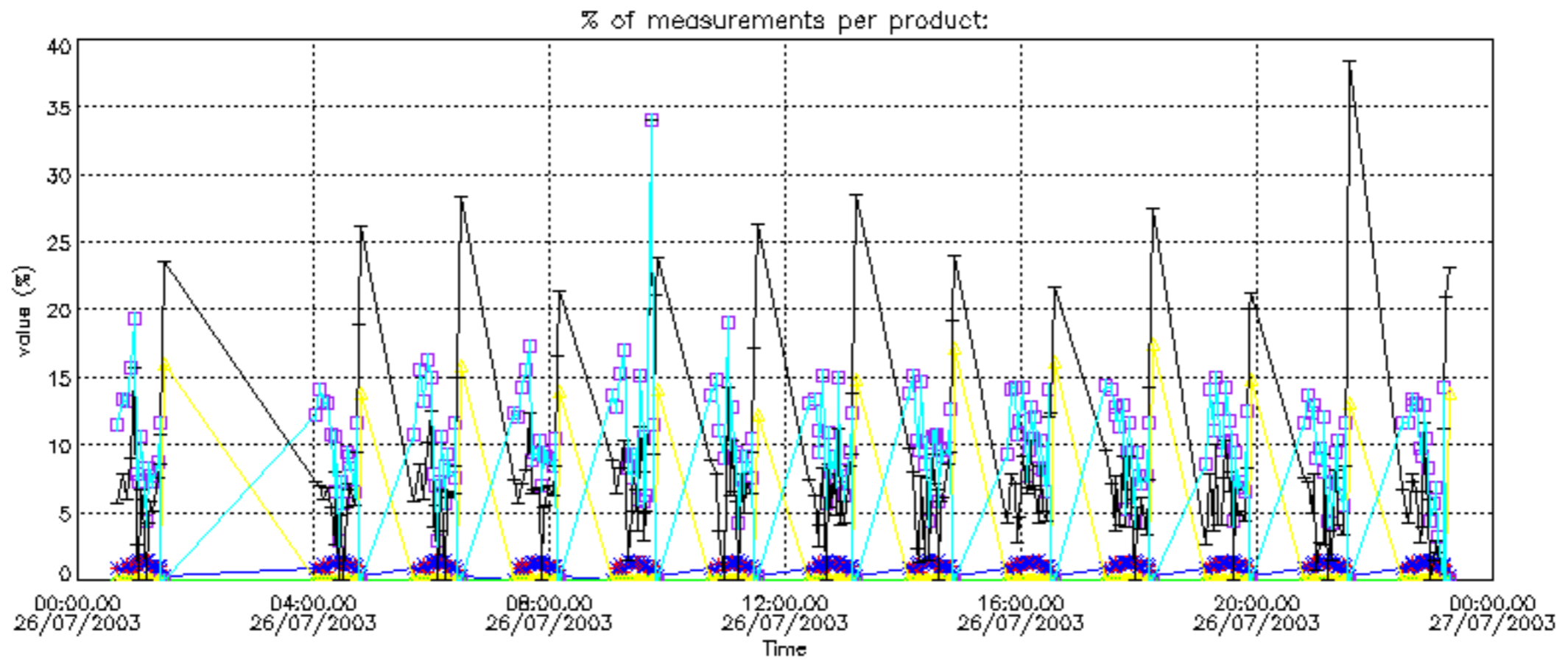
Percentage of flagged data per NO2 profile



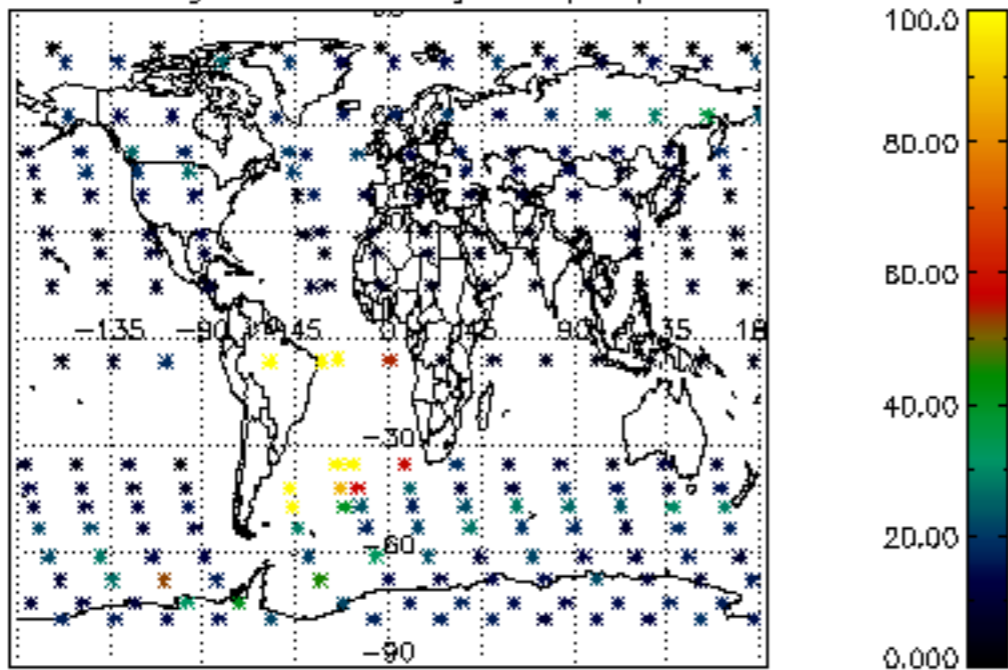
Percentage of flagged data per NO3 profile



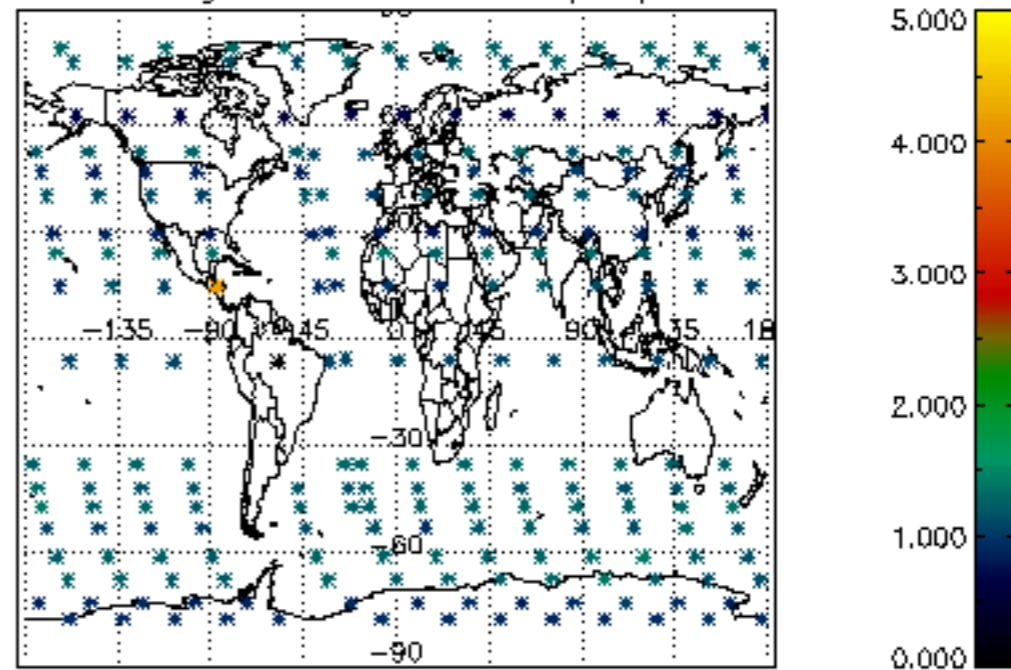




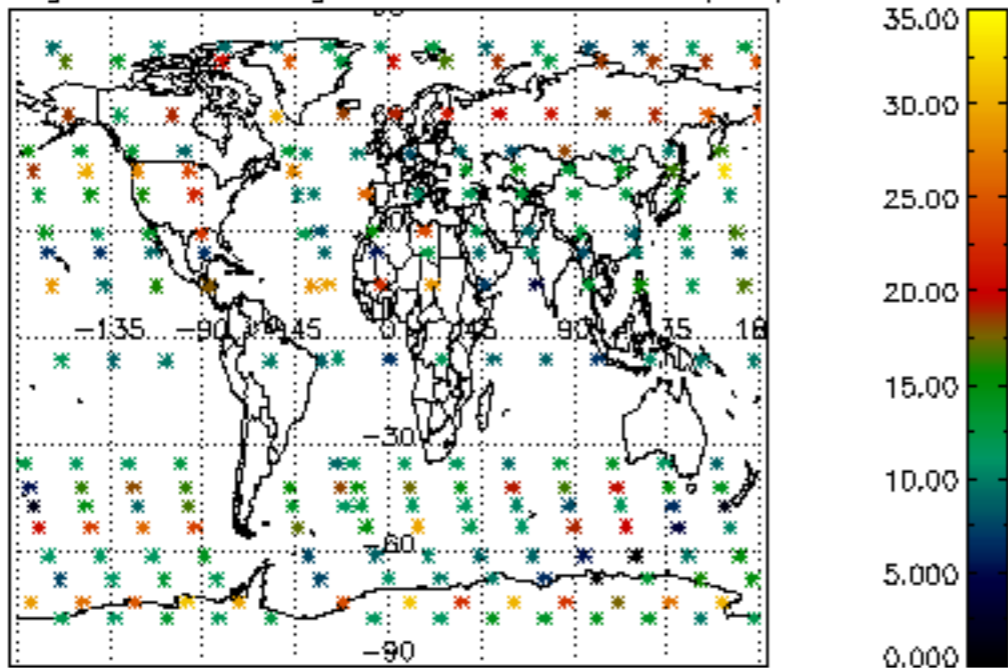
Percentage of cosmic ray hits per profile



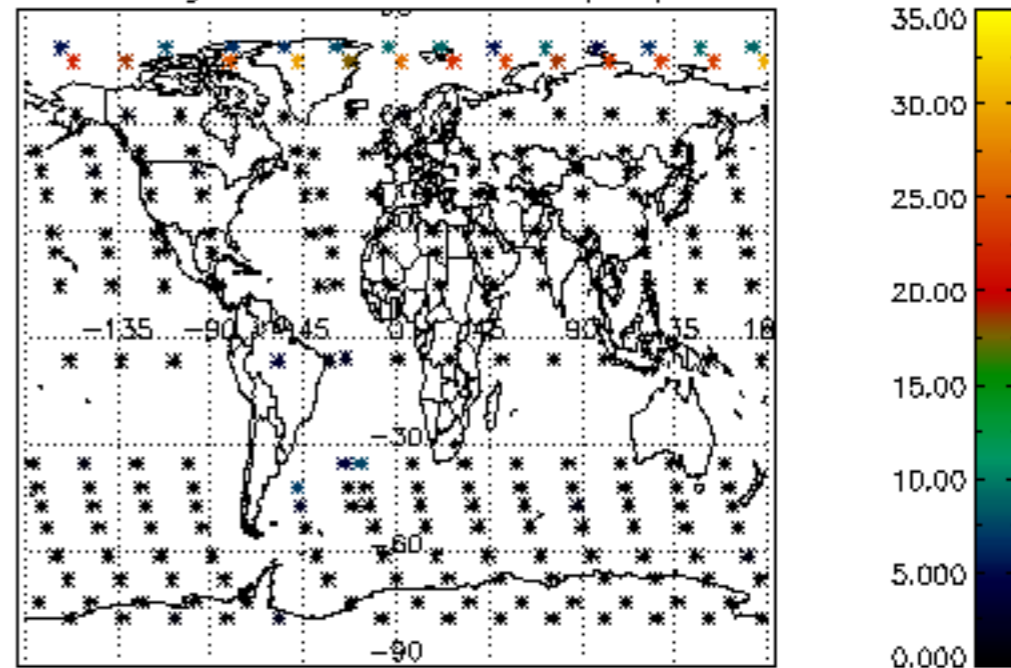
Percentage of datation errors per profile



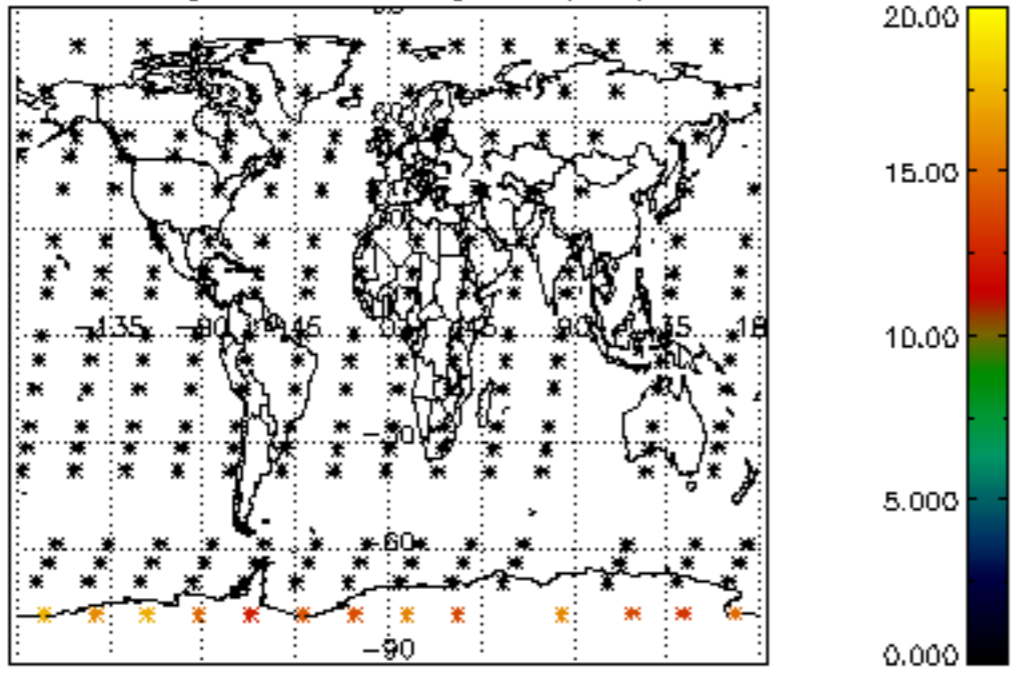
Percentage of star falling outside central band per profile



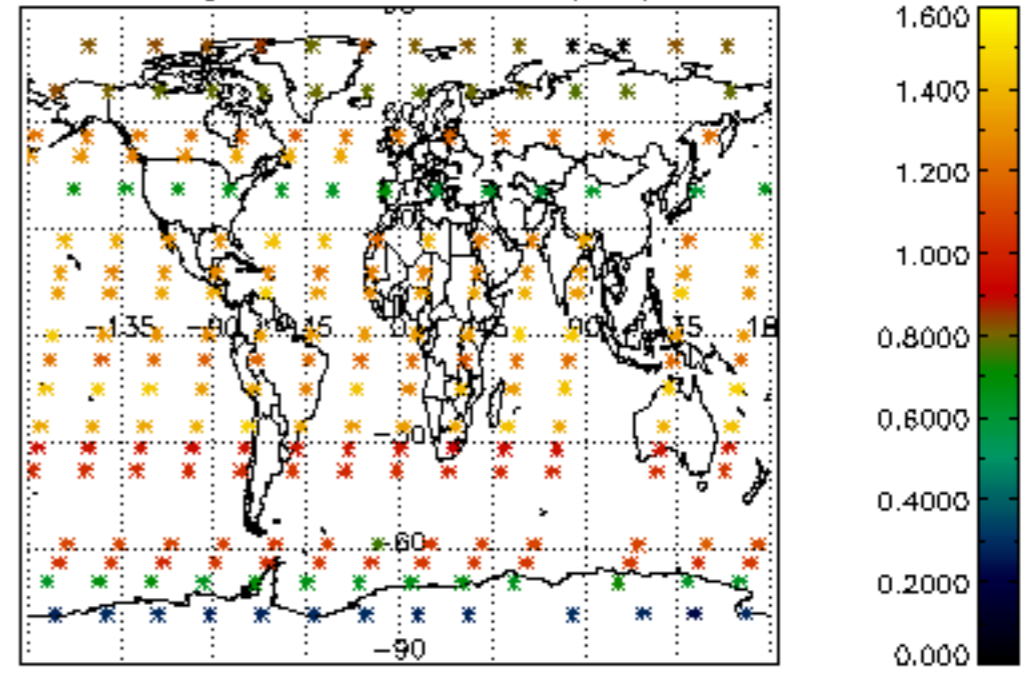
Percentage of saturation errors per profile



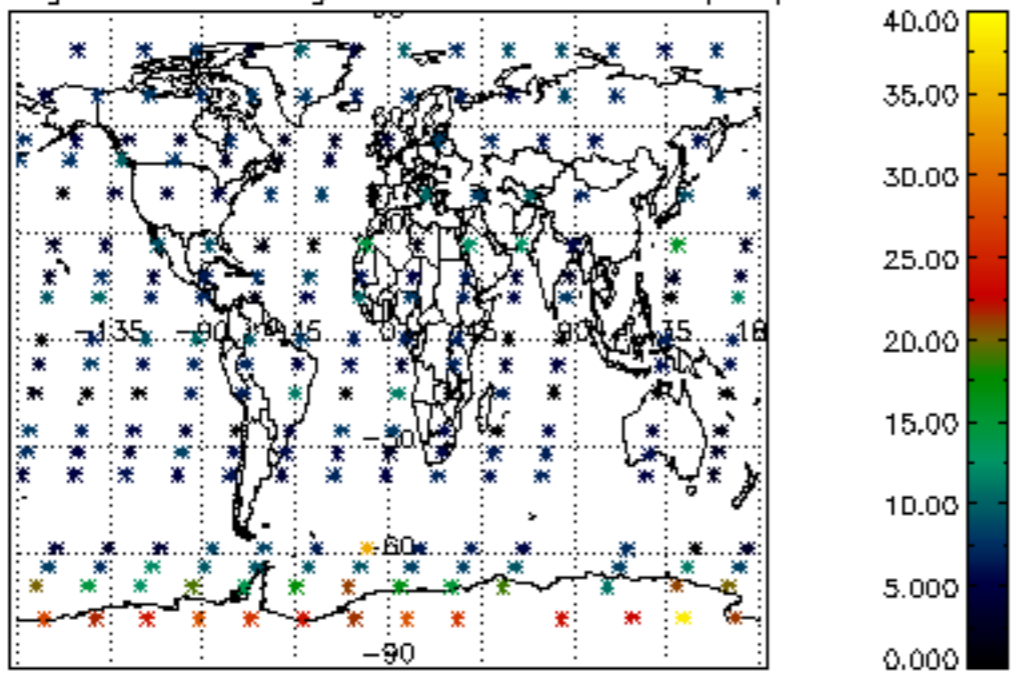
Percentage of cosmic ray hits per profile



Percentage of datation errors per profile



Percentage of star falling outside central band per profile



Percentage of saturation errors per profile

