

GOMOS Level 2 Daily Report

SUMMARY

[1. General Info](#)

[2. Summary of processed GOM_NL_2P products](#)

[3. Level 2 Quality information per product](#)

[3.1 Plot of level 2 quality information per product \(time dependant\)](#)

[3.2 Plot of level 2 quality information per product \(world map\)](#)

[4. Level 1 Quality information per product \(stored on level 2 products\)](#)

[4.1 Plot of level 1 quality information per product \(time dependant\)](#)

[4.1.1 Plot of level 1 quality information per product \(time dependant\): ASCENDING](#)

[4.1.2 Plot of level 1 quality information per product \(time dependant\): DESCENDING](#)

[4.2 Plot of level 1 quality information per product \(world map\)](#)

[4.2.1 Plot of level 1 quality information per product \(world map\): ASCENDING](#)

[4.2.2 Plot of level 1 quality information per product \(world map\): DESCENDING](#)

[5. Ozone profiles based on quality statistics and other trace gas profiles](#)

[5.1 Ozone statistics based on quality of products](#)

[5.2 Plot ozone profiles for all STD \(dark without errors\)](#)

[5.3 Plot ozone profiles where STD < 20% \(dark without errors\)](#)

[5.4. Plot ozone profiles where STD < 10% \(dark without errors\)](#)

[5.5. Plot ozone profiles where STD < 5% \(dark without errors\)](#)

[5.6 Plot NO2 profiles for all STD \(dark without errors\)](#)

[5.7 Plot NO3 profiles for all STD \(dark without errors\)](#)

[5.8 Plot H2O profiles \(only for occultations of stars 1,2,3,4,13,14,16,26,63 dark without errors\) for all STD](#)

[6. Auxiliary Data Files used for the production reported in section 2](#)

This report presents the daily analysis on parameters extracted from GOMOS level 2 data (GOM_NL__2P). It is intended to monitor some important parameters that will impact the quality of these products. A list of level 2 products (and content) that have arrived during the reporting day to the PCF is also given.

Item	Value
Time of report generation	19APR2013 17:14:53
Data source version	GOMOS/6.01
Start time of products	25-07-2003 (25JUL2003 00:00:00)
Stop time of products	26-07-2003 (26JUL2003 00:00:00)
Store outputs in DB	Yes
Nb of level 2 prods	465
Nb of prods with errors	0

2. Summary of processed GOM_NL__2P products.

Nr	Filename	UTC Start time	Limb	Duration	Star Id	Star Name	Star Mag	Star Temp	Nb Meas	Orbit	Prod. error
1	GOM_NL__2PRFIN20030725_000005_00000522018_00245_07313_6957.N1	25-JUL-2003 00:00:05	Bright	52.000	60	7Bet UMi	2.0810	3950.0	104	7313	No
2	GOM_NL__2PRFIN20030725_000309_000000352018_00245_07313_6958.N1	25-JUL-2003 00:03:09	Bright	34.500	49	1Alp UMi	1.9900	6300.0	69	7313	No
3	GOM_NL__2PRFIN20030725_000510_000000512018_00245_07313_6959.N1	25-JUL-2003 00:05:10	Bright	51.000	74	11Bet Cas	2.2680	6600.0	102	7313	No
4	GOM_NL__2PRFIN20030725_000653_000000492018_00245_07313_6960.N1	25-JUL-2003 00:06:53	Bright	49.000	76	27Gam Cas	2.3000	30000.	98	7313	No
5	GOM_NL__2PRFIN20030725_001239_000000442018_00245_07313_6961.N1	25-JUL-2003 00:12:39	Bright	44.000	160	23Gam Per	2.9300	4700.0	88	7313	No
6	GOM_NL__2PRFIN20030725_001409_000000472018_00245_07313_6962.N1	25-JUL-2003 00:14:09	Bright	47.000	35	33Alp Per	1.7950	6250.0	94	7313	No
7	GOM_NL__2PRFIN20030725_001551_000000722018_00245_07313_6963.N1	25-JUL-2003 00:15:51	Bright	72.000	73	57Gam1And	2.2600	13100.	144	7313	No
8	GOM_NL__2PRFIN20030725_001851_000001652018_00245_07313_6964.N1	25-JUL-2003 00:18:51	Straylight	164.50	53	43Bet And	2.0480	3300.0	329	7313	No
9	GOM_NL__2PRFIN20030725_002323_000000542018_00245_07313_6965.N1	25-JUL-2003 00:23:23	Dark	54.000	146	25Eta Tau	2.8730	15200.	108	7313	No
10	GOM_NL__2PRFIN20030725_002459_000000502018_00245_07313_6966.N1	25-JUL-2003 00:24:59	Dark	50.000	13	87Alp Tau	0.86700	3800.0	100	7313	No
11	GOM_NL__2PRFIN20030725_002704_000000392018_00245_07313_6967.N1	25-JUL-2003 00:27:04	Dark	38.500	27	24Gam Ori	1.6360	26000.	77	7313	No
12	GOM_NL__2PRFIN20030725_002859_000000382018_00245_07313_6968.N1	25-JUL-2003 00:28:59	Dark	38.000	30	46Eps Ori	1.6940	30000.	76	7313	No
13	GOM_NL__2PRFIN20030725_003118_000000412018_00245_07313_6969.N1	25-JUL-2003 00:31:18	Dark	40.500	7	19Bet Ori	0.10000	14000.	81	7313	No
14	GOM_NL__2PRFIN20030725_003307_000000412018_00245_07313_6970.N1	25-JUL-2003 00:33:07	Dark	40.500	47	2Bet CMa	1.9760	28000.	81	7313	No
15	GOM_NL__2PRFIN20030725_003428_000000422018_00245_07313_6971.N1	25-JUL-2003 00:34:28	Dark	42.000	139	9Bet Lep	2.8330	5600.0	84	7313	No
16	GOM_NL__2PRFIN20030725_004422_000000472018_00245_07313_6972.N1	25-JUL-2003 00:44:22	Dark	47.000	157	The1Eri	2.9060	9300.0	94	7313	No
17	GOM_NL__2PRFIN20030725_005016_000000572018_00246_07314_6941.N1	25-JUL-2003 00:50:16	Dark	56.500	9	Alp Eri	0.45300	24000.	113	7314	No
18	GOM_NL__2PRFIN20030725_005416_000000542018_00246_07314_6942.N1	25-JUL-2003 00:54:16	Straylight	53.500	84	Alp Phe	2.3970	4500.0	107	7314	No
19	GOM_NL__2PRFIN20030725_005908_000002182018_00246_07314_6943.N1	25-JUL-2003 00:59:08	Twi_and_stray	218.00	52	16Bet Cet	2.0370	4500.0	436	7314	No
20	GOM_NL__2PRFIN20030725_010346_000000882018_00246_07314_6944.N1	25-JUL-2003 01:03:46	Twi_and_stray	88.000	18	24Alp PsA	1.1660	9700.0	176	7314	No
21	GOM_NL__2PRFIN20030725_010846_000000452018_00246_07314_6945.N1	25-JUL-2003 01:08:46	Bright	44.500	38	20Eps Sgr	1.8360	11000.	89	7314	No
22	GOM_NL__2PRFIN20030725_011040_000000402018_00246_07314_6946.N1	25-JUL-2003 01:10:40	Bright	39.500	57	34Sig Sgr	2.0660	26000.	79	7314	No
23	GOM_NL__2PRFIN20030725_011221_000000642018_00246_07314_6947.N1	25-JUL-2003 01:12:21	Bright	63.500	142	49Del Cap	2.8500	8900.0	127	7314	No
24	GOM_NL__2PRFIN20030725_011717_000000652018_00246_07314_6948.N1	25-JUL-2003 01:17:17	Bright	65.000	154	22Bet Aqr	2.8990	5700.0	130	7314	No
25	GOM_NL__2PRFIN20030725_012000_000000382018_00246_07314_6949.N1	25-JUL-2003 01:20:00	Bright	37.500	126	60Bet Oph	2.7700	4250.0	75	7314	No
26	GOM_NL__2PRFIN20030725_012206_000000372018_00246_07314_6950.N1	25-JUL-2003 01:22:06	Bright	37.000	168	17Zet Aql	2.9860	11000.	74	7314	No
27	GOM_NL__2PRFIN20030725_012540_000000832018_00246_07314_6951.N1	25-JUL-2003 01:25:40	Bright	83.000	61	8Eps Peg	2.1000	3900.0	166	7314	No
28	GOM_NL__2PRFIN20030725_012910_000000382018_00246_07314_6952.N1	25-JUL-2003 01:29:10	Bright	37.500	5	3Alp Lyr	0.033000	11000.	75	7314	No
29	GOM_NL__2PRFIN20030725_013146_000000382018_00246_07314_6953.N1	25-JUL-2003 01:31:46	Bright	38.000	144	18Del Cyg	2.8600	11000.	76	7314	No
30	GOM_NL__2PRFIN20030725_013327_000000442018_00246_07314_6954.N1	25-JUL-2003 01:33:27	Bright	43.500	19	50Alp Cyg	1.2460	10500.	87	7314	No
31	GOM_NL__2PRFIN20030725_013627_000000382018_00246_07314_6955.N1	25-JUL-2003 01:36:27	Bright	38.000	119	14Eta Dra	2.7270	4700.0	76	7314	No
32	GOM_NL__2PRFIN20030725_013843_000000422018_00246_07314_6956.N1	25-JUL-2003 01:38:43	Bright	42.000	89	5Alp Cep	2.4510	8000.0	84	7314	No
33	GOM_NL__2PRFIN20030725_014041_000000342018_00246_07314_6957.N1	25-JUL-2003 01:40:41	Bright	34.000	60	7Bet UMi	2.0810	3950.0	68	7314	No
34	GOM_NL__2PRFIN20030725_014344_000000372018_00246_07314_6958.N1	25-JUL-2003 01:43:44	Bright	37.000	49	1Alp UMi	1.9900	6300.0	74	7314	No
35	GOM_NL__2PRFIN20030725_014545_000000512018_00246_07314_6959.N1	25-JUL-2003 01:45:45	Bright	51.000	74	11Bet Cas	2.2680	6600.0	102	7314	No
36	GOM_NL__2PRFIN20030725_014728_000000492018_00246_07314_6960.N1	25-JUL-2003 01:47:28	Bright	48.500	76	27Gam Cas	2.3000	30000.	97	7314	No
37	GOM_NL__2PRFIN20030725_015315_000000452018_00246_07314_6961.N1	25-JUL-2003 01:53:15	Bright	44.500	160	23Gam Per	2.9300	4700.0	89	7314	No
38	GOM_NL__2PRFIN20030725_015445_000000482018_00246_07314_6962.N1	25-JUL-2003 01:54:45	Bright	47.500	35	33Alp Per	1.7950	6250.0	95	7314	No
39	GOM_NL__2PRFIN20030725_015627_000000742018_00246_07314_6963.N1	25-JUL-2003 01:56:27	Bright	74.000	73	57Gam1And	2.2600	13100.	148	7314	No
40	GOM_NL__2PRFIN20030725_015926_000001972018_00246_07314_6964.N1	25-JUL-2003 01:59:26	Straylight	197.00	53	43Bet And	2.0480	3300.0	394	7314	No
41	GOM_NL__2PRFIN20030725_020359_000000542018_00246_07314_6965.N1	25-JUL-2003 02:03:59	Dark	53.500	146	25Eta Tau	2.8730	15200.	107	7314	No
42	GOM_NL__2PRFIN20030725_020535_000000512018_00246_07314_6966.N1	25-JUL-2003 02:05:35	Dark	50.500	13	87Alp Tau	0.86700	3800.0	101	7314	No

43	GOM_NL__2PRFIN20030725_020740_000000382018_00246_07314_6967.N1	25-JUL-2003 02:07:40	Dark	38.000	27	24Gam Ori	1.6360	26000.	76	7314	No
44	GOM_NL__2PRFIN20030725_020935_000000392018_00246_07314_6968.N1	25-JUL-2003 02:09:35	Dark	39.000	30	46Eps Ori	1.6940	30000.	78	7314	No
45	GOM_NL__2PRFIN20030725_021154_000000422018_00246_07314_6969.N1	25-JUL-2003 02:11:54	Dark	41.500	7	19Bet Ori	0.10000	14000.	83	7314	No
46	GOM_NL__2PRFIN20030725_021343_000000412018_00246_07314_6970.N1	25-JUL-2003 02:13:43	Dark	41.000	47	2Bet CMa	1.9760	28000.	82	7314	No
47	GOM_NL__2PRFIN20030725_021504_000000422018_00246_07314_6971.N1	25-JUL-2003 02:15:04	Dark	42.000	139	9Bet Lep	2.8330	5600.0	84	7314	No
48	GOM_NL__2PRFIN20030725_022459_000000442018_00246_07314_6972.N1	25-JUL-2003 02:24:59	Dark	44.000	157	The1Eri	2.9060	9300.0	88	7314	No
49	GOM_NL__2PRFIN20030725_023053_000000552018_00247_07315_6941.N1	25-JUL-2003 02:30:53	Dark	54.500	9	Alp Eri	0.45300	24000.	109	7315	No
50	GOM_NL__2PRFIN20030725_023452_000000592018_00247_07315_6942.N1	25-JUL-2003 02:34:52	Straylight	59.000	84	Alp Phe	2.3970	4500.0	118	7315	No
51	GOM_NL__2PRFIN20030725_023807_000000522018_00247_07315_6943.N1	25-JUL-2003 02:38:07	Straylight	51.500	148	Alp Tuc	2.8780	4100.0	103	7315	No
52	GOM_NL__2PRFIN20030725_023955_000000552018_00247_07315_6944.N1	25-JUL-2003 02:39:55	Straylight	54.500	63	Bet Gru	2.1500	2800.0	109	7315	No
53	GOM_NL__2PRFIN20030725_024138_000000412018_00247_07315_6945.N1	25-JUL-2003 02:41:38	Straylight	40.500	45	Alp Pav	1.9400	26000.	81	7315	No
54	GOM_NL__2PRFIN20030725_024423_000000822018_00247_07315_6946.N1	25-JUL-2003 02:44:23	Tw_i_and_stray	82.000	18	24Alp PsA	1.1660	9700.0	164	7315	No
55	GOM_NL__2PRFIN20030725_024922_000000412018_00247_07315_6947.N1	25-JUL-2003 02:49:22	Bright	40.500	38	20Eps Sgr	1.8360	11000.	81	7315	No
56	GOM_NL__2PRFIN20030725_025116_000000402018_00247_07315_6948.N1	25-JUL-2003 02:51:16	Bright	39.500	57	34Sig Sgr	2.0660	26000.	79	7315	No
57	GOM_NL__2PRFIN20030725_025257_000000642018_00247_07315_6949.N1	25-JUL-2003 02:52:57	Bright	63.500	142	49Del Cap	2.8500	8900.0	127	7315	No
58	GOM_NL__2PRFIN20030725_025753_000000652018_00247_07315_6950.N1	25-JUL-2003 02:57:53	Bright	64.500	154	22Bet Aqr	2.8990	5700.0	129	7315	No
59	GOM_NL__2PRFIN20030725_030129_000000422018_00247_07315_6951.N1	25-JUL-2003 03:01:29	Bright	41.500	11	53Alp Aql	0.76500	8000.0	83	7315	No
60	GOM_NL__2PRFIN20030725_030614_000000862018_00247_07315_6952.N1	25-JUL-2003 03:06:14	Bright	85.500	61	8Eps Peg	2.1000	3900.0	171	7315	No
61	GOM_NL__2PRFIN20030725_030946_000000372018_00247_07315_6953.N1	25-JUL-2003 03:09:46	Bright	36.500	5	3Alp Lyr	0.033000	11000.	73	7315	No
62	GOM_NL__2PRFIN20030725_031221_000000392018_00247_07315_6954.N1	25-JUL-2003 03:12:21	Bright	39.000	144	18Del Cyg	2.8600	11000.	78	7315	No
63	GOM_NL__2PRFIN20030725_031402_000000482018_00247_07315_6955.N1	25-JUL-2003 03:14:02	Bright	48.000	19	50Alp Cyg	1.2460	10500.	96	7315	No
64	GOM_NL__2PRFIN20030725_031702_000000342018_00247_07315_6956.N1	25-JUL-2003 03:17:02	Bright	34.000	119	14Eta Dra	2.7270	4700.0	68	7315	No
65	GOM_NL__2PRFIN20030725_031918_000000392018_00247_07315_6957.N1	25-JUL-2003 03:19:18	Bright	39.000	89	5Alp Cep	2.4510	8000.0	78	7315	No
66	GOM_NL__2PRFIN20030725_032116_000000352018_00247_07315_6958.N1	25-JUL-2003 03:21:16	Bright	35.000	60	7Bet UMi	2.0810	3950.0	70	7315	No
67	GOM_NL__2PRFIN20030725_032421_000000342018_00247_07315_6959.N1	25-JUL-2003 03:24:21	Bright	34.000	49	1Alp UMi	1.9900	6300.0	68	7315	No
68	GOM_NL__2PRFIN20030725_032621_000000512018_00247_07315_6960.N1	25-JUL-2003 03:26:21	Bright	50.500	74	11Bet Cas	2.2680	6600.0	101	7315	No
69	GOM_NL__2PRFIN20030725_032804_000000502018_00247_07315_6961.N1	25-JUL-2003 03:28:04	Bright	50.000	76	27Gam Cas	2.3000	30000.	100	7315	No
70	GOM_NL__2PRFIN20030725_033350_000000652018_00247_07315_6962.N1	25-JUL-2003 03:33:50	Bright	65.000	160	23Gam Per	2.9300	4700.0	130	7315	No
71	GOM_NL__2PRFIN20030725_033521_000000482018_00247_07315_6963.N1	25-JUL-2003 03:35:21	Bright	47.500	35	33Alp Per	1.7950	6250.0	95	7315	No
72	GOM_NL__2PRFIN20030725_033702_000000732018_00247_07315_6964.N1	25-JUL-2003 03:37:02	Bright	72.500	73	57Gam1And	2.2600	13100.	145	7315	No
73	GOM_NL__2PRFIN20030725_034002_000001592018_00247_07315_6965.N1	25-JUL-2003 03:40:02	Straylight	159.00	53	43Bet And	2.0480	3300.0	318	7315	No
74	GOM_NL__2PRFIN20030725_034436_000000532018_00247_07315_6966.N1	25-JUL-2003 03:44:36	Dark	52.500	146	25Eta Tau	2.8730	15200.	105	7315	No
75	GOM_NL__2PRFIN20030725_034611_000000542018_00247_07315_6967.N1	25-JUL-2003 03:46:11	Dark	53.500	13	87Alp Tau	0.86700	3800.0	107	7315	No
76	GOM_NL__2PRFIN20030725_034816_000000402018_00247_07315_6968.N1	25-JUL-2003 03:48:16	Dark	39.500	27	24Gam Ori	1.6360	26000.	79	7315	No
77	GOM_NL__2PRFIN20030725_035012_000000402018_00247_07315_6969.N1	25-JUL-2003 03:50:12	Dark	39.500	30	46Eps Ori	1.6940	30000.	79	7315	No
78	GOM_NL__2PRFIN20030725_035231_000000532018_00247_07315_6970.N1	25-JUL-2003 03:52:31	Dark	53.000	7	19Bet Ori	0.10000	14000.	106	7315	No
79	GOM_NL__2PRFIN20030725_035419_000000422018_00247_07315_6971.N1	25-JUL-2003 03:54:19	Dark	42.000	47	2Bet CMa	1.9760	28000.	84	7315	No
80	GOM_NL__2PRFIN20030725_035541_000000422018_00247_07315_6972.N1	25-JUL-2003 03:55:41	Dark	42.000	139	9Bet Lep	2.8330	5600.0	84	7315	No
81	GOM_NL__2PRFIN20030725_040536_000000442018_00247_07315_6973.N1	25-JUL-2003 04:05:36	Dark	43.500	157	The1Eri	2.9060	9300.0	87	7315	No
82	GOM_NL__2PRFIN20030725_041130_000000432018_00248_07316_6962.N1	25-JUL-2003 04:11:30	Dark	43.000	9	Alp Eri	0.45300	24000.	86	7316	No
83	GOM_NL__2PRFIN20030725_041530_000000592018_00248_07316_6963.N1	25-JUL-2003 04:15:30	Straylight	58.500	84	Alp Phe	2.3970	4500.0	117	7316	No
84	GOM_NL__2PRFIN20030725_041844_000000432018_00248_07316_6964.N1	25-JUL-2003 04:18:44	Straylight	42.500	148	Alp Tuc	2.8780	4100.0	85	7316	No
85	GOM_NL__2PRFIN20030725_042032_000000542018_00248_07316_6965.N1	25-JUL-2003 04:20:32	Straylight	53.500	63	Bet Gru	2.1500	2800.0	107	7316	No
86	GOM_NL__2PRFIN20030725_042215_000000402018_00248_07316_6966.N1	25-JUL-2003 04:22:15	Straylight	40.000	45	Alp Pav	1.9400	26000.	80	7316	No
87	GOM_NL__2PRFIN20030725_042500_000000782018_00248_07316_6967.N1	25-JUL-2003 04:25:00	Tw_i_and_stray	77.500	18	24Alp PsA	1.1660	9700.0	155	7316	No
88	GOM_NL__2PRFIN20030725_042959_000000442018_00248_07316_6968.N1	25-JUL-2003 04:29:59	Bright	43.500	38	20Eps Sgr	1.8360	11000.	87	7316	No
89	GOM_NL__2PRFIN20030725_043153_000000392018_00248_07316_6969.N1	25-JUL-2003 04:31:53	Bright	38.500	57	34Sig Sgr	2.0660	26000.	77	7316	No
90	GOM_NL__2PRFIN20030725_043333_000000632018_00248_07316_6970.N1	25-JUL-2003 04:33:33	Bright	62.500	142	49Del Cap	2.8500	8900.0	125	7316	No
91	GOM_NL__2PRFIN20030725_043828_000000652018_00248_07316_6971.N1	25-JUL-2003 04:38:28	Bright	65.000	154	22Bet Aqr	2.8990	5700.0	130	7316	No
92	GOM_NL__2PRFIN20030725_044206_000000432018_00248_07316_6972.N1	25-JUL-2003 04:42:06	Bright	42.500	11	53Alp Aql	0.76500	8000.0	85	7316	No
93	GOM_NL__2PRFIN20030725_044648_000000812018_00248_07316_6973.N1	25-JUL-2003 04:46:48	Bright	81.000	61	8Eps Peg	2.1000	3900.0	162	7316	No
94	GOM_NL__2PRFIN20030725_045022_000000382018_00248_07316_6974.N1	25-JUL-2003 04:50:22	Bright	37.500	5	3Alp Lyr	0.033000	11000.	75	7316	No
95	GOM_NL__2PRFIN20030725_045257_000000392018_00248_07316_6975.N1	25-JUL-2003 04:52:57	Bright	39.000	144	18Del Cyg	2.8600	11000.	78	7316	No
96	GOM_NL__2PRFIN20030725_045438_000000462018_00248_07316_6976.N1	25-JUL-2003 04:54:38	Bright	45.500	19	50Alp Cyg	1.2460	10500.	91	7316	No
97	GOM_NL__2PRFIN20030725_045739_000000342018_00248_07316_6977.N1	25-JUL-2003 04:57:39	Bright	34.000	119	14Eta Dra	2.7270	4700.0	68	7316	No
98	GOM_NL__2PRFIN20030725_045954_000000432018_00248_07316_6978.N1	25-JUL-2003 04:59:54	Bright	43.000	89	5Alp Cep	2.4510	8000.0	86	7316	No
99	GOM_NL__2PRFIN20030725_050153_000000362018_00248_07316_6979.N1	25-JUL-2003 05:01:53	Bright	36.000	60	7Bet UMi	2.0810	3950.0	72	7316	No
100	GOM_NL__2PRFIN20030725_050456_000000362018_00248_07316_6980.N1	25-JUL-2003 05:04:56	Bright	35.500	49	1Alp UMi	1.9900	6300.0	71	7316	No
101	GOM_NL__2PRFIN20030725_050656_000000522018_00248_07316_6981.N1	25-JUL-2003 05:06:56	Bright	51.500	74	11Bet Cas	2.2680	6600.0	103	7316	No

102	GOM_NL__2PRFIN20030725_050839_000000512018_00248_07316_6982.N1	25-JUL-2003 05:08:39	Bright	50.500	76	27Gam Cas	2.3000	30000.	101	7316	No
103	GOM_NL__2PRFIN20030725_051426_000000442018_00248_07316_6983.N1	25-JUL-2003 05:14:26	Bright	44.000	160	23Gam Per	2.9300	4700.0	88	7316	No
104	GOM_NL__2PRFIN20030725_051556_000000472018_00248_07316_6984.N1	25-JUL-2003 05:15:56	Bright	47.000	35	33Alp Per	1.7950	6250.0	94	7316	No
105	GOM_NL__2PRFIN20030725_051737_000000732018_00248_07316_6985.N1	25-JUL-2003 05:17:37	Bright	73.000	73	57Gam1And	2.2600	13100.	146	7316	No
106	GOM_NL__2PRFIN20030725_052037_000001612018_00248_07316_6986.N1	25-JUL-2003 05:20:37	Straylight	160.50	53	43Bet And	2.0480	3300.0	321	7316	No
107	GOM_NL__2PRFIN20030725_052512_000000522018_00248_07316_6987.N1	25-JUL-2003 05:25:12	Dark	51.500	146	25Eta Tau	2.8730	15200.	103	7316	No
108	GOM_NL__2PRFIN20030725_052648_000000472018_00248_07316_6988.N1	25-JUL-2003 05:26:48	Dark	46.500	13	87Alp Tau	0.86700	3800.0	93	7316	No
109	GOM_NL__2PRFIN20030725_052852_000000412018_00248_07316_6989.N1	25-JUL-2003 05:28:52	Dark	40.500	27	24Gam Ori	1.6360	26000.	81	7316	No
110	GOM_NL__2PRFIN20030725_053048_000000422018_00248_07316_6990.N1	25-JUL-2003 05:30:48	Dark	41.500	30	46Eps Ori	1.6940	30000.	83	7316	No
111	GOM_NL__2PRFIN20030725_053307_000000522018_00248_07316_6991.N1	25-JUL-2003 05:33:07	Dark	51.500	7	19Bet Ori	0.10000	14000.	103	7316	No
112	GOM_NL__2PRFIN20030725_053455_000000432018_00248_07316_6992.N1	25-JUL-2003 05:34:55	Dark	42.500	47	2Bet CMa	1.9760	28000.	85	7316	No
113	GOM_NL__2PRFIN20030725_053617_000000422018_00248_07316_6993.N1	25-JUL-2003 05:36:17	Dark	41.500	139	9Bet Lep	2.8330	5600.0	83	7316	No
114	GOM_NL__2PRFIN20030725_054613_000000462018_00248_07316_6994.N1	25-JUL-2003 05:46:13	Dark	45.500	157	The1Eri	2.9060	9300.0	91	7316	No
115	GOM_NL__2PRFIN20030725_055206_000000442018_00249_07317_6962.N1	25-JUL-2003 05:52:06	Dark	43.500	9	Alp Eri	0.45300	24000.	87	7317	No
116	GOM_NL__2PRFIN20030725_055607_000000582018_00249_07317_6963.N1	25-JUL-2003 05:56:07	Straylight	57.500	84	Alp Phe	2.3970	4500.0	115	7317	No
117	GOM_NL__2PRFIN20030725_055921_000000422018_00249_07317_6964.N1	25-JUL-2003 05:59:21	Straylight	42.000	148	Alp Tuc	2.8780	4100.0	84	7317	No
118	GOM_NL__2PRFIN20030725_060109_000000522018_00249_07317_6965.N1	25-JUL-2003 06:01:09	Straylight	52.000	63	Bet Gru	2.1500	2800.0	104	7317	No
119	GOM_NL__2PRFIN20030725_060252_000000412018_00249_07317_6966.N1	25-JUL-2003 06:02:52	Straylight	41.000	45	Alp Pav	1.9400	26000.	82	7317	No
120	GOM_NL__2PRFIN20030725_060537_000000832018_00249_07317_6967.N1	25-JUL-2003 06:05:37	Tw_i_and_stray	83.000	18	24Alp PsA	1.1660	9700.0	166	7317	No
121	GOM_NL__2PRFIN20030725_061035_000000422018_00249_07317_6968.N1	25-JUL-2003 06:10:35	Bright	41.500	38	20Eps Sgr	1.8360	11000.	83	7317	No
122	GOM_NL__2PRFIN20030725_061229_000000402018_00249_07317_6969.N1	25-JUL-2003 06:12:29	Bright	39.500	57	34Sig Sgr	2.0660	26000.	79	7317	No
123	GOM_NL__2PRFIN20030725_061409_000000632018_00249_07317_6970.N1	25-JUL-2003 06:14:09	Bright	62.500	142	49Del Cap	2.8500	8900.0	125	7317	No
124	GOM_NL__2PRFIN20030725_061903_000000662018_00249_07317_6971.N1	25-JUL-2003 06:19:03	Bright	66.000	154	22Bet Aqr	2.8990	5700.0	132	7317	No
125	GOM_NL__2PRFIN20030725_062242_000000412018_00249_07317_6972.N1	25-JUL-2003 06:22:42	Bright	40.500	11	53Alp Aql	0.76500	8000.0	81	7317	No
126	GOM_NL__2PRFIN20030725_062722_000000862018_00249_07317_6973.N1	25-JUL-2003 06:27:22	Bright	86.000	61	8Eps Peg	2.1000	3900.0	172	7317	No
127	GOM_NL__2PRFIN20030725_063058_000000402018_00249_07317_6974.N1	25-JUL-2003 06:30:58	Bright	39.500	5	3Alp Lyr	0.033000	11000.	79	7317	No
128	GOM_NL__2PRFIN20030725_063333_000000402018_00249_07317_6975.N1	25-JUL-2003 06:33:33	Bright	39.500	144	18Del Cyg	2.8600	11000.	79	7317	No
129	GOM_NL__2PRFIN20030725_063513_000000462018_00249_07317_6976.N1	25-JUL-2003 06:35:13	Bright	46.000	19	50Alp Cyg	1.2460	10500.	92	7317	No
130	GOM_NL__2PRFIN20030725_063816_000000372018_00249_07317_6977.N1	25-JUL-2003 06:38:16	Bright	37.000	119	14Eta Dra	2.7270	4700.0	74	7317	No
131	GOM_NL__2PRFIN20030725_064029_000000432018_00249_07317_6978.N1	25-JUL-2003 06:40:29	Bright	42.500	89	5Alp Cep	2.4510	8000.0	85	7317	No
132	GOM_NL__2PRFIN20030725_064229_000000392018_00249_07317_6979.N1	25-JUL-2003 06:42:29	Bright	38.500	60	7Bet UMi	2.0810	3950.0	77	7317	No
133	GOM_NL__2PRFIN20030725_064532_000000372018_00249_07317_6980.N1	25-JUL-2003 06:45:32	Bright	37.000	49	1Alp UMi	1.9900	6300.0	74	7317	No
134	GOM_NL__2PRFIN20030725_064731_000000522018_00249_07317_6981.N1	25-JUL-2003 06:47:31	Bright	52.000	74	11Bet Cas	2.2680	6600.0	104	7317	No
135	GOM_NL__2PRFIN20030725_064914_000000492018_00249_07317_6982.N1	25-JUL-2003 06:49:14	Bright	49.000	76	27Gam Cas	2.3000	30000.	98	7317	No
136	GOM_NL__2PRFIN20030725_065501_000000482018_00249_07317_6983.N1	25-JUL-2003 06:55:01	Bright	47.500	160	23Gam Per	2.9300	4700.0	95	7317	No
137	GOM_NL__2PRFIN20030725_065632_000000482018_00249_07317_6984.N1	25-JUL-2003 06:56:32	Bright	47.500	35	33Alp Per	1.7950	6250.0	95	7317	No
138	GOM_NL__2PRFIN20030725_065813_000000732018_00249_07317_6985.N1	25-JUL-2003 06:58:13	Bright	72.500	73	57Gam1And	2.2600	13100.	145	7317	No
139	GOM_NL__2PRFIN20030725_070113_000001662018_00249_07317_6986.N1	25-JUL-2003 07:01:13	Straylight	166.00	53	43Bet And	2.0480	3300.0	332	7317	No
140	GOM_NL__2PRFIN20030725_070548_000000522018_00249_07317_6987.N1	25-JUL-2003 07:05:48	Dark	52.000	146	25Eta Tau	2.8730	15200.	104	7317	No
141	GOM_NL__2PRFIN20030725_070724_000000582018_00249_07317_6988.N1	25-JUL-2003 07:07:24	Dark	58.000	13	87Alp Tau	0.86700	3800.0	116	7317	No
142	GOM_NL__2PRFIN20030725_070929_000000412018_00249_07317_6989.N1	25-JUL-2003 07:09:29	Dark	41.000	27	24Gam Ori	1.6360	26000.	82	7317	No
143	GOM_NL__2PRFIN20030725_071124_000000422018_00249_07317_6990.N1	25-JUL-2003 07:11:24	Dark	41.500	30	46Eps Ori	1.6940	30000.	83	7317	No
144	GOM_NL__2PRFIN20030725_071343_000000482018_00249_07317_6991.N1	25-JUL-2003 07:13:43	Dark	47.500	7	19Bet Ori	0.10000	14000.	95	7317	No
145	GOM_NL__2PRFIN20030725_071532_000000422018_00249_07317_6992.N1	25-JUL-2003 07:15:32	Dark	41.500	47	2Bet CMa	1.9760	28000.	83	7317	No
146	GOM_NL__2PRFIN20030725_071653_000000442018_00249_07317_6993.N1	25-JUL-2003 07:16:53	Dark	44.000	139	9Bet Lep	2.8330	5600.0	88	7317	No
147	GOM_NL__2PRFIN20030725_072649_000000452018_00249_07317_6994.N1	25-JUL-2003 07:26:49	Dark	45.000	157	The1Eri	2.9060	9300.0	90	7317	No
148	GOM_NL__2PRFIN20030725_073243_000000452018_00250_07318_6581.N1	25-JUL-2003 07:32:43	Dark	45.000	9	Alp Eri	0.45300	24000.	90	7318	No
149	GOM_NL__2PRFIN20030725_073645_000000552018_00250_07318_6582.N1	25-JUL-2003 07:36:45	Straylight	54.500	84	Alp Phe	2.3970	4500.0	109	7318	No
150	GOM_NL__2PRFIN20030725_073957_000000422018_00250_07318_6583.N1	25-JUL-2003 07:39:57	Straylight	42.000	148	Alp Tuc	2.8780	4100.0	84	7318	No
151	GOM_NL__2PRFIN20030725_074145_000000642018_00250_07318_6584.N1	25-JUL-2003 07:41:45	Straylight	64.000	63	Bet Gru	2.1500	2800.0	128	7318	No
152	GOM_NL__2PRFIN20030725_074328_000000412018_00250_07318_6585.N1	25-JUL-2003 07:43:28	Straylight	40.500	45	Alp Pav	1.9400	26000.	81	7318	No
153	GOM_NL__2PRFIN20030725_074614_000000832018_00250_07318_6586.N1	25-JUL-2003 07:46:14	Tw_i_and_stray	83.000	18	24Alp PsA	1.1660	9700.0	166	7318	No
154	GOM_NL__2PRFIN20030725_075111_000000422018_00250_07318_6587.N1	25-JUL-2003 07:51:11	Bright	41.500	38	20Eps Sgr	1.8360	11000.	83	7318	No
155	GOM_NL__2PRFIN20030725_075305_000000392018_00250_07318_6588.N1	25-JUL-2003 07:53:05	Bright	39.000	57	34Sig Sgr	2.0660	26000.	78	7318	No
156	GOM_NL__2PRFIN20030725_075446_000000642018_00250_07318_6589.N1	25-JUL-2003 07:54:46	Bright	64.000	142	49Del Cap	2.8500	8900.0	128	7318	No
157	GOM_NL__2PRFIN20030725_075939_000000652018_00250_07318_6590.N1	25-JUL-2003 07:59:39	Bright	64.500	154	22Bet Aqr	2.8990	5700.0	129	7318	No
158	GOM_NL__2PRFIN20030725_080317_000000442018_00250_07318_6591.N1	25-JUL-2003 08:03:17	Bright	43.500	11	53Alp Aql	0.76500	8000.0	87	7318	No
159	GOM_NL__2PRFIN20030725_080756_000000872018_00250_07318_6592.N1	25-JUL-2003 08:07:56	Bright	86.500	61	8Eps Peg	2.1000	3900.0	173	7318	No
160	GOM_NL__2PRFIN20030725_081134_000000392018_00250_07318_6593.N1	25-JUL-2003 08:11:34	Bright	39.000	5	3Alp Lyr	0.033000	11000.	78	7318	No

161	GOM_NL__2PRFIN20030725_081408_000000402018_00250_07318_6594.N1	25-JUL-2003 08:14:08	Bright	39.500	144	18Del Cyg	2.8600	11000.	79	7318	No
162	GOM_NL__2PRFIN20030725_081549_000000462018_00250_07318_6595.N1	25-JUL-2003 08:15:49	Bright	46.000	19	50Alp Cyg	1.2460	10500.	92	7318	No
163	GOM_NL__2PRFIN20030725_081852_000000372018_00250_07318_6596.N1	25-JUL-2003 08:18:52	Bright	37.000	119	14Eta Dra	2.7270	4700.0	74	7318	No
164	GOM_NL__2PRFIN20030725_082105_000000422018_00250_07318_6597.N1	25-JUL-2003 08:21:05	Bright	42.000	89	5Alp Cep	2.4510	8000.0	84	7318	No
165	GOM_NL__2PRFIN20030725_082305_000000392018_00250_07318_6598.N1	25-JUL-2003 08:23:05	Bright	38.500	60	7Bet UMi	2.0810	3950.0	77	7318	No
166	GOM_NL__2PRFIN20030725_082608_000000362018_00250_07318_6599.N1	25-JUL-2003 08:26:08	Bright	35.500	49	1Alp UMi	1.9900	6300.0	71	7318	No
167	GOM_NL__2PRFIN20030725_082806_000000512018_00250_07318_6600.N1	25-JUL-2003 08:28:06	Bright	50.500	74	11Bet Cas	2.2680	6600.0	101	7318	No
168	GOM_NL__2PRFIN20030725_082950_000000492018_00250_07318_6601.N1	25-JUL-2003 08:29:50	Bright	48.500	76	27Gam Cas	2.3000	30000.	97	7318	No
169	GOM_NL__2PRFIN20030725_083537_000000472018_00250_07318_6602.N1	25-JUL-2003 08:35:37	Bright	46.500	160	23Gam Per	2.9300	4700.0	93	7318	No
170	GOM_NL__2PRFIN20030725_083708_000000472018_00250_07318_6603.N1	25-JUL-2003 08:37:08	Bright	46.500	35	33Alp Per	1.7950	6250.0	93	7318	No
171	GOM_NL__2PRFIN20030725_083849_000000722018_00250_07318_6604.N1	25-JUL-2003 08:38:49	Bright	71.500	73	57Gam1And	2.2600	13100.	143	7318	No
172	GOM_NL__2PRFIN20030725_084149_000001952018_00250_07318_6605.N1	25-JUL-2003 08:41:49	Straylight	195.00	53	43Bet And	2.0480	3300.0	390	7318	No
173	GOM_NL__2PRFIN20030725_084624_000000542018_00250_07318_6606.N1	25-JUL-2003 08:46:24	Dark	54.000	146	25Eta Tau	2.8730	15200.	108	7318	No
174	GOM_NL__2PRFIN20030725_084800_000000552018_00250_07318_6607.N1	25-JUL-2003 08:48:00	Dark	55.000	13	87Alp Tau	0.86700	3800.0	110	7318	No
175	GOM_NL__2PRFIN20030725_085005_000000442018_00250_07318_6608.N1	25-JUL-2003 08:50:05	Dark	44.000	27	24Gam Ori	1.6360	26000.	88	7318	No
176	GOM_NL__2PRFIN20030725_085200_000000402018_00250_07318_6609.N1	25-JUL-2003 08:52:00	Dark	40.000	30	46Eps Ori	1.6940	30000.	80	7318	No
177	GOM_NL__2PRFIN20030725_085419_000000472018_00250_07318_6610.N1	25-JUL-2003 08:54:19	Dark	46.500	7	19Bet Ori	0.10000	14000.	93	7318	No
178	GOM_NL__2PRFIN20030725_085607_000000392018_00250_07318_6611.N1	25-JUL-2003 08:56:07	Dark	39.000	47	2Bet CMa	1.9760	28000.	78	7318	No
179	GOM_NL__2PRFIN20030725_085729_000000442018_00250_07318_6612.N1	25-JUL-2003 08:57:29	Dark	44.000	139	9Bet Lep	2.8330	5600.0	88	7318	No
180	GOM_NL__2PRFIN20030725_090726_000000452018_00250_07318_6613.N1	25-JUL-2003 09:07:26	Dark	45.000	157	The1Eri	2.9060	9300.0	90	7318	No
181	GOM_NL__2PRFIN20030725_091320_000000522018_00251_07319_4328.N1	25-JUL-2003 09:13:20	Dark	52.000	9	Alp Eri	0.45300	24000.	104	7319	No
182	GOM_NL__2PRFIN20030725_091721_000000582018_00251_07319_4329.N1	25-JUL-2003 09:17:21	Straylight	57.500	84	Alp Phe	2.3970	4500.0	115	7319	No
183	GOM_NL__2PRFIN20030725_092033_000000432018_00251_07319_4330.N1	25-JUL-2003 09:20:33	Straylight	43.000	148	Alp Tuc	2.8780	4100.0	86	7319	No
184	GOM_NL__2PRFIN20030725_092222_000000542018_00251_07319_4331.N1	25-JUL-2003 09:22:22	Straylight	53.500	63	Bet Gru	2.1500	2800.0	107	7319	No
185	GOM_NL__2PRFIN20030725_092404_000000412018_00251_07319_4332.N1	25-JUL-2003 09:24:04	Straylight	41.000	45	Alp Pav	1.9400	26000.	82	7319	No
186	GOM_NL__2PRFIN20030725_092651_000000812018_00251_07319_4333.N1	25-JUL-2003 09:26:51	Tw_i_and_stray	80.500	18	24Alp PsA	1.1660	9700.0	161	7319	No
187	GOM_NL__2PRFIN20030725_093147_000000402018_00251_07319_4334.N1	25-JUL-2003 09:31:47	Bright	40.000	38	20Eps Sgr	1.8360	11000.	80	7319	No
188	GOM_NL__2PRFIN20030725_093341_000000382018_00251_07319_4335.N1	25-JUL-2003 09:33:41	Bright	38.000	57	34Sig Sgr	2.0660	26000.	76	7319	No
189	GOM_NL__2PRFIN20030725_093521_000000622018_00251_07319_4336.N1	25-JUL-2003 09:35:21	Bright	62.000	142	49Del Cap	2.8500	8900.0	124	7319	No
190	GOM_NL__2PRFIN20030725_094015_000000632018_00251_07319_4337.N1	25-JUL-2003 09:40:15	Bright	63.000	154	22Bet Aqr	2.8990	5700.0	126	7319	No
191	GOM_NL__2PRFIN20030725_094353_000000422018_00251_07319_4338.N1	25-JUL-2003 09:43:53	Bright	41.500	11	53Alp Aql	0.76500	8000.0	83	7319	No
192	GOM_NL__2PRFIN20030725_094831_000000782018_00251_07319_4339.N1	25-JUL-2003 09:48:31	Bright	77.500	61	8Eps Peg	2.1000	3900.0	155	7319	No
193	GOM_NL__2PRFIN20030725_095210_000000372018_00251_07319_4340.N1	25-JUL-2003 09:52:10	Bright	36.500	5	3Alp Lyr	0.033000	11000.	73	7319	No
194	GOM_NL__2PRFIN20030725_095444_000000402018_00251_07319_4341.N1	25-JUL-2003 09:54:44	Bright	39.500	144	18Del Cyg	2.8600	11000.	79	7319	No
195	GOM_NL__2PRFIN20030725_095624_000000472018_00251_07319_4342.N1	25-JUL-2003 09:56:24	Bright	47.000	19	50Alp Cyg	1.2460	10500.	94	7319	No
196	GOM_NL__2PRFIN20030725_095928_000000382018_00251_07319_4343.N1	25-JUL-2003 09:59:28	Bright	37.500	119	14Eta Dra	2.7270	4700.0	75	7319	No
197	GOM_NL__2PRFIN20030725_100140_000000412018_00251_07319_4344.N1	25-JUL-2003 10:01:40	Bright	41.000	89	5Alp Cep	2.4510	8000.0	82	7319	No
198	GOM_NL__2PRFIN20030725_100341_000000372018_00251_07319_4345.N1	25-JUL-2003 10:03:41	Bright	36.500	60	7Bet UMi	2.0810	3950.0	73	7319	No
199	GOM_NL__2PRFIN20030725_100644_000000372018_00251_07319_4346.N1	25-JUL-2003 10:06:44	Bright	37.000	49	1Alp UMi	1.9900	6300.0	74	7319	No
200	GOM_NL__2PRFIN20030725_100841_000000532018_00251_07319_4347.N1	25-JUL-2003 10:08:41	Bright	53.000	74	11Bet Cas	2.2680	6600.0	106	7319	No
201	GOM_NL__2PRFIN20030725_101025_000000502018_00251_07319_4348.N1	25-JUL-2003 10:10:25	Bright	49.500	76	27Gam Cas	2.3000	30000.	99	7319	No
202	GOM_NL__2PRFIN20030725_101613_000000462018_00251_07319_4349.N1	25-JUL-2003 10:16:13	Bright	45.500	160	23Gam Per	2.9300	4700.0	91	7319	No
203	GOM_NL__2PRFIN20030725_101743_000000482018_00251_07319_4350.N1	25-JUL-2003 10:17:43	Bright	47.500	35	33Alp Per	1.7950	6250.0	95	7319	No
204	GOM_NL__2PRFIN20030725_101925_000000762018_00251_07319_4351.N1	25-JUL-2003 10:19:25	Bright	75.500	73	57Gam1And	2.2600	13100.	151	7319	No
205	GOM_NL__2PRFIN20030725_102225_000001592018_00251_07319_4352.N1	25-JUL-2003 10:22:25	Straylight	158.50	53	43Bet And	2.0480	3300.0	317	7319	No
206	GOM_NL__2PRFIN20030725_102700_000000542018_00251_07319_4353.N1	25-JUL-2003 10:27:00	Dark	54.000	146	25Eta Tau	2.8730	15200.	108	7319	No
207	GOM_NL__2PRFIN20030725_102836_000000532018_00251_07319_4354.N1	25-JUL-2003 10:28:36	Dark	53.000	13	87Alp Tau	0.86700	3800.0	106	7319	No
208	GOM_NL__2PRFIN20030725_103040_000000442018_00251_07319_4355.N1	25-JUL-2003 10:30:40	Dark	43.500	27	24Gam Ori	1.6360	26000.	87	7319	No
209	GOM_NL__2PRFIN20030725_103236_000000432018_00251_07319_4356.N1	25-JUL-2003 10:32:36	Dark	43.000	30	46Eps Ori	1.6940	30000.	86	7319	No
210	GOM_NL__2PRFIN20030725_103455_000000532018_00251_07319_4357.N1	25-JUL-2003 10:34:55	Dark	53.000	7	19Bet Ori	0.10000	14000.	106	7319	No
211	GOM_NL__2PRFIN20030725_103643_000000392018_00251_07319_4358.N1	25-JUL-2003 10:36:43	Dark	39.000	47	2Bet CMa	1.9760	28000.	78	7319	No
212	GOM_NL__2PRFIN20030725_103805_000000372018_00251_07319_4359.N1	25-JUL-2003 10:38:05	Dark	36.500	139	9Bet Lep	2.8330	5600.0	73	7319	No
213	GOM_NL__2PRFIN20030725_104802_000000452018_00251_07319_4360.N1	25-JUL-2003 10:48:02	Dark	44.500	157	The1Eri	2.9060	9300.0	89	7319	No
214	GOM_NL__2PRFIN20030725_105356_000000472018_00252_07320_6608.N1	25-JUL-2003 10:53:56	Dark	47.000	9	Alp Eri	0.45300	24000.	94	7320	No
215	GOM_NL__2PRFIN20030725_105759_000000552018_00252_07320_6609.N1	25-JUL-2003 10:57:59	Straylight	55.000	84	Alp Phe	2.3970	4500.0	110	7320	No
216	GOM_NL__2PRFIN20030725_110109_000000432018_00252_07320_6610.N1	25-JUL-2003 11:01:09	Straylight	43.000	148	Alp Tuc	2.8780	4100.0	86	7320	No
217	GOM_NL__2PRFIN20030725_110259_000000572018_00252_07320_6611.N1	25-JUL-2003 11:02:59	Straylight	57.000	63	Bet Gru	2.1500	2800.0	114	7320	No
218	GOM_NL__2PRFIN20030725_110440_000000422018_00252_07320_6612.N1	25-JUL-2003 11:04:40	Straylight	41.500	45	Alp Pav	1.9400	26000.	83	7320	No
219	GOM_NL__2PRFIN20030725_110728_000000762018_00252_07320_6613.N1	25-JUL-2003 11:07:28	Tw_i_and_stray	76.000	18	24Alp PsA	1.1660	9700.0	152	7320	No

220	GOM_NL__2PRFIN20030725_111223_000000422018_00252_07320_6614.N1	25-JUL-2003 11:12:23	Bright	41.500	38	20Eps Sgr	1.8360	11000.	83	7320	No
221	GOM_NL__2PRFIN20030725_111417_000000392018_00252_07320_6615.N1	25-JUL-2003 11:14:17	Bright	38.500	57	34Sig Sgr	2.0660	26000.	77	7320	No
222	GOM_NL__2PRFIN20030725_111557_000000632018_00252_07320_6616.N1	25-JUL-2003 11:15:57	Bright	62.500	142	49Del Cap	2.8500	8900.0	125	7320	No
223	GOM_NL__2PRFIN20030725_112051_000000642018_00252_07320_6617.N1	25-JUL-2003 11:20:51	Bright	64.000	154	22Bet Aqr	2.8990	5700.0	128	7320	No
224	GOM_NL__2PRFIN20030725_112429_000000402018_00252_07320_6618.N1	25-JUL-2003 11:24:29	Bright	40.000	11	53Alp Aql	0.76500	8000.0	80	7320	No
225	GOM_NL__2PRFIN20030725_112906_000000802018_00252_07320_6619.N1	25-JUL-2003 11:29:06	Bright	79.500	61	8Eps Peg	2.1000	3900.0	159	7320	No
226	GOM_NL__2PRFIN20030725_113246_000000372018_00252_07320_6620.N1	25-JUL-2003 11:32:46	Bright	36.500	5	3Alp Lyr	0.033000	11000.	73	7320	No
227	GOM_NL__2PRFIN20030725_114004_000000382018_00252_07320_6621.N1	25-JUL-2003 11:40:04	Bright	38.000	119	14Eta Dra	2.7270	4700.0	76	7320	No
228	GOM_NL__2PRFIN20030725_114215_000000442018_00252_07320_6622.N1	25-JUL-2003 11:42:15	Bright	44.000	89	5Alp Cep	2.4510	8000.0	88	7320	No
229	GOM_NL__2PRFIN20030725_114417_000000352018_00252_07320_6623.N1	25-JUL-2003 11:44:17	Bright	34.500	60	7Bet UMi	2.0810	3950.0	69	7320	No
230	GOM_NL__2PRFIN20030725_114720_000000372018_00252_07320_6624.N1	25-JUL-2003 11:47:20	Bright	37.000	49	1Alp UMi	1.9900	6300.0	74	7320	No
231	GOM_NL__2PRFIN20030725_114916_000000522018_00252_07320_6625.N1	25-JUL-2003 11:49:16	Bright	52.000	74	11Bet Cas	2.2680	6600.0	104	7320	No
232	GOM_NL__2PRFIN20030725_115100_000000502018_00252_07320_6626.N1	25-JUL-2003 11:51:00	Bright	50.000	76	27Gam Cas	2.3000	30000.	100	7320	No
233	GOM_NL__2PRFIN20030725_115648_000000462018_00252_07320_6627.N1	25-JUL-2003 11:56:48	Bright	46.000	160	23Gam Per	2.9300	4700.0	92	7320	No
234	GOM_NL__2PRFIN20030725_115819_000000482018_00252_07320_6628.N1	25-JUL-2003 11:58:19	Bright	47.500	35	33Alp Per	1.7950	6250.0	95	7320	No
235	GOM_NL__2PRFIN20030725_120000_000000672018_00252_07320_6629.N1	25-JUL-2003 12:00:00	Bright	66.500	73	57Gam1And	2.2600	13100.	133	7320	No
236	GOM_NL__2PRFIN20030725_120300_000001782018_00252_07320_6630.N1	25-JUL-2003 12:03:00	Straylight	178.00	53	43Bet And	2.0480	3300.0	356	7320	No
237	GOM_NL__2PRFIN20030725_120737_000000512018_00252_07320_6631.N1	25-JUL-2003 12:07:37	Dark	51.000	146	25Eta Tau	2.8730	15200.	102	7320	No
238	GOM_NL__2PRFIN20030725_120912_000000552018_00252_07320_6632.N1	25-JUL-2003 12:09:12	Dark	54.500	13	87Alp Tau	0.86700	3800.0	109	7320	No
239	GOM_NL__2PRFIN20030725_121117_000000422018_00252_07320_6633.N1	25-JUL-2003 12:11:17	Dark	42.000	27	24Gam Ori	1.6360	26000.	84	7320	No
240	GOM_NL__2PRFIN20030725_121312_000000422018_00252_07320_6634.N1	25-JUL-2003 12:13:12	Dark	42.000	30	46Eps Ori	1.6940	30000.	84	7320	No
241	GOM_NL__2PRFIN20030725_121532_000000472018_00252_07320_6635.N1	25-JUL-2003 12:15:32	Dark	47.000	7	19Bet Ori	0.10000	14000.	94	7320	No
242	GOM_NL__2PRFIN20030725_121719_000000372018_00252_07320_6636.N1	25-JUL-2003 12:17:19	Dark	36.500	47	2Bet CMa	1.9760	28000.	73	7320	No
243	GOM_NL__2PRFIN20030725_121841_000000372018_00252_07320_6637.N1	25-JUL-2003 12:18:41	Dark	37.000	139	9Bet Lep	2.8330	5600.0	74	7320	No
244	GOM_NL__2PRFIN20030725_122839_000000462018_00252_07320_6638.N1	25-JUL-2003 12:28:39	Dark	45.500	157	The1Eri	2.9060	9300.0	91	7320	No
245	GOM_NL__2PRFIN20030725_123432_000000452018_00253_07321_6621.N1	25-JUL-2003 12:34:32	Dark	44.500	9	Alp Eri	0.45300	24000.	89	7321	No
246	GOM_NL__2PRFIN20030725_123835_000000582018_00253_07321_6622.N1	25-JUL-2003 12:38:35	Straylight	57.500	84	Alp Phe	2.3970	4500.0	115	7321	No
247	GOM_NL__2PRFIN20030725_124145_000000442018_00253_07321_6623.N1	25-JUL-2003 12:41:45	Straylight	43.500	148	Alp Tuc	2.8780	4100.0	87	7321	No
248	GOM_NL__2PRFIN20030725_124335_000000512018_00253_07321_6624.N1	25-JUL-2003 12:43:35	Straylight	51.000	63	Bet Gru	2.1500	2800.0	102	7321	No
249	GOM_NL__2PRFIN20030725_124515_000000432018_00253_07321_6625.N1	25-JUL-2003 12:45:15	Straylight	43.000	45	Alp Pav	1.9400	26000.	86	7321	No
250	GOM_NL__2PRFIN20030725_124804_000000882018_00253_07321_6626.N1	25-JUL-2003 12:48:04	Tw_i_and_stray	88.000	18	24Alp PsA	1.1660	9700.0	176	7321	No
251	GOM_NL__2PRFIN20030725_125259_000000452018_00253_07321_6627.N1	25-JUL-2003 12:52:59	Bright	45.000	38	20Eps Sgr	1.8360	11000.	90	7321	No
252	GOM_NL__2PRFIN20030725_125453_000000412018_00253_07321_6628.N1	25-JUL-2003 12:54:53	Bright	40.500	57	34Sig Sgr	2.0660	26000.	81	7321	No
253	GOM_NL__2PRFIN20030725_125634_000000642018_00253_07321_6629.N1	25-JUL-2003 12:56:34	Bright	63.500	142	49Del Cap	2.8500	8900.0	127	7321	No
254	GOM_NL__2PRFIN20030725_130127_000000622018_00253_07321_6630.N1	25-JUL-2003 13:01:27	Bright	62.000	154	22Bet Aqr	2.8990	5700.0	124	7321	No
255	GOM_NL__2PRFIN20030725_130504_000000422018_00253_07321_6631.N1	25-JUL-2003 13:05:04	Bright	41.500	11	53Alp Aql	0.76500	8000.0	83	7321	No
256	GOM_NL__2PRFIN20030725_130941_000000832018_00253_07321_6632.N1	25-JUL-2003 13:09:41	Bright	83.000	61	8Eps Peg	2.1000	3900.0	166	7321	No
257	GOM_NL__2PRFIN20030725_131321_000000382018_00253_07321_6633.N1	25-JUL-2003 13:13:21	Bright	38.000	5	3Alp Lyr	0.033000	11000.	76	7321	No
258	GOM_NL__2PRFIN20030725_132039_000000402018_00253_07321_6634.N1	25-JUL-2003 13:20:39	Bright	39.500	119	14Eta Dra	2.7270	4700.0	79	7321	No
259	GOM_NL__2PRFIN20030725_132250_000000442018_00253_07321_6635.N1	25-JUL-2003 13:22:50	Bright	43.500	89	5Alp Cep	2.4510	8000.0	87	7321	No
260	GOM_NL__2PRFIN20030725_132452_000000392018_00253_07321_6636.N1	25-JUL-2003 13:24:52	Bright	39.000	60	7Bet UMi	2.0810	3950.0	78	7321	No
261	GOM_NL__2PRFIN20030725_132755_000000392018_00253_07321_6637.N1	25-JUL-2003 13:27:55	Bright	38.500	49	1Alp UMi	1.9900	6300.0	77	7321	No
262	GOM_NL__2PRFIN20030725_133136_000000482018_00253_07321_6638.N1	25-JUL-2003 13:31:36	Bright	48.000	76	27Gam Cas	2.3000	30000.	96	7321	No
263	GOM_NL__2PRFIN20030725_133724_000000472018_00253_07321_6639.N1	25-JUL-2003 13:37:24	Bright	47.000	160	23Gam Per	2.9300	4700.0	94	7321	No
264	GOM_NL__2PRFIN20030725_133855_000000472018_00253_07321_6640.N1	25-JUL-2003 13:38:55	Bright	47.000	35	33Alp Per	1.7950	6250.0	94	7321	No
265	GOM_NL__2PRFIN20030725_134036_000000732018_00253_07321_6641.N1	25-JUL-2003 13:40:36	Bright	72.500	73	57Gam1And	2.2600	13100.	145	7321	No
266	GOM_NL__2PRFIN20030725_134336_000001782018_00253_07321_6642.N1	25-JUL-2003 13:43:36	Straylight	177.50	53	43Bet And	2.0480	3300.0	355	7321	No
267	GOM_NL__2PRFIN20030725_134812_000000542018_00253_07321_6643.N1	25-JUL-2003 13:48:12	Dark	54.000	146	25Eta Tau	2.8730	15200.	108	7321	No
268	GOM_NL__2PRFIN20030725_134948_000000582018_00253_07321_6644.N1	25-JUL-2003 13:49:48	Dark	58.000	13	87Alp Tau	0.86700	3800.0	116	7321	No
269	GOM_NL__2PRFIN20030725_135152_000000442018_00253_07321_6645.N1	25-JUL-2003 13:51:52	Dark	44.000	27	24Gam Ori	1.6360	26000.	88	7321	No
270	GOM_NL__2PRFIN20030725_135347_000000442018_00253_07321_6646.N1	25-JUL-2003 13:53:47	Dark	43.500	30	46Eps Ori	1.6940	30000.	87	7321	No
271	GOM_NL__2PRFIN20030725_135607_000000422018_00253_07321_6647.N1	25-JUL-2003 13:56:07	Dark	41.500	7	19Bet Ori	0.10000	14000.	83	7321	No
272	GOM_NL__2PRFIN20030725_135754_000000432018_00253_07321_6648.N1	25-JUL-2003 13:57:54	Dark	43.000	47	2Bet CMa	1.9760	28000.	86	7321	No
273	GOM_NL__2PRFIN20030725_135915_000000452018_00253_07321_6649.N1	25-JUL-2003 13:59:15	Dark	44.500	139	9Bet Lep	2.8330	5600.0	89	7321	No
274	GOM_NL__2PRFIN20030725_140913_000000492018_00253_07321_6650.N1	25-JUL-2003 14:09:13	Dark	48.500	157	The1Eri	2.9060	9300.0	97	7321	No
275	GOM_NL__2PRFIN20030725_141509_000000452018_00254_07322_6624.N1	25-JUL-2003 14:15:09	Dark	45.000	9	Alp Eri	0.45300	24000.	90	7322	No
276	GOM_NL__2PRFIN20030725_141912_000000692018_00254_07322_6625.N1	25-JUL-2003 14:19:12	Straylight	69.000	84	Alp Phe	2.3970	4500.0	138	7322	No
277	GOM_NL__2PRFIN20030725_142221_000000452018_00254_07322_6626.N1	25-JUL-2003 14:22:21	Straylight	44.500	148	Alp Tuc	2.8780	4100.0	89	7322	No
278	GOM_NL__2PRFIN20030725_142410_000000612018_00254_07322_6627.N1	25-JUL-2003 14:24:10	Straylight	61.000	63	Bet Gru	2.1500	2800.0	122	7322	No

279	GOM_NL__2PRFIN20030725_142551_000000422018_00254_07322_6628.N1	25-JUL-2003 14:25:51	Straylight	41.500	45	Alp Pav	1.9400	26000.	83	7322	No
280	GOM_NL__2PRFIN20030725_142842_000000762018_00254_07322_6629.N1	25-JUL-2003 14:28:42	Twi_and_stray	76.000	18	24Alp PsA	1.1660	9700.0	152	7322	No
281	GOM_NL__2PRFIN20030725_143335_000000392018_00254_07322_6630.N1	25-JUL-2003 14:33:35	Bright	38.500	38	20Eps Sgr	1.8360	11000.	77	7322	No
282	GOM_NL__2PRFIN20030725_143526_000000422018_00254_07322_6631.N1	25-JUL-2003 14:35:26	Bright	42.000	57	34Sig Sgr	2.0660	26000.	84	7322	No
283	GOM_NL__2PRFIN20030725_143710_000000612018_00254_07322_6632.N1	25-JUL-2003 14:37:10	Bright	61.000	142	49Del Cap	2.8500	8900.0	122	7322	No
284	GOM_NL__2PRFIN20030725_144202_000000642018_00254_07322_6633.N1	25-JUL-2003 14:42:02	Bright	63.500	154	22Bet Aqr	2.8990	5700.0	127	7322	No
285	GOM_NL__2PRFIN20030725_144539_000000422018_00254_07322_6634.N1	25-JUL-2003 14:45:39	Bright	42.000	11	53Alp Aql	0.76500	8000.0	84	7322	No
286	GOM_NL__2PRFIN20030725_145016_000000742018_00254_07322_6635.N1	25-JUL-2003 14:50:16	Bright	74.000	61	8Eps Peg	2.1000	3900.0	148	7322	No
287	GOM_NL__2PRFIN20030725_145357_000000412018_00254_07322_6636.N1	25-JUL-2003 14:53:57	Bright	40.500	5	3Alp Lyr	0.033000	11000.	81	7322	No
288	GOM_NL__2PRFIN20030725_150116_000000392018_00254_07322_6637.N1	25-JUL-2003 15:01:16	Bright	38.500	119	14Eta Dra	2.7270	4700.0	77	7322	No
289	GOM_NL__2PRFIN20030725_150326_000000402018_00254_07322_6638.N1	25-JUL-2003 15:03:26	Bright	40.000	89	5Alp Cep	2.4510	8000.0	80	7322	No
290	GOM_NL__2PRFIN20030725_150530_000000352018_00254_07322_6639.N1	25-JUL-2003 15:05:30	Bright	34.500	60	7Bet UMi	2.0810	3950.0	69	7322	No
291	GOM_NL__2PRFIN20030725_150832_000000342018_00254_07322_6640.N1	25-JUL-2003 15:08:32	Bright	34.000	49	1Alp UMi	1.9900	6300.0	68	7322	No
292	GOM_NL__2PRFIN20030725_151027_000000522018_00254_07322_6641.N1	25-JUL-2003 15:10:27	Bright	51.500	74	11Bet Cas	2.2680	6600.0	103	7322	No
293	GOM_NL__2PRFIN20030725_151211_000000502018_00254_07322_6642.N1	25-JUL-2003 15:12:11	Bright	50.000	76	27Gam Cas	2.3000	30000.	100	7322	No
294	GOM_NL__2PRFIN20030725_151759_000000462018_00254_07322_6643.N1	25-JUL-2003 15:17:59	Bright	46.000	160	23Gam Per	2.9300	4700.0	92	7322	No
295	GOM_NL__2PRFIN20030725_151931_000000472018_00254_07322_6644.N1	25-JUL-2003 15:19:31	Bright	47.000	35	33Alp Per	1.7950	6250.0	94	7322	No
296	GOM_NL__2PRFIN20030725_152111_000000752018_00254_07322_6645.N1	25-JUL-2003 15:21:11	Bright	74.500	73	57Gam1And	2.2600	13100.	149	7322	No
297	GOM_NL__2PRFIN20030725_152411_000001602018_00254_07322_6646.N1	25-JUL-2003 15:24:11	Straylight	159.50	53	43Bet And	2.0480	3300.0	319	7322	No
298	GOM_NL__2PRFIN20030725_152849_000000522018_00254_07322_6647.N1	25-JUL-2003 15:28:49	Dark	52.000	146	25Eta Tau	2.8730	15200.	104	7322	No
299	GOM_NL__2PRFIN20030725_153025_000000582018_00254_07322_6648.N1	25-JUL-2003 15:30:25	Dark	58.000	13	87Alp Tau	0.86700	3800.0	116	7322	No
300	GOM_NL__2PRFIN20030725_153230_000000432018_00254_07322_6649.N1	25-JUL-2003 15:32:30	Dark	43.000	27	24Gam Ori	1.6360	26000.	86	7322	No
301	GOM_NL__2PRFIN20030725_153425_000000412018_00254_07322_6650.N1	25-JUL-2003 15:34:25	Dark	41.000	30	46Eps Ori	1.6940	30000.	82	7322	No
302	GOM_NL__2PRFIN20030725_153644_000000502018_00254_07322_6651.N1	25-JUL-2003 15:36:44	Dark	50.000	7	19Bet Ori	0.10000	14000.	100	7322	No
303	GOM_NL__2PRFIN20030725_153831_000000392018_00254_07322_6652.N1	25-JUL-2003 15:38:31	Dark	38.500	47	2Bet CMa	1.9760	28000.	77	7322	No
304	GOM_NL__2PRFIN20030725_153954_000000442018_00254_07322_6653.N1	25-JUL-2003 15:39:54	Dark	44.000	139	9Bet Lep	2.8330	5600.0	88	7322	No
305	GOM_NL__2PRFIN20030725_154953_000000452018_00254_07322_6654.N1	25-JUL-2003 15:49:53	Dark	45.000	157	The1Eri	2.9060	9300.0	90	7322	No
306	GOM_NL__2PRFIN20030725_155546_000000462018_00255_07323_6965.N1	25-JUL-2003 15:55:46	Dark	46.000	9	Alp Eri	0.45300	24000.	92	7323	No
307	GOM_NL__2PRFIN20030725_155950_000000582018_00255_07323_6966.N1	25-JUL-2003 15:59:50	Straylight	57.500	84	Alp Phe	2.3970	4500.0	115	7323	No
308	GOM_NL__2PRFIN20030725_160259_000000432018_00255_07323_6967.N1	25-JUL-2003 16:02:59	Straylight	43.000	148	Alp Tuc	2.8780	4100.0	86	7323	No
309	GOM_NL__2PRFIN20030725_160448_000000562018_00255_07323_6968.N1	25-JUL-2003 16:04:48	Straylight	56.000	63	Bet Gru	2.1500	2800.0	112	7323	No
310	GOM_NL__2PRFIN20030725_160629_000000402018_00255_07323_6969.N1	25-JUL-2003 16:06:29	Straylight	40.000	45	Alp Pav	1.9400	26000.	80	7323	No
311	GOM_NL__2PRFIN20030725_160918_000000832018_00255_07323_6970.N1	25-JUL-2003 16:09:18	Twi_and_stray	83.000	18	24Alp PsA	1.1660	9700.0	166	7323	No
312	GOM_NL__2PRFIN20030725_161411_000000412018_00255_07323_6971.N1	25-JUL-2003 16:14:11	Bright	40.500	38	20Eps Sgr	1.8360	11000.	81	7323	No
313	GOM_NL__2PRFIN20030725_161606_000000382018_00255_07323_6972.N1	25-JUL-2003 16:16:06	Bright	38.000	57	34Sig Sgr	2.0660	26000.	76	7323	No
314	GOM_NL__2PRFIN20030725_161746_000000622018_00255_07323_6973.N1	25-JUL-2003 16:17:46	Bright	61.500	142	49Del Cap	2.8500	8900.0	123	7323	No
315	GOM_NL__2PRFIN20030725_162237_000000642018_00255_07323_6974.N1	25-JUL-2003 16:22:37	Bright	64.000	154	22Bet Aqr	2.8990	5700.0	128	7323	No
316	GOM_NL__2PRFIN20030725_162616_000000412018_00255_07323_6975.N1	25-JUL-2003 16:26:16	Bright	41.000	11	53Alp Aql	0.76500	8000.0	82	7323	No
317	GOM_NL__2PRFIN20030725_163050_000000812018_00255_07323_6976.N1	25-JUL-2003 16:30:50	Bright	80.500	61	8Eps Peg	2.1000	3900.0	161	7323	No
318	GOM_NL__2PRFIN20030725_163433_000000372018_00255_07323_6977.N1	25-JUL-2003 16:34:33	Bright	36.500	5	3Alp Lyr	0.033000	11000.	73	7323	No
319	GOM_NL__2PRFIN20030725_164152_000000392018_00255_07323_6978.N1	25-JUL-2003 16:41:52	Bright	38.500	119	14Eta Dra	2.7270	4700.0	77	7323	No
320	GOM_NL__2PRFIN20030725_164401_000000432018_00255_07323_6979.N1	25-JUL-2003 16:44:01	Bright	43.000	89	5Alp Cep	2.4510	8000.0	86	7323	No
321	GOM_NL__2PRFIN20030725_164606_000000352018_00255_07323_6980.N1	25-JUL-2003 16:46:06	Bright	35.000	60	7Bet UMi	2.0810	3950.0	70	7323	No
322	GOM_NL__2PRFIN20030725_164907_000000372018_00255_07323_6981.N1	25-JUL-2003 16:49:07	Bright	37.000	49	1Alp UMi	1.9900	6300.0	74	7323	No
323	GOM_NL__2PRFIN20030725_165101_000000522018_00255_07323_6982.N1	25-JUL-2003 16:51:01	Bright	52.000	74	11Bet Cas	2.2680	6600.0	104	7323	No
324	GOM_NL__2PRFIN20030725_165247_000000472018_00255_07323_6983.N1	25-JUL-2003 16:52:47	Bright	47.000	76	27Gam Cas	2.3000	30000.	94	7323	No
325	GOM_NL__2PRFIN20030725_165835_000000482018_00255_07323_6984.N1	25-JUL-2003 16:58:35	Bright	47.500	160	23Gam Per	2.9300	4700.0	95	7323	No
326	GOM_NL__2PRFIN20030725_170006_000000502018_00255_07323_6985.N1	25-JUL-2003 17:00:06	Bright	49.500	35	33Alp Per	1.7950	6250.0	99	7323	No
327	GOM_NL__2PRFIN20030725_170147_000000732018_00255_07323_6986.N1	25-JUL-2003 17:01:47	Bright	72.500	73	57Gam1And	2.2600	13100.	145	7323	No
328	GOM_NL__2PRFIN20030725_170447_000001582018_00255_07323_6987.N1	25-JUL-2003 17:04:47	Straylight	157.50	53	43Bet And	2.0480	3300.0	315	7323	No
329	GOM_NL__2PRFIN20030725_170925_000000512018_00255_07323_6988.N1	25-JUL-2003 17:09:25	Dark	50.500	146	25Eta Tau	2.8730	15200.	101	7323	No
330	GOM_NL__2PRFIN20030725_171101_000000432018_00255_07323_6989.N1	25-JUL-2003 17:11:01	Dark	43.000	13	87Alp Tau	0.86700	3800.0	86	7323	No
331	GOM_NL__2PRFIN20030725_171306_000000402018_00255_07323_6990.N1	25-JUL-2003 17:13:06	Dark	39.500	27	24Gam Ori	1.6360	26000.	79	7323	No
332	GOM_NL__2PRFIN20030725_171501_000000422018_00255_07323_6991.N1	25-JUL-2003 17:15:01	Dark	41.500	30	46Eps Ori	1.6940	30000.	83	7323	No
333	GOM_NL__2PRFIN20030725_171721_000000472018_00255_07323_6992.N1	25-JUL-2003 17:17:21	Dark	47.000	7	19Bet Ori	0.10000	14000.	94	7323	No
334	GOM_NL__2PRFIN20030725_171907_000000392018_00255_07323_6993.N1	25-JUL-2003 17:19:07	Dark	38.500	47	2Bet CMa	1.9760	28000.	77	7323	No
335	GOM_NL__2PRFIN20030725_172030_000000432018_00255_07323_6994.N1	25-JUL-2003 17:20:30	Dark	42.500	139	9Bet Lep	2.8330	5600.0	85	7323	No
336	GOM_NL__2PRFIN20030725_173030_000000472018_00255_07323_6995.N1	25-JUL-2003 17:30:30	Dark	46.500	157	The1Eri	2.9060	9300.0	93	7323	No
337	GOM_NL__2PRFIN20030725_173623_000000442018_00256_07324_7089.N1	25-JUL-2003 17:36:23	Dark	44.000	9	Alp Eri	0.45300	24000.	88	7324	No

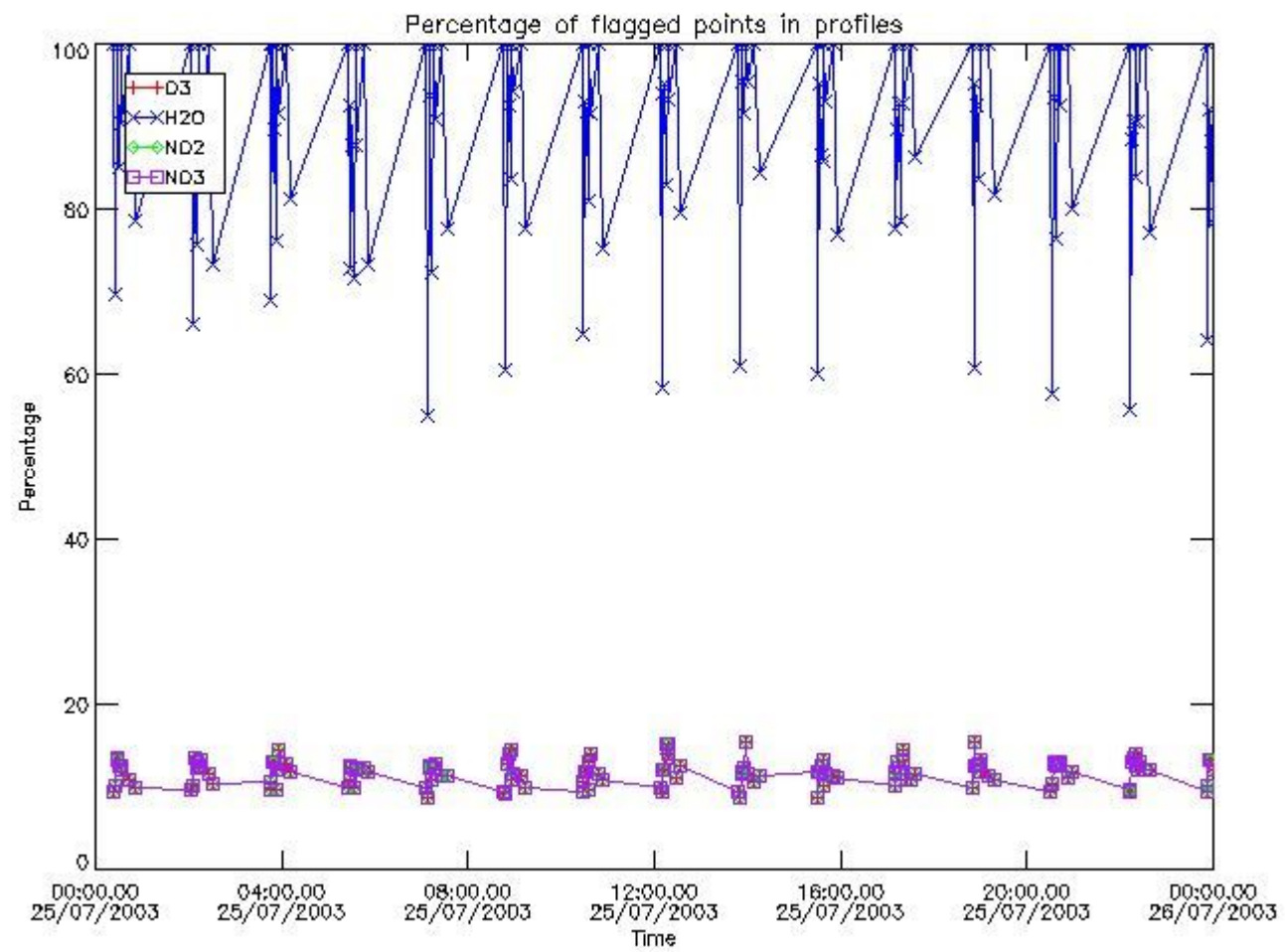
338	GOM_NL__2PRFIN20030725_174027_000000552018_00256_07324_7090.N1	25-JUL-2003 17:40:27	Straylight	55.000	84	Alp Phe	2.3970	4500.0	110	7324	No
339	GOM_NL__2PRFIN20030725_174335_000000422018_00256_07324_7091.N1	25-JUL-2003 17:43:35	Straylight	42.000	148	Alp Tuc	2.8780	4100.0	84	7324	No
340	GOM_NL__2PRFIN20030725_174525_000000502018_00256_07324_7092.N1	25-JUL-2003 17:45:25	Straylight	50.000	63	Bet Gru	2.1500	2800.0	100	7324	No
341	GOM_NL__2PRFIN20030725_174705_000000392018_00256_07324_7093.N1	25-JUL-2003 17:47:05	Straylight	39.000	45	Alp Pav	1.9400	26000.	78	7324	No
342	GOM_NL__2PRFIN20030725_174956_000000792018_00256_07324_7094.N1	25-JUL-2003 17:49:56	Tw_i_and_stray	79.000	18	24Alp PsA	1.1660	9700.0	158	7324	No
343	GOM_NL__2PRFIN20030725_175447_000000412018_00256_07324_7095.N1	25-JUL-2003 17:54:47	Bright	41.000	38	20Eps Sgr	1.8360	11000.	82	7324	No
344	GOM_NL__2PRFIN20030725_175642_000000402018_00256_07324_7096.N1	25-JUL-2003 17:56:42	Bright	40.000	57	34Sig Sgr	2.0660	26000.	80	7324	No
345	GOM_NL__2PRFIN20030725_175822_000000622018_00256_07324_7097.N1	25-JUL-2003 17:58:22	Bright	61.500	142	49Del Cap	2.8500	8900.0	123	7324	No
346	GOM_NL__2PRFIN20030725_180313_000000642018_00256_07324_7098.N1	25-JUL-2003 18:03:13	Bright	64.000	154	22Bet Aqr	2.8990	5700.0	128	7324	No
347	GOM_NL__2PRFIN20030725_180651_000000412018_00256_07324_7099.N1	25-JUL-2003 18:06:51	Bright	41.000	11	53Alp Aql	0.76500	8000.0	82	7324	No
348	GOM_NL__2PRFIN20030725_181124_000000772018_00256_07324_7100.N1	25-JUL-2003 18:11:24	Bright	77.000	61	8Eps Peg	2.1000	3900.0	154	7324	No
349	GOM_NL__2PRFIN20030725_181509_000000422018_00256_07324_7101.N1	25-JUL-2003 18:15:09	Bright	41.500	5	3Alp Lyr	0.033000	11000.	83	7324	No
350	GOM_NL__2PRFIN20030725_182229_000000382018_00256_07324_7102.N1	25-JUL-2003 18:22:29	Bright	38.000	119	14Eta Dra	2.7270	4700.0	76	7324	No
351	GOM_NL__2PRFIN20030725_182437_000000432018_00256_07324_7103.N1	25-JUL-2003 18:24:37	Bright	42.500	89	5Alp Cep	2.4510	8000.0	85	7324	No
352	GOM_NL__2PRFIN20030725_182642_000000342018_00256_07324_7104.N1	25-JUL-2003 18:26:42	Bright	34.000	60	7Bet UMi	2.0810	3950.0	68	7324	No
353	GOM_NL__2PRFIN20030725_182944_000000382018_00256_07324_7105.N1	25-JUL-2003 18:29:44	Bright	37.500	49	1Alp UMi	1.9900	6300.0	75	7324	No
354	GOM_NL__2PRFIN20030725_183137_000000522018_00256_07324_7106.N1	25-JUL-2003 18:31:37	Bright	51.500	74	11Bet Cas	2.2680	6600.0	103	7324	No
355	GOM_NL__2PRFIN20030725_183322_000000502018_00256_07324_7107.N1	25-JUL-2003 18:33:22	Bright	50.000	76	27Gam Cas	2.3000	30000.	100	7324	No
356	GOM_NL__2PRFIN20030725_183911_000000652018_00256_07324_7108.N1	25-JUL-2003 18:39:11	Bright	65.000	160	23Gam Per	2.9300	4700.0	130	7324	No
357	GOM_NL__2PRFIN20030725_184042_000000472018_00256_07324_7109.N1	25-JUL-2003 18:40:42	Bright	46.500	35	33Alp Per	1.7950	6250.0	93	7324	No
358	GOM_NL__2PRFIN20030725_184222_000000682018_00256_07324_7110.N1	25-JUL-2003 18:42:22	Bright	68.000	73	57Gam1And	2.2600	13100.	136	7324	No
359	GOM_NL__2PRFIN20030725_184522_000001632018_00256_07324_7111.N1	25-JUL-2003 18:45:22	Straylight	163.00	53	43Bet And	2.0480	3300.0	326	7324	No
360	GOM_NL__2PRFIN20030725_185002_000000522018_00256_07324_7112.N1	25-JUL-2003 18:50:02	Dark	52.000	146	25Eta Tau	2.8730	15200.	104	7324	No
361	GOM_NL__2PRFIN20030725_185137_000000532018_00256_07324_7113.N1	25-JUL-2003 18:51:37	Dark	52.500	13	87Alp Tau	0.86700	3800.0	105	7324	No
362	GOM_NL__2PRFIN20030725_185342_000000412018_00256_07324_7114.N1	25-JUL-2003 18:53:42	Dark	41.000	27	24Gam Ori	1.6360	26000.	82	7324	No
363	GOM_NL__2PRFIN20030725_185537_000000412018_00256_07324_7115.N1	25-JUL-2003 18:55:37	Dark	41.000	30	46Eps Ori	1.6940	30000.	82	7324	No
364	GOM_NL__2PRFIN20030725_185757_000000402018_00256_07324_7116.N1	25-JUL-2003 18:57:57	Dark	40.000	7	19Bet Ori	0.10000	14000.	80	7324	No
365	GOM_NL__2PRFIN20030725_185943_000000392018_00256_07324_7117.N1	25-JUL-2003 18:59:43	Dark	38.500	47	2Bet CMa	1.9760	28000.	77	7324	No
366	GOM_NL__2PRFIN20030725_190106_000000432018_00256_07324_7118.N1	25-JUL-2003 19:01:06	Dark	43.000	139	9Bet Lep	2.8330	5600.0	86	7324	No
367	GOM_NL__2PRFIN20030725_191106_000000452018_00256_07324_7119.N1	25-JUL-2003 19:11:06	Dark	45.000	157	The1Eri	2.9060	9300.0	90	7324	No
368	GOM_NL__2PRFIN20030725_191659_000000472018_00257_07325_6965.N1	25-JUL-2003 19:16:59	Dark	47.000	9	Alp Eri	0.45300	24000.	94	7325	No
369	GOM_NL__2PRFIN20030725_192104_000000582018_00257_07325_6966.N1	25-JUL-2003 19:21:04	Straylight	58.000	84	Alp Phe	2.3970	4500.0	116	7325	No
370	GOM_NL__2PRFIN20030725_192412_000000422018_00257_07325_6967.N1	25-JUL-2003 19:24:12	Straylight	41.500	148	Alp Tuc	2.8780	4100.0	83	7325	No
371	GOM_NL__2PRFIN20030725_192602_000000492018_00257_07325_6968.N1	25-JUL-2003 19:26:02	Straylight	48.500	63	Bet Gru	2.1500	2800.0	97	7325	No
372	GOM_NL__2PRFIN20030725_192741_000000392018_00257_07325_6969.N1	25-JUL-2003 19:27:41	Straylight	38.500	45	Alp Pav	1.9400	26000.	77	7325	No
373	GOM_NL__2PRFIN20030725_193032_000000802018_00257_07325_6970.N1	25-JUL-2003 19:30:32	Tw_i_and_stray	79.500	18	24Alp PsA	1.1660	9700.0	159	7325	No
374	GOM_NL__2PRFIN20030725_193524_000000392018_00257_07325_6971.N1	25-JUL-2003 19:35:24	Bright	39.000	38	20Eps Sgr	1.8360	11000.	78	7325	No
375	GOM_NL__2PRFIN20030725_193718_000000392018_00257_07325_6972.N1	25-JUL-2003 19:37:18	Bright	38.500	57	34Sig Sgr	2.0660	26000.	77	7325	No
376	GOM_NL__2PRFIN20030725_193858_000000622018_00257_07325_6973.N1	25-JUL-2003 19:38:58	Bright	62.000	142	49Del Cap	2.8500	8900.0	124	7325	No
377	GOM_NL__2PRFIN20030725_194348_000000642018_00257_07325_6974.N1	25-JUL-2003 19:43:48	Bright	64.000	154	22Bet Aqr	2.8990	5700.0	128	7325	No
378	GOM_NL__2PRFIN20030725_194728_000000412018_00257_07325_6975.N1	25-JUL-2003 19:47:28	Bright	40.500	11	53Alp Aql	0.76500	8000.0	81	7325	No
379	GOM_NL__2PRFIN20030725_195158_000000802018_00257_07325_6976.N1	25-JUL-2003 19:51:58	Bright	80.000	61	8Eps Peg	2.1000	3900.0	160	7325	No
380	GOM_NL__2PRFIN20030725_195545_000000372018_00257_07325_6977.N1	25-JUL-2003 19:55:45	Bright	36.500	5	3Alp Lyr	0.033000	11000.	73	7325	No
381	GOM_NL__2PRFIN20030725_195818_000000392018_00257_07325_6978.N1	25-JUL-2003 19:58:18	Bright	38.500	144	18Del Cyg	2.8600	11000.	77	7325	No
382	GOM_NL__2PRFIN20030725_195947_000000402018_00257_07325_6979.N1	25-JUL-2003 19:59:47	Bright	39.500	130	23Bet Dra	2.7990	5800.0	79	7325	No
383	GOM_NL__2PRFIN20030725_200305_000000362018_00257_07325_6980.N1	25-JUL-2003 20:03:05	Bright	35.500	119	14Eta Dra	2.7270	4700.0	71	7325	No
384	GOM_NL__2PRFIN20030725_200513_000000442018_00257_07325_6981.N1	25-JUL-2003 20:05:13	Bright	44.000	89	5Alp Cep	2.4510	8000.0	88	7325	No
385	GOM_NL__2PRFIN20030725_200719_000000362018_00257_07325_6982.N1	25-JUL-2003 20:07:19	Bright	35.500	60	7Bet UMi	2.0810	3950.0	71	7325	No
386	GOM_NL__2PRFIN20030725_201020_000000372018_00257_07325_6983.N1	25-JUL-2003 20:10:20	Bright	37.000	49	1Alp UMi	1.9900	6300.0	74	7325	No
387	GOM_NL__2PRFIN20030725_201212_000000522018_00257_07325_6984.N1	25-JUL-2003 20:12:12	Bright	52.000	74	11Bet Cas	2.2680	6600.0	104	7325	No
388	GOM_NL__2PRFIN20030725_201357_000000482018_00257_07325_6985.N1	25-JUL-2003 20:13:57	Bright	47.500	76	27Gam Cas	2.3000	30000.	95	7325	No
389	GOM_NL__2PRFIN20030725_201946_000000452018_00257_07325_6986.N1	25-JUL-2003 20:19:46	Bright	45.000	160	23Gam Per	2.9300	4700.0	90	7325	No
390	GOM_NL__2PRFIN20030725_202118_000000452018_00257_07325_6987.N1	25-JUL-2003 20:21:18	Bright	44.500	35	33Alp Per	1.7950	6250.0	89	7325	No
391	GOM_NL__2PRFIN20030725_202258_000000792018_00257_07325_6988.N1	25-JUL-2003 20:22:58	Bright	78.500	73	57Gam1And	2.2600	13100.	157	7325	No
392	GOM_NL__2PRFIN20030725_202558_000001662018_00257_07325_6989.N1	25-JUL-2003 20:25:58	Straylight	166.00	53	43Bet And	2.0480	3300.0	332	7325	No
393	GOM_NL__2PRFIN20030725_203038_000000542018_00257_07325_6990.N1	25-JUL-2003 20:30:38	Dark	54.000	146	25Eta Tau	2.8730	15200.	108	7325	No
394	GOM_NL__2PRFIN20030725_203213_000000542018_00257_07325_6991.N1	25-JUL-2003 20:32:13	Dark	53.500	13	87Alp Tau	0.86700	3800.0	107	7325	No
395	GOM_NL__2PRFIN20030725_203418_000000402018_00257_07325_6992.N1	25-JUL-2003 20:34:18	Dark	40.000	27	24Gam Ori	1.6360	26000.	80	7325	No
396	GOM_NL__2PRFIN20030725_203614_000000392018_00257_07325_6993.N1	25-JUL-2003 20:36:14	Dark	39.000	30	46Eps Ori	1.6940	30000.	78	7325	No

456	GOM_NL__2PRFIN20030725_233508_000000482018_00259_07327_7130.N1	25-JUL-2003 23:35:08	Bright	48.000	76	27Gam Cas	2.3000	30000.	96	7327	No
457	GOM_NL__2PRFIN20030725_234058_000000572018_00259_07327_7131.N1	25-JUL-2003 23:40:58	Bright	57.000	160	23Gam Per	2.9300	4700.0	114	7327	No
458	GOM_NL__2PRFIN20030725_234230_000000472018_00259_07327_7132.N1	25-JUL-2003 23:42:30	Bright	47.000	35	33Alp Per	1.7950	6250.0	94	7327	No
459	GOM_NL__2PRFIN20030725_234409_000000772018_00259_07327_7133.N1	25-JUL-2003 23:44:09	Bright	77.000	73	57Gam1And	2.2600	13100.	154	7327	No
460	GOM_NL__2PRFIN20030725_234709_000001622018_00259_07327_7134.N1	25-JUL-2003 23:47:09	Straylight	161.50	53	43Bet And	2.0480	3300.0	323	7327	No
461	GOM_NL__2PRFIN20030725_235151_000000552018_00259_07327_7135.N1	25-JUL-2003 23:51:51	Dark	54.500	146	25Eta Tau	2.8730	15200.	109	7327	No
462	GOM_NL__2PRFIN20030725_235326_000000512018_00259_07327_7136.N1	25-JUL-2003 23:53:26	Dark	50.500	13	87Alp Tau	0.86700	3800.0	101	7327	No
463	GOM_NL__2PRFIN20030725_235531_000000392018_00259_07327_7137.N1	25-JUL-2003 23:55:31	Dark	38.500	27	24Gam Ori	1.6360	26000.	77	7327	No
464	GOM_NL__2PRFIN20030725_235726_000000392018_00259_07327_7138.N1	25-JUL-2003 23:57:26	Dark	38.500	30	46Eps Ori	1.6940	30000.	77	7327	No
465	GOM_NL__2PRFIN20030725_235946_000000422018_00259_07327_7139.N1	25-JUL-2003 23:59:46	Dark	42.000	7	19Bet Ori	0.10000	14000.	84	7327	No

3. Quality information per product


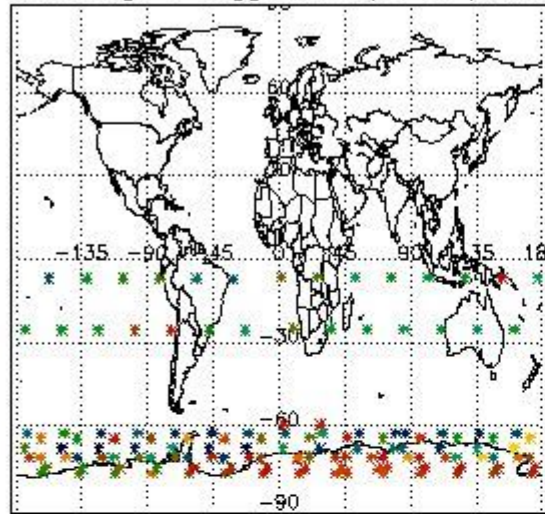
In this section it is plotted some information contained in the Quality Summary data set of the level 2 products. Only products in dark limb conditions and without errors (error flag in the MPH set to "0") are used.

3.1 Plot quality information per product (time dependant)

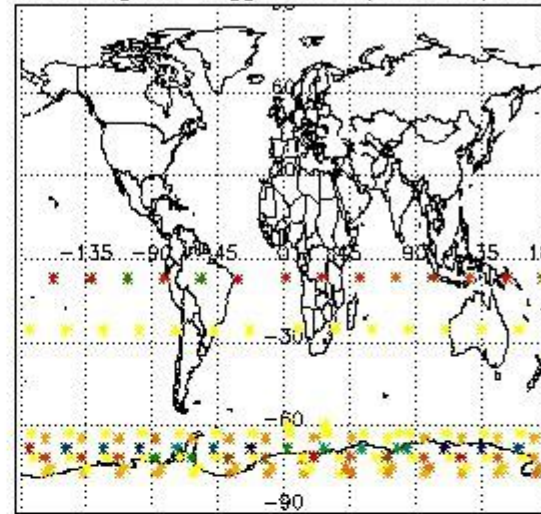


3.2 Plot quality information per product (world map)

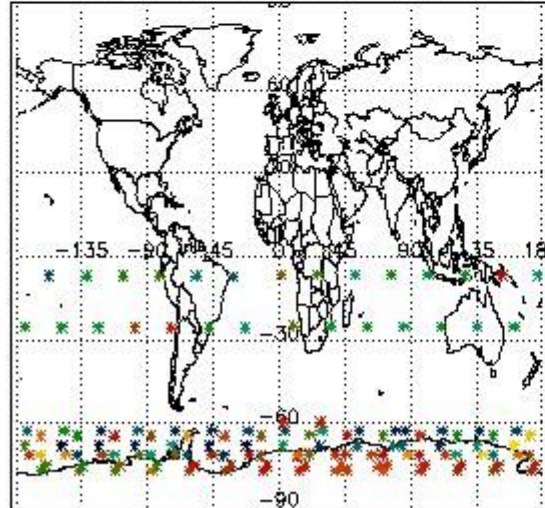
Percentage of flagged data per O3 profile



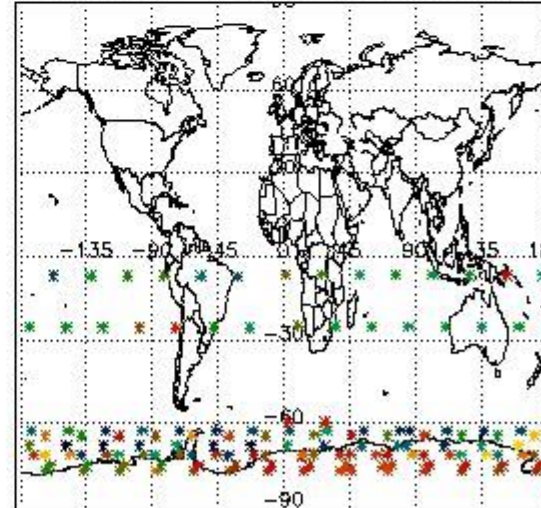
Percentage of flagged data per H2O profile



Percentage of flagged data per NO2 profile



Percentage of flagged data per NO3 profile

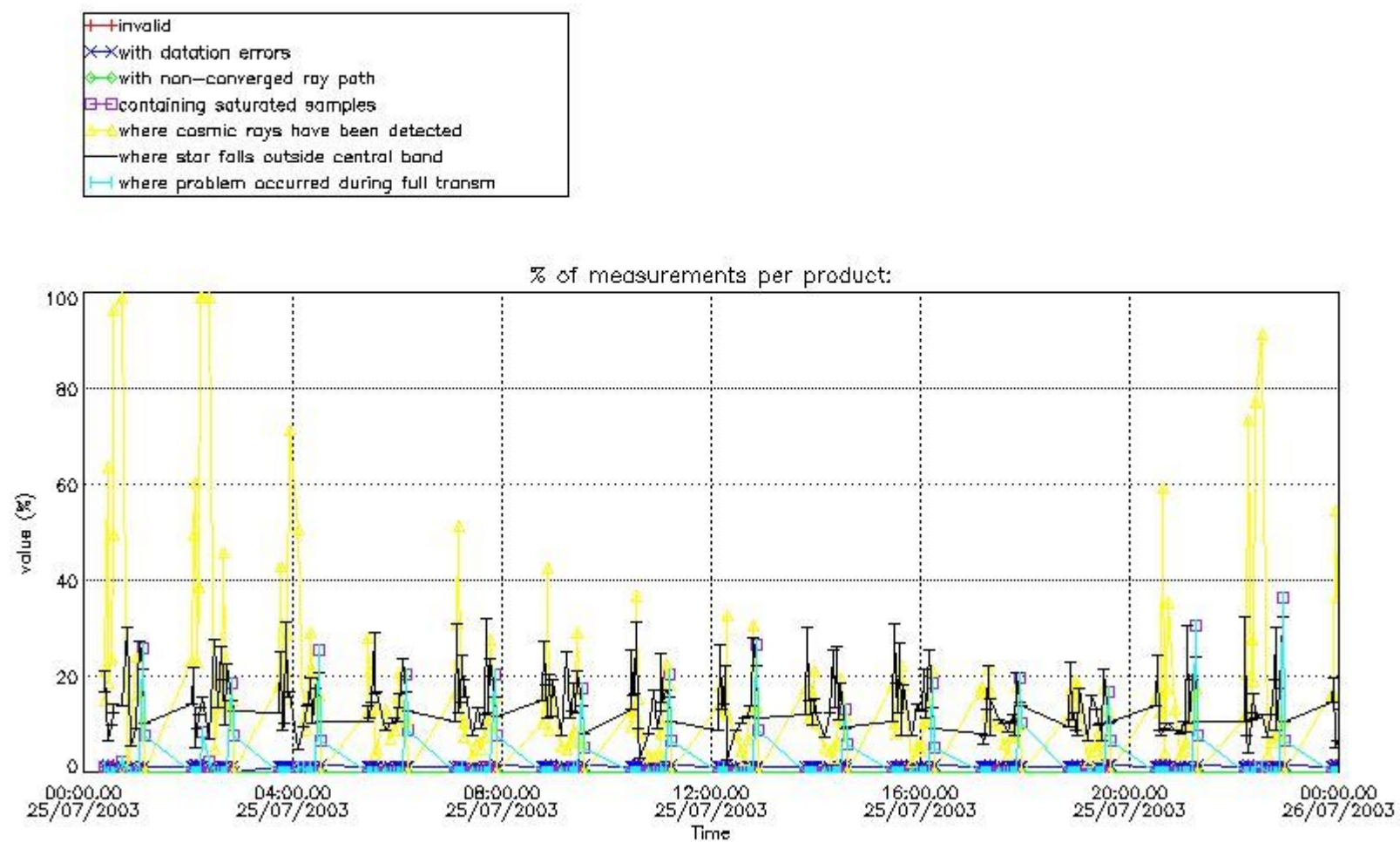


4. Level 1 quality information per product

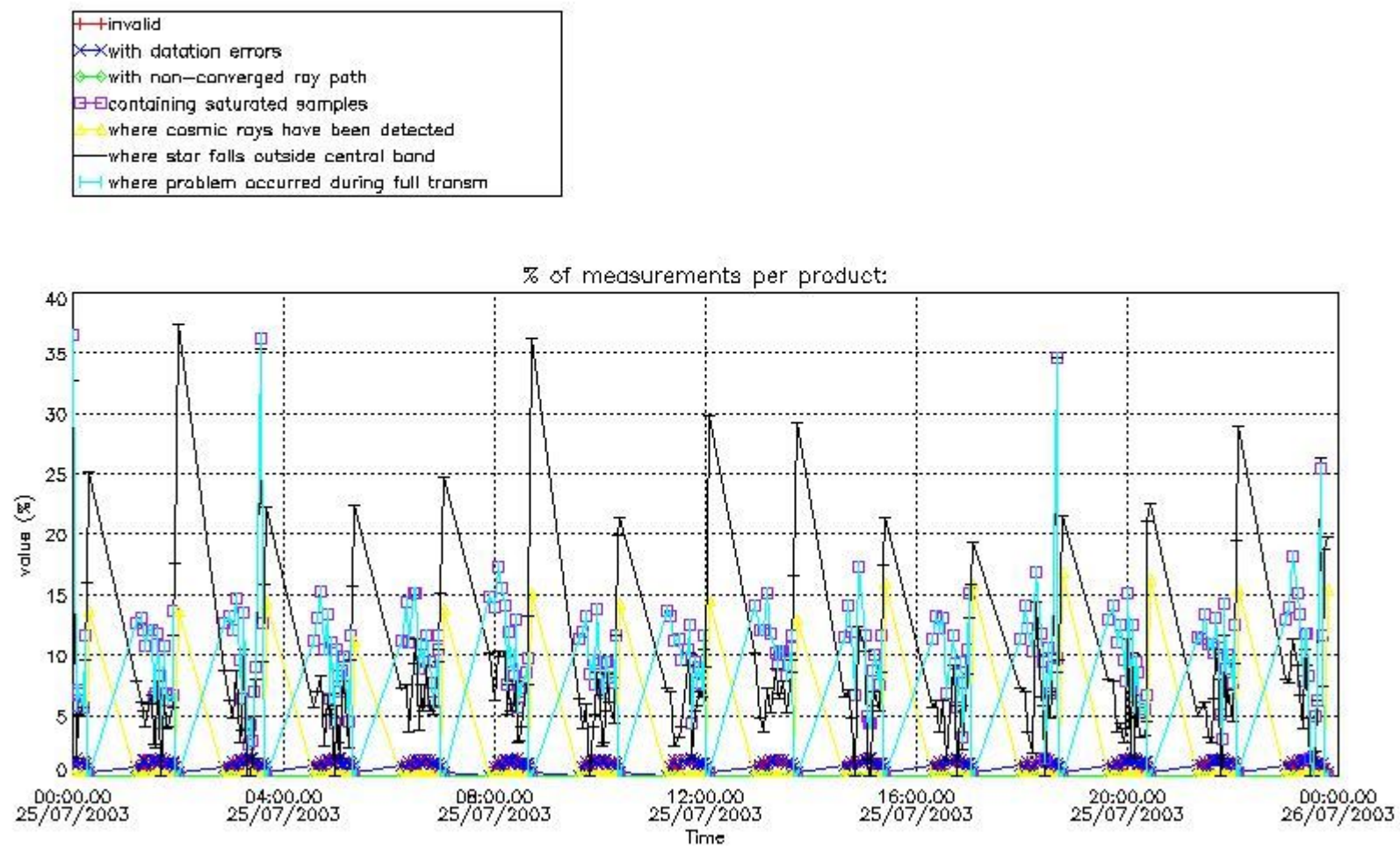
In this section it is plotted some information contained in the Quality Summary data set of the level 2 products that comes from the level 1b processing. Products without errors (error flag in the MPH set to "0") are used.

4.1 Plot quality information per product (time dependant) coming from level 1b processing

4.1.1 Plot level 1 quality information per product (time dependant): ENVISAT ASCENDING passes



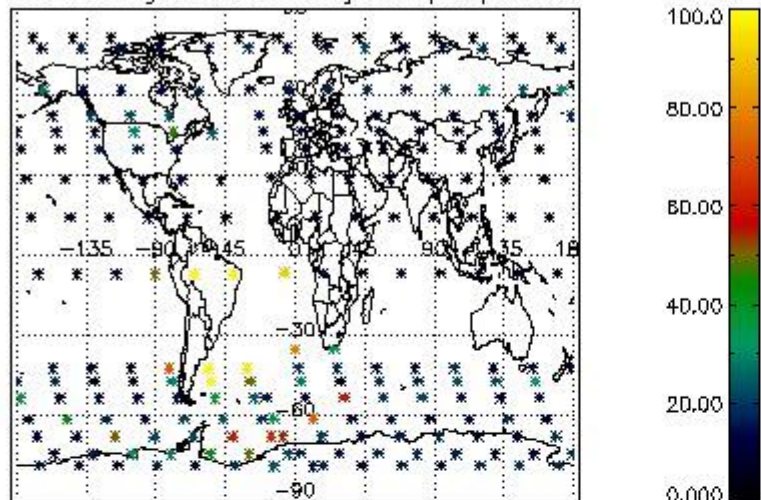
4.1.2 Plot level 1 quality information per product (time dependant): ENVISAT DESCENDING passes



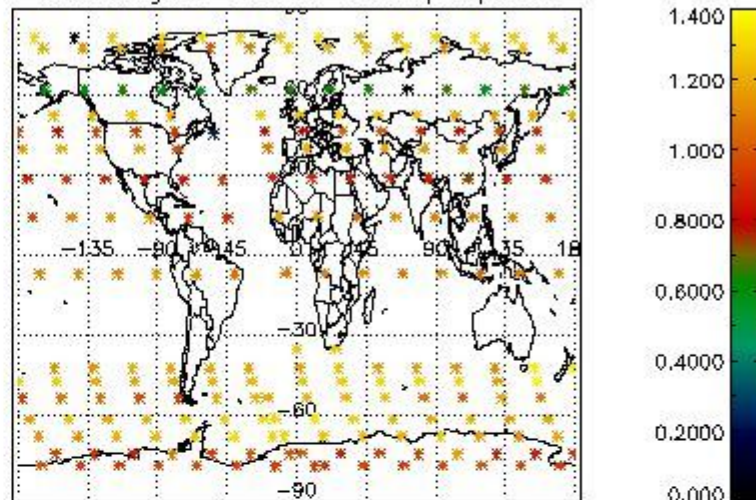
4.2 Plot quality information per product coming from level 1b processing (world map)

4.2.1 Plot level 1 quality information per product (world map): ENVISAT ASCENDING passes

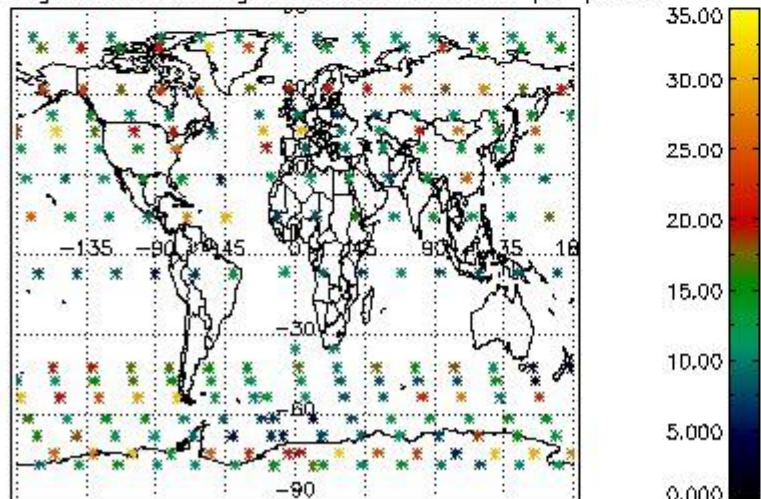
Percentage of cosmic ray hits per profile



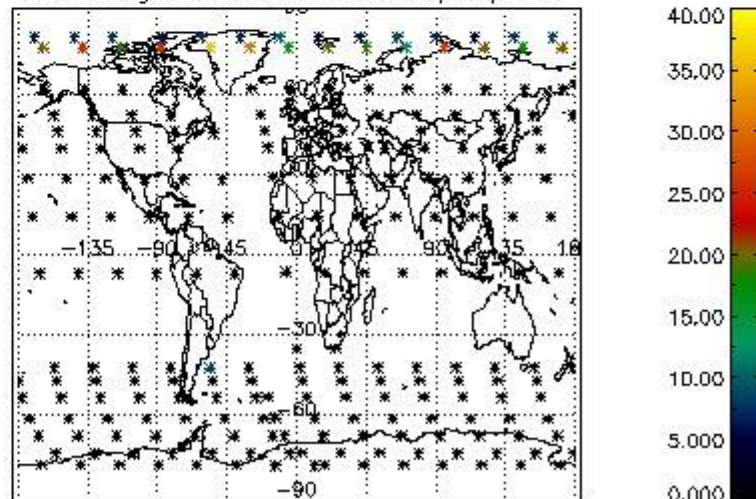
Percentage of datation errors per profile



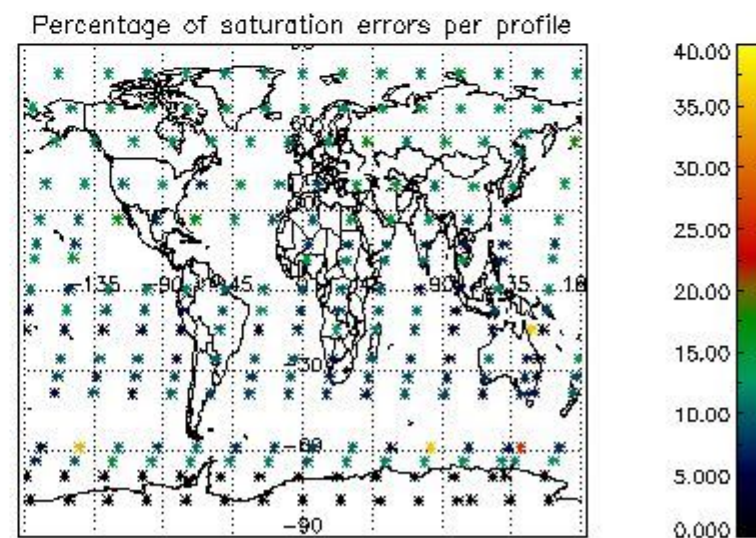
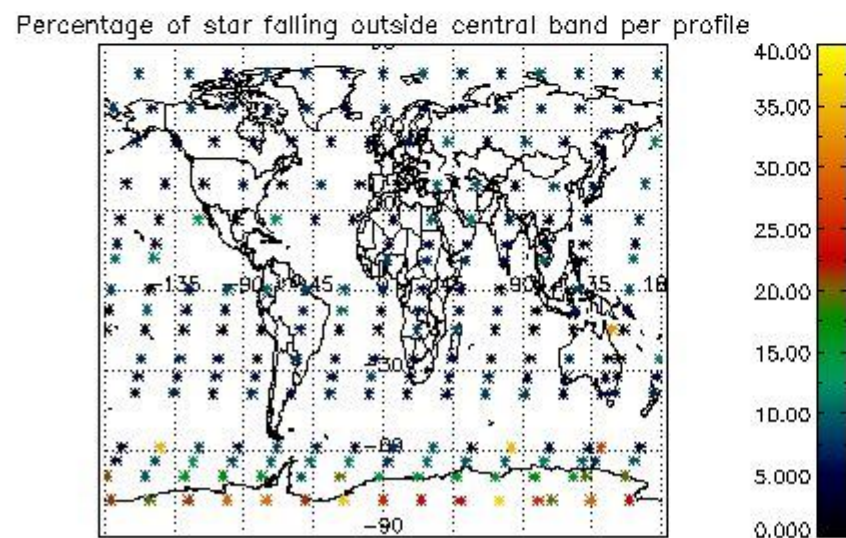
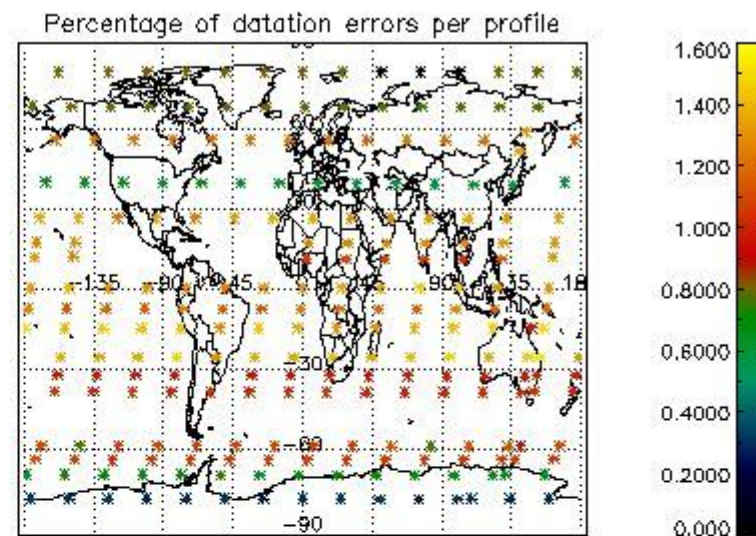
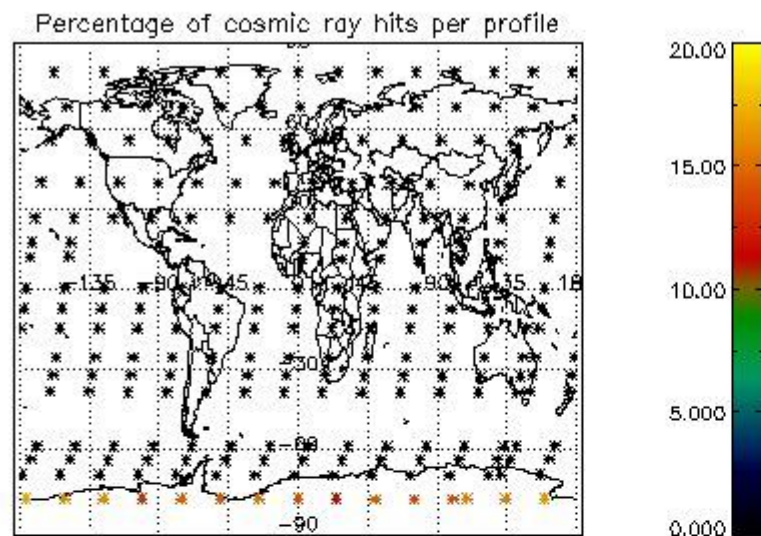
Percentage of star falling outside central band per profile



Percentage of saturation errors per profile



4.2.2 Plot level 1 quality information per product (world map): ENVISAT DESCENDING passes



5. Trace gas profiles

5.1 Ozone statistics based on quality of products

The final quality of the products can be "measured" using the STD (Standard Deviation) attached to every point profile. This information is written to the parameter GOM_NL__2P/NL_LOCAL_SPECIES_DENSITY/o3_std of the level 2 products. The table below shows the statistics for given STD ranges.

The statistics are given with respect to the overall valid production:

- Products without fatal errors: GOM_NL__2P/MPH/PRODUCT_ERR=0
- Valid point profile: GOM_NL__2P/NL_LOCAL_SPECIES_DENSITY/pcd(0)=0

The 'Criteria' is applied to valid points of dark limb products:

- Products in dark limb illumination condition: GOM_NL__2P/NL_SUMMARY_QUALITY/obs_ill_cond=0
- Products without fatal errors: GOM_NL__2P/MPH/PRODUCT_ERR=0
- Valid point profile: GOM_NL__2P/NL_LOCAL_SPECIES_DENSITY/pcd(0)=0

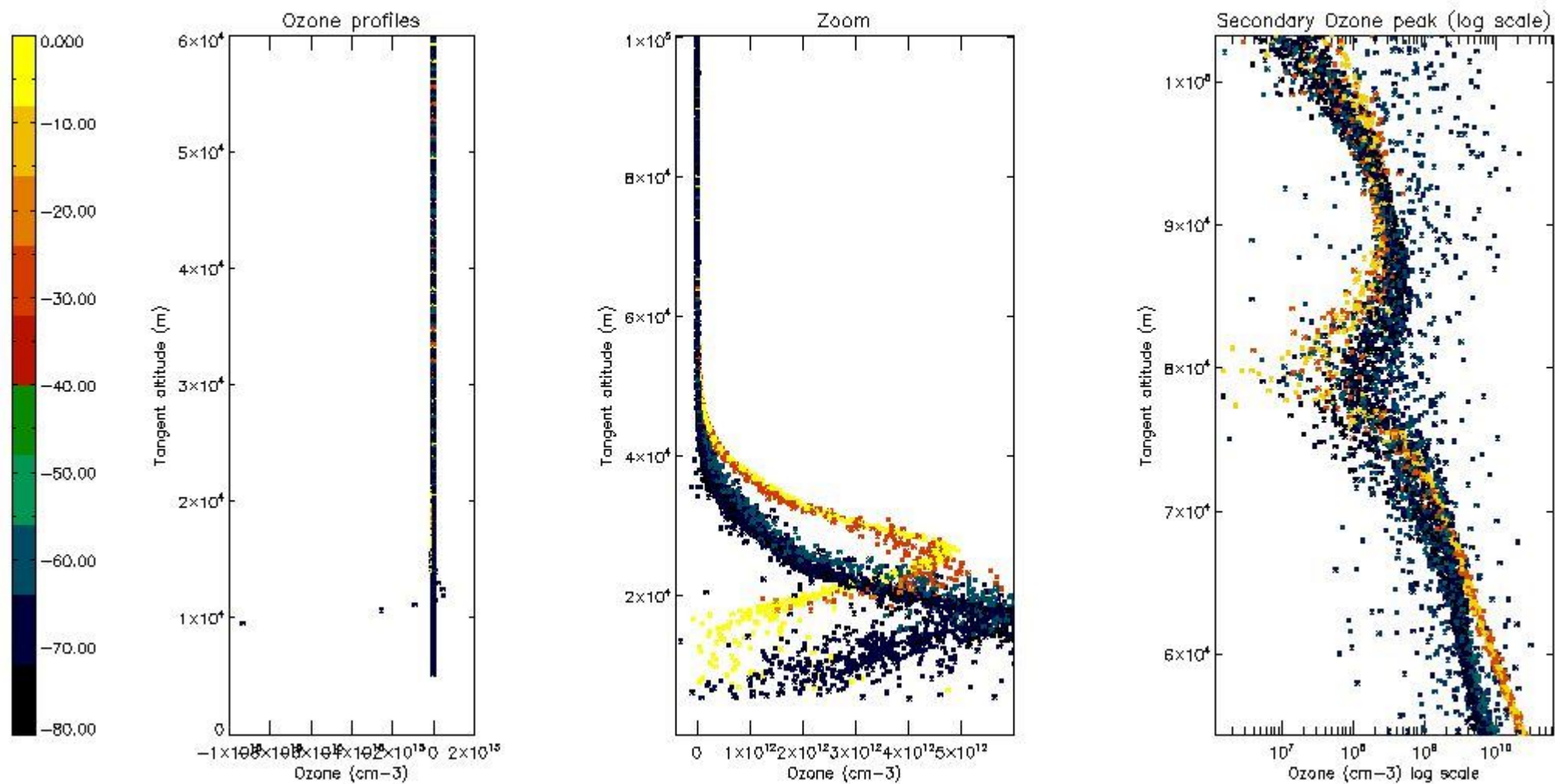
So, the table below shows the percentage of dark limb and valid observations for each criteria with respect to the overall valid daily observations.

Criteria	% of total production
All STD	24
STD < 20	15

STD < 10	13
STD < 5	10

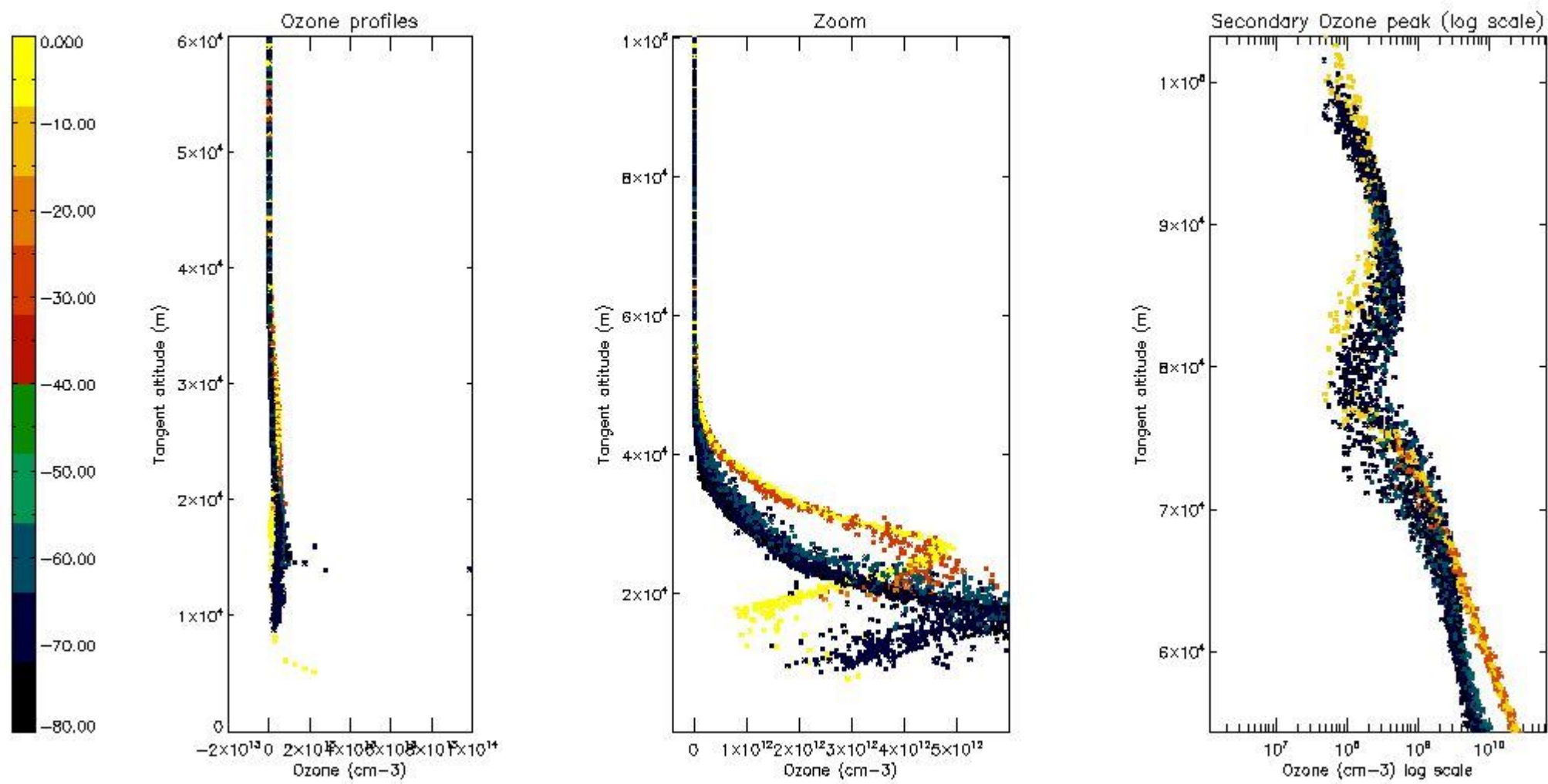
5.2 Plot ozone profiles for all STD (dark without errors)

The colorbar represents the latitude.



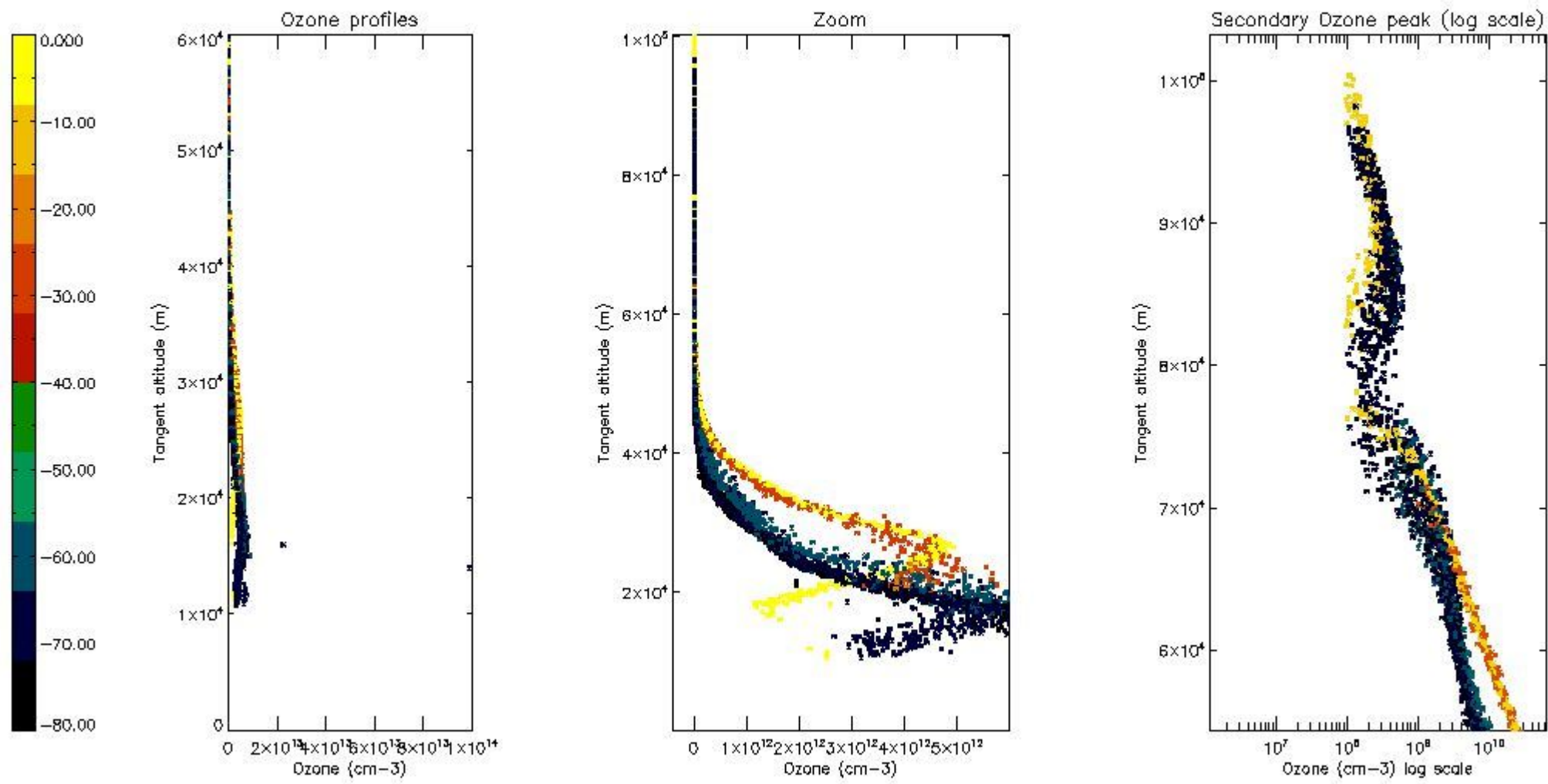
5.3 Plot ozone profiles where STD < 20% (dark without errors)

The colorbar represents the latitude.



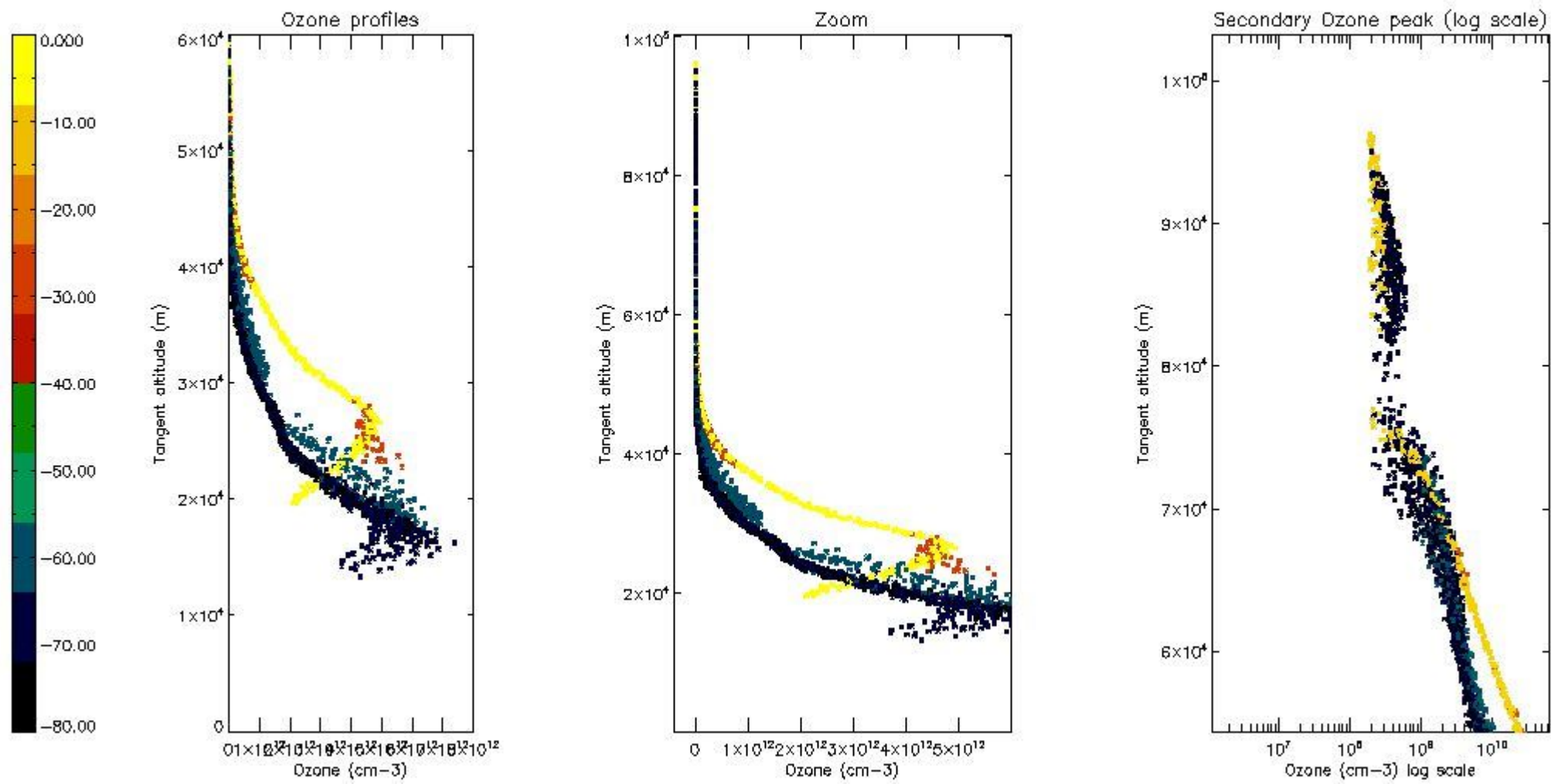
5.4 Plot ozone profiles where STD < 10% (dark without errors)

The colorbar represents the latitude.



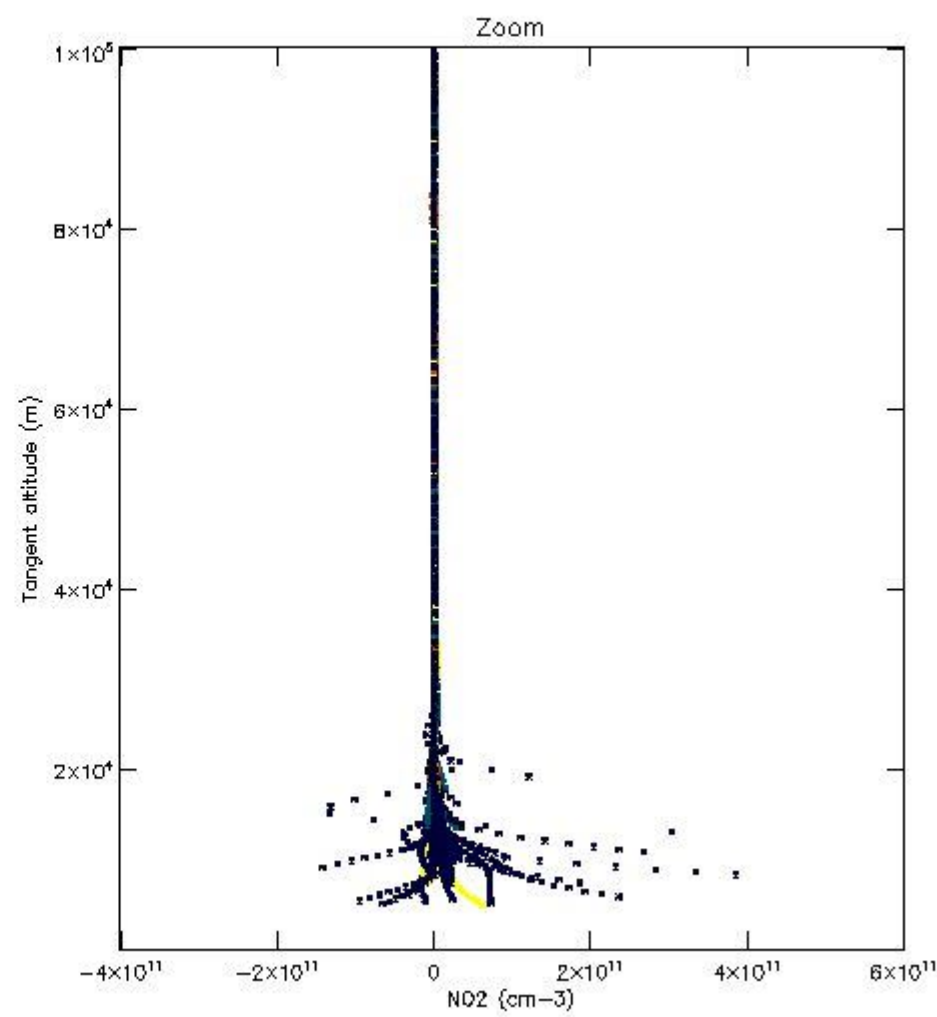
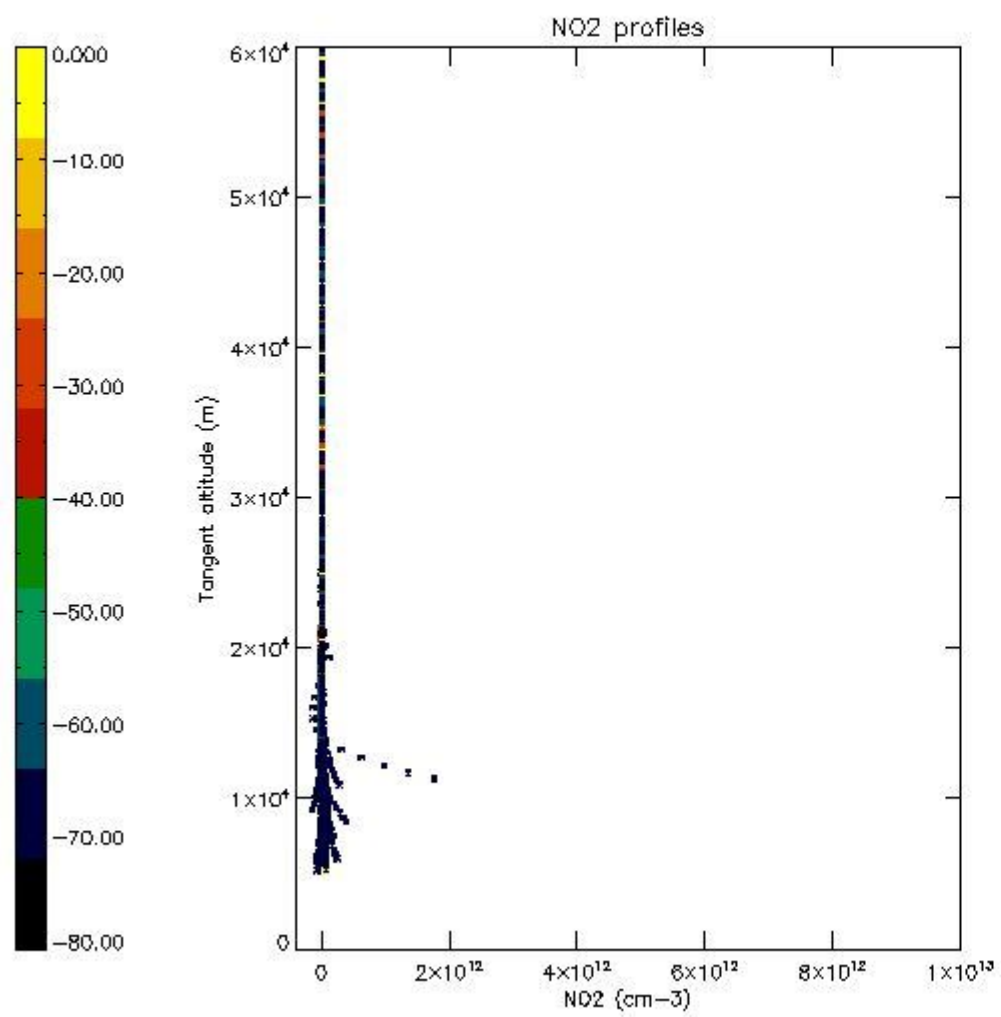
5.5 Plot ozone profiles where STD < 5% (dark without errors)

The colorbar represents the latitude.



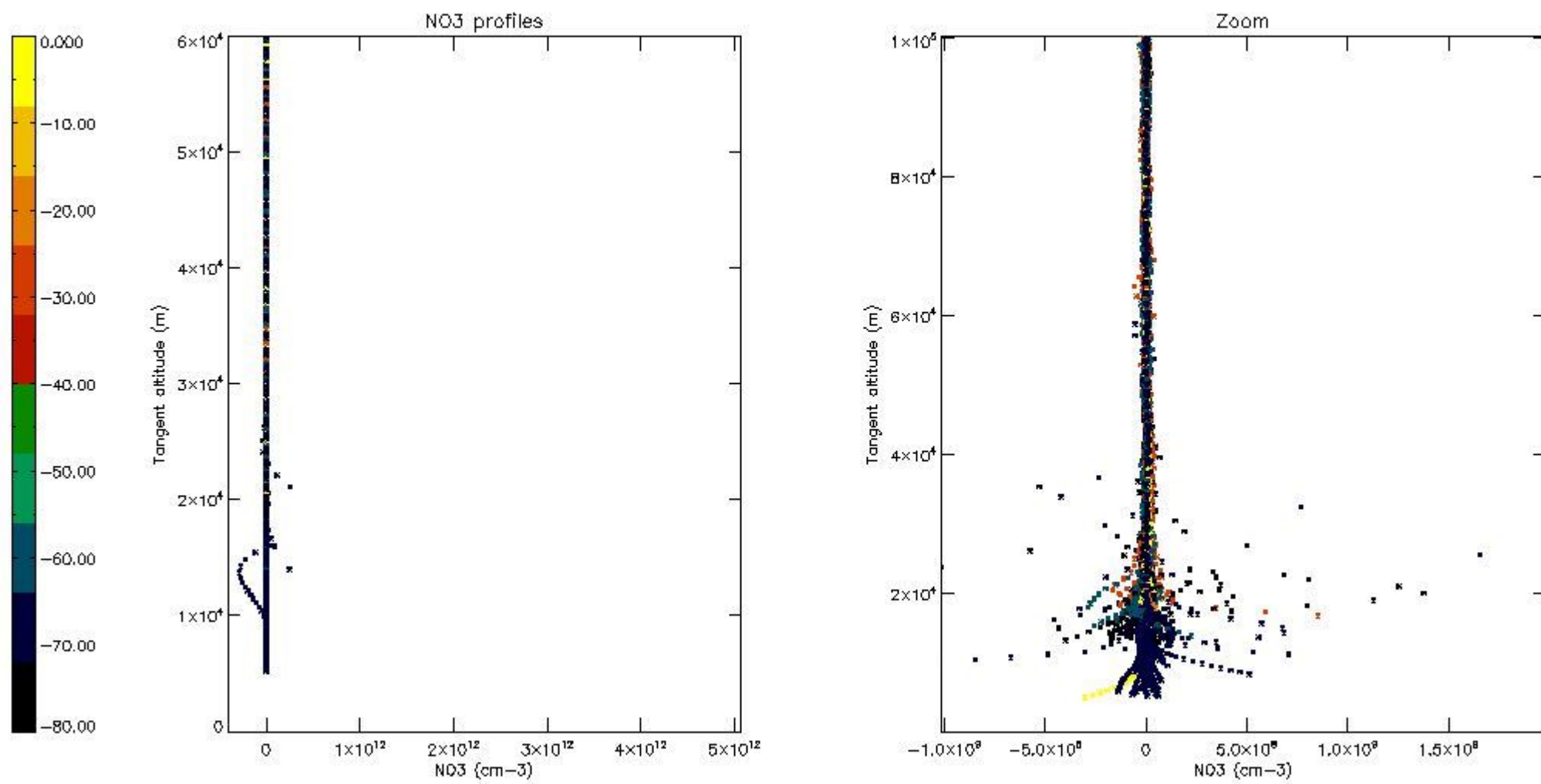
5.6 Plot NO₂ profiles for all STD (dark without errors)

The colorbar represents the latitude.



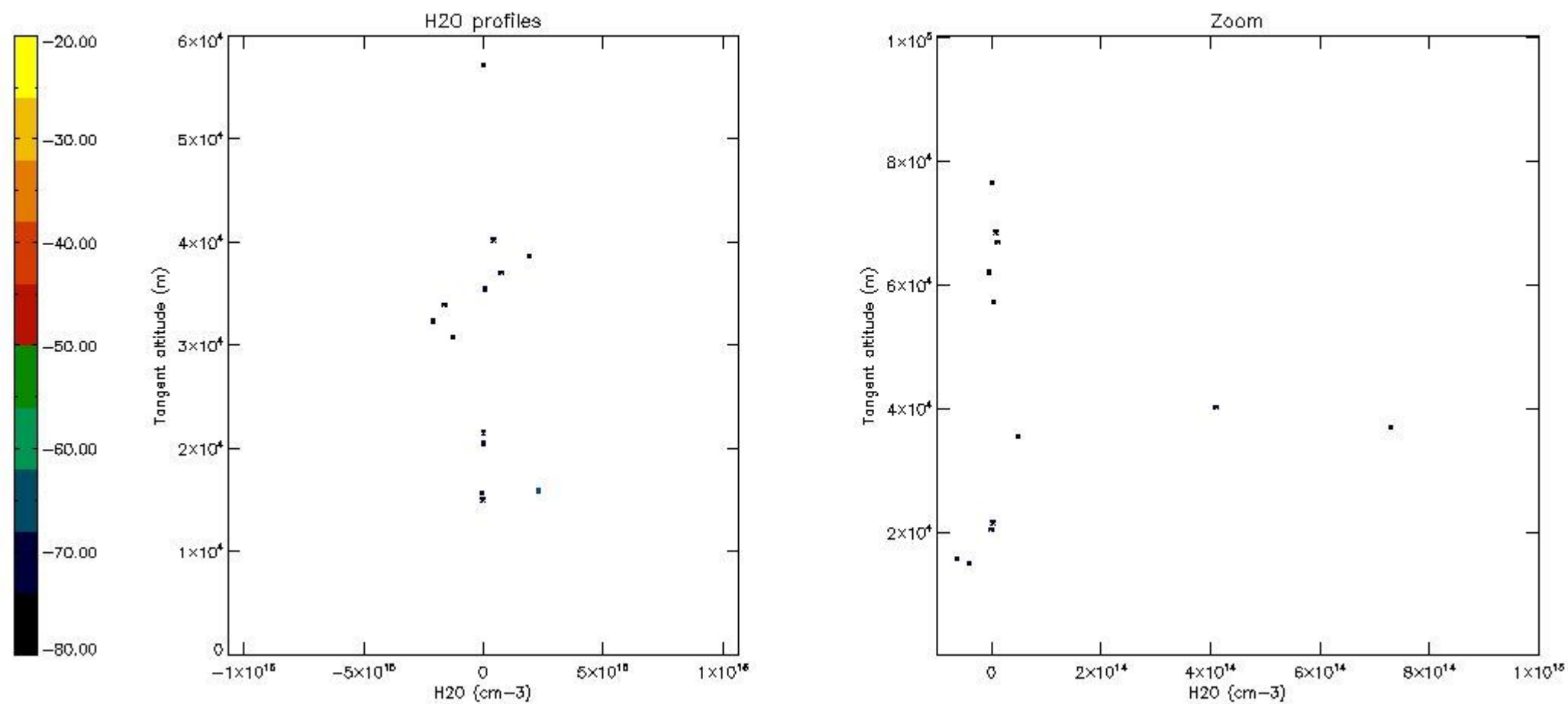
5.7 Plot NO3 profiles for all STD (dark without errors)

The colorbar represents the latitude.



5.8 Plot H2O profiles for all STD (only for occultations of stars 1,2,3,4,13,14,16,26,63 dark without errors)

The colorbar represents the latitude.



6. Auxiliary Data Files used for the production reported in section 2

The number reported in the third column indicates since which file (see list in section 2) the corresponding auxiliary file has been used. The fourth column is the date of those product files.

Type	Auxiliary Filename	Used since product	Used since product date
INST_PHYS_CHARACTERISTICS	GOM_INS_AXVIEC20091111_143220_20030716_120000_20500101_000000	1	25-JUL-2003 00:00:05
LEVEL-2_PROC_CONFIG	GOM_PR2_AXVIEC20091111_152718_20020301_000000_20500101_000000	1	25-JUL-2003 00:00:05
CROSS_SECTIONS_FILE	GOM_CRS_AXVIEC20091111_154832_20020301_000000_20500101_000000	1	25-JUL-2003 00:00:05

GOMOS Level 2 Daily Report

SUMMARY

[1. General Info](#)

[2. Summary of processed GOM_NL_2P products](#)

[3. Level 2 Quality information per product](#)

[3.1 Plot of level 2 quality information per product \(time dependant\)](#)

[3.2 Plot of level 2 quality information per product \(world map\)](#)

[4. Level 1 Quality information per product \(stored on level 2 products\)](#)

[4.1 Plot of level 1 quality information per product \(time dependant\)](#)

[4.1.1 Plot of level 1 quality information per product \(time dependant\): ASCENDING](#)

[4.1.2 Plot of level 1 quality information per product \(time dependant\): DESCENDING](#)

[4.2 Plot of level 1 quality information per product \(world map\)](#)

[4.2.1 Plot of level 1 quality information per product \(world map\): ASCENDING](#)

[4.2.2 Plot of level 1 quality information per product \(world map\): DESCENDING](#)

[5. Ozone profiles based on quality statistics and other trace gas profiles](#)

[5.1 Ozone statistics based on quality of products](#)

[5.2 Plot ozone profiles for all STD \(dark without errors\)](#)

[5.3 Plot ozone profiles where STD < 20% \(dark without errors\)](#)

[5.4. Plot ozone profiles where STD < 10% \(dark without errors\)](#)

[5.5. Plot ozone profiles where STD < 5% \(dark without errors\)](#)

[5.6 Plot NO2 profiles for all STD \(dark without errors\)](#)

[5.7 Plot NO3 profiles for all STD \(dark without errors\)](#)

[5.8 Plot H2O profiles \(only for occultations of stars 1,2,3,4,13,14,16,26,63 dark without errors\) for all STD](#)

[6. Auxiliary Data Files used for the production reported in section 2](#)

This report presents the daily analysis on parameters extracted from GOMOS level 2 data (GOM_NL__2P). It is intended to monitor some important parameters that will impact the quality of these products. A list of level 2 products (and content) that have arrived during the reporting day to the PCF is also given.

Item	Value
Time of report generation	19APR2013 17:14:53
Data source version	GOMOS/6.01
Start time of products	25-07-2003 (25JUL2003 00:00:00)
Stop time of products	26-07-2003 (26JUL2003 00:00:00)
Store outputs in DB	Yes
Nb of level 2 prods	465
Nb of prods with errors	0

2. Summary of processed GOM_NL__2P products.

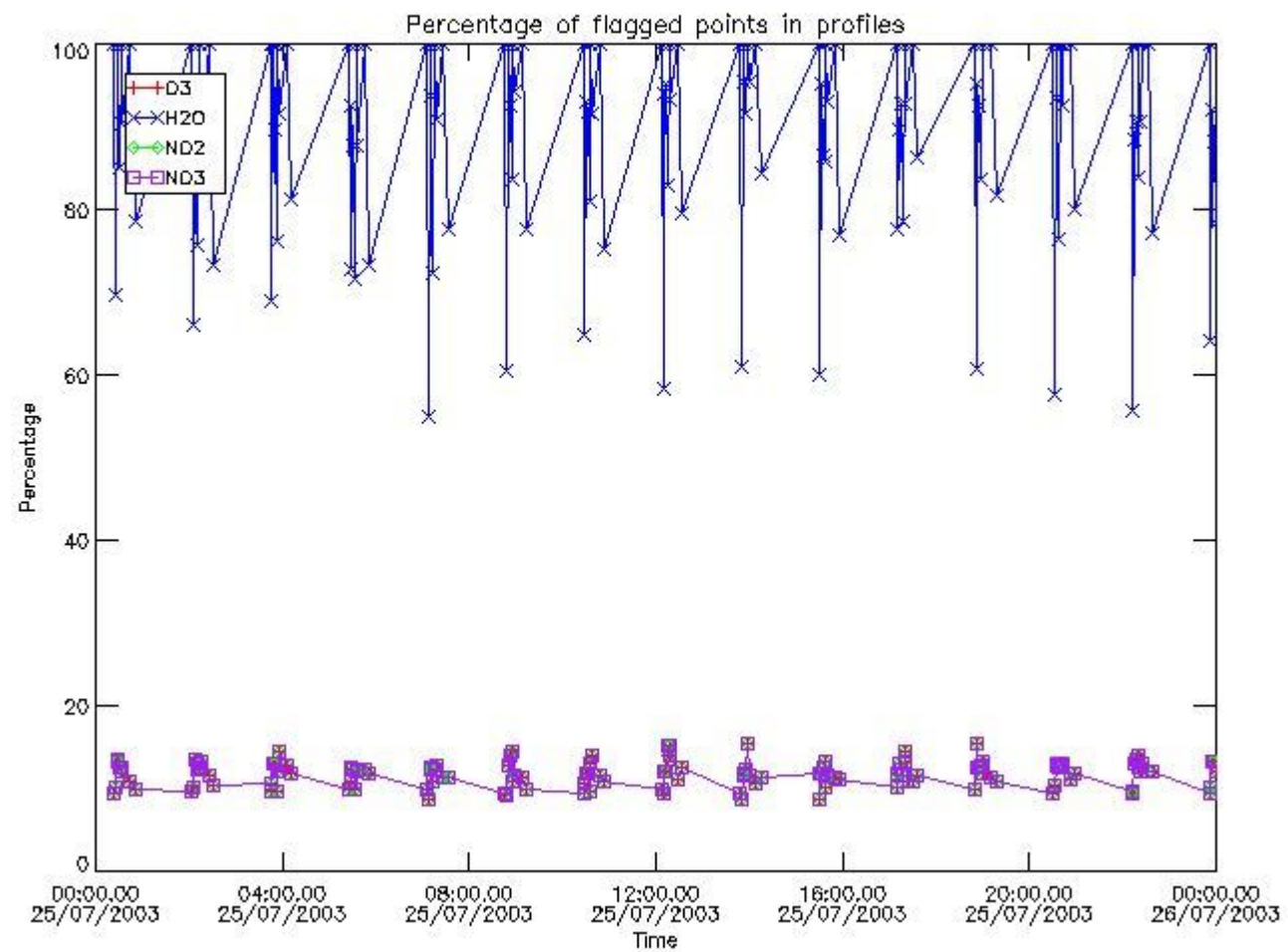
Nr	Filename	UTC Start time	Limb	Duration	Star Id	Star Name	Star Mag	Star Temp	Nb Meas	Orbit	Prod. error
1	GOM_NL__2PRFIN20030725_000005_00000522018_00245_07313_6957.N1	25-JUL-2003 00:00:05	Bright	52.000	60	7Bet UMi	2.0810	3950.0	104	7313	No
2	GOM_NL__2PRFIN20030725_000309_00000352018_00245_07313_6958.N1	25-JUL-2003 00:03:09	Bright	34.500	49	1Alp UMi	1.9900	6300.0	69	7313	No
3	GOM_NL__2PRFIN20030725_000510_00000512018_00245_07313_6959.N1	25-JUL-2003 00:05:10	Bright	51.000	74	11Bet Cas	2.2680	6600.0	102	7313	No
4	GOM_NL__2PRFIN20030725_000653_00000492018_00245_07313_6960.N1	25-JUL-2003 00:06:53	Bright	49.000	76	27Gam Cas	2.3000	30000.	98	7313	No
5	GOM_NL__2PRFIN20030725_001239_00000442018_00245_07313_6961.N1	25-JUL-2003 00:12:39	Bright	44.000	160	23Gam Per	2.9300	4700.0	88	7313	No
6	GOM_NL__2PRFIN20030725_001409_00000472018_00245_07313_6962.N1	25-JUL-2003 00:14:09	Bright	47.000	35	33Alp Per	1.7950	6250.0	94	7313	No
7	GOM_NL__2PRFIN20030725_001551_00000722018_00245_07313_6963.N1	25-JUL-2003 00:15:51	Bright	72.000	73	57Gam1And	2.2600	13100.	144	7313	No
8	GOM_NL__2PRFIN20030725_001851_000001652018_00245_07313_6964.N1	25-JUL-2003 00:18:51	Straylight	164.50	53	43Bet And	2.0480	3300.0	329	7313	No
9	GOM_NL__2PRFIN20030725_002323_00000542018_00245_07313_6965.N1	25-JUL-2003 00:23:23	Dark	54.000	146	25Eta Tau	2.8730	15200.	108	7313	No
10	GOM_NL__2PRFIN20030725_002459_00000502018_00245_07313_6966.N1	25-JUL-2003 00:24:59	Dark	50.000	13	87Alp Tau	0.86700	3800.0	100	7313	No
11	GOM_NL__2PRFIN20030725_002704_00000392018_00245_07313_6967.N1	25-JUL-2003 00:27:04	Dark	38.500	27	24Gam Ori	1.6360	26000.	77	7313	No
12	GOM_NL__2PRFIN20030725_002859_00000382018_00245_07313_6968.N1	25-JUL-2003 00:28:59	Dark	38.000	30	46Eps Ori	1.6940	30000.	76	7313	No
13	GOM_NL__2PRFIN20030725_003118_00000412018_00245_07313_6969.N1	25-JUL-2003 00:31:18	Dark	40.500	7	19Bet Ori	0.10000	14000.	81	7313	No
14	GOM_NL__2PRFIN20030725_003307_00000412018_00245_07313_6970.N1	25-JUL-2003 00:33:07	Dark	40.500	47	2Bet CMa	1.9760	28000.	81	7313	No
15	GOM_NL__2PRFIN20030725_003428_00000422018_00245_07313_6971.N1	25-JUL-2003 00:34:28	Dark	42.000	139	9Bet Lep	2.8330	5600.0	84	7313	No
16	GOM_NL__2PRFIN20030725_004422_00000472018_00245_07313_6972.N1	25-JUL-2003 00:44:22	Dark	47.000	157	The1Eri	2.9060	9300.0	94	7313	No
17	GOM_NL__2PRFIN20030725_005016_00000572018_00246_07314_6941.N1	25-JUL-2003 00:50:16	Dark	56.500	9	Alp Eri	0.45300	24000.	113	7314	No
18	GOM_NL__2PRFIN20030725_005416_00000542018_00246_07314_6942.N1	25-JUL-2003 00:54:16	Straylight	53.500	84	Alp Phe	2.3970	4500.0	107	7314	No
19	GOM_NL__2PRFIN20030725_005908_000002182018_00246_07314_6943.N1	25-JUL-2003 00:59:08	Twi_and_stray	218.00	52	16Bet Cet	2.0370	4500.0	436	7314	No
20	GOM_NL__2PRFIN20030725_010346_00000882018_00246_07314_6944.N1	25-JUL-2003 01:03:46	Twi_and_stray	88.000	18	24Alp PsA	1.1660	9700.0	176	7314	No
21	GOM_NL__2PRFIN20030725_010846_00000452018_00246_07314_6945.N1	25-JUL-2003 01:08:46	Bright	44.500	38	20Eps Sgr	1.8360	11000.	89	7314	No
22	GOM_NL__2PRFIN20030725_011040_00000402018_00246_07314_6946.N1	25-JUL-2003 01:10:40	Bright	39.500	57	34Sig Sgr	2.0660	26000.	79	7314	No
23	GOM_NL__2PRFIN20030725_011221_00000642018_00246_07314_6947.N1	25-JUL-2003 01:12:21	Bright	63.500	142	49Del Cap	2.8500	8900.0	127	7314	No
24	GOM_NL__2PRFIN20030725_011717_00000652018_00246_07314_6948.N1	25-JUL-2003 01:17:17	Bright	65.000	154	22Bet Aqr	2.8990	5700.0	130	7314	No
25	GOM_NL__2PRFIN20030725_012000_00000382018_00246_07314_6949.N1	25-JUL-2003 01:20:00	Bright	37.500	126	60Bet Oph	2.7700	4250.0	75	7314	No
26	GOM_NL__2PRFIN20030725_012206_00000372018_00246_07314_6950.N1	25-JUL-2003 01:22:06	Bright	37.000	168	17Zet Aql	2.9860	11000.	74	7314	No
27	GOM_NL__2PRFIN20030725_012540_00000832018_00246_07314_6951.N1	25-JUL-2003 01:25:40	Bright	83.000	61	8Eps Peg	2.1000	3900.0	166	7314	No
28	GOM_NL__2PRFIN20030725_012910_00000382018_00246_07314_6952.N1	25-JUL-2003 01:29:10	Bright	37.500	5	3Alp Lyr	0.033000	11000.	75	7314	No
29	GOM_NL__2PRFIN20030725_013146_00000382018_00246_07314_6953.N1	25-JUL-2003 01:31:46	Bright	38.000	144	18Del Cyg	2.8600	11000.	76	7314	No
30	GOM_NL__2PRFIN20030725_013327_00000442018_00246_07314_6954.N1	25-JUL-2003 01:33:27	Bright	43.500	19	50Alp Cyg	1.2460	10500.	87	7314	No
31	GOM_NL__2PRFIN20030725_013627_00000382018_00246_07314_6955.N1	25-JUL-2003 01:36:27	Bright	38.000	119	14Eta Dra	2.7270	4700.0	76	7314	No
32	GOM_NL__2PRFIN20030725_013843_00000422018_00246_07314_6956.N1	25-JUL-2003 01:38:43	Bright	42.000	89	5Alp Cep	2.4510	8000.0	84	7314	No
33	GOM_NL__2PRFIN20030725_014041_00000342018_00246_07314_6957.N1	25-JUL-2003 01:40:41	Bright	34.000	60	7Bet UMi	2.0810	3950.0	68	7314	No
34	GOM_NL__2PRFIN20030725_014344_00000372018_00246_07314_6958.N1	25-JUL-2003 01:43:44	Bright	37.000	49	1Alp UMi	1.9900	6300.0	74	7314	No
35	GOM_NL__2PRFIN20030725_014545_00000512018_00246_07314_6959.N1	25-JUL-2003 01:45:45	Bright	51.000	74	11Bet Cas	2.2680	6600.0	102	7314	No
36	GOM_NL__2PRFIN20030725_014728_00000492018_00246_07314_6960.N1	25-JUL-2003 01:47:28	Bright	48.500	76	27Gam Cas	2.3000	30000.	97	7314	No
37	GOM_NL__2PRFIN20030725_015315_00000452018_00246_07314_6961.N1	25-JUL-2003 01:53:15	Bright	44.500	160	23Gam Per	2.9300	4700.0	89	7314	No
38	GOM_NL__2PRFIN20030725_015445_00000482018_00246_07314_6962.N1	25-JUL-2003 01:54:45	Bright	47.500	35	33Alp Per	1.7950	6250.0	95	7314	No
39	GOM_NL__2PRFIN20030725_015627_00000742018_00246_07314_6963.N1	25-JUL-2003 01:56:27	Bright	74.000	73	57Gam1And	2.2600	13100.	148	7314	No
40	GOM_NL__2PRFIN20030725_015926_000001972018_00246_07314_6964.N1	25-JUL-2003 01:59:26	Straylight	197.00	53	43Bet And	2.0480	3300.0	394	7314	No
41	GOM_NL__2PRFIN20030725_020359_00000542018_00246_07314_6965.N1	25-JUL-2003 02:03:59	Dark	53.500	146	25Eta Tau	2.8730	15200.	107	7314	No
42	GOM_NL__2PRFIN20030725_020535_00000512018_00246_07314_6966.N1	25-JUL-2003 02:05:35	Dark	50.500	13	87Alp Tau	0.86700	3800.0	101	7314	No

456	GOM_NL__2PRFIN20030725_233508_000000482018_00259_07327_7130.N1	25-JUL-2003 23:35:08	Bright	48.000	76	27Gam Cas	2.3000	30000.	96	7327	No
457	GOM_NL__2PRFIN20030725_234058_000000572018_00259_07327_7131.N1	25-JUL-2003 23:40:58	Bright	57.000	160	23Gam Per	2.9300	4700.0	114	7327	No
458	GOM_NL__2PRFIN20030725_234230_000000472018_00259_07327_7132.N1	25-JUL-2003 23:42:30	Bright	47.000	35	33Alp Per	1.7950	6250.0	94	7327	No
459	GOM_NL__2PRFIN20030725_234409_000000772018_00259_07327_7133.N1	25-JUL-2003 23:44:09	Bright	77.000	73	57Gam1And	2.2600	13100.	154	7327	No
460	GOM_NL__2PRFIN20030725_234709_000001622018_00259_07327_7134.N1	25-JUL-2003 23:47:09	Straylight	161.50	53	43Bet And	2.0480	3300.0	323	7327	No
461	GOM_NL__2PRFIN20030725_235151_000000552018_00259_07327_7135.N1	25-JUL-2003 23:51:51	Dark	54.500	146	25Eta Tau	2.8730	15200.	109	7327	No
462	GOM_NL__2PRFIN20030725_235326_000000512018_00259_07327_7136.N1	25-JUL-2003 23:53:26	Dark	50.500	13	87Alp Tau	0.86700	3800.0	101	7327	No
463	GOM_NL__2PRFIN20030725_235531_000000392018_00259_07327_7137.N1	25-JUL-2003 23:55:31	Dark	38.500	27	24Gam Ori	1.6360	26000.	77	7327	No
464	GOM_NL__2PRFIN20030725_235726_000000392018_00259_07327_7138.N1	25-JUL-2003 23:57:26	Dark	38.500	30	46Eps Ori	1.6940	30000.	77	7327	No
465	GOM_NL__2PRFIN20030725_235946_000000422018_00259_07327_7139.N1	25-JUL-2003 23:59:46	Dark	42.000	7	19Bet Ori	0.10000	14000.	84	7327	No

3. Quality information per product

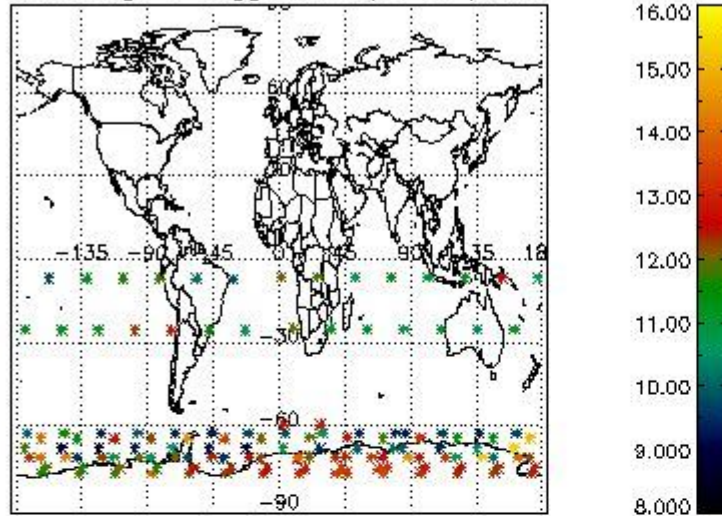
In this section it is plotted some information contained in the Quality Summary data set of the level 2 products. Only products in dark limb conditions and without errors (error flag in the MPH set to "0") are used.

3.1 Plot quality information per product (time dependant)

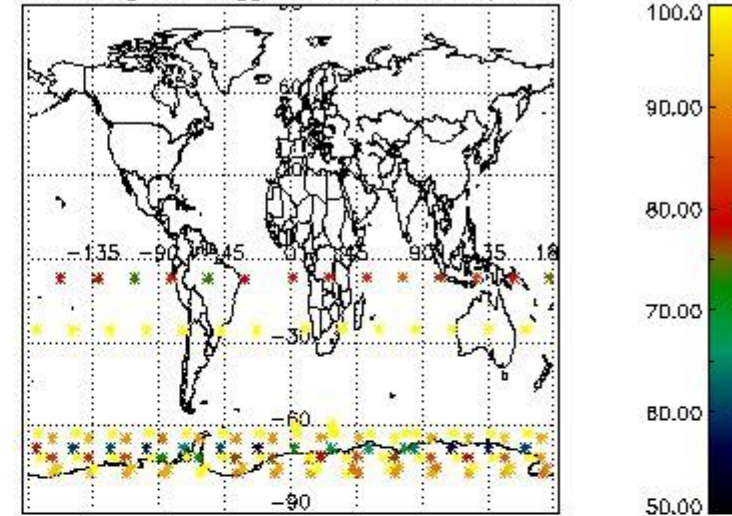


3.2 Plot quality information per product (world map)

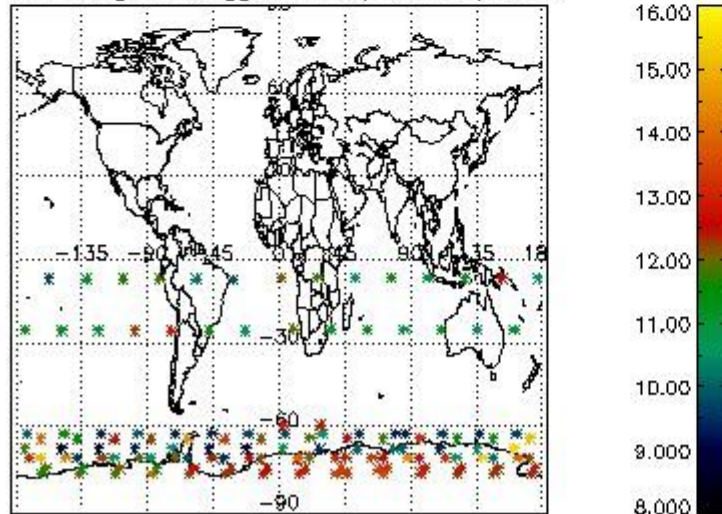
Percentage of flagged data per O3 profile



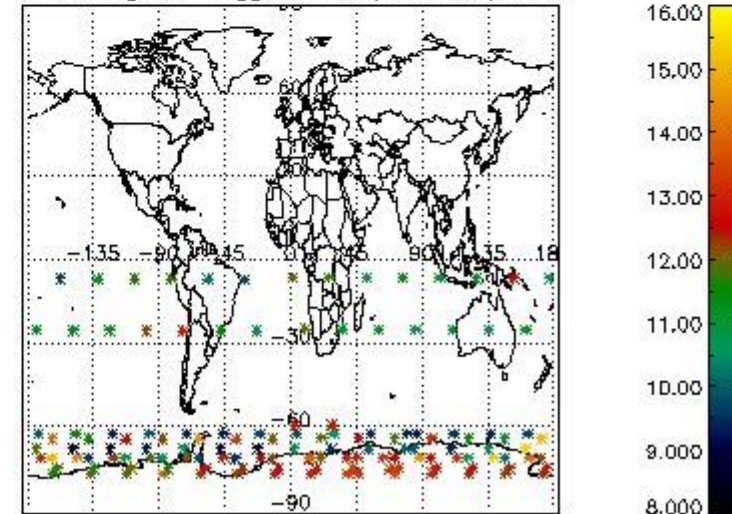
Percentage of flagged data per H2O profile



Percentage of flagged data per NO2 profile



Percentage of flagged data per NO3 profile

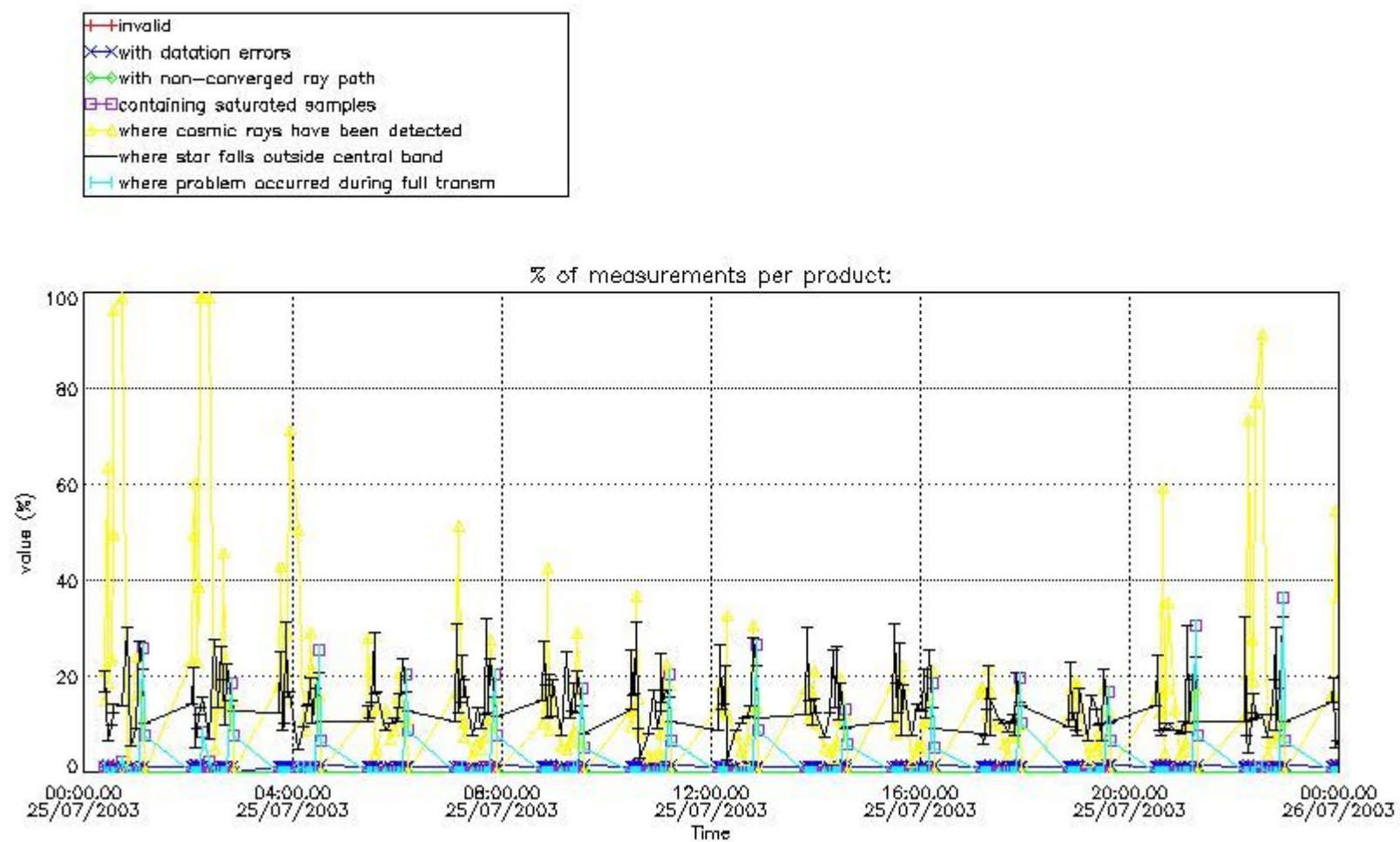


4. Level 1 quality information per product

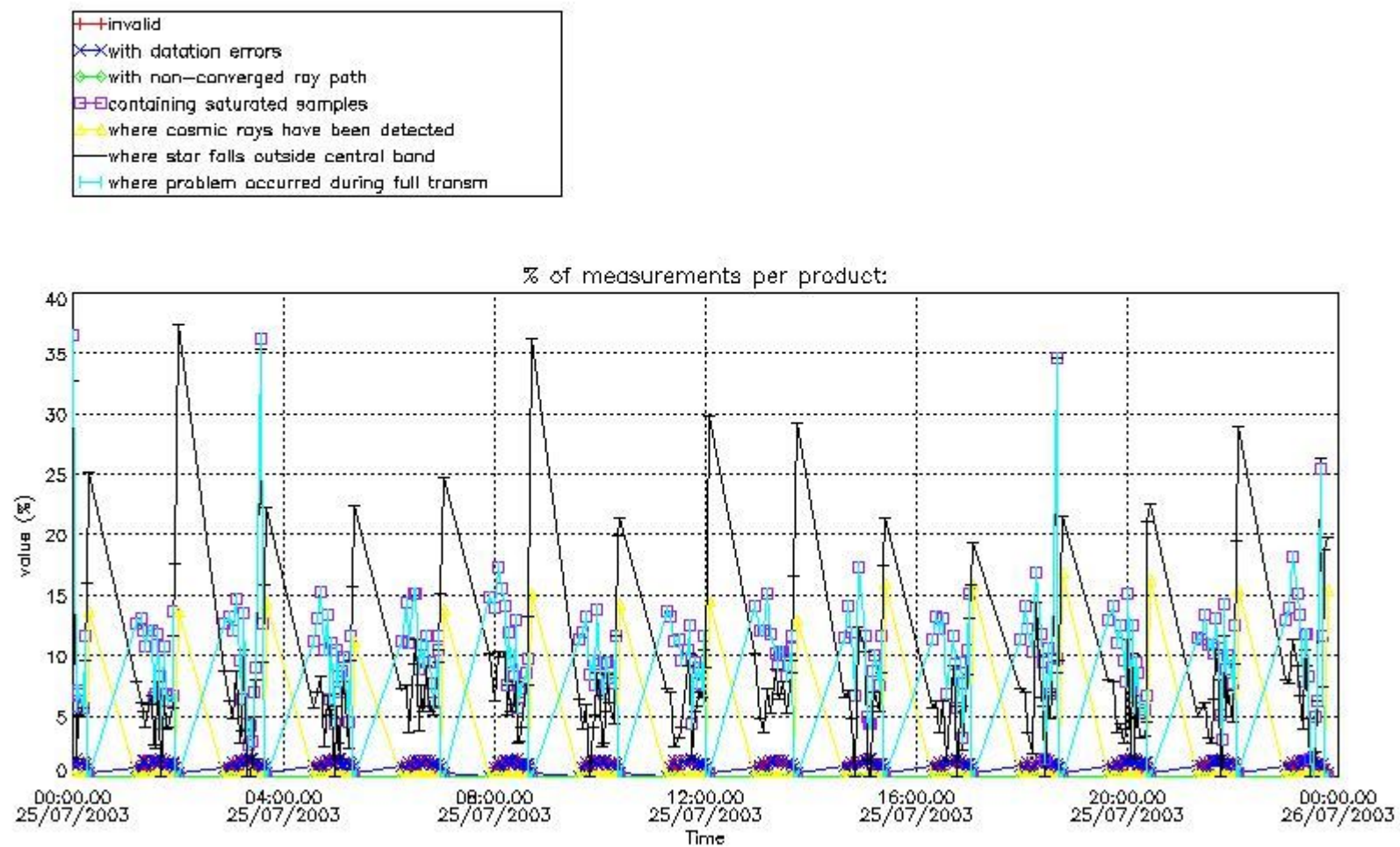
In this section it is plotted some information contained in the Quality Summary data set of the level 2 products that comes from the level 1b processing. Products without errors (error flag in the MPH set to "0") are used.

4.1 Plot quality information per product (time dependant) coming from level 1b processing

4.1.1 Plot level 1 quality information per product (time dependant): ENVISAT ASCENDING passes



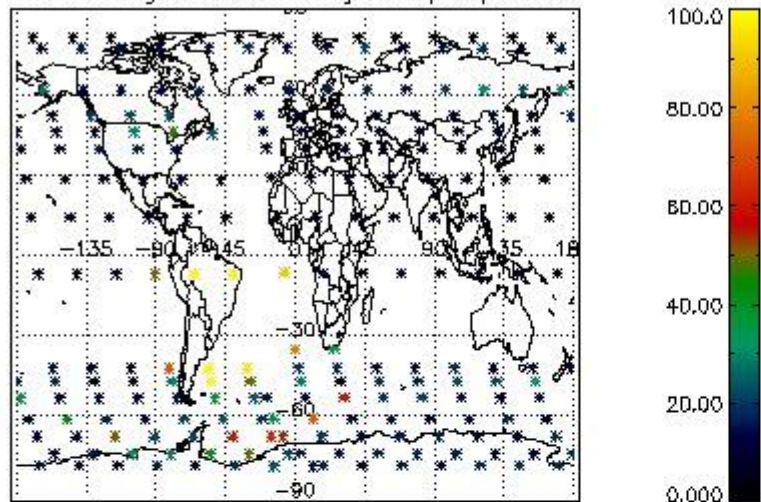
4.1.2 Plot level 1 quality information per product (time dependant): ENVISAT DESCENDING passes



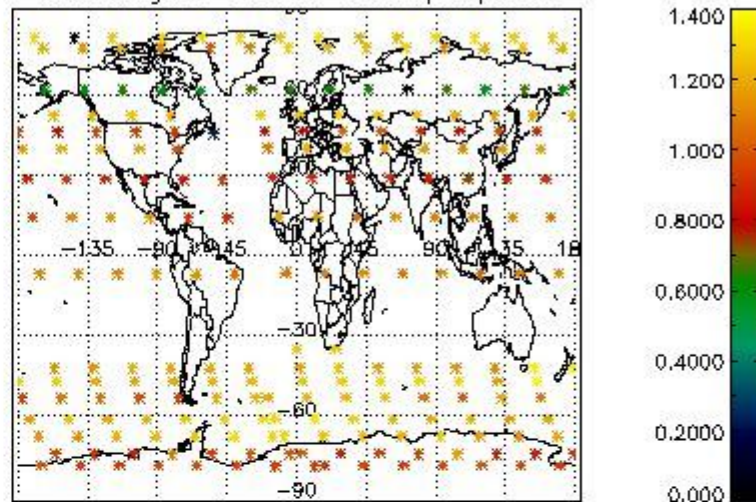
4.2 Plot quality information per product coming from level 1b processing (world map)

4.2.1 Plot level 1 quality information per product (world map): ENVISAT ASCENDING passes

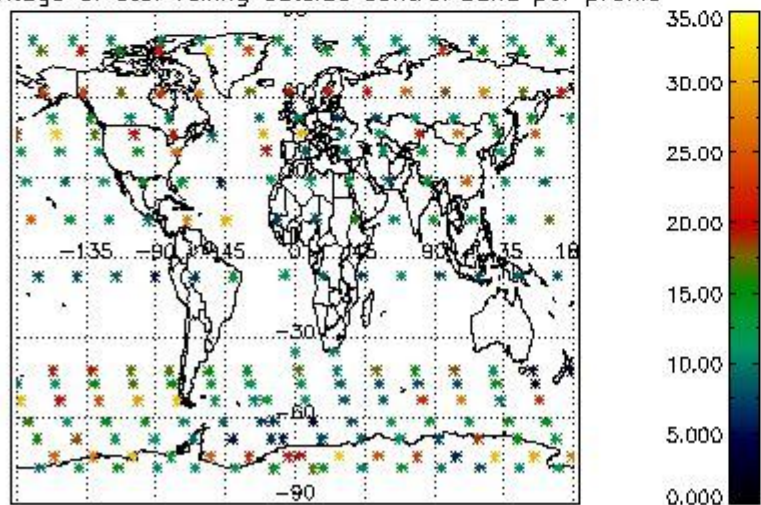
Percentage of cosmic ray hits per profile



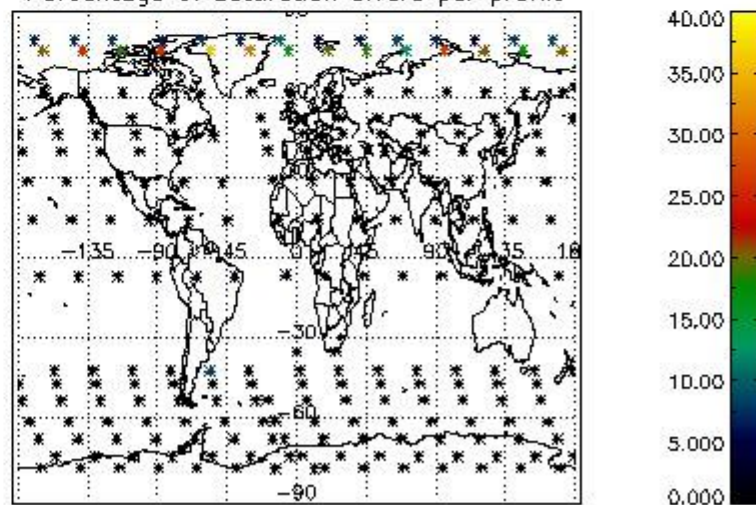
Percentage of datation errors per profile



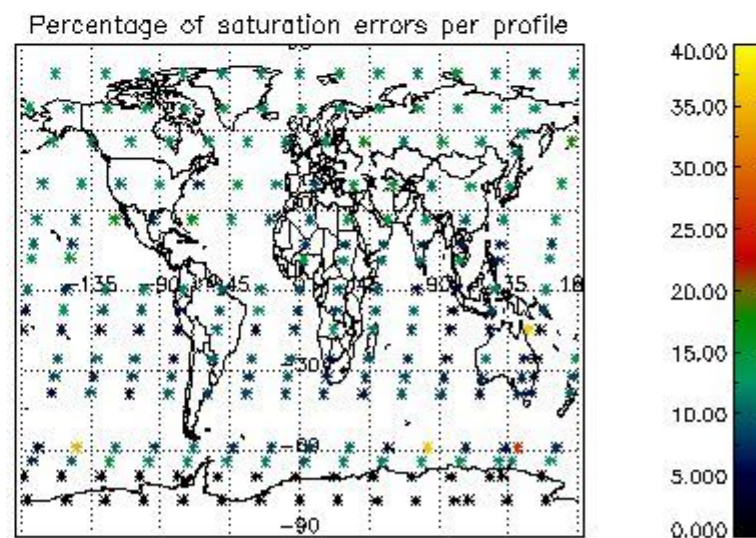
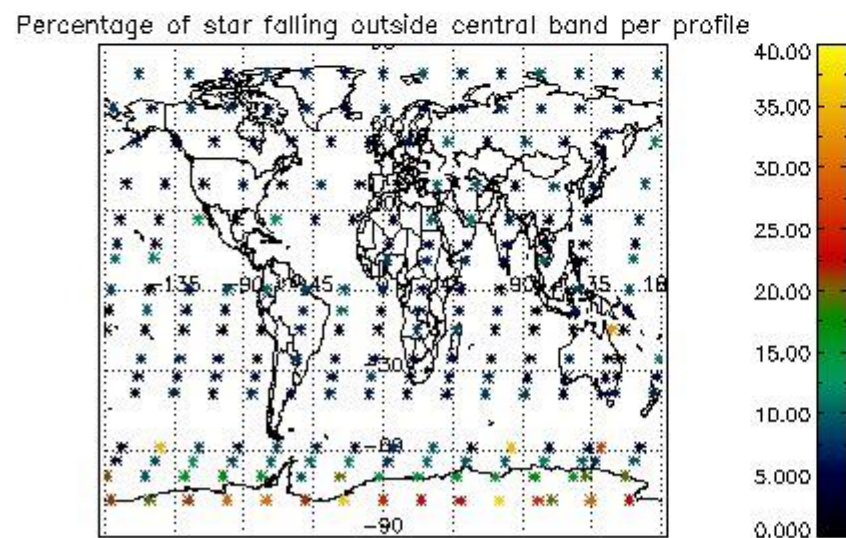
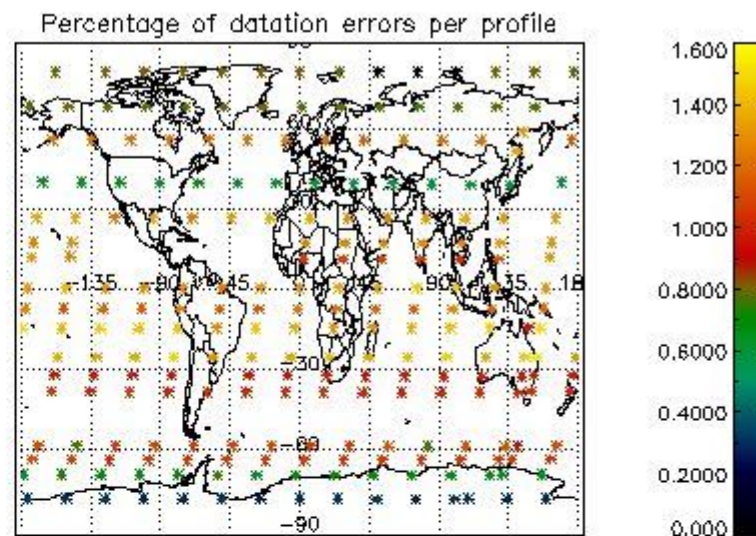
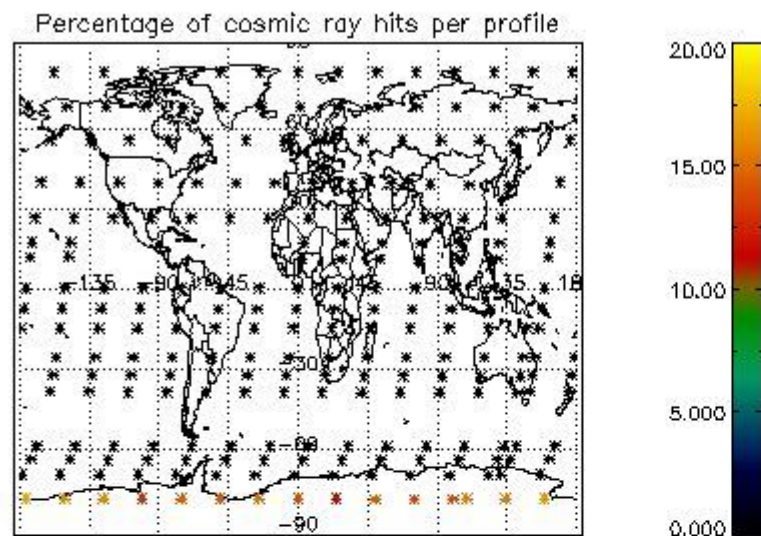
Percentage of star falling outside central band per profile



Percentage of saturation errors per profile



4.2.2 Plot level 1 quality information per product (world map): ENVISAT DESCENDING passes



5. Trace gas profiles

5.1 Ozone statistics based on quality of products

The final quality of the products can be "measured" using the STD (Standard Deviation) attached to every point profile. This information is written to the parameter GOM_NL__2P/NL_LOCAL_SPECIES_DENSITY/o3_std of the level 2 products. The table below shows the statistics for given STD ranges.

The statistics are given with respect to the overall valid production:

- Products without fatal errors: GOM_NL__2P/MPH/PRODUCT_ERR=0
- Valid point profile: GOM_NL__2P/NL_LOCAL_SPECIES_DENSITY/pcd(0)=0

The 'Criteria' is applied to valid points of dark limb products:

- Products in dark limb illumination condition: GOM_NL__2P/NL_SUMMARY_QUALITY/obs_ill_cond=0
- Products without fatal errors: GOM_NL__2P/MPH/PRODUCT_ERR=0
- Valid point profile: GOM_NL__2P/NL_LOCAL_SPECIES_DENSITY/pcd(0)=0

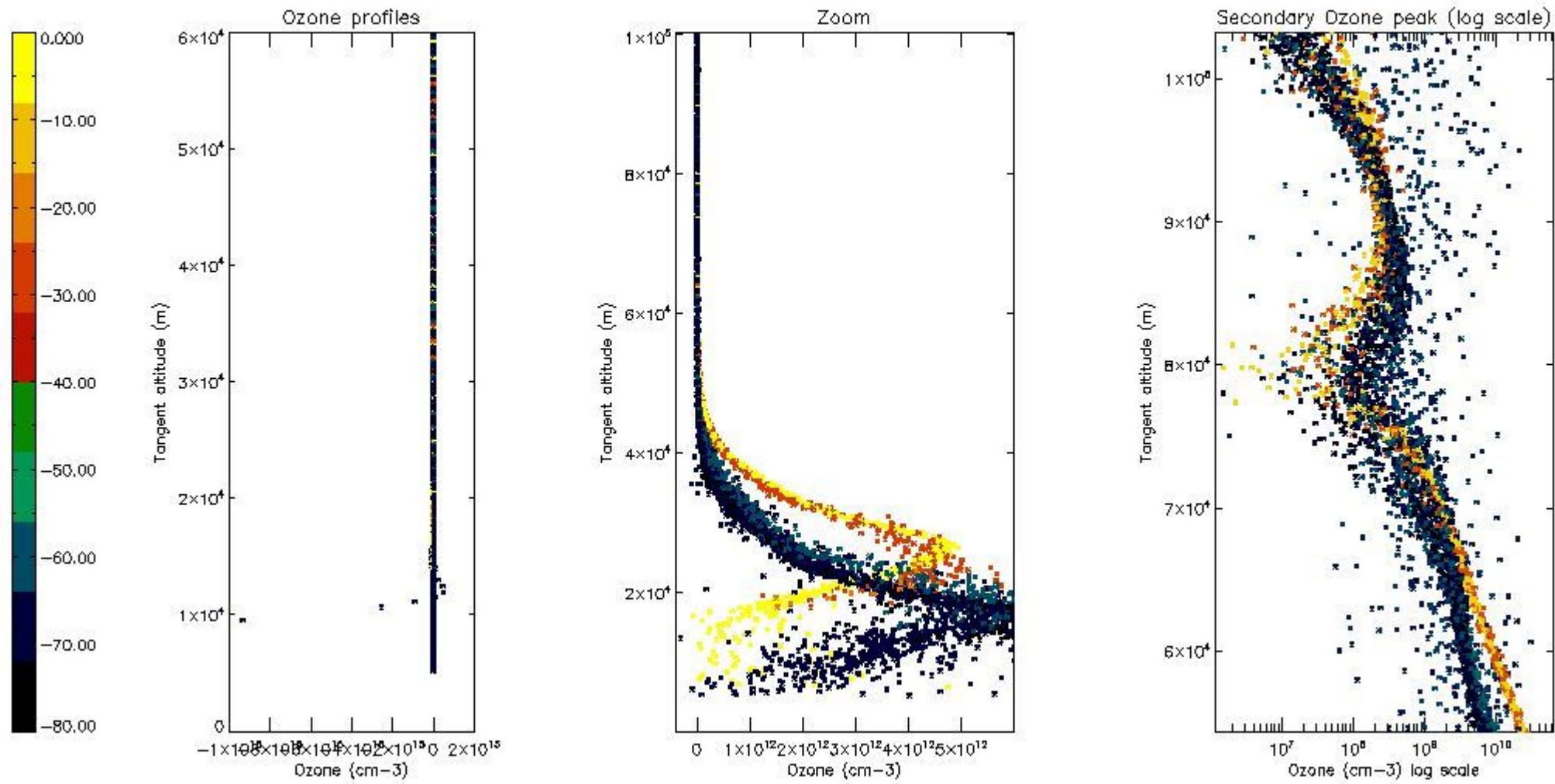
So, the table below shows the percentage of dark limb and valid observations for each criteria with respect to the overall valid daily observations.

Criteria	% of total production
All STD	24
STD < 20	15

STD < 10	13
STD < 5	10

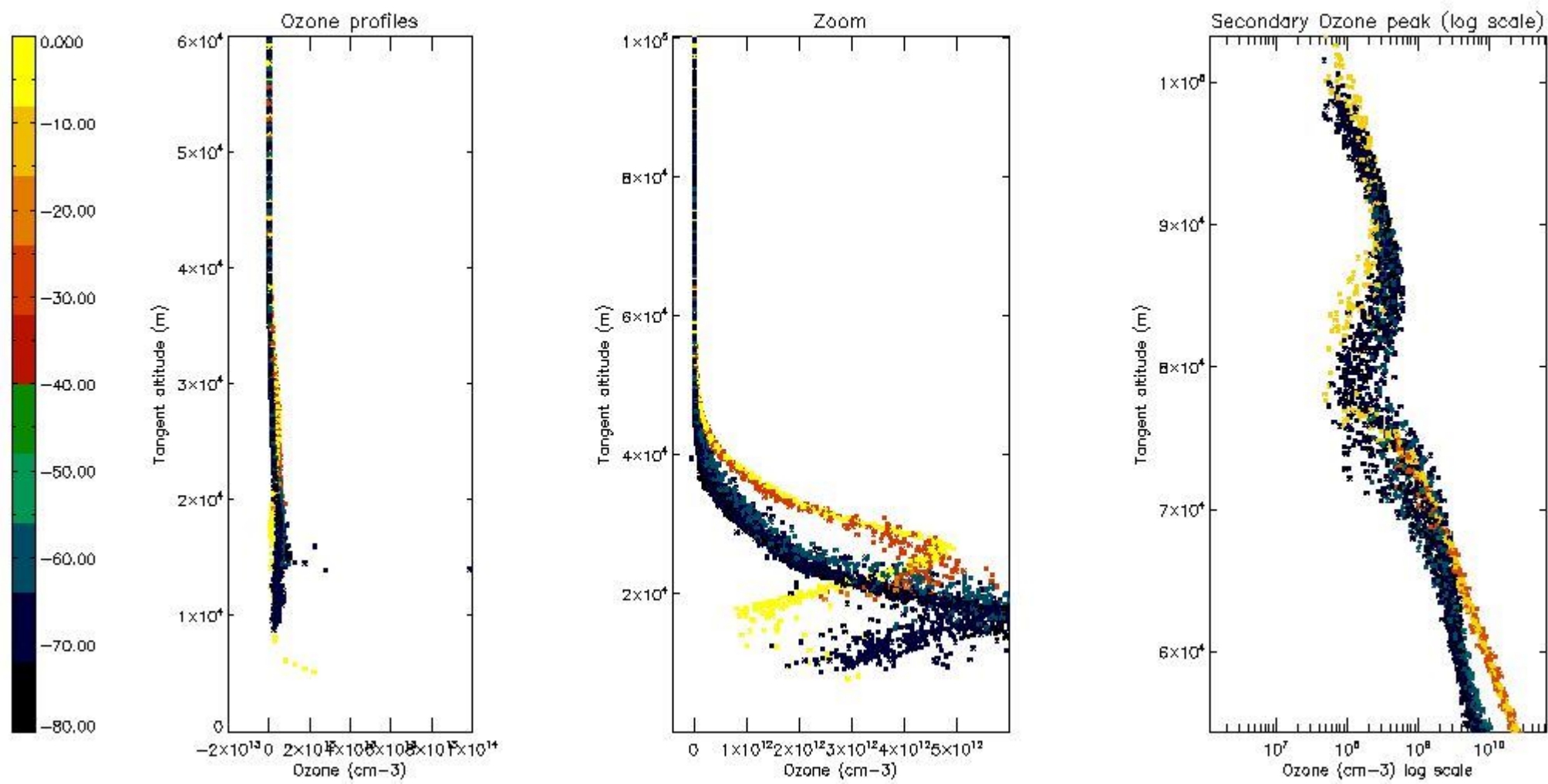
5.2 Plot ozone profiles for all STD (dark without errors)

The colorbar represents the latitude.



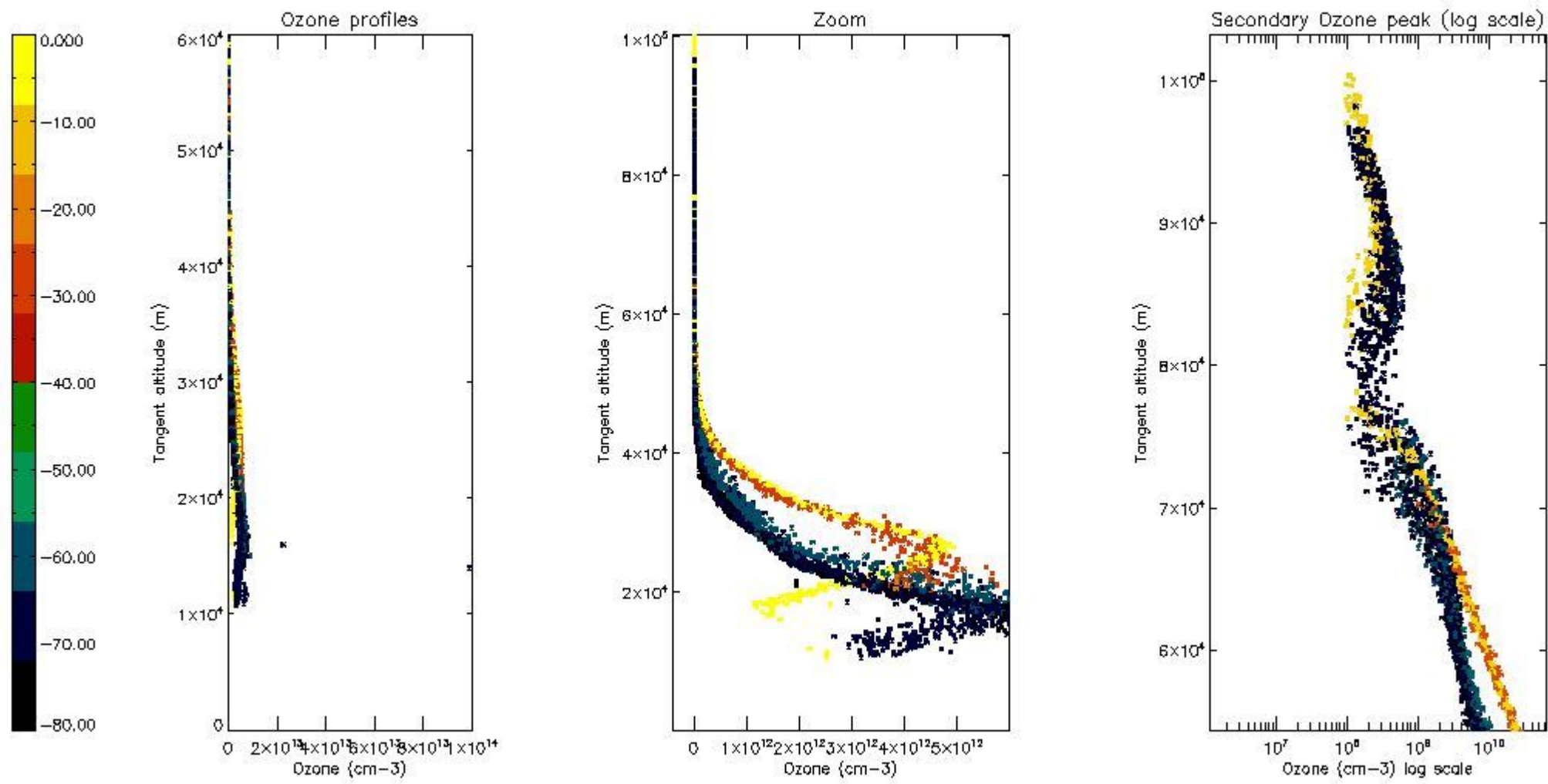
5.3 Plot ozone profiles where STD < 20% (dark without errors)

The colorbar represents the latitude.



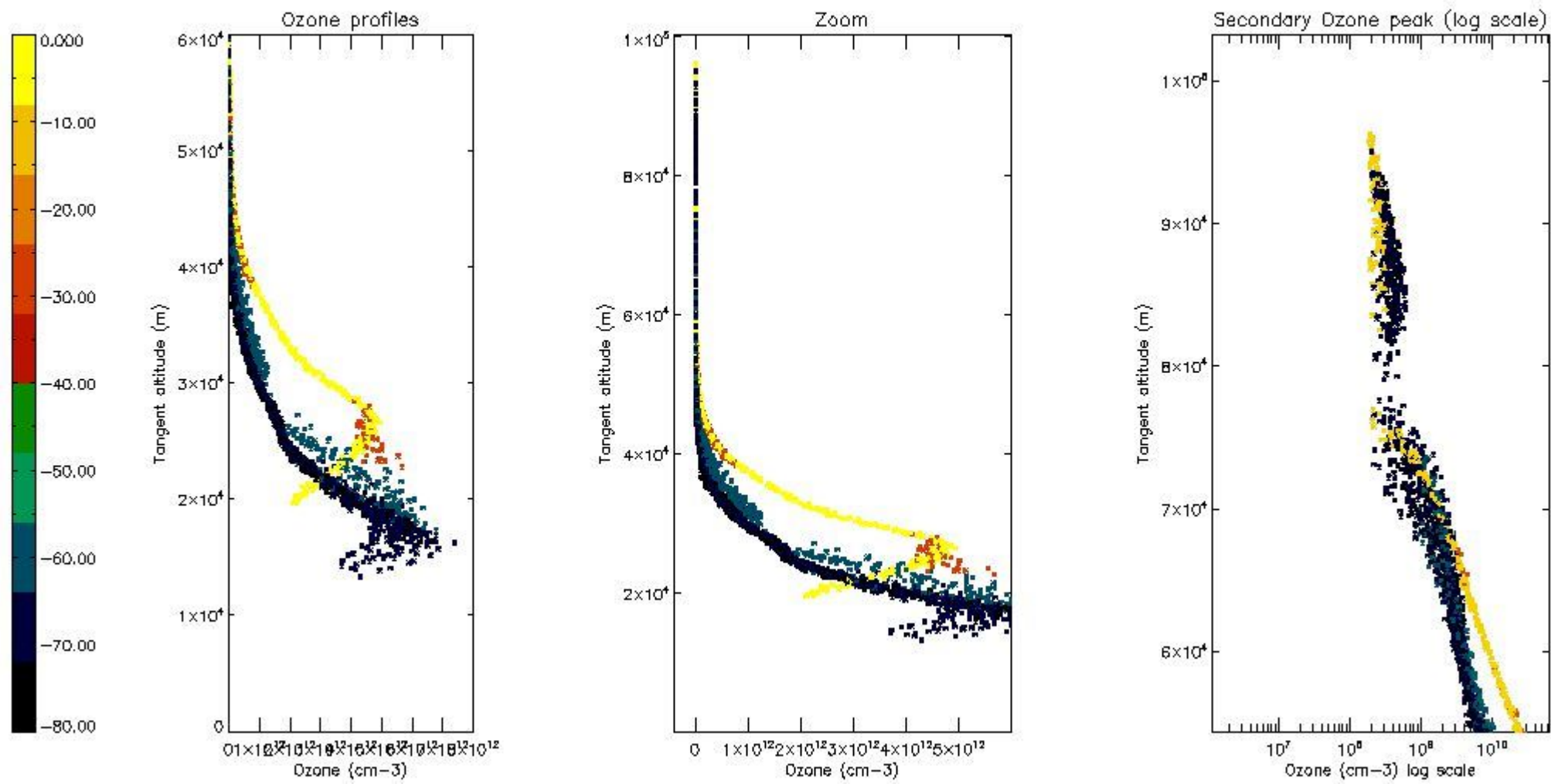
5.4 Plot ozone profiles where STD < 10% (dark without errors)

The colorbar represents the latitude.



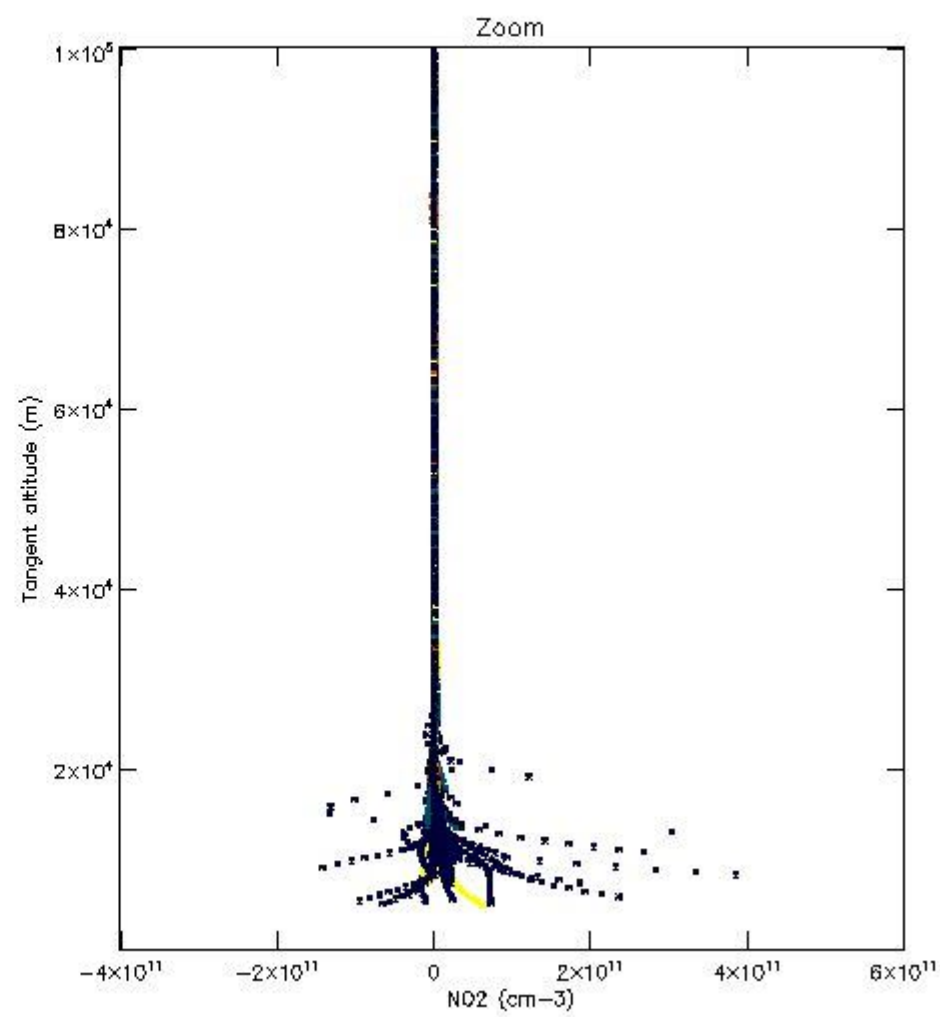
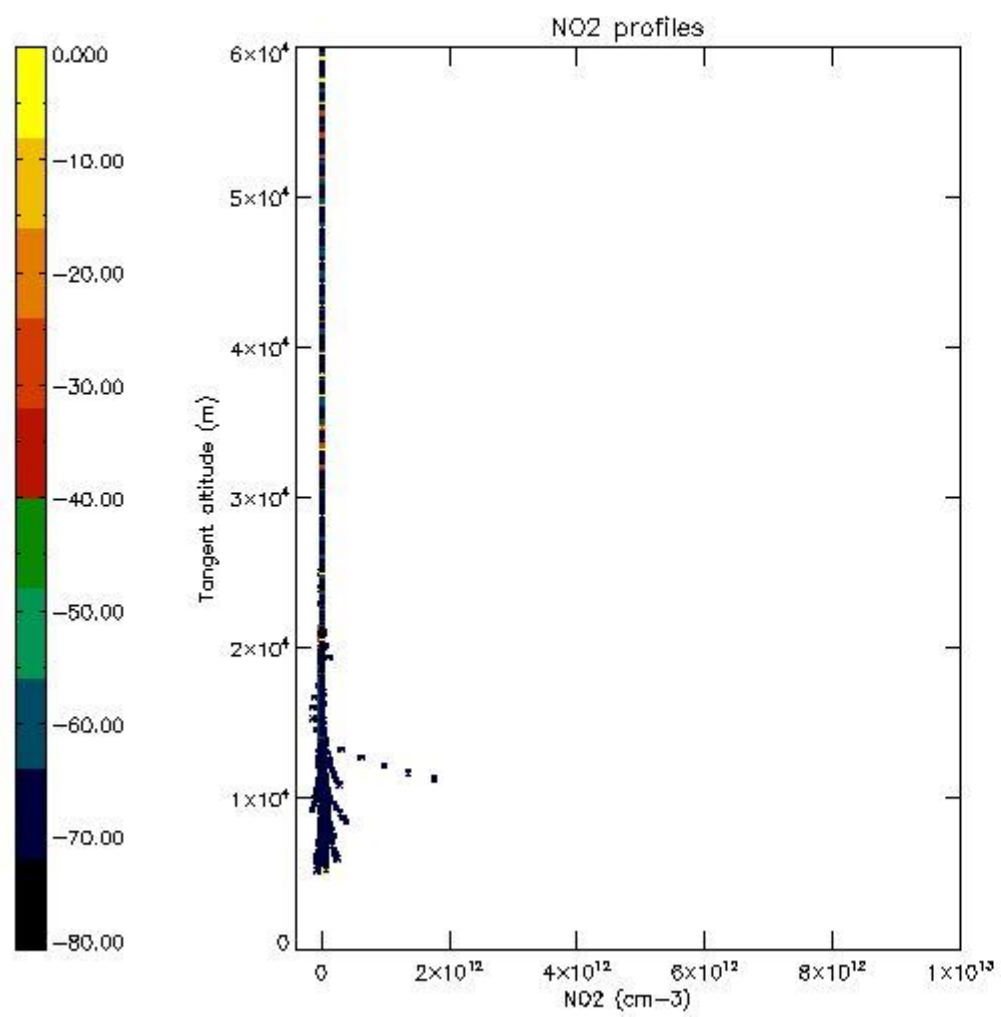
5.5 Plot ozone profiles where STD < 5% (dark without errors)

The colorbar represents the latitude.



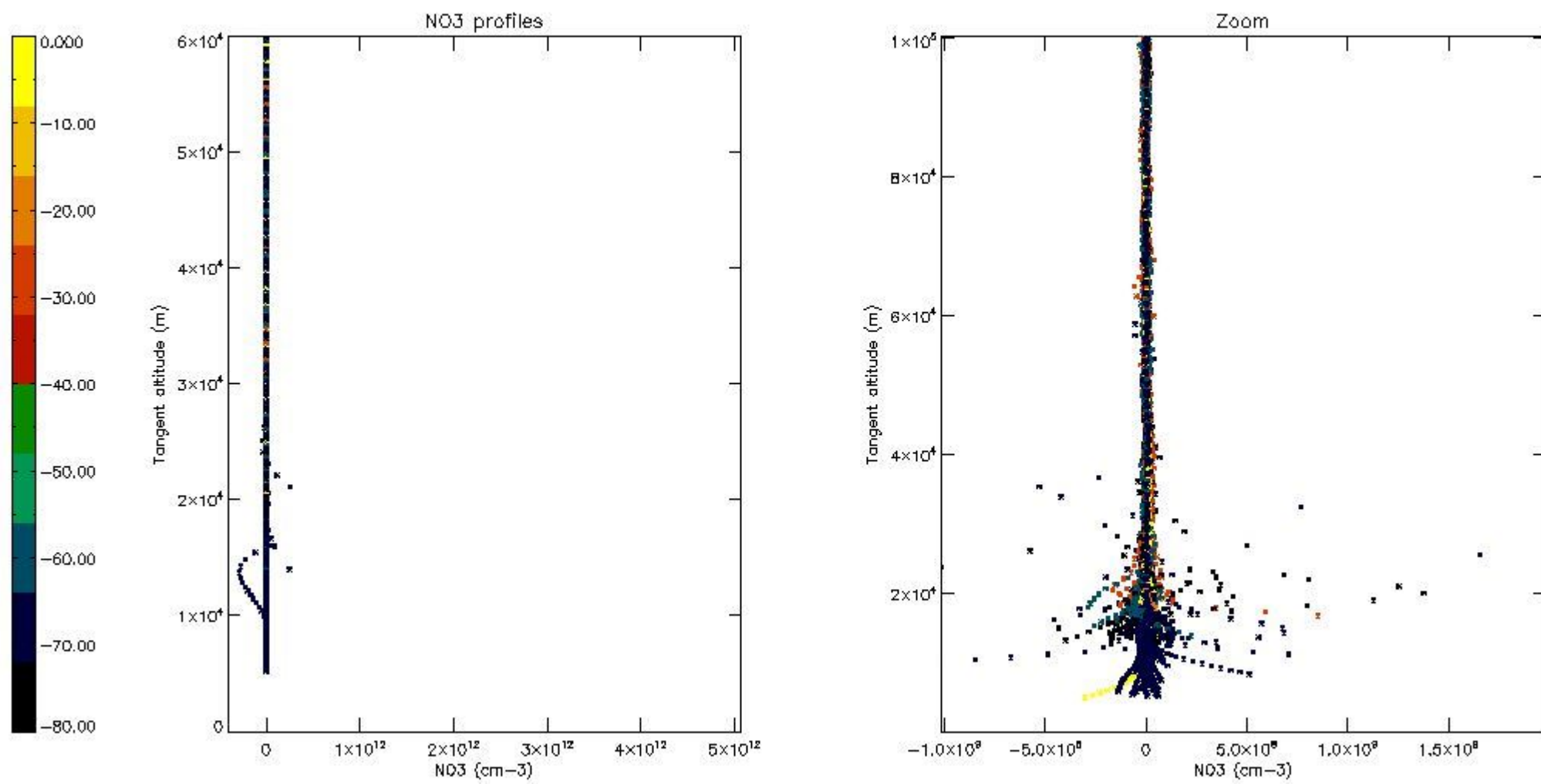
5.6 Plot NO₂ profiles for all STD (dark without errors)

The colorbar represents the latitude.



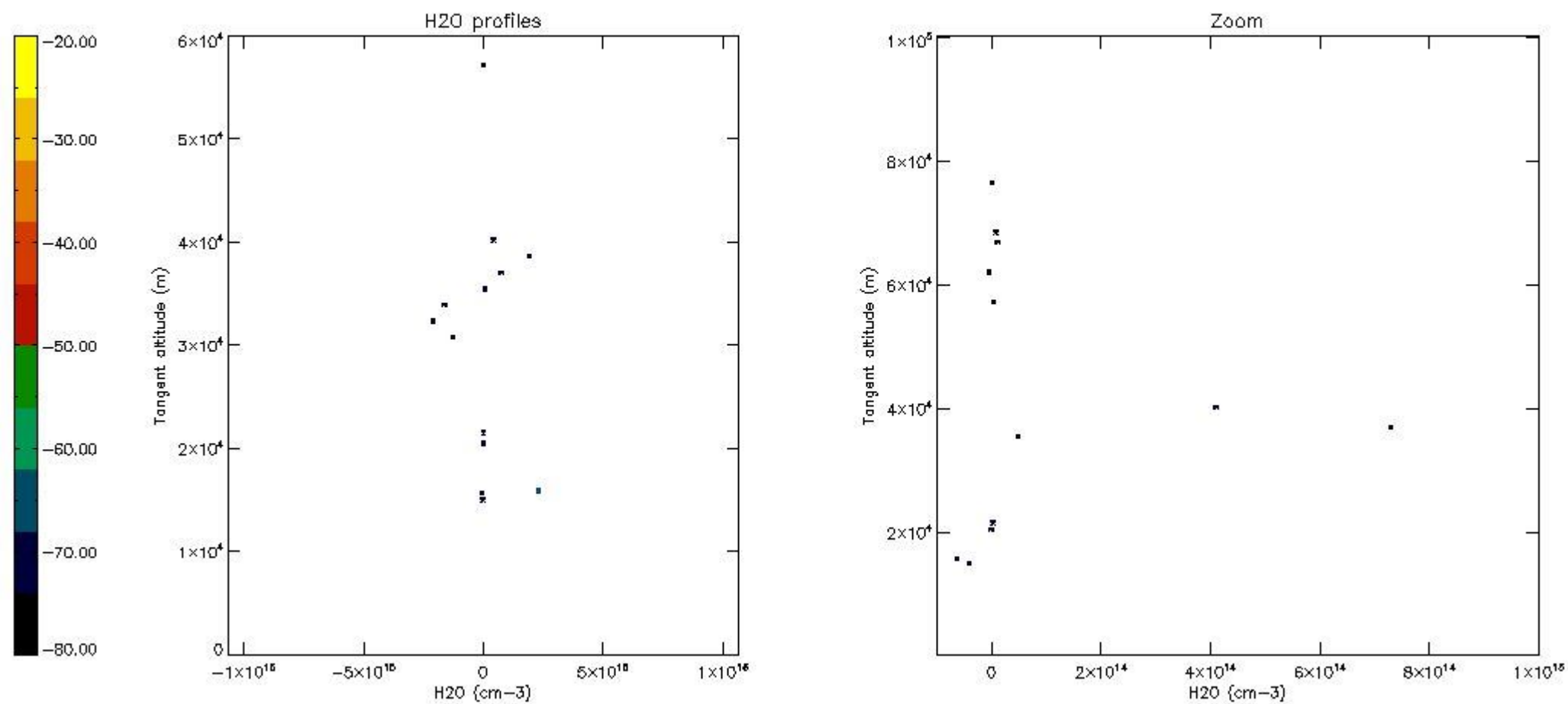
5.7 Plot NO3 profiles for all STD (dark without errors)

The colorbar represents the latitude.



5.8 Plot H2O profiles for all STD (only for occultations of stars 1,2,3,4,13,14,16,26,63 dark without errors)

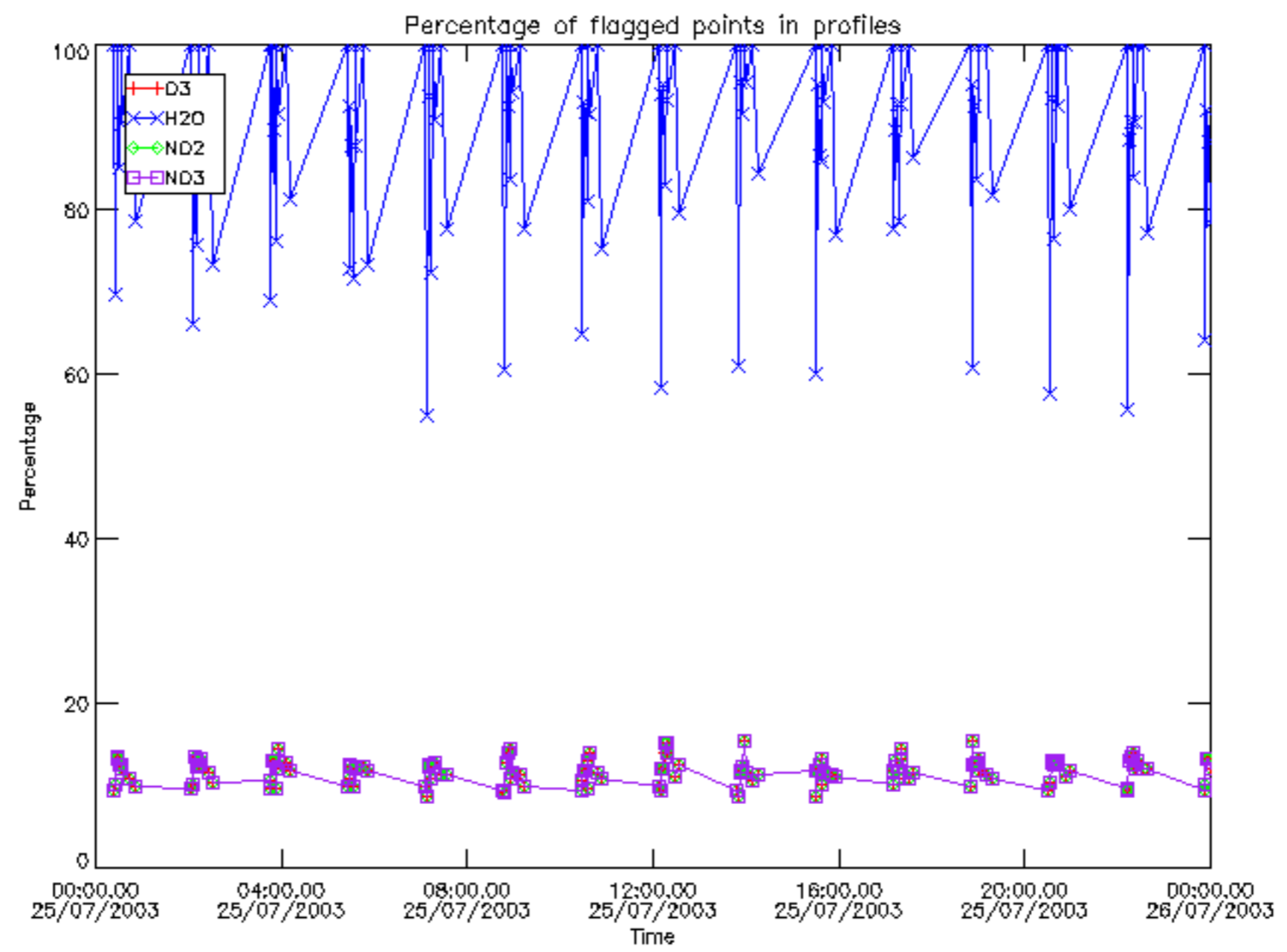
The colorbar represents the latitude.



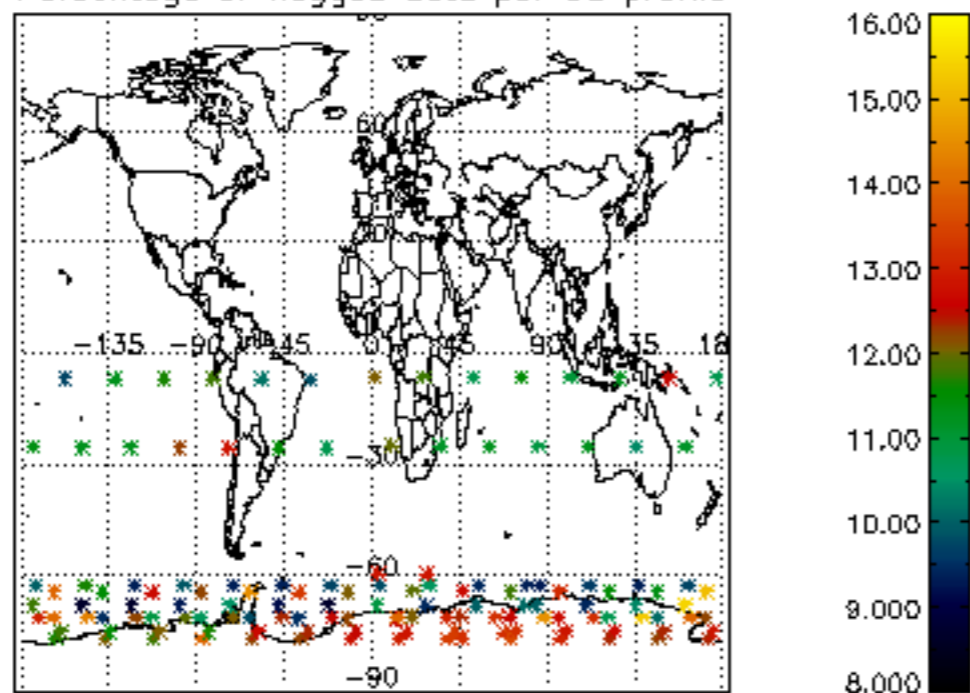
6. Auxiliary Data Files used for the production reported in section 2

The number reported in the third column indicates since which file (see list in section 2) the corresponding auxiliary file has been used. The fourth column is the date of those product files.

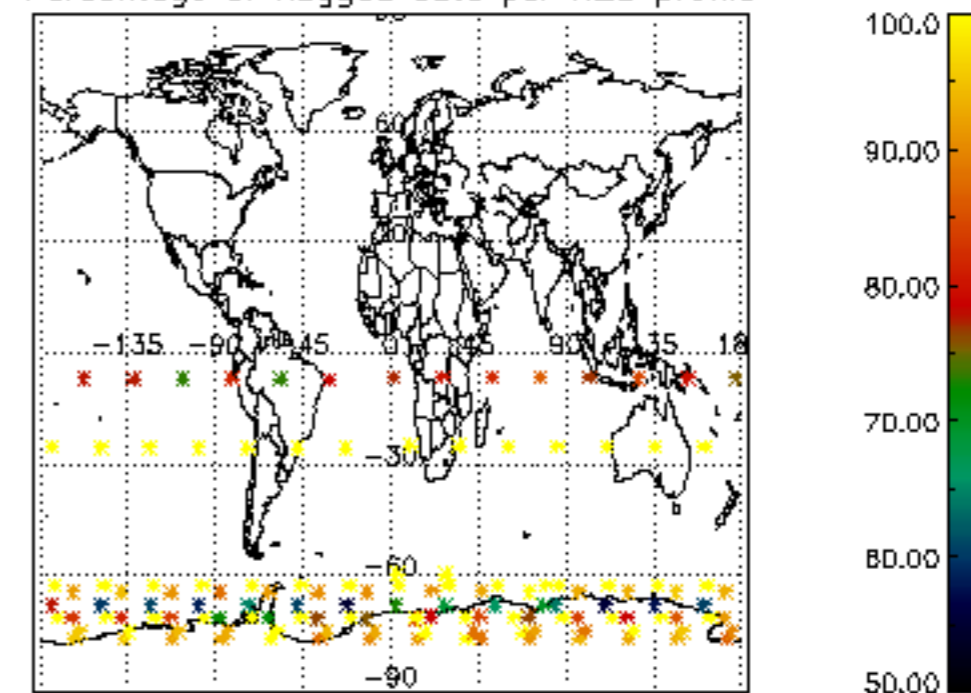
Type	Auxiliary Filename	Used since product	Used since product date
INST_PHYS_CHARACTERISTICS	GOM_INS_AXVIEC20091111_143220_20030716_120000_20500101_000000	1	25-JUL-2003 00:00:05
LEVEL-2_PROC_CONFIG	GOM_PR2_AXVIEC20091111_152718_20020301_000000_20500101_000000	1	25-JUL-2003 00:00:05
CROSS_SECTIONS_FILE	GOM_CRS_AXVIEC20091111_154832_20020301_000000_20500101_000000	1	25-JUL-2003 00:00:05



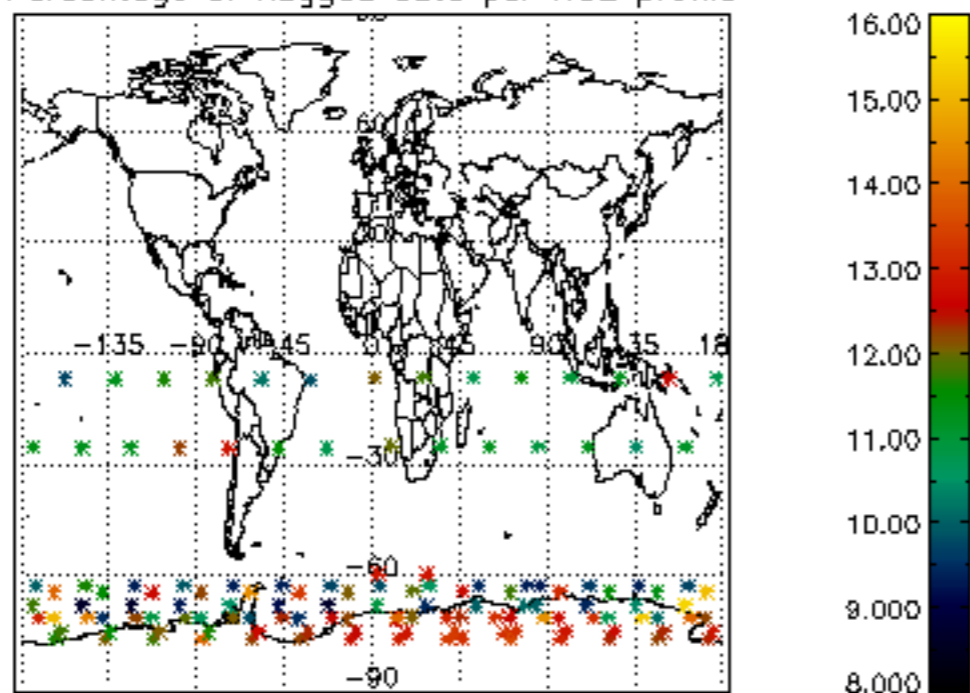
Percentage of flagged data per D3 profile



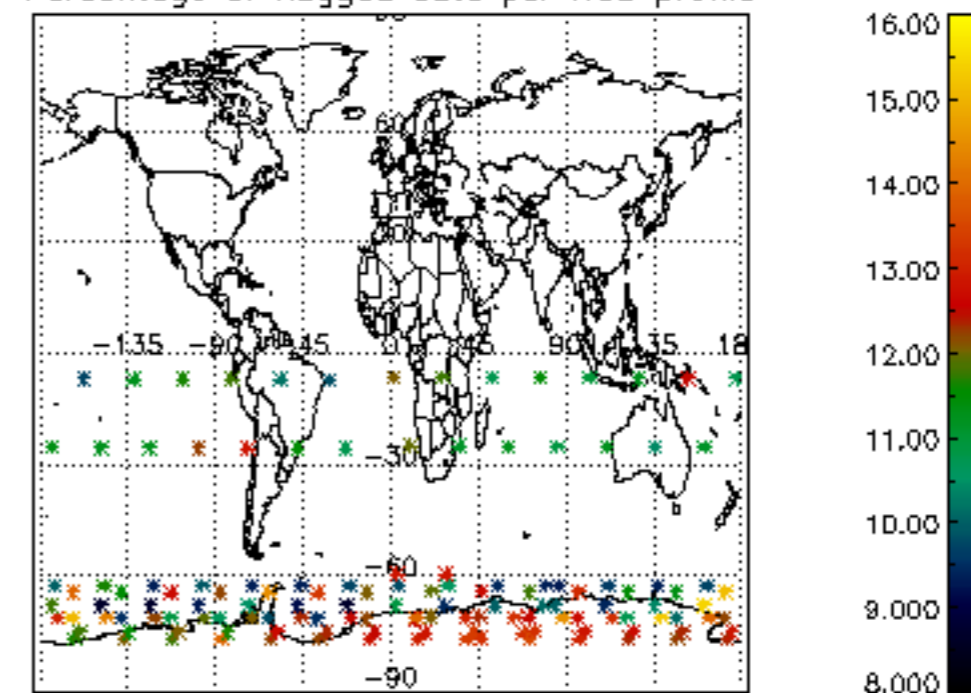
Percentage of flagged data per H2O profile

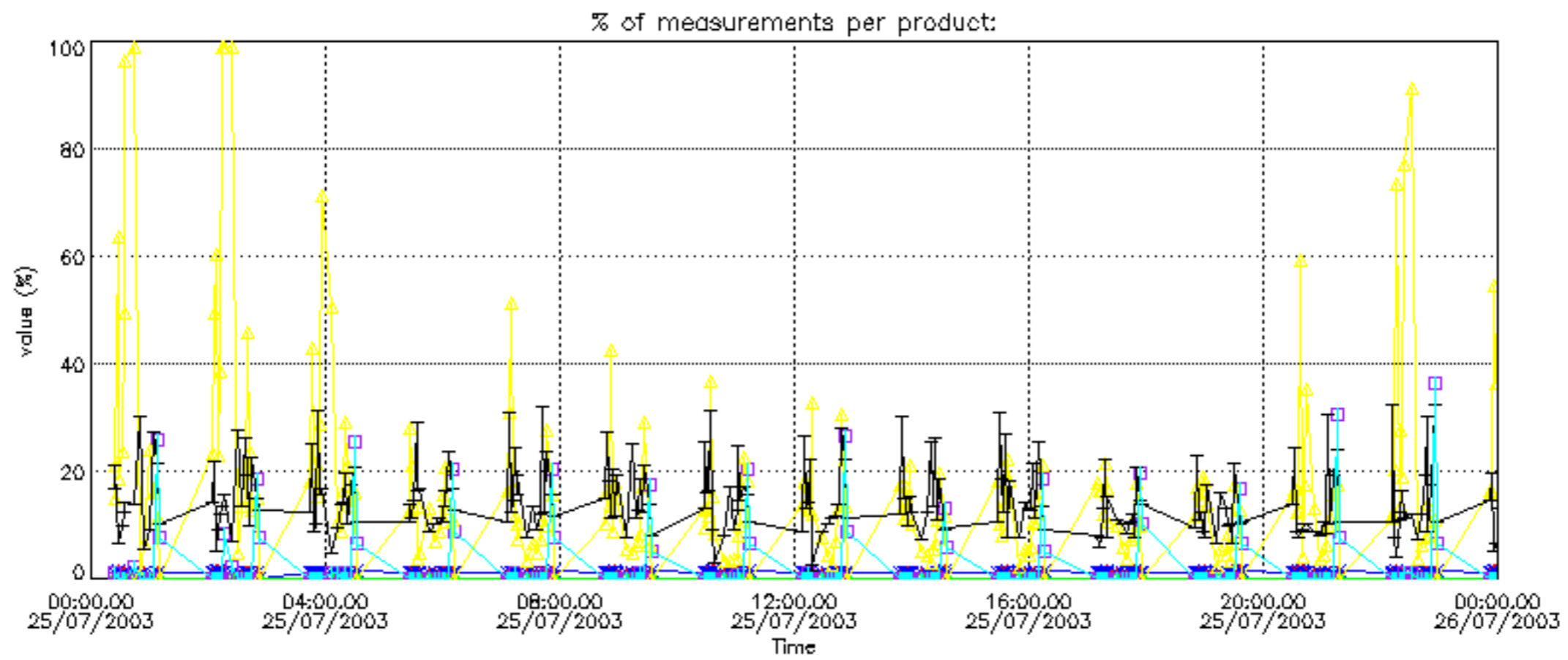


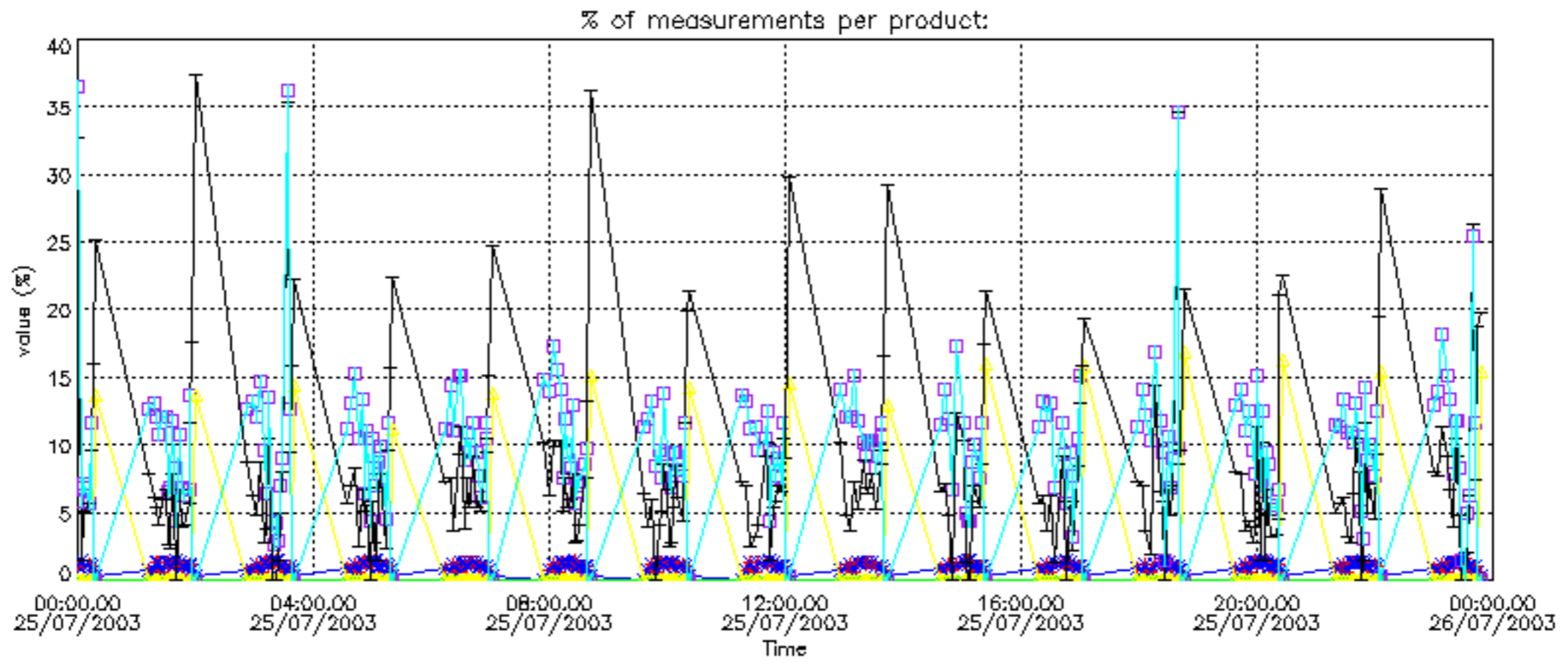
Percentage of flagged data per NO2 profile



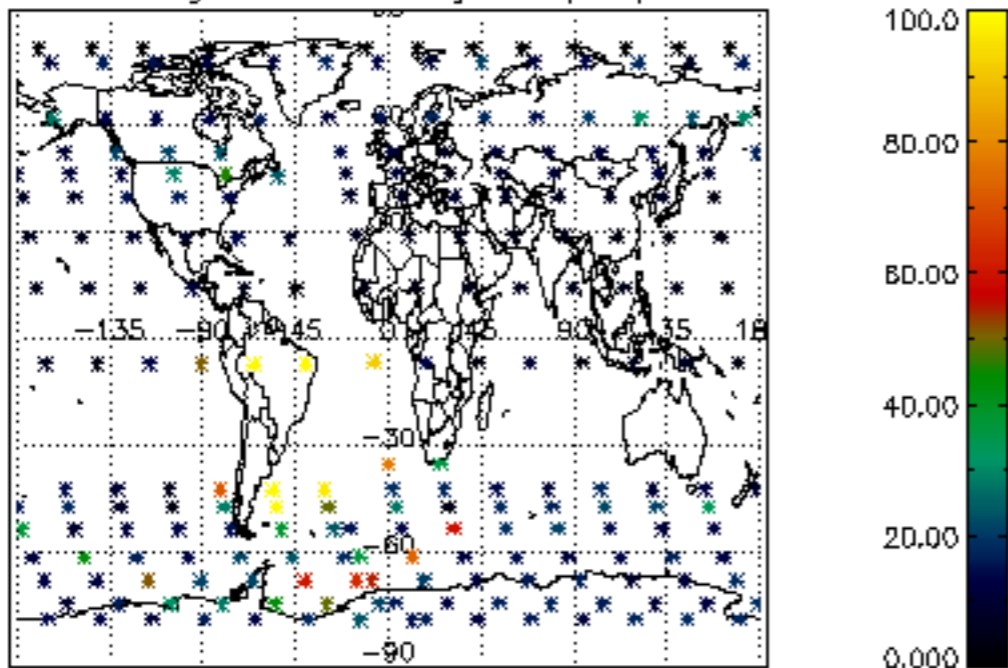
Percentage of flagged data per NO3 profile



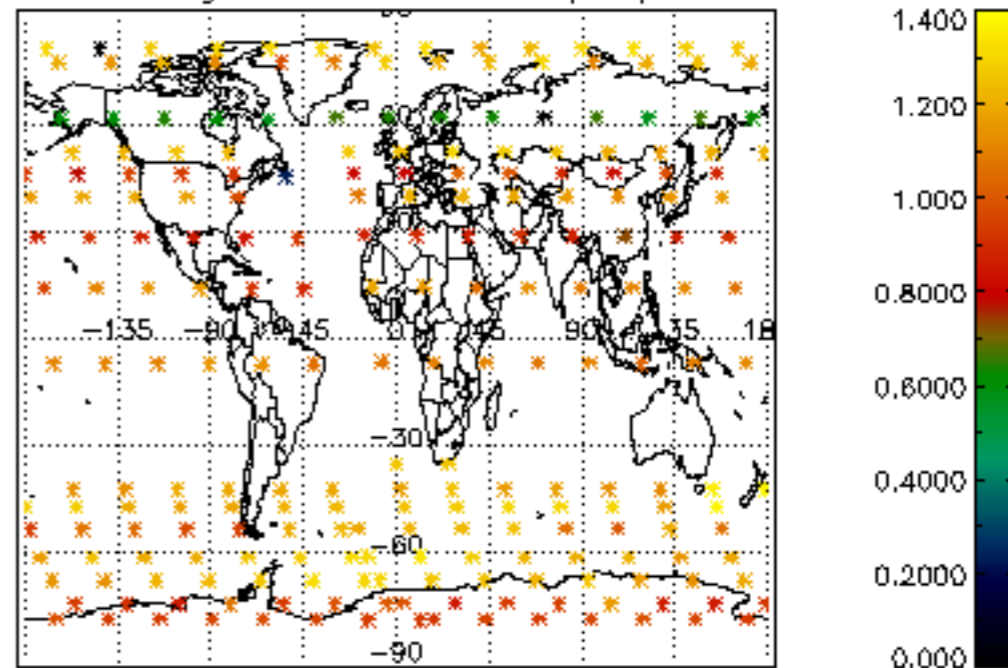




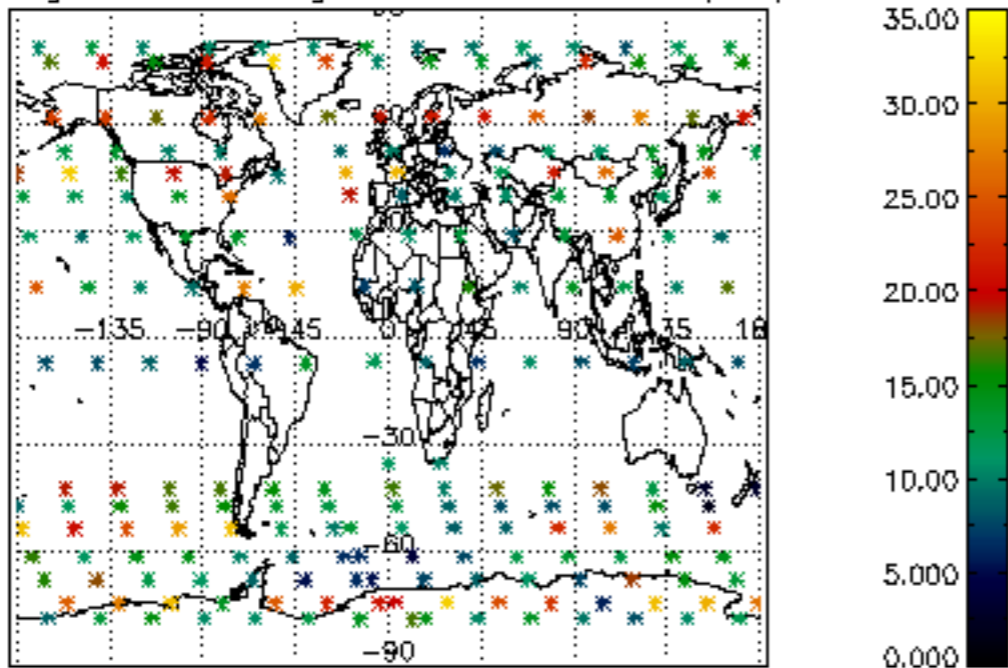
Percentage of cosmic ray hits per profile



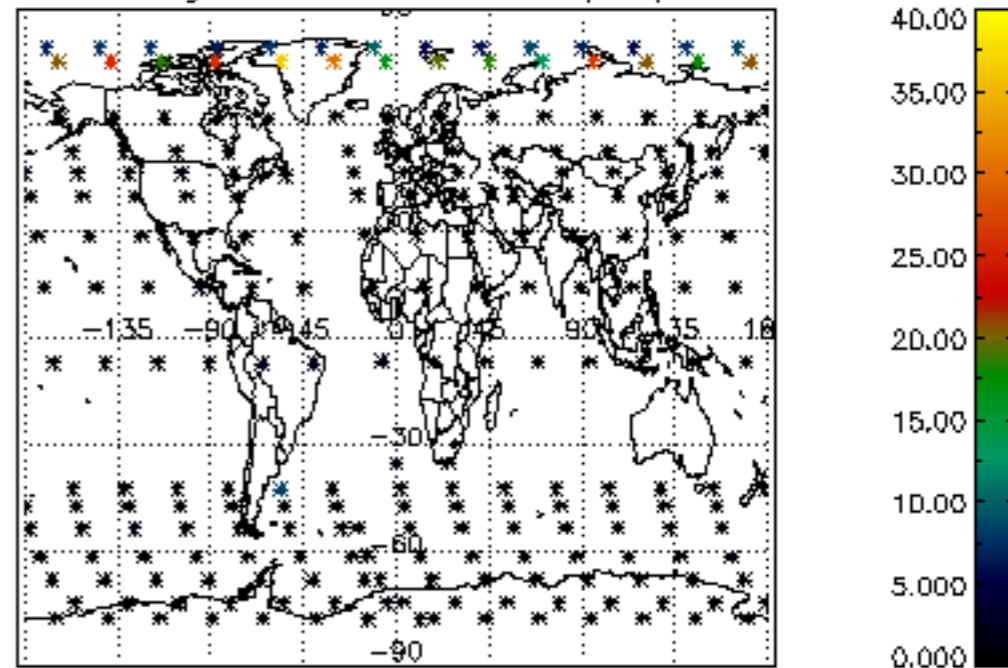
Percentage of datation errors per profile



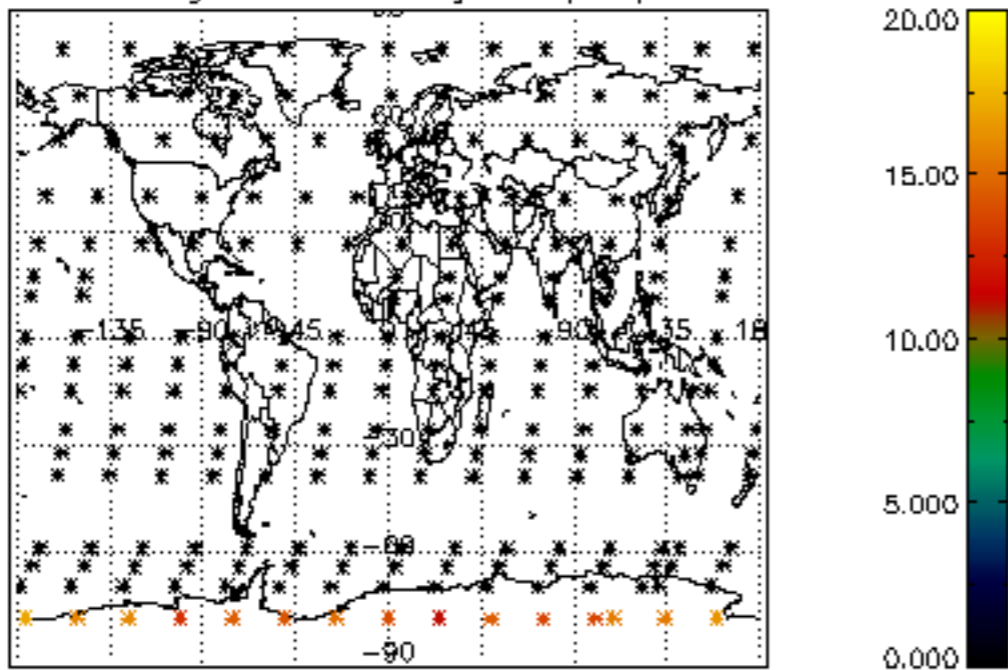
Percentage of star falling outside central band per profile



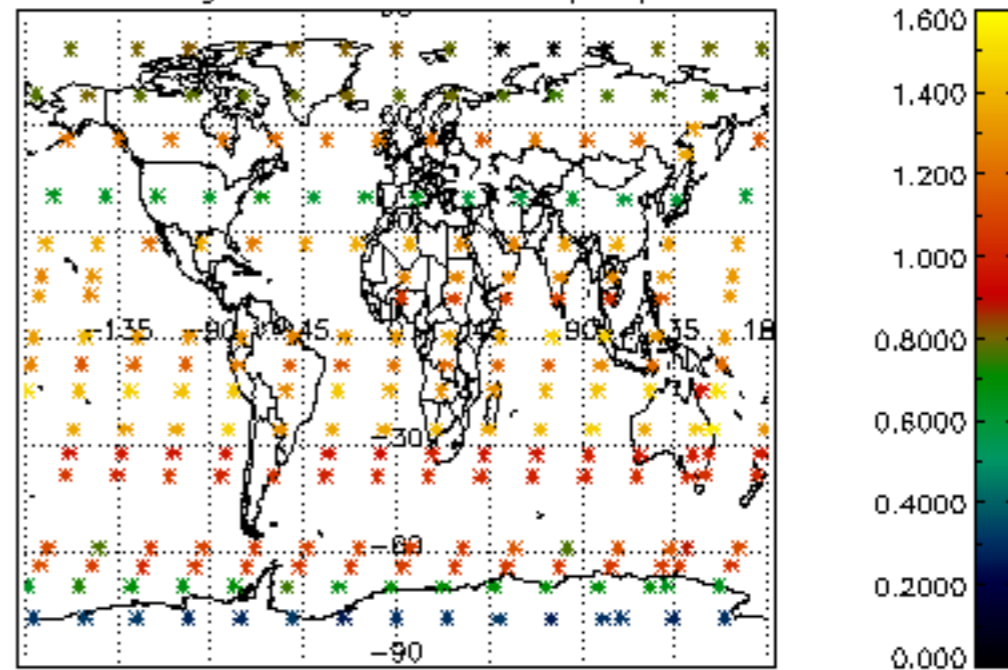
Percentage of saturation errors per profile



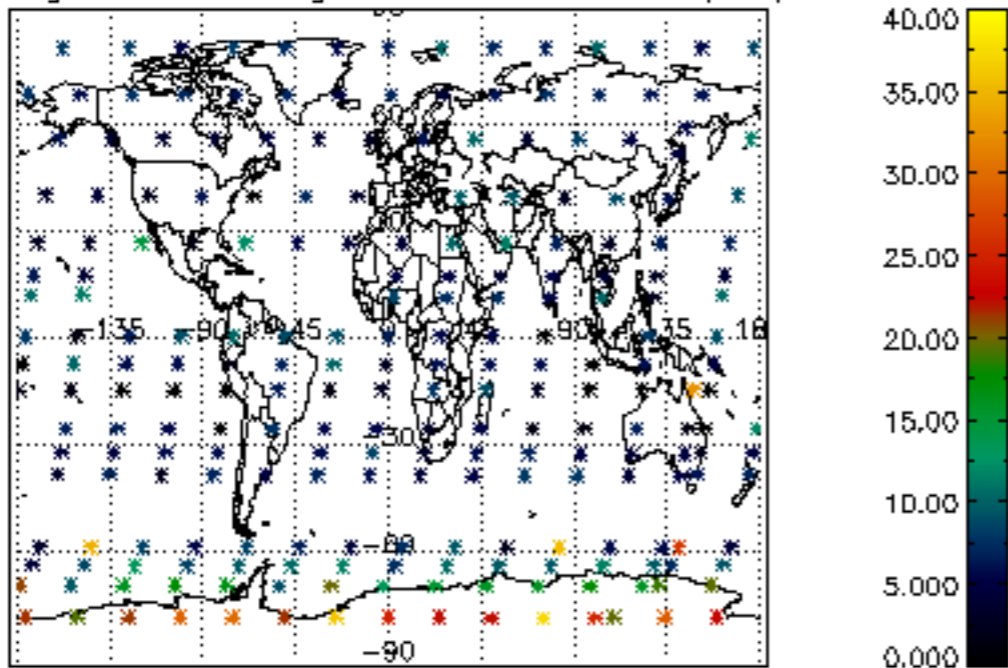
Percentage of cosmic ray hits per profile



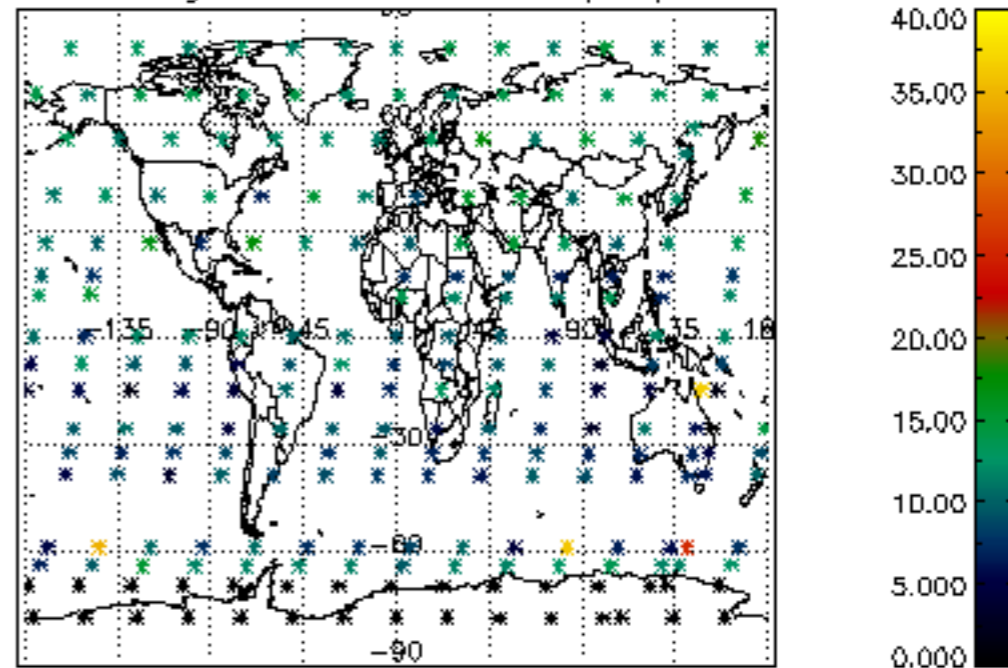
Percentage of datation errors per profile

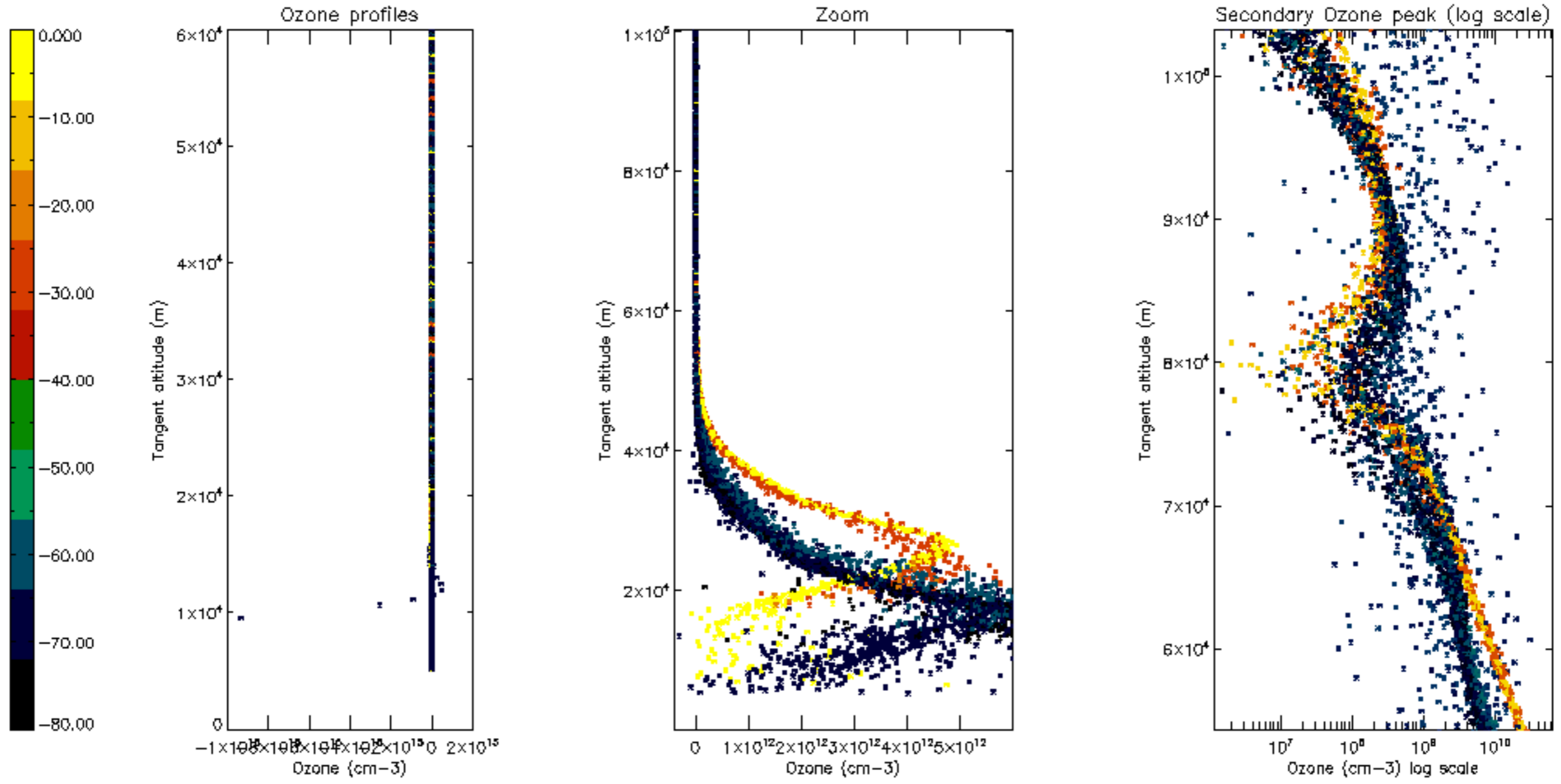


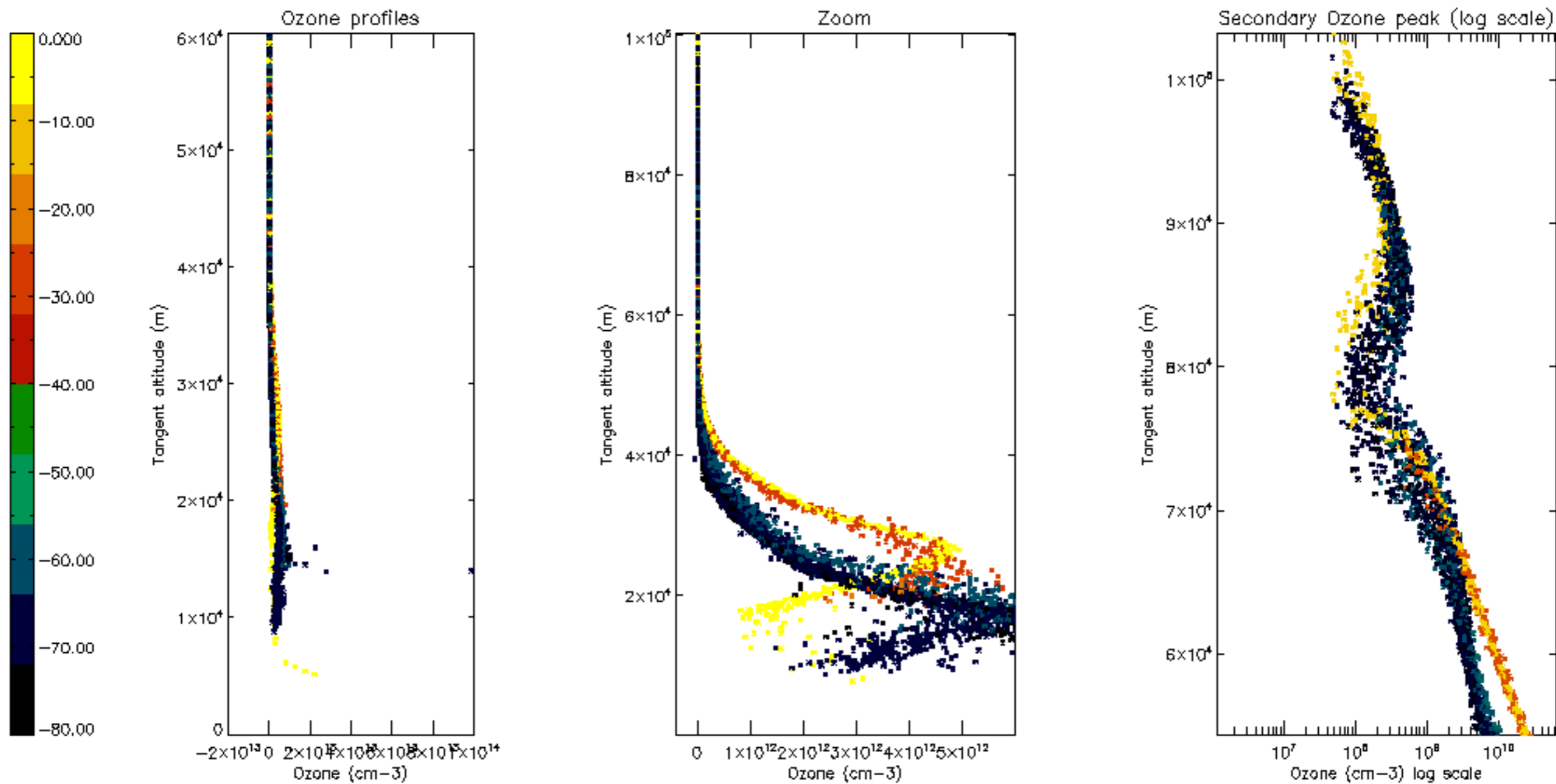
Percentage of star falling outside central band per profile

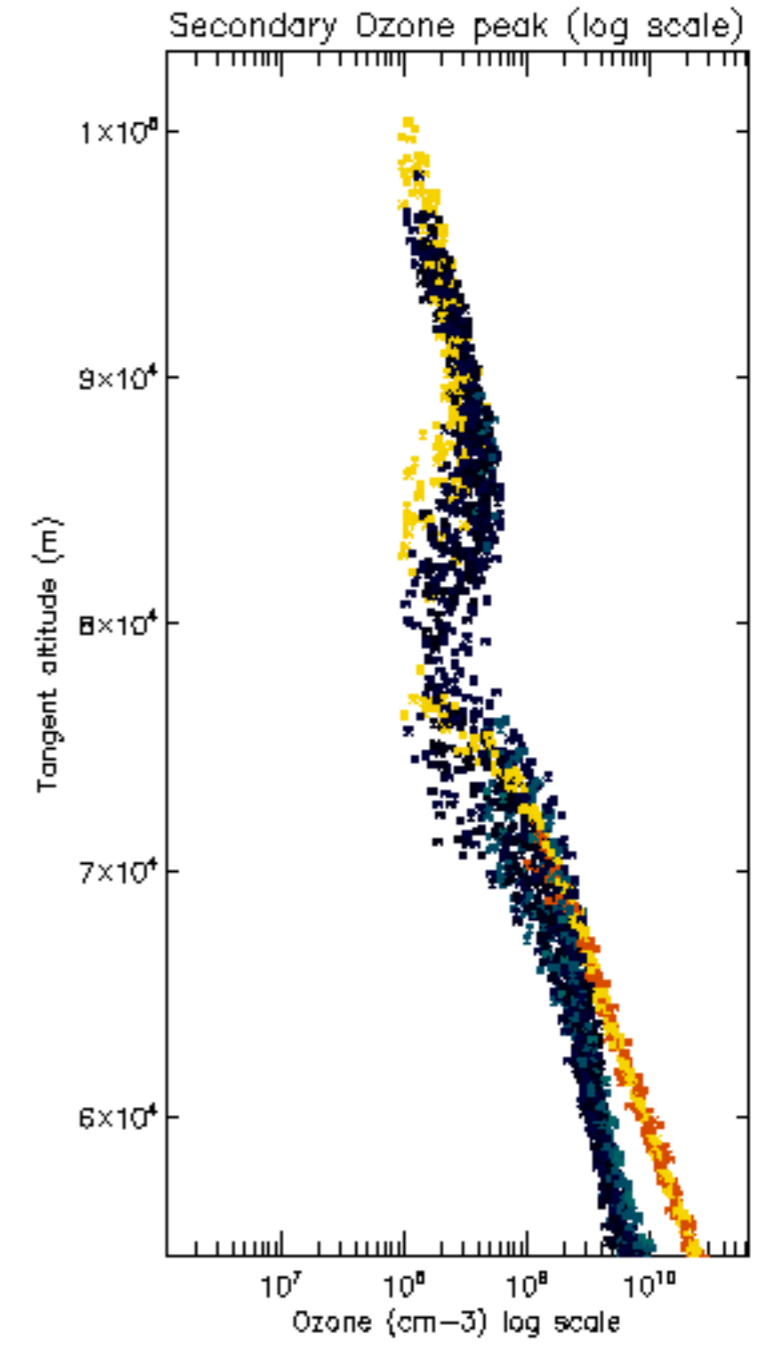
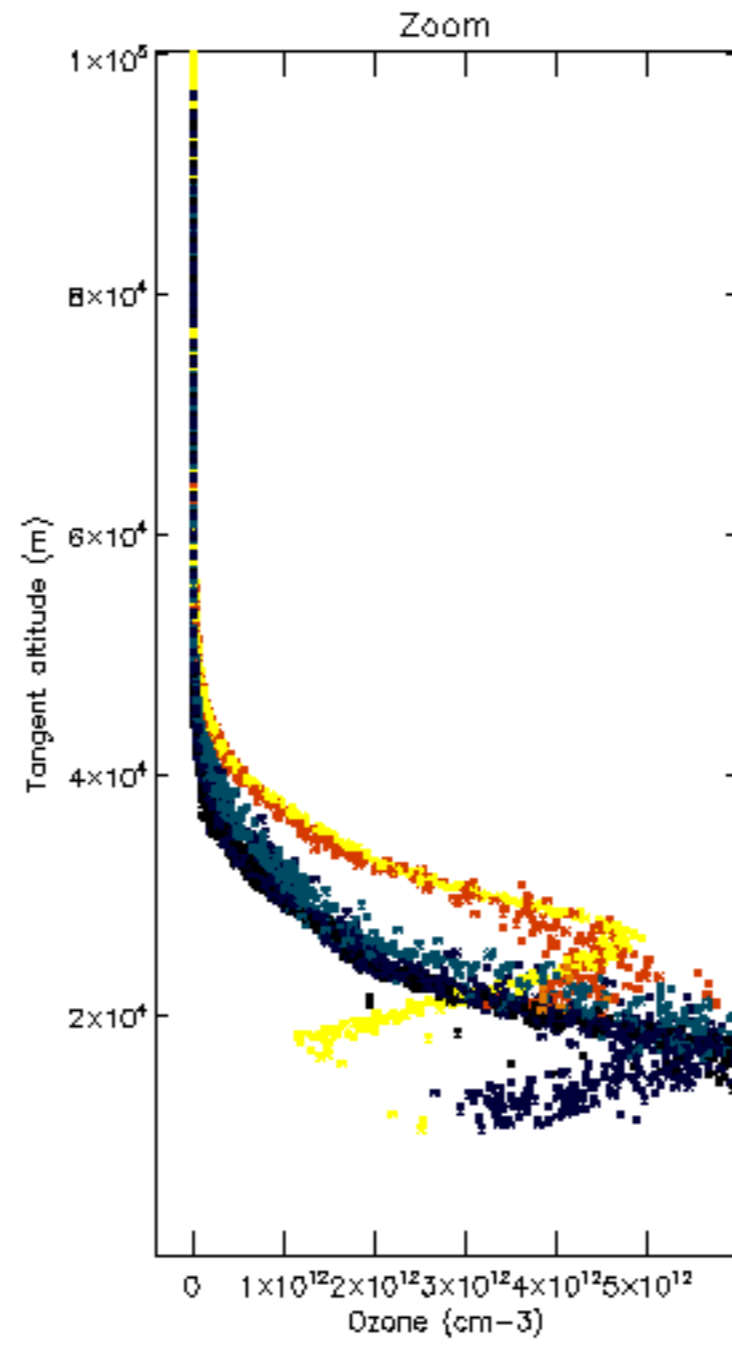
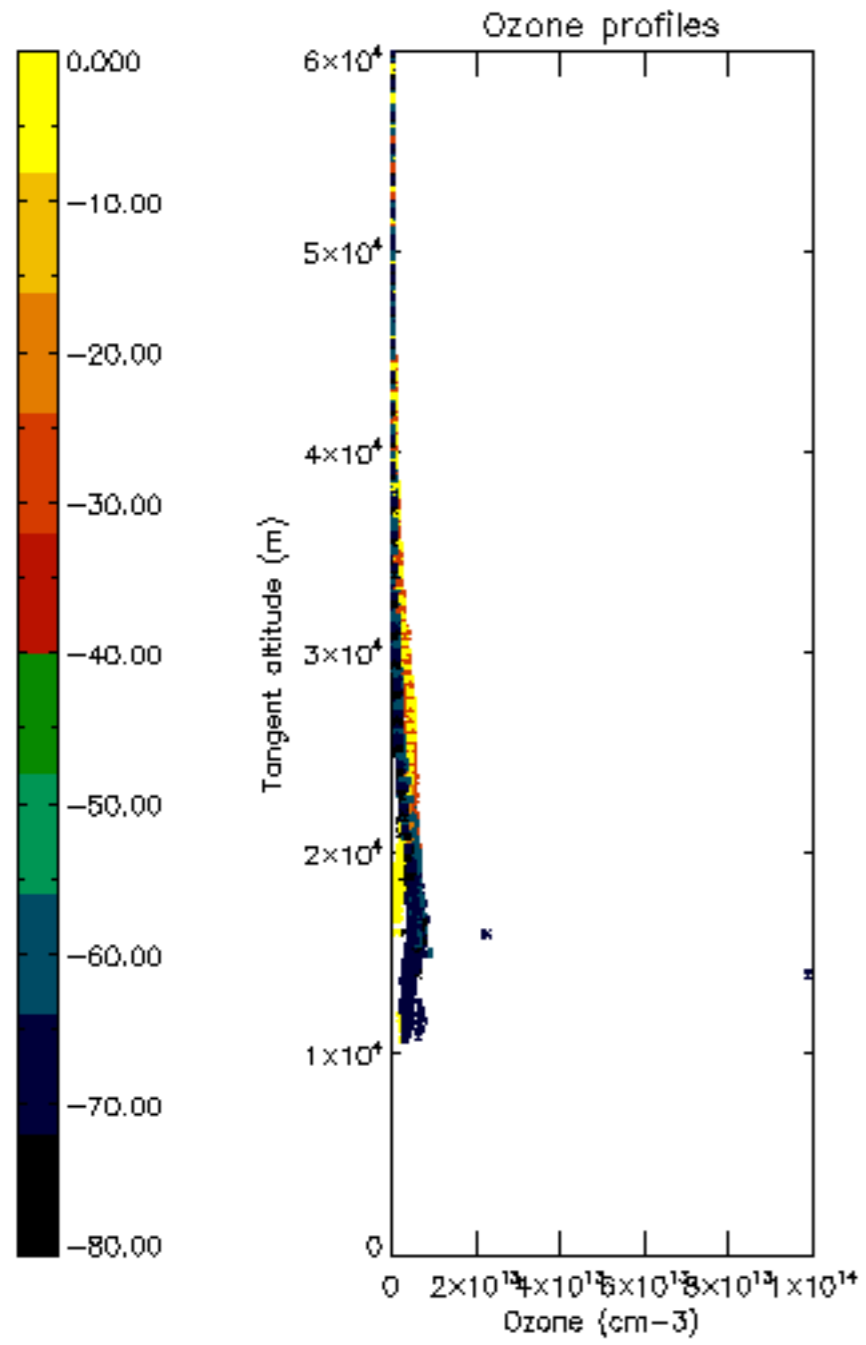


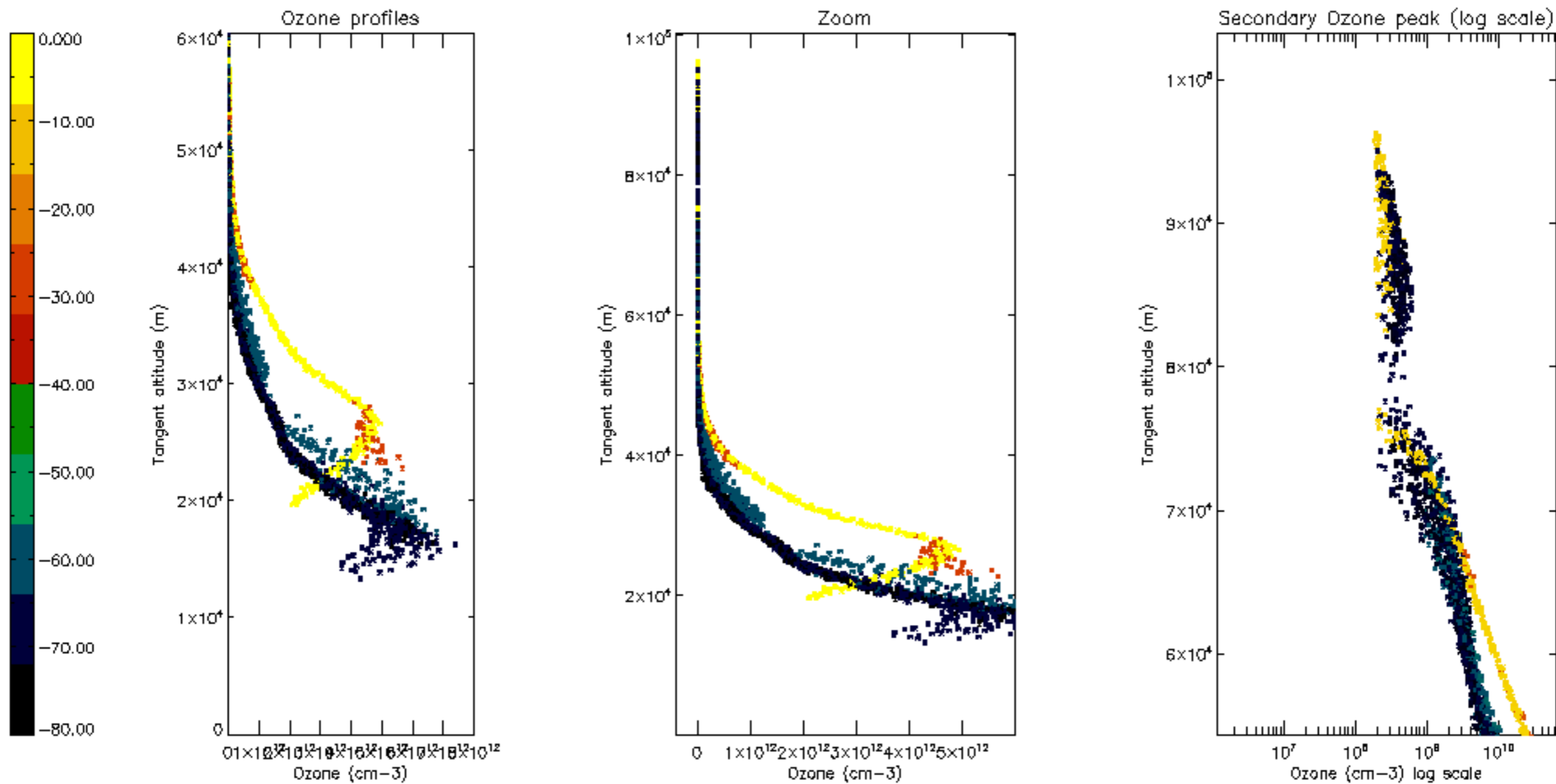
Percentage of saturation errors per profile

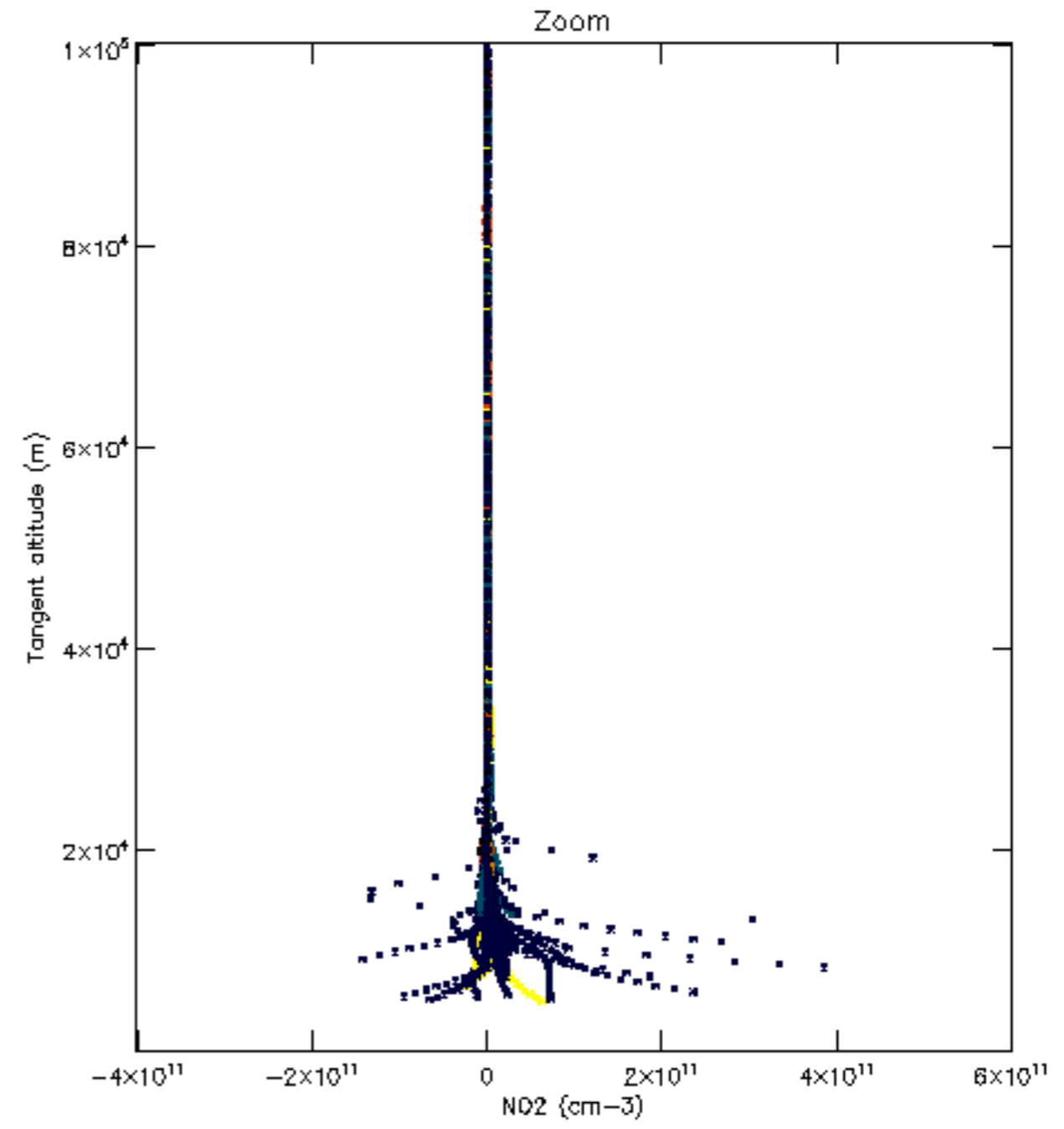
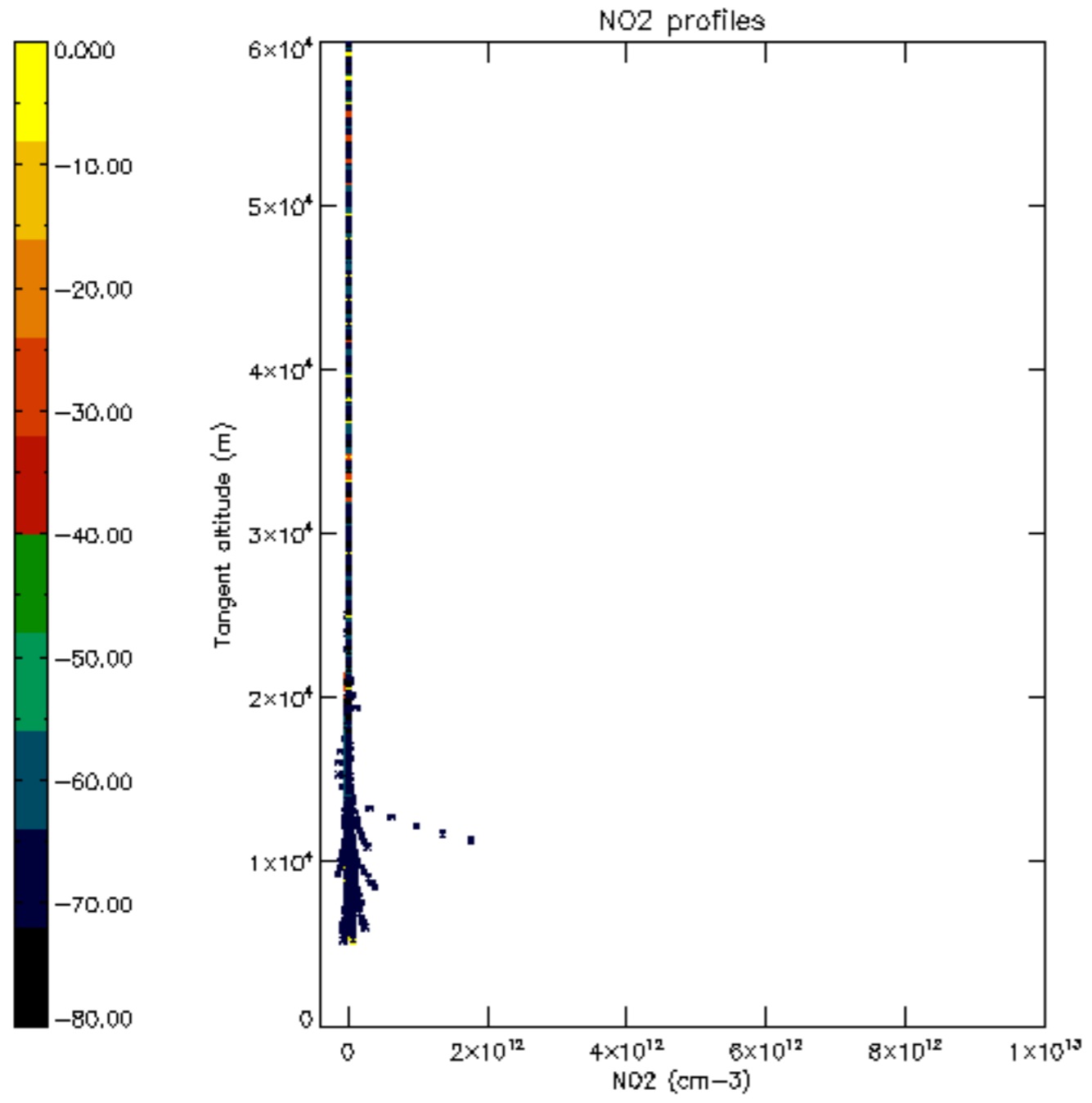


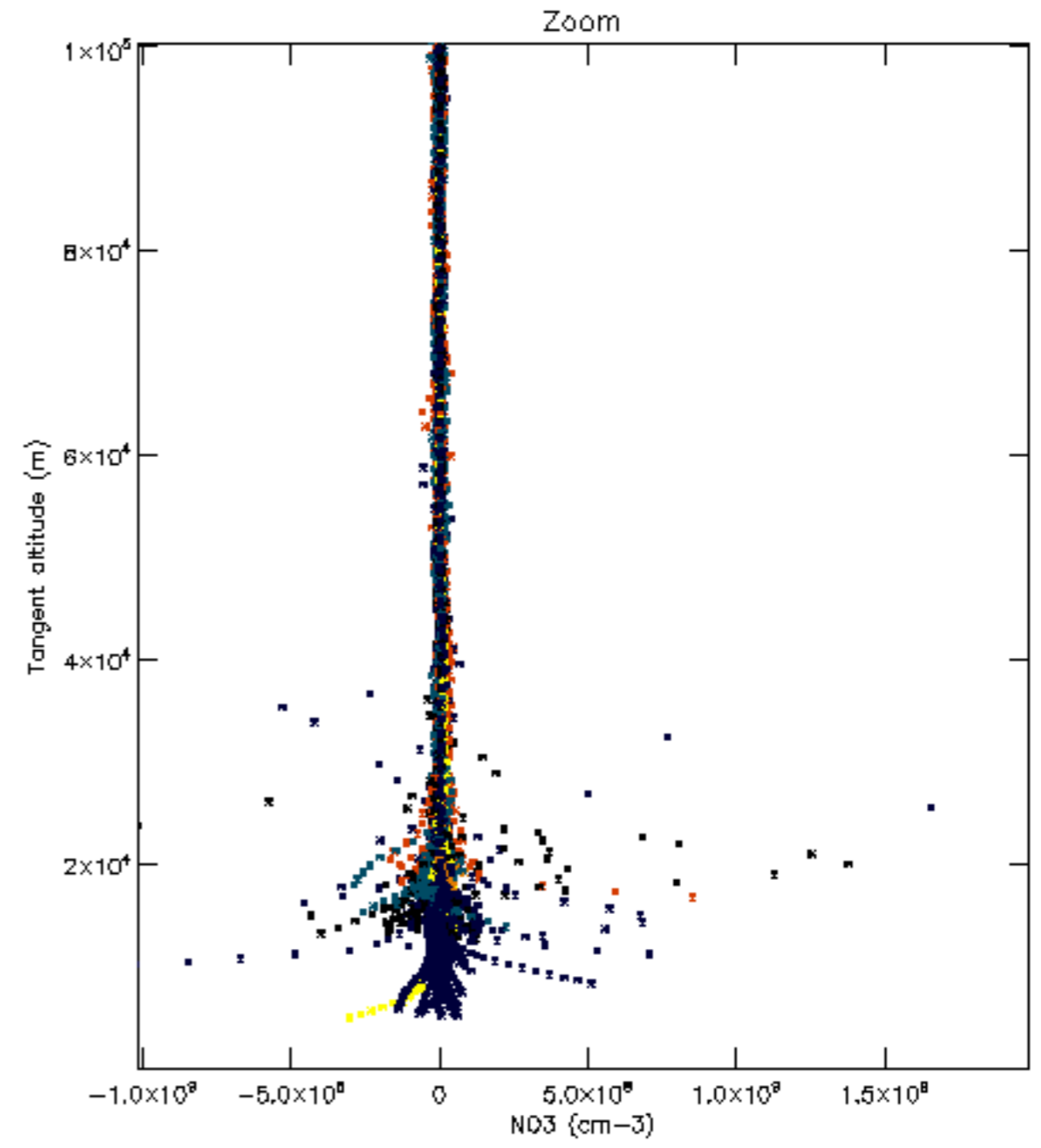
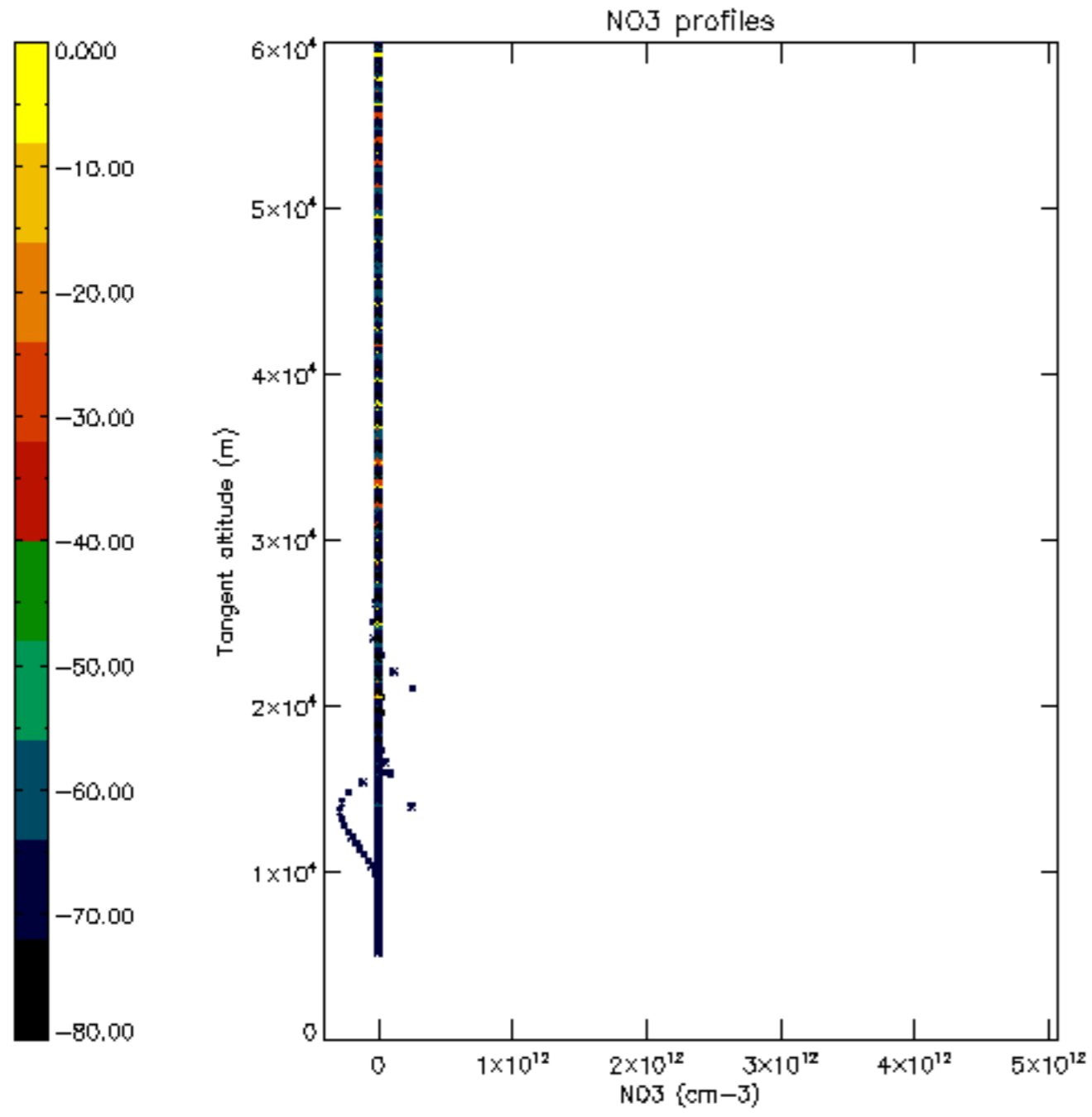


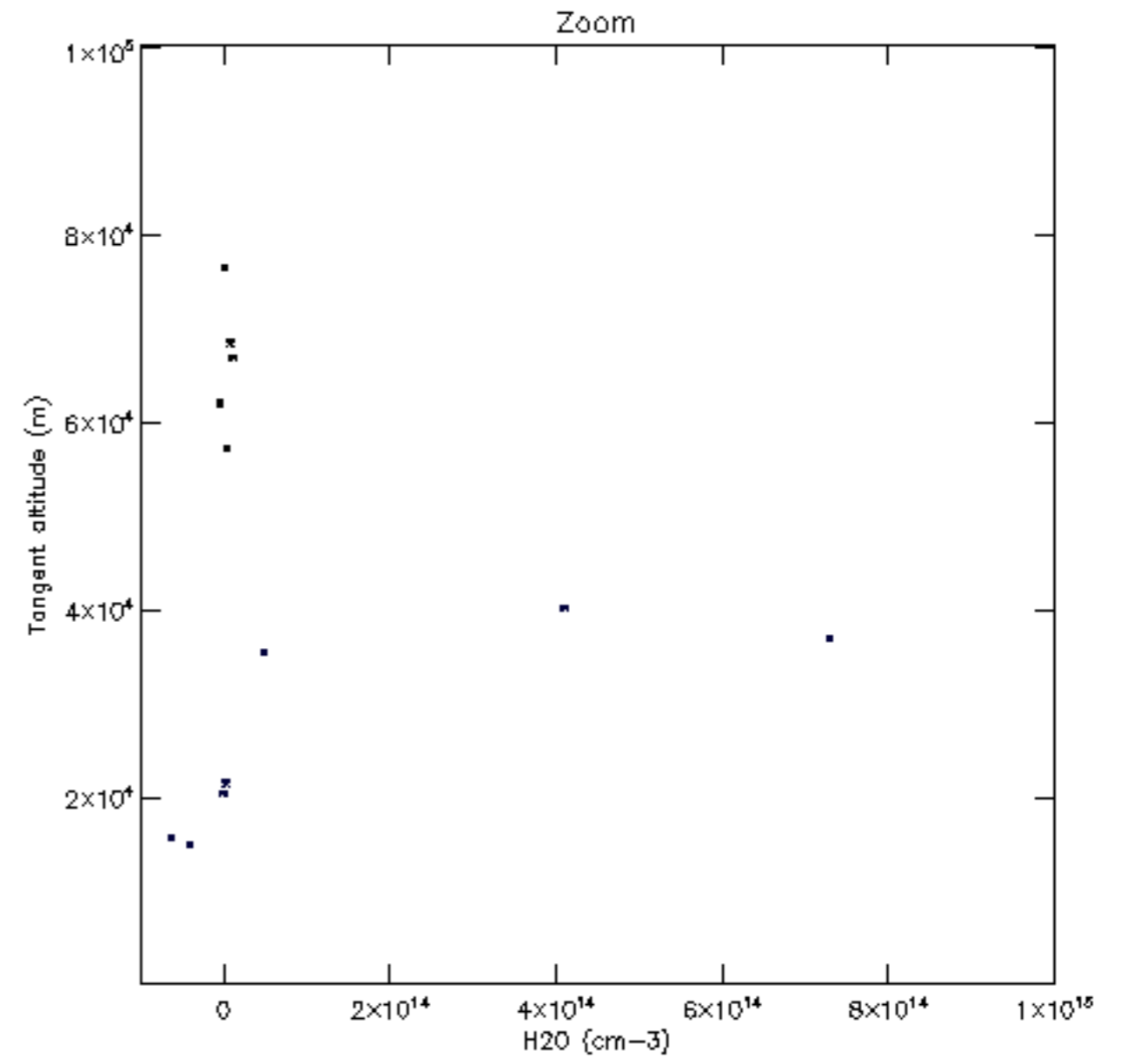
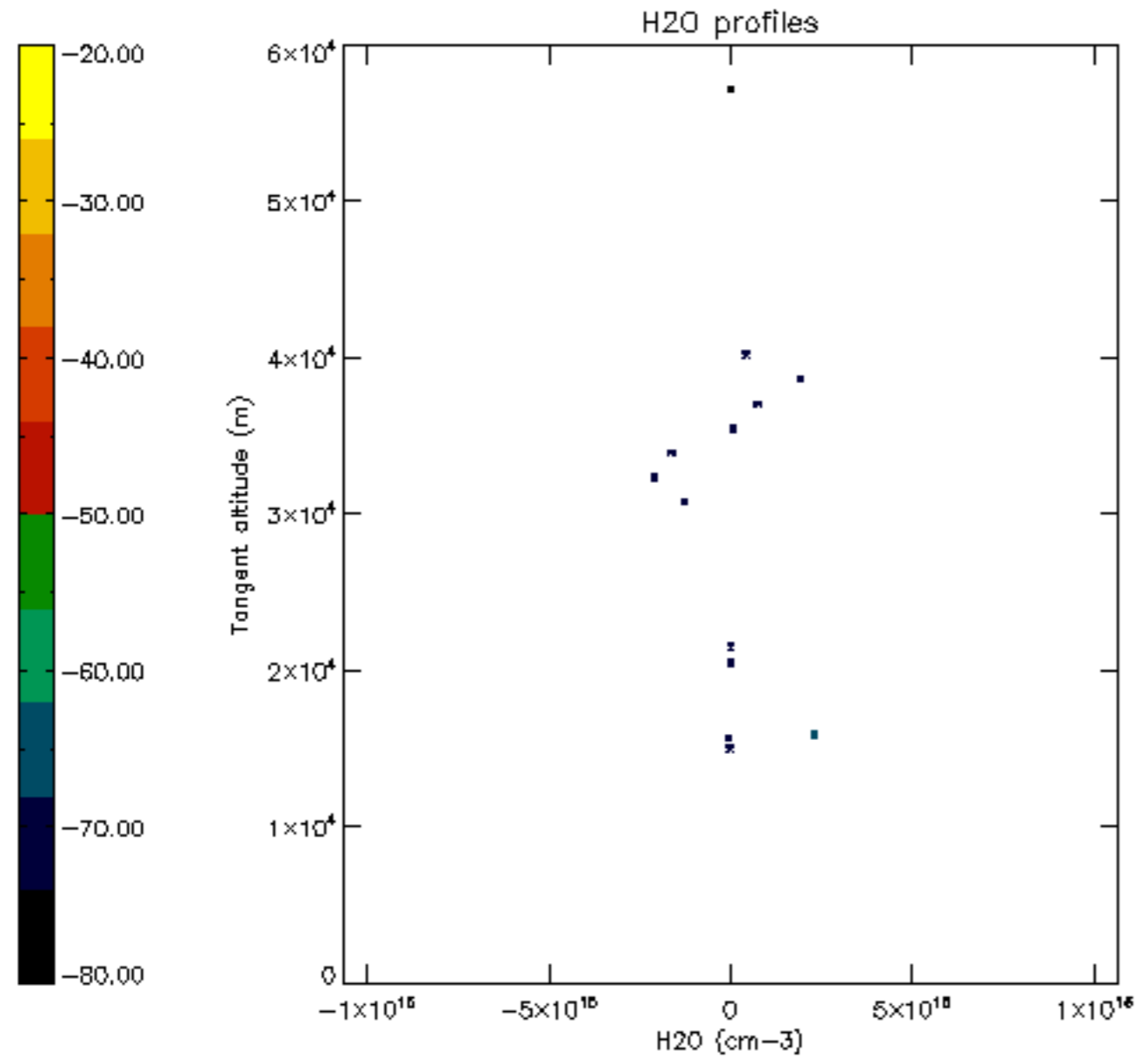


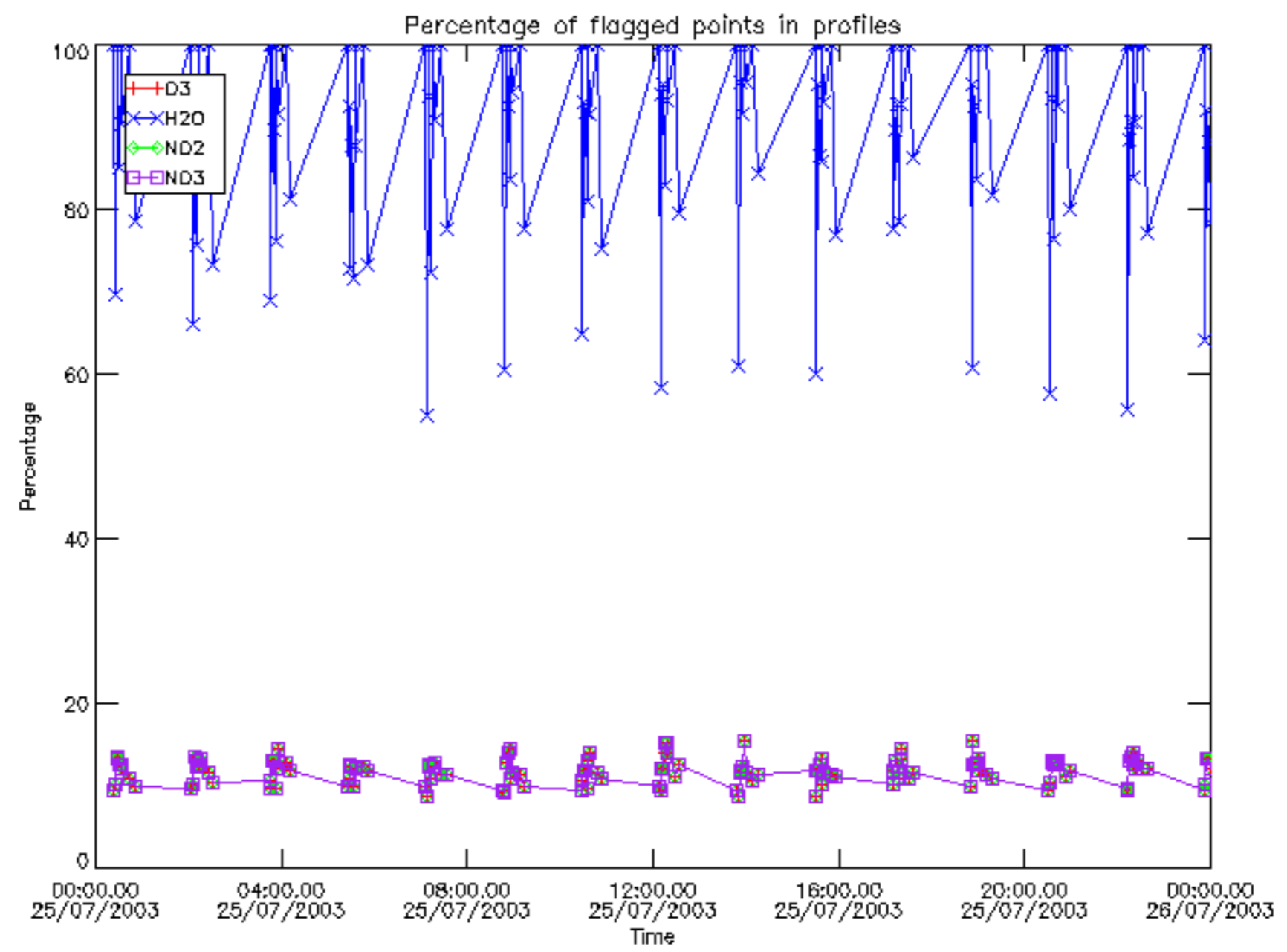




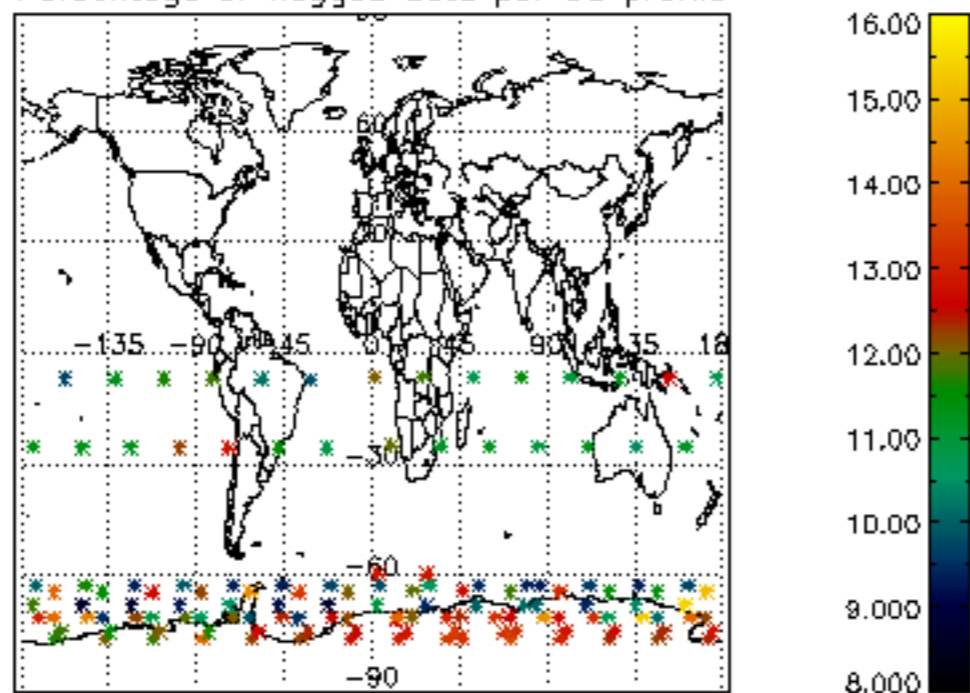




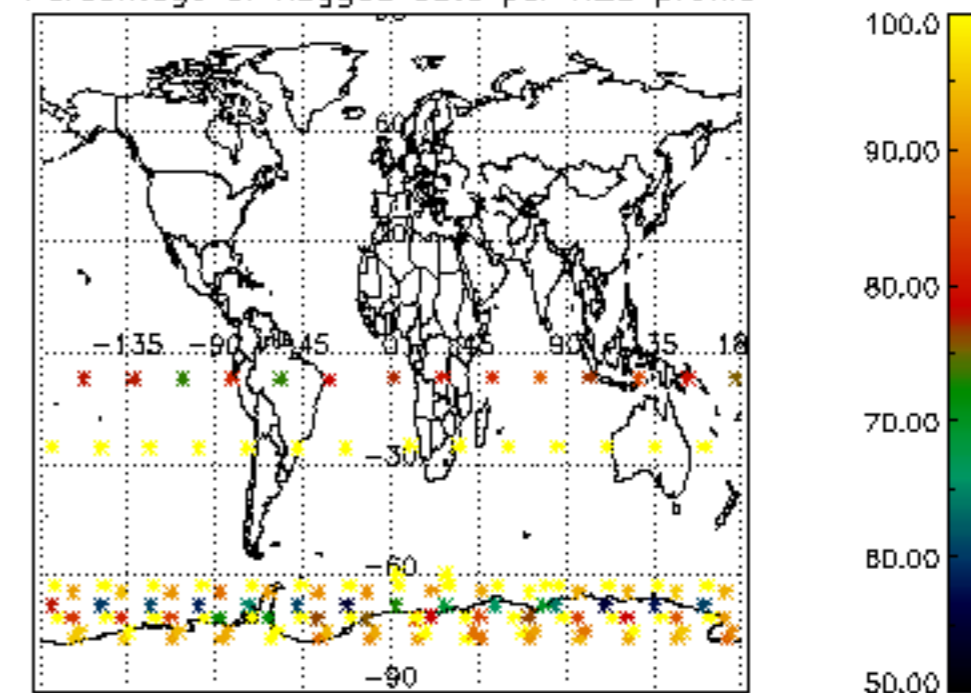




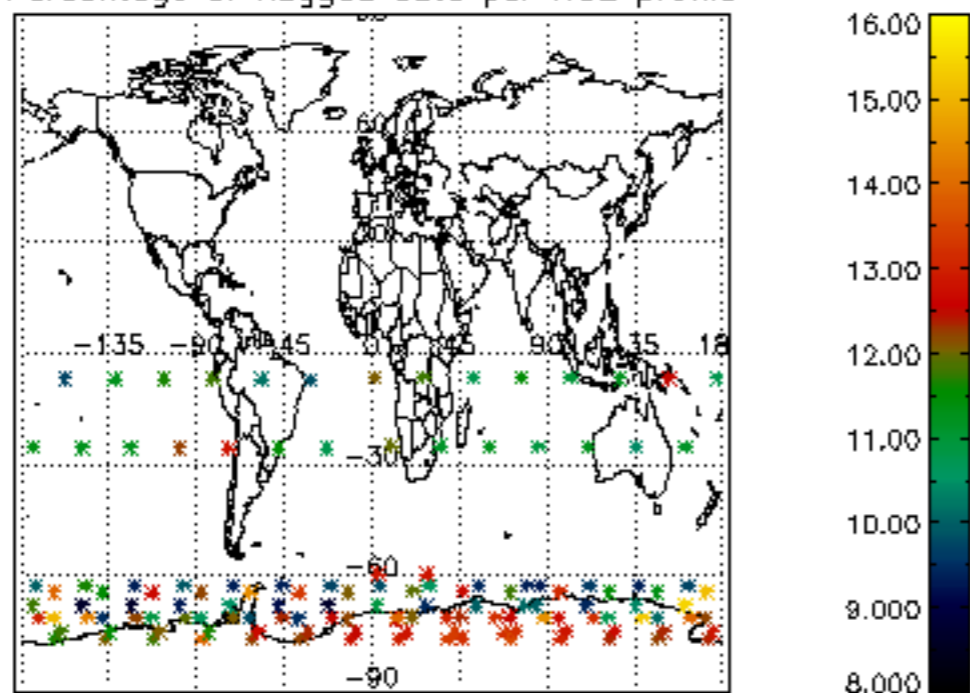
Percentage of flagged data per D3 profile



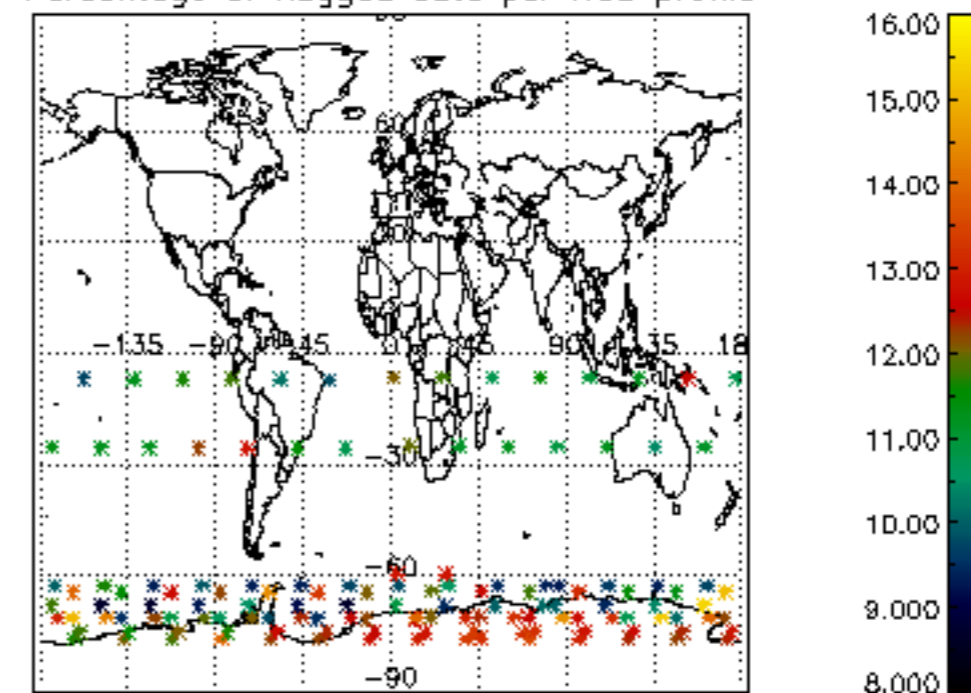
Percentage of flagged data per H2O profile

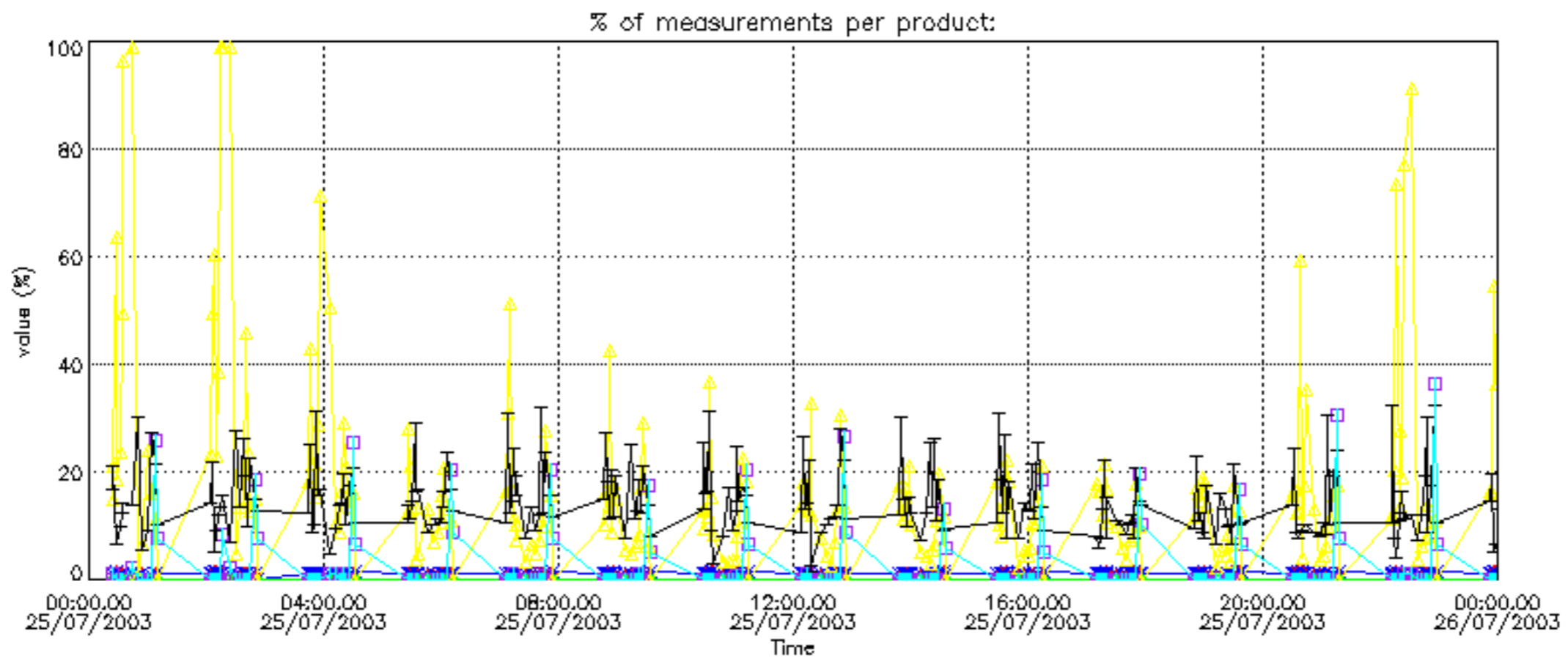
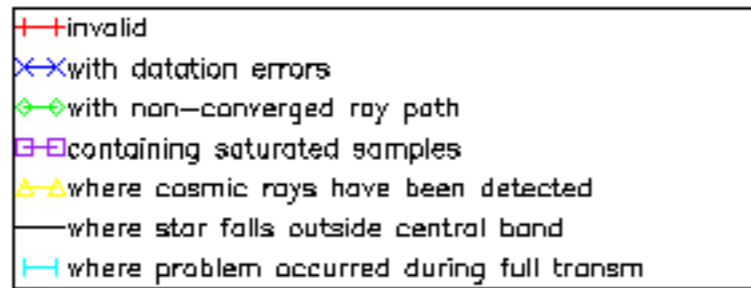


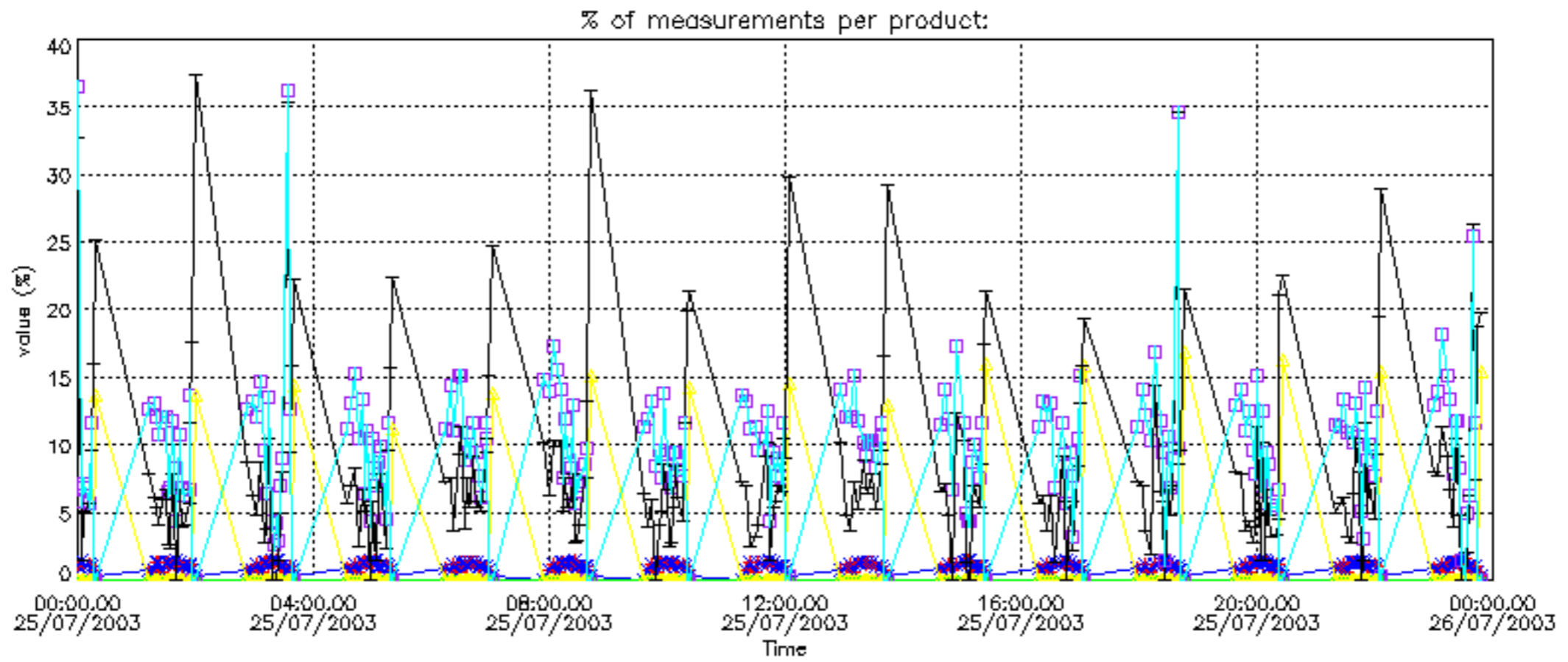
Percentage of flagged data per NO2 profile



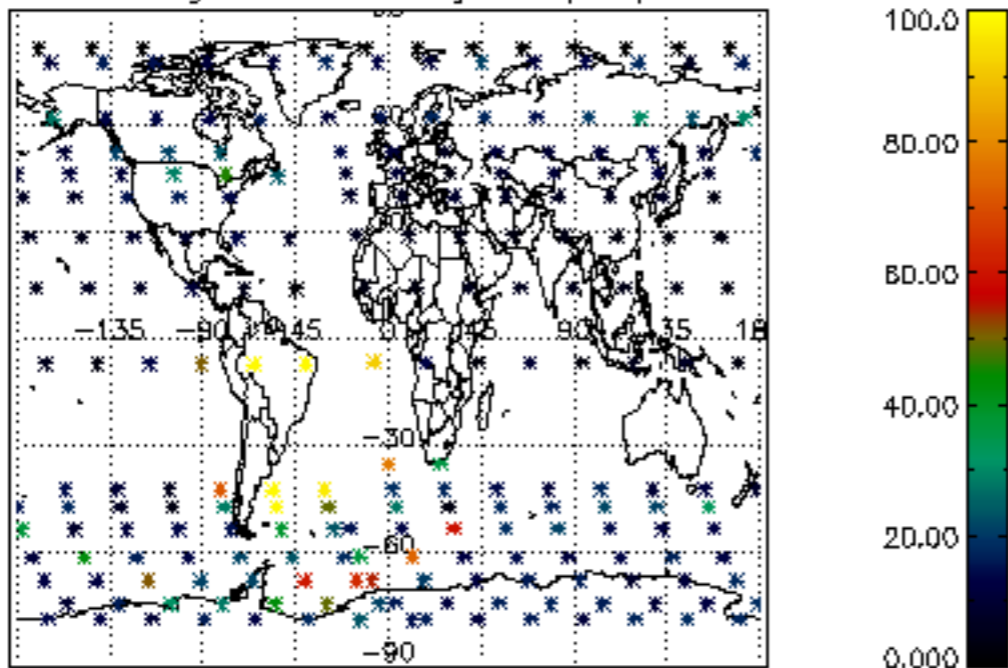
Percentage of flagged data per NO3 profile



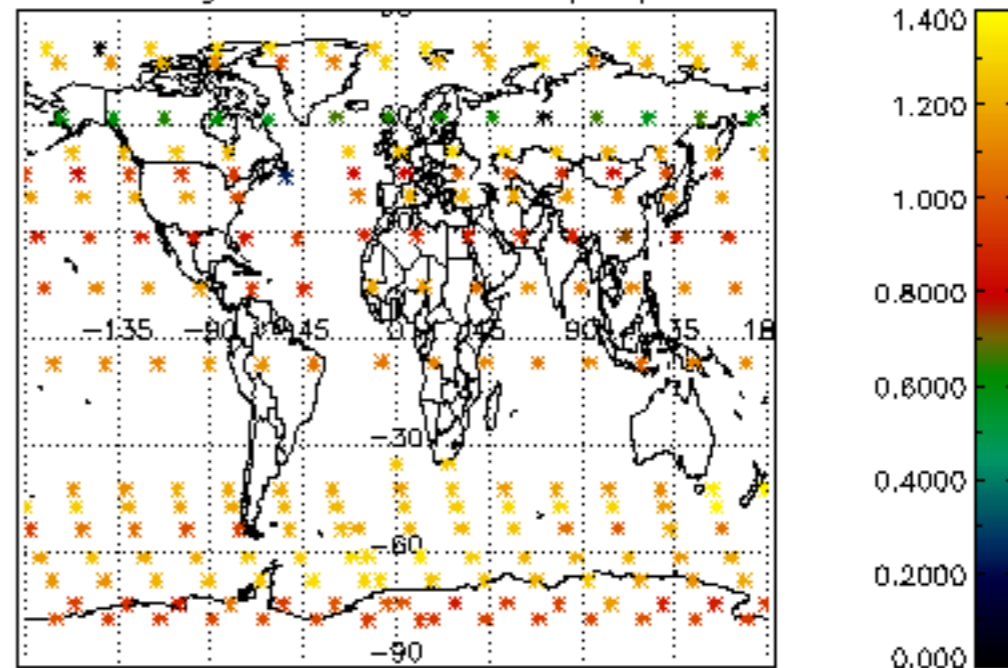




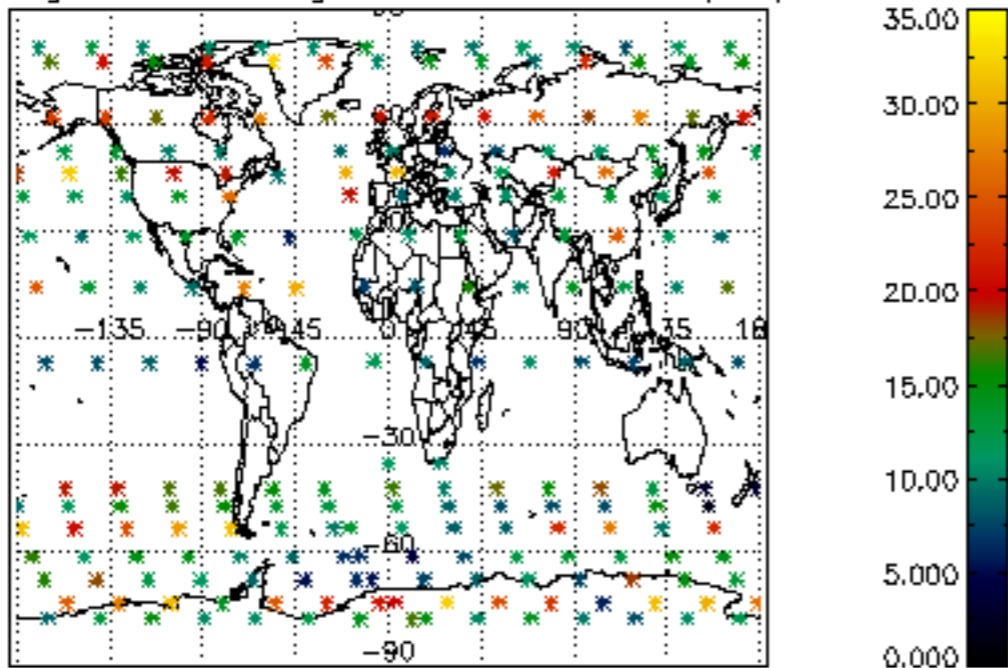
Percentage of cosmic ray hits per profile



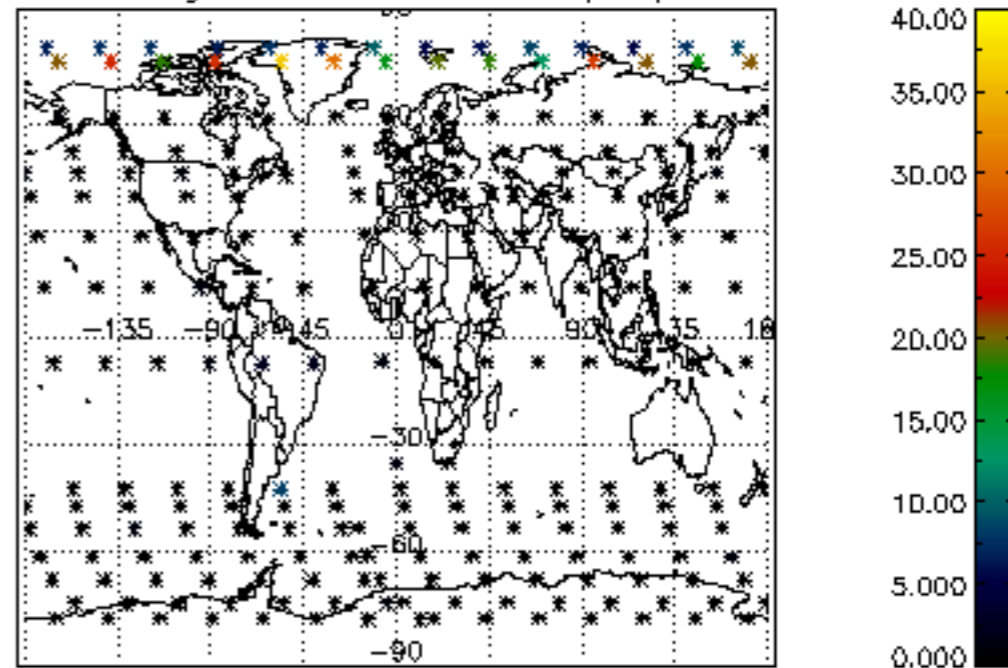
Percentage of datation errors per profile



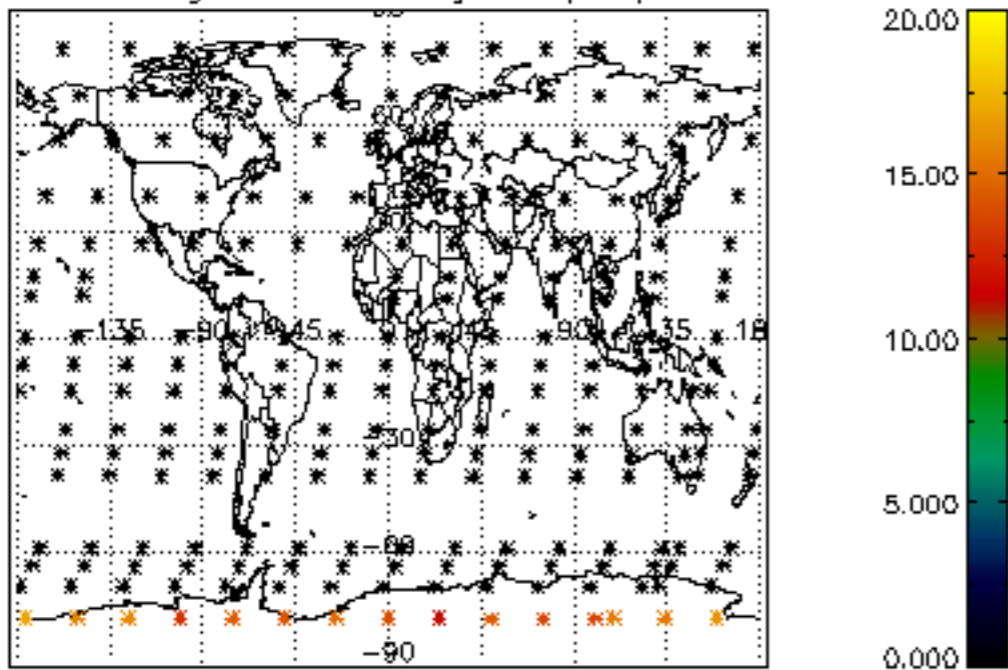
Percentage of star falling outside central band per profile



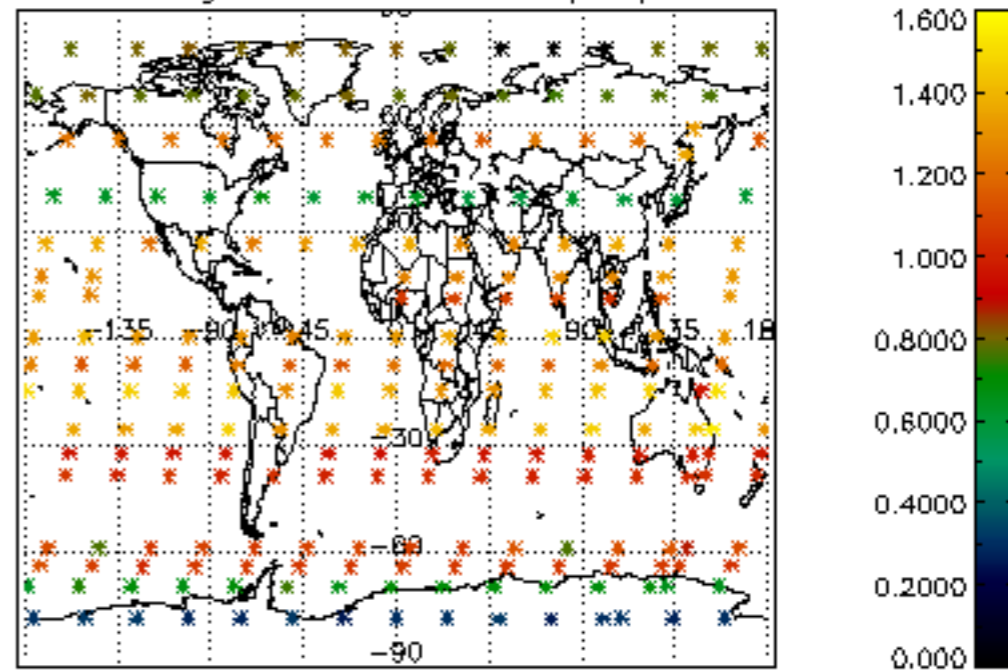
Percentage of saturation errors per profile



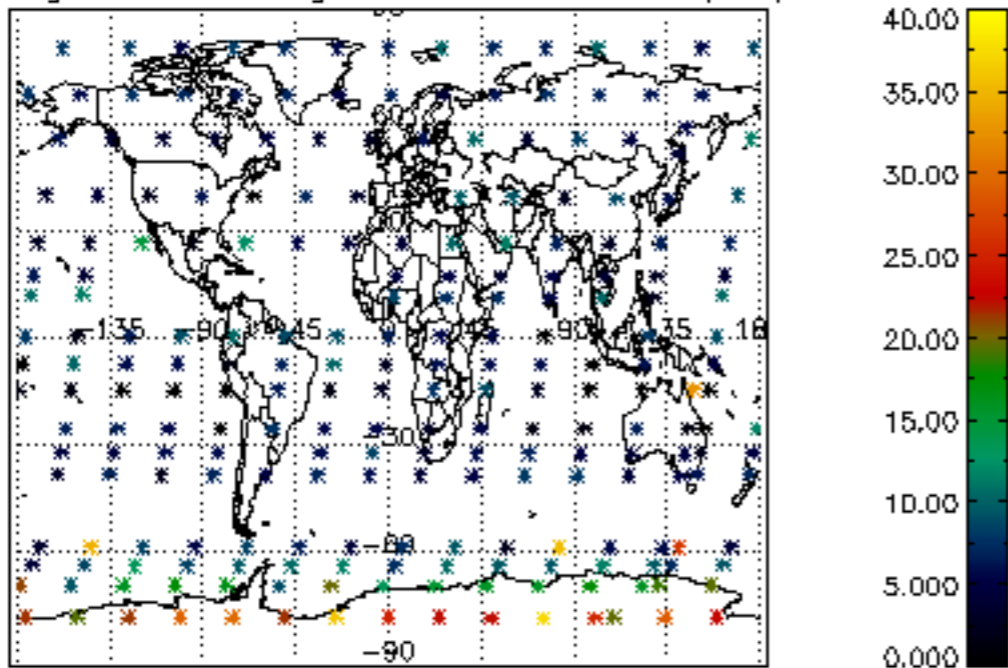
Percentage of cosmic ray hits per profile



Percentage of datation errors per profile



Percentage of star falling outside central band per profile



Percentage of saturation errors per profile

