

# GOMOS Level 2 Daily Report

## SUMMARY

### [1. General Info](#)

### [2. Summary of processed GOM\\_NL\\_2P products](#)

### [3. Level 2 Quality information per product](#)

#### [3.1 Plot of level 2 quality information per product \(time dependant\)](#)

#### [3.2 Plot of level 2 quality information per product \(world map\)](#)

### [4. Level 1 Quality information per product \(stored on level 2 products\)](#)

#### [4.1 Plot of level 1 quality information per product \(time dependant\)](#)

##### [4.1.1 Plot of level 1 quality information per product \(time dependant\): ASCENDING](#)

##### [4.1.2 Plot of level 1 quality information per product \(time dependant\): DESCENDING](#)

#### [4.2 Plot of level 1 quality information per product \(world map\)](#)

##### [4.2.1 Plot of level 1 quality information per product \(world map\): ASCENDING](#)

##### [4.2.2 Plot of level 1 quality information per product \(world map\): DESCENDING](#)

### [5. Ozone profiles based on quality statistics and other trace gas profiles](#)

#### [5.1 Ozone statistics based on quality of products](#)

#### [5.2 Plot ozone profiles for all STD \(dark without errors\)](#)

#### [5.3 Plot ozone profiles where STD < 20% \(dark without errors\)](#)

#### [5.4. Plot ozone profiles where STD < 10% \(dark without errors\)](#)

#### [5.5. Plot ozone profiles where STD < 5% \(dark without errors\)](#)

#### [5.6 Plot NO2 profiles for all STD \(dark without errors\)](#)

#### [5.7 Plot NO3 profiles for all STD \(dark without errors\)](#)

#### [5.8 Plot H2O profiles \(only for occultations of stars 1,2,3,4,13,14,16,26,63 dark without errors\) for all STD](#)

### [6. Auxiliary Data Files used for the production reported in section 2](#)

This report presents the daily analysis on parameters extracted from GOMOS level 2 data (GOM\_NL\_\_2P). It is intended to monitor some important parameters that will impact the quality of these products. A list of level 2 products (and content) that have arrived during the reporting day to the PCF is also given.

Item	Value
Time of report generation	19APR2013 17:10:49
Data source version	GOMOS/6.01
Start time of products	24-07-2003 (24JUL2003 00:00:00)
Stop time of products	25-07-2003 (25JUL2003 00:00:00)
Store outputs in DB	Yes
Nb of level 2 prods	463
Nb of prods with errors	0

## 2. Summary of processed GOM\_NL\_\_2P products.

Nr	Filename	UTC Start time	Limb	Duration	Star Id	Star Name	Star Mag	Star Temp	Nb Meas	Orbit	Prod. error
1	GOM_NL__2PRFIN20030724_000139_000000402018_00231_07299_6922.N1	24-JUL-2003 00:01:39	Bright	40.000	57	34Sig Sgr	2.0660	26000.	80	7299	No
2	GOM_NL__2PRFIN20030724_000320_000000652018_00231_07299_6923.N1	24-JUL-2003 00:03:20	Bright	65.000	142	49Del Cap	2.8500	8900.0	130	7299	No
3	GOM_NL__2PRFIN20030724_000822_000000692018_00231_07299_6924.N1	24-JUL-2003 00:08:22	Bright	69.000	154	22Bet Aqr	2.8990	5700.0	138	7299	No
4	GOM_NL__2PRFIN20030724_001058_000000362018_00231_07299_6925.N1	24-JUL-2003 00:10:58	Bright	36.000	126	60Bet Oph	2.7700	4250.0	72	7299	No
5	GOM_NL__2PRFIN20030724_001308_000000382018_00231_07299_6926.N1	24-JUL-2003 00:13:08	Bright	37.500	168	17Zet Aql	2.9860	11000.	75	7299	No
6	GOM_NL__2PRFIN20030724_001705_000000912018_00231_07299_6927.N1	24-JUL-2003 00:17:05	Bright	91.000	61	8Eps Peg	2.1000	3900.0	182	7299	No
7	GOM_NL__2PRFIN20030724_002012_000000402018_00231_07299_6928.N1	24-JUL-2003 00:20:12	Bright	40.000	5	3Alp Lyr	0.033000	11000.	80	7299	No
8	GOM_NL__2PRFIN20030724_002252_000000402018_00231_07299_6929.N1	24-JUL-2003 00:22:52	Bright	40.000	144	18Del Cyg	2.8600	11000.	80	7299	No
9	GOM_NL__2PRFIN20030724_002438_000000482018_00231_07299_6930.N1	24-JUL-2003 00:24:38	Bright	47.500	19	50Alp Cyg	1.2460	10500.	95	7299	No
10	GOM_NL__2PRFIN20030724_002724_000000342018_00231_07299_6931.N1	24-JUL-2003 00:27:24	Bright	34.000	119	14Eta Dra	2.7270	4700.0	68	7299	No
11	GOM_NL__2PRFIN20030724_002952_000000422018_00231_07299_6932.N1	24-JUL-2003 00:29:52	Bright	42.000	89	5Alp Cep	2.4510	8000.0	84	7299	No
12	GOM_NL__2PRFIN20030724_003138_000000382018_00231_07299_6933.N1	24-JUL-2003 00:31:38	Bright	38.000	60	7Bet UMi	2.0810	3950.0	76	7299	No
13	GOM_NL__2PRFIN20030724_003446_000000362018_00231_07299_6934.N1	24-JUL-2003 00:34:46	Bright	36.000	49	1Alp UMi	1.9900	6300.0	72	7299	No
14	GOM_NL__2PRFIN20030724_003658_000000512018_00231_07299_6935.N1	24-JUL-2003 00:36:58	Bright	51.000	74	11Bet Cas	2.2680	6600.0	102	7299	No
15	GOM_NL__2PRFIN20030724_003839_000000492018_00231_07299_6936.N1	24-JUL-2003 00:38:39	Bright	48.500	76	27Gam Cas	2.3000	30000.	97	7299	No
16	GOM_NL__2PRFIN20030724_004420_000000482018_00231_07299_6937.N1	24-JUL-2003 00:44:20	Bright	47.500	160	23Gam Per	2.9300	4700.0	95	7299	No
17	GOM_NL__2PRFIN20030724_004549_000000462018_00231_07299_6938.N1	24-JUL-2003 00:45:49	Bright	46.000	35	33Alp Per	1.7950	6250.0	92	7299	No
18	GOM_NL__2PRFIN20030724_004732_000000702018_00231_07299_6939.N1	24-JUL-2003 00:47:32	Bright	69.500	73	57Gam1And	2.2600	13100.	139	7299	No
19	GOM_NL__2PRFIN20030724_005032_000001652018_00231_07299_6940.N1	24-JUL-2003 00:50:32	Straylight	164.50	53	43Bet And	2.0480	3300.0	329	7299	No
20	GOM_NL__2PRFIN20030724_005456_000000522018_00231_07299_6941.N1	24-JUL-2003 00:54:56	Dark	51.500	146	25Eta Tau	2.8730	15200.	103	7299	No
21	GOM_NL__2PRFIN20030724_005631_000000442018_00231_07299_6942.N1	24-JUL-2003 00:56:31	Dark	43.500	13	87Alp Tau	0.86700	3800.0	87	7299	No
22	GOM_NL__2PRFIN20030724_005837_000000402018_00231_07299_6943.N1	24-JUL-2003 00:58:37	Dark	39.500	27	24Gam Ori	1.6360	26000.	79	7299	No
23	GOM_NL__2PRFIN20030724_010033_000000392018_00231_07299_6944.N1	24-JUL-2003 01:00:33	Dark	39.000	30	46Eps Ori	1.6940	30000.	78	7299	No
24	GOM_NL__2PRFIN20030724_010250_000000452018_00231_07299_6945.N1	24-JUL-2003 01:02:50	Dark	45.000	7	19Bet Ori	0.10000	14000.	90	7299	No
25	GOM_NL__2PRFIN20030724_010509_000000402018_00231_07299_6946.N1	24-JUL-2003 01:05:09	Dark	40.000	101	11Alp Lep	2.5820	7000.0	80	7299	No
26	GOM_NL__2PRFIN20030724_010632_000000522018_00231_07299_6947.N1	24-JUL-2003 01:06:32	Dark	51.500	165	34Gam Eri	2.9500	3200.0	103	7299	No
27	GOM_NL__2PRFIN20030724_011547_000000442018_00231_07299_6948.N1	24-JUL-2003 01:15:47	Dark	43.500	157	The1Eri	2.9060	9300.0	87	7299	No
28	GOM_NL__2PRFIN20030724_012144_000000582018_00232_07300_6917.N1	24-JUL-2003 01:21:44	Dark	58.000	9	Alp Eri	0.45300	24000.	116	7300	No
29	GOM_NL__2PRFIN20030724_012537_000000702018_00232_07300_6918.N1	24-JUL-2003 01:25:37	Straylight	70.000	84	Alp Phe	2.3970	4500.0	140	7300	No
30	GOM_NL__2PRFIN20030724_012901_000000422018_00232_07300_6919.N1	24-JUL-2003 01:29:01	Straylight	41.500	148	Alp Tuc	2.8780	4100.0	83	7300	No
31	GOM_NL__2PRFIN20030724_013209_000000492018_00232_07300_6920.N1	24-JUL-2003 01:32:09	Straylight	49.000	31	Alp Gru	1.7340	15200.	98	7300	No
32	GOM_NL__2PRFIN20030724_013509_000000802018_00232_07300_6921.N1	24-JUL-2003 01:35:09	Straylight	80.000	18	24Alp PsA	1.1660	9700.0	160	7300	No
33	GOM_NL__2PRFIN20030724_014020_000000472018_00232_07300_6922.N1	24-JUL-2003 01:40:20	Bright	47.000	38	20Eps Sgr	1.8360	11000.	94	7300	No
34	GOM_NL__2PRFIN20030724_014215_000000402018_00232_07300_6923.N1	24-JUL-2003 01:42:15	Bright	39.500	57	34Sig Sgr	2.0660	26000.	79	7300	No
35	GOM_NL__2PRFIN20030724_014357_000000652018_00232_07300_6924.N1	24-JUL-2003 01:43:57	Bright	64.500	142	49Del Cap	2.8500	8900.0	129	7300	No
36	GOM_NL__2PRFIN20030724_014859_000000692018_00232_07300_6925.N1	24-JUL-2003 01:48:59	Bright	69.000	154	22Bet Aqr	2.8990	5700.0	138	7300	No
37	GOM_NL__2PRFIN20030724_015134_000000372018_00232_07300_6926.N1	24-JUL-2003 01:51:34	Bright	37.000	126	60Bet Oph	2.7700	4250.0	74	7300	No
38	GOM_NL__2PRFIN20030724_015343_000000382018_00232_07300_6927.N1	24-JUL-2003 01:53:43	Bright	38.000	168	17Zet Aql	2.9860	11000.	76	7300	No
39	GOM_NL__2PRFIN20030724_015740_000000882018_00232_07300_6928.N1	24-JUL-2003 01:57:40	Bright	88.000	61	8Eps Peg	2.1000	3900.0	176	7300	No
40	GOM_NL__2PRFIN20030724_020047_000000362018_00232_07300_6929.N1	24-JUL-2003 02:00:47	Bright	35.500	5	3Alp Lyr	0.033000	11000.	71	7300	No
41	GOM_NL__2PRFIN20030724_020327_000000402018_00232_07300_6930.N1	24-JUL-2003 02:03:27	Bright	39.500	144	18Del Cyg	2.8600	11000.	79	7300	No
42	GOM_NL__2PRFIN20030724_020512_000000492018_00232_07300_6931.N1	24-JUL-2003 02:05:12	Bright	49.000	19	50Alp Cyg	1.2460	10500.	98	7300	No

43	GOM_NL__2PRFIN20030724_020759_000000392018_00232_07300_6932.N1	24-JUL-2003 02:07:59	Bright	38.500	119	14Eta Dra	2.7270	4700.0	77	7300	No
44	GOM_NL__2PRFIN20030724_021027_000000402018_00232_07300_6933.N1	24-JUL-2003 02:10:27	Bright	39.500	89	5Alp Cep	2.4510	8000.0	79	7300	No
45	GOM_NL__2PRFIN20030724_021213_000000362018_00232_07300_6934.N1	24-JUL-2003 02:12:13	Bright	35.500	60	7Bet UMi	2.0810	3950.0	71	7300	No
46	GOM_NL__2PRFIN20030724_021521_000000352018_00232_07300_6935.N1	24-JUL-2003 02:15:21	Bright	35.000	49	1Alp UMi	1.9900	6300.0	70	7300	No
47	GOM_NL__2PRFIN20030724_021733_000000522018_00232_07300_6936.N1	24-JUL-2003 02:17:33	Bright	51.500	74	11Bet Cas	2.2680	6600.0	103	7300	No
48	GOM_NL__2PRFIN20030724_021914_000000482018_00232_07300_6937.N1	24-JUL-2003 02:19:14	Bright	47.500	76	27Gam Cas	2.3000	30000.	95	7300	No
49	GOM_NL__2PRFIN20030724_022455_000000442018_00232_07300_6938.N1	24-JUL-2003 02:24:55	Bright	44.000	160	23Gam Per	2.9300	4700.0	88	7300	No
50	GOM_NL__2PRFIN20030724_022625_000000472018_00232_07300_6939.N1	24-JUL-2003 02:26:25	Bright	47.000	35	33Alp Per	1.7950	6250.0	94	7300	No
51	GOM_NL__2PRFIN20030724_022808_000000732018_00232_07300_6940.N1	24-JUL-2003 02:28:08	Bright	73.000	73	57Gam1And	2.2600	13100.	146	7300	No
52	GOM_NL__2PRFIN20030724_023107_000001602018_00232_07300_6941.N1	24-JUL-2003 02:31:07	Straylight	159.50	53	43Bet And	2.0480	3300.0	319	7300	No
53	GOM_NL__2PRFIN20030724_023533_000000512018_00232_07300_6942.N1	24-JUL-2003 02:35:33	Dark	51.000	146	25Eta Tau	2.8730	15200.	102	7300	No
54	GOM_NL__2PRFIN20030724_023707_000000522018_00232_07300_6943.N1	24-JUL-2003 02:37:07	Dark	52.000	13	87Alp Tau	0.86700	3800.0	104	7300	No
55	GOM_NL__2PRFIN20030724_023913_000000392018_00232_07300_6944.N1	24-JUL-2003 02:39:13	Dark	38.500	27	24Gam Ori	1.6360	26000.	77	7300	No
56	GOM_NL__2PRFIN20030724_024109_000000392018_00232_07300_6945.N1	24-JUL-2003 02:41:09	Dark	38.500	30	46Eps Ori	1.6940	30000.	77	7300	No
57	GOM_NL__2PRFIN20030724_024327_000000482018_00232_07300_6946.N1	24-JUL-2003 02:43:27	Dark	47.500	7	19Bet Ori	0.10000	14000.	95	7300	No
58	GOM_NL__2PRFIN20030724_024546_000000412018_00232_07300_6947.N1	24-JUL-2003 02:45:46	Dark	40.500	101	11Alp Lep	2.5820	7000.0	81	7300	No
59	GOM_NL__2PRFIN20030724_024709_000000532018_00232_07300_6948.N1	24-JUL-2003 02:47:09	Dark	52.500	165	34Gam Eri	2.9500	3200.0	105	7300	No
60	GOM_NL__2PRFIN20030724_025624_000000442018_00232_07300_6949.N1	24-JUL-2003 02:56:24	Dark	43.500	157	The1Eri	2.9060	9300.0	87	7300	No
61	GOM_NL__2PRFIN20030724_030221_000000512018_00233_07301_6917.N1	24-JUL-2003 03:02:21	Dark	51.000	9	Alp Eri	0.45300	24000.	102	7301	No
62	GOM_NL__2PRFIN20030724_030614_000000582018_00233_07301_6918.N1	24-JUL-2003 03:06:14	Straylight	57.500	84	Alp Phe	2.3970	4500.0	115	7301	No
63	GOM_NL__2PRFIN20030724_030937_000000482018_00233_07301_6919.N1	24-JUL-2003 03:09:37	Straylight	48.000	148	Alp Tuc	2.8780	4100.0	96	7301	No
64	GOM_NL__2PRFIN20030724_031246_000000482018_00233_07301_6920.N1	24-JUL-2003 03:12:46	Straylight	48.000	31	Alp Gru	1.7340	15200.	96	7301	No
65	GOM_NL__2PRFIN20030724_031544_000000762018_00233_07301_6921.N1	24-JUL-2003 03:15:44	Straylight	75.500	18	24Alp PsA	1.1660	9700.0	151	7301	No
66	GOM_NL__2PRFIN20030724_032057_000000412018_00233_07301_6922.N1	24-JUL-2003 03:20:57	Bright	41.000	38	20Eps Sgr	1.8360	11000.	82	7301	No
67	GOM_NL__2PRFIN20030724_032251_000000392018_00233_07301_6923.N1	24-JUL-2003 03:22:51	Bright	39.000	57	34Sig Sgr	2.0660	26000.	78	7301	No
68	GOM_NL__2PRFIN20030724_032432_000000642018_00233_07301_6924.N1	24-JUL-2003 03:24:32	Bright	64.000	142	49Del Cap	2.8500	8900.0	128	7301	No
69	GOM_NL__2PRFIN20030724_032933_000000672018_00233_07301_6925.N1	24-JUL-2003 03:29:33	Bright	66.500	154	22Bet Aqr	2.8990	5700.0	133	7301	No
70	GOM_NL__2PRFIN20030724_033210_000000382018_00233_07301_6926.N1	24-JUL-2003 03:32:10	Bright	37.500	126	60Bet Oph	2.7700	4250.0	75	7301	No
71	GOM_NL__2PRFIN20030724_033419_000000382018_00233_07301_6927.N1	24-JUL-2003 03:34:19	Bright	38.000	168	17Zet Aql	2.9860	11000.	76	7301	No
72	GOM_NL__2PRFIN20030724_033814_000000912018_00233_07301_6928.N1	24-JUL-2003 03:38:14	Bright	90.500	61	8Eps Peg	2.1000	3900.0	181	7301	No
73	GOM_NL__2PRFIN20030724_034123_000000362018_00233_07301_6929.N1	24-JUL-2003 03:41:23	Bright	35.500	5	3Alp Lyr	0.033000	11000.	71	7301	No
74	GOM_NL__2PRFIN20030724_034403_000000402018_00233_07301_6930.N1	24-JUL-2003 03:44:03	Bright	40.000	144	18Del Cyg	2.8600	11000.	80	7301	No
75	GOM_NL__2PRFIN20030724_034548_000000442018_00233_07301_6931.N1	24-JUL-2003 03:45:48	Bright	43.500	19	50Alp Cyg	1.2460	10500.	87	7301	No
76	GOM_NL__2PRFIN20030724_034836_000000372018_00233_07301_6932.N1	24-JUL-2003 03:48:36	Bright	36.500	119	14Eta Dra	2.7270	4700.0	73	7301	No
77	GOM_NL__2PRFIN20030724_035102_000000412018_00233_07301_6933.N1	24-JUL-2003 03:51:02	Bright	41.000	89	5Alp Cep	2.4510	8000.0	82	7301	No
78	GOM_NL__2PRFIN20030724_035250_000000352018_00233_07301_6934.N1	24-JUL-2003 03:52:50	Bright	35.000	60	7Bet UMi	2.0810	3950.0	70	7301	No
79	GOM_NL__2PRFIN20030724_035557_000000342018_00233_07301_6935.N1	24-JUL-2003 03:55:57	Bright	34.000	49	1Alp UMi	1.9900	6300.0	68	7301	No
80	GOM_NL__2PRFIN20030724_035808_000000532018_00233_07301_6936.N1	24-JUL-2003 03:58:08	Bright	53.000	74	11Bet Cas	2.2680	6600.0	106	7301	No
81	GOM_NL__2PRFIN20030724_035949_000000502018_00233_07301_6937.N1	24-JUL-2003 03:59:49	Bright	50.000	76	27Gam Cas	2.3000	30000.	100	7301	No
82	GOM_NL__2PRFIN20030724_040531_000000602018_00233_07301_6938.N1	24-JUL-2003 04:05:31	Bright	60.000	160	23Gam Per	2.9300	4700.0	120	7301	No
83	GOM_NL__2PRFIN20030724_040700_000000482018_00233_07301_6939.N1	24-JUL-2003 04:07:00	Bright	47.500	35	33Alp Per	1.7950	6250.0	95	7301	No
84	GOM_NL__2PRFIN20030724_040844_000000722018_00233_07301_6940.N1	24-JUL-2003 04:08:44	Bright	71.500	73	57Gam1And	2.2600	13100.	143	7301	No
85	GOM_NL__2PRFIN20030724_041143_000001592018_00233_07301_6941.N1	24-JUL-2003 04:11:43	Straylight	158.50	53	43Bet And	2.0480	3300.0	317	7301	No
86	GOM_NL__2PRFIN20030724_041609_000000512018_00233_07301_6942.N1	24-JUL-2003 04:16:09	Dark	51.000	146	25Eta Tau	2.8730	15200.	102	7301	No
87	GOM_NL__2PRFIN20030724_041743_000000582018_00233_07301_6943.N1	24-JUL-2003 04:17:43	Dark	58.000	13	87Alp Tau	0.86700	3800.0	116	7301	No
88	GOM_NL__2PRFIN20030724_041949_000000402018_00233_07301_6944.N1	24-JUL-2003 04:19:49	Dark	39.500	27	24Gam Ori	1.6360	26000.	79	7301	No
89	GOM_NL__2PRFIN20030724_042145_000000402018_00233_07301_6945.N1	24-JUL-2003 04:21:45	Dark	39.500	30	46Eps Ori	1.6940	30000.	79	7301	No
90	GOM_NL__2PRFIN20030724_042403_000000532018_00233_07301_6946.N1	24-JUL-2003 04:24:03	Dark	53.000	7	19Bet Ori	0.10000	14000.	106	7301	No
91	GOM_NL__2PRFIN20030724_042622_000000412018_00233_07301_6947.N1	24-JUL-2003 04:26:22	Dark	40.500	101	11Alp Lep	2.5820	7000.0	81	7301	No
92	GOM_NL__2PRFIN20030724_042745_000000522018_00233_07301_6948.N1	24-JUL-2003 04:27:45	Dark	52.000	165	34Gam Eri	2.9500	3200.0	104	7301	No
93	GOM_NL__2PRFIN20030724_043701_000000462018_00233_07301_6949.N1	24-JUL-2003 04:37:01	Dark	46.000	157	The1Eri	2.9060	9300.0	92	7301	No
94	GOM_NL__2PRFIN20030724_044257_000000442018_00234_07302_6917.N1	24-JUL-2003 04:42:57	Dark	44.000	9	Alp Eri	0.45300	24000.	88	7302	No
95	GOM_NL__2PRFIN20030724_044651_000000572018_00234_07302_6918.N1	24-JUL-2003 04:46:51	Straylight	57.000	84	Alp Phe	2.3970	4500.0	114	7302	No
96	GOM_NL__2PRFIN20030724_045014_000000432018_00234_07302_6919.N1	24-JUL-2003 04:50:14	Straylight	43.000	148	Alp Tuc	2.8780	4100.0	86	7302	No
97	GOM_NL__2PRFIN20030724_045321_000000542018_00234_07302_6920.N1	24-JUL-2003 04:53:21	Straylight	54.000	31	Alp Gru	1.7340	15200.	108	7302	No
98	GOM_NL__2PRFIN20030724_045623_000000812018_00234_07302_6921.N1	24-JUL-2003 04:56:23	Twi_and_stray	80.500	18	24Alp PsA	1.1660	9700.0	161	7302	No
99	GOM_NL__2PRFIN20030724_050133_000000412018_00234_07302_6922.N1	24-JUL-2003 05:01:33	Bright	40.500	38	20Eps Sgr	1.8360	11000.	81	7302	No
100	GOM_NL__2PRFIN20030724_050327_000000412018_00234_07302_6923.N1	24-JUL-2003 05:03:27	Bright	40.500	57	34Sig Sgr	2.0660	26000.	81	7302	No
101	GOM_NL__2PRFIN20030724_050506_000000682018_00234_07302_6924.N1	24-JUL-2003 05:05:06	Bright	67.500	142	49Del Cap	2.8500	8900.0	135	7302	No

102	GOM_NL__2PRFIN20030724_051008_000000702018_00234_07302_6925.N1	24-JUL-2003 05:10:08	Bright	69.500	154	22Bet Aqr	2.8990	5700.0	139	7302	No
103	GOM_NL__2PRFIN20030724_051246_000000392018_00234_07302_6926.N1	24-JUL-2003 05:12:46	Bright	38.500	126	60Bet Oph	2.7700	4250.0	77	7302	No
104	GOM_NL__2PRFIN20030724_051455_000000382018_00234_07302_6927.N1	24-JUL-2003 05:14:55	Bright	37.500	168	17Zet Aql	2.9860	11000.	75	7302	No
105	GOM_NL__2PRFIN20030724_051848_000000822018_00234_07302_6928.N1	24-JUL-2003 05:18:48	Bright	82.000	61	8Eps Peg	2.1000	3900.0	164	7302	No
106	GOM_NL__2PRFIN20030724_052159_000000392018_00234_07302_6929.N1	24-JUL-2003 05:21:59	Bright	38.500	5	3Alp Lyr	0.033000	11000.	77	7302	No
107	GOM_NL__2PRFIN20030724_052439_000000402018_00234_07302_6930.N1	24-JUL-2003 05:24:39	Bright	40.000	144	18Del Cyg	2.8600	11000.	80	7302	No
108	GOM_NL__2PRFIN20030724_052623_000000472018_00234_07302_6931.N1	24-JUL-2003 05:26:23	Bright	47.000	19	50Alp Cyg	1.2460	10500.	94	7302	No
109	GOM_NL__2PRFIN20030724_052912_000000382018_00234_07302_6932.N1	24-JUL-2003 05:29:12	Bright	37.500	119	14Eta Dra	2.7270	4700.0	75	7302	No
110	GOM_NL__2PRFIN20030724_053137_000000432018_00234_07302_6933.N1	24-JUL-2003 05:31:37	Bright	42.500	89	5Alp Cep	2.4510	8000.0	85	7302	No
111	GOM_NL__2PRFIN20030724_053326_000000372018_00234_07302_6934.N1	24-JUL-2003 05:33:26	Bright	37.000	60	7Bet UMi	2.0810	3950.0	74	7302	No
112	GOM_NL__2PRFIN20030724_053633_000000372018_00234_07302_6935.N1	24-JUL-2003 05:36:33	Bright	37.000	49	1Alp UMi	1.9900	6300.0	74	7302	No
113	GOM_NL__2PRFIN20030724_053843_000000532018_00234_07302_6936.N1	24-JUL-2003 05:38:43	Bright	53.000	74	11Bet Cas	2.2680	6600.0	106	7302	No
114	GOM_NL__2PRFIN20030724_054024_000000502018_00234_07302_6937.N1	24-JUL-2003 05:40:24	Bright	49.500	76	27Gam Cas	2.3000	30000.	99	7302	No
115	GOM_NL__2PRFIN20030724_054606_000000452018_00234_07302_6938.N1	24-JUL-2003 05:46:06	Bright	44.500	160	23Gam Per	2.9300	4700.0	89	7302	No
116	GOM_NL__2PRFIN20030724_054735_000000462018_00234_07302_6939.N1	24-JUL-2003 05:47:35	Bright	45.500	35	33Alp Per	1.7950	6250.0	91	7302	No
117	GOM_NL__2PRFIN20030724_054919_000000722018_00234_07302_6940.N1	24-JUL-2003 05:49:19	Bright	71.500	73	57Gam1And	2.2600	13100.	143	7302	No
118	GOM_NL__2PRFIN20030724_055219_000001532018_00234_07302_6941.N1	24-JUL-2003 05:52:19	Straylight	152.50	53	43Bet And	2.0480	3300.0	305	7302	No
119	GOM_NL__2PRFIN20030724_055644_000000512018_00234_07302_6942.N1	24-JUL-2003 05:56:44	Dark	50.500	146	25Eta Tau	2.8730	15200.	101	7302	No
120	GOM_NL__2PRFIN20030724_055819_000000552018_00234_07302_6943.N1	24-JUL-2003 05:58:19	Dark	54.500	13	87Alp Tau	0.86700	3800.0	109	7302	No
121	GOM_NL__2PRFIN20030724_060025_000000402018_00234_07302_6944.N1	24-JUL-2003 06:00:25	Dark	40.000	27	24Gam Ori	1.6360	26000.	80	7302	No
122	GOM_NL__2PRFIN20030724_060221_000000412018_00234_07302_6945.N1	24-JUL-2003 06:02:21	Dark	40.500	30	46Eps Ori	1.6940	30000.	81	7302	No
123	GOM_NL__2PRFIN20030724_060438_000000502018_00234_07302_6946.N1	24-JUL-2003 06:04:38	Dark	49.500	7	19Bet Ori	0.10000	14000.	99	7302	No
124	GOM_NL__2PRFIN20030724_060658_000000412018_00234_07302_6947.N1	24-JUL-2003 06:06:58	Dark	40.500	101	11Alp Lep	2.5820	7000.0	81	7302	No
125	GOM_NL__2PRFIN20030724_060821_000000522018_00234_07302_6948.N1	24-JUL-2003 06:08:21	Dark	52.000	165	34Gam Eri	2.9500	3200.0	104	7302	No
126	GOM_NL__2PRFIN20030724_061738_000000472018_00234_07302_6949.N1	24-JUL-2003 06:17:38	Dark	47.000	157	The1Eri	2.9060	9300.0	94	7302	No
127	GOM_NL__2PRFIN20030724_062333_000000452018_00235_07303_6463.N1	24-JUL-2003 06:23:33	Dark	44.500	9	Alp Eri	0.45300	24000.	89	7303	No
128	GOM_NL__2PRFIN20030724_062728_000000612018_00235_07303_6464.N1	24-JUL-2003 06:27:28	Straylight	60.500	84	Alp Phe	2.3970	4500.0	121	7303	No
129	GOM_NL__2PRFIN20030724_063050_000000422018_00235_07303_6465.N1	24-JUL-2003 06:30:50	Straylight	41.500	148	Alp Tuc	2.8780	4100.0	83	7303	No
130	GOM_NL__2PRFIN20030724_063358_000000502018_00235_07303_6466.N1	24-JUL-2003 06:33:58	Straylight	50.000	31	Alp Gru	1.7340	15200.	100	7303	No
131	GOM_NL__2PRFIN20030724_063701_000000772018_00235_07303_6467.N1	24-JUL-2003 06:37:01	Straylight	77.000	18	24Alp PsA	1.1660	9700.0	154	7303	No
132	GOM_NL__2PRFIN20030724_064209_000000432018_00235_07303_6468.N1	24-JUL-2003 06:42:09	Bright	43.000	38	20Eps Sgr	1.8360	11000.	86	7303	No
133	GOM_NL__2PRFIN20030724_064403_000000402018_00235_07303_6469.N1	24-JUL-2003 06:44:03	Bright	40.000	57	34Sig Sgr	2.0660	26000.	80	7303	No
134	GOM_NL__2PRFIN20030724_064545_000000672018_00235_07303_6470.N1	24-JUL-2003 06:45:45	Bright	66.500	142	49Del Cap	2.8500	8900.0	133	7303	No
135	GOM_NL__2PRFIN20030724_065045_000000682018_00235_07303_6471.N1	24-JUL-2003 06:50:45	Bright	67.500	154	22Bet Aqr	2.8990	5700.0	135	7303	No
136	GOM_NL__2PRFIN20030724_065322_000000402018_00235_07303_6472.N1	24-JUL-2003 06:53:22	Bright	39.500	126	60Bet Oph	2.7700	4250.0	79	7303	No
137	GOM_NL__2PRFIN20030724_065531_000000382018_00235_07303_6473.N1	24-JUL-2003 06:55:31	Bright	38.000	168	17Zet Aql	2.9860	11000.	76	7303	No
138	GOM_NL__2PRFIN20030724_065922_000000882018_00235_07303_6474.N1	24-JUL-2003 06:59:22	Bright	88.000	61	8Eps Peg	2.1000	3900.0	176	7303	No
139	GOM_NL__2PRFIN20030724_070235_000000392018_00235_07303_6475.N1	24-JUL-2003 07:02:35	Bright	39.000	5	3Alp Lyr	0.033000	11000.	78	7303	No
140	GOM_NL__2PRFIN20030724_070514_000000412018_00235_07303_6476.N1	24-JUL-2003 07:05:14	Bright	40.500	144	18Del Cyg	2.8600	11000.	81	7303	No
141	GOM_NL__2PRFIN20030724_070658_000000472018_00235_07303_6477.N1	24-JUL-2003 07:06:58	Bright	46.500	19	50Alp Cyg	1.2460	10500.	93	7303	No
142	GOM_NL__2PRFIN20030724_070948_000000382018_00235_07303_6478.N1	24-JUL-2003 07:09:48	Bright	38.000	119	14Eta Dra	2.7270	4700.0	76	7303	No
143	GOM_NL__2PRFIN20030724_071213_000000432018_00235_07303_6479.N1	24-JUL-2003 07:12:13	Bright	42.500	89	5Alp Cep	2.4510	8000.0	85	7303	No
144	GOM_NL__2PRFIN20030724_071401_000000402018_00235_07303_6480.N1	24-JUL-2003 07:14:01	Bright	40.000	60	7Bet UMi	2.0810	3950.0	80	7303	No
145	GOM_NL__2PRFIN20030724_071709_000000382018_00235_07303_6481.N1	24-JUL-2003 07:17:09	Bright	37.500	49	1Alp UMi	1.9900	6300.0	75	7303	No
146	GOM_NL__2PRFIN20030724_071917_000000532018_00235_07303_6482.N1	24-JUL-2003 07:19:17	Bright	52.500	74	11Bet Cas	2.2680	6600.0	105	7303	No
147	GOM_NL__2PRFIN20030724_072100_000000482018_00235_07303_6483.N1	24-JUL-2003 07:21:00	Bright	48.000	76	27Gam Cas	2.3000	30000.	96	7303	No
148	GOM_NL__2PRFIN20030724_072642_000000482018_00235_07303_6484.N1	24-JUL-2003 07:26:42	Bright	48.000	160	23Gam Per	2.9300	4700.0	96	7303	No
149	GOM_NL__2PRFIN20030724_072811_000000502018_00235_07303_6485.N1	24-JUL-2003 07:28:11	Bright	50.000	35	33Alp Per	1.7950	6250.0	100	7303	No
150	GOM_NL__2PRFIN20030724_072955_000000702018_00235_07303_6486.N1	24-JUL-2003 07:29:55	Bright	69.500	73	57Gam1And	2.2600	13100.	139	7303	No
151	GOM_NL__2PRFIN20030724_073255_000001702018_00235_07303_6487.N1	24-JUL-2003 07:32:55	Straylight	170.00	53	43Bet And	2.0480	3300.0	340	7303	No
152	GOM_NL__2PRFIN20030724_073720_000000532018_00235_07303_6488.N1	24-JUL-2003 07:37:20	Dark	52.500	146	25Eta Tau	2.8730	15200.	105	7303	No
153	GOM_NL__2PRFIN20030724_073855_000000552018_00235_07303_6489.N1	24-JUL-2003 07:38:55	Dark	55.000	13	87Alp Tau	0.86700	3800.0	110	7303	No
154	GOM_NL__2PRFIN20030724_074101_000000422018_00235_07303_6490.N1	24-JUL-2003 07:41:01	Dark	42.000	27	24Gam Ori	1.6360	26000.	84	7303	No
155	GOM_NL__2PRFIN20030724_074257_000000432018_00235_07303_6491.N1	24-JUL-2003 07:42:57	Dark	42.500	30	46Eps Ori	1.6940	30000.	85	7303	No
156	GOM_NL__2PRFIN20030724_074514_000000512018_00235_07303_6492.N1	24-JUL-2003 07:45:14	Dark	50.500	7	19Bet Ori	0.10000	14000.	101	7303	No
157	GOM_NL__2PRFIN20030724_074734_000000432018_00235_07303_6493.N1	24-JUL-2003 07:47:34	Dark	43.000	101	11Alp Lep	2.5820	7000.0	86	7303	No
158	GOM_NL__2PRFIN20030724_074858_000000532018_00235_07303_6494.N1	24-JUL-2003 07:48:58	Dark	52.500	165	34Gam Eri	2.9500	3200.0	105	7303	No
159	GOM_NL__2PRFIN20030724_075814_000000462018_00235_07303_6495.N1	24-JUL-2003 07:58:14	Dark	46.000	157	The1Eri	2.9060	9300.0	92	7303	No
160	GOM_NL__2PRFIN20030724_080410_000000502018_00236_07304_6469.N1	24-JUL-2003 08:04:10	Dark	50.000	9	Alp Eri	0.45300	24000.	100	7304	No



161	GOM_NL__2PRFIN20030724_080805_000000582018_00236_07304_6470.N1	24-JUL-2003 08:08:05	Straylight	57.500	84	Alp Phe	2.3970	4500.0	115	7304	No
162	GOM_NL__2PRFIN20030724_081127_000000432018_00236_07304_6471.N1	24-JUL-2003 08:11:27	Straylight	43.000	148	Alp Tuc	2.8780	4100.0	86	7304	No
163	GOM_NL__2PRFIN20030724_081434_000000502018_00236_07304_6472.N1	24-JUL-2003 08:14:34	Straylight	50.000	31	Alp Gru	1.7340	15200.	100	7304	No
164	GOM_NL__2PRFIN20030724_081738_000000792018_00236_07304_6473.N1	24-JUL-2003 08:17:38	Twi_and_stray	79.000	18	24Alp PsA	1.1660	9700.0	158	7304	No
165	GOM_NL__2PRFIN20030724_082245_000000522018_00236_07304_6474.N1	24-JUL-2003 08:22:45	Bright	52.000	38	20Eps Sgr	1.8360	11000.	104	7304	No
166	GOM_NL__2PRFIN20030724_082439_000000422018_00236_07304_6475.N1	24-JUL-2003 08:24:39	Bright	42.000	57	34Sig Sgr	2.0660	26000.	84	7304	No
167	GOM_NL__2PRFIN20030724_082621_000000642018_00236_07304_6476.N1	24-JUL-2003 08:26:21	Bright	64.000	142	49Del Cap	2.8500	8900.0	128	7304	No
168	GOM_NL__2PRFIN20030724_083121_000000662018_00236_07304_6477.N1	24-JUL-2003 08:31:21	Bright	66.000	154	22Bet Aqr	2.8990	5700.0	132	7304	No
169	GOM_NL__2PRFIN20030724_083358_000000382018_00236_07304_6478.N1	24-JUL-2003 08:33:58	Bright	38.000	126	60Bet Oph	2.7700	4250.0	76	7304	No
170	GOM_NL__2PRFIN20030724_083607_000000382018_00236_07304_6479.N1	24-JUL-2003 08:36:07	Bright	38.000	168	17Zet Aql	2.9860	11000.	76	7304	No
171	GOM_NL__2PRFIN20030724_083957_000000882018_00236_07304_6480.N1	24-JUL-2003 08:39:57	Bright	88.000	61	8Eps Peg	2.1000	3900.0	176	7304	No
172	GOM_NL__2PRFIN20030724_084311_000000422018_00236_07304_6481.N1	24-JUL-2003 08:43:11	Bright	42.000	5	3Alp Lyr	0.033000	11000.	84	7304	No
173	GOM_NL__2PRFIN20030724_084550_000000412018_00236_07304_6482.N1	24-JUL-2003 08:45:50	Bright	40.500	144	18Del Cyg	2.8600	11000.	81	7304	No
174	GOM_NL__2PRFIN20030724_084733_000000472018_00236_07304_6483.N1	24-JUL-2003 08:47:33	Bright	46.500	19	50Alp Cyg	1.2460	10500.	93	7304	No
175	GOM_NL__2PRFIN20030724_085024_000000382018_00236_07304_6484.N1	24-JUL-2003 08:50:24	Bright	38.000	119	14Eta Dra	2.7270	4700.0	76	7304	No
176	GOM_NL__2PRFIN20030724_085248_000000432018_00236_07304_6485.N1	24-JUL-2003 08:52:48	Bright	43.000	89	5Alp Cep	2.4510	8000.0	86	7304	No
177	GOM_NL__2PRFIN20030724_085437_000000372018_00236_07304_6486.N1	24-JUL-2003 08:54:37	Bright	36.500	60	7Bet UMi	2.0810	3950.0	73	7304	No
178	GOM_NL__2PRFIN20030724_085744_000000382018_00236_07304_6487.N1	24-JUL-2003 08:57:44	Bright	38.000	49	1Alp UMi	1.9900	6300.0	76	7304	No
179	GOM_NL__2PRFIN20030724_085954_000000532018_00236_07304_6488.N1	24-JUL-2003 08:59:54	Bright	53.000	74	11Bet Cas	2.2680	6600.0	106	7304	No
180	GOM_NL__2PRFIN20030724_090136_000000482018_00236_07304_6489.N1	24-JUL-2003 09:01:36	Bright	48.000	76	27Gam Cas	2.3000	30000.	96	7304	No
181	GOM_NL__2PRFIN20030724_090718_000000452018_00236_07304_6490.N1	24-JUL-2003 09:07:18	Bright	45.000	160	23Gam Per	2.9300	4700.0	90	7304	No
182	GOM_NL__2PRFIN20030724_090848_000000482018_00236_07304_6491.N1	24-JUL-2003 09:08:48	Bright	47.500	35	33Alp Per	1.7950	6250.0	95	7304	No
183	GOM_NL__2PRFIN20030724_091031_000000712018_00236_07304_6492.N1	24-JUL-2003 09:10:31	Bright	71.000	73	57Gam1And	2.2600	13100.	142	7304	No
184	GOM_NL__2PRFIN20030724_091331_000001452018_00236_07304_6493.N1	24-JUL-2003 09:13:31	Straylight	144.50	53	43Bet And	2.0480	3300.0	289	7304	No
185	GOM_NL__2PRFIN20030724_091757_000000522018_00236_07304_6494.N1	24-JUL-2003 09:17:57	Dark	51.500	146	25Eta Tau	2.8730	15200.	103	7304	No
186	GOM_NL__2PRFIN20030724_091929_000000562018_00236_07304_6495.N1	24-JUL-2003 09:19:29	Dark	56.000	13	87Alp Tau	0.86700	3800.0	112	7304	No
187	GOM_NL__2PRFIN20030724_092136_000000472018_00236_07304_6496.N1	24-JUL-2003 09:21:36	Dark	46.500	27	24Gam Ori	1.6360	26000.	93	7304	No
188	GOM_NL__2PRFIN20030724_092330_000000462018_00236_07304_6497.N1	24-JUL-2003 09:23:30	Dark	46.000	30	46Eps Ori	1.6940	30000.	92	7304	No
189	GOM_NL__2PRFIN20030724_092548_000000512018_00236_07304_6498.N1	24-JUL-2003 09:25:48	Dark	50.500	7	19Bet Ori	0.10000	14000.	101	7304	No
190	GOM_NL__2PRFIN20030724_092809_000000452018_00236_07304_6499.N1	24-JUL-2003 09:28:09	Dark	44.500	101	11Alp Lep	2.5820	7000.0	89	7304	No
191	GOM_NL__2PRFIN20030724_092934_000000532018_00236_07304_6500.N1	24-JUL-2003 09:29:34	Dark	52.500	165	34Gam Eri	2.9500	3200.0	105	7304	No
192	GOM_NL__2PRFIN20030724_093851_000000472018_00236_07304_6501.N1	24-JUL-2003 09:38:51	Dark	46.500	157	The1Eri	2.9060	9300.0	93	7304	No
193	GOM_NL__2PRFIN20030724_094446_000000452018_00237_07305_6492.N1	24-JUL-2003 09:44:46	Dark	44.500	9	Alp Eri	0.45300	24000.	89	7305	No
194	GOM_NL__2PRFIN20030724_094841_000000582018_00237_07305_6493.N1	24-JUL-2003 09:48:41	Straylight	57.500	84	Alp Phe	2.3970	4500.0	115	7305	No
195	GOM_NL__2PRFIN20030724_095203_000000432018_00237_07305_6494.N1	24-JUL-2003 09:52:03	Straylight	42.500	148	Alp Tuc	2.8780	4100.0	85	7305	No
196	GOM_NL__2PRFIN20030724_095348_000000652018_00237_07305_6495.N1	24-JUL-2003 09:53:48	Straylight	65.000	63	Bet Gru	2.1500	2800.0	130	7305	No
197	GOM_NL__2PRFIN20030724_095536_000000422018_00237_07305_6496.N1	24-JUL-2003 09:55:36	Straylight	41.500	45	Alp Pav	1.9400	26000.	83	7305	No
198	GOM_NL__2PRFIN20030724_095815_000000782018_00237_07305_6497.N1	24-JUL-2003 09:58:15	Twi_and_stray	78.000	18	24Alp PsA	1.1660	9700.0	156	7305	No
199	GOM_NL__2PRFIN20030724_100321_000000432018_00237_07305_6498.N1	24-JUL-2003 10:03:21	Bright	42.500	38	20Eps Sgr	1.8360	11000.	85	7305	No
200	GOM_NL__2PRFIN20030724_100515_000000412018_00237_07305_6499.N1	24-JUL-2003 10:05:15	Bright	40.500	57	34Sig Sgr	2.0660	26000.	81	7305	No
201	GOM_NL__2PRFIN20030724_100657_000000632018_00237_07305_6500.N1	24-JUL-2003 10:06:57	Bright	63.000	142	49Del Cap	2.8500	8900.0	126	7305	No
202	GOM_NL__2PRFIN20030724_101157_000000672018_00237_07305_6501.N1	24-JUL-2003 10:11:57	Bright	67.000	154	22Bet Aqr	2.8990	5700.0	134	7305	No
203	GOM_NL__2PRFIN20030724_102031_000000872018_00237_07305_6502.N1	24-JUL-2003 10:20:31	Bright	86.500	61	8Eps Peg	2.1000	3900.0	173	7305	No
204	GOM_NL__2PRFIN20030724_102346_000000402018_00237_07305_6503.N1	24-JUL-2003 10:23:46	Bright	40.000	5	3Alp Lyr	0.033000	11000.	80	7305	No
205	GOM_NL__2PRFIN20030724_102625_000000412018_00237_07305_6504.N1	24-JUL-2003 10:26:25	Bright	40.500	144	18Del Cyg	2.8600	11000.	81	7305	No
206	GOM_NL__2PRFIN20030724_102808_000000502018_00237_07305_6505.N1	24-JUL-2003 10:28:08	Bright	49.500	19	50Alp Cyg	1.2460	10500.	99	7305	No
207	GOM_NL__2PRFIN20030724_103057_000000412018_00237_07305_6506.N1	24-JUL-2003 10:30:57	Bright	40.500	119	14Eta Dra	2.7270	4700.0	81	7305	No
208	GOM_NL__2PRFIN20030724_103324_000000432018_00237_07305_6507.N1	24-JUL-2003 10:33:24	Bright	42.500	89	5Alp Cep	2.4510	8000.0	85	7305	No
209	GOM_NL__2PRFIN20030724_103511_000000382018_00237_07305_6508.N1	24-JUL-2003 10:35:11	Bright	38.000	60	7Bet UMi	2.0810	3950.0	76	7305	No
210	GOM_NL__2PRFIN20030724_103820_000000382018_00237_07305_6509.N1	24-JUL-2003 10:38:20	Bright	37.500	49	1Alp UMi	1.9900	6300.0	75	7305	No
211	GOM_NL__2PRFIN20030724_104029_000000522018_00237_07305_6510.N1	24-JUL-2003 10:40:29	Bright	52.000	74	11Bet Cas	2.2680	6600.0	104	7305	No
212	GOM_NL__2PRFIN20030724_104211_000000502018_00237_07305_6511.N1	24-JUL-2003 10:42:11	Bright	49.500	76	27Gam Cas	2.3000	30000.	99	7305	No
213	GOM_NL__2PRFIN20030724_104753_000000442018_00237_07305_6512.N1	24-JUL-2003 10:47:53	Bright	44.000	160	23Gam Per	2.9300	4700.0	88	7305	No
214	GOM_NL__2PRFIN20030724_104923_000000482018_00237_07305_6513.N1	24-JUL-2003 10:49:23	Bright	47.500	35	33Alp Per	1.7950	6250.0	95	7305	No
215	GOM_NL__2PRFIN20030724_105107_000000712018_00237_07305_6514.N1	24-JUL-2003 10:51:07	Bright	71.000	73	57Gam1And	2.2600	13100.	142	7305	No
216	GOM_NL__2PRFIN20030724_105406_000001542018_00237_07305_6515.N1	24-JUL-2003 10:54:06	Straylight	154.00	53	43Bet And	2.0480	3300.0	308	7305	No
217	GOM_NL__2PRFIN20030724_105833_000000532018_00237_07305_6516.N1	24-JUL-2003 10:58:33	Dark	53.000	146	25Eta Tau	2.8730	15200.	106	7305	No
218	GOM_NL__2PRFIN20030724_110008_000000552018_00237_07305_6517.N1	24-JUL-2003 11:00:08	Dark	54.500	13	87Alp Tau	0.86700	3800.0	109	7305	No
219	GOM_NL__2PRFIN20030724_110212_000000462018_00237_07305_6518.N1	24-JUL-2003 11:02:12	Dark	46.000	27	24Gam Ori	1.6360	26000.	92	7305	No

220	GOM_NL__2PRFIN20030724_110408_000000442018_00237_07305_6519.N1	24-JUL-2003 11:04:08	Dark	43.500	30	46Eps Ori	1.6940	30000.	87	7305	No
221	GOM_NL__2PRFIN20030724_110626_000000502018_00237_07305_6520.N1	24-JUL-2003 11:06:26	Dark	49.500	7	19Bet Ori	0.10000	14000.	99	7305	No
222	GOM_NL__2PRFIN20030724_110818_000000382018_00237_07305_6521.N1	24-JUL-2003 11:08:18	Dark	38.000	47	2Bet CMa	1.9760	28000.	76	7305	No
223	GOM_NL__2PRFIN20030724_110935_000000452018_00237_07305_6522.N1	24-JUL-2003 11:09:35	Dark	44.500	139	9Bet Lep	2.8330	5600.0	89	7305	No
224	GOM_NL__2PRFIN20030724_111927_000000482018_00237_07305_6523.N1	24-JUL-2003 11:19:27	Dark	48.000	157	The1Eri	2.9060	9300.0	96	7305	No
225	GOM_NL__2PRFIN20030724_112523_000000462018_00238_07306_6523.N1	24-JUL-2003 11:25:23	Dark	46.000	9	Alp Eri	0.45300	24000.	92	7306	No
226	GOM_NL__2PRFIN20030724_112917_000000622018_00238_07306_6524.N1	24-JUL-2003 11:29:17	Straylight	62.000	84	Alp Phe	2.3970	4500.0	124	7306	No
227	GOM_NL__2PRFIN20030724_113239_000000462018_00238_07306_6525.N1	24-JUL-2003 11:32:39	Straylight	45.500	148	Alp Tuc	2.8780	4100.0	91	7306	No
228	GOM_NL__2PRFIN20030724_113424_000000652018_00238_07306_6526.N1	24-JUL-2003 11:34:24	Straylight	64.500	63	Bet Gru	2.1500	2800.0	129	7306	No
229	GOM_NL__2PRFIN20030724_113611_000000432018_00238_07306_6527.N1	24-JUL-2003 11:36:11	Straylight	42.500	45	Alp Pav	1.9400	26000.	85	7306	No
230	GOM_NL__2PRFIN20030724_113852_000000772018_00238_07306_6528.N1	24-JUL-2003 11:38:52	Tw_i_and_stray	77.000	18	24Alp PsA	1.1660	9700.0	154	7306	No
231	GOM_NL__2PRFIN20030724_114356_000000432018_00238_07306_6529.N1	24-JUL-2003 11:43:56	Bright	43.000	38	20Eps Sgr	1.8360	11000.	86	7306	No
232	GOM_NL__2PRFIN20030724_114550_000000402018_00238_07306_6530.N1	24-JUL-2003 11:45:50	Bright	40.000	57	34Sig Sgr	2.0660	26000.	80	7306	No
233	GOM_NL__2PRFIN20030724_114733_000000642018_00238_07306_6531.N1	24-JUL-2003 11:47:33	Bright	63.500	142	49Del Cap	2.8500	8900.0	127	7306	No
234	GOM_NL__2PRFIN20030724_115233_000000672018_00238_07306_6532.N1	24-JUL-2003 11:52:33	Bright	67.000	154	22Bet Aqr	2.8990	5700.0	134	7306	No
235	GOM_NL__2PRFIN20030724_120106_000000902018_00238_07306_6533.N1	24-JUL-2003 12:01:06	Bright	89.500	61	8Eps Peg	2.1000	3900.0	179	7306	No
236	GOM_NL__2PRFIN20030724_120422_000000372018_00238_07306_6534.N1	24-JUL-2003 12:04:22	Bright	37.000	5	3Alp Lyr	0.033000	11000.	74	7306	No
237	GOM_NL__2PRFIN20030724_120700_000000422018_00238_07306_6535.N1	24-JUL-2003 12:07:00	Bright	41.500	144	18Del Cyg	2.8600	11000.	83	7306	No
238	GOM_NL__2PRFIN20030724_120843_000000512018_00238_07306_6536.N1	24-JUL-2003 12:08:43	Bright	51.000	19	50Alp Cyg	1.2460	10500.	102	7306	No
239	GOM_NL__2PRFIN20030724_121136_000000392018_00238_07306_6537.N1	24-JUL-2003 12:11:36	Bright	39.000	119	14Eta Dra	2.7270	4700.0	78	7306	No
240	GOM_NL__2PRFIN20030724_121359_000000432018_00238_07306_6538.N1	24-JUL-2003 12:13:59	Bright	42.500	89	5Alp Cep	2.4510	8000.0	85	7306	No
241	GOM_NL__2PRFIN20030724_121550_000000382018_00238_07306_6539.N1	24-JUL-2003 12:15:50	Bright	38.000	60	7Bet UMi	2.0810	3950.0	76	7306	No
242	GOM_NL__2PRFIN20030724_121853_000000402018_00238_07306_6540.N1	24-JUL-2003 12:18:53	Bright	40.000	49	1Alp UMi	1.9900	6300.0	80	7306	No
243	GOM_NL__2PRFIN20030724_122104_000000512018_00238_07306_6541.N1	24-JUL-2003 12:21:04	Bright	51.000	74	11Bet Cas	2.2680	6600.0	102	7306	No
244	GOM_NL__2PRFIN20030724_122829_000000472018_00238_07306_6542.N1	24-JUL-2003 12:28:29	Bright	46.500	160	23Gam Per	2.9300	4700.0	93	7306	No
245	GOM_NL__2PRFIN20030724_122959_000000472018_00238_07306_6543.N1	24-JUL-2003 12:29:59	Bright	46.500	35	33Alp Per	1.7950	6250.0	93	7306	No
246	GOM_NL__2PRFIN20030724_123142_000000662018_00238_07306_6544.N1	24-JUL-2003 12:31:42	Bright	66.000	73	57Gam1And	2.2600	13100.	132	7306	No
247	GOM_NL__2PRFIN20030724_123442_000001642018_00238_07306_6545.N1	24-JUL-2003 12:34:42	Straylight	163.50	53	43Bet And	2.0480	3300.0	327	7306	No
248	GOM_NL__2PRFIN20030724_123909_000000532018_00238_07306_6546.N1	24-JUL-2003 12:39:09	Dark	53.000	146	25Eta Tau	2.8730	15200.	106	7306	No
249	GOM_NL__2PRFIN20030724_124044_000000552018_00238_07306_6547.N1	24-JUL-2003 12:40:44	Dark	54.500	13	87Alp Tau	0.86700	3800.0	109	7306	No
250	GOM_NL__2PRFIN20030724_124249_000000432018_00238_07306_6548.N1	24-JUL-2003 12:42:49	Dark	43.000	27	24Gam Ori	1.6360	26000.	86	7306	No
251	GOM_NL__2PRFIN20030724_124445_000000432018_00238_07306_6549.N1	24-JUL-2003 12:44:45	Dark	43.000	30	46Eps Ori	1.6940	30000.	86	7306	No
252	GOM_NL__2PRFIN20030724_124703_000000402018_00238_07306_6550.N1	24-JUL-2003 12:47:03	Dark	39.500	7	19Bet Ori	0.10000	14000.	79	7306	No
253	GOM_NL__2PRFIN20030724_124855_000000382018_00238_07306_6551.N1	24-JUL-2003 12:48:55	Dark	38.000	47	2Bet CMa	1.9760	28000.	76	7306	No
254	GOM_NL__2PRFIN20030724_125014_000000372018_00238_07306_6552.N1	24-JUL-2003 12:50:14	Dark	37.000	139	9Bet Lep	2.8330	5600.0	74	7306	No
255	GOM_NL__2PRFIN20030724_130003_000000462018_00238_07306_6553.N1	24-JUL-2003 13:00:03	Dark	45.500	157	The1Eri	2.9060	9300.0	91	7306	No
256	GOM_NL__2PRFIN20030724_130600_000000462018_00239_07307_6937.N1	24-JUL-2003 13:06:00	Dark	45.500	9	Alp Eri	0.45300	24000.	91	7307	No
257	GOM_NL__2PRFIN20030724_130956_000000592018_00239_07307_6938.N1	24-JUL-2003 13:09:56	Straylight	59.000	84	Alp Phe	2.3970	4500.0	118	7307	No
258	GOM_NL__2PRFIN20030724_131315_000000452018_00239_07307_6939.N1	24-JUL-2003 13:13:15	Straylight	44.500	148	Alp Tuc	2.8780	4100.0	89	7307	No
259	GOM_NL__2PRFIN20030724_131500_000000552018_00239_07307_6940.N1	24-JUL-2003 13:15:00	Straylight	54.500	63	Bet Gru	2.1500	2800.0	109	7307	No
260	GOM_NL__2PRFIN20030724_131648_000000412018_00239_07307_6941.N1	24-JUL-2003 13:16:48	Straylight	41.000	45	Alp Pav	1.9400	26000.	82	7307	No
261	GOM_NL__2PRFIN20030724_131929_000000782018_00239_07307_6942.N1	24-JUL-2003 13:19:29	Tw_i_and_stray	77.500	18	24Alp PsA	1.1660	9700.0	155	7307	No
262	GOM_NL__2PRFIN20030724_132432_000000412018_00239_07307_6943.N1	24-JUL-2003 13:24:32	Bright	40.500	38	20Eps Sgr	1.8360	11000.	81	7307	No
263	GOM_NL__2PRFIN20030724_132627_000000402018_00239_07307_6944.N1	24-JUL-2003 13:26:27	Bright	39.500	57	34Sig Sgr	2.0660	26000.	79	7307	No
264	GOM_NL__2PRFIN20030724_132810_000000642018_00239_07307_6945.N1	24-JUL-2003 13:28:10	Bright	63.500	142	49Del Cap	2.8500	8900.0	127	7307	No
265	GOM_NL__2PRFIN20030724_133309_000000662018_00239_07307_6946.N1	24-JUL-2003 13:33:09	Bright	66.000	154	22Bet Aqr	2.8990	5700.0	132	7307	No
266	GOM_NL__2PRFIN20030724_134140_000000862018_00239_07307_6947.N1	24-JUL-2003 13:41:40	Bright	86.000	61	8Eps Peg	2.1000	3900.0	172	7307	No
267	GOM_NL__2PRFIN20030724_134458_000000372018_00239_07307_6948.N1	24-JUL-2003 13:44:58	Bright	36.500	5	3Alp Lyr	0.033000	11000.	73	7307	No
268	GOM_NL__2PRFIN20030724_134736_000000412018_00239_07307_6949.N1	24-JUL-2003 13:47:36	Bright	41.000	144	18Del Cyg	2.8600	11000.	82	7307	No
269	GOM_NL__2PRFIN20030724_134920_000000502018_00239_07307_6950.N1	24-JUL-2003 13:49:20	Bright	49.500	19	50Alp Cyg	1.2460	10500.	99	7307	No
270	GOM_NL__2PRFIN20030724_135213_000000392018_00239_07307_6951.N1	24-JUL-2003 13:52:13	Bright	39.000	119	14Eta Dra	2.7270	4700.0	78	7307	No
271	GOM_NL__2PRFIN20030724_135435_000000432018_00239_07307_6952.N1	24-JUL-2003 13:54:35	Bright	43.000	89	5Alp Cep	2.4510	8000.0	86	7307	No
272	GOM_NL__2PRFIN20030724_135627_000000382018_00239_07307_6953.N1	24-JUL-2003 13:56:27	Bright	37.500	60	7Bet UMi	2.0810	3950.0	75	7307	No
273	GOM_NL__2PRFIN20030724_135932_000000372018_00239_07307_6954.N1	24-JUL-2003 13:59:32	Bright	37.000	49	1Alp UMi	1.9900	6300.0	74	7307	No
274	GOM_NL__2PRFIN20030724_140139_000000522018_00239_07307_6955.N1	24-JUL-2003 14:01:39	Bright	51.500	74	11Bet Cas	2.2680	6600.0	103	7307	No
275	GOM_NL__2PRFIN20030724_140322_000000492018_00239_07307_6956.N1	24-JUL-2003 14:03:22	Bright	48.500	76	27Gam Cas	2.3000	30000.	97	7307	No
276	GOM_NL__2PRFIN20030724_140905_000000462018_00239_07307_6957.N1	24-JUL-2003 14:09:05	Bright	45.500	160	23Gam Per	2.9300	4700.0	91	7307	No
277	GOM_NL__2PRFIN20030724_141035_000000472018_00239_07307_6958.N1	24-JUL-2003 14:10:35	Bright	46.500	35	33Alp Per	1.7950	6250.0	93	7307	No
278	GOM_NL__2PRFIN20030724_141218_000000742018_00239_07307_6959.N1	24-JUL-2003 14:12:18	Bright	74.000	73	57Gam1And	2.2600	13100.	148	7307	No





338	GOM_NL__2PRFIN20030724_172249_000000502018_00241_07309_6957.N1	24-JUL-2003 17:22:49	Bright	49.500	74	11Bet Cas	2.2680	6600.0	99	7309	No
339	GOM_NL__2PRFIN20030724_172432_000000492018_00241_07309_6958.N1	24-JUL-2003 17:24:32	Bright	48.500	76	27Gam Cas	2.3000	30000.	97	7309	No
340	GOM_NL__2PRFIN20030724_173016_000000472018_00241_07309_6959.N1	24-JUL-2003 17:30:16	Bright	47.000	160	23Gam Per	2.9300	4700.0	94	7309	No
341	GOM_NL__2PRFIN20030724_173146_000000472018_00241_07309_6960.N1	24-JUL-2003 17:31:46	Bright	47.000	35	33Alp Per	1.7950	6250.0	94	7309	No
342	GOM_NL__2PRFIN20030724_173329_000000712018_00241_07309_6961.N1	24-JUL-2003 17:33:29	Bright	70.500	73	57Gam1And	2.2600	13100.	141	7309	No
343	GOM_NL__2PRFIN20030724_173629_000001452018_00241_07309_6962.N1	24-JUL-2003 17:36:29	Straylight	144.50	53	43Bet And	2.0480	3300.0	289	7309	No
344	GOM_NL__2PRFIN20030724_174058_000000532018_00241_07309_6963.N1	24-JUL-2003 17:40:58	Dark	53.000	146	25Eta Tau	2.8730	15200.	106	7309	No
345	GOM_NL__2PRFIN20030724_174234_000000422018_00241_07309_6964.N1	24-JUL-2003 17:42:34	Dark	41.500	13	87Alp Tau	0.86700	3800.0	83	7309	No
346	GOM_NL__2PRFIN20030724_174439_000000372018_00241_07309_6965.N1	24-JUL-2003 17:44:39	Dark	36.500	27	24Gam Ori	1.6360	26000.	73	7309	No
347	GOM_NL__2PRFIN20030724_174634_000000402018_00241_07309_6966.N1	24-JUL-2003 17:46:34	Dark	40.000	30	46Eps Ori	1.6940	30000.	80	7309	No
348	GOM_NL__2PRFIN20030724_174853_000000532018_00241_07309_6967.N1	24-JUL-2003 17:48:53	Dark	53.000	7	19Bet Ori	0.10000	14000.	106	7309	No
349	GOM_NL__2PRFIN20030724_175043_000000382018_00241_07309_6968.N1	24-JUL-2003 17:50:43	Dark	37.500	47	2Bet CMa	1.9760	28000.	75	7309	No
350	GOM_NL__2PRFIN20030724_175203_000000422018_00241_07309_6969.N1	24-JUL-2003 17:52:03	Dark	42.000	139	9Bet Lep	2.8330	5600.0	84	7309	No
351	GOM_NL__2PRFIN20030724_180155_000000472018_00241_07309_6970.N1	24-JUL-2003 18:01:55	Dark	46.500	157	The1Eri	2.9060	9300.0	93	7309	No
352	GOM_NL__2PRFIN20030724_180750_000000472018_00242_07310_6940.N1	24-JUL-2003 18:07:50	Dark	47.000	9	Alp Eri	0.45300	24000.	94	7310	No
353	GOM_NL__2PRFIN20030724_181148_000000602018_00242_07310_6941.N1	24-JUL-2003 18:11:48	Straylight	59.500	84	Alp Phe	2.3970	4500.0	119	7310	No
354	GOM_NL__2PRFIN20030724_181630_000002182018_00242_07310_6942.N1	24-JUL-2003 18:16:30	Twi_and_stray	218.00	52	16Bet Cet	2.0370	4500.0	436	7310	No
355	GOM_NL__2PRFIN20030724_182119_000000812018_00242_07310_6943.N1	24-JUL-2003 18:21:19	Twi_and_stray	80.500	18	24Alp PsA	1.1660	9700.0	161	7310	No
356	GOM_NL__2PRFIN20030724_182622_000000432018_00242_07310_6944.N1	24-JUL-2003 18:26:22	Bright	43.000	38	20Eps Sgr	1.8360	11000.	86	7310	No
357	GOM_NL__2PRFIN20030724_182816_000000402018_00242_07310_6945.N1	24-JUL-2003 18:28:16	Bright	39.500	57	34Sig Sgr	2.0660	26000.	79	7310	No
358	GOM_NL__2PRFIN20030724_182957_000000642018_00242_07310_6946.N1	24-JUL-2003 18:29:57	Bright	64.000	142	49Del Cap	2.8500	8900.0	128	7310	No
359	GOM_NL__2PRFIN20030724_183455_000000662018_00242_07310_6947.N1	24-JUL-2003 18:34:55	Bright	65.500	154	22Bet Aqr	2.8990	5700.0	131	7310	No
360	GOM_NL__2PRFIN20030724_183735_000000402018_00242_07310_6948.N1	24-JUL-2003 18:37:35	Bright	39.500	126	60Bet Oph	2.7700	4250.0	79	7310	No
361	GOM_NL__2PRFIN20030724_183943_000000382018_00242_07310_6949.N1	24-JUL-2003 18:39:43	Bright	38.000	168	17Zet Aql	2.9860	11000.	76	7310	No
362	GOM_NL__2PRFIN20030724_184322_000000792018_00242_07310_6950.N1	24-JUL-2003 18:43:22	Bright	79.000	61	8Eps Peg	2.1000	3900.0	158	7310	No
363	GOM_NL__2PRFIN20030724_184647_000000422018_00242_07310_6951.N1	24-JUL-2003 18:46:47	Bright	41.500	5	3Alp Lyr	0.033000	11000.	83	7310	No
364	GOM_NL__2PRFIN20030724_184924_000000402018_00242_07310_6952.N1	24-JUL-2003 18:49:24	Bright	40.000	144	18Del Cyg	2.8600	11000.	80	7310	No
365	GOM_NL__2PRFIN20030724_185106_000000472018_00242_07310_6953.N1	24-JUL-2003 18:51:06	Bright	46.500	19	50Alp Cyg	1.2460	10500.	93	7310	No
366	GOM_NL__2PRFIN20030724_185402_000000382018_00242_07310_6954.N1	24-JUL-2003 18:54:02	Bright	38.000	119	14Eta Dra	2.7270	4700.0	76	7310	No
367	GOM_NL__2PRFIN20030724_185621_000000442018_00242_07310_6955.N1	24-JUL-2003 18:56:21	Bright	44.000	89	5Alp Cep	2.4510	8000.0	88	7310	No
368	GOM_NL__2PRFIN20030724_185816_000000352018_00242_07310_6956.N1	24-JUL-2003 18:58:16	Bright	34.500	60	7Bet UMi	2.0810	3950.0	69	7310	No
369	GOM_NL__2PRFIN20030724_190121_000000382018_00242_07310_6957.N1	24-JUL-2003 19:01:21	Bright	38.000	49	1Alp UMi	1.9900	6300.0	76	7310	No
370	GOM_NL__2PRFIN20030724_190325_000000512018_00242_07310_6958.N1	24-JUL-2003 19:03:25	Bright	50.500	74	11Bet Cas	2.2680	6600.0	101	7310	No
371	GOM_NL__2PRFIN20030724_190507_000000502018_00242_07310_6959.N1	24-JUL-2003 19:05:07	Bright	49.500	76	27Gam Cas	2.3000	30000.	99	7310	No
372	GOM_NL__2PRFIN20030724_191052_000000462018_00242_07310_6960.N1	24-JUL-2003 19:10:52	Bright	46.000	160	23Gam Per	2.9300	4700.0	92	7310	No
373	GOM_NL__2PRFIN20030724_191222_000000452018_00242_07310_6961.N1	24-JUL-2003 19:12:22	Bright	45.000	35	33Alp Per	1.7950	6250.0	90	7310	No
374	GOM_NL__2PRFIN20030724_191404_000000702018_00242_07310_6962.N1	24-JUL-2003 19:14:04	Bright	69.500	73	57Gam1And	2.2600	13100.	139	7310	No
375	GOM_NL__2PRFIN20030724_191704_000001672018_00242_07310_6963.N1	24-JUL-2003 19:17:04	Straylight	166.50	53	43Bet And	2.0480	3300.0	333	7310	No
376	GOM_NL__2PRFIN20030724_192134_000000522018_00242_07310_6964.N1	24-JUL-2003 19:21:34	Dark	51.500	146	25Eta Tau	2.8730	15200.	103	7310	No
377	GOM_NL__2PRFIN20030724_192310_000000542018_00242_07310_6965.N1	24-JUL-2003 19:23:10	Dark	53.500	13	87Alp Tau	0.86700	3800.0	107	7310	No
378	GOM_NL__2PRFIN20030724_192515_000000442018_00242_07310_6966.N1	24-JUL-2003 19:25:15	Dark	43.500	27	24Gam Ori	1.6360	26000.	87	7310	No
379	GOM_NL__2PRFIN20030724_192710_000000422018_00242_07310_6967.N1	24-JUL-2003 19:27:10	Dark	41.500	30	46Eps Ori	1.6940	30000.	83	7310	No
380	GOM_NL__2PRFIN20030724_192929_000000392018_00242_07310_6968.N1	24-JUL-2003 19:29:29	Dark	39.000	7	19Bet Ori	0.10000	14000.	78	7310	No
381	GOM_NL__2PRFIN20030724_193119_000000392018_00242_07310_6969.N1	24-JUL-2003 19:31:19	Dark	39.000	47	2Bet CMa	1.9760	28000.	78	7310	No
382	GOM_NL__2PRFIN20030724_193239_000000442018_00242_07310_6970.N1	24-JUL-2003 19:32:39	Dark	44.000	139	9Bet Lep	2.8330	5600.0	88	7310	No
383	GOM_NL__2PRFIN20030724_194232_000000452018_00242_07310_6971.N1	24-JUL-2003 19:42:32	Dark	44.500	157	The1Eri	2.9060	9300.0	89	7310	No
384	GOM_NL__2PRFIN20030724_194827_000000552018_00243_07311_6940.N1	24-JUL-2003 19:48:27	Dark	54.500	9	Alp Eri	0.45300	24000.	109	7311	No
385	GOM_NL__2PRFIN20030724_195225_000000572018_00243_07311_6941.N1	24-JUL-2003 19:52:25	Straylight	56.500	84	Alp Phe	2.3970	4500.0	113	7311	No
386	GOM_NL__2PRFIN20030724_195709_000002182018_00243_07311_6942.N1	24-JUL-2003 19:57:09	Twi_and_stray	218.00	52	16Bet Cet	2.0370	4500.0	436	7311	No
387	GOM_NL__2PRFIN20030724_200157_000000772018_00243_07311_6943.N1	24-JUL-2003 20:01:57	Twi_and_stray	76.500	18	24Alp PsA	1.1660	9700.0	153	7311	No
388	GOM_NL__2PRFIN20030724_200658_000000432018_00243_07311_6944.N1	24-JUL-2003 20:06:58	Bright	42.500	38	20Eps Sgr	1.8360	11000.	85	7311	No
389	GOM_NL__2PRFIN20030724_200853_000000392018_00243_07311_6945.N1	24-JUL-2003 20:08:53	Bright	38.500	57	34Sig Sgr	2.0660	26000.	77	7311	No
390	GOM_NL__2PRFIN20030724_201033_000000652018_00243_07311_6946.N1	24-JUL-2003 20:10:33	Bright	64.500	142	49Del Cap	2.8500	8900.0	129	7311	No
391	GOM_NL__2PRFIN20030724_201530_000000672018_00243_07311_6947.N1	24-JUL-2003 20:15:30	Bright	66.500	154	22Bet Aqr	2.8990	5700.0	133	7311	No
392	GOM_NL__2PRFIN20030724_201812_000000392018_00243_07311_6948.N1	24-JUL-2003 20:18:12	Bright	38.500	126	60Bet Oph	2.7700	4250.0	77	7311	No
393	GOM_NL__2PRFIN20030724_202019_000000372018_00243_07311_6949.N1	24-JUL-2003 20:20:19	Bright	37.000	168	17Zet Aql	2.9860	11000.	74	7311	No
394	GOM_NL__2PRFIN20030724_202357_000000822018_00243_07311_6950.N1	24-JUL-2003 20:23:57	Bright	82.000	61	8Eps Peg	2.1000	3900.0	164	7311	No
395	GOM_NL__2PRFIN20030724_202723_000000402018_00243_07311_6951.N1	24-JUL-2003 20:27:23	Bright	40.000	5	3Alp Lyr	0.033000	11000.	80	7311	No
396	GOM_NL__2PRFIN20030724_203000_000000372018_00243_07311_6952.N1	24-JUL-2003 20:30:00	Bright	37.000	144	18Del Cyg	2.8600	11000.	74	7311	No



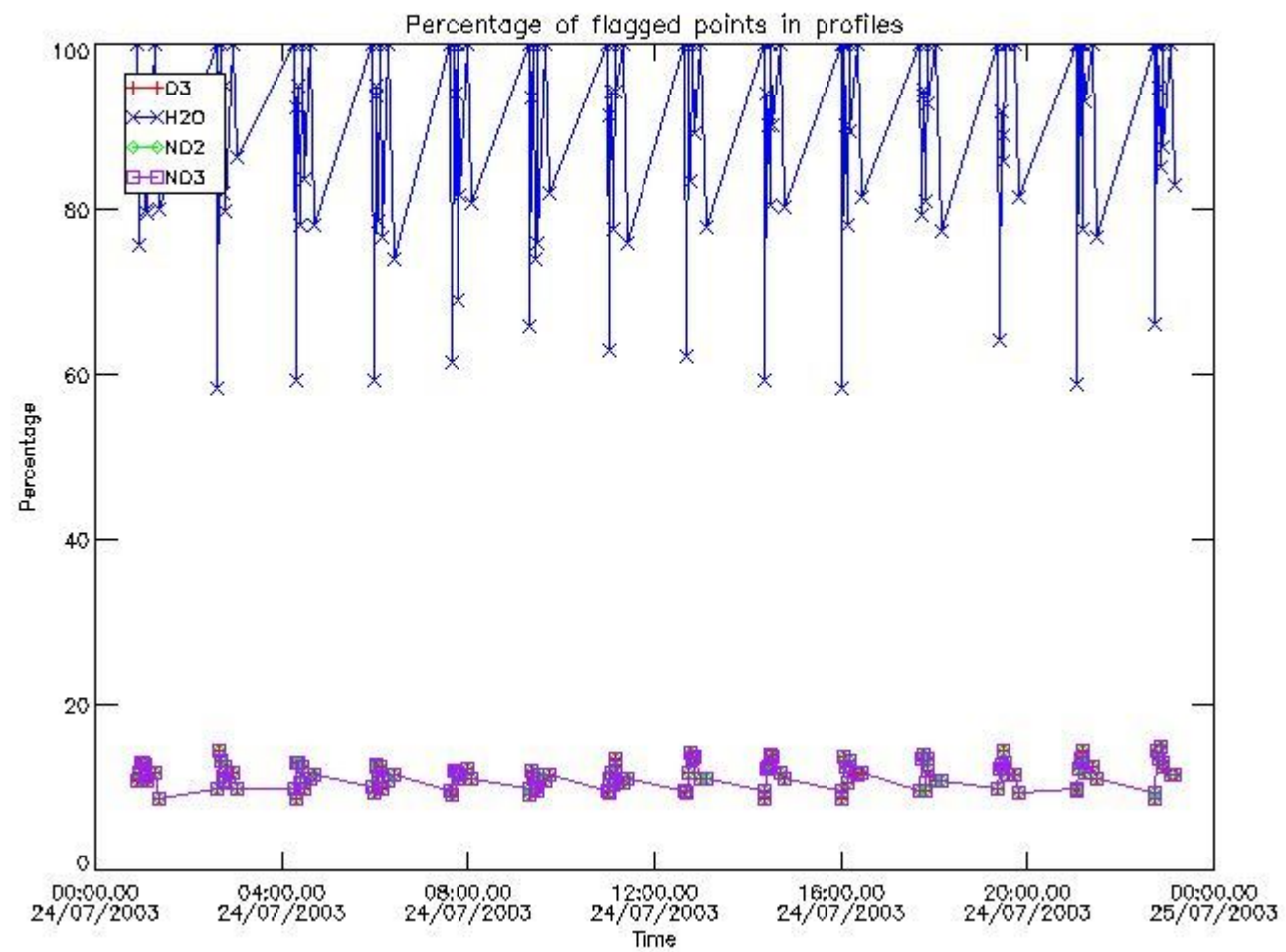
397	GOM_NL__2PRFIN20030724_203142_000000492018_00243_07311_6953.N1	24-JUL-2003 20:31:42	Bright	48.500	19	50Alp Cyg	1.2460	10500.	97	7311	No
398	GOM_NL__2PRFIN20030724_203438_000000352018_00243_07311_6954.N1	24-JUL-2003 20:34:38	Bright	35.000	119	14Eta Dra	2.7270	4700.0	70	7311	No
399	GOM_NL__2PRFIN20030724_203657_000000432018_00243_07311_6955.N1	24-JUL-2003 20:36:57	Bright	42.500	89	5Alp Cep	2.4510	8000.0	85	7311	No
400	GOM_NL__2PRFIN20030724_203852_000000382018_00243_07311_6956.N1	24-JUL-2003 20:38:52	Bright	38.000	60	7Bet UMi	2.0810	3950.0	76	7311	No
401	GOM_NL__2PRFIN20030724_204157_000000372018_00243_07311_6957.N1	24-JUL-2003 20:41:57	Bright	37.000	49	1Alp UMi	1.9900	6300.0	74	7311	No
402	GOM_NL__2PRFIN20030724_204400_000000512018_00243_07311_6958.N1	24-JUL-2003 20:44:00	Bright	51.000	74	11Bet Cas	2.2680	6600.0	102	7311	No
403	GOM_NL__2PRFIN20030724_204543_000000492018_00243_07311_6959.N1	24-JUL-2003 20:45:43	Bright	49.000	76	27Gam Cas	2.3000	30000.	98	7311	No
404	GOM_NL__2PRFIN20030724_205128_000000442018_00243_07311_6960.N1	24-JUL-2003 20:51:28	Bright	43.500	160	23Gam Per	2.9300	4700.0	87	7311	No
405	GOM_NL__2PRFIN20030724_205258_000000472018_00243_07311_6961.N1	24-JUL-2003 20:52:58	Bright	47.000	35	33Alp Per	1.7950	6250.0	94	7311	No
406	GOM_NL__2PRFIN20030724_205440_000000732018_00243_07311_6962.N1	24-JUL-2003 20:54:40	Bright	73.000	73	57Gam1And	2.2600	13100.	146	7311	No
407	GOM_NL__2PRFIN20030724_205740_000001602018_00243_07311_6963.N1	24-JUL-2003 20:57:40	Straylight	159.50	53	43Bet And	2.0480	3300.0	319	7311	No
408	GOM_NL__2PRFIN20030724_210211_000000522018_00243_07311_6964.N1	24-JUL-2003 21:02:11	Dark	52.000	146	25Eta Tau	2.8730	15200.	104	7311	No
409	GOM_NL__2PRFIN20030724_210346_000000582018_00243_07311_6965.N1	24-JUL-2003 21:03:46	Dark	57.500	13	87Alp Tau	0.86700	3800.0	115	7311	No
410	GOM_NL__2PRFIN20030724_210552_000000422018_00243_07311_6966.N1	24-JUL-2003 21:05:52	Dark	41.500	27	24Gam Ori	1.6360	26000.	83	7311	No
411	GOM_NL__2PRFIN20030724_210747_000000382018_00243_07311_6967.N1	24-JUL-2003 21:07:47	Dark	38.000	30	46Eps Ori	1.6940	30000.	76	7311	No
412	GOM_NL__2PRFIN20030724_211006_000000392018_00243_07311_6968.N1	24-JUL-2003 21:10:06	Dark	38.500	7	19Bet Ori	0.10000	14000.	77	7311	No
413	GOM_NL__2PRFIN20030724_211155_000000392018_00243_07311_6969.N1	24-JUL-2003 21:11:55	Dark	39.000	47	2Bet CMa	1.9760	28000.	78	7311	No
414	GOM_NL__2PRFIN20030724_211316_000000432018_00243_07311_6970.N1	24-JUL-2003 21:13:16	Dark	43.000	139	9Bet Lep	2.8330	5600.0	86	7311	No
415	GOM_NL__2PRFIN20030724_212309_000000452018_00243_07311_6971.N1	24-JUL-2003 21:23:09	Dark	45.000	157	The1Eri	2.9060	9300.0	90	7311	No
416	GOM_NL__2PRFIN20030724_212904_000000462018_00244_07312_6940.N1	24-JUL-2003 21:29:04	Dark	45.500	9	Alp Eri	0.45300	24000.	91	7312	No
417	GOM_NL__2PRFIN20030724_213302_000000562018_00244_07312_6941.N1	24-JUL-2003 21:33:02	Straylight	56.000	84	Alp Phe	2.3970	4500.0	112	7312	No
418	GOM_NL__2PRFIN20030724_213749_000002182018_00244_07312_6942.N1	24-JUL-2003 21:37:49	Twi_and_stray	218.00	52	16Bet Cet	2.0370	4500.0	436	7312	No
419	GOM_NL__2PRFIN20030724_214233_000000782018_00244_07312_6943.N1	24-JUL-2003 21:42:33	Twi_and_stray	78.000	18	24Alp PsA	1.1660	9700.0	156	7312	No
420	GOM_NL__2PRFIN20030724_214734_000000432018_00244_07312_6944.N1	24-JUL-2003 21:47:34	Bright	42.500	38	20Eps Sgr	1.8360	11000.	85	7312	No
421	GOM_NL__2PRFIN20030724_214929_000000402018_00244_07312_6945.N1	24-JUL-2003 21:49:29	Bright	40.000	57	34Sig Sgr	2.0660	26000.	80	7312	No
422	GOM_NL__2PRFIN20030724_215109_000000642018_00244_07312_6946.N1	24-JUL-2003 21:51:09	Bright	63.500	142	49Del Cap	2.8500	8900.0	127	7312	No
423	GOM_NL__2PRFIN20030724_215605_000000662018_00244_07312_6947.N1	24-JUL-2003 21:56:05	Bright	65.500	154	22Bet Aqr	2.8990	5700.0	131	7312	No
424	GOM_NL__2PRFIN20030724_215848_000000372018_00244_07312_6948.N1	24-JUL-2003 21:58:48	Bright	37.000	126	60Bet Oph	2.7700	4250.0	74	7312	No
425	GOM_NL__2PRFIN20030724_220055_000000382018_00244_07312_6949.N1	24-JUL-2003 22:00:55	Bright	37.500	168	17Zet Aql	2.9860	11000.	75	7312	No
426	GOM_NL__2PRFIN20030724_220431_000000832018_00244_07312_6950.N1	24-JUL-2003 22:04:31	Bright	82.500	61	8Eps Peg	2.1000	3900.0	165	7312	No
427	GOM_NL__2PRFIN20030724_220759_000000372018_00244_07312_6951.N1	24-JUL-2003 22:07:59	Bright	37.000	5	3Alp Lyr	0.033000	11000.	74	7312	No
428	GOM_NL__2PRFIN20030724_221035_000000392018_00244_07312_6952.N1	24-JUL-2003 22:10:35	Bright	38.500	144	18Del Cyg	2.8600	11000.	77	7312	No
429	GOM_NL__2PRFIN20030724_221217_000000482018_00244_07312_6953.N1	24-JUL-2003 22:12:17	Bright	47.500	19	50Alp Cyg	1.2460	10500.	95	7312	No
430	GOM_NL__2PRFIN20030724_221514_000000382018_00244_07312_6954.N1	24-JUL-2003 22:15:14	Bright	38.000	119	14Eta Dra	2.7270	4700.0	76	7312	No
431	GOM_NL__2PRFIN20030724_221732_000000432018_00244_07312_6955.N1	24-JUL-2003 22:17:32	Bright	42.500	89	5Alp Cep	2.4510	8000.0	85	7312	No
432	GOM_NL__2PRFIN20030724_221928_000000372018_00244_07312_6956.N1	24-JUL-2003 22:19:28	Bright	37.000	60	7Bet UMi	2.0810	3950.0	74	7312	No
433	GOM_NL__2PRFIN20030724_222233_000000352018_00244_07312_6957.N1	24-JUL-2003 22:22:33	Bright	34.500	49	1Alp UMi	1.9900	6300.0	69	7312	No
434	GOM_NL__2PRFIN20030724_222435_000000512018_00244_07312_6958.N1	24-JUL-2003 22:24:35	Bright	51.000	74	11Bet Cas	2.2680	6600.0	102	7312	No
435	GOM_NL__2PRFIN20030724_222618_000000492018_00244_07312_6959.N1	24-JUL-2003 22:26:18	Bright	49.000	76	27Gam Cas	2.3000	30000.	98	7312	No
436	GOM_NL__2PRFIN20030724_223203_000000452018_00244_07312_6960.N1	24-JUL-2003 22:32:03	Bright	44.500	160	23Gam Per	2.9300	4700.0	89	7312	No
437	GOM_NL__2PRFIN20030724_223334_000000472018_00244_07312_6961.N1	24-JUL-2003 22:33:34	Bright	46.500	35	33Alp Per	1.7950	6250.0	93	7312	No
438	GOM_NL__2PRFIN20030724_223515_000000732018_00244_07312_6962.N1	24-JUL-2003 22:35:15	Bright	72.500	73	57Gam1And	2.2600	13100.	145	7312	No
439	GOM_NL__2PRFIN20030724_223815_000001762018_00244_07312_6963.N1	24-JUL-2003 22:38:15	Straylight	176.00	53	43Bet And	2.0480	3300.0	352	7312	No
440	GOM_NL__2PRFIN20030724_224247_000000542018_00244_07312_6964.N1	24-JUL-2003 22:42:47	Dark	54.000	146	25Eta Tau	2.8730	15200.	108	7312	No
441	GOM_NL__2PRFIN20030724_224423_000000582018_00244_07312_6965.N1	24-JUL-2003 22:44:23	Dark	58.000	13	87Alp Tau	0.86700	3800.0	116	7312	No
442	GOM_NL__2PRFIN20030724_224628_000000392018_00244_07312_6966.N1	24-JUL-2003 22:46:28	Dark	38.500	27	24Gam Ori	1.6360	26000.	77	7312	No
443	GOM_NL__2PRFIN20030724_224823_000000382018_00244_07312_6967.N1	24-JUL-2003 22:48:23	Dark	37.500	30	46Eps Ori	1.6940	30000.	75	7312	No
444	GOM_NL__2PRFIN20030724_225042_000000442018_00244_07312_6968.N1	24-JUL-2003 22:50:42	Dark	44.000	7	19Bet Ori	0.10000	14000.	88	7312	No
445	GOM_NL__2PRFIN20030724_225231_000000392018_00244_07312_6969.N1	24-JUL-2003 22:52:31	Dark	39.000	47	2Bet CMa	1.9760	28000.	78	7312	No
446	GOM_NL__2PRFIN20030724_225352_000000412018_00244_07312_6970.N1	24-JUL-2003 22:53:52	Dark	40.500	139	9Bet Lep	2.8330	5600.0	81	7312	No
447	GOM_NL__2PRFIN20030724_230346_000000442018_00244_07312_6971.N1	24-JUL-2003 23:03:46	Dark	44.000	157	The1Eri	2.9060	9300.0	88	7312	No
448	GOM_NL__2PRFIN20030724_230940_000000442018_00245_07313_6941.N1	24-JUL-2003 23:09:40	Dark	44.000	9	Alp Eri	0.45300	24000.	88	7313	No
449	GOM_NL__2PRFIN20030724_231340_000000552018_00245_07313_6942.N1	24-JUL-2003 23:13:40	Straylight	55.000	84	Alp Phe	2.3970	4500.0	110	7313	No
450	GOM_NL__2PRFIN20030724_231829_000002182018_00245_07313_6943.N1	24-JUL-2003 23:18:29	Twi_and_stray	217.50	52	16Bet Cet	2.0370	4500.0	435	7313	No
451	GOM_NL__2PRFIN20030724_232310_000000792018_00245_07313_6944.N1	24-JUL-2003 23:23:10	Twi_and_stray	79.000	18	24Alp PsA	1.1660	9700.0	158	7313	No
452	GOM_NL__2PRFIN20030724_232810_000000522018_00245_07313_6945.N1	24-JUL-2003 23:28:10	Bright	52.000	38	20Eps Sgr	1.8360	11000.	104	7313	No
453	GOM_NL__2PRFIN20030724_233005_000000402018_00245_07313_6946.N1	24-JUL-2003 23:30:05	Bright	39.500	57	34Sig Sgr	2.0660	26000.	79	7313	No
454	GOM_NL__2PRFIN20030724_233145_000000652018_00245_07313_6947.N1	24-JUL-2003 23:31:45	Bright	64.500	142	49Del Cap	2.8500	8900.0	129	7313	No
455	GOM_NL__2PRFIN20030724_233641_000000672018_00245_07313_6948.N1	24-JUL-2003 23:36:41	Bright	66.500	154	22Bet Aqr	2.8990	5700.0	133	7313	No

456	GOM_NL__2PRFIN20030724_233924_000000382018_00245_07313_6949.N1	24-JUL-2003 23:39:24	Bright	37.500	126	60Bet Oph	2.7700	4250.0	75	7313	No
457	GOM_NL__2PRFIN20030724_234131_000000372018_00245_07313_6950.N1	24-JUL-2003 23:41:31	Bright	37.000	168	17Zet Aql	2.9860	11000.	74	7313	No
458	GOM_NL__2PRFIN20030724_234506_000000802018_00245_07313_6951.N1	24-JUL-2003 23:45:06	Bright	80.000	61	8Eps Peg	2.1000	3900.0	160	7313	No
459	GOM_NL__2PRFIN20030724_234834_000000402018_00245_07313_6952.N1	24-JUL-2003 23:48:34	Bright	40.000	5	3Alp Lyr	0.033000	11000.	80	7313	No
460	GOM_NL__2PRFIN20030724_235110_000000392018_00245_07313_6953.N1	24-JUL-2003 23:51:10	Bright	38.500	144	18Del Cyg	2.8600	11000.	77	7313	No
461	GOM_NL__2PRFIN20030724_235252_000000482018_00245_07313_6954.N1	24-JUL-2003 23:52:52	Bright	47.500	19	50Alp Cyg	1.2460	10500.	95	7313	No
462	GOM_NL__2PRFIN20030724_235551_000000352018_00245_07313_6955.N1	24-JUL-2003 23:55:51	Bright	35.000	119	14Eta Dra	2.7270	4700.0	70	7313	No
463	GOM_NL__2PRFIN20030724_235808_000000432018_00245_07313_6956.N1	24-JUL-2003 23:58:08	Bright	42.500	89	5Alp Cep	2.4510	8000.0	85	7313	No

### 3. Quality information per product

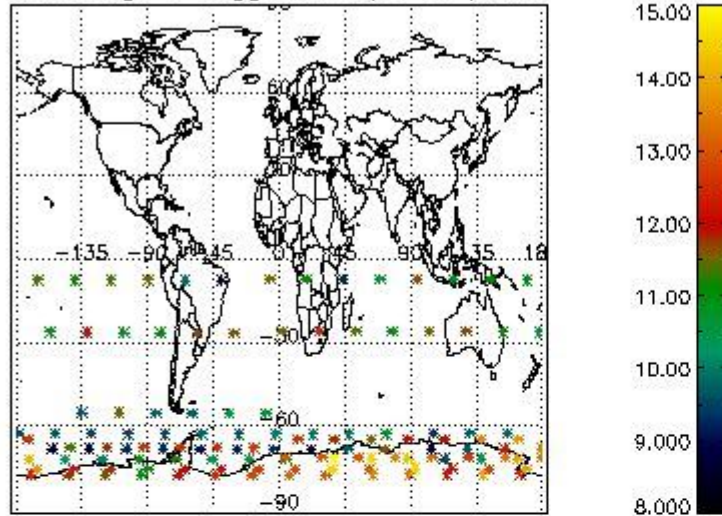
In this section it is plotted some information contained in the Quality Summary data set of the level 2 products. Only products in dark limb conditions and without errors (error flag in the MPH set to "0") are used.

#### 3.1 Plot quality information per product (time dependant)

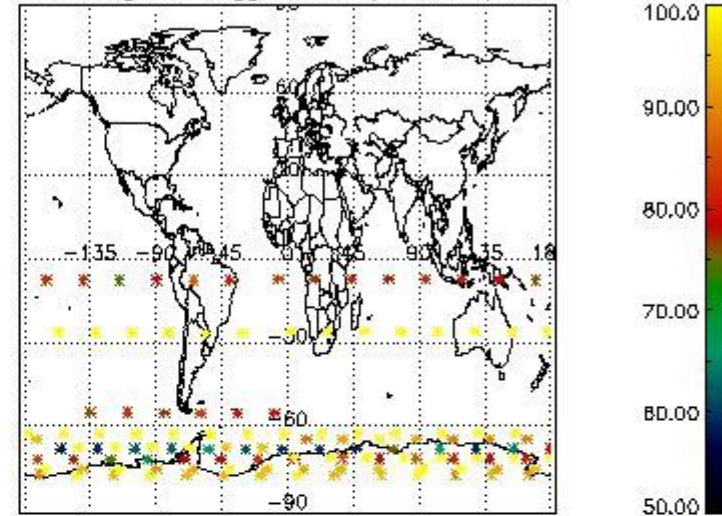


#### 3.2 Plot quality information per product (world map)

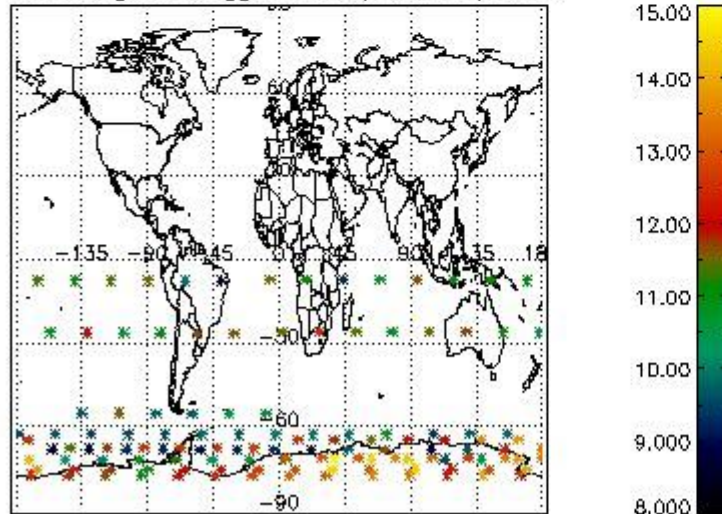
Percentage of flagged data per O3 profile



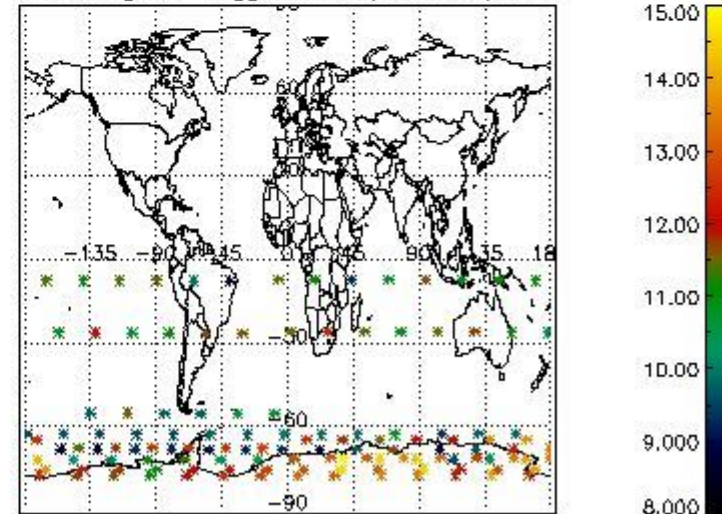
Percentage of flagged data per H2O profile



Percentage of flagged data per NO2 profile



Percentage of flagged data per NO3 profile



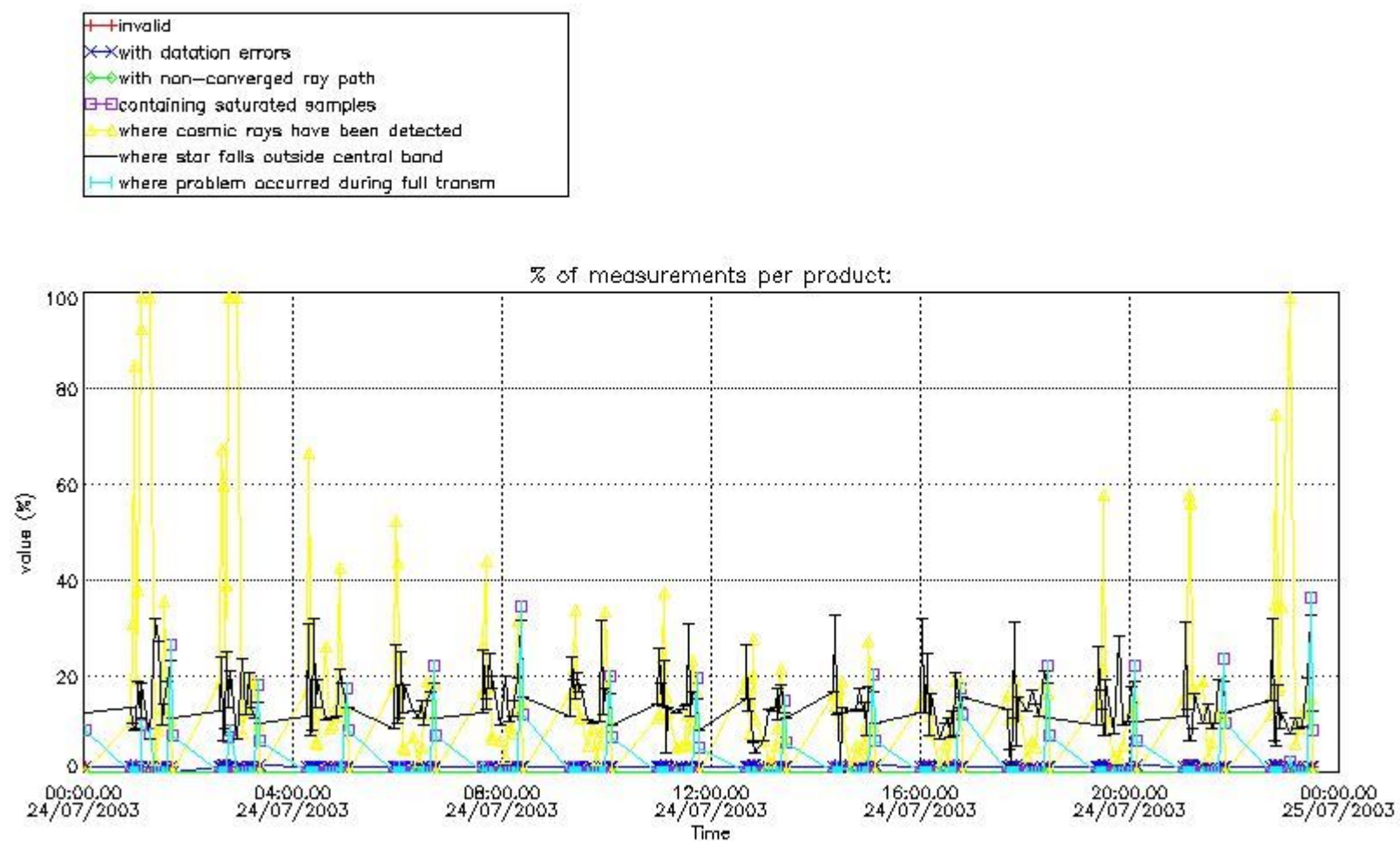
#### 4. Level 1 quality information per product

In this section it is plotted some information contained in the Quality Summary data set of the level 2 products that comes from the level 1b processing. Products without errors (error flag in the MPH set to "0") are used.

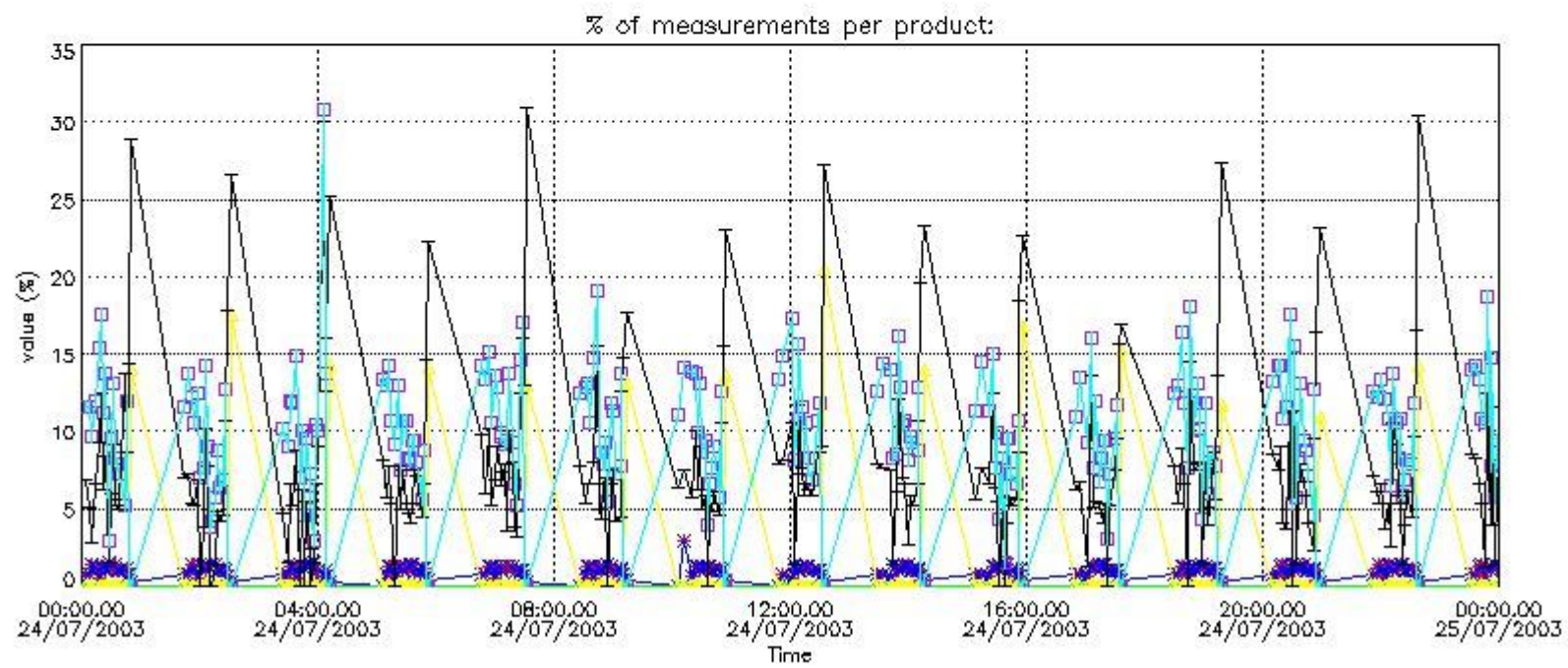
##### 4.1 Plot quality information per product (time dependant) coming from level 1b processing

###### 4.1.1 Plot level 1 quality information per product (time dependant): ENVISAT ASCENDING passes





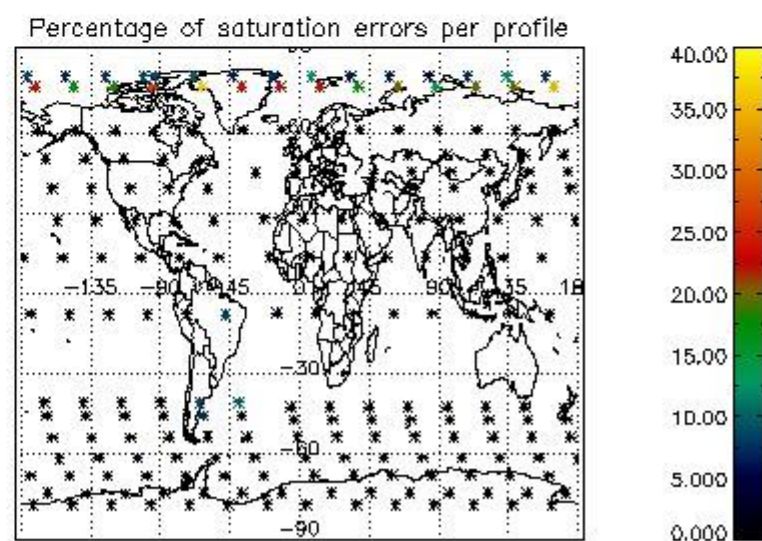
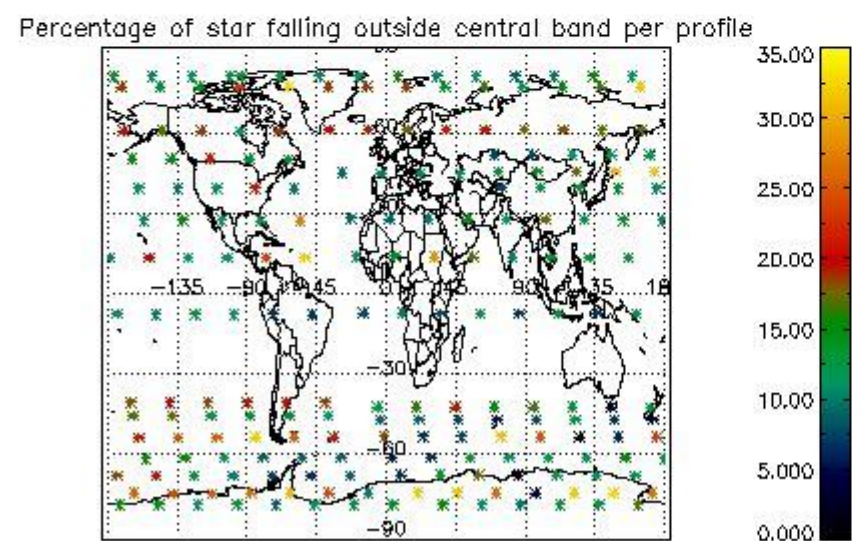
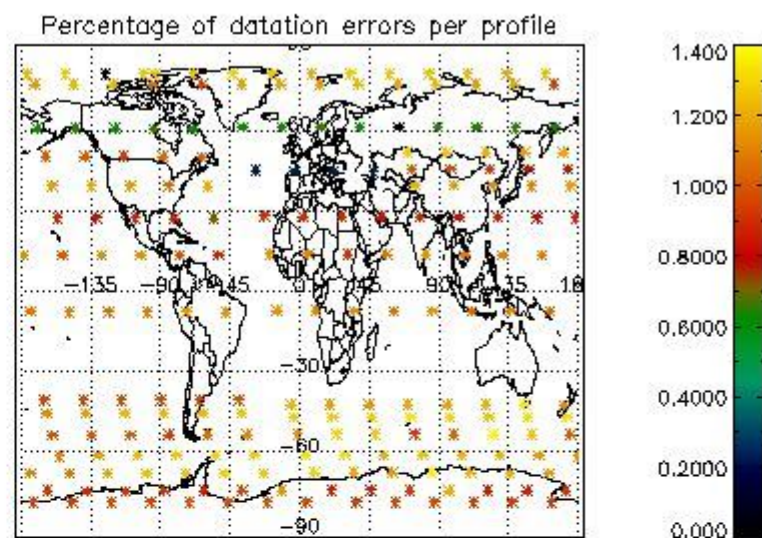
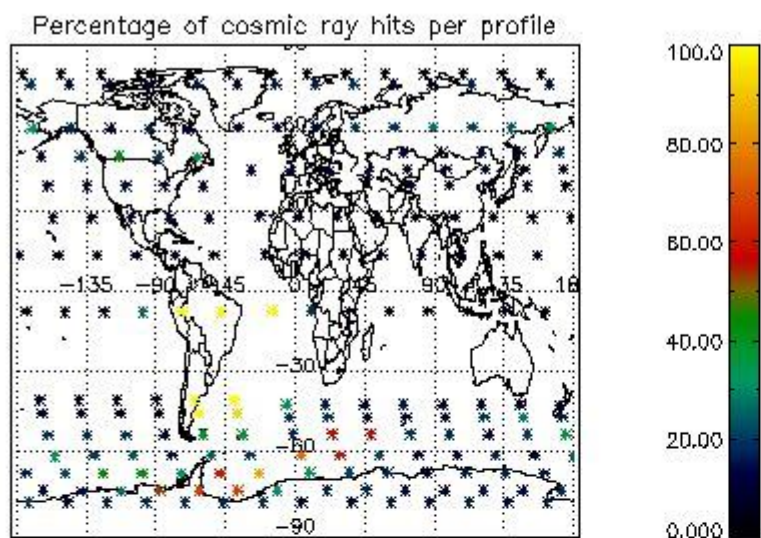
4.1.2 Plot level 1 quality information per product (time dependant): ENVI SAT DESCENDING passes



*4.2 Plot quality information per product coming from level 1b processing (world map)*

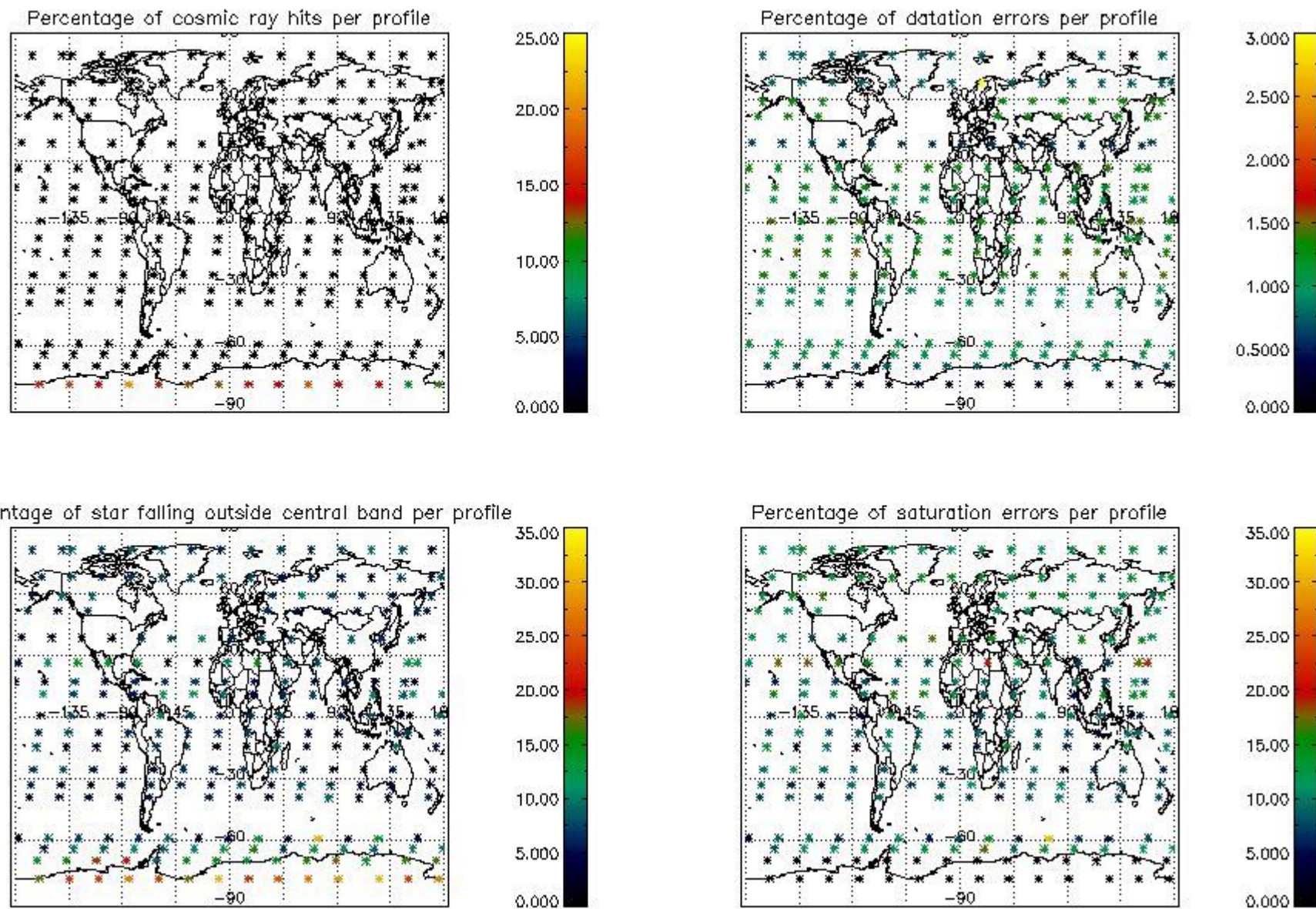
*4.2.1 Plot level 1 quality information per product (world map): ENVISAT ASCENDING passes*





4.2.2 Plot level 1 quality information per product (world map): ENVISAT DESCENDING passes





## 5. Trace gas profiles

### 5.1 Ozone statistics based on quality of products

The final quality of the products can be "measured" using the STD (Standard Deviation) attached to every point profile. This information is written to the parameter GOM\_NL\_\_2P/NL\_LOCAL\_SPECIES\_DENSITY/o3\_std of the level 2 products. The table below shows the statistics for given STD ranges.

The statistics are given with respect to the overall valid production:

- Products without fatal errors: GOM\_NL\_\_2P/MPH/PRODUCT\_ERR=0
- Valid point profile: GOM\_NL\_\_2P/NL\_LOCAL\_SPECIES\_DENSITY/pcd(0)=0

The 'Criteria' is applied to valid points of dark limb products:

- Products in dark limb illumination condition: GOM\_NL\_\_2P/NL\_SUMMARY\_QUALITY/obs\_ill\_cond=0
- Products without fatal errors: GOM\_NL\_\_2P/MPH/PRODUCT\_ERR=0
- Valid point profile: GOM\_NL\_\_2P/NL\_LOCAL\_SPECIES\_DENSITY/pcd(0)=0

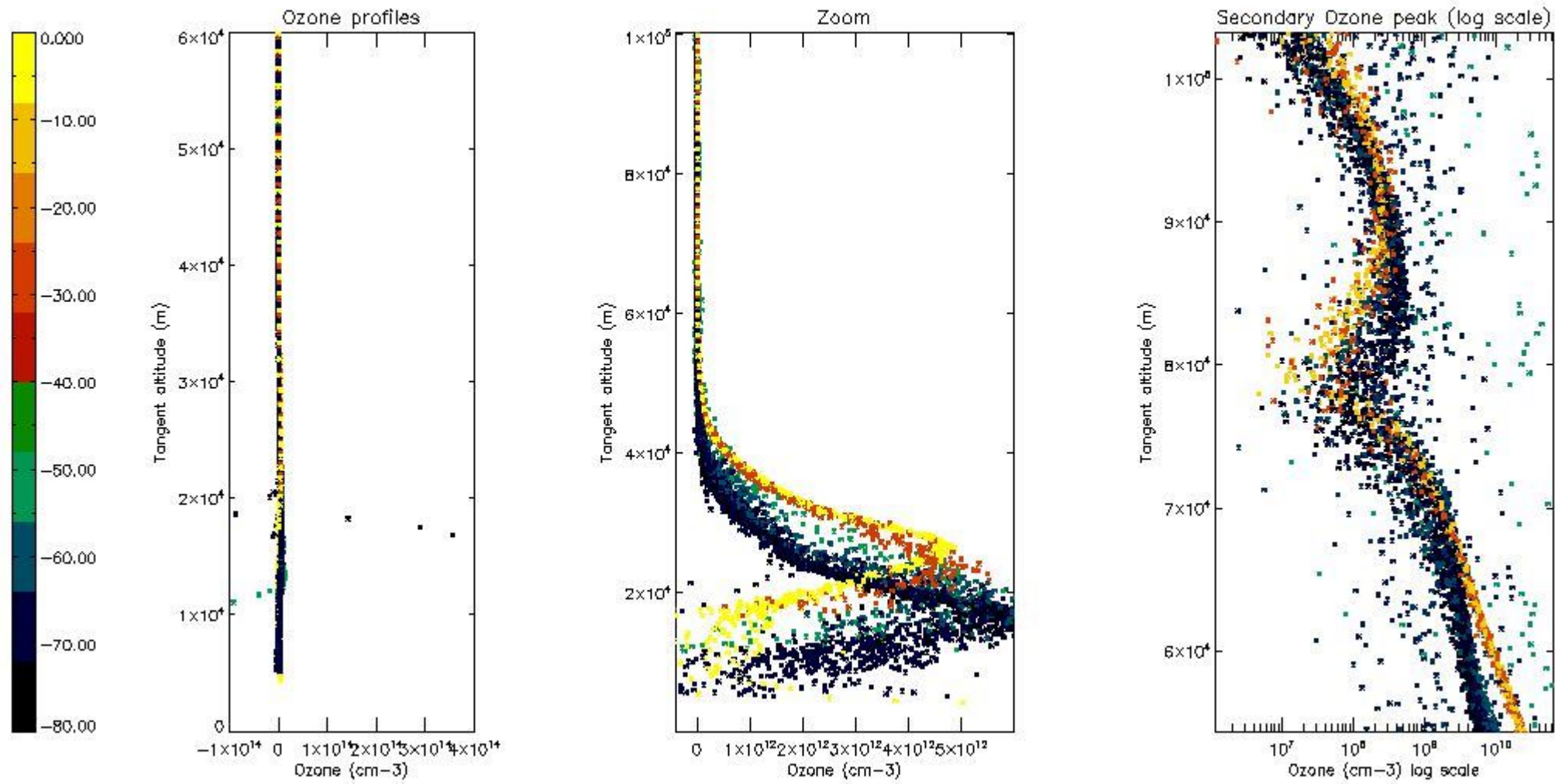
So, the table below shows the percentage of dark limb and valid observations for each criteria with respect to the overall valid daily observations.

Criteria	% of total production
All STD	23
STD < 20	14

STD < 10	11
STD < 5	8

5.2 Plot ozone profiles for all STD (dark without errors)

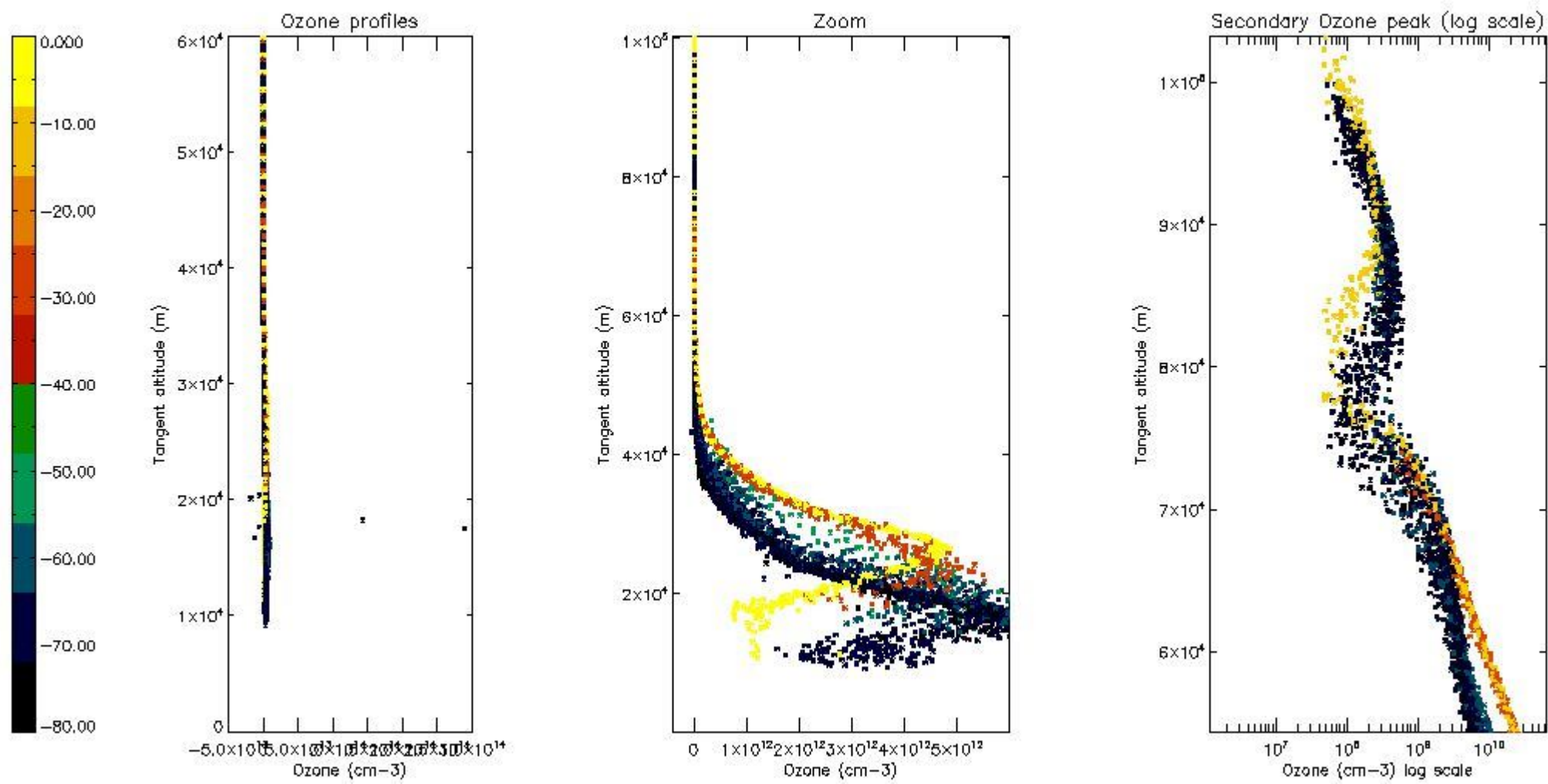
The colorbar represents the latitude.



5.3 Plot ozone profiles where STD < 20% (dark without errors)

The colorbar represents the latitude.

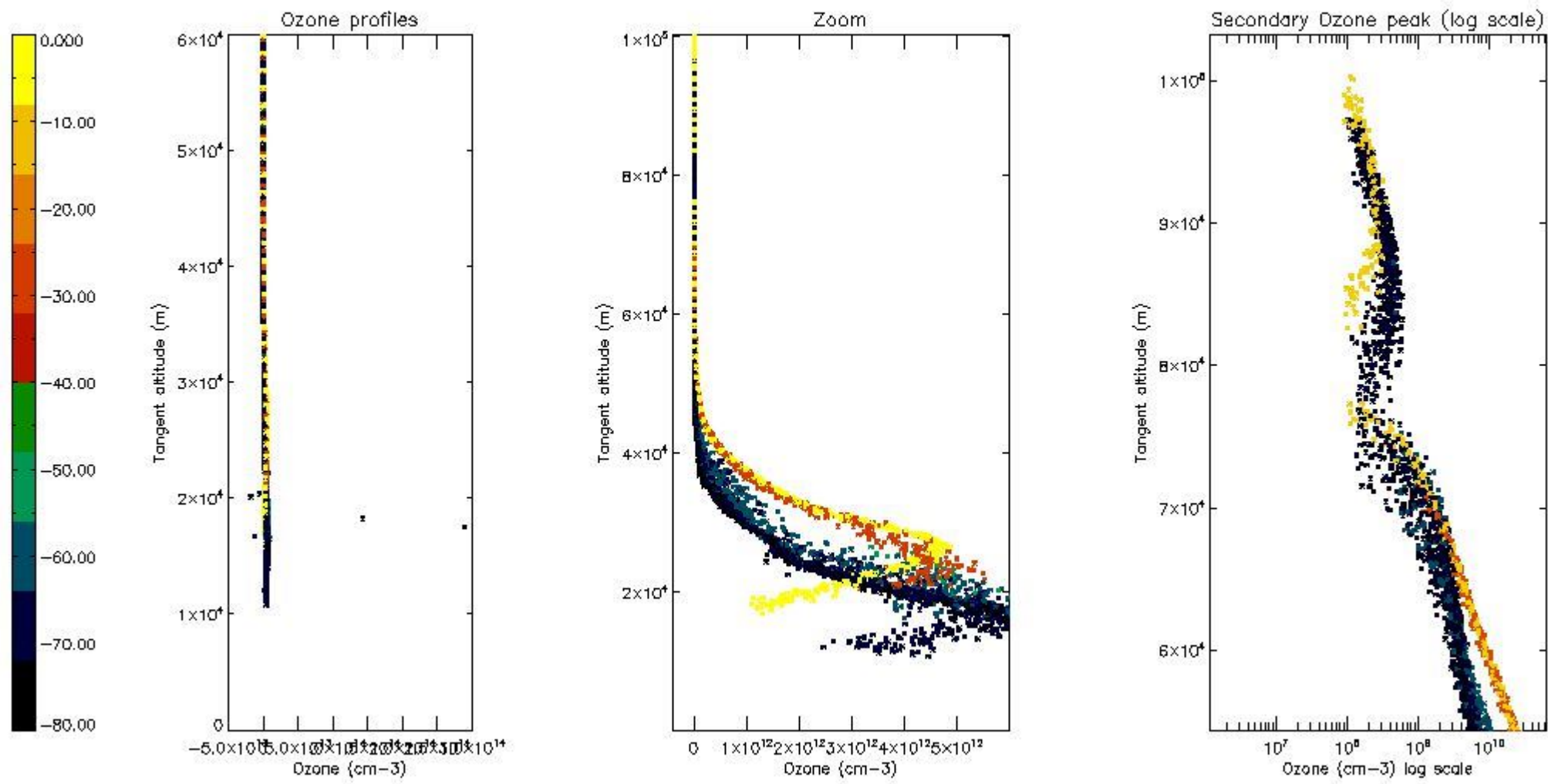




*5.4 Plot ozone profiles where  $STD < 10\%$  (dark without errors)*

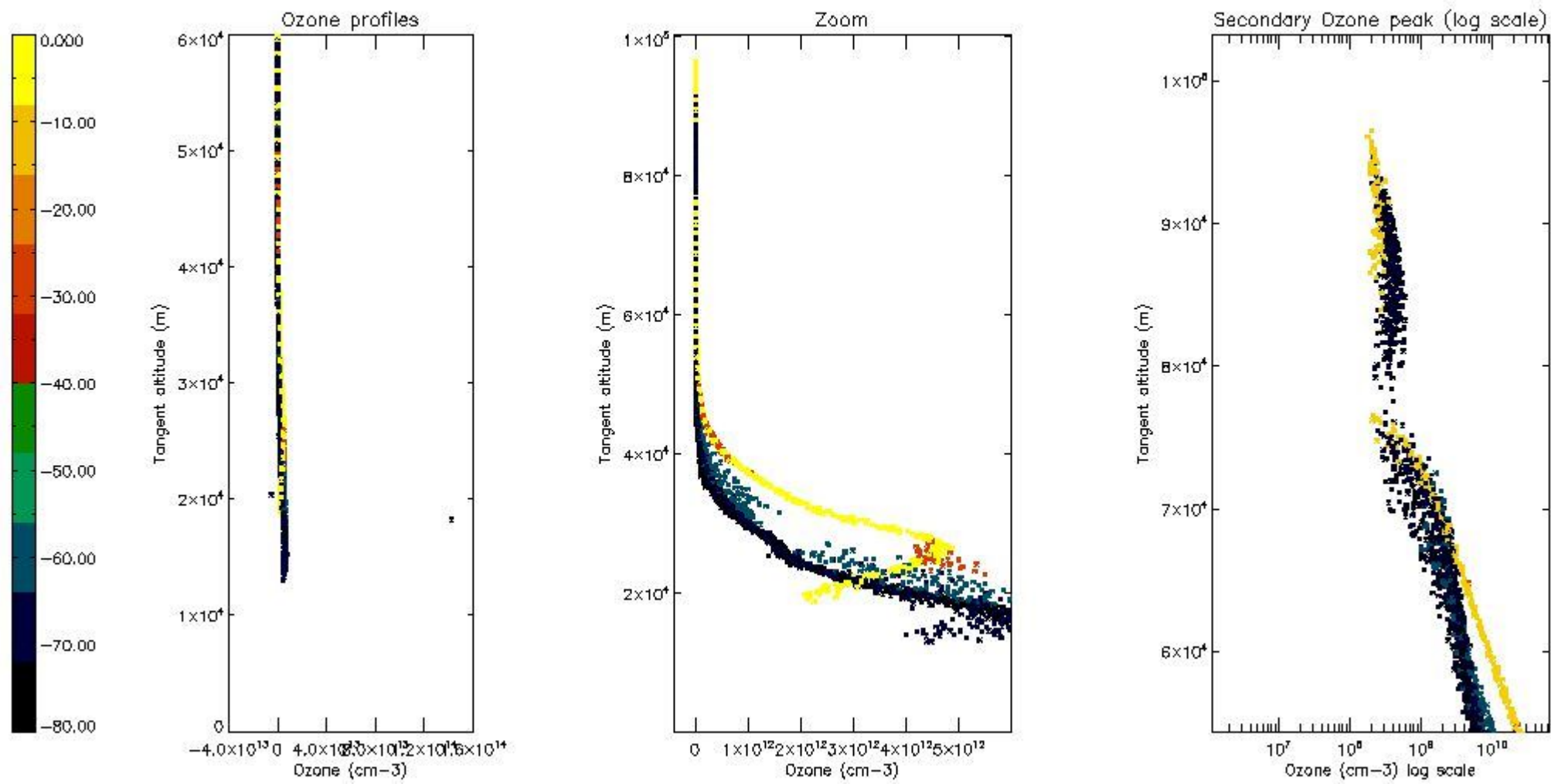
The colorbar represents the latitude.





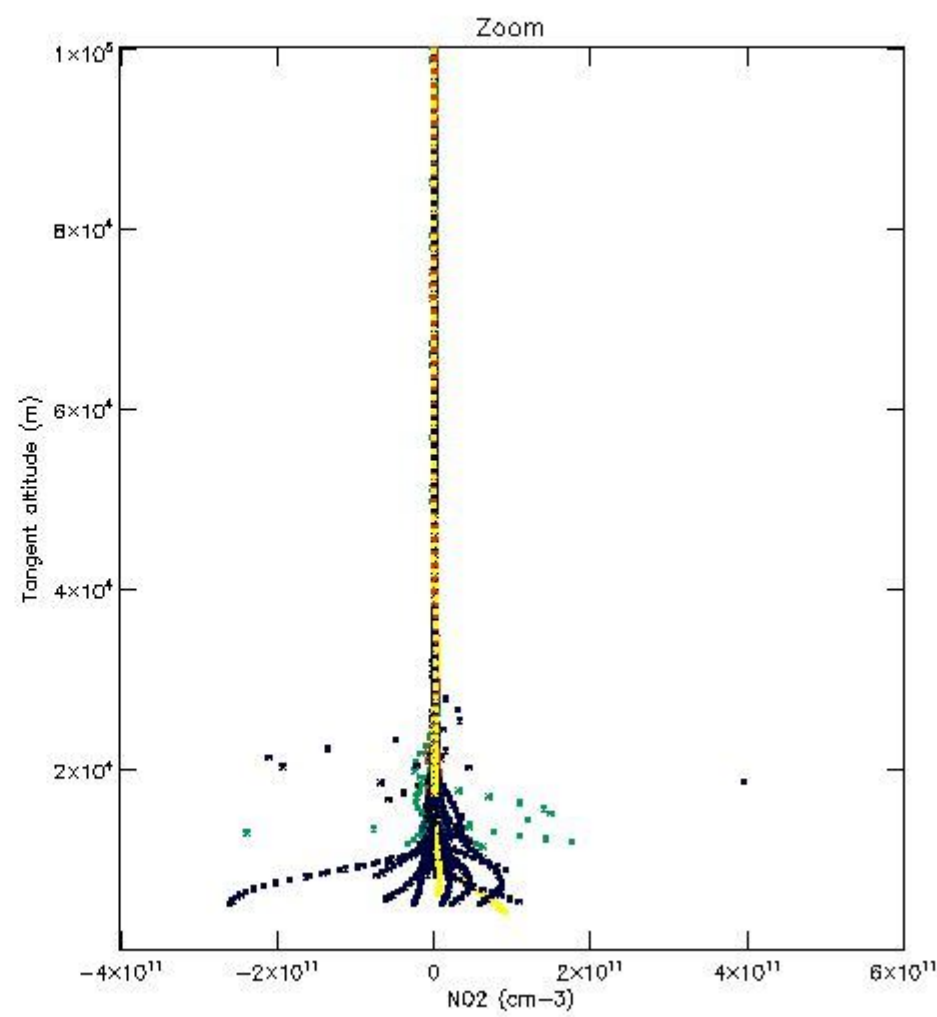
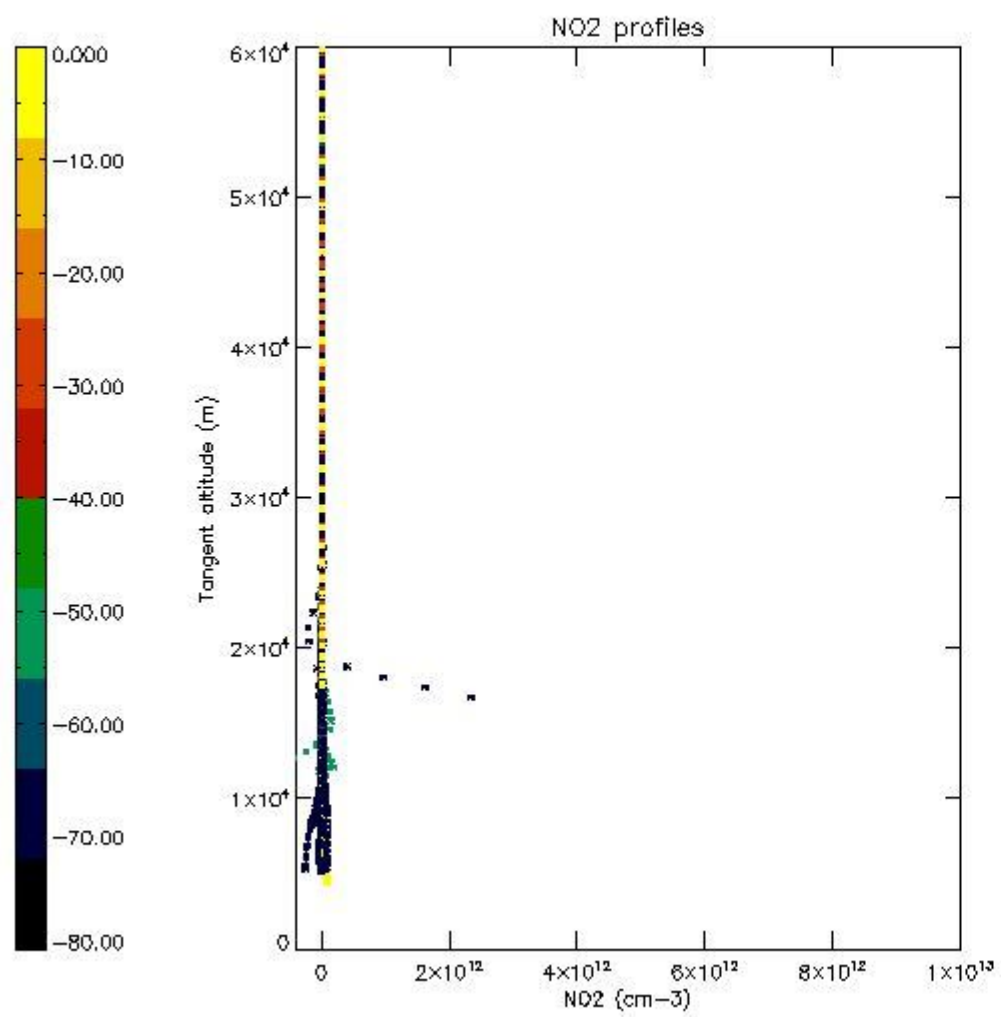
*5.5 Plot ozone profiles where STD < 5% (dark without errors)*

The colorbar represents the latitude.



*5.6 Plot NO<sub>2</sub> profiles for all STD (dark without errors)*

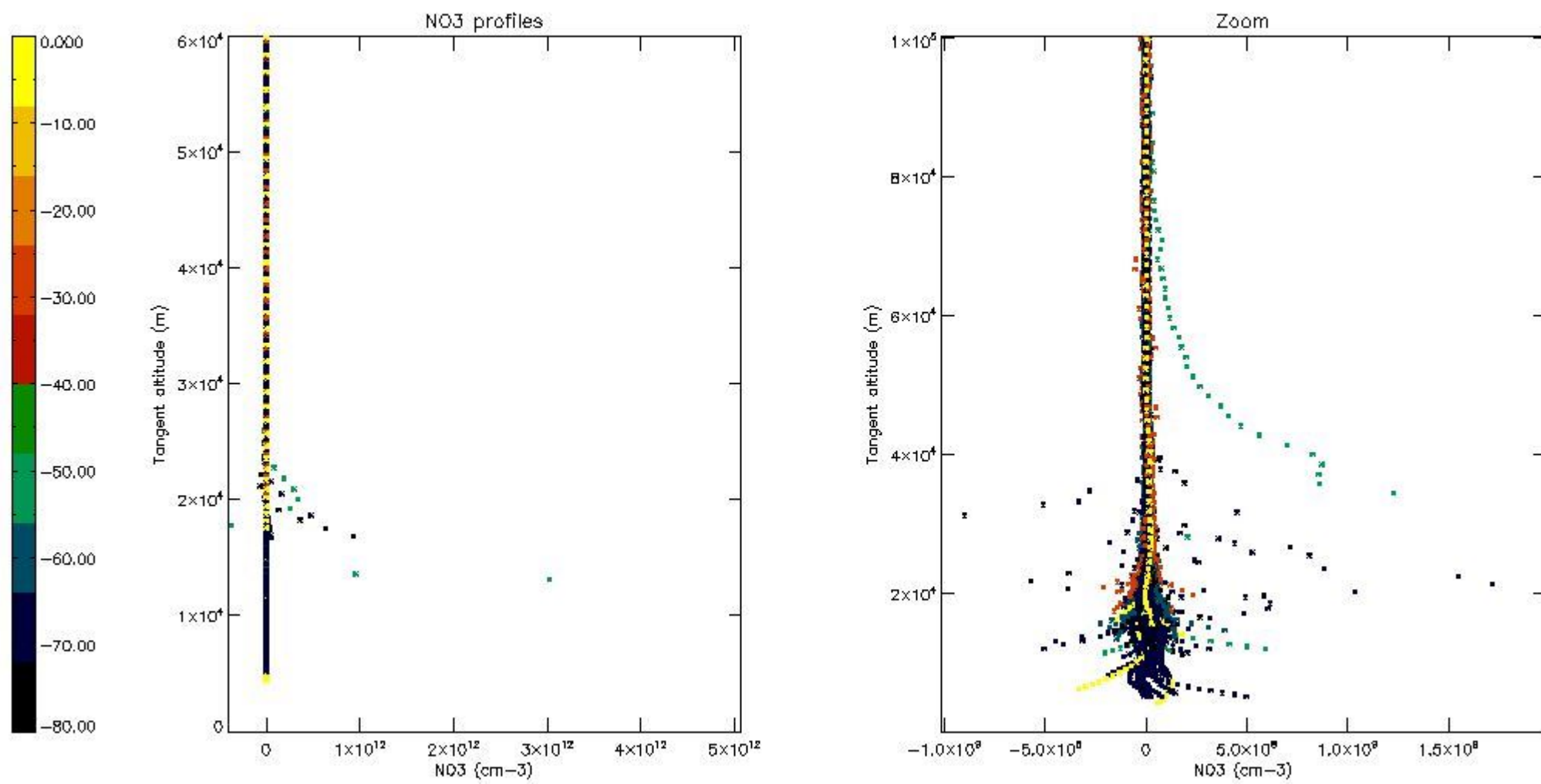
The colorbar represents the latitude.



*5.7 Plot NO3 profiles for all STD (dark without errors)*

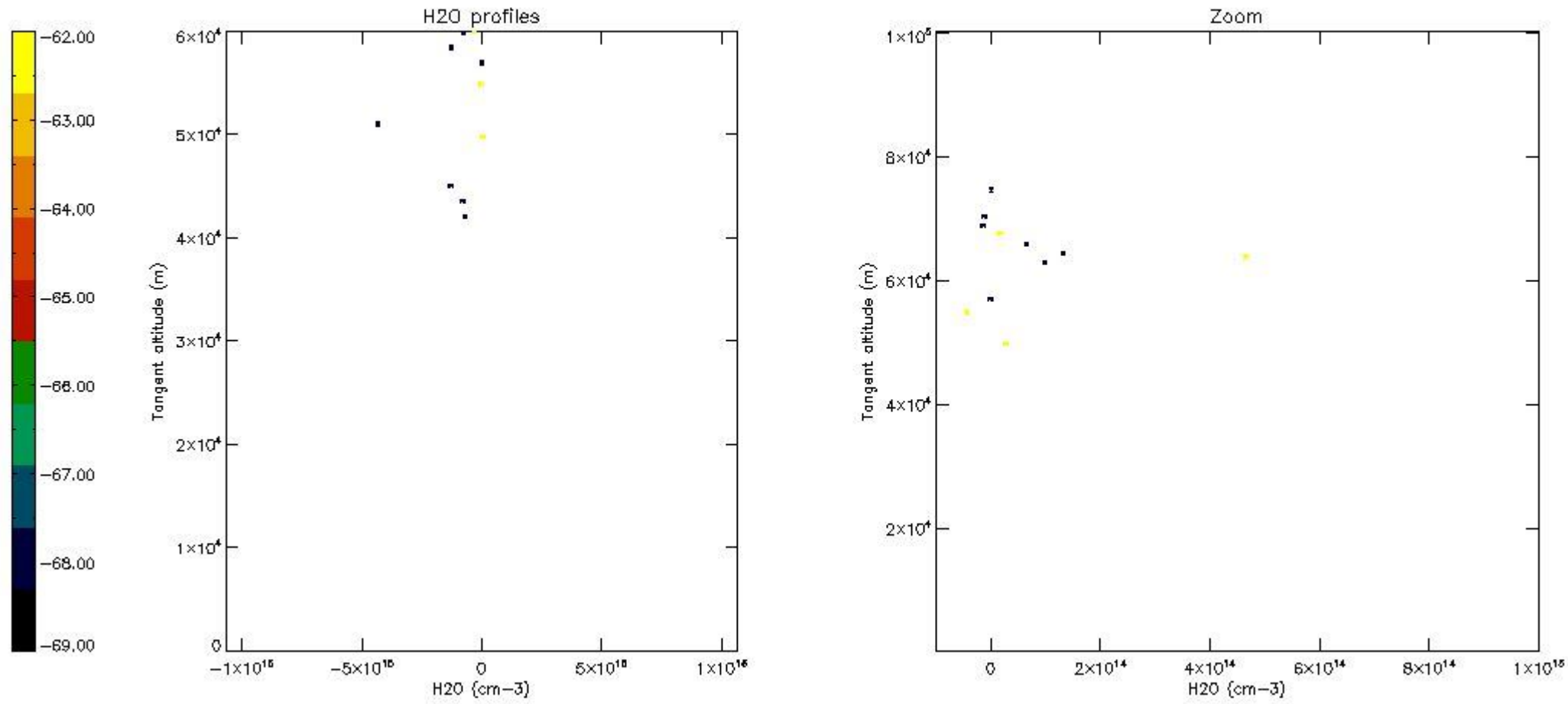
The colorbar represents the latitude.





5.8 Plot H2O profiles for all STD (only for occultations of stars 1,2,3,4,13,14,16,26,63 dark without errors)

The colorbar represents the latitude.



## 6. Auxiliary Data Files used for the production reported in section 2

The number reported in the third column indicates since which file (see list in section 2) the corresponding auxiliary file has been used. The fourth column is the date of those product files.

Type	Auxiliary Filename	Used since product	Used since product date
INST_PHYS_CHARACTERISTICS	GOM_INS_AXVIEC20091111_143220_20030716_120000_20500101_000000	1	24-JUL-2003 00:01:39
LEVEL-2_PROC_CONFIG	GOM_PR2_AXVIEC20091111_152718_20020301_000000_20500101_000000	1	24-JUL-2003 00:01:39
CROSS_SECTIONS_FILE	GOM_CRS_AXVIEC20091111_154832_20020301_000000_20500101_000000	1	24-JUL-2003 00:01:39

# GOMOS Level 2 Daily Report

## SUMMARY

### [1. General Info](#)

### [2. Summary of processed GOM\\_NL\\_2P products](#)

### [3. Level 2 Quality information per product](#)

#### [3.1 Plot of level 2 quality information per product \(time dependant\)](#)

#### [3.2 Plot of level 2 quality information per product \(world map\)](#)

### [4. Level 1 Quality information per product \(stored on level 2 products\)](#)

#### [4.1 Plot of level 1 quality information per product \(time dependant\)](#)

##### [4.1.1 Plot of level 1 quality information per product \(time dependant\): ASCENDING](#)

##### [4.1.2 Plot of level 1 quality information per product \(time dependant\): DESCENDING](#)

#### [4.2 Plot of level 1 quality information per product \(world map\)](#)

##### [4.2.1 Plot of level 1 quality information per product \(world map\): ASCENDING](#)

##### [4.2.2 Plot of level 1 quality information per product \(world map\): DESCENDING](#)

### [5. Ozone profiles based on quality statistics and other trace gas profiles](#)

#### [5.1 Ozone statistics based on quality of products](#)

#### [5.2 Plot ozone profiles for all STD \(dark without errors\)](#)

#### [5.3 Plot ozone profiles where STD < 20% \(dark without errors\)](#)

#### [5.4. Plot ozone profiles where STD < 10% \(dark without errors\)](#)

#### [5.5. Plot ozone profiles where STD < 5% \(dark without errors\)](#)

#### [5.6 Plot NO2 profiles for all STD \(dark without errors\)](#)

#### [5.7 Plot NO3 profiles for all STD \(dark without errors\)](#)

#### [5.8 Plot H2O profiles \(only for occultations of stars 1,2,3,4,13,14,16,26,63 dark without errors\) for all STD](#)

### [6. Auxiliary Data Files used for the production reported in section 2](#)



This report presents the daily analysis on parameters extracted from GOMOS level 2 data (GOM\_NL\_\_2P). It is intended to monitor some important parameters that will impact the quality of these products. A list of level 2 products (and content) that have arrived during the reporting day to the PCF is also given.

Item	Value
Time of report generation	19APR2013 17:10:49
Data source version	GOMOS/6.01
Start time of products	24-07-2003 (24JUL2003 00:00:00)
Stop time of products	25-07-2003 (25JUL2003 00:00:00)
Store outputs in DB	Yes
Nb of level 2 prods	463
Nb of prods with errors	0

## 2. Summary of processed GOM\_NL\_\_2P products.

Nr	Filename	UTC Start time	Limb	Duration	Star Id	Star Name	Star Mag	Star Temp	Nb Meas	Orbit	Prod. error
1	GOM_NL__2PRFIN20030724_000139_000000402018_00231_07299_6922.N1	24-JUL-2003 00:01:39	Bright	40.000	57	34Sig Sgr	2.0660	26000.	80	7299	No
2	GOM_NL__2PRFIN20030724_000320_000000652018_00231_07299_6923.N1	24-JUL-2003 00:03:20	Bright	65.000	142	49Del Cap	2.8500	8900.0	130	7299	No
3	GOM_NL__2PRFIN20030724_000822_000000692018_00231_07299_6924.N1	24-JUL-2003 00:08:22	Bright	69.000	154	22Bet Aqr	2.8990	5700.0	138	7299	No
4	GOM_NL__2PRFIN20030724_001058_000000362018_00231_07299_6925.N1	24-JUL-2003 00:10:58	Bright	36.000	126	60Bet Oph	2.7700	4250.0	72	7299	No
5	GOM_NL__2PRFIN20030724_001308_000000382018_00231_07299_6926.N1	24-JUL-2003 00:13:08	Bright	37.500	168	17Zet Aql	2.9860	11000.	75	7299	No
6	GOM_NL__2PRFIN20030724_001705_000000912018_00231_07299_6927.N1	24-JUL-2003 00:17:05	Bright	91.000	61	8Eps Peg	2.1000	3900.0	182	7299	No
7	GOM_NL__2PRFIN20030724_002012_000000402018_00231_07299_6928.N1	24-JUL-2003 00:20:12	Bright	40.000	5	3Alp Lyr	0.033000	11000.	80	7299	No
8	GOM_NL__2PRFIN20030724_002252_000000402018_00231_07299_6929.N1	24-JUL-2003 00:22:52	Bright	40.000	144	18Del Cyg	2.8600	11000.	80	7299	No
9	GOM_NL__2PRFIN20030724_002438_000000482018_00231_07299_6930.N1	24-JUL-2003 00:24:38	Bright	47.500	19	50Alp Cyg	1.2460	10500.	95	7299	No
10	GOM_NL__2PRFIN20030724_002724_000000342018_00231_07299_6931.N1	24-JUL-2003 00:27:24	Bright	34.000	119	14Eta Dra	2.7270	4700.0	68	7299	No
11	GOM_NL__2PRFIN20030724_002952_000000422018_00231_07299_6932.N1	24-JUL-2003 00:29:52	Bright	42.000	89	5Alp Cep	2.4510	8000.0	84	7299	No
12	GOM_NL__2PRFIN20030724_003138_000000382018_00231_07299_6933.N1	24-JUL-2003 00:31:38	Bright	38.000	60	7Bet UMi	2.0810	3950.0	76	7299	No
13	GOM_NL__2PRFIN20030724_003446_000000362018_00231_07299_6934.N1	24-JUL-2003 00:34:46	Bright	36.000	49	1Alp UMi	1.9900	6300.0	72	7299	No
14	GOM_NL__2PRFIN20030724_003658_000000512018_00231_07299_6935.N1	24-JUL-2003 00:36:58	Bright	51.000	74	11Bet Cas	2.2680	6600.0	102	7299	No
15	GOM_NL__2PRFIN20030724_003839_000000492018_00231_07299_6936.N1	24-JUL-2003 00:38:39	Bright	48.500	76	27Gam Cas	2.3000	30000.	97	7299	No
16	GOM_NL__2PRFIN20030724_004420_000000482018_00231_07299_6937.N1	24-JUL-2003 00:44:20	Bright	47.500	160	23Gam Per	2.9300	4700.0	95	7299	No
17	GOM_NL__2PRFIN20030724_004549_000000462018_00231_07299_6938.N1	24-JUL-2003 00:45:49	Bright	46.000	35	33Alp Per	1.7950	6250.0	92	7299	No
18	GOM_NL__2PRFIN20030724_004732_000000702018_00231_07299_6939.N1	24-JUL-2003 00:47:32	Bright	69.500	73	57Gam1And	2.2600	13100.	139	7299	No
19	GOM_NL__2PRFIN20030724_005032_000001652018_00231_07299_6940.N1	24-JUL-2003 00:50:32	Straylight	164.50	53	43Bet And	2.0480	3300.0	329	7299	No
20	GOM_NL__2PRFIN20030724_005456_000000522018_00231_07299_6941.N1	24-JUL-2003 00:54:56	Dark	51.500	146	25Eta Tau	2.8730	15200.	103	7299	No
21	GOM_NL__2PRFIN20030724_005631_000000442018_00231_07299_6942.N1	24-JUL-2003 00:56:31	Dark	43.500	13	87Alp Tau	0.86700	3800.0	87	7299	No
22	GOM_NL__2PRFIN20030724_005837_000000402018_00231_07299_6943.N1	24-JUL-2003 00:58:37	Dark	39.500	27	24Gam Ori	1.6360	26000.	79	7299	No
23	GOM_NL__2PRFIN20030724_010033_000000392018_00231_07299_6944.N1	24-JUL-2003 01:00:33	Dark	39.000	30	46Eps Ori	1.6940	30000.	78	7299	No
24	GOM_NL__2PRFIN20030724_010250_000000452018_00231_07299_6945.N1	24-JUL-2003 01:02:50	Dark	45.000	7	19Bet Ori	0.10000	14000.	90	7299	No
25	GOM_NL__2PRFIN20030724_010509_000000402018_00231_07299_6946.N1	24-JUL-2003 01:05:09	Dark	40.000	101	11Alp Lep	2.5820	7000.0	80	7299	No
26	GOM_NL__2PRFIN20030724_010632_000000522018_00231_07299_6947.N1	24-JUL-2003 01:06:32	Dark	51.500	165	34Gam Eri	2.9500	3200.0	103	7299	No
27	GOM_NL__2PRFIN20030724_011547_000000442018_00231_07299_6948.N1	24-JUL-2003 01:15:47	Dark	43.500	157	The1Eri	2.9060	9300.0	87	7299	No
28	GOM_NL__2PRFIN20030724_012144_000000582018_00232_07300_6917.N1	24-JUL-2003 01:21:44	Dark	58.000	9	Alp Eri	0.45300	24000.	116	7300	No
29	GOM_NL__2PRFIN20030724_012537_000000702018_00232_07300_6918.N1	24-JUL-2003 01:25:37	Straylight	70.000	84	Alp Phe	2.3970	4500.0	140	7300	No
30	GOM_NL__2PRFIN20030724_012901_000000422018_00232_07300_6919.N1	24-JUL-2003 01:29:01	Straylight	41.500	148	Alp Tuc	2.8780	4100.0	83	7300	No
31	GOM_NL__2PRFIN20030724_013209_000000492018_00232_07300_6920.N1	24-JUL-2003 01:32:09	Straylight	49.000	31	Alp Gru	1.7340	15200.	98	7300	No
32	GOM_NL__2PRFIN20030724_013509_000000802018_00232_07300_6921.N1	24-JUL-2003 01:35:09	Straylight	80.000	18	24Alp PsA	1.1660	9700.0	160	7300	No
33	GOM_NL__2PRFIN20030724_014020_000000472018_00232_07300_6922.N1	24-JUL-2003 01:40:20	Bright	47.000	38	20Eps Sgr	1.8360	11000.	94	7300	No
34	GOM_NL__2PRFIN20030724_014215_000000402018_00232_07300_6923.N1	24-JUL-2003 01:42:15	Bright	39.500	57	34Sig Sgr	2.0660	26000.	79	7300	No
35	GOM_NL__2PRFIN20030724_014357_000000652018_00232_07300_6924.N1	24-JUL-2003 01:43:57	Bright	64.500	142	49Del Cap	2.8500	8900.0	129	7300	No
36	GOM_NL__2PRFIN20030724_014859_000000692018_00232_07300_6925.N1	24-JUL-2003 01:48:59	Bright	69.000	154	22Bet Aqr	2.8990	5700.0	138	7300	No
37	GOM_NL__2PRFIN20030724_015134_000000372018_00232_07300_6926.N1	24-JUL-2003 01:51:34	Bright	37.000	126	60Bet Oph	2.7700	4250.0	74	7300	No
38	GOM_NL__2PRFIN20030724_015343_000000382018_00232_07300_6927.N1	24-JUL-2003 01:53:43	Bright	38.000	168	17Zet Aql	2.9860	11000.	76	7300	No
39	GOM_NL__2PRFIN20030724_015740_000000882018_00232_07300_6928.N1	24-JUL-2003 01:57:40	Bright	88.000	61	8Eps Peg	2.1000	3900.0	176	7300	No
40	GOM_NL__2PRFIN20030724_020047_000000362018_00232_07300_6929.N1	24-JUL-2003 02:00:47	Bright	35.500	5	3Alp Lyr	0.033000	11000.	71	7300	No
41	GOM_NL__2PRFIN20030724_020327_000000402018_00232_07300_6930.N1	24-JUL-2003 02:03:27	Bright	39.500	144	18Del Cyg	2.8600	11000.	79	7300	No
42	GOM_NL__2PRFIN20030724_020512_000000492018_00232_07300_6931.N1	24-JUL-2003 02:05:12	Bright	49.000	19	50Alp Cyg	1.2460	10500.	98	7300	No

43	GOM_NL__2PRFIN20030724_020759_000000392018_00232_07300_6932.N1	24-JUL-2003 02:07:59	Bright	38.500	119	14Eta Dra	2.7270	4700.0	77	7300	No
44	GOM_NL__2PRFIN20030724_021027_000000402018_00232_07300_6933.N1	24-JUL-2003 02:10:27	Bright	39.500	89	5Alp Cep	2.4510	8000.0	79	7300	No
45	GOM_NL__2PRFIN20030724_021213_000000362018_00232_07300_6934.N1	24-JUL-2003 02:12:13	Bright	35.500	60	7Bet UMi	2.0810	3950.0	71	7300	No
46	GOM_NL__2PRFIN20030724_021521_000000352018_00232_07300_6935.N1	24-JUL-2003 02:15:21	Bright	35.000	49	1Alp UMi	1.9900	6300.0	70	7300	No
47	GOM_NL__2PRFIN20030724_021733_000000522018_00232_07300_6936.N1	24-JUL-2003 02:17:33	Bright	51.500	74	11Bet Cas	2.2680	6600.0	103	7300	No
48	GOM_NL__2PRFIN20030724_021914_000000482018_00232_07300_6937.N1	24-JUL-2003 02:19:14	Bright	47.500	76	27Gam Cas	2.3000	30000.	95	7300	No
49	GOM_NL__2PRFIN20030724_022455_000000442018_00232_07300_6938.N1	24-JUL-2003 02:24:55	Bright	44.000	160	23Gam Per	2.9300	4700.0	88	7300	No
50	GOM_NL__2PRFIN20030724_022625_000000472018_00232_07300_6939.N1	24-JUL-2003 02:26:25	Bright	47.000	35	33Alp Per	1.7950	6250.0	94	7300	No
51	GOM_NL__2PRFIN20030724_022808_000000732018_00232_07300_6940.N1	24-JUL-2003 02:28:08	Bright	73.000	73	57Gam1And	2.2600	13100.	146	7300	No
52	GOM_NL__2PRFIN20030724_023107_000001602018_00232_07300_6941.N1	24-JUL-2003 02:31:07	Straylight	159.50	53	43Bet And	2.0480	3300.0	319	7300	No
53	GOM_NL__2PRFIN20030724_023533_000000512018_00232_07300_6942.N1	24-JUL-2003 02:35:33	Dark	51.000	146	25Eta Tau	2.8730	15200.	102	7300	No
54	GOM_NL__2PRFIN20030724_023707_000000522018_00232_07300_6943.N1	24-JUL-2003 02:37:07	Dark	52.000	13	87Alp Tau	0.86700	3800.0	104	7300	No
55	GOM_NL__2PRFIN20030724_023913_000000392018_00232_07300_6944.N1	24-JUL-2003 02:39:13	Dark	38.500	27	24Gam Ori	1.6360	26000.	77	7300	No
56	GOM_NL__2PRFIN20030724_024109_000000392018_00232_07300_6945.N1	24-JUL-2003 02:41:09	Dark	38.500	30	46Eps Ori	1.6940	30000.	77	7300	No
57	GOM_NL__2PRFIN20030724_024327_000000482018_00232_07300_6946.N1	24-JUL-2003 02:43:27	Dark	47.500	7	19Bet Ori	0.10000	14000.	95	7300	No
58	GOM_NL__2PRFIN20030724_024546_000000412018_00232_07300_6947.N1	24-JUL-2003 02:45:46	Dark	40.500	101	11Alp Lep	2.5820	7000.0	81	7300	No
59	GOM_NL__2PRFIN20030724_024709_000000532018_00232_07300_6948.N1	24-JUL-2003 02:47:09	Dark	52.500	165	34Gam Eri	2.9500	3200.0	105	7300	No
60	GOM_NL__2PRFIN20030724_025624_000000442018_00232_07300_6949.N1	24-JUL-2003 02:56:24	Dark	43.500	157	The1Eri	2.9060	9300.0	87	7300	No
61	GOM_NL__2PRFIN20030724_030221_000000512018_00233_07301_6917.N1	24-JUL-2003 03:02:21	Dark	51.000	9	Alp Eri	0.45300	24000.	102	7301	No
62	GOM_NL__2PRFIN20030724_030614_000000582018_00233_07301_6918.N1	24-JUL-2003 03:06:14	Straylight	57.500	84	Alp Phe	2.3970	4500.0	115	7301	No
63	GOM_NL__2PRFIN20030724_030937_000000482018_00233_07301_6919.N1	24-JUL-2003 03:09:37	Straylight	48.000	148	Alp Tuc	2.8780	4100.0	96	7301	No
64	GOM_NL__2PRFIN20030724_031246_000000482018_00233_07301_6920.N1	24-JUL-2003 03:12:46	Straylight	48.000	31	Alp Gru	1.7340	15200.	96	7301	No
65	GOM_NL__2PRFIN20030724_031544_000000762018_00233_07301_6921.N1	24-JUL-2003 03:15:44	Straylight	75.500	18	24Alp PsA	1.1660	9700.0	151	7301	No
66	GOM_NL__2PRFIN20030724_032057_000000412018_00233_07301_6922.N1	24-JUL-2003 03:20:57	Bright	41.000	38	20Eps Sgr	1.8360	11000.	82	7301	No
67	GOM_NL__2PRFIN20030724_032251_000000392018_00233_07301_6923.N1	24-JUL-2003 03:22:51	Bright	39.000	57	34Sig Sgr	2.0660	26000.	78	7301	No
68	GOM_NL__2PRFIN20030724_032432_000000642018_00233_07301_6924.N1	24-JUL-2003 03:24:32	Bright	64.000	142	49Del Cap	2.8500	8900.0	128	7301	No
69	GOM_NL__2PRFIN20030724_032933_000000672018_00233_07301_6925.N1	24-JUL-2003 03:29:33	Bright	66.500	154	22Bet Aqr	2.8990	5700.0	133	7301	No
70	GOM_NL__2PRFIN20030724_033210_000000382018_00233_07301_6926.N1	24-JUL-2003 03:32:10	Bright	37.500	126	60Bet Oph	2.7700	4250.0	75	7301	No
71	GOM_NL__2PRFIN20030724_033419_000000382018_00233_07301_6927.N1	24-JUL-2003 03:34:19	Bright	38.000	168	17Zet Aql	2.9860	11000.	76	7301	No
72	GOM_NL__2PRFIN20030724_033814_000000912018_00233_07301_6928.N1	24-JUL-2003 03:38:14	Bright	90.500	61	8Eps Peg	2.1000	3900.0	181	7301	No
73	GOM_NL__2PRFIN20030724_034123_000000362018_00233_07301_6929.N1	24-JUL-2003 03:41:23	Bright	35.500	5	3Alp Lyr	0.033000	11000.	71	7301	No
74	GOM_NL__2PRFIN20030724_034403_000000402018_00233_07301_6930.N1	24-JUL-2003 03:44:03	Bright	40.000	144	18Del Cyg	2.8600	11000.	80	7301	No
75	GOM_NL__2PRFIN20030724_034548_000000442018_00233_07301_6931.N1	24-JUL-2003 03:45:48	Bright	43.500	19	50Alp Cyg	1.2460	10500.	87	7301	No
76	GOM_NL__2PRFIN20030724_034836_000000372018_00233_07301_6932.N1	24-JUL-2003 03:48:36	Bright	36.500	119	14Eta Dra	2.7270	4700.0	73	7301	No
77	GOM_NL__2PRFIN20030724_035102_000000412018_00233_07301_6933.N1	24-JUL-2003 03:51:02	Bright	41.000	89	5Alp Cep	2.4510	8000.0	82	7301	No
78	GOM_NL__2PRFIN20030724_035250_000000352018_00233_07301_6934.N1	24-JUL-2003 03:52:50	Bright	35.000	60	7Bet UMi	2.0810	3950.0	70	7301	No
79	GOM_NL__2PRFIN20030724_035557_000000342018_00233_07301_6935.N1	24-JUL-2003 03:55:57	Bright	34.000	49	1Alp UMi	1.9900	6300.0	68	7301	No
80	GOM_NL__2PRFIN20030724_035808_000000532018_00233_07301_6936.N1	24-JUL-2003 03:58:08	Bright	53.000	74	11Bet Cas	2.2680	6600.0	106	7301	No
81	GOM_NL__2PRFIN20030724_035949_000000502018_00233_07301_6937.N1	24-JUL-2003 03:59:49	Bright	50.000	76	27Gam Cas	2.3000	30000.	100	7301	No
82	GOM_NL__2PRFIN20030724_040531_000000602018_00233_07301_6938.N1	24-JUL-2003 04:05:31	Bright	60.000	160	23Gam Per	2.9300	4700.0	120	7301	No
83	GOM_NL__2PRFIN20030724_040700_000000482018_00233_07301_6939.N1	24-JUL-2003 04:07:00	Bright	47.500	35	33Alp Per	1.7950	6250.0	95	7301	No
84	GOM_NL__2PRFIN20030724_040844_000000722018_00233_07301_6940.N1	24-JUL-2003 04:08:44	Bright	71.500	73	57Gam1And	2.2600	13100.	143	7301	No
85	GOM_NL__2PRFIN20030724_041143_000001592018_00233_07301_6941.N1	24-JUL-2003 04:11:43	Straylight	158.50	53	43Bet And	2.0480	3300.0	317	7301	No
86	GOM_NL__2PRFIN20030724_041609_000000512018_00233_07301_6942.N1	24-JUL-2003 04:16:09	Dark	51.000	146	25Eta Tau	2.8730	15200.	102	7301	No
87	GOM_NL__2PRFIN20030724_041743_000000582018_00233_07301_6943.N1	24-JUL-2003 04:17:43	Dark	58.000	13	87Alp Tau	0.86700	3800.0	116	7301	No
88	GOM_NL__2PRFIN20030724_041949_000000402018_00233_07301_6944.N1	24-JUL-2003 04:19:49	Dark	39.500	27	24Gam Ori	1.6360	26000.	79	7301	No
89	GOM_NL__2PRFIN20030724_042145_000000402018_00233_07301_6945.N1	24-JUL-2003 04:21:45	Dark	39.500	30	46Eps Ori	1.6940	30000.	79	7301	No
90	GOM_NL__2PRFIN20030724_042403_000000532018_00233_07301_6946.N1	24-JUL-2003 04:24:03	Dark	53.000	7	19Bet Ori	0.10000	14000.	106	7301	No
91	GOM_NL__2PRFIN20030724_042622_000000412018_00233_07301_6947.N1	24-JUL-2003 04:26:22	Dark	40.500	101	11Alp Lep	2.5820	7000.0	81	7301	No
92	GOM_NL__2PRFIN20030724_042745_000000522018_00233_07301_6948.N1	24-JUL-2003 04:27:45	Dark	52.000	165	34Gam Eri	2.9500	3200.0	104	7301	No
93	GOM_NL__2PRFIN20030724_043701_000000462018_00233_07301_6949.N1	24-JUL-2003 04:37:01	Dark	46.000	157	The1Eri	2.9060	9300.0	92	7301	No
94	GOM_NL__2PRFIN20030724_044257_000000442018_00234_07302_6917.N1	24-JUL-2003 04:42:57	Dark	44.000	9	Alp Eri	0.45300	24000.	88	7302	No
95	GOM_NL__2PRFIN20030724_044651_000000572018_00234_07302_6918.N1	24-JUL-2003 04:46:51	Straylight	57.000	84	Alp Phe	2.3970	4500.0	114	7302	No
96	GOM_NL__2PRFIN20030724_045014_000000432018_00234_07302_6919.N1	24-JUL-2003 04:50:14	Straylight	43.000	148	Alp Tuc	2.8780	4100.0	86	7302	No
97	GOM_NL__2PRFIN20030724_045321_000000542018_00234_07302_6920.N1	24-JUL-2003 04:53:21	Straylight	54.000	31	Alp Gru	1.7340	15200.	108	7302	No
98	GOM_NL__2PRFIN20030724_045623_000000812018_00234_07302_6921.N1	24-JUL-2003 04:56:23	Twi_and_stray	80.500	18	24Alp PsA	1.1660	9700.0	161	7302	No
99	GOM_NL__2PRFIN20030724_050133_000000412018_00234_07302_6922.N1	24-JUL-2003 05:01:33	Bright	40.500	38	20Eps Sgr	1.8360	11000.	81	7302	No
100	GOM_NL__2PRFIN20030724_050327_000000412018_00234_07302_6923.N1	24-JUL-2003 05:03:27	Bright	40.500	57	34Sig Sgr	2.0660	26000.	81	7302	No
101	GOM_NL__2PRFIN20030724_050506_000000682018_00234_07302_6924.N1	24-JUL-2003 05:05:06	Bright	67.500	142	49Del Cap	2.8500	8900.0	135	7302	No

102	GOM_NL__2PRFIN20030724_051008_000000702018_00234_07302_6925.N1	24-JUL-2003 05:10:08	Bright	69.500	154	22Bet Aqr	2.8990	5700.0	139	7302	No
103	GOM_NL__2PRFIN20030724_051246_000000392018_00234_07302_6926.N1	24-JUL-2003 05:12:46	Bright	38.500	126	60Bet Oph	2.7700	4250.0	77	7302	No
104	GOM_NL__2PRFIN20030724_051455_000000382018_00234_07302_6927.N1	24-JUL-2003 05:14:55	Bright	37.500	168	17Zet Aql	2.9860	11000.	75	7302	No
105	GOM_NL__2PRFIN20030724_051848_000000822018_00234_07302_6928.N1	24-JUL-2003 05:18:48	Bright	82.000	61	8Eps Peg	2.1000	3900.0	164	7302	No
106	GOM_NL__2PRFIN20030724_052159_000000392018_00234_07302_6929.N1	24-JUL-2003 05:21:59	Bright	38.500	5	3Alp Lyr	0.033000	11000.	77	7302	No
107	GOM_NL__2PRFIN20030724_052439_000000402018_00234_07302_6930.N1	24-JUL-2003 05:24:39	Bright	40.000	144	18Del Cyg	2.8600	11000.	80	7302	No
108	GOM_NL__2PRFIN20030724_052623_000000472018_00234_07302_6931.N1	24-JUL-2003 05:26:23	Bright	47.000	19	50Alp Cyg	1.2460	10500.	94	7302	No
109	GOM_NL__2PRFIN20030724_052912_000000382018_00234_07302_6932.N1	24-JUL-2003 05:29:12	Bright	37.500	119	14Eta Dra	2.7270	4700.0	75	7302	No
110	GOM_NL__2PRFIN20030724_053137_000000432018_00234_07302_6933.N1	24-JUL-2003 05:31:37	Bright	42.500	89	5Alp Cep	2.4510	8000.0	85	7302	No
111	GOM_NL__2PRFIN20030724_053326_000000372018_00234_07302_6934.N1	24-JUL-2003 05:33:26	Bright	37.000	60	7Bet UMi	2.0810	3950.0	74	7302	No
112	GOM_NL__2PRFIN20030724_053633_000000372018_00234_07302_6935.N1	24-JUL-2003 05:36:33	Bright	37.000	49	1Alp UMi	1.9900	6300.0	74	7302	No
113	GOM_NL__2PRFIN20030724_053843_000000532018_00234_07302_6936.N1	24-JUL-2003 05:38:43	Bright	53.000	74	11Bet Cas	2.2680	6600.0	106	7302	No
114	GOM_NL__2PRFIN20030724_054024_000000502018_00234_07302_6937.N1	24-JUL-2003 05:40:24	Bright	49.500	76	27Gam Cas	2.3000	30000.	99	7302	No
115	GOM_NL__2PRFIN20030724_054606_000000452018_00234_07302_6938.N1	24-JUL-2003 05:46:06	Bright	44.500	160	23Gam Per	2.9300	4700.0	89	7302	No
116	GOM_NL__2PRFIN20030724_054735_000000462018_00234_07302_6939.N1	24-JUL-2003 05:47:35	Bright	45.500	35	33Alp Per	1.7950	6250.0	91	7302	No
117	GOM_NL__2PRFIN20030724_054919_000000722018_00234_07302_6940.N1	24-JUL-2003 05:49:19	Bright	71.500	73	57Gam1And	2.2600	13100.	143	7302	No
118	GOM_NL__2PRFIN20030724_055219_000001532018_00234_07302_6941.N1	24-JUL-2003 05:52:19	Straylight	152.50	53	43Bet And	2.0480	3300.0	305	7302	No
119	GOM_NL__2PRFIN20030724_055644_000000512018_00234_07302_6942.N1	24-JUL-2003 05:56:44	Dark	50.500	146	25Eta Tau	2.8730	15200.	101	7302	No
120	GOM_NL__2PRFIN20030724_055819_000000552018_00234_07302_6943.N1	24-JUL-2003 05:58:19	Dark	54.500	13	87Alp Tau	0.86700	3800.0	109	7302	No
121	GOM_NL__2PRFIN20030724_060025_000000402018_00234_07302_6944.N1	24-JUL-2003 06:00:25	Dark	40.000	27	24Gam Ori	1.6360	26000.	80	7302	No
122	GOM_NL__2PRFIN20030724_060221_000000412018_00234_07302_6945.N1	24-JUL-2003 06:02:21	Dark	40.500	30	46Eps Ori	1.6940	30000.	81	7302	No
123	GOM_NL__2PRFIN20030724_060438_000000502018_00234_07302_6946.N1	24-JUL-2003 06:04:38	Dark	49.500	7	19Bet Ori	0.10000	14000.	99	7302	No
124	GOM_NL__2PRFIN20030724_060658_000000412018_00234_07302_6947.N1	24-JUL-2003 06:06:58	Dark	40.500	101	11Alp Lep	2.5820	7000.0	81	7302	No
125	GOM_NL__2PRFIN20030724_060821_000000522018_00234_07302_6948.N1	24-JUL-2003 06:08:21	Dark	52.000	165	34Gam Eri	2.9500	3200.0	104	7302	No
126	GOM_NL__2PRFIN20030724_061738_000000472018_00234_07302_6949.N1	24-JUL-2003 06:17:38	Dark	47.000	157	The1Eri	2.9060	9300.0	94	7302	No
127	GOM_NL__2PRFIN20030724_062333_000000452018_00235_07303_6463.N1	24-JUL-2003 06:23:33	Dark	44.500	9	Alp Eri	0.45300	24000.	89	7303	No
128	GOM_NL__2PRFIN20030724_062728_000000612018_00235_07303_6464.N1	24-JUL-2003 06:27:28	Straylight	60.500	84	Alp Phe	2.3970	4500.0	121	7303	No
129	GOM_NL__2PRFIN20030724_063050_000000422018_00235_07303_6465.N1	24-JUL-2003 06:30:50	Straylight	41.500	148	Alp Tuc	2.8780	4100.0	83	7303	No
130	GOM_NL__2PRFIN20030724_063358_000000502018_00235_07303_6466.N1	24-JUL-2003 06:33:58	Straylight	50.000	31	Alp Gru	1.7340	15200.	100	7303	No
131	GOM_NL__2PRFIN20030724_063701_000000772018_00235_07303_6467.N1	24-JUL-2003 06:37:01	Straylight	77.000	18	24Alp PsA	1.1660	9700.0	154	7303	No
132	GOM_NL__2PRFIN20030724_064209_000000432018_00235_07303_6468.N1	24-JUL-2003 06:42:09	Bright	43.000	38	20Eps Sgr	1.8360	11000.	86	7303	No
133	GOM_NL__2PRFIN20030724_064403_000000402018_00235_07303_6469.N1	24-JUL-2003 06:44:03	Bright	40.000	57	34Sig Sgr	2.0660	26000.	80	7303	No
134	GOM_NL__2PRFIN20030724_064545_000000672018_00235_07303_6470.N1	24-JUL-2003 06:45:45	Bright	66.500	142	49Del Cap	2.8500	8900.0	133	7303	No
135	GOM_NL__2PRFIN20030724_065045_000000682018_00235_07303_6471.N1	24-JUL-2003 06:50:45	Bright	67.500	154	22Bet Aqr	2.8990	5700.0	135	7303	No
136	GOM_NL__2PRFIN20030724_065322_000000402018_00235_07303_6472.N1	24-JUL-2003 06:53:22	Bright	39.500	126	60Bet Oph	2.7700	4250.0	79	7303	No
137	GOM_NL__2PRFIN20030724_065531_000000382018_00235_07303_6473.N1	24-JUL-2003 06:55:31	Bright	38.000	168	17Zet Aql	2.9860	11000.	76	7303	No
138	GOM_NL__2PRFIN20030724_065922_000000882018_00235_07303_6474.N1	24-JUL-2003 06:59:22	Bright	88.000	61	8Eps Peg	2.1000	3900.0	176	7303	No
139	GOM_NL__2PRFIN20030724_070235_000000392018_00235_07303_6475.N1	24-JUL-2003 07:02:35	Bright	39.000	5	3Alp Lyr	0.033000	11000.	78	7303	No
140	GOM_NL__2PRFIN20030724_070514_000000412018_00235_07303_6476.N1	24-JUL-2003 07:05:14	Bright	40.500	144	18Del Cyg	2.8600	11000.	81	7303	No
141	GOM_NL__2PRFIN20030724_070658_000000472018_00235_07303_6477.N1	24-JUL-2003 07:06:58	Bright	46.500	19	50Alp Cyg	1.2460	10500.	93	7303	No
142	GOM_NL__2PRFIN20030724_070948_000000382018_00235_07303_6478.N1	24-JUL-2003 07:09:48	Bright	38.000	119	14Eta Dra	2.7270	4700.0	76	7303	No
143	GOM_NL__2PRFIN20030724_071213_000000432018_00235_07303_6479.N1	24-JUL-2003 07:12:13	Bright	42.500	89	5Alp Cep	2.4510	8000.0	85	7303	No
144	GOM_NL__2PRFIN20030724_071401_000000402018_00235_07303_6480.N1	24-JUL-2003 07:14:01	Bright	40.000	60	7Bet UMi	2.0810	3950.0	80	7303	No
145	GOM_NL__2PRFIN20030724_071709_000000382018_00235_07303_6481.N1	24-JUL-2003 07:17:09	Bright	37.500	49	1Alp UMi	1.9900	6300.0	75	7303	No
146	GOM_NL__2PRFIN20030724_071917_000000532018_00235_07303_6482.N1	24-JUL-2003 07:19:17	Bright	52.500	74	11Bet Cas	2.2680	6600.0	105	7303	No
147	GOM_NL__2PRFIN20030724_072100_000000482018_00235_07303_6483.N1	24-JUL-2003 07:21:00	Bright	48.000	76	27Gam Cas	2.3000	30000.	96	7303	No
148	GOM_NL__2PRFIN20030724_072642_000000482018_00235_07303_6484.N1	24-JUL-2003 07:26:42	Bright	48.000	160	23Gam Per	2.9300	4700.0	96	7303	No
149	GOM_NL__2PRFIN20030724_072811_000000502018_00235_07303_6485.N1	24-JUL-2003 07:28:11	Bright	50.000	35	33Alp Per	1.7950	6250.0	100	7303	No
150	GOM_NL__2PRFIN20030724_072955_000000702018_00235_07303_6486.N1	24-JUL-2003 07:29:55	Bright	69.500	73	57Gam1And	2.2600	13100.	139	7303	No
151	GOM_NL__2PRFIN20030724_073255_000001702018_00235_07303_6487.N1	24-JUL-2003 07:32:55	Straylight	170.00	53	43Bet And	2.0480	3300.0	340	7303	No
152	GOM_NL__2PRFIN20030724_073720_000000532018_00235_07303_6488.N1	24-JUL-2003 07:37:20	Dark	52.500	146	25Eta Tau	2.8730	15200.	105	7303	No
153	GOM_NL__2PRFIN20030724_073855_000000552018_00235_07303_6489.N1	24-JUL-2003 07:38:55	Dark	55.000	13	87Alp Tau	0.86700	3800.0	110	7303	No
154	GOM_NL__2PRFIN20030724_074101_000000422018_00235_07303_6490.N1	24-JUL-2003 07:41:01	Dark	42.000	27	24Gam Ori	1.6360	26000.	84	7303	No
155	GOM_NL__2PRFIN20030724_074257_000000432018_00235_07303_6491.N1	24-JUL-2003 07:42:57	Dark	42.500	30	46Eps Ori	1.6940	30000.	85	7303	No
156	GOM_NL__2PRFIN20030724_074514_000000512018_00235_07303_6492.N1	24-JUL-2003 07:45:14	Dark	50.500	7	19Bet Ori	0.10000	14000.	101	7303	No
157	GOM_NL__2PRFIN20030724_074734_000000432018_00235_07303_6493.N1	24-JUL-2003 07:47:34	Dark	43.000	101	11Alp Lep	2.5820	7000.0	86	7303	No
158	GOM_NL__2PRFIN20030724_074858_000000532018_00235_07303_6494.N1	24-JUL-2003 07:48:58	Dark	52.500	165	34Gam Eri	2.9500	3200.0	105	7303	No
159	GOM_NL__2PRFIN20030724_075814_000000462018_00235_07303_6495.N1	24-JUL-2003 07:58:14	Dark	46.000	157	The1Eri	2.9060	9300.0	92	7303	No
160	GOM_NL__2PRFIN20030724_080410_000000502018_00236_07304_6469.N1	24-JUL-2003 08:04:10	Dark	50.000	9	Alp Eri	0.45300	24000.	100	7304	No



161	GOM_NL__2PRFIN20030724_080805_000000582018_00236_07304_6470.N1	24-JUL-2003 08:08:05	Straylight	57.500	84	Alp Phe	2.3970	4500.0	115	7304	No
162	GOM_NL__2PRFIN20030724_081127_000000432018_00236_07304_6471.N1	24-JUL-2003 08:11:27	Straylight	43.000	148	Alp Tuc	2.8780	4100.0	86	7304	No
163	GOM_NL__2PRFIN20030724_081434_000000502018_00236_07304_6472.N1	24-JUL-2003 08:14:34	Straylight	50.000	31	Alp Gru	1.7340	15200.	100	7304	No
164	GOM_NL__2PRFIN20030724_081738_000000792018_00236_07304_6473.N1	24-JUL-2003 08:17:38	Twi_and_stray	79.000	18	24Alp PsA	1.1660	9700.0	158	7304	No
165	GOM_NL__2PRFIN20030724_082245_000000522018_00236_07304_6474.N1	24-JUL-2003 08:22:45	Bright	52.000	38	20Eps Sgr	1.8360	11000.	104	7304	No
166	GOM_NL__2PRFIN20030724_082439_000000422018_00236_07304_6475.N1	24-JUL-2003 08:24:39	Bright	42.000	57	34Sig Sgr	2.0660	26000.	84	7304	No
167	GOM_NL__2PRFIN20030724_082621_000000642018_00236_07304_6476.N1	24-JUL-2003 08:26:21	Bright	64.000	142	49Del Cap	2.8500	8900.0	128	7304	No
168	GOM_NL__2PRFIN20030724_083121_000000662018_00236_07304_6477.N1	24-JUL-2003 08:31:21	Bright	66.000	154	22Bet Aqr	2.8990	5700.0	132	7304	No
169	GOM_NL__2PRFIN20030724_083358_000000382018_00236_07304_6478.N1	24-JUL-2003 08:33:58	Bright	38.000	126	60Bet Oph	2.7700	4250.0	76	7304	No
170	GOM_NL__2PRFIN20030724_083607_000000382018_00236_07304_6479.N1	24-JUL-2003 08:36:07	Bright	38.000	168	17Zet Aql	2.9860	11000.	76	7304	No
171	GOM_NL__2PRFIN20030724_083957_000000882018_00236_07304_6480.N1	24-JUL-2003 08:39:57	Bright	88.000	61	8Eps Peg	2.1000	3900.0	176	7304	No
172	GOM_NL__2PRFIN20030724_084311_000000422018_00236_07304_6481.N1	24-JUL-2003 08:43:11	Bright	42.000	5	3Alp Lyr	0.033000	11000.	84	7304	No
173	GOM_NL__2PRFIN20030724_084550_000000412018_00236_07304_6482.N1	24-JUL-2003 08:45:50	Bright	40.500	144	18Del Cyg	2.8600	11000.	81	7304	No
174	GOM_NL__2PRFIN20030724_084733_000000472018_00236_07304_6483.N1	24-JUL-2003 08:47:33	Bright	46.500	19	50Alp Cyg	1.2460	10500.	93	7304	No
175	GOM_NL__2PRFIN20030724_085024_000000382018_00236_07304_6484.N1	24-JUL-2003 08:50:24	Bright	38.000	119	14Eta Dra	2.7270	4700.0	76	7304	No
176	GOM_NL__2PRFIN20030724_085248_000000432018_00236_07304_6485.N1	24-JUL-2003 08:52:48	Bright	43.000	89	5Alp Cep	2.4510	8000.0	86	7304	No
177	GOM_NL__2PRFIN20030724_085437_000000372018_00236_07304_6486.N1	24-JUL-2003 08:54:37	Bright	36.500	60	7Bet UMi	2.0810	3950.0	73	7304	No
178	GOM_NL__2PRFIN20030724_085744_000000382018_00236_07304_6487.N1	24-JUL-2003 08:57:44	Bright	38.000	49	1Alp UMi	1.9900	6300.0	76	7304	No
179	GOM_NL__2PRFIN20030724_085954_000000532018_00236_07304_6488.N1	24-JUL-2003 08:59:54	Bright	53.000	74	11Bet Cas	2.2680	6600.0	106	7304	No
180	GOM_NL__2PRFIN20030724_090136_000000482018_00236_07304_6489.N1	24-JUL-2003 09:01:36	Bright	48.000	76	27Gam Cas	2.3000	30000.	96	7304	No
181	GOM_NL__2PRFIN20030724_090718_000000452018_00236_07304_6490.N1	24-JUL-2003 09:07:18	Bright	45.000	160	23Gam Per	2.9300	4700.0	90	7304	No
182	GOM_NL__2PRFIN20030724_090848_000000482018_00236_07304_6491.N1	24-JUL-2003 09:08:48	Bright	47.500	35	33Alp Per	1.7950	6250.0	95	7304	No
183	GOM_NL__2PRFIN20030724_091031_000000712018_00236_07304_6492.N1	24-JUL-2003 09:10:31	Bright	71.000	73	57Gam1And	2.2600	13100.	142	7304	No
184	GOM_NL__2PRFIN20030724_091331_000001452018_00236_07304_6493.N1	24-JUL-2003 09:13:31	Straylight	144.50	53	43Bet And	2.0480	3300.0	289	7304	No
185	GOM_NL__2PRFIN20030724_091757_000000522018_00236_07304_6494.N1	24-JUL-2003 09:17:57	Dark	51.500	146	25Eta Tau	2.8730	15200.	103	7304	No
186	GOM_NL__2PRFIN20030724_091929_000000562018_00236_07304_6495.N1	24-JUL-2003 09:19:29	Dark	56.000	13	87Alp Tau	0.86700	3800.0	112	7304	No
187	GOM_NL__2PRFIN20030724_092136_000000472018_00236_07304_6496.N1	24-JUL-2003 09:21:36	Dark	46.500	27	24Gam Ori	1.6360	26000.	93	7304	No
188	GOM_NL__2PRFIN20030724_092330_000000462018_00236_07304_6497.N1	24-JUL-2003 09:23:30	Dark	46.000	30	46Eps Ori	1.6940	30000.	92	7304	No
189	GOM_NL__2PRFIN20030724_092548_000000512018_00236_07304_6498.N1	24-JUL-2003 09:25:48	Dark	50.500	7	19Bet Ori	0.10000	14000.	101	7304	No
190	GOM_NL__2PRFIN20030724_092809_000000452018_00236_07304_6499.N1	24-JUL-2003 09:28:09	Dark	44.500	101	11Alp Lep	2.5820	7000.0	89	7304	No
191	GOM_NL__2PRFIN20030724_092934_000000532018_00236_07304_6500.N1	24-JUL-2003 09:29:34	Dark	52.500	165	34Gam Eri	2.9500	3200.0	105	7304	No
192	GOM_NL__2PRFIN20030724_093851_000000472018_00236_07304_6501.N1	24-JUL-2003 09:38:51	Dark	46.500	157	The1Eri	2.9060	9300.0	93	7304	No
193	GOM_NL__2PRFIN20030724_094446_000000452018_00237_07305_6492.N1	24-JUL-2003 09:44:46	Dark	44.500	9	Alp Eri	0.45300	24000.	89	7305	No
194	GOM_NL__2PRFIN20030724_094841_000000582018_00237_07305_6493.N1	24-JUL-2003 09:48:41	Straylight	57.500	84	Alp Phe	2.3970	4500.0	115	7305	No
195	GOM_NL__2PRFIN20030724_095203_000000432018_00237_07305_6494.N1	24-JUL-2003 09:52:03	Straylight	42.500	148	Alp Tuc	2.8780	4100.0	85	7305	No
196	GOM_NL__2PRFIN20030724_095348_000000652018_00237_07305_6495.N1	24-JUL-2003 09:53:48	Straylight	65.000	63	Bet Gru	2.1500	2800.0	130	7305	No
197	GOM_NL__2PRFIN20030724_095536_000000422018_00237_07305_6496.N1	24-JUL-2003 09:55:36	Straylight	41.500	45	Alp Pav	1.9400	26000.	83	7305	No
198	GOM_NL__2PRFIN20030724_095815_000000782018_00237_07305_6497.N1	24-JUL-2003 09:58:15	Twi_and_stray	78.000	18	24Alp PsA	1.1660	9700.0	156	7305	No
199	GOM_NL__2PRFIN20030724_100321_000000432018_00237_07305_6498.N1	24-JUL-2003 10:03:21	Bright	42.500	38	20Eps Sgr	1.8360	11000.	85	7305	No
200	GOM_NL__2PRFIN20030724_100515_000000412018_00237_07305_6499.N1	24-JUL-2003 10:05:15	Bright	40.500	57	34Sig Sgr	2.0660	26000.	81	7305	No
201	GOM_NL__2PRFIN20030724_100657_000000632018_00237_07305_6500.N1	24-JUL-2003 10:06:57	Bright	63.000	142	49Del Cap	2.8500	8900.0	126	7305	No
202	GOM_NL__2PRFIN20030724_101157_000000672018_00237_07305_6501.N1	24-JUL-2003 10:11:57	Bright	67.000	154	22Bet Aqr	2.8990	5700.0	134	7305	No
203	GOM_NL__2PRFIN20030724_102031_000000872018_00237_07305_6502.N1	24-JUL-2003 10:20:31	Bright	86.500	61	8Eps Peg	2.1000	3900.0	173	7305	No
204	GOM_NL__2PRFIN20030724_102346_000000402018_00237_07305_6503.N1	24-JUL-2003 10:23:46	Bright	40.000	5	3Alp Lyr	0.033000	11000.	80	7305	No
205	GOM_NL__2PRFIN20030724_102625_000000412018_00237_07305_6504.N1	24-JUL-2003 10:26:25	Bright	40.500	144	18Del Cyg	2.8600	11000.	81	7305	No
206	GOM_NL__2PRFIN20030724_102808_000000502018_00237_07305_6505.N1	24-JUL-2003 10:28:08	Bright	49.500	19	50Alp Cyg	1.2460	10500.	99	7305	No
207	GOM_NL__2PRFIN20030724_103057_000000412018_00237_07305_6506.N1	24-JUL-2003 10:30:57	Bright	40.500	119	14Eta Dra	2.7270	4700.0	81	7305	No
208	GOM_NL__2PRFIN20030724_103324_000000432018_00237_07305_6507.N1	24-JUL-2003 10:33:24	Bright	42.500	89	5Alp Cep	2.4510	8000.0	85	7305	No
209	GOM_NL__2PRFIN20030724_103511_000000382018_00237_07305_6508.N1	24-JUL-2003 10:35:11	Bright	38.000	60	7Bet UMi	2.0810	3950.0	76	7305	No
210	GOM_NL__2PRFIN20030724_103820_000000382018_00237_07305_6509.N1	24-JUL-2003 10:38:20	Bright	37.500	49	1Alp UMi	1.9900	6300.0	75	7305	No
211	GOM_NL__2PRFIN20030724_104029_000000522018_00237_07305_6510.N1	24-JUL-2003 10:40:29	Bright	52.000	74	11Bet Cas	2.2680	6600.0	104	7305	No
212	GOM_NL__2PRFIN20030724_104211_000000502018_00237_07305_6511.N1	24-JUL-2003 10:42:11	Bright	49.500	76	27Gam Cas	2.3000	30000.	99	7305	No
213	GOM_NL__2PRFIN20030724_104753_000000442018_00237_07305_6512.N1	24-JUL-2003 10:47:53	Bright	44.000	160	23Gam Per	2.9300	4700.0	88	7305	No
214	GOM_NL__2PRFIN20030724_104923_000000482018_00237_07305_6513.N1	24-JUL-2003 10:49:23	Bright	47.500	35	33Alp Per	1.7950	6250.0	95	7305	No
215	GOM_NL__2PRFIN20030724_105107_000000712018_00237_07305_6514.N1	24-JUL-2003 10:51:07	Bright	71.000	73	57Gam1And	2.2600	13100.	142	7305	No
216	GOM_NL__2PRFIN20030724_105406_000001542018_00237_07305_6515.N1	24-JUL-2003 10:54:06	Straylight	154.00	53	43Bet And	2.0480	3300.0	308	7305	No
217	GOM_NL__2PRFIN20030724_105833_000000532018_00237_07305_6516.N1	24-JUL-2003 10:58:33	Dark	53.000	146	25Eta Tau	2.8730	15200.	106	7305	No
218	GOM_NL__2PRFIN20030724_110008_000000552018_00237_07305_6517.N1	24-JUL-2003 11:00:08	Dark	54.500	13	87Alp Tau	0.86700	3800.0	109	7305	No
219	GOM_NL__2PRFIN20030724_110212_000000462018_00237_07305_6518.N1	24-JUL-2003 11:02:12	Dark	46.000	27	24Gam Ori	1.6360	26000.	92	7305	No



279	GOM_NL__2PRFIN20030724_141518_000001572018_00239_07307_6960.N1	24-JUL-2003 14:15:18	Straylight	156.50	53	43Bet And	2.0480	3300.0	313	7307	No
280	GOM_NL__2PRFIN20030724_141946_000000542018_00239_07307_6961.N1	24-JUL-2003 14:19:46	Dark	53.500	146	25Eta Tau	2.8730	15200.	107	7307	No
281	GOM_NL__2PRFIN20030724_142121_000000582018_00239_07307_6962.N1	24-JUL-2003 14:21:21	Dark	58.000	13	87Alp Tau	0.86700	3800.0	116	7307	No
282	GOM_NL__2PRFIN20030724_142326_000000422018_00239_07307_6963.N1	24-JUL-2003 14:23:26	Dark	41.500	27	24Gam Ori	1.6360	26000.	83	7307	No
283	GOM_NL__2PRFIN20030724_142522_000000412018_00239_07307_6964.N1	24-JUL-2003 14:25:22	Dark	41.000	30	46Eps Ori	1.6940	30000.	82	7307	No
284	GOM_NL__2PRFIN20030724_142740_000000372018_00239_07307_6965.N1	24-JUL-2003 14:27:40	Dark	36.500	7	19Bet Ori	0.10000	14000.	73	7307	No
285	GOM_NL__2PRFIN20030724_142931_000000402018_00239_07307_6966.N1	24-JUL-2003 14:29:31	Dark	40.000	47	2Bet CMa	1.9760	28000.	80	7307	No
286	GOM_NL__2PRFIN20030724_143051_000000412018_00239_07307_6967.N1	24-JUL-2003 14:30:51	Dark	41.000	139	9Bet Lep	2.8330	5600.0	82	7307	No
287	GOM_NL__2PRFIN20030724_144040_000000482018_00239_07307_6968.N1	24-JUL-2003 14:40:40	Dark	47.500	157	The1Eri	2.9060	9300.0	95	7307	No
288	GOM_NL__2PRFIN20030724_144636_000000462018_00240_07308_6938.N1	24-JUL-2003 14:46:36	Dark	46.000	9	Alp Eri	0.45300	24000.	92	7308	No
289	GOM_NL__2PRFIN20030724_145033_000000612018_00240_07308_6939.N1	24-JUL-2003 14:50:33	Straylight	60.500	84	Alp Phe	2.3970	4500.0	121	7308	No
290	GOM_NL__2PRFIN20030724_145352_000000432018_00240_07308_6940.N1	24-JUL-2003 14:53:52	Straylight	43.000	148	Alp Tuc	2.8780	4100.0	86	7308	No
291	GOM_NL__2PRFIN20030724_145538_000000522018_00240_07308_6941.N1	24-JUL-2003 14:55:38	Straylight	52.000	63	Bet Gru	2.1500	2800.0	104	7308	No
292	GOM_NL__2PRFIN20030724_145725_000000402018_00240_07308_6942.N1	24-JUL-2003 14:57:25	Straylight	39.500	45	Alp Pav	1.9400	26000.	79	7308	No
293	GOM_NL__2PRFIN20030724_150006_000000772018_00240_07308_6943.N1	24-JUL-2003 15:00:06	Tw_i_and_stray	76.500	18	24Alp PsA	1.1660	9700.0	153	7308	No
294	GOM_NL__2PRFIN20030724_150509_000000422018_00240_07308_6944.N1	24-JUL-2003 15:05:09	Bright	42.000	38	20Eps Sgr	1.8360	11000.	84	7308	No
295	GOM_NL__2PRFIN20030724_150704_000000392018_00240_07308_6945.N1	24-JUL-2003 15:07:04	Bright	39.000	57	34Sig Sgr	2.0660	26000.	78	7308	No
296	GOM_NL__2PRFIN20030724_150846_000000622018_00240_07308_6946.N1	24-JUL-2003 15:08:46	Bright	62.000	142	49Del Cap	2.8500	8900.0	124	7308	No
297	GOM_NL__2PRFIN20030724_151345_000000662018_00240_07308_6947.N1	24-JUL-2003 15:13:45	Bright	65.500	154	22Bet Aqr	2.8990	5700.0	131	7308	No
298	GOM_NL__2PRFIN20030724_152215_000000842018_00240_07308_6948.N1	24-JUL-2003 15:22:15	Bright	83.500	61	8Eps Peg	2.1000	3900.0	167	7308	No
299	GOM_NL__2PRFIN20030724_152535_000000402018_00240_07308_6949.N1	24-JUL-2003 15:25:35	Bright	40.000	5	3Alp Lyr	0.033000	11000.	80	7308	No
300	GOM_NL__2PRFIN20030724_152812_000000402018_00240_07308_6950.N1	24-JUL-2003 15:28:12	Bright	39.500	144	18Del Cyg	2.8600	11000.	79	7308	No
301	GOM_NL__2PRFIN20030724_152955_000000462018_00240_07308_6951.N1	24-JUL-2003 15:29:55	Bright	45.500	19	50Alp Cyg	1.2460	10500.	91	7308	No
302	GOM_NL__2PRFIN20030724_153249_000000352018_00240_07308_6952.N1	24-JUL-2003 15:32:49	Bright	35.000	119	14Eta Dra	2.7270	4700.0	70	7308	No
303	GOM_NL__2PRFIN20030724_153510_000000432018_00240_07308_6953.N1	24-JUL-2003 15:35:10	Bright	42.500	89	5Alp Cep	2.4510	8000.0	85	7308	No
304	GOM_NL__2PRFIN20030724_153703_000000332018_00240_07308_6954.N1	24-JUL-2003 15:37:03	Bright	33.000	60	7Bet UMi	2.0810	3950.0	66	7308	No
305	GOM_NL__2PRFIN20030724_154009_000000372018_00240_07308_6955.N1	24-JUL-2003 15:40:09	Bright	36.500	49	1Alp UMi	1.9900	6300.0	73	7308	No
306	GOM_NL__2PRFIN20030724_154214_000000532018_00240_07308_6956.N1	24-JUL-2003 15:42:14	Bright	52.500	74	11Bet Cas	2.2680	6600.0	105	7308	No
307	GOM_NL__2PRFIN20030724_154357_000000492018_00240_07308_6957.N1	24-JUL-2003 15:43:57	Bright	48.500	76	27Gam Cas	2.3000	30000.	97	7308	No
308	GOM_NL__2PRFIN20030724_154940_000000452018_00240_07308_6958.N1	24-JUL-2003 15:49:40	Bright	45.000	160	23Gam Per	2.9300	4700.0	90	7308	No
309	GOM_NL__2PRFIN20030724_155110_000000472018_00240_07308_6959.N1	24-JUL-2003 15:51:10	Bright	46.500	35	33Alp Per	1.7950	6250.0	93	7308	No
310	GOM_NL__2PRFIN20030724_155253_000000732018_00240_07308_6960.N1	24-JUL-2003 15:52:53	Bright	73.000	73	57Gam1And	2.2600	13100.	146	7308	No
311	GOM_NL__2PRFIN20030724_155553_000001552018_00240_07308_6961.N1	24-JUL-2003 15:55:53	Straylight	154.50	53	43Bet And	2.0480	3300.0	309	7308	No
312	GOM_NL__2PRFIN20030724_160022_000000532018_00240_07308_6962.N1	24-JUL-2003 16:00:22	Dark	52.500	146	25Eta Tau	2.8730	15200.	105	7308	No
313	GOM_NL__2PRFIN20030724_160157_000000582018_00240_07308_6963.N1	24-JUL-2003 16:01:57	Dark	58.000	13	87Alp Tau	0.86700	3800.0	116	7308	No
314	GOM_NL__2PRFIN20030724_160402_000000412018_00240_07308_6964.N1	24-JUL-2003 16:04:02	Dark	40.500	27	24Gam Ori	1.6360	26000.	81	7308	No
315	GOM_NL__2PRFIN20030724_160558_000000412018_00240_07308_6965.N1	24-JUL-2003 16:05:58	Dark	41.000	30	46Eps Ori	1.6940	30000.	82	7308	No
316	GOM_NL__2PRFIN20030724_160817_000000492018_00240_07308_6966.N1	24-JUL-2003 16:08:17	Dark	48.500	7	19Bet Ori	0.10000	14000.	97	7308	No
317	GOM_NL__2PRFIN20030724_161007_000000392018_00240_07308_6967.N1	24-JUL-2003 16:10:07	Dark	38.500	47	2Bet CMa	1.9760	28000.	77	7308	No
318	GOM_NL__2PRFIN20030724_161127_000000432018_00240_07308_6968.N1	24-JUL-2003 16:11:27	Dark	42.500	139	9Bet Lep	2.8330	5600.0	85	7308	No
319	GOM_NL__2PRFIN20030724_162118_000000442018_00240_07308_6969.N1	24-JUL-2003 16:21:18	Dark	44.000	157	The1Eri	2.9060	9300.0	88	7308	No
320	GOM_NL__2PRFIN20030724_162714_000000442018_00241_07309_6939.N1	24-JUL-2003 16:27:14	Dark	43.500	9	Alp Eri	0.45300	24000.	87	7309	No
321	GOM_NL__2PRFIN20030724_163111_000000572018_00241_07309_6940.N1	24-JUL-2003 16:31:11	Straylight	57.000	84	Alp Phe	2.3970	4500.0	114	7309	No
322	GOM_NL__2PRFIN20030724_163429_000000412018_00241_07309_6941.N1	24-JUL-2003 16:34:29	Straylight	41.000	148	Alp Tuc	2.8780	4100.0	82	7309	No
323	GOM_NL__2PRFIN20030724_163615_000000512018_00241_07309_6942.N1	24-JUL-2003 16:36:15	Straylight	50.500	63	Bet Gru	2.1500	2800.0	101	7309	No
324	GOM_NL__2PRFIN20030724_163801_000000392018_00241_07309_6943.N1	24-JUL-2003 16:38:01	Straylight	39.000	45	Alp Pav	1.9400	26000.	78	7309	No
325	GOM_NL__2PRFIN20030724_164041_000000822018_00241_07309_6944.N1	24-JUL-2003 16:40:41	Tw_i_and_stray	81.500	18	24Alp PsA	1.1660	9700.0	163	7309	No
326	GOM_NL__2PRFIN20030724_164546_000000412018_00241_07309_6945.N1	24-JUL-2003 16:45:46	Bright	40.500	38	20Eps Sgr	1.8360	11000.	81	7309	No
327	GOM_NL__2PRFIN20030724_164740_000000422018_00241_07309_6946.N1	24-JUL-2003 16:47:40	Bright	41.500	57	34Sig Sgr	2.0660	26000.	83	7309	No
328	GOM_NL__2PRFIN20030724_164920_000000642018_00241_07309_6947.N1	24-JUL-2003 16:49:20	Bright	64.000	142	49Del Cap	2.8500	8900.0	128	7309	No
329	GOM_NL__2PRFIN20030724_165419_000000672018_00241_07309_6948.N1	24-JUL-2003 16:54:19	Bright	66.500	154	22Bet Aqr	2.8990	5700.0	133	7309	No
330	GOM_NL__2PRFIN20030724_170248_000000812018_00241_07309_6949.N1	24-JUL-2003 17:02:48	Bright	80.500	61	8Eps Peg	2.1000	3900.0	161	7309	No
331	GOM_NL__2PRFIN20030724_170611_000000412018_00241_07309_6950.N1	24-JUL-2003 17:06:11	Bright	40.500	5	3Alp Lyr	0.033000	11000.	81	7309	No
332	GOM_NL__2PRFIN20030724_170848_000000402018_00241_07309_6951.N1	24-JUL-2003 17:08:48	Bright	39.500	144	18Del Cyg	2.8600	11000.	79	7309	No
333	GOM_NL__2PRFIN20030724_171031_000000462018_00241_07309_6952.N1	24-JUL-2003 17:10:31	Bright	46.000	19	50Alp Cyg	1.2460	10500.	92	7309	No
334	GOM_NL__2PRFIN20030724_171325_000000372018_00241_07309_6953.N1	24-JUL-2003 17:13:25	Bright	37.000	119	14Eta Dra	2.7270	4700.0	74	7309	No
335	GOM_NL__2PRFIN20030724_171545_000000432018_00241_07309_6954.N1	24-JUL-2003 17:15:45	Bright	42.500	89	5Alp Cep	2.4510	8000.0	85	7309	No
336	GOM_NL__2PRFIN20030724_171740_000000372018_00241_07309_6955.N1	24-JUL-2003 17:17:40	Bright	37.000	60	7Bet UMi	2.0810	3950.0	74	7309	No
337	GOM_NL__2PRFIN20030724_172045_000000372018_00241_07309_6956.N1	24-JUL-2003 17:20:45	Bright	37.000	49	1Alp UMi	1.9900	6300.0	74	7309	No



338	GOM_NL__2PRFIN20030724_172249_000000502018_00241_07309_6957.N1	24-JUL-2003 17:22:49	Bright	49.500	74	11Bet Cas	2.2680	6600.0	99	7309	No
339	GOM_NL__2PRFIN20030724_172432_000000492018_00241_07309_6958.N1	24-JUL-2003 17:24:32	Bright	48.500	76	27Gam Cas	2.3000	30000.	97	7309	No
340	GOM_NL__2PRFIN20030724_173016_000000472018_00241_07309_6959.N1	24-JUL-2003 17:30:16	Bright	47.000	160	23Gam Per	2.9300	4700.0	94	7309	No
341	GOM_NL__2PRFIN20030724_173146_000000472018_00241_07309_6960.N1	24-JUL-2003 17:31:46	Bright	47.000	35	33Alp Per	1.7950	6250.0	94	7309	No
342	GOM_NL__2PRFIN20030724_173329_000000712018_00241_07309_6961.N1	24-JUL-2003 17:33:29	Bright	70.500	73	57Gam1And	2.2600	13100.	141	7309	No
343	GOM_NL__2PRFIN20030724_173629_000001452018_00241_07309_6962.N1	24-JUL-2003 17:36:29	Straylight	144.50	53	43Bet And	2.0480	3300.0	289	7309	No
344	GOM_NL__2PRFIN20030724_174058_000000532018_00241_07309_6963.N1	24-JUL-2003 17:40:58	Dark	53.000	146	25Eta Tau	2.8730	15200.	106	7309	No
345	GOM_NL__2PRFIN20030724_174234_000000422018_00241_07309_6964.N1	24-JUL-2003 17:42:34	Dark	41.500	13	87Alp Tau	0.86700	3800.0	83	7309	No
346	GOM_NL__2PRFIN20030724_174439_000000372018_00241_07309_6965.N1	24-JUL-2003 17:44:39	Dark	36.500	27	24Gam Ori	1.6360	26000.	73	7309	No
347	GOM_NL__2PRFIN20030724_174634_000000402018_00241_07309_6966.N1	24-JUL-2003 17:46:34	Dark	40.000	30	46Eps Ori	1.6940	30000.	80	7309	No
348	GOM_NL__2PRFIN20030724_174853_000000532018_00241_07309_6967.N1	24-JUL-2003 17:48:53	Dark	53.000	7	19Bet Ori	0.10000	14000.	106	7309	No
349	GOM_NL__2PRFIN20030724_175043_000000382018_00241_07309_6968.N1	24-JUL-2003 17:50:43	Dark	37.500	47	2Bet CMa	1.9760	28000.	75	7309	No
350	GOM_NL__2PRFIN20030724_175203_000000422018_00241_07309_6969.N1	24-JUL-2003 17:52:03	Dark	42.000	139	9Bet Lep	2.8330	5600.0	84	7309	No
351	GOM_NL__2PRFIN20030724_180155_000000472018_00241_07309_6970.N1	24-JUL-2003 18:01:55	Dark	46.500	157	The1Eri	2.9060	9300.0	93	7309	No
352	GOM_NL__2PRFIN20030724_180750_000000472018_00242_07310_6940.N1	24-JUL-2003 18:07:50	Dark	47.000	9	Alp Eri	0.45300	24000.	94	7310	No
353	GOM_NL__2PRFIN20030724_181148_000000602018_00242_07310_6941.N1	24-JUL-2003 18:11:48	Straylight	59.500	84	Alp Phe	2.3970	4500.0	119	7310	No
354	GOM_NL__2PRFIN20030724_181630_000002182018_00242_07310_6942.N1	24-JUL-2003 18:16:30	Twi_and_stray	218.00	52	16Bet Cet	2.0370	4500.0	436	7310	No
355	GOM_NL__2PRFIN20030724_182119_000000812018_00242_07310_6943.N1	24-JUL-2003 18:21:19	Twi_and_stray	80.500	18	24Alp PsA	1.1660	9700.0	161	7310	No
356	GOM_NL__2PRFIN20030724_182622_000000432018_00242_07310_6944.N1	24-JUL-2003 18:26:22	Bright	43.000	38	20Eps Sgr	1.8360	11000.	86	7310	No
357	GOM_NL__2PRFIN20030724_182816_000000402018_00242_07310_6945.N1	24-JUL-2003 18:28:16	Bright	39.500	57	34Sig Sgr	2.0660	26000.	79	7310	No
358	GOM_NL__2PRFIN20030724_182957_000000642018_00242_07310_6946.N1	24-JUL-2003 18:29:57	Bright	64.000	142	49Del Cap	2.8500	8900.0	128	7310	No
359	GOM_NL__2PRFIN20030724_183455_000000662018_00242_07310_6947.N1	24-JUL-2003 18:34:55	Bright	65.500	154	22Bet Aqr	2.8990	5700.0	131	7310	No
360	GOM_NL__2PRFIN20030724_183735_000000402018_00242_07310_6948.N1	24-JUL-2003 18:37:35	Bright	39.500	126	60Bet Oph	2.7700	4250.0	79	7310	No
361	GOM_NL__2PRFIN20030724_183943_000000382018_00242_07310_6949.N1	24-JUL-2003 18:39:43	Bright	38.000	168	17Zet Aql	2.9860	11000.	76	7310	No
362	GOM_NL__2PRFIN20030724_184322_000000792018_00242_07310_6950.N1	24-JUL-2003 18:43:22	Bright	79.000	61	8Eps Peg	2.1000	3900.0	158	7310	No
363	GOM_NL__2PRFIN20030724_184647_000000422018_00242_07310_6951.N1	24-JUL-2003 18:46:47	Bright	41.500	5	3Alp Lyr	0.033000	11000.	83	7310	No
364	GOM_NL__2PRFIN20030724_184924_000000402018_00242_07310_6952.N1	24-JUL-2003 18:49:24	Bright	40.000	144	18Del Cyg	2.8600	11000.	80	7310	No
365	GOM_NL__2PRFIN20030724_185106_000000472018_00242_07310_6953.N1	24-JUL-2003 18:51:06	Bright	46.500	19	50Alp Cyg	1.2460	10500.	93	7310	No
366	GOM_NL__2PRFIN20030724_185402_000000382018_00242_07310_6954.N1	24-JUL-2003 18:54:02	Bright	38.000	119	14Eta Dra	2.7270	4700.0	76	7310	No
367	GOM_NL__2PRFIN20030724_185621_000000442018_00242_07310_6955.N1	24-JUL-2003 18:56:21	Bright	44.000	89	5Alp Cep	2.4510	8000.0	88	7310	No
368	GOM_NL__2PRFIN20030724_185816_000000352018_00242_07310_6956.N1	24-JUL-2003 18:58:16	Bright	34.500	60	7Bet UMi	2.0810	3950.0	69	7310	No
369	GOM_NL__2PRFIN20030724_190121_000000382018_00242_07310_6957.N1	24-JUL-2003 19:01:21	Bright	38.000	49	1Alp UMi	1.9900	6300.0	76	7310	No
370	GOM_NL__2PRFIN20030724_190325_000000512018_00242_07310_6958.N1	24-JUL-2003 19:03:25	Bright	50.500	74	11Bet Cas	2.2680	6600.0	101	7310	No
371	GOM_NL__2PRFIN20030724_190507_000000502018_00242_07310_6959.N1	24-JUL-2003 19:05:07	Bright	49.500	76	27Gam Cas	2.3000	30000.	99	7310	No
372	GOM_NL__2PRFIN20030724_191052_000000462018_00242_07310_6960.N1	24-JUL-2003 19:10:52	Bright	46.000	160	23Gam Per	2.9300	4700.0	92	7310	No
373	GOM_NL__2PRFIN20030724_191222_000000452018_00242_07310_6961.N1	24-JUL-2003 19:12:22	Bright	45.000	35	33Alp Per	1.7950	6250.0	90	7310	No
374	GOM_NL__2PRFIN20030724_191404_000000702018_00242_07310_6962.N1	24-JUL-2003 19:14:04	Bright	69.500	73	57Gam1And	2.2600	13100.	139	7310	No
375	GOM_NL__2PRFIN20030724_191704_000001672018_00242_07310_6963.N1	24-JUL-2003 19:17:04	Straylight	166.50	53	43Bet And	2.0480	3300.0	333	7310	No
376	GOM_NL__2PRFIN20030724_192134_000000522018_00242_07310_6964.N1	24-JUL-2003 19:21:34	Dark	51.500	146	25Eta Tau	2.8730	15200.	103	7310	No
377	GOM_NL__2PRFIN20030724_192310_000000542018_00242_07310_6965.N1	24-JUL-2003 19:23:10	Dark	53.500	13	87Alp Tau	0.86700	3800.0	107	7310	No
378	GOM_NL__2PRFIN20030724_192515_000000442018_00242_07310_6966.N1	24-JUL-2003 19:25:15	Dark	43.500	27	24Gam Ori	1.6360	26000.	87	7310	No
379	GOM_NL__2PRFIN20030724_192710_000000422018_00242_07310_6967.N1	24-JUL-2003 19:27:10	Dark	41.500	30	46Eps Ori	1.6940	30000.	83	7310	No
380	GOM_NL__2PRFIN20030724_192929_000000392018_00242_07310_6968.N1	24-JUL-2003 19:29:29	Dark	39.000	7	19Bet Ori	0.10000	14000.	78	7310	No
381	GOM_NL__2PRFIN20030724_193119_000000392018_00242_07310_6969.N1	24-JUL-2003 19:31:19	Dark	39.000	47	2Bet CMa	1.9760	28000.	78	7310	No
382	GOM_NL__2PRFIN20030724_193239_000000442018_00242_07310_6970.N1	24-JUL-2003 19:32:39	Dark	44.000	139	9Bet Lep	2.8330	5600.0	88	7310	No
383	GOM_NL__2PRFIN20030724_194232_000000452018_00242_07310_6971.N1	24-JUL-2003 19:42:32	Dark	44.500	157	The1Eri	2.9060	9300.0	89	7310	No
384	GOM_NL__2PRFIN20030724_194827_000000552018_00243_07311_6940.N1	24-JUL-2003 19:48:27	Dark	54.500	9	Alp Eri	0.45300	24000.	109	7311	No
385	GOM_NL__2PRFIN20030724_195225_000000572018_00243_07311_6941.N1	24-JUL-2003 19:52:25	Straylight	56.500	84	Alp Phe	2.3970	4500.0	113	7311	No
386	GOM_NL__2PRFIN20030724_195709_000002182018_00243_07311_6942.N1	24-JUL-2003 19:57:09	Twi_and_stray	218.00	52	16Bet Cet	2.0370	4500.0	436	7311	No
387	GOM_NL__2PRFIN20030724_200157_000000772018_00243_07311_6943.N1	24-JUL-2003 20:01:57	Twi_and_stray	76.500	18	24Alp PsA	1.1660	9700.0	153	7311	No
388	GOM_NL__2PRFIN20030724_200658_000000432018_00243_07311_6944.N1	24-JUL-2003 20:06:58	Bright	42.500	38	20Eps Sgr	1.8360	11000.	85	7311	No
389	GOM_NL__2PRFIN20030724_200853_000000392018_00243_07311_6945.N1	24-JUL-2003 20:08:53	Bright	38.500	57	34Sig Sgr	2.0660	26000.	77	7311	No
390	GOM_NL__2PRFIN20030724_201033_000000652018_00243_07311_6946.N1	24-JUL-2003 20:10:33	Bright	64.500	142	49Del Cap	2.8500	8900.0	129	7311	No
391	GOM_NL__2PRFIN20030724_201530_000000672018_00243_07311_6947.N1	24-JUL-2003 20:15:30	Bright	66.500	154	22Bet Aqr	2.8990	5700.0	133	7311	No
392	GOM_NL__2PRFIN20030724_201812_000000392018_00243_07311_6948.N1	24-JUL-2003 20:18:12	Bright	38.500	126	60Bet Oph	2.7700	4250.0	77	7311	No
393	GOM_NL__2PRFIN20030724_202019_000000372018_00243_07311_6949.N1	24-JUL-2003 20:20:19	Bright	37.000	168	17Zet Aql	2.9860	11000.	74	7311	No
394	GOM_NL__2PRFIN20030724_202357_000000822018_00243_07311_6950.N1	24-JUL-2003 20:23:57	Bright	82.000	61	8Eps Peg	2.1000	3900.0	164	7311	No
395	GOM_NL__2PRFIN20030724_202723_000000402018_00243_07311_6951.N1	24-JUL-2003 20:27:23	Bright	40.000	5	3Alp Lyr	0.033000	11000.	80	7311	No
396	GOM_NL__2PRFIN20030724_203000_000000372018_00243_07311_6952.N1	24-JUL-2003 20:30:00	Bright	37.000	144	18Del Cyg	2.8600	11000.	74	7311	No

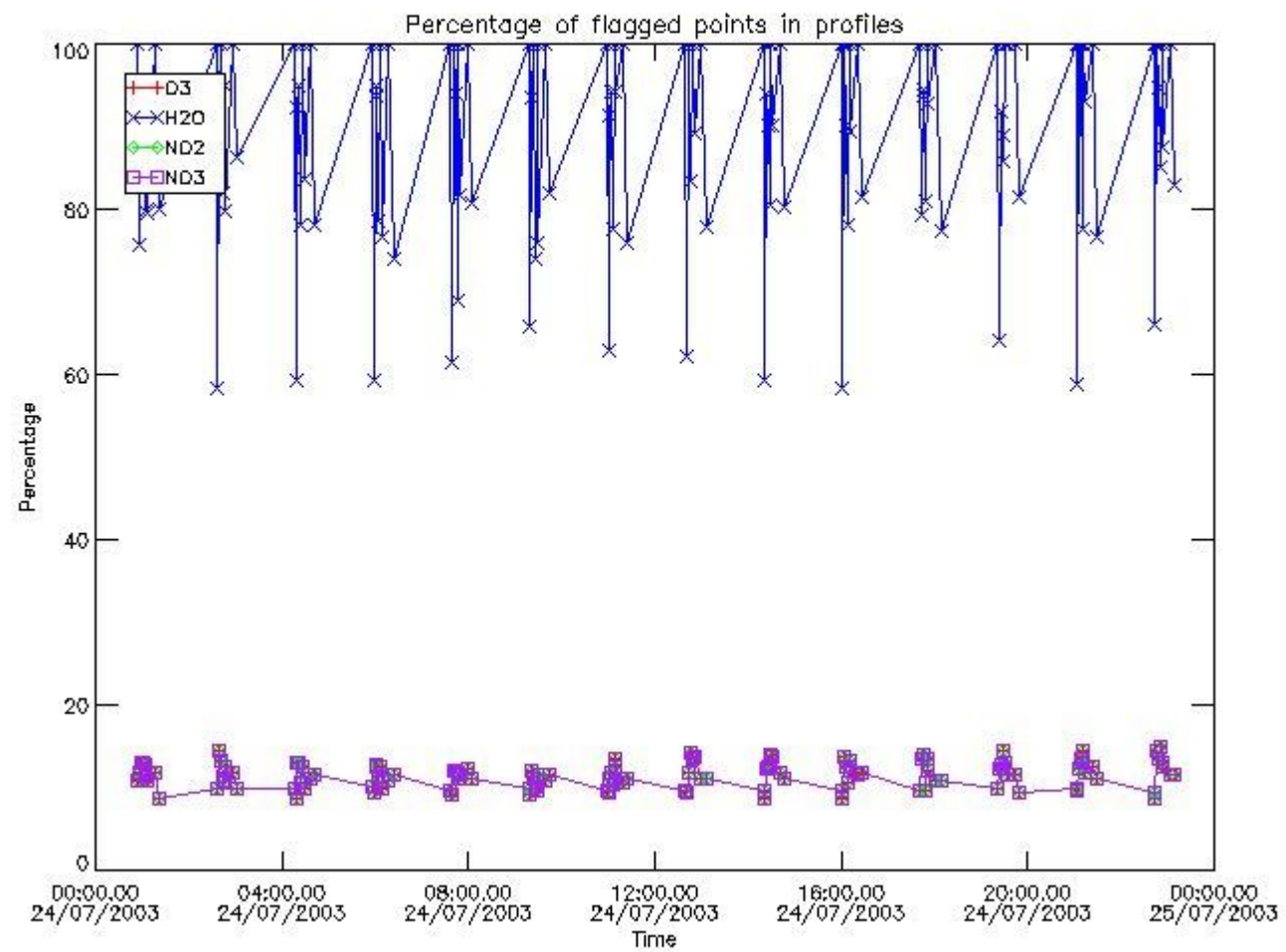
397	GOM_NL__2PRFIN20030724_203142_000000492018_00243_07311_6953.N1	24-JUL-2003 20:31:42	Bright	48.500	19	50Alp Cyg	1.2460	10500.	97	7311	No
398	GOM_NL__2PRFIN20030724_203438_000000352018_00243_07311_6954.N1	24-JUL-2003 20:34:38	Bright	35.000	119	14Eta Dra	2.7270	4700.0	70	7311	No
399	GOM_NL__2PRFIN20030724_203657_000000432018_00243_07311_6955.N1	24-JUL-2003 20:36:57	Bright	42.500	89	5Alp Cep	2.4510	8000.0	85	7311	No
400	GOM_NL__2PRFIN20030724_203852_000000382018_00243_07311_6956.N1	24-JUL-2003 20:38:52	Bright	38.000	60	7Bet UMi	2.0810	3950.0	76	7311	No
401	GOM_NL__2PRFIN20030724_204157_000000372018_00243_07311_6957.N1	24-JUL-2003 20:41:57	Bright	37.000	49	1Alp UMi	1.9900	6300.0	74	7311	No
402	GOM_NL__2PRFIN20030724_204400_000000512018_00243_07311_6958.N1	24-JUL-2003 20:44:00	Bright	51.000	74	11Bet Cas	2.2680	6600.0	102	7311	No
403	GOM_NL__2PRFIN20030724_204543_000000492018_00243_07311_6959.N1	24-JUL-2003 20:45:43	Bright	49.000	76	27Gam Cas	2.3000	30000.	98	7311	No
404	GOM_NL__2PRFIN20030724_205128_000000442018_00243_07311_6960.N1	24-JUL-2003 20:51:28	Bright	43.500	160	23Gam Per	2.9300	4700.0	87	7311	No
405	GOM_NL__2PRFIN20030724_205258_000000472018_00243_07311_6961.N1	24-JUL-2003 20:52:58	Bright	47.000	35	33Alp Per	1.7950	6250.0	94	7311	No
406	GOM_NL__2PRFIN20030724_205440_000000732018_00243_07311_6962.N1	24-JUL-2003 20:54:40	Bright	73.000	73	57Gam1And	2.2600	13100.	146	7311	No
407	GOM_NL__2PRFIN20030724_205740_000001602018_00243_07311_6963.N1	24-JUL-2003 20:57:40	Straylight	159.50	53	43Bet And	2.0480	3300.0	319	7311	No
408	GOM_NL__2PRFIN20030724_210211_000000522018_00243_07311_6964.N1	24-JUL-2003 21:02:11	Dark	52.000	146	25Eta Tau	2.8730	15200.	104	7311	No
409	GOM_NL__2PRFIN20030724_210346_000000582018_00243_07311_6965.N1	24-JUL-2003 21:03:46	Dark	57.500	13	87Alp Tau	0.86700	3800.0	115	7311	No
410	GOM_NL__2PRFIN20030724_210552_000000422018_00243_07311_6966.N1	24-JUL-2003 21:05:52	Dark	41.500	27	24Gam Ori	1.6360	26000.	83	7311	No
411	GOM_NL__2PRFIN20030724_210747_000000382018_00243_07311_6967.N1	24-JUL-2003 21:07:47	Dark	38.000	30	46Eps Ori	1.6940	30000.	76	7311	No
412	GOM_NL__2PRFIN20030724_211006_000000392018_00243_07311_6968.N1	24-JUL-2003 21:10:06	Dark	38.500	7	19Bet Ori	0.10000	14000.	77	7311	No
413	GOM_NL__2PRFIN20030724_211155_000000392018_00243_07311_6969.N1	24-JUL-2003 21:11:55	Dark	39.000	47	2Bet CMa	1.9760	28000.	78	7311	No
414	GOM_NL__2PRFIN20030724_211316_000000432018_00243_07311_6970.N1	24-JUL-2003 21:13:16	Dark	43.000	139	9Bet Lep	2.8330	5600.0	86	7311	No
415	GOM_NL__2PRFIN20030724_212309_000000452018_00243_07311_6971.N1	24-JUL-2003 21:23:09	Dark	45.000	157	The1Eri	2.9060	9300.0	90	7311	No
416	GOM_NL__2PRFIN20030724_212904_000000462018_00244_07312_6940.N1	24-JUL-2003 21:29:04	Dark	45.500	9	Alp Eri	0.45300	24000.	91	7312	No
417	GOM_NL__2PRFIN20030724_213302_000000562018_00244_07312_6941.N1	24-JUL-2003 21:33:02	Straylight	56.000	84	Alp Phe	2.3970	4500.0	112	7312	No
418	GOM_NL__2PRFIN20030724_213749_000002182018_00244_07312_6942.N1	24-JUL-2003 21:37:49	Twi_and_stray	218.00	52	16Bet Cet	2.0370	4500.0	436	7312	No
419	GOM_NL__2PRFIN20030724_214233_000000782018_00244_07312_6943.N1	24-JUL-2003 21:42:33	Twi_and_stray	78.000	18	24Alp PsA	1.1660	9700.0	156	7312	No
420	GOM_NL__2PRFIN20030724_214734_000000432018_00244_07312_6944.N1	24-JUL-2003 21:47:34	Bright	42.500	38	20Eps Sgr	1.8360	11000.	85	7312	No
421	GOM_NL__2PRFIN20030724_214929_000000402018_00244_07312_6945.N1	24-JUL-2003 21:49:29	Bright	40.000	57	34Sig Sgr	2.0660	26000.	80	7312	No
422	GOM_NL__2PRFIN20030724_215109_000000642018_00244_07312_6946.N1	24-JUL-2003 21:51:09	Bright	63.500	142	49Del Cap	2.8500	8900.0	127	7312	No
423	GOM_NL__2PRFIN20030724_215605_000000662018_00244_07312_6947.N1	24-JUL-2003 21:56:05	Bright	65.500	154	22Bet Aqr	2.8990	5700.0	131	7312	No
424	GOM_NL__2PRFIN20030724_215848_000000372018_00244_07312_6948.N1	24-JUL-2003 21:58:48	Bright	37.000	126	60Bet Oph	2.7700	4250.0	74	7312	No
425	GOM_NL__2PRFIN20030724_220055_000000382018_00244_07312_6949.N1	24-JUL-2003 22:00:55	Bright	37.500	168	17Zet Aql	2.9860	11000.	75	7312	No
426	GOM_NL__2PRFIN20030724_220431_000000832018_00244_07312_6950.N1	24-JUL-2003 22:04:31	Bright	82.500	61	8Eps Peg	2.1000	3900.0	165	7312	No
427	GOM_NL__2PRFIN20030724_220759_000000372018_00244_07312_6951.N1	24-JUL-2003 22:07:59	Bright	37.000	5	3Alp Lyr	0.033000	11000.	74	7312	No
428	GOM_NL__2PRFIN20030724_221035_000000392018_00244_07312_6952.N1	24-JUL-2003 22:10:35	Bright	38.500	144	18Del Cyg	2.8600	11000.	77	7312	No
429	GOM_NL__2PRFIN20030724_221217_000000482018_00244_07312_6953.N1	24-JUL-2003 22:12:17	Bright	47.500	19	50Alp Cyg	1.2460	10500.	95	7312	No
430	GOM_NL__2PRFIN20030724_221514_000000382018_00244_07312_6954.N1	24-JUL-2003 22:15:14	Bright	38.000	119	14Eta Dra	2.7270	4700.0	76	7312	No
431	GOM_NL__2PRFIN20030724_221732_000000432018_00244_07312_6955.N1	24-JUL-2003 22:17:32	Bright	42.500	89	5Alp Cep	2.4510	8000.0	85	7312	No
432	GOM_NL__2PRFIN20030724_221928_000000372018_00244_07312_6956.N1	24-JUL-2003 22:19:28	Bright	37.000	60	7Bet UMi	2.0810	3950.0	74	7312	No
433	GOM_NL__2PRFIN20030724_222233_000000352018_00244_07312_6957.N1	24-JUL-2003 22:22:33	Bright	34.500	49	1Alp UMi	1.9900	6300.0	69	7312	No
434	GOM_NL__2PRFIN20030724_222435_000000512018_00244_07312_6958.N1	24-JUL-2003 22:24:35	Bright	51.000	74	11Bet Cas	2.2680	6600.0	102	7312	No
435	GOM_NL__2PRFIN20030724_222618_000000492018_00244_07312_6959.N1	24-JUL-2003 22:26:18	Bright	49.000	76	27Gam Cas	2.3000	30000.	98	7312	No
436	GOM_NL__2PRFIN20030724_223203_000000452018_00244_07312_6960.N1	24-JUL-2003 22:32:03	Bright	44.500	160	23Gam Per	2.9300	4700.0	89	7312	No
437	GOM_NL__2PRFIN20030724_223334_000000472018_00244_07312_6961.N1	24-JUL-2003 22:33:34	Bright	46.500	35	33Alp Per	1.7950	6250.0	93	7312	No
438	GOM_NL__2PRFIN20030724_223515_000000732018_00244_07312_6962.N1	24-JUL-2003 22:35:15	Bright	72.500	73	57Gam1And	2.2600	13100.	145	7312	No
439	GOM_NL__2PRFIN20030724_223815_000001762018_00244_07312_6963.N1	24-JUL-2003 22:38:15	Straylight	176.00	53	43Bet And	2.0480	3300.0	352	7312	No
440	GOM_NL__2PRFIN20030724_224247_000000542018_00244_07312_6964.N1	24-JUL-2003 22:42:47	Dark	54.000	146	25Eta Tau	2.8730	15200.	108	7312	No
441	GOM_NL__2PRFIN20030724_224423_000000582018_00244_07312_6965.N1	24-JUL-2003 22:44:23	Dark	58.000	13	87Alp Tau	0.86700	3800.0	116	7312	No
442	GOM_NL__2PRFIN20030724_224628_000000392018_00244_07312_6966.N1	24-JUL-2003 22:46:28	Dark	38.500	27	24Gam Ori	1.6360	26000.	77	7312	No
443	GOM_NL__2PRFIN20030724_224823_000000382018_00244_07312_6967.N1	24-JUL-2003 22:48:23	Dark	37.500	30	46Eps Ori	1.6940	30000.	75	7312	No
444	GOM_NL__2PRFIN20030724_225042_000000442018_00244_07312_6968.N1	24-JUL-2003 22:50:42	Dark	44.000	7	19Bet Ori	0.10000	14000.	88	7312	No
445	GOM_NL__2PRFIN20030724_225231_000000392018_00244_07312_6969.N1	24-JUL-2003 22:52:31	Dark	39.000	47	2Bet CMa	1.9760	28000.	78	7312	No
446	GOM_NL__2PRFIN20030724_225352_000000412018_00244_07312_6970.N1	24-JUL-2003 22:53:52	Dark	40.500	139	9Bet Lep	2.8330	5600.0	81	7312	No
447	GOM_NL__2PRFIN20030724_230346_000000442018_00244_07312_6971.N1	24-JUL-2003 23:03:46	Dark	44.000	157	The1Eri	2.9060	9300.0	88	7312	No
448	GOM_NL__2PRFIN20030724_230940_000000442018_00245_07313_6941.N1	24-JUL-2003 23:09:40	Dark	44.000	9	Alp Eri	0.45300	24000.	88	7313	No
449	GOM_NL__2PRFIN20030724_231340_000000552018_00245_07313_6942.N1	24-JUL-2003 23:13:40	Straylight	55.000	84	Alp Phe	2.3970	4500.0	110	7313	No
450	GOM_NL__2PRFIN20030724_231829_000002182018_00245_07313_6943.N1	24-JUL-2003 23:18:29	Twi_and_stray	217.50	52	16Bet Cet	2.0370	4500.0	435	7313	No
451	GOM_NL__2PRFIN20030724_232310_000000792018_00245_07313_6944.N1	24-JUL-2003 23:23:10	Twi_and_stray	79.000	18	24Alp PsA	1.1660	9700.0	158	7313	No
452	GOM_NL__2PRFIN20030724_232810_000000522018_00245_07313_6945.N1	24-JUL-2003 23:28:10	Bright	52.000	38	20Eps Sgr	1.8360	11000.	104	7313	No
453	GOM_NL__2PRFIN20030724_233005_000000402018_00245_07313_6946.N1	24-JUL-2003 23:30:05	Bright	39.500	57	34Sig Sgr	2.0660	26000.	79	7313	No
454	GOM_NL__2PRFIN20030724_233145_000000652018_00245_07313_6947.N1	24-JUL-2003 23:31:45	Bright	64.500	142	49Del Cap	2.8500	8900.0	129	7313	No
455	GOM_NL__2PRFIN20030724_233641_000000672018_00245_07313_6948.N1	24-JUL-2003 23:36:41	Bright	66.500	154	22Bet Aqr	2.8990	5700.0	133	7313	No

456	GOM_NL__2PRFIN20030724_233924_000000382018_00245_07313_6949.N1	24-JUL-2003 23:39:24	Bright	37.500	126	60Bet Oph	2.7700	4250.0	75	7313	No
457	GOM_NL__2PRFIN20030724_234131_000000372018_00245_07313_6950.N1	24-JUL-2003 23:41:31	Bright	37.000	168	17Zet Aql	2.9860	11000.	74	7313	No
458	GOM_NL__2PRFIN20030724_234506_000000802018_00245_07313_6951.N1	24-JUL-2003 23:45:06	Bright	80.000	61	8Eps Peg	2.1000	3900.0	160	7313	No
459	GOM_NL__2PRFIN20030724_234834_000000402018_00245_07313_6952.N1	24-JUL-2003 23:48:34	Bright	40.000	5	3Alp Lyr	0.033000	11000.	80	7313	No
460	GOM_NL__2PRFIN20030724_235110_000000392018_00245_07313_6953.N1	24-JUL-2003 23:51:10	Bright	38.500	144	18Del Cyg	2.8600	11000.	77	7313	No
461	GOM_NL__2PRFIN20030724_235252_000000482018_00245_07313_6954.N1	24-JUL-2003 23:52:52	Bright	47.500	19	50Alp Cyg	1.2460	10500.	95	7313	No
462	GOM_NL__2PRFIN20030724_235551_000000352018_00245_07313_6955.N1	24-JUL-2003 23:55:51	Bright	35.000	119	14Eta Dra	2.7270	4700.0	70	7313	No
463	GOM_NL__2PRFIN20030724_235808_000000432018_00245_07313_6956.N1	24-JUL-2003 23:58:08	Bright	42.500	89	5Alp Cep	2.4510	8000.0	85	7313	No

### 3. Quality information per product

In this section it is plotted some information contained in the Quality Summary data set of the level 2 products. Only products in dark limb conditions and without errors (error flag in the MPH set to "0") are used.

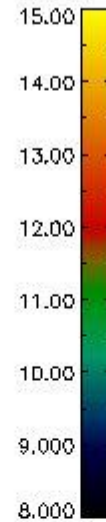
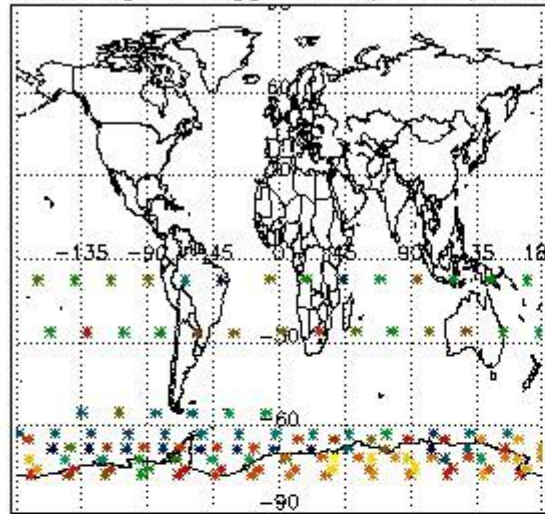
#### 3.1 Plot quality information per product (time dependant)




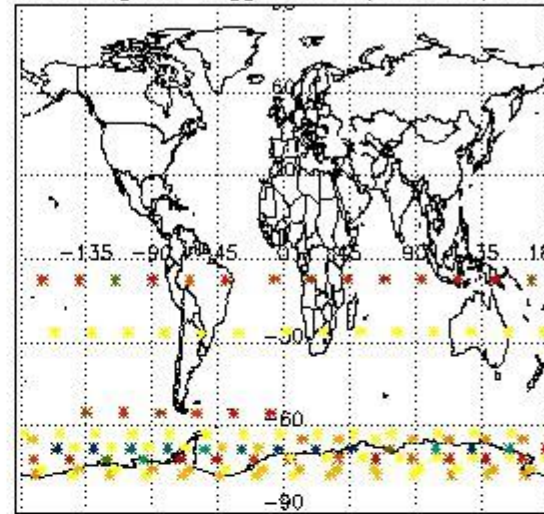
#### 3.2 Plot quality information per product (world map)



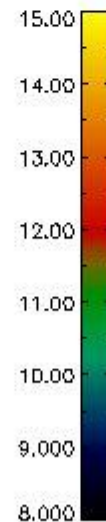
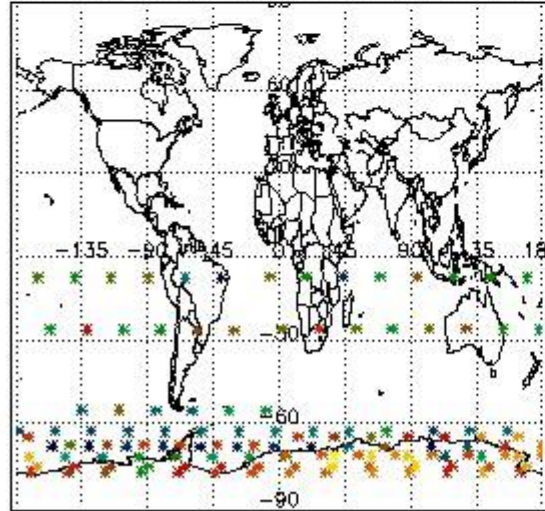
Percentage of flagged data per O3 profile



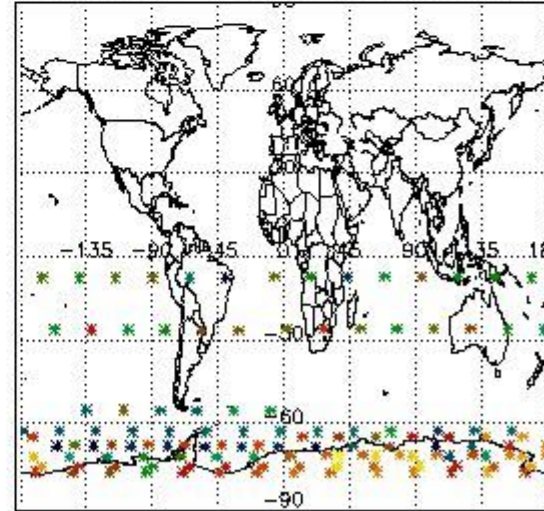
Percentage of flagged data per H2O profile



Percentage of flagged data per NO2 profile



Percentage of flagged data per NO3 profile

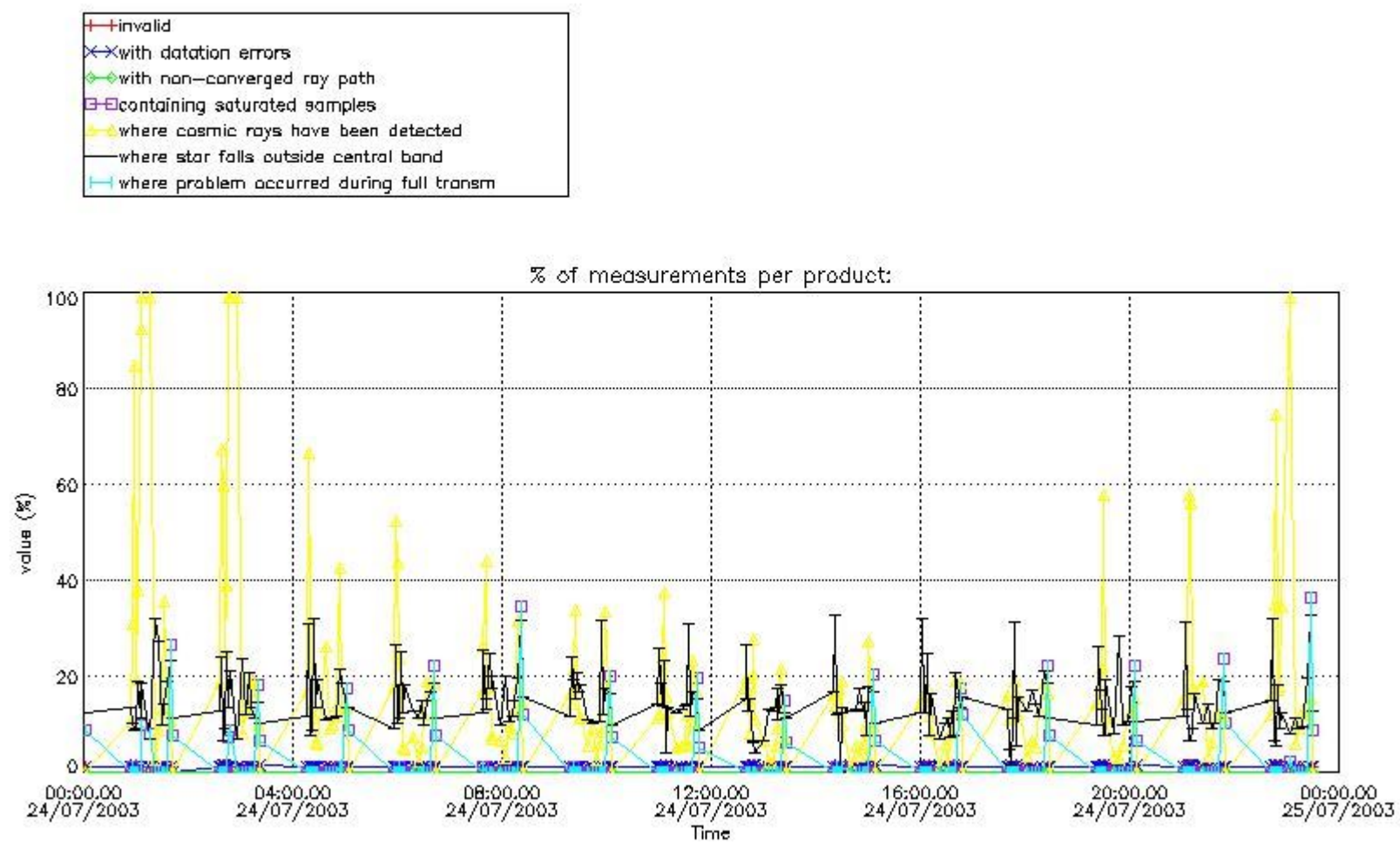


#### 4. Level 1 quality information per product

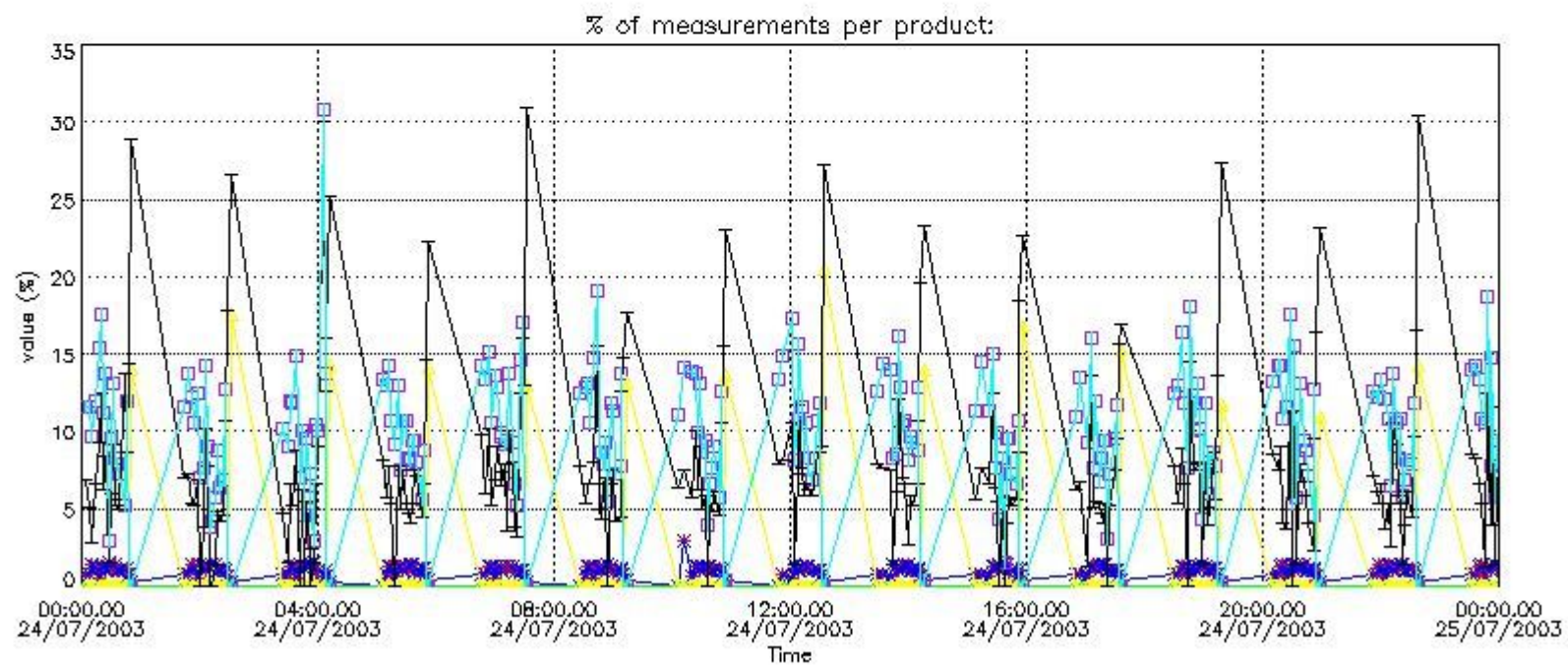
In this section it is plotted some information contained in the Quality Summary data set of the level 2 products that comes from the level 1b processing. Products without errors (error flag in the MPH set to "0") are used.

##### 4.1 Plot quality information per product (time dependant) coming from level 1b processing

###### 4.1.1 Plot level 1 quality information per product (time dependant): ENVISAT ASCENDING passes



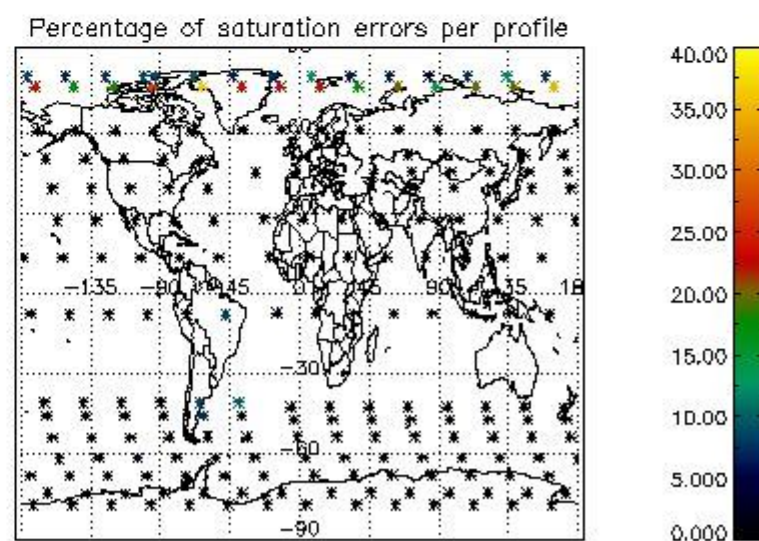
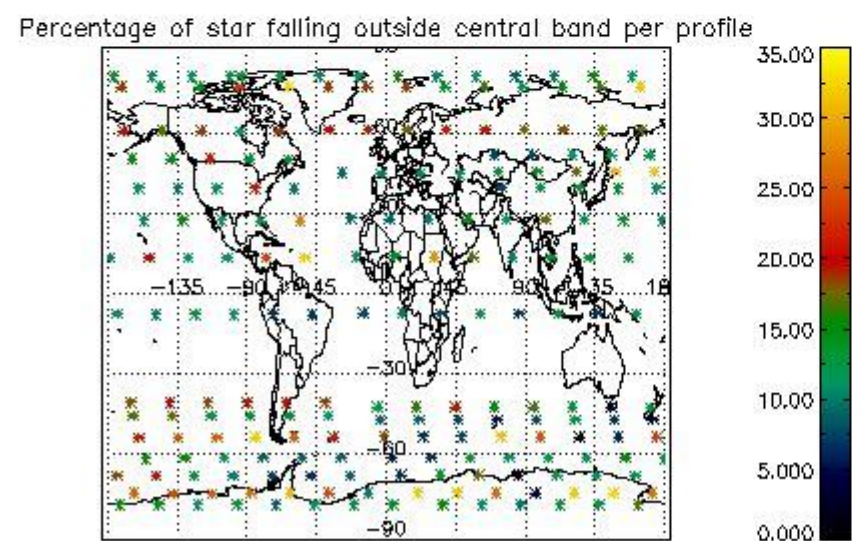
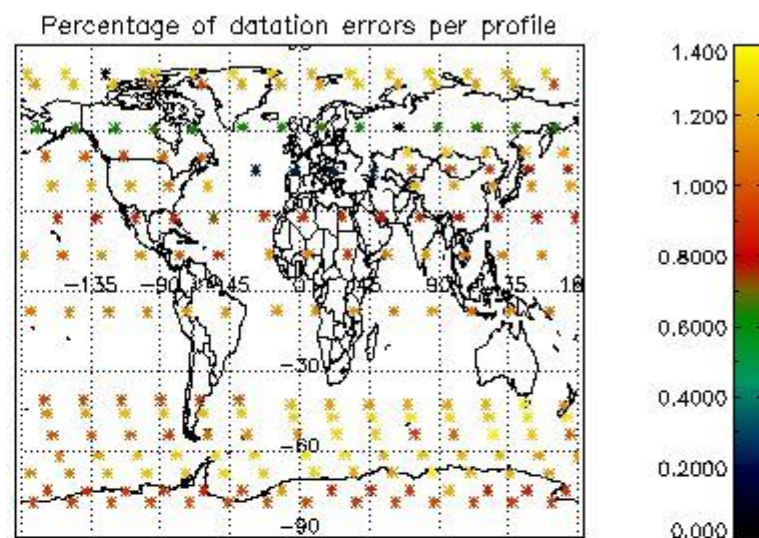
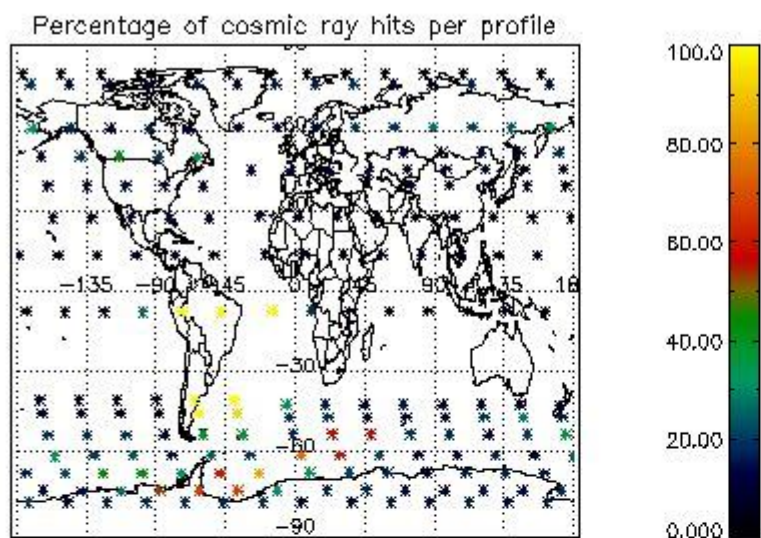
4.1.2 Plot level 1 quality information per product (time dependant): ENVI SAT DESCENDING passes



#### 4.2 Plot quality information per product coming from level 1b processing (world map)

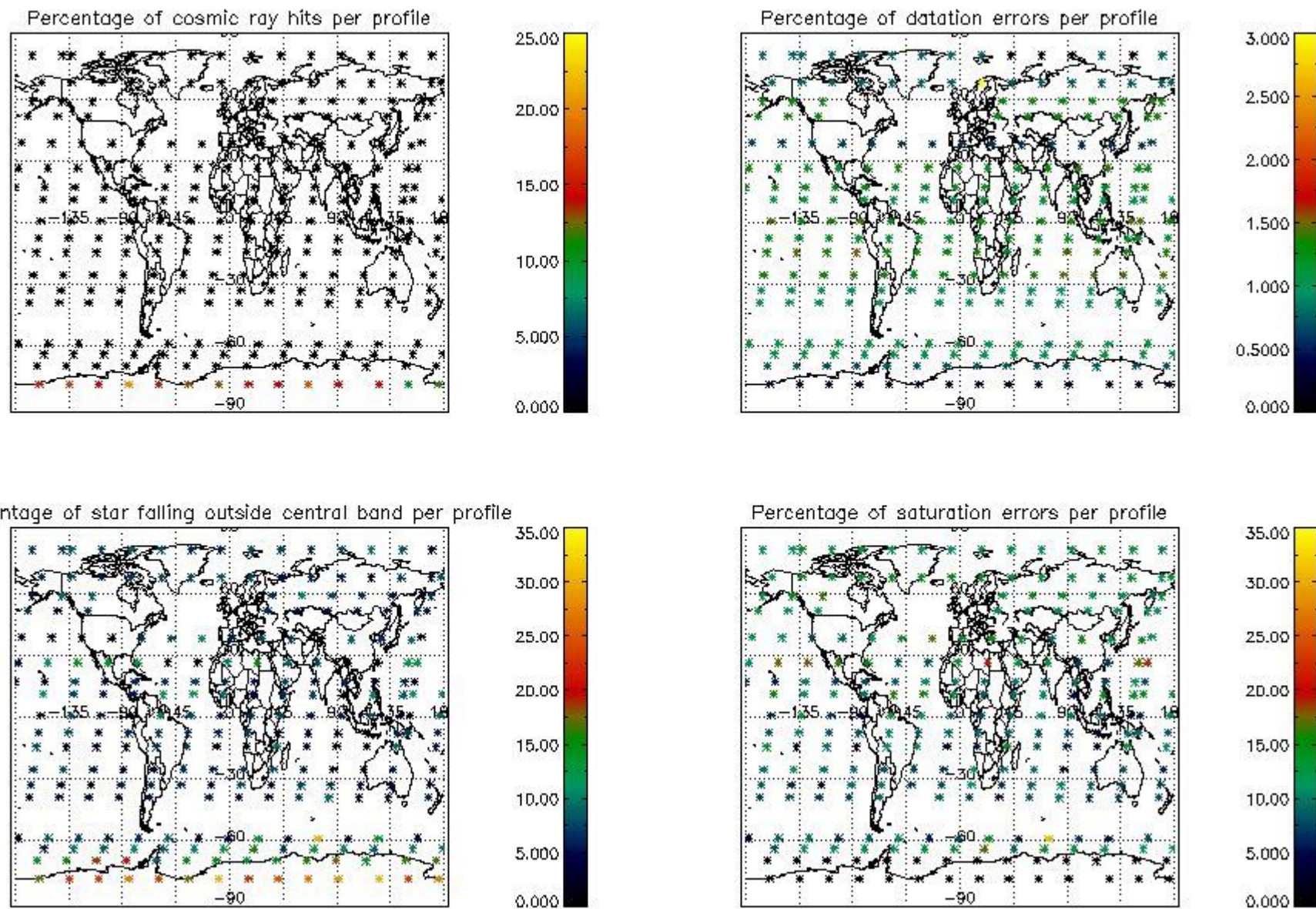
##### 4.2.1 Plot level 1 quality information per product (world map): ENVISAT ASCENDING passes





4.2.2 Plot level 1 quality information per product (world map): ENVISAT DESCENDING passes





## 5. Trace gas profiles

### 5.1 Ozone statistics based on quality of products

The final quality of the products can be "measured" using the STD (Standard Deviation) attached to every point profile. This information is written to the parameter GOM\_NL\_\_2P/NL\_LOCAL\_SPECIES\_DENSITY/o3\_std of the level 2 products. The table below shows the statistics for given STD ranges.

The statistics are given with respect to the overall valid production:

- Products without fatal errors: GOM\_NL\_\_2P/MPH/PRODUCT\_ERR=0
- Valid point profile: GOM\_NL\_\_2P/NL\_LOCAL\_SPECIES\_DENSITY/pcd(0)=0

The 'Criteria' is applied to valid points of dark limb products:

- Products in dark limb illumination condition: GOM\_NL\_\_2P/NL\_SUMMARY\_QUALITY/obs\_ill\_cond=0
- Products without fatal errors: GOM\_NL\_\_2P/MPH/PRODUCT\_ERR=0
- Valid point profile: GOM\_NL\_\_2P/NL\_LOCAL\_SPECIES\_DENSITY/pcd(0)=0

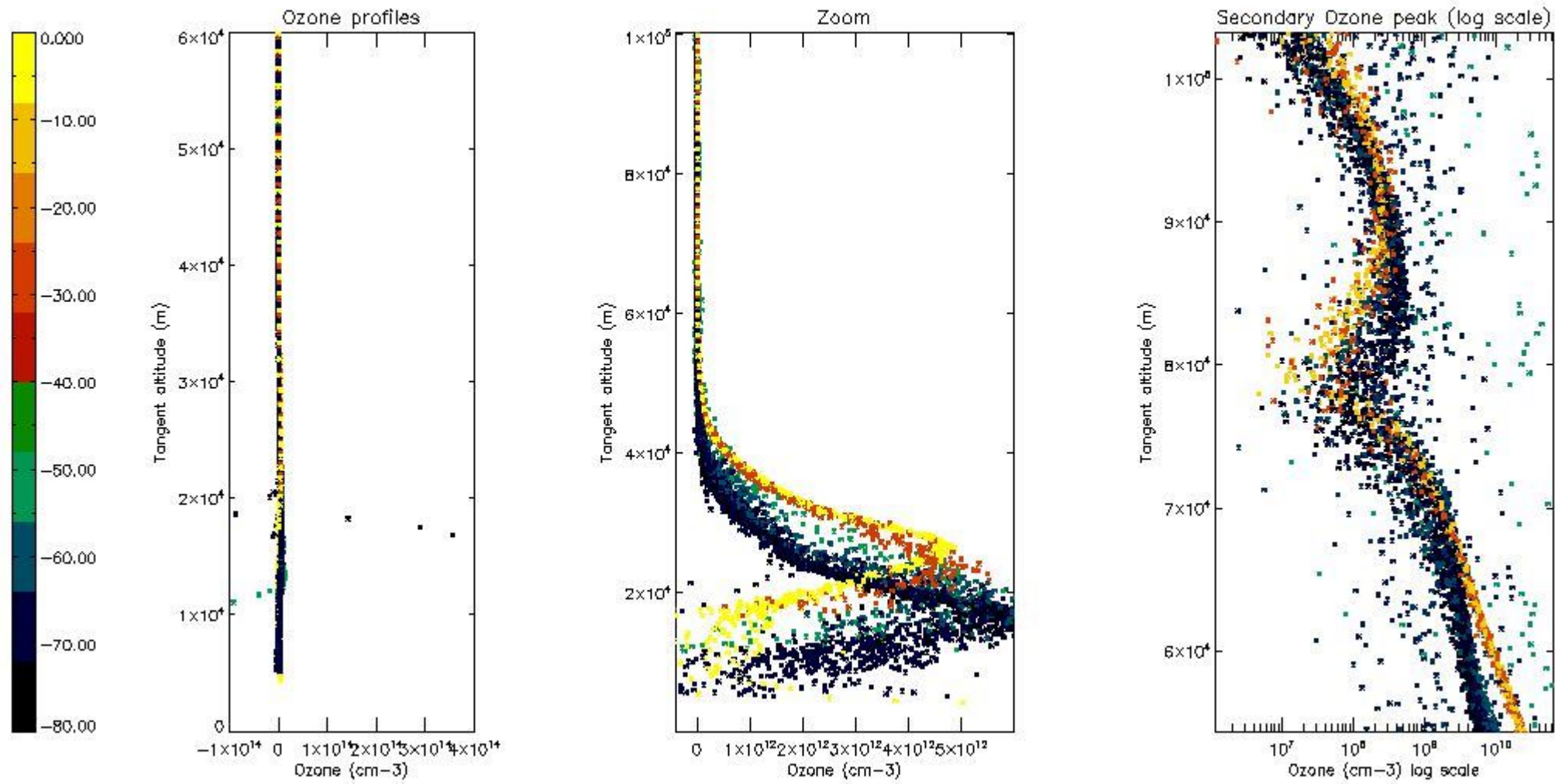
So, the table below shows the percentage of dark limb and valid observations for each criteria with respect to the overall valid daily observations.

Criteria	% of total production
All STD	23
STD < 20	14

STD < 10	11
STD < 5	8

5.2 Plot ozone profiles for all STD (dark without errors)

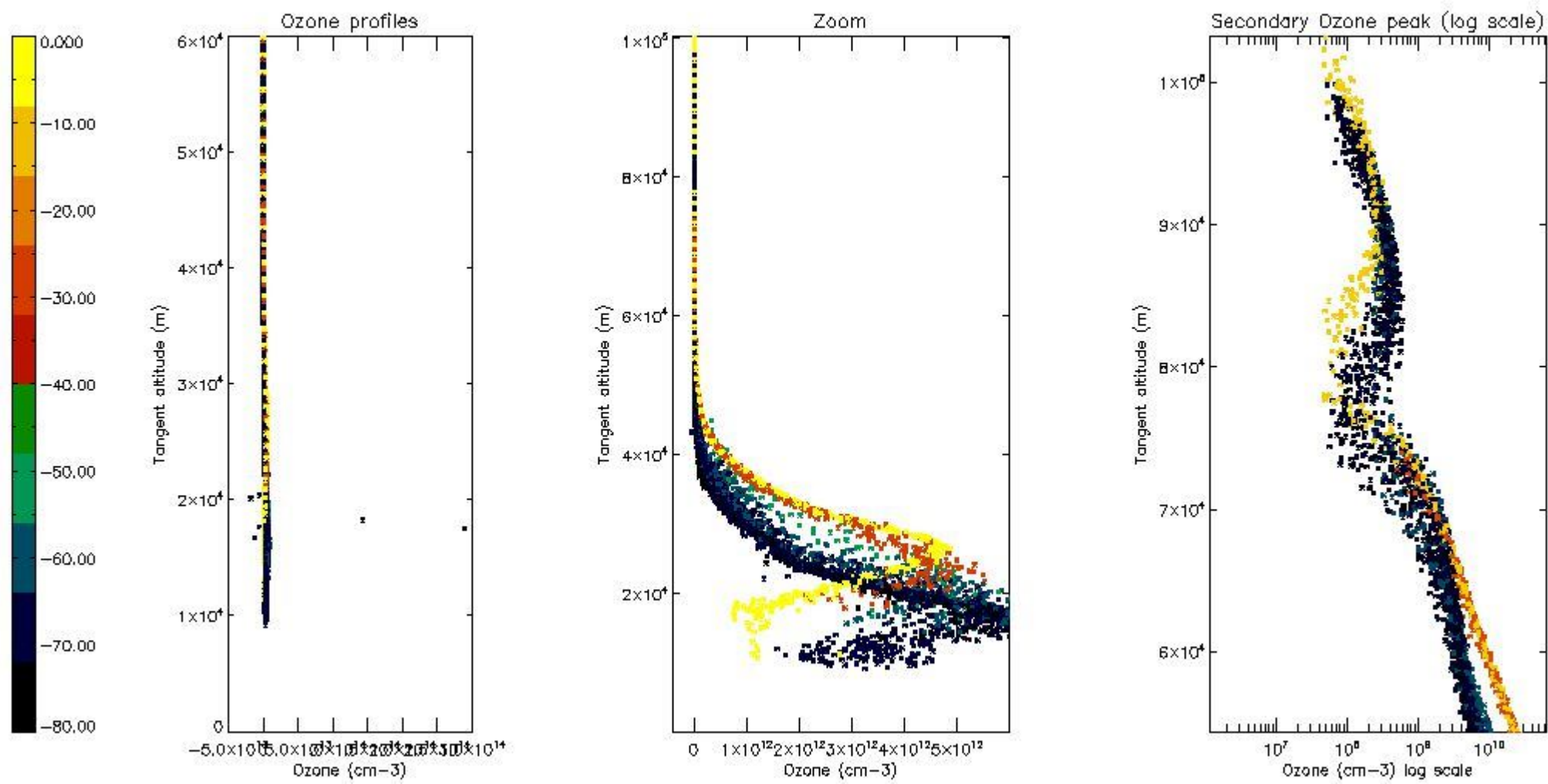
The colorbar represents the latitude.



5.3 Plot ozone profiles where STD < 20% (dark without errors)

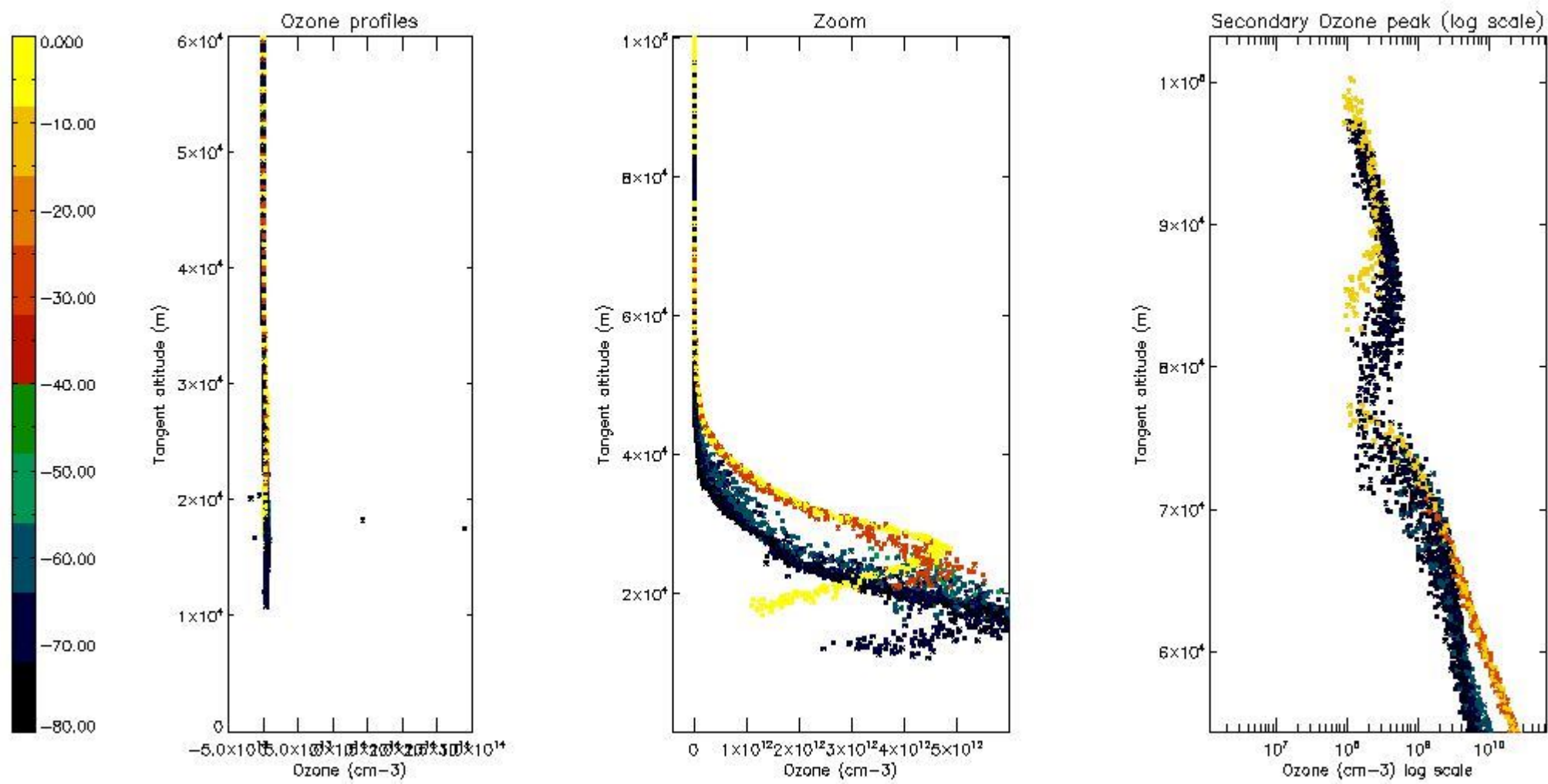
The colorbar represents the latitude.





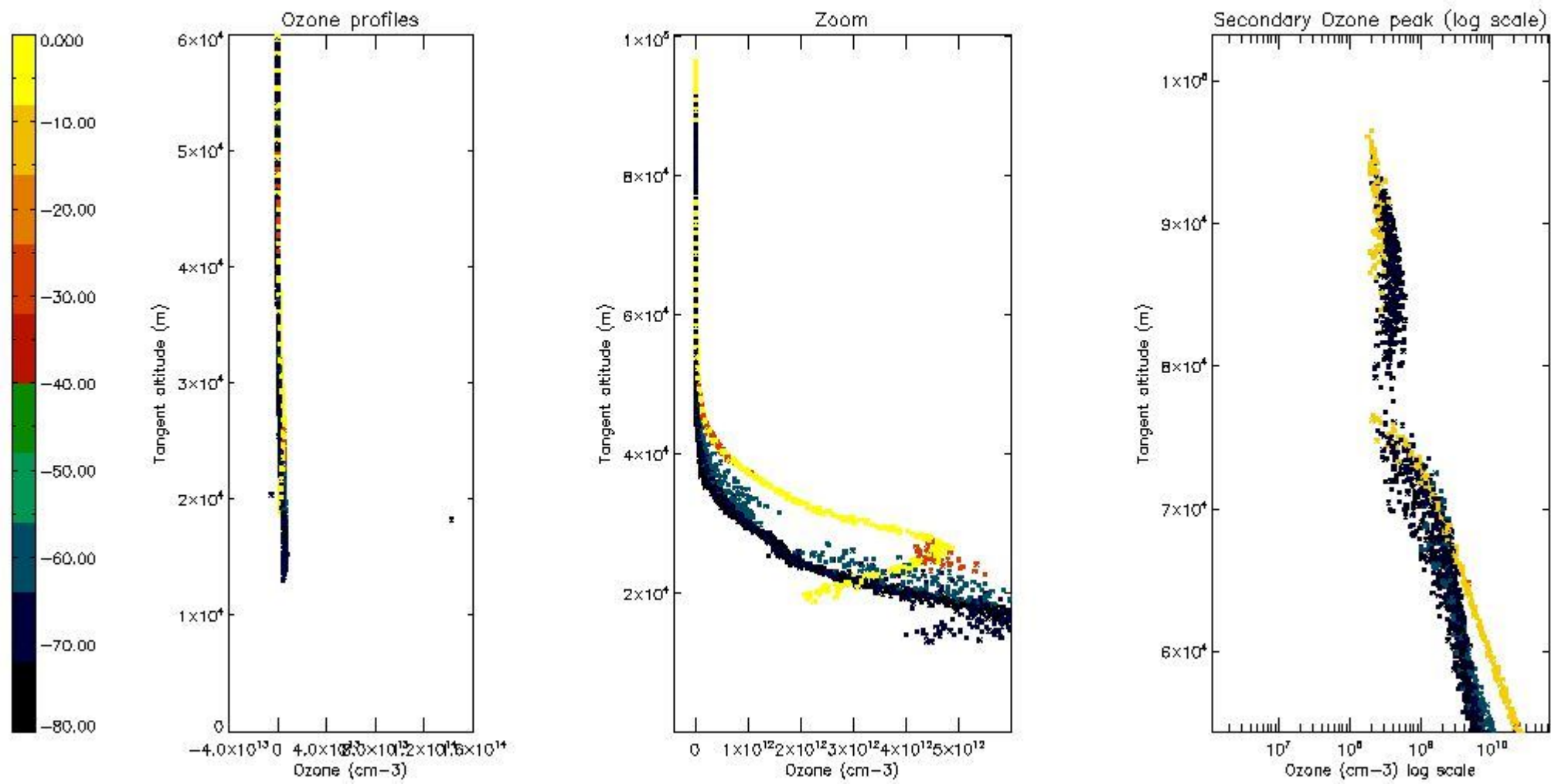
*5.4 Plot ozone profiles where STD < 10% (dark without errors)*

The colorbar represents the latitude.



*5.5 Plot ozone profiles where STD < 5% (dark without errors)*

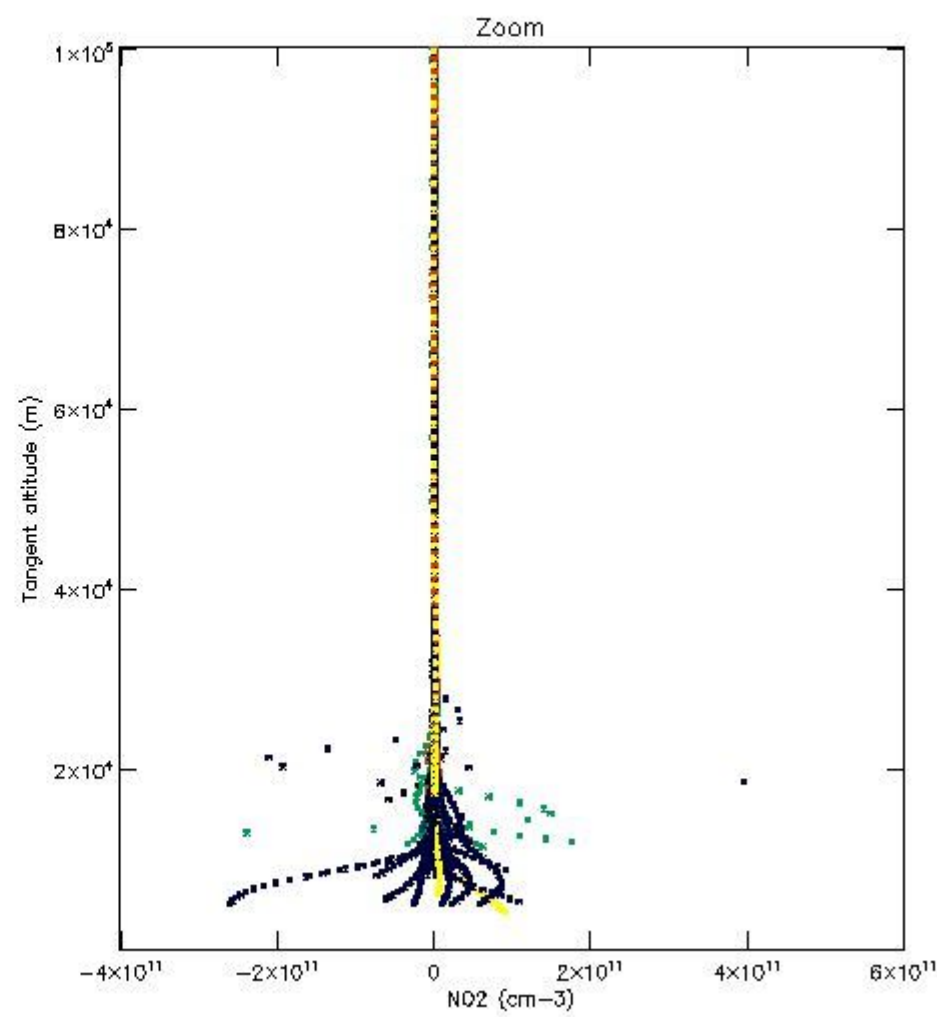
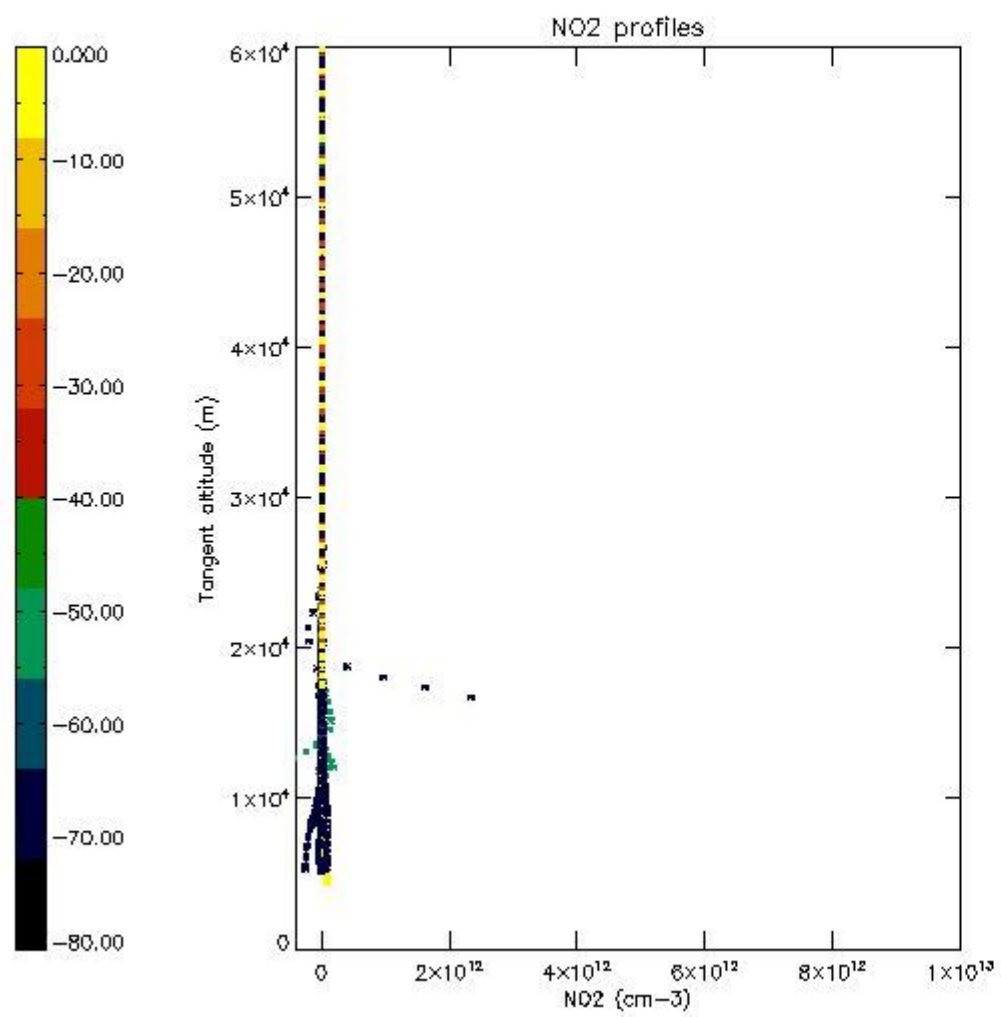
The colorbar represents the latitude.



*5.6 Plot NO<sub>2</sub> profiles for all STD (dark without errors)*

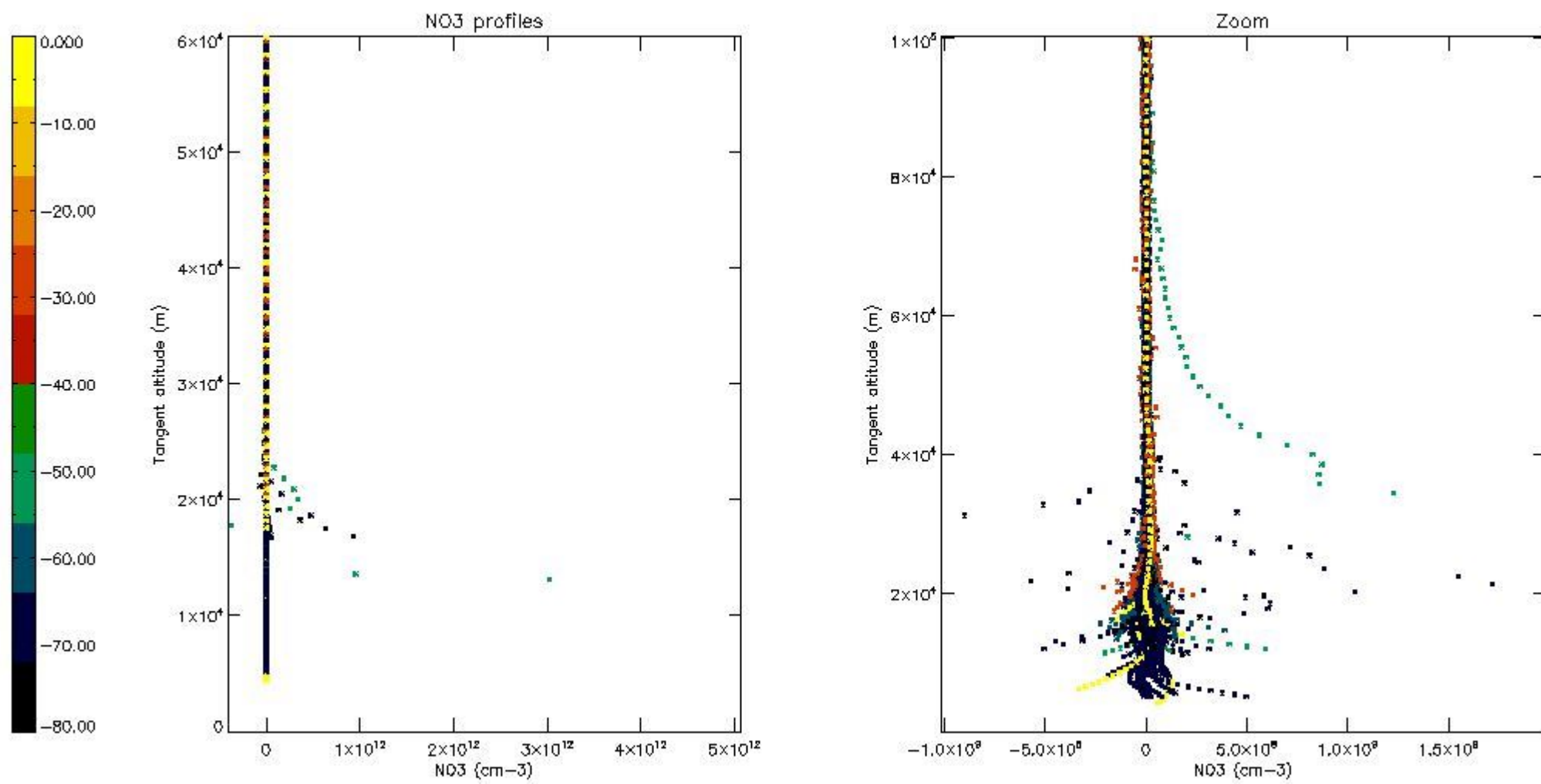
The colorbar represents the latitude.





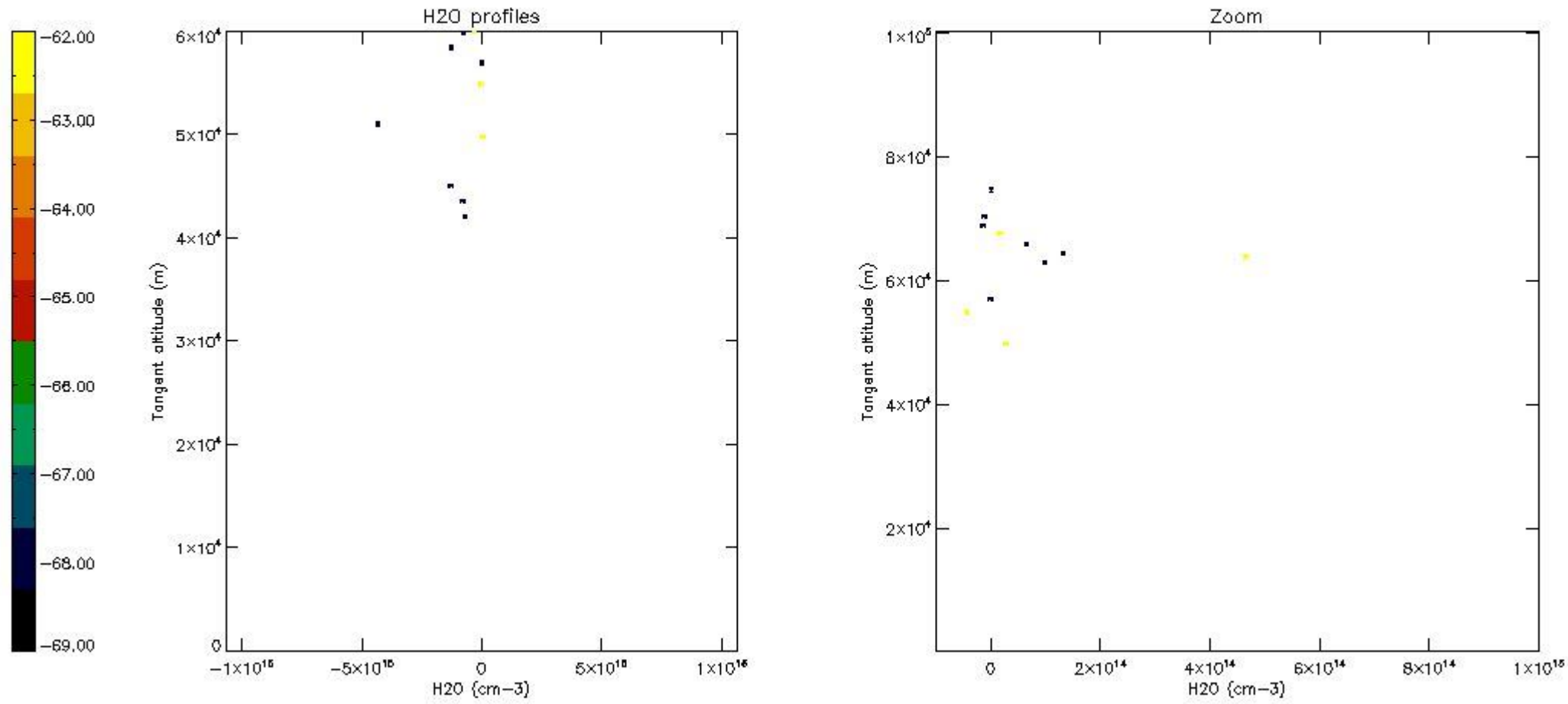
*5.7 Plot NO3 profiles for all STD (dark without errors)*

The colorbar represents the latitude.



5.8 Plot H2O profiles for all STD (only for occultations of stars 1,2,3,4,13,14,16,26,63 dark without errors)

The colorbar represents the latitude.

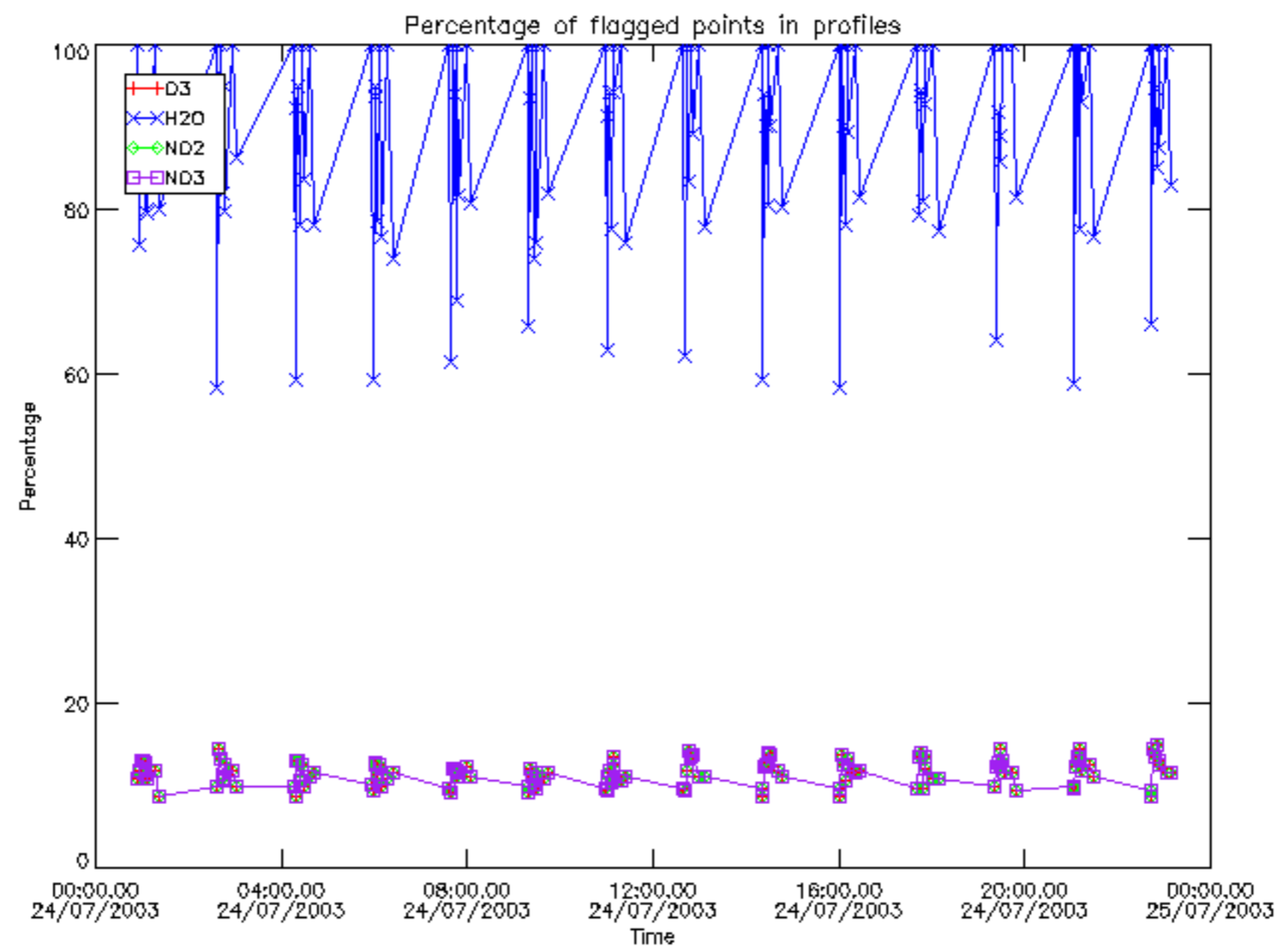


## 6. Auxiliary Data Files used for the production reported in section 2

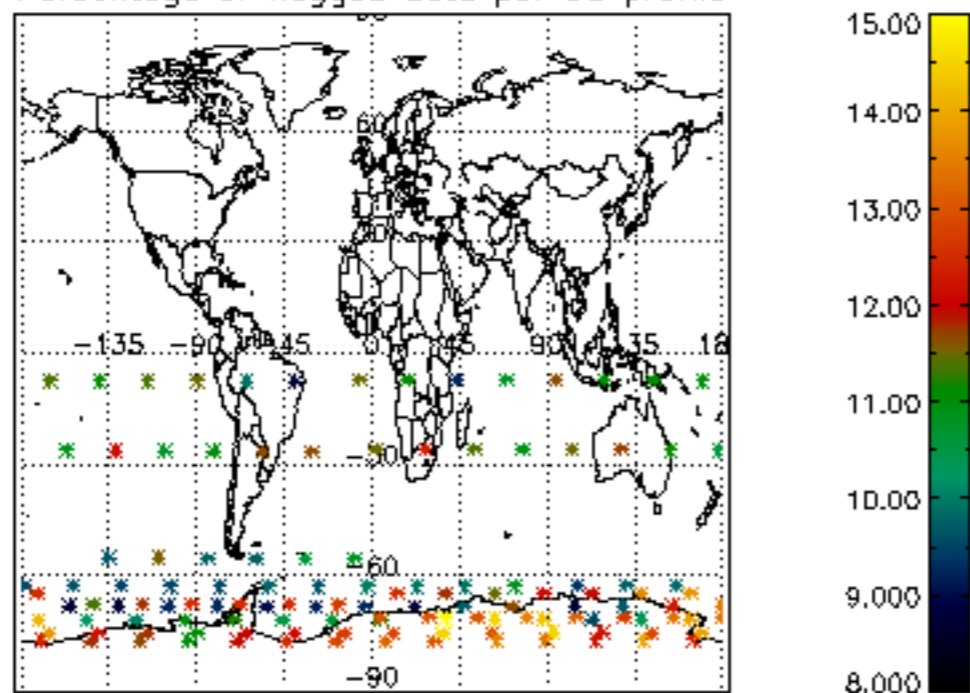
The number reported in the third column indicates since which file (see list in section 2) the corresponding auxiliary file has been used. The fourth column is the date of those product files.

Type	Auxiliary Filename	Used since product	Used since product date
INST_PHYS_CHARACTERISTICS	GOM_INS_AXVIEC20091111_143220_20030716_120000_20500101_000000	1	24-JUL-2003 00:01:39
LEVEL-2_PROC_CONFIG	GOM_PR2_AXVIEC20091111_152718_20020301_000000_20500101_000000	1	24-JUL-2003 00:01:39
CROSS_SECTIONS_FILE	GOM_CRS_AXVIEC20091111_154832_20020301_000000_20500101_000000	1	24-JUL-2003 00:01:39

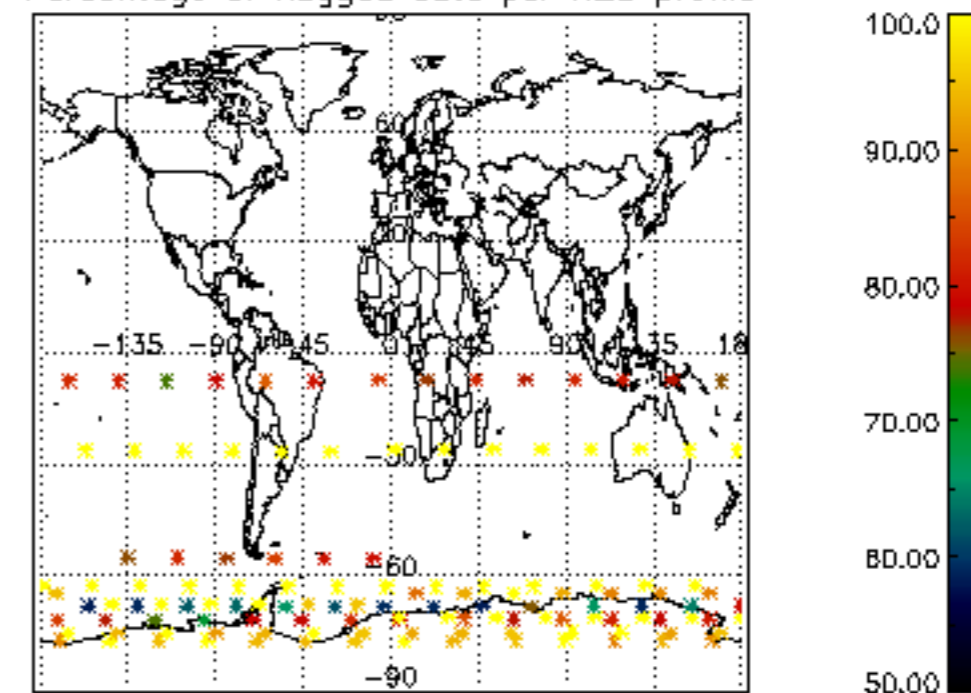




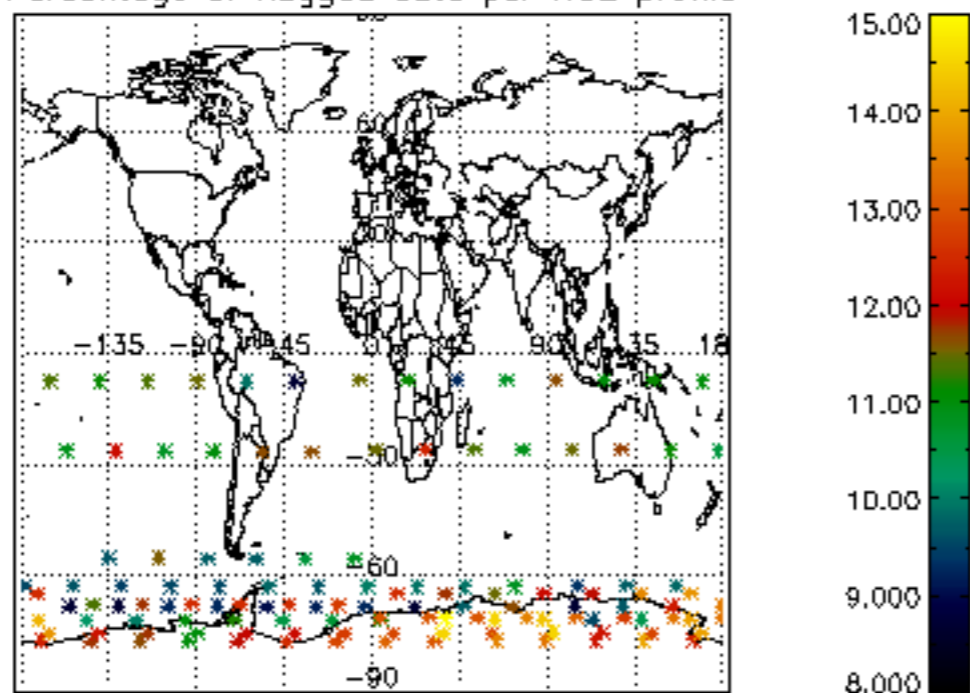
Percentage of flagged data per D3 profile



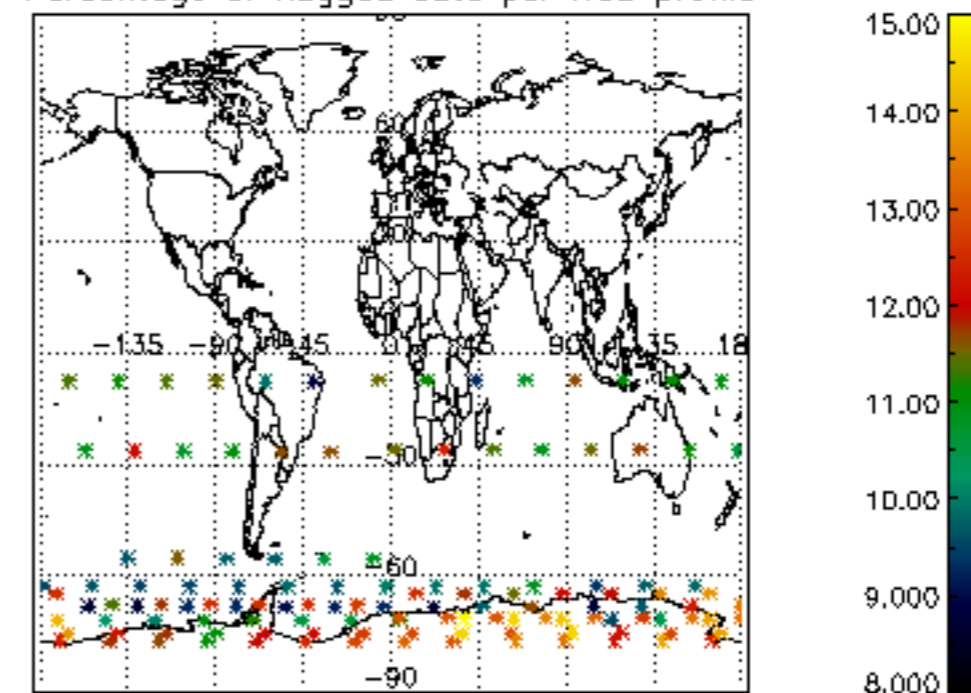
Percentage of flagged data per H2O profile

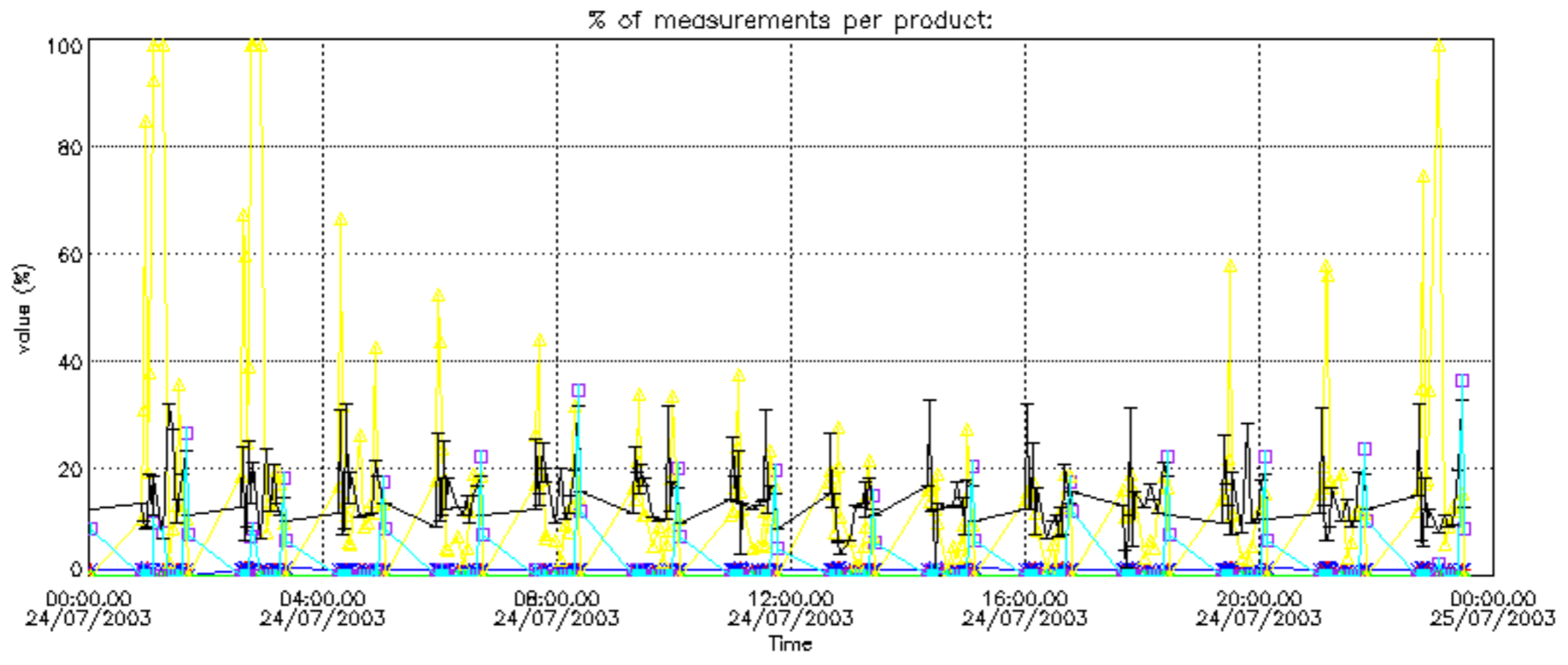


Percentage of flagged data per NO2 profile

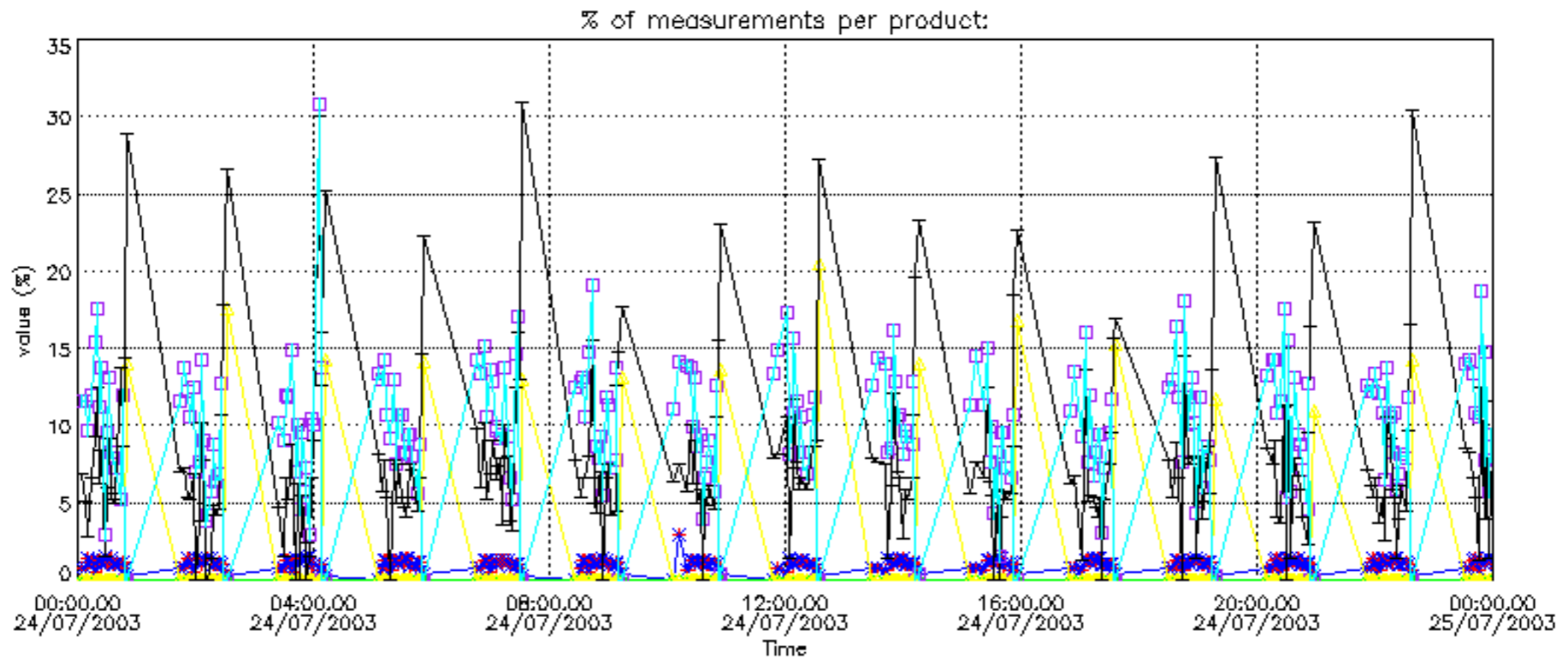


Percentage of flagged data per NO3 profile

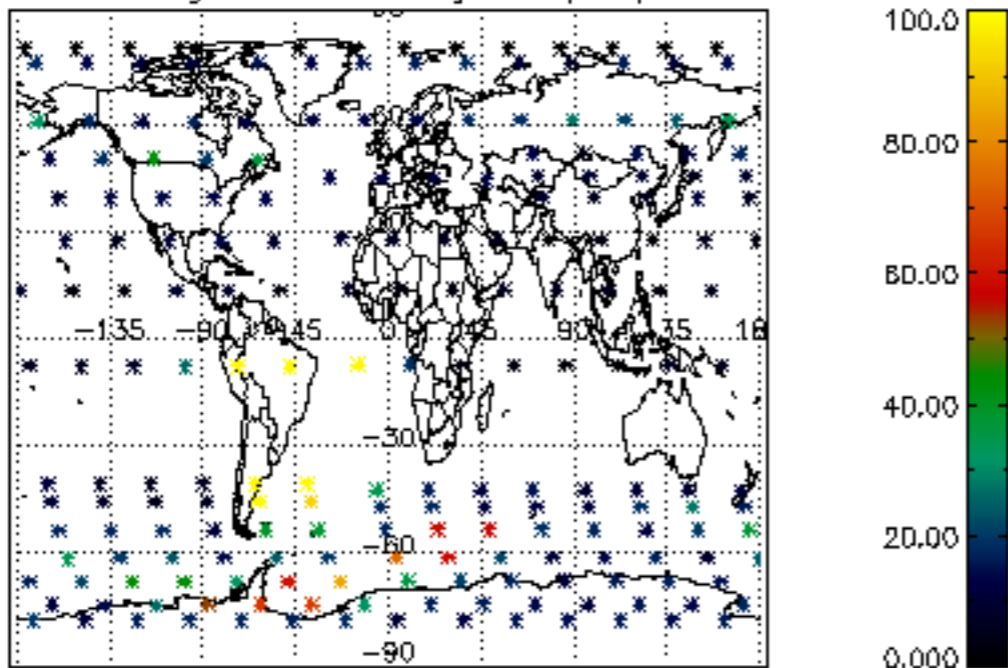




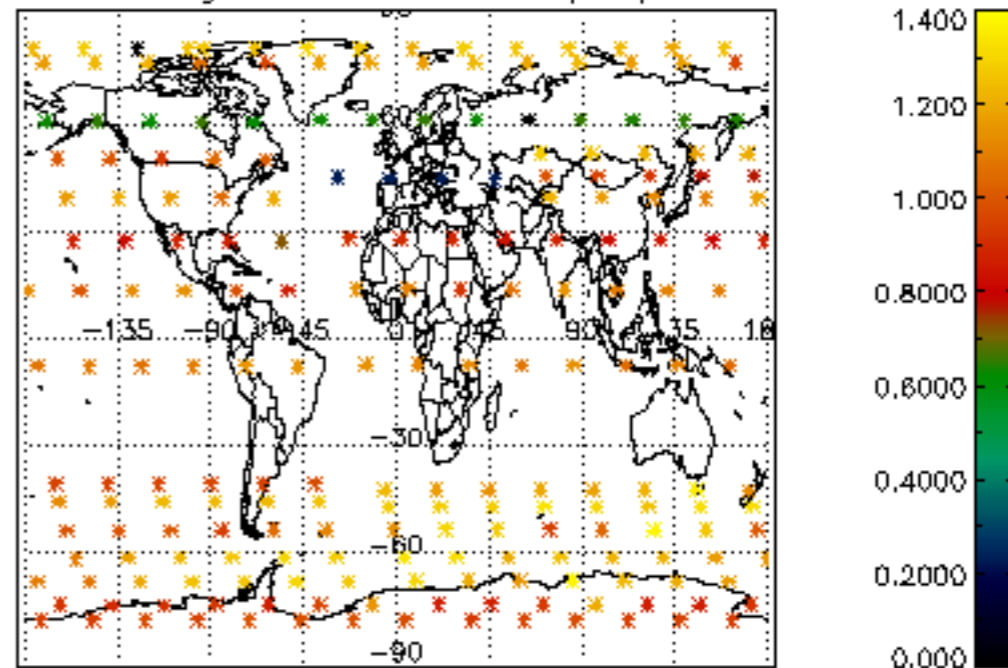




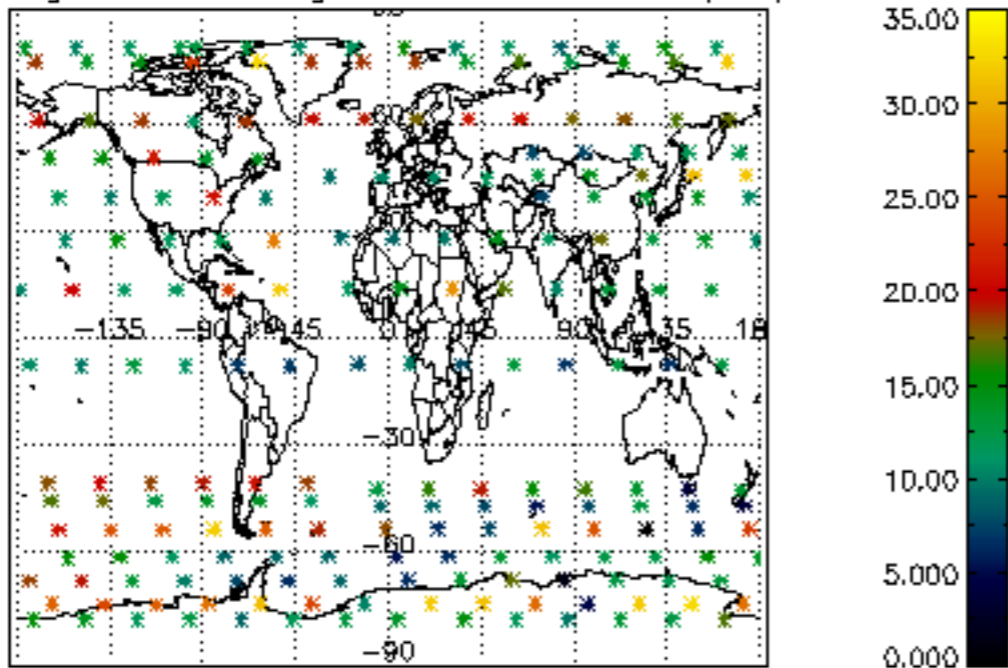
Percentage of cosmic ray hits per profile



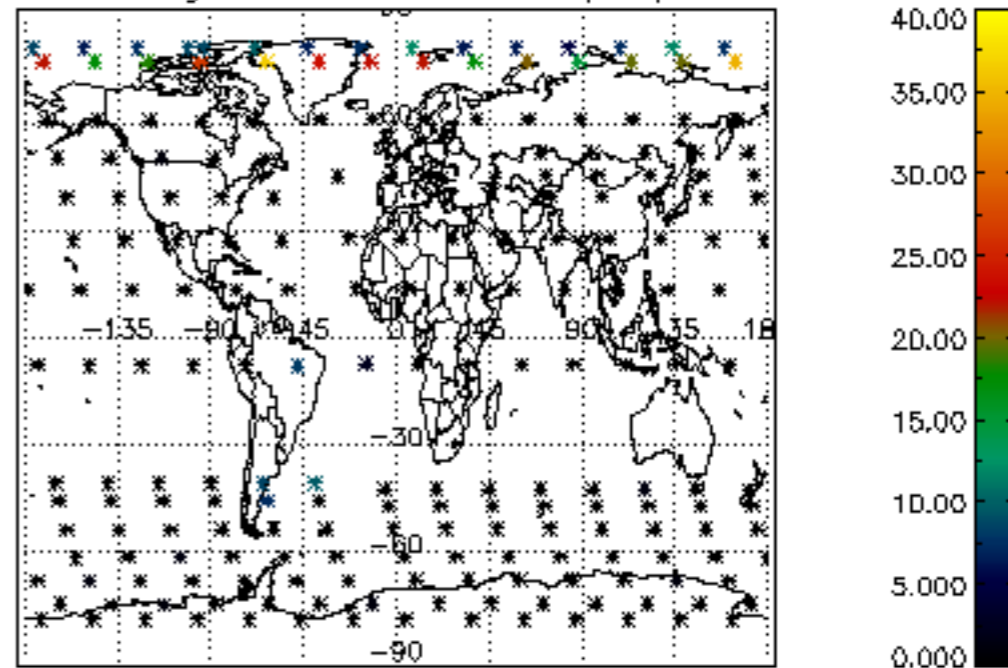
Percentage of datation errors per profile



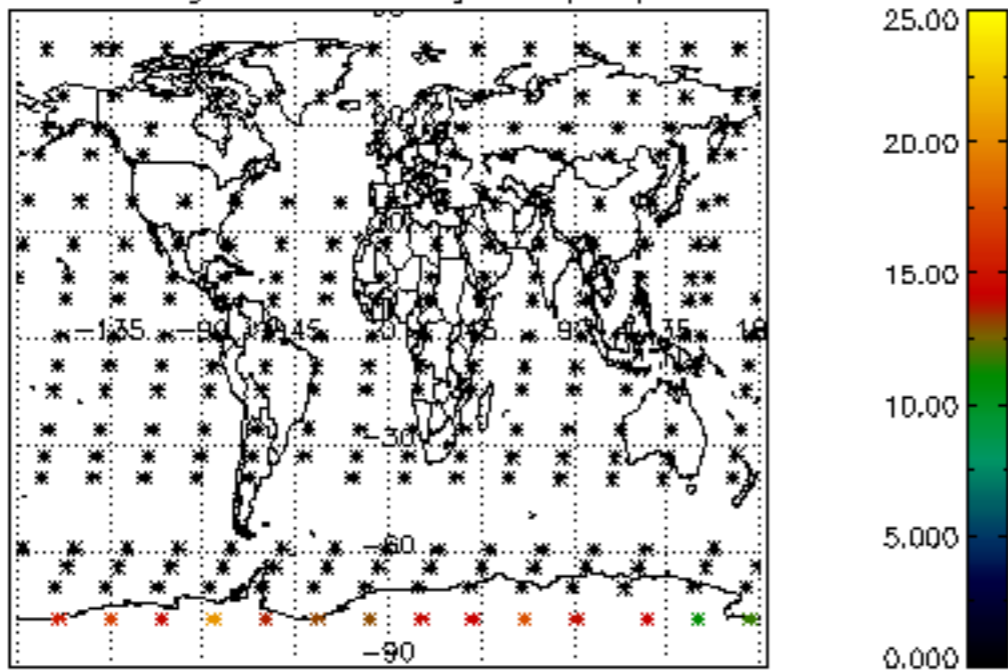
Percentage of star falling outside central band per profile



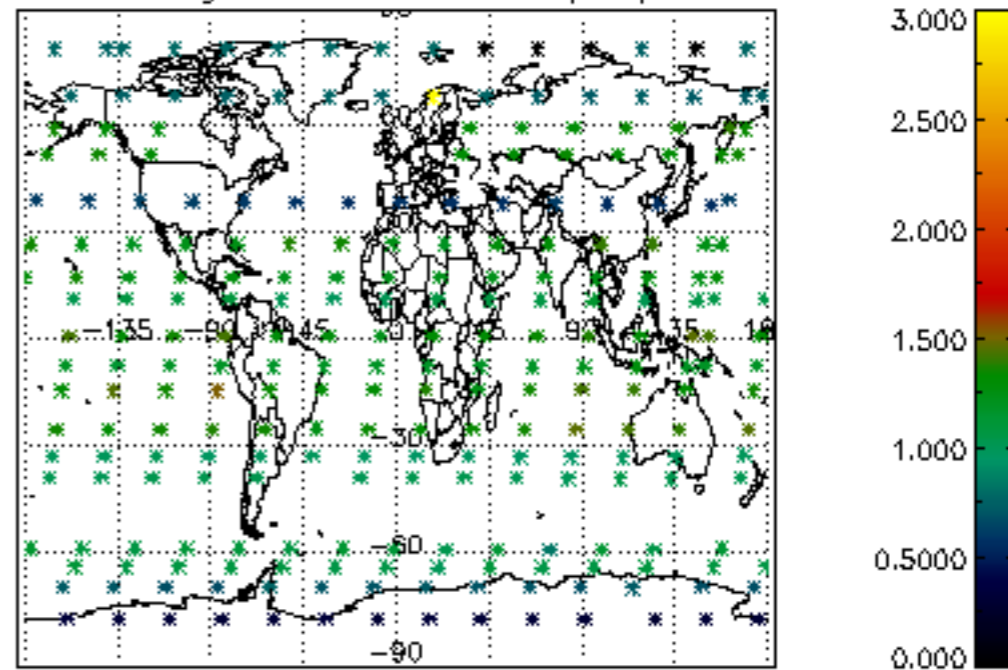
Percentage of saturation errors per profile



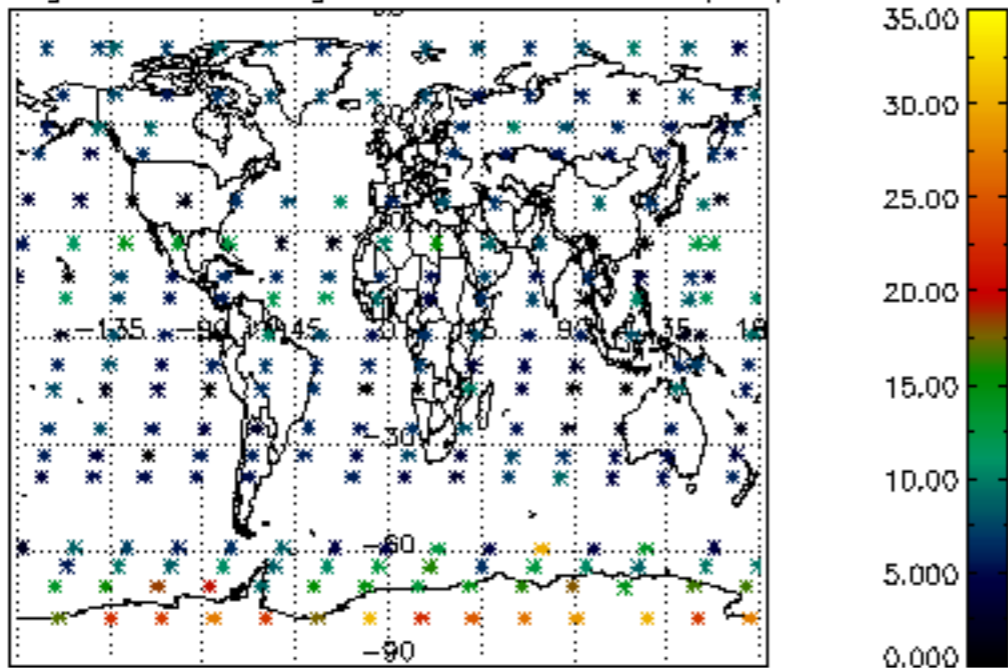
Percentage of cosmic ray hits per profile



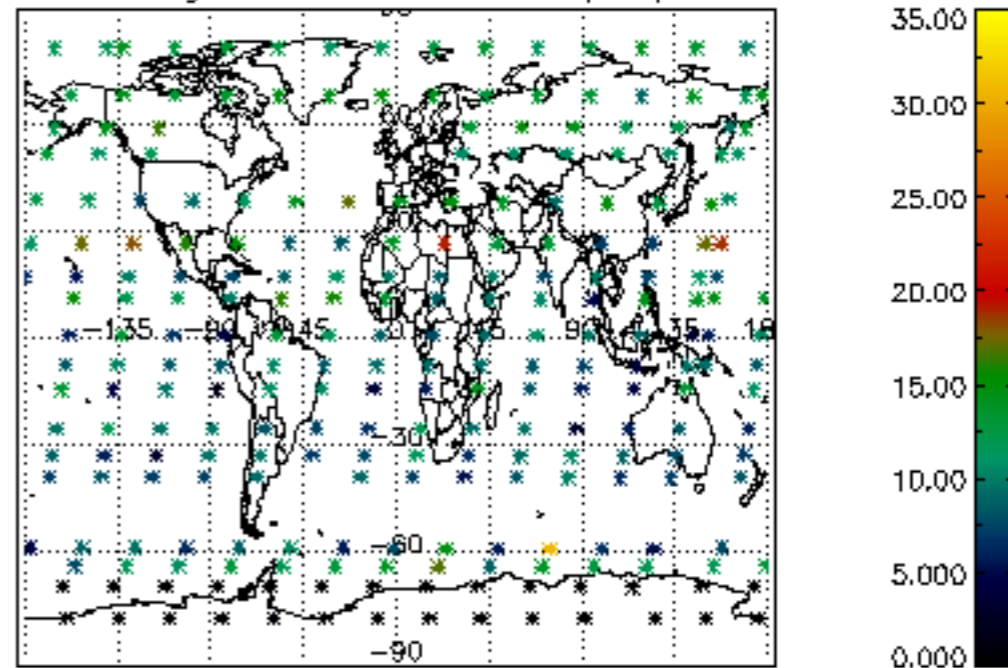
Percentage of datation errors per profile



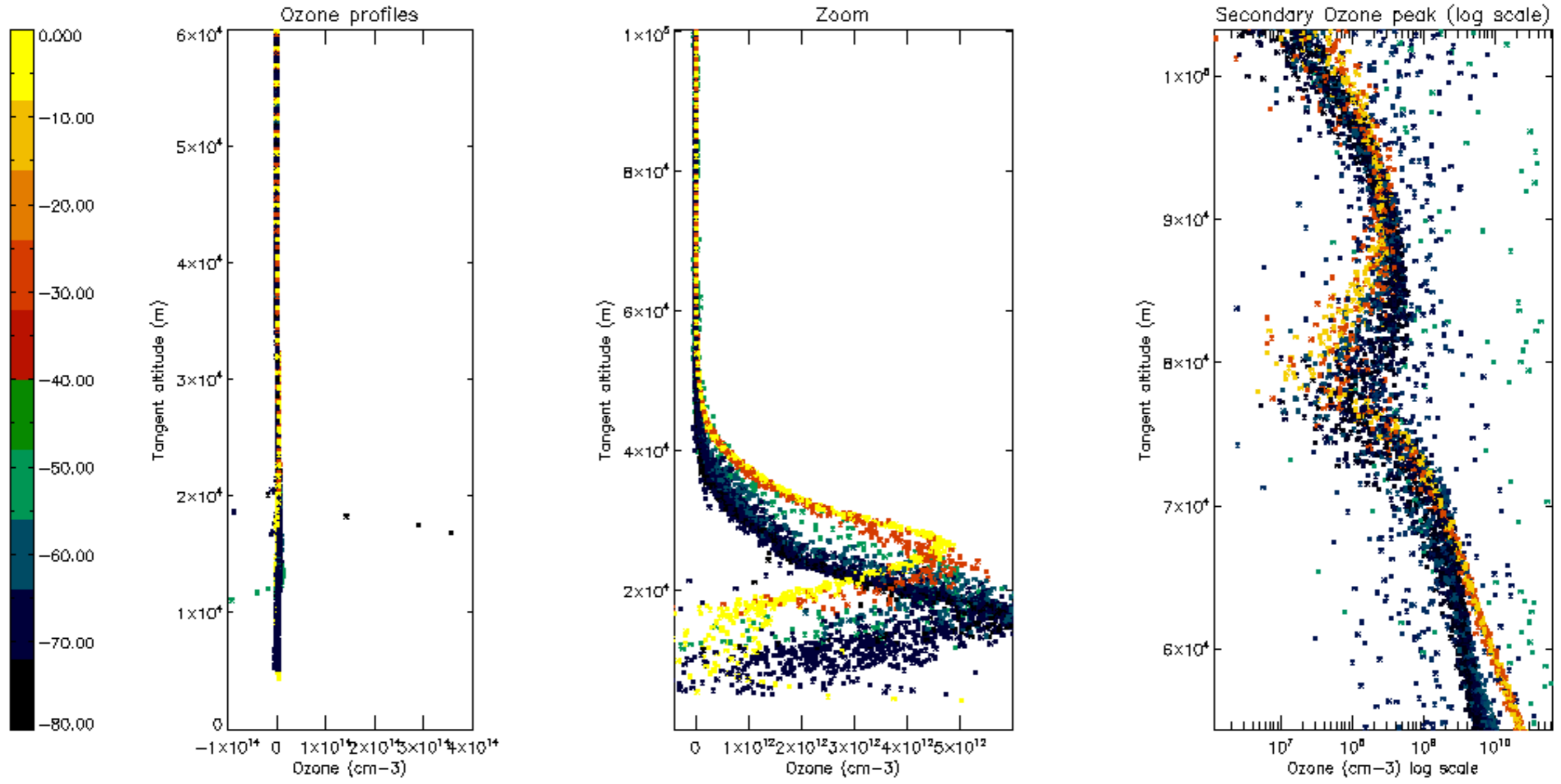
Percentage of star falling outside central band per profile

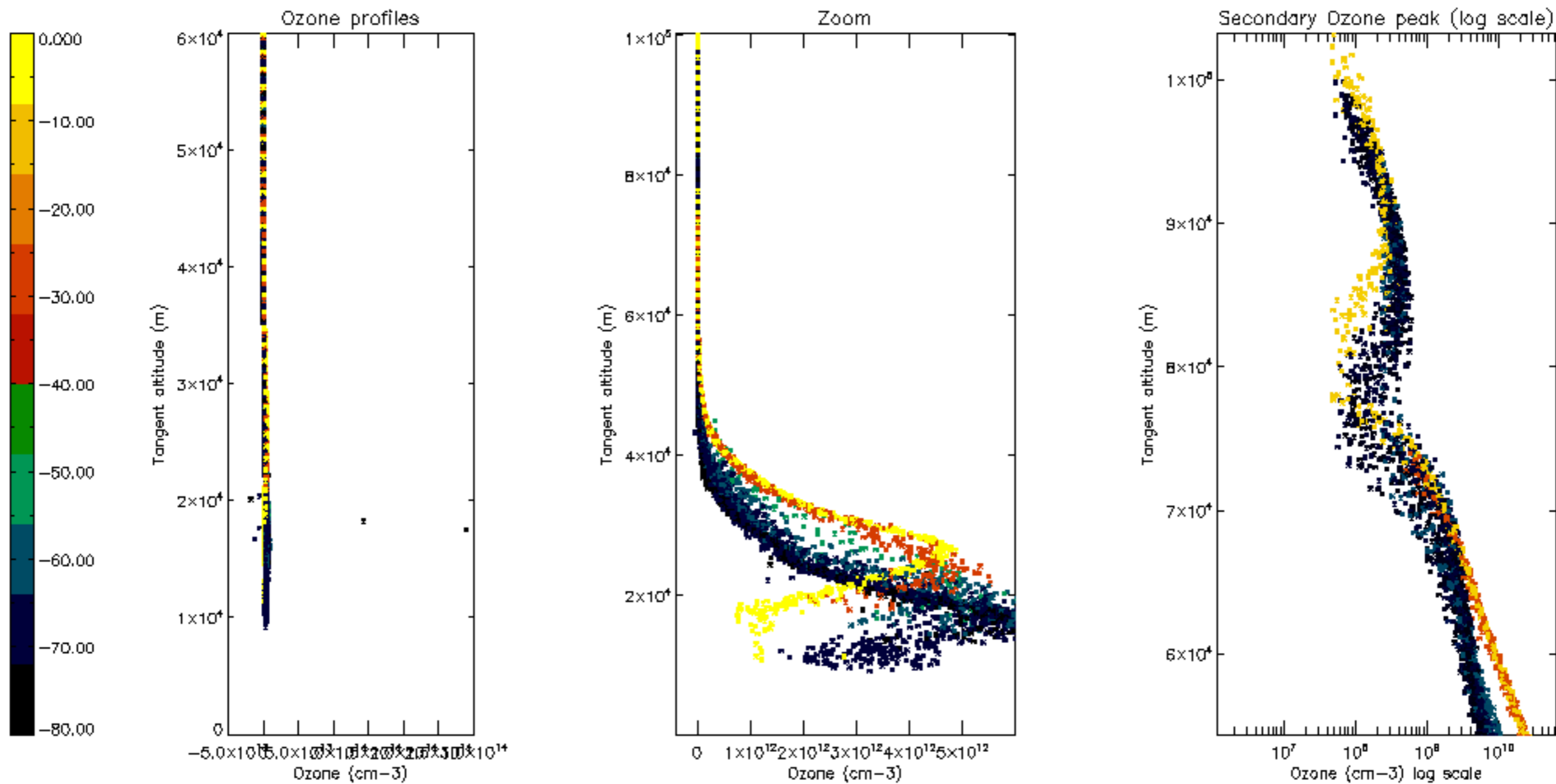


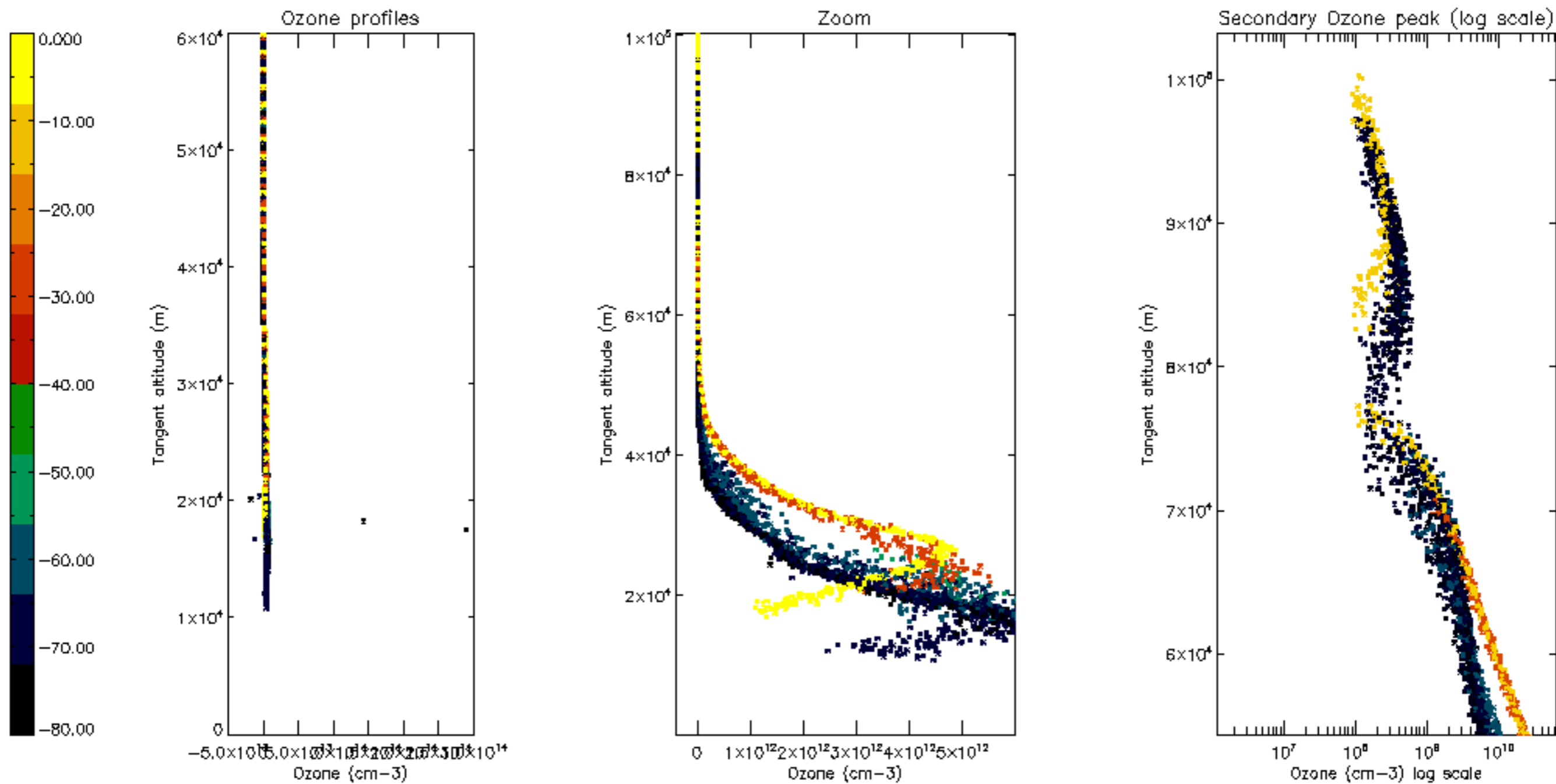
Percentage of saturation errors per profile



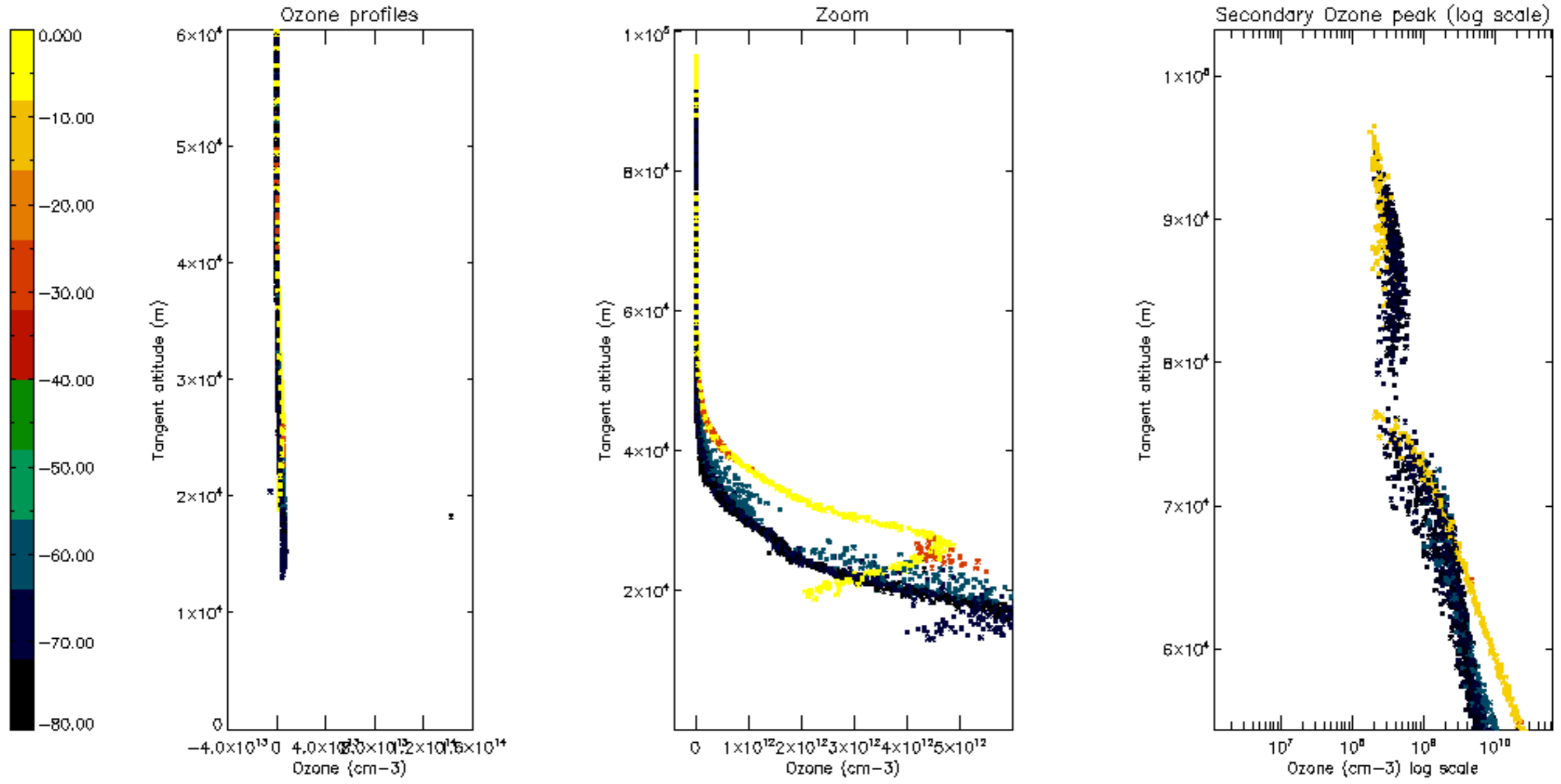


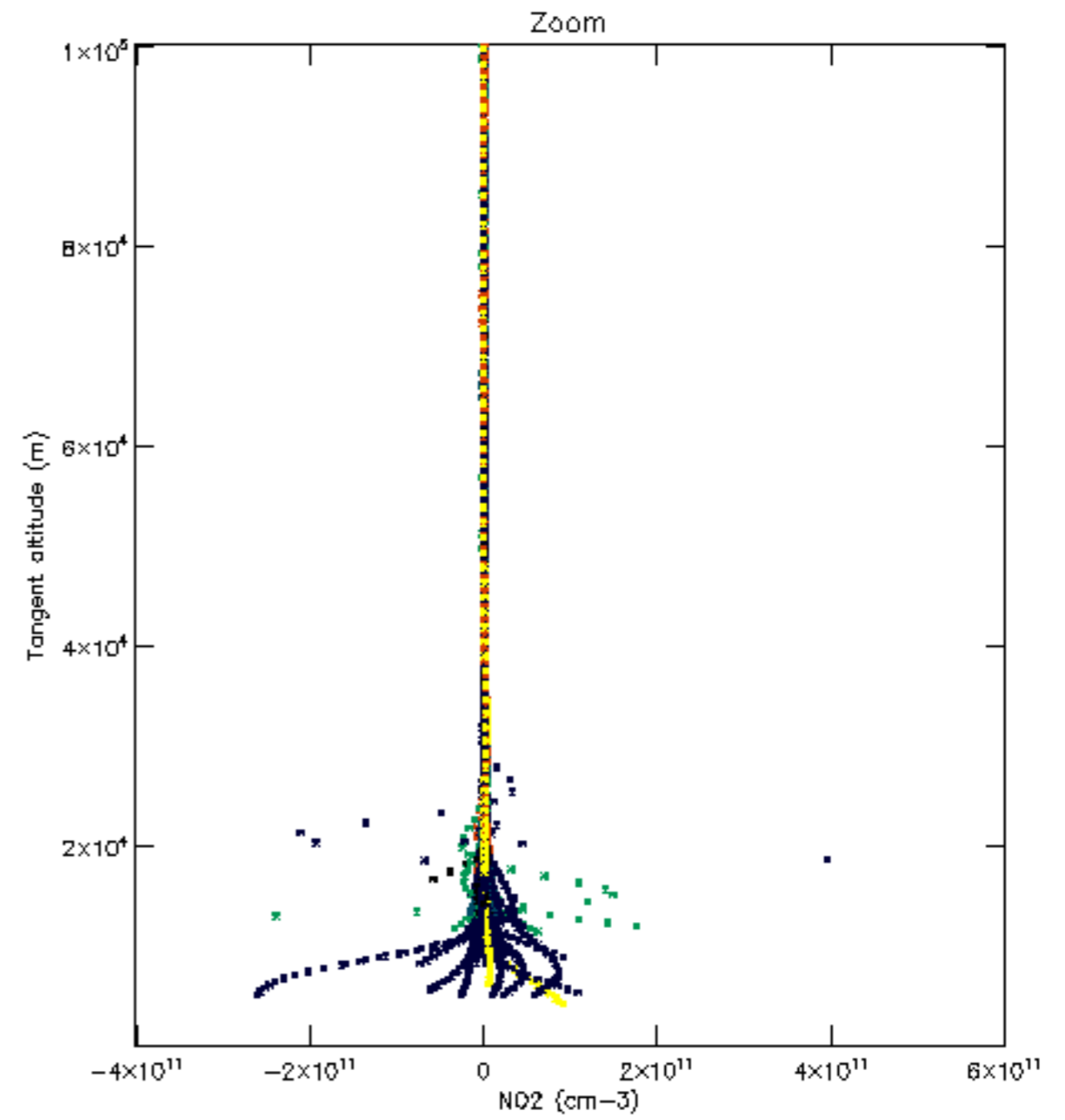
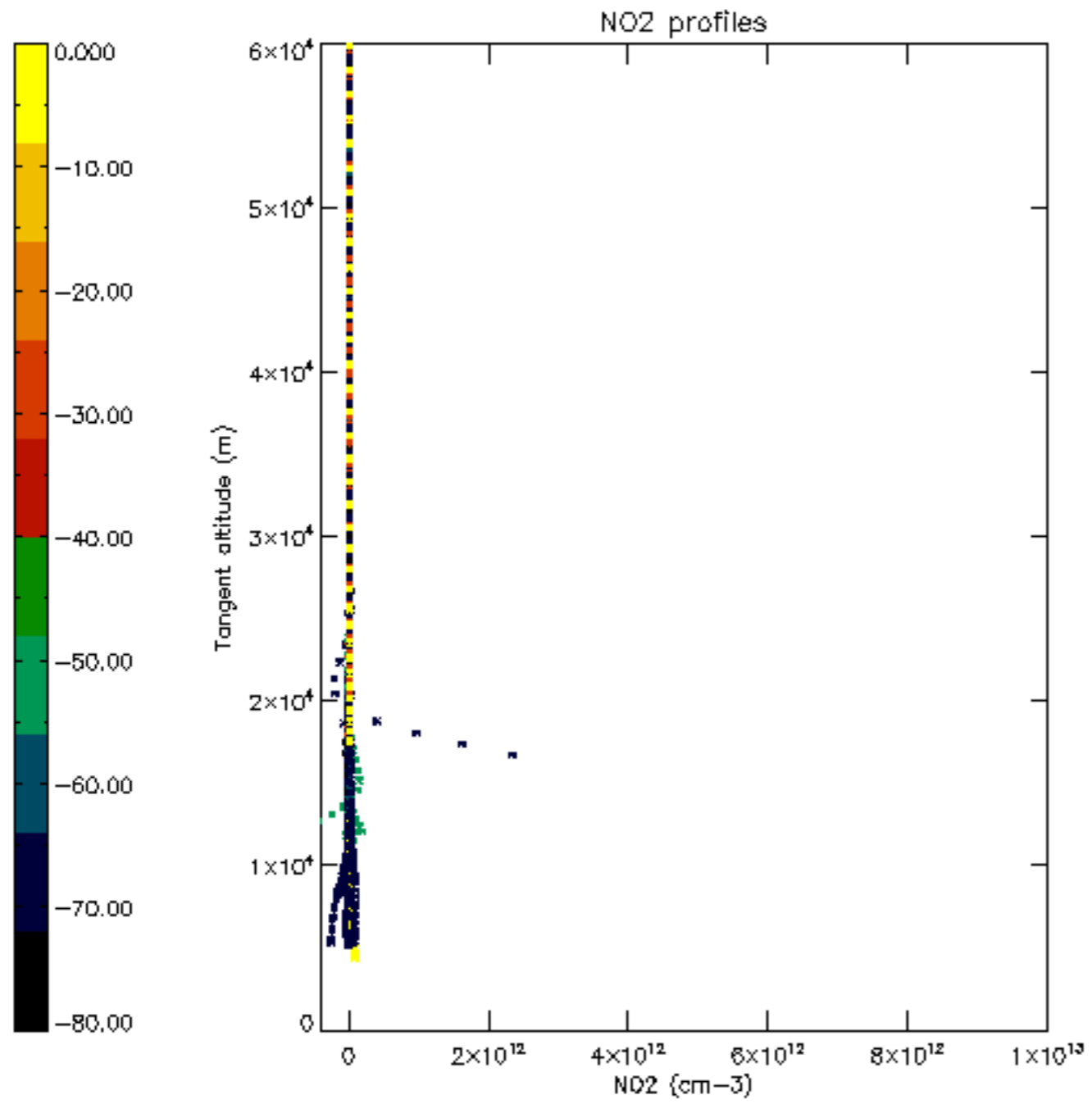


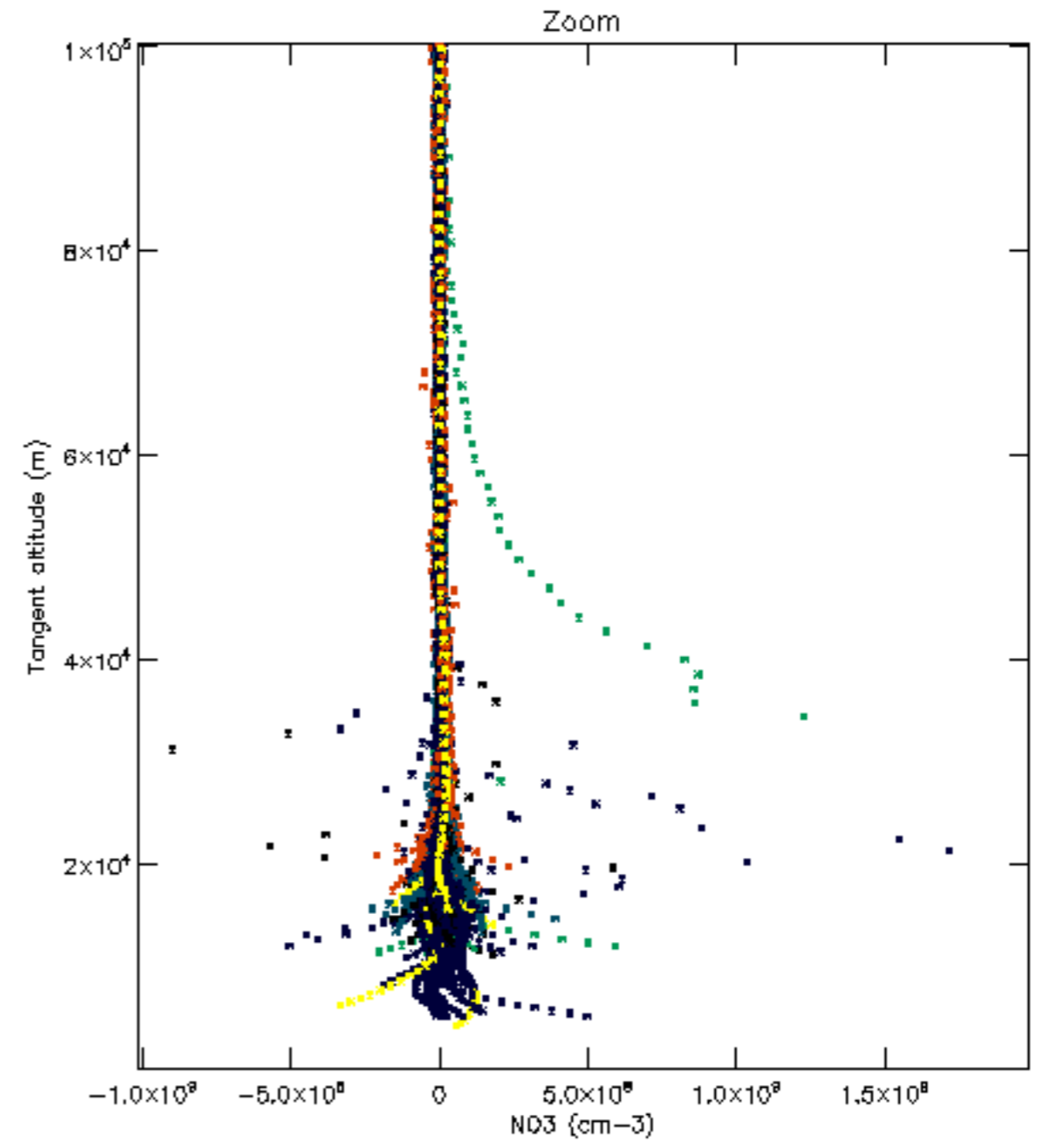
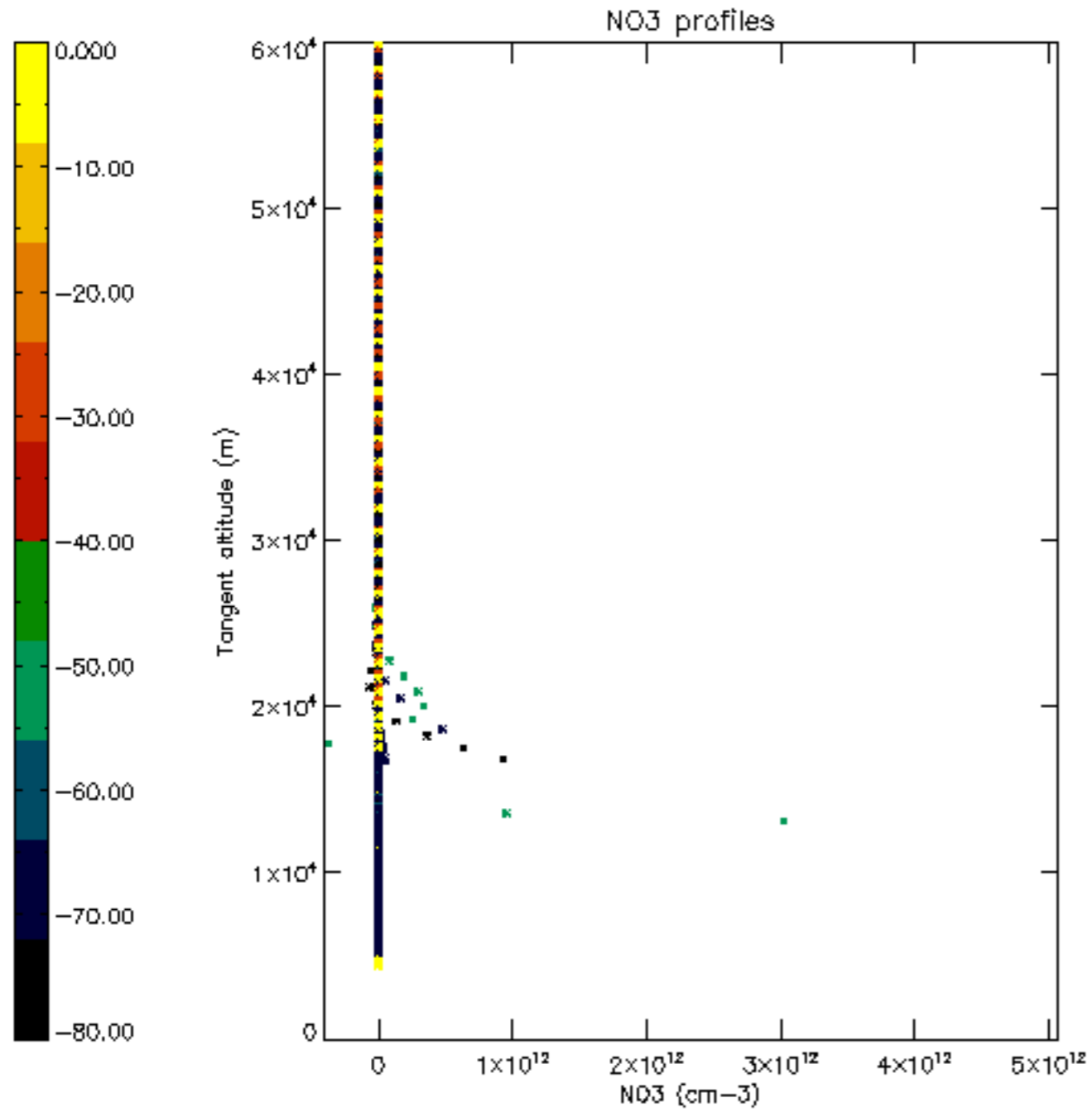






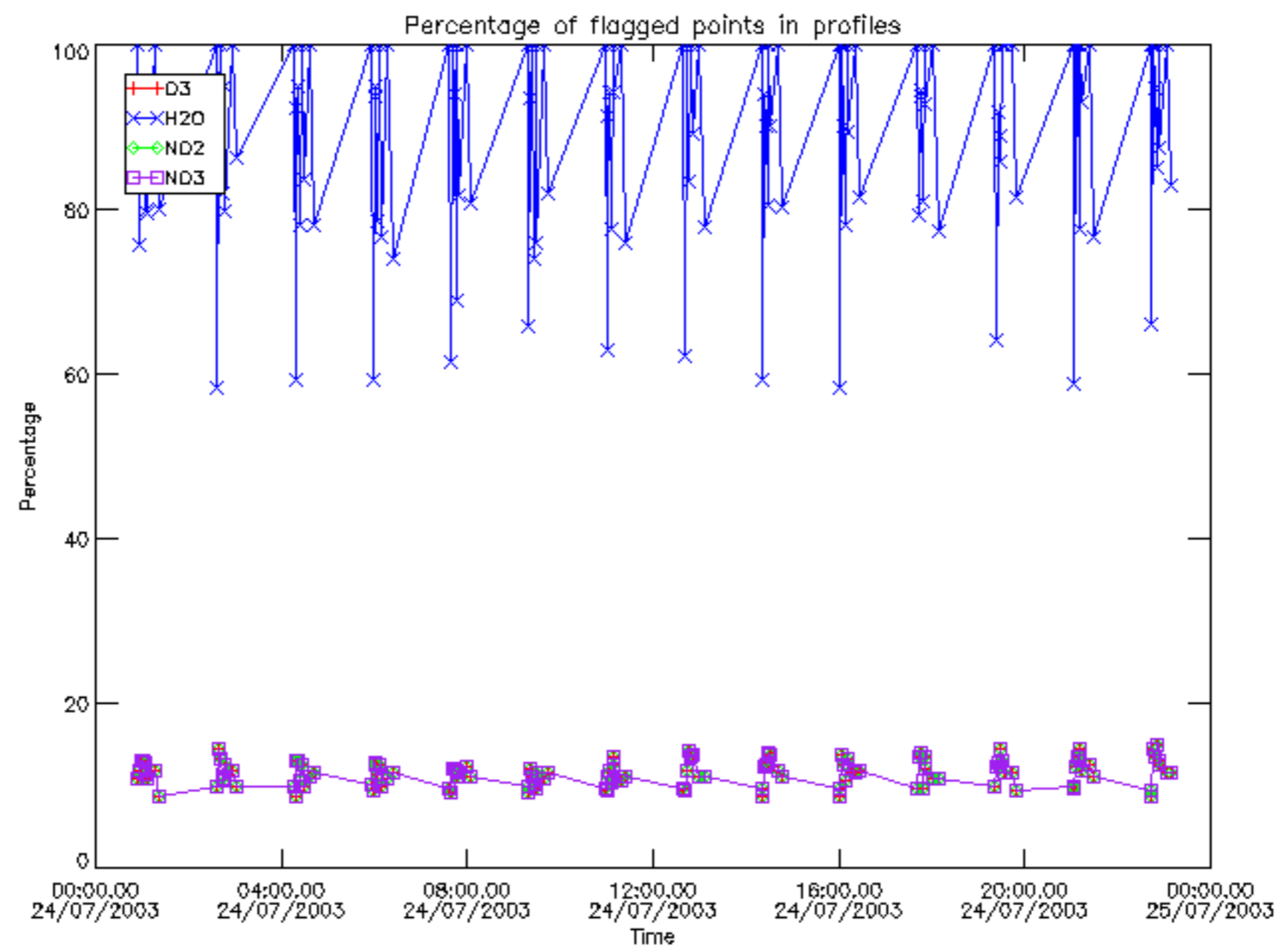




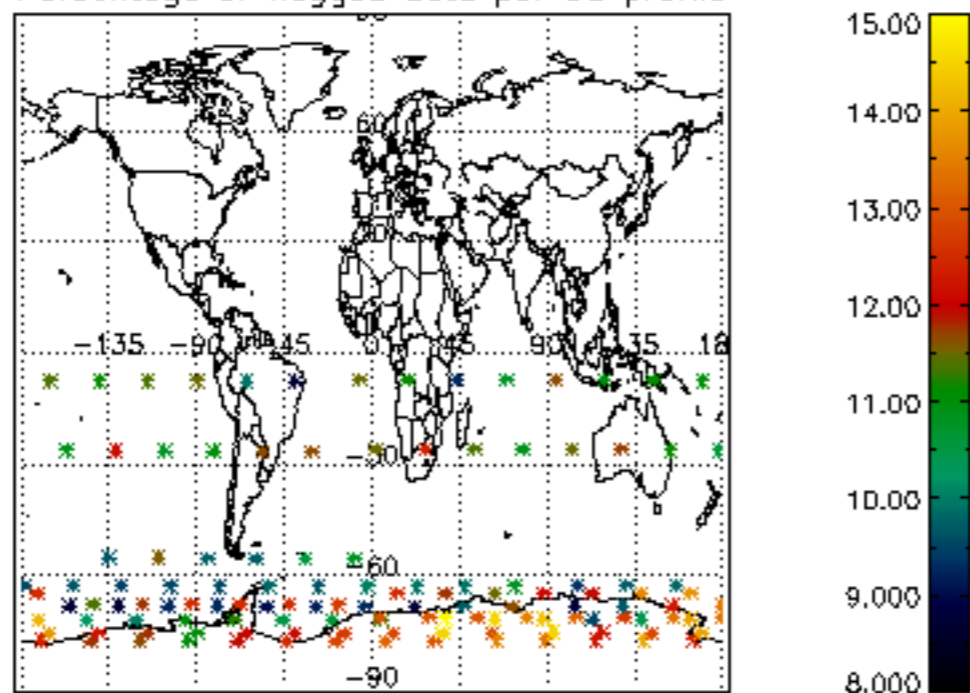




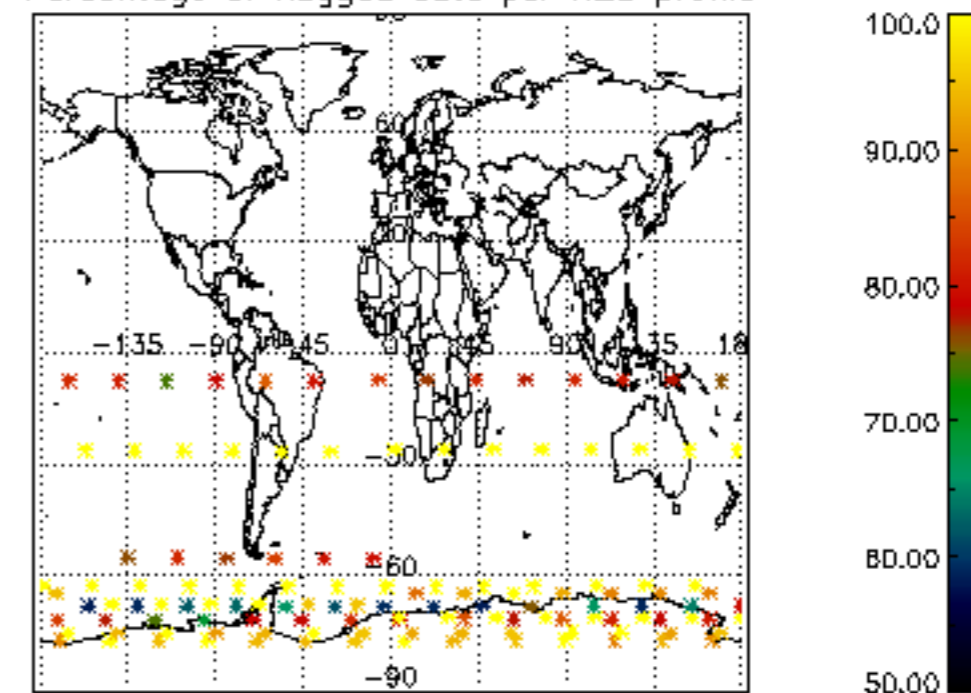




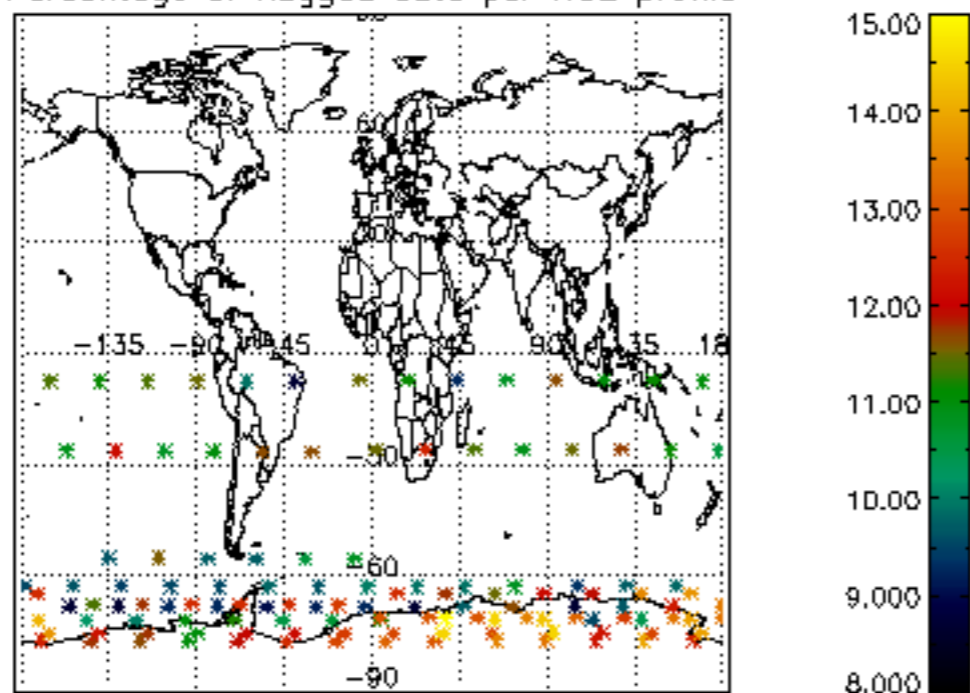
Percentage of flagged data per D3 profile



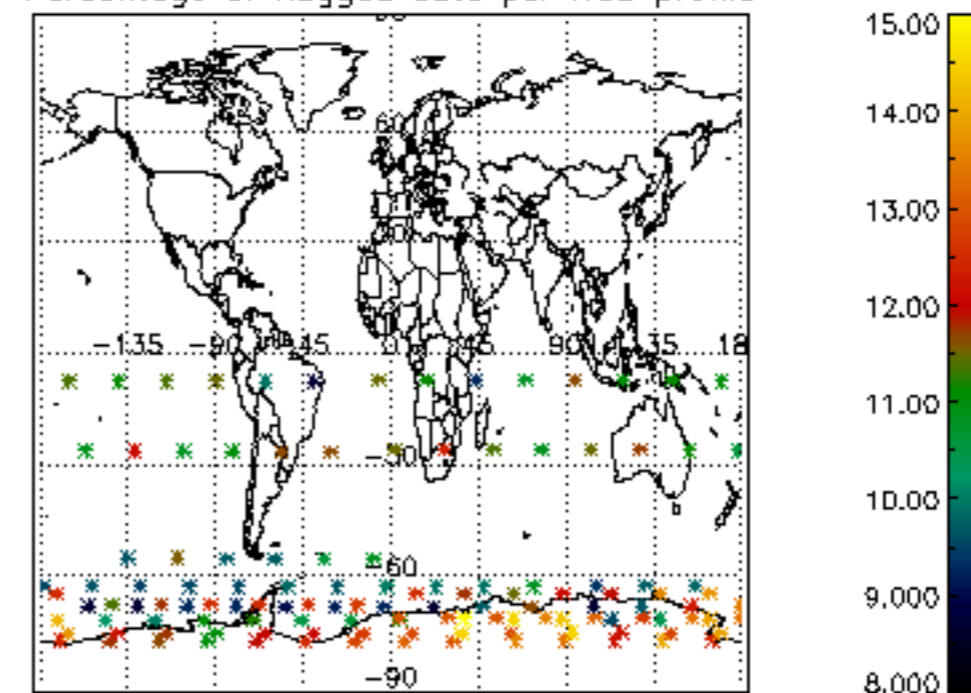
Percentage of flagged data per H2O profile



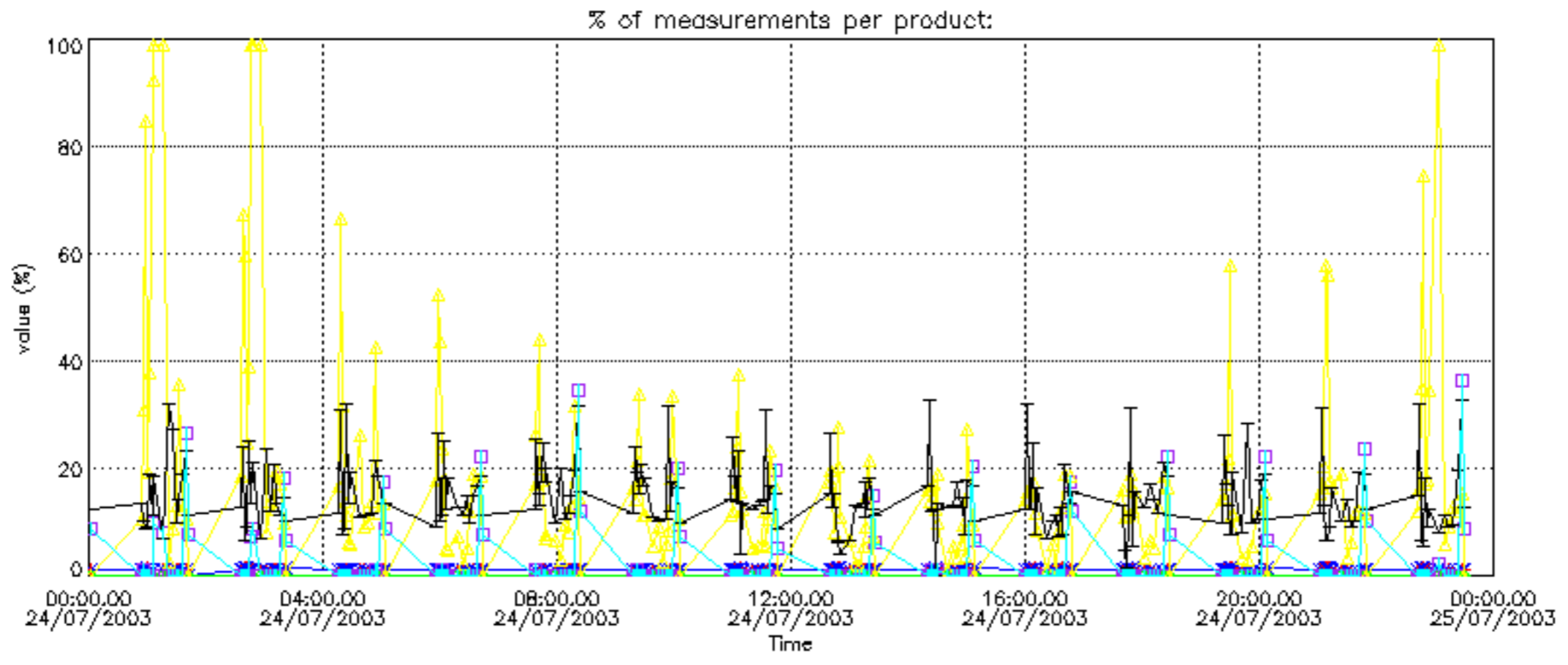
Percentage of flagged data per NO2 profile

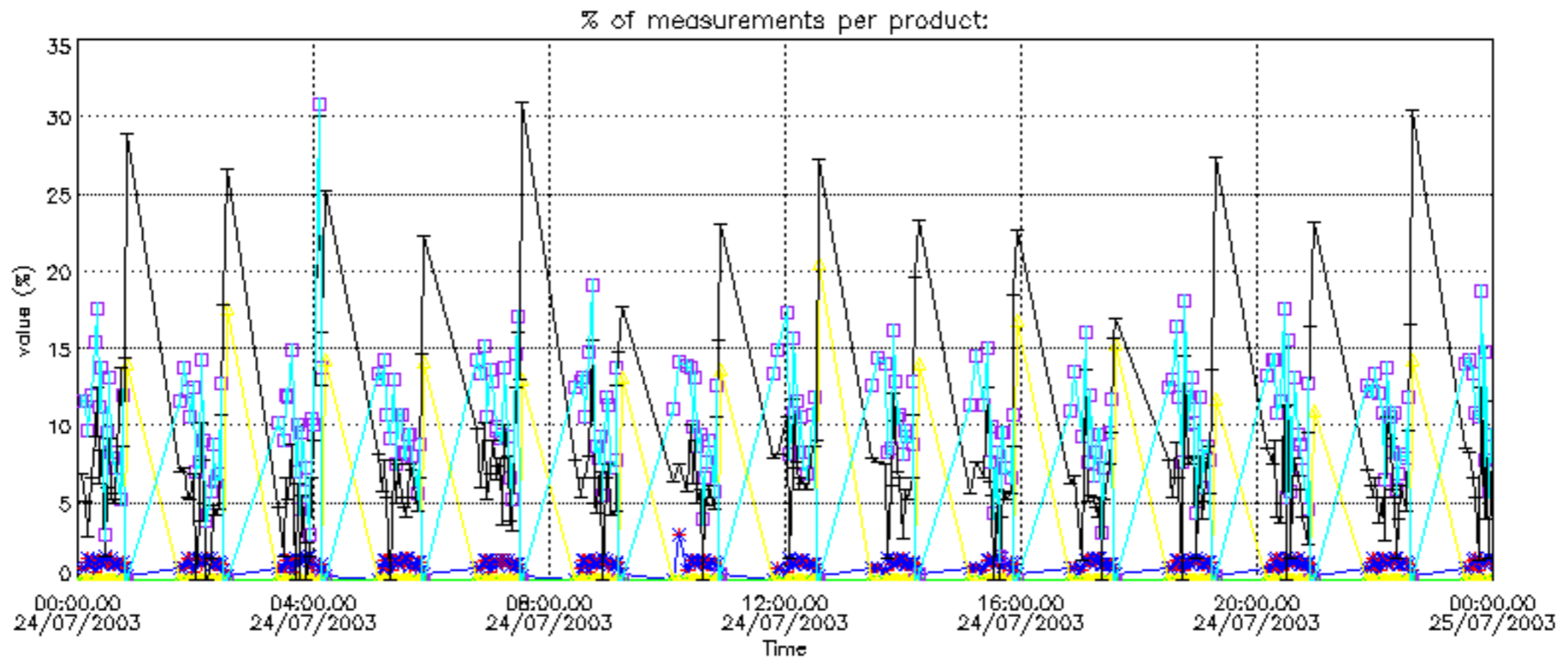


Percentage of flagged data per NO3 profile

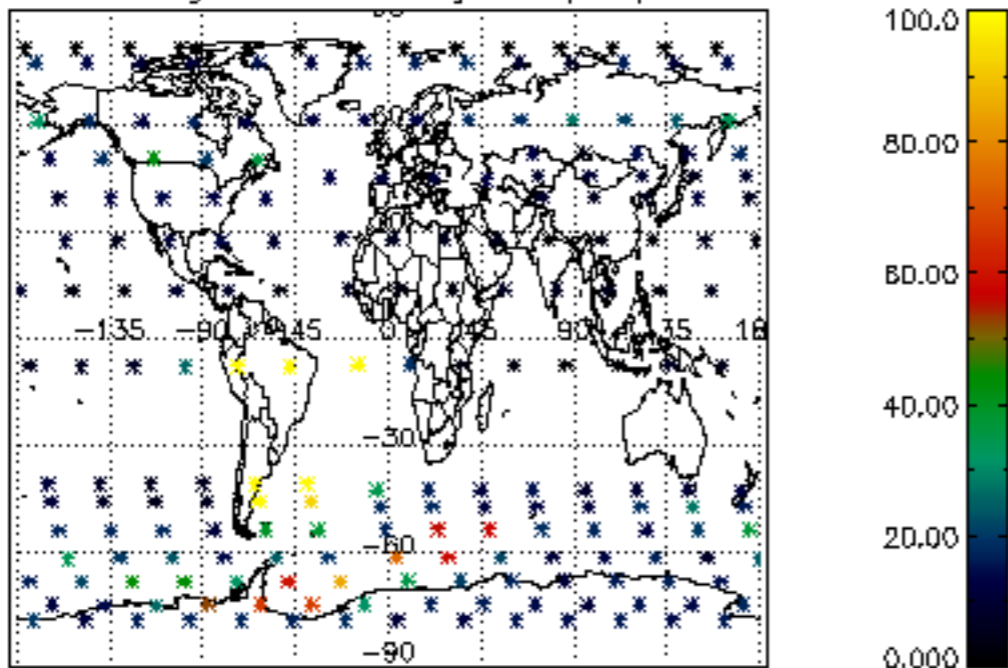




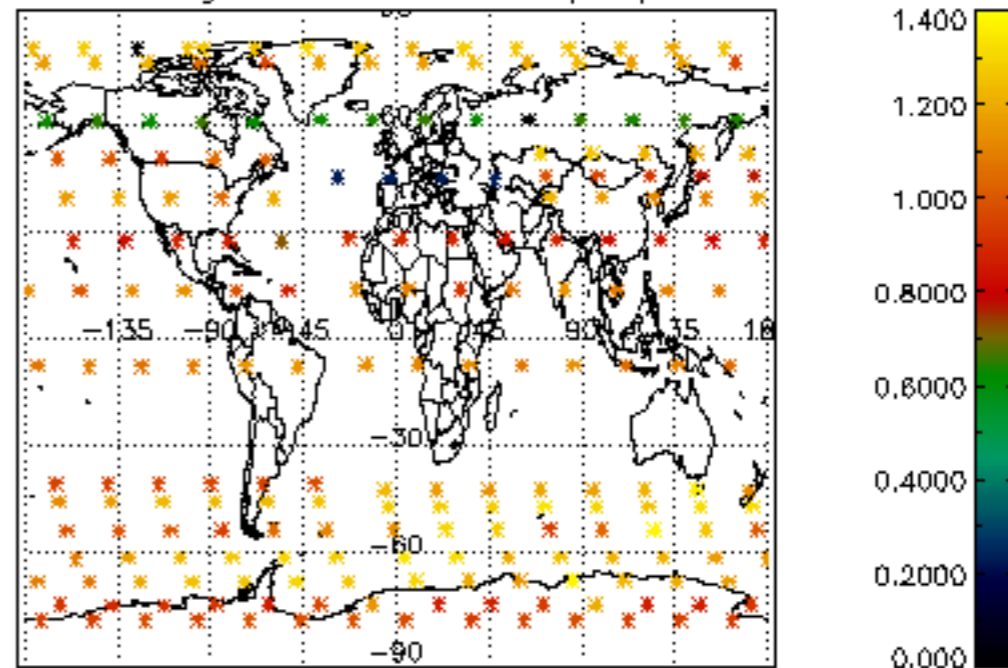




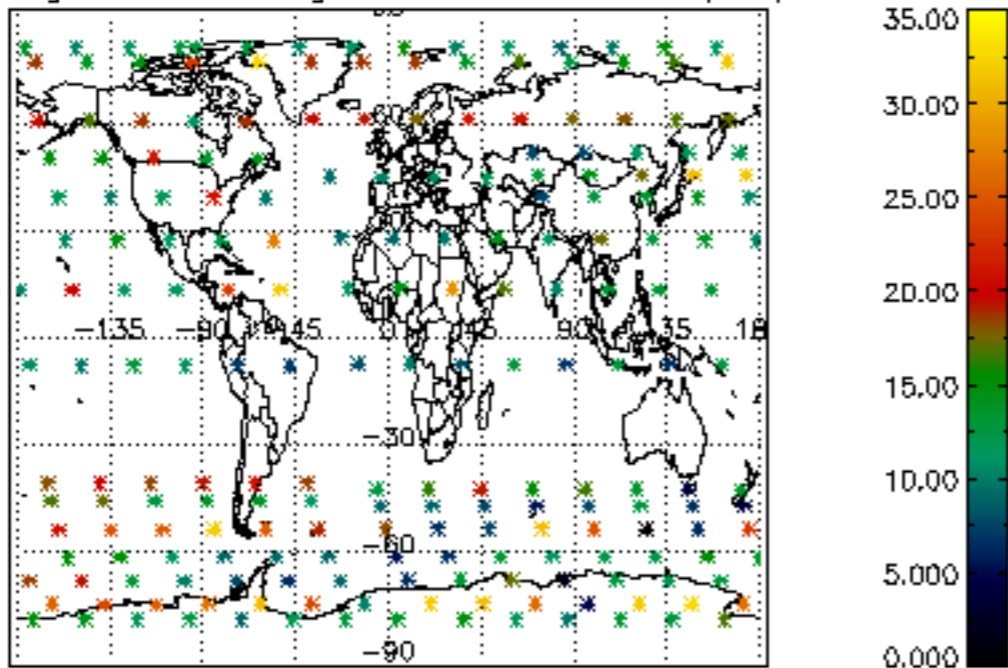
Percentage of cosmic ray hits per profile



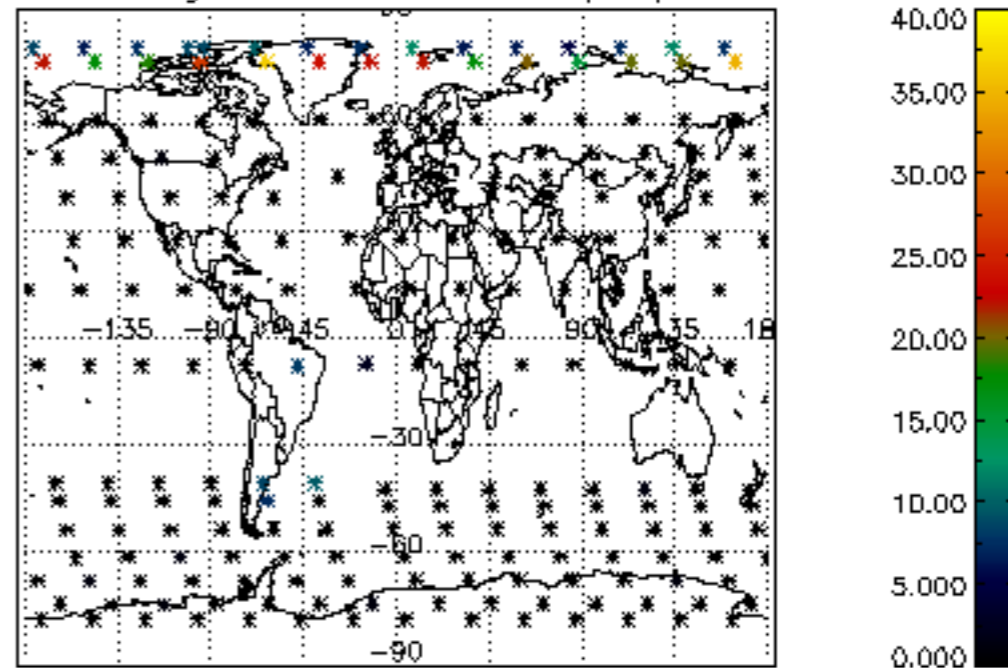
Percentage of datation errors per profile



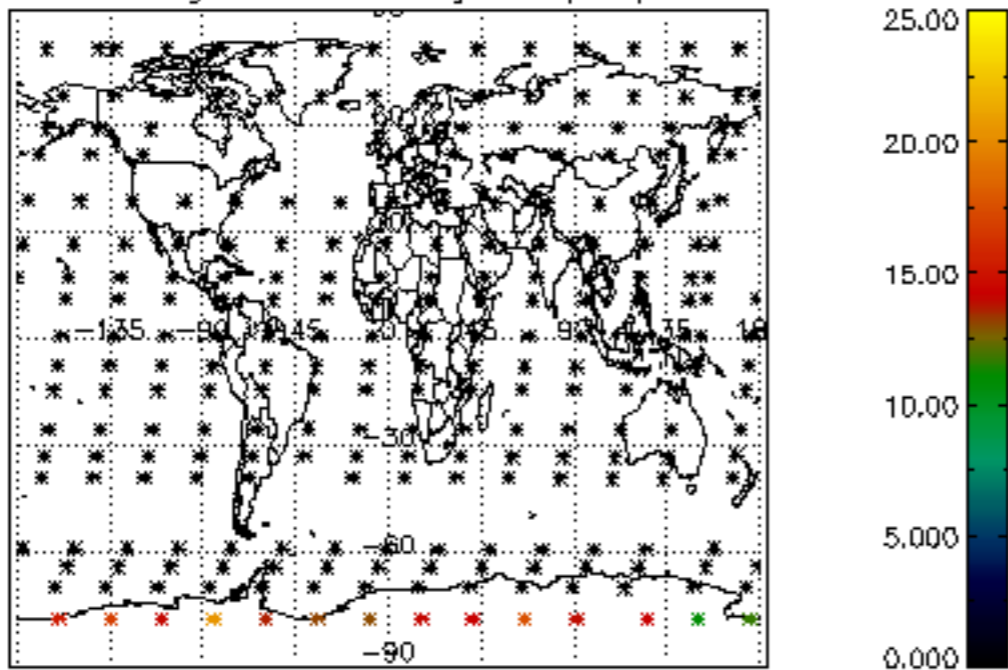
Percentage of star falling outside central band per profile



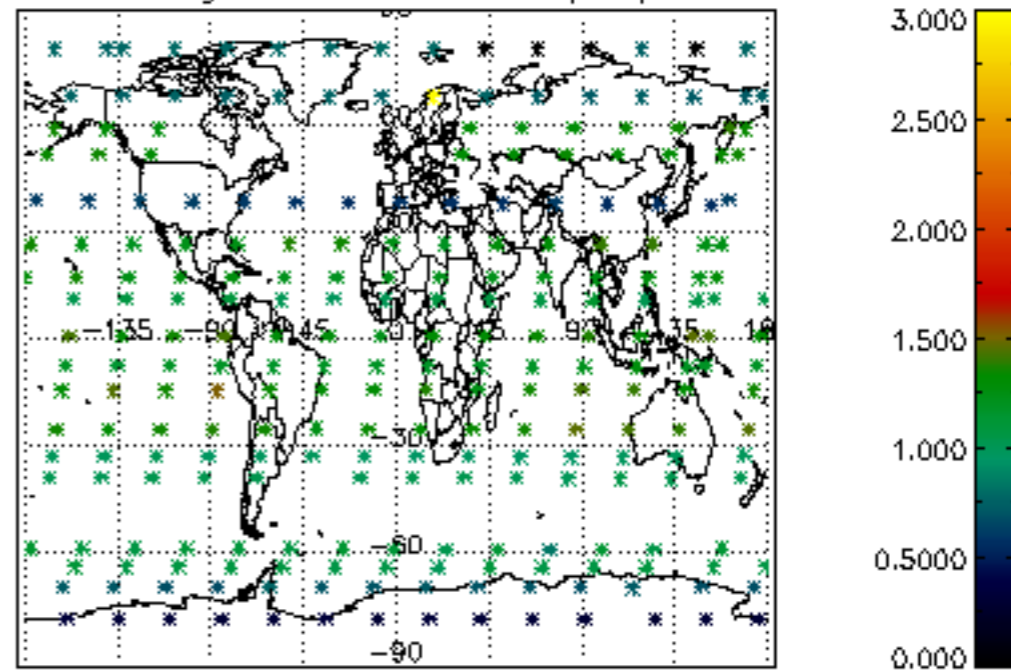
Percentage of saturation errors per profile



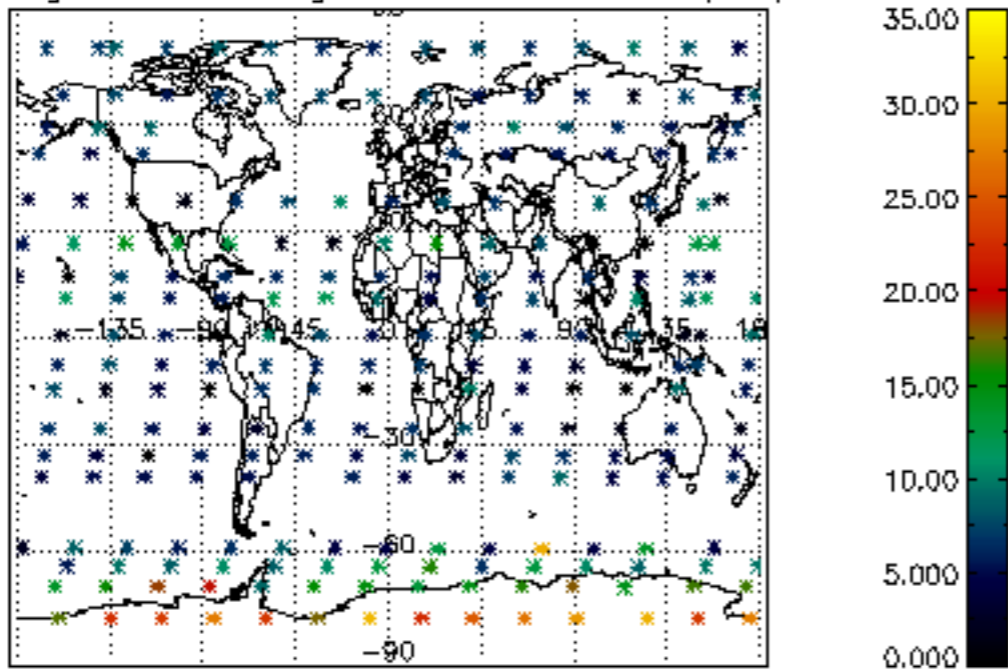
Percentage of cosmic ray hits per profile



Percentage of datation errors per profile



Percentage of star falling outside central band per profile



Percentage of saturation errors per profile

