

GOMOS Level 2 Daily Report

SUMMARY

[1. General Info](#)

[2. Summary of processed GOM_NL_2P products](#)

[3. Level 2 Quality information per product](#)

[3.1 Plot of level 2 quality information per product \(time dependant\)](#)

[3.2 Plot of level 2 quality information per product \(world map\)](#)

[4. Level 1 Quality information per product \(stored on level 2 products\)](#)

[4.1 Plot of level 1 quality information per product \(time dependant\)](#)

[4.1.1 Plot of level 1 quality information per product \(time dependant\): ASCENDING](#)

[4.1.2 Plot of level 1 quality information per product \(time dependant\): DESCENDING](#)

[4.2 Plot of level 1 quality information per product \(world map\)](#)

[4.2.1 Plot of level 1 quality information per product \(world map\): ASCENDING](#)

[4.2.2 Plot of level 1 quality information per product \(world map\): DESCENDING](#)

[5. Ozone profiles based on quality statistics and other trace gas profiles](#)

[5.1 Ozone statistics based on quality of products](#)

[5.2 Plot ozone profiles for all STD \(dark without errors\)](#)

[5.3 Plot ozone profiles where STD < 20% \(dark without errors\)](#)

[5.4. Plot ozone profiles where STD < 10% \(dark without errors\)](#)

[5.5. Plot ozone profiles where STD < 5% \(dark without errors\)](#)

[5.6 Plot NO2 profiles for all STD \(dark without errors\)](#)

[5.7 Plot NO3 profiles for all STD \(dark without errors\)](#)

[5.8 Plot H2O profiles \(only for occultations of stars 1,2,3,4,13,14,16,26,63 dark without errors\) for all STD](#)

[6. Auxiliary Data Files used for the production reported in section 2](#)

This report presents the daily analysis on parameters extracted from GOMOS level 2 data (GOM_NL__2P). It is intended to monitor some important parameters that will impact the quality of these products. A list of level 2 products (and content) that have arrived during the reporting day to the PCF is also given.

Item	Value
Time of report generation	19APR2013 17:04:43
Data source version	GOMOS/6.01
Start time of products	22-07-2003 (22JUL2003 00:00:00)
Stop time of products	23-07-2003 (23JUL2003 00:00:00)
Store outputs in DB	Yes
Nb of level 2 prods	414
Nb of prods with errors	0

2. Summary of processed GOM_NL__2P products.

Nr	Filename	UTC Start time	Limb	Duration	Star Id	Star Name	Star Mag	Star Temp	Nb Meas	Orbit	Prod. error
1	GOM_NL__2PRFIN20030722_000134_000000482018_00202_07270_6896.N1	22-JUL-2003 00:01:34	Bright	48.000	76	27Gam Cas	2.3000	30000.	96	7270	No
2	GOM_NL__2PRFIN20030722_000704_000000442018_00202_07270_6897.N1	22-JUL-2003 00:07:04	Bright	43.500	160	23Gam Per	2.9300	4700.0	87	7270	No
3	GOM_NL__2PRFIN20030722_000831_000000442018_00202_07270_6898.N1	22-JUL-2003 00:08:31	Bright	43.500	35	33Alp Per	1.7950	6250.0	87	7270	No
4	GOM_NL__2PRFIN20030722_001019_000000662018_00202_07270_6899.N1	22-JUL-2003 00:10:19	Bright	65.500	73	57Gam1And	2.2600	13100.	131	7270	No
5	GOM_NL__2PRFIN20030722_001318_000001362018_00202_07270_6900.N1	22-JUL-2003 00:13:18	Straylight	136.00	53	43Bet And	2.0480	3300.0	272	7270	No
6	GOM_NL__2PRFIN20030722_001726_000000502018_00202_07270_6901.N1	22-JUL-2003 00:17:26	Twilight	50.000	146	25Eta Tau	2.8730	15200.	100	7270	No
7	GOM_NL__2PRFIN20030722_001901_000000502018_00202_07270_6902.N1	22-JUL-2003 00:19:01	Twilight	49.500	13	87Alp Tau	0.86700	3800.0	99	7270	No
8	GOM_NL__2PRFIN20030722_002108_000000412018_00202_07270_6903.N1	22-JUL-2003 00:21:08	Dark	40.500	27	24Gam Ori	1.6360	26000.	81	7270	No
9	GOM_NL__2PRFIN20030722_002304_000000382018_00202_07270_6904.N1	22-JUL-2003 00:23:04	Dark	38.000	30	46Eps Ori	1.6940	30000.	76	7270	No
10	GOM_NL__2PRFIN20030722_002519_000000392018_00202_07270_6905.N1	22-JUL-2003 00:25:19	Dark	38.500	7	19Bet Ori	0.10000	14000.	77	7270	No
11	GOM_NL__2PRFIN20030722_002741_000000372018_00202_07270_6906.N1	22-JUL-2003 00:27:41	Dark	36.500	101	11Alp Lep	2.5820	7000.0	73	7270	No
12	GOM_NL__2PRFIN20030722_003802_000000452018_00202_07270_6907.N1	22-JUL-2003 00:38:02	Dark	44.500	157	The1Eri	2.9060	9300.0	89	7270	No
13	GOM_NL__2PRFIN20030722_004403_000000432018_00203_07271_6877.N1	22-JUL-2003 00:44:03	Dark	42.500	9	Alp Eri	0.45300	24000.	85	7271	No
14	GOM_NL__2PRFIN20030722_004741_000000582018_00203_07271_6878.N1	22-JUL-2003 00:47:41	Straylight	57.500	84	Alp Phe	2.3970	4500.0	115	7271	No
15	GOM_NL__2PRFIN20030722_005124_000000422018_00203_07271_6879.N1	22-JUL-2003 00:51:24	Straylight	41.500	148	Alp Tuc	2.8780	4100.0	83	7271	No
16	GOM_NL__2PRFIN20030722_005301_000000662018_00203_07271_6880.N1	22-JUL-2003 00:53:01	Straylight	66.000	63	Bet Gru	2.1500	2800.0	132	7271	No
17	GOM_NL__2PRFIN20030722_005428_000000482018_00203_07271_6881.N1	22-JUL-2003 00:54:28	Straylight	48.000	31	Alp Gru	1.7340	15200.	96	7271	No
18	GOM_NL__2PRFIN20030722_005718_000000842018_00203_07271_6882.N1	22-JUL-2003 00:57:18	Straylight	84.000	18	24Alp PsA	1.1660	9700.0	168	7271	No
19	GOM_NL__2PRFIN20030722_010138_000000422018_00203_07271_6883.N1	22-JUL-2003 01:01:38	Twi_and_stray	41.500	178	lot1Sco	3.0220	6550.0	83	7271	No
20	GOM_NL__2PRFIN20030722_010253_000000452018_00203_07271_6884.N1	22-JUL-2003 01:02:53	Bright	44.500	38	20Eps Sgr	1.8360	11000.	89	7271	No
21	GOM_NL__2PRFIN20030722_010448_000000392018_00203_07271_6885.N1	22-JUL-2003 01:04:48	Bright	39.000	57	34Sig Sgr	2.0660	26000.	78	7271	No
22	GOM_NL__2PRFIN20030722_010631_000000702018_00203_07271_6886.N1	22-JUL-2003 01:06:31	Bright	70.000	142	49Del Cap	2.8500	8900.0	140	7271	No
23	GOM_NL__2PRFIN20030722_011405_000000372018_00203_07271_6887.N1	22-JUL-2003 01:14:05	Bright	37.000	126	60Bet Oph	2.7700	4250.0	74	7271	No
24	GOM_NL__2PRFIN20030722_011624_000000372018_00203_07271_6888.N1	22-JUL-2003 01:16:24	Bright	37.000	168	17Zet Aql	2.9860	11000.	74	7271	No
25	GOM_NL__2PRFIN20030722_012230_000000372018_00203_07271_6889.N1	22-JUL-2003 01:22:30	Bright	37.000	133	40Zet Her	2.8070	6000.0	74	7271	No
26	GOM_NL__2PRFIN20030722_012616_000000402018_00203_07271_6890.N1	22-JUL-2003 01:26:16	Bright	39.500	144	18Del Cyg	2.8600	11000.	79	7271	No
27	GOM_NL__2PRFIN20030722_012810_000000492018_00203_07271_6891.N1	22-JUL-2003 01:28:10	Bright	49.000	19	50Alp Cyg	1.2460	10500.	98	7271	No
28	GOM_NL__2PRFIN20030722_013030_000000372018_00203_07271_6892.N1	22-JUL-2003 01:30:30	Bright	37.000	119	14Eta Dra	2.7270	4700.0	74	7271	No
29	GOM_NL__2PRFIN20030722_013320_000000412018_00203_07271_6893.N1	22-JUL-2003 01:33:20	Bright	40.500	89	5Alp Cep	2.4510	8000.0	81	7271	No
30	GOM_NL__2PRFIN20030722_013759_000000362018_00203_07271_6894.N1	22-JUL-2003 01:37:59	Bright	35.500	49	1Alp UMi	1.9900	6300.0	71	7271	No
31	GOM_NL__2PRFIN20030722_014033_000000502018_00203_07271_6895.N1	22-JUL-2003 01:40:33	Bright	49.500	74	11Bet Cas	2.2680	6600.0	99	7271	No
32	GOM_NL__2PRFIN20030722_014209_000000502018_00203_07271_6896.N1	22-JUL-2003 01:42:09	Bright	50.000	76	27Gam Cas	2.3000	30000.	100	7271	No
33	GOM_NL__2PRFIN20030722_014740_000000442018_00203_07271_6897.N1	22-JUL-2003 01:47:40	Bright	44.000	160	23Gam Per	2.9300	4700.0	88	7271	No
34	GOM_NL__2PRFIN20030722_014907_000000462018_00203_07271_6898.N1	22-JUL-2003 01:49:07	Bright	45.500	35	33Alp Per	1.7950	6250.0	91	7271	No
35	GOM_NL__2PRFIN20030722_015054_000000722018_00203_07271_6899.N1	22-JUL-2003 01:50:54	Bright	71.500	73	57Gam1And	2.2600	13100.	143	7271	No
36	GOM_NL__2PRFIN20030722_015354_000001682018_00203_07271_6900.N1	22-JUL-2003 01:53:54	Straylight	168.00	53	43Bet And	2.0480	3300.0	336	7271	No
37	GOM_NL__2PRFIN20030722_015802_000000512018_00203_07271_6901.N1	22-JUL-2003 01:58:02	Twilight	50.500	146	25Eta Tau	2.8730	15200.	101	7271	No
38	GOM_NL__2PRFIN20030722_015936_000000512018_00203_07271_6902.N1	22-JUL-2003 01:59:36	Twilight	50.500	13	87Alp Tau	0.86700	3800.0	101	7271	No
39	GOM_NL__2PRFIN20030722_020143_000000392018_00203_07271_6903.N1	22-JUL-2003 02:01:43	Dark	39.000	27	24Gam Ori	1.6360	26000.	78	7271	No
40	GOM_NL__2PRFIN20030722_020340_000000382018_00203_07271_6904.N1	22-JUL-2003 02:03:40	Dark	38.000	30	46Eps Ori	1.6940	30000.	76	7271	No
41	GOM_NL__2PRFIN20030722_020555_000000392018_00203_07271_6905.N1	22-JUL-2003 02:05:55	Dark	38.500	7	19Bet Ori	0.10000	14000.	77	7271	No
42	GOM_NL__2PRFIN20030722_020816_000000412018_00203_07271_6906.N1	22-JUL-2003 02:08:16	Dark	41.000	101	11Alp Lep	2.5820	7000.0	82	7271	No

43	GOM_NL__2PRFIN20030722_021839_000000442018_00203_07271_6907.N1	22-JUL-2003 02:18:39	Dark	43.500	157	The1Eri	2.9060	9300.0	87	7271	No
44	GOM_NL__2PRFIN20030722_022439_000000432018_00204_07272_6877.N1	22-JUL-2003 02:24:39	Dark	42.500	9	Alp Eri	0.45300	24000.	85	7272	No
45	GOM_NL__2PRFIN20030722_022818_000000592018_00204_07272_6878.N1	22-JUL-2003 02:28:18	Straylight	59.000	84	Alp Phe	2.3970	4500.0	118	7272	No
46	GOM_NL__2PRFIN20030722_023201_000000422018_00204_07272_6879.N1	22-JUL-2003 02:32:01	Straylight	42.000	148	Alp Tuc	2.8780	4100.0	84	7272	No
47	GOM_NL__2PRFIN20030722_023338_000000652018_00204_07272_6880.N1	22-JUL-2003 02:33:38	Straylight	65.000	63	Bet Gru	2.1500	2800.0	130	7272	No
48	GOM_NL__2PRFIN20030722_023504_000000522018_00204_07272_6881.N1	22-JUL-2003 02:35:04	Straylight	52.000	31	Alp Gru	1.7340	15200.	104	7272	No
49	GOM_NL__2PRFIN20030722_023755_000000802018_00204_07272_6882.N1	22-JUL-2003 02:37:55	Straylight	80.000	18	24Alp PsA	1.1660	9700.0	160	7272	No
50	GOM_NL__2PRFIN20030722_024214_000000422018_00204_07272_6883.N1	22-JUL-2003 02:42:14	Tw_i_and_stray	42.000	178	lot1Sco	3.0220	6550.0	84	7272	No
51	GOM_NL__2PRFIN20030722_024328_000000442018_00204_07272_6884.N1	22-JUL-2003 02:43:28	Bright	44.000	38	20Eps Sgr	1.8360	11000.	88	7272	No
52	GOM_NL__2PRFIN20030722_024523_000000402018_00204_07272_6885.N1	22-JUL-2003 02:45:23	Bright	40.000	57	34Sig Sgr	2.0660	26000.	80	7272	No
53	GOM_NL__2PRFIN20030722_024707_000000672018_00204_07272_6886.N1	22-JUL-2003 02:47:07	Bright	67.000	142	49Del Cap	2.8500	8900.0	134	7272	No
54	GOM_NL__2PRFIN20030722_025441_000000362018_00204_07272_6887.N1	22-JUL-2003 02:54:41	Bright	36.000	126	60Bet Oph	2.7700	4250.0	72	7272	No
55	GOM_NL__2PRFIN20030722_025700_000000382018_00204_07272_6888.N1	22-JUL-2003 02:57:00	Bright	37.500	168	17Zet Aql	2.9860	11000.	75	7272	No
56	GOM_NL__2PRFIN20030722_030306_000000372018_00204_07272_6889.N1	22-JUL-2003 03:03:06	Bright	37.000	133	40Zet Her	2.8070	6000.0	74	7272	No
57	GOM_NL__2PRFIN20030722_030652_000000402018_00204_07272_6890.N1	22-JUL-2003 03:06:52	Bright	39.500	144	18Del Cyg	2.8600	11000.	79	7272	No
58	GOM_NL__2PRFIN20030722_030845_000000492018_00204_07272_6891.N1	22-JUL-2003 03:08:45	Bright	48.500	19	50Alp Cyg	1.2460	10500.	97	7272	No
59	GOM_NL__2PRFIN20030722_031106_000000362018_00204_07272_6892.N1	22-JUL-2003 03:11:06	Bright	36.000	119	14Eta Dra	2.7270	4700.0	72	7272	No
60	GOM_NL__2PRFIN20030722_031355_000000442018_00204_07272_6893.N1	22-JUL-2003 03:13:55	Bright	44.000	89	5Alp Cep	2.4510	8000.0	88	7272	No
61	GOM_NL__2PRFIN20030722_031836_000000362018_00204_07272_6894.N1	22-JUL-2003 03:18:36	Bright	36.000	49	1Alp UMi	1.9900	6300.0	72	7272	No
62	GOM_NL__2PRFIN20030722_032108_000000522018_00204_07272_6895.N1	22-JUL-2003 03:21:08	Bright	51.500	74	11Bet Cas	2.2680	6600.0	103	7272	No
63	GOM_NL__2PRFIN20030722_032245_000000492018_00204_07272_6896.N1	22-JUL-2003 03:22:45	Bright	48.500	76	27Gam Cas	2.3000	30000.	97	7272	No
64	GOM_NL__2PRFIN20030722_032815_000000492018_00204_07272_6897.N1	22-JUL-2003 03:28:15	Bright	49.000	160	23Gam Per	2.9300	4700.0	98	7272	No
65	GOM_NL__2PRFIN20030722_032942_000000472018_00204_07272_6898.N1	22-JUL-2003 03:29:42	Bright	47.000	35	33Alp Per	1.7950	6250.0	94	7272	No
66	GOM_NL__2PRFIN20030722_033130_000000732018_00204_07272_6899.N1	22-JUL-2003 03:31:30	Bright	72.500	73	57Gam1And	2.2600	13100.	145	7272	No
67	GOM_NL__2PRFIN20030722_033429_000001372018_00204_07272_6900.N1	22-JUL-2003 03:34:29	Straylight	136.50	53	43Bet And	2.0480	3300.0	273	7272	No
68	GOM_NL__2PRFIN20030722_033838_000000452018_00204_07272_6901.N1	22-JUL-2003 03:38:38	Twilight	45.000	146	25Eta Tau	2.8730	15200.	90	7272	No
69	GOM_NL__2PRFIN20030722_034013_000000432018_00204_07272_6902.N1	22-JUL-2003 03:40:13	Dark	42.500	13	87Alp Tau	0.86700	3800.0	85	7272	No
70	GOM_NL__2PRFIN20030722_034220_000000392018_00204_07272_6903.N1	22-JUL-2003 03:42:20	Dark	39.000	27	24Gam Ori	1.6360	26000.	78	7272	No
71	GOM_NL__2PRFIN20030722_034416_000000382018_00204_07272_6904.N1	22-JUL-2003 03:44:16	Dark	37.500	30	46Eps Ori	1.6940	30000.	75	7272	No
72	GOM_NL__2PRFIN20030722_034632_000000402018_00204_07272_6905.N1	22-JUL-2003 03:46:32	Dark	39.500	7	19Bet Ori	0.10000	14000.	79	7272	No
73	GOM_NL__2PRFIN20030722_034853_000000422018_00204_07272_6906.N1	22-JUL-2003 03:48:53	Dark	42.000	101	11Alp Lep	2.5820	7000.0	84	7272	No
74	GOM_NL__2PRFIN20030722_035915_000000442018_00204_07272_6907.N1	22-JUL-2003 03:59:15	Dark	44.000	157	The1Eri	2.9060	9300.0	88	7272	No
75	GOM_NL__2PRFIN20030722_040516_000000502018_00205_07273_6877.N1	22-JUL-2003 04:05:16	Dark	49.500	9	Alp Eri	0.45300	24000.	99	7273	No
76	GOM_NL__2PRFIN20030722_040856_000000602018_00205_07273_6878.N1	22-JUL-2003 04:08:56	Straylight	59.500	84	Alp Phe	2.3970	4500.0	119	7273	No
77	GOM_NL__2PRFIN20030722_041238_000000432018_00205_07273_6879.N1	22-JUL-2003 04:12:38	Straylight	42.500	148	Alp Tuc	2.8780	4100.0	85	7273	No
78	GOM_NL__2PRFIN20030722_041415_000000532018_00205_07273_6880.N1	22-JUL-2003 04:14:15	Straylight	52.500	63	Bet Gru	2.1500	2800.0	105	7273	No
79	GOM_NL__2PRFIN20030722_041541_000000482018_00205_07273_6881.N1	22-JUL-2003 04:15:41	Straylight	48.000	31	Alp Gru	1.7340	15200.	96	7273	No
80	GOM_NL__2PRFIN20030722_041832_000000832018_00205_07273_6882.N1	22-JUL-2003 04:18:32	Straylight	83.000	18	24Alp PsA	1.1660	9700.0	166	7273	No
81	GOM_NL__2PRFIN20030722_042250_000000402018_00205_07273_6883.N1	22-JUL-2003 04:22:50	Tw_i_and_stray	39.500	178	lot1Sco	3.0220	6550.0	79	7273	No
82	GOM_NL__2PRFIN20030722_042406_000000422018_00205_07273_6884.N1	22-JUL-2003 04:24:06	Bright	41.500	38	20Eps Sgr	1.8360	11000.	83	7273	No
83	GOM_NL__2PRFIN20030722_042600_000000422018_00205_07273_6885.N1	22-JUL-2003 04:26:00	Bright	41.500	57	34Sig Sgr	2.0660	26000.	83	7273	No
84	GOM_NL__2PRFIN20030722_042744_000000662018_00205_07273_6886.N1	22-JUL-2003 04:27:44	Bright	66.000	142	49Del Cap	2.8500	8900.0	132	7273	No
85	GOM_NL__2PRFIN20030722_043518_000000382018_00205_07273_6887.N1	22-JUL-2003 04:35:18	Bright	37.500	126	60Bet Oph	2.7700	4250.0	75	7273	No
86	GOM_NL__2PRFIN20030722_043736_000000382018_00205_07273_6888.N1	22-JUL-2003 04:37:36	Bright	37.500	168	17Zet Aql	2.9860	11000.	75	7273	No
87	GOM_NL__2PRFIN20030722_044343_000000382018_00205_07273_6889.N1	22-JUL-2003 04:43:43	Bright	37.500	133	40Zet Her	2.8070	6000.0	75	7273	No
88	GOM_NL__2PRFIN20030722_044727_000000402018_00205_07273_6890.N1	22-JUL-2003 04:47:27	Bright	40.000	144	18Del Cyg	2.8600	11000.	80	7273	No
89	GOM_NL__2PRFIN20030722_044921_000000482018_00205_07273_6891.N1	22-JUL-2003 04:49:21	Bright	48.000	19	50Alp Cyg	1.2460	10500.	96	7273	No
90	GOM_NL__2PRFIN20030722_045143_000000332018_00205_07273_6892.N1	22-JUL-2003 04:51:43	Bright	33.000	119	14Eta Dra	2.7270	4700.0	66	7273	No
91	GOM_NL__2PRFIN20030722_045431_000000422018_00205_07273_6893.N1	22-JUL-2003 04:54:31	Bright	42.000	89	5Alp Cep	2.4510	8000.0	84	7273	No
92	GOM_NL__2PRFIN20030722_045911_000000372018_00205_07273_6894.N1	22-JUL-2003 04:59:11	Bright	37.000	49	1Alp UMi	1.9900	6300.0	74	7273	No
93	GOM_NL__2PRFIN20030722_050143_000000532018_00205_07273_6895.N1	22-JUL-2003 05:01:43	Bright	53.000	74	11Bet Cas	2.2680	6600.0	106	7273	No
94	GOM_NL__2PRFIN20030722_050320_000000472018_00205_07273_6896.N1	22-JUL-2003 05:03:20	Bright	46.500	76	27Gam Cas	2.3000	30000.	93	7273	No
95	GOM_NL__2PRFIN20030722_050851_000000642018_00205_07273_6897.N1	22-JUL-2003 05:08:51	Bright	64.000	160	23Gam Per	2.9300	4700.0	128	7273	No
96	GOM_NL__2PRFIN20030722_051018_000000462018_00205_07273_6898.N1	22-JUL-2003 05:10:18	Bright	46.000	35	33Alp Per	1.7950	6250.0	92	7273	No
97	GOM_NL__2PRFIN20030722_051206_000000702018_00205_07273_6899.N1	22-JUL-2003 05:12:06	Bright	70.000	73	57Gam1And	2.2600	13100.	140	7273	No
98	GOM_NL__2PRFIN20030722_051505_000001442018_00205_07273_6900.N1	22-JUL-2003 05:15:05	Straylight	143.50	53	43Bet And	2.0480	3300.0	287	7273	No
99	GOM_NL__2PRFIN20030722_051914_000000532018_00205_07273_6901.N1	22-JUL-2003 05:19:14	Twilight	52.500	146	25Eta Tau	2.8730	15200.	105	7273	No
100	GOM_NL__2PRFIN20030722_052049_000000422018_00205_07273_6902.N1	22-JUL-2003 05:20:49	Dark	42.000	13	87Alp Tau	0.86700	3800.0	84	7273	No
101	GOM_NL__2PRFIN20030722_052256_000000382018_00205_07273_6903.N1	22-JUL-2003 05:22:56	Dark	38.000	27	24Gam Ori	1.6360	26000.	76	7273	No

102	GOM_NL__2PRFIN20030722_052452_000000382018_00205_07273_6904.N1	22-JUL-2003 05:24:52	Dark	38.000	30	46Eps Ori	1.6940	30000.	76	7273	No
103	GOM_NL__2PRFIN20030722_052708_000000472018_00205_07273_6905.N1	22-JUL-2003 05:27:08	Dark	47.000	7	19Bet Ori	0.10000	14000.	94	7273	No
104	GOM_NL__2PRFIN20030722_052929_000000422018_00205_07273_6906.N1	22-JUL-2003 05:29:29	Dark	42.000	101	11Alp Lep	2.5820	7000.0	84	7273	No
105	GOM_NL__2PRFIN20030722_053952_000000442018_00205_07273_6907.N1	22-JUL-2003 05:39:52	Dark	44.000	157	The1Eri	2.9060	9300.0	88	7273	No
106	GOM_NL__2PRFIN20030722_054553_000000452018_00206_07274_6877.N1	22-JUL-2003 05:45:53	Dark	44.500	9	Alp Eri	0.45300	24000.	89	7274	No
107	GOM_NL__2PRFIN20030722_054933_000000592018_00206_07274_6878.N1	22-JUL-2003 05:49:33	Straylight	59.000	84	Alp Phe	2.3970	4500.0	118	7274	No
108	GOM_NL__2PRFIN20030722_055314_000000442018_00206_07274_6879.N1	22-JUL-2003 05:53:14	Straylight	44.000	148	Alp Tuc	2.8780	4100.0	88	7274	No
109	GOM_NL__2PRFIN20030722_055452_000000532018_00206_07274_6880.N1	22-JUL-2003 05:54:52	Straylight	53.000	63	Bet Gru	2.1500	2800.0	106	7274	No
110	GOM_NL__2PRFIN20030722_055618_000000502018_00206_07274_6881.N1	22-JUL-2003 05:56:18	Straylight	50.000	31	Alp Gru	1.7340	15200.	100	7274	No
111	GOM_NL__2PRFIN20030722_055910_000000932018_00206_07274_6882.N1	22-JUL-2003 05:59:10	Straylight	93.000	18	24Alp PsA	1.1660	9700.0	186	7274	No
112	GOM_NL__2PRFIN20030722_060326_000000402018_00206_07274_6883.N1	22-JUL-2003 06:03:26	Twilight	39.500	178	lot1Sco	3.0220	6550.0	79	7274	No
113	GOM_NL__2PRFIN20030722_060442_000000442018_00206_07274_6884.N1	22-JUL-2003 06:04:42	Bright	44.000	38	20Eps Sgr	1.8360	11000.	88	7274	No
114	GOM_NL__2PRFIN20030722_060636_000000392018_00206_07274_6885.N1	22-JUL-2003 06:06:36	Bright	39.000	57	34Sig Sgr	2.0660	26000.	78	7274	No
115	GOM_NL__2PRFIN20030722_060820_000000692018_00206_07274_6886.N1	22-JUL-2003 06:08:20	Bright	68.500	142	49Del Cap	2.8500	8900.0	137	7274	No
116	GOM_NL__2PRFIN20030722_061554_000000372018_00206_07274_6887.N1	22-JUL-2003 06:15:54	Bright	36.500	126	60Bet Oph	2.7700	4250.0	73	7274	No
117	GOM_NL__2PRFIN20030722_061812_000000382018_00206_07274_6888.N1	22-JUL-2003 06:18:12	Bright	38.000	168	17Zet Aql	2.9860	11000.	76	7274	No
118	GOM_NL__2PRFIN20030722_062420_000000372018_00206_07274_6889.N1	22-JUL-2003 06:24:20	Bright	36.500	133	40Zet Her	2.8070	6000.0	73	7274	No
119	GOM_NL__2PRFIN20030722_062803_000000412018_00206_07274_6890.N1	22-JUL-2003 06:28:03	Bright	40.500	144	18Del Cyg	2.8600	11000.	81	7274	No
120	GOM_NL__2PRFIN20030722_062957_000000482018_00206_07274_6891.N1	22-JUL-2003 06:29:57	Bright	47.500	19	50Alp Cyg	1.2460	10500.	95	7274	No
121	GOM_NL__2PRFIN20030722_063219_000000372018_00206_07274_6892.N1	22-JUL-2003 06:32:19	Bright	36.500	119	14Eta Dra	2.7270	4700.0	73	7274	No
122	GOM_NL__2PRFIN20030722_063506_000000432018_00206_07274_6893.N1	22-JUL-2003 06:35:06	Bright	43.000	89	5Alp Cep	2.4510	8000.0	86	7274	No
123	GOM_NL__2PRFIN20030722_063947_000000372018_00206_07274_6894.N1	22-JUL-2003 06:39:47	Bright	37.000	49	1Alp UMi	1.9900	6300.0	74	7274	No
124	GOM_NL__2PRFIN20030722_064218_000000512018_00206_07274_6895.N1	22-JUL-2003 06:42:18	Bright	51.000	74	11Bet Cas	2.2680	6600.0	102	7274	No
125	GOM_NL__2PRFIN20030722_064355_000000492018_00206_07274_6896.N1	22-JUL-2003 06:43:55	Bright	49.000	76	27Gam Cas	2.3000	30000.	98	7274	No
126	GOM_NL__2PRFIN20030722_064927_000000472018_00206_07274_6897.N1	22-JUL-2003 06:49:27	Bright	46.500	160	23Gam Per	2.9300	4700.0	93	7274	No
127	GOM_NL__2PRFIN20030722_065054_000000472018_00206_07274_6898.N1	22-JUL-2003 06:50:54	Bright	46.500	35	33Alp Per	1.7950	6250.0	93	7274	No
128	GOM_NL__2PRFIN20030722_065242_000000692018_00206_07274_6899.N1	22-JUL-2003 06:52:42	Bright	69.000	73	57Gam1And	2.2600	13100.	138	7274	No
129	GOM_NL__2PRFIN20030722_065541_000001542018_00206_07274_6900.N1	22-JUL-2003 06:55:41	Straylight	154.00	53	43Bet And	2.0480	3300.0	308	7274	No
130	GOM_NL__2PRFIN20030722_065950_000000492018_00206_07274_6901.N1	22-JUL-2003 06:59:50	Twilight	49.000	146	25Eta Tau	2.8730	15200.	98	7274	No
131	GOM_NL__2PRFIN20030722_070125_000000552018_00206_07274_6902.N1	22-JUL-2003 07:01:25	Dark	54.500	13	87Alp Tau	0.86700	3800.0	109	7274	No
132	GOM_NL__2PRFIN20030722_070332_000000392018_00206_07274_6903.N1	22-JUL-2003 07:03:32	Dark	39.000	27	24Gam Ori	1.6360	26000.	78	7274	No
133	GOM_NL__2PRFIN20030722_070528_000000392018_00206_07274_6904.N1	22-JUL-2003 07:05:28	Dark	39.000	30	46Eps Ori	1.6940	30000.	78	7274	No
134	GOM_NL__2PRFIN20030722_070744_000000522018_00206_07274_6905.N1	22-JUL-2003 07:07:44	Dark	52.000	7	19Bet Ori	0.10000	14000.	104	7274	No
135	GOM_NL__2PRFIN20030722_071005_000000422018_00206_07274_6906.N1	22-JUL-2003 07:10:05	Dark	42.000	101	11Alp Lep	2.5820	7000.0	84	7274	No
136	GOM_NL__2PRFIN20030722_072029_000000442018_00206_07274_6907.N1	22-JUL-2003 07:20:29	Dark	44.000	157	The1Eri	2.9060	9300.0	88	7274	No
137	GOM_NL__2PRFIN20030722_072629_000000452018_00207_07275_6877.N1	22-JUL-2003 07:26:29	Dark	44.500	9	Alp Eri	0.45300	24000.	89	7275	No
138	GOM_NL__2PRFIN20030722_073010_000000582018_00207_07275_6878.N1	22-JUL-2003 07:30:10	Straylight	57.500	84	Alp Phe	2.3970	4500.0	115	7275	No
139	GOM_NL__2PRFIN20030722_073351_000000422018_00207_07275_6879.N1	22-JUL-2003 07:33:51	Straylight	42.000	148	Alp Tuc	2.8780	4100.0	84	7275	No
140	GOM_NL__2PRFIN20030722_073528_000000612018_00207_07275_6880.N1	22-JUL-2003 07:35:28	Straylight	60.500	63	Bet Gru	2.1500	2800.0	121	7275	No
141	GOM_NL__2PRFIN20030722_073655_000000482018_00207_07275_6881.N1	22-JUL-2003 07:36:55	Straylight	47.500	31	Alp Gru	1.7340	15200.	95	7275	No
142	GOM_NL__2PRFIN20030722_073947_000000932018_00207_07275_6882.N1	22-JUL-2003 07:39:47	Straylight	93.000	18	24Alp PsA	1.1660	9700.0	186	7275	No
143	GOM_NL__2PRFIN20030722_074403_000000412018_00207_07275_6883.N1	22-JUL-2003 07:44:03	Twilight	40.500	178	lot1Sco	3.0220	6550.0	81	7275	No
144	GOM_NL__2PRFIN20030722_074518_000000422018_00207_07275_6884.N1	22-JUL-2003 07:45:18	Bright	42.000	38	20Eps Sgr	1.8360	11000.	84	7275	No
145	GOM_NL__2PRFIN20030722_074712_000000392018_00207_07275_6885.N1	22-JUL-2003 07:47:12	Bright	38.500	57	34Sig Sgr	2.0660	26000.	77	7275	No
146	GOM_NL__2PRFIN20030722_074856_000000682018_00207_07275_6886.N1	22-JUL-2003 07:48:56	Bright	68.000	142	49Del Cap	2.8500	8900.0	136	7275	No
147	GOM_NL__2PRFIN20030722_075630_000000372018_00207_07275_6887.N1	22-JUL-2003 07:56:30	Bright	37.000	126	60Bet Oph	2.7700	4250.0	74	7275	No
148	GOM_NL__2PRFIN20030722_075848_000000392018_00207_07275_6888.N1	22-JUL-2003 07:58:48	Bright	38.500	168	17Zet Aql	2.9860	11000.	77	7275	No
149	GOM_NL__2PRFIN20030722_080456_000000392018_00207_07275_6889.N1	22-JUL-2003 08:04:56	Bright	39.000	133	40Zet Her	2.8070	6000.0	78	7275	No
150	GOM_NL__2PRFIN20030722_080839_000000402018_00207_07275_6890.N1	22-JUL-2003 08:08:39	Bright	40.000	144	18Del Cyg	2.8600	11000.	80	7275	No
151	GOM_NL__2PRFIN20030722_081031_000000492018_00207_07275_6891.N1	22-JUL-2003 08:10:31	Bright	48.500	19	50Alp Cyg	1.2460	10500.	97	7275	No
152	GOM_NL__2PRFIN20030722_081255_000000372018_00207_07275_6892.N1	22-JUL-2003 08:12:55	Bright	37.000	119	14Eta Dra	2.7270	4700.0	74	7275	No
153	GOM_NL__2PRFIN20030722_081542_000000432018_00207_07275_6893.N1	22-JUL-2003 08:15:42	Bright	42.500	89	5Alp Cep	2.4510	8000.0	85	7275	No
154	GOM_NL__2PRFIN20030722_082023_000000342018_00207_07275_6894.N1	22-JUL-2003 08:20:23	Bright	34.000	49	1Alp UMi	1.9900	6300.0	68	7275	No
155	GOM_NL__2PRFIN20030722_082253_000000502018_00207_07275_6895.N1	22-JUL-2003 08:22:53	Bright	50.000	74	11Bet Cas	2.2680	6600.0	100	7275	No
156	GOM_NL__2PRFIN20030722_082431_000000492018_00207_07275_6896.N1	22-JUL-2003 08:24:31	Bright	48.500	76	27Gam Cas	2.3000	30000.	97	7275	No
157	GOM_NL__2PRFIN20030722_083002_000000462018_00207_07275_6897.N1	22-JUL-2003 08:30:02	Bright	45.500	160	23Gam Per	2.9300	4700.0	91	7275	No
158	GOM_NL__2PRFIN20030722_083129_000000452018_00207_07275_6898.N1	22-JUL-2003 08:31:29	Bright	45.000	35	33Alp Per	1.7950	6250.0	90	7275	No
159	GOM_NL__2PRFIN20030722_083317_000000712018_00207_07275_6899.N1	22-JUL-2003 08:33:17	Bright	71.000	73	57Gam1And	2.2600	13100.	142	7275	No
160	GOM_NL__2PRFIN20030722_083616_000001562018_00207_07275_6900.N1	22-JUL-2003 08:36:16	Straylight	155.50	53	43Bet And	2.0480	3300.0	311	7275	No

161	GOM_NL__2PRFIN20030722_084026_000000532018_00207_07275_6901.N1	22-JUL-2003 08:40:26	Twilight	52.500	146	25Eta Tau	2.8730	15200.	105	7275	No
162	GOM_NL__2PRFIN20030722_084201_000000542018_00207_07275_6902.N1	22-JUL-2003 08:42:01	Dark	54.000	13	87Alp Tau	0.86700	3800.0	108	7275	No
163	GOM_NL__2PRFIN20030722_084408_000000402018_00207_07275_6903.N1	22-JUL-2003 08:44:08	Dark	40.000	27	24Gam Ori	1.6360	26000.	80	7275	No
164	GOM_NL__2PRFIN20030722_084604_000000402018_00207_07275_6904.N1	22-JUL-2003 08:46:04	Dark	40.000	30	46Eps Ori	1.6940	30000.	80	7275	No
165	GOM_NL__2PRFIN20030722_084820_000000492018_00207_07275_6905.N1	22-JUL-2003 08:48:20	Dark	49.000	7	19Bet Ori	0.10000	14000.	98	7275	No
166	GOM_NL__2PRFIN20030722_085041_000000412018_00207_07275_6906.N1	22-JUL-2003 08:50:41	Dark	40.500	101	11Alp Lep	2.5820	7000.0	81	7275	No
167	GOM_NL__2PRFIN20030722_090106_000000452018_00207_07275_6907.N1	22-JUL-2003 09:01:06	Dark	44.500	157	The1Eri	2.9060	9300.0	89	7275	No
168	GOM_NL__2PRFIN20030722_090706_000000502018_00208_07276_6877.N1	22-JUL-2003 09:07:06	Dark	50.000	9	Alp Eri	0.45300	24000.	100	7276	No
169	GOM_NL__2PRFIN20030722_091047_000000572018_00208_07276_6878.N1	22-JUL-2003 09:10:47	Straylight	57.000	84	Alp Phe	2.3970	4500.0	114	7276	No
170	GOM_NL__2PRFIN20030722_091427_000000462018_00208_07276_6879.N1	22-JUL-2003 09:14:27	Straylight	45.500	148	Alp Tuc	2.8780	4100.0	91	7276	No
171	GOM_NL__2PRFIN20030722_091605_000000582018_00208_07276_6880.N1	22-JUL-2003 09:16:05	Straylight	58.000	63	Bet Gru	2.1500	2800.0	116	7276	No
172	GOM_NL__2PRFIN20030722_091731_000000492018_00208_07276_6881.N1	22-JUL-2003 09:17:31	Straylight	48.500	31	Alp Gru	1.7340	15200.	97	7276	No
173	GOM_NL__2PRFIN20030722_092023_000000822018_00208_07276_6882.N1	22-JUL-2003 09:20:23	Straylight	81.500	18	24Alp PsA	1.1660	9700.0	163	7276	No
174	GOM_NL__2PRFIN20030722_092439_000000422018_00208_07276_6883.N1	22-JUL-2003 09:24:39	Tw_i_and_stray	41.500	178	lot1Sco	3.0220	6550.0	83	7276	No
175	GOM_NL__2PRFIN20030722_092554_000000462018_00208_07276_6884.N1	22-JUL-2003 09:25:54	Bright	46.000	38	20Eps Sgr	1.8360	11000.	92	7276	No
176	GOM_NL__2PRFIN20030722_092748_000000402018_00208_07276_6885.N1	22-JUL-2003 09:27:48	Bright	39.500	57	34Sig Sgr	2.0660	26000.	79	7276	No
177	GOM_NL__2PRFIN20030722_092932_000000662018_00208_07276_6886.N1	22-JUL-2003 09:29:32	Bright	66.000	142	49Del Cap	2.8500	8900.0	132	7276	No
178	GOM_NL__2PRFIN20030722_093706_000000362018_00208_07276_6887.N1	22-JUL-2003 09:37:06	Bright	36.000	126	60Bet Oph	2.7700	4250.0	72	7276	No
179	GOM_NL__2PRFIN20030722_093923_000000382018_00208_07276_6888.N1	22-JUL-2003 09:39:23	Bright	37.500	168	17Zet Aql	2.9860	11000.	75	7276	No
180	GOM_NL__2PRFIN20030722_094533_000000382018_00208_07276_6889.N1	22-JUL-2003 09:45:33	Bright	37.500	133	40Zet Her	2.8070	6000.0	75	7276	No
181	GOM_NL__2PRFIN20030722_094914_000000412018_00208_07276_6890.N1	22-JUL-2003 09:49:14	Bright	40.500	144	18Del Cyg	2.8600	11000.	81	7276	No
182	GOM_NL__2PRFIN20030722_095107_000000482018_00208_07276_6891.N1	22-JUL-2003 09:51:07	Bright	48.000	19	50Alp Cyg	1.2460	10500.	96	7276	No
183	GOM_NL__2PRFIN20030722_095331_000000372018_00208_07276_6892.N1	22-JUL-2003 09:53:31	Bright	37.000	119	14Eta Dra	2.7270	4700.0	74	7276	No
184	GOM_NL__2PRFIN20030722_095617_000000422018_00208_07276_6893.N1	22-JUL-2003 09:56:17	Bright	41.500	89	5Alp Cep	2.4510	8000.0	83	7276	No
185	GOM_NL__2PRFIN20030722_100059_000000372018_00208_07276_6894.N1	22-JUL-2003 10:00:59	Bright	37.000	49	1Alp UMi	1.9900	6300.0	74	7276	No
186	GOM_NL__2PRFIN20030722_100329_000000522018_00208_07276_6895.N1	22-JUL-2003 10:03:29	Bright	52.000	74	11Bet Cas	2.2680	6600.0	104	7276	No
187	GOM_NL__2PRFIN20030722_100506_000000472018_00208_07276_6896.N1	22-JUL-2003 10:05:06	Bright	47.000	76	27Gam Cas	2.3000	30000.	94	7276	No
188	GOM_NL__2PRFIN20030722_101038_000000592018_00208_07276_6897.N1	22-JUL-2003 10:10:38	Bright	59.000	160	23Gam Per	2.9300	4700.0	118	7276	No
189	GOM_NL__2PRFIN20030722_101205_000000472018_00208_07276_6898.N1	22-JUL-2003 10:12:05	Bright	46.500	35	33Alp Per	1.7950	6250.0	93	7276	No
190	GOM_NL__2PRFIN20030722_101353_000000692018_00208_07276_6899.N1	22-JUL-2003 10:13:53	Bright	68.500	73	57Gam1And	2.2600	13100.	137	7276	No
191	GOM_NL__2PRFIN20030722_101652_000001642018_00208_07276_6900.N1	22-JUL-2003 10:16:52	Straylight	164.00	53	43Bet And	2.0480	3300.0	328	7276	No
192	GOM_NL__2PRFIN20030722_102102_000000492018_00208_07276_6901.N1	22-JUL-2003 10:21:02	Twilight	49.000	146	25Eta Tau	2.8730	15200.	98	7276	No
193	GOM_NL__2PRFIN20030722_102238_000000562018_00208_07276_6902.N1	22-JUL-2003 10:22:38	Dark	55.500	13	87Alp Tau	0.86700	3800.0	111	7276	No
194	GOM_NL__2PRFIN20030722_102444_000000422018_00208_07276_6903.N1	22-JUL-2003 10:24:44	Dark	41.500	27	24Gam Ori	1.6360	26000.	83	7276	No
195	GOM_NL__2PRFIN20030722_102641_000000412018_00208_07276_6904.N1	22-JUL-2003 10:26:41	Dark	40.500	30	46Eps Ori	1.6940	30000.	81	7276	No
196	GOM_NL__2PRFIN20030722_102856_000000492018_00208_07276_6905.N1	22-JUL-2003 10:28:56	Dark	49.000	7	19Bet Ori	0.10000	14000.	98	7276	No
197	GOM_NL__2PRFIN20030722_103117_000000432018_00208_07276_6906.N1	22-JUL-2003 10:31:17	Dark	42.500	101	11Alp Lep	2.5820	7000.0	85	7276	No
198	GOM_NL__2PRFIN20030722_104142_000000462018_00208_07276_6907.N1	22-JUL-2003 10:41:42	Dark	45.500	157	The1Eri	2.9060	9300.0	91	7276	No
199	GOM_NL__2PRFIN20030722_104743_000000472018_00209_07277_6877.N1	22-JUL-2003 10:47:43	Dark	47.000	9	Alp Eri	0.45300	24000.	94	7277	No
200	GOM_NL__2PRFIN20030722_105124_000000562018_00209_07277_6878.N1	22-JUL-2003 10:51:24	Straylight	56.000	84	Alp Phe	2.3970	4500.0	112	7277	No
201	GOM_NL__2PRFIN20030722_105503_000000442018_00209_07277_6879.N1	22-JUL-2003 10:55:03	Straylight	43.500	148	Alp Tuc	2.8780	4100.0	87	7277	No
202	GOM_NL__2PRFIN20030722_105642_000000622018_00209_07277_6880.N1	22-JUL-2003 10:56:42	Straylight	61.500	63	Bet Gru	2.1500	2800.0	123	7277	No
203	GOM_NL__2PRFIN20030722_105808_000000572018_00209_07277_6881.N1	22-JUL-2003 10:58:08	Straylight	56.500	31	Alp Gru	1.7340	15200.	113	7277	No
204	GOM_NL__2PRFIN20030722_110100_000000812018_00209_07277_6882.N1	22-JUL-2003 11:01:00	Straylight	81.000	18	24Alp PsA	1.1660	9700.0	162	7277	No
205	GOM_NL__2PRFIN20030722_110514_000000402018_00209_07277_6883.N1	22-JUL-2003 11:05:14	Tw_i_and_stray	40.000	178	lot1Sco	3.0220	6550.0	80	7277	No
206	GOM_NL__2PRFIN20030722_110630_000000442018_00209_07277_6884.N1	22-JUL-2003 11:06:30	Bright	43.500	38	20Eps Sgr	1.8360	11000.	87	7277	No
207	GOM_NL__2PRFIN20030722_110824_000000392018_00209_07277_6885.N1	22-JUL-2003 11:08:24	Bright	39.000	57	34Sig Sgr	2.0660	26000.	78	7277	No
208	GOM_NL__2PRFIN20030722_111008_000000682018_00209_07277_6886.N1	22-JUL-2003 11:10:08	Bright	67.500	142	49Del Cap	2.8500	8900.0	135	7277	No
209	GOM_NL__2PRFIN20030722_111743_000000382018_00209_07277_6887.N1	22-JUL-2003 11:17:43	Bright	38.000	126	60Bet Oph	2.7700	4250.0	76	7277	No
210	GOM_NL__2PRFIN20030722_111959_000000382018_00209_07277_6888.N1	22-JUL-2003 11:19:59	Bright	37.500	168	17Zet Aql	2.9860	11000.	75	7277	No
211	GOM_NL__2PRFIN20030722_112609_000000392018_00209_07277_6889.N1	22-JUL-2003 11:26:09	Bright	39.000	133	40Zet Her	2.8070	6000.0	78	7277	No
212	GOM_NL__2PRFIN20030722_112950_000000402018_00209_07277_6890.N1	22-JUL-2003 11:29:50	Bright	40.000	144	18Del Cyg	2.8600	11000.	80	7277	No
213	GOM_NL__2PRFIN20030722_113142_000000512018_00209_07277_6891.N1	22-JUL-2003 11:31:42	Bright	51.000	19	50Alp Cyg	1.2460	10500.	102	7277	No
214	GOM_NL__2PRFIN20030722_113407_000000392018_00209_07277_6892.N1	22-JUL-2003 11:34:07	Bright	39.000	119	14Eta Dra	2.7270	4700.0	78	7277	No
215	GOM_NL__2PRFIN20030722_113652_000000442018_00209_07277_6893.N1	22-JUL-2003 11:36:52	Bright	43.500	89	5Alp Cep	2.4510	8000.0	87	7277	No
216	GOM_NL__2PRFIN20030722_114135_000000392018_00209_07277_6894.N1	22-JUL-2003 11:41:35	Bright	38.500	49	1Alp UMi	1.9900	6300.0	77	7277	No
217	GOM_NL__2PRFIN20030722_114403_000000532018_00209_07277_6895.N1	22-JUL-2003 11:44:03	Bright	53.000	74	11Bet Cas	2.2680	6600.0	106	7277	No
218	GOM_NL__2PRFIN20030722_114541_000000482018_00209_07277_6896.N1	22-JUL-2003 11:45:41	Bright	48.000	76	27Gam Cas	2.3000	30000.	96	7277	No
219	GOM_NL__2PRFIN20030722_115114_000000462018_00209_07277_6897.N1	22-JUL-2003 11:51:14	Bright	45.500	160	23Gam Per	2.9300	4700.0	91	7277	No

220	GOM_NL__2PRFIN20030722_115241_000000472018_00209_07277_6898.N1	22-JUL-2003 11:52:41	Bright	46.500	35	33Alp Per	1.7950	6250.0	93	7277	No
221	GOM_NL__2PRFIN20030722_115428_000000752018_00209_07277_6899.N1	22-JUL-2003 11:54:28	Bright	75.000	73	57Gam1And	2.2600	13100.	150	7277	No
222	GOM_NL__2PRFIN20030722_115728_000001432018_00209_07277_6900.N1	22-JUL-2003 11:57:28	Straylight	142.50	53	43Bet And	2.0480	3300.0	285	7277	No
223	GOM_NL__2PRFIN20030722_120139_000000522018_00209_07277_6901.N1	22-JUL-2003 12:01:39	Twilight	52.000	146	25Eta Tau	2.8730	15200.	104	7277	No
224	GOM_NL__2PRFIN20030722_120314_000000572018_00209_07277_6902.N1	22-JUL-2003 12:03:14	Dark	57.000	13	87Alp Tau	0.86700	3800.0	114	7277	No
225	GOM_NL__2PRFIN20030722_120520_000000452018_00209_07277_6903.N1	22-JUL-2003 12:05:20	Dark	45.000	27	24Gam Ori	1.6360	26000.	90	7277	No
226	GOM_NL__2PRFIN20030722_120717_000000412018_00209_07277_6904.N1	22-JUL-2003 12:07:17	Dark	40.500	30	46Eps Ori	1.6940	30000.	81	7277	No
227	GOM_NL__2PRFIN20030722_120933_000000492018_00209_07277_6905.N1	22-JUL-2003 12:09:33	Dark	49.000	7	19Bet Ori	0.10000	14000.	98	7277	No
228	GOM_NL__2PRFIN20030722_121153_000000412018_00209_07277_6906.N1	22-JUL-2003 12:11:53	Dark	41.000	101	11Alp Lep	2.5820	7000.0	82	7277	No
229	GOM_NL__2PRFIN20030722_122219_000000462018_00209_07277_6907.N1	22-JUL-2003 12:22:19	Dark	46.000	157	The1Eri	2.9060	9300.0	92	7277	No
230	GOM_NL__2PRFIN20030722_122819_000000442018_00210_07278_6388.N1	22-JUL-2003 12:28:19	Dark	44.000	9	Alp Eri	0.45300	24000.	88	7278	No
231	GOM_NL__2PRFIN20030722_123201_000000572018_00210_07278_6389.N1	22-JUL-2003 12:32:01	Straylight	57.000	84	Alp Phe	2.3970	4500.0	114	7278	No
232	GOM_NL__2PRFIN20030722_123540_000000452018_00210_07278_6390.N1	22-JUL-2003 12:35:40	Straylight	44.500	148	Alp Tuc	2.8780	4100.0	89	7278	No
233	GOM_NL__2PRFIN20030722_123718_000000532018_00210_07278_6391.N1	22-JUL-2003 12:37:18	Straylight	52.500	63	Bet Gru	2.1500	2800.0	105	7278	No
234	GOM_NL__2PRFIN20030722_123844_000000502018_00210_07278_6392.N1	22-JUL-2003 12:38:44	Straylight	49.500	31	Alp Gru	1.7340	15200.	99	7278	No
235	GOM_NL__2PRFIN20030722_124137_000000842018_00210_07278_6393.N1	22-JUL-2003 12:41:37	Straylight	84.000	18	24Alp PsA	1.1660	9700.0	168	7278	No
236	GOM_NL__2PRFIN20030722_124550_000000412018_00210_07278_6394.N1	22-JUL-2003 12:45:50	Tw_i_and_stray	41.000	178	lot1Sco	3.0220	6550.0	82	7278	No
237	GOM_NL__2PRFIN20030722_124706_000000422018_00210_07278_6395.N1	22-JUL-2003 12:47:06	Bright	41.500	38	20Eps Sgr	1.8360	11000.	83	7278	No
238	GOM_NL__2PRFIN20030722_124900_000000402018_00210_07278_6396.N1	22-JUL-2003 12:49:00	Bright	40.000	57	34Sig Sgr	2.0660	26000.	80	7278	No
239	GOM_NL__2PRFIN20030722_125044_000000692018_00210_07278_6397.N1	22-JUL-2003 12:50:44	Bright	69.000	142	49Del Cap	2.8500	8900.0	138	7278	No
240	GOM_NL__2PRFIN20030722_125819_000000382018_00210_07278_6398.N1	22-JUL-2003 12:58:19	Bright	38.000	126	60Bet Oph	2.7700	4250.0	76	7278	No
241	GOM_NL__2PRFIN20030722_130035_000000372018_00210_07278_6399.N1	22-JUL-2003 13:00:35	Bright	37.000	168	17Zet Aql	2.9860	11000.	74	7278	No
242	GOM_NL__2PRFIN20030722_130645_000000382018_00210_07278_6400.N1	22-JUL-2003 13:06:45	Bright	38.000	133	40Zet Her	2.8070	6000.0	76	7278	No
243	GOM_NL__2PRFIN20030722_131025_000000382018_00210_07278_6401.N1	22-JUL-2003 13:10:25	Bright	38.000	144	18Del Cyg	2.8600	11000.	76	7278	No
244	GOM_NL__2PRFIN20030722_131217_000000492018_00210_07278_6402.N1	22-JUL-2003 13:12:17	Bright	49.000	19	50Alp Cyg	1.2460	10500.	98	7278	No
245	GOM_NL__2PRFIN20030722_131443_000000372018_00210_07278_6403.N1	22-JUL-2003 13:14:43	Bright	37.000	119	14Eta Dra	2.7270	4700.0	74	7278	No
246	GOM_NL__2PRFIN20030722_131727_000000432018_00210_07278_6404.N1	22-JUL-2003 13:17:27	Bright	43.000	89	5Alp Cep	2.4510	8000.0	86	7278	No
247	GOM_NL__2PRFIN20030722_132211_000000372018_00210_07278_6405.N1	22-JUL-2003 13:22:11	Bright	37.000	49	1Alp UMi	1.9900	6300.0	74	7278	No
248	GOM_NL__2PRFIN20030722_132438_000000522018_00210_07278_6406.N1	22-JUL-2003 13:24:38	Bright	51.500	74	11Bet Cas	2.2680	6600.0	103	7278	No
249	GOM_NL__2PRFIN20030722_132617_000000472018_00210_07278_6407.N1	22-JUL-2003 13:26:17	Bright	47.000	76	27Gam Cas	2.3000	30000.	94	7278	No
250	GOM_NL__2PRFIN20030722_133150_000000472018_00210_07278_6408.N1	22-JUL-2003 13:31:50	Bright	46.500	160	23Gam Per	2.9300	4700.0	93	7278	No
251	GOM_NL__2PRFIN20030722_133317_000000472018_00210_07278_6409.N1	22-JUL-2003 13:33:17	Bright	47.000	35	33Alp Per	1.7950	6250.0	94	7278	No
252	GOM_NL__2PRFIN20030722_133504_000000672018_00210_07278_6410.N1	22-JUL-2003 13:35:04	Bright	67.000	73	57Gam1And	2.2600	13100.	134	7278	No
253	GOM_NL__2PRFIN20030722_133804_000001422018_00210_07278_6411.N1	22-JUL-2003 13:38:04	Straylight	141.50	53	43Bet And	2.0480	3300.0	283	7278	No
254	GOM_NL__2PRFIN20030722_134215_000000512018_00210_07278_6412.N1	22-JUL-2003 13:42:15	Twilight	51.000	146	25Eta Tau	2.8730	15200.	102	7278	No
255	GOM_NL__2PRFIN20030722_134350_000000552018_00210_07278_6413.N1	22-JUL-2003 13:43:50	Dark	54.500	13	87Alp Tau	0.86700	3800.0	109	7278	No
256	GOM_NL__2PRFIN20030722_134556_000000432018_00210_07278_6414.N1	22-JUL-2003 13:45:56	Dark	42.500	27	24Gam Ori	1.6360	26000.	85	7278	No
257	GOM_NL__2PRFIN20030722_134752_000000412018_00210_07278_6415.N1	22-JUL-2003 13:47:52	Dark	40.500	30	46Eps Ori	1.6940	30000.	81	7278	No
258	GOM_NL__2PRFIN20030722_135009_000000482018_00210_07278_6416.N1	22-JUL-2003 13:50:09	Dark	48.000	7	19Bet Ori	0.10000	14000.	96	7278	No
259	GOM_NL__2PRFIN20030722_135229_000000392018_00210_07278_6417.N1	22-JUL-2003 13:52:29	Dark	38.500	101	11Alp Lep	2.5820	7000.0	77	7278	No
260	GOM_NL__2PRFIN20030722_140255_000000432018_00210_07278_6418.N1	22-JUL-2003 14:02:55	Dark	43.000	157	The1Eri	2.9060	9300.0	86	7278	No
261	GOM_NL__2PRFIN20030722_154933_000000502018_00212_07280_6664.N1	22-JUL-2003 15:49:33	Dark	49.500	9	Alp Eri	0.45300	24000.	99	7280	No
262	GOM_NL__2PRFIN20030722_155316_000000562018_00212_07280_6665.N1	22-JUL-2003 15:53:16	Straylight	55.500	84	Alp Phe	2.3970	4500.0	111	7280	No
263	GOM_NL__2PRFIN20030722_155653_000000432018_00212_07280_6666.N1	22-JUL-2003 15:56:53	Straylight	43.000	148	Alp Tuc	2.8780	4100.0	86	7280	No
264	GOM_NL__2PRFIN20030722_155832_000000552018_00212_07280_6667.N1	22-JUL-2003 15:58:32	Straylight	54.500	63	Bet Gru	2.1500	2800.0	109	7280	No
265	GOM_NL__2PRFIN20030722_155958_000000472018_00212_07280_6668.N1	22-JUL-2003 15:59:58	Straylight	47.000	31	Alp Gru	1.7340	15200.	94	7280	No
266	GOM_NL__2PRFIN20030722_160252_000000802018_00212_07280_6669.N1	22-JUL-2003 16:02:52	Straylight	80.000	18	24Alp PsA	1.1660	9700.0	160	7280	No
267	GOM_NL__2PRFIN20030722_160703_000000432018_00212_07280_6670.N1	22-JUL-2003 16:07:03	Tw_i_and_stray	43.000	178	lot1Sco	3.0220	6550.0	86	7280	No
268	GOM_NL__2PRFIN20030722_160819_000000412018_00212_07280_6671.N1	22-JUL-2003 16:08:19	Bright	41.000	38	20Eps Sgr	1.8360	11000.	82	7280	No
269	GOM_NL__2PRFIN20030722_161013_000000392018_00212_07280_6672.N1	22-JUL-2003 16:10:13	Bright	39.000	57	34Sig Sgr	2.0660	26000.	78	7280	No
270	GOM_NL__2PRFIN20030722_161156_000000672018_00212_07280_6673.N1	22-JUL-2003 16:11:56	Bright	67.000	142	49Del Cap	2.8500	8900.0	134	7280	No
271	GOM_NL__2PRFIN20030722_161931_000000372018_00212_07280_6674.N1	22-JUL-2003 16:19:31	Bright	36.500	126	60Bet Oph	2.7700	4250.0	73	7280	No
272	GOM_NL__2PRFIN20030722_162147_000000382018_00212_07280_6675.N1	22-JUL-2003 16:21:47	Bright	38.000	168	17Zet Aql	2.9860	11000.	76	7280	No
273	GOM_NL__2PRFIN20030722_162851_000000392018_00212_07280_6676.N1	22-JUL-2003 16:28:51	Bright	39.000	5	3Alp Lyr	0.033000	11000.	78	7280	No
274	GOM_NL__2PRFIN20030722_163136_000000412018_00212_07280_6677.N1	22-JUL-2003 16:31:36	Bright	40.500	144	18Del Cyg	2.8600	11000.	81	7280	No
275	GOM_NL__2PRFIN20030722_163328_000000472018_00212_07280_6678.N1	22-JUL-2003 16:33:28	Bright	46.500	19	50Alp Cyg	1.2460	10500.	93	7280	No
276	GOM_NL__2PRFIN20030722_163556_000000372018_00212_07280_6679.N1	22-JUL-2003 16:35:56	Bright	37.000	119	14Eta Dra	2.7270	4700.0	74	7280	No
277	GOM_NL__2PRFIN20030722_163838_000000442018_00212_07280_6680.N1	22-JUL-2003 16:38:38	Bright	43.500	89	5Alp Cep	2.4510	8000.0	87	7280	No
278	GOM_NL__2PRFIN20030722_164323_000000362018_00212_07280_6681.N1	22-JUL-2003 16:43:23	Bright	36.000	49	1Alp UMi	1.9900	6300.0	72	7280	No

279	GOM_NL__2PRFIN20030722_164549_000000522018_00212_07280_6682.N1	22-JUL-2003 16:45:49	Bright	51.500	74	11Bet Cas	2.2680	6600.0	103	7280	No
280	GOM_NL__2PRFIN20030722_164728_000000492018_00212_07280_6683.N1	22-JUL-2003 16:47:28	Bright	48.500	76	27Gam Cas	2.3000	30000.	97	7280	No
281	GOM_NL__2PRFIN20030722_165301_000000452018_00212_07280_6684.N1	22-JUL-2003 16:53:01	Bright	45.000	160	23Gam Per	2.9300	4700.0	90	7280	No
282	GOM_NL__2PRFIN20030722_165429_000000432018_00212_07280_6685.N1	22-JUL-2003 16:54:29	Bright	43.000	35	33Alp Per	1.7950	6250.0	86	7280	No
283	GOM_NL__2PRFIN20030722_165615_000000732018_00212_07280_6686.N1	22-JUL-2003 16:56:15	Bright	72.500	73	57Gam1And	2.2600	13100.	145	7280	No
284	GOM_NL__2PRFIN20030722_165915_000001362018_00212_07280_6687.N1	22-JUL-2003 16:59:15	Straylight	135.50	53	43Bet And	2.0480	3300.0	271	7280	No
285	GOM_NL__2PRFIN20030722_170328_000000512018_00212_07280_6688.N1	22-JUL-2003 17:03:28	Twilight	51.000	146	25Eta Tau	2.8730	15200.	102	7280	No
286	GOM_NL__2PRFIN20030722_170503_000000542018_00212_07280_6689.N1	22-JUL-2003 17:05:03	Dark	53.500	13	87Alp Tau	0.86700	3800.0	107	7280	No
287	GOM_NL__2PRFIN20030722_170709_000000422018_00212_07280_6690.N1	22-JUL-2003 17:07:09	Dark	42.000	27	24Gam Ori	1.6360	26000.	84	7280	No
288	GOM_NL__2PRFIN20030722_170906_000000422018_00212_07280_6691.N1	22-JUL-2003 17:09:06	Dark	42.000	30	46Eps Ori	1.6940	30000.	84	7280	No
289	GOM_NL__2PRFIN20030722_171122_000000422018_00212_07280_6692.N1	22-JUL-2003 17:11:22	Dark	41.500	7	19Bet Ori	0.10000	14000.	83	7280	No
290	GOM_NL__2PRFIN20030722_171342_000000402018_00212_07280_6693.N1	22-JUL-2003 17:13:42	Dark	39.500	101	11Alp Lep	2.5820	7000.0	79	7280	No
291	GOM_NL__2PRFIN20030722_172409_000000462018_00212_07280_6694.N1	22-JUL-2003 17:24:09	Dark	45.500	157	The1Eri	2.9060	9300.0	91	7280	No
292	GOM_NL__2PRFIN20030722_173009_000000462018_00213_07281_6898.N1	22-JUL-2003 17:30:09	Dark	46.000	9	Alp Eri	0.45300	24000.	92	7281	No
293	GOM_NL__2PRFIN20030722_173353_000000562018_00213_07281_6899.N1	22-JUL-2003 17:33:53	Straylight	55.500	84	Alp Phe	2.3970	4500.0	111	7281	No
294	GOM_NL__2PRFIN20030722_173729_000000432018_00213_07281_6900.N1	22-JUL-2003 17:37:29	Straylight	42.500	148	Alp Tuc	2.8780	4100.0	85	7281	No
295	GOM_NL__2PRFIN20030722_173908_000000502018_00213_07281_6901.N1	22-JUL-2003 17:39:08	Straylight	50.000	63	Bet Gru	2.1500	2800.0	100	7281	No
296	GOM_NL__2PRFIN20030722_174034_000000562018_00213_07281_6902.N1	22-JUL-2003 17:40:34	Straylight	55.500	31	Alp Gru	1.7340	15200.	111	7281	No
297	GOM_NL__2PRFIN20030722_174329_000000832018_00213_07281_6903.N1	22-JUL-2003 17:43:29	Straylight	83.000	18	24Alp PsA	1.1660	9700.0	166	7281	No
298	GOM_NL__2PRFIN20030722_174739_000000412018_00213_07281_6904.N1	22-JUL-2003 17:47:39	Tw_and_stray	40.500	178	lot1Sco	3.0220	6550.0	81	7281	No
299	GOM_NL__2PRFIN20030722_174855_000000422018_00213_07281_6905.N1	22-JUL-2003 17:48:55	Bright	41.500	38	20Eps Sgr	1.8360	11000.	83	7281	No
300	GOM_NL__2PRFIN20030722_175049_000000402018_00213_07281_6906.N1	22-JUL-2003 17:50:49	Bright	39.500	57	34Sig Sgr	2.0660	26000.	79	7281	No
301	GOM_NL__2PRFIN20030722_175232_000000662018_00213_07281_6907.N1	22-JUL-2003 17:52:32	Bright	66.000	142	49Del Cap	2.8500	8900.0	132	7281	No
302	GOM_NL__2PRFIN20030722_180007_000000362018_00213_07281_6908.N1	22-JUL-2003 18:00:07	Bright	36.000	126	60Bet Oph	2.7700	4250.0	72	7281	No
303	GOM_NL__2PRFIN20030722_180223_000000372018_00213_07281_6909.N1	22-JUL-2003 18:02:23	Bright	37.000	168	17Zet Aql	2.9860	11000.	74	7281	No
304	GOM_NL__2PRFIN20030722_180927_000000402018_00213_07281_6910.N1	22-JUL-2003 18:09:27	Bright	39.500	5	3Alp Lyr	0.033000	11000.	79	7281	No
305	GOM_NL__2PRFIN20030722_181212_000000402018_00213_07281_6911.N1	22-JUL-2003 18:12:12	Bright	40.000	144	18Del Cyg	2.8600	11000.	80	7281	No
306	GOM_NL__2PRFIN20030722_181403_000000502018_00213_07281_6912.N1	22-JUL-2003 18:14:03	Bright	49.500	19	50Alp Cyg	1.2460	10500.	99	7281	No
307	GOM_NL__2PRFIN20030722_181633_000000372018_00213_07281_6913.N1	22-JUL-2003 18:16:33	Bright	36.500	119	14Eta Dra	2.7270	4700.0	73	7281	No
308	GOM_NL__2PRFIN20030722_181914_000000442018_00213_07281_6914.N1	22-JUL-2003 18:19:14	Bright	43.500	89	5Alp Cep	2.4510	8000.0	87	7281	No
309	GOM_NL__2PRFIN20030722_182359_000000362018_00213_07281_6915.N1	22-JUL-2003 18:23:59	Bright	36.000	49	1Alp UMi	1.9900	6300.0	72	7281	No
310	GOM_NL__2PRFIN20030722_182625_000000522018_00213_07281_6916.N1	22-JUL-2003 18:26:25	Bright	52.000	74	11Bet Cas	2.2680	6600.0	104	7281	No
311	GOM_NL__2PRFIN20030722_182803_000000492018_00213_07281_6917.N1	22-JUL-2003 18:28:03	Bright	49.000	76	27Gam Cas	2.3000	30000.	98	7281	No
312	GOM_NL__2PRFIN20030722_183337_000000432018_00213_07281_6918.N1	22-JUL-2003 18:33:37	Bright	43.000	160	23Gam Per	2.9300	4700.0	86	7281	No
313	GOM_NL__2PRFIN20030722_183505_000000462018_00213_07281_6919.N1	22-JUL-2003 18:35:05	Bright	46.000	35	33Alp Per	1.7950	6250.0	92	7281	No
314	GOM_NL__2PRFIN20030722_183650_000000712018_00213_07281_6920.N1	22-JUL-2003 18:36:50	Bright	70.500	73	57Gam1And	2.2600	13100.	141	7281	No
315	GOM_NL__2PRFIN20030722_183951_000001502018_00213_07281_6921.N1	22-JUL-2003 18:39:51	Straylight	150.00	53	43Bet And	2.0480	3300.0	300	7281	No
316	GOM_NL__2PRFIN20030722_184404_000000502018_00213_07281_6922.N1	22-JUL-2003 18:44:04	Twilight	50.000	146	25Eta Tau	2.8730	15200.	100	7281	No
317	GOM_NL__2PRFIN20030722_184539_000000512018_00213_07281_6923.N1	22-JUL-2003 18:45:39	Dark	51.000	13	87Alp Tau	0.86700	3800.0	102	7281	No
318	GOM_NL__2PRFIN20030722_184746_000000412018_00213_07281_6924.N1	22-JUL-2003 18:47:46	Dark	40.500	27	24Gam Ori	1.6360	26000.	81	7281	No
319	GOM_NL__2PRFIN20030722_184942_000000402018_00213_07281_6925.N1	22-JUL-2003 18:49:42	Dark	39.500	30	46Eps Ori	1.6940	30000.	79	7281	No
320	GOM_NL__2PRFIN20030722_185158_000000432018_00213_07281_6926.N1	22-JUL-2003 18:51:58	Dark	42.500	7	19Bet Ori	0.10000	14000.	85	7281	No
321	GOM_NL__2PRFIN20030722_185419_000000402018_00213_07281_6927.N1	22-JUL-2003 18:54:19	Dark	39.500	101	11Alp Lep	2.5820	7000.0	79	7281	No
322	GOM_NL__2PRFIN20030722_190446_000000442018_00213_07281_6928.N1	22-JUL-2003 19:04:46	Dark	44.000	157	The1Eri	2.9060	9300.0	88	7281	No
323	GOM_NL__2PRFIN20030722_191046_000000472018_00214_07282_6898.N1	22-JUL-2003 19:10:46	Dark	46.500	9	Alp Eri	0.45300	24000.	93	7282	No
324	GOM_NL__2PRFIN20030722_191430_000000582018_00214_07282_6899.N1	22-JUL-2003 19:14:30	Straylight	57.500	84	Alp Phe	2.3970	4500.0	115	7282	No
325	GOM_NL__2PRFIN20030722_191806_000000422018_00214_07282_6900.N1	22-JUL-2003 19:18:06	Straylight	41.500	148	Alp Tuc	2.8780	4100.0	83	7282	No
326	GOM_NL__2PRFIN20030722_191945_000000512018_00214_07282_6901.N1	22-JUL-2003 19:19:45	Straylight	51.000	63	Bet Gru	2.1500	2800.0	102	7282	No
327	GOM_NL__2PRFIN20030722_192111_000000462018_00214_07282_6902.N1	22-JUL-2003 19:21:11	Straylight	45.500	31	Alp Gru	1.7340	15200.	91	7282	No
328	GOM_NL__2PRFIN20030722_192406_000000832018_00214_07282_6903.N1	22-JUL-2003 19:24:06	Straylight	83.000	18	24Alp PsA	1.1660	9700.0	166	7282	No
329	GOM_NL__2PRFIN20030722_192815_000000402018_00214_07282_6904.N1	22-JUL-2003 19:28:15	Tw_and_stray	40.000	178	lot1Sco	3.0220	6550.0	80	7282	No
330	GOM_NL__2PRFIN20030722_192931_000000402018_00214_07282_6905.N1	22-JUL-2003 19:29:31	Bright	39.500	38	20Eps Sgr	1.8360	11000.	79	7282	No
331	GOM_NL__2PRFIN20030722_193125_000000382018_00214_07282_6906.N1	22-JUL-2003 19:31:25	Bright	38.000	57	34Sig Sgr	2.0660	26000.	76	7282	No
332	GOM_NL__2PRFIN20030722_193308_000000682018_00214_07282_6907.N1	22-JUL-2003 19:33:08	Bright	67.500	142	49Del Cap	2.8500	8900.0	135	7282	No
333	GOM_NL__2PRFIN20030722_194043_000000372018_00214_07282_6908.N1	22-JUL-2003 19:40:43	Bright	37.000	126	60Bet Oph	2.7700	4250.0	74	7282	No
334	GOM_NL__2PRFIN20030722_194259_000000382018_00214_07282_6909.N1	22-JUL-2003 19:42:59	Bright	37.500	168	17Zet Aql	2.9860	11000.	75	7282	No
335	GOM_NL__2PRFIN20030722_195003_000000402018_00214_07282_6910.N1	22-JUL-2003 19:50:03	Bright	39.500	5	3Alp Lyr	0.033000	11000.	79	7282	No
336	GOM_NL__2PRFIN20030722_195248_000000412018_00214_07282_6911.N1	22-JUL-2003 19:52:48	Bright	40.500	144	18Del Cyg	2.8600	11000.	81	7282	No
337	GOM_NL__2PRFIN20030722_195439_000000482018_00214_07282_6912.N1	22-JUL-2003 19:54:39	Bright	47.500	19	50Alp Cyg	1.2460	10500.	95	7282	No

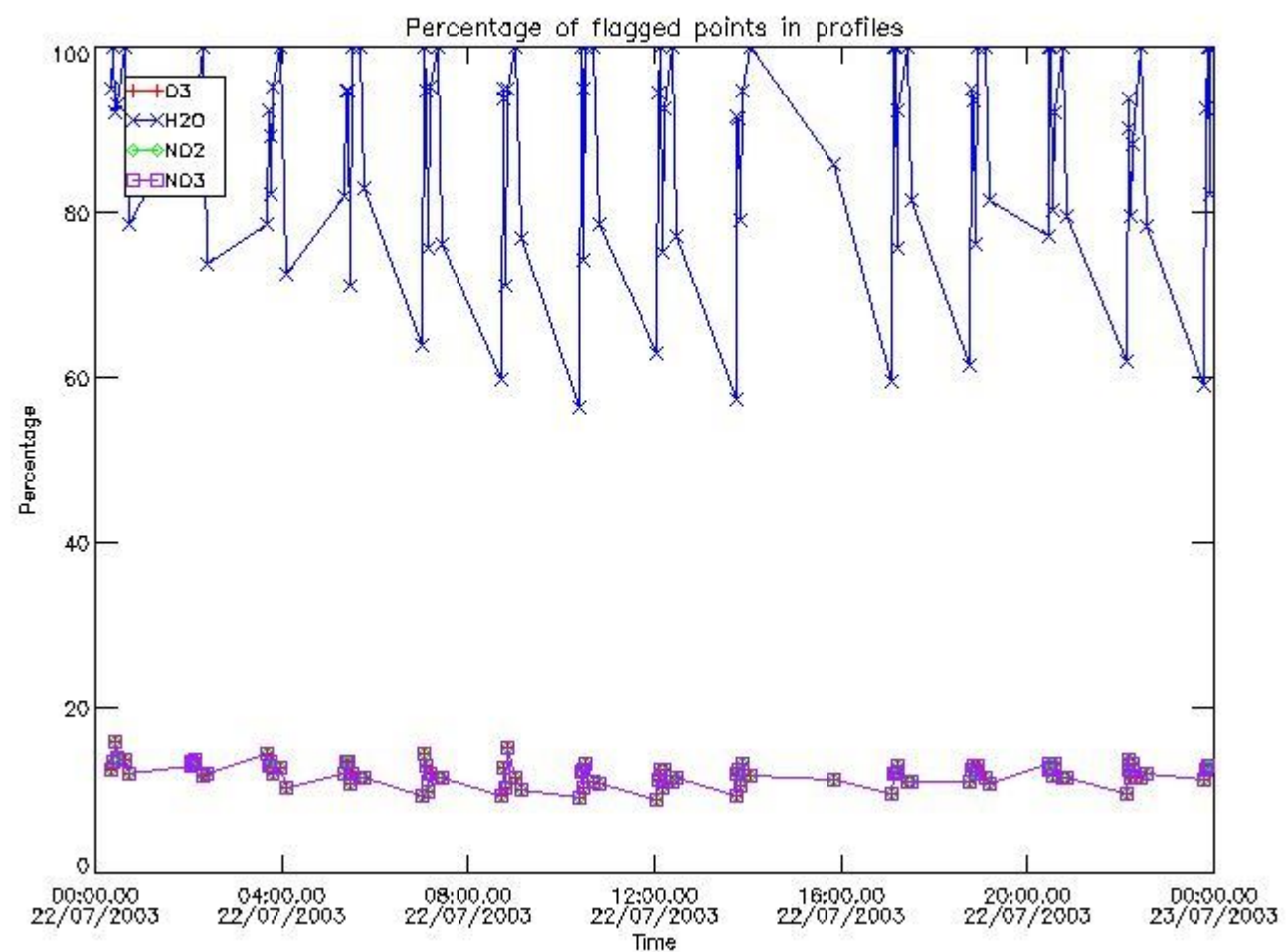
338	GOM_NL__2PRFIN20030722_195709_000000372018_00214_07282_6913.N1	22-JUL-2003 19:57:09	Bright	36.500	119	14Eta Dra	2.7270	4700.0	73	7282	No
339	GOM_NL__2PRFIN20030722_195949_000000432018_00214_07282_6914.N1	22-JUL-2003 19:59:49	Bright	43.000	89	5Alp Cep	2.4510	8000.0	86	7282	No
340	GOM_NL__2PRFIN20030722_200435_000000382018_00214_07282_6915.N1	22-JUL-2003 20:04:35	Bright	37.500	49	1Alp UMi	1.9900	6300.0	75	7282	No
341	GOM_NL__2PRFIN20030722_200700_000000512018_00214_07282_6916.N1	22-JUL-2003 20:07:00	Bright	50.500	74	11Bet Cas	2.2680	6600.0	101	7282	No
342	GOM_NL__2PRFIN20030722_200838_000000492018_00214_07282_6917.N1	22-JUL-2003 20:08:38	Bright	49.000	76	27Gam Cas	2.3000	30000.	98	7282	No
343	GOM_NL__2PRFIN20030722_201413_000000452018_00214_07282_6918.N1	22-JUL-2003 20:14:13	Bright	45.000	160	23Gam Per	2.9300	4700.0	90	7282	No
344	GOM_NL__2PRFIN20030722_201541_000000472018_00214_07282_6919.N1	22-JUL-2003 20:15:41	Bright	46.500	35	33Alp Per	1.7950	6250.0	93	7282	No
345	GOM_NL__2PRFIN20030722_201726_000000692018_00214_07282_6920.N1	22-JUL-2003 20:17:26	Bright	68.500	73	57Gam1And	2.2600	13100.	137	7282	No
346	GOM_NL__2PRFIN20030722_202026_000001492018_00214_07282_6921.N1	22-JUL-2003 20:20:26	Straylight	149.00	53	43Bet And	2.0480	3300.0	298	7282	No
347	GOM_NL__2PRFIN20030722_202440_000000502018_00214_07282_6922.N1	22-JUL-2003 20:24:40	Twilight	50.000	146	25Eta Tau	2.8730	15200.	100	7282	No
348	GOM_NL__2PRFIN20030722_202615_000000422018_00214_07282_6923.N1	22-JUL-2003 20:26:15	Dark	42.000	13	87Alp Tau	0.86700	3800.0	84	7282	No
349	GOM_NL__2PRFIN20030722_202822_000000412018_00214_07282_6924.N1	22-JUL-2003 20:28:22	Dark	40.500	27	24Gam Ori	1.6360	26000.	81	7282	No
350	GOM_NL__2PRFIN20030722_203018_000000402018_00214_07282_6925.N1	22-JUL-2003 20:30:18	Dark	40.000	30	46Eps Ori	1.6940	30000.	80	7282	No
351	GOM_NL__2PRFIN20030722_203234_000000442018_00214_07282_6926.N1	22-JUL-2003 20:32:34	Dark	43.500	7	19Bet Ori	0.10000	14000.	87	7282	No
352	GOM_NL__2PRFIN20030722_203455_000000392018_00214_07282_6927.N1	22-JUL-2003 20:34:55	Dark	38.500	101	11Alp Lep	2.5820	7000.0	77	7282	No
353	GOM_NL__2PRFIN20030722_204523_000000442018_00214_07282_6928.N1	22-JUL-2003 20:45:23	Dark	44.000	157	The1Eri	2.9060	9300.0	88	7282	No
354	GOM_NL__2PRFIN20030722_205122_000000452018_00215_07283_6386.N1	22-JUL-2003 20:51:22	Dark	44.500	9	Alp Eri	0.45300	24000.	89	7283	No
355	GOM_NL__2PRFIN20030722_205507_000000592018_00215_07283_6387.N1	22-JUL-2003 20:55:07	Straylight	58.500	84	Alp Phe	2.3970	4500.0	117	7283	No
356	GOM_NL__2PRFIN20030722_205842_000000432018_00215_07283_6388.N1	22-JUL-2003 20:58:42	Straylight	43.000	148	Alp Tuc	2.8780	4100.0	86	7283	No
357	GOM_NL__2PRFIN20030722_210022_000000642018_00215_07283_6389.N1	22-JUL-2003 21:00:22	Straylight	63.500	63	Bet Gru	2.1500	2800.0	127	7283	No
358	GOM_NL__2PRFIN20030722_210148_000000462018_00215_07283_6390.N1	22-JUL-2003 21:01:48	Straylight	46.000	31	Alp Gru	1.7340	15200.	92	7283	No
359	GOM_NL__2PRFIN20030722_210442_000000812018_00215_07283_6391.N1	22-JUL-2003 21:04:42	Straylight	80.500	18	24Alp PsA	1.1660	9700.0	161	7283	No
360	GOM_NL__2PRFIN20030722_210851_000000392018_00215_07283_6392.N1	22-JUL-2003 21:08:51	Twi_and_stray	39.000	178	lot1Sco	3.0220	6550.0	78	7283	No
361	GOM_NL__2PRFIN20030722_211007_000000422018_00215_07283_6393.N1	22-JUL-2003 21:10:07	Bright	41.500	38	20Eps Sgr	1.8360	11000.	83	7283	No
362	GOM_NL__2PRFIN20030722_211201_000000382018_00215_07283_6394.N1	22-JUL-2003 21:12:01	Bright	38.000	57	34Sig Sgr	2.0660	26000.	76	7283	No
363	GOM_NL__2PRFIN20030722_211344_000000402018_00215_07283_6395.N1	22-JUL-2003 21:13:44	Twi_and_stray	39.500	142	49Del Cap	2.8500	8900.0	79	7283	No
364	GOM_NL__2PRFIN20030722_212120_000000362018_00215_07283_6396.N1	22-JUL-2003 21:21:20	Bright	35.500	126	60Bet Oph	2.7700	4250.0	71	7283	No
365	GOM_NL__2PRFIN20030722_212334_000000372018_00215_07283_6397.N1	22-JUL-2003 21:23:34	Bright	36.500	168	17Zet Aql	2.9860	11000.	73	7283	No
366	GOM_NL__2PRFIN20030722_213038_000000362018_00215_07283_6398.N1	22-JUL-2003 21:30:38	Bright	35.500	5	3Alp Lyr	0.033000	11000.	71	7283	No
367	GOM_NL__2PRFIN20030722_213323_000000402018_00215_07283_6399.N1	22-JUL-2003 21:33:23	Bright	39.500	144	18Del Cyg	2.8600	11000.	79	7283	No
368	GOM_NL__2PRFIN20030722_213514_000000502018_00215_07283_6400.N1	22-JUL-2003 21:35:14	Bright	49.500	19	50Alp Cyg	1.2460	10500.	99	7283	No
369	GOM_NL__2PRFIN20030722_213745_000000382018_00215_07283_6401.N1	22-JUL-2003 21:37:45	Bright	38.000	119	14Eta Dra	2.7270	4700.0	76	7283	No
370	GOM_NL__2PRFIN20030722_214025_000000442018_00215_07283_6402.N1	22-JUL-2003 21:40:25	Bright	44.000	89	5Alp Cep	2.4510	8000.0	88	7283	No
371	GOM_NL__2PRFIN20030722_214511_000000372018_00215_07283_6403.N1	22-JUL-2003 21:45:11	Bright	36.500	49	1Alp UMi	1.9900	6300.0	73	7283	No
372	GOM_NL__2PRFIN20030722_214735_000000522018_00215_07283_6404.N1	22-JUL-2003 21:47:35	Bright	51.500	74	11Bet Cas	2.2680	6600.0	103	7283	No
373	GOM_NL__2PRFIN20030722_214914_000000492018_00215_07283_6405.N1	22-JUL-2003 21:49:14	Bright	48.500	76	27Gam Cas	2.3000	30000.	97	7283	No
374	GOM_NL__2PRFIN20030722_215449_000000462018_00215_07283_6406.N1	22-JUL-2003 21:54:49	Bright	46.000	160	23Gam Per	2.9300	4700.0	92	7283	No
375	GOM_NL__2PRFIN20030722_215616_000000442018_00215_07283_6407.N1	22-JUL-2003 21:56:16	Bright	43.500	35	33Alp Per	1.7950	6250.0	87	7283	No
376	GOM_NL__2PRFIN20030722_215801_000000762018_00215_07283_6408.N1	22-JUL-2003 21:58:01	Bright	75.500	73	57Gam1And	2.2600	13100.	151	7283	No
377	GOM_NL__2PRFIN20030722_220101_000001522018_00215_07283_6409.N1	22-JUL-2003 22:01:01	Straylight	151.50	53	43Bet And	2.0480	3300.0	303	7283	No
378	GOM_NL__2PRFIN20030722_220516_000000522018_00215_07283_6410.N1	22-JUL-2003 22:05:16	Twilight	51.500	146	25Eta Tau	2.8730	15200.	103	7283	No
379	GOM_NL__2PRFIN20030722_220652_000000532018_00215_07283_6411.N1	22-JUL-2003 22:06:52	Dark	53.000	13	87Alp Tau	0.86700	3800.0	106	7283	No
380	GOM_NL__2PRFIN20030722_220858_000000412018_00215_07283_6412.N1	22-JUL-2003 22:08:58	Dark	40.500	27	24Gam Ori	1.6360	26000.	81	7283	No
381	GOM_NL__2PRFIN20030722_221054_000000412018_00215_07283_6413.N1	22-JUL-2003 22:10:54	Dark	40.500	30	46Eps Ori	1.6940	30000.	81	7283	No
382	GOM_NL__2PRFIN20030722_221310_000000452018_00215_07283_6414.N1	22-JUL-2003 22:13:10	Dark	44.500	7	19Bet Ori	0.10000	14000.	89	7283	No
383	GOM_NL__2PRFIN20030722_221531_000000392018_00215_07283_6415.N1	22-JUL-2003 22:15:31	Dark	38.500	101	11Alp Lep	2.5820	7000.0	77	7283	No
384	GOM_NL__2PRFIN20030722_222600_000000452018_00215_07283_6416.N1	22-JUL-2003 22:26:00	Dark	44.500	157	The1Eri	2.9060	9300.0	89	7283	No
385	GOM_NL__2PRFIN20030722_223159_000000422018_00216_07284_7141.N1	22-JUL-2003 22:31:59	Dark	42.000	9	Alp Eri	0.45300	24000.	84	7284	No
386	GOM_NL__2PRFIN20030722_223544_000000592018_00216_07284_7142.N1	22-JUL-2003 22:35:44	Straylight	59.000	84	Alp Phe	2.3970	4500.0	118	7284	No
387	GOM_NL__2PRFIN20030722_223918_000000452018_00216_07284_7143.N1	22-JUL-2003 22:39:18	Straylight	45.000	148	Alp Tuc	2.8780	4100.0	90	7284	No
388	GOM_NL__2PRFIN20030722_224058_000000592018_00216_07284_7144.N1	22-JUL-2003 22:40:58	Straylight	59.000	63	Bet Gru	2.1500	2800.0	118	7284	No
389	GOM_NL__2PRFIN20030722_224224_000000492018_00216_07284_7145.N1	22-JUL-2003 22:42:24	Straylight	49.000	31	Alp Gru	1.7340	15200.	98	7284	No
390	GOM_NL__2PRFIN20030722_224519_000000842018_00216_07284_7146.N1	22-JUL-2003 22:45:19	Straylight	83.500	18	24Alp PsA	1.1660	9700.0	167	7284	No
391	GOM_NL__2PRFIN20030722_224927_000000432018_00216_07284_7147.N1	22-JUL-2003 22:49:27	Twi_and_stray	43.000	178	lot1Sco	3.0220	6550.0	86	7284	No
392	GOM_NL__2PRFIN20030722_225043_000000442018_00216_07284_7148.N1	22-JUL-2003 22:50:43	Bright	44.000	38	20Eps Sgr	1.8360	11000.	88	7284	No
393	GOM_NL__2PRFIN20030722_225237_000000402018_00216_07284_7149.N1	22-JUL-2003 22:52:37	Bright	40.000	57	34Sig Sgr	2.0660	26000.	80	7284	No
394	GOM_NL__2PRFIN20030722_225420_000000652018_00216_07284_7150.N1	22-JUL-2003 22:54:20	Bright	65.000	142	49Del Cap	2.8500	8900.0	130	7284	No
395	GOM_NL__2PRFIN20030722_230156_000000372018_00216_07284_7151.N1	22-JUL-2003 23:01:56	Bright	37.000	126	60Bet Oph	2.7700	4250.0	74	7284	No
396	GOM_NL__2PRFIN20030722_230410_000000372018_00216_07284_7152.N1	22-JUL-2003 23:04:10	Bright	37.000	168	17Zet Aql	2.9860	11000.	74	7284	No

397	GOM_NL__2PRFIN20030722_231114_000000392018_00216_07284_7153.N1	22-JUL-2003 23:11:14	Bright	39.000	5	3Alp Lyr	0.033000	11000.	78	7284	No
398	GOM_NL__2PRFIN20030722_231359_000000392018_00216_07284_7154.N1	22-JUL-2003 23:13:59	Bright	38.500	144	18Del Cyg	2.8600	11000.	77	7284	No
399	GOM_NL__2PRFIN20030722_231549_000000482018_00216_07284_7155.N1	22-JUL-2003 23:15:49	Bright	48.000	19	50Alp Cyg	1.2460	10500.	96	7284	No
400	GOM_NL__2PRFIN20030722_231821_000000362018_00216_07284_7156.N1	22-JUL-2003 23:18:21	Bright	35.500	119	14Eta Dra	2.7270	4700.0	71	7284	No
401	GOM_NL__2PRFIN20030722_232100_000000402018_00216_07284_7157.N1	22-JUL-2003 23:21:00	Bright	40.000	89	5Alp Cep	2.4510	8000.0	80	7284	No
402	GOM_NL__2PRFIN20030722_232547_000000342018_00216_07284_7158.N1	22-JUL-2003 23:25:47	Bright	34.000	49	1Alp UMi	1.9900	6300.0	68	7284	No
403	GOM_NL__2PRFIN20030722_232810_000000522018_00216_07284_7159.N1	22-JUL-2003 23:28:10	Bright	51.500	74	11Bet Cas	2.2680	6600.0	103	7284	No
404	GOM_NL__2PRFIN20030722_232949_000000502018_00216_07284_7160.N1	22-JUL-2003 23:29:49	Bright	50.000	76	27Gam Cas	2.3000	30000.	100	7284	No
405	GOM_NL__2PRFIN20030722_233524_000000462018_00216_07284_7161.N1	22-JUL-2003 23:35:24	Bright	46.000	160	23Gam Per	2.9300	4700.0	92	7284	No
406	GOM_NL__2PRFIN20030722_233652_000000472018_00216_07284_7162.N1	22-JUL-2003 23:36:52	Bright	46.500	35	33Alp Per	1.7950	6250.0	93	7284	No
407	GOM_NL__2PRFIN20030722_233838_000000692018_00216_07284_7163.N1	22-JUL-2003 23:38:38	Bright	68.500	73	57Gam1And	2.2600	13100.	137	7284	No
408	GOM_NL__2PRFIN20030722_234137_000001442018_00216_07284_7164.N1	22-JUL-2003 23:41:37	Straylight	143.50	53	43Bet And	2.0480	3300.0	287	7284	No
409	GOM_NL__2PRFIN20030722_234552_000000502018_00216_07284_7165.N1	22-JUL-2003 23:45:52	Twilight	50.000	146	25Eta Tau	2.8730	15200.	100	7284	No
410	GOM_NL__2PRFIN20030722_234728_000000542018_00216_07284_7166.N1	22-JUL-2003 23:47:28	Dark	54.000	13	87Alp Tau	0.86700	3800.0	108	7284	No
411	GOM_NL__2PRFIN20030722_234934_000000412018_00216_07284_7167.N1	22-JUL-2003 23:49:34	Dark	41.000	27	24Gam Ori	1.6360	26000.	82	7284	No
412	GOM_NL__2PRFIN20030722_235130_000000402018_00216_07284_7168.N1	22-JUL-2003 23:51:30	Dark	39.500	30	46Eps Ori	1.6940	30000.	79	7284	No
413	GOM_NL__2PRFIN20030722_235346_000000402018_00216_07284_7169.N1	22-JUL-2003 23:53:46	Dark	39.500	7	19Bet Ori	0.10000	14000.	79	7284	No
414	GOM_NL__2PRFIN20030722_235607_000000392018_00216_07284_7170.N1	22-JUL-2003 23:56:07	Dark	39.000	101	11Alp Lep	2.5820	7000.0	78	7284	No

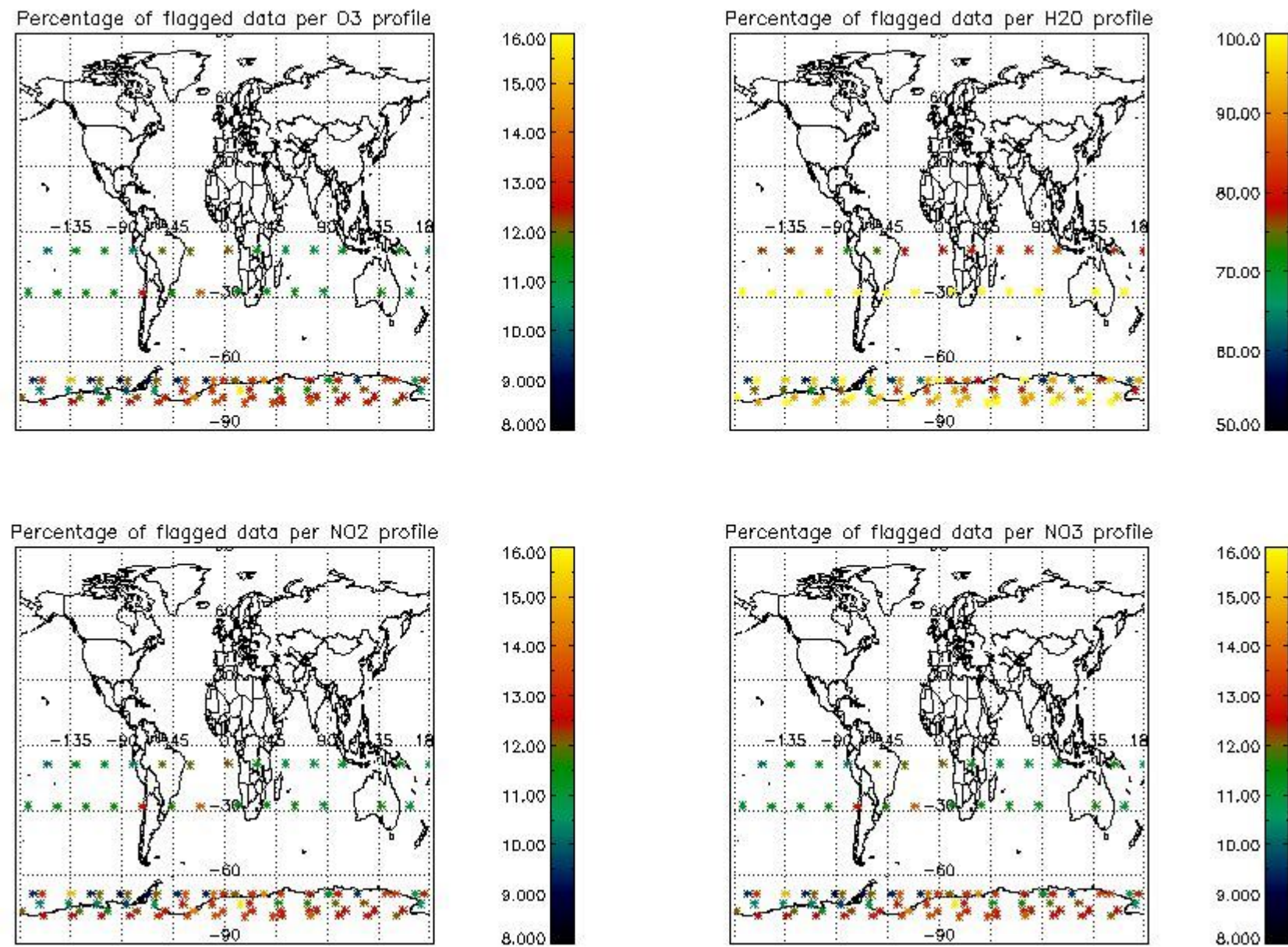
3. Quality information per product

In this section it is plotted some information contained in the Quality Summary data set of the level 2 products. Only products in dark limb conditions and without errors (error flag in the MPH set to "0") are used.

3.1 Plot quality information per product (time dependant)



3.2 Plot quality information per product (world map)

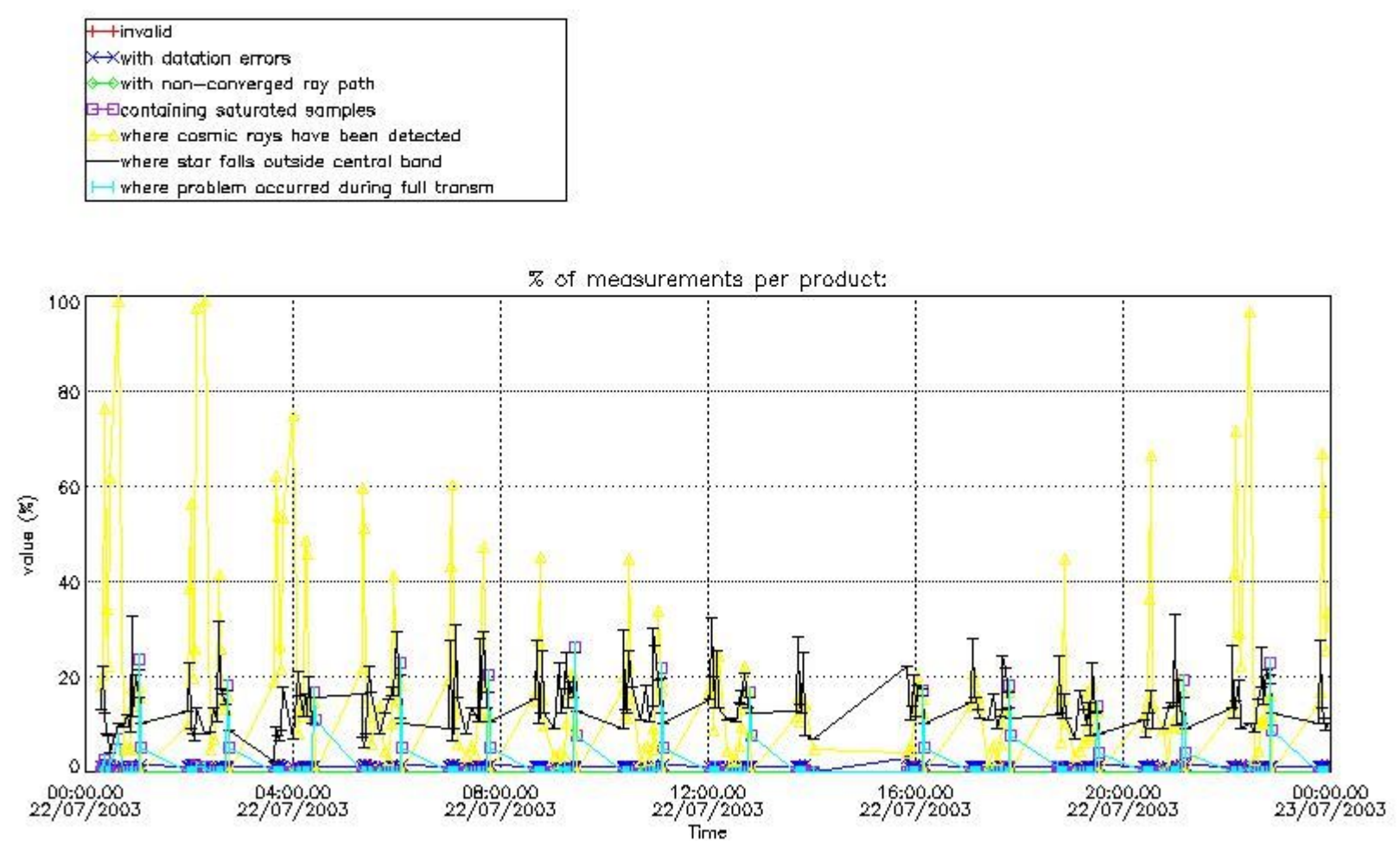


4. Level 1 quality information per product

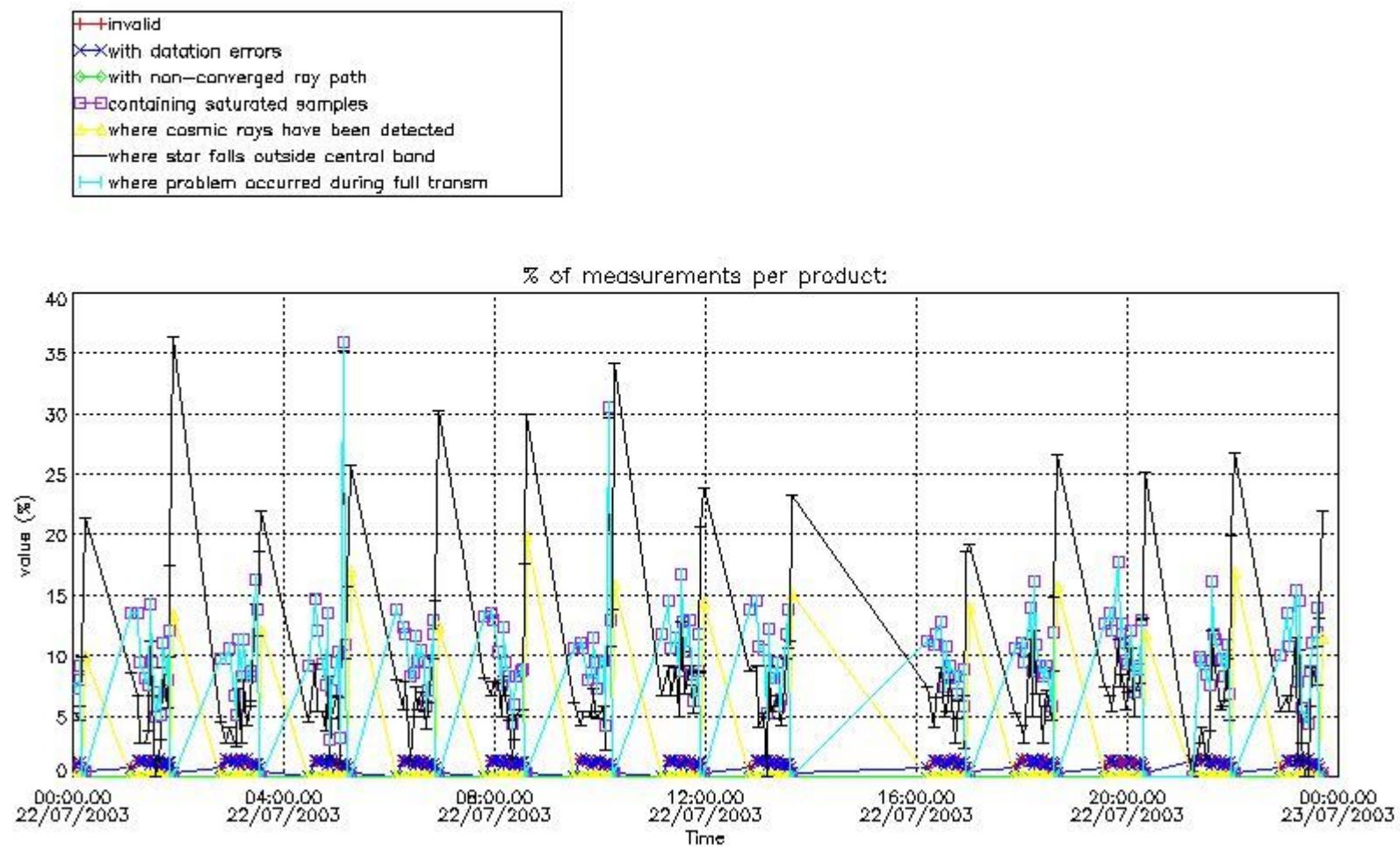
In this section it is plotted some information contained in the Quality Summary data set of the level 2 products that comes from the level 1b processing. Products without errors (error flag in the MPH set to "0") are used.

4.1 Plot quality information per product (time dependant) coming from level 1b processing

4.1.1 Plot level 1 quality information per product (time dependant): ENVISAT ASCENDING passes



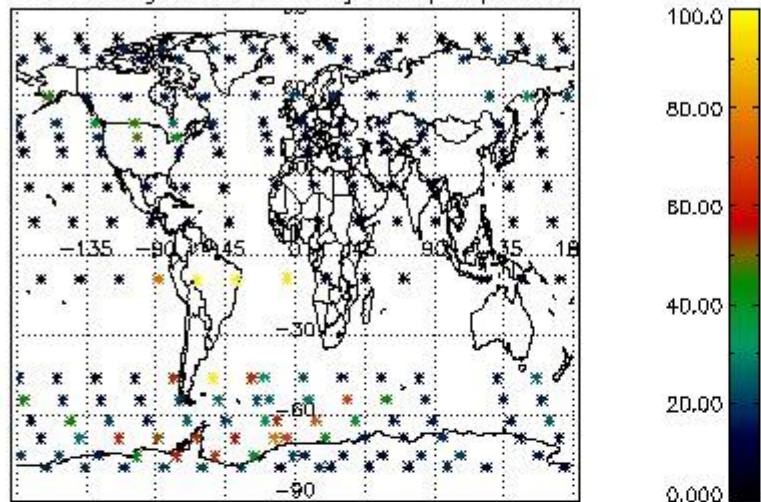
4.1.2 Plot level 1 quality information per product (time dependant): ENVI SAT DESCENDING passes



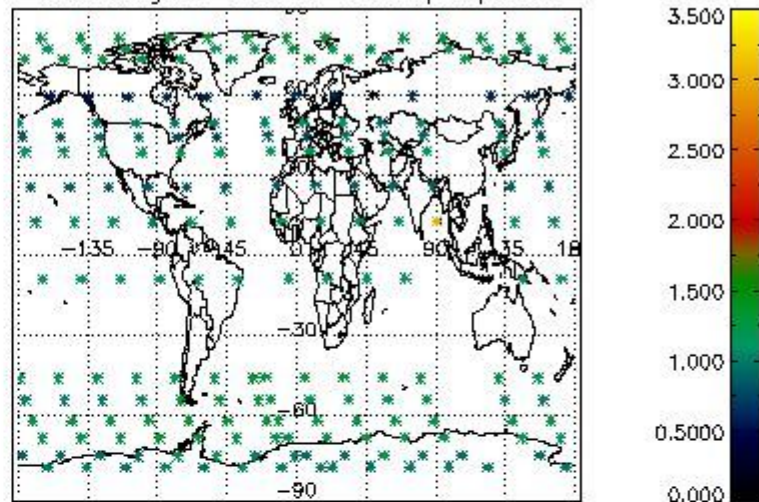
4.2 Plot quality information per product coming from level 1b processing (world map)

4.2.1 Plot level 1 quality information per product (world map): ENVISAT ASCENDING passes

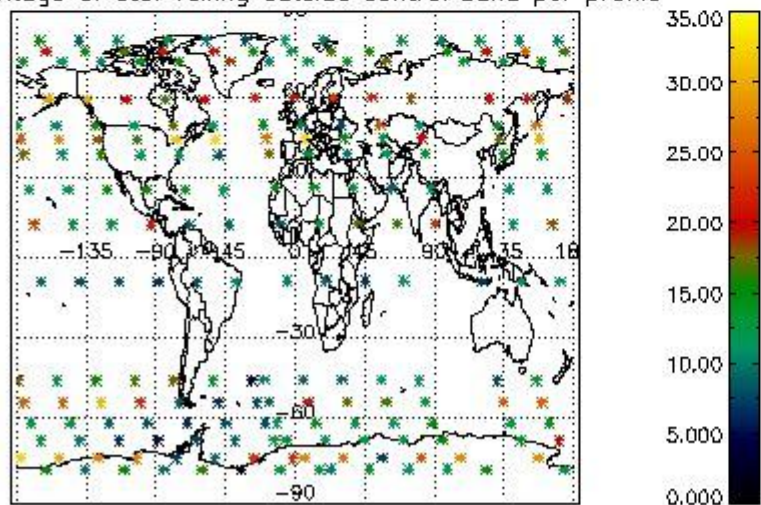
Percentage of cosmic ray hits per profile



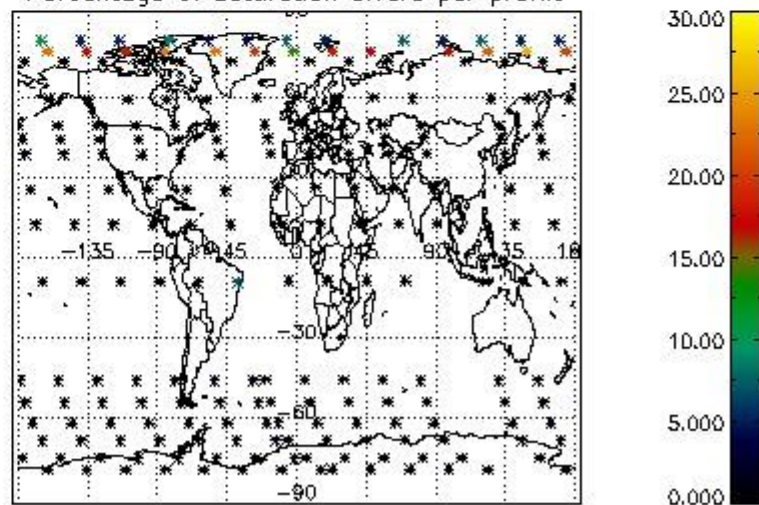
Percentage of datation errors per profile



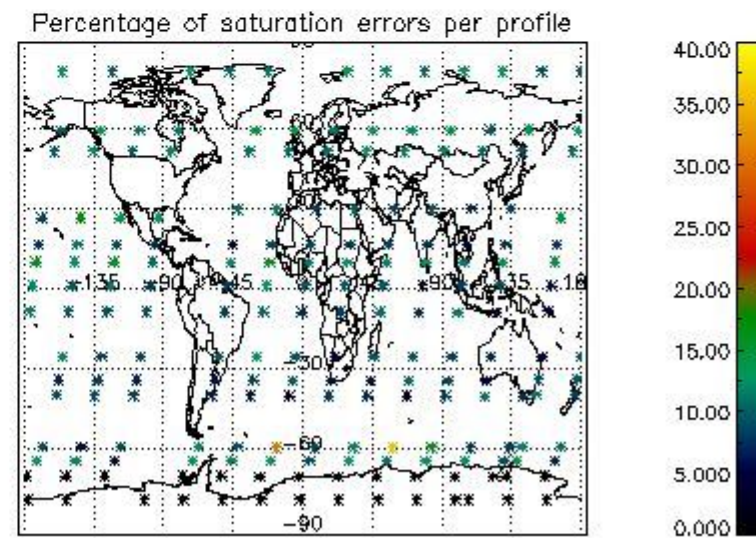
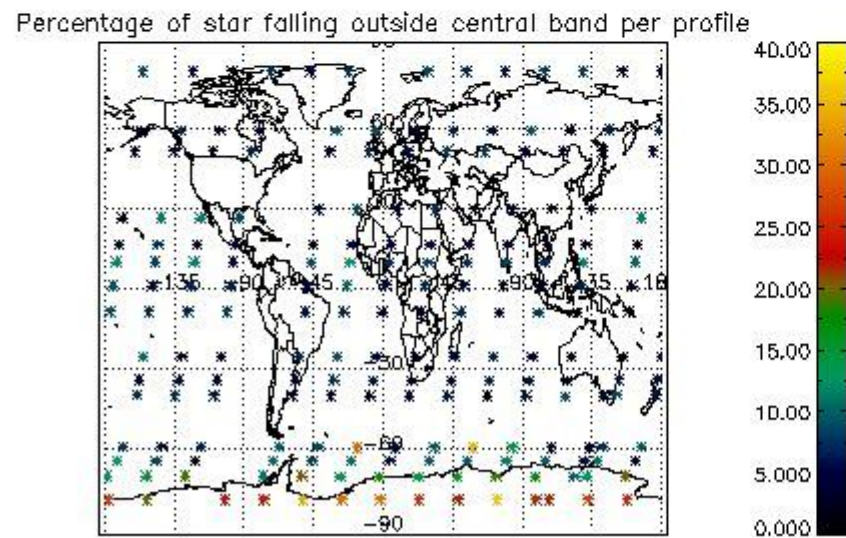
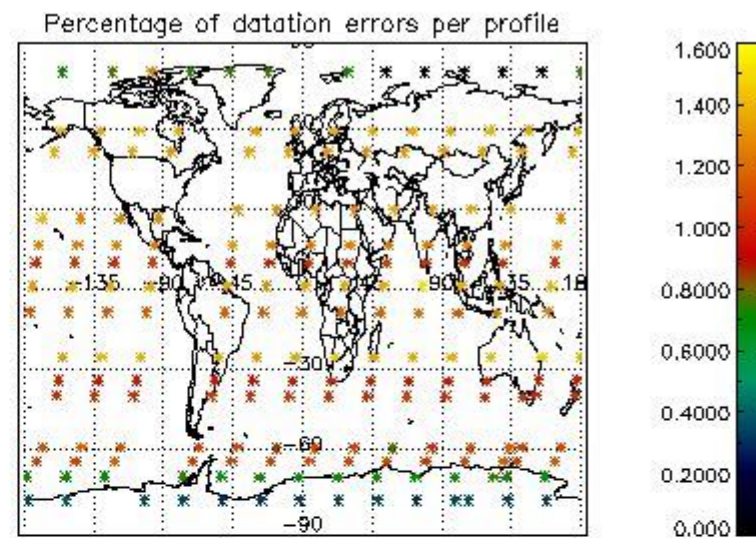
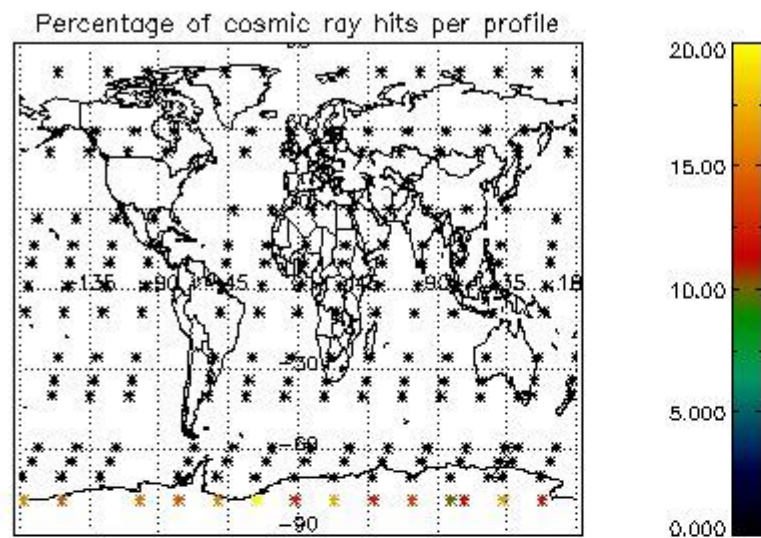
Percentage of star falling outside central band per profile



Percentage of saturation errors per profile



4.2.2 Plot level 1 quality information per product (world map): ENVISAT DESCENDING passes



5. Trace gas profiles

5.1 Ozone statistics based on quality of products

The final quality of the products can be "measured" using the STD (Standard Deviation) attached to every point profile. This information is written to the parameter GOM_NL__2P/NL_LOCAL_SPECIES_DENSITY/o3_std of the level 2 products. The table below shows the statistics for given STD ranges.

The statistics are given with respect to the overall valid production:

- Products without fatal errors: GOM_NL__2P/MPH/PRODUCT_ERR=0
- Valid point profile: GOM_NL__2P/NL_LOCAL_SPECIES_DENSITY/pcd(0)=0

The 'Criteria' is applied to valid points of dark limb products:

- Products in dark limb illumination condition: GOM_NL__2P/NL_SUMMARY_QUALITY/obs_ill_cond=0
- Products without fatal errors: GOM_NL__2P/MPH/PRODUCT_ERR=0
- Valid point profile: GOM_NL__2P/NL_LOCAL_SPECIES_DENSITY/pcd(0)=0

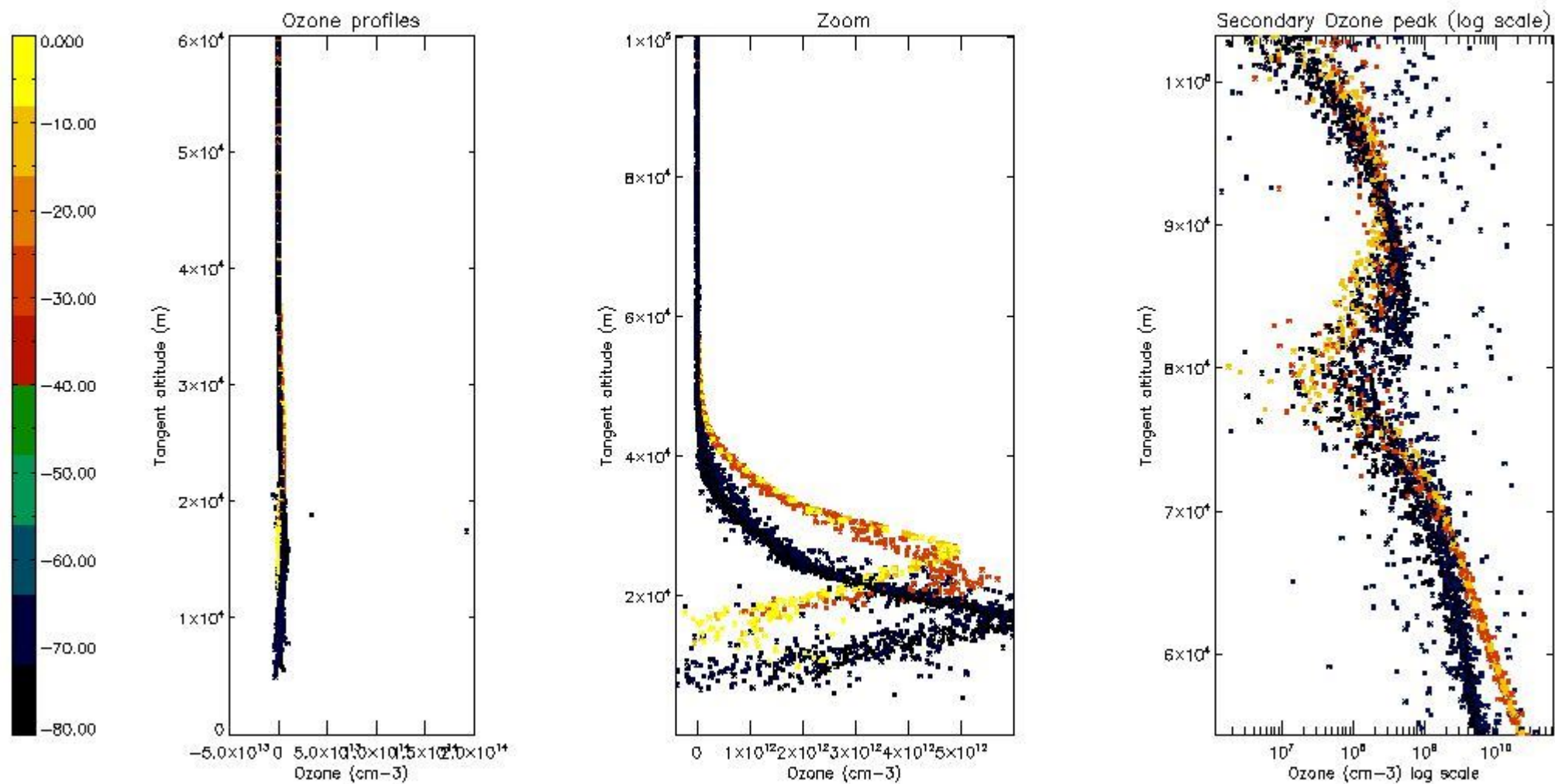
So, the table below shows the percentage of dark limb and valid observations for each criteria with respect to the overall valid daily observations.

Criteria	% of total production
All STD	19
STD < 20	12

STD < 10	10
STD < 5	7

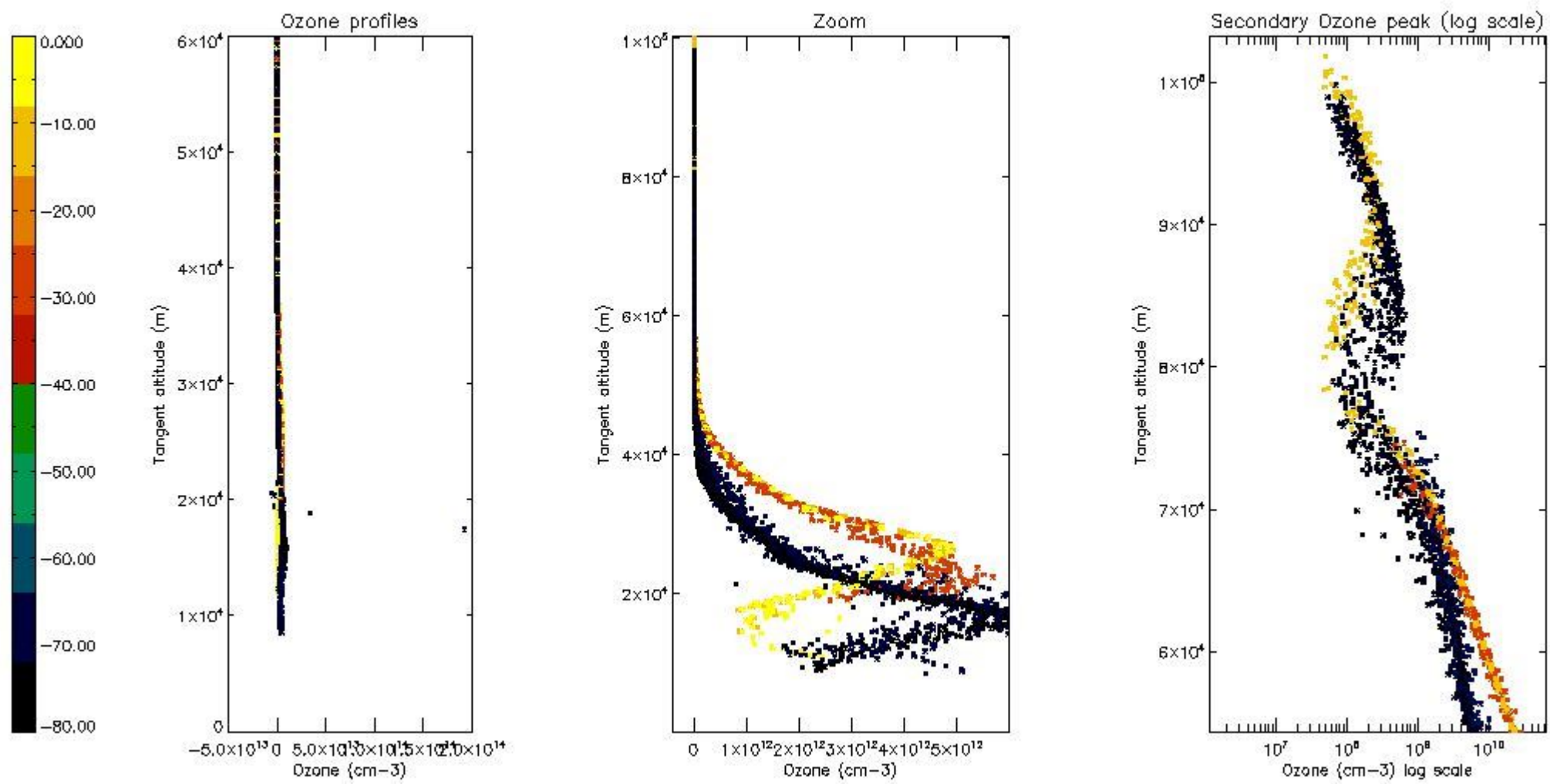
5.2 Plot ozone profiles for all STD (dark without errors)

The colorbar represents the latitude.



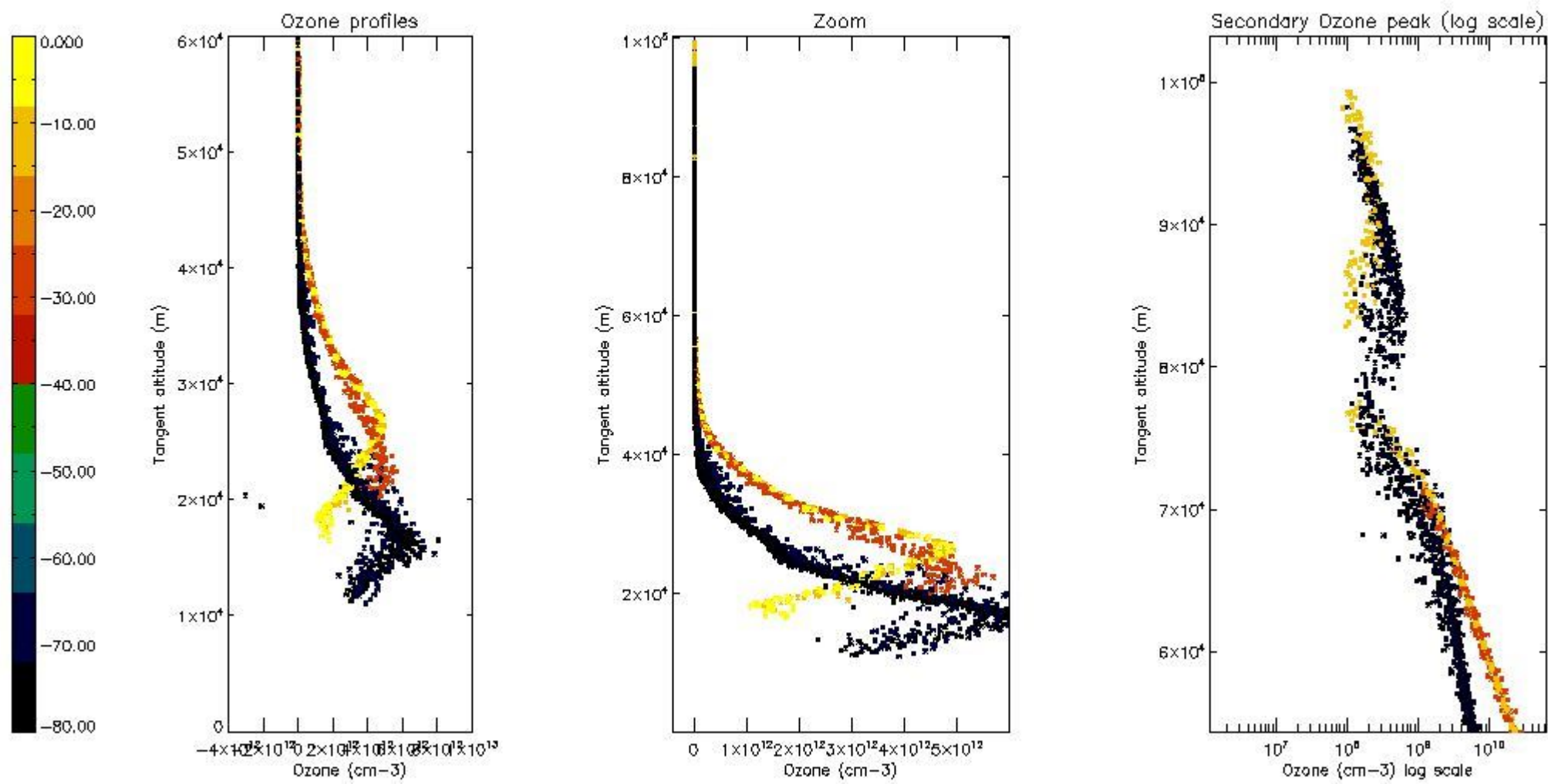
5.3 Plot ozone profiles where STD < 20% (dark without errors)

The colorbar represents the latitude.



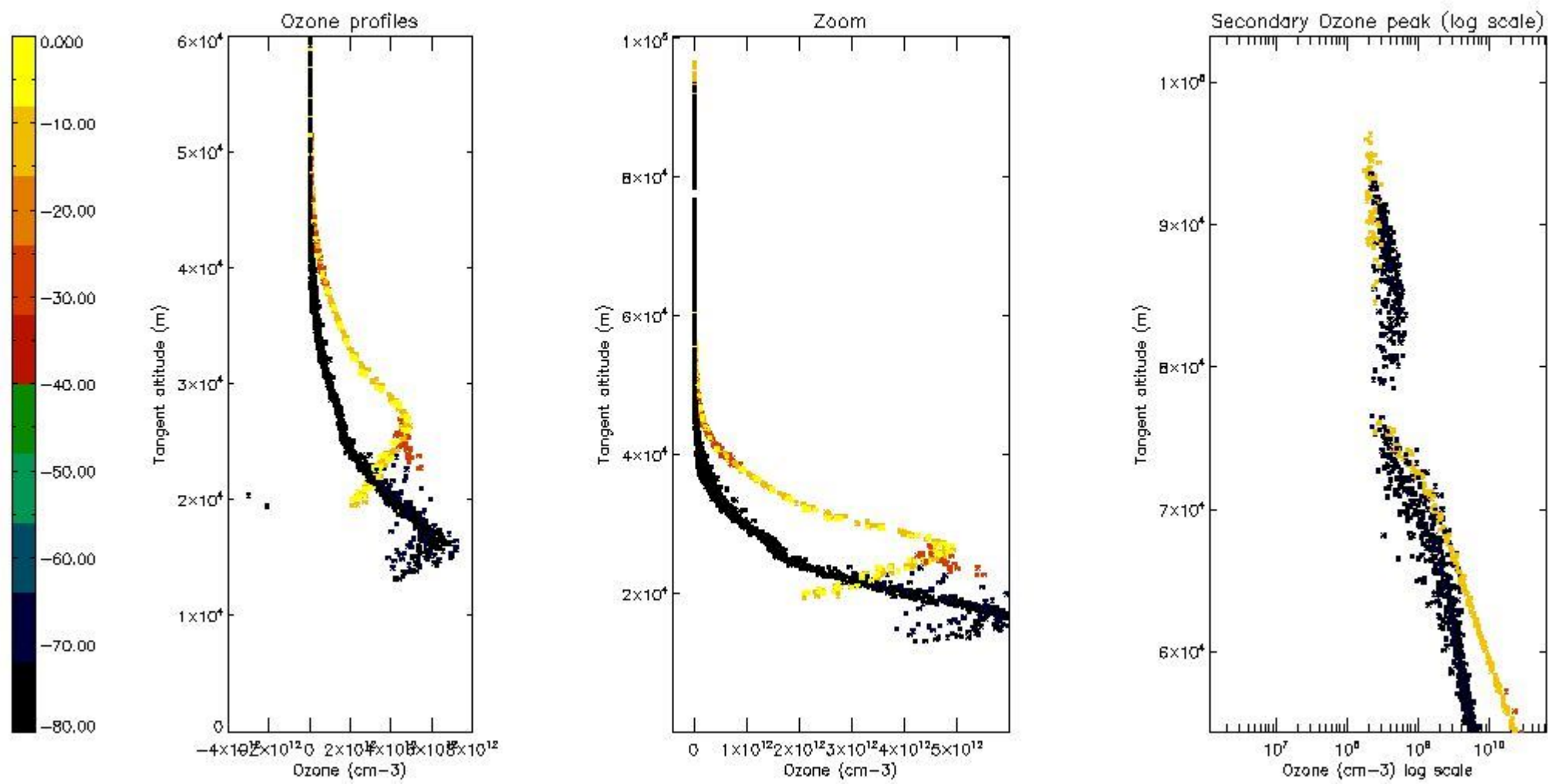
5.4 Plot ozone profiles where STD < 10% (dark without errors)

The colorbar represents the latitude.



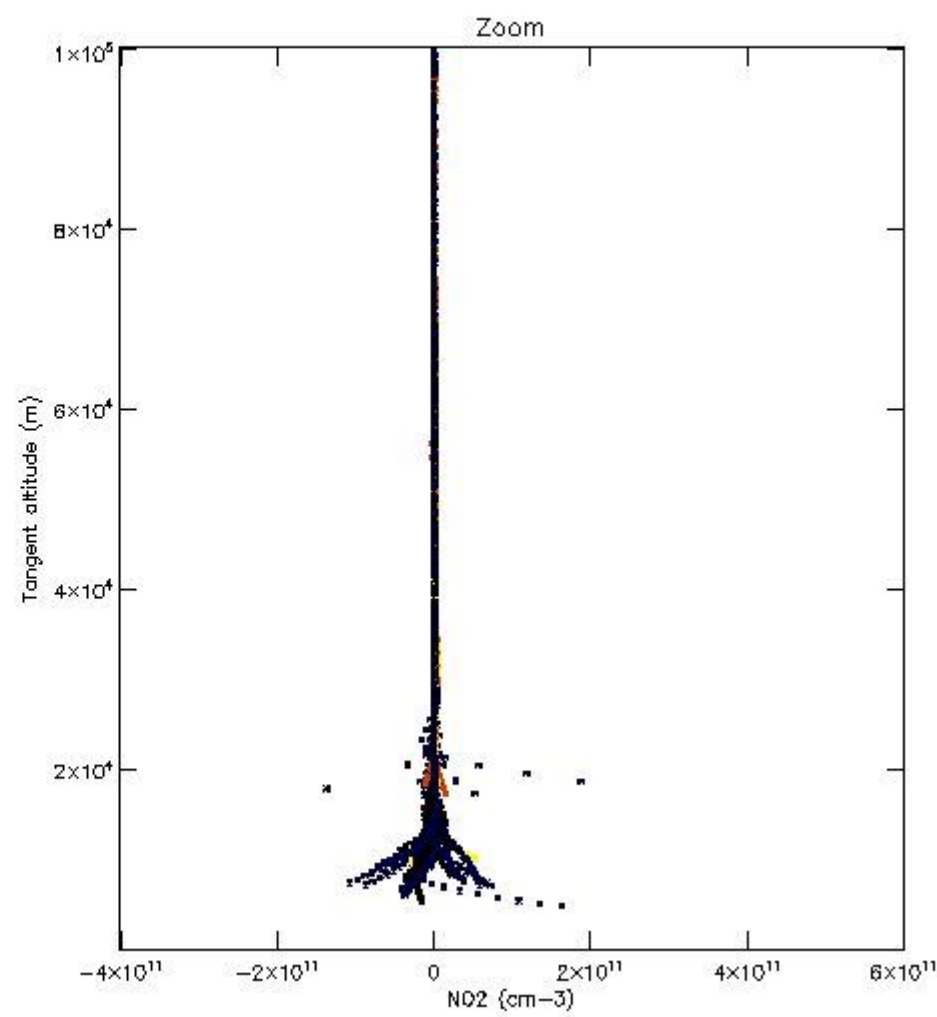
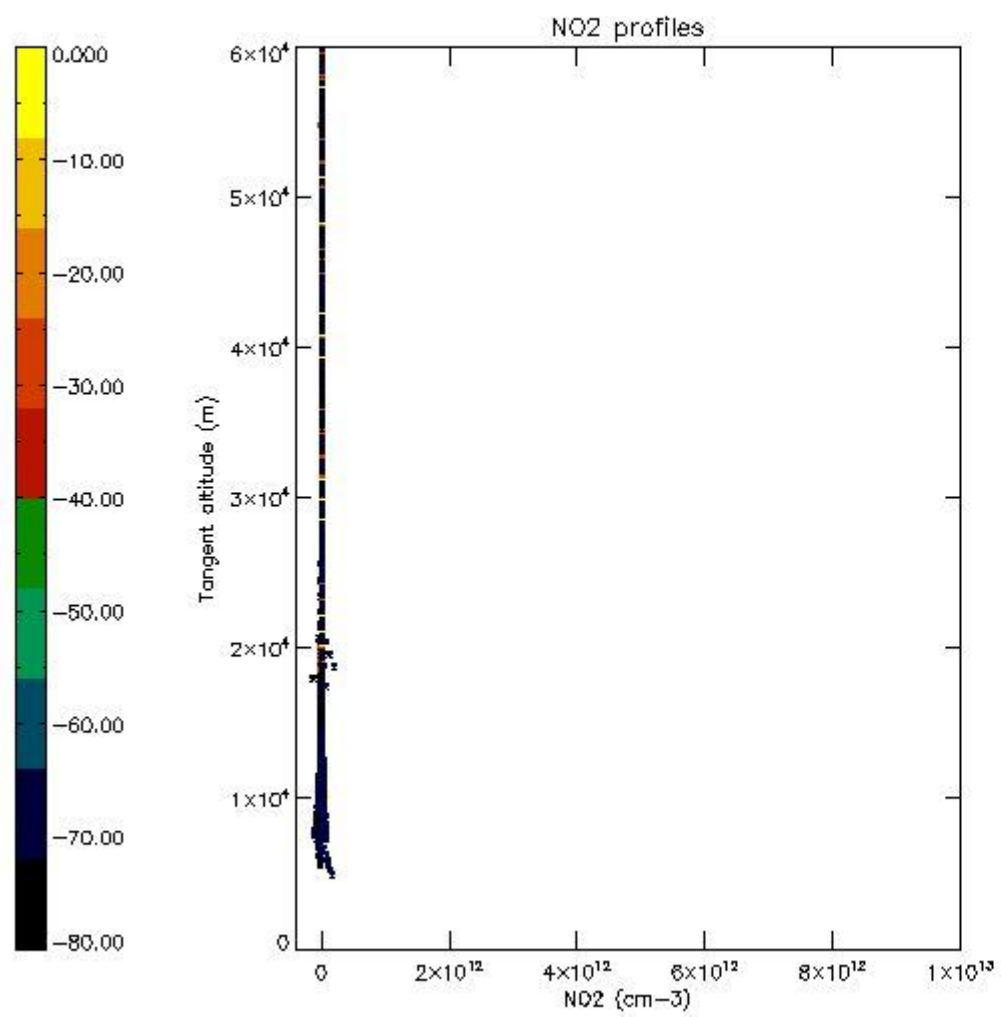
5.5 Plot ozone profiles where STD < 5% (dark without errors)

The colorbar represents the latitude.



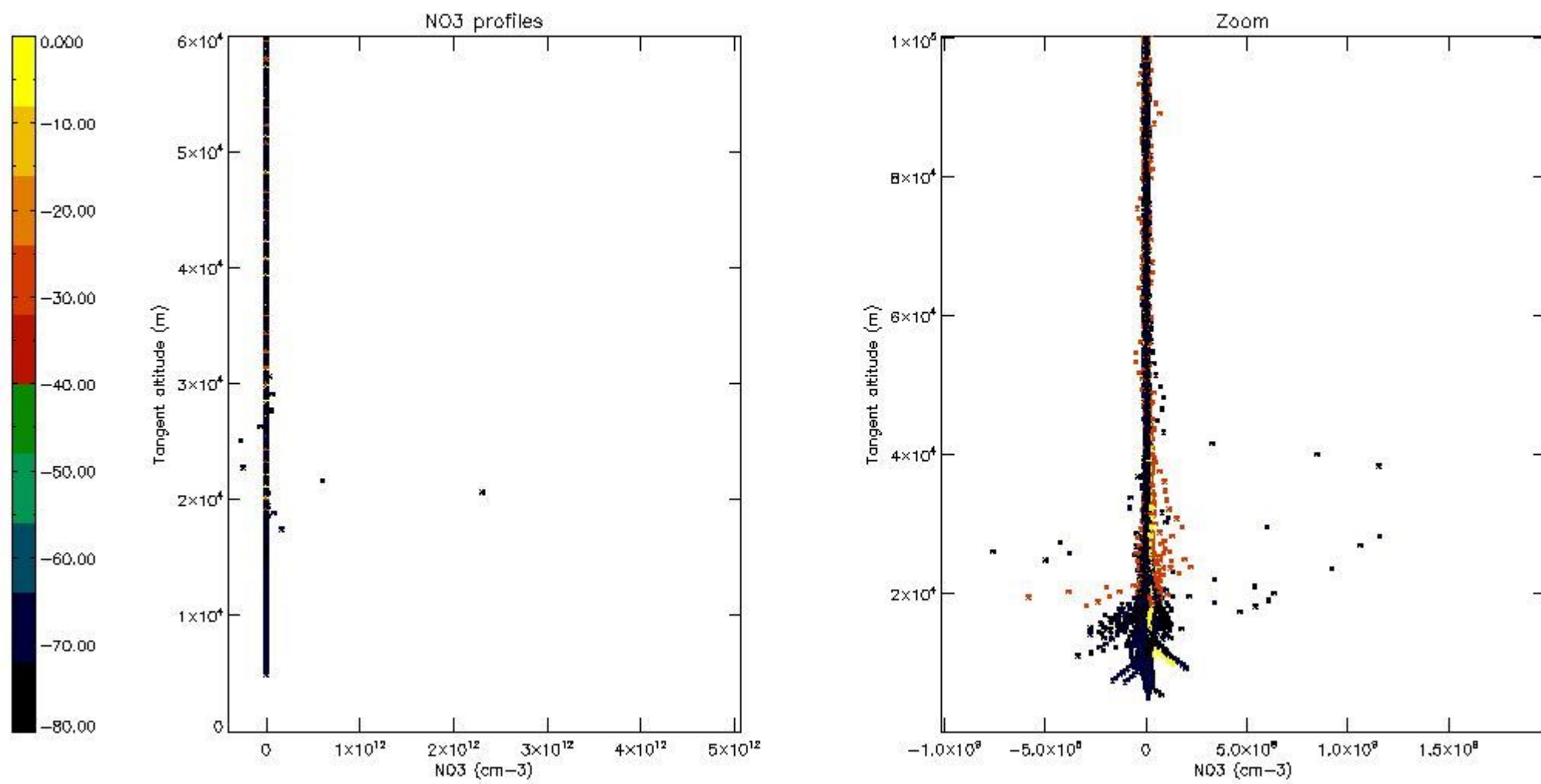
5.6 Plot NO₂ profiles for all STD (dark without errors)

The colorbar represents the latitude.



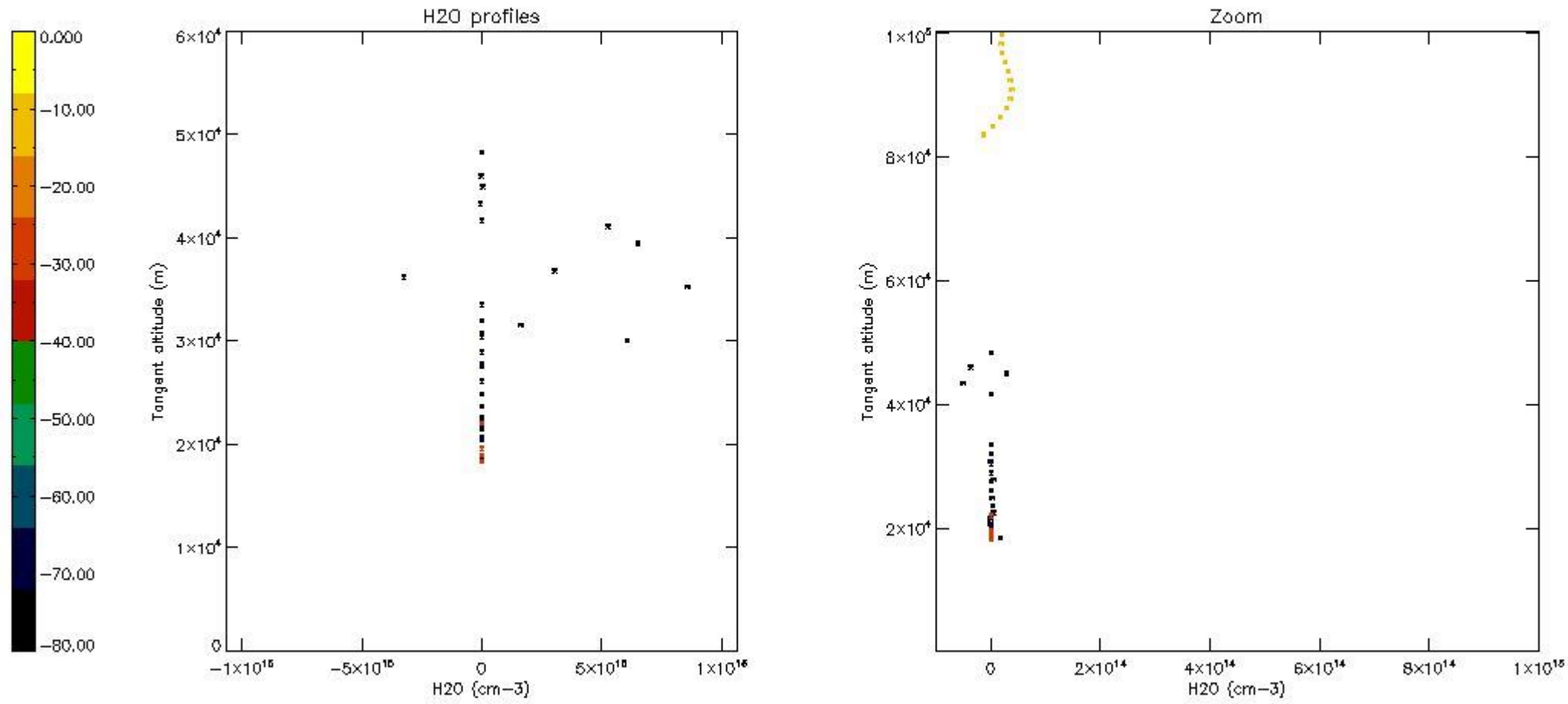
5.7 Plot NO3 profiles for all STD (dark without errors)

The colorbar represents the latitude.



5.8 Plot H2O profiles for all STD (only for occultations of stars 1,2,3,4,13,14,16,26,63 dark without errors)

The colorbar represents the latitude.



6. Auxiliary Data Files used for the production reported in section 2

The number reported in the third column indicates since which file (see list in section 2) the corresponding auxiliary file has been used. The fourth column is the date of those product files.

Type	Auxiliary Filename	Used since product	Used since product date
INST_PHYS_CHARACTERISTICS	GOM_INS_AXVIEC20091111_143220_20030716_120000_20500101_000000	1	22-JUL-2003 00:01:34
LEVEL-2_PROC_CONFIG	GOM_PR2_AXVIEC20091111_152718_20020301_000000_20500101_000000	1	22-JUL-2003 00:01:34
CROSS_SECTIONS_FILE	GOM_CRS_AXVIEC20091111_154832_20020301_000000_20500101_000000	1	22-JUL-2003 00:01:34

GOMOS Level 2 Daily Report

SUMMARY

[1. General Info](#)

[2. Summary of processed GOM_NL_2P products](#)

[3. Level 2 Quality information per product](#)

[3.1 Plot of level 2 quality information per product \(time dependant\)](#)

[3.2 Plot of level 2 quality information per product \(world map\)](#)

[4. Level 1 Quality information per product \(stored on level 2 products\)](#)

[4.1 Plot of level 1 quality information per product \(time dependant\)](#)

[4.1.1 Plot of level 1 quality information per product \(time dependant\): ASCENDING](#)

[4.1.2 Plot of level 1 quality information per product \(time dependant\): DESCENDING](#)

[4.2 Plot of level 1 quality information per product \(world map\)](#)

[4.2.1 Plot of level 1 quality information per product \(world map\): ASCENDING](#)

[4.2.2 Plot of level 1 quality information per product \(world map\): DESCENDING](#)

[5. Ozone profiles based on quality statistics and other trace gas profiles](#)

[5.1 Ozone statistics based on quality of products](#)

[5.2 Plot ozone profiles for all STD \(dark without errors\)](#)

[5.3 Plot ozone profiles where STD < 20% \(dark without errors\)](#)

[5.4. Plot ozone profiles where STD < 10% \(dark without errors\)](#)

[5.5. Plot ozone profiles where STD < 5% \(dark without errors\)](#)

[5.6 Plot NO2 profiles for all STD \(dark without errors\)](#)

[5.7 Plot NO3 profiles for all STD \(dark without errors\)](#)

[5.8 Plot H2O profiles \(only for occultations of stars 1,2,3,4,13,14,16,26,63 dark without errors\) for all STD](#)

[6. Auxiliary Data Files used for the production reported in section 2](#)

This report presents the daily analysis on parameters extracted from GOMOS level 2 data (GOM_NL__2P). It is intended to monitor some important parameters that will impact the quality of these products. A list of level 2 products (and content) that have arrived during the reporting day to the PCF is also given.

Item	Value
Time of report generation	19APR2013 17:04:43
Data source version	GOMOS/6.01
Start time of products	22-07-2003 (22JUL2003 00:00:00)
Stop time of products	23-07-2003 (23JUL2003 00:00:00)
Store outputs in DB	Yes
Nb of level 2 prods	414
Nb of prods with errors	0

2. Summary of processed GOM_NL__2P products.

Nr	Filename	UTC Start time	Limb	Duration	Star Id	Star Name	Star Mag	Star Temp	Nb Meas	Orbit	Prod. error
1	GOM_NL__2PRFIN20030722_000134_000000482018_00202_07270_6896.N1	22-JUL-2003 00:01:34	Bright	48.000	76	27Gam Cas	2.3000	30000.	96	7270	No
2	GOM_NL__2PRFIN20030722_000704_000000442018_00202_07270_6897.N1	22-JUL-2003 00:07:04	Bright	43.500	160	23Gam Per	2.9300	4700.0	87	7270	No
3	GOM_NL__2PRFIN20030722_000831_000000442018_00202_07270_6898.N1	22-JUL-2003 00:08:31	Bright	43.500	35	33Alp Per	1.7950	6250.0	87	7270	No
4	GOM_NL__2PRFIN20030722_001019_000000662018_00202_07270_6899.N1	22-JUL-2003 00:10:19	Bright	65.500	73	57Gam1And	2.2600	13100.	131	7270	No
5	GOM_NL__2PRFIN20030722_001318_000001362018_00202_07270_6900.N1	22-JUL-2003 00:13:18	Straylight	136.00	53	43Bet And	2.0480	3300.0	272	7270	No
6	GOM_NL__2PRFIN20030722_001726_000000502018_00202_07270_6901.N1	22-JUL-2003 00:17:26	Twilight	50.000	146	25Eta Tau	2.8730	15200.	100	7270	No
7	GOM_NL__2PRFIN20030722_001901_000000502018_00202_07270_6902.N1	22-JUL-2003 00:19:01	Twilight	49.500	13	87Alp Tau	0.86700	3800.0	99	7270	No
8	GOM_NL__2PRFIN20030722_002108_000000412018_00202_07270_6903.N1	22-JUL-2003 00:21:08	Dark	40.500	27	24Gam Ori	1.6360	26000.	81	7270	No
9	GOM_NL__2PRFIN20030722_002304_000000382018_00202_07270_6904.N1	22-JUL-2003 00:23:04	Dark	38.000	30	46Eps Ori	1.6940	30000.	76	7270	No
10	GOM_NL__2PRFIN20030722_002519_000000392018_00202_07270_6905.N1	22-JUL-2003 00:25:19	Dark	38.500	7	19Bet Ori	0.10000	14000.	77	7270	No
11	GOM_NL__2PRFIN20030722_002741_000000372018_00202_07270_6906.N1	22-JUL-2003 00:27:41	Dark	36.500	101	11Alp Lep	2.5820	7000.0	73	7270	No
12	GOM_NL__2PRFIN20030722_003802_000000452018_00202_07270_6907.N1	22-JUL-2003 00:38:02	Dark	44.500	157	The1Eri	2.9060	9300.0	89	7270	No
13	GOM_NL__2PRFIN20030722_004403_000000432018_00203_07271_6877.N1	22-JUL-2003 00:44:03	Dark	42.500	9	Alp Eri	0.45300	24000.	85	7271	No
14	GOM_NL__2PRFIN20030722_004741_000000582018_00203_07271_6878.N1	22-JUL-2003 00:47:41	Straylight	57.500	84	Alp Phe	2.3970	4500.0	115	7271	No
15	GOM_NL__2PRFIN20030722_005124_000000422018_00203_07271_6879.N1	22-JUL-2003 00:51:24	Straylight	41.500	148	Alp Tuc	2.8780	4100.0	83	7271	No
16	GOM_NL__2PRFIN20030722_005301_000000662018_00203_07271_6880.N1	22-JUL-2003 00:53:01	Straylight	66.000	63	Bet Gru	2.1500	2800.0	132	7271	No
17	GOM_NL__2PRFIN20030722_005428_000000482018_00203_07271_6881.N1	22-JUL-2003 00:54:28	Straylight	48.000	31	Alp Gru	1.7340	15200.	96	7271	No
18	GOM_NL__2PRFIN20030722_005718_000000842018_00203_07271_6882.N1	22-JUL-2003 00:57:18	Straylight	84.000	18	24Alp PsA	1.1660	9700.0	168	7271	No
19	GOM_NL__2PRFIN20030722_010138_000000422018_00203_07271_6883.N1	22-JUL-2003 01:01:38	Twi_and_stray	41.500	178	lot1Sco	3.0220	6550.0	83	7271	No
20	GOM_NL__2PRFIN20030722_010253_000000452018_00203_07271_6884.N1	22-JUL-2003 01:02:53	Bright	44.500	38	20Eps Sgr	1.8360	11000.	89	7271	No
21	GOM_NL__2PRFIN20030722_010448_000000392018_00203_07271_6885.N1	22-JUL-2003 01:04:48	Bright	39.000	57	34Sig Sgr	2.0660	26000.	78	7271	No
22	GOM_NL__2PRFIN20030722_010631_000000702018_00203_07271_6886.N1	22-JUL-2003 01:06:31	Bright	70.000	142	49Del Cap	2.8500	8900.0	140	7271	No
23	GOM_NL__2PRFIN20030722_011405_000000372018_00203_07271_6887.N1	22-JUL-2003 01:14:05	Bright	37.000	126	60Bet Oph	2.7700	4250.0	74	7271	No
24	GOM_NL__2PRFIN20030722_011624_000000372018_00203_07271_6888.N1	22-JUL-2003 01:16:24	Bright	37.000	168	17Zet Aql	2.9860	11000.	74	7271	No
25	GOM_NL__2PRFIN20030722_012230_000000372018_00203_07271_6889.N1	22-JUL-2003 01:22:30	Bright	37.000	133	40Zet Her	2.8070	6000.0	74	7271	No
26	GOM_NL__2PRFIN20030722_012616_000000402018_00203_07271_6890.N1	22-JUL-2003 01:26:16	Bright	39.500	144	18Del Cyg	2.8600	11000.	79	7271	No
27	GOM_NL__2PRFIN20030722_012810_000000492018_00203_07271_6891.N1	22-JUL-2003 01:28:10	Bright	49.000	19	50Alp Cyg	1.2460	10500.	98	7271	No
28	GOM_NL__2PRFIN20030722_013030_000000372018_00203_07271_6892.N1	22-JUL-2003 01:30:30	Bright	37.000	119	14Eta Dra	2.7270	4700.0	74	7271	No
29	GOM_NL__2PRFIN20030722_013320_000000412018_00203_07271_6893.N1	22-JUL-2003 01:33:20	Bright	40.500	89	5Alp Cep	2.4510	8000.0	81	7271	No
30	GOM_NL__2PRFIN20030722_013759_000000362018_00203_07271_6894.N1	22-JUL-2003 01:37:59	Bright	35.500	49	1Alp UMi	1.9900	6300.0	71	7271	No
31	GOM_NL__2PRFIN20030722_014033_000000502018_00203_07271_6895.N1	22-JUL-2003 01:40:33	Bright	49.500	74	11Bet Cas	2.2680	6600.0	99	7271	No
32	GOM_NL__2PRFIN20030722_014209_000000502018_00203_07271_6896.N1	22-JUL-2003 01:42:09	Bright	50.000	76	27Gam Cas	2.3000	30000.	100	7271	No
33	GOM_NL__2PRFIN20030722_014740_000000442018_00203_07271_6897.N1	22-JUL-2003 01:47:40	Bright	44.000	160	23Gam Per	2.9300	4700.0	88	7271	No
34	GOM_NL__2PRFIN20030722_014907_000000462018_00203_07271_6898.N1	22-JUL-2003 01:49:07	Bright	45.500	35	33Alp Per	1.7950	6250.0	91	7271	No
35	GOM_NL__2PRFIN20030722_015054_000000722018_00203_07271_6899.N1	22-JUL-2003 01:50:54	Bright	71.500	73	57Gam1And	2.2600	13100.	143	7271	No
36	GOM_NL__2PRFIN20030722_015354_000001682018_00203_07271_6900.N1	22-JUL-2003 01:53:54	Straylight	168.00	53	43Bet And	2.0480	3300.0	336	7271	No
37	GOM_NL__2PRFIN20030722_015802_000000512018_00203_07271_6901.N1	22-JUL-2003 01:58:02	Twilight	50.500	146	25Eta Tau	2.8730	15200.	101	7271	No
38	GOM_NL__2PRFIN20030722_015936_000000512018_00203_07271_6902.N1	22-JUL-2003 01:59:36	Twilight	50.500	13	87Alp Tau	0.86700	3800.0	101	7271	No
39	GOM_NL__2PRFIN20030722_020143_000000392018_00203_07271_6903.N1	22-JUL-2003 02:01:43	Dark	39.000	27	24Gam Ori	1.6360	26000.	78	7271	No
40	GOM_NL__2PRFIN20030722_020340_000000382018_00203_07271_6904.N1	22-JUL-2003 02:03:40	Dark	38.000	30	46Eps Ori	1.6940	30000.	76	7271	No
41	GOM_NL__2PRFIN20030722_020555_000000392018_00203_07271_6905.N1	22-JUL-2003 02:05:55	Dark	38.500	7	19Bet Ori	0.10000	14000.	77	7271	No
42	GOM_NL__2PRFIN20030722_020816_000000412018_00203_07271_6906.N1	22-JUL-2003 02:08:16	Dark	41.000	101	11Alp Lep	2.5820	7000.0	82	7271	No

43	GOM_NL__2PRFIN20030722_021839_000000442018_00203_07271_6907.N1	22-JUL-2003 02:18:39	Dark	43.500	157	The1Eri	2.9060	9300.0	87	7271	No
44	GOM_NL__2PRFIN20030722_022439_000000432018_00204_07272_6877.N1	22-JUL-2003 02:24:39	Dark	42.500	9	Alp Eri	0.45300	24000.	85	7272	No
45	GOM_NL__2PRFIN20030722_022818_000000592018_00204_07272_6878.N1	22-JUL-2003 02:28:18	Straylight	59.000	84	Alp Phe	2.3970	4500.0	118	7272	No
46	GOM_NL__2PRFIN20030722_023201_000000422018_00204_07272_6879.N1	22-JUL-2003 02:32:01	Straylight	42.000	148	Alp Tuc	2.8780	4100.0	84	7272	No
47	GOM_NL__2PRFIN20030722_023338_000000652018_00204_07272_6880.N1	22-JUL-2003 02:33:38	Straylight	65.000	63	Bet Gru	2.1500	2800.0	130	7272	No
48	GOM_NL__2PRFIN20030722_023504_000000522018_00204_07272_6881.N1	22-JUL-2003 02:35:04	Straylight	52.000	31	Alp Gru	1.7340	15200.	104	7272	No
49	GOM_NL__2PRFIN20030722_023755_000000802018_00204_07272_6882.N1	22-JUL-2003 02:37:55	Straylight	80.000	18	24Alp PsA	1.1660	9700.0	160	7272	No
50	GOM_NL__2PRFIN20030722_024214_000000422018_00204_07272_6883.N1	22-JUL-2003 02:42:14	Twi_and_stray	42.000	178	lot1Sco	3.0220	6550.0	84	7272	No
51	GOM_NL__2PRFIN20030722_024328_000000442018_00204_07272_6884.N1	22-JUL-2003 02:43:28	Bright	44.000	38	20Eps Sgr	1.8360	11000.	88	7272	No
52	GOM_NL__2PRFIN20030722_024523_000000402018_00204_07272_6885.N1	22-JUL-2003 02:45:23	Bright	40.000	57	34Sig Sgr	2.0660	26000.	80	7272	No
53	GOM_NL__2PRFIN20030722_024707_000000672018_00204_07272_6886.N1	22-JUL-2003 02:47:07	Bright	67.000	142	49Del Cap	2.8500	8900.0	134	7272	No
54	GOM_NL__2PRFIN20030722_025441_000000362018_00204_07272_6887.N1	22-JUL-2003 02:54:41	Bright	36.000	126	60Bet Oph	2.7700	4250.0	72	7272	No
55	GOM_NL__2PRFIN20030722_025700_000000382018_00204_07272_6888.N1	22-JUL-2003 02:57:00	Bright	37.500	168	17Zet Aql	2.9860	11000.	75	7272	No
56	GOM_NL__2PRFIN20030722_030306_000000372018_00204_07272_6889.N1	22-JUL-2003 03:03:06	Bright	37.000	133	40Zet Her	2.8070	6000.0	74	7272	No
57	GOM_NL__2PRFIN20030722_030652_000000402018_00204_07272_6890.N1	22-JUL-2003 03:06:52	Bright	39.500	144	18Del Cyg	2.8600	11000.	79	7272	No
58	GOM_NL__2PRFIN20030722_030845_000000492018_00204_07272_6891.N1	22-JUL-2003 03:08:45	Bright	48.500	19	50Alp Cyg	1.2460	10500.	97	7272	No
59	GOM_NL__2PRFIN20030722_031106_000000362018_00204_07272_6892.N1	22-JUL-2003 03:11:06	Bright	36.000	119	14Eta Dra	2.7270	4700.0	72	7272	No
60	GOM_NL__2PRFIN20030722_031355_000000442018_00204_07272_6893.N1	22-JUL-2003 03:13:55	Bright	44.000	89	5Alp Cep	2.4510	8000.0	88	7272	No
61	GOM_NL__2PRFIN20030722_031836_000000362018_00204_07272_6894.N1	22-JUL-2003 03:18:36	Bright	36.000	49	1Alp UMi	1.9900	6300.0	72	7272	No
62	GOM_NL__2PRFIN20030722_032108_000000522018_00204_07272_6895.N1	22-JUL-2003 03:21:08	Bright	51.500	74	11Bet Cas	2.2680	6600.0	103	7272	No
63	GOM_NL__2PRFIN20030722_032245_000000492018_00204_07272_6896.N1	22-JUL-2003 03:22:45	Bright	48.500	76	27Gam Cas	2.3000	30000.	97	7272	No
64	GOM_NL__2PRFIN20030722_032815_000000492018_00204_07272_6897.N1	22-JUL-2003 03:28:15	Bright	49.000	160	23Gam Per	2.9300	4700.0	98	7272	No
65	GOM_NL__2PRFIN20030722_032942_000000472018_00204_07272_6898.N1	22-JUL-2003 03:29:42	Bright	47.000	35	33Alp Per	1.7950	6250.0	94	7272	No
66	GOM_NL__2PRFIN20030722_033130_000000732018_00204_07272_6899.N1	22-JUL-2003 03:31:30	Bright	72.500	73	57Gam1And	2.2600	13100.	145	7272	No
67	GOM_NL__2PRFIN20030722_033429_000001372018_00204_07272_6900.N1	22-JUL-2003 03:34:29	Straylight	136.50	53	43Bet And	2.0480	3300.0	273	7272	No
68	GOM_NL__2PRFIN20030722_033838_000000452018_00204_07272_6901.N1	22-JUL-2003 03:38:38	Twilight	45.000	146	25Eta Tau	2.8730	15200.	90	7272	No
69	GOM_NL__2PRFIN20030722_034013_000000432018_00204_07272_6902.N1	22-JUL-2003 03:40:13	Dark	42.500	13	87Alp Tau	0.86700	3800.0	85	7272	No
70	GOM_NL__2PRFIN20030722_034220_000000392018_00204_07272_6903.N1	22-JUL-2003 03:42:20	Dark	39.000	27	24Gam Ori	1.6360	26000.	78	7272	No
71	GOM_NL__2PRFIN20030722_034416_000000382018_00204_07272_6904.N1	22-JUL-2003 03:44:16	Dark	37.500	30	46Eps Ori	1.6940	30000.	75	7272	No
72	GOM_NL__2PRFIN20030722_034632_000000402018_00204_07272_6905.N1	22-JUL-2003 03:46:32	Dark	39.500	7	19Bet Ori	0.10000	14000.	79	7272	No
73	GOM_NL__2PRFIN20030722_034853_000000422018_00204_07272_6906.N1	22-JUL-2003 03:48:53	Dark	42.000	101	11Alp Lep	2.5820	7000.0	84	7272	No
74	GOM_NL__2PRFIN20030722_035915_000000442018_00204_07272_6907.N1	22-JUL-2003 03:59:15	Dark	44.000	157	The1Eri	2.9060	9300.0	88	7272	No
75	GOM_NL__2PRFIN20030722_040516_000000502018_00205_07273_6877.N1	22-JUL-2003 04:05:16	Dark	49.500	9	Alp Eri	0.45300	24000.	99	7273	No
76	GOM_NL__2PRFIN20030722_040856_000000602018_00205_07273_6878.N1	22-JUL-2003 04:08:56	Straylight	59.500	84	Alp Phe	2.3970	4500.0	119	7273	No
77	GOM_NL__2PRFIN20030722_041238_000000432018_00205_07273_6879.N1	22-JUL-2003 04:12:38	Straylight	42.500	148	Alp Tuc	2.8780	4100.0	85	7273	No
78	GOM_NL__2PRFIN20030722_041415_000000532018_00205_07273_6880.N1	22-JUL-2003 04:14:15	Straylight	52.500	63	Bet Gru	2.1500	2800.0	105	7273	No
79	GOM_NL__2PRFIN20030722_041541_000000482018_00205_07273_6881.N1	22-JUL-2003 04:15:41	Straylight	48.000	31	Alp Gru	1.7340	15200.	96	7273	No
80	GOM_NL__2PRFIN20030722_041832_000000832018_00205_07273_6882.N1	22-JUL-2003 04:18:32	Straylight	83.000	18	24Alp PsA	1.1660	9700.0	166	7273	No
81	GOM_NL__2PRFIN20030722_042250_000000402018_00205_07273_6883.N1	22-JUL-2003 04:22:50	Twi_and_stray	39.500	178	lot1Sco	3.0220	6550.0	79	7273	No
82	GOM_NL__2PRFIN20030722_042406_000000422018_00205_07273_6884.N1	22-JUL-2003 04:24:06	Bright	41.500	38	20Eps Sgr	1.8360	11000.	83	7273	No
83	GOM_NL__2PRFIN20030722_042600_000000422018_00205_07273_6885.N1	22-JUL-2003 04:26:00	Bright	41.500	57	34Sig Sgr	2.0660	26000.	83	7273	No
84	GOM_NL__2PRFIN20030722_042744_000000662018_00205_07273_6886.N1	22-JUL-2003 04:27:44	Bright	66.000	142	49Del Cap	2.8500	8900.0	132	7273	No
85	GOM_NL__2PRFIN20030722_043518_000000382018_00205_07273_6887.N1	22-JUL-2003 04:35:18	Bright	37.500	126	60Bet Oph	2.7700	4250.0	75	7273	No
86	GOM_NL__2PRFIN20030722_043736_000000382018_00205_07273_6888.N1	22-JUL-2003 04:37:36	Bright	37.500	168	17Zet Aql	2.9860	11000.	75	7273	No
87	GOM_NL__2PRFIN20030722_044343_000000382018_00205_07273_6889.N1	22-JUL-2003 04:43:43	Bright	37.500	133	40Zet Her	2.8070	6000.0	75	7273	No
88	GOM_NL__2PRFIN20030722_044727_000000402018_00205_07273_6890.N1	22-JUL-2003 04:47:27	Bright	40.000	144	18Del Cyg	2.8600	11000.	80	7273	No
89	GOM_NL__2PRFIN20030722_044921_000000482018_00205_07273_6891.N1	22-JUL-2003 04:49:21	Bright	48.000	19	50Alp Cyg	1.2460	10500.	96	7273	No
90	GOM_NL__2PRFIN20030722_045143_000000332018_00205_07273_6892.N1	22-JUL-2003 04:51:43	Bright	33.000	119	14Eta Dra	2.7270	4700.0	66	7273	No
91	GOM_NL__2PRFIN20030722_045431_000000422018_00205_07273_6893.N1	22-JUL-2003 04:54:31	Bright	42.000	89	5Alp Cep	2.4510	8000.0	84	7273	No
92	GOM_NL__2PRFIN20030722_045911_000000372018_00205_07273_6894.N1	22-JUL-2003 04:59:11	Bright	37.000	49	1Alp UMi	1.9900	6300.0	74	7273	No
93	GOM_NL__2PRFIN20030722_050143_000000532018_00205_07273_6895.N1	22-JUL-2003 05:01:43	Bright	53.000	74	11Bet Cas	2.2680	6600.0	106	7273	No
94	GOM_NL__2PRFIN20030722_050320_000000472018_00205_07273_6896.N1	22-JUL-2003 05:03:20	Bright	46.500	76	27Gam Cas	2.3000	30000.	93	7273	No
95	GOM_NL__2PRFIN20030722_050851_000000642018_00205_07273_6897.N1	22-JUL-2003 05:08:51	Bright	64.000	160	23Gam Per	2.9300	4700.0	128	7273	No
96	GOM_NL__2PRFIN20030722_051018_000000462018_00205_07273_6898.N1	22-JUL-2003 05:10:18	Bright	46.000	35	33Alp Per	1.7950	6250.0	92	7273	No
97	GOM_NL__2PRFIN20030722_051206_000000702018_00205_07273_6899.N1	22-JUL-2003 05:12:06	Bright	70.000	73	57Gam1And	2.2600	13100.	140	7273	No
98	GOM_NL__2PRFIN20030722_051505_000001442018_00205_07273_6900.N1	22-JUL-2003 05:15:05	Straylight	143.50	53	43Bet And	2.0480	3300.0	287	7273	No
99	GOM_NL__2PRFIN20030722_051914_000000532018_00205_07273_6901.N1	22-JUL-2003 05:19:14	Twilight	52.500	146	25Eta Tau	2.8730	15200.	105	7273	No
100	GOM_NL__2PRFIN20030722_052049_000000422018_00205_07273_6902.N1	22-JUL-2003 05:20:49	Dark	42.000	13	87Alp Tau	0.86700	3800.0	84	7273	No
101	GOM_NL__2PRFIN20030722_052256_000000382018_00205_07273_6903.N1	22-JUL-2003 05:22:56	Dark	38.000	27	24Gam Ori	1.6360	26000.	76	7273	No

102	GOM_NL__2PRFIN20030722_052452_000000382018_00205_07273_6904.N1	22-JUL-2003 05:24:52	Dark	38.000	30	46Eps Ori	1.6940	30000.	76	7273	No
103	GOM_NL__2PRFIN20030722_052708_000000472018_00205_07273_6905.N1	22-JUL-2003 05:27:08	Dark	47.000	7	19Bet Ori	0.10000	14000.	94	7273	No
104	GOM_NL__2PRFIN20030722_052929_000000422018_00205_07273_6906.N1	22-JUL-2003 05:29:29	Dark	42.000	101	11Alp Lep	2.5820	7000.0	84	7273	No
105	GOM_NL__2PRFIN20030722_053952_000000442018_00205_07273_6907.N1	22-JUL-2003 05:39:52	Dark	44.000	157	The1Eri	2.9060	9300.0	88	7273	No
106	GOM_NL__2PRFIN20030722_054553_000000452018_00206_07274_6877.N1	22-JUL-2003 05:45:53	Dark	44.500	9	Alp Eri	0.45300	24000.	89	7274	No
107	GOM_NL__2PRFIN20030722_054933_000000592018_00206_07274_6878.N1	22-JUL-2003 05:49:33	Straylight	59.000	84	Alp Phe	2.3970	4500.0	118	7274	No
108	GOM_NL__2PRFIN20030722_055314_000000442018_00206_07274_6879.N1	22-JUL-2003 05:53:14	Straylight	44.000	148	Alp Tuc	2.8780	4100.0	88	7274	No
109	GOM_NL__2PRFIN20030722_055452_000000532018_00206_07274_6880.N1	22-JUL-2003 05:54:52	Straylight	53.000	63	Bet Gru	2.1500	2800.0	106	7274	No
110	GOM_NL__2PRFIN20030722_055618_000000502018_00206_07274_6881.N1	22-JUL-2003 05:56:18	Straylight	50.000	31	Alp Gru	1.7340	15200.	100	7274	No
111	GOM_NL__2PRFIN20030722_055910_000000932018_00206_07274_6882.N1	22-JUL-2003 05:59:10	Straylight	93.000	18	24Alp PsA	1.1660	9700.0	186	7274	No
112	GOM_NL__2PRFIN20030722_060326_000000402018_00206_07274_6883.N1	22-JUL-2003 06:03:26	Twilight	39.500	178	lot1Sco	3.0220	6550.0	79	7274	No
113	GOM_NL__2PRFIN20030722_060442_000000442018_00206_07274_6884.N1	22-JUL-2003 06:04:42	Bright	44.000	38	20Eps Sgr	1.8360	11000.	88	7274	No
114	GOM_NL__2PRFIN20030722_060636_000000392018_00206_07274_6885.N1	22-JUL-2003 06:06:36	Bright	39.000	57	34Sig Sgr	2.0660	26000.	78	7274	No
115	GOM_NL__2PRFIN20030722_060820_000000692018_00206_07274_6886.N1	22-JUL-2003 06:08:20	Bright	68.500	142	49Del Cap	2.8500	8900.0	137	7274	No
116	GOM_NL__2PRFIN20030722_061554_000000372018_00206_07274_6887.N1	22-JUL-2003 06:15:54	Bright	36.500	126	60Bet Oph	2.7700	4250.0	73	7274	No
117	GOM_NL__2PRFIN20030722_061812_000000382018_00206_07274_6888.N1	22-JUL-2003 06:18:12	Bright	38.000	168	17Zet Aql	2.9860	11000.	76	7274	No
118	GOM_NL__2PRFIN20030722_062420_000000372018_00206_07274_6889.N1	22-JUL-2003 06:24:20	Bright	36.500	133	40Zet Her	2.8070	6000.0	73	7274	No
119	GOM_NL__2PRFIN20030722_062803_000000412018_00206_07274_6890.N1	22-JUL-2003 06:28:03	Bright	40.500	144	18Del Cyg	2.8600	11000.	81	7274	No
120	GOM_NL__2PRFIN20030722_062957_000000482018_00206_07274_6891.N1	22-JUL-2003 06:29:57	Bright	47.500	19	50Alp Cyg	1.2460	10500.	95	7274	No
121	GOM_NL__2PRFIN20030722_063219_000000372018_00206_07274_6892.N1	22-JUL-2003 06:32:19	Bright	36.500	119	14Eta Dra	2.7270	4700.0	73	7274	No
122	GOM_NL__2PRFIN20030722_063506_000000432018_00206_07274_6893.N1	22-JUL-2003 06:35:06	Bright	43.000	89	5Alp Cep	2.4510	8000.0	86	7274	No
123	GOM_NL__2PRFIN20030722_063947_000000372018_00206_07274_6894.N1	22-JUL-2003 06:39:47	Bright	37.000	49	1Alp UMi	1.9900	6300.0	74	7274	No
124	GOM_NL__2PRFIN20030722_064218_000000512018_00206_07274_6895.N1	22-JUL-2003 06:42:18	Bright	51.000	74	11Bet Cas	2.2680	6600.0	102	7274	No
125	GOM_NL__2PRFIN20030722_064355_000000492018_00206_07274_6896.N1	22-JUL-2003 06:43:55	Bright	49.000	76	27Gam Cas	2.3000	30000.	98	7274	No
126	GOM_NL__2PRFIN20030722_064927_000000472018_00206_07274_6897.N1	22-JUL-2003 06:49:27	Bright	46.500	160	23Gam Per	2.9300	4700.0	93	7274	No
127	GOM_NL__2PRFIN20030722_065054_000000472018_00206_07274_6898.N1	22-JUL-2003 06:50:54	Bright	46.500	35	33Alp Per	1.7950	6250.0	93	7274	No
128	GOM_NL__2PRFIN20030722_065242_000000692018_00206_07274_6899.N1	22-JUL-2003 06:52:42	Bright	69.000	73	57Gam1And	2.2600	13100.	138	7274	No
129	GOM_NL__2PRFIN20030722_065541_000001542018_00206_07274_6900.N1	22-JUL-2003 06:55:41	Straylight	154.00	53	43Bet And	2.0480	3300.0	308	7274	No
130	GOM_NL__2PRFIN20030722_065950_000000492018_00206_07274_6901.N1	22-JUL-2003 06:59:50	Twilight	49.000	146	25Eta Tau	2.8730	15200.	98	7274	No
131	GOM_NL__2PRFIN20030722_070125_000000552018_00206_07274_6902.N1	22-JUL-2003 07:01:25	Dark	54.500	13	87Alp Tau	0.86700	3800.0	109	7274	No
132	GOM_NL__2PRFIN20030722_070332_000000392018_00206_07274_6903.N1	22-JUL-2003 07:03:32	Dark	39.000	27	24Gam Ori	1.6360	26000.	78	7274	No
133	GOM_NL__2PRFIN20030722_070528_000000392018_00206_07274_6904.N1	22-JUL-2003 07:05:28	Dark	39.000	30	46Eps Ori	1.6940	30000.	78	7274	No
134	GOM_NL__2PRFIN20030722_070744_000000522018_00206_07274_6905.N1	22-JUL-2003 07:07:44	Dark	52.000	7	19Bet Ori	0.10000	14000.	104	7274	No
135	GOM_NL__2PRFIN20030722_071005_000000422018_00206_07274_6906.N1	22-JUL-2003 07:10:05	Dark	42.000	101	11Alp Lep	2.5820	7000.0	84	7274	No
136	GOM_NL__2PRFIN20030722_072029_000000442018_00206_07274_6907.N1	22-JUL-2003 07:20:29	Dark	44.000	157	The1Eri	2.9060	9300.0	88	7274	No
137	GOM_NL__2PRFIN20030722_072629_000000452018_00207_07275_6877.N1	22-JUL-2003 07:26:29	Dark	44.500	9	Alp Eri	0.45300	24000.	89	7275	No
138	GOM_NL__2PRFIN20030722_073010_000000582018_00207_07275_6878.N1	22-JUL-2003 07:30:10	Straylight	57.500	84	Alp Phe	2.3970	4500.0	115	7275	No
139	GOM_NL__2PRFIN20030722_073351_000000422018_00207_07275_6879.N1	22-JUL-2003 07:33:51	Straylight	42.000	148	Alp Tuc	2.8780	4100.0	84	7275	No
140	GOM_NL__2PRFIN20030722_073528_000000612018_00207_07275_6880.N1	22-JUL-2003 07:35:28	Straylight	60.500	63	Bet Gru	2.1500	2800.0	121	7275	No
141	GOM_NL__2PRFIN20030722_073655_000000482018_00207_07275_6881.N1	22-JUL-2003 07:36:55	Straylight	47.500	31	Alp Gru	1.7340	15200.	95	7275	No
142	GOM_NL__2PRFIN20030722_073947_000000932018_00207_07275_6882.N1	22-JUL-2003 07:39:47	Straylight	93.000	18	24Alp PsA	1.1660	9700.0	186	7275	No
143	GOM_NL__2PRFIN20030722_074403_000000412018_00207_07275_6883.N1	22-JUL-2003 07:44:03	Twilight	40.500	178	lot1Sco	3.0220	6550.0	81	7275	No
144	GOM_NL__2PRFIN20030722_074518_000000422018_00207_07275_6884.N1	22-JUL-2003 07:45:18	Bright	42.000	38	20Eps Sgr	1.8360	11000.	84	7275	No
145	GOM_NL__2PRFIN20030722_074712_000000392018_00207_07275_6885.N1	22-JUL-2003 07:47:12	Bright	38.500	57	34Sig Sgr	2.0660	26000.	77	7275	No
146	GOM_NL__2PRFIN20030722_074856_000000682018_00207_07275_6886.N1	22-JUL-2003 07:48:56	Bright	68.000	142	49Del Cap	2.8500	8900.0	136	7275	No
147	GOM_NL__2PRFIN20030722_075630_000000372018_00207_07275_6887.N1	22-JUL-2003 07:56:30	Bright	37.000	126	60Bet Oph	2.7700	4250.0	74	7275	No
148	GOM_NL__2PRFIN20030722_075848_000000392018_00207_07275_6888.N1	22-JUL-2003 07:58:48	Bright	38.500	168	17Zet Aql	2.9860	11000.	77	7275	No
149	GOM_NL__2PRFIN20030722_080456_000000392018_00207_07275_6889.N1	22-JUL-2003 08:04:56	Bright	39.000	133	40Zet Her	2.8070	6000.0	78	7275	No
150	GOM_NL__2PRFIN20030722_080839_000000402018_00207_07275_6890.N1	22-JUL-2003 08:08:39	Bright	40.000	144	18Del Cyg	2.8600	11000.	80	7275	No
151	GOM_NL__2PRFIN20030722_081031_000000492018_00207_07275_6891.N1	22-JUL-2003 08:10:31	Bright	48.500	19	50Alp Cyg	1.2460	10500.	97	7275	No
152	GOM_NL__2PRFIN20030722_081255_000000372018_00207_07275_6892.N1	22-JUL-2003 08:12:55	Bright	37.000	119	14Eta Dra	2.7270	4700.0	74	7275	No
153	GOM_NL__2PRFIN20030722_081542_000000432018_00207_07275_6893.N1	22-JUL-2003 08:15:42	Bright	42.500	89	5Alp Cep	2.4510	8000.0	85	7275	No
154	GOM_NL__2PRFIN20030722_082023_000000342018_00207_07275_6894.N1	22-JUL-2003 08:20:23	Bright	34.000	49	1Alp UMi	1.9900	6300.0	68	7275	No
155	GOM_NL__2PRFIN20030722_082253_000000502018_00207_07275_6895.N1	22-JUL-2003 08:22:53	Bright	50.000	74	11Bet Cas	2.2680	6600.0	100	7275	No
156	GOM_NL__2PRFIN20030722_082431_000000492018_00207_07275_6896.N1	22-JUL-2003 08:24:31	Bright	48.500	76	27Gam Cas	2.3000	30000.	97	7275	No
157	GOM_NL__2PRFIN20030722_083002_000000462018_00207_07275_6897.N1	22-JUL-2003 08:30:02	Bright	45.500	160	23Gam Per	2.9300	4700.0	91	7275	No
158	GOM_NL__2PRFIN20030722_083129_000000452018_00207_07275_6898.N1	22-JUL-2003 08:31:29	Bright	45.000	35	33Alp Per	1.7950	6250.0	90	7275	No
159	GOM_NL__2PRFIN20030722_083317_000000712018_00207_07275_6899.N1	22-JUL-2003 08:33:17	Bright	71.000	73	57Gam1And	2.2600	13100.	142	7275	No
160	GOM_NL__2PRFIN20030722_083616_000001562018_00207_07275_6900.N1	22-JUL-2003 08:36:16	Straylight	155.50	53	43Bet And	2.0480	3300.0	311	7275	No

161	GOM_NL__2PRFIN20030722_084026_000000532018_00207_07275_6901.N1	22-JUL-2003 08:40:26	Twilight	52.500	146	25Eta Tau	2.8730	15200.	105	7275	No
162	GOM_NL__2PRFIN20030722_084201_000000542018_00207_07275_6902.N1	22-JUL-2003 08:42:01	Dark	54.000	13	87Alp Tau	0.86700	3800.0	108	7275	No
163	GOM_NL__2PRFIN20030722_084408_000000402018_00207_07275_6903.N1	22-JUL-2003 08:44:08	Dark	40.000	27	24Gam Ori	1.6360	26000.	80	7275	No
164	GOM_NL__2PRFIN20030722_084604_000000402018_00207_07275_6904.N1	22-JUL-2003 08:46:04	Dark	40.000	30	46Eps Ori	1.6940	30000.	80	7275	No
165	GOM_NL__2PRFIN20030722_084820_000000492018_00207_07275_6905.N1	22-JUL-2003 08:48:20	Dark	49.000	7	19Bet Ori	0.10000	14000.	98	7275	No
166	GOM_NL__2PRFIN20030722_085041_000000412018_00207_07275_6906.N1	22-JUL-2003 08:50:41	Dark	40.500	101	11Alp Lep	2.5820	7000.0	81	7275	No
167	GOM_NL__2PRFIN20030722_090106_000000452018_00207_07275_6907.N1	22-JUL-2003 09:01:06	Dark	44.500	157	The1Eri	2.9060	9300.0	89	7275	No
168	GOM_NL__2PRFIN20030722_090706_000000502018_00208_07276_6877.N1	22-JUL-2003 09:07:06	Dark	50.000	9	Alp Eri	0.45300	24000.	100	7276	No
169	GOM_NL__2PRFIN20030722_091047_000000572018_00208_07276_6878.N1	22-JUL-2003 09:10:47	Straylight	57.000	84	Alp Phe	2.3970	4500.0	114	7276	No
170	GOM_NL__2PRFIN20030722_091427_000000462018_00208_07276_6879.N1	22-JUL-2003 09:14:27	Straylight	45.500	148	Alp Tuc	2.8780	4100.0	91	7276	No
171	GOM_NL__2PRFIN20030722_091605_000000582018_00208_07276_6880.N1	22-JUL-2003 09:16:05	Straylight	58.000	63	Bet Gru	2.1500	2800.0	116	7276	No
172	GOM_NL__2PRFIN20030722_091731_000000492018_00208_07276_6881.N1	22-JUL-2003 09:17:31	Straylight	48.500	31	Alp Gru	1.7340	15200.	97	7276	No
173	GOM_NL__2PRFIN20030722_092023_000000822018_00208_07276_6882.N1	22-JUL-2003 09:20:23	Straylight	81.500	18	24Alp PsA	1.1660	9700.0	163	7276	No
174	GOM_NL__2PRFIN20030722_092439_000000422018_00208_07276_6883.N1	22-JUL-2003 09:24:39	Tw_i_and_stray	41.500	178	lot1Sco	3.0220	6550.0	83	7276	No
175	GOM_NL__2PRFIN20030722_092554_000000462018_00208_07276_6884.N1	22-JUL-2003 09:25:54	Bright	46.000	38	20Eps Sgr	1.8360	11000.	92	7276	No
176	GOM_NL__2PRFIN20030722_092748_000000402018_00208_07276_6885.N1	22-JUL-2003 09:27:48	Bright	39.500	57	34Sig Sgr	2.0660	26000.	79	7276	No
177	GOM_NL__2PRFIN20030722_092932_000000662018_00208_07276_6886.N1	22-JUL-2003 09:29:32	Bright	66.000	142	49Del Cap	2.8500	8900.0	132	7276	No
178	GOM_NL__2PRFIN20030722_093706_000000362018_00208_07276_6887.N1	22-JUL-2003 09:37:06	Bright	36.000	126	60Bet Oph	2.7700	4250.0	72	7276	No
179	GOM_NL__2PRFIN20030722_093923_000000382018_00208_07276_6888.N1	22-JUL-2003 09:39:23	Bright	37.500	168	17Zet Aql	2.9860	11000.	75	7276	No
180	GOM_NL__2PRFIN20030722_094533_000000382018_00208_07276_6889.N1	22-JUL-2003 09:45:33	Bright	37.500	133	40Zet Her	2.8070	6000.0	75	7276	No
181	GOM_NL__2PRFIN20030722_094914_000000412018_00208_07276_6890.N1	22-JUL-2003 09:49:14	Bright	40.500	144	18Del Cyg	2.8600	11000.	81	7276	No
182	GOM_NL__2PRFIN20030722_095107_000000482018_00208_07276_6891.N1	22-JUL-2003 09:51:07	Bright	48.000	19	50Alp Cyg	1.2460	10500.	96	7276	No
183	GOM_NL__2PRFIN20030722_095331_000000372018_00208_07276_6892.N1	22-JUL-2003 09:53:31	Bright	37.000	119	14Eta Dra	2.7270	4700.0	74	7276	No
184	GOM_NL__2PRFIN20030722_095617_000000422018_00208_07276_6893.N1	22-JUL-2003 09:56:17	Bright	41.500	89	5Alp Cep	2.4510	8000.0	83	7276	No
185	GOM_NL__2PRFIN20030722_100059_000000372018_00208_07276_6894.N1	22-JUL-2003 10:00:59	Bright	37.000	49	1Alp UMi	1.9900	6300.0	74	7276	No
186	GOM_NL__2PRFIN20030722_100329_000000522018_00208_07276_6895.N1	22-JUL-2003 10:03:29	Bright	52.000	74	11Bet Cas	2.2680	6600.0	104	7276	No
187	GOM_NL__2PRFIN20030722_100506_000000472018_00208_07276_6896.N1	22-JUL-2003 10:05:06	Bright	47.000	76	27Gam Cas	2.3000	30000.	94	7276	No
188	GOM_NL__2PRFIN20030722_101038_000000592018_00208_07276_6897.N1	22-JUL-2003 10:10:38	Bright	59.000	160	23Gam Per	2.9300	4700.0	118	7276	No
189	GOM_NL__2PRFIN20030722_101205_000000472018_00208_07276_6898.N1	22-JUL-2003 10:12:05	Bright	46.500	35	33Alp Per	1.7950	6250.0	93	7276	No
190	GOM_NL__2PRFIN20030722_101353_000000692018_00208_07276_6899.N1	22-JUL-2003 10:13:53	Bright	68.500	73	57Gam1And	2.2600	13100.	137	7276	No
191	GOM_NL__2PRFIN20030722_101652_000001642018_00208_07276_6900.N1	22-JUL-2003 10:16:52	Straylight	164.00	53	43Bet And	2.0480	3300.0	328	7276	No
192	GOM_NL__2PRFIN20030722_102102_000000492018_00208_07276_6901.N1	22-JUL-2003 10:21:02	Twilight	49.000	146	25Eta Tau	2.8730	15200.	98	7276	No
193	GOM_NL__2PRFIN20030722_102238_000000562018_00208_07276_6902.N1	22-JUL-2003 10:22:38	Dark	55.500	13	87Alp Tau	0.86700	3800.0	111	7276	No
194	GOM_NL__2PRFIN20030722_102444_000000422018_00208_07276_6903.N1	22-JUL-2003 10:24:44	Dark	41.500	27	24Gam Ori	1.6360	26000.	83	7276	No
195	GOM_NL__2PRFIN20030722_102641_000000412018_00208_07276_6904.N1	22-JUL-2003 10:26:41	Dark	40.500	30	46Eps Ori	1.6940	30000.	81	7276	No
196	GOM_NL__2PRFIN20030722_102856_000000492018_00208_07276_6905.N1	22-JUL-2003 10:28:56	Dark	49.000	7	19Bet Ori	0.10000	14000.	98	7276	No
197	GOM_NL__2PRFIN20030722_103117_000000432018_00208_07276_6906.N1	22-JUL-2003 10:31:17	Dark	42.500	101	11Alp Lep	2.5820	7000.0	85	7276	No
198	GOM_NL__2PRFIN20030722_104142_000000462018_00208_07276_6907.N1	22-JUL-2003 10:41:42	Dark	45.500	157	The1Eri	2.9060	9300.0	91	7276	No
199	GOM_NL__2PRFIN20030722_104743_000000472018_00209_07277_6877.N1	22-JUL-2003 10:47:43	Dark	47.000	9	Alp Eri	0.45300	24000.	94	7277	No
200	GOM_NL__2PRFIN20030722_105124_000000562018_00209_07277_6878.N1	22-JUL-2003 10:51:24	Straylight	56.000	84	Alp Phe	2.3970	4500.0	112	7277	No
201	GOM_NL__2PRFIN20030722_105503_000000442018_00209_07277_6879.N1	22-JUL-2003 10:55:03	Straylight	43.500	148	Alp Tuc	2.8780	4100.0	87	7277	No
202	GOM_NL__2PRFIN20030722_105642_000000622018_00209_07277_6880.N1	22-JUL-2003 10:56:42	Straylight	61.500	63	Bet Gru	2.1500	2800.0	123	7277	No
203	GOM_NL__2PRFIN20030722_105808_000000572018_00209_07277_6881.N1	22-JUL-2003 10:58:08	Straylight	56.500	31	Alp Gru	1.7340	15200.	113	7277	No
204	GOM_NL__2PRFIN20030722_110100_000000812018_00209_07277_6882.N1	22-JUL-2003 11:01:00	Straylight	81.000	18	24Alp PsA	1.1660	9700.0	162	7277	No
205	GOM_NL__2PRFIN20030722_110514_000000402018_00209_07277_6883.N1	22-JUL-2003 11:05:14	Tw_i_and_stray	40.000	178	lot1Sco	3.0220	6550.0	80	7277	No
206	GOM_NL__2PRFIN20030722_110630_000000442018_00209_07277_6884.N1	22-JUL-2003 11:06:30	Bright	43.500	38	20Eps Sgr	1.8360	11000.	87	7277	No
207	GOM_NL__2PRFIN20030722_110824_000000392018_00209_07277_6885.N1	22-JUL-2003 11:08:24	Bright	39.000	57	34Sig Sgr	2.0660	26000.	78	7277	No
208	GOM_NL__2PRFIN20030722_111008_000000682018_00209_07277_6886.N1	22-JUL-2003 11:10:08	Bright	67.500	142	49Del Cap	2.8500	8900.0	135	7277	No
209	GOM_NL__2PRFIN20030722_111743_000000382018_00209_07277_6887.N1	22-JUL-2003 11:17:43	Bright	38.000	126	60Bet Oph	2.7700	4250.0	76	7277	No
210	GOM_NL__2PRFIN20030722_111959_000000382018_00209_07277_6888.N1	22-JUL-2003 11:19:59	Bright	37.500	168	17Zet Aql	2.9860	11000.	75	7277	No
211	GOM_NL__2PRFIN20030722_112609_000000392018_00209_07277_6889.N1	22-JUL-2003 11:26:09	Bright	39.000	133	40Zet Her	2.8070	6000.0	78	7277	No
212	GOM_NL__2PRFIN20030722_112950_000000402018_00209_07277_6890.N1	22-JUL-2003 11:29:50	Bright	40.000	144	18Del Cyg	2.8600	11000.	80	7277	No
213	GOM_NL__2PRFIN20030722_113142_000000512018_00209_07277_6891.N1	22-JUL-2003 11:31:42	Bright	51.000	19	50Alp Cyg	1.2460	10500.	102	7277	No
214	GOM_NL__2PRFIN20030722_113407_000000392018_00209_07277_6892.N1	22-JUL-2003 11:34:07	Bright	39.000	119	14Eta Dra	2.7270	4700.0	78	7277	No
215	GOM_NL__2PRFIN20030722_113652_000000442018_00209_07277_6893.N1	22-JUL-2003 11:36:52	Bright	43.500	89	5Alp Cep	2.4510	8000.0	87	7277	No
216	GOM_NL__2PRFIN20030722_114135_000000392018_00209_07277_6894.N1	22-JUL-2003 11:41:35	Bright	38.500	49	1Alp UMi	1.9900	6300.0	77	7277	No
217	GOM_NL__2PRFIN20030722_114403_000000532018_00209_07277_6895.N1	22-JUL-2003 11:44:03	Bright	53.000	74	11Bet Cas	2.2680	6600.0	106	7277	No
218	GOM_NL__2PRFIN20030722_114541_000000482018_00209_07277_6896.N1	22-JUL-2003 11:45:41	Bright	48.000	76	27Gam Cas	2.3000	30000.	96	7277	No
219	GOM_NL__2PRFIN20030722_115114_000000462018_00209_07277_6897.N1	22-JUL-2003 11:51:14	Bright	45.500	160	23Gam Per	2.9300	4700.0	91	7277	No

220	GOM_NL__2PRFIN20030722_115241_000000472018_00209_07277_6898.N1	22-JUL-2003 11:52:41	Bright	46.500	35	33Alp Per	1.7950	6250.0	93	7277	No
221	GOM_NL__2PRFIN20030722_115428_000000752018_00209_07277_6899.N1	22-JUL-2003 11:54:28	Bright	75.000	73	57Gam1And	2.2600	13100.	150	7277	No
222	GOM_NL__2PRFIN20030722_115728_000001432018_00209_07277_6900.N1	22-JUL-2003 11:57:28	Straylight	142.50	53	43Bet And	2.0480	3300.0	285	7277	No
223	GOM_NL__2PRFIN20030722_120139_000000522018_00209_07277_6901.N1	22-JUL-2003 12:01:39	Twilight	52.000	146	25Eta Tau	2.8730	15200.	104	7277	No
224	GOM_NL__2PRFIN20030722_120314_000000572018_00209_07277_6902.N1	22-JUL-2003 12:03:14	Dark	57.000	13	87Alp Tau	0.86700	3800.0	114	7277	No
225	GOM_NL__2PRFIN20030722_120520_000000452018_00209_07277_6903.N1	22-JUL-2003 12:05:20	Dark	45.000	27	24Gam Ori	1.6360	26000.	90	7277	No
226	GOM_NL__2PRFIN20030722_120717_000000412018_00209_07277_6904.N1	22-JUL-2003 12:07:17	Dark	40.500	30	46Eps Ori	1.6940	30000.	81	7277	No
227	GOM_NL__2PRFIN20030722_120933_000000492018_00209_07277_6905.N1	22-JUL-2003 12:09:33	Dark	49.000	7	19Bet Ori	0.10000	14000.	98	7277	No
228	GOM_NL__2PRFIN20030722_121153_000000412018_00209_07277_6906.N1	22-JUL-2003 12:11:53	Dark	41.000	101	11Alp Lep	2.5820	7000.0	82	7277	No
229	GOM_NL__2PRFIN20030722_122219_000000462018_00209_07277_6907.N1	22-JUL-2003 12:22:19	Dark	46.000	157	The1Eri	2.9060	9300.0	92	7277	No
230	GOM_NL__2PRFIN20030722_122819_000000442018_00210_07278_6388.N1	22-JUL-2003 12:28:19	Dark	44.000	9	Alp Eri	0.45300	24000.	88	7278	No
231	GOM_NL__2PRFIN20030722_123201_000000572018_00210_07278_6389.N1	22-JUL-2003 12:32:01	Straylight	57.000	84	Alp Phe	2.3970	4500.0	114	7278	No
232	GOM_NL__2PRFIN20030722_123540_000000452018_00210_07278_6390.N1	22-JUL-2003 12:35:40	Straylight	44.500	148	Alp Tuc	2.8780	4100.0	89	7278	No
233	GOM_NL__2PRFIN20030722_123718_000000532018_00210_07278_6391.N1	22-JUL-2003 12:37:18	Straylight	52.500	63	Bet Gru	2.1500	2800.0	105	7278	No
234	GOM_NL__2PRFIN20030722_123844_000000502018_00210_07278_6392.N1	22-JUL-2003 12:38:44	Straylight	49.500	31	Alp Gru	1.7340	15200.	99	7278	No
235	GOM_NL__2PRFIN20030722_124137_000000842018_00210_07278_6393.N1	22-JUL-2003 12:41:37	Straylight	84.000	18	24Alp PsA	1.1660	9700.0	168	7278	No
236	GOM_NL__2PRFIN20030722_124550_000000412018_00210_07278_6394.N1	22-JUL-2003 12:45:50	Tw_i_and_stray	41.000	178	lot1Sco	3.0220	6550.0	82	7278	No
237	GOM_NL__2PRFIN20030722_124706_000000422018_00210_07278_6395.N1	22-JUL-2003 12:47:06	Bright	41.500	38	20Eps Sgr	1.8360	11000.	83	7278	No
238	GOM_NL__2PRFIN20030722_124900_000000402018_00210_07278_6396.N1	22-JUL-2003 12:49:00	Bright	40.000	57	34Sig Sgr	2.0660	26000.	80	7278	No
239	GOM_NL__2PRFIN20030722_125044_000000692018_00210_07278_6397.N1	22-JUL-2003 12:50:44	Bright	69.000	142	49Del Cap	2.8500	8900.0	138	7278	No
240	GOM_NL__2PRFIN20030722_125819_000000382018_00210_07278_6398.N1	22-JUL-2003 12:58:19	Bright	38.000	126	60Bet Oph	2.7700	4250.0	76	7278	No
241	GOM_NL__2PRFIN20030722_130035_000000372018_00210_07278_6399.N1	22-JUL-2003 13:00:35	Bright	37.000	168	17Zet Aql	2.9860	11000.	74	7278	No
242	GOM_NL__2PRFIN20030722_130645_000000382018_00210_07278_6400.N1	22-JUL-2003 13:06:45	Bright	38.000	133	40Zet Her	2.8070	6000.0	76	7278	No
243	GOM_NL__2PRFIN20030722_131025_000000382018_00210_07278_6401.N1	22-JUL-2003 13:10:25	Bright	38.000	144	18Del Cyg	2.8600	11000.	76	7278	No
244	GOM_NL__2PRFIN20030722_131217_000000492018_00210_07278_6402.N1	22-JUL-2003 13:12:17	Bright	49.000	19	50Alp Cyg	1.2460	10500.	98	7278	No
245	GOM_NL__2PRFIN20030722_131443_000000372018_00210_07278_6403.N1	22-JUL-2003 13:14:43	Bright	37.000	119	14Eta Dra	2.7270	4700.0	74	7278	No
246	GOM_NL__2PRFIN20030722_131727_000000432018_00210_07278_6404.N1	22-JUL-2003 13:17:27	Bright	43.000	89	5Alp Cep	2.4510	8000.0	86	7278	No
247	GOM_NL__2PRFIN20030722_132211_000000372018_00210_07278_6405.N1	22-JUL-2003 13:22:11	Bright	37.000	49	1Alp UMi	1.9900	6300.0	74	7278	No
248	GOM_NL__2PRFIN20030722_132438_000000522018_00210_07278_6406.N1	22-JUL-2003 13:24:38	Bright	51.500	74	11Bet Cas	2.2680	6600.0	103	7278	No
249	GOM_NL__2PRFIN20030722_132617_000000472018_00210_07278_6407.N1	22-JUL-2003 13:26:17	Bright	47.000	76	27Gam Cas	2.3000	30000.	94	7278	No
250	GOM_NL__2PRFIN20030722_133150_000000472018_00210_07278_6408.N1	22-JUL-2003 13:31:50	Bright	46.500	160	23Gam Per	2.9300	4700.0	93	7278	No
251	GOM_NL__2PRFIN20030722_133317_000000472018_00210_07278_6409.N1	22-JUL-2003 13:33:17	Bright	47.000	35	33Alp Per	1.7950	6250.0	94	7278	No
252	GOM_NL__2PRFIN20030722_133504_000000672018_00210_07278_6410.N1	22-JUL-2003 13:35:04	Bright	67.000	73	57Gam1And	2.2600	13100.	134	7278	No
253	GOM_NL__2PRFIN20030722_133804_000001422018_00210_07278_6411.N1	22-JUL-2003 13:38:04	Straylight	141.50	53	43Bet And	2.0480	3300.0	283	7278	No
254	GOM_NL__2PRFIN20030722_134215_000000512018_00210_07278_6412.N1	22-JUL-2003 13:42:15	Twilight	51.000	146	25Eta Tau	2.8730	15200.	102	7278	No
255	GOM_NL__2PRFIN20030722_134350_000000552018_00210_07278_6413.N1	22-JUL-2003 13:43:50	Dark	54.500	13	87Alp Tau	0.86700	3800.0	109	7278	No
256	GOM_NL__2PRFIN20030722_134556_000000432018_00210_07278_6414.N1	22-JUL-2003 13:45:56	Dark	42.500	27	24Gam Ori	1.6360	26000.	85	7278	No
257	GOM_NL__2PRFIN20030722_134752_000000412018_00210_07278_6415.N1	22-JUL-2003 13:47:52	Dark	40.500	30	46Eps Ori	1.6940	30000.	81	7278	No
258	GOM_NL__2PRFIN20030722_135009_000000482018_00210_07278_6416.N1	22-JUL-2003 13:50:09	Dark	48.000	7	19Bet Ori	0.10000	14000.	96	7278	No
259	GOM_NL__2PRFIN20030722_135229_000000392018_00210_07278_6417.N1	22-JUL-2003 13:52:29	Dark	38.500	101	11Alp Lep	2.5820	7000.0	77	7278	No
260	GOM_NL__2PRFIN20030722_140255_000000432018_00210_07278_6418.N1	22-JUL-2003 14:02:55	Dark	43.000	157	The1Eri	2.9060	9300.0	86	7278	No
261	GOM_NL__2PRFIN20030722_154933_000000502018_00212_07280_6664.N1	22-JUL-2003 15:49:33	Dark	49.500	9	Alp Eri	0.45300	24000.	99	7280	No
262	GOM_NL__2PRFIN20030722_155316_000000562018_00212_07280_6665.N1	22-JUL-2003 15:53:16	Straylight	55.500	84	Alp Phe	2.3970	4500.0	111	7280	No
263	GOM_NL__2PRFIN20030722_155653_000000432018_00212_07280_6666.N1	22-JUL-2003 15:56:53	Straylight	43.000	148	Alp Tuc	2.8780	4100.0	86	7280	No
264	GOM_NL__2PRFIN20030722_155832_000000552018_00212_07280_6667.N1	22-JUL-2003 15:58:32	Straylight	54.500	63	Bet Gru	2.1500	2800.0	109	7280	No
265	GOM_NL__2PRFIN20030722_155958_000000472018_00212_07280_6668.N1	22-JUL-2003 15:59:58	Straylight	47.000	31	Alp Gru	1.7340	15200.	94	7280	No
266	GOM_NL__2PRFIN20030722_160252_000000802018_00212_07280_6669.N1	22-JUL-2003 16:02:52	Straylight	80.000	18	24Alp PsA	1.1660	9700.0	160	7280	No
267	GOM_NL__2PRFIN20030722_160703_000000432018_00212_07280_6670.N1	22-JUL-2003 16:07:03	Tw_i_and_stray	43.000	178	lot1Sco	3.0220	6550.0	86	7280	No
268	GOM_NL__2PRFIN20030722_160819_000000412018_00212_07280_6671.N1	22-JUL-2003 16:08:19	Bright	41.000	38	20Eps Sgr	1.8360	11000.	82	7280	No
269	GOM_NL__2PRFIN20030722_161013_000000392018_00212_07280_6672.N1	22-JUL-2003 16:10:13	Bright	39.000	57	34Sig Sgr	2.0660	26000.	78	7280	No
270	GOM_NL__2PRFIN20030722_161156_000000672018_00212_07280_6673.N1	22-JUL-2003 16:11:56	Bright	67.000	142	49Del Cap	2.8500	8900.0	134	7280	No
271	GOM_NL__2PRFIN20030722_161931_000000372018_00212_07280_6674.N1	22-JUL-2003 16:19:31	Bright	36.500	126	60Bet Oph	2.7700	4250.0	73	7280	No
272	GOM_NL__2PRFIN20030722_162147_000000382018_00212_07280_6675.N1	22-JUL-2003 16:21:47	Bright	38.000	168	17Zet Aql	2.9860	11000.	76	7280	No
273	GOM_NL__2PRFIN20030722_162851_000000392018_00212_07280_6676.N1	22-JUL-2003 16:28:51	Bright	39.000	5	3Alp Lyr	0.033000	11000.	78	7280	No
274	GOM_NL__2PRFIN20030722_163136_000000412018_00212_07280_6677.N1	22-JUL-2003 16:31:36	Bright	40.500	144	18Del Cyg	2.8600	11000.	81	7280	No
275	GOM_NL__2PRFIN20030722_163328_000000472018_00212_07280_6678.N1	22-JUL-2003 16:33:28	Bright	46.500	19	50Alp Cyg	1.2460	10500.	93	7280	No
276	GOM_NL__2PRFIN20030722_163556_000000372018_00212_07280_6679.N1	22-JUL-2003 16:35:56	Bright	37.000	119	14Eta Dra	2.7270	4700.0	74	7280	No
277	GOM_NL__2PRFIN20030722_163838_000000442018_00212_07280_6680.N1	22-JUL-2003 16:38:38	Bright	43.500	89	5Alp Cep	2.4510	8000.0	87	7280	No
278	GOM_NL__2PRFIN20030722_164323_000000362018_00212_07280_6681.N1	22-JUL-2003 16:43:23	Bright	36.000	49	1Alp UMi	1.9900	6300.0	72	7280	No

279	GOM_NL__2PRFIN20030722_164549_000000522018_00212_07280_6682.N1	22-JUL-2003 16:45:49	Bright	51.500	74	11Bet Cas	2.2680	6600.0	103	7280	No
280	GOM_NL__2PRFIN20030722_164728_000000492018_00212_07280_6683.N1	22-JUL-2003 16:47:28	Bright	48.500	76	27Gam Cas	2.3000	30000.	97	7280	No
281	GOM_NL__2PRFIN20030722_165301_000000452018_00212_07280_6684.N1	22-JUL-2003 16:53:01	Bright	45.000	160	23Gam Per	2.9300	4700.0	90	7280	No
282	GOM_NL__2PRFIN20030722_165429_000000432018_00212_07280_6685.N1	22-JUL-2003 16:54:29	Bright	43.000	35	33Alp Per	1.7950	6250.0	86	7280	No
283	GOM_NL__2PRFIN20030722_165615_000000732018_00212_07280_6686.N1	22-JUL-2003 16:56:15	Bright	72.500	73	57Gam1And	2.2600	13100.	145	7280	No
284	GOM_NL__2PRFIN20030722_165915_000001362018_00212_07280_6687.N1	22-JUL-2003 16:59:15	Straylight	135.50	53	43Bet And	2.0480	3300.0	271	7280	No
285	GOM_NL__2PRFIN20030722_170328_000000512018_00212_07280_6688.N1	22-JUL-2003 17:03:28	Twilight	51.000	146	25Eta Tau	2.8730	15200.	102	7280	No
286	GOM_NL__2PRFIN20030722_170503_000000542018_00212_07280_6689.N1	22-JUL-2003 17:05:03	Dark	53.500	13	87Alp Tau	0.86700	3800.0	107	7280	No
287	GOM_NL__2PRFIN20030722_170709_000000422018_00212_07280_6690.N1	22-JUL-2003 17:07:09	Dark	42.000	27	24Gam Ori	1.6360	26000.	84	7280	No
288	GOM_NL__2PRFIN20030722_170906_000000422018_00212_07280_6691.N1	22-JUL-2003 17:09:06	Dark	42.000	30	46Eps Ori	1.6940	30000.	84	7280	No
289	GOM_NL__2PRFIN20030722_171122_000000422018_00212_07280_6692.N1	22-JUL-2003 17:11:22	Dark	41.500	7	19Bet Ori	0.10000	14000.	83	7280	No
290	GOM_NL__2PRFIN20030722_171342_000000402018_00212_07280_6693.N1	22-JUL-2003 17:13:42	Dark	39.500	101	11Alp Lep	2.5820	7000.0	79	7280	No
291	GOM_NL__2PRFIN20030722_172409_000000462018_00212_07280_6694.N1	22-JUL-2003 17:24:09	Dark	45.500	157	The1Eri	2.9060	9300.0	91	7280	No
292	GOM_NL__2PRFIN20030722_173009_000000462018_00213_07281_6898.N1	22-JUL-2003 17:30:09	Dark	46.000	9	Alp Eri	0.45300	24000.	92	7281	No
293	GOM_NL__2PRFIN20030722_173353_000000562018_00213_07281_6899.N1	22-JUL-2003 17:33:53	Straylight	55.500	84	Alp Phe	2.3970	4500.0	111	7281	No
294	GOM_NL__2PRFIN20030722_173729_000000432018_00213_07281_6900.N1	22-JUL-2003 17:37:29	Straylight	42.500	148	Alp Tuc	2.8780	4100.0	85	7281	No
295	GOM_NL__2PRFIN20030722_173908_000000502018_00213_07281_6901.N1	22-JUL-2003 17:39:08	Straylight	50.000	63	Bet Gru	2.1500	2800.0	100	7281	No
296	GOM_NL__2PRFIN20030722_174034_000000562018_00213_07281_6902.N1	22-JUL-2003 17:40:34	Straylight	55.500	31	Alp Gru	1.7340	15200.	111	7281	No
297	GOM_NL__2PRFIN20030722_174329_000000832018_00213_07281_6903.N1	22-JUL-2003 17:43:29	Straylight	83.000	18	24Alp PsA	1.1660	9700.0	166	7281	No
298	GOM_NL__2PRFIN20030722_174739_000000412018_00213_07281_6904.N1	22-JUL-2003 17:47:39	Tw_i_and_stray	40.500	178	lot1Sco	3.0220	6550.0	81	7281	No
299	GOM_NL__2PRFIN20030722_174855_000000422018_00213_07281_6905.N1	22-JUL-2003 17:48:55	Bright	41.500	38	20Eps Sgr	1.8360	11000.	83	7281	No
300	GOM_NL__2PRFIN20030722_175049_000000402018_00213_07281_6906.N1	22-JUL-2003 17:50:49	Bright	39.500	57	34Sig Sgr	2.0660	26000.	79	7281	No
301	GOM_NL__2PRFIN20030722_175232_000000662018_00213_07281_6907.N1	22-JUL-2003 17:52:32	Bright	66.000	142	49Del Cap	2.8500	8900.0	132	7281	No
302	GOM_NL__2PRFIN20030722_180007_000000362018_00213_07281_6908.N1	22-JUL-2003 18:00:07	Bright	36.000	126	60Bet Oph	2.7700	4250.0	72	7281	No
303	GOM_NL__2PRFIN20030722_180223_000000372018_00213_07281_6909.N1	22-JUL-2003 18:02:23	Bright	37.000	168	17Zet Aql	2.9860	11000.	74	7281	No
304	GOM_NL__2PRFIN20030722_180927_000000402018_00213_07281_6910.N1	22-JUL-2003 18:09:27	Bright	39.500	5	3Alp Lyr	0.033000	11000.	79	7281	No
305	GOM_NL__2PRFIN20030722_181212_000000402018_00213_07281_6911.N1	22-JUL-2003 18:12:12	Bright	40.000	144	18Del Cyg	2.8600	11000.	80	7281	No
306	GOM_NL__2PRFIN20030722_181403_000000502018_00213_07281_6912.N1	22-JUL-2003 18:14:03	Bright	49.500	19	50Alp Cyg	1.2460	10500.	99	7281	No
307	GOM_NL__2PRFIN20030722_181633_000000372018_00213_07281_6913.N1	22-JUL-2003 18:16:33	Bright	36.500	119	14Eta Dra	2.7270	4700.0	73	7281	No
308	GOM_NL__2PRFIN20030722_181914_000000442018_00213_07281_6914.N1	22-JUL-2003 18:19:14	Bright	43.500	89	5Alp Cep	2.4510	8000.0	87	7281	No
309	GOM_NL__2PRFIN20030722_182359_000000362018_00213_07281_6915.N1	22-JUL-2003 18:23:59	Bright	36.000	49	1Alp UMi	1.9900	6300.0	72	7281	No
310	GOM_NL__2PRFIN20030722_182625_000000522018_00213_07281_6916.N1	22-JUL-2003 18:26:25	Bright	52.000	74	11Bet Cas	2.2680	6600.0	104	7281	No
311	GOM_NL__2PRFIN20030722_182803_000000492018_00213_07281_6917.N1	22-JUL-2003 18:28:03	Bright	49.000	76	27Gam Cas	2.3000	30000.	98	7281	No
312	GOM_NL__2PRFIN20030722_183337_000000432018_00213_07281_6918.N1	22-JUL-2003 18:33:37	Bright	43.000	160	23Gam Per	2.9300	4700.0	86	7281	No
313	GOM_NL__2PRFIN20030722_183505_000000462018_00213_07281_6919.N1	22-JUL-2003 18:35:05	Bright	46.000	35	33Alp Per	1.7950	6250.0	92	7281	No
314	GOM_NL__2PRFIN20030722_183650_000000712018_00213_07281_6920.N1	22-JUL-2003 18:36:50	Bright	70.500	73	57Gam1And	2.2600	13100.	141	7281	No
315	GOM_NL__2PRFIN20030722_183951_000001502018_00213_07281_6921.N1	22-JUL-2003 18:39:51	Straylight	150.00	53	43Bet And	2.0480	3300.0	300	7281	No
316	GOM_NL__2PRFIN20030722_184404_000000502018_00213_07281_6922.N1	22-JUL-2003 18:44:04	Twilight	50.000	146	25Eta Tau	2.8730	15200.	100	7281	No
317	GOM_NL__2PRFIN20030722_184539_000000512018_00213_07281_6923.N1	22-JUL-2003 18:45:39	Dark	51.000	13	87Alp Tau	0.86700	3800.0	102	7281	No
318	GOM_NL__2PRFIN20030722_184746_000000412018_00213_07281_6924.N1	22-JUL-2003 18:47:46	Dark	40.500	27	24Gam Ori	1.6360	26000.	81	7281	No
319	GOM_NL__2PRFIN20030722_184942_000000402018_00213_07281_6925.N1	22-JUL-2003 18:49:42	Dark	39.500	30	46Eps Ori	1.6940	30000.	79	7281	No
320	GOM_NL__2PRFIN20030722_185158_000000432018_00213_07281_6926.N1	22-JUL-2003 18:51:58	Dark	42.500	7	19Bet Ori	0.10000	14000.	85	7281	No
321	GOM_NL__2PRFIN20030722_185419_000000402018_00213_07281_6927.N1	22-JUL-2003 18:54:19	Dark	39.500	101	11Alp Lep	2.5820	7000.0	79	7281	No
322	GOM_NL__2PRFIN20030722_190446_000000442018_00213_07281_6928.N1	22-JUL-2003 19:04:46	Dark	44.000	157	The1Eri	2.9060	9300.0	88	7281	No
323	GOM_NL__2PRFIN20030722_191046_000000472018_00214_07282_6898.N1	22-JUL-2003 19:10:46	Dark	46.500	9	Alp Eri	0.45300	24000.	93	7282	No
324	GOM_NL__2PRFIN20030722_191430_000000582018_00214_07282_6899.N1	22-JUL-2003 19:14:30	Straylight	57.500	84	Alp Phe	2.3970	4500.0	115	7282	No
325	GOM_NL__2PRFIN20030722_191806_000000422018_00214_07282_6900.N1	22-JUL-2003 19:18:06	Straylight	41.500	148	Alp Tuc	2.8780	4100.0	83	7282	No
326	GOM_NL__2PRFIN20030722_191945_000000512018_00214_07282_6901.N1	22-JUL-2003 19:19:45	Straylight	51.000	63	Bet Gru	2.1500	2800.0	102	7282	No
327	GOM_NL__2PRFIN20030722_192111_000000462018_00214_07282_6902.N1	22-JUL-2003 19:21:11	Straylight	45.500	31	Alp Gru	1.7340	15200.	91	7282	No
328	GOM_NL__2PRFIN20030722_192406_000000832018_00214_07282_6903.N1	22-JUL-2003 19:24:06	Straylight	83.000	18	24Alp PsA	1.1660	9700.0	166	7282	No
329	GOM_NL__2PRFIN20030722_192815_000000402018_00214_07282_6904.N1	22-JUL-2003 19:28:15	Tw_i_and_stray	40.000	178	lot1Sco	3.0220	6550.0	80	7282	No
330	GOM_NL__2PRFIN20030722_192931_000000402018_00214_07282_6905.N1	22-JUL-2003 19:29:31	Bright	39.500	38	20Eps Sgr	1.8360	11000.	79	7282	No
331	GOM_NL__2PRFIN20030722_193125_000000382018_00214_07282_6906.N1	22-JUL-2003 19:31:25	Bright	38.000	57	34Sig Sgr	2.0660	26000.	76	7282	No
332	GOM_NL__2PRFIN20030722_193308_000000682018_00214_07282_6907.N1	22-JUL-2003 19:33:08	Bright	67.500	142	49Del Cap	2.8500	8900.0	135	7282	No
333	GOM_NL__2PRFIN20030722_194043_000000372018_00214_07282_6908.N1	22-JUL-2003 19:40:43	Bright	37.000	126	60Bet Oph	2.7700	4250.0	74	7282	No
334	GOM_NL__2PRFIN20030722_194259_000000382018_00214_07282_6909.N1	22-JUL-2003 19:42:59	Bright	37.500	168	17Zet Aql	2.9860	11000.	75	7282	No
335	GOM_NL__2PRFIN20030722_195003_000000402018_00214_07282_6910.N1	22-JUL-2003 19:50:03	Bright	39.500	5	3Alp Lyr	0.033000	11000.	79	7282	No
336	GOM_NL__2PRFIN20030722_195248_000000412018_00214_07282_6911.N1	22-JUL-2003 19:52:48	Bright	40.500	144	18Del Cyg	2.8600	11000.	81	7282	No
337	GOM_NL__2PRFIN20030722_195439_000000482018_00214_07282_6912.N1	22-JUL-2003 19:54:39	Bright	47.500	19	50Alp Cyg	1.2460	10500.	95	7282	No

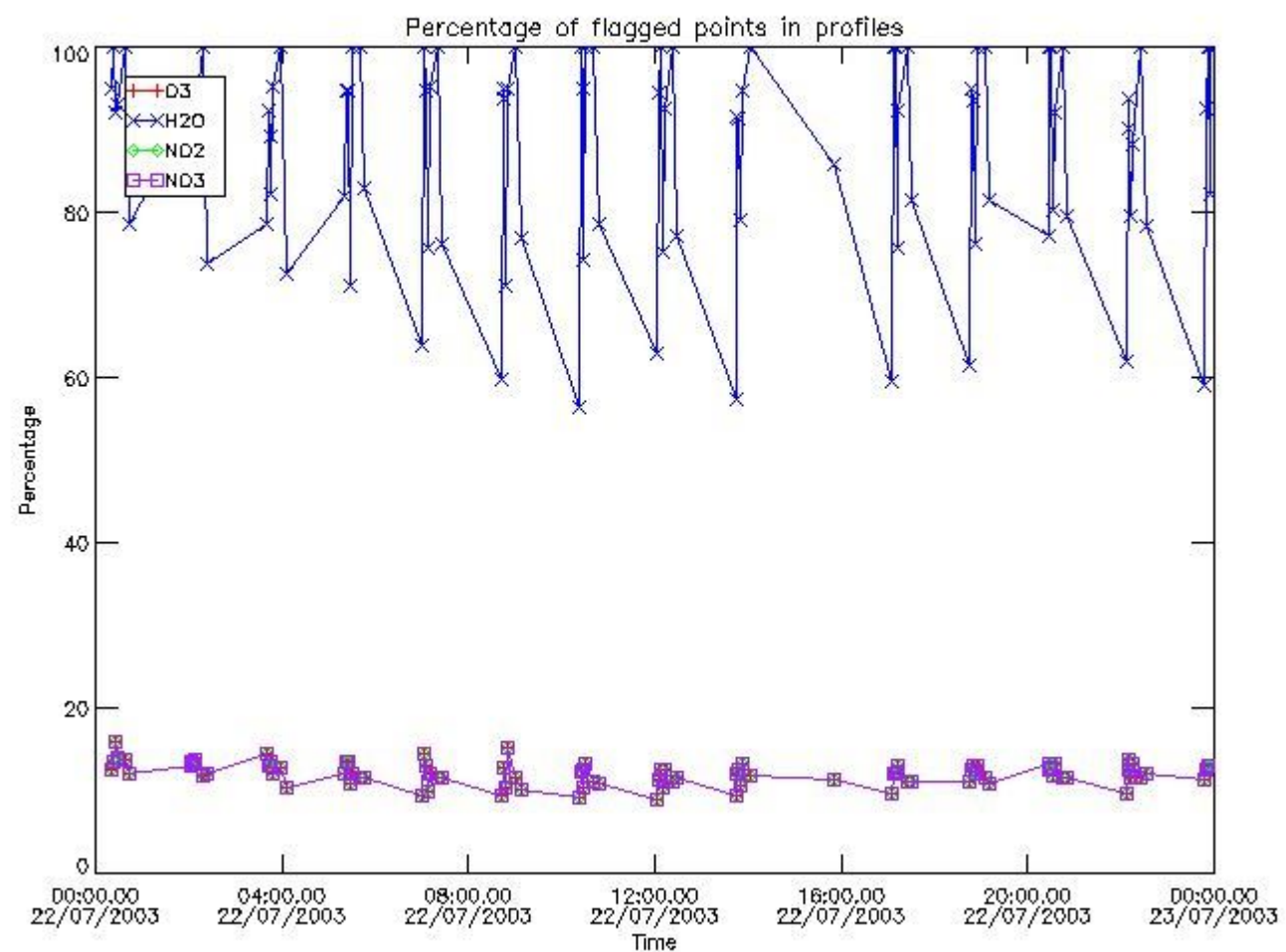
338	GOM_NL__2PRFIN20030722_195709_000000372018_00214_07282_6913.N1	22-JUL-2003 19:57:09	Bright	36.500	119	14Eta Dra	2.7270	4700.0	73	7282	No
339	GOM_NL__2PRFIN20030722_195949_000000432018_00214_07282_6914.N1	22-JUL-2003 19:59:49	Bright	43.000	89	5Alp Cep	2.4510	8000.0	86	7282	No
340	GOM_NL__2PRFIN20030722_200435_000000382018_00214_07282_6915.N1	22-JUL-2003 20:04:35	Bright	37.500	49	1Alp UMi	1.9900	6300.0	75	7282	No
341	GOM_NL__2PRFIN20030722_200700_000000512018_00214_07282_6916.N1	22-JUL-2003 20:07:00	Bright	50.500	74	11Bet Cas	2.2680	6600.0	101	7282	No
342	GOM_NL__2PRFIN20030722_200838_000000492018_00214_07282_6917.N1	22-JUL-2003 20:08:38	Bright	49.000	76	27Gam Cas	2.3000	30000.	98	7282	No
343	GOM_NL__2PRFIN20030722_201413_000000452018_00214_07282_6918.N1	22-JUL-2003 20:14:13	Bright	45.000	160	23Gam Per	2.9300	4700.0	90	7282	No
344	GOM_NL__2PRFIN20030722_201541_000000472018_00214_07282_6919.N1	22-JUL-2003 20:15:41	Bright	46.500	35	33Alp Per	1.7950	6250.0	93	7282	No
345	GOM_NL__2PRFIN20030722_201726_000000692018_00214_07282_6920.N1	22-JUL-2003 20:17:26	Bright	68.500	73	57Gam1And	2.2600	13100.	137	7282	No
346	GOM_NL__2PRFIN20030722_202026_000001492018_00214_07282_6921.N1	22-JUL-2003 20:20:26	Straylight	149.00	53	43Bet And	2.0480	3300.0	298	7282	No
347	GOM_NL__2PRFIN20030722_202440_000000502018_00214_07282_6922.N1	22-JUL-2003 20:24:40	Twilight	50.000	146	25Eta Tau	2.8730	15200.	100	7282	No
348	GOM_NL__2PRFIN20030722_202615_000000422018_00214_07282_6923.N1	22-JUL-2003 20:26:15	Dark	42.000	13	87Alp Tau	0.86700	3800.0	84	7282	No
349	GOM_NL__2PRFIN20030722_202822_000000412018_00214_07282_6924.N1	22-JUL-2003 20:28:22	Dark	40.500	27	24Gam Ori	1.6360	26000.	81	7282	No
350	GOM_NL__2PRFIN20030722_203018_000000402018_00214_07282_6925.N1	22-JUL-2003 20:30:18	Dark	40.000	30	46Eps Ori	1.6940	30000.	80	7282	No
351	GOM_NL__2PRFIN20030722_203234_000000442018_00214_07282_6926.N1	22-JUL-2003 20:32:34	Dark	43.500	7	19Bet Ori	0.10000	14000.	87	7282	No
352	GOM_NL__2PRFIN20030722_203455_000000392018_00214_07282_6927.N1	22-JUL-2003 20:34:55	Dark	38.500	101	11Alp Lep	2.5820	7000.0	77	7282	No
353	GOM_NL__2PRFIN20030722_204523_000000442018_00214_07282_6928.N1	22-JUL-2003 20:45:23	Dark	44.000	157	The1Eri	2.9060	9300.0	88	7282	No
354	GOM_NL__2PRFIN20030722_205122_000000452018_00215_07283_6386.N1	22-JUL-2003 20:51:22	Dark	44.500	9	Alp Eri	0.45300	24000.	89	7283	No
355	GOM_NL__2PRFIN20030722_205507_000000592018_00215_07283_6387.N1	22-JUL-2003 20:55:07	Straylight	58.500	84	Alp Phe	2.3970	4500.0	117	7283	No
356	GOM_NL__2PRFIN20030722_205842_000000432018_00215_07283_6388.N1	22-JUL-2003 20:58:42	Straylight	43.000	148	Alp Tuc	2.8780	4100.0	86	7283	No
357	GOM_NL__2PRFIN20030722_210022_000000642018_00215_07283_6389.N1	22-JUL-2003 21:00:22	Straylight	63.500	63	Bet Gru	2.1500	2800.0	127	7283	No
358	GOM_NL__2PRFIN20030722_210148_000000462018_00215_07283_6390.N1	22-JUL-2003 21:01:48	Straylight	46.000	31	Alp Gru	1.7340	15200.	92	7283	No
359	GOM_NL__2PRFIN20030722_210442_000000812018_00215_07283_6391.N1	22-JUL-2003 21:04:42	Straylight	80.500	18	24Alp PsA	1.1660	9700.0	161	7283	No
360	GOM_NL__2PRFIN20030722_210851_000000392018_00215_07283_6392.N1	22-JUL-2003 21:08:51	Twi_and_stray	39.000	178	lot1Sco	3.0220	6550.0	78	7283	No
361	GOM_NL__2PRFIN20030722_211007_000000422018_00215_07283_6393.N1	22-JUL-2003 21:10:07	Bright	41.500	38	20Eps Sgr	1.8360	11000.	83	7283	No
362	GOM_NL__2PRFIN20030722_211201_000000382018_00215_07283_6394.N1	22-JUL-2003 21:12:01	Bright	38.000	57	34Sig Sgr	2.0660	26000.	76	7283	No
363	GOM_NL__2PRFIN20030722_211344_000000402018_00215_07283_6395.N1	22-JUL-2003 21:13:44	Twi_and_stray	39.500	142	49Del Cap	2.8500	8900.0	79	7283	No
364	GOM_NL__2PRFIN20030722_212120_000000362018_00215_07283_6396.N1	22-JUL-2003 21:21:20	Bright	35.500	126	60Bet Oph	2.7700	4250.0	71	7283	No
365	GOM_NL__2PRFIN20030722_212334_000000372018_00215_07283_6397.N1	22-JUL-2003 21:23:34	Bright	36.500	168	17Zet Aql	2.9860	11000.	73	7283	No
366	GOM_NL__2PRFIN20030722_213038_000000362018_00215_07283_6398.N1	22-JUL-2003 21:30:38	Bright	35.500	5	3Alp Lyr	0.033000	11000.	71	7283	No
367	GOM_NL__2PRFIN20030722_213323_000000402018_00215_07283_6399.N1	22-JUL-2003 21:33:23	Bright	39.500	144	18Del Cyg	2.8600	11000.	79	7283	No
368	GOM_NL__2PRFIN20030722_213514_000000502018_00215_07283_6400.N1	22-JUL-2003 21:35:14	Bright	49.500	19	50Alp Cyg	1.2460	10500.	99	7283	No
369	GOM_NL__2PRFIN20030722_213745_000000382018_00215_07283_6401.N1	22-JUL-2003 21:37:45	Bright	38.000	119	14Eta Dra	2.7270	4700.0	76	7283	No
370	GOM_NL__2PRFIN20030722_214025_000000442018_00215_07283_6402.N1	22-JUL-2003 21:40:25	Bright	44.000	89	5Alp Cep	2.4510	8000.0	88	7283	No
371	GOM_NL__2PRFIN20030722_214511_000000372018_00215_07283_6403.N1	22-JUL-2003 21:45:11	Bright	36.500	49	1Alp UMi	1.9900	6300.0	73	7283	No
372	GOM_NL__2PRFIN20030722_214735_000000522018_00215_07283_6404.N1	22-JUL-2003 21:47:35	Bright	51.500	74	11Bet Cas	2.2680	6600.0	103	7283	No
373	GOM_NL__2PRFIN20030722_214914_000000492018_00215_07283_6405.N1	22-JUL-2003 21:49:14	Bright	48.500	76	27Gam Cas	2.3000	30000.	97	7283	No
374	GOM_NL__2PRFIN20030722_215449_000000462018_00215_07283_6406.N1	22-JUL-2003 21:54:49	Bright	46.000	160	23Gam Per	2.9300	4700.0	92	7283	No
375	GOM_NL__2PRFIN20030722_215616_000000442018_00215_07283_6407.N1	22-JUL-2003 21:56:16	Bright	43.500	35	33Alp Per	1.7950	6250.0	87	7283	No
376	GOM_NL__2PRFIN20030722_215801_000000762018_00215_07283_6408.N1	22-JUL-2003 21:58:01	Bright	75.500	73	57Gam1And	2.2600	13100.	151	7283	No
377	GOM_NL__2PRFIN20030722_220101_000001522018_00215_07283_6409.N1	22-JUL-2003 22:01:01	Straylight	151.50	53	43Bet And	2.0480	3300.0	303	7283	No
378	GOM_NL__2PRFIN20030722_220516_000000522018_00215_07283_6410.N1	22-JUL-2003 22:05:16	Twilight	51.500	146	25Eta Tau	2.8730	15200.	103	7283	No
379	GOM_NL__2PRFIN20030722_220652_000000532018_00215_07283_6411.N1	22-JUL-2003 22:06:52	Dark	53.000	13	87Alp Tau	0.86700	3800.0	106	7283	No
380	GOM_NL__2PRFIN20030722_220858_000000412018_00215_07283_6412.N1	22-JUL-2003 22:08:58	Dark	40.500	27	24Gam Ori	1.6360	26000.	81	7283	No
381	GOM_NL__2PRFIN20030722_221054_000000412018_00215_07283_6413.N1	22-JUL-2003 22:10:54	Dark	40.500	30	46Eps Ori	1.6940	30000.	81	7283	No
382	GOM_NL__2PRFIN20030722_221310_000000452018_00215_07283_6414.N1	22-JUL-2003 22:13:10	Dark	44.500	7	19Bet Ori	0.10000	14000.	89	7283	No
383	GOM_NL__2PRFIN20030722_221531_000000392018_00215_07283_6415.N1	22-JUL-2003 22:15:31	Dark	38.500	101	11Alp Lep	2.5820	7000.0	77	7283	No
384	GOM_NL__2PRFIN20030722_222600_000000452018_00215_07283_6416.N1	22-JUL-2003 22:26:00	Dark	44.500	157	The1Eri	2.9060	9300.0	89	7283	No
385	GOM_NL__2PRFIN20030722_223159_000000422018_00216_07284_7141.N1	22-JUL-2003 22:31:59	Dark	42.000	9	Alp Eri	0.45300	24000.	84	7284	No
386	GOM_NL__2PRFIN20030722_223544_000000592018_00216_07284_7142.N1	22-JUL-2003 22:35:44	Straylight	59.000	84	Alp Phe	2.3970	4500.0	118	7284	No
387	GOM_NL__2PRFIN20030722_223918_000000452018_00216_07284_7143.N1	22-JUL-2003 22:39:18	Straylight	45.000	148	Alp Tuc	2.8780	4100.0	90	7284	No
388	GOM_NL__2PRFIN20030722_224058_000000592018_00216_07284_7144.N1	22-JUL-2003 22:40:58	Straylight	59.000	63	Bet Gru	2.1500	2800.0	118	7284	No
389	GOM_NL__2PRFIN20030722_224224_000000492018_00216_07284_7145.N1	22-JUL-2003 22:42:24	Straylight	49.000	31	Alp Gru	1.7340	15200.	98	7284	No
390	GOM_NL__2PRFIN20030722_224519_000000842018_00216_07284_7146.N1	22-JUL-2003 22:45:19	Straylight	83.500	18	24Alp PsA	1.1660	9700.0	167	7284	No
391	GOM_NL__2PRFIN20030722_224927_000000432018_00216_07284_7147.N1	22-JUL-2003 22:49:27	Twi_and_stray	43.000	178	lot1Sco	3.0220	6550.0	86	7284	No
392	GOM_NL__2PRFIN20030722_225043_000000442018_00216_07284_7148.N1	22-JUL-2003 22:50:43	Bright	44.000	38	20Eps Sgr	1.8360	11000.	88	7284	No
393	GOM_NL__2PRFIN20030722_225237_000000402018_00216_07284_7149.N1	22-JUL-2003 22:52:37	Bright	40.000	57	34Sig Sgr	2.0660	26000.	80	7284	No
394	GOM_NL__2PRFIN20030722_225420_000000652018_00216_07284_7150.N1	22-JUL-2003 22:54:20	Bright	65.000	142	49Del Cap	2.8500	8900.0	130	7284	No
395	GOM_NL__2PRFIN20030722_230156_000000372018_00216_07284_7151.N1	22-JUL-2003 23:01:56	Bright	37.000	126	60Bet Oph	2.7700	4250.0	74	7284	No
396	GOM_NL__2PRFIN20030722_230410_000000372018_00216_07284_7152.N1	22-JUL-2003 23:04:10	Bright	37.000	168	17Zet Aql	2.9860	11000.	74	7284	No

397	GOM_NL__2PRFIN20030722_231114_000000392018_00216_07284_7153.N1	22-JUL-2003 23:11:14	Bright	39.000	5	3Alp Lyr	0.033000	11000.	78	7284	No
398	GOM_NL__2PRFIN20030722_231359_000000392018_00216_07284_7154.N1	22-JUL-2003 23:13:59	Bright	38.500	144	18Del Cyg	2.8600	11000.	77	7284	No
399	GOM_NL__2PRFIN20030722_231549_000000482018_00216_07284_7155.N1	22-JUL-2003 23:15:49	Bright	48.000	19	50Alp Cyg	1.2460	10500.	96	7284	No
400	GOM_NL__2PRFIN20030722_231821_000000362018_00216_07284_7156.N1	22-JUL-2003 23:18:21	Bright	35.500	119	14Eta Dra	2.7270	4700.0	71	7284	No
401	GOM_NL__2PRFIN20030722_232100_000000402018_00216_07284_7157.N1	22-JUL-2003 23:21:00	Bright	40.000	89	5Alp Cep	2.4510	8000.0	80	7284	No
402	GOM_NL__2PRFIN20030722_232547_000000342018_00216_07284_7158.N1	22-JUL-2003 23:25:47	Bright	34.000	49	1Alp UMi	1.9900	6300.0	68	7284	No
403	GOM_NL__2PRFIN20030722_232810_000000522018_00216_07284_7159.N1	22-JUL-2003 23:28:10	Bright	51.500	74	11Bet Cas	2.2680	6600.0	103	7284	No
404	GOM_NL__2PRFIN20030722_232949_000000502018_00216_07284_7160.N1	22-JUL-2003 23:29:49	Bright	50.000	76	27Gam Cas	2.3000	30000.	100	7284	No
405	GOM_NL__2PRFIN20030722_233524_000000462018_00216_07284_7161.N1	22-JUL-2003 23:35:24	Bright	46.000	160	23Gam Per	2.9300	4700.0	92	7284	No
406	GOM_NL__2PRFIN20030722_233652_000000472018_00216_07284_7162.N1	22-JUL-2003 23:36:52	Bright	46.500	35	33Alp Per	1.7950	6250.0	93	7284	No
407	GOM_NL__2PRFIN20030722_233838_000000692018_00216_07284_7163.N1	22-JUL-2003 23:38:38	Bright	68.500	73	57Gam1And	2.2600	13100.	137	7284	No
408	GOM_NL__2PRFIN20030722_234137_000001442018_00216_07284_7164.N1	22-JUL-2003 23:41:37	Straylight	143.50	53	43Bet And	2.0480	3300.0	287	7284	No
409	GOM_NL__2PRFIN20030722_234552_000000502018_00216_07284_7165.N1	22-JUL-2003 23:45:52	Twilight	50.000	146	25Eta Tau	2.8730	15200.	100	7284	No
410	GOM_NL__2PRFIN20030722_234728_000000542018_00216_07284_7166.N1	22-JUL-2003 23:47:28	Dark	54.000	13	87Alp Tau	0.86700	3800.0	108	7284	No
411	GOM_NL__2PRFIN20030722_234934_000000412018_00216_07284_7167.N1	22-JUL-2003 23:49:34	Dark	41.000	27	24Gam Ori	1.6360	26000.	82	7284	No
412	GOM_NL__2PRFIN20030722_235130_000000402018_00216_07284_7168.N1	22-JUL-2003 23:51:30	Dark	39.500	30	46Eps Ori	1.6940	30000.	79	7284	No
413	GOM_NL__2PRFIN20030722_235346_000000402018_00216_07284_7169.N1	22-JUL-2003 23:53:46	Dark	39.500	7	19Bet Ori	0.10000	14000.	79	7284	No
414	GOM_NL__2PRFIN20030722_235607_000000392018_00216_07284_7170.N1	22-JUL-2003 23:56:07	Dark	39.000	101	11Alp Lep	2.5820	7000.0	78	7284	No

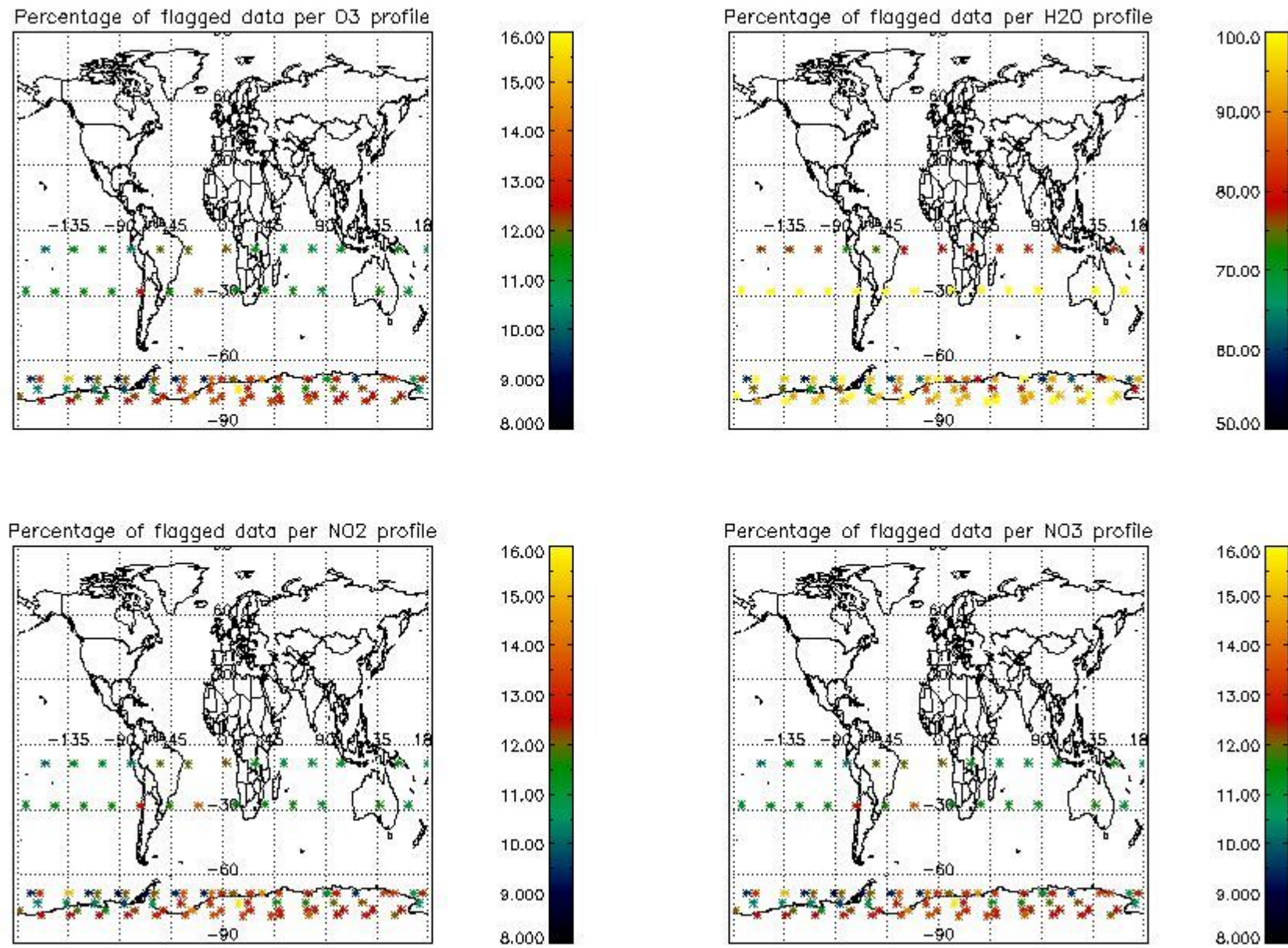
3. Quality information per product

In this section it is plotted some information contained in the Quality Summary data set of the level 2 products. Only products in dark limb conditions and without errors (error flag in the MPH set to "0") are used.

3.1 Plot quality information per product (time dependant)



3.2 Plot quality information per product (world map)

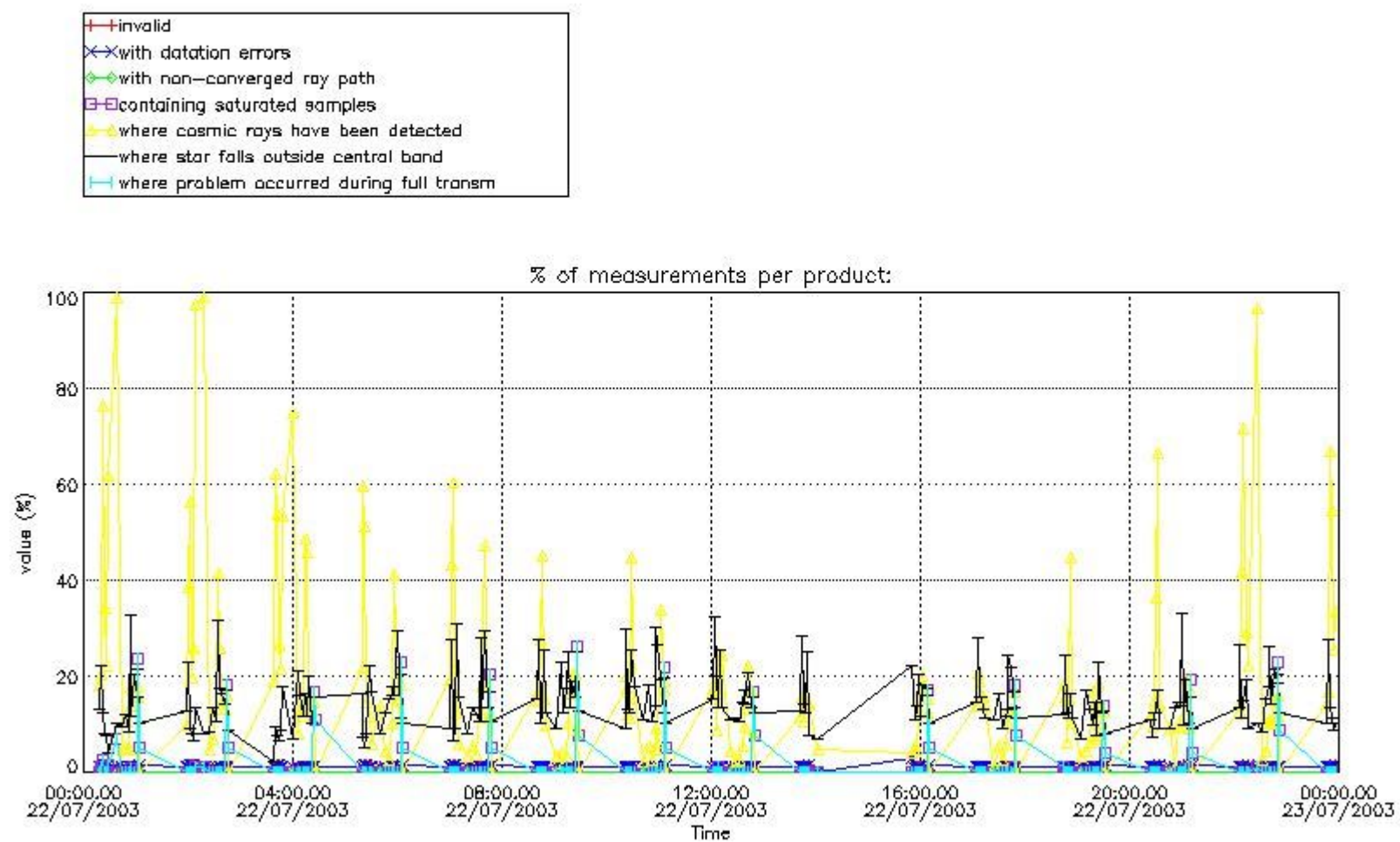


4. Level 1 quality information per product

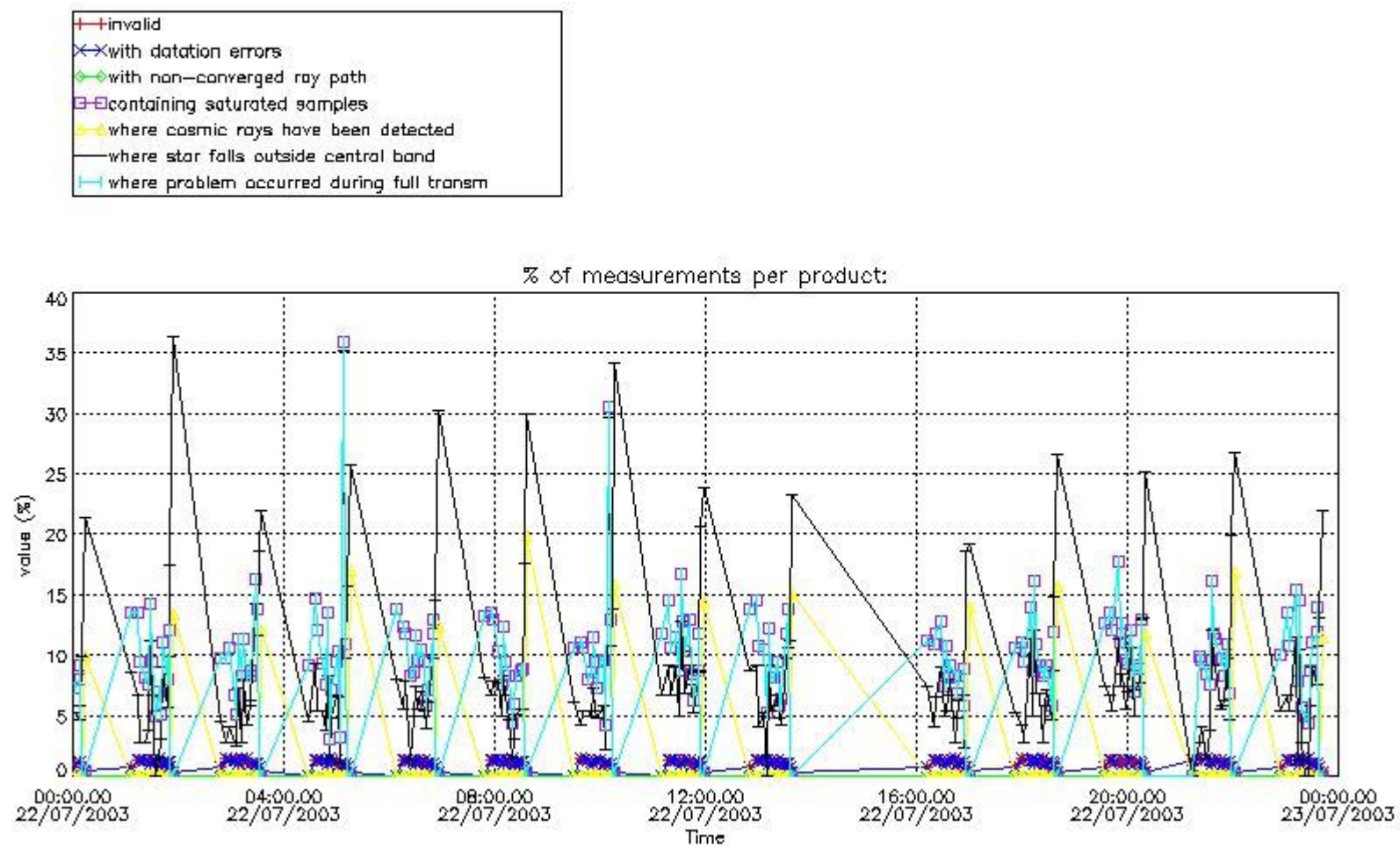
In this section it is plotted some information contained in the Quality Summary data set of the level 2 products that comes from the level 1b processing. Products without errors (error flag in the MPH set to "0") are used.

4.1 Plot quality information per product (time dependant) coming from level 1b processing

4.1.1 Plot level 1 quality information per product (time dependant): ENVISAT ASCENDING passes



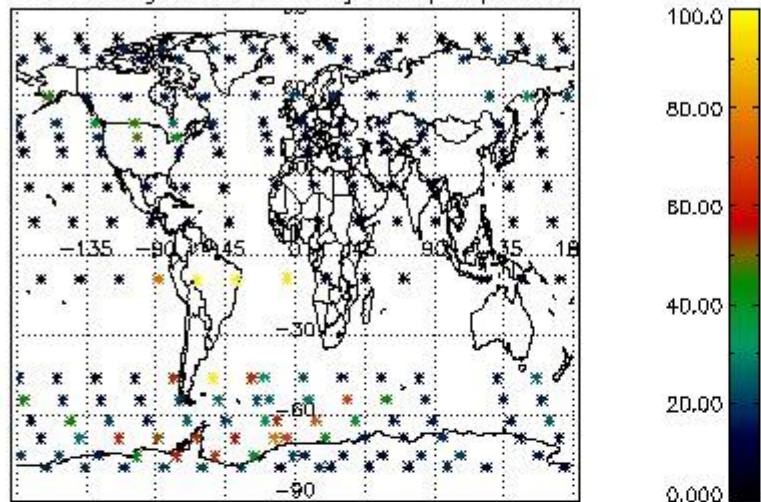
4.1.2 Plot level 1 quality information per product (time dependant): ENVI SAT DESCENDING passes



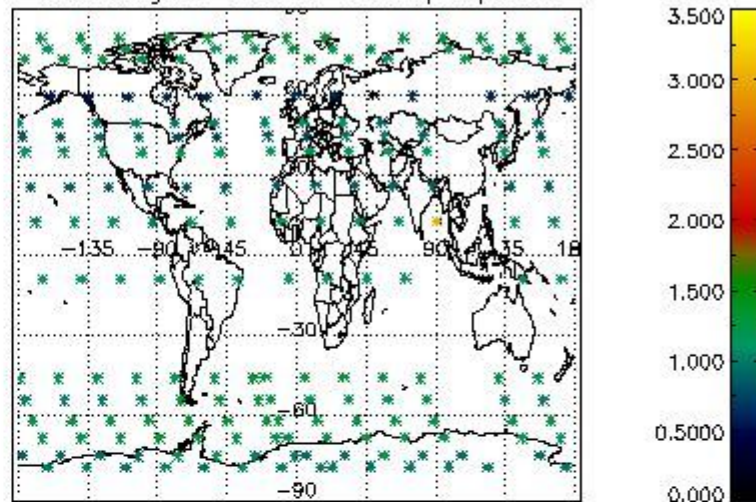
4.2 Plot quality information per product coming from level 1b processing (world map)

4.2.1 Plot level 1 quality information per product (world map): ENVISAT ASCENDING passes

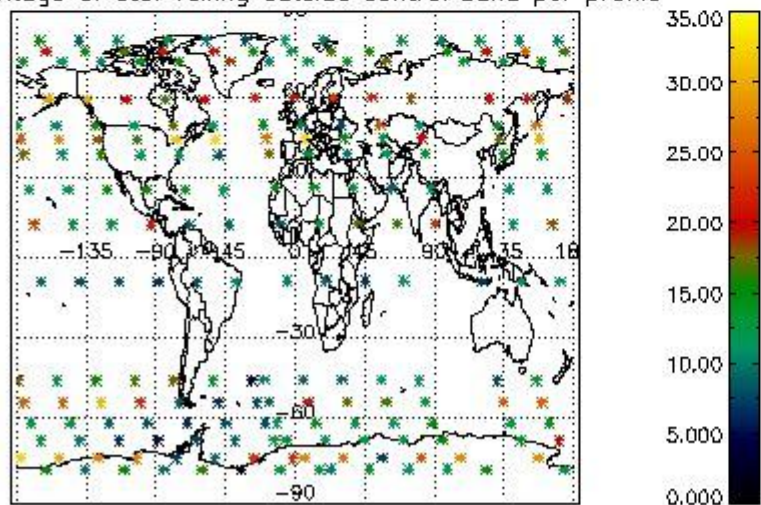
Percentage of cosmic ray hits per profile



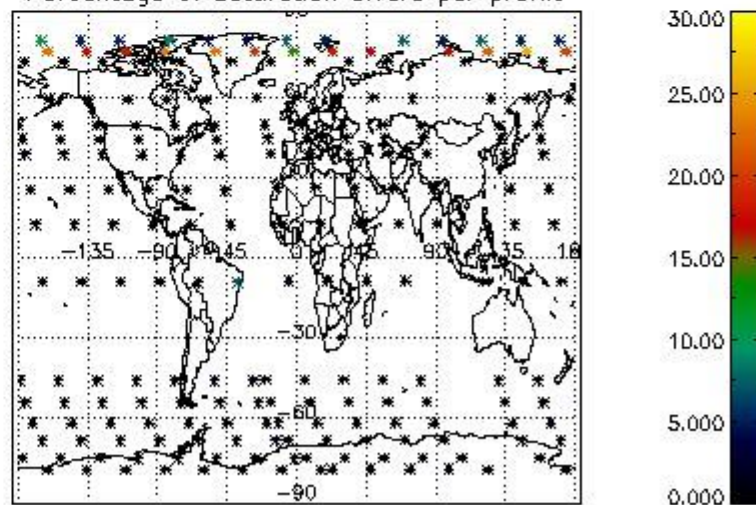
Percentage of datation errors per profile



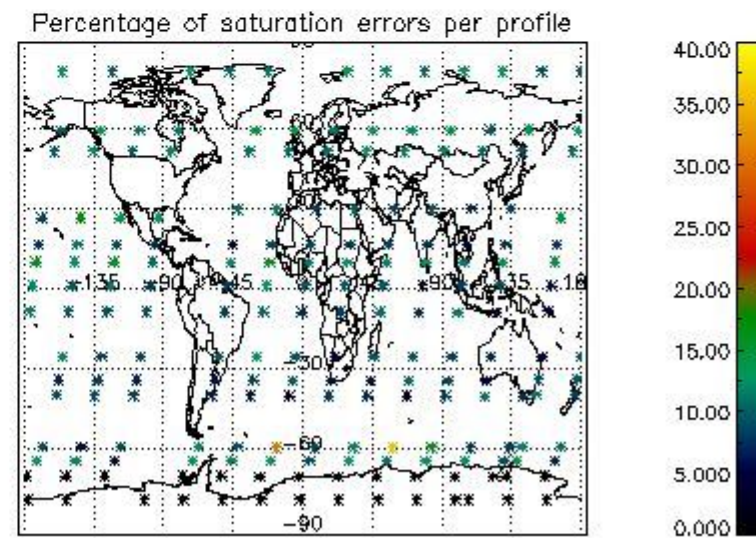
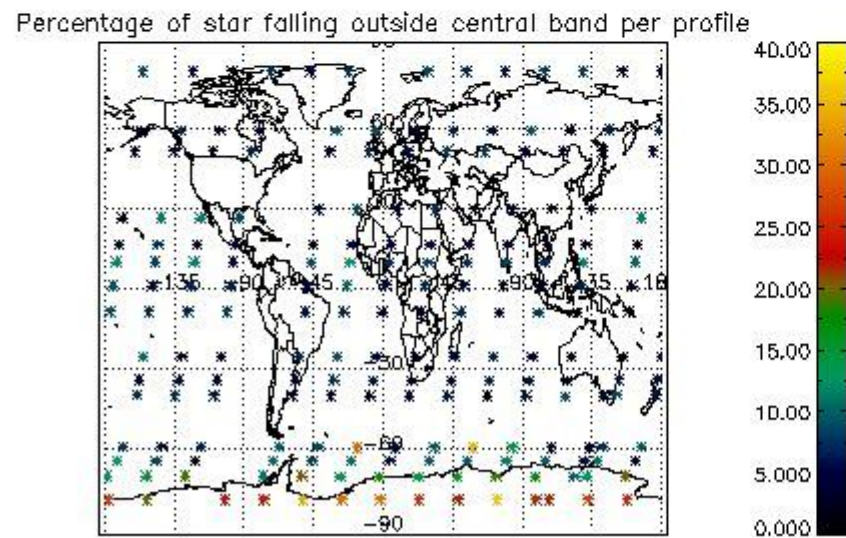
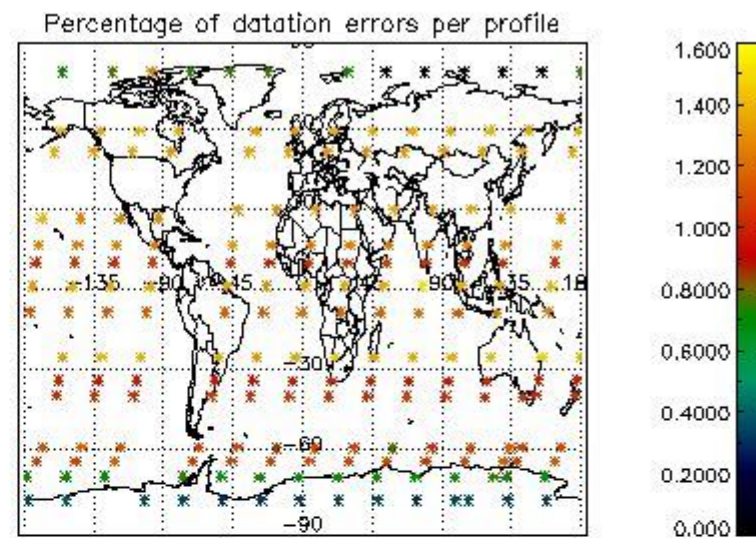
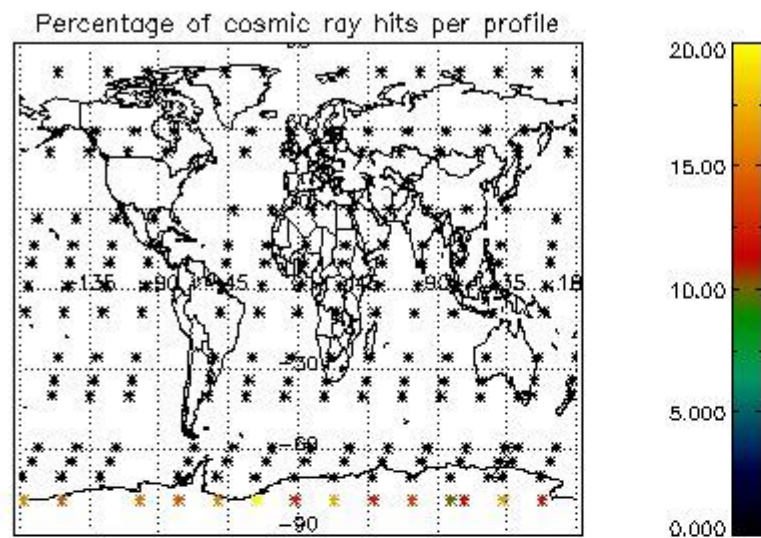
Percentage of star falling outside central band per profile



Percentage of saturation errors per profile



4.2.2 Plot level 1 quality information per product (world map): ENVISAT DESCENDING passes



5. Trace gas profiles

5.1 Ozone statistics based on quality of products

The final quality of the products can be "measured" using the STD (Standard Deviation) attached to every point profile. This information is written to the parameter GOM_NL__2P/NL_LOCAL_SPECIES_DENSITY/o3_std of the level 2 products. The table below shows the statistics for given STD ranges.

The statistics are given with respect to the overall valid production:

- Products without fatal errors: GOM_NL__2P/MPH/PRODUCT_ERR=0
- Valid point profile: GOM_NL__2P/NL_LOCAL_SPECIES_DENSITY/pcd(0)=0

The 'Criteria' is applied to valid points of dark limb products:

- Products in dark limb illumination condition: GOM_NL__2P/NL_SUMMARY_QUALITY/obs_ill_cond=0
- Products without fatal errors: GOM_NL__2P/MPH/PRODUCT_ERR=0
- Valid point profile: GOM_NL__2P/NL_LOCAL_SPECIES_DENSITY/pcd(0)=0

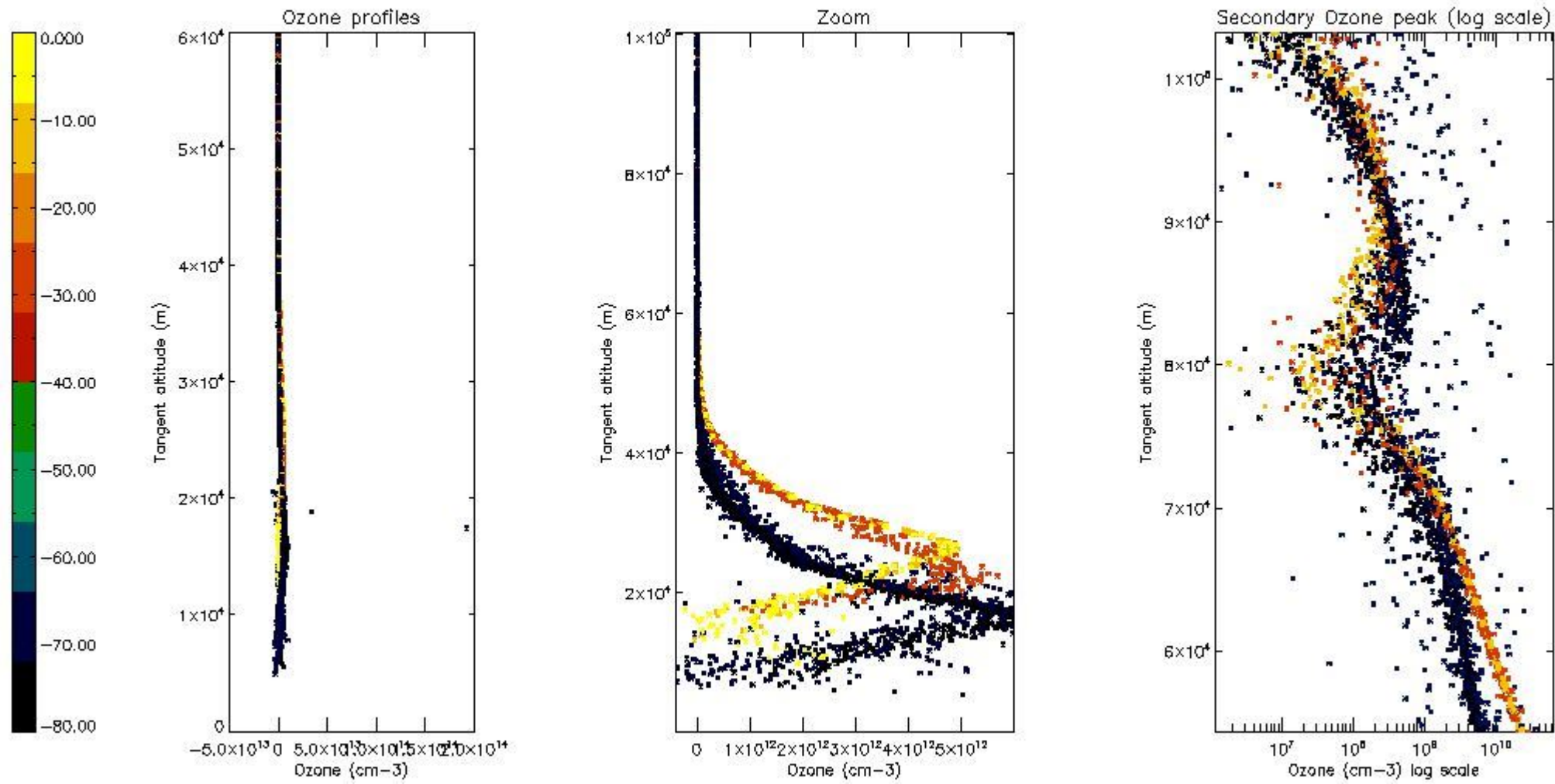
So, the table below shows the percentage of dark limb and valid observations for each criteria with respect to the overall valid daily observations.

Criteria	% of total production
All STD	19
STD < 20	12

STD < 10	10
STD < 5	7

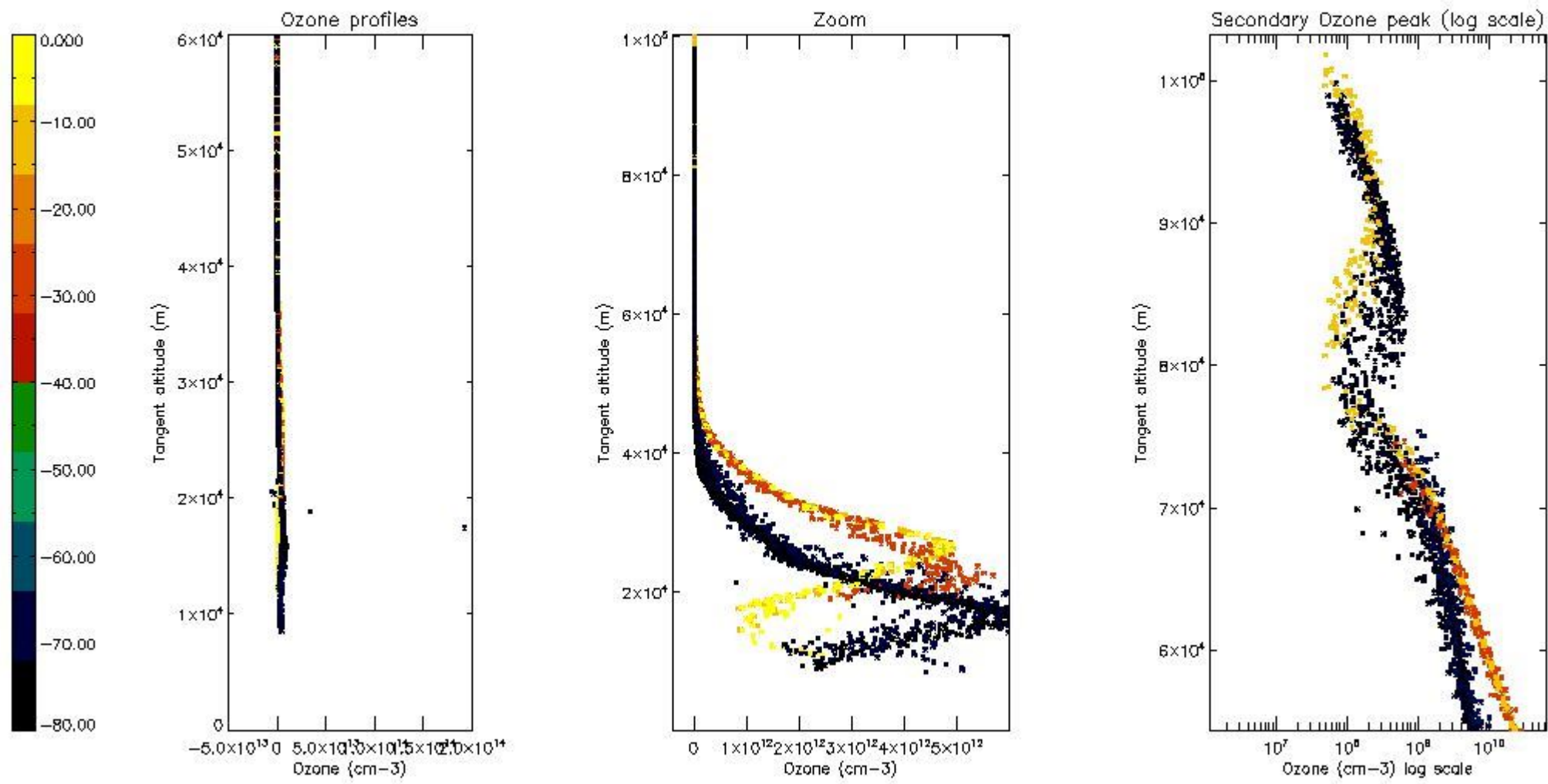
5.2 Plot ozone profiles for all STD (dark without errors)

The colorbar represents the latitude.



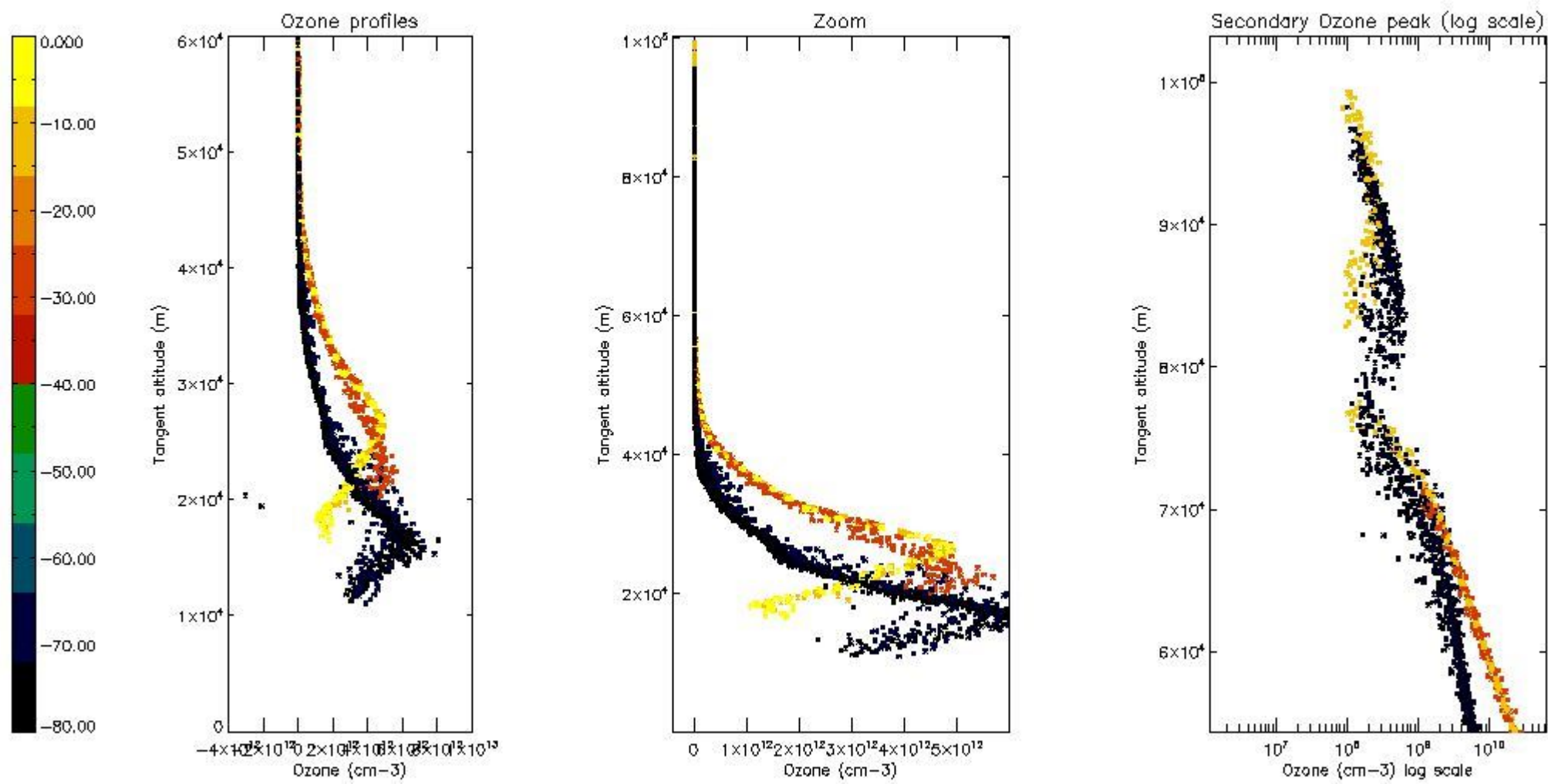
5.3 Plot ozone profiles where STD < 20% (dark without errors)

The colorbar represents the latitude.



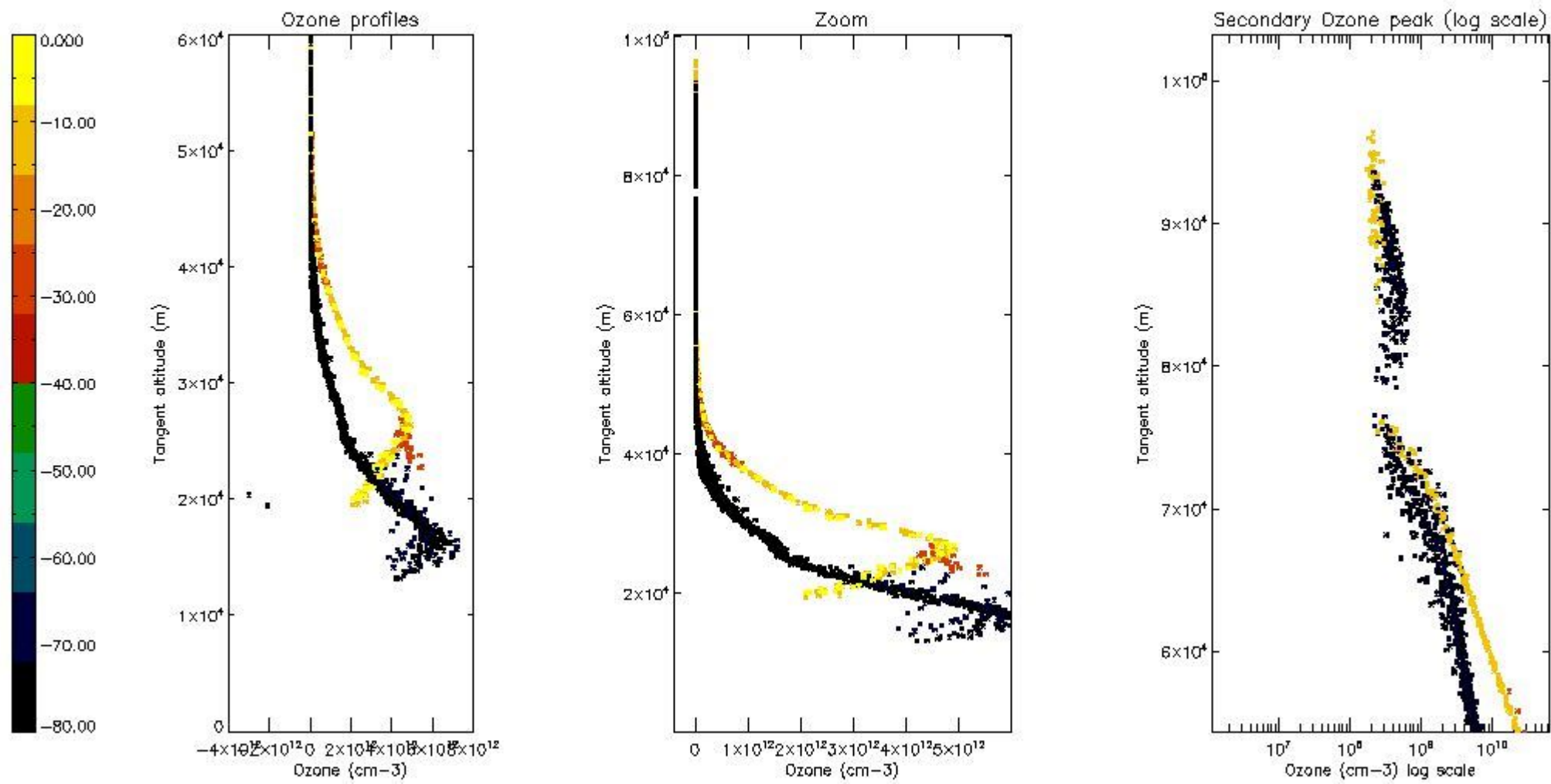
5.4 Plot ozone profiles where $STD < 10\%$ (dark without errors)

The colorbar represents the latitude.



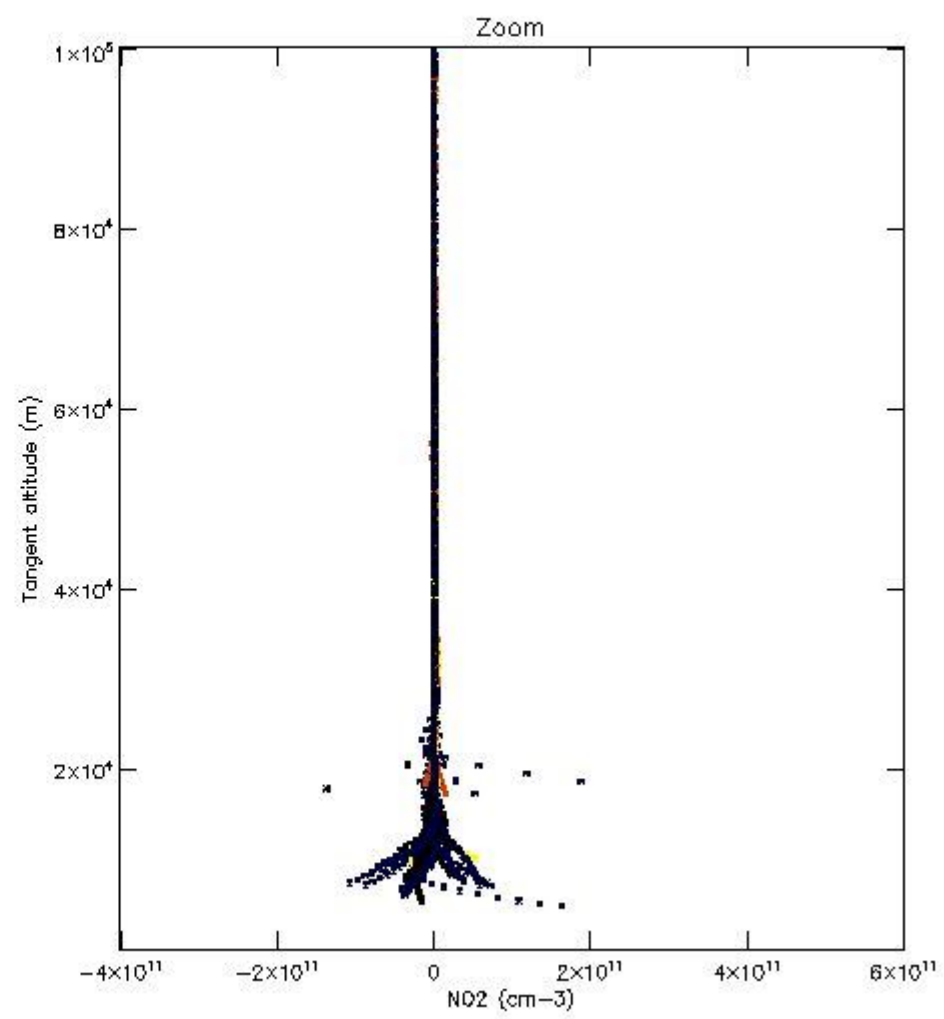
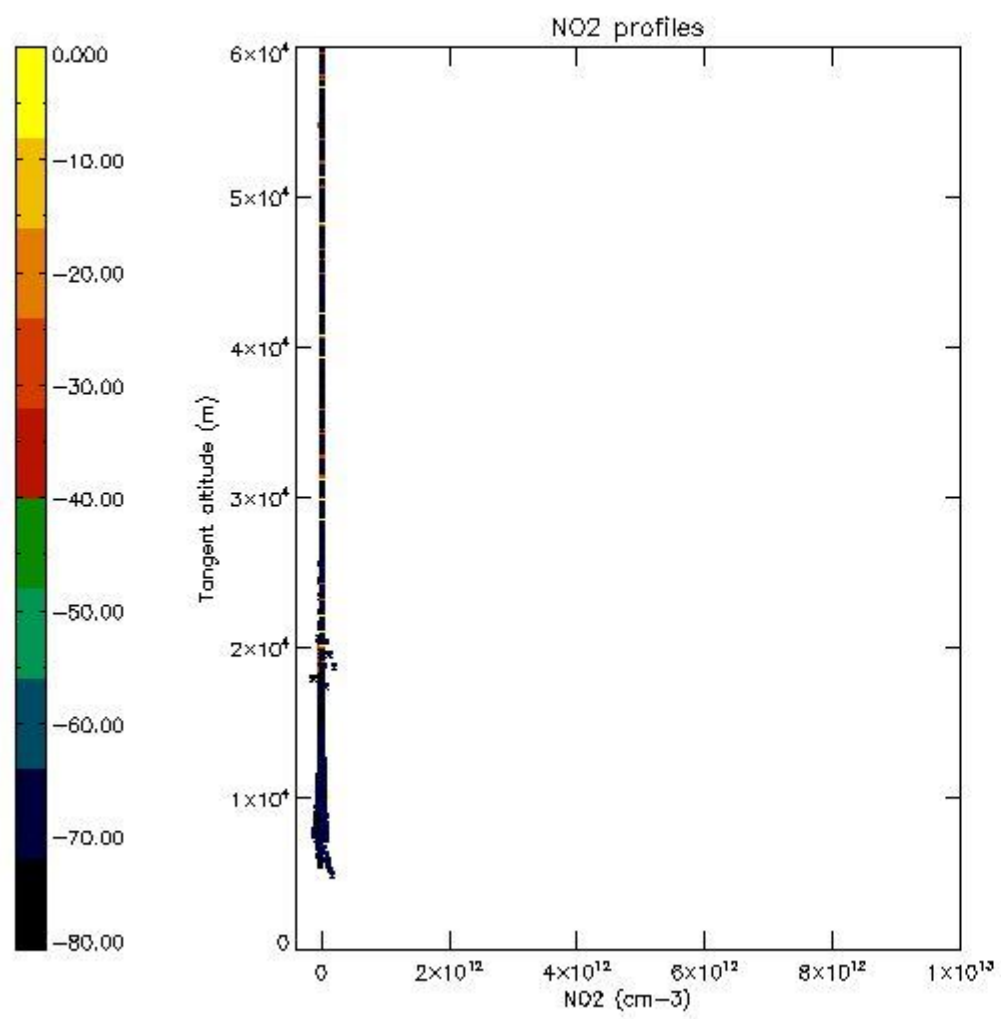
5.5 Plot ozone profiles where STD < 5% (dark without errors)

The colorbar represents the latitude.



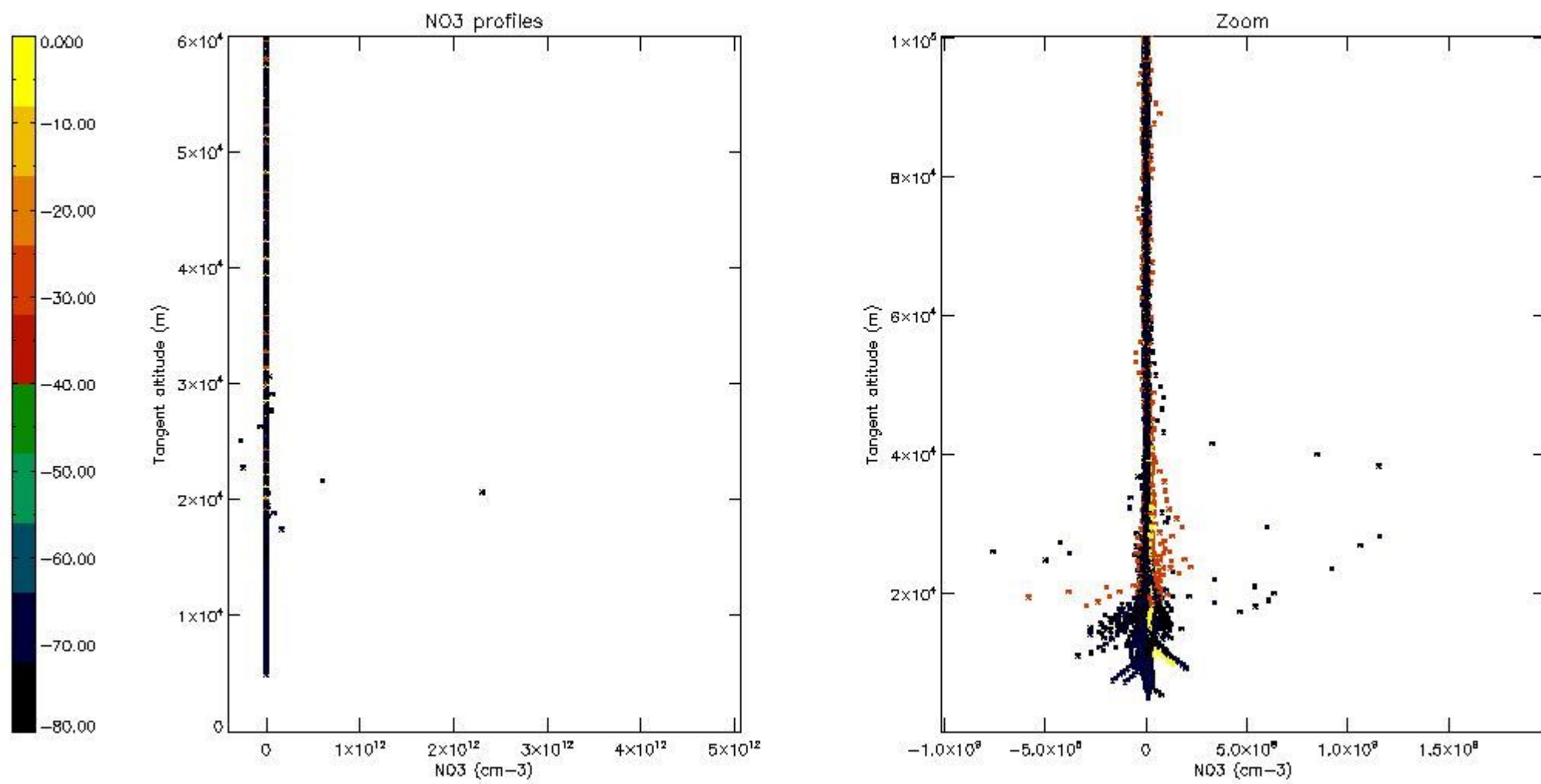
5.6 Plot NO₂ profiles for all STD (dark without errors)

The colorbar represents the latitude.



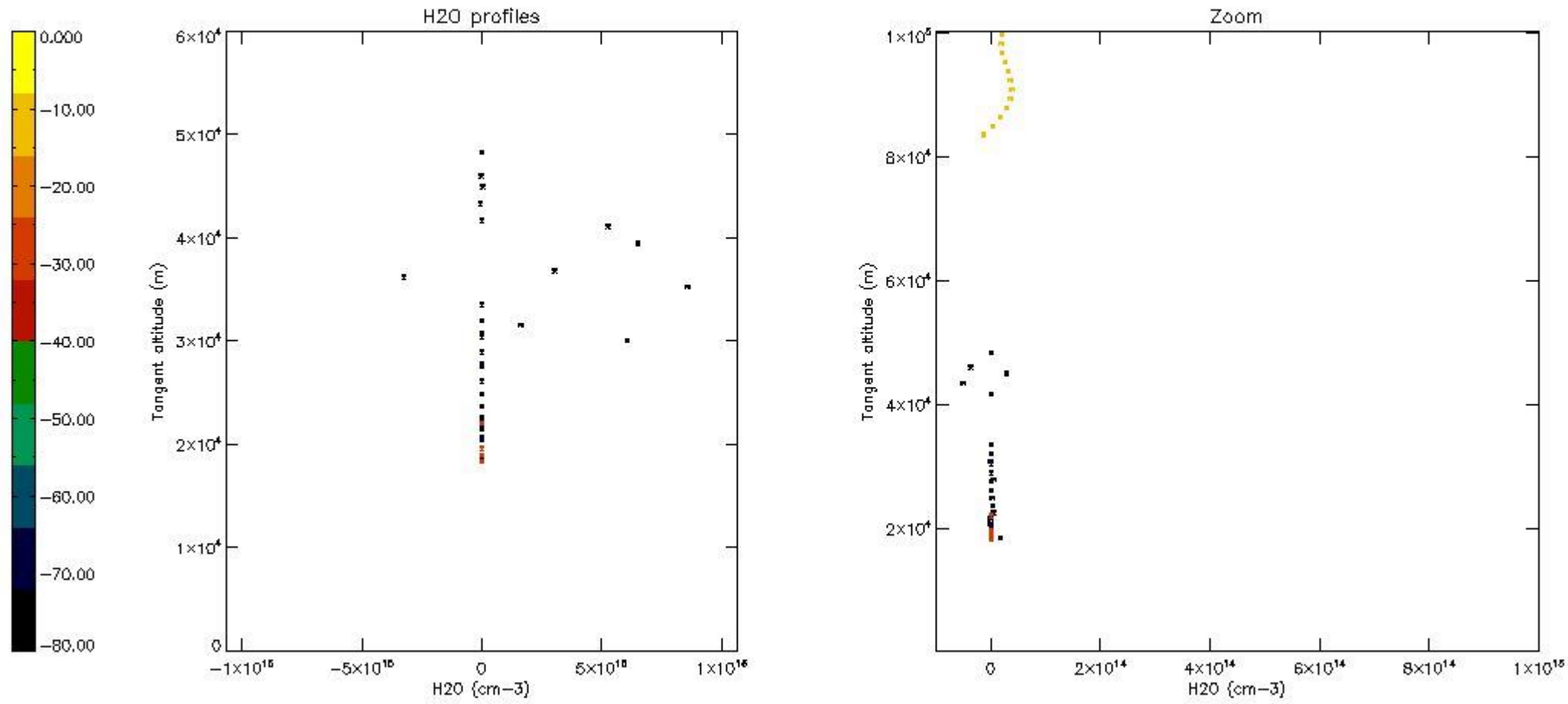
5.7 Plot NO3 profiles for all STD (dark without errors)

The colorbar represents the latitude.



5.8 Plot H2O profiles for all STD (only for occultations of stars 1,2,3,4,13,14,16,26,63 dark without errors)

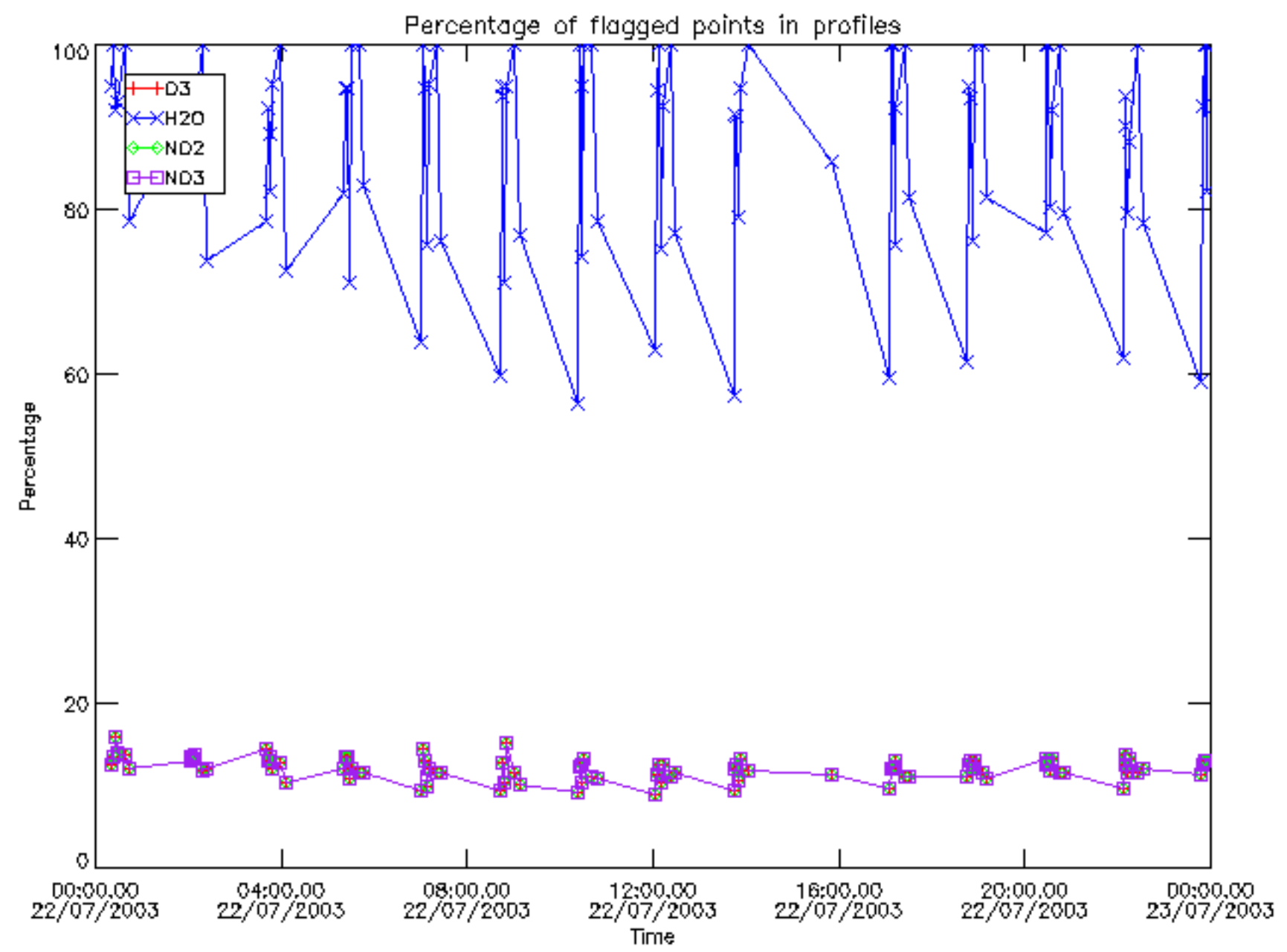
The colorbar represents the latitude.



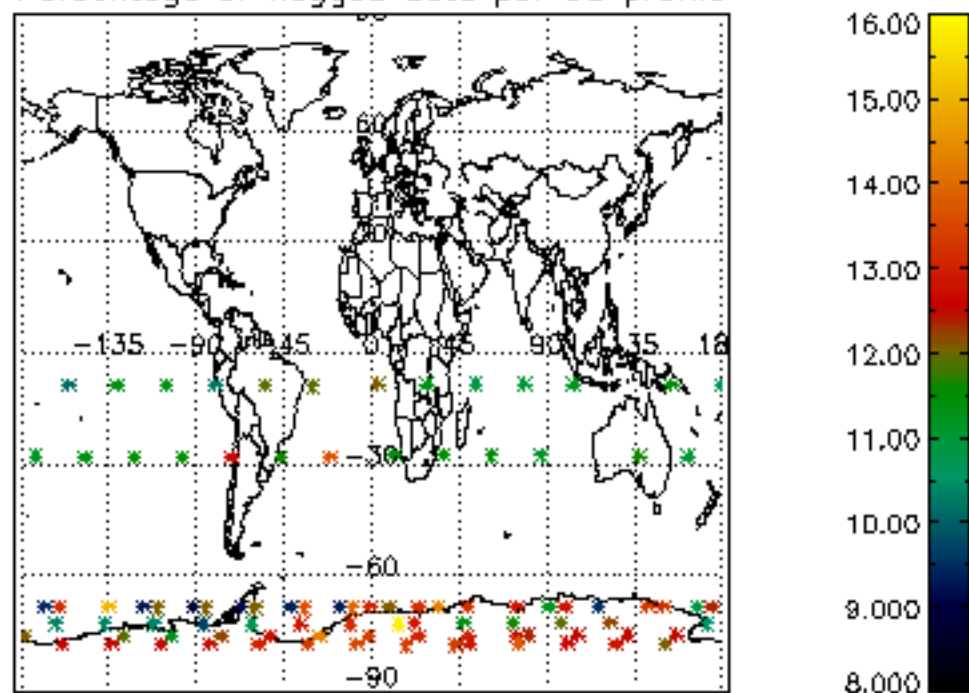
6. Auxiliary Data Files used for the production reported in section 2

The number reported in the third column indicates since which file (see list in section 2) the corresponding auxiliary file has been used. The fourth column is the date of those product files.

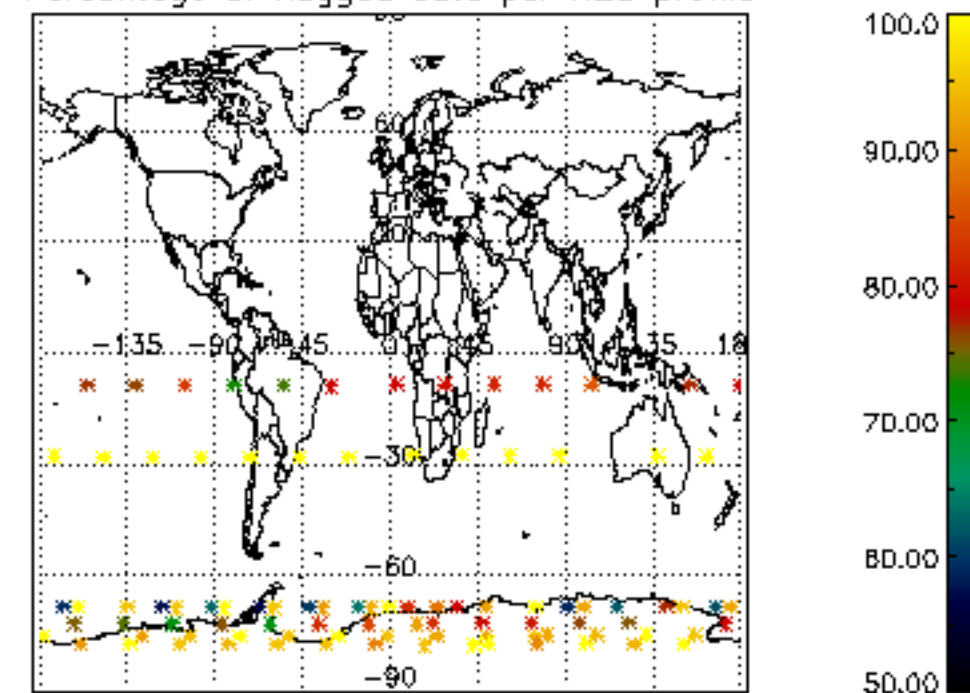
Type	Auxiliary Filename	Used since product	Used since product date
INST_PHYS_CHARACTERISTICS	GOM_INS_AXVIEC20091111_143220_20030716_120000_20500101_000000	1	22-JUL-2003 00:01:34
LEVEL-2_PROC_CONFIG	GOM_PR2_AXVIEC20091111_152718_20020301_000000_20500101_000000	1	22-JUL-2003 00:01:34
CROSS_SECTIONS_FILE	GOM_CRS_AXVIEC20091111_154832_20020301_000000_20500101_000000	1	22-JUL-2003 00:01:34



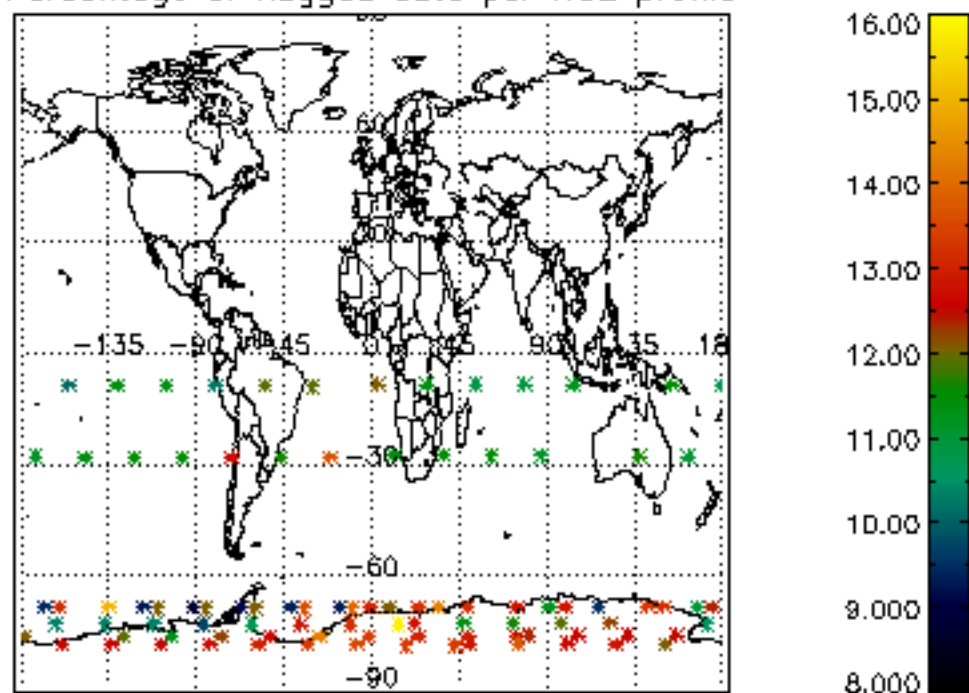
Percentage of flagged data per D3 profile



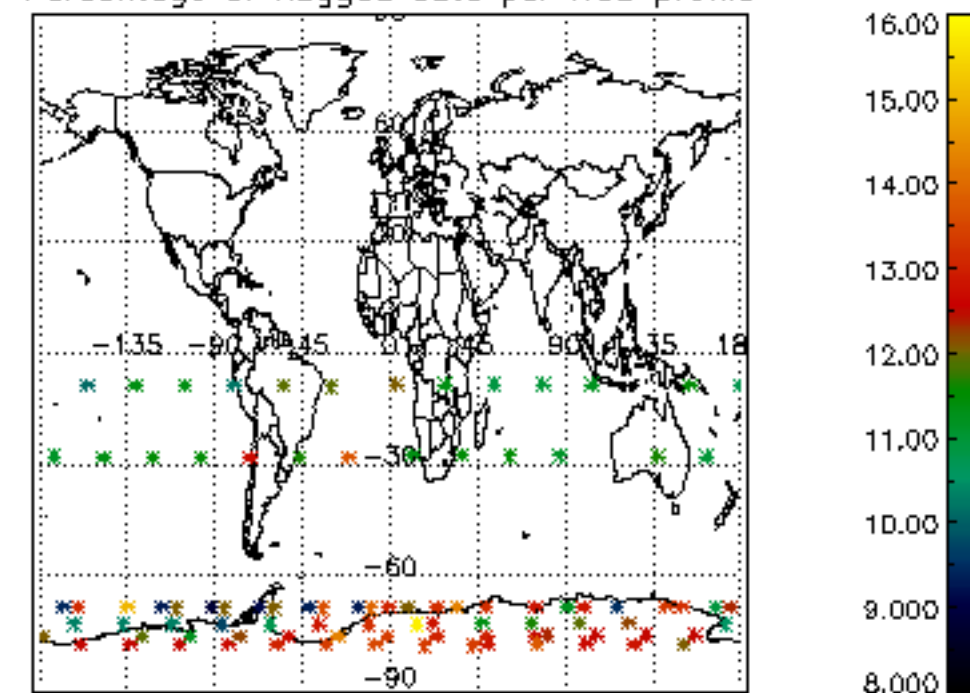
Percentage of flagged data per H2O profile

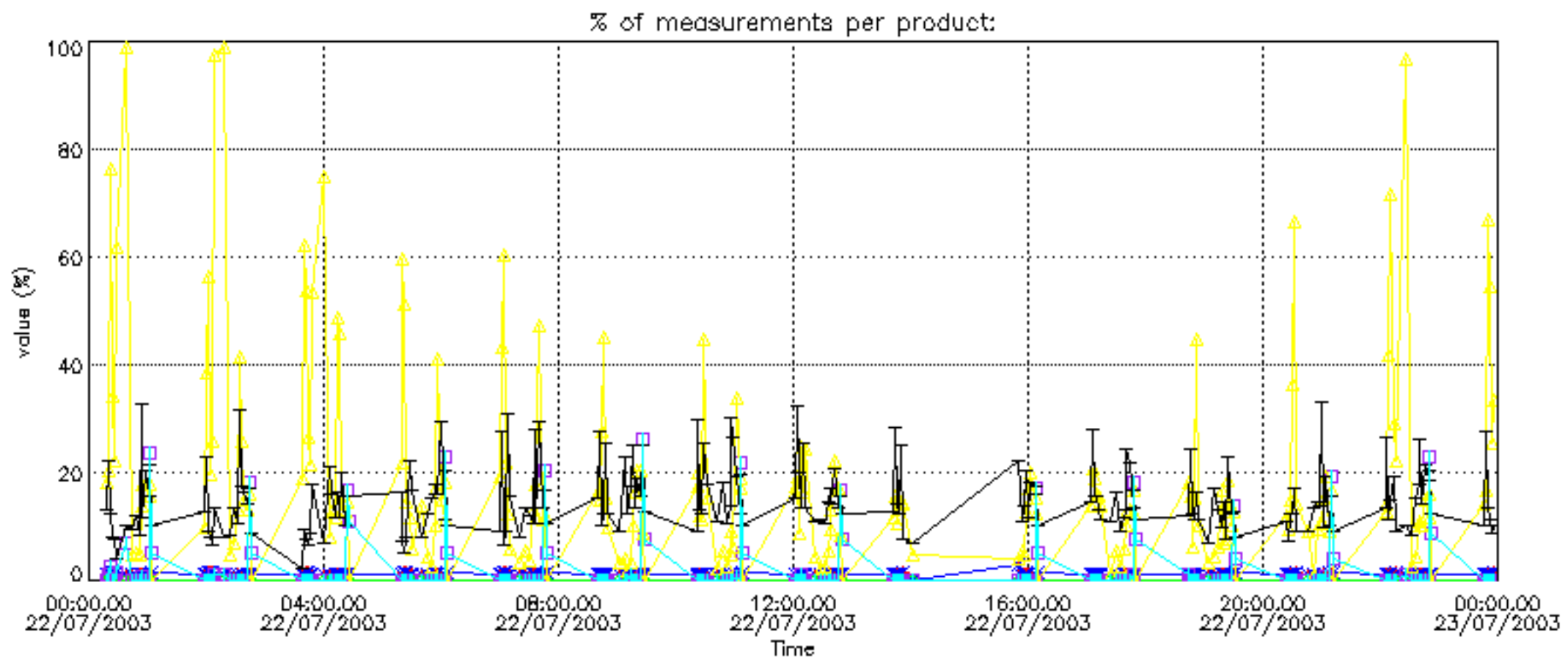


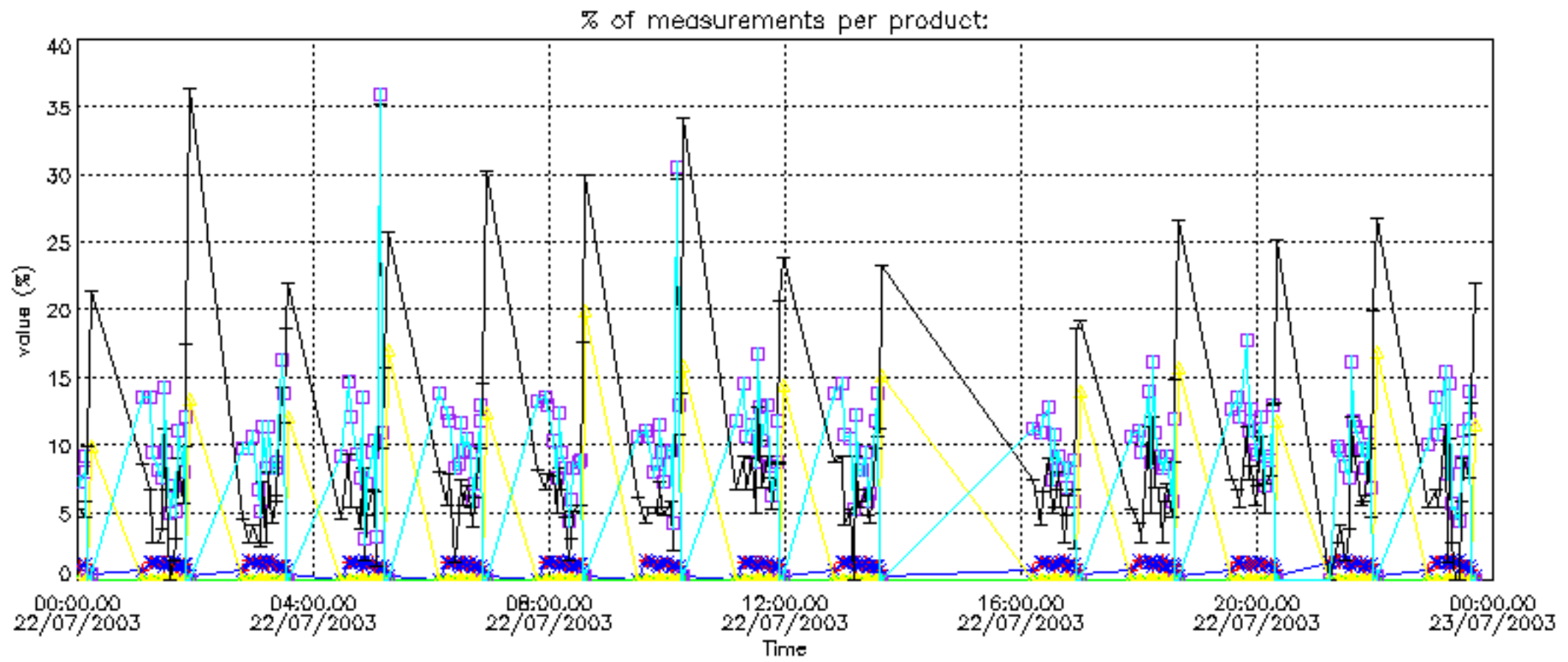
Percentage of flagged data per NO2 profile



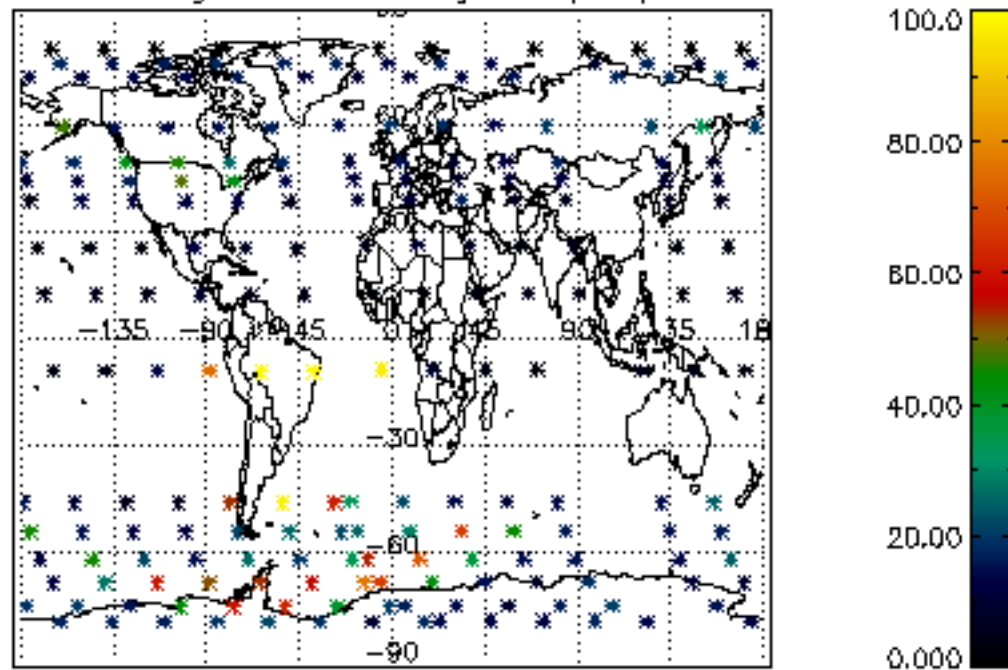
Percentage of flagged data per NO3 profile



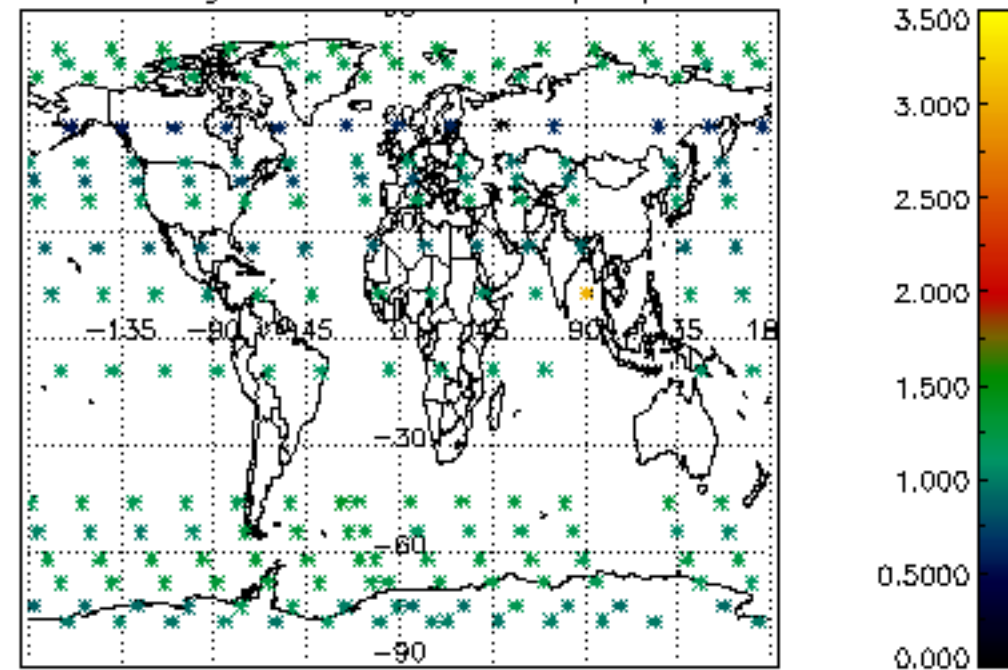




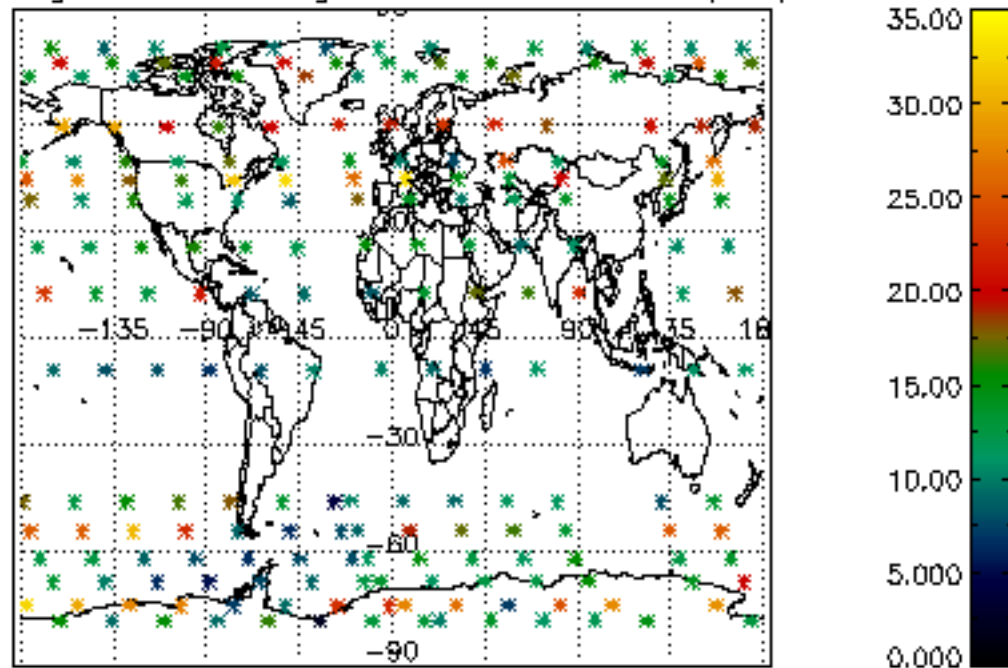
Percentage of cosmic ray hits per profile



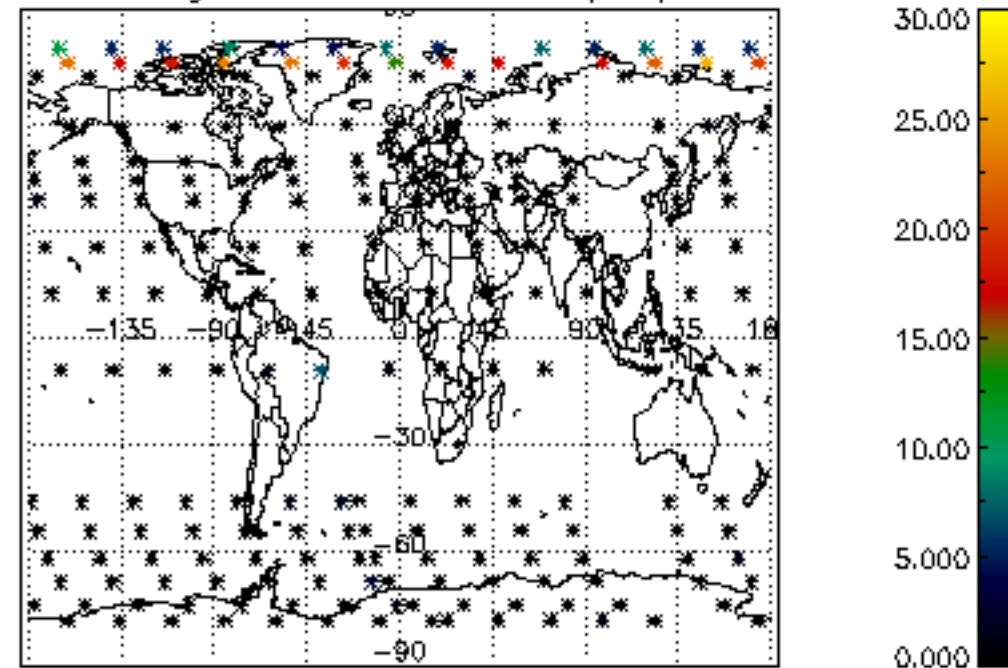
Percentage of datation errors per profile



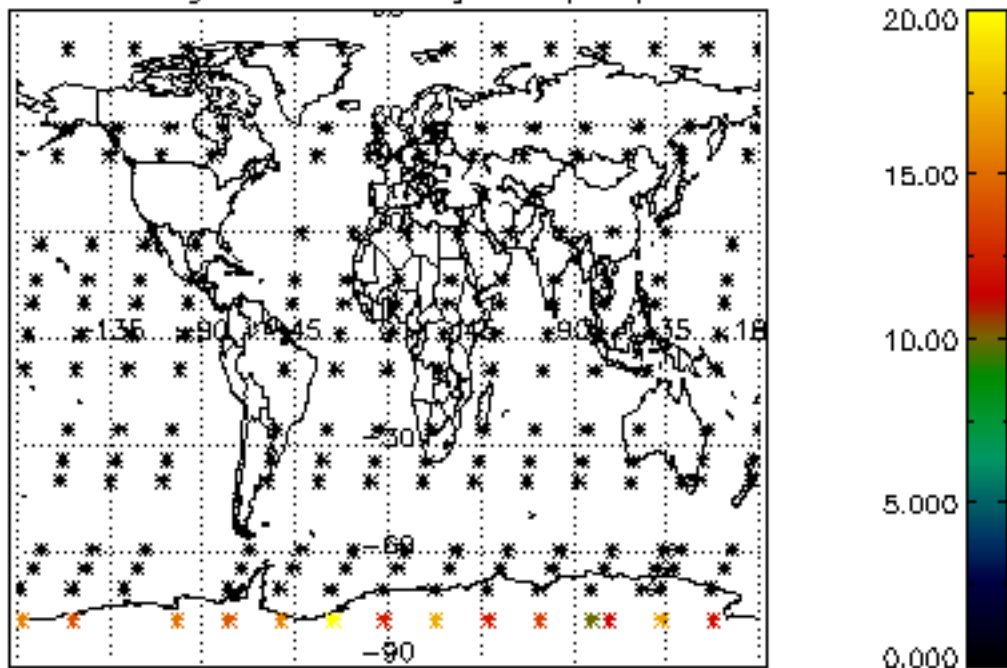
Percentage of star falling outside central band per profile



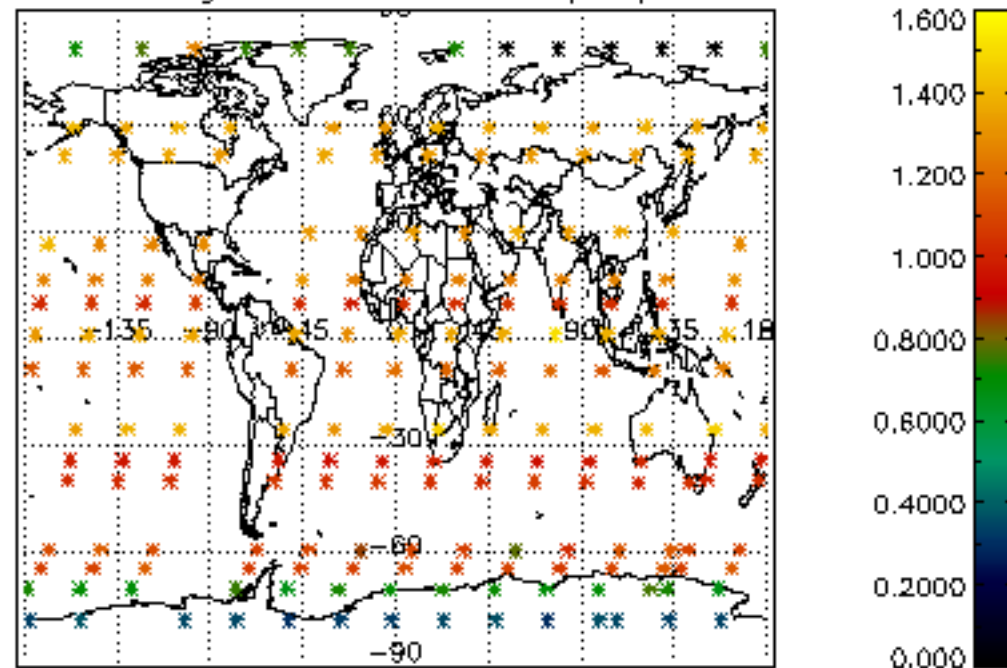
Percentage of saturation errors per profile



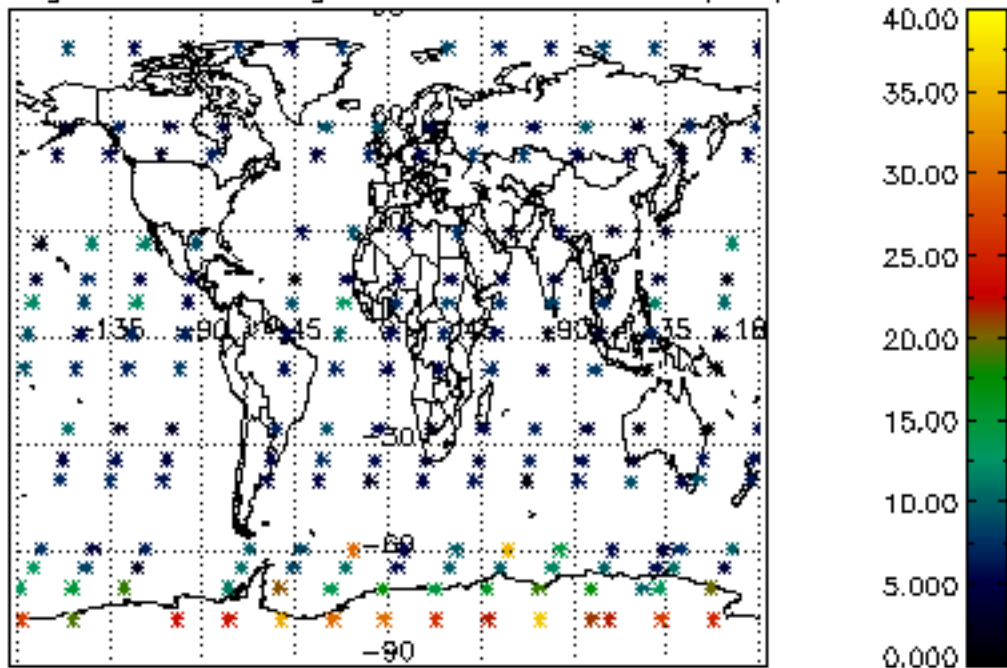
Percentage of cosmic ray hits per profile



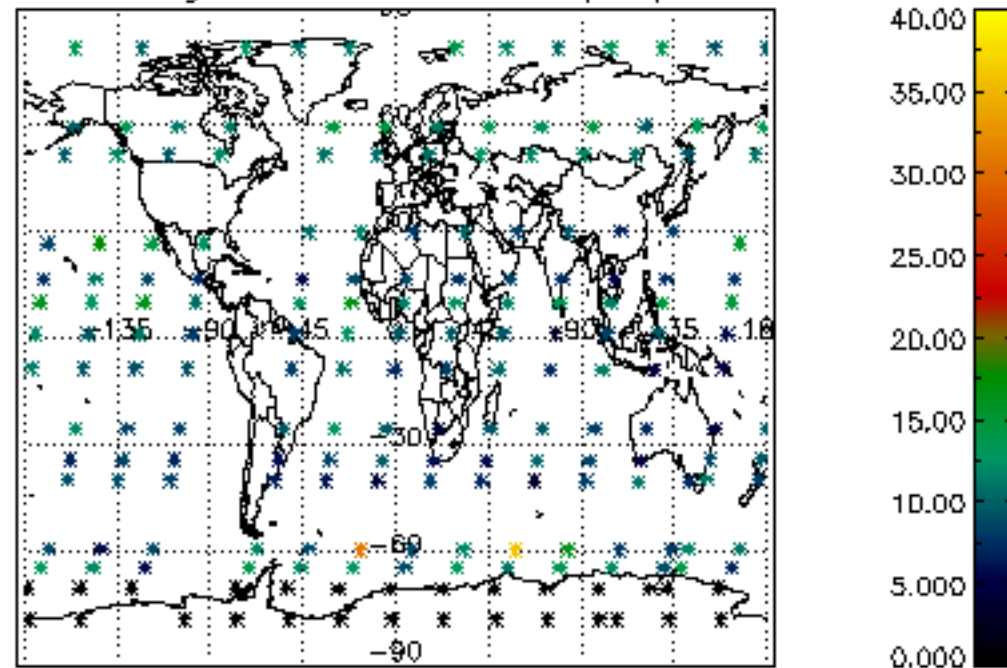
Percentage of datation errors per profile

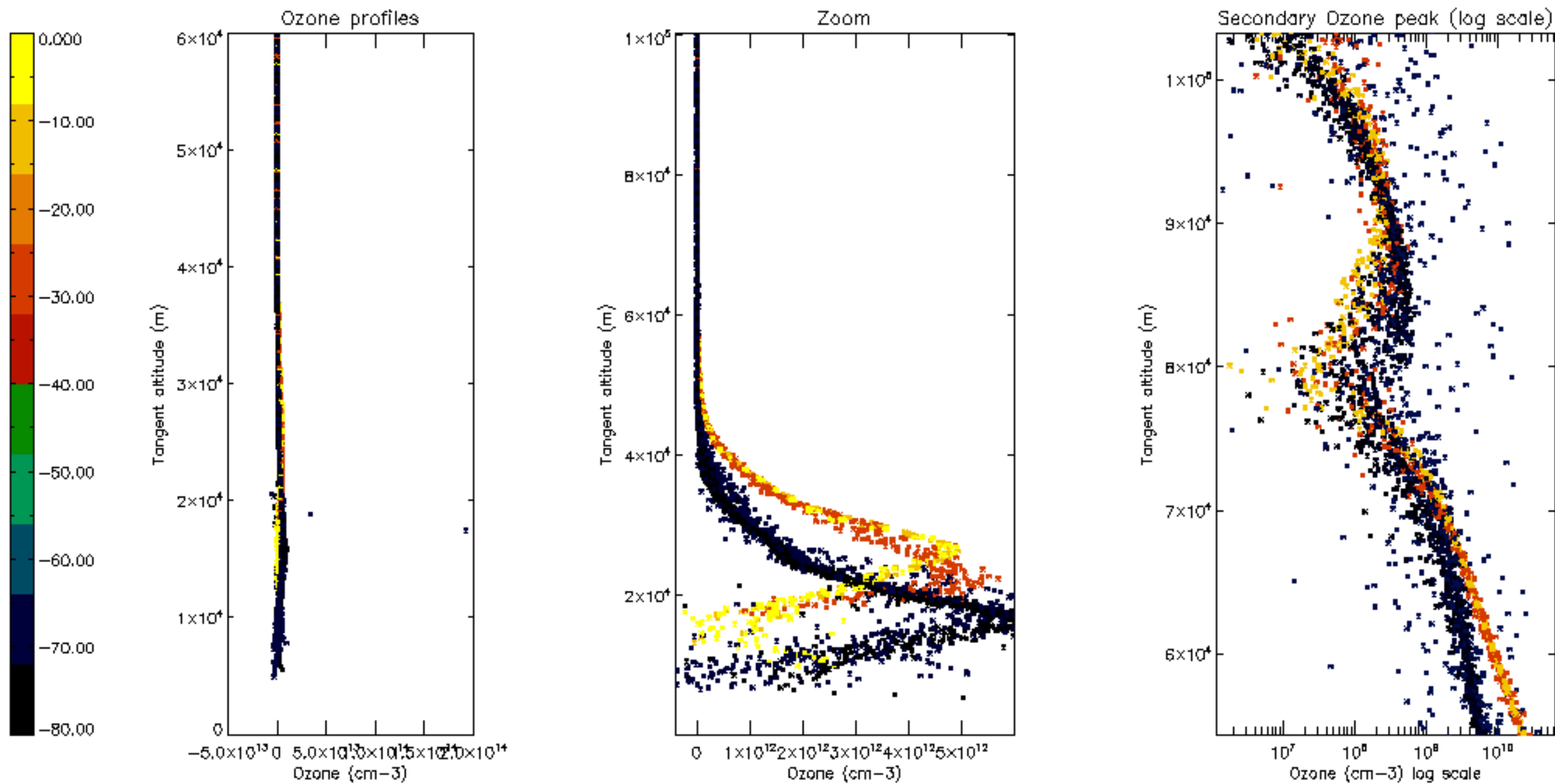


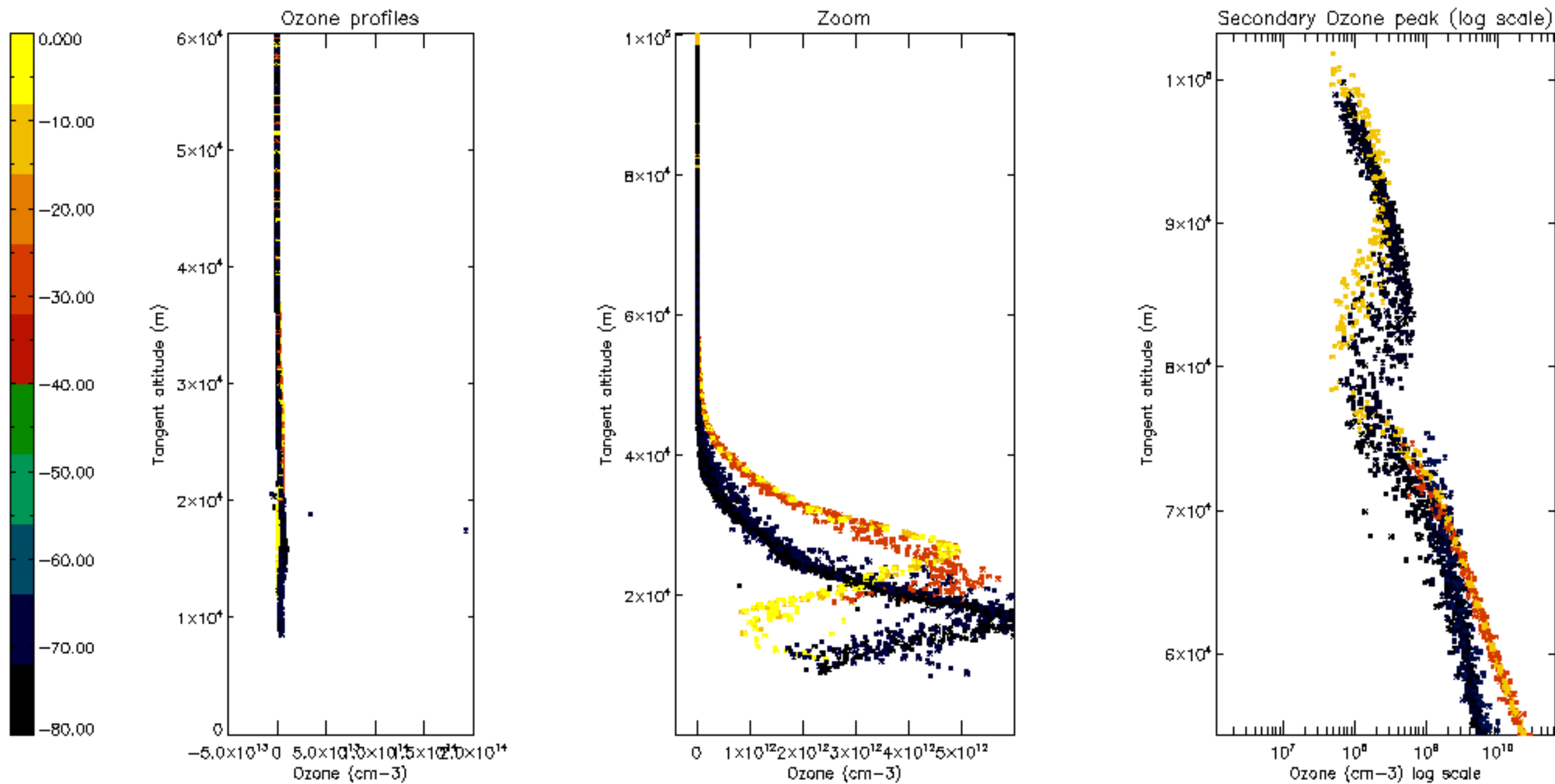
Percentage of star falling outside central band per profile

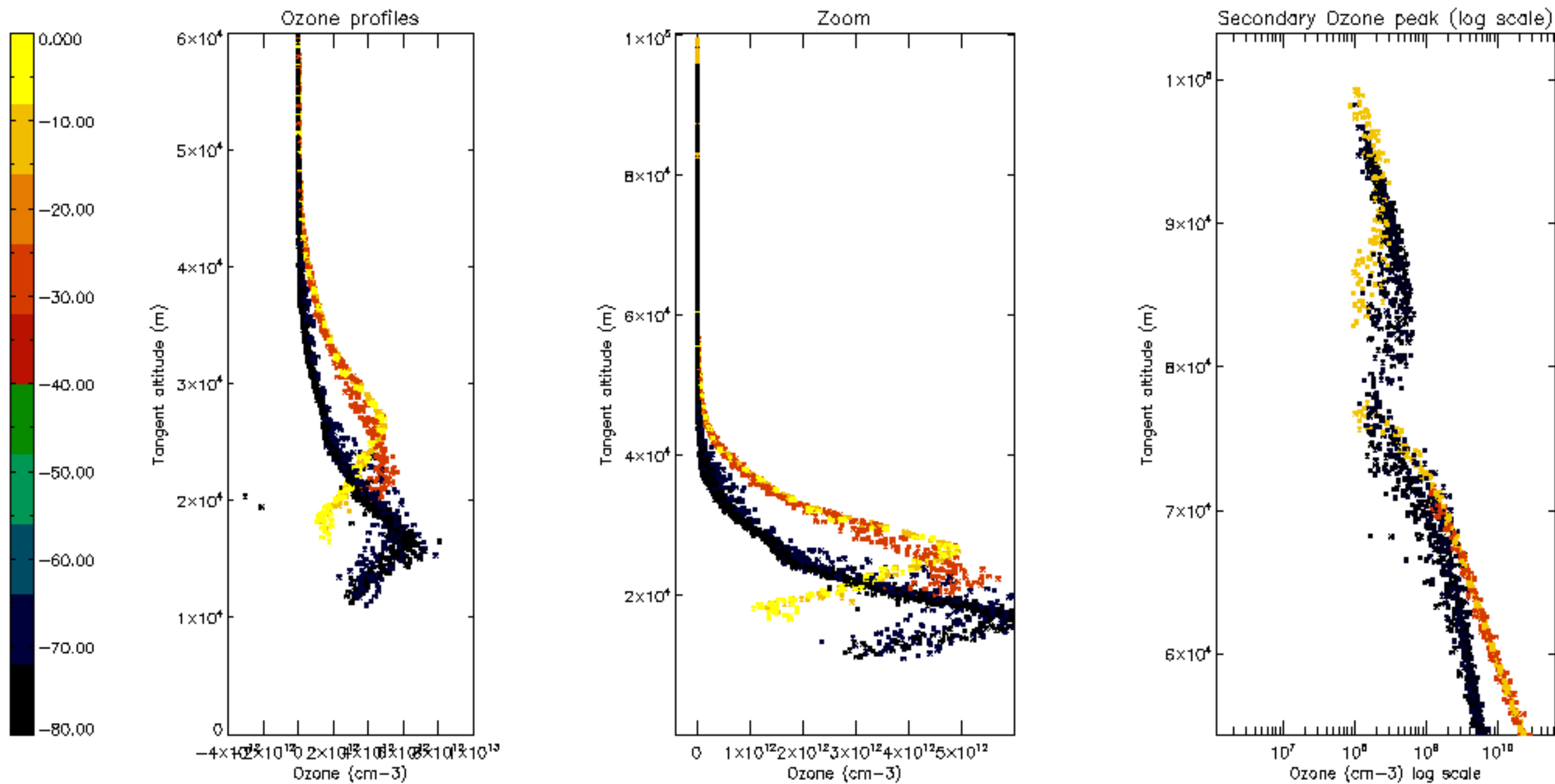


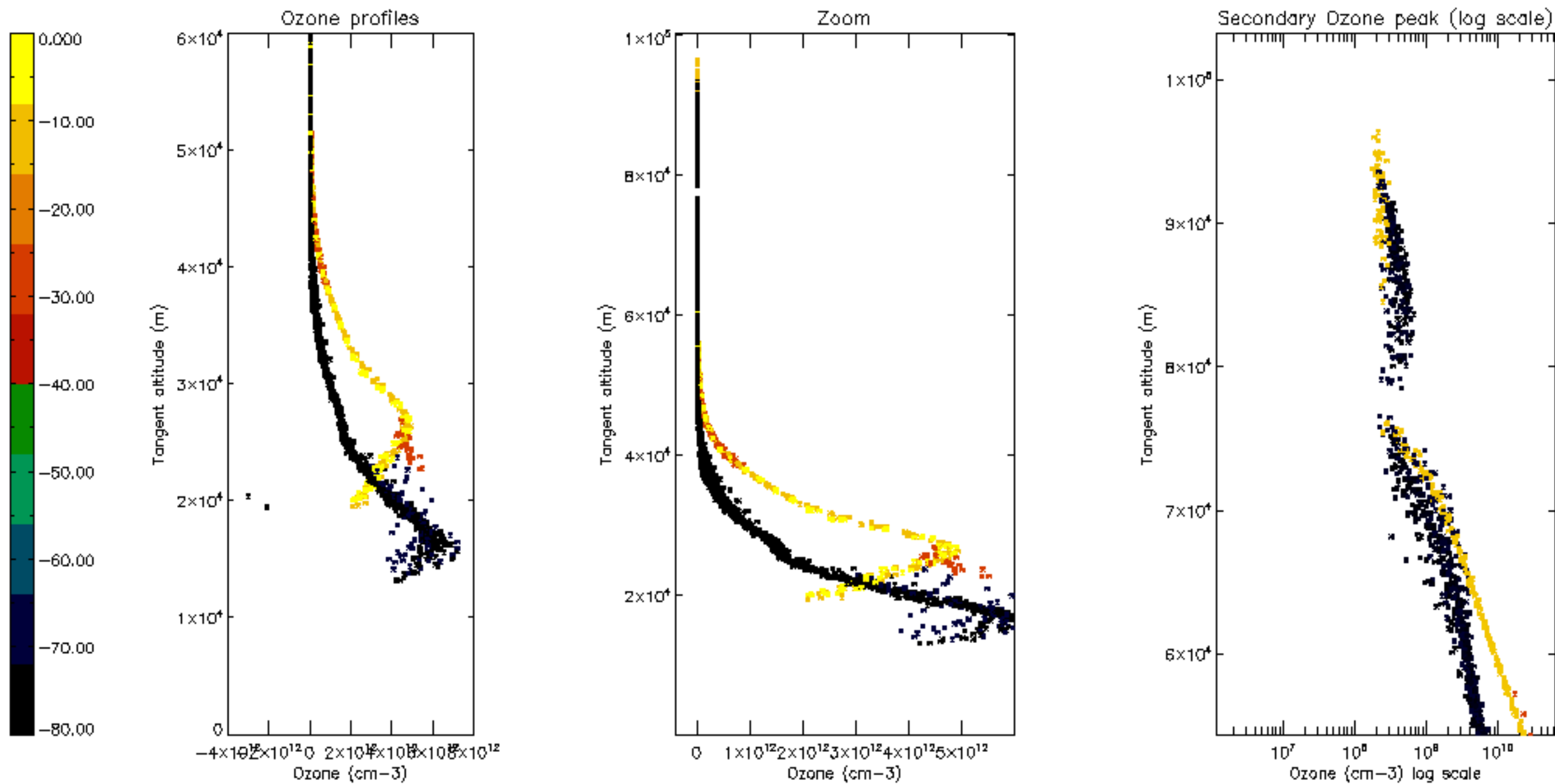
Percentage of saturation errors per profile

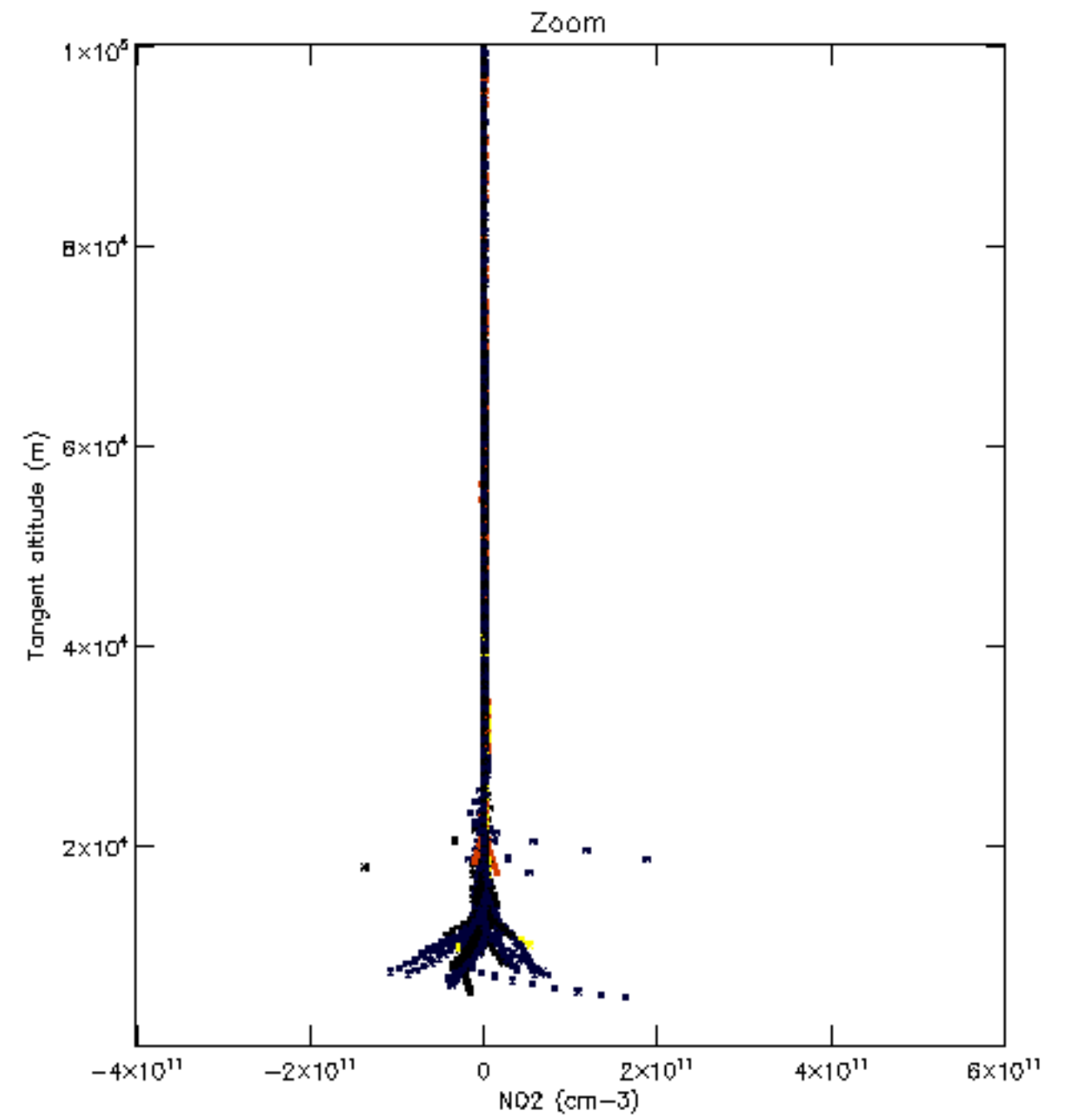
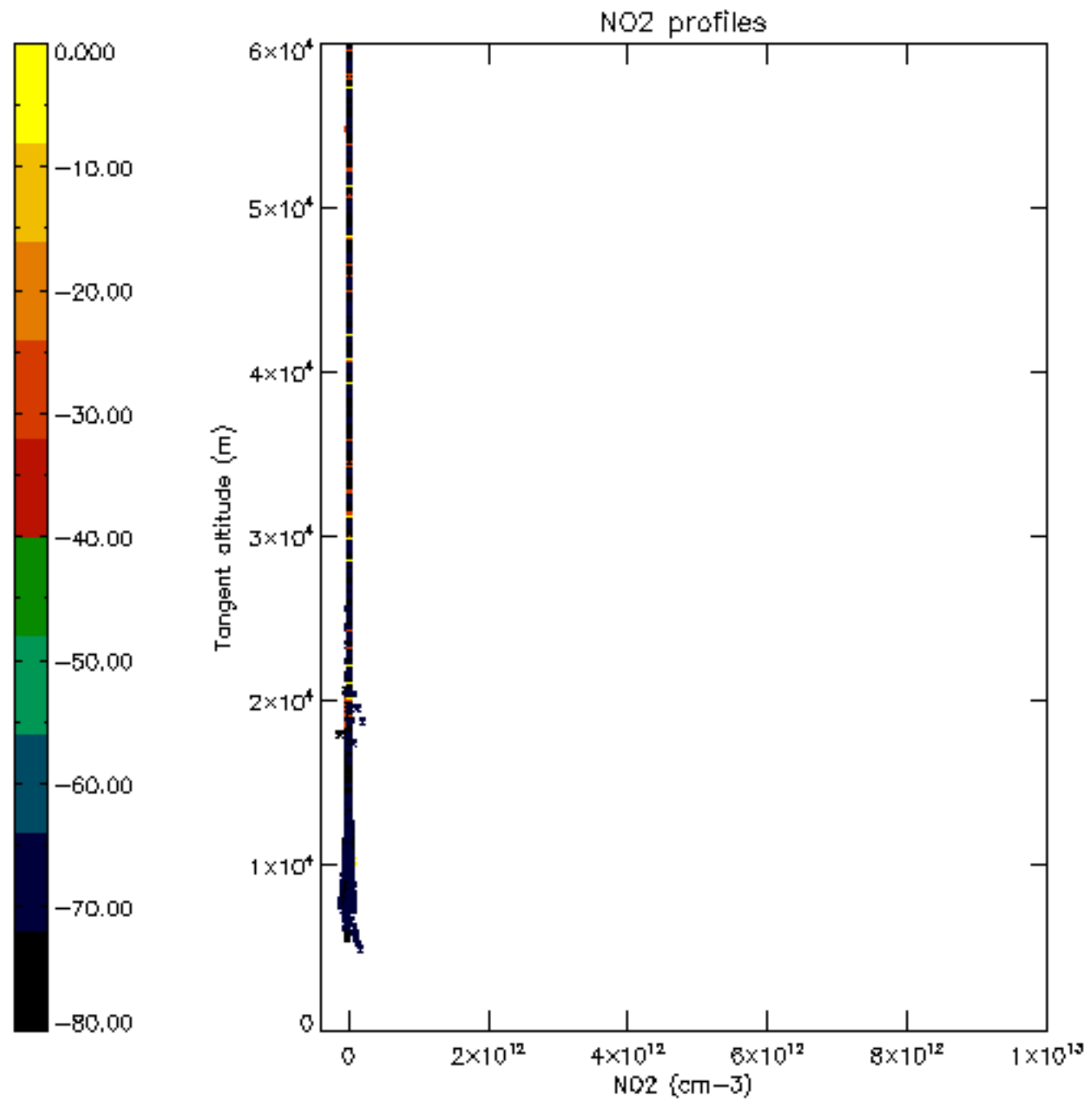


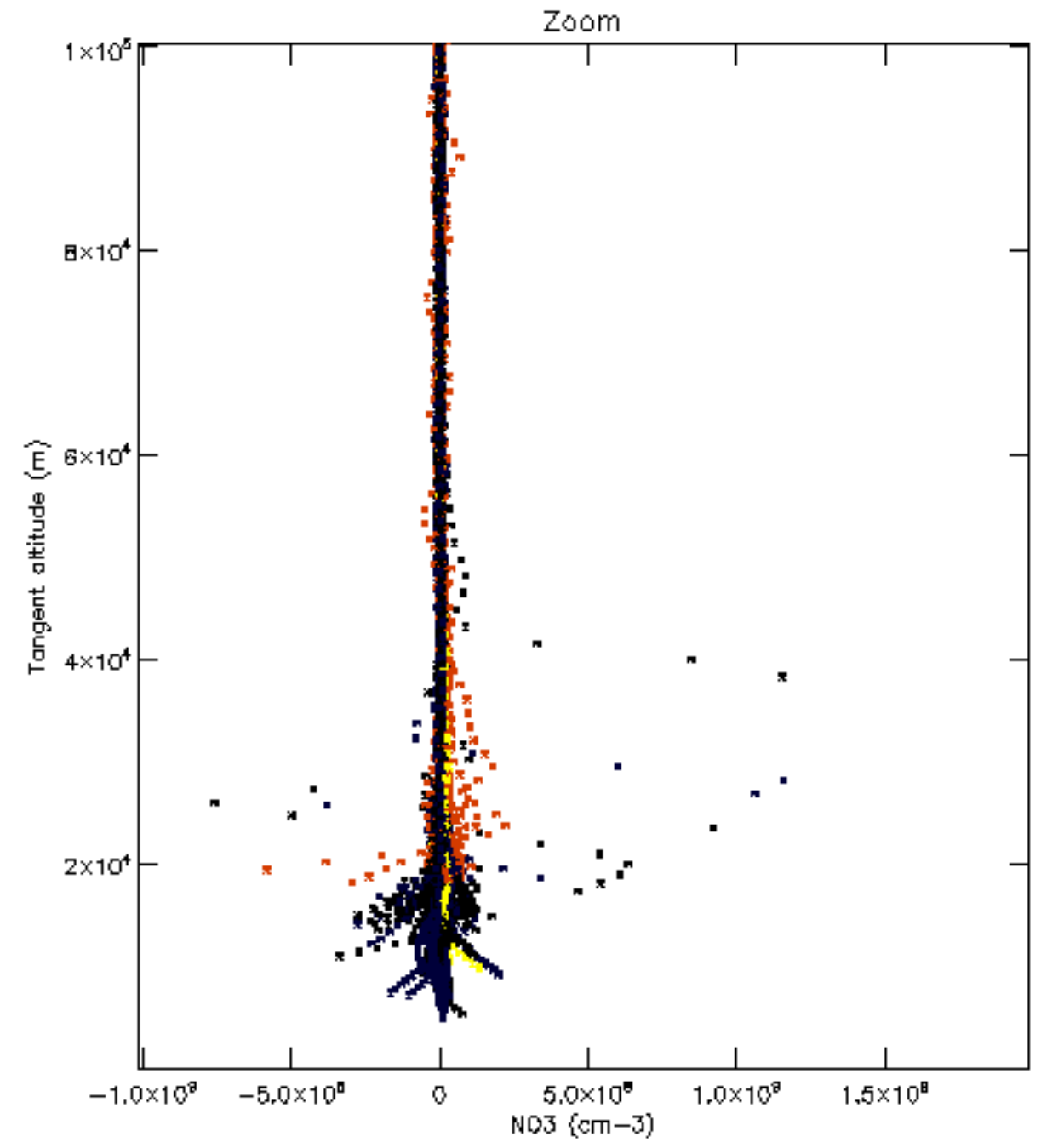
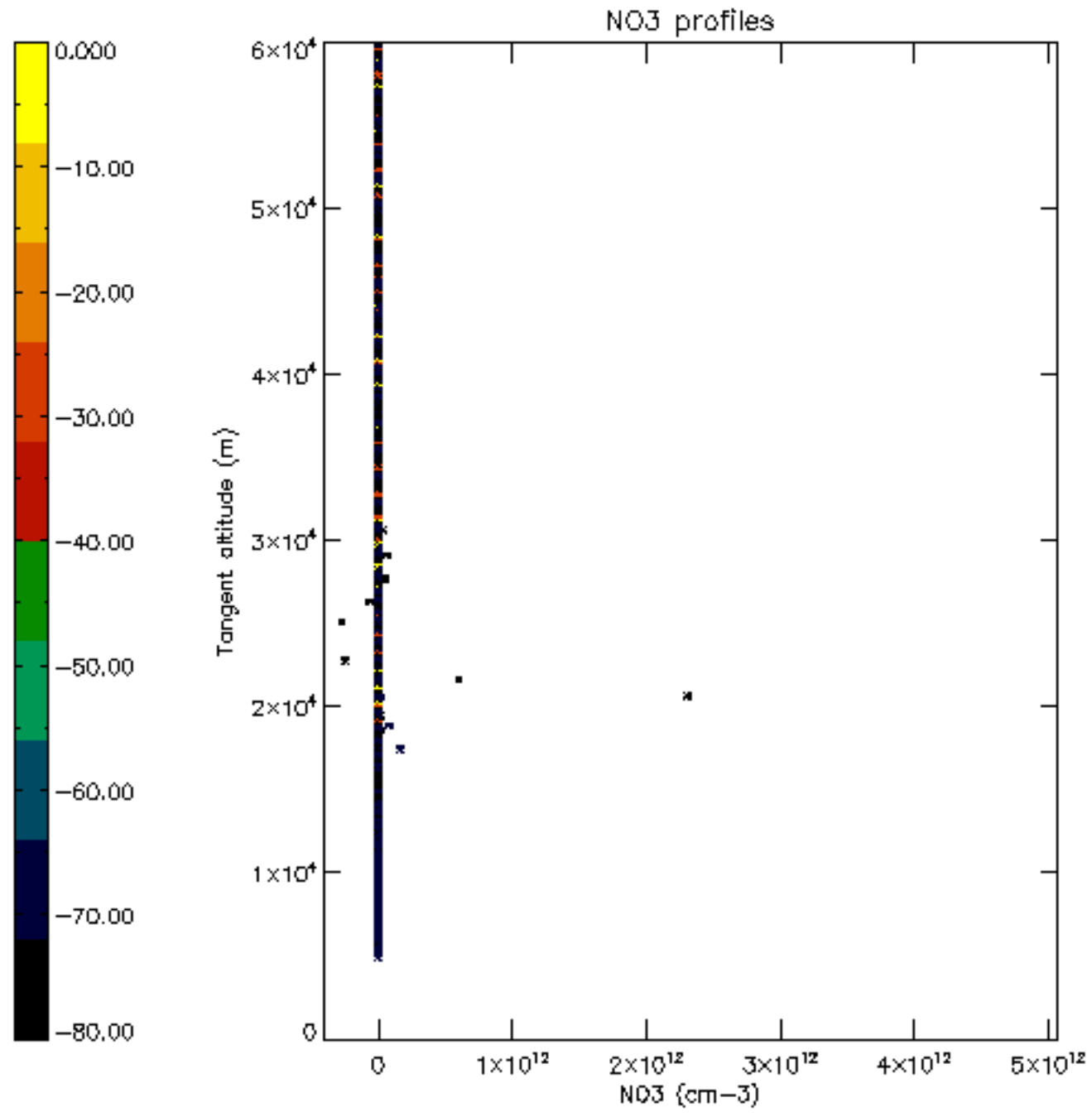


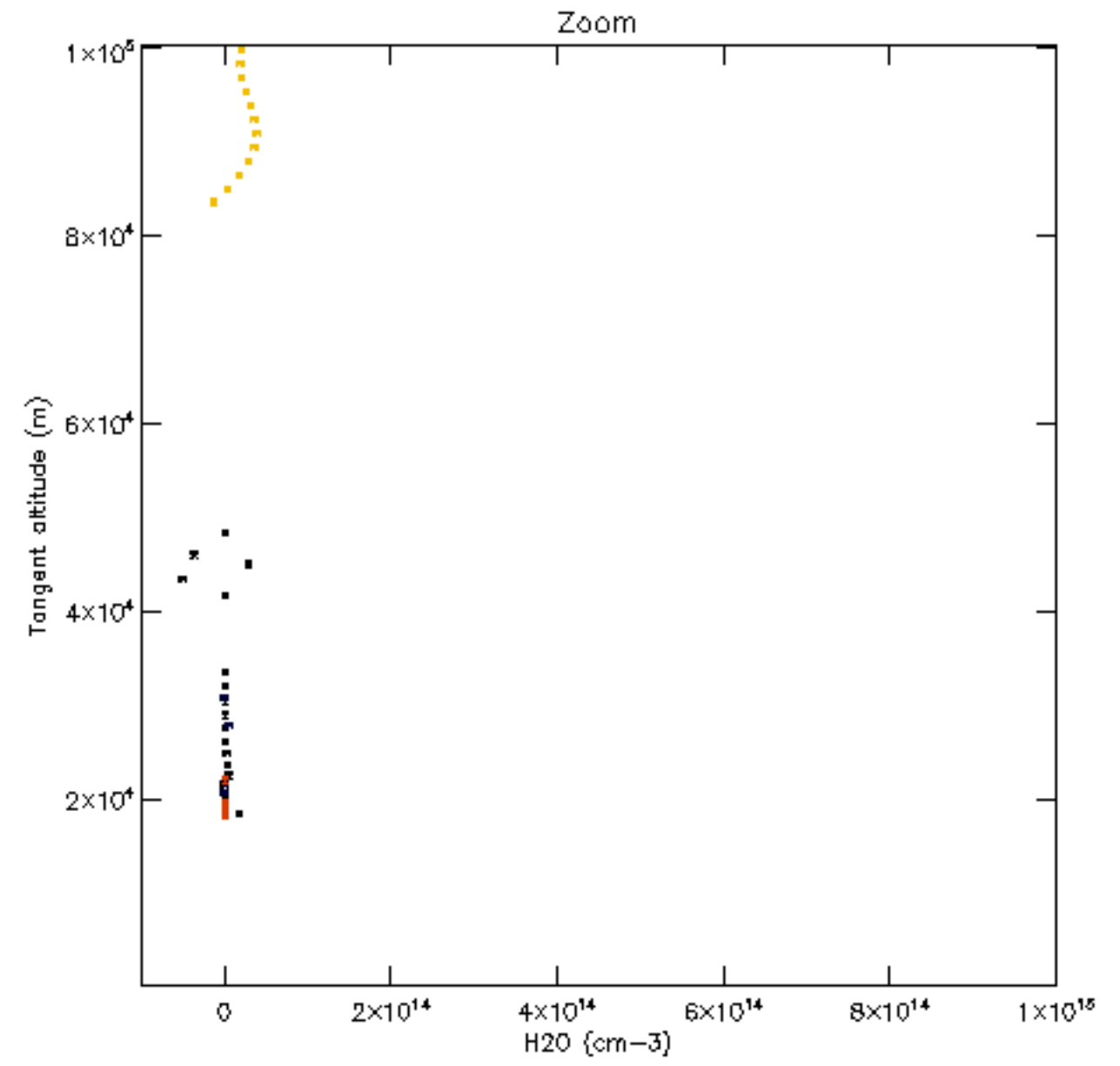
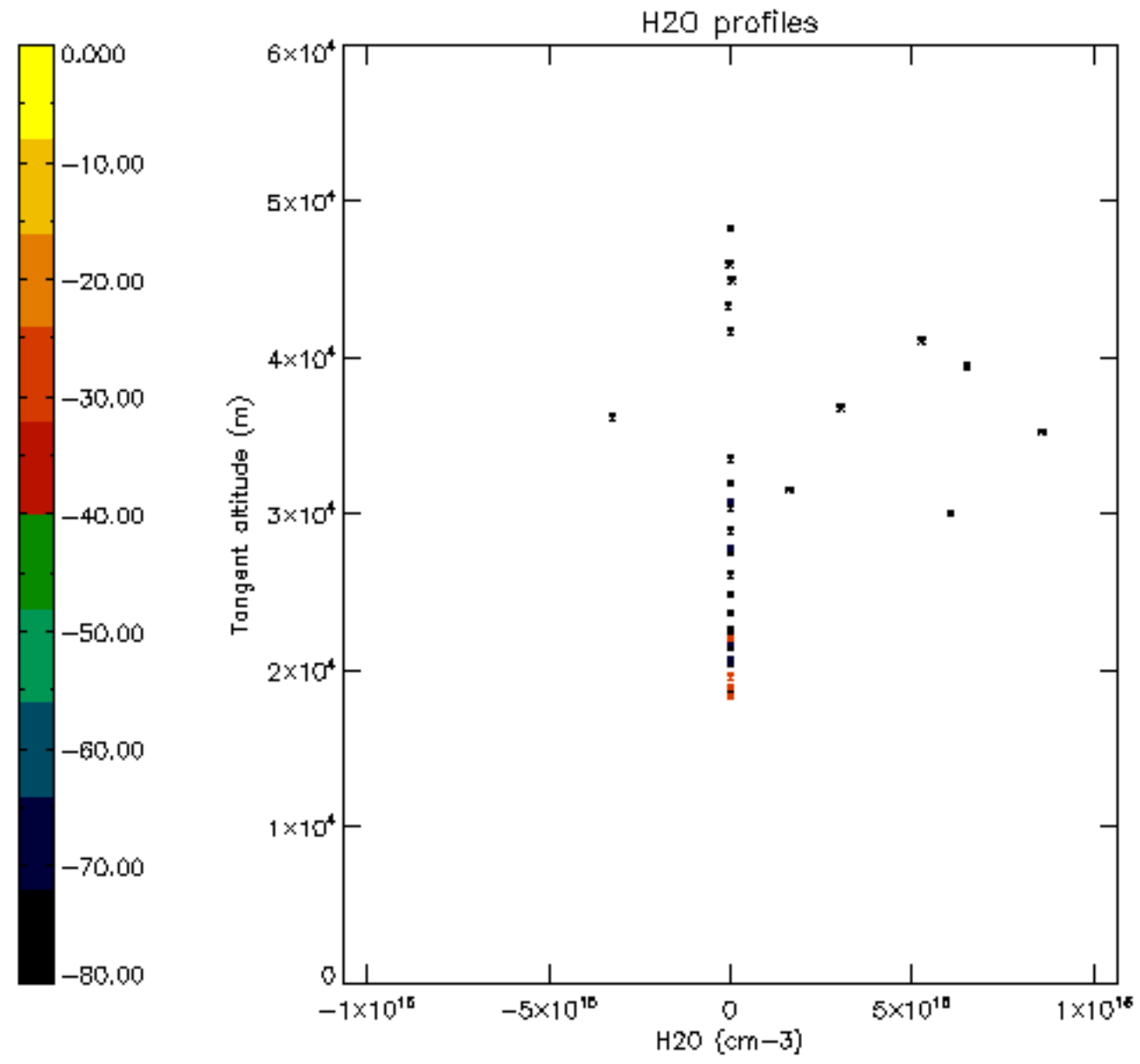


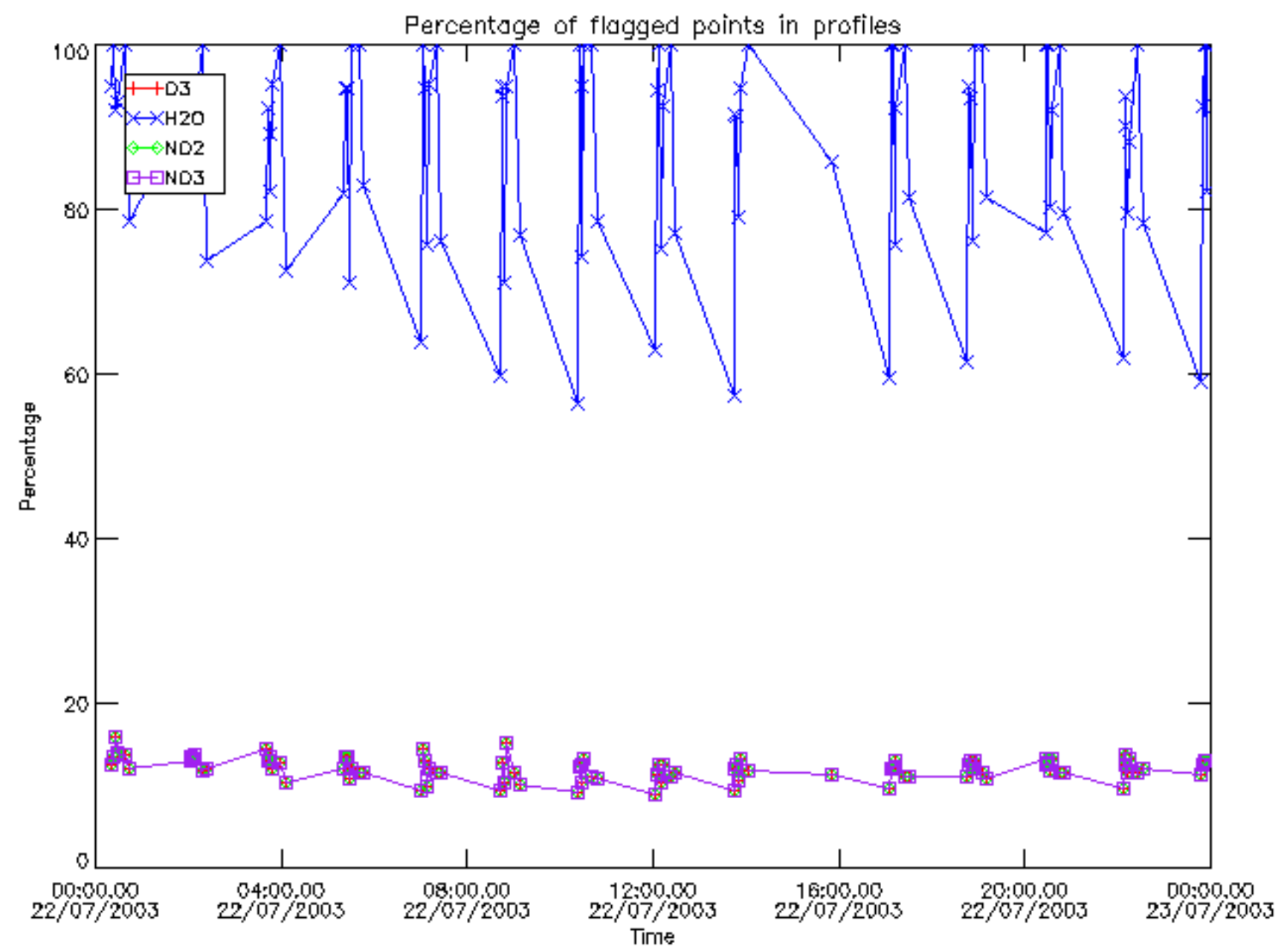




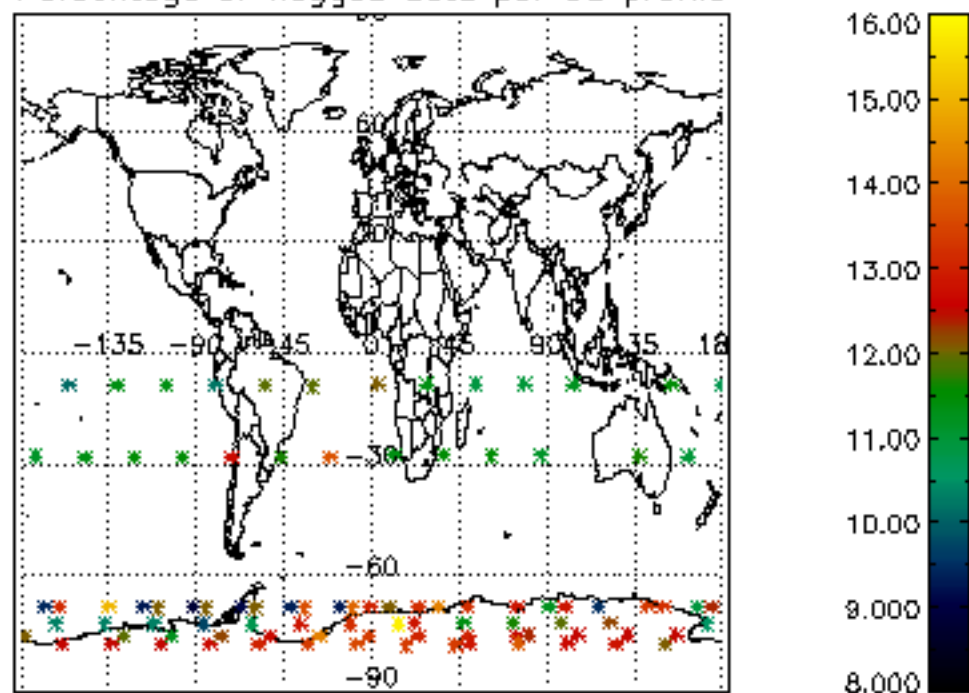




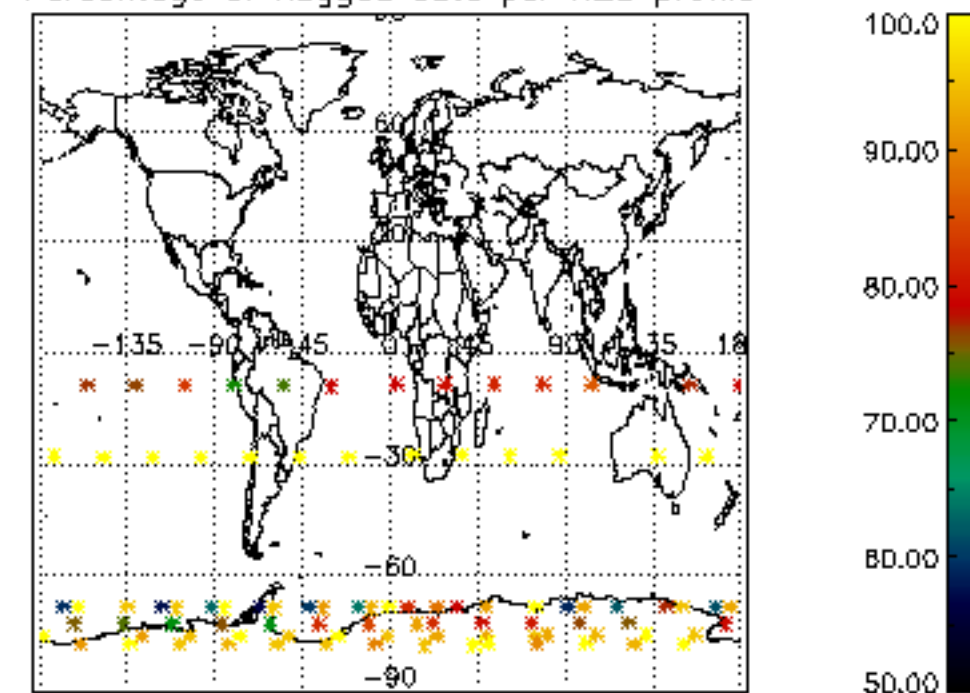




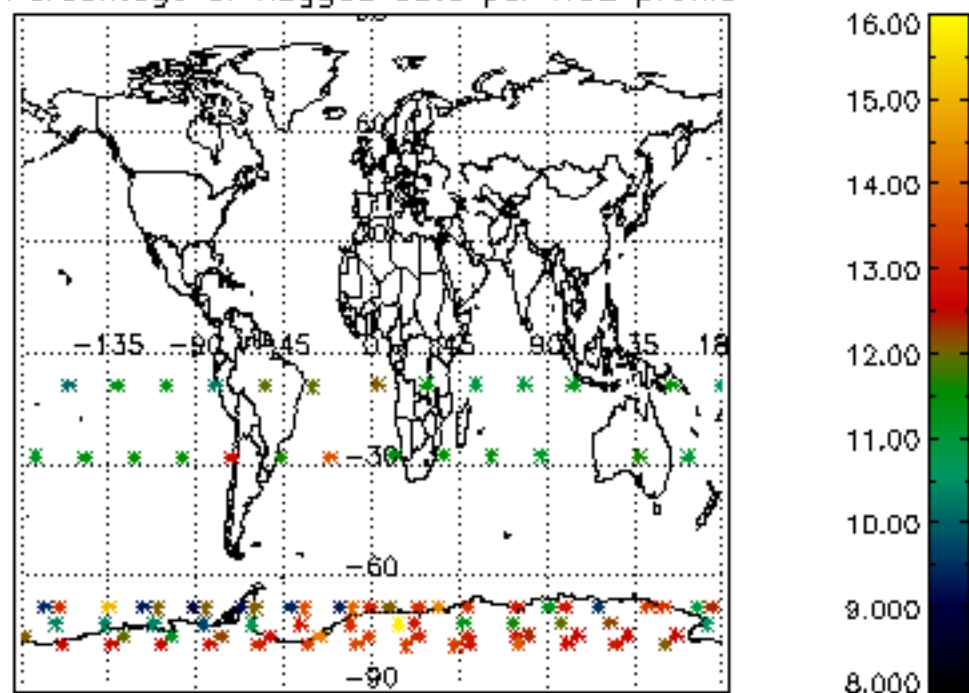
Percentage of flagged data per D3 profile



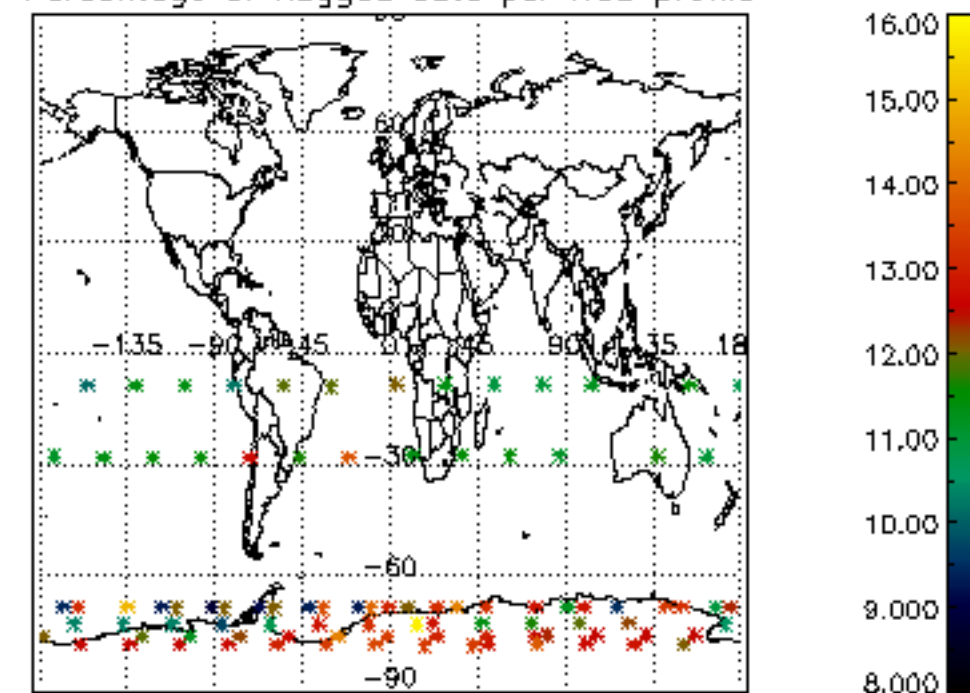
Percentage of flagged data per H2O profile

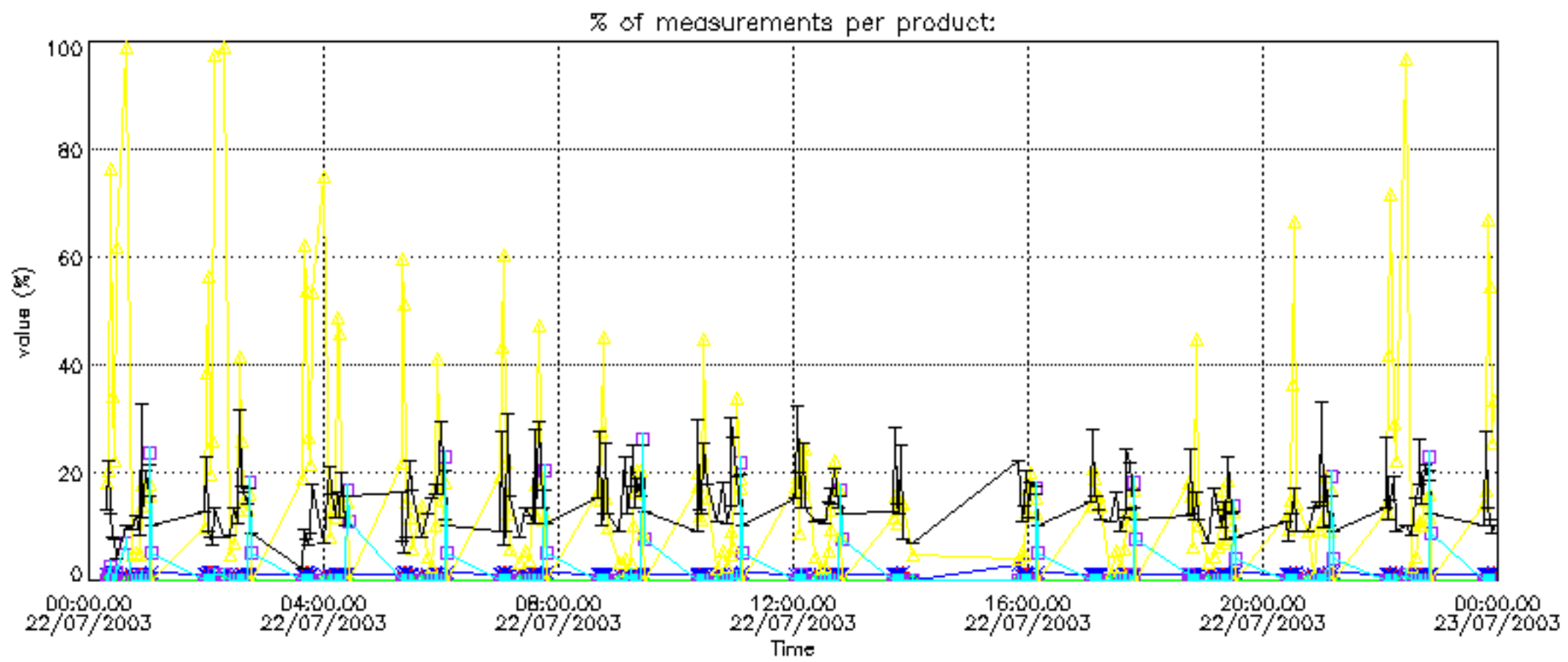


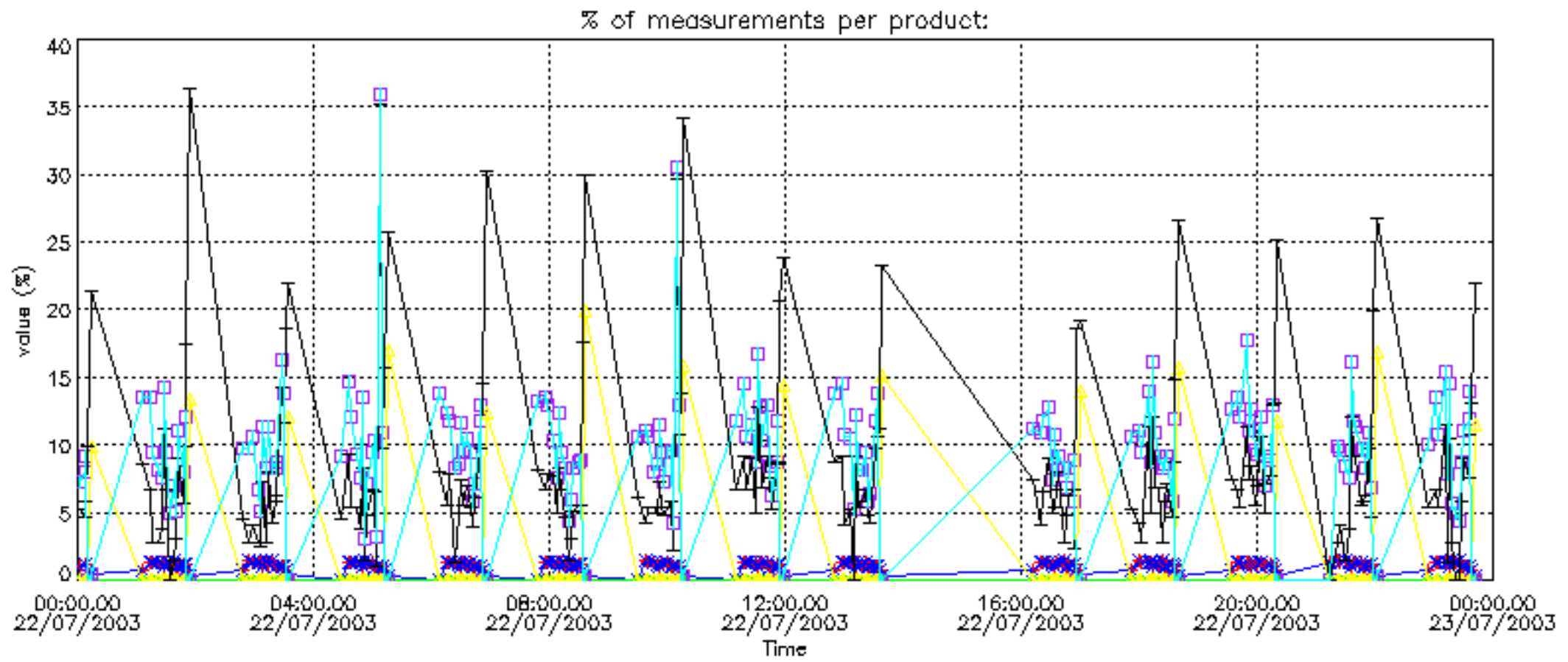
Percentage of flagged data per NO2 profile



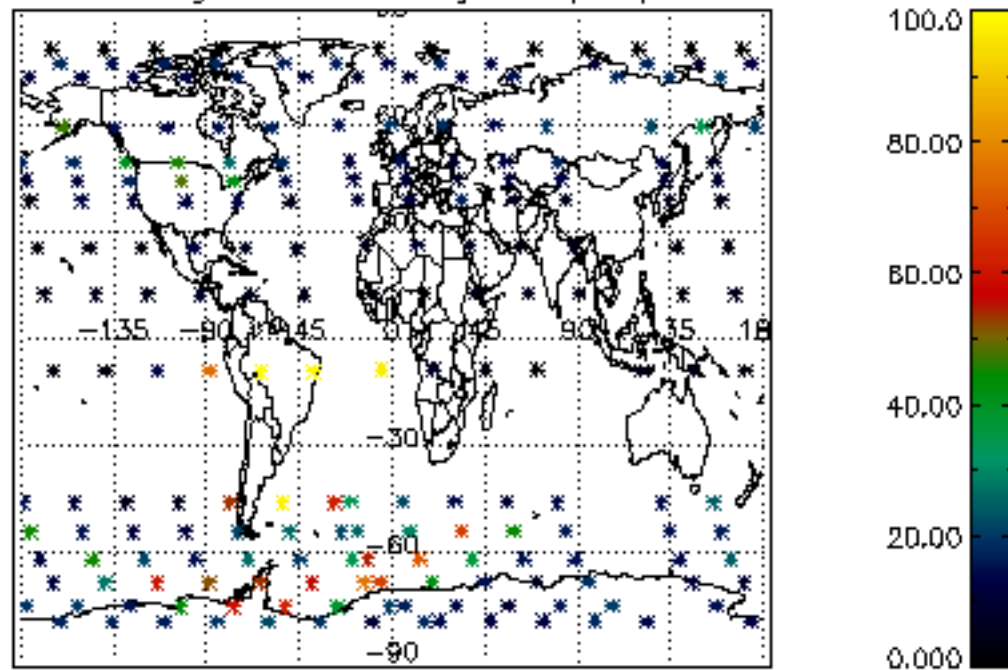
Percentage of flagged data per NO3 profile



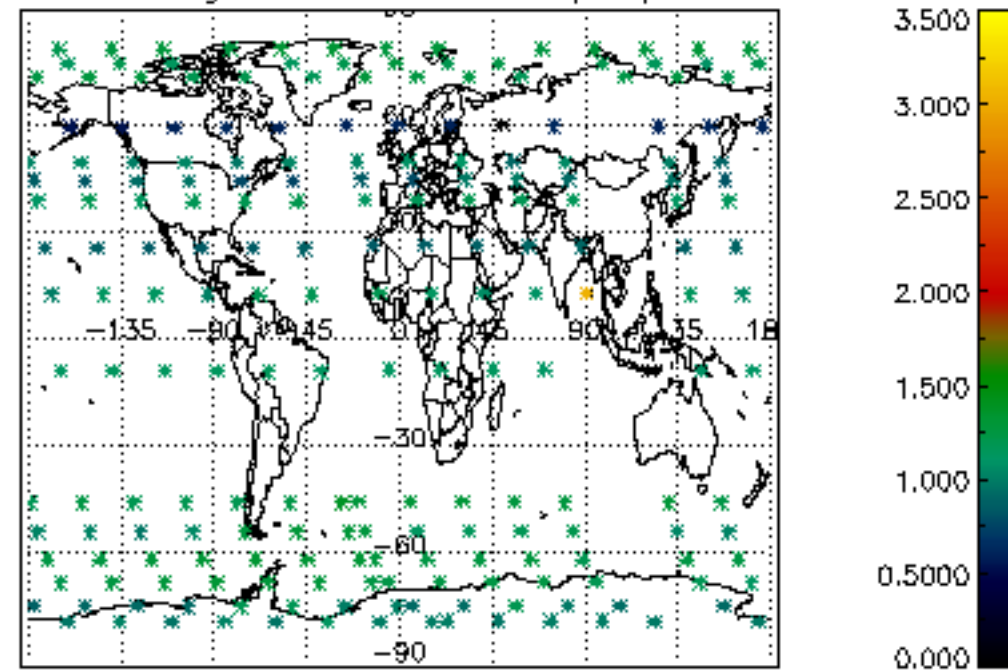




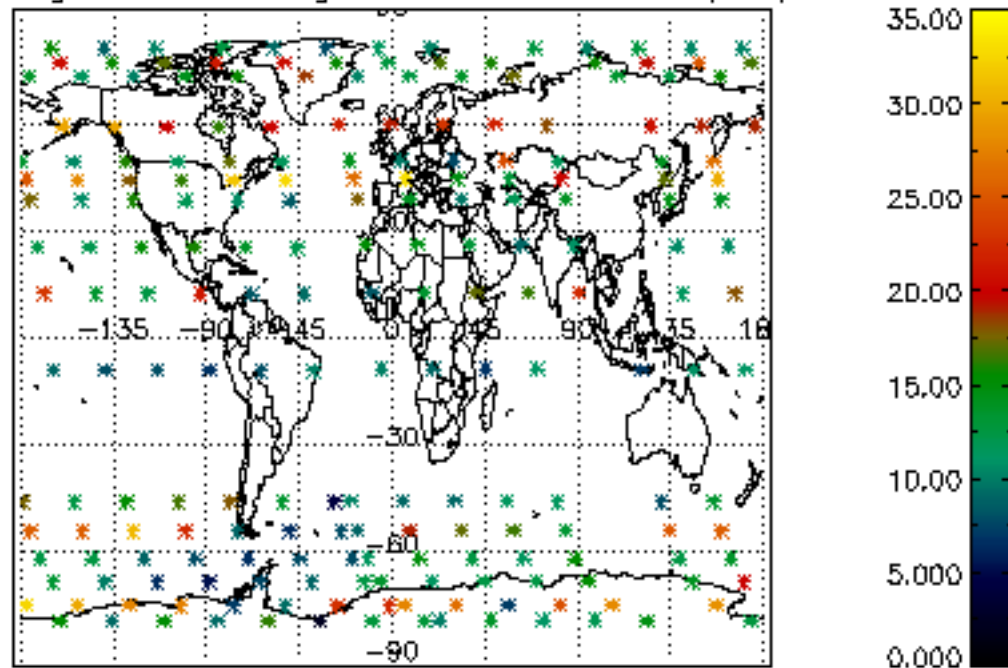
Percentage of cosmic ray hits per profile



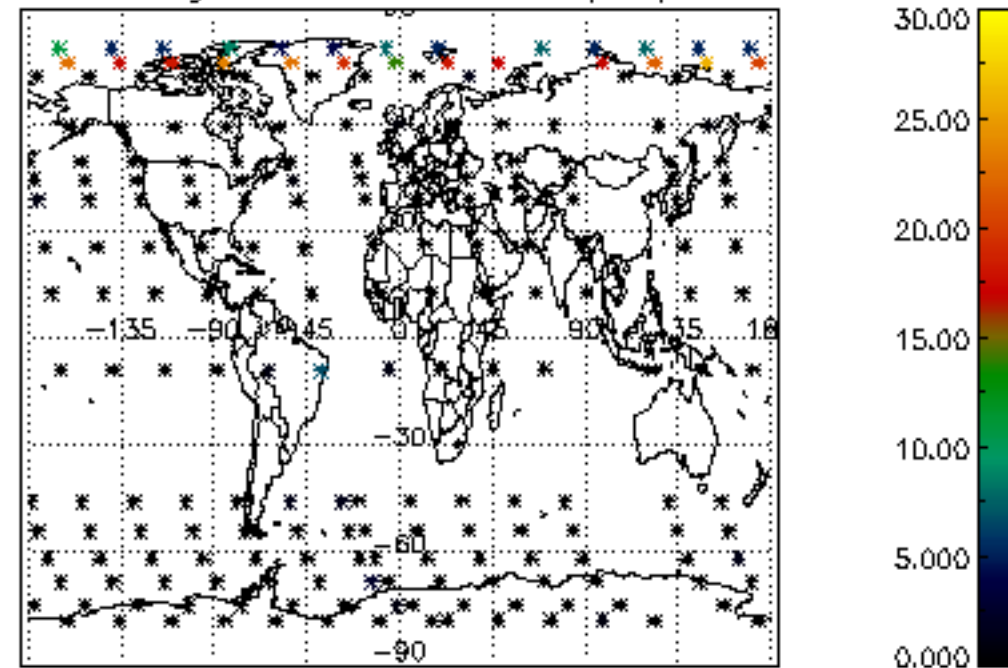
Percentage of datation errors per profile



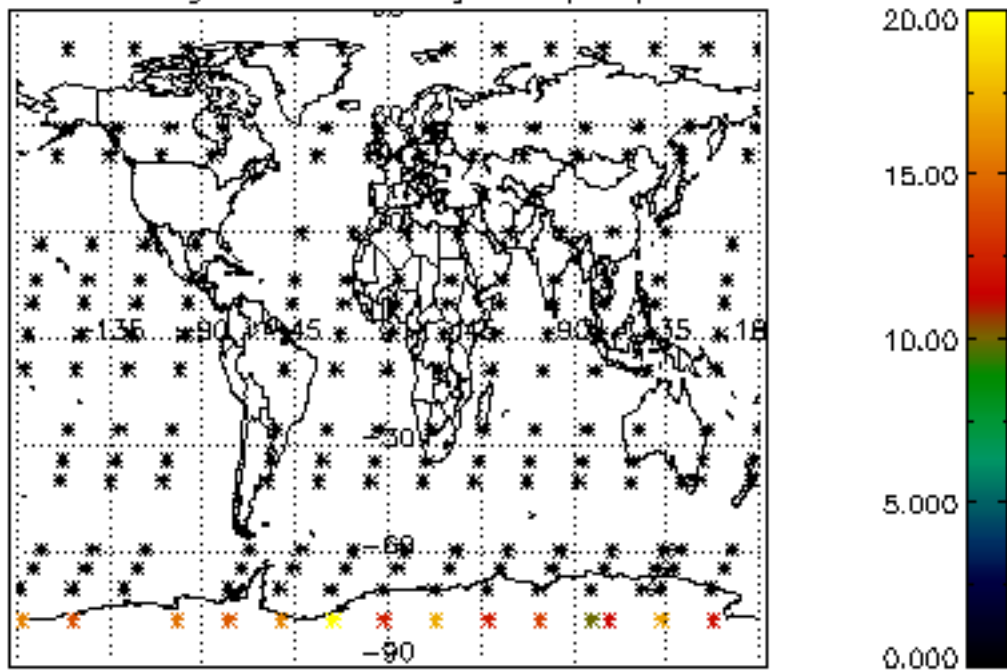
Percentage of star falling outside central band per profile



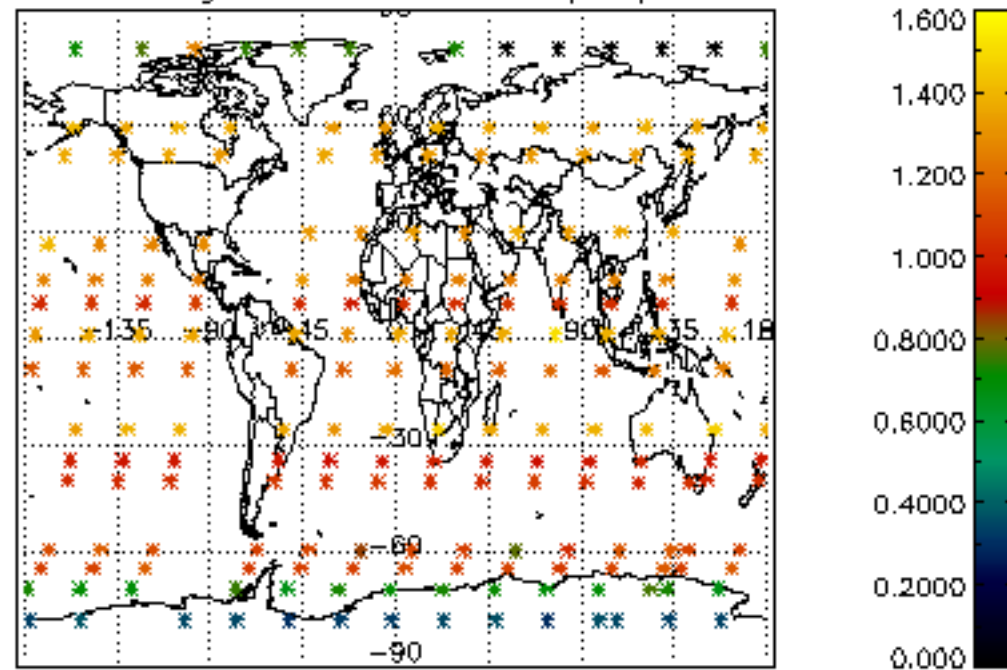
Percentage of saturation errors per profile



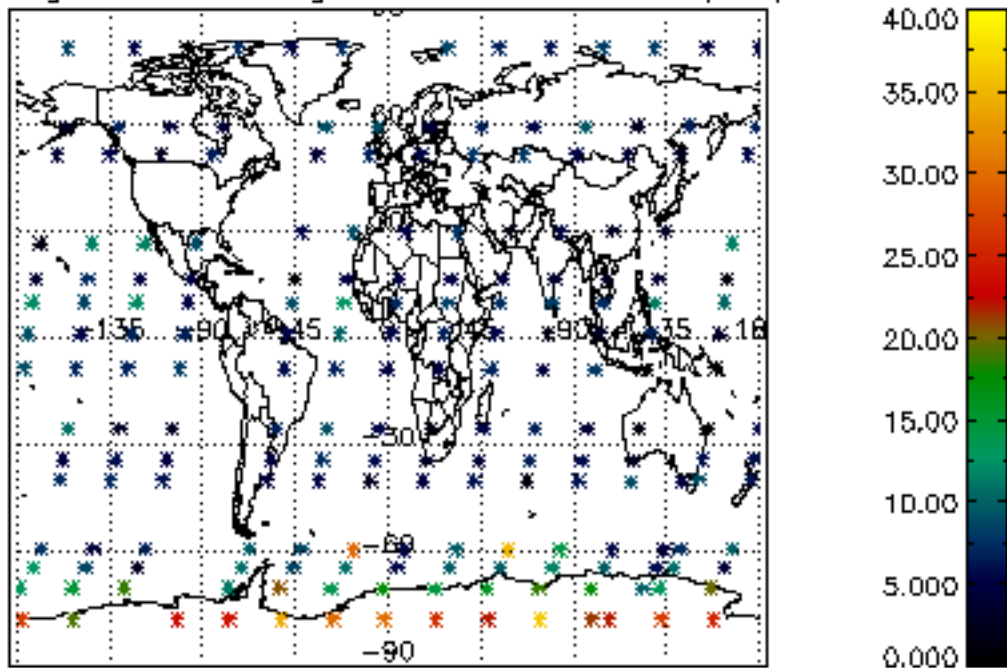
Percentage of cosmic ray hits per profile



Percentage of datation errors per profile



Percentage of star falling outside central band per profile



Percentage of saturation errors per profile

