

GOMOS Level 2 Daily Report

SUMMARY

[1. General Info](#)

[2. Summary of processed GOM_NL_2P products](#)

[3. Level 2 Quality information per product](#)

[3.1 Plot of level 2 quality information per product \(time dependant\)](#)

[3.2 Plot of level 2 quality information per product \(world map\)](#)

[4. Level 1 Quality information per product \(stored on level 2 products\)](#)

[4.1 Plot of level 1 quality information per product \(time dependant\)](#)

[4.1.1 Plot of level 1 quality information per product \(time dependant\): ASCENDING](#)

[4.1.2 Plot of level 1 quality information per product \(time dependant\): DESCENDING](#)

[4.2 Plot of level 1 quality information per product \(world map\)](#)

[4.2.1 Plot of level 1 quality information per product \(world map\): ASCENDING](#)

[4.2.2 Plot of level 1 quality information per product \(world map\): DESCENDING](#)

[5. Ozone profiles based on quality statistics and other trace gas profiles](#)

[5.1 Ozone statistics based on quality of products](#)

[5.2 Plot ozone profiles for all STD \(dark without errors\)](#)

[5.3 Plot ozone profiles where STD < 20% \(dark without errors\)](#)

[5.4. Plot ozone profiles where STD < 10% \(dark without errors\)](#)

[5.5. Plot ozone profiles where STD < 5% \(dark without errors\)](#)

[5.6 Plot NO2 profiles for all STD \(dark without errors\)](#)

[5.7 Plot NO3 profiles for all STD \(dark without errors\)](#)

[5.8 Plot H2O profiles \(only for occultations of stars 1,2,3,4,13,14,16,26,63 dark without errors\) for all STD](#)

[6. Auxiliary Data Files used for the production reported in section 2](#)

This report presents the daily analysis on parameters extracted from GOMOS level 2 data (GOM_NL__2P). It is intended to monitor some important parameters that will impact the quality of these products. A list of level 2 products (and content) that have arrived during the reporting day to the PCF is also given.

Item	Value
Time of report generation	19APR2013 17:01:06
Data source version	GOMOS/6.01
Start time of products	21-07-2003 (21JUL2003 00:00:00)
Stop time of products	22-07-2003 (22JUL2003 00:00:00)
Store outputs in DB	Yes
Nb of level 2 prods	433
Nb of prods with errors	1

2. Summary of processed GOM_NL__2P products.

Nr	Filename	UTC Start time	Limb	Duration	Star Id	Star Name	Star Mag	Star Temp	Nb Meas	Orbit	Prod. error
1	GOM_NL__2PRFIN20030721_000503_000000372018_00188_07256_6958.N1	21-JUL-2003 00:05:03	Bright	37.000	126	60Bet Oph	2.7700	4250.0	74	7256	No
2	GOM_NL__2PRFIN20030721_000726_000000382018_00188_07256_6959.N1	21-JUL-2003 00:07:26	Bright	38.000	168	17Zet Aql	2.9860	11000.	76	7256	No
3	GOM_NL__2PRFIN20030721_001326_000000362018_00188_07256_6960.N1	21-JUL-2003 00:13:26	Bright	36.000	133	40Zet Her	2.8070	6000.0	72	7256	No
4	GOM_NL__2PRFIN20030721_001723_000000392018_00188_07256_6961.N1	21-JUL-2003 00:17:23	Bright	39.000	144	18Del Cyg	2.8600	11000.	78	7256	No
5	GOM_NL__2PRFIN20030721_001922_000000492018_00188_07256_6962.N1	21-JUL-2003 00:19:22	Bright	48.500	19	50Alp Cyg	1.2460	10500.	97	7256	No
6	GOM_NL__2PRFIN20030721_002128_000000382018_00188_07256_6963.N1	21-JUL-2003 00:21:28	Bright	38.000	119	14Eta Dra	2.7270	4700.0	76	7256	No
7	GOM_NL__2PRFIN20030721_002428_000000402018_00188_07256_6964.N1	21-JUL-2003 00:24:28	Bright	39.500	89	5Alp Cep	2.4510	8000.0	79	7256	No
8	GOM_NL__2PRFIN20030721_002900_000000342018_00188_07256_6965.N1	21-JUL-2003 00:29:00	Bright	34.000	49	1Alp UMi	1.9900	6300.0	68	7256	No
9	GOM_NL__2PRFIN20030721_003144_000000522018_00188_07256_6966.N1	21-JUL-2003 00:31:44	Bright	52.000	74	11Bet Cas	2.2680	6600.0	104	7256	No
10	GOM_NL__2PRFIN20030721_003319_000000492018_00188_07256_6967.N1	21-JUL-2003 00:33:19	Bright	49.000	76	27Gam Cas	2.3000	30000.	98	7256	No
11	GOM_NL__2PRFIN20030721_003844_000000492018_00188_07256_6968.N1	21-JUL-2003 00:38:44	Bright	49.000	160	23Gam Per	2.9300	4700.0	98	7256	No
12	GOM_NL__2PRFIN20030721_004010_000000452018_00188_07256_6969.N1	21-JUL-2003 00:40:10	Bright	45.000	35	33Alp Per	1.7950	6250.0	90	7256	No
13	GOM_NL__2PRFIN20030721_004200_000000692018_00188_07256_6970.N1	21-JUL-2003 00:42:00	Bright	69.000	73	57Gam1And	2.2600	13100.	138	7256	No
14	GOM_NL__2PRFIN20030721_004458_000001542018_00188_07256_6971.N1	21-JUL-2003 00:44:58	Straylight	153.50	53	43Bet And	2.0480	3300.0	307	7256	No
15	GOM_NL__2PRFIN20030721_004858_000000492018_00188_07256_6972.N1	21-JUL-2003 00:48:58	Twilight	48.500	146	25Eta Tau	2.8730	15200.	97	7256	No
16	GOM_NL__2PRFIN20030721_005033_000000472018_00188_07256_6973.N1	21-JUL-2003 00:50:33	Twilight	47.000	13	87Alp Tau	0.86700	3800.0	94	7256	No
17	GOM_NL__2PRFIN20030721_005437_000000382018_00188_07256_6974.N1	21-JUL-2003 00:54:37	Dark	38.000	30	46Eps Ori	1.6940	30000.	76	7256	No
18	GOM_NL__2PRFIN20030721_005652_000000392018_00188_07256_6975.N1	21-JUL-2003 00:56:52	Dark	38.500	7	19Bet Ori	0.10000	14000.	77	7256	No
19	GOM_NL__2PRFIN20030721_005913_000000382018_00188_07256_6976.N1	21-JUL-2003 00:59:13	Dark	37.500	101	11Alp Lep	2.5820	7000.0	75	7256	No
20	GOM_NL__2PRFIN20030721_010928_000000442018_00188_07256_6977.N1	21-JUL-2003 01:09:28	Dark	43.500	157	The1Eri	2.9060	9300.0	87	7256	No
21	GOM_NL__2PRFIN20030721_011530_000000532018_00189_07257_6948.N1	21-JUL-2003 01:15:30	Dark	53.000	9	Alp Eri	0.45300	24000.	106	7257	No
22	GOM_NL__2PRFIN20030721_011902_000000552018_00189_07257_6949.N1	21-JUL-2003 01:19:02	Dark	55.000	84	Alp Phe	2.3970	4500.0	110	7257	No
23	GOM_NL__2PRFIN20030721_012254_000000422018_00189_07257_6950.N1	21-JUL-2003 01:22:54	Straylight	42.000	148	Alp Tuc	2.8780	4100.0	84	7257	No
24	GOM_NL__2PRFIN20030721_012426_000000662018_00189_07257_6951.N1	21-JUL-2003 01:24:26	Straylight	66.000	63	Bet Gru	2.1500	2800.0	132	7257	No
25	GOM_NL__2PRFIN20030721_012555_000000472018_00189_07257_6952.N1	21-JUL-2003 01:25:55	Straylight	46.500	31	Alp Gru	1.7340	15200.	93	7257	No
26	GOM_NL__2PRFIN20030721_012840_000000812018_00189_07257_6953.N1	21-JUL-2003 01:28:40	Straylight	81.000	18	24Alp PsA	1.1660	9700.0	162	7257	No
27	GOM_NL__2PRFIN20030721_013313_000000412018_00189_07257_6954.N1	21-JUL-2003 01:33:13	Tw_and_stray	40.500	178	lot1Sco	3.0220	6550.0	81	7257	No
28	GOM_NL__2PRFIN20030721_013427_000000462018_00189_07257_6955.N1	21-JUL-2003 01:34:27	Bright	46.000	38	20Eps Sgr	1.8360	11000.	92	7257	No
29	GOM_NL__2PRFIN20030721_013621_000000402018_00189_07257_6956.N1	21-JUL-2003 01:36:21	Bright	39.500	57	34Sig Sgr	2.0660	26000.	79	7257	No
30	GOM_NL__2PRFIN20030721_013807_000000722018_00189_07257_6957.N1	21-JUL-2003 01:38:07	Bright	71.500	142	49Del Cap	2.8500	8900.0	143	7257	No
31	GOM_NL__2PRFIN20030721_014538_000000402018_00189_07257_6958.N1	21-JUL-2003 01:45:38	Bright	39.500	126	60Bet Oph	2.7700	4250.0	79	7257	No
32	GOM_NL__2PRFIN20030721_014801_000000392018_00189_07257_6959.N1	21-JUL-2003 01:48:01	Bright	39.000	168	17Zet Aql	2.9860	11000.	78	7257	No
33	GOM_NL__2PRFIN20030721_015401_000000402018_00189_07257_6960.N1	21-JUL-2003 01:54:01	Bright	39.500	133	40Zet Her	2.8070	6000.0	79	7257	No
34	GOM_NL__2PRFIN20030721_015758_000000412018_00189_07257_6961.N1	21-JUL-2003 01:57:58	Bright	41.000	144	18Del Cyg	2.8600	11000.	82	7257	No
35	GOM_NL__2PRFIN20030721_015957_000000472018_00189_07257_6962.N1	21-JUL-2003 01:59:57	Bright	46.500	19	50Alp Cyg	1.2460	10500.	93	7257	No
36	GOM_NL__2PRFIN20030721_020203_000000392018_00189_07257_6963.N1	21-JUL-2003 02:02:03	Bright	38.500	119	14Eta Dra	2.7270	4700.0	77	7257	No
37	GOM_NL__2PRFIN20030721_020503_000000432018_00189_07257_6964.N1	21-JUL-2003 02:05:03	Bright	42.500	89	5Alp Cep	2.4510	8000.0	85	7257	No
38	GOM_NL__2PRFIN20030721_020936_000000352018_00189_07257_6965.N1	21-JUL-2003 02:09:36	Bright	34.500	49	1Alp UMi	1.9900	6300.0	69	7257	No
39	GOM_NL__2PRFIN20030721_021219_000000542018_00189_07257_6966.N1	21-JUL-2003 02:12:19	Bright	53.500	74	11Bet Cas	2.2680	6600.0	107	7257	No
40	GOM_NL__2PRFIN20030721_021354_000000512018_00189_07257_6967.N1	21-JUL-2003 02:13:54	Bright	50.500	76	27Gam Cas	2.3000	30000.	101	7257	No
41	GOM_NL__2PRFIN20030721_021920_000000432018_00189_07257_6968.N1	21-JUL-2003 02:19:20	Bright	43.000	160	23Gam Per	2.9300	4700.0	86	7257	No
42	GOM_NL__2PRFIN20030721_022046_000000442018_00189_07257_6969.N1	21-JUL-2003 02:20:46	Bright	44.000	35	33Alp Per	1.7950	6250.0	88	7257	No

43	GOM_NL__2PRFIN20030721_022236_000000712018_00189_07257_6970.N1	21-JUL-2003 02:22:36	Bright	70.500	73	57Gam1And	2.2600	13100.	141	7257	No
44	GOM_NL__2PRFIN20030721_022534_000001482018_00189_07257_6971.N1	21-JUL-2003 02:25:34	Straylight	148.00	53	43Bet And	2.0480	3300.0	296	7257	No
45	GOM_NL__2PRFIN20030721_022935_000000462018_00189_07257_6972.N1	21-JUL-2003 02:29:35	Twilight	46.000	146	25Eta Tau	2.8730	15200.	92	7257	No
46	GOM_NL__2PRFIN20030721_023109_000000562018_00189_07257_6973.N1	21-JUL-2003 02:31:09	Twilight	56.000	13	87Alp Tau	0.86700	3800.0	112	7257	No
47	GOM_NL__2PRFIN20030721_023514_000000382018_00189_07257_6974.N1	21-JUL-2003 02:35:14	Dark	38.000	30	46Eps Ori	1.6940	30000.	76	7257	No
48	GOM_NL__2PRFIN20030721_023728_000000392018_00189_07257_6975.N1	21-JUL-2003 02:37:28	Dark	38.500	7	19Bet Ori	0.10000	14000.	77	7257	No
49	GOM_NL__2PRFIN20030721_023950_000000392018_00189_07257_6976.N1	21-JUL-2003 02:39:50	Dark	38.500	101	11Alp Lep	2.5820	7000.0	77	7257	No
50	GOM_NL__2PRFIN20030721_025005_000000442018_00189_07257_6977.N1	21-JUL-2003 02:50:05	Dark	44.000	157	The1Eri	2.9060	9300.0	88	7257	No
51	GOM_NL__2PRFIN20030721_025607_000000442018_00190_07258_6971.N1	21-JUL-2003 02:56:07	Dark	43.500	9	Alp Eri	0.45300	24000.	87	7258	No
52	GOM_NL__2PRFIN20030721_025940_000000592018_00190_07258_6972.N1	21-JUL-2003 02:59:40	Dark	58.500	84	Alp Phe	2.3970	4500.0	117	7258	No
53	GOM_NL__2PRFIN20030721_030331_000000502018_00190_07258_6973.N1	21-JUL-2003 03:03:31	Straylight	49.500	148	Alp Tuc	2.8780	4100.0	99	7258	No
54	GOM_NL__2PRFIN20030721_030504_000000562018_00190_07258_6974.N1	21-JUL-2003 03:05:04	Straylight	56.000	63	Bet Gru	2.1500	2800.0	112	7258	No
55	GOM_NL__2PRFIN20030721_030632_000000472018_00190_07258_6975.N1	21-JUL-2003 03:06:32	Straylight	46.500	31	Alp Gru	1.7340	15200.	93	7258	No
56	GOM_NL__2PRFIN20030721_030917_000000852018_00190_07258_6976.N1	21-JUL-2003 03:09:17	Straylight	84.500	18	24Alp PsA	1.1660	9700.0	169	7258	No
57	GOM_NL__2PRFIN20030721_031349_000000402018_00190_07258_6977.N1	21-JUL-2003 03:13:49	Tw_and_stray	39.500	178	lot1Sco	3.0220	6550.0	79	7258	No
58	GOM_NL__2PRFIN20030721_031504_000000432018_00190_07258_6978.N1	21-JUL-2003 03:15:04	Bright	42.500	38	20Eps Sgr	1.8360	11000.	85	7258	No
59	GOM_NL__2PRFIN20030721_031658_000000402018_00190_07258_6979.N1	21-JUL-2003 03:16:58	Bright	39.500	57	34Sig Sgr	2.0660	26000.	79	7258	No
60	GOM_NL__2PRFIN20030721_031841_000000722018_00190_07258_6980.N1	21-JUL-2003 03:18:41	Bright	72.000	142	49Del Cap	2.8500	8900.0	144	7258	No
61	GOM_NL__2PRFIN20030721_032615_000000382018_00190_07258_6981.N1	21-JUL-2003 03:26:15	Bright	37.500	126	60Bet Oph	2.7700	4250.0	75	7258	No
62	GOM_NL__2PRFIN20030721_032838_000000382018_00190_07258_6982.N1	21-JUL-2003 03:28:38	Bright	38.000	168	17Zet Aql	2.9860	11000.	76	7258	No
63	GOM_NL__2PRFIN20030721_033439_000000382018_00190_07258_6983.N1	21-JUL-2003 03:34:39	Bright	37.500	133	40Zet Her	2.8070	6000.0	75	7258	No
64	GOM_NL__2PRFIN20030721_033834_000000412018_00190_07258_6984.N1	21-JUL-2003 03:38:34	Bright	41.000	144	18Del Cyg	2.8600	11000.	82	7258	No
65	GOM_NL__2PRFIN20030721_034032_000000462018_00190_07258_6985.N1	21-JUL-2003 03:40:32	Bright	45.500	19	50Alp Cyg	1.2460	10500.	91	7258	No
66	GOM_NL__2PRFIN20030721_034240_000000352018_00190_07258_6986.N1	21-JUL-2003 03:42:40	Bright	34.500	119	14Eta Dra	2.7270	4700.0	69	7258	No
67	GOM_NL__2PRFIN20030721_034539_000000402018_00190_07258_6987.N1	21-JUL-2003 03:45:39	Bright	40.000	89	5Alp Cep	2.4510	8000.0	80	7258	No
68	GOM_NL__2PRFIN20030721_035012_000000362018_00190_07258_6988.N1	21-JUL-2003 03:50:12	Bright	36.000	49	1Alp UMi	1.9900	6300.0	72	7258	No
69	GOM_NL__2PRFIN20030721_035255_000000522018_00190_07258_6989.N1	21-JUL-2003 03:52:55	Bright	52.000	74	11Bet Cas	2.2680	6600.0	104	7258	No
70	GOM_NL__2PRFIN20030721_035429_000000502018_00190_07258_6990.N1	21-JUL-2003 03:54:29	Bright	49.500	76	27Gam Cas	2.3000	30000.	99	7258	No
71	GOM_NL__2PRFIN20030721_035955_000000432018_00190_07258_6991.N1	21-JUL-2003 03:59:55	Bright	42.500	160	23Gam Per	2.9300	4700.0	85	7258	No
72	GOM_NL__2PRFIN20030721_040121_000000462018_00190_07258_6992.N1	21-JUL-2003 04:01:21	Bright	45.500	35	33Alp Per	1.7950	6250.0	91	7258	No
73	GOM_NL__2PRFIN20030721_040312_000000702018_00190_07258_6993.N1	21-JUL-2003 04:03:12	Bright	70.000	73	57Gam1And	2.2600	13100.	140	7258	No
74	GOM_NL__2PRFIN20030721_040609_000001502018_00190_07258_6994.N1	21-JUL-2003 04:06:09	Straylight	149.50	53	43Bet And	2.0480	3300.0	299	7258	No
75	GOM_NL__2PRFIN20030721_041010_000000462018_00190_07258_6995.N1	21-JUL-2003 04:10:10	Twilight	46.000	146	25Eta Tau	2.8730	15200.	92	7258	No
76	GOM_NL__2PRFIN20030721_041145_000000472018_00190_07258_6996.N1	21-JUL-2003 04:11:45	Twilight	46.500	13	87Alp Tau	0.86700	3800.0	93	7258	No
77	GOM_NL__2PRFIN20030721_041549_000000392018_00190_07258_6997.N1	21-JUL-2003 04:15:49	Dark	39.000	30	46Eps Ori	1.6940	30000.	78	7258	No
78	GOM_NL__2PRFIN20030721_041804_000000402018_00190_07258_6998.N1	21-JUL-2003 04:18:04	Dark	39.500	7	19Bet Ori	0.10000	14000.	79	7258	No
79	GOM_NL__2PRFIN20030721_042026_000000402018_00190_07258_6999.N1	21-JUL-2003 04:20:26	Dark	39.500	101	11Alp Lep	2.5820	7000.0	79	7258	No
80	GOM_NL__2PRFIN20030721_043041_000000442018_00190_07258_7000.N1	21-JUL-2003 04:30:41	Dark	44.000	157	The1Eri	2.9060	9300.0	88	7258	No
81	GOM_NL__2PRFIN20030721_043644_000000442018_00191_07259_6974.N1	21-JUL-2003 04:36:44	Dark	44.000	9	Alp Eri	0.45300	24000.	88	7259	No
82	GOM_NL__2PRFIN20030721_044017_000000562018_00191_07259_6975.N1	21-JUL-2003 04:40:17	Dark	56.000	84	Alp Phe	2.3970	4500.0	112	7259	No
83	GOM_NL__2PRFIN20030721_044407_000000452018_00191_07259_6976.N1	21-JUL-2003 04:44:07	Straylight	44.500	148	Alp Tuc	2.8780	4100.0	89	7259	No
84	GOM_NL__2PRFIN20030721_044540_000000552018_00191_07259_6977.N1	21-JUL-2003 04:45:40	Straylight	55.000	63	Bet Gru	2.1500	2800.0	110	7259	No
85	GOM_NL__2PRFIN20030721_044709_000000482018_00191_07259_6978.N1	21-JUL-2003 04:47:09	Straylight	47.500	31	Alp Gru	1.7340	15200.	95	7259	No
86	GOM_NL__2PRFIN20030721_044954_000000872018_00191_07259_6979.N1	21-JUL-2003 04:49:54	Straylight	86.500	18	24Alp PsA	1.1660	9700.0	173	7259	No
87	GOM_NL__2PRFIN20030721_045425_000000402018_00191_07259_6980.N1	21-JUL-2003 04:54:25	Tw_and_stray	39.500	178	lot1Sco	3.0220	6550.0	79	7259	No
88	GOM_NL__2PRFIN20030721_045540_000000432018_00191_07259_6981.N1	21-JUL-2003 04:55:40	Bright	42.500	38	20Eps Sgr	1.8360	11000.	85	7259	No
89	GOM_NL__2PRFIN20030721_045734_000000392018_00191_07259_6982.N1	21-JUL-2003 04:57:34	Bright	38.500	57	34Sig Sgr	2.0660	26000.	77	7259	No
90	GOM_NL__2PRFIN20030721_045917_000000722018_00191_07259_6983.N1	21-JUL-2003 04:59:17	Bright	71.500	142	49Del Cap	2.8500	8900.0	143	7259	No
91	GOM_NL__2PRFIN20030721_050652_000000362018_00191_07259_6984.N1	21-JUL-2003 05:06:52	Bright	35.500	126	60Bet Oph	2.7700	4250.0	71	7259	No
92	GOM_NL__2PRFIN20030721_050914_000000382018_00191_07259_6985.N1	21-JUL-2003 05:09:14	Bright	38.000	168	17Zet Aql	2.9860	11000.	76	7259	No
93	GOM_NL__2PRFIN20030721_051515_000000402018_00191_07259_6986.N1	21-JUL-2003 05:15:15	Bright	39.500	133	40Zet Her	2.8070	6000.0	79	7259	No
94	GOM_NL__2PRFIN20030721_051910_000000412018_00191_07259_6987.N1	21-JUL-2003 05:19:10	Bright	40.500	144	18Del Cyg	2.8600	11000.	81	7259	No
95	GOM_NL__2PRFIN20030721_052108_000000492018_00191_07259_6988.N1	21-JUL-2003 05:21:08	Bright	48.500	19	50Alp Cyg	1.2460	10500.	97	7259	No
96	GOM_NL__2PRFIN20030721_052316_000000352018_00191_07259_6989.N1	21-JUL-2003 05:23:16	Bright	35.000	119	14Eta Dra	2.7270	4700.0	70	7259	No
97	GOM_NL__2PRFIN20030721_052614_000000442018_00191_07259_6990.N1	21-JUL-2003 05:26:14	Bright	44.000	89	5Alp Cep	2.4510	8000.0	88	7259	No
98	GOM_NL__2PRFIN20030721_053048_000000372018_00191_07259_6991.N1	21-JUL-2003 05:30:48	Bright	37.000	49	1Alp UMi	1.9900	6300.0	74	7259	No
99	GOM_NL__2PRFIN20030721_053330_000000522018_00191_07259_6992.N1	21-JUL-2003 05:33:30	Bright	52.000	74	11Bet Cas	2.2680	6600.0	104	7259	No
100	GOM_NL__2PRFIN20030721_053504_000000502018_00191_07259_6993.N1	21-JUL-2003 05:35:04	Bright	50.000	76	27Gam Cas	2.3000	30000.	100	7259	No
101	GOM_NL__2PRFIN20030721_054031_000000542018_00191_07259_6994.N1	21-JUL-2003 05:40:31	Bright	54.000	160	23Gam Per	2.9300	4700.0	108	7259	No

102	GOM_NL__2PRFIN20030721_054158_000000462018_00191_07259_6995.N1	21-JUL-2003 05:41:58	Bright	45.500	35	33Alp Per	1.7950	6250.0	91	7259	No
103	GOM_NL__2PRFIN20030721_054348_000000712018_00191_07259_6996.N1	21-JUL-2003 05:43:48	Bright	70.500	73	57Gam1And	2.2600	13100.	141	7259	No
104	GOM_NL__2PRFIN20030721_054645_000001442018_00191_07259_6997.N1	21-JUL-2003 05:46:45	Straylight	143.50	53	43Bet And	2.0480	3300.0	287	7259	No
105	GOM_NL__2PRFIN20030721_055047_000000482018_00191_07259_6998.N1	21-JUL-2003 05:50:47	Twilight	47.500	146	25Eta Tau	2.8730	15200.	95	7259	No
106	GOM_NL__2PRFIN20030721_055221_000000412018_00191_07259_6999.N1	21-JUL-2003 05:52:21	Twilight	41.000	13	87Alp Tau	0.86700	3800.0	82	7259	No
107	GOM_NL__2PRFIN20030721_055625_000000402018_00191_07259_7000.N1	21-JUL-2003 05:56:25	Dark	39.500	30	46Eps Ori	1.6940	30000.	79	7259	No
108	GOM_NL__2PRFIN20030721_055840_000000442018_00191_07259_7001.N1	21-JUL-2003 05:58:40	Dark	44.000	7	19Bet Ori	0.10000	14000.	88	7259	No
109	GOM_NL__2PRFIN20030721_060101_000000422018_00191_07259_7002.N1	21-JUL-2003 06:01:01	Dark	42.000	101	11Alp Lep	2.5820	7000.0	84	7259	No
110	GOM_NL__2PRFIN20030721_061118_000000452018_00191_07259_7003.N1	21-JUL-2003 06:11:18	Dark	44.500	157	The1Eri	2.9060	9300.0	89	7259	No
111	GOM_NL__2PRFIN20030721_061720_000000552018_00192_07260_6855.N1	21-JUL-2003 06:17:20	Dark	55.000	9	Alp Eri	0.45300	24000.	110	7260	No
112	GOM_NL__2PRFIN20030721_062054_000000562018_00192_07260_6856.N1	21-JUL-2003 06:20:54	Dark	55.500	84	Alp Phe	2.3970	4500.0	111	7260	No
113	GOM_NL__2PRFIN20030721_062444_000000452018_00192_07260_6857.N1	21-JUL-2003 06:24:44	Straylight	44.500	148	Alp Tuc	2.8780	4100.0	89	7260	No
114	GOM_NL__2PRFIN20030721_062617_000000522018_00192_07260_6858.N1	21-JUL-2003 06:26:17	Straylight	52.000	63	Bet Gru	2.1500	2800.0	104	7260	No
115	GOM_NL__2PRFIN20030721_062745_000000482018_00192_07260_6859.N1	21-JUL-2003 06:27:45	Straylight	48.000	31	Alp Gru	1.7340	15200.	96	7260	No
116	GOM_NL__2PRFIN20030721_063031_000000862018_00192_07260_6860.N1	21-JUL-2003 06:30:31	Straylight	86.000	18	24Alp PsA	1.1660	9700.0	172	7260	No
117	GOM_NL__2PRFIN20030721_063501_000000412018_00192_07260_6861.N1	21-JUL-2003 06:35:01	Tw_and_stray	41.000	178	lot1Sco	3.0220	6550.0	82	7260	No
118	GOM_NL__2PRFIN20030721_063616_000000472018_00192_07260_6862.N1	21-JUL-2003 06:36:16	Bright	46.500	38	20Eps Sgr	1.8360	11000.	93	7260	No
119	GOM_NL__2PRFIN20030721_063810_000000372018_00192_07260_6863.N1	21-JUL-2003 06:38:10	Bright	37.000	57	34Sig Sgr	2.0660	26000.	74	7260	No
120	GOM_NL__2PRFIN20030721_063953_000000702018_00192_07260_6864.N1	21-JUL-2003 06:39:53	Bright	69.500	142	49Del Cap	2.8500	8900.0	139	7260	No
121	GOM_NL__2PRFIN20030721_064728_000000372018_00192_07260_6865.N1	21-JUL-2003 06:47:28	Bright	37.000	126	60Bet Oph	2.7700	4250.0	74	7260	No
122	GOM_NL__2PRFIN20030721_064949_000000402018_00192_07260_6866.N1	21-JUL-2003 06:49:49	Bright	39.500	168	17Zet Aql	2.9860	11000.	79	7260	No
123	GOM_NL__2PRFIN20030721_065550_000000392018_00192_07260_6867.N1	21-JUL-2003 06:55:50	Bright	38.500	133	40Zet Her	2.8070	6000.0	77	7260	No
124	GOM_NL__2PRFIN20030721_065945_000000412018_00192_07260_6868.N1	21-JUL-2003 06:59:45	Bright	41.000	144	18Del Cyg	2.8600	11000.	82	7260	No
125	GOM_NL__2PRFIN20030721_070143_000000492018_00192_07260_6869.N1	21-JUL-2003 07:01:43	Bright	48.500	19	50Alp Cyg	1.2460	10500.	97	7260	No
126	GOM_NL__2PRFIN20030721_070352_000000382018_00192_07260_6870.N1	21-JUL-2003 07:03:52	Bright	37.500	119	14Eta Dra	2.7270	4700.0	75	7260	No
127	GOM_NL__2PRFIN20030721_070650_000000442018_00192_07260_6871.N1	21-JUL-2003 07:06:50	Bright	44.000	89	5Alp Cep	2.4510	8000.0	88	7260	No
128	GOM_NL__2PRFIN20030721_071123_000000372018_00192_07260_6872.N1	21-JUL-2003 07:11:23	Bright	37.000	49	1Alp UMi	1.9900	6300.0	74	7260	No
129	GOM_NL__2PRFIN20030721_071404_000000522018_00192_07260_6873.N1	21-JUL-2003 07:14:04	Bright	52.000	74	11Bet Cas	2.2680	6600.0	104	7260	No
130	GOM_NL__2PRFIN20030721_071540_000000512018_00192_07260_6874.N1	21-JUL-2003 07:15:40	Bright	50.500	76	27Gam Cas	2.3000	30000.	101	7260	No
131	GOM_NL__2PRFIN20030721_072107_000000442018_00192_07260_6875.N1	21-JUL-2003 07:21:07	Bright	44.000	160	23Gam Per	2.9300	4700.0	88	7260	No
132	GOM_NL__2PRFIN20030721_072233_000000462018_00192_07260_6876.N1	21-JUL-2003 07:22:33	Bright	45.500	35	33Alp Per	1.7950	6250.0	91	7260	No
133	GOM_NL__2PRFIN20030721_072423_000000702018_00192_07260_6877.N1	21-JUL-2003 07:24:23	Bright	69.500	73	57Gam1And	2.2600	13100.	139	7260	No
134	GOM_NL__2PRFIN20030721_072721_000001422018_00192_07260_6878.N1	21-JUL-2003 07:27:21	Straylight	142.00	53	43Bet And	2.0480	3300.0	284	7260	No
135	GOM_NL__2PRFIN20030721_073123_000000532018_00192_07260_6879.N1	21-JUL-2003 07:31:23	Twilight	52.500	146	25Eta Tau	2.8730	15200.	105	7260	No
136	GOM_NL__2PRFIN20030721_073257_000000522018_00192_07260_6880.N1	21-JUL-2003 07:32:57	Twilight	52.000	13	87Alp Tau	0.86700	3800.0	104	7260	No
137	GOM_NL__2PRFIN20030721_073505_000000412018_00192_07260_6881.N1	21-JUL-2003 07:35:05	Dark	40.500	27	24Gam Ori	1.6360	26000.	81	7260	No
138	GOM_NL__2PRFIN20030721_073659_000000412018_00192_07260_6882.N1	21-JUL-2003 07:36:59	Dark	41.000	30	46Eps Ori	1.6940	30000.	82	7260	No
139	GOM_NL__2PRFIN20030721_073915_000000462018_00192_07260_6883.N1	21-JUL-2003 07:39:15	Dark	45.500	7	19Bet Ori	0.10000	14000.	91	7260	No
140	GOM_NL__2PRFIN20030721_074137_000000432018_00192_07260_6884.N1	21-JUL-2003 07:41:37	Dark	43.000	101	11Alp Lep	2.5820	7000.0	86	7260	No
141	GOM_NL__2PRFIN20030721_075154_000000452018_00192_07260_6885.N1	21-JUL-2003 07:51:54	Dark	45.000	157	The1Eri	2.9060	9300.0	90	7260	No
142	GOM_NL__2PRFIN20030721_075757_000000542018_00193_07261_6855.N1	21-JUL-2003 07:57:57	Dark	54.000	9	Alp Eri	0.45300	24000.	108	7261	No
143	GOM_NL__2PRFIN20030721_080131_000000562018_00193_07261_6856.N1	21-JUL-2003 08:01:31	Dark	55.500	84	Alp Phe	2.3970	4500.0	111	7261	No
144	GOM_NL__2PRFIN20030721_080520_000000432018_00193_07261_6857.N1	21-JUL-2003 08:05:20	Straylight	42.500	148	Alp Tuc	2.8780	4100.0	85	7261	No
145	GOM_NL__2PRFIN20030721_080654_000000592018_00193_07261_6858.N1	21-JUL-2003 08:06:54	Straylight	59.000	63	Bet Gru	2.1500	2800.0	118	7261	No
146	GOM_NL__2PRFIN20030721_080822_000000522018_00193_07261_6859.N1	21-JUL-2003 08:08:22	Straylight	52.000	31	Alp Gru	1.7340	15200.	104	7261	No
147	GOM_NL__2PRFIN20030721_081108_000000792018_00193_07261_6860.N1	21-JUL-2003 08:11:08	Straylight	79.000	18	24Alp PsA	1.1660	9700.0	158	7261	No
148	GOM_NL__2PRFIN20030721_081537_000000402018_00193_07261_6861.N1	21-JUL-2003 08:15:37	Tw_and_stray	40.000	178	lot1Sco	3.0220	6550.0	80	7261	No
149	GOM_NL__2PRFIN20030721_081652_000000422018_00193_07261_6862.N1	21-JUL-2003 08:16:52	Bright	42.000	38	20Eps Sgr	1.8360	11000.	84	7261	No
150	GOM_NL__2PRFIN20030721_081846_000000392018_00193_07261_6863.N1	21-JUL-2003 08:18:46	Bright	39.000	57	34Sig Sgr	2.0660	26000.	78	7261	No
151	GOM_NL__2PRFIN20030721_082029_000000732018_00193_07261_6864.N1	21-JUL-2003 08:20:29	Bright	72.500	142	49Del Cap	2.8500	8900.0	145	7261	No
152	GOM_NL__2PRFIN20030721_082804_000000372018_00193_07261_6865.N1	21-JUL-2003 08:28:04	Bright	36.500	126	60Bet Oph	2.7700	4250.0	73	7261	No
153	GOM_NL__2PRFIN20030721_083025_000000392018_00193_07261_6866.N1	21-JUL-2003 08:30:25	Bright	39.000	168	17Zet Aql	2.9860	11000.	78	7261	No
154	GOM_NL__2PRFIN20030721_083627_000000402018_00193_07261_6867.N1	21-JUL-2003 08:36:27	Bright	39.500	133	40Zet Her	2.8070	6000.0	79	7261	No
155	GOM_NL__2PRFIN20030721_084021_000000422018_00193_07261_6868.N1	21-JUL-2003 08:40:21	Bright	42.000	144	18Del Cyg	2.8600	11000.	84	7261	No
156	GOM_NL__2PRFIN20030721_084218_000000492018_00193_07261_6869.N1	21-JUL-2003 08:42:18	Bright	49.000	19	50Alp Cyg	1.2460	10500.	98	7261	No
157	GOM_NL__2PRFIN20030721_084428_000000372018_00193_07261_6870.N1	21-JUL-2003 08:44:28	Bright	37.000	119	14Eta Dra	2.7270	4700.0	74	7261	No
158	GOM_NL__2PRFIN20030721_084725_000000452018_00193_07261_6871.N1	21-JUL-2003 08:47:25	Bright	44.500	89	5Alp Cep	2.4510	8000.0	89	7261	No
159	GOM_NL__2PRFIN20030721_085200_000000392018_00193_07261_6872.N1	21-JUL-2003 08:52:00	Bright	38.500	49	1Alp UMi	1.9900	6300.0	77	7261	No
160	GOM_NL__2PRFIN20030721_085439_000000532018_00193_07261_6873.N1	21-JUL-2003 08:54:39	Bright	53.000	74	11Bet Cas	2.2680	6600.0	106	7261	No

161	GOM_NL__2PRFIN20030721_085615_000000502018_00193_07261_6874.N1	21-JUL-2003 08:56:15	Bright	49.500	76	27Gam Cas	2.3000	30000.	99	7261	No
162	GOM_NL__2PRFIN20030721_090143_000000452018_00193_07261_6875.N1	21-JUL-2003 09:01:43	Bright	45.000	160	23Gam Per	2.9300	4700.0	90	7261	No
163	GOM_NL__2PRFIN20030721_090309_000000472018_00193_07261_6876.N1	21-JUL-2003 09:03:09	Bright	46.500	35	33Alp Per	1.7950	6250.0	93	7261	No
164	GOM_NL__2PRFIN20030721_090459_000000722018_00193_07261_6877.N1	21-JUL-2003 09:04:59	Bright	71.500	73	57Gam1And	2.2600	13100.	143	7261	No
165	GOM_NL__2PRFIN20030721_090756_000001392018_00193_07261_6878.N1	21-JUL-2003 09:07:56	Straylight	138.50	53	43Bet And	2.0480	3300.0	277	7261	No
166	GOM_NL__2PRFIN20030721_091159_000000512018_00193_07261_6879.N1	21-JUL-2003 09:11:59	Twilight	50.500	146	25Eta Tau	2.8730	15200.	101	7261	No
167	GOM_NL__2PRFIN20030721_091334_000000522018_00193_07261_6880.N1	21-JUL-2003 09:13:34	Twilight	52.000	13	87Alp Tau	0.86700	3800.0	104	7261	No
168	GOM_NL__2PRFIN20030721_091540_000000412018_00193_07261_6881.N1	21-JUL-2003 09:15:40	Dark	41.000	27	24Gam Ori	1.6360	26000.	82	7261	No
169	GOM_NL__2PRFIN20030721_091736_000000402018_00193_07261_6882.N1	21-JUL-2003 09:17:36	Dark	40.000	30	46Eps Ori	1.6940	30000.	80	7261	No
170	GOM_NL__2PRFIN20030721_091952_000000522018_00193_07261_6883.N1	21-JUL-2003 09:19:52	Dark	52.000	7	19Bet Ori	0.10000	14000.	104	7261	No
171	GOM_NL__2PRFIN20030721_092213_000000432018_00193_07261_6884.N1	21-JUL-2003 09:22:13	Dark	42.500	101	11Alp Lep	2.5820	7000.0	85	7261	No
172	GOM_NL__2PRFIN20030721_093231_000000452018_00193_07261_6885.N1	21-JUL-2003 09:32:31	Dark	44.500	157	The1Eri	2.9060	9300.0	89	7261	No
173	GOM_NL__2PRFIN20030721_093833_000000432018_00194_07262_6855.N1	21-JUL-2003 09:38:33	Dark	43.000	9	Alp Eri	0.45300	24000.	86	7262	No
174	GOM_NL__2PRFIN20030721_094208_000000562018_00194_07262_6856.N1	21-JUL-2003 09:42:08	Dark	56.000	84	Alp Phe	2.3970	4500.0	112	7262	No
175	GOM_NL__2PRFIN20030721_094556_000000422018_00194_07262_6857.N1	21-JUL-2003 09:45:56	Straylight	42.000	148	Alp Tuc	2.8780	4100.0	84	7262	No
176	GOM_NL__2PRFIN20030721_094730_000000662018_00194_07262_6858.N1	21-JUL-2003 09:47:30	Straylight	66.000	63	Bet Gru	2.1500	2800.0	132	7262	No
177	GOM_NL__2PRFIN20030721_094858_000000512018_00194_07262_6859.N1	21-JUL-2003 09:48:58	Straylight	50.500	31	Alp Gru	1.7340	15200.	101	7262	No
178	GOM_NL__2PRFIN20030721_095145_000000852018_00194_07262_6860.N1	21-JUL-2003 09:51:45	Straylight	85.000	18	24Alp PsA	1.1660	9700.0	170	7262	No
179	GOM_NL__2PRFIN20030721_095613_000000442018_00194_07262_6861.N1	21-JUL-2003 09:56:13	Tw_and_stray	44.000	178	lot1Sco	3.0220	6550.0	88	7262	No
180	GOM_NL__2PRFIN20030721_095727_000000432018_00194_07262_6862.N1	21-JUL-2003 09:57:27	Bright	42.500	38	20Eps Sgr	1.8360	11000.	85	7262	No
181	GOM_NL__2PRFIN20030721_095922_000000392018_00194_07262_6863.N1	21-JUL-2003 09:59:22	Bright	39.000	57	34Sig Sgr	2.0660	26000.	78	7262	No
182	GOM_NL__2PRFIN20030721_100105_000000712018_00194_07262_6864.N1	21-JUL-2003 10:01:05	Bright	71.000	142	49Del Cap	2.8500	8900.0	142	7262	No
183	GOM_NL__2PRFIN20030721_100840_000000382018_00194_07262_6865.N1	21-JUL-2003 10:08:40	Bright	38.000	126	60Bet Oph	2.7700	4250.0	76	7262	No
184	GOM_NL__2PRFIN20030721_101101_000000392018_00194_07262_6866.N1	21-JUL-2003 10:11:01	Bright	38.500	168	17Zet Aql	2.9860	11000.	77	7262	No
185	GOM_NL__2PRFIN20030721_101702_000000402018_00194_07262_6867.N1	21-JUL-2003 10:17:02	Bright	40.000	133	40Zet Her	2.8070	6000.0	80	7262	No
186	GOM_NL__2PRFIN20030721_102056_000000422018_00194_07262_6868.N1	21-JUL-2003 10:20:56	Bright	41.500	144	18Del Cyg	2.8600	11000.	83	7262	No
187	GOM_NL__2PRFIN20030721_102253_000000502018_00194_07262_6869.N1	21-JUL-2003 10:22:53	Bright	49.500	19	50Alp Cyg	1.2460	10500.	99	7262	No
188	GOM_NL__2PRFIN20030721_102504_000000382018_00194_07262_6870.N1	21-JUL-2003 10:25:04	Bright	37.500	119	14Eta Dra	2.7270	4700.0	75	7262	No
189	GOM_NL__2PRFIN20030721_102800_000000422018_00194_07262_6871.N1	21-JUL-2003 10:28:00	Bright	41.500	89	5Alp Cep	2.4510	8000.0	83	7262	No
190	GOM_NL__2PRFIN20030721_103235_000000382018_00194_07262_6872.N1	21-JUL-2003 10:32:35	Bright	37.500	49	1Alp UMi	1.9900	6300.0	75	7262	No
191	GOM_NL__2PRFIN20030721_103515_000000522018_00194_07262_6873.N1	21-JUL-2003 10:35:15	Bright	52.000	74	11Bet Cas	2.2680	6600.0	104	7262	No
192	GOM_NL__2PRFIN20030721_103651_000000502018_00194_07262_6874.N1	21-JUL-2003 10:36:51	Bright	49.500	76	27Gam Cas	2.3000	30000.	99	7262	No
193	GOM_NL__2PRFIN20030721_104218_000000452018_00194_07262_6875.N1	21-JUL-2003 10:42:18	Bright	44.500	160	23Gam Per	2.9300	4700.0	89	7262	No
194	GOM_NL__2PRFIN20030721_104345_000000442018_00194_07262_6876.N1	21-JUL-2003 10:43:45	Bright	43.500	35	33Alp Per	1.7950	6250.0	87	7262	No
195	GOM_NL__2PRFIN20030721_104534_000000702018_00194_07262_6877.N1	21-JUL-2003 10:45:34	Bright	70.000	73	57Gam1And	2.2600	13100.	140	7262	No
196	GOM_NL__2PRFIN20030721_104832_000001342018_00194_07262_6878.N1	21-JUL-2003 10:48:32	Straylight	134.00	53	43Bet And	2.0480	3300.0	268	7262	No
197	GOM_NL__2PRFIN20030721_105235_000000522018_00194_07262_6879.N1	21-JUL-2003 10:52:35	Twilight	51.500	146	25Eta Tau	2.8730	15200.	103	7262	No
198	GOM_NL__2PRFIN20030721_105410_000000562018_00194_07262_6880.N1	21-JUL-2003 10:54:10	Twilight	56.000	13	87Alp Tau	0.86700	3800.0	112	7262	No
199	GOM_NL__2PRFIN20030721_105616_000000412018_00194_07262_6881.N1	21-JUL-2003 10:56:16	Dark	40.500	27	24Gam Ori	1.6360	26000.	81	7262	No
200	GOM_NL__2PRFIN20030721_105811_000000462018_00194_07262_6882.N1	21-JUL-2003 10:58:11	Dark	45.500	30	46Eps Ori	1.6940	30000.	91	7262	No
201	GOM_NL__2PRFIN20030721_110026_000000502018_00194_07262_6883.N1	21-JUL-2003 11:00:26	Dark	49.500	7	19Bet Ori	0.10000	14000.	99	7262	No
202	GOM_NL__2PRFIN20030721_110248_000000432018_00194_07262_6884.N1	21-JUL-2003 11:02:48	Dark	42.500	101	11Alp Lep	2.5820	7000.0	85	7262	No
203	GOM_NL__2PRFIN20030721_111308_000000432018_00194_07262_6885.N1	21-JUL-2003 11:13:08	Dark	43.000	157	The1Eri	2.9060	9300.0	86	7262	No
204	GOM_NL__2PRFIN20030721_111910_000000472018_00195_07263_6311.N1	21-JUL-2003 11:19:10	Dark	47.000	9	Alp Eri	0.45300	24000.	94	7263	No
205	GOM_NL__2PRFIN20030721_112244_000000592018_00195_07263_6312.N1	21-JUL-2003 11:22:44	Dark	59.000	84	Alp Phe	2.3970	4500.0	118	7263	No
206	GOM_NL__2PRFIN20030721_112633_000000422018_00195_07263_6313.N1	21-JUL-2003 11:26:33	Straylight	42.000	148	Alp Tuc	2.8780	4100.0	84	7263	No
207	GOM_NL__2PRFIN20030721_112807_000000552018_00195_07263_6314.N1	21-JUL-2003 11:28:07	Straylight	54.500	63	Bet Gru	2.1500	2800.0	109	7263	No
208	GOM_NL__2PRFIN20030721_112935_000000492018_00195_07263_6315.N1	21-JUL-2003 11:29:35	Straylight	49.000	31	Alp Gru	1.7340	15200.	98	7263	No
209	GOM_NL__2PRFIN20030721_113223_000000812018_00195_07263_6316.N1	21-JUL-2003 11:32:23	Straylight	81.000	18	24Alp PsA	1.1660	9700.0	162	7263	No
210	GOM_NL__2PRFIN20030721_113649_000000422018_00195_07263_6317.N1	21-JUL-2003 11:36:49	Tw_and_stray	42.000	178	lot1Sco	3.0220	6550.0	84	7263	No
211	GOM_NL__2PRFIN20030721_113803_000000432018_00195_07263_6318.N1	21-JUL-2003 11:38:03	Bright	42.500	38	20Eps Sgr	1.8360	11000.	85	7263	No
212	GOM_NL__2PRFIN20030721_113958_000000392018_00195_07263_6319.N1	21-JUL-2003 11:39:58	Bright	38.500	57	34Sig Sgr	2.0660	26000.	77	7263	No
213	GOM_NL__2PRFIN20030721_114144_000000692018_00195_07263_6320.N1	21-JUL-2003 11:41:44	Bright	69.000	142	49Del Cap	2.8500	8900.0	138	7263	No
214	GOM_NL__2PRFIN20030721_114915_000000402018_00195_07263_6321.N1	21-JUL-2003 11:49:15	Bright	40.000	126	60Bet Oph	2.7700	4250.0	80	7263	No
215	GOM_NL__2PRFIN20030721_115136_000000382018_00195_07263_6322.N1	21-JUL-2003 11:51:36	Bright	38.000	168	17Zet Aql	2.9860	11000.	76	7263	No
216	GOM_NL__2PRFIN20030721_115737_000000422018_00195_07263_6323.N1	21-JUL-2003 11:57:37	Bright	41.500	133	40Zet Her	2.8070	6000.0	83	7263	No
217	GOM_NL__2PRFIN20030721_120131_000000422018_00195_07263_6324.N1	21-JUL-2003 12:01:31	Bright	41.500	144	18Del Cyg	2.8600	11000.	83	7263	No
218	GOM_NL__2PRFIN20030721_120328_000000522018_00195_07263_6325.N1	21-JUL-2003 12:03:28	Bright	51.500	19	50Alp Cyg	1.2460	10500.	103	7263	No
219	GOM_NL__2PRFIN20030721_120540_000000392018_00195_07263_6326.N1	21-JUL-2003 12:05:40	Bright	38.500	119	14Eta Dra	2.7270	4700.0	77	7263	No

220	GOM_NL__2PRFIN20030721_120836_000000442018_00195_07263_6327.N1	21-JUL-2003 12:08:36	Bright	43.500	89	5Alp Cep	2.4510	8000.0	87	7263	No
221	GOM_NL__2PRFIN20030721_121311_000000382018_00195_07263_6328.N1	21-JUL-2003 12:13:11	Bright	38.000	49	1Alp UMi	1.9900	6300.0	76	7263	No
222	GOM_NL__2PRFIN20030721_121550_000000532018_00195_07263_6329.N1	21-JUL-2003 12:15:50	Bright	52.500	74	11Bet Cas	2.2680	6600.0	105	7263	No
223	GOM_NL__2PRFIN20030721_121726_000000492018_00195_07263_6330.N1	21-JUL-2003 12:17:26	Bright	48.500	76	27Gam Cas	2.3000	30000.	97	7263	No
224	GOM_NL__2PRFIN20030721_122254_000000632018_00195_07263_6331.N1	21-JUL-2003 12:22:54	Bright	63.000	160	23Gam Per	2.9300	4700.0	126	7263	No
225	GOM_NL__2PRFIN20030721_122420_000000452018_00195_07263_6332.N1	21-JUL-2003 12:24:20	Bright	44.500	35	33Alp Per	1.7950	6250.0	89	7263	No
226	GOM_NL__2PRFIN20030721_122610_000000702018_00195_07263_6333.N1	21-JUL-2003 12:26:10	Bright	69.500	73	57Gam1And	2.2600	13100.	139	7263	No
227	GOM_NL__2PRFIN20030721_122908_000001312018_00195_07263_6334.N1	21-JUL-2003 12:29:08	Straylight	130.50	53	43Bet And	2.0480	3300.0	261	7263	No
228	GOM_NL__2PRFIN20030721_123311_000000522018_00195_07263_6335.N1	21-JUL-2003 12:33:11	Twilight	52.000	146	25Eta Tau	2.8730	15200.	104	7263	No
229	GOM_NL__2PRFIN20030721_123445_000000562018_00195_07263_6336.N1	21-JUL-2003 12:34:45	Twilight	56.000	13	87Alp Tau	0.86700	3800.0	112	7263	No
230	GOM_NL__2PRFIN20030721_123651_000000452018_00195_07263_6337.N1	21-JUL-2003 12:36:51	Dark	45.000	27	24Gam Ori	1.6360	26000.	90	7263	No
231	GOM_NL__2PRFIN20030721_123849_000000452018_00195_07263_6338.N1	21-JUL-2003 12:38:49	Dark	45.000	30	46Eps Ori	1.6940	30000.	90	7263	No
232	GOM_NL__2PRFIN20030721_124104_000000492018_00195_07263_6339.N1	21-JUL-2003 12:41:04	Dark	48.500	7	19Bet Ori	0.10000	14000.	97	7263	No
233	GOM_NL__2PRFIN20030721_124324_000000452018_00195_07263_6340.N1	21-JUL-2003 12:43:24	Dark	44.500	101	11Alp Lep	2.5820	7000.0	89	7263	No
234	GOM_NL__2PRFIN20030721_125344_000000472018_00195_07263_6341.N1	21-JUL-2003 12:53:44	Dark	46.500	157	The1Eri	2.9060	9300.0	93	7263	No
235	GOM_NL__2PRFIN20030721_125946_000000442018_00196_07264_6321.N1	21-JUL-2003 12:59:46	Dark	44.000	9	Alp Eri	0.45300	24000.	88	7264	No
236	GOM_NL__2PRFIN20030721_130321_000000572018_00196_07264_6322.N1	21-JUL-2003 13:03:21	Dark	56.500	84	Alp Phe	2.3970	4500.0	113	7264	No
237	GOM_NL__2PRFIN20030721_130708_000000442018_00196_07264_6323.N1	21-JUL-2003 13:07:08	Straylight	44.000	148	Alp Tuc	2.8780	4100.0	88	7264	No
238	GOM_NL__2PRFIN20030721_130843_000000552018_00196_07264_6324.N1	21-JUL-2003 13:08:43	Straylight	54.500	63	Bet Gru	2.1500	2800.0	109	7264	No
239	GOM_NL__2PRFIN20030721_131011_000000492018_00196_07264_6325.N1	21-JUL-2003 13:10:11	Straylight	49.000	31	Alp Gru	1.7340	15200.	98	7264	No
240	GOM_NL__2PRFIN20030721_131300_000000852018_00196_07264_6326.N1	21-JUL-2003 13:13:00	Straylight	84.500	18	24Alp PsA	1.1660	9700.0	169	7264	No
241	GOM_NL__2PRFIN20030721_131724_000000412018_00196_07264_6327.N1	21-JUL-2003 13:17:24	Twi_and_stray	40.500	178	lot1Sco	3.0220	6550.0	81	7264	No
242	GOM_NL__2PRFIN20030721_131839_000000432018_00196_07264_6328.N1	21-JUL-2003 13:18:39	Bright	43.000	38	20Eps Sgr	1.8360	11000.	86	7264	No
243	GOM_NL__2PRFIN20030721_132033_000000412018_00196_07264_6329.N1	21-JUL-2003 13:20:33	Bright	41.000	57	34Sig Sgr	2.0660	26000.	82	7264	No
244	GOM_NL__2PRFIN20030721_132220_000000692018_00196_07264_6330.N1	21-JUL-2003 13:22:20	Bright	69.000	142	49Del Cap	2.8500	8900.0	138	7264	No
245	GOM_NL__2PRFIN20030721_132949_000000422018_00196_07264_6331.N1	21-JUL-2003 13:29:49	Bright	42.000	126	60Bet Oph	2.7700	4250.0	84	7264	No
246	GOM_NL__2PRFIN20030721_133212_000000392018_00196_07264_6332.N1	21-JUL-2003 13:32:12	Bright	38.500	168	17Zet Aql	2.9860	11000.	77	7264	No
247	GOM_NL__2PRFIN20030721_133814_000000382018_00196_07264_6333.N1	21-JUL-2003 13:38:14	Bright	37.500	133	40Zet Her	2.8070	6000.0	75	7264	No
248	GOM_NL__2PRFIN20030721_134207_000000412018_00196_07264_6334.N1	21-JUL-2003 13:42:07	Bright	41.000	144	18Del Cyg	2.8600	11000.	82	7264	No
249	GOM_NL__2PRFIN20030721_134403_000000512018_00196_07264_6335.N1	21-JUL-2003 13:44:03	Bright	51.000	19	50Alp Cyg	1.2460	10500.	102	7264	No
250	GOM_NL__2PRFIN20030721_134613_000000422018_00196_07264_6336.N1	21-JUL-2003 13:46:13	Bright	41.500	119	14Eta Dra	2.7270	4700.0	83	7264	No
251	GOM_NL__2PRFIN20030721_134911_000000432018_00196_07264_6337.N1	21-JUL-2003 13:49:11	Bright	43.000	89	5Alp Cep	2.4510	8000.0	86	7264	No
252	GOM_NL__2PRFIN20030721_135346_000000392018_00196_07264_6338.N1	21-JUL-2003 13:53:46	Bright	38.500	49	1Alp UMi	1.9900	6300.0	77	7264	No
253	GOM_NL__2PRFIN20030721_135625_000000522018_00196_07264_6339.N1	21-JUL-2003 13:56:25	Bright	52.000	74	11Bet Cas	2.2680	6600.0	104	7264	No
254	GOM_NL__2PRFIN20030721_135801_000000492018_00196_07264_6340.N1	21-JUL-2003 13:58:01	Bright	49.000	76	27Gam Cas	2.3000	30000.	98	7264	No
255	GOM_NL__2PRFIN20030721_140330_000000432018_00196_07264_6341.N1	21-JUL-2003 14:03:30	Bright	42.500	160	23Gam Per	2.9300	4700.0	85	7264	No
256	GOM_NL__2PRFIN20030721_140456_000000472018_00196_07264_6342.N1	21-JUL-2003 14:04:56	Bright	46.500	35	33Alp Per	1.7950	6250.0	93	7264	No
257	GOM_NL__2PRFIN20030721_140646_000000672018_00196_07264_6343.N1	21-JUL-2003 14:06:46	Bright	66.500	73	57Gam1And	2.2600	13100.	133	7264	No
258	GOM_NL__2PRFIN20030721_140944_000001362018_00196_07264_6344.N1	21-JUL-2003 14:09:44	Straylight	136.00	53	43Bet And	2.0480	3300.0	272	7264	No
259	GOM_NL__2PRFIN20030721_141348_000000502018_00196_07264_6345.N1	21-JUL-2003 14:13:48	Twilight	50.000	146	25Eta Tau	2.8730	15200.	100	7264	No
260	GOM_NL__2PRFIN20030721_141522_000000522018_00196_07264_6346.N1	21-JUL-2003 14:15:22	Twilight	52.000	13	87Alp Tau	0.86700	3800.0	104	7264	No
261	GOM_NL__2PRFIN20030721_141729_000000432018_00196_07264_6347.N1	21-JUL-2003 14:17:29	Dark	42.500	27	24Gam Ori	1.6360	26000.	85	7264	No
262	GOM_NL__2PRFIN20030721_141923_000000462018_00196_07264_6348.N1	21-JUL-2003 14:19:23	Dark	45.500	30	46Eps Ori	1.6940	30000.	91	7264	No
263	GOM_NL__2PRFIN20030721_142140_000000522018_00196_07264_6349.N1	21-JUL-2003 14:21:40	Dark	52.000	7	19Bet Ori	0.10000	14000.	104	7264	No
264	GOM_NL__2PRFIN20030721_142400_000000442018_00196_07264_6350.N1	21-JUL-2003 14:24:00	Dark	43.500	101	11Alp Lep	2.5820	7000.0	87	7264	No
265	GOM_NL__2PRFIN20030721_143420_000000472018_00196_07264_6351.N1	21-JUL-2003 14:34:20	Dark	46.500	157	The1Eri	2.9060	9300.0	93	7264	No
266	GOM_NL__2PRFIN20030721_144022_000000482018_00197_07265_6333.N1	21-JUL-2003 14:40:22	Dark	47.500	9	Alp Eri	0.45300	24000.	95	7265	No
267	GOM_NL__2PRFIN20030721_144356_000000572018_00197_07265_6334.N1	21-JUL-2003 14:43:56	Dark	56.500	84	Alp Phe	2.3970	4500.0	113	7265	No
268	GOM_NL__2PRFIN20030721_144745_000000432018_00197_07265_6335.N1	21-JUL-2003 14:47:45	Straylight	42.500	148	Alp Tuc	2.8780	4100.0	85	7265	No
269	GOM_NL__2PRFIN20030721_144919_000000552018_00197_07265_6336.N1	21-JUL-2003 14:49:19	Straylight	54.500	63	Bet Gru	2.1500	2800.0	109	7265	No
270	GOM_NL__2PRFIN20030721_145048_000000502018_00197_07265_6337.N1	21-JUL-2003 14:50:48	Straylight	50.000	31	Alp Gru	1.7340	15200.	100	7265	No
271	GOM_NL__2PRFIN20030721_145337_000000782018_00197_07265_6338.N1	21-JUL-2003 14:53:37	Straylight	77.500	18	24Alp PsA	1.1660	9700.0	155	7265	No
272	GOM_NL__2PRFIN20030721_145822_000000392018_00197_07265_6339.N1	21-JUL-2003 14:58:22	Twi_and_stray	39.000	85	Kap Sco	2.4070	28000.	78	7265	No
273	GOM_NL__2PRFIN20030721_150003_000000452018_00197_07265_6340.N1	21-JUL-2003 15:00:03	Bright	44.500	103	38Zet Sgr	2.6000	9700.0	89	7265	No
274	GOM_NL__2PRFIN20030721_150257_000000682018_00197_07265_6341.N1	21-JUL-2003 15:02:57	Bright	68.000	142	49Del Cap	2.8500	8900.0	136	7265	No
275	GOM_NL__2PRFIN20030721_151027_000000402018_00197_07265_6342.N1	21-JUL-2003 15:10:27	Bright	39.500	126	60Bet Oph	2.7700	4250.0	79	7265	No
276	GOM_NL__2PRFIN20030721_151247_000000392018_00197_07265_6343.N1	21-JUL-2003 15:12:47	Bright	38.500	168	17Zet Aql	2.9860	11000.	77	7265	No
277	GOM_NL__2PRFIN20030721_151853_000000392018_00197_07265_6344.N1	21-JUL-2003 15:18:53	Bright	39.000	133	40Zet Her	2.8070	6000.0	78	7265	No
278	GOM_NL__2PRFIN20030721_152243_000000412018_00197_07265_6345.N1	21-JUL-2003 15:22:43	Bright	41.000	144	18Del Cyg	2.8600	11000.	82	7265	No

279	GOM_NL__2PRFIN20030721_152440_000000502018_00197_07265_6346.N1	21-JUL-2003 15:24:40	Bright	49.500	19	50Alp Cyg	1.2460	10500.	99	7265	No
280	GOM_NL__2PRFIN20030721_152654_000000392018_00197_07265_6347.N1	21-JUL-2003 15:26:54	Bright	39.000	119	14Eta Dra	2.7270	4700.0	78	7265	No
281	GOM_NL__2PRFIN20030721_152948_000000432018_00197_07265_6348.N1	21-JUL-2003 15:29:48	Bright	43.000	89	5Alp Cep	2.4510	8000.0	86	7265	No
282	GOM_NL__2PRFIN20030721_153424_000000372018_00197_07265_6349.N1	21-JUL-2003 15:34:24	Bright	36.500	49	1Alp UMi	1.9900	6300.0	73	7265	No
283	GOM_NL__2PRFIN20030721_153702_000000522018_00197_07265_6350.N1	21-JUL-2003 15:37:02	Bright	51.500	74	11Bet Cas	2.2680	6600.0	103	7265	No
284	GOM_NL__2PRFIN20030721_153837_000000472018_00197_07265_6351.N1	21-JUL-2003 15:38:37	Bright	47.000	76	27Gam Cas	2.3000	30000.	94	7265	No
285	GOM_NL__2PRFIN20030721_154406_000000462018_00197_07265_6352.N1	21-JUL-2003 15:44:06	Bright	45.500	160	23Gam Per	2.9300	4700.0	91	7265	No
286	GOM_NL__2PRFIN20030721_154532_000000462018_00197_07265_6353.N1	21-JUL-2003 15:45:32	Bright	45.500	35	33Alp Per	1.7950	6250.0	91	7265	No
287	GOM_NL__2PRFIN20030721_154721_000000722018_00197_07265_6354.N1	21-JUL-2003 15:47:21	Bright	72.000	73	57Gam1And	2.2600	13100.	144	7265	No
288	GOM_NL__2PRFIN20030721_155019_000001532018_00197_07265_6355.N1	21-JUL-2003 15:50:19	Straylight	152.50	53	43Bet And	2.0480	3300.0	305	7265	No
289	GOM_NL__2PRFIN20030721_155425_000000512018_00197_07265_6356.N1	21-JUL-2003 15:54:25	Twilight	50.500	146	25Eta Tau	2.8730	15200.	101	7265	No
290	GOM_NL__2PRFIN20030721_155600_000000562018_00197_07265_6357.N1	21-JUL-2003 15:56:00	Twilight	56.000	13	87Alp Tau	0.86700	3800.0	112	7265	No
291	GOM_NL__2PRFIN20030721_155807_000000422018_00197_07265_6358.N1	21-JUL-2003 15:58:07	Dark	42.000	27	24Gam Ori	1.6360	26000.	84	7265	No
292	GOM_NL__2PRFIN20030721_160003_000000432018_00197_07265_6359.N1	21-JUL-2003 16:00:03	Dark	43.000	30	46Eps Ori	1.6940	30000.	86	7265	No
293	GOM_NL__2PRFIN20030721_160218_000000452018_00197_07265_6360.N1	21-JUL-2003 16:02:18	Dark	44.500	7	19Bet Ori	0.10000	14000.	89	7265	No
294	GOM_NL__2PRFIN20030721_160440_000000402018_00197_07265_6361.N1	21-JUL-2003 16:04:40	Dark	40.000	101	11Alp Lep	2.5820	7000.0	80	7265	No
295	GOM_NL__2PRFIN20030721_161459_000000442018_00197_07265_6362.N1	21-JUL-2003 16:14:59	Dark	43.500	157	The1Eri	2.9060	9300.0	87	7265	No
296	GOM_NL__2PRFIN20030721_162100_000000442018_00198_07266_6340.N1	21-JUL-2003 16:21:00	Dark	43.500	9	Alp Eri	0.45300	24000.	87	7266	No
297	GOM_NL__2PRFIN20030721_162437_000000572018_00198_07266_6341.N1	21-JUL-2003 16:24:37	Dark	57.000	84	Alp Phe	2.3970	4500.0	114	7266	No
298	GOM_NL__2PRFIN20030721_162823_000000452018_00198_07266_6342.N1	21-JUL-2003 16:28:23	Straylight	45.000	148	Alp Tuc	2.8780	4100.0	90	7266	No
299	GOM_NL__2PRFIN20030721_162958_000000502018_00198_07266_6343.N1	21-JUL-2003 16:29:58	Straylight	50.000	63	Bet Gru	2.1500	2800.0	100	7266	No
300	GOM_NL__2PRFIN20030721_163125_000000542018_00198_07266_6344.N1	21-JUL-2003 16:31:25	Straylight	54.000	31	Alp Gru	1.7340	15200.	108	7266	No
301	GOM_NL__2PRFIN20030721_163413_000000812018_00198_07266_6345.N1	21-JUL-2003 16:34:13	Straylight	80.500	18	24Alp PsA	1.1660	9700.0	161	7266	No
302	GOM_NL__2PRFIN20030721_163859_000000392018_00198_07266_6346.N1	21-JUL-2003 16:38:59	Tw_and_stray	39.000	85	Kap Sco	2.4070	28000.	78	7266	No
303	GOM_NL__2PRFIN20030721_164042_000000462018_00198_07266_6347.N1	21-JUL-2003 16:40:42	Bright	46.000	103	38Zet Sgr	2.6000	9700.0	92	7266	No
304	GOM_NL__2PRFIN20030721_164331_000000702018_00198_07266_6348.N1	21-JUL-2003 16:43:31	Bright	69.500	142	49Del Cap	2.8500	8900.0	139	7266	No
305	GOM_NL__2PRFIN20030721_165105_000000362018_00198_07266_6349.N1	21-JUL-2003 16:51:05	Bright	36.000	126	60Bet Oph	2.7700	4250.0	72	7266	No
306	GOM_NL__2PRFIN20030721_165325_000000382018_00198_07266_6350.N1	21-JUL-2003 16:53:25	Bright	38.000	168	17Zet Aql	2.9860	11000.	76	7266	No
307	GOM_NL__2PRFIN20030721_165929_000000382018_00198_07266_6351.N1	21-JUL-2003 16:59:29	Bright	38.000	133	40Zet Her	2.8070	6000.0	76	7266	No
308	GOM_NL__2PRFIN20030721_170319_000000392018_00198_07266_6352.N1	21-JUL-2003 17:03:19	Bright	39.000	144	18Del Cyg	2.8600	11000.	78	7266	No
309	GOM_NL__2PRFIN20030721_170515_000000482018_00198_07266_6353.N1	21-JUL-2003 17:05:15	Bright	48.000	19	50Alp Cyg	1.2460	10500.	96	7266	No
310	GOM_NL__2PRFIN20030721_170730_000000382018_00198_07266_6354.N1	21-JUL-2003 17:07:30	Bright	37.500	119	14Eta Dra	2.7270	4700.0	75	7266	No
311	GOM_NL__2PRFIN20030721_171023_000000432018_00198_07266_6355.N1	21-JUL-2003 17:10:23	Bright	42.500	89	5Alp Cep	2.4510	8000.0	85	7266	No
312	GOM_NL__2PRFIN20030721_171500_000000372018_00198_07266_6356.N1	21-JUL-2003 17:15:00	Bright	36.500	49	1Alp UMi	1.9900	6300.0	73	7266	No
313	GOM_NL__2PRFIN20030721_171737_000000522018_00198_07266_6357.N1	21-JUL-2003 17:17:37	Bright	52.000	74	11Bet Cas	2.2680	6600.0	104	7266	No
314	GOM_NL__2PRFIN20030721_171913_000000502018_00198_07266_6358.N1	21-JUL-2003 17:19:13	Bright	49.500	76	27Gam Cas	2.3000	30000.	99	7266	No
315	GOM_NL__2PRFIN20030721_172441_000000452018_00198_07266_6359.N1	21-JUL-2003 17:24:41	Bright	44.500	160	23Gam Per	2.9300	4700.0	89	7266	No
316	GOM_NL__2PRFIN20030721_172608_000000452018_00198_07266_6360.N1	21-JUL-2003 17:26:08	Bright	45.000	35	33Alp Per	1.7950	6250.0	90	7266	No
317	GOM_NL__2PRFIN20030721_172757_000000682018_00198_07266_6361.N1	21-JUL-2003 17:27:57	Bright	68.000	73	57Gam1And	2.2600	13100.	136	7266	No
318	GOM_NL__2PRFIN20030721_173055_000001342018_00198_07266_6362.N1	21-JUL-2003 17:30:55	Straylight	134.00	53	43Bet And	2.0480	3300.0	268	7266	No
319	GOM_NL__2PRFIN20030721_173501_000000512018_00198_07266_6363.N1	21-JUL-2003 17:35:01	Twilight	50.500	146	25Eta Tau	2.8730	15200.	101	7266	No
320	GOM_NL__2PRFIN20030721_173636_000000562018_00198_07266_6364.N1	21-JUL-2003 17:36:36	Twilight	56.000	13	87Alp Tau	0.86700	3800.0	112	7266	No
321	GOM_NL__2PRFIN20030721_173843_000000432018_00198_07266_6365.N1	21-JUL-2003 17:38:43	Dark	42.500	27	24Gam Ori	1.6360	26000.	85	7266	No
322	GOM_NL__2PRFIN20030721_174039_000000412018_00198_07266_6366.N1	21-JUL-2003 17:40:39	Dark	40.500	30	46Eps Ori	1.6940	30000.	81	7266	No
323	GOM_NL__2PRFIN20030721_174255_000000442018_00198_07266_6367.N1	21-JUL-2003 17:42:55	Dark	43.500	7	19Bet Ori	0.10000	14000.	87	7266	No
324	GOM_NL__2PRFIN20030721_174516_000000402018_00198_07266_6368.N1	21-JUL-2003 17:45:16	Dark	40.000	101	11Alp Lep	2.5820	7000.0	80	7266	No
325	GOM_NL__2PRFIN20030721_175536_000000432018_00198_07266_6369.N1	21-JUL-2003 17:55:36	Dark	43.000	157	The1Eri	2.9060	9300.0	86	7266	No
326	GOM_NL__2PRFIN20030721_180137_000000442018_00199_07267_6345.N1	21-JUL-2003 18:01:37	Dark	43.500	9	Alp Eri	0.45300	24000.	87	7267	No
327	GOM_NL__2PRFIN20030721_180514_000000592018_00199_07267_6346.N1	21-JUL-2003 18:05:14	Dark	59.000	84	Alp Phe	2.3970	4500.0	118	7267	No
328	GOM_NL__2PRFIN20030721_180859_000000412018_00199_07267_6347.N1	21-JUL-2003 18:08:59	Straylight	41.000	148	Alp Tuc	2.8780	4100.0	82	7267	No
329	GOM_NL__2PRFIN20030721_181035_000000512018_00199_07267_6348.N1	21-JUL-2003 18:10:35	Straylight	50.500	63	Bet Gru	2.1500	2800.0	101	7267	No
330	GOM_NL__2PRFIN20030721_181202_000000462018_00199_07267_6349.N1	21-JUL-2003 18:12:02	Straylight	45.500	31	Alp Gru	1.7340	15200.	91	7267	No
331	GOM_NL__2PRFIN20030721_181450_000000832018_00199_07267_6350.N1	21-JUL-2003 18:14:50	Straylight	83.000	18	24Alp PsA	1.1660	9700.0	166	7267	No
332	GOM_NL__2PRFIN20030721_181935_000000422018_00199_07267_6351.N1	21-JUL-2003 18:19:35	Tw_and_stray	42.000	85	Kap Sco	2.4070	28000.	84	7267	No
333	GOM_NL__2PRFIN20030721_182118_000000482018_00199_07267_6352.N1	21-JUL-2003 18:21:18	Bright	47.500	103	38Zet Sgr	2.6000	9700.0	95	7267	No
334	GOM_NL__2PRFIN20030721_182407_000000692018_00199_07267_6353.N1	21-JUL-2003 18:24:07	Bright	69.000	142	49Del Cap	2.8500	8900.0	138	7267	No
335	GOM_NL__2PRFIN20030721_183141_000000362018_00199_07267_6354.N1	21-JUL-2003 18:31:41	Bright	35.500	126	60Bet Oph	2.7700	4250.0	71	7267	No
336	GOM_NL__2PRFIN20030721_183401_000000392018_00199_07267_6355.N1	21-JUL-2003 18:34:01	Bright	38.500	168	17Zet Aql	2.9860	11000.	77	7267	No
337	GOM_NL__2PRFIN20030721_184006_000000392018_00199_07267_6356.N1	21-JUL-2003 18:40:06	Bright	38.500	133	40Zet Her	2.8070	6000.0	77	7267	No

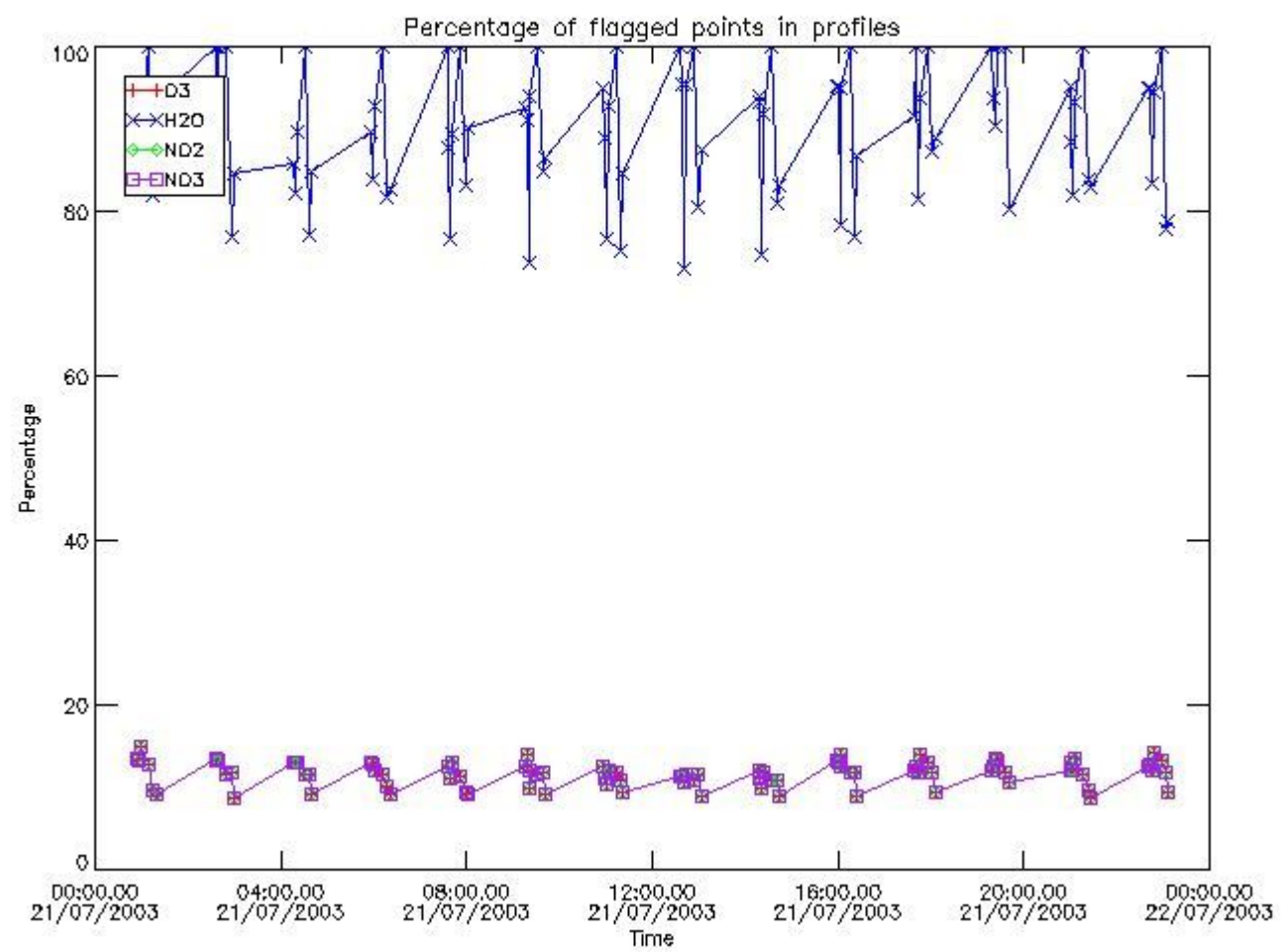
338	GOM_NL__2PRFIN20030721_184355_000000402018_00199_07267_6357.N1	21-JUL-2003 18:43:55	Bright	40.000	144	18Del Cyg	2.8600	11000.	80	7267	No
339	GOM_NL__2PRFIN20030721_184550_000000492018_00199_07267_6358.N1	21-JUL-2003 18:45:50	Bright	48.500	19	50Alp Cyg	1.2460	10500.	97	7267	No
340	GOM_NL__2PRFIN20030721_184806_000000372018_00199_07267_6359.N1	21-JUL-2003 18:48:06	Bright	36.500	119	14Eta Dra	2.7270	4700.0	73	7267	No
341	GOM_NL__2PRFIN20030721_185059_000000432018_00199_07267_6360.N1	21-JUL-2003 18:50:59	Bright	43.000	89	5Alp Cep	2.4510	8000.0	86	7267	No
342	GOM_NL__2PRFIN20030721_185536_000000382018_00199_07267_6361.N1	21-JUL-2003 18:55:36	Bright	38.000	49	1Alp UMi	1.9900	6300.0	76	7267	No
343	GOM_NL__2PRFIN20030721_185812_000000502018_00199_07267_6362.N1	21-JUL-2003 18:58:12	Dark	50.000	74	11Bet Cas	2.2680	6600.0	100	7267	Yes
344	GOM_NL__2PRFIN20030721_185948_000000492018_00199_07267_6363.N1	21-JUL-2003 18:59:48	Bright	48.500	76	27Gam Cas	2.3000	30000.	97	7267	No
345	GOM_NL__2PRFIN20030721_190517_000000452018_00199_07267_6364.N1	21-JUL-2003 19:05:17	Bright	44.500	160	23Gam Per	2.9300	4700.0	89	7267	No
346	GOM_NL__2PRFIN20030721_190644_000000462018_00199_07267_6365.N1	21-JUL-2003 19:06:44	Bright	46.000	35	33Alp Per	1.7950	6250.0	92	7267	No
347	GOM_NL__2PRFIN20030721_190832_000000692018_00199_07267_6366.N1	21-JUL-2003 19:08:32	Bright	68.500	73	57Gam1And	2.2600	13100.	137	7267	No
348	GOM_NL__2PRFIN20030721_191131_000001312018_00199_07267_6367.N1	21-JUL-2003 19:11:31	Straylight	131.00	53	43Bet And	2.0480	3300.0	262	7267	No
349	GOM_NL__2PRFIN20030721_191712_000000502018_00199_07267_6368.N1	21-JUL-2003 19:17:12	Twilight	50.000	13	87Alp Tau	0.86700	3800.0	100	7267	No
350	GOM_NL__2PRFIN20030721_191919_000000422018_00199_07267_6369.N1	21-JUL-2003 19:19:19	Dark	42.000	27	24Gam Ori	1.6360	26000.	84	7267	No
351	GOM_NL__2PRFIN20030721_192116_000000412018_00199_07267_6370.N1	21-JUL-2003 19:21:16	Dark	41.000	30	46Eps Ori	1.6940	30000.	82	7267	No
352	GOM_NL__2PRFIN20030721_192331_000000422018_00199_07267_6371.N1	21-JUL-2003 19:23:31	Dark	41.500	7	19Bet Ori	0.10000	14000.	83	7267	No
353	GOM_NL__2PRFIN20030721_192552_000000392018_00199_07267_6372.N1	21-JUL-2003 19:25:52	Dark	38.500	101	11Alp Lep	2.5820	7000.0	77	7267	No
354	GOM_NL__2PRFIN20030721_193612_000000432018_00199_07267_6373.N1	21-JUL-2003 19:36:12	Dark	43.000	157	The1Eri	2.9060	9300.0	86	7267	No
355	GOM_NL__2PRFIN20030721_194214_000000492018_00200_07268_6878.N1	21-JUL-2003 19:42:14	Dark	48.500	9	Alp Eri	0.45300	24000.	97	7268	No
356	GOM_NL__2PRFIN20030721_194551_000000612018_00200_07268_6879.N1	21-JUL-2003 19:45:51	Straylight	60.500	84	Alp Phe	2.3970	4500.0	121	7268	No
357	GOM_NL__2PRFIN20030721_194936_000000432018_00200_07268_6880.N1	21-JUL-2003 19:49:36	Straylight	42.500	148	Alp Tuc	2.8780	4100.0	85	7268	No
358	GOM_NL__2PRFIN20030721_195111_000000522018_00200_07268_6881.N1	21-JUL-2003 19:51:11	Straylight	51.500	63	Bet Gru	2.1500	2800.0	103	7268	No
359	GOM_NL__2PRFIN20030721_195239_000000482018_00200_07268_6882.N1	21-JUL-2003 19:52:39	Straylight	48.000	31	Alp Gru	1.7340	15200.	96	7268	No
360	GOM_NL__2PRFIN20030721_195528_000000842018_00200_07268_6883.N1	21-JUL-2003 19:55:28	Straylight	83.500	18	24Alp PsA	1.1660	9700.0	167	7268	No
361	GOM_NL__2PRFIN20030721_200011_000000392018_00200_07268_6884.N1	21-JUL-2003 20:00:11	Tw_and_stray	38.500	85	Kap Sco	2.4070	28000.	77	7268	No
362	GOM_NL__2PRFIN20030721_200154_000000432018_00200_07268_6885.N1	21-JUL-2003 20:01:54	Bright	43.000	103	38Zet Sgr	2.6000	9700.0	86	7268	No
363	GOM_NL__2PRFIN20030721_200444_000000702018_00200_07268_6886.N1	21-JUL-2003 20:04:44	Bright	69.500	142	49Del Cap	2.8500	8900.0	139	7268	No
364	GOM_NL__2PRFIN20030721_201218_000000372018_00200_07268_6887.N1	21-JUL-2003 20:12:18	Bright	37.000	126	60Bet Oph	2.7700	4250.0	74	7268	No
365	GOM_NL__2PRFIN20030721_201437_000000392018_00200_07268_6888.N1	21-JUL-2003 20:14:37	Bright	38.500	168	17Zet Aql	2.9860	11000.	77	7268	No
366	GOM_NL__2PRFIN20030721_202042_000000392018_00200_07268_6889.N1	21-JUL-2003 20:20:42	Bright	38.500	133	40Zet Her	2.8070	6000.0	77	7268	No
367	GOM_NL__2PRFIN20030721_202430_000000402018_00200_07268_6890.N1	21-JUL-2003 20:24:30	Bright	40.000	144	18Del Cyg	2.8600	11000.	80	7268	No
368	GOM_NL__2PRFIN20030721_202625_000000502018_00200_07268_6891.N1	21-JUL-2003 20:26:25	Bright	49.500	19	50Alp Cyg	1.2460	10500.	99	7268	No
369	GOM_NL__2PRFIN20030721_202842_000000372018_00200_07268_6892.N1	21-JUL-2003 20:28:42	Bright	36.500	119	14Eta Dra	2.7270	4700.0	73	7268	No
370	GOM_NL__2PRFIN20030721_203134_000000402018_00200_07268_6893.N1	21-JUL-2003 20:31:34	Bright	40.000	89	5Alp Cep	2.4510	8000.0	80	7268	No
371	GOM_NL__2PRFIN20030721_203612_000000362018_00200_07268_6894.N1	21-JUL-2003 20:36:12	Bright	36.000	49	1Alp UMi	1.9900	6300.0	72	7268	No
372	GOM_NL__2PRFIN20030721_203848_000000482018_00200_07268_6895.N1	21-JUL-2003 20:38:48	Bright	48.000	74	11Bet Cas	2.2680	6600.0	96	7268	No
373	GOM_NL__2PRFIN20030721_204024_000000462018_00200_07268_6896.N1	21-JUL-2003 20:40:24	Bright	46.000	76	27Gam Cas	2.3000	30000.	92	7268	No
374	GOM_NL__2PRFIN20030721_204553_000000442018_00200_07268_6897.N1	21-JUL-2003 20:45:53	Bright	44.000	160	23Gam Per	2.9300	4700.0	88	7268	No
375	GOM_NL__2PRFIN20030721_204720_000000462018_00200_07268_6898.N1	21-JUL-2003 20:47:20	Bright	45.500	35	33Alp Per	1.7950	6250.0	91	7268	No
376	GOM_NL__2PRFIN20030721_204908_000000702018_00200_07268_6899.N1	21-JUL-2003 20:49:08	Bright	70.000	73	57Gam1And	2.2600	13100.	140	7268	No
377	GOM_NL__2PRFIN20030721_205206_000001362018_00200_07268_6900.N1	21-JUL-2003 20:52:06	Straylight	136.00	53	43Bet And	2.0480	3300.0	272	7268	No
378	GOM_NL__2PRFIN20030721_205613_000000502018_00200_07268_6901.N1	21-JUL-2003 20:56:13	Twilight	49.500	146	25Eta Tau	2.8730	15200.	99	7268	No
379	GOM_NL__2PRFIN20030721_205748_000000492018_00200_07268_6902.N1	21-JUL-2003 20:57:48	Twilight	49.000	13	87Alp Tau	0.86700	3800.0	98	7268	No
380	GOM_NL__2PRFIN20030721_205956_000000422018_00200_07268_6903.N1	21-JUL-2003 20:59:56	Dark	42.000	27	24Gam Ori	1.6360	26000.	84	7268	No
381	GOM_NL__2PRFIN20030721_210152_000000402018_00200_07268_6904.N1	21-JUL-2003 21:01:52	Dark	39.500	30	46Eps Ori	1.6940	30000.	79	7268	No
382	GOM_NL__2PRFIN20030721_210407_000000422018_00200_07268_6905.N1	21-JUL-2003 21:04:07	Dark	42.000	7	19Bet Ori	0.10000	14000.	84	7268	No
383	GOM_NL__2PRFIN20030721_210629_000000382018_00200_07268_6906.N1	21-JUL-2003 21:06:29	Dark	38.000	101	11Alp Lep	2.5820	7000.0	76	7268	No
384	GOM_NL__2PRFIN20030721_211649_000000442018_00200_07268_6907.N1	21-JUL-2003 21:16:49	Dark	44.000	157	The1Eri	2.9060	9300.0	88	7268	No
385	GOM_NL__2PRFIN20030721_212250_000000532018_00201_07269_6998.N1	21-JUL-2003 21:22:50	Dark	53.000	9	Alp Eri	0.45300	24000.	106	7269	No
386	GOM_NL__2PRFIN20030721_212628_000000592018_00201_07269_6999.N1	21-JUL-2003 21:26:28	Dark	58.500	84	Alp Phe	2.3970	4500.0	117	7269	No
387	GOM_NL__2PRFIN20030721_213012_000000412018_00201_07269_7000.N1	21-JUL-2003 21:30:12	Straylight	40.500	148	Alp Tuc	2.8780	4100.0	81	7269	No
388	GOM_NL__2PRFIN20030721_213148_000000602018_00201_07269_7001.N1	21-JUL-2003 21:31:48	Straylight	60.000	63	Bet Gru	2.1500	2800.0	120	7269	No
389	GOM_NL__2PRFIN20030721_213315_000000562018_00201_07269_7002.N1	21-JUL-2003 21:33:15	Straylight	56.000	31	Alp Gru	1.7340	15200.	112	7269	No
390	GOM_NL__2PRFIN20030721_213605_000000822018_00201_07269_7003.N1	21-JUL-2003 21:36:05	Straylight	81.500	18	24Alp PsA	1.1660	9700.0	163	7269	No
391	GOM_NL__2PRFIN20030721_214047_000000402018_00201_07269_7004.N1	21-JUL-2003 21:40:47	Tw_and_stray	40.000	85	Kap Sco	2.4070	28000.	80	7269	No
392	GOM_NL__2PRFIN20030721_214230_000000472018_00201_07269_7005.N1	21-JUL-2003 21:42:30	Bright	46.500	103	38Zet Sgr	2.6000	9700.0	93	7269	No
393	GOM_NL__2PRFIN20030721_214520_000000702018_00201_07269_7006.N1	21-JUL-2003 21:45:20	Bright	70.000	142	49Del Cap	2.8500	8900.0	140	7269	No
394	GOM_NL__2PRFIN20030721_215253_000000382018_00201_07269_7007.N1	21-JUL-2003 21:52:53	Bright	37.500	126	60Bet Oph	2.7700	4250.0	75	7269	No
395	GOM_NL__2PRFIN20030721_215513_000000382018_00201_07269_7008.N1	21-JUL-2003 21:55:13	Bright	37.500	168	17Zet Aql	2.9860	11000.	75	7269	No
396	GOM_NL__2PRFIN20030721_220118_000000402018_00201_07269_7009.N1	21-JUL-2003 22:01:18	Bright	40.000	133	40Zet Her	2.8070	6000.0	80	7269	No

397	GOM_NL__2PRFIN20030721_220506_000000392018_00201_07269_7010.N1	21-JUL-2003 22:05:06	Bright	38.500	144	18Del Cyg	2.8600	11000.	77	7269	No
398	GOM_NL__2PRFIN20030721_220701_000000472018_00201_07269_7011.N1	21-JUL-2003 22:07:01	Bright	47.000	19	50Alp Cyg	1.2460	10500.	94	7269	No
399	GOM_NL__2PRFIN20030721_220918_000000382018_00201_07269_7012.N1	21-JUL-2003 22:09:18	Bright	37.500	119	14Eta Dra	2.7270	4700.0	75	7269	No
400	GOM_NL__2PRFIN20030721_221209_000000432018_00201_07269_7013.N1	21-JUL-2003 22:12:09	Bright	43.000	89	5Alp Cep	2.4510	8000.0	86	7269	No
401	GOM_NL__2PRFIN20030721_221648_000000372018_00201_07269_7014.N1	21-JUL-2003 22:16:48	Bright	36.500	49	1Alp UMi	1.9900	6300.0	73	7269	No
402	GOM_NL__2PRFIN20030721_221923_000000512018_00201_07269_7015.N1	21-JUL-2003 22:19:23	Bright	51.000	74	11Bet Cas	2.2680	6600.0	102	7269	No
403	GOM_NL__2PRFIN20030721_222059_000000482018_00201_07269_7016.N1	21-JUL-2003 22:20:59	Bright	48.000	76	27Gam Cas	2.3000	30000.	96	7269	No
404	GOM_NL__2PRFIN20030721_222629_000000452018_00201_07269_7017.N1	21-JUL-2003 22:26:29	Bright	45.000	160	23Gam Per	2.9300	4700.0	90	7269	No
405	GOM_NL__2PRFIN20030721_222755_000000462018_00201_07269_7018.N1	21-JUL-2003 22:27:55	Bright	45.500	35	33Alp Per	1.7950	6250.0	91	7269	No
406	GOM_NL__2PRFIN20030721_222943_000000722018_00201_07269_7019.N1	21-JUL-2003 22:29:43	Bright	71.500	73	57Gam1And	2.2600	13100.	143	7269	No
407	GOM_NL__2PRFIN20030721_223242_000001542018_00201_07269_7020.N1	21-JUL-2003 22:32:42	Straylight	153.50	53	43Bet And	2.0480	3300.0	307	7269	No
408	GOM_NL__2PRFIN20030721_223650_000000462018_00201_07269_7021.N1	21-JUL-2003 22:36:50	Twilight	46.000	146	25Eta Tau	2.8730	15200.	92	7269	No
409	GOM_NL__2PRFIN20030721_223824_000000442018_00201_07269_7022.N1	21-JUL-2003 22:38:24	Twilight	43.500	13	87Alp Tau	0.86700	3800.0	87	7269	No
410	GOM_NL__2PRFIN20030721_224031_000000412018_00201_07269_7023.N1	21-JUL-2003 22:40:31	Dark	40.500	27	24Gam Ori	1.6360	26000.	81	7269	No
411	GOM_NL__2PRFIN20030721_224228_000000402018_00201_07269_7024.N1	21-JUL-2003 22:42:28	Dark	40.000	30	46Eps Ori	1.6940	30000.	80	7269	No
412	GOM_NL__2PRFIN20030721_224443_000000432018_00201_07269_7025.N1	21-JUL-2003 22:44:43	Dark	42.500	7	19Bet Ori	0.10000	14000.	85	7269	No
413	GOM_NL__2PRFIN20030721_224704_000000362018_00201_07269_7026.N1	21-JUL-2003 22:47:04	Dark	36.000	101	11Alp Lep	2.5820	7000.0	72	7269	No
414	GOM_NL__2PRFIN20030721_225726_000000462018_00201_07269_7027.N1	21-JUL-2003 22:57:26	Dark	46.000	157	The1Eri	2.9060	9300.0	92	7269	No
415	GOM_NL__2PRFIN20030721_230326_000000442018_00202_07270_6877.N1	21-JUL-2003 23:03:26	Dark	43.500	9	Alp Eri	0.45300	24000.	87	7270	No
416	GOM_NL__2PRFIN20030721_230705_000000552018_00202_07270_6878.N1	21-JUL-2003 23:07:05	Dark	54.500	84	Alp Phe	2.3970	4500.0	109	7270	No
417	GOM_NL__2PRFIN20030721_231048_000000432018_00202_07270_6879.N1	21-JUL-2003 23:10:48	Straylight	43.000	148	Alp Tuc	2.8780	4100.0	86	7270	No
418	GOM_NL__2PRFIN20030721_231225_000000582018_00202_07270_6880.N1	21-JUL-2003 23:12:25	Straylight	58.000	63	Bet Gru	2.1500	2800.0	116	7270	No
419	GOM_NL__2PRFIN20030721_231352_000000562018_00202_07270_6881.N1	21-JUL-2003 23:13:52	Straylight	55.500	31	Alp Gru	1.7340	15200.	111	7270	No
420	GOM_NL__2PRFIN20030721_231641_000000832018_00202_07270_6882.N1	21-JUL-2003 23:16:41	Straylight	83.000	18	24Alp PsA	1.1660	9700.0	166	7270	No
421	GOM_NL__2PRFIN20030721_232102_000000422018_00202_07270_6883.N1	21-JUL-2003 23:21:02	Tw_and_stray	41.500	178	lot1Sco	3.0220	6550.0	83	7270	No
422	GOM_NL__2PRFIN20030721_232217_000000442018_00202_07270_6884.N1	21-JUL-2003 23:22:17	Bright	44.000	38	20Eps Sgr	1.8360	11000.	88	7270	No
423	GOM_NL__2PRFIN20030721_232412_000000392018_00202_07270_6885.N1	21-JUL-2003 23:24:12	Bright	38.500	57	34Sig Sgr	2.0660	26000.	77	7270	No
424	GOM_NL__2PRFIN20030721_232554_000000722018_00202_07270_6886.N1	21-JUL-2003 23:25:54	Bright	71.500	142	49Del Cap	2.8500	8900.0	143	7270	No
425	GOM_NL__2PRFIN20030721_233330_000000372018_00202_07270_6887.N1	21-JUL-2003 23:33:30	Bright	36.500	126	60Bet Oph	2.7700	4250.0	73	7270	No
426	GOM_NL__2PRFIN20030721_233548_000000372018_00202_07270_6888.N1	21-JUL-2003 23:35:48	Bright	37.000	168	17Zet Aql	2.9860	11000.	74	7270	No
427	GOM_NL__2PRFIN20030721_234154_000000392018_00202_07270_6889.N1	21-JUL-2003 23:41:54	Bright	38.500	133	40Zet Her	2.8070	6000.0	77	7270	No
428	GOM_NL__2PRFIN20030721_234541_000000402018_00202_07270_6890.N1	21-JUL-2003 23:45:41	Bright	40.000	144	18Del Cyg	2.8600	11000.	80	7270	No
429	GOM_NL__2PRFIN20030721_234735_000000492018_00202_07270_6891.N1	21-JUL-2003 23:47:35	Bright	49.000	19	50Alp Cyg	1.2460	10500.	98	7270	No
430	GOM_NL__2PRFIN20030721_234954_000000382018_00202_07270_6892.N1	21-JUL-2003 23:49:54	Bright	37.500	119	14Eta Dra	2.7270	4700.0	75	7270	No
431	GOM_NL__2PRFIN20030721_235245_000000402018_00202_07270_6893.N1	21-JUL-2003 23:52:45	Bright	40.000	89	5Alp Cep	2.4510	8000.0	80	7270	No
432	GOM_NL__2PRFIN20030721_235724_000000352018_00202_07270_6894.N1	21-JUL-2003 23:57:24	Bright	35.000	49	1Alp UMi	1.9900	6300.0	70	7270	No
433	GOM_NL__2PRFIN20030721_235958_000000512018_00202_07270_6895.N1	21-JUL-2003 23:59:58	Bright	51.000	74	11Bet Cas	2.2680	6600.0	102	7270	No

3. Quality information per product

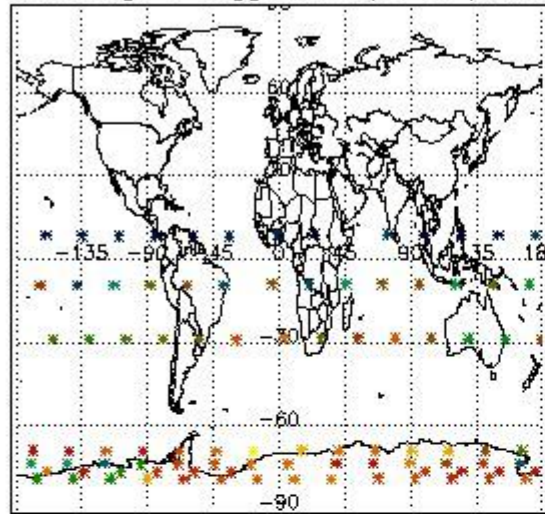
In this section it is plotted some information contained in the Quality Summary data set of the level 2 products. Only products in dark limb conditions and without errors (error flag in the MPH set to "0") are used.

3.1 Plot quality information per product (time dependant)

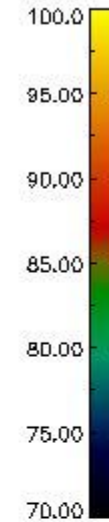
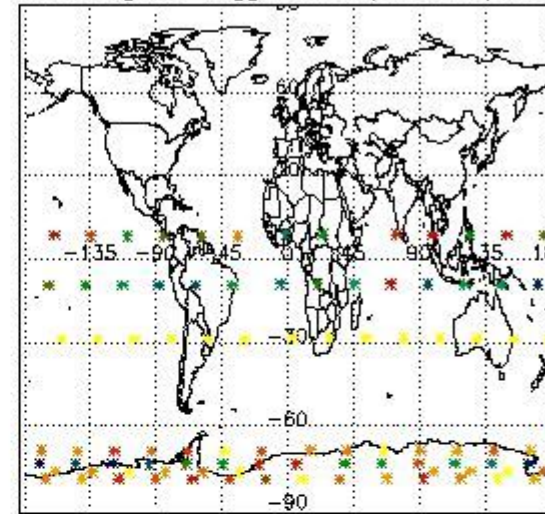


3.2 Plot quality information per product (world map)

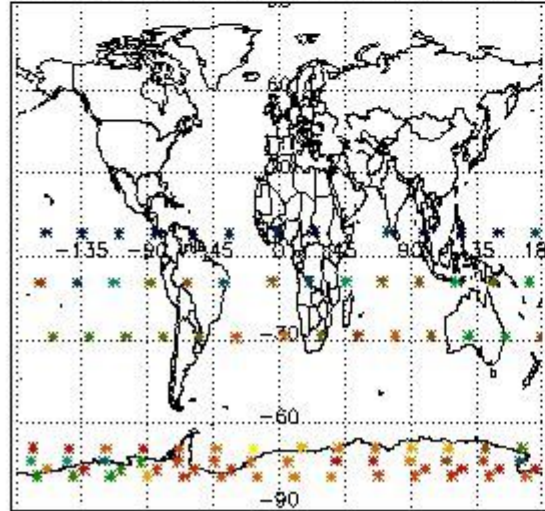
Percentage of flagged data per O3 profile



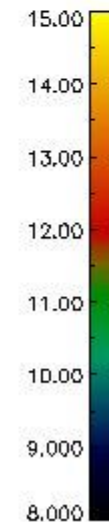
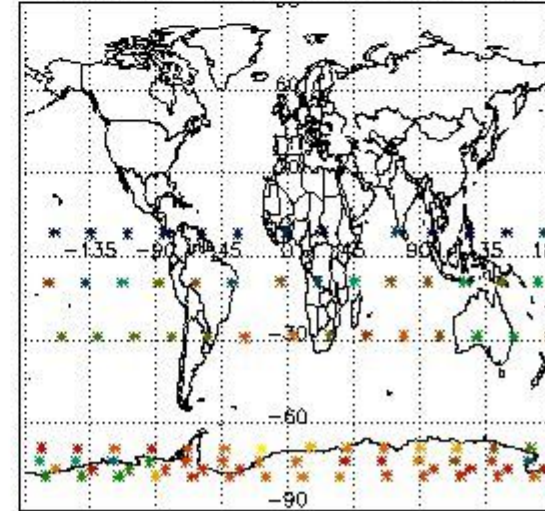
Percentage of flagged data per H2O profile



Percentage of flagged data per NO2 profile



Percentage of flagged data per NO3 profile

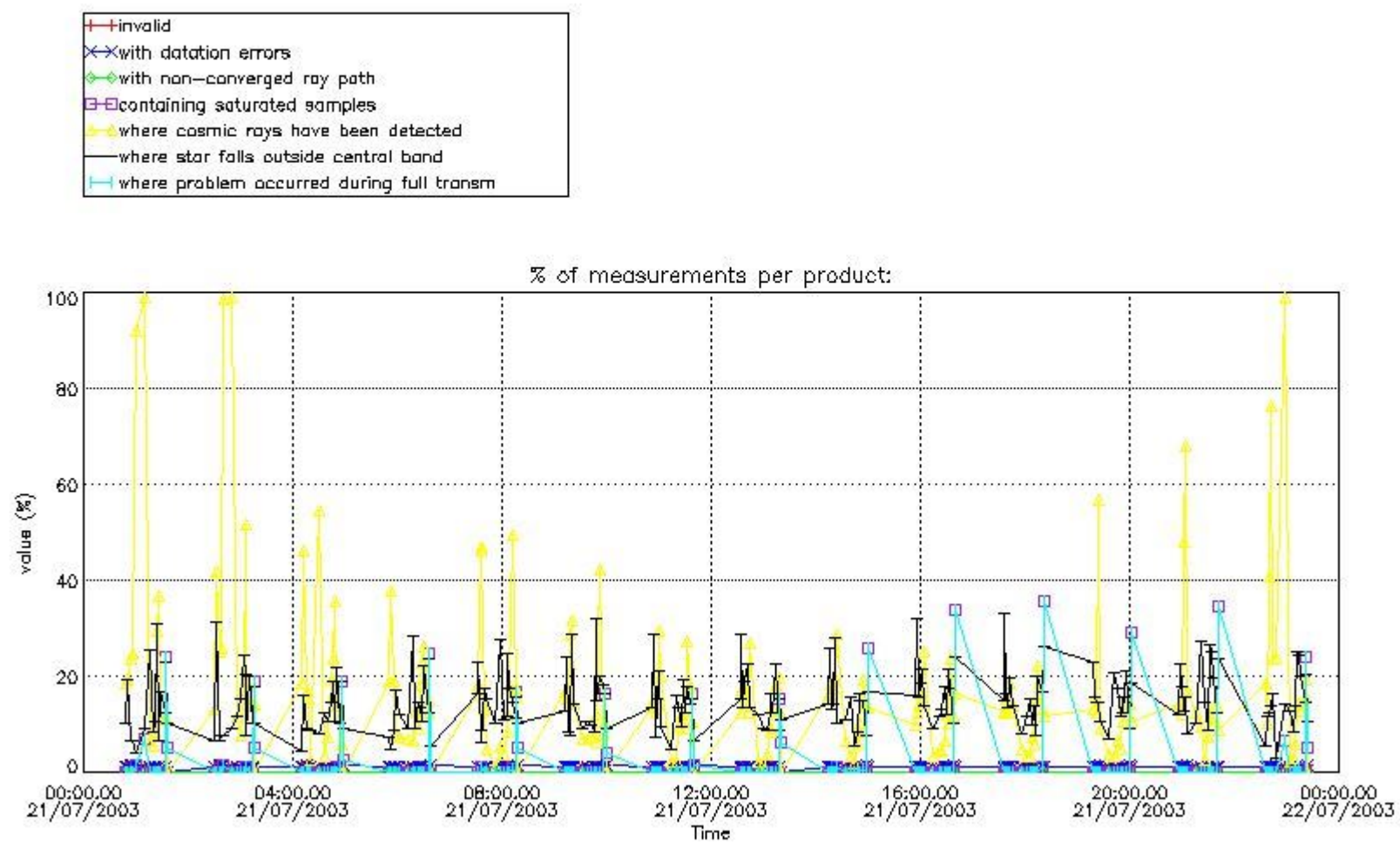


4. Level 1 quality information per product

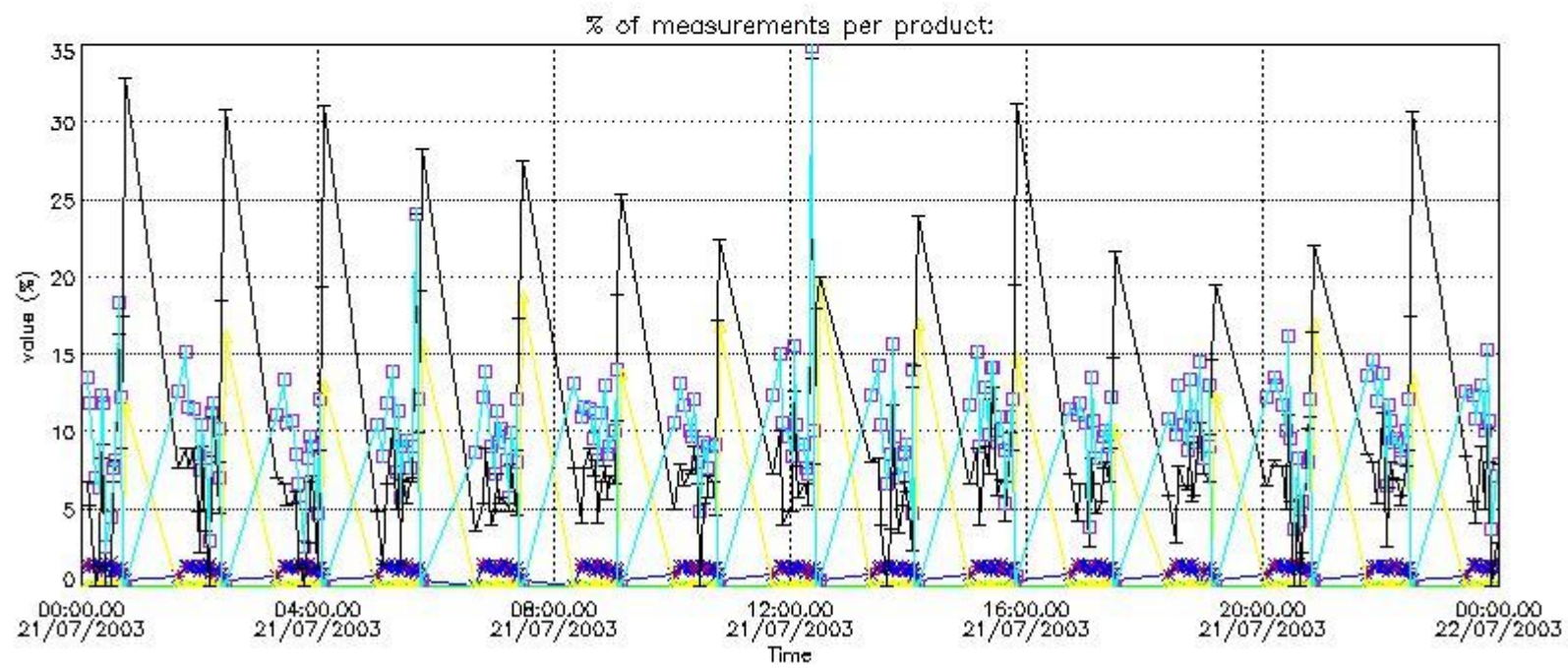
In this section it is plotted some information contained in the Quality Summary data set of the level 2 products that comes from the level 1b processing. Products without errors (error flag in the MPH set to "0") are used.

4.1 Plot quality information per product (time dependant) coming from level 1b processing

4.1.1 Plot level 1 quality information per product (time dependant): ENVISAT ASCENDING passes

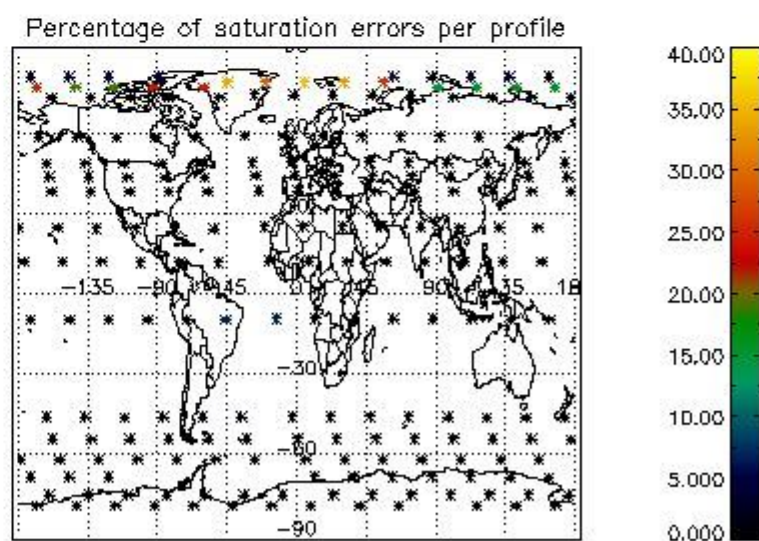
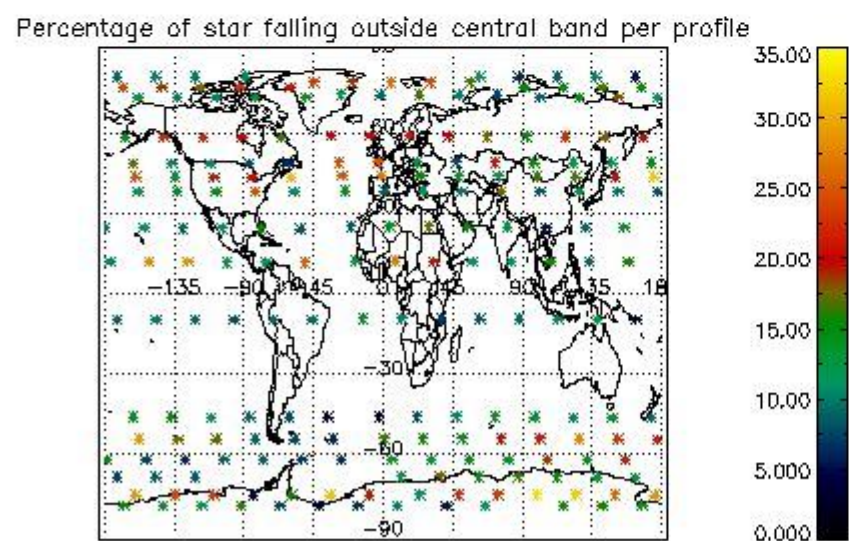
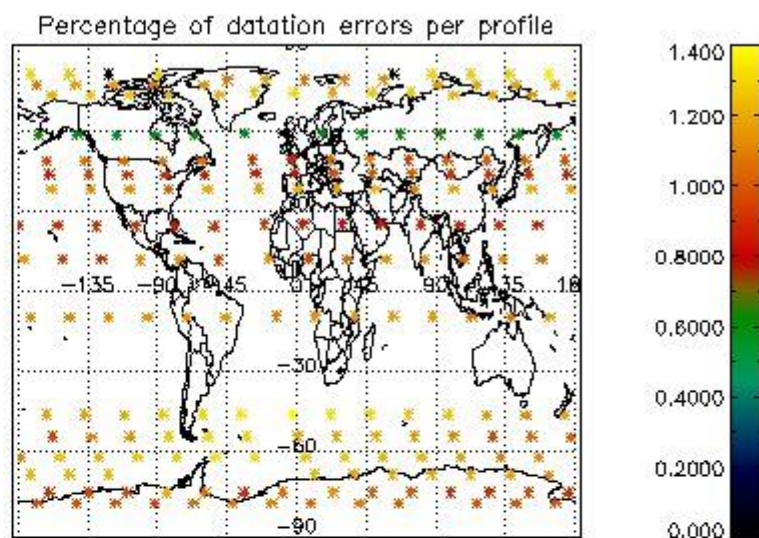
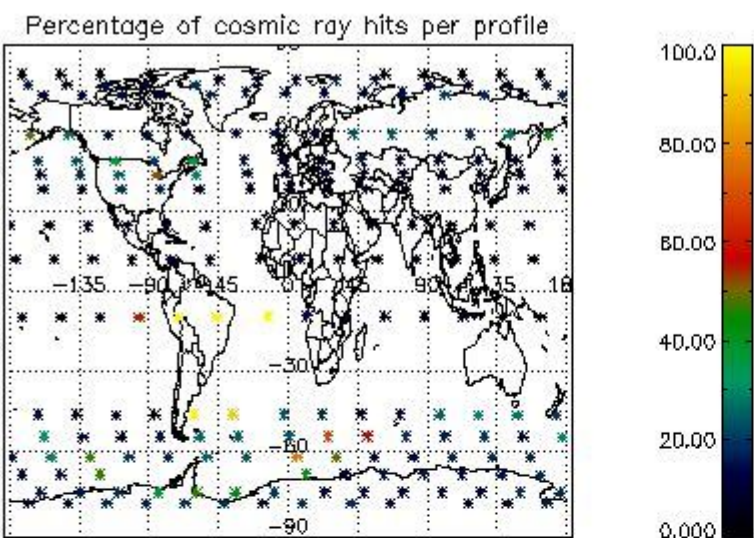


4.1.2 Plot level 1 quality information per product (time dependant): ENVI SAT DESCENDING passes

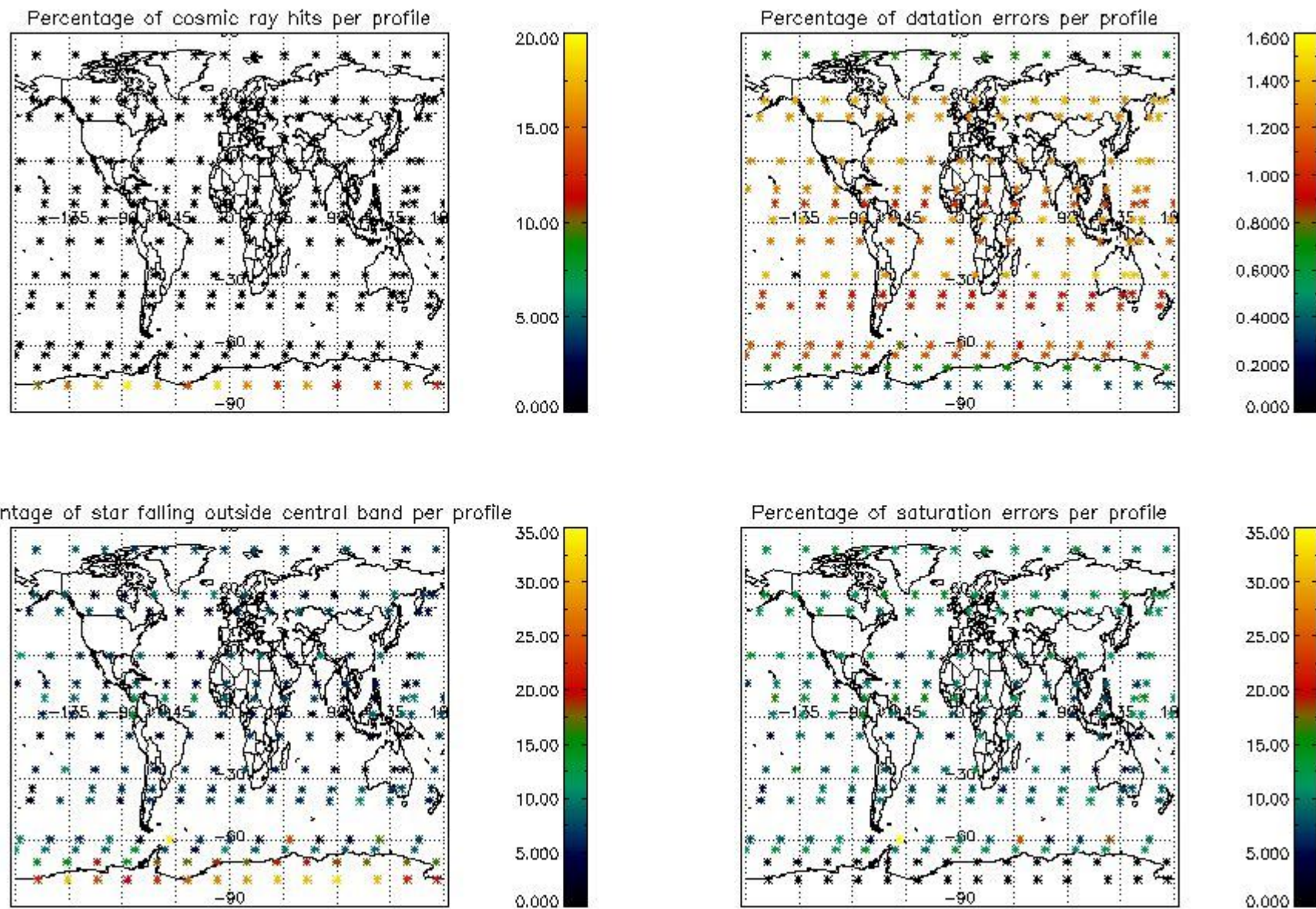


4.2 Plot quality information per product coming from level 1b processing (world map)

4.2.1 Plot level 1 quality information per product (world map): ENVISAT ASCENDING passes



4.2.2 Plot level 1 quality information per product (world map): ENVISAT DESCENDING passes



5. Trace gas profiles

5.1 Ozone statistics based on quality of products

The final quality of the products can be "measured" using the STD (Standard Deviation) attached to every point profile. This information is written to the parameter GOM_NL__2P/NL_LOCAL_SPECIES_DENSITY/o3_std of the level 2 products. The table below shows the statistics for given STD ranges.

The statistics are given with respect to the overall valid production:

- Products without fatal errors: GOM_NL__2P/MPH/PRODUCT_ERR=0
- Valid point profile: GOM_NL__2P/NL_LOCAL_SPECIES_DENSITY/pcd(0)=0

The 'Criteria' is applied to valid points of dark limb products:

- Products in dark limb illumination condition: GOM_NL__2P/NL_SUMMARY_QUALITY/obs_ill_cond=0
- Products without fatal errors: GOM_NL__2P/MPH/PRODUCT_ERR=0
- Valid point profile: GOM_NL__2P/NL_LOCAL_SPECIES_DENSITY/pcd(0)=0

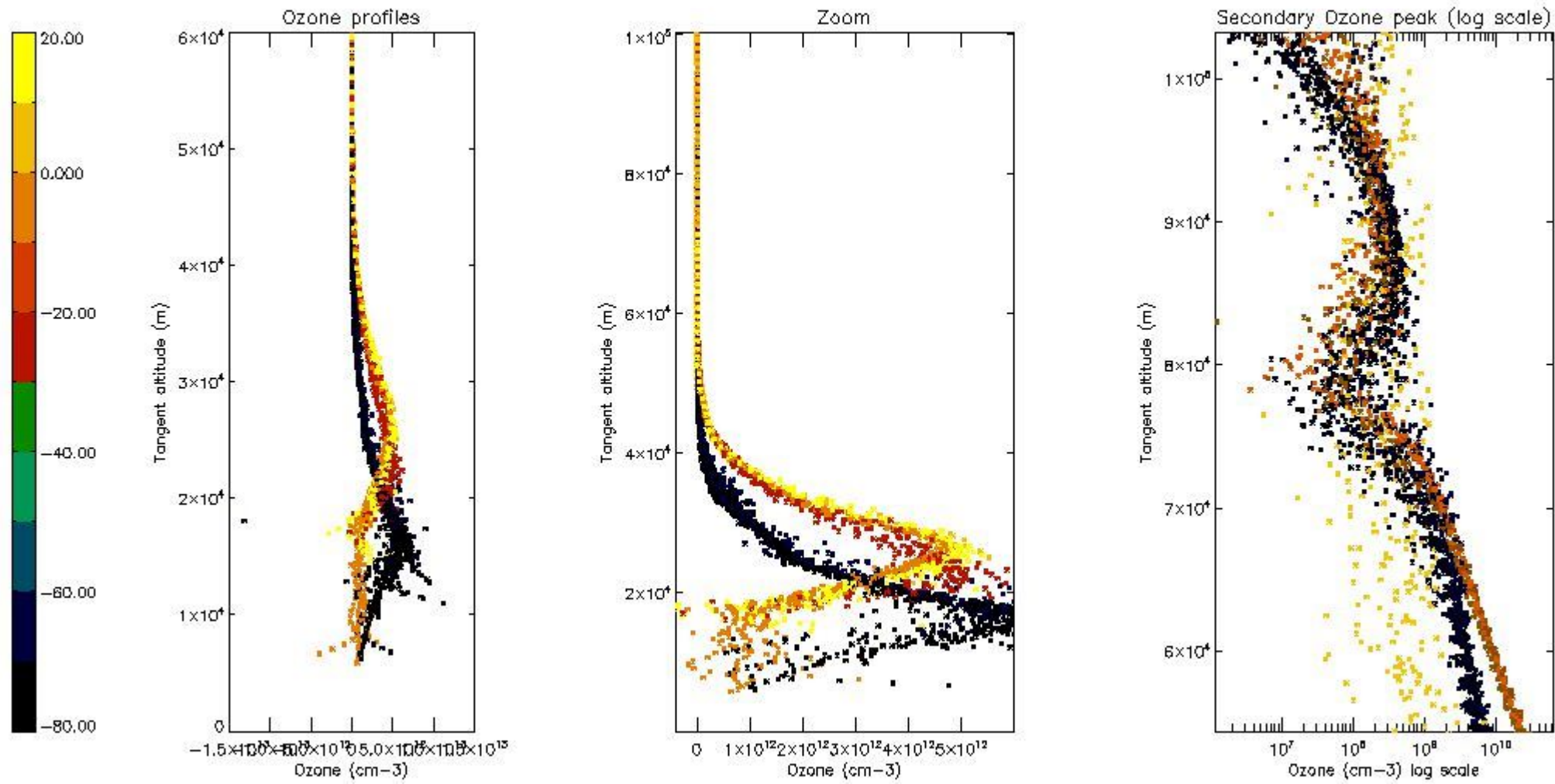
So, the table below shows the percentage of dark limb and valid observations for each criteria with respect to the overall valid daily observations.

Criteria	% of total production
All STD	19
STD < 20	12

STD < 10	10
STD < 5	7

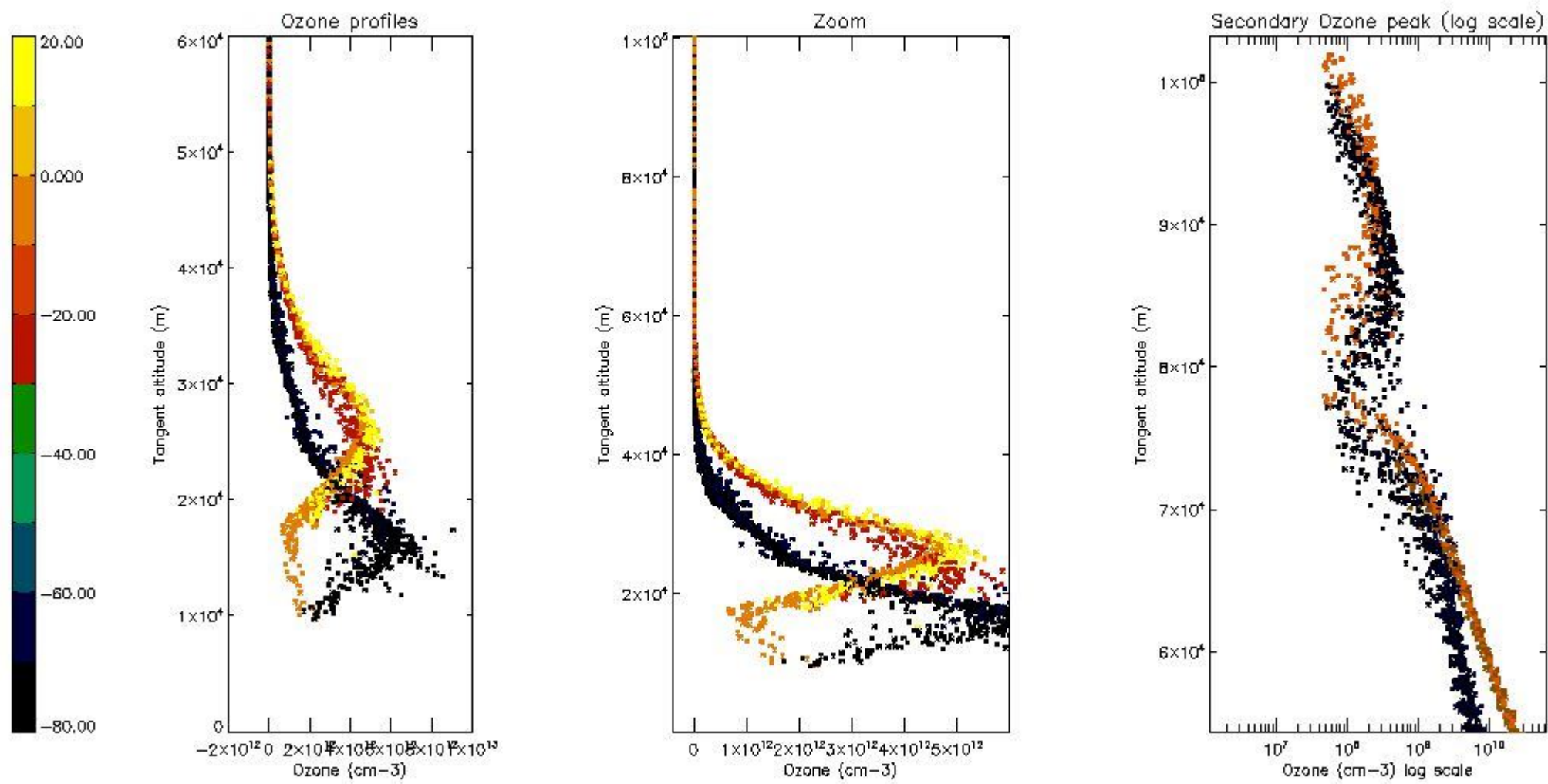
5.2 Plot ozone profiles for all STD (dark without errors)

The colorbar represents the latitude.



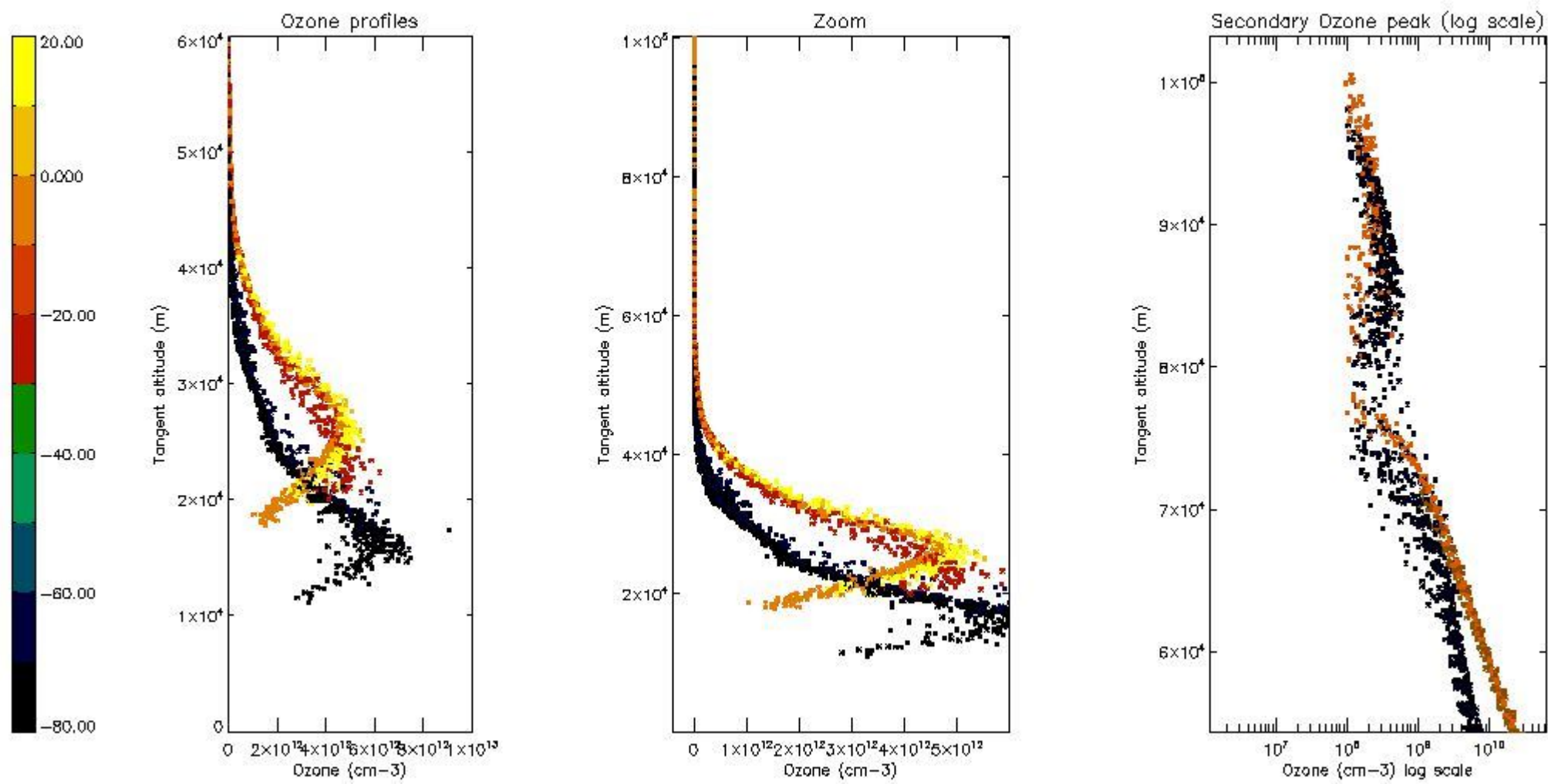
5.3 Plot ozone profiles where STD < 20% (dark without errors)

The colorbar represents the latitude.



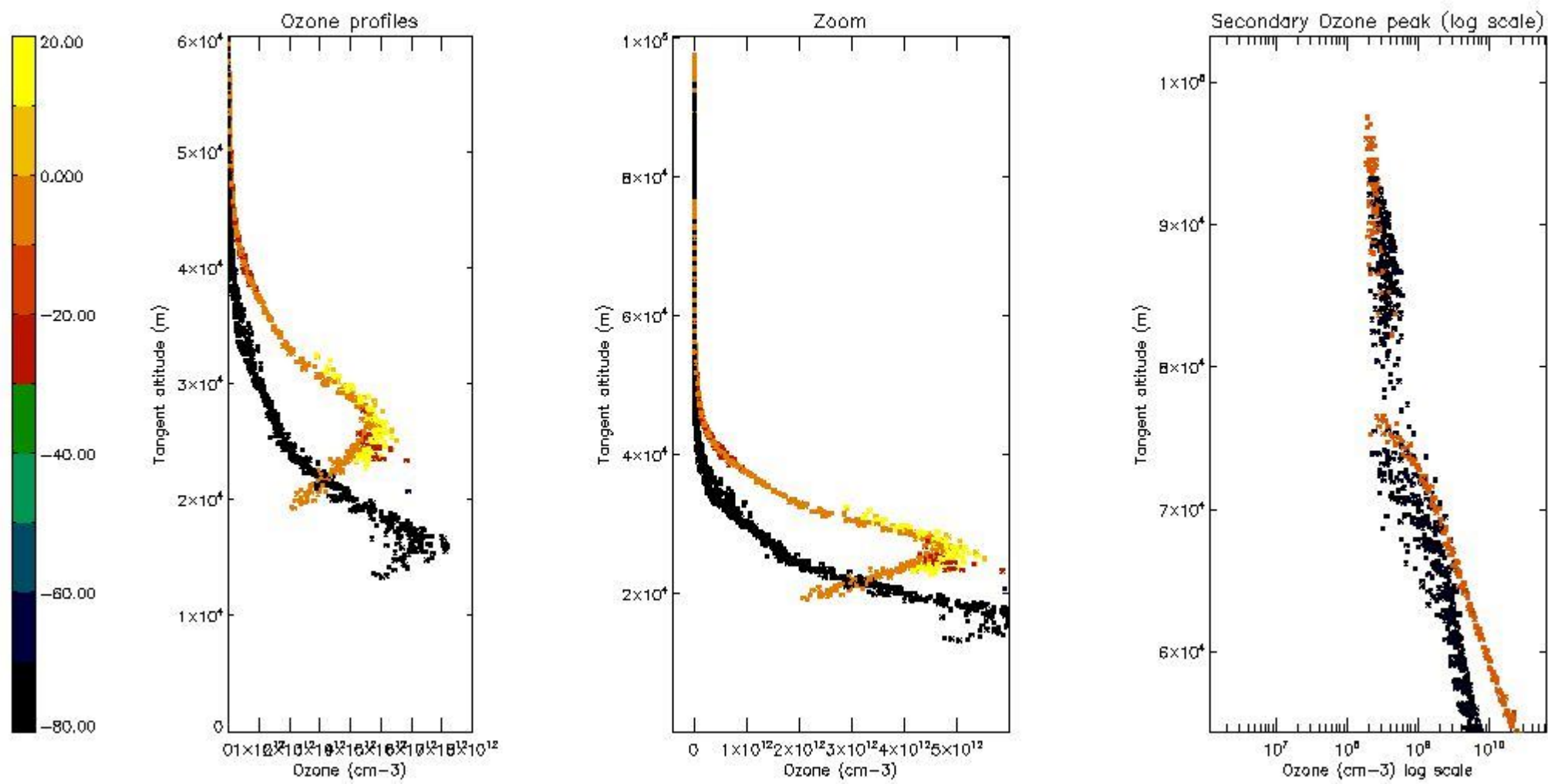
5.4 Plot ozone profiles where $STD < 10\%$ (dark without errors)

The colorbar represents the latitude.



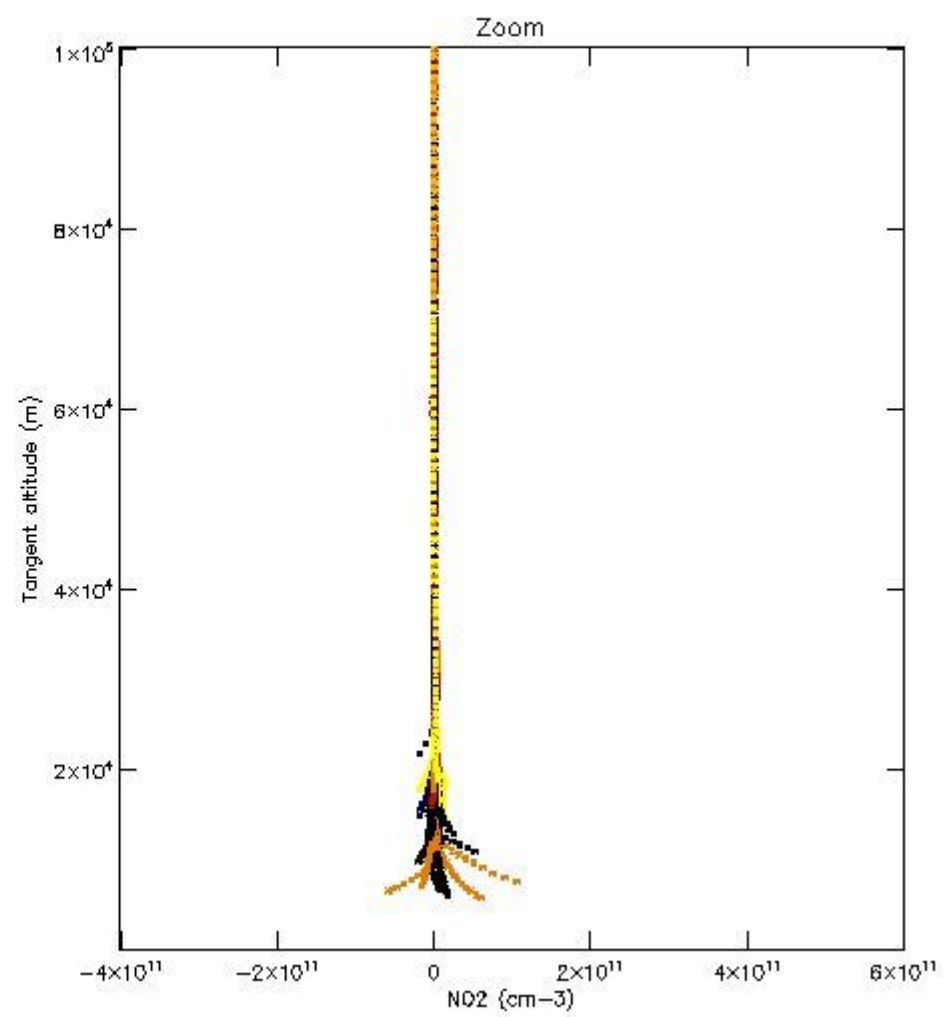
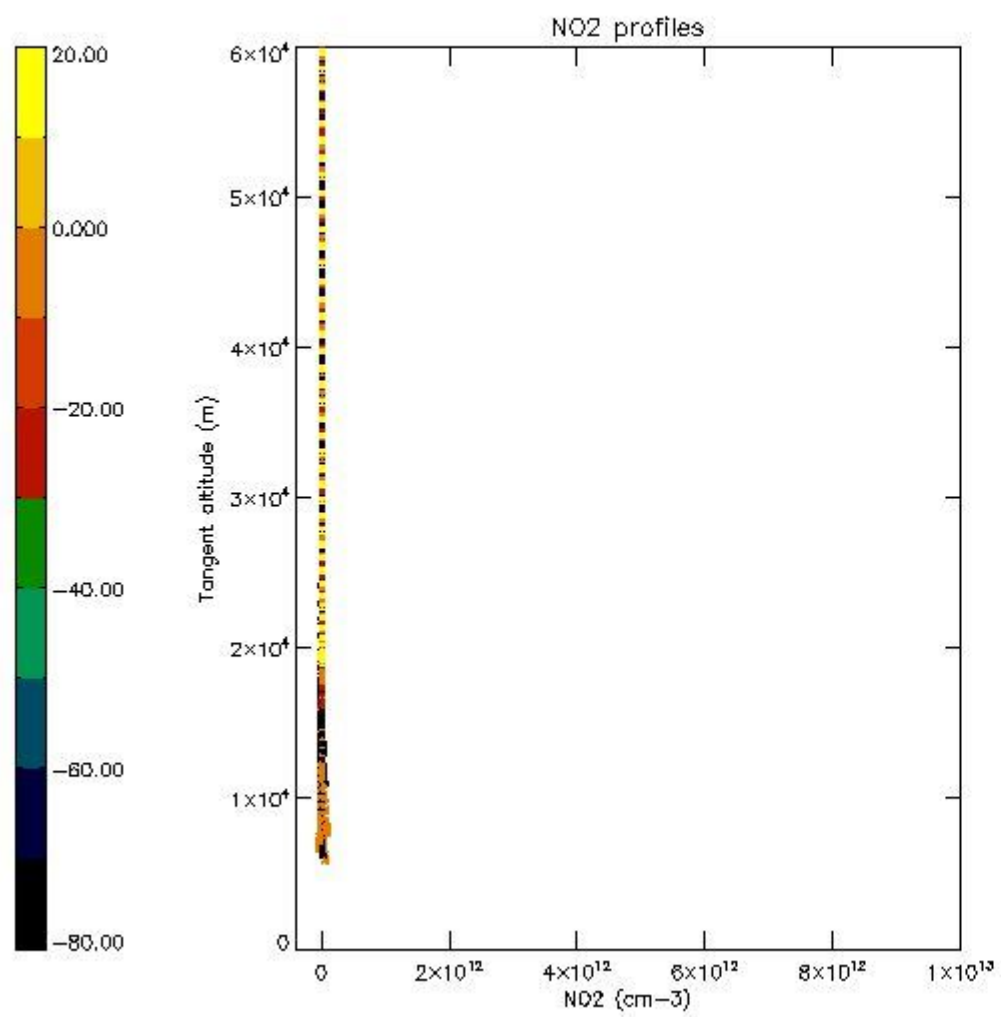
5.5 Plot ozone profiles where STD < 5% (dark without errors)

The colorbar represents the latitude.



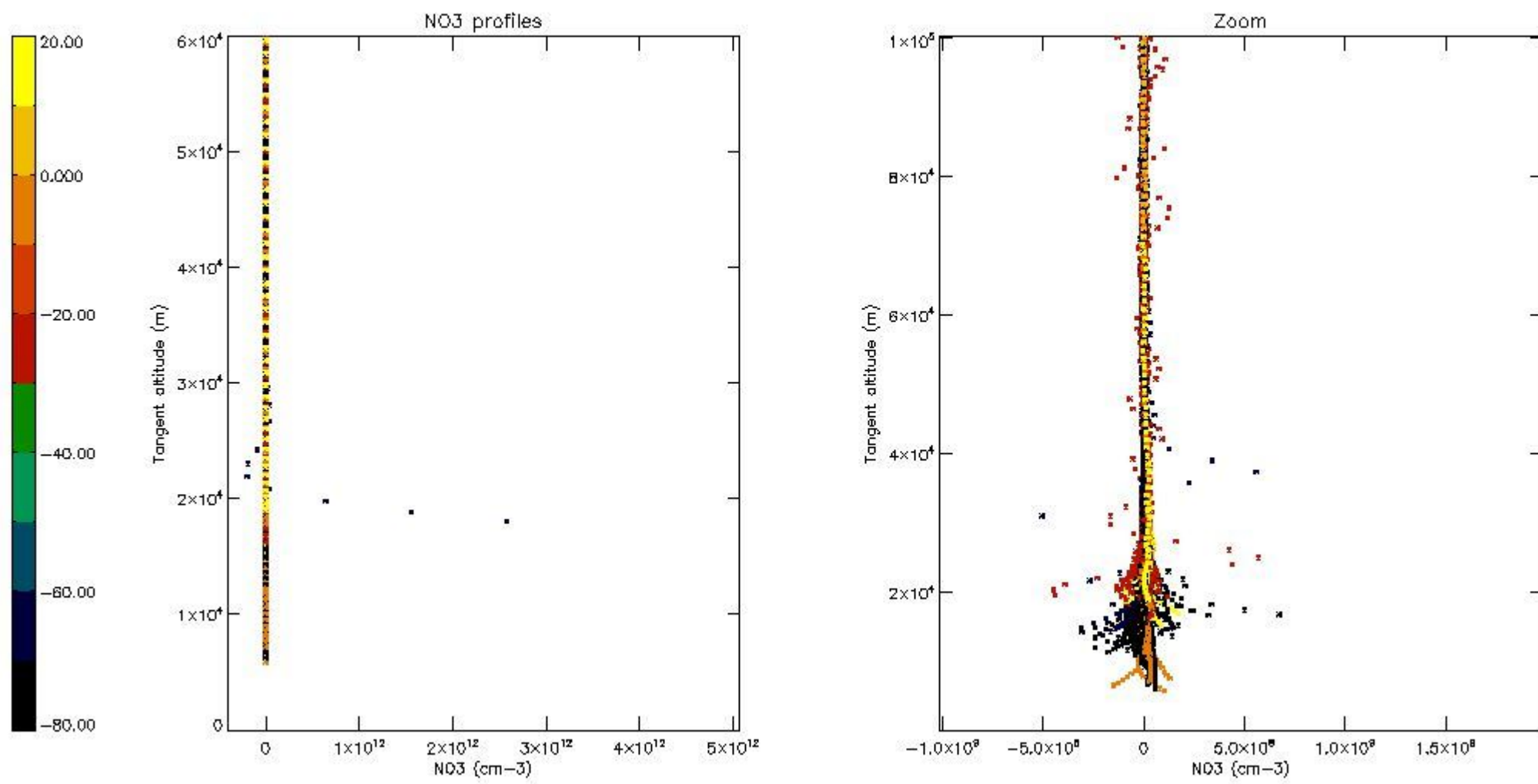
5.6 Plot NO₂ profiles for all STD (dark without errors)

The colorbar represents the latitude.



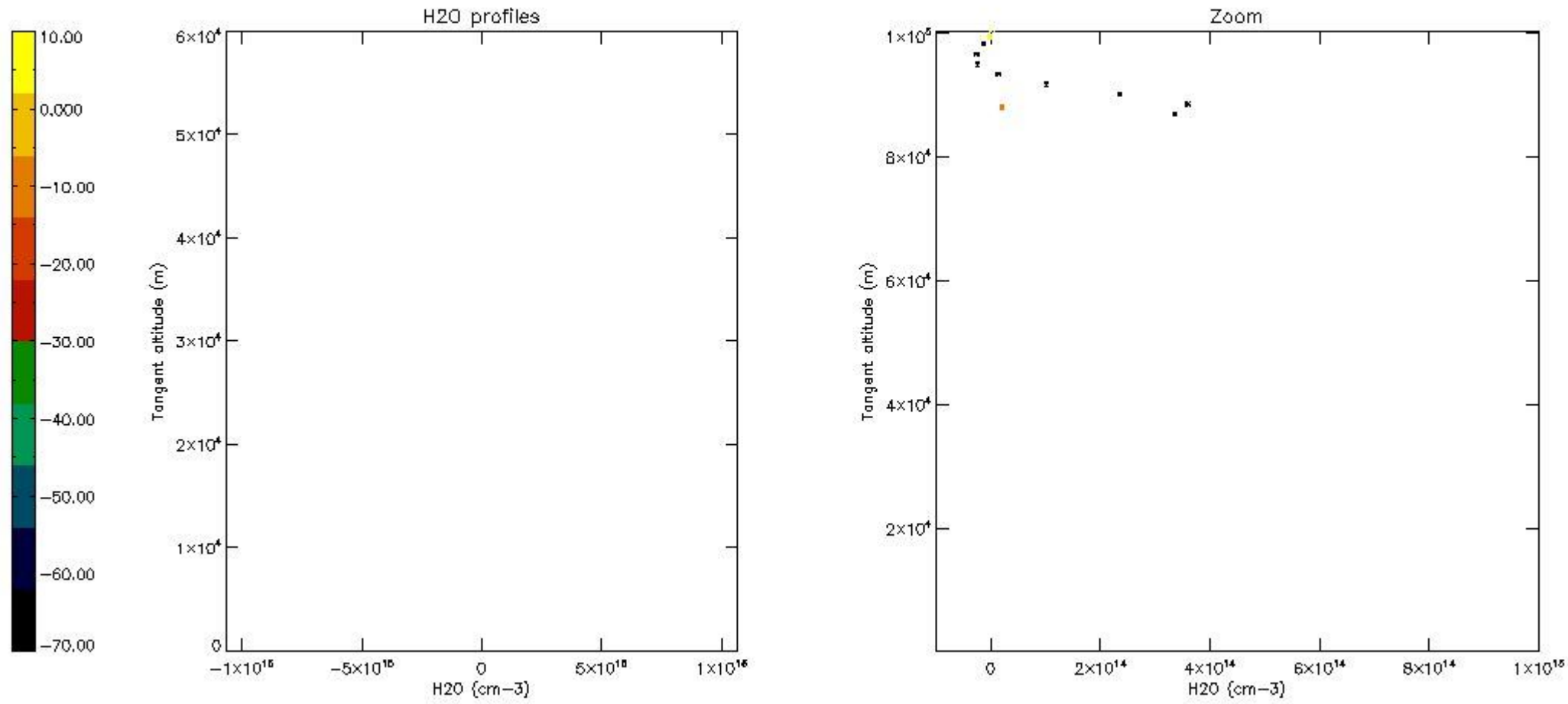
5.7 Plot NO3 profiles for all STD (dark without errors)

The colorbar represents the latitude.



5.8 Plot H2O profiles for all STD (only for occultations of stars 1,2,3,4,13,14,16,26,63 dark without errors)

The colorbar represents the latitude.



6. Auxiliary Data Files used for the production reported in section 2

The number reported in the third column indicates since which file (see list in section 2) the corresponding auxiliary file has been used. The fourth column is the date of those product files.

Type	Auxiliary Filename	Used since product	Used since product date
INST_PHYS_CHARACTERISTICS	GOM_INS_AXVIEC20091111_143220_20030716_120000_20500101_000000	1	21-JUL-2003 00:05:03
LEVEL-2_PROC_CONFIG	GOM_PR2_AXVIEC20091111_152718_20020301_000000_20500101_000000	1	21-JUL-2003 00:05:03
CROSS_SECTIONS_FILE	GOM_CRS_AXVIEC20091111_154832_20020301_000000_20500101_000000	1	21-JUL-2003 00:05:03

GOMOS Level 2 Daily Report

SUMMARY

[1. General Info](#)

[2. Summary of processed GOM_NL_2P products](#)

[3. Level 2 Quality information per product](#)

[3.1 Plot of level 2 quality information per product \(time dependant\)](#)

[3.2 Plot of level 2 quality information per product \(world map\)](#)

[4. Level 1 Quality information per product \(stored on level 2 products\)](#)

[4.1 Plot of level 1 quality information per product \(time dependant\)](#)

[4.1.1 Plot of level 1 quality information per product \(time dependant\): ASCENDING](#)

[4.1.2 Plot of level 1 quality information per product \(time dependant\): DESCENDING](#)

[4.2 Plot of level 1 quality information per product \(world map\)](#)

[4.2.1 Plot of level 1 quality information per product \(world map\): ASCENDING](#)

[4.2.2 Plot of level 1 quality information per product \(world map\): DESCENDING](#)

[5. Ozone profiles based on quality statistics and other trace gas profiles](#)

[5.1 Ozone statistics based on quality of products](#)

[5.2 Plot ozone profiles for all STD \(dark without errors\)](#)

[5.3 Plot ozone profiles where STD < 20% \(dark without errors\)](#)

[5.4. Plot ozone profiles where STD < 10% \(dark without errors\)](#)

[5.5. Plot ozone profiles where STD < 5% \(dark without errors\)](#)

[5.6 Plot NO2 profiles for all STD \(dark without errors\)](#)

[5.7 Plot NO3 profiles for all STD \(dark without errors\)](#)

[5.8 Plot H2O profiles \(only for occultations of stars 1,2,3,4,13,14,16,26,63 dark without errors\) for all STD](#)

[6. Auxiliary Data Files used for the production reported in section 2](#)

This report presents the daily analysis on parameters extracted from GOMOS level 2 data (GOM_NL__2P). It is intended to monitor some important parameters that will impact the quality of these products. A list of level 2 products (and content) that have arrived during the reporting day to the PCF is also given.

Item	Value
Time of report generation	19APR2013 17:01:06
Data source version	GOMOS/6.01
Start time of products	21-07-2003 (21JUL2003 00:00:00)
Stop time of products	22-07-2003 (22JUL2003 00:00:00)
Store outputs in DB	Yes
Nb of level 2 prods	433
Nb of prods with errors	1

2. Summary of processed GOM_NL__2P products.

Nr	Filename	UTC Start time	Limb	Duration	Star Id	Star Name	Star Mag	Star Temp	Nb Meas	Orbit	Prod. error
1	GOM_NL__2PRFIN20030721_000503_000000372018_00188_07256_6958.N1	21-JUL-2003 00:05:03	Bright	37.000	126	60Bet Oph	2.7700	4250.0	74	7256	No
2	GOM_NL__2PRFIN20030721_000726_000000382018_00188_07256_6959.N1	21-JUL-2003 00:07:26	Bright	38.000	168	17Zet Aql	2.9860	11000.	76	7256	No
3	GOM_NL__2PRFIN20030721_001326_000000362018_00188_07256_6960.N1	21-JUL-2003 00:13:26	Bright	36.000	133	40Zet Her	2.8070	6000.0	72	7256	No
4	GOM_NL__2PRFIN20030721_001723_000000392018_00188_07256_6961.N1	21-JUL-2003 00:17:23	Bright	39.000	144	18Del Cyg	2.8600	11000.	78	7256	No
5	GOM_NL__2PRFIN20030721_001922_000000492018_00188_07256_6962.N1	21-JUL-2003 00:19:22	Bright	48.500	19	50Alp Cyg	1.2460	10500.	97	7256	No
6	GOM_NL__2PRFIN20030721_002128_000000382018_00188_07256_6963.N1	21-JUL-2003 00:21:28	Bright	38.000	119	14Eta Dra	2.7270	4700.0	76	7256	No
7	GOM_NL__2PRFIN20030721_002428_000000402018_00188_07256_6964.N1	21-JUL-2003 00:24:28	Bright	39.500	89	5Alp Cep	2.4510	8000.0	79	7256	No
8	GOM_NL__2PRFIN20030721_002900_000000342018_00188_07256_6965.N1	21-JUL-2003 00:29:00	Bright	34.000	49	1Alp UMi	1.9900	6300.0	68	7256	No
9	GOM_NL__2PRFIN20030721_003144_000000522018_00188_07256_6966.N1	21-JUL-2003 00:31:44	Bright	52.000	74	11Bet Cas	2.2680	6600.0	104	7256	No
10	GOM_NL__2PRFIN20030721_003319_000000492018_00188_07256_6967.N1	21-JUL-2003 00:33:19	Bright	49.000	76	27Gam Cas	2.3000	30000.	98	7256	No
11	GOM_NL__2PRFIN20030721_003844_000000492018_00188_07256_6968.N1	21-JUL-2003 00:38:44	Bright	49.000	160	23Gam Per	2.9300	4700.0	98	7256	No
12	GOM_NL__2PRFIN20030721_004010_000000452018_00188_07256_6969.N1	21-JUL-2003 00:40:10	Bright	45.000	35	33Alp Per	1.7950	6250.0	90	7256	No
13	GOM_NL__2PRFIN20030721_004200_000000692018_00188_07256_6970.N1	21-JUL-2003 00:42:00	Bright	69.000	73	57Gam1And	2.2600	13100.	138	7256	No
14	GOM_NL__2PRFIN20030721_004458_000001542018_00188_07256_6971.N1	21-JUL-2003 00:44:58	Straylight	153.50	53	43Bet And	2.0480	3300.0	307	7256	No
15	GOM_NL__2PRFIN20030721_004858_000000492018_00188_07256_6972.N1	21-JUL-2003 00:48:58	Twilight	48.500	146	25Eta Tau	2.8730	15200.	97	7256	No
16	GOM_NL__2PRFIN20030721_005033_000000472018_00188_07256_6973.N1	21-JUL-2003 00:50:33	Twilight	47.000	13	87Alp Tau	0.86700	3800.0	94	7256	No
17	GOM_NL__2PRFIN20030721_005437_000000382018_00188_07256_6974.N1	21-JUL-2003 00:54:37	Dark	38.000	30	46Eps Ori	1.6940	30000.	76	7256	No
18	GOM_NL__2PRFIN20030721_005652_000000392018_00188_07256_6975.N1	21-JUL-2003 00:56:52	Dark	38.500	7	19Bet Ori	0.10000	14000.	77	7256	No
19	GOM_NL__2PRFIN20030721_005913_000000382018_00188_07256_6976.N1	21-JUL-2003 00:59:13	Dark	37.500	101	11Alp Lep	2.5820	7000.0	75	7256	No
20	GOM_NL__2PRFIN20030721_010928_000000442018_00188_07256_6977.N1	21-JUL-2003 01:09:28	Dark	43.500	157	The1Eri	2.9060	9300.0	87	7256	No
21	GOM_NL__2PRFIN20030721_011530_000000532018_00189_07257_6948.N1	21-JUL-2003 01:15:30	Dark	53.000	9	Alp Eri	0.45300	24000.	106	7257	No
22	GOM_NL__2PRFIN20030721_011902_000000552018_00189_07257_6949.N1	21-JUL-2003 01:19:02	Dark	55.000	84	Alp Phe	2.3970	4500.0	110	7257	No
23	GOM_NL__2PRFIN20030721_012254_000000422018_00189_07257_6950.N1	21-JUL-2003 01:22:54	Straylight	42.000	148	Alp Tuc	2.8780	4100.0	84	7257	No
24	GOM_NL__2PRFIN20030721_012426_000000662018_00189_07257_6951.N1	21-JUL-2003 01:24:26	Straylight	66.000	63	Bet Gru	2.1500	2800.0	132	7257	No
25	GOM_NL__2PRFIN20030721_012555_000000472018_00189_07257_6952.N1	21-JUL-2003 01:25:55	Straylight	46.500	31	Alp Gru	1.7340	15200.	93	7257	No
26	GOM_NL__2PRFIN20030721_012840_000000812018_00189_07257_6953.N1	21-JUL-2003 01:28:40	Straylight	81.000	18	24Alp PsA	1.1660	9700.0	162	7257	No
27	GOM_NL__2PRFIN20030721_013313_000000412018_00189_07257_6954.N1	21-JUL-2003 01:33:13	Tw_and_stray	40.500	178	lot1Sco	3.0220	6550.0	81	7257	No
28	GOM_NL__2PRFIN20030721_013427_000000462018_00189_07257_6955.N1	21-JUL-2003 01:34:27	Bright	46.000	38	20Eps Sgr	1.8360	11000.	92	7257	No
29	GOM_NL__2PRFIN20030721_013621_000000402018_00189_07257_6956.N1	21-JUL-2003 01:36:21	Bright	39.500	57	34Sig Sgr	2.0660	26000.	79	7257	No
30	GOM_NL__2PRFIN20030721_013807_000000722018_00189_07257_6957.N1	21-JUL-2003 01:38:07	Bright	71.500	142	49Del Cap	2.8500	8900.0	143	7257	No
31	GOM_NL__2PRFIN20030721_014538_000000402018_00189_07257_6958.N1	21-JUL-2003 01:45:38	Bright	39.500	126	60Bet Oph	2.7700	4250.0	79	7257	No
32	GOM_NL__2PRFIN20030721_014801_000000392018_00189_07257_6959.N1	21-JUL-2003 01:48:01	Bright	39.000	168	17Zet Aql	2.9860	11000.	78	7257	No
33	GOM_NL__2PRFIN20030721_015401_000000402018_00189_07257_6960.N1	21-JUL-2003 01:54:01	Bright	39.500	133	40Zet Her	2.8070	6000.0	79	7257	No
34	GOM_NL__2PRFIN20030721_015758_000000412018_00189_07257_6961.N1	21-JUL-2003 01:57:58	Bright	41.000	144	18Del Cyg	2.8600	11000.	82	7257	No
35	GOM_NL__2PRFIN20030721_015957_000000472018_00189_07257_6962.N1	21-JUL-2003 01:59:57	Bright	46.500	19	50Alp Cyg	1.2460	10500.	93	7257	No
36	GOM_NL__2PRFIN20030721_020203_000000392018_00189_07257_6963.N1	21-JUL-2003 02:02:03	Bright	38.500	119	14Eta Dra	2.7270	4700.0	77	7257	No
37	GOM_NL__2PRFIN20030721_020503_000000432018_00189_07257_6964.N1	21-JUL-2003 02:05:03	Bright	42.500	89	5Alp Cep	2.4510	8000.0	85	7257	No
38	GOM_NL__2PRFIN20030721_020936_000000352018_00189_07257_6965.N1	21-JUL-2003 02:09:36	Bright	34.500	49	1Alp UMi	1.9900	6300.0	69	7257	No
39	GOM_NL__2PRFIN20030721_021219_000000542018_00189_07257_6966.N1	21-JUL-2003 02:12:19	Bright	53.500	74	11Bet Cas	2.2680	6600.0	107	7257	No
40	GOM_NL__2PRFIN20030721_021354_000000512018_00189_07257_6967.N1	21-JUL-2003 02:13:54	Bright	50.500	76	27Gam Cas	2.3000	30000.	101	7257	No
41	GOM_NL__2PRFIN20030721_021920_000000432018_00189_07257_6968.N1	21-JUL-2003 02:19:20	Bright	43.000	160	23Gam Per	2.9300	4700.0	86	7257	No
42	GOM_NL__2PRFIN20030721_022046_000000442018_00189_07257_6969.N1	21-JUL-2003 02:20:46	Bright	44.000	35	33Alp Per	1.7950	6250.0	88	7257	No

43	GOM_NL__2PRFIN20030721_022236_000000712018_00189_07257_6970.N1	21-JUL-2003 02:22:36	Bright	70.500	73	57Gam1And	2.2600	13100.	141	7257	No
44	GOM_NL__2PRFIN20030721_022534_000001482018_00189_07257_6971.N1	21-JUL-2003 02:25:34	Straylight	148.00	53	43Bet And	2.0480	3300.0	296	7257	No
45	GOM_NL__2PRFIN20030721_022935_000000462018_00189_07257_6972.N1	21-JUL-2003 02:29:35	Twilight	46.000	146	25Eta Tau	2.8730	15200.	92	7257	No
46	GOM_NL__2PRFIN20030721_023109_000000562018_00189_07257_6973.N1	21-JUL-2003 02:31:09	Twilight	56.000	13	87Alp Tau	0.86700	3800.0	112	7257	No
47	GOM_NL__2PRFIN20030721_023514_000000382018_00189_07257_6974.N1	21-JUL-2003 02:35:14	Dark	38.000	30	46Eps Ori	1.6940	30000.	76	7257	No
48	GOM_NL__2PRFIN20030721_023728_000000392018_00189_07257_6975.N1	21-JUL-2003 02:37:28	Dark	38.500	7	19Bet Ori	0.10000	14000.	77	7257	No
49	GOM_NL__2PRFIN20030721_023950_000000392018_00189_07257_6976.N1	21-JUL-2003 02:39:50	Dark	38.500	101	11Alp Lep	2.5820	7000.0	77	7257	No
50	GOM_NL__2PRFIN20030721_025005_000000442018_00189_07257_6977.N1	21-JUL-2003 02:50:05	Dark	44.000	157	The1Eri	2.9060	9300.0	88	7257	No
51	GOM_NL__2PRFIN20030721_025607_000000442018_00190_07258_6971.N1	21-JUL-2003 02:56:07	Dark	43.500	9	Alp Eri	0.45300	24000.	87	7258	No
52	GOM_NL__2PRFIN20030721_025940_000000592018_00190_07258_6972.N1	21-JUL-2003 02:59:40	Dark	58.500	84	Alp Phe	2.3970	4500.0	117	7258	No
53	GOM_NL__2PRFIN20030721_030331_000000502018_00190_07258_6973.N1	21-JUL-2003 03:03:31	Straylight	49.500	148	Alp Tuc	2.8780	4100.0	99	7258	No
54	GOM_NL__2PRFIN20030721_030504_000000562018_00190_07258_6974.N1	21-JUL-2003 03:05:04	Straylight	56.000	63	Bet Gru	2.1500	2800.0	112	7258	No
55	GOM_NL__2PRFIN20030721_030632_000000472018_00190_07258_6975.N1	21-JUL-2003 03:06:32	Straylight	46.500	31	Alp Gru	1.7340	15200.	93	7258	No
56	GOM_NL__2PRFIN20030721_030917_000000852018_00190_07258_6976.N1	21-JUL-2003 03:09:17	Straylight	84.500	18	24Alp PsA	1.1660	9700.0	169	7258	No
57	GOM_NL__2PRFIN20030721_031349_000000402018_00190_07258_6977.N1	21-JUL-2003 03:13:49	Tw_and_stray	39.500	178	lot1Sco	3.0220	6550.0	79	7258	No
58	GOM_NL__2PRFIN20030721_031504_000000432018_00190_07258_6978.N1	21-JUL-2003 03:15:04	Bright	42.500	38	20Eps Sgr	1.8360	11000.	85	7258	No
59	GOM_NL__2PRFIN20030721_031658_000000402018_00190_07258_6979.N1	21-JUL-2003 03:16:58	Bright	39.500	57	34Sig Sgr	2.0660	26000.	79	7258	No
60	GOM_NL__2PRFIN20030721_031841_000000722018_00190_07258_6980.N1	21-JUL-2003 03:18:41	Bright	72.000	142	49Del Cap	2.8500	8900.0	144	7258	No
61	GOM_NL__2PRFIN20030721_032615_000000382018_00190_07258_6981.N1	21-JUL-2003 03:26:15	Bright	37.500	126	60Bet Oph	2.7700	4250.0	75	7258	No
62	GOM_NL__2PRFIN20030721_032838_000000382018_00190_07258_6982.N1	21-JUL-2003 03:28:38	Bright	38.000	168	17Zet Aql	2.9860	11000.	76	7258	No
63	GOM_NL__2PRFIN20030721_033439_000000382018_00190_07258_6983.N1	21-JUL-2003 03:34:39	Bright	37.500	133	40Zet Her	2.8070	6000.0	75	7258	No
64	GOM_NL__2PRFIN20030721_033834_000000412018_00190_07258_6984.N1	21-JUL-2003 03:38:34	Bright	41.000	144	18Del Cyg	2.8600	11000.	82	7258	No
65	GOM_NL__2PRFIN20030721_034032_000000462018_00190_07258_6985.N1	21-JUL-2003 03:40:32	Bright	45.500	19	50Alp Cyg	1.2460	10500.	91	7258	No
66	GOM_NL__2PRFIN20030721_034240_000000352018_00190_07258_6986.N1	21-JUL-2003 03:42:40	Bright	34.500	119	14Eta Dra	2.7270	4700.0	69	7258	No
67	GOM_NL__2PRFIN20030721_034539_000000402018_00190_07258_6987.N1	21-JUL-2003 03:45:39	Bright	40.000	89	5Alp Cep	2.4510	8000.0	80	7258	No
68	GOM_NL__2PRFIN20030721_035012_000000362018_00190_07258_6988.N1	21-JUL-2003 03:50:12	Bright	36.000	49	1Alp UMi	1.9900	6300.0	72	7258	No
69	GOM_NL__2PRFIN20030721_035255_000000522018_00190_07258_6989.N1	21-JUL-2003 03:52:55	Bright	52.000	74	11Bet Cas	2.2680	6600.0	104	7258	No
70	GOM_NL__2PRFIN20030721_035429_000000502018_00190_07258_6990.N1	21-JUL-2003 03:54:29	Bright	49.500	76	27Gam Cas	2.3000	30000.	99	7258	No
71	GOM_NL__2PRFIN20030721_035955_000000432018_00190_07258_6991.N1	21-JUL-2003 03:59:55	Bright	42.500	160	23Gam Per	2.9300	4700.0	85	7258	No
72	GOM_NL__2PRFIN20030721_040121_000000462018_00190_07258_6992.N1	21-JUL-2003 04:01:21	Bright	45.500	35	33Alp Per	1.7950	6250.0	91	7258	No
73	GOM_NL__2PRFIN20030721_040312_000000702018_00190_07258_6993.N1	21-JUL-2003 04:03:12	Bright	70.000	73	57Gam1And	2.2600	13100.	140	7258	No
74	GOM_NL__2PRFIN20030721_040609_000001502018_00190_07258_6994.N1	21-JUL-2003 04:06:09	Straylight	149.50	53	43Bet And	2.0480	3300.0	299	7258	No
75	GOM_NL__2PRFIN20030721_041010_000000462018_00190_07258_6995.N1	21-JUL-2003 04:10:10	Twilight	46.000	146	25Eta Tau	2.8730	15200.	92	7258	No
76	GOM_NL__2PRFIN20030721_041145_000000472018_00190_07258_6996.N1	21-JUL-2003 04:11:45	Twilight	46.500	13	87Alp Tau	0.86700	3800.0	93	7258	No
77	GOM_NL__2PRFIN20030721_041549_000000392018_00190_07258_6997.N1	21-JUL-2003 04:15:49	Dark	39.000	30	46Eps Ori	1.6940	30000.	78	7258	No
78	GOM_NL__2PRFIN20030721_041804_000000402018_00190_07258_6998.N1	21-JUL-2003 04:18:04	Dark	39.500	7	19Bet Ori	0.10000	14000.	79	7258	No
79	GOM_NL__2PRFIN20030721_042026_000000402018_00190_07258_6999.N1	21-JUL-2003 04:20:26	Dark	39.500	101	11Alp Lep	2.5820	7000.0	79	7258	No
80	GOM_NL__2PRFIN20030721_043041_000000442018_00190_07258_7000.N1	21-JUL-2003 04:30:41	Dark	44.000	157	The1Eri	2.9060	9300.0	88	7258	No
81	GOM_NL__2PRFIN20030721_043644_000000442018_00191_07259_6974.N1	21-JUL-2003 04:36:44	Dark	44.000	9	Alp Eri	0.45300	24000.	88	7259	No
82	GOM_NL__2PRFIN20030721_044017_000000562018_00191_07259_6975.N1	21-JUL-2003 04:40:17	Dark	56.000	84	Alp Phe	2.3970	4500.0	112	7259	No
83	GOM_NL__2PRFIN20030721_044407_000000452018_00191_07259_6976.N1	21-JUL-2003 04:44:07	Straylight	44.500	148	Alp Tuc	2.8780	4100.0	89	7259	No
84	GOM_NL__2PRFIN20030721_044540_000000552018_00191_07259_6977.N1	21-JUL-2003 04:45:40	Straylight	55.000	63	Bet Gru	2.1500	2800.0	110	7259	No
85	GOM_NL__2PRFIN20030721_044709_000000482018_00191_07259_6978.N1	21-JUL-2003 04:47:09	Straylight	47.500	31	Alp Gru	1.7340	15200.	95	7259	No
86	GOM_NL__2PRFIN20030721_044954_000000872018_00191_07259_6979.N1	21-JUL-2003 04:49:54	Straylight	86.500	18	24Alp PsA	1.1660	9700.0	173	7259	No
87	GOM_NL__2PRFIN20030721_045425_000000402018_00191_07259_6980.N1	21-JUL-2003 04:54:25	Tw_and_stray	39.500	178	lot1Sco	3.0220	6550.0	79	7259	No
88	GOM_NL__2PRFIN20030721_045540_000000432018_00191_07259_6981.N1	21-JUL-2003 04:55:40	Bright	42.500	38	20Eps Sgr	1.8360	11000.	85	7259	No
89	GOM_NL__2PRFIN20030721_045734_000000392018_00191_07259_6982.N1	21-JUL-2003 04:57:34	Bright	38.500	57	34Sig Sgr	2.0660	26000.	77	7259	No
90	GOM_NL__2PRFIN20030721_045917_000000722018_00191_07259_6983.N1	21-JUL-2003 04:59:17	Bright	71.500	142	49Del Cap	2.8500	8900.0	143	7259	No
91	GOM_NL__2PRFIN20030721_050652_000000362018_00191_07259_6984.N1	21-JUL-2003 05:06:52	Bright	35.500	126	60Bet Oph	2.7700	4250.0	71	7259	No
92	GOM_NL__2PRFIN20030721_050914_000000382018_00191_07259_6985.N1	21-JUL-2003 05:09:14	Bright	38.000	168	17Zet Aql	2.9860	11000.	76	7259	No
93	GOM_NL__2PRFIN20030721_051515_000000402018_00191_07259_6986.N1	21-JUL-2003 05:15:15	Bright	39.500	133	40Zet Her	2.8070	6000.0	79	7259	No
94	GOM_NL__2PRFIN20030721_051910_000000412018_00191_07259_6987.N1	21-JUL-2003 05:19:10	Bright	40.500	144	18Del Cyg	2.8600	11000.	81	7259	No
95	GOM_NL__2PRFIN20030721_052108_000000492018_00191_07259_6988.N1	21-JUL-2003 05:21:08	Bright	48.500	19	50Alp Cyg	1.2460	10500.	97	7259	No
96	GOM_NL__2PRFIN20030721_052316_000000352018_00191_07259_6989.N1	21-JUL-2003 05:23:16	Bright	35.000	119	14Eta Dra	2.7270	4700.0	70	7259	No
97	GOM_NL__2PRFIN20030721_052614_000000442018_00191_07259_6990.N1	21-JUL-2003 05:26:14	Bright	44.000	89	5Alp Cep	2.4510	8000.0	88	7259	No
98	GOM_NL__2PRFIN20030721_053048_000000372018_00191_07259_6991.N1	21-JUL-2003 05:30:48	Bright	37.000	49	1Alp UMi	1.9900	6300.0	74	7259	No
99	GOM_NL__2PRFIN20030721_053330_000000522018_00191_07259_6992.N1	21-JUL-2003 05:33:30	Bright	52.000	74	11Bet Cas	2.2680	6600.0	104	7259	No
100	GOM_NL__2PRFIN20030721_053504_000000502018_00191_07259_6993.N1	21-JUL-2003 05:35:04	Bright	50.000	76	27Gam Cas	2.3000	30000.	100	7259	No
101	GOM_NL__2PRFIN20030721_054031_000000542018_00191_07259_6994.N1	21-JUL-2003 05:40:31	Bright	54.000	160	23Gam Per	2.9300	4700.0	108	7259	No

102	GOM_NL__2PRFIN20030721_054158_000000462018_00191_07259_6995.N1	21-JUL-2003 05:41:58	Bright	45.500	35	33Alp Per	1.7950	6250.0	91	7259	No
103	GOM_NL__2PRFIN20030721_054348_000000712018_00191_07259_6996.N1	21-JUL-2003 05:43:48	Bright	70.500	73	57Gam1And	2.2600	13100.	141	7259	No
104	GOM_NL__2PRFIN20030721_054645_000001442018_00191_07259_6997.N1	21-JUL-2003 05:46:45	Straylight	143.50	53	43Bet And	2.0480	3300.0	287	7259	No
105	GOM_NL__2PRFIN20030721_055047_000000482018_00191_07259_6998.N1	21-JUL-2003 05:50:47	Twilight	47.500	146	25Eta Tau	2.8730	15200.	95	7259	No
106	GOM_NL__2PRFIN20030721_055221_000000412018_00191_07259_6999.N1	21-JUL-2003 05:52:21	Twilight	41.000	13	87Alp Tau	0.86700	3800.0	82	7259	No
107	GOM_NL__2PRFIN20030721_055625_000000402018_00191_07259_7000.N1	21-JUL-2003 05:56:25	Dark	39.500	30	46Eps Ori	1.6940	30000.	79	7259	No
108	GOM_NL__2PRFIN20030721_055840_000000442018_00191_07259_7001.N1	21-JUL-2003 05:58:40	Dark	44.000	7	19Bet Ori	0.10000	14000.	88	7259	No
109	GOM_NL__2PRFIN20030721_060101_000000422018_00191_07259_7002.N1	21-JUL-2003 06:01:01	Dark	42.000	101	11Alp Lep	2.5820	7000.0	84	7259	No
110	GOM_NL__2PRFIN20030721_061118_000000452018_00191_07259_7003.N1	21-JUL-2003 06:11:18	Dark	44.500	157	The1Eri	2.9060	9300.0	89	7259	No
111	GOM_NL__2PRFIN20030721_061720_000000552018_00192_07260_6855.N1	21-JUL-2003 06:17:20	Dark	55.000	9	Alp Eri	0.45300	24000.	110	7260	No
112	GOM_NL__2PRFIN20030721_062054_000000562018_00192_07260_6856.N1	21-JUL-2003 06:20:54	Dark	55.500	84	Alp Phe	2.3970	4500.0	111	7260	No
113	GOM_NL__2PRFIN20030721_062444_000000452018_00192_07260_6857.N1	21-JUL-2003 06:24:44	Straylight	44.500	148	Alp Tuc	2.8780	4100.0	89	7260	No
114	GOM_NL__2PRFIN20030721_062617_000000522018_00192_07260_6858.N1	21-JUL-2003 06:26:17	Straylight	52.000	63	Bet Gru	2.1500	2800.0	104	7260	No
115	GOM_NL__2PRFIN20030721_062745_000000482018_00192_07260_6859.N1	21-JUL-2003 06:27:45	Straylight	48.000	31	Alp Gru	1.7340	15200.	96	7260	No
116	GOM_NL__2PRFIN20030721_063031_000000862018_00192_07260_6860.N1	21-JUL-2003 06:30:31	Straylight	86.000	18	24Alp PsA	1.1660	9700.0	172	7260	No
117	GOM_NL__2PRFIN20030721_063501_000000412018_00192_07260_6861.N1	21-JUL-2003 06:35:01	Tw_and_stray	41.000	178	lot1Sco	3.0220	6550.0	82	7260	No
118	GOM_NL__2PRFIN20030721_063616_000000472018_00192_07260_6862.N1	21-JUL-2003 06:36:16	Bright	46.500	38	20Eps Sgr	1.8360	11000.	93	7260	No
119	GOM_NL__2PRFIN20030721_063810_000000372018_00192_07260_6863.N1	21-JUL-2003 06:38:10	Bright	37.000	57	34Sig Sgr	2.0660	26000.	74	7260	No
120	GOM_NL__2PRFIN20030721_063953_000000702018_00192_07260_6864.N1	21-JUL-2003 06:39:53	Bright	69.500	142	49Del Cap	2.8500	8900.0	139	7260	No
121	GOM_NL__2PRFIN20030721_064728_000000372018_00192_07260_6865.N1	21-JUL-2003 06:47:28	Bright	37.000	126	60Bet Oph	2.7700	4250.0	74	7260	No
122	GOM_NL__2PRFIN20030721_064949_000000402018_00192_07260_6866.N1	21-JUL-2003 06:49:49	Bright	39.500	168	17Zet Aql	2.9860	11000.	79	7260	No
123	GOM_NL__2PRFIN20030721_065550_000000392018_00192_07260_6867.N1	21-JUL-2003 06:55:50	Bright	38.500	133	40Zet Her	2.8070	6000.0	77	7260	No
124	GOM_NL__2PRFIN20030721_065945_000000412018_00192_07260_6868.N1	21-JUL-2003 06:59:45	Bright	41.000	144	18Del Cyg	2.8600	11000.	82	7260	No
125	GOM_NL__2PRFIN20030721_070143_000000492018_00192_07260_6869.N1	21-JUL-2003 07:01:43	Bright	48.500	19	50Alp Cyg	1.2460	10500.	97	7260	No
126	GOM_NL__2PRFIN20030721_070352_000000382018_00192_07260_6870.N1	21-JUL-2003 07:03:52	Bright	37.500	119	14Eta Dra	2.7270	4700.0	75	7260	No
127	GOM_NL__2PRFIN20030721_070650_000000442018_00192_07260_6871.N1	21-JUL-2003 07:06:50	Bright	44.000	89	5Alp Cep	2.4510	8000.0	88	7260	No
128	GOM_NL__2PRFIN20030721_071123_000000372018_00192_07260_6872.N1	21-JUL-2003 07:11:23	Bright	37.000	49	1Alp UMi	1.9900	6300.0	74	7260	No
129	GOM_NL__2PRFIN20030721_071404_000000522018_00192_07260_6873.N1	21-JUL-2003 07:14:04	Bright	52.000	74	11Bet Cas	2.2680	6600.0	104	7260	No
130	GOM_NL__2PRFIN20030721_071540_000000512018_00192_07260_6874.N1	21-JUL-2003 07:15:40	Bright	50.500	76	27Gam Cas	2.3000	30000.	101	7260	No
131	GOM_NL__2PRFIN20030721_072107_000000442018_00192_07260_6875.N1	21-JUL-2003 07:21:07	Bright	44.000	160	23Gam Per	2.9300	4700.0	88	7260	No
132	GOM_NL__2PRFIN20030721_072233_000000462018_00192_07260_6876.N1	21-JUL-2003 07:22:33	Bright	45.500	35	33Alp Per	1.7950	6250.0	91	7260	No
133	GOM_NL__2PRFIN20030721_072423_000000702018_00192_07260_6877.N1	21-JUL-2003 07:24:23	Bright	69.500	73	57Gam1And	2.2600	13100.	139	7260	No
134	GOM_NL__2PRFIN20030721_072721_000001422018_00192_07260_6878.N1	21-JUL-2003 07:27:21	Straylight	142.00	53	43Bet And	2.0480	3300.0	284	7260	No
135	GOM_NL__2PRFIN20030721_073123_000000532018_00192_07260_6879.N1	21-JUL-2003 07:31:23	Twilight	52.500	146	25Eta Tau	2.8730	15200.	105	7260	No
136	GOM_NL__2PRFIN20030721_073257_000000522018_00192_07260_6880.N1	21-JUL-2003 07:32:57	Twilight	52.000	13	87Alp Tau	0.86700	3800.0	104	7260	No
137	GOM_NL__2PRFIN20030721_073505_000000412018_00192_07260_6881.N1	21-JUL-2003 07:35:05	Dark	40.500	27	24Gam Ori	1.6360	26000.	81	7260	No
138	GOM_NL__2PRFIN20030721_073659_000000412018_00192_07260_6882.N1	21-JUL-2003 07:36:59	Dark	41.000	30	46Eps Ori	1.6940	30000.	82	7260	No
139	GOM_NL__2PRFIN20030721_073915_000000462018_00192_07260_6883.N1	21-JUL-2003 07:39:15	Dark	45.500	7	19Bet Ori	0.10000	14000.	91	7260	No
140	GOM_NL__2PRFIN20030721_074137_000000432018_00192_07260_6884.N1	21-JUL-2003 07:41:37	Dark	43.000	101	11Alp Lep	2.5820	7000.0	86	7260	No
141	GOM_NL__2PRFIN20030721_075154_000000452018_00192_07260_6885.N1	21-JUL-2003 07:51:54	Dark	45.000	157	The1Eri	2.9060	9300.0	90	7260	No
142	GOM_NL__2PRFIN20030721_075757_000000542018_00193_07261_6855.N1	21-JUL-2003 07:57:57	Dark	54.000	9	Alp Eri	0.45300	24000.	108	7261	No
143	GOM_NL__2PRFIN20030721_080131_000000562018_00193_07261_6856.N1	21-JUL-2003 08:01:31	Dark	55.500	84	Alp Phe	2.3970	4500.0	111	7261	No
144	GOM_NL__2PRFIN20030721_080520_000000432018_00193_07261_6857.N1	21-JUL-2003 08:05:20	Straylight	42.500	148	Alp Tuc	2.8780	4100.0	85	7261	No
145	GOM_NL__2PRFIN20030721_080654_000000592018_00193_07261_6858.N1	21-JUL-2003 08:06:54	Straylight	59.000	63	Bet Gru	2.1500	2800.0	118	7261	No
146	GOM_NL__2PRFIN20030721_080822_000000522018_00193_07261_6859.N1	21-JUL-2003 08:08:22	Straylight	52.000	31	Alp Gru	1.7340	15200.	104	7261	No
147	GOM_NL__2PRFIN20030721_081108_000000792018_00193_07261_6860.N1	21-JUL-2003 08:11:08	Straylight	79.000	18	24Alp PsA	1.1660	9700.0	158	7261	No
148	GOM_NL__2PRFIN20030721_081537_000000402018_00193_07261_6861.N1	21-JUL-2003 08:15:37	Tw_and_stray	40.000	178	lot1Sco	3.0220	6550.0	80	7261	No
149	GOM_NL__2PRFIN20030721_081652_000000422018_00193_07261_6862.N1	21-JUL-2003 08:16:52	Bright	42.000	38	20Eps Sgr	1.8360	11000.	84	7261	No
150	GOM_NL__2PRFIN20030721_081846_000000392018_00193_07261_6863.N1	21-JUL-2003 08:18:46	Bright	39.000	57	34Sig Sgr	2.0660	26000.	78	7261	No
151	GOM_NL__2PRFIN20030721_082029_000000732018_00193_07261_6864.N1	21-JUL-2003 08:20:29	Bright	72.500	142	49Del Cap	2.8500	8900.0	145	7261	No
152	GOM_NL__2PRFIN20030721_082804_000000372018_00193_07261_6865.N1	21-JUL-2003 08:28:04	Bright	36.500	126	60Bet Oph	2.7700	4250.0	73	7261	No
153	GOM_NL__2PRFIN20030721_083025_000000392018_00193_07261_6866.N1	21-JUL-2003 08:30:25	Bright	39.000	168	17Zet Aql	2.9860	11000.	78	7261	No
154	GOM_NL__2PRFIN20030721_083627_000000402018_00193_07261_6867.N1	21-JUL-2003 08:36:27	Bright	39.500	133	40Zet Her	2.8070	6000.0	79	7261	No
155	GOM_NL__2PRFIN20030721_084021_000000422018_00193_07261_6868.N1	21-JUL-2003 08:40:21	Bright	42.000	144	18Del Cyg	2.8600	11000.	84	7261	No
156	GOM_NL__2PRFIN20030721_084218_000000492018_00193_07261_6869.N1	21-JUL-2003 08:42:18	Bright	49.000	19	50Alp Cyg	1.2460	10500.	98	7261	No
157	GOM_NL__2PRFIN20030721_084428_000000372018_00193_07261_6870.N1	21-JUL-2003 08:44:28	Bright	37.000	119	14Eta Dra	2.7270	4700.0	74	7261	No
158	GOM_NL__2PRFIN20030721_084725_000000452018_00193_07261_6871.N1	21-JUL-2003 08:47:25	Bright	44.500	89	5Alp Cep	2.4510	8000.0	89	7261	No
159	GOM_NL__2PRFIN20030721_085200_000000392018_00193_07261_6872.N1	21-JUL-2003 08:52:00	Bright	38.500	49	1Alp UMi	1.9900	6300.0	77	7261	No
160	GOM_NL__2PRFIN20030721_085439_000000532018_00193_07261_6873.N1	21-JUL-2003 08:54:39	Bright	53.000	74	11Bet Cas	2.2680	6600.0	106	7261	No

161	GOM_NL__2PRFIN20030721_085615_000000502018_00193_07261_6874.N1	21-JUL-2003 08:56:15	Bright	49.500	76	27Gam Cas	2.3000	30000.	99	7261	No
162	GOM_NL__2PRFIN20030721_090143_000000452018_00193_07261_6875.N1	21-JUL-2003 09:01:43	Bright	45.000	160	23Gam Per	2.9300	4700.0	90	7261	No
163	GOM_NL__2PRFIN20030721_090309_000000472018_00193_07261_6876.N1	21-JUL-2003 09:03:09	Bright	46.500	35	33Alp Per	1.7950	6250.0	93	7261	No
164	GOM_NL__2PRFIN20030721_090459_000000722018_00193_07261_6877.N1	21-JUL-2003 09:04:59	Bright	71.500	73	57Gam1And	2.2600	13100.	143	7261	No
165	GOM_NL__2PRFIN20030721_090756_000001392018_00193_07261_6878.N1	21-JUL-2003 09:07:56	Straylight	138.50	53	43Bet And	2.0480	3300.0	277	7261	No
166	GOM_NL__2PRFIN20030721_091159_000000512018_00193_07261_6879.N1	21-JUL-2003 09:11:59	Twilight	50.500	146	25Eta Tau	2.8730	15200.	101	7261	No
167	GOM_NL__2PRFIN20030721_091334_000000522018_00193_07261_6880.N1	21-JUL-2003 09:13:34	Twilight	52.000	13	87Alp Tau	0.86700	3800.0	104	7261	No
168	GOM_NL__2PRFIN20030721_091540_000000412018_00193_07261_6881.N1	21-JUL-2003 09:15:40	Dark	41.000	27	24Gam Ori	1.6360	26000.	82	7261	No
169	GOM_NL__2PRFIN20030721_091736_000000402018_00193_07261_6882.N1	21-JUL-2003 09:17:36	Dark	40.000	30	46Eps Ori	1.6940	30000.	80	7261	No
170	GOM_NL__2PRFIN20030721_091952_000000522018_00193_07261_6883.N1	21-JUL-2003 09:19:52	Dark	52.000	7	19Bet Ori	0.10000	14000.	104	7261	No
171	GOM_NL__2PRFIN20030721_092213_000000432018_00193_07261_6884.N1	21-JUL-2003 09:22:13	Dark	42.500	101	11Alp Lep	2.5820	7000.0	85	7261	No
172	GOM_NL__2PRFIN20030721_093231_000000452018_00193_07261_6885.N1	21-JUL-2003 09:32:31	Dark	44.500	157	The1Eri	2.9060	9300.0	89	7261	No
173	GOM_NL__2PRFIN20030721_093833_000000432018_00194_07262_6855.N1	21-JUL-2003 09:38:33	Dark	43.000	9	Alp Eri	0.45300	24000.	86	7262	No
174	GOM_NL__2PRFIN20030721_094208_000000562018_00194_07262_6856.N1	21-JUL-2003 09:42:08	Dark	56.000	84	Alp Phe	2.3970	4500.0	112	7262	No
175	GOM_NL__2PRFIN20030721_094556_000000422018_00194_07262_6857.N1	21-JUL-2003 09:45:56	Straylight	42.000	148	Alp Tuc	2.8780	4100.0	84	7262	No
176	GOM_NL__2PRFIN20030721_094730_000000662018_00194_07262_6858.N1	21-JUL-2003 09:47:30	Straylight	66.000	63	Bet Gru	2.1500	2800.0	132	7262	No
177	GOM_NL__2PRFIN20030721_094858_000000512018_00194_07262_6859.N1	21-JUL-2003 09:48:58	Straylight	50.500	31	Alp Gru	1.7340	15200.	101	7262	No
178	GOM_NL__2PRFIN20030721_095145_000000852018_00194_07262_6860.N1	21-JUL-2003 09:51:45	Straylight	85.000	18	24Alp PsA	1.1660	9700.0	170	7262	No
179	GOM_NL__2PRFIN20030721_095613_000000442018_00194_07262_6861.N1	21-JUL-2003 09:56:13	Tw_and_stray	44.000	178	lot1Sco	3.0220	6550.0	88	7262	No
180	GOM_NL__2PRFIN20030721_095727_000000432018_00194_07262_6862.N1	21-JUL-2003 09:57:27	Bright	42.500	38	20Eps Sgr	1.8360	11000.	85	7262	No
181	GOM_NL__2PRFIN20030721_095922_000000392018_00194_07262_6863.N1	21-JUL-2003 09:59:22	Bright	39.000	57	34Sig Sgr	2.0660	26000.	78	7262	No
182	GOM_NL__2PRFIN20030721_100105_000000712018_00194_07262_6864.N1	21-JUL-2003 10:01:05	Bright	71.000	142	49Del Cap	2.8500	8900.0	142	7262	No
183	GOM_NL__2PRFIN20030721_100840_000000382018_00194_07262_6865.N1	21-JUL-2003 10:08:40	Bright	38.000	126	60Bet Oph	2.7700	4250.0	76	7262	No
184	GOM_NL__2PRFIN20030721_101101_000000392018_00194_07262_6866.N1	21-JUL-2003 10:11:01	Bright	38.500	168	17Zet Aql	2.9860	11000.	77	7262	No
185	GOM_NL__2PRFIN20030721_101702_000000402018_00194_07262_6867.N1	21-JUL-2003 10:17:02	Bright	40.000	133	40Zet Her	2.8070	6000.0	80	7262	No
186	GOM_NL__2PRFIN20030721_102056_000000422018_00194_07262_6868.N1	21-JUL-2003 10:20:56	Bright	41.500	144	18Del Cyg	2.8600	11000.	83	7262	No
187	GOM_NL__2PRFIN20030721_102253_000000502018_00194_07262_6869.N1	21-JUL-2003 10:22:53	Bright	49.500	19	50Alp Cyg	1.2460	10500.	99	7262	No
188	GOM_NL__2PRFIN20030721_102504_000000382018_00194_07262_6870.N1	21-JUL-2003 10:25:04	Bright	37.500	119	14Eta Dra	2.7270	4700.0	75	7262	No
189	GOM_NL__2PRFIN20030721_102800_000000422018_00194_07262_6871.N1	21-JUL-2003 10:28:00	Bright	41.500	89	5Alp Cep	2.4510	8000.0	83	7262	No
190	GOM_NL__2PRFIN20030721_103235_000000382018_00194_07262_6872.N1	21-JUL-2003 10:32:35	Bright	37.500	49	1Alp UMi	1.9900	6300.0	75	7262	No
191	GOM_NL__2PRFIN20030721_103515_000000522018_00194_07262_6873.N1	21-JUL-2003 10:35:15	Bright	52.000	74	11Bet Cas	2.2680	6600.0	104	7262	No
192	GOM_NL__2PRFIN20030721_103651_000000502018_00194_07262_6874.N1	21-JUL-2003 10:36:51	Bright	49.500	76	27Gam Cas	2.3000	30000.	99	7262	No
193	GOM_NL__2PRFIN20030721_104218_000000452018_00194_07262_6875.N1	21-JUL-2003 10:42:18	Bright	44.500	160	23Gam Per	2.9300	4700.0	89	7262	No
194	GOM_NL__2PRFIN20030721_104345_000000442018_00194_07262_6876.N1	21-JUL-2003 10:43:45	Bright	43.500	35	33Alp Per	1.7950	6250.0	87	7262	No
195	GOM_NL__2PRFIN20030721_104534_000000702018_00194_07262_6877.N1	21-JUL-2003 10:45:34	Bright	70.000	73	57Gam1And	2.2600	13100.	140	7262	No
196	GOM_NL__2PRFIN20030721_104832_000001342018_00194_07262_6878.N1	21-JUL-2003 10:48:32	Straylight	134.00	53	43Bet And	2.0480	3300.0	268	7262	No
197	GOM_NL__2PRFIN20030721_105235_000000522018_00194_07262_6879.N1	21-JUL-2003 10:52:35	Twilight	51.500	146	25Eta Tau	2.8730	15200.	103	7262	No
198	GOM_NL__2PRFIN20030721_105410_000000562018_00194_07262_6880.N1	21-JUL-2003 10:54:10	Twilight	56.000	13	87Alp Tau	0.86700	3800.0	112	7262	No
199	GOM_NL__2PRFIN20030721_105616_000000412018_00194_07262_6881.N1	21-JUL-2003 10:56:16	Dark	40.500	27	24Gam Ori	1.6360	26000.	81	7262	No
200	GOM_NL__2PRFIN20030721_105811_000000462018_00194_07262_6882.N1	21-JUL-2003 10:58:11	Dark	45.500	30	46Eps Ori	1.6940	30000.	91	7262	No
201	GOM_NL__2PRFIN20030721_110026_000000502018_00194_07262_6883.N1	21-JUL-2003 11:00:26	Dark	49.500	7	19Bet Ori	0.10000	14000.	99	7262	No
202	GOM_NL__2PRFIN20030721_110248_000000432018_00194_07262_6884.N1	21-JUL-2003 11:02:48	Dark	42.500	101	11Alp Lep	2.5820	7000.0	85	7262	No
203	GOM_NL__2PRFIN20030721_111308_000000432018_00194_07262_6885.N1	21-JUL-2003 11:13:08	Dark	43.000	157	The1Eri	2.9060	9300.0	86	7262	No
204	GOM_NL__2PRFIN20030721_111910_000000472018_00195_07263_6311.N1	21-JUL-2003 11:19:10	Dark	47.000	9	Alp Eri	0.45300	24000.	94	7263	No
205	GOM_NL__2PRFIN20030721_112244_000000592018_00195_07263_6312.N1	21-JUL-2003 11:22:44	Dark	59.000	84	Alp Phe	2.3970	4500.0	118	7263	No
206	GOM_NL__2PRFIN20030721_112633_000000422018_00195_07263_6313.N1	21-JUL-2003 11:26:33	Straylight	42.000	148	Alp Tuc	2.8780	4100.0	84	7263	No
207	GOM_NL__2PRFIN20030721_112807_000000552018_00195_07263_6314.N1	21-JUL-2003 11:28:07	Straylight	54.500	63	Bet Gru	2.1500	2800.0	109	7263	No
208	GOM_NL__2PRFIN20030721_112935_000000492018_00195_07263_6315.N1	21-JUL-2003 11:29:35	Straylight	49.000	31	Alp Gru	1.7340	15200.	98	7263	No
209	GOM_NL__2PRFIN20030721_113223_000000812018_00195_07263_6316.N1	21-JUL-2003 11:32:23	Straylight	81.000	18	24Alp PsA	1.1660	9700.0	162	7263	No
210	GOM_NL__2PRFIN20030721_113649_000000422018_00195_07263_6317.N1	21-JUL-2003 11:36:49	Tw_and_stray	42.000	178	lot1Sco	3.0220	6550.0	84	7263	No
211	GOM_NL__2PRFIN20030721_113803_000000432018_00195_07263_6318.N1	21-JUL-2003 11:38:03	Bright	42.500	38	20Eps Sgr	1.8360	11000.	85	7263	No
212	GOM_NL__2PRFIN20030721_113958_000000392018_00195_07263_6319.N1	21-JUL-2003 11:39:58	Bright	38.500	57	34Sig Sgr	2.0660	26000.	77	7263	No
213	GOM_NL__2PRFIN20030721_114144_000000692018_00195_07263_6320.N1	21-JUL-2003 11:41:44	Bright	69.000	142	49Del Cap	2.8500	8900.0	138	7263	No
214	GOM_NL__2PRFIN20030721_114915_000000402018_00195_07263_6321.N1	21-JUL-2003 11:49:15	Bright	40.000	126	60Bet Oph	2.7700	4250.0	80	7263	No
215	GOM_NL__2PRFIN20030721_115136_000000382018_00195_07263_6322.N1	21-JUL-2003 11:51:36	Bright	38.000	168	17Zet Aql	2.9860	11000.	76	7263	No
216	GOM_NL__2PRFIN20030721_115737_000000422018_00195_07263_6323.N1	21-JUL-2003 11:57:37	Bright	41.500	133	40Zet Her	2.8070	6000.0	83	7263	No
217	GOM_NL__2PRFIN20030721_120131_000000422018_00195_07263_6324.N1	21-JUL-2003 12:01:31	Bright	41.500	144	18Del Cyg	2.8600	11000.	83	7263	No
218	GOM_NL__2PRFIN20030721_120328_000000522018_00195_07263_6325.N1	21-JUL-2003 12:03:28	Bright	51.500	19	50Alp Cyg	1.2460	10500.	103	7263	No
219	GOM_NL__2PRFIN20030721_120540_000000392018_00195_07263_6326.N1	21-JUL-2003 12:05:40	Bright	38.500	119	14Eta Dra	2.7270	4700.0	77	7263	No

220	GOM_NL__2PRFIN20030721_120836_000000442018_00195_07263_6327.N1	21-JUL-2003 12:08:36	Bright	43.500	89	5Alp Cep	2.4510	8000.0	87	7263	No
221	GOM_NL__2PRFIN20030721_121311_000000382018_00195_07263_6328.N1	21-JUL-2003 12:13:11	Bright	38.000	49	1Alp UMi	1.9900	6300.0	76	7263	No
222	GOM_NL__2PRFIN20030721_121550_000000532018_00195_07263_6329.N1	21-JUL-2003 12:15:50	Bright	52.500	74	11Bet Cas	2.2680	6600.0	105	7263	No
223	GOM_NL__2PRFIN20030721_121726_000000492018_00195_07263_6330.N1	21-JUL-2003 12:17:26	Bright	48.500	76	27Gam Cas	2.3000	30000.	97	7263	No
224	GOM_NL__2PRFIN20030721_122254_000000632018_00195_07263_6331.N1	21-JUL-2003 12:22:54	Bright	63.000	160	23Gam Per	2.9300	4700.0	126	7263	No
225	GOM_NL__2PRFIN20030721_122420_000000452018_00195_07263_6332.N1	21-JUL-2003 12:24:20	Bright	44.500	35	33Alp Per	1.7950	6250.0	89	7263	No
226	GOM_NL__2PRFIN20030721_122610_000000702018_00195_07263_6333.N1	21-JUL-2003 12:26:10	Bright	69.500	73	57Gam1And	2.2600	13100.	139	7263	No
227	GOM_NL__2PRFIN20030721_122908_000001312018_00195_07263_6334.N1	21-JUL-2003 12:29:08	Straylight	130.50	53	43Bet And	2.0480	3300.0	261	7263	No
228	GOM_NL__2PRFIN20030721_123311_000000522018_00195_07263_6335.N1	21-JUL-2003 12:33:11	Twilight	52.000	146	25Eta Tau	2.8730	15200.	104	7263	No
229	GOM_NL__2PRFIN20030721_123445_000000562018_00195_07263_6336.N1	21-JUL-2003 12:34:45	Twilight	56.000	13	87Alp Tau	0.86700	3800.0	112	7263	No
230	GOM_NL__2PRFIN20030721_123651_000000452018_00195_07263_6337.N1	21-JUL-2003 12:36:51	Dark	45.000	27	24Gam Ori	1.6360	26000.	90	7263	No
231	GOM_NL__2PRFIN20030721_123849_000000452018_00195_07263_6338.N1	21-JUL-2003 12:38:49	Dark	45.000	30	46Eps Ori	1.6940	30000.	90	7263	No
232	GOM_NL__2PRFIN20030721_124104_000000492018_00195_07263_6339.N1	21-JUL-2003 12:41:04	Dark	48.500	7	19Bet Ori	0.10000	14000.	97	7263	No
233	GOM_NL__2PRFIN20030721_124324_000000452018_00195_07263_6340.N1	21-JUL-2003 12:43:24	Dark	44.500	101	11Alp Lep	2.5820	7000.0	89	7263	No
234	GOM_NL__2PRFIN20030721_125344_000000472018_00195_07263_6341.N1	21-JUL-2003 12:53:44	Dark	46.500	157	The1Eri	2.9060	9300.0	93	7263	No
235	GOM_NL__2PRFIN20030721_125946_000000442018_00196_07264_6321.N1	21-JUL-2003 12:59:46	Dark	44.000	9	Alp Eri	0.45300	24000.	88	7264	No
236	GOM_NL__2PRFIN20030721_130321_000000572018_00196_07264_6322.N1	21-JUL-2003 13:03:21	Dark	56.500	84	Alp Phe	2.3970	4500.0	113	7264	No
237	GOM_NL__2PRFIN20030721_130708_000000442018_00196_07264_6323.N1	21-JUL-2003 13:07:08	Straylight	44.000	148	Alp Tuc	2.8780	4100.0	88	7264	No
238	GOM_NL__2PRFIN20030721_130843_000000552018_00196_07264_6324.N1	21-JUL-2003 13:08:43	Straylight	54.500	63	Bet Gru	2.1500	2800.0	109	7264	No
239	GOM_NL__2PRFIN20030721_131011_000000492018_00196_07264_6325.N1	21-JUL-2003 13:10:11	Straylight	49.000	31	Alp Gru	1.7340	15200.	98	7264	No
240	GOM_NL__2PRFIN20030721_131300_000000852018_00196_07264_6326.N1	21-JUL-2003 13:13:00	Straylight	84.500	18	24Alp PsA	1.1660	9700.0	169	7264	No
241	GOM_NL__2PRFIN20030721_131724_000000412018_00196_07264_6327.N1	21-JUL-2003 13:17:24	Twi_and_stray	40.500	178	lot1Sco	3.0220	6550.0	81	7264	No
242	GOM_NL__2PRFIN20030721_131839_000000432018_00196_07264_6328.N1	21-JUL-2003 13:18:39	Bright	43.000	38	20Eps Sgr	1.8360	11000.	86	7264	No
243	GOM_NL__2PRFIN20030721_132033_000000412018_00196_07264_6329.N1	21-JUL-2003 13:20:33	Bright	41.000	57	34Sig Sgr	2.0660	26000.	82	7264	No
244	GOM_NL__2PRFIN20030721_132220_000000692018_00196_07264_6330.N1	21-JUL-2003 13:22:20	Bright	69.000	142	49Del Cap	2.8500	8900.0	138	7264	No
245	GOM_NL__2PRFIN20030721_132949_000000422018_00196_07264_6331.N1	21-JUL-2003 13:29:49	Bright	42.000	126	60Bet Oph	2.7700	4250.0	84	7264	No
246	GOM_NL__2PRFIN20030721_133212_000000392018_00196_07264_6332.N1	21-JUL-2003 13:32:12	Bright	38.500	168	17Zet Aql	2.9860	11000.	77	7264	No
247	GOM_NL__2PRFIN20030721_133814_000000382018_00196_07264_6333.N1	21-JUL-2003 13:38:14	Bright	37.500	133	40Zet Her	2.8070	6000.0	75	7264	No
248	GOM_NL__2PRFIN20030721_134207_000000412018_00196_07264_6334.N1	21-JUL-2003 13:42:07	Bright	41.000	144	18Del Cyg	2.8600	11000.	82	7264	No
249	GOM_NL__2PRFIN20030721_134403_000000512018_00196_07264_6335.N1	21-JUL-2003 13:44:03	Bright	51.000	19	50Alp Cyg	1.2460	10500.	102	7264	No
250	GOM_NL__2PRFIN20030721_134613_000000422018_00196_07264_6336.N1	21-JUL-2003 13:46:13	Bright	41.500	119	14Eta Dra	2.7270	4700.0	83	7264	No
251	GOM_NL__2PRFIN20030721_134911_000000432018_00196_07264_6337.N1	21-JUL-2003 13:49:11	Bright	43.000	89	5Alp Cep	2.4510	8000.0	86	7264	No
252	GOM_NL__2PRFIN20030721_135346_000000392018_00196_07264_6338.N1	21-JUL-2003 13:53:46	Bright	38.500	49	1Alp UMi	1.9900	6300.0	77	7264	No
253	GOM_NL__2PRFIN20030721_135625_000000522018_00196_07264_6339.N1	21-JUL-2003 13:56:25	Bright	52.000	74	11Bet Cas	2.2680	6600.0	104	7264	No
254	GOM_NL__2PRFIN20030721_135801_000000492018_00196_07264_6340.N1	21-JUL-2003 13:58:01	Bright	49.000	76	27Gam Cas	2.3000	30000.	98	7264	No
255	GOM_NL__2PRFIN20030721_140330_000000432018_00196_07264_6341.N1	21-JUL-2003 14:03:30	Bright	42.500	160	23Gam Per	2.9300	4700.0	85	7264	No
256	GOM_NL__2PRFIN20030721_140456_000000472018_00196_07264_6342.N1	21-JUL-2003 14:04:56	Bright	46.500	35	33Alp Per	1.7950	6250.0	93	7264	No
257	GOM_NL__2PRFIN20030721_140646_000000672018_00196_07264_6343.N1	21-JUL-2003 14:06:46	Bright	66.500	73	57Gam1And	2.2600	13100.	133	7264	No
258	GOM_NL__2PRFIN20030721_140944_000001362018_00196_07264_6344.N1	21-JUL-2003 14:09:44	Straylight	136.00	53	43Bet And	2.0480	3300.0	272	7264	No
259	GOM_NL__2PRFIN20030721_141348_000000502018_00196_07264_6345.N1	21-JUL-2003 14:13:48	Twilight	50.000	146	25Eta Tau	2.8730	15200.	100	7264	No
260	GOM_NL__2PRFIN20030721_141522_000000522018_00196_07264_6346.N1	21-JUL-2003 14:15:22	Twilight	52.000	13	87Alp Tau	0.86700	3800.0	104	7264	No
261	GOM_NL__2PRFIN20030721_141729_000000432018_00196_07264_6347.N1	21-JUL-2003 14:17:29	Dark	42.500	27	24Gam Ori	1.6360	26000.	85	7264	No
262	GOM_NL__2PRFIN20030721_141923_000000462018_00196_07264_6348.N1	21-JUL-2003 14:19:23	Dark	45.500	30	46Eps Ori	1.6940	30000.	91	7264	No
263	GOM_NL__2PRFIN20030721_142140_000000522018_00196_07264_6349.N1	21-JUL-2003 14:21:40	Dark	52.000	7	19Bet Ori	0.10000	14000.	104	7264	No
264	GOM_NL__2PRFIN20030721_142400_000000442018_00196_07264_6350.N1	21-JUL-2003 14:24:00	Dark	43.500	101	11Alp Lep	2.5820	7000.0	87	7264	No
265	GOM_NL__2PRFIN20030721_143420_000000472018_00196_07264_6351.N1	21-JUL-2003 14:34:20	Dark	46.500	157	The1Eri	2.9060	9300.0	93	7264	No
266	GOM_NL__2PRFIN20030721_144022_000000482018_00197_07265_6333.N1	21-JUL-2003 14:40:22	Dark	47.500	9	Alp Eri	0.45300	24000.	95	7265	No
267	GOM_NL__2PRFIN20030721_144356_000000572018_00197_07265_6334.N1	21-JUL-2003 14:43:56	Dark	56.500	84	Alp Phe	2.3970	4500.0	113	7265	No
268	GOM_NL__2PRFIN20030721_144745_000000432018_00197_07265_6335.N1	21-JUL-2003 14:47:45	Straylight	42.500	148	Alp Tuc	2.8780	4100.0	85	7265	No
269	GOM_NL__2PRFIN20030721_144919_000000552018_00197_07265_6336.N1	21-JUL-2003 14:49:19	Straylight	54.500	63	Bet Gru	2.1500	2800.0	109	7265	No
270	GOM_NL__2PRFIN20030721_145048_000000502018_00197_07265_6337.N1	21-JUL-2003 14:50:48	Straylight	50.000	31	Alp Gru	1.7340	15200.	100	7265	No
271	GOM_NL__2PRFIN20030721_145337_000000782018_00197_07265_6338.N1	21-JUL-2003 14:53:37	Straylight	77.500	18	24Alp PsA	1.1660	9700.0	155	7265	No
272	GOM_NL__2PRFIN20030721_145822_000000392018_00197_07265_6339.N1	21-JUL-2003 14:58:22	Twi_and_stray	39.000	85	Kap Sco	2.4070	28000.	78	7265	No
273	GOM_NL__2PRFIN20030721_150003_000000452018_00197_07265_6340.N1	21-JUL-2003 15:00:03	Bright	44.500	103	38Zet Sgr	2.6000	9700.0	89	7265	No
274	GOM_NL__2PRFIN20030721_150257_000000682018_00197_07265_6341.N1	21-JUL-2003 15:02:57	Bright	68.000	142	49Del Cap	2.8500	8900.0	136	7265	No
275	GOM_NL__2PRFIN20030721_151027_000000402018_00197_07265_6342.N1	21-JUL-2003 15:10:27	Bright	39.500	126	60Bet Oph	2.7700	4250.0	79	7265	No
276	GOM_NL__2PRFIN20030721_151247_000000392018_00197_07265_6343.N1	21-JUL-2003 15:12:47	Bright	38.500	168	17Zet Aql	2.9860	11000.	77	7265	No
277	GOM_NL__2PRFIN20030721_151853_000000392018_00197_07265_6344.N1	21-JUL-2003 15:18:53	Bright	39.000	133	40Zet Her	2.8070	6000.0	78	7265	No
278	GOM_NL__2PRFIN20030721_152243_000000412018_00197_07265_6345.N1	21-JUL-2003 15:22:43	Bright	41.000	144	18Del Cyg	2.8600	11000.	82	7265	No

279	GOM_NL__2PRFIN20030721_152440_000000502018_00197_07265_6346.N1	21-JUL-2003 15:24:40	Bright	49.500	19	50Alp Cyg	1.2460	10500.	99	7265	No
280	GOM_NL__2PRFIN20030721_152654_000000392018_00197_07265_6347.N1	21-JUL-2003 15:26:54	Bright	39.000	119	14Eta Dra	2.7270	4700.0	78	7265	No
281	GOM_NL__2PRFIN20030721_152948_000000432018_00197_07265_6348.N1	21-JUL-2003 15:29:48	Bright	43.000	89	5Alp Cep	2.4510	8000.0	86	7265	No
282	GOM_NL__2PRFIN20030721_153424_000000372018_00197_07265_6349.N1	21-JUL-2003 15:34:24	Bright	36.500	49	1Alp UMi	1.9900	6300.0	73	7265	No
283	GOM_NL__2PRFIN20030721_153702_000000522018_00197_07265_6350.N1	21-JUL-2003 15:37:02	Bright	51.500	74	11Bet Cas	2.2680	6600.0	103	7265	No
284	GOM_NL__2PRFIN20030721_153837_000000472018_00197_07265_6351.N1	21-JUL-2003 15:38:37	Bright	47.000	76	27Gam Cas	2.3000	30000.	94	7265	No
285	GOM_NL__2PRFIN20030721_154406_000000462018_00197_07265_6352.N1	21-JUL-2003 15:44:06	Bright	45.500	160	23Gam Per	2.9300	4700.0	91	7265	No
286	GOM_NL__2PRFIN20030721_154532_000000462018_00197_07265_6353.N1	21-JUL-2003 15:45:32	Bright	45.500	35	33Alp Per	1.7950	6250.0	91	7265	No
287	GOM_NL__2PRFIN20030721_154721_000000722018_00197_07265_6354.N1	21-JUL-2003 15:47:21	Bright	72.000	73	57Gam1And	2.2600	13100.	144	7265	No
288	GOM_NL__2PRFIN20030721_155019_000001532018_00197_07265_6355.N1	21-JUL-2003 15:50:19	Straylight	152.50	53	43Bet And	2.0480	3300.0	305	7265	No
289	GOM_NL__2PRFIN20030721_155425_000000512018_00197_07265_6356.N1	21-JUL-2003 15:54:25	Twilight	50.500	146	25Eta Tau	2.8730	15200.	101	7265	No
290	GOM_NL__2PRFIN20030721_155600_000000562018_00197_07265_6357.N1	21-JUL-2003 15:56:00	Twilight	56.000	13	87Alp Tau	0.86700	3800.0	112	7265	No
291	GOM_NL__2PRFIN20030721_155807_000000422018_00197_07265_6358.N1	21-JUL-2003 15:58:07	Dark	42.000	27	24Gam Ori	1.6360	26000.	84	7265	No
292	GOM_NL__2PRFIN20030721_160003_000000432018_00197_07265_6359.N1	21-JUL-2003 16:00:03	Dark	43.000	30	46Eps Ori	1.6940	30000.	86	7265	No
293	GOM_NL__2PRFIN20030721_160218_000000452018_00197_07265_6360.N1	21-JUL-2003 16:02:18	Dark	44.500	7	19Bet Ori	0.10000	14000.	89	7265	No
294	GOM_NL__2PRFIN20030721_160440_000000402018_00197_07265_6361.N1	21-JUL-2003 16:04:40	Dark	40.000	101	11Alp Lep	2.5820	7000.0	80	7265	No
295	GOM_NL__2PRFIN20030721_161459_000000442018_00197_07265_6362.N1	21-JUL-2003 16:14:59	Dark	43.500	157	The1Eri	2.9060	9300.0	87	7265	No
296	GOM_NL__2PRFIN20030721_162100_000000442018_00198_07266_6340.N1	21-JUL-2003 16:21:00	Dark	43.500	9	Alp Eri	0.45300	24000.	87	7266	No
297	GOM_NL__2PRFIN20030721_162437_000000572018_00198_07266_6341.N1	21-JUL-2003 16:24:37	Dark	57.000	84	Alp Phe	2.3970	4500.0	114	7266	No
298	GOM_NL__2PRFIN20030721_162823_000000452018_00198_07266_6342.N1	21-JUL-2003 16:28:23	Straylight	45.000	148	Alp Tuc	2.8780	4100.0	90	7266	No
299	GOM_NL__2PRFIN20030721_162958_000000502018_00198_07266_6343.N1	21-JUL-2003 16:29:58	Straylight	50.000	63	Bet Gru	2.1500	2800.0	100	7266	No
300	GOM_NL__2PRFIN20030721_163125_000000542018_00198_07266_6344.N1	21-JUL-2003 16:31:25	Straylight	54.000	31	Alp Gru	1.7340	15200.	108	7266	No
301	GOM_NL__2PRFIN20030721_163413_000000812018_00198_07266_6345.N1	21-JUL-2003 16:34:13	Straylight	80.500	18	24Alp PsA	1.1660	9700.0	161	7266	No
302	GOM_NL__2PRFIN20030721_163859_000000392018_00198_07266_6346.N1	21-JUL-2003 16:38:59	Tw_and_stray	39.000	85	Kap Sco	2.4070	28000.	78	7266	No
303	GOM_NL__2PRFIN20030721_164042_000000462018_00198_07266_6347.N1	21-JUL-2003 16:40:42	Bright	46.000	103	38Zet Sgr	2.6000	9700.0	92	7266	No
304	GOM_NL__2PRFIN20030721_164331_000000702018_00198_07266_6348.N1	21-JUL-2003 16:43:31	Bright	69.500	142	49Del Cap	2.8500	8900.0	139	7266	No
305	GOM_NL__2PRFIN20030721_165105_000000362018_00198_07266_6349.N1	21-JUL-2003 16:51:05	Bright	36.000	126	60Bet Oph	2.7700	4250.0	72	7266	No
306	GOM_NL__2PRFIN20030721_165325_000000382018_00198_07266_6350.N1	21-JUL-2003 16:53:25	Bright	38.000	168	17Zet Aql	2.9860	11000.	76	7266	No
307	GOM_NL__2PRFIN20030721_165929_000000382018_00198_07266_6351.N1	21-JUL-2003 16:59:29	Bright	38.000	133	40Zet Her	2.8070	6000.0	76	7266	No
308	GOM_NL__2PRFIN20030721_170319_000000392018_00198_07266_6352.N1	21-JUL-2003 17:03:19	Bright	39.000	144	18Del Cyg	2.8600	11000.	78	7266	No
309	GOM_NL__2PRFIN20030721_170515_000000482018_00198_07266_6353.N1	21-JUL-2003 17:05:15	Bright	48.000	19	50Alp Cyg	1.2460	10500.	96	7266	No
310	GOM_NL__2PRFIN20030721_170730_000000382018_00198_07266_6354.N1	21-JUL-2003 17:07:30	Bright	37.500	119	14Eta Dra	2.7270	4700.0	75	7266	No
311	GOM_NL__2PRFIN20030721_171023_000000432018_00198_07266_6355.N1	21-JUL-2003 17:10:23	Bright	42.500	89	5Alp Cep	2.4510	8000.0	85	7266	No
312	GOM_NL__2PRFIN20030721_171500_000000372018_00198_07266_6356.N1	21-JUL-2003 17:15:00	Bright	36.500	49	1Alp UMi	1.9900	6300.0	73	7266	No
313	GOM_NL__2PRFIN20030721_171737_000000522018_00198_07266_6357.N1	21-JUL-2003 17:17:37	Bright	52.000	74	11Bet Cas	2.2680	6600.0	104	7266	No
314	GOM_NL__2PRFIN20030721_171913_000000502018_00198_07266_6358.N1	21-JUL-2003 17:19:13	Bright	49.500	76	27Gam Cas	2.3000	30000.	99	7266	No
315	GOM_NL__2PRFIN20030721_172441_000000452018_00198_07266_6359.N1	21-JUL-2003 17:24:41	Bright	44.500	160	23Gam Per	2.9300	4700.0	89	7266	No
316	GOM_NL__2PRFIN20030721_172608_000000452018_00198_07266_6360.N1	21-JUL-2003 17:26:08	Bright	45.000	35	33Alp Per	1.7950	6250.0	90	7266	No
317	GOM_NL__2PRFIN20030721_172757_000000682018_00198_07266_6361.N1	21-JUL-2003 17:27:57	Bright	68.000	73	57Gam1And	2.2600	13100.	136	7266	No
318	GOM_NL__2PRFIN20030721_173055_000001342018_00198_07266_6362.N1	21-JUL-2003 17:30:55	Straylight	134.00	53	43Bet And	2.0480	3300.0	268	7266	No
319	GOM_NL__2PRFIN20030721_173501_000000512018_00198_07266_6363.N1	21-JUL-2003 17:35:01	Twilight	50.500	146	25Eta Tau	2.8730	15200.	101	7266	No
320	GOM_NL__2PRFIN20030721_173636_000000562018_00198_07266_6364.N1	21-JUL-2003 17:36:36	Twilight	56.000	13	87Alp Tau	0.86700	3800.0	112	7266	No
321	GOM_NL__2PRFIN20030721_173843_000000432018_00198_07266_6365.N1	21-JUL-2003 17:38:43	Dark	42.500	27	24Gam Ori	1.6360	26000.	85	7266	No
322	GOM_NL__2PRFIN20030721_174039_000000412018_00198_07266_6366.N1	21-JUL-2003 17:40:39	Dark	40.500	30	46Eps Ori	1.6940	30000.	81	7266	No
323	GOM_NL__2PRFIN20030721_174255_000000442018_00198_07266_6367.N1	21-JUL-2003 17:42:55	Dark	43.500	7	19Bet Ori	0.10000	14000.	87	7266	No
324	GOM_NL__2PRFIN20030721_174516_000000402018_00198_07266_6368.N1	21-JUL-2003 17:45:16	Dark	40.000	101	11Alp Lep	2.5820	7000.0	80	7266	No
325	GOM_NL__2PRFIN20030721_175536_000000432018_00198_07266_6369.N1	21-JUL-2003 17:55:36	Dark	43.000	157	The1Eri	2.9060	9300.0	86	7266	No
326	GOM_NL__2PRFIN20030721_180137_000000442018_00199_07267_6345.N1	21-JUL-2003 18:01:37	Dark	43.500	9	Alp Eri	0.45300	24000.	87	7267	No
327	GOM_NL__2PRFIN20030721_180514_000000592018_00199_07267_6346.N1	21-JUL-2003 18:05:14	Dark	59.000	84	Alp Phe	2.3970	4500.0	118	7267	No
328	GOM_NL__2PRFIN20030721_180859_000000412018_00199_07267_6347.N1	21-JUL-2003 18:08:59	Straylight	41.000	148	Alp Tuc	2.8780	4100.0	82	7267	No
329	GOM_NL__2PRFIN20030721_181035_000000512018_00199_07267_6348.N1	21-JUL-2003 18:10:35	Straylight	50.500	63	Bet Gru	2.1500	2800.0	101	7267	No
330	GOM_NL__2PRFIN20030721_181202_000000462018_00199_07267_6349.N1	21-JUL-2003 18:12:02	Straylight	45.500	31	Alp Gru	1.7340	15200.	91	7267	No
331	GOM_NL__2PRFIN20030721_181450_000000832018_00199_07267_6350.N1	21-JUL-2003 18:14:50	Straylight	83.000	18	24Alp PsA	1.1660	9700.0	166	7267	No
332	GOM_NL__2PRFIN20030721_181935_000000422018_00199_07267_6351.N1	21-JUL-2003 18:19:35	Tw_and_stray	42.000	85	Kap Sco	2.4070	28000.	84	7267	No
333	GOM_NL__2PRFIN20030721_182118_000000482018_00199_07267_6352.N1	21-JUL-2003 18:21:18	Bright	47.500	103	38Zet Sgr	2.6000	9700.0	95	7267	No
334	GOM_NL__2PRFIN20030721_182407_000000692018_00199_07267_6353.N1	21-JUL-2003 18:24:07	Bright	69.000	142	49Del Cap	2.8500	8900.0	138	7267	No
335	GOM_NL__2PRFIN20030721_183141_000000362018_00199_07267_6354.N1	21-JUL-2003 18:31:41	Bright	35.500	126	60Bet Oph	2.7700	4250.0	71	7267	No
336	GOM_NL__2PRFIN20030721_183401_000000392018_00199_07267_6355.N1	21-JUL-2003 18:34:01	Bright	38.500	168	17Zet Aql	2.9860	11000.	77	7267	No
337	GOM_NL__2PRFIN20030721_184006_000000392018_00199_07267_6356.N1	21-JUL-2003 18:40:06	Bright	38.500	133	40Zet Her	2.8070	6000.0	77	7267	No

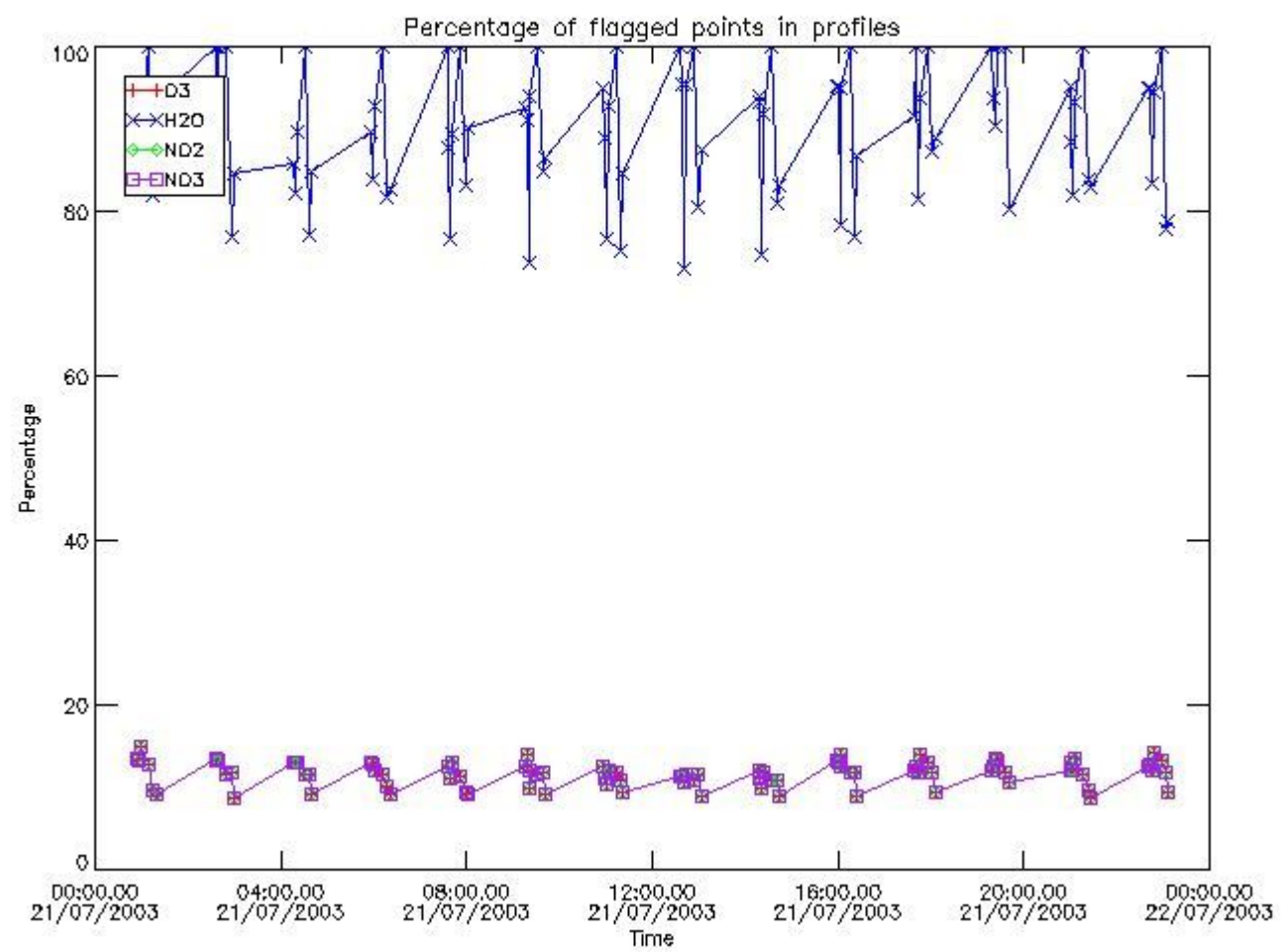
338	GOM_NL__2PRFIN20030721_184355_000000402018_00199_07267_6357.N1	21-JUL-2003 18:43:55	Bright	40.000	144	18Del Cyg	2.8600	11000.	80	7267	No
339	GOM_NL__2PRFIN20030721_184550_000000492018_00199_07267_6358.N1	21-JUL-2003 18:45:50	Bright	48.500	19	50Alp Cyg	1.2460	10500.	97	7267	No
340	GOM_NL__2PRFIN20030721_184806_000000372018_00199_07267_6359.N1	21-JUL-2003 18:48:06	Bright	36.500	119	14Eta Dra	2.7270	4700.0	73	7267	No
341	GOM_NL__2PRFIN20030721_185059_000000432018_00199_07267_6360.N1	21-JUL-2003 18:50:59	Bright	43.000	89	5Alp Cep	2.4510	8000.0	86	7267	No
342	GOM_NL__2PRFIN20030721_185536_000000382018_00199_07267_6361.N1	21-JUL-2003 18:55:36	Bright	38.000	49	1Alp UMi	1.9900	6300.0	76	7267	No
343	GOM_NL__2PRFIN20030721_185812_000000502018_00199_07267_6362.N1	21-JUL-2003 18:58:12	Dark	50.000	74	11Bet Cas	2.2680	6600.0	100	7267	Yes
344	GOM_NL__2PRFIN20030721_185948_000000492018_00199_07267_6363.N1	21-JUL-2003 18:59:48	Bright	48.500	76	27Gam Cas	2.3000	30000.	97	7267	No
345	GOM_NL__2PRFIN20030721_190517_000000452018_00199_07267_6364.N1	21-JUL-2003 19:05:17	Bright	44.500	160	23Gam Per	2.9300	4700.0	89	7267	No
346	GOM_NL__2PRFIN20030721_190644_000000462018_00199_07267_6365.N1	21-JUL-2003 19:06:44	Bright	46.000	35	33Alp Per	1.7950	6250.0	92	7267	No
347	GOM_NL__2PRFIN20030721_190832_000000692018_00199_07267_6366.N1	21-JUL-2003 19:08:32	Bright	68.500	73	57Gam1And	2.2600	13100.	137	7267	No
348	GOM_NL__2PRFIN20030721_191131_000001312018_00199_07267_6367.N1	21-JUL-2003 19:11:31	Straylight	131.00	53	43Bet And	2.0480	3300.0	262	7267	No
349	GOM_NL__2PRFIN20030721_191712_000000502018_00199_07267_6368.N1	21-JUL-2003 19:17:12	Twilight	50.000	13	87Alp Tau	0.86700	3800.0	100	7267	No
350	GOM_NL__2PRFIN20030721_191919_000000422018_00199_07267_6369.N1	21-JUL-2003 19:19:19	Dark	42.000	27	24Gam Ori	1.6360	26000.	84	7267	No
351	GOM_NL__2PRFIN20030721_192116_000000412018_00199_07267_6370.N1	21-JUL-2003 19:21:16	Dark	41.000	30	46Eps Ori	1.6940	30000.	82	7267	No
352	GOM_NL__2PRFIN20030721_192331_000000422018_00199_07267_6371.N1	21-JUL-2003 19:23:31	Dark	41.500	7	19Bet Ori	0.10000	14000.	83	7267	No
353	GOM_NL__2PRFIN20030721_192552_000000392018_00199_07267_6372.N1	21-JUL-2003 19:25:52	Dark	38.500	101	11Alp Lep	2.5820	7000.0	77	7267	No
354	GOM_NL__2PRFIN20030721_193612_000000432018_00199_07267_6373.N1	21-JUL-2003 19:36:12	Dark	43.000	157	The1Eri	2.9060	9300.0	86	7267	No
355	GOM_NL__2PRFIN20030721_194214_000000492018_00200_07268_6878.N1	21-JUL-2003 19:42:14	Dark	48.500	9	Alp Eri	0.45300	24000.	97	7268	No
356	GOM_NL__2PRFIN20030721_194551_000000612018_00200_07268_6879.N1	21-JUL-2003 19:45:51	Straylight	60.500	84	Alp Phe	2.3970	4500.0	121	7268	No
357	GOM_NL__2PRFIN20030721_194936_000000432018_00200_07268_6880.N1	21-JUL-2003 19:49:36	Straylight	42.500	148	Alp Tuc	2.8780	4100.0	85	7268	No
358	GOM_NL__2PRFIN20030721_195111_000000522018_00200_07268_6881.N1	21-JUL-2003 19:51:11	Straylight	51.500	63	Bet Gru	2.1500	2800.0	103	7268	No
359	GOM_NL__2PRFIN20030721_195239_000000482018_00200_07268_6882.N1	21-JUL-2003 19:52:39	Straylight	48.000	31	Alp Gru	1.7340	15200.	96	7268	No
360	GOM_NL__2PRFIN20030721_195528_000000842018_00200_07268_6883.N1	21-JUL-2003 19:55:28	Straylight	83.500	18	24Alp PsA	1.1660	9700.0	167	7268	No
361	GOM_NL__2PRFIN20030721_200011_000000392018_00200_07268_6884.N1	21-JUL-2003 20:00:11	Tw_and_stray	38.500	85	Kap Sco	2.4070	28000.	77	7268	No
362	GOM_NL__2PRFIN20030721_200154_000000432018_00200_07268_6885.N1	21-JUL-2003 20:01:54	Bright	43.000	103	38Zet Sgr	2.6000	9700.0	86	7268	No
363	GOM_NL__2PRFIN20030721_200444_000000702018_00200_07268_6886.N1	21-JUL-2003 20:04:44	Bright	69.500	142	49Del Cap	2.8500	8900.0	139	7268	No
364	GOM_NL__2PRFIN20030721_201218_000000372018_00200_07268_6887.N1	21-JUL-2003 20:12:18	Bright	37.000	126	60Bet Oph	2.7700	4250.0	74	7268	No
365	GOM_NL__2PRFIN20030721_201437_000000392018_00200_07268_6888.N1	21-JUL-2003 20:14:37	Bright	38.500	168	17Zet Aql	2.9860	11000.	77	7268	No
366	GOM_NL__2PRFIN20030721_202042_000000392018_00200_07268_6889.N1	21-JUL-2003 20:20:42	Bright	38.500	133	40Zet Her	2.8070	6000.0	77	7268	No
367	GOM_NL__2PRFIN20030721_202430_000000402018_00200_07268_6890.N1	21-JUL-2003 20:24:30	Bright	40.000	144	18Del Cyg	2.8600	11000.	80	7268	No
368	GOM_NL__2PRFIN20030721_202625_000000502018_00200_07268_6891.N1	21-JUL-2003 20:26:25	Bright	49.500	19	50Alp Cyg	1.2460	10500.	99	7268	No
369	GOM_NL__2PRFIN20030721_202842_000000372018_00200_07268_6892.N1	21-JUL-2003 20:28:42	Bright	36.500	119	14Eta Dra	2.7270	4700.0	73	7268	No
370	GOM_NL__2PRFIN20030721_203134_000000402018_00200_07268_6893.N1	21-JUL-2003 20:31:34	Bright	40.000	89	5Alp Cep	2.4510	8000.0	80	7268	No
371	GOM_NL__2PRFIN20030721_203612_000000362018_00200_07268_6894.N1	21-JUL-2003 20:36:12	Bright	36.000	49	1Alp UMi	1.9900	6300.0	72	7268	No
372	GOM_NL__2PRFIN20030721_203848_000000482018_00200_07268_6895.N1	21-JUL-2003 20:38:48	Bright	48.000	74	11Bet Cas	2.2680	6600.0	96	7268	No
373	GOM_NL__2PRFIN20030721_204024_000000462018_00200_07268_6896.N1	21-JUL-2003 20:40:24	Bright	46.000	76	27Gam Cas	2.3000	30000.	92	7268	No
374	GOM_NL__2PRFIN20030721_204553_000000442018_00200_07268_6897.N1	21-JUL-2003 20:45:53	Bright	44.000	160	23Gam Per	2.9300	4700.0	88	7268	No
375	GOM_NL__2PRFIN20030721_204720_000000462018_00200_07268_6898.N1	21-JUL-2003 20:47:20	Bright	45.500	35	33Alp Per	1.7950	6250.0	91	7268	No
376	GOM_NL__2PRFIN20030721_204908_000000702018_00200_07268_6899.N1	21-JUL-2003 20:49:08	Bright	70.000	73	57Gam1And	2.2600	13100.	140	7268	No
377	GOM_NL__2PRFIN20030721_205206_000001362018_00200_07268_6900.N1	21-JUL-2003 20:52:06	Straylight	136.00	53	43Bet And	2.0480	3300.0	272	7268	No
378	GOM_NL__2PRFIN20030721_205613_000000502018_00200_07268_6901.N1	21-JUL-2003 20:56:13	Twilight	49.500	146	25Eta Tau	2.8730	15200.	99	7268	No
379	GOM_NL__2PRFIN20030721_205748_000000492018_00200_07268_6902.N1	21-JUL-2003 20:57:48	Twilight	49.000	13	87Alp Tau	0.86700	3800.0	98	7268	No
380	GOM_NL__2PRFIN20030721_205956_000000422018_00200_07268_6903.N1	21-JUL-2003 20:59:56	Dark	42.000	27	24Gam Ori	1.6360	26000.	84	7268	No
381	GOM_NL__2PRFIN20030721_210152_000000402018_00200_07268_6904.N1	21-JUL-2003 21:01:52	Dark	39.500	30	46Eps Ori	1.6940	30000.	79	7268	No
382	GOM_NL__2PRFIN20030721_210407_000000422018_00200_07268_6905.N1	21-JUL-2003 21:04:07	Dark	42.000	7	19Bet Ori	0.10000	14000.	84	7268	No
383	GOM_NL__2PRFIN20030721_210629_000000382018_00200_07268_6906.N1	21-JUL-2003 21:06:29	Dark	38.000	101	11Alp Lep	2.5820	7000.0	76	7268	No
384	GOM_NL__2PRFIN20030721_211649_000000442018_00200_07268_6907.N1	21-JUL-2003 21:16:49	Dark	44.000	157	The1Eri	2.9060	9300.0	88	7268	No
385	GOM_NL__2PRFIN20030721_212250_000000532018_00201_07269_6998.N1	21-JUL-2003 21:22:50	Dark	53.000	9	Alp Eri	0.45300	24000.	106	7269	No
386	GOM_NL__2PRFIN20030721_212628_000000592018_00201_07269_6999.N1	21-JUL-2003 21:26:28	Dark	58.500	84	Alp Phe	2.3970	4500.0	117	7269	No
387	GOM_NL__2PRFIN20030721_213012_000000412018_00201_07269_7000.N1	21-JUL-2003 21:30:12	Straylight	40.500	148	Alp Tuc	2.8780	4100.0	81	7269	No
388	GOM_NL__2PRFIN20030721_213148_000000602018_00201_07269_7001.N1	21-JUL-2003 21:31:48	Straylight	60.000	63	Bet Gru	2.1500	2800.0	120	7269	No
389	GOM_NL__2PRFIN20030721_213315_000000562018_00201_07269_7002.N1	21-JUL-2003 21:33:15	Straylight	56.000	31	Alp Gru	1.7340	15200.	112	7269	No
390	GOM_NL__2PRFIN20030721_213605_000000822018_00201_07269_7003.N1	21-JUL-2003 21:36:05	Straylight	81.500	18	24Alp PsA	1.1660	9700.0	163	7269	No
391	GOM_NL__2PRFIN20030721_214047_000000402018_00201_07269_7004.N1	21-JUL-2003 21:40:47	Tw_and_stray	40.000	85	Kap Sco	2.4070	28000.	80	7269	No
392	GOM_NL__2PRFIN20030721_214230_000000472018_00201_07269_7005.N1	21-JUL-2003 21:42:30	Bright	46.500	103	38Zet Sgr	2.6000	9700.0	93	7269	No
393	GOM_NL__2PRFIN20030721_214520_000000702018_00201_07269_7006.N1	21-JUL-2003 21:45:20	Bright	70.000	142	49Del Cap	2.8500	8900.0	140	7269	No
394	GOM_NL__2PRFIN20030721_215253_000000382018_00201_07269_7007.N1	21-JUL-2003 21:52:53	Bright	37.500	126	60Bet Oph	2.7700	4250.0	75	7269	No
395	GOM_NL__2PRFIN20030721_215513_000000382018_00201_07269_7008.N1	21-JUL-2003 21:55:13	Bright	37.500	168	17Zet Aql	2.9860	11000.	75	7269	No
396	GOM_NL__2PRFIN20030721_220118_000000402018_00201_07269_7009.N1	21-JUL-2003 22:01:18	Bright	40.000	133	40Zet Her	2.8070	6000.0	80	7269	No

397	GOM_NL__2PRFIN20030721_220506_000000392018_00201_07269_7010.N1	21-JUL-2003 22:05:06	Bright	38.500	144	18Del Cyg	2.8600	11000.	77	7269	No
398	GOM_NL__2PRFIN20030721_220701_000000472018_00201_07269_7011.N1	21-JUL-2003 22:07:01	Bright	47.000	19	50Alp Cyg	1.2460	10500.	94	7269	No
399	GOM_NL__2PRFIN20030721_220918_000000382018_00201_07269_7012.N1	21-JUL-2003 22:09:18	Bright	37.500	119	14Eta Dra	2.7270	4700.0	75	7269	No
400	GOM_NL__2PRFIN20030721_221209_000000432018_00201_07269_7013.N1	21-JUL-2003 22:12:09	Bright	43.000	89	5Alp Cep	2.4510	8000.0	86	7269	No
401	GOM_NL__2PRFIN20030721_221648_000000372018_00201_07269_7014.N1	21-JUL-2003 22:16:48	Bright	36.500	49	1Alp UMi	1.9900	6300.0	73	7269	No
402	GOM_NL__2PRFIN20030721_221923_000000512018_00201_07269_7015.N1	21-JUL-2003 22:19:23	Bright	51.000	74	11Bet Cas	2.2680	6600.0	102	7269	No
403	GOM_NL__2PRFIN20030721_222059_000000482018_00201_07269_7016.N1	21-JUL-2003 22:20:59	Bright	48.000	76	27Gam Cas	2.3000	30000.	96	7269	No
404	GOM_NL__2PRFIN20030721_222629_000000452018_00201_07269_7017.N1	21-JUL-2003 22:26:29	Bright	45.000	160	23Gam Per	2.9300	4700.0	90	7269	No
405	GOM_NL__2PRFIN20030721_222755_000000462018_00201_07269_7018.N1	21-JUL-2003 22:27:55	Bright	45.500	35	33Alp Per	1.7950	6250.0	91	7269	No
406	GOM_NL__2PRFIN20030721_222943_000000722018_00201_07269_7019.N1	21-JUL-2003 22:29:43	Bright	71.500	73	57Gam1And	2.2600	13100.	143	7269	No
407	GOM_NL__2PRFIN20030721_223242_000001542018_00201_07269_7020.N1	21-JUL-2003 22:32:42	Straylight	153.50	53	43Bet And	2.0480	3300.0	307	7269	No
408	GOM_NL__2PRFIN20030721_223650_000000462018_00201_07269_7021.N1	21-JUL-2003 22:36:50	Twilight	46.000	146	25Eta Tau	2.8730	15200.	92	7269	No
409	GOM_NL__2PRFIN20030721_223824_000000442018_00201_07269_7022.N1	21-JUL-2003 22:38:24	Twilight	43.500	13	87Alp Tau	0.86700	3800.0	87	7269	No
410	GOM_NL__2PRFIN20030721_224031_000000412018_00201_07269_7023.N1	21-JUL-2003 22:40:31	Dark	40.500	27	24Gam Ori	1.6360	26000.	81	7269	No
411	GOM_NL__2PRFIN20030721_224228_000000402018_00201_07269_7024.N1	21-JUL-2003 22:42:28	Dark	40.000	30	46Eps Ori	1.6940	30000.	80	7269	No
412	GOM_NL__2PRFIN20030721_224443_000000432018_00201_07269_7025.N1	21-JUL-2003 22:44:43	Dark	42.500	7	19Bet Ori	0.10000	14000.	85	7269	No
413	GOM_NL__2PRFIN20030721_224704_000000362018_00201_07269_7026.N1	21-JUL-2003 22:47:04	Dark	36.000	101	11Alp Lep	2.5820	7000.0	72	7269	No
414	GOM_NL__2PRFIN20030721_225726_000000462018_00201_07269_7027.N1	21-JUL-2003 22:57:26	Dark	46.000	157	The1Eri	2.9060	9300.0	92	7269	No
415	GOM_NL__2PRFIN20030721_230326_000000442018_00202_07270_6877.N1	21-JUL-2003 23:03:26	Dark	43.500	9	Alp Eri	0.45300	24000.	87	7270	No
416	GOM_NL__2PRFIN20030721_230705_000000552018_00202_07270_6878.N1	21-JUL-2003 23:07:05	Dark	54.500	84	Alp Phe	2.3970	4500.0	109	7270	No
417	GOM_NL__2PRFIN20030721_231048_000000432018_00202_07270_6879.N1	21-JUL-2003 23:10:48	Straylight	43.000	148	Alp Tuc	2.8780	4100.0	86	7270	No
418	GOM_NL__2PRFIN20030721_231225_000000582018_00202_07270_6880.N1	21-JUL-2003 23:12:25	Straylight	58.000	63	Bet Gru	2.1500	2800.0	116	7270	No
419	GOM_NL__2PRFIN20030721_231352_000000562018_00202_07270_6881.N1	21-JUL-2003 23:13:52	Straylight	55.500	31	Alp Gru	1.7340	15200.	111	7270	No
420	GOM_NL__2PRFIN20030721_231641_000000832018_00202_07270_6882.N1	21-JUL-2003 23:16:41	Straylight	83.000	18	24Alp PsA	1.1660	9700.0	166	7270	No
421	GOM_NL__2PRFIN20030721_232102_000000422018_00202_07270_6883.N1	21-JUL-2003 23:21:02	Tw_and_stray	41.500	178	lot1Sco	3.0220	6550.0	83	7270	No
422	GOM_NL__2PRFIN20030721_232217_000000442018_00202_07270_6884.N1	21-JUL-2003 23:22:17	Bright	44.000	38	20Eps Sgr	1.8360	11000.	88	7270	No
423	GOM_NL__2PRFIN20030721_232412_000000392018_00202_07270_6885.N1	21-JUL-2003 23:24:12	Bright	38.500	57	34Sig Sgr	2.0660	26000.	77	7270	No
424	GOM_NL__2PRFIN20030721_232554_000000722018_00202_07270_6886.N1	21-JUL-2003 23:25:54	Bright	71.500	142	49Del Cap	2.8500	8900.0	143	7270	No
425	GOM_NL__2PRFIN20030721_233330_000000372018_00202_07270_6887.N1	21-JUL-2003 23:33:30	Bright	36.500	126	60Bet Oph	2.7700	4250.0	73	7270	No
426	GOM_NL__2PRFIN20030721_233548_000000372018_00202_07270_6888.N1	21-JUL-2003 23:35:48	Bright	37.000	168	17Zet Aql	2.9860	11000.	74	7270	No
427	GOM_NL__2PRFIN20030721_234154_000000392018_00202_07270_6889.N1	21-JUL-2003 23:41:54	Bright	38.500	133	40Zet Her	2.8070	6000.0	77	7270	No
428	GOM_NL__2PRFIN20030721_234541_000000402018_00202_07270_6890.N1	21-JUL-2003 23:45:41	Bright	40.000	144	18Del Cyg	2.8600	11000.	80	7270	No
429	GOM_NL__2PRFIN20030721_234735_000000492018_00202_07270_6891.N1	21-JUL-2003 23:47:35	Bright	49.000	19	50Alp Cyg	1.2460	10500.	98	7270	No
430	GOM_NL__2PRFIN20030721_234954_000000382018_00202_07270_6892.N1	21-JUL-2003 23:49:54	Bright	37.500	119	14Eta Dra	2.7270	4700.0	75	7270	No
431	GOM_NL__2PRFIN20030721_235245_000000402018_00202_07270_6893.N1	21-JUL-2003 23:52:45	Bright	40.000	89	5Alp Cep	2.4510	8000.0	80	7270	No
432	GOM_NL__2PRFIN20030721_235724_000000352018_00202_07270_6894.N1	21-JUL-2003 23:57:24	Bright	35.000	49	1Alp UMi	1.9900	6300.0	70	7270	No
433	GOM_NL__2PRFIN20030721_235958_000000512018_00202_07270_6895.N1	21-JUL-2003 23:59:58	Bright	51.000	74	11Bet Cas	2.2680	6600.0	102	7270	No

3. Quality information per product

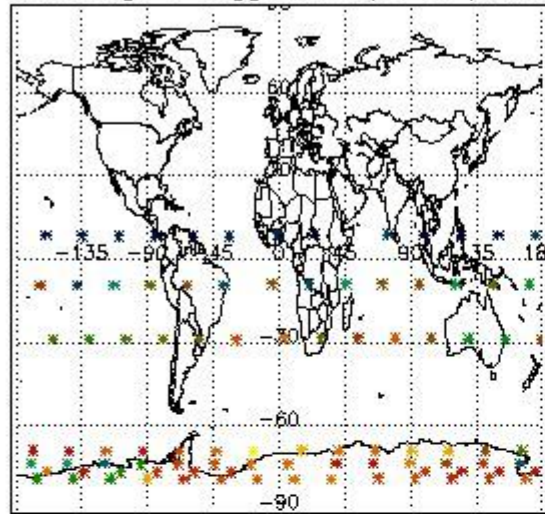
In this section it is plotted some information contained in the Quality Summary data set of the level 2 products. Only products in dark limb conditions and without errors (error flag in the MPH set to "0") are used.

3.1 Plot quality information per product (time dependant)

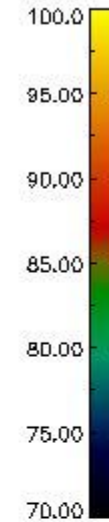
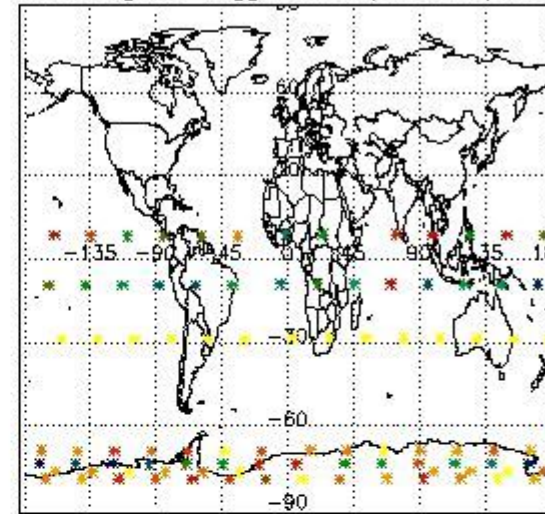


3.2 Plot quality information per product (world map)

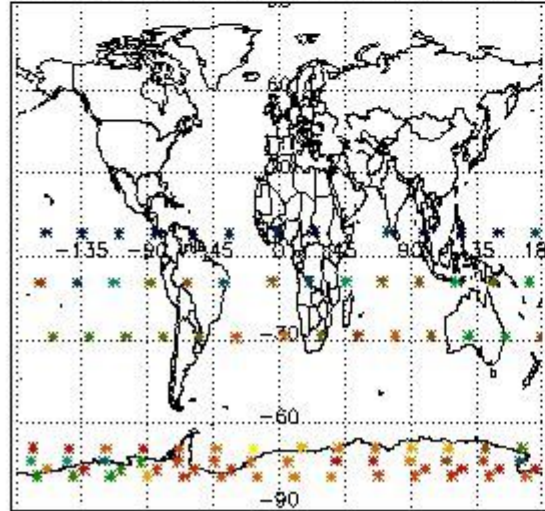
Percentage of flagged data per O3 profile



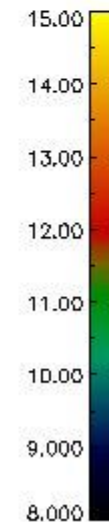
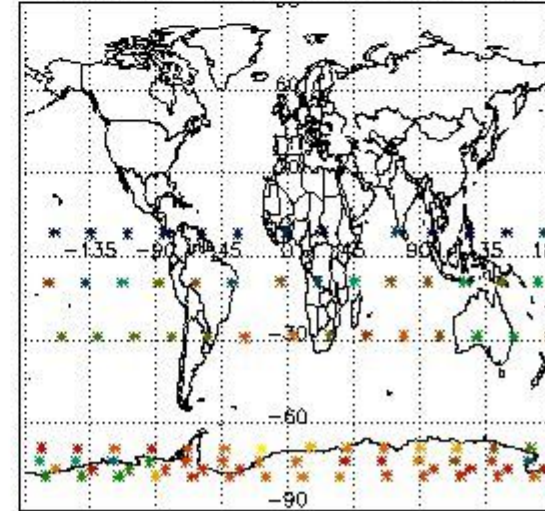
Percentage of flagged data per H2O profile



Percentage of flagged data per NO2 profile



Percentage of flagged data per NO3 profile

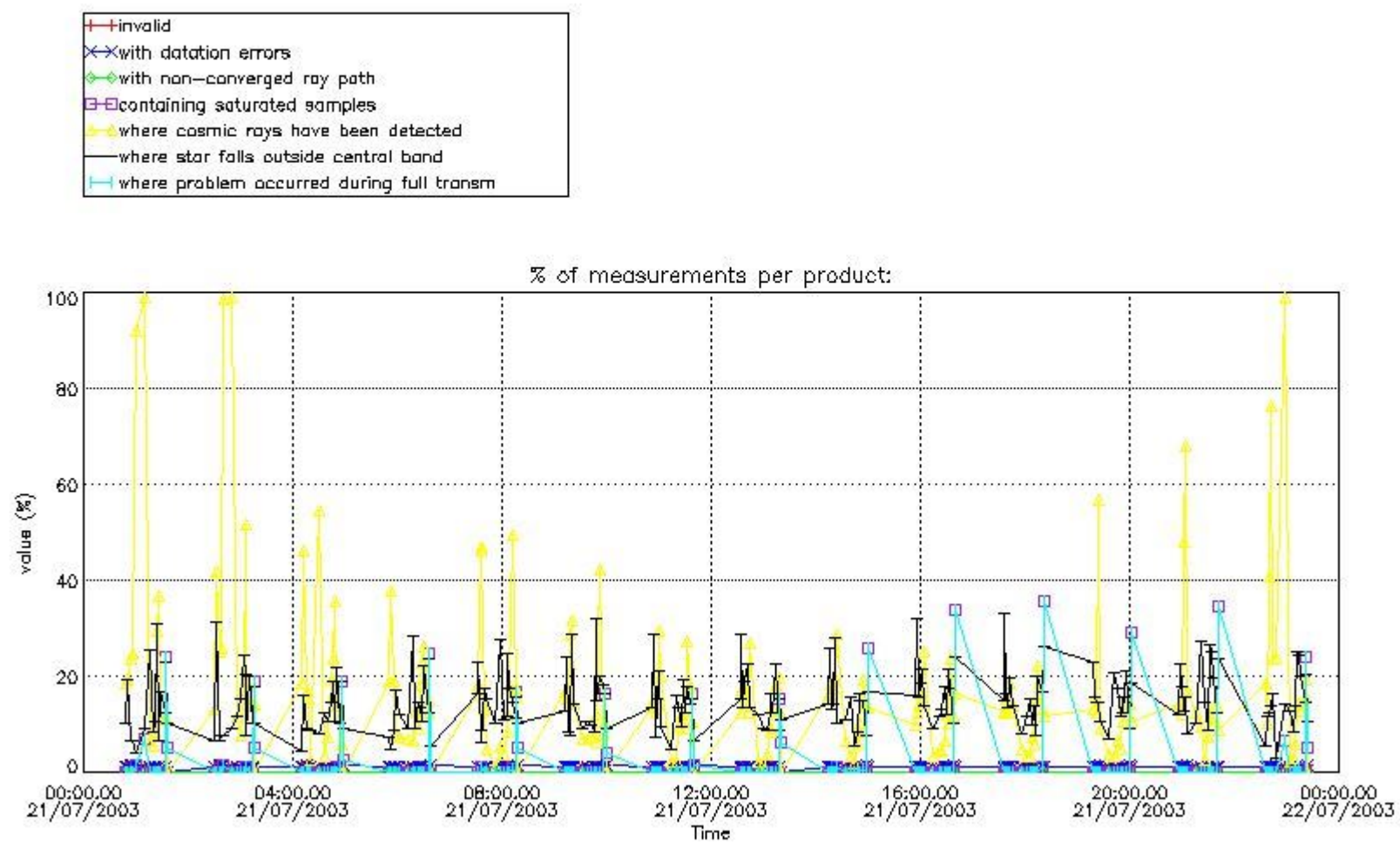


4. Level 1 quality information per product

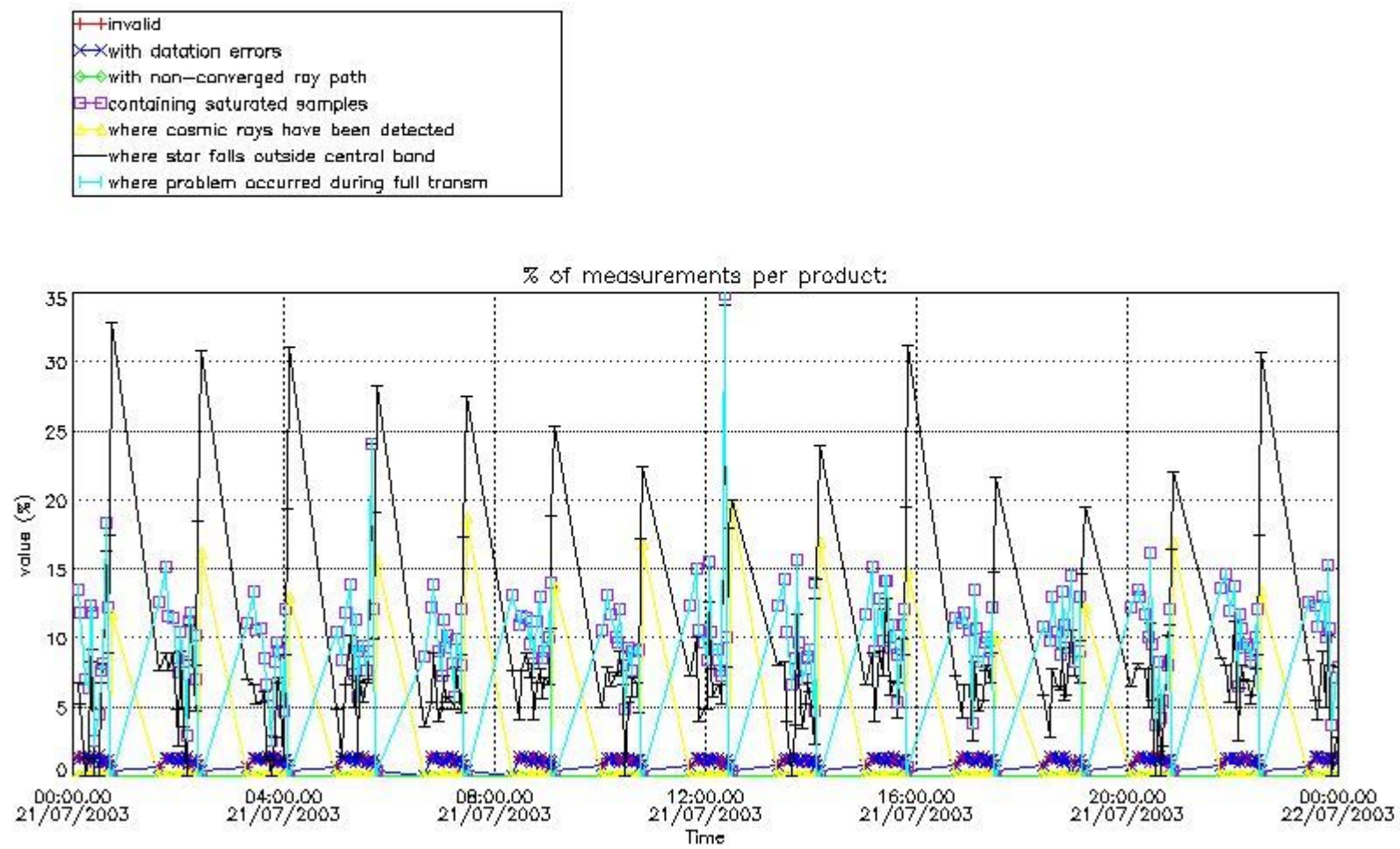
In this section it is plotted some information contained in the Quality Summary data set of the level 2 products that comes from the level 1b processing. Products without errors (error flag in the MPH set to "0") are used.

4.1 Plot quality information per product (time dependant) coming from level 1b processing

4.1.1 Plot level 1 quality information per product (time dependant): ENVISAT ASCENDING passes

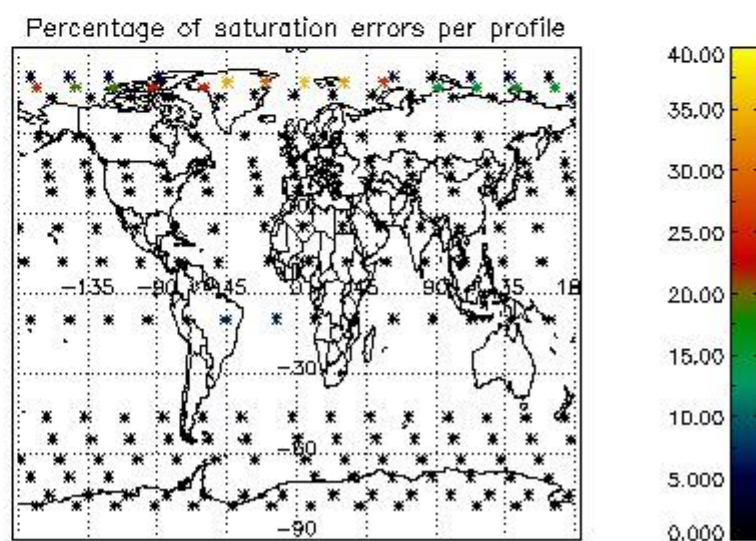
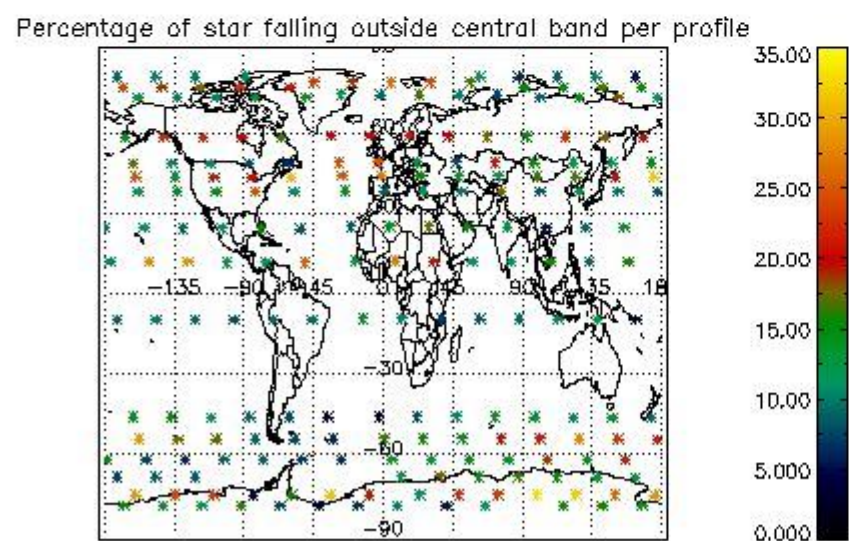
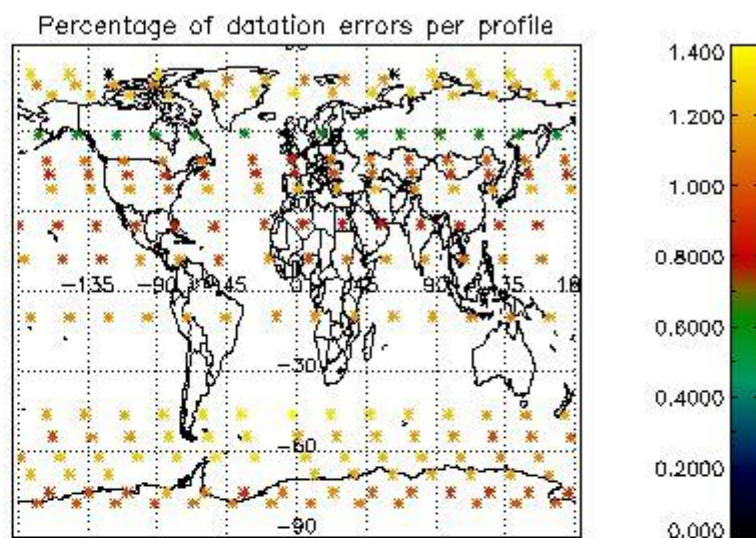
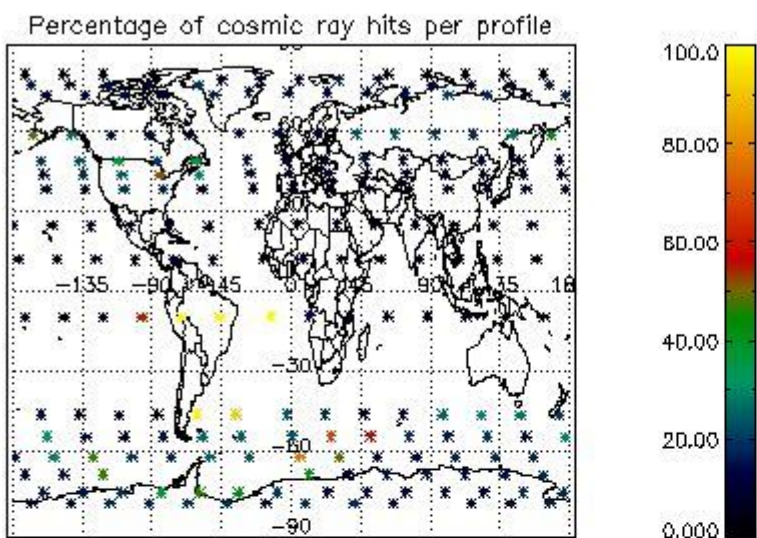


4.1.2 Plot level 1 quality information per product (time dependant): ENVI SAT DESCENDING passes

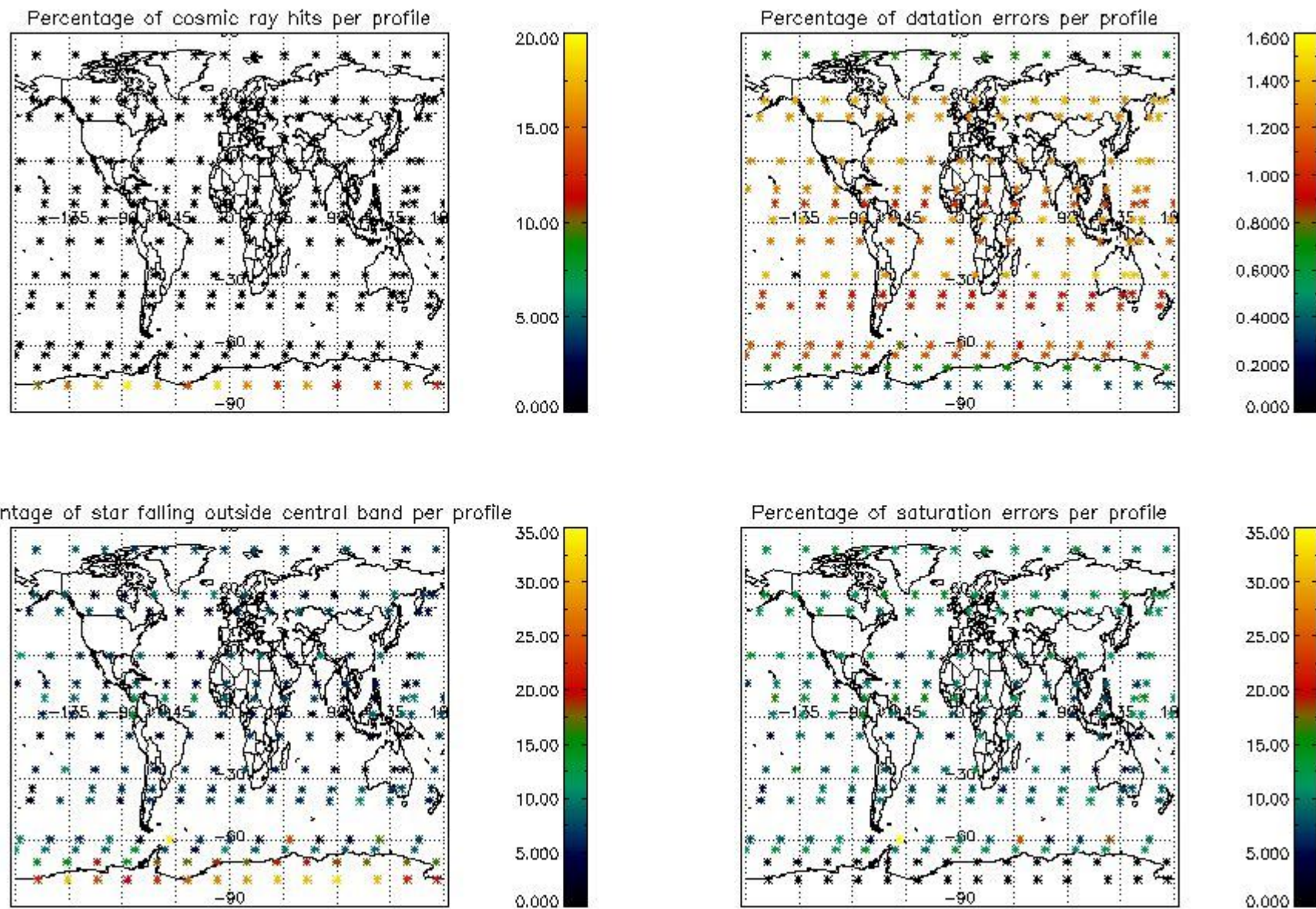


4.2 Plot quality information per product coming from level 1b processing (world map)

4.2.1 Plot level 1 quality information per product (world map): ENVISAT ASCENDING passes



4.2.2 Plot level 1 quality information per product (world map): ENVISAT DESCENDING passes



5. Trace gas profiles

5.1 Ozone statistics based on quality of products

The final quality of the products can be "measured" using the STD (Standard Deviation) attached to every point profile. This information is written to the parameter GOM_NL__2P/NL_LOCAL_SPECIES_DENSITY/o3_std of the level 2 products. The table below shows the statistics for given STD ranges.

The statistics are given with respect to the overall valid production:

- Products without fatal errors: GOM_NL__2P/MPH/PRODUCT_ERR=0
- Valid point profile: GOM_NL__2P/NL_LOCAL_SPECIES_DENSITY/pcd(0)=0

The 'Criteria' is applied to valid points of dark limb products:

- Products in dark limb illumination condition: GOM_NL__2P/NL_SUMMARY_QUALITY/obs_ill_cond=0
- Products without fatal errors: GOM_NL__2P/MPH/PRODUCT_ERR=0
- Valid point profile: GOM_NL__2P/NL_LOCAL_SPECIES_DENSITY/pcd(0)=0

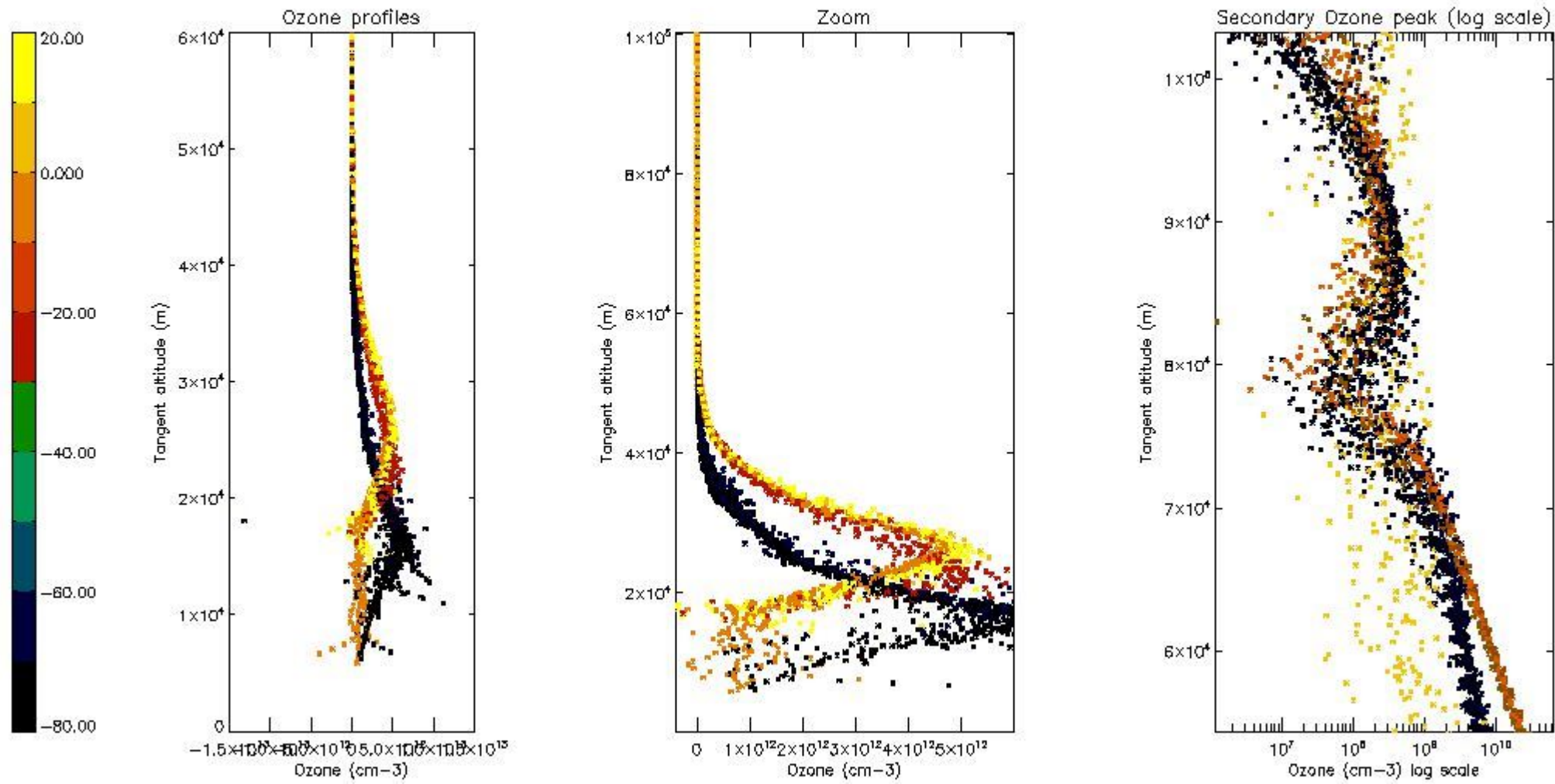
So, the table below shows the percentage of dark limb and valid observations for each criteria with respect to the overall valid daily observations.

Criteria	% of total production
All STD	19
STD < 20	12

STD < 10	10
STD < 5	7

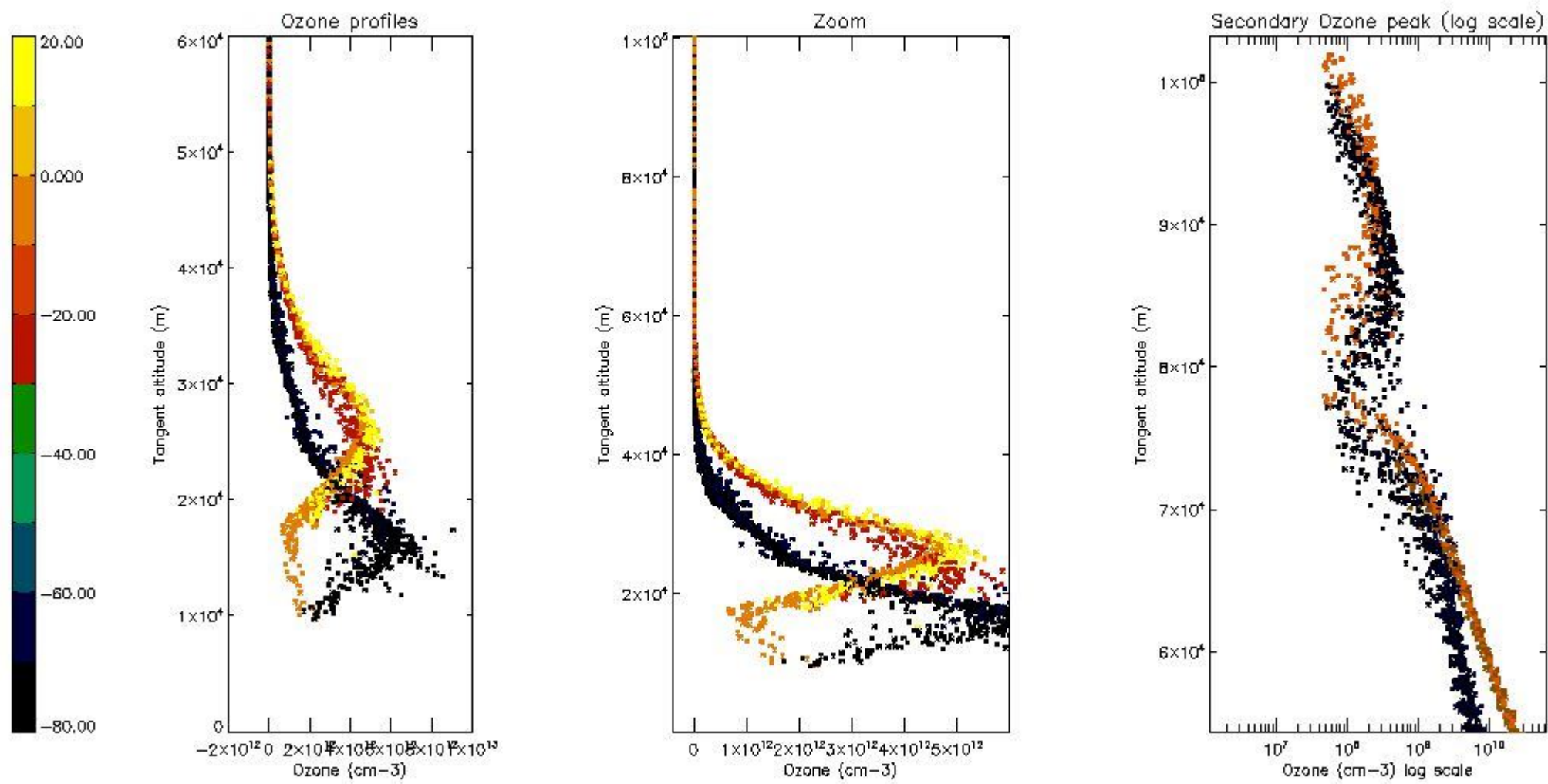
5.2 Plot ozone profiles for all STD (dark without errors)

The colorbar represents the latitude.



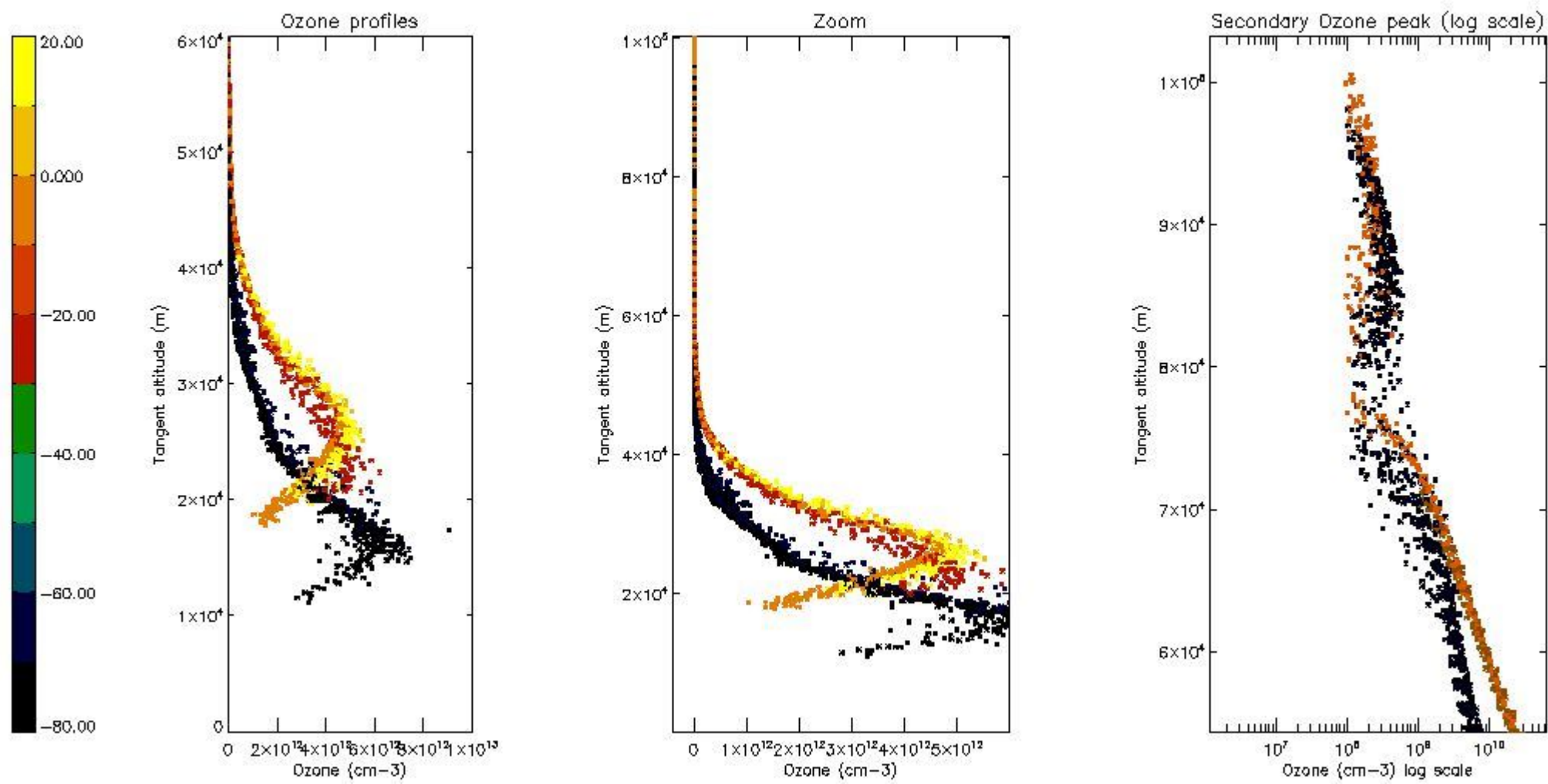
5.3 Plot ozone profiles where STD < 20% (dark without errors)

The colorbar represents the latitude.



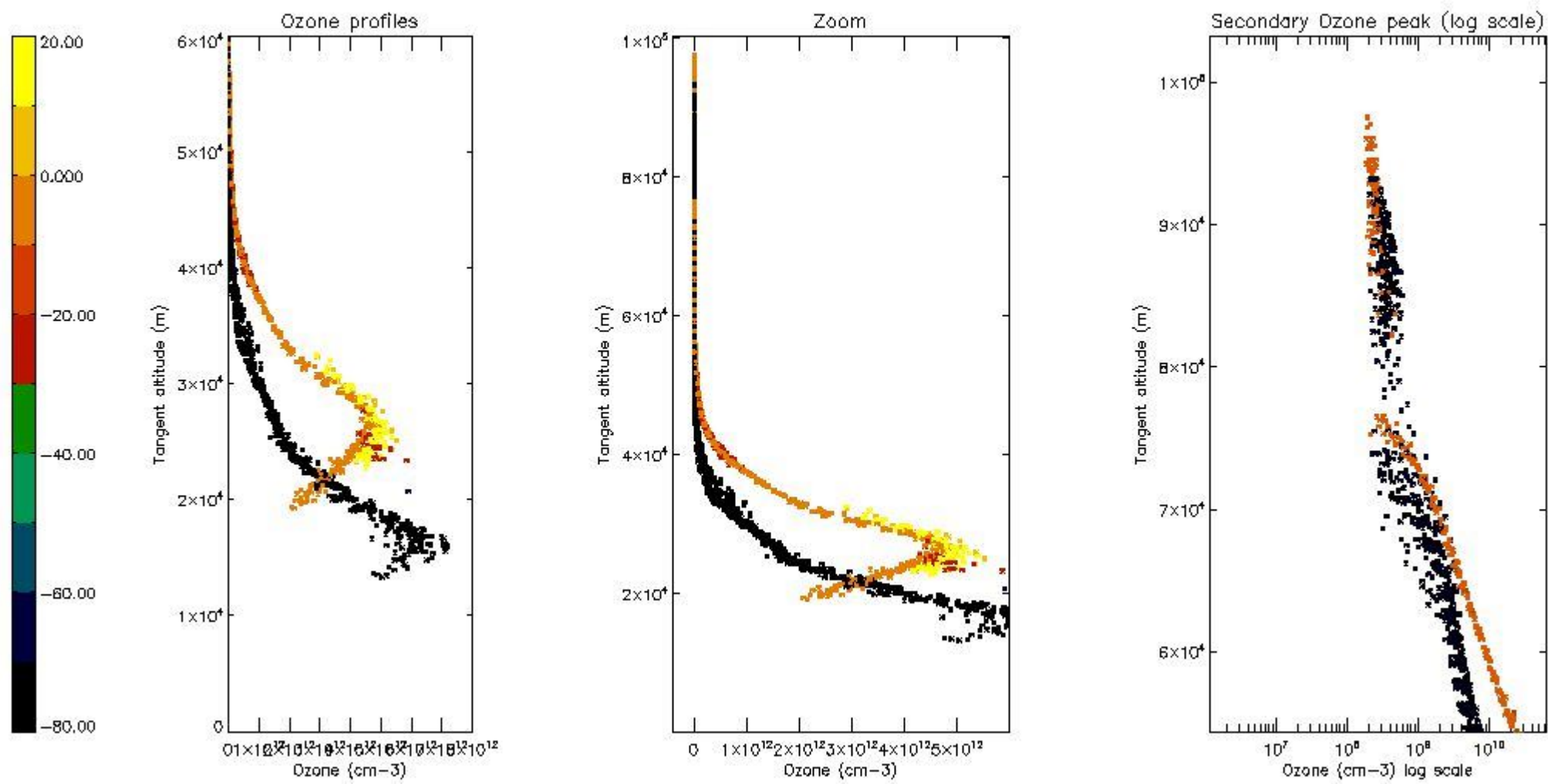
5.4 Plot ozone profiles where $STD < 10\%$ (dark without errors)

The colorbar represents the latitude.



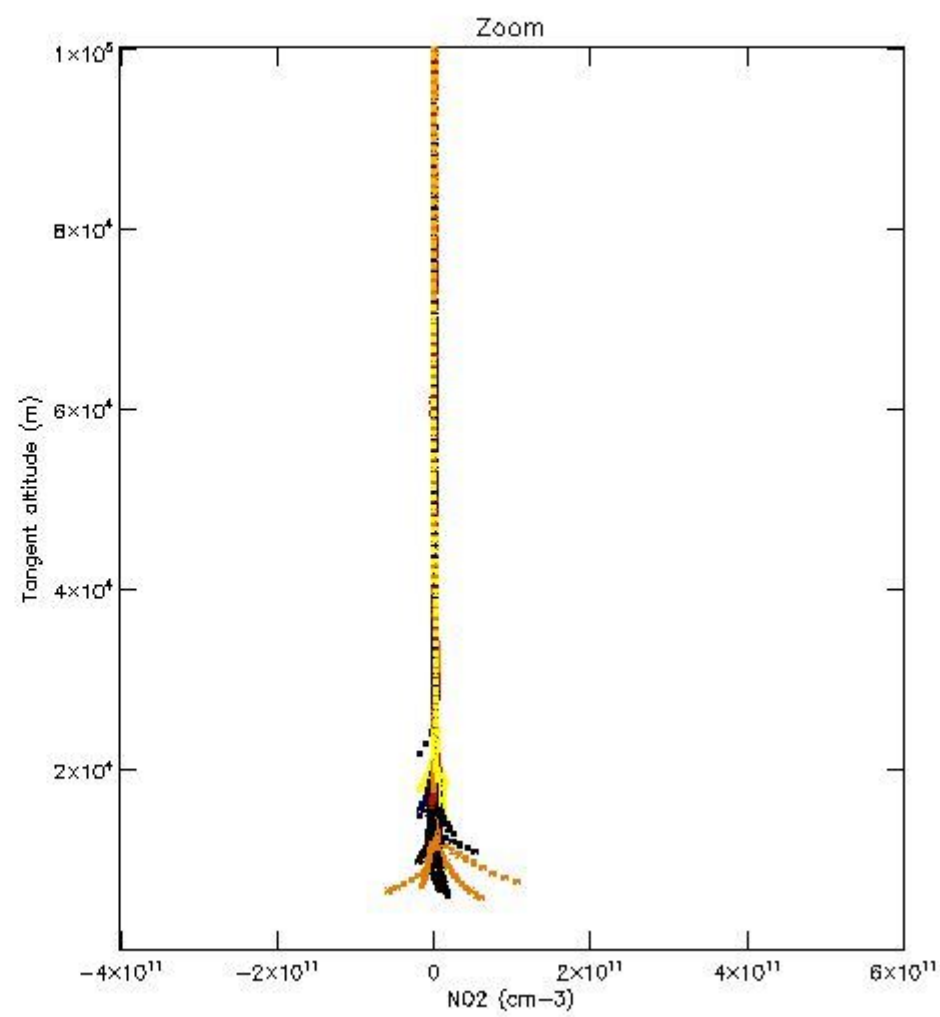
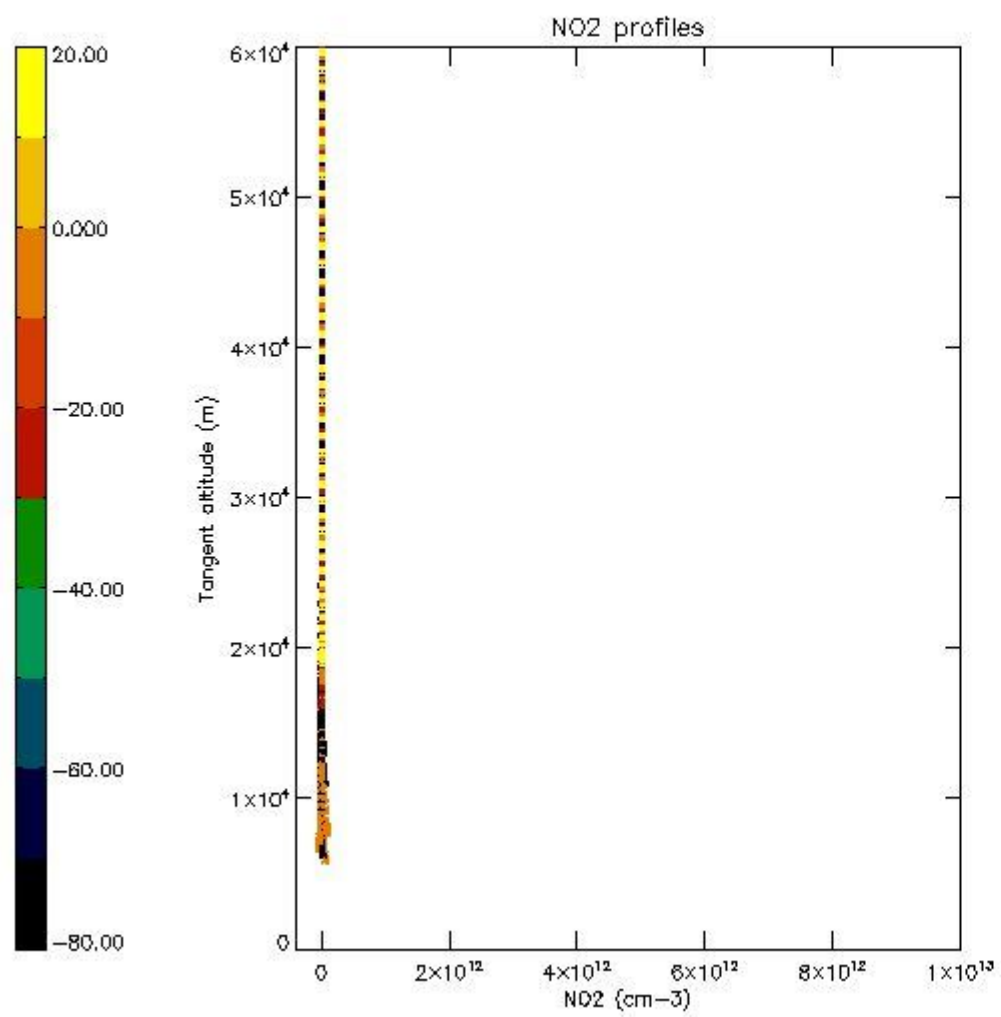
5.5 Plot ozone profiles where STD < 5% (dark without errors)

The colorbar represents the latitude.



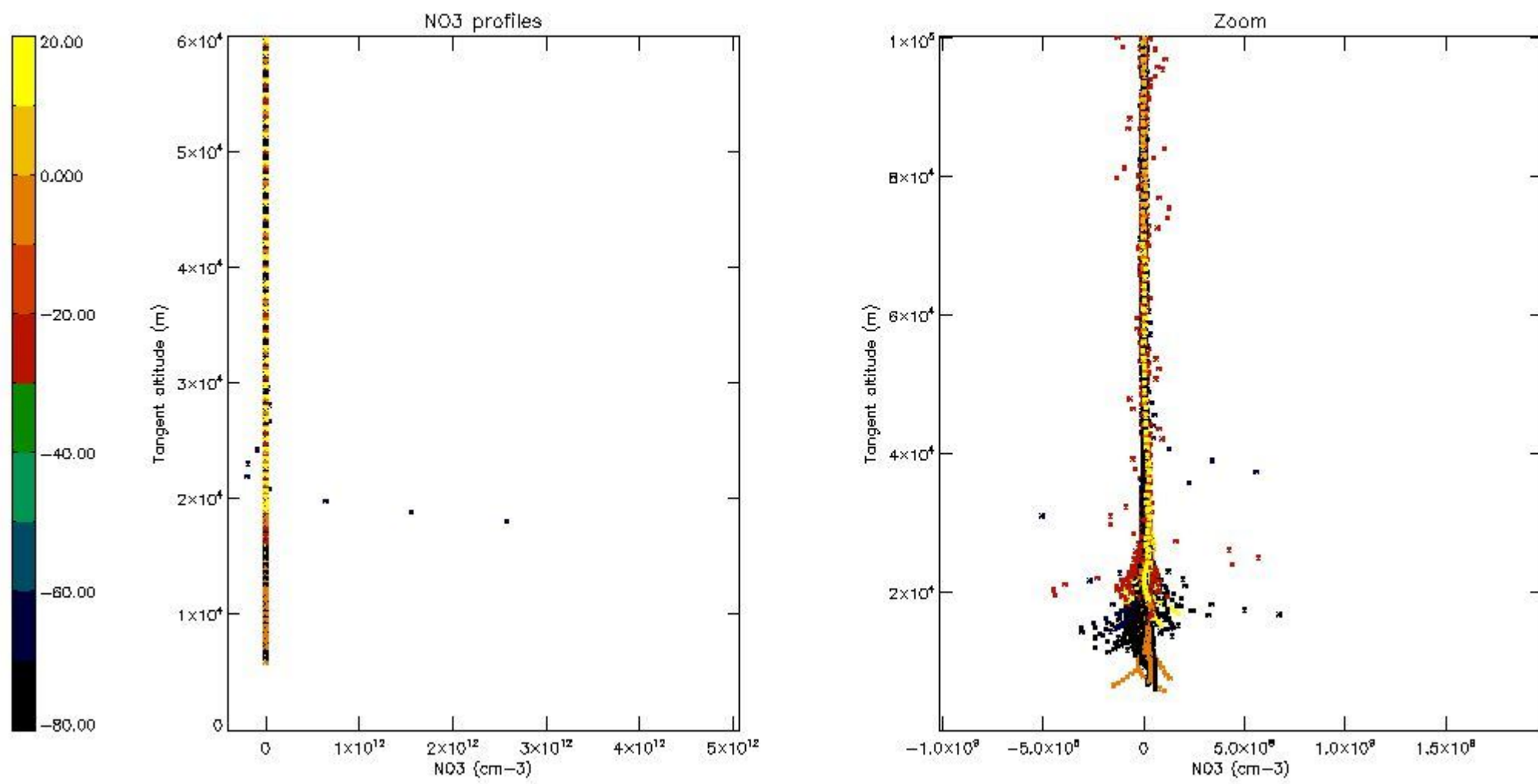
5.6 Plot NO₂ profiles for all STD (dark without errors)

The colorbar represents the latitude.



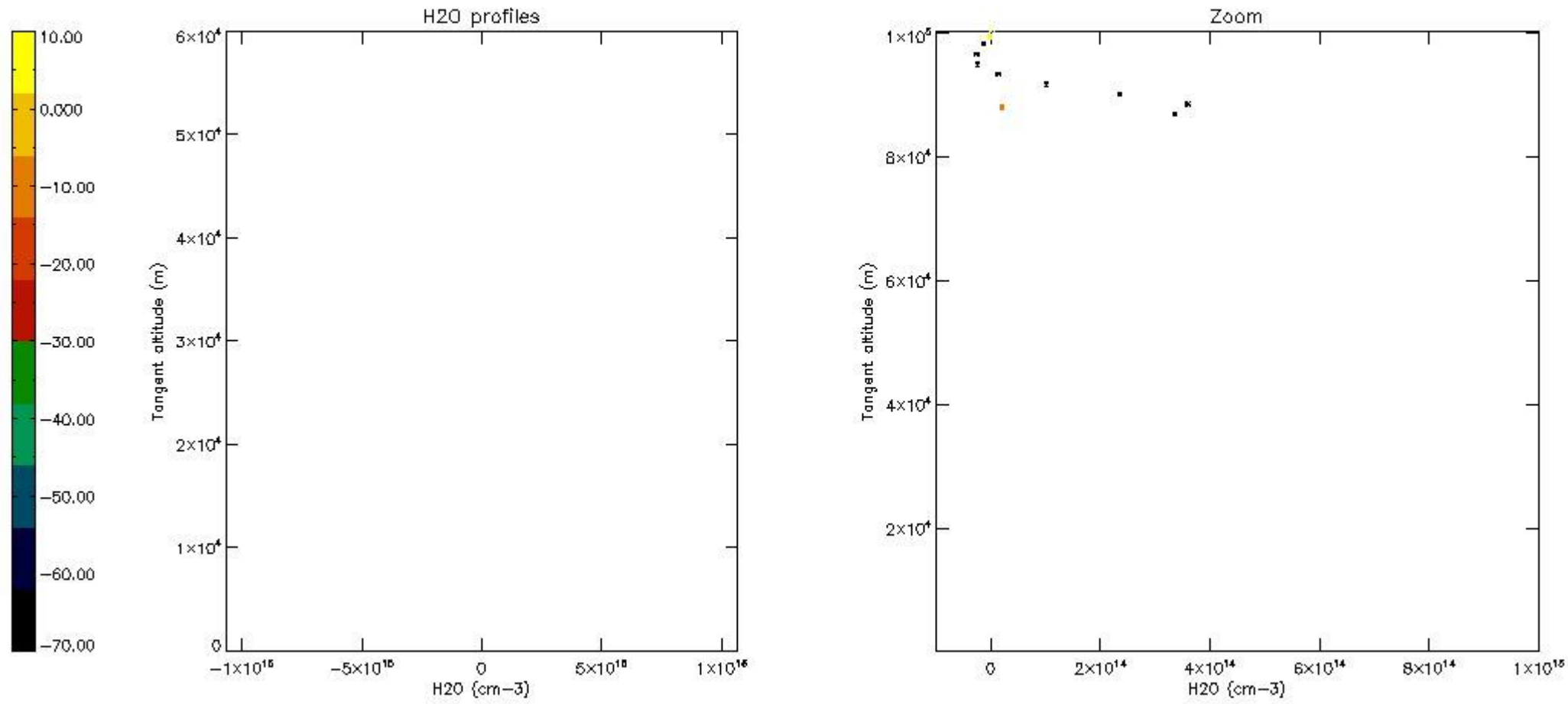
5.7 Plot NO3 profiles for all STD (dark without errors)

The colorbar represents the latitude.



5.8 Plot H2O profiles for all STD (only for occultations of stars 1,2,3,4,13,14,16,26,63 dark without errors)

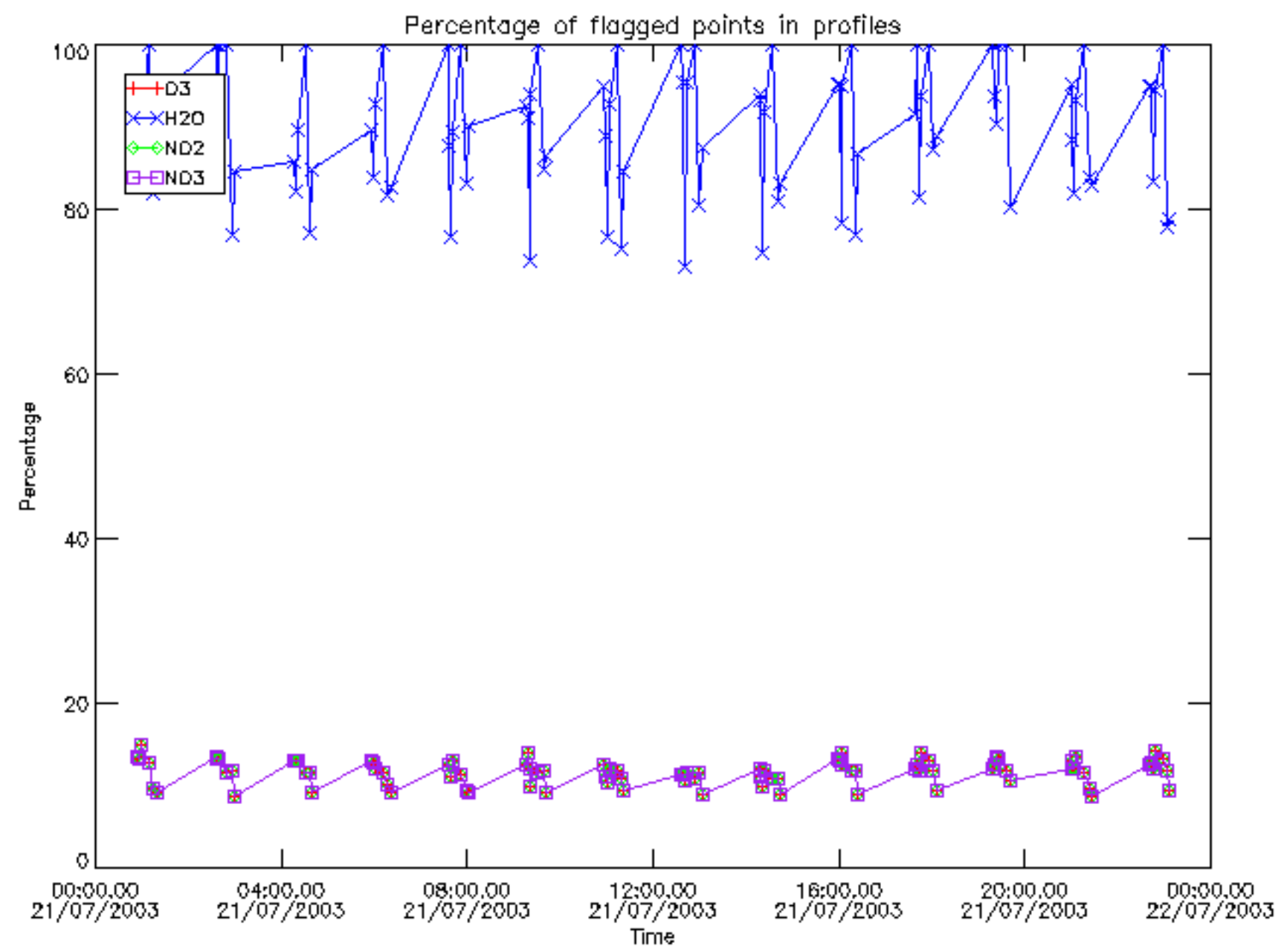
The colorbar represents the latitude.



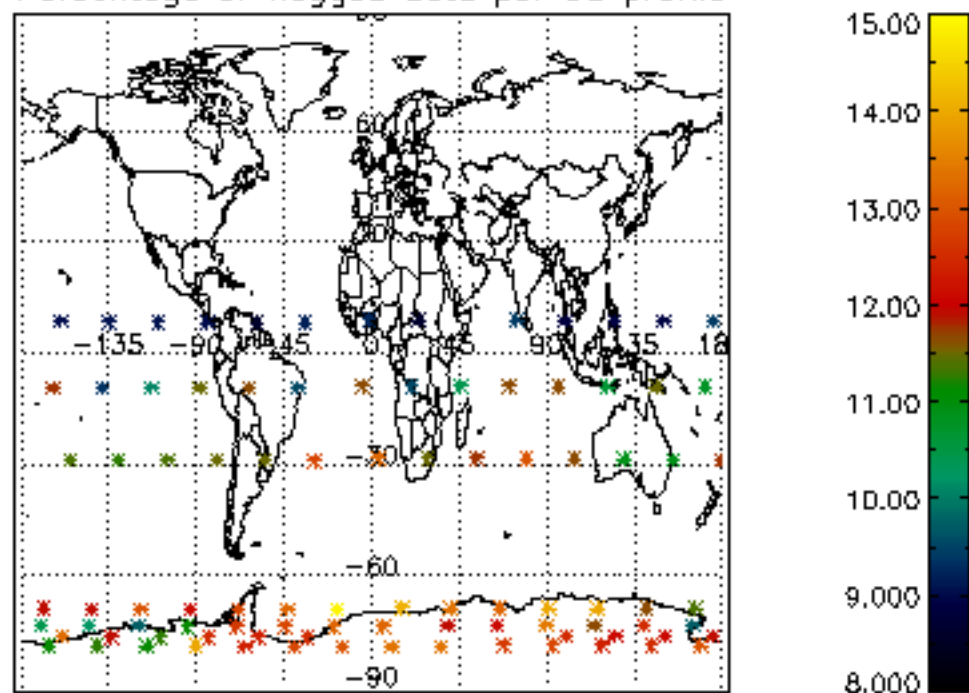
6. Auxiliary Data Files used for the production reported in section 2

The number reported in the third column indicates since which file (see list in section 2) the corresponding auxiliary file has been used. The fourth column is the date of those product files.

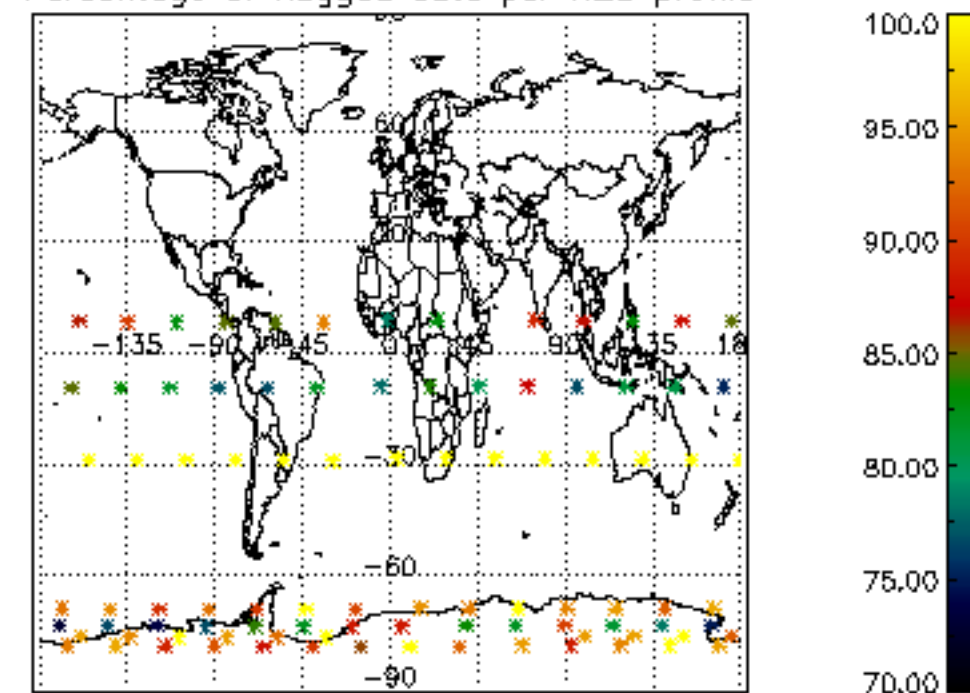
Type	Auxiliary Filename	Used since product	Used since product date
INST_PHYS_CHARACTERISTICS	GOM_INS_AXVIEC20091111_143220_20030716_120000_20500101_000000	1	21-JUL-2003 00:05:03
LEVEL-2_PROC_CONFIG	GOM_PR2_AXVIEC20091111_152718_20020301_000000_20500101_000000	1	21-JUL-2003 00:05:03
CROSS_SECTIONS_FILE	GOM_CRS_AXVIEC20091111_154832_20020301_000000_20500101_000000	1	21-JUL-2003 00:05:03



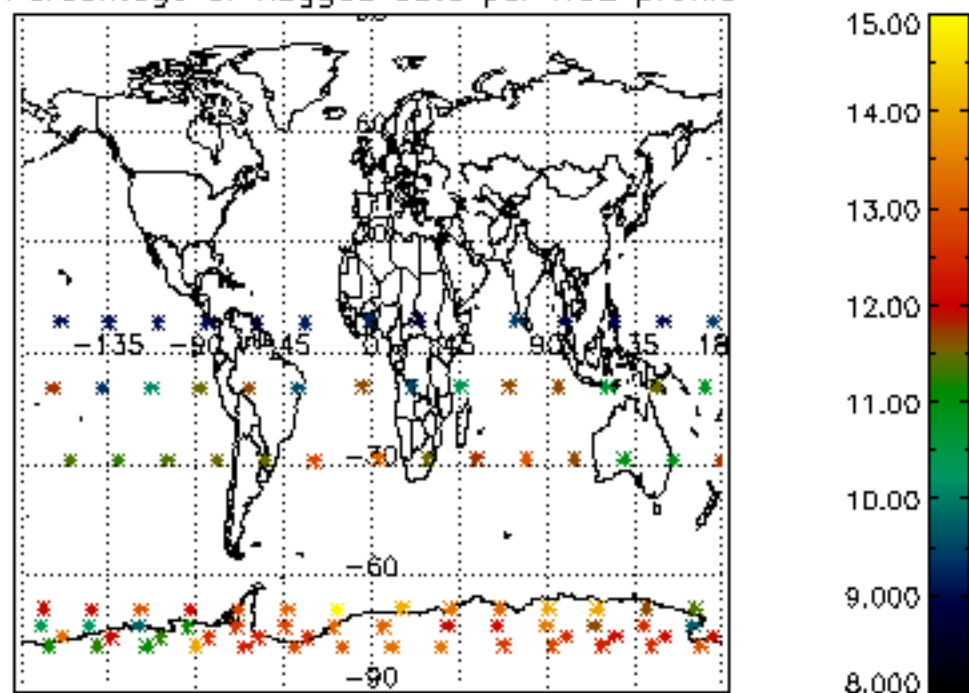
Percentage of flagged data per D3 profile



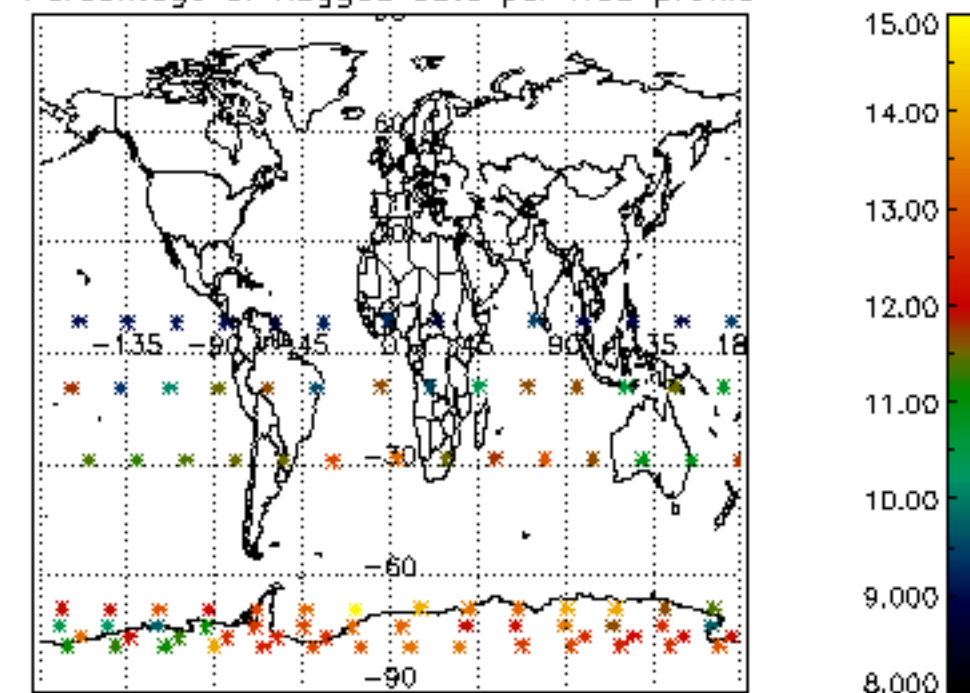
Percentage of flagged data per H2O profile

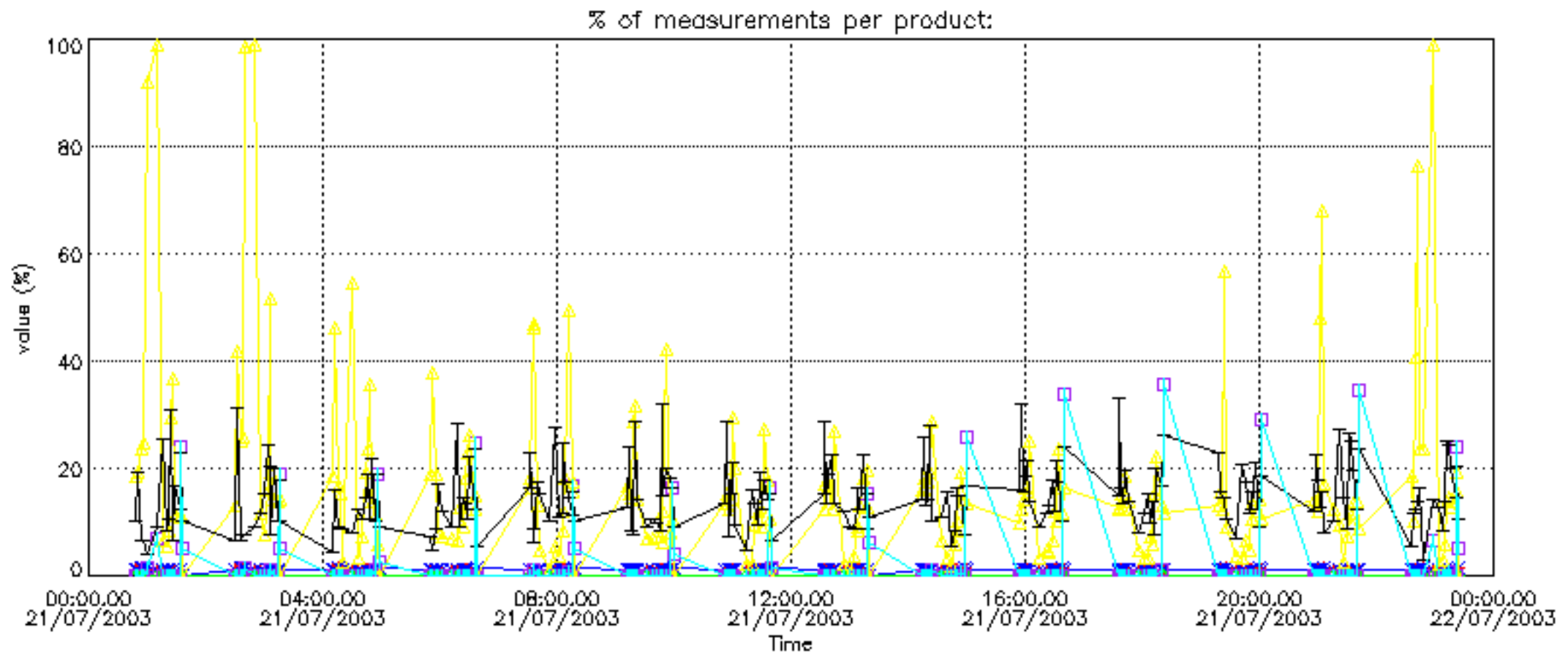


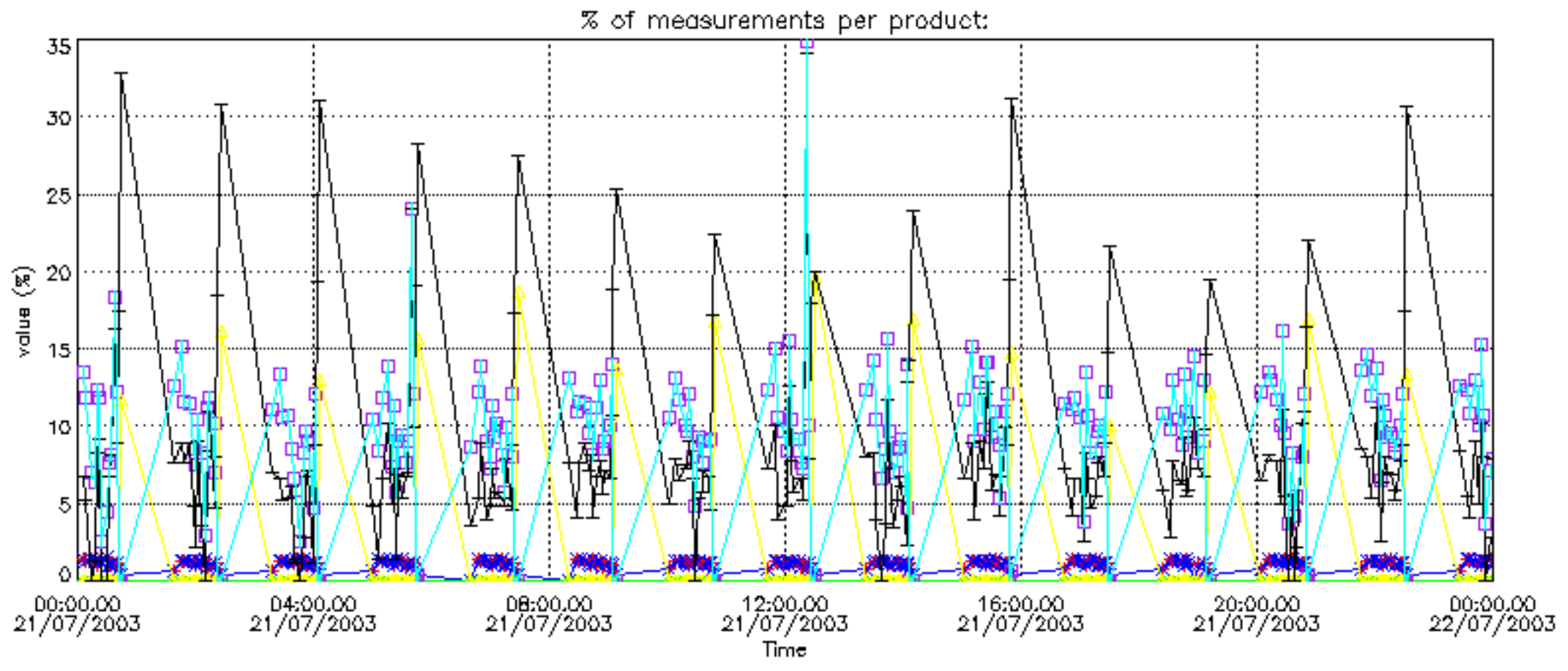
Percentage of flagged data per NO2 profile



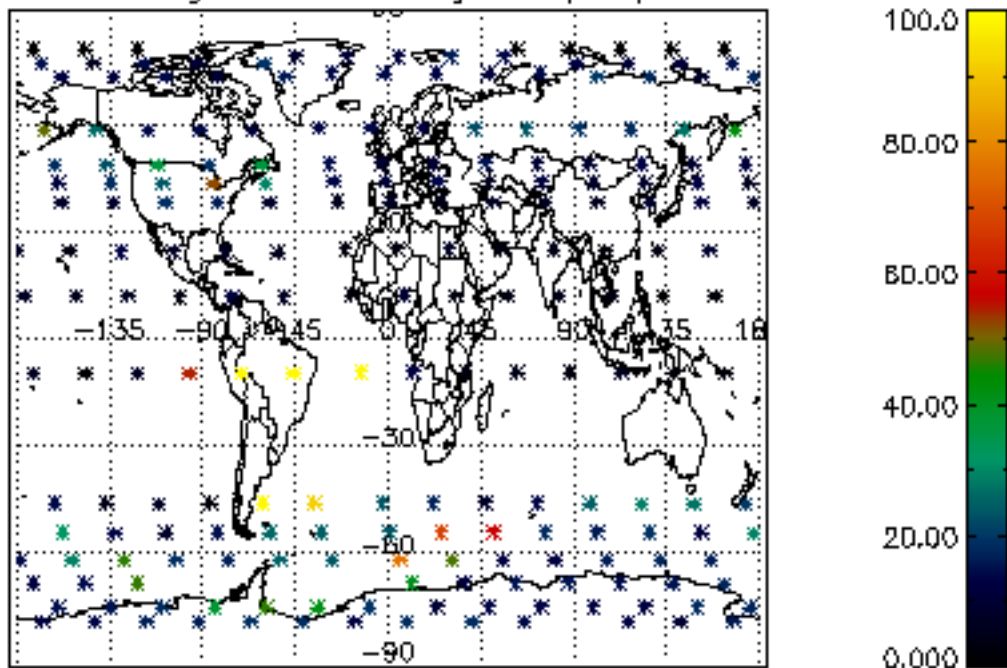
Percentage of flagged data per NO3 profile



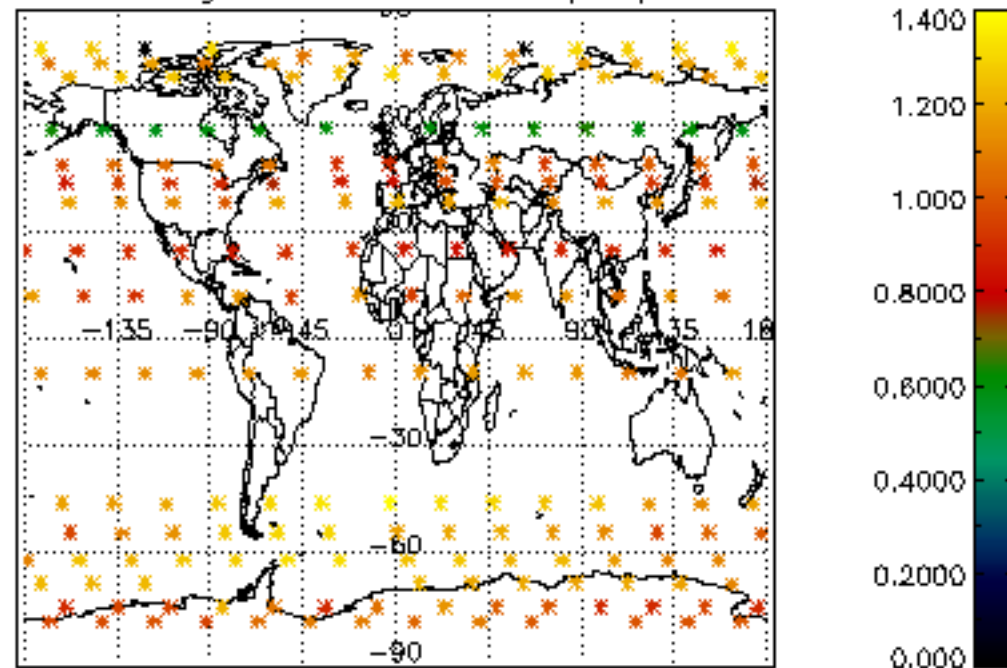




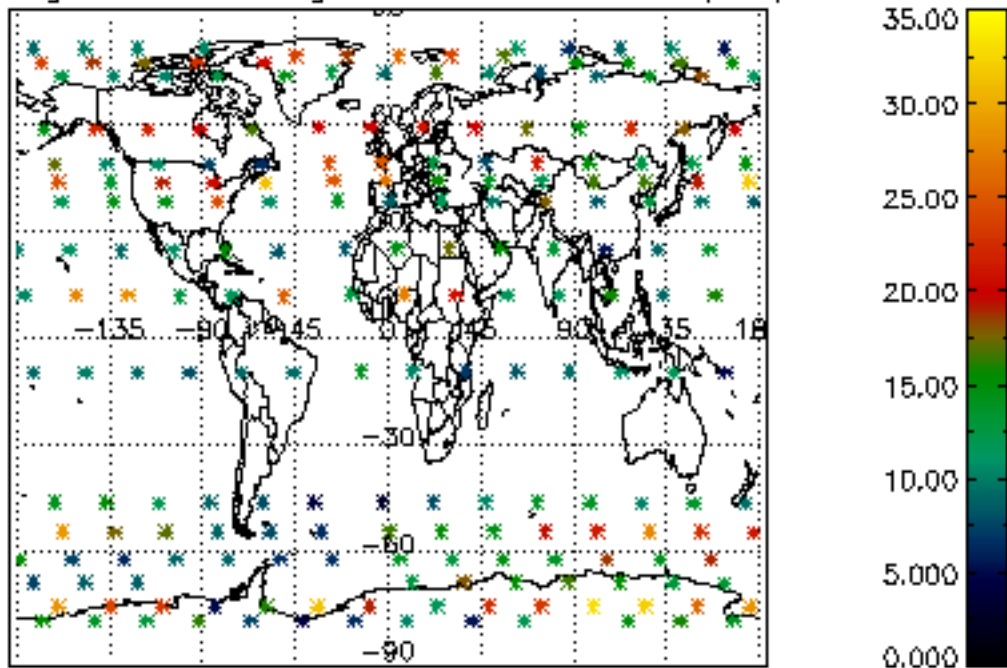
Percentage of cosmic ray hits per profile



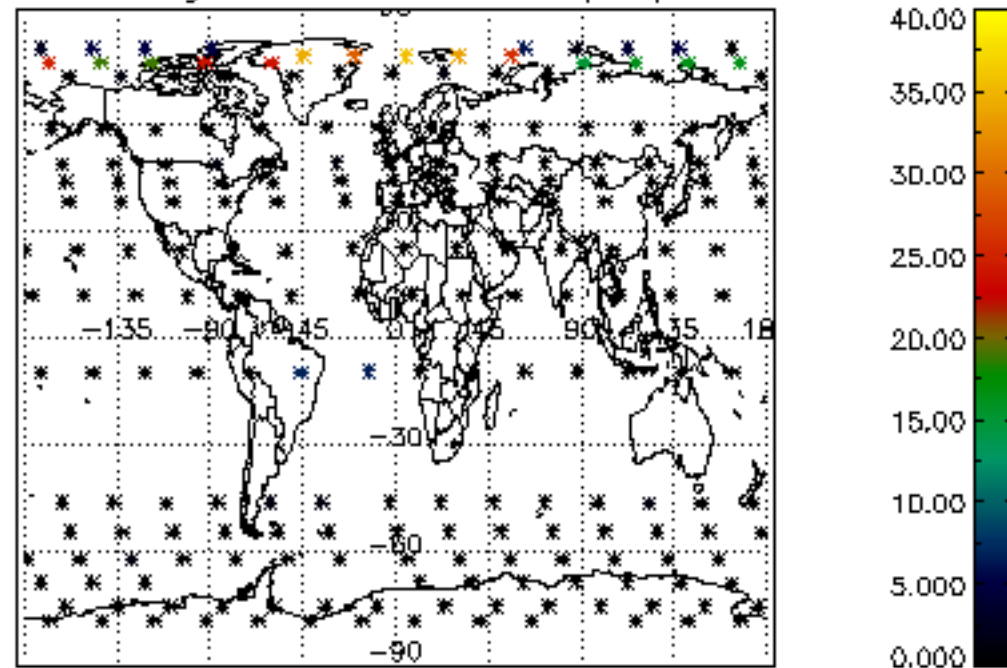
Percentage of datation errors per profile



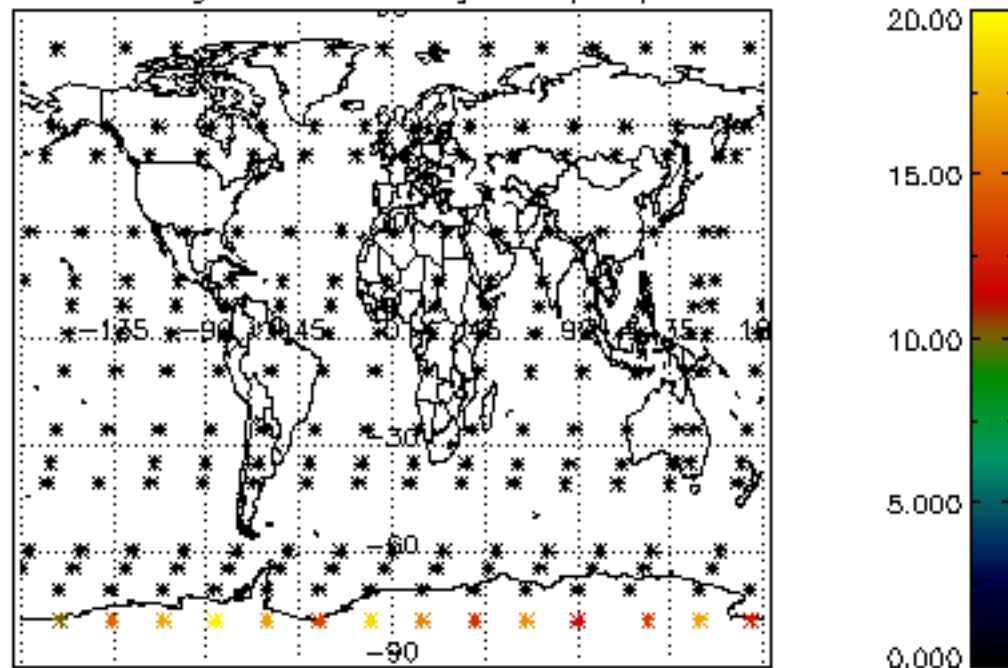
Percentage of star falling outside central band per profile



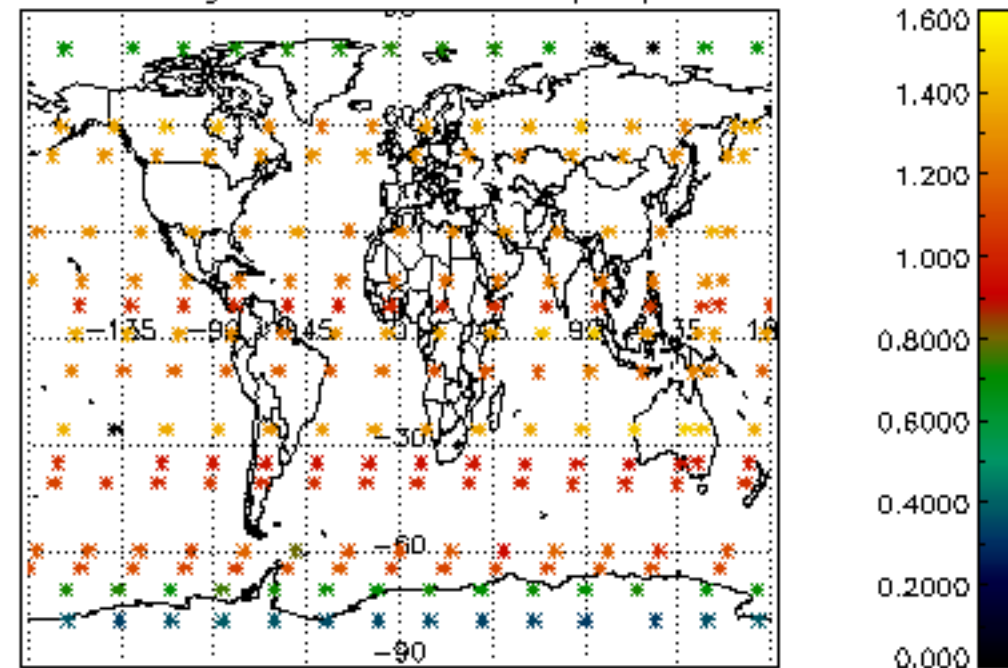
Percentage of saturation errors per profile



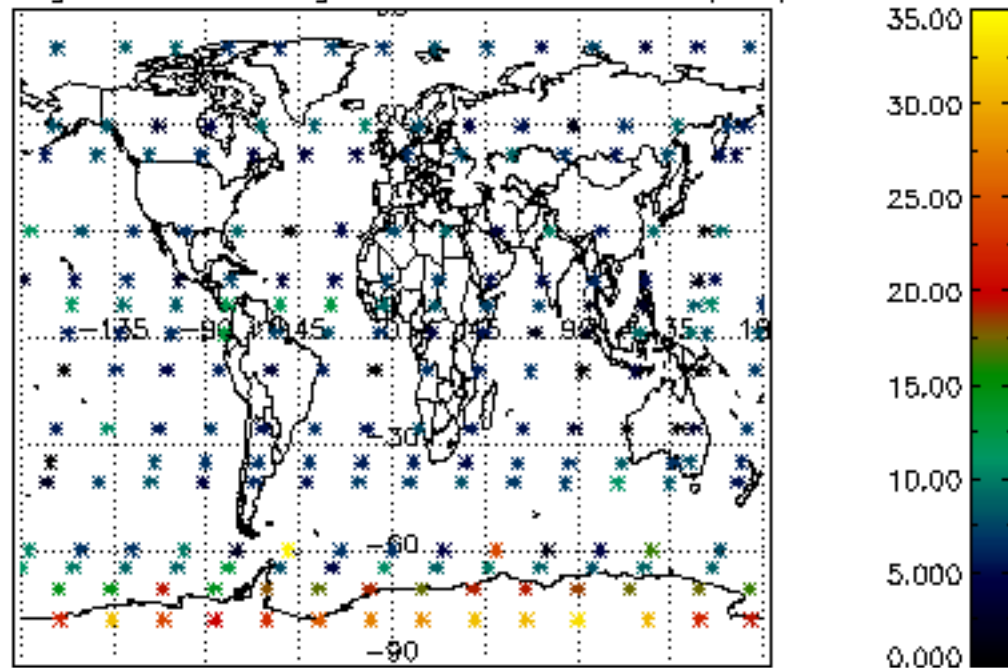
Percentage of cosmic ray hits per profile



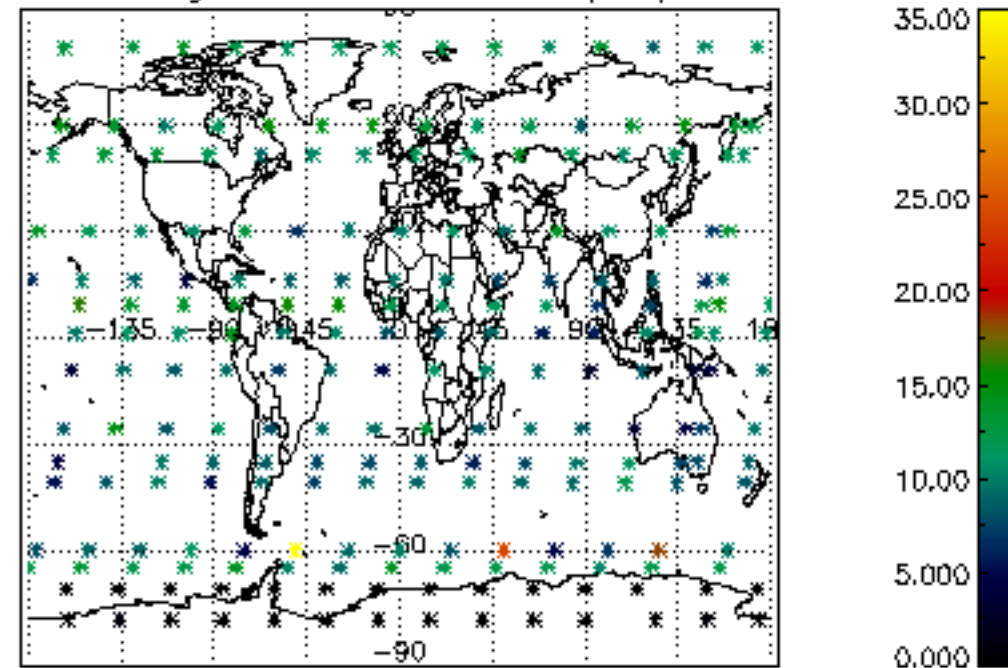
Percentage of datation errors per profile

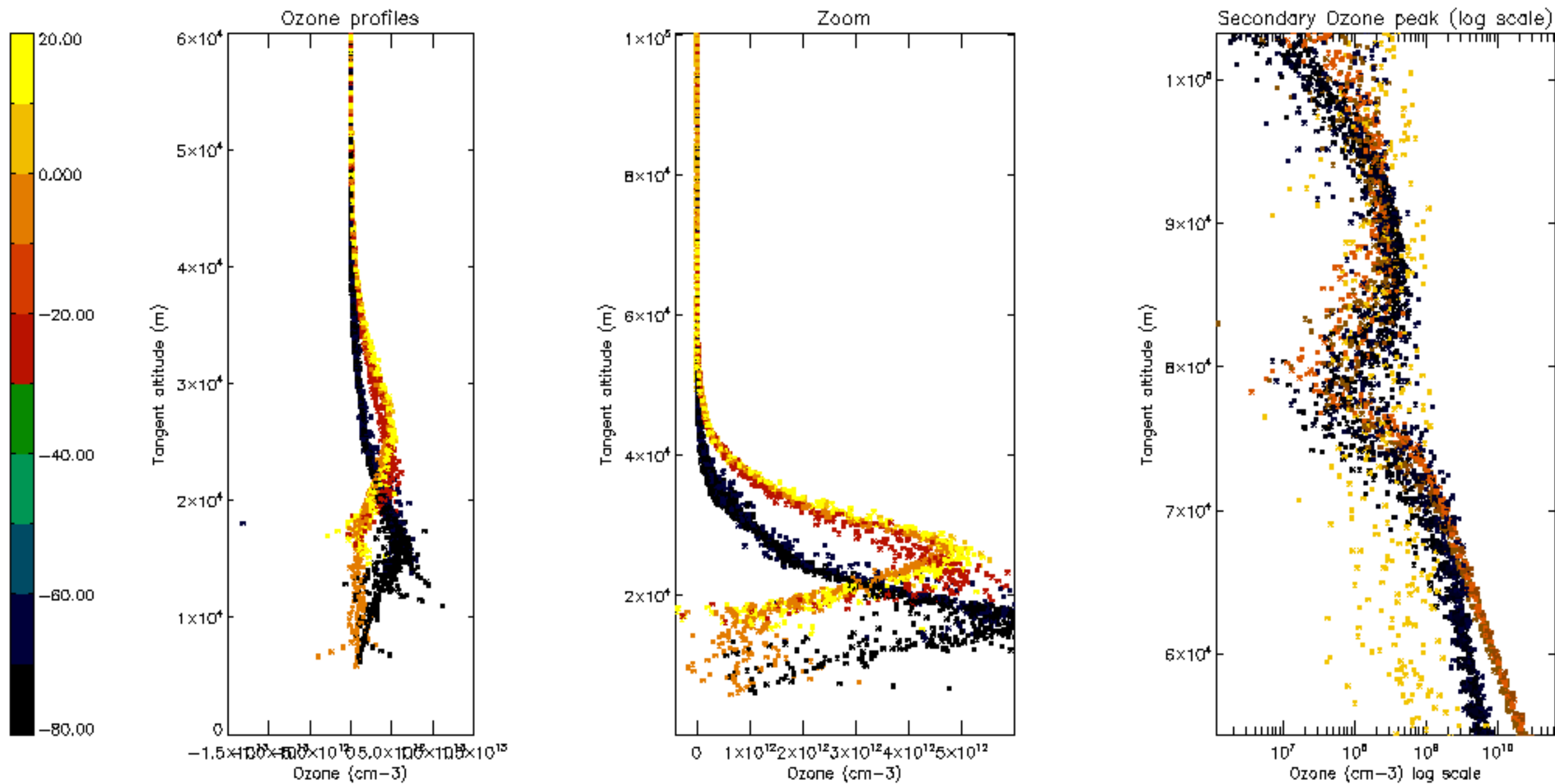


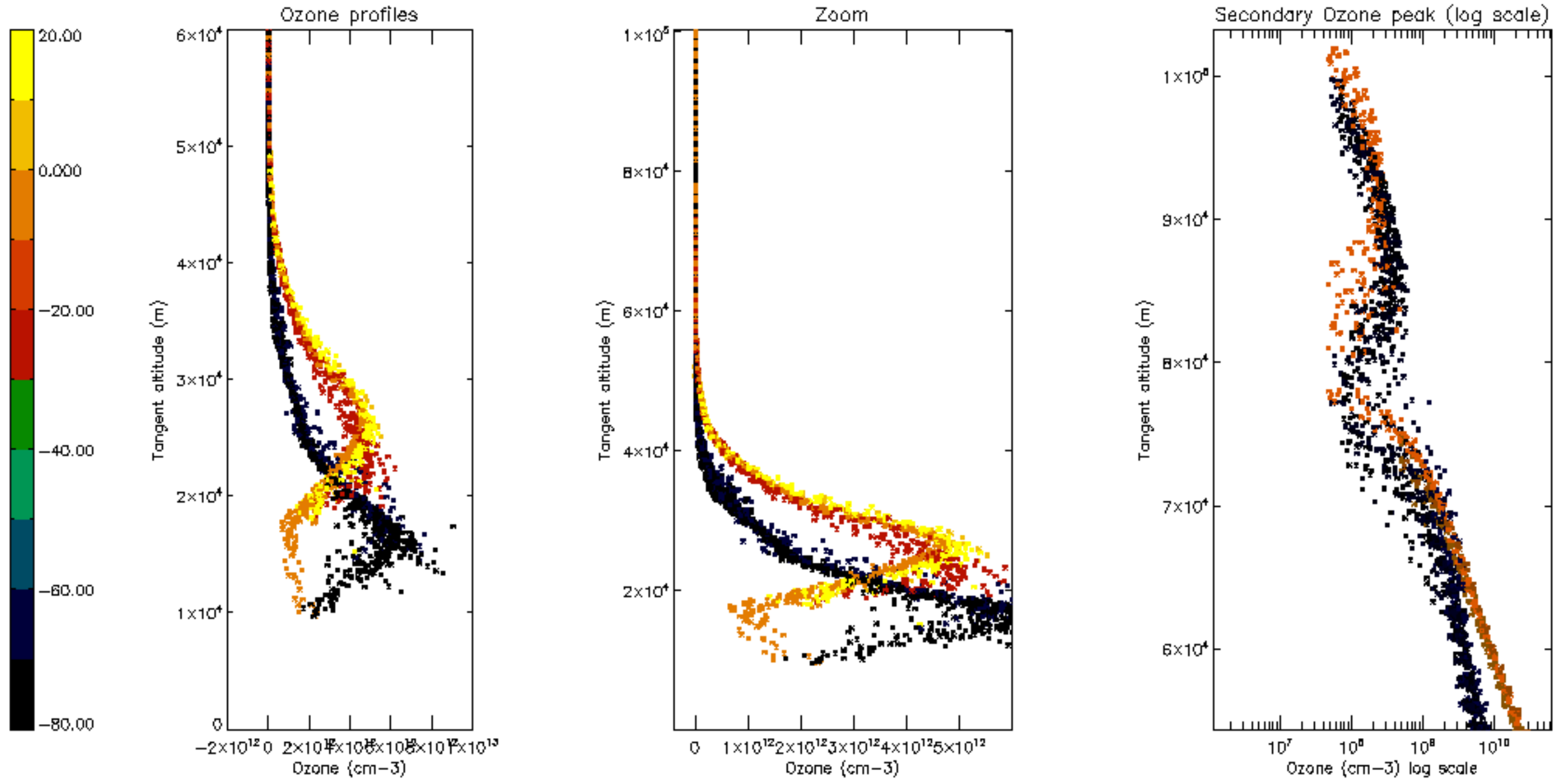
Percentage of star falling outside central band per profile

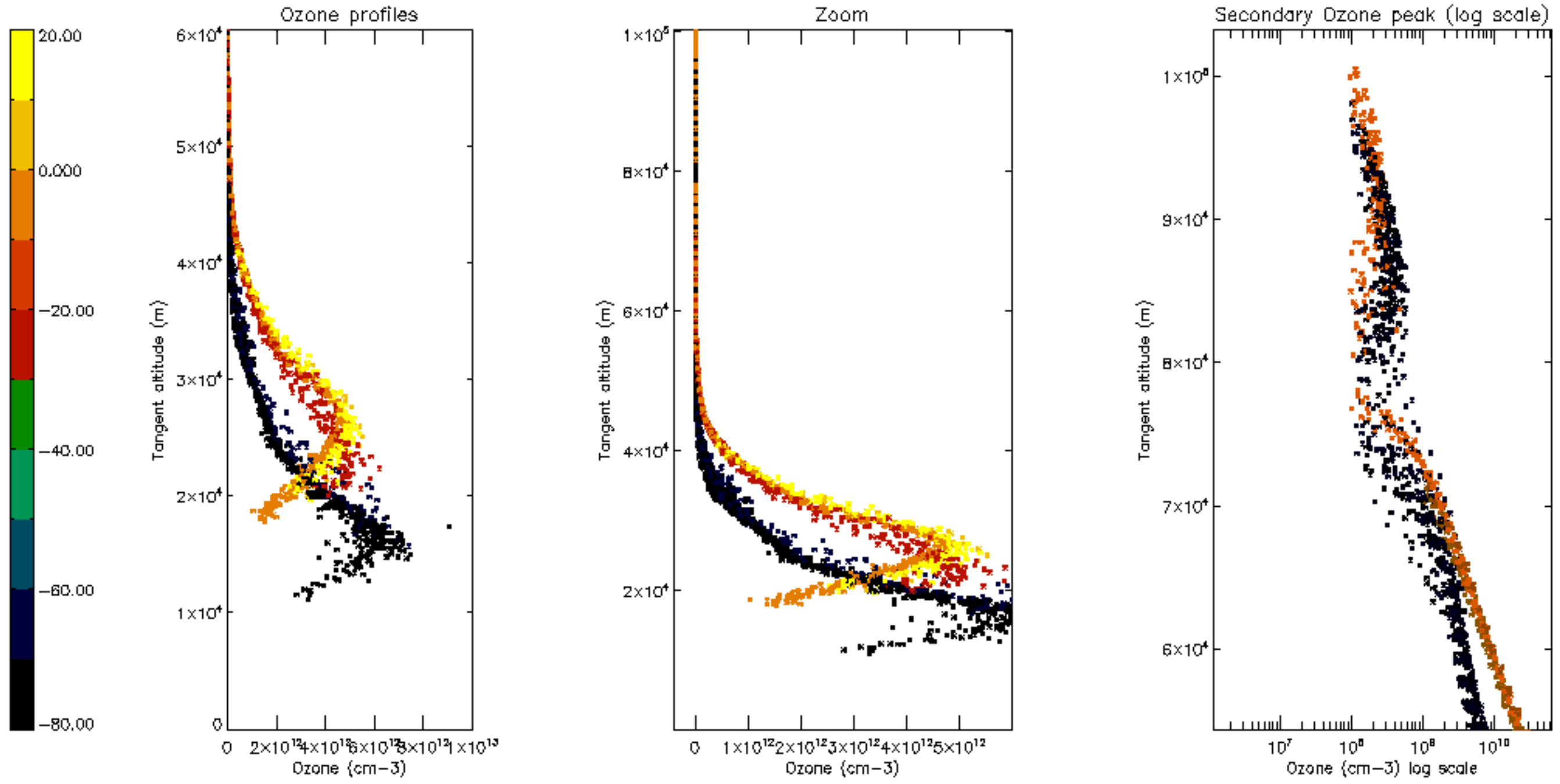


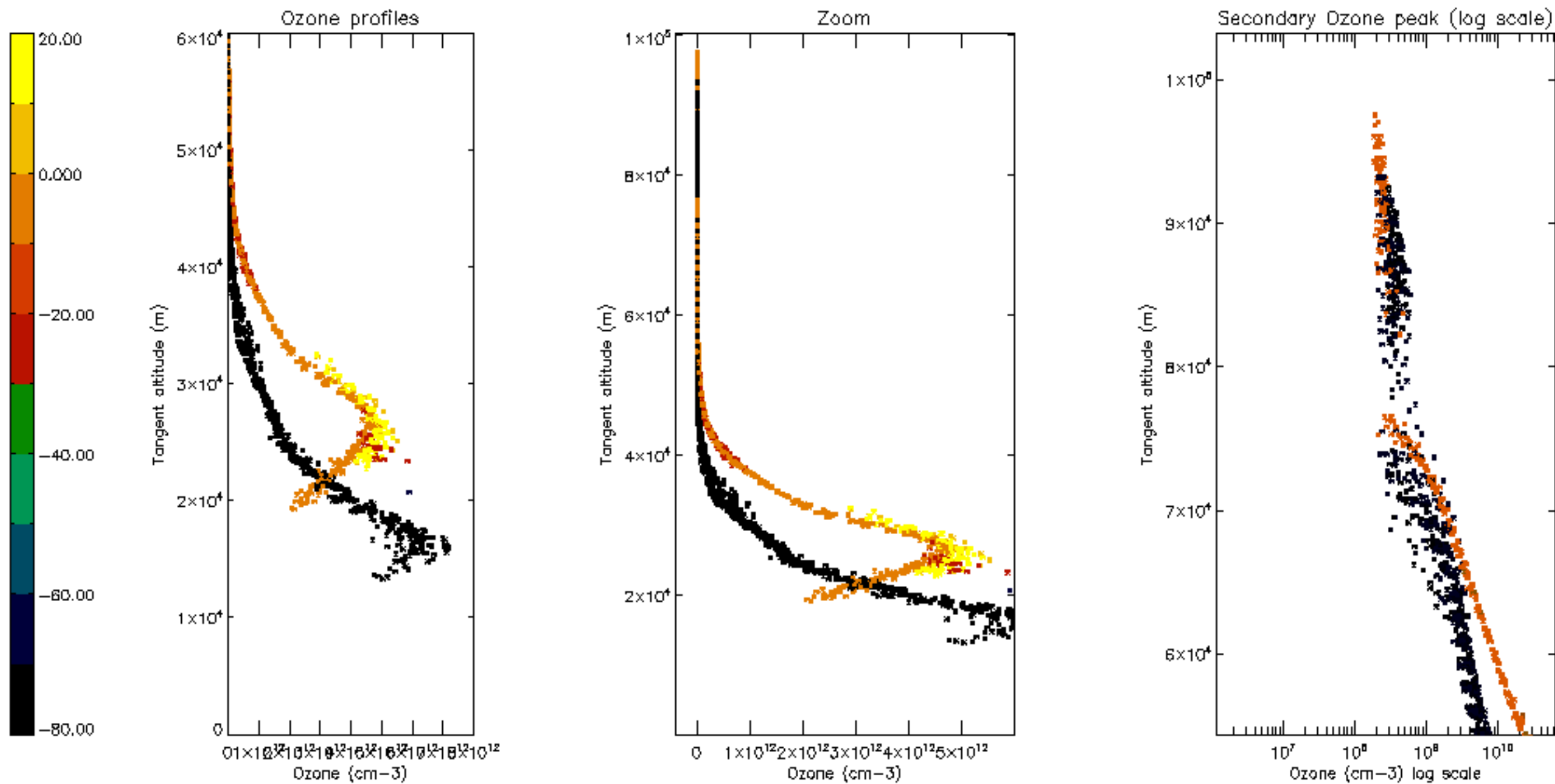
Percentage of saturation errors per profile

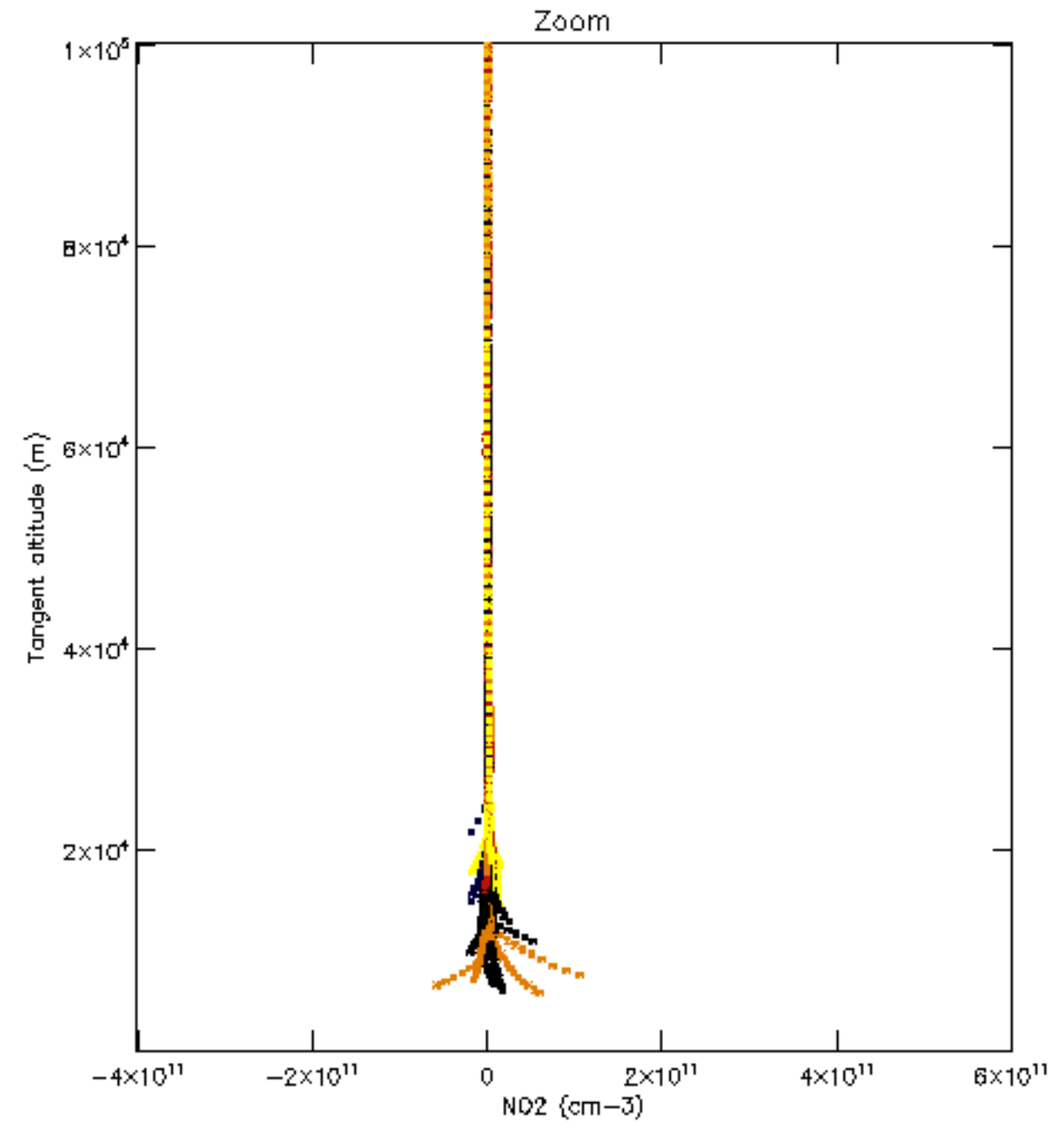
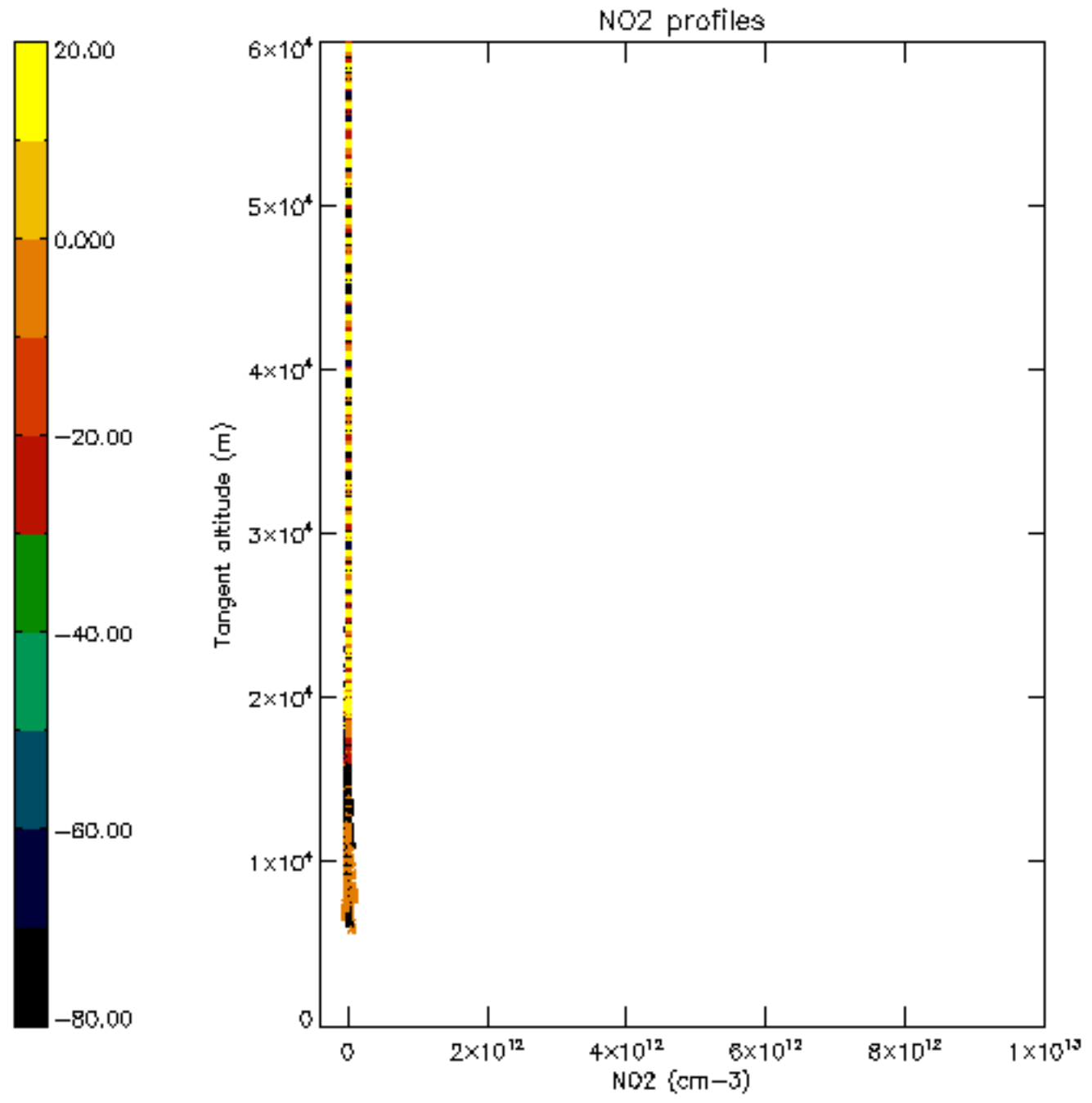


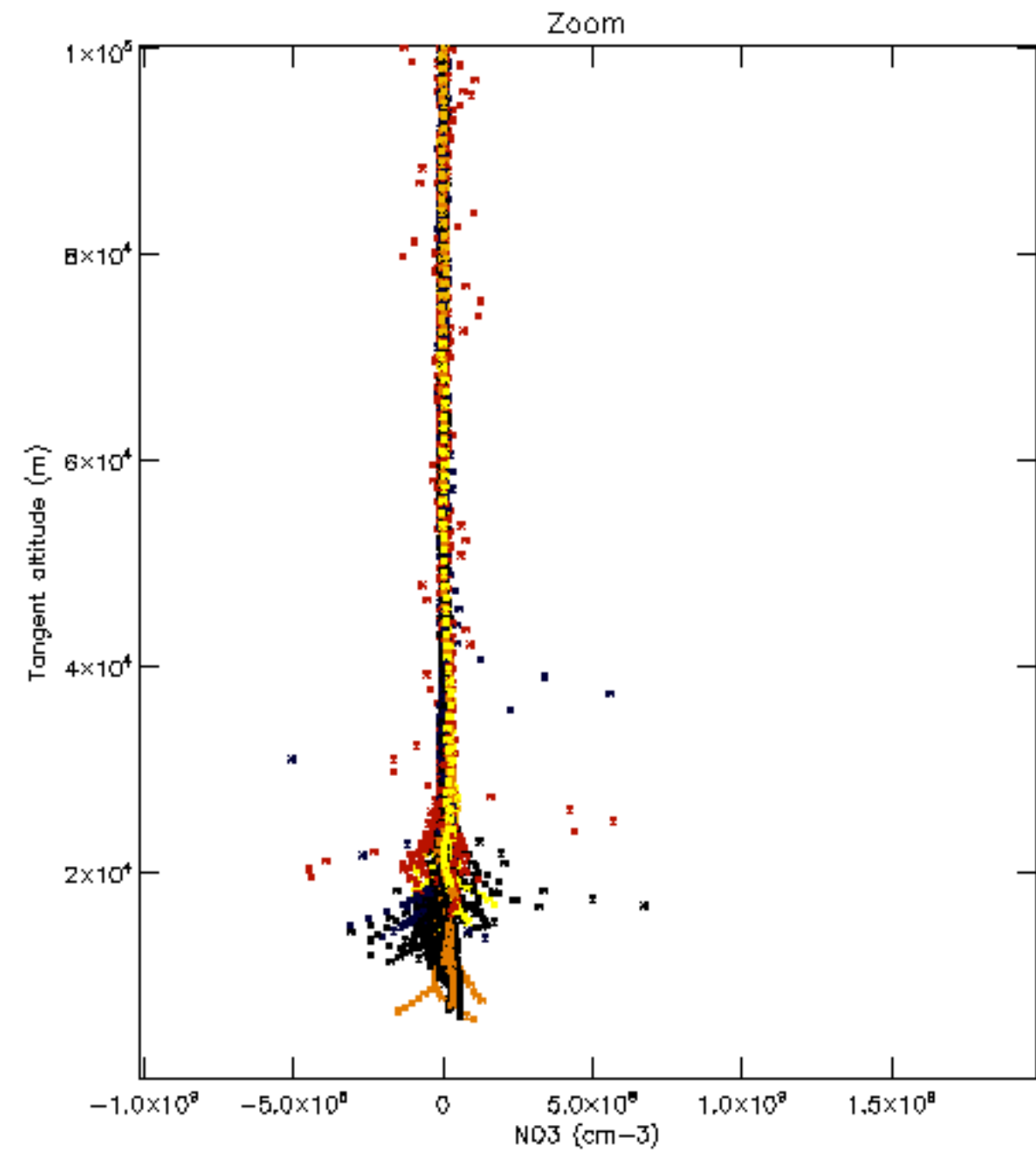
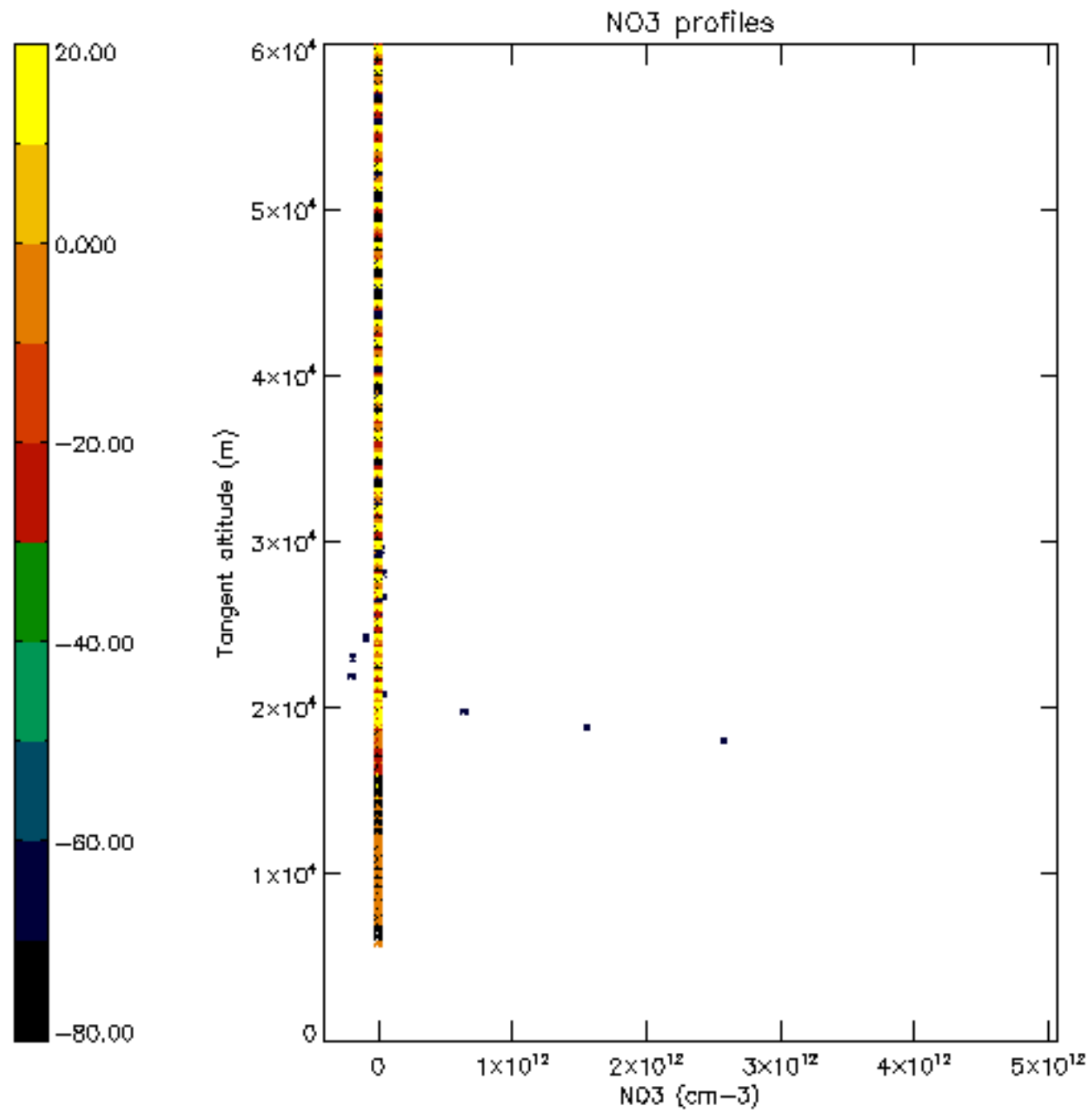


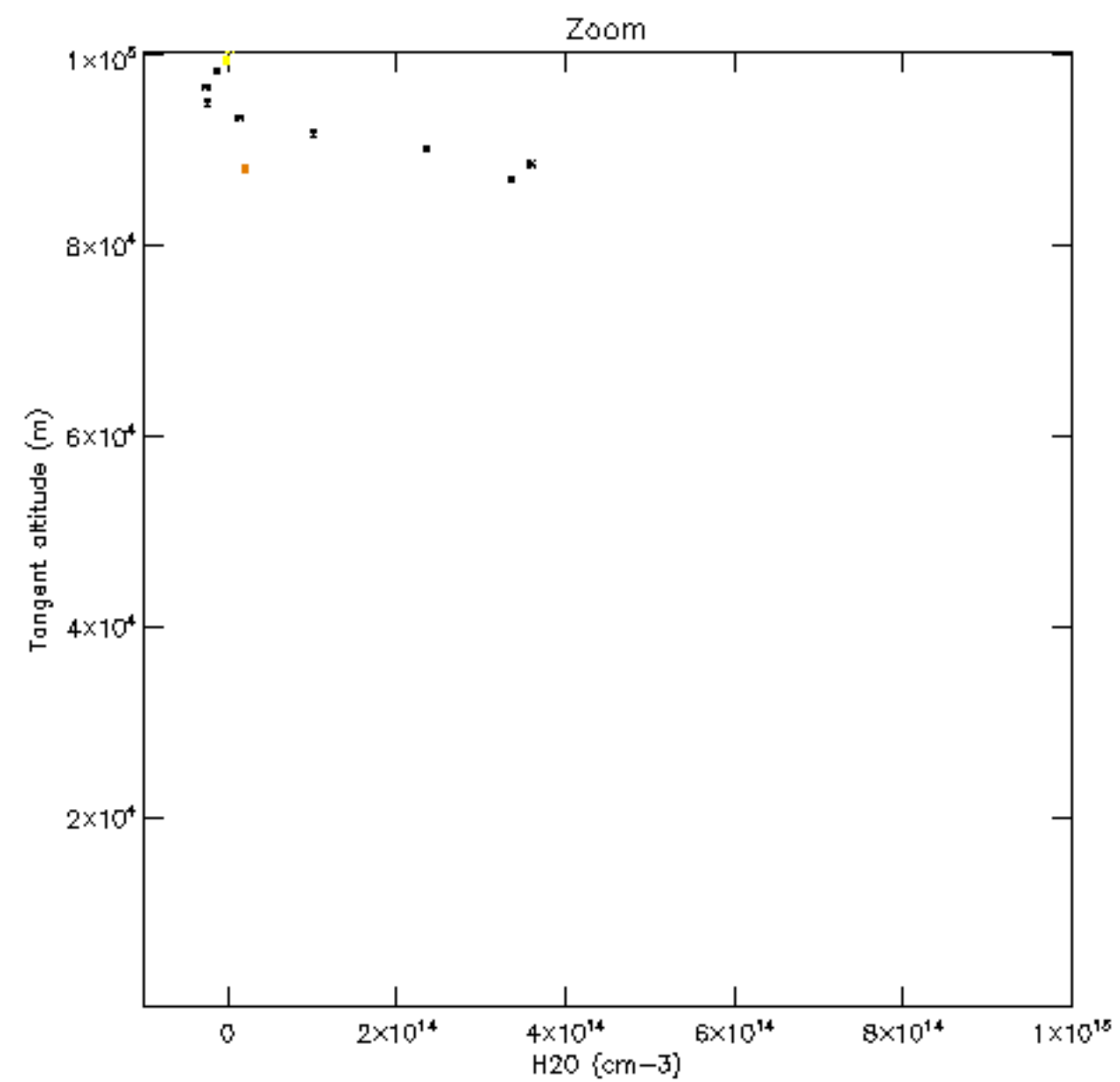
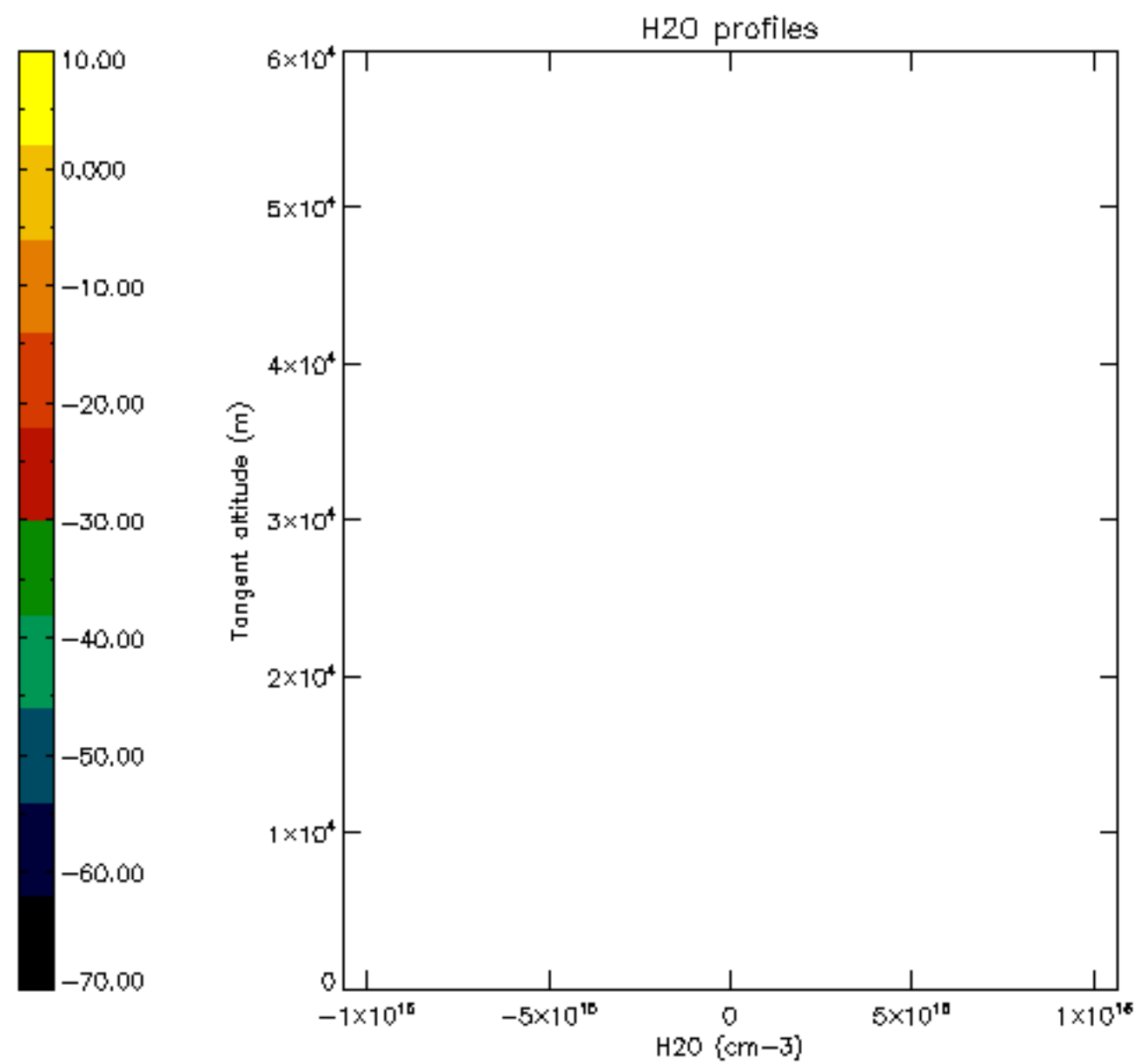


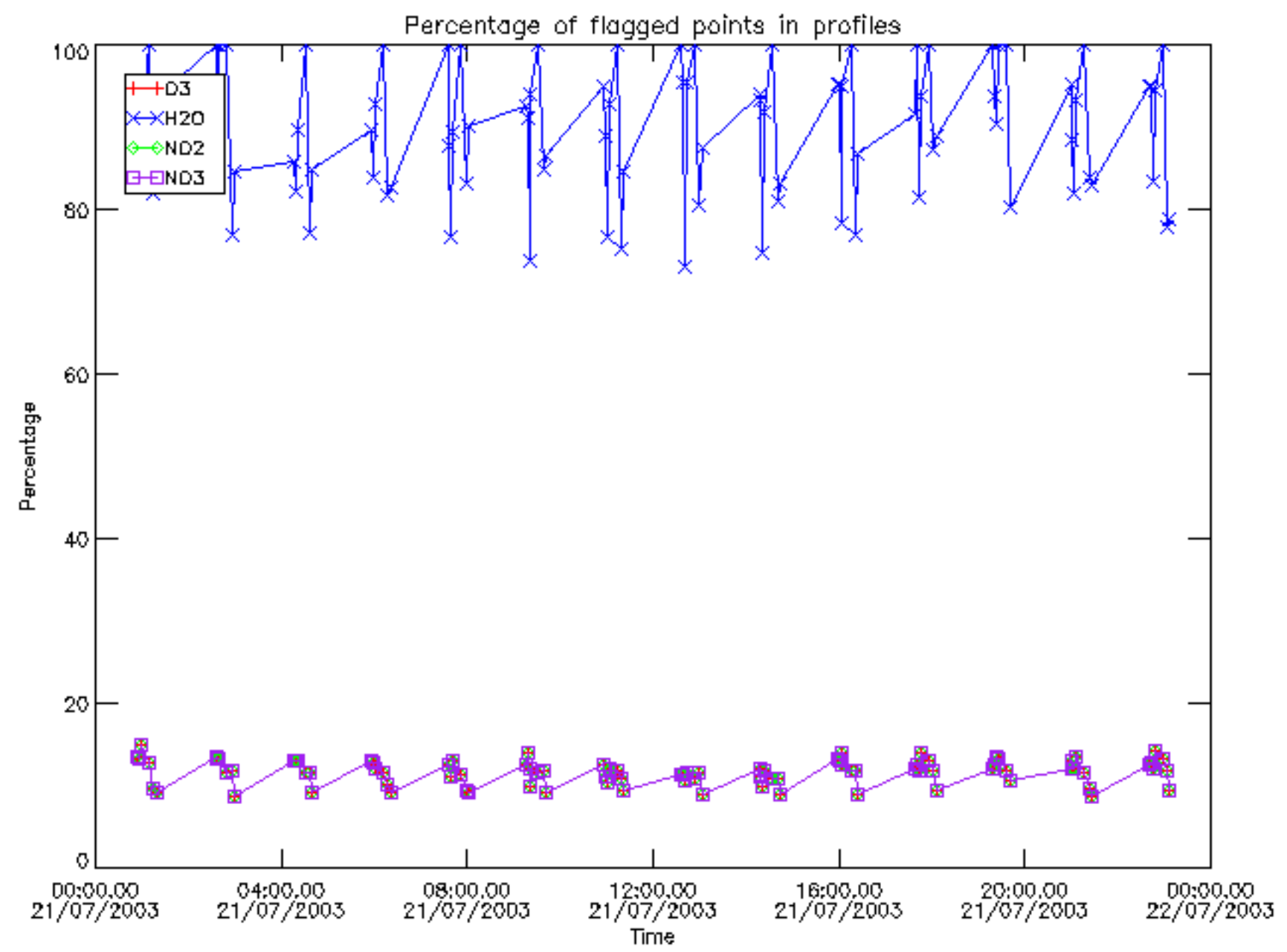




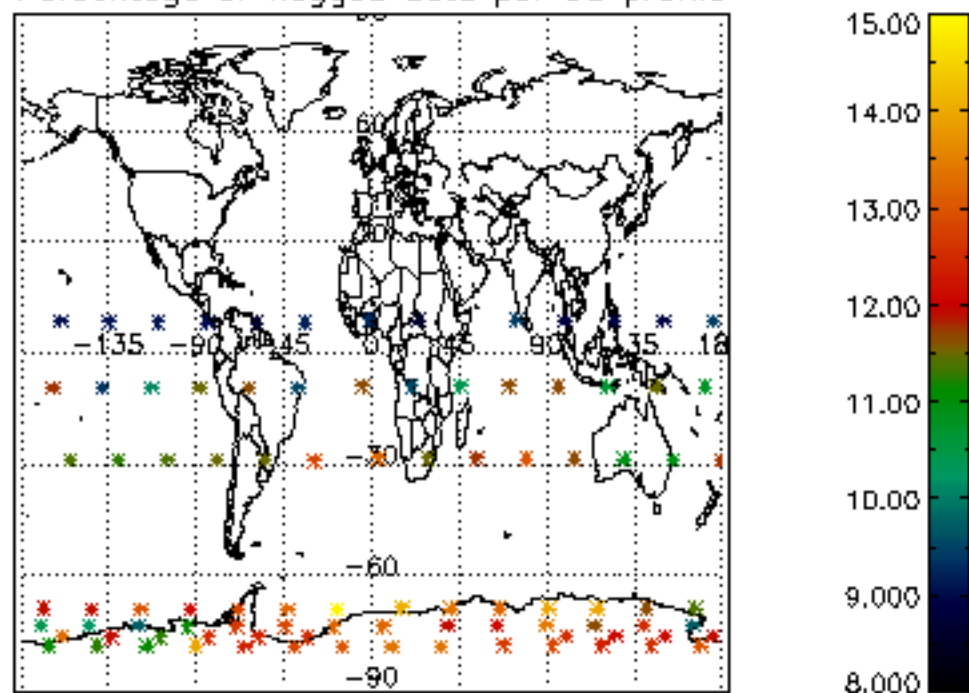




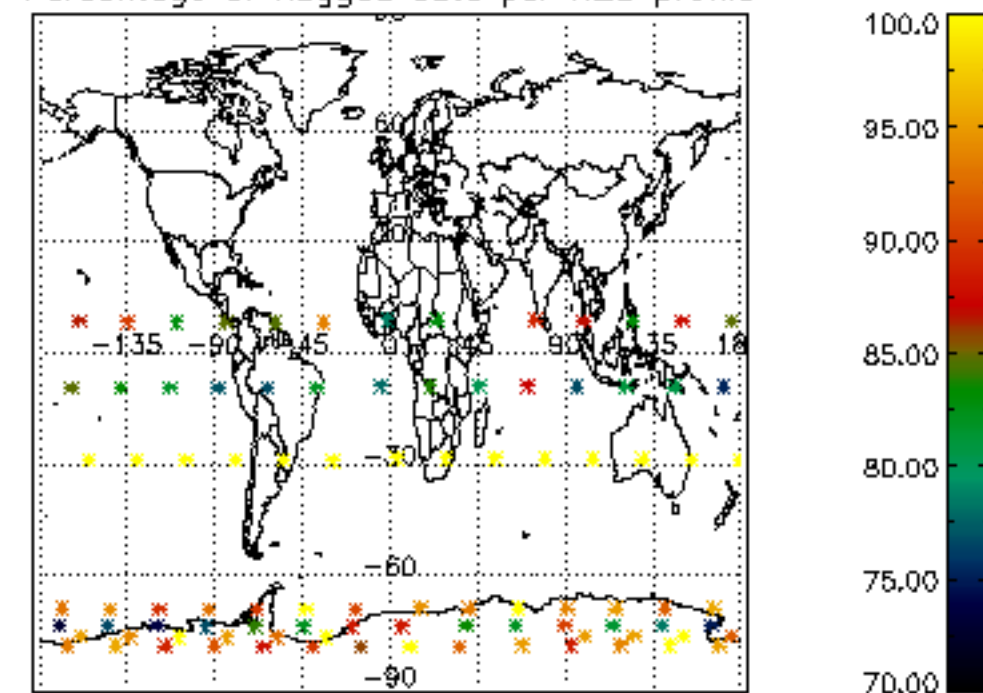




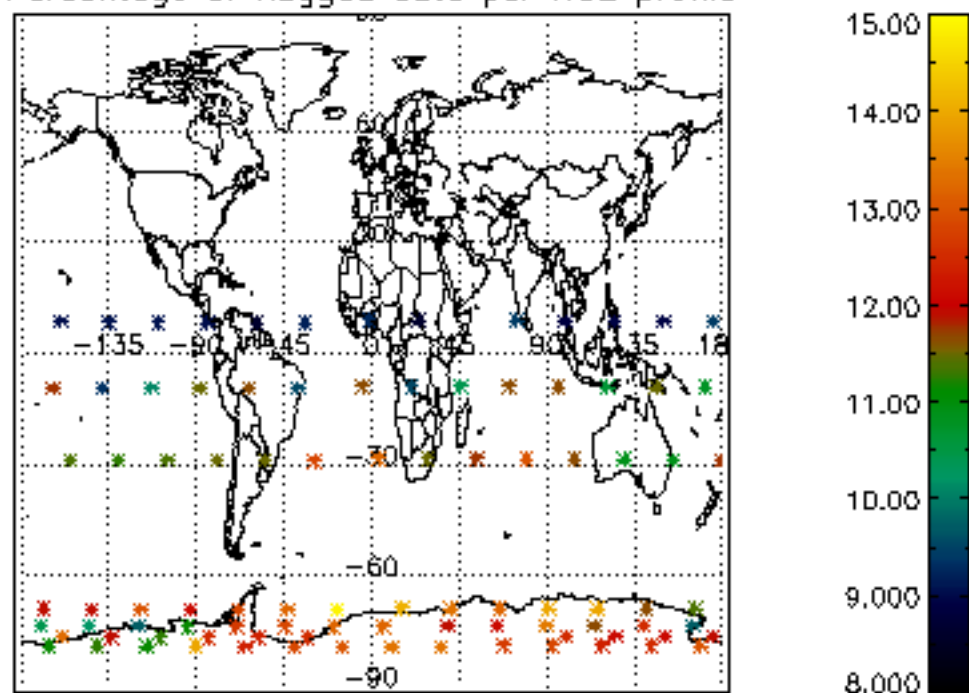
Percentage of flagged data per D3 profile



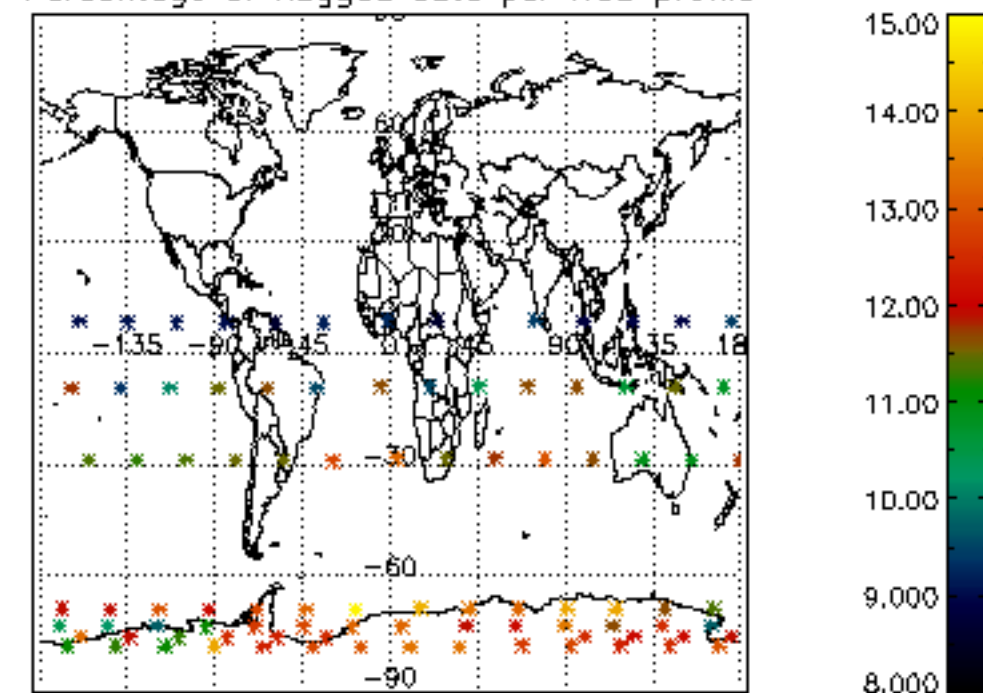
Percentage of flagged data per H2O profile

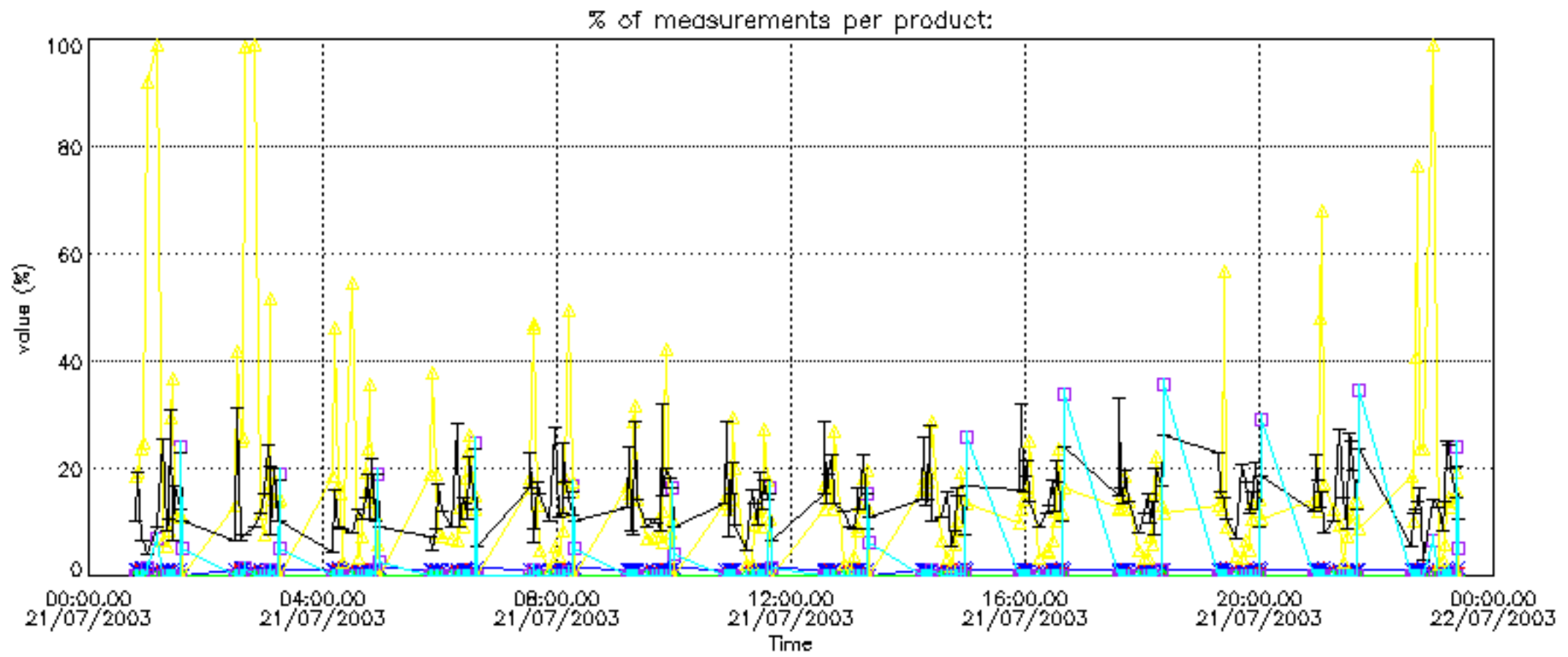


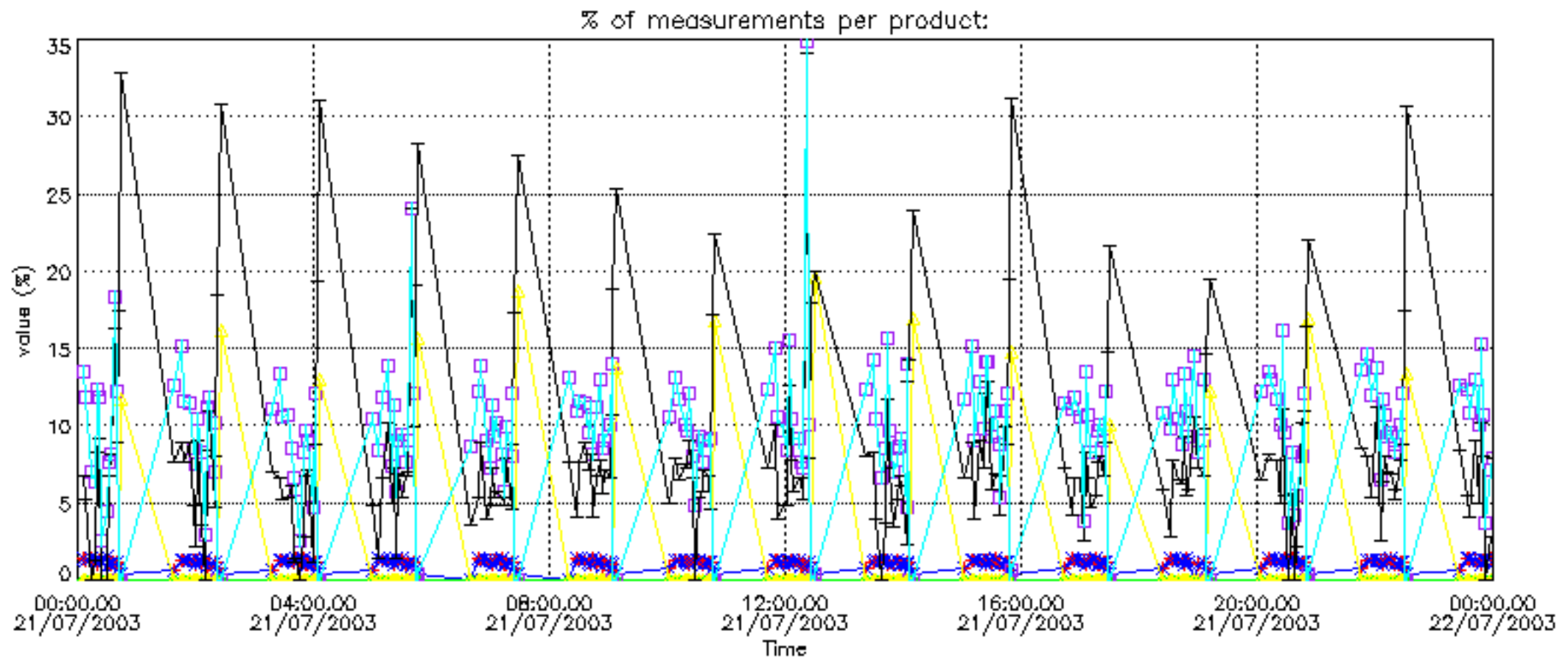
Percentage of flagged data per NO2 profile



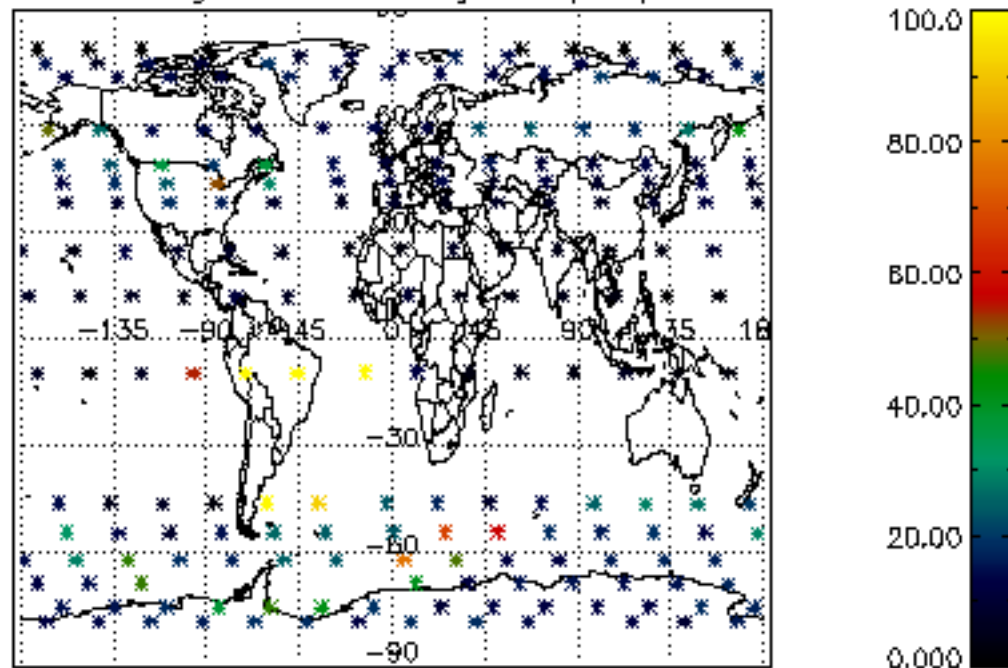
Percentage of flagged data per NO3 profile



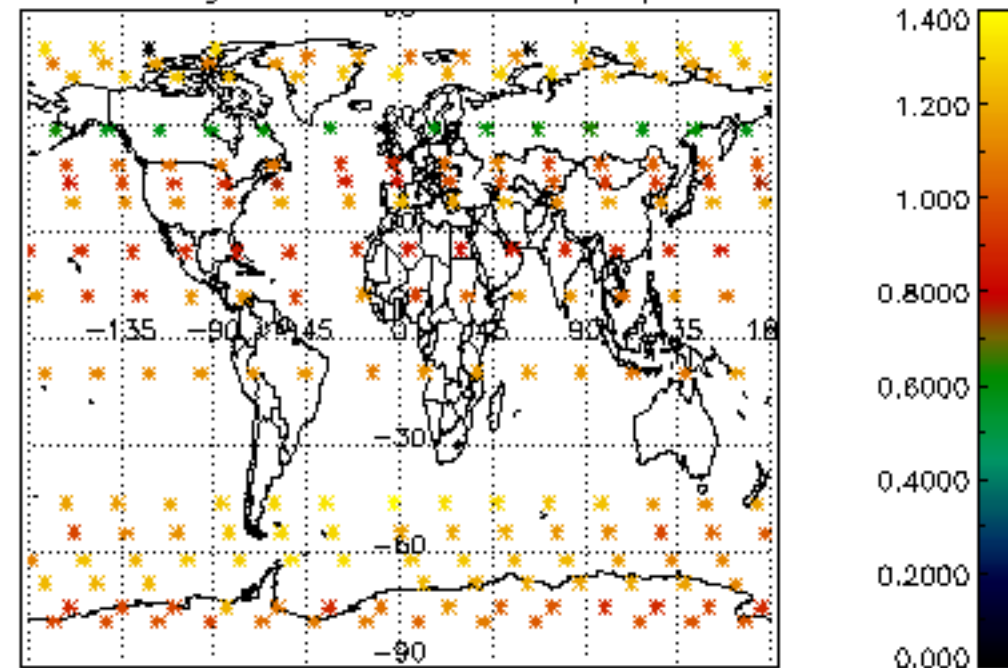




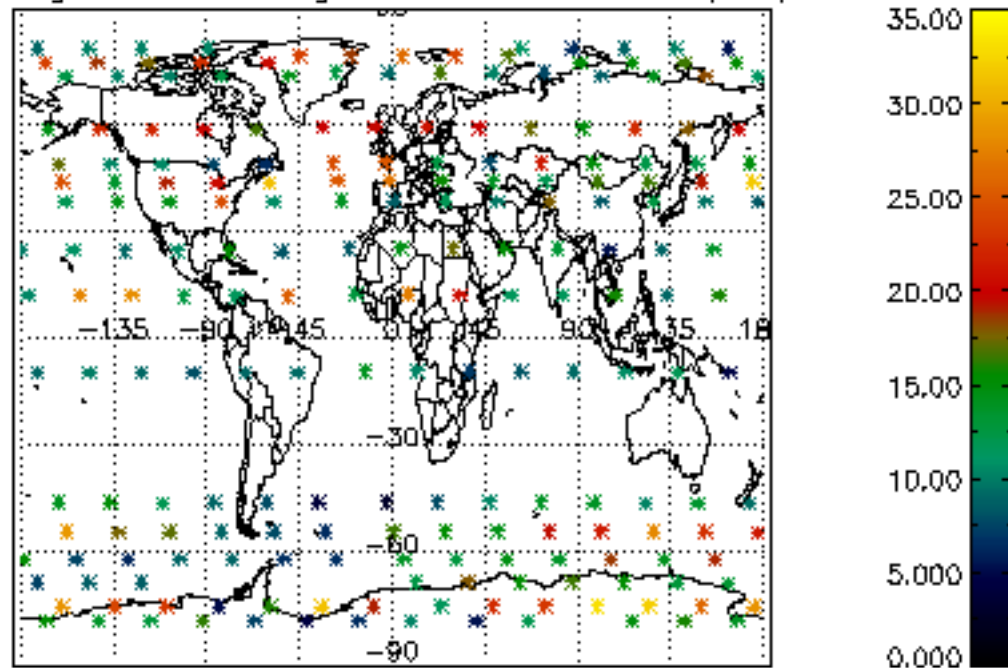
Percentage of cosmic ray hits per profile



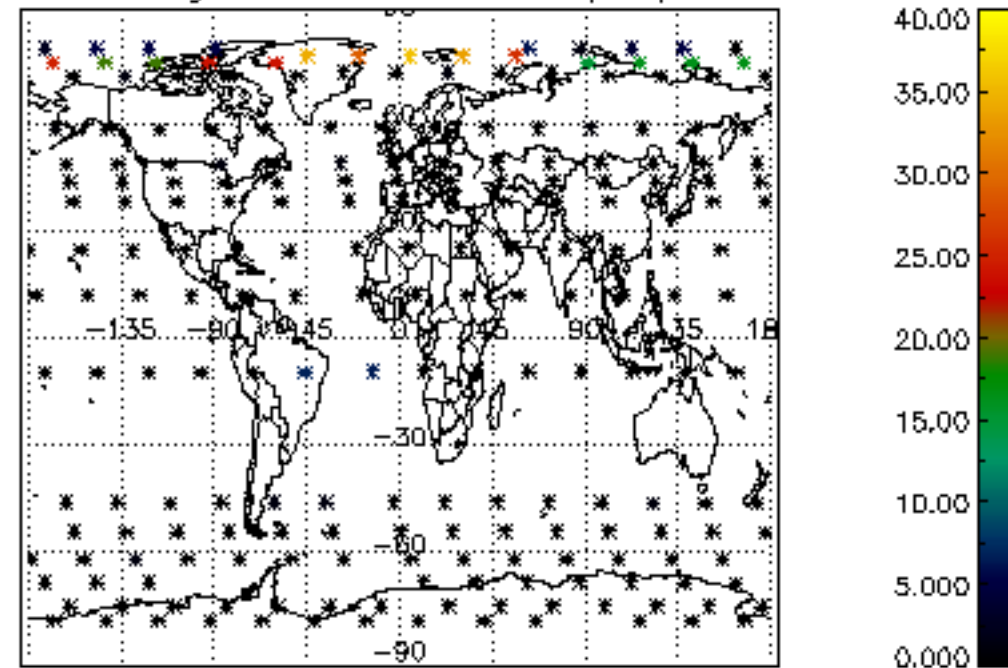
Percentage of datation errors per profile



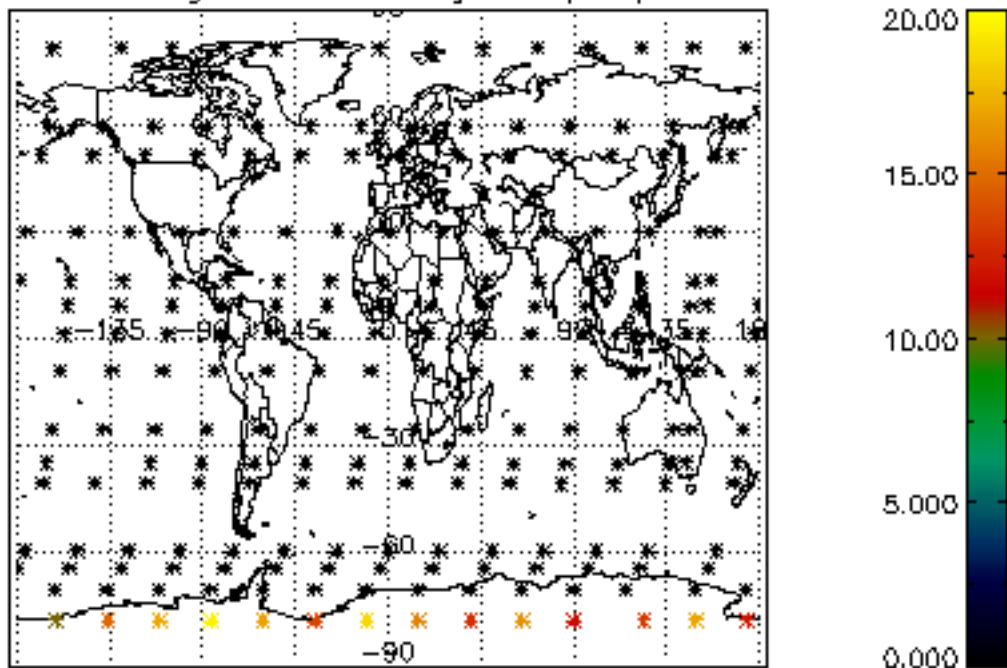
Percentage of star falling outside central band per profile



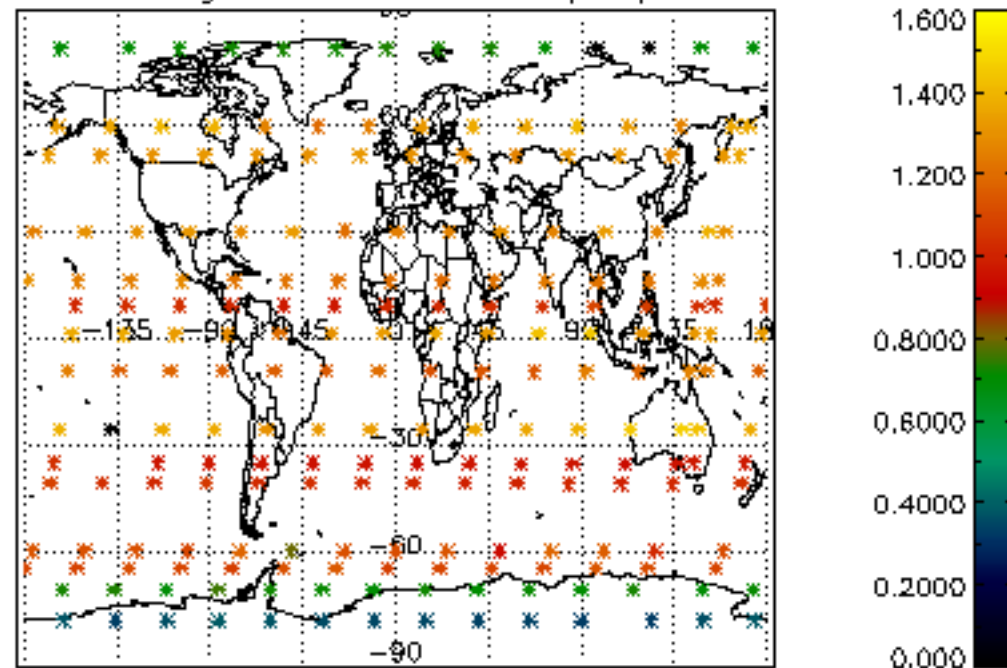
Percentage of saturation errors per profile



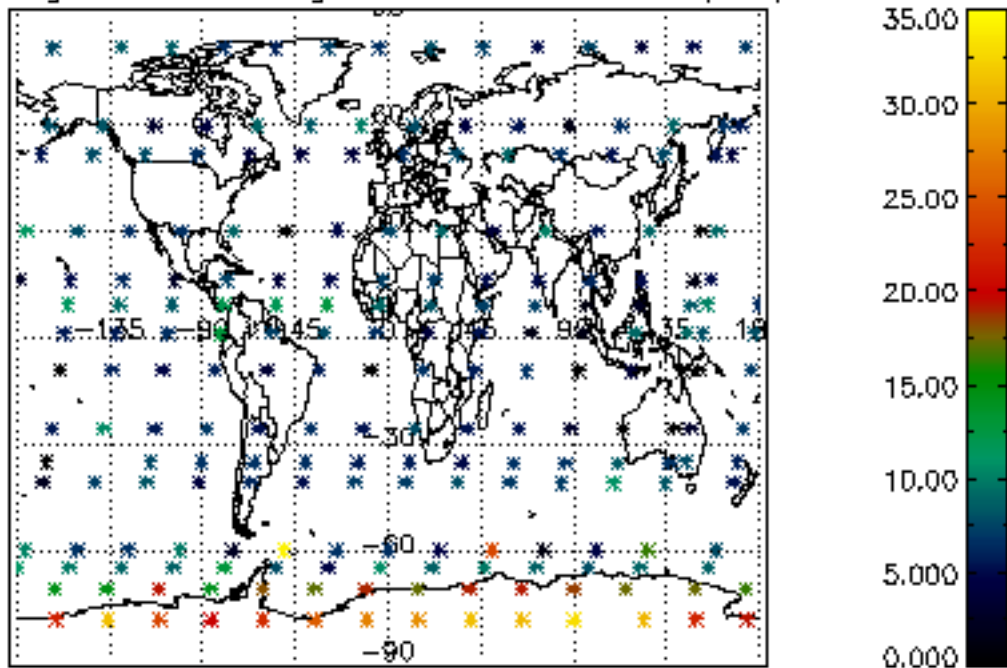
Percentage of cosmic ray hits per profile



Percentage of datation errors per profile



Percentage of star falling outside central band per profile



Percentage of saturation errors per profile

