

# GOMOS Level 2 Daily Report

## SUMMARY

### [1. General Info](#)

### [2. Summary of processed GOM\\_NL\\_2P products](#)

### [3. Level 2 Quality information per product](#)

#### [3.1 Plot of level 2 quality information per product \(time dependant\)](#)

#### [3.2 Plot of level 2 quality information per product \(world map\)](#)

### [4. Level 1 Quality information per product \(stored on level 2 products\)](#)

#### [4.1 Plot of level 1 quality information per product \(time dependant\)](#)

##### [4.1.1 Plot of level 1 quality information per product \(time dependant\): ASCENDING](#)

##### [4.1.2 Plot of level 1 quality information per product \(time dependant\): DESCENDING](#)

#### [4.2 Plot of level 1 quality information per product \(world map\)](#)

##### [4.2.1 Plot of level 1 quality information per product \(world map\): ASCENDING](#)

##### [4.2.2 Plot of level 1 quality information per product \(world map\): DESCENDING](#)

### [5. Ozone profiles based on quality statistics and other trace gas profiles](#)

#### [5.1 Ozone statistics based on quality of products](#)

#### [5.2 Plot ozone profiles for all STD \(dark without errors\)](#)

#### [5.3 Plot ozone profiles where STD < 20% \(dark without errors\)](#)

#### [5.4. Plot ozone profiles where STD < 10% \(dark without errors\)](#)

#### [5.5. Plot ozone profiles where STD < 5% \(dark without errors\)](#)

#### [5.6 Plot NO2 profiles for all STD \(dark without errors\)](#)

#### [5.7 Plot NO3 profiles for all STD \(dark without errors\)](#)

#### [5.8 Plot H2O profiles \(only for occultations of stars 1,2,3,4,13,14,16,26,63 dark without errors\) for all STD](#)

### [6. Auxiliary Data Files used for the production reported in section 2](#)

This report presents the daily analysis on parameters extracted from GOMOS level 2 data (GOM\_NL\_\_2P). It is intended to monitor some important parameters that will impact the quality of these products. A list of level 2 products (and content) that have arrived during the reporting day to the PCF is also given.

Item	Value
Time of report generation	19APR2013 16:57:21
Data source version	GOMOS/6.01
Start time of products	20-07-2003 (20JUL2003 00:00:00)
Stop time of products	21-07-2003 (21JUL2003 00:00:00)
Store outputs in DB	Yes
Nb of level 2 prods	410
Nb of prods with errors	0

## 2. Summary of processed GOM\_NL\_\_2P products.

Nr	Filename	UTC Start time	Limb	Duration	Star Id	Star Name	Star Mag	Star Temp	Nb Meas	Orbit	Prod. error
1	GOM_NL__2PRFIN20030720_000018_000000472018_00173_07241_6842.N1	20-JUL-2003 00:00:18	Dark	46.500	157	The1Eri	2.9060	9300.0	93	7241	No
2	GOM_NL__2PRFIN20030720_000622_000000472018_00174_07242_6264.N1	20-JUL-2003 00:06:22	Dark	47.000	9	Alp Eri	0.45300	24000.	94	7242	No
3	GOM_NL__2PRFIN20030720_000946_000000572018_00174_07242_6265.N1	20-JUL-2003 00:09:46	Dark	56.500	84	Alp Phe	2.3970	4500.0	113	7242	No
4	GOM_NL__2PRFIN20030720_001348_000000412018_00174_07242_6266.N1	20-JUL-2003 00:13:48	Straylight	41.000	148	Alp Tuc	2.8780	4100.0	82	7242	No
5	GOM_NL__2PRFIN20030720_001516_000000632018_00174_07242_6267.N1	20-JUL-2003 00:15:16	Straylight	62.500	63	Bet Gru	2.1500	2800.0	125	7242	No
6	GOM_NL__2PRFIN20030720_001647_000000472018_00174_07242_6268.N1	20-JUL-2003 00:16:47	Straylight	46.500	31	Alp Gru	1.7340	15200.	93	7242	No
7	GOM_NL__2PRFIN20030720_001924_000000862018_00174_07242_6269.N1	20-JUL-2003 00:19:24	Straylight	86.000	18	24Alp PsA	1.1660	9700.0	172	7242	No
8	GOM_NL__2PRFIN20030720_002526_000000412018_00174_07242_6270.N1	20-JUL-2003 00:25:26	Twilight	41.000	38	20Eps Sgr	1.8360	11000.	82	7242	No
9	GOM_NL__2PRFIN20030720_002719_000000402018_00174_07242_6271.N1	20-JUL-2003 00:27:19	Bright	40.000	57	34Sig Sgr	2.0660	26000.	80	7242	No
10	GOM_NL__2PRFIN20030720_002907_000000732018_00174_07242_6272.N1	20-JUL-2003 00:29:07	Bright	72.500	142	49Del Cap	2.8500	8900.0	145	7242	No
11	GOM_NL__2PRFIN20030720_003637_000000362018_00174_07242_6273.N1	20-JUL-2003 00:36:37	Bright	36.000	126	60Bet Oph	2.7700	4250.0	72	7242	No
12	GOM_NL__2PRFIN20030720_003904_000000392018_00174_07242_6274.N1	20-JUL-2003 00:39:04	Bright	38.500	168	17Zet Aql	2.9860	11000.	77	7242	No
13	GOM_NL__2PRFIN20030720_004457_000000392018_00174_07242_6275.N1	20-JUL-2003 00:44:57	Bright	39.000	133	40Zet Her	2.8070	6000.0	78	7242	No
14	GOM_NL__2PRFIN20030720_004936_000000372018_00174_07242_6276.N1	20-JUL-2003 00:49:36	Bright	37.000	69	33Gam Dra	2.2310	3800.0	74	7242	No
15	GOM_NL__2PRFIN20030720_005109_000000492018_00174_07242_6277.N1	20-JUL-2003 00:51:09	Bright	49.000	19	50Alp Cyg	1.2460	10500.	98	7242	No
16	GOM_NL__2PRFIN20030720_005301_000000382018_00174_07242_6278.N1	20-JUL-2003 00:53:01	Bright	37.500	119	14Eta Dra	2.7270	4700.0	75	7242	No
17	GOM_NL__2PRFIN20030720_005613_000000412018_00174_07242_6279.N1	20-JUL-2003 00:56:13	Bright	41.000	89	5Alp Cep	2.4510	8000.0	82	7242	No
18	GOM_NL__2PRFIN20030720_010037_000000372018_00174_07242_6280.N1	20-JUL-2003 01:00:37	Bright	36.500	49	1Alp UMi	1.9900	6300.0	73	7242	No
19	GOM_NL__2PRFIN20030720_010331_000000512018_00174_07242_6281.N1	20-JUL-2003 01:03:31	Bright	51.000	74	11Bet Cas	2.2680	6600.0	102	7242	No
20	GOM_NL__2PRFIN20030720_010530_000000562018_00174_07242_6282.N1	20-JUL-2003 01:05:30	Bright	56.000	68	18Alp Cas	2.2250	4500.0	112	7242	No
21	GOM_NL__2PRFIN20030720_011023_000000562018_00174_07242_6283.N1	20-JUL-2003 01:10:23	Bright	55.500	160	23Gam Per	2.9300	4700.0	111	7242	No
22	GOM_NL__2PRFIN20030720_011148_000000452018_00174_07242_6284.N1	20-JUL-2003 01:11:48	Bright	44.500	35	33Alp Per	1.7950	6250.0	89	7242	No
23	GOM_NL__2PRFIN20030720_011341_000000662018_00174_07242_6285.N1	20-JUL-2003 01:13:41	Bright	65.500	73	57Gam1And	2.2600	13100.	131	7242	No
24	GOM_NL__2PRFIN20030720_011637_000001372018_00174_07242_6286.N1	20-JUL-2003 01:16:37	Straylight	136.50	53	43Bet And	2.0480	3300.0	273	7242	No
25	GOM_NL__2PRFIN20030720_012031_000000492018_00174_07242_6287.N1	20-JUL-2003 01:20:31	Twilight	48.500	146	25Eta Tau	2.8730	15200.	97	7242	No
26	GOM_NL__2PRFIN20030720_012206_000000462018_00174_07242_6288.N1	20-JUL-2003 01:22:06	Twilight	45.500	13	87Alp Tau	0.86700	3800.0	91	7242	No
27	GOM_NL__2PRFIN20030720_012610_000000392018_00174_07242_6289.N1	20-JUL-2003 01:26:10	Dark	39.000	30	46Eps Ori	1.6940	30000.	78	7242	No
28	GOM_NL__2PRFIN20030720_012825_000000382018_00174_07242_6290.N1	20-JUL-2003 01:28:25	Dark	37.500	7	19Bet Ori	0.10000	14000.	75	7242	No
29	GOM_NL__2PRFIN20030720_013047_000000382018_00174_07242_6291.N1	20-JUL-2003 01:30:47	Dark	37.500	101	11Alp Lep	2.5820	7000.0	75	7242	No
30	GOM_NL__2PRFIN20030720_013512_000000392018_00174_07242_6292.N1	20-JUL-2003 01:35:12	Dark	38.500	108	Alp Col	2.6520	15200.	77	7242	No
31	GOM_NL__2PRFIN20030720_014658_000000442018_00175_07243_6921.N1	20-JUL-2003 01:46:58	Dark	43.500	9	Alp Eri	0.45300	24000.	87	7243	No
32	GOM_NL__2PRFIN20030720_015023_000000572018_00175_07243_6922.N1	20-JUL-2003 01:50:23	Dark	56.500	84	Alp Phe	2.3970	4500.0	113	7243	No
33	GOM_NL__2PRFIN20030720_015424_000000442018_00175_07243_6923.N1	20-JUL-2003 01:54:24	Straylight	43.500	148	Alp Tuc	2.8780	4100.0	87	7243	No
34	GOM_NL__2PRFIN20030720_015553_000000602018_00175_07243_6924.N1	20-JUL-2003 01:55:53	Straylight	60.000	63	Bet Gru	2.1500	2800.0	120	7243	No
35	GOM_NL__2PRFIN20030720_015723_000000492018_00175_07243_6925.N1	20-JUL-2003 01:57:23	Straylight	48.500	31	Alp Gru	1.7340	15200.	97	7243	No
36	GOM_NL__2PRFIN20030720_020001_000000842018_00175_07243_6926.N1	20-JUL-2003 02:00:01	Straylight	83.500	18	24Alp PsA	1.1660	9700.0	167	7243	No
37	GOM_NL__2PRFIN20030720_020602_000000442018_00175_07243_6927.N1	20-JUL-2003 02:06:02	Twilight	44.000	38	20Eps Sgr	1.8360	11000.	88	7243	No
38	GOM_NL__2PRFIN20030720_020755_000000402018_00175_07243_6928.N1	20-JUL-2003 02:07:55	Bright	40.000	57	34Sig Sgr	2.0660	26000.	80	7243	No
39	GOM_NL__2PRFIN20030720_020944_000000722018_00175_07243_6929.N1	20-JUL-2003 02:09:44	Bright	71.500	142	49Del Cap	2.8500	8900.0	143	7243	No
40	GOM_NL__2PRFIN20030720_021713_000000362018_00175_07243_6930.N1	20-JUL-2003 02:17:13	Bright	35.500	126	60Bet Oph	2.7700	4250.0	71	7243	No
41	GOM_NL__2PRFIN20030720_021940_000000382018_00175_07243_6931.N1	20-JUL-2003 02:19:40	Bright	38.000	168	17Zet Aql	2.9860	11000.	76	7243	No
42	GOM_NL__2PRFIN20030720_022533_000000392018_00175_07243_6932.N1	20-JUL-2003 02:25:33	Bright	39.000	133	40Zet Her	2.8070	6000.0	78	7243	No

43	GOM_NL__2PRFIN20030720_023012_000000382018_00175_07243_6933.N1	20-JUL-2003 02:30:12	Bright	37.500	69	33Gam Dra	2.2310	3800.0	75	7243	No
44	GOM_NL__2PRFIN20030720_023145_000000442018_00175_07243_6934.N1	20-JUL-2003 02:31:45	Bright	43.500	19	50Alp Cyg	1.2460	10500.	87	7243	No
45	GOM_NL__2PRFIN20030720_023337_000000372018_00175_07243_6935.N1	20-JUL-2003 02:33:37	Bright	36.500	119	14Eta Dra	2.7270	4700.0	73	7243	No
46	GOM_NL__2PRFIN20030720_023648_000000392018_00175_07243_6936.N1	20-JUL-2003 02:36:48	Bright	39.000	89	5Alp Cep	2.4510	8000.0	78	7243	No
47	GOM_NL__2PRFIN20030720_024113_000000352018_00175_07243_6937.N1	20-JUL-2003 02:41:13	Bright	35.000	49	1Alp UMi	1.9900	6300.0	70	7243	No
48	GOM_NL__2PRFIN20030720_024407_000000522018_00175_07243_6938.N1	20-JUL-2003 02:44:07	Bright	51.500	74	11Bet Cas	2.2680	6600.0	103	7243	No
49	GOM_NL__2PRFIN20030720_024605_000000552018_00175_07243_6939.N1	20-JUL-2003 02:46:05	Bright	54.500	68	18Alp Cas	2.2250	4500.0	109	7243	No
50	GOM_NL__2PRFIN20030720_025100_000000442018_00175_07243_6940.N1	20-JUL-2003 02:51:00	Bright	43.500	160	23Gam Per	2.9300	4700.0	87	7243	No
51	GOM_NL__2PRFIN20030720_025224_000000452018_00175_07243_6941.N1	20-JUL-2003 02:52:24	Bright	44.500	35	33Alp Per	1.7950	6250.0	89	7243	No
52	GOM_NL__2PRFIN20030720_025417_000000632018_00175_07243_6942.N1	20-JUL-2003 02:54:17	Bright	63.000	73	57Gam1And	2.2600	13100.	126	7243	No
53	GOM_NL__2PRFIN20030720_025713_000001292018_00175_07243_6943.N1	20-JUL-2003 02:57:13	Straylight	128.50	53	43Bet And	2.0480	3300.0	257	7243	No
54	GOM_NL__2PRFIN20030720_030108_000000472018_00175_07243_6944.N1	20-JUL-2003 03:01:08	Twilight	46.500	146	25Eta Tau	2.8730	15200.	93	7243	No
55	GOM_NL__2PRFIN20030720_030242_000000532018_00175_07243_6945.N1	20-JUL-2003 03:02:42	Twilight	52.500	13	87Alp Tau	0.86700	3800.0	105	7243	No
56	GOM_NL__2PRFIN20030720_030647_000000372018_00175_07243_6946.N1	20-JUL-2003 03:06:47	Dark	37.000	30	46Eps Ori	1.6940	30000.	74	7243	No
57	GOM_NL__2PRFIN20030720_030901_000000382018_00175_07243_6947.N1	20-JUL-2003 03:09:01	Dark	38.000	7	19Bet Ori	0.10000	14000.	76	7243	No
58	GOM_NL__2PRFIN20030720_031124_000000402018_00175_07243_6948.N1	20-JUL-2003 03:11:24	Dark	40.000	101	11Alp Lep	2.5820	7000.0	80	7243	No
59	GOM_NL__2PRFIN20030720_031548_000000402018_00175_07243_6949.N1	20-JUL-2003 03:15:48	Dark	39.500	108	Alp Col	2.6520	15200.	79	7243	No
60	GOM_NL__2PRFIN20030720_032131_000000452018_00175_07243_6950.N1	20-JUL-2003 03:21:31	Dark	44.500	157	The1Eri	2.9060	9300.0	89	7243	No
61	GOM_NL__2PRFIN20030720_032735_000000432018_00176_07244_6922.N1	20-JUL-2003 03:27:35	Dark	43.000	9	Alp Eri	0.45300	24000.	86	7244	No
62	GOM_NL__2PRFIN20030720_033100_000000552018_00176_07244_6923.N1	20-JUL-2003 03:31:00	Dark	55.000	84	Alp Phe	2.3970	4500.0	110	7244	No
63	GOM_NL__2PRFIN20030720_033501_000000432018_00176_07244_6924.N1	20-JUL-2003 03:35:01	Straylight	42.500	148	Alp Tuc	2.8780	4100.0	85	7244	No
64	GOM_NL__2PRFIN20030720_033630_000000552018_00176_07244_6925.N1	20-JUL-2003 03:36:30	Straylight	54.500	63	Bet Gru	2.1500	2800.0	109	7244	No
65	GOM_NL__2PRFIN20030720_033800_000000502018_00176_07244_6926.N1	20-JUL-2003 03:38:00	Straylight	49.500	31	Alp Gru	1.7340	15200.	99	7244	No
66	GOM_NL__2PRFIN20030720_034039_000000852018_00176_07244_6927.N1	20-JUL-2003 03:40:39	Straylight	85.000	18	24Alp PsA	1.1660	9700.0	170	7244	No
67	GOM_NL__2PRFIN20030720_034638_000000402018_00176_07244_6928.N1	20-JUL-2003 03:46:38	Twi_and_stray	39.500	38	20Eps Sgr	1.8360	11000.	79	7244	No
68	GOM_NL__2PRFIN20030720_034832_000000402018_00176_07244_6929.N1	20-JUL-2003 03:48:32	Bright	40.000	57	34Sig Sgr	2.0660	26000.	80	7244	No
69	GOM_NL__2PRFIN20030720_035019_000000732018_00176_07244_6930.N1	20-JUL-2003 03:50:19	Bright	73.000	142	49Del Cap	2.8500	8900.0	146	7244	No
70	GOM_NL__2PRFIN20030720_035750_000000372018_00176_07244_6931.N1	20-JUL-2003 03:57:50	Bright	37.000	126	60Bet Oph	2.7700	4250.0	74	7244	No
71	GOM_NL__2PRFIN20030720_040016_000000382018_00176_07244_6932.N1	20-JUL-2003 04:00:16	Bright	38.000	168	17Zet Aql	2.9860	11000.	76	7244	No
72	GOM_NL__2PRFIN20030720_040610_000000382018_00176_07244_6933.N1	20-JUL-2003 04:06:10	Bright	38.000	133	40Zet Her	2.8070	6000.0	76	7244	No
73	GOM_NL__2PRFIN20030720_041048_000000372018_00176_07244_6934.N1	20-JUL-2003 04:10:48	Bright	36.500	69	33Gam Dra	2.2310	3800.0	73	7244	No
74	GOM_NL__2PRFIN20030720_041220_000000502018_00176_07244_6935.N1	20-JUL-2003 04:12:20	Bright	49.500	19	50Alp Cyg	1.2460	10500.	99	7244	No
75	GOM_NL__2PRFIN20030720_041414_000000342018_00176_07244_6936.N1	20-JUL-2003 04:14:14	Bright	34.000	119	14Eta Dra	2.7270	4700.0	68	7244	No
76	GOM_NL__2PRFIN20030720_041724_000000442018_00176_07244_6937.N1	20-JUL-2003 04:17:24	Bright	43.500	89	5Alp Cep	2.4510	8000.0	87	7244	No
77	GOM_NL__2PRFIN20030720_042149_000000362018_00176_07244_6938.N1	20-JUL-2003 04:21:49	Bright	36.000	49	1Alp UMi	1.9900	6300.0	72	7244	No
78	GOM_NL__2PRFIN20030720_042442_000000512018_00176_07244_6939.N1	20-JUL-2003 04:24:42	Bright	51.000	74	11Bet Cas	2.2680	6600.0	102	7244	No
79	GOM_NL__2PRFIN20030720_042640_000000562018_00176_07244_6940.N1	20-JUL-2003 04:26:40	Bright	56.000	68	18Alp Cas	2.2250	4500.0	112	7244	No
80	GOM_NL__2PRFIN20030720_043135_000000442018_00176_07244_6941.N1	20-JUL-2003 04:31:35	Bright	43.500	160	23Gam Per	2.9300	4700.0	87	7244	No
81	GOM_NL__2PRFIN20030720_043300_000000452018_00176_07244_6942.N1	20-JUL-2003 04:33:00	Bright	45.000	35	33Alp Per	1.7950	6250.0	90	7244	No
82	GOM_NL__2PRFIN20030720_043453_000000732018_00176_07244_6943.N1	20-JUL-2003 04:34:53	Bright	73.000	73	57Gam1And	2.2600	13100.	146	7244	No
83	GOM_NL__2PRFIN20030720_043749_000001392018_00176_07244_6944.N1	20-JUL-2003 04:37:49	Straylight	139.00	53	43Bet And	2.0480	3300.0	278	7244	No
84	GOM_NL__2PRFIN20030720_044144_000000432018_00176_07244_6945.N1	20-JUL-2003 04:41:44	Twilight	43.000	146	25Eta Tau	2.8730	15200.	86	7244	No
85	GOM_NL__2PRFIN20030720_044319_000000412018_00176_07244_6946.N1	20-JUL-2003 04:43:19	Twilight	41.000	13	87Alp Tau	0.86700	3800.0	82	7244	No
86	GOM_NL__2PRFIN20030720_044723_000000382018_00176_07244_6947.N1	20-JUL-2003 04:47:23	Dark	37.500	30	46Eps Ori	1.6940	30000.	75	7244	No
87	GOM_NL__2PRFIN20030720_044938_000000432018_00176_07244_6948.N1	20-JUL-2003 04:49:38	Dark	43.000	7	19Bet Ori	0.10000	14000.	86	7244	No
88	GOM_NL__2PRFIN20030720_045200_000000412018_00176_07244_6949.N1	20-JUL-2003 04:52:00	Dark	41.000	101	11Alp Lep	2.5820	7000.0	82	7244	No
89	GOM_NL__2PRFIN20030720_045624_000000402018_00176_07244_6950.N1	20-JUL-2003 04:56:24	Dark	40.000	108	Alp Col	2.6520	15200.	80	7244	No
90	GOM_NL__2PRFIN20030720_050208_000000462018_00176_07244_6951.N1	20-JUL-2003 05:02:08	Dark	46.000	157	The1Eri	2.9060	9300.0	92	7244	No
91	GOM_NL__2PRFIN20030720_050812_000000532018_00177_07245_6923.N1	20-JUL-2003 05:08:12	Dark	53.000	9	Alp Eri	0.45300	24000.	106	7245	No
92	GOM_NL__2PRFIN20030720_051137_000000572018_00177_07245_6924.N1	20-JUL-2003 05:11:37	Dark	57.000	84	Alp Phe	2.3970	4500.0	114	7245	No
93	GOM_NL__2PRFIN20030720_051537_000000442018_00177_07245_6925.N1	20-JUL-2003 05:15:37	Straylight	44.000	148	Alp Tuc	2.8780	4100.0	88	7245	No
94	GOM_NL__2PRFIN20030720_051706_000000572018_00177_07245_6926.N1	20-JUL-2003 05:17:06	Straylight	56.500	63	Bet Gru	2.1500	2800.0	113	7245	No
95	GOM_NL__2PRFIN20030720_051836_000000502018_00177_07245_6927.N1	20-JUL-2003 05:18:36	Straylight	50.000	31	Alp Gru	1.7340	15200.	100	7245	No
96	GOM_NL__2PRFIN20030720_052116_000000862018_00177_07245_6928.N1	20-JUL-2003 05:21:16	Straylight	85.500	18	24Alp PsA	1.1660	9700.0	171	7245	No
97	GOM_NL__2PRFIN20030720_052600_000000402018_00177_07245_6929.N1	20-JUL-2003 05:26:00	Twi_and_stray	40.000	178	lot1Sco	3.0220	6550.0	80	7245	No
98	GOM_NL__2PRFIN20030720_052714_000000442018_00177_07245_6930.N1	20-JUL-2003 05:27:14	Bright	44.000	38	20Eps Sgr	1.8360	11000.	88	7245	No
99	GOM_NL__2PRFIN20030720_052908_000000392018_00177_07245_6931.N1	20-JUL-2003 05:29:08	Bright	38.500	57	34Sig Sgr	2.0660	26000.	77	7245	No
100	GOM_NL__2PRFIN20030720_053055_000000722018_00177_07245_6932.N1	20-JUL-2003 05:30:55	Bright	71.500	142	49Del Cap	2.8500	8900.0	143	7245	No
101	GOM_NL__2PRFIN20030720_053826_000000382018_00177_07245_6933.N1	20-JUL-2003 05:38:26	Bright	38.000	126	60Bet Oph	2.7700	4250.0	76	7245	No

102	GOM_NL__2PRFIN20030720_054052_000000382018_00177_07245_6934.N1	20-JUL-2003 05:40:52	Bright	38.000	168	17Zet Aql	2.9860	11000.	76	7245	No
103	GOM_NL__2PRFIN20030720_054646_000000392018_00177_07245_6935.N1	20-JUL-2003 05:46:46	Bright	39.000	133	40Zet Her	2.8070	6000.0	78	7245	No
104	GOM_NL__2PRFIN20030720_055124_000000382018_00177_07245_6936.N1	20-JUL-2003 05:51:24	Bright	38.000	69	33Gam Dra	2.2310	3800.0	76	7245	No
105	GOM_NL__2PRFIN20030720_055255_000000492018_00177_07245_6937.N1	20-JUL-2003 05:52:55	Bright	49.000	19	50Alp Cyg	1.2460	10500.	98	7245	No
106	GOM_NL__2PRFIN20030720_055450_000000382018_00177_07245_6938.N1	20-JUL-2003 05:54:50	Bright	38.000	119	14Eta Dra	2.7270	4700.0	76	7245	No
107	GOM_NL__2PRFIN20030720_055759_000000432018_00177_07245_6939.N1	20-JUL-2003 05:57:59	Bright	43.000	89	5Alp Cep	2.4510	8000.0	86	7245	No
108	GOM_NL__2PRFIN20030720_060225_000000362018_00177_07245_6940.N1	20-JUL-2003 06:02:25	Bright	35.500	49	1Alp UMi	1.9900	6300.0	71	7245	No
109	GOM_NL__2PRFIN20030720_060516_000000532018_00177_07245_6941.N1	20-JUL-2003 06:05:16	Bright	53.000	74	11Bet Cas	2.2680	6600.0	106	7245	No
110	GOM_NL__2PRFIN20030720_060714_000000572018_00177_07245_6942.N1	20-JUL-2003 06:07:14	Bright	56.500	68	18Alp Cas	2.2250	4500.0	113	7245	No
111	GOM_NL__2PRFIN20030720_061211_000000442018_00177_07245_6943.N1	20-JUL-2003 06:12:11	Bright	44.000	160	23Gam Per	2.9300	4700.0	88	7245	No
112	GOM_NL__2PRFIN20030720_061336_000000472018_00177_07245_6944.N1	20-JUL-2003 06:13:36	Bright	46.500	35	33Alp Per	1.7950	6250.0	93	7245	No
113	GOM_NL__2PRFIN20030720_061528_000000692018_00177_07245_6945.N1	20-JUL-2003 06:15:28	Bright	69.000	73	57Gam1And	2.2600	13100.	138	7245	No
114	GOM_NL__2PRFIN20030720_061825_000001432018_00177_07245_6946.N1	20-JUL-2003 06:18:25	Straylight	143.00	53	43Bet And	2.0480	3300.0	286	7245	No
115	GOM_NL__2PRFIN20030720_062220_000000442018_00177_07245_6947.N1	20-JUL-2003 06:22:20	Twilight	43.500	146	25Eta Tau	2.8730	15200.	87	7245	No
116	GOM_NL__2PRFIN20030720_062354_000000402018_00177_07245_6948.N1	20-JUL-2003 06:23:54	Twilight	40.000	13	87Alp Tau	0.86700	3800.0	80	7245	No
117	GOM_NL__2PRFIN20030720_062758_000000392018_00177_07245_6949.N1	20-JUL-2003 06:27:58	Dark	39.000	30	46Eps Ori	1.6940	30000.	78	7245	No
118	GOM_NL__2PRFIN20030720_063013_000000402018_00177_07245_6950.N1	20-JUL-2003 06:30:13	Dark	39.500	7	19Bet Ori	0.10000	14000.	79	7245	No
119	GOM_NL__2PRFIN20030720_063236_000000402018_00177_07245_6951.N1	20-JUL-2003 06:32:36	Dark	40.000	101	11Alp Lep	2.5820	7000.0	80	7245	No
120	GOM_NL__2PRFIN20030720_063700_000000412018_00177_07245_6952.N1	20-JUL-2003 06:37:00	Dark	41.000	108	Alp Col	2.6520	15200.	82	7245	No
121	GOM_NL__2PRFIN20030720_064244_000000442018_00177_07245_6953.N1	20-JUL-2003 06:42:44	Dark	44.000	157	The1Eri	2.9060	9300.0	88	7245	No
122	GOM_NL__2PRFIN20030720_064848_000000422018_00178_07246_6813.N1	20-JUL-2003 06:48:48	Dark	42.000	9	Alp Eri	0.45300	24000.	84	7246	No
123	GOM_NL__2PRFIN20030720_065214_000000572018_00178_07246_6814.N1	20-JUL-2003 06:52:14	Dark	57.000	84	Alp Phe	2.3970	4500.0	114	7246	No
124	GOM_NL__2PRFIN20030720_065613_000000422018_00178_07246_6815.N1	20-JUL-2003 06:56:13	Straylight	42.000	148	Alp Tuc	2.8780	4100.0	84	7246	No
125	GOM_NL__2PRFIN20030720_065743_000000632018_00178_07246_6816.N1	20-JUL-2003 06:57:43	Straylight	63.000	63	Bet Gru	2.1500	2800.0	126	7246	No
126	GOM_NL__2PRFIN20030720_065913_000000532018_00178_07246_6817.N1	20-JUL-2003 06:59:13	Straylight	52.500	31	Alp Gru	1.7340	15200.	105	7246	No
127	GOM_NL__2PRFIN20030720_070153_000000842018_00178_07246_6818.N1	20-JUL-2003 07:01:53	Straylight	83.500	18	24Alp PsA	1.1660	9700.0	167	7246	No
128	GOM_NL__2PRFIN20030720_070636_000000432018_00178_07246_6819.N1	20-JUL-2003 07:06:36	Tw_and_stray	42.500	178	lot1Sco	3.0220	6550.0	85	7246	No
129	GOM_NL__2PRFIN20030720_070751_000000432018_00178_07246_6820.N1	20-JUL-2003 07:07:51	Tw_and_stray	42.500	38	20Eps Sgr	1.8360	11000.	85	7246	No
130	GOM_NL__2PRFIN20030720_070944_000000392018_00178_07246_6821.N1	20-JUL-2003 07:09:44	Bright	39.000	57	34Sig Sgr	2.0660	26000.	78	7246	No
131	GOM_NL__2PRFIN20030720_071131_000000742018_00178_07246_6822.N1	20-JUL-2003 07:11:31	Bright	73.500	142	49Del Cap	2.8500	8900.0	147	7246	No
132	GOM_NL__2PRFIN20030720_071902_000000362018_00178_07246_6823.N1	20-JUL-2003 07:19:02	Bright	35.500	126	60Bet Oph	2.7700	4250.0	71	7246	No
133	GOM_NL__2PRFIN20030720_072128_000000392018_00178_07246_6824.N1	20-JUL-2003 07:21:28	Bright	38.500	168	17Zet Aql	2.9860	11000.	77	7246	No
134	GOM_NL__2PRFIN20030720_072723_000000362018_00178_07246_6825.N1	20-JUL-2003 07:27:23	Bright	36.000	133	40Zet Her	2.8070	6000.0	72	7246	No
135	GOM_NL__2PRFIN20030720_073200_000000382018_00178_07246_6826.N1	20-JUL-2003 07:32:00	Bright	38.000	69	33Gam Dra	2.2310	3800.0	76	7246	No
136	GOM_NL__2PRFIN20030720_073330_000000502018_00178_07246_6827.N1	20-JUL-2003 07:33:30	Bright	49.500	19	50Alp Cyg	1.2460	10500.	99	7246	No
137	GOM_NL__2PRFIN20030720_073526_000000372018_00178_07246_6828.N1	20-JUL-2003 07:35:26	Bright	36.500	119	14Eta Dra	2.7270	4700.0	73	7246	No
138	GOM_NL__2PRFIN20030720_073835_000000442018_00178_07246_6829.N1	20-JUL-2003 07:38:35	Bright	43.500	89	5Alp Cep	2.4510	8000.0	87	7246	No
139	GOM_NL__2PRFIN20030720_074301_000000352018_00178_07246_6830.N1	20-JUL-2003 07:43:01	Bright	35.000	49	1Alp UMi	1.9900	6300.0	70	7246	No
140	GOM_NL__2PRFIN20030720_074552_000000532018_00178_07246_6831.N1	20-JUL-2003 07:45:52	Bright	53.000	74	11Bet Cas	2.2680	6600.0	106	7246	No
141	GOM_NL__2PRFIN20030720_074750_000000562018_00178_07246_6832.N1	20-JUL-2003 07:47:50	Bright	55.500	68	18Alp Cas	2.2250	4500.0	111	7246	No
142	GOM_NL__2PRFIN20030720_075247_000000432018_00178_07246_6833.N1	20-JUL-2003 07:52:47	Bright	43.000	160	23Gam Per	2.9300	4700.0	86	7246	No
143	GOM_NL__2PRFIN20030720_075412_000000462018_00178_07246_6834.N1	20-JUL-2003 07:54:12	Bright	46.000	35	33Alp Per	1.7950	6250.0	92	7246	No
144	GOM_NL__2PRFIN20030720_075603_000000702018_00178_07246_6835.N1	20-JUL-2003 07:56:03	Bright	69.500	73	57Gam1And	2.2600	13100.	139	7246	No
145	GOM_NL__2PRFIN20030720_075900_000001272018_00178_07246_6836.N1	20-JUL-2003 07:59:00	Straylight	127.00	53	43Bet And	2.0480	3300.0	254	7246	No
146	GOM_NL__2PRFIN20030720_080256_000000492018_00178_07246_6837.N1	20-JUL-2003 08:02:56	Twilight	49.000	146	25Eta Tau	2.8730	15200.	98	7246	No
147	GOM_NL__2PRFIN20030720_080431_000000522018_00178_07246_6838.N1	20-JUL-2003 08:04:31	Twilight	52.000	13	87Alp Tau	0.86700	3800.0	104	7246	No
148	GOM_NL__2PRFIN20030720_080835_000000392018_00178_07246_6839.N1	20-JUL-2003 08:08:35	Dark	39.000	30	46Eps Ori	1.6940	30000.	78	7246	No
149	GOM_NL__2PRFIN20030720_081050_000000412018_00178_07246_6840.N1	20-JUL-2003 08:10:50	Dark	40.500	7	19Bet Ori	0.10000	14000.	81	7246	No
150	GOM_NL__2PRFIN20030720_081312_000000442018_00178_07246_6841.N1	20-JUL-2003 08:13:12	Dark	43.500	101	11Alp Lep	2.5820	7000.0	87	7246	No
151	GOM_NL__2PRFIN20030720_081736_000000402018_00178_07246_6842.N1	20-JUL-2003 08:17:36	Dark	39.500	108	Alp Col	2.6520	15200.	79	7246	No
152	GOM_NL__2PRFIN20030720_082321_000000452018_00178_07246_6843.N1	20-JUL-2003 08:23:21	Dark	45.000	157	The1Eri	2.9060	9300.0	90	7246	No
153	GOM_NL__2PRFIN20030720_082925_000000522018_00179_07247_6813.N1	20-JUL-2003 08:29:25	Dark	51.500	9	Alp Eri	0.45300	24000.	103	7247	No
154	GOM_NL__2PRFIN20030720_083251_000000552018_00179_07247_6814.N1	20-JUL-2003 08:32:51	Dark	55.000	84	Alp Phe	2.3970	4500.0	110	7247	No
155	GOM_NL__2PRFIN20030720_083650_000000422018_00179_07247_6815.N1	20-JUL-2003 08:36:50	Straylight	42.000	148	Alp Tuc	2.8780	4100.0	84	7247	No
156	GOM_NL__2PRFIN20030720_083820_000000652018_00179_07247_6816.N1	20-JUL-2003 08:38:20	Straylight	65.000	63	Bet Gru	2.1500	2800.0	130	7247	No
157	GOM_NL__2PRFIN20030720_083950_000000502018_00179_07247_6817.N1	20-JUL-2003 08:39:50	Straylight	50.000	31	Alp Gru	1.7340	15200.	100	7247	No
158	GOM_NL__2PRFIN20030720_084230_000000832018_00179_07247_6818.N1	20-JUL-2003 08:42:30	Straylight	82.500	18	24Alp PsA	1.1660	9700.0	165	7247	No
159	GOM_NL__2PRFIN20030720_084712_000000402018_00179_07247_6819.N1	20-JUL-2003 08:47:12	Tw_and_stray	40.000	178	lot1Sco	3.0220	6550.0	80	7247	No
160	GOM_NL__2PRFIN20030720_084827_000000402018_00179_07247_6820.N1	20-JUL-2003 08:48:27	Tw_and_stray	40.000	38	20Eps Sgr	1.8360	11000.	80	7247	No



161	GOM_NL__2PRFIN20030720_085020_000000402018_00179_07247_6821.N1	20-JUL-2003 08:50:20	Bright	40.000	57	34Sig Sgr	2.0660	26000.	80	7247	No
162	GOM_NL__2PRFIN20030720_085207_000000722018_00179_07247_6822.N1	20-JUL-2003 08:52:07	Bright	72.000	142	49Del Cap	2.8500	8900.0	144	7247	No
163	GOM_NL__2PRFIN20030720_085938_000000382018_00179_07247_6823.N1	20-JUL-2003 08:59:38	Bright	37.500	126	60Bet Oph	2.7700	4250.0	75	7247	No
164	GOM_NL__2PRFIN20030720_090204_000000392018_00179_07247_6824.N1	20-JUL-2003 09:02:04	Bright	38.500	168	17Zet Aql	2.9860	11000.	77	7247	No
165	GOM_NL__2PRFIN20030720_090759_000000392018_00179_07247_6825.N1	20-JUL-2003 09:07:59	Bright	38.500	133	40Zet Her	2.8070	6000.0	77	7247	No
166	GOM_NL__2PRFIN20030720_091236_000000402018_00179_07247_6826.N1	20-JUL-2003 09:12:36	Bright	39.500	69	33Gam Dra	2.2310	3800.0	79	7247	No
167	GOM_NL__2PRFIN20030720_091406_000000492018_00179_07247_6827.N1	20-JUL-2003 09:14:06	Bright	48.500	19	50Alp Cyg	1.2460	10500.	97	7247	No
168	GOM_NL__2PRFIN20030720_091602_000000372018_00179_07247_6828.N1	20-JUL-2003 09:16:02	Bright	37.000	119	14Eta Dra	2.7270	4700.0	74	7247	No
169	GOM_NL__2PRFIN20030720_091910_000000412018_00179_07247_6829.N1	20-JUL-2003 09:19:10	Bright	40.500	89	5Alp Cep	2.4510	8000.0	81	7247	No
170	GOM_NL__2PRFIN20030720_092337_000000372018_00179_07247_6830.N1	20-JUL-2003 09:23:37	Bright	37.000	49	1Alp UMi	1.9900	6300.0	74	7247	No
171	GOM_NL__2PRFIN20030720_092627_000000532018_00179_07247_6831.N1	20-JUL-2003 09:26:27	Bright	52.500	74	11Bet Cas	2.2680	6600.0	105	7247	No
172	GOM_NL__2PRFIN20030720_092825_000000582018_00179_07247_6832.N1	20-JUL-2003 09:28:25	Bright	58.000	68	18Alp Cas	2.2250	4500.0	116	7247	No
173	GOM_NL__2PRFIN20030720_093322_000000442018_00179_07247_6833.N1	20-JUL-2003 09:33:22	Bright	43.500	160	23Gam Per	2.9300	4700.0	87	7247	No
174	GOM_NL__2PRFIN20030720_093447_000000452018_00179_07247_6834.N1	20-JUL-2003 09:34:47	Bright	44.500	35	33Alp Per	1.7950	6250.0	89	7247	No
175	GOM_NL__2PRFIN20030720_093639_000000702018_00179_07247_6835.N1	20-JUL-2003 09:36:39	Bright	70.000	73	57Gam1And	2.2600	13100.	140	7247	No
176	GOM_NL__2PRFIN20030720_093936_000001472018_00179_07247_6836.N1	20-JUL-2003 09:39:36	Straylight	147.00	53	43Bet And	2.0480	3300.0	294	7247	No
177	GOM_NL__2PRFIN20030720_094333_000000502018_00179_07247_6837.N1	20-JUL-2003 09:43:33	Twilight	49.500	146	25Eta Tau	2.8730	15200.	99	7247	No
178	GOM_NL__2PRFIN20030720_094507_000000532018_00179_07247_6838.N1	20-JUL-2003 09:45:07	Twilight	52.500	13	87Alp Tau	0.86700	3800.0	105	7247	No
179	GOM_NL__2PRFIN20030720_094911_000000392018_00179_07247_6839.N1	20-JUL-2003 09:49:11	Dark	39.000	30	46Eps Ori	1.6940	30000.	78	7247	No
180	GOM_NL__2PRFIN20030720_095126_000000452018_00179_07247_6840.N1	20-JUL-2003 09:51:26	Dark	44.500	7	19Bet Ori	0.10000	14000.	89	7247	No
181	GOM_NL__2PRFIN20030720_095348_000000422018_00179_07247_6841.N1	20-JUL-2003 09:53:48	Dark	42.000	101	11Alp Lep	2.5820	7000.0	84	7247	No
182	GOM_NL__2PRFIN20030720_095813_000000412018_00179_07247_6842.N1	20-JUL-2003 09:58:13	Dark	41.000	108	Alp Col	2.6520	15200.	82	7247	No
183	GOM_NL__2PRFIN20030720_100358_000000432018_00179_07247_6843.N1	20-JUL-2003 10:03:58	Dark	42.500	157	The1Eri	2.9060	9300.0	85	7247	No
184	GOM_NL__2PRFIN20030720_101001_000000462018_00180_07248_6834.N1	20-JUL-2003 10:10:01	Dark	45.500	9	Alp Eri	0.45300	24000.	91	7248	No
185	GOM_NL__2PRFIN20030720_101329_000000562018_00180_07248_6835.N1	20-JUL-2003 10:13:29	Dark	56.000	84	Alp Phe	2.3970	4500.0	112	7248	No
186	GOM_NL__2PRFIN20030720_101726_000000432018_00180_07248_6836.N1	20-JUL-2003 10:17:26	Straylight	43.000	148	Alp Tuc	2.8780	4100.0	86	7248	No
187	GOM_NL__2PRFIN20030720_101857_000000562018_00180_07248_6837.N1	20-JUL-2003 10:18:57	Straylight	55.500	63	Bet Gru	2.1500	2800.0	111	7248	No
188	GOM_NL__2PRFIN20030720_102026_000000532018_00180_07248_6838.N1	20-JUL-2003 10:20:26	Straylight	52.500	31	Alp Gru	1.7340	15200.	105	7248	No
189	GOM_NL__2PRFIN20030720_102307_000000892018_00180_07248_6839.N1	20-JUL-2003 10:23:07	Straylight	88.500	18	24Alp PsA	1.1660	9700.0	177	7248	No
190	GOM_NL__2PRFIN20030720_102748_000000432018_00180_07248_6840.N1	20-JUL-2003 10:27:48	Tw_and_stray	42.500	178	lot1Sco	3.0220	6550.0	85	7248	No
191	GOM_NL__2PRFIN20030720_102903_000000432018_00180_07248_6841.N1	20-JUL-2003 10:29:03	Bright	43.000	38	20Eps Sgr	1.8360	11000.	86	7248	No
192	GOM_NL__2PRFIN20030720_103056_000000412018_00180_07248_6842.N1	20-JUL-2003 10:30:56	Bright	40.500	57	34Sig Sgr	2.0660	26000.	81	7248	No
193	GOM_NL__2PRFIN20030720_103243_000000732018_00180_07248_6843.N1	20-JUL-2003 10:32:43	Bright	73.000	142	49Del Cap	2.8500	8900.0	146	7248	No
194	GOM_NL__2PRFIN20030720_104014_000000372018_00180_07248_6844.N1	20-JUL-2003 10:40:14	Bright	37.000	126	60Bet Oph	2.7700	4250.0	74	7248	No
195	GOM_NL__2PRFIN20030720_104240_000000402018_00180_07248_6845.N1	20-JUL-2003 10:42:40	Bright	39.500	168	17Zet Aql	2.9860	11000.	79	7248	No
196	GOM_NL__2PRFIN20030720_104835_000000402018_00180_07248_6846.N1	20-JUL-2003 10:48:35	Bright	39.500	133	40Zet Her	2.8070	6000.0	79	7248	No
197	GOM_NL__2PRFIN20030720_105312_000000402018_00180_07248_6847.N1	20-JUL-2003 10:53:12	Bright	39.500	69	33Gam Dra	2.2310	3800.0	79	7248	No
198	GOM_NL__2PRFIN20030720_105441_000000502018_00180_07248_6848.N1	20-JUL-2003 10:54:41	Bright	49.500	19	50Alp Cyg	1.2460	10500.	99	7248	No
199	GOM_NL__2PRFIN20030720_105638_000000372018_00180_07248_6849.N1	20-JUL-2003 10:56:38	Bright	37.000	119	14Eta Dra	2.7270	4700.0	74	7248	No
200	GOM_NL__2PRFIN20030720_105945_000000442018_00180_07248_6850.N1	20-JUL-2003 10:59:45	Bright	43.500	89	5Alp Cep	2.4510	8000.0	87	7248	No
201	GOM_NL__2PRFIN20030720_110413_000000372018_00180_07248_6851.N1	20-JUL-2003 11:04:13	Bright	37.000	49	1Alp UMi	1.9900	6300.0	74	7248	No
202	GOM_NL__2PRFIN20030720_110702_000000522018_00180_07248_6852.N1	20-JUL-2003 11:07:02	Bright	51.500	74	11Bet Cas	2.2680	6600.0	103	7248	No
203	GOM_NL__2PRFIN20030720_110900_000000562018_00180_07248_6853.N1	20-JUL-2003 11:09:00	Bright	56.000	68	18Alp Cas	2.2250	4500.0	112	7248	No
204	GOM_NL__2PRFIN20030720_111358_000000542018_00180_07248_6854.N1	20-JUL-2003 11:13:58	Bright	53.500	160	23Gam Per	2.9300	4700.0	107	7248	No
205	GOM_NL__2PRFIN20030720_111523_000000462018_00180_07248_6855.N1	20-JUL-2003 11:15:23	Bright	45.500	35	33Alp Per	1.7950	6250.0	91	7248	No
206	GOM_NL__2PRFIN20030720_111715_000000712018_00180_07248_6856.N1	20-JUL-2003 11:17:15	Bright	70.500	73	57Gam1And	2.2600	13100.	141	7248	No
207	GOM_NL__2PRFIN20030720_112012_000001452018_00180_07248_6857.N1	20-JUL-2003 11:20:12	Straylight	145.00	53	43Bet And	2.0480	3300.0	290	7248	No
208	GOM_NL__2PRFIN20030720_112409_000000492018_00180_07248_6858.N1	20-JUL-2003 11:24:09	Twilight	49.000	146	25Eta Tau	2.8730	15200.	98	7248	No
209	GOM_NL__2PRFIN20030720_112543_000000562018_00180_07248_6859.N1	20-JUL-2003 11:25:43	Twilight	56.000	13	87Alp Tau	0.86700	3800.0	112	7248	No
210	GOM_NL__2PRFIN20030720_112947_000000392018_00180_07248_6860.N1	20-JUL-2003 11:29:47	Dark	39.000	30	46Eps Ori	1.6940	30000.	78	7248	No
211	GOM_NL__2PRFIN20030720_113202_000000512018_00180_07248_6861.N1	20-JUL-2003 11:32:02	Dark	51.000	7	19Bet Ori	0.10000	14000.	102	7248	No
212	GOM_NL__2PRFIN20030720_113424_000000432018_00180_07248_6862.N1	20-JUL-2003 11:34:24	Dark	42.500	101	11Alp Lep	2.5820	7000.0	85	7248	No
213	GOM_NL__2PRFIN20030720_113848_000000402018_00180_07248_6863.N1	20-JUL-2003 11:38:48	Dark	39.500	108	Alp Col	2.6520	15200.	79	7248	No
214	GOM_NL__2PRFIN20030720_114434_000000462018_00180_07248_6864.N1	20-JUL-2003 11:44:34	Dark	45.500	157	The1Eri	2.9060	9300.0	91	7248	No
215	GOM_NL__2PRFIN20030720_115038_000000462018_00181_07249_6834.N1	20-JUL-2003 11:50:38	Dark	46.000	9	Alp Eri	0.45300	24000.	92	7249	No
216	GOM_NL__2PRFIN20030720_115406_000000572018_00181_07249_6835.N1	20-JUL-2003 11:54:06	Dark	56.500	84	Alp Phe	2.3970	4500.0	113	7249	No
217	GOM_NL__2PRFIN20030720_115803_000000432018_00181_07249_6836.N1	20-JUL-2003 11:58:03	Straylight	42.500	148	Alp Tuc	2.8780	4100.0	85	7249	No
218	GOM_NL__2PRFIN20030720_115933_000000542018_00181_07249_6837.N1	20-JUL-2003 11:59:33	Straylight	53.500	63	Bet Gru	2.1500	2800.0	107	7249	No
219	GOM_NL__2PRFIN20030720_120102_000000502018_00181_07249_6838.N1	20-JUL-2003 12:01:02	Straylight	49.500	31	Alp Gru	1.7340	15200.	99	7249	No

220	GOM_NL__2PRFIN20030720_120344_000000782018_00181_07249_6839.N1	20-JUL-2003 12:03:44	Straylight	77.500	18	24Alp PsA	1.1660	9700.0	155	7249	No
221	GOM_NL__2PRFIN20030720_120824_000000412018_00181_07249_6840.N1	20-JUL-2003 12:08:24	Twi_and_stray	41.000	178	lot1Sco	3.0220	6550.0	82	7249	No
222	GOM_NL__2PRFIN20030720_120938_000000432018_00181_07249_6841.N1	20-JUL-2003 12:09:38	Bright	42.500	38	20Eps Sgr	1.8360	11000.	85	7249	No
223	GOM_NL__2PRFIN20030720_121132_000000402018_00181_07249_6842.N1	20-JUL-2003 12:11:32	Bright	40.000	57	34Sig Sgr	2.0660	26000.	80	7249	No
224	GOM_NL__2PRFIN20030720_121320_000000722018_00181_07249_6843.N1	20-JUL-2003 12:13:20	Bright	72.000	142	49Del Cap	2.8500	8900.0	144	7249	No
225	GOM_NL__2PRFIN20030720_122050_000000382018_00181_07249_6844.N1	20-JUL-2003 12:20:50	Bright	37.500	126	60Bet Oph	2.7700	4250.0	75	7249	No
226	GOM_NL__2PRFIN20030720_122315_000000382018_00181_07249_6845.N1	20-JUL-2003 12:23:15	Bright	38.000	168	17Zet Aql	2.9860	11000.	76	7249	No
227	GOM_NL__2PRFIN20030720_122911_000000392018_00181_07249_6846.N1	20-JUL-2003 12:29:11	Bright	39.000	133	40Zet Her	2.8070	6000.0	78	7249	No
228	GOM_NL__2PRFIN20030720_123347_000000392018_00181_07249_6847.N1	20-JUL-2003 12:33:47	Bright	39.000	69	33Gam Dra	2.2310	3800.0	78	7249	No
229	GOM_NL__2PRFIN20030720_123516_000000492018_00181_07249_6848.N1	20-JUL-2003 12:35:16	Bright	49.000	19	50Alp Cyg	1.2460	10500.	98	7249	No
230	GOM_NL__2PRFIN20030720_123714_000000392018_00181_07249_6849.N1	20-JUL-2003 12:37:14	Bright	38.500	119	14Eta Dra	2.7270	4700.0	77	7249	No
231	GOM_NL__2PRFIN20030720_124020_000000442018_00181_07249_6850.N1	20-JUL-2003 12:40:20	Bright	43.500	89	5Alp Cep	2.4510	8000.0	87	7249	No
232	GOM_NL__2PRFIN20030720_124448_000000382018_00181_07249_6851.N1	20-JUL-2003 12:44:48	Bright	38.000	49	1Alp UMi	1.9900	6300.0	76	7249	No
233	GOM_NL__2PRFIN20030720_124738_000000522018_00181_07249_6852.N1	20-JUL-2003 12:47:38	Bright	51.500	74	11Bet Cas	2.2680	6600.0	103	7249	No
234	GOM_NL__2PRFIN20030720_124936_000000552018_00181_07249_6853.N1	20-JUL-2003 12:49:36	Bright	54.500	68	18Alp Cas	2.2250	4500.0	109	7249	No
235	GOM_NL__2PRFIN20030720_125434_000000432018_00181_07249_6854.N1	20-JUL-2003 12:54:34	Bright	43.000	160	23Gam Per	2.9300	4700.0	86	7249	No
236	GOM_NL__2PRFIN20030720_125559_000000452018_00181_07249_6855.N1	20-JUL-2003 12:55:59	Bright	44.500	35	33Alp Per	1.7950	6250.0	89	7249	No
237	GOM_NL__2PRFIN20030720_125751_000000712018_00181_07249_6856.N1	20-JUL-2003 12:57:51	Bright	70.500	73	57Gam1And	2.2600	13100.	141	7249	No
238	GOM_NL__2PRFIN20030720_130048_000001252018_00181_07249_6857.N1	20-JUL-2003 13:00:48	Straylight	124.50	53	43Bet And	2.0480	3300.0	249	7249	No
239	GOM_NL__2PRFIN20030720_130445_000000502018_00181_07249_6858.N1	20-JUL-2003 13:04:45	Twilight	49.500	146	25Eta Tau	2.8730	15200.	99	7249	No
240	GOM_NL__2PRFIN20030720_130619_000000492018_00181_07249_6859.N1	20-JUL-2003 13:06:19	Twilight	49.000	13	87Alp Tau	0.86700	3800.0	98	7249	No
241	GOM_NL__2PRFIN20030720_131023_000000432018_00181_07249_6860.N1	20-JUL-2003 13:10:23	Dark	42.500	30	46Eps Ori	1.6940	30000.	85	7249	No
242	GOM_NL__2PRFIN20030720_131238_000000522018_00181_07249_6861.N1	20-JUL-2003 13:12:38	Dark	52.000	7	19Bet Ori	0.10000	14000.	104	7249	No
243	GOM_NL__2PRFIN20030720_131500_000000422018_00181_07249_6862.N1	20-JUL-2003 13:15:00	Dark	42.000	101	11Alp Lep	2.5820	7000.0	84	7249	No
244	GOM_NL__2PRFIN20030720_131925_000000402018_00181_07249_6863.N1	20-JUL-2003 13:19:25	Dark	39.500	108	Alp Col	2.6520	15200.	79	7249	No
245	GOM_NL__2PRFIN20030720_132511_000000452018_00181_07249_6864.N1	20-JUL-2003 13:25:11	Dark	45.000	157	The1Eri	2.9060	9300.0	90	7249	No
246	GOM_NL__2PRFIN20030720_133114_000000452018_00182_07250_6834.N1	20-JUL-2003 13:31:14	Dark	45.000	9	Alp Eri	0.45300	24000.	90	7250	No
247	GOM_NL__2PRFIN20030720_133442_000000582018_00182_07250_6835.N1	20-JUL-2003 13:34:42	Dark	57.500	84	Alp Phe	2.3970	4500.0	115	7250	No
248	GOM_NL__2PRFIN20030720_133839_000000432018_00182_07250_6836.N1	20-JUL-2003 13:38:39	Straylight	42.500	148	Alp Tuc	2.8780	4100.0	85	7250	No
249	GOM_NL__2PRFIN20030720_134009_000000622018_00182_07250_6837.N1	20-JUL-2003 13:40:09	Straylight	61.500	63	Bet Gru	2.1500	2800.0	123	7250	No
250	GOM_NL__2PRFIN20030720_134139_000000502018_00182_07250_6838.N1	20-JUL-2003 13:41:39	Straylight	49.500	31	Alp Gru	1.7340	15200.	99	7250	No
251	GOM_NL__2PRFIN20030720_134420_000000892018_00182_07250_6839.N1	20-JUL-2003 13:44:20	Straylight	88.500	18	24Alp PsA	1.1660	9700.0	177	7250	No
252	GOM_NL__2PRFIN20030720_134920_000000412018_00182_07250_6840.N1	20-JUL-2003 13:49:20	Twi_and_stray	40.500	85	Kap Sco	2.4070	28000.	81	7250	No
253	GOM_NL__2PRFIN20030720_135102_000000442018_00182_07250_6841.N1	20-JUL-2003 13:51:02	Bright	44.000	103	38Zet Sgr	2.6000	9700.0	88	7250	No
254	GOM_NL__2PRFIN20030720_135355_000000712018_00182_07250_6842.N1	20-JUL-2003 13:53:55	Bright	70.500	142	49Del Cap	2.8500	8900.0	141	7250	No
255	GOM_NL__2PRFIN20030720_140126_000000392018_00182_07250_6843.N1	20-JUL-2003 14:01:26	Bright	38.500	126	60Bet Oph	2.7700	4250.0	77	7250	No
256	GOM_NL__2PRFIN20030720_140351_000000392018_00182_07250_6844.N1	20-JUL-2003 14:03:51	Bright	39.000	168	17Zet Aql	2.9860	11000.	78	7250	No
257	GOM_NL__2PRFIN20030720_140947_000000372018_00182_07250_6845.N1	20-JUL-2003 14:09:47	Bright	36.500	133	40Zet Her	2.8070	6000.0	73	7250	No
258	GOM_NL__2PRFIN20030720_141751_000000372018_00182_07250_6846.N1	20-JUL-2003 14:17:51	Bright	37.000	119	14Eta Dra	2.7270	4700.0	74	7250	No
259	GOM_NL__2PRFIN20030720_142057_000000432018_00182_07250_6847.N1	20-JUL-2003 14:20:57	Bright	42.500	89	5Alp Cep	2.4510	8000.0	85	7250	No
260	GOM_NL__2PRFIN20030720_142525_000000362018_00182_07250_6848.N1	20-JUL-2003 14:25:25	Bright	36.000	49	1Alp UMi	1.9900	6300.0	72	7250	No
261	GOM_NL__2PRFIN20030720_143510_000000472018_00182_07250_6849.N1	20-JUL-2003 14:35:10	Bright	47.000	160	23Gam Per	2.9300	4700.0	94	7250	No
262	GOM_NL__2PRFIN20030720_143636_000000422018_00182_07250_6850.N1	20-JUL-2003 14:36:36	Bright	41.500	35	33Alp Per	1.7950	6250.0	83	7250	No
263	GOM_NL__2PRFIN20030720_143827_000000712018_00182_07250_6851.N1	20-JUL-2003 14:38:27	Bright	70.500	73	57Gam1And	2.2600	13100.	141	7250	No
264	GOM_NL__2PRFIN20030720_144122_000001392018_00182_07250_6852.N1	20-JUL-2003 14:41:22	Straylight	138.50	53	43Bet And	2.0480	3300.0	277	7250	No
265	GOM_NL__2PRFIN20030720_144522_000000482018_00182_07250_6853.N1	20-JUL-2003 14:45:22	Twilight	47.500	146	25Eta Tau	2.8730	15200.	95	7250	No
266	GOM_NL__2PRFIN20030720_144657_000000562018_00182_07250_6854.N1	20-JUL-2003 14:46:57	Twilight	56.000	13	87Alp Tau	0.86700	3800.0	112	7250	No
267	GOM_NL__2PRFIN20030720_145101_000000442018_00182_07250_6855.N1	20-JUL-2003 14:51:01	Dark	43.500	30	46Eps Ori	1.6940	30000.	87	7250	No
268	GOM_NL__2PRFIN20030720_145315_000000512018_00182_07250_6856.N1	20-JUL-2003 14:53:15	Dark	51.000	7	19Bet Ori	0.10000	14000.	102	7250	No
269	GOM_NL__2PRFIN20030720_145538_000000402018_00182_07250_6857.N1	20-JUL-2003 14:55:38	Dark	40.000	101	11Alp Lep	2.5820	7000.0	80	7250	No
270	GOM_NL__2PRFIN20030720_150549_000000432018_00182_07250_6858.N1	20-JUL-2003 15:05:49	Dark	43.000	157	The1Eri	2.9060	9300.0	86	7250	No
271	GOM_NL__2PRFIN20030720_151152_000000422018_00183_07251_6834.N1	20-JUL-2003 15:11:52	Dark	42.000	9	Alp Eri	0.45300	24000.	84	7251	No
272	GOM_NL__2PRFIN20030720_151521_000000562018_00183_07251_6835.N1	20-JUL-2003 15:15:21	Dark	55.500	84	Alp Phe	2.3970	4500.0	111	7251	No
273	GOM_NL__2PRFIN20030720_151916_000000432018_00183_07251_6836.N1	20-JUL-2003 15:19:16	Straylight	42.500	148	Alp Tuc	2.8780	4100.0	85	7251	No
274	GOM_NL__2PRFIN20030720_152047_000000512018_00183_07251_6837.N1	20-JUL-2003 15:20:47	Straylight	51.000	63	Bet Gru	2.1500	2800.0	102	7251	No
275	GOM_NL__2PRFIN20030720_152217_000000472018_00183_07251_6838.N1	20-JUL-2003 15:22:17	Straylight	46.500	31	Alp Gru	1.7340	15200.	93	7251	No
276	GOM_NL__2PRFIN20030720_152459_000000872018_00183_07251_6839.N1	20-JUL-2003 15:24:59	Straylight	86.500	18	24Alp PsA	1.1660	9700.0	173	7251	No
277	GOM_NL__2PRFIN20030720_152958_000000412018_00183_07251_6840.N1	20-JUL-2003 15:29:58	Twi_and_stray	41.000	85	Kap Sco	2.4070	28000.	82	7251	No
278	GOM_NL__2PRFIN20030720_153140_000000442018_00183_07251_6841.N1	20-JUL-2003 15:31:40	Bright	43.500	103	38Zet Sgr	2.6000	9700.0	87	7251	No

279	GOM_NL__2PRFIN20030720_153432_000000722018_00183_07251_6842.N1	20-JUL-2003 15:34:32	Bright	71.500	142	49Del Cap	2.8500	8900.0	143	7251	No
280	GOM_NL__2PRFIN20030720_154203_000000362018_00183_07251_6843.N1	20-JUL-2003 15:42:03	Bright	35.500	126	60Bet Oph	2.7700	4250.0	71	7251	No
281	GOM_NL__2PRFIN20030720_154428_000000382018_00183_07251_6844.N1	20-JUL-2003 15:44:28	Bright	38.000	168	17Zet Aql	2.9860	11000.	76	7251	No
282	GOM_NL__2PRFIN20030720_155025_000000362018_00183_07251_6845.N1	20-JUL-2003 15:50:25	Bright	36.000	133	40Zet Her	2.8070	6000.0	72	7251	No
283	GOM_NL__2PRFIN20030720_155827_000000392018_00183_07251_6846.N1	20-JUL-2003 15:58:27	Bright	38.500	119	14Eta Dra	2.7270	4700.0	77	7251	No
284	GOM_NL__2PRFIN20030720_160132_000000422018_00183_07251_6847.N1	20-JUL-2003 16:01:32	Bright	42.000	89	5Alp Cep	2.4510	8000.0	84	7251	No
285	GOM_NL__2PRFIN20030720_160601_000000372018_00183_07251_6848.N1	20-JUL-2003 16:06:01	Bright	36.500	49	1Alp UMi	1.9900	6300.0	73	7251	No
286	GOM_NL__2PRFIN20030720_161546_000000432018_00183_07251_6849.N1	20-JUL-2003 16:15:46	Bright	43.000	160	23Gam Per	2.9300	4700.0	86	7251	No
287	GOM_NL__2PRFIN20030720_161711_000000452018_00183_07251_6850.N1	20-JUL-2003 16:17:11	Bright	44.500	35	33Alp Per	1.7950	6250.0	89	7251	No
288	GOM_NL__2PRFIN20030720_161902_000000682018_00183_07251_6851.N1	20-JUL-2003 16:19:02	Bright	67.500	73	57Gam1And	2.2600	13100.	135	7251	No
289	GOM_NL__2PRFIN20030720_162158_000001272018_00183_07251_6852.N1	20-JUL-2003 16:21:58	Straylight	127.00	53	43Bet And	2.0480	3300.0	254	7251	No
290	GOM_NL__2PRFIN20030720_162558_000000482018_00183_07251_6853.N1	20-JUL-2003 16:25:58	Twilight	47.500	146	25Eta Tau	2.8730	15200.	95	7251	No
291	GOM_NL__2PRFIN20030720_162733_000000512018_00183_07251_6854.N1	20-JUL-2003 16:27:33	Twilight	50.500	13	87Alp Tau	0.86700	3800.0	101	7251	No
292	GOM_NL__2PRFIN20030720_163137_000000402018_00183_07251_6855.N1	20-JUL-2003 16:31:37	Dark	39.500	30	46Eps Ori	1.6940	30000.	79	7251	No
293	GOM_NL__2PRFIN20030720_163351_000000502018_00183_07251_6856.N1	20-JUL-2003 16:33:51	Dark	50.000	7	19Bet Ori	0.10000	14000.	100	7251	No
294	GOM_NL__2PRFIN20030720_163614_000000432018_00183_07251_6857.N1	20-JUL-2003 16:36:14	Dark	42.500	101	11Alp Lep	2.5820	7000.0	85	7251	No
295	GOM_NL__2PRFIN20030720_164625_000000432018_00183_07251_6858.N1	20-JUL-2003 16:46:25	Dark	42.500	157	The1Eri	2.9060	9300.0	85	7251	No
296	GOM_NL__2PRFIN20030720_165228_000000462018_00184_07252_6834.N1	20-JUL-2003 16:52:28	Dark	45.500	9	Alp Eri	0.45300	24000.	91	7252	No
297	GOM_NL__2PRFIN20030720_165558_000000562018_00184_07252_6835.N1	20-JUL-2003 16:55:58	Dark	56.000	84	Alp Phe	2.3970	4500.0	112	7252	No
298	GOM_NL__2PRFIN20030720_165952_000000412018_00184_07252_6836.N1	20-JUL-2003 16:59:52	Straylight	41.000	148	Alp Tuc	2.8780	4100.0	82	7252	No
299	GOM_NL__2PRFIN20030720_170124_000000522018_00184_07252_6837.N1	20-JUL-2003 17:01:24	Straylight	51.500	63	Bet Gru	2.1500	2800.0	103	7252	No
300	GOM_NL__2PRFIN20030720_170253_000000532018_00184_07252_6838.N1	20-JUL-2003 17:02:53	Straylight	52.500	31	Alp Gru	1.7340	15200.	105	7252	No
301	GOM_NL__2PRFIN20030720_170536_000000832018_00184_07252_6839.N1	20-JUL-2003 17:05:36	Straylight	82.500	18	24Alp PsA	1.1660	9700.0	165	7252	No
302	GOM_NL__2PRFIN20030720_171034_000000422018_00184_07252_6840.N1	20-JUL-2003 17:10:34	Tw_and_stray	41.500	85	Kap Sco	2.4070	28000.	83	7252	No
303	GOM_NL__2PRFIN20030720_171216_000000412018_00184_07252_6841.N1	20-JUL-2003 17:12:16	Bright	41.000	103	38Zet Sgr	2.6000	9700.0	82	7252	No
304	GOM_NL__2PRFIN20030720_171507_000000722018_00184_07252_6842.N1	20-JUL-2003 17:15:07	Bright	72.000	142	49Del Cap	2.8500	8900.0	144	7252	No
305	GOM_NL__2PRFIN20030720_172239_000000362018_00184_07252_6843.N1	20-JUL-2003 17:22:39	Bright	35.500	126	60Bet Oph	2.7700	4250.0	71	7252	No
306	GOM_NL__2PRFIN20030720_172503_000000382018_00184_07252_6844.N1	20-JUL-2003 17:25:03	Bright	37.500	168	17Zet Aql	2.9860	11000.	75	7252	No
307	GOM_NL__2PRFIN20030720_173101_000000362018_00184_07252_6845.N1	20-JUL-2003 17:31:01	Bright	36.000	133	40Zet Her	2.8070	6000.0	72	7252	No
308	GOM_NL__2PRFIN20030720_173903_000000372018_00184_07252_6846.N1	20-JUL-2003 17:39:03	Bright	37.000	119	14Eta Dra	2.7270	4700.0	74	7252	No
309	GOM_NL__2PRFIN20030720_174207_000000432018_00184_07252_6847.N1	20-JUL-2003 17:42:07	Bright	42.500	89	5Alp Cep	2.4510	8000.0	85	7252	No
310	GOM_NL__2PRFIN20030720_174637_000000362018_00184_07252_6848.N1	20-JUL-2003 17:46:37	Bright	36.000	49	1Alp UMi	1.9900	6300.0	72	7252	No
311	GOM_NL__2PRFIN20030720_175622_000000452018_00184_07252_6849.N1	20-JUL-2003 17:56:22	Bright	44.500	160	23Gam Per	2.9300	4700.0	89	7252	No
312	GOM_NL__2PRFIN20030720_175747_000000622018_00184_07252_6850.N1	20-JUL-2003 17:57:47	Bright	62.000	35	33Alp Per	1.7950	6250.0	124	7252	No
313	GOM_NL__2PRFIN20030720_175937_000000692018_00184_07252_6851.N1	20-JUL-2003 17:59:37	Bright	68.500	73	57Gam1And	2.2600	13100.	137	7252	No
314	GOM_NL__2PRFIN20030720_180234_000001242018_00184_07252_6852.N1	20-JUL-2003 18:02:34	Straylight	124.00	53	43Bet And	2.0480	3300.0	248	7252	No
315	GOM_NL__2PRFIN20030720_180634_000000462018_00184_07252_6853.N1	20-JUL-2003 18:06:34	Twilight	46.000	146	25Eta Tau	2.8730	15200.	92	7252	No
316	GOM_NL__2PRFIN20030720_180809_000000532018_00184_07252_6854.N1	20-JUL-2003 18:08:09	Twilight	52.500	13	87Alp Tau	0.86700	3800.0	105	7252	No
317	GOM_NL__2PRFIN20030720_181213_000000412018_00184_07252_6855.N1	20-JUL-2003 18:12:13	Dark	40.500	30	46Eps Ori	1.6940	30000.	81	7252	No
318	GOM_NL__2PRFIN20030720_181428_000000422018_00184_07252_6856.N1	20-JUL-2003 18:14:28	Dark	41.500	7	19Bet Ori	0.10000	14000.	83	7252	No
319	GOM_NL__2PRFIN20030720_181650_000000392018_00184_07252_6857.N1	20-JUL-2003 18:16:50	Dark	39.000	101	11Alp Lep	2.5820	7000.0	78	7252	No
320	GOM_NL__2PRFIN20030720_182702_000000442018_00184_07252_6858.N1	20-JUL-2003 18:27:02	Dark	43.500	157	The1Eri	2.9060	9300.0	87	7252	No
321	GOM_NL__2PRFIN20030720_183305_000000442018_00185_07253_6834.N1	20-JUL-2003 18:33:05	Dark	43.500	9	Alp Eri	0.45300	24000.	87	7253	No
322	GOM_NL__2PRFIN20030720_183635_000000542018_00185_07253_6835.N1	20-JUL-2003 18:36:35	Dark	54.000	84	Alp Phe	2.3970	4500.0	108	7253	No
323	GOM_NL__2PRFIN20030720_184029_000000412018_00185_07253_6836.N1	20-JUL-2003 18:40:29	Straylight	41.000	148	Alp Tuc	2.8780	4100.0	82	7253	No
324	GOM_NL__2PRFIN20030720_184201_000000512018_00185_07253_6837.N1	20-JUL-2003 18:42:01	Straylight	51.000	63	Bet Gru	2.1500	2800.0	102	7253	No
325	GOM_NL__2PRFIN20030720_184330_000000502018_00185_07253_6838.N1	20-JUL-2003 18:43:30	Straylight	49.500	31	Alp Gru	1.7340	15200.	99	7253	No
326	GOM_NL__2PRFIN20030720_184612_000000842018_00185_07253_6839.N1	20-JUL-2003 18:46:12	Straylight	83.500	18	24Alp PsA	1.1660	9700.0	167	7253	No
327	GOM_NL__2PRFIN20030720_185110_000000412018_00185_07253_6840.N1	20-JUL-2003 18:51:10	Tw_and_stray	41.000	85	Kap Sco	2.4070	28000.	82	7253	No
328	GOM_NL__2PRFIN20030720_185252_000000422018_00185_07253_6841.N1	20-JUL-2003 18:52:52	Bright	42.000	103	38Zet Sgr	2.6000	9700.0	84	7253	No
329	GOM_NL__2PRFIN20030720_185543_000000722018_00185_07253_6842.N1	20-JUL-2003 18:55:43	Bright	71.500	142	49Del Cap	2.8500	8900.0	143	7253	No
330	GOM_NL__2PRFIN20030720_190316_000000362018_00185_07253_6843.N1	20-JUL-2003 19:03:16	Bright	35.500	126	60Bet Oph	2.7700	4250.0	71	7253	No
331	GOM_NL__2PRFIN20030720_190539_000000382018_00185_07253_6844.N1	20-JUL-2003 19:05:39	Bright	37.500	168	17Zet Aql	2.9860	11000.	75	7253	No
332	GOM_NL__2PRFIN20030720_191138_000000372018_00185_07253_6845.N1	20-JUL-2003 19:11:38	Bright	36.500	133	40Zet Her	2.8070	6000.0	73	7253	No
333	GOM_NL__2PRFIN20030720_191940_000000372018_00185_07253_6846.N1	20-JUL-2003 19:19:40	Bright	36.500	119	14Eta Dra	2.7270	4700.0	73	7253	No
334	GOM_NL__2PRFIN20030720_192243_000000432018_00185_07253_6847.N1	20-JUL-2003 19:22:43	Bright	43.000	89	5Alp Cep	2.4510	8000.0	86	7253	No
335	GOM_NL__2PRFIN20030720_192713_000000382018_00185_07253_6848.N1	20-JUL-2003 19:27:13	Bright	37.500	49	1Alp UMi	1.9900	6300.0	75	7253	No
336	GOM_NL__2PRFIN20030720_193657_000000472018_00185_07253_6849.N1	20-JUL-2003 19:36:57	Bright	46.500	160	23Gam Per	2.9300	4700.0	93	7253	No
337	GOM_NL__2PRFIN20030720_193823_000000462018_00185_07253_6850.N1	20-JUL-2003 19:38:23	Bright	45.500	35	33Alp Per	1.7950	6250.0	91	7253	No



338	GOM_NL__2PRFIN20030720_194013_000000662018_00185_07253_6851.N1	20-JUL-2003 19:40:13	Bright	66.000	73	57Gam1And	2.2600	13100.	132	7253	No
339	GOM_NL__2PRFIN20030720_194310_000001322018_00185_07253_6852.N1	20-JUL-2003 19:43:10	Straylight	132.00	53	43Bet And	2.0480	3300.0	264	7253	No
340	GOM_NL__2PRFIN20030720_194710_000000502018_00185_07253_6853.N1	20-JUL-2003 19:47:10	Twilight	49.500	146	25Eta Tau	2.8730	15200.	99	7253	No
341	GOM_NL__2PRFIN20030720_194845_000000562018_00185_07253_6854.N1	20-JUL-2003 19:48:45	Twilight	56.000	13	87Alp Tau	0.86700	3800.0	112	7253	No
342	GOM_NL__2PRFIN20030720_195250_000000392018_00185_07253_6855.N1	20-JUL-2003 19:52:50	Dark	38.500	30	46Eps Ori	1.6940	30000.	77	7253	No
343	GOM_NL__2PRFIN20030720_195504_000000412018_00185_07253_6856.N1	20-JUL-2003 19:55:04	Dark	41.000	7	19Bet Ori	0.10000	14000.	82	7253	No
344	GOM_NL__2PRFIN20030720_195726_000000392018_00185_07253_6857.N1	20-JUL-2003 19:57:26	Dark	39.000	101	11Alp Lep	2.5820	7000.0	78	7253	No
345	GOM_NL__2PRFIN20030720_200739_000000442018_00185_07253_6858.N1	20-JUL-2003 20:07:39	Dark	43.500	157	The1Eri	2.9060	9300.0	87	7253	No
346	GOM_NL__2PRFIN20030720_201341_000000432018_00186_07254_6834.N1	20-JUL-2003 20:13:41	Dark	43.000	9	Alp Eri	0.45300	24000.	86	7254	No
347	GOM_NL__2PRFIN20030720_201712_000000552018_00186_07254_6835.N1	20-JUL-2003 20:17:12	Dark	54.500	84	Alp Phe	2.3970	4500.0	109	7254	No
348	GOM_NL__2PRFIN20030720_202105_000000462018_00186_07254_6836.N1	20-JUL-2003 20:21:05	Straylight	46.000	148	Alp Tuc	2.8780	4100.0	92	7254	No
349	GOM_NL__2PRFIN20030720_202237_000000632018_00186_07254_6837.N1	20-JUL-2003 20:22:37	Straylight	63.000	63	Bet Gru	2.1500	2800.0	126	7254	No
350	GOM_NL__2PRFIN20030720_202406_000000462018_00186_07254_6838.N1	20-JUL-2003 20:24:06	Straylight	46.000	31	Alp Gru	1.7340	15200.	92	7254	No
351	GOM_NL__2PRFIN20030720_202649_000000822018_00186_07254_6839.N1	20-JUL-2003 20:26:49	Straylight	82.000	18	24Alp PsA	1.1660	9700.0	164	7254	No
352	GOM_NL__2PRFIN20030720_203146_000000402018_00186_07254_6840.N1	20-JUL-2003 20:31:46	Tw_and_stray	40.000	85	Kap Sco	2.4070	28000.	80	7254	No
353	GOM_NL__2PRFIN20030720_203328_000000482018_00186_07254_6841.N1	20-JUL-2003 20:33:28	Bright	48.000	103	38Zet Sgr	2.6000	9700.0	96	7254	No
354	GOM_NL__2PRFIN20030720_203619_000000712018_00186_07254_6842.N1	20-JUL-2003 20:36:19	Bright	70.500	142	49Del Cap	2.8500	8900.0	141	7254	No
355	GOM_NL__2PRFIN20030720_204352_000000372018_00186_07254_6843.N1	20-JUL-2003 20:43:52	Bright	36.500	126	60Bet Oph	2.7700	4250.0	73	7254	No
356	GOM_NL__2PRFIN20030720_204615_000000382018_00186_07254_6844.N1	20-JUL-2003 20:46:15	Bright	37.500	168	17Zet Aql	2.9860	11000.	75	7254	No
357	GOM_NL__2PRFIN20030720_205214_000000392018_00186_07254_6845.N1	20-JUL-2003 20:52:14	Bright	38.500	133	40Zet Her	2.8070	6000.0	77	7254	No
358	GOM_NL__2PRFIN20030720_210016_000000372018_00186_07254_6846.N1	20-JUL-2003 21:00:16	Bright	36.500	119	14Eta Dra	2.7270	4700.0	73	7254	No
359	GOM_NL__2PRFIN20030720_210318_000000432018_00186_07254_6847.N1	20-JUL-2003 21:03:18	Bright	42.500	89	5Alp Cep	2.4510	8000.0	85	7254	No
360	GOM_NL__2PRFIN20030720_210749_000000362018_00186_07254_6848.N1	20-JUL-2003 21:07:49	Bright	36.000	49	1Alp UMi	1.9900	6300.0	72	7254	No
361	GOM_NL__2PRFIN20030720_211733_000000462018_00186_07254_6849.N1	20-JUL-2003 21:17:33	Bright	45.500	160	23Gam Per	2.9300	4700.0	91	7254	No
362	GOM_NL__2PRFIN20030720_211858_000000452018_00186_07254_6850.N1	20-JUL-2003 21:18:58	Bright	45.000	35	33Alp Per	1.7950	6250.0	90	7254	No
363	GOM_NL__2PRFIN20030720_212048_000000692018_00186_07254_6851.N1	20-JUL-2003 21:20:48	Bright	69.000	73	57Gam1And	2.2600	13100.	138	7254	No
364	GOM_NL__2PRFIN20030720_212346_000001542018_00186_07254_6852.N1	20-JUL-2003 21:23:46	Straylight	154.00	53	43Bet And	2.0480	3300.0	308	7254	No
365	GOM_NL__2PRFIN20030720_212746_000000492018_00186_07254_6853.N1	20-JUL-2003 21:27:46	Twilight	48.500	146	25Eta Tau	2.8730	15200.	97	7254	No
366	GOM_NL__2PRFIN20030720_212921_000000522018_00186_07254_6854.N1	20-JUL-2003 21:29:21	Twilight	51.500	13	87Alp Tau	0.86700	3800.0	103	7254	No
367	GOM_NL__2PRFIN20030720_213326_000000402018_00186_07254_6855.N1	20-JUL-2003 21:33:26	Dark	40.000	30	46Eps Ori	1.6940	30000.	80	7254	No
368	GOM_NL__2PRFIN20030720_213540_000000482018_00186_07254_6856.N1	20-JUL-2003 21:35:40	Dark	47.500	7	19Bet Ori	0.10000	14000.	95	7254	No
369	GOM_NL__2PRFIN20030720_213802_000000402018_00186_07254_6857.N1	20-JUL-2003 21:38:02	Dark	39.500	101	11Alp Lep	2.5820	7000.0	79	7254	No
370	GOM_NL__2PRFIN20030720_214815_000000432018_00186_07254_6858.N1	20-JUL-2003 21:48:15	Dark	43.000	157	The1Eri	2.9060	9300.0	86	7254	No
371	GOM_NL__2PRFIN20030720_215418_000000432018_00187_07255_6946.N1	20-JUL-2003 21:54:18	Dark	43.000	9	Alp Eri	0.45300	24000.	86	7255	No
372	GOM_NL__2PRFIN20030720_215749_000000562018_00187_07255_6947.N1	20-JUL-2003 21:57:49	Dark	55.500	84	Alp Phe	2.3970	4500.0	111	7255	No
373	GOM_NL__2PRFIN20030720_220142_000000422018_00187_07255_6948.N1	20-JUL-2003 22:01:42	Straylight	42.000	148	Alp Tuc	2.8780	4100.0	84	7255	No
374	GOM_NL__2PRFIN20030720_220314_000000632018_00187_07255_6949.N1	20-JUL-2003 22:03:14	Straylight	63.000	63	Bet Gru	2.1500	2800.0	126	7255	No
375	GOM_NL__2PRFIN20030720_220443_000000472018_00187_07255_6950.N1	20-JUL-2003 22:04:43	Straylight	47.000	31	Alp Gru	1.7340	15200.	94	7255	No
376	GOM_NL__2PRFIN20030720_220727_000000832018_00187_07255_6951.N1	20-JUL-2003 22:07:27	Straylight	82.500	18	24Alp PsA	1.1660	9700.0	165	7255	No
377	GOM_NL__2PRFIN20030720_221201_000000412018_00187_07255_6952.N1	20-JUL-2003 22:12:01	Tw_and_stray	41.000	178	lot1Sco	3.0220	6550.0	82	7255	No
378	GOM_NL__2PRFIN20030720_221316_000000422018_00187_07255_6953.N1	20-JUL-2003 22:13:16	Bright	42.000	38	20Eps Sgr	1.8360	11000.	84	7255	No
379	GOM_NL__2PRFIN20030720_221510_000000382018_00187_07255_6954.N1	20-JUL-2003 22:15:10	Bright	37.500	57	34Sig Sgr	2.0660	26000.	75	7255	No
380	GOM_NL__2PRFIN20030720_221656_000000712018_00187_07255_6955.N1	20-JUL-2003 22:16:56	Bright	71.000	142	49Del Cap	2.8500	8900.0	142	7255	No
381	GOM_NL__2PRFIN20030720_222428_000000372018_00187_07255_6956.N1	20-JUL-2003 22:24:28	Bright	36.500	126	60Bet Oph	2.7700	4250.0	73	7255	No
382	GOM_NL__2PRFIN20030720_222651_000000382018_00187_07255_6957.N1	20-JUL-2003 22:26:51	Bright	38.000	168	17Zet Aql	2.9860	11000.	76	7255	No
383	GOM_NL__2PRFIN20030720_223250_000000382018_00187_07255_6958.N1	20-JUL-2003 22:32:50	Bright	38.000	133	40Zet Her	2.8070	6000.0	76	7255	No
384	GOM_NL__2PRFIN20030720_223648_000000392018_00187_07255_6959.N1	20-JUL-2003 22:36:48	Bright	39.000	144	18Del Cyg	2.8600	11000.	78	7255	No
385	GOM_NL__2PRFIN20030720_223847_000000502018_00187_07255_6960.N1	20-JUL-2003 22:38:47	Bright	49.500	19	50Alp Cyg	1.2460	10500.	99	7255	No
386	GOM_NL__2PRFIN20030720_224052_000000382018_00187_07255_6961.N1	20-JUL-2003 22:40:52	Bright	37.500	119	14Eta Dra	2.7270	4700.0	75	7255	No
387	GOM_NL__2PRFIN20030720_224353_000000442018_00187_07255_6962.N1	20-JUL-2003 22:43:53	Bright	43.500	89	5Alp Cep	2.4510	8000.0	87	7255	No
388	GOM_NL__2PRFIN20030720_224825_000000372018_00187_07255_6963.N1	20-JUL-2003 22:48:25	Bright	37.000	49	1Alp UMi	1.9900	6300.0	74	7255	No
389	GOM_NL__2PRFIN20030720_225110_000000502018_00187_07255_6964.N1	20-JUL-2003 22:51:10	Bright	50.000	74	11Bet Cas	2.2680	6600.0	100	7255	No
390	GOM_NL__2PRFIN20030720_225244_000000502018_00187_07255_6965.N1	20-JUL-2003 22:52:44	Bright	49.500	76	27Gam Cas	2.3000	30000.	99	7255	No
391	GOM_NL__2PRFIN20030720_225809_000000502018_00187_07255_6966.N1	20-JUL-2003 22:58:09	Bright	50.000	160	23Gam Per	2.9300	4700.0	100	7255	No
392	GOM_NL__2PRFIN20030720_225934_000000442018_00187_07255_6967.N1	20-JUL-2003 22:59:34	Bright	44.000	35	33Alp Per	1.7950	6250.0	88	7255	No
393	GOM_NL__2PRFIN20030720_230124_000000692018_00187_07255_6968.N1	20-JUL-2003 23:01:24	Bright	68.500	73	57Gam1And	2.2600	13100.	137	7255	No
394	GOM_NL__2PRFIN20030720_230422_000001292018_00187_07255_6969.N1	20-JUL-2003 23:04:22	Straylight	129.00	53	43Bet And	2.0480	3300.0	258	7255	No
395	GOM_NL__2PRFIN20030720_230823_000000502018_00187_07255_6970.N1	20-JUL-2003 23:08:23	Twilight	49.500	146	25Eta Tau	2.8730	15200.	99	7255	No
396	GOM_NL__2PRFIN20030720_230957_000000532018_00187_07255_6971.N1	20-JUL-2003 23:09:57	Twilight	53.000	13	87Alp Tau	0.86700	3800.0	106	7255	No

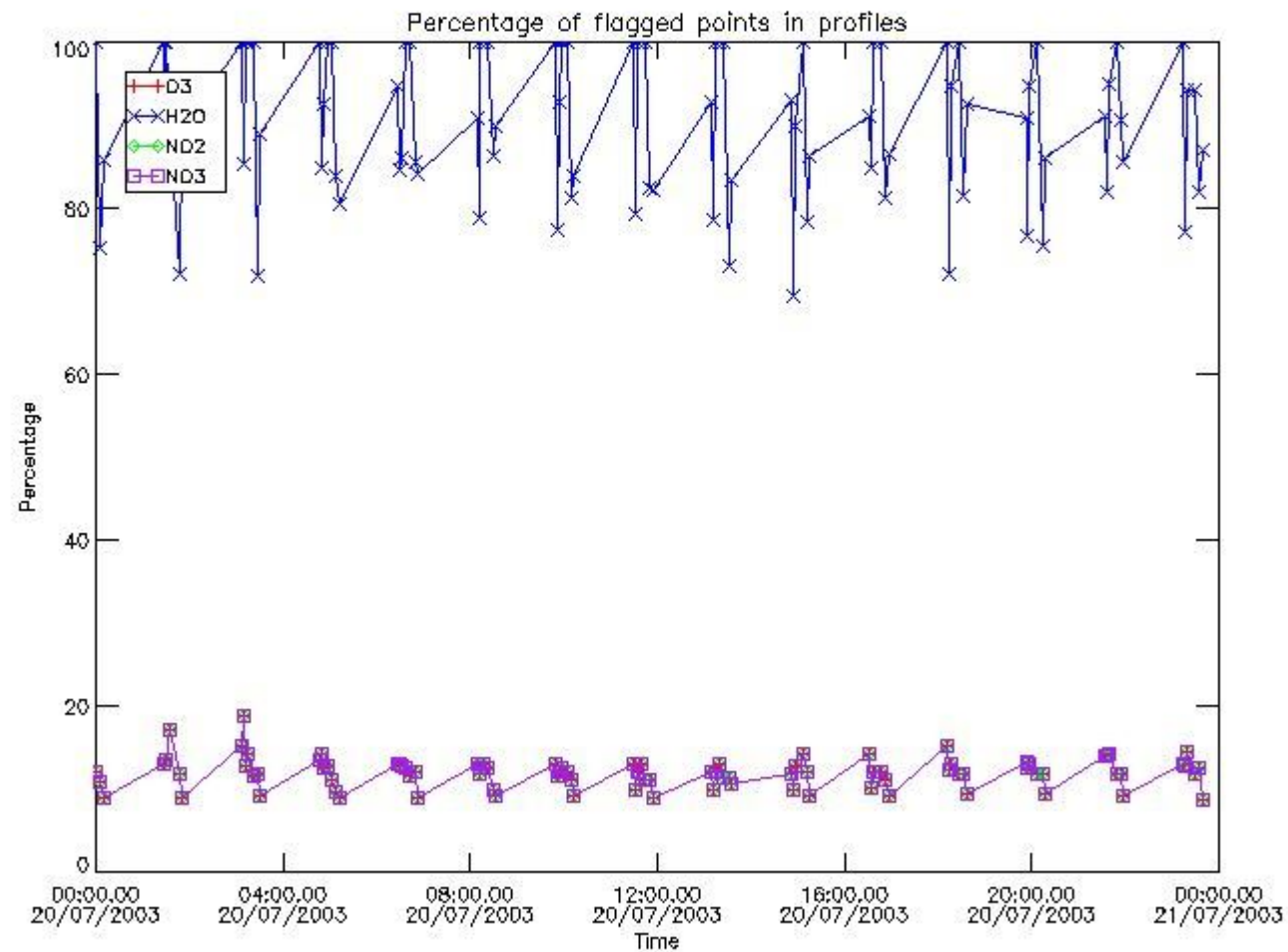


397	GOM_NL__2PRFIN20030720_231402_000000392018_00187_07255_6972.N1	20-JUL-2003 23:14:02	Dark	39.000	30	46Eps Ori	1.6940	30000.	78	7255	No
398	GOM_NL__2PRFIN20030720_231616_000000442018_00187_07255_6973.N1	20-JUL-2003 23:16:16	Dark	44.000	7	19Bet Ori	0.10000	14000.	88	7255	No
399	GOM_NL__2PRFIN20030720_231838_000000352018_00187_07255_6974.N1	20-JUL-2003 23:18:38	Dark	35.000	101	11Alp Lep	2.5820	7000.0	70	7255	No
400	GOM_NL__2PRFIN20030720_232852_000000442018_00187_07255_6975.N1	20-JUL-2003 23:28:52	Dark	43.500	157	The1Eri	2.9060	9300.0	87	7255	No
401	GOM_NL__2PRFIN20030720_233454_000000452018_00188_07256_6948.N1	20-JUL-2003 23:34:54	Dark	44.500	9	Alp Eri	0.45300	24000.	89	7256	No
402	GOM_NL__2PRFIN20030720_233826_000000582018_00188_07256_6949.N1	20-JUL-2003 23:38:26	Dark	58.000	84	Alp Phe	2.3970	4500.0	116	7256	No
403	GOM_NL__2PRFIN20030720_234218_000000422018_00188_07256_6950.N1	20-JUL-2003 23:42:18	Straylight	42.000	148	Alp Tuc	2.8780	4100.0	84	7256	No
404	GOM_NL__2PRFIN20030720_234351_000000612018_00188_07256_6951.N1	20-JUL-2003 23:43:51	Straylight	61.000	63	Bet Gru	2.1500	2800.0	122	7256	No
405	GOM_NL__2PRFIN20030720_234519_000000472018_00188_07256_6952.N1	20-JUL-2003 23:45:19	Straylight	46.500	31	Alp Gru	1.7340	15200.	93	7256	No
406	GOM_NL__2PRFIN20030720_234803_000000872018_00188_07256_6953.N1	20-JUL-2003 23:48:03	Straylight	87.000	18	24Alp PsA	1.1660	9700.0	174	7256	No
407	GOM_NL__2PRFIN20030720_235237_000000412018_00188_07256_6954.N1	20-JUL-2003 23:52:37	Twilight_and_stray	41.000	178	lot1Sco	3.0220	6550.0	82	7256	No
408	GOM_NL__2PRFIN20030720_235352_000000412018_00188_07256_6955.N1	20-JUL-2003 23:53:52	Bright	41.000	38	20Eps Sgr	1.8360	11000.	82	7256	No
409	GOM_NL__2PRFIN20030720_235545_000000412018_00188_07256_6956.N1	20-JUL-2003 23:55:45	Bright	41.000	57	34Sig Sgr	2.0660	26000.	82	7256	No
410	GOM_NL__2PRFIN20030720_235731_000000702018_00188_07256_6957.N1	20-JUL-2003 23:57:31	Bright	70.000	142	49Del Cap	2.8500	8900.0	140	7256	No

### 3. Quality information per product

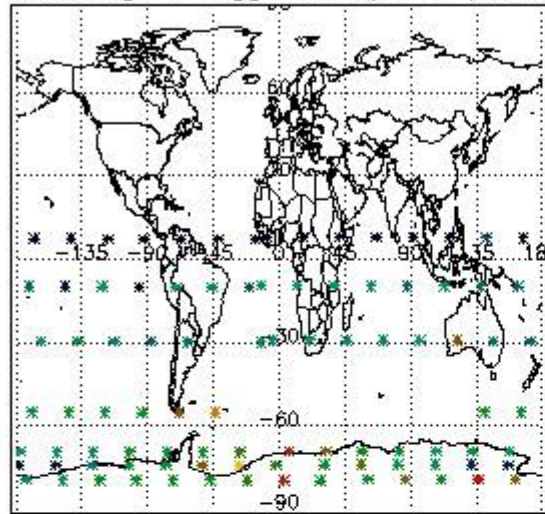
In this section it is plotted some information contained in the Quality Summary data set of the level 2 products. Only products in dark limb conditions and without errors (error flag in the MPH set to "0") are used.

#### 3.1 Plot quality information per product (time dependant)

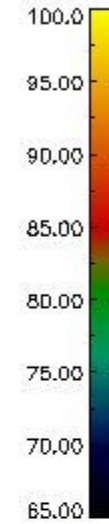
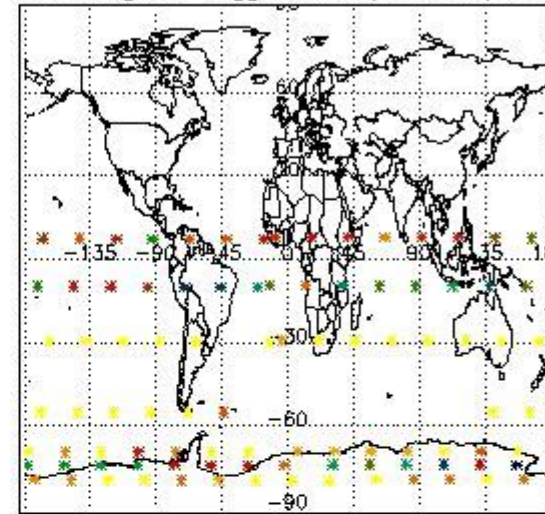


#### 3.2 Plot quality information per product (world map)

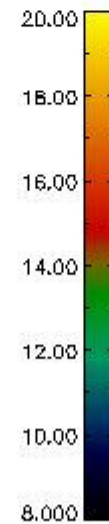
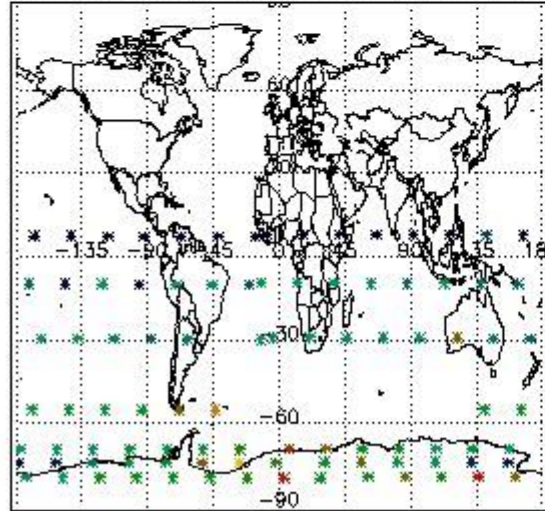
Percentage of flagged data per O3 profile



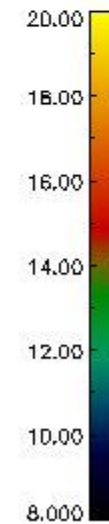
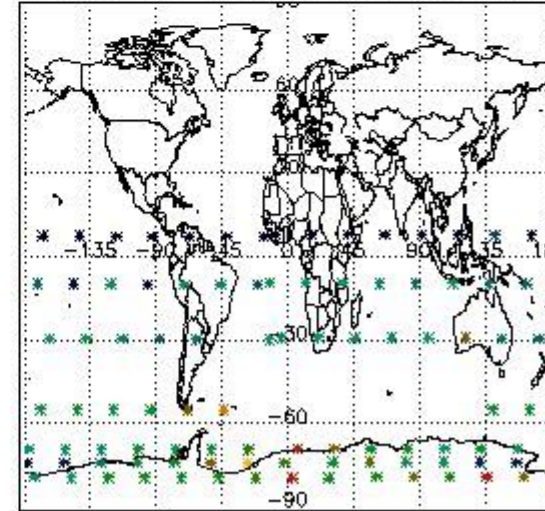
Percentage of flagged data per H2O profile



Percentage of flagged data per NO2 profile



Percentage of flagged data per NO3 profile

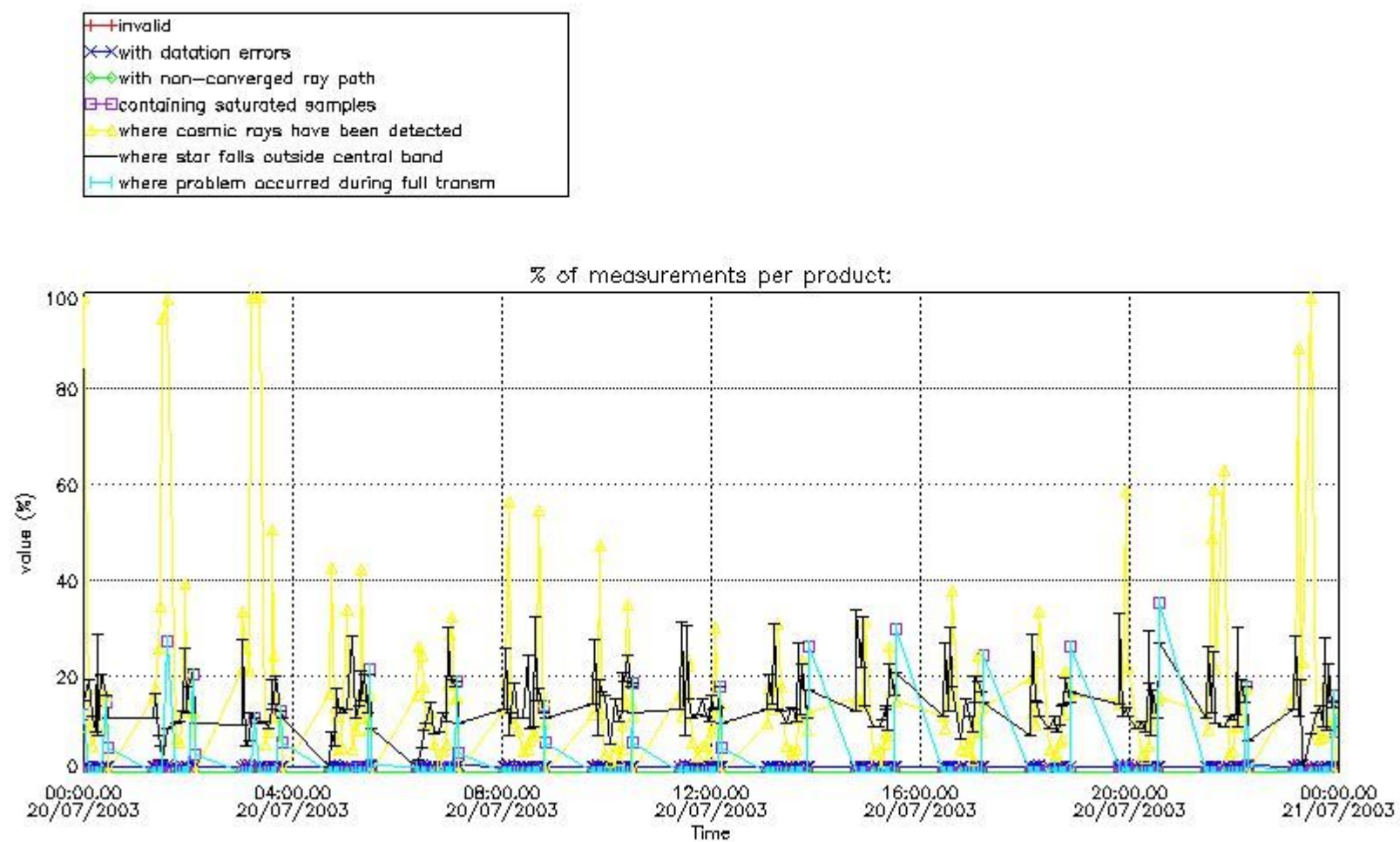


#### 4. Level 1 quality information per product

In this section it is plotted some information contained in the Quality Summary data set of the level 2 products that comes from the level 1b processing. Products without errors (error flag in the MPH set to "0") are used.

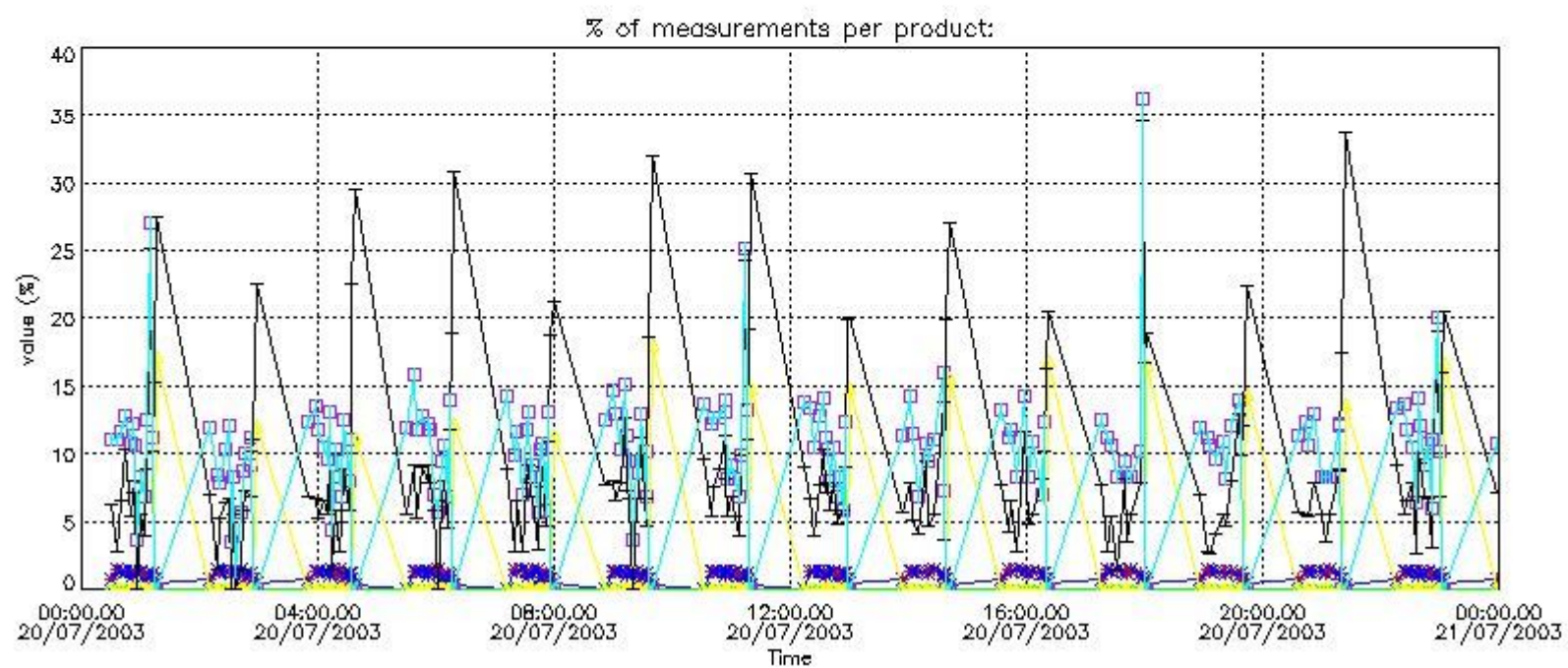
##### 4.1 Plot quality information per product (time dependant) coming from level 1b processing

###### 4.1.1 Plot level 1 quality information per product (time dependant): ENVISAT ASCENDING passes



4.1.2 Plot level 1 quality information per product (time dependant): ENVI SAT DESCENDING passes

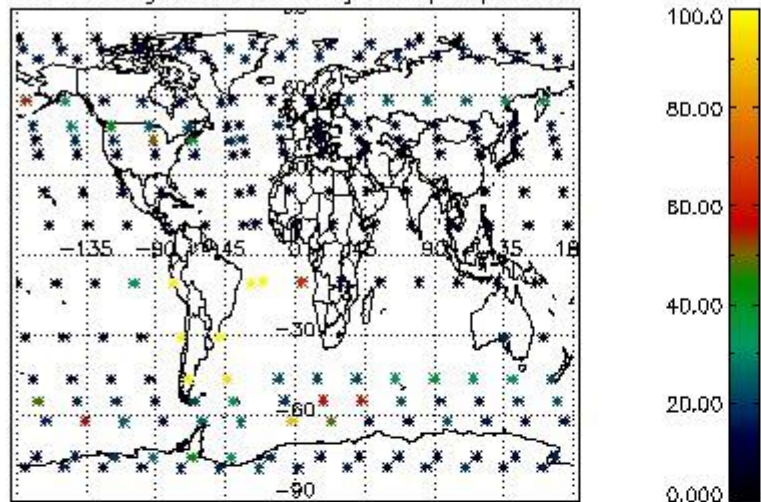




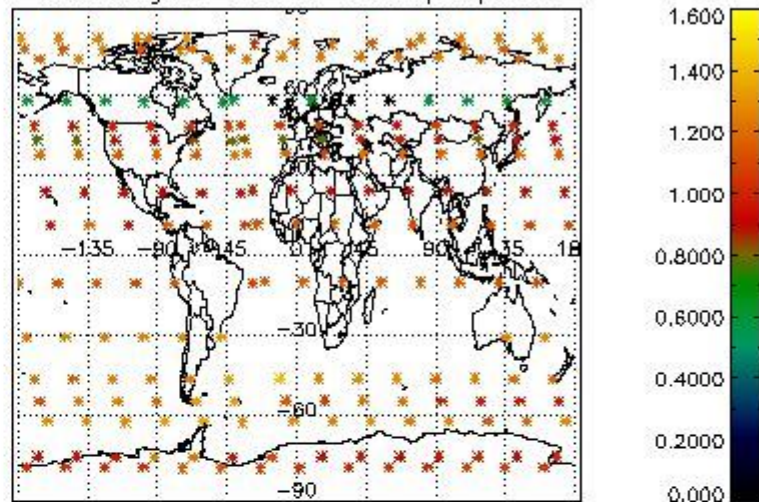
*4.2 Plot quality information per product coming from level 1b processing (world map)*

*4.2.1 Plot level 1 quality information per product (world map): ENVISAT ASCENDING passes*

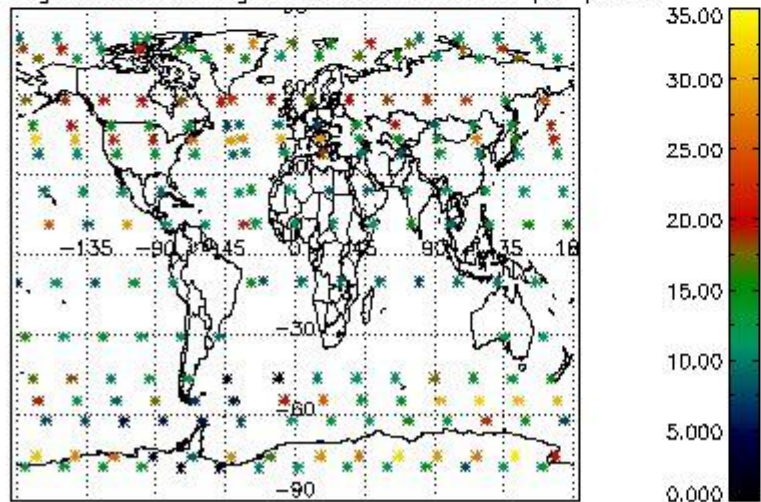
Percentage of cosmic ray hits per profile



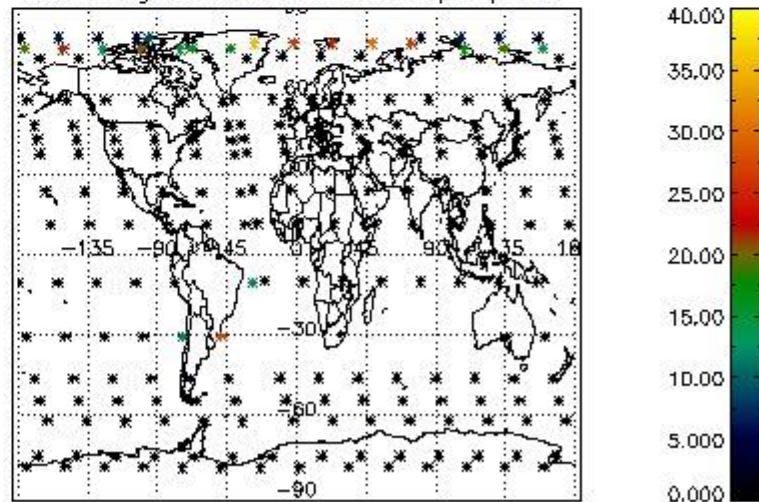
Percentage of datation errors per profile



Percentage of star falling outside central band per profile

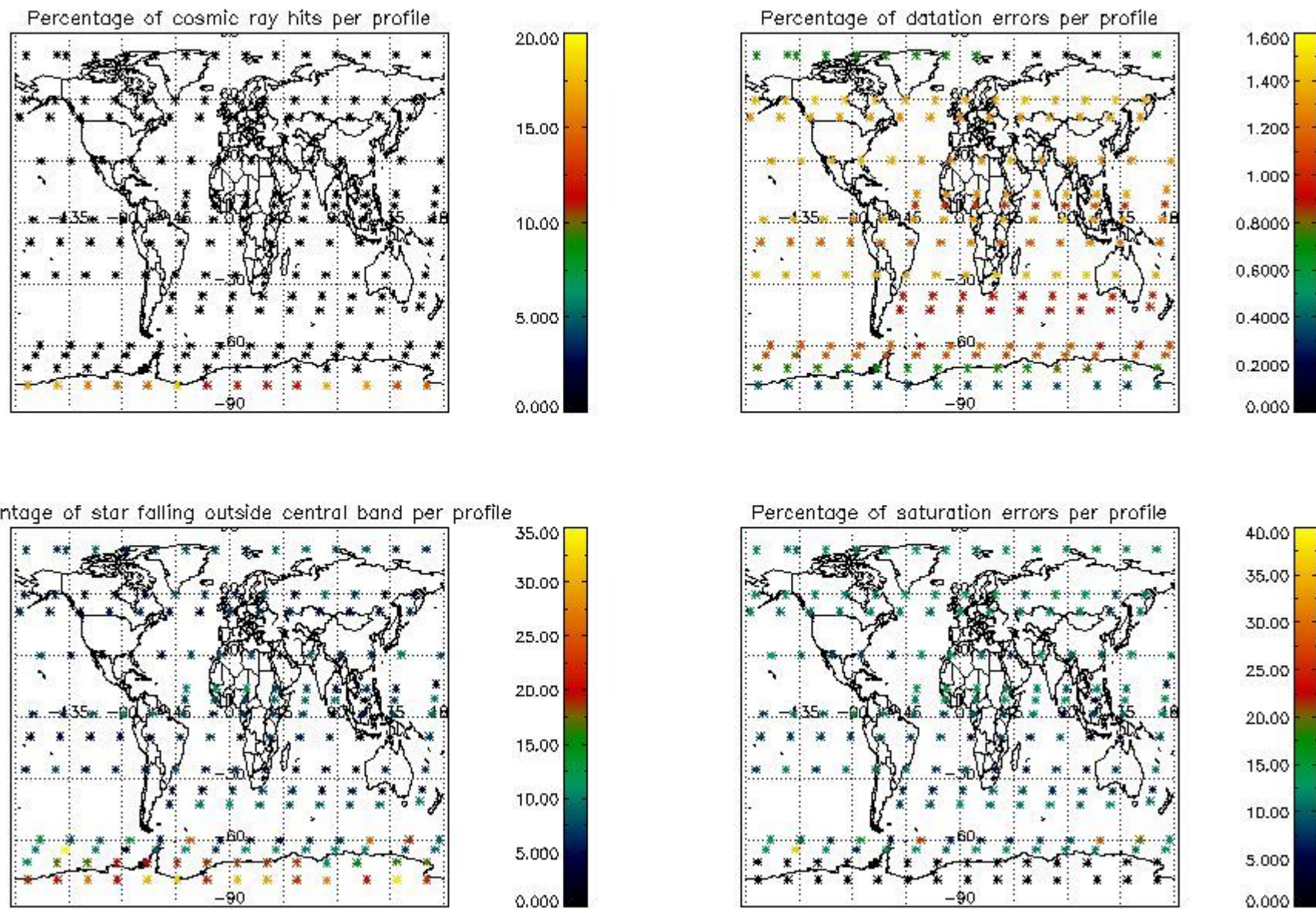


Percentage of saturation errors per profile



4.2.2 Plot level 1 quality information per product (world map): ENVISAT DESCENDING passes





## 5. Trace gas profiles

### 5.1 Ozone statistics based on quality of products

The final quality of the products can be "measured" using the STD (Standard Deviation) attached to every point profile. This information is written to the parameter GOM\_NL\_\_2P/NL\_LOCAL\_SPECIES\_DENSITY/o3\_std of the level 2 products. The table below shows the statistics for given STD ranges.

The statistics are given with respect to the overall valid production:

- Products without fatal errors: GOM\_NL\_\_2P/MPH/PRODUCT\_ERR=0
- Valid point profile: GOM\_NL\_\_2P/NL\_LOCAL\_SPECIES\_DENSITY/pcd(0)=0

The 'Criteria' is applied to valid points of dark limb products:

- Products in dark limb illumination condition: GOM\_NL\_\_2P/NL\_SUMMARY\_QUALITY/obs\_ill\_cond=0
- Products without fatal errors: GOM\_NL\_\_2P/MPH/PRODUCT\_ERR=0
- Valid point profile: GOM\_NL\_\_2P/NL\_LOCAL\_SPECIES\_DENSITY/pcd(0)=0

So, the table below shows the percentage of dark limb and valid observations for each criteria with respect to the overall valid daily observations.

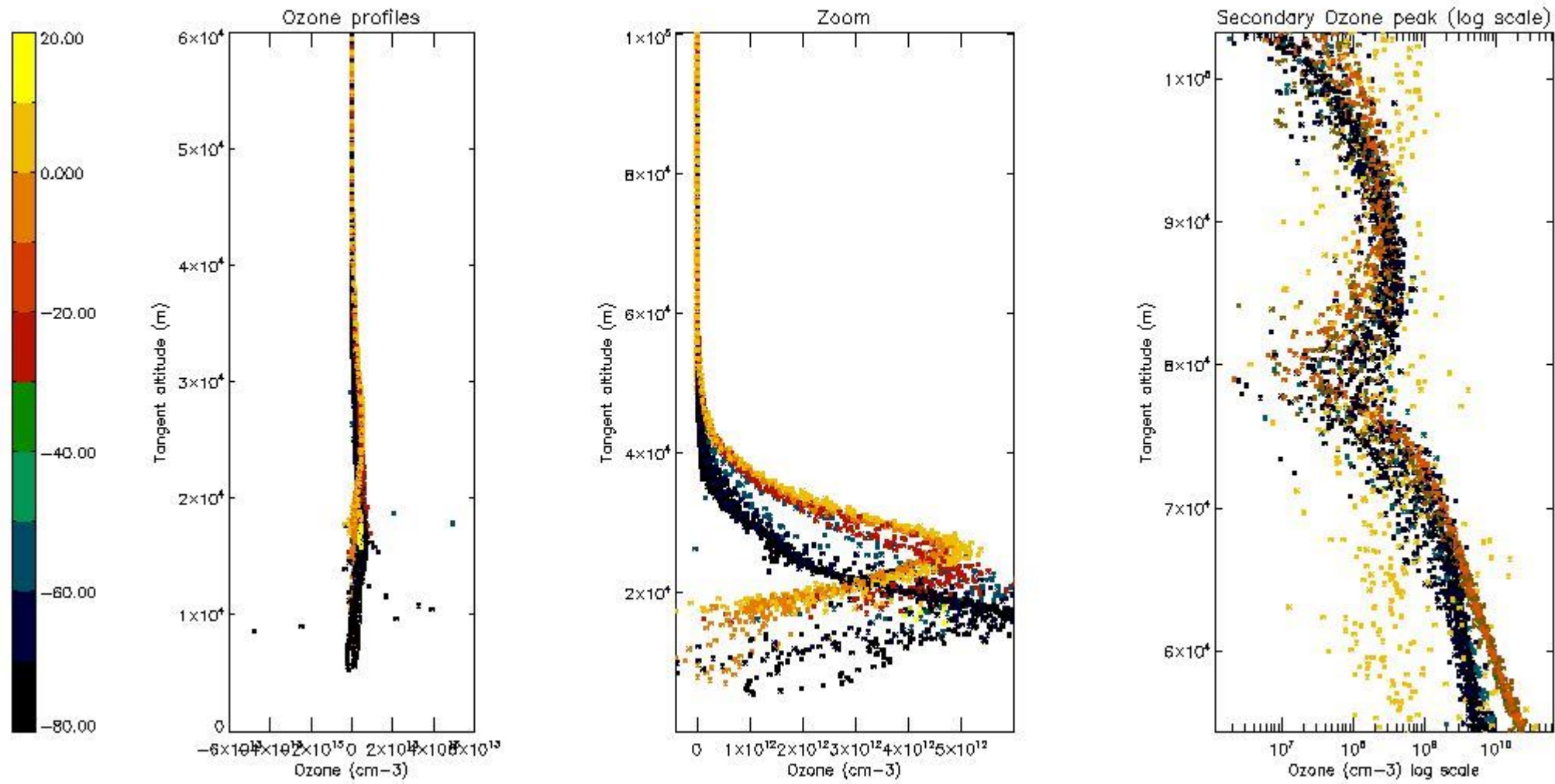
Criteria	% of total production
All STD	20
STD < 20	12



STD < 10	10
STD < 5	6

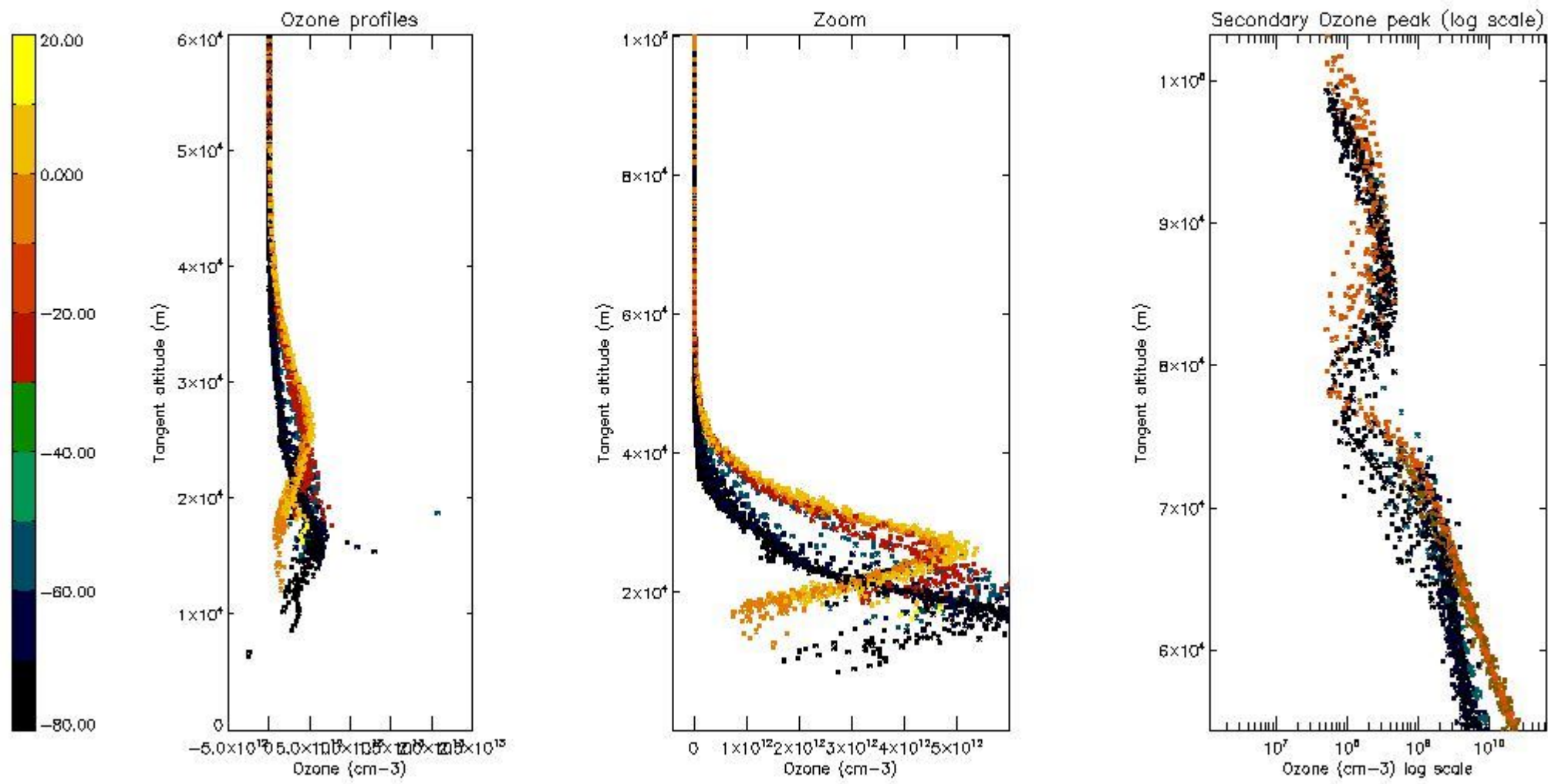
5.2 Plot ozone profiles for all STD (dark without errors)

The colorbar represents the latitude.



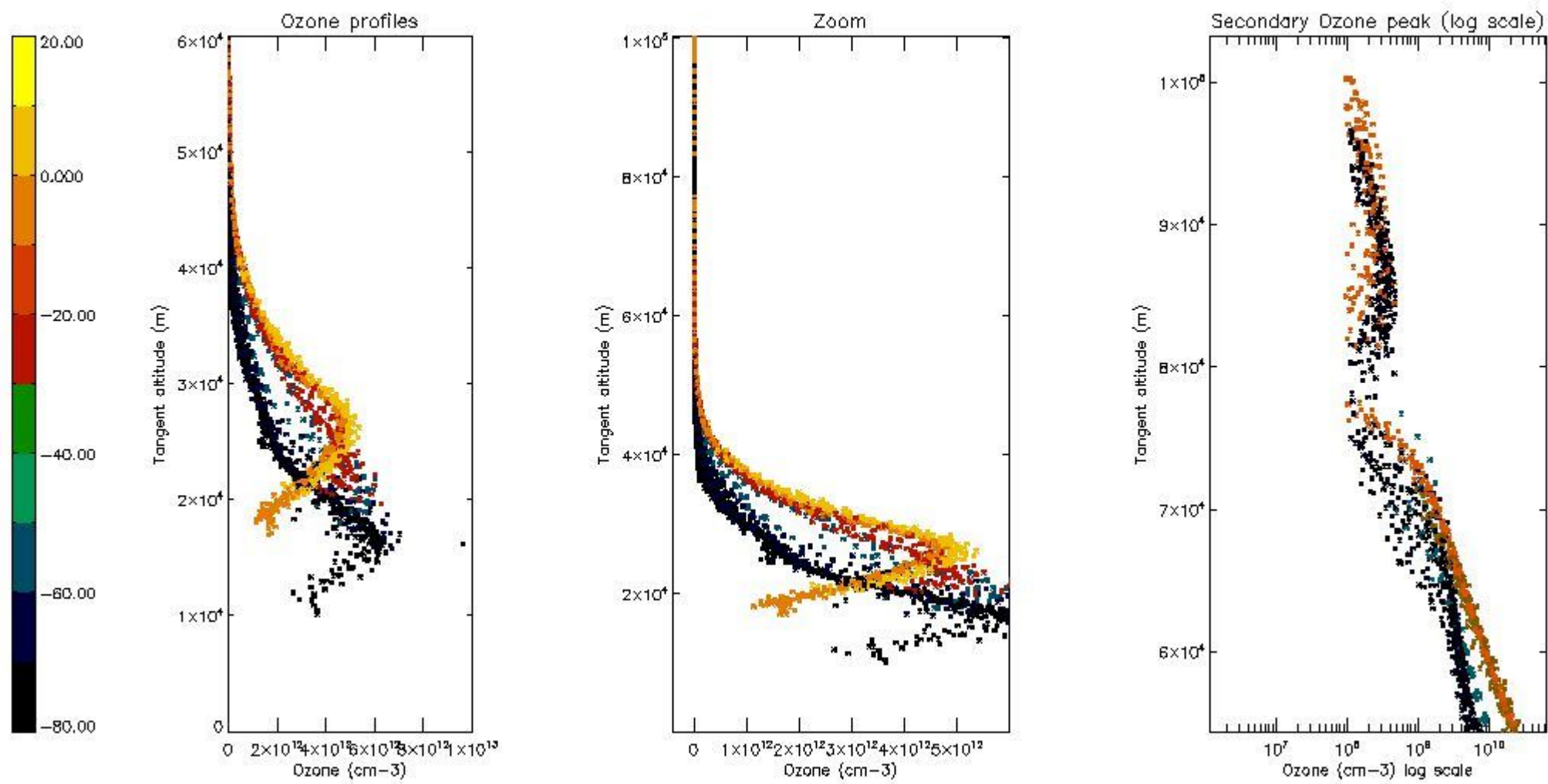
5.3 Plot ozone profiles where STD < 20% (dark without errors)

The colorbar represents the latitude.



5.4 Plot ozone profiles where  $STD < 10\%$  (dark without errors)

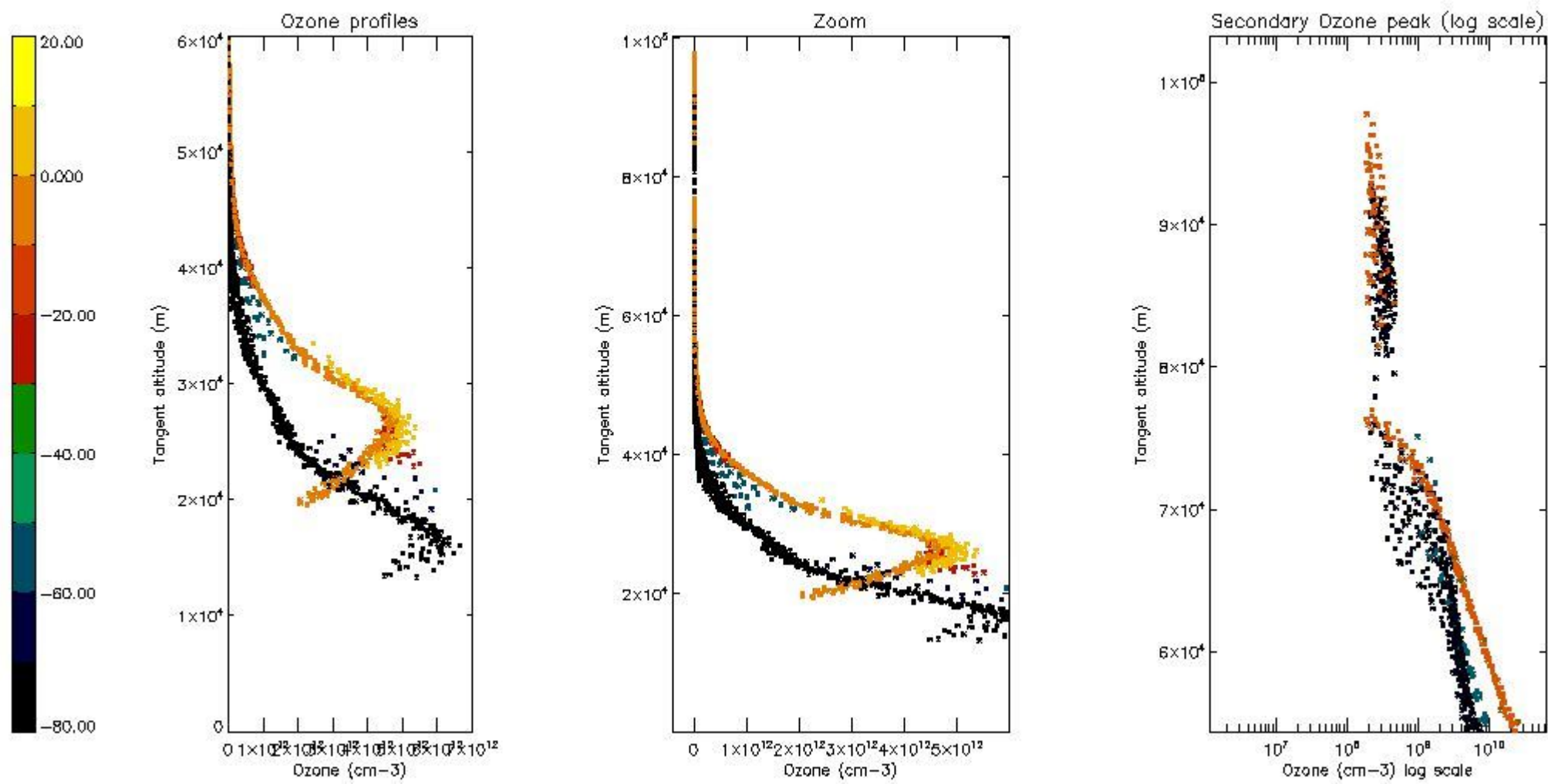
The colorbar represents the latitude.



*5.5 Plot ozone profiles where STD < 5% (dark without errors)*

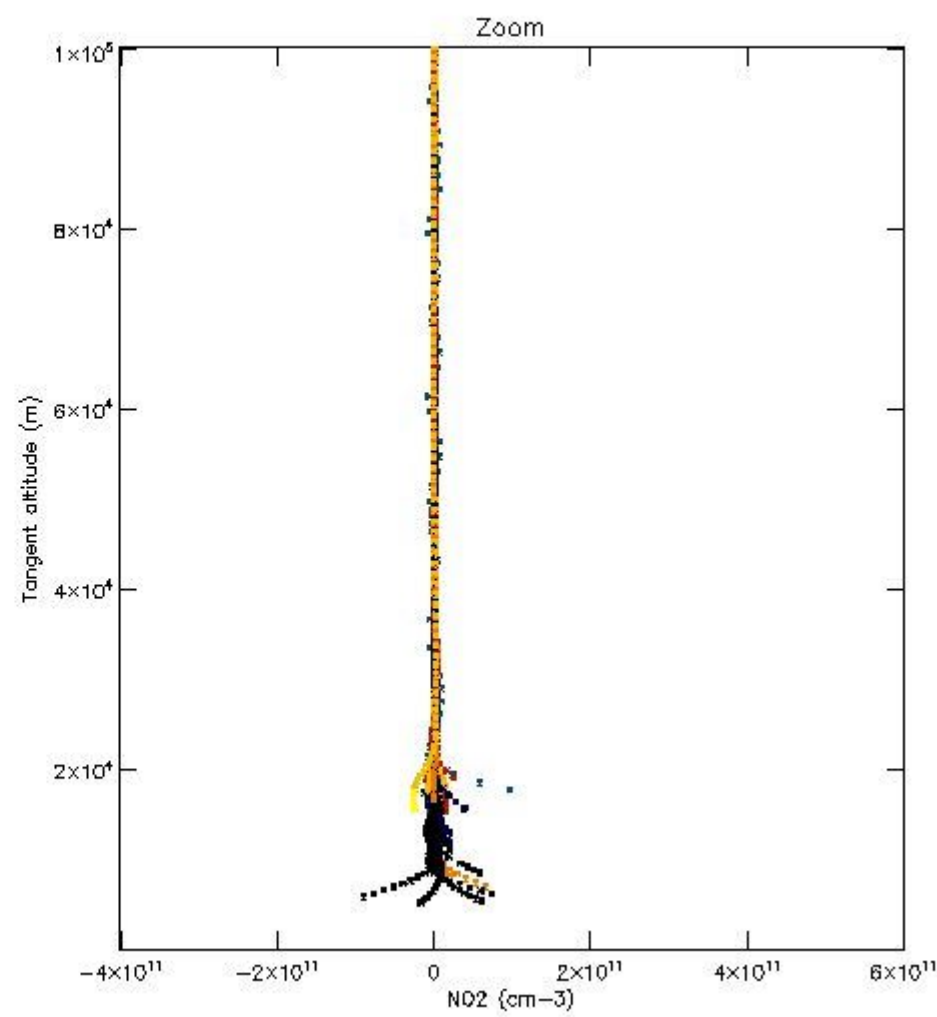
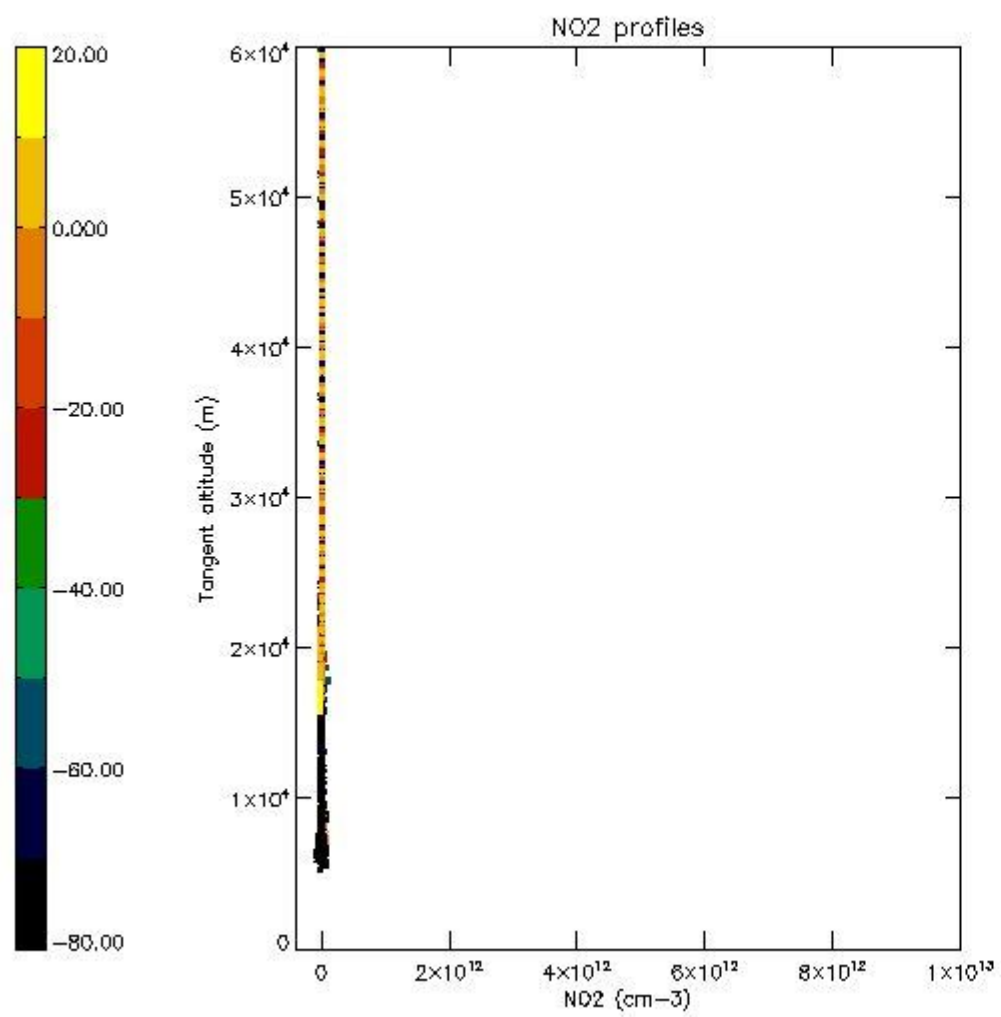
The colorbar represents the latitude.





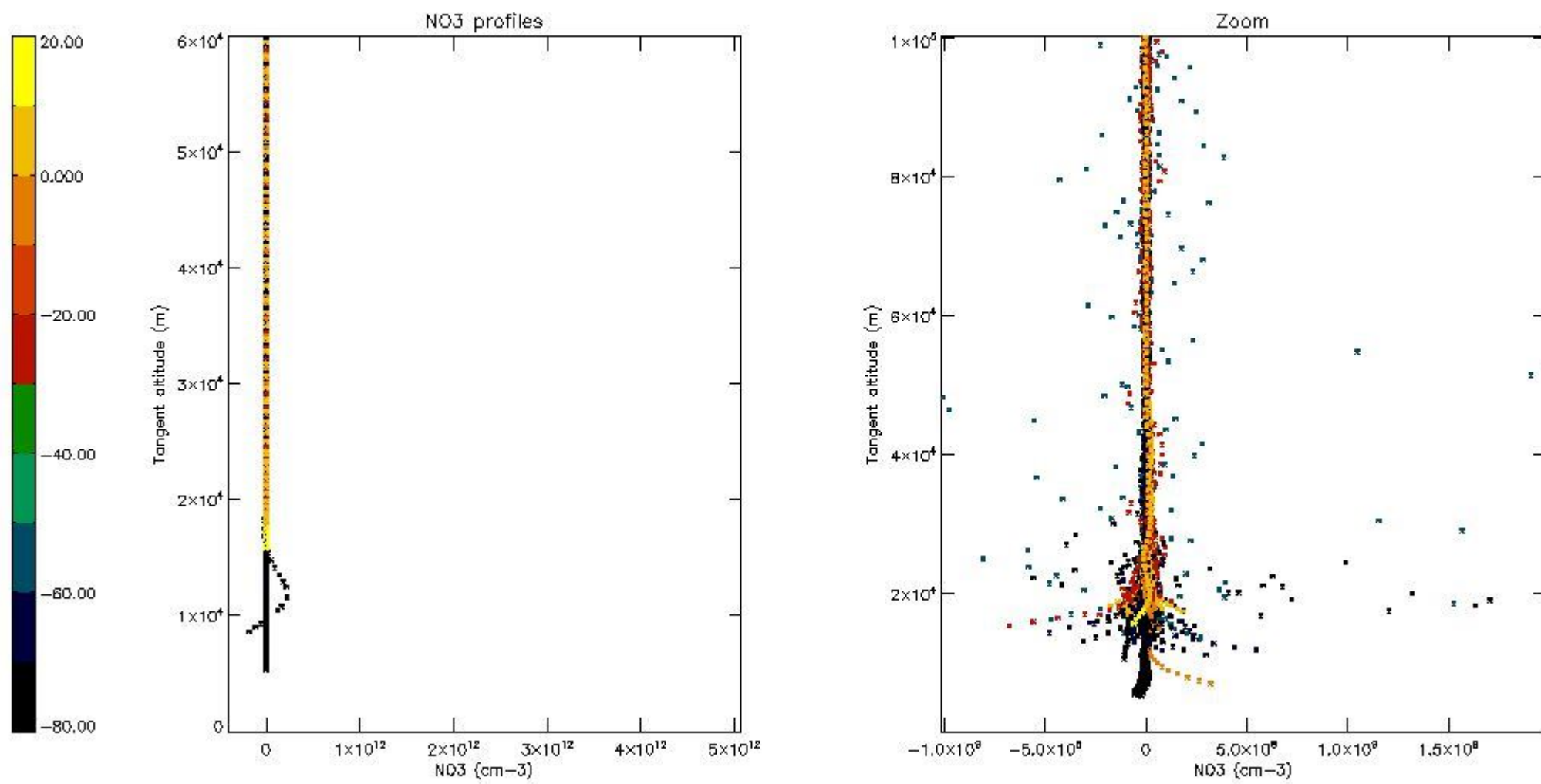
*5.6 Plot NO<sub>2</sub> profiles for all STD (dark without errors)*

The colorbar represents the latitude.



*5.7 Plot NO3 profiles for all STD (dark without errors)*

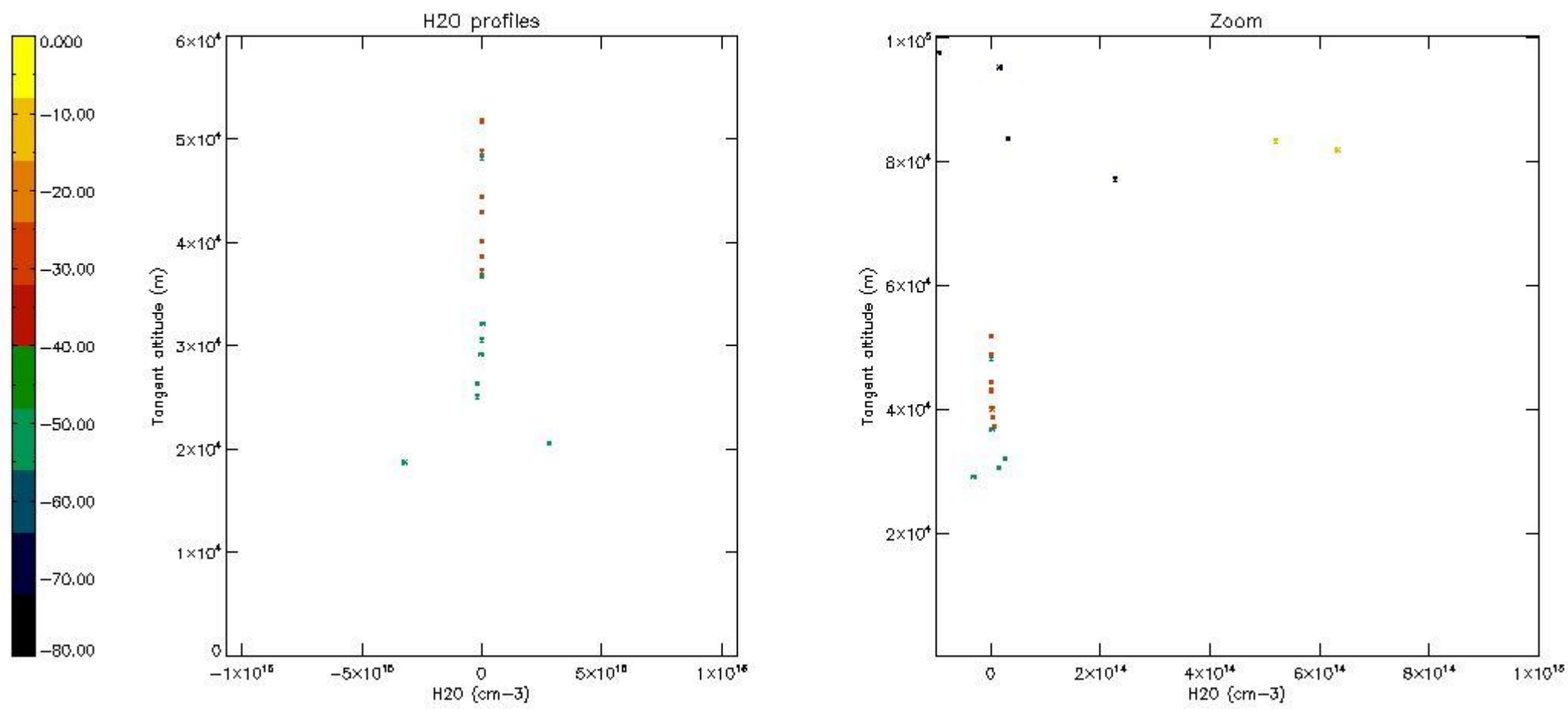
The colorbar represents the latitude.



5.8 Plot H<sub>2</sub>O profiles for all STD (only for occultations of stars 1,2,3,4,13,14,16,26,63 dark without errors)

The colorbar represents the latitude.





## 6. Auxiliary Data Files used for the production reported in section 2

The number reported in the third column indicates since which file (see list in section 2) the corresponding auxiliary file has been used. The fourth column is the date of those product files.

Type	Auxiliary Filename	Used since product	Used since product date
INST_PHYS_CHARACTERISTICS	GOM_INS_AXVIEC20091111_143220_20030716_120000_20500101_000000	1	20-JUL-2003 00:00:18
LEVEL-2_PROC_CONFIG	GOM_PR2_AXVIEC20091111_152718_20020301_000000_20500101_000000	1	20-JUL-2003 00:00:18
CROSS_SECTIONS_FILE	GOM_CRS_AXVIEC20091111_154832_20020301_000000_20500101_000000	1	20-JUL-2003 00:00:18

# GOMOS Level 2 Daily Report

## SUMMARY

### [1. General Info](#)

### [2. Summary of processed GOM\\_NL\\_2P products](#)

### [3. Level 2 Quality information per product](#)

#### [3.1 Plot of level 2 quality information per product \(time dependant\)](#)

#### [3.2 Plot of level 2 quality information per product \(world map\)](#)

### [4. Level 1 Quality information per product \(stored on level 2 products\)](#)

#### [4.1 Plot of level 1 quality information per product \(time dependant\)](#)

##### [4.1.1 Plot of level 1 quality information per product \(time dependant\): ASCENDING](#)

##### [4.1.2 Plot of level 1 quality information per product \(time dependant\): DESCENDING](#)

#### [4.2 Plot of level 1 quality information per product \(world map\)](#)

##### [4.2.1 Plot of level 1 quality information per product \(world map\): ASCENDING](#)

##### [4.2.2 Plot of level 1 quality information per product \(world map\): DESCENDING](#)

### [5. Ozone profiles based on quality statistics and other trace gas profiles](#)

#### [5.1 Ozone statistics based on quality of products](#)

#### [5.2 Plot ozone profiles for all STD \(dark without errors\)](#)

#### [5.3 Plot ozone profiles where STD < 20% \(dark without errors\)](#)

#### [5.4. Plot ozone profiles where STD < 10% \(dark without errors\)](#)

#### [5.5. Plot ozone profiles where STD < 5% \(dark without errors\)](#)

#### [5.6 Plot NO2 profiles for all STD \(dark without errors\)](#)

#### [5.7 Plot NO3 profiles for all STD \(dark without errors\)](#)

#### [5.8 Plot H2O profiles \(only for occultations of stars 1,2,3,4,13,14,16,26,63 dark without errors\) for all STD](#)

### [6. Auxiliary Data Files used for the production reported in section 2](#)

This report presents the daily analysis on parameters extracted from GOMOS level 2 data (GOM\_NL\_\_2P). It is intended to monitor some important parameters that will impact the quality of these products. A list of level 2 products (and content) that have arrived during the reporting day to the PCF is also given.

Item	Value
Time of report generation	19APR2013 16:57:21
Data source version	GOMOS/6.01
Start time of products	20-07-2003 (20JUL2003 00:00:00)
Stop time of products	21-07-2003 (21JUL2003 00:00:00)
Store outputs in DB	Yes
Nb of level 2 prods	410
Nb of prods with errors	0

## 2. Summary of processed GOM\_NL\_\_2P products.

Nr	Filename	UTC Start time	Limb	Duration	Star Id	Star Name	Star Mag	Star Temp	Nb Meas	Orbit	Prod. error
1	GOM_NL__2PRFIN20030720_000018_000000472018_00173_07241_6842.N1	20-JUL-2003 00:00:18	Dark	46.500	157	The1Eri	2.9060	9300.0	93	7241	No
2	GOM_NL__2PRFIN20030720_000622_000000472018_00174_07242_6264.N1	20-JUL-2003 00:06:22	Dark	47.000	9	Alp Eri	0.45300	24000.	94	7242	No
3	GOM_NL__2PRFIN20030720_000946_000000572018_00174_07242_6265.N1	20-JUL-2003 00:09:46	Dark	56.500	84	Alp Phe	2.3970	4500.0	113	7242	No
4	GOM_NL__2PRFIN20030720_001348_000000412018_00174_07242_6266.N1	20-JUL-2003 00:13:48	Straylight	41.000	148	Alp Tuc	2.8780	4100.0	82	7242	No
5	GOM_NL__2PRFIN20030720_001516_000000632018_00174_07242_6267.N1	20-JUL-2003 00:15:16	Straylight	62.500	63	Bet Gru	2.1500	2800.0	125	7242	No
6	GOM_NL__2PRFIN20030720_001647_000000472018_00174_07242_6268.N1	20-JUL-2003 00:16:47	Straylight	46.500	31	Alp Gru	1.7340	15200.	93	7242	No
7	GOM_NL__2PRFIN20030720_001924_000000862018_00174_07242_6269.N1	20-JUL-2003 00:19:24	Straylight	86.000	18	24Alp PsA	1.1660	9700.0	172	7242	No
8	GOM_NL__2PRFIN20030720_002526_000000412018_00174_07242_6270.N1	20-JUL-2003 00:25:26	Twilight	41.000	38	20Eps Sgr	1.8360	11000.	82	7242	No
9	GOM_NL__2PRFIN20030720_002719_000000402018_00174_07242_6271.N1	20-JUL-2003 00:27:19	Bright	40.000	57	34Sig Sgr	2.0660	26000.	80	7242	No
10	GOM_NL__2PRFIN20030720_002907_000000732018_00174_07242_6272.N1	20-JUL-2003 00:29:07	Bright	72.500	142	49Del Cap	2.8500	8900.0	145	7242	No
11	GOM_NL__2PRFIN20030720_003637_000000362018_00174_07242_6273.N1	20-JUL-2003 00:36:37	Bright	36.000	126	60Bet Oph	2.7700	4250.0	72	7242	No
12	GOM_NL__2PRFIN20030720_003904_000000392018_00174_07242_6274.N1	20-JUL-2003 00:39:04	Bright	38.500	168	17Zet Aql	2.9860	11000.	77	7242	No
13	GOM_NL__2PRFIN20030720_004457_000000392018_00174_07242_6275.N1	20-JUL-2003 00:44:57	Bright	39.000	133	40Zet Her	2.8070	6000.0	78	7242	No
14	GOM_NL__2PRFIN20030720_004936_000000372018_00174_07242_6276.N1	20-JUL-2003 00:49:36	Bright	37.000	69	33Gam Dra	2.2310	3800.0	74	7242	No
15	GOM_NL__2PRFIN20030720_005109_000000492018_00174_07242_6277.N1	20-JUL-2003 00:51:09	Bright	49.000	19	50Alp Cyg	1.2460	10500.	98	7242	No
16	GOM_NL__2PRFIN20030720_005301_000000382018_00174_07242_6278.N1	20-JUL-2003 00:53:01	Bright	37.500	119	14Eta Dra	2.7270	4700.0	75	7242	No
17	GOM_NL__2PRFIN20030720_005613_000000412018_00174_07242_6279.N1	20-JUL-2003 00:56:13	Bright	41.000	89	5Alp Cep	2.4510	8000.0	82	7242	No
18	GOM_NL__2PRFIN20030720_010037_000000372018_00174_07242_6280.N1	20-JUL-2003 01:00:37	Bright	36.500	49	1Alp UMi	1.9900	6300.0	73	7242	No
19	GOM_NL__2PRFIN20030720_010331_000000512018_00174_07242_6281.N1	20-JUL-2003 01:03:31	Bright	51.000	74	11Bet Cas	2.2680	6600.0	102	7242	No
20	GOM_NL__2PRFIN20030720_010530_000000562018_00174_07242_6282.N1	20-JUL-2003 01:05:30	Bright	56.000	68	18Alp Cas	2.2250	4500.0	112	7242	No
21	GOM_NL__2PRFIN20030720_011023_000000562018_00174_07242_6283.N1	20-JUL-2003 01:10:23	Bright	55.500	160	23Gam Per	2.9300	4700.0	111	7242	No
22	GOM_NL__2PRFIN20030720_011148_000000452018_00174_07242_6284.N1	20-JUL-2003 01:11:48	Bright	44.500	35	33Alp Per	1.7950	6250.0	89	7242	No
23	GOM_NL__2PRFIN20030720_011341_000000662018_00174_07242_6285.N1	20-JUL-2003 01:13:41	Bright	65.500	73	57Gam1And	2.2600	13100.	131	7242	No
24	GOM_NL__2PRFIN20030720_011637_000001372018_00174_07242_6286.N1	20-JUL-2003 01:16:37	Straylight	136.50	53	43Bet And	2.0480	3300.0	273	7242	No
25	GOM_NL__2PRFIN20030720_012031_000000492018_00174_07242_6287.N1	20-JUL-2003 01:20:31	Twilight	48.500	146	25Eta Tau	2.8730	15200.	97	7242	No
26	GOM_NL__2PRFIN20030720_012206_000000462018_00174_07242_6288.N1	20-JUL-2003 01:22:06	Twilight	45.500	13	87Alp Tau	0.86700	3800.0	91	7242	No
27	GOM_NL__2PRFIN20030720_012610_000000392018_00174_07242_6289.N1	20-JUL-2003 01:26:10	Dark	39.000	30	46Eps Ori	1.6940	30000.	78	7242	No
28	GOM_NL__2PRFIN20030720_012825_000000382018_00174_07242_6290.N1	20-JUL-2003 01:28:25	Dark	37.500	7	19Bet Ori	0.10000	14000.	75	7242	No
29	GOM_NL__2PRFIN20030720_013047_000000382018_00174_07242_6291.N1	20-JUL-2003 01:30:47	Dark	37.500	101	11Alp Lep	2.5820	7000.0	75	7242	No
30	GOM_NL__2PRFIN20030720_013512_000000392018_00174_07242_6292.N1	20-JUL-2003 01:35:12	Dark	38.500	108	Alp Col	2.6520	15200.	77	7242	No
31	GOM_NL__2PRFIN20030720_014658_000000442018_00175_07243_6921.N1	20-JUL-2003 01:46:58	Dark	43.500	9	Alp Eri	0.45300	24000.	87	7243	No
32	GOM_NL__2PRFIN20030720_015023_000000572018_00175_07243_6922.N1	20-JUL-2003 01:50:23	Dark	56.500	84	Alp Phe	2.3970	4500.0	113	7243	No
33	GOM_NL__2PRFIN20030720_015424_000000442018_00175_07243_6923.N1	20-JUL-2003 01:54:24	Straylight	43.500	148	Alp Tuc	2.8780	4100.0	87	7243	No
34	GOM_NL__2PRFIN20030720_015553_000000602018_00175_07243_6924.N1	20-JUL-2003 01:55:53	Straylight	60.000	63	Bet Gru	2.1500	2800.0	120	7243	No
35	GOM_NL__2PRFIN20030720_015723_000000492018_00175_07243_6925.N1	20-JUL-2003 01:57:23	Straylight	48.500	31	Alp Gru	1.7340	15200.	97	7243	No
36	GOM_NL__2PRFIN20030720_020001_000000842018_00175_07243_6926.N1	20-JUL-2003 02:00:01	Straylight	83.500	18	24Alp PsA	1.1660	9700.0	167	7243	No
37	GOM_NL__2PRFIN20030720_020602_000000442018_00175_07243_6927.N1	20-JUL-2003 02:06:02	Twilight	44.000	38	20Eps Sgr	1.8360	11000.	88	7243	No
38	GOM_NL__2PRFIN20030720_020755_000000402018_00175_07243_6928.N1	20-JUL-2003 02:07:55	Bright	40.000	57	34Sig Sgr	2.0660	26000.	80	7243	No
39	GOM_NL__2PRFIN20030720_020944_000000722018_00175_07243_6929.N1	20-JUL-2003 02:09:44	Bright	71.500	142	49Del Cap	2.8500	8900.0	143	7243	No
40	GOM_NL__2PRFIN20030720_021713_000000362018_00175_07243_6930.N1	20-JUL-2003 02:17:13	Bright	35.500	126	60Bet Oph	2.7700	4250.0	71	7243	No
41	GOM_NL__2PRFIN20030720_021940_000000382018_00175_07243_6931.N1	20-JUL-2003 02:19:40	Bright	38.000	168	17Zet Aql	2.9860	11000.	76	7243	No
42	GOM_NL__2PRFIN20030720_022533_000000392018_00175_07243_6932.N1	20-JUL-2003 02:25:33	Bright	39.000	133	40Zet Her	2.8070	6000.0	78	7243	No

43	GOM_NL__2PRFIN20030720_023012_000000382018_00175_07243_6933.N1	20-JUL-2003 02:30:12	Bright	37.500	69	33Gam Dra	2.2310	3800.0	75	7243	No
44	GOM_NL__2PRFIN20030720_023145_000000442018_00175_07243_6934.N1	20-JUL-2003 02:31:45	Bright	43.500	19	50Alp Cyg	1.2460	10500.	87	7243	No
45	GOM_NL__2PRFIN20030720_023337_000000372018_00175_07243_6935.N1	20-JUL-2003 02:33:37	Bright	36.500	119	14Eta Dra	2.7270	4700.0	73	7243	No
46	GOM_NL__2PRFIN20030720_023648_000000392018_00175_07243_6936.N1	20-JUL-2003 02:36:48	Bright	39.000	89	5Alp Cep	2.4510	8000.0	78	7243	No
47	GOM_NL__2PRFIN20030720_024113_000000352018_00175_07243_6937.N1	20-JUL-2003 02:41:13	Bright	35.000	49	1Alp UMi	1.9900	6300.0	70	7243	No
48	GOM_NL__2PRFIN20030720_024407_000000522018_00175_07243_6938.N1	20-JUL-2003 02:44:07	Bright	51.500	74	11Bet Cas	2.2680	6600.0	103	7243	No
49	GOM_NL__2PRFIN20030720_024605_000000552018_00175_07243_6939.N1	20-JUL-2003 02:46:05	Bright	54.500	68	18Alp Cas	2.2250	4500.0	109	7243	No
50	GOM_NL__2PRFIN20030720_025100_000000442018_00175_07243_6940.N1	20-JUL-2003 02:51:00	Bright	43.500	160	23Gam Per	2.9300	4700.0	87	7243	No
51	GOM_NL__2PRFIN20030720_025224_000000452018_00175_07243_6941.N1	20-JUL-2003 02:52:24	Bright	44.500	35	33Alp Per	1.7950	6250.0	89	7243	No
52	GOM_NL__2PRFIN20030720_025417_000000632018_00175_07243_6942.N1	20-JUL-2003 02:54:17	Bright	63.000	73	57Gam1And	2.2600	13100.	126	7243	No
53	GOM_NL__2PRFIN20030720_025713_000001292018_00175_07243_6943.N1	20-JUL-2003 02:57:13	Straylight	128.50	53	43Bet And	2.0480	3300.0	257	7243	No
54	GOM_NL__2PRFIN20030720_030108_000000472018_00175_07243_6944.N1	20-JUL-2003 03:01:08	Twilight	46.500	146	25Eta Tau	2.8730	15200.	93	7243	No
55	GOM_NL__2PRFIN20030720_030242_000000532018_00175_07243_6945.N1	20-JUL-2003 03:02:42	Twilight	52.500	13	87Alp Tau	0.86700	3800.0	105	7243	No
56	GOM_NL__2PRFIN20030720_030647_000000372018_00175_07243_6946.N1	20-JUL-2003 03:06:47	Dark	37.000	30	46Eps Ori	1.6940	30000.	74	7243	No
57	GOM_NL__2PRFIN20030720_030901_000000382018_00175_07243_6947.N1	20-JUL-2003 03:09:01	Dark	38.000	7	19Bet Ori	0.10000	14000.	76	7243	No
58	GOM_NL__2PRFIN20030720_031124_000000402018_00175_07243_6948.N1	20-JUL-2003 03:11:24	Dark	40.000	101	11Alp Lep	2.5820	7000.0	80	7243	No
59	GOM_NL__2PRFIN20030720_031548_000000402018_00175_07243_6949.N1	20-JUL-2003 03:15:48	Dark	39.500	108	Alp Col	2.6520	15200.	79	7243	No
60	GOM_NL__2PRFIN20030720_032131_000000452018_00175_07243_6950.N1	20-JUL-2003 03:21:31	Dark	44.500	157	The1Eri	2.9060	9300.0	89	7243	No
61	GOM_NL__2PRFIN20030720_032735_000000432018_00176_07244_6922.N1	20-JUL-2003 03:27:35	Dark	43.000	9	Alp Eri	0.45300	24000.	86	7244	No
62	GOM_NL__2PRFIN20030720_033100_000000552018_00176_07244_6923.N1	20-JUL-2003 03:31:00	Dark	55.000	84	Alp Phe	2.3970	4500.0	110	7244	No
63	GOM_NL__2PRFIN20030720_033501_000000432018_00176_07244_6924.N1	20-JUL-2003 03:35:01	Straylight	42.500	148	Alp Tuc	2.8780	4100.0	85	7244	No
64	GOM_NL__2PRFIN20030720_033630_000000552018_00176_07244_6925.N1	20-JUL-2003 03:36:30	Straylight	54.500	63	Bet Gru	2.1500	2800.0	109	7244	No
65	GOM_NL__2PRFIN20030720_033800_000000502018_00176_07244_6926.N1	20-JUL-2003 03:38:00	Straylight	49.500	31	Alp Gru	1.7340	15200.	99	7244	No
66	GOM_NL__2PRFIN20030720_034039_000000852018_00176_07244_6927.N1	20-JUL-2003 03:40:39	Straylight	85.000	18	24Alp PsA	1.1660	9700.0	170	7244	No
67	GOM_NL__2PRFIN20030720_034638_000000402018_00176_07244_6928.N1	20-JUL-2003 03:46:38	Twi_and_stray	39.500	38	20Eps Sgr	1.8360	11000.	79	7244	No
68	GOM_NL__2PRFIN20030720_034832_000000402018_00176_07244_6929.N1	20-JUL-2003 03:48:32	Bright	40.000	57	34Sig Sgr	2.0660	26000.	80	7244	No
69	GOM_NL__2PRFIN20030720_035019_000000732018_00176_07244_6930.N1	20-JUL-2003 03:50:19	Bright	73.000	142	49Del Cap	2.8500	8900.0	146	7244	No
70	GOM_NL__2PRFIN20030720_035750_000000372018_00176_07244_6931.N1	20-JUL-2003 03:57:50	Bright	37.000	126	60Bet Oph	2.7700	4250.0	74	7244	No
71	GOM_NL__2PRFIN20030720_040016_000000382018_00176_07244_6932.N1	20-JUL-2003 04:00:16	Bright	38.000	168	17Zet Aql	2.9860	11000.	76	7244	No
72	GOM_NL__2PRFIN20030720_040610_000000382018_00176_07244_6933.N1	20-JUL-2003 04:06:10	Bright	38.000	133	40Zet Her	2.8070	6000.0	76	7244	No
73	GOM_NL__2PRFIN20030720_041048_000000372018_00176_07244_6934.N1	20-JUL-2003 04:10:48	Bright	36.500	69	33Gam Dra	2.2310	3800.0	73	7244	No
74	GOM_NL__2PRFIN20030720_041220_000000502018_00176_07244_6935.N1	20-JUL-2003 04:12:20	Bright	49.500	19	50Alp Cyg	1.2460	10500.	99	7244	No
75	GOM_NL__2PRFIN20030720_041414_000000342018_00176_07244_6936.N1	20-JUL-2003 04:14:14	Bright	34.000	119	14Eta Dra	2.7270	4700.0	68	7244	No
76	GOM_NL__2PRFIN20030720_041724_000000442018_00176_07244_6937.N1	20-JUL-2003 04:17:24	Bright	43.500	89	5Alp Cep	2.4510	8000.0	87	7244	No
77	GOM_NL__2PRFIN20030720_042149_000000362018_00176_07244_6938.N1	20-JUL-2003 04:21:49	Bright	36.000	49	1Alp UMi	1.9900	6300.0	72	7244	No
78	GOM_NL__2PRFIN20030720_042442_000000512018_00176_07244_6939.N1	20-JUL-2003 04:24:42	Bright	51.000	74	11Bet Cas	2.2680	6600.0	102	7244	No
79	GOM_NL__2PRFIN20030720_042640_000000562018_00176_07244_6940.N1	20-JUL-2003 04:26:40	Bright	56.000	68	18Alp Cas	2.2250	4500.0	112	7244	No
80	GOM_NL__2PRFIN20030720_043135_000000442018_00176_07244_6941.N1	20-JUL-2003 04:31:35	Bright	43.500	160	23Gam Per	2.9300	4700.0	87	7244	No
81	GOM_NL__2PRFIN20030720_043300_000000452018_00176_07244_6942.N1	20-JUL-2003 04:33:00	Bright	45.000	35	33Alp Per	1.7950	6250.0	90	7244	No
82	GOM_NL__2PRFIN20030720_043453_000000732018_00176_07244_6943.N1	20-JUL-2003 04:34:53	Bright	73.000	73	57Gam1And	2.2600	13100.	146	7244	No
83	GOM_NL__2PRFIN20030720_043749_000001392018_00176_07244_6944.N1	20-JUL-2003 04:37:49	Straylight	139.00	53	43Bet And	2.0480	3300.0	278	7244	No
84	GOM_NL__2PRFIN20030720_044144_000000432018_00176_07244_6945.N1	20-JUL-2003 04:41:44	Twilight	43.000	146	25Eta Tau	2.8730	15200.	86	7244	No
85	GOM_NL__2PRFIN20030720_044319_000000412018_00176_07244_6946.N1	20-JUL-2003 04:43:19	Twilight	41.000	13	87Alp Tau	0.86700	3800.0	82	7244	No
86	GOM_NL__2PRFIN20030720_044723_000000382018_00176_07244_6947.N1	20-JUL-2003 04:47:23	Dark	37.500	30	46Eps Ori	1.6940	30000.	75	7244	No
87	GOM_NL__2PRFIN20030720_044938_000000432018_00176_07244_6948.N1	20-JUL-2003 04:49:38	Dark	43.000	7	19Bet Ori	0.10000	14000.	86	7244	No
88	GOM_NL__2PRFIN20030720_045200_000000412018_00176_07244_6949.N1	20-JUL-2003 04:52:00	Dark	41.000	101	11Alp Lep	2.5820	7000.0	82	7244	No
89	GOM_NL__2PRFIN20030720_045624_000000402018_00176_07244_6950.N1	20-JUL-2003 04:56:24	Dark	40.000	108	Alp Col	2.6520	15200.	80	7244	No
90	GOM_NL__2PRFIN20030720_050208_000000462018_00176_07244_6951.N1	20-JUL-2003 05:02:08	Dark	46.000	157	The1Eri	2.9060	9300.0	92	7244	No
91	GOM_NL__2PRFIN20030720_050812_000000532018_00177_07245_6923.N1	20-JUL-2003 05:08:12	Dark	53.000	9	Alp Eri	0.45300	24000.	106	7245	No
92	GOM_NL__2PRFIN20030720_051137_000000572018_00177_07245_6924.N1	20-JUL-2003 05:11:37	Dark	57.000	84	Alp Phe	2.3970	4500.0	114	7245	No
93	GOM_NL__2PRFIN20030720_051537_000000442018_00177_07245_6925.N1	20-JUL-2003 05:15:37	Straylight	44.000	148	Alp Tuc	2.8780	4100.0	88	7245	No
94	GOM_NL__2PRFIN20030720_051706_000000572018_00177_07245_6926.N1	20-JUL-2003 05:17:06	Straylight	56.500	63	Bet Gru	2.1500	2800.0	113	7245	No
95	GOM_NL__2PRFIN20030720_051836_000000502018_00177_07245_6927.N1	20-JUL-2003 05:18:36	Straylight	50.000	31	Alp Gru	1.7340	15200.	100	7245	No
96	GOM_NL__2PRFIN20030720_052116_000000862018_00177_07245_6928.N1	20-JUL-2003 05:21:16	Straylight	85.500	18	24Alp PsA	1.1660	9700.0	171	7245	No
97	GOM_NL__2PRFIN20030720_052600_000000402018_00177_07245_6929.N1	20-JUL-2003 05:26:00	Twi_and_stray	40.000	178	lot1Sco	3.0220	6550.0	80	7245	No
98	GOM_NL__2PRFIN20030720_052714_000000442018_00177_07245_6930.N1	20-JUL-2003 05:27:14	Bright	44.000	38	20Eps Sgr	1.8360	11000.	88	7245	No
99	GOM_NL__2PRFIN20030720_052908_000000392018_00177_07245_6931.N1	20-JUL-2003 05:29:08	Bright	38.500	57	34Sig Sgr	2.0660	26000.	77	7245	No
100	GOM_NL__2PRFIN20030720_053055_000000722018_00177_07245_6932.N1	20-JUL-2003 05:30:55	Bright	71.500	142	49Del Cap	2.8500	8900.0	143	7245	No
101	GOM_NL__2PRFIN20030720_053826_000000382018_00177_07245_6933.N1	20-JUL-2003 05:38:26	Bright	38.000	126	60Bet Oph	2.7700	4250.0	76	7245	No



102	GOM_NL__2PRFIN20030720_054052_000000382018_00177_07245_6934.N1	20-JUL-2003 05:40:52	Bright	38.000	168	17Zet Aql	2.9860	11000.	76	7245	No
103	GOM_NL__2PRFIN20030720_054646_000000392018_00177_07245_6935.N1	20-JUL-2003 05:46:46	Bright	39.000	133	40Zet Her	2.8070	6000.0	78	7245	No
104	GOM_NL__2PRFIN20030720_055124_000000382018_00177_07245_6936.N1	20-JUL-2003 05:51:24	Bright	38.000	69	33Gam Dra	2.2310	3800.0	76	7245	No
105	GOM_NL__2PRFIN20030720_055255_000000492018_00177_07245_6937.N1	20-JUL-2003 05:52:55	Bright	49.000	19	50Alp Cyg	1.2460	10500.	98	7245	No
106	GOM_NL__2PRFIN20030720_055450_000000382018_00177_07245_6938.N1	20-JUL-2003 05:54:50	Bright	38.000	119	14Eta Dra	2.7270	4700.0	76	7245	No
107	GOM_NL__2PRFIN20030720_055759_000000432018_00177_07245_6939.N1	20-JUL-2003 05:57:59	Bright	43.000	89	5Alp Cep	2.4510	8000.0	86	7245	No
108	GOM_NL__2PRFIN20030720_060225_000000362018_00177_07245_6940.N1	20-JUL-2003 06:02:25	Bright	35.500	49	1Alp UMi	1.9900	6300.0	71	7245	No
109	GOM_NL__2PRFIN20030720_060516_000000532018_00177_07245_6941.N1	20-JUL-2003 06:05:16	Bright	53.000	74	11Bet Cas	2.2680	6600.0	106	7245	No
110	GOM_NL__2PRFIN20030720_060714_000000572018_00177_07245_6942.N1	20-JUL-2003 06:07:14	Bright	56.500	68	18Alp Cas	2.2250	4500.0	113	7245	No
111	GOM_NL__2PRFIN20030720_061211_000000442018_00177_07245_6943.N1	20-JUL-2003 06:12:11	Bright	44.000	160	23Gam Per	2.9300	4700.0	88	7245	No
112	GOM_NL__2PRFIN20030720_061336_000000472018_00177_07245_6944.N1	20-JUL-2003 06:13:36	Bright	46.500	35	33Alp Per	1.7950	6250.0	93	7245	No
113	GOM_NL__2PRFIN20030720_061528_000000692018_00177_07245_6945.N1	20-JUL-2003 06:15:28	Bright	69.000	73	57Gam1And	2.2600	13100.	138	7245	No
114	GOM_NL__2PRFIN20030720_061825_000001432018_00177_07245_6946.N1	20-JUL-2003 06:18:25	Straylight	143.00	53	43Bet And	2.0480	3300.0	286	7245	No
115	GOM_NL__2PRFIN20030720_062220_000000442018_00177_07245_6947.N1	20-JUL-2003 06:22:20	Twilight	43.500	146	25Eta Tau	2.8730	15200.	87	7245	No
116	GOM_NL__2PRFIN20030720_062354_000000402018_00177_07245_6948.N1	20-JUL-2003 06:23:54	Twilight	40.000	13	87Alp Tau	0.86700	3800.0	80	7245	No
117	GOM_NL__2PRFIN20030720_062758_000000392018_00177_07245_6949.N1	20-JUL-2003 06:27:58	Dark	39.000	30	46Eps Ori	1.6940	30000.	78	7245	No
118	GOM_NL__2PRFIN20030720_063013_000000402018_00177_07245_6950.N1	20-JUL-2003 06:30:13	Dark	39.500	7	19Bet Ori	0.10000	14000.	79	7245	No
119	GOM_NL__2PRFIN20030720_063236_000000402018_00177_07245_6951.N1	20-JUL-2003 06:32:36	Dark	40.000	101	11Alp Lep	2.5820	7000.0	80	7245	No
120	GOM_NL__2PRFIN20030720_063700_000000412018_00177_07245_6952.N1	20-JUL-2003 06:37:00	Dark	41.000	108	Alp Col	2.6520	15200.	82	7245	No
121	GOM_NL__2PRFIN20030720_064244_000000442018_00177_07245_6953.N1	20-JUL-2003 06:42:44	Dark	44.000	157	The1Eri	2.9060	9300.0	88	7245	No
122	GOM_NL__2PRFIN20030720_064848_000000422018_00178_07246_6813.N1	20-JUL-2003 06:48:48	Dark	42.000	9	Alp Eri	0.45300	24000.	84	7246	No
123	GOM_NL__2PRFIN20030720_065214_000000572018_00178_07246_6814.N1	20-JUL-2003 06:52:14	Dark	57.000	84	Alp Phe	2.3970	4500.0	114	7246	No
124	GOM_NL__2PRFIN20030720_065613_000000422018_00178_07246_6815.N1	20-JUL-2003 06:56:13	Straylight	42.000	148	Alp Tuc	2.8780	4100.0	84	7246	No
125	GOM_NL__2PRFIN20030720_065743_000000632018_00178_07246_6816.N1	20-JUL-2003 06:57:43	Straylight	63.000	63	Bet Gru	2.1500	2800.0	126	7246	No
126	GOM_NL__2PRFIN20030720_065913_000000532018_00178_07246_6817.N1	20-JUL-2003 06:59:13	Straylight	52.500	31	Alp Gru	1.7340	15200.	105	7246	No
127	GOM_NL__2PRFIN20030720_070153_000000842018_00178_07246_6818.N1	20-JUL-2003 07:01:53	Straylight	83.500	18	24Alp PsA	1.1660	9700.0	167	7246	No
128	GOM_NL__2PRFIN20030720_070636_000000432018_00178_07246_6819.N1	20-JUL-2003 07:06:36	Tw_and_stray	42.500	178	lot1Sco	3.0220	6550.0	85	7246	No
129	GOM_NL__2PRFIN20030720_070751_000000432018_00178_07246_6820.N1	20-JUL-2003 07:07:51	Tw_and_stray	42.500	38	20Eps Sgr	1.8360	11000.	85	7246	No
130	GOM_NL__2PRFIN20030720_070944_000000392018_00178_07246_6821.N1	20-JUL-2003 07:09:44	Bright	39.000	57	34Sig Sgr	2.0660	26000.	78	7246	No
131	GOM_NL__2PRFIN20030720_071131_000000742018_00178_07246_6822.N1	20-JUL-2003 07:11:31	Bright	73.500	142	49Del Cap	2.8500	8900.0	147	7246	No
132	GOM_NL__2PRFIN20030720_071902_000000362018_00178_07246_6823.N1	20-JUL-2003 07:19:02	Bright	35.500	126	60Bet Oph	2.7700	4250.0	71	7246	No
133	GOM_NL__2PRFIN20030720_072128_000000392018_00178_07246_6824.N1	20-JUL-2003 07:21:28	Bright	38.500	168	17Zet Aql	2.9860	11000.	77	7246	No
134	GOM_NL__2PRFIN20030720_072723_000000362018_00178_07246_6825.N1	20-JUL-2003 07:27:23	Bright	36.000	133	40Zet Her	2.8070	6000.0	72	7246	No
135	GOM_NL__2PRFIN20030720_073200_000000382018_00178_07246_6826.N1	20-JUL-2003 07:32:00	Bright	38.000	69	33Gam Dra	2.2310	3800.0	76	7246	No
136	GOM_NL__2PRFIN20030720_073330_000000502018_00178_07246_6827.N1	20-JUL-2003 07:33:30	Bright	49.500	19	50Alp Cyg	1.2460	10500.	99	7246	No
137	GOM_NL__2PRFIN20030720_073526_000000372018_00178_07246_6828.N1	20-JUL-2003 07:35:26	Bright	36.500	119	14Eta Dra	2.7270	4700.0	73	7246	No
138	GOM_NL__2PRFIN20030720_073835_000000442018_00178_07246_6829.N1	20-JUL-2003 07:38:35	Bright	43.500	89	5Alp Cep	2.4510	8000.0	87	7246	No
139	GOM_NL__2PRFIN20030720_074301_000000352018_00178_07246_6830.N1	20-JUL-2003 07:43:01	Bright	35.000	49	1Alp UMi	1.9900	6300.0	70	7246	No
140	GOM_NL__2PRFIN20030720_074552_000000532018_00178_07246_6831.N1	20-JUL-2003 07:45:52	Bright	53.000	74	11Bet Cas	2.2680	6600.0	106	7246	No
141	GOM_NL__2PRFIN20030720_074750_000000562018_00178_07246_6832.N1	20-JUL-2003 07:47:50	Bright	55.500	68	18Alp Cas	2.2250	4500.0	111	7246	No
142	GOM_NL__2PRFIN20030720_075247_000000432018_00178_07246_6833.N1	20-JUL-2003 07:52:47	Bright	43.000	160	23Gam Per	2.9300	4700.0	86	7246	No
143	GOM_NL__2PRFIN20030720_075412_000000462018_00178_07246_6834.N1	20-JUL-2003 07:54:12	Bright	46.000	35	33Alp Per	1.7950	6250.0	92	7246	No
144	GOM_NL__2PRFIN20030720_075603_000000702018_00178_07246_6835.N1	20-JUL-2003 07:56:03	Bright	69.500	73	57Gam1And	2.2600	13100.	139	7246	No
145	GOM_NL__2PRFIN20030720_075900_000001272018_00178_07246_6836.N1	20-JUL-2003 07:59:00	Straylight	127.00	53	43Bet And	2.0480	3300.0	254	7246	No
146	GOM_NL__2PRFIN20030720_080256_000000492018_00178_07246_6837.N1	20-JUL-2003 08:02:56	Twilight	49.000	146	25Eta Tau	2.8730	15200.	98	7246	No
147	GOM_NL__2PRFIN20030720_080431_000000522018_00178_07246_6838.N1	20-JUL-2003 08:04:31	Twilight	52.000	13	87Alp Tau	0.86700	3800.0	104	7246	No
148	GOM_NL__2PRFIN20030720_080835_000000392018_00178_07246_6839.N1	20-JUL-2003 08:08:35	Dark	39.000	30	46Eps Ori	1.6940	30000.	78	7246	No
149	GOM_NL__2PRFIN20030720_081050_000000412018_00178_07246_6840.N1	20-JUL-2003 08:10:50	Dark	40.500	7	19Bet Ori	0.10000	14000.	81	7246	No
150	GOM_NL__2PRFIN20030720_081312_000000442018_00178_07246_6841.N1	20-JUL-2003 08:13:12	Dark	43.500	101	11Alp Lep	2.5820	7000.0	87	7246	No
151	GOM_NL__2PRFIN20030720_081736_000000402018_00178_07246_6842.N1	20-JUL-2003 08:17:36	Dark	39.500	108	Alp Col	2.6520	15200.	79	7246	No
152	GOM_NL__2PRFIN20030720_082321_000000452018_00178_07246_6843.N1	20-JUL-2003 08:23:21	Dark	45.000	157	The1Eri	2.9060	9300.0	90	7246	No
153	GOM_NL__2PRFIN20030720_082925_000000522018_00179_07247_6813.N1	20-JUL-2003 08:29:25	Dark	51.500	9	Alp Eri	0.45300	24000.	103	7247	No
154	GOM_NL__2PRFIN20030720_083251_000000552018_00179_07247_6814.N1	20-JUL-2003 08:32:51	Dark	55.000	84	Alp Phe	2.3970	4500.0	110	7247	No
155	GOM_NL__2PRFIN20030720_083650_000000422018_00179_07247_6815.N1	20-JUL-2003 08:36:50	Straylight	42.000	148	Alp Tuc	2.8780	4100.0	84	7247	No
156	GOM_NL__2PRFIN20030720_083820_000000652018_00179_07247_6816.N1	20-JUL-2003 08:38:20	Straylight	65.000	63	Bet Gru	2.1500	2800.0	130	7247	No
157	GOM_NL__2PRFIN20030720_083950_000000502018_00179_07247_6817.N1	20-JUL-2003 08:39:50	Straylight	50.000	31	Alp Gru	1.7340	15200.	100	7247	No
158	GOM_NL__2PRFIN20030720_084230_000000832018_00179_07247_6818.N1	20-JUL-2003 08:42:30	Straylight	82.500	18	24Alp PsA	1.1660	9700.0	165	7247	No
159	GOM_NL__2PRFIN20030720_084712_000000402018_00179_07247_6819.N1	20-JUL-2003 08:47:12	Tw_and_stray	40.000	178	lot1Sco	3.0220	6550.0	80	7247	No
160	GOM_NL__2PRFIN20030720_084827_000000402018_00179_07247_6820.N1	20-JUL-2003 08:48:27	Tw_and_stray	40.000	38	20Eps Sgr	1.8360	11000.	80	7247	No

161	GOM_NL__2PRFIN20030720_085020_000000402018_00179_07247_6821.N1	20-JUL-2003 08:50:20	Bright	40.000	57	34Sig Sgr	2.0660	26000.	80	7247	No
162	GOM_NL__2PRFIN20030720_085207_000000722018_00179_07247_6822.N1	20-JUL-2003 08:52:07	Bright	72.000	142	49Del Cap	2.8500	8900.0	144	7247	No
163	GOM_NL__2PRFIN20030720_085938_000000382018_00179_07247_6823.N1	20-JUL-2003 08:59:38	Bright	37.500	126	60Bet Oph	2.7700	4250.0	75	7247	No
164	GOM_NL__2PRFIN20030720_090204_000000392018_00179_07247_6824.N1	20-JUL-2003 09:02:04	Bright	38.500	168	17Zet Aql	2.9860	11000.	77	7247	No
165	GOM_NL__2PRFIN20030720_090759_000000392018_00179_07247_6825.N1	20-JUL-2003 09:07:59	Bright	38.500	133	40Zet Her	2.8070	6000.0	77	7247	No
166	GOM_NL__2PRFIN20030720_091236_000000402018_00179_07247_6826.N1	20-JUL-2003 09:12:36	Bright	39.500	69	33Gam Dra	2.2310	3800.0	79	7247	No
167	GOM_NL__2PRFIN20030720_091406_000000492018_00179_07247_6827.N1	20-JUL-2003 09:14:06	Bright	48.500	19	50Alp Cyg	1.2460	10500.	97	7247	No
168	GOM_NL__2PRFIN20030720_091602_000000372018_00179_07247_6828.N1	20-JUL-2003 09:16:02	Bright	37.000	119	14Eta Dra	2.7270	4700.0	74	7247	No
169	GOM_NL__2PRFIN20030720_091910_000000412018_00179_07247_6829.N1	20-JUL-2003 09:19:10	Bright	40.500	89	5Alp Cep	2.4510	8000.0	81	7247	No
170	GOM_NL__2PRFIN20030720_092337_000000372018_00179_07247_6830.N1	20-JUL-2003 09:23:37	Bright	37.000	49	1Alp UMi	1.9900	6300.0	74	7247	No
171	GOM_NL__2PRFIN20030720_092627_000000532018_00179_07247_6831.N1	20-JUL-2003 09:26:27	Bright	52.500	74	11Bet Cas	2.2680	6600.0	105	7247	No
172	GOM_NL__2PRFIN20030720_092825_000000582018_00179_07247_6832.N1	20-JUL-2003 09:28:25	Bright	58.000	68	18Alp Cas	2.2250	4500.0	116	7247	No
173	GOM_NL__2PRFIN20030720_093322_000000442018_00179_07247_6833.N1	20-JUL-2003 09:33:22	Bright	43.500	160	23Gam Per	2.9300	4700.0	87	7247	No
174	GOM_NL__2PRFIN20030720_093447_000000452018_00179_07247_6834.N1	20-JUL-2003 09:34:47	Bright	44.500	35	33Alp Per	1.7950	6250.0	89	7247	No
175	GOM_NL__2PRFIN20030720_093639_000000702018_00179_07247_6835.N1	20-JUL-2003 09:36:39	Bright	70.000	73	57Gam1And	2.2600	13100.	140	7247	No
176	GOM_NL__2PRFIN20030720_093936_000001472018_00179_07247_6836.N1	20-JUL-2003 09:39:36	Straylight	147.00	53	43Bet And	2.0480	3300.0	294	7247	No
177	GOM_NL__2PRFIN20030720_094333_000000502018_00179_07247_6837.N1	20-JUL-2003 09:43:33	Twilight	49.500	146	25Eta Tau	2.8730	15200.	99	7247	No
178	GOM_NL__2PRFIN20030720_094507_000000532018_00179_07247_6838.N1	20-JUL-2003 09:45:07	Twilight	52.500	13	87Alp Tau	0.86700	3800.0	105	7247	No
179	GOM_NL__2PRFIN20030720_094911_000000392018_00179_07247_6839.N1	20-JUL-2003 09:49:11	Dark	39.000	30	46Eps Ori	1.6940	30000.	78	7247	No
180	GOM_NL__2PRFIN20030720_095126_000000452018_00179_07247_6840.N1	20-JUL-2003 09:51:26	Dark	44.500	7	19Bet Ori	0.10000	14000.	89	7247	No
181	GOM_NL__2PRFIN20030720_095348_000000422018_00179_07247_6841.N1	20-JUL-2003 09:53:48	Dark	42.000	101	11Alp Lep	2.5820	7000.0	84	7247	No
182	GOM_NL__2PRFIN20030720_095813_000000412018_00179_07247_6842.N1	20-JUL-2003 09:58:13	Dark	41.000	108	Alp Col	2.6520	15200.	82	7247	No
183	GOM_NL__2PRFIN20030720_100358_000000432018_00179_07247_6843.N1	20-JUL-2003 10:03:58	Dark	42.500	157	The1Eri	2.9060	9300.0	85	7247	No
184	GOM_NL__2PRFIN20030720_101001_000000462018_00180_07248_6834.N1	20-JUL-2003 10:10:01	Dark	45.500	9	Alp Eri	0.45300	24000.	91	7248	No
185	GOM_NL__2PRFIN20030720_101329_000000562018_00180_07248_6835.N1	20-JUL-2003 10:13:29	Dark	56.000	84	Alp Phe	2.3970	4500.0	112	7248	No
186	GOM_NL__2PRFIN20030720_101726_000000432018_00180_07248_6836.N1	20-JUL-2003 10:17:26	Straylight	43.000	148	Alp Tuc	2.8780	4100.0	86	7248	No
187	GOM_NL__2PRFIN20030720_101857_000000562018_00180_07248_6837.N1	20-JUL-2003 10:18:57	Straylight	55.500	63	Bet Gru	2.1500	2800.0	111	7248	No
188	GOM_NL__2PRFIN20030720_102026_000000532018_00180_07248_6838.N1	20-JUL-2003 10:20:26	Straylight	52.500	31	Alp Gru	1.7340	15200.	105	7248	No
189	GOM_NL__2PRFIN20030720_102307_000000892018_00180_07248_6839.N1	20-JUL-2003 10:23:07	Straylight	88.500	18	24Alp PsA	1.1660	9700.0	177	7248	No
190	GOM_NL__2PRFIN20030720_102748_000000432018_00180_07248_6840.N1	20-JUL-2003 10:27:48	Tw_and_stray	42.500	178	lot1Sco	3.0220	6550.0	85	7248	No
191	GOM_NL__2PRFIN20030720_102903_000000432018_00180_07248_6841.N1	20-JUL-2003 10:29:03	Bright	43.000	38	20Eps Sgr	1.8360	11000.	86	7248	No
192	GOM_NL__2PRFIN20030720_103056_000000412018_00180_07248_6842.N1	20-JUL-2003 10:30:56	Bright	40.500	57	34Sig Sgr	2.0660	26000.	81	7248	No
193	GOM_NL__2PRFIN20030720_103243_000000732018_00180_07248_6843.N1	20-JUL-2003 10:32:43	Bright	73.000	142	49Del Cap	2.8500	8900.0	146	7248	No
194	GOM_NL__2PRFIN20030720_104014_000000372018_00180_07248_6844.N1	20-JUL-2003 10:40:14	Bright	37.000	126	60Bet Oph	2.7700	4250.0	74	7248	No
195	GOM_NL__2PRFIN20030720_104240_000000402018_00180_07248_6845.N1	20-JUL-2003 10:42:40	Bright	39.500	168	17Zet Aql	2.9860	11000.	79	7248	No
196	GOM_NL__2PRFIN20030720_104835_000000402018_00180_07248_6846.N1	20-JUL-2003 10:48:35	Bright	39.500	133	40Zet Her	2.8070	6000.0	79	7248	No
197	GOM_NL__2PRFIN20030720_105312_000000402018_00180_07248_6847.N1	20-JUL-2003 10:53:12	Bright	39.500	69	33Gam Dra	2.2310	3800.0	79	7248	No
198	GOM_NL__2PRFIN20030720_105441_000000502018_00180_07248_6848.N1	20-JUL-2003 10:54:41	Bright	49.500	19	50Alp Cyg	1.2460	10500.	99	7248	No
199	GOM_NL__2PRFIN20030720_105638_000000372018_00180_07248_6849.N1	20-JUL-2003 10:56:38	Bright	37.000	119	14Eta Dra	2.7270	4700.0	74	7248	No
200	GOM_NL__2PRFIN20030720_105945_000000442018_00180_07248_6850.N1	20-JUL-2003 10:59:45	Bright	43.500	89	5Alp Cep	2.4510	8000.0	87	7248	No
201	GOM_NL__2PRFIN20030720_110413_000000372018_00180_07248_6851.N1	20-JUL-2003 11:04:13	Bright	37.000	49	1Alp UMi	1.9900	6300.0	74	7248	No
202	GOM_NL__2PRFIN20030720_110702_000000522018_00180_07248_6852.N1	20-JUL-2003 11:07:02	Bright	51.500	74	11Bet Cas	2.2680	6600.0	103	7248	No
203	GOM_NL__2PRFIN20030720_110900_000000562018_00180_07248_6853.N1	20-JUL-2003 11:09:00	Bright	56.000	68	18Alp Cas	2.2250	4500.0	112	7248	No
204	GOM_NL__2PRFIN20030720_111358_000000542018_00180_07248_6854.N1	20-JUL-2003 11:13:58	Bright	53.500	160	23Gam Per	2.9300	4700.0	107	7248	No
205	GOM_NL__2PRFIN20030720_111523_000000462018_00180_07248_6855.N1	20-JUL-2003 11:15:23	Bright	45.500	35	33Alp Per	1.7950	6250.0	91	7248	No
206	GOM_NL__2PRFIN20030720_111715_000000712018_00180_07248_6856.N1	20-JUL-2003 11:17:15	Bright	70.500	73	57Gam1And	2.2600	13100.	141	7248	No
207	GOM_NL__2PRFIN20030720_112012_000001452018_00180_07248_6857.N1	20-JUL-2003 11:20:12	Straylight	145.00	53	43Bet And	2.0480	3300.0	290	7248	No
208	GOM_NL__2PRFIN20030720_112409_000000492018_00180_07248_6858.N1	20-JUL-2003 11:24:09	Twilight	49.000	146	25Eta Tau	2.8730	15200.	98	7248	No
209	GOM_NL__2PRFIN20030720_112543_000000562018_00180_07248_6859.N1	20-JUL-2003 11:25:43	Twilight	56.000	13	87Alp Tau	0.86700	3800.0	112	7248	No
210	GOM_NL__2PRFIN20030720_112947_000000392018_00180_07248_6860.N1	20-JUL-2003 11:29:47	Dark	39.000	30	46Eps Ori	1.6940	30000.	78	7248	No
211	GOM_NL__2PRFIN20030720_113202_000000512018_00180_07248_6861.N1	20-JUL-2003 11:32:02	Dark	51.000	7	19Bet Ori	0.10000	14000.	102	7248	No
212	GOM_NL__2PRFIN20030720_113424_000000432018_00180_07248_6862.N1	20-JUL-2003 11:34:24	Dark	42.500	101	11Alp Lep	2.5820	7000.0	85	7248	No
213	GOM_NL__2PRFIN20030720_113848_000000402018_00180_07248_6863.N1	20-JUL-2003 11:38:48	Dark	39.500	108	Alp Col	2.6520	15200.	79	7248	No
214	GOM_NL__2PRFIN20030720_114434_000000462018_00180_07248_6864.N1	20-JUL-2003 11:44:34	Dark	45.500	157	The1Eri	2.9060	9300.0	91	7248	No
215	GOM_NL__2PRFIN20030720_115038_000000462018_00181_07249_6834.N1	20-JUL-2003 11:50:38	Dark	46.000	9	Alp Eri	0.45300	24000.	92	7249	No
216	GOM_NL__2PRFIN20030720_115406_000000572018_00181_07249_6835.N1	20-JUL-2003 11:54:06	Dark	56.500	84	Alp Phe	2.3970	4500.0	113	7249	No
217	GOM_NL__2PRFIN20030720_115803_000000432018_00181_07249_6836.N1	20-JUL-2003 11:58:03	Straylight	42.500	148	Alp Tuc	2.8780	4100.0	85	7249	No
218	GOM_NL__2PRFIN20030720_115933_000000542018_00181_07249_6837.N1	20-JUL-2003 11:59:33	Straylight	53.500	63	Bet Gru	2.1500	2800.0	107	7249	No
219	GOM_NL__2PRFIN20030720_120102_000000502018_00181_07249_6838.N1	20-JUL-2003 12:01:02	Straylight	49.500	31	Alp Gru	1.7340	15200.	99	7249	No

220	GOM_NL__2PRFIN20030720_120344_000000782018_00181_07249_6839.N1	20-JUL-2003 12:03:44	Straylight	77.500	18	24Alp PsA	1.1660	9700.0	155	7249	No
221	GOM_NL__2PRFIN20030720_120824_000000412018_00181_07249_6840.N1	20-JUL-2003 12:08:24	Twi_and_stray	41.000	178	lot1Sco	3.0220	6550.0	82	7249	No
222	GOM_NL__2PRFIN20030720_120938_000000432018_00181_07249_6841.N1	20-JUL-2003 12:09:38	Bright	42.500	38	20Eps Sgr	1.8360	11000.	85	7249	No
223	GOM_NL__2PRFIN20030720_121132_000000402018_00181_07249_6842.N1	20-JUL-2003 12:11:32	Bright	40.000	57	34Sig Sgr	2.0660	26000.	80	7249	No
224	GOM_NL__2PRFIN20030720_121320_000000722018_00181_07249_6843.N1	20-JUL-2003 12:13:20	Bright	72.000	142	49Del Cap	2.8500	8900.0	144	7249	No
225	GOM_NL__2PRFIN20030720_122050_000000382018_00181_07249_6844.N1	20-JUL-2003 12:20:50	Bright	37.500	126	60Bet Oph	2.7700	4250.0	75	7249	No
226	GOM_NL__2PRFIN20030720_122315_000000382018_00181_07249_6845.N1	20-JUL-2003 12:23:15	Bright	38.000	168	17Zet Aql	2.9860	11000.	76	7249	No
227	GOM_NL__2PRFIN20030720_122911_000000392018_00181_07249_6846.N1	20-JUL-2003 12:29:11	Bright	39.000	133	40Zet Her	2.8070	6000.0	78	7249	No
228	GOM_NL__2PRFIN20030720_123347_000000392018_00181_07249_6847.N1	20-JUL-2003 12:33:47	Bright	39.000	69	33Gam Dra	2.2310	3800.0	78	7249	No
229	GOM_NL__2PRFIN20030720_123516_000000492018_00181_07249_6848.N1	20-JUL-2003 12:35:16	Bright	49.000	19	50Alp Cyg	1.2460	10500.	98	7249	No
230	GOM_NL__2PRFIN20030720_123714_000000392018_00181_07249_6849.N1	20-JUL-2003 12:37:14	Bright	38.500	119	14Eta Dra	2.7270	4700.0	77	7249	No
231	GOM_NL__2PRFIN20030720_124020_000000442018_00181_07249_6850.N1	20-JUL-2003 12:40:20	Bright	43.500	89	5Alp Cep	2.4510	8000.0	87	7249	No
232	GOM_NL__2PRFIN20030720_124448_000000382018_00181_07249_6851.N1	20-JUL-2003 12:44:48	Bright	38.000	49	1Alp UMi	1.9900	6300.0	76	7249	No
233	GOM_NL__2PRFIN20030720_124738_000000522018_00181_07249_6852.N1	20-JUL-2003 12:47:38	Bright	51.500	74	11Bet Cas	2.2680	6600.0	103	7249	No
234	GOM_NL__2PRFIN20030720_124936_000000552018_00181_07249_6853.N1	20-JUL-2003 12:49:36	Bright	54.500	68	18Alp Cas	2.2250	4500.0	109	7249	No
235	GOM_NL__2PRFIN20030720_125434_000000432018_00181_07249_6854.N1	20-JUL-2003 12:54:34	Bright	43.000	160	23Gam Per	2.9300	4700.0	86	7249	No
236	GOM_NL__2PRFIN20030720_125559_000000452018_00181_07249_6855.N1	20-JUL-2003 12:55:59	Bright	44.500	35	33Alp Per	1.7950	6250.0	89	7249	No
237	GOM_NL__2PRFIN20030720_125751_000000712018_00181_07249_6856.N1	20-JUL-2003 12:57:51	Bright	70.500	73	57Gam1And	2.2600	13100.	141	7249	No
238	GOM_NL__2PRFIN20030720_130048_000001252018_00181_07249_6857.N1	20-JUL-2003 13:00:48	Straylight	124.50	53	43Bet And	2.0480	3300.0	249	7249	No
239	GOM_NL__2PRFIN20030720_130445_000000502018_00181_07249_6858.N1	20-JUL-2003 13:04:45	Twilight	49.500	146	25Eta Tau	2.8730	15200.	99	7249	No
240	GOM_NL__2PRFIN20030720_130619_000000492018_00181_07249_6859.N1	20-JUL-2003 13:06:19	Twilight	49.000	13	87Alp Tau	0.86700	3800.0	98	7249	No
241	GOM_NL__2PRFIN20030720_131023_000000432018_00181_07249_6860.N1	20-JUL-2003 13:10:23	Dark	42.500	30	46Eps Ori	1.6940	30000.	85	7249	No
242	GOM_NL__2PRFIN20030720_131238_000000522018_00181_07249_6861.N1	20-JUL-2003 13:12:38	Dark	52.000	7	19Bet Ori	0.10000	14000.	104	7249	No
243	GOM_NL__2PRFIN20030720_131500_000000422018_00181_07249_6862.N1	20-JUL-2003 13:15:00	Dark	42.000	101	11Alp Lep	2.5820	7000.0	84	7249	No
244	GOM_NL__2PRFIN20030720_131925_000000402018_00181_07249_6863.N1	20-JUL-2003 13:19:25	Dark	39.500	108	Alp Col	2.6520	15200.	79	7249	No
245	GOM_NL__2PRFIN20030720_132511_000000452018_00181_07249_6864.N1	20-JUL-2003 13:25:11	Dark	45.000	157	The1Eri	2.9060	9300.0	90	7249	No
246	GOM_NL__2PRFIN20030720_133114_000000452018_00182_07250_6834.N1	20-JUL-2003 13:31:14	Dark	45.000	9	Alp Eri	0.45300	24000.	90	7250	No
247	GOM_NL__2PRFIN20030720_133442_000000582018_00182_07250_6835.N1	20-JUL-2003 13:34:42	Dark	57.500	84	Alp Phe	2.3970	4500.0	115	7250	No
248	GOM_NL__2PRFIN20030720_133839_000000432018_00182_07250_6836.N1	20-JUL-2003 13:38:39	Straylight	42.500	148	Alp Tuc	2.8780	4100.0	85	7250	No
249	GOM_NL__2PRFIN20030720_134009_000000622018_00182_07250_6837.N1	20-JUL-2003 13:40:09	Straylight	61.500	63	Bet Gru	2.1500	2800.0	123	7250	No
250	GOM_NL__2PRFIN20030720_134139_000000502018_00182_07250_6838.N1	20-JUL-2003 13:41:39	Straylight	49.500	31	Alp Gru	1.7340	15200.	99	7250	No
251	GOM_NL__2PRFIN20030720_134420_000000892018_00182_07250_6839.N1	20-JUL-2003 13:44:20	Straylight	88.500	18	24Alp PsA	1.1660	9700.0	177	7250	No
252	GOM_NL__2PRFIN20030720_134920_000000412018_00182_07250_6840.N1	20-JUL-2003 13:49:20	Twi_and_stray	40.500	85	Kap Sco	2.4070	28000.	81	7250	No
253	GOM_NL__2PRFIN20030720_135102_000000442018_00182_07250_6841.N1	20-JUL-2003 13:51:02	Bright	44.000	103	38Zet Sgr	2.6000	9700.0	88	7250	No
254	GOM_NL__2PRFIN20030720_135355_000000712018_00182_07250_6842.N1	20-JUL-2003 13:53:55	Bright	70.500	142	49Del Cap	2.8500	8900.0	141	7250	No
255	GOM_NL__2PRFIN20030720_140126_000000392018_00182_07250_6843.N1	20-JUL-2003 14:01:26	Bright	38.500	126	60Bet Oph	2.7700	4250.0	77	7250	No
256	GOM_NL__2PRFIN20030720_140351_000000392018_00182_07250_6844.N1	20-JUL-2003 14:03:51	Bright	39.000	168	17Zet Aql	2.9860	11000.	78	7250	No
257	GOM_NL__2PRFIN20030720_140947_000000372018_00182_07250_6845.N1	20-JUL-2003 14:09:47	Bright	36.500	133	40Zet Her	2.8070	6000.0	73	7250	No
258	GOM_NL__2PRFIN20030720_141751_000000372018_00182_07250_6846.N1	20-JUL-2003 14:17:51	Bright	37.000	119	14Eta Dra	2.7270	4700.0	74	7250	No
259	GOM_NL__2PRFIN20030720_142057_000000432018_00182_07250_6847.N1	20-JUL-2003 14:20:57	Bright	42.500	89	5Alp Cep	2.4510	8000.0	85	7250	No
260	GOM_NL__2PRFIN20030720_142525_000000362018_00182_07250_6848.N1	20-JUL-2003 14:25:25	Bright	36.000	49	1Alp UMi	1.9900	6300.0	72	7250	No
261	GOM_NL__2PRFIN20030720_143510_000000472018_00182_07250_6849.N1	20-JUL-2003 14:35:10	Bright	47.000	160	23Gam Per	2.9300	4700.0	94	7250	No
262	GOM_NL__2PRFIN20030720_143636_000000422018_00182_07250_6850.N1	20-JUL-2003 14:36:36	Bright	41.500	35	33Alp Per	1.7950	6250.0	83	7250	No
263	GOM_NL__2PRFIN20030720_143827_000000712018_00182_07250_6851.N1	20-JUL-2003 14:38:27	Bright	70.500	73	57Gam1And	2.2600	13100.	141	7250	No
264	GOM_NL__2PRFIN20030720_144122_000001392018_00182_07250_6852.N1	20-JUL-2003 14:41:22	Straylight	138.50	53	43Bet And	2.0480	3300.0	277	7250	No
265	GOM_NL__2PRFIN20030720_144522_000000482018_00182_07250_6853.N1	20-JUL-2003 14:45:22	Twilight	47.500	146	25Eta Tau	2.8730	15200.	95	7250	No
266	GOM_NL__2PRFIN20030720_144657_000000562018_00182_07250_6854.N1	20-JUL-2003 14:46:57	Twilight	56.000	13	87Alp Tau	0.86700	3800.0	112	7250	No
267	GOM_NL__2PRFIN20030720_145101_000000442018_00182_07250_6855.N1	20-JUL-2003 14:51:01	Dark	43.500	30	46Eps Ori	1.6940	30000.	87	7250	No
268	GOM_NL__2PRFIN20030720_145315_000000512018_00182_07250_6856.N1	20-JUL-2003 14:53:15	Dark	51.000	7	19Bet Ori	0.10000	14000.	102	7250	No
269	GOM_NL__2PRFIN20030720_145538_000000402018_00182_07250_6857.N1	20-JUL-2003 14:55:38	Dark	40.000	101	11Alp Lep	2.5820	7000.0	80	7250	No
270	GOM_NL__2PRFIN20030720_150549_000000432018_00182_07250_6858.N1	20-JUL-2003 15:05:49	Dark	43.000	157	The1Eri	2.9060	9300.0	86	7250	No
271	GOM_NL__2PRFIN20030720_151152_000000422018_00183_07251_6834.N1	20-JUL-2003 15:11:52	Dark	42.000	9	Alp Eri	0.45300	24000.	84	7251	No
272	GOM_NL__2PRFIN20030720_151521_000000562018_00183_07251_6835.N1	20-JUL-2003 15:15:21	Dark	55.500	84	Alp Phe	2.3970	4500.0	111	7251	No
273	GOM_NL__2PRFIN20030720_151916_000000432018_00183_07251_6836.N1	20-JUL-2003 15:19:16	Straylight	42.500	148	Alp Tuc	2.8780	4100.0	85	7251	No
274	GOM_NL__2PRFIN20030720_152047_000000512018_00183_07251_6837.N1	20-JUL-2003 15:20:47	Straylight	51.000	63	Bet Gru	2.1500	2800.0	102	7251	No
275	GOM_NL__2PRFIN20030720_152217_000000472018_00183_07251_6838.N1	20-JUL-2003 15:22:17	Straylight	46.500	31	Alp Gru	1.7340	15200.	93	7251	No
276	GOM_NL__2PRFIN20030720_152459_000000872018_00183_07251_6839.N1	20-JUL-2003 15:24:59	Straylight	86.500	18	24Alp PsA	1.1660	9700.0	173	7251	No
277	GOM_NL__2PRFIN20030720_152958_000000412018_00183_07251_6840.N1	20-JUL-2003 15:29:58	Twi_and_stray	41.000	85	Kap Sco	2.4070	28000.	82	7251	No
278	GOM_NL__2PRFIN20030720_153140_000000442018_00183_07251_6841.N1	20-JUL-2003 15:31:40	Bright	43.500	103	38Zet Sgr	2.6000	9700.0	87	7251	No



279	GOM_NL__2PRFIN20030720_153432_000000722018_00183_07251_6842.N1	20-JUL-2003 15:34:32	Bright	71.500	142	49Del Cap	2.8500	8900.0	143	7251	No
280	GOM_NL__2PRFIN20030720_154203_000000362018_00183_07251_6843.N1	20-JUL-2003 15:42:03	Bright	35.500	126	60Bet Oph	2.7700	4250.0	71	7251	No
281	GOM_NL__2PRFIN20030720_154428_000000382018_00183_07251_6844.N1	20-JUL-2003 15:44:28	Bright	38.000	168	17Zet Aql	2.9860	11000.	76	7251	No
282	GOM_NL__2PRFIN20030720_155025_000000362018_00183_07251_6845.N1	20-JUL-2003 15:50:25	Bright	36.000	133	40Zet Her	2.8070	6000.0	72	7251	No
283	GOM_NL__2PRFIN20030720_155827_000000392018_00183_07251_6846.N1	20-JUL-2003 15:58:27	Bright	38.500	119	14Eta Dra	2.7270	4700.0	77	7251	No
284	GOM_NL__2PRFIN20030720_160132_000000422018_00183_07251_6847.N1	20-JUL-2003 16:01:32	Bright	42.000	89	5Alp Cep	2.4510	8000.0	84	7251	No
285	GOM_NL__2PRFIN20030720_160601_000000372018_00183_07251_6848.N1	20-JUL-2003 16:06:01	Bright	36.500	49	1Alp UMi	1.9900	6300.0	73	7251	No
286	GOM_NL__2PRFIN20030720_161546_000000432018_00183_07251_6849.N1	20-JUL-2003 16:15:46	Bright	43.000	160	23Gam Per	2.9300	4700.0	86	7251	No
287	GOM_NL__2PRFIN20030720_161711_000000452018_00183_07251_6850.N1	20-JUL-2003 16:17:11	Bright	44.500	35	33Alp Per	1.7950	6250.0	89	7251	No
288	GOM_NL__2PRFIN20030720_161902_000000682018_00183_07251_6851.N1	20-JUL-2003 16:19:02	Bright	67.500	73	57Gam1And	2.2600	13100.	135	7251	No
289	GOM_NL__2PRFIN20030720_162158_000001272018_00183_07251_6852.N1	20-JUL-2003 16:21:58	Straylight	127.00	53	43Bet And	2.0480	3300.0	254	7251	No
290	GOM_NL__2PRFIN20030720_162558_000000482018_00183_07251_6853.N1	20-JUL-2003 16:25:58	Twilight	47.500	146	25Eta Tau	2.8730	15200.	95	7251	No
291	GOM_NL__2PRFIN20030720_162733_000000512018_00183_07251_6854.N1	20-JUL-2003 16:27:33	Twilight	50.500	13	87Alp Tau	0.86700	3800.0	101	7251	No
292	GOM_NL__2PRFIN20030720_163137_000000402018_00183_07251_6855.N1	20-JUL-2003 16:31:37	Dark	39.500	30	46Eps Ori	1.6940	30000.	79	7251	No
293	GOM_NL__2PRFIN20030720_163351_000000502018_00183_07251_6856.N1	20-JUL-2003 16:33:51	Dark	50.000	7	19Bet Ori	0.10000	14000.	100	7251	No
294	GOM_NL__2PRFIN20030720_163614_000000432018_00183_07251_6857.N1	20-JUL-2003 16:36:14	Dark	42.500	101	11Alp Lep	2.5820	7000.0	85	7251	No
295	GOM_NL__2PRFIN20030720_164625_000000432018_00183_07251_6858.N1	20-JUL-2003 16:46:25	Dark	42.500	157	The1Eri	2.9060	9300.0	85	7251	No
296	GOM_NL__2PRFIN20030720_165228_000000462018_00184_07252_6834.N1	20-JUL-2003 16:52:28	Dark	45.500	9	Alp Eri	0.45300	24000.	91	7252	No
297	GOM_NL__2PRFIN20030720_165558_000000562018_00184_07252_6835.N1	20-JUL-2003 16:55:58	Dark	56.000	84	Alp Phe	2.3970	4500.0	112	7252	No
298	GOM_NL__2PRFIN20030720_165952_000000412018_00184_07252_6836.N1	20-JUL-2003 16:59:52	Straylight	41.000	148	Alp Tuc	2.8780	4100.0	82	7252	No
299	GOM_NL__2PRFIN20030720_170124_000000522018_00184_07252_6837.N1	20-JUL-2003 17:01:24	Straylight	51.500	63	Bet Gru	2.1500	2800.0	103	7252	No
300	GOM_NL__2PRFIN20030720_170253_000000532018_00184_07252_6838.N1	20-JUL-2003 17:02:53	Straylight	52.500	31	Alp Gru	1.7340	15200.	105	7252	No
301	GOM_NL__2PRFIN20030720_170536_000000832018_00184_07252_6839.N1	20-JUL-2003 17:05:36	Straylight	82.500	18	24Alp PsA	1.1660	9700.0	165	7252	No
302	GOM_NL__2PRFIN20030720_171034_000000422018_00184_07252_6840.N1	20-JUL-2003 17:10:34	Tw_and_stray	41.500	85	Kap Sco	2.4070	28000.	83	7252	No
303	GOM_NL__2PRFIN20030720_171216_000000412018_00184_07252_6841.N1	20-JUL-2003 17:12:16	Bright	41.000	103	38Zet Sgr	2.6000	9700.0	82	7252	No
304	GOM_NL__2PRFIN20030720_171507_000000722018_00184_07252_6842.N1	20-JUL-2003 17:15:07	Bright	72.000	142	49Del Cap	2.8500	8900.0	144	7252	No
305	GOM_NL__2PRFIN20030720_172239_000000362018_00184_07252_6843.N1	20-JUL-2003 17:22:39	Bright	35.500	126	60Bet Oph	2.7700	4250.0	71	7252	No
306	GOM_NL__2PRFIN20030720_172503_000000382018_00184_07252_6844.N1	20-JUL-2003 17:25:03	Bright	37.500	168	17Zet Aql	2.9860	11000.	75	7252	No
307	GOM_NL__2PRFIN20030720_173101_000000362018_00184_07252_6845.N1	20-JUL-2003 17:31:01	Bright	36.000	133	40Zet Her	2.8070	6000.0	72	7252	No
308	GOM_NL__2PRFIN20030720_173903_000000372018_00184_07252_6846.N1	20-JUL-2003 17:39:03	Bright	37.000	119	14Eta Dra	2.7270	4700.0	74	7252	No
309	GOM_NL__2PRFIN20030720_174207_000000432018_00184_07252_6847.N1	20-JUL-2003 17:42:07	Bright	42.500	89	5Alp Cep	2.4510	8000.0	85	7252	No
310	GOM_NL__2PRFIN20030720_174637_000000362018_00184_07252_6848.N1	20-JUL-2003 17:46:37	Bright	36.000	49	1Alp UMi	1.9900	6300.0	72	7252	No
311	GOM_NL__2PRFIN20030720_175622_000000452018_00184_07252_6849.N1	20-JUL-2003 17:56:22	Bright	44.500	160	23Gam Per	2.9300	4700.0	89	7252	No
312	GOM_NL__2PRFIN20030720_175747_000000622018_00184_07252_6850.N1	20-JUL-2003 17:57:47	Bright	62.000	35	33Alp Per	1.7950	6250.0	124	7252	No
313	GOM_NL__2PRFIN20030720_175937_000000692018_00184_07252_6851.N1	20-JUL-2003 17:59:37	Bright	68.500	73	57Gam1And	2.2600	13100.	137	7252	No
314	GOM_NL__2PRFIN20030720_180234_000001242018_00184_07252_6852.N1	20-JUL-2003 18:02:34	Straylight	124.00	53	43Bet And	2.0480	3300.0	248	7252	No
315	GOM_NL__2PRFIN20030720_180634_000000462018_00184_07252_6853.N1	20-JUL-2003 18:06:34	Twilight	46.000	146	25Eta Tau	2.8730	15200.	92	7252	No
316	GOM_NL__2PRFIN20030720_180809_000000532018_00184_07252_6854.N1	20-JUL-2003 18:08:09	Twilight	52.500	13	87Alp Tau	0.86700	3800.0	105	7252	No
317	GOM_NL__2PRFIN20030720_181213_000000412018_00184_07252_6855.N1	20-JUL-2003 18:12:13	Dark	40.500	30	46Eps Ori	1.6940	30000.	81	7252	No
318	GOM_NL__2PRFIN20030720_181428_000000422018_00184_07252_6856.N1	20-JUL-2003 18:14:28	Dark	41.500	7	19Bet Ori	0.10000	14000.	83	7252	No
319	GOM_NL__2PRFIN20030720_181650_000000392018_00184_07252_6857.N1	20-JUL-2003 18:16:50	Dark	39.000	101	11Alp Lep	2.5820	7000.0	78	7252	No
320	GOM_NL__2PRFIN20030720_182702_000000442018_00184_07252_6858.N1	20-JUL-2003 18:27:02	Dark	43.500	157	The1Eri	2.9060	9300.0	87	7252	No
321	GOM_NL__2PRFIN20030720_183305_000000442018_00185_07253_6834.N1	20-JUL-2003 18:33:05	Dark	43.500	9	Alp Eri	0.45300	24000.	87	7253	No
322	GOM_NL__2PRFIN20030720_183635_000000542018_00185_07253_6835.N1	20-JUL-2003 18:36:35	Dark	54.000	84	Alp Phe	2.3970	4500.0	108	7253	No
323	GOM_NL__2PRFIN20030720_184029_000000412018_00185_07253_6836.N1	20-JUL-2003 18:40:29	Straylight	41.000	148	Alp Tuc	2.8780	4100.0	82	7253	No
324	GOM_NL__2PRFIN20030720_184201_000000512018_00185_07253_6837.N1	20-JUL-2003 18:42:01	Straylight	51.000	63	Bet Gru	2.1500	2800.0	102	7253	No
325	GOM_NL__2PRFIN20030720_184330_000000502018_00185_07253_6838.N1	20-JUL-2003 18:43:30	Straylight	49.500	31	Alp Gru	1.7340	15200.	99	7253	No
326	GOM_NL__2PRFIN20030720_184612_000000842018_00185_07253_6839.N1	20-JUL-2003 18:46:12	Straylight	83.500	18	24Alp PsA	1.1660	9700.0	167	7253	No
327	GOM_NL__2PRFIN20030720_185110_000000412018_00185_07253_6840.N1	20-JUL-2003 18:51:10	Tw_and_stray	41.000	85	Kap Sco	2.4070	28000.	82	7253	No
328	GOM_NL__2PRFIN20030720_185252_000000422018_00185_07253_6841.N1	20-JUL-2003 18:52:52	Bright	42.000	103	38Zet Sgr	2.6000	9700.0	84	7253	No
329	GOM_NL__2PRFIN20030720_185543_000000722018_00185_07253_6842.N1	20-JUL-2003 18:55:43	Bright	71.500	142	49Del Cap	2.8500	8900.0	143	7253	No
330	GOM_NL__2PRFIN20030720_190316_000000362018_00185_07253_6843.N1	20-JUL-2003 19:03:16	Bright	35.500	126	60Bet Oph	2.7700	4250.0	71	7253	No
331	GOM_NL__2PRFIN20030720_190539_000000382018_00185_07253_6844.N1	20-JUL-2003 19:05:39	Bright	37.500	168	17Zet Aql	2.9860	11000.	75	7253	No
332	GOM_NL__2PRFIN20030720_191138_000000372018_00185_07253_6845.N1	20-JUL-2003 19:11:38	Bright	36.500	133	40Zet Her	2.8070	6000.0	73	7253	No
333	GOM_NL__2PRFIN20030720_191940_000000372018_00185_07253_6846.N1	20-JUL-2003 19:19:40	Bright	36.500	119	14Eta Dra	2.7270	4700.0	73	7253	No
334	GOM_NL__2PRFIN20030720_192243_000000432018_00185_07253_6847.N1	20-JUL-2003 19:22:43	Bright	43.000	89	5Alp Cep	2.4510	8000.0	86	7253	No
335	GOM_NL__2PRFIN20030720_192713_000000382018_00185_07253_6848.N1	20-JUL-2003 19:27:13	Bright	37.500	49	1Alp UMi	1.9900	6300.0	75	7253	No
336	GOM_NL__2PRFIN20030720_193657_000000472018_00185_07253_6849.N1	20-JUL-2003 19:36:57	Bright	46.500	160	23Gam Per	2.9300	4700.0	93	7253	No
337	GOM_NL__2PRFIN20030720_193823_000000462018_00185_07253_6850.N1	20-JUL-2003 19:38:23	Bright	45.500	35	33Alp Per	1.7950	6250.0	91	7253	No

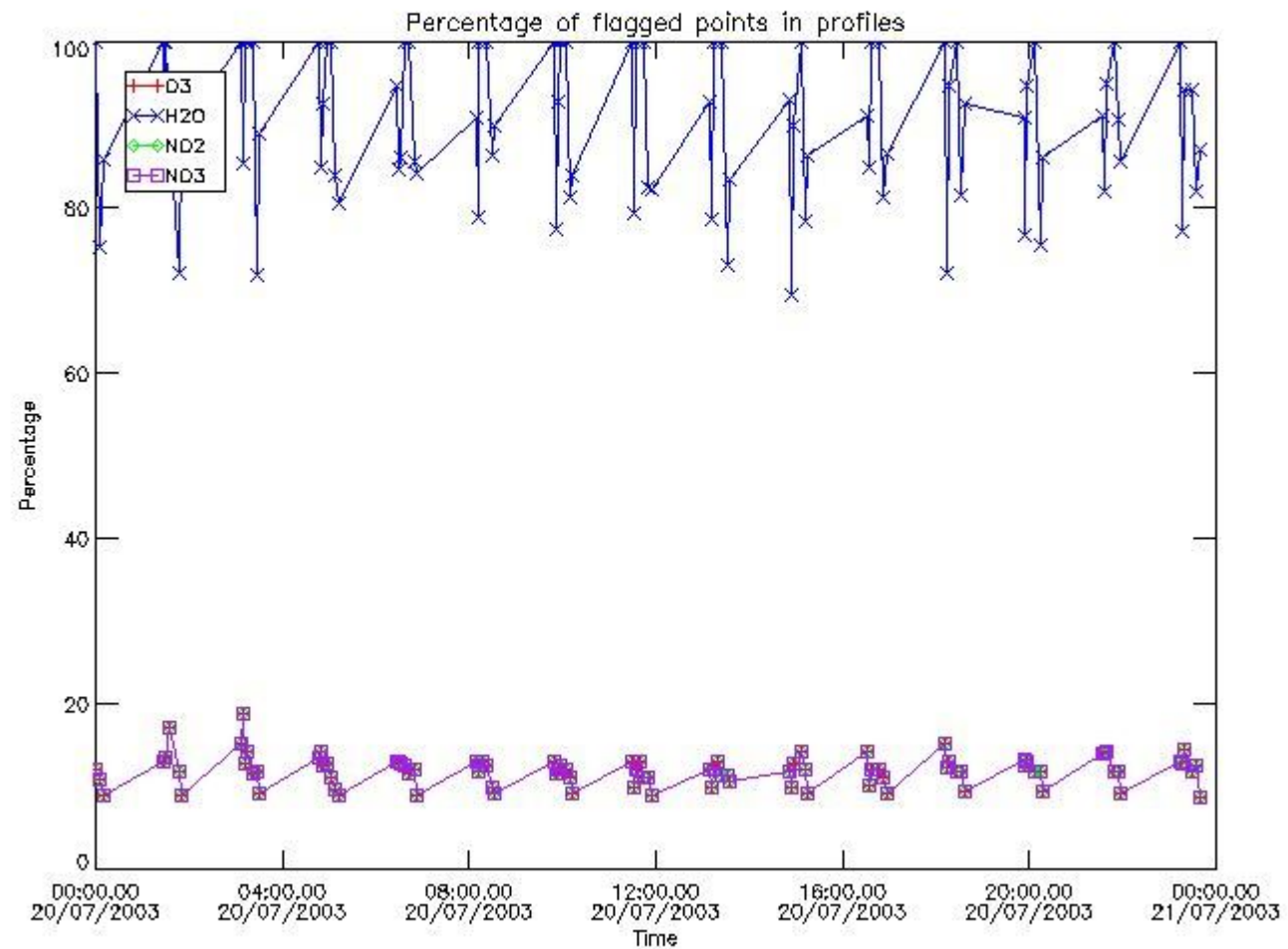
338	GOM_NL__2PRFIN20030720_194013_000000662018_00185_07253_6851.N1	20-JUL-2003 19:40:13	Bright	66.000	73	57Gam1And	2.2600	13100.	132	7253	No
339	GOM_NL__2PRFIN20030720_194310_000001322018_00185_07253_6852.N1	20-JUL-2003 19:43:10	Straylight	132.00	53	43Bet And	2.0480	3300.0	264	7253	No
340	GOM_NL__2PRFIN20030720_194710_000000502018_00185_07253_6853.N1	20-JUL-2003 19:47:10	Twilight	49.500	146	25Eta Tau	2.8730	15200.	99	7253	No
341	GOM_NL__2PRFIN20030720_194845_000000562018_00185_07253_6854.N1	20-JUL-2003 19:48:45	Twilight	56.000	13	87Alp Tau	0.86700	3800.0	112	7253	No
342	GOM_NL__2PRFIN20030720_195250_000000392018_00185_07253_6855.N1	20-JUL-2003 19:52:50	Dark	38.500	30	46Eps Ori	1.6940	30000.	77	7253	No
343	GOM_NL__2PRFIN20030720_195504_000000412018_00185_07253_6856.N1	20-JUL-2003 19:55:04	Dark	41.000	7	19Bet Ori	0.10000	14000.	82	7253	No
344	GOM_NL__2PRFIN20030720_195726_000000392018_00185_07253_6857.N1	20-JUL-2003 19:57:26	Dark	39.000	101	11Alp Lep	2.5820	7000.0	78	7253	No
345	GOM_NL__2PRFIN20030720_200739_000000442018_00185_07253_6858.N1	20-JUL-2003 20:07:39	Dark	43.500	157	The1Eri	2.9060	9300.0	87	7253	No
346	GOM_NL__2PRFIN20030720_201341_000000432018_00186_07254_6834.N1	20-JUL-2003 20:13:41	Dark	43.000	9	Alp Eri	0.45300	24000.	86	7254	No
347	GOM_NL__2PRFIN20030720_201712_000000552018_00186_07254_6835.N1	20-JUL-2003 20:17:12	Dark	54.500	84	Alp Phe	2.3970	4500.0	109	7254	No
348	GOM_NL__2PRFIN20030720_202105_000000462018_00186_07254_6836.N1	20-JUL-2003 20:21:05	Straylight	46.000	148	Alp Tuc	2.8780	4100.0	92	7254	No
349	GOM_NL__2PRFIN20030720_202237_000000632018_00186_07254_6837.N1	20-JUL-2003 20:22:37	Straylight	63.000	63	Bet Gru	2.1500	2800.0	126	7254	No
350	GOM_NL__2PRFIN20030720_202406_000000462018_00186_07254_6838.N1	20-JUL-2003 20:24:06	Straylight	46.000	31	Alp Gru	1.7340	15200.	92	7254	No
351	GOM_NL__2PRFIN20030720_202649_000000822018_00186_07254_6839.N1	20-JUL-2003 20:26:49	Straylight	82.000	18	24Alp PsA	1.1660	9700.0	164	7254	No
352	GOM_NL__2PRFIN20030720_203146_000000402018_00186_07254_6840.N1	20-JUL-2003 20:31:46	Tw_and_stray	40.000	85	Kap Sco	2.4070	28000.	80	7254	No
353	GOM_NL__2PRFIN20030720_203328_000000482018_00186_07254_6841.N1	20-JUL-2003 20:33:28	Bright	48.000	103	38Zet Sgr	2.6000	9700.0	96	7254	No
354	GOM_NL__2PRFIN20030720_203619_000000712018_00186_07254_6842.N1	20-JUL-2003 20:36:19	Bright	70.500	142	49Del Cap	2.8500	8900.0	141	7254	No
355	GOM_NL__2PRFIN20030720_204352_000000372018_00186_07254_6843.N1	20-JUL-2003 20:43:52	Bright	36.500	126	60Bet Oph	2.7700	4250.0	73	7254	No
356	GOM_NL__2PRFIN20030720_204615_000000382018_00186_07254_6844.N1	20-JUL-2003 20:46:15	Bright	37.500	168	17Zet Aql	2.9860	11000.	75	7254	No
357	GOM_NL__2PRFIN20030720_205214_000000392018_00186_07254_6845.N1	20-JUL-2003 20:52:14	Bright	38.500	133	40Zet Her	2.8070	6000.0	77	7254	No
358	GOM_NL__2PRFIN20030720_210016_000000372018_00186_07254_6846.N1	20-JUL-2003 21:00:16	Bright	36.500	119	14Eta Dra	2.7270	4700.0	73	7254	No
359	GOM_NL__2PRFIN20030720_210318_000000432018_00186_07254_6847.N1	20-JUL-2003 21:03:18	Bright	42.500	89	5Alp Cep	2.4510	8000.0	85	7254	No
360	GOM_NL__2PRFIN20030720_210749_000000362018_00186_07254_6848.N1	20-JUL-2003 21:07:49	Bright	36.000	49	1Alp UMi	1.9900	6300.0	72	7254	No
361	GOM_NL__2PRFIN20030720_211733_000000462018_00186_07254_6849.N1	20-JUL-2003 21:17:33	Bright	45.500	160	23Gam Per	2.9300	4700.0	91	7254	No
362	GOM_NL__2PRFIN20030720_211858_000000452018_00186_07254_6850.N1	20-JUL-2003 21:18:58	Bright	45.000	35	33Alp Per	1.7950	6250.0	90	7254	No
363	GOM_NL__2PRFIN20030720_212048_000000692018_00186_07254_6851.N1	20-JUL-2003 21:20:48	Bright	69.000	73	57Gam1And	2.2600	13100.	138	7254	No
364	GOM_NL__2PRFIN20030720_212346_000001542018_00186_07254_6852.N1	20-JUL-2003 21:23:46	Straylight	154.00	53	43Bet And	2.0480	3300.0	308	7254	No
365	GOM_NL__2PRFIN20030720_212746_000000492018_00186_07254_6853.N1	20-JUL-2003 21:27:46	Twilight	48.500	146	25Eta Tau	2.8730	15200.	97	7254	No
366	GOM_NL__2PRFIN20030720_212921_000000522018_00186_07254_6854.N1	20-JUL-2003 21:29:21	Twilight	51.500	13	87Alp Tau	0.86700	3800.0	103	7254	No
367	GOM_NL__2PRFIN20030720_213326_000000402018_00186_07254_6855.N1	20-JUL-2003 21:33:26	Dark	40.000	30	46Eps Ori	1.6940	30000.	80	7254	No
368	GOM_NL__2PRFIN20030720_213540_000000482018_00186_07254_6856.N1	20-JUL-2003 21:35:40	Dark	47.500	7	19Bet Ori	0.10000	14000.	95	7254	No
369	GOM_NL__2PRFIN20030720_213802_000000402018_00186_07254_6857.N1	20-JUL-2003 21:38:02	Dark	39.500	101	11Alp Lep	2.5820	7000.0	79	7254	No
370	GOM_NL__2PRFIN20030720_214815_000000432018_00186_07254_6858.N1	20-JUL-2003 21:48:15	Dark	43.000	157	The1Eri	2.9060	9300.0	86	7254	No
371	GOM_NL__2PRFIN20030720_215418_000000432018_00187_07255_6946.N1	20-JUL-2003 21:54:18	Dark	43.000	9	Alp Eri	0.45300	24000.	86	7255	No
372	GOM_NL__2PRFIN20030720_215749_000000562018_00187_07255_6947.N1	20-JUL-2003 21:57:49	Dark	55.500	84	Alp Phe	2.3970	4500.0	111	7255	No
373	GOM_NL__2PRFIN20030720_220142_000000422018_00187_07255_6948.N1	20-JUL-2003 22:01:42	Straylight	42.000	148	Alp Tuc	2.8780	4100.0	84	7255	No
374	GOM_NL__2PRFIN20030720_220314_000000632018_00187_07255_6949.N1	20-JUL-2003 22:03:14	Straylight	63.000	63	Bet Gru	2.1500	2800.0	126	7255	No
375	GOM_NL__2PRFIN20030720_220443_000000472018_00187_07255_6950.N1	20-JUL-2003 22:04:43	Straylight	47.000	31	Alp Gru	1.7340	15200.	94	7255	No
376	GOM_NL__2PRFIN20030720_220727_000000832018_00187_07255_6951.N1	20-JUL-2003 22:07:27	Straylight	82.500	18	24Alp PsA	1.1660	9700.0	165	7255	No
377	GOM_NL__2PRFIN20030720_221201_000000412018_00187_07255_6952.N1	20-JUL-2003 22:12:01	Tw_and_stray	41.000	178	lot1Sco	3.0220	6550.0	82	7255	No
378	GOM_NL__2PRFIN20030720_221316_000000422018_00187_07255_6953.N1	20-JUL-2003 22:13:16	Bright	42.000	38	20Eps Sgr	1.8360	11000.	84	7255	No
379	GOM_NL__2PRFIN20030720_221510_000000382018_00187_07255_6954.N1	20-JUL-2003 22:15:10	Bright	37.500	57	34Sig Sgr	2.0660	26000.	75	7255	No
380	GOM_NL__2PRFIN20030720_221656_000000712018_00187_07255_6955.N1	20-JUL-2003 22:16:56	Bright	71.000	142	49Del Cap	2.8500	8900.0	142	7255	No
381	GOM_NL__2PRFIN20030720_222428_000000372018_00187_07255_6956.N1	20-JUL-2003 22:24:28	Bright	36.500	126	60Bet Oph	2.7700	4250.0	73	7255	No
382	GOM_NL__2PRFIN20030720_222651_000000382018_00187_07255_6957.N1	20-JUL-2003 22:26:51	Bright	38.000	168	17Zet Aql	2.9860	11000.	76	7255	No
383	GOM_NL__2PRFIN20030720_223250_000000382018_00187_07255_6958.N1	20-JUL-2003 22:32:50	Bright	38.000	133	40Zet Her	2.8070	6000.0	76	7255	No
384	GOM_NL__2PRFIN20030720_223648_000000392018_00187_07255_6959.N1	20-JUL-2003 22:36:48	Bright	39.000	144	18Del Cyg	2.8600	11000.	78	7255	No
385	GOM_NL__2PRFIN20030720_223847_000000502018_00187_07255_6960.N1	20-JUL-2003 22:38:47	Bright	49.500	19	50Alp Cyg	1.2460	10500.	99	7255	No
386	GOM_NL__2PRFIN20030720_224052_000000382018_00187_07255_6961.N1	20-JUL-2003 22:40:52	Bright	37.500	119	14Eta Dra	2.7270	4700.0	75	7255	No
387	GOM_NL__2PRFIN20030720_224353_000000442018_00187_07255_6962.N1	20-JUL-2003 22:43:53	Bright	43.500	89	5Alp Cep	2.4510	8000.0	87	7255	No
388	GOM_NL__2PRFIN20030720_224825_000000372018_00187_07255_6963.N1	20-JUL-2003 22:48:25	Bright	37.000	49	1Alp UMi	1.9900	6300.0	74	7255	No
389	GOM_NL__2PRFIN20030720_225110_000000502018_00187_07255_6964.N1	20-JUL-2003 22:51:10	Bright	50.000	74	11Bet Cas	2.2680	6600.0	100	7255	No
390	GOM_NL__2PRFIN20030720_225244_000000502018_00187_07255_6965.N1	20-JUL-2003 22:52:44	Bright	49.500	76	27Gam Cas	2.3000	30000.	99	7255	No
391	GOM_NL__2PRFIN20030720_225809_000000502018_00187_07255_6966.N1	20-JUL-2003 22:58:09	Bright	50.000	160	23Gam Per	2.9300	4700.0	100	7255	No
392	GOM_NL__2PRFIN20030720_225934_000000442018_00187_07255_6967.N1	20-JUL-2003 22:59:34	Bright	44.000	35	33Alp Per	1.7950	6250.0	88	7255	No
393	GOM_NL__2PRFIN20030720_230124_000000692018_00187_07255_6968.N1	20-JUL-2003 23:01:24	Bright	68.500	73	57Gam1And	2.2600	13100.	137	7255	No
394	GOM_NL__2PRFIN20030720_230422_000001292018_00187_07255_6969.N1	20-JUL-2003 23:04:22	Straylight	129.00	53	43Bet And	2.0480	3300.0	258	7255	No
395	GOM_NL__2PRFIN20030720_230823_000000502018_00187_07255_6970.N1	20-JUL-2003 23:08:23	Twilight	49.500	146	25Eta Tau	2.8730	15200.	99	7255	No
396	GOM_NL__2PRFIN20030720_230957_000000532018_00187_07255_6971.N1	20-JUL-2003 23:09:57	Twilight	53.000	13	87Alp Tau	0.86700	3800.0	106	7255	No

397	GOM_NL__2PRFIN20030720_231402_000000392018_00187_07255_6972.N1	20-JUL-2003 23:14:02	Dark	39.000	30	46Eps Ori	1.6940	30000.	78	7255	No
398	GOM_NL__2PRFIN20030720_231616_000000442018_00187_07255_6973.N1	20-JUL-2003 23:16:16	Dark	44.000	7	19Bet Ori	0.10000	14000.	88	7255	No
399	GOM_NL__2PRFIN20030720_231838_000000352018_00187_07255_6974.N1	20-JUL-2003 23:18:38	Dark	35.000	101	11Alp Lep	2.5820	7000.0	70	7255	No
400	GOM_NL__2PRFIN20030720_232852_000000442018_00187_07255_6975.N1	20-JUL-2003 23:28:52	Dark	43.500	157	The1Eri	2.9060	9300.0	87	7255	No
401	GOM_NL__2PRFIN20030720_233454_000000452018_00188_07256_6948.N1	20-JUL-2003 23:34:54	Dark	44.500	9	Alp Eri	0.45300	24000.	89	7256	No
402	GOM_NL__2PRFIN20030720_233826_000000582018_00188_07256_6949.N1	20-JUL-2003 23:38:26	Dark	58.000	84	Alp Phe	2.3970	4500.0	116	7256	No
403	GOM_NL__2PRFIN20030720_234218_000000422018_00188_07256_6950.N1	20-JUL-2003 23:42:18	Straylight	42.000	148	Alp Tuc	2.8780	4100.0	84	7256	No
404	GOM_NL__2PRFIN20030720_234351_000000612018_00188_07256_6951.N1	20-JUL-2003 23:43:51	Straylight	61.000	63	Bet Gru	2.1500	2800.0	122	7256	No
405	GOM_NL__2PRFIN20030720_234519_000000472018_00188_07256_6952.N1	20-JUL-2003 23:45:19	Straylight	46.500	31	Alp Gru	1.7340	15200.	93	7256	No
406	GOM_NL__2PRFIN20030720_234803_000000872018_00188_07256_6953.N1	20-JUL-2003 23:48:03	Straylight	87.000	18	24Alp PsA	1.1660	9700.0	174	7256	No
407	GOM_NL__2PRFIN20030720_235237_000000412018_00188_07256_6954.N1	20-JUL-2003 23:52:37	Twilight_and_stray	41.000	178	lot1Sco	3.0220	6550.0	82	7256	No
408	GOM_NL__2PRFIN20030720_235352_000000412018_00188_07256_6955.N1	20-JUL-2003 23:53:52	Bright	41.000	38	20Eps Sgr	1.8360	11000.	82	7256	No
409	GOM_NL__2PRFIN20030720_235545_000000412018_00188_07256_6956.N1	20-JUL-2003 23:55:45	Bright	41.000	57	34Sig Sgr	2.0660	26000.	82	7256	No
410	GOM_NL__2PRFIN20030720_235731_000000702018_00188_07256_6957.N1	20-JUL-2003 23:57:31	Bright	70.000	142	49Del Cap	2.8500	8900.0	140	7256	No

### 3. Quality information per product

In this section it is plotted some information contained in the Quality Summary data set of the level 2 products. Only products in dark limb conditions and without errors (error flag in the MPH set to "0") are used.

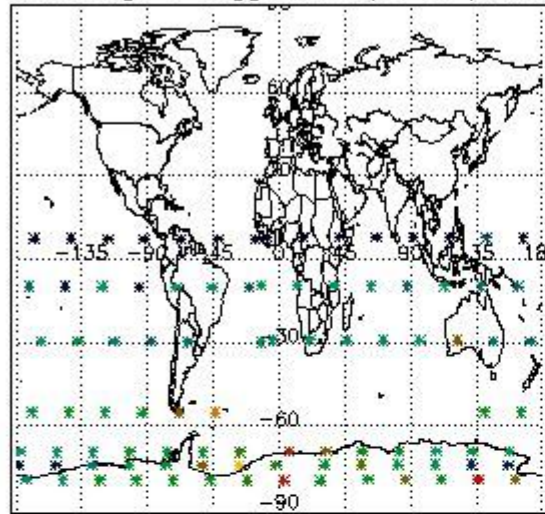
#### 3.1 Plot quality information per product (time dependant)



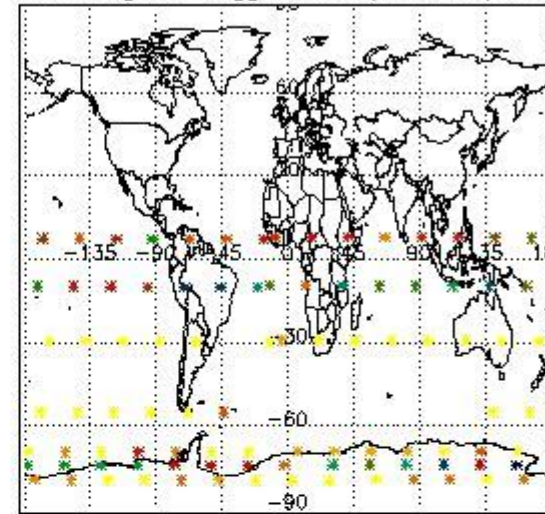
#### 3.2 Plot quality information per product (world map)



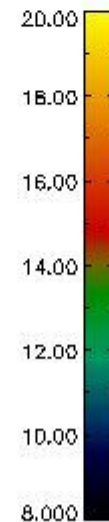
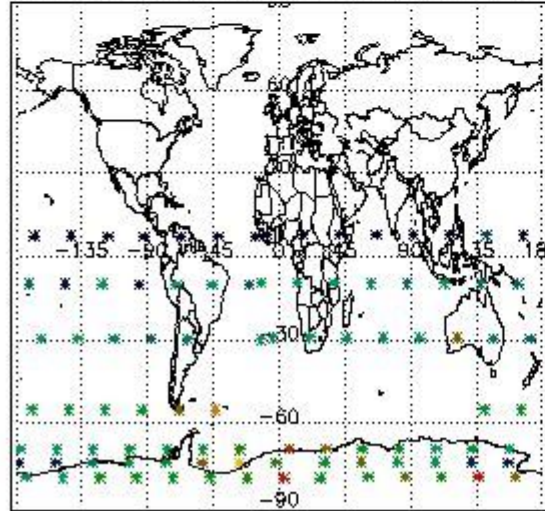
Percentage of flagged data per O3 profile



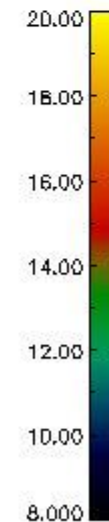
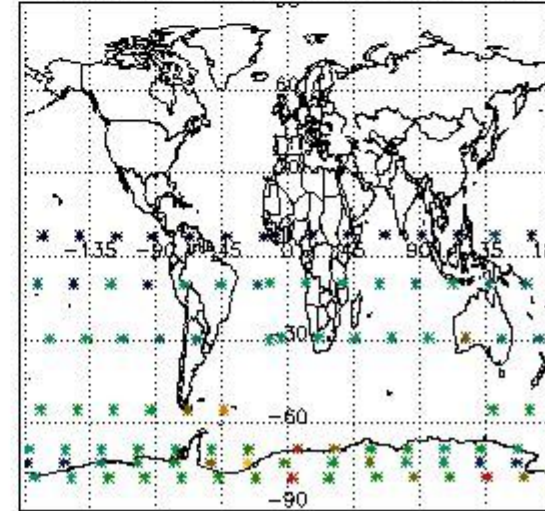
Percentage of flagged data per H2O profile



Percentage of flagged data per NO2 profile



Percentage of flagged data per NO3 profile

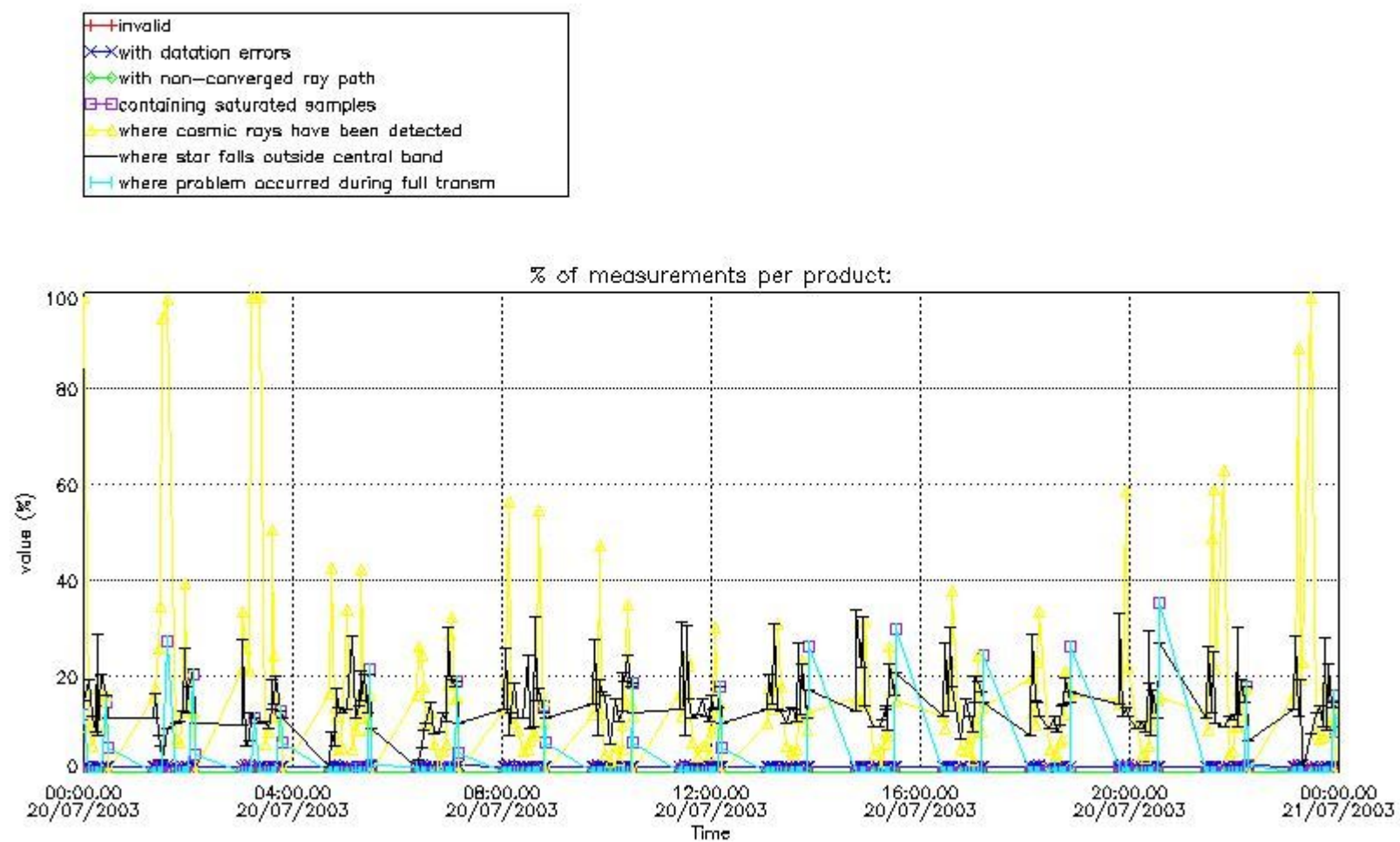


#### 4. Level 1 quality information per product

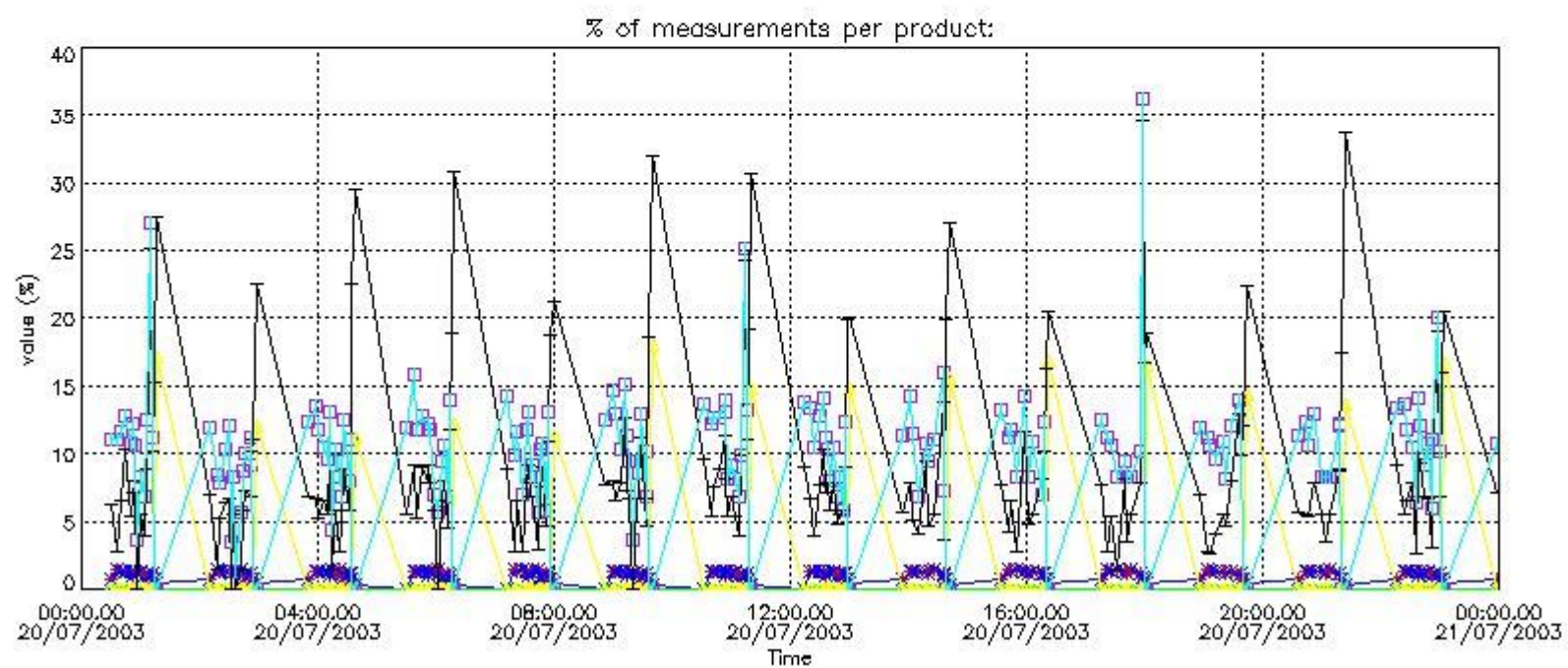
In this section it is plotted some information contained in the Quality Summary data set of the level 2 products that comes from the level 1b processing. Products without errors (error flag in the MPH set to "0") are used.

##### 4.1 Plot quality information per product (time dependant) coming from level 1b processing

###### 4.1.1 Plot level 1 quality information per product (time dependant): ENVISAT ASCENDING passes



4.1.2 Plot level 1 quality information per product (time dependant): ENVI SAT DESCENDING passes

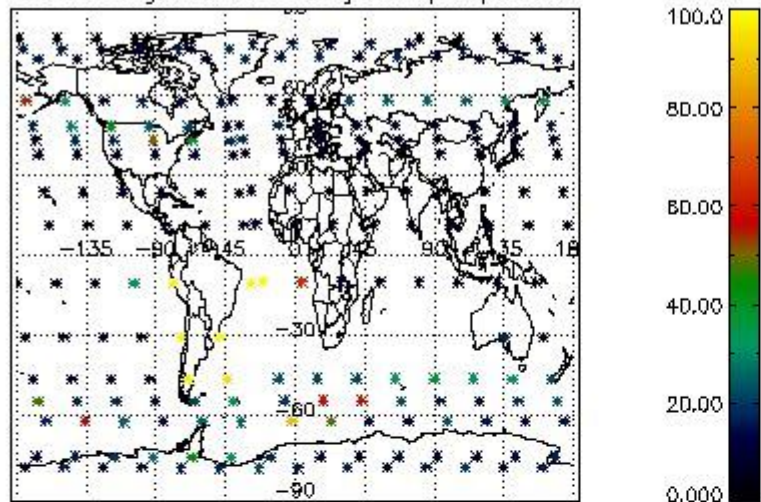


*4.2 Plot quality information per product coming from level 1b processing (world map)*

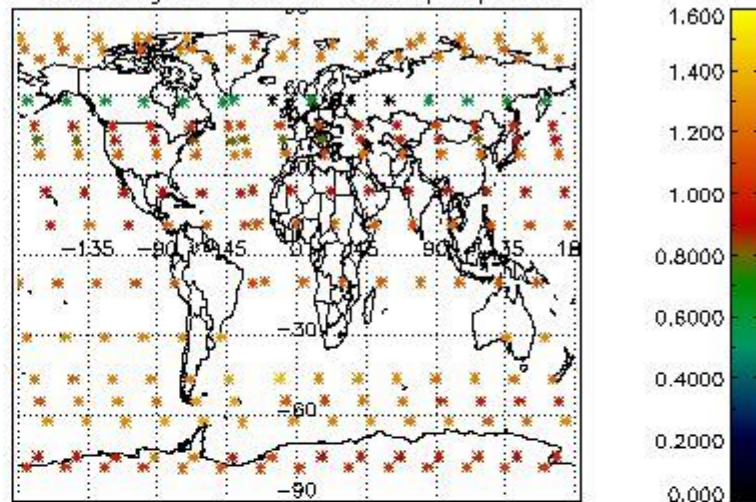
*4.2.1 Plot level 1 quality information per product (world map): ENVISAT ASCENDING passes*



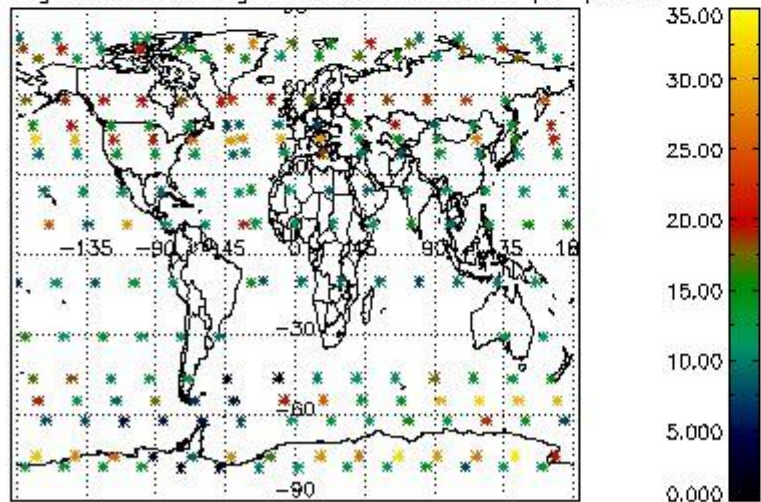
Percentage of cosmic ray hits per profile



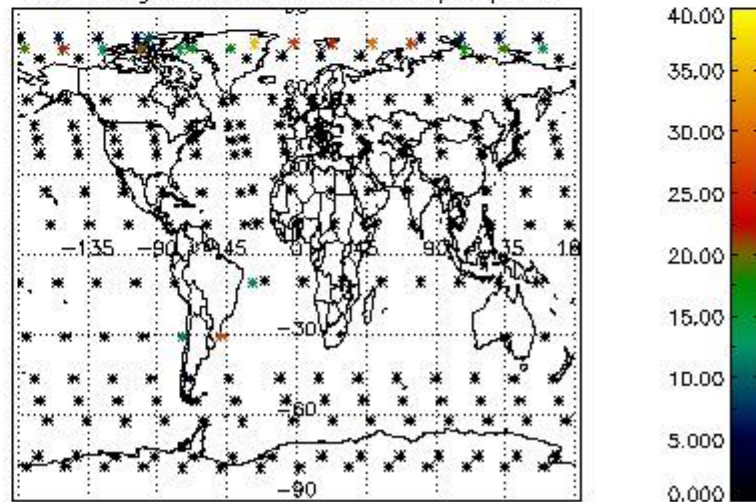
Percentage of datation errors per profile



Percentage of star falling outside central band per profile

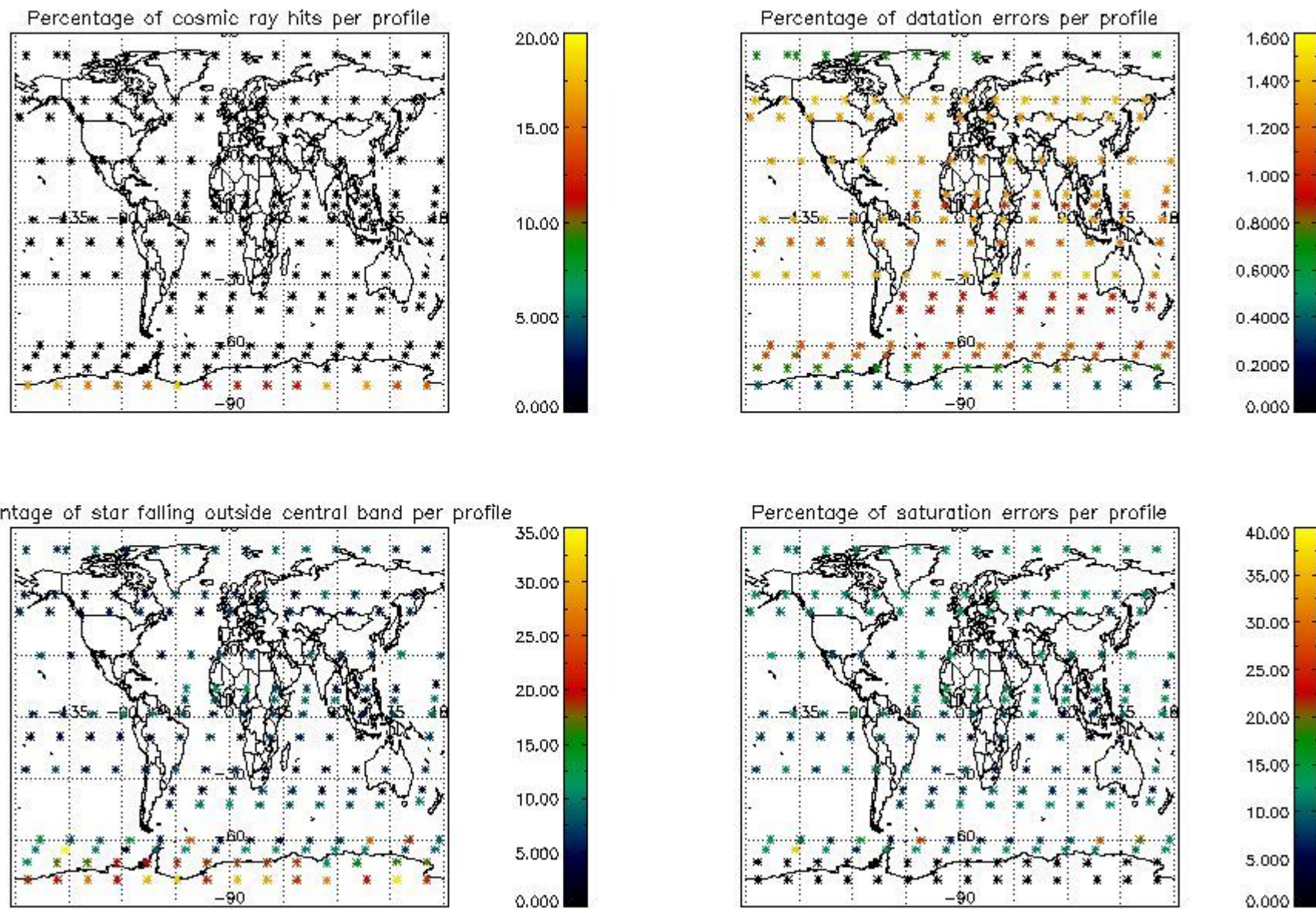


Percentage of saturation errors per profile



4.2.2 Plot level 1 quality information per product (world map): ENVISAT DESCENDING passes





## 5. Trace gas profiles

### 5.1 Ozone statistics based on quality of products

The final quality of the products can be "measured" using the STD (Standard Deviation) attached to every point profile. This information is written to the parameter GOM\_NL\_\_2P/NL\_LOCAL\_SPECIES\_DENSITY/o3\_std of the level 2 products. The table below shows the statistics for given STD ranges.

The statistics are given with respect to the overall valid production:

- Products without fatal errors: GOM\_NL\_\_2P/MPH/PRODUCT\_ERR=0
- Valid point profile: GOM\_NL\_\_2P/NL\_LOCAL\_SPECIES\_DENSITY/pcd(0)=0

The 'Criteria' is applied to valid points of dark limb products:

- Products in dark limb illumination condition: GOM\_NL\_\_2P/NL\_SUMMARY\_QUALITY/obs\_ill\_cond=0
- Products without fatal errors: GOM\_NL\_\_2P/MPH/PRODUCT\_ERR=0
- Valid point profile: GOM\_NL\_\_2P/NL\_LOCAL\_SPECIES\_DENSITY/pcd(0)=0

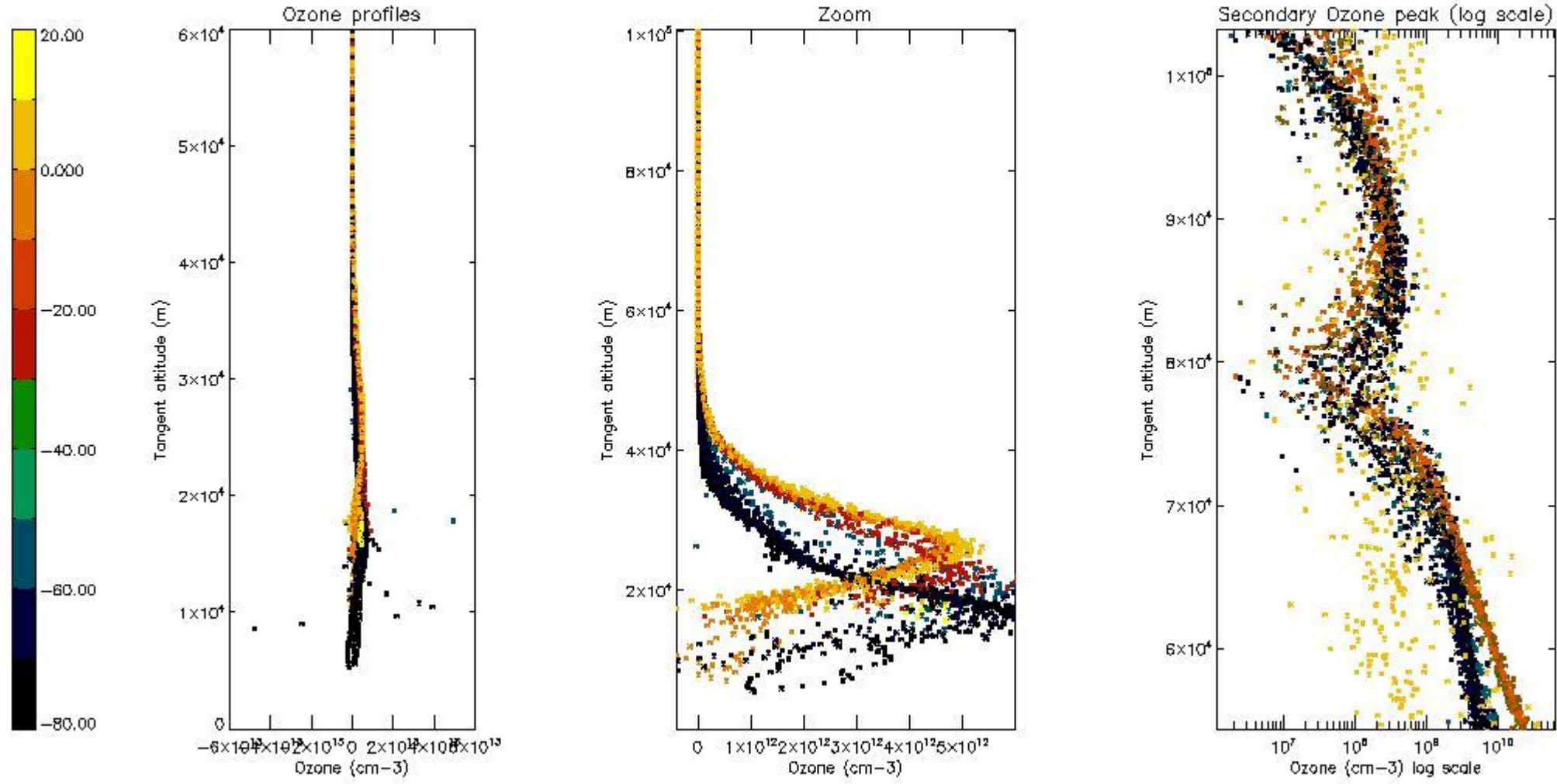
So, the table below shows the percentage of dark limb and valid observations for each criteria with respect to the overall valid daily observations.

Criteria	% of total production
All STD	20
STD < 20	12

STD < 10	10
STD < 5	6

5.2 Plot ozone profiles for all STD (dark without errors)

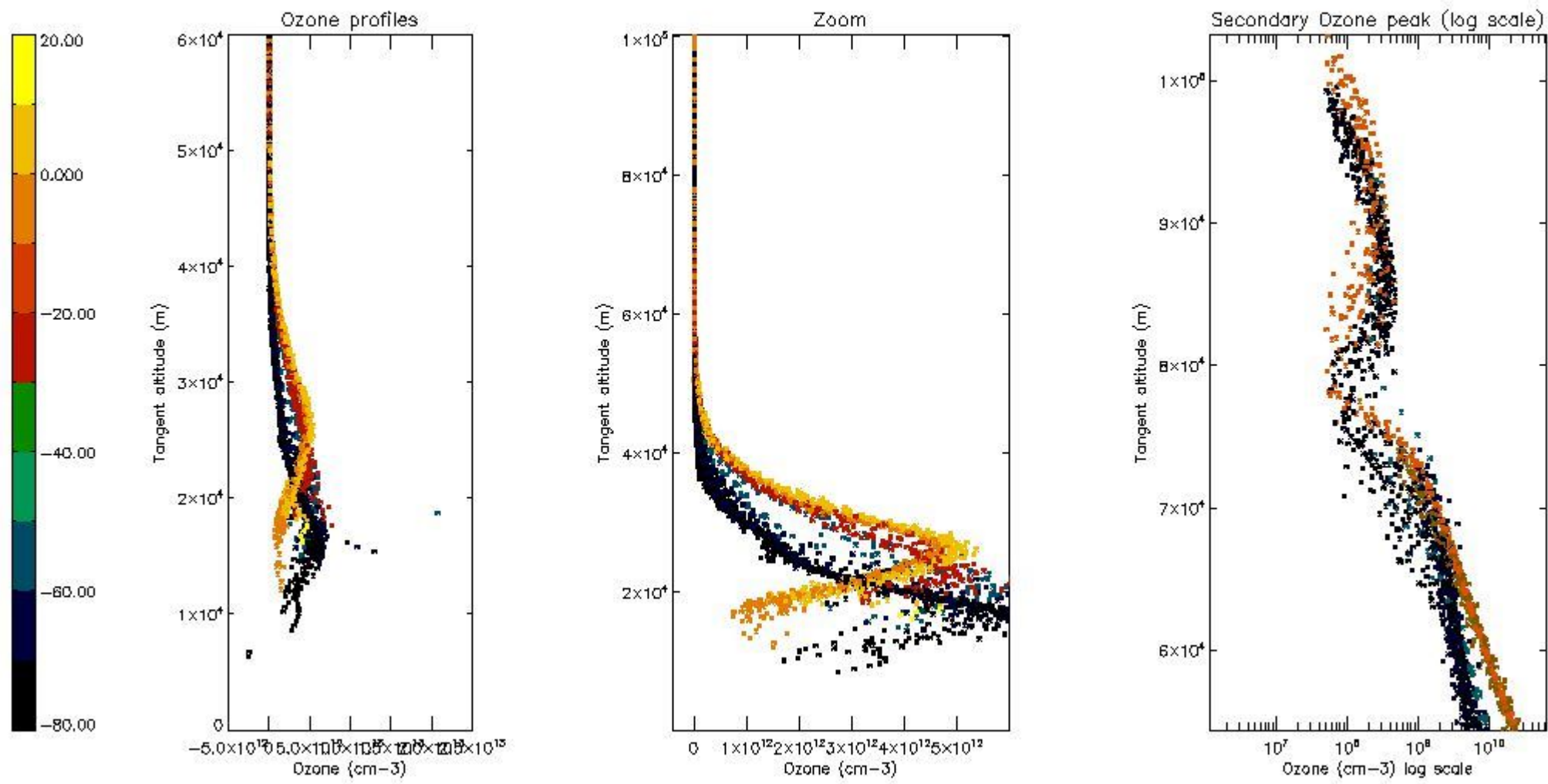
The colorbar represents the latitude.



5.3 Plot ozone profiles where STD < 20% (dark without errors)

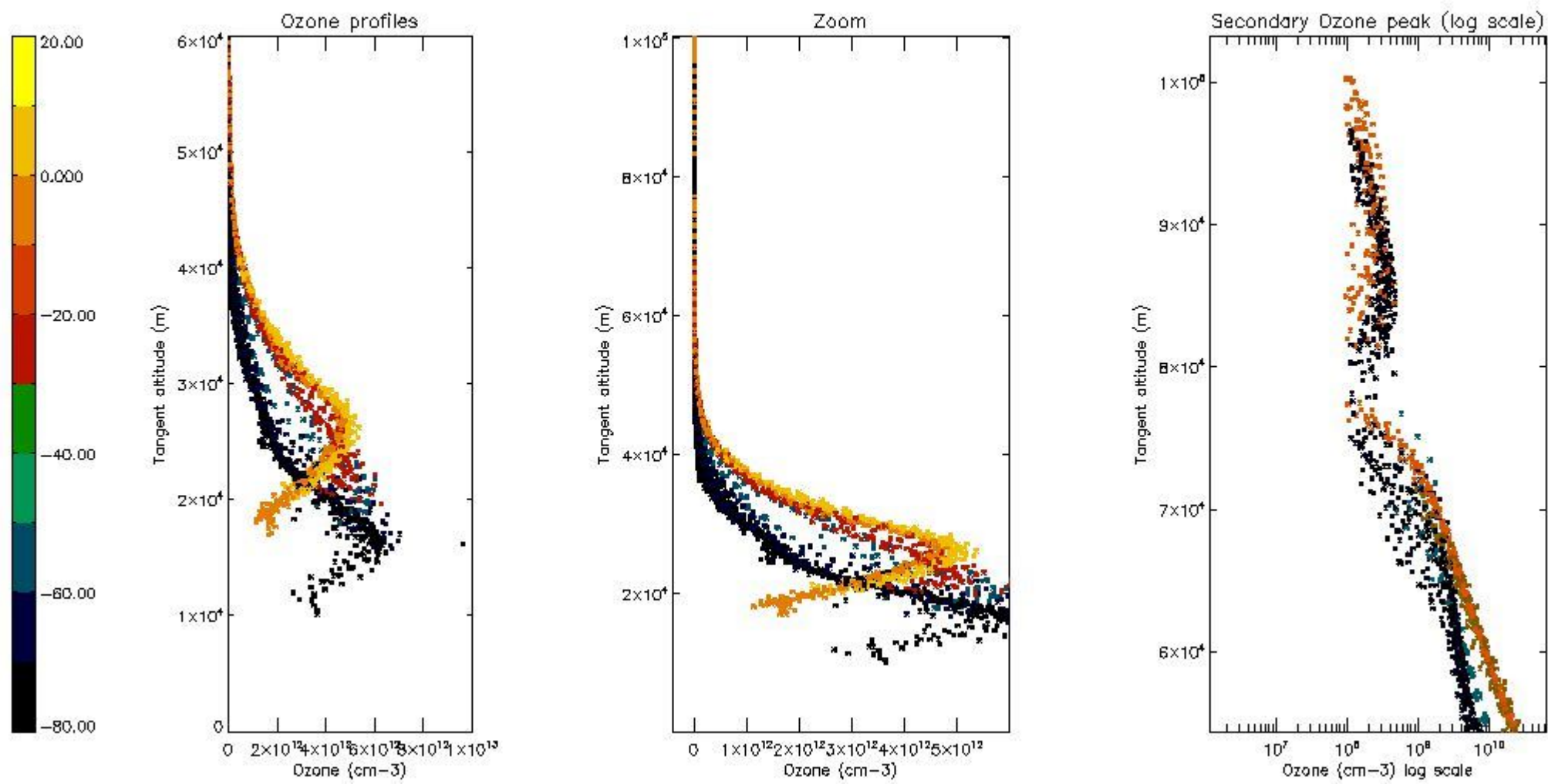
The colorbar represents the latitude.





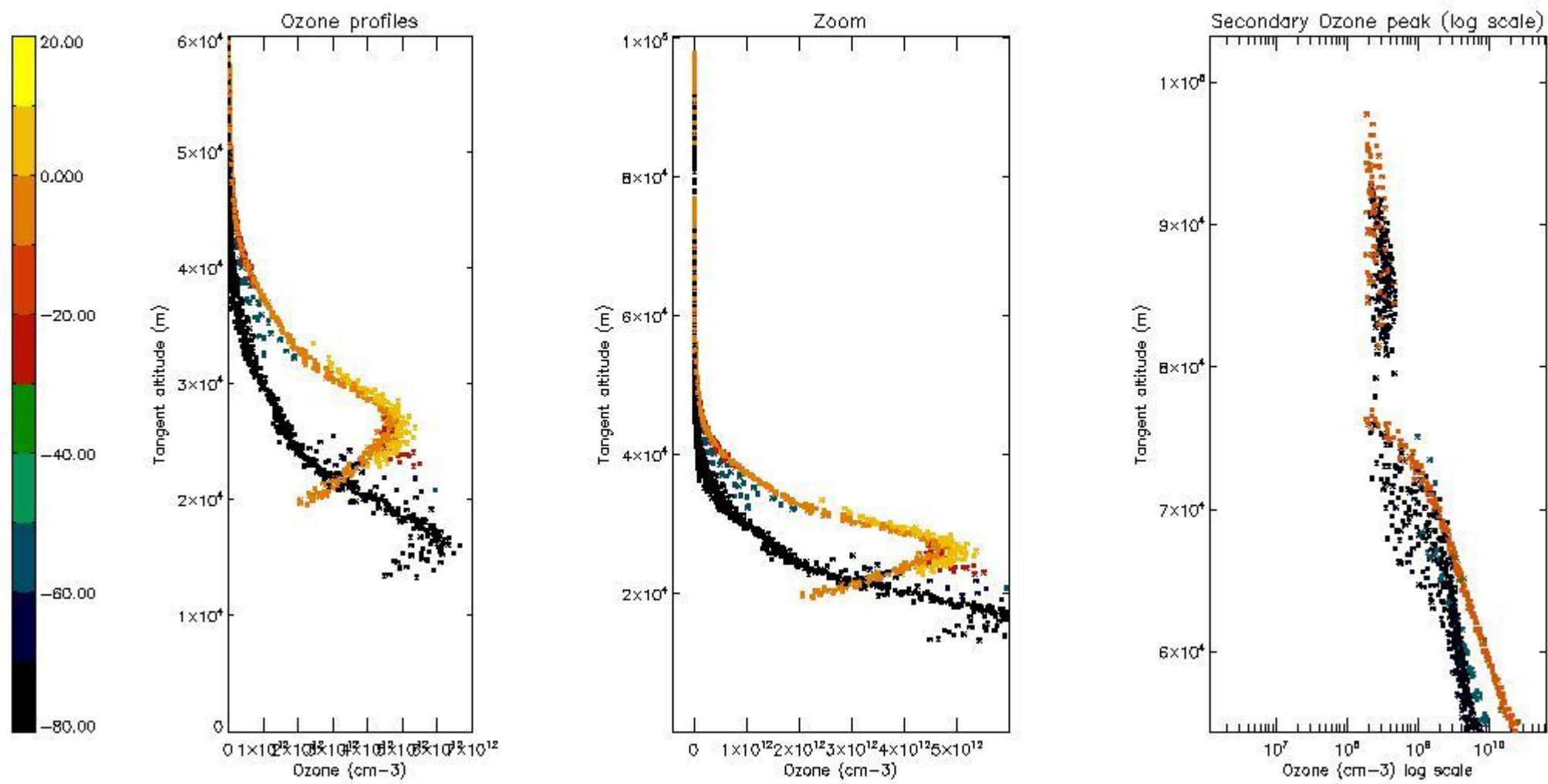
*5.4 Plot ozone profiles where  $STD < 10\%$  (dark without errors)*

The colorbar represents the latitude.



*5.5 Plot ozone profiles where STD < 5% (dark without errors)*

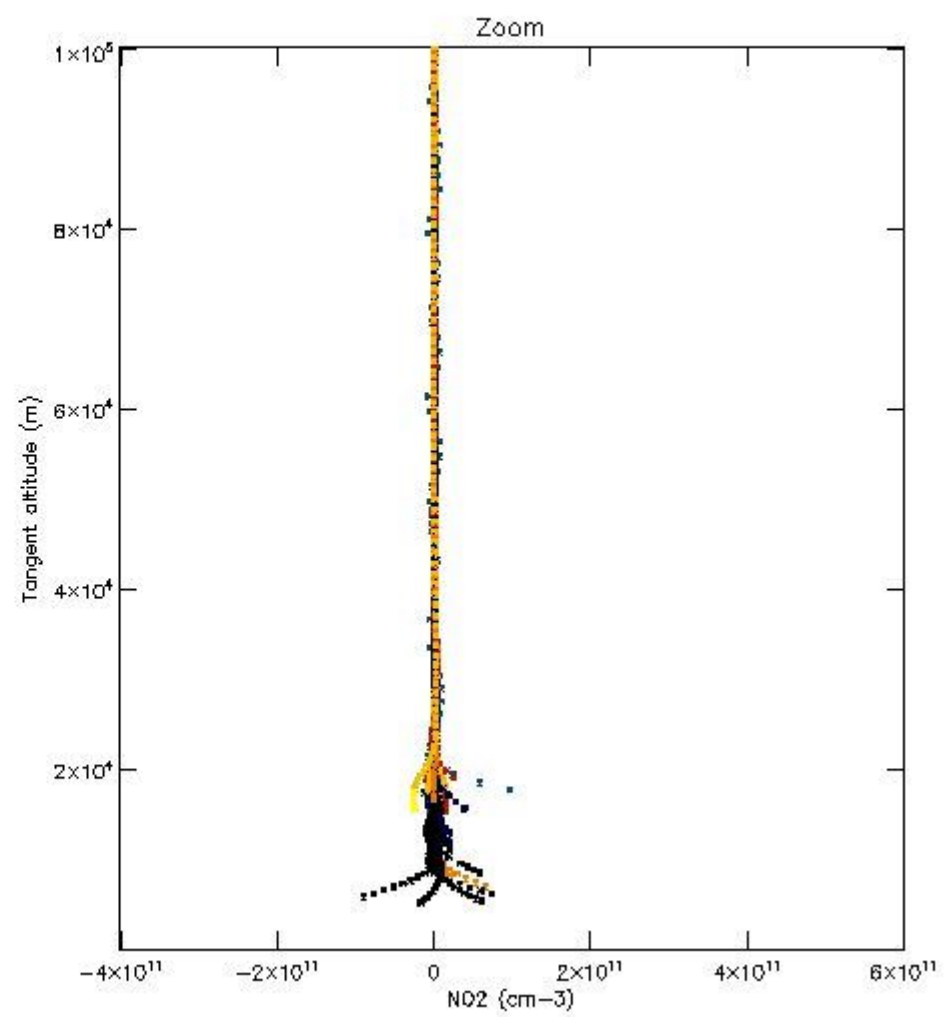
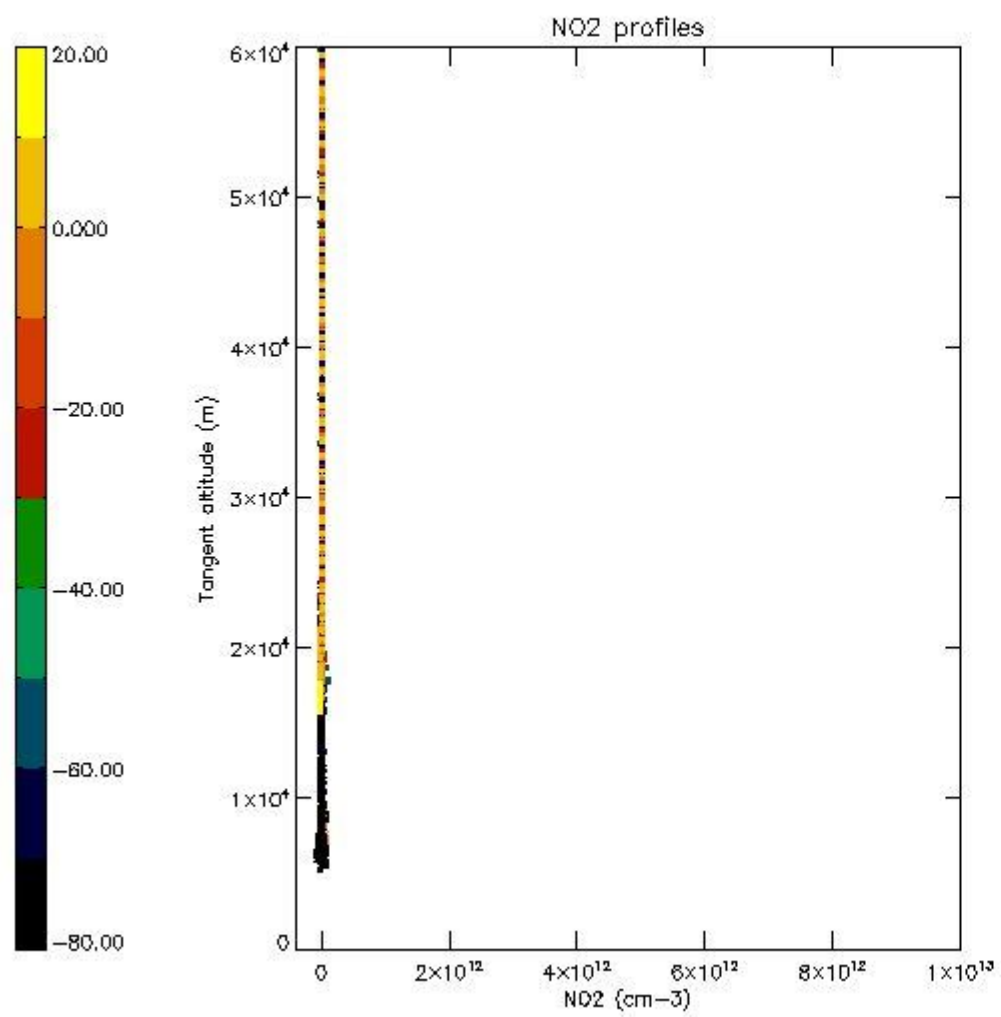
The colorbar represents the latitude.



*5.6 Plot NO<sub>2</sub> profiles for all STD (dark without errors)*

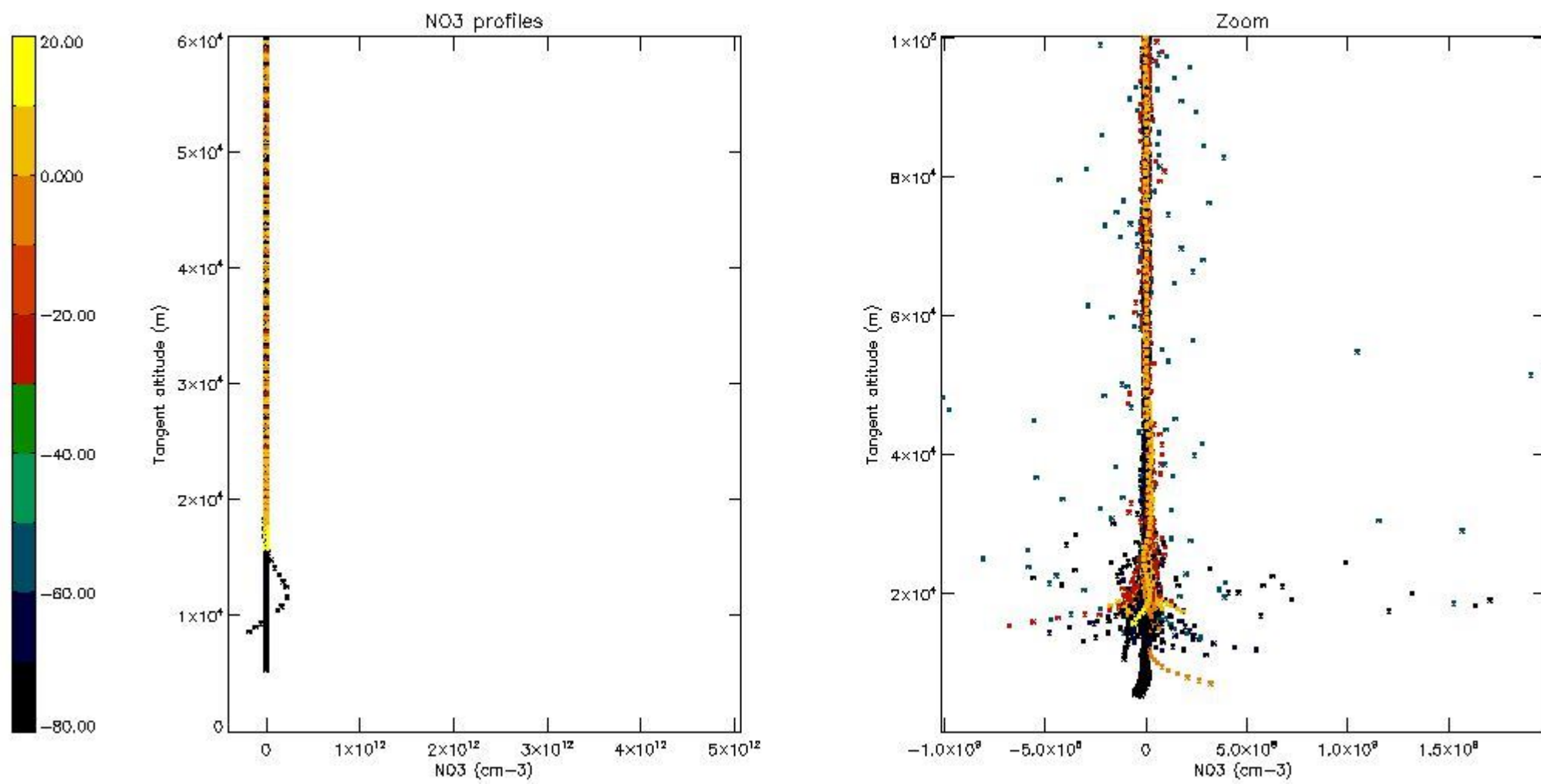
The colorbar represents the latitude.





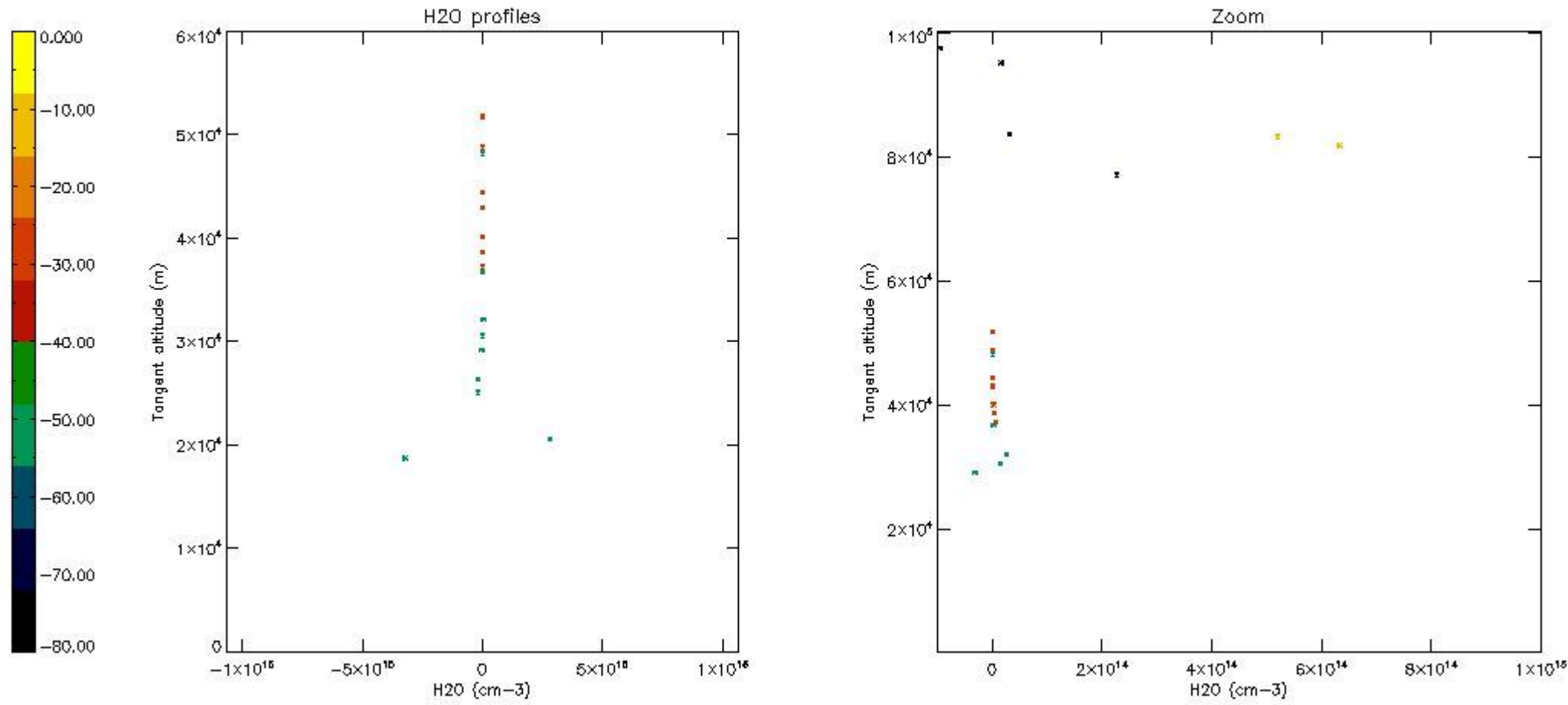
*5.7 Plot NO3 profiles for all STD (dark without errors)*

The colorbar represents the latitude.



5.8 Plot H<sub>2</sub>O profiles for all STD (only for occultations of stars 1,2,3,4,13,14,16,26,63 dark without errors)

The colorbar represents the latitude.

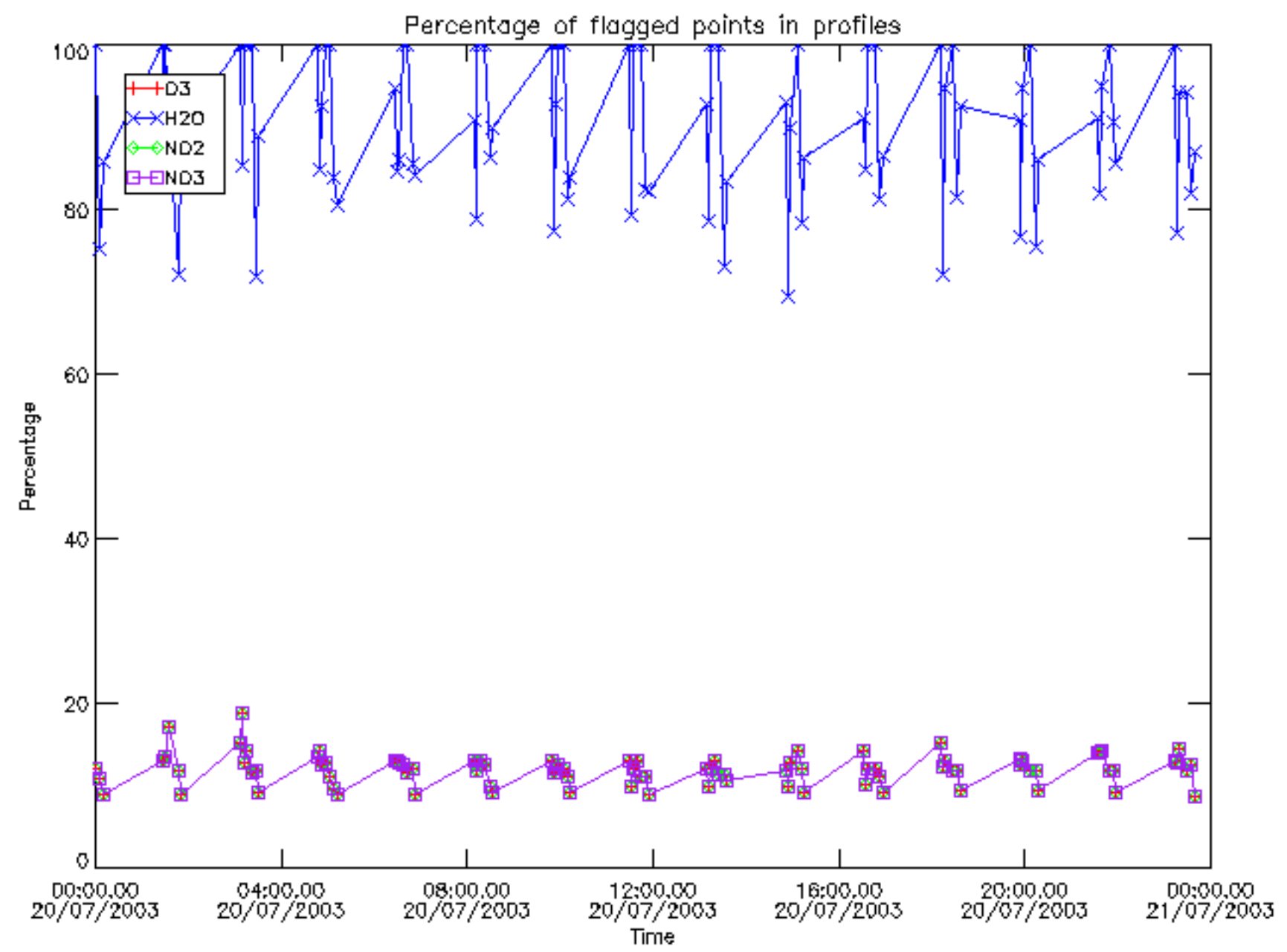


## 6. Auxiliary Data Files used for the production reported in section 2

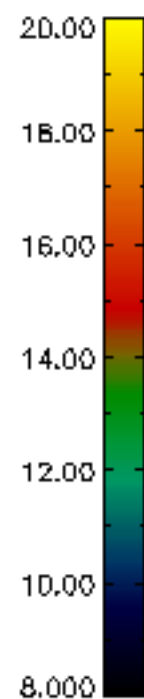
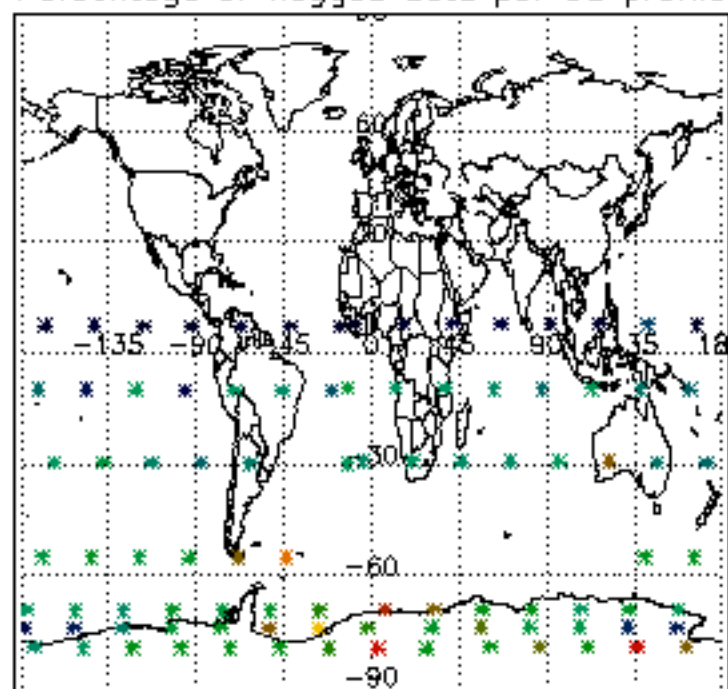
The number reported in the third column indicates since which file (see list in section 2) the corresponding auxiliary file has been used. The fourth column is the date of those product files.

Type	Auxiliary Filename	Used since product	Used since product date
INST_PHYS_CHARACTERISTICS	GOM_INS_AXVIEC20091111_143220_20030716_120000_20500101_000000	1	20-JUL-2003 00:00:18
LEVEL-2_PROC_CONFIG	GOM_PR2_AXVIEC20091111_152718_20020301_000000_20500101_000000	1	20-JUL-2003 00:00:18
CROSS_SECTIONS_FILE	GOM_CRS_AXVIEC20091111_154832_20020301_000000_20500101_000000	1	20-JUL-2003 00:00:18

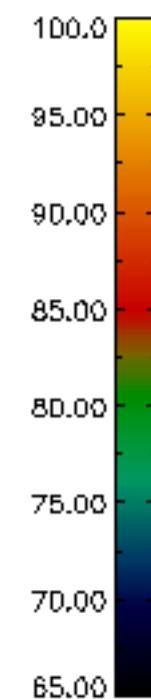
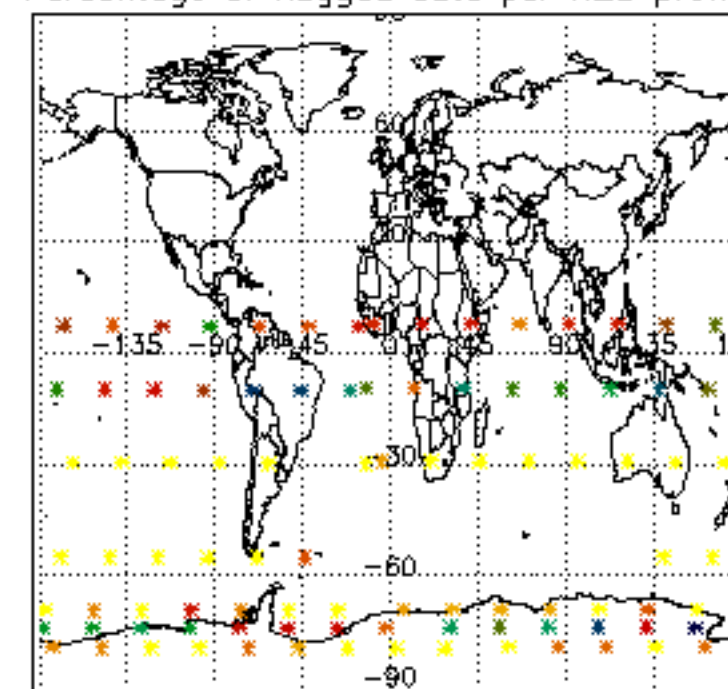




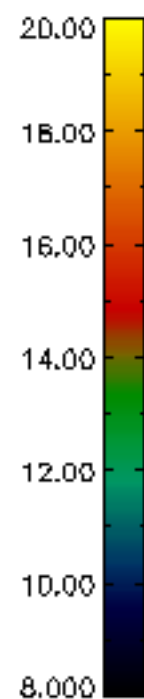
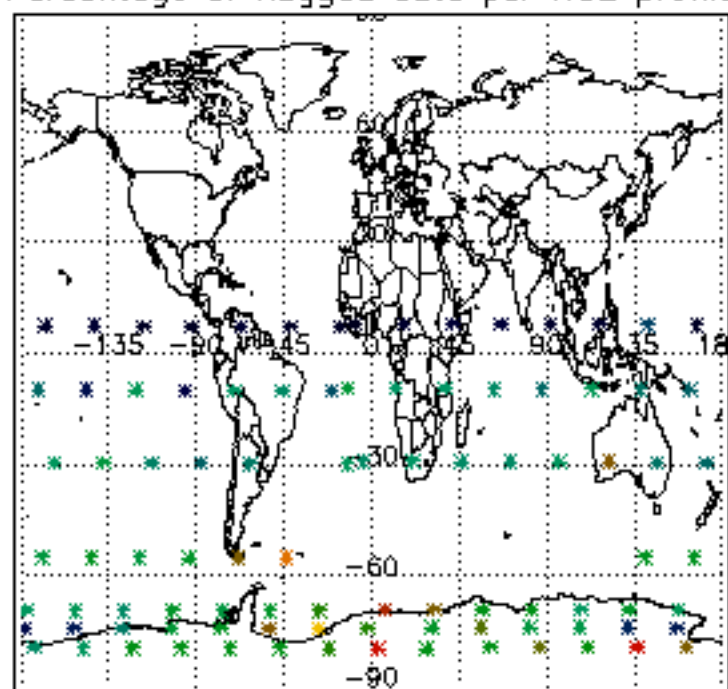
Percentage of flagged data per D3 profile



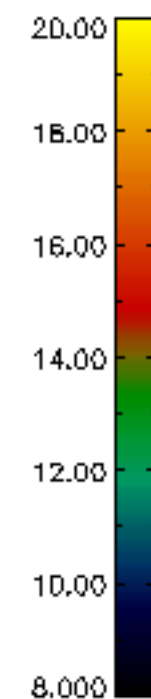
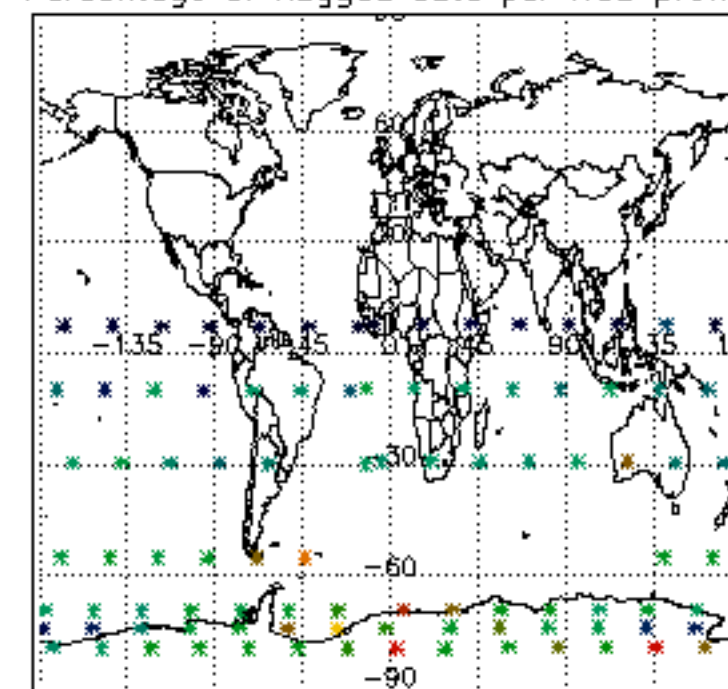
Percentage of flagged data per H2O profile

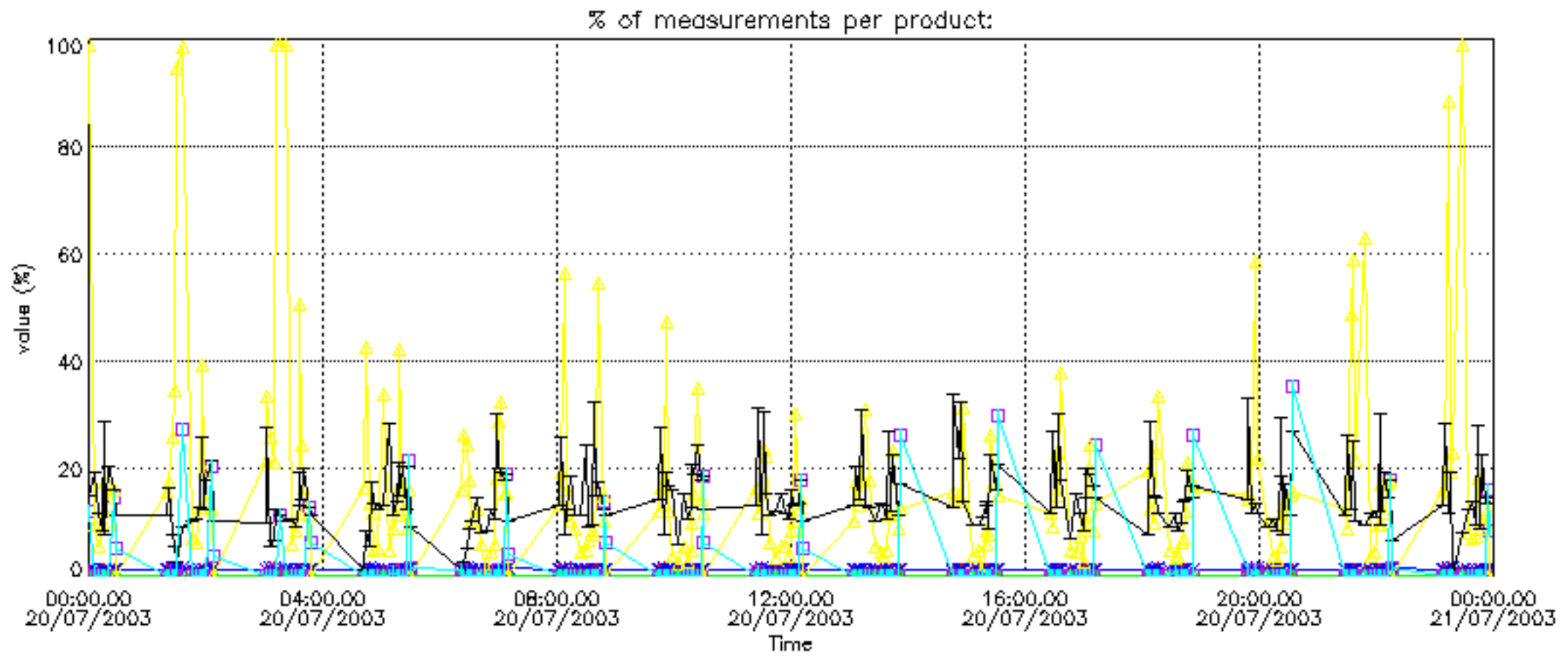


Percentage of flagged data per NO2 profile

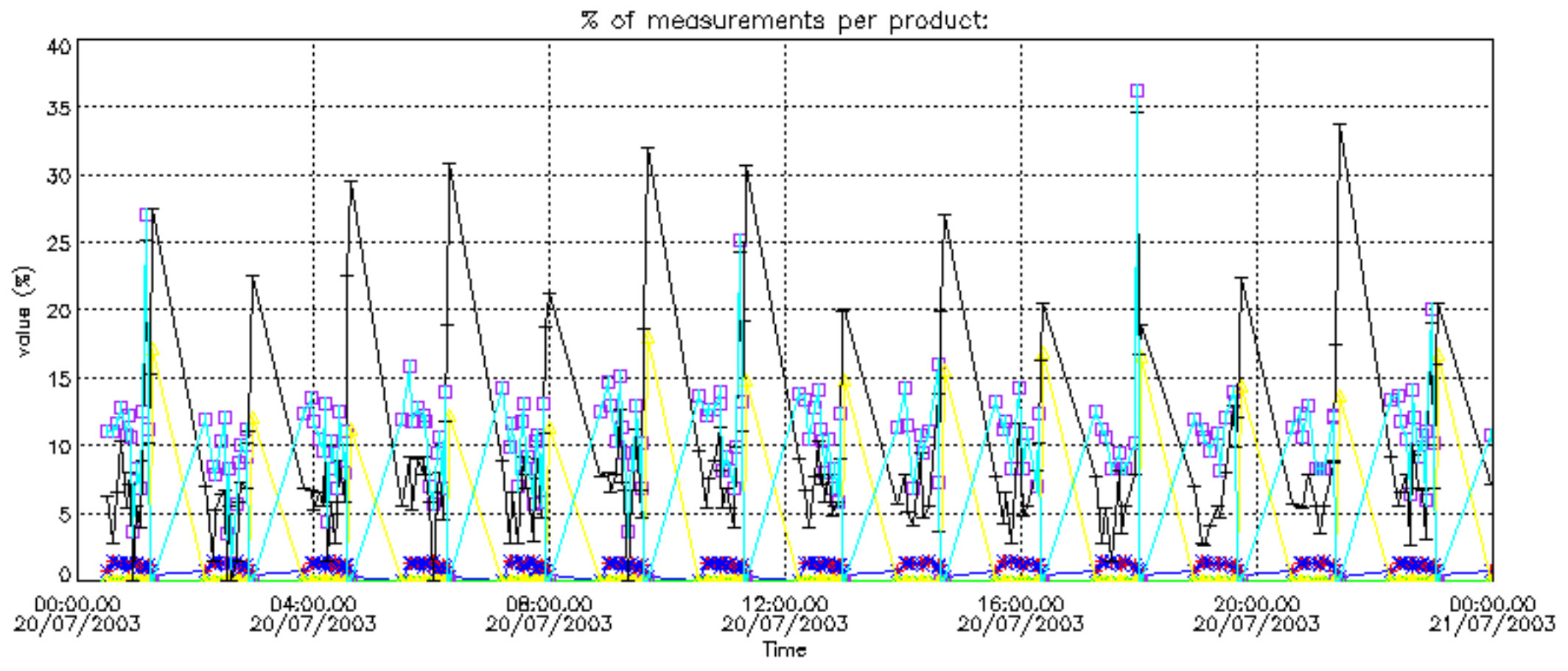


Percentage of flagged data per NO3 profile

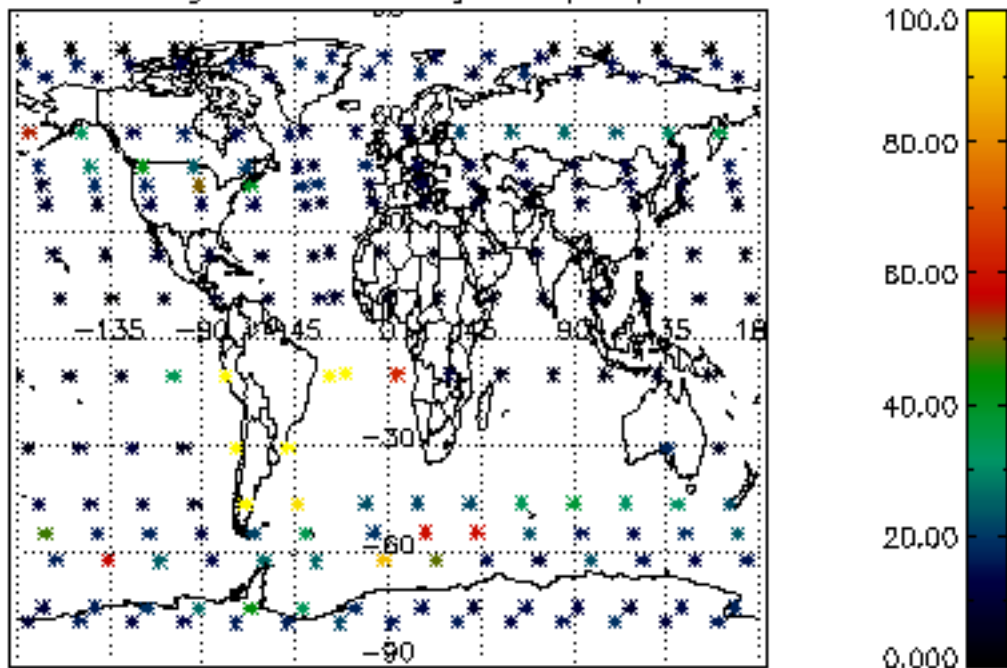




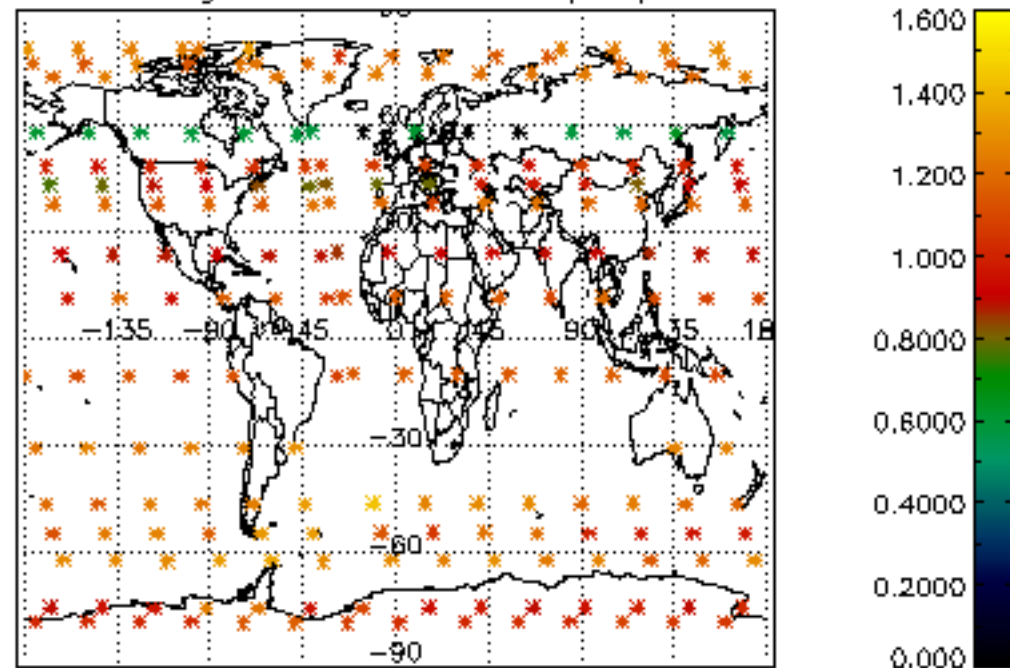




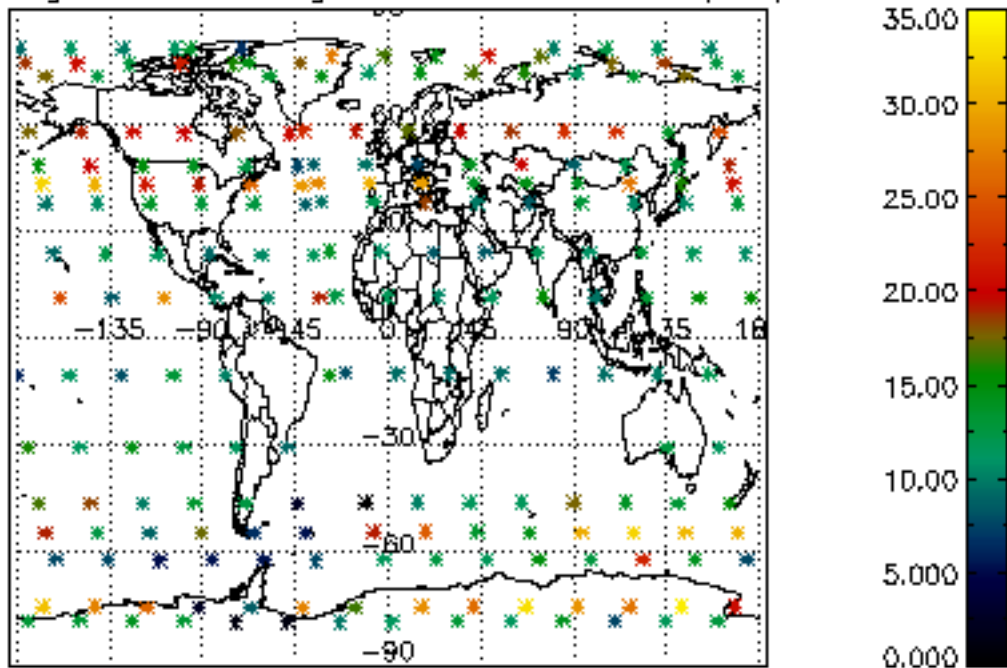
Percentage of cosmic ray hits per profile



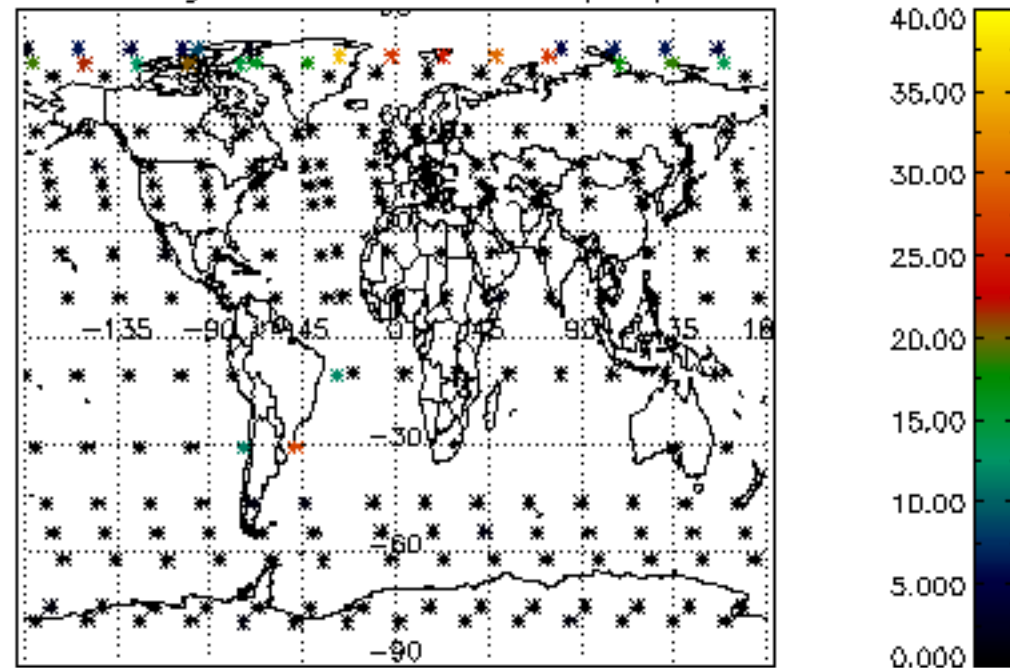
Percentage of datation errors per profile



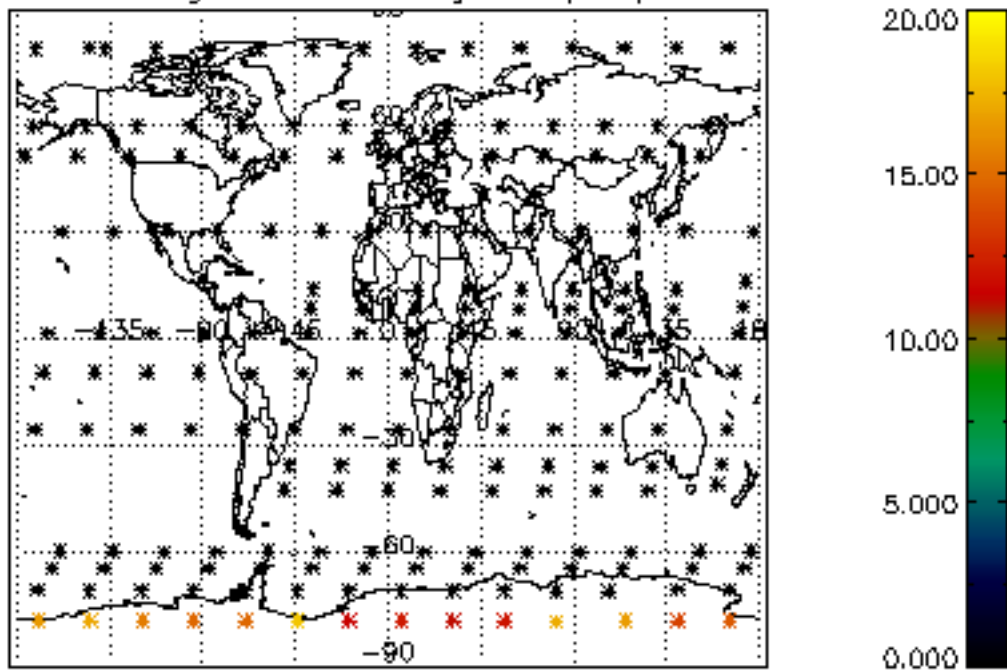
Percentage of star falling outside central band per profile



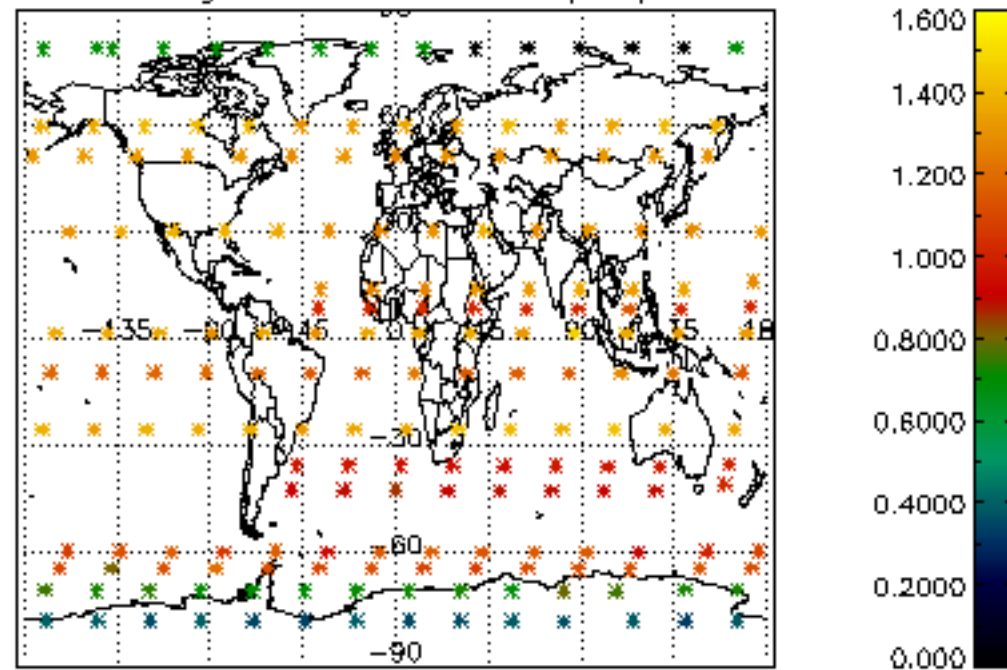
Percentage of saturation errors per profile



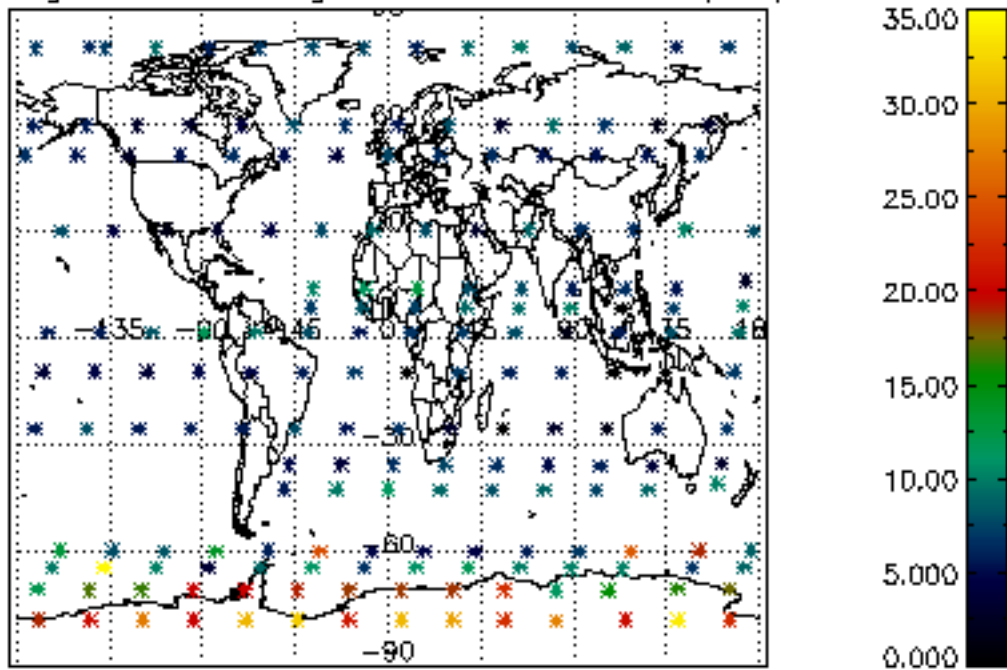
Percentage of cosmic ray hits per profile



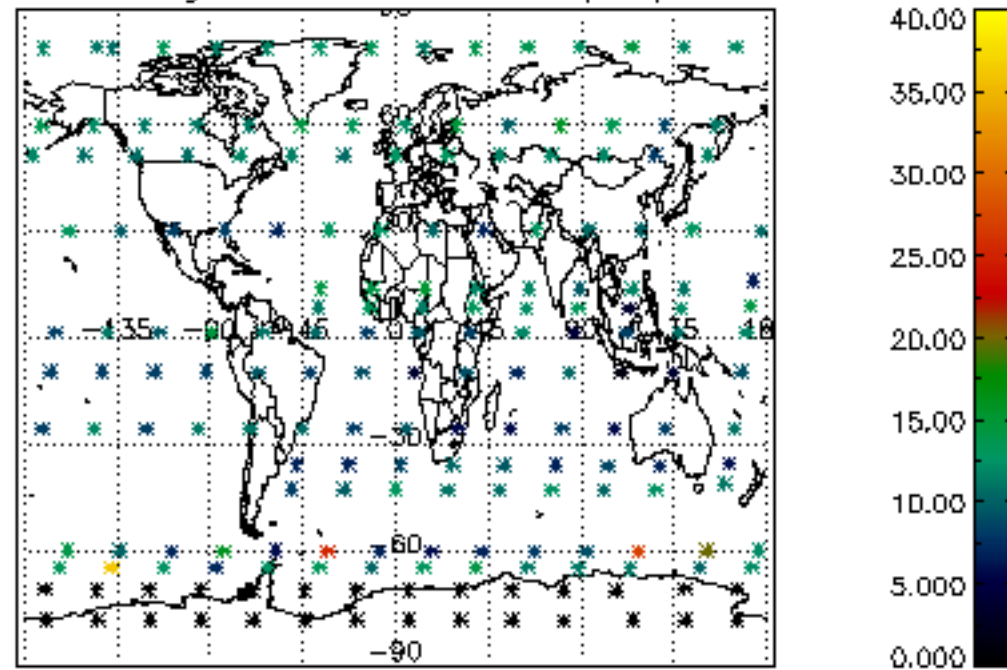
Percentage of datation errors per profile

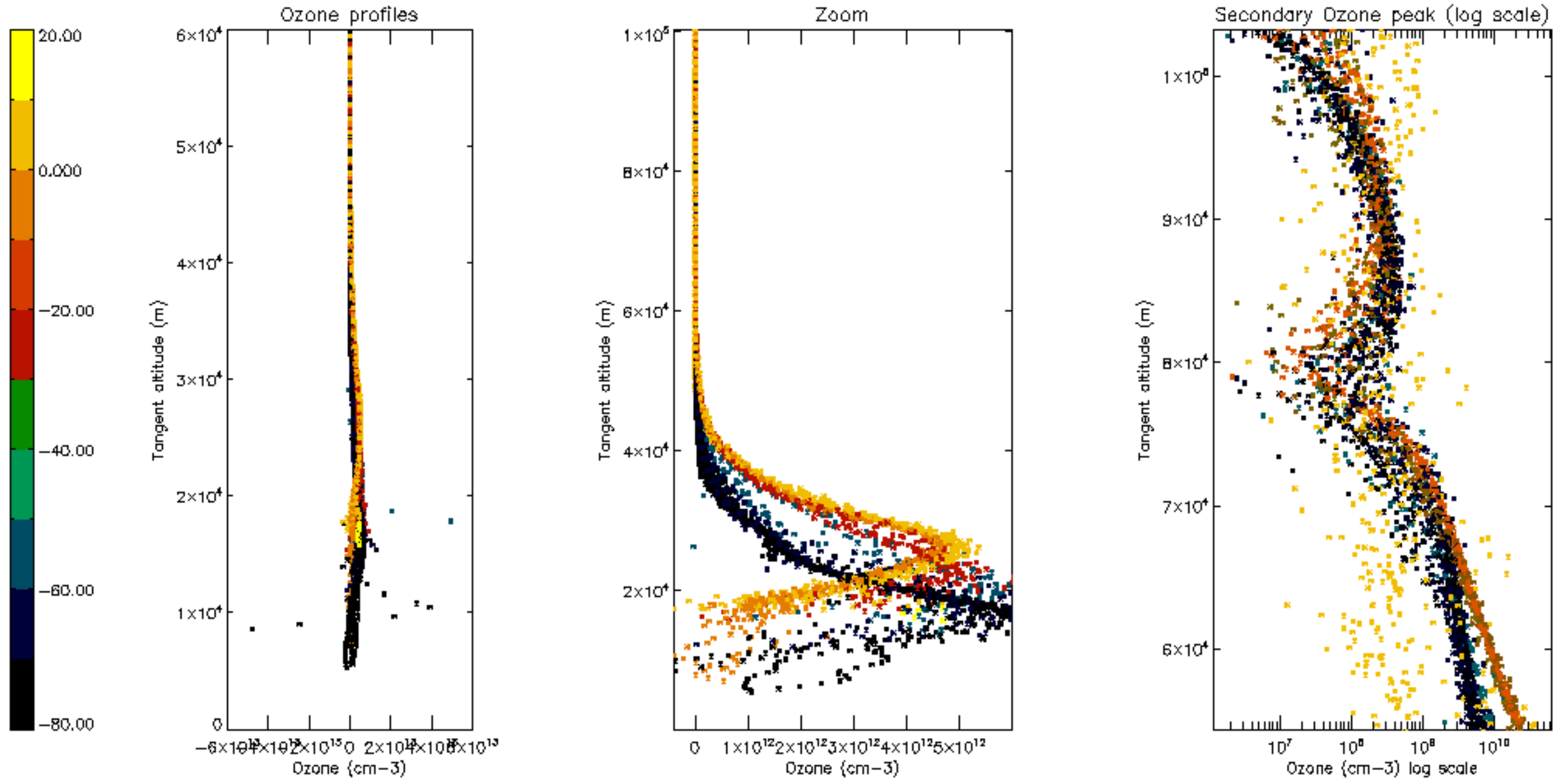


Percentage of star falling outside central band per profile

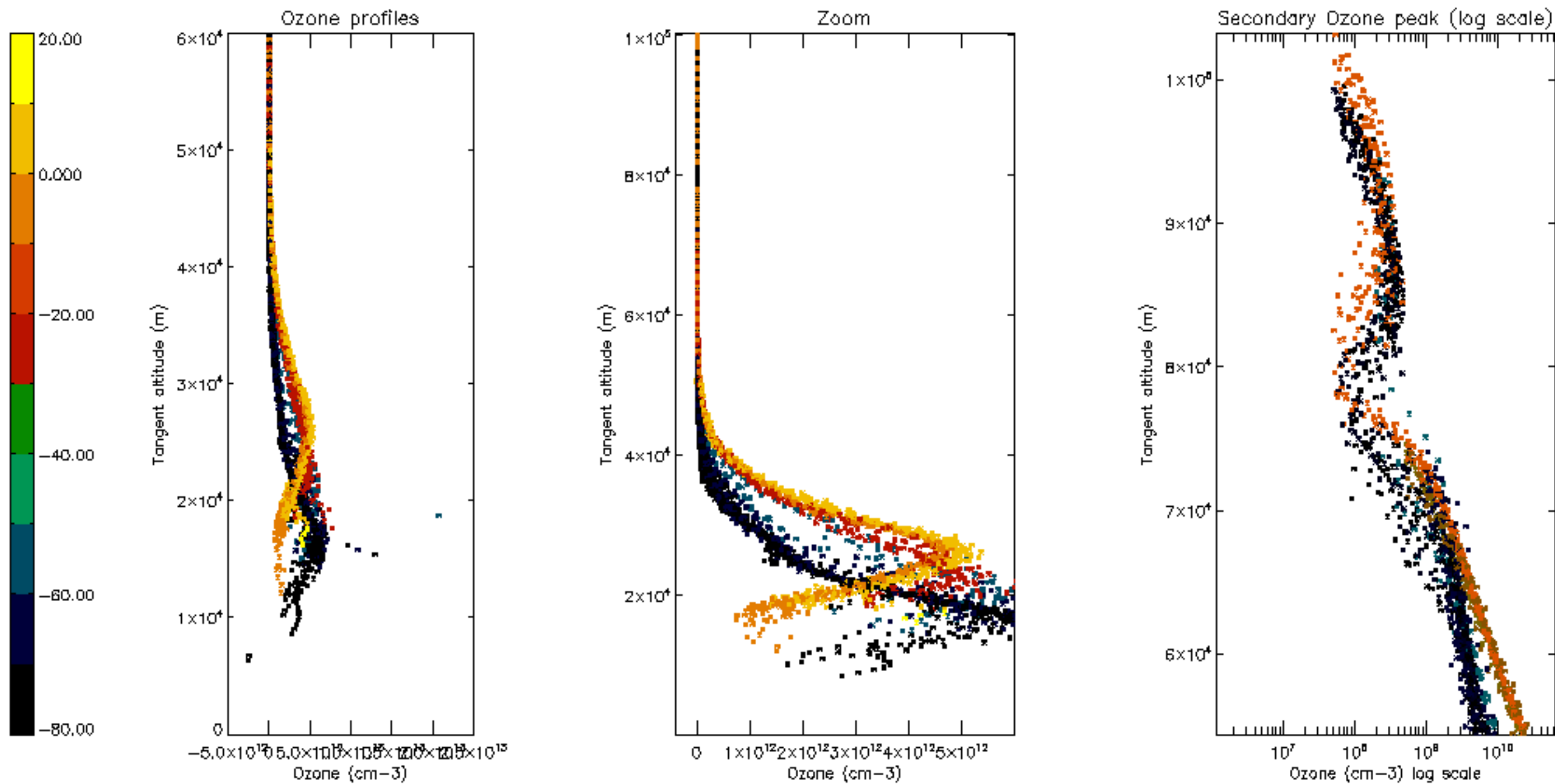


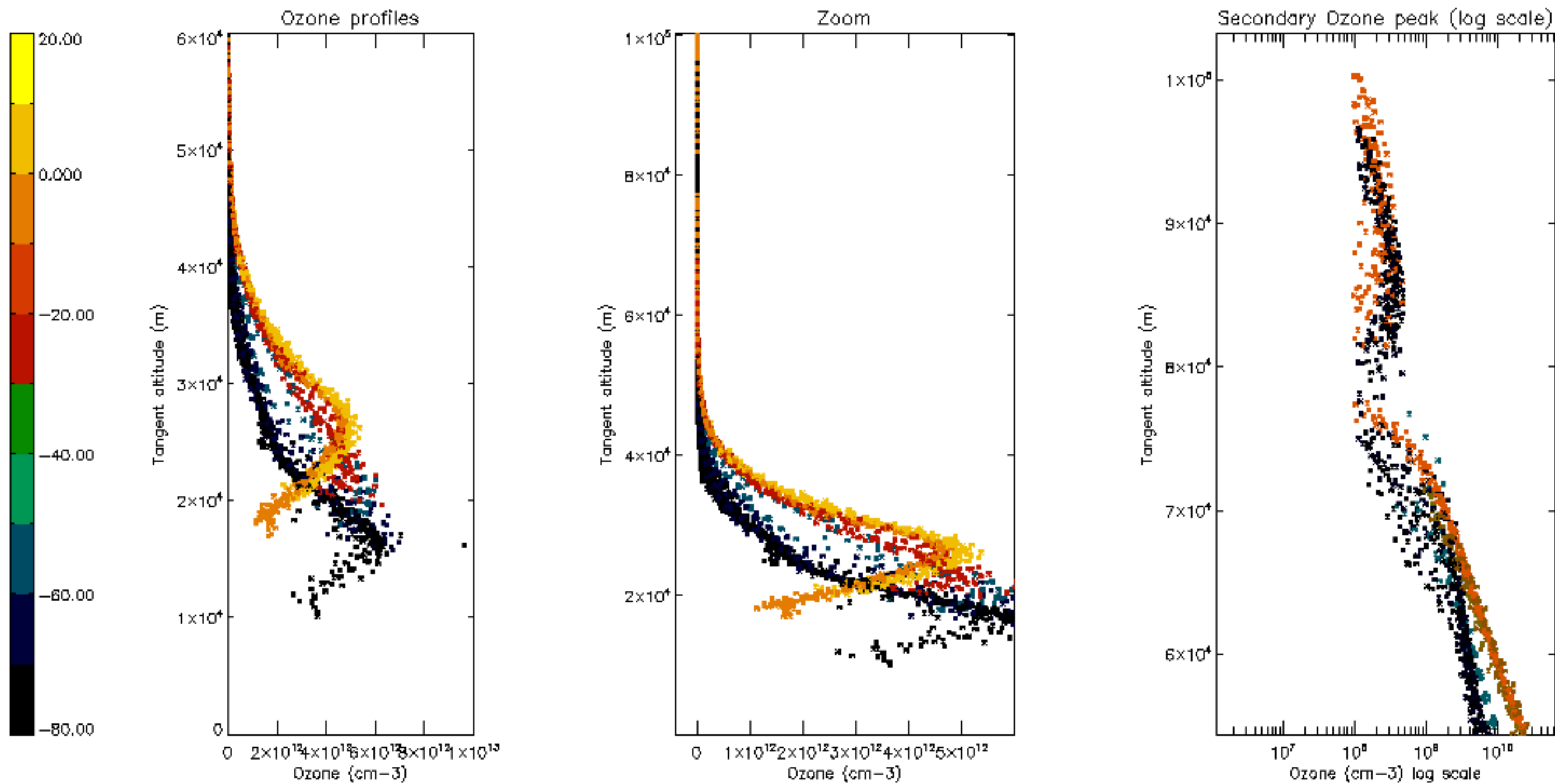
Percentage of saturation errors per profile

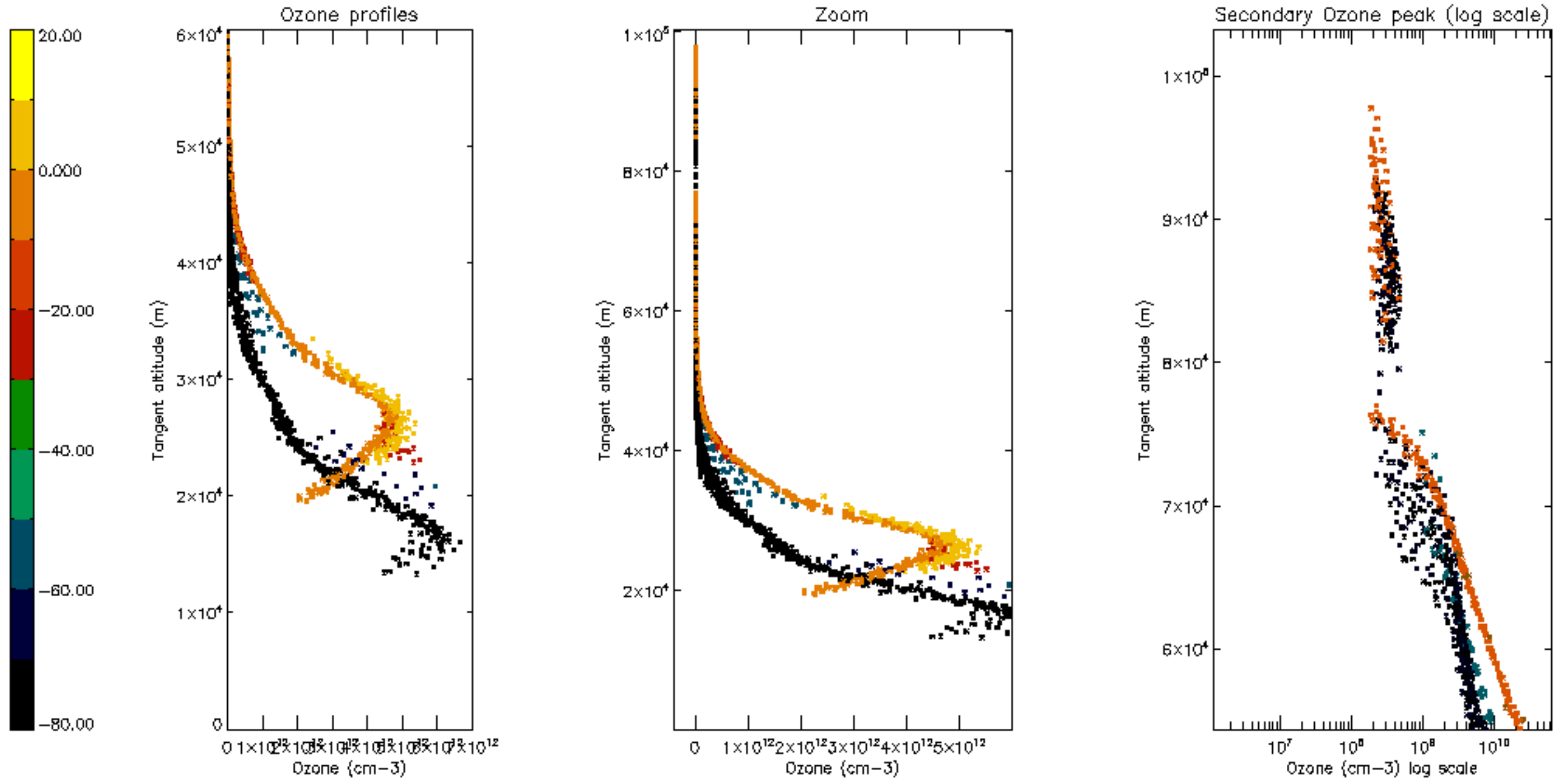


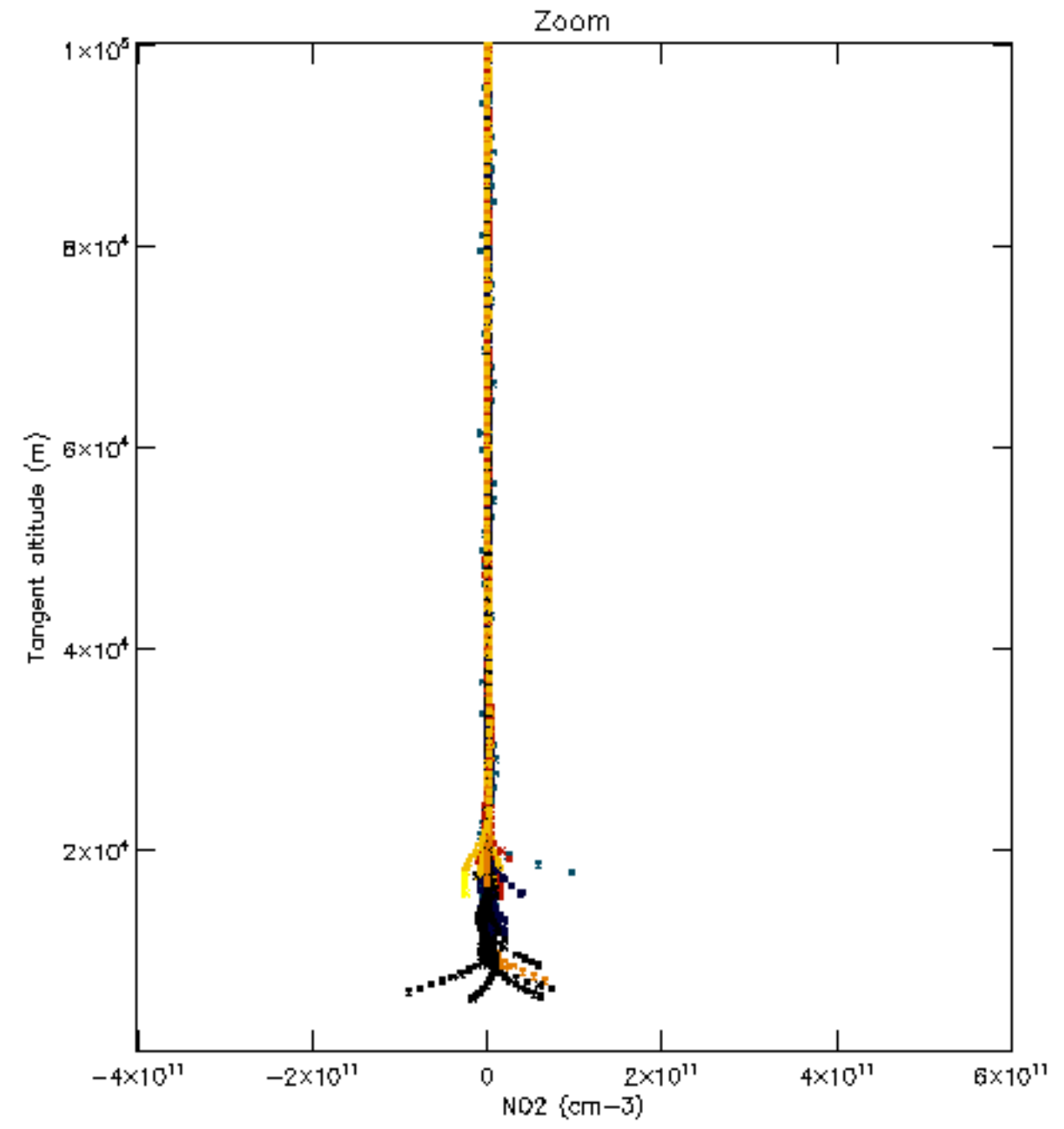
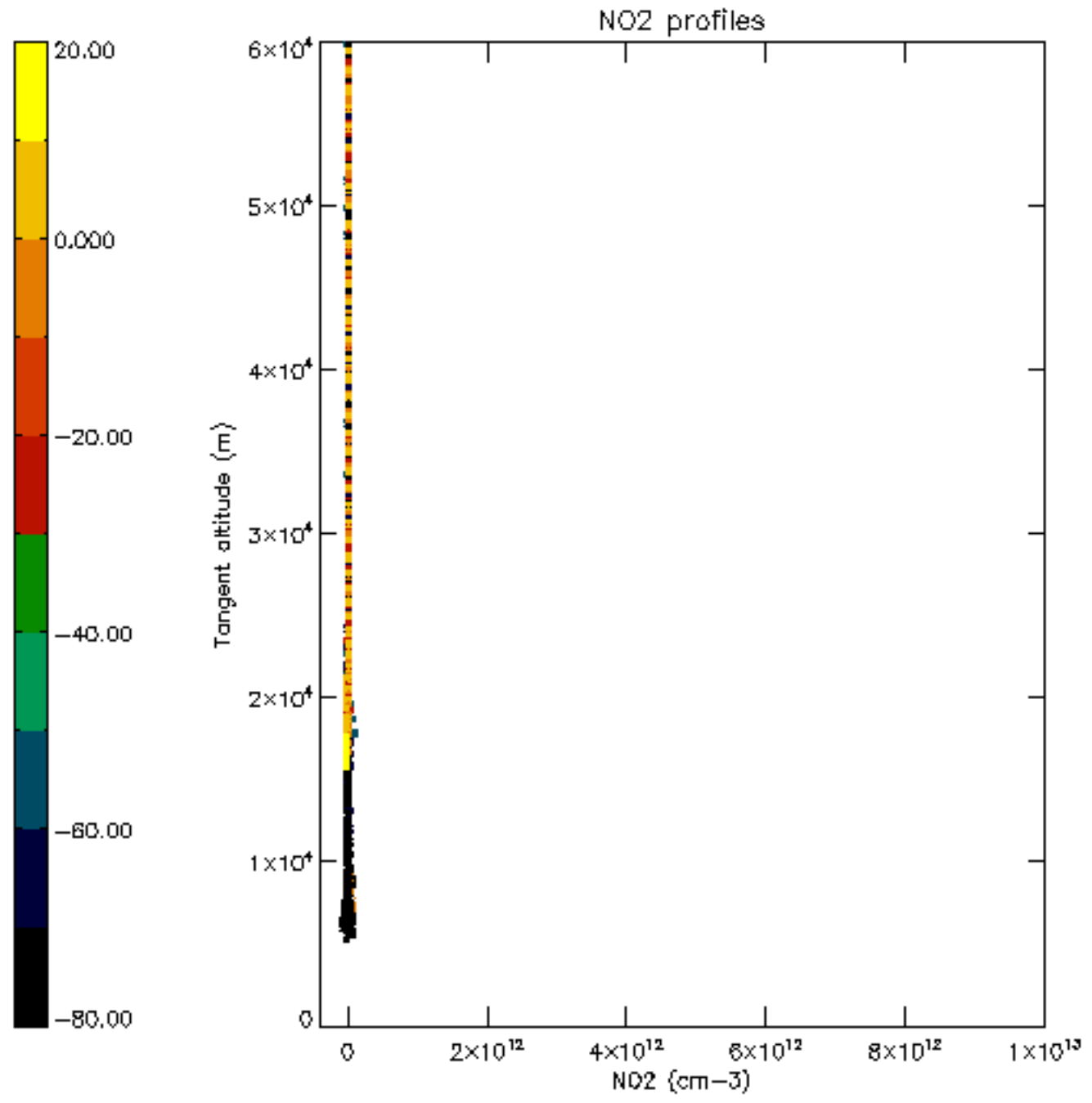




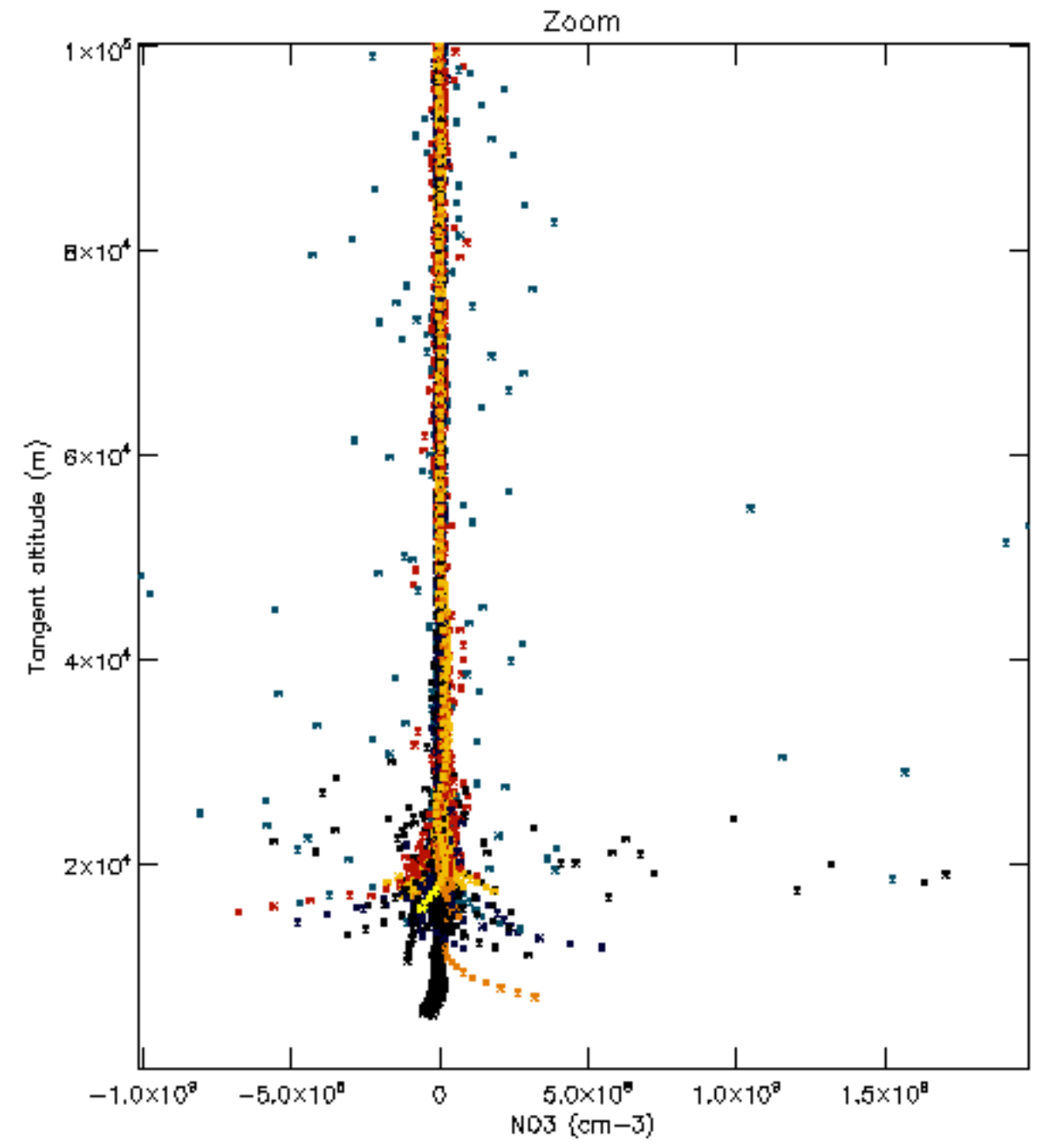
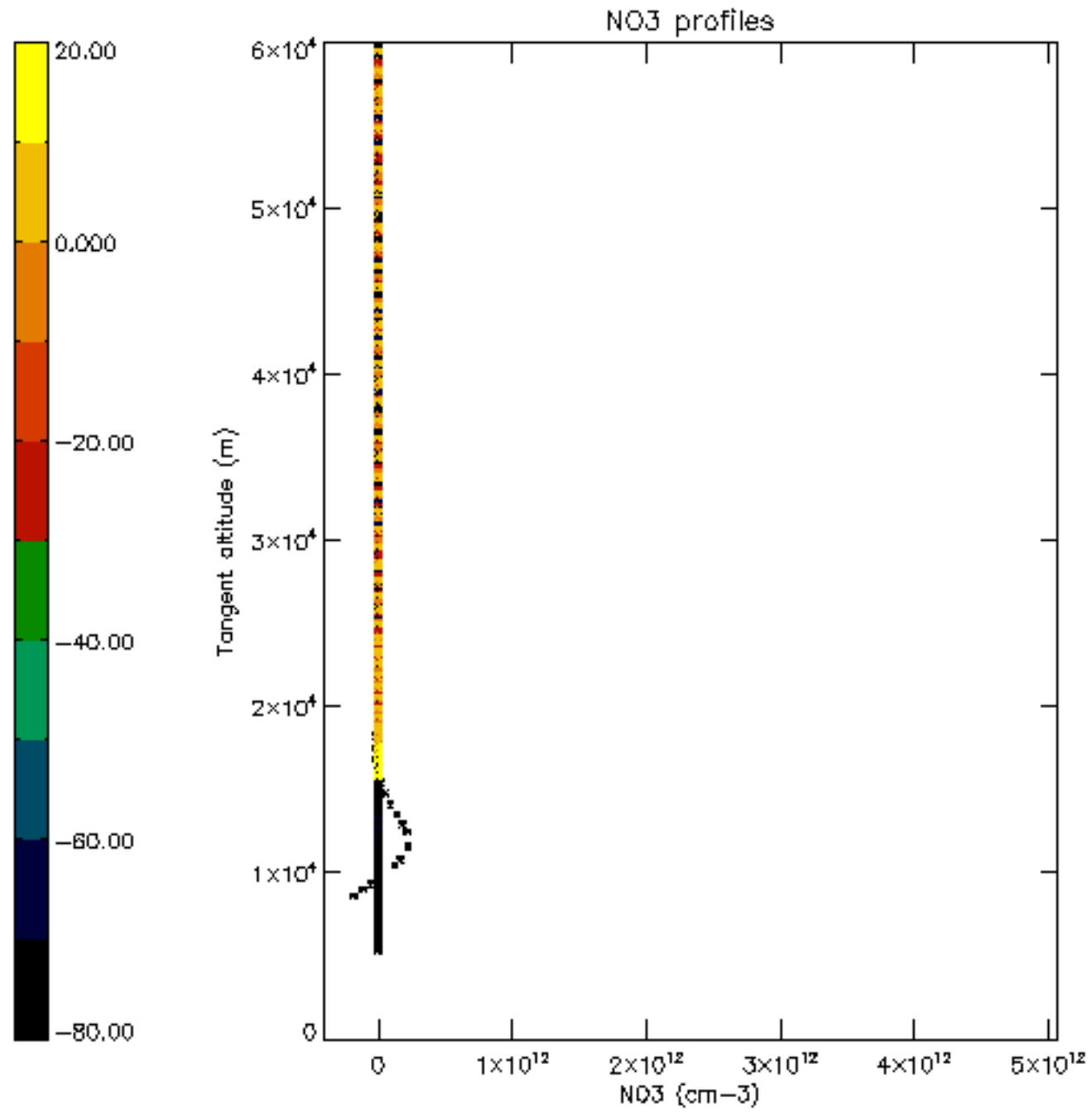


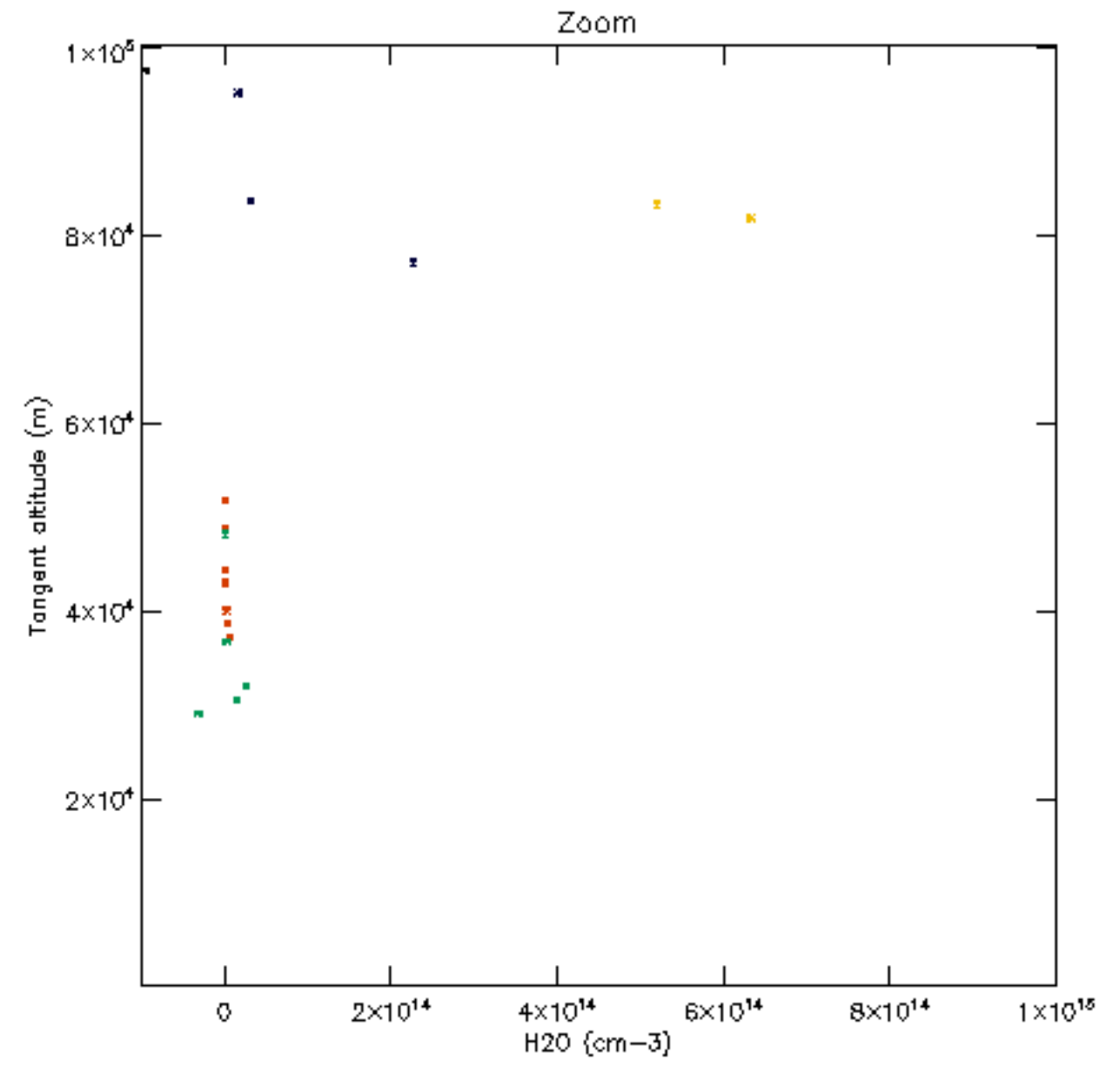
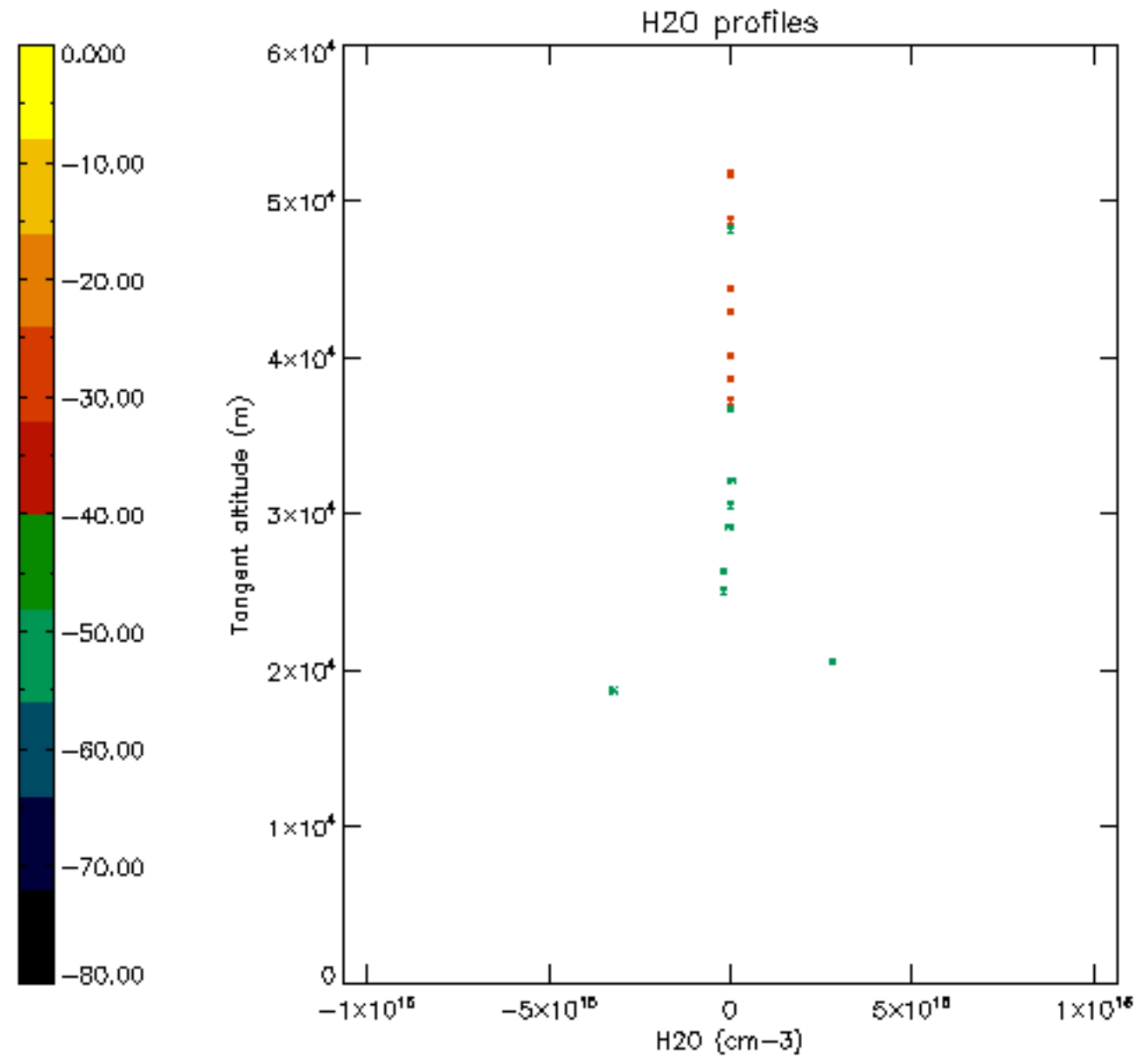


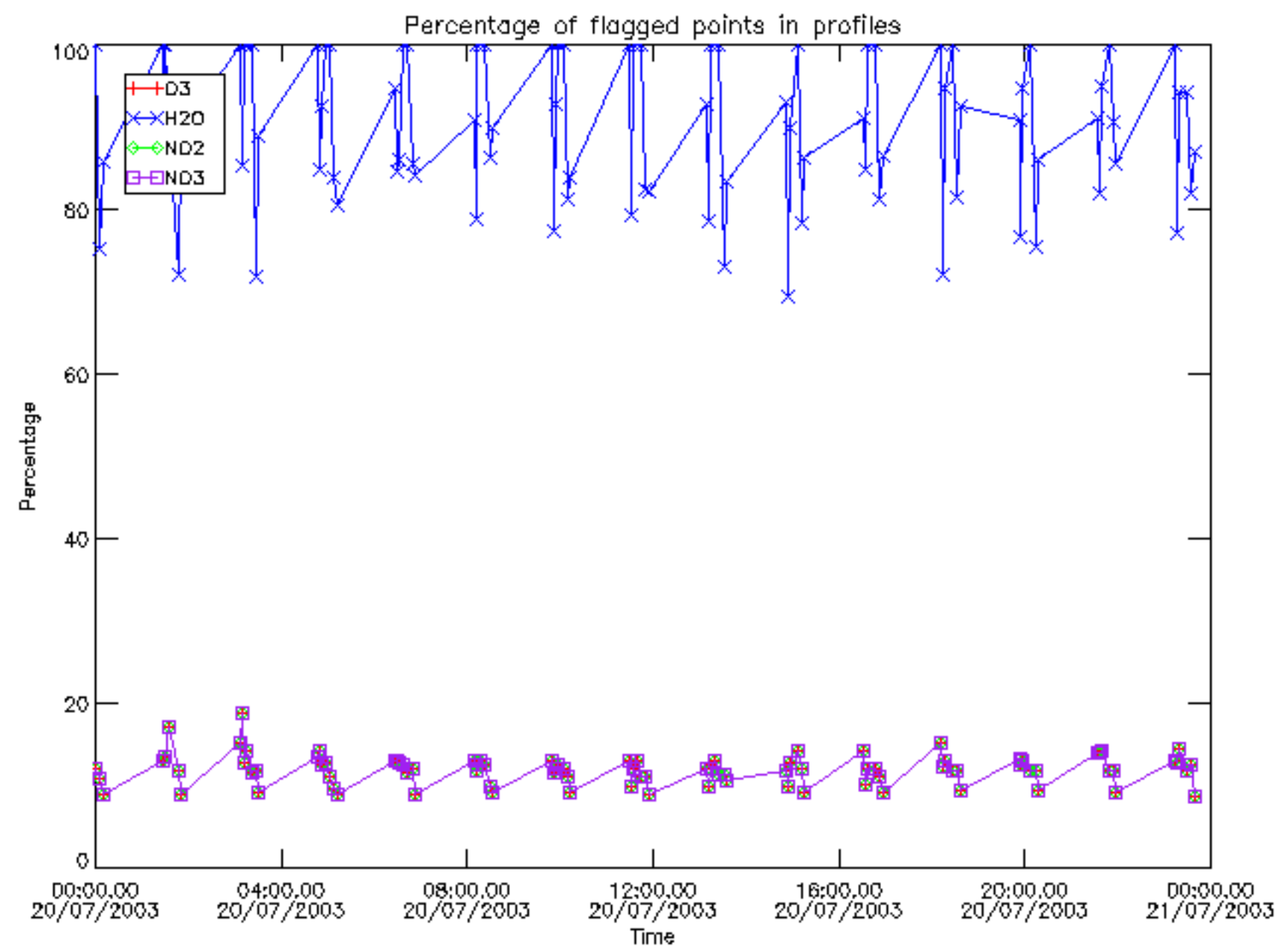






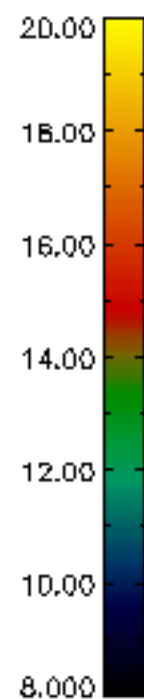
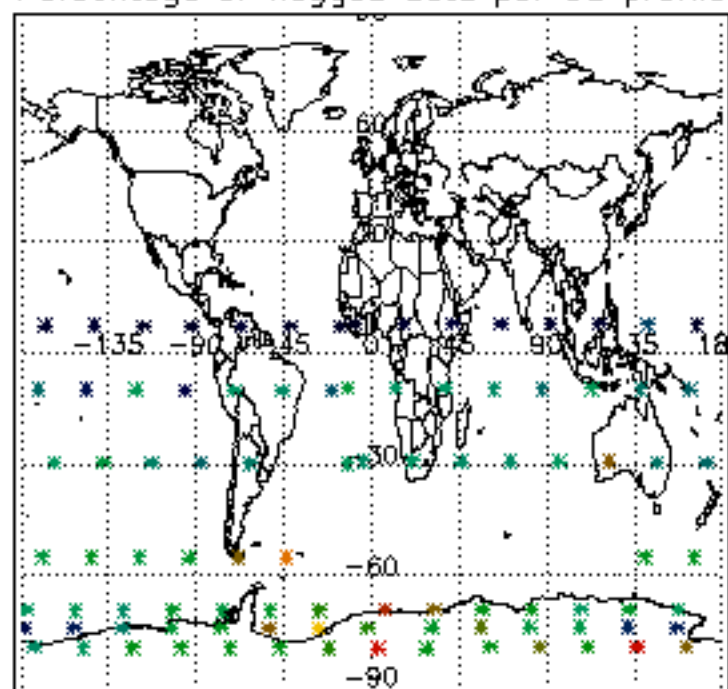




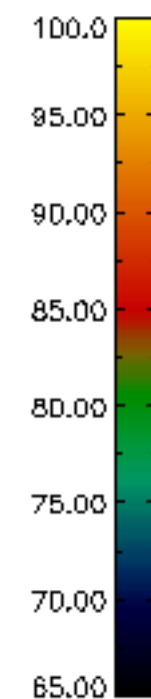
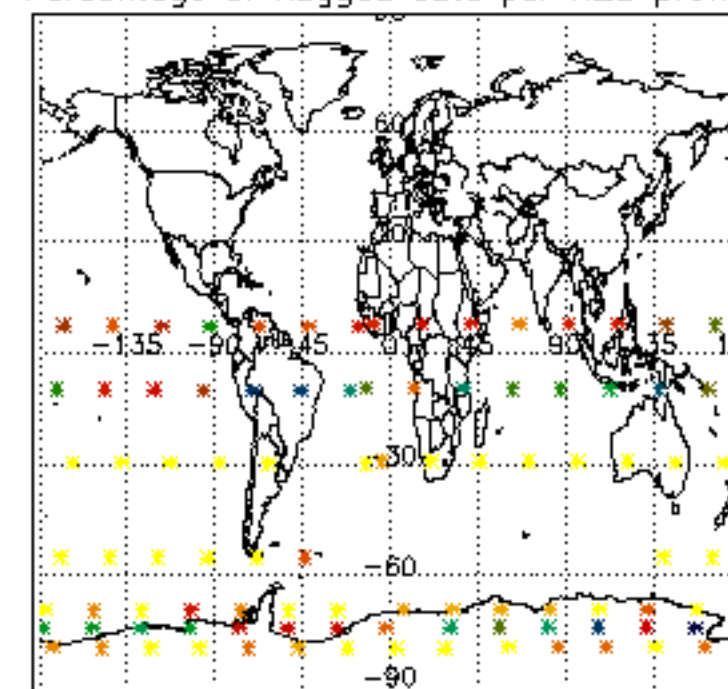




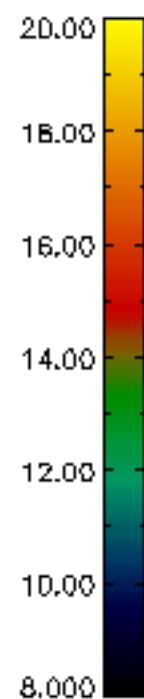
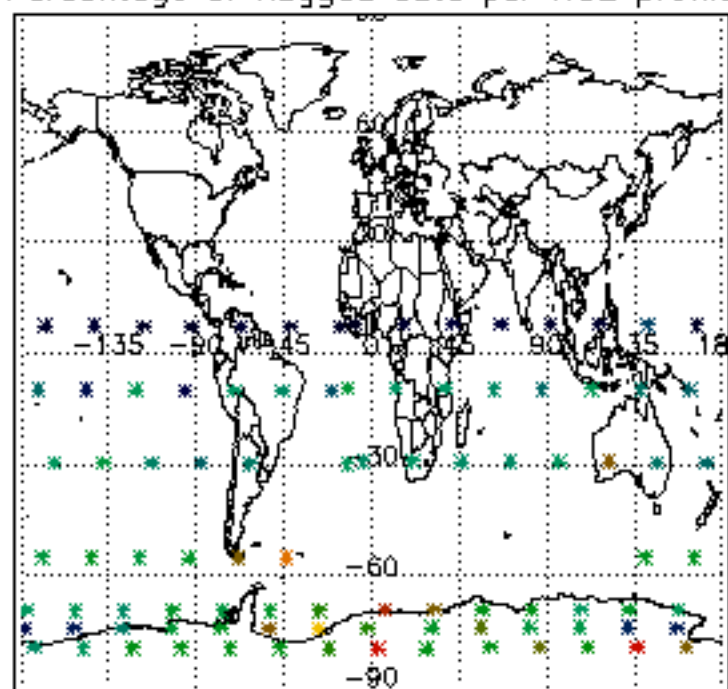
Percentage of flagged data per D3 profile



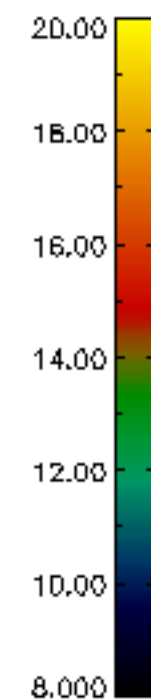
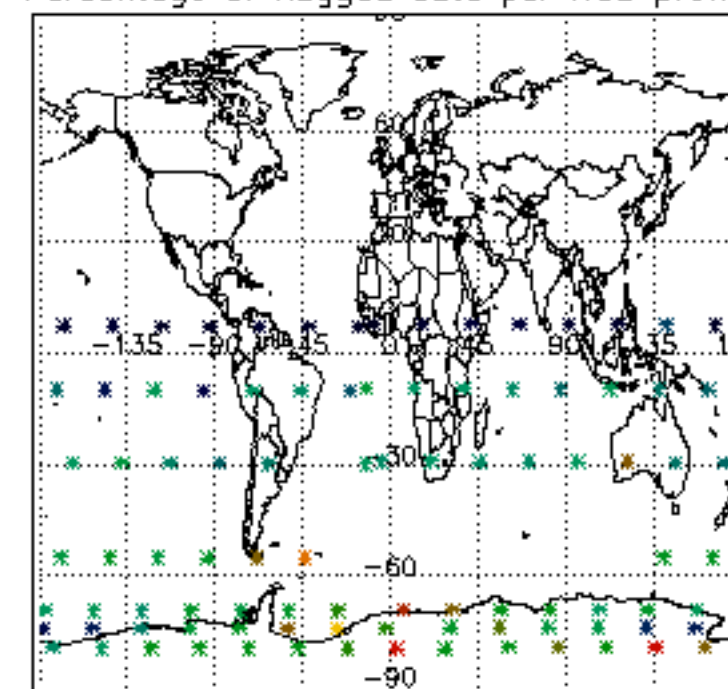
Percentage of flagged data per H2O profile

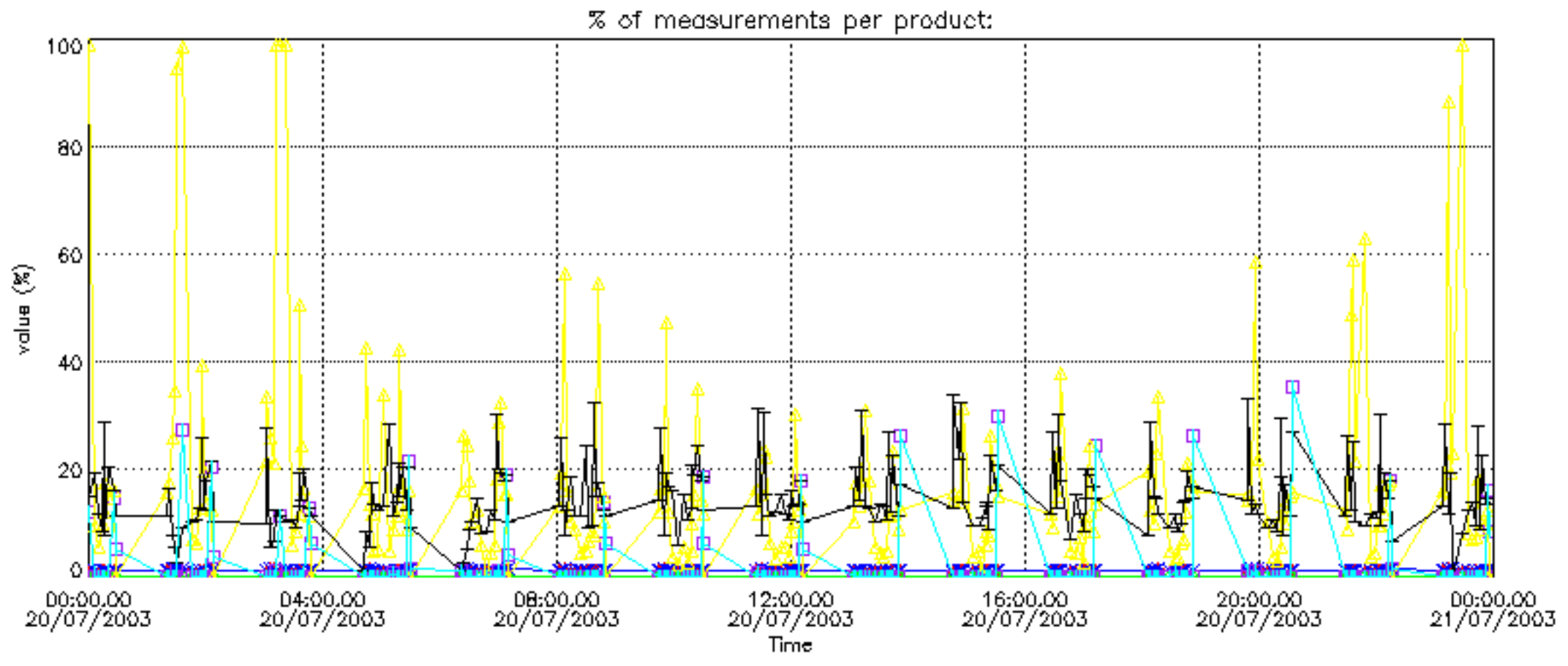


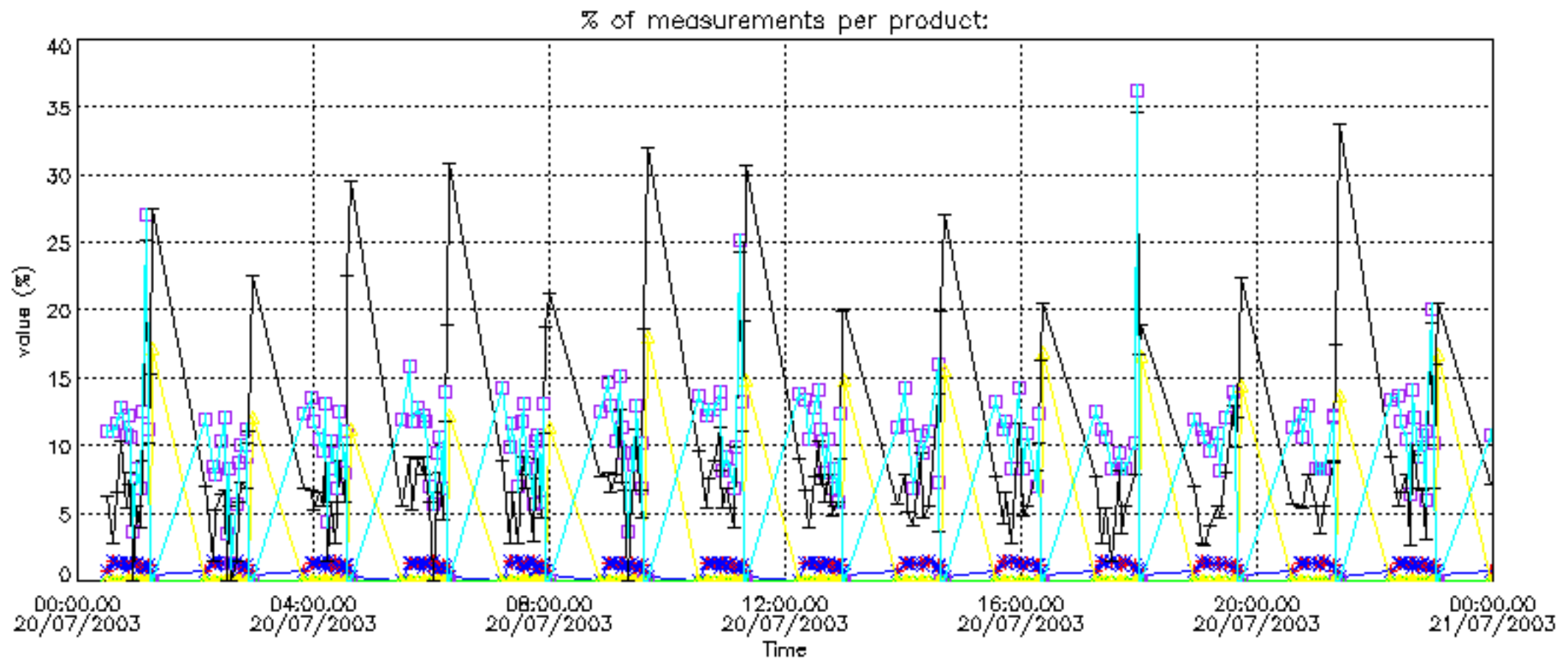
Percentage of flagged data per NO2 profile



Percentage of flagged data per NO3 profile

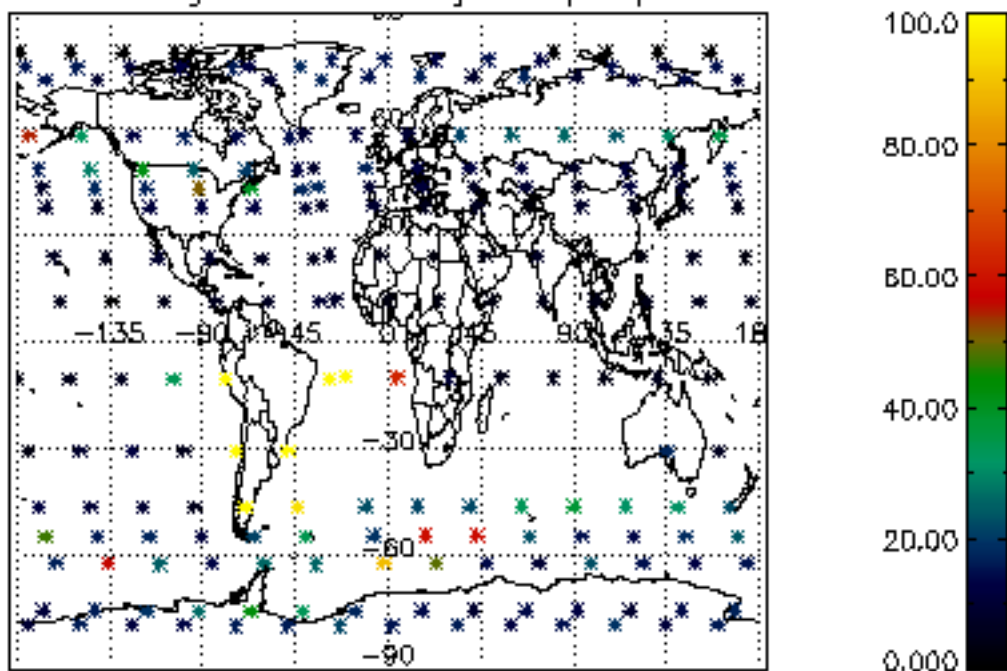




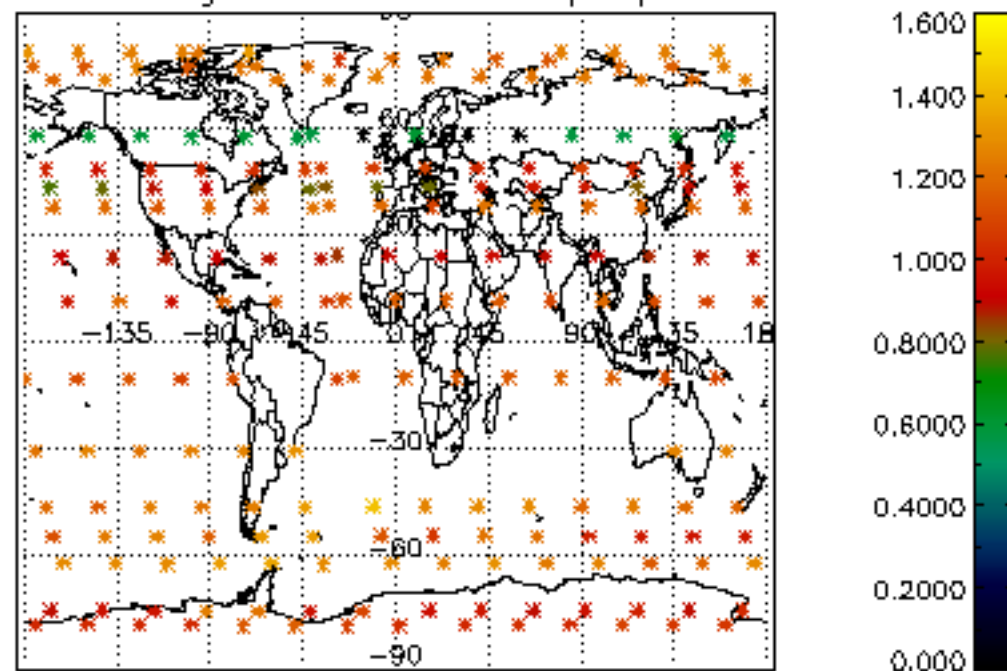




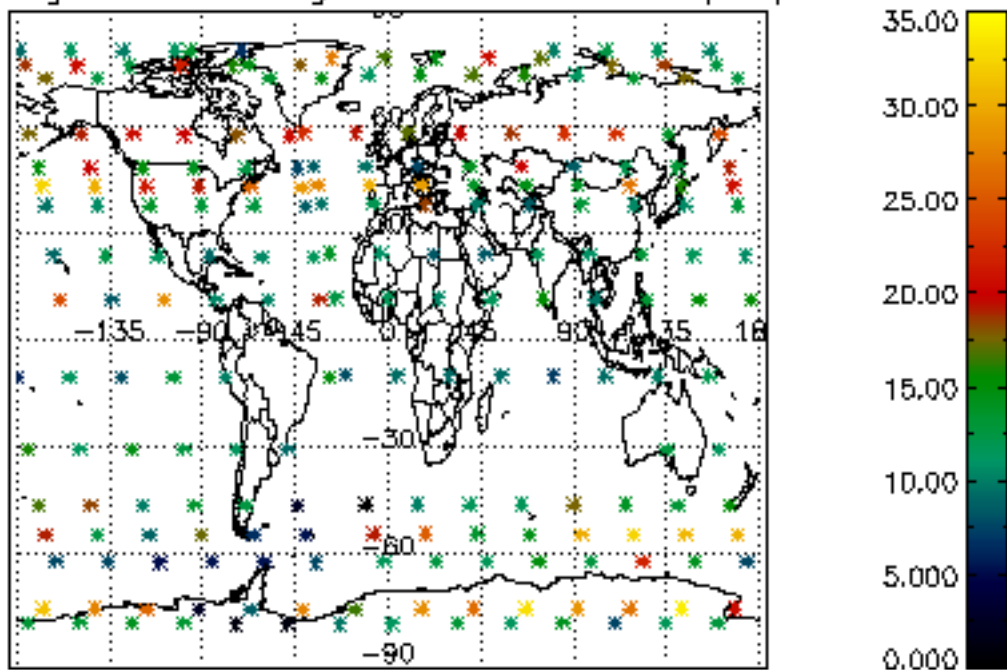
Percentage of cosmic ray hits per profile



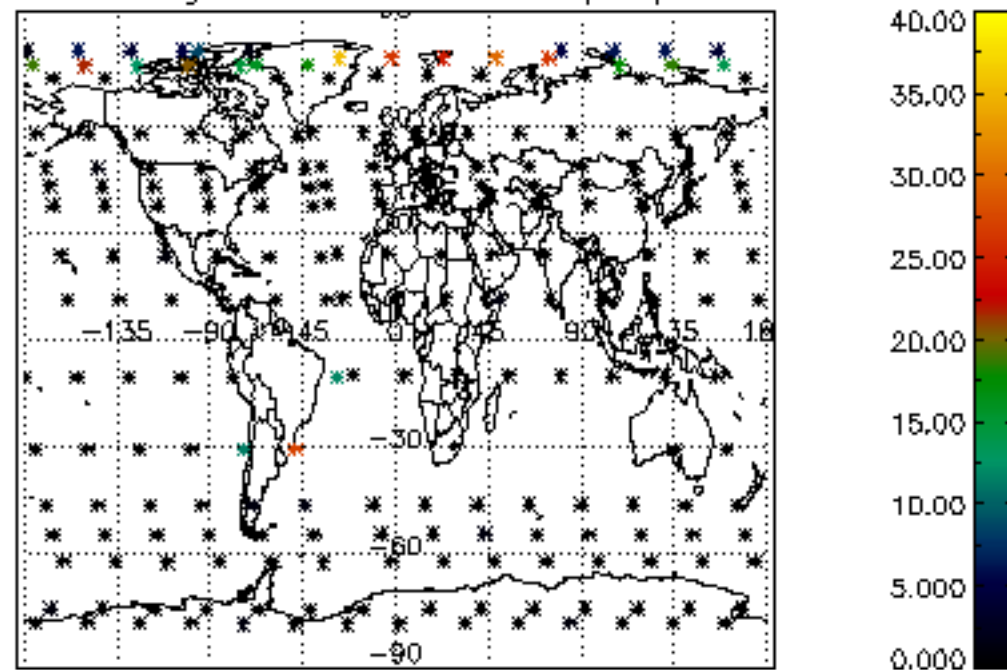
Percentage of datation errors per profile



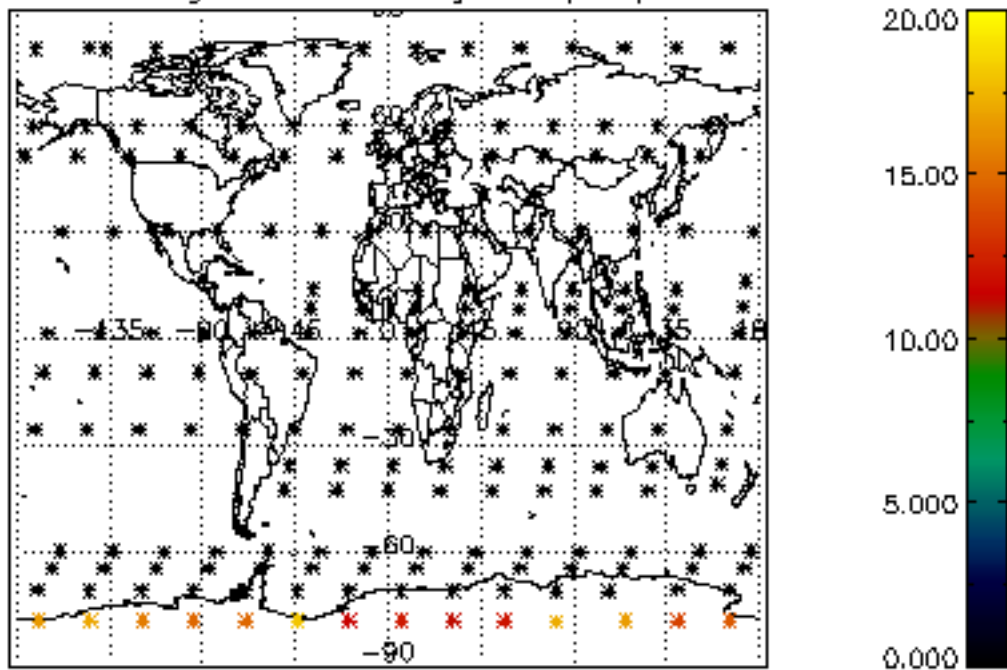
Percentage of star falling outside central band per profile



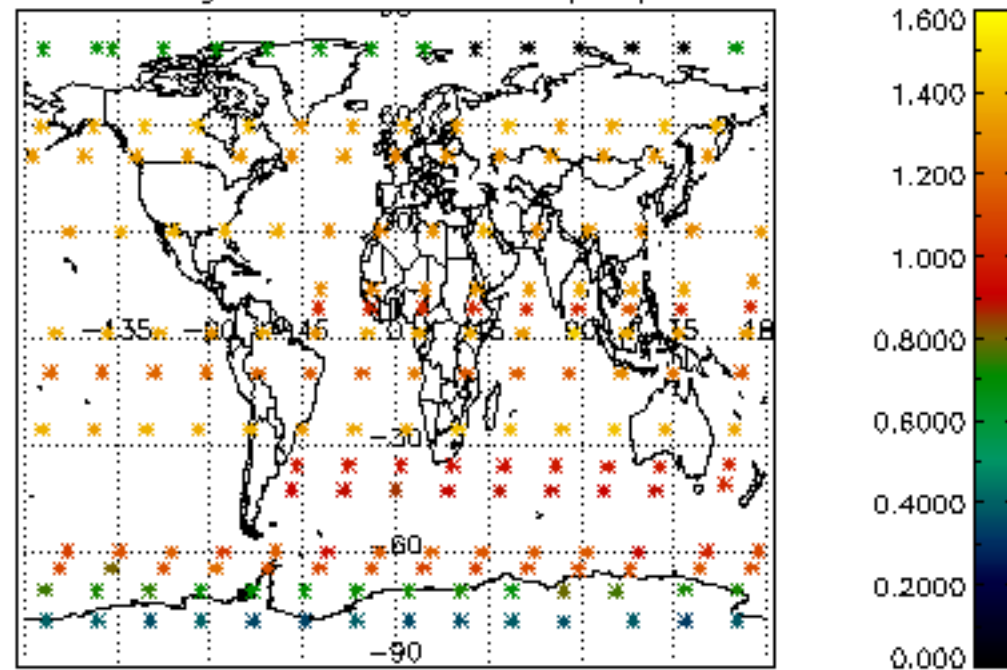
Percentage of saturation errors per profile



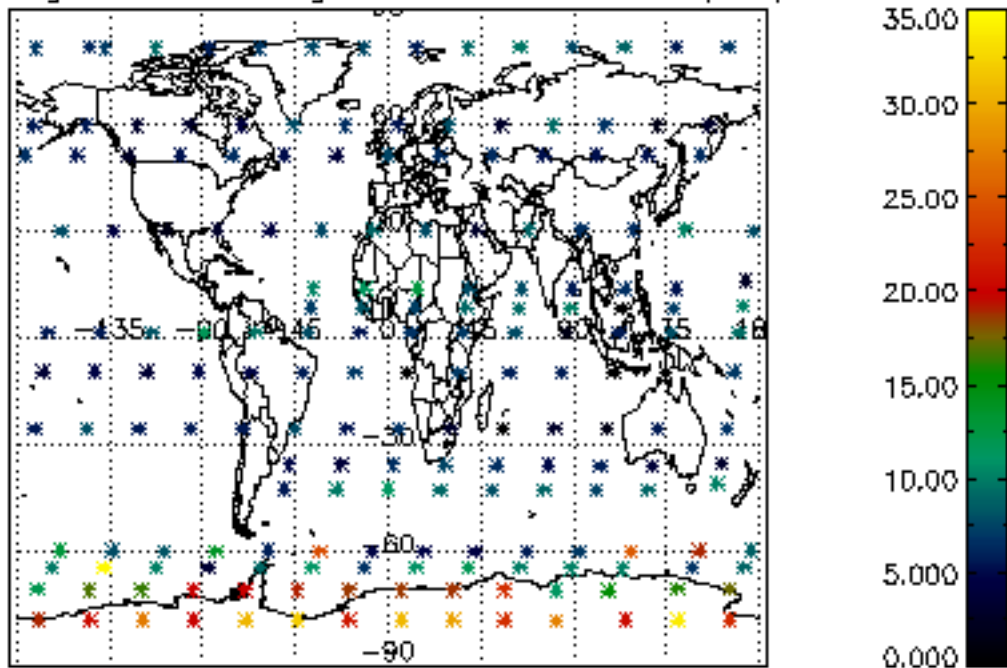
Percentage of cosmic ray hits per profile



Percentage of datation errors per profile



Percentage of star falling outside central band per profile



Percentage of saturation errors per profile

