

GOMOS Level 2 Daily Report

SUMMARY

[1. General Info](#)

[2. Summary of processed GOM_NL_2P products](#)

[3. Level 2 Quality information per product](#)

[3.1 Plot of level 2 quality information per product \(time dependant\)](#)

[3.2 Plot of level 2 quality information per product \(world map\)](#)

[4. Level 1 Quality information per product \(stored on level 2 products\)](#)

[4.1 Plot of level 1 quality information per product \(time dependant\)](#)

[4.1.1 Plot of level 1 quality information per product \(time dependant\): ASCENDING](#)

[4.1.2 Plot of level 1 quality information per product \(time dependant\): DESCENDING](#)

[4.2 Plot of level 1 quality information per product \(world map\)](#)

[4.2.1 Plot of level 1 quality information per product \(world map\): ASCENDING](#)

[4.2.2 Plot of level 1 quality information per product \(world map\): DESCENDING](#)

[5. Ozone profiles based on quality statistics and other trace gas profiles](#)

[5.1 Ozone statistics based on quality of products](#)

[5.2 Plot ozone profiles for all STD \(dark without errors\)](#)

[5.3 Plot ozone profiles where STD < 20% \(dark without errors\)](#)

[5.4. Plot ozone profiles where STD < 10% \(dark without errors\)](#)

[5.5. Plot ozone profiles where STD < 5% \(dark without errors\)](#)

[5.6 Plot NO2 profiles for all STD \(dark without errors\)](#)

[5.7 Plot NO3 profiles for all STD \(dark without errors\)](#)

[5.8 Plot H2O profiles \(only for occultations of stars 1,2,3,4,13,14,16,26,63 dark without errors\) for all STD](#)

[6. Auxiliary Data Files used for the production reported in section 2](#)

This report presents the daily analysis on parameters extracted from GOMOS level 2 data (GOM_NL__2P). It is intended to monitor some important parameters that will impact the quality of these products. A list of level 2 products (and content) that have arrived during the reporting day to the PCF is also given.

Item	Value
Time of report generation	19APR2013 16:53:45
Data source version	GOMOS/6.01
Start time of products	19-07-2003 (19JUL2003 00:00:00)
Stop time of products	20-07-2003 (20JUL2003 00:00:00)
Store outputs in DB	Yes
Nb of level 2 prods	302
Nb of prods with errors	0

2. Summary of processed GOM_NL__2P products.

Nr	Filename	UTC Start time	Limb	Duration	Star Id	Star Name	Star Mag	Star Temp	Nb Meas	Orbit	Prod. error
1	GOM_NL__2PRFIN20030719_000128_000000442018_00159_07227_6212.N1	19-JUL-2003 00:01:28	Bright	43.500	160	23Gam Per	2.9300	4700.0	87	7227	No
2	GOM_NL__2PRFIN20030719_000251_000000442018_00159_07227_6213.N1	19-JUL-2003 00:02:51	Bright	44.000	35	33Alp Per	1.7950	6250.0	88	7227	No
3	GOM_NL__2PRFIN20030719_000445_000000692018_00159_07227_6214.N1	19-JUL-2003 00:04:45	Bright	68.500	73	57Gam1And	2.2600	13100.	137	7227	No
4	GOM_NL__2PRFIN20030719_000740_000001302018_00159_07227_6215.N1	19-JUL-2003 00:07:40	Straylight	130.00	53	43Bet And	2.0480	3300.0	260	7227	No
5	GOM_NL__2PRFIN20030719_001129_000000472018_00159_07227_6216.N1	19-JUL-2003 00:11:29	Twilight	47.000	146	25Eta Tau	2.8730	15200.	94	7227	No
6	GOM_NL__2PRFIN20030719_001303_000000472018_00159_07227_6217.N1	19-JUL-2003 00:13:03	Twilight	47.000	13	87Alp Tau	0.86700	3800.0	94	7227	No
7	GOM_NL__2PRFIN20030719_001922_000000442018_00159_07227_6218.N1	19-JUL-2003 00:19:22	Dark	43.500	7	19Bet Ori	0.10000	14000.	87	7227	No
8	GOM_NL__2PRFIN20030719_002146_000000352018_00159_07227_6219.N1	19-JUL-2003 00:21:46	Dark	35.000	101	11Alp Lep	2.5820	7000.0	70	7227	No
9	GOM_NL__2PRFIN20030719_003145_000000462018_00159_07227_6220.N1	19-JUL-2003 00:31:45	Dark	46.000	157	The1Eri	2.9060	9300.0	92	7227	No
10	GOM_NL__2PRFIN20030719_003750_000000442018_00160_07228_6210.N1	19-JUL-2003 00:37:50	Dark	43.500	9	Alp Eri	0.45300	24000.	87	7228	No
11	GOM_NL__2PRFIN20030719_004107_000000552018_00160_07228_6211.N1	19-JUL-2003 00:41:07	Dark	55.000	84	Alp Phe	2.3970	4500.0	110	7228	No
12	GOM_NL__2PRFIN20030719_004517_000000422018_00160_07228_6212.N1	19-JUL-2003 00:45:17	Straylight	42.000	148	Alp Tuc	2.8780	4100.0	84	7228	No
13	GOM_NL__2PRFIN20030719_004642_000000662018_00160_07228_6213.N1	19-JUL-2003 00:46:42	Straylight	66.000	63	Bet Gru	2.1500	2800.0	132	7228	No
14	GOM_NL__2PRFIN20030719_004814_000000462018_00160_07228_6214.N1	19-JUL-2003 00:48:14	Straylight	46.000	31	Alp Gru	1.7340	15200.	92	7228	No
15	GOM_NL__2PRFIN20030719_005046_000000882018_00160_07228_6215.N1	19-JUL-2003 00:50:46	Straylight	87.500	18	24Alp PsA	1.1660	9700.0	175	7228	No
16	GOM_NL__2PRFIN20030719_005504_000000472018_00160_07228_6216.N1	19-JUL-2003 00:55:04	Tw_and_stray	47.000	40	The Sco	1.8590	7100.0	94	7228	No
17	GOM_NL__2PRFIN20030719_005700_000000432018_00160_07228_6217.N1	19-JUL-2003 00:57:00	Tw_and_stray	42.500	38	20Eps Sgr	1.8360	11000.	85	7228	No
18	GOM_NL__2PRFIN20030719_005854_000000402018_00160_07228_6218.N1	19-JUL-2003 00:58:54	Bright	39.500	57	34Sig Sgr	2.0660	26000.	79	7228	No
19	GOM_NL__2PRFIN20030719_010043_000000772018_00160_07228_6219.N1	19-JUL-2003 01:00:43	Bright	76.500	142	49Del Cap	2.8500	8900.0	153	7228	No
20	GOM_NL__2PRFIN20030719_010812_000000362018_00160_07228_6220.N1	19-JUL-2003 01:08:12	Bright	36.000	126	60Bet Oph	2.7700	4250.0	72	7228	No
21	GOM_NL__2PRFIN20030719_011030_000000362018_00160_07228_6221.N1	19-JUL-2003 01:10:30	Bright	35.500	59	55Alp Oph	2.0800	8900.0	71	7228	No
22	GOM_NL__2PRFIN20030719_011630_000000362018_00160_07228_6222.N1	19-JUL-2003 01:16:30	Bright	36.000	133	40Zet Her	2.8070	6000.0	72	7228	No
23	GOM_NL__2PRFIN20030719_012113_000000392018_00160_07228_6223.N1	19-JUL-2003 01:21:13	Bright	38.500	69	33Gam Dra	2.2310	3800.0	77	7228	No
24	GOM_NL__2PRFIN20030719_012257_000000502018_00160_07228_6224.N1	19-JUL-2003 01:22:57	Bright	49.500	19	50Alp Cyg	1.2460	10500.	99	7228	No
25	GOM_NL__2PRFIN20030719_012758_000000392018_00160_07228_6225.N1	19-JUL-2003 01:27:58	Bright	39.000	89	5Alp Cep	2.4510	8000.0	78	7228	No
26	GOM_NL__2PRFIN20030719_013214_000000362018_00160_07228_6226.N1	19-JUL-2003 01:32:14	Bright	36.000	49	1Alp UMi	1.9900	6300.0	72	7228	No
27	GOM_NL__2PRFIN20030719_013519_000000512018_00160_07228_6227.N1	19-JUL-2003 01:35:19	Bright	50.500	74	11Bet Cas	2.2680	6600.0	101	7228	No
28	GOM_NL__2PRFIN20030719_013716_000000562018_00160_07228_6228.N1	19-JUL-2003 01:37:16	Bright	55.500	68	18Alp Cas	2.2250	4500.0	111	7228	No
29	GOM_NL__2PRFIN20030719_014203_000000432018_00160_07228_6229.N1	19-JUL-2003 01:42:03	Bright	43.000	160	23Gam Per	2.9300	4700.0	86	7228	No
30	GOM_NL__2PRFIN20030719_014327_000000452018_00160_07228_6230.N1	19-JUL-2003 01:43:27	Bright	45.000	35	33Alp Per	1.7950	6250.0	90	7228	No
31	GOM_NL__2PRFIN20030719_014521_000000682018_00160_07228_6231.N1	19-JUL-2003 01:45:21	Bright	68.000	73	57Gam1And	2.2600	13100.	136	7228	No
32	GOM_NL__2PRFIN20030719_014816_000001372018_00160_07228_6232.N1	19-JUL-2003 01:48:16	Straylight	136.50	53	43Bet And	2.0480	3300.0	273	7228	No
33	GOM_NL__2PRFIN20030719_015205_000000492018_00160_07228_6233.N1	19-JUL-2003 01:52:05	Twilight	48.500	146	25Eta Tau	2.8730	15200.	97	7228	No
34	GOM_NL__2PRFIN20030719_015340_000000492018_00160_07228_6234.N1	19-JUL-2003 01:53:40	Twilight	49.000	13	87Alp Tau	0.86700	3800.0	98	7228	No
35	GOM_NL__2PRFIN20030719_015959_000000372018_00160_07228_6235.N1	19-JUL-2003 01:59:59	Dark	37.000	7	19Bet Ori	0.10000	14000.	74	7228	No
36	GOM_NL__2PRFIN20030719_020222_000000362018_00160_07228_6236.N1	19-JUL-2003 02:02:22	Dark	35.500	101	11Alp Lep	2.5820	7000.0	71	7228	No
37	GOM_NL__2PRFIN20030719_021221_000000442018_00160_07228_6237.N1	19-JUL-2003 02:12:21	Dark	43.500	157	The1Eri	2.9060	9300.0	87	7228	No
38	GOM_NL__2PRFIN20030719_053940_000000532018_00163_07231_6790.N1	19-JUL-2003 05:39:40	Dark	53.000	9	Alp Eri	0.45300	24000.	106	7231	No
39	GOM_NL__2PRFIN20030719_054258_000000572018_00163_07231_6791.N1	19-JUL-2003 05:42:58	Dark	56.500	84	Alp Phe	2.3970	4500.0	113	7231	No
40	GOM_NL__2PRFIN20030719_054706_000000412018_00163_07231_6792.N1	19-JUL-2003 05:47:06	Straylight	40.500	148	Alp Tuc	2.8780	4100.0	81	7231	No
41	GOM_NL__2PRFIN20030719_054832_000000632018_00163_07231_6793.N1	19-JUL-2003 05:48:32	Straylight	63.000	63	Bet Gru	2.1500	2800.0	126	7231	No
42	GOM_NL__2PRFIN20030719_055004_000000492018_00163_07231_6794.N1	19-JUL-2003 05:50:04	Straylight	49.000	31	Alp Gru	1.7340	15200.	98	7231	No

43	GOM_NL__2PRFIN20030719_055237_000000782018_00163_07231_6795.N1	19-JUL-2003 05:52:37	Straylight	78.000	18	24Alp PsA	1.1660	9700.0	156	7231	No
44	GOM_NL__2PRFIN20030719_055652_000000432018_00163_07231_6796.N1	19-JUL-2003 05:56:52	Twilight	42.500	40	The Sco	1.8590	7100.0	85	7231	No
45	GOM_NL__2PRFIN20030719_055849_000000412018_00163_07231_6797.N1	19-JUL-2003 05:58:49	Twilight	40.500	38	20Eps Sgr	1.8360	11000.	81	7231	No
46	GOM_NL__2PRFIN20030719_060043_000000382018_00163_07231_6798.N1	19-JUL-2003 06:00:43	Bright	38.000	57	34Sig Sgr	2.0660	26000.	76	7231	No
47	GOM_NL__2PRFIN20030719_060231_000000742018_00163_07231_6799.N1	19-JUL-2003 06:02:31	Bright	74.000	142	49Del Cap	2.8500	8900.0	148	7231	No
48	GOM_NL__2PRFIN20030719_061001_000000372018_00163_07231_6800.N1	19-JUL-2003 06:10:01	Bright	37.000	126	60Bet Oph	2.7700	4250.0	74	7231	No
49	GOM_NL__2PRFIN20030719_061231_000000382018_00163_07231_6801.N1	19-JUL-2003 06:12:31	Bright	37.500	168	17Zet Aql	2.9860	11000.	75	7231	No
50	GOM_NL__2PRFIN20030719_061819_000000372018_00163_07231_6802.N1	19-JUL-2003 06:18:19	Bright	37.000	133	40Zet Her	2.8070	6000.0	74	7231	No
51	GOM_NL__2PRFIN20030719_062301_000000382018_00163_07231_6803.N1	19-JUL-2003 06:23:01	Bright	38.000	69	33Gam Dra	2.2310	3800.0	76	7231	No
52	GOM_NL__2PRFIN20030719_062442_000000502018_00163_07231_6804.N1	19-JUL-2003 06:24:42	Bright	49.500	19	50Alp Cyg	1.2460	10500.	99	7231	No
53	GOM_NL__2PRFIN20030719_062943_000000452018_00163_07231_6805.N1	19-JUL-2003 06:29:43	Bright	44.500	89	5Alp Cep	2.4510	8000.0	89	7231	No
54	GOM_NL__2PRFIN20030719_063402_000000372018_00163_07231_6806.N1	19-JUL-2003 06:34:02	Bright	36.500	49	1Alp UMi	1.9900	6300.0	73	7231	No
55	GOM_NL__2PRFIN20030719_063704_000000532018_00163_07231_6807.N1	19-JUL-2003 06:37:04	Bright	52.500	74	11Bet Cas	2.2680	6600.0	105	7231	No
56	GOM_NL__2PRFIN20030719_063901_000000552018_00163_07231_6808.N1	19-JUL-2003 06:39:01	Bright	54.500	68	18Alp Cas	2.2250	4500.0	109	7231	No
57	GOM_NL__2PRFIN20030719_064350_000000452018_00163_07231_6809.N1	19-JUL-2003 06:43:50	Bright	44.500	160	23Gam Per	2.9300	4700.0	89	7231	No
58	GOM_NL__2PRFIN20030719_064514_000000462018_00163_07231_6810.N1	19-JUL-2003 06:45:14	Bright	46.000	35	33Alp Per	1.7950	6250.0	92	7231	No
59	GOM_NL__2PRFIN20030719_064709_000000662018_00163_07231_6811.N1	19-JUL-2003 06:47:09	Bright	66.000	73	57Gam1And	2.2600	13100.	132	7231	No
60	GOM_NL__2PRFIN20030719_065004_000001322018_00163_07231_6812.N1	19-JUL-2003 06:50:04	Straylight	132.00	53	43Bet And	2.0480	3300.0	264	7231	No
61	GOM_NL__2PRFIN20030719_065353_000000422018_00163_07231_6813.N1	19-JUL-2003 06:53:53	Twilight	42.000	146	25Eta Tau	2.8730	15200.	84	7231	No
62	GOM_NL__2PRFIN20030719_065528_000000392018_00163_07231_6814.N1	19-JUL-2003 06:55:28	Twilight	38.500	13	87Alp Tau	0.86700	3800.0	77	7231	No
63	GOM_NL__2PRFIN20030719_065921_000000372018_00163_07231_6815.N1	19-JUL-2003 06:59:21	Dark	36.500	72	34Del Ori	2.2500	30000.	73	7231	No
64	GOM_NL__2PRFIN20030719_070147_000000432018_00163_07231_6816.N1	19-JUL-2003 07:01:47	Dark	43.000	7	19Bet Ori	0.10000	14000.	86	7231	No
65	GOM_NL__2PRFIN20030719_070410_000000442018_00163_07231_6817.N1	19-JUL-2003 07:04:10	Dark	43.500	101	11Alp Lep	2.5820	7000.0	87	7231	No
66	GOM_NL__2PRFIN20030719_071411_000000442018_00163_07231_6818.N1	19-JUL-2003 07:14:11	Dark	43.500	157	The1Eri	2.9060	9300.0	87	7231	No
67	GOM_NL__2PRFIN20030719_072016_000000422018_00164_07232_6790.N1	19-JUL-2003 07:20:16	Dark	41.500	9	Alp Eri	0.45300	24000.	83	7232	No
68	GOM_NL__2PRFIN20030719_072335_000000552018_00164_07232_6791.N1	19-JUL-2003 07:23:35	Dark	55.000	84	Alp Phe	2.3970	4500.0	110	7232	No
69	GOM_NL__2PRFIN20030719_072743_000000422018_00164_07232_6792.N1	19-JUL-2003 07:27:43	Straylight	42.000	148	Alp Tuc	2.8780	4100.0	84	7232	No
70	GOM_NL__2PRFIN20030719_072909_000000632018_00164_07232_6793.N1	19-JUL-2003 07:29:09	Straylight	62.500	63	Bet Gru	2.1500	2800.0	125	7232	No
71	GOM_NL__2PRFIN20030719_073041_000000482018_00164_07232_6794.N1	19-JUL-2003 07:30:41	Straylight	47.500	31	Alp Gru	1.7340	15200.	95	7232	No
72	GOM_NL__2PRFIN20030719_073313_000000912018_00164_07232_6795.N1	19-JUL-2003 07:33:13	Straylight	91.000	18	24Alp PsA	1.1660	9700.0	182	7232	No
73	GOM_NL__2PRFIN20030719_073728_000000452018_00164_07232_6796.N1	19-JUL-2003 07:37:28	Twilight	44.500	40	The Sco	1.8590	7100.0	89	7232	No
74	GOM_NL__2PRFIN20030719_073925_000000412018_00164_07232_6797.N1	19-JUL-2003 07:39:25	Twilight	41.000	38	20Eps Sgr	1.8360	11000.	82	7232	No
75	GOM_NL__2PRFIN20030719_074119_000000382018_00164_07232_6798.N1	19-JUL-2003 07:41:19	Bright	37.500	57	34Sig Sgr	2.0660	26000.	75	7232	No
76	GOM_NL__2PRFIN20030719_074307_000000722018_00164_07232_6799.N1	19-JUL-2003 07:43:07	Bright	72.000	142	49Del Cap	2.8500	8900.0	144	7232	No
77	GOM_NL__2PRFIN20030719_075037_000000362018_00164_07232_6800.N1	19-JUL-2003 07:50:37	Bright	36.000	126	60Bet Oph	2.7700	4250.0	72	7232	No
78	GOM_NL__2PRFIN20030719_075306_000000402018_00164_07232_6801.N1	19-JUL-2003 07:53:06	Bright	39.500	168	17Zet Aql	2.9860	11000.	79	7232	No
79	GOM_NL__2PRFIN20030719_075855_000000362018_00164_07232_6802.N1	19-JUL-2003 07:58:55	Bright	36.000	133	40Zet Her	2.8070	6000.0	72	7232	No
80	GOM_NL__2PRFIN20030719_080337_000000392018_00164_07232_6803.N1	19-JUL-2003 08:03:37	Bright	38.500	69	33Gam Dra	2.2310	3800.0	77	7232	No
81	GOM_NL__2PRFIN20030719_080518_000000502018_00164_07232_6804.N1	19-JUL-2003 08:05:18	Bright	49.500	19	50Alp Cyg	1.2460	10500.	99	7232	No
82	GOM_NL__2PRFIN20030719_081019_000000442018_00164_07232_6805.N1	19-JUL-2003 08:10:19	Bright	43.500	89	5Alp Cep	2.4510	8000.0	87	7232	No
83	GOM_NL__2PRFIN20030719_081438_000000372018_00164_07232_6806.N1	19-JUL-2003 08:14:38	Bright	36.500	49	1Alp UMi	1.9900	6300.0	73	7232	No
84	GOM_NL__2PRFIN20030719_081739_000000522018_00164_07232_6807.N1	19-JUL-2003 08:17:39	Bright	51.500	74	11Bet Cas	2.2680	6600.0	103	7232	No
85	GOM_NL__2PRFIN20030719_081937_000000552018_00164_07232_6808.N1	19-JUL-2003 08:19:37	Bright	55.000	68	18Alp Cas	2.2250	4500.0	110	7232	No
86	GOM_NL__2PRFIN20030719_082427_000000452018_00164_07232_6809.N1	19-JUL-2003 08:24:27	Bright	45.000	160	23Gam Per	2.9300	4700.0	90	7232	No
87	GOM_NL__2PRFIN20030719_082550_000000432018_00164_07232_6810.N1	19-JUL-2003 08:25:50	Bright	42.500	35	33Alp Per	1.7950	6250.0	85	7232	No
88	GOM_NL__2PRFIN20030719_082744_000000702018_00164_07232_6811.N1	19-JUL-2003 08:27:44	Bright	69.500	73	57Gam1And	2.2600	13100.	139	7232	No
89	GOM_NL__2PRFIN20030719_083039_000001282018_00164_07232_6812.N1	19-JUL-2003 08:30:39	Straylight	127.50	53	43Bet And	2.0480	3300.0	255	7232	No
90	GOM_NL__2PRFIN20030719_083430_000000462018_00164_07232_6813.N1	19-JUL-2003 08:34:30	Twilight	45.500	146	25Eta Tau	2.8730	15200.	91	7232	No
91	GOM_NL__2PRFIN20030719_083604_000000402018_00164_07232_6814.N1	19-JUL-2003 08:36:04	Twilight	39.500	13	87Alp Tau	0.86700	3800.0	79	7232	No
92	GOM_NL__2PRFIN20030719_083958_000000372018_00164_07232_6815.N1	19-JUL-2003 08:39:58	Dark	37.000	72	34Del Ori	2.2500	30000.	74	7232	No
93	GOM_NL__2PRFIN20030719_084223_000000392018_00164_07232_6816.N1	19-JUL-2003 08:42:23	Dark	39.000	7	19Bet Ori	0.10000	14000.	78	7232	No
94	GOM_NL__2PRFIN20030719_084446_000000422018_00164_07232_6817.N1	19-JUL-2003 08:44:46	Dark	42.000	101	11Alp Lep	2.5820	7000.0	84	7232	No
95	GOM_NL__2PRFIN20030719_085448_000000442018_00164_07232_6818.N1	19-JUL-2003 08:54:48	Dark	44.000	157	The1Eri	2.9060	9300.0	88	7232	No
96	GOM_NL__2PRFIN20030719_090053_000000432018_00165_07233_6790.N1	19-JUL-2003 09:00:53	Dark	42.500	9	Alp Eri	0.45300	24000.	85	7233	No
97	GOM_NL__2PRFIN20030719_090412_000000572018_00165_07233_6791.N1	19-JUL-2003 09:04:12	Dark	57.000	84	Alp Phe	2.3970	4500.0	114	7233	No
98	GOM_NL__2PRFIN20030719_090820_000000422018_00165_07233_6792.N1	19-JUL-2003 09:08:20	Straylight	41.500	148	Alp Tuc	2.8780	4100.0	83	7233	No
99	GOM_NL__2PRFIN20030719_090946_000000662018_00165_07233_6793.N1	19-JUL-2003 09:09:46	Straylight	66.000	63	Bet Gru	2.1500	2800.0	132	7233	No
100	GOM_NL__2PRFIN20030719_091117_000000512018_00165_07233_6794.N1	19-JUL-2003 09:11:17	Straylight	50.500	31	Alp Gru	1.7340	15200.	101	7233	No
101	GOM_NL__2PRFIN20030719_091352_000000852018_00165_07233_6795.N1	19-JUL-2003 09:13:52	Straylight	84.500	18	24Alp PsA	1.1660	9700.0	169	7233	No

102	GOM_NL__2PRFIN20030719_091804_000000422018_00165_07233_6796.N1	19-JUL-2003 09:18:04	Twilight	41.500	40	The Sco	1.8590	7100.0	83	7233	No
103	GOM_NL__2PRFIN20030719_092001_000000392018_00165_07233_6797.N1	19-JUL-2003 09:20:01	Twilight	39.000	38	20Eps Sgr	1.8360	11000.	78	7233	No
104	GOM_NL__2PRFIN20030719_092155_000000392018_00165_07233_6798.N1	19-JUL-2003 09:21:55	Bright	39.000	57	34Sig Sgr	2.0660	26000.	78	7233	No
105	GOM_NL__2PRFIN20030719_092343_000000732018_00165_07233_6799.N1	19-JUL-2003 09:23:43	Bright	73.000	142	49Del Cap	2.8500	8900.0	146	7233	No
106	GOM_NL__2PRFIN20030719_093113_000000372018_00165_07233_6800.N1	19-JUL-2003 09:31:13	Bright	36.500	126	60Bet Oph	2.7700	4250.0	73	7233	No
107	GOM_NL__2PRFIN20030719_093342_000000392018_00165_07233_6801.N1	19-JUL-2003 09:33:42	Bright	39.000	168	17Zet Aql	2.9860	11000.	78	7233	No
108	GOM_NL__2PRFIN20030719_093931_000000382018_00165_07233_6802.N1	19-JUL-2003 09:39:31	Bright	38.000	133	40Zet Her	2.8070	6000.0	76	7233	No
109	GOM_NL__2PRFIN20030719_094413_000000382018_00165_07233_6803.N1	19-JUL-2003 09:44:13	Bright	38.000	69	33Gam Dra	2.2310	3800.0	76	7233	No
110	GOM_NL__2PRFIN20030719_094553_000000502018_00165_07233_6804.N1	19-JUL-2003 09:45:53	Bright	50.000	19	50Alp Cyg	1.2460	10500.	100	7233	No
111	GOM_NL__2PRFIN20030719_095054_000000432018_00165_07233_6805.N1	19-JUL-2003 09:50:54	Bright	42.500	89	5Alp Cep	2.4510	8000.0	85	7233	No
112	GOM_NL__2PRFIN20030719_095514_000000372018_00165_07233_6806.N1	19-JUL-2003 09:55:14	Bright	37.000	49	1Alp UMi	1.9900	6300.0	74	7233	No
113	GOM_NL__2PRFIN20030719_095815_000000532018_00165_07233_6807.N1	19-JUL-2003 09:58:15	Bright	52.500	74	11Bet Cas	2.2680	6600.0	105	7233	No
114	GOM_NL__2PRFIN20030719_100012_000000552018_00165_07233_6808.N1	19-JUL-2003 10:00:12	Bright	54.500	68	18Alp Cas	2.2250	4500.0	109	7233	No
115	GOM_NL__2PRFIN20030719_100502_000000432018_00165_07233_6809.N1	19-JUL-2003 10:05:02	Bright	42.500	160	23Gam Per	2.9300	4700.0	85	7233	No
116	GOM_NL__2PRFIN20030719_100626_000000452018_00165_07233_6810.N1	19-JUL-2003 10:06:26	Bright	45.000	35	33Alp Per	1.7950	6250.0	90	7233	No
117	GOM_NL__2PRFIN20030719_100820_000000692018_00165_07233_6811.N1	19-JUL-2003 10:08:20	Bright	69.000	73	57Gam1And	2.2600	13100.	138	7233	No
118	GOM_NL__2PRFIN20030719_101115_000001222018_00165_07233_6812.N1	19-JUL-2003 10:11:15	Straylight	121.50	53	43Bet And	2.0480	3300.0	243	7233	No
119	GOM_NL__2PRFIN20030719_101506_000000502018_00165_07233_6813.N1	19-JUL-2003 10:15:06	Twilight	50.000	146	25Eta Tau	2.8730	15200.	100	7233	No
120	GOM_NL__2PRFIN20030719_101640_000000532018_00165_07233_6814.N1	19-JUL-2003 10:16:40	Twilight	52.500	13	87Alp Tau	0.86700	3800.0	105	7233	No
121	GOM_NL__2PRFIN20030719_102034_000000392018_00165_07233_6815.N1	19-JUL-2003 10:20:34	Dark	38.500	72	34Del Ori	2.2500	30000.	77	7233	No
122	GOM_NL__2PRFIN20030719_102259_000000392018_00165_07233_6816.N1	19-JUL-2003 10:22:59	Dark	39.000	7	19Bet Ori	0.10000	14000.	78	7233	No
123	GOM_NL__2PRFIN20030719_102523_000000412018_00165_07233_6817.N1	19-JUL-2003 10:25:23	Dark	41.000	101	11Alp Lep	2.5820	7000.0	82	7233	No
124	GOM_NL__2PRFIN20030719_103524_000000442018_00165_07233_6818.N1	19-JUL-2003 10:35:24	Dark	43.500	157	The1Eri	2.9060	9300.0	87	7233	No
125	GOM_NL__2PRFIN20030719_104129_000000442018_00166_07234_6790.N1	19-JUL-2003 10:41:29	Dark	44.000	9	Alp Eri	0.45300	24000.	88	7234	No
126	GOM_NL__2PRFIN20030719_104449_000000562018_00166_07234_6791.N1	19-JUL-2003 10:44:49	Dark	55.500	84	Alp Phe	2.3970	4500.0	111	7234	No
127	GOM_NL__2PRFIN20030719_104856_000000432018_00166_07234_6792.N1	19-JUL-2003 10:48:56	Straylight	43.000	148	Alp Tuc	2.8780	4100.0	86	7234	No
128	GOM_NL__2PRFIN20030719_105023_000000662018_00166_07234_6793.N1	19-JUL-2003 10:50:23	Straylight	66.000	63	Bet Gru	2.1500	2800.0	132	7234	No
129	GOM_NL__2PRFIN20030719_105154_000000572018_00166_07234_6794.N1	19-JUL-2003 10:51:54	Straylight	56.500	31	Alp Gru	1.7340	15200.	113	7234	No
130	GOM_NL__2PRFIN20030719_105428_000000842018_00166_07234_6795.N1	19-JUL-2003 10:54:28	Straylight	84.000	18	24Alp PsA	1.1660	9700.0	168	7234	No
131	GOM_NL__2PRFIN20030719_105840_000000442018_00166_07234_6796.N1	19-JUL-2003 10:58:40	Twilight	44.000	40	The Sco	1.8590	7100.0	88	7234	No
132	GOM_NL__2PRFIN20030719_110037_000000412018_00166_07234_6797.N1	19-JUL-2003 11:00:37	Twilight	41.000	38	20Eps Sgr	1.8360	11000.	82	7234	No
133	GOM_NL__2PRFIN20030719_110231_000000392018_00166_07234_6798.N1	19-JUL-2003 11:02:31	Bright	38.500	57	34Sig Sgr	2.0660	26000.	77	7234	No
134	GOM_NL__2PRFIN20030719_110419_000000722018_00166_07234_6799.N1	19-JUL-2003 11:04:19	Bright	72.000	142	49Del Cap	2.8500	8900.0	144	7234	No
135	GOM_NL__2PRFIN20030719_111149_000000372018_00166_07234_6800.N1	19-JUL-2003 11:11:49	Bright	37.000	126	60Bet Oph	2.7700	4250.0	74	7234	No
136	GOM_NL__2PRFIN20030719_111418_000000392018_00166_07234_6801.N1	19-JUL-2003 11:14:18	Bright	39.000	168	17Zet Aql	2.9860	11000.	78	7234	No
137	GOM_NL__2PRFIN20030719_112007_000000372018_00166_07234_6802.N1	19-JUL-2003 11:20:07	Bright	37.000	133	40Zet Her	2.8070	6000.0	74	7234	No
138	GOM_NL__2PRFIN20030719_112449_000000382018_00166_07234_6803.N1	19-JUL-2003 11:24:49	Bright	38.000	69	33Gam Dra	2.2310	3800.0	76	7234	No
139	GOM_NL__2PRFIN20030719_112628_000000502018_00166_07234_6804.N1	19-JUL-2003 11:26:28	Bright	50.000	19	50Alp Cyg	1.2460	10500.	100	7234	No
140	GOM_NL__2PRFIN20030719_113129_000000442018_00166_07234_6805.N1	19-JUL-2003 11:31:29	Bright	44.000	89	5Alp Cep	2.4510	8000.0	88	7234	No
141	GOM_NL__2PRFIN20030719_113550_000000392018_00166_07234_6806.N1	19-JUL-2003 11:35:50	Bright	38.500	49	1Alp UMi	1.9900	6300.0	77	7234	No
142	GOM_NL__2PRFIN20030719_113850_000000522018_00166_07234_6807.N1	19-JUL-2003 11:38:50	Bright	51.500	74	11Bet Cas	2.2680	6600.0	103	7234	No
143	GOM_NL__2PRFIN20030719_114047_000000562018_00166_07234_6808.N1	19-JUL-2003 11:40:47	Bright	55.500	68	18Alp Cas	2.2250	4500.0	111	7234	No
144	GOM_NL__2PRFIN20030719_114537_000000592018_00166_07234_6809.N1	19-JUL-2003 11:45:37	Bright	58.500	160	23Gam Per	2.9300	4700.0	117	7234	No
145	GOM_NL__2PRFIN20030719_114702_000000452018_00166_07234_6810.N1	19-JUL-2003 11:47:02	Bright	44.500	35	33Alp Per	1.7950	6250.0	89	7234	No
146	GOM_NL__2PRFIN20030719_114856_000000692018_00166_07234_6811.N1	19-JUL-2003 11:48:56	Bright	68.500	73	57Gam1And	2.2600	13100.	137	7234	No
147	GOM_NL__2PRFIN20030719_115151_000001242018_00166_07234_6812.N1	19-JUL-2003 11:51:51	Straylight	123.50	53	43Bet And	2.0480	3300.0	247	7234	No
148	GOM_NL__2PRFIN20030719_115542_000000482018_00166_07234_6813.N1	19-JUL-2003 11:55:42	Twilight	48.000	146	25Eta Tau	2.8730	15200.	96	7234	No
149	GOM_NL__2PRFIN20030719_115716_000000552018_00166_07234_6814.N1	19-JUL-2003 11:57:16	Twilight	55.000	13	87Alp Tau	0.86700	3800.0	110	7234	No
150	GOM_NL__2PRFIN20030719_120110_000000402018_00166_07234_6815.N1	19-JUL-2003 12:01:10	Dark	39.500	72	34Del Ori	2.2500	30000.	79	7234	No
151	GOM_NL__2PRFIN20030719_120335_000000492018_00166_07234_6816.N1	19-JUL-2003 12:03:35	Dark	49.000	7	19Bet Ori	0.10000	14000.	98	7234	No
152	GOM_NL__2PRFIN20030719_120559_000000422018_00166_07234_6817.N1	19-JUL-2003 12:05:59	Dark	42.000	101	11Alp Lep	2.5820	7000.0	84	7234	No
153	GOM_NL__2PRFIN20030719_121601_000000442018_00166_07234_6818.N1	19-JUL-2003 12:16:01	Dark	44.000	157	The1Eri	2.9060	9300.0	88	7234	No
154	GOM_NL__2PRFIN20030719_122206_000000452018_00167_07235_6867.N1	19-JUL-2003 12:22:06	Dark	45.000	9	Alp Eri	0.45300	24000.	90	7235	No
155	GOM_NL__2PRFIN20030719_122526_000000612018_00167_07235_6868.N1	19-JUL-2003 12:25:26	Dark	60.500	84	Alp Phe	2.3970	4500.0	121	7235	No
156	GOM_NL__2PRFIN20030719_122932_000000422018_00167_07235_6869.N1	19-JUL-2003 12:29:32	Straylight	41.500	148	Alp Tuc	2.8780	4100.0	83	7235	No
157	GOM_NL__2PRFIN20030719_123059_000000562018_00167_07235_6870.N1	19-JUL-2003 12:30:59	Straylight	55.500	63	Bet Gru	2.1500	2800.0	111	7235	No
158	GOM_NL__2PRFIN20030719_123230_000000502018_00167_07235_6871.N1	19-JUL-2003 12:32:30	Straylight	49.500	31	Alp Gru	1.7340	15200.	99	7235	No
159	GOM_NL__2PRFIN20030719_123504_000000832018_00167_07235_6872.N1	19-JUL-2003 12:35:04	Straylight	83.000	18	24Alp PsA	1.1660	9700.0	166	7235	No
160	GOM_NL__2PRFIN20030719_123916_000000452018_00167_07235_6873.N1	19-JUL-2003 12:39:16	Twilight	44.500	40	The Sco	1.8590	7100.0	89	7235	No

161	GOM_NL__2PRFIN20030719_124113_000000402018_00167_07235_6874.N1	19-JUL-2003 12:41:13	Twilight	40.000	38	20Eps Sgr	1.8360	11000.	80	7235	No
162	GOM_NL__2PRFIN20030719_124307_000000402018_00167_07235_6875.N1	19-JUL-2003 12:43:07	Bright	39.500	57	34Sig Sgr	2.0660	26000.	79	7235	No
163	GOM_NL__2PRFIN20030719_124456_000000742018_00167_07235_6876.N1	19-JUL-2003 12:44:56	Bright	73.500	142	49Del Cap	2.8500	8900.0	147	7235	No
164	GOM_NL__2PRFIN20030719_125225_000000382018_00167_07235_6877.N1	19-JUL-2003 12:52:25	Bright	37.500	126	60Bet Oph	2.7700	4250.0	75	7235	No
165	GOM_NL__2PRFIN20030719_125454_000000392018_00167_07235_6878.N1	19-JUL-2003 12:54:54	Bright	38.500	168	17Zet Aql	2.9860	11000.	77	7235	No
166	GOM_NL__2PRFIN20030719_130043_000000372018_00167_07235_6879.N1	19-JUL-2003 13:00:43	Bright	36.500	133	40Zet Her	2.8070	6000.0	73	7235	No
167	GOM_NL__2PRFIN20030719_130525_000000402018_00167_07235_6880.N1	19-JUL-2003 13:05:25	Bright	40.000	69	33Gam Dra	2.2310	3800.0	80	7235	No
168	GOM_NL__2PRFIN20030719_130703_000000502018_00167_07235_6881.N1	19-JUL-2003 13:07:03	Bright	50.000	19	50Alp Cyg	1.2460	10500.	100	7235	No
169	GOM_NL__2PRFIN20030719_131205_000000442018_00167_07235_6882.N1	19-JUL-2003 13:12:05	Bright	43.500	89	5Alp Cep	2.4510	8000.0	87	7235	No
170	GOM_NL__2PRFIN20030719_131626_000000372018_00167_07235_6883.N1	19-JUL-2003 13:16:26	Bright	37.000	49	1Alp UMi	1.9900	6300.0	74	7235	No
171	GOM_NL__2PRFIN20030719_131925_000000512018_00167_07235_6884.N1	19-JUL-2003 13:19:25	Bright	51.000	74	11Bet Cas	2.2680	6600.0	102	7235	No
172	GOM_NL__2PRFIN20030719_132123_000000562018_00167_07235_6885.N1	19-JUL-2003 13:21:23	Bright	56.000	68	18Alp Cas	2.2250	4500.0	112	7235	No
173	GOM_NL__2PRFIN20030719_132613_000000452018_00167_07235_6886.N1	19-JUL-2003 13:26:13	Bright	45.000	160	23Gam Per	2.9300	4700.0	90	7235	No
174	GOM_NL__2PRFIN20030719_132738_000000442018_00167_07235_6887.N1	19-JUL-2003 13:27:38	Bright	44.000	35	33Alp Per	1.7950	6250.0	88	7235	No
175	GOM_NL__2PRFIN20030719_132931_000000692018_00167_07235_6888.N1	19-JUL-2003 13:29:31	Bright	68.500	73	57Gam1And	2.2600	13100.	137	7235	No
176	GOM_NL__2PRFIN20030719_133226_000001502018_00167_07235_6889.N1	19-JUL-2003 13:32:26	Straylight	150.00	53	43Bet And	2.0480	3300.0	300	7235	No
177	GOM_NL__2PRFIN20030719_133618_000000502018_00167_07235_6890.N1	19-JUL-2003 13:36:18	Twilight	49.500	146	25Eta Tau	2.8730	15200.	99	7235	No
178	GOM_NL__2PRFIN20030719_133753_000000552018_00167_07235_6891.N1	19-JUL-2003 13:37:53	Twilight	55.000	13	87Alp Tau	0.86700	3800.0	110	7235	No
179	GOM_NL__2PRFIN20030719_134146_000000392018_00167_07235_6892.N1	19-JUL-2003 13:41:46	Dark	39.000	72	34Del Ori	2.2500	30000.	78	7235	No
180	GOM_NL__2PRFIN20030719_134412_000000522018_00167_07235_6893.N1	19-JUL-2003 13:44:12	Dark	52.000	7	19Bet Ori	0.10000	14000.	104	7235	No
181	GOM_NL__2PRFIN20030719_134635_000000412018_00167_07235_6894.N1	19-JUL-2003 13:46:35	Dark	41.000	101	11Alp Lep	2.5820	7000.0	82	7235	No
182	GOM_NL__2PRFIN20030719_135100_000000392018_00167_07235_6895.N1	19-JUL-2003 13:51:00	Dark	38.500	108	Alp Col	2.6520	15200.	77	7235	No
183	GOM_NL__2PRFIN20030719_135637_000000442018_00167_07235_6896.N1	19-JUL-2003 13:56:37	Dark	44.000	157	The1Eri	2.9060	9300.0	88	7235	No
184	GOM_NL__2PRFIN20030719_140241_000000452018_00168_07236_6811.N1	19-JUL-2003 14:02:41	Dark	45.000	9	Alp Eri	0.45300	24000.	90	7236	No
185	GOM_NL__2PRFIN20030719_140602_000000562018_00168_07236_6812.N1	19-JUL-2003 14:06:02	Dark	56.000	84	Alp Phe	2.3970	4500.0	112	7236	No
186	GOM_NL__2PRFIN20030719_141008_000000432018_00168_07236_6813.N1	19-JUL-2003 14:10:08	Straylight	42.500	148	Alp Tuc	2.8780	4100.0	85	7236	No
187	GOM_NL__2PRFIN20030719_141135_000000592018_00168_07236_6814.N1	19-JUL-2003 14:11:35	Straylight	59.000	63	Bet Gru	2.1500	2800.0	118	7236	No
188	GOM_NL__2PRFIN20030719_141306_000000522018_00168_07236_6815.N1	19-JUL-2003 14:13:06	Straylight	51.500	31	Alp Gru	1.7340	15200.	103	7236	No
189	GOM_NL__2PRFIN20030719_141542_000000822018_00168_07236_6816.N1	19-JUL-2003 14:15:42	Straylight	81.500	18	24Alp PsA	1.1660	9700.0	163	7236	No
190	GOM_NL__2PRFIN20030719_141951_000000462018_00168_07236_6817.N1	19-JUL-2003 14:19:51	Twilight	45.500	40	The Sco	1.8590	7100.0	91	7236	No
191	GOM_NL__2PRFIN20030719_142148_000000422018_00168_07236_6818.N1	19-JUL-2003 14:21:48	Twilight	41.500	38	20Eps Sgr	1.8360	11000.	83	7236	No
192	GOM_NL__2PRFIN20030719_142342_000000412018_00168_07236_6819.N1	19-JUL-2003 14:23:42	Bright	40.500	57	34Sig Sgr	2.0660	26000.	81	7236	No
193	GOM_NL__2PRFIN20030719_142532_000000732018_00168_07236_6820.N1	19-JUL-2003 14:25:32	Bright	73.000	142	49Del Cap	2.8500	8900.0	146	7236	No
194	GOM_NL__2PRFIN20030719_143300_000000392018_00168_07236_6821.N1	19-JUL-2003 14:33:00	Bright	38.500	126	60Bet Oph	2.7700	4250.0	77	7236	No
195	GOM_NL__2PRFIN20030719_143528_000000392018_00168_07236_6822.N1	19-JUL-2003 14:35:28	Bright	39.000	168	17Zet Aql	2.9860	11000.	78	7236	No
196	GOM_NL__2PRFIN20030719_144120_000000382018_00168_07236_6823.N1	19-JUL-2003 14:41:20	Bright	37.500	133	40Zet Her	2.8070	6000.0	75	7236	No
197	GOM_NL__2PRFIN20030719_144601_000000342018_00168_07236_6824.N1	19-JUL-2003 14:46:01	Bright	34.000	69	33Gam Dra	2.2310	3800.0	68	7236	No
198	GOM_NL__2PRFIN20030719_144739_000000502018_00168_07236_6825.N1	19-JUL-2003 14:47:39	Bright	50.000	19	50Alp Cyg	1.2460	10500.	100	7236	No
199	GOM_NL__2PRFIN20030719_145241_000000402018_00168_07236_6826.N1	19-JUL-2003 14:52:41	Bright	39.500	89	5Alp Cep	2.4510	8000.0	79	7236	No
200	GOM_NL__2PRFIN20030719_145702_000000372018_00168_07236_6827.N1	19-JUL-2003 14:57:02	Bright	36.500	49	1Alp UMi	1.9900	6300.0	73	7236	No
201	GOM_NL__2PRFIN20030719_150001_000000512018_00168_07236_6828.N1	19-JUL-2003 15:00:01	Bright	50.500	74	11Bet Cas	2.2680	6600.0	101	7236	No
202	GOM_NL__2PRFIN20030719_150159_000000552018_00168_07236_6829.N1	19-JUL-2003 15:01:59	Bright	54.500	68	18Alp Cas	2.2250	4500.0	109	7236	No
203	GOM_NL__2PRFIN20030719_150650_000000622018_00168_07236_6830.N1	19-JUL-2003 15:06:50	Bright	62.000	160	23Gam Per	2.9300	4700.0	124	7236	No
204	GOM_NL__2PRFIN20030719_150814_000000432018_00168_07236_6831.N1	19-JUL-2003 15:08:14	Bright	43.000	35	33Alp Per	1.7950	6250.0	86	7236	No
205	GOM_NL__2PRFIN20030719_151007_000000672018_00168_07236_6832.N1	19-JUL-2003 15:10:07	Bright	67.000	73	57Gam1And	2.2600	13100.	134	7236	No
206	GOM_NL__2PRFIN20030719_151301_000001222018_00168_07236_6833.N1	19-JUL-2003 15:13:01	Straylight	122.00	53	43Bet And	2.0480	3300.0	244	7236	No
207	GOM_NL__2PRFIN20030719_151655_000000462018_00168_07236_6834.N1	19-JUL-2003 15:16:55	Twilight	46.000	146	25Eta Tau	2.8730	15200.	92	7236	No
208	GOM_NL__2PRFIN20030719_151829_000000502018_00168_07236_6835.N1	19-JUL-2003 15:18:29	Twilight	49.500	13	87Alp Tau	0.86700	3800.0	99	7236	No
209	GOM_NL__2PRFIN20030719_152223_000000392018_00168_07236_6836.N1	19-JUL-2003 15:22:23	Dark	39.000	72	34Del Ori	2.2500	30000.	78	7236	No
210	GOM_NL__2PRFIN20030719_152448_000000462018_00168_07236_6837.N1	19-JUL-2003 15:24:48	Dark	45.500	7	19Bet Ori	0.10000	14000.	91	7236	No
211	GOM_NL__2PRFIN20030719_152712_000000402018_00168_07236_6838.N1	19-JUL-2003 15:27:12	Dark	40.000	101	11Alp Lep	2.5820	7000.0	80	7236	No
212	GOM_NL__2PRFIN20030719_153137_000000402018_00168_07236_6839.N1	19-JUL-2003 15:31:37	Dark	39.500	108	Alp Col	2.6520	15200.	79	7236	No
213	GOM_NL__2PRFIN20030719_153715_000000432018_00168_07236_6840.N1	19-JUL-2003 15:37:15	Dark	42.500	157	The1Eri	2.9060	9300.0	85	7236	No
214	GOM_NL__2PRFIN20030719_154319_000000442018_00169_07237_6811.N1	19-JUL-2003 15:43:19	Dark	44.000	9	Alp Eri	0.45300	24000.	88	7237	No
215	GOM_NL__2PRFIN20030719_154641_000000562018_00169_07237_6812.N1	19-JUL-2003 15:46:41	Dark	56.000	84	Alp Phe	2.3970	4500.0	112	7237	No
216	GOM_NL__2PRFIN20030719_155046_000000432018_00169_07237_6813.N1	19-JUL-2003 15:50:46	Straylight	43.000	148	Alp Tuc	2.8780	4100.0	86	7237	No
217	GOM_NL__2PRFIN20030719_155213_000000512018_00169_07237_6814.N1	19-JUL-2003 15:52:13	Straylight	50.500	63	Bet Gru	2.1500	2800.0	101	7237	No
218	GOM_NL__2PRFIN20030719_155344_000000502018_00169_07237_6815.N1	19-JUL-2003 15:53:44	Straylight	50.000	31	Alp Gru	1.7340	15200.	100	7237	No
219	GOM_NL__2PRFIN20030719_155620_000000852018_00169_07237_6816.N1	19-JUL-2003 15:56:20	Straylight	84.500	18	24Alp PsA	1.1660	9700.0	169	7237	No

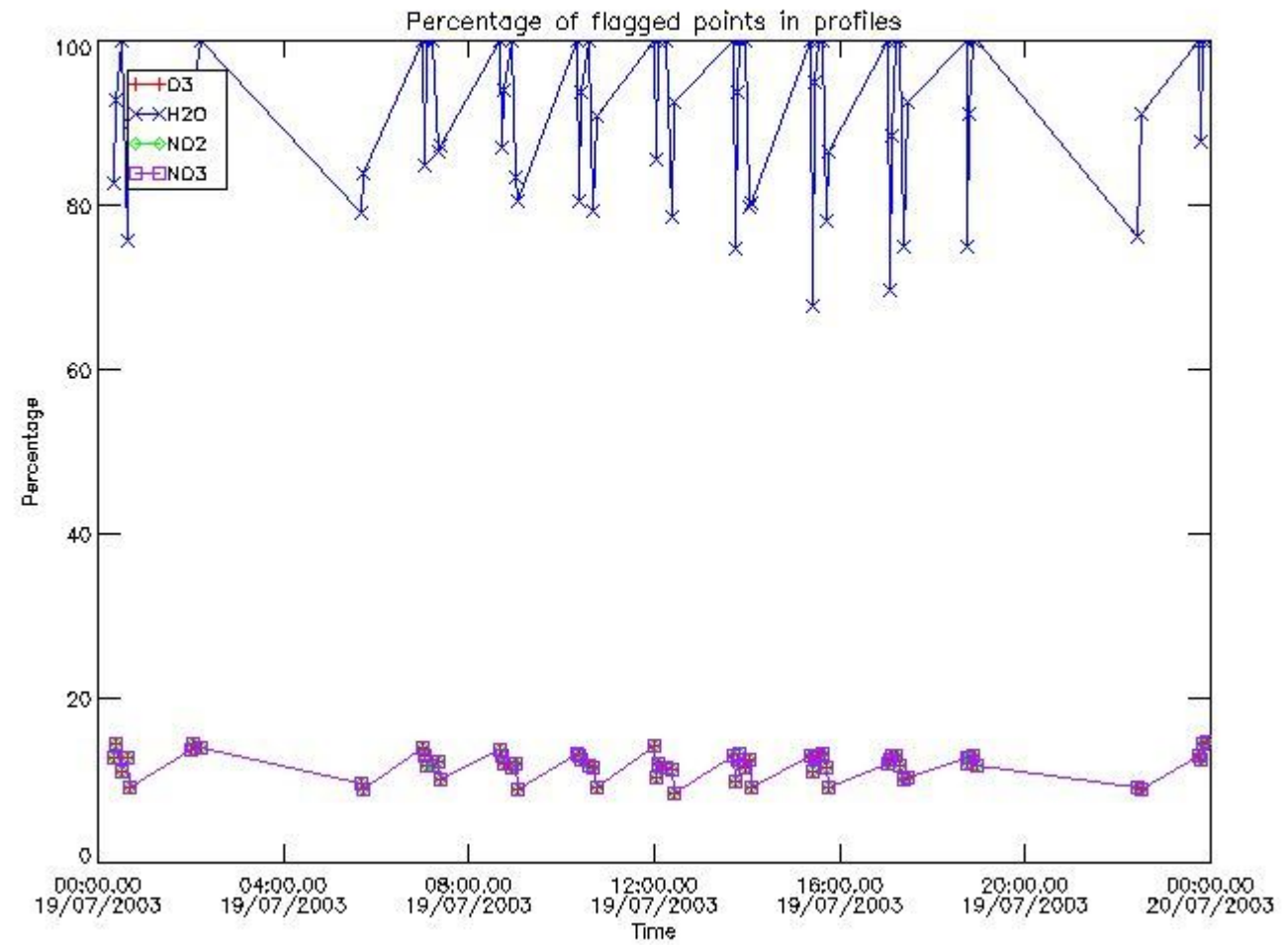
220	GOM_NL__2PRFIN20030719_160028_000000432018_00169_07237_6817.N1	19-JUL-2003 16:00:28	Twilight	42.500	40	The Sco	1.8590	7100.0	85	7237	No
221	GOM_NL__2PRFIN20030719_160226_000000412018_00169_07237_6818.N1	19-JUL-2003 16:02:26	Twilight	40.500	38	20Eps Sgr	1.8360	11000.	81	7237	No
222	GOM_NL__2PRFIN20030719_160419_000000392018_00169_07237_6819.N1	19-JUL-2003 16:04:19	Bright	39.000	57	34Sig Sgr	2.0660	26000.	78	7237	No
223	GOM_NL__2PRFIN20030719_160607_000000732018_00169_07237_6820.N1	19-JUL-2003 16:06:07	Bright	73.000	142	49Del Cap	2.8500	8900.0	146	7237	No
224	GOM_NL__2PRFIN20030719_161337_000000372018_00169_07237_6821.N1	19-JUL-2003 16:13:37	Bright	36.500	126	60Bet Oph	2.7700	4250.0	73	7237	No
225	GOM_NL__2PRFIN20030719_161606_000000382018_00169_07237_6822.N1	19-JUL-2003 16:16:06	Bright	37.500	168	17Zet Aql	2.9860	11000.	75	7237	No
226	GOM_NL__2PRFIN20030719_162156_000000382018_00169_07237_6823.N1	19-JUL-2003 16:21:56	Bright	37.500	133	40Zet Her	2.8070	6000.0	75	7237	No
227	GOM_NL__2PRFIN20030719_162637_000000362018_00169_07237_6824.N1	19-JUL-2003 16:26:37	Bright	36.000	69	33Gam Dra	2.2310	3800.0	72	7237	No
228	GOM_NL__2PRFIN20030719_162814_000000482018_00169_07237_6825.N1	19-JUL-2003 16:28:14	Bright	48.000	19	50Alp Cyg	1.2460	10500.	96	7237	No
229	GOM_NL__2PRFIN20030719_163316_000000432018_00169_07237_6826.N1	19-JUL-2003 16:33:16	Bright	42.500	89	5Alp Cep	2.4510	8000.0	85	7237	No
230	GOM_NL__2PRFIN20030719_163738_000000362018_00169_07237_6827.N1	19-JUL-2003 16:37:38	Bright	36.000	49	1Alp UMi	1.9900	6300.0	72	7237	No
231	GOM_NL__2PRFIN20030719_164036_000000532018_00169_07237_6828.N1	19-JUL-2003 16:40:36	Bright	53.000	74	11Bet Cas	2.2680	6600.0	106	7237	No
232	GOM_NL__2PRFIN20030719_164233_000000562018_00169_07237_6829.N1	19-JUL-2003 16:42:33	Bright	56.000	68	18Alp Cas	2.2250	4500.0	112	7237	No
233	GOM_NL__2PRFIN20030719_164725_000000472018_00169_07237_6830.N1	19-JUL-2003 16:47:25	Bright	47.000	160	23Gam Per	2.9300	4700.0	94	7237	No
234	GOM_NL__2PRFIN20030719_164850_000000452018_00169_07237_6831.N1	19-JUL-2003 16:48:50	Bright	44.500	35	33Alp Per	1.7950	6250.0	89	7237	No
235	GOM_NL__2PRFIN20030719_165042_000000672018_00169_07237_6832.N1	19-JUL-2003 16:50:42	Bright	66.500	73	57Gam1And	2.2600	13100.	133	7237	No
236	GOM_NL__2PRFIN20030719_165338_000001312018_00169_07237_6833.N1	19-JUL-2003 16:53:38	Straylight	130.50	53	43Bet And	2.0480	3300.0	261	7237	No
237	GOM_NL__2PRFIN20030719_165731_000000472018_00169_07237_6834.N1	19-JUL-2003 16:57:31	Twilight	46.500	146	25Eta Tau	2.8730	15200.	93	7237	No
238	GOM_NL__2PRFIN20030719_165905_000000552018_00169_07237_6835.N1	19-JUL-2003 16:59:05	Twilight	55.000	13	87Alp Tau	0.86700	3800.0	110	7237	No
239	GOM_NL__2PRFIN20030719_170259_000000432018_00169_07237_6836.N1	19-JUL-2003 17:02:59	Dark	42.500	72	34Del Ori	2.2500	30000.	85	7237	No
240	GOM_NL__2PRFIN20030719_170524_000000452018_00169_07237_6837.N1	19-JUL-2003 17:05:24	Dark	45.000	7	19Bet Ori	0.10000	14000.	90	7237	No
241	GOM_NL__2PRFIN20030719_170748_000000402018_00169_07237_6838.N1	19-JUL-2003 17:07:48	Dark	39.500	101	11Alp Lep	2.5820	7000.0	79	7237	No
242	GOM_NL__2PRFIN20030719_171213_000000392018_00169_07237_6839.N1	19-JUL-2003 17:12:13	Dark	39.000	108	Alp Col	2.6520	15200.	78	7237	No
243	GOM_NL__2PRFIN20030719_171751_000000432018_00169_07237_6840.N1	19-JUL-2003 17:17:51	Dark	43.000	157	The1Eri	2.9060	9300.0	86	7237	No
244	GOM_NL__2PRFIN20030719_172356_000000512018_00170_07238_6811.N1	19-JUL-2003 17:23:56	Dark	50.500	9	Alp Eri	0.45300	24000.	101	7238	No
245	GOM_NL__2PRFIN20030719_172718_000000542018_00170_07238_6812.N1	19-JUL-2003 17:27:18	Dark	54.000	84	Alp Phe	2.3970	4500.0	108	7238	No
246	GOM_NL__2PRFIN20030719_173122_000000452018_00170_07238_6813.N1	19-JUL-2003 17:31:22	Straylight	44.500	148	Alp Tuc	2.8780	4100.0	89	7238	No
247	GOM_NL__2PRFIN20030719_173250_000000512018_00170_07238_6814.N1	19-JUL-2003 17:32:50	Straylight	50.500	63	Bet Gru	2.1500	2800.0	101	7238	No
248	GOM_NL__2PRFIN20030719_173420_000000502018_00170_07238_6815.N1	19-JUL-2003 17:34:20	Straylight	50.000	31	Alp Gru	1.7340	15200.	100	7238	No
249	GOM_NL__2PRFIN20030719_173657_000000862018_00170_07238_6816.N1	19-JUL-2003 17:36:57	Straylight	86.000	18	24Alp PsA	1.1660	9700.0	172	7238	No
250	GOM_NL__2PRFIN20030719_174104_000000462018_00170_07238_6817.N1	19-JUL-2003 17:41:04	Twilight	46.000	40	The Sco	1.8590	7100.0	92	7238	No
251	GOM_NL__2PRFIN20030719_174302_000000412018_00170_07238_6818.N1	19-JUL-2003 17:43:02	Twilight	41.000	38	20Eps Sgr	1.8360	11000.	82	7238	No
252	GOM_NL__2PRFIN20030719_174456_000000392018_00170_07238_6819.N1	19-JUL-2003 17:44:56	Bright	39.000	57	34Sig Sgr	2.0660	26000.	78	7238	No
253	GOM_NL__2PRFIN20030719_174644_000000732018_00170_07238_6820.N1	19-JUL-2003 17:46:44	Bright	73.000	142	49Del Cap	2.8500	8900.0	146	7238	No
254	GOM_NL__2PRFIN20030719_175413_000000372018_00170_07238_6821.N1	19-JUL-2003 17:54:13	Bright	36.500	126	60Bet Oph	2.7700	4250.0	73	7238	No
255	GOM_NL__2PRFIN20030719_175642_000000392018_00170_07238_6822.N1	19-JUL-2003 17:56:42	Bright	38.500	168	17Zet Aql	2.9860	11000.	77	7238	No
256	GOM_NL__2PRFIN20030719_180232_000000402018_00170_07238_6823.N1	19-JUL-2003 18:02:32	Bright	39.500	133	40Zet Her	2.8070	6000.0	79	7238	No
257	GOM_NL__2PRFIN20030719_180713_000000382018_00170_07238_6824.N1	19-JUL-2003 18:07:13	Bright	37.500	69	33Gam Dra	2.2310	3800.0	75	7238	No
258	GOM_NL__2PRFIN20030719_180849_000000512018_00170_07238_6825.N1	19-JUL-2003 18:08:49	Bright	51.000	19	50Alp Cyg	1.2460	10500.	102	7238	No
259	GOM_NL__2PRFIN20030719_181352_000000412018_00170_07238_6826.N1	19-JUL-2003 18:13:52	Bright	41.000	89	5Alp Cep	2.4510	8000.0	82	7238	No
260	GOM_NL__2PRFIN20030719_181814_000000372018_00170_07238_6827.N1	19-JUL-2003 18:18:14	Bright	36.500	49	1Alp UMi	1.9900	6300.0	73	7238	No
261	GOM_NL__2PRFIN20030719_182110_000000532018_00170_07238_6828.N1	19-JUL-2003 18:21:10	Bright	53.000	74	11Bet Cas	2.2680	6600.0	106	7238	No
262	GOM_NL__2PRFIN20030719_182309_000000552018_00170_07238_6829.N1	19-JUL-2003 18:23:09	Bright	54.500	68	18Alp Cas	2.2250	4500.0	109	7238	No
263	GOM_NL__2PRFIN20030719_182801_000000402018_00170_07238_6830.N1	19-JUL-2003 18:28:01	Bright	40.000	160	23Gam Per	2.9300	4700.0	80	7238	No
264	GOM_NL__2PRFIN20030719_182925_000000452018_00170_07238_6831.N1	19-JUL-2003 18:29:25	Bright	44.500	35	33Alp Per	1.7950	6250.0	89	7238	No
265	GOM_NL__2PRFIN20030719_183118_000000652018_00170_07238_6832.N1	19-JUL-2003 18:31:18	Bright	65.000	73	57Gam1And	2.2600	13100.	130	7238	No
266	GOM_NL__2PRFIN20030719_183414_000001222018_00170_07238_6833.N1	19-JUL-2003 18:34:14	Straylight	121.50	53	43Bet And	2.0480	3300.0	243	7238	No
267	GOM_NL__2PRFIN20030719_183807_000000502018_00170_07238_6834.N1	19-JUL-2003 18:38:07	Twilight	49.500	146	25Eta Tau	2.8730	15200.	99	7238	No
268	GOM_NL__2PRFIN20030719_183942_000000552018_00170_07238_6835.N1	19-JUL-2003 18:39:42	Twilight	55.000	13	87Alp Tau	0.86700	3800.0	110	7238	No
269	GOM_NL__2PRFIN20030719_184335_000000402018_00170_07238_6836.N1	19-JUL-2003 18:43:35	Dark	40.000	72	34Del Ori	2.2500	30000.	80	7238	No
270	GOM_NL__2PRFIN20030719_184601_000000432018_00170_07238_6837.N1	19-JUL-2003 18:46:01	Dark	42.500	7	19Bet Ori	0.10000	14000.	85	7238	No
271	GOM_NL__2PRFIN20030719_184824_000000402018_00170_07238_6838.N1	19-JUL-2003 18:48:24	Dark	40.000	101	11Alp Lep	2.5820	7000.0	80	7238	No
272	GOM_NL__2PRFIN20030719_185249_000000402018_00170_07238_6839.N1	19-JUL-2003 18:52:49	Dark	39.500	108	Alp Col	2.6520	15200.	79	7238	No
273	GOM_NL__2PRFIN20030719_185828_000000432018_00170_07238_6840.N1	19-JUL-2003 18:58:28	Dark	43.000	157	The1Eri	2.9060	9300.0	86	7238	No
274	GOM_NL__2PRFIN20030719_222546_000000552018_00173_07241_6813.N1	19-JUL-2003 22:25:46	Dark	55.000	9	Alp Eri	0.45300	24000.	110	7241	No
275	GOM_NL__2PRFIN20030719_222909_000000572018_00173_07241_6814.N1	19-JUL-2003 22:29:09	Dark	57.000	84	Alp Phe	2.3970	4500.0	114	7241	No
276	GOM_NL__2PRFIN20030719_223311_000000412018_00173_07241_6815.N1	19-JUL-2003 22:33:11	Straylight	41.000	148	Alp Tuc	2.8780	4100.0	82	7241	No
277	GOM_NL__2PRFIN20030719_223440_000000612018_00173_07241_6816.N1	19-JUL-2003 22:34:40	Straylight	60.500	63	Bet Gru	2.1500	2800.0	121	7241	No
278	GOM_NL__2PRFIN20030719_223610_000000472018_00173_07241_6817.N1	19-JUL-2003 22:36:10	Straylight	47.000	31	Alp Gru	1.7340	15200.	94	7241	No

279	GOM_NL__2PRFIN20030719_223847_000000842018_00173_07241_6818.N1	19-JUL-2003 22:38:47	Straylight	83.500	18	24Alp PsA	1.1660	9700.0	167	7241	No
280	GOM_NL__2PRFIN20030719_224450_000000402018_00173_07241_6819.N1	19-JUL-2003 22:44:50	Twilight	40.000	38	20Eps Sgr	1.8360	11000.	80	7241	No
281	GOM_NL__2PRFIN20030719_224644_000000392018_00173_07241_6820.N1	19-JUL-2003 22:46:44	Bright	38.500	57	34Sig Sgr	2.0660	26000.	77	7241	No
282	GOM_NL__2PRFIN20030719_224831_000000742018_00173_07241_6821.N1	19-JUL-2003 22:48:31	Bright	73.500	142	49Del Cap	2.8500	8900.0	147	7241	No
283	GOM_NL__2PRFIN20030719_225602_000000362018_00173_07241_6822.N1	19-JUL-2003 22:56:02	Bright	36.000	126	60Bet Oph	2.7700	4250.0	72	7241	No
284	GOM_NL__2PRFIN20030719_225829_000000382018_00173_07241_6823.N1	19-JUL-2003 22:58:29	Bright	37.500	168	17Zet Aql	2.9860	11000.	75	7241	No
285	GOM_NL__2PRFIN20030719_230421_000000392018_00173_07241_6824.N1	19-JUL-2003 23:04:21	Bright	39.000	133	40Zet Her	2.8070	6000.0	78	7241	No
286	GOM_NL__2PRFIN20030719_230900_000000362018_00173_07241_6825.N1	19-JUL-2003 23:09:00	Bright	35.500	69	33Gam Dra	2.2310	3800.0	71	7241	No
287	GOM_NL__2PRFIN20030719_231035_000000502018_00173_07241_6826.N1	19-JUL-2003 23:10:35	Bright	50.000	19	50Alp Cyg	1.2460	10500.	100	7241	No
288	GOM_NL__2PRFIN20030719_231225_000000342018_00173_07241_6827.N1	19-JUL-2003 23:12:25	Bright	34.000	119	14Eta Dra	2.7270	4700.0	68	7241	No
289	GOM_NL__2PRFIN20030719_231538_000000432018_00173_07241_6828.N1	19-JUL-2003 23:15:38	Bright	42.500	89	5Alp Cep	2.4510	8000.0	85	7241	No
290	GOM_NL__2PRFIN20030719_232002_000000362018_00173_07241_6829.N1	19-JUL-2003 23:20:02	Bright	36.000	49	1Alp UMi	1.9900	6300.0	72	7241	No
291	GOM_NL__2PRFIN20030719_232257_000000512018_00173_07241_6830.N1	19-JUL-2003 23:22:57	Bright	50.500	74	11Bet Cas	2.2680	6600.0	101	7241	No
292	GOM_NL__2PRFIN20030719_232455_000000542018_00173_07241_6831.N1	19-JUL-2003 23:24:55	Bright	54.000	68	18Alp Cas	2.2250	4500.0	108	7241	No
293	GOM_NL__2PRFIN20030719_232948_000000462018_00173_07241_6832.N1	19-JUL-2003 23:29:48	Bright	45.500	160	23Gam Per	2.9300	4700.0	91	7241	No
294	GOM_NL__2PRFIN20030719_233113_000000432018_00173_07241_6833.N1	19-JUL-2003 23:31:13	Bright	42.500	35	33Alp Per	1.7950	6250.0	85	7241	No
295	GOM_NL__2PRFIN20030719_233306_000000672018_00173_07241_6834.N1	19-JUL-2003 23:33:06	Bright	67.000	73	57Gam1And	2.2600	13100.	134	7241	No
296	GOM_NL__2PRFIN20030719_233601_000001352018_00173_07241_6835.N1	19-JUL-2003 23:36:01	Straylight	135.00	53	43Bet And	2.0480	3300.0	270	7241	No
297	GOM_NL__2PRFIN20030719_233955_000000502018_00173_07241_6836.N1	19-JUL-2003 23:39:55	Twilight	49.500	146	25Eta Tau	2.8730	15200.	99	7241	No
298	GOM_NL__2PRFIN20030719_234130_000000522018_00173_07241_6837.N1	19-JUL-2003 23:41:30	Twilight	51.500	13	87Alp Tau	0.86700	3800.0	103	7241	No
299	GOM_NL__2PRFIN20030719_234535_000000392018_00173_07241_6838.N1	19-JUL-2003 23:45:35	Dark	39.000	30	46Eps Ori	1.6940	30000.	78	7241	No
300	GOM_NL__2PRFIN20030719_234749_000000412018_00173_07241_6839.N1	19-JUL-2003 23:47:49	Dark	41.000	7	19Bet Ori	0.10000	14000.	82	7241	No
301	GOM_NL__2PRFIN20030719_235012_000000362018_00173_07241_6840.N1	19-JUL-2003 23:50:12	Dark	35.500	101	11Alp Lep	2.5820	7000.0	71	7241	No
302	GOM_NL__2PRFIN20030719_235437_000000382018_00173_07241_6841.N1	19-JUL-2003 23:54:37	Dark	38.000	108	Alp Col	2.6520	15200.	76	7241	No

3. Quality information per product

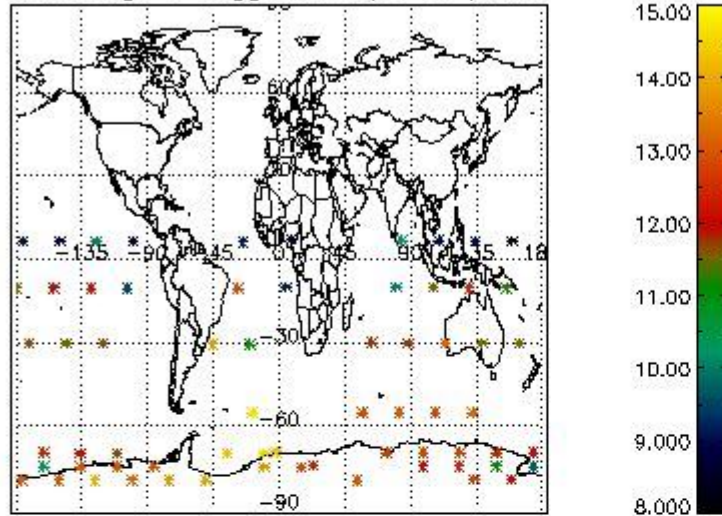
In this section it is plotted some information contained in the Quality Summary data set of the level 2 products. Only products in dark limb conditions and without errors (error flag in the MPH set to "0") are used.

3.1 Plot quality information per product (time dependant)

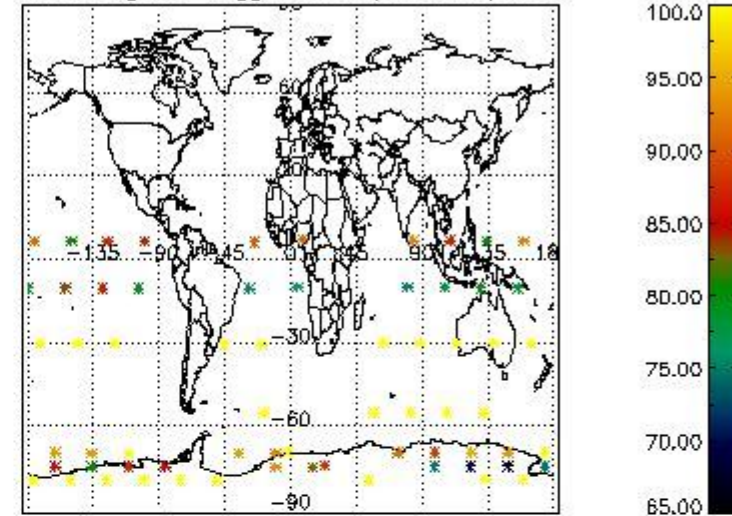


3.2 Plot quality information per product (world map)

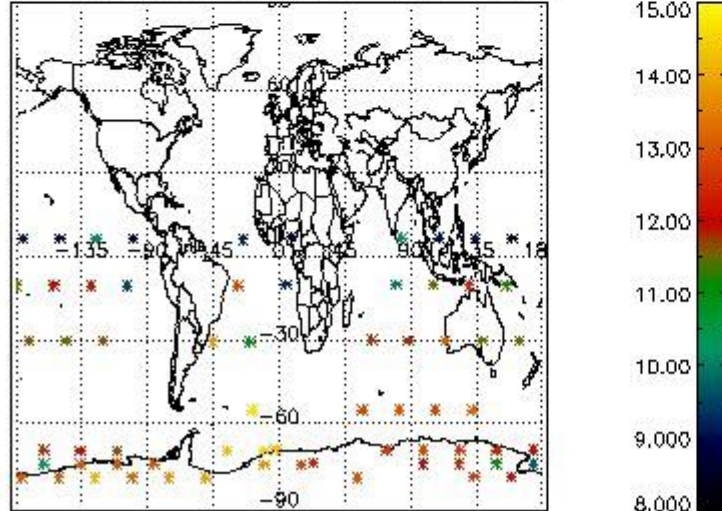
Percentage of flagged data per O3 profile



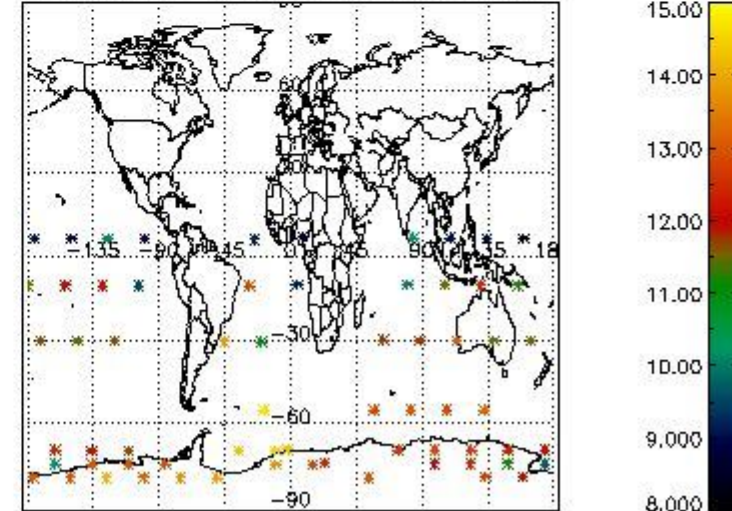
Percentage of flagged data per H2O profile



Percentage of flagged data per NO2 profile



Percentage of flagged data per NO3 profile

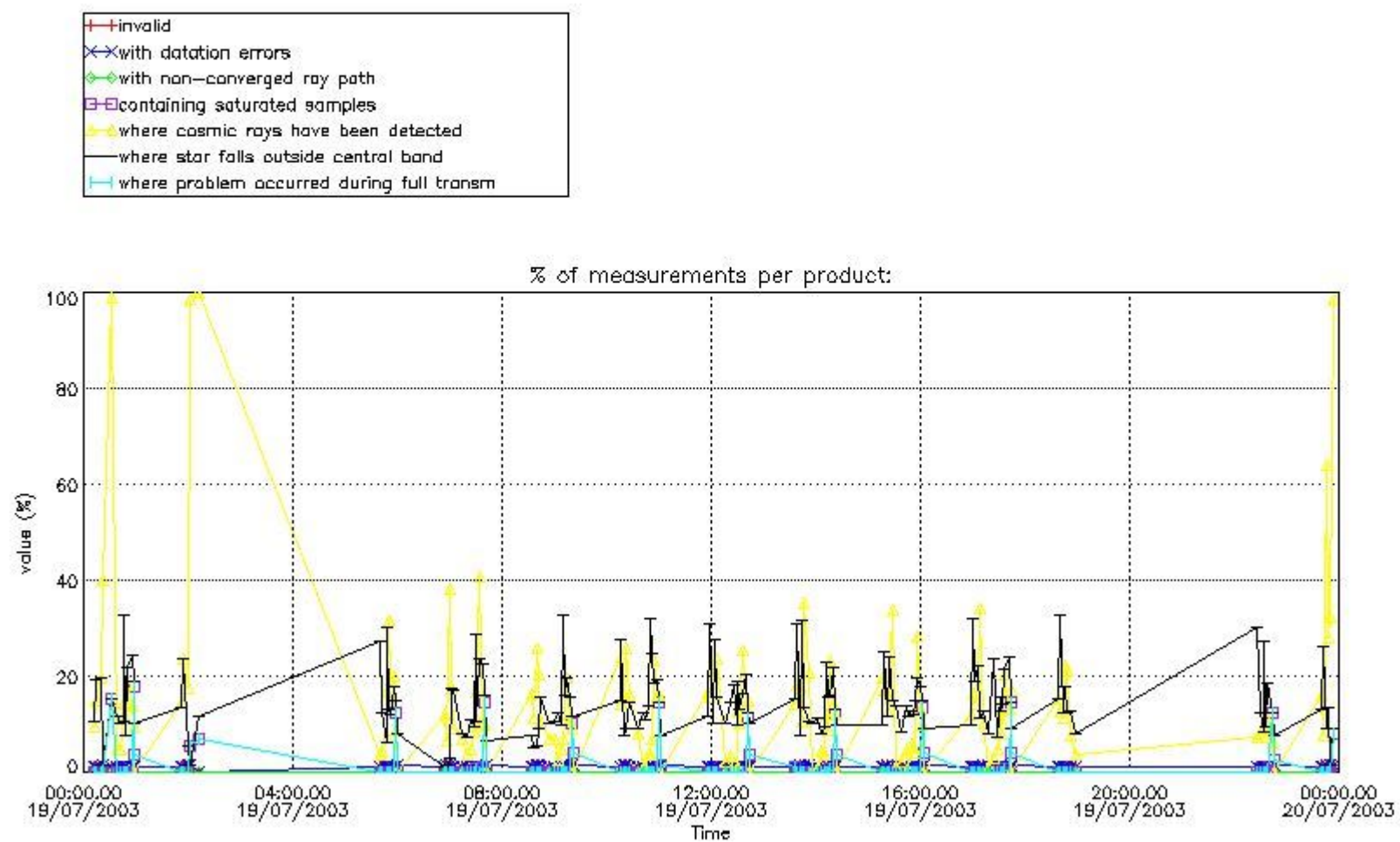


4. Level 1 quality information per product

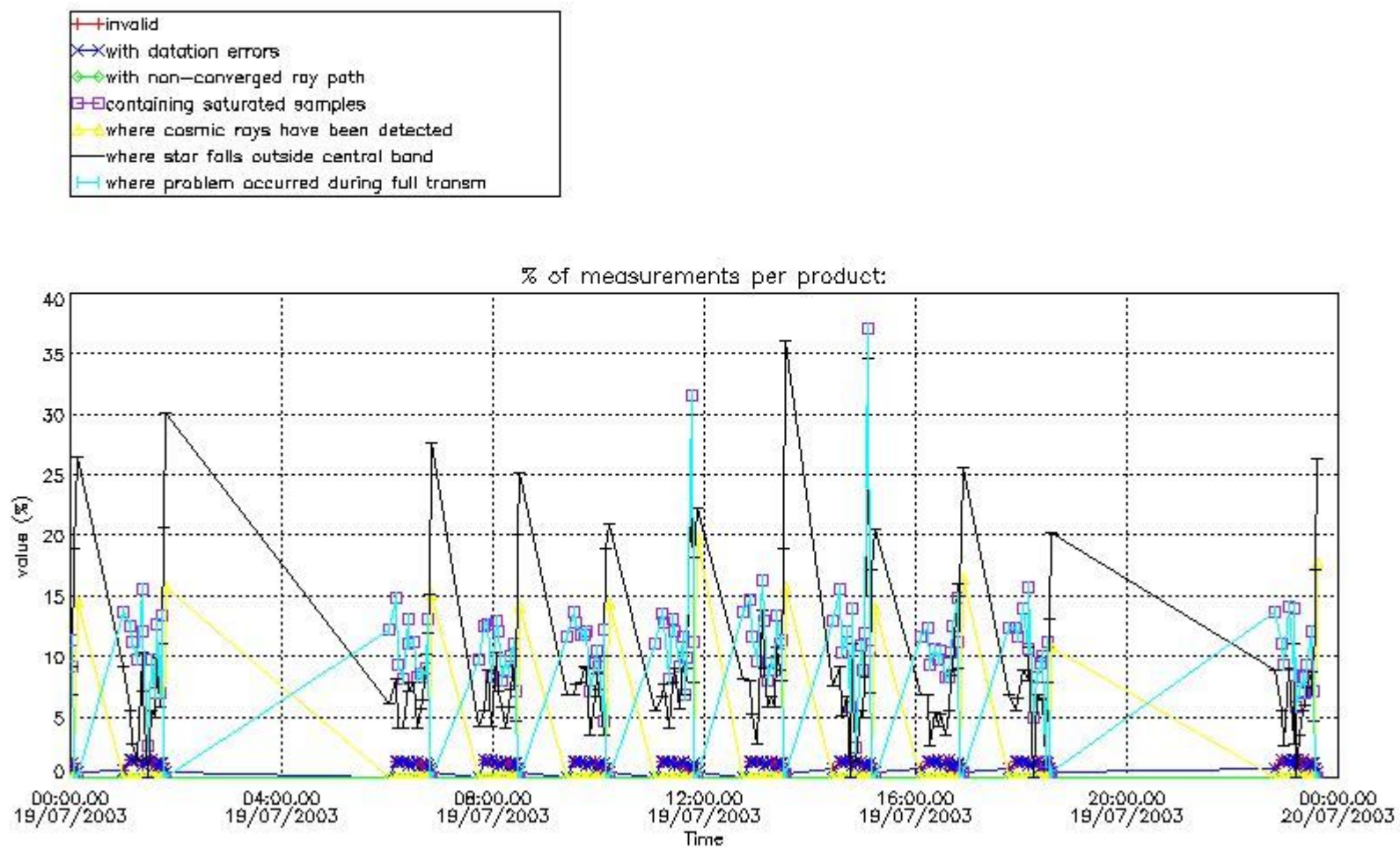
In this section it is plotted some information contained in the Quality Summary data set of the level 2 products that comes from the level 1b processing. Products without errors (error flag in the MPH set to "0") are used.

4.1 Plot quality information per product (time dependant) coming from level 1b processing

4.1.1 Plot level 1 quality information per product (time dependant): ENVISAT ASCENDING passes



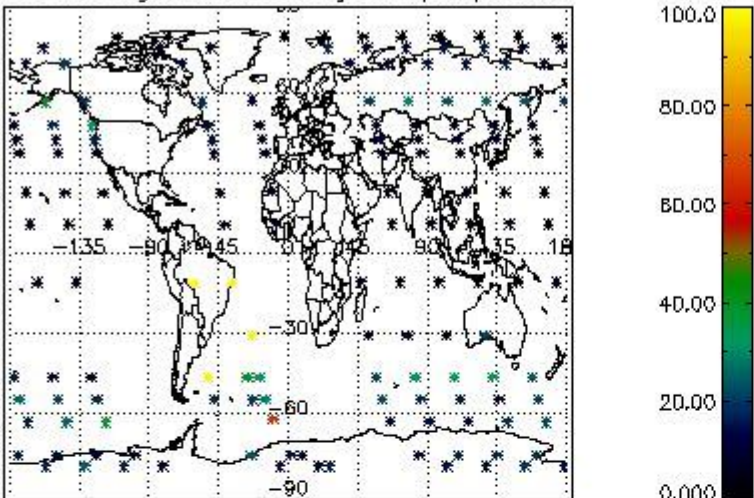
4.1.2 Plot level 1 quality information per product (time dependant): ENVI SAT DESCENDING passes



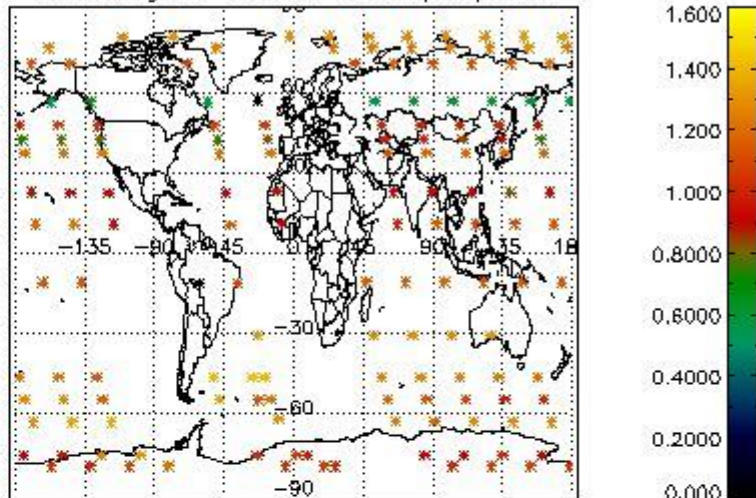
4.2 Plot quality information per product coming from level 1b processing (world map)

4.2.1 Plot level 1 quality information per product (world map): ENVISAT ASCENDING passes

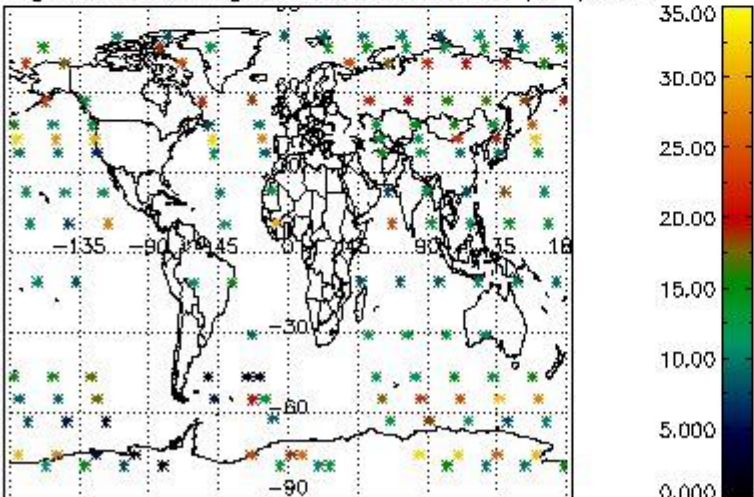
Percentage of cosmic ray hits per profile



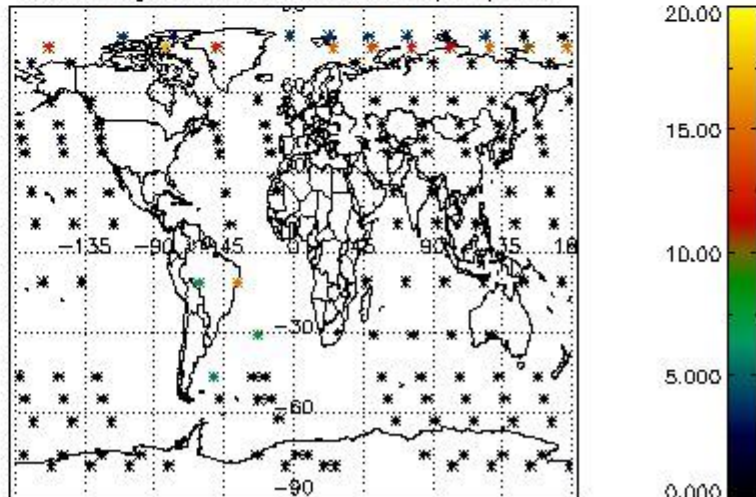
Percentage of datation errors per profile



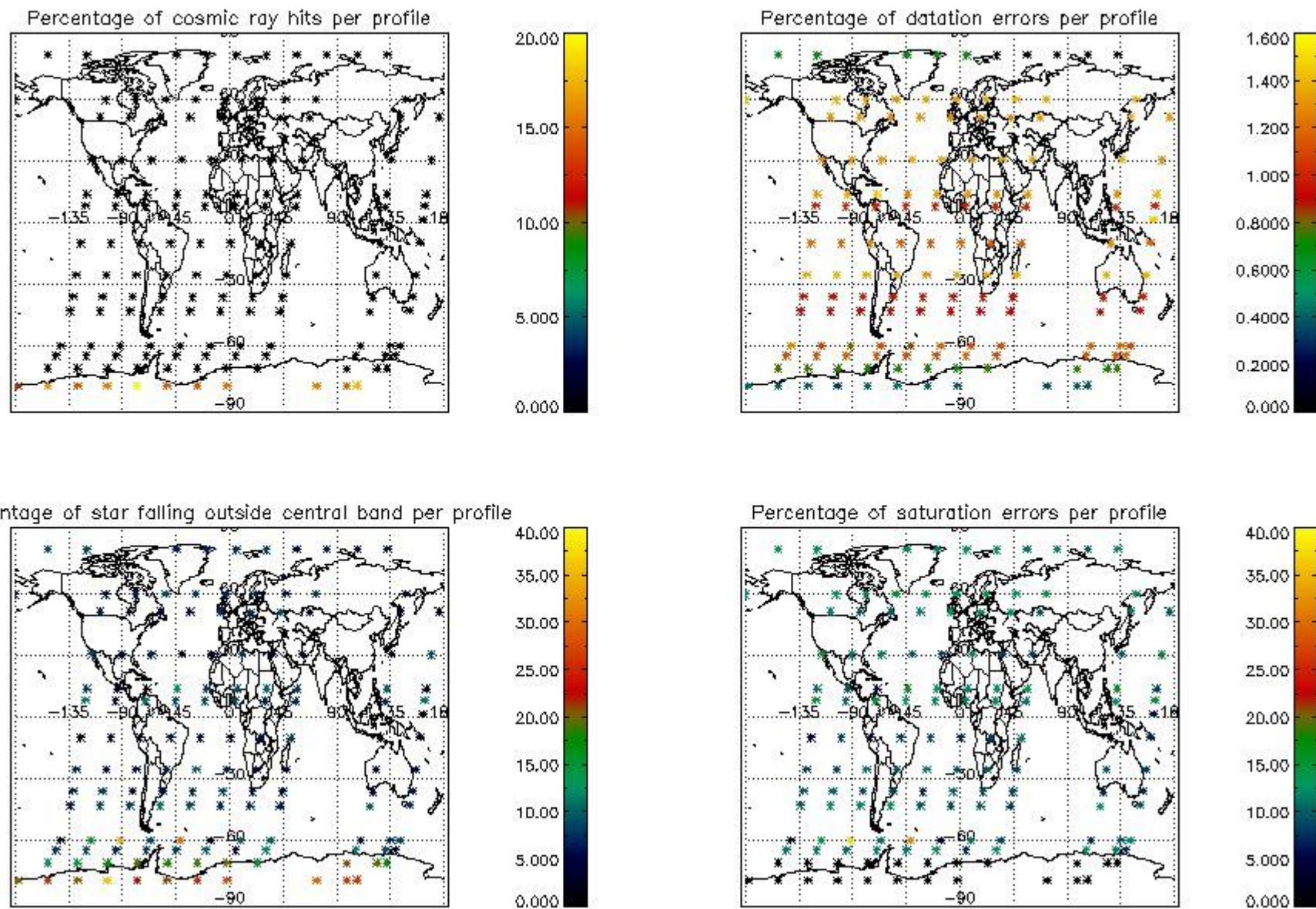
Percentage of star falling outside central band per profile



Percentage of saturation errors per profile



4.2.2 Plot level 1 quality information per product (world map): ENVISAT DESCENDING passes



5. Trace gas profiles

5.1 Ozone statistics based on quality of products

The final quality of the products can be "measured" using the STD (Standard Deviation) attached to every point profile. This information is written to the parameter GOM_NL__2P/NL_LOCAL_SPECIES_DENSITY/o3_std of the level 2 products. The table below shows the statistics for given STD ranges.

The statistics are given with respect to the overall valid production:

- Products without fatal errors: GOM_NL__2P/MPH/PRODUCT_ERR=0
- Valid point profile: GOM_NL__2P/NL_LOCAL_SPECIES_DENSITY/pcd(0)=0

The 'Criteria' is applied to valid points of dark limb products:

- Products in dark limb illumination condition: GOM_NL__2P/NL_SUMMARY_QUALITY/obs_ill_cond=0
- Products without fatal errors: GOM_NL__2P/MPH/PRODUCT_ERR=0
- Valid point profile: GOM_NL__2P/NL_LOCAL_SPECIES_DENSITY/pcd(0)=0

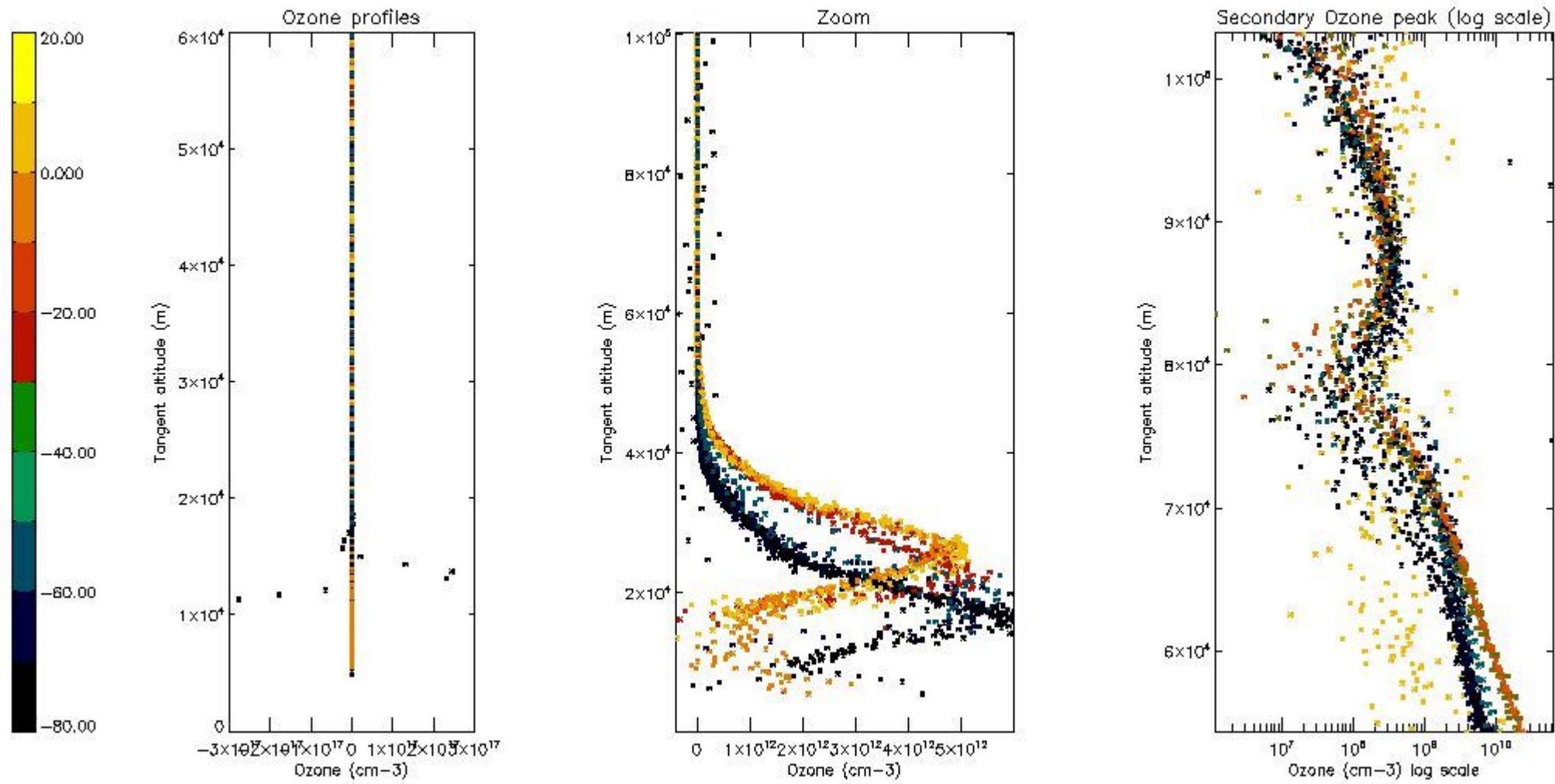
So, the table below shows the percentage of dark limb and valid observations for each criteria with respect to the overall valid daily observations.

Criteria	% of total production
All STD	19
STD < 20	11

STD < 10	9
STD < 5	6

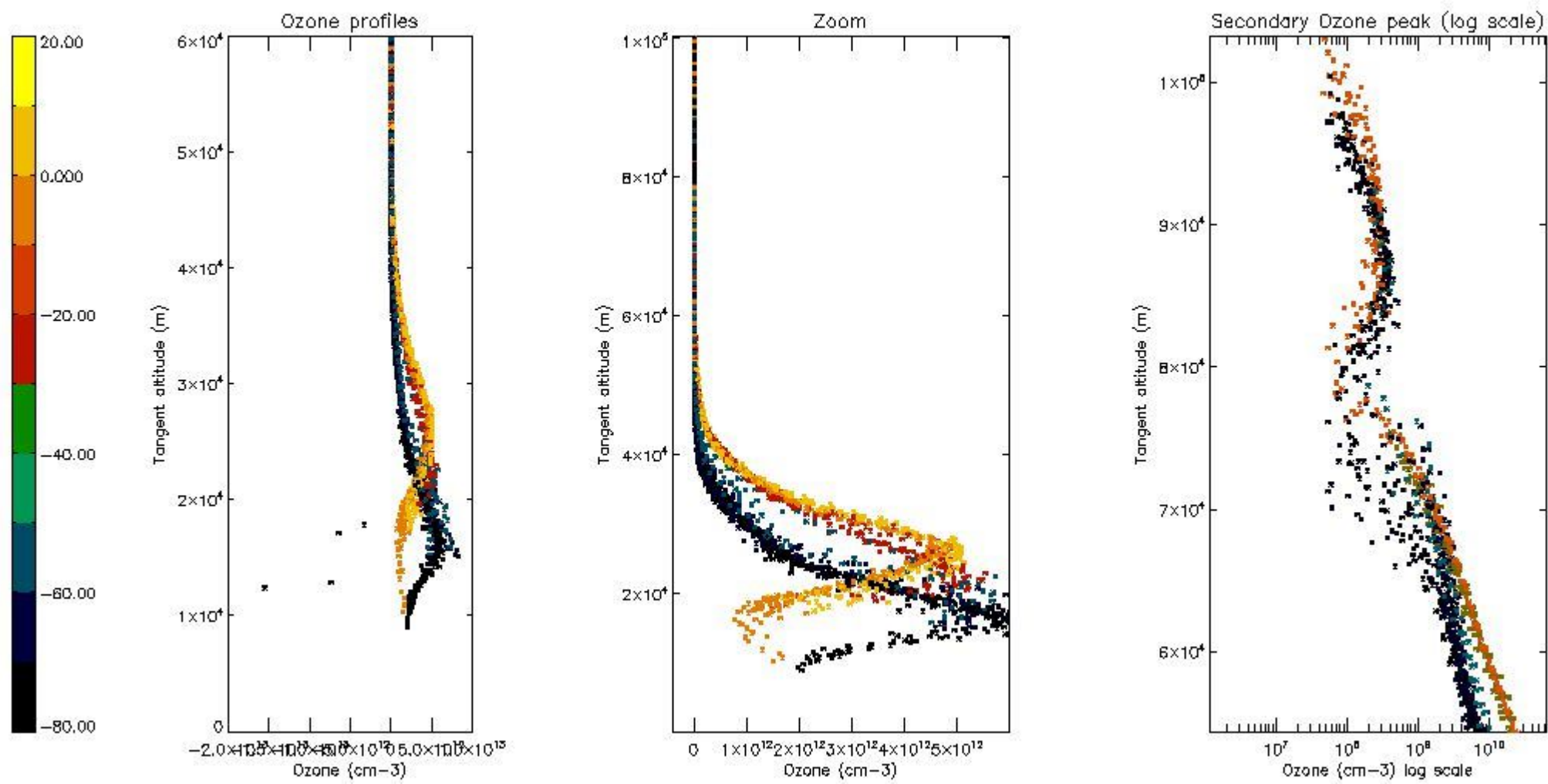
5.2 Plot ozone profiles for all STD (dark without errors)

The colorbar represents the latitude.



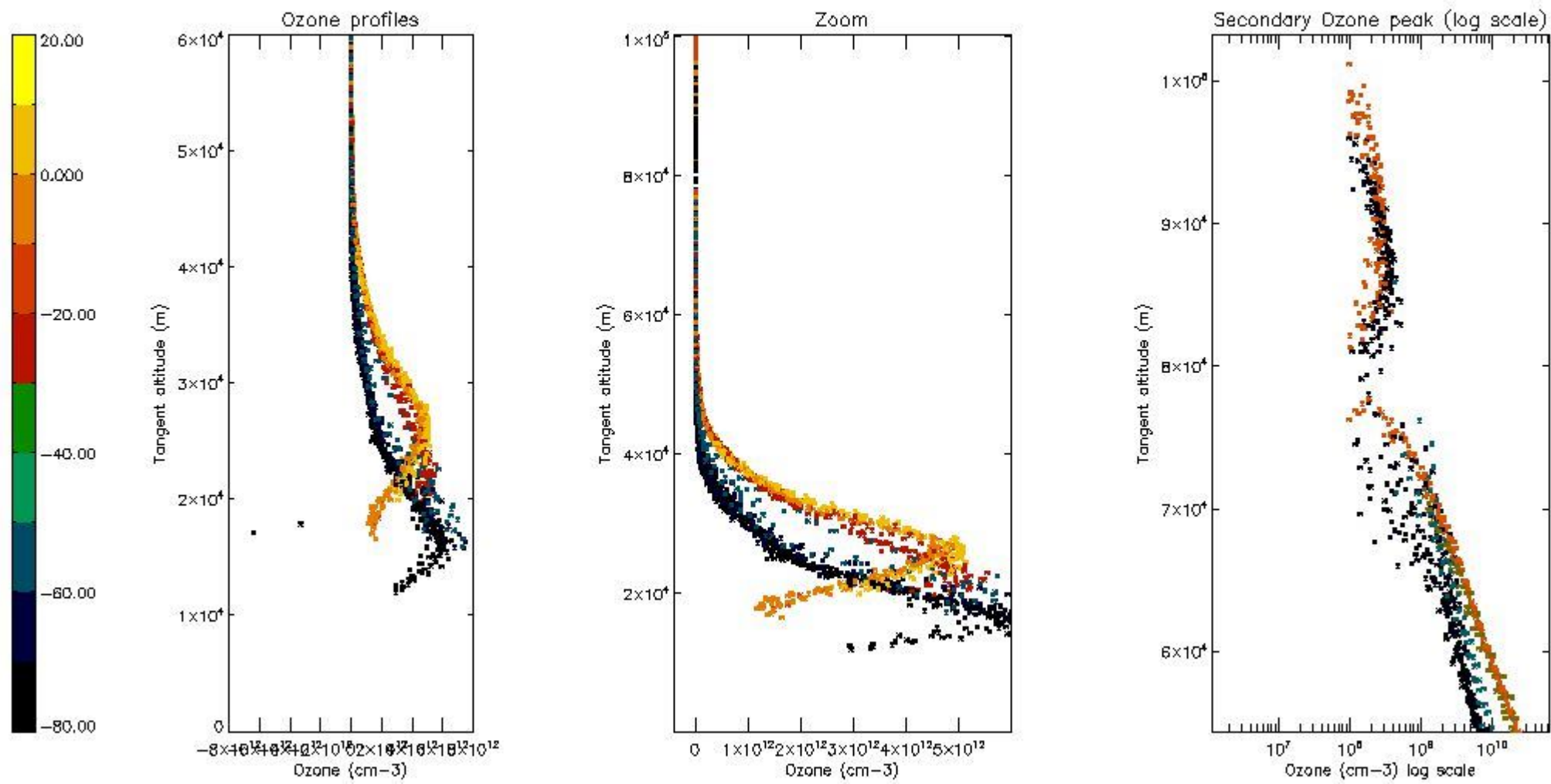
5.3 Plot ozone profiles where STD < 20% (dark without errors)

The colorbar represents the latitude.



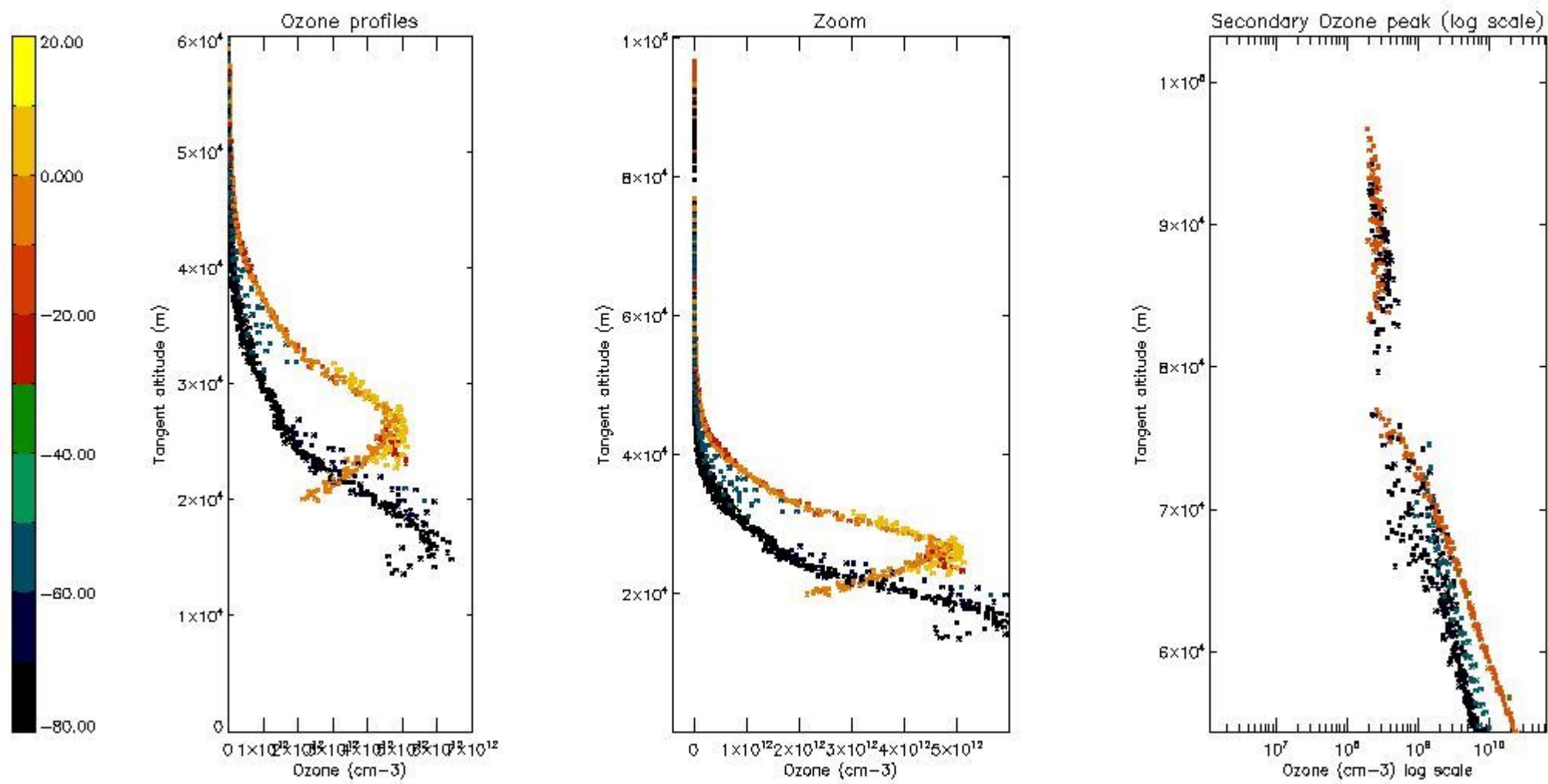
5.4 Plot ozone profiles where STD < 10% (dark without errors)

The colorbar represents the latitude.



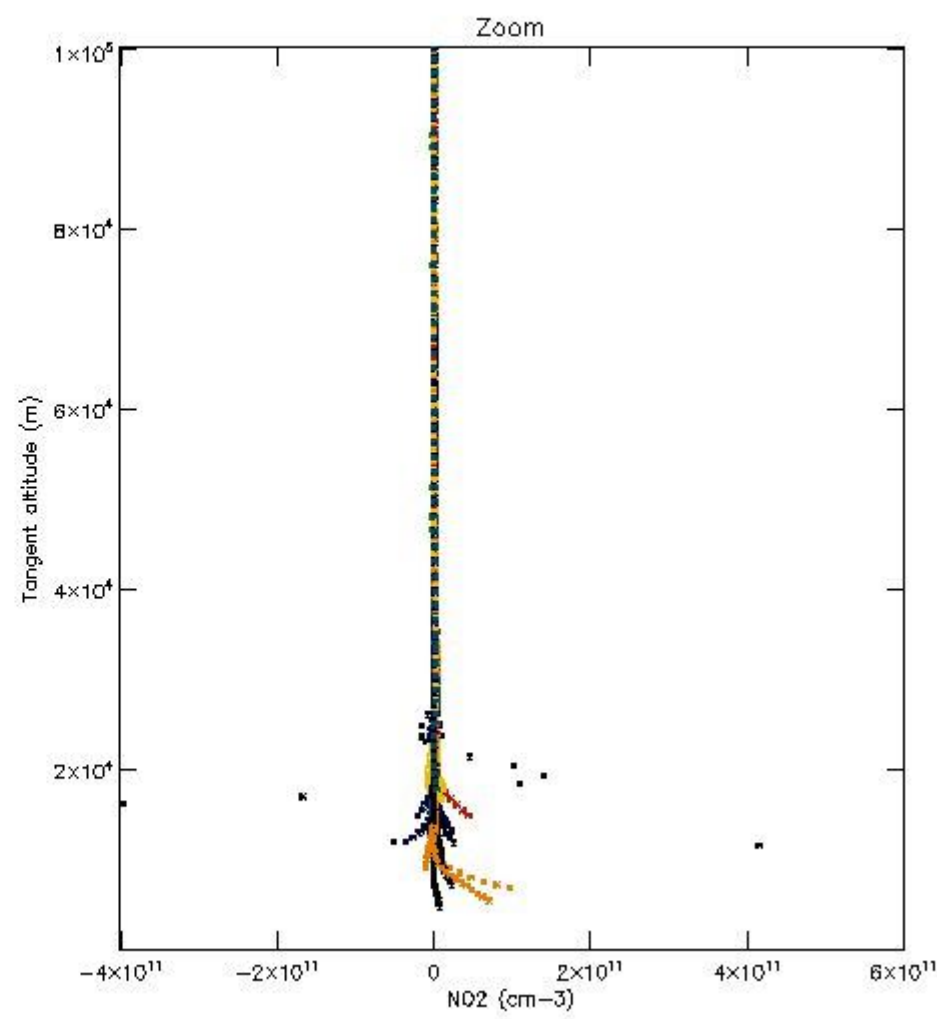
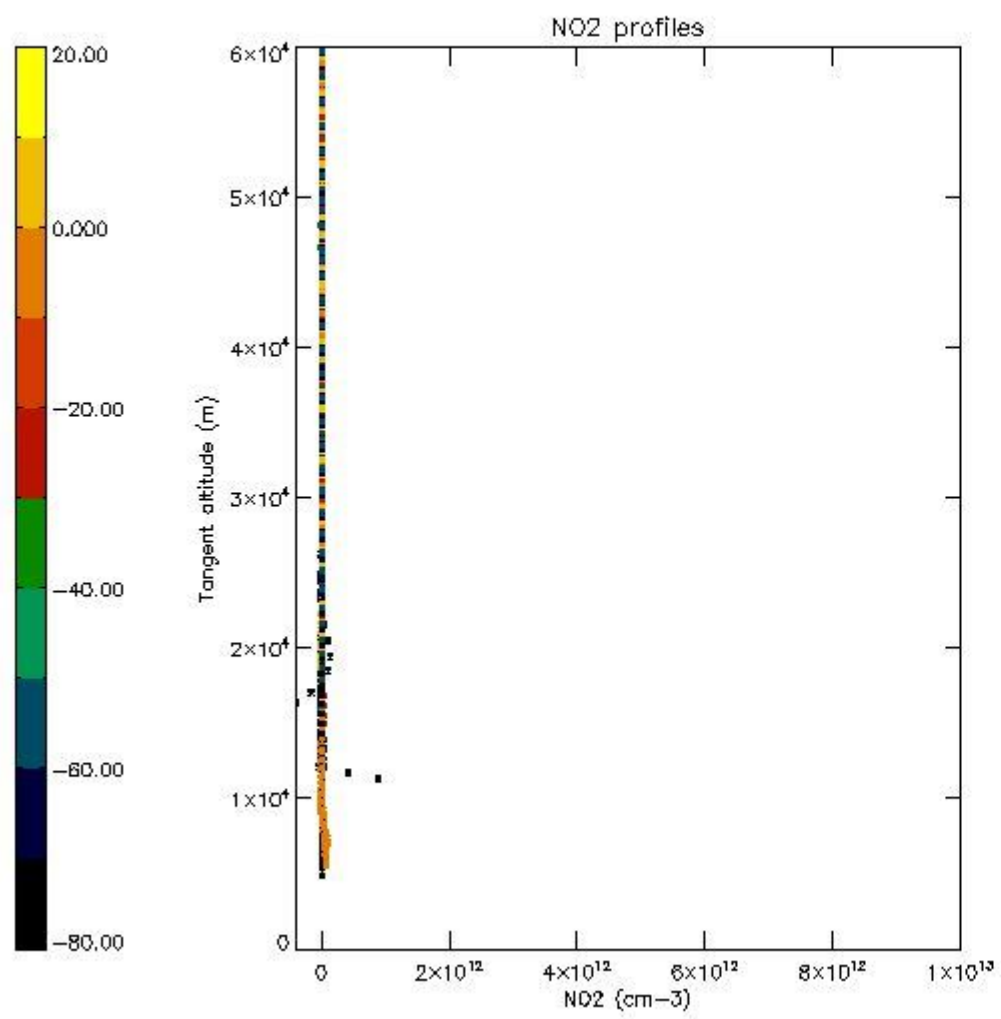
5.5 Plot ozone profiles where STD < 5% (dark without errors)

The colorbar represents the latitude.



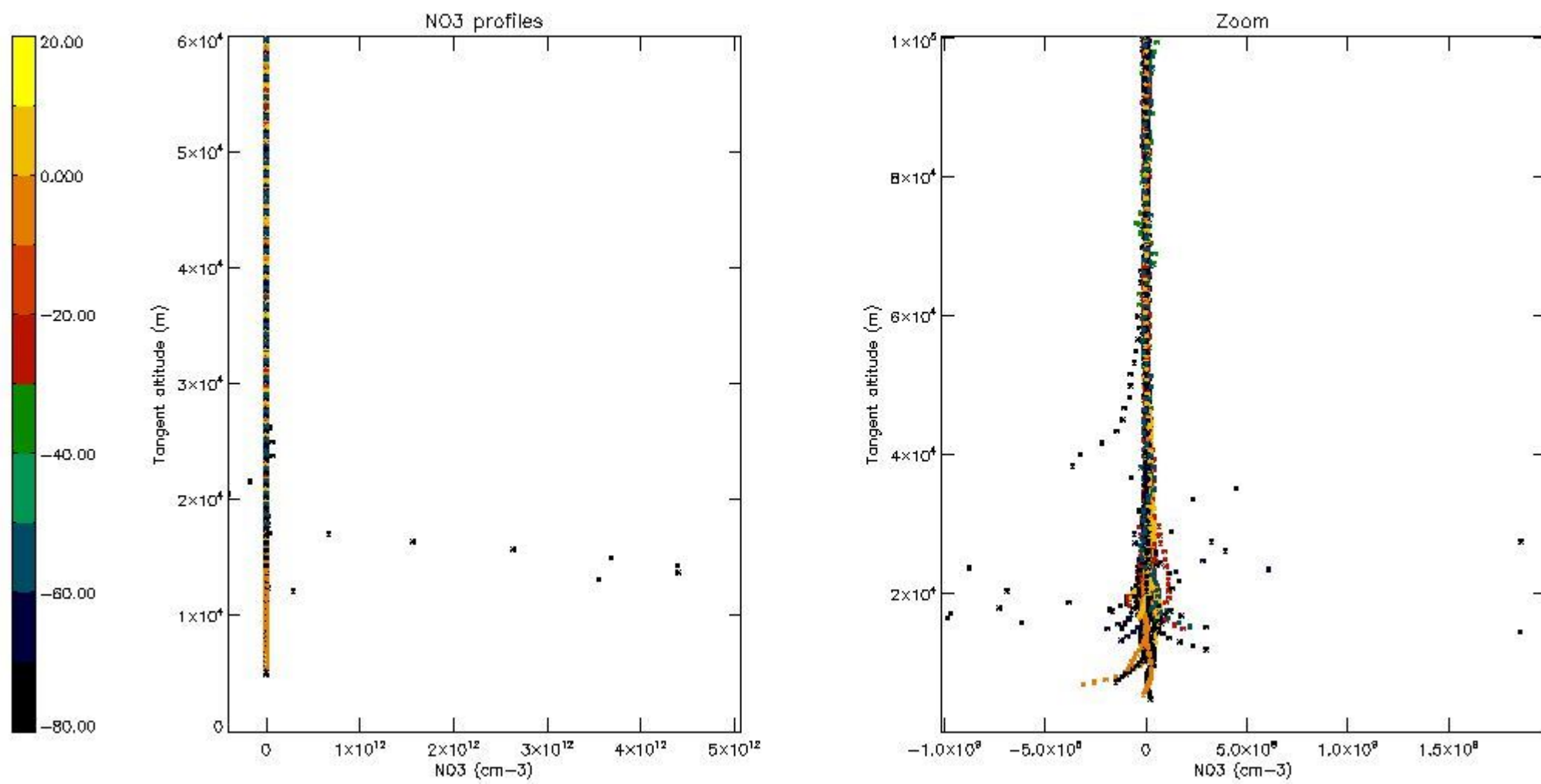
5.6 Plot NO₂ profiles for all STD (dark without errors)

The colorbar represents the latitude.



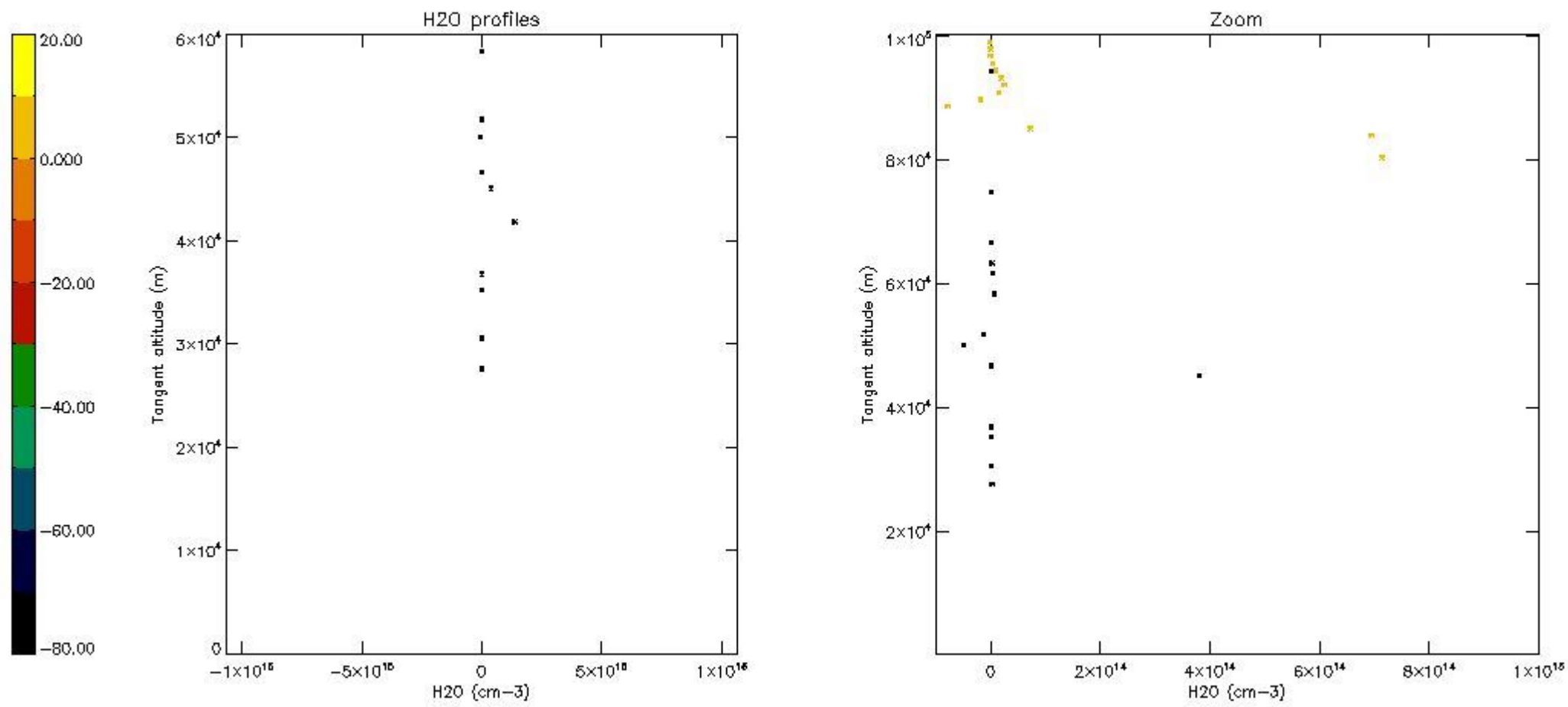
5.7 Plot NO3 profiles for all STD (dark without errors)

The colorbar represents the latitude.



5.8 Plot H₂O profiles for all STD (only for occultations of stars 1,2,3,4,13,14,16,26,63 dark without errors)

The colorbar represents the latitude.



6. Auxiliary Data Files used for the production reported in section 2

The number reported in the third column indicates since which file (see list in section 2) the corresponding auxiliary file has been used. The fourth column is the date of those product files.

Type	Auxiliary Filename	Used since product	Used since product date
INST_PHYS_CHARACTERISTICS	GOM_INS_AXVIEC20091111_143220_20030716_120000_20500101_000000	1	19-JUL-2003 00:01:28
LEVEL-2_PROC_CONFIG	GOM_PR2_AXVIEC20091111_152718_20020301_000000_20500101_000000	1	19-JUL-2003 00:01:28
CROSS_SECTIONS_FILE	GOM_CRS_AXVIEC20091111_154832_20020301_000000_20500101_000000	1	19-JUL-2003 00:01:28

GOMOS Level 2 Daily Report

SUMMARY

[1. General Info](#)

[2. Summary of processed GOM_NL_2P products](#)

[3. Level 2 Quality information per product](#)

[3.1 Plot of level 2 quality information per product \(time dependant\)](#)

[3.2 Plot of level 2 quality information per product \(world map\)](#)

[4. Level 1 Quality information per product \(stored on level 2 products\)](#)

[4.1 Plot of level 1 quality information per product \(time dependant\)](#)

[4.1.1 Plot of level 1 quality information per product \(time dependant\): ASCENDING](#)

[4.1.2 Plot of level 1 quality information per product \(time dependant\): DESCENDING](#)

[4.2 Plot of level 1 quality information per product \(world map\)](#)

[4.2.1 Plot of level 1 quality information per product \(world map\): ASCENDING](#)

[4.2.2 Plot of level 1 quality information per product \(world map\): DESCENDING](#)

[5. Ozone profiles based on quality statistics and other trace gas profiles](#)

[5.1 Ozone statistics based on quality of products](#)

[5.2 Plot ozone profiles for all STD \(dark without errors\)](#)

[5.3 Plot ozone profiles where STD < 20% \(dark without errors\)](#)

[5.4. Plot ozone profiles where STD < 10% \(dark without errors\)](#)

[5.5. Plot ozone profiles where STD < 5% \(dark without errors\)](#)

[5.6 Plot NO2 profiles for all STD \(dark without errors\)](#)

[5.7 Plot NO3 profiles for all STD \(dark without errors\)](#)

[5.8 Plot H2O profiles \(only for occultations of stars 1,2,3,4,13,14,16,26,63 dark without errors\) for all STD](#)

[6. Auxiliary Data Files used for the production reported in section 2](#)

This report presents the daily analysis on parameters extracted from GOMOS level 2 data (GOM_NL__2P). It is intended to monitor some important parameters that will impact the quality of these products. A list of level 2 products (and content) that have arrived during the reporting day to the PCF is also given.

Item	Value
Time of report generation	19APR2013 16:53:45
Data source version	GOMOS/6.01
Start time of products	19-07-2003 (19JUL2003 00:00:00)
Stop time of products	20-07-2003 (20JUL2003 00:00:00)
Store outputs in DB	Yes
Nb of level 2 prods	302
Nb of prods with errors	0

2. Summary of processed GOM_NL__2P products.

Nr	Filename	UTC Start time	Limb	Duration	Star Id	Star Name	Star Mag	Star Temp	Nb Meas	Orbit	Prod. error
1	GOM_NL__2PRFIN20030719_000128_000000442018_00159_07227_6212.N1	19-JUL-2003 00:01:28	Bright	43.500	160	23Gam Per	2.9300	4700.0	87	7227	No
2	GOM_NL__2PRFIN20030719_000251_000000442018_00159_07227_6213.N1	19-JUL-2003 00:02:51	Bright	44.000	35	33Alp Per	1.7950	6250.0	88	7227	No
3	GOM_NL__2PRFIN20030719_000445_000000692018_00159_07227_6214.N1	19-JUL-2003 00:04:45	Bright	68.500	73	57Gam1And	2.2600	13100.	137	7227	No
4	GOM_NL__2PRFIN20030719_000740_000001302018_00159_07227_6215.N1	19-JUL-2003 00:07:40	Straylight	130.00	53	43Bet And	2.0480	3300.0	260	7227	No
5	GOM_NL__2PRFIN20030719_001129_000000472018_00159_07227_6216.N1	19-JUL-2003 00:11:29	Twilight	47.000	146	25Eta Tau	2.8730	15200.	94	7227	No
6	GOM_NL__2PRFIN20030719_001303_000000472018_00159_07227_6217.N1	19-JUL-2003 00:13:03	Twilight	47.000	13	87Alp Tau	0.86700	3800.0	94	7227	No
7	GOM_NL__2PRFIN20030719_001922_000000442018_00159_07227_6218.N1	19-JUL-2003 00:19:22	Dark	43.500	7	19Bet Ori	0.10000	14000.	87	7227	No
8	GOM_NL__2PRFIN20030719_002146_000000352018_00159_07227_6219.N1	19-JUL-2003 00:21:46	Dark	35.000	101	11Alp Lep	2.5820	7000.0	70	7227	No
9	GOM_NL__2PRFIN20030719_003145_000000462018_00159_07227_6220.N1	19-JUL-2003 00:31:45	Dark	46.000	157	The1Eri	2.9060	9300.0	92	7227	No
10	GOM_NL__2PRFIN20030719_003750_000000442018_00160_07228_6210.N1	19-JUL-2003 00:37:50	Dark	43.500	9	Alp Eri	0.45300	24000.	87	7228	No
11	GOM_NL__2PRFIN20030719_004107_000000552018_00160_07228_6211.N1	19-JUL-2003 00:41:07	Dark	55.000	84	Alp Phe	2.3970	4500.0	110	7228	No
12	GOM_NL__2PRFIN20030719_004517_000000422018_00160_07228_6212.N1	19-JUL-2003 00:45:17	Straylight	42.000	148	Alp Tuc	2.8780	4100.0	84	7228	No
13	GOM_NL__2PRFIN20030719_004642_000000662018_00160_07228_6213.N1	19-JUL-2003 00:46:42	Straylight	66.000	63	Bet Gru	2.1500	2800.0	132	7228	No
14	GOM_NL__2PRFIN20030719_004814_000000462018_00160_07228_6214.N1	19-JUL-2003 00:48:14	Straylight	46.000	31	Alp Gru	1.7340	15200.	92	7228	No
15	GOM_NL__2PRFIN20030719_005046_000000882018_00160_07228_6215.N1	19-JUL-2003 00:50:46	Straylight	87.500	18	24Alp PsA	1.1660	9700.0	175	7228	No
16	GOM_NL__2PRFIN20030719_005504_000000472018_00160_07228_6216.N1	19-JUL-2003 00:55:04	Tw_and_stray	47.000	40	The Sco	1.8590	7100.0	94	7228	No
17	GOM_NL__2PRFIN20030719_005700_000000432018_00160_07228_6217.N1	19-JUL-2003 00:57:00	Tw_and_stray	42.500	38	20Eps Sgr	1.8360	11000.	85	7228	No
18	GOM_NL__2PRFIN20030719_005854_000000402018_00160_07228_6218.N1	19-JUL-2003 00:58:54	Bright	39.500	57	34Sig Sgr	2.0660	26000.	79	7228	No
19	GOM_NL__2PRFIN20030719_010043_000000772018_00160_07228_6219.N1	19-JUL-2003 01:00:43	Bright	76.500	142	49Del Cap	2.8500	8900.0	153	7228	No
20	GOM_NL__2PRFIN20030719_010812_000000362018_00160_07228_6220.N1	19-JUL-2003 01:08:12	Bright	36.000	126	60Bet Oph	2.7700	4250.0	72	7228	No
21	GOM_NL__2PRFIN20030719_011030_000000362018_00160_07228_6221.N1	19-JUL-2003 01:10:30	Bright	35.500	59	55Alp Oph	2.0800	8900.0	71	7228	No
22	GOM_NL__2PRFIN20030719_011630_000000362018_00160_07228_6222.N1	19-JUL-2003 01:16:30	Bright	36.000	133	40Zet Her	2.8070	6000.0	72	7228	No
23	GOM_NL__2PRFIN20030719_012113_000000392018_00160_07228_6223.N1	19-JUL-2003 01:21:13	Bright	38.500	69	33Gam Dra	2.2310	3800.0	77	7228	No
24	GOM_NL__2PRFIN20030719_012257_000000502018_00160_07228_6224.N1	19-JUL-2003 01:22:57	Bright	49.500	19	50Alp Cyg	1.2460	10500.	99	7228	No
25	GOM_NL__2PRFIN20030719_012758_000000392018_00160_07228_6225.N1	19-JUL-2003 01:27:58	Bright	39.000	89	5Alp Cep	2.4510	8000.0	78	7228	No
26	GOM_NL__2PRFIN20030719_013214_000000362018_00160_07228_6226.N1	19-JUL-2003 01:32:14	Bright	36.000	49	1Alp UMi	1.9900	6300.0	72	7228	No
27	GOM_NL__2PRFIN20030719_013519_000000512018_00160_07228_6227.N1	19-JUL-2003 01:35:19	Bright	50.500	74	11Bet Cas	2.2680	6600.0	101	7228	No
28	GOM_NL__2PRFIN20030719_013716_000000562018_00160_07228_6228.N1	19-JUL-2003 01:37:16	Bright	55.500	68	18Alp Cas	2.2250	4500.0	111	7228	No
29	GOM_NL__2PRFIN20030719_014203_000000432018_00160_07228_6229.N1	19-JUL-2003 01:42:03	Bright	43.000	160	23Gam Per	2.9300	4700.0	86	7228	No
30	GOM_NL__2PRFIN20030719_014327_000000452018_00160_07228_6230.N1	19-JUL-2003 01:43:27	Bright	45.000	35	33Alp Per	1.7950	6250.0	90	7228	No
31	GOM_NL__2PRFIN20030719_014521_000000682018_00160_07228_6231.N1	19-JUL-2003 01:45:21	Bright	68.000	73	57Gam1And	2.2600	13100.	136	7228	No
32	GOM_NL__2PRFIN20030719_014816_000001372018_00160_07228_6232.N1	19-JUL-2003 01:48:16	Straylight	136.50	53	43Bet And	2.0480	3300.0	273	7228	No
33	GOM_NL__2PRFIN20030719_015205_000000492018_00160_07228_6233.N1	19-JUL-2003 01:52:05	Twilight	48.500	146	25Eta Tau	2.8730	15200.	97	7228	No
34	GOM_NL__2PRFIN20030719_015340_000000492018_00160_07228_6234.N1	19-JUL-2003 01:53:40	Twilight	49.000	13	87Alp Tau	0.86700	3800.0	98	7228	No
35	GOM_NL__2PRFIN20030719_015959_000000372018_00160_07228_6235.N1	19-JUL-2003 01:59:59	Dark	37.000	7	19Bet Ori	0.10000	14000.	74	7228	No
36	GOM_NL__2PRFIN20030719_020222_000000362018_00160_07228_6236.N1	19-JUL-2003 02:02:22	Dark	35.500	101	11Alp Lep	2.5820	7000.0	71	7228	No
37	GOM_NL__2PRFIN20030719_021221_000000442018_00160_07228_6237.N1	19-JUL-2003 02:12:21	Dark	43.500	157	The1Eri	2.9060	9300.0	87	7228	No
38	GOM_NL__2PRFIN20030719_053940_000000532018_00163_07231_6790.N1	19-JUL-2003 05:39:40	Dark	53.000	9	Alp Eri	0.45300	24000.	106	7231	No
39	GOM_NL__2PRFIN20030719_054258_000000572018_00163_07231_6791.N1	19-JUL-2003 05:42:58	Dark	56.500	84	Alp Phe	2.3970	4500.0	113	7231	No
40	GOM_NL__2PRFIN20030719_054706_000000412018_00163_07231_6792.N1	19-JUL-2003 05:47:06	Straylight	40.500	148	Alp Tuc	2.8780	4100.0	81	7231	No
41	GOM_NL__2PRFIN20030719_054832_000000632018_00163_07231_6793.N1	19-JUL-2003 05:48:32	Straylight	63.000	63	Bet Gru	2.1500	2800.0	126	7231	No
42	GOM_NL__2PRFIN20030719_055004_000000492018_00163_07231_6794.N1	19-JUL-2003 05:50:04	Straylight	49.000	31	Alp Gru	1.7340	15200.	98	7231	No

43	GOM_NL__2PRFIN20030719_055237_000000782018_00163_07231_6795.N1	19-JUL-2003 05:52:37	Straylight	78.000	18	24Alp PsA	1.1660	9700.0	156	7231	No
44	GOM_NL__2PRFIN20030719_055652_000000432018_00163_07231_6796.N1	19-JUL-2003 05:56:52	Twilight	42.500	40	The Sco	1.8590	7100.0	85	7231	No
45	GOM_NL__2PRFIN20030719_055849_000000412018_00163_07231_6797.N1	19-JUL-2003 05:58:49	Twilight	40.500	38	20Eps Sgr	1.8360	11000.	81	7231	No
46	GOM_NL__2PRFIN20030719_060043_000000382018_00163_07231_6798.N1	19-JUL-2003 06:00:43	Bright	38.000	57	34Sig Sgr	2.0660	26000.	76	7231	No
47	GOM_NL__2PRFIN20030719_060231_000000742018_00163_07231_6799.N1	19-JUL-2003 06:02:31	Bright	74.000	142	49Del Cap	2.8500	8900.0	148	7231	No
48	GOM_NL__2PRFIN20030719_061001_000000372018_00163_07231_6800.N1	19-JUL-2003 06:10:01	Bright	37.000	126	60Bet Oph	2.7700	4250.0	74	7231	No
49	GOM_NL__2PRFIN20030719_061231_000000382018_00163_07231_6801.N1	19-JUL-2003 06:12:31	Bright	37.500	168	17Zet Aql	2.9860	11000.	75	7231	No
50	GOM_NL__2PRFIN20030719_061819_000000372018_00163_07231_6802.N1	19-JUL-2003 06:18:19	Bright	37.000	133	40Zet Her	2.8070	6000.0	74	7231	No
51	GOM_NL__2PRFIN20030719_062301_000000382018_00163_07231_6803.N1	19-JUL-2003 06:23:01	Bright	38.000	69	33Gam Dra	2.2310	3800.0	76	7231	No
52	GOM_NL__2PRFIN20030719_062442_000000502018_00163_07231_6804.N1	19-JUL-2003 06:24:42	Bright	49.500	19	50Alp Cyg	1.2460	10500.	99	7231	No
53	GOM_NL__2PRFIN20030719_062943_000000452018_00163_07231_6805.N1	19-JUL-2003 06:29:43	Bright	44.500	89	5Alp Cep	2.4510	8000.0	89	7231	No
54	GOM_NL__2PRFIN20030719_063402_000000372018_00163_07231_6806.N1	19-JUL-2003 06:34:02	Bright	36.500	49	1Alp UMi	1.9900	6300.0	73	7231	No
55	GOM_NL__2PRFIN20030719_063704_000000532018_00163_07231_6807.N1	19-JUL-2003 06:37:04	Bright	52.500	74	11Bet Cas	2.2680	6600.0	105	7231	No
56	GOM_NL__2PRFIN20030719_063901_000000552018_00163_07231_6808.N1	19-JUL-2003 06:39:01	Bright	54.500	68	18Alp Cas	2.2250	4500.0	109	7231	No
57	GOM_NL__2PRFIN20030719_064350_000000452018_00163_07231_6809.N1	19-JUL-2003 06:43:50	Bright	44.500	160	23Gam Per	2.9300	4700.0	89	7231	No
58	GOM_NL__2PRFIN20030719_064514_000000462018_00163_07231_6810.N1	19-JUL-2003 06:45:14	Bright	46.000	35	33Alp Per	1.7950	6250.0	92	7231	No
59	GOM_NL__2PRFIN20030719_064709_000000662018_00163_07231_6811.N1	19-JUL-2003 06:47:09	Bright	66.000	73	57Gam1And	2.2600	13100.	132	7231	No
60	GOM_NL__2PRFIN20030719_065004_000001322018_00163_07231_6812.N1	19-JUL-2003 06:50:04	Straylight	132.00	53	43Bet And	2.0480	3300.0	264	7231	No
61	GOM_NL__2PRFIN20030719_065353_000000422018_00163_07231_6813.N1	19-JUL-2003 06:53:53	Twilight	42.000	146	25Eta Tau	2.8730	15200.	84	7231	No
62	GOM_NL__2PRFIN20030719_065528_000000392018_00163_07231_6814.N1	19-JUL-2003 06:55:28	Twilight	38.500	13	87Alp Tau	0.86700	3800.0	77	7231	No
63	GOM_NL__2PRFIN20030719_065921_000000372018_00163_07231_6815.N1	19-JUL-2003 06:59:21	Dark	36.500	72	34Del Ori	2.2500	30000.	73	7231	No
64	GOM_NL__2PRFIN20030719_070147_000000432018_00163_07231_6816.N1	19-JUL-2003 07:01:47	Dark	43.000	7	19Bet Ori	0.10000	14000.	86	7231	No
65	GOM_NL__2PRFIN20030719_070410_000000442018_00163_07231_6817.N1	19-JUL-2003 07:04:10	Dark	43.500	101	11Alp Lep	2.5820	7000.0	87	7231	No
66	GOM_NL__2PRFIN20030719_071411_000000442018_00163_07231_6818.N1	19-JUL-2003 07:14:11	Dark	43.500	157	The1Eri	2.9060	9300.0	87	7231	No
67	GOM_NL__2PRFIN20030719_072016_000000422018_00164_07232_6790.N1	19-JUL-2003 07:20:16	Dark	41.500	9	Alp Eri	0.45300	24000.	83	7232	No
68	GOM_NL__2PRFIN20030719_072335_000000552018_00164_07232_6791.N1	19-JUL-2003 07:23:35	Dark	55.000	84	Alp Phe	2.3970	4500.0	110	7232	No
69	GOM_NL__2PRFIN20030719_072743_000000422018_00164_07232_6792.N1	19-JUL-2003 07:27:43	Straylight	42.000	148	Alp Tuc	2.8780	4100.0	84	7232	No
70	GOM_NL__2PRFIN20030719_072909_000000632018_00164_07232_6793.N1	19-JUL-2003 07:29:09	Straylight	62.500	63	Bet Gru	2.1500	2800.0	125	7232	No
71	GOM_NL__2PRFIN20030719_073041_000000482018_00164_07232_6794.N1	19-JUL-2003 07:30:41	Straylight	47.500	31	Alp Gru	1.7340	15200.	95	7232	No
72	GOM_NL__2PRFIN20030719_073313_000000912018_00164_07232_6795.N1	19-JUL-2003 07:33:13	Straylight	91.000	18	24Alp PsA	1.1660	9700.0	182	7232	No
73	GOM_NL__2PRFIN20030719_073728_000000452018_00164_07232_6796.N1	19-JUL-2003 07:37:28	Twilight	44.500	40	The Sco	1.8590	7100.0	89	7232	No
74	GOM_NL__2PRFIN20030719_073925_000000412018_00164_07232_6797.N1	19-JUL-2003 07:39:25	Twilight	41.000	38	20Eps Sgr	1.8360	11000.	82	7232	No
75	GOM_NL__2PRFIN20030719_074119_000000382018_00164_07232_6798.N1	19-JUL-2003 07:41:19	Bright	37.500	57	34Sig Sgr	2.0660	26000.	75	7232	No
76	GOM_NL__2PRFIN20030719_074307_000000722018_00164_07232_6799.N1	19-JUL-2003 07:43:07	Bright	72.000	142	49Del Cap	2.8500	8900.0	144	7232	No
77	GOM_NL__2PRFIN20030719_075037_000000362018_00164_07232_6800.N1	19-JUL-2003 07:50:37	Bright	36.000	126	60Bet Oph	2.7700	4250.0	72	7232	No
78	GOM_NL__2PRFIN20030719_075306_000000402018_00164_07232_6801.N1	19-JUL-2003 07:53:06	Bright	39.500	168	17Zet Aql	2.9860	11000.	79	7232	No
79	GOM_NL__2PRFIN20030719_075855_000000362018_00164_07232_6802.N1	19-JUL-2003 07:58:55	Bright	36.000	133	40Zet Her	2.8070	6000.0	72	7232	No
80	GOM_NL__2PRFIN20030719_080337_000000392018_00164_07232_6803.N1	19-JUL-2003 08:03:37	Bright	38.500	69	33Gam Dra	2.2310	3800.0	77	7232	No
81	GOM_NL__2PRFIN20030719_080518_000000502018_00164_07232_6804.N1	19-JUL-2003 08:05:18	Bright	49.500	19	50Alp Cyg	1.2460	10500.	99	7232	No
82	GOM_NL__2PRFIN20030719_081019_000000442018_00164_07232_6805.N1	19-JUL-2003 08:10:19	Bright	43.500	89	5Alp Cep	2.4510	8000.0	87	7232	No
83	GOM_NL__2PRFIN20030719_081438_000000372018_00164_07232_6806.N1	19-JUL-2003 08:14:38	Bright	36.500	49	1Alp UMi	1.9900	6300.0	73	7232	No
84	GOM_NL__2PRFIN20030719_081739_000000522018_00164_07232_6807.N1	19-JUL-2003 08:17:39	Bright	51.500	74	11Bet Cas	2.2680	6600.0	103	7232	No
85	GOM_NL__2PRFIN20030719_081937_000000552018_00164_07232_6808.N1	19-JUL-2003 08:19:37	Bright	55.000	68	18Alp Cas	2.2250	4500.0	110	7232	No
86	GOM_NL__2PRFIN20030719_082427_000000452018_00164_07232_6809.N1	19-JUL-2003 08:24:27	Bright	45.000	160	23Gam Per	2.9300	4700.0	90	7232	No
87	GOM_NL__2PRFIN20030719_082550_000000432018_00164_07232_6810.N1	19-JUL-2003 08:25:50	Bright	42.500	35	33Alp Per	1.7950	6250.0	85	7232	No
88	GOM_NL__2PRFIN20030719_082744_000000702018_00164_07232_6811.N1	19-JUL-2003 08:27:44	Bright	69.500	73	57Gam1And	2.2600	13100.	139	7232	No
89	GOM_NL__2PRFIN20030719_083039_000001282018_00164_07232_6812.N1	19-JUL-2003 08:30:39	Straylight	127.50	53	43Bet And	2.0480	3300.0	255	7232	No
90	GOM_NL__2PRFIN20030719_083430_000000462018_00164_07232_6813.N1	19-JUL-2003 08:34:30	Twilight	45.500	146	25Eta Tau	2.8730	15200.	91	7232	No
91	GOM_NL__2PRFIN20030719_083604_000000402018_00164_07232_6814.N1	19-JUL-2003 08:36:04	Twilight	39.500	13	87Alp Tau	0.86700	3800.0	79	7232	No
92	GOM_NL__2PRFIN20030719_083958_000000372018_00164_07232_6815.N1	19-JUL-2003 08:39:58	Dark	37.000	72	34Del Ori	2.2500	30000.	74	7232	No
93	GOM_NL__2PRFIN20030719_084223_000000392018_00164_07232_6816.N1	19-JUL-2003 08:42:23	Dark	39.000	7	19Bet Ori	0.10000	14000.	78	7232	No
94	GOM_NL__2PRFIN20030719_084446_000000422018_00164_07232_6817.N1	19-JUL-2003 08:44:46	Dark	42.000	101	11Alp Lep	2.5820	7000.0	84	7232	No
95	GOM_NL__2PRFIN20030719_085448_000000442018_00164_07232_6818.N1	19-JUL-2003 08:54:48	Dark	44.000	157	The1Eri	2.9060	9300.0	88	7232	No
96	GOM_NL__2PRFIN20030719_090053_000000432018_00165_07233_6790.N1	19-JUL-2003 09:00:53	Dark	42.500	9	Alp Eri	0.45300	24000.	85	7233	No
97	GOM_NL__2PRFIN20030719_090412_000000572018_00165_07233_6791.N1	19-JUL-2003 09:04:12	Dark	57.000	84	Alp Phe	2.3970	4500.0	114	7233	No
98	GOM_NL__2PRFIN20030719_090820_000000422018_00165_07233_6792.N1	19-JUL-2003 09:08:20	Straylight	41.500	148	Alp Tuc	2.8780	4100.0	83	7233	No
99	GOM_NL__2PRFIN20030719_090946_000000662018_00165_07233_6793.N1	19-JUL-2003 09:09:46	Straylight	66.000	63	Bet Gru	2.1500	2800.0	132	7233	No
100	GOM_NL__2PRFIN20030719_091117_000000512018_00165_07233_6794.N1	19-JUL-2003 09:11:17	Straylight	50.500	31	Alp Gru	1.7340	15200.	101	7233	No
101	GOM_NL__2PRFIN20030719_091352_000000852018_00165_07233_6795.N1	19-JUL-2003 09:13:52	Straylight	84.500	18	24Alp PsA	1.1660	9700.0	169	7233	No

102	GOM_NL__2PRFIN20030719_091804_000000422018_00165_07233_6796.N1	19-JUL-2003 09:18:04	Twilight	41.500	40	The Sco	1.8590	7100.0	83	7233	No
103	GOM_NL__2PRFIN20030719_092001_000000392018_00165_07233_6797.N1	19-JUL-2003 09:20:01	Twilight	39.000	38	20Eps Sgr	1.8360	11000.	78	7233	No
104	GOM_NL__2PRFIN20030719_092155_000000392018_00165_07233_6798.N1	19-JUL-2003 09:21:55	Bright	39.000	57	34Sig Sgr	2.0660	26000.	78	7233	No
105	GOM_NL__2PRFIN20030719_092343_000000732018_00165_07233_6799.N1	19-JUL-2003 09:23:43	Bright	73.000	142	49Del Cap	2.8500	8900.0	146	7233	No
106	GOM_NL__2PRFIN20030719_093113_000000372018_00165_07233_6800.N1	19-JUL-2003 09:31:13	Bright	36.500	126	60Bet Oph	2.7700	4250.0	73	7233	No
107	GOM_NL__2PRFIN20030719_093342_000000392018_00165_07233_6801.N1	19-JUL-2003 09:33:42	Bright	39.000	168	17Zet Aql	2.9860	11000.	78	7233	No
108	GOM_NL__2PRFIN20030719_093931_000000382018_00165_07233_6802.N1	19-JUL-2003 09:39:31	Bright	38.000	133	40Zet Her	2.8070	6000.0	76	7233	No
109	GOM_NL__2PRFIN20030719_094413_000000382018_00165_07233_6803.N1	19-JUL-2003 09:44:13	Bright	38.000	69	33Gam Dra	2.2310	3800.0	76	7233	No
110	GOM_NL__2PRFIN20030719_094553_000000502018_00165_07233_6804.N1	19-JUL-2003 09:45:53	Bright	50.000	19	50Alp Cyg	1.2460	10500.	100	7233	No
111	GOM_NL__2PRFIN20030719_095054_000000432018_00165_07233_6805.N1	19-JUL-2003 09:50:54	Bright	42.500	89	5Alp Cep	2.4510	8000.0	85	7233	No
112	GOM_NL__2PRFIN20030719_095514_000000372018_00165_07233_6806.N1	19-JUL-2003 09:55:14	Bright	37.000	49	1Alp UMi	1.9900	6300.0	74	7233	No
113	GOM_NL__2PRFIN20030719_095815_000000532018_00165_07233_6807.N1	19-JUL-2003 09:58:15	Bright	52.500	74	11Bet Cas	2.2680	6600.0	105	7233	No
114	GOM_NL__2PRFIN20030719_100012_000000552018_00165_07233_6808.N1	19-JUL-2003 10:00:12	Bright	54.500	68	18Alp Cas	2.2250	4500.0	109	7233	No
115	GOM_NL__2PRFIN20030719_100502_000000432018_00165_07233_6809.N1	19-JUL-2003 10:05:02	Bright	42.500	160	23Gam Per	2.9300	4700.0	85	7233	No
116	GOM_NL__2PRFIN20030719_100626_000000452018_00165_07233_6810.N1	19-JUL-2003 10:06:26	Bright	45.000	35	33Alp Per	1.7950	6250.0	90	7233	No
117	GOM_NL__2PRFIN20030719_100820_000000692018_00165_07233_6811.N1	19-JUL-2003 10:08:20	Bright	69.000	73	57Gam1And	2.2600	13100.	138	7233	No
118	GOM_NL__2PRFIN20030719_101115_000001222018_00165_07233_6812.N1	19-JUL-2003 10:11:15	Straylight	121.50	53	43Bet And	2.0480	3300.0	243	7233	No
119	GOM_NL__2PRFIN20030719_101506_000000502018_00165_07233_6813.N1	19-JUL-2003 10:15:06	Twilight	50.000	146	25Eta Tau	2.8730	15200.	100	7233	No
120	GOM_NL__2PRFIN20030719_101640_000000532018_00165_07233_6814.N1	19-JUL-2003 10:16:40	Twilight	52.500	13	87Alp Tau	0.86700	3800.0	105	7233	No
121	GOM_NL__2PRFIN20030719_102034_000000392018_00165_07233_6815.N1	19-JUL-2003 10:20:34	Dark	38.500	72	34Del Ori	2.2500	30000.	77	7233	No
122	GOM_NL__2PRFIN20030719_102259_000000392018_00165_07233_6816.N1	19-JUL-2003 10:22:59	Dark	39.000	7	19Bet Ori	0.10000	14000.	78	7233	No
123	GOM_NL__2PRFIN20030719_102523_000000412018_00165_07233_6817.N1	19-JUL-2003 10:25:23	Dark	41.000	101	11Alp Lep	2.5820	7000.0	82	7233	No
124	GOM_NL__2PRFIN20030719_103524_000000442018_00165_07233_6818.N1	19-JUL-2003 10:35:24	Dark	43.500	157	The1Eri	2.9060	9300.0	87	7233	No
125	GOM_NL__2PRFIN20030719_104129_000000442018_00166_07234_6790.N1	19-JUL-2003 10:41:29	Dark	44.000	9	Alp Eri	0.45300	24000.	88	7234	No
126	GOM_NL__2PRFIN20030719_104449_000000562018_00166_07234_6791.N1	19-JUL-2003 10:44:49	Dark	55.500	84	Alp Phe	2.3970	4500.0	111	7234	No
127	GOM_NL__2PRFIN20030719_104856_000000432018_00166_07234_6792.N1	19-JUL-2003 10:48:56	Straylight	43.000	148	Alp Tuc	2.8780	4100.0	86	7234	No
128	GOM_NL__2PRFIN20030719_105023_000000662018_00166_07234_6793.N1	19-JUL-2003 10:50:23	Straylight	66.000	63	Bet Gru	2.1500	2800.0	132	7234	No
129	GOM_NL__2PRFIN20030719_105154_000000572018_00166_07234_6794.N1	19-JUL-2003 10:51:54	Straylight	56.500	31	Alp Gru	1.7340	15200.	113	7234	No
130	GOM_NL__2PRFIN20030719_105428_000000842018_00166_07234_6795.N1	19-JUL-2003 10:54:28	Straylight	84.000	18	24Alp PsA	1.1660	9700.0	168	7234	No
131	GOM_NL__2PRFIN20030719_105840_000000442018_00166_07234_6796.N1	19-JUL-2003 10:58:40	Twilight	44.000	40	The Sco	1.8590	7100.0	88	7234	No
132	GOM_NL__2PRFIN20030719_110037_000000412018_00166_07234_6797.N1	19-JUL-2003 11:00:37	Twilight	41.000	38	20Eps Sgr	1.8360	11000.	82	7234	No
133	GOM_NL__2PRFIN20030719_110231_000000392018_00166_07234_6798.N1	19-JUL-2003 11:02:31	Bright	38.500	57	34Sig Sgr	2.0660	26000.	77	7234	No
134	GOM_NL__2PRFIN20030719_110419_000000722018_00166_07234_6799.N1	19-JUL-2003 11:04:19	Bright	72.000	142	49Del Cap	2.8500	8900.0	144	7234	No
135	GOM_NL__2PRFIN20030719_111149_000000372018_00166_07234_6800.N1	19-JUL-2003 11:11:49	Bright	37.000	126	60Bet Oph	2.7700	4250.0	74	7234	No
136	GOM_NL__2PRFIN20030719_111418_000000392018_00166_07234_6801.N1	19-JUL-2003 11:14:18	Bright	39.000	168	17Zet Aql	2.9860	11000.	78	7234	No
137	GOM_NL__2PRFIN20030719_112007_000000372018_00166_07234_6802.N1	19-JUL-2003 11:20:07	Bright	37.000	133	40Zet Her	2.8070	6000.0	74	7234	No
138	GOM_NL__2PRFIN20030719_112449_000000382018_00166_07234_6803.N1	19-JUL-2003 11:24:49	Bright	38.000	69	33Gam Dra	2.2310	3800.0	76	7234	No
139	GOM_NL__2PRFIN20030719_112628_000000502018_00166_07234_6804.N1	19-JUL-2003 11:26:28	Bright	50.000	19	50Alp Cyg	1.2460	10500.	100	7234	No
140	GOM_NL__2PRFIN20030719_113129_000000442018_00166_07234_6805.N1	19-JUL-2003 11:31:29	Bright	44.000	89	5Alp Cep	2.4510	8000.0	88	7234	No
141	GOM_NL__2PRFIN20030719_113550_000000392018_00166_07234_6806.N1	19-JUL-2003 11:35:50	Bright	38.500	49	1Alp UMi	1.9900	6300.0	77	7234	No
142	GOM_NL__2PRFIN20030719_113850_000000522018_00166_07234_6807.N1	19-JUL-2003 11:38:50	Bright	51.500	74	11Bet Cas	2.2680	6600.0	103	7234	No
143	GOM_NL__2PRFIN20030719_114047_000000562018_00166_07234_6808.N1	19-JUL-2003 11:40:47	Bright	55.500	68	18Alp Cas	2.2250	4500.0	111	7234	No
144	GOM_NL__2PRFIN20030719_114537_000000592018_00166_07234_6809.N1	19-JUL-2003 11:45:37	Bright	58.500	160	23Gam Per	2.9300	4700.0	117	7234	No
145	GOM_NL__2PRFIN20030719_114702_000000452018_00166_07234_6810.N1	19-JUL-2003 11:47:02	Bright	44.500	35	33Alp Per	1.7950	6250.0	89	7234	No
146	GOM_NL__2PRFIN20030719_114856_000000692018_00166_07234_6811.N1	19-JUL-2003 11:48:56	Bright	68.500	73	57Gam1And	2.2600	13100.	137	7234	No
147	GOM_NL__2PRFIN20030719_115151_000001242018_00166_07234_6812.N1	19-JUL-2003 11:51:51	Straylight	123.50	53	43Bet And	2.0480	3300.0	247	7234	No
148	GOM_NL__2PRFIN20030719_115542_000000482018_00166_07234_6813.N1	19-JUL-2003 11:55:42	Twilight	48.000	146	25Eta Tau	2.8730	15200.	96	7234	No
149	GOM_NL__2PRFIN20030719_115716_000000552018_00166_07234_6814.N1	19-JUL-2003 11:57:16	Twilight	55.000	13	87Alp Tau	0.86700	3800.0	110	7234	No
150	GOM_NL__2PRFIN20030719_120110_000000402018_00166_07234_6815.N1	19-JUL-2003 12:01:10	Dark	39.500	72	34Del Ori	2.2500	30000.	79	7234	No
151	GOM_NL__2PRFIN20030719_120335_000000492018_00166_07234_6816.N1	19-JUL-2003 12:03:35	Dark	49.000	7	19Bet Ori	0.10000	14000.	98	7234	No
152	GOM_NL__2PRFIN20030719_120559_000000422018_00166_07234_6817.N1	19-JUL-2003 12:05:59	Dark	42.000	101	11Alp Lep	2.5820	7000.0	84	7234	No
153	GOM_NL__2PRFIN20030719_121601_000000442018_00166_07234_6818.N1	19-JUL-2003 12:16:01	Dark	44.000	157	The1Eri	2.9060	9300.0	88	7234	No
154	GOM_NL__2PRFIN20030719_122206_000000452018_00167_07235_6867.N1	19-JUL-2003 12:22:06	Dark	45.000	9	Alp Eri	0.45300	24000.	90	7235	No
155	GOM_NL__2PRFIN20030719_122526_000000612018_00167_07235_6868.N1	19-JUL-2003 12:25:26	Dark	60.500	84	Alp Phe	2.3970	4500.0	121	7235	No
156	GOM_NL__2PRFIN20030719_122932_000000422018_00167_07235_6869.N1	19-JUL-2003 12:29:32	Straylight	41.500	148	Alp Tuc	2.8780	4100.0	83	7235	No
157	GOM_NL__2PRFIN20030719_123059_000000562018_00167_07235_6870.N1	19-JUL-2003 12:30:59	Straylight	55.500	63	Bet Gru	2.1500	2800.0	111	7235	No
158	GOM_NL__2PRFIN20030719_123230_000000502018_00167_07235_6871.N1	19-JUL-2003 12:32:30	Straylight	49.500	31	Alp Gru	1.7340	15200.	99	7235	No
159	GOM_NL__2PRFIN20030719_123504_000000832018_00167_07235_6872.N1	19-JUL-2003 12:35:04	Straylight	83.000	18	24Alp PsA	1.1660	9700.0	166	7235	No
160	GOM_NL__2PRFIN20030719_123916_000000452018_00167_07235_6873.N1	19-JUL-2003 12:39:16	Twilight	44.500	40	The Sco	1.8590	7100.0	89	7235	No

161	GOM_NL__2PRFIN20030719_124113_000000402018_00167_07235_6874.N1	19-JUL-2003 12:41:13	Twilight	40.000	38	20Eps Sgr	1.8360	11000.	80	7235	No
162	GOM_NL__2PRFIN20030719_124307_000000402018_00167_07235_6875.N1	19-JUL-2003 12:43:07	Bright	39.500	57	34Sig Sgr	2.0660	26000.	79	7235	No
163	GOM_NL__2PRFIN20030719_124456_000000742018_00167_07235_6876.N1	19-JUL-2003 12:44:56	Bright	73.500	142	49Del Cap	2.8500	8900.0	147	7235	No
164	GOM_NL__2PRFIN20030719_125225_000000382018_00167_07235_6877.N1	19-JUL-2003 12:52:25	Bright	37.500	126	60Bet Oph	2.7700	4250.0	75	7235	No
165	GOM_NL__2PRFIN20030719_125454_000000392018_00167_07235_6878.N1	19-JUL-2003 12:54:54	Bright	38.500	168	17Zet Aql	2.9860	11000.	77	7235	No
166	GOM_NL__2PRFIN20030719_130043_000000372018_00167_07235_6879.N1	19-JUL-2003 13:00:43	Bright	36.500	133	40Zet Her	2.8070	6000.0	73	7235	No
167	GOM_NL__2PRFIN20030719_130525_000000402018_00167_07235_6880.N1	19-JUL-2003 13:05:25	Bright	40.000	69	33Gam Dra	2.2310	3800.0	80	7235	No
168	GOM_NL__2PRFIN20030719_130703_000000502018_00167_07235_6881.N1	19-JUL-2003 13:07:03	Bright	50.000	19	50Alp Cyg	1.2460	10500.	100	7235	No
169	GOM_NL__2PRFIN20030719_131205_000000442018_00167_07235_6882.N1	19-JUL-2003 13:12:05	Bright	43.500	89	5Alp Cep	2.4510	8000.0	87	7235	No
170	GOM_NL__2PRFIN20030719_131626_000000372018_00167_07235_6883.N1	19-JUL-2003 13:16:26	Bright	37.000	49	1Alp UMi	1.9900	6300.0	74	7235	No
171	GOM_NL__2PRFIN20030719_131925_000000512018_00167_07235_6884.N1	19-JUL-2003 13:19:25	Bright	51.000	74	11Bet Cas	2.2680	6600.0	102	7235	No
172	GOM_NL__2PRFIN20030719_132123_000000562018_00167_07235_6885.N1	19-JUL-2003 13:21:23	Bright	56.000	68	18Alp Cas	2.2250	4500.0	112	7235	No
173	GOM_NL__2PRFIN20030719_132613_000000452018_00167_07235_6886.N1	19-JUL-2003 13:26:13	Bright	45.000	160	23Gam Per	2.9300	4700.0	90	7235	No
174	GOM_NL__2PRFIN20030719_132738_000000442018_00167_07235_6887.N1	19-JUL-2003 13:27:38	Bright	44.000	35	33Alp Per	1.7950	6250.0	88	7235	No
175	GOM_NL__2PRFIN20030719_132931_000000692018_00167_07235_6888.N1	19-JUL-2003 13:29:31	Bright	68.500	73	57Gam1And	2.2600	13100.	137	7235	No
176	GOM_NL__2PRFIN20030719_133226_000001502018_00167_07235_6889.N1	19-JUL-2003 13:32:26	Straylight	150.00	53	43Bet And	2.0480	3300.0	300	7235	No
177	GOM_NL__2PRFIN20030719_133618_000000502018_00167_07235_6890.N1	19-JUL-2003 13:36:18	Twilight	49.500	146	25Eta Tau	2.8730	15200.	99	7235	No
178	GOM_NL__2PRFIN20030719_133753_000000552018_00167_07235_6891.N1	19-JUL-2003 13:37:53	Twilight	55.000	13	87Alp Tau	0.86700	3800.0	110	7235	No
179	GOM_NL__2PRFIN20030719_134146_000000392018_00167_07235_6892.N1	19-JUL-2003 13:41:46	Dark	39.000	72	34Del Ori	2.2500	30000.	78	7235	No
180	GOM_NL__2PRFIN20030719_134412_000000522018_00167_07235_6893.N1	19-JUL-2003 13:44:12	Dark	52.000	7	19Bet Ori	0.10000	14000.	104	7235	No
181	GOM_NL__2PRFIN20030719_134635_000000412018_00167_07235_6894.N1	19-JUL-2003 13:46:35	Dark	41.000	101	11Alp Lep	2.5820	7000.0	82	7235	No
182	GOM_NL__2PRFIN20030719_135100_000000392018_00167_07235_6895.N1	19-JUL-2003 13:51:00	Dark	38.500	108	Alp Col	2.6520	15200.	77	7235	No
183	GOM_NL__2PRFIN20030719_135637_000000442018_00167_07235_6896.N1	19-JUL-2003 13:56:37	Dark	44.000	157	The1Eri	2.9060	9300.0	88	7235	No
184	GOM_NL__2PRFIN20030719_140241_000000452018_00168_07236_6811.N1	19-JUL-2003 14:02:41	Dark	45.000	9	Alp Eri	0.45300	24000.	90	7236	No
185	GOM_NL__2PRFIN20030719_140602_000000562018_00168_07236_6812.N1	19-JUL-2003 14:06:02	Dark	56.000	84	Alp Phe	2.3970	4500.0	112	7236	No
186	GOM_NL__2PRFIN20030719_141008_000000432018_00168_07236_6813.N1	19-JUL-2003 14:10:08	Straylight	42.500	148	Alp Tuc	2.8780	4100.0	85	7236	No
187	GOM_NL__2PRFIN20030719_141135_000000592018_00168_07236_6814.N1	19-JUL-2003 14:11:35	Straylight	59.000	63	Bet Gru	2.1500	2800.0	118	7236	No
188	GOM_NL__2PRFIN20030719_141306_000000522018_00168_07236_6815.N1	19-JUL-2003 14:13:06	Straylight	51.500	31	Alp Gru	1.7340	15200.	103	7236	No
189	GOM_NL__2PRFIN20030719_141542_000000822018_00168_07236_6816.N1	19-JUL-2003 14:15:42	Straylight	81.500	18	24Alp PsA	1.1660	9700.0	163	7236	No
190	GOM_NL__2PRFIN20030719_141951_000000462018_00168_07236_6817.N1	19-JUL-2003 14:19:51	Twilight	45.500	40	The Sco	1.8590	7100.0	91	7236	No
191	GOM_NL__2PRFIN20030719_142148_000000422018_00168_07236_6818.N1	19-JUL-2003 14:21:48	Twilight	41.500	38	20Eps Sgr	1.8360	11000.	83	7236	No
192	GOM_NL__2PRFIN20030719_142342_000000412018_00168_07236_6819.N1	19-JUL-2003 14:23:42	Bright	40.500	57	34Sig Sgr	2.0660	26000.	81	7236	No
193	GOM_NL__2PRFIN20030719_142532_000000732018_00168_07236_6820.N1	19-JUL-2003 14:25:32	Bright	73.000	142	49Del Cap	2.8500	8900.0	146	7236	No
194	GOM_NL__2PRFIN20030719_143300_000000392018_00168_07236_6821.N1	19-JUL-2003 14:33:00	Bright	38.500	126	60Bet Oph	2.7700	4250.0	77	7236	No
195	GOM_NL__2PRFIN20030719_143528_000000392018_00168_07236_6822.N1	19-JUL-2003 14:35:28	Bright	39.000	168	17Zet Aql	2.9860	11000.	78	7236	No
196	GOM_NL__2PRFIN20030719_144120_000000382018_00168_07236_6823.N1	19-JUL-2003 14:41:20	Bright	37.500	133	40Zet Her	2.8070	6000.0	75	7236	No
197	GOM_NL__2PRFIN20030719_144601_000000342018_00168_07236_6824.N1	19-JUL-2003 14:46:01	Bright	34.000	69	33Gam Dra	2.2310	3800.0	68	7236	No
198	GOM_NL__2PRFIN20030719_144739_000000502018_00168_07236_6825.N1	19-JUL-2003 14:47:39	Bright	50.000	19	50Alp Cyg	1.2460	10500.	100	7236	No
199	GOM_NL__2PRFIN20030719_145241_000000402018_00168_07236_6826.N1	19-JUL-2003 14:52:41	Bright	39.500	89	5Alp Cep	2.4510	8000.0	79	7236	No
200	GOM_NL__2PRFIN20030719_145702_000000372018_00168_07236_6827.N1	19-JUL-2003 14:57:02	Bright	36.500	49	1Alp UMi	1.9900	6300.0	73	7236	No
201	GOM_NL__2PRFIN20030719_150001_000000512018_00168_07236_6828.N1	19-JUL-2003 15:00:01	Bright	50.500	74	11Bet Cas	2.2680	6600.0	101	7236	No
202	GOM_NL__2PRFIN20030719_150159_000000552018_00168_07236_6829.N1	19-JUL-2003 15:01:59	Bright	54.500	68	18Alp Cas	2.2250	4500.0	109	7236	No
203	GOM_NL__2PRFIN20030719_150650_000000622018_00168_07236_6830.N1	19-JUL-2003 15:06:50	Bright	62.000	160	23Gam Per	2.9300	4700.0	124	7236	No
204	GOM_NL__2PRFIN20030719_150814_000000432018_00168_07236_6831.N1	19-JUL-2003 15:08:14	Bright	43.000	35	33Alp Per	1.7950	6250.0	86	7236	No
205	GOM_NL__2PRFIN20030719_151007_000000672018_00168_07236_6832.N1	19-JUL-2003 15:10:07	Bright	67.000	73	57Gam1And	2.2600	13100.	134	7236	No
206	GOM_NL__2PRFIN20030719_151301_000001222018_00168_07236_6833.N1	19-JUL-2003 15:13:01	Straylight	122.00	53	43Bet And	2.0480	3300.0	244	7236	No
207	GOM_NL__2PRFIN20030719_151655_000000462018_00168_07236_6834.N1	19-JUL-2003 15:16:55	Twilight	46.000	146	25Eta Tau	2.8730	15200.	92	7236	No
208	GOM_NL__2PRFIN20030719_151829_000000502018_00168_07236_6835.N1	19-JUL-2003 15:18:29	Twilight	49.500	13	87Alp Tau	0.86700	3800.0	99	7236	No
209	GOM_NL__2PRFIN20030719_152223_000000392018_00168_07236_6836.N1	19-JUL-2003 15:22:23	Dark	39.000	72	34Del Ori	2.2500	30000.	78	7236	No
210	GOM_NL__2PRFIN20030719_152448_000000462018_00168_07236_6837.N1	19-JUL-2003 15:24:48	Dark	45.500	7	19Bet Ori	0.10000	14000.	91	7236	No
211	GOM_NL__2PRFIN20030719_152712_000000402018_00168_07236_6838.N1	19-JUL-2003 15:27:12	Dark	40.000	101	11Alp Lep	2.5820	7000.0	80	7236	No
212	GOM_NL__2PRFIN20030719_153137_000000402018_00168_07236_6839.N1	19-JUL-2003 15:31:37	Dark	39.500	108	Alp Col	2.6520	15200.	79	7236	No
213	GOM_NL__2PRFIN20030719_153715_000000432018_00168_07236_6840.N1	19-JUL-2003 15:37:15	Dark	42.500	157	The1Eri	2.9060	9300.0	85	7236	No
214	GOM_NL__2PRFIN20030719_154319_000000442018_00169_07237_6811.N1	19-JUL-2003 15:43:19	Dark	44.000	9	Alp Eri	0.45300	24000.	88	7237	No
215	GOM_NL__2PRFIN20030719_154641_000000562018_00169_07237_6812.N1	19-JUL-2003 15:46:41	Dark	56.000	84	Alp Phe	2.3970	4500.0	112	7237	No
216	GOM_NL__2PRFIN20030719_155046_000000432018_00169_07237_6813.N1	19-JUL-2003 15:50:46	Straylight	43.000	148	Alp Tuc	2.8780	4100.0	86	7237	No
217	GOM_NL__2PRFIN20030719_155213_000000512018_00169_07237_6814.N1	19-JUL-2003 15:52:13	Straylight	50.500	63	Bet Gru	2.1500	2800.0	101	7237	No
218	GOM_NL__2PRFIN20030719_155344_000000502018_00169_07237_6815.N1	19-JUL-2003 15:53:44	Straylight	50.000	31	Alp Gru	1.7340	15200.	100	7237	No
219	GOM_NL__2PRFIN20030719_155620_000000852018_00169_07237_6816.N1	19-JUL-2003 15:56:20	Straylight	84.500	18	24Alp PsA	1.1660	9700.0	169	7237	No

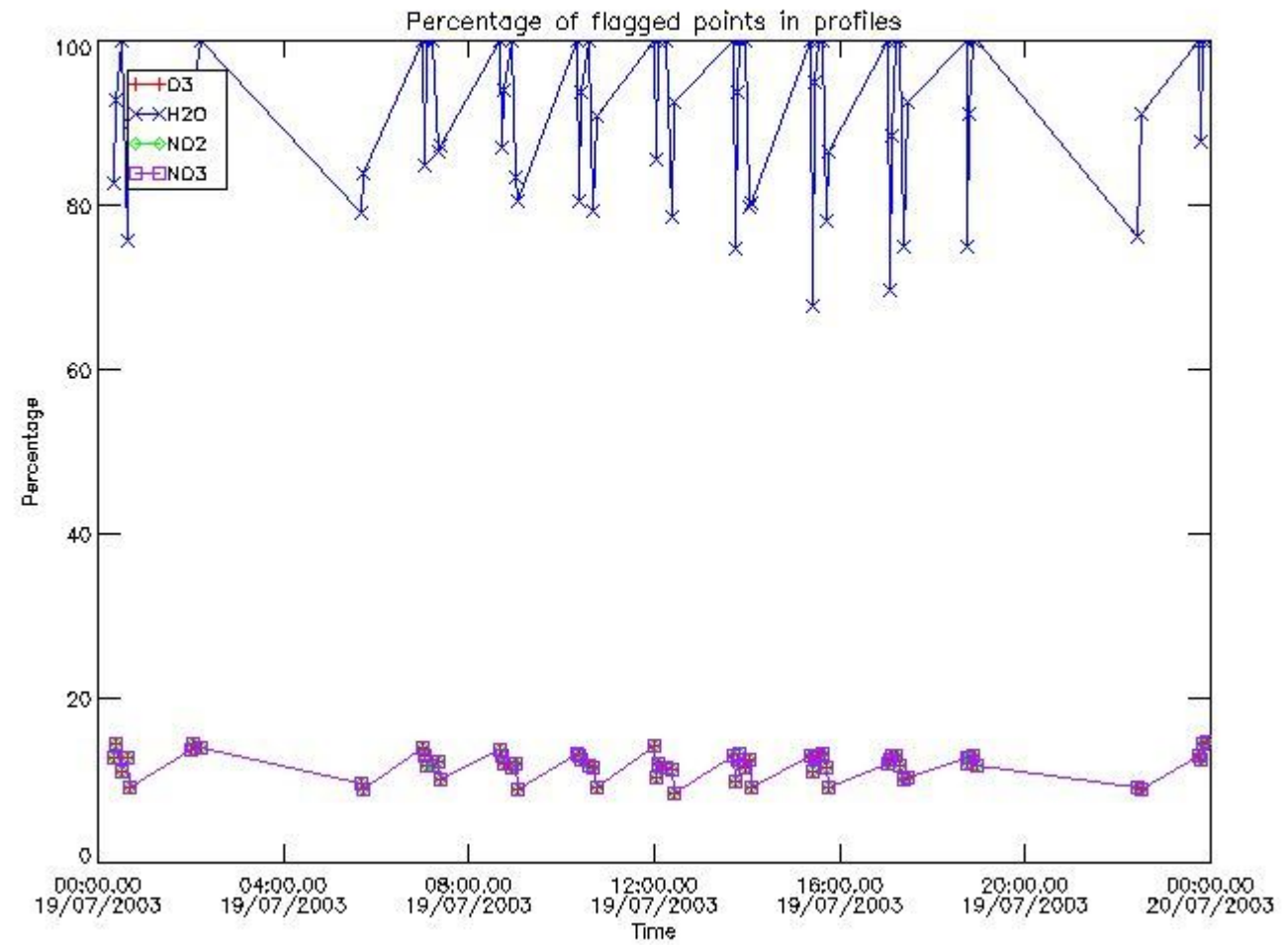
220	GOM_NL__2PRFIN20030719_160028_000000432018_00169_07237_6817.N1	19-JUL-2003 16:00:28	Twilight	42.500	40	The Sco	1.8590	7100.0	85	7237	No
221	GOM_NL__2PRFIN20030719_160226_000000412018_00169_07237_6818.N1	19-JUL-2003 16:02:26	Twilight	40.500	38	20Eps Sgr	1.8360	11000.	81	7237	No
222	GOM_NL__2PRFIN20030719_160419_000000392018_00169_07237_6819.N1	19-JUL-2003 16:04:19	Bright	39.000	57	34Sig Sgr	2.0660	26000.	78	7237	No
223	GOM_NL__2PRFIN20030719_160607_000000732018_00169_07237_6820.N1	19-JUL-2003 16:06:07	Bright	73.000	142	49Del Cap	2.8500	8900.0	146	7237	No
224	GOM_NL__2PRFIN20030719_161337_000000372018_00169_07237_6821.N1	19-JUL-2003 16:13:37	Bright	36.500	126	60Bet Oph	2.7700	4250.0	73	7237	No
225	GOM_NL__2PRFIN20030719_161606_000000382018_00169_07237_6822.N1	19-JUL-2003 16:16:06	Bright	37.500	168	17Zet Aql	2.9860	11000.	75	7237	No
226	GOM_NL__2PRFIN20030719_162156_000000382018_00169_07237_6823.N1	19-JUL-2003 16:21:56	Bright	37.500	133	40Zet Her	2.8070	6000.0	75	7237	No
227	GOM_NL__2PRFIN20030719_162637_000000362018_00169_07237_6824.N1	19-JUL-2003 16:26:37	Bright	36.000	69	33Gam Dra	2.2310	3800.0	72	7237	No
228	GOM_NL__2PRFIN20030719_162814_000000482018_00169_07237_6825.N1	19-JUL-2003 16:28:14	Bright	48.000	19	50Alp Cyg	1.2460	10500.	96	7237	No
229	GOM_NL__2PRFIN20030719_163316_000000432018_00169_07237_6826.N1	19-JUL-2003 16:33:16	Bright	42.500	89	5Alp Cep	2.4510	8000.0	85	7237	No
230	GOM_NL__2PRFIN20030719_163738_000000362018_00169_07237_6827.N1	19-JUL-2003 16:37:38	Bright	36.000	49	1Alp UMi	1.9900	6300.0	72	7237	No
231	GOM_NL__2PRFIN20030719_164036_000000532018_00169_07237_6828.N1	19-JUL-2003 16:40:36	Bright	53.000	74	11Bet Cas	2.2680	6600.0	106	7237	No
232	GOM_NL__2PRFIN20030719_164233_000000562018_00169_07237_6829.N1	19-JUL-2003 16:42:33	Bright	56.000	68	18Alp Cas	2.2250	4500.0	112	7237	No
233	GOM_NL__2PRFIN20030719_164725_000000472018_00169_07237_6830.N1	19-JUL-2003 16:47:25	Bright	47.000	160	23Gam Per	2.9300	4700.0	94	7237	No
234	GOM_NL__2PRFIN20030719_164850_000000452018_00169_07237_6831.N1	19-JUL-2003 16:48:50	Bright	44.500	35	33Alp Per	1.7950	6250.0	89	7237	No
235	GOM_NL__2PRFIN20030719_165042_000000672018_00169_07237_6832.N1	19-JUL-2003 16:50:42	Bright	66.500	73	57Gam1And	2.2600	13100.	133	7237	No
236	GOM_NL__2PRFIN20030719_165338_000001312018_00169_07237_6833.N1	19-JUL-2003 16:53:38	Straylight	130.50	53	43Bet And	2.0480	3300.0	261	7237	No
237	GOM_NL__2PRFIN20030719_165731_000000472018_00169_07237_6834.N1	19-JUL-2003 16:57:31	Twilight	46.500	146	25Eta Tau	2.8730	15200.	93	7237	No
238	GOM_NL__2PRFIN20030719_165905_000000552018_00169_07237_6835.N1	19-JUL-2003 16:59:05	Twilight	55.000	13	87Alp Tau	0.86700	3800.0	110	7237	No
239	GOM_NL__2PRFIN20030719_170259_000000432018_00169_07237_6836.N1	19-JUL-2003 17:02:59	Dark	42.500	72	34Del Ori	2.2500	30000.	85	7237	No
240	GOM_NL__2PRFIN20030719_170524_000000452018_00169_07237_6837.N1	19-JUL-2003 17:05:24	Dark	45.000	7	19Bet Ori	0.10000	14000.	90	7237	No
241	GOM_NL__2PRFIN20030719_170748_000000402018_00169_07237_6838.N1	19-JUL-2003 17:07:48	Dark	39.500	101	11Alp Lep	2.5820	7000.0	79	7237	No
242	GOM_NL__2PRFIN20030719_171213_000000392018_00169_07237_6839.N1	19-JUL-2003 17:12:13	Dark	39.000	108	Alp Col	2.6520	15200.	78	7237	No
243	GOM_NL__2PRFIN20030719_171751_000000432018_00169_07237_6840.N1	19-JUL-2003 17:17:51	Dark	43.000	157	The1Eri	2.9060	9300.0	86	7237	No
244	GOM_NL__2PRFIN20030719_172356_000000512018_00170_07238_6811.N1	19-JUL-2003 17:23:56	Dark	50.500	9	Alp Eri	0.45300	24000.	101	7238	No
245	GOM_NL__2PRFIN20030719_172718_000000542018_00170_07238_6812.N1	19-JUL-2003 17:27:18	Dark	54.000	84	Alp Phe	2.3970	4500.0	108	7238	No
246	GOM_NL__2PRFIN20030719_173122_000000452018_00170_07238_6813.N1	19-JUL-2003 17:31:22	Straylight	44.500	148	Alp Tuc	2.8780	4100.0	89	7238	No
247	GOM_NL__2PRFIN20030719_173250_000000512018_00170_07238_6814.N1	19-JUL-2003 17:32:50	Straylight	50.500	63	Bet Gru	2.1500	2800.0	101	7238	No
248	GOM_NL__2PRFIN20030719_173420_000000502018_00170_07238_6815.N1	19-JUL-2003 17:34:20	Straylight	50.000	31	Alp Gru	1.7340	15200.	100	7238	No
249	GOM_NL__2PRFIN20030719_173657_000000862018_00170_07238_6816.N1	19-JUL-2003 17:36:57	Straylight	86.000	18	24Alp PsA	1.1660	9700.0	172	7238	No
250	GOM_NL__2PRFIN20030719_174104_000000462018_00170_07238_6817.N1	19-JUL-2003 17:41:04	Twilight	46.000	40	The Sco	1.8590	7100.0	92	7238	No
251	GOM_NL__2PRFIN20030719_174302_000000412018_00170_07238_6818.N1	19-JUL-2003 17:43:02	Twilight	41.000	38	20Eps Sgr	1.8360	11000.	82	7238	No
252	GOM_NL__2PRFIN20030719_174456_000000392018_00170_07238_6819.N1	19-JUL-2003 17:44:56	Bright	39.000	57	34Sig Sgr	2.0660	26000.	78	7238	No
253	GOM_NL__2PRFIN20030719_174644_000000732018_00170_07238_6820.N1	19-JUL-2003 17:46:44	Bright	73.000	142	49Del Cap	2.8500	8900.0	146	7238	No
254	GOM_NL__2PRFIN20030719_175413_000000372018_00170_07238_6821.N1	19-JUL-2003 17:54:13	Bright	36.500	126	60Bet Oph	2.7700	4250.0	73	7238	No
255	GOM_NL__2PRFIN20030719_175642_000000392018_00170_07238_6822.N1	19-JUL-2003 17:56:42	Bright	38.500	168	17Zet Aql	2.9860	11000.	77	7238	No
256	GOM_NL__2PRFIN20030719_180232_000000402018_00170_07238_6823.N1	19-JUL-2003 18:02:32	Bright	39.500	133	40Zet Her	2.8070	6000.0	79	7238	No
257	GOM_NL__2PRFIN20030719_180713_000000382018_00170_07238_6824.N1	19-JUL-2003 18:07:13	Bright	37.500	69	33Gam Dra	2.2310	3800.0	75	7238	No
258	GOM_NL__2PRFIN20030719_180849_000000512018_00170_07238_6825.N1	19-JUL-2003 18:08:49	Bright	51.000	19	50Alp Cyg	1.2460	10500.	102	7238	No
259	GOM_NL__2PRFIN20030719_181352_000000412018_00170_07238_6826.N1	19-JUL-2003 18:13:52	Bright	41.000	89	5Alp Cep	2.4510	8000.0	82	7238	No
260	GOM_NL__2PRFIN20030719_181814_000000372018_00170_07238_6827.N1	19-JUL-2003 18:18:14	Bright	36.500	49	1Alp UMi	1.9900	6300.0	73	7238	No
261	GOM_NL__2PRFIN20030719_182110_000000532018_00170_07238_6828.N1	19-JUL-2003 18:21:10	Bright	53.000	74	11Bet Cas	2.2680	6600.0	106	7238	No
262	GOM_NL__2PRFIN20030719_182309_000000552018_00170_07238_6829.N1	19-JUL-2003 18:23:09	Bright	54.500	68	18Alp Cas	2.2250	4500.0	109	7238	No
263	GOM_NL__2PRFIN20030719_182801_000000402018_00170_07238_6830.N1	19-JUL-2003 18:28:01	Bright	40.000	160	23Gam Per	2.9300	4700.0	80	7238	No
264	GOM_NL__2PRFIN20030719_182925_000000452018_00170_07238_6831.N1	19-JUL-2003 18:29:25	Bright	44.500	35	33Alp Per	1.7950	6250.0	89	7238	No
265	GOM_NL__2PRFIN20030719_183118_000000652018_00170_07238_6832.N1	19-JUL-2003 18:31:18	Bright	65.000	73	57Gam1And	2.2600	13100.	130	7238	No
266	GOM_NL__2PRFIN20030719_183414_000001222018_00170_07238_6833.N1	19-JUL-2003 18:34:14	Straylight	121.50	53	43Bet And	2.0480	3300.0	243	7238	No
267	GOM_NL__2PRFIN20030719_183807_000000502018_00170_07238_6834.N1	19-JUL-2003 18:38:07	Twilight	49.500	146	25Eta Tau	2.8730	15200.	99	7238	No
268	GOM_NL__2PRFIN20030719_183942_000000552018_00170_07238_6835.N1	19-JUL-2003 18:39:42	Twilight	55.000	13	87Alp Tau	0.86700	3800.0	110	7238	No
269	GOM_NL__2PRFIN20030719_184335_000000402018_00170_07238_6836.N1	19-JUL-2003 18:43:35	Dark	40.000	72	34Del Ori	2.2500	30000.	80	7238	No
270	GOM_NL__2PRFIN20030719_184601_000000432018_00170_07238_6837.N1	19-JUL-2003 18:46:01	Dark	42.500	7	19Bet Ori	0.10000	14000.	85	7238	No
271	GOM_NL__2PRFIN20030719_184824_000000402018_00170_07238_6838.N1	19-JUL-2003 18:48:24	Dark	40.000	101	11Alp Lep	2.5820	7000.0	80	7238	No
272	GOM_NL__2PRFIN20030719_185249_000000402018_00170_07238_6839.N1	19-JUL-2003 18:52:49	Dark	39.500	108	Alp Col	2.6520	15200.	79	7238	No
273	GOM_NL__2PRFIN20030719_185828_000000432018_00170_07238_6840.N1	19-JUL-2003 18:58:28	Dark	43.000	157	The1Eri	2.9060	9300.0	86	7238	No
274	GOM_NL__2PRFIN20030719_222546_000000552018_00173_07241_6813.N1	19-JUL-2003 22:25:46	Dark	55.000	9	Alp Eri	0.45300	24000.	110	7241	No
275	GOM_NL__2PRFIN20030719_222909_000000572018_00173_07241_6814.N1	19-JUL-2003 22:29:09	Dark	57.000	84	Alp Phe	2.3970	4500.0	114	7241	No
276	GOM_NL__2PRFIN20030719_223311_000000412018_00173_07241_6815.N1	19-JUL-2003 22:33:11	Straylight	41.000	148	Alp Tuc	2.8780	4100.0	82	7241	No
277	GOM_NL__2PRFIN20030719_223440_000000612018_00173_07241_6816.N1	19-JUL-2003 22:34:40	Straylight	60.500	63	Bet Gru	2.1500	2800.0	121	7241	No
278	GOM_NL__2PRFIN20030719_223610_000000472018_00173_07241_6817.N1	19-JUL-2003 22:36:10	Straylight	47.000	31	Alp Gru	1.7340	15200.	94	7241	No

279	GOM_NL__2PRFIN20030719_223847_000000842018_00173_07241_6818.N1	19-JUL-2003 22:38:47	Straylight	83.500	18	24Alp PsA	1.1660	9700.0	167	7241	No
280	GOM_NL__2PRFIN20030719_224450_000000402018_00173_07241_6819.N1	19-JUL-2003 22:44:50	Twilight	40.000	38	20Eps Sgr	1.8360	11000.	80	7241	No
281	GOM_NL__2PRFIN20030719_224644_000000392018_00173_07241_6820.N1	19-JUL-2003 22:46:44	Bright	38.500	57	34Sig Sgr	2.0660	26000.	77	7241	No
282	GOM_NL__2PRFIN20030719_224831_000000742018_00173_07241_6821.N1	19-JUL-2003 22:48:31	Bright	73.500	142	49Del Cap	2.8500	8900.0	147	7241	No
283	GOM_NL__2PRFIN20030719_225602_000000362018_00173_07241_6822.N1	19-JUL-2003 22:56:02	Bright	36.000	126	60Bet Oph	2.7700	4250.0	72	7241	No
284	GOM_NL__2PRFIN20030719_225829_000000382018_00173_07241_6823.N1	19-JUL-2003 22:58:29	Bright	37.500	168	17Zet Aql	2.9860	11000.	75	7241	No
285	GOM_NL__2PRFIN20030719_230421_000000392018_00173_07241_6824.N1	19-JUL-2003 23:04:21	Bright	39.000	133	40Zet Her	2.8070	6000.0	78	7241	No
286	GOM_NL__2PRFIN20030719_230900_000000362018_00173_07241_6825.N1	19-JUL-2003 23:09:00	Bright	35.500	69	33Gam Dra	2.2310	3800.0	71	7241	No
287	GOM_NL__2PRFIN20030719_231035_000000502018_00173_07241_6826.N1	19-JUL-2003 23:10:35	Bright	50.000	19	50Alp Cyg	1.2460	10500.	100	7241	No
288	GOM_NL__2PRFIN20030719_231225_000000342018_00173_07241_6827.N1	19-JUL-2003 23:12:25	Bright	34.000	119	14Eta Dra	2.7270	4700.0	68	7241	No
289	GOM_NL__2PRFIN20030719_231538_000000432018_00173_07241_6828.N1	19-JUL-2003 23:15:38	Bright	42.500	89	5Alp Cep	2.4510	8000.0	85	7241	No
290	GOM_NL__2PRFIN20030719_232002_000000362018_00173_07241_6829.N1	19-JUL-2003 23:20:02	Bright	36.000	49	1Alp UMi	1.9900	6300.0	72	7241	No
291	GOM_NL__2PRFIN20030719_232257_000000512018_00173_07241_6830.N1	19-JUL-2003 23:22:57	Bright	50.500	74	11Bet Cas	2.2680	6600.0	101	7241	No
292	GOM_NL__2PRFIN20030719_232455_000000542018_00173_07241_6831.N1	19-JUL-2003 23:24:55	Bright	54.000	68	18Alp Cas	2.2250	4500.0	108	7241	No
293	GOM_NL__2PRFIN20030719_232948_000000462018_00173_07241_6832.N1	19-JUL-2003 23:29:48	Bright	45.500	160	23Gam Per	2.9300	4700.0	91	7241	No
294	GOM_NL__2PRFIN20030719_233113_000000432018_00173_07241_6833.N1	19-JUL-2003 23:31:13	Bright	42.500	35	33Alp Per	1.7950	6250.0	85	7241	No
295	GOM_NL__2PRFIN20030719_233306_000000672018_00173_07241_6834.N1	19-JUL-2003 23:33:06	Bright	67.000	73	57Gam1And	2.2600	13100.	134	7241	No
296	GOM_NL__2PRFIN20030719_233601_000001352018_00173_07241_6835.N1	19-JUL-2003 23:36:01	Straylight	135.00	53	43Bet And	2.0480	3300.0	270	7241	No
297	GOM_NL__2PRFIN20030719_233955_000000502018_00173_07241_6836.N1	19-JUL-2003 23:39:55	Twilight	49.500	146	25Eta Tau	2.8730	15200.	99	7241	No
298	GOM_NL__2PRFIN20030719_234130_000000522018_00173_07241_6837.N1	19-JUL-2003 23:41:30	Twilight	51.500	13	87Alp Tau	0.86700	3800.0	103	7241	No
299	GOM_NL__2PRFIN20030719_234535_000000392018_00173_07241_6838.N1	19-JUL-2003 23:45:35	Dark	39.000	30	46Eps Ori	1.6940	30000.	78	7241	No
300	GOM_NL__2PRFIN20030719_234749_000000412018_00173_07241_6839.N1	19-JUL-2003 23:47:49	Dark	41.000	7	19Bet Ori	0.10000	14000.	82	7241	No
301	GOM_NL__2PRFIN20030719_235012_000000362018_00173_07241_6840.N1	19-JUL-2003 23:50:12	Dark	35.500	101	11Alp Lep	2.5820	7000.0	71	7241	No
302	GOM_NL__2PRFIN20030719_235437_000000382018_00173_07241_6841.N1	19-JUL-2003 23:54:37	Dark	38.000	108	Alp Col	2.6520	15200.	76	7241	No

3. Quality information per product

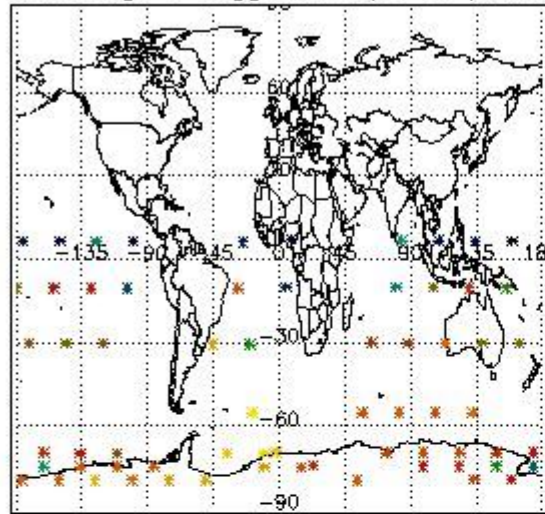
In this section it is plotted some information contained in the Quality Summary data set of the level 2 products. Only products in dark limb conditions and without errors (error flag in the MPH set to "0") are used.

3.1 Plot quality information per product (time dependant)

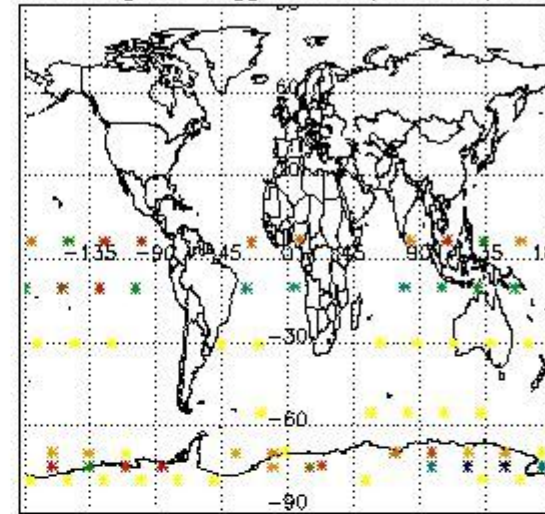


3.2 Plot quality information per product (world map)

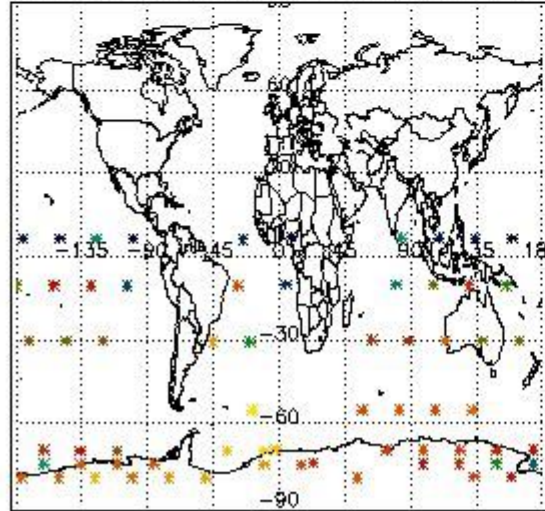
Percentage of flagged data per O3 profile



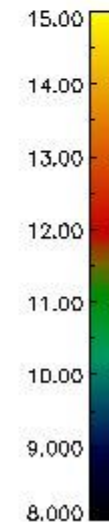
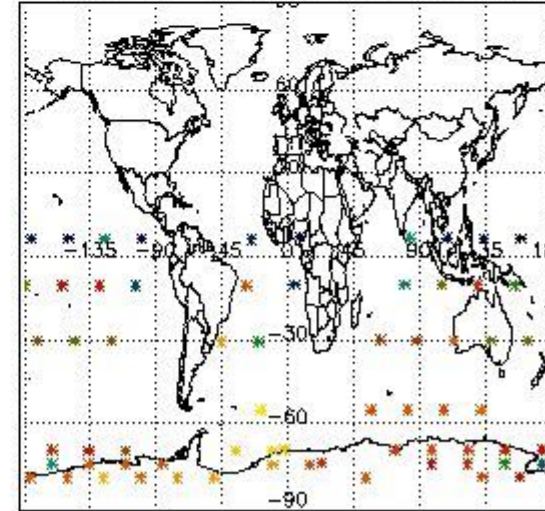
Percentage of flagged data per H2O profile



Percentage of flagged data per NO2 profile



Percentage of flagged data per NO3 profile

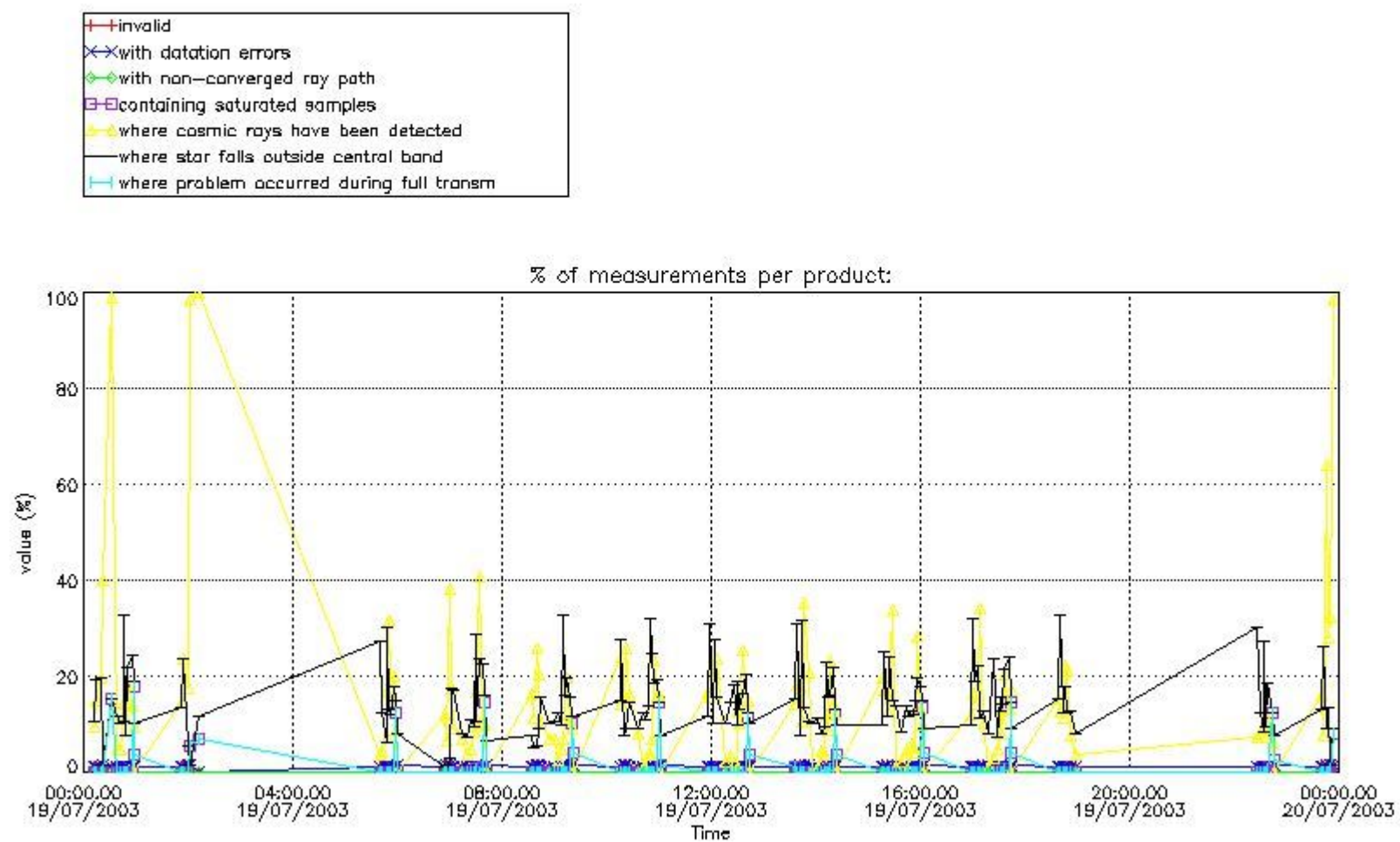


4. Level 1 quality information per product

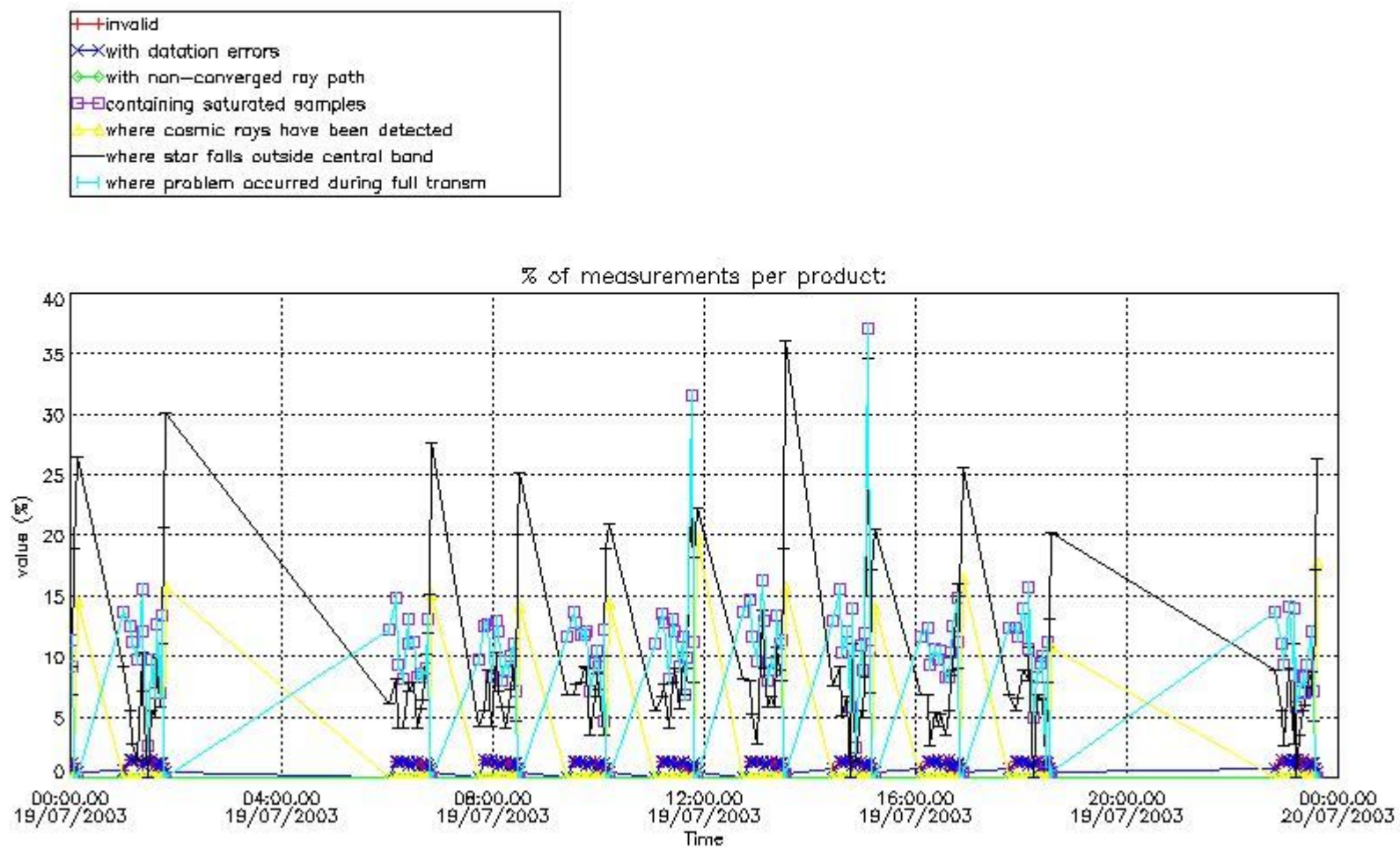
In this section it is plotted some information contained in the Quality Summary data set of the level 2 products that comes from the level 1b processing. Products without errors (error flag in the MPH set to "0") are used.

4.1 Plot quality information per product (time dependant) coming from level 1b processing

4.1.1 Plot level 1 quality information per product (time dependant): ENVISAT ASCENDING passes



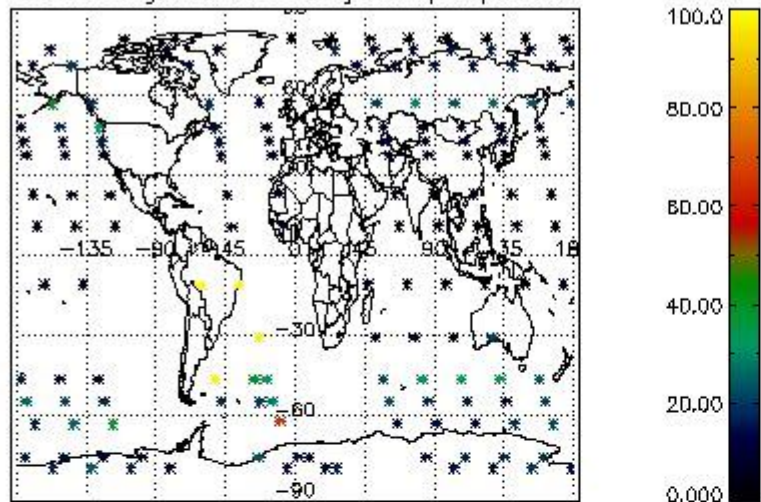
4.1.2 Plot level 1 quality information per product (time dependant): ENVI SAT DESCENDING passes



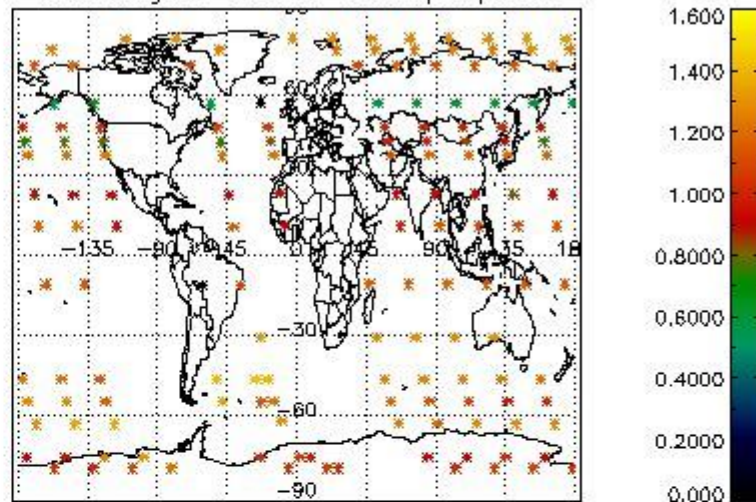
4.2 Plot quality information per product coming from level 1b processing (world map)

4.2.1 Plot level 1 quality information per product (world map): ENVISAT ASCENDING passes

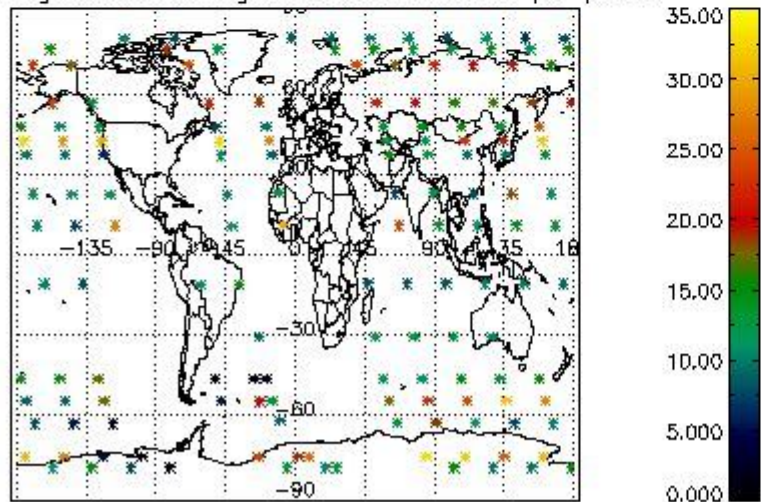
Percentage of cosmic ray hits per profile



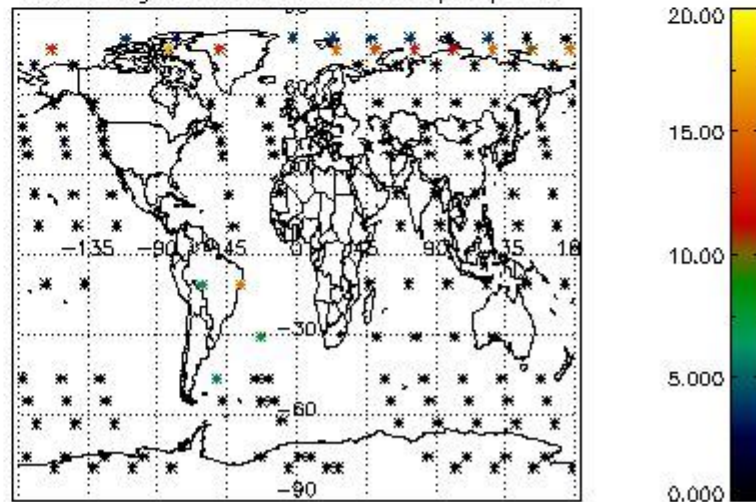
Percentage of datation errors per profile



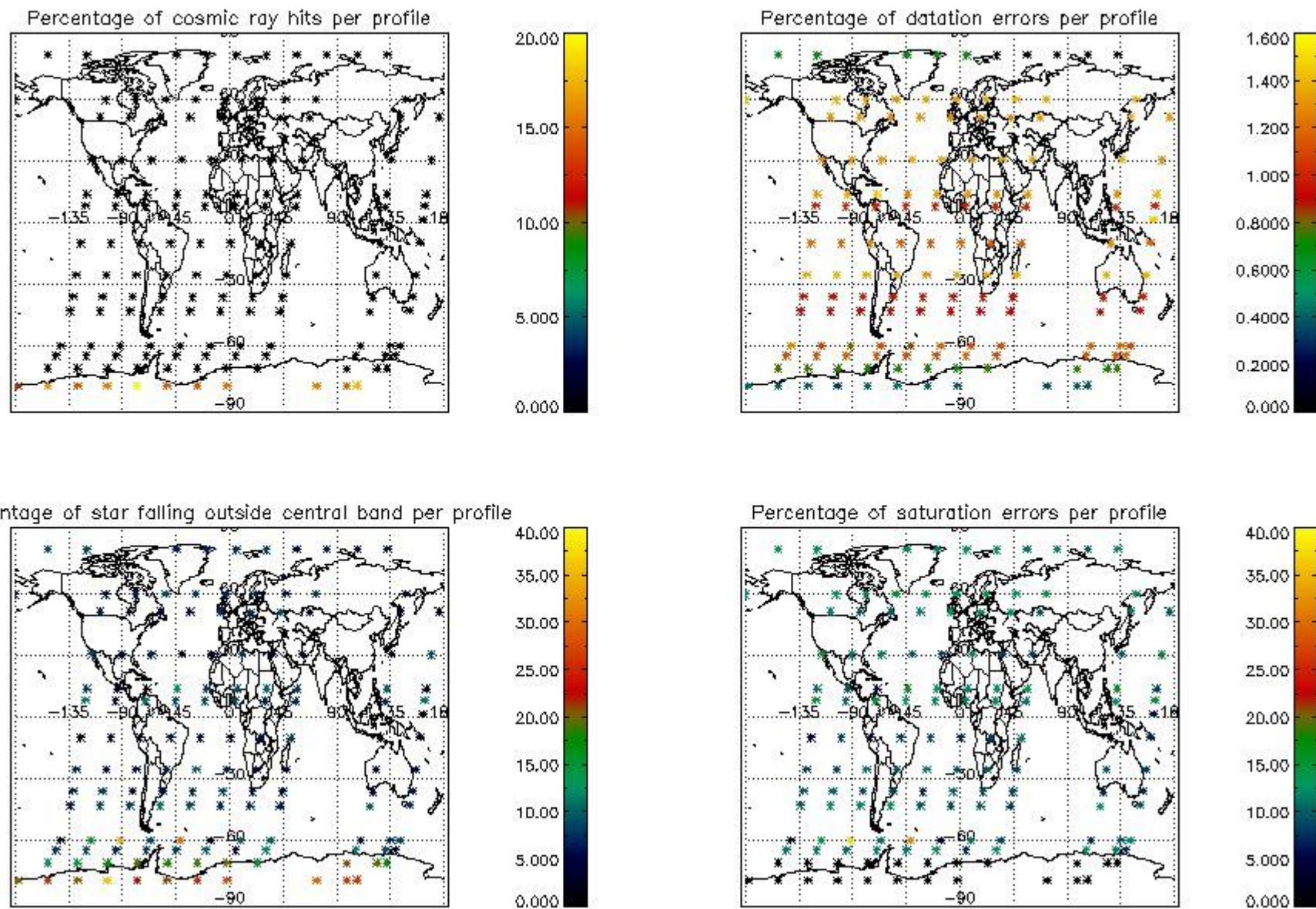
Percentage of star falling outside central band per profile



Percentage of saturation errors per profile



4.2.2 Plot level 1 quality information per product (world map): ENVISAT DESCENDING passes



5. Trace gas profiles

5.1 Ozone statistics based on quality of products

The final quality of the products can be "measured" using the STD (Standard Deviation) attached to every point profile. This information is written to the parameter GOM_NL__2P/NL_LOCAL_SPECIES_DENSITY/o3_std of the level 2 products. The table below shows the statistics for given STD ranges.

The statistics are given with respect to the overall valid production:

- Products without fatal errors: GOM_NL__2P/MPH/PRODUCT_ERR=0
- Valid point profile: GOM_NL__2P/NL_LOCAL_SPECIES_DENSITY/pcd(0)=0

The 'Criteria' is applied to valid points of dark limb products:

- Products in dark limb illumination condition: GOM_NL__2P/NL_SUMMARY_QUALITY/obs_ill_cond=0
- Products without fatal errors: GOM_NL__2P/MPH/PRODUCT_ERR=0
- Valid point profile: GOM_NL__2P/NL_LOCAL_SPECIES_DENSITY/pcd(0)=0

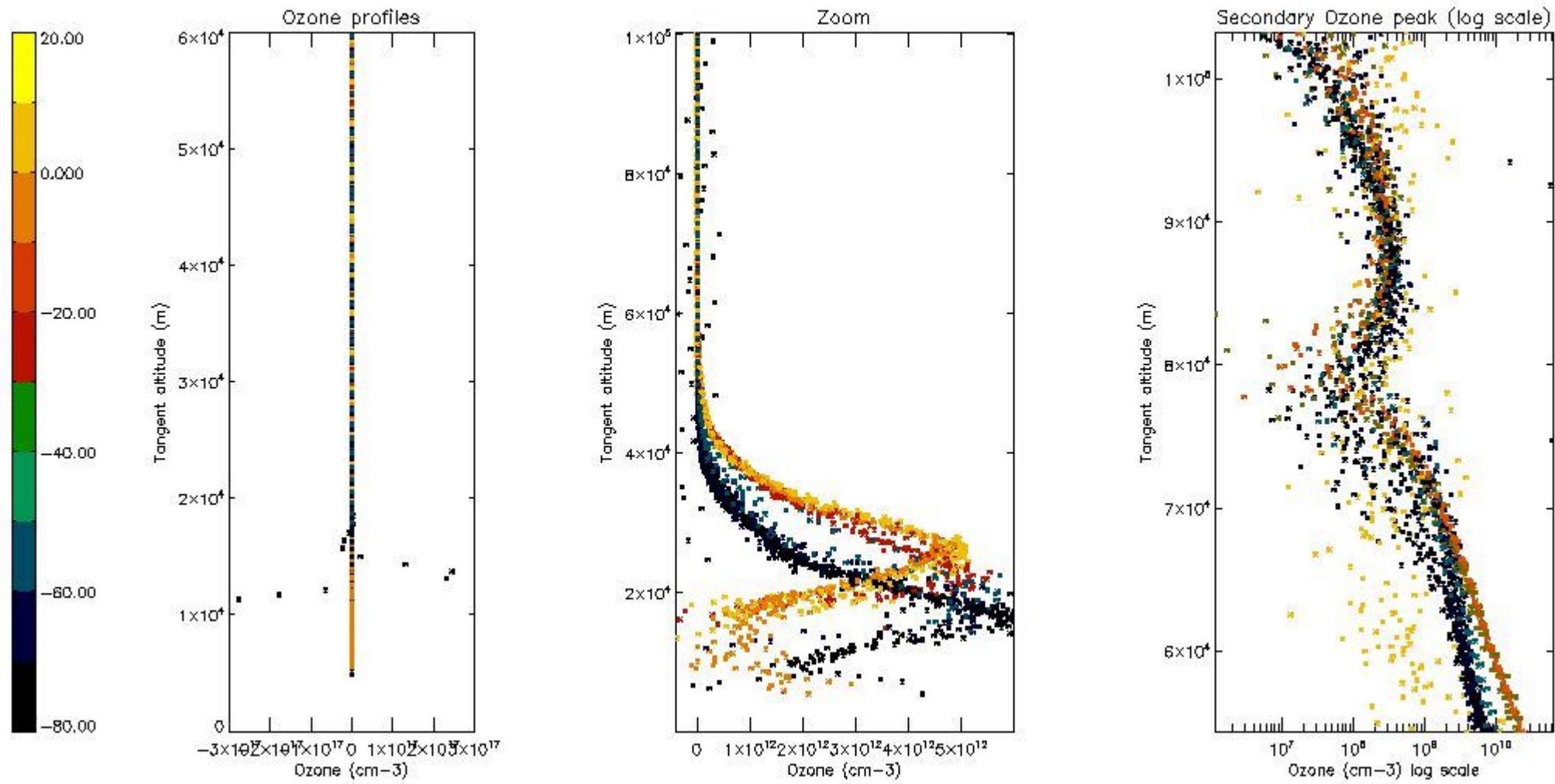
So, the table below shows the percentage of dark limb and valid observations for each criteria with respect to the overall valid daily observations.

Criteria	% of total production
All STD	19
STD < 20	11

STD < 10	9
STD < 5	6

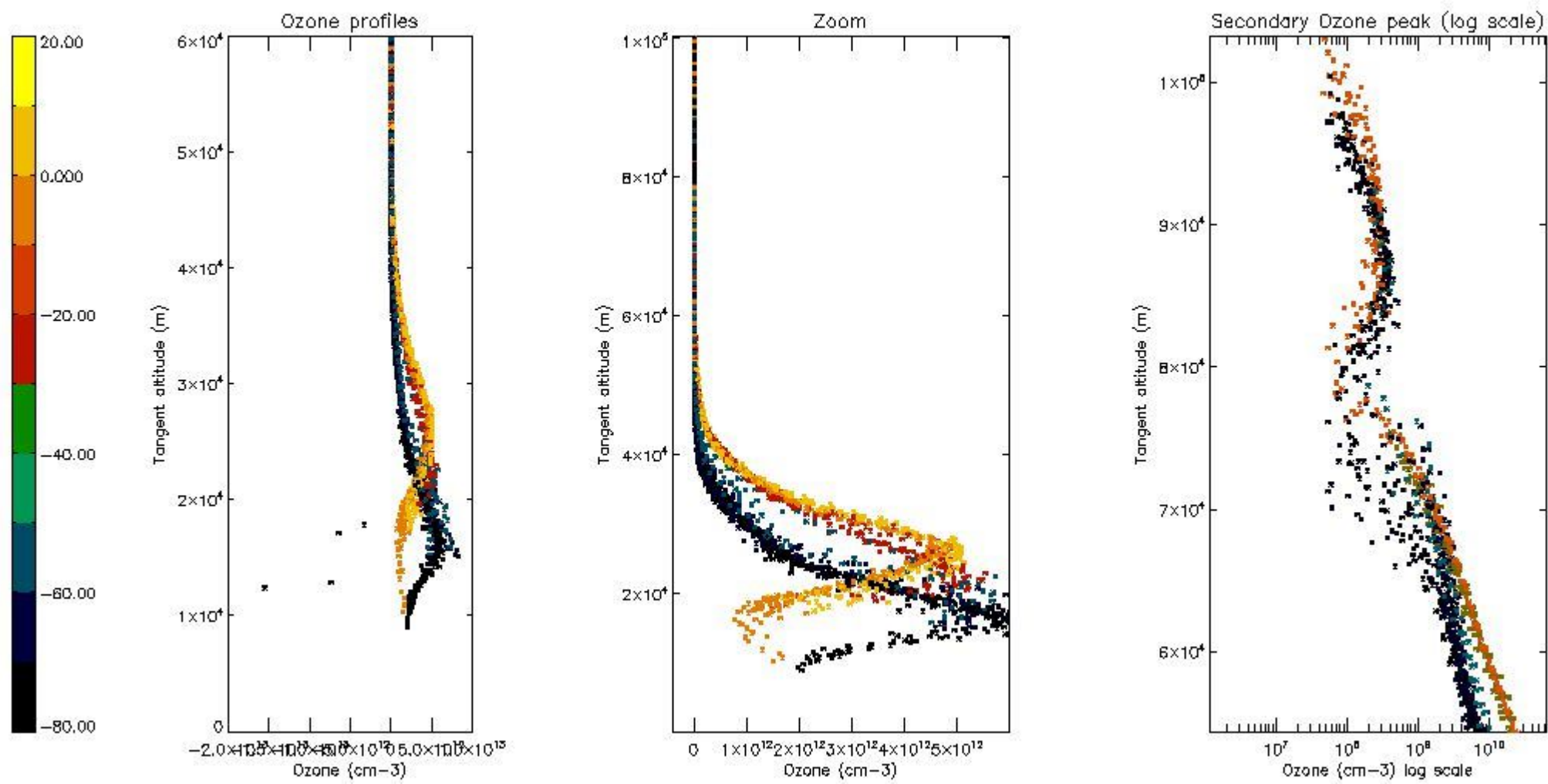
5.2 Plot ozone profiles for all STD (dark without errors)

The colorbar represents the latitude.



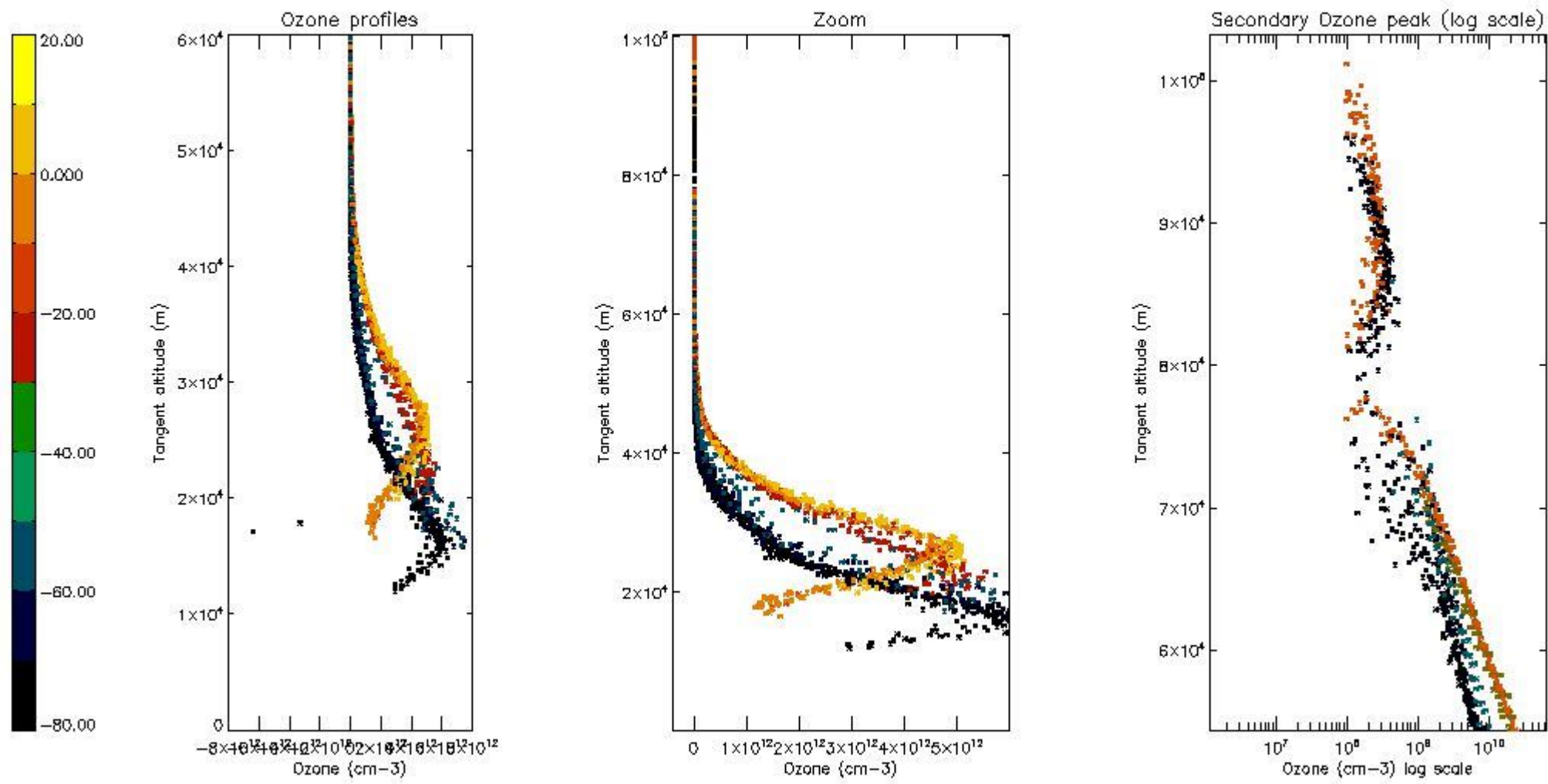
5.3 Plot ozone profiles where STD < 20% (dark without errors)

The colorbar represents the latitude.



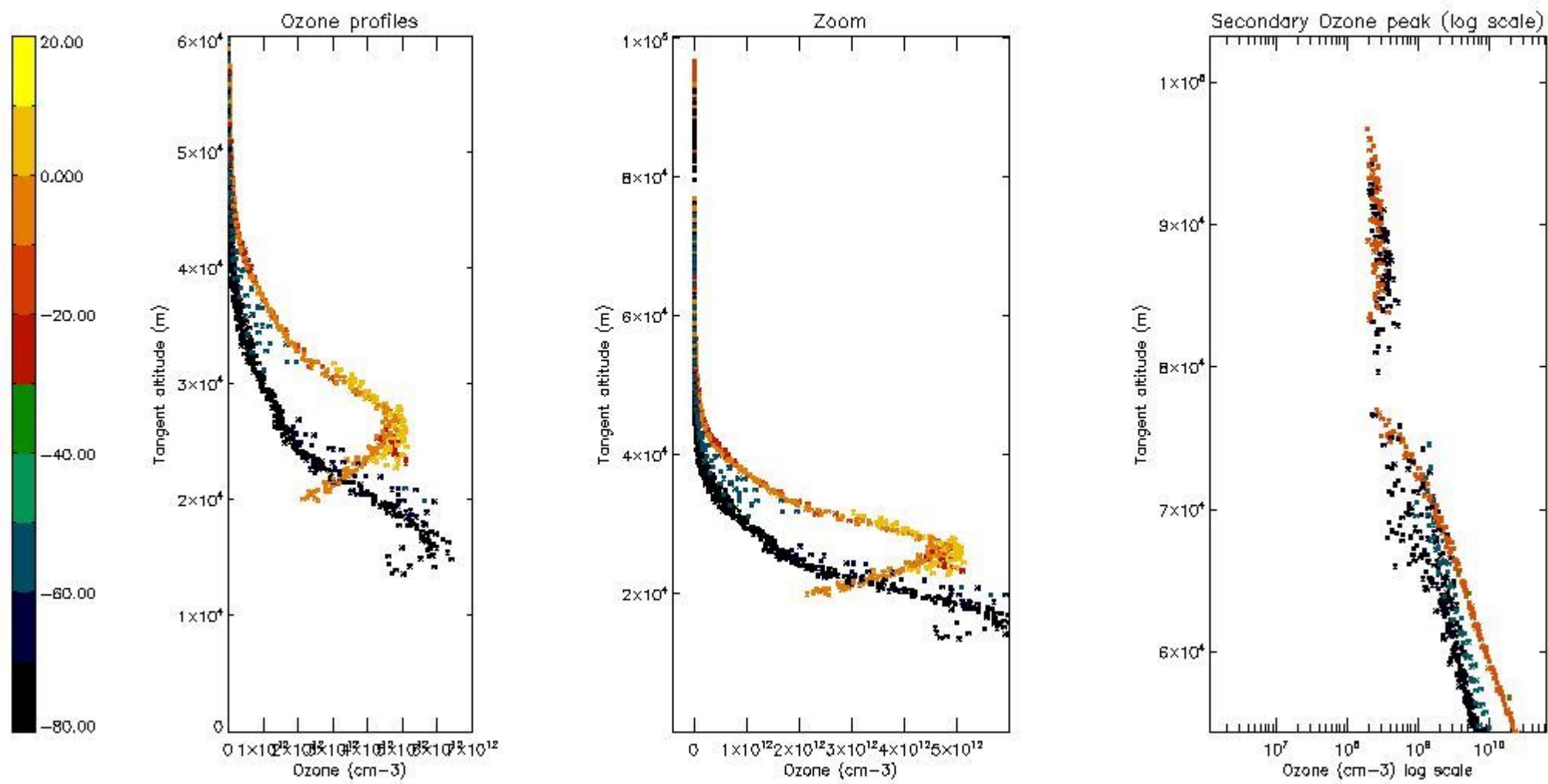
5.4 Plot ozone profiles where STD < 10% (dark without errors)

The colorbar represents the latitude.



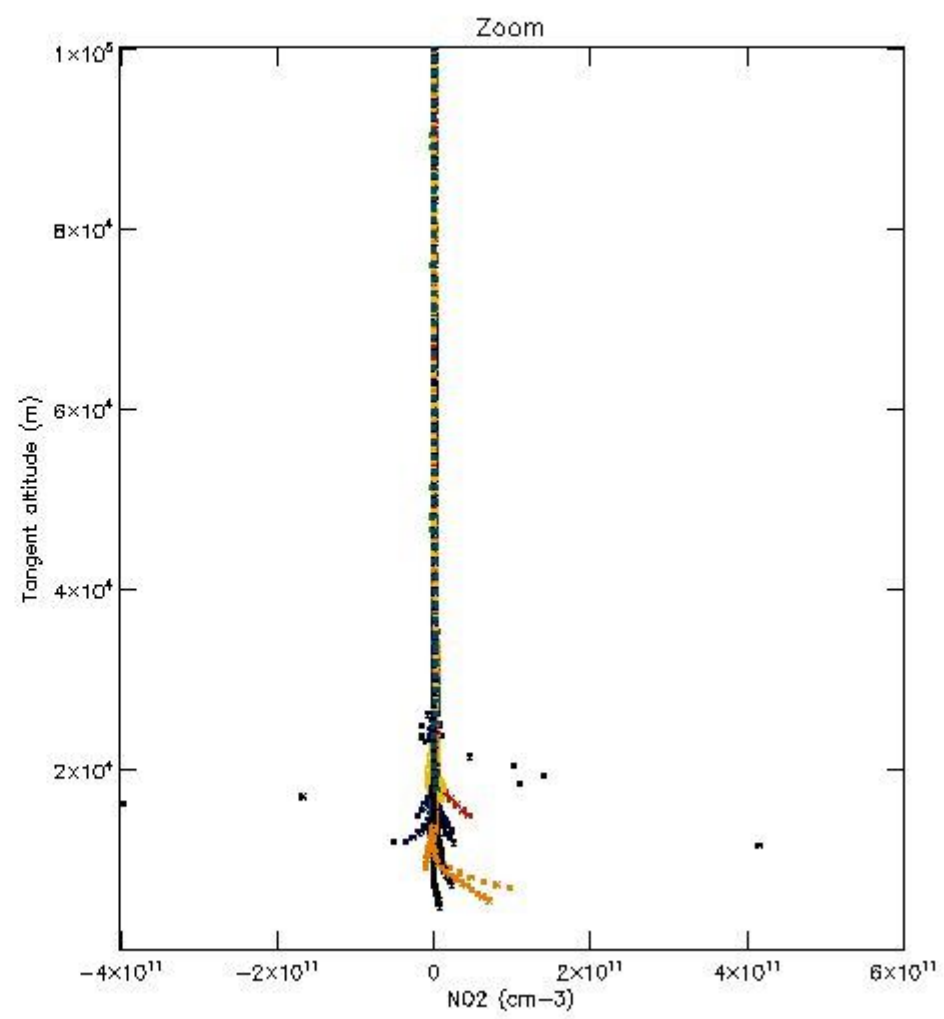
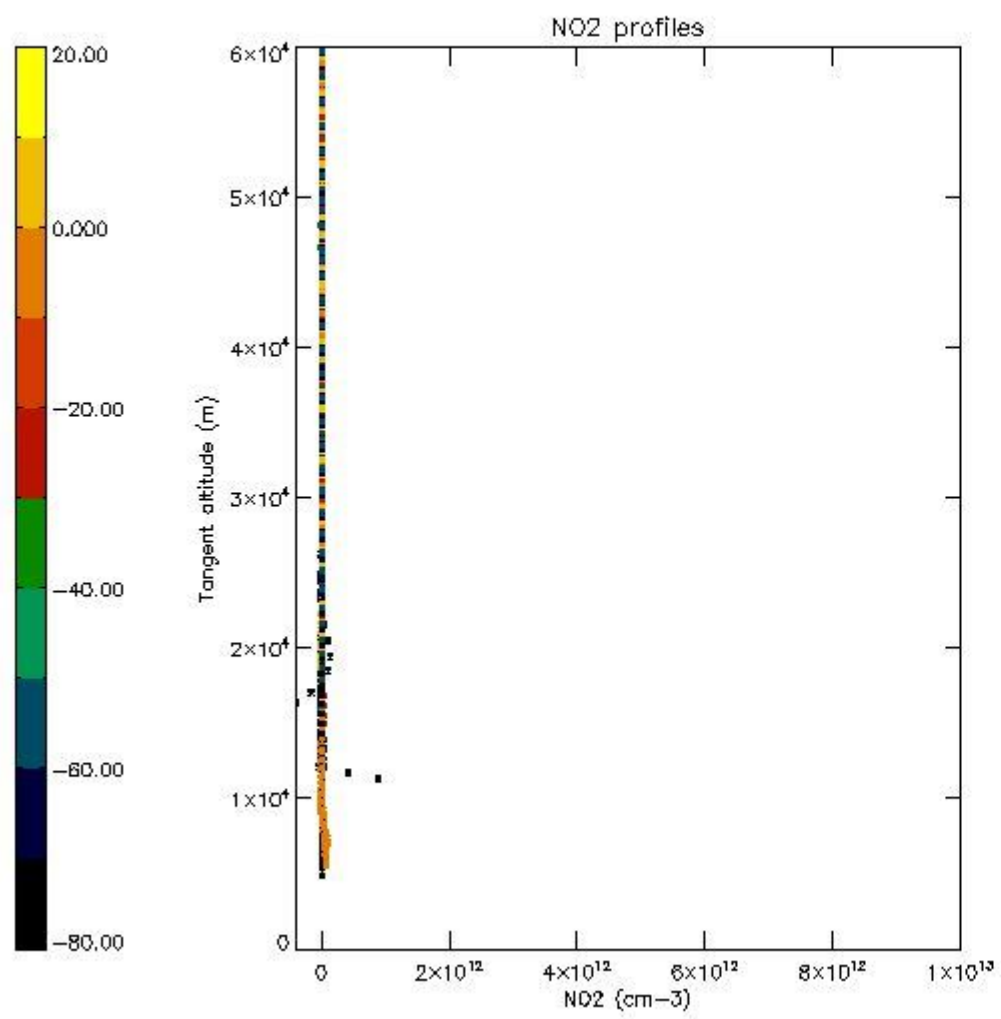
5.5 Plot ozone profiles where STD < 5% (dark without errors)

The colorbar represents the latitude.



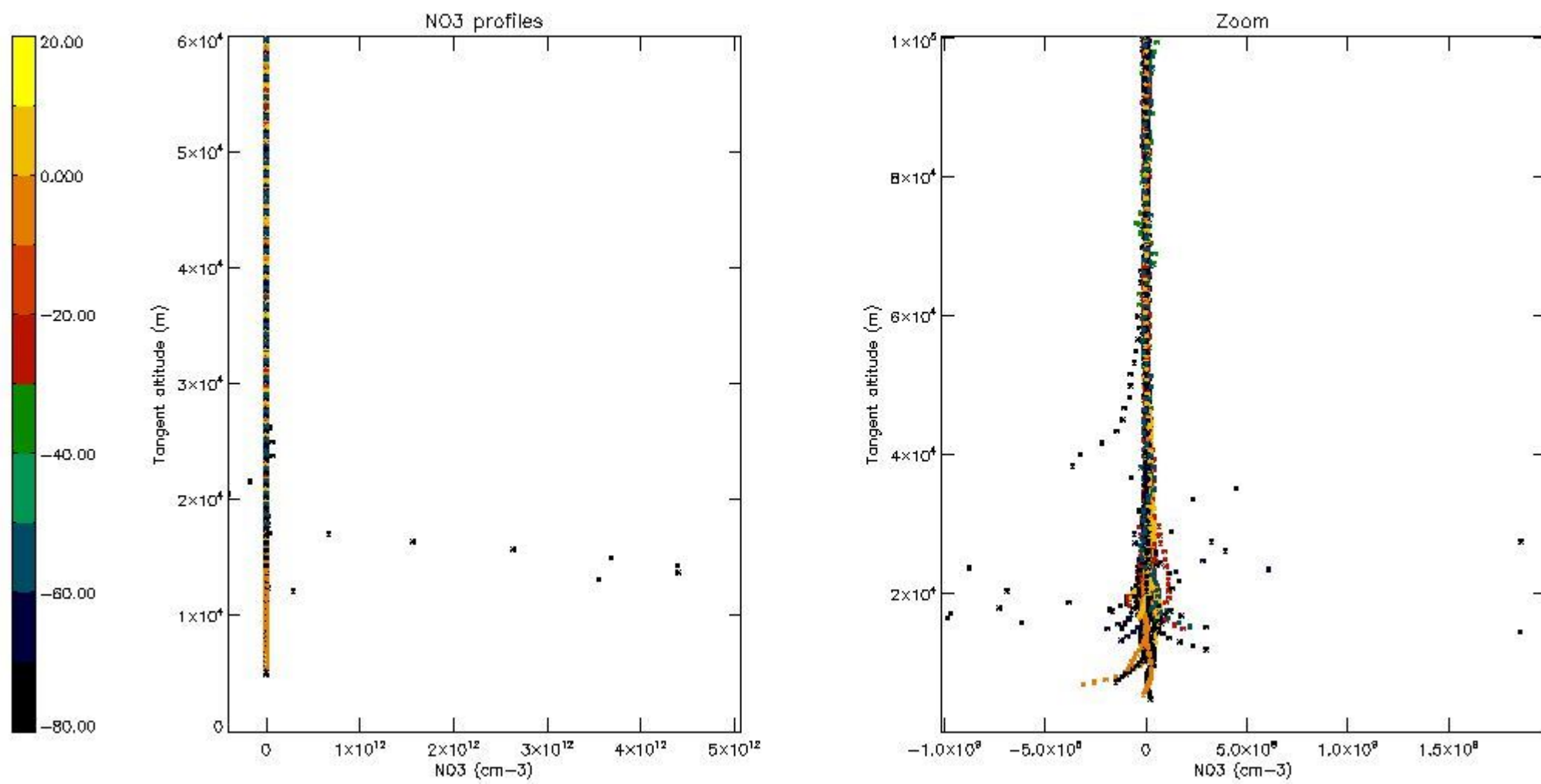
5.6 Plot NO₂ profiles for all STD (dark without errors)

The colorbar represents the latitude.



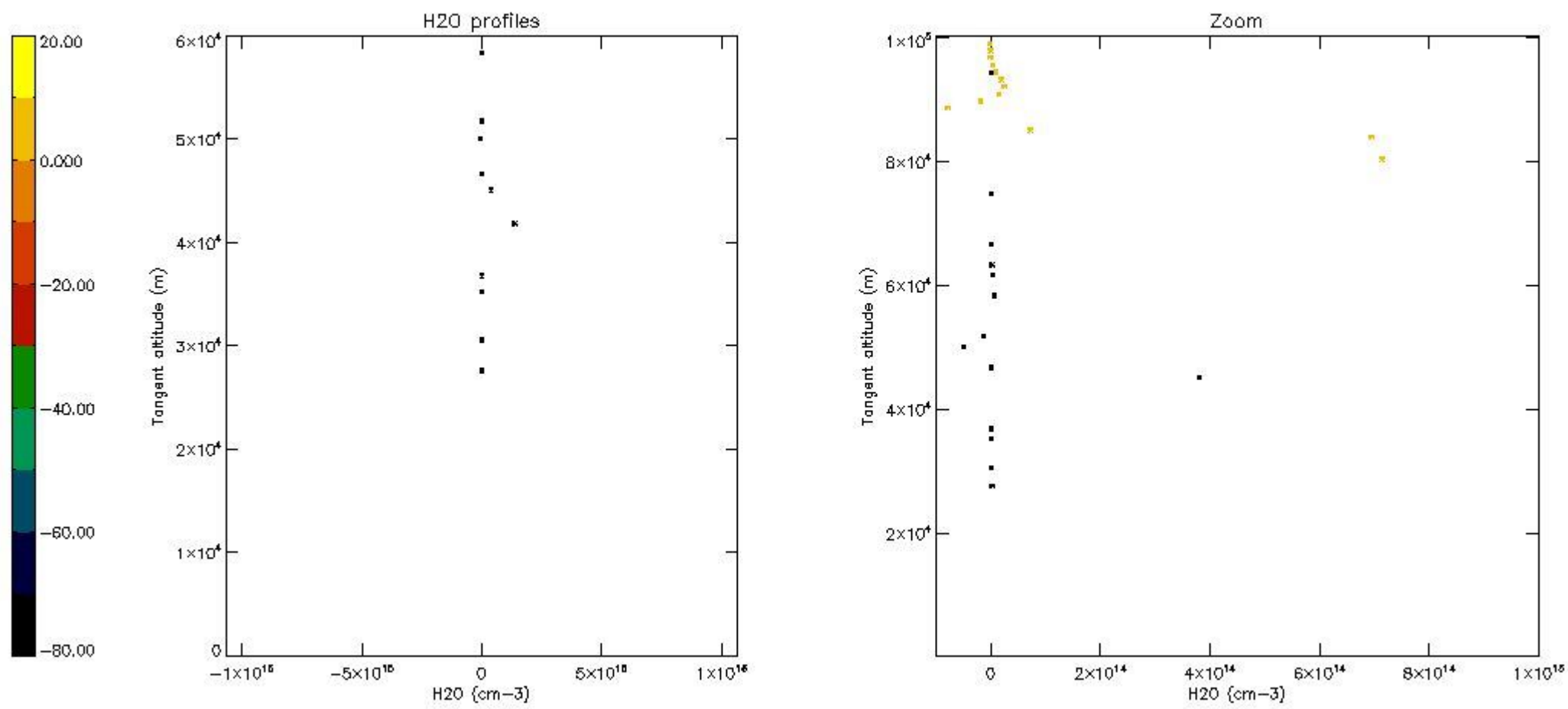
5.7 Plot NO3 profiles for all STD (dark without errors)

The colorbar represents the latitude.



5.8 Plot H₂O profiles for all STD (only for occultations of stars 1,2,3,4,13,14,16,26,63 dark without errors)

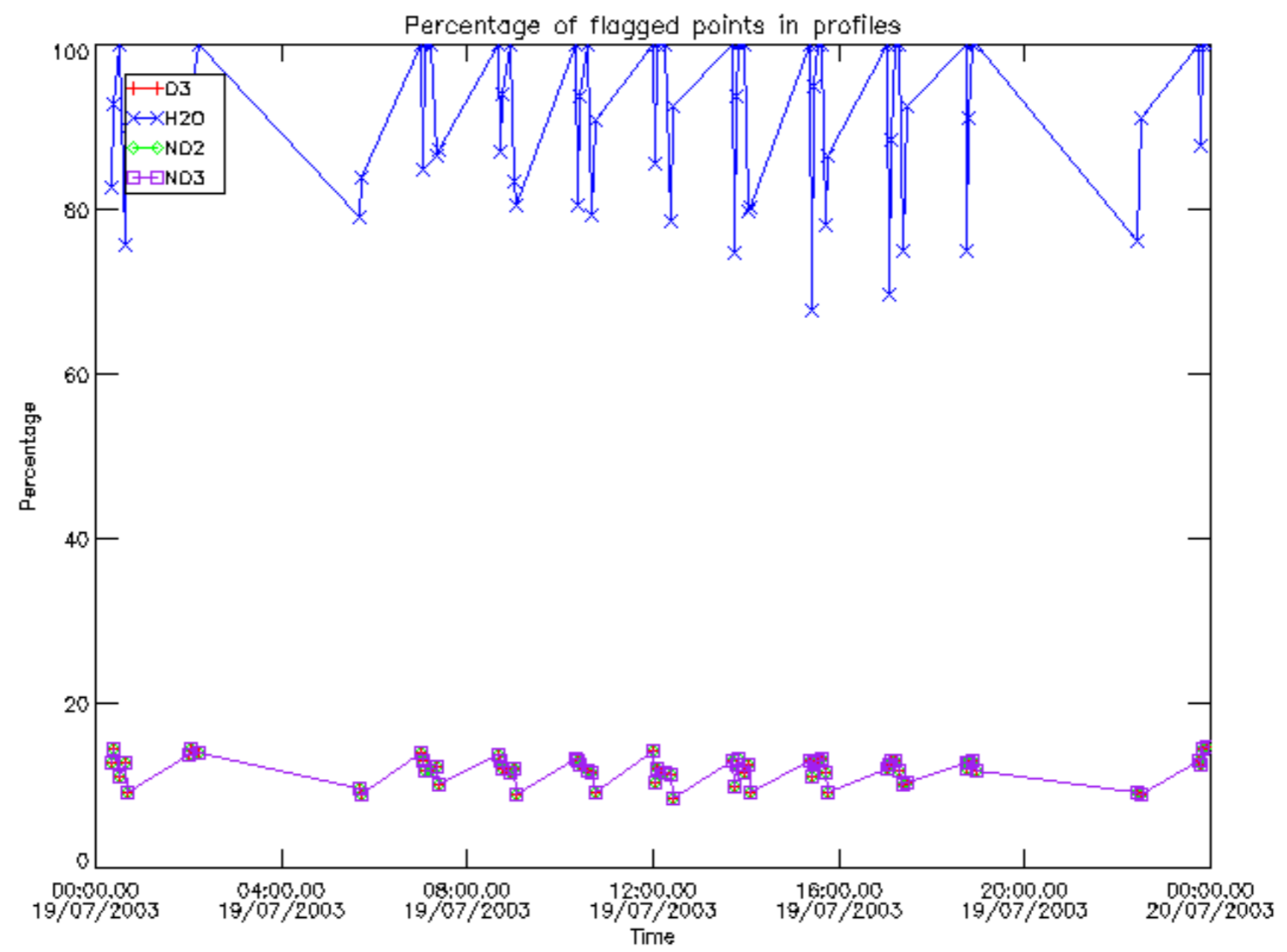
The colorbar represents the latitude.



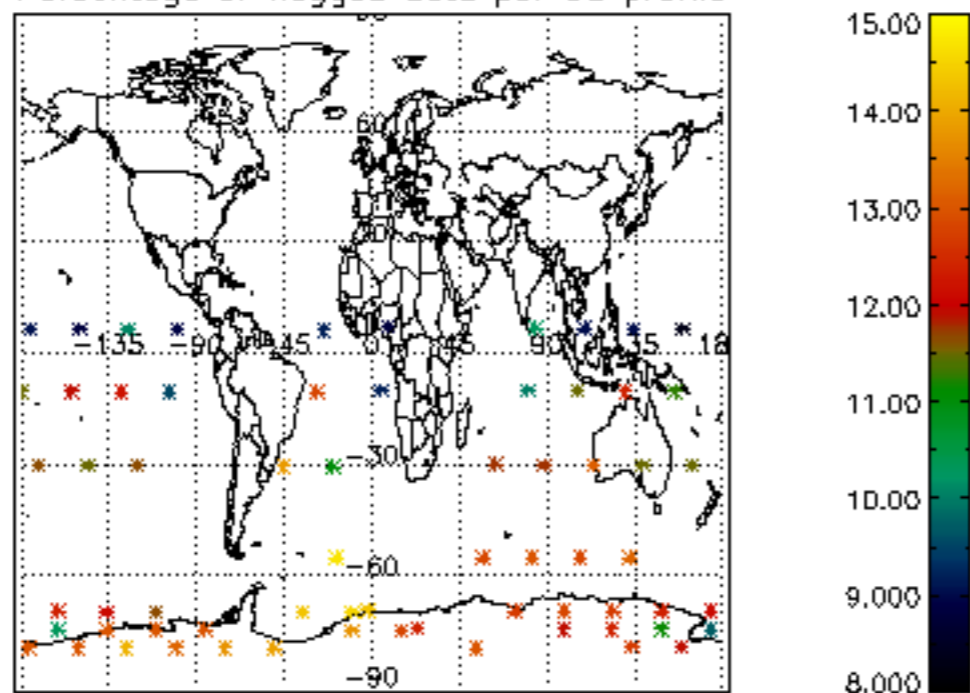
6. Auxiliary Data Files used for the production reported in section 2

The number reported in the third column indicates since which file (see list in section 2) the corresponding auxiliary file has been used. The fourth column is the date of those product files.

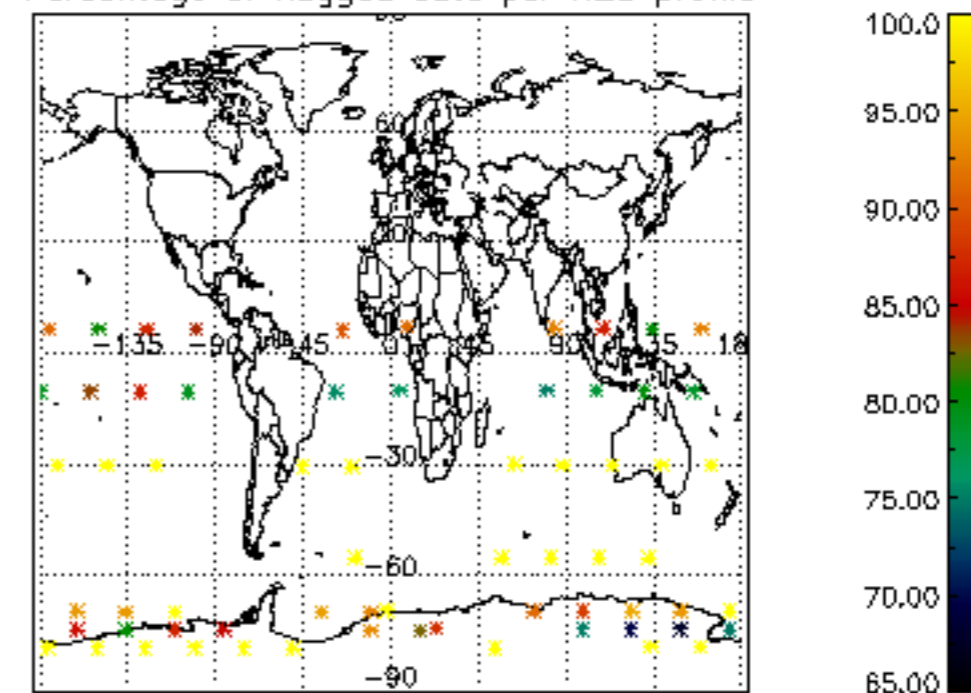
Type	Auxiliary Filename	Used since product	Used since product date
INST_PHYS_CHARACTERISTICS	GOM_INS_AXVIEC20091111_143220_20030716_120000_20500101_000000	1	19-JUL-2003 00:01:28
LEVEL-2_PROC_CONFIG	GOM_PR2_AXVIEC20091111_152718_20020301_000000_20500101_000000	1	19-JUL-2003 00:01:28
CROSS_SECTIONS_FILE	GOM_CRS_AXVIEC20091111_154832_20020301_000000_20500101_000000	1	19-JUL-2003 00:01:28



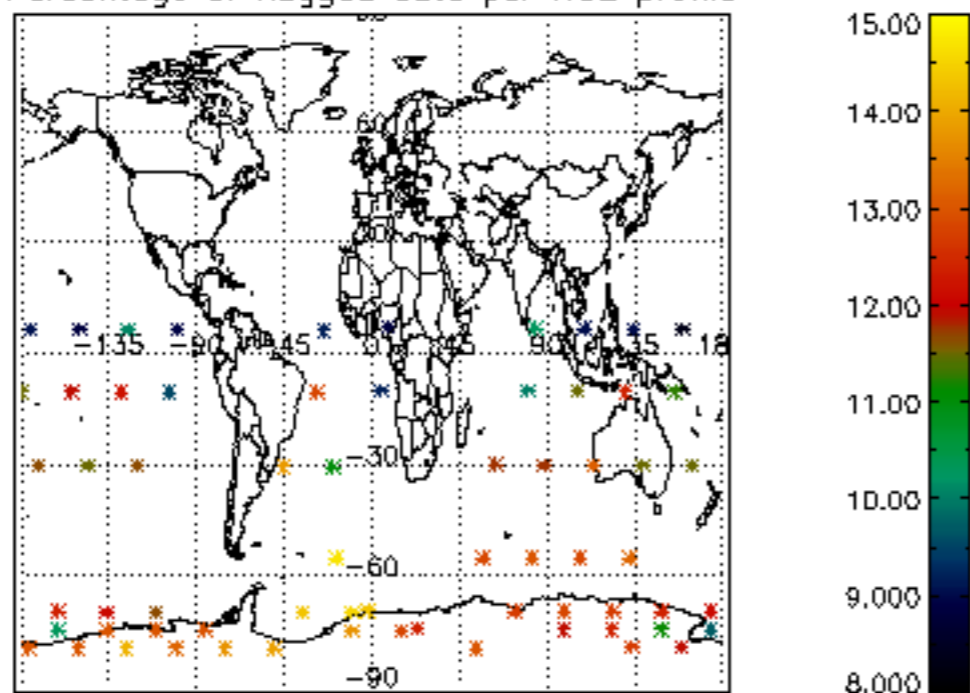
Percentage of flagged data per D3 profile



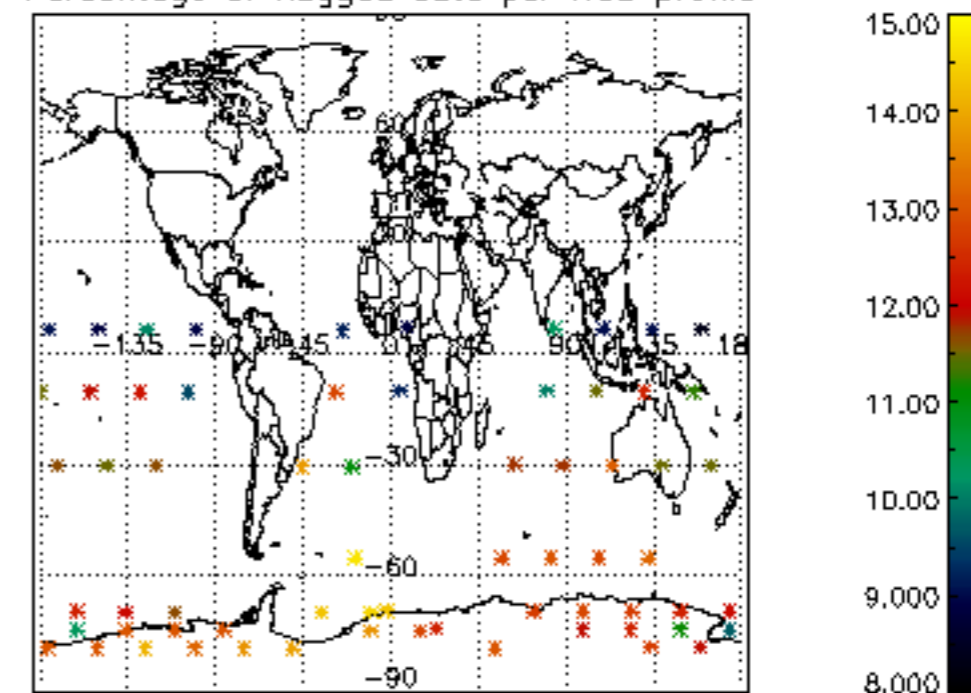
Percentage of flagged data per H2O profile

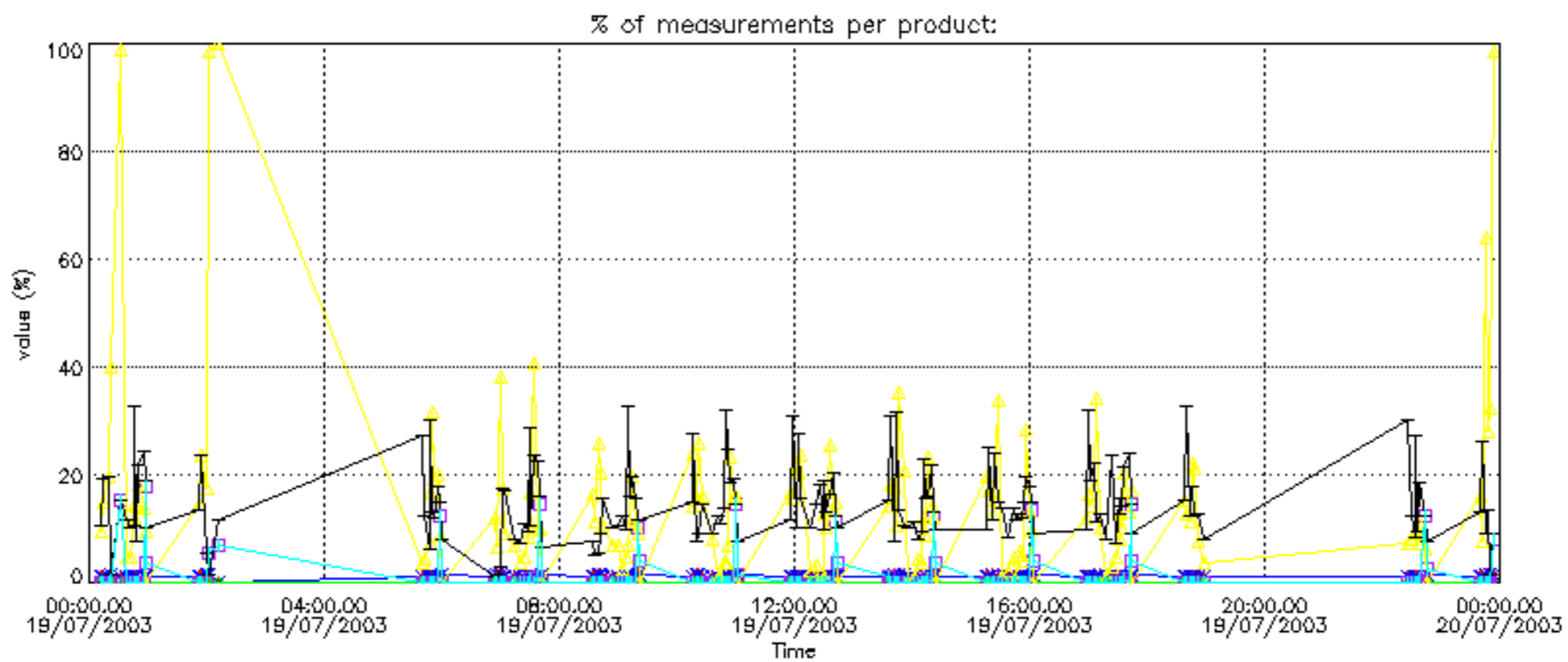


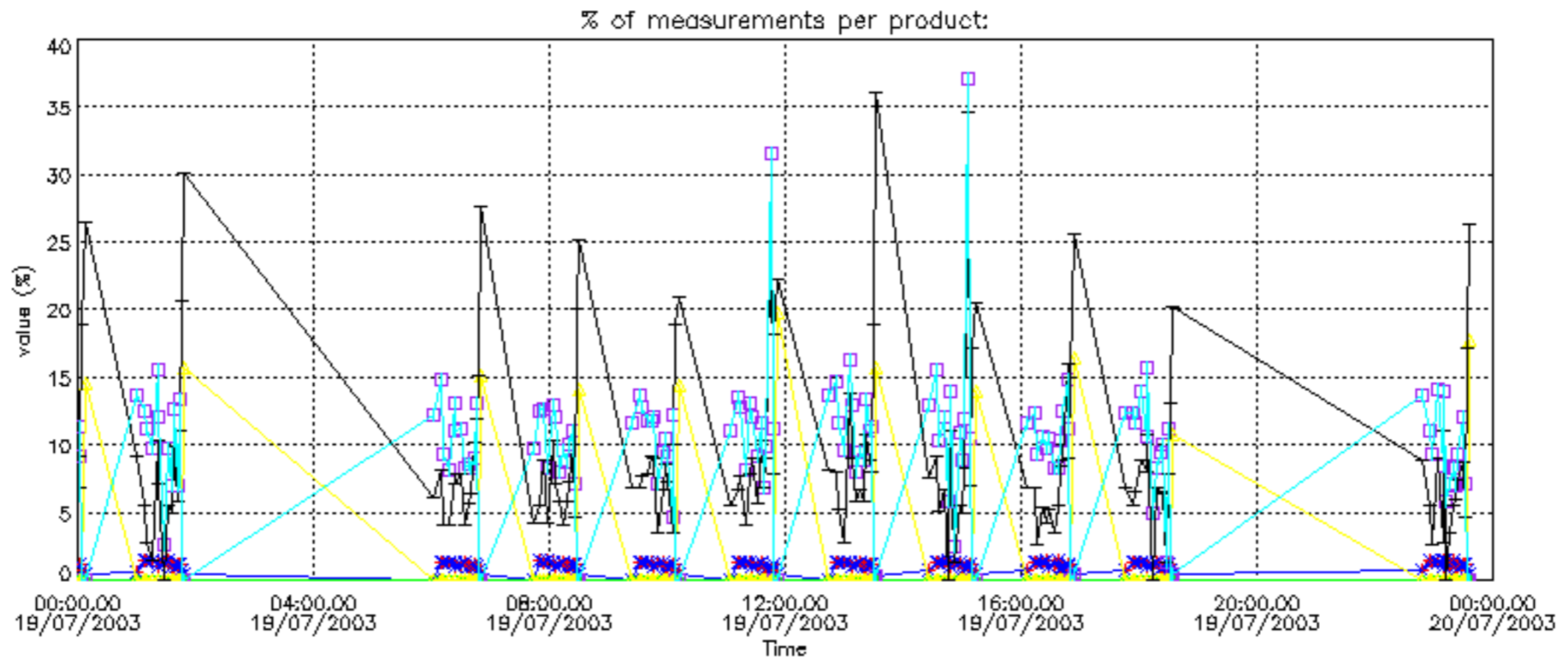
Percentage of flagged data per NO2 profile



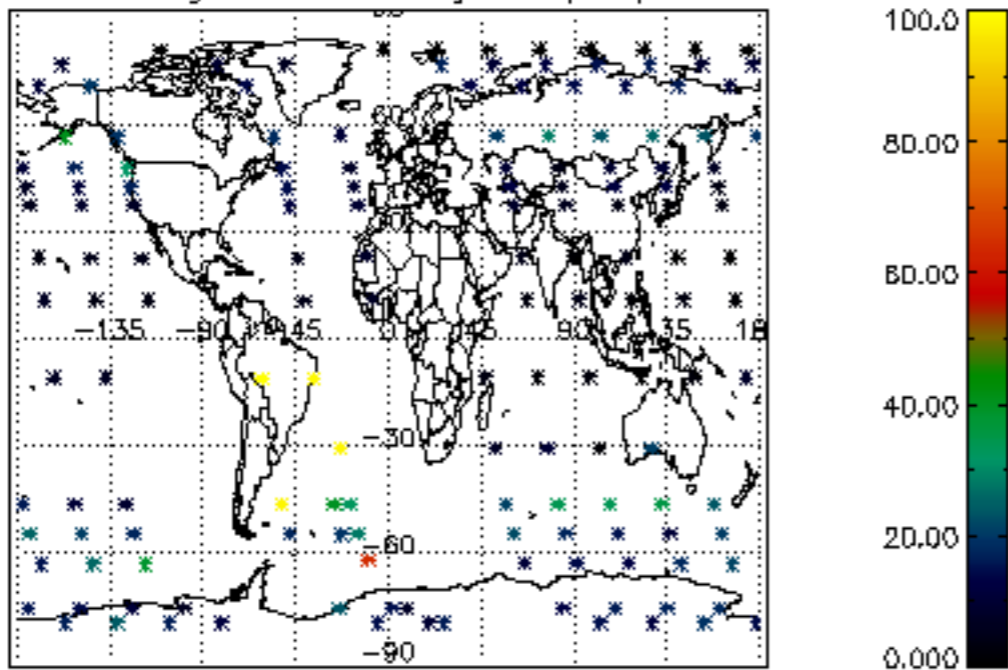
Percentage of flagged data per NO3 profile



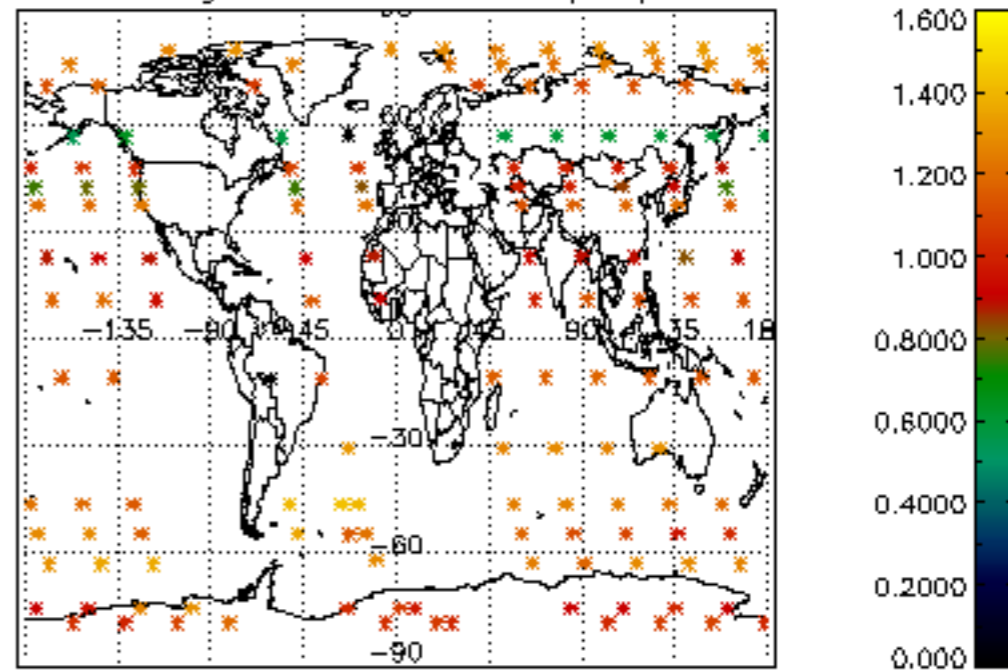




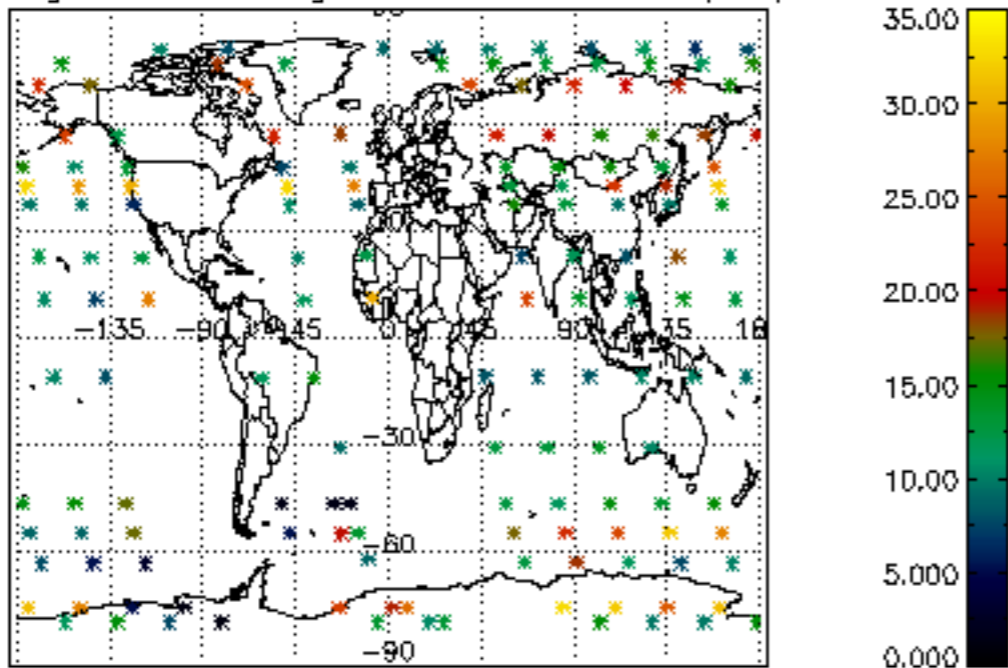
Percentage of cosmic ray hits per profile



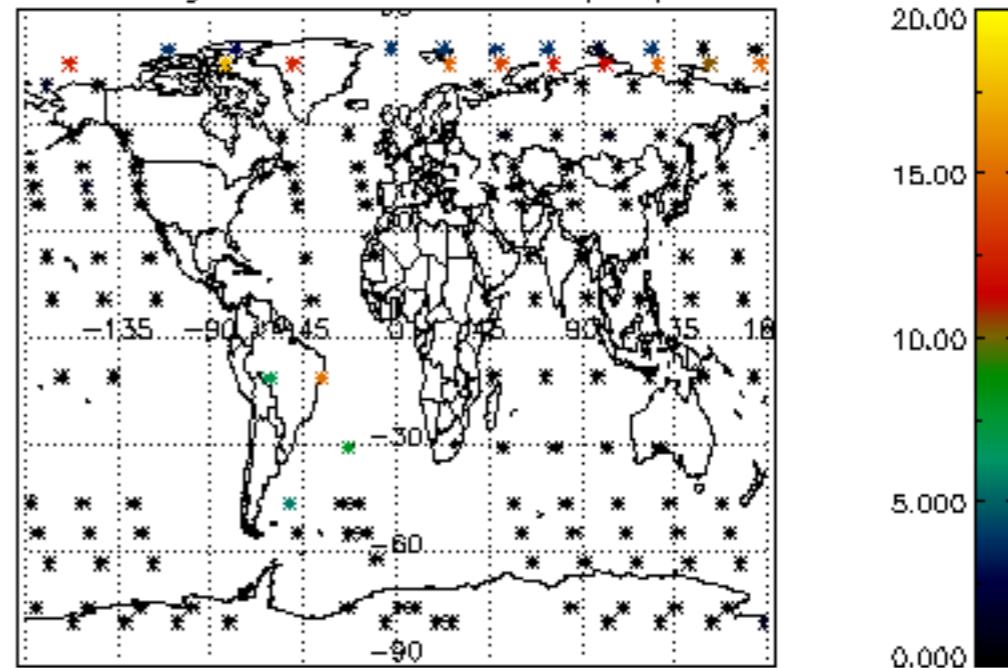
Percentage of datation errors per profile



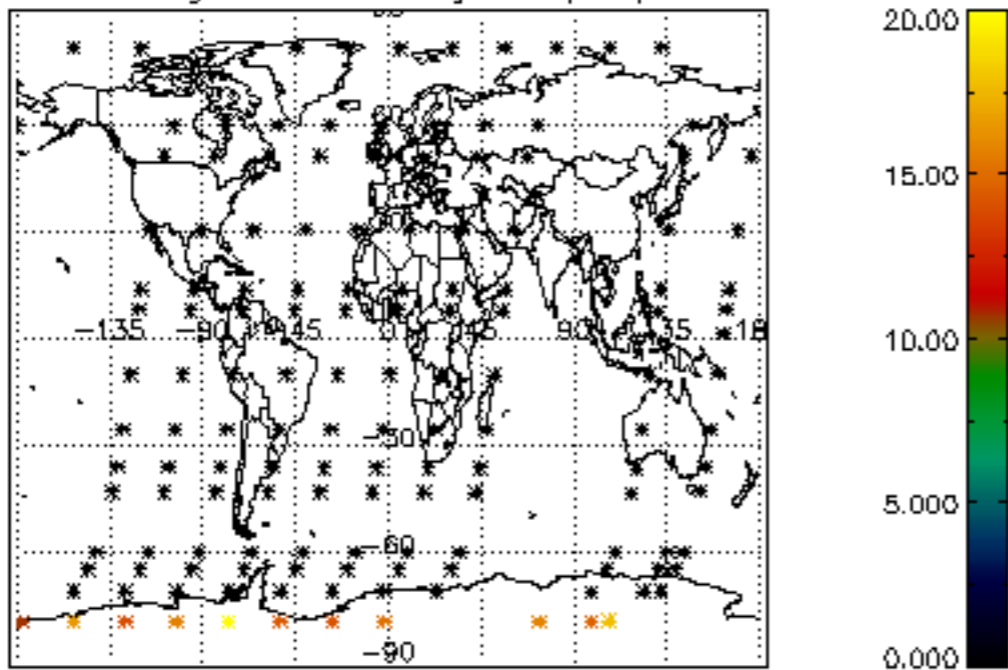
Percentage of star falling outside central band per profile



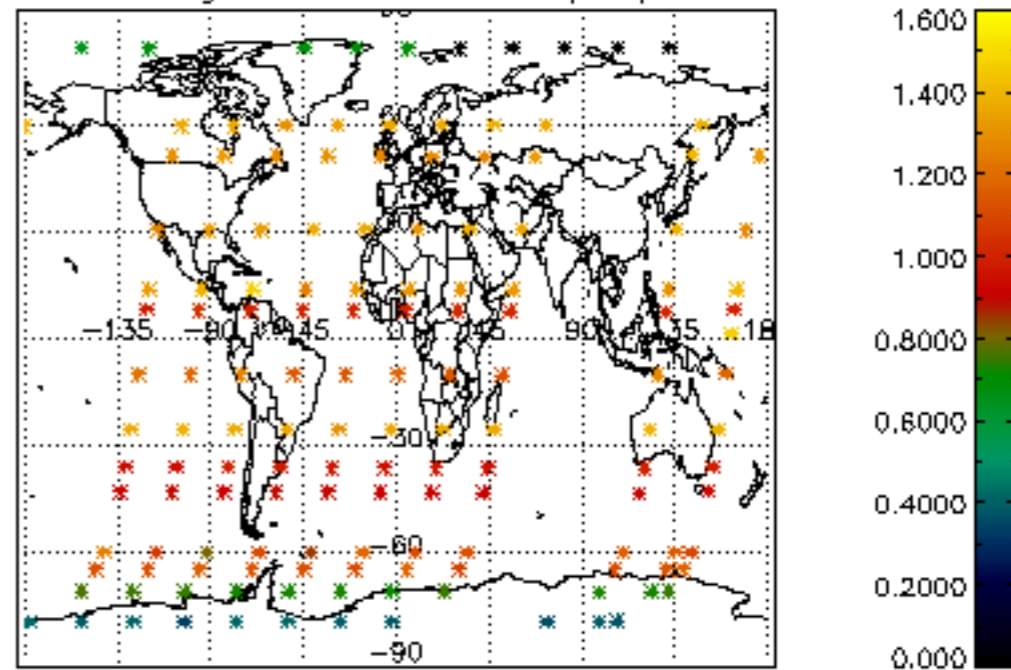
Percentage of saturation errors per profile



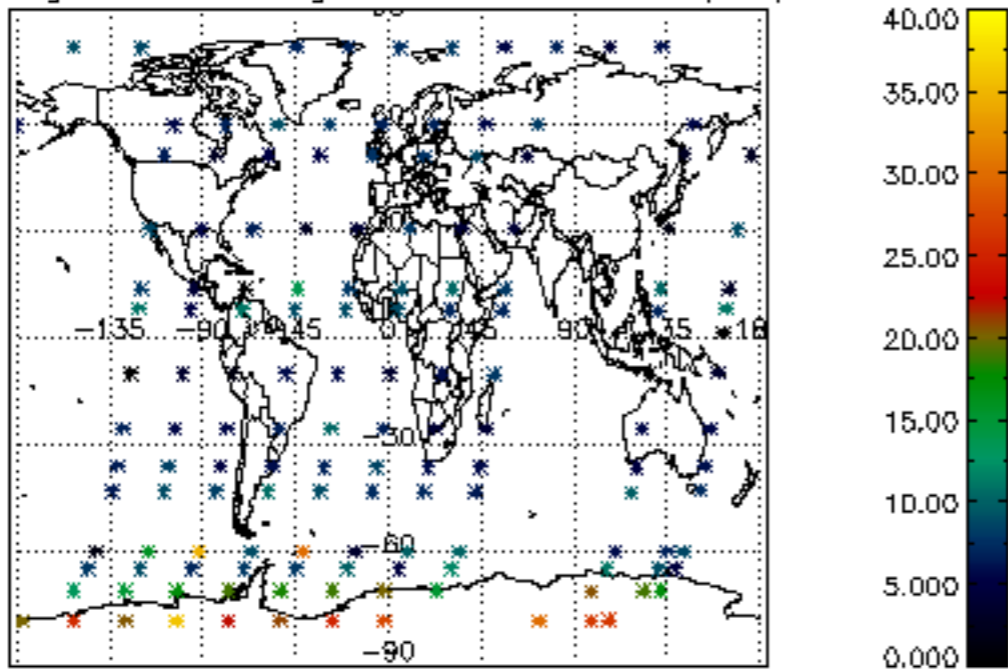
Percentage of cosmic ray hits per profile



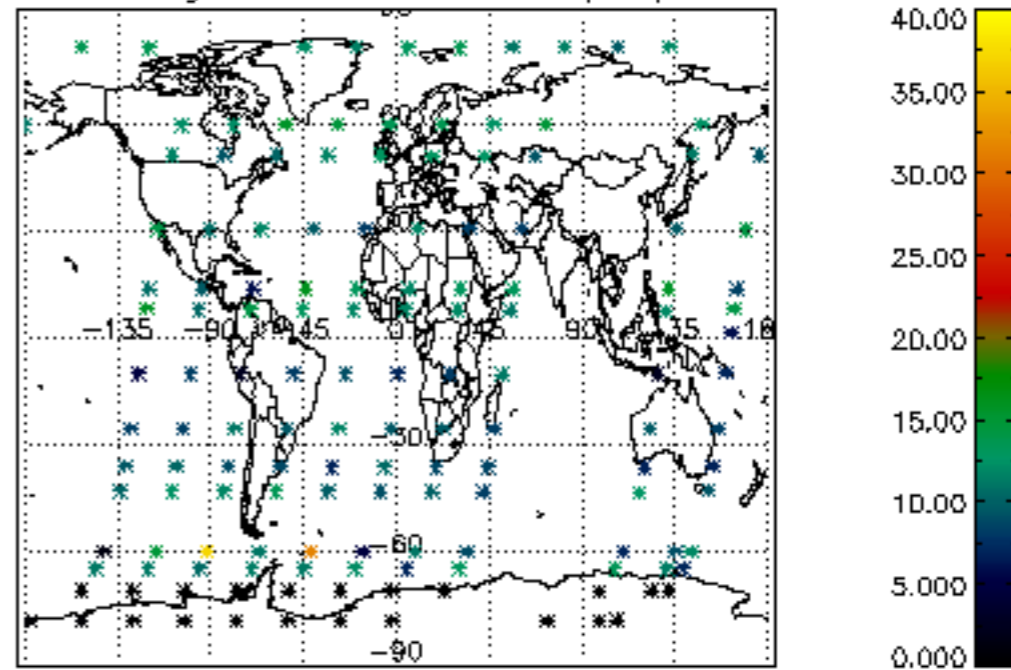
Percentage of datation errors per profile

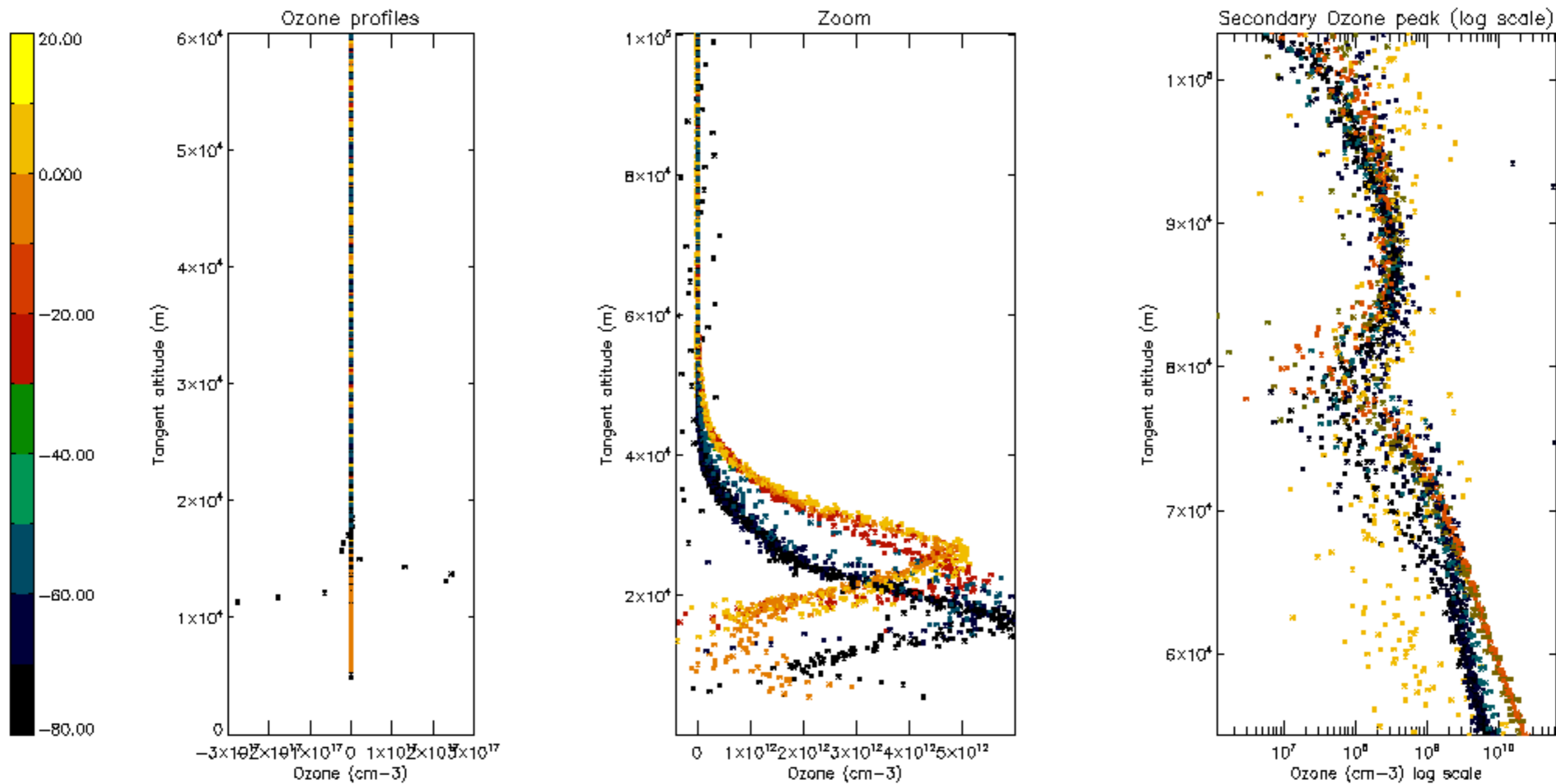


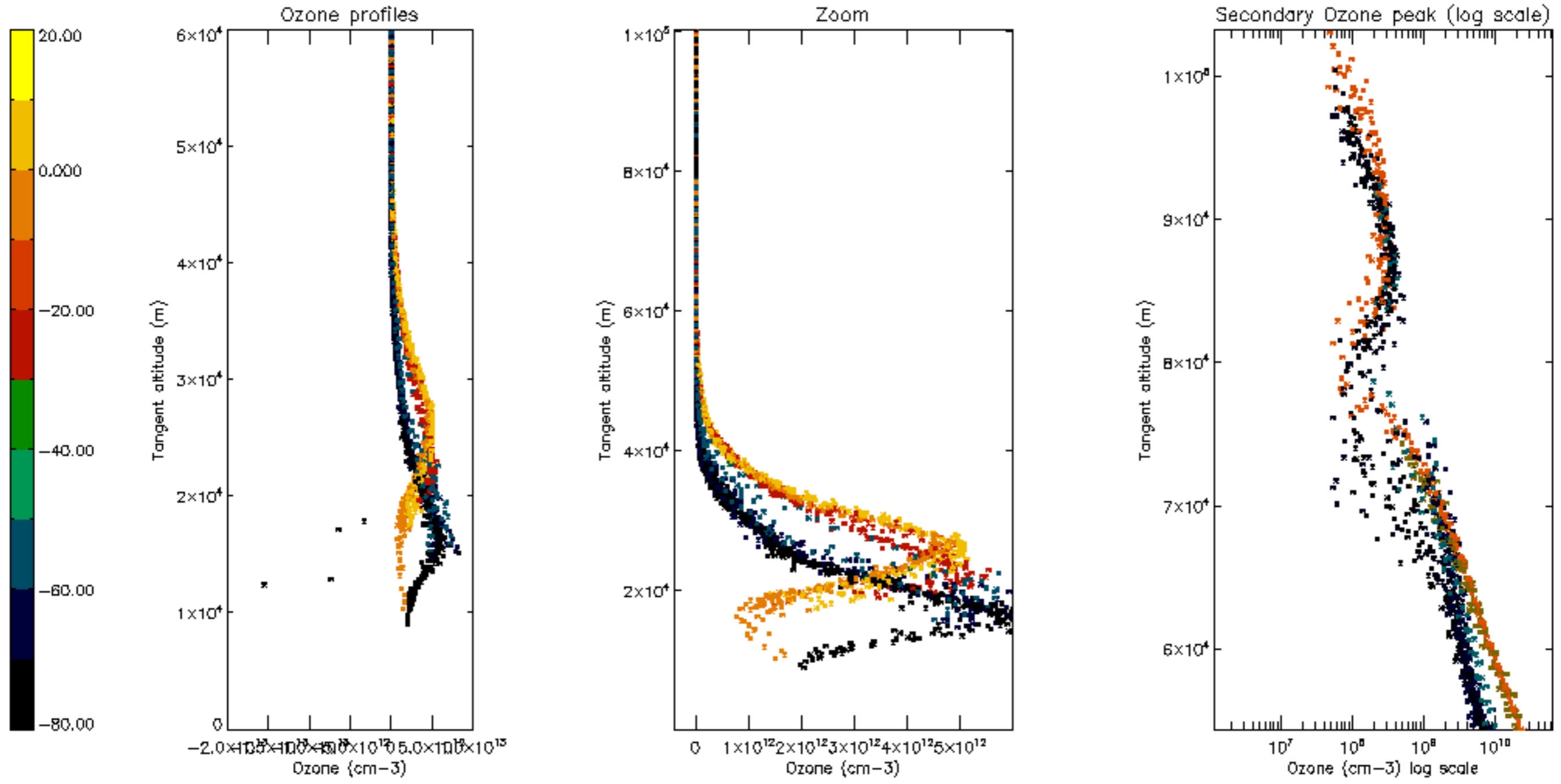
Percentage of star falling outside central band per profile

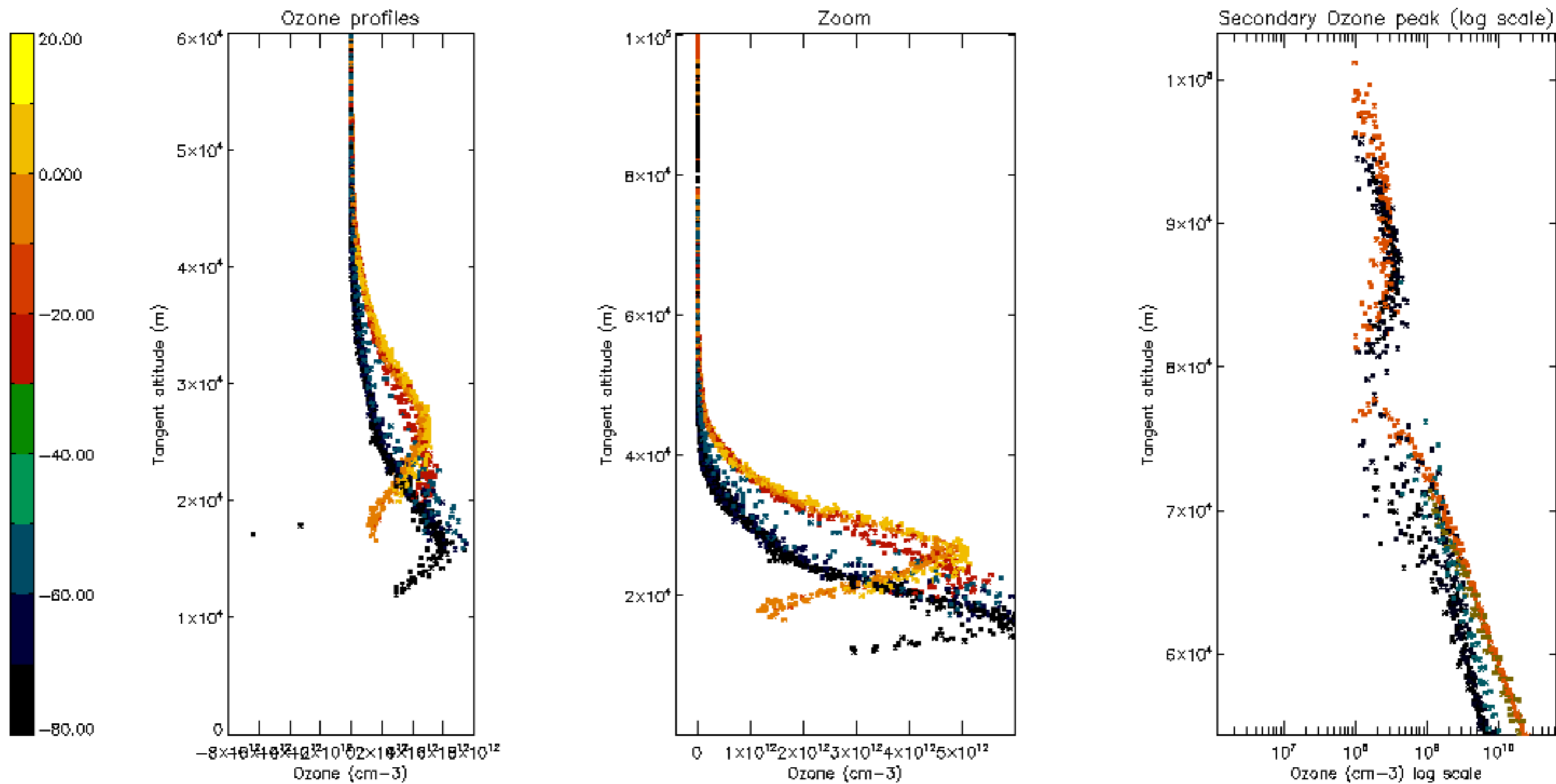


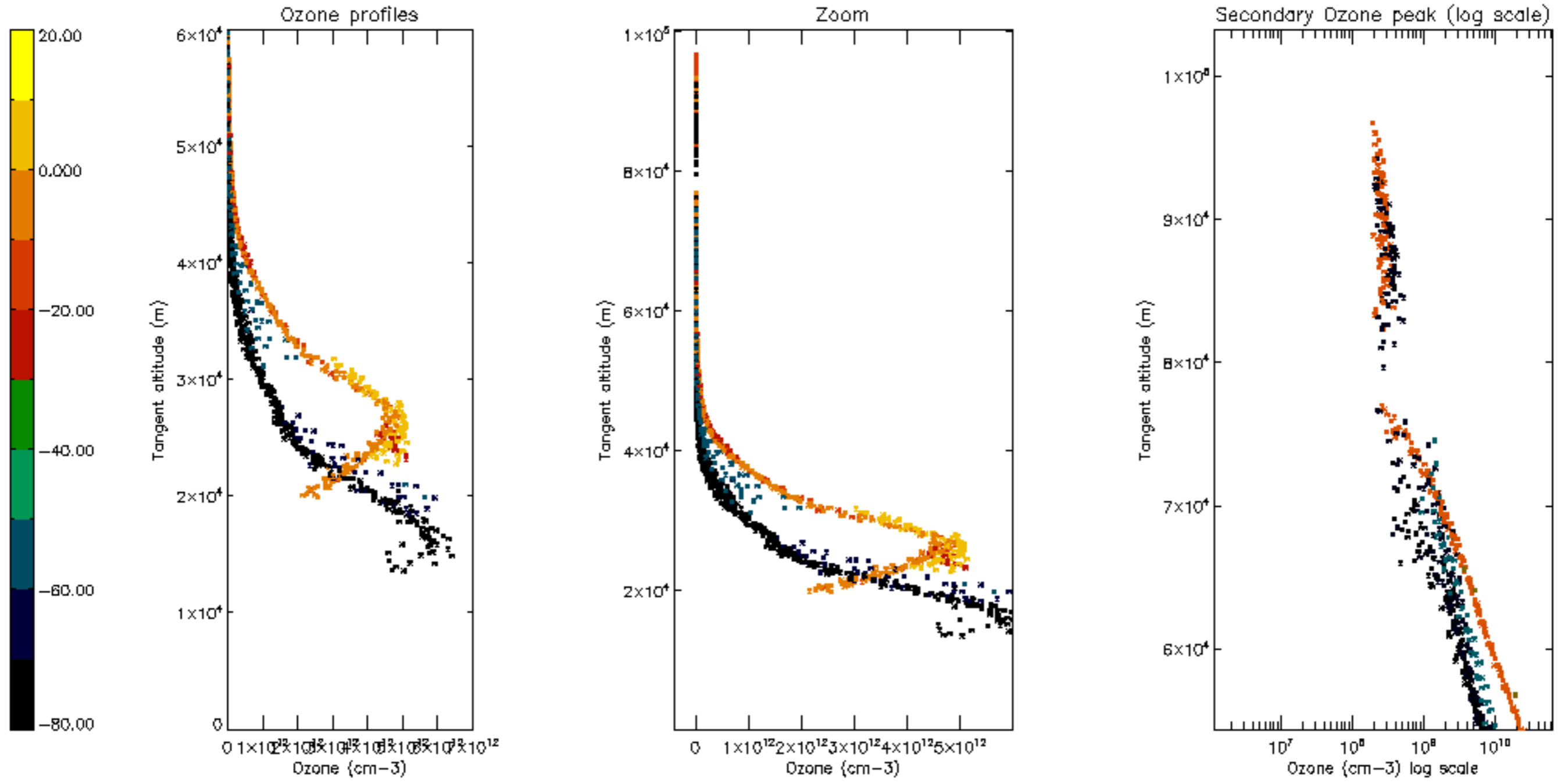
Percentage of saturation errors per profile

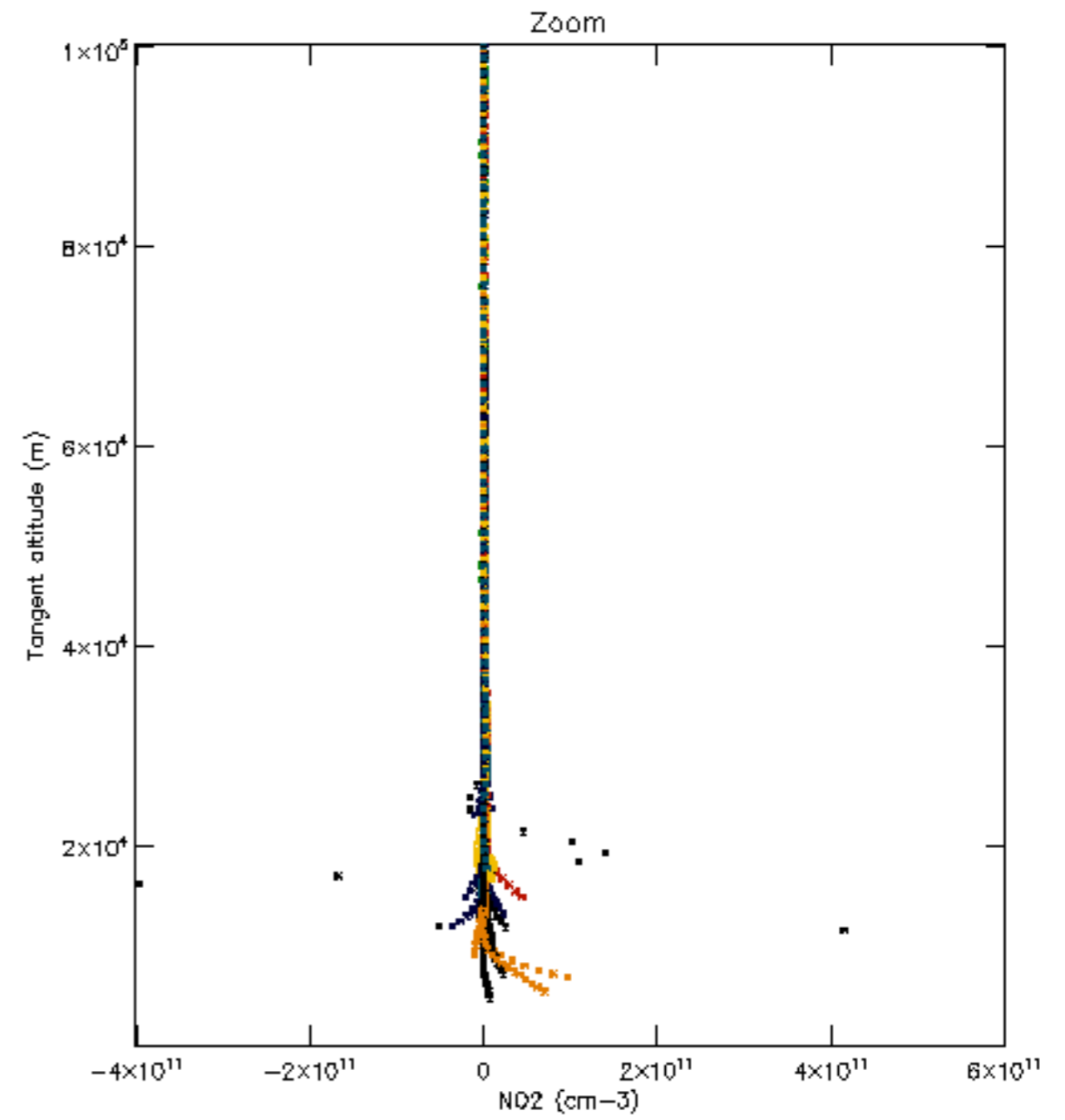
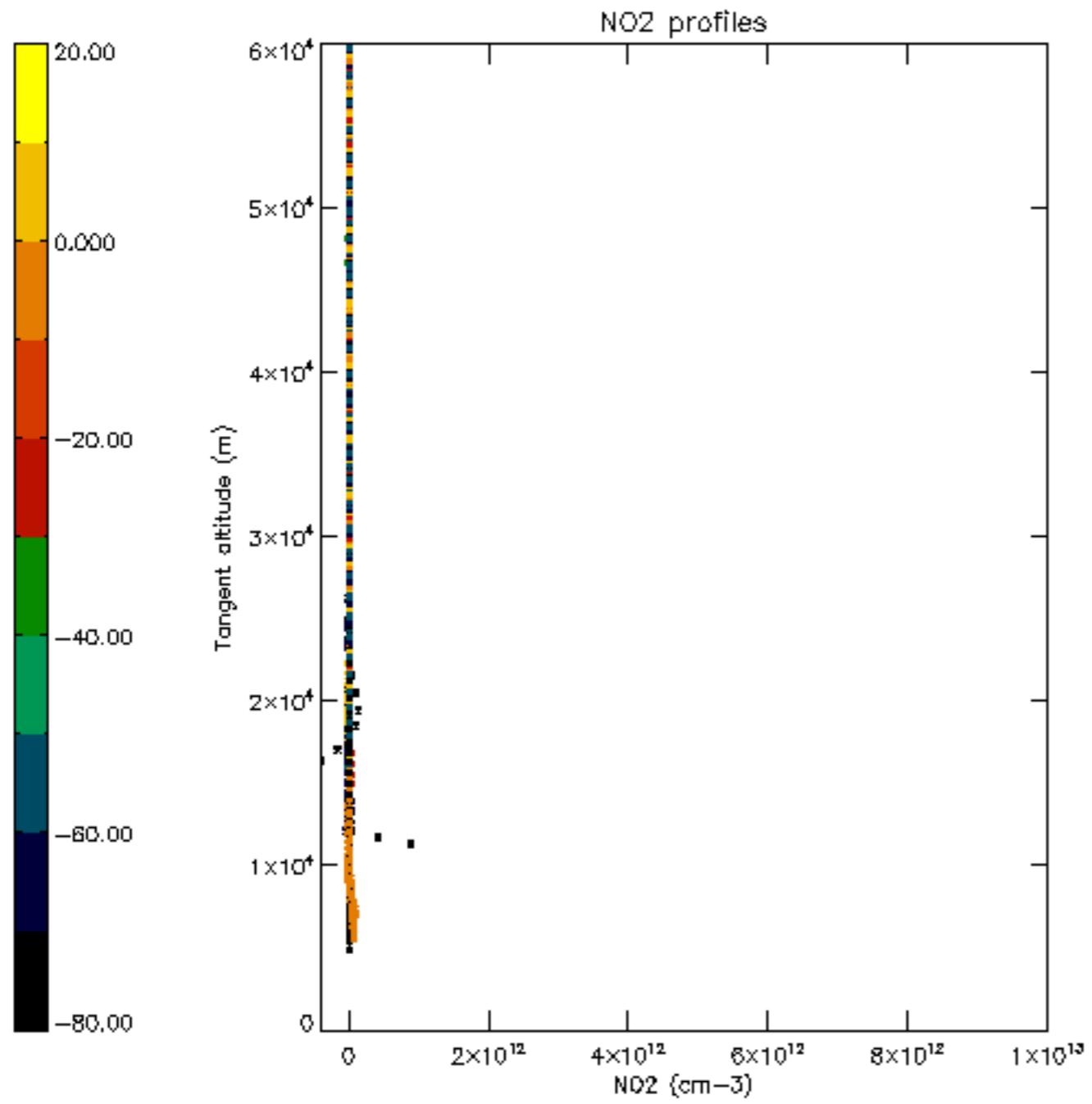


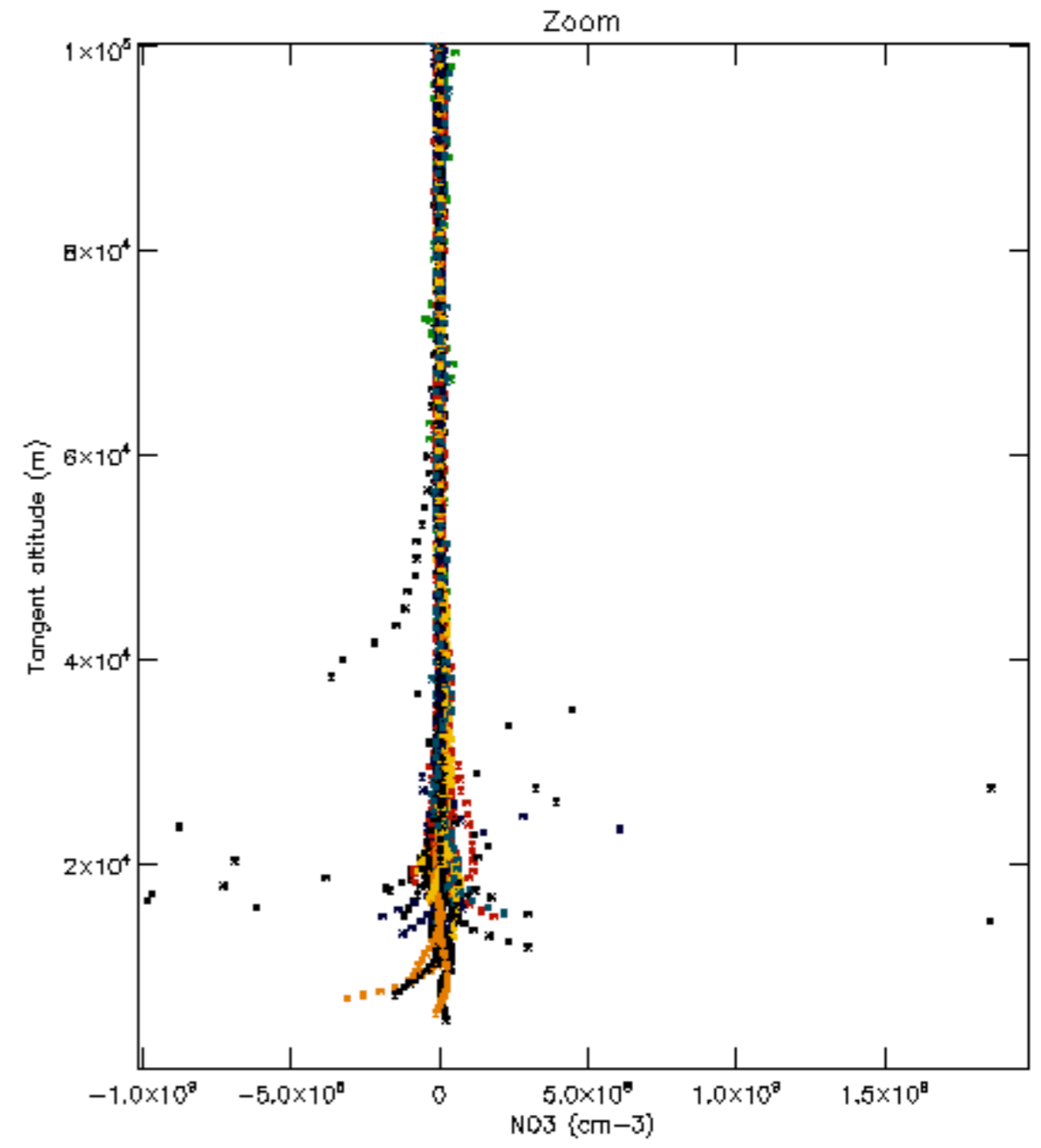
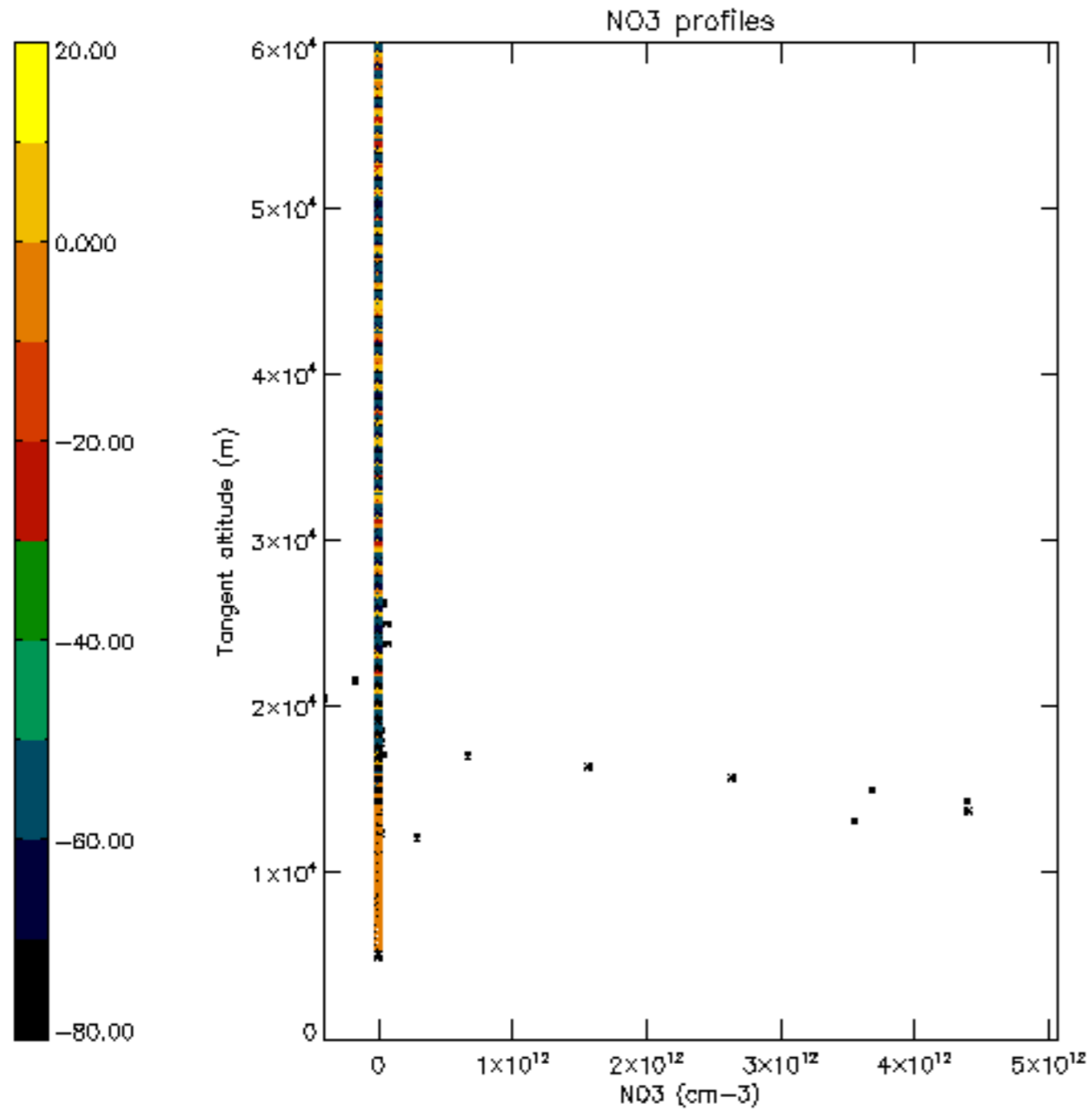


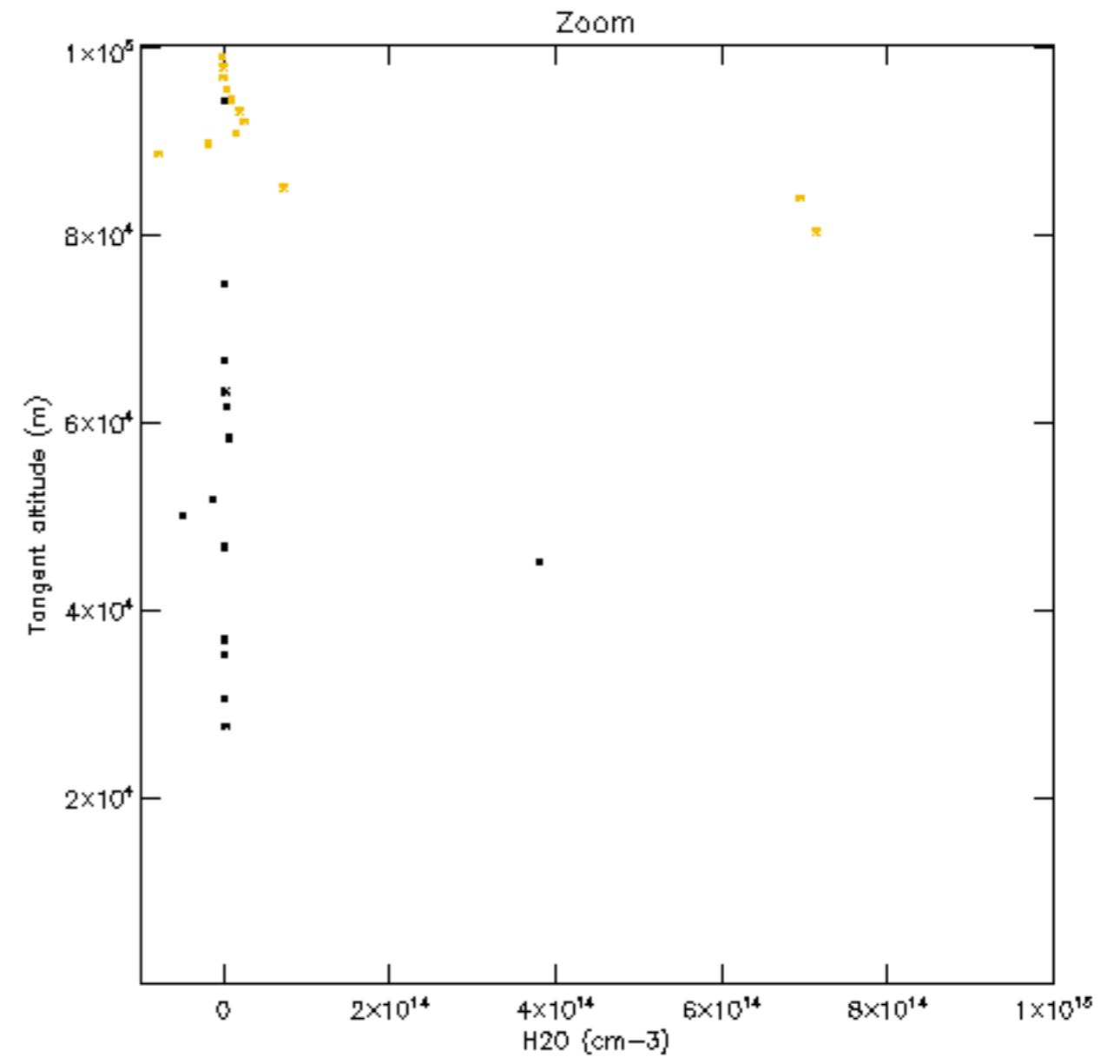
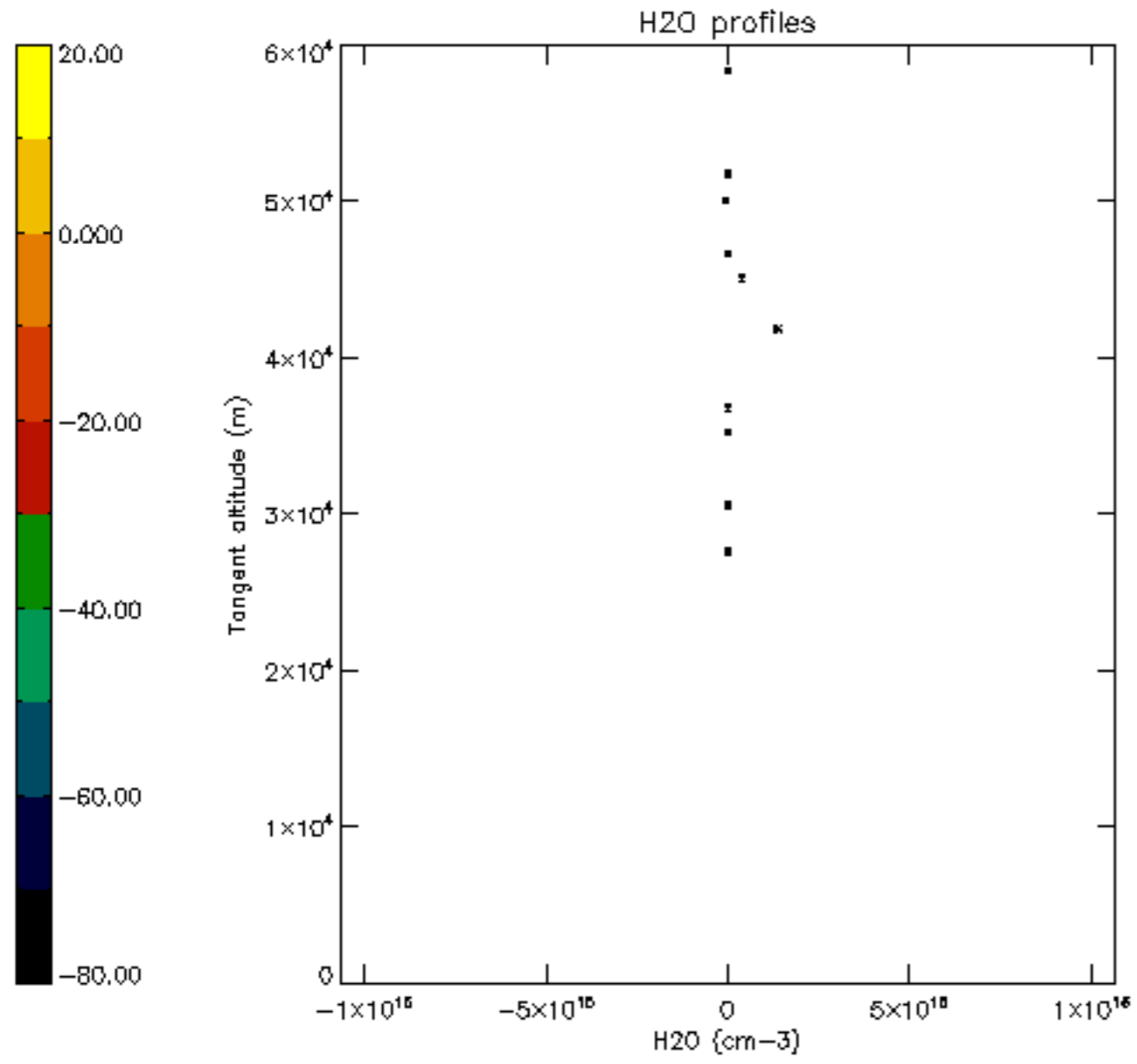


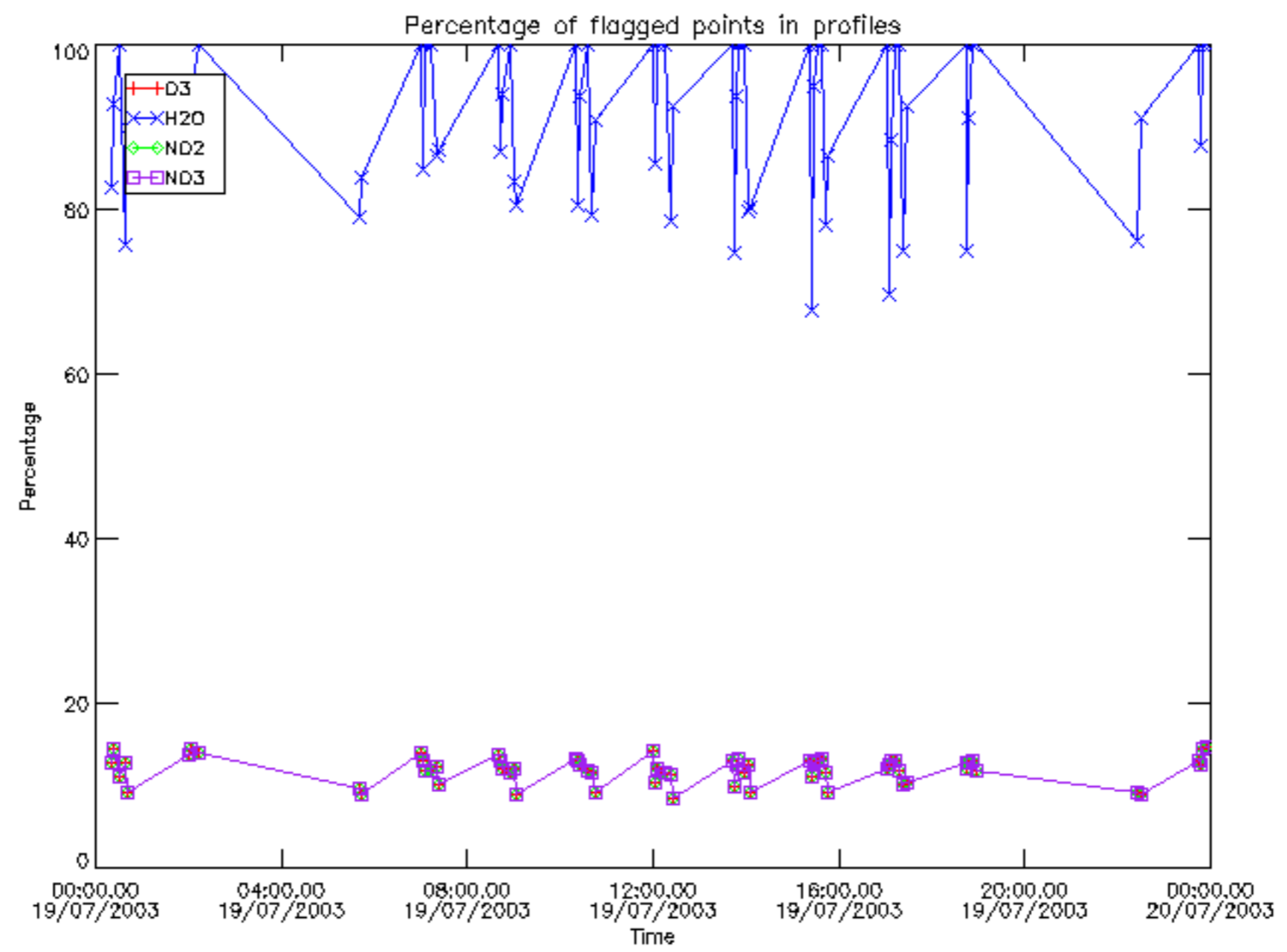




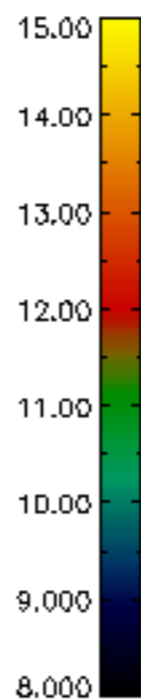
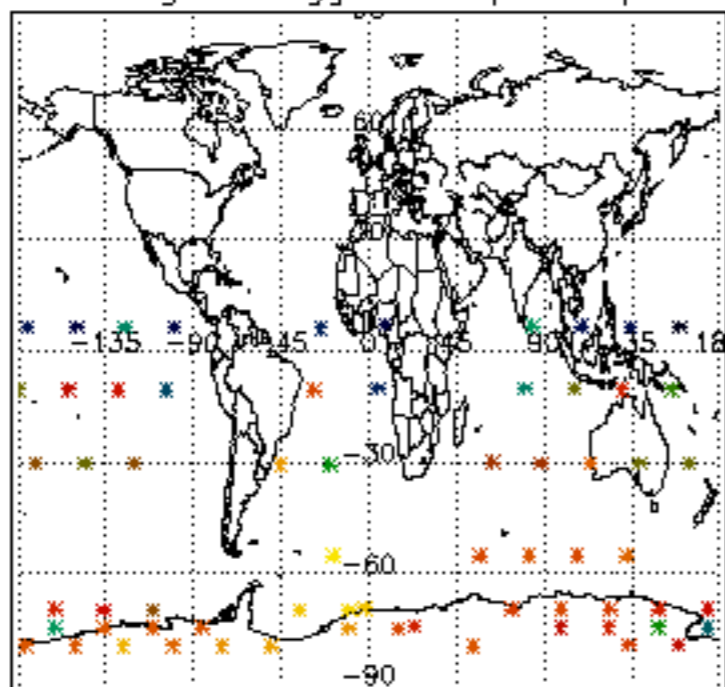




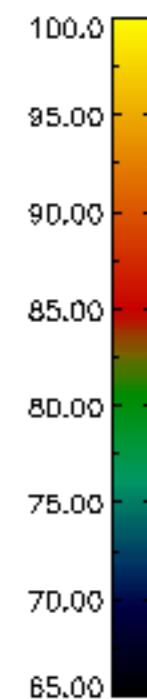
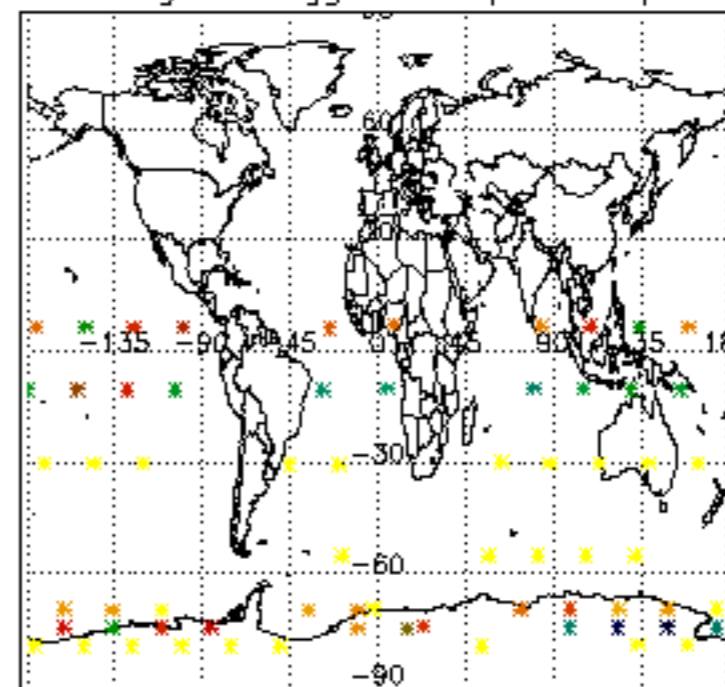




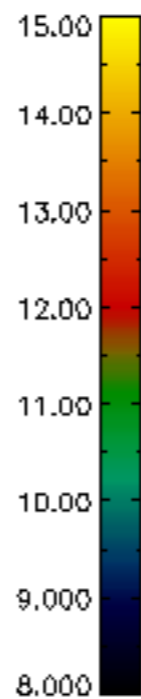
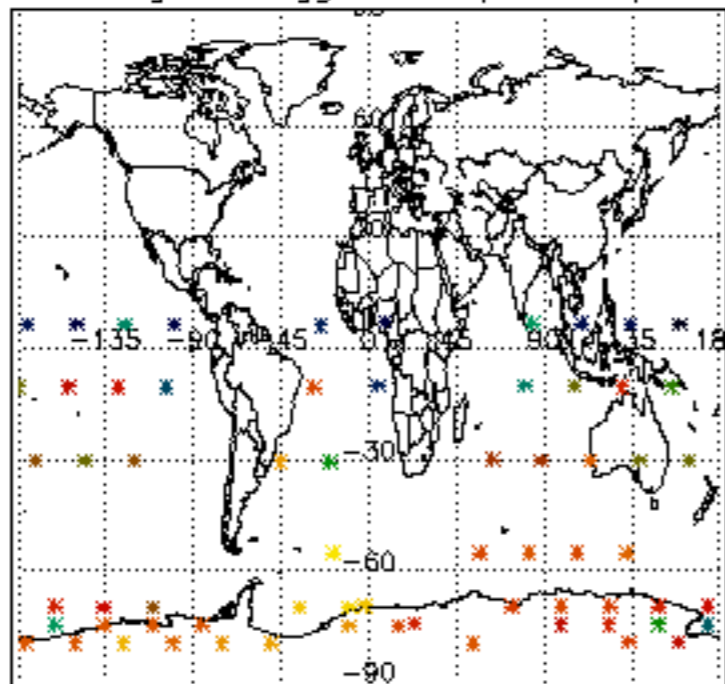
Percentage of flagged data per D3 profile



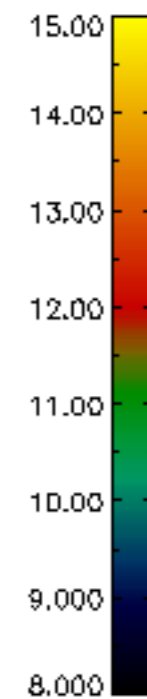
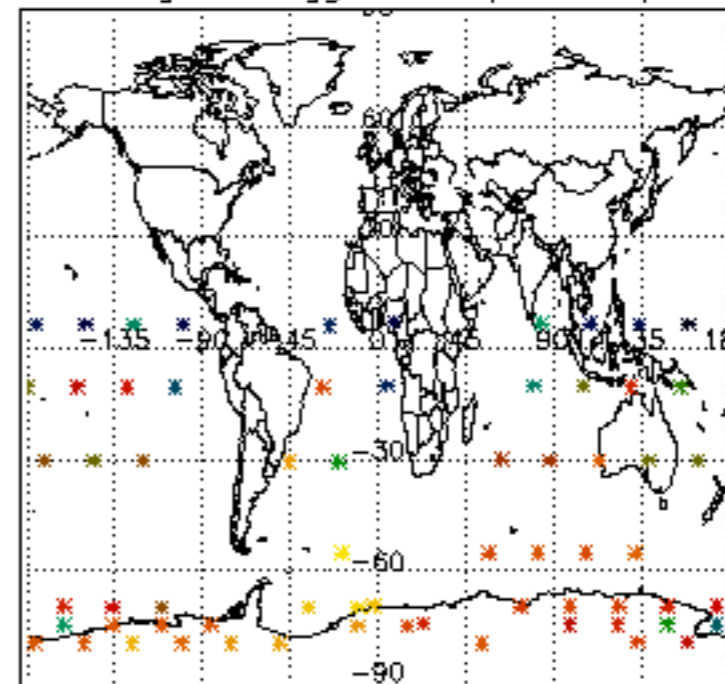
Percentage of flagged data per H2O profile

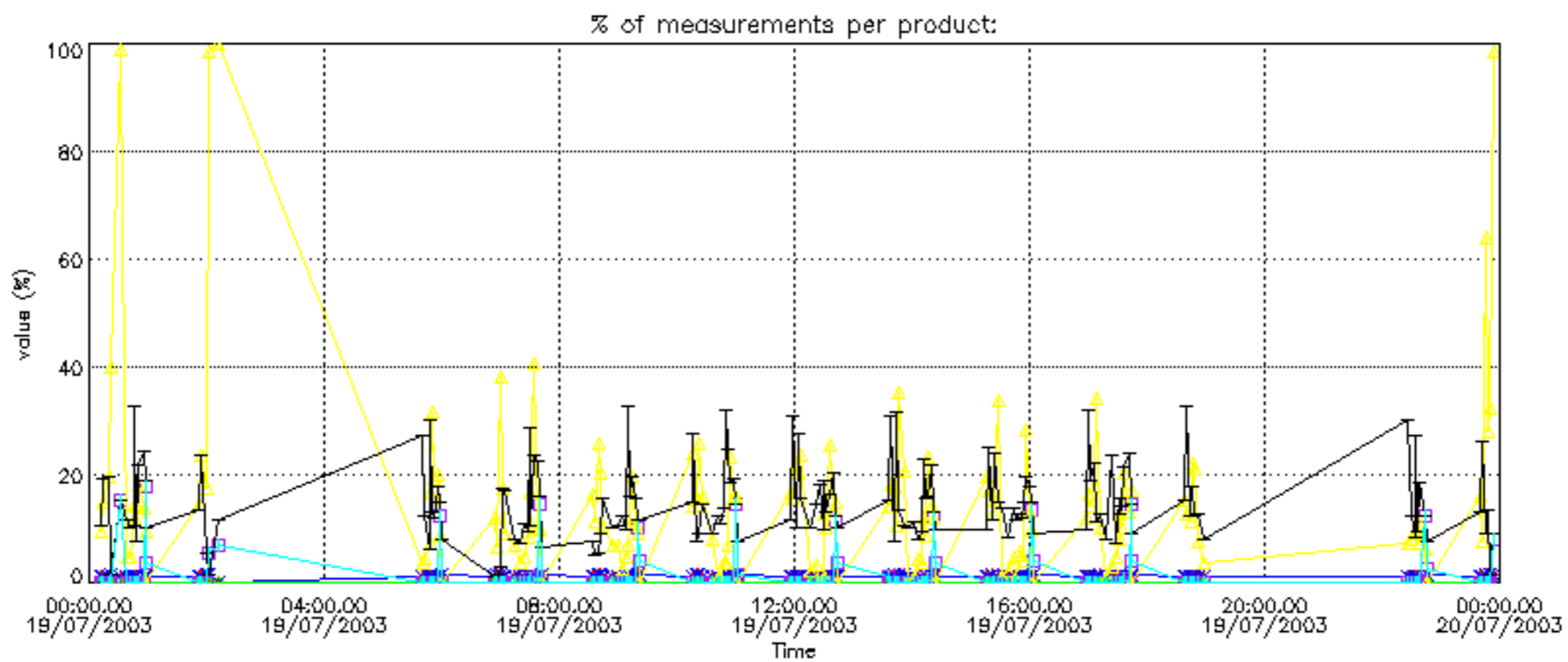


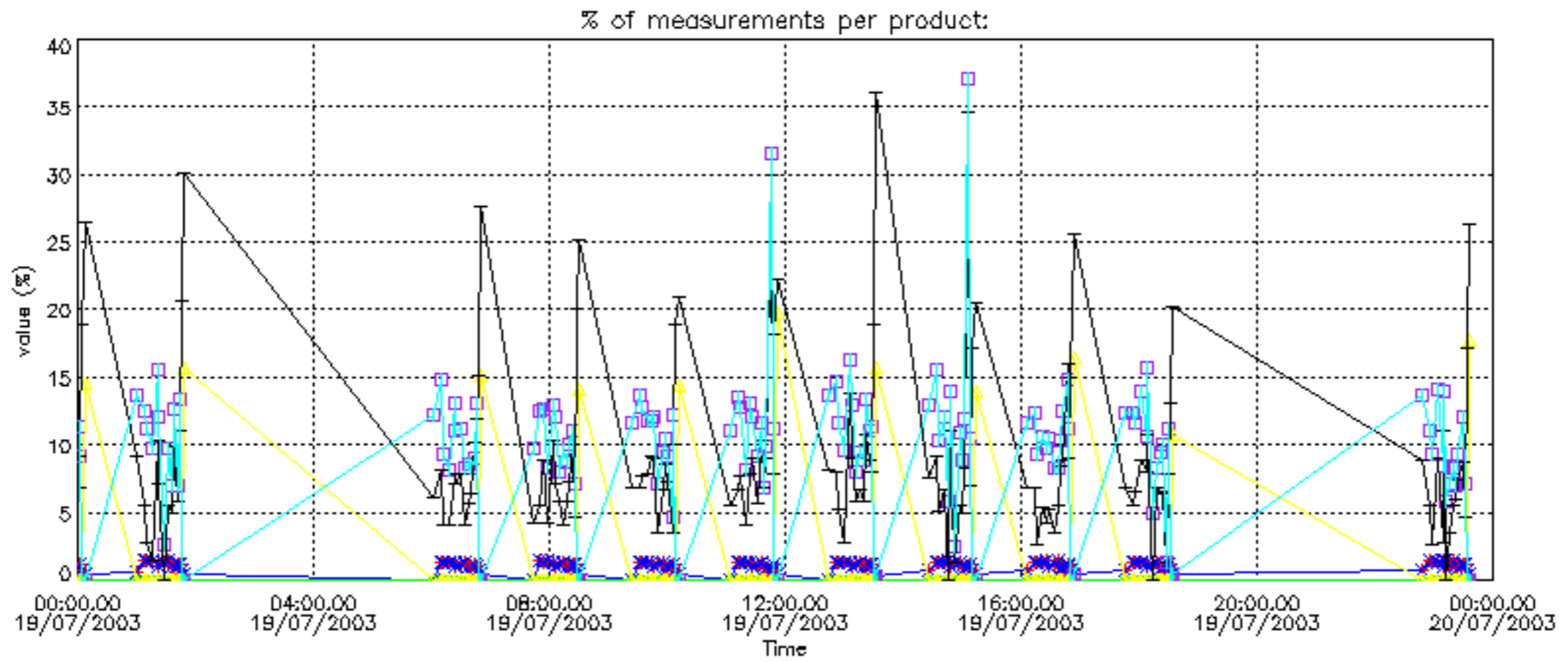
Percentage of flagged data per NO2 profile



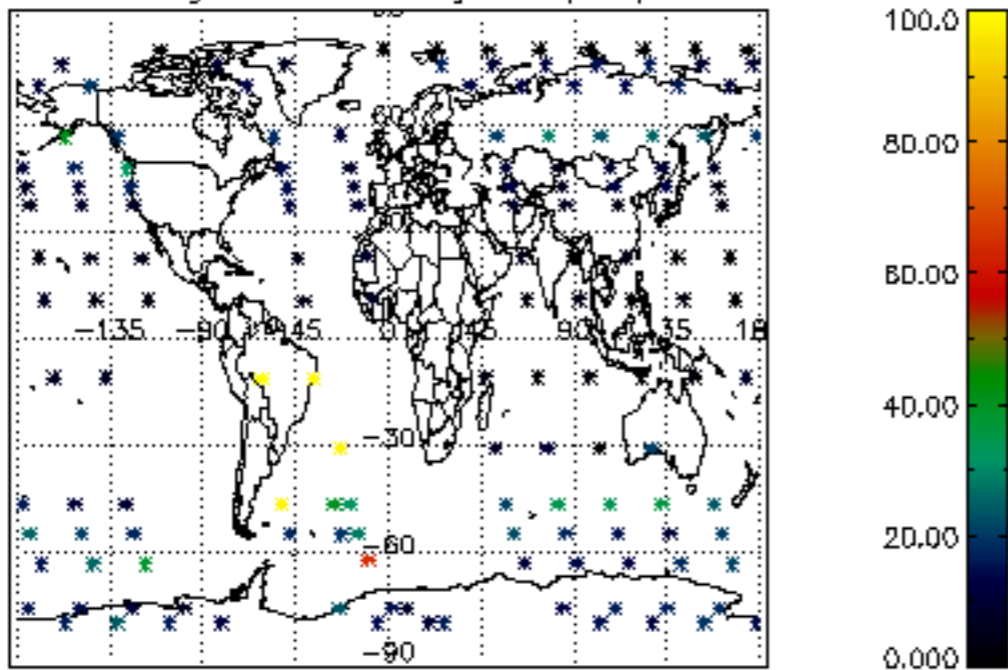
Percentage of flagged data per NO3 profile



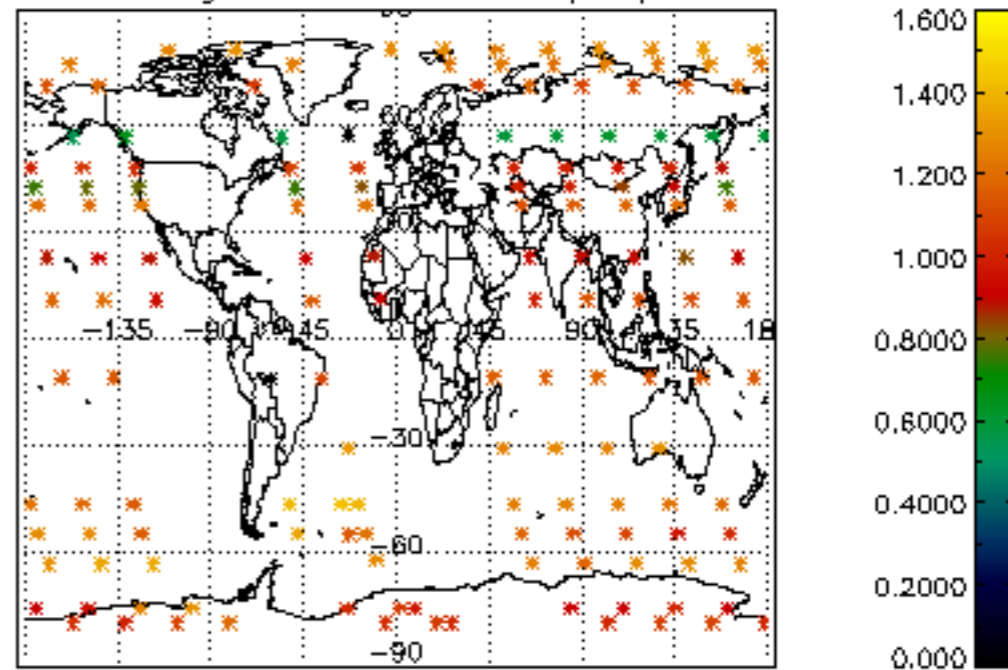




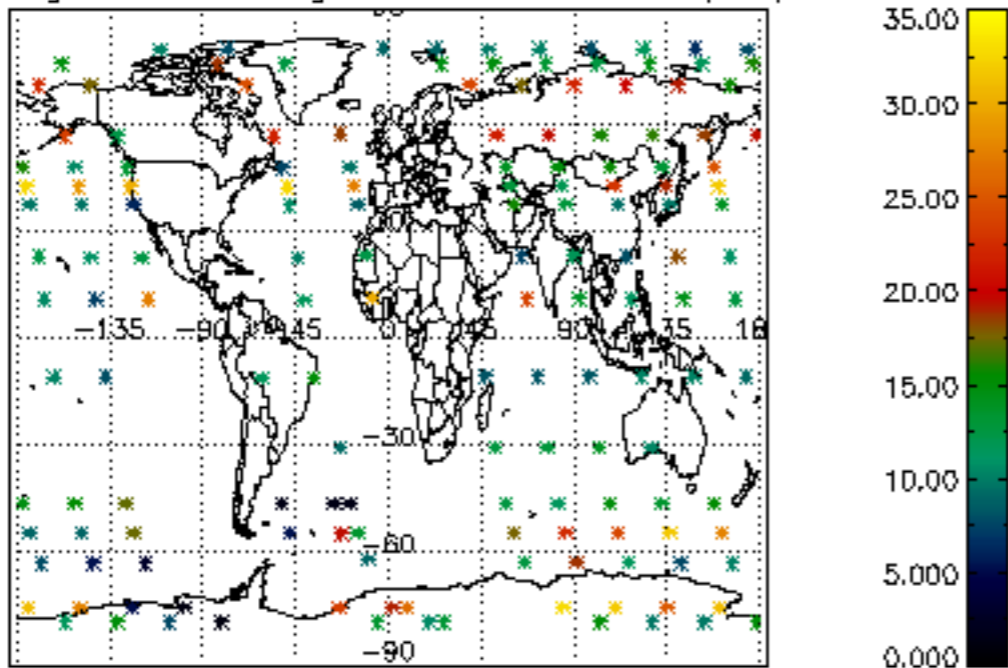
Percentage of cosmic ray hits per profile



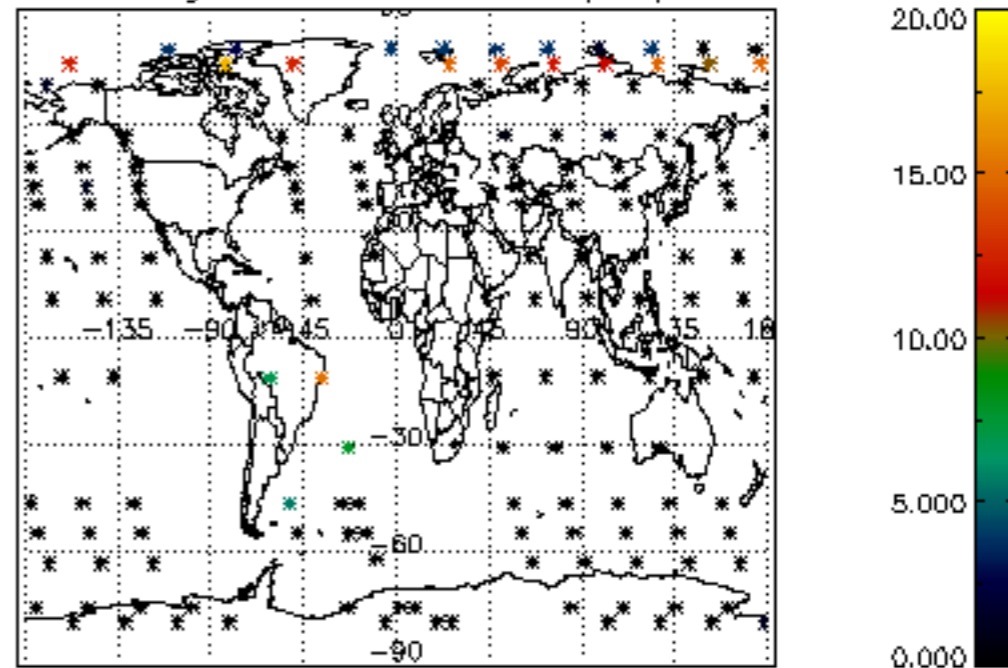
Percentage of datation errors per profile



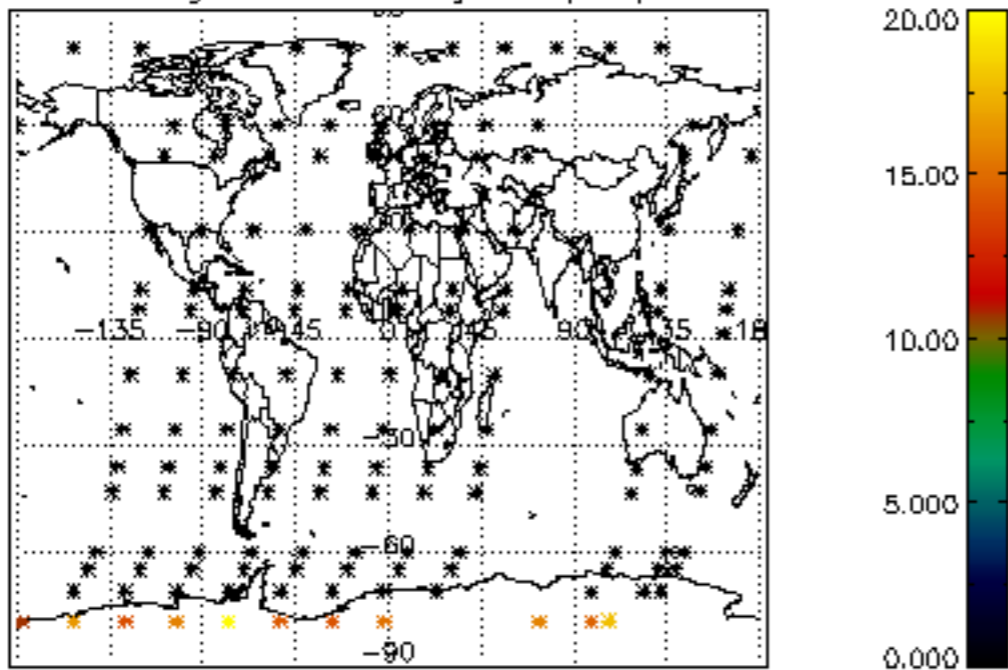
Percentage of star falling outside central band per profile



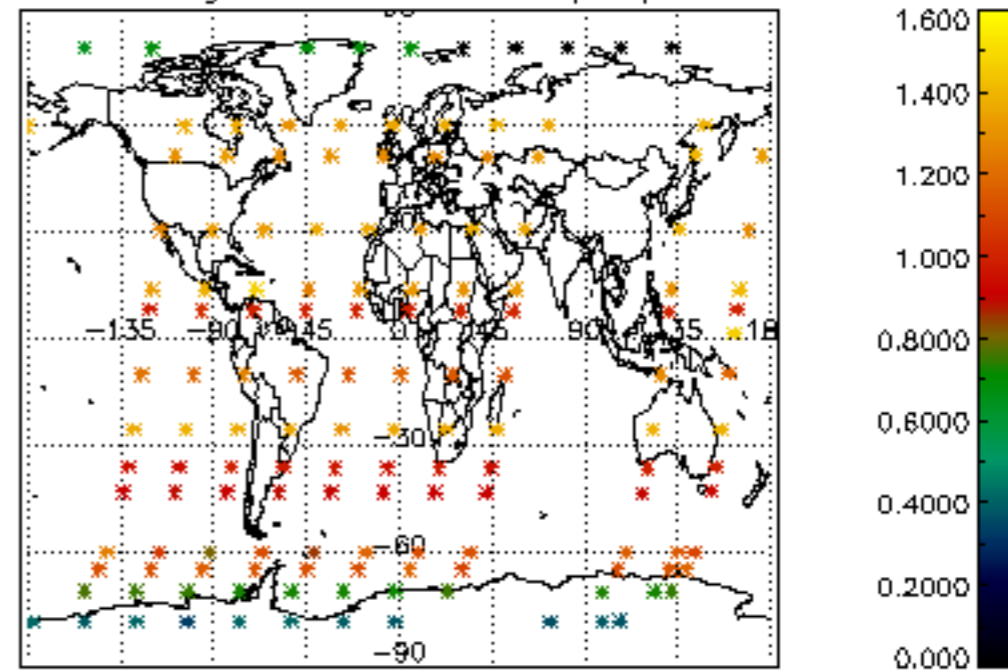
Percentage of saturation errors per profile



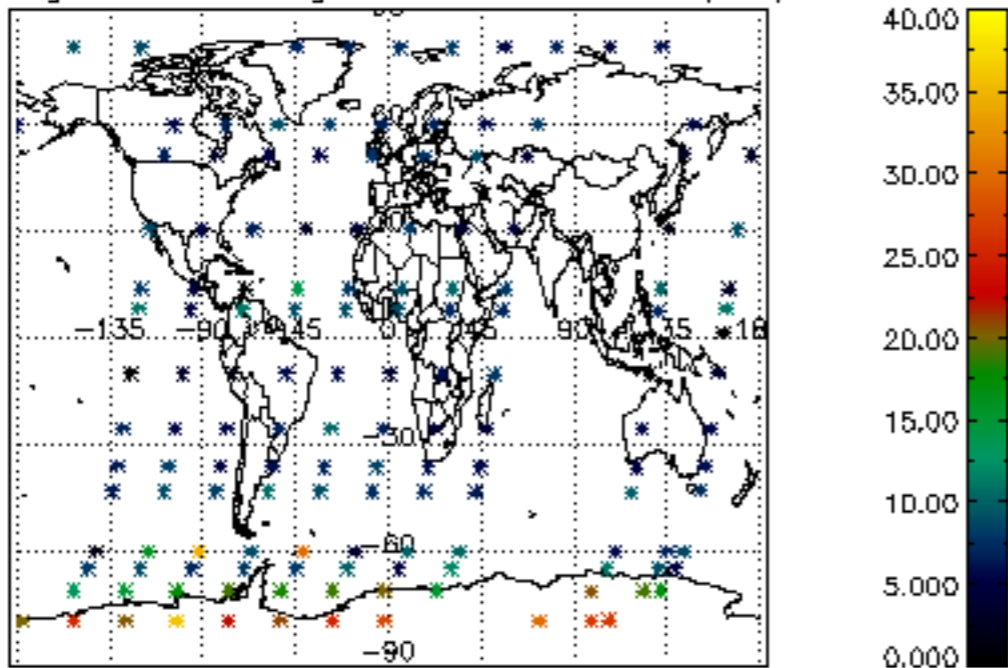
Percentage of cosmic ray hits per profile



Percentage of datation errors per profile



Percentage of star falling outside central band per profile



Percentage of saturation errors per profile

