

# GOMOS Level 2 Daily Report

## SUMMARY

### [1. General Info](#)

### [2. Summary of processed GOM\\_NL\\_2P products](#)

### [3. Level 2 Quality information per product](#)

#### [3.1 Plot of level 2 quality information per product \(time dependant\)](#)

#### [3.2 Plot of level 2 quality information per product \(world map\)](#)

### [4. Level 1 Quality information per product \(stored on level 2 products\)](#)

#### [4.1 Plot of level 1 quality information per product \(time dependant\)](#)

##### [4.1.1 Plot of level 1 quality information per product \(time dependant\): ASCENDING](#)

##### [4.1.2 Plot of level 1 quality information per product \(time dependant\): DESCENDING](#)

#### [4.2 Plot of level 1 quality information per product \(world map\)](#)

##### [4.2.1 Plot of level 1 quality information per product \(world map\): ASCENDING](#)

##### [4.2.2 Plot of level 1 quality information per product \(world map\): DESCENDING](#)

### [5. Ozone profiles based on quality statistics and other trace gas profiles](#)

#### [5.1 Ozone statistics based on quality of products](#)

#### [5.2 Plot ozone profiles for all STD \(dark without errors\)](#)

#### [5.3 Plot ozone profiles where STD < 20% \(dark without errors\)](#)

#### [5.4. Plot ozone profiles where STD < 10% \(dark without errors\)](#)

#### [5.5. Plot ozone profiles where STD < 5% \(dark without errors\)](#)

#### [5.6 Plot NO2 profiles for all STD \(dark without errors\)](#)

#### [5.7 Plot NO3 profiles for all STD \(dark without errors\)](#)

#### [5.8 Plot H2O profiles \(only for occultations of stars 1,2,3,4,13,14,16,26,63 dark without errors\) for all STD](#)

### [6. Auxiliary Data Files used for the production reported in section 2](#)

This report presents the daily analysis on parameters extracted from GOMOS level 2 data (GOM\_NL\_\_2P).  
 It is intended to monitor some important parameters that will impact the quality of these products.  
 A list of level 2 products (and content) that have arrived during the reporting day to the PCF is also given.

Item	Value
Time of report generation	19APR2013 16:40:58
Data source version	GOMOS/6.01
Start time of products	27-06-2003 (27JUN2003 00:00:00)
Stop time of products	28-06-2003 (28JUN2003 00:00:00)
Store outputs in DB	Yes
Nb of level 2 prods	362
Nb of prods with errors	0

## 2. Summary of processed GOM\_NL\_\_2P products.

Nr	Filename	UTC Start time	Limb	Duration	Star Id	Star Name	Star Mag	Star Temp	Nb Meas	Orbit	Prod. error
1	GOM_NL__2PRFIN20030627_000315_000000592017_00345_06912_6378.N1	27-JUN-2003 00:03:15	Dark	58.500	50	13Alp Ari	2.0070	4250.0	117	6912	No
2	GOM_NL__2PRFIN20030627_000808_000000492017_00345_06912_6379.N1	27-JUN-2003 00:08:08	Dark	48.500	94	92Alp Cet	2.5260	3100.0	97	6912	No
3	GOM_NL__2PRFIN20030627_002132_000000722017_00345_06912_6380.N1	27-JUN-2003 00:21:32	Dark	72.000	52	16Bet Cet	2.0370	4500.0	144	6912	No
4	GOM_NL__2PRFIN20030627_002645_000000482017_00346_06913_5043.N1	27-JUN-2003 00:26:45	Dark	47.500	84	Alp Phe	2.3970	4500.0	95	6913	No
5	GOM_NL__2PRFIN20030627_003315_000000542017_00346_06913_5044.N1	27-JUN-2003 00:33:15	Straylight	54.000	63	Bet Gru	2.1500	2800.0	108	6913	No
6	GOM_NL__2PRFIN20030627_003515_000000502017_00346_06913_5045.N1	27-JUN-2003 00:35:15	Straylight	50.000	31	Alp Gru	1.7340	15200.	100	6913	No
7	GOM_NL__2PRFIN20030627_003804_000000452017_00346_06913_5046.N1	27-JUN-2003 00:38:04	Straylight	45.000	45	Alp Pav	1.9400	26000.	90	6913	No
8	GOM_NL__2PRFIN20030627_004707_000000462017_00346_06913_5047.N1	27-JUN-2003 00:47:07	Twilight_and_stray	46.000	38	20Eps Sgr	1.8360	11000.	92	6913	No
9	GOM_NL__2PRFIN20030627_004831_000000512017_00346_06913_5048.N1	27-JUN-2003 00:48:31	Bright	50.500	116	19Del Sgr	2.7000	4100.0	101	6913	No
10	GOM_NL__2PRFIN20030627_005158_000002162017_00346_06913_5049.N1	27-JUN-2003 00:51:58	Twilight_and_stray	216.00	142	49Del Cap	2.8500	8900.0	432	6913	No
11	GOM_NL__2PRFIN20030627_005915_000000392017_00346_06913_5050.N1	27-JUN-2003 00:59:15	Bright	39.000	126	60Bet Oph	2.7700	4250.0	78	6913	No
12	GOM_NL__2PRFIN20030627_010138_000000402017_00346_06913_5051.N1	27-JUN-2003 01:01:38	Bright	39.500	59	55Alp Oph	2.0800	8900.0	79	6913	No
13	GOM_NL__2PRFIN20030627_010401_000000552017_00346_06913_5052.N1	27-JUN-2003 01:04:01	Bright	54.500	168	17Zet Aql	2.9860	11000.	109	6913	No
14	GOM_NL__2PRFIN20030627_010657_000000382017_00346_06913_5053.N1	27-JUN-2003 01:06:57	Bright	37.500	133	40Zet Her	2.8070	6000.0	75	6913	No
15	GOM_NL__2PRFIN20030627_011056_000000492017_00346_06913_5054.N1	27-JUN-2003 01:10:56	Bright	49.000	5	3Alp Lyr	0.033000	11000.	98	6913	No
16	GOM_NL__2PRFIN20030627_011312_000000352017_00346_06913_5055.N1	27-JUN-2003 01:13:12	Bright	35.000	130	23Bet Dra	2.7990	5800.0	70	6913	No
17	GOM_NL__2PRFIN20030627_011522_000000372017_00346_06913_5056.N1	27-JUN-2003 01:15:22	Bright	37.000	119	14Eta Dra	2.7270	4700.0	74	6913	No
18	GOM_NL__2PRFIN20030627_011748_000000712017_00346_06913_5057.N1	27-JUN-2003 01:17:48	Bright	70.500	66	37Gam Cyg	2.2080	5900.0	141	6913	No
19	GOM_NL__2PRFIN20030627_011959_000000642017_00346_06913_5058.N1	27-JUN-2003 01:19:59	Bright	64.000	19	50Alp Cyg	1.2460	10500.	128	6913	No
20	GOM_NL__2PRFIN20030627_012337_000000362017_00346_06913_5059.N1	27-JUN-2003 01:23:37	Bright	36.000	49	1Alp UMi	1.9900	6300.0	72	6913	No
21	GOM_NL__2PRFIN20030627_012948_000000492017_00346_06913_5060.N1	27-JUN-2003 01:29:48	Bright	48.500	74	11Bet Cas	2.2680	6600.0	97	6913	No
22	GOM_NL__2PRFIN20030627_013124_000000492017_00346_06913_5061.N1	27-JUN-2003 01:31:24	Bright	48.500	68	18Alp Cas	2.2250	4500.0	97	6913	No
23	GOM_NL__2PRFIN20030627_013356_000000382017_00346_06913_5062.N1	27-JUN-2003 01:33:56	Bright	37.500	160	23Gam Per	2.9300	4700.0	75	6913	No
24	GOM_NL__2PRFIN20030627_013721_000000482017_00346_06913_5063.N1	27-JUN-2003 01:37:21	Bright	48.000	73	57Gam1And	2.2600	13100.	96	6913	No
25	GOM_NL__2PRFIN20030627_013950_000000782017_00346_06913_5064.N1	27-JUN-2003 01:39:50	Twilight_and_stray	77.500	53	43Bet And	2.0480	3300.0	155	6913	No
26	GOM_NL__2PRFIN20030627_014351_000000572017_00346_06913_5065.N1	27-JUN-2003 01:43:51	Dark	57.000	50	13Alp Ari	2.0070	4250.0	114	6913	No
27	GOM_NL__2PRFIN20030627_014844_000000402017_00346_06913_5066.N1	27-JUN-2003 01:48:44	Dark	40.000	94	92Alp Cet	2.5260	3100.0	80	6913	No
28	GOM_NL__2PRFIN20030627_020210_000000642017_00346_06913_5067.N1	27-JUN-2003 02:02:10	Dark	64.000	52	16Bet Cet	2.0370	4500.0	128	6913	No
29	GOM_NL__2PRFIN20030627_020722_000000492017_00347_06914_6358.N1	27-JUN-2003 02:07:22	Dark	49.000	84	Alp Phe	2.3970	4500.0	98	6914	No
30	GOM_NL__2PRFIN20030627_021352_000000612017_00347_06914_6359.N1	27-JUN-2003 02:13:52	Straylight	60.500	63	Bet Gru	2.1500	2800.0	121	6914	No
31	GOM_NL__2PRFIN20030627_021552_000000502017_00347_06914_6360.N1	27-JUN-2003 02:15:52	Straylight	50.000	31	Alp Gru	1.7340	15200.	100	6914	No
32	GOM_NL__2PRFIN20030627_021841_000000462017_00347_06914_6361.N1	27-JUN-2003 02:18:41	Straylight	45.500	45	Alp Pav	1.9400	26000.	91	6914	No
33	GOM_NL__2PRFIN20030627_022744_000000432017_00347_06914_6362.N1	27-JUN-2003 02:27:44	Twilight_and_stray	43.000	38	20Eps Sgr	1.8360	11000.	86	6914	No
34	GOM_NL__2PRFIN20030627_022907_000000572017_00347_06914_6363.N1	27-JUN-2003 02:29:07	Bright	57.000	116	19Del Sgr	2.7000	4100.0	114	6914	No
35	GOM_NL__2PRFIN20030627_023234_000002162017_00347_06914_6364.N1	27-JUN-2003 02:32:34	Twilight_and_stray	216.00	142	49Del Cap	2.8500	8900.0	432	6914	No
36	GOM_NL__2PRFIN20030627_023951_000000392017_00347_06914_6365.N1	27-JUN-2003 02:39:51	Bright	39.000	126	60Bet Oph	2.7700	4250.0	78	6914	No
37	GOM_NL__2PRFIN20030627_024213_000000392017_00347_06914_6366.N1	27-JUN-2003 02:42:13	Bright	38.500	59	55Alp Oph	2.0800	8900.0	77	6914	No
38	GOM_NL__2PRFIN20030627_024437_000000552017_00347_06914_6367.N1	27-JUN-2003 02:44:37	Bright	55.000	168	17Zet Aql	2.9860	11000.	110	6914	No
39	GOM_NL__2PRFIN20030627_024733_000000372017_00347_06914_6368.N1	27-JUN-2003 02:47:33	Bright	37.000	133	40Zet Her	2.8070	6000.0	74	6914	No
40	GOM_NL__2PRFIN20030627_025132_000000472017_00347_06914_6369.N1	27-JUN-2003 02:51:32	Bright	46.500	5	3Alp Lyr	0.033000	11000.	93	6914	No
41	GOM_NL__2PRFIN20030627_025348_000000382017_00347_06914_6370.N1	27-JUN-2003 02:53:48	Bright	38.000	130	23Bet Dra	2.7990	5800.0	76	6914	No
42	GOM_NL__2PRFIN20030627_025558_000000352017_00347_06914_6371.N1	27-JUN-2003 02:55:58	Bright	35.000	119	14Eta Dra	2.7270	4700.0	70	6914	No

43	GOM_NL__2PRFIN20030627_025822_000000702017_00347_06914_6372.N1	27-JUN-2003 02:58:22	Bright	69.500	66	37Gam Cyg	2.2080	5900.0	139	6914	No
44	GOM_NL__2PRFIN20030627_030033_000000652017_00347_06914_6373.N1	27-JUN-2003 03:00:33	Bright	64.500	19	50Alp Cyg	1.2460	10500.	129	6914	No
45	GOM_NL__2PRFIN20030627_030413_000000372017_00347_06914_6374.N1	27-JUN-2003 03:04:13	Bright	37.000	49	1Alp UMi	1.9900	6300.0	74	6914	No
46	GOM_NL__2PRFIN20030627_031023_000000482017_00347_06914_6375.N1	27-JUN-2003 03:10:23	Bright	47.500	74	11Bet Cas	2.2680	6600.0	95	6914	No
47	GOM_NL__2PRFIN20030627_031200_000000482017_00347_06914_6376.N1	27-JUN-2003 03:12:00	Bright	48.000	68	18Alp Cas	2.2250	4500.0	96	6914	No
48	GOM_NL__2PRFIN20030627_031432_000000432017_00347_06914_6377.N1	27-JUN-2003 03:14:32	Bright	42.500	160	23Gam Per	2.9300	4700.0	85	6914	No
49	GOM_NL__2PRFIN20030627_031757_000000482017_00347_06914_6378.N1	27-JUN-2003 03:17:57	Bright	47.500	73	57Gam1And	2.2600	13100.	95	6914	No
50	GOM_NL__2PRFIN20030627_032026_000000782017_00347_06914_6379.N1	27-JUN-2003 03:20:26	Tw_i_and_stray	78.000	53	43Bet And	2.0480	3300.0	156	6914	No
51	GOM_NL__2PRFIN20030627_032428_000000582017_00347_06914_6380.N1	27-JUN-2003 03:24:28	Dark	57.500	50	13Alp Ari	2.0070	4250.0	115	6914	No
52	GOM_NL__2PRFIN20030627_032921_000000492017_00347_06914_6381.N1	27-JUN-2003 03:29:21	Dark	48.500	94	92Alp Cet	2.5260	3100.0	97	6914	No
53	GOM_NL__2PRFIN20030627_034248_000000752017_00347_06914_6382.N1	27-JUN-2003 03:42:48	Dark	75.000	52	16Bet Cet	2.0370	4500.0	150	6914	No
54	GOM_NL__2PRFIN20030627_034800_000000472017_00348_06915_6359.N1	27-JUN-2003 03:48:00	Dark	47.000	84	Alp Phe	2.3970	4500.0	94	6915	No
55	GOM_NL__2PRFIN20030627_035429_000000552017_00348_06915_6360.N1	27-JUN-2003 03:54:29	Straylight	54.500	63	Bet Gru	2.1500	2800.0	109	6915	No
56	GOM_NL__2PRFIN20030627_035629_000000492017_00348_06915_6361.N1	27-JUN-2003 03:56:29	Straylight	49.000	31	Alp Gru	1.7340	15200.	98	6915	No
57	GOM_NL__2PRFIN20030627_035917_000000442017_00348_06915_6362.N1	27-JUN-2003 03:59:17	Straylight	44.000	45	Alp Pav	1.9400	26000.	88	6915	No
58	GOM_NL__2PRFIN20030627_040820_000000452017_00348_06915_6363.N1	27-JUN-2003 04:08:20	Tw_i_and_stray	44.500	38	20Eps Sgr	1.8360	11000.	89	6915	No
59	GOM_NL__2PRFIN20030627_040943_000000572017_00348_06915_6364.N1	27-JUN-2003 04:09:43	Bright	57.000	116	19Del Sgr	2.7000	4100.0	114	6915	No
60	GOM_NL__2PRFIN20030627_041309_000002152017_00348_06915_6365.N1	27-JUN-2003 04:13:09	Tw_i_and_stray	215.00	142	49Del Cap	2.8500	8900.0	430	6915	No
61	GOM_NL__2PRFIN20030627_042027_000000392017_00348_06915_6366.N1	27-JUN-2003 04:20:27	Bright	39.000	126	60Bet Oph	2.7700	4250.0	78	6915	No
62	GOM_NL__2PRFIN20030627_042249_000000392017_00348_06915_6367.N1	27-JUN-2003 04:22:49	Bright	38.500	59	55Alp Oph	2.0800	8900.0	77	6915	No
63	GOM_NL__2PRFIN20030627_042513_000000552017_00348_06915_6368.N1	27-JUN-2003 04:25:13	Bright	54.500	168	17Zet Aql	2.9860	11000.	109	6915	No
64	GOM_NL__2PRFIN20030627_042809_000000382017_00348_06915_6369.N1	27-JUN-2003 04:28:09	Bright	37.500	133	40Zet Her	2.8070	6000.0	75	6915	No
65	GOM_NL__2PRFIN20030627_043207_000000462017_00348_06915_6370.N1	27-JUN-2003 04:32:07	Bright	46.000	5	3Alp Lyr	0.033000	11000.	92	6915	No
66	GOM_NL__2PRFIN20030627_043424_000000382017_00348_06915_6371.N1	27-JUN-2003 04:34:24	Bright	37.500	130	23Bet Dra	2.7990	5800.0	75	6915	No
67	GOM_NL__2PRFIN20030627_043634_000000332017_00348_06915_6372.N1	27-JUN-2003 04:36:34	Bright	33.000	119	14Eta Dra	2.7270	4700.0	66	6915	No
68	GOM_NL__2PRFIN20030627_043857_000000682017_00348_06915_6373.N1	27-JUN-2003 04:38:57	Bright	68.000	66	37Gam Cyg	2.2080	5900.0	136	6915	No
69	GOM_NL__2PRFIN20030627_044107_000000612017_00348_06915_6374.N1	27-JUN-2003 04:41:07	Bright	61.000	19	50Alp Cyg	1.2460	10500.	122	6915	No
70	GOM_NL__2PRFIN20030627_044449_000000372017_00348_06915_6375.N1	27-JUN-2003 04:44:49	Bright	36.500	49	1Alp UMi	1.9900	6300.0	73	6915	No
71	GOM_NL__2PRFIN20030627_045058_000000492017_00348_06915_6376.N1	27-JUN-2003 04:50:58	Bright	49.000	74	11Bet Cas	2.2680	6600.0	98	6915	No
72	GOM_NL__2PRFIN20030627_045235_000000482017_00348_06915_6377.N1	27-JUN-2003 04:52:35	Bright	48.000	68	18Alp Cas	2.2250	4500.0	96	6915	No
73	GOM_NL__2PRFIN20030627_045508_000000372017_00348_06915_6378.N1	27-JUN-2003 04:55:08	Bright	36.500	160	23Gam Per	2.9300	4700.0	73	6915	No
74	GOM_NL__2PRFIN20030627_045833_000000472017_00348_06915_6379.N1	27-JUN-2003 04:58:33	Bright	47.000	73	57Gam1And	2.2600	13100.	94	6915	No
75	GOM_NL__2PRFIN20030627_050101_000000662017_00348_06915_6380.N1	27-JUN-2003 05:01:01	Tw_i_and_stray	66.000	53	43Bet And	2.0480	3300.0	132	6915	No
76	GOM_NL__2PRFIN20030627_050503_000000562017_00348_06915_6381.N1	27-JUN-2003 05:05:03	Dark	55.500	50	13Alp Ari	2.0070	4250.0	111	6915	No
77	GOM_NL__2PRFIN20030627_050957_000000432017_00348_06915_6382.N1	27-JUN-2003 05:09:57	Dark	43.000	94	92Alp Cet	2.5260	3100.0	86	6915	No
78	GOM_NL__2PRFIN20030627_052325_000000642017_00348_06915_6383.N1	27-JUN-2003 05:23:25	Dark	63.500	52	16Bet Cet	2.0370	4500.0	127	6915	No
79	GOM_NL__2PRFIN20030627_052836_000000482017_00349_06916_6360.N1	27-JUN-2003 05:28:36	Dark	48.000	84	Alp Phe	2.3970	4500.0	96	6916	No
80	GOM_NL__2PRFIN20030627_053506_000000532017_00349_06916_6361.N1	27-JUN-2003 05:35:06	Straylight	53.000	63	Bet Gru	2.1500	2800.0	106	6916	No
81	GOM_NL__2PRFIN20030627_053706_000000502017_00349_06916_6362.N1	27-JUN-2003 05:37:06	Straylight	50.000	31	Alp Gru	1.7340	15200.	100	6916	No
82	GOM_NL__2PRFIN20030627_053954_000000432017_00349_06916_6363.N1	27-JUN-2003 05:39:54	Straylight	42.500	45	Alp Pav	1.9400	26000.	85	6916	No
83	GOM_NL__2PRFIN20030627_054856_000000442017_00349_06916_6364.N1	27-JUN-2003 05:48:56	Tw_i_and_stray	43.500	38	20Eps Sgr	1.8360	11000.	87	6916	No
84	GOM_NL__2PRFIN20030627_055020_000000452017_00349_06916_6365.N1	27-JUN-2003 05:50:20	Bright	45.000	116	19Del Sgr	2.7000	4100.0	90	6916	No
85	GOM_NL__2PRFIN20030627_055345_000002152017_00349_06916_6366.N1	27-JUN-2003 05:53:45	Tw_i_and_stray	215.00	142	49Del Cap	2.8500	8900.0	430	6916	No
86	GOM_NL__2PRFIN20030627_060103_000000392017_00349_06916_6367.N1	27-JUN-2003 06:01:03	Bright	39.000	126	60Bet Oph	2.7700	4250.0	78	6916	No
87	GOM_NL__2PRFIN20030627_060325_000000392017_00349_06916_6368.N1	27-JUN-2003 06:03:25	Bright	38.500	59	55Alp Oph	2.0800	8900.0	77	6916	No
88	GOM_NL__2PRFIN20030627_060548_000000542017_00349_06916_6369.N1	27-JUN-2003 06:05:48	Bright	54.000	168	17Zet Aql	2.9860	11000.	108	6916	No
89	GOM_NL__2PRFIN20030627_060845_000000382017_00349_06916_6370.N1	27-JUN-2003 06:08:45	Bright	37.500	133	40Zet Her	2.8070	6000.0	75	6916	No
90	GOM_NL__2PRFIN20030627_061243_000000482017_00349_06916_6371.N1	27-JUN-2003 06:12:43	Bright	48.000	5	3Alp Lyr	0.033000	11000.	96	6916	No
91	GOM_NL__2PRFIN20030627_061459_000000392017_00349_06916_6372.N1	27-JUN-2003 06:14:59	Bright	38.500	130	23Bet Dra	2.7990	5800.0	77	6916	No
92	GOM_NL__2PRFIN20030627_061710_000000382017_00349_06916_6373.N1	27-JUN-2003 06:17:10	Bright	37.500	119	14Eta Dra	2.7270	4700.0	75	6916	No
93	GOM_NL__2PRFIN20030627_061932_000000652017_00349_06916_6374.N1	27-JUN-2003 06:19:32	Bright	65.000	66	37Gam Cyg	2.2080	5900.0	130	6916	No
94	GOM_NL__2PRFIN20030627_062143_000000662017_00349_06916_6375.N1	27-JUN-2003 06:21:43	Bright	65.500	19	50Alp Cyg	1.2460	10500.	131	6916	No
95	GOM_NL__2PRFIN20030627_062525_000000352017_00349_06916_6376.N1	27-JUN-2003 06:25:25	Bright	35.000	49	1Alp UMi	1.9900	6300.0	70	6916	No
96	GOM_NL__2PRFIN20030627_063134_000000492017_00349_06916_6377.N1	27-JUN-2003 06:31:34	Bright	48.500	74	11Bet Cas	2.2680	6600.0	97	6916	No
97	GOM_NL__2PRFIN20030627_063311_000000492017_00349_06916_6378.N1	27-JUN-2003 06:33:11	Bright	49.000	68	18Alp Cas	2.2250	4500.0	98	6916	No
98	GOM_NL__2PRFIN20030627_063544_000000552017_00349_06916_6379.N1	27-JUN-2003 06:35:44	Bright	55.000	160	23Gam Per	2.9300	4700.0	110	6916	No
99	GOM_NL__2PRFIN20030627_063909_000000482017_00349_06916_6380.N1	27-JUN-2003 06:39:09	Bright	47.500	73	57Gam1And	2.2600	13100.	95	6916	No
100	GOM_NL__2PRFIN20030627_064138_000000672017_00349_06916_6381.N1	27-JUN-2003 06:41:38	Tw_i_and_stray	67.000	53	43Bet And	2.0480	3300.0	134	6916	No
101	GOM_NL__2PRFIN20030627_064540_000000592017_00349_06916_6382.N1	27-JUN-2003 06:45:40	Dark	59.000	50	13Alp Ari	2.0070	4250.0	118	6916	No

102	GOM_NL__2PRFIN20030627_065033_000000482017_00349_06916_6383.N1	27-JUN-2003 06:50:33	Dark	47.500	94	92Alp Cet	2.5260	3100.0	95	6916	No
103	GOM_NL__2PRFIN20030627_070402_000000692017_00349_06916_6384.N1	27-JUN-2003 07:04:02	Dark	69.000	52	16Bet Cet	2.0370	4500.0	138	6916	No
104	GOM_NL__2PRFIN20030627_070913_000000492017_00350_06917_6361.N1	27-JUN-2003 07:09:13	Dark	48.500	84	Alp Phe	2.3970	4500.0	97	6917	No
105	GOM_NL__2PRFIN20030627_071543_000000562017_00350_06917_6362.N1	27-JUN-2003 07:15:43	Straylight	56.000	63	Bet Gru	2.1500	2800.0	112	6917	No
106	GOM_NL__2PRFIN20030627_071743_000000502017_00350_06917_6363.N1	27-JUN-2003 07:17:43	Straylight	50.000	31	Alp Gru	1.7340	15200.	100	6917	No
107	GOM_NL__2PRFIN20030627_072030_000000492017_00350_06917_6364.N1	27-JUN-2003 07:20:30	Straylight	48.500	45	Alp Pav	1.9400	26000.	97	6917	No
108	GOM_NL__2PRFIN20030627_072933_000000442017_00350_06917_6365.N1	27-JUN-2003 07:29:33	Tw_i_and_stray	43.500	38	20Eps Sgr	1.8360	11000.	87	6917	No
109	GOM_NL__2PRFIN20030627_073056_000000572017_00350_06917_6366.N1	27-JUN-2003 07:30:56	Bright	57.000	116	19Del Sgr	2.7000	4100.0	114	6917	No
110	GOM_NL__2PRFIN20030627_073421_000002152017_00350_06917_6367.N1	27-JUN-2003 07:34:21	Tw_i_and_stray	214.50	142	49Del Cap	2.8500	8900.0	429	6917	No
111	GOM_NL__2PRFIN20030627_074139_000000392017_00350_06917_6368.N1	27-JUN-2003 07:41:39	Bright	39.000	126	60Bet Oph	2.7700	4250.0	78	6917	No
112	GOM_NL__2PRFIN20030627_074401_000000392017_00350_06917_6369.N1	27-JUN-2003 07:44:01	Bright	38.500	59	55Alp Oph	2.0800	8900.0	77	6917	No
113	GOM_NL__2PRFIN20030627_074623_000000532017_00350_06917_6370.N1	27-JUN-2003 07:46:23	Bright	53.000	168	17Zet Aql	2.9860	11000.	106	6917	No
114	GOM_NL__2PRFIN20030627_074921_000000372017_00350_06917_6371.N1	27-JUN-2003 07:49:21	Bright	37.000	133	40Zet Her	2.8070	6000.0	74	6917	No
115	GOM_NL__2PRFIN20030627_075318_000000492017_00350_06917_6372.N1	27-JUN-2003 07:53:18	Bright	48.500	5	3Alp Lyr	0.033000	11000.	97	6917	No
116	GOM_NL__2PRFIN20030627_075535_000000412017_00350_06917_6373.N1	27-JUN-2003 07:55:35	Bright	40.500	130	23Bet Dra	2.7990	5800.0	81	6917	No
117	GOM_NL__2PRFIN20030627_075746_000000372017_00350_06917_6374.N1	27-JUN-2003 07:57:46	Bright	36.500	119	14Eta Dra	2.7270	4700.0	73	6917	No
118	GOM_NL__2PRFIN20030627_080005_000000702017_00350_06917_6375.N1	27-JUN-2003 08:00:05	Bright	69.500	66	37Gam Cyg	2.2080	5900.0	139	6917	No
119	GOM_NL__2PRFIN20030627_080216_000000642017_00350_06917_6376.N1	27-JUN-2003 08:02:16	Bright	64.000	19	50Alp Cyg	1.2460	10500.	128	6917	No
120	GOM_NL__2PRFIN20030627_080601_000000372017_00350_06917_6377.N1	27-JUN-2003 08:06:01	Bright	36.500	49	1Alp UMi	1.9900	6300.0	73	6917	No
121	GOM_NL__2PRFIN20030627_081209_000000482017_00350_06917_6378.N1	27-JUN-2003 08:12:09	Bright	48.000	74	11Bet Cas	2.2680	6600.0	96	6917	No
122	GOM_NL__2PRFIN20030627_081346_000000492017_00350_06917_6379.N1	27-JUN-2003 08:13:46	Bright	49.000	68	18Alp Cas	2.2250	4500.0	98	6917	No
123	GOM_NL__2PRFIN20030627_081620_000000362017_00350_06917_6380.N1	27-JUN-2003 08:16:20	Bright	36.000	160	23Gam Per	2.9300	4700.0	72	6917	No
124	GOM_NL__2PRFIN20030627_081945_000000512017_00350_06917_6381.N1	27-JUN-2003 08:19:45	Bright	50.500	73	57Gam1And	2.2600	13100.	101	6917	No
125	GOM_NL__2PRFIN20030627_082214_000000702017_00350_06917_6382.N1	27-JUN-2003 08:22:14	Tw_i_and_stray	69.500	53	43Bet And	2.0480	3300.0	139	6917	No
126	GOM_NL__2PRFIN20030627_082616_000000572017_00350_06917_6383.N1	27-JUN-2003 08:26:16	Dark	57.000	50	13Alp Ari	2.0070	4250.0	114	6917	No
127	GOM_NL__2PRFIN20030627_083109_000000482017_00350_06917_6384.N1	27-JUN-2003 08:31:09	Dark	48.000	94	92Alp Cet	2.5260	3100.0	96	6917	No
128	GOM_NL__2PRFIN20030627_084440_000000772017_00350_06917_6385.N1	27-JUN-2003 08:44:40	Dark	77.000	52	16Bet Cet	2.0370	4500.0	154	6917	No
129	GOM_NL__2PRFIN20030627_084950_000000512017_00351_06918_6361.N1	27-JUN-2003 08:49:50	Dark	51.000	84	Alp Phe	2.3970	4500.0	102	6918	No
130	GOM_NL__2PRFIN20030627_085620_000000502017_00351_06918_6362.N1	27-JUN-2003 08:56:20	Straylight	50.000	63	Bet Gru	2.1500	2800.0	100	6918	No
131	GOM_NL__2PRFIN20030627_085820_000000512017_00351_06918_6363.N1	27-JUN-2003 08:58:20	Straylight	51.000	31	Alp Gru	1.7340	15200.	102	6918	No
132	GOM_NL__2PRFIN20030627_090107_000000492017_00351_06918_6364.N1	27-JUN-2003 09:01:07	Straylight	49.000	45	Alp Pav	1.9400	26000.	98	6918	No
133	GOM_NL__2PRFIN20030627_091009_000000462017_00351_06918_6365.N1	27-JUN-2003 09:10:09	Tw_i_and_stray	46.000	38	20Eps Sgr	1.8360	11000.	92	6918	No
134	GOM_NL__2PRFIN20030627_091132_000000522017_00351_06918_6366.N1	27-JUN-2003 09:11:32	Bright	52.000	116	19Del Sgr	2.7000	4100.0	104	6918	No
135	GOM_NL__2PRFIN20030627_091457_000002152017_00351_06918_6367.N1	27-JUN-2003 09:14:57	Tw_i_and_stray	215.00	142	49Del Cap	2.8500	8900.0	430	6918	No
136	GOM_NL__2PRFIN20030627_092215_000000392017_00351_06918_6368.N1	27-JUN-2003 09:22:15	Bright	39.000	126	60Bet Oph	2.7700	4250.0	78	6918	No
137	GOM_NL__2PRFIN20030627_092437_000000402017_00351_06918_6369.N1	27-JUN-2003 09:24:37	Bright	40.000	59	55Alp Oph	2.0800	8900.0	80	6918	No
138	GOM_NL__2PRFIN20030627_092658_000000542017_00351_06918_6370.N1	27-JUN-2003 09:26:58	Bright	53.500	168	17Zet Aql	2.9860	11000.	107	6918	No
139	GOM_NL__2PRFIN20030627_092957_000000382017_00351_06918_6371.N1	27-JUN-2003 09:29:57	Bright	37.500	133	40Zet Her	2.8070	6000.0	75	6918	No
140	GOM_NL__2PRFIN20030627_093353_000000502017_00351_06918_6372.N1	27-JUN-2003 09:33:53	Bright	50.000	5	3Alp Lyr	0.033000	11000.	100	6918	No
141	GOM_NL__2PRFIN20030627_093611_000000402017_00351_06918_6373.N1	27-JUN-2003 09:36:11	Bright	39.500	130	23Bet Dra	2.7990	5800.0	79	6918	No
142	GOM_NL__2PRFIN20030627_093822_000000382017_00351_06918_6374.N1	27-JUN-2003 09:38:22	Bright	38.000	119	14Eta Dra	2.7270	4700.0	76	6918	No
143	GOM_NL__2PRFIN20030627_094040_000000672017_00351_06918_6375.N1	27-JUN-2003 09:40:40	Bright	67.000	66	37Gam Cyg	2.2080	5900.0	134	6918	No
144	GOM_NL__2PRFIN20030627_094249_000000682017_00351_06918_6376.N1	27-JUN-2003 09:42:49	Bright	68.000	19	50Alp Cyg	1.2460	10500.	136	6918	No
145	GOM_NL__2PRFIN20030627_094637_000000372017_00351_06918_6377.N1	27-JUN-2003 09:46:37	Bright	36.500	49	1Alp UMi	1.9900	6300.0	73	6918	No
146	GOM_NL__2PRFIN20030627_095245_000000492017_00351_06918_6378.N1	27-JUN-2003 09:52:45	Bright	48.500	74	11Bet Cas	2.2680	6600.0	97	6918	No
147	GOM_NL__2PRFIN20030627_095421_000000512017_00351_06918_6379.N1	27-JUN-2003 09:54:21	Bright	50.500	68	18Alp Cas	2.2250	4500.0	101	6918	No
148	GOM_NL__2PRFIN20030627_095656_000000392017_00351_06918_6380.N1	27-JUN-2003 09:56:56	Bright	39.000	160	23Gam Per	2.9300	4700.0	78	6918	No
149	GOM_NL__2PRFIN20030627_100020_000000502017_00351_06918_6381.N1	27-JUN-2003 10:00:20	Bright	49.500	73	57Gam1And	2.2600	13100.	99	6918	No
150	GOM_NL__2PRFIN20030627_100250_000000762017_00351_06918_6382.N1	27-JUN-2003 10:02:50	Tw_i_and_stray	75.500	53	43Bet And	2.0480	3300.0	151	6918	No
151	GOM_NL__2PRFIN20030627_100652_000000622017_00351_06918_6383.N1	27-JUN-2003 10:06:52	Dark	62.000	50	13Alp Ari	2.0070	4250.0	124	6918	No
152	GOM_NL__2PRFIN20030627_101146_000000412017_00351_06918_6384.N1	27-JUN-2003 10:11:46	Dark	41.000	94	92Alp Cet	2.5260	3100.0	82	6918	No
153	GOM_NL__2PRFIN20030627_102517_000000832017_00351_06918_6385.N1	27-JUN-2003 10:25:17	Dark	82.500	52	16Bet Cet	2.0370	4500.0	165	6918	No
154	GOM_NL__2PRFIN20030627_103027_000000502017_00352_06919_6363.N1	27-JUN-2003 10:30:27	Dark	49.500	84	Alp Phe	2.3970	4500.0	99	6919	No
155	GOM_NL__2PRFIN20030627_103657_000000662017_00352_06919_6364.N1	27-JUN-2003 10:36:57	Straylight	66.000	63	Bet Gru	2.1500	2800.0	132	6919	No
156	GOM_NL__2PRFIN20030627_103856_000000532017_00352_06919_6365.N1	27-JUN-2003 10:38:56	Straylight	53.000	31	Alp Gru	1.7340	15200.	106	6919	No
157	GOM_NL__2PRFIN20030627_104143_000000442017_00352_06919_6366.N1	27-JUN-2003 10:41:43	Straylight	43.500	45	Alp Pav	1.9400	26000.	87	6919	No
158	GOM_NL__2PRFIN20030627_105045_000000452017_00352_06919_6367.N1	27-JUN-2003 10:50:45	Tw_i_and_stray	44.500	38	20Eps Sgr	1.8360	11000.	89	6919	No
159	GOM_NL__2PRFIN20030627_105208_000000472017_00352_06919_6368.N1	27-JUN-2003 10:52:08	Bright	46.500	116	19Del Sgr	2.7000	4100.0	93	6919	No
160	GOM_NL__2PRFIN20030627_105532_000002152017_00352_06919_6369.N1	27-JUN-2003 10:55:32	Tw_i_and_stray	215.00	142	49Del Cap	2.8500	8900.0	430	6919	No

161	GOM_NL__2PRFIN20030627_110251_000000412017_00352_06919_6370.N1	27-JUN-2003 11:02:51	Bright	40.500	126	60Bet Oph	2.7700	4250.0	81	6919	No
162	GOM_NL__2PRFIN20030627_110513_000000382017_00352_06919_6371.N1	27-JUN-2003 11:05:13	Bright	38.000	59	55Alp Oph	2.0800	8900.0	76	6919	No
163	GOM_NL__2PRFIN20030627_110733_000000552017_00352_06919_6372.N1	27-JUN-2003 11:07:33	Bright	54.500	168	17Zet Aql	2.9860	11000.	109	6919	No
164	GOM_NL__2PRFIN20030627_111032_000000382017_00352_06919_6373.N1	27-JUN-2003 11:10:32	Bright	38.000	133	40Zet Her	2.8070	6000.0	76	6919	No
165	GOM_NL__2PRFIN20030627_111428_000000482017_00352_06919_6374.N1	27-JUN-2003 11:14:28	Bright	48.000	5	3Alp Lyr	0.033000	11000.	96	6919	No
166	GOM_NL__2PRFIN20030627_111646_000000402017_00352_06919_6375.N1	27-JUN-2003 11:16:46	Bright	40.000	130	23Bet Dra	2.7990	5800.0	80	6919	No
167	GOM_NL__2PRFIN20030627_111858_000000382017_00352_06919_6376.N1	27-JUN-2003 11:18:58	Bright	37.500	119	14Eta Dra	2.7270	4700.0	75	6919	No
168	GOM_NL__2PRFIN20030627_112115_000000632017_00352_06919_6377.N1	27-JUN-2003 11:21:15	Bright	63.000	66	37Gam Cyg	2.2080	5900.0	126	6919	No
169	GOM_NL__2PRFIN20030627_112712_000000372017_00352_06919_6378.N1	27-JUN-2003 11:27:12	Bright	36.500	49	1Alp UMi	1.9900	6300.0	73	6919	No
170	GOM_NL__2PRFIN20030627_113320_000000502017_00352_06919_6379.N1	27-JUN-2003 11:33:20	Bright	50.000	74	11Bet Cas	2.2680	6600.0	100	6919	No
171	GOM_NL__2PRFIN20030627_113456_000000502017_00352_06919_6380.N1	27-JUN-2003 11:34:56	Bright	49.500	68	18Alp Cas	2.2250	4500.0	99	6919	No
172	GOM_NL__2PRFIN20030627_113731_000000382017_00352_06919_6381.N1	27-JUN-2003 11:37:31	Bright	38.000	160	23Gam Per	2.9300	4700.0	76	6919	No
173	GOM_NL__2PRFIN20030627_114056_000000482017_00352_06919_6382.N1	27-JUN-2003 11:40:56	Bright	47.500	73	57Gam1And	2.2600	13100.	95	6919	No
174	GOM_NL__2PRFIN20030627_114325_000000672017_00352_06919_6383.N1	27-JUN-2003 11:43:25	Tw_i_and_stray	67.000	53	43Bet And	2.0480	3300.0	134	6919	No
175	GOM_NL__2PRFIN20030627_114728_000000592017_00352_06919_6384.N1	27-JUN-2003 11:47:28	Dark	58.500	50	13Alp Ari	2.0070	4250.0	117	6919	No
176	GOM_NL__2PRFIN20030627_115222_000000422017_00352_06919_6385.N1	27-JUN-2003 11:52:22	Dark	41.500	94	92Alp Cet	2.5260	3100.0	83	6919	No
177	GOM_NL__2PRFIN20030627_120554_000000762017_00352_06919_6386.N1	27-JUN-2003 12:05:54	Dark	75.500	52	16Bet Cet	2.0370	4500.0	151	6919	No
178	GOM_NL__2PRFIN20030627_121104_000000492017_00353_06920_6526.N1	27-JUN-2003 12:11:04	Dark	48.500	84	Alp Phe	2.3970	4500.0	97	6920	No
179	GOM_NL__2PRFIN20030627_121734_000000562017_00353_06920_6527.N1	27-JUN-2003 12:17:34	Straylight	56.000	63	Bet Gru	2.1500	2800.0	112	6920	No
180	GOM_NL__2PRFIN20030627_121933_000000522017_00353_06920_6528.N1	27-JUN-2003 12:19:33	Straylight	52.000	31	Alp Gru	1.7340	15200.	104	6920	No
181	GOM_NL__2PRFIN20030627_122219_000000502017_00353_06920_6529.N1	27-JUN-2003 12:22:19	Straylight	50.000	45	Alp Pav	1.9400	26000.	100	6920	No
182	GOM_NL__2PRFIN20030627_123121_000000442017_00353_06920_6530.N1	27-JUN-2003 12:31:21	Tw_i_and_stray	43.500	38	20Eps Sgr	1.8360	11000.	87	6920	No
183	GOM_NL__2PRFIN20030627_123244_000000482017_00353_06920_6531.N1	27-JUN-2003 12:32:44	Bright	47.500	116	19Del Sgr	2.7000	4100.0	95	6920	No
184	GOM_NL__2PRFIN20030627_123358_000000452017_00353_06920_6532.N1	27-JUN-2003 12:33:58	Bright	44.500	137	22Lam Sgr	2.8240	4400.0	89	6920	No
185	GOM_NL__2PRFIN20030627_123608_000002152017_00353_06920_6533.N1	27-JUN-2003 12:36:08	Tw_i_and_stray	215.00	142	49Del Cap	2.8500	8900.0	430	6920	No
186	GOM_NL__2PRFIN20030627_124326_000000402017_00353_06920_6534.N1	27-JUN-2003 12:43:26	Bright	39.500	126	60Bet Oph	2.7700	4250.0	79	6920	No
187	GOM_NL__2PRFIN20030627_124548_000000382017_00353_06920_6535.N1	27-JUN-2003 12:45:48	Bright	38.000	59	55Alp Oph	2.0800	8900.0	76	6920	No
188	GOM_NL__2PRFIN20030627_124808_000000532017_00353_06920_6536.N1	27-JUN-2003 12:48:08	Bright	53.000	168	17Zet Aql	2.9860	11000.	106	6920	No
189	GOM_NL__2PRFIN20030627_125108_000000372017_00353_06920_6537.N1	27-JUN-2003 12:51:08	Bright	36.500	133	40Zet Her	2.8070	6000.0	73	6920	No
190	GOM_NL__2PRFIN20030627_125504_000000472017_00353_06920_6538.N1	27-JUN-2003 12:55:04	Bright	46.500	5	3Alp Lyr	0.033000	11000.	93	6920	No
191	GOM_NL__2PRFIN20030627_125722_000000422017_00353_06920_6539.N1	27-JUN-2003 12:57:22	Bright	41.500	130	23Bet Dra	2.7990	5800.0	83	6920	No
192	GOM_NL__2PRFIN20030627_125933_000000392017_00353_06920_6540.N1	27-JUN-2003 12:59:33	Bright	38.500	119	14Eta Dra	2.7270	4700.0	77	6920	No
193	GOM_NL__2PRFIN20030627_130149_000000682017_00353_06920_6541.N1	27-JUN-2003 13:01:49	Bright	68.000	66	37Gam Cyg	2.2080	5900.0	136	6920	No
194	GOM_NL__2PRFIN20030627_130358_000000662017_00353_06920_6542.N1	27-JUN-2003 13:03:58	Bright	65.500	19	50Alp Cyg	1.2460	10500.	131	6920	No
195	GOM_NL__2PRFIN20030627_130644_000000472017_00353_06920_6543.N1	27-JUN-2003 13:06:44	Bright	47.000	89	5Alp Cep	2.4510	8000.0	94	6920	No
196	GOM_NL__2PRFIN20030627_131355_000000492017_00353_06920_6544.N1	27-JUN-2003 13:13:55	Bright	49.000	74	11Bet Cas	2.2680	6600.0	98	6920	No
197	GOM_NL__2PRFIN20030627_131533_000000492017_00353_06920_6545.N1	27-JUN-2003 13:15:33	Bright	48.500	68	18Alp Cas	2.2250	4500.0	97	6920	No
198	GOM_NL__2PRFIN20030627_131807_000000372017_00353_06920_6546.N1	27-JUN-2003 13:18:07	Bright	36.500	160	23Gam Per	2.9300	4700.0	73	6920	No
199	GOM_NL__2PRFIN20030627_132132_000000472017_00353_06920_6547.N1	27-JUN-2003 13:21:32	Bright	47.000	73	57Gam1And	2.2600	13100.	94	6920	No
200	GOM_NL__2PRFIN20030627_132401_000000702017_00353_06920_6548.N1	27-JUN-2003 13:24:01	Tw_i_and_stray	70.000	53	43Bet And	2.0480	3300.0	140	6920	No
201	GOM_NL__2PRFIN20030627_132805_000000562017_00353_06920_6549.N1	27-JUN-2003 13:28:05	Dark	55.500	50	13Alp Ari	2.0070	4250.0	111	6920	No
202	GOM_NL__2PRFIN20030627_133258_000000492017_00353_06920_6550.N1	27-JUN-2003 13:32:58	Dark	49.000	94	92Alp Cet	2.5260	3100.0	98	6920	No
203	GOM_NL__2PRFIN20030627_134632_000000792017_00353_06920_6551.N1	27-JUN-2003 13:46:32	Dark	78.500	52	16Bet Cet	2.0370	4500.0	157	6920	No
204	GOM_NL__2PRFIN20030627_135140_000000512017_00354_06921_6548.N1	27-JUN-2003 13:51:40	Dark	50.500	84	Alp Phe	2.3970	4500.0	101	6921	No
205	GOM_NL__2PRFIN20030627_135810_000000542017_00354_06921_6549.N1	27-JUN-2003 13:58:10	Straylight	54.000	63	Bet Gru	2.1500	2800.0	108	6921	No
206	GOM_NL__2PRFIN20030627_140009_000000532017_00354_06921_6550.N1	27-JUN-2003 14:00:09	Straylight	52.500	31	Alp Gru	1.7340	15200.	105	6921	No
207	GOM_NL__2PRFIN20030627_140255_000000462017_00354_06921_6551.N1	27-JUN-2003 14:02:55	Straylight	45.500	45	Alp Pav	1.9400	26000.	91	6921	No
208	GOM_NL__2PRFIN20030627_141156_000000472017_00354_06921_6552.N1	27-JUN-2003 14:11:56	Tw_i_and_stray	46.500	38	20Eps Sgr	1.8360	11000.	93	6921	No
209	GOM_NL__2PRFIN20030627_141319_000000482017_00354_06921_6553.N1	27-JUN-2003 14:13:19	Bright	47.500	116	19Del Sgr	2.7000	4100.0	95	6921	No
210	GOM_NL__2PRFIN20030627_141433_000000442017_00354_06921_6554.N1	27-JUN-2003 14:14:33	Bright	43.500	137	22Lam Sgr	2.8240	4400.0	87	6921	No
211	GOM_NL__2PRFIN20030627_141644_000002152017_00354_06921_6555.N1	27-JUN-2003 14:16:44	Tw_i_and_stray	215.00	142	49Del Cap	2.8500	8900.0	430	6921	No
212	GOM_NL__2PRFIN20030627_142401_000000412017_00354_06921_6556.N1	27-JUN-2003 14:24:01	Bright	40.500	126	60Bet Oph	2.7700	4250.0	81	6921	No
213	GOM_NL__2PRFIN20030627_142623_000000422017_00354_06921_6557.N1	27-JUN-2003 14:26:23	Bright	41.500	59	55Alp Oph	2.0800	8900.0	83	6921	No
214	GOM_NL__2PRFIN20030627_142843_000000542017_00354_06921_6558.N1	27-JUN-2003 14:28:43	Bright	53.500	168	17Zet Aql	2.9860	11000.	107	6921	No
215	GOM_NL__2PRFIN20030627_143143_000000362017_00354_06921_6559.N1	27-JUN-2003 14:31:43	Bright	36.000	133	40Zet Her	2.8070	6000.0	72	6921	No
216	GOM_NL__2PRFIN20030627_143540_000000432017_00354_06921_6560.N1	27-JUN-2003 14:35:40	Bright	42.500	5	3Alp Lyr	0.033000	11000.	85	6921	No
217	GOM_NL__2PRFIN20030627_143758_000000402017_00354_06921_6561.N1	27-JUN-2003 14:37:58	Bright	39.500	130	23Bet Dra	2.7990	5800.0	79	6921	No
218	GOM_NL__2PRFIN20030627_144010_000000332017_00354_06921_6562.N1	27-JUN-2003 14:40:10	Bright	33.000	119	14Eta Dra	2.7270	4700.0	66	6921	No
219	GOM_NL__2PRFIN20030627_144224_000000672017_00354_06921_6563.N1	27-JUN-2003 14:42:24	Bright	67.000	66	37Gam Cyg	2.2080	5900.0	134	6921	No

220	GOM_NL__2PRFIN20030627_144436_000000632017_00354_06921_6564.N1	27-JUN-2003 14:44:36	Bright	63.000	19	50Alp Cyg	1.2460	10500.	126	6921	No
221	GOM_NL__2PRFIN20030627_144721_000000472017_00354_06921_6565.N1	27-JUN-2003 14:47:21	Bright	46.500	89	5Alp Cep	2.4510	8000.0	93	6921	No
222	GOM_NL__2PRFIN20030627_145432_000000472017_00354_06921_6566.N1	27-JUN-2003 14:54:32	Bright	46.500	74	11Bet Cas	2.2680	6600.0	93	6921	No
223	GOM_NL__2PRFIN20030627_145609_000000502017_00354_06921_6567.N1	27-JUN-2003 14:56:09	Bright	49.500	68	18Alp Cas	2.2250	4500.0	99	6921	No
224	GOM_NL__2PRFIN20030627_145844_000000552017_00354_06921_6568.N1	27-JUN-2003 14:58:44	Bright	55.000	160	23Gam Per	2.9300	4700.0	110	6921	No
225	GOM_NL__2PRFIN20030627_150209_000000492017_00354_06921_6569.N1	27-JUN-2003 15:02:09	Bright	49.000	73	57Gam1And	2.2600	13100.	98	6921	No
226	GOM_NL__2PRFIN20030627_150438_000000642017_00354_06921_6570.N1	27-JUN-2003 15:04:38	Tw_i_and_stray	63.500	53	43Bet And	2.0480	3300.0	127	6921	No
227	GOM_NL__2PRFIN20030627_150842_000000532017_00354_06921_6571.N1	27-JUN-2003 15:08:42	Dark	53.000	50	13Alp Ari	2.0070	4250.0	106	6921	No
228	GOM_NL__2PRFIN20030627_151335_000000462017_00354_06921_6572.N1	27-JUN-2003 15:13:35	Dark	46.000	94	92Alp Cet	2.5260	3100.0	92	6921	No
229	GOM_NL__2PRFIN20030627_152710_000000792017_00354_06921_6573.N1	27-JUN-2003 15:27:10	Dark	78.500	52	16Bet Cet	2.0370	4500.0	157	6921	No
230	GOM_NL__2PRFIN20030627_153218_000000482017_00355_06922_6385.N1	27-JUN-2003 15:32:18	Dark	47.500	84	Alp Phe	2.3970	4500.0	95	6922	No
231	GOM_NL__2PRFIN20030627_153848_000000552017_00355_06922_6386.N1	27-JUN-2003 15:38:48	Straylight	55.000	63	Bet Gru	2.1500	2800.0	110	6922	No
232	GOM_NL__2PRFIN20030627_154047_000000512017_00355_06922_6387.N1	27-JUN-2003 15:40:47	Straylight	51.000	31	Alp Gru	1.7340	15200.	102	6922	No
233	GOM_NL__2PRFIN20030627_154333_000000412017_00355_06922_6388.N1	27-JUN-2003 15:43:33	Straylight	41.000	45	Alp Pav	1.9400	26000.	82	6922	No
234	GOM_NL__2PRFIN20030627_155233_000000432017_00355_06922_6389.N1	27-JUN-2003 15:52:33	Tw_i_and_stray	43.000	38	20Eps Sgr	1.8360	11000.	86	6922	No
235	GOM_NL__2PRFIN20030627_155357_000000512017_00355_06922_6390.N1	27-JUN-2003 15:53:57	Bright	51.000	116	19Del Sgr	2.7000	4100.0	102	6922	No
236	GOM_NL__2PRFIN20030627_155511_000000442017_00355_06922_6391.N1	27-JUN-2003 15:55:11	Bright	44.000	137	22Lam Sgr	2.8240	4400.0	88	6922	No
237	GOM_NL__2PRFIN20030627_155720_000002152017_00355_06922_6392.N1	27-JUN-2003 15:57:20	Tw_i_and_stray	215.00	142	49Del Cap	2.8500	8900.0	430	6922	No
238	GOM_NL__2PRFIN20030627_160439_000000392017_00355_06922_6393.N1	27-JUN-2003 16:04:39	Bright	39.000	126	60Bet Oph	2.7700	4250.0	78	6922	No
239	GOM_NL__2PRFIN20030627_160701_000000402017_00355_06922_6394.N1	27-JUN-2003 16:07:01	Bright	40.000	59	55Alp Oph	2.0800	8900.0	80	6922	No
240	GOM_NL__2PRFIN20030627_160919_000000542017_00355_06922_6395.N1	27-JUN-2003 16:09:19	Bright	53.500	168	17Zet Aql	2.9860	11000.	107	6922	No
241	GOM_NL__2PRFIN20030627_161220_000000382017_00355_06922_6396.N1	27-JUN-2003 16:12:20	Bright	38.000	133	40Zet Her	2.8070	6000.0	76	6922	No
242	GOM_NL__2PRFIN20030627_161615_000000512017_00355_06922_6397.N1	27-JUN-2003 16:16:15	Bright	51.000	5	3Alp Lyr	0.033000	11000.	102	6922	No
243	GOM_NL__2PRFIN20030627_161834_000000392017_00355_06922_6398.N1	27-JUN-2003 16:18:34	Bright	39.000	130	23Bet Dra	2.7990	5800.0	78	6922	No
244	GOM_NL__2PRFIN20030627_162046_000000342017_00355_06922_6399.N1	27-JUN-2003 16:20:46	Bright	34.000	119	14Eta Dra	2.7270	4700.0	68	6922	No
245	GOM_NL__2PRFIN20030627_162257_000000682017_00355_06922_6400.N1	27-JUN-2003 16:22:57	Bright	68.000	66	37Gam Cyg	2.2080	5900.0	136	6922	No
246	GOM_NL__2PRFIN20030627_162510_000000662017_00355_06922_6401.N1	27-JUN-2003 16:25:10	Bright	66.000	19	50Alp Cyg	1.2460	10500.	132	6922	No
247	GOM_NL__2PRFIN20030627_162755_000000472017_00355_06922_6402.N1	27-JUN-2003 16:27:55	Bright	47.000	89	5Alp Cep	2.4510	8000.0	94	6922	No
248	GOM_NL__2PRFIN20030627_163507_000000482017_00355_06922_6403.N1	27-JUN-2003 16:35:07	Bright	47.500	74	11Bet Cas	2.2680	6600.0	95	6922	No
249	GOM_NL__2PRFIN20030627_163644_000000472017_00355_06922_6404.N1	27-JUN-2003 16:36:44	Bright	46.500	68	18Alp Cas	2.2250	4500.0	93	6922	No
250	GOM_NL__2PRFIN20030627_163920_000000352017_00355_06922_6405.N1	27-JUN-2003 16:39:20	Bright	34.500	160	23Gam Per	2.9300	4700.0	69	6922	No
251	GOM_NL__2PRFIN20030627_164244_000000472017_00355_06922_6406.N1	27-JUN-2003 16:42:44	Bright	46.500	73	57Gam1And	2.2600	13100.	93	6922	No
252	GOM_NL__2PRFIN20030627_164514_000000692017_00355_06922_6407.N1	27-JUN-2003 16:45:14	Tw_i_and_stray	69.000	53	43Bet And	2.0480	3300.0	138	6922	No
253	GOM_NL__2PRFIN20030627_164918_000000532017_00355_06922_6408.N1	27-JUN-2003 16:49:18	Dark	53.000	50	13Alp Ari	2.0070	4250.0	106	6922	No
254	GOM_NL__2PRFIN20030627_165411_000000532017_00355_06922_6409.N1	27-JUN-2003 16:54:11	Dark	53.000	94	92Alp Cet	2.5260	3100.0	106	6922	No
255	GOM_NL__2PRFIN20030627_170748_000000792017_00355_06922_6410.N1	27-JUN-2003 17:07:48	Dark	79.000	52	16Bet Cet	2.0370	4500.0	158	6922	No
256	GOM_NL__2PRFIN20030627_171255_000000552017_00356_06923_6386.N1	27-JUN-2003 17:12:55	Dark	55.000	84	Alp Phe	2.3970	4500.0	110	6923	No
257	GOM_NL__2PRFIN20030627_171925_000000532017_00356_06923_6387.N1	27-JUN-2003 17:19:25	Straylight	53.000	63	Bet Gru	2.1500	2800.0	106	6923	No
258	GOM_NL__2PRFIN20030627_172124_000000522017_00356_06923_6388.N1	27-JUN-2003 17:21:24	Straylight	52.000	31	Alp Gru	1.7340	15200.	104	6923	No
259	GOM_NL__2PRFIN20030627_172409_000000412017_00356_06923_6389.N1	27-JUN-2003 17:24:09	Straylight	40.500	45	Alp Pav	1.9400	26000.	81	6923	No
260	GOM_NL__2PRFIN20030627_173310_000000462017_00356_06923_6390.N1	27-JUN-2003 17:33:10	Tw_i_and_stray	45.500	38	20Eps Sgr	1.8360	11000.	91	6923	No
261	GOM_NL__2PRFIN20030627_173433_000000562017_00356_06923_6391.N1	27-JUN-2003 17:34:33	Bright	56.000	116	19Del Sgr	2.7000	4100.0	112	6923	No
262	GOM_NL__2PRFIN20030627_173547_000000432017_00356_06923_6392.N1	27-JUN-2003 17:35:47	Bright	43.000	137	22Lam Sgr	2.8240	4400.0	86	6923	No
263	GOM_NL__2PRFIN20030627_173756_000002152017_00356_06923_6393.N1	27-JUN-2003 17:37:56	Tw_i_and_stray	215.00	142	49Del Cap	2.8500	8900.0	430	6923	No
264	GOM_NL__2PRFIN20030627_174515_000000392017_00356_06923_6394.N1	27-JUN-2003 17:45:15	Bright	38.500	126	60Bet Oph	2.7700	4250.0	77	6923	No
265	GOM_NL__2PRFIN20030627_174736_000000412017_00356_06923_6395.N1	27-JUN-2003 17:47:36	Bright	40.500	59	55Alp Oph	2.0800	8900.0	81	6923	No
266	GOM_NL__2PRFIN20030627_174955_000000532017_00356_06923_6396.N1	27-JUN-2003 17:49:55	Bright	52.500	168	17Zet Aql	2.9860	11000.	105	6923	No
267	GOM_NL__2PRFIN20030627_175256_000000372017_00356_06923_6397.N1	27-JUN-2003 17:52:56	Bright	36.500	133	40Zet Her	2.8070	6000.0	73	6923	No
268	GOM_NL__2PRFIN20030627_175650_000000482017_00356_06923_6398.N1	27-JUN-2003 17:56:50	Bright	48.000	5	3Alp Lyr	0.033000	11000.	96	6923	No
269	GOM_NL__2PRFIN20030627_175909_000000412017_00356_06923_6399.N1	27-JUN-2003 17:59:09	Bright	40.500	130	23Bet Dra	2.7990	5800.0	81	6923	No
270	GOM_NL__2PRFIN20030627_180122_000000372017_00356_06923_6400.N1	27-JUN-2003 18:01:22	Bright	36.500	119	14Eta Dra	2.7270	4700.0	73	6923	No
271	GOM_NL__2PRFIN20030627_180333_000000652017_00356_06923_6401.N1	27-JUN-2003 18:03:33	Bright	64.500	66	37Gam Cyg	2.2080	5900.0	129	6923	No
272	GOM_NL__2PRFIN20030627_180545_000000672017_00356_06923_6402.N1	27-JUN-2003 18:05:45	Bright	66.500	19	50Alp Cyg	1.2460	10500.	133	6923	No
273	GOM_NL__2PRFIN20030627_180831_000000482017_00356_06923_6403.N1	27-JUN-2003 18:08:31	Bright	48.000	89	5Alp Cep	2.4510	8000.0	96	6923	No
274	GOM_NL__2PRFIN20030627_181542_000000682017_00356_06923_6404.N1	27-JUN-2003 18:15:42	Bright	68.000	74	11Bet Cas	2.2680	6600.0	136	6923	No
275	GOM_NL__2PRFIN20030627_181720_000000502017_00356_06923_6405.N1	27-JUN-2003 18:17:20	Bright	49.500	68	18Alp Cas	2.2250	4500.0	99	6923	No
276	GOM_NL__2PRFIN20030627_181956_000000362017_00356_06923_6406.N1	27-JUN-2003 18:19:56	Bright	35.500	160	23Gam Per	2.9300	4700.0	71	6923	No
277	GOM_NL__2PRFIN20030627_182320_000000482017_00356_06923_6407.N1	27-JUN-2003 18:23:20	Bright	48.000	73	57Gam1And	2.2600	13100.	96	6923	No
278	GOM_NL__2PRFIN20030627_182549_000000662017_00356_06923_6408.N1	27-JUN-2003 18:25:49	Tw_i_and_stray	66.000	53	43Bet And	2.0480	3300.0	132	6923	No

279	GOM_NL__2PRFIN20030627_182954_000000592017_00356_06923_6409.N1	27-JUN-2003 18:29:54	Dark	58.500	50	13Alp Ari	2.0070	4250.0	117	6923	No
280	GOM_NL__2PRFIN20030627_183447_000000462017_00356_06923_6410.N1	27-JUN-2003 18:34:47	Dark	46.000	94	92Alp Cet	2.5260	3100.0	92	6923	No
281	GOM_NL__2PRFIN20030627_184825_000000792017_00356_06923_6411.N1	27-JUN-2003 18:48:25	Dark	78.500	52	16Bet Cet	2.0370	4500.0	157	6923	No
282	GOM_NL__2PRFIN20030627_185332_000000482017_00357_06924_6388.N1	27-JUN-2003 18:53:32	Dark	48.000	84	Alp Phe	2.3970	4500.0	96	6924	No
283	GOM_NL__2PRFIN20030627_190002_000000542017_00357_06924_6389.N1	27-JUN-2003 19:00:02	Straylight	53.500	63	Bet Gru	2.1500	2800.0	107	6924	No
284	GOM_NL__2PRFIN20030627_190201_000000502017_00357_06924_6390.N1	27-JUN-2003 19:02:01	Straylight	50.000	31	Alp Gru	1.7340	15200.	100	6924	No
285	GOM_NL__2PRFIN20030627_190446_000000442017_00357_06924_6391.N1	27-JUN-2003 19:04:46	Straylight	43.500	45	Alp Pav	1.9400	26000.	87	6924	No
286	GOM_NL__2PRFIN20030627_191346_000000452017_00357_06924_6392.N1	27-JUN-2003 19:13:46	Tw_i_and_stray	45.000	38	20Eps Sgr	1.8360	11000.	90	6924	No
287	GOM_NL__2PRFIN20030627_191509_000000482017_00357_06924_6393.N1	27-JUN-2003 19:15:09	Bright	48.000	116	19Del Sgr	2.7000	4100.0	96	6924	No
288	GOM_NL__2PRFIN20030627_191623_000000432017_00357_06924_6394.N1	27-JUN-2003 19:16:23	Bright	43.000	137	22Lam Sgr	2.8240	4400.0	86	6924	No
289	GOM_NL__2PRFIN20030627_191832_000002152017_00357_06924_6395.N1	27-JUN-2003 19:18:32	Tw_i_and_stray	215.00	142	49Del Cap	2.8500	8900.0	430	6924	No
290	GOM_NL__2PRFIN20030627_192550_000000392017_00357_06924_6396.N1	27-JUN-2003 19:25:50	Bright	39.000	126	60Bet Oph	2.7700	4250.0	78	6924	No
291	GOM_NL__2PRFIN20030627_192812_000000402017_00357_06924_6397.N1	27-JUN-2003 19:28:12	Bright	39.500	59	55Alp Oph	2.0800	8900.0	79	6924	No
292	GOM_NL__2PRFIN20030627_193030_000000532017_00357_06924_6398.N1	27-JUN-2003 19:30:30	Bright	52.500	168	17Zet Aql	2.9860	11000.	105	6924	No
293	GOM_NL__2PRFIN20030627_193332_000000362017_00357_06924_6399.N1	27-JUN-2003 19:33:32	Bright	36.000	133	40Zet Her	2.8070	6000.0	72	6924	No
294	GOM_NL__2PRFIN20030627_193726_000000452017_00357_06924_6400.N1	27-JUN-2003 19:37:26	Bright	45.000	5	3Alp Lyr	0.033000	11000.	90	6924	No
295	GOM_NL__2PRFIN20030627_193945_000000392017_00357_06924_6401.N1	27-JUN-2003 19:39:45	Bright	38.500	130	23Bet Dra	2.7990	5800.0	77	6924	No
296	GOM_NL__2PRFIN20030627_194158_000000382017_00357_06924_6402.N1	27-JUN-2003 19:41:58	Bright	37.500	119	14Eta Dra	2.7270	4700.0	75	6924	No
297	GOM_NL__2PRFIN20030627_194407_000000682017_00357_06924_6403.N1	27-JUN-2003 19:44:07	Bright	67.500	66	37Gam Cyg	2.2080	5900.0	135	6924	No
298	GOM_NL__2PRFIN20030627_194618_000000682017_00357_06924_6404.N1	27-JUN-2003 19:46:18	Bright	67.500	19	50Alp Cyg	1.2460	10500.	135	6924	No
299	GOM_NL__2PRFIN20030627_194906_000000482017_00357_06924_6405.N1	27-JUN-2003 19:49:06	Bright	48.000	89	5Alp Cep	2.4510	8000.0	96	6924	No
300	GOM_NL__2PRFIN20030627_195618_000000472017_00357_06924_6406.N1	27-JUN-2003 19:56:18	Bright	47.000	74	11Bet Cas	2.2680	6600.0	94	6924	No
301	GOM_NL__2PRFIN20030627_195756_000000492017_00357_06924_6407.N1	27-JUN-2003 19:57:56	Bright	49.000	68	18Alp Cas	2.2250	4500.0	98	6924	No
302	GOM_NL__2PRFIN20030627_200031_000000542017_00357_06924_6408.N1	27-JUN-2003 20:00:31	Bright	53.500	160	23Gam Per	2.9300	4700.0	107	6924	No
303	GOM_NL__2PRFIN20030627_200356_000000472017_00357_06924_6409.N1	27-JUN-2003 20:03:56	Bright	46.500	73	57Gam1And	2.2600	13100.	93	6924	No
304	GOM_NL__2PRFIN20030627_200625_000000792017_00357_06924_6410.N1	27-JUN-2003 20:06:25	Tw_i_and_stray	79.000	53	43Bet And	2.0480	3300.0	158	6924	No
305	GOM_NL__2PRFIN20030627_201030_000000632017_00357_06924_6411.N1	27-JUN-2003 20:10:30	Dark	62.500	50	13Alp Ari	2.0070	4250.0	125	6924	No
306	GOM_NL__2PRFIN20030627_201524_000000522017_00357_06924_6412.N1	27-JUN-2003 20:15:24	Dark	51.500	94	92Alp Cet	2.5260	3100.0	103	6924	No
307	GOM_NL__2PRFIN20030627_202903_000000802017_00357_06924_6413.N1	27-JUN-2003 20:29:03	Dark	80.000	52	16Bet Cet	2.0370	4500.0	160	6924	No
308	GOM_NL__2PRFIN20030627_203409_000000502017_00358_06925_6550.N1	27-JUN-2003 20:34:09	Dark	49.500	84	Alp Phe	2.3970	4500.0	99	6925	No
309	GOM_NL__2PRFIN20030627_204038_000000542017_00358_06925_6551.N1	27-JUN-2003 20:40:38	Straylight	54.000	63	Bet Gru	2.1500	2800.0	108	6925	No
310	GOM_NL__2PRFIN20030627_204238_000000492017_00358_06925_6552.N1	27-JUN-2003 20:42:38	Straylight	49.000	31	Alp Gru	1.7340	15200.	98	6925	No
311	GOM_NL__2PRFIN20030627_204522_000000412017_00358_06925_6553.N1	27-JUN-2003 20:45:22	Straylight	40.500	45	Alp Pav	1.9400	26000.	81	6925	No
312	GOM_NL__2PRFIN20030627_205422_000000472017_00358_06925_6554.N1	27-JUN-2003 20:54:22	Tw_i_and_stray	46.500	38	20Eps Sgr	1.8360	11000.	93	6925	No
313	GOM_NL__2PRFIN20030627_205545_000000522017_00358_06925_6555.N1	27-JUN-2003 20:55:45	Bright	52.000	116	19Del Sgr	2.7000	4100.0	104	6925	No
314	GOM_NL__2PRFIN20030627_205659_000000432017_00358_06925_6556.N1	27-JUN-2003 20:56:59	Bright	42.500	137	22Lam Sgr	2.8240	4400.0	85	6925	No
315	GOM_NL__2PRFIN20030627_205907_000002152017_00358_06925_6557.N1	27-JUN-2003 20:59:07	Tw_i_and_stray	215.00	142	49Del Cap	2.8500	8900.0	430	6925	No
316	GOM_NL__2PRFIN20030627_210626_000000392017_00358_06925_6558.N1	27-JUN-2003 21:06:26	Bright	39.000	126	60Bet Oph	2.7700	4250.0	78	6925	No
317	GOM_NL__2PRFIN20030627_210848_000000402017_00358_06925_6559.N1	27-JUN-2003 21:08:48	Bright	39.500	59	55Alp Oph	2.0800	8900.0	79	6925	No
318	GOM_NL__2PRFIN20030627_211105_000000542017_00358_06925_6560.N1	27-JUN-2003 21:11:05	Bright	54.000	168	17Zet Aql	2.9860	11000.	108	6925	No
319	GOM_NL__2PRFIN20030627_211408_000000372017_00358_06925_6561.N1	27-JUN-2003 21:14:08	Bright	37.000	133	40Zet Her	2.8070	6000.0	74	6925	No
320	GOM_NL__2PRFIN20030627_211801_000000452017_00358_06925_6562.N1	27-JUN-2003 21:18:01	Bright	45.000	5	3Alp Lyr	0.033000	11000.	90	6925	No
321	GOM_NL__2PRFIN20030627_212021_000000392017_00358_06925_6563.N1	27-JUN-2003 21:20:21	Bright	39.000	130	23Bet Dra	2.7990	5800.0	78	6925	No
322	GOM_NL__2PRFIN20030627_212235_000000362017_00358_06925_6564.N1	27-JUN-2003 21:22:35	Bright	36.000	119	14Eta Dra	2.7270	4700.0	72	6925	No
323	GOM_NL__2PRFIN20030627_212441_000000652017_00358_06925_6565.N1	27-JUN-2003 21:24:41	Bright	64.500	66	37Gam Cyg	2.2080	5900.0	129	6925	No
324	GOM_NL__2PRFIN20030627_212654_000000652017_00358_06925_6566.N1	27-JUN-2003 21:26:54	Bright	65.000	19	50Alp Cyg	1.2460	10500.	130	6925	No
325	GOM_NL__2PRFIN20030627_212941_000000472017_00358_06925_6567.N1	27-JUN-2003 21:29:41	Bright	46.500	89	5Alp Cep	2.4510	8000.0	93	6925	No
326	GOM_NL__2PRFIN20030627_213653_000000492017_00358_06925_6568.N1	27-JUN-2003 21:36:53	Bright	48.500	74	11Bet Cas	2.2680	6600.0	97	6925	No
327	GOM_NL__2PRFIN20030627_213831_000000492017_00358_06925_6569.N1	27-JUN-2003 21:38:31	Bright	48.500	68	18Alp Cas	2.2250	4500.0	97	6925	No
328	GOM_NL__2PRFIN20030627_214107_000000362017_00358_06925_6570.N1	27-JUN-2003 21:41:07	Bright	36.000	160	23Gam Per	2.9300	4700.0	72	6925	No
329	GOM_NL__2PRFIN20030627_214246_000000342017_00358_06925_6571.N1	27-JUN-2003 21:42:46	Bright	34.000	175	39Del Per	3.0100	19400.	68	6925	No
330	GOM_NL__2PRFIN20030627_214432_000000622017_00358_06925_6572.N1	27-JUN-2003 21:44:32	Bright	62.000	73	57Gam1And	2.2600	13100.	124	6925	No
331	GOM_NL__2PRFIN20030627_214701_000000792017_00358_06925_6573.N1	27-JUN-2003 21:47:01	Tw_i_and_stray	79.000	53	43Bet And	2.0480	3300.0	158	6925	No
332	GOM_NL__2PRFIN20030627_215106_000000582017_00358_06925_6574.N1	27-JUN-2003 21:51:06	Dark	58.000	50	13Alp Ari	2.0070	4250.0	116	6925	No
333	GOM_NL__2PRFIN20030627_215600_000000482017_00358_06925_6575.N1	27-JUN-2003 21:56:00	Dark	48.000	94	92Alp Cet	2.5260	3100.0	96	6925	No
334	GOM_NL__2PRFIN20030627_220940_000000792017_00358_06925_6576.N1	27-JUN-2003 22:09:40	Dark	78.500	52	16Bet Cet	2.0370	4500.0	157	6925	No
335	GOM_NL__2PRFIN20030627_221445_000000602017_00359_06926_6388.N1	27-JUN-2003 22:14:45	Dark	59.500	84	Alp Phe	2.3970	4500.0	119	6926	No
336	GOM_NL__2PRFIN20030627_222115_000000562017_00359_06926_6389.N1	27-JUN-2003 22:21:15	Straylight	56.000	63	Bet Gru	2.1500	2800.0	112	6926	No
337	GOM_NL__2PRFIN20030627_222315_000000622017_00359_06926_6390.N1	27-JUN-2003 22:23:15	Straylight	61.500	31	Alp Gru	1.7340	15200.	123	6926	No

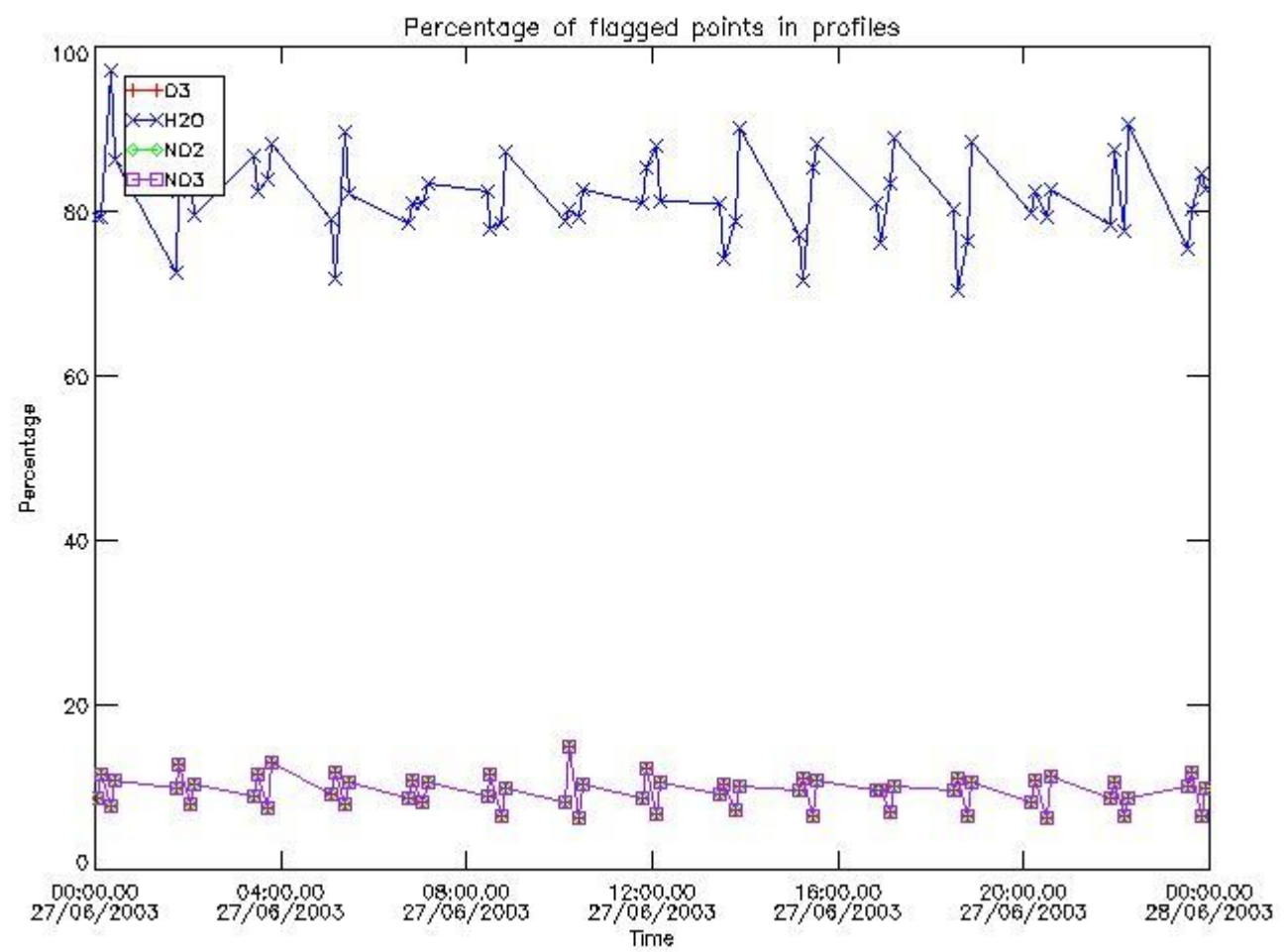
338	GOM_NL__2PRFIN20030627_222559_000000432017_00359_06926_6391.N1	27-JUN-2003 22:25:59	Straylight	42.500	45	Alp Pav	1.9400	26000.	85	6926	No
339	GOM_NL__2PRFIN20030627_223459_000000472017_00359_06926_6392.N1	27-JUN-2003 22:34:59	Tw_i_and_stray	47.000	38	20Eps Sgr	1.8360	11000.	94	6926	No
340	GOM_NL__2PRFIN20030627_223622_000000562017_00359_06926_6393.N1	27-JUN-2003 22:36:22	Bright	55.500	116	19Del Sgr	2.7000	4100.0	111	6926	No
341	GOM_NL__2PRFIN20030627_223735_000000452017_00359_06926_6394.N1	27-JUN-2003 22:37:35	Bright	44.500	137	22Lam Sgr	2.8240	4400.0	89	6926	No
342	GOM_NL__2PRFIN20030627_223943_000002152017_00359_06926_6395.N1	27-JUN-2003 22:39:43	Tw_i_and_stray	215.00	142	49Del Cap	2.8500	8900.0	430	6926	No
343	GOM_NL__2PRFIN20030627_224702_000000392017_00359_06926_6396.N1	27-JUN-2003 22:47:02	Bright	38.500	126	60Bet Oph	2.7700	4250.0	77	6926	No
344	GOM_NL__2PRFIN20030627_224924_000000382017_00359_06926_6397.N1	27-JUN-2003 22:49:24	Bright	38.000	59	55Alp Oph	2.0800	8900.0	76	6926	No
345	GOM_NL__2PRFIN20030627_225141_000000522017_00359_06926_6398.N1	27-JUN-2003 22:51:41	Bright	51.500	168	17Zet Aql	2.9860	11000.	103	6926	No
346	GOM_NL__2PRFIN20030627_225444_000000382017_00359_06926_6399.N1	27-JUN-2003 22:54:44	Bright	37.500	133	40Zet Her	2.8070	6000.0	75	6926	No
347	GOM_NL__2PRFIN20030627_225837_000000462017_00359_06926_6400.N1	27-JUN-2003 22:58:37	Bright	46.000	5	3Alp Lyr	0.033000	11000.	92	6926	No
348	GOM_NL__2PRFIN20030627_230057_000000372017_00359_06926_6401.N1	27-JUN-2003 23:00:57	Bright	36.500	130	23Bet Dra	2.7990	5800.0	73	6926	No
349	GOM_NL__2PRFIN20030627_230314_000000342017_00359_06926_6402.N1	27-JUN-2003 23:03:14	Bright	34.000	119	14Eta Dra	2.7270	4700.0	68	6926	No
350	GOM_NL__2PRFIN20030627_230516_000000672017_00359_06926_6403.N1	27-JUN-2003 23:05:16	Bright	67.000	66	37Gam Cyg	2.2080	5900.0	134	6926	No
351	GOM_NL__2PRFIN20030627_230729_000000652017_00359_06926_6404.N1	27-JUN-2003 23:07:29	Bright	65.000	19	50Alp Cyg	1.2460	10500.	130	6926	No
352	GOM_NL__2PRFIN20030627_231016_000000472017_00359_06926_6405.N1	27-JUN-2003 23:10:16	Bright	46.500	89	5Alp Cep	2.4510	8000.0	93	6926	No
353	GOM_NL__2PRFIN20030627_231729_000000482017_00359_06926_6406.N1	27-JUN-2003 23:17:29	Bright	48.000	74	11Bet Cas	2.2680	6600.0	96	6926	No
354	GOM_NL__2PRFIN20030627_231906_000000482017_00359_06926_6407.N1	27-JUN-2003 23:19:06	Bright	48.000	68	18Alp Cas	2.2250	4500.0	96	6926	No
355	GOM_NL__2PRFIN20030627_232143_000000382017_00359_06926_6408.N1	27-JUN-2003 23:21:43	Bright	38.000	160	23Gam Per	2.9300	4700.0	76	6926	No
356	GOM_NL__2PRFIN20030627_232321_000000532017_00359_06926_6409.N1	27-JUN-2003 23:23:21	Bright	53.000	175	39Del Per	3.0100	19400.	106	6926	No
357	GOM_NL__2PRFIN20030627_232508_000000462017_00359_06926_6410.N1	27-JUN-2003 23:25:08	Bright	45.500	73	57Gam1And	2.2600	13100.	91	6926	No
358	GOM_NL__2PRFIN20030627_232737_000000652017_00359_06926_6411.N1	27-JUN-2003 23:27:37	Tw_i_and_stray	65.000	53	43Bet And	2.0480	3300.0	130	6926	No
359	GOM_NL__2PRFIN20030627_233143_000000562017_00359_06926_6412.N1	27-JUN-2003 23:31:43	Dark	55.500	50	13Alp Ari	2.0070	4250.0	111	6926	No
360	GOM_NL__2PRFIN20030627_233636_000000442017_00359_06926_6413.N1	27-JUN-2003 23:36:36	Dark	43.500	94	92Alp Cet	2.5260	3100.0	87	6926	No
361	GOM_NL__2PRFIN20030627_235017_000000792017_00359_06926_6414.N1	27-JUN-2003 23:50:17	Dark	78.500	52	16Bet Cet	2.0370	4500.0	157	6926	No
362	GOM_NL__2PRFIN20030627_235522_000000522017_00360_06927_6388.N1	27-JUN-2003 23:55:22	Dark	52.000	84	Alp Phe	2.3970	4500.0	104	6927	No

### 3. Quality information per product

In this section it is plotted some information contained in the Quality Summary data set of the level 2 products. Only products in dark limb conditions and without errors (error flag in the MPH set to "0") are used.

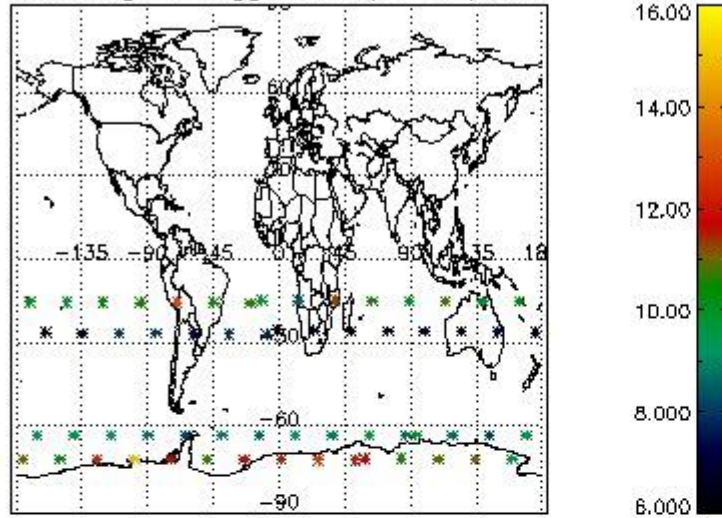
#### 3.1 Plot quality information per product (time dependant)



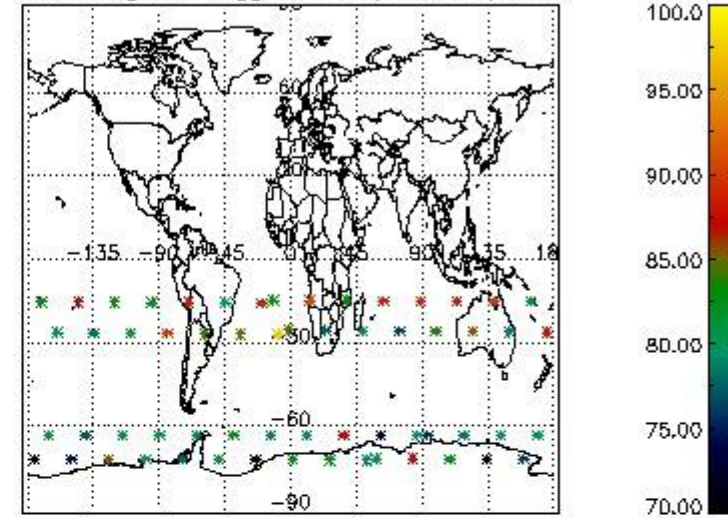


*3.2 Plot quality information per product (world map)*

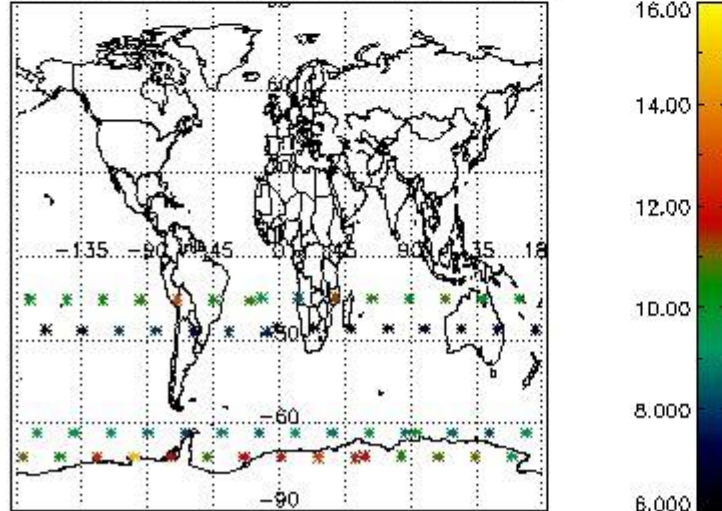
Percentage of flagged data per O3 profile



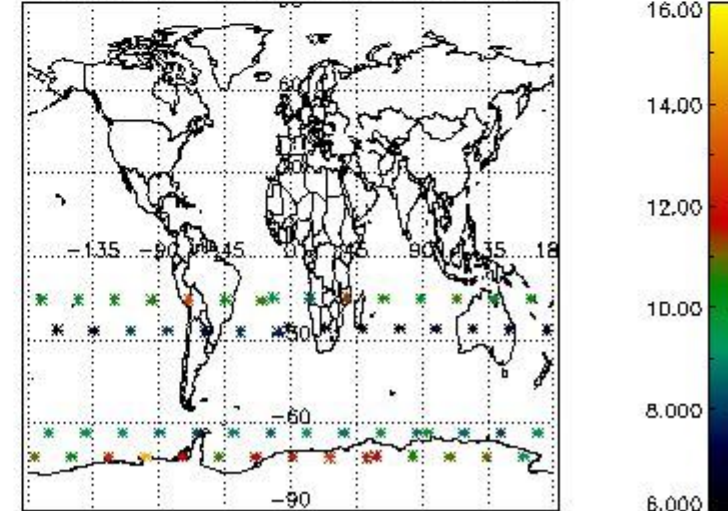
Percentage of flagged data per H2O profile



Percentage of flagged data per NO2 profile



Percentage of flagged data per NO3 profile

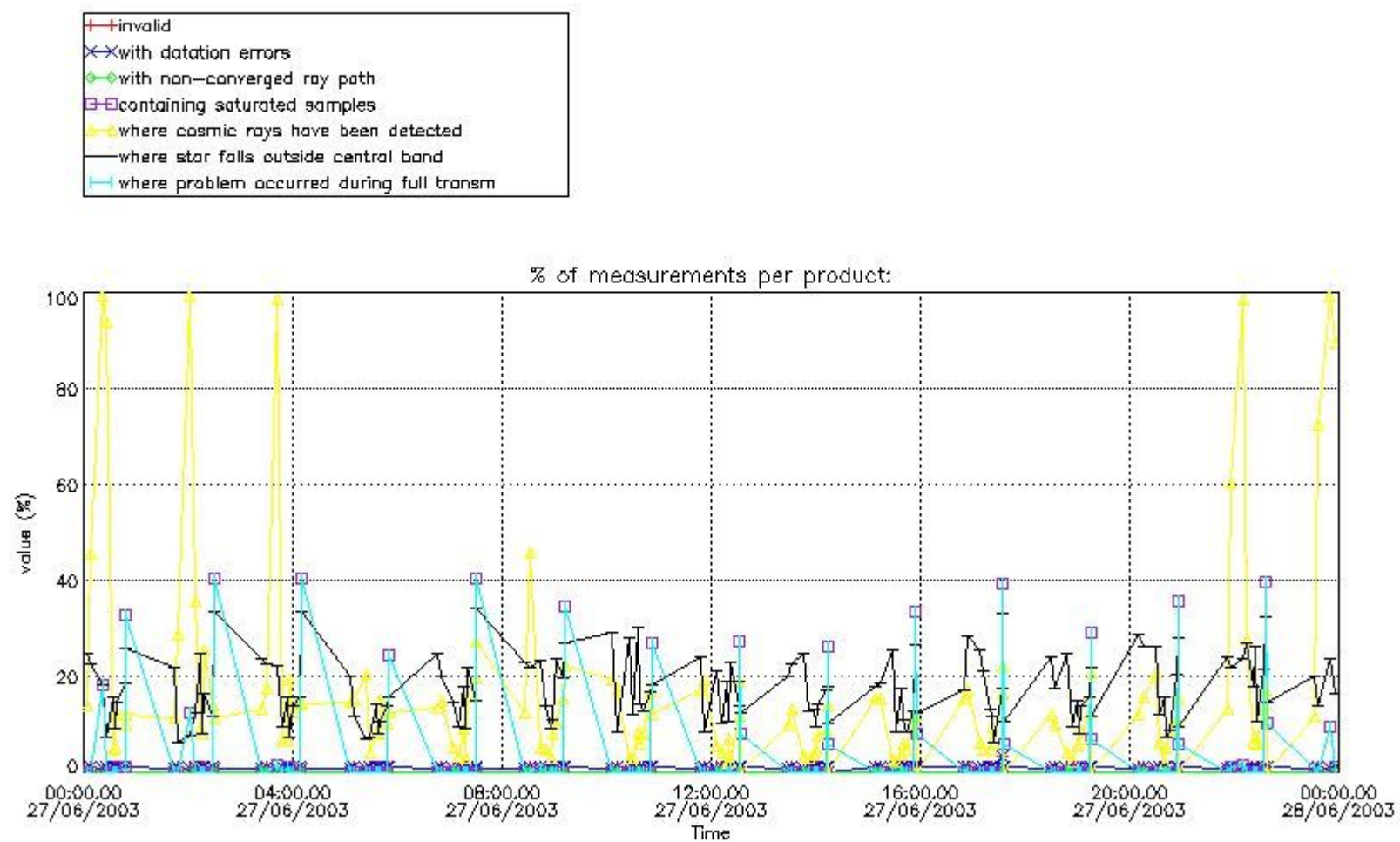


#### 4. Level 1 quality information per product

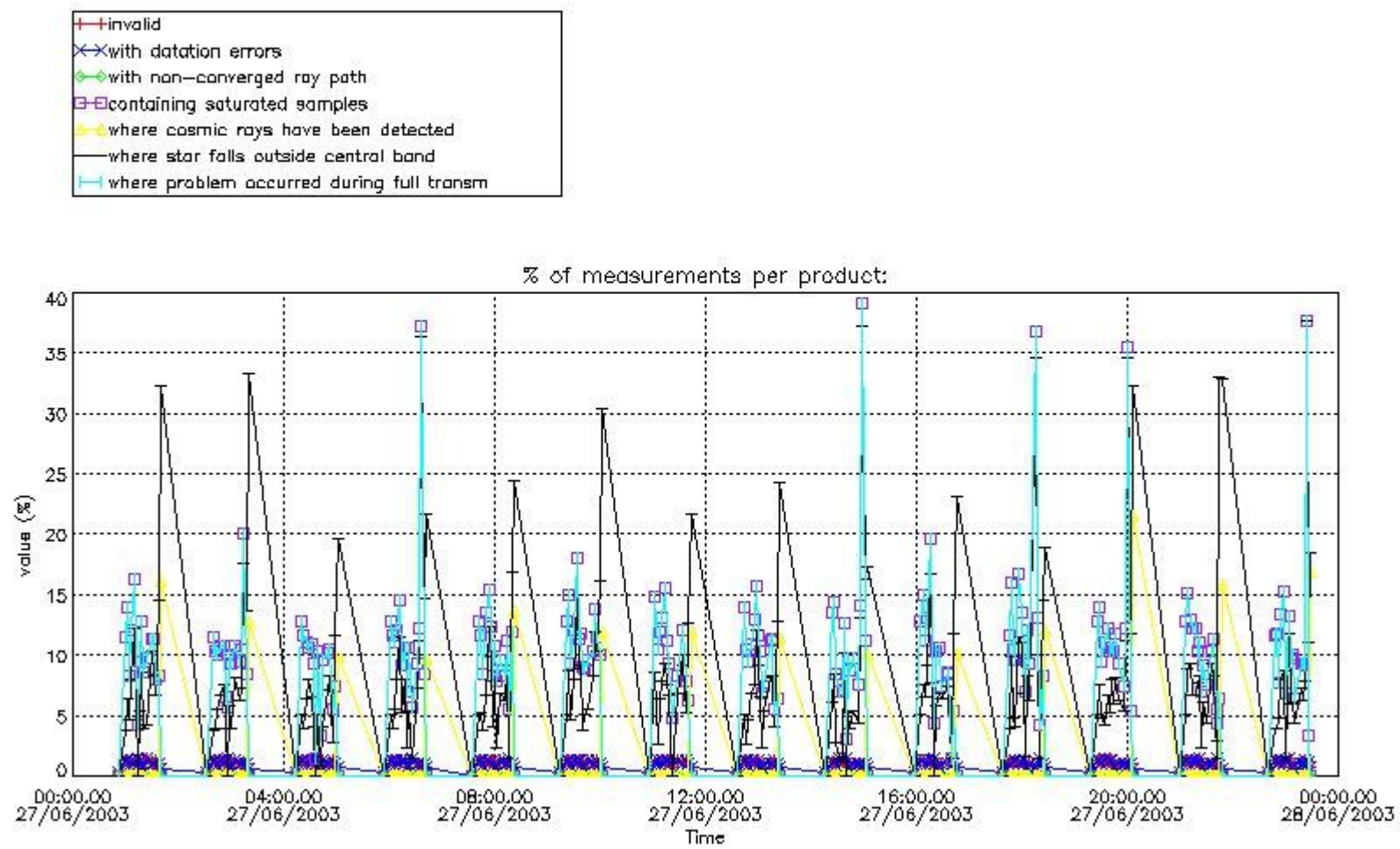
In this section it is plotted some information contained in the Quality Summary data set of the level 2 products that comes from the level 1b processing. Products without errors (error flag in the MPH set to "0") are used.

##### 4.1 Plot quality information per product (time dependant) coming from level 1b processing

###### 4.1.1 Plot level 1 quality information per product (time dependant): ENVISAT ASCENDING passes

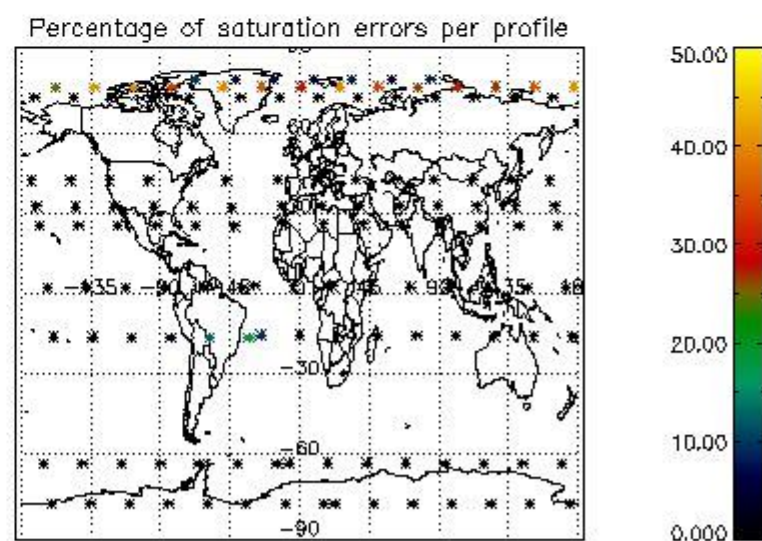
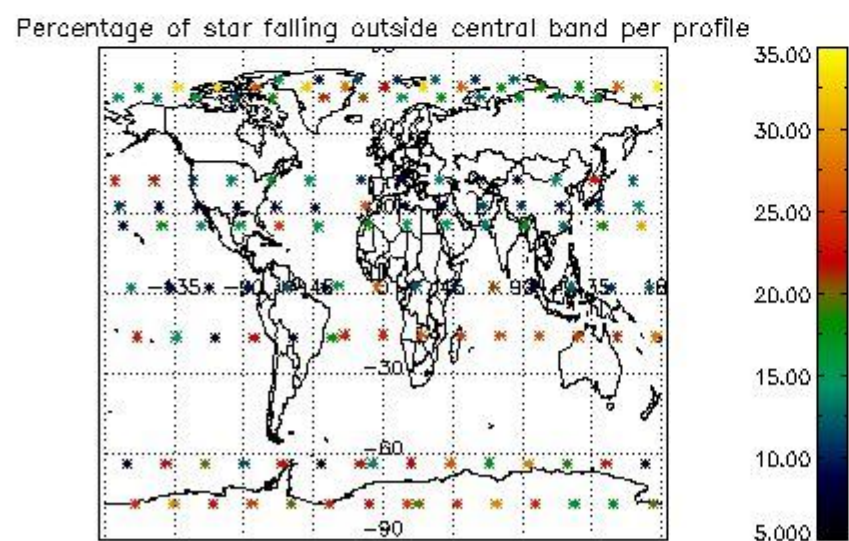
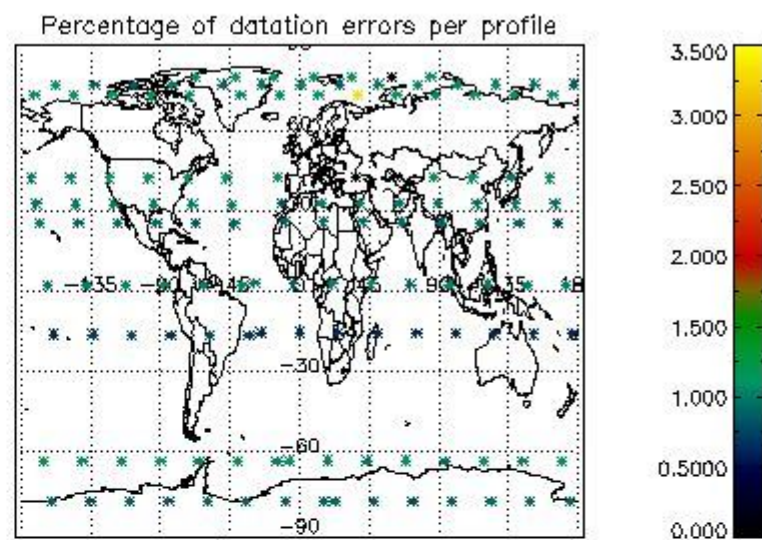
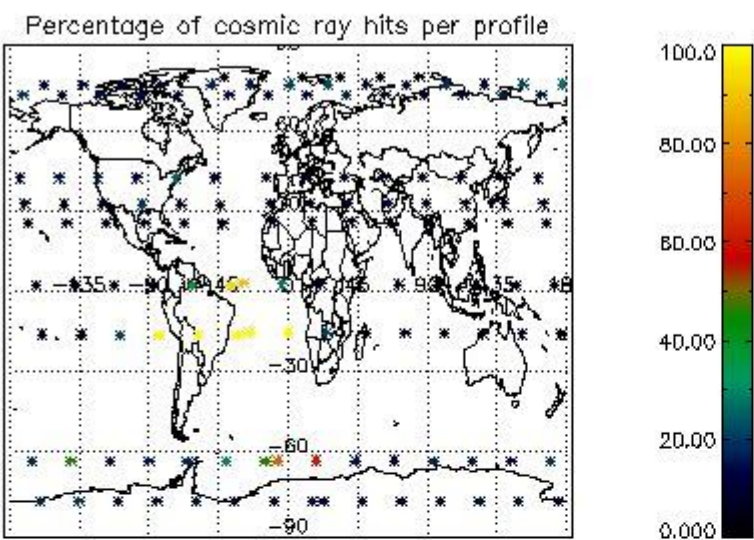


4.1.2 Plot level 1 quality information per product (time dependant): ENVI SAT DESCENDING passes

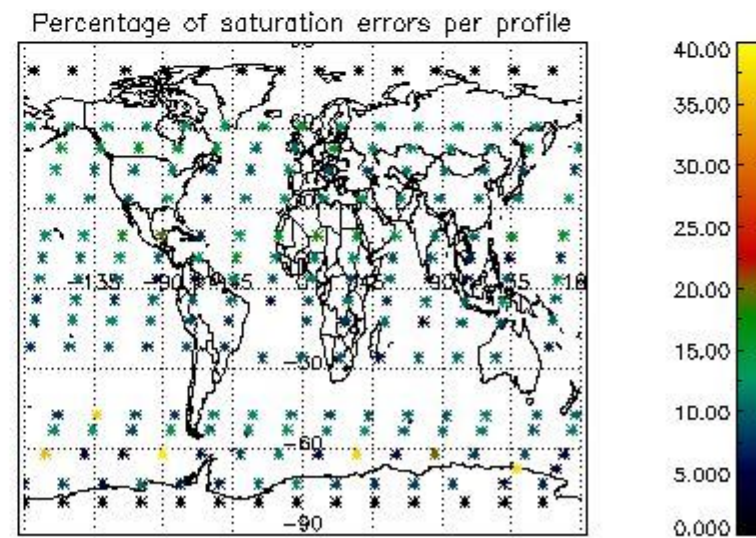
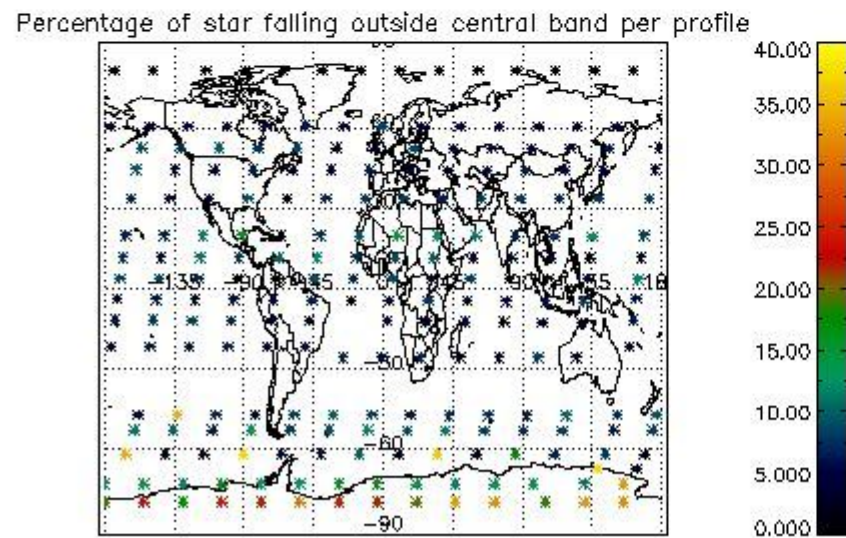
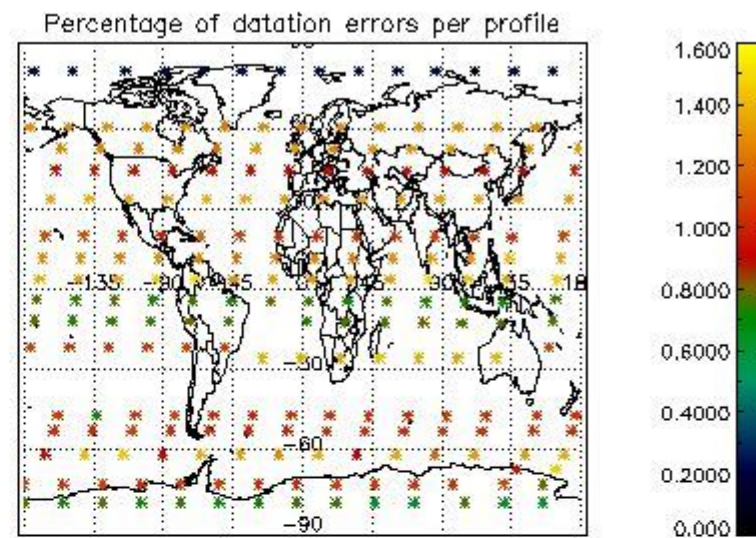
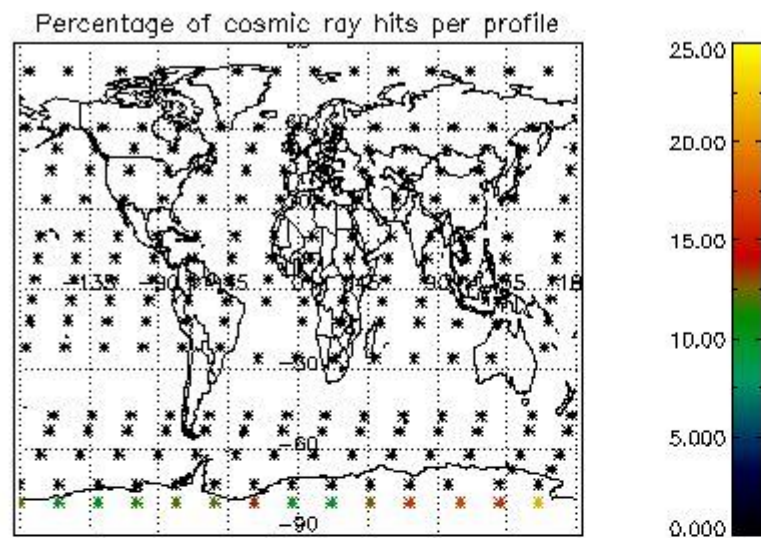


*4.2 Plot quality information per product coming from level 1b processing (world map)*

*4.2.1 Plot level 1 quality information per product (world map): ENVISAT ASCENDING passes*



4.2.2 Plot level 1 quality information per product (world map): ENVISAT DESCENDING passes



## 5. Trace gas profiles

### 5.1 Ozone statistics based on quality of products

The final quality of the products can be "measured" using the STD (Standard Deviation) attached to every point profile. This information is written to the parameter GOM\_NL\_\_2P/NL\_LOCAL\_SPECIES\_DENSITY/o3\_std of the level 2 products. The table below shows the statistics for given STD ranges.

The statistics are given with respect to the overall valid production:

- Products without fatal errors: GOM\_NL\_\_2P/MPH/PRODUCT\_ERR=0
- Valid point profile: GOM\_NL\_\_2P/NL\_LOCAL\_SPECIES\_DENSITY/pcd(0)=0

The 'Criteria' is applied to valid points of dark limb products:

- Products in dark limb illumination condition: GOM\_NL\_\_2P/NL\_SUMMARY\_QUALITY/obs\_ill\_cond=0
- Products without fatal errors: GOM\_NL\_\_2P/MPH/PRODUCT\_ERR=0
- Valid point profile: GOM\_NL\_\_2P/NL\_LOCAL\_SPECIES\_DENSITY/pcd(0)=0

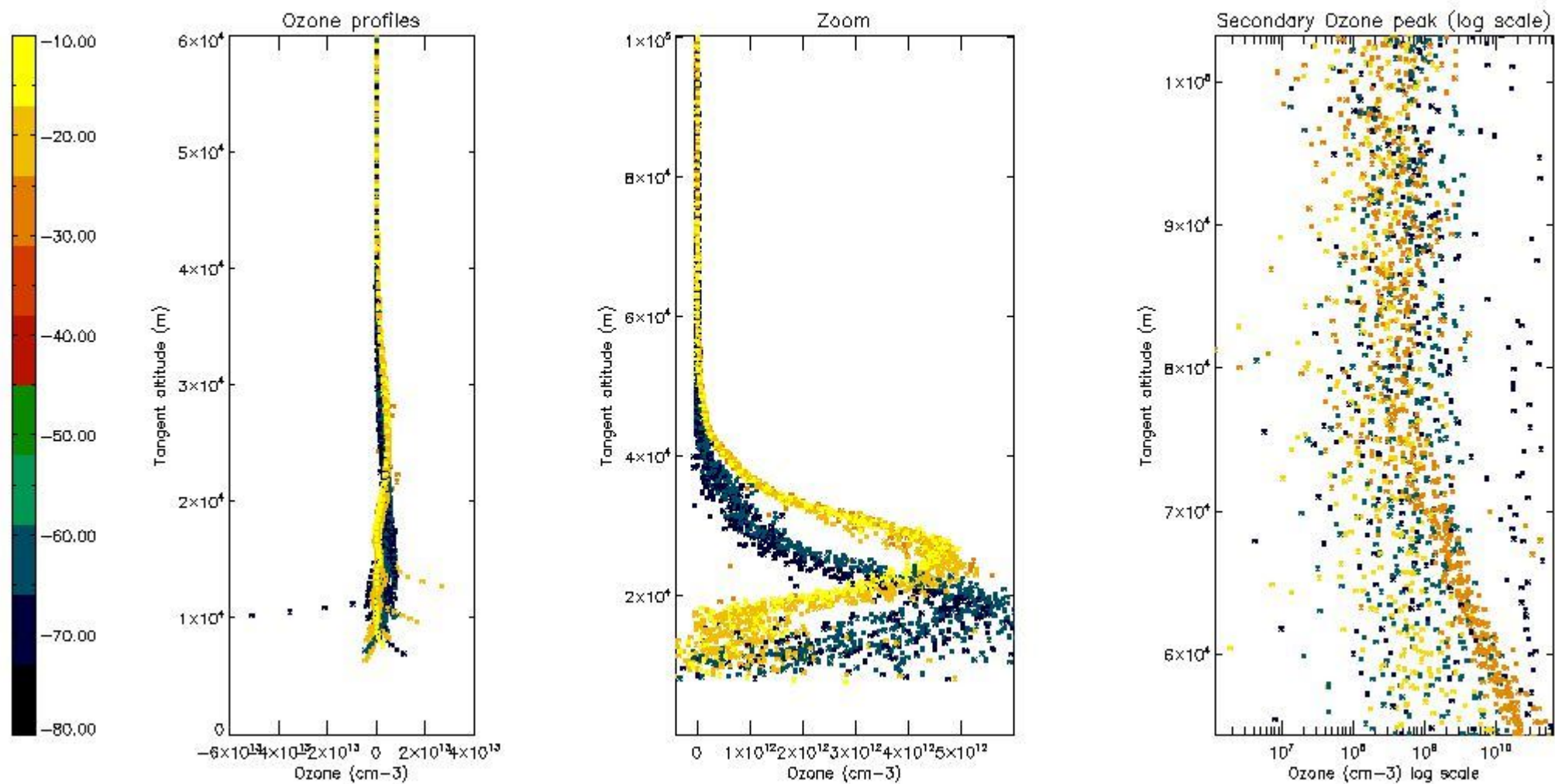
So, the table below shows the percentage of dark limb and valid observations for each criteria with respect to the overall valid daily observations.

Criteria	% of total production
All STD	17
STD < 20	5

STD < 10	3
STD < 5	1

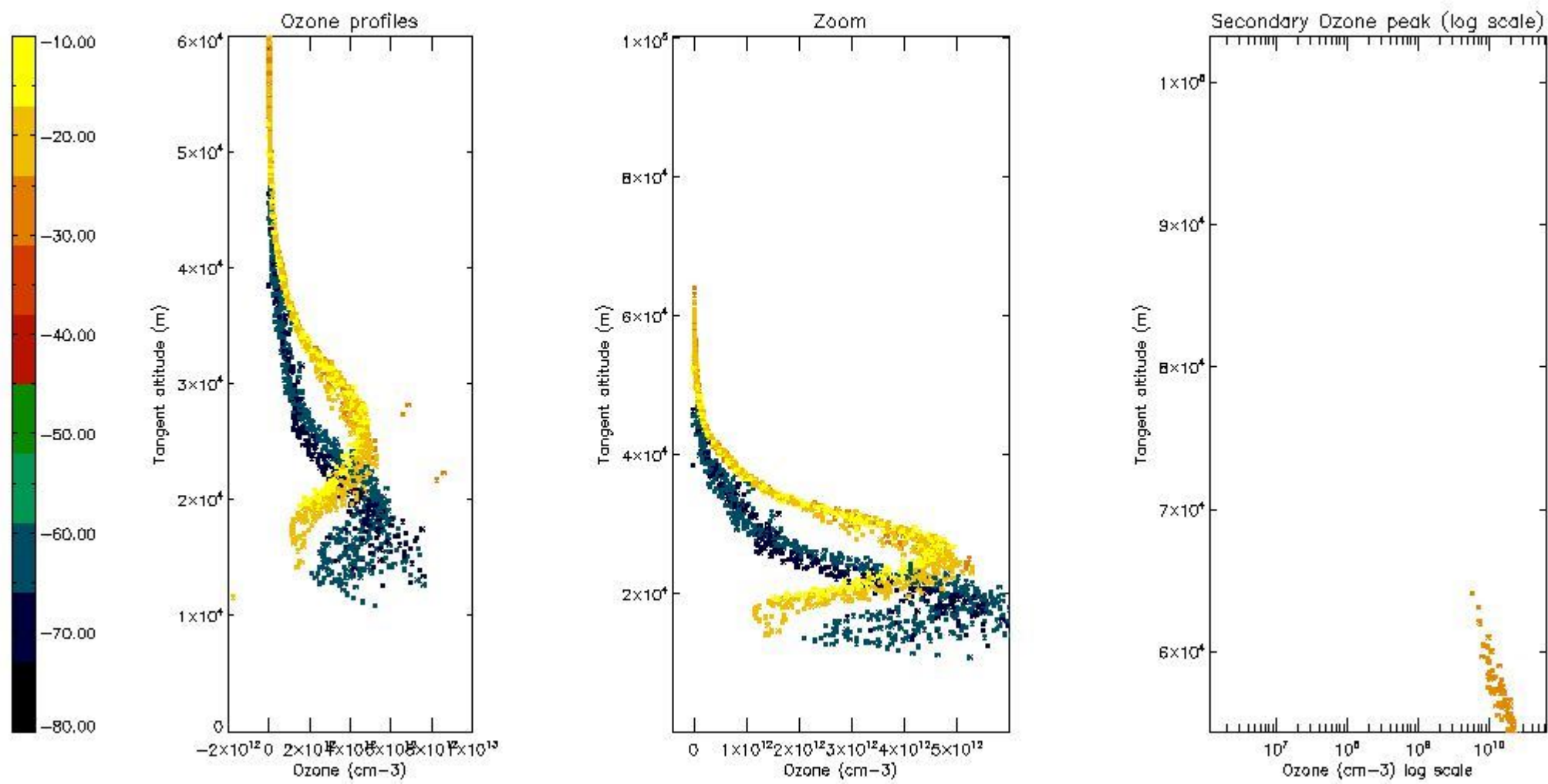
5.2 Plot ozone profiles for all STD (dark without errors)

The colorbar represents the latitude.



5.3 Plot ozone profiles where STD < 20% (dark without errors)

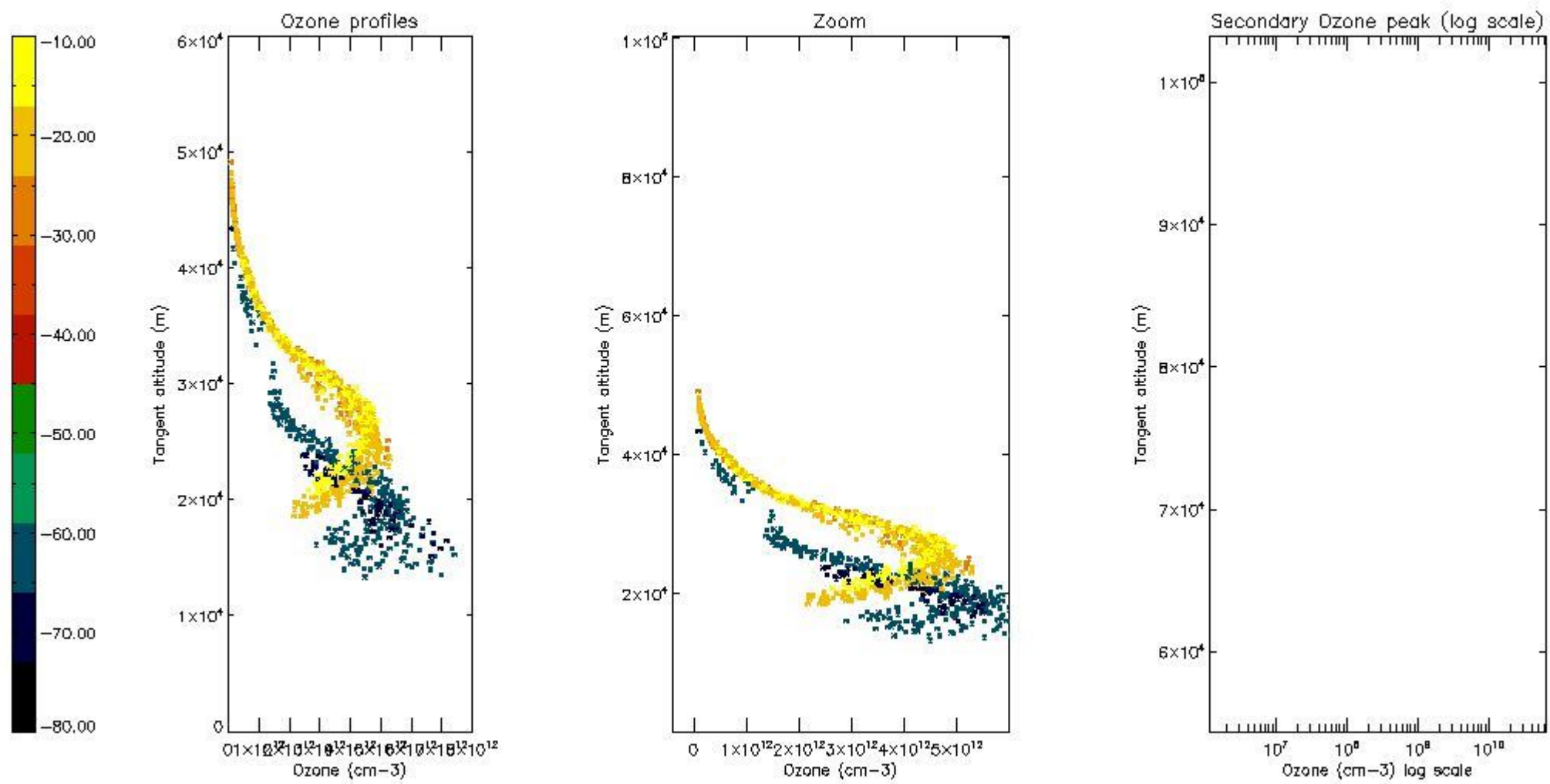
The colorbar represents the latitude.



*5.4 Plot ozone profiles where STD < 10% (dark without errors)*

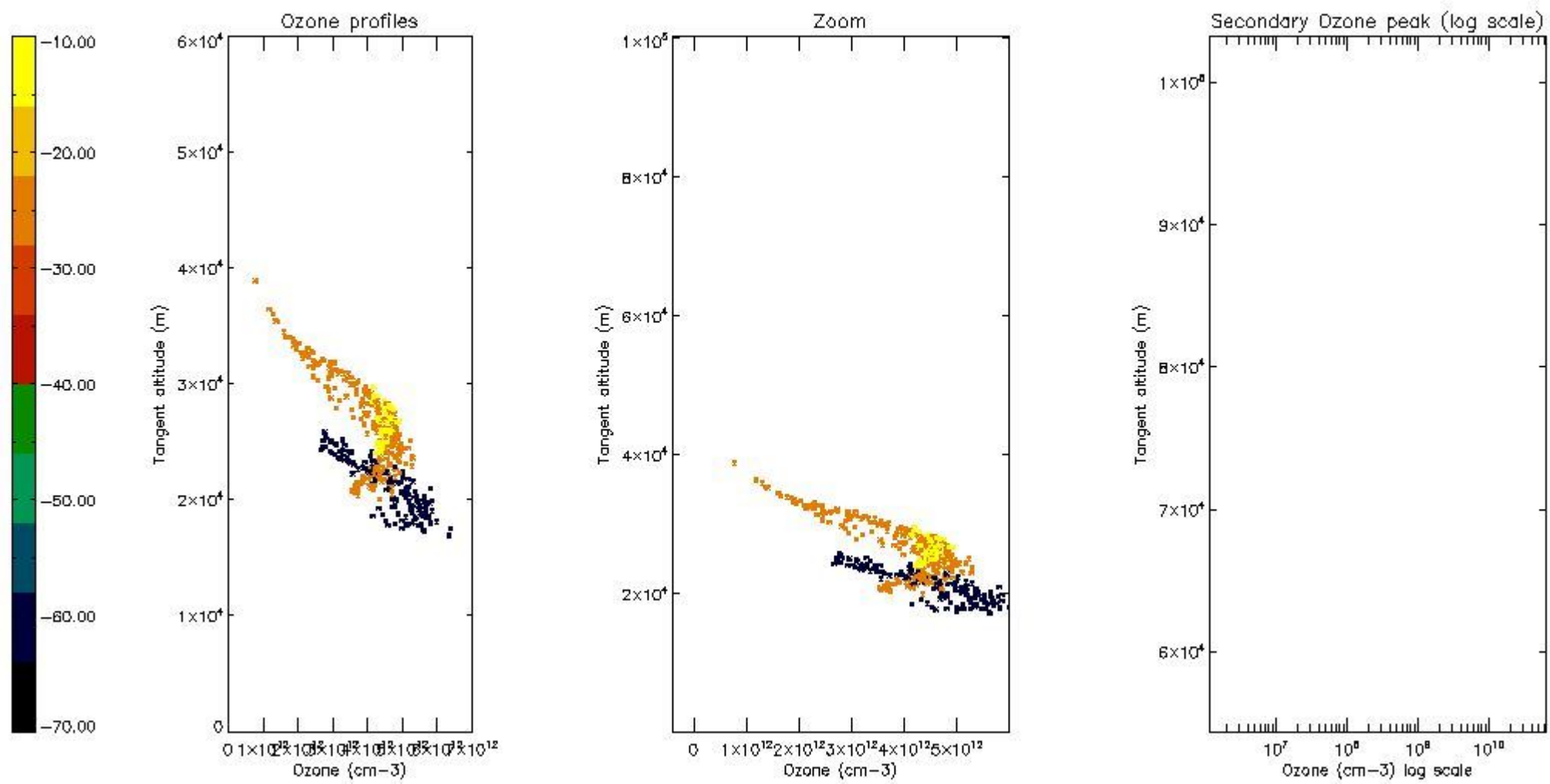
The colorbar represents the latitude.





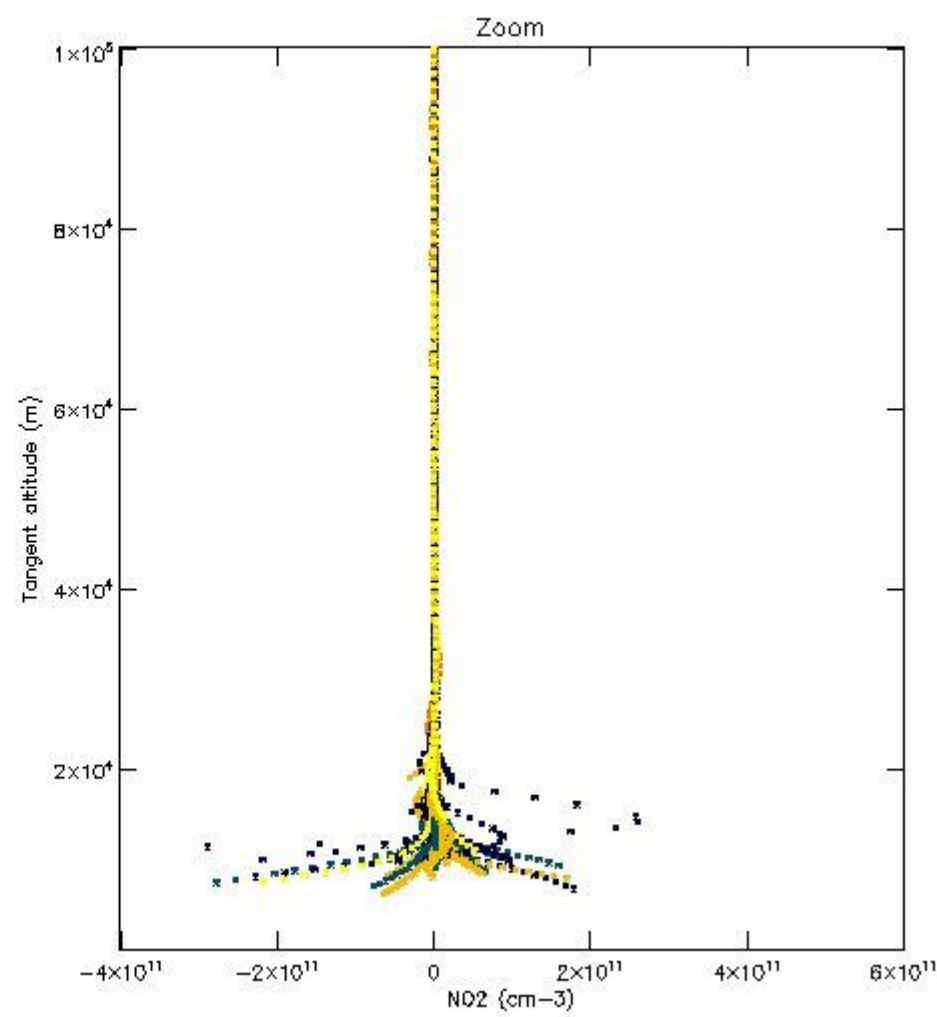
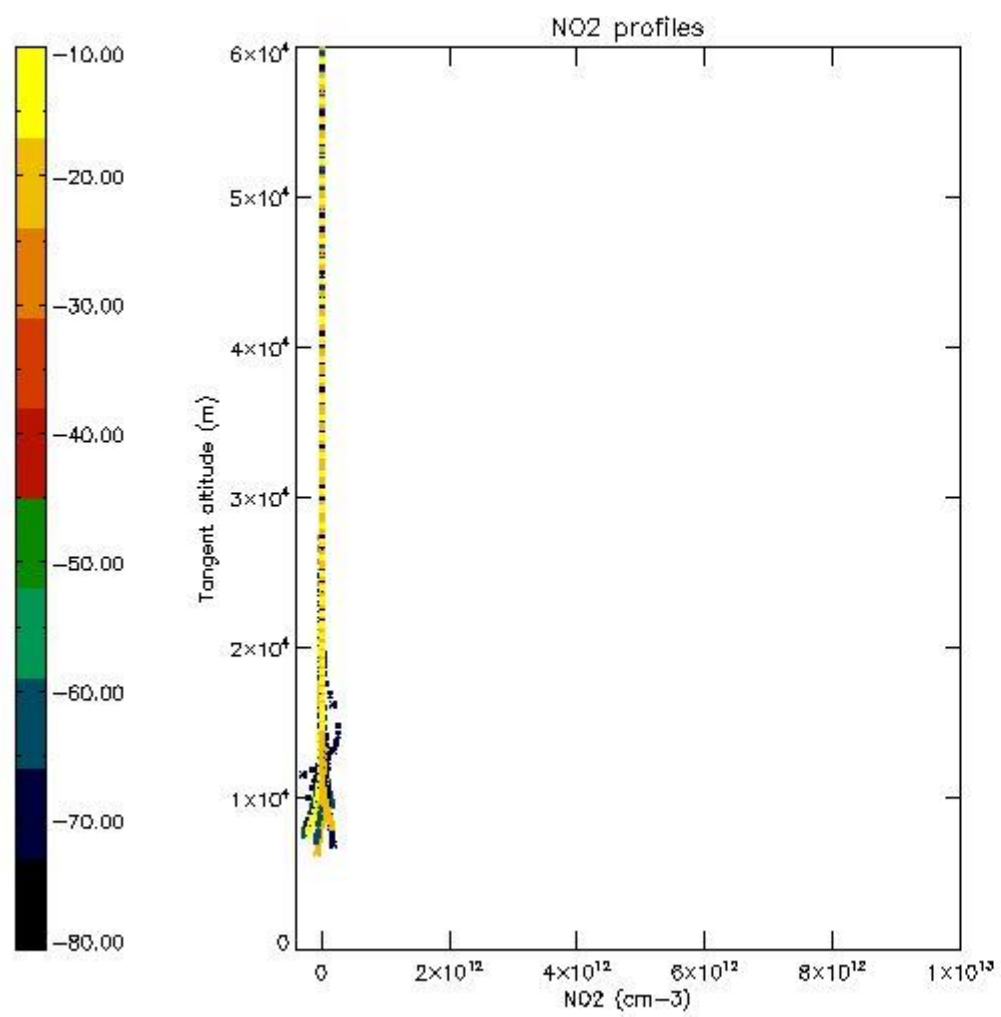
*5.5 Plot ozone profiles where  $STD < 5\%$  (dark without errors)*

The colorbar represents the latitude.



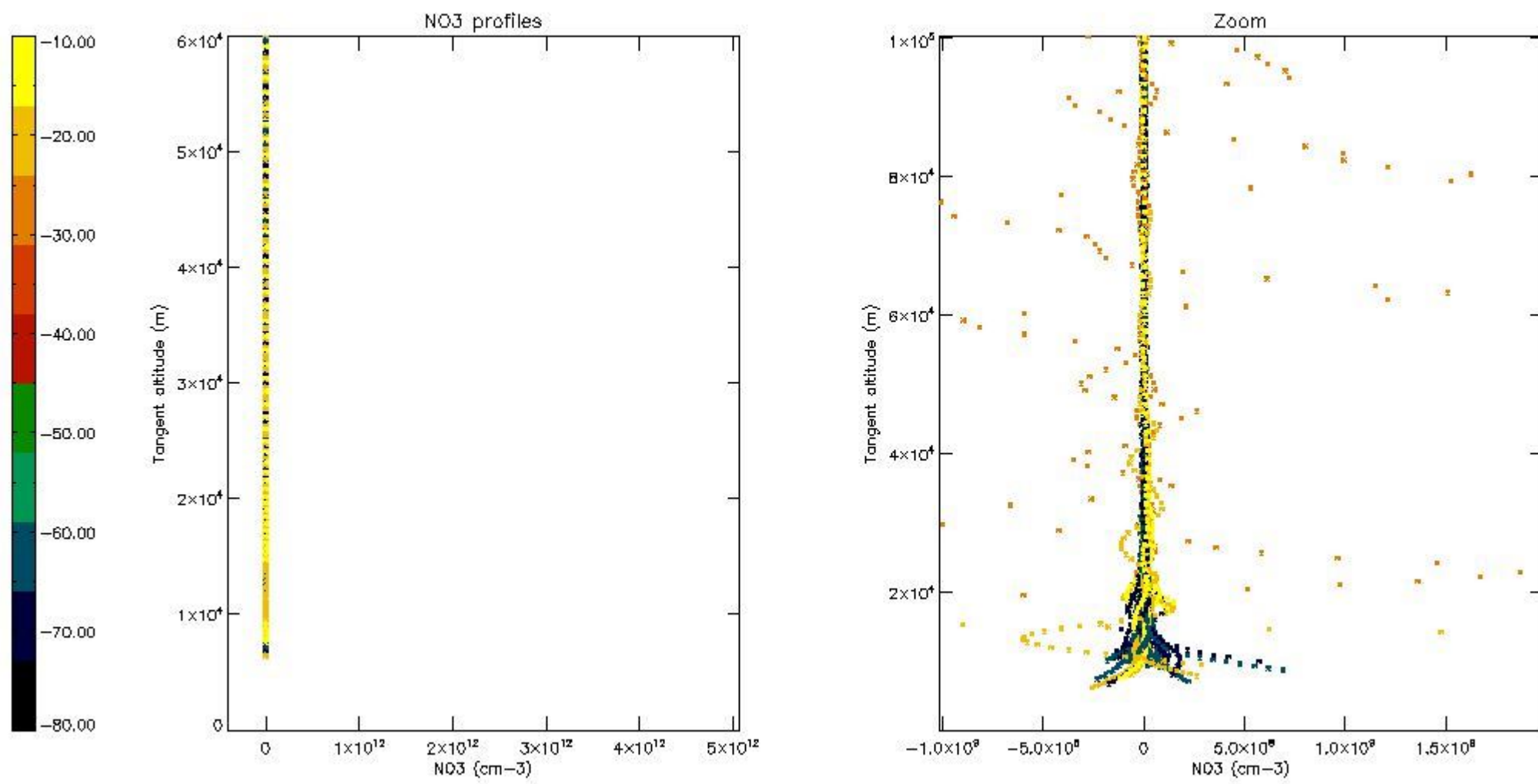
*5.6 Plot NO<sub>2</sub> profiles for all STD (dark without errors)*

The colorbar represents the latitude.



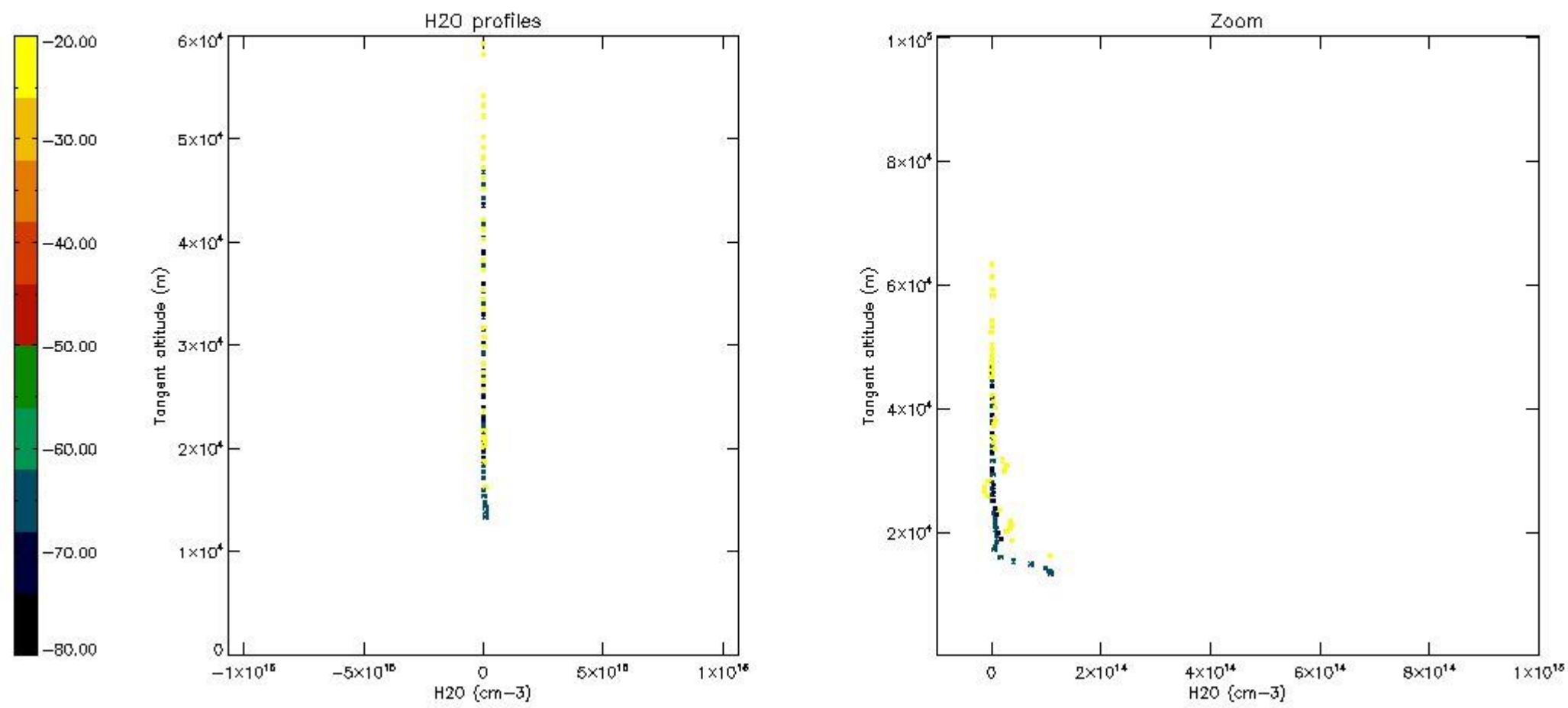
*5.7 Plot NO3 profiles for all STD (dark without errors)*

The colorbar represents the latitude.



5.8 Plot H<sub>2</sub>O profiles for all STD (only for occultations of stars 1,2,3,4,13,14,16,26,63 dark without errors)

The colorbar represents the latitude.



## 6. Auxiliary Data Files used for the production reported in section 2

The number reported in the third column indicates since which file (see list in section 2) the corresponding auxiliary file has been used. The fourth column is the date of those product files.

Type	Auxiliary Filename	Used since product	Used since product date
INST_PHYS_CHARACTERISTICS	GOM_INS_AXNIEC20050627_150440_20020301_000000_20100101_000000	1	27-JUN-2003 00:03:15
LEVEL-2_PROC_CONFIG	GOM_PR2_AXVIEC20091111_152718_20020301_000000_20500101_000000	1	27-JUN-2003 00:03:15
CROSS_SECTIONS_FILE	GOM_CRS_AXVIEC20091111_154832_20020301_000000_20500101_000000	1	27-JUN-2003 00:03:15

# GOMOS Level 2 Daily Report

## SUMMARY

### [1. General Info](#)

### [2. Summary of processed GOM\\_NL\\_2P products](#)

### [3. Level 2 Quality information per product](#)

#### [3.1 Plot of level 2 quality information per product \(time dependant\)](#)

#### [3.2 Plot of level 2 quality information per product \(world map\)](#)

### [4. Level 1 Quality information per product \(stored on level 2 products\)](#)

#### [4.1 Plot of level 1 quality information per product \(time dependant\)](#)

##### [4.1.1 Plot of level 1 quality information per product \(time dependant\): ASCENDING](#)

##### [4.1.2 Plot of level 1 quality information per product \(time dependant\): DESCENDING](#)

#### [4.2 Plot of level 1 quality information per product \(world map\)](#)

##### [4.2.1 Plot of level 1 quality information per product \(world map\): ASCENDING](#)

##### [4.2.2 Plot of level 1 quality information per product \(world map\): DESCENDING](#)

### [5. Ozone profiles based on quality statistics and other trace gas profiles](#)

#### [5.1 Ozone statistics based on quality of products](#)

#### [5.2 Plot ozone profiles for all STD \(dark without errors\)](#)

#### [5.3 Plot ozone profiles where STD < 20% \(dark without errors\)](#)

#### [5.4. Plot ozone profiles where STD < 10% \(dark without errors\)](#)

#### [5.5. Plot ozone profiles where STD < 5% \(dark without errors\)](#)

#### [5.6 Plot NO2 profiles for all STD \(dark without errors\)](#)

#### [5.7 Plot NO3 profiles for all STD \(dark without errors\)](#)

#### [5.8 Plot H2O profiles \(only for occultations of stars 1,2,3,4,13,14,16,26,63 dark without errors\) for all STD](#)

### [6. Auxiliary Data Files used for the production reported in section 2](#)

This report presents the daily analysis on parameters extracted from GOMOS level 2 data (GOM\_NL\_\_2P).  
 It is intended to monitor some important parameters that will impact the quality of these products.  
 A list of level 2 products (and content) that have arrived during the reporting day to the PCF is also given.

Item	Value
Time of report generation	19APR2013 16:40:58
Data source version	GOMOS/6.01
Start time of products	27-06-2003 (27JUN2003 00:00:00)
Stop time of products	28-06-2003 (28JUN2003 00:00:00)
Store outputs in DB	Yes
Nb of level 2 prods	362
Nb of prods with errors	0

## 2. Summary of processed GOM\_NL\_\_2P products.

Nr	Filename	UTC Start time	Limb	Duration	Star Id	Star Name	Star Mag	Star Temp	Nb Meas	Orbit	Prod. error
1	GOM_NL__2PRFIN20030627_000315_000000592017_00345_06912_6378.N1	27-JUN-2003 00:03:15	Dark	58.500	50	13Alp Ari	2.0070	4250.0	117	6912	No
2	GOM_NL__2PRFIN20030627_000808_000000492017_00345_06912_6379.N1	27-JUN-2003 00:08:08	Dark	48.500	94	92Alp Cet	2.5260	3100.0	97	6912	No
3	GOM_NL__2PRFIN20030627_002132_000000722017_00345_06912_6380.N1	27-JUN-2003 00:21:32	Dark	72.000	52	16Bet Cet	2.0370	4500.0	144	6912	No
4	GOM_NL__2PRFIN20030627_002645_000000482017_00346_06913_5043.N1	27-JUN-2003 00:26:45	Dark	47.500	84	Alp Phe	2.3970	4500.0	95	6913	No
5	GOM_NL__2PRFIN20030627_003315_000000542017_00346_06913_5044.N1	27-JUN-2003 00:33:15	Straylight	54.000	63	Bet Gru	2.1500	2800.0	108	6913	No
6	GOM_NL__2PRFIN20030627_003515_000000502017_00346_06913_5045.N1	27-JUN-2003 00:35:15	Straylight	50.000	31	Alp Gru	1.7340	15200.	100	6913	No
7	GOM_NL__2PRFIN20030627_003804_000000452017_00346_06913_5046.N1	27-JUN-2003 00:38:04	Straylight	45.000	45	Alp Pav	1.9400	26000.	90	6913	No
8	GOM_NL__2PRFIN20030627_004707_000000462017_00346_06913_5047.N1	27-JUN-2003 00:47:07	Twilight	46.000	38	20Eps Sgr	1.8360	11000.	92	6913	No
9	GOM_NL__2PRFIN20030627_004831_000000512017_00346_06913_5048.N1	27-JUN-2003 00:48:31	Bright	50.500	116	19Del Sgr	2.7000	4100.0	101	6913	No
10	GOM_NL__2PRFIN20030627_005158_000002162017_00346_06913_5049.N1	27-JUN-2003 00:51:58	Twilight	216.00	142	49Del Cap	2.8500	8900.0	432	6913	No
11	GOM_NL__2PRFIN20030627_005915_000000392017_00346_06913_5050.N1	27-JUN-2003 00:59:15	Bright	39.000	126	60Bet Oph	2.7700	4250.0	78	6913	No
12	GOM_NL__2PRFIN20030627_010138_000000402017_00346_06913_5051.N1	27-JUN-2003 01:01:38	Bright	39.500	59	55Alp Oph	2.0800	8900.0	79	6913	No
13	GOM_NL__2PRFIN20030627_010401_000000552017_00346_06913_5052.N1	27-JUN-2003 01:04:01	Bright	54.500	168	17Zet Aql	2.9860	11000.	109	6913	No
14	GOM_NL__2PRFIN20030627_010657_000000382017_00346_06913_5053.N1	27-JUN-2003 01:06:57	Bright	37.500	133	40Zet Her	2.8070	6000.0	75	6913	No
15	GOM_NL__2PRFIN20030627_011056_000000492017_00346_06913_5054.N1	27-JUN-2003 01:10:56	Bright	49.000	5	3Alp Lyr	0.033000	11000.	98	6913	No
16	GOM_NL__2PRFIN20030627_011312_000000352017_00346_06913_5055.N1	27-JUN-2003 01:13:12	Bright	35.000	130	23Bet Dra	2.7990	5800.0	70	6913	No
17	GOM_NL__2PRFIN20030627_011522_000000372017_00346_06913_5056.N1	27-JUN-2003 01:15:22	Bright	37.000	119	14Eta Dra	2.7270	4700.0	74	6913	No
18	GOM_NL__2PRFIN20030627_011748_000000712017_00346_06913_5057.N1	27-JUN-2003 01:17:48	Bright	70.500	66	37Gam Cyg	2.2080	5900.0	141	6913	No
19	GOM_NL__2PRFIN20030627_011959_000000642017_00346_06913_5058.N1	27-JUN-2003 01:19:59	Bright	64.000	19	50Alp Cyg	1.2460	10500.	128	6913	No
20	GOM_NL__2PRFIN20030627_012337_000000362017_00346_06913_5059.N1	27-JUN-2003 01:23:37	Bright	36.000	49	1Alp UMi	1.9900	6300.0	72	6913	No
21	GOM_NL__2PRFIN20030627_012948_000000492017_00346_06913_5060.N1	27-JUN-2003 01:29:48	Bright	48.500	74	11Bet Cas	2.2680	6600.0	97	6913	No
22	GOM_NL__2PRFIN20030627_013124_000000492017_00346_06913_5061.N1	27-JUN-2003 01:31:24	Bright	48.500	68	18Alp Cas	2.2250	4500.0	97	6913	No
23	GOM_NL__2PRFIN20030627_013356_000000382017_00346_06913_5062.N1	27-JUN-2003 01:33:56	Bright	37.500	160	23Gam Per	2.9300	4700.0	75	6913	No
24	GOM_NL__2PRFIN20030627_013721_000000482017_00346_06913_5063.N1	27-JUN-2003 01:37:21	Bright	48.000	73	57Gam1And	2.2600	13100.	96	6913	No
25	GOM_NL__2PRFIN20030627_013950_000000782017_00346_06913_5064.N1	27-JUN-2003 01:39:50	Twilight	77.500	53	43Bet And	2.0480	3300.0	155	6913	No
26	GOM_NL__2PRFIN20030627_014351_000000572017_00346_06913_5065.N1	27-JUN-2003 01:43:51	Dark	57.000	50	13Alp Ari	2.0070	4250.0	114	6913	No
27	GOM_NL__2PRFIN20030627_014844_000000402017_00346_06913_5066.N1	27-JUN-2003 01:48:44	Dark	40.000	94	92Alp Cet	2.5260	3100.0	80	6913	No
28	GOM_NL__2PRFIN20030627_020210_000000642017_00346_06913_5067.N1	27-JUN-2003 02:02:10	Dark	64.000	52	16Bet Cet	2.0370	4500.0	128	6913	No
29	GOM_NL__2PRFIN20030627_020722_000000492017_00347_06914_6358.N1	27-JUN-2003 02:07:22	Dark	49.000	84	Alp Phe	2.3970	4500.0	98	6914	No
30	GOM_NL__2PRFIN20030627_021352_000000612017_00347_06914_6359.N1	27-JUN-2003 02:13:52	Straylight	60.500	63	Bet Gru	2.1500	2800.0	121	6914	No
31	GOM_NL__2PRFIN20030627_021552_000000502017_00347_06914_6360.N1	27-JUN-2003 02:15:52	Straylight	50.000	31	Alp Gru	1.7340	15200.	100	6914	No
32	GOM_NL__2PRFIN20030627_021841_000000462017_00347_06914_6361.N1	27-JUN-2003 02:18:41	Straylight	45.500	45	Alp Pav	1.9400	26000.	91	6914	No
33	GOM_NL__2PRFIN20030627_022744_000000432017_00347_06914_6362.N1	27-JUN-2003 02:27:44	Twilight	43.000	38	20Eps Sgr	1.8360	11000.	86	6914	No
34	GOM_NL__2PRFIN20030627_022907_000000572017_00347_06914_6363.N1	27-JUN-2003 02:29:07	Bright	57.000	116	19Del Sgr	2.7000	4100.0	114	6914	No
35	GOM_NL__2PRFIN20030627_023234_000002162017_00347_06914_6364.N1	27-JUN-2003 02:32:34	Twilight	216.00	142	49Del Cap	2.8500	8900.0	432	6914	No
36	GOM_NL__2PRFIN20030627_023951_000000392017_00347_06914_6365.N1	27-JUN-2003 02:39:51	Bright	39.000	126	60Bet Oph	2.7700	4250.0	78	6914	No
37	GOM_NL__2PRFIN20030627_024213_000000392017_00347_06914_6366.N1	27-JUN-2003 02:42:13	Bright	38.500	59	55Alp Oph	2.0800	8900.0	77	6914	No
38	GOM_NL__2PRFIN20030627_024437_000000552017_00347_06914_6367.N1	27-JUN-2003 02:44:37	Bright	55.000	168	17Zet Aql	2.9860	11000.	110	6914	No
39	GOM_NL__2PRFIN20030627_024733_000000372017_00347_06914_6368.N1	27-JUN-2003 02:47:33	Bright	37.000	133	40Zet Her	2.8070	6000.0	74	6914	No
40	GOM_NL__2PRFIN20030627_025132_000000472017_00347_06914_6369.N1	27-JUN-2003 02:51:32	Bright	46.500	5	3Alp Lyr	0.033000	11000.	93	6914	No
41	GOM_NL__2PRFIN20030627_025348_000000382017_00347_06914_6370.N1	27-JUN-2003 02:53:48	Bright	38.000	130	23Bet Dra	2.7990	5800.0	76	6914	No
42	GOM_NL__2PRFIN20030627_025558_000000352017_00347_06914_6371.N1	27-JUN-2003 02:55:58	Bright	35.000	119	14Eta Dra	2.7270	4700.0	70	6914	No











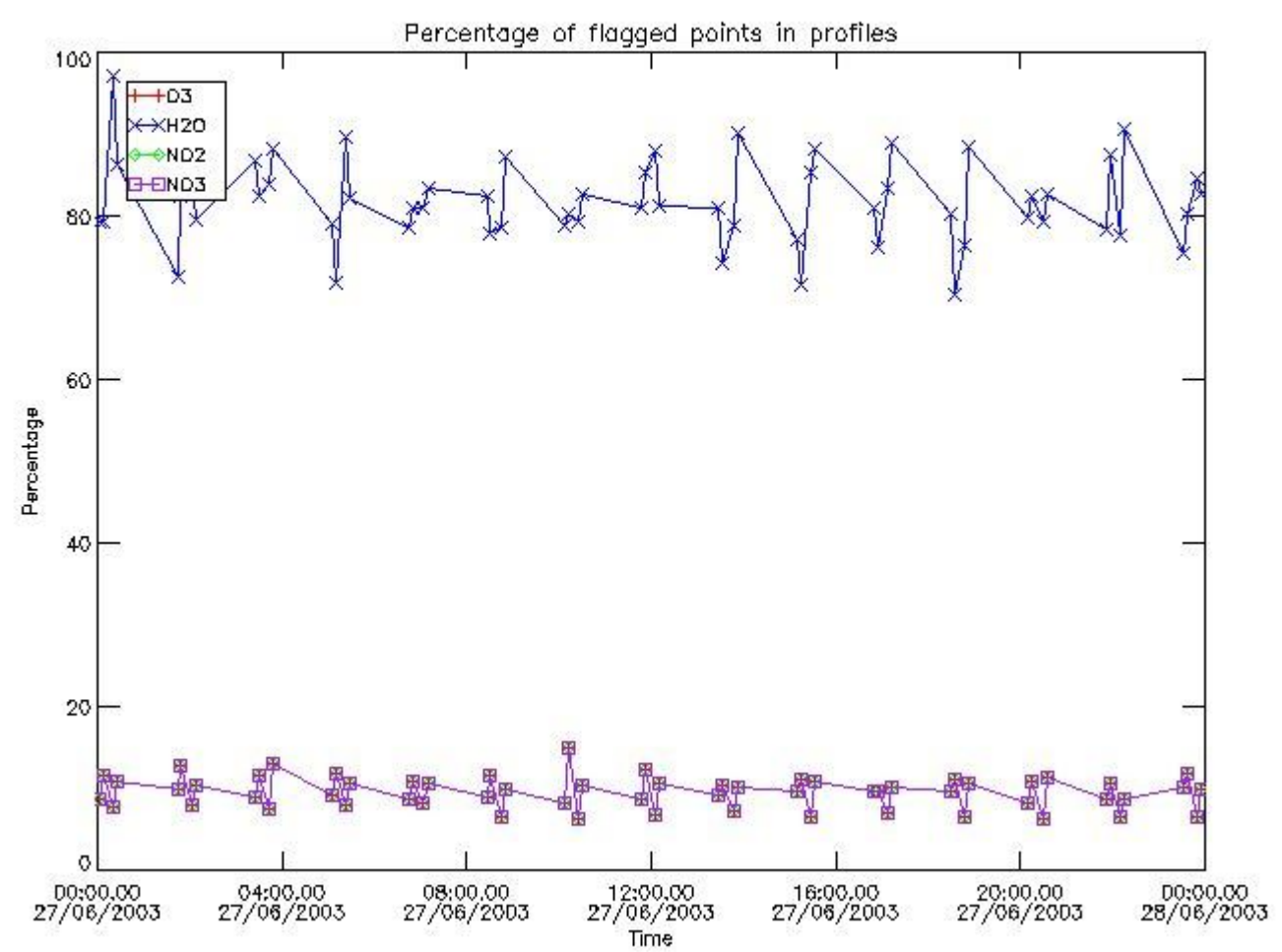


338	GOM_NL__2PRFIN20030627_222559_000000432017_00359_06926_6391.N1	27-JUN-2003 22:25:59	Straylight	42.500	45	Alp Pav	1.9400	26000.	85	6926	No
339	GOM_NL__2PRFIN20030627_223459_000000472017_00359_06926_6392.N1	27-JUN-2003 22:34:59	Tw_i_and_stray	47.000	38	20Eps Sgr	1.8360	11000.	94	6926	No
340	GOM_NL__2PRFIN20030627_223622_000000562017_00359_06926_6393.N1	27-JUN-2003 22:36:22	Bright	55.500	116	19Del Sgr	2.7000	4100.0	111	6926	No
341	GOM_NL__2PRFIN20030627_223735_000000452017_00359_06926_6394.N1	27-JUN-2003 22:37:35	Bright	44.500	137	22Lam Sgr	2.8240	4400.0	89	6926	No
342	GOM_NL__2PRFIN20030627_223943_000002152017_00359_06926_6395.N1	27-JUN-2003 22:39:43	Tw_i_and_stray	215.00	142	49Del Cap	2.8500	8900.0	430	6926	No
343	GOM_NL__2PRFIN20030627_224702_000000392017_00359_06926_6396.N1	27-JUN-2003 22:47:02	Bright	38.500	126	60Bet Oph	2.7700	4250.0	77	6926	No
344	GOM_NL__2PRFIN20030627_224924_000000382017_00359_06926_6397.N1	27-JUN-2003 22:49:24	Bright	38.000	59	55Alp Oph	2.0800	8900.0	76	6926	No
345	GOM_NL__2PRFIN20030627_225141_000000522017_00359_06926_6398.N1	27-JUN-2003 22:51:41	Bright	51.500	168	17Zet Aql	2.9860	11000.	103	6926	No
346	GOM_NL__2PRFIN20030627_225444_000000382017_00359_06926_6399.N1	27-JUN-2003 22:54:44	Bright	37.500	133	40Zet Her	2.8070	6000.0	75	6926	No
347	GOM_NL__2PRFIN20030627_225837_000000462017_00359_06926_6400.N1	27-JUN-2003 22:58:37	Bright	46.000	5	3Alp Lyr	0.033000	11000.	92	6926	No
348	GOM_NL__2PRFIN20030627_230057_000000372017_00359_06926_6401.N1	27-JUN-2003 23:00:57	Bright	36.500	130	23Bet Dra	2.7990	5800.0	73	6926	No
349	GOM_NL__2PRFIN20030627_230314_000000342017_00359_06926_6402.N1	27-JUN-2003 23:03:14	Bright	34.000	119	14Eta Dra	2.7270	4700.0	68	6926	No
350	GOM_NL__2PRFIN20030627_230516_000000672017_00359_06926_6403.N1	27-JUN-2003 23:05:16	Bright	67.000	66	37Gam Cyg	2.2080	5900.0	134	6926	No
351	GOM_NL__2PRFIN20030627_230729_000000652017_00359_06926_6404.N1	27-JUN-2003 23:07:29	Bright	65.000	19	50Alp Cyg	1.2460	10500.	130	6926	No
352	GOM_NL__2PRFIN20030627_231016_000000472017_00359_06926_6405.N1	27-JUN-2003 23:10:16	Bright	46.500	89	5Alp Cep	2.4510	8000.0	93	6926	No
353	GOM_NL__2PRFIN20030627_231729_000000482017_00359_06926_6406.N1	27-JUN-2003 23:17:29	Bright	48.000	74	11Bet Cas	2.2680	6600.0	96	6926	No
354	GOM_NL__2PRFIN20030627_231906_000000482017_00359_06926_6407.N1	27-JUN-2003 23:19:06	Bright	48.000	68	18Alp Cas	2.2250	4500.0	96	6926	No
355	GOM_NL__2PRFIN20030627_232143_000000382017_00359_06926_6408.N1	27-JUN-2003 23:21:43	Bright	38.000	160	23Gam Per	2.9300	4700.0	76	6926	No
356	GOM_NL__2PRFIN20030627_232321_000000532017_00359_06926_6409.N1	27-JUN-2003 23:23:21	Bright	53.000	175	39Del Per	3.0100	19400.	106	6926	No
357	GOM_NL__2PRFIN20030627_232508_000000462017_00359_06926_6410.N1	27-JUN-2003 23:25:08	Bright	45.500	73	57Gam1And	2.2600	13100.	91	6926	No
358	GOM_NL__2PRFIN20030627_232737_000000652017_00359_06926_6411.N1	27-JUN-2003 23:27:37	Tw_i_and_stray	65.000	53	43Bet And	2.0480	3300.0	130	6926	No
359	GOM_NL__2PRFIN20030627_233143_000000562017_00359_06926_6412.N1	27-JUN-2003 23:31:43	Dark	55.500	50	13Alp Ari	2.0070	4250.0	111	6926	No
360	GOM_NL__2PRFIN20030627_233636_000000442017_00359_06926_6413.N1	27-JUN-2003 23:36:36	Dark	43.500	94	92Alp Cet	2.5260	3100.0	87	6926	No
361	GOM_NL__2PRFIN20030627_235017_000000792017_00359_06926_6414.N1	27-JUN-2003 23:50:17	Dark	78.500	52	16Bet Cet	2.0370	4500.0	157	6926	No
362	GOM_NL__2PRFIN20030627_235522_000000522017_00360_06927_6388.N1	27-JUN-2003 23:55:22	Dark	52.000	84	Alp Phe	2.3970	4500.0	104	6927	No

### 3. Quality information per product

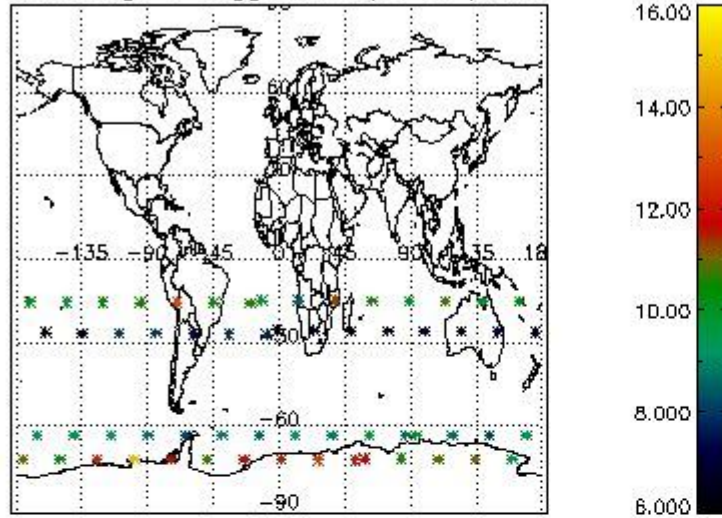
In this section it is plotted some information contained in the Quality Summary data set of the level 2 products. Only products in dark limb conditions and without errors (error flag in the MPH set to "0") are used.

#### 3.1 Plot quality information per product (time dependant)

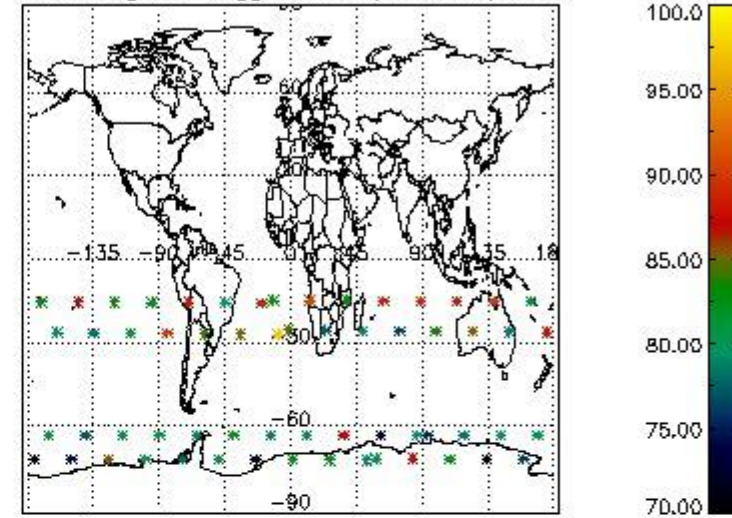


3.2 Plot quality information per product (world map)

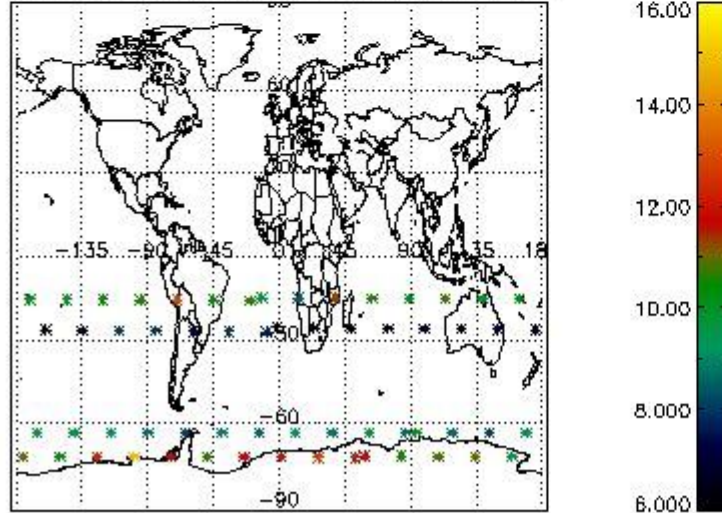
Percentage of flagged data per O3 profile



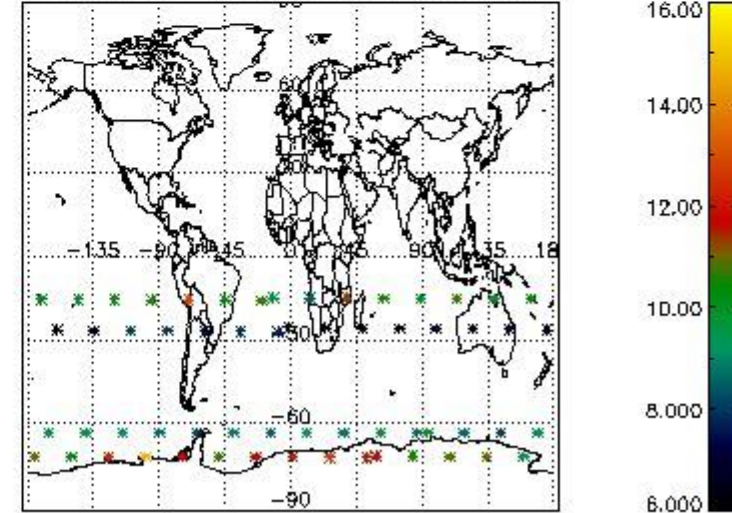
Percentage of flagged data per H2O profile



Percentage of flagged data per NO2 profile



Percentage of flagged data per NO3 profile

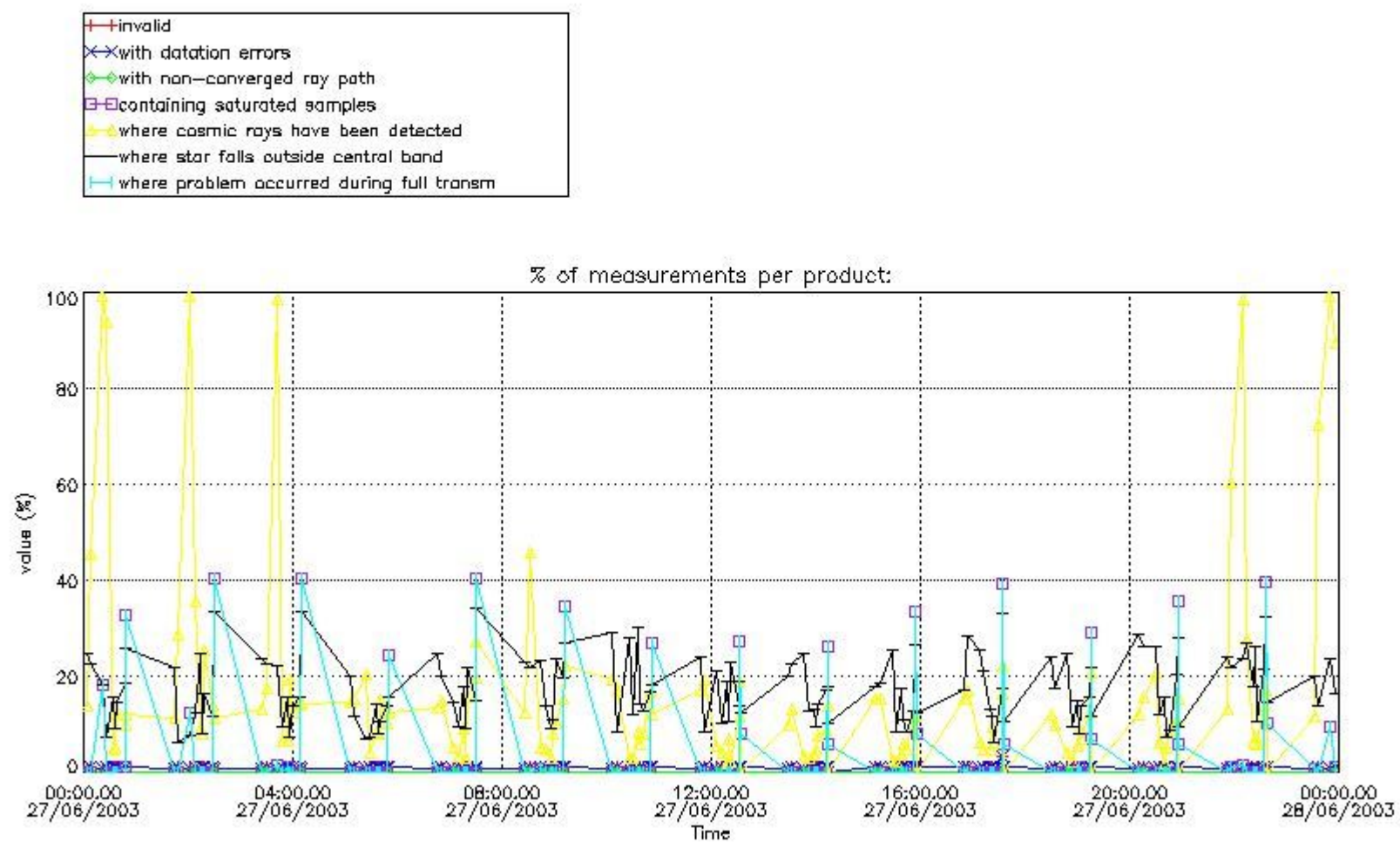


#### 4. Level 1 quality information per product

In this section it is plotted some information contained in the Quality Summary data set of the level 2 products that comes from the level 1b processing. Products without errors (error flag in the MPH set to "0") are used.

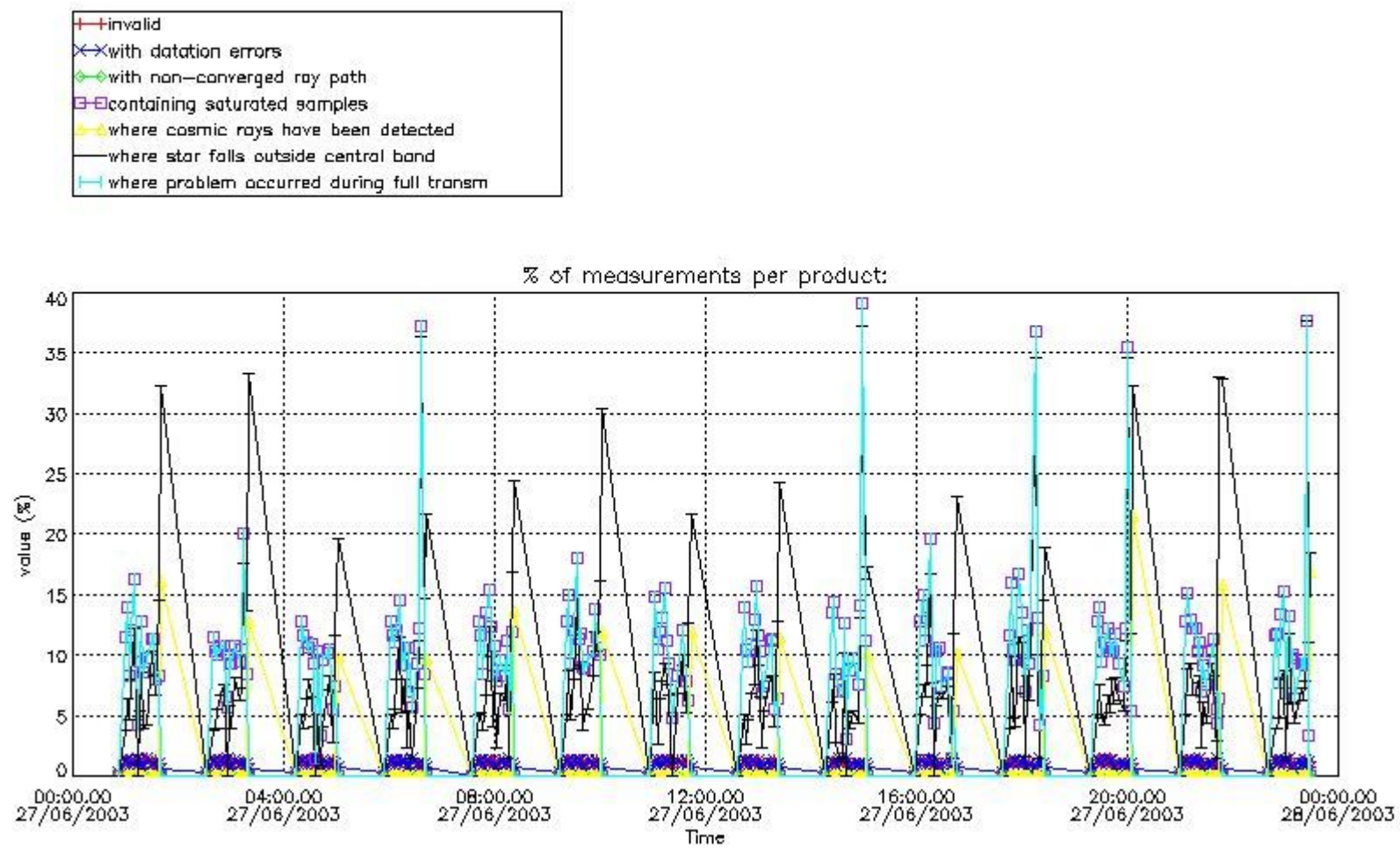
##### 4.1 Plot quality information per product (time dependant) coming from level 1b processing

##### 4.1.1 Plot level 1 quality information per product (time dependant): ENVISAT ASCENDING passes



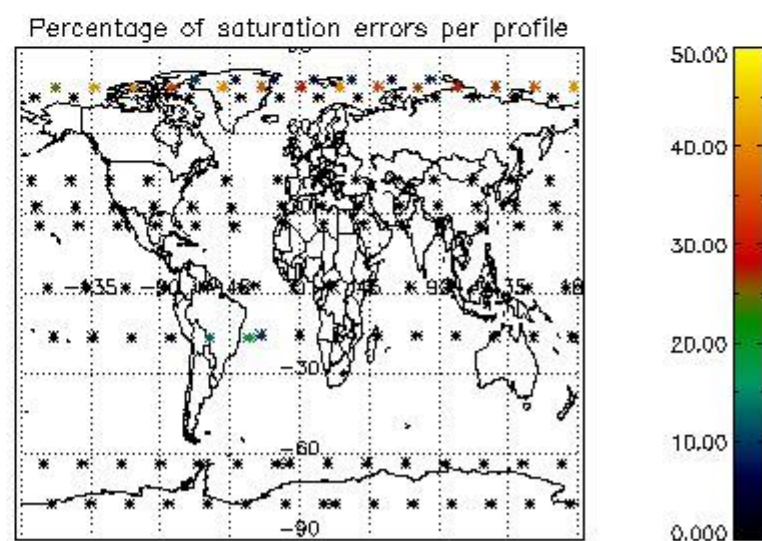
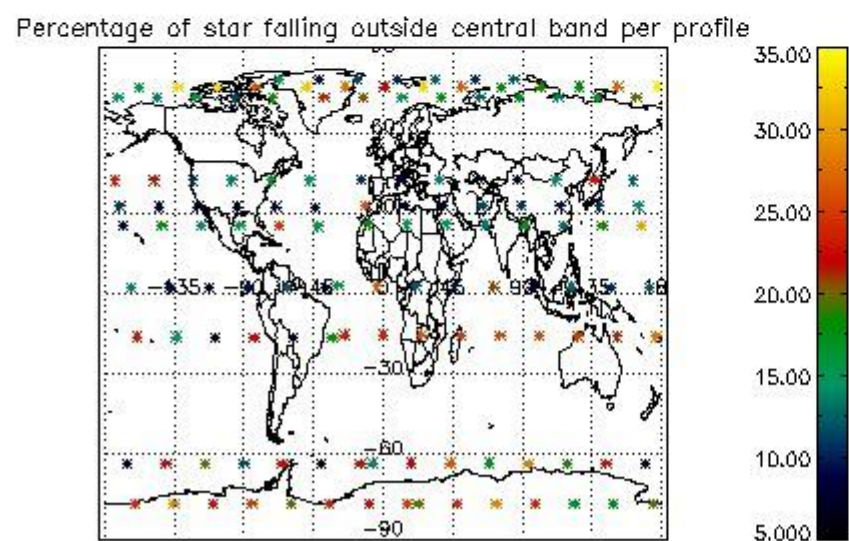
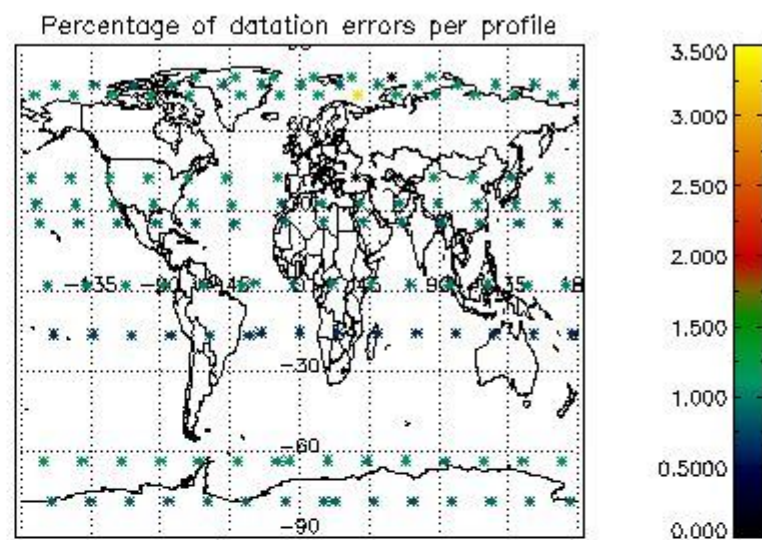
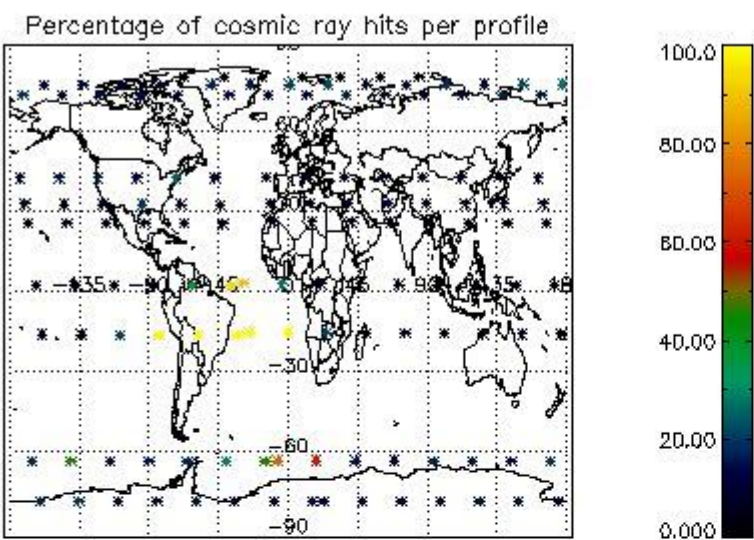
4.1.2 Plot level 1 quality information per product (time dependant): ENVI SAT DESCENDING passes



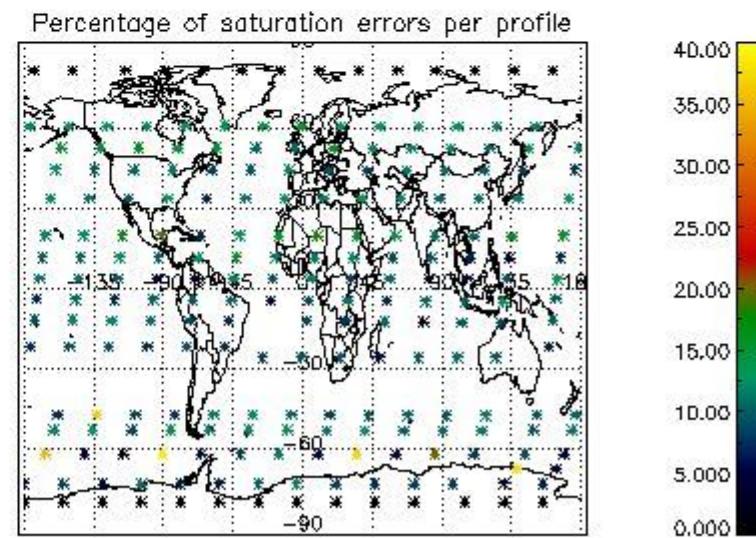
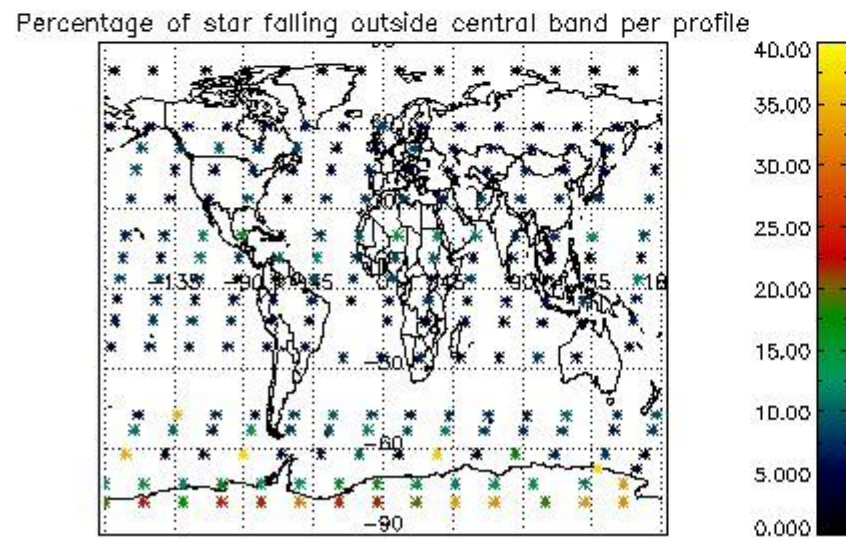
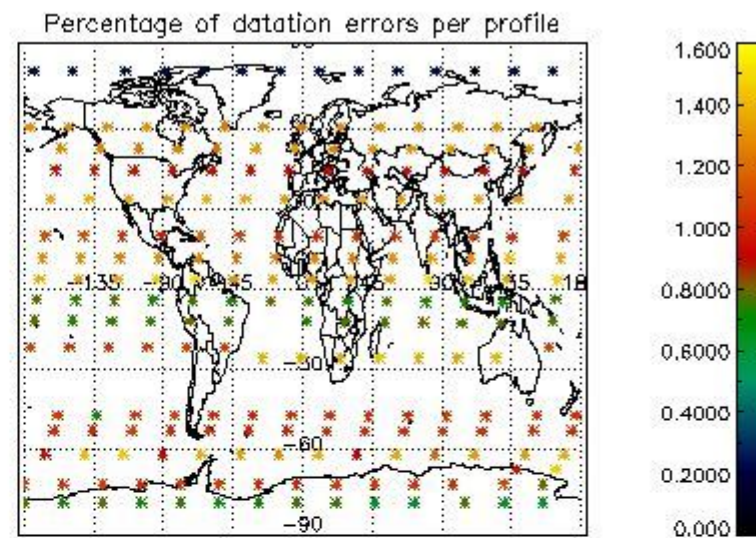
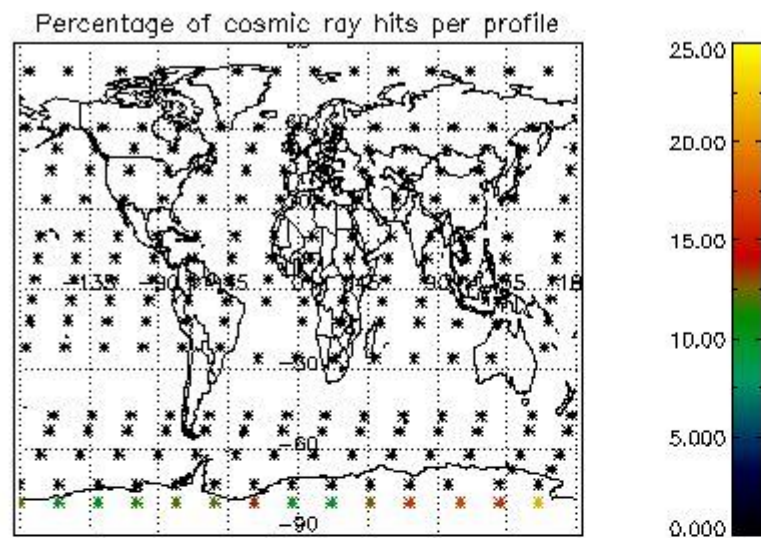


4.2 Plot quality information per product coming from level 1b processing (world map)

4.2.1 Plot level 1 quality information per product (world map): ENVISAT ASCENDING passes



4.2.2 Plot level 1 quality information per product (world map): ENVISAT DESCENDING passes



## 5. Trace gas profiles

### 5.1 Ozone statistics based on quality of products

The final quality of the products can be "measured" using the STD (Standard Deviation) attached to every point profile. This information is written to the parameter GOM\_NL\_\_2P/NL\_LOCAL\_SPECIES\_DENSITY/o3\_std of the level 2 products. The table below shows the statistics for given STD ranges.

The statistics are given with respect to the overall valid production:

- Products without fatal errors: GOM\_NL\_\_2P/MPH/PRODUCT\_ERR=0
- Valid point profile: GOM\_NL\_\_2P/NL\_LOCAL\_SPECIES\_DENSITY/pcd(0)=0

The 'Criteria' is applied to valid points of dark limb products:

- Products in dark limb illumination condition: GOM\_NL\_\_2P/NL\_SUMMARY\_QUALITY/obs\_ill\_cond=0
- Products without fatal errors: GOM\_NL\_\_2P/MPH/PRODUCT\_ERR=0
- Valid point profile: GOM\_NL\_\_2P/NL\_LOCAL\_SPECIES\_DENSITY/pcd(0)=0

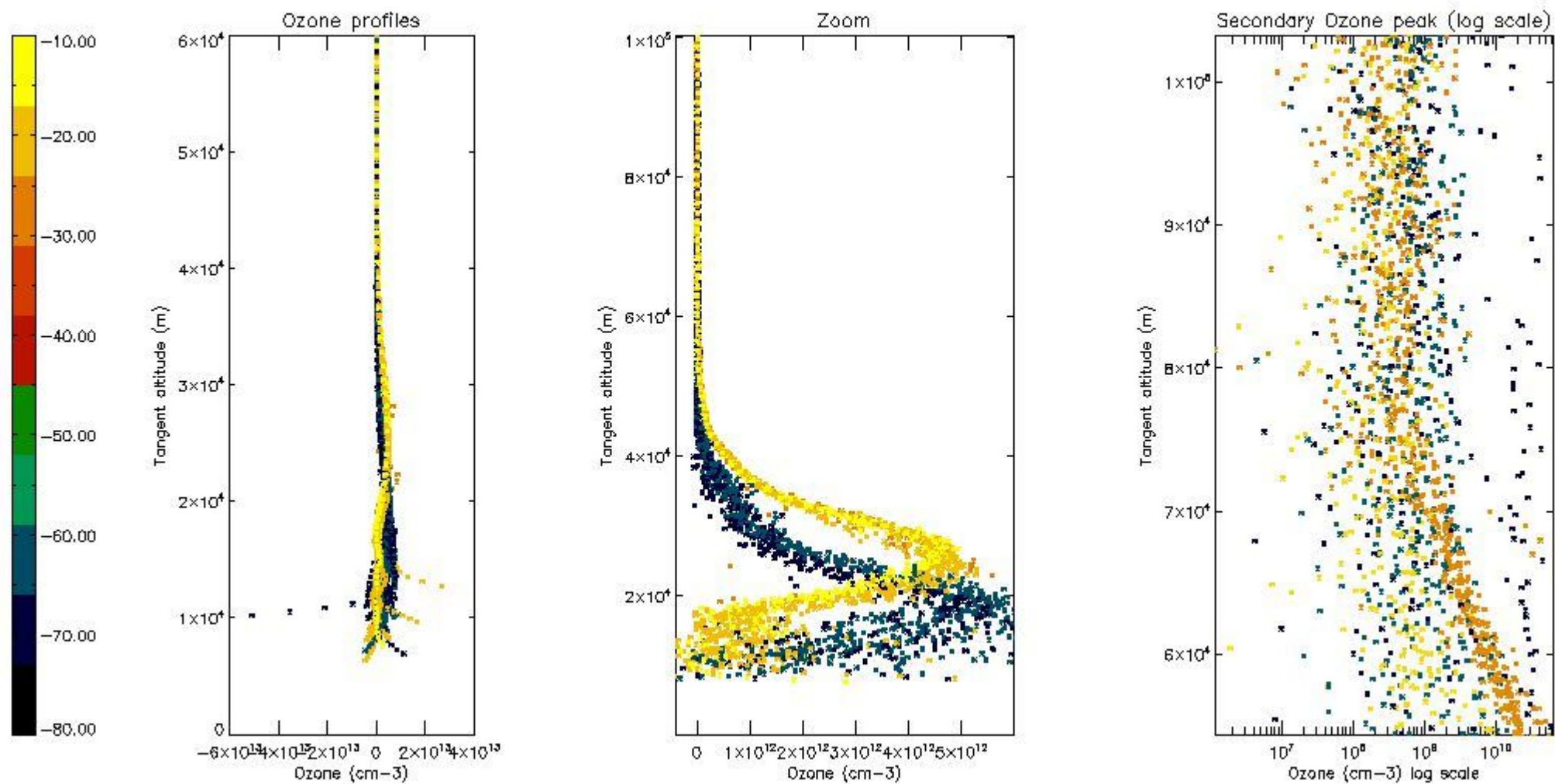
So, the table below shows the percentage of dark limb and valid observations for each criteria with respect to the overall valid daily observations.

Criteria	% of total production
All STD	17
STD < 20	5

STD < 10	3
STD < 5	1

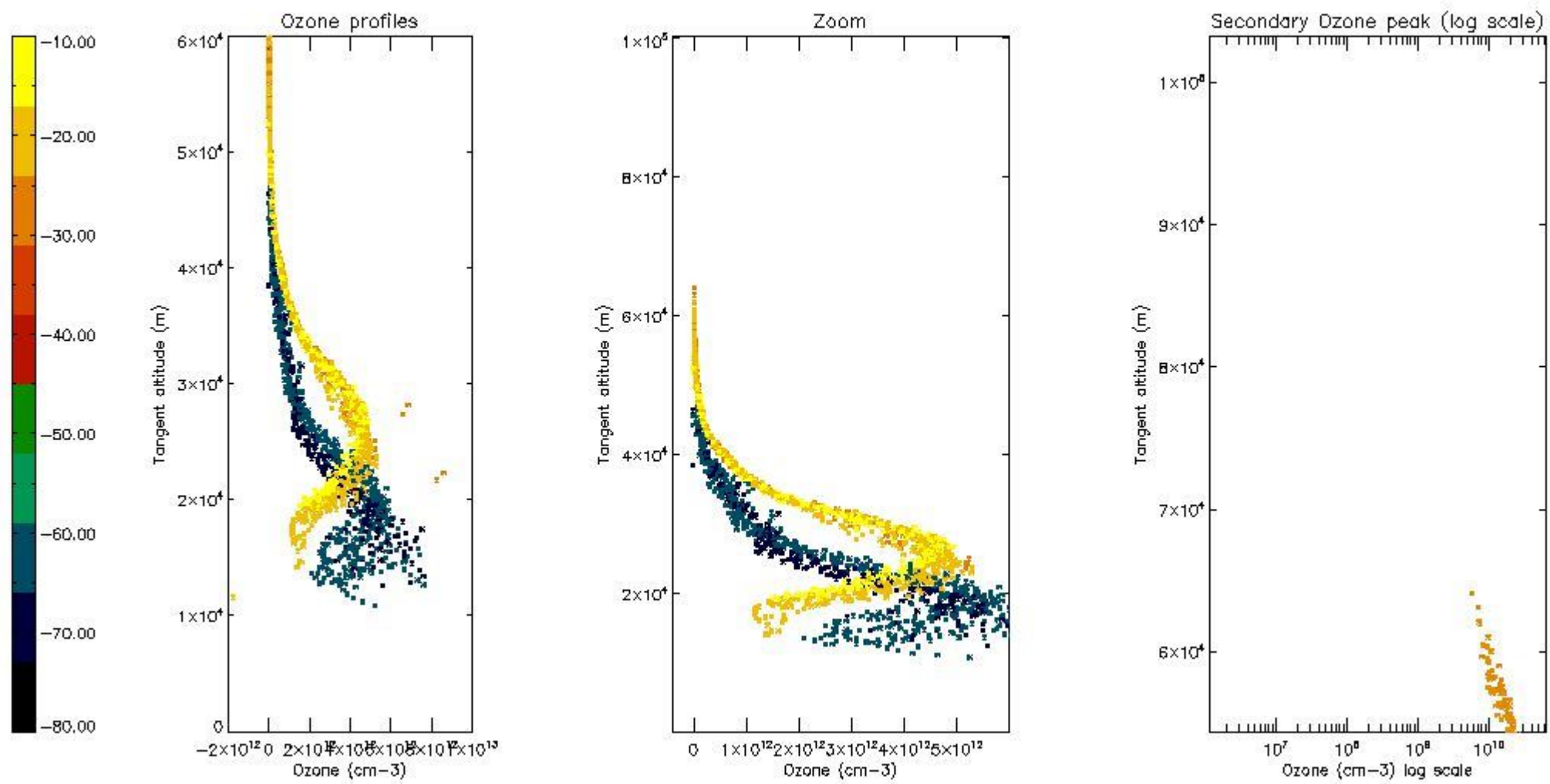
5.2 Plot ozone profiles for all STD (dark without errors)

The colorbar represents the latitude.



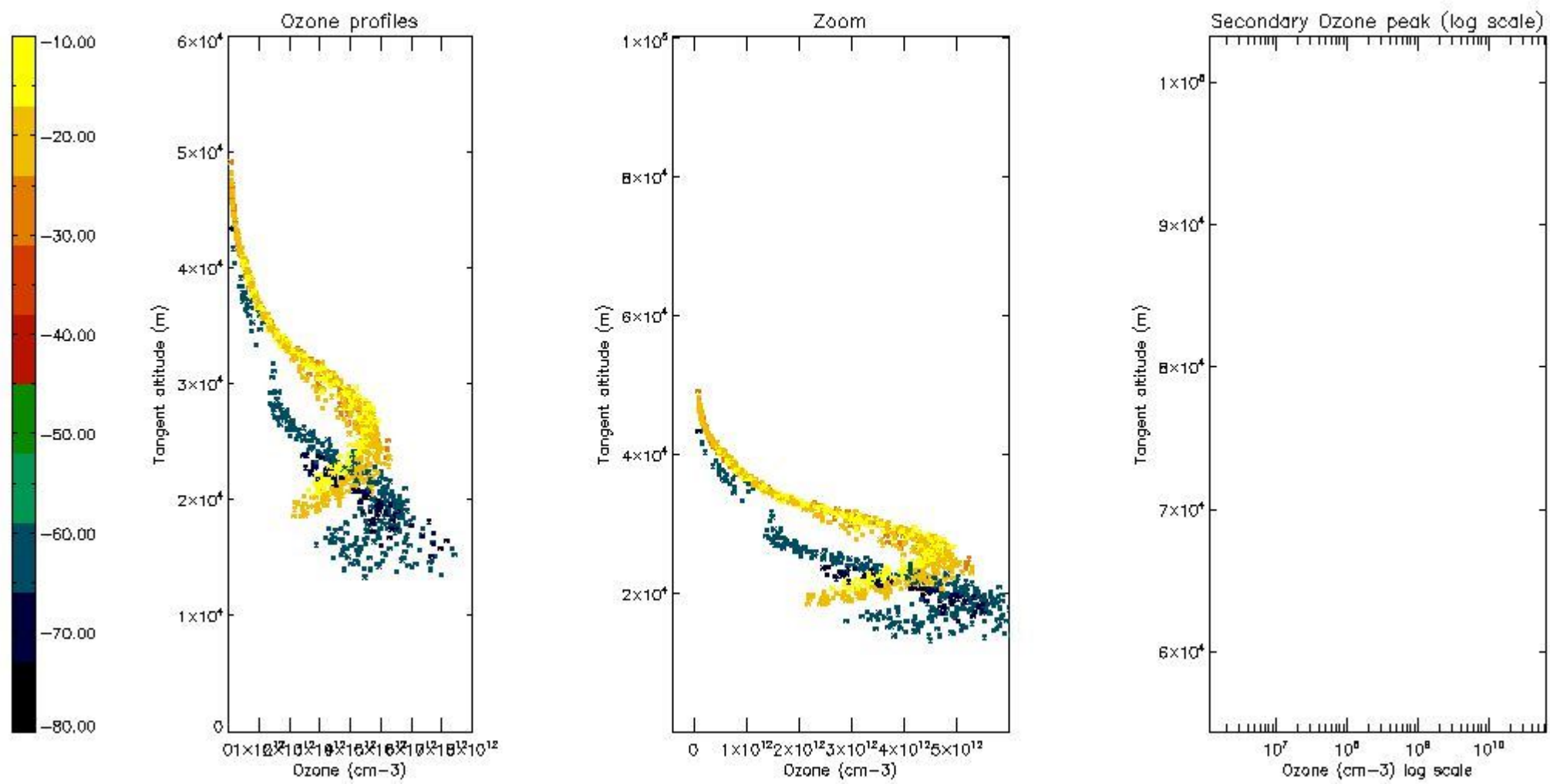
5.3 Plot ozone profiles where STD < 20% (dark without errors)

The colorbar represents the latitude.



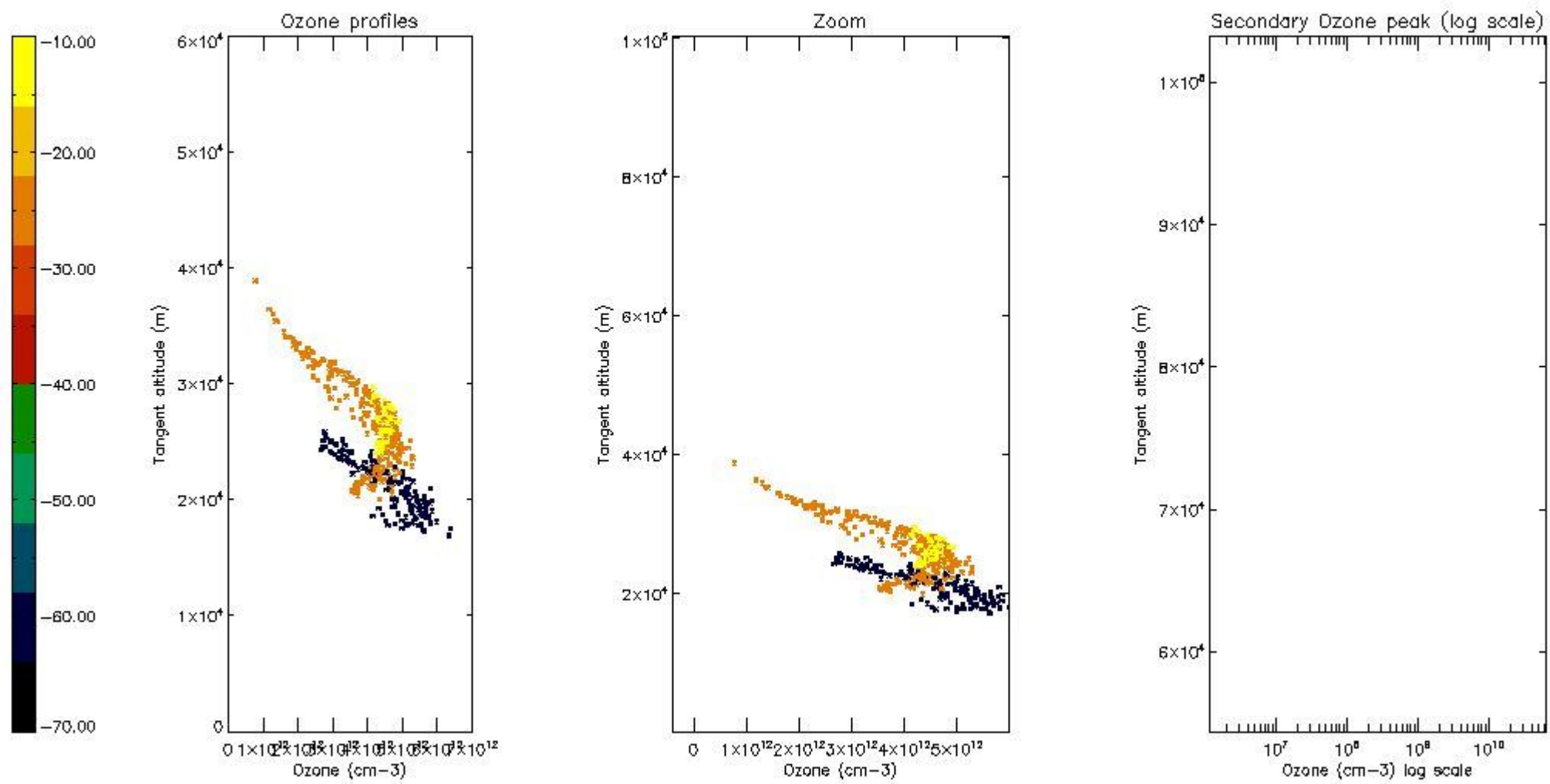
*5.4 Plot ozone profiles where STD < 10% (dark without errors)*

The colorbar represents the latitude.



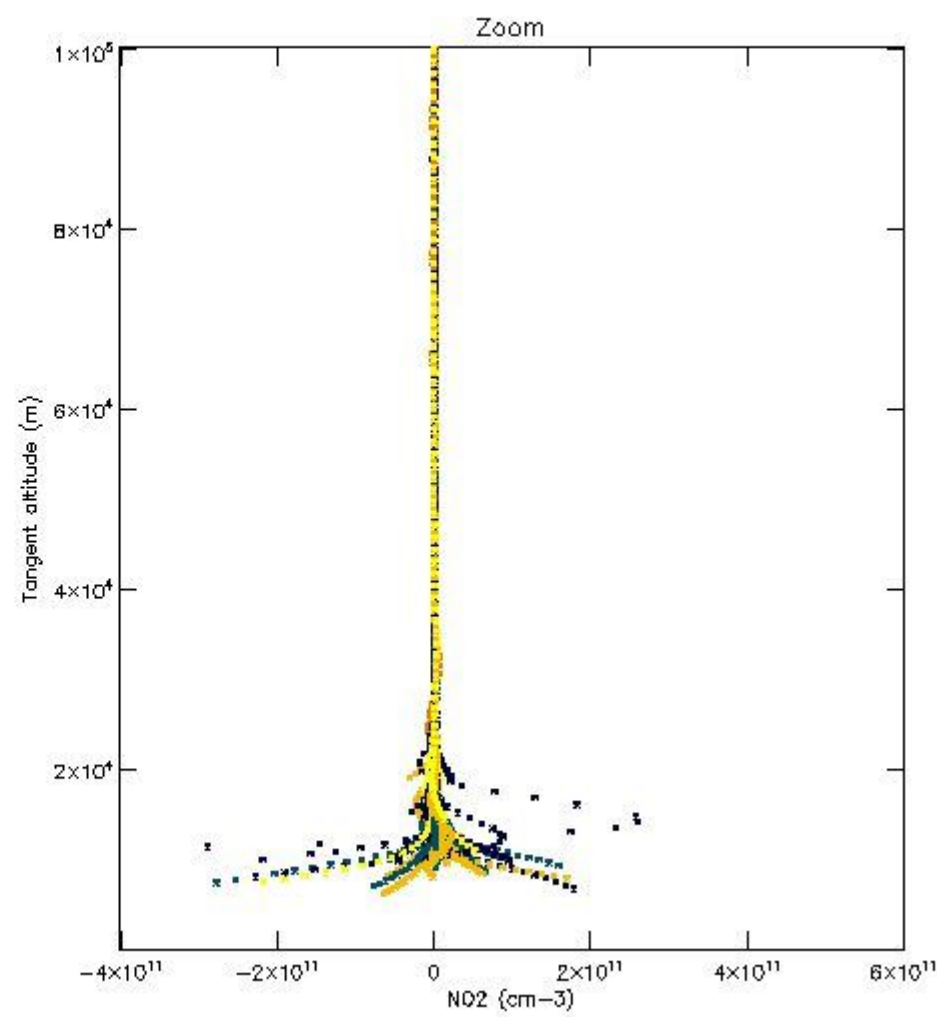
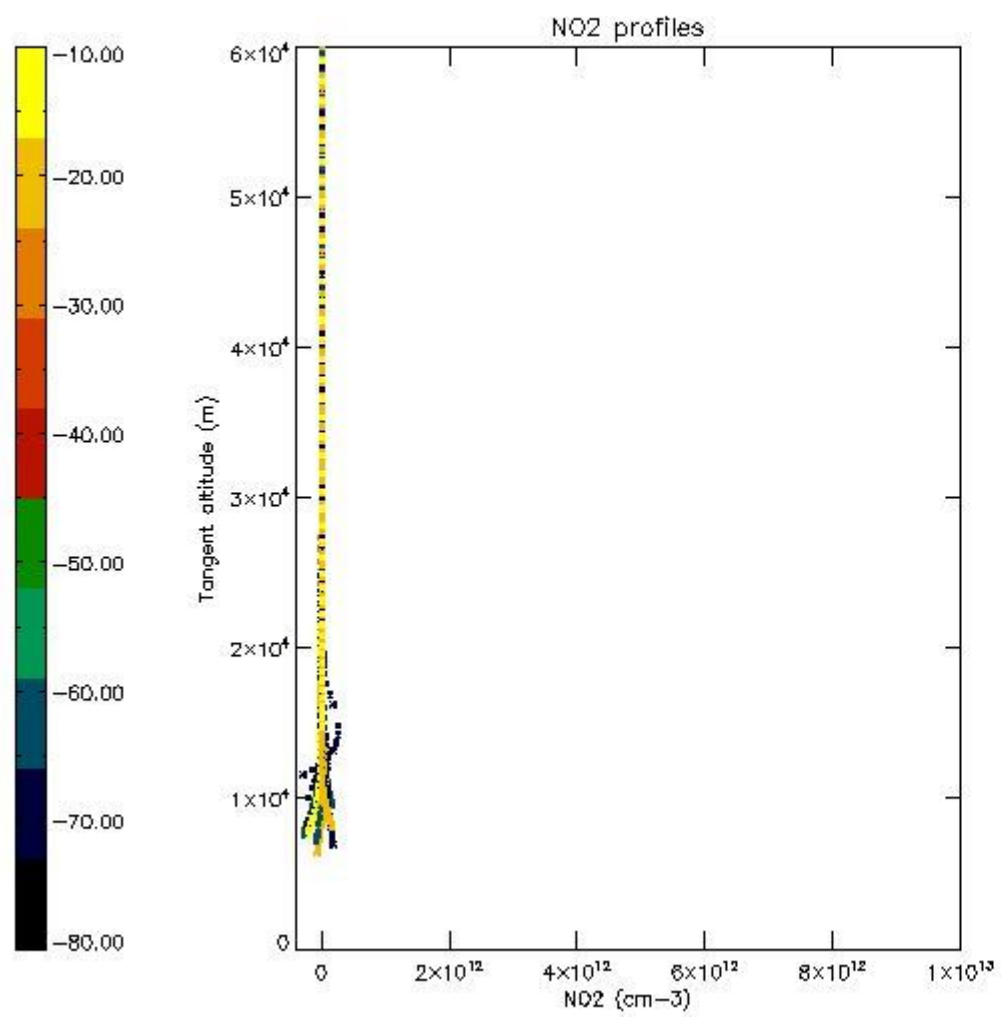
*5.5 Plot ozone profiles where  $STD < 5\%$  (dark without errors)*

The colorbar represents the latitude.



*5.6 Plot NO<sub>2</sub> profiles for all STD (dark without errors)*

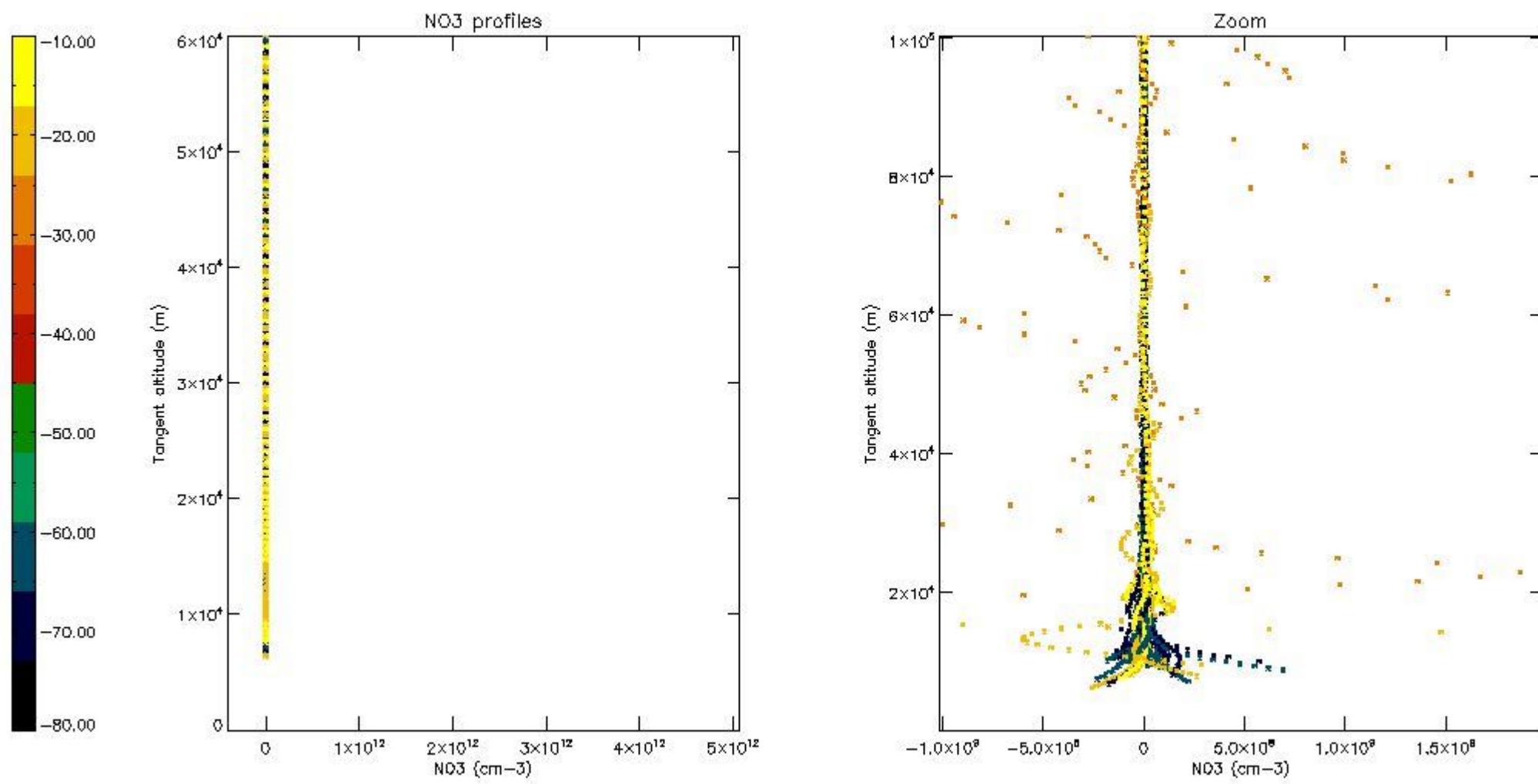
The colorbar represents the latitude.



*5.7 Plot NO3 profiles for all STD (dark without errors)*

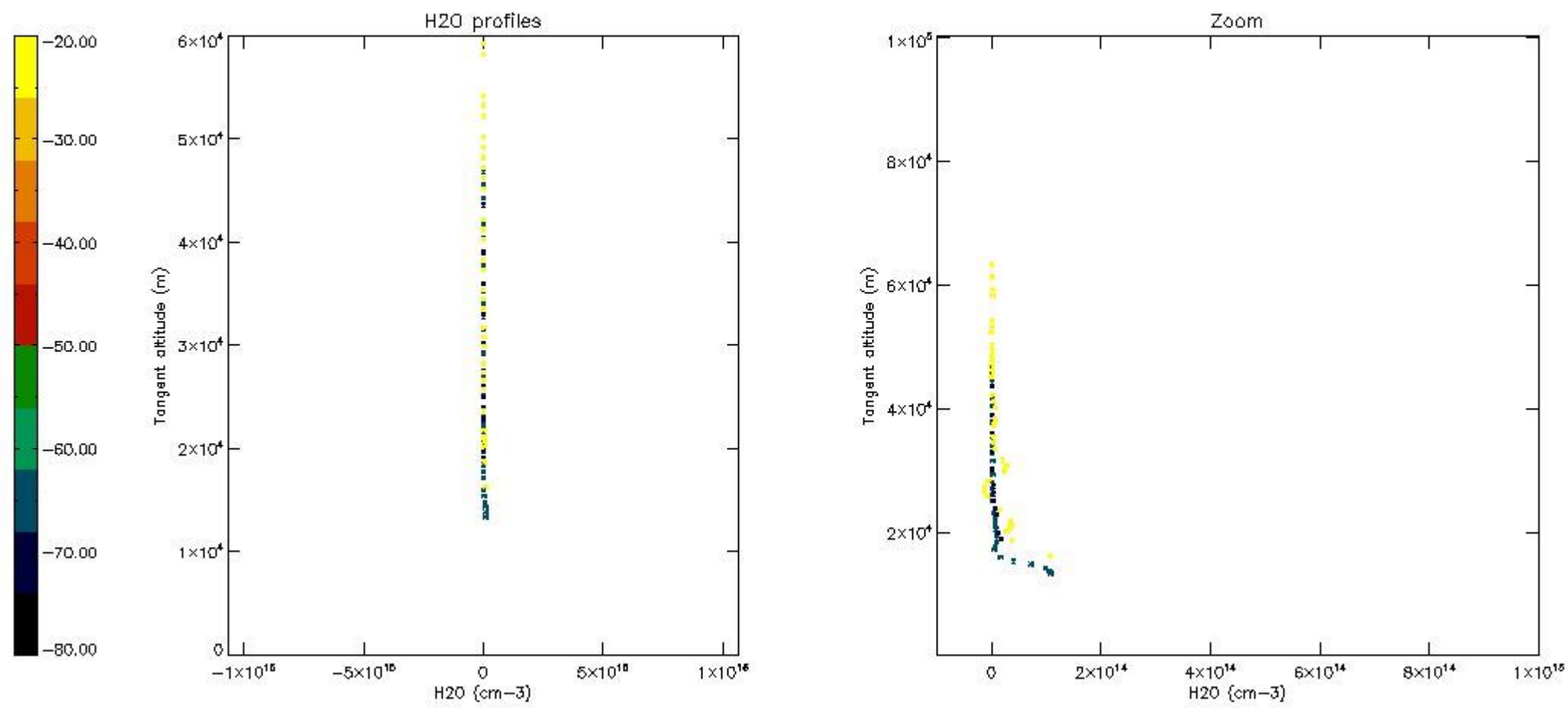
The colorbar represents the latitude.





5.8 Plot H2O profiles for all STD (only for occultations of stars 1,2,3,4,13,14,16,26,63 dark without errors)

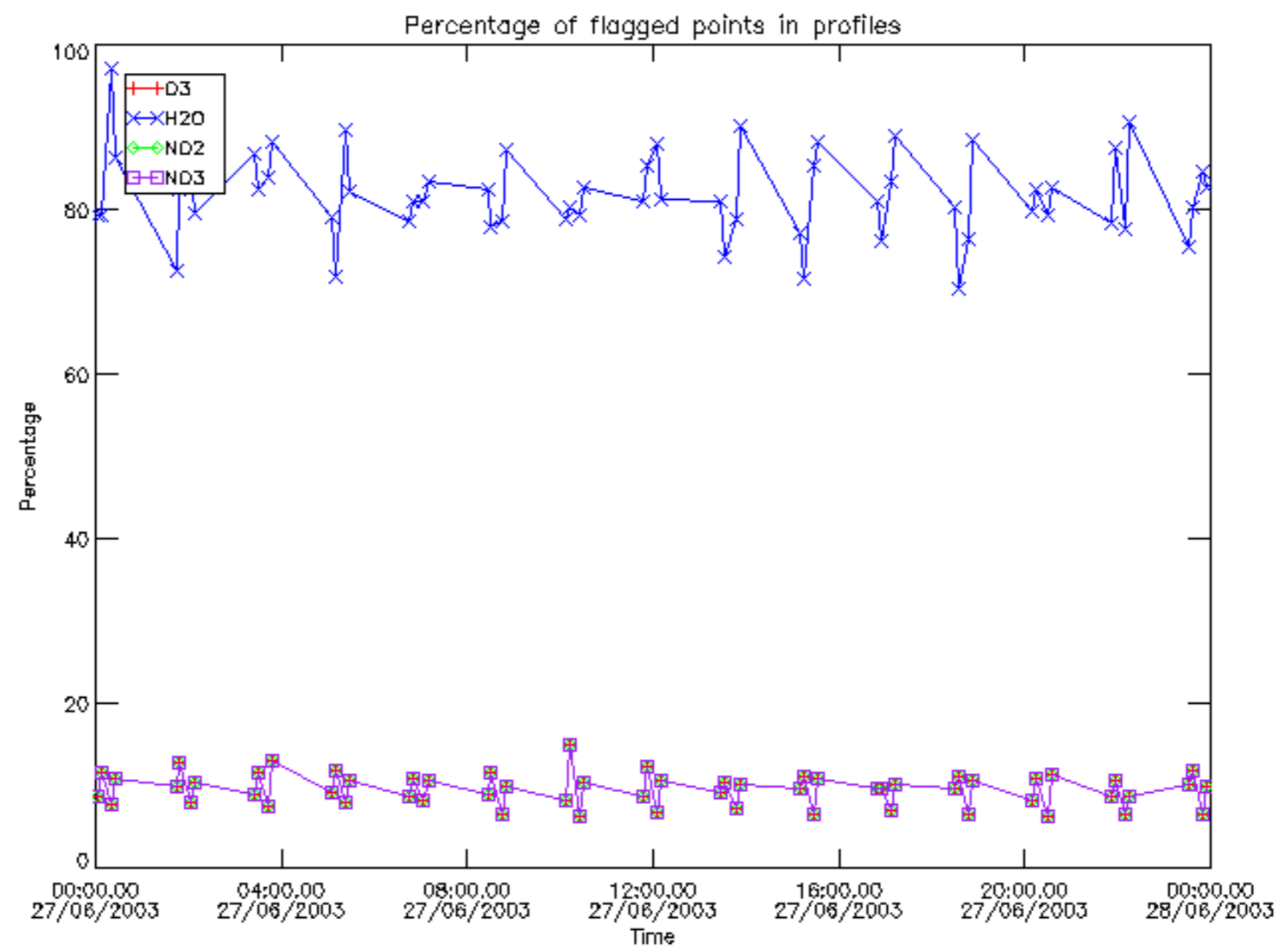
The colorbar represents the latitude.



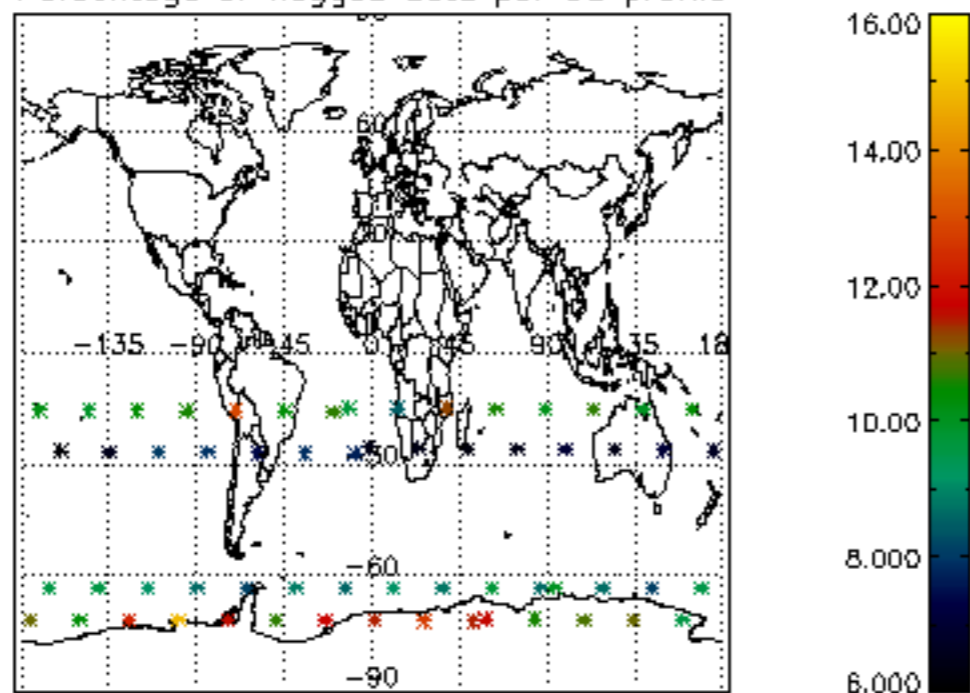
## 6. Auxiliary Data Files used for the production reported in section 2

The number reported in the third column indicates since which file (see list in section 2) the corresponding auxiliary file has been used. The fourth column is the date of those product files.

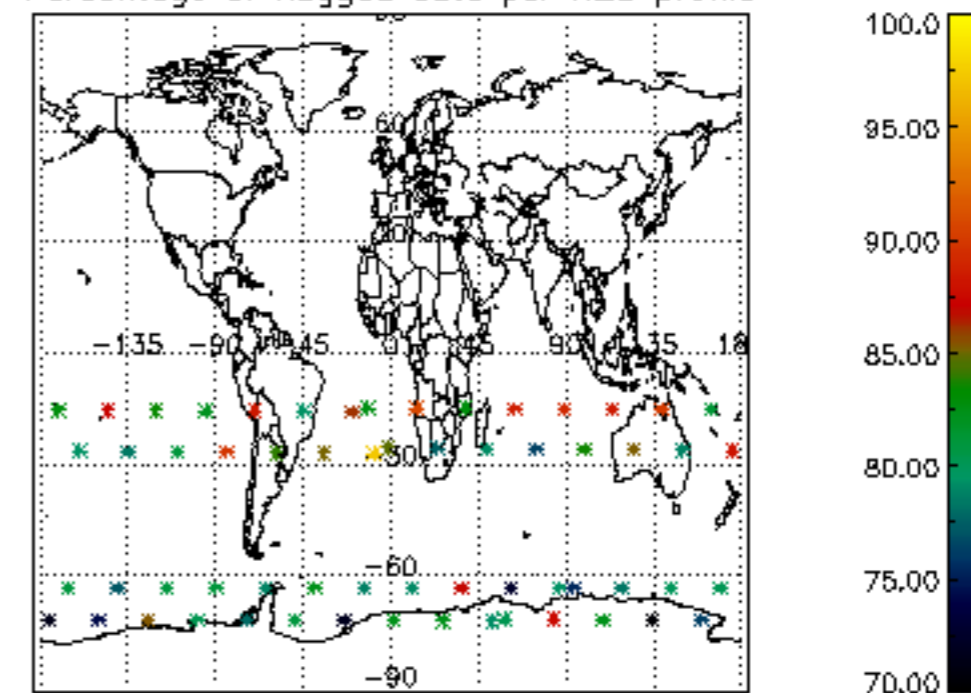
Type	Auxiliary Filename	Used since product	Used since product date
INST_PHYS_CHARACTERISTICS	GOM_INS_AXNIEC20050627_150440_20020301_000000_20100101_000000	1	27-JUN-2003 00:03:15
LEVEL-2_PROC_CONFIG	GOM_PR2_AXVIEC20091111_152718_20020301_000000_20500101_000000	1	27-JUN-2003 00:03:15
CROSS_SECTIONS_FILE	GOM_CRS_AXVIEC20091111_154832_20020301_000000_20500101_000000	1	27-JUN-2003 00:03:15



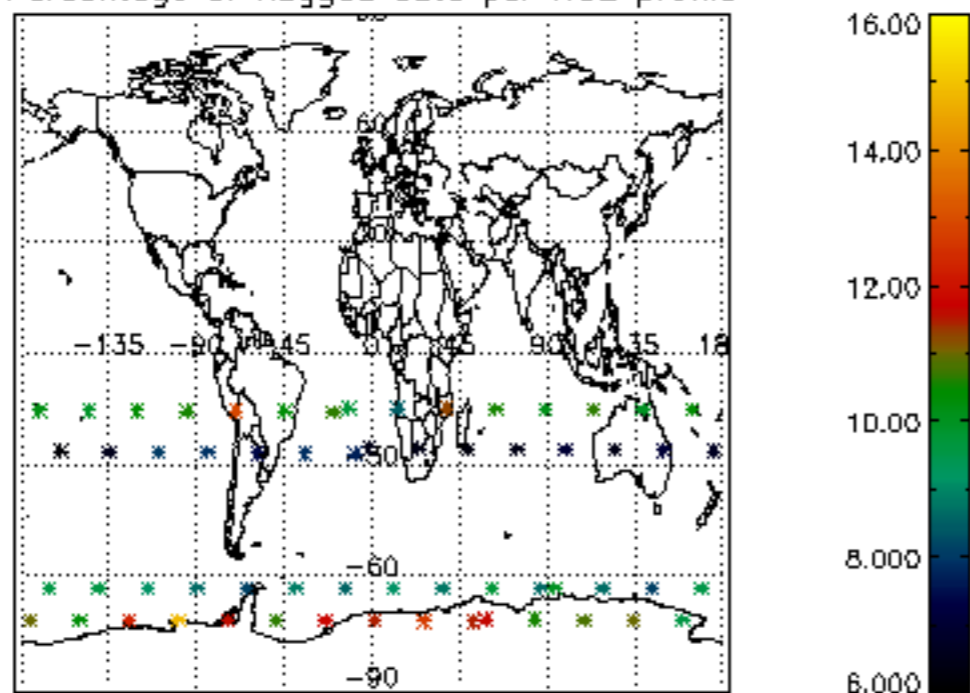
Percentage of flagged data per D3 profile



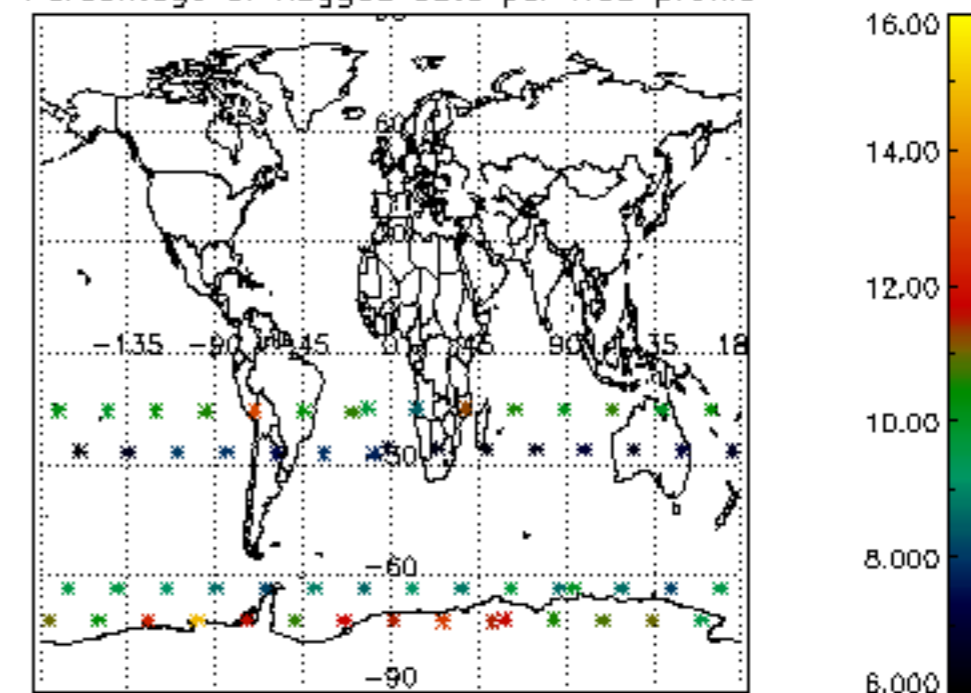
Percentage of flagged data per H2O profile

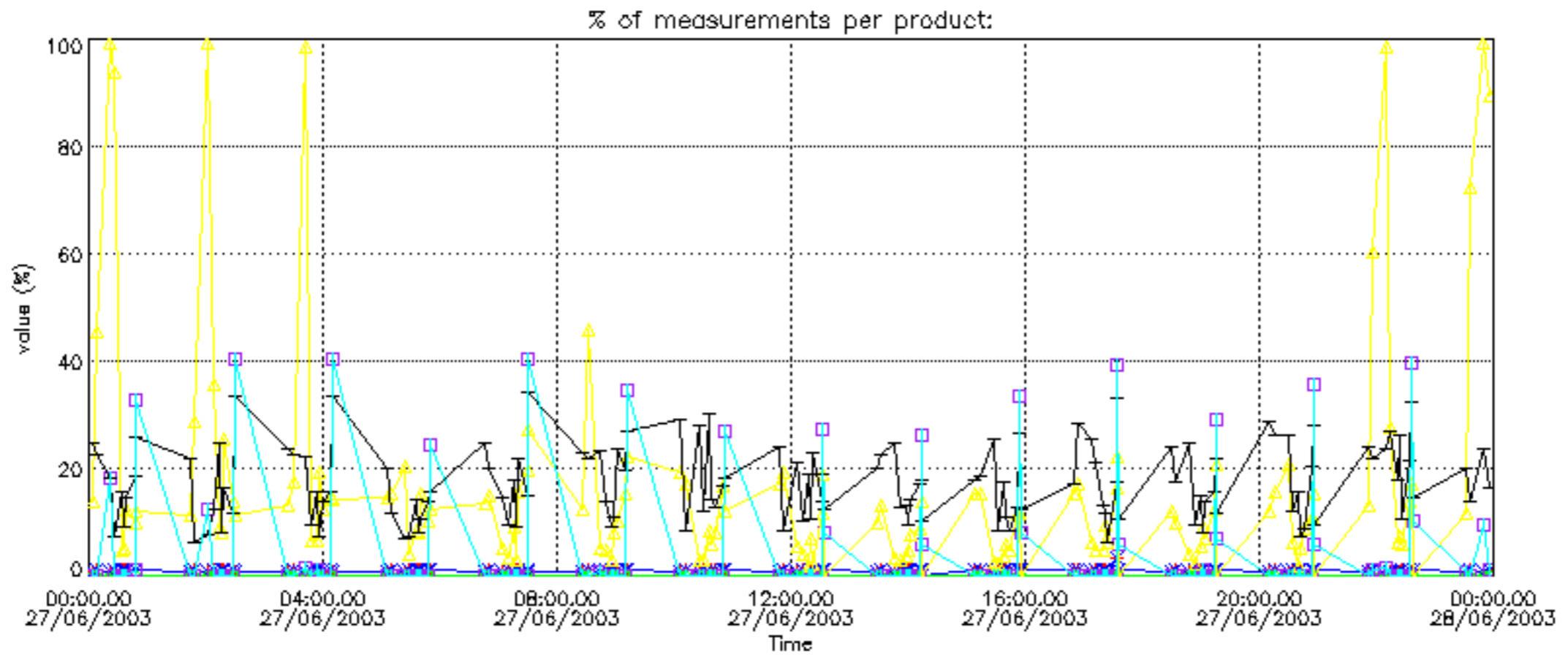


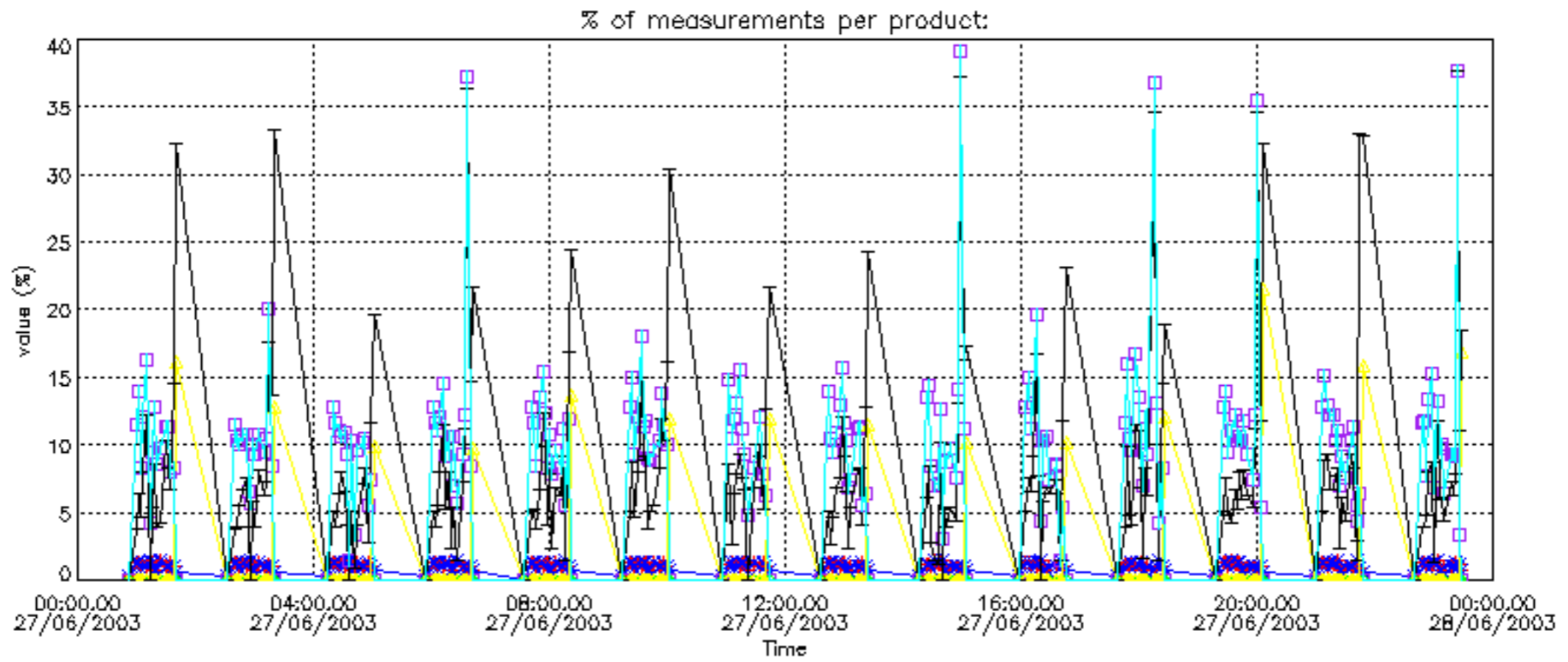
Percentage of flagged data per NO2 profile



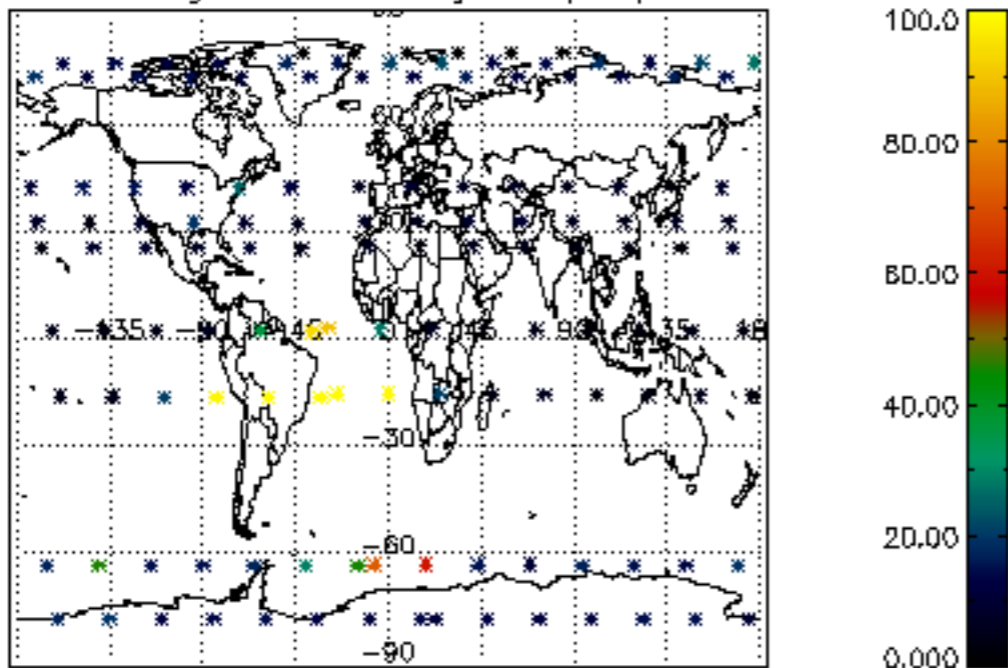
Percentage of flagged data per NO3 profile



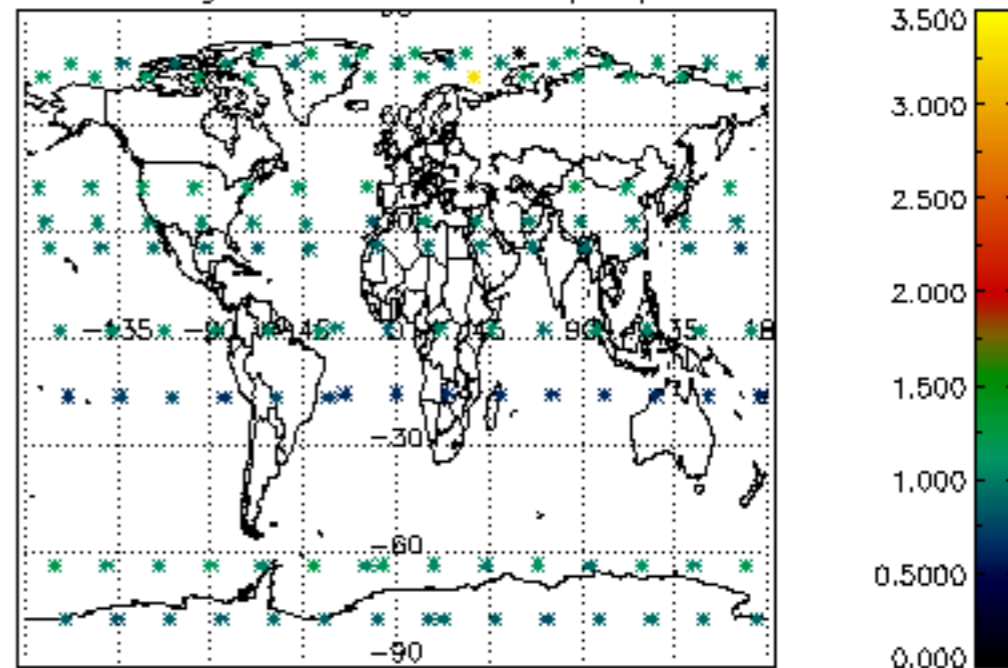




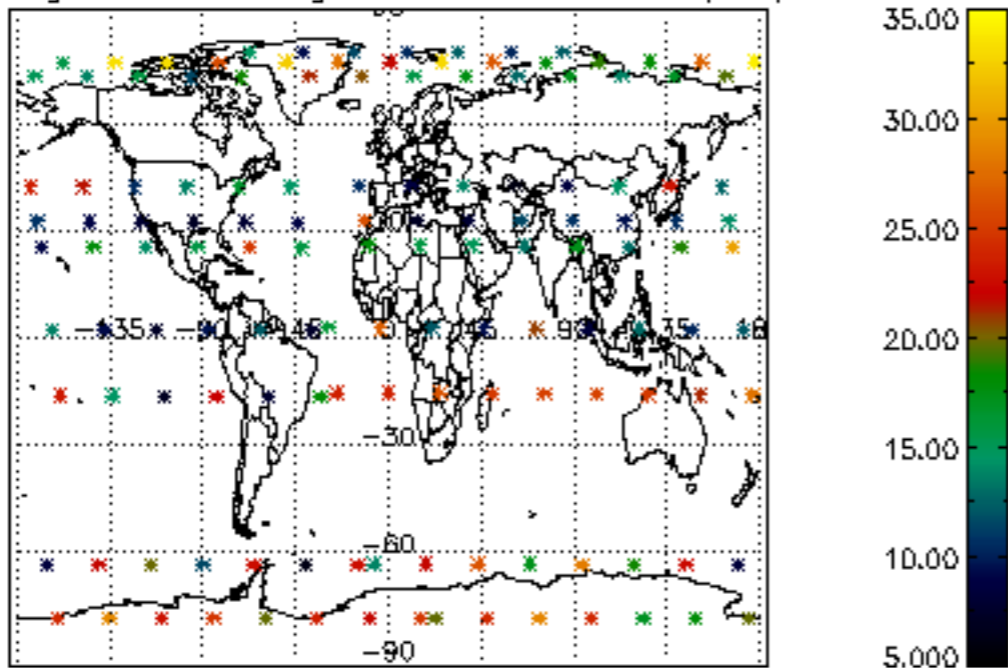
Percentage of cosmic ray hits per profile



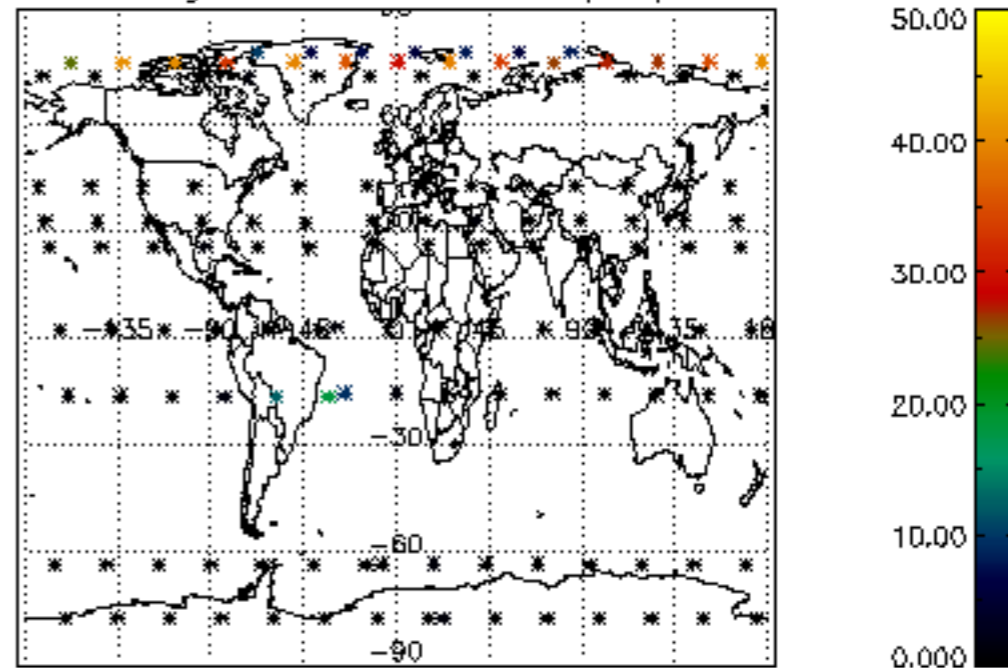
Percentage of datation errors per profile



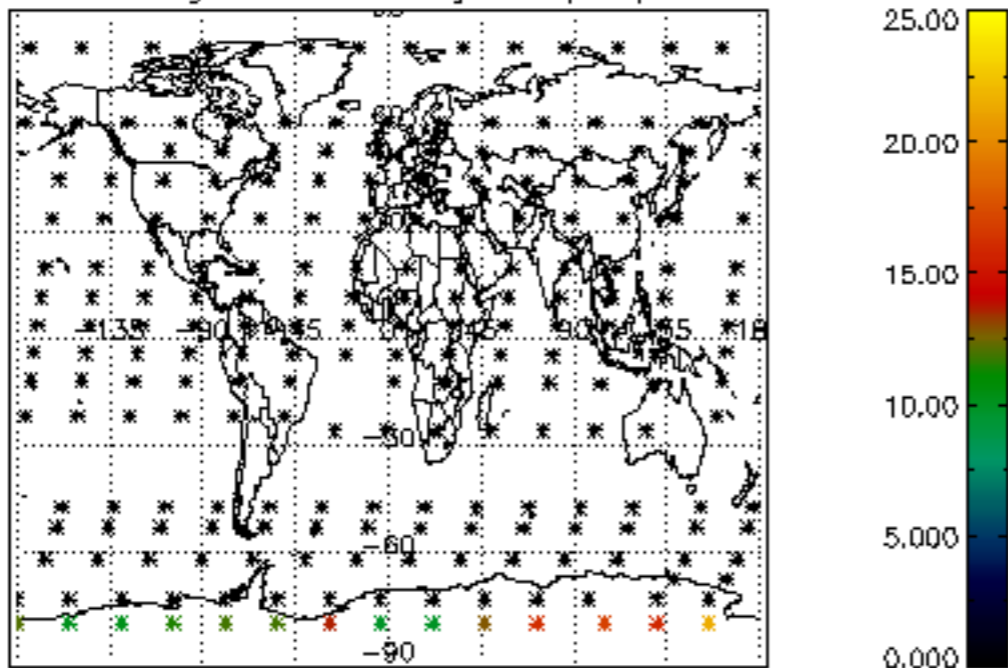
Percentage of star falling outside central band per profile



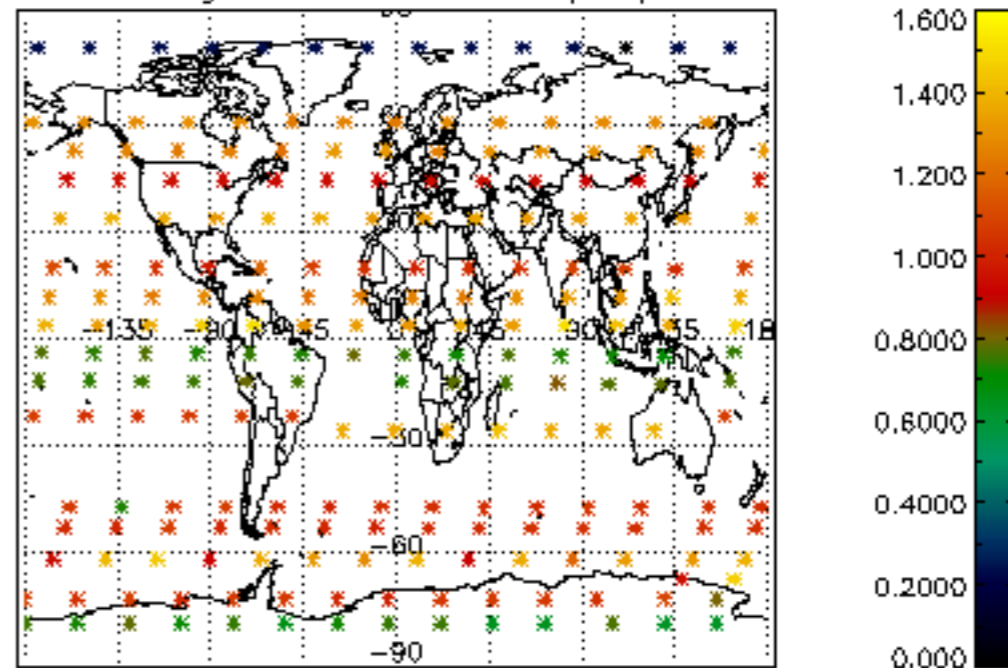
Percentage of saturation errors per profile



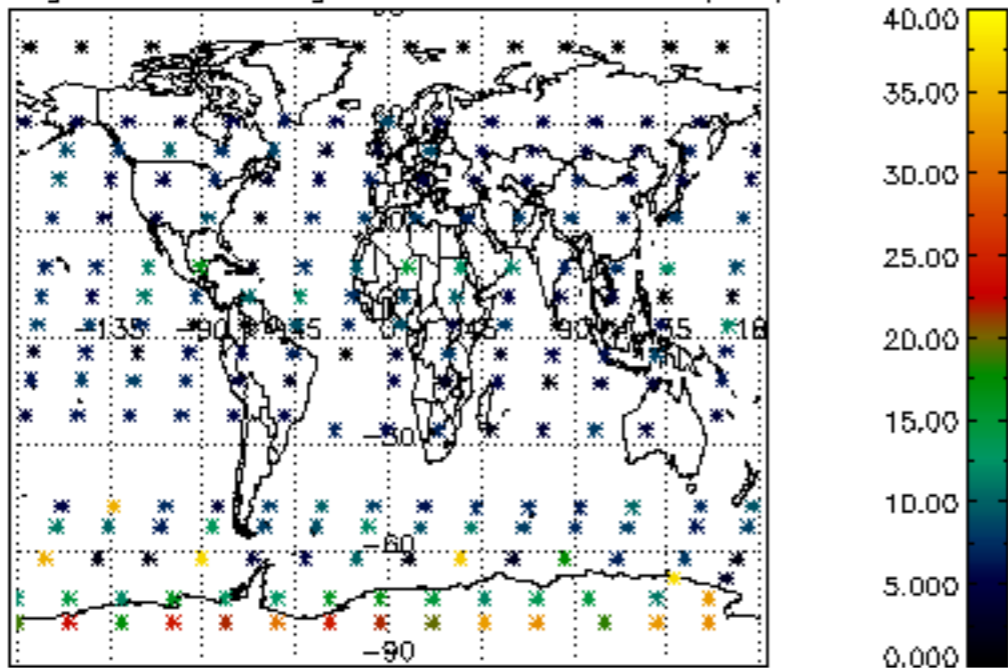
Percentage of cosmic ray hits per profile



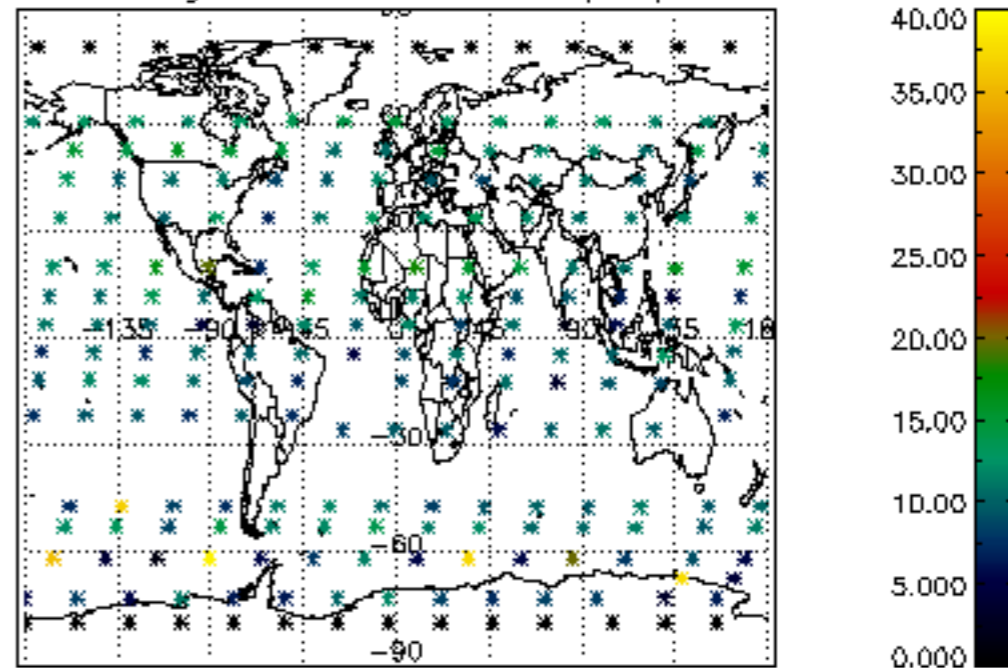
Percentage of datation errors per profile



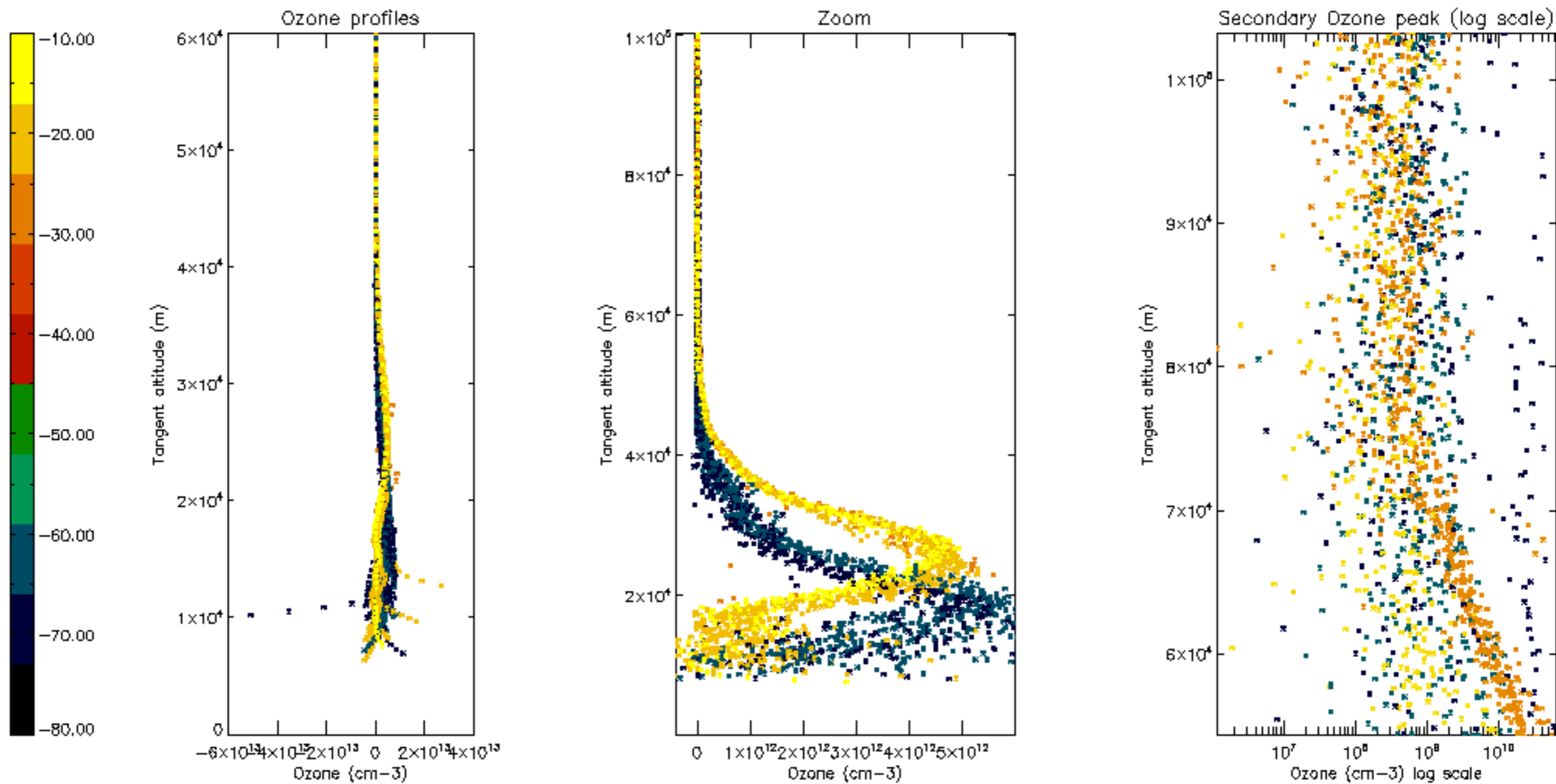
Percentage of star falling outside central band per profile

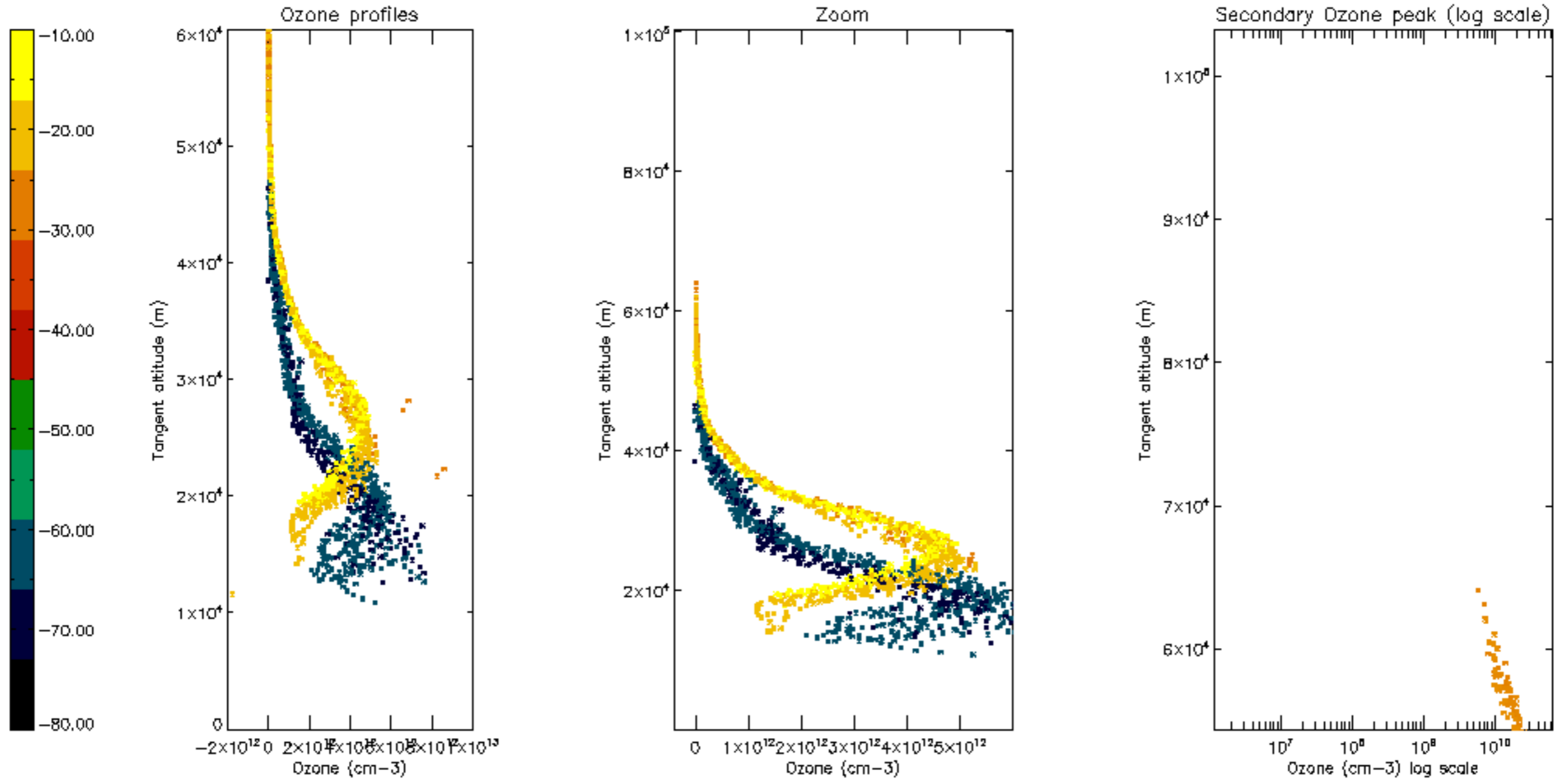


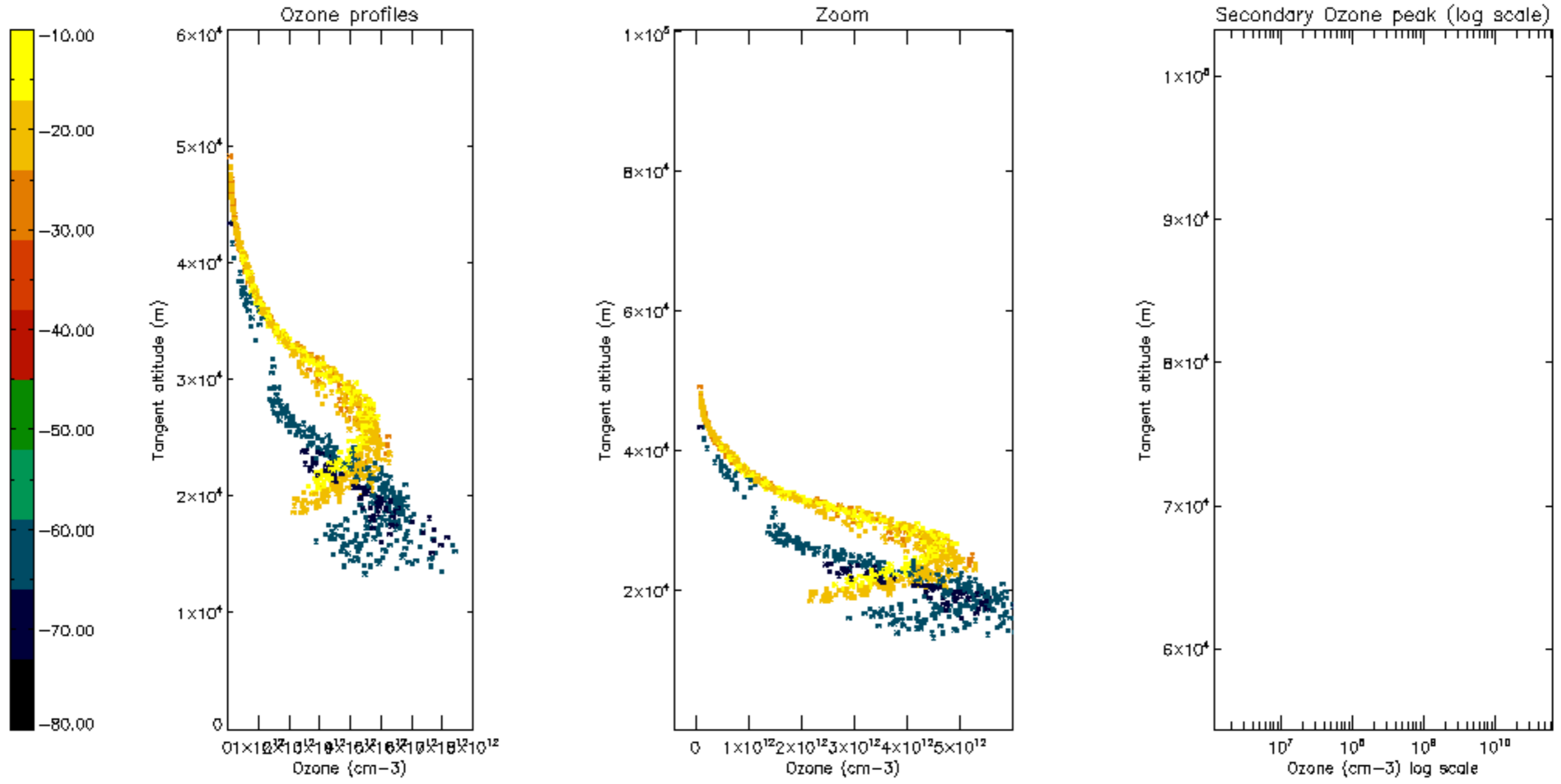
Percentage of saturation errors per profile

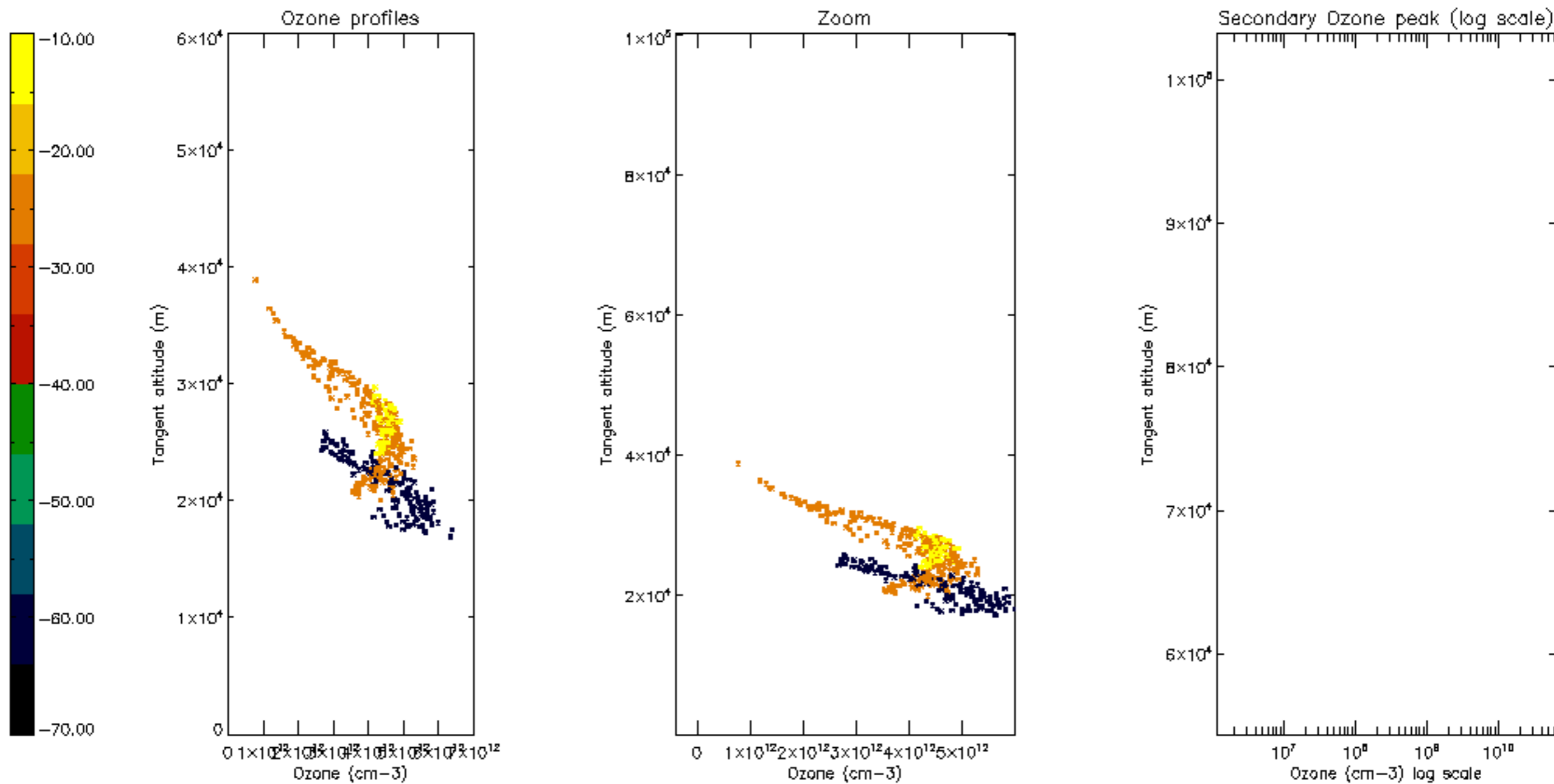


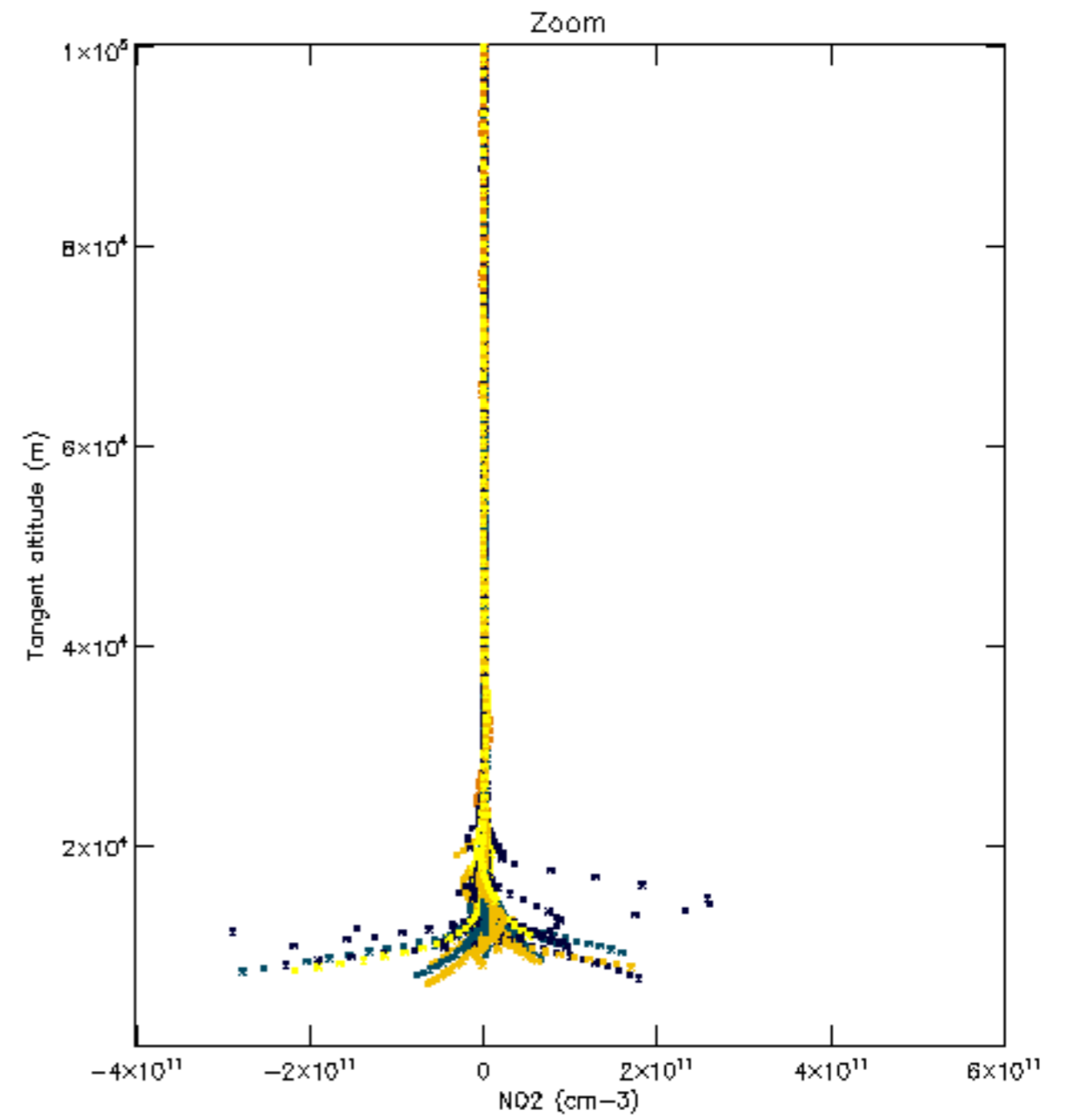
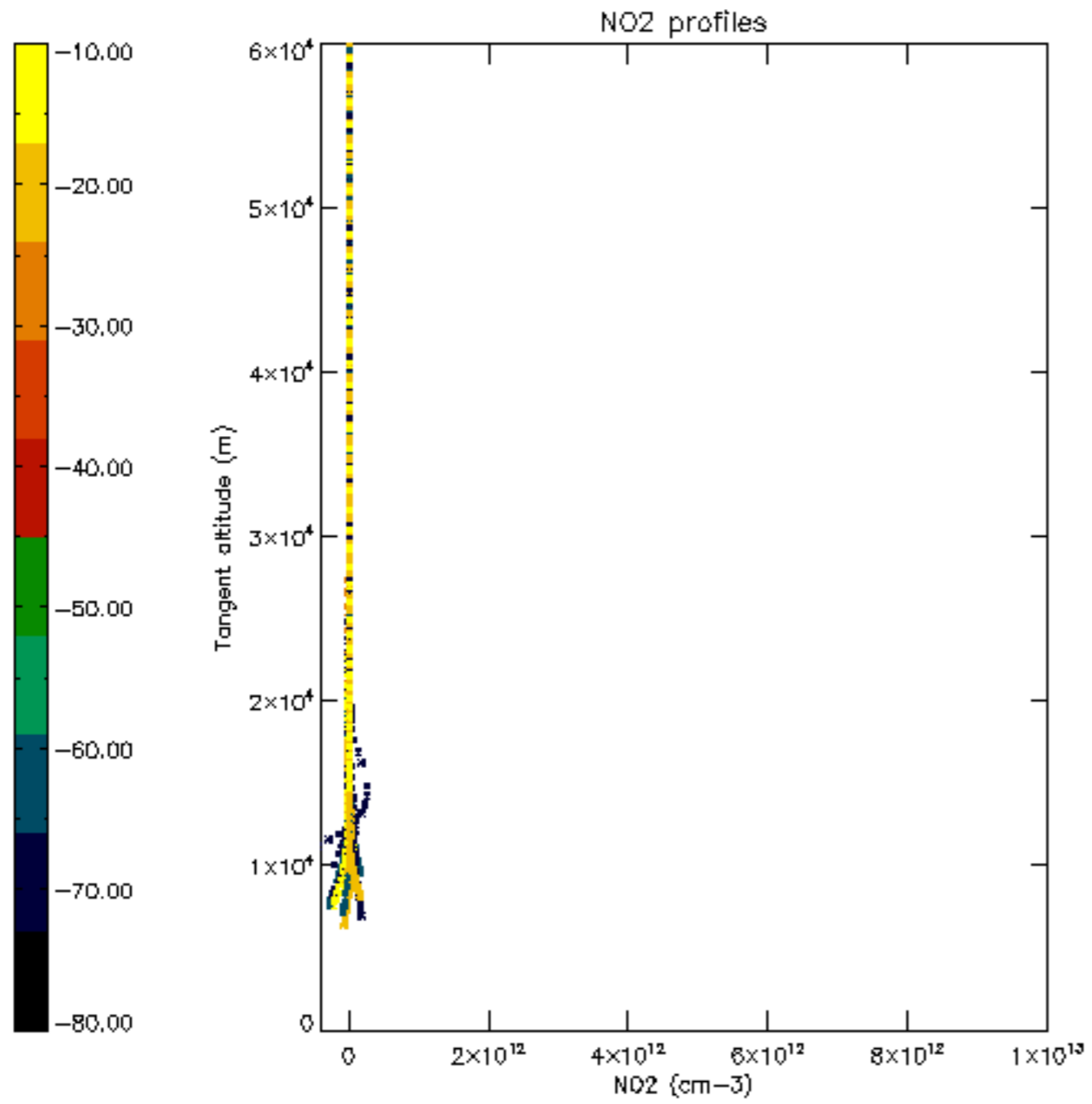


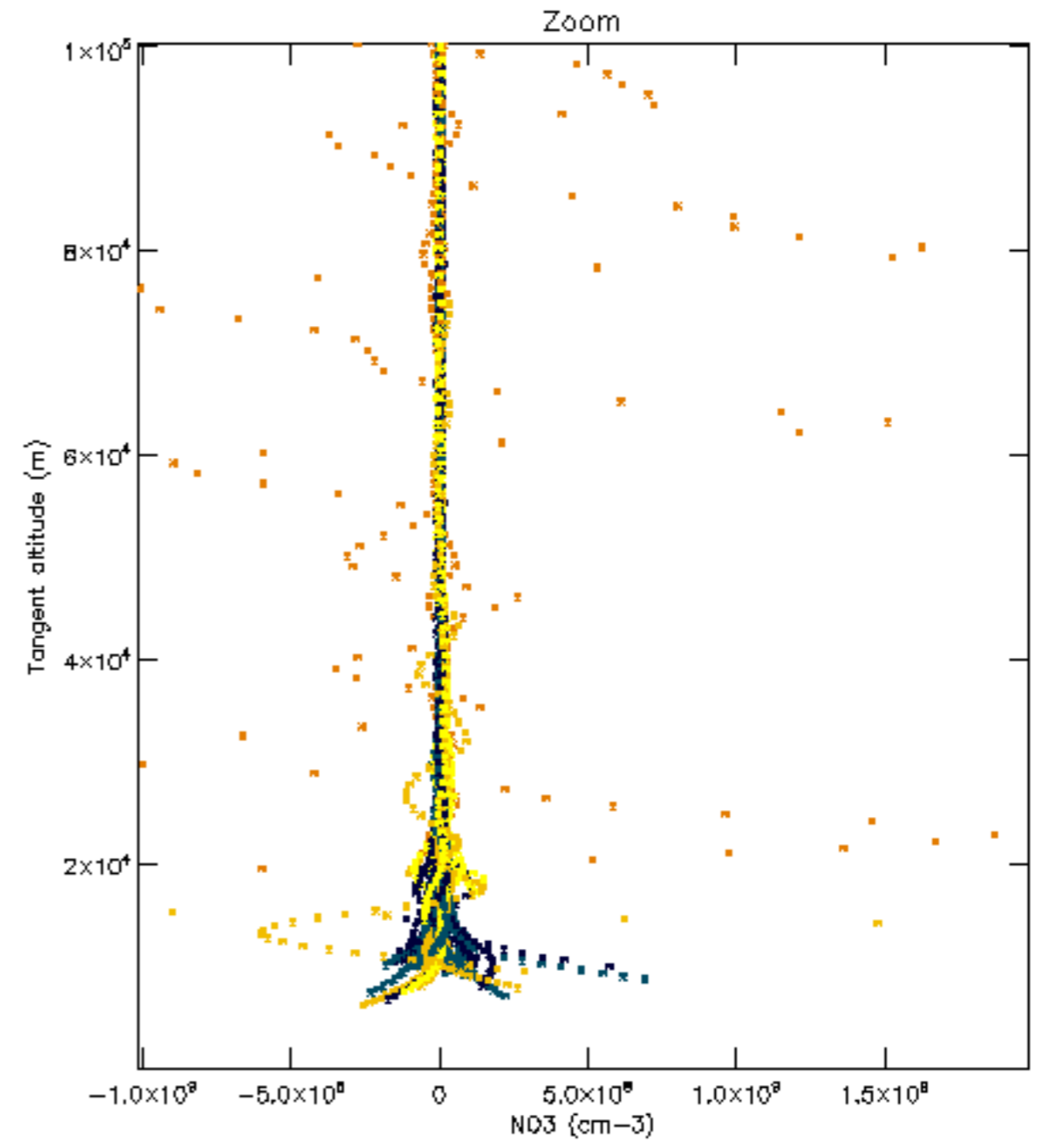
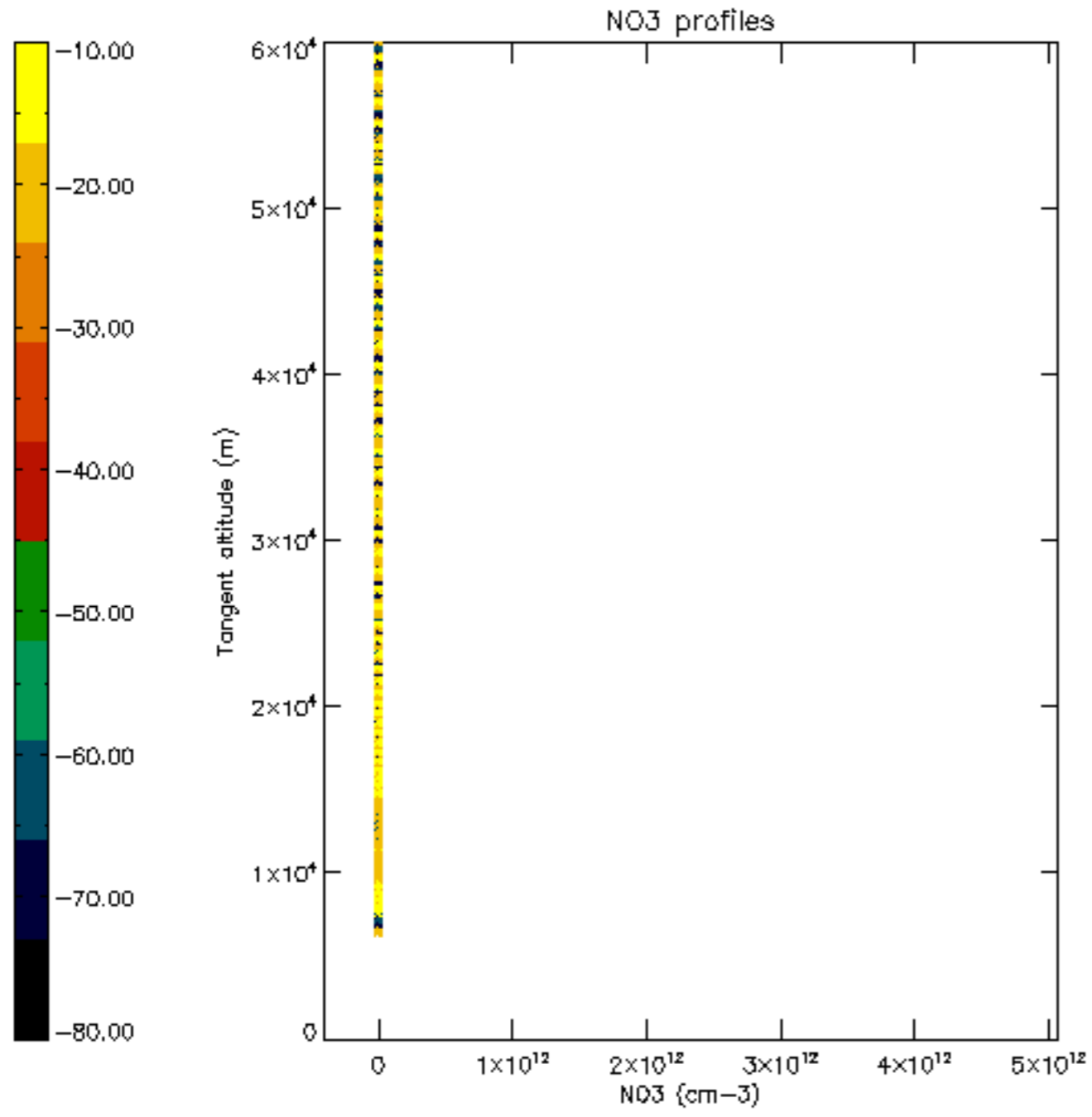


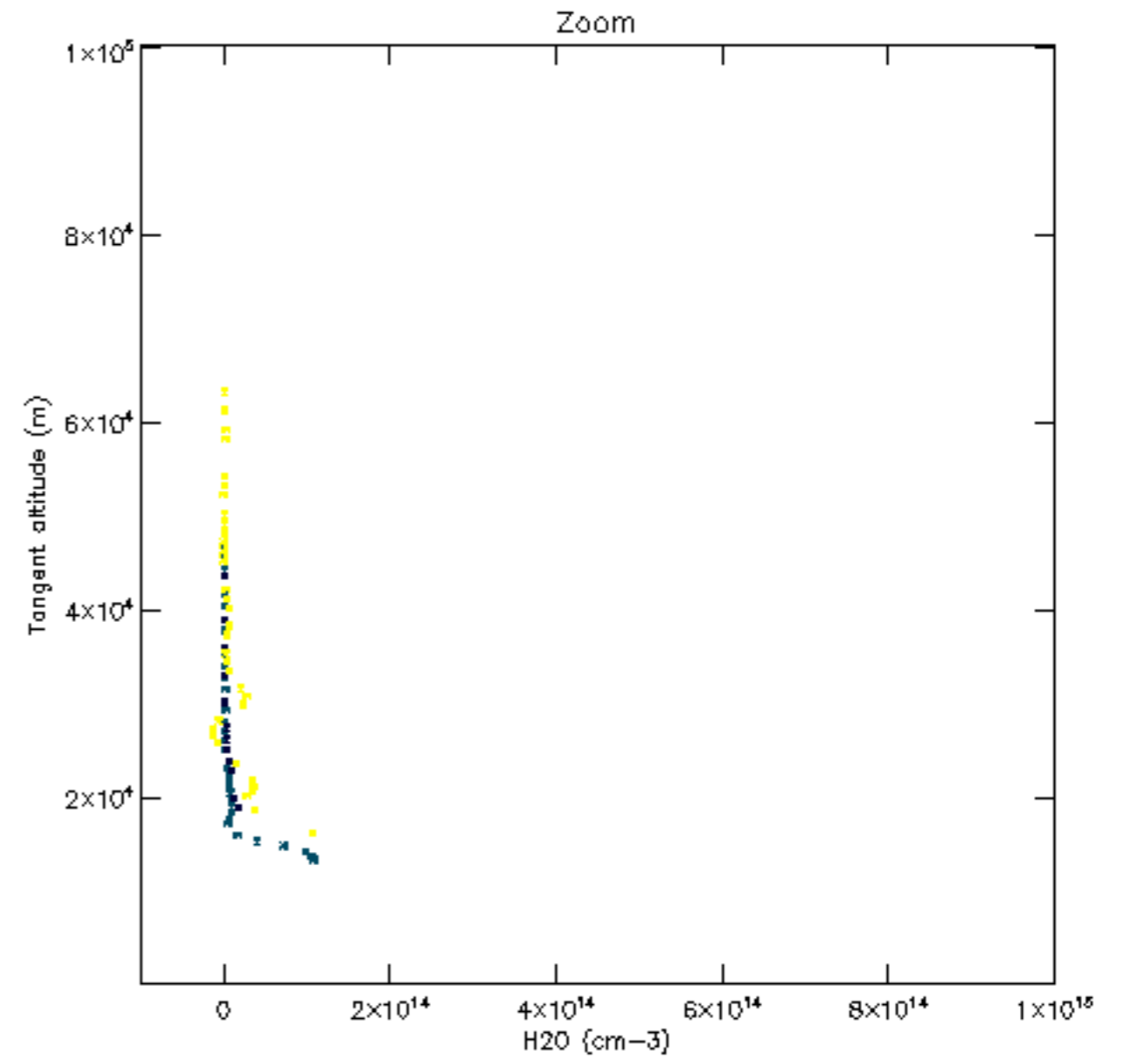
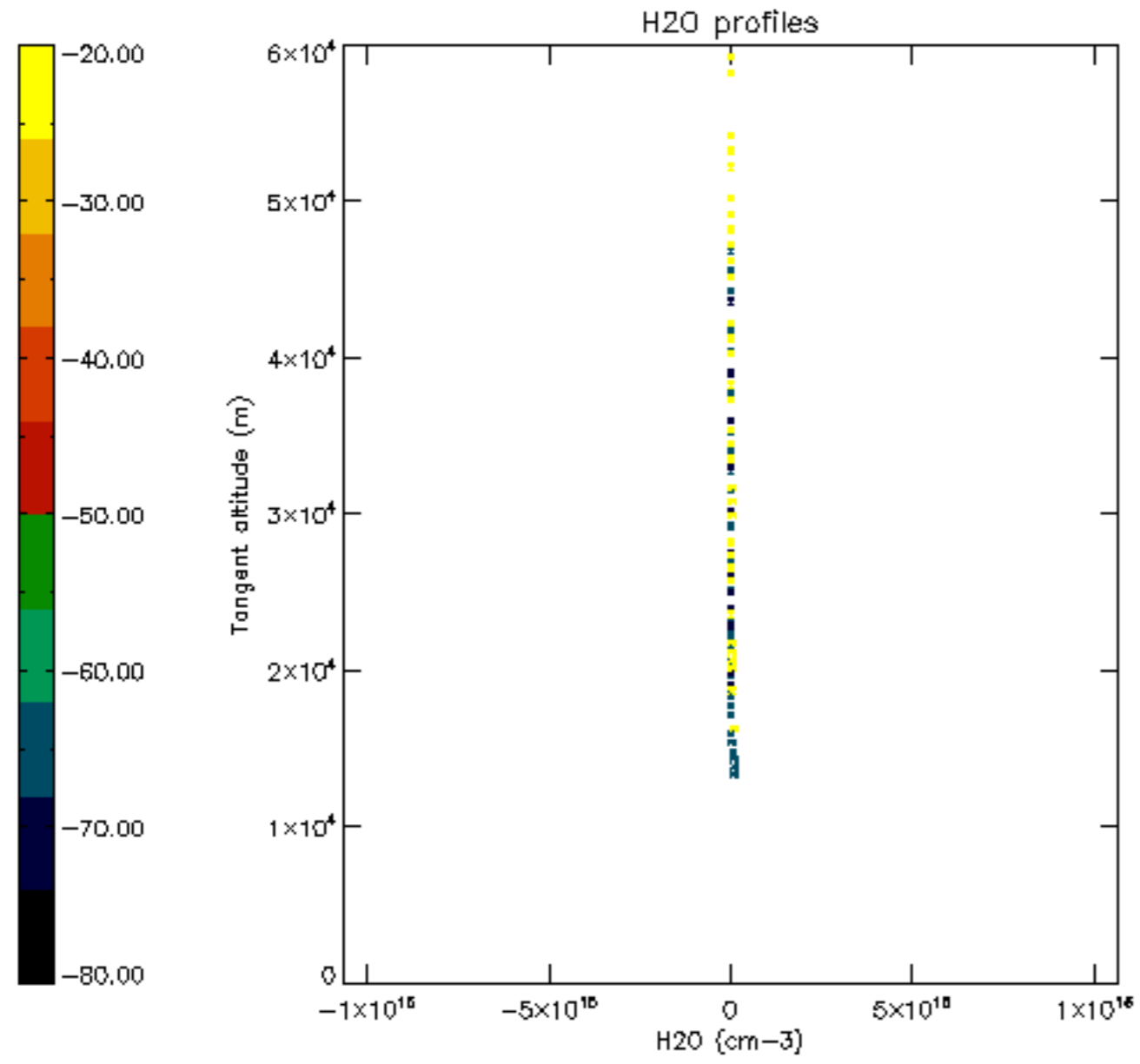


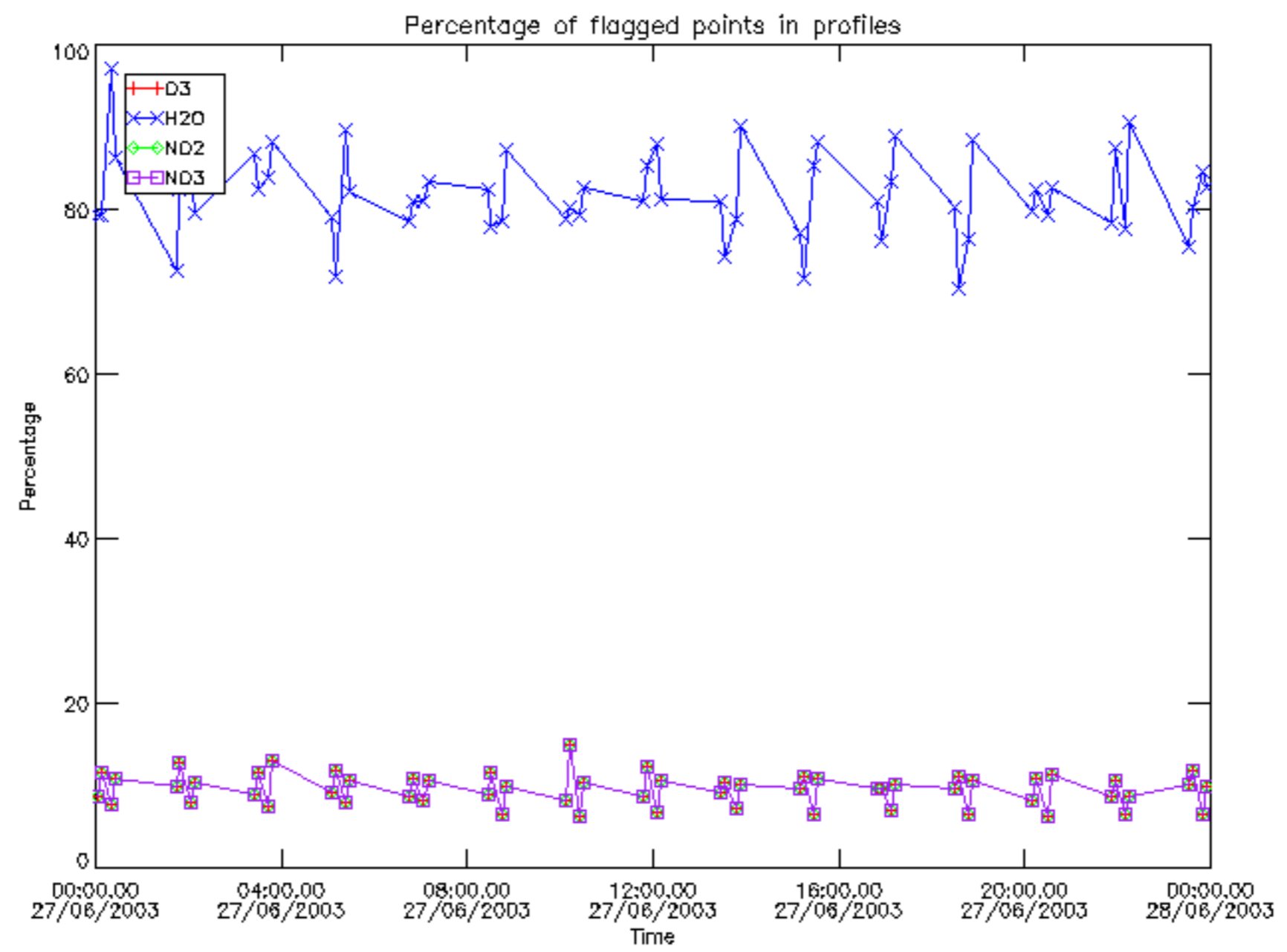






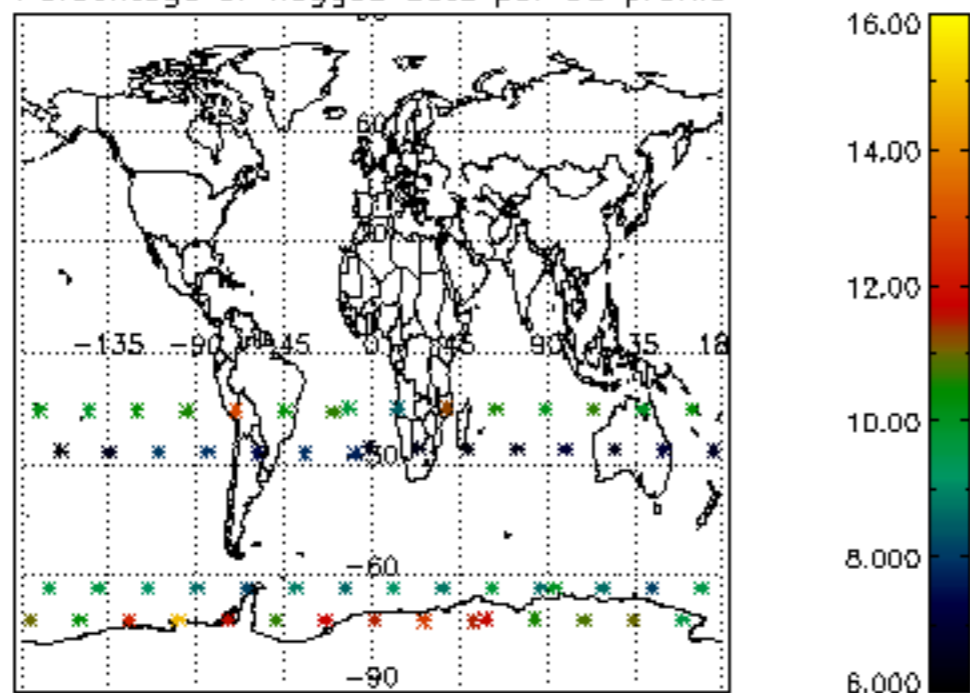




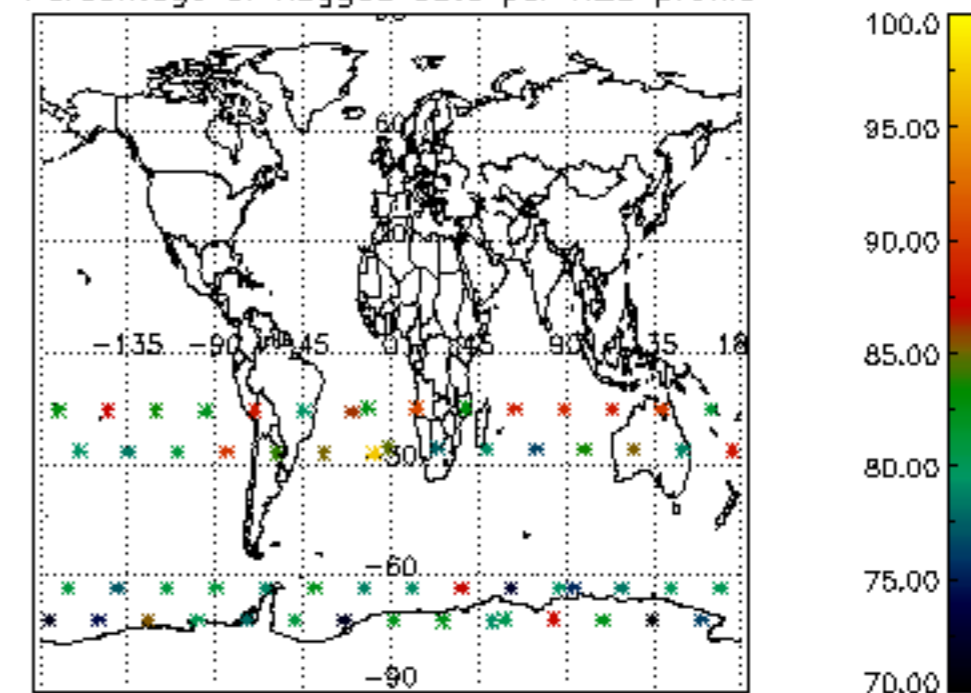




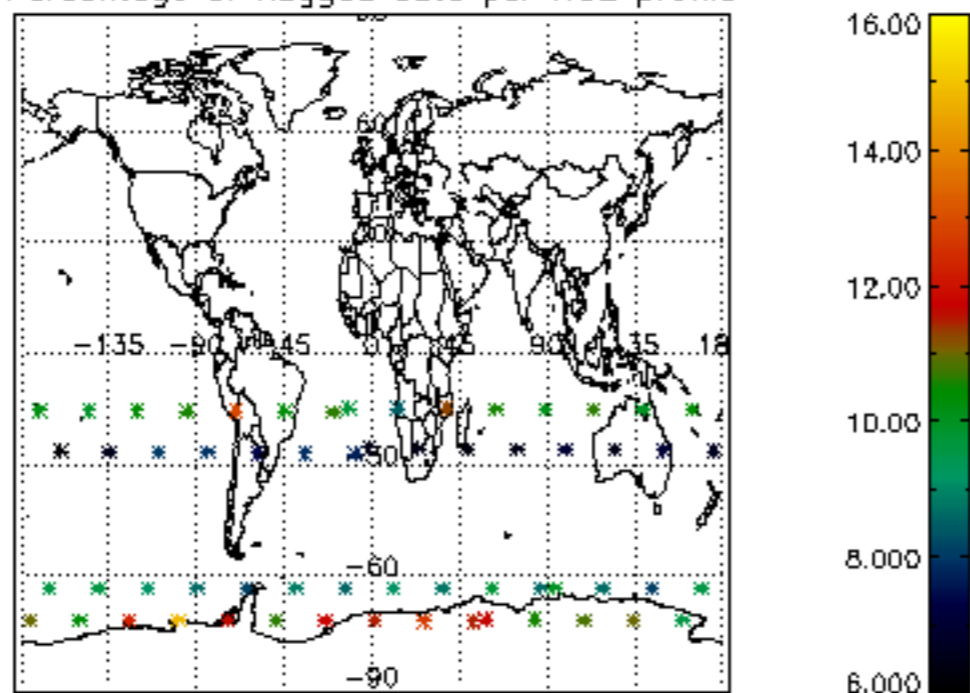
Percentage of flagged data per D3 profile



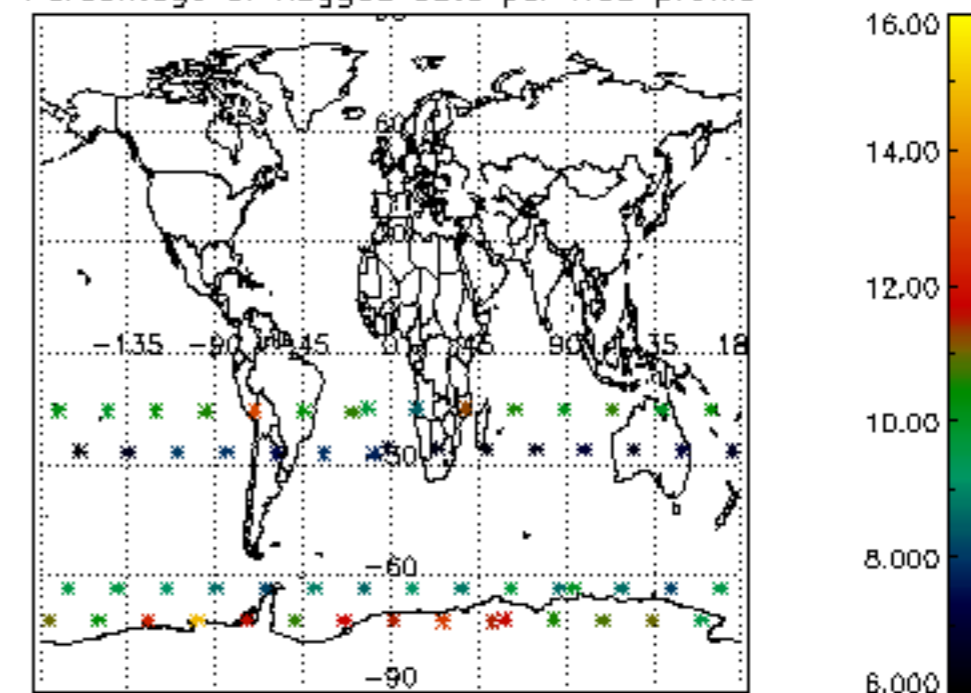
Percentage of flagged data per H2O profile

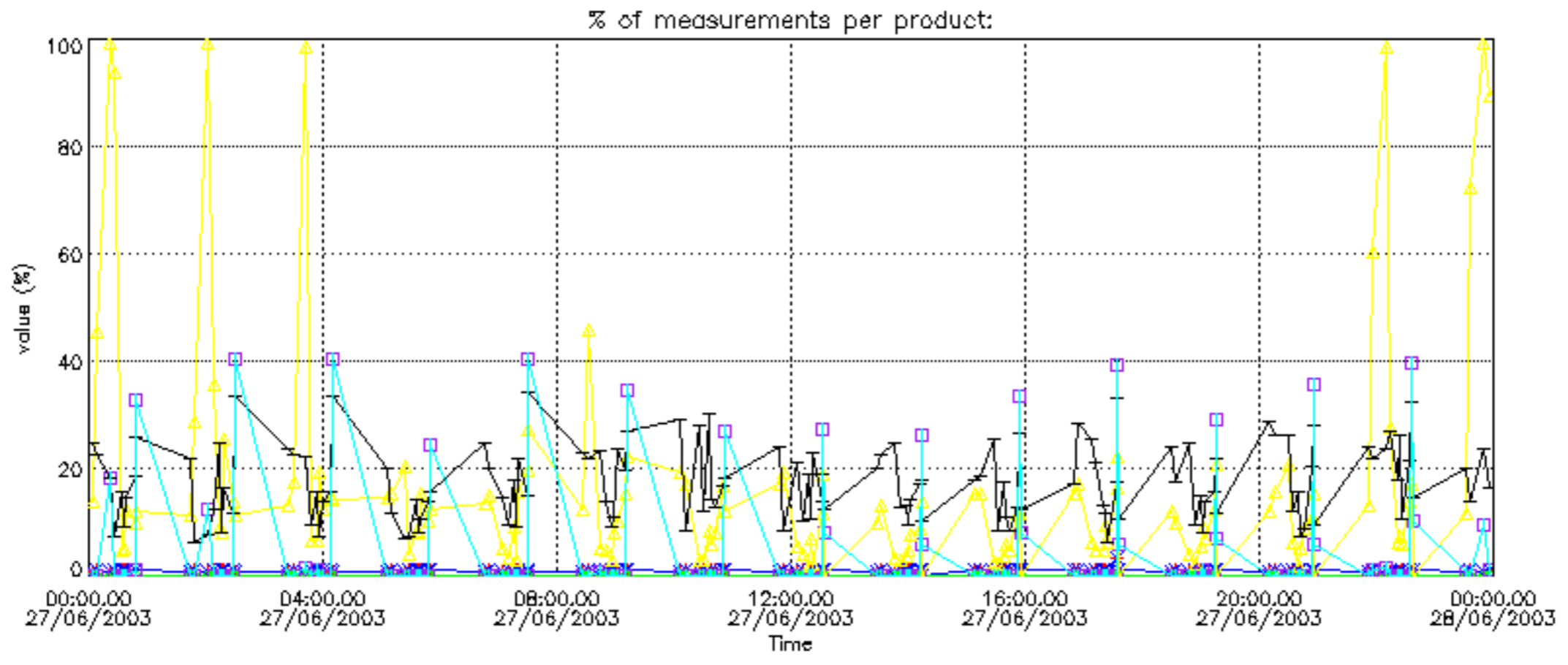


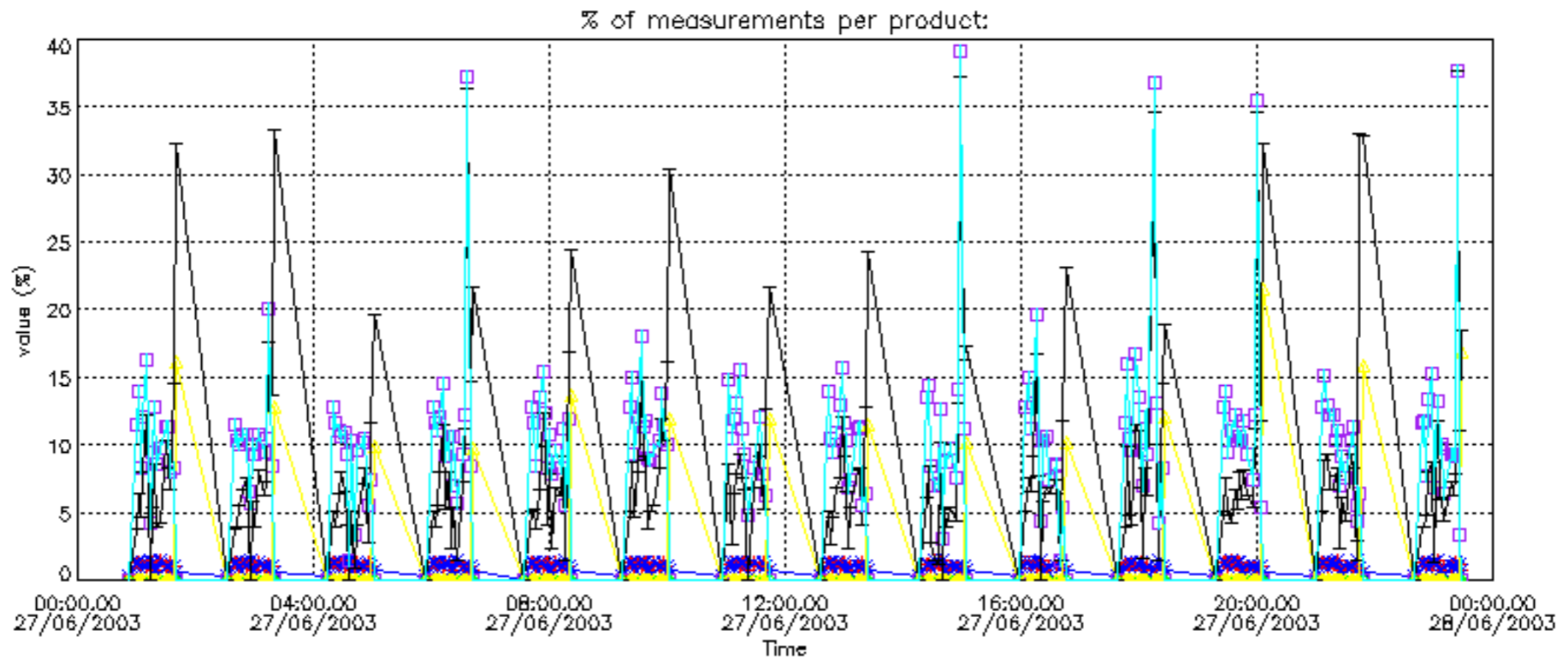
Percentage of flagged data per NO2 profile



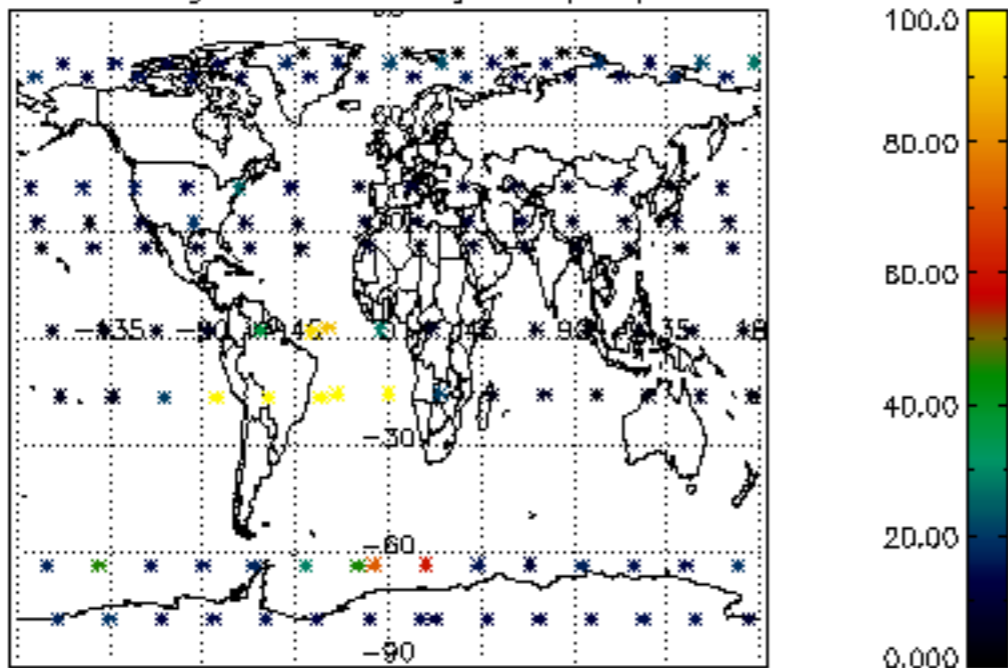
Percentage of flagged data per NO3 profile



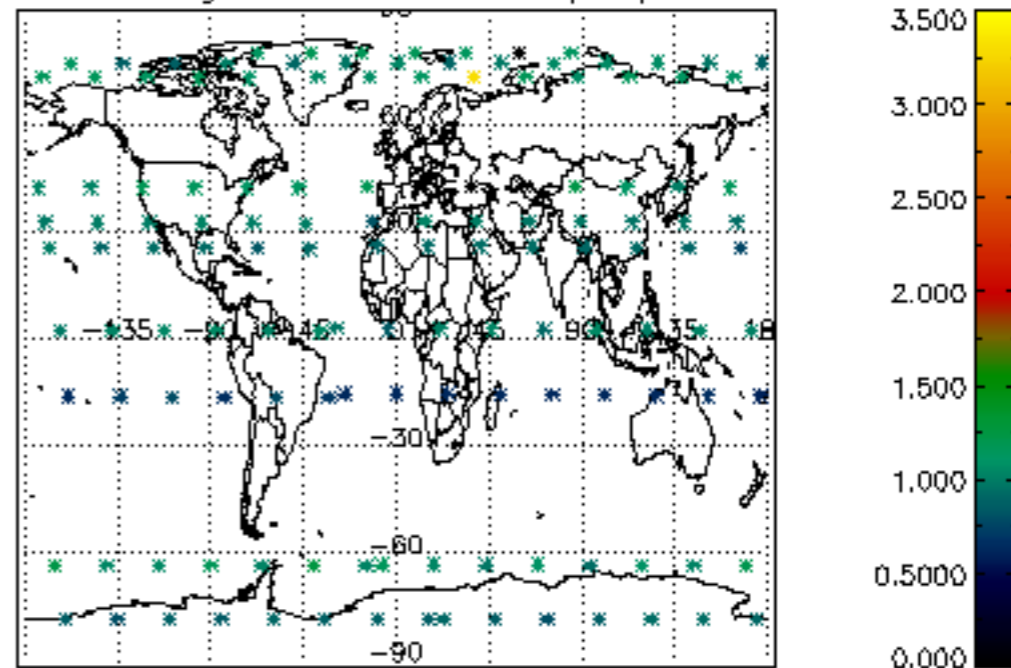




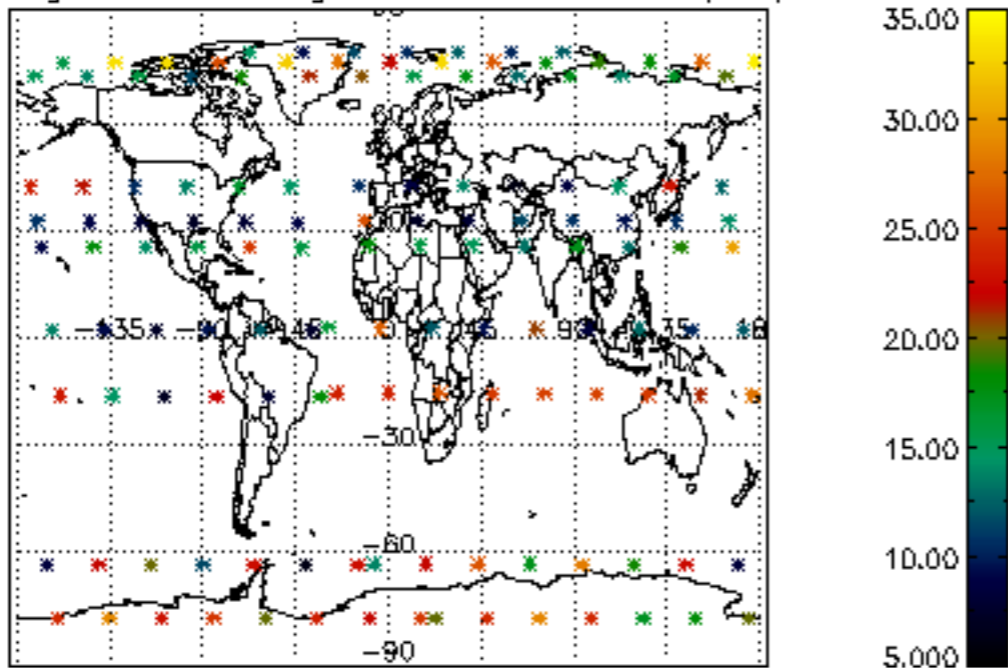
Percentage of cosmic ray hits per profile



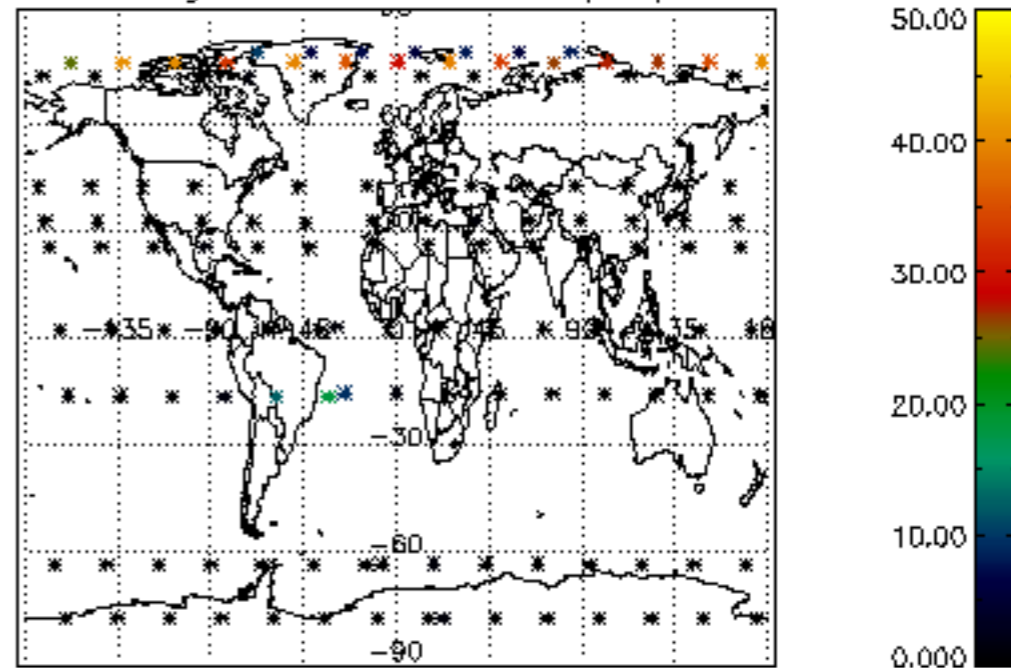
Percentage of datation errors per profile



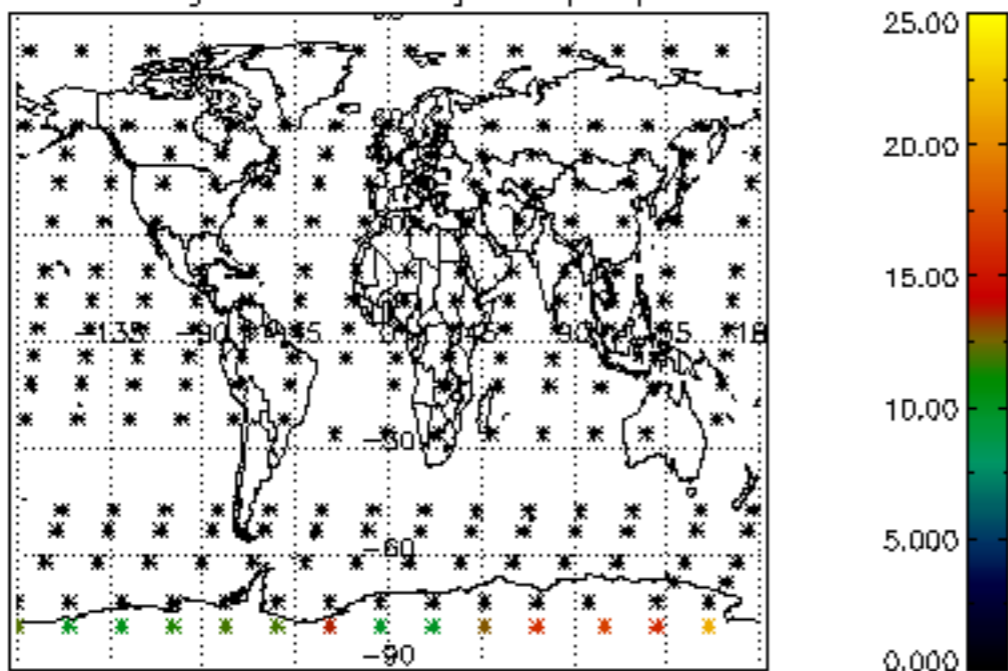
Percentage of star falling outside central band per profile



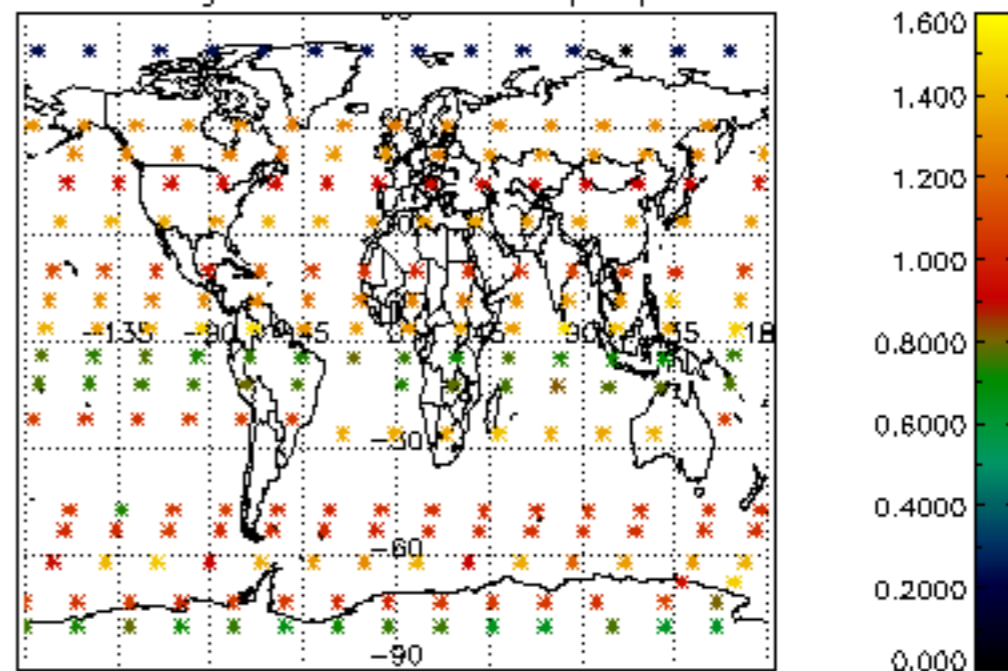
Percentage of saturation errors per profile



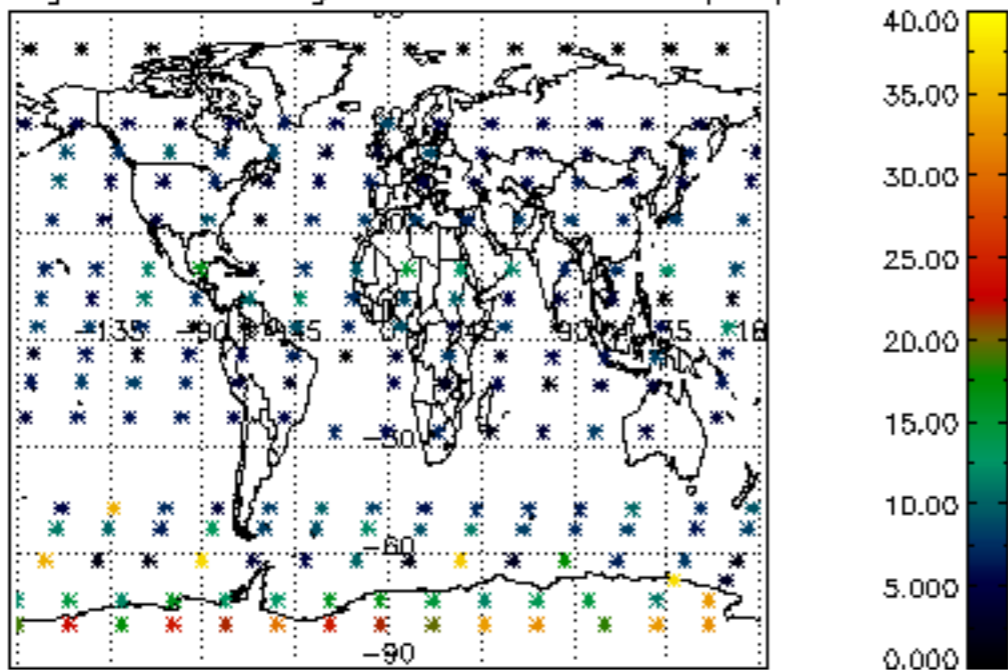
Percentage of cosmic ray hits per profile



Percentage of datation errors per profile



Percentage of star falling outside central band per profile



Percentage of saturation errors per profile

