

# GOMOS Level 2 Daily Report

## SUMMARY

### [1. General Info](#)

### [2. Summary of processed GOM\\_NL\\_2P products](#)

### [3. Level 2 Quality information per product](#)

#### [3.1 Plot of level 2 quality information per product \(time dependant\)](#)

#### [3.2 Plot of level 2 quality information per product \(world map\)](#)

### [4. Level 1 Quality information per product \(stored on level 2 products\)](#)

#### [4.1 Plot of level 1 quality information per product \(time dependant\)](#)

##### [4.1.1 Plot of level 1 quality information per product \(time dependant\): ASCENDING](#)

##### [4.1.2 Plot of level 1 quality information per product \(time dependant\): DESCENDING](#)

#### [4.2 Plot of level 1 quality information per product \(world map\)](#)

##### [4.2.1 Plot of level 1 quality information per product \(world map\): ASCENDING](#)

##### [4.2.2 Plot of level 1 quality information per product \(world map\): DESCENDING](#)

### [5. Ozone profiles based on quality statistics and other trace gas profiles](#)

#### [5.1 Ozone statistics based on quality of products](#)

#### [5.2 Plot ozone profiles for all STD \(dark without errors\)](#)

#### [5.3 Plot ozone profiles where STD < 20% \(dark without errors\)](#)

#### [5.4. Plot ozone profiles where STD < 10% \(dark without errors\)](#)

#### [5.5. Plot ozone profiles where STD < 5% \(dark without errors\)](#)

#### [5.6 Plot NO2 profiles for all STD \(dark without errors\)](#)

#### [5.7 Plot NO3 profiles for all STD \(dark without errors\)](#)

#### [5.8 Plot H2O profiles \(only for occultations of stars 1,2,3,4,13,14,16,26,63 dark without errors\) for all STD](#)

### [6. Auxiliary Data Files used for the production reported in section 2](#)

This report presents the daily analysis on parameters extracted from GOMOS level 2 data (GOM\_NL\_\_2P). It is intended to monitor some important parameters that will impact the quality of these products. A list of level 2 products (and content) that have arrived during the reporting day to the PCF is also given.

Item	Value
Time of report generation	19APR2013 16:37:34
Data source version	GOMOS/6.01
Start time of products	26-06-2003 (26JUN2003 00:00:00)
Stop time of products	27-06-2003 (27JUN2003 00:00:00)
Store outputs in DB	Yes
Nb of level 2 prods	357
Nb of prods with errors	3

## 2. Summary of processed GOM\_NL\_\_2P products.

Nr	Filename	UTC Start time	Limb	Duration	Star Id	Star Name	Star Mag	Star Temp	Nb Meas	Orbit	Prod. error
1	GOM_NL__2PRFIN20030626_000206_000000462017_00331_06898_6488.N1	26-JUN-2003 00:02:06	Bright	45.500	5	3Alp Lyr	0.033000	11000.	91	6898	No
2	GOM_NL__2PRFIN20030626_000416_000000402017_00331_06898_6489.N1	26-JUN-2003 00:04:16	Bright	40.000	130	23Bet Dra	2.7990	5800.0	80	6898	No
3	GOM_NL__2PRFIN20030626_000623_000000402017_00331_06898_6490.N1	26-JUN-2003 00:06:23	Bright	39.500	119	14Eta Dra	2.7270	4700.0	79	6898	No
4	GOM_NL__2PRFIN20030626_000912_000000702017_00331_06898_6491.N1	26-JUN-2003 00:09:12	Bright	69.500	66	37Gam Cyg	2.2080	5900.0	139	6898	No
5	GOM_NL__2PRFIN20030626_001120_000000682017_00331_06898_6492.N1	26-JUN-2003 00:11:20	Bright	68.000	19	50Alp Cyg	1.2460	10500.	136	6898	No
6	GOM_NL__2PRFIN20030626_001438_000000372017_00331_06898_6493.N1	26-JUN-2003 00:14:38	Bright	36.500	49	1Alp UMi	1.9900	6300.0	73	6898	No
7	GOM_NL__2PRFIN20030626_002055_000000682017_00331_06898_6494.N1	26-JUN-2003 00:20:55	Bright	67.500	74	11Bet Cas	2.2680	6600.0	135	6898	No
8	GOM_NL__2PRFIN20030626_002230_000000482017_00331_06898_6495.N1	26-JUN-2003 00:22:30	Bright	48.000	68	18Alp Cas	2.2250	4500.0	96	6898	No
9	GOM_NL__2PRFIN20030626_002457_000000372017_00331_06898_6496.N1	26-JUN-2003 00:24:57	Bright	37.000	160	23Gam Per	2.9300	4700.0	74	6898	No
10	GOM_NL__2PRFIN20030626_002823_000000462017_00331_06898_6497.N1	26-JUN-2003 00:28:23	Bright	45.500	73	57Gam1And	2.2600	13100.	91	6898	No
11	GOM_NL__2PRFIN20030626_003050_000000642017_00331_06898_6498.N1	26-JUN-2003 00:30:50	Twilight	64.000	53	43Bet And	2.0480	3300.0	128	6898	No
12	GOM_NL__2PRFIN20030626_003448_000000542017_00331_06898_6499.N1	26-JUN-2003 00:34:48	Dark	53.500	50	13Alp Ari	2.0070	4250.0	107	6898	No
13	GOM_NL__2PRFIN20030626_003940_000000492017_00331_06898_6500.N1	26-JUN-2003 00:39:40	Dark	48.500	94	92Alp Cet	2.5260	3100.0	97	6898	No
14	GOM_NL__2PRFIN20030626_005248_000000832017_00331_06898_6501.N1	26-JUN-2003 00:52:48	Dark	82.500	52	16Bet Cet	2.0370	4500.0	165	6898	No
15	GOM_NL__2PRFIN20030626_005809_000000552017_00332_06899_6308.N1	26-JUN-2003 00:58:09	Dark	54.500	84	Alp Phe	2.3970	4500.0	109	6899	No
16	GOM_NL__2PRFIN20030626_010437_000000552017_00332_06899_6309.N1	26-JUN-2003 01:04:37	Straylight	55.000	63	Bet Gru	2.1500	2800.0	110	6899	No
17	GOM_NL__2PRFIN20030626_010639_000000562017_00332_06899_6310.N1	26-JUN-2003 01:06:39	Straylight	56.000	31	Alp Gru	1.7340	15200.	112	6899	No
18	GOM_NL__2PRFIN20030626_010934_000000422017_00332_06899_6311.N1	26-JUN-2003 01:09:34	Straylight	42.000	45	Alp Pav	1.9400	26000.	84	6899	No
19	GOM_NL__2PRFIN20030626_011840_000000462017_00332_06899_6312.N1	26-JUN-2003 01:18:40	Twilight	46.000	38	20Eps Sgr	1.8360	11000.	92	6899	No
20	GOM_NL__2PRFIN20030626_012004_000000572017_00332_06899_6313.N1	26-JUN-2003 01:20:04	Bright	57.000	116	19Del Sgr	2.7000	4100.0	114	6899	No
21	GOM_NL__2PRFIN20030626_012212_000000502017_00332_06899_6314.N1	26-JUN-2003 01:22:12	Bright	50.000	155	41Pi Sgr	2.9000	6600.0	100	6899	No
22	GOM_NL__2PRFIN20030626_012459_000000382017_00332_06899_6315.N1	26-JUN-2003 01:24:59	Bright	38.000	86	35Eta Oph	2.4300	10200.	76	6899	No
23	GOM_NL__2PRFIN20030626_013053_000000402017_00332_06899_6316.N1	26-JUN-2003 01:30:53	Bright	39.500	126	60Bet Oph	2.7700	4250.0	79	6899	No
24	GOM_NL__2PRFIN20030626_013316_000000402017_00332_06899_6317.N1	26-JUN-2003 01:33:16	Bright	39.500	59	55Alp Oph	2.0800	8900.0	79	6899	No
25	GOM_NL__2PRFIN20030626_013549_000000562017_00332_06899_6318.N1	26-JUN-2003 01:35:49	Bright	56.000	168	17Zet Aql	2.9860	11000.	112	6899	No
26	GOM_NL__2PRFIN20030626_013833_000000382017_00332_06899_6319.N1	26-JUN-2003 01:38:33	Bright	37.500	133	40Zet Her	2.8070	6000.0	75	6899	No
27	GOM_NL__2PRFIN20030626_014241_000000472017_00332_06899_6320.N1	26-JUN-2003 01:42:41	Bright	47.000	5	3Alp Lyr	0.033000	11000.	94	6899	No
28	GOM_NL__2PRFIN20030626_014452_000000372017_00332_06899_6321.N1	26-JUN-2003 01:44:52	Bright	37.000	130	23Bet Dra	2.7990	5800.0	74	6899	No
29	GOM_NL__2PRFIN20030626_014659_000000352017_00332_06899_6322.N1	26-JUN-2003 01:46:59	Bright	34.500	119	14Eta Dra	2.7270	4700.0	69	6899	No
30	GOM_NL__2PRFIN20030626_014946_000000682017_00332_06899_6323.N1	26-JUN-2003 01:49:46	Bright	67.500	66	37Gam Cyg	2.2080	5900.0	135	6899	No
31	GOM_NL__2PRFIN20030626_015155_000000662017_00332_06899_6324.N1	26-JUN-2003 01:51:55	Bright	65.500	19	50Alp Cyg	1.2460	10500.	131	6899	No
32	GOM_NL__2PRFIN20030626_015514_000000352017_00332_06899_6325.N1	26-JUN-2003 01:55:14	Bright	35.000	49	1Alp UMi	1.9900	6300.0	70	6899	No
33	GOM_NL__2PRFIN20030626_020131_000000482017_00332_06899_6326.N1	26-JUN-2003 02:01:31	Bright	47.500	74	11Bet Cas	2.2680	6600.0	95	6899	No
34	GOM_NL__2PRFIN20030626_020306_000000482017_00332_06899_6327.N1	26-JUN-2003 02:03:06	Bright	48.000	68	18Alp Cas	2.2250	4500.0	96	6899	No
35	GOM_NL__2PRFIN20030626_020533_000000392017_00332_06899_6328.N1	26-JUN-2003 02:05:33	Bright	39.000	160	23Gam Per	2.9300	4700.0	78	6899	No
36	GOM_NL__2PRFIN20030626_020859_000000472017_00332_06899_6329.N1	26-JUN-2003 02:08:59	Bright	46.500	73	57Gam1And	2.2600	13100.	93	6899	No
37	GOM_NL__2PRFIN20030626_021126_000000722017_00332_06899_6330.N1	26-JUN-2003 02:11:26	Twilight	71.500	53	43Bet And	2.0480	3300.0	143	6899	No
38	GOM_NL__2PRFIN20030626_021524_000000562017_00332_06899_6331.N1	26-JUN-2003 02:15:24	Dark	55.500	50	13Alp Ari	2.0070	4250.0	111	6899	No
39	GOM_NL__2PRFIN20030626_022016_000000452017_00332_06899_6332.N1	26-JUN-2003 02:20:16	Dark	44.500	94	92Alp Cet	2.5260	3100.0	89	6899	No
40	GOM_NL__2PRFIN20030626_023326_000000702017_00332_06899_6333.N1	26-JUN-2003 02:33:26	Dark	70.000	52	16Bet Cet	2.0370	4500.0	140	6899	No
41	GOM_NL__2PRFIN20030626_023846_000000492017_00333_06900_6309.N1	26-JUN-2003 02:38:46	Dark	49.000	84	Alp Phe	2.3970	4500.0	98	6900	No
42	GOM_NL__2PRFIN20030626_024544_000000832017_00333_06900_6310.N1	26-JUN-2003 02:45:44	Straylight	82.500	18	24Alp PsA	1.1660	9700.0	165	6900	No

43	GOM_NL__2PRFIN20030626_025010_000000432017_00333_06900_6311.N1	26-JUN-2003 02:50:10	Straylight	43.000	45	Alp Pav	1.9400	26000.	86	6900	No
44	GOM_NL__2PRFIN20030626_025916_000000452017_00333_06900_6312.N1	26-JUN-2003 02:59:16	Tw_i_and_stray	44.500	38	20Eps Sgr	1.8360	11000.	89	6900	No
45	GOM_NL__2PRFIN20030626_030040_000000502017_00333_06900_6313.N1	26-JUN-2003 03:00:40	Bright	50.000	116	19Del Sgr	2.7000	4100.0	100	6900	No
46	GOM_NL__2PRFIN20030626_030249_000000482017_00333_06900_6314.N1	26-JUN-2003 03:02:49	Bright	48.000	155	41Pi Sgr	2.9000	6600.0	96	6900	No
47	GOM_NL__2PRFIN20030626_030535_000000232017_00333_06900_6315.N1	26-JUN-2003 03:05:35	Tw_i_and_stray	23.000	86	35Eta Oph	2.4300	10200.	46	6900	No
48	GOM_NL__2PRFIN20030626_031129_000000392017_00333_06900_6316.N1	26-JUN-2003 03:11:29	Bright	39.000	126	60Bet Oph	2.7700	4250.0	78	6900	No
49	GOM_NL__2PRFIN20030626_031352_000000402017_00333_06900_6317.N1	26-JUN-2003 03:13:52	Bright	40.000	59	55Alp Oph	2.0800	8900.0	80	6900	No
50	GOM_NL__2PRFIN20030626_031625_000000562017_00333_06900_6318.N1	26-JUN-2003 03:16:25	Bright	56.000	168	17Zet Aql	2.9860	11000.	112	6900	No
51	GOM_NL__2PRFIN20030626_031910_000000382017_00333_06900_6319.N1	26-JUN-2003 03:19:10	Bright	38.000	133	40Zet Her	2.8070	6000.0	76	6900	No
52	GOM_NL__2PRFIN20030626_032317_000000492017_00333_06900_6320.N1	26-JUN-2003 03:23:17	Bright	48.500	5	3Alp Lyr	0.033000	11000.	97	6900	No
53	GOM_NL__2PRFIN20030626_032527_000000392017_00333_06900_6321.N1	26-JUN-2003 03:25:27	Bright	39.000	130	23Bet Dra	2.7990	5800.0	78	6900	No
54	GOM_NL__2PRFIN20030626_032735_000000352017_00333_06900_6322.N1	26-JUN-2003 03:27:35	Bright	34.500	119	14Eta Dra	2.7270	4700.0	69	6900	No
55	GOM_NL__2PRFIN20030626_033020_000000692017_00333_06900_6323.N1	26-JUN-2003 03:30:20	Bright	69.000	66	37Gam Cyg	2.2080	5900.0	138	6900	No
56	GOM_NL__2PRFIN20030626_033230_000000682017_00333_06900_6324.N1	26-JUN-2003 03:32:30	Bright	67.500	19	50Alp Cyg	1.2460	10500.	135	6900	No
57	GOM_NL__2PRFIN20030626_033550_000000372017_00333_06900_6325.N1	26-JUN-2003 03:35:50	Bright	36.500	49	1Alp UMi	1.9900	6300.0	73	6900	No
58	GOM_NL__2PRFIN20030626_034206_000000492017_00333_06900_6326.N1	26-JUN-2003 03:42:06	Bright	48.500	74	11Bet Cas	2.2680	6600.0	97	6900	No
59	GOM_NL__2PRFIN20030626_034342_000000482017_00333_06900_6327.N1	26-JUN-2003 03:43:42	Bright	48.000	68	18Alp Cas	2.2250	4500.0	96	6900	No
60	GOM_NL__2PRFIN20030626_034609_000000352017_00333_06900_6328.N1	26-JUN-2003 03:46:09	Bright	35.000	160	23Gam Per	2.9300	4700.0	70	6900	No
61	GOM_NL__2PRFIN20030626_034934_000000462017_00333_06900_6329.N1	26-JUN-2003 03:49:34	Bright	46.000	73	57Gam1And	2.2600	13100.	92	6900	No
62	GOM_NL__2PRFIN20030626_035202_000000732017_00333_06900_6330.N1	26-JUN-2003 03:52:02	Tw_i_and_stray	72.500	53	43Bet And	2.0480	3300.0	145	6900	No
63	GOM_NL__2PRFIN20030626_035601_000000532017_00333_06900_6331.N1	26-JUN-2003 03:56:01	Dark	53.000	50	13Alp Ari	2.0070	4250.0	106	6900	No
64	GOM_NL__2PRFIN20030626_040052_000000392017_00333_06900_6332.N1	26-JUN-2003 04:00:52	Dark	39.000	94	92Alp Cet	2.5260	3100.0	78	6900	No
65	GOM_NL__2PRFIN20030626_041403_000000822017_00333_06900_6333.N1	26-JUN-2003 04:14:03	Dark	81.500	52	16Bet Cet	2.0370	4500.0	163	6900	No
66	GOM_NL__2PRFIN20030626_042621_000000832017_00334_06901_6643.N1	26-JUN-2003 04:26:21	Straylight	83.000	18	24Alp PsA	1.1660	9700.0	166	6901	No
67	GOM_NL__2PRFIN20030626_043047_000000452017_00334_06901_6644.N1	26-JUN-2003 04:30:47	Straylight	45.000	45	Alp Pav	1.9400	26000.	90	6901	No
68	GOM_NL__2PRFIN20030626_043952_000000432017_00334_06901_6645.N1	26-JUN-2003 04:39:52	Tw_i_and_stray	42.500	38	20Eps Sgr	1.8360	11000.	85	6901	No
69	GOM_NL__2PRFIN20030626_044116_000000572017_00334_06901_6646.N1	26-JUN-2003 04:41:16	Bright	57.000	116	19Del Sgr	2.7000	4100.0	114	6901	No
70	GOM_NL__2PRFIN20030626_044325_000000502017_00334_06901_6647.N1	26-JUN-2003 04:43:25	Bright	50.000	155	41Pi Sgr	2.9000	6600.0	100	6901	No
71	GOM_NL__2PRFIN20030626_044619_000000232017_00334_06901_6648.N1	26-JUN-2003 04:46:19	Bright	23.000	86	35Eta Oph	2.4300	10200.	46	6901	No
72	GOM_NL__2PRFIN20030626_045205_000000402017_00334_06901_6649.N1	26-JUN-2003 04:52:05	Bright	39.500	126	60Bet Oph	2.7700	4250.0	79	6901	No
73	GOM_NL__2PRFIN20030626_045428_000000392017_00334_06901_6650.N1	26-JUN-2003 04:54:28	Bright	38.500	59	55Alp Oph	2.0800	8900.0	77	6901	No
74	GOM_NL__2PRFIN20030626_045700_000000552017_00334_06901_6651.N1	26-JUN-2003 04:57:00	Bright	54.500	168	17Zet Aql	2.9860	11000.	109	6901	No
75	GOM_NL__2PRFIN20030626_045945_000000392017_00334_06901_6652.N1	26-JUN-2003 04:59:45	Bright	38.500	133	40Zet Her	2.8070	6000.0	77	6901	No
76	GOM_NL__2PRFIN20030626_050352_000000512017_00334_06901_6653.N1	26-JUN-2003 05:03:52	Bright	50.500	5	3Alp Lyr	0.033000	11000.	101	6901	No
77	GOM_NL__2PRFIN20030626_050603_000000392017_00334_06901_6654.N1	26-JUN-2003 05:06:03	Bright	38.500	130	23Bet Dra	2.7990	5800.0	77	6901	No
78	GOM_NL__2PRFIN20030626_050811_000000382017_00334_06901_6655.N1	26-JUN-2003 05:08:11	Bright	37.500	119	14Eta Dra	2.7270	4700.0	75	6901	No
79	GOM_NL__2PRFIN20030626_051055_000000702017_00334_06901_6656.N1	26-JUN-2003 05:10:55	Bright	69.500	66	37Gam Cyg	2.2080	5900.0	139	6901	No
80	GOM_NL__2PRFIN20030626_051304_000000662017_00334_06901_6657.N1	26-JUN-2003 05:13:04	Bright	66.000	19	50Alp Cyg	1.2460	10500.	132	6901	No
81	GOM_NL__2PRFIN20030626_051626_000000372017_00334_06901_6658.N1	26-JUN-2003 05:16:26	Bright	37.000	49	1Alp UMi	1.9900	6300.0	74	6901	No
82	GOM_NL__2PRFIN20030626_052242_000000482017_00334_06901_6659.N1	26-JUN-2003 05:22:42	Bright	47.500	74	11Bet Cas	2.2680	6600.0	95	6901	No
83	GOM_NL__2PRFIN20030626_052417_000000502017_00334_06901_6660.N1	26-JUN-2003 05:24:17	Bright	49.500	68	18Alp Cas	2.2250	4500.0	99	6901	No
84	GOM_NL__2PRFIN20030626_052645_000000462017_00334_06901_6661.N1	26-JUN-2003 05:26:45	Bright	45.500	160	23Gam Per	2.9300	4700.0	91	6901	No
85	GOM_NL__2PRFIN20030626_053010_000000472017_00334_06901_6662.N1	26-JUN-2003 05:30:10	Bright	47.000	73	57Gam1And	2.2600	13100.	94	6901	No
86	GOM_NL__2PRFIN20030626_053237_000000712017_00334_06901_6663.N1	26-JUN-2003 05:32:37	Tw_i_and_stray	71.000	53	43Bet And	2.0480	3300.0	142	6901	No
87	GOM_NL__2PRFIN20030626_053636_000000572017_00334_06901_6664.N1	26-JUN-2003 05:36:36	Dark	57.000	50	13Alp Ari	2.0070	4250.0	114	6901	No
88	GOM_NL__2PRFIN20030626_054129_000000402017_00334_06901_6665.N1	26-JUN-2003 05:41:29	Dark	40.000	94	92Alp Cet	2.5260	3100.0	80	6901	No
89	GOM_NL__2PRFIN20030626_055440_000000682017_00334_06901_6666.N1	26-JUN-2003 05:54:40	Dark	67.500	52	16Bet Cet	2.0370	4500.0	135	6901	No
90	GOM_NL__2PRFIN20030626_060658_000000792017_00335_06902_6644.N1	26-JUN-2003 06:06:58	Straylight	78.500	18	24Alp PsA	1.1660	9700.0	157	6902	No
91	GOM_NL__2PRFIN20030626_061123_000000432017_00335_06902_6645.N1	26-JUN-2003 06:11:23	Straylight	43.000	45	Alp Pav	1.9400	26000.	86	6902	No
92	GOM_NL__2PRFIN20030626_062029_000000482017_00335_06902_6646.N1	26-JUN-2003 06:20:29	Tw_i_and_stray	48.000	38	20Eps Sgr	1.8360	11000.	96	6902	No
93	GOM_NL__2PRFIN20030626_062153_000000462017_00335_06902_6647.N1	26-JUN-2003 06:21:53	Bright	46.000	116	19Del Sgr	2.7000	4100.0	92	6902	No
94	GOM_NL__2PRFIN20030626_062401_000000492017_00335_06902_6648.N1	26-JUN-2003 06:24:01	Bright	48.500	155	41Pi Sgr	2.9000	6600.0	97	6902	No
95	GOM_NL__2PRFIN20030626_062702_000000232017_00335_06902_6649.N1	26-JUN-2003 06:27:02	Dark	23.000	86	35Eta Oph	2.4300	10200.	46	6902	Yes
96	GOM_NL__2PRFIN20030626_063241_000000402017_00335_06902_6650.N1	26-JUN-2003 06:32:41	Bright	39.500	126	60Bet Oph	2.7700	4250.0	79	6902	No
97	GOM_NL__2PRFIN20030626_063504_000000412017_00335_06902_6651.N1	26-JUN-2003 06:35:04	Bright	40.500	59	55Alp Oph	2.0800	8900.0	81	6902	No
98	GOM_NL__2PRFIN20030626_063735_000000542017_00335_06902_6652.N1	26-JUN-2003 06:37:35	Bright	54.000	168	17Zet Aql	2.9860	11000.	108	6902	No
99	GOM_NL__2PRFIN20030626_064021_000000392017_00335_06902_6653.N1	26-JUN-2003 06:40:21	Bright	38.500	133	40Zet Her	2.8070	6000.0	77	6902	No
100	GOM_NL__2PRFIN20030626_064427_000000512017_00335_06902_6654.N1	26-JUN-2003 06:44:27	Bright	51.000	5	3Alp Lyr	0.033000	11000.	102	6902	No
101	GOM_NL__2PRFIN20030626_064639_000000412017_00335_06902_6655.N1	26-JUN-2003 06:46:39	Bright	40.500	130	23Bet Dra	2.7990	5800.0	81	6902	No

102	GOM_NL__2PRFIN20030626_064847_000000382017_00335_06902_6656.N1	26-JUN-2003 06:48:47	Bright	37.500	119	14Eta Dra	2.7270	4700.0	75	6902	No
103	GOM_NL__2PRFIN20030626_065127_000000672017_00335_06902_6657.N1	26-JUN-2003 06:51:27	Bright	67.000	66	37Gam Cyg	2.2080	5900.0	134	6902	No
104	GOM_NL__2PRFIN20030626_065339_000000672017_00335_06902_6658.N1	26-JUN-2003 06:53:39	Bright	66.500	19	50Alp Cyg	1.2460	10500.	133	6902	No
105	GOM_NL__2PRFIN20030626_065701_000000372017_00335_06902_6659.N1	26-JUN-2003 06:57:01	Bright	37.000	49	1Alp UMi	1.9900	6300.0	74	6902	No
106	GOM_NL__2PRFIN20030626_070316_000000502017_00335_06902_6660.N1	26-JUN-2003 07:03:16	Bright	49.500	74	11Bet Cas	2.2680	6600.0	99	6902	No
107	GOM_NL__2PRFIN20030626_070451_000000512017_00335_06902_6661.N1	26-JUN-2003 07:04:51	Bright	50.500	68	18Alp Cas	2.2250	4500.0	101	6902	No
108	GOM_NL__2PRFIN20030626_070721_000000422017_00335_06902_6662.N1	26-JUN-2003 07:07:21	Bright	42.000	160	23Gam Per	2.9300	4700.0	84	6902	No
109	GOM_NL__2PRFIN20030626_071046_000000452017_00335_06902_6663.N1	26-JUN-2003 07:10:46	Bright	45.000	73	57Gam1And	2.2600	13100.	90	6902	No
110	GOM_NL__2PRFIN20030626_071313_000000702017_00335_06902_6664.N1	26-JUN-2003 07:13:13	Twi_and_stray	69.500	53	43Bet And	2.0480	3300.0	139	6902	No
111	GOM_NL__2PRFIN20030626_071711_000000582017_00335_06902_6665.N1	26-JUN-2003 07:17:11	Dark	58.000	50	13Alp Ari	2.0070	4250.0	116	6902	No
112	GOM_NL__2PRFIN20030626_072204_000000492017_00335_06902_6666.N1	26-JUN-2003 07:22:04	Dark	49.000	94	92Alp Cet	2.5260	3100.0	98	6902	No
113	GOM_NL__2PRFIN20030626_073517_000000812017_00335_06902_6667.N1	26-JUN-2003 07:35:17	Dark	80.500	52	16Bet Cet	2.0370	4500.0	161	6902	No
114	GOM_NL__2PRFIN20030626_074736_000000792017_00336_06903_6645.N1	26-JUN-2003 07:47:36	Straylight	79.000	18	24Alp PsA	1.1660	9700.0	158	6903	No
115	GOM_NL__2PRFIN20030626_075159_000000482017_00336_06903_6646.N1	26-JUN-2003 07:51:59	Straylight	48.000	45	Alp Pav	1.9400	26000.	96	6903	No
116	GOM_NL__2PRFIN20030626_080105_000000482017_00336_06903_6647.N1	26-JUN-2003 08:01:05	Twi_and_stray	47.500	38	20Eps Sgr	1.8360	11000.	95	6903	No
117	GOM_NL__2PRFIN20030626_080229_000000562017_00336_06903_6648.N1	26-JUN-2003 08:02:29	Bright	56.000	116	19Del Sgr	2.7000	4100.0	112	6903	No
118	GOM_NL__2PRFIN20030626_080437_000000482017_00336_06903_6649.N1	26-JUN-2003 08:04:37	Bright	48.000	155	41Pi Sgr	2.9000	6600.0	96	6903	No
119	GOM_NL__2PRFIN20030626_080745_000000172017_00336_06903_6650.N1	26-JUN-2003 08:07:45	Dark	16.500	86	35Eta Oph	2.4300	10200.	33	6903	Yes
120	GOM_NL__2PRFIN20030626_081317_000000402017_00336_06903_6651.N1	26-JUN-2003 08:13:17	Bright	40.000	126	60Bet Oph	2.7700	4250.0	80	6903	No
121	GOM_NL__2PRFIN20030626_081539_000000402017_00336_06903_6652.N1	26-JUN-2003 08:15:39	Bright	39.500	59	55Alp Oph	2.0800	8900.0	79	6903	No
122	GOM_NL__2PRFIN20030626_081810_000000552017_00336_06903_6653.N1	26-JUN-2003 08:18:10	Bright	55.000	168	17Zet Aql	2.9860	11000.	110	6903	No
123	GOM_NL__2PRFIN20030626_082057_000000392017_00336_06903_6654.N1	26-JUN-2003 08:20:57	Bright	38.500	133	40Zet Her	2.8070	6000.0	77	6903	No
124	GOM_NL__2PRFIN20030626_082502_000000542017_00336_06903_6655.N1	26-JUN-2003 08:25:02	Bright	54.000	5	3Alp Lyr	0.033000	11000.	108	6903	No
125	GOM_NL__2PRFIN20030626_082714_000000402017_00336_06903_6656.N1	26-JUN-2003 08:27:14	Bright	40.000	130	23Bet Dra	2.7990	5800.0	80	6903	No
126	GOM_NL__2PRFIN20030626_082922_000000372017_00336_06903_6657.N1	26-JUN-2003 08:29:22	Bright	36.500	119	14Eta Dra	2.7270	4700.0	73	6903	No
127	GOM_NL__2PRFIN20030626_083203_000000702017_00336_06903_6658.N1	26-JUN-2003 08:32:03	Bright	69.500	66	37Gam Cyg	2.2080	5900.0	139	6903	No
128	GOM_NL__2PRFIN20030626_083413_000000662017_00336_06903_6659.N1	26-JUN-2003 08:34:13	Bright	66.000	19	50Alp Cyg	1.2460	10500.	132	6903	No
129	GOM_NL__2PRFIN20030626_083737_000000382017_00336_06903_6660.N1	26-JUN-2003 08:37:37	Bright	37.500	49	1Alp UMi	1.9900	6300.0	75	6903	No
130	GOM_NL__2PRFIN20030626_084351_000000502017_00336_06903_6661.N1	26-JUN-2003 08:43:51	Bright	49.500	74	11Bet Cas	2.2680	6600.0	99	6903	No
131	GOM_NL__2PRFIN20030626_084527_000000492017_00336_06903_6662.N1	26-JUN-2003 08:45:27	Bright	48.500	68	18Alp Cas	2.2250	4500.0	97	6903	No
132	GOM_NL__2PRFIN20030626_084756_000000542017_00336_06903_6663.N1	26-JUN-2003 08:47:56	Bright	54.000	160	23Gam Per	2.9300	4700.0	108	6903	No
133	GOM_NL__2PRFIN20030626_085121_000000492017_00336_06903_6664.N1	26-JUN-2003 08:51:21	Bright	49.000	73	57Gam1And	2.2600	13100.	98	6903	No
134	GOM_NL__2PRFIN20030626_085349_000000682017_00336_06903_6665.N1	26-JUN-2003 08:53:49	Twi_and_stray	67.500	53	43Bet And	2.0480	3300.0	135	6903	No
135	GOM_NL__2PRFIN20030626_085747_000000582017_00336_06903_6666.N1	26-JUN-2003 08:57:47	Dark	58.000	50	13Alp Ari	2.0070	4250.0	116	6903	No
136	GOM_NL__2PRFIN20030626_090239_000000492017_00336_06903_6667.N1	26-JUN-2003 09:02:39	Dark	48.500	94	92Alp Cet	2.5260	3100.0	97	6903	No
137	GOM_NL__2PRFIN20030626_091554_000000712017_00336_06903_6668.N1	26-JUN-2003 09:15:54	Dark	70.500	52	16Bet Cet	2.0370	4500.0	141	6903	No
138	GOM_NL__2PRFIN20030626_092812_000001012017_00337_06904_6646.N1	26-JUN-2003 09:28:12	Straylight	100.50	18	24Alp PsA	1.1660	9700.0	201	6904	No
139	GOM_NL__2PRFIN20030626_093235_000000432017_00337_06904_6647.N1	26-JUN-2003 09:32:35	Straylight	42.500	45	Alp Pav	1.9400	26000.	85	6904	No
140	GOM_NL__2PRFIN20030626_094141_000000462017_00337_06904_6648.N1	26-JUN-2003 09:41:41	Twi_and_stray	45.500	38	20Eps Sgr	1.8360	11000.	91	6904	No
141	GOM_NL__2PRFIN20030626_094305_000000512017_00337_06904_6649.N1	26-JUN-2003 09:43:05	Bright	51.000	116	19Del Sgr	2.7000	4100.0	102	6904	No
142	GOM_NL__2PRFIN20030626_094512_000000512017_00337_06904_6650.N1	26-JUN-2003 09:45:12	Bright	50.500	155	41Pi Sgr	2.9000	6600.0	101	6904	No
143	GOM_NL__2PRFIN20030626_094829_000000082017_00337_06904_6651.N1	26-JUN-2003 09:48:29	Dark	7.5000	86	35Eta Oph	2.4300	10200.	15	6904	Yes
144	GOM_NL__2PRFIN20030626_095352_000000412017_00337_06904_6652.N1	26-JUN-2003 09:53:52	Bright	40.500	126	60Bet Oph	2.7700	4250.0	81	6904	No
145	GOM_NL__2PRFIN20030626_095614_000000402017_00337_06904_6653.N1	26-JUN-2003 09:56:14	Bright	40.000	59	55Alp Oph	2.0800	8900.0	80	6904	No
146	GOM_NL__2PRFIN20030626_095845_000000542017_00337_06904_6654.N1	26-JUN-2003 09:58:45	Bright	53.500	168	17Zet Aql	2.9860	11000.	107	6904	No
147	GOM_NL__2PRFIN20030626_100132_000000392017_00337_06904_6655.N1	26-JUN-2003 10:01:32	Bright	38.500	133	40Zet Her	2.8070	6000.0	77	6904	No
148	GOM_NL__2PRFIN20030626_100537_000000532017_00337_06904_6656.N1	26-JUN-2003 10:05:37	Bright	52.500	5	3Alp Lyr	0.033000	11000.	105	6904	No
149	GOM_NL__2PRFIN20030626_100749_000000422017_00337_06904_6657.N1	26-JUN-2003 10:07:49	Bright	42.000	130	23Bet Dra	2.7990	5800.0	84	6904	No
150	GOM_NL__2PRFIN20030626_100958_000000392017_00337_06904_6658.N1	26-JUN-2003 10:09:58	Bright	38.500	119	14Eta Dra	2.7270	4700.0	77	6904	No
151	GOM_NL__2PRFIN20030626_101239_000000682017_00337_06904_6659.N1	26-JUN-2003 10:12:39	Bright	68.000	66	37Gam Cyg	2.2080	5900.0	136	6904	No
152	GOM_NL__2PRFIN20030626_101448_000000652017_00337_06904_6660.N1	26-JUN-2003 10:14:48	Bright	64.500	19	50Alp Cyg	1.2460	10500.	129	6904	No
153	GOM_NL__2PRFIN20030626_101813_000000382017_00337_06904_6661.N1	26-JUN-2003 10:18:13	Bright	38.000	49	1Alp UMi	1.9900	6300.0	76	6904	No
154	GOM_NL__2PRFIN20030626_102427_000000512017_00337_06904_6662.N1	26-JUN-2003 10:24:27	Bright	50.500	74	11Bet Cas	2.2680	6600.0	101	6904	No
155	GOM_NL__2PRFIN20030626_102602_000000512017_00337_06904_6663.N1	26-JUN-2003 10:26:02	Bright	51.000	68	18Alp Cas	2.2250	4500.0	102	6904	No
156	GOM_NL__2PRFIN20030626_102831_000000542017_00337_06904_6664.N1	26-JUN-2003 10:28:31	Bright	54.000	160	23Gam Per	2.9300	4700.0	108	6904	No
157	GOM_NL__2PRFIN20030626_103157_000000492017_00337_06904_6665.N1	26-JUN-2003 10:31:57	Bright	49.000	73	57Gam1And	2.2600	13100.	98	6904	No
158	GOM_NL__2PRFIN20030626_103425_000000772017_00337_06904_6666.N1	26-JUN-2003 10:34:25	Twi_and_stray	77.000	53	43Bet And	2.0480	3300.0	154	6904	No
159	GOM_NL__2PRFIN20030626_103824_000000622017_00337_06904_6667.N1	26-JUN-2003 10:38:24	Dark	61.500	50	13Alp Ari	2.0070	4250.0	123	6904	No
160	GOM_NL__2PRFIN20030626_104314_000000442017_00337_06904_6668.N1	26-JUN-2003 10:43:14	Dark	44.000	94	92Alp Cet	2.5260	3100.0	88	6904	No



161	GOM_NL__2PRFIN20030626_105632_000000792017_00337_06904_6669.N1	26-JUN-2003 10:56:32	Dark	78.500	52	16Bet Cet	2.0370	4500.0	157	6904	No
162	GOM_NL__2PRFIN20030626_110819_000000562017_00338_06905_6504.N1	26-JUN-2003 11:08:19	Straylight	56.000	63	Bet Gru	2.1500	2800.0	112	6905	No
163	GOM_NL__2PRFIN20030626_111019_000000562017_00338_06905_6505.N1	26-JUN-2003 11:10:19	Straylight	56.000	31	Alp Gru	1.7340	15200.	112	6905	No
164	GOM_NL__2PRFIN20030626_111311_000000452017_00338_06905_6506.N1	26-JUN-2003 11:13:11	Straylight	44.500	45	Alp Pav	1.9400	26000.	89	6905	No
165	GOM_NL__2PRFIN20030626_112217_000000432017_00338_06905_6507.N1	26-JUN-2003 11:22:17	Tw_i_and_stray	42.500	38	20Eps Sgr	1.8360	11000.	85	6905	No
166	GOM_NL__2PRFIN20030626_112340_000000442017_00338_06905_6508.N1	26-JUN-2003 11:23:40	Bright	43.500	116	19Del Sgr	2.7000	4100.0	87	6905	No
167	GOM_NL__2PRFIN20030626_112713_000002102017_00338_06905_6509.N1	26-JUN-2003 11:27:13	Tw_i_and_stray	210.00	142	49Del Cap	2.8500	8900.0	420	6905	No
168	GOM_NL__2PRFIN20030626_113427_000000412017_00338_06905_6510.N1	26-JUN-2003 11:34:27	Bright	41.000	126	60Bet Oph	2.7700	4250.0	82	6905	No
169	GOM_NL__2PRFIN20030626_113650_000000402017_00338_06905_6511.N1	26-JUN-2003 11:36:50	Bright	39.500	59	55Alp Oph	2.0800	8900.0	79	6905	No
170	GOM_NL__2PRFIN20030626_113920_000000542017_00338_06905_6512.N1	26-JUN-2003 11:39:20	Bright	53.500	168	17Zet Aql	2.9860	11000.	107	6905	No
171	GOM_NL__2PRFIN20030626_114208_000000402017_00338_06905_6513.N1	26-JUN-2003 11:42:08	Bright	40.000	133	40Zet Her	2.8070	6000.0	80	6905	No
172	GOM_NL__2PRFIN20030626_114611_000000522017_00338_06905_6514.N1	26-JUN-2003 11:46:11	Bright	52.000	5	3Alp Lyr	0.033000	11000.	104	6905	No
173	GOM_NL__2PRFIN20030626_114824_000000412017_00338_06905_6515.N1	26-JUN-2003 11:48:24	Bright	41.000	130	23Bet Dra	2.7990	5800.0	82	6905	No
174	GOM_NL__2PRFIN20030626_115031_000000412017_00338_06905_6516.N1	26-JUN-2003 11:50:31	Bright	40.500	119	14Eta Dra	2.7270	4700.0	81	6905	No
175	GOM_NL__2PRFIN20030626_115314_000000682017_00338_06905_6517.N1	26-JUN-2003 11:53:14	Bright	67.500	66	37Gam Cyg	2.2080	5900.0	135	6905	No
176	GOM_NL__2PRFIN20030626_115523_000000642017_00338_06905_6518.N1	26-JUN-2003 11:55:23	Bright	64.000	19	50Alp Cyg	1.2460	10500.	128	6905	No
177	GOM_NL__2PRFIN20030626_115848_000000392017_00338_06905_6519.N1	26-JUN-2003 11:58:48	Bright	38.500	49	1Alp UMi	1.9900	6300.0	77	6905	No
178	GOM_NL__2PRFIN20030626_120503_000000492017_00338_06905_6520.N1	26-JUN-2003 12:05:03	Bright	49.000	74	11Bet Cas	2.2680	6600.0	98	6905	No
179	GOM_NL__2PRFIN20030626_120639_000000472017_00338_06905_6521.N1	26-JUN-2003 12:06:39	Bright	46.500	68	18Alp Cas	2.2250	4500.0	93	6905	No
180	GOM_NL__2PRFIN20030626_120907_000000392017_00338_06905_6522.N1	26-JUN-2003 12:09:07	Bright	38.500	160	23Gam Per	2.9300	4700.0	77	6905	No
181	GOM_NL__2PRFIN20030626_121233_000000462017_00338_06905_6523.N1	26-JUN-2003 12:12:33	Bright	45.500	73	57Gam1And	2.2600	13100.	91	6905	No
182	GOM_NL__2PRFIN20030626_121502_000000672017_00338_06905_6524.N1	26-JUN-2003 12:15:02	Tw_i_and_stray	66.500	53	43Bet And	2.0480	3300.0	133	6905	No
183	GOM_NL__2PRFIN20030626_121900_000000572017_00338_06905_6525.N1	26-JUN-2003 12:19:00	Dark	57.000	50	13Alp Ari	2.0070	4250.0	114	6905	No
184	GOM_NL__2PRFIN20030626_122353_000000412017_00338_06905_6526.N1	26-JUN-2003 12:23:53	Dark	41.000	94	92Alp Cet	2.5260	3100.0	82	6905	No
185	GOM_NL__2PRFIN20030626_123710_000000742017_00338_06905_6527.N1	26-JUN-2003 12:37:10	Dark	73.500	52	16Bet Cet	2.0370	4500.0	147	6905	No
186	GOM_NL__2PRFIN20030626_124226_000000532017_00339_06906_6334.N1	26-JUN-2003 12:42:26	Dark	52.500	84	Alp Phe	2.3970	4500.0	105	6906	No
187	GOM_NL__2PRFIN20030626_124853_000000572017_00339_06906_6335.N1	26-JUN-2003 12:48:53	Straylight	56.500	63	Bet Gru	2.1500	2800.0	113	6906	No
188	GOM_NL__2PRFIN20030626_125056_000000532017_00339_06906_6336.N1	26-JUN-2003 12:50:56	Straylight	53.000	31	Alp Gru	1.7340	15200.	106	6906	No
189	GOM_NL__2PRFIN20030626_125345_000000482017_00339_06906_6337.N1	26-JUN-2003 12:53:45	Straylight	47.500	45	Alp Pav	1.9400	26000.	95	6906	No
190	GOM_NL__2PRFIN20030626_130253_000000462017_00339_06906_6338.N1	26-JUN-2003 13:02:53	Tw_i_and_stray	45.500	38	20Eps Sgr	1.8360	11000.	91	6906	No
191	GOM_NL__2PRFIN20030626_130416_000000482017_00339_06906_6339.N1	26-JUN-2003 13:04:16	Bright	47.500	116	19Del Sgr	2.7000	4100.0	95	6906	No
192	GOM_NL__2PRFIN20030626_130748_000002102017_00339_06906_6340.N1	26-JUN-2003 13:07:48	Tw_i_and_stray	210.00	142	49Del Cap	2.8500	8900.0	420	6906	No
193	GOM_NL__2PRFIN20030626_131503_000000422017_00339_06906_6341.N1	26-JUN-2003 13:15:03	Bright	42.000	126	60Bet Oph	2.7700	4250.0	84	6906	No
194	GOM_NL__2PRFIN20030626_131725_000000412017_00339_06906_6342.N1	26-JUN-2003 13:17:25	Bright	41.000	59	55Alp Oph	2.0800	8900.0	82	6906	No
195	GOM_NL__2PRFIN20030626_131956_000000552017_00339_06906_6343.N1	26-JUN-2003 13:19:56	Bright	54.500	168	17Zet Aql	2.9860	11000.	109	6906	No
196	GOM_NL__2PRFIN20030626_132244_000000362017_00339_06906_6344.N1	26-JUN-2003 13:22:44	Bright	36.000	133	40Zet Her	2.8070	6000.0	72	6906	No
197	GOM_NL__2PRFIN20030626_132649_000000522017_00339_06906_6345.N1	26-JUN-2003 13:26:49	Bright	51.500	5	3Alp Lyr	0.033000	11000.	103	6906	No
198	GOM_NL__2PRFIN20030626_132901_000000412017_00339_06906_6346.N1	26-JUN-2003 13:29:01	Bright	40.500	130	23Bet Dra	2.7990	5800.0	81	6906	No
199	GOM_NL__2PRFIN20030626_133110_000000382017_00339_06906_6347.N1	26-JUN-2003 13:31:10	Bright	38.000	119	14Eta Dra	2.7270	4700.0	76	6906	No
200	GOM_NL__2PRFIN20030626_133348_000000672017_00339_06906_6348.N1	26-JUN-2003 13:33:48	Bright	67.000	66	37Gam Cyg	2.2080	5900.0	134	6906	No
201	GOM_NL__2PRFIN20030626_133558_000000662017_00339_06906_6349.N1	26-JUN-2003 13:35:58	Bright	65.500	19	50Alp Cyg	1.2460	10500.	131	6906	No
202	GOM_NL__2PRFIN20030626_133923_000000372017_00339_06906_6350.N1	26-JUN-2003 13:39:23	Bright	37.000	49	1Alp UMi	1.9900	6300.0	74	6906	No
203	GOM_NL__2PRFIN20030626_134539_000000492017_00339_06906_6351.N1	26-JUN-2003 13:45:39	Bright	48.500	74	11Bet Cas	2.2680	6600.0	97	6906	No
204	GOM_NL__2PRFIN20030626_134714_000000502017_00339_06906_6352.N1	26-JUN-2003 13:47:14	Bright	49.500	68	18Alp Cas	2.2250	4500.0	99	6906	No
205	GOM_NL__2PRFIN20030626_134943_000000442017_00339_06906_6353.N1	26-JUN-2003 13:49:43	Bright	44.000	160	23Gam Per	2.9300	4700.0	88	6906	No
206	GOM_NL__2PRFIN20030626_135310_000000492017_00339_06906_6354.N1	26-JUN-2003 13:53:10	Bright	48.500	73	57Gam1And	2.2600	13100.	97	6906	No
207	GOM_NL__2PRFIN20030626_135538_000000772017_00339_06906_6355.N1	26-JUN-2003 13:55:38	Tw_i_and_stray	76.500	53	43Bet And	2.0480	3300.0	153	6906	No
208	GOM_NL__2PRFIN20030626_135937_000000552017_00339_06906_6356.N1	26-JUN-2003 13:59:37	Dark	54.500	50	13Alp Ari	2.0070	4250.0	109	6906	No
209	GOM_NL__2PRFIN20030626_140428_000000492017_00339_06906_6357.N1	26-JUN-2003 14:04:28	Dark	49.000	94	92Alp Cet	2.5260	3100.0	98	6906	No
210	GOM_NL__2PRFIN20030626_141748_000000752017_00339_06906_6358.N1	26-JUN-2003 14:17:48	Dark	75.000	52	16Bet Cet	2.0370	4500.0	150	6906	No
211	GOM_NL__2PRFIN20030626_142303_000000482017_00340_06907_6336.N1	26-JUN-2003 14:23:03	Dark	48.000	84	Alp Phe	2.3970	4500.0	96	6907	No
212	GOM_NL__2PRFIN20030626_142933_000000572017_00340_06907_6337.N1	26-JUN-2003 14:29:33	Straylight	57.000	63	Bet Gru	2.1500	2800.0	114	6907	No
213	GOM_NL__2PRFIN20030626_143133_000000552017_00340_06907_6338.N1	26-JUN-2003 14:31:33	Straylight	55.000	31	Alp Gru	1.7340	15200.	110	6907	No
214	GOM_NL__2PRFIN20030626_143425_000000422017_00340_06907_6339.N1	26-JUN-2003 14:34:25	Straylight	42.000	45	Alp Pav	1.9400	26000.	84	6907	No
215	GOM_NL__2PRFIN20030626_144329_000000492017_00340_06907_6340.N1	26-JUN-2003 14:43:29	Tw_i_and_stray	48.500	38	20Eps Sgr	1.8360	11000.	97	6907	No
216	GOM_NL__2PRFIN20030626_144453_000000452017_00340_06907_6341.N1	26-JUN-2003 14:44:53	Bright	45.000	116	19Del Sgr	2.7000	4100.0	90	6907	No
217	GOM_NL__2PRFIN20030626_144824_000002102017_00340_06907_6342.N1	26-JUN-2003 14:48:24	Tw_i_and_stray	210.00	142	49Del Cap	2.8500	8900.0	420	6907	No
218	GOM_NL__2PRFIN20030626_145540_000000402017_00340_06907_6343.N1	26-JUN-2003 14:55:40	Bright	40.000	126	60Bet Oph	2.7700	4250.0	80	6907	No
219	GOM_NL__2PRFIN20030626_145803_000000392017_00340_06907_6344.N1	26-JUN-2003 14:58:03	Bright	39.000	59	55Alp Oph	2.0800	8900.0	78	6907	No

220	GOM_NL__2PRFIN20030626_150031_000000562017_00340_06907_6345.N1	26-JUN-2003 15:00:31	Bright	55.500	168	17Zet Aql	2.9860	11000.	111	6907	No
221	GOM_NL__2PRFIN20030626_150321_000000382017_00340_06907_6346.N1	26-JUN-2003 15:03:21	Bright	37.500	133	40Zet Her	2.8070	6000.0	75	6907	No
222	GOM_NL__2PRFIN20030626_150724_000000442017_00340_06907_6347.N1	26-JUN-2003 15:07:24	Bright	43.500	5	3Alp Lyr	0.033000	11000.	87	6907	No
223	GOM_NL__2PRFIN20030626_150938_000000402017_00340_06907_6348.N1	26-JUN-2003 15:09:38	Bright	40.000	130	23Bet Dra	2.7990	5800.0	80	6907	No
224	GOM_NL__2PRFIN20030626_151147_000000362017_00340_06907_6349.N1	26-JUN-2003 15:11:47	Bright	35.500	119	14Eta Dra	2.7270	4700.0	71	6907	No
225	GOM_NL__2PRFIN20030626_151421_000000692017_00340_06907_6350.N1	26-JUN-2003 15:14:21	Bright	69.000	66	37Gam Cyg	2.2080	5900.0	138	6907	No
226	GOM_NL__2PRFIN20030626_151632_000000652017_00340_06907_6351.N1	26-JUN-2003 15:16:32	Bright	64.500	19	50Alp Cyg	1.2460	10500.	129	6907	No
227	GOM_NL__2PRFIN20030626_152002_000000362017_00340_06907_6352.N1	26-JUN-2003 15:20:02	Bright	36.000	49	1Alp UMi	1.9900	6300.0	72	6907	No
228	GOM_NL__2PRFIN20030626_152615_000000472017_00340_06907_6353.N1	26-JUN-2003 15:26:15	Bright	46.500	74	11Bet Cas	2.2680	6600.0	93	6907	No
229	GOM_NL__2PRFIN20030626_152751_000000482017_00340_06907_6354.N1	26-JUN-2003 15:27:51	Bright	47.500	68	18Alp Cas	2.2250	4500.0	95	6907	No
230	GOM_NL__2PRFIN20030626_153021_000000372017_00340_06907_6355.N1	26-JUN-2003 15:30:21	Bright	37.000	160	23Gam Per	2.9300	4700.0	74	6907	No
231	GOM_NL__2PRFIN20030626_153346_000000452017_00340_06907_6356.N1	26-JUN-2003 15:33:46	Bright	45.000	73	57Gam1And	2.2600	13100.	90	6907	No
232	GOM_NL__2PRFIN20030626_153614_000000642017_00340_06907_6357.N1	26-JUN-2003 15:36:14	Twilight	63.500	53	43Bet And	2.0480	3300.0	127	6907	No
233	GOM_NL__2PRFIN20030626_154014_000000552017_00340_06907_6358.N1	26-JUN-2003 15:40:14	Dark	54.500	50	13Alp Ari	2.0070	4250.0	109	6907	No
234	GOM_NL__2PRFIN20030626_154507_000000462017_00340_06907_6359.N1	26-JUN-2003 15:45:07	Dark	45.500	94	92Alp Cet	2.5260	3100.0	91	6907	No
235	GOM_NL__2PRFIN20030626_155825_000000662017_00340_06907_6360.N1	26-JUN-2003 15:58:25	Dark	65.500	52	16Bet Cet	2.0370	4500.0	131	6907	No
236	GOM_NL__2PRFIN20030626_160341_000000502017_00341_06908_6336.N1	26-JUN-2003 16:03:41	Dark	49.500	84	Alp Phe	2.3970	4500.0	99	6908	No
237	GOM_NL__2PRFIN20030626_161011_000000542017_00341_06908_6337.N1	26-JUN-2003 16:10:11	Straylight	53.500	63	Bet Gru	2.1500	2800.0	107	6908	No
238	GOM_NL__2PRFIN20030626_161211_000000502017_00341_06908_6338.N1	26-JUN-2003 16:12:11	Straylight	50.000	31	Alp Gru	1.7340	15200.	100	6908	No
239	GOM_NL__2PRFIN20030626_161502_000000422017_00341_06908_6339.N1	26-JUN-2003 16:15:02	Straylight	42.000	45	Alp Pav	1.9400	26000.	84	6908	No
240	GOM_NL__2PRFIN20030626_162406_000000462017_00341_06908_6340.N1	26-JUN-2003 16:24:06	Twilight	46.000	38	20Eps Sgr	1.8360	11000.	92	6908	No
241	GOM_NL__2PRFIN20030626_162530_000000462017_00341_06908_6341.N1	26-JUN-2003 16:25:30	Bright	45.500	116	19Del Sgr	2.7000	4100.0	91	6908	No
242	GOM_NL__2PRFIN20030626_162900_000002102017_00341_06908_6342.N1	26-JUN-2003 16:29:00	Twilight	210.00	142	49Del Cap	2.8500	8900.0	420	6908	No
243	GOM_NL__2PRFIN20030626_163616_000000402017_00341_06908_6343.N1	26-JUN-2003 16:36:16	Bright	39.500	126	60Bet Oph	2.7700	4250.0	79	6908	No
244	GOM_NL__2PRFIN20030626_163838_000000392017_00341_06908_6344.N1	26-JUN-2003 16:38:38	Bright	38.500	59	55Alp Oph	2.0800	8900.0	77	6908	No
245	GOM_NL__2PRFIN20030626_164106_000000562017_00341_06908_6345.N1	26-JUN-2003 16:41:06	Bright	55.500	168	17Zet Aql	2.9860	11000.	111	6908	No
246	GOM_NL__2PRFIN20030626_164357_000000382017_00341_06908_6346.N1	26-JUN-2003 16:43:57	Bright	38.000	133	40Zet Her	2.8070	6000.0	76	6908	No
247	GOM_NL__2PRFIN20030626_164800_000000512017_00341_06908_6347.N1	26-JUN-2003 16:48:00	Bright	50.500	5	3Alp Lyr	0.033000	11000.	101	6908	No
248	GOM_NL__2PRFIN20030626_165013_000000402017_00341_06908_6348.N1	26-JUN-2003 16:50:13	Bright	39.500	130	23Bet Dra	2.7990	5800.0	79	6908	No
249	GOM_NL__2PRFIN20030626_165223_000000382017_00341_06908_6349.N1	26-JUN-2003 16:52:23	Bright	38.000	119	14Eta Dra	2.7270	4700.0	76	6908	No
250	GOM_NL__2PRFIN20030626_165456_000000672017_00341_06908_6350.N1	26-JUN-2003 16:54:56	Bright	67.000	66	37Gam Cyg	2.2080	5900.0	134	6908	No
251	GOM_NL__2PRFIN20030626_165706_000000672017_00341_06908_6351.N1	26-JUN-2003 16:57:06	Bright	66.500	19	50Alp Cyg	1.2460	10500.	133	6908	No
252	GOM_NL__2PRFIN20030626_170037_000000372017_00341_06908_6352.N1	26-JUN-2003 17:00:37	Bright	36.500	49	1Alp UMi	1.9900	6300.0	73	6908	No
253	GOM_NL__2PRFIN20030626_170650_000000482017_00341_06908_6353.N1	26-JUN-2003 17:06:50	Bright	48.000	74	11Bet Cas	2.2680	6600.0	96	6908	No
254	GOM_NL__2PRFIN20030626_170826_000000462017_00341_06908_6354.N1	26-JUN-2003 17:08:26	Bright	45.500	68	18Alp Cas	2.2250	4500.0	91	6908	No
255	GOM_NL__2PRFIN20030626_171056_000000472017_00341_06908_6355.N1	26-JUN-2003 17:10:56	Bright	47.000	160	23Gam Per	2.9300	4700.0	94	6908	No
256	GOM_NL__2PRFIN20030626_171421_000000462017_00341_06908_6356.N1	26-JUN-2003 17:14:21	Bright	46.000	73	57Gam1And	2.2600	13100.	92	6908	No
257	GOM_NL__2PRFIN20030626_171649_000000652017_00341_06908_6357.N1	26-JUN-2003 17:16:49	Twilight	64.500	53	43Bet And	2.0480	3300.0	129	6908	No
258	GOM_NL__2PRFIN20030626_172050_000000572017_00341_06908_6358.N1	26-JUN-2003 17:20:50	Dark	56.500	50	13Alp Ari	2.0070	4250.0	113	6908	No
259	GOM_NL__2PRFIN20030626_172543_000000482017_00341_06908_6359.N1	26-JUN-2003 17:25:43	Dark	47.500	94	92Alp Cet	2.5260	3100.0	95	6908	No
260	GOM_NL__2PRFIN20030626_173903_000000782017_00341_06908_6360.N1	26-JUN-2003 17:39:03	Dark	77.500	52	16Bet Cet	2.0370	4500.0	155	6908	No
261	GOM_NL__2PRFIN20030626_174418_000000522017_00342_06909_6336.N1	26-JUN-2003 17:44:18	Dark	52.000	84	Alp Phe	2.3970	4500.0	104	6909	No
262	GOM_NL__2PRFIN20030626_175048_000000562017_00342_06909_6337.N1	26-JUN-2003 17:50:48	Straylight	55.500	63	Bet Gru	2.1500	2800.0	111	6909	No
263	GOM_NL__2PRFIN20030626_175248_000000502017_00342_06909_6338.N1	26-JUN-2003 17:52:48	Straylight	49.500	31	Alp Gru	1.7340	15200.	99	6909	No
264	GOM_NL__2PRFIN20030626_175539_000000412017_00342_06909_6339.N1	26-JUN-2003 17:55:39	Straylight	41.000	45	Alp Pav	1.9400	26000.	82	6909	No
265	GOM_NL__2PRFIN20030626_180443_000000432017_00342_06909_6340.N1	26-JUN-2003 18:04:43	Twilight	42.500	38	20Eps Sgr	1.8360	11000.	85	6909	No
266	GOM_NL__2PRFIN20030626_180606_000000502017_00342_06909_6341.N1	26-JUN-2003 18:06:06	Bright	50.000	116	19Del Sgr	2.7000	4100.0	100	6909	No
267	GOM_NL__2PRFIN20030626_180936_000002102017_00342_06909_6342.N1	26-JUN-2003 18:09:36	Twilight	210.00	142	49Del Cap	2.8500	8900.0	420	6909	No
268	GOM_NL__2PRFIN20030626_181652_000000402017_00342_06909_6343.N1	26-JUN-2003 18:16:52	Bright	39.500	126	60Bet Oph	2.7700	4250.0	79	6909	No
269	GOM_NL__2PRFIN20030626_181914_000000392017_00342_06909_6344.N1	26-JUN-2003 18:19:14	Bright	39.000	59	55Alp Oph	2.0800	8900.0	78	6909	No
270	GOM_NL__2PRFIN20030626_182141_000000532017_00342_06909_6345.N1	26-JUN-2003 18:21:41	Bright	53.000	168	17Zet Aql	2.9860	11000.	106	6909	No
271	GOM_NL__2PRFIN20030626_182433_000000382017_00342_06909_6346.N1	26-JUN-2003 18:24:33	Bright	37.500	133	40Zet Her	2.8070	6000.0	75	6909	No
272	GOM_NL__2PRFIN20030626_182835_000000502017_00342_06909_6347.N1	26-JUN-2003 18:28:35	Bright	49.500	5	3Alp Lyr	0.033000	11000.	99	6909	No
273	GOM_NL__2PRFIN20030626_183049_000000392017_00342_06909_6348.N1	26-JUN-2003 18:30:49	Bright	39.000	130	23Bet Dra	2.7990	5800.0	78	6909	No
274	GOM_NL__2PRFIN20030626_183259_000000382017_00342_06909_6349.N1	26-JUN-2003 18:32:59	Bright	37.500	119	14Eta Dra	2.7270	4700.0	75	6909	No
275	GOM_NL__2PRFIN20030626_183531_000000642017_00342_06909_6350.N1	26-JUN-2003 18:35:31	Bright	64.000	66	37Gam Cyg	2.2080	5900.0	128	6909	No
276	GOM_NL__2PRFIN20030626_183741_000000672017_00342_06909_6351.N1	26-JUN-2003 18:37:41	Bright	66.500	19	50Alp Cyg	1.2460	10500.	133	6909	No
277	GOM_NL__2PRFIN20030626_184113_000000372017_00342_06909_6352.N1	26-JUN-2003 18:41:13	Bright	36.500	49	1Alp UMi	1.9900	6300.0	73	6909	No
278	GOM_NL__2PRFIN20030626_184726_000000682017_00342_06909_6353.N1	26-JUN-2003 18:47:26	Bright	68.000	74	11Bet Cas	2.2680	6600.0	136	6909	No

279	GOM_NL__2PRFIN20030626_184902_000000492017_00342_06909_6354.N1	26-JUN-2003 18:49:02	Bright	49.000	68	18Alp Cas	2.2250	4500.0	98	6909	No
280	GOM_NL__2PRFIN20030626_185132_000000372017_00342_06909_6355.N1	26-JUN-2003 18:51:32	Bright	36.500	160	23Gam Per	2.9300	4700.0	73	6909	No
281	GOM_NL__2PRFIN20030626_185457_000000492017_00342_06909_6356.N1	26-JUN-2003 18:54:57	Bright	48.500	73	57Gam1And	2.2600	13100.	97	6909	No
282	GOM_NL__2PRFIN20030626_185726_000000642017_00342_06909_6357.N1	26-JUN-2003 18:57:26	Tw_i_and_stray	64.000	53	43Bet And	2.0480	3300.0	128	6909	No
283	GOM_NL__2PRFIN20030626_190127_000000542017_00342_06909_6358.N1	26-JUN-2003 19:01:27	Dark	53.500	50	13Alp Ari	2.0070	4250.0	107	6909	No
284	GOM_NL__2PRFIN20030626_190619_000000462017_00342_06909_6359.N1	26-JUN-2003 19:06:19	Dark	46.000	94	92Alp Cet	2.5260	3100.0	92	6909	No
285	GOM_NL__2PRFIN20030626_191940_000000752017_00342_06909_6360.N1	26-JUN-2003 19:19:40	Dark	75.000	52	16Bet Cet	2.0370	4500.0	150	6909	No
286	GOM_NL__2PRFIN20030626_192455_000000512017_00343_06910_6336.N1	26-JUN-2003 19:24:55	Dark	50.500	84	Alp Phe	2.3970	4500.0	101	6910	No
287	GOM_NL__2PRFIN20030626_193125_000000542017_00343_06910_6337.N1	26-JUN-2003 19:31:25	Straylight	53.500	63	Bet Gru	2.1500	2800.0	107	6910	No
288	GOM_NL__2PRFIN20030626_193325_000000522017_00343_06910_6338.N1	26-JUN-2003 19:33:25	Straylight	51.500	31	Alp Gru	1.7340	15200.	103	6910	No
289	GOM_NL__2PRFIN20030626_193615_000000412017_00343_06910_6339.N1	26-JUN-2003 19:36:15	Straylight	40.500	45	Alp Pav	1.9400	26000.	81	6910	No
290	GOM_NL__2PRFIN20030626_194519_000000452017_00343_06910_6340.N1	26-JUN-2003 19:45:19	Tw_i_and_stray	45.000	38	20Eps Sgr	1.8360	11000.	90	6910	No
291	GOM_NL__2PRFIN20030626_194643_000000502017_00343_06910_6341.N1	26-JUN-2003 19:46:43	Bright	49.500	116	19Del Sgr	2.7000	4100.0	99	6910	No
292	GOM_NL__2PRFIN20030626_195011_000002162017_00343_06910_6342.N1	26-JUN-2003 19:50:11	Tw_i_and_stray	216.00	142	49Del Cap	2.8500	8900.0	432	6910	No
293	GOM_NL__2PRFIN20030626_195728_000000392017_00343_06910_6343.N1	26-JUN-2003 19:57:28	Bright	39.000	126	60Bet Oph	2.7700	4250.0	78	6910	No
294	GOM_NL__2PRFIN20030626_195951_000000402017_00343_06910_6344.N1	26-JUN-2003 19:59:51	Bright	40.000	59	55Alp Oph	2.0800	8900.0	80	6910	No
295	GOM_NL__2PRFIN20030626_200217_000000542017_00343_06910_6345.N1	26-JUN-2003 20:02:17	Bright	53.500	168	17Zet Aql	2.9860	11000.	107	6910	No
296	GOM_NL__2PRFIN20030626_200509_000000362017_00343_06910_6346.N1	26-JUN-2003 20:05:09	Bright	36.000	133	40Zet Her	2.8070	6000.0	72	6910	No
297	GOM_NL__2PRFIN20030626_200911_000000482017_00343_06910_6347.N1	26-JUN-2003 20:09:11	Bright	48.000	5	3Alp Lyr	0.033000	11000.	96	6910	No
298	GOM_NL__2PRFIN20030626_201125_000000392017_00343_06910_6348.N1	26-JUN-2003 20:11:25	Bright	39.000	130	23Bet Dra	2.7990	5800.0	78	6910	No
299	GOM_NL__2PRFIN20030626_201335_000000382017_00343_06910_6349.N1	26-JUN-2003 20:13:35	Bright	38.000	119	14Eta Dra	2.7270	4700.0	76	6910	No
300	GOM_NL__2PRFIN20030626_201604_000000702017_00343_06910_6350.N1	26-JUN-2003 20:16:04	Bright	70.000	66	37Gam Cyg	2.2080	5900.0	140	6910	No
301	GOM_NL__2PRFIN20030626_201815_000000652017_00343_06910_6351.N1	26-JUN-2003 20:18:15	Bright	65.000	19	50Alp Cyg	1.2460	10500.	130	6910	No
302	GOM_NL__2PRFIN20030626_202149_000000372017_00343_06910_6352.N1	26-JUN-2003 20:21:49	Bright	37.000	49	1Alp UMi	1.9900	6300.0	74	6910	No
303	GOM_NL__2PRFIN20030626_202801_000000492017_00343_06910_6353.N1	26-JUN-2003 20:28:01	Bright	48.500	74	11Bet Cas	2.2680	6600.0	97	6910	No
304	GOM_NL__2PRFIN20030626_202937_000000472017_00343_06910_6354.N1	26-JUN-2003 20:29:37	Bright	47.000	68	18Alp Cas	2.2250	4500.0	94	6910	No
305	GOM_NL__2PRFIN20030626_203208_000000542017_00343_06910_6355.N1	26-JUN-2003 20:32:08	Bright	54.000	160	23Gam Per	2.9300	4700.0	108	6910	No
306	GOM_NL__2PRFIN20030626_203534_000000472017_00343_06910_6356.N1	26-JUN-2003 20:35:34	Bright	46.500	73	57Gam1And	2.2600	13100.	93	6910	No
307	GOM_NL__2PRFIN20030626_203802_000000682017_00343_06910_6357.N1	26-JUN-2003 20:38:02	Tw_i_and_stray	67.500	53	43Bet And	2.0480	3300.0	135	6910	No
308	GOM_NL__2PRFIN20030626_204203_000000572017_00343_06910_6358.N1	26-JUN-2003 20:42:03	Dark	56.500	50	13Alp Ari	2.0070	4250.0	113	6910	No
309	GOM_NL__2PRFIN20030626_204656_000000502017_00343_06910_6359.N1	26-JUN-2003 20:46:56	Dark	50.000	94	92Alp Cet	2.5260	3100.0	100	6910	No
310	GOM_NL__2PRFIN20030626_210018_000000672017_00343_06910_6360.N1	26-JUN-2003 21:00:18	Dark	67.000	52	16Bet Cet	2.0370	4500.0	134	6910	No
311	GOM_NL__2PRFIN20030626_210532_000000502017_00344_06911_6356.N1	26-JUN-2003 21:05:32	Dark	49.500	84	Alp Phe	2.3970	4500.0	99	6911	No
312	GOM_NL__2PRFIN20030626_211202_000000542017_00344_06911_6357.N1	26-JUN-2003 21:12:02	Straylight	54.000	63	Bet Gru	2.1500	2800.0	108	6911	No
313	GOM_NL__2PRFIN20030626_211402_000000522017_00344_06911_6358.N1	26-JUN-2003 21:14:02	Straylight	52.000	31	Alp Gru	1.7340	15200.	104	6911	No
314	GOM_NL__2PRFIN20030626_211652_000000422017_00344_06911_6359.N1	26-JUN-2003 21:16:52	Straylight	41.500	45	Alp Pav	1.9400	26000.	83	6911	No
315	GOM_NL__2PRFIN20030626_212555_000000472017_00344_06911_6360.N1	26-JUN-2003 21:25:55	Tw_i_and_stray	47.000	38	20Eps Sgr	1.8360	11000.	94	6911	No
316	GOM_NL__2PRFIN20030626_212719_000000472017_00344_06911_6361.N1	26-JUN-2003 21:27:19	Bright	46.500	116	19Del Sgr	2.7000	4100.0	93	6911	No
317	GOM_NL__2PRFIN20030626_213047_000002162017_00344_06911_6362.N1	26-JUN-2003 21:30:47	Tw_i_and_stray	216.00	142	49Del Cap	2.8500	8900.0	432	6911	No
318	GOM_NL__2PRFIN20030626_213804_000000392017_00344_06911_6363.N1	26-JUN-2003 21:38:04	Bright	39.000	126	60Bet Oph	2.7700	4250.0	78	6911	No
319	GOM_NL__2PRFIN20030626_214027_000000392017_00344_06911_6364.N1	26-JUN-2003 21:40:27	Bright	38.500	59	55Alp Oph	2.0800	8900.0	77	6911	No
320	GOM_NL__2PRFIN20030626_214252_000000532017_00344_06911_6365.N1	26-JUN-2003 21:42:52	Bright	52.500	168	17Zet Aql	2.9860	11000.	105	6911	No
321	GOM_NL__2PRFIN20030626_214545_000000382017_00344_06911_6366.N1	26-JUN-2003 21:45:45	Bright	38.000	133	40Zet Her	2.8070	6000.0	76	6911	No
322	GOM_NL__2PRFIN20030626_214946_000000482017_00344_06911_6367.N1	26-JUN-2003 21:49:46	Bright	48.000	5	3Alp Lyr	0.033000	11000.	96	6911	No
323	GOM_NL__2PRFIN20030626_215201_000000402017_00344_06911_6368.N1	26-JUN-2003 21:52:01	Bright	39.500	130	23Bet Dra	2.7990	5800.0	79	6911	No
324	GOM_NL__2PRFIN20030626_215411_000000372017_00344_06911_6369.N1	26-JUN-2003 21:54:11	Bright	37.000	119	14Eta Dra	2.7270	4700.0	74	6911	No
325	GOM_NL__2PRFIN20030626_215639_000000792017_00344_06911_6370.N1	26-JUN-2003 21:56:39	Bright	79.000	66	37Gam Cyg	2.2080	5900.0	158	6911	No
326	GOM_NL__2PRFIN20030626_215850_000000642017_00344_06911_6371.N1	26-JUN-2003 21:58:50	Bright	64.000	19	50Alp Cyg	1.2460	10500.	128	6911	No
327	GOM_NL__2PRFIN20030626_220225_000000352017_00344_06911_6372.N1	26-JUN-2003 22:02:25	Bright	34.500	49	1Alp UMi	1.9900	6300.0	69	6911	No
328	GOM_NL__2PRFIN20030626_220837_000000462017_00344_06911_6373.N1	26-JUN-2003 22:08:37	Bright	46.000	74	11Bet Cas	2.2680	6600.0	92	6911	No
329	GOM_NL__2PRFIN20030626_221013_000000492017_00344_06911_6374.N1	26-JUN-2003 22:10:13	Bright	48.500	68	18Alp Cas	2.2250	4500.0	97	6911	No
330	GOM_NL__2PRFIN20030626_221244_000000542017_00344_06911_6375.N1	26-JUN-2003 22:12:44	Bright	54.000	160	23Gam Per	2.9300	4700.0	108	6911	No
331	GOM_NL__2PRFIN20030626_221610_000000462017_00344_06911_6376.N1	26-JUN-2003 22:16:10	Bright	45.500	73	57Gam1And	2.2600	13100.	91	6911	No
332	GOM_NL__2PRFIN20030626_221838_000000782017_00344_06911_6377.N1	26-JUN-2003 22:18:38	Tw_i_and_stray	78.000	53	43Bet And	2.0480	3300.0	156	6911	No
333	GOM_NL__2PRFIN20030626_222239_000000562017_00344_06911_6378.N1	26-JUN-2003 22:22:39	Dark	55.500	50	13Alp Ari	2.0070	4250.0	111	6911	No
334	GOM_NL__2PRFIN20030626_222732_000000482017_00344_06911_6379.N1	26-JUN-2003 22:27:32	Dark	48.000	94	92Alp Cet	2.5260	3100.0	96	6911	No
335	GOM_NL__2PRFIN20030626_224055_000000772017_00344_06911_6380.N1	26-JUN-2003 22:40:55	Dark	76.500	52	16Bet Cet	2.0370	4500.0	153	6911	No
336	GOM_NL__2PRFIN20030626_224609_000000472017_00345_06912_6356.N1	26-JUN-2003 22:46:09	Dark	46.500	84	Alp Phe	2.3970	4500.0	93	6912	No
337	GOM_NL__2PRFIN20030626_225239_000000512017_00345_06912_6357.N1	26-JUN-2003 22:52:39	Straylight	50.500	63	Bet Gru	2.1500	2800.0	101	6912	No



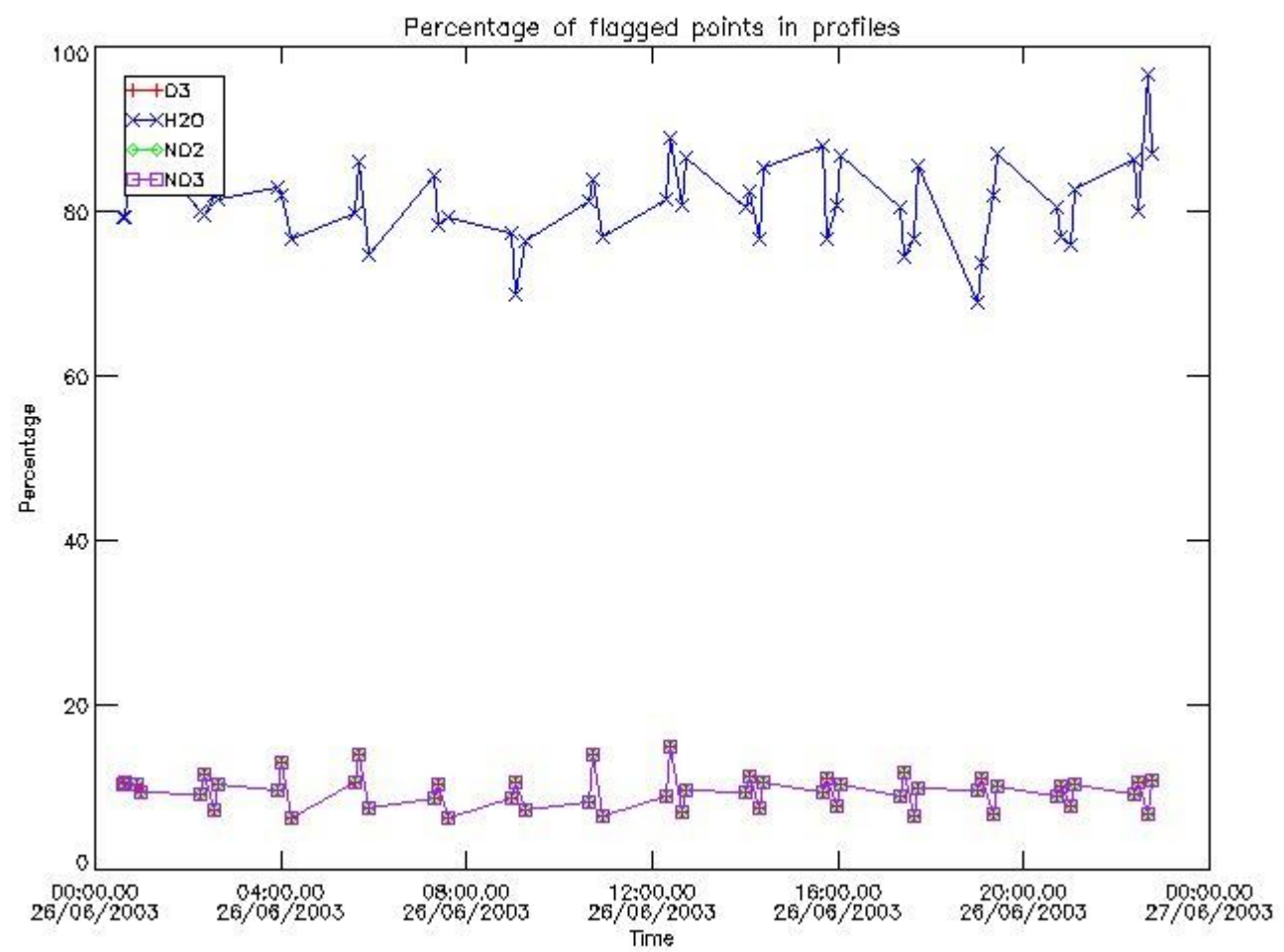
338	GOM_NL__2PRFIN20030626_225439_000000552017_00345_06912_6358.N1	26-JUN-2003 22:54:39	Straylight	54.500	31	Alp Gru	1.7340	15200.	109	6912	No
339	GOM_NL__2PRFIN20030626_225728_000000422017_00345_06912_6359.N1	26-JUN-2003 22:57:28	Straylight	42.000	45	Alp Pav	1.9400	26000.	84	6912	No
340	GOM_NL__2PRFIN20030626_230631_000000432017_00345_06912_6360.N1	26-JUN-2003 23:06:31	Tw_i_and_stray	43.000	38	20Eps Sgr	1.8360	11000.	86	6912	No
341	GOM_NL__2PRFIN20030626_230755_000000462017_00345_06912_6361.N1	26-JUN-2003 23:07:55	Bright	45.500	116	19Del Sgr	2.7000	4100.0	91	6912	No
342	GOM_NL__2PRFIN20030626_231123_000002162017_00345_06912_6362.N1	26-JUN-2003 23:11:23	Tw_i_and_stray	216.00	142	49Del Cap	2.8500	8900.0	432	6912	No
343	GOM_NL__2PRFIN20030626_231840_000000392017_00345_06912_6363.N1	26-JUN-2003 23:18:40	Bright	38.500	126	60Bet Oph	2.7700	4250.0	77	6912	No
344	GOM_NL__2PRFIN20030626_232102_000000392017_00345_06912_6364.N1	26-JUN-2003 23:21:02	Bright	39.000	59	55Alp Oph	2.0800	8900.0	78	6912	No
345	GOM_NL__2PRFIN20030626_232327_000000552017_00345_06912_6365.N1	26-JUN-2003 23:23:27	Bright	55.000	168	17Zet Aql	2.9860	11000.	110	6912	No
346	GOM_NL__2PRFIN20030626_232621_000000362017_00345_06912_6366.N1	26-JUN-2003 23:26:21	Bright	35.500	133	40Zet Her	2.8070	6000.0	71	6912	No
347	GOM_NL__2PRFIN20030626_233021_000000452017_00345_06912_6367.N1	26-JUN-2003 23:30:21	Bright	44.500	5	3Alp Lyr	0.033000	11000.	89	6912	No
348	GOM_NL__2PRFIN20030626_233237_000000392017_00345_06912_6368.N1	26-JUN-2003 23:32:37	Bright	38.500	130	23Bet Dra	2.7990	5800.0	77	6912	No
349	GOM_NL__2PRFIN20030626_233447_000000382017_00345_06912_6369.N1	26-JUN-2003 23:34:47	Bright	37.500	119	14Eta Dra	2.7270	4700.0	75	6912	No
350	GOM_NL__2PRFIN20030626_233713_000000662017_00345_06912_6370.N1	26-JUN-2003 23:37:13	Bright	66.000	66	37Gam Cyg	2.2080	5900.0	132	6912	No
351	GOM_NL__2PRFIN20030626_233924_000000652017_00345_06912_6371.N1	26-JUN-2003 23:39:24	Bright	64.500	19	50Alp Cyg	1.2460	10500.	129	6912	No
352	GOM_NL__2PRFIN20030626_234301_000000362017_00345_06912_6372.N1	26-JUN-2003 23:43:01	Bright	36.000	49	1Alp UMi	1.9900	6300.0	72	6912	No
353	GOM_NL__2PRFIN20030626_234912_000000482017_00345_06912_6373.N1	26-JUN-2003 23:49:12	Bright	48.000	74	11Bet Cas	2.2680	6600.0	96	6912	No
354	GOM_NL__2PRFIN20030626_235049_000000482017_00345_06912_6374.N1	26-JUN-2003 23:50:49	Bright	47.500	68	18Alp Cas	2.2250	4500.0	95	6912	No
355	GOM_NL__2PRFIN20030626_235320_000000542017_00345_06912_6375.N1	26-JUN-2003 23:53:20	Bright	54.000	160	23Gam Per	2.9300	4700.0	108	6912	No
356	GOM_NL__2PRFIN20030626_235645_000000482017_00345_06912_6376.N1	26-JUN-2003 23:56:45	Bright	47.500	73	57Gam1And	2.2600	13100.	95	6912	No
357	GOM_NL__2PRFIN20030626_235914_000000662017_00345_06912_6377.N1	26-JUN-2003 23:59:14	Tw_i_and_stray	65.500	53	43Bet And	2.0480	3300.0	131	6912	No

### 3. Quality information per product

In this section it is plotted some information contained in the Quality Summary data set of the level 2 products. Only products in dark limb conditions and without errors (error flag in the MPH set to "0") are used.

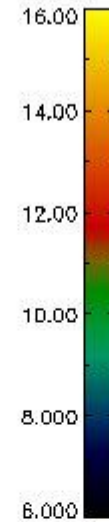
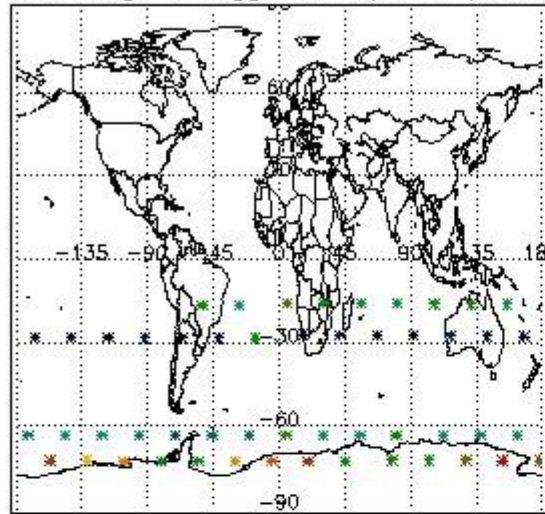
#### 3.1 Plot quality information per product (time dependant)



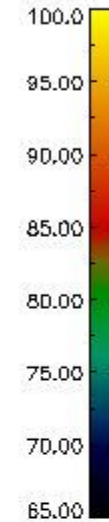
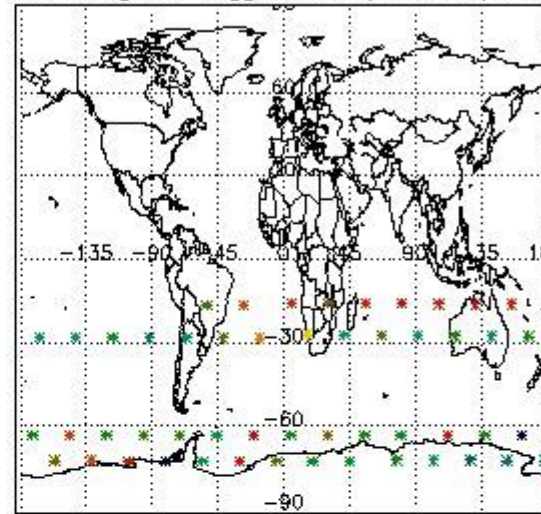


3.2 Plot quality information per product (world map)

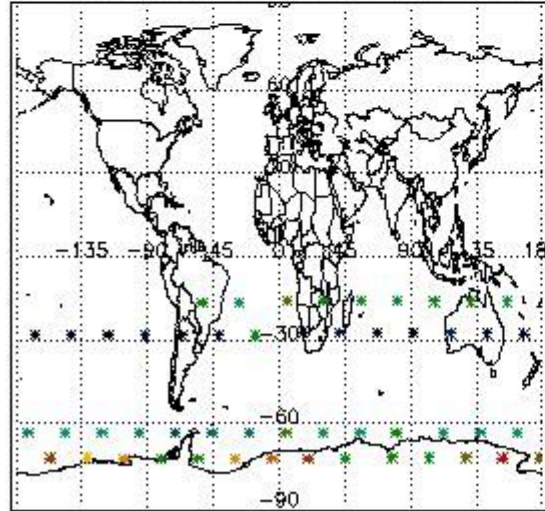
Percentage of flagged data per O3 profile



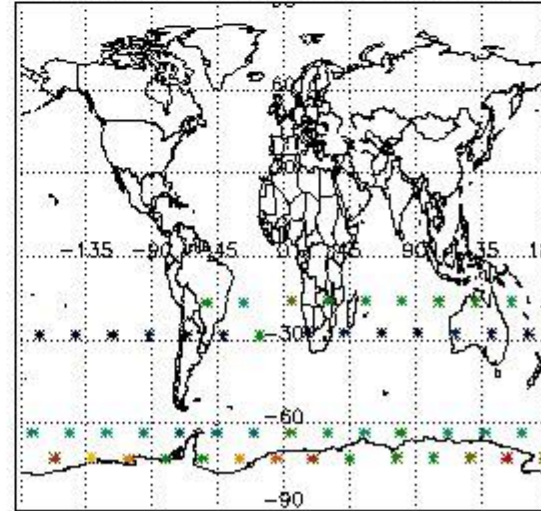
Percentage of flagged data per H2O profile



Percentage of flagged data per NO2 profile



Percentage of flagged data per NO3 profile

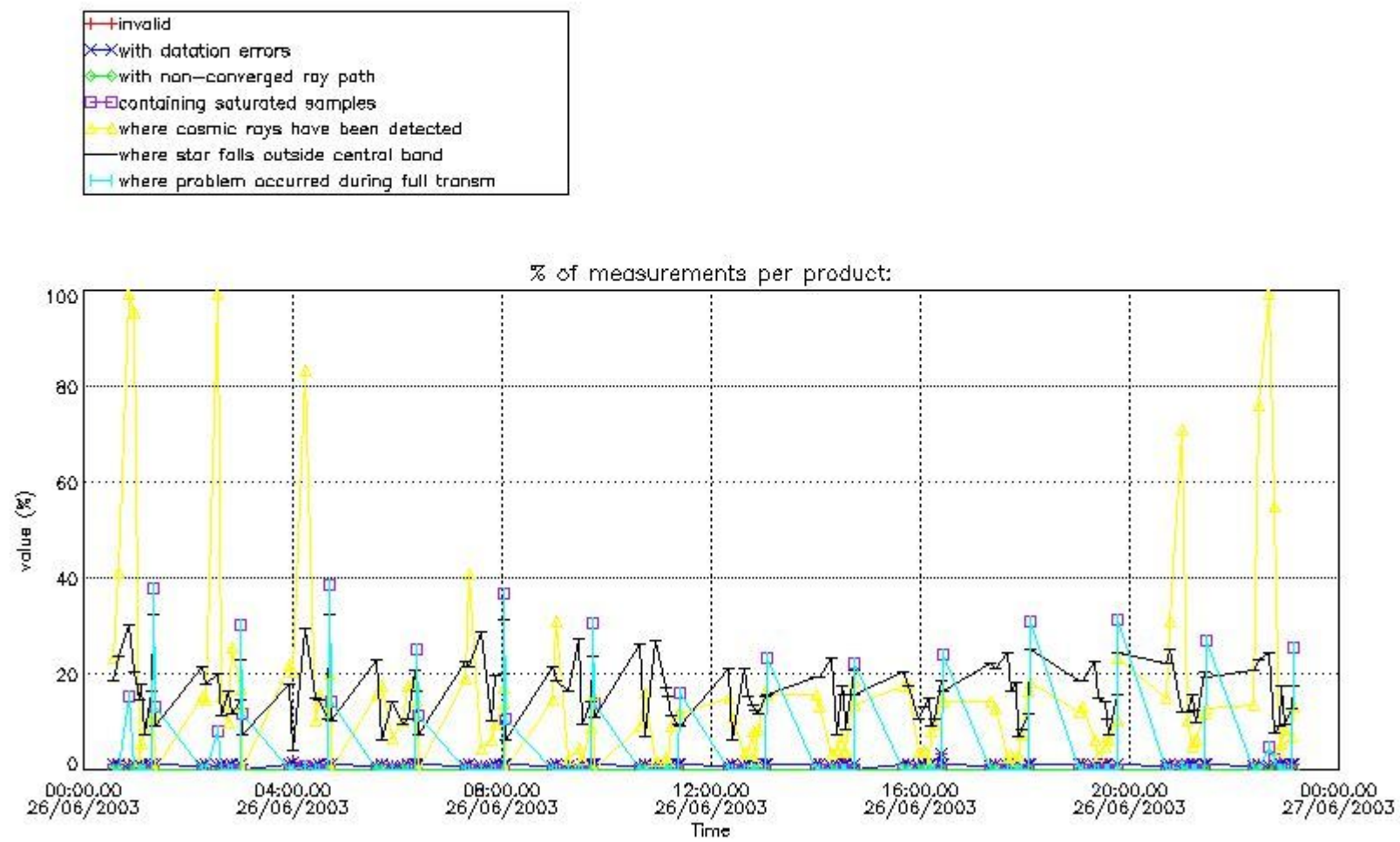


#### 4. Level 1 quality information per product

In this section it is plotted some information contained in the Quality Summary data set of the level 2 products that comes from the level 1b processing. Products without errors (error flag in the MPH set to "0") are used.

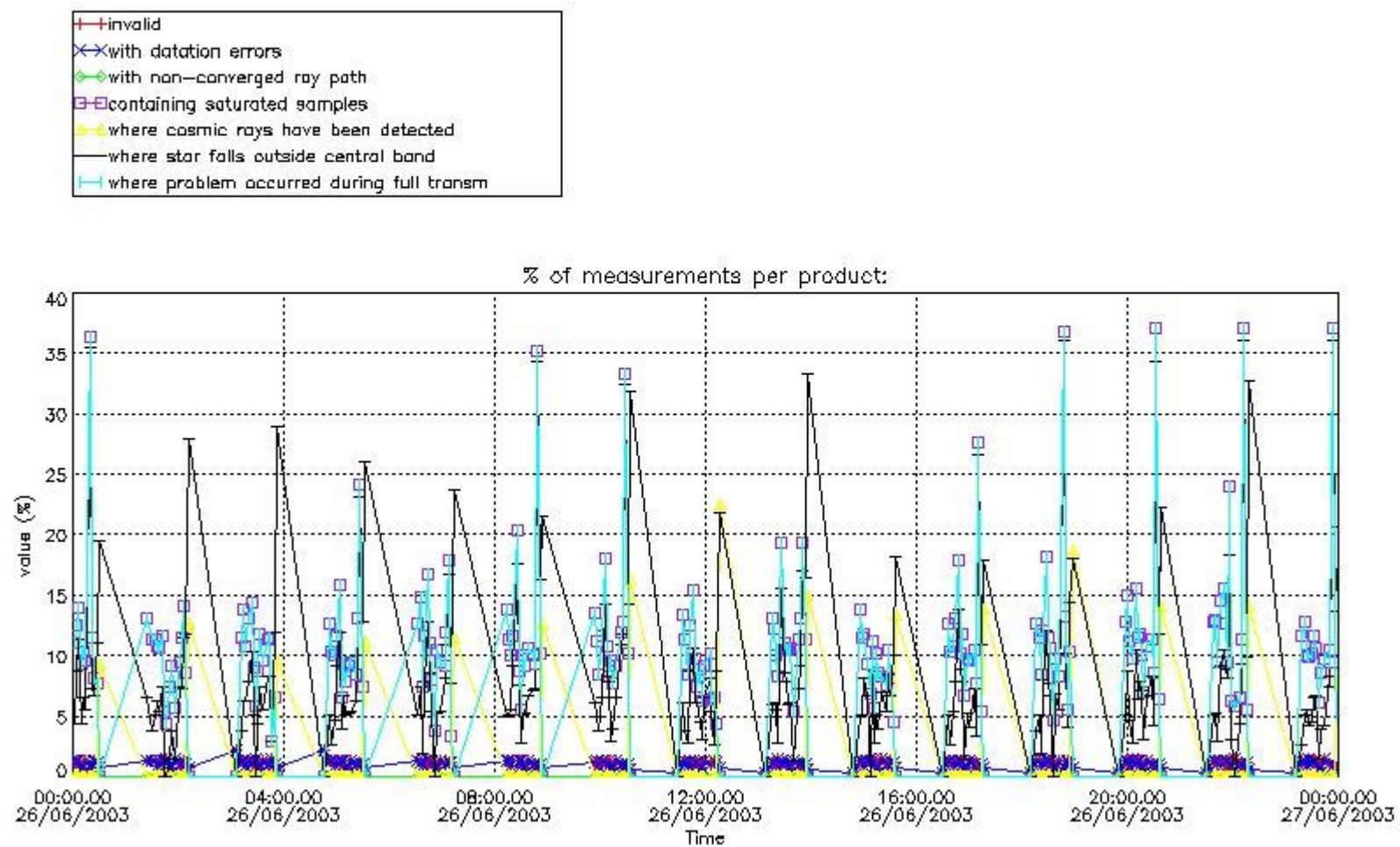
##### 4.1 Plot quality information per product (time dependant) coming from level 1b processing

###### 4.1.1 Plot level 1 quality information per product (time dependant): ENVISAT ASCENDING passes



4.1.2 Plot level 1 quality information per product (time dependant): ENVI SAT DESCENDING passes

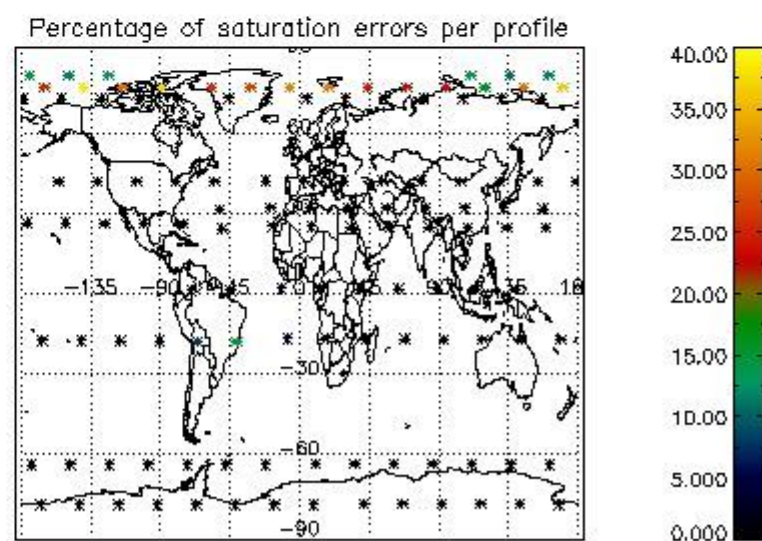
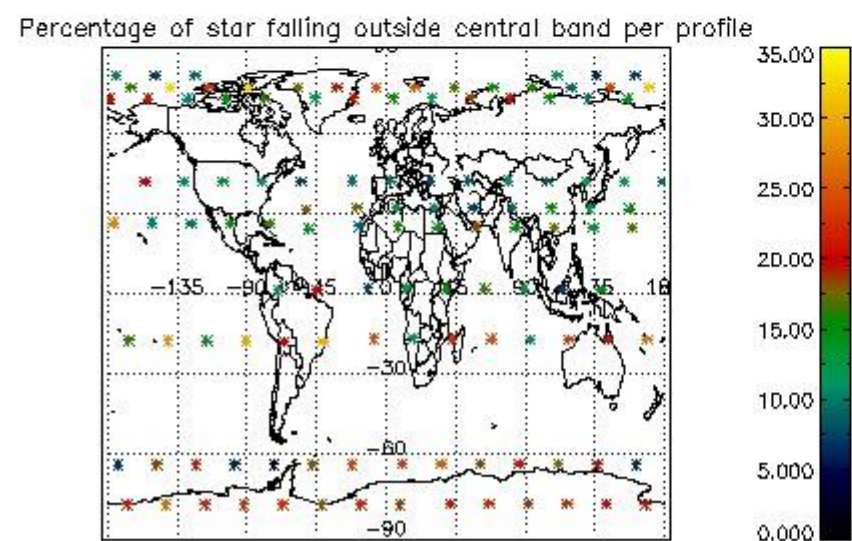
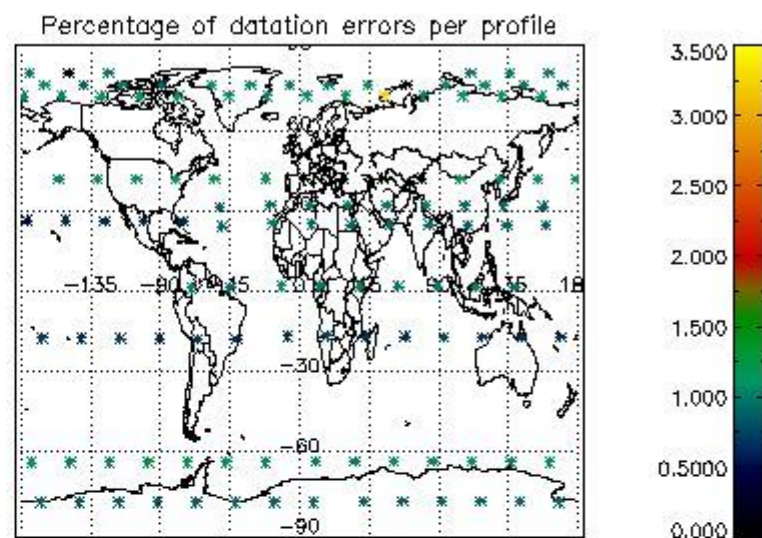
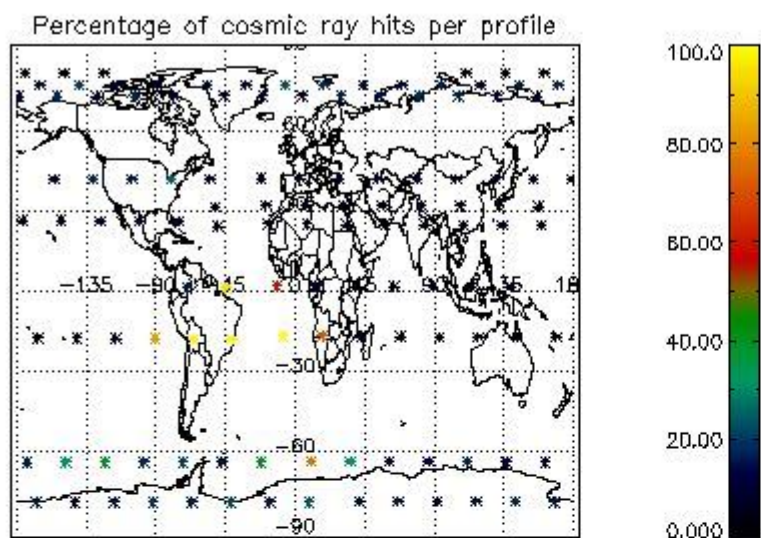




4.2 Plot quality information per product coming from level 1b processing (world map)

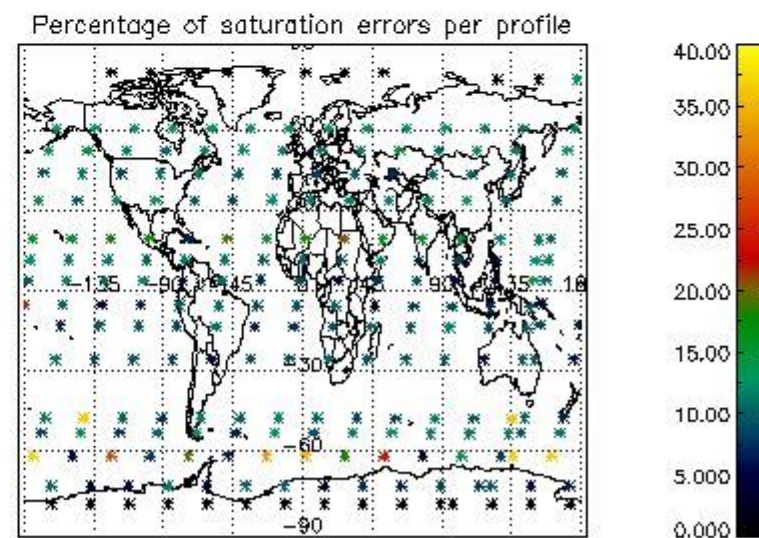
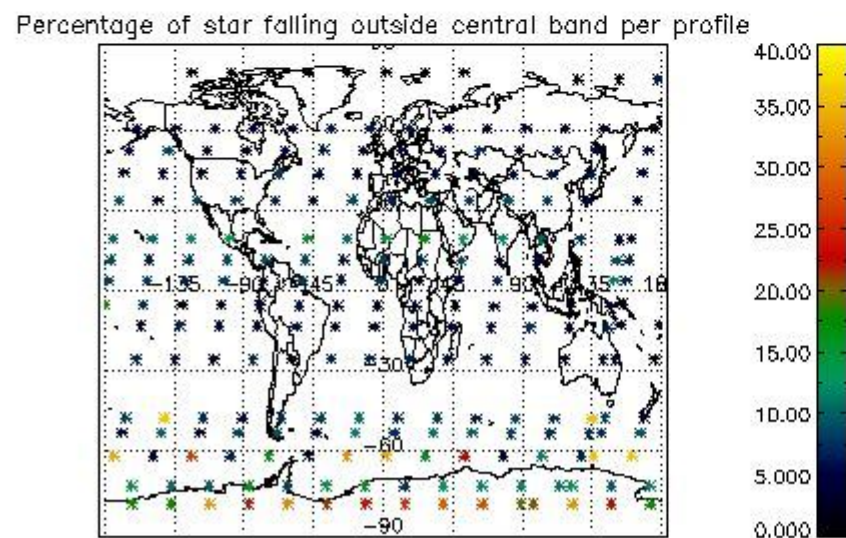
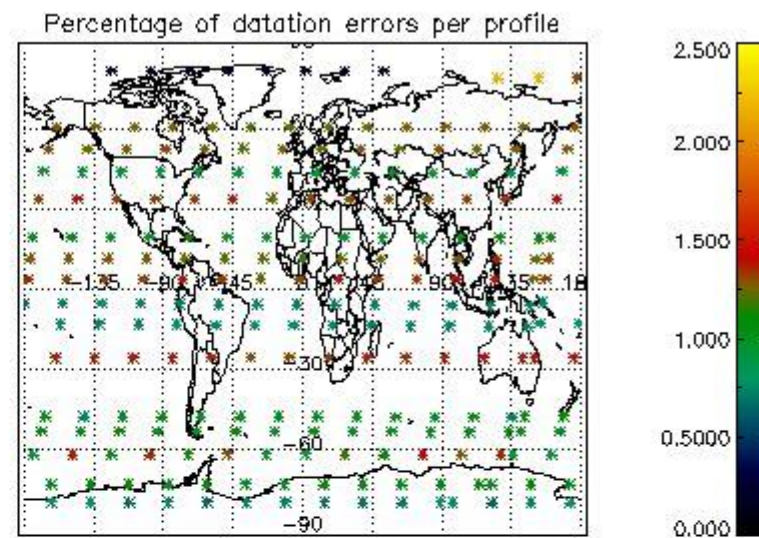
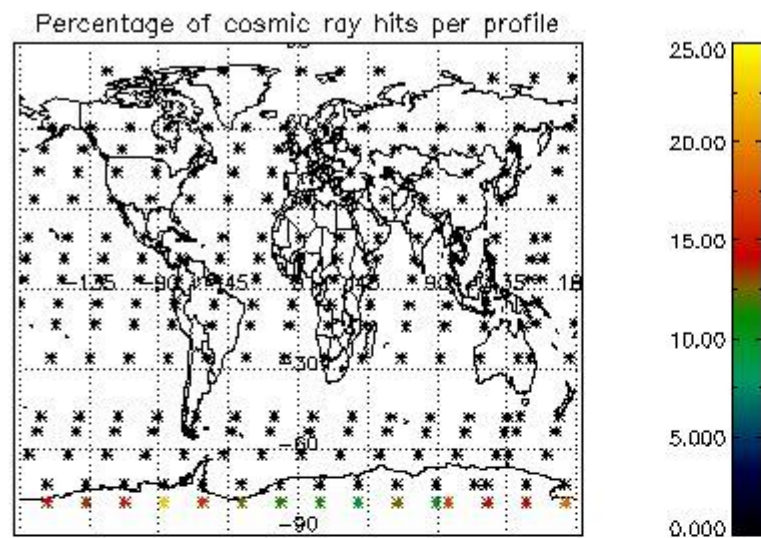
4.2.1 Plot level 1 quality information per product (world map): ENVISAT ASCENDING passes





4.2.2 Plot level 1 quality information per product (world map): ENVISAT DESCENDING passes





## 5. Trace gas profiles

### 5.1 Ozone statistics based on quality of products

The final quality of the products can be "measured" using the STD (Standard Deviation) attached to every point profile. This information is written to the parameter GOM\_NL\_\_2P/NL\_LOCAL\_SPECIES\_DENSITY/o3\_std of the level 2 products. The table below shows the statistics for given STD ranges.

The statistics are given with respect to the overall valid production:

- Products without fatal errors: GOM\_NL\_\_2P/MPH/PRODUCT\_ERR=0
- Valid point profile: GOM\_NL\_\_2P/NL\_LOCAL\_SPECIES\_DENSITY/pcd(0)=0

The 'Criteria' is applied to valid points of dark limb products:

- Products in dark limb illumination condition: GOM\_NL\_\_2P/NL\_SUMMARY\_QUALITY/obs\_ill\_cond=0
- Products without fatal errors: GOM\_NL\_\_2P/MPH/PRODUCT\_ERR=0
- Valid point profile: GOM\_NL\_\_2P/NL\_LOCAL\_SPECIES\_DENSITY/pcd(0)=0

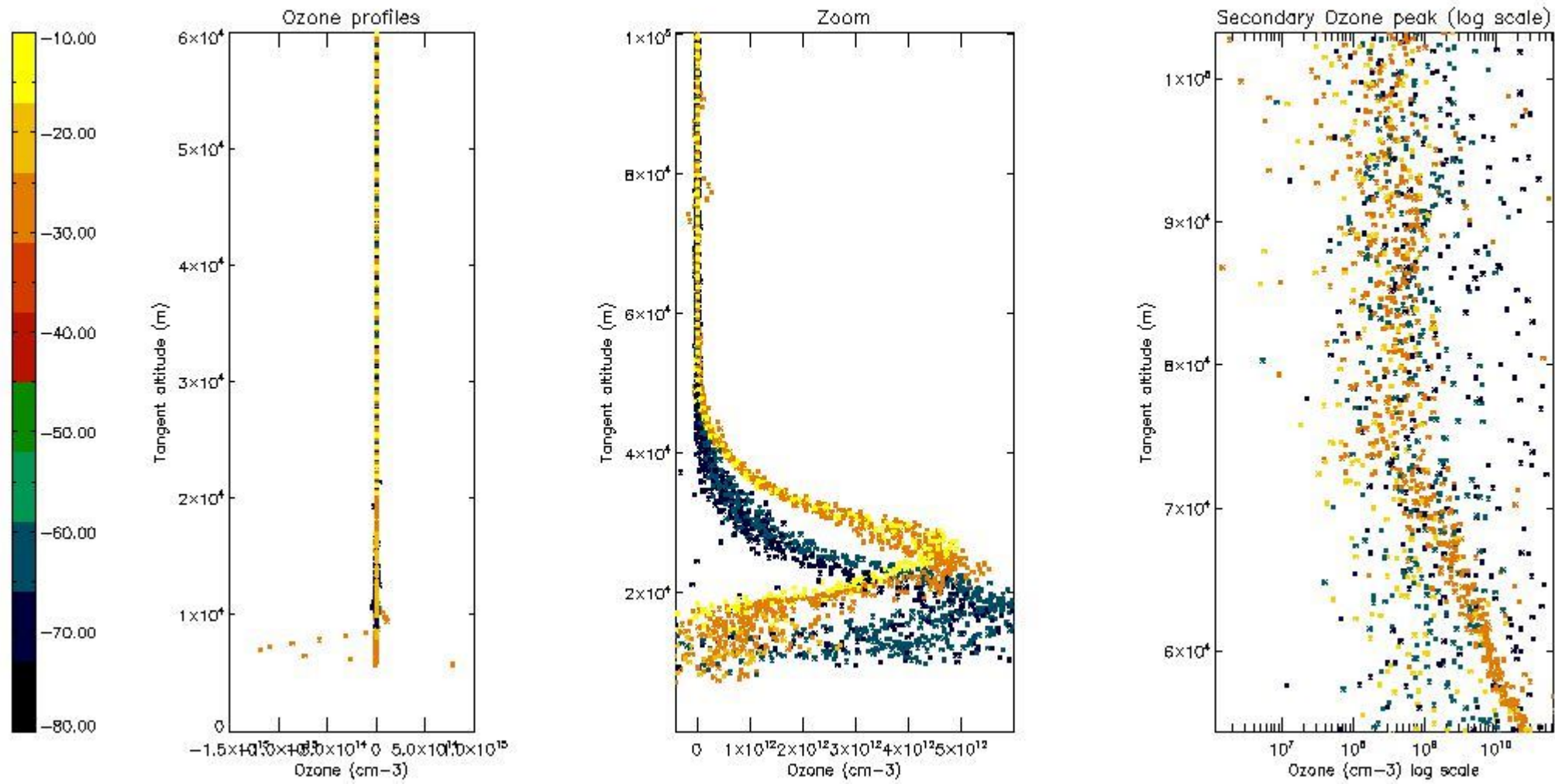
So, the table below shows the percentage of dark limb and valid observations for each criteria with respect to the overall valid daily observations.

Criteria	% of total production
All STD	16
STD < 20	5

STD < 10	3
STD < 5	1

5.2 Plot ozone profiles for all STD (dark without errors)

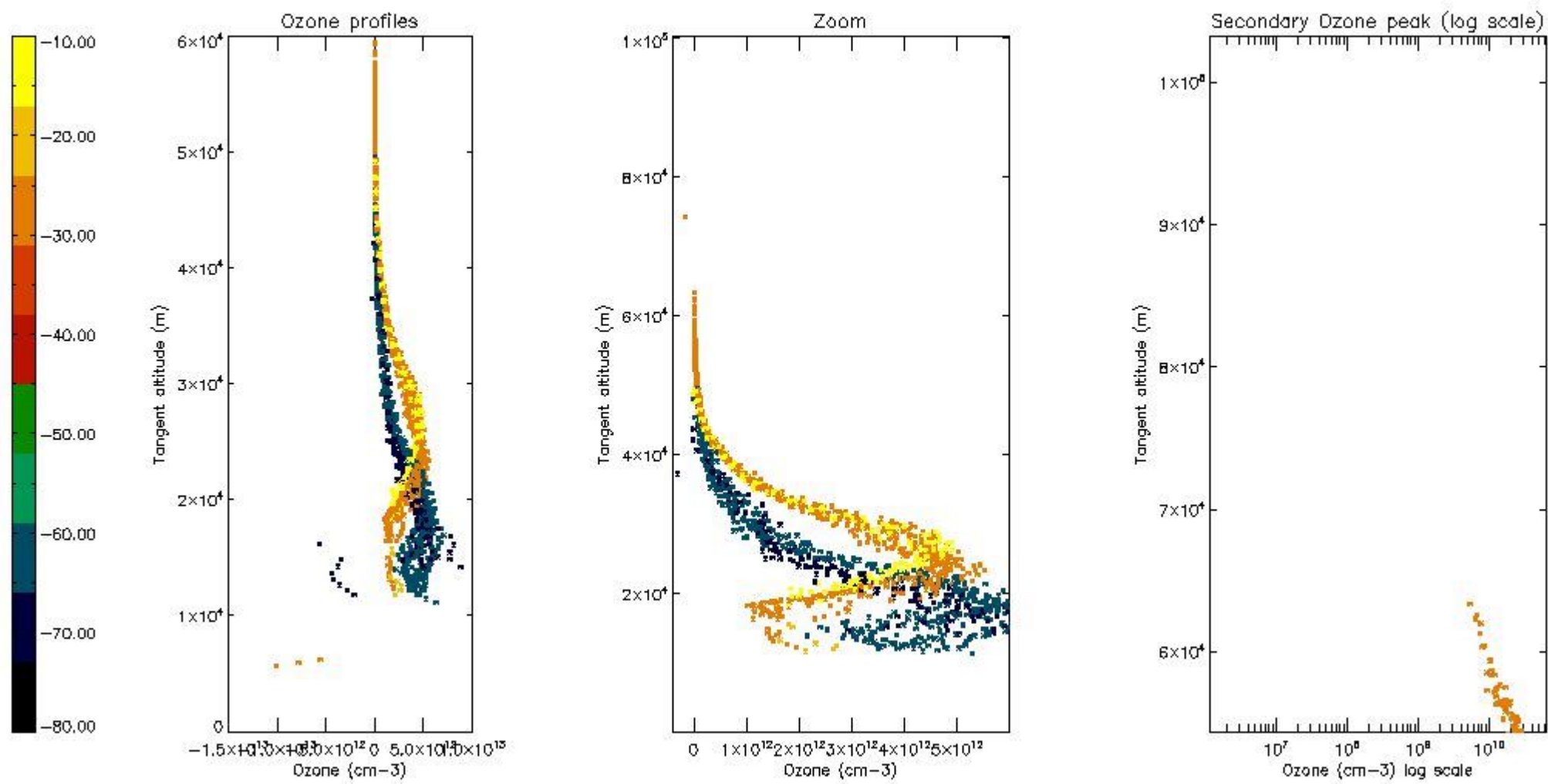
The colorbar represents the latitude.



5.3 Plot ozone profiles where STD < 20% (dark without errors)

The colorbar represents the latitude.

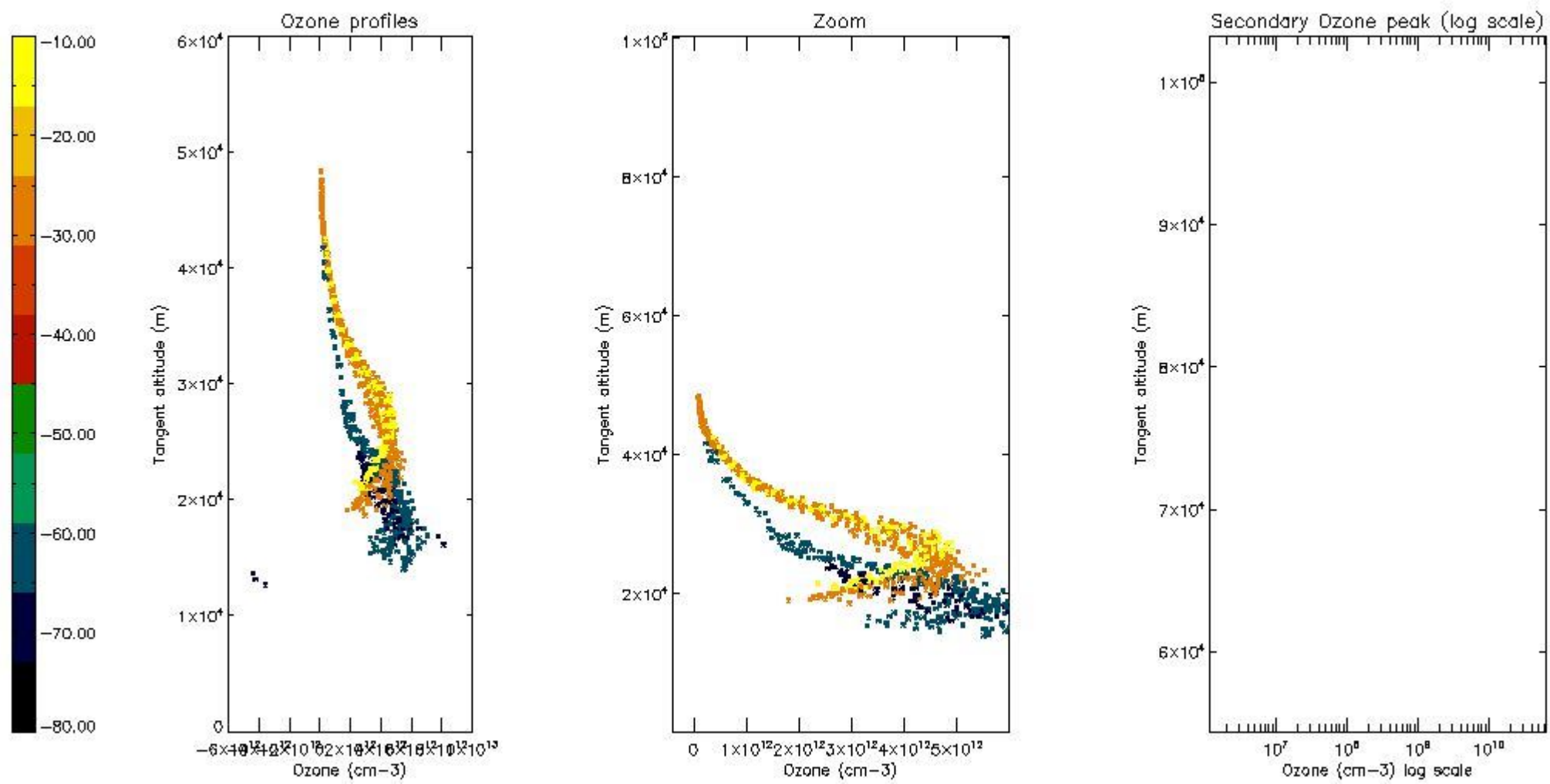




*5.4 Plot ozone profiles where STD < 10% (dark without errors)*

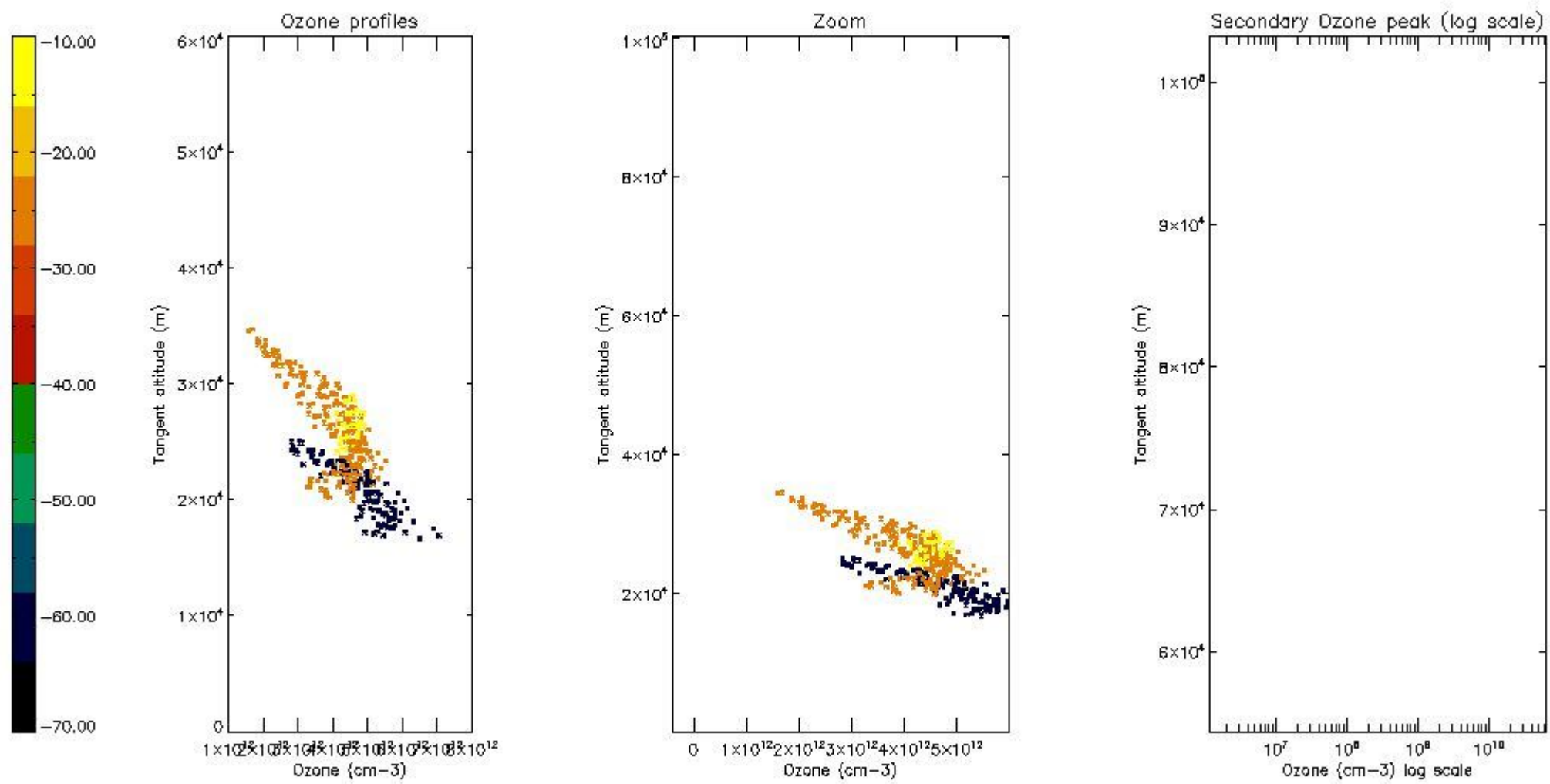
The colorbar represents the latitude.





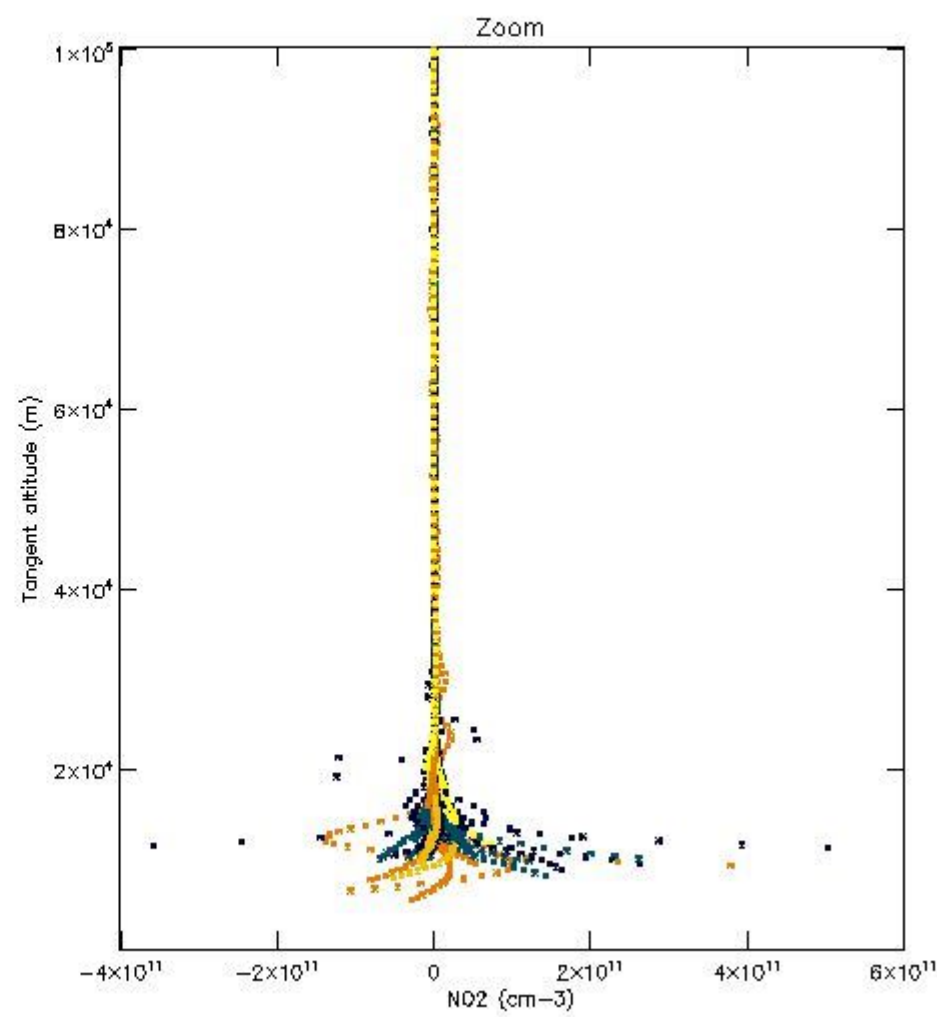
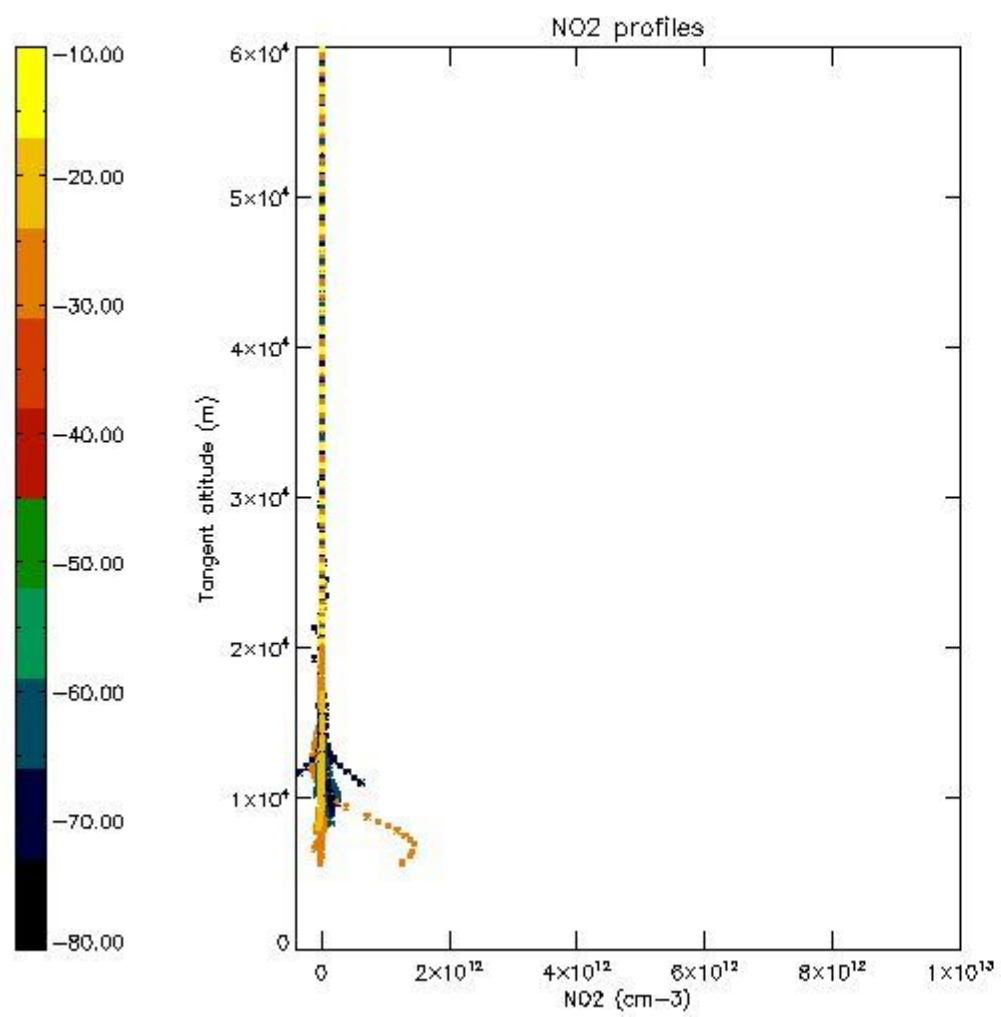
*5.5 Plot ozone profiles where  $STD < 5\%$  (dark without errors)*

The colorbar represents the latitude.



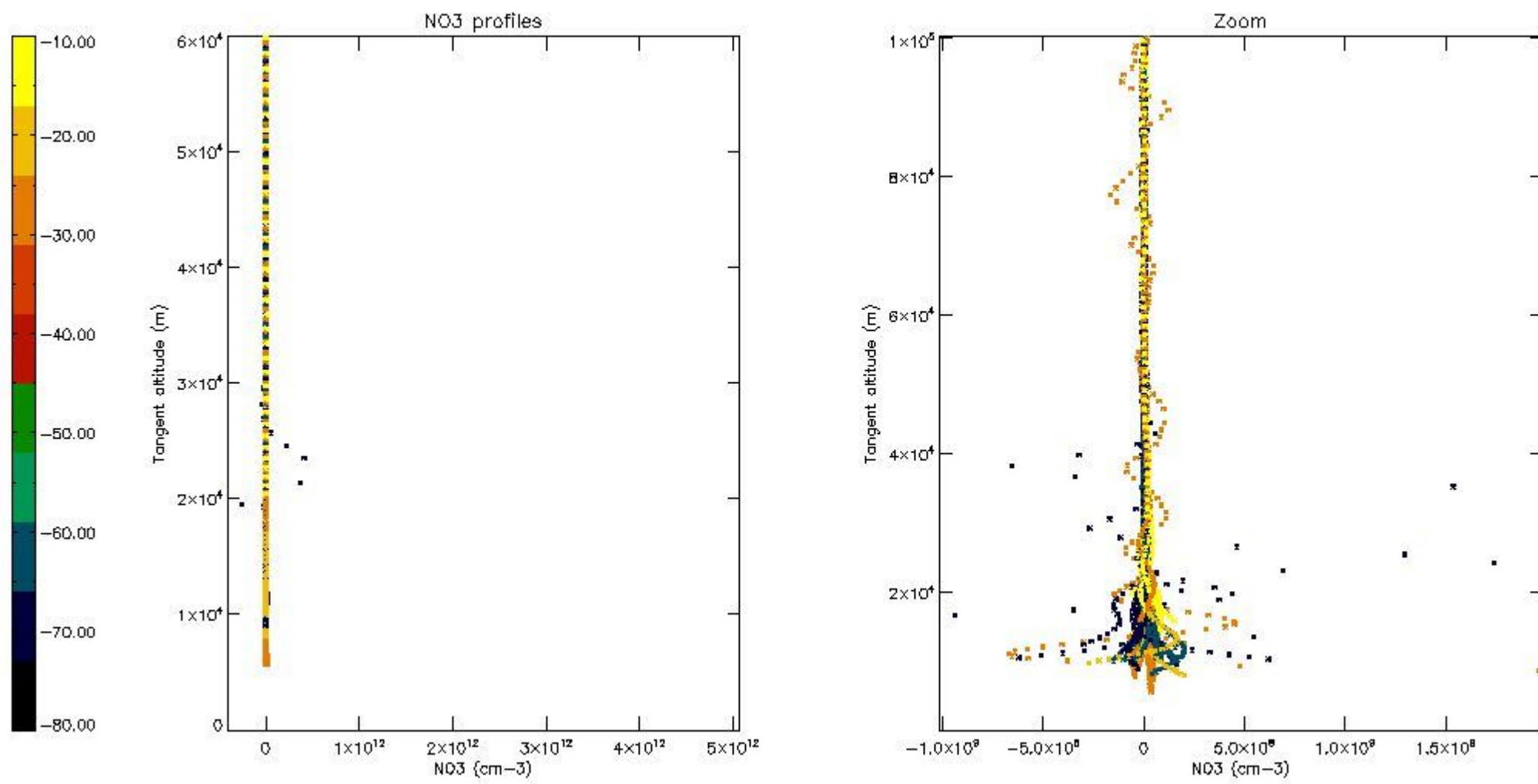
*5.6 Plot NO<sub>2</sub> profiles for all STD (dark without errors)*

The colorbar represents the latitude.



*5.7 Plot NO3 profiles for all STD (dark without errors)*

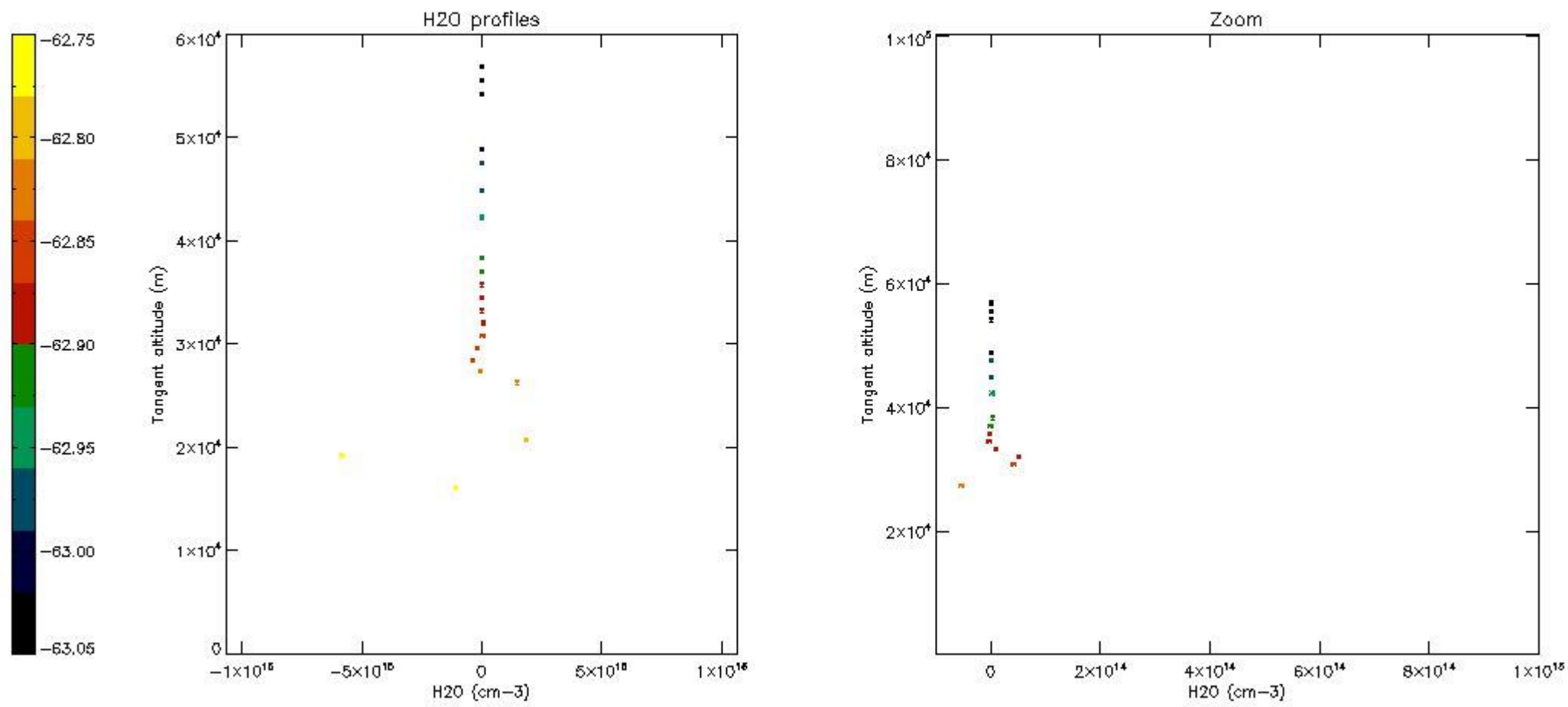
The colorbar represents the latitude.



*5.8 Plot H2O profiles for all STD (only for occultations of stars 1,2,3,4,13,14,16,26,63 dark without errors)*

The colorbar represents the latitude.





## 6. Auxiliary Data Files used for the production reported in section 2

The number reported in the third column indicates since which file (see list in section 2) the corresponding auxiliary file has been used. The fourth column is the date of those product files.

Type	Auxiliary Filename	Used since product	Used since product date
INST_PHYS_CHARACTERISTICS	GOM_INS_AXNIEC20050627_150440_20020301_000000_20100101_000000	1	26-JUN-2003 00:02:06
LEVEL-2_PROC_CONFIG	GOM_PR2_AXVIEC20091111_152718_20020301_000000_20500101_000000	1	26-JUN-2003 00:02:06
CROSS_SECTIONS_FILE	GOM_CRS_AXVIEC20091111_154832_20020301_000000_20500101_000000	1	26-JUN-2003 00:02:06

# GOMOS Level 2 Daily Report

## SUMMARY

### [1. General Info](#)

### [2. Summary of processed GOM\\_NL\\_2P products](#)

### [3. Level 2 Quality information per product](#)

#### [3.1 Plot of level 2 quality information per product \(time dependant\)](#)

#### [3.2 Plot of level 2 quality information per product \(world map\)](#)

### [4. Level 1 Quality information per product \(stored on level 2 products\)](#)

#### [4.1 Plot of level 1 quality information per product \(time dependant\)](#)

##### [4.1.1 Plot of level 1 quality information per product \(time dependant\): ASCENDING](#)

##### [4.1.2 Plot of level 1 quality information per product \(time dependant\): DESCENDING](#)

#### [4.2 Plot of level 1 quality information per product \(world map\)](#)

##### [4.2.1 Plot of level 1 quality information per product \(world map\): ASCENDING](#)

##### [4.2.2 Plot of level 1 quality information per product \(world map\): DESCENDING](#)

### [5. Ozone profiles based on quality statistics and other trace gas profiles](#)

#### [5.1 Ozone statistics based on quality of products](#)

#### [5.2 Plot ozone profiles for all STD \(dark without errors\)](#)

#### [5.3 Plot ozone profiles where STD < 20% \(dark without errors\)](#)

#### [5.4. Plot ozone profiles where STD < 10% \(dark without errors\)](#)

#### [5.5. Plot ozone profiles where STD < 5% \(dark without errors\)](#)

#### [5.6 Plot NO2 profiles for all STD \(dark without errors\)](#)

#### [5.7 Plot NO3 profiles for all STD \(dark without errors\)](#)

#### [5.8 Plot H2O profiles \(only for occultations of stars 1,2,3,4,13,14,16,26,63 dark without errors\) for all STD](#)

### [6. Auxiliary Data Files used for the production reported in section 2](#)

This report presents the daily analysis on parameters extracted from GOMOS level 2 data (GOM\_NL\_\_2P). It is intended to monitor some important parameters that will impact the quality of these products. A list of level 2 products (and content) that have arrived during the reporting day to the PCF is also given.

Item	Value
Time of report generation	19APR2013 16:37:34
Data source version	GOMOS/6.01
Start time of products	26-06-2003 (26JUN2003 00:00:00)
Stop time of products	27-06-2003 (27JUN2003 00:00:00)
Store outputs in DB	Yes
Nb of level 2 prods	357
Nb of prods with errors	3

## 2. Summary of processed GOM\_NL\_\_2P products.

Nr	Filename	UTC Start time	Limb	Duration	Star Id	Star Name	Star Mag	Star Temp	Nb Meas	Orbit	Prod. error
1	GOM_NL__2PRFIN20030626_000206_000000462017_00331_06898_6488.N1	26-JUN-2003 00:02:06	Bright	45.500	5	3Alp Lyr	0.033000	11000.	91	6898	No
2	GOM_NL__2PRFIN20030626_000416_000000402017_00331_06898_6489.N1	26-JUN-2003 00:04:16	Bright	40.000	130	23Bet Dra	2.7990	5800.0	80	6898	No
3	GOM_NL__2PRFIN20030626_000623_000000402017_00331_06898_6490.N1	26-JUN-2003 00:06:23	Bright	39.500	119	14Eta Dra	2.7270	4700.0	79	6898	No
4	GOM_NL__2PRFIN20030626_000912_000000702017_00331_06898_6491.N1	26-JUN-2003 00:09:12	Bright	69.500	66	37Gam Cyg	2.2080	5900.0	139	6898	No
5	GOM_NL__2PRFIN20030626_001120_000000682017_00331_06898_6492.N1	26-JUN-2003 00:11:20	Bright	68.000	19	50Alp Cyg	1.2460	10500.	136	6898	No
6	GOM_NL__2PRFIN20030626_001438_000000372017_00331_06898_6493.N1	26-JUN-2003 00:14:38	Bright	36.500	49	1Alp UMi	1.9900	6300.0	73	6898	No
7	GOM_NL__2PRFIN20030626_002055_000000682017_00331_06898_6494.N1	26-JUN-2003 00:20:55	Bright	67.500	74	11Bet Cas	2.2680	6600.0	135	6898	No
8	GOM_NL__2PRFIN20030626_002230_000000482017_00331_06898_6495.N1	26-JUN-2003 00:22:30	Bright	48.000	68	18Alp Cas	2.2250	4500.0	96	6898	No
9	GOM_NL__2PRFIN20030626_002457_000000372017_00331_06898_6496.N1	26-JUN-2003 00:24:57	Bright	37.000	160	23Gam Per	2.9300	4700.0	74	6898	No
10	GOM_NL__2PRFIN20030626_002823_000000462017_00331_06898_6497.N1	26-JUN-2003 00:28:23	Bright	45.500	73	57Gam1And	2.2600	13100.	91	6898	No
11	GOM_NL__2PRFIN20030626_003050_000000642017_00331_06898_6498.N1	26-JUN-2003 00:30:50	Twilight	64.000	53	43Bet And	2.0480	3300.0	128	6898	No
12	GOM_NL__2PRFIN20030626_003448_000000542017_00331_06898_6499.N1	26-JUN-2003 00:34:48	Dark	53.500	50	13Alp Ari	2.0070	4250.0	107	6898	No
13	GOM_NL__2PRFIN20030626_003940_000000492017_00331_06898_6500.N1	26-JUN-2003 00:39:40	Dark	48.500	94	92Alp Cet	2.5260	3100.0	97	6898	No
14	GOM_NL__2PRFIN20030626_005248_000000832017_00331_06898_6501.N1	26-JUN-2003 00:52:48	Dark	82.500	52	16Bet Cet	2.0370	4500.0	165	6898	No
15	GOM_NL__2PRFIN20030626_005809_000000552017_00332_06899_6308.N1	26-JUN-2003 00:58:09	Dark	54.500	84	Alp Phe	2.3970	4500.0	109	6899	No
16	GOM_NL__2PRFIN20030626_010437_000000552017_00332_06899_6309.N1	26-JUN-2003 01:04:37	Straylight	55.000	63	Bet Gru	2.1500	2800.0	110	6899	No
17	GOM_NL__2PRFIN20030626_010639_000000562017_00332_06899_6310.N1	26-JUN-2003 01:06:39	Straylight	56.000	31	Alp Gru	1.7340	15200.	112	6899	No
18	GOM_NL__2PRFIN20030626_010934_000000422017_00332_06899_6311.N1	26-JUN-2003 01:09:34	Straylight	42.000	45	Alp Pav	1.9400	26000.	84	6899	No
19	GOM_NL__2PRFIN20030626_011840_000000462017_00332_06899_6312.N1	26-JUN-2003 01:18:40	Twilight	46.000	38	20Eps Sgr	1.8360	11000.	92	6899	No
20	GOM_NL__2PRFIN20030626_012004_000000572017_00332_06899_6313.N1	26-JUN-2003 01:20:04	Bright	57.000	116	19Del Sgr	2.7000	4100.0	114	6899	No
21	GOM_NL__2PRFIN20030626_012212_000000502017_00332_06899_6314.N1	26-JUN-2003 01:22:12	Bright	50.000	155	41Pi Sgr	2.9000	6600.0	100	6899	No
22	GOM_NL__2PRFIN20030626_012459_000000382017_00332_06899_6315.N1	26-JUN-2003 01:24:59	Bright	38.000	86	35Eta Oph	2.4300	10200.	76	6899	No
23	GOM_NL__2PRFIN20030626_013053_000000402017_00332_06899_6316.N1	26-JUN-2003 01:30:53	Bright	39.500	126	60Bet Oph	2.7700	4250.0	79	6899	No
24	GOM_NL__2PRFIN20030626_013316_000000402017_00332_06899_6317.N1	26-JUN-2003 01:33:16	Bright	39.500	59	55Alp Oph	2.0800	8900.0	79	6899	No
25	GOM_NL__2PRFIN20030626_013549_000000562017_00332_06899_6318.N1	26-JUN-2003 01:35:49	Bright	56.000	168	17Zet Aql	2.9860	11000.	112	6899	No
26	GOM_NL__2PRFIN20030626_013833_000000382017_00332_06899_6319.N1	26-JUN-2003 01:38:33	Bright	37.500	133	40Zet Her	2.8070	6000.0	75	6899	No
27	GOM_NL__2PRFIN20030626_014241_000000472017_00332_06899_6320.N1	26-JUN-2003 01:42:41	Bright	47.000	5	3Alp Lyr	0.033000	11000.	94	6899	No
28	GOM_NL__2PRFIN20030626_014452_000000372017_00332_06899_6321.N1	26-JUN-2003 01:44:52	Bright	37.000	130	23Bet Dra	2.7990	5800.0	74	6899	No
29	GOM_NL__2PRFIN20030626_014659_000000352017_00332_06899_6322.N1	26-JUN-2003 01:46:59	Bright	34.500	119	14Eta Dra	2.7270	4700.0	69	6899	No
30	GOM_NL__2PRFIN20030626_014946_000000682017_00332_06899_6323.N1	26-JUN-2003 01:49:46	Bright	67.500	66	37Gam Cyg	2.2080	5900.0	135	6899	No
31	GOM_NL__2PRFIN20030626_015155_000000662017_00332_06899_6324.N1	26-JUN-2003 01:51:55	Bright	65.500	19	50Alp Cyg	1.2460	10500.	131	6899	No
32	GOM_NL__2PRFIN20030626_015514_000000352017_00332_06899_6325.N1	26-JUN-2003 01:55:14	Bright	35.000	49	1Alp UMi	1.9900	6300.0	70	6899	No
33	GOM_NL__2PRFIN20030626_020131_000000482017_00332_06899_6326.N1	26-JUN-2003 02:01:31	Bright	47.500	74	11Bet Cas	2.2680	6600.0	95	6899	No
34	GOM_NL__2PRFIN20030626_020306_000000482017_00332_06899_6327.N1	26-JUN-2003 02:03:06	Bright	48.000	68	18Alp Cas	2.2250	4500.0	96	6899	No
35	GOM_NL__2PRFIN20030626_020533_000000392017_00332_06899_6328.N1	26-JUN-2003 02:05:33	Bright	39.000	160	23Gam Per	2.9300	4700.0	78	6899	No
36	GOM_NL__2PRFIN20030626_020859_000000472017_00332_06899_6329.N1	26-JUN-2003 02:08:59	Bright	46.500	73	57Gam1And	2.2600	13100.	93	6899	No
37	GOM_NL__2PRFIN20030626_021126_000000722017_00332_06899_6330.N1	26-JUN-2003 02:11:26	Twilight	71.500	53	43Bet And	2.0480	3300.0	143	6899	No
38	GOM_NL__2PRFIN20030626_021524_000000562017_00332_06899_6331.N1	26-JUN-2003 02:15:24	Dark	55.500	50	13Alp Ari	2.0070	4250.0	111	6899	No
39	GOM_NL__2PRFIN20030626_022016_000000452017_00332_06899_6332.N1	26-JUN-2003 02:20:16	Dark	44.500	94	92Alp Cet	2.5260	3100.0	89	6899	No
40	GOM_NL__2PRFIN20030626_023326_000000702017_00332_06899_6333.N1	26-JUN-2003 02:33:26	Dark	70.000	52	16Bet Cet	2.0370	4500.0	140	6899	No
41	GOM_NL__2PRFIN20030626_023846_000000492017_00333_06900_6309.N1	26-JUN-2003 02:38:46	Dark	49.000	84	Alp Phe	2.3970	4500.0	98	6900	No
42	GOM_NL__2PRFIN20030626_024544_000000832017_00333_06900_6310.N1	26-JUN-2003 02:45:44	Straylight	82.500	18	24Alp PsA	1.1660	9700.0	165	6900	No

43	GOM_NL__2PRFIN20030626_025010_000000432017_00333_06900_6311.N1	26-JUN-2003 02:50:10	Straylight	43.000	45	Alp Pav	1.9400	26000.	86	6900	No
44	GOM_NL__2PRFIN20030626_025916_000000452017_00333_06900_6312.N1	26-JUN-2003 02:59:16	Tw_i_and_stray	44.500	38	20Eps Sgr	1.8360	11000.	89	6900	No
45	GOM_NL__2PRFIN20030626_030040_000000502017_00333_06900_6313.N1	26-JUN-2003 03:00:40	Bright	50.000	116	19Del Sgr	2.7000	4100.0	100	6900	No
46	GOM_NL__2PRFIN20030626_030249_000000482017_00333_06900_6314.N1	26-JUN-2003 03:02:49	Bright	48.000	155	41Pi Sgr	2.9000	6600.0	96	6900	No
47	GOM_NL__2PRFIN20030626_030535_000000232017_00333_06900_6315.N1	26-JUN-2003 03:05:35	Tw_i_and_stray	23.000	86	35Eta Oph	2.4300	10200.	46	6900	No
48	GOM_NL__2PRFIN20030626_031129_000000392017_00333_06900_6316.N1	26-JUN-2003 03:11:29	Bright	39.000	126	60Bet Oph	2.7700	4250.0	78	6900	No
49	GOM_NL__2PRFIN20030626_031352_000000402017_00333_06900_6317.N1	26-JUN-2003 03:13:52	Bright	40.000	59	55Alp Oph	2.0800	8900.0	80	6900	No
50	GOM_NL__2PRFIN20030626_031625_000000562017_00333_06900_6318.N1	26-JUN-2003 03:16:25	Bright	56.000	168	17Zet Aql	2.9860	11000.	112	6900	No
51	GOM_NL__2PRFIN20030626_031910_000000382017_00333_06900_6319.N1	26-JUN-2003 03:19:10	Bright	38.000	133	40Zet Her	2.8070	6000.0	76	6900	No
52	GOM_NL__2PRFIN20030626_032317_000000492017_00333_06900_6320.N1	26-JUN-2003 03:23:17	Bright	48.500	5	3Alp Lyr	0.033000	11000.	97	6900	No
53	GOM_NL__2PRFIN20030626_032527_000000392017_00333_06900_6321.N1	26-JUN-2003 03:25:27	Bright	39.000	130	23Bet Dra	2.7990	5800.0	78	6900	No
54	GOM_NL__2PRFIN20030626_032735_000000352017_00333_06900_6322.N1	26-JUN-2003 03:27:35	Bright	34.500	119	14Eta Dra	2.7270	4700.0	69	6900	No
55	GOM_NL__2PRFIN20030626_033020_000000692017_00333_06900_6323.N1	26-JUN-2003 03:30:20	Bright	69.000	66	37Gam Cyg	2.2080	5900.0	138	6900	No
56	GOM_NL__2PRFIN20030626_033230_000000682017_00333_06900_6324.N1	26-JUN-2003 03:32:30	Bright	67.500	19	50Alp Cyg	1.2460	10500.	135	6900	No
57	GOM_NL__2PRFIN20030626_033550_000000372017_00333_06900_6325.N1	26-JUN-2003 03:35:50	Bright	36.500	49	1Alp UMi	1.9900	6300.0	73	6900	No
58	GOM_NL__2PRFIN20030626_034206_000000492017_00333_06900_6326.N1	26-JUN-2003 03:42:06	Bright	48.500	74	11Bet Cas	2.2680	6600.0	97	6900	No
59	GOM_NL__2PRFIN20030626_034342_000000482017_00333_06900_6327.N1	26-JUN-2003 03:43:42	Bright	48.000	68	18Alp Cas	2.2250	4500.0	96	6900	No
60	GOM_NL__2PRFIN20030626_034609_000000352017_00333_06900_6328.N1	26-JUN-2003 03:46:09	Bright	35.000	160	23Gam Per	2.9300	4700.0	70	6900	No
61	GOM_NL__2PRFIN20030626_034934_000000462017_00333_06900_6329.N1	26-JUN-2003 03:49:34	Bright	46.000	73	57Gam1And	2.2600	13100.	92	6900	No
62	GOM_NL__2PRFIN20030626_035202_000000732017_00333_06900_6330.N1	26-JUN-2003 03:52:02	Tw_i_and_stray	72.500	53	43Bet And	2.0480	3300.0	145	6900	No
63	GOM_NL__2PRFIN20030626_035601_000000532017_00333_06900_6331.N1	26-JUN-2003 03:56:01	Dark	53.000	50	13Alp Ari	2.0070	4250.0	106	6900	No
64	GOM_NL__2PRFIN20030626_040052_000000392017_00333_06900_6332.N1	26-JUN-2003 04:00:52	Dark	39.000	94	92Alp Cet	2.5260	3100.0	78	6900	No
65	GOM_NL__2PRFIN20030626_041403_000000822017_00333_06900_6333.N1	26-JUN-2003 04:14:03	Dark	81.500	52	16Bet Cet	2.0370	4500.0	163	6900	No
66	GOM_NL__2PRFIN20030626_042621_000000832017_00334_06901_6643.N1	26-JUN-2003 04:26:21	Straylight	83.000	18	24Alp PsA	1.1660	9700.0	166	6901	No
67	GOM_NL__2PRFIN20030626_043047_000000452017_00334_06901_6644.N1	26-JUN-2003 04:30:47	Straylight	45.000	45	Alp Pav	1.9400	26000.	90	6901	No
68	GOM_NL__2PRFIN20030626_043952_000000432017_00334_06901_6645.N1	26-JUN-2003 04:39:52	Tw_i_and_stray	42.500	38	20Eps Sgr	1.8360	11000.	85	6901	No
69	GOM_NL__2PRFIN20030626_044116_000000572017_00334_06901_6646.N1	26-JUN-2003 04:41:16	Bright	57.000	116	19Del Sgr	2.7000	4100.0	114	6901	No
70	GOM_NL__2PRFIN20030626_044325_000000502017_00334_06901_6647.N1	26-JUN-2003 04:43:25	Bright	50.000	155	41Pi Sgr	2.9000	6600.0	100	6901	No
71	GOM_NL__2PRFIN20030626_044619_000000232017_00334_06901_6648.N1	26-JUN-2003 04:46:19	Bright	23.000	86	35Eta Oph	2.4300	10200.	46	6901	No
72	GOM_NL__2PRFIN20030626_045205_000000402017_00334_06901_6649.N1	26-JUN-2003 04:52:05	Bright	39.500	126	60Bet Oph	2.7700	4250.0	79	6901	No
73	GOM_NL__2PRFIN20030626_045428_000000392017_00334_06901_6650.N1	26-JUN-2003 04:54:28	Bright	38.500	59	55Alp Oph	2.0800	8900.0	77	6901	No
74	GOM_NL__2PRFIN20030626_045700_000000552017_00334_06901_6651.N1	26-JUN-2003 04:57:00	Bright	54.500	168	17Zet Aql	2.9860	11000.	109	6901	No
75	GOM_NL__2PRFIN20030626_045945_000000392017_00334_06901_6652.N1	26-JUN-2003 04:59:45	Bright	38.500	133	40Zet Her	2.8070	6000.0	77	6901	No
76	GOM_NL__2PRFIN20030626_050352_000000512017_00334_06901_6653.N1	26-JUN-2003 05:03:52	Bright	50.500	5	3Alp Lyr	0.033000	11000.	101	6901	No
77	GOM_NL__2PRFIN20030626_050603_000000392017_00334_06901_6654.N1	26-JUN-2003 05:06:03	Bright	38.500	130	23Bet Dra	2.7990	5800.0	77	6901	No
78	GOM_NL__2PRFIN20030626_050811_000000382017_00334_06901_6655.N1	26-JUN-2003 05:08:11	Bright	37.500	119	14Eta Dra	2.7270	4700.0	75	6901	No
79	GOM_NL__2PRFIN20030626_051055_000000702017_00334_06901_6656.N1	26-JUN-2003 05:10:55	Bright	69.500	66	37Gam Cyg	2.2080	5900.0	139	6901	No
80	GOM_NL__2PRFIN20030626_051304_000000662017_00334_06901_6657.N1	26-JUN-2003 05:13:04	Bright	66.000	19	50Alp Cyg	1.2460	10500.	132	6901	No
81	GOM_NL__2PRFIN20030626_051626_000000372017_00334_06901_6658.N1	26-JUN-2003 05:16:26	Bright	37.000	49	1Alp UMi	1.9900	6300.0	74	6901	No
82	GOM_NL__2PRFIN20030626_052242_000000482017_00334_06901_6659.N1	26-JUN-2003 05:22:42	Bright	47.500	74	11Bet Cas	2.2680	6600.0	95	6901	No
83	GOM_NL__2PRFIN20030626_052417_000000502017_00334_06901_6660.N1	26-JUN-2003 05:24:17	Bright	49.500	68	18Alp Cas	2.2250	4500.0	99	6901	No
84	GOM_NL__2PRFIN20030626_052645_000000462017_00334_06901_6661.N1	26-JUN-2003 05:26:45	Bright	45.500	160	23Gam Per	2.9300	4700.0	91	6901	No
85	GOM_NL__2PRFIN20030626_053010_000000472017_00334_06901_6662.N1	26-JUN-2003 05:30:10	Bright	47.000	73	57Gam1And	2.2600	13100.	94	6901	No
86	GOM_NL__2PRFIN20030626_053237_000000712017_00334_06901_6663.N1	26-JUN-2003 05:32:37	Tw_i_and_stray	71.000	53	43Bet And	2.0480	3300.0	142	6901	No
87	GOM_NL__2PRFIN20030626_053636_000000572017_00334_06901_6664.N1	26-JUN-2003 05:36:36	Dark	57.000	50	13Alp Ari	2.0070	4250.0	114	6901	No
88	GOM_NL__2PRFIN20030626_054129_000000402017_00334_06901_6665.N1	26-JUN-2003 05:41:29	Dark	40.000	94	92Alp Cet	2.5260	3100.0	80	6901	No
89	GOM_NL__2PRFIN20030626_055440_000000682017_00334_06901_6666.N1	26-JUN-2003 05:54:40	Dark	67.500	52	16Bet Cet	2.0370	4500.0	135	6901	No
90	GOM_NL__2PRFIN20030626_060658_000000792017_00335_06902_6644.N1	26-JUN-2003 06:06:58	Straylight	78.500	18	24Alp PsA	1.1660	9700.0	157	6902	No
91	GOM_NL__2PRFIN20030626_061123_000000432017_00335_06902_6645.N1	26-JUN-2003 06:11:23	Straylight	43.000	45	Alp Pav	1.9400	26000.	86	6902	No
92	GOM_NL__2PRFIN20030626_062029_000000482017_00335_06902_6646.N1	26-JUN-2003 06:20:29	Tw_i_and_stray	48.000	38	20Eps Sgr	1.8360	11000.	96	6902	No
93	GOM_NL__2PRFIN20030626_062153_000000462017_00335_06902_6647.N1	26-JUN-2003 06:21:53	Bright	46.000	116	19Del Sgr	2.7000	4100.0	92	6902	No
94	GOM_NL__2PRFIN20030626_062401_000000492017_00335_06902_6648.N1	26-JUN-2003 06:24:01	Bright	48.500	155	41Pi Sgr	2.9000	6600.0	97	6902	No
95	GOM_NL__2PRFIN20030626_062702_000000232017_00335_06902_6649.N1	26-JUN-2003 06:27:02	Dark	23.000	86	35Eta Oph	2.4300	10200.	46	6902	Yes
96	GOM_NL__2PRFIN20030626_063241_000000402017_00335_06902_6650.N1	26-JUN-2003 06:32:41	Bright	39.500	126	60Bet Oph	2.7700	4250.0	79	6902	No
97	GOM_NL__2PRFIN20030626_063504_000000412017_00335_06902_6651.N1	26-JUN-2003 06:35:04	Bright	40.500	59	55Alp Oph	2.0800	8900.0	81	6902	No
98	GOM_NL__2PRFIN20030626_063735_000000542017_00335_06902_6652.N1	26-JUN-2003 06:37:35	Bright	54.000	168	17Zet Aql	2.9860	11000.	108	6902	No
99	GOM_NL__2PRFIN20030626_064021_000000392017_00335_06902_6653.N1	26-JUN-2003 06:40:21	Bright	38.500	133	40Zet Her	2.8070	6000.0	77	6902	No
100	GOM_NL__2PRFIN20030626_064427_000000512017_00335_06902_6654.N1	26-JUN-2003 06:44:27	Bright	51.000	5	3Alp Lyr	0.033000	11000.	102	6902	No
101	GOM_NL__2PRFIN20030626_064639_000000412017_00335_06902_6655.N1	26-JUN-2003 06:46:39	Bright	40.500	130	23Bet Dra	2.7990	5800.0	81	6902	No



102	GOM_NL__2PRFIN20030626_064847_000000382017_00335_06902_6656.N1	26-JUN-2003 06:48:47	Bright	37.500	119	14Eta Dra	2.7270	4700.0	75	6902	No
103	GOM_NL__2PRFIN20030626_065127_000000672017_00335_06902_6657.N1	26-JUN-2003 06:51:27	Bright	67.000	66	37Gam Cyg	2.2080	5900.0	134	6902	No
104	GOM_NL__2PRFIN20030626_065339_000000672017_00335_06902_6658.N1	26-JUN-2003 06:53:39	Bright	66.500	19	50Alp Cyg	1.2460	10500.	133	6902	No
105	GOM_NL__2PRFIN20030626_065701_000000372017_00335_06902_6659.N1	26-JUN-2003 06:57:01	Bright	37.000	49	1Alp UMi	1.9900	6300.0	74	6902	No
106	GOM_NL__2PRFIN20030626_070316_000000502017_00335_06902_6660.N1	26-JUN-2003 07:03:16	Bright	49.500	74	11Bet Cas	2.2680	6600.0	99	6902	No
107	GOM_NL__2PRFIN20030626_070451_000000512017_00335_06902_6661.N1	26-JUN-2003 07:04:51	Bright	50.500	68	18Alp Cas	2.2250	4500.0	101	6902	No
108	GOM_NL__2PRFIN20030626_070721_000000422017_00335_06902_6662.N1	26-JUN-2003 07:07:21	Bright	42.000	160	23Gam Per	2.9300	4700.0	84	6902	No
109	GOM_NL__2PRFIN20030626_071046_000000452017_00335_06902_6663.N1	26-JUN-2003 07:10:46	Bright	45.000	73	57Gam1And	2.2600	13100.	90	6902	No
110	GOM_NL__2PRFIN20030626_071313_000000702017_00335_06902_6664.N1	26-JUN-2003 07:13:13	Twi_and_stray	69.500	53	43Bet And	2.0480	3300.0	139	6902	No
111	GOM_NL__2PRFIN20030626_071711_000000582017_00335_06902_6665.N1	26-JUN-2003 07:17:11	Dark	58.000	50	13Alp Ari	2.0070	4250.0	116	6902	No
112	GOM_NL__2PRFIN20030626_072204_000000492017_00335_06902_6666.N1	26-JUN-2003 07:22:04	Dark	49.000	94	92Alp Cet	2.5260	3100.0	98	6902	No
113	GOM_NL__2PRFIN20030626_073517_000000812017_00335_06902_6667.N1	26-JUN-2003 07:35:17	Dark	80.500	52	16Bet Cet	2.0370	4500.0	161	6902	No
114	GOM_NL__2PRFIN20030626_074736_000000792017_00336_06903_6645.N1	26-JUN-2003 07:47:36	Straylight	79.000	18	24Alp PsA	1.1660	9700.0	158	6903	No
115	GOM_NL__2PRFIN20030626_075159_000000482017_00336_06903_6646.N1	26-JUN-2003 07:51:59	Straylight	48.000	45	Alp Pav	1.9400	26000.	96	6903	No
116	GOM_NL__2PRFIN20030626_080105_000000482017_00336_06903_6647.N1	26-JUN-2003 08:01:05	Twi_and_stray	47.500	38	20Eps Sgr	1.8360	11000.	95	6903	No
117	GOM_NL__2PRFIN20030626_080229_000000562017_00336_06903_6648.N1	26-JUN-2003 08:02:29	Bright	56.000	116	19Del Sgr	2.7000	4100.0	112	6903	No
118	GOM_NL__2PRFIN20030626_080437_000000482017_00336_06903_6649.N1	26-JUN-2003 08:04:37	Bright	48.000	155	41Pi Sgr	2.9000	6600.0	96	6903	No
119	GOM_NL__2PRFIN20030626_080745_000000172017_00336_06903_6650.N1	26-JUN-2003 08:07:45	Dark	16.500	86	35Eta Oph	2.4300	10200.	33	6903	Yes
120	GOM_NL__2PRFIN20030626_081317_000000402017_00336_06903_6651.N1	26-JUN-2003 08:13:17	Bright	40.000	126	60Bet Oph	2.7700	4250.0	80	6903	No
121	GOM_NL__2PRFIN20030626_081539_000000402017_00336_06903_6652.N1	26-JUN-2003 08:15:39	Bright	39.500	59	55Alp Oph	2.0800	8900.0	79	6903	No
122	GOM_NL__2PRFIN20030626_081810_000000552017_00336_06903_6653.N1	26-JUN-2003 08:18:10	Bright	55.000	168	17Zet Aql	2.9860	11000.	110	6903	No
123	GOM_NL__2PRFIN20030626_082057_000000392017_00336_06903_6654.N1	26-JUN-2003 08:20:57	Bright	38.500	133	40Zet Her	2.8070	6000.0	77	6903	No
124	GOM_NL__2PRFIN20030626_082502_000000542017_00336_06903_6655.N1	26-JUN-2003 08:25:02	Bright	54.000	5	3Alp Lyr	0.033000	11000.	108	6903	No
125	GOM_NL__2PRFIN20030626_082714_000000402017_00336_06903_6656.N1	26-JUN-2003 08:27:14	Bright	40.000	130	23Bet Dra	2.7990	5800.0	80	6903	No
126	GOM_NL__2PRFIN20030626_082922_000000372017_00336_06903_6657.N1	26-JUN-2003 08:29:22	Bright	36.500	119	14Eta Dra	2.7270	4700.0	73	6903	No
127	GOM_NL__2PRFIN20030626_083203_000000702017_00336_06903_6658.N1	26-JUN-2003 08:32:03	Bright	69.500	66	37Gam Cyg	2.2080	5900.0	139	6903	No
128	GOM_NL__2PRFIN20030626_083413_000000662017_00336_06903_6659.N1	26-JUN-2003 08:34:13	Bright	66.000	19	50Alp Cyg	1.2460	10500.	132	6903	No
129	GOM_NL__2PRFIN20030626_083737_000000382017_00336_06903_6660.N1	26-JUN-2003 08:37:37	Bright	37.500	49	1Alp UMi	1.9900	6300.0	75	6903	No
130	GOM_NL__2PRFIN20030626_084351_000000502017_00336_06903_6661.N1	26-JUN-2003 08:43:51	Bright	49.500	74	11Bet Cas	2.2680	6600.0	99	6903	No
131	GOM_NL__2PRFIN20030626_084527_000000492017_00336_06903_6662.N1	26-JUN-2003 08:45:27	Bright	48.500	68	18Alp Cas	2.2250	4500.0	97	6903	No
132	GOM_NL__2PRFIN20030626_084756_000000542017_00336_06903_6663.N1	26-JUN-2003 08:47:56	Bright	54.000	160	23Gam Per	2.9300	4700.0	108	6903	No
133	GOM_NL__2PRFIN20030626_085121_000000492017_00336_06903_6664.N1	26-JUN-2003 08:51:21	Bright	49.000	73	57Gam1And	2.2600	13100.	98	6903	No
134	GOM_NL__2PRFIN20030626_085349_000000682017_00336_06903_6665.N1	26-JUN-2003 08:53:49	Twi_and_stray	67.500	53	43Bet And	2.0480	3300.0	135	6903	No
135	GOM_NL__2PRFIN20030626_085747_000000582017_00336_06903_6666.N1	26-JUN-2003 08:57:47	Dark	58.000	50	13Alp Ari	2.0070	4250.0	116	6903	No
136	GOM_NL__2PRFIN20030626_090239_000000492017_00336_06903_6667.N1	26-JUN-2003 09:02:39	Dark	48.500	94	92Alp Cet	2.5260	3100.0	97	6903	No
137	GOM_NL__2PRFIN20030626_091554_000000712017_00336_06903_6668.N1	26-JUN-2003 09:15:54	Dark	70.500	52	16Bet Cet	2.0370	4500.0	141	6903	No
138	GOM_NL__2PRFIN20030626_092812_000001012017_00337_06904_6646.N1	26-JUN-2003 09:28:12	Straylight	100.50	18	24Alp PsA	1.1660	9700.0	201	6904	No
139	GOM_NL__2PRFIN20030626_093235_000000432017_00337_06904_6647.N1	26-JUN-2003 09:32:35	Straylight	42.500	45	Alp Pav	1.9400	26000.	85	6904	No
140	GOM_NL__2PRFIN20030626_094141_000000462017_00337_06904_6648.N1	26-JUN-2003 09:41:41	Twi_and_stray	45.500	38	20Eps Sgr	1.8360	11000.	91	6904	No
141	GOM_NL__2PRFIN20030626_094305_000000512017_00337_06904_6649.N1	26-JUN-2003 09:43:05	Bright	51.000	116	19Del Sgr	2.7000	4100.0	102	6904	No
142	GOM_NL__2PRFIN20030626_094512_000000512017_00337_06904_6650.N1	26-JUN-2003 09:45:12	Bright	50.500	155	41Pi Sgr	2.9000	6600.0	101	6904	No
143	GOM_NL__2PRFIN20030626_094829_000000082017_00337_06904_6651.N1	26-JUN-2003 09:48:29	Dark	7.5000	86	35Eta Oph	2.4300	10200.	15	6904	Yes
144	GOM_NL__2PRFIN20030626_095352_000000412017_00337_06904_6652.N1	26-JUN-2003 09:53:52	Bright	40.500	126	60Bet Oph	2.7700	4250.0	81	6904	No
145	GOM_NL__2PRFIN20030626_095614_000000402017_00337_06904_6653.N1	26-JUN-2003 09:56:14	Bright	40.000	59	55Alp Oph	2.0800	8900.0	80	6904	No
146	GOM_NL__2PRFIN20030626_095845_000000542017_00337_06904_6654.N1	26-JUN-2003 09:58:45	Bright	53.500	168	17Zet Aql	2.9860	11000.	107	6904	No
147	GOM_NL__2PRFIN20030626_100132_000000392017_00337_06904_6655.N1	26-JUN-2003 10:01:32	Bright	38.500	133	40Zet Her	2.8070	6000.0	77	6904	No
148	GOM_NL__2PRFIN20030626_100537_000000532017_00337_06904_6656.N1	26-JUN-2003 10:05:37	Bright	52.500	5	3Alp Lyr	0.033000	11000.	105	6904	No
149	GOM_NL__2PRFIN20030626_100749_000000422017_00337_06904_6657.N1	26-JUN-2003 10:07:49	Bright	42.000	130	23Bet Dra	2.7990	5800.0	84	6904	No
150	GOM_NL__2PRFIN20030626_100958_000000392017_00337_06904_6658.N1	26-JUN-2003 10:09:58	Bright	38.500	119	14Eta Dra	2.7270	4700.0	77	6904	No
151	GOM_NL__2PRFIN20030626_101239_000000682017_00337_06904_6659.N1	26-JUN-2003 10:12:39	Bright	68.000	66	37Gam Cyg	2.2080	5900.0	136	6904	No
152	GOM_NL__2PRFIN20030626_101448_000000652017_00337_06904_6660.N1	26-JUN-2003 10:14:48	Bright	64.500	19	50Alp Cyg	1.2460	10500.	129	6904	No
153	GOM_NL__2PRFIN20030626_101813_000000382017_00337_06904_6661.N1	26-JUN-2003 10:18:13	Bright	38.000	49	1Alp UMi	1.9900	6300.0	76	6904	No
154	GOM_NL__2PRFIN20030626_102427_000000512017_00337_06904_6662.N1	26-JUN-2003 10:24:27	Bright	50.500	74	11Bet Cas	2.2680	6600.0	101	6904	No
155	GOM_NL__2PRFIN20030626_102602_000000512017_00337_06904_6663.N1	26-JUN-2003 10:26:02	Bright	51.000	68	18Alp Cas	2.2250	4500.0	102	6904	No
156	GOM_NL__2PRFIN20030626_102831_000000542017_00337_06904_6664.N1	26-JUN-2003 10:28:31	Bright	54.000	160	23Gam Per	2.9300	4700.0	108	6904	No
157	GOM_NL__2PRFIN20030626_103157_000000492017_00337_06904_6665.N1	26-JUN-2003 10:31:57	Bright	49.000	73	57Gam1And	2.2600	13100.	98	6904	No
158	GOM_NL__2PRFIN20030626_103425_000000772017_00337_06904_6666.N1	26-JUN-2003 10:34:25	Twi_and_stray	77.000	53	43Bet And	2.0480	3300.0	154	6904	No
159	GOM_NL__2PRFIN20030626_103824_000000622017_00337_06904_6667.N1	26-JUN-2003 10:38:24	Dark	61.500	50	13Alp Ari	2.0070	4250.0	123	6904	No
160	GOM_NL__2PRFIN20030626_104314_000000442017_00337_06904_6668.N1	26-JUN-2003 10:43:14	Dark	44.000	94	92Alp Cet	2.5260	3100.0	88	6904	No

161	GOM_NL__2PRFIN20030626_105632_000000792017_00337_06904_6669.N1	26-JUN-2003 10:56:32	Dark	78.500	52	16Bet Cet	2.0370	4500.0	157	6904	No
162	GOM_NL__2PRFIN20030626_110819_000000562017_00338_06905_6504.N1	26-JUN-2003 11:08:19	Straylight	56.000	63	Bet Gru	2.1500	2800.0	112	6905	No
163	GOM_NL__2PRFIN20030626_111019_000000562017_00338_06905_6505.N1	26-JUN-2003 11:10:19	Straylight	56.000	31	Alp Gru	1.7340	15200.	112	6905	No
164	GOM_NL__2PRFIN20030626_111311_000000452017_00338_06905_6506.N1	26-JUN-2003 11:13:11	Straylight	44.500	45	Alp Pav	1.9400	26000.	89	6905	No
165	GOM_NL__2PRFIN20030626_112217_000000432017_00338_06905_6507.N1	26-JUN-2003 11:22:17	Tw_i_and_stray	42.500	38	20Eps Sgr	1.8360	11000.	85	6905	No
166	GOM_NL__2PRFIN20030626_112340_000000442017_00338_06905_6508.N1	26-JUN-2003 11:23:40	Bright	43.500	116	19Del Sgr	2.7000	4100.0	87	6905	No
167	GOM_NL__2PRFIN20030626_112713_000002102017_00338_06905_6509.N1	26-JUN-2003 11:27:13	Tw_i_and_stray	210.00	142	49Del Cap	2.8500	8900.0	420	6905	No
168	GOM_NL__2PRFIN20030626_113427_000000412017_00338_06905_6510.N1	26-JUN-2003 11:34:27	Bright	41.000	126	60Bet Oph	2.7700	4250.0	82	6905	No
169	GOM_NL__2PRFIN20030626_113650_000000402017_00338_06905_6511.N1	26-JUN-2003 11:36:50	Bright	39.500	59	55Alp Oph	2.0800	8900.0	79	6905	No
170	GOM_NL__2PRFIN20030626_113920_000000542017_00338_06905_6512.N1	26-JUN-2003 11:39:20	Bright	53.500	168	17Zet Aql	2.9860	11000.	107	6905	No
171	GOM_NL__2PRFIN20030626_114208_000000402017_00338_06905_6513.N1	26-JUN-2003 11:42:08	Bright	40.000	133	40Zet Her	2.8070	6000.0	80	6905	No
172	GOM_NL__2PRFIN20030626_114611_000000522017_00338_06905_6514.N1	26-JUN-2003 11:46:11	Bright	52.000	5	3Alp Lyr	0.033000	11000.	104	6905	No
173	GOM_NL__2PRFIN20030626_114824_000000412017_00338_06905_6515.N1	26-JUN-2003 11:48:24	Bright	41.000	130	23Bet Dra	2.7990	5800.0	82	6905	No
174	GOM_NL__2PRFIN20030626_115031_000000412017_00338_06905_6516.N1	26-JUN-2003 11:50:31	Bright	40.500	119	14Eta Dra	2.7270	4700.0	81	6905	No
175	GOM_NL__2PRFIN20030626_115314_000000682017_00338_06905_6517.N1	26-JUN-2003 11:53:14	Bright	67.500	66	37Gam Cyg	2.2080	5900.0	135	6905	No
176	GOM_NL__2PRFIN20030626_115523_000000642017_00338_06905_6518.N1	26-JUN-2003 11:55:23	Bright	64.000	19	50Alp Cyg	1.2460	10500.	128	6905	No
177	GOM_NL__2PRFIN20030626_115848_000000392017_00338_06905_6519.N1	26-JUN-2003 11:58:48	Bright	38.500	49	1Alp UMi	1.9900	6300.0	77	6905	No
178	GOM_NL__2PRFIN20030626_120503_000000492017_00338_06905_6520.N1	26-JUN-2003 12:05:03	Bright	49.000	74	11Bet Cas	2.2680	6600.0	98	6905	No
179	GOM_NL__2PRFIN20030626_120639_000000472017_00338_06905_6521.N1	26-JUN-2003 12:06:39	Bright	46.500	68	18Alp Cas	2.2250	4500.0	93	6905	No
180	GOM_NL__2PRFIN20030626_120907_000000392017_00338_06905_6522.N1	26-JUN-2003 12:09:07	Bright	38.500	160	23Gam Per	2.9300	4700.0	77	6905	No
181	GOM_NL__2PRFIN20030626_121233_000000462017_00338_06905_6523.N1	26-JUN-2003 12:12:33	Bright	45.500	73	57Gam1And	2.2600	13100.	91	6905	No
182	GOM_NL__2PRFIN20030626_121502_000000672017_00338_06905_6524.N1	26-JUN-2003 12:15:02	Tw_i_and_stray	66.500	53	43Bet And	2.0480	3300.0	133	6905	No
183	GOM_NL__2PRFIN20030626_121900_000000572017_00338_06905_6525.N1	26-JUN-2003 12:19:00	Dark	57.000	50	13Alp Ari	2.0070	4250.0	114	6905	No
184	GOM_NL__2PRFIN20030626_122353_000000412017_00338_06905_6526.N1	26-JUN-2003 12:23:53	Dark	41.000	94	92Alp Cet	2.5260	3100.0	82	6905	No
185	GOM_NL__2PRFIN20030626_123710_000000742017_00338_06905_6527.N1	26-JUN-2003 12:37:10	Dark	73.500	52	16Bet Cet	2.0370	4500.0	147	6905	No
186	GOM_NL__2PRFIN20030626_124226_000000532017_00339_06906_6334.N1	26-JUN-2003 12:42:26	Dark	52.500	84	Alp Phe	2.3970	4500.0	105	6906	No
187	GOM_NL__2PRFIN20030626_124853_000000572017_00339_06906_6335.N1	26-JUN-2003 12:48:53	Straylight	56.500	63	Bet Gru	2.1500	2800.0	113	6906	No
188	GOM_NL__2PRFIN20030626_125056_000000532017_00339_06906_6336.N1	26-JUN-2003 12:50:56	Straylight	53.000	31	Alp Gru	1.7340	15200.	106	6906	No
189	GOM_NL__2PRFIN20030626_125345_000000482017_00339_06906_6337.N1	26-JUN-2003 12:53:45	Straylight	47.500	45	Alp Pav	1.9400	26000.	95	6906	No
190	GOM_NL__2PRFIN20030626_130253_000000462017_00339_06906_6338.N1	26-JUN-2003 13:02:53	Tw_i_and_stray	45.500	38	20Eps Sgr	1.8360	11000.	91	6906	No
191	GOM_NL__2PRFIN20030626_130416_000000482017_00339_06906_6339.N1	26-JUN-2003 13:04:16	Bright	47.500	116	19Del Sgr	2.7000	4100.0	95	6906	No
192	GOM_NL__2PRFIN20030626_130748_000002102017_00339_06906_6340.N1	26-JUN-2003 13:07:48	Tw_i_and_stray	210.00	142	49Del Cap	2.8500	8900.0	420	6906	No
193	GOM_NL__2PRFIN20030626_131503_000000422017_00339_06906_6341.N1	26-JUN-2003 13:15:03	Bright	42.000	126	60Bet Oph	2.7700	4250.0	84	6906	No
194	GOM_NL__2PRFIN20030626_131725_000000412017_00339_06906_6342.N1	26-JUN-2003 13:17:25	Bright	41.000	59	55Alp Oph	2.0800	8900.0	82	6906	No
195	GOM_NL__2PRFIN20030626_131956_000000552017_00339_06906_6343.N1	26-JUN-2003 13:19:56	Bright	54.500	168	17Zet Aql	2.9860	11000.	109	6906	No
196	GOM_NL__2PRFIN20030626_132244_000000362017_00339_06906_6344.N1	26-JUN-2003 13:22:44	Bright	36.000	133	40Zet Her	2.8070	6000.0	72	6906	No
197	GOM_NL__2PRFIN20030626_132649_000000522017_00339_06906_6345.N1	26-JUN-2003 13:26:49	Bright	51.500	5	3Alp Lyr	0.033000	11000.	103	6906	No
198	GOM_NL__2PRFIN20030626_132901_000000412017_00339_06906_6346.N1	26-JUN-2003 13:29:01	Bright	40.500	130	23Bet Dra	2.7990	5800.0	81	6906	No
199	GOM_NL__2PRFIN20030626_133110_000000382017_00339_06906_6347.N1	26-JUN-2003 13:31:10	Bright	38.000	119	14Eta Dra	2.7270	4700.0	76	6906	No
200	GOM_NL__2PRFIN20030626_133348_000000672017_00339_06906_6348.N1	26-JUN-2003 13:33:48	Bright	67.000	66	37Gam Cyg	2.2080	5900.0	134	6906	No
201	GOM_NL__2PRFIN20030626_133558_000000662017_00339_06906_6349.N1	26-JUN-2003 13:35:58	Bright	65.500	19	50Alp Cyg	1.2460	10500.	131	6906	No
202	GOM_NL__2PRFIN20030626_133923_000000372017_00339_06906_6350.N1	26-JUN-2003 13:39:23	Bright	37.000	49	1Alp UMi	1.9900	6300.0	74	6906	No
203	GOM_NL__2PRFIN20030626_134539_000000492017_00339_06906_6351.N1	26-JUN-2003 13:45:39	Bright	48.500	74	11Bet Cas	2.2680	6600.0	97	6906	No
204	GOM_NL__2PRFIN20030626_134714_000000502017_00339_06906_6352.N1	26-JUN-2003 13:47:14	Bright	49.500	68	18Alp Cas	2.2250	4500.0	99	6906	No
205	GOM_NL__2PRFIN20030626_134943_000000442017_00339_06906_6353.N1	26-JUN-2003 13:49:43	Bright	44.000	160	23Gam Per	2.9300	4700.0	88	6906	No
206	GOM_NL__2PRFIN20030626_135310_000000492017_00339_06906_6354.N1	26-JUN-2003 13:53:10	Bright	48.500	73	57Gam1And	2.2600	13100.	97	6906	No
207	GOM_NL__2PRFIN20030626_135538_000000772017_00339_06906_6355.N1	26-JUN-2003 13:55:38	Tw_i_and_stray	76.500	53	43Bet And	2.0480	3300.0	153	6906	No
208	GOM_NL__2PRFIN20030626_135937_000000552017_00339_06906_6356.N1	26-JUN-2003 13:59:37	Dark	54.500	50	13Alp Ari	2.0070	4250.0	109	6906	No
209	GOM_NL__2PRFIN20030626_140428_000000492017_00339_06906_6357.N1	26-JUN-2003 14:04:28	Dark	49.000	94	92Alp Cet	2.5260	3100.0	98	6906	No
210	GOM_NL__2PRFIN20030626_141748_000000752017_00339_06906_6358.N1	26-JUN-2003 14:17:48	Dark	75.000	52	16Bet Cet	2.0370	4500.0	150	6906	No
211	GOM_NL__2PRFIN20030626_142303_000000482017_00340_06907_6336.N1	26-JUN-2003 14:23:03	Dark	48.000	84	Alp Phe	2.3970	4500.0	96	6907	No
212	GOM_NL__2PRFIN20030626_142933_000000572017_00340_06907_6337.N1	26-JUN-2003 14:29:33	Straylight	57.000	63	Bet Gru	2.1500	2800.0	114	6907	No
213	GOM_NL__2PRFIN20030626_143133_000000552017_00340_06907_6338.N1	26-JUN-2003 14:31:33	Straylight	55.000	31	Alp Gru	1.7340	15200.	110	6907	No
214	GOM_NL__2PRFIN20030626_143425_000000422017_00340_06907_6339.N1	26-JUN-2003 14:34:25	Straylight	42.000	45	Alp Pav	1.9400	26000.	84	6907	No
215	GOM_NL__2PRFIN20030626_144329_000000492017_00340_06907_6340.N1	26-JUN-2003 14:43:29	Tw_i_and_stray	48.500	38	20Eps Sgr	1.8360	11000.	97	6907	No
216	GOM_NL__2PRFIN20030626_144453_000000452017_00340_06907_6341.N1	26-JUN-2003 14:44:53	Bright	45.000	116	19Del Sgr	2.7000	4100.0	90	6907	No
217	GOM_NL__2PRFIN20030626_144824_000002102017_00340_06907_6342.N1	26-JUN-2003 14:48:24	Tw_i_and_stray	210.00	142	49Del Cap	2.8500	8900.0	420	6907	No
218	GOM_NL__2PRFIN20030626_145540_000000402017_00340_06907_6343.N1	26-JUN-2003 14:55:40	Bright	40.000	126	60Bet Oph	2.7700	4250.0	80	6907	No
219	GOM_NL__2PRFIN20030626_145803_000000392017_00340_06907_6344.N1	26-JUN-2003 14:58:03	Bright	39.000	59	55Alp Oph	2.0800	8900.0	78	6907	No

220	GOM_NL__2PRFIN20030626_150031_000000562017_00340_06907_6345.N1	26-JUN-2003 15:00:31	Bright	55.500	168	17Zet Aql	2.9860	11000.	111	6907	No
221	GOM_NL__2PRFIN20030626_150321_000000382017_00340_06907_6346.N1	26-JUN-2003 15:03:21	Bright	37.500	133	40Zet Her	2.8070	6000.0	75	6907	No
222	GOM_NL__2PRFIN20030626_150724_000000442017_00340_06907_6347.N1	26-JUN-2003 15:07:24	Bright	43.500	5	3Alp Lyr	0.033000	11000.	87	6907	No
223	GOM_NL__2PRFIN20030626_150938_000000402017_00340_06907_6348.N1	26-JUN-2003 15:09:38	Bright	40.000	130	23Bet Dra	2.7990	5800.0	80	6907	No
224	GOM_NL__2PRFIN20030626_151147_000000362017_00340_06907_6349.N1	26-JUN-2003 15:11:47	Bright	35.500	119	14Eta Dra	2.7270	4700.0	71	6907	No
225	GOM_NL__2PRFIN20030626_151421_000000692017_00340_06907_6350.N1	26-JUN-2003 15:14:21	Bright	69.000	66	37Gam Cyg	2.2080	5900.0	138	6907	No
226	GOM_NL__2PRFIN20030626_151632_000000652017_00340_06907_6351.N1	26-JUN-2003 15:16:32	Bright	64.500	19	50Alp Cyg	1.2460	10500.	129	6907	No
227	GOM_NL__2PRFIN20030626_152002_000000362017_00340_06907_6352.N1	26-JUN-2003 15:20:02	Bright	36.000	49	1Alp UMi	1.9900	6300.0	72	6907	No
228	GOM_NL__2PRFIN20030626_152615_000000472017_00340_06907_6353.N1	26-JUN-2003 15:26:15	Bright	46.500	74	11Bet Cas	2.2680	6600.0	93	6907	No
229	GOM_NL__2PRFIN20030626_152751_000000482017_00340_06907_6354.N1	26-JUN-2003 15:27:51	Bright	47.500	68	18Alp Cas	2.2250	4500.0	95	6907	No
230	GOM_NL__2PRFIN20030626_153021_000000372017_00340_06907_6355.N1	26-JUN-2003 15:30:21	Bright	37.000	160	23Gam Per	2.9300	4700.0	74	6907	No
231	GOM_NL__2PRFIN20030626_153346_000000452017_00340_06907_6356.N1	26-JUN-2003 15:33:46	Bright	45.000	73	57Gam1And	2.2600	13100.	90	6907	No
232	GOM_NL__2PRFIN20030626_153614_000000642017_00340_06907_6357.N1	26-JUN-2003 15:36:14	Twilight	63.500	53	43Bet And	2.0480	3300.0	127	6907	No
233	GOM_NL__2PRFIN20030626_154014_000000552017_00340_06907_6358.N1	26-JUN-2003 15:40:14	Dark	54.500	50	13Alp Ari	2.0070	4250.0	109	6907	No
234	GOM_NL__2PRFIN20030626_154507_000000462017_00340_06907_6359.N1	26-JUN-2003 15:45:07	Dark	45.500	94	92Alp Cet	2.5260	3100.0	91	6907	No
235	GOM_NL__2PRFIN20030626_155825_000000662017_00340_06907_6360.N1	26-JUN-2003 15:58:25	Dark	65.500	52	16Bet Cet	2.0370	4500.0	131	6907	No
236	GOM_NL__2PRFIN20030626_160341_000000502017_00341_06908_6336.N1	26-JUN-2003 16:03:41	Dark	49.500	84	Alp Phe	2.3970	4500.0	99	6908	No
237	GOM_NL__2PRFIN20030626_161011_000000542017_00341_06908_6337.N1	26-JUN-2003 16:10:11	Straylight	53.500	63	Bet Gru	2.1500	2800.0	107	6908	No
238	GOM_NL__2PRFIN20030626_161211_000000502017_00341_06908_6338.N1	26-JUN-2003 16:12:11	Straylight	50.000	31	Alp Gru	1.7340	15200.	100	6908	No
239	GOM_NL__2PRFIN20030626_161502_000000422017_00341_06908_6339.N1	26-JUN-2003 16:15:02	Straylight	42.000	45	Alp Pav	1.9400	26000.	84	6908	No
240	GOM_NL__2PRFIN20030626_162406_000000462017_00341_06908_6340.N1	26-JUN-2003 16:24:06	Twilight	46.000	38	20Eps Sgr	1.8360	11000.	92	6908	No
241	GOM_NL__2PRFIN20030626_162530_000000462017_00341_06908_6341.N1	26-JUN-2003 16:25:30	Bright	45.500	116	19Del Sgr	2.7000	4100.0	91	6908	No
242	GOM_NL__2PRFIN20030626_162900_000002102017_00341_06908_6342.N1	26-JUN-2003 16:29:00	Twilight	210.00	142	49Del Cap	2.8500	8900.0	420	6908	No
243	GOM_NL__2PRFIN20030626_163616_000000402017_00341_06908_6343.N1	26-JUN-2003 16:36:16	Bright	39.500	126	60Bet Oph	2.7700	4250.0	79	6908	No
244	GOM_NL__2PRFIN20030626_163838_000000392017_00341_06908_6344.N1	26-JUN-2003 16:38:38	Bright	38.500	59	55Alp Oph	2.0800	8900.0	77	6908	No
245	GOM_NL__2PRFIN20030626_164106_000000562017_00341_06908_6345.N1	26-JUN-2003 16:41:06	Bright	55.500	168	17Zet Aql	2.9860	11000.	111	6908	No
246	GOM_NL__2PRFIN20030626_164357_000000382017_00341_06908_6346.N1	26-JUN-2003 16:43:57	Bright	38.000	133	40Zet Her	2.8070	6000.0	76	6908	No
247	GOM_NL__2PRFIN20030626_164800_000000512017_00341_06908_6347.N1	26-JUN-2003 16:48:00	Bright	50.500	5	3Alp Lyr	0.033000	11000.	101	6908	No
248	GOM_NL__2PRFIN20030626_165013_000000402017_00341_06908_6348.N1	26-JUN-2003 16:50:13	Bright	39.500	130	23Bet Dra	2.7990	5800.0	79	6908	No
249	GOM_NL__2PRFIN20030626_165223_000000382017_00341_06908_6349.N1	26-JUN-2003 16:52:23	Bright	38.000	119	14Eta Dra	2.7270	4700.0	76	6908	No
250	GOM_NL__2PRFIN20030626_165456_000000672017_00341_06908_6350.N1	26-JUN-2003 16:54:56	Bright	67.000	66	37Gam Cyg	2.2080	5900.0	134	6908	No
251	GOM_NL__2PRFIN20030626_165706_000000672017_00341_06908_6351.N1	26-JUN-2003 16:57:06	Bright	66.500	19	50Alp Cyg	1.2460	10500.	133	6908	No
252	GOM_NL__2PRFIN20030626_170037_000000372017_00341_06908_6352.N1	26-JUN-2003 17:00:37	Bright	36.500	49	1Alp UMi	1.9900	6300.0	73	6908	No
253	GOM_NL__2PRFIN20030626_170650_000000482017_00341_06908_6353.N1	26-JUN-2003 17:06:50	Bright	48.000	74	11Bet Cas	2.2680	6600.0	96	6908	No
254	GOM_NL__2PRFIN20030626_170826_000000462017_00341_06908_6354.N1	26-JUN-2003 17:08:26	Bright	45.500	68	18Alp Cas	2.2250	4500.0	91	6908	No
255	GOM_NL__2PRFIN20030626_171056_000000472017_00341_06908_6355.N1	26-JUN-2003 17:10:56	Bright	47.000	160	23Gam Per	2.9300	4700.0	94	6908	No
256	GOM_NL__2PRFIN20030626_171421_000000462017_00341_06908_6356.N1	26-JUN-2003 17:14:21	Bright	46.000	73	57Gam1And	2.2600	13100.	92	6908	No
257	GOM_NL__2PRFIN20030626_171649_000000652017_00341_06908_6357.N1	26-JUN-2003 17:16:49	Twilight	64.500	53	43Bet And	2.0480	3300.0	129	6908	No
258	GOM_NL__2PRFIN20030626_172050_000000572017_00341_06908_6358.N1	26-JUN-2003 17:20:50	Dark	56.500	50	13Alp Ari	2.0070	4250.0	113	6908	No
259	GOM_NL__2PRFIN20030626_172543_000000482017_00341_06908_6359.N1	26-JUN-2003 17:25:43	Dark	47.500	94	92Alp Cet	2.5260	3100.0	95	6908	No
260	GOM_NL__2PRFIN20030626_173903_000000782017_00341_06908_6360.N1	26-JUN-2003 17:39:03	Dark	77.500	52	16Bet Cet	2.0370	4500.0	155	6908	No
261	GOM_NL__2PRFIN20030626_174418_000000522017_00342_06909_6336.N1	26-JUN-2003 17:44:18	Dark	52.000	84	Alp Phe	2.3970	4500.0	104	6909	No
262	GOM_NL__2PRFIN20030626_175048_000000562017_00342_06909_6337.N1	26-JUN-2003 17:50:48	Straylight	55.500	63	Bet Gru	2.1500	2800.0	111	6909	No
263	GOM_NL__2PRFIN20030626_175248_000000502017_00342_06909_6338.N1	26-JUN-2003 17:52:48	Straylight	49.500	31	Alp Gru	1.7340	15200.	99	6909	No
264	GOM_NL__2PRFIN20030626_175539_000000412017_00342_06909_6339.N1	26-JUN-2003 17:55:39	Straylight	41.000	45	Alp Pav	1.9400	26000.	82	6909	No
265	GOM_NL__2PRFIN20030626_180443_000000432017_00342_06909_6340.N1	26-JUN-2003 18:04:43	Twilight	42.500	38	20Eps Sgr	1.8360	11000.	85	6909	No
266	GOM_NL__2PRFIN20030626_180606_000000502017_00342_06909_6341.N1	26-JUN-2003 18:06:06	Bright	50.000	116	19Del Sgr	2.7000	4100.0	100	6909	No
267	GOM_NL__2PRFIN20030626_180936_000002102017_00342_06909_6342.N1	26-JUN-2003 18:09:36	Twilight	210.00	142	49Del Cap	2.8500	8900.0	420	6909	No
268	GOM_NL__2PRFIN20030626_181652_000000402017_00342_06909_6343.N1	26-JUN-2003 18:16:52	Bright	39.500	126	60Bet Oph	2.7700	4250.0	79	6909	No
269	GOM_NL__2PRFIN20030626_181914_000000392017_00342_06909_6344.N1	26-JUN-2003 18:19:14	Bright	39.000	59	55Alp Oph	2.0800	8900.0	78	6909	No
270	GOM_NL__2PRFIN20030626_182141_000000532017_00342_06909_6345.N1	26-JUN-2003 18:21:41	Bright	53.000	168	17Zet Aql	2.9860	11000.	106	6909	No
271	GOM_NL__2PRFIN20030626_182433_000000382017_00342_06909_6346.N1	26-JUN-2003 18:24:33	Bright	37.500	133	40Zet Her	2.8070	6000.0	75	6909	No
272	GOM_NL__2PRFIN20030626_182835_000000502017_00342_06909_6347.N1	26-JUN-2003 18:28:35	Bright	49.500	5	3Alp Lyr	0.033000	11000.	99	6909	No
273	GOM_NL__2PRFIN20030626_183049_000000392017_00342_06909_6348.N1	26-JUN-2003 18:30:49	Bright	39.000	130	23Bet Dra	2.7990	5800.0	78	6909	No
274	GOM_NL__2PRFIN20030626_183259_000000382017_00342_06909_6349.N1	26-JUN-2003 18:32:59	Bright	37.500	119	14Eta Dra	2.7270	4700.0	75	6909	No
275	GOM_NL__2PRFIN20030626_183531_000000642017_00342_06909_6350.N1	26-JUN-2003 18:35:31	Bright	64.000	66	37Gam Cyg	2.2080	5900.0	128	6909	No
276	GOM_NL__2PRFIN20030626_183741_000000672017_00342_06909_6351.N1	26-JUN-2003 18:37:41	Bright	66.500	19	50Alp Cyg	1.2460	10500.	133	6909	No
277	GOM_NL__2PRFIN20030626_184113_000000372017_00342_06909_6352.N1	26-JUN-2003 18:41:13	Bright	36.500	49	1Alp UMi	1.9900	6300.0	73	6909	No
278	GOM_NL__2PRFIN20030626_184726_000000682017_00342_06909_6353.N1	26-JUN-2003 18:47:26	Bright	68.000	74	11Bet Cas	2.2680	6600.0	136	6909	No



279	GOM_NL__2PRFIN20030626_184902_000000492017_00342_06909_6354.N1	26-JUN-2003 18:49:02	Bright	49.000	68	18Alp Cas	2.2250	4500.0	98	6909	No
280	GOM_NL__2PRFIN20030626_185132_000000372017_00342_06909_6355.N1	26-JUN-2003 18:51:32	Bright	36.500	160	23Gam Per	2.9300	4700.0	73	6909	No
281	GOM_NL__2PRFIN20030626_185457_000000492017_00342_06909_6356.N1	26-JUN-2003 18:54:57	Bright	48.500	73	57Gam1And	2.2600	13100.	97	6909	No
282	GOM_NL__2PRFIN20030626_185726_000000642017_00342_06909_6357.N1	26-JUN-2003 18:57:26	Tw_i_and_stray	64.000	53	43Bet And	2.0480	3300.0	128	6909	No
283	GOM_NL__2PRFIN20030626_190127_000000542017_00342_06909_6358.N1	26-JUN-2003 19:01:27	Dark	53.500	50	13Alp Ari	2.0070	4250.0	107	6909	No
284	GOM_NL__2PRFIN20030626_190619_000000462017_00342_06909_6359.N1	26-JUN-2003 19:06:19	Dark	46.000	94	92Alp Cet	2.5260	3100.0	92	6909	No
285	GOM_NL__2PRFIN20030626_191940_000000752017_00342_06909_6360.N1	26-JUN-2003 19:19:40	Dark	75.000	52	16Bet Cet	2.0370	4500.0	150	6909	No
286	GOM_NL__2PRFIN20030626_192455_000000512017_00343_06910_6336.N1	26-JUN-2003 19:24:55	Dark	50.500	84	Alp Phe	2.3970	4500.0	101	6910	No
287	GOM_NL__2PRFIN20030626_193125_000000542017_00343_06910_6337.N1	26-JUN-2003 19:31:25	Straylight	53.500	63	Bet Gru	2.1500	2800.0	107	6910	No
288	GOM_NL__2PRFIN20030626_193325_000000522017_00343_06910_6338.N1	26-JUN-2003 19:33:25	Straylight	51.500	31	Alp Gru	1.7340	15200.	103	6910	No
289	GOM_NL__2PRFIN20030626_193615_000000412017_00343_06910_6339.N1	26-JUN-2003 19:36:15	Straylight	40.500	45	Alp Pav	1.9400	26000.	81	6910	No
290	GOM_NL__2PRFIN20030626_194519_000000452017_00343_06910_6340.N1	26-JUN-2003 19:45:19	Tw_i_and_stray	45.000	38	20Eps Sgr	1.8360	11000.	90	6910	No
291	GOM_NL__2PRFIN20030626_194643_000000502017_00343_06910_6341.N1	26-JUN-2003 19:46:43	Bright	49.500	116	19Del Sgr	2.7000	4100.0	99	6910	No
292	GOM_NL__2PRFIN20030626_195011_000002162017_00343_06910_6342.N1	26-JUN-2003 19:50:11	Tw_i_and_stray	216.00	142	49Del Cap	2.8500	8900.0	432	6910	No
293	GOM_NL__2PRFIN20030626_195728_000000392017_00343_06910_6343.N1	26-JUN-2003 19:57:28	Bright	39.000	126	60Bet Oph	2.7700	4250.0	78	6910	No
294	GOM_NL__2PRFIN20030626_195951_000000402017_00343_06910_6344.N1	26-JUN-2003 19:59:51	Bright	40.000	59	55Alp Oph	2.0800	8900.0	80	6910	No
295	GOM_NL__2PRFIN20030626_200217_000000542017_00343_06910_6345.N1	26-JUN-2003 20:02:17	Bright	53.500	168	17Zet Aql	2.9860	11000.	107	6910	No
296	GOM_NL__2PRFIN20030626_200509_000000362017_00343_06910_6346.N1	26-JUN-2003 20:05:09	Bright	36.000	133	40Zet Her	2.8070	6000.0	72	6910	No
297	GOM_NL__2PRFIN20030626_200911_000000482017_00343_06910_6347.N1	26-JUN-2003 20:09:11	Bright	48.000	5	3Alp Lyr	0.033000	11000.	96	6910	No
298	GOM_NL__2PRFIN20030626_201125_000000392017_00343_06910_6348.N1	26-JUN-2003 20:11:25	Bright	39.000	130	23Bet Dra	2.7990	5800.0	78	6910	No
299	GOM_NL__2PRFIN20030626_201335_000000382017_00343_06910_6349.N1	26-JUN-2003 20:13:35	Bright	38.000	119	14Eta Dra	2.7270	4700.0	76	6910	No
300	GOM_NL__2PRFIN20030626_201604_000000702017_00343_06910_6350.N1	26-JUN-2003 20:16:04	Bright	70.000	66	37Gam Cyg	2.2080	5900.0	140	6910	No
301	GOM_NL__2PRFIN20030626_201815_000000652017_00343_06910_6351.N1	26-JUN-2003 20:18:15	Bright	65.000	19	50Alp Cyg	1.2460	10500.	130	6910	No
302	GOM_NL__2PRFIN20030626_202149_000000372017_00343_06910_6352.N1	26-JUN-2003 20:21:49	Bright	37.000	49	1Alp UMi	1.9900	6300.0	74	6910	No
303	GOM_NL__2PRFIN20030626_202801_000000492017_00343_06910_6353.N1	26-JUN-2003 20:28:01	Bright	48.500	74	11Bet Cas	2.2680	6600.0	97	6910	No
304	GOM_NL__2PRFIN20030626_202937_000000472017_00343_06910_6354.N1	26-JUN-2003 20:29:37	Bright	47.000	68	18Alp Cas	2.2250	4500.0	94	6910	No
305	GOM_NL__2PRFIN20030626_203208_000000542017_00343_06910_6355.N1	26-JUN-2003 20:32:08	Bright	54.000	160	23Gam Per	2.9300	4700.0	108	6910	No
306	GOM_NL__2PRFIN20030626_203534_000000472017_00343_06910_6356.N1	26-JUN-2003 20:35:34	Bright	46.500	73	57Gam1And	2.2600	13100.	93	6910	No
307	GOM_NL__2PRFIN20030626_203802_000000682017_00343_06910_6357.N1	26-JUN-2003 20:38:02	Tw_i_and_stray	67.500	53	43Bet And	2.0480	3300.0	135	6910	No
308	GOM_NL__2PRFIN20030626_204203_000000572017_00343_06910_6358.N1	26-JUN-2003 20:42:03	Dark	56.500	50	13Alp Ari	2.0070	4250.0	113	6910	No
309	GOM_NL__2PRFIN20030626_204656_000000502017_00343_06910_6359.N1	26-JUN-2003 20:46:56	Dark	50.000	94	92Alp Cet	2.5260	3100.0	100	6910	No
310	GOM_NL__2PRFIN20030626_210018_000000672017_00343_06910_6360.N1	26-JUN-2003 21:00:18	Dark	67.000	52	16Bet Cet	2.0370	4500.0	134	6910	No
311	GOM_NL__2PRFIN20030626_210532_000000502017_00344_06911_6356.N1	26-JUN-2003 21:05:32	Dark	49.500	84	Alp Phe	2.3970	4500.0	99	6911	No
312	GOM_NL__2PRFIN20030626_211202_000000542017_00344_06911_6357.N1	26-JUN-2003 21:12:02	Straylight	54.000	63	Bet Gru	2.1500	2800.0	108	6911	No
313	GOM_NL__2PRFIN20030626_211402_000000522017_00344_06911_6358.N1	26-JUN-2003 21:14:02	Straylight	52.000	31	Alp Gru	1.7340	15200.	104	6911	No
314	GOM_NL__2PRFIN20030626_211652_000000422017_00344_06911_6359.N1	26-JUN-2003 21:16:52	Straylight	41.500	45	Alp Pav	1.9400	26000.	83	6911	No
315	GOM_NL__2PRFIN20030626_212555_000000472017_00344_06911_6360.N1	26-JUN-2003 21:25:55	Tw_i_and_stray	47.000	38	20Eps Sgr	1.8360	11000.	94	6911	No
316	GOM_NL__2PRFIN20030626_212719_000000472017_00344_06911_6361.N1	26-JUN-2003 21:27:19	Bright	46.500	116	19Del Sgr	2.7000	4100.0	93	6911	No
317	GOM_NL__2PRFIN20030626_213047_000002162017_00344_06911_6362.N1	26-JUN-2003 21:30:47	Tw_i_and_stray	216.00	142	49Del Cap	2.8500	8900.0	432	6911	No
318	GOM_NL__2PRFIN20030626_213804_000000392017_00344_06911_6363.N1	26-JUN-2003 21:38:04	Bright	39.000	126	60Bet Oph	2.7700	4250.0	78	6911	No
319	GOM_NL__2PRFIN20030626_214027_000000392017_00344_06911_6364.N1	26-JUN-2003 21:40:27	Bright	38.500	59	55Alp Oph	2.0800	8900.0	77	6911	No
320	GOM_NL__2PRFIN20030626_214252_000000532017_00344_06911_6365.N1	26-JUN-2003 21:42:52	Bright	52.500	168	17Zet Aql	2.9860	11000.	105	6911	No
321	GOM_NL__2PRFIN20030626_214545_000000382017_00344_06911_6366.N1	26-JUN-2003 21:45:45	Bright	38.000	133	40Zet Her	2.8070	6000.0	76	6911	No
322	GOM_NL__2PRFIN20030626_214946_000000482017_00344_06911_6367.N1	26-JUN-2003 21:49:46	Bright	48.000	5	3Alp Lyr	0.033000	11000.	96	6911	No
323	GOM_NL__2PRFIN20030626_215201_000000402017_00344_06911_6368.N1	26-JUN-2003 21:52:01	Bright	39.500	130	23Bet Dra	2.7990	5800.0	79	6911	No
324	GOM_NL__2PRFIN20030626_215411_000000372017_00344_06911_6369.N1	26-JUN-2003 21:54:11	Bright	37.000	119	14Eta Dra	2.7270	4700.0	74	6911	No
325	GOM_NL__2PRFIN20030626_215639_000000792017_00344_06911_6370.N1	26-JUN-2003 21:56:39	Bright	79.000	66	37Gam Cyg	2.2080	5900.0	158	6911	No
326	GOM_NL__2PRFIN20030626_215850_000000642017_00344_06911_6371.N1	26-JUN-2003 21:58:50	Bright	64.000	19	50Alp Cyg	1.2460	10500.	128	6911	No
327	GOM_NL__2PRFIN20030626_220225_000000352017_00344_06911_6372.N1	26-JUN-2003 22:02:25	Bright	34.500	49	1Alp UMi	1.9900	6300.0	69	6911	No
328	GOM_NL__2PRFIN20030626_220837_000000462017_00344_06911_6373.N1	26-JUN-2003 22:08:37	Bright	46.000	74	11Bet Cas	2.2680	6600.0	92	6911	No
329	GOM_NL__2PRFIN20030626_221013_000000492017_00344_06911_6374.N1	26-JUN-2003 22:10:13	Bright	48.500	68	18Alp Cas	2.2250	4500.0	97	6911	No
330	GOM_NL__2PRFIN20030626_221244_000000542017_00344_06911_6375.N1	26-JUN-2003 22:12:44	Bright	54.000	160	23Gam Per	2.9300	4700.0	108	6911	No
331	GOM_NL__2PRFIN20030626_221610_000000462017_00344_06911_6376.N1	26-JUN-2003 22:16:10	Bright	45.500	73	57Gam1And	2.2600	13100.	91	6911	No
332	GOM_NL__2PRFIN20030626_221838_000000782017_00344_06911_6377.N1	26-JUN-2003 22:18:38	Tw_i_and_stray	78.000	53	43Bet And	2.0480	3300.0	156	6911	No
333	GOM_NL__2PRFIN20030626_222239_000000562017_00344_06911_6378.N1	26-JUN-2003 22:22:39	Dark	55.500	50	13Alp Ari	2.0070	4250.0	111	6911	No
334	GOM_NL__2PRFIN20030626_222732_000000482017_00344_06911_6379.N1	26-JUN-2003 22:27:32	Dark	48.000	94	92Alp Cet	2.5260	3100.0	96	6911	No
335	GOM_NL__2PRFIN20030626_224055_000000772017_00344_06911_6380.N1	26-JUN-2003 22:40:55	Dark	76.500	52	16Bet Cet	2.0370	4500.0	153	6911	No
336	GOM_NL__2PRFIN20030626_224609_000000472017_00345_06912_6356.N1	26-JUN-2003 22:46:09	Dark	46.500	84	Alp Phe	2.3970	4500.0	93	6912	No
337	GOM_NL__2PRFIN20030626_225239_000000512017_00345_06912_6357.N1	26-JUN-2003 22:52:39	Straylight	50.500	63	Bet Gru	2.1500	2800.0	101	6912	No

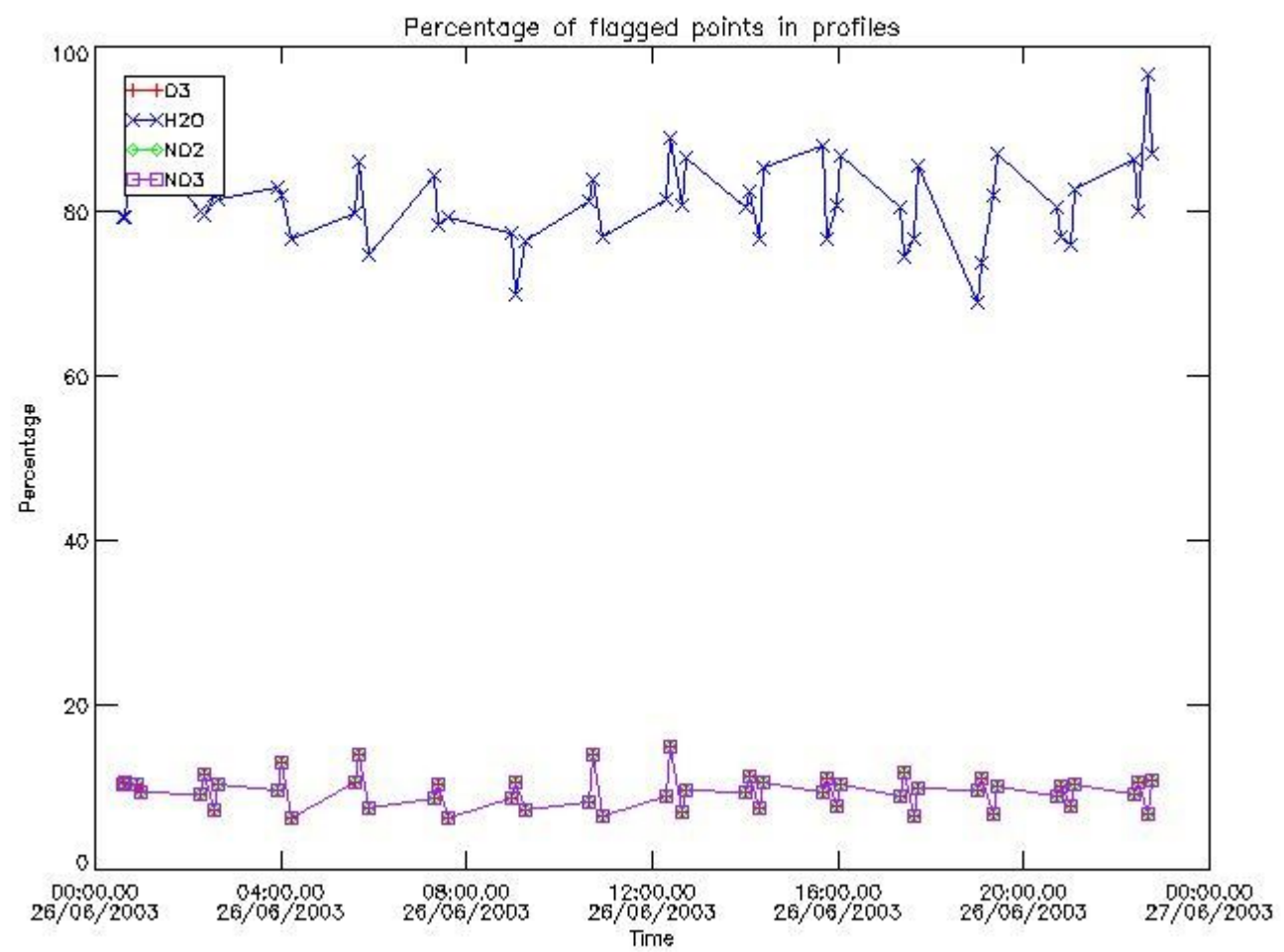


338	GOM_NL__2PRFIN20030626_225439_000000552017_00345_06912_6358.N1	26-JUN-2003 22:54:39	Straylight	54.500	31	Alp Gru	1.7340	15200.	109	6912	No
339	GOM_NL__2PRFIN20030626_225728_000000422017_00345_06912_6359.N1	26-JUN-2003 22:57:28	Straylight	42.000	45	Alp Pav	1.9400	26000.	84	6912	No
340	GOM_NL__2PRFIN20030626_230631_000000432017_00345_06912_6360.N1	26-JUN-2003 23:06:31	Tw_i_and_stray	43.000	38	20Eps Sgr	1.8360	11000.	86	6912	No
341	GOM_NL__2PRFIN20030626_230755_000000462017_00345_06912_6361.N1	26-JUN-2003 23:07:55	Bright	45.500	116	19Del Sgr	2.7000	4100.0	91	6912	No
342	GOM_NL__2PRFIN20030626_231123_000002162017_00345_06912_6362.N1	26-JUN-2003 23:11:23	Tw_i_and_stray	216.00	142	49Del Cap	2.8500	8900.0	432	6912	No
343	GOM_NL__2PRFIN20030626_231840_000000392017_00345_06912_6363.N1	26-JUN-2003 23:18:40	Bright	38.500	126	60Bet Oph	2.7700	4250.0	77	6912	No
344	GOM_NL__2PRFIN20030626_232102_000000392017_00345_06912_6364.N1	26-JUN-2003 23:21:02	Bright	39.000	59	55Alp Oph	2.0800	8900.0	78	6912	No
345	GOM_NL__2PRFIN20030626_232327_000000552017_00345_06912_6365.N1	26-JUN-2003 23:23:27	Bright	55.000	168	17Zet Aql	2.9860	11000.	110	6912	No
346	GOM_NL__2PRFIN20030626_232621_000000362017_00345_06912_6366.N1	26-JUN-2003 23:26:21	Bright	35.500	133	40Zet Her	2.8070	6000.0	71	6912	No
347	GOM_NL__2PRFIN20030626_233021_000000452017_00345_06912_6367.N1	26-JUN-2003 23:30:21	Bright	44.500	5	3Alp Lyr	0.033000	11000.	89	6912	No
348	GOM_NL__2PRFIN20030626_233237_000000392017_00345_06912_6368.N1	26-JUN-2003 23:32:37	Bright	38.500	130	23Bet Dra	2.7990	5800.0	77	6912	No
349	GOM_NL__2PRFIN20030626_233447_000000382017_00345_06912_6369.N1	26-JUN-2003 23:34:47	Bright	37.500	119	14Eta Dra	2.7270	4700.0	75	6912	No
350	GOM_NL__2PRFIN20030626_233713_000000662017_00345_06912_6370.N1	26-JUN-2003 23:37:13	Bright	66.000	66	37Gam Cyg	2.2080	5900.0	132	6912	No
351	GOM_NL__2PRFIN20030626_233924_000000652017_00345_06912_6371.N1	26-JUN-2003 23:39:24	Bright	64.500	19	50Alp Cyg	1.2460	10500.	129	6912	No
352	GOM_NL__2PRFIN20030626_234301_000000362017_00345_06912_6372.N1	26-JUN-2003 23:43:01	Bright	36.000	49	1Alp UMi	1.9900	6300.0	72	6912	No
353	GOM_NL__2PRFIN20030626_234912_000000482017_00345_06912_6373.N1	26-JUN-2003 23:49:12	Bright	48.000	74	11Bet Cas	2.2680	6600.0	96	6912	No
354	GOM_NL__2PRFIN20030626_235049_000000482017_00345_06912_6374.N1	26-JUN-2003 23:50:49	Bright	47.500	68	18Alp Cas	2.2250	4500.0	95	6912	No
355	GOM_NL__2PRFIN20030626_235320_000000542017_00345_06912_6375.N1	26-JUN-2003 23:53:20	Bright	54.000	160	23Gam Per	2.9300	4700.0	108	6912	No
356	GOM_NL__2PRFIN20030626_235645_000000482017_00345_06912_6376.N1	26-JUN-2003 23:56:45	Bright	47.500	73	57Gam1And	2.2600	13100.	95	6912	No
357	GOM_NL__2PRFIN20030626_235914_000000662017_00345_06912_6377.N1	26-JUN-2003 23:59:14	Tw_i_and_stray	65.500	53	43Bet And	2.0480	3300.0	131	6912	No

### 3. Quality information per product

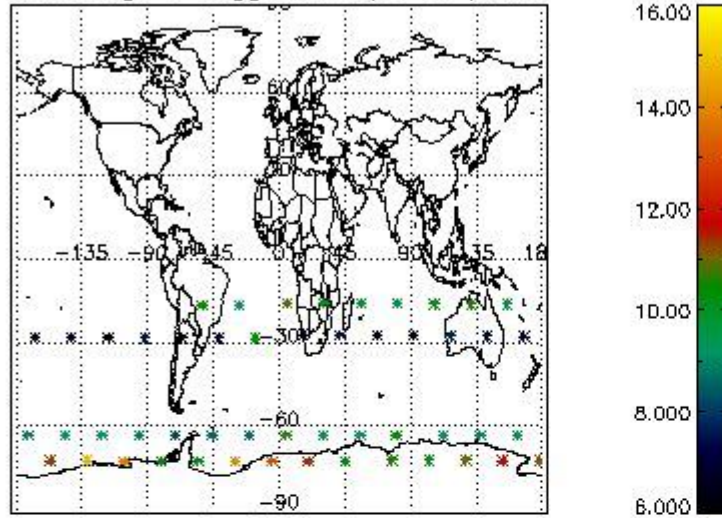
In this section it is plotted some information contained in the Quality Summary data set of the level 2 products. Only products in dark limb conditions and without errors (error flag in the MPH set to "0") are used.

#### 3.1 Plot quality information per product (time dependant)

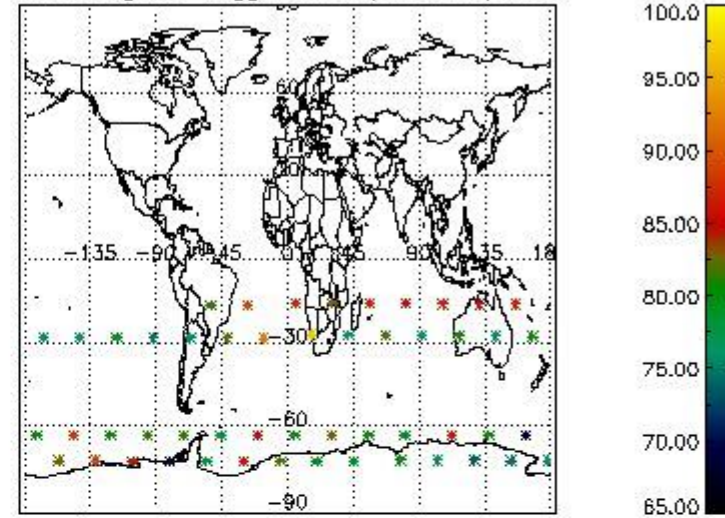


*3.2 Plot quality information per product (world map)*

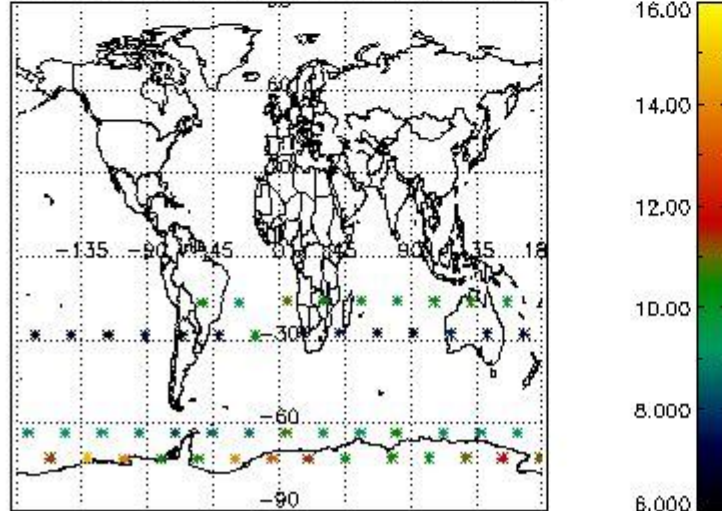
Percentage of flagged data per O3 profile



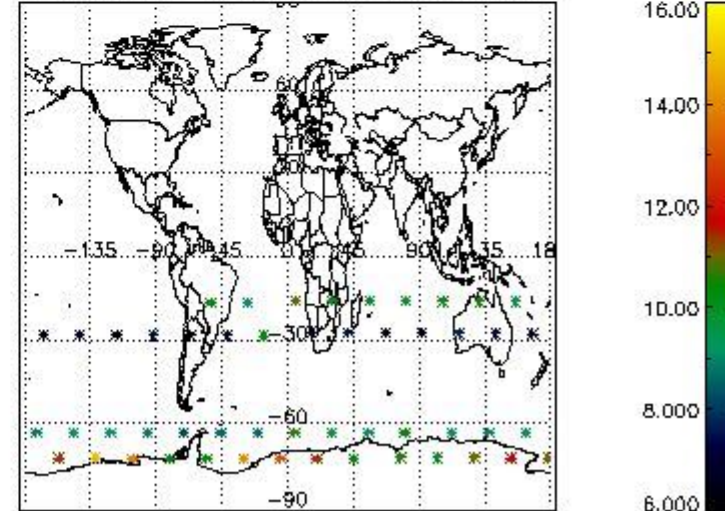
Percentage of flagged data per H2O profile



Percentage of flagged data per NO2 profile



Percentage of flagged data per NO3 profile

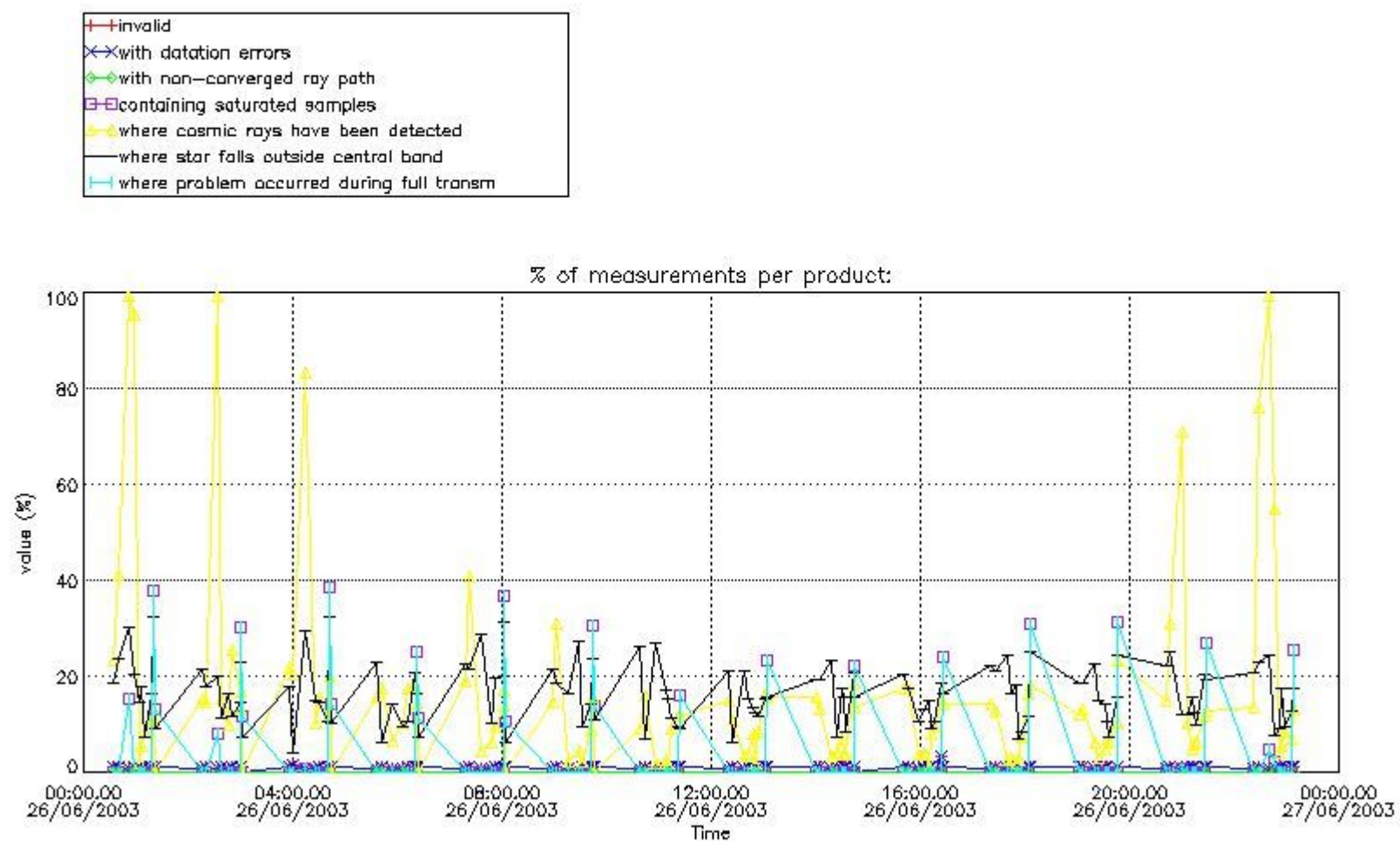


#### 4. Level 1 quality information per product

In this section it is plotted some information contained in the Quality Summary data set of the level 2 products that comes from the level 1b processing. Products without errors (error flag in the MPH set to "0") are used.

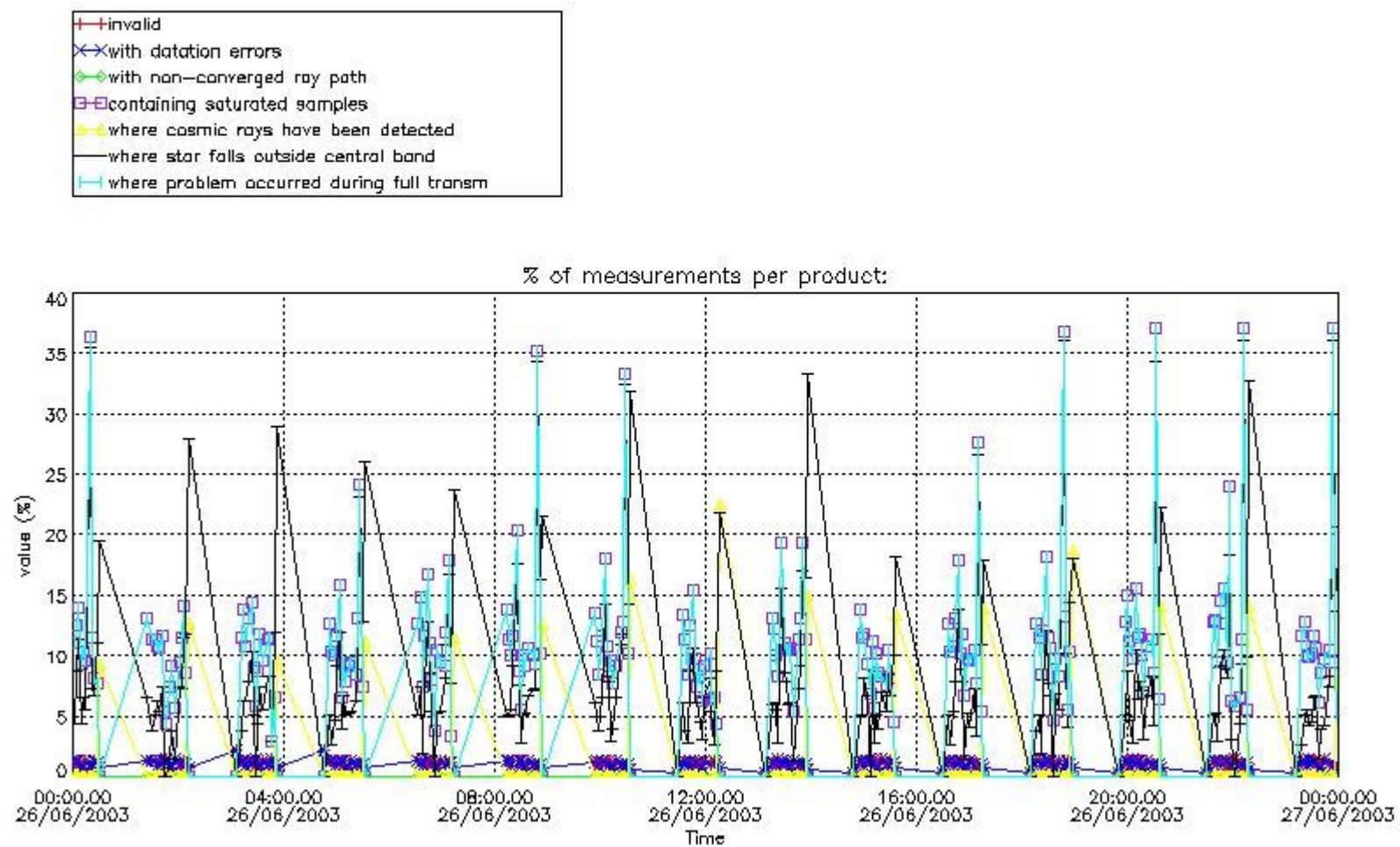
##### 4.1 Plot quality information per product (time dependant) coming from level 1b processing

##### 4.1.1 Plot level 1 quality information per product (time dependant): ENVISAT ASCENDING passes



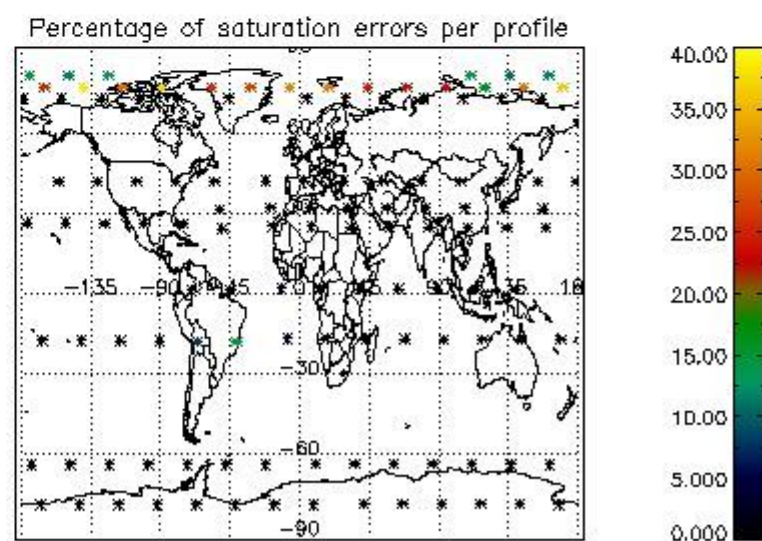
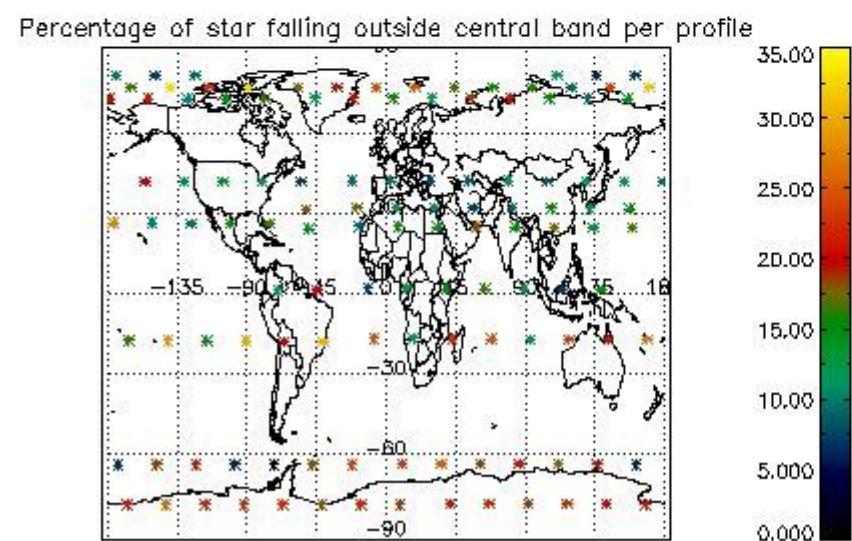
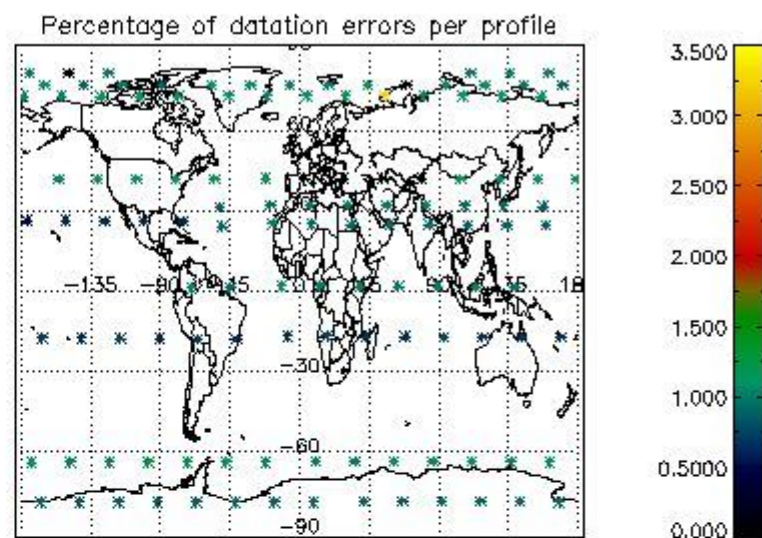
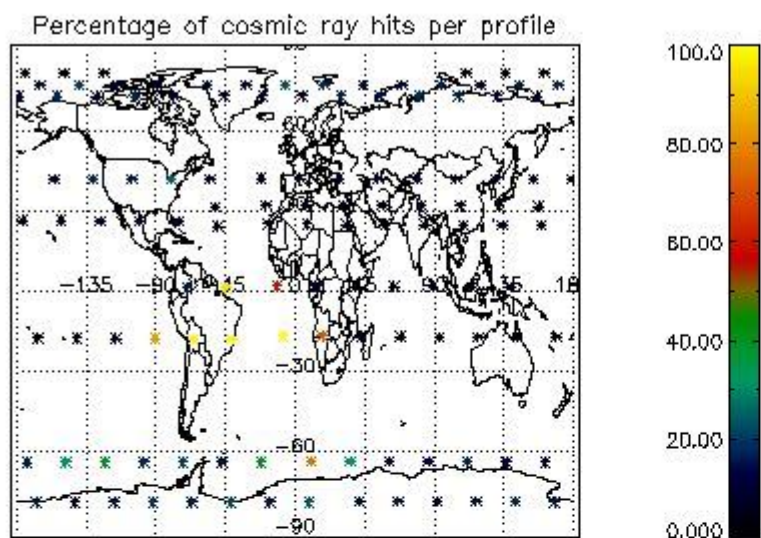
4.1.2 Plot level 1 quality information per product (time dependant): ENVI SAT DESCENDING passes





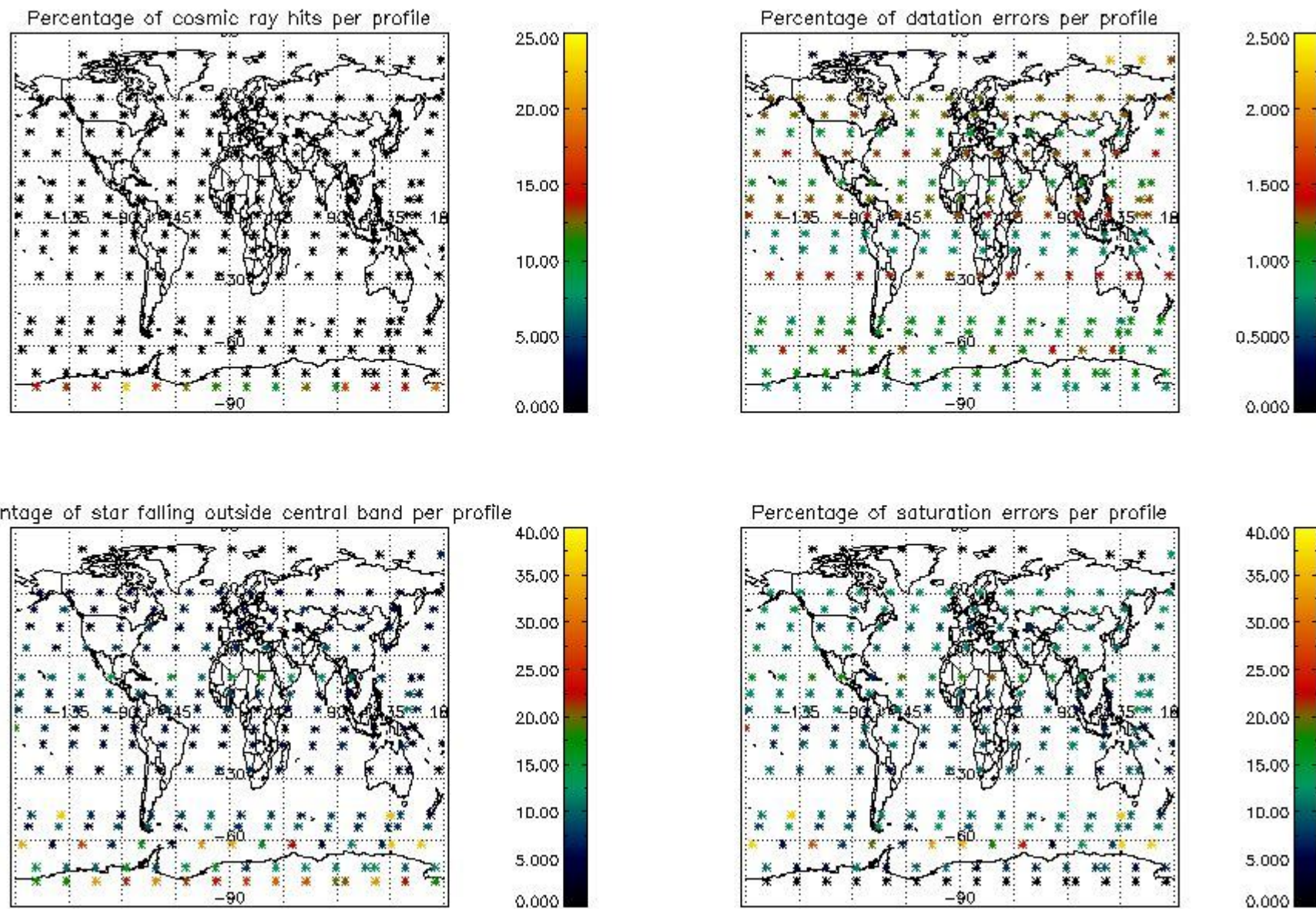
4.2 Plot quality information per product coming from level 1b processing (world map)

4.2.1 Plot level 1 quality information per product (world map): ENVISAT ASCENDING passes



4.2.2 Plot level 1 quality information per product (world map): ENVISAT DESCENDING passes





## 5. Trace gas profiles

### 5.1 Ozone statistics based on quality of products

The final quality of the products can be "measured" using the STD (Standard Deviation) attached to every point profile. This information is written to the parameter GOM\_NL\_\_2P/NL\_LOCAL\_SPECIES\_DENSITY/o3\_std of the level 2 products. The table below shows the statistics for given STD ranges.

The statistics are given with respect to the overall valid production:

- Products without fatal errors: GOM\_NL\_\_2P/MPH/PRODUCT\_ERR=0
- Valid point profile: GOM\_NL\_\_2P/NL\_LOCAL\_SPECIES\_DENSITY/pcd(0)=0

The 'Criteria' is applied to valid points of dark limb products:

- Products in dark limb illumination condition: GOM\_NL\_\_2P/NL\_SUMMARY\_QUALITY/obs\_ill\_cond=0
- Products without fatal errors: GOM\_NL\_\_2P/MPH/PRODUCT\_ERR=0
- Valid point profile: GOM\_NL\_\_2P/NL\_LOCAL\_SPECIES\_DENSITY/pcd(0)=0

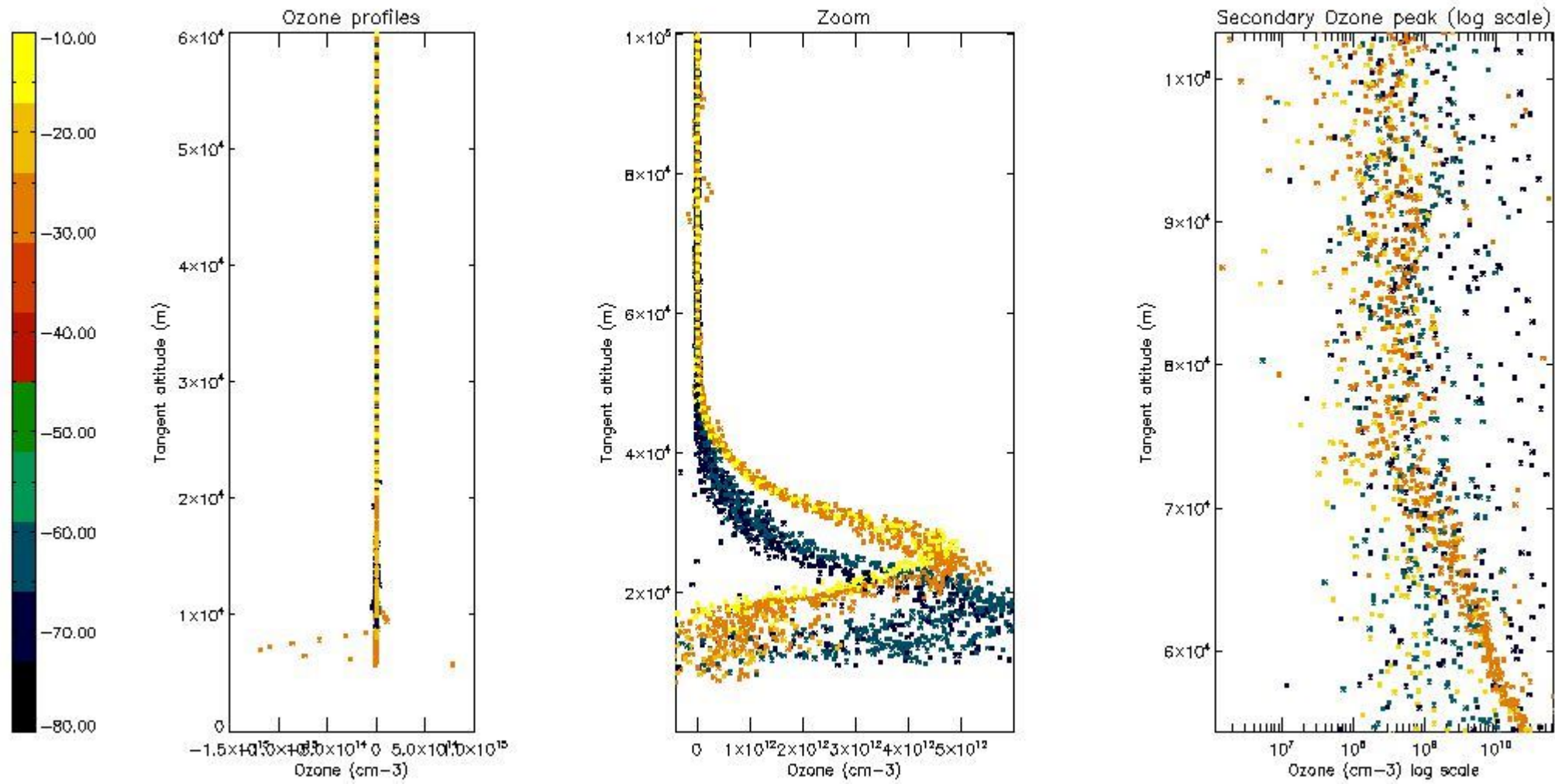
So, the table below shows the percentage of dark limb and valid observations for each criteria with respect to the overall valid daily observations.

Criteria	% of total production
All STD	16
STD < 20	5

STD < 10	3
STD < 5	1

5.2 Plot ozone profiles for all STD (dark without errors)

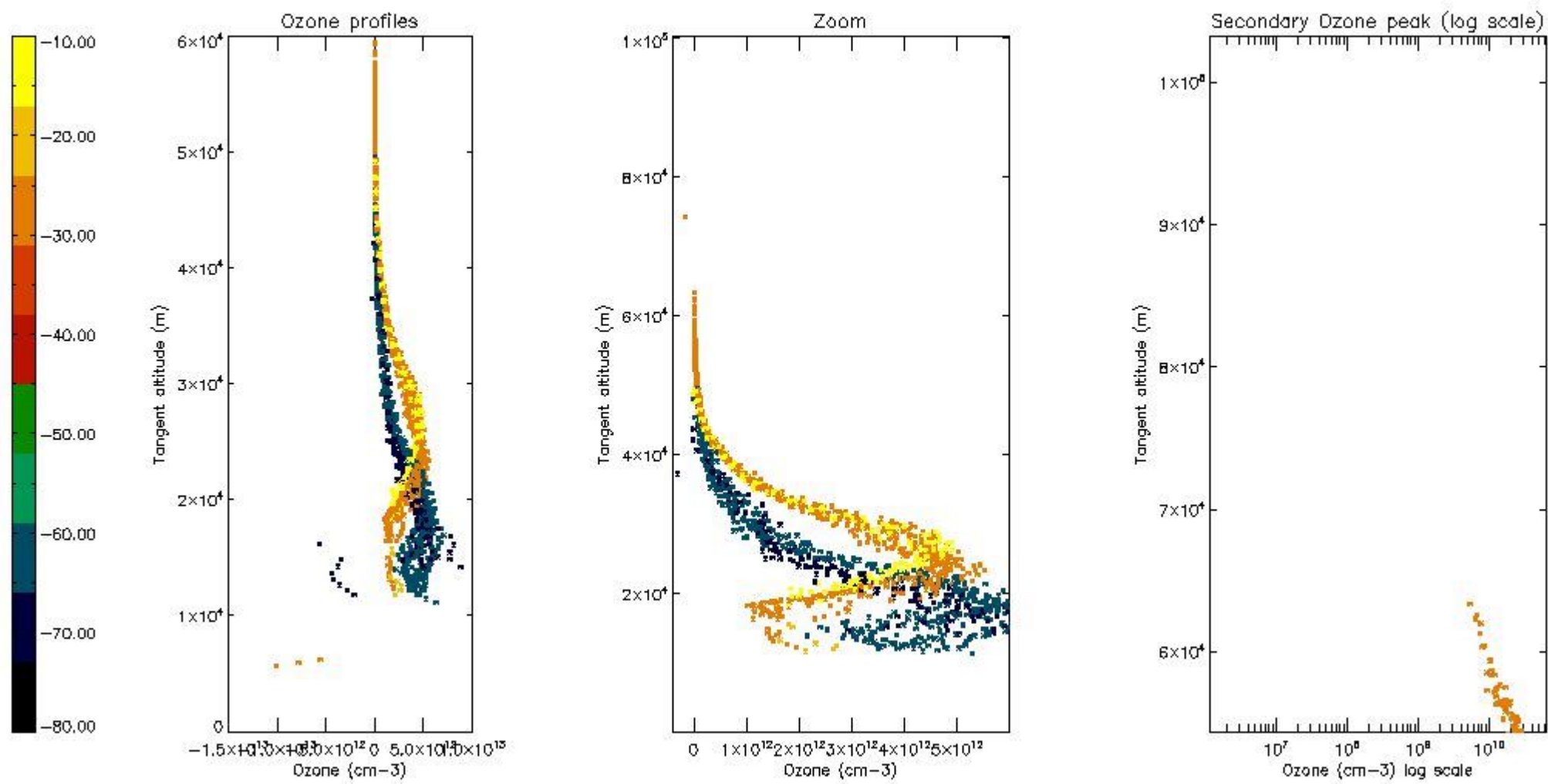
The colorbar represents the latitude.



5.3 Plot ozone profiles where STD < 20% (dark without errors)

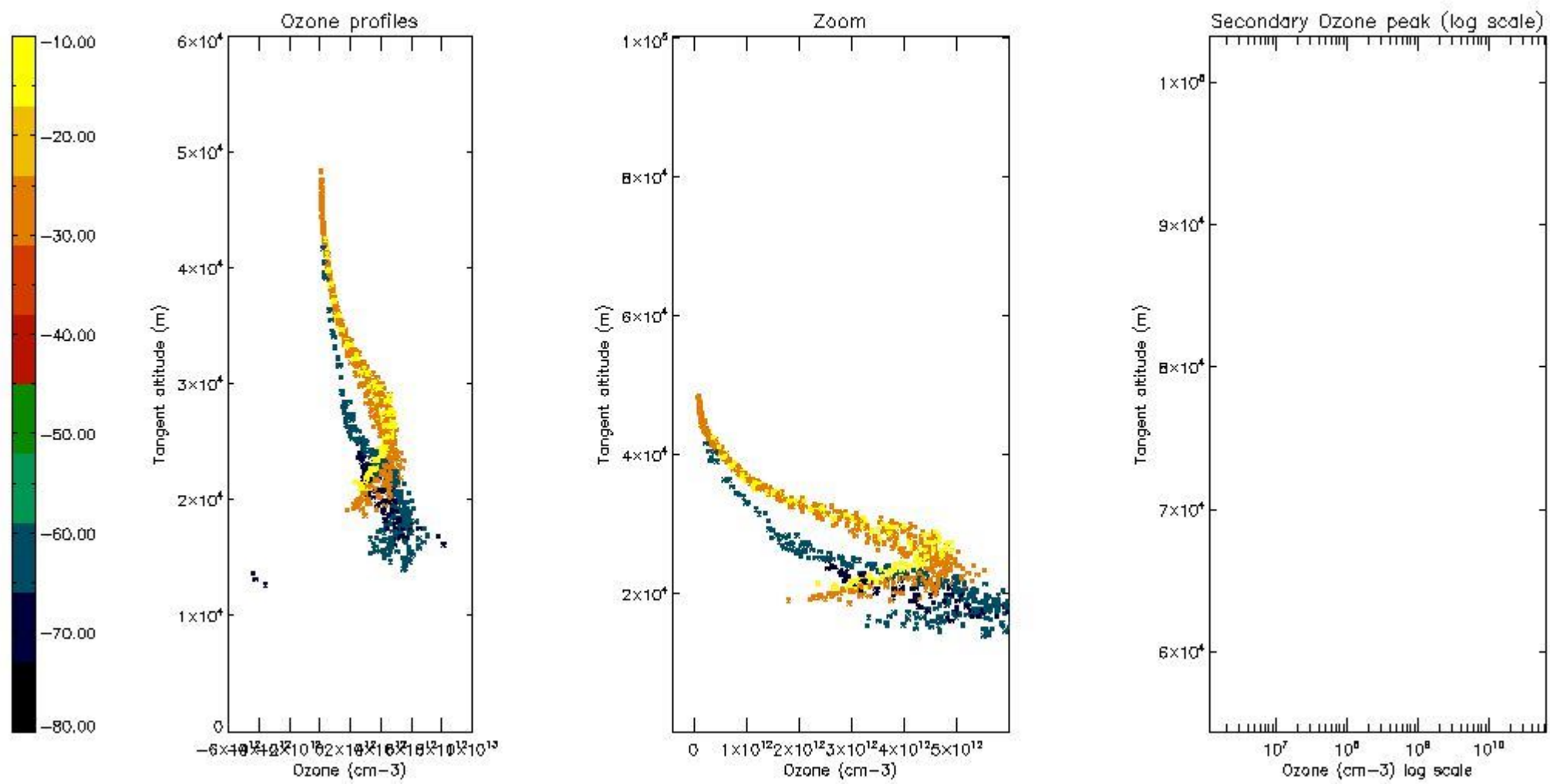
The colorbar represents the latitude.





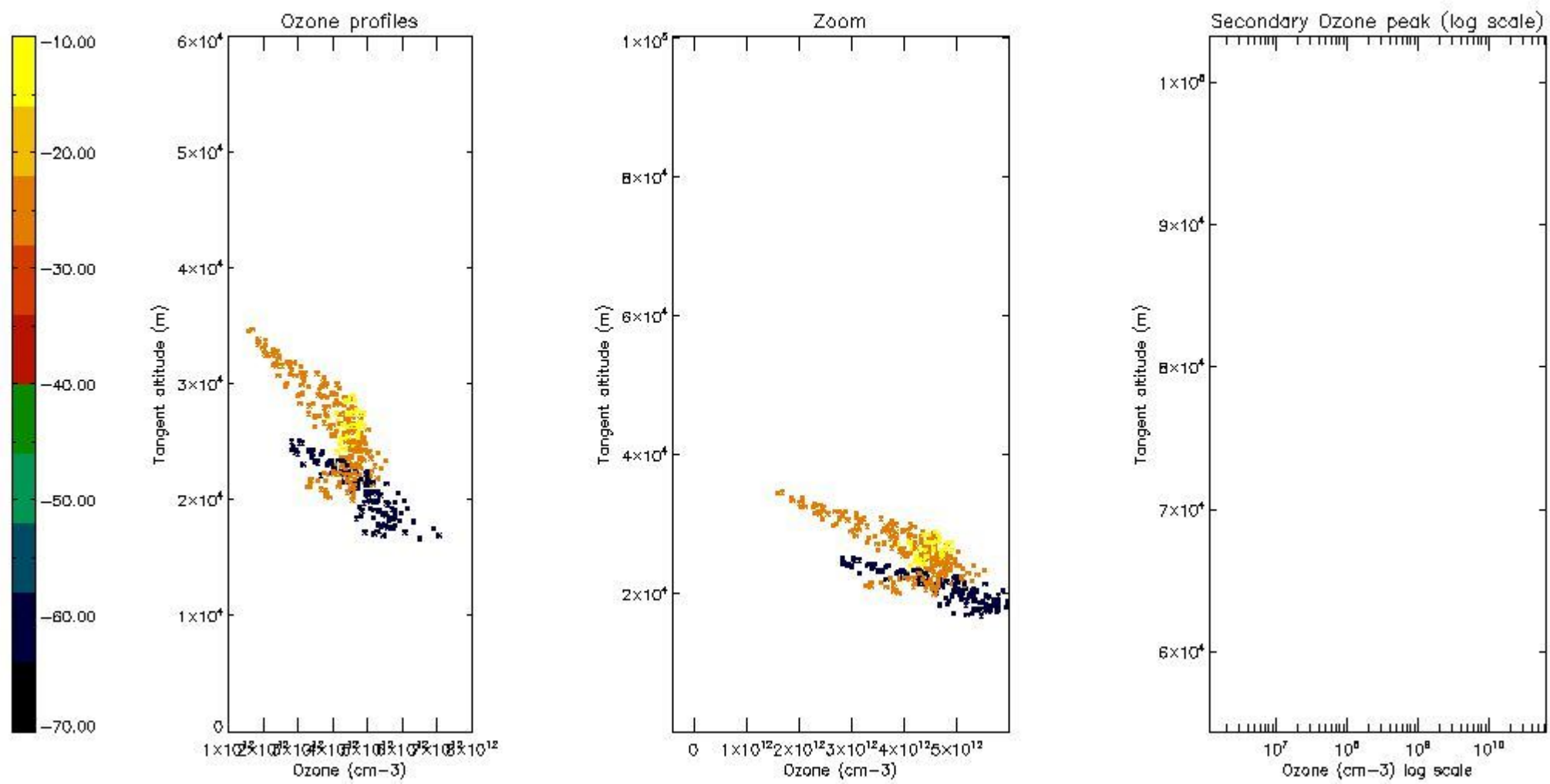
*5.4 Plot ozone profiles where STD < 10% (dark without errors)*

The colorbar represents the latitude.



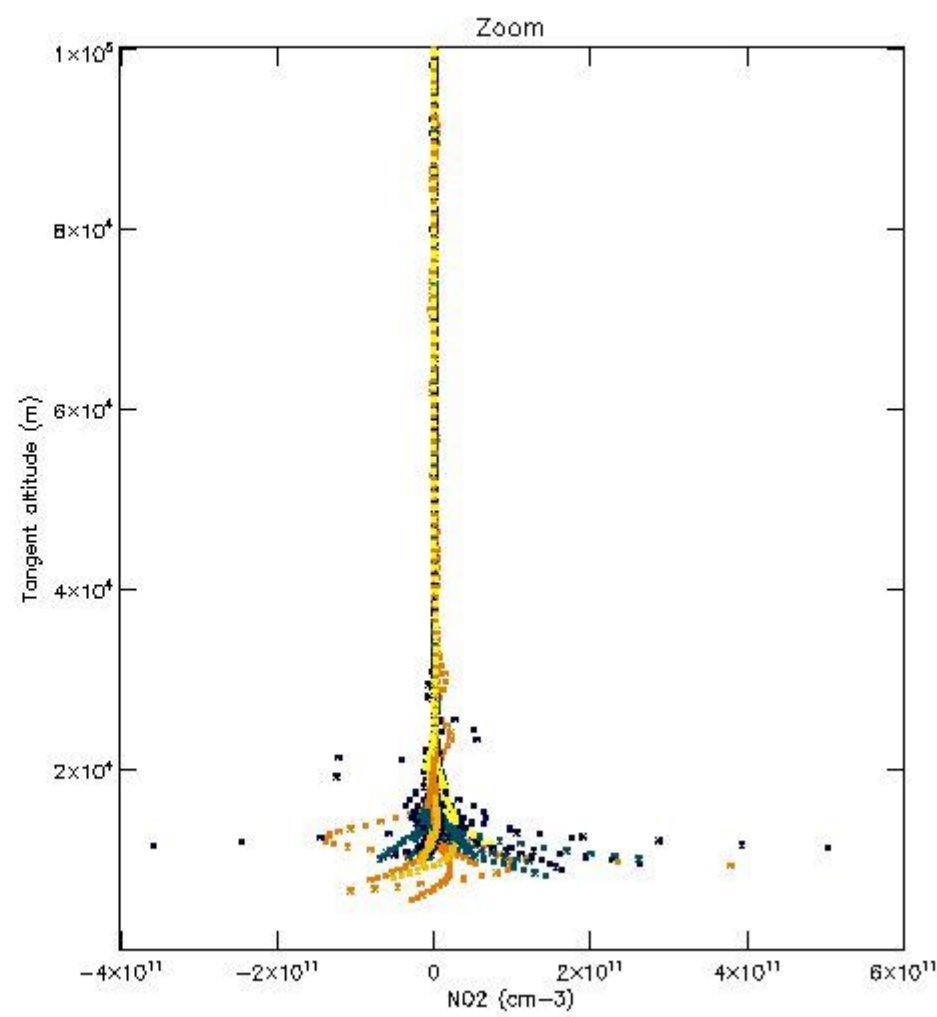
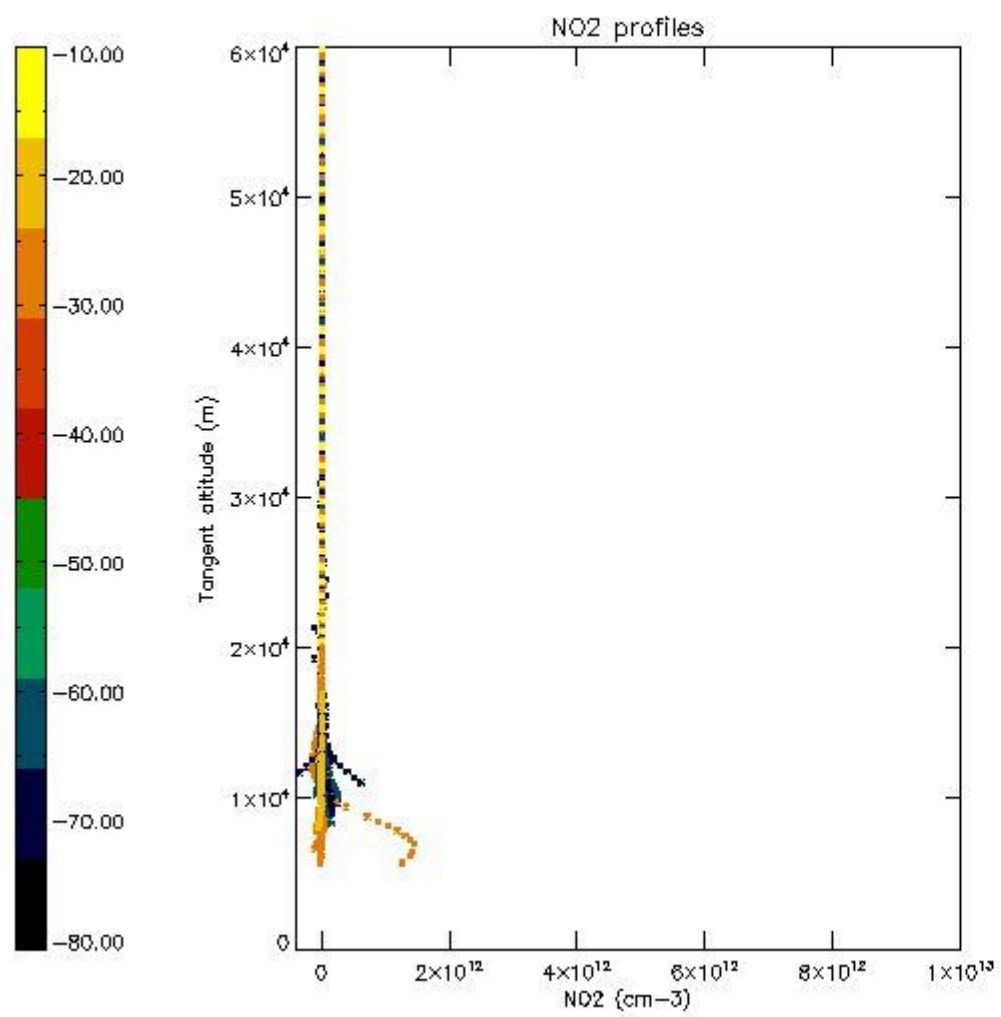
*5.5 Plot ozone profiles where  $STD < 5\%$  (dark without errors)*

The colorbar represents the latitude.



*5.6 Plot NO<sub>2</sub> profiles for all STD (dark without errors)*

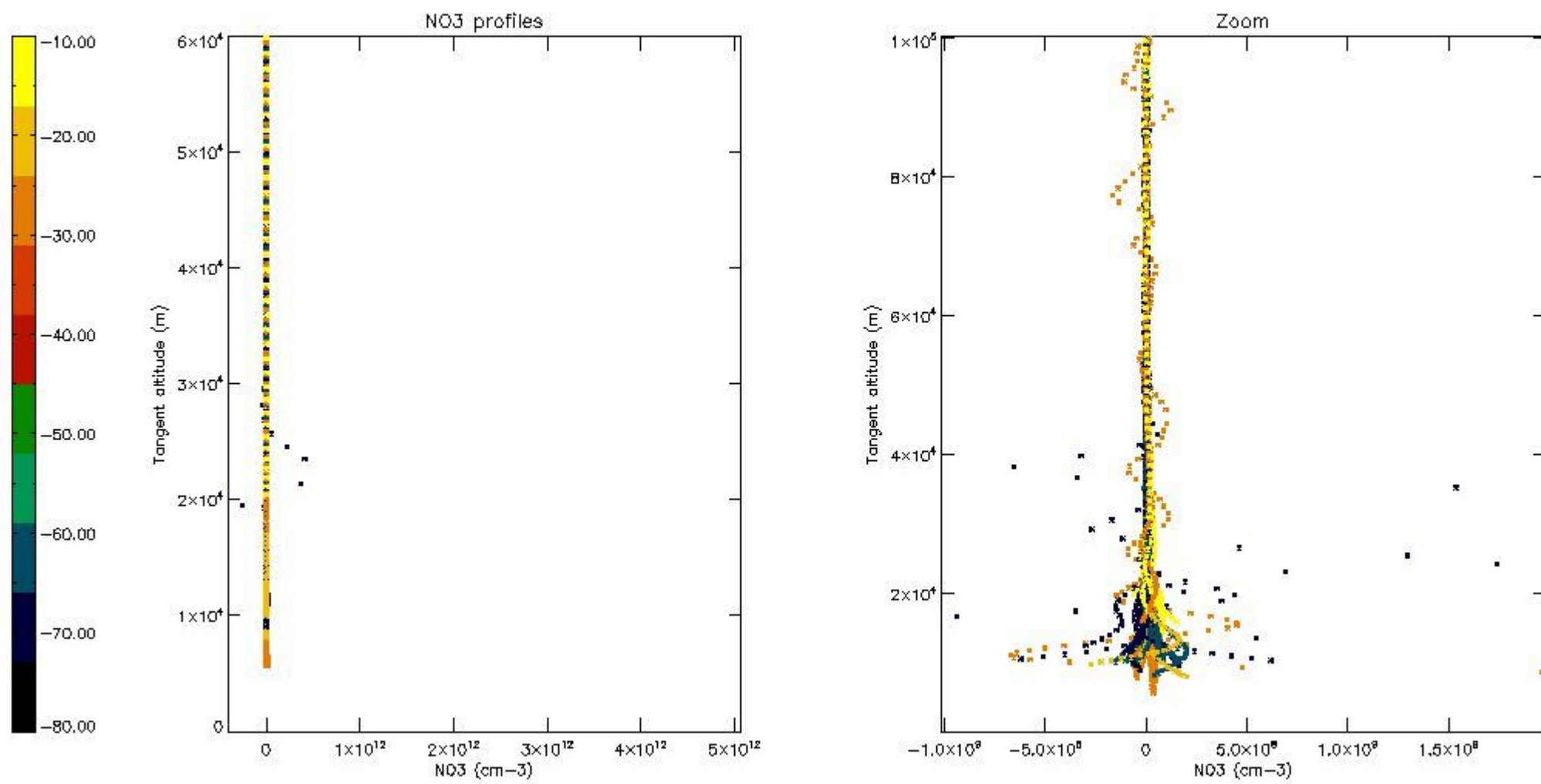
The colorbar represents the latitude.



*5.7 Plot NO3 profiles for all STD (dark without errors)*

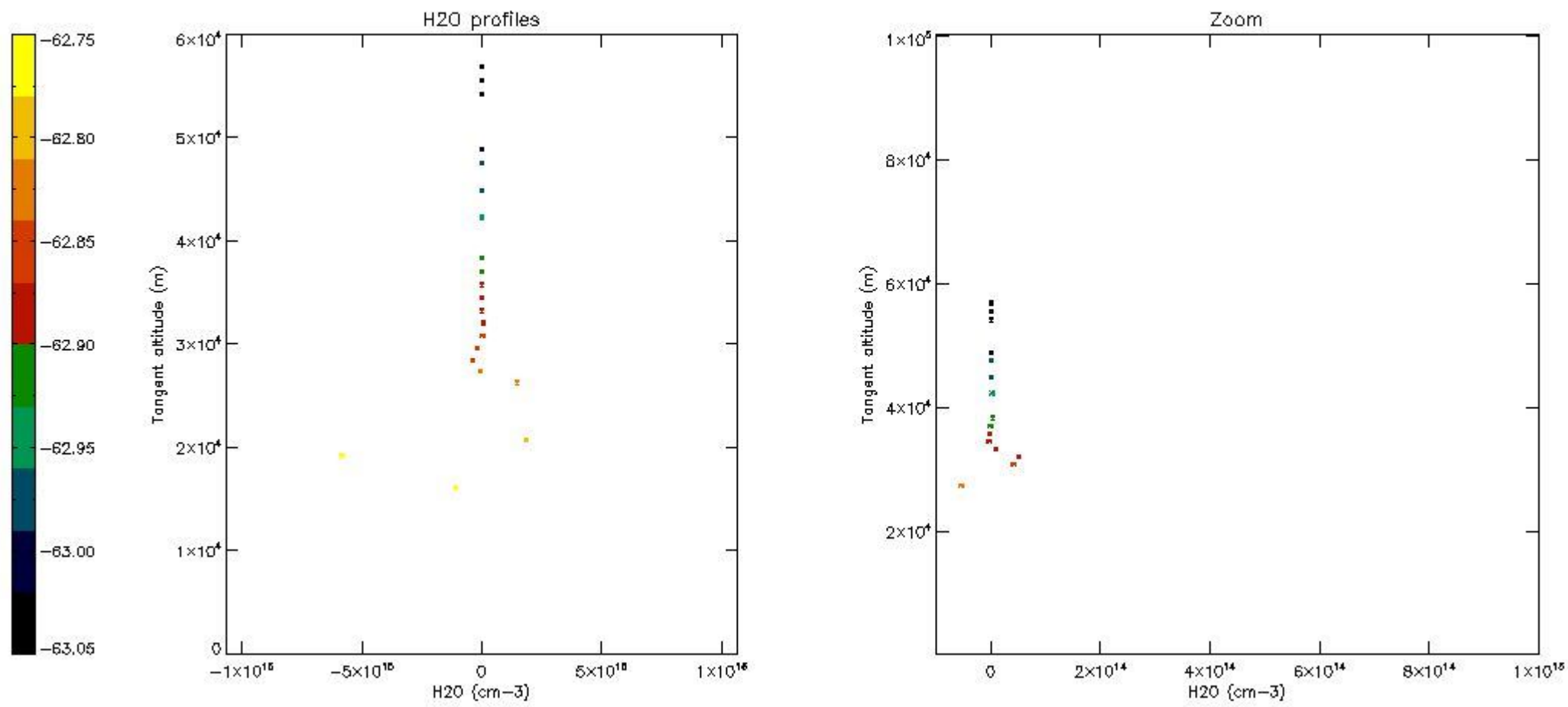
The colorbar represents the latitude.





5.8 Plot H<sub>2</sub>O profiles for all STD (only for occultations of stars 1,2,3,4,13,14,16,26,63 dark without errors)

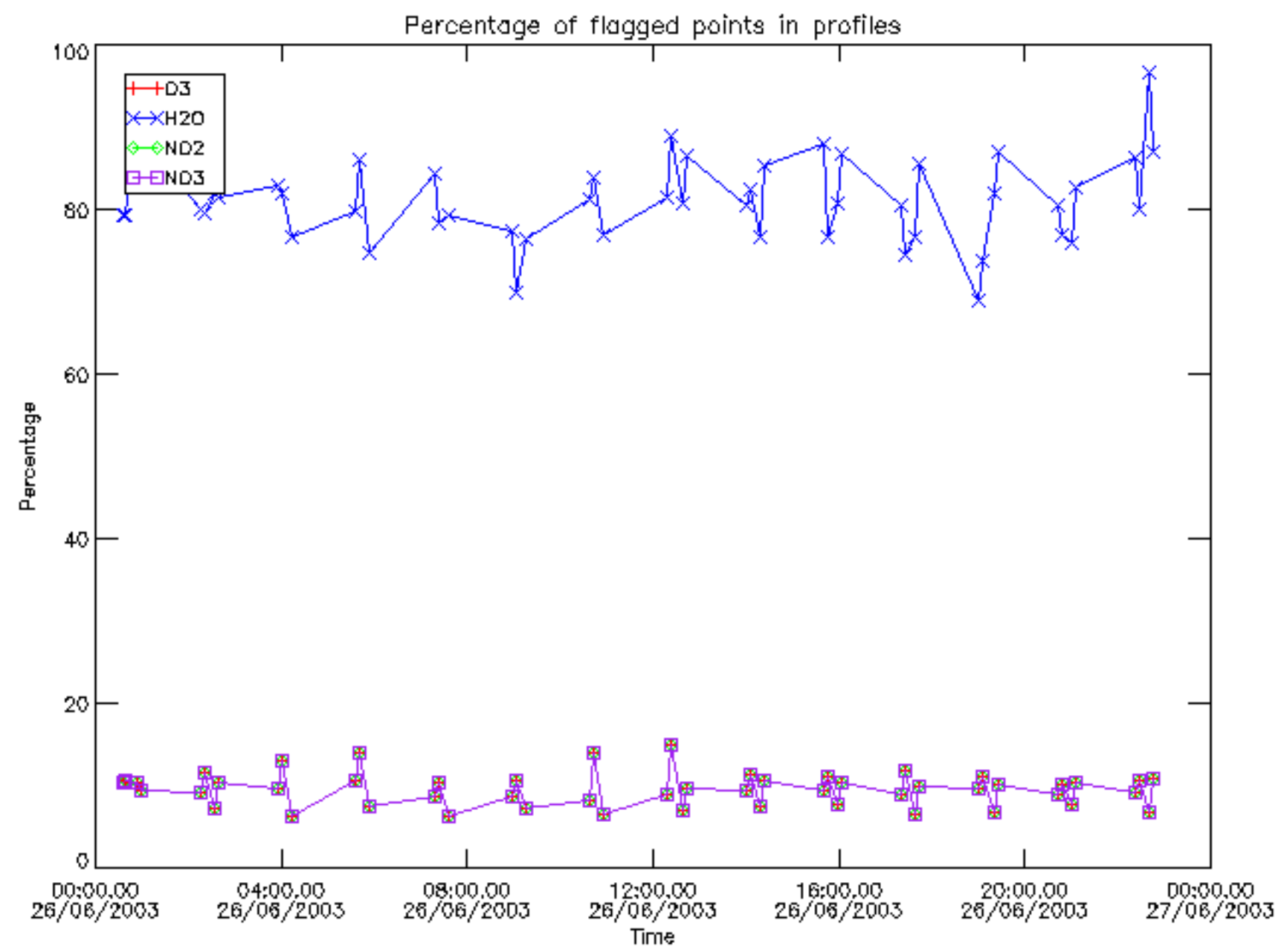
The colorbar represents the latitude.



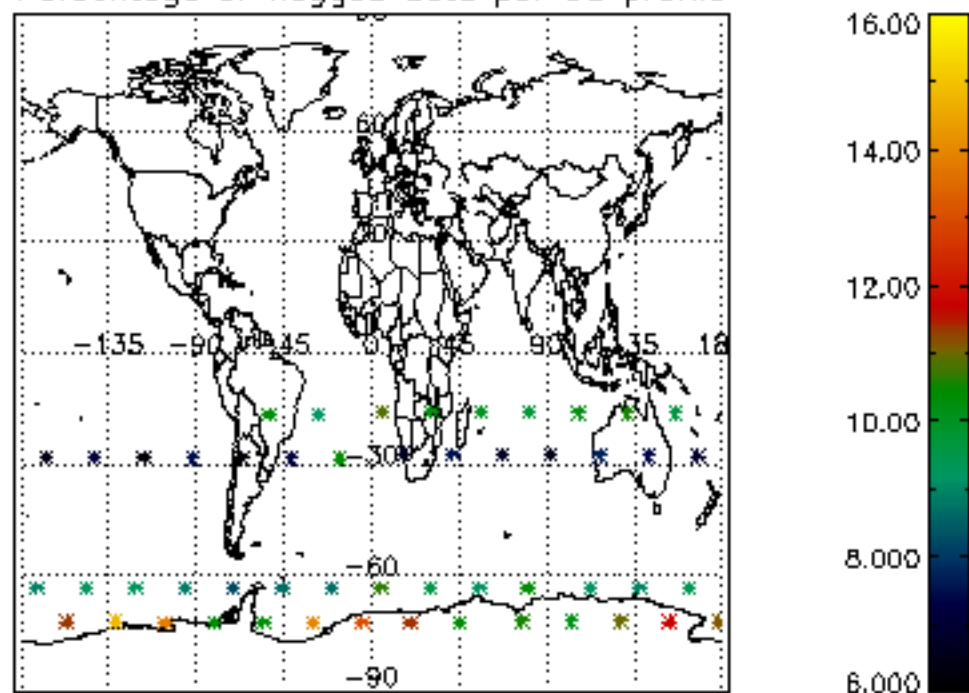
## 6. Auxiliary Data Files used for the production reported in section 2

The number reported in the third column indicates since which file (see list in section 2) the corresponding auxiliary file has been used. The fourth column is the date of those product files.

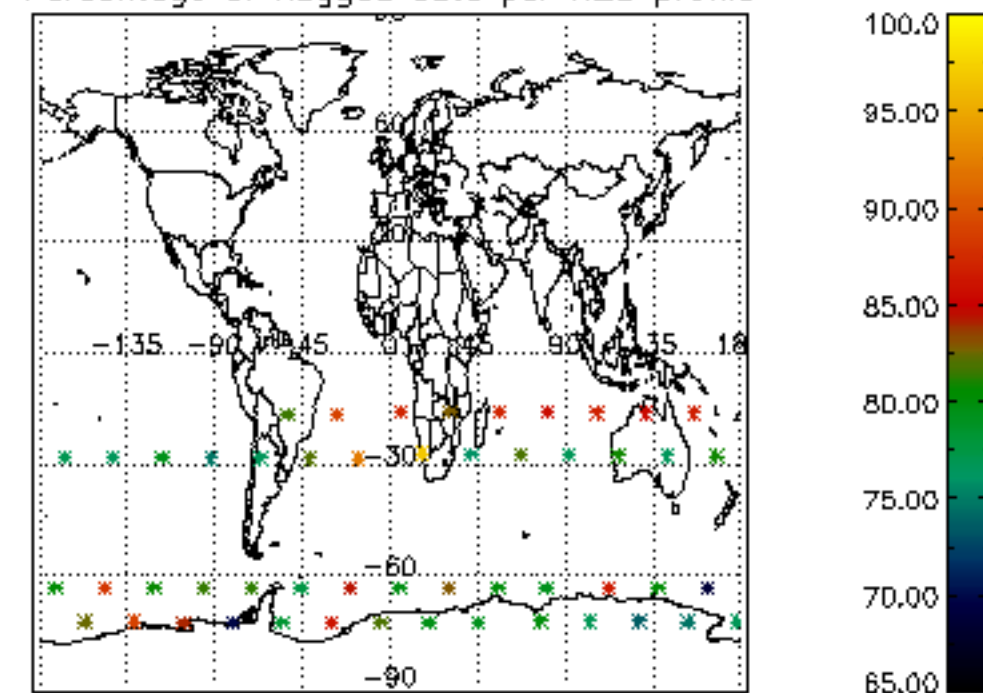
Type	Auxiliary Filename	Used since product	Used since product date
INST_PHYS_CHARACTERISTICS	GOM_INS_AXNIEC20050627_150440_20020301_000000_20100101_000000	1	26-JUN-2003 00:02:06
LEVEL-2_PROC_CONFIG	GOM_PR2_AXVIEC20091111_152718_20020301_000000_20500101_000000	1	26-JUN-2003 00:02:06
CROSS_SECTIONS_FILE	GOM_CRS_AXVIEC20091111_154832_20020301_000000_20500101_000000	1	26-JUN-2003 00:02:06



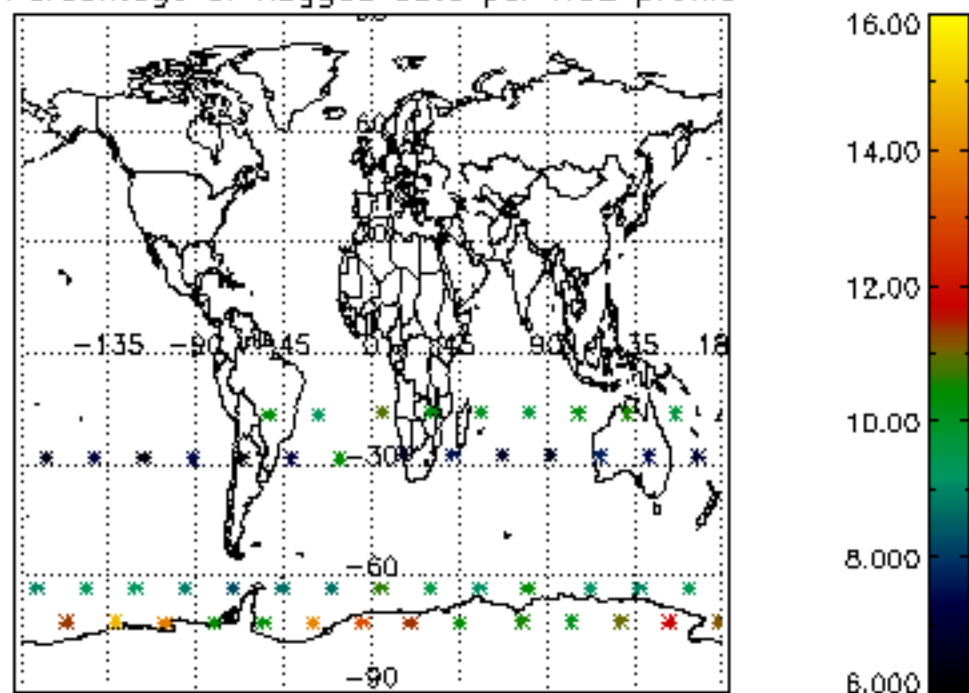
Percentage of flagged data per D3 profile



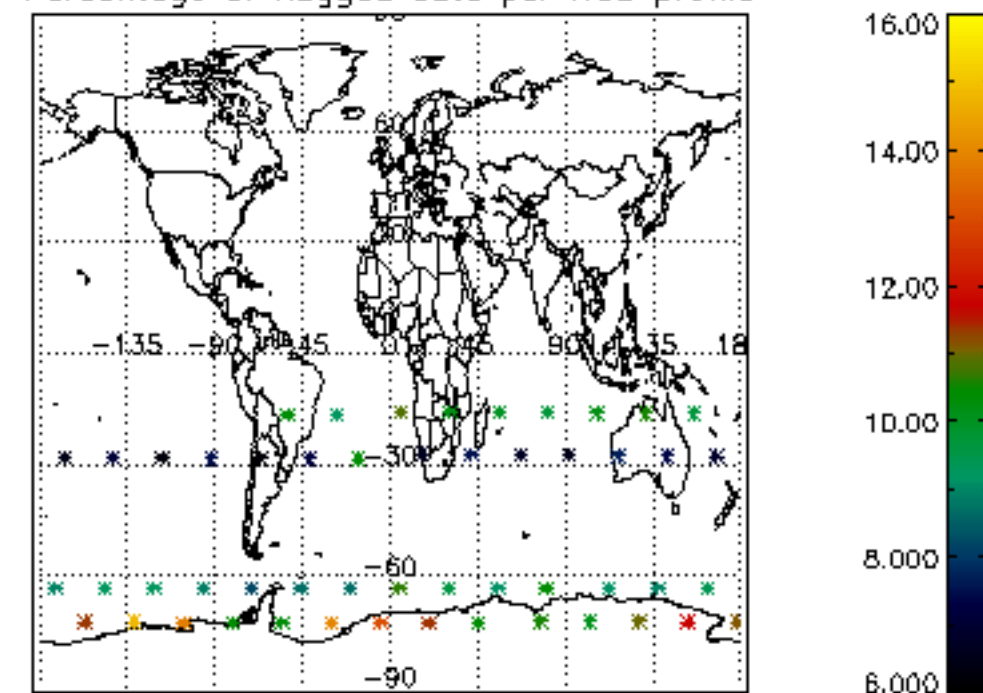
Percentage of flagged data per H2O profile



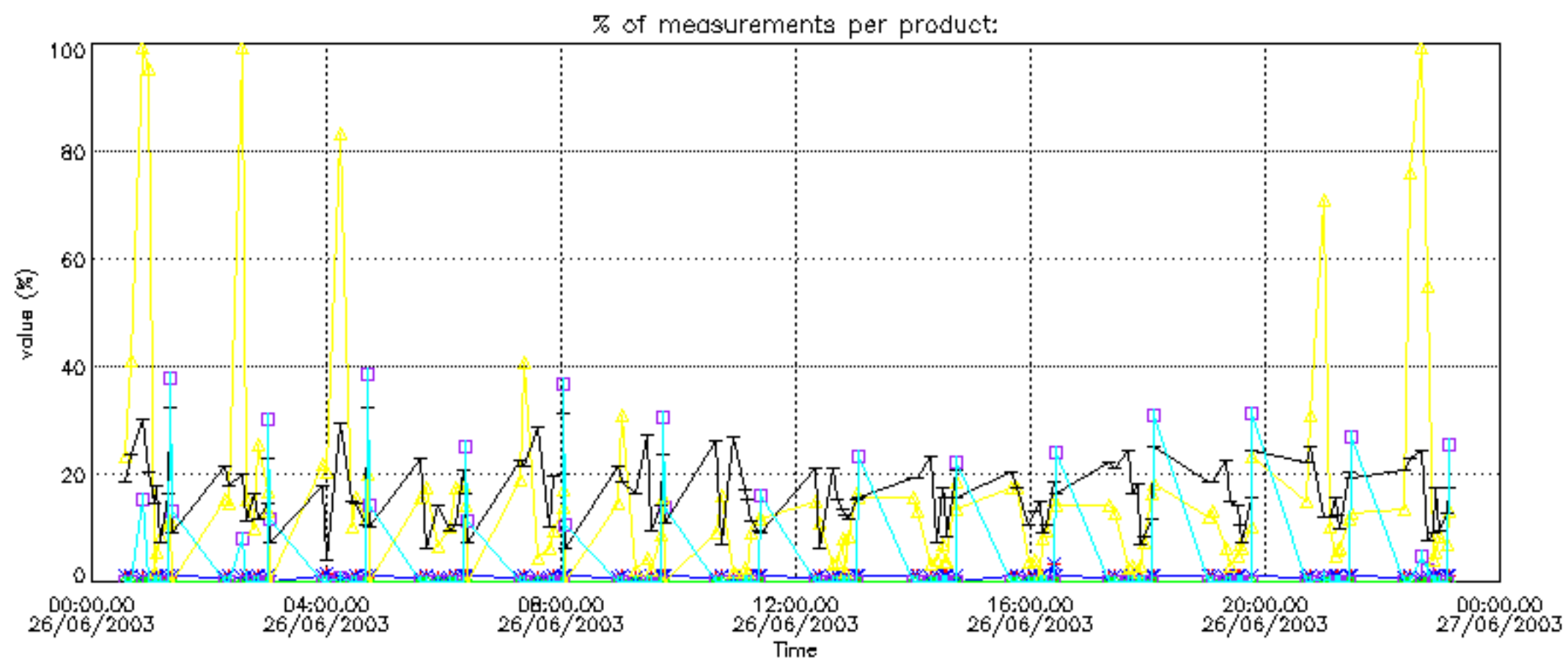
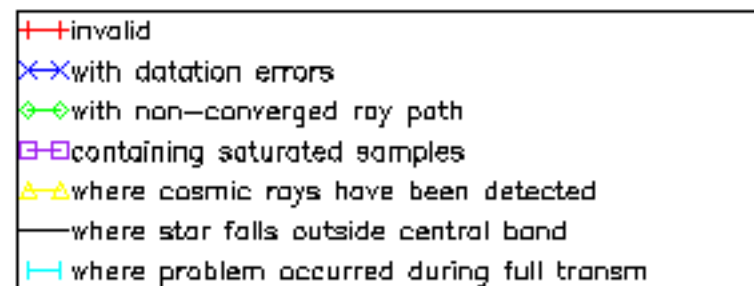
Percentage of flagged data per NO2 profile

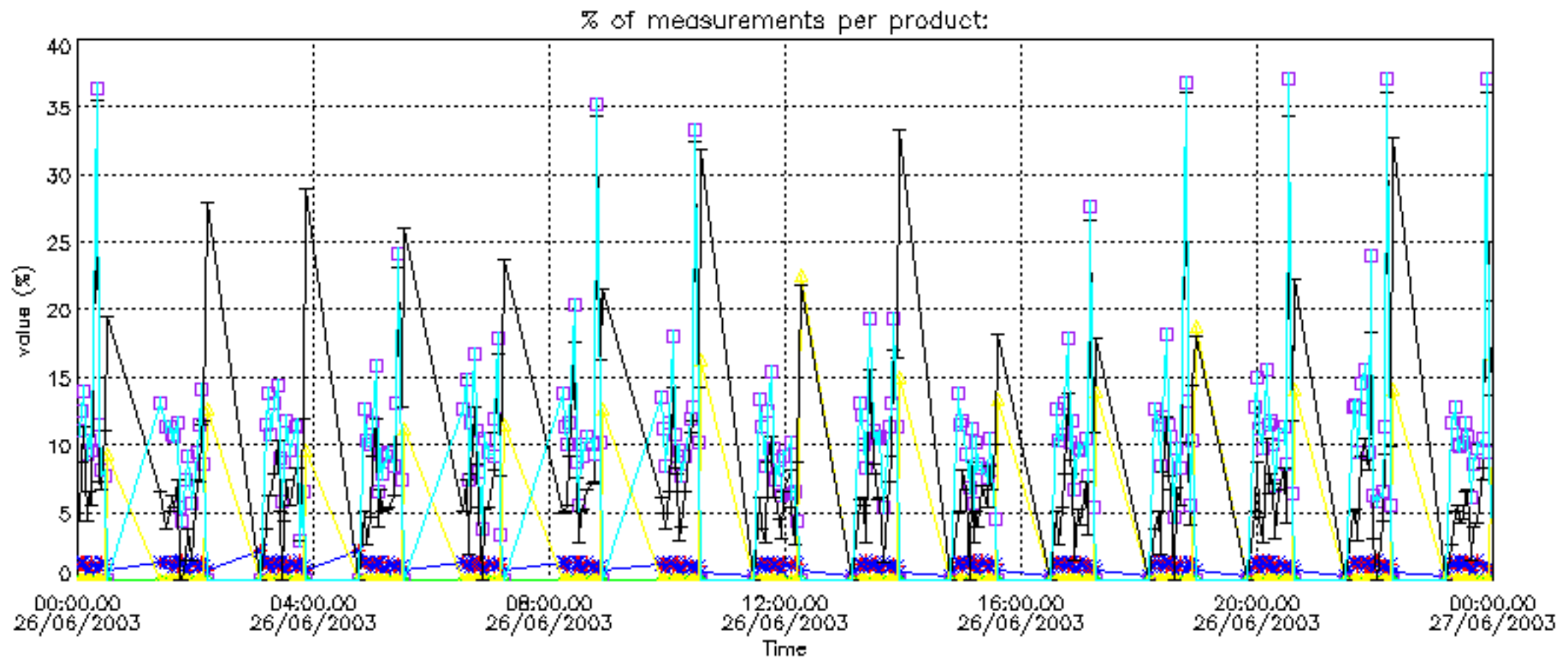


Percentage of flagged data per NO3 profile

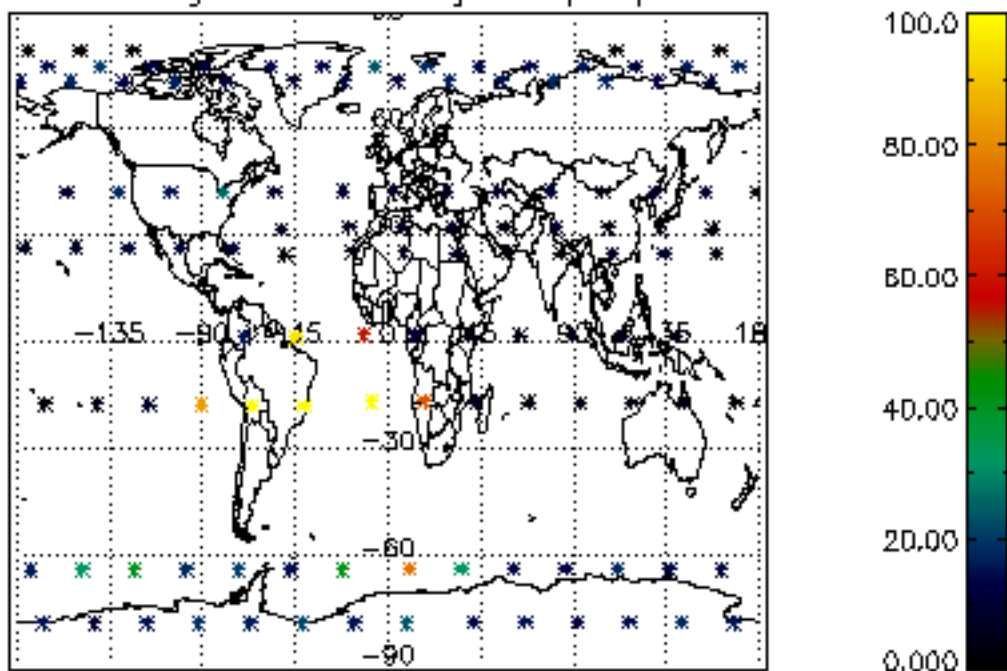




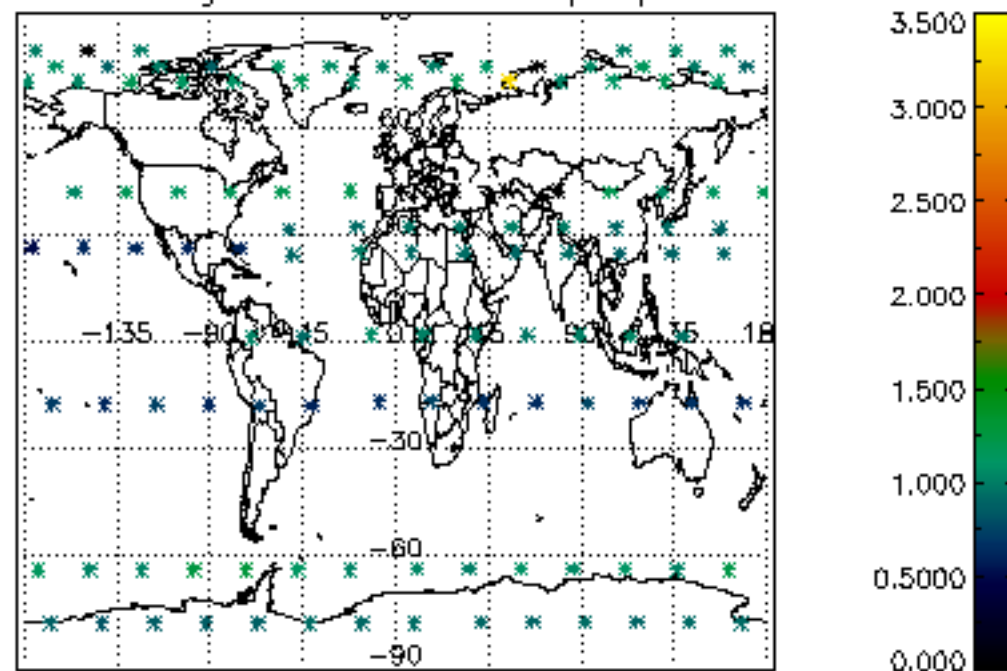




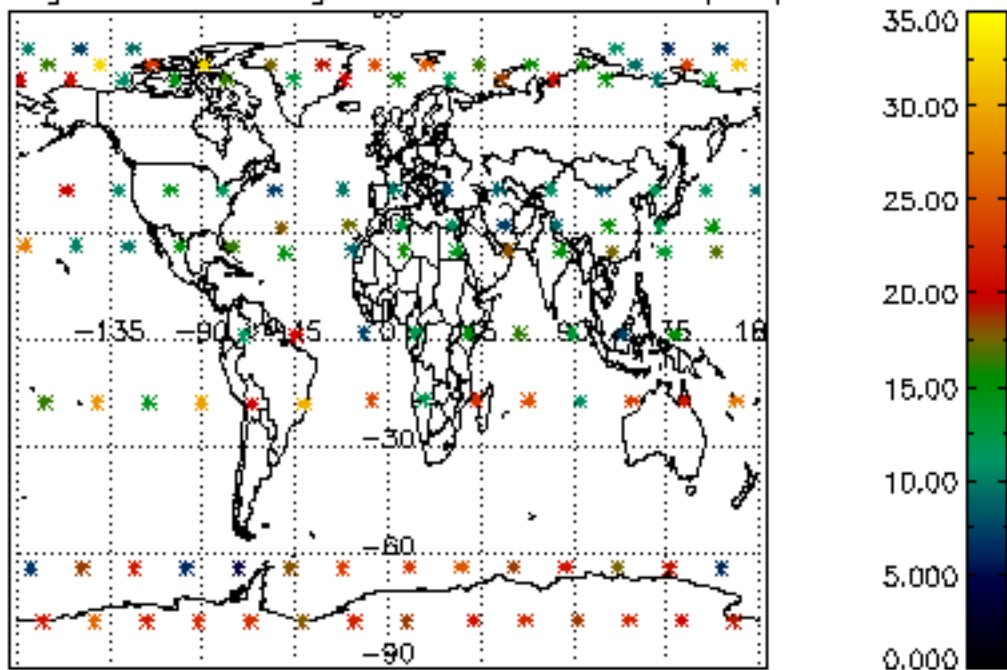
Percentage of cosmic ray hits per profile



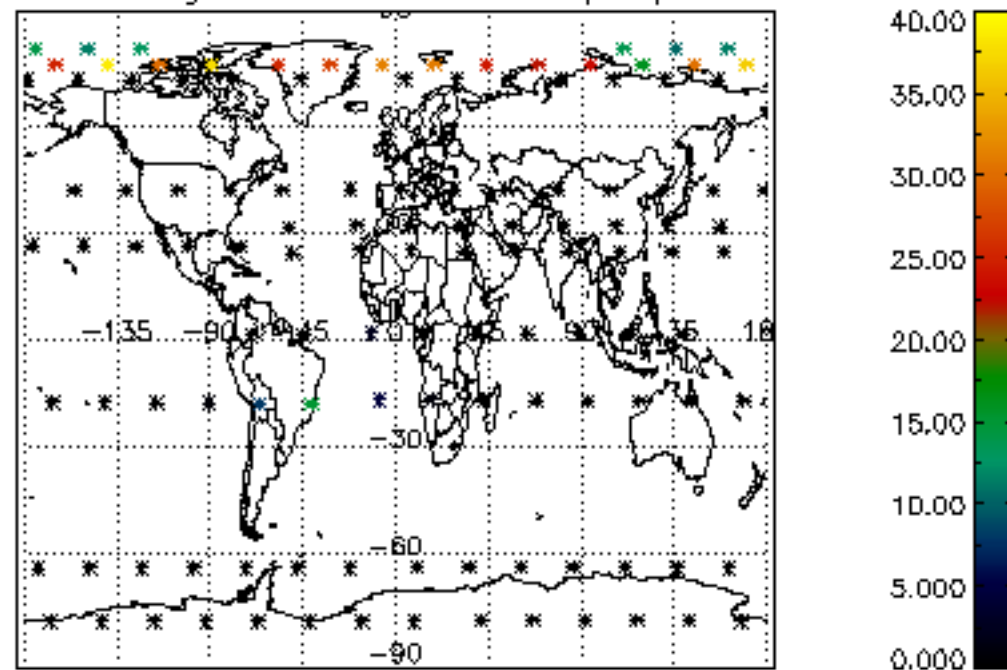
Percentage of datation errors per profile



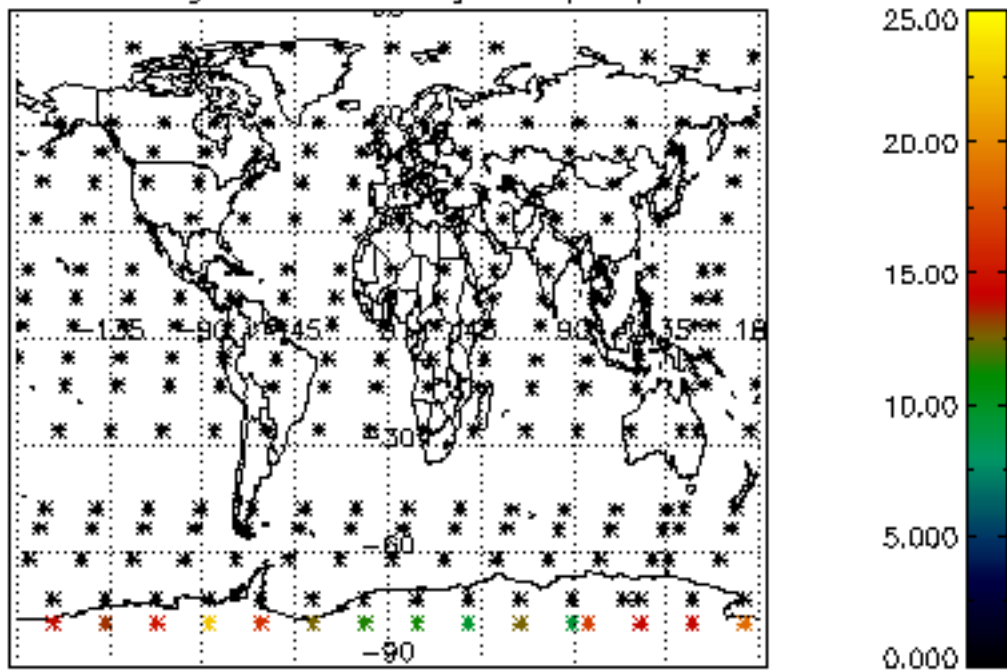
Percentage of star falling outside central band per profile



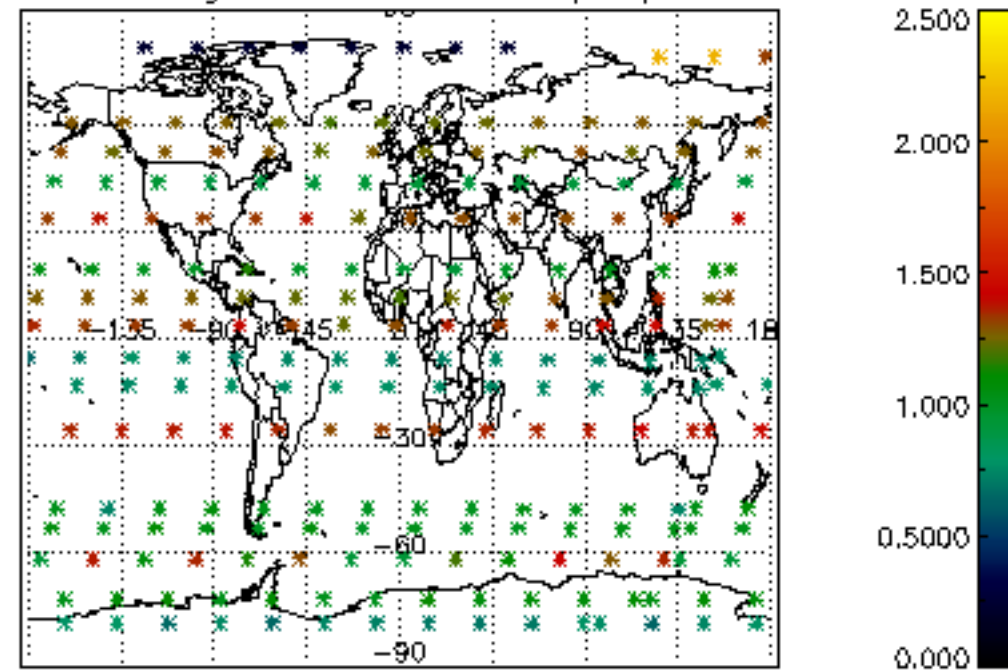
Percentage of saturation errors per profile



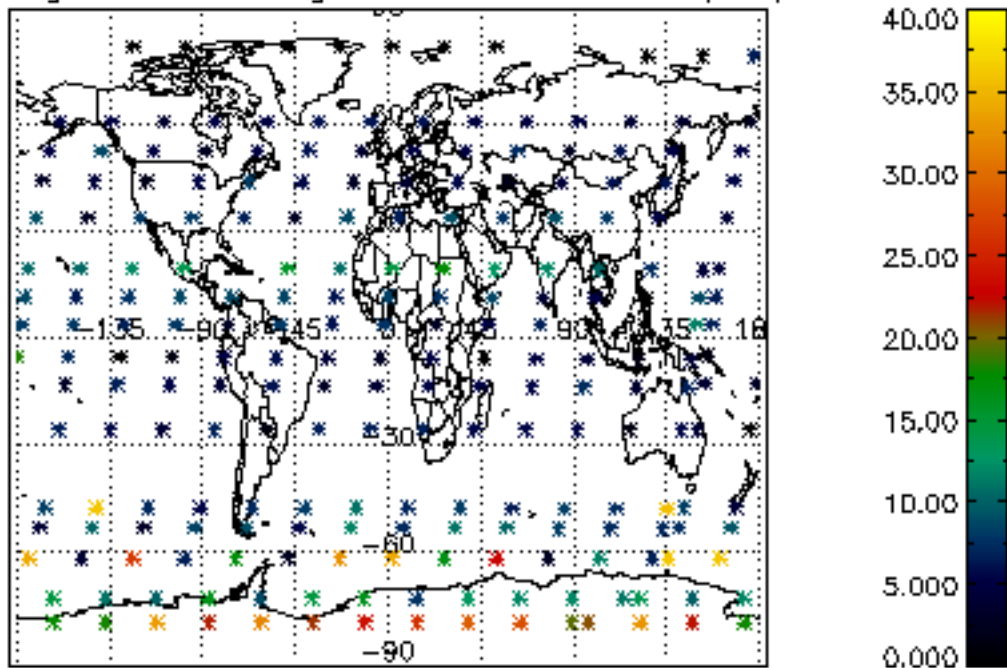
Percentage of cosmic ray hits per profile



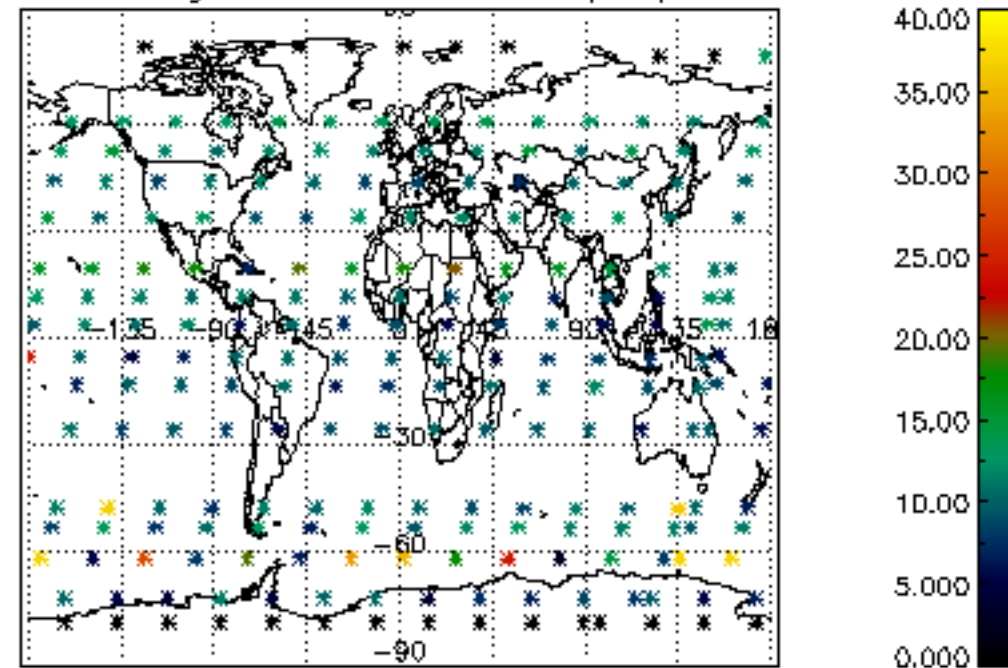
Percentage of datation errors per profile



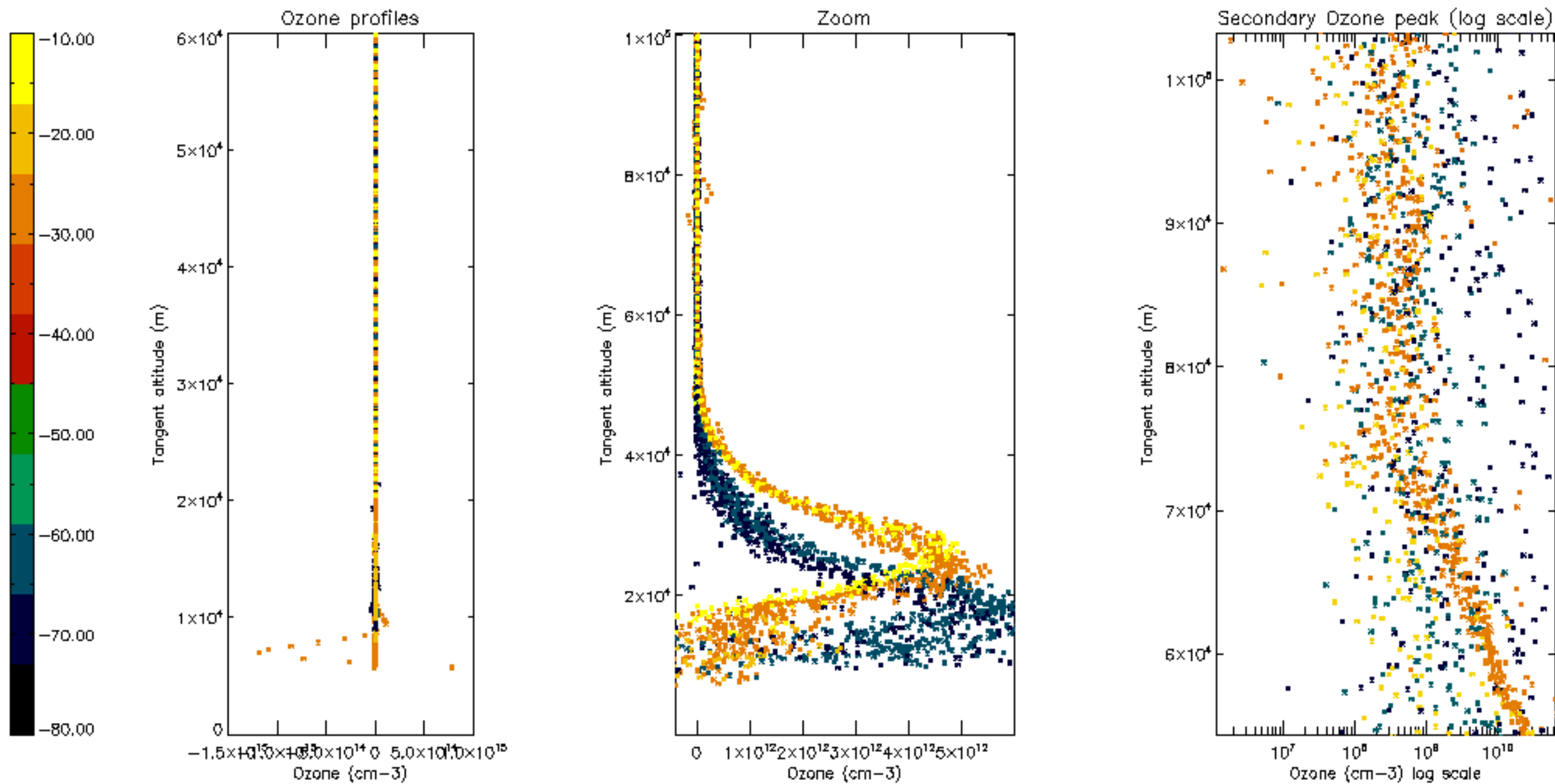
Percentage of star falling outside central band per profile

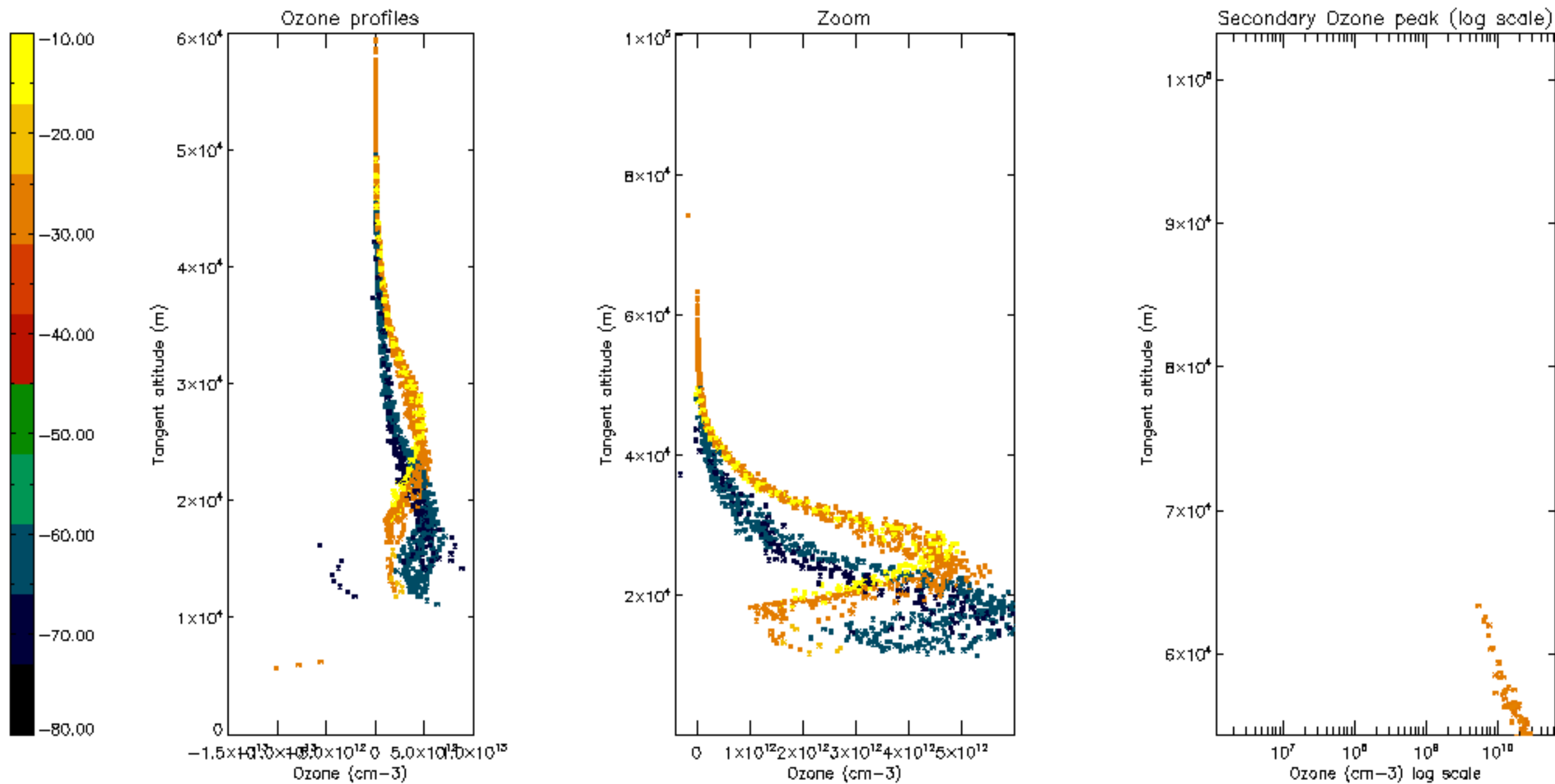


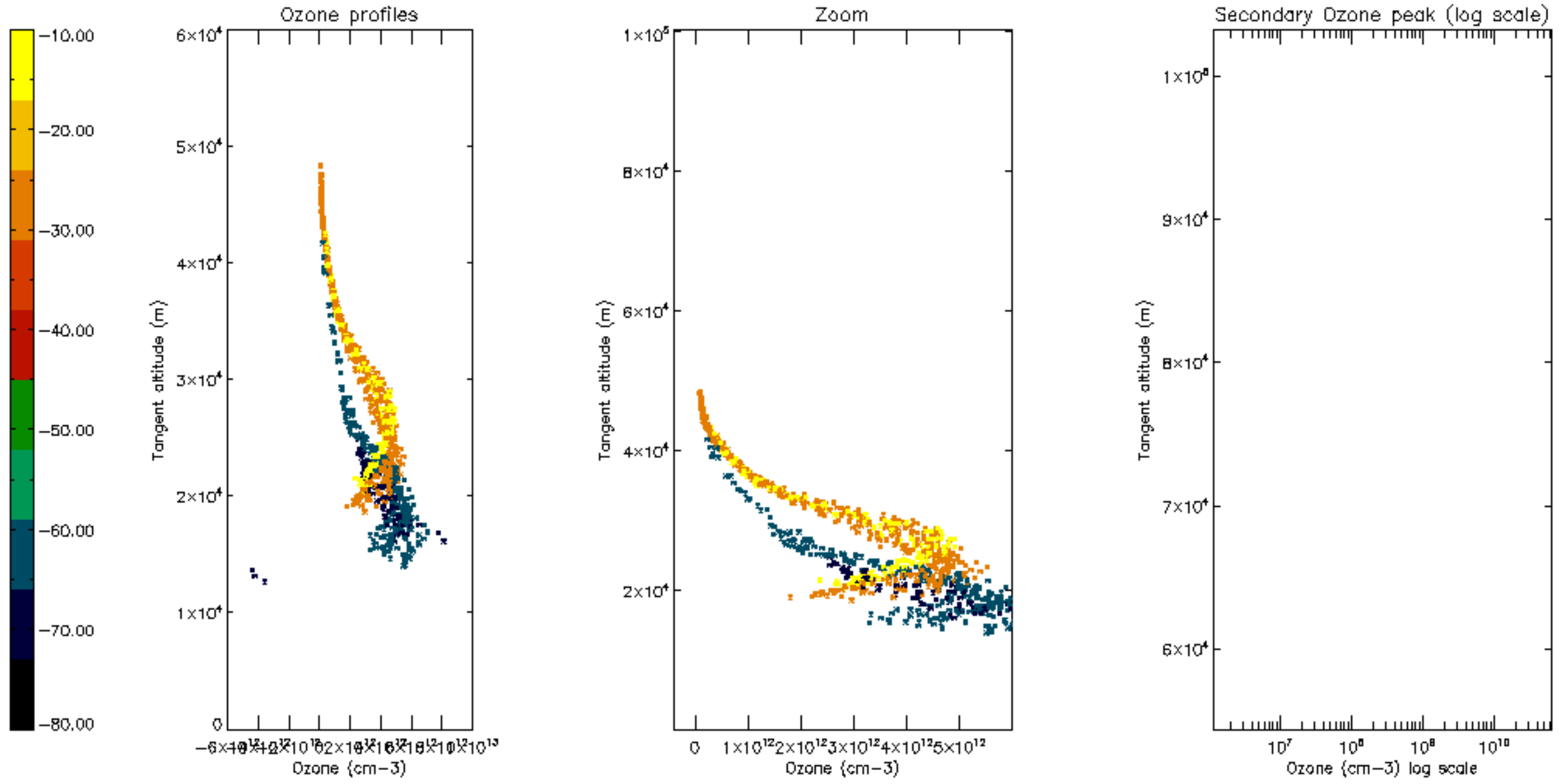
Percentage of saturation errors per profile

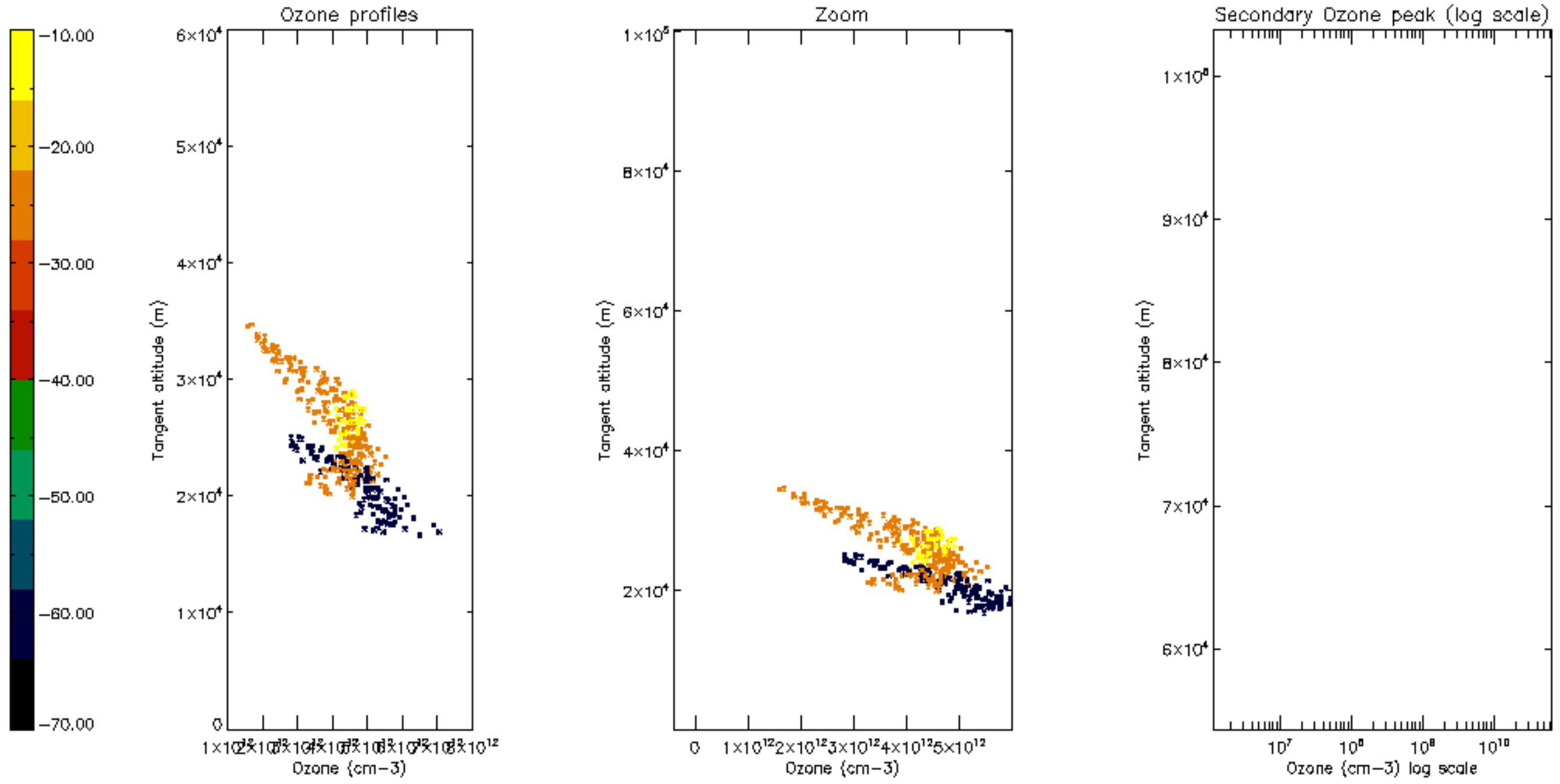




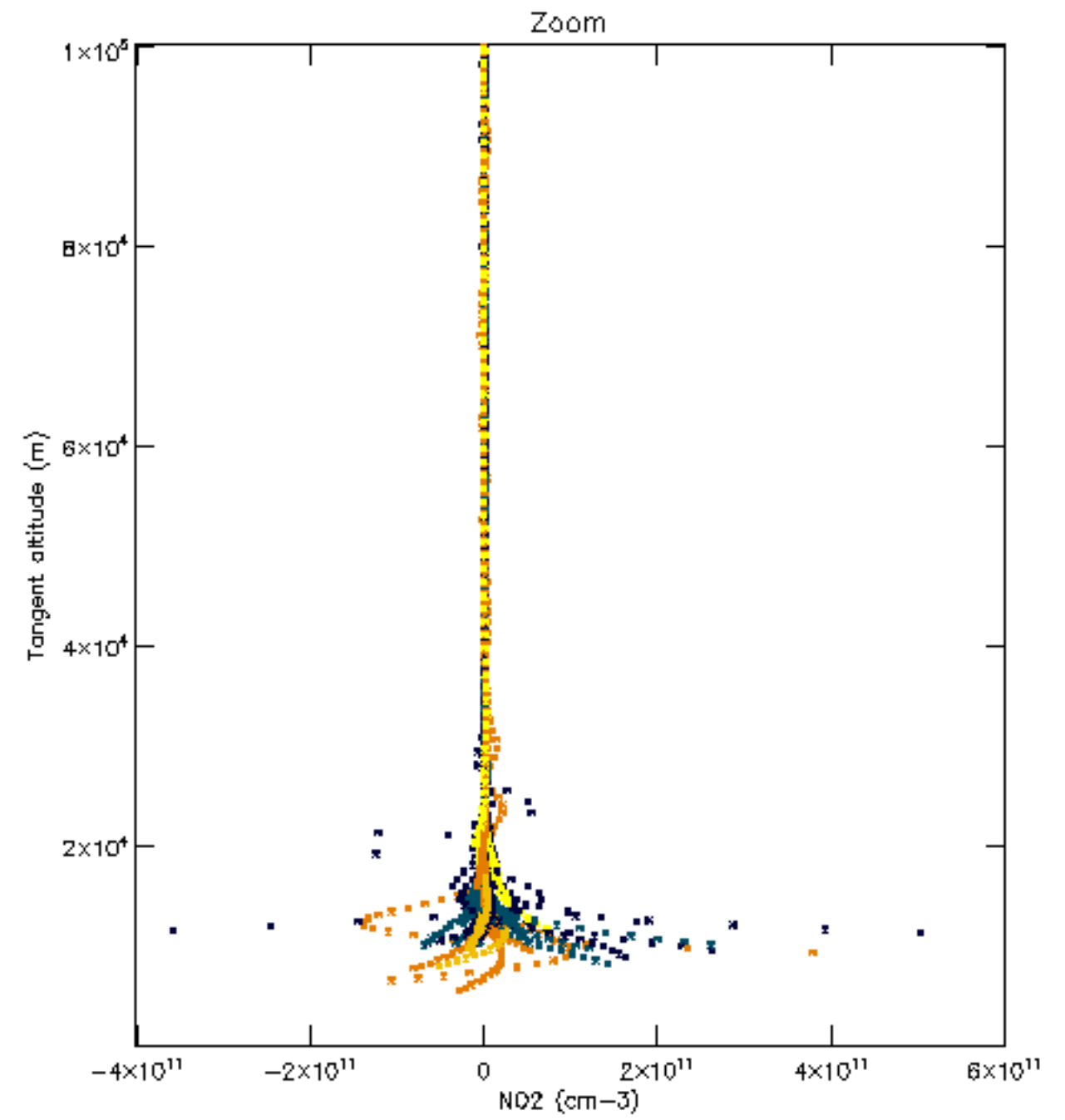
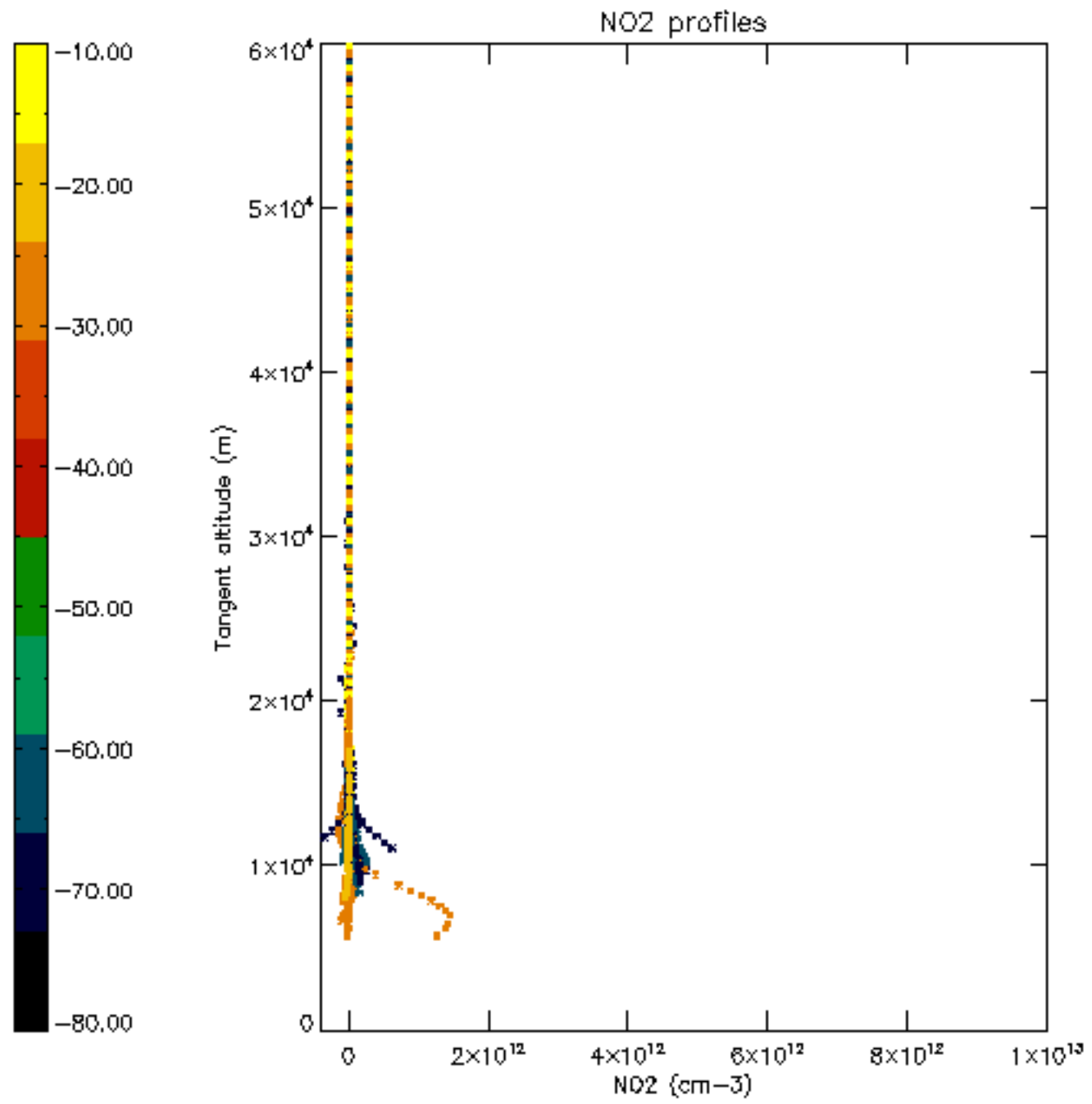


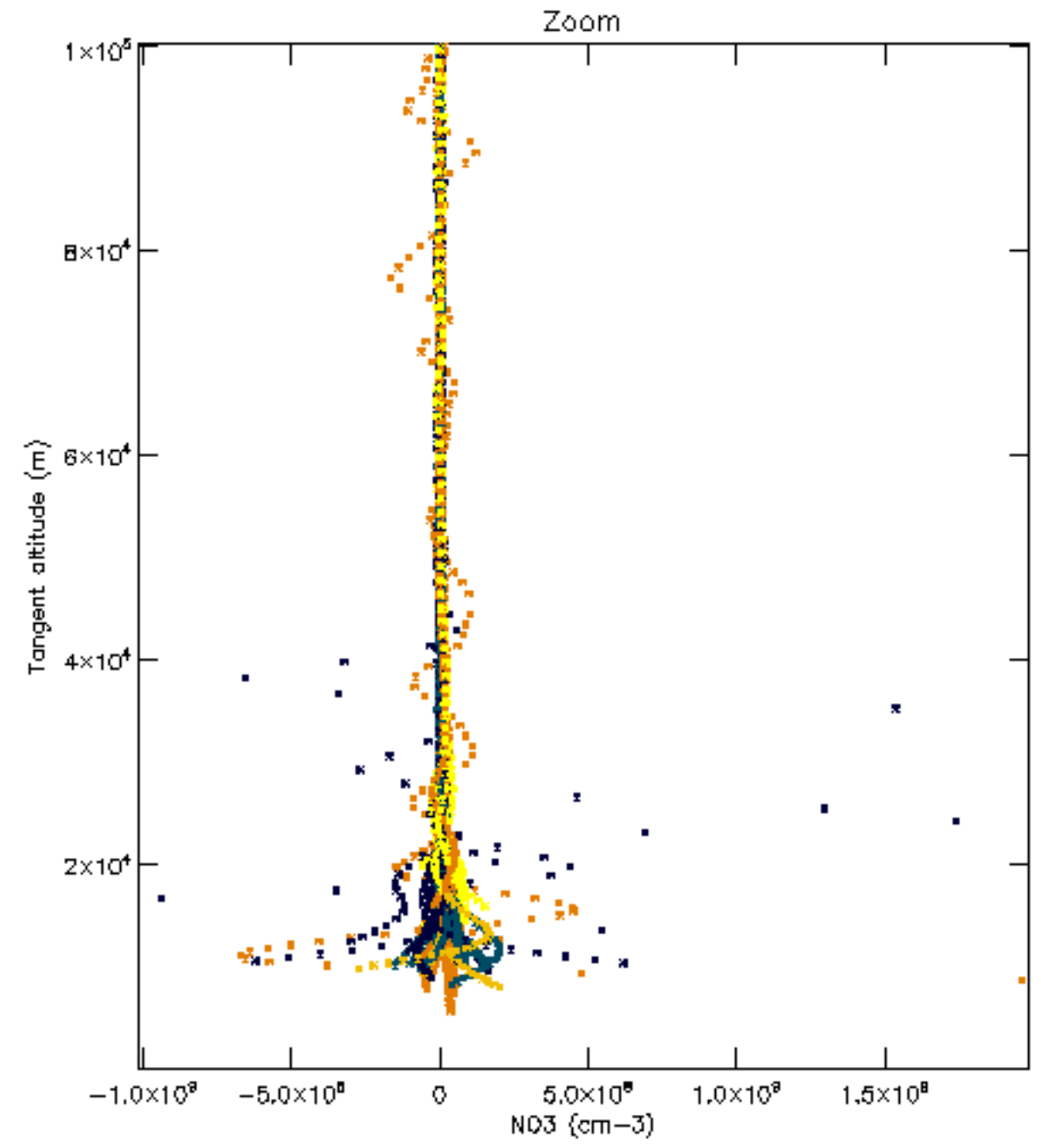
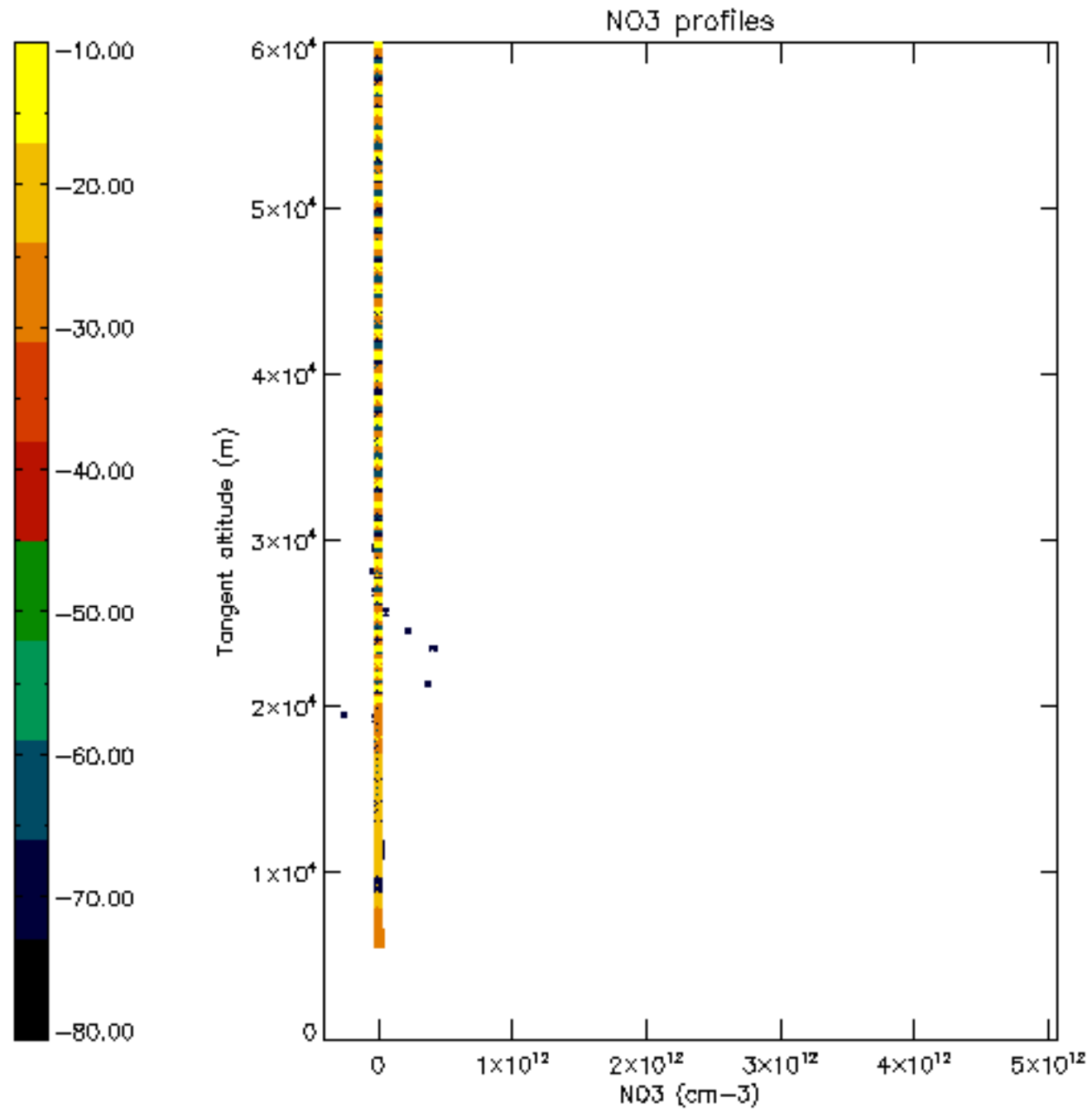


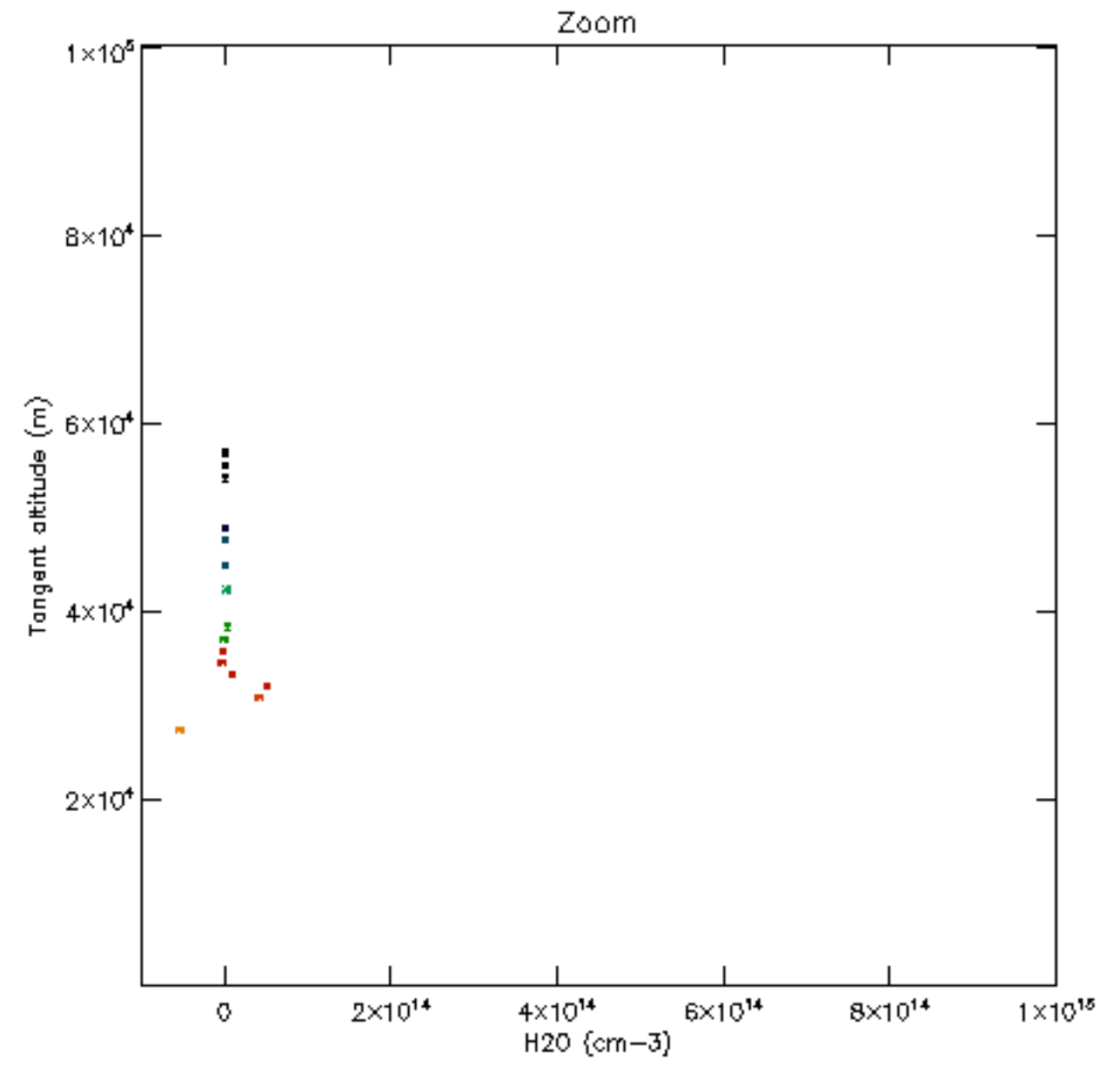
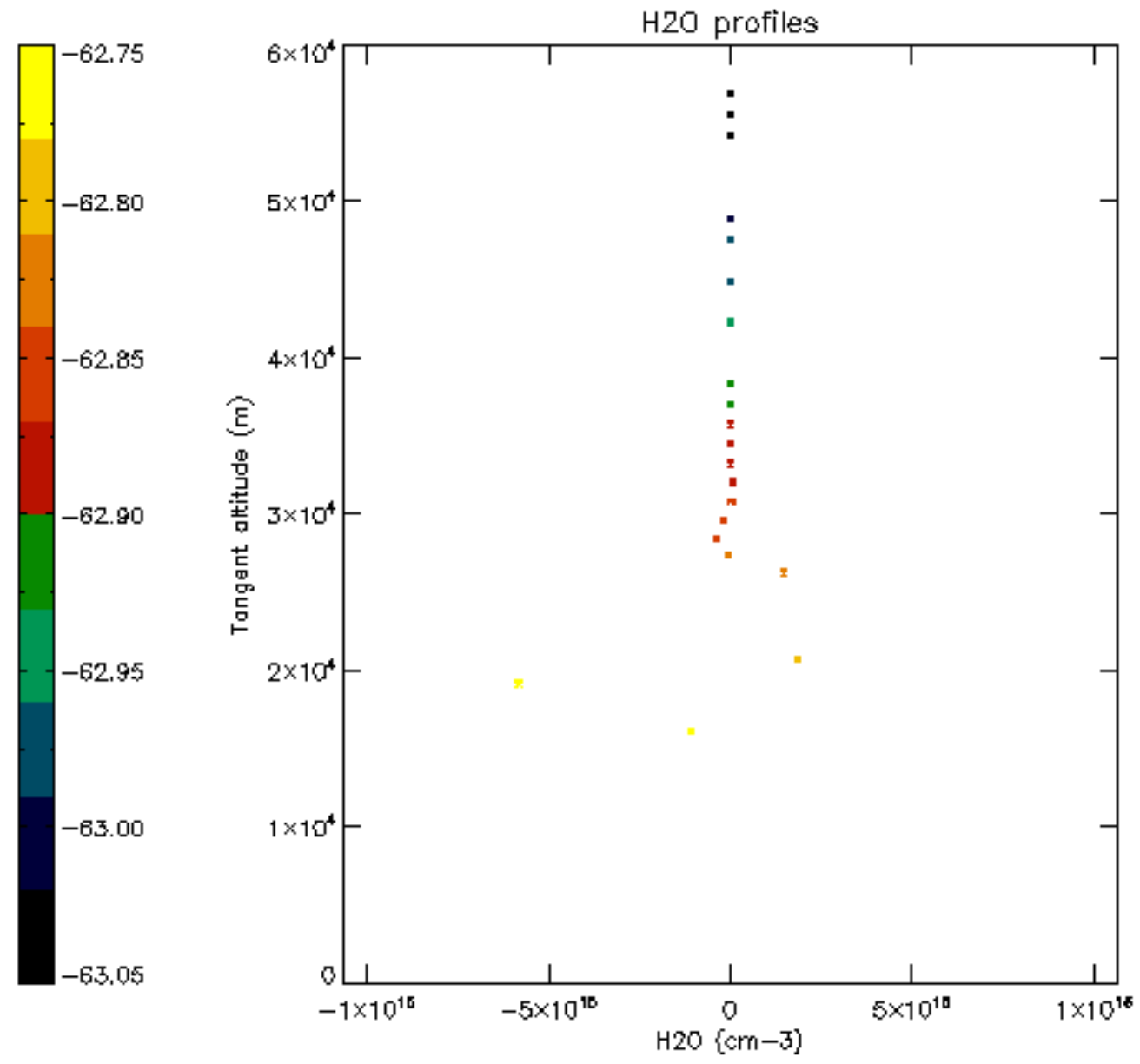


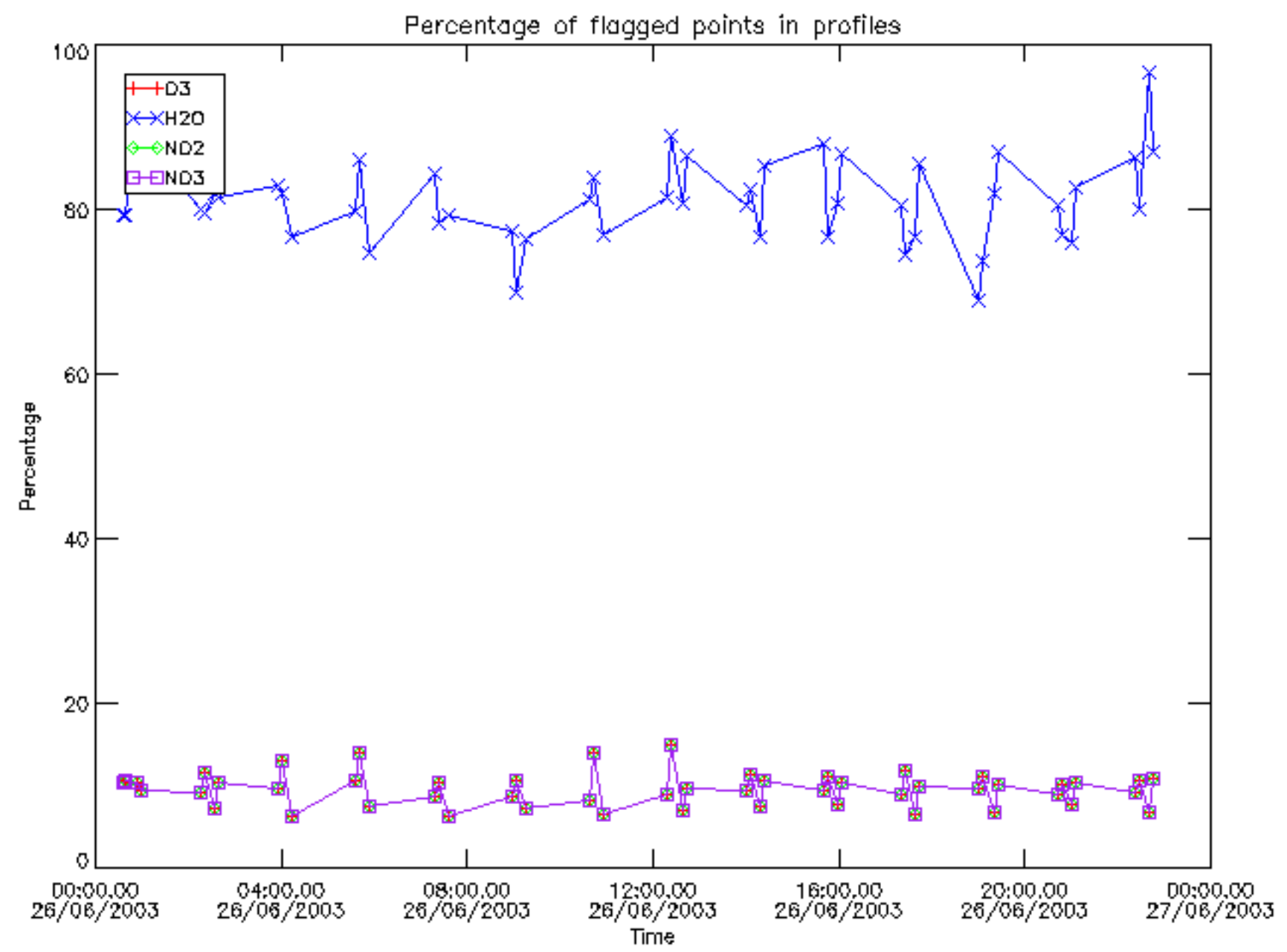






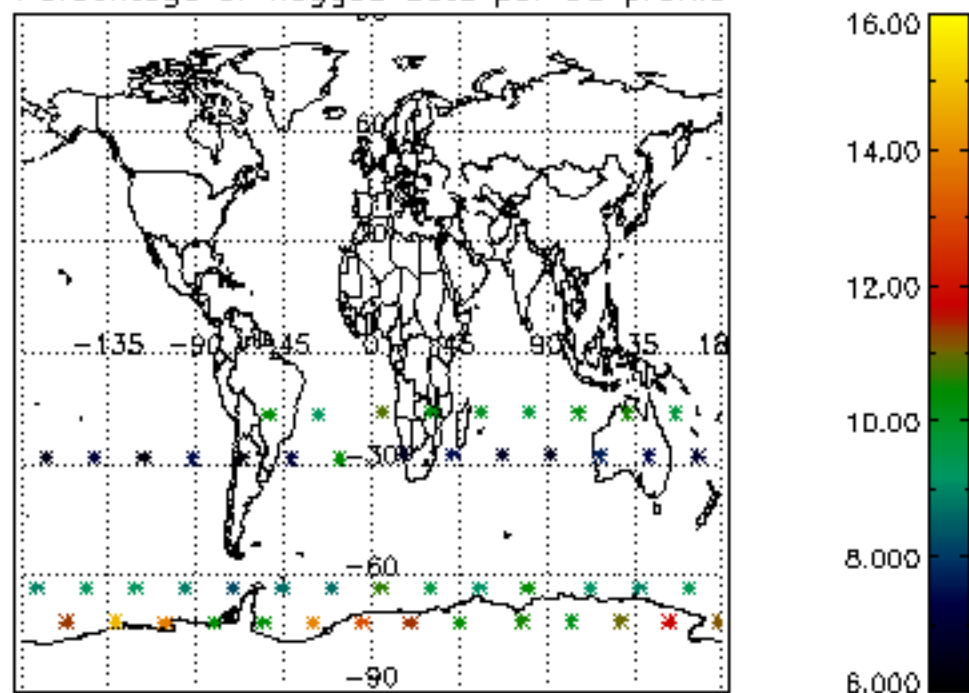




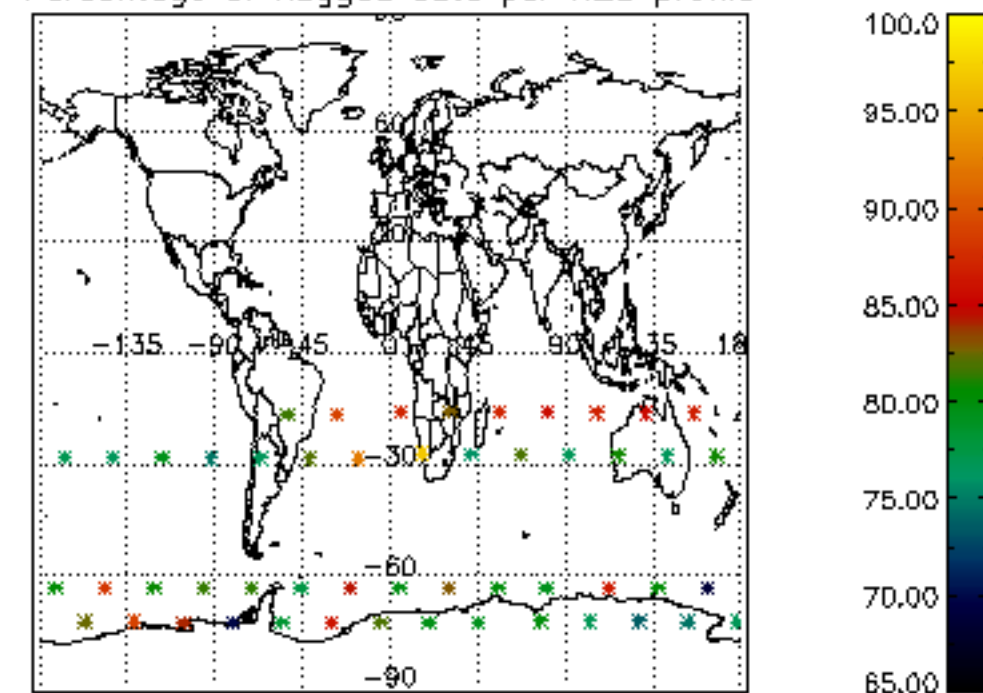




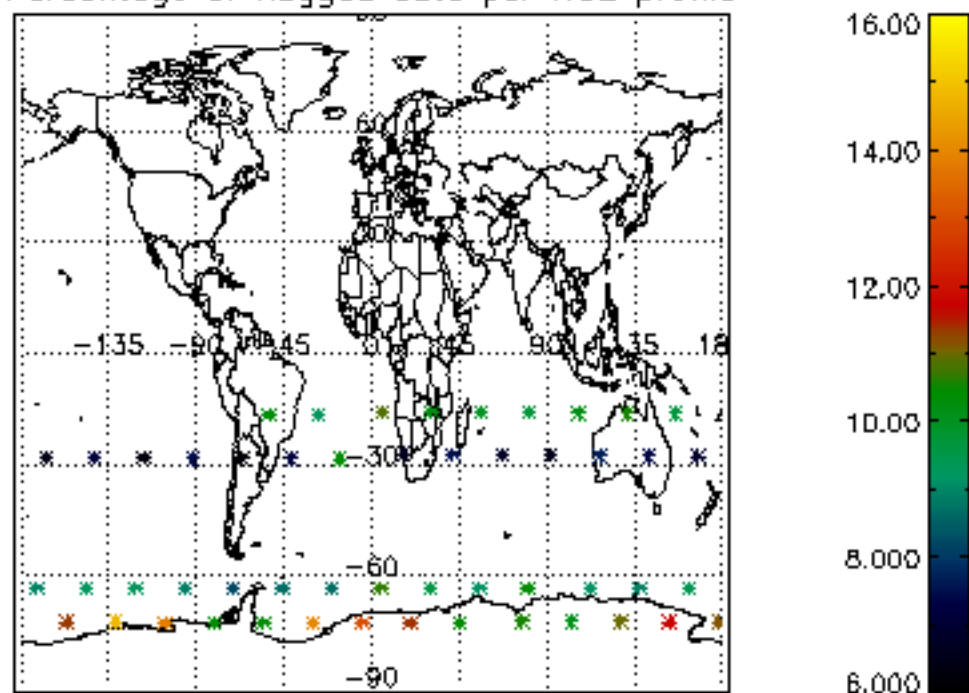
Percentage of flagged data per D3 profile



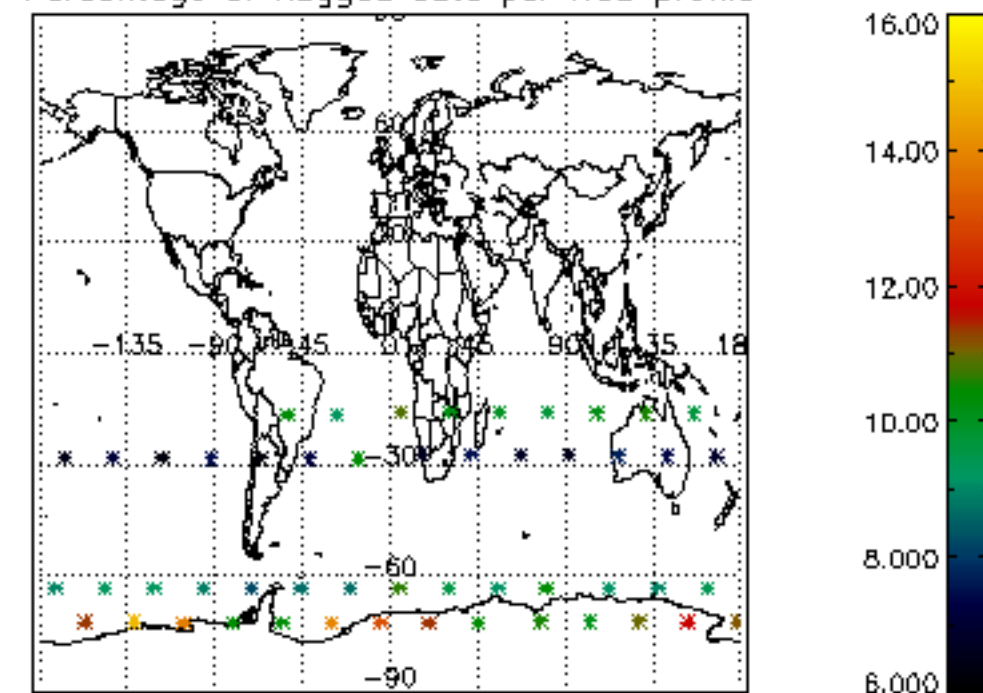
Percentage of flagged data per H2O profile

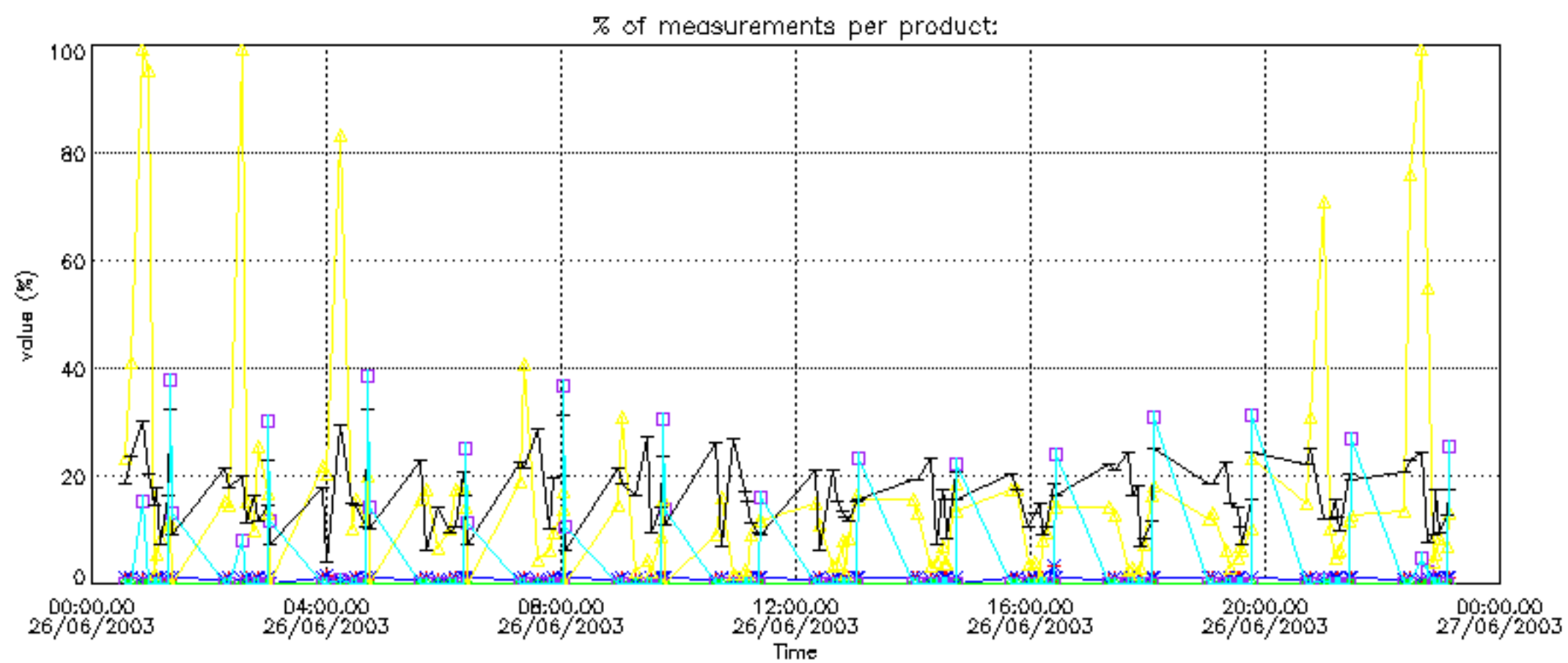
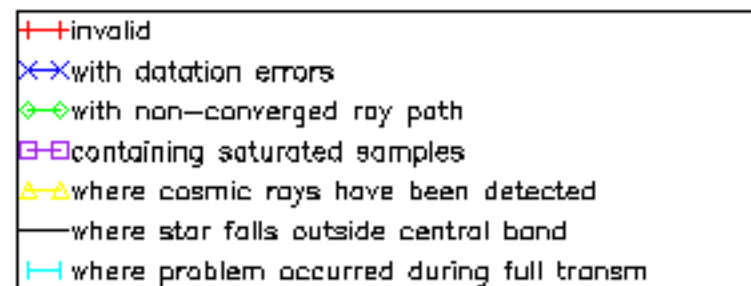


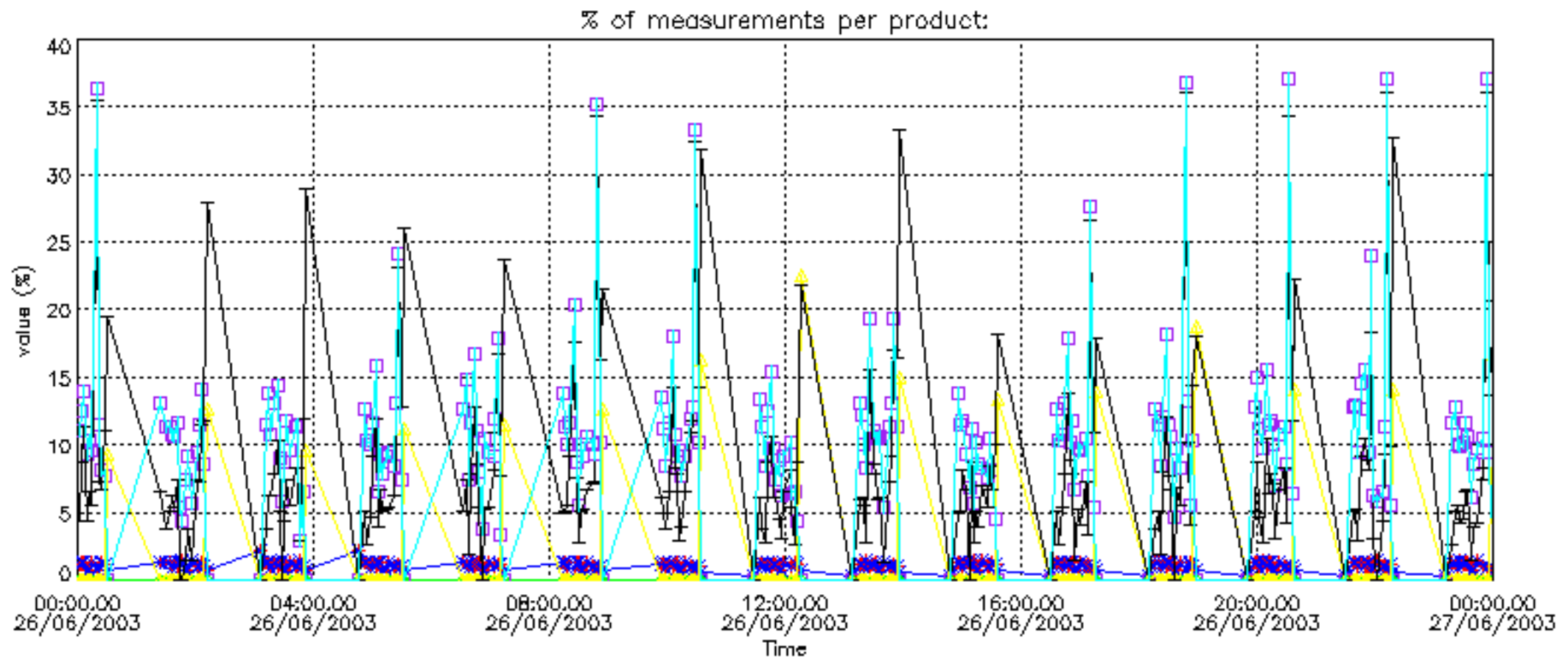
Percentage of flagged data per NO2 profile



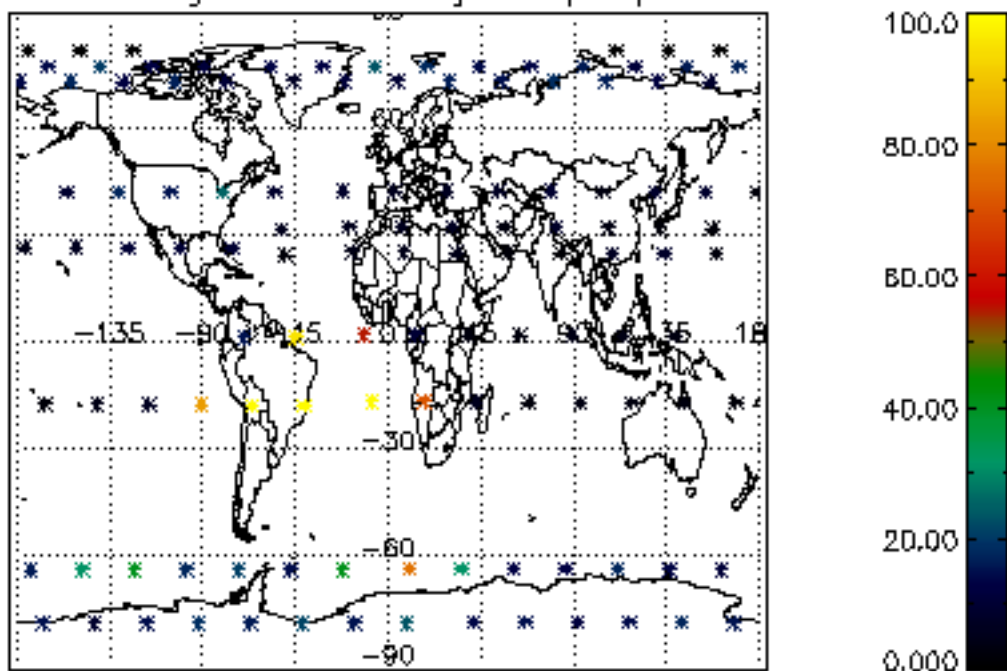
Percentage of flagged data per NO3 profile



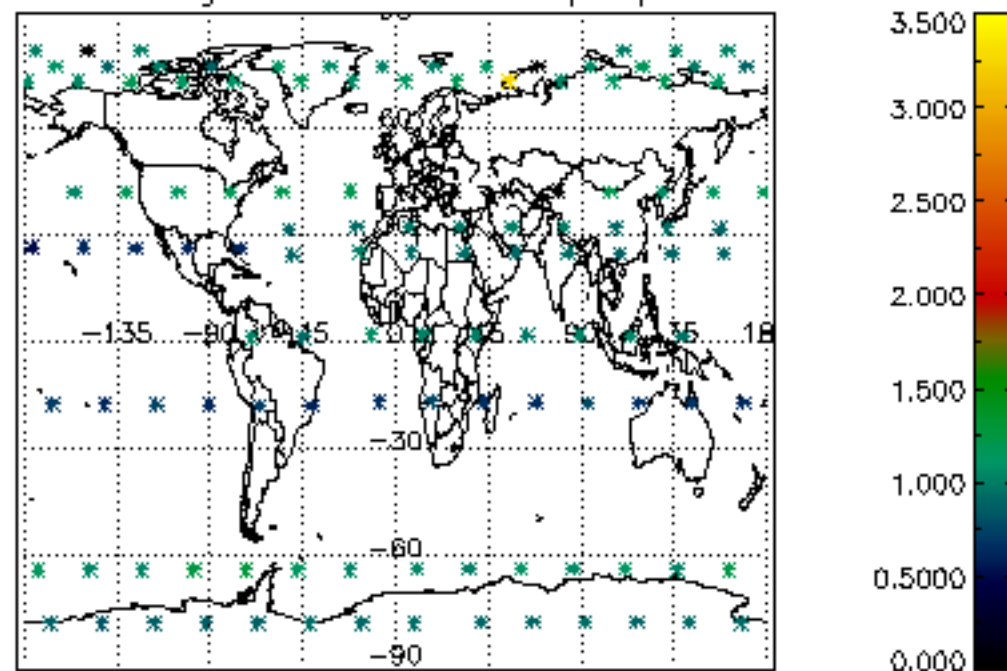




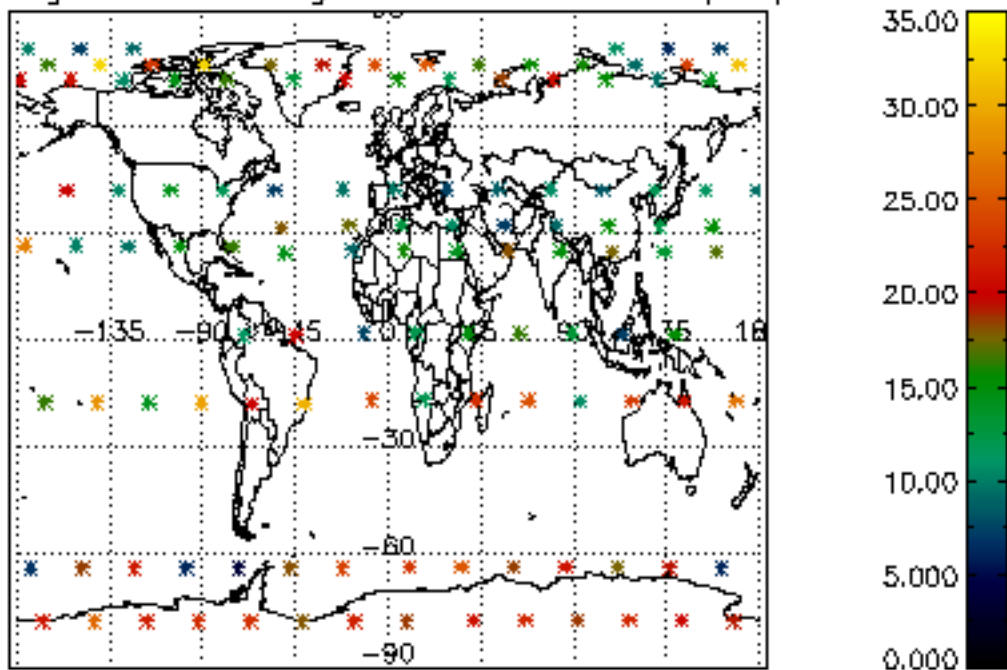
Percentage of cosmic ray hits per profile



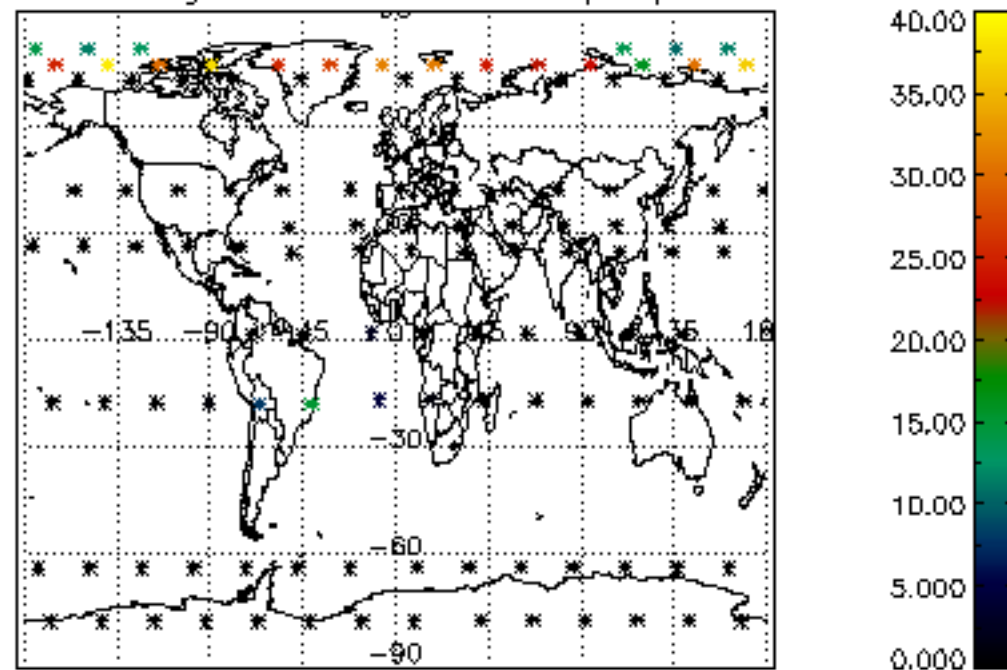
Percentage of datation errors per profile



Percentage of star falling outside central band per profile

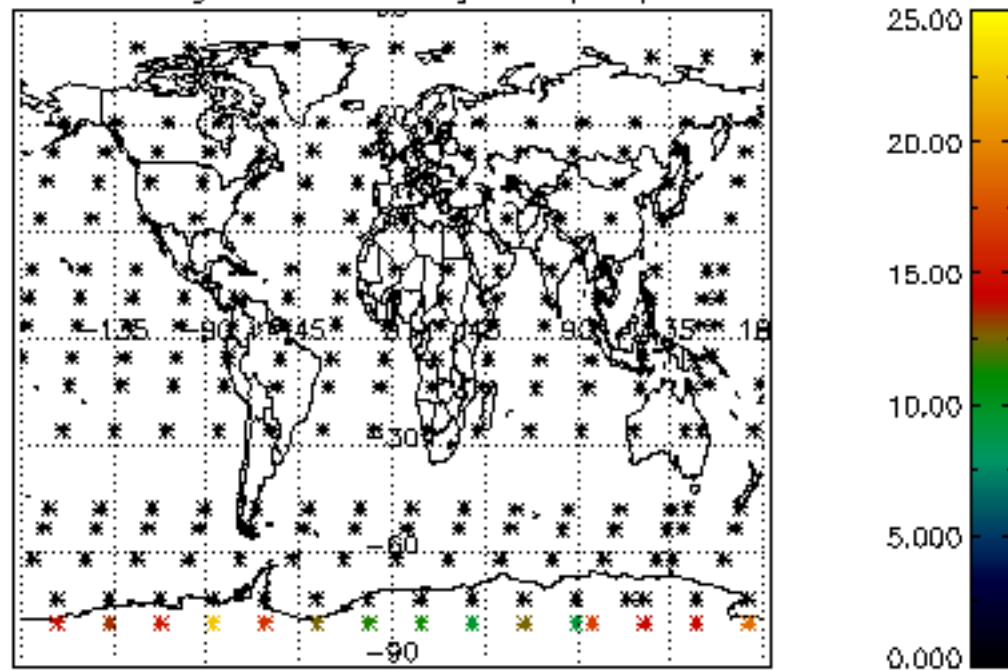


Percentage of saturation errors per profile

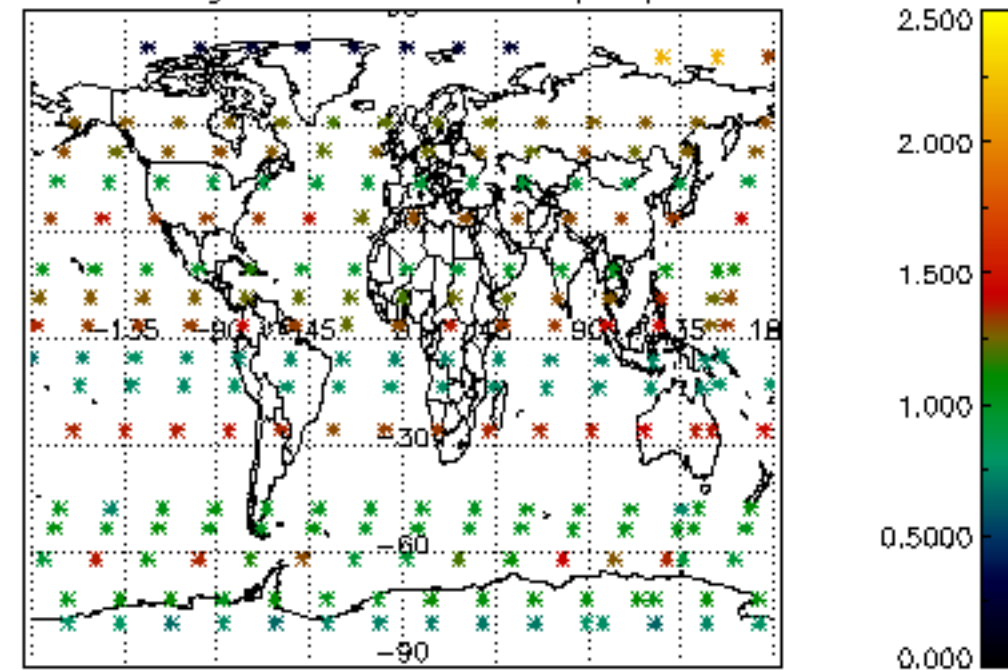




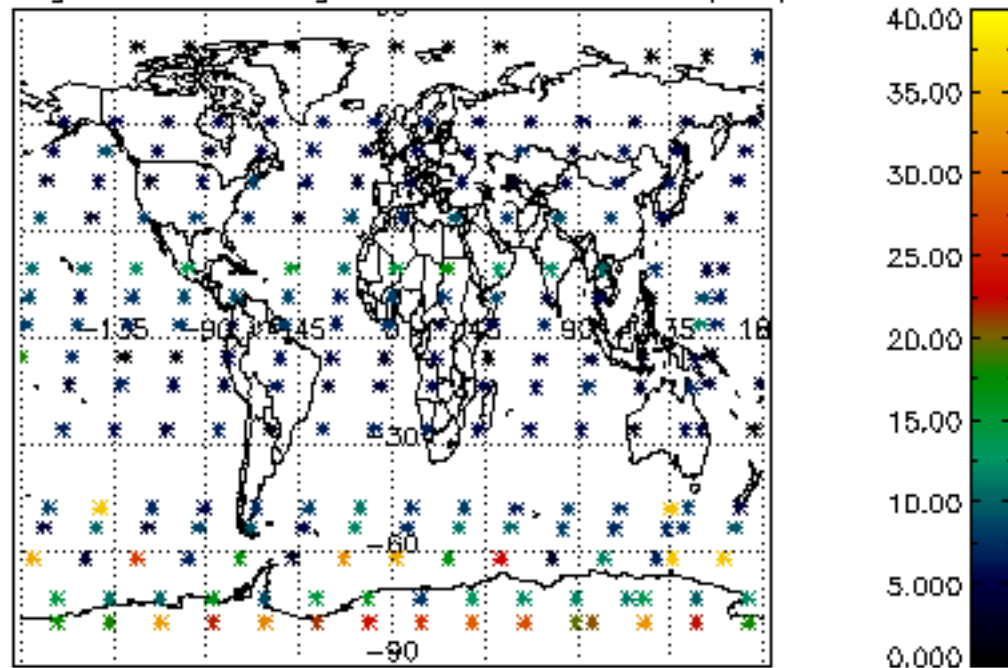
Percentage of cosmic ray hits per profile



Percentage of datation errors per profile



Percentage of star falling outside central band per profile



Percentage of saturation errors per profile

